New York Yankees - 2001

Batter	1	2	3	4	5	6	7	8	9	AB	R	H	RBI	BB	SO	LOB
Carlos Febles, R (1, 4) OBP: 0.250, SLG: 0.250	C F B X 1-2 G1-3 ①		C X 0-1 P9 ②		C B B X 2-1 2-H 1B			B X 1-0 G1-3 ①		4	0	1	1	0	0	0
Carlos Beltrán, S (1, 8) OBP: 0.250, SLG: 0.250	C X 0-1 F9 29 S 1B		C X 0-1 P7 ③		X 0-0 L8 ③			B C F B F S 2-3 K ②		4	0	1	0	0	1	1
29 Mike Sweeney, R (1, 3)	F B B B B 1-2 4-1 BB			C F B X 1-2 G5-3 ①		B X 1-0 F2 ①		F F X 0-2 G1-3 ③		3	0	0	0	1	0	0
Jermaine Dye, R (1, 9) OBP: 0.750, SLG: 1.750	S B B X 2-1 F9 ② 2-3			X 0-0 1B		C B X 1-1 HR			B C B F X 2-2 WP E 2B	4	2	3	1	0	0	2
Joe Randa, R (1, 5)	B F C B B S 3-3 K ③			X 0-0 P4 ②		B C B F X 2-2 F8 ②			B F F B S 2-3 K ① 2-3	4	0	0	0	0	2	4
Mark Quinn, R (1, 7)		C B C X 1-2 L9 ①		B C F C 1-3 K ③		X 0-0 L8 ③			F B B B X 3-1 E1 G4-3 3-H	4	0	0	1	0	1	1
Dee Brown, L (1, 10) OBP: 0.250, SLG: 0.250		S B S X 1-2 P5 ②			X 0-0 L8 ①		S S B F F X 1-2 G4-3 1B		C X 0-1 G4-3 ② 2-3	4	0	1	0	0	0	1
Héctor Ortiz, R (1, 2) OBP: 0.333, SLG: 0.333 Raul Ibanez, L (9, PH)		C X 0-1 G4-3 ③			B C X 1-1 G6-3 1B 1B		B B B C F F C 3-3 K ①		B C B C B F F F F 4-2 B BB	3	1	1	0	0	1	1
										0	0	0	0	1	0	0
Rey Sanchez, R (1, 6)			B B X 2-0 L9 ①		B B C X 2-1 G6-3 ② 1-2		B X 1-0 G4-3 ② ③ 1-2f		B X 1-0 G3 ③	3	0	0	0	0	0	2
Luis Alicea, S (9, PH)										1	0	0	0	0	0	2

Inning Stats										
	R: 0	H: 1	R: 0	H: 0	R: 0	H: 0	R: 0	H: 1	R: 1	H: 2
	E: 0	LOB: 2	E: 0	LOB: 0	E: 0	LOB: 0	E: 0	LOB: 1	E: 0	LOB: 1
	K: 1	BB: 1	K: 0	BB: 0	K: 0	BB: 0	K: 1	BB: 0	K: 0	BB: 0
	S: 11	P: 21	S: 8	P: 10	S: 5	P: 7	S: 8	P: 10	S: 8	P: 13

Inning Stats										
	R: 1	H: 1	R: 0	H: 1	R: 0	H: 0	R: 1	H: 1	1B: 5	SF: 0
	E: 0	LOB: 0	E: 0	LOB: 0	E: 0	LOB: 0	E: 1	LOB: 2	2B: 1	SAC: 0
	K: 0	BB: 0	K: 1	BB: 0	K: 1	BB: 0	K: 1	BB: 1	3B: 0	DP: 1
	S: 7	P: 11	S: 10	P: 15	S: 8	P: 11	S: 17	P: 29	HR: 1	HBP: 0

PITCHER		IP	WLS	BF	H	R	ER	SO	BB	IBB	HBP	BLK	WP	HR	S	P	ERA	WHIP
Roger Clemens, R ERA: 3.24	(1, 1)	8.1	W	32	7	3	3	5	1	0	0	0	1	1	71	108	3.24	0.960
Todd Williams, R ERA:	(9, 1)	0.0		1	0	0	0	0	0	0	0	0	0	0	2	5	∞	∞
42 Mariano Rivera, R ERA:	(9, 1)	0.2		3	0	0	0	0	1	0	0	0	0	0	9	14	0.00	1.500

PITCHER		IP	WLS	BF	H	R	ER	SO	BB	IBB	HBP	BLK	WP	HR	S	P	ERA	WHIP

TOP

Kansas City Royals @ New York Yankees

Yankee Stadium, Bronx, NY

Mon Apr 02 2001, 1:05 PM EDT

Att. 55,814 - Cloudy - 42 F

livebaseballscorecards.com

AB	34
R	3
H	7
RBI	3
BB	2
SO	5
LOB	14

WP: 1	PA: 36		
PB: 0			
SB: 1			
CS: 0			

Batter	1	2	3	4	5	6	7	8	9	AB	R	H	RBI	BB	SO	LOB
Chuck Knoblauch, R (1, 7) OBP: 0.400, SLG: 0.250	C F B C 1-3 ① K		B F C F X 1-2 ①② G6-4-3 1-2f		X 0-0 1B	B C B B F B 4-2 1-2 BB		B B C X 2-1 ① L3		4	0	1	0	1	1	1
Clay Bellinger, R (9, 7)										0	0	0	0	0	0	0
Alfonso Soriano, R (1, 4) OBP: 0.200, SLG: 0.200	B X 1-0 ② G6-3		B X 1-0 1B		X 0-0 ③ F7	C X 0-1 ② F9		F B S X 1-2 ② G5-3		5	0	1	0	0	0	3
Paul O'Neill, L (1, 9) OBP: 0.200, SLG: 0.200	B X 1-0 ③ G6-3		F B B X 2-1 ③ F8			X 0-0 HR 1B		B X 1-0 ③ F7		5	1	1	0	0	0	3
Bernie Williams, S (1, 8) OBP: 0.500, SLG: 1.250		B B B C X 3-1 ① L7	C B X 1-1 ① G3-1			B B B X 3-0 1-H HR	C C B F B B X 3-2 FC6-4 1B			4	1	2	2	0	0	0
David Justice, L (1, 10) OBP: 0.500, SLG: 0.333		C B B F X 2-2 20 1B 1B	C F B B F B X 3-2 ② G1-3			C B B B B 4-1 BB 20 HR BB	B X 1-0 ① FC6-4 1B 1-2f 20 2B			3	2	1	0	1	0	1
Tino Martinez, L (1, 3) OBP: 0.750, SLG: 1.667		B X 1-0 ② L6	B B C F B X 3-2 HR			B B B C B 4-1 1-2 20 HR BB	B X 1-0 20 2B 1-2 1B			3	2	2	1	1	0	1
20 Jorge Posada, S (1, 2) OBP: 0.750, SLG: 1.750		B C X 1-1 1-2 1B	S C B B X 2-2 ③ G3-1			B B C B X 3-1 1-H 2-H HR	B X 2-0 1-3 2-H 2B			4	1	3	4	0	0	0
Luis Sojo, R (1, 6)		B B F X 2-1 ③ G2-3			C B F B B X 3-2 ① L8	X 0-0 ① G6-3	X 0-0 ② G6-3			4	0	0	0	0	0	4
Scott Brosius, R (1, 5) OBP: 0.500, SLG: 0.500			B C F X 1-2 G6-4-3 1B		C B C B S 2-3 ② K2-3	S X 0-1 BB 1B	C B C B S 2-3 ③ K			4	0	2	0	0	2	2
Inning Stats	R: 0 E: 0 K: 1 S: 5 H: 0 LOB: 0 BB: 0 P: 8	R: 0 E: 0 K: 0 S: 10 H: 2 LOB: 2 BB: 0 P: 19	R: 0 E: 0 K: 0 S: 10 H: 2 LOB: 1 BB: 0 P: 15	R: 1 E: 0 K: 0 S: 12 H: 1 LOB: 0 BB: 0 P: 21	R: 0 E: 0 K: 1 S: 8 H: 1 LOB: 1 BB: 0 P: 13	R: 5 E: 0 K: 0 S: 14 H: 4 LOB: 2 BB: 3 P: 32	R: 1 E: 0 K: 1 S: 11 H: 3 LOB: 2 BB: 0 P: 20	R: 0 E: 0 K: 0 S: 6 H: 0 LOB: 0 BB: 0 P: 10		1B: 9 2B: 1 3B: 0 HR: 3 SF: 0 SAC: 0 DP: 1 HBP: 0						

PITCHER		IP	WLS	BF	H	R	ER	SO	BB	IBB	HBP	BLK	WP	HR	S	P	ERA	WHIP
Jeff Suppan, R ERA: 9.0	(1, 1)	5.0	L	24	8	5	5	2	2	0	0	0	0	2	49	91	9.00	2.000
55 Tony Cogan, L ERA: 27.0	(6, 1)	0.1		4	2	1	1	0	1	0	0	0	0	1	7	14	27.00	9.000
Jose Santiago, R ERA:	(6, 1)	0.2		2	0	0	0	0	0	0	0	0	0	0	3	3	0.00	0.000
51 Kris Wilson, R ERA: 9.0	(7, 1)	1.0		6	3	1	1	1	0	0	0	0	0	0	11	20	9.00	3.000
Doug Henry, R ERA:	(8, 1)	1.0		3	0	0	0	0	0	0	0	0	0	0	6	10	0.00	0.000

PITCHER	IP	WLS	BF	H	R	ER	SO	BB	IBB	HBP	BLK	WP	HR	S	P	ERA	WHIP

BOTTOM

Kansas City Royals @ New York Yankees

Yankee Stadium, Bronx, NY

Mon Apr 02 2001, 1:05 PM EDT
Att. 55,814 - Cloudy - 42 F

livebaseballscorecards.com

AB	36
R	7
H	13
RBI	7
BB	3
SO	3
LOB	15

WP: 0 PB: 0 SB: 0 CS: 0 PA: 39

Batter	1	2	3	4	5	6	7	8	9	AB	R	H	RBI	BB	SO	LOB
Carlos Febles, R (1, 4)	B B C F B S 3-3 ① K		C B B C F S 2-3 ③ K			B C B B X 3-1 ② G6-3		B F F X 1-2 ② FC4-6 PB E 1-2f		3	0	0	0	0	2	1
Luis Ordaz, R (6, 4)										1	1	0	0	0	0	1
Carlos Beltrán, S (1, 8) OBP: 0.500, SLG: 0.500	C B S C 1-3 ② K			X 0-0 ① 1B		C S X 0-2 1B		B B B C F X 3-2 E7 1-H 1B		4	0	3	1	0	1	0
29 Mike Sweeney, R (1, 10)	B X 1-0 ③ G4-3			C B B S S 2-3 ② K		S B F X 1-2 ③ G5-3		C B B F F F X 2-2 ③ P4		4	0	0	0	0	1	2
Jermaine Dye, R (1, 9) OBP: 0.500, SLG: 1.167		F X 0-1 ① F2		B B B C S F X 3-2 ③ G4-3			B C B S F X 2-2 1B		C F B B B S 3-3 ① K	2	0	0	0	0	0	0
Raul Ibanez, L (6, 9) OBP: 0.667, SLG: 0.500										2	0	1	0	0	1	0
Joe Randa, R (1, 5)		C C X 0-2 ② G6-3			C B C F B X 2-2 ① G5-3		C B F X 1-2 ① P4		B B C F B F F B 4-2 G1-3 BB	3	0	0	0	1	0	1
Mark Quinn, R (1, 7) OBP: 0.125, SLG: 0.500		C F B X 1-2 ③ G5-3			S X 0-1 HR		F S B F X 1-2 ② F8		X 0-0 ② G1-3 1-2	4	1	1	1	0	0	2
Dave McCarty, R (1, 3) OBP: 0.500, SLG: 0.500			X 0-0 G6-3 G1-3 1B		B B X 2-0 G5-4-3 1B		B F B C S 2-3 ③ K		B C S B F B X 3-2 ③ G1-3	4	0	2	0	0	1	2
Héctor Ortiz, R (1, 2) OBP: 0.167, SLG: 0.167			C B B F X 2-2 ① G1-3 1-2		B C C F B F X 2-2 ② ③ G5-4-3 1-2f			B B C F F S 2-3 ① K		3	0	0	0	0	1	2
Rey Sanchez, R (1, 6) OBP: 0.167, SLG: 0.167			B X 1-0 ② G6-3 2-3			C F F B B X 2-2 ① F8		C F B X 1-2 FC4-6 1B		3	0	1	0	0	0	1
Inning Stats	R: 0 E: 0 K: 2 S: 7 H: 0 LOB: 0 BB: 0 P: 12	R: 0 E: 0 K: 0 S: 8 H: 0 LOB: 0 BB: 0 P: 9	R: 0 E: 0 K: 1 S: 9 H: 1 LOB: 1 BB: 0 P: 14	R: 0 E: 0 K: 1 S: 8 H: 1 LOB: 0 BB: 0 P: 13	R: 1 E: 0 K: 0 S: 12 H: 2 LOB: 0 BB: 0 P: 18	R: 0 E: 0 K: 0 S: 12 H: 1 LOB: 1 BB: 0 P: 18	R: 0 E: 0 K: 1 S: 14 H: 1 LOB: 1 BB: 0 P: 20	R: 1 E: 1 K: 1 S: 19 H: 2 LOB: 1 BB: 0 P: 28	R: 0 E: 0 K: 1 S: 12 H: 0 LOB: 1 BB: 1 P: 22	1B: 7 2B: 0 3B: 0 HR: 1	SF: 0 SAC: 0 DP: 1 HBP: 0						

TOP

Kansas City Royals @ New York Yankees

Yankee Stadium, Bronx, NY

Wed Apr 04 2001, 7:05 PM EDT

Att. 26,499 - Sunny - 54 F

livebaseballscorecards.com

AB	33
R	2
H	8
RBI	2
BB	1
SO	7
LOB	12

PITCHER		IP	WLS	BF	H	R	ER	SO	BB	IBB	HBP	BLK	WP	HR	S	P	ERA	WHIP
Andy Pettitte, L ERA: 1.29	(1, 1)	7.0	W	25	6	1	1	5	0	0	0	0	0	1	70	104	1.29	0.857
Brian Boehringer, R ERA:	(8, 1)	1.0		5	2	1	0	1	0	0	0	0	0	0	19	28	0.00	2.000
Todd Williams, R ERA:	(9, 1)	1.0		4	0	0	0	1	1	0	0	0	0	0	12	22	0.00	1.000

PITCHER	IP	WLS	BF	H	R	ER	SO	BB	IBB	HBP	BLK	WP	HR	S	P	ERA	WHIP

WP: 0	PB: 1	SB: 0	CS: 0	PA: 34	

BOTTOM

Batter	1	2	3	4	5	6	7	8	9	AB	R	H	RBI	BB	SO	LOB
Chuck Knoblauch, R (1, 7) OBP: 0.400, SLG: 0.250	B C B X 2-1 2B 2B 1B	B B B C B 4-1 S S HR BB	C B B B F F F X 3-2 ② ③ G6-4-3 1-2f		C C B X 1-2 ③ FC6-4 1-2f			X 0-0 ① G1-3 1-2		4	2	1	0	1	0	3
Clay Bellinger, R (9, 7)										0	0	0	0	0	0	0
Alfonso Soriano, R (1, 4) OBP: 0.200, SLG: 0.300	B C X 1-1 1-3 2B 2B	B X 1-0 ② F7		B X 1-0 ① F8		B B F F F X 2-2 ① F5		B X 1-0 ② G6-3 2-3		5	1	1	0	0	0	2
Paul O'Neill, L (1, 9) OBP: 0.300, SLG: 0.125	S B S F C 1-3 ① K	S B B F B B 4-2 BB HR 1-2 BB		B S B F S 2-3 ② K		B B B B 4-0 BB		X 0-0 ③ L7		3	1	0	0	2	2	3
Bernie Williams, S (1, 8) OBP: 0.625, SLG: 1.167	C B X 1-1 E 2B 2-H 3-H	B B F C T F F F B 4-2 B HR 1-2 BB 2-3		C B B C F B B 4-2 1B BB		C C B B X 1-2 ② F9				2	2	1	2	2	0	1
David Justice, L (1, 10) OBP: 0.625, SLG: 1.000	B C B F B B 4-2 E 1B BB	B F X 1-1 1-H 2-H 3-H HR		B C X 1-1 1-3 1B		B B B C X 3-1 ③ P5				3	1	2	4	1	0	1
Tino Martinez, L (1, 3) OBP: 0.625, SLG: 1.000	X 0-0 ② E9 WP 1-H 2-H 1B	B B B C T F B 4-2 BB		B B F X 2-1 ③ G4-3			B B C X 2-1 ① G6-3			3	1	1	1	1	0	2
20 Jorge Posada, S (1, 2) OBP: 0.500, SLG: 1.000	B B B I 4-0 WP IBB	X 0-0 ③ L4			C B B S X 2-2 ① G4-3		B F B X 2-1 ② F7			3	0	0	0	1	0	1
Luis Sojo, R (1, 6)	B B C B X 3-1 ③ G5-3 1-2 3-H		C S S X 1-2 ① L8		X 0-0 ② F9		X 0-0 ③ G4-3			4	0	0	0	0	0	1
Scott Brosius, R (1, 5) OBP: 0.500, SLG: 0.429		B C B S B X 3-2 ① F8	F B X 1-1 E5 G6-4-3		X 0-0 FC6-4 1B			B B C F B B 4-2 G6-3 G1-3 BB		3	0	1	0	1	0	0
Inning Stats	R: 4 E: 1 K: 1 S: 15 H: 4 LOB: 1 BB: 2 P: 31	R: 4 E: 0 K: 0 S: 19 H: 1 LOB: 1 BB: 4 P: 40	R: 0 E: 1 K: 0 S: 10 H: 0 LOB: 0 BB: 0 P: 15	R: 0 E: 0 K: 1 S: 11 H: 1 LOB: 2 BB: 1 P: 21	R: 0 E: 0 K: 0 S: 8 H: 1 LOB: 1 BB: 0 P: 11	R: 0 E: 0 K: 0 S: 9 H: 0 LOB: 1 BB: 1 P: 19	R: 0 E: 0 K: 0 S: 5 H: 0 LOB: 0 BB: 0 P: 9	R: 0 E: 0 K: 0 S: 5 H: 0 LOB: 1 BB: 1 P: 10		1B: 4 2B: 2 3B: 0 HR: 1	SF: 0 SAC: 0 DP: 1 HBP: 0					

PITCHER		IP	WLS	BF	H	R	ER	SO	BB	IBB	HBP	BLK	WP	HR	S	P	ERA	WHIP
Blake Stein, R ERA: 43.2	(1, 1)	1.2	L	15	5	8	8	1	5	1	0	0	1	1	33	70	43.20	6.000
51 Kris Wilson, R ERA: 1.93	(2, 1)	3.2		15	2	0	0	1	2	0	0	0	0	0	34	58	0.00	1.091
55 Tony Cogan, L ERA: 9.0	(6, 1)	0.2		2	0	0	0	0	0	0	0	0	0	0	5	9	0.00	0.000
Jason Grimsley, R ERA:	(7, 1)	1.0		3	0	0	0	0	0	0	0	0	0	0	5	9	0.00	0.000
Roberto Hernandez, R ERA:	(8, 1)	1.0		4	0	0	0	0	1	0	0	0	0	0	5	10	0.00	1.000

PITCHER	IP	WLS	BF	H	R	ER	SO	BB	IBB	HBP	BLK	WP	HR	S	P	ERA	WHIP

Kansas City Royals @ New York Yankees

Yankee Stadium, Bronx, NY

Wed Apr 04 2001, 7:05 PM EDT

Att. 26,499 - Sunny - 54 F

livebaseballscorecards.com

AB	30
R	8
H	7
RBI	7
BB	9
SO	2
LOB	14

1B: 4	SF: 0	WP: 1	PA: 39
2B: 2	SAC: 0	PB: 0	
3B: 0	DP: 1	SB: 2	
HR: 1	HBP: 0	CS: 0	

Batter	1	2	3	4	5	6	7	8	9	AB	R	H	RBI	BB	SO	LOB
Luis Alicea, S (1, 4)	C B S S 1-3 ① K		S X 0-1 ② P6			B B C X 2-1 ① P6		C B X 1-1 ② F8		4	0	0	0	0	1	1
Carlos Beltrán, S (1, 8) OBP: 0.333, SLG: 0.333	S B F B X 2-2 ② G4-3		S B C B S 2-3 ③ K			B F F B X 2-2 ② F7		B X 1-0 ③ G4-3		4	0	0	0	0	1	1
29 Mike Sweeney, R (1, 3) OBP: 0.167, SLG: 0.091	B X 1-0 ③ F9			B B X 2-0 ① G1-3		X 0-0 ① FC6-4 1B			B F X 1-1 ① G4-1	4	0	1	0	0	0	0
Jermaine Dye, R (1, 10) OBP: 0.400, SLG: 0.800		C C B X 1-2 ① G5-3		X 0-0 ① 1B		B B B C X 3-1 ③ FC6-4 1-2f			B C B X 2-1 ② G6-3	4	0	1	0	0	0	1
Joe Randa, R (1, 5)		C F F B X 1-2 ② F8		C X 0-1 ② F9			X 0-0 ① F9		B C B X 2-1 ③ P3	4	0	0	0	0	0	1
Mark Quinn, R (1, 7) OBP: 0.182, SLG: 0.455		C B B F X 2-2 2B 1B		C X 0-1 ③ F7			B F B X 2-1 ② G6-3			3	0	1	0	0	0	1
Dee Brown, L (1, 9) OBP: 0.286, SLG: 0.429		S F X 0-2 1-3 2B			X 0-0 ① G3		B S S F S 1-3 ③ K			3	0	1	0	0	1	0
A.J. Hinch, R (1, 2) Raul Ibanez, L (8, PH) OBP: 0.500, SLG: 0.333 Héctor Ortiz, R (8, 2) OBP: 0.167, SLG: 0.167		X 0-0 ③ G1-3			C C B B F X 2-2 ② G4-3			B S S B X 2-1 ① F7		2 1 0	0 0 0	0 0 0	0 0 0	0 0 0	0 0 0	2 0 0
Rey Sanchez, R (1, 6) OBP: 0.222, SLG: 0.222			B C C B X 2-2 ① L9		F B B B F X 3-2 ③ L9			C X 0-1 1B		3	0	1	0	0	0	0
Inning Stats	R: 0 H: 0 E: 0 LOB: 0 K: 1 BB: 0 S: 7 P: 11	R: 0 H: 2 E: 0 LOB: 2 K: 0 BB: 0 S: 14 P: 18	R: 0 H: 0 E: 0 LOB: 0 K: 1 BB: 0 S: 8 P: 12	R: 0 H: 1 E: 0 LOB: 1 K: 0 BB: 0 S: 6 P: 8	R: 0 H: 0 E: 0 LOB: 0 K: 0 BB: 0 S: 8 P: 13	R: 0 H: 1 E: 0 LOB: 1 K: 0 BB: 0 S: 8 P: 15	R: 0 H: 0 E: 0 LOB: 0 K: 1 BB: 0 S: 7 P: 10	R: 0 H: 1 E: 0 LOB: 1 K: 0 BB: 0 S: 7 P: 11	R: 0 H: 0 E: 0 LOB: 0 K: 0 BB: 0 S: 6 P: 11	1B: 4 SF: 0 2B: 1 SAC: 0 3B: 0 DP: 0 HR: 0 HBP: 0						WP: 0 PA: 32 PB: 0 SB: 0 CS: 0

PITCHER		IP	WLS	BF	H	R	ER	SO	BB	IBB	HBP	BLK	WP	HR	S	P	ERA	WHIP
35 Mike Mussina, R	(1, 1)	7.2	W	28	5	0	0	3	0	0	0	0	0	0	64	96	0.00	0.652
ERA:																		
42 Mariano Rivera, R	(8, 1)	1.1	S	4	0	0	0	0	0	0	0	0	0	0	7	13	0.00	0.000
ERA:																		

PITCHER	IP	WLS	BF	H	R	ER	SO	BB	IBB	HBP	BLK	WP	HR	S	P	ERA	WHIP

TOP

Kansas City Royals @ New York Yankees

Yankee Stadium, Bronx, NY

Thu Apr 05 2001, 1:05 PM EDT

Att. 26,696 - Sunny - 59 F

livebaseballscorecards.com

AB	32
R	0
H	5
RBI	0
BB	0
SO	3
LOB	7

Batter	1	2	3	4	5	6	7	8	9	AB	R	H	RBI	BB	SO	LOB
Chuck Knoblauch, R (1, 7) OBP: 0.429, SLG: 0.273	B X 1-0 G4-3 ①		B B B C B 4-1 G4-6-3 BB		B B C F B X 3-2 1-2 1B			B C B C X 2-2 G6-3 ①		3	0	1	0	1	0	0
Clay Bellinger, R (9, 7)										0	0	0	0	0	0	0
Alfonso Soriano, R (1, 4) OBP: 0.143, SLG: 0.214	B B S F S 2-3 K ②		C F F F B S 1-3 K ①		F B F X 1-2 F8 ②			B S C B S 2-3 K ②		4	0	0	0	0	3	3
Paul O'Neill, L (1, 9) OBP: 0.286, SLG: 0.417	B B C S X 2-2 HR		B X 1-0 G4-6-3 ②③ 1-2f		F X 0-1 G3-1 ③			B X 1-0 G4-3 ③		4	1	1	1	0	0	3
Bernie Williams, S (1, 8) OBP: 0.455, SLG: 0.778	C B B X 2-1 G3-1 ③			B F B C X 2-2 G1-6-3 ①		B X 1-0 F7 ①				3	0	0	0	0	0	0
David Justice, L (1, 10) OBP: 0.545, SLG: 0.778		C B B C X 2-2 FC6-4 G5-3 1B		B X 1-0 G3-1 ②		C X 0-1 G3-1 ②				3	0	1	0	0	0	0
Tino Martinez, L (1, 3) OBP: 0.545, SLG: 0.750		B C C B B X 3-2 G5-3 ① 1-2		B C B F B B 4-2 BB		C B X 1-1 F8 ③				2	0	0	0	1	0	1
20 Jorge Posada, S (1, 2) OBP: 0.455, SLG: 0.778		B B B C B 4-1 FC6-4 BB		B B C F X 2-2 G1-3 ③			B X 1-0 G3 ①			2	0	0	0	1	0	1
Luis Sojo, R (1, 6)		X 0-0 F9 ②			C C B S 1-3 K ①		X 0-0 G4-3 ②			3	0	0	0	0	1	2
Scott Brosius, R (1, 5) OBP: 0.455, SLG: 0.400		C S X 0-2 FC6-4 ③ 1-2f 2-3			X 0-0 1B 1B		B C X 1-1 G6-3 ③			3	0	1	0	0	0	2
Inning Stats	R: 1 E: 0 K: 1 S: 9 H: 1 LOB: 0 BB: 0 P: 16	R: 0 E: 0 K: 0 S: 11 H: 1 LOB: 2 BB: 1 P: 20	R: 0 E: 0 K: 1 S: 7 H: 0 LOB: 0 BB: 1 P: 13	R: 0 E: 0 K: 0 S: 9 H: 0 LOB: 1 BB: 1 P: 18	R: 0 E: 0 K: 1 S: 12 H: 2 LOB: 2 BB: 0 P: 17	R: 0 E: 0 K: 0 S: 5 H: 0 LOB: 0 BB: 0 P: 7	R: 0 E: 0 K: 0 S: 4 H: 0 LOB: 0 BB: 0 P: 6	R: 0 E: 0 K: 1 S: 7 H: 0 LOB: 0 BB: 0 P: 12		1B: 3 2B: 0 3B: 0 HR: 1	SF: 0 SAC: 0 DP: 1 HBP: 0					

PITCHER		IP	WLS	BF	H	R	ER	SO	BB	IBB	HBP	BLK	WP	HR	S	P	ERA	WHIP
Dan Reichert, R ERA: 1.5	(1, 1)	6.0	L	24	4	1	1	3	3	0	0	0	0	1	53	91	1.50	1.167
Jason Grimsley, R ERA:	(7, 1)	2.0		6	0	0	0	1	0	0	0	0	0	0	11	18	0.00	0.000

PITCHER	IP	WLS	BF	H	R	ER	SO	BB	IBB	HBP	BLK	WP	HR	S	P	ERA	WHIP

BOTTOM

Kansas City Royals @ New York Yankees

Yankee Stadium, Bronx, NY

Thu Apr 05 2001, 1:05 PM EDT
Att. 26,696 - Sunny - 59 F

livebaseballscorecards.com

AB	27
R	1
H	4
RBI	1
BB	3
SO	4
LOB	12

1B: 3	SF: 0	WP: 0	PA: 30
2B: 0	SAC: 0	PB: 0	
3B: 0	DP: 1	SB: 0	
HR: 1	HBP: 0	CS: 0	

Toronto Blue Jays @ New York Yankees

Yankee Stadium, Bronx, NY

Fri Apr 06 2001, 7:05 PM EDT

Att. 29,606 - Overcast - 49 F

TOP

livebaseballscorecards.com

Batter	1	2	3	4	5	6	7	8	9	AB	R	H	RBI	BB	SO	LOB
Shannon Stewart, R (1, 7) OBP: 0.542, SLG: 0.955	HR G1-3 1B		G1-3 1-2	FC5-4 1B 1-2f HR		FC5-4 1B			F8	5	2	2	0	0	0	2
Alex Gonzalez, R (1, 6) OBP: 0.391, SLG: 0.524	G1-3 1-2		F3 2-3	HR 1B 1-2		K			HBP BB WP 1B	5	2	2	0	0	1	3
Raul Mondesi, R (1, 9) OBP: 0.375, SLG: 0.450	G5-3		1B 2B 3-H	K		FC5-4 1-2f			WP HBP 2B 1-2 BB	4	2	1	1	1	1	4
Carlos Delgado, L (1, 3) OBP: 0.478, SLG: 1.167	HR 2-H		1B BB	HR 1-H 2-H			G4-6-3 BB		WP 2B HBP 1-2 2-3	2	3	2	5	2	0	0
Brad Fullmer, L (1, 10) OBP: 0.391, SLG: 0.450	P6		1B 1-2 2-H	F8			K		G4-3 1-2 2-3 3-H	5	0	1	1	0	1	3
Tony Batista, R (1, 5) OBP: 0.261, SLG: 0.636		F7	K		K		G4-6-3 1-2f		1B 2B 2-H 3-H	5	1	1	2	0	2	3
Darrin Fletcher, L (1, 2) OBP: 0.364, SLG: 0.409		G3	HR 1B	G4-3-6 1B				F8	1B 1B 2-H	5	1	3	1	0	0	0
José Cruz Jr., S (1, 8) OBP: 0.250, SLG: 0.450		P6	HR 1-H	G4-3-6 1-2f				G6-3	1B 1-2	5	1	2	2	0	0	1
Ryan Freel, R (1, 4) OBP: 0.333, SLG: 0.333		S S 2B 1B	FC5-4 1B			F8		K	F8	5	1	2	0	0	1	2
Inning Stats	R: 2 E: 0 K: 0 S: 7 H: 2 LOB: 0 BB: 0 P: 11	R: 0 E: 0 K: 0 S: 9 H: 0 LOB: 0 BB: 0 P: 12	R: 2 E: 0 K: 1 S: 12 H: 3 LOB: 2 BB: 1 P: 21	R: 5 E: 0 K: 1 S: 16 H: 5 LOB: 0 BB: 0 P: 24	R: 0 E: 0 K: 1 S: 6 H: 1 LOB: 0 BB: 0 P: 9	R: 0 E: 0 K: 1 S: 9 H: 1 LOB: 1 BB: 0 P: 10	R: 0 E: 0 K: 1 S: 9 H: 0 LOB: 0 BB: 1 P: 15	R: 0 E: 0 K: 1 S: 8 H: 0 LOB: 0 BB: 0 P: 11	R: 4 E: 0 K: 0 S: 13 H: 4 LOB: 2 BB: 1 P: 26	1B: 11 2B: 2 3B: 0 HR: 3 SF: 0 SAC: 0 DP: 2 HBP: 1							

	AB	41
	R	13
	H	16
	RBI	12
	BB	3
	SO	6
	LOB	18

WP: 1 PB: 0 SB: 2 CS: 0 PA: 45

PITCHER		IP	WLS	BF	H	R	ER	SO	BB	IBB	HBP	BLK	WP	HR	S	P	ERA	WHIP
43 Christian Parker, R ERA: 21.0	(1, 1)	3.0	L	18	8	7	7	1	1	0	0	0	0	2	33	54	21.00	3.000
Carlos Almanzar, R ERA: 6.0	(4, 1)	3.0		12	4	2	2	3	0	0	0	0	0	1	26	33	6.00	1.333
Randy Choate, L ERA: 10.13	(7, 1)	2.2		11	1	3	3	2	2	0	1	0	1	0	25	47	10.12	1.125
Todd Williams, R ERA: 6.75	(9, 1)	0.1		4	3	1	1	0	0	0	0	0	0	0	5	5	27.00	9.000

PITCHER	IP	WLS	BF	H	R	ER	SO	BB	IBB	HBP	BLK	WP	HR	S	P	ERA	WHIP

BOTTOM

Batter	1	2	3	4	5	6	7	8	9	AB	R	H	RBI	BB	SO	LOB
Chuck Knoblauch, R (1, 7) OBP: 0.316, SLG: 0.188	G4-3		K			K	FC3-6 1-2f 2-3 3-H		F9	5	0	0	1	0	2	3
Alfonso Soriano, R (1, 4) OBP: 0.158, SLG: 0.263	K		F7			1B 2B	L9		G4-3	5	1	1	0	0	1	3
Paul O'Neill, L (1, 9) OBP: 0.333, SLG: 0.625	K		G4-3			2-H 1B		HR		4	1	2	2	0	1	1
Bernie Williams, S (1, 8) OBP: 0.400, SLG: 0.583		L9		F8		K		2B BB		3	1	0	0	1	1	1
David Justice, L (1, 10) OBP: 0.533, SLG: 0.769		F9 1B 1B		G3		K		20 G4-3 1-H 2B		4	0	2	1	0	1	1
Tino Martinez, L (1, 3) OBP: 0.467, SLG: 0.583		1-2 1B		F9			G3-1	P4		4	0	1	0	0	0	1
Joe Oliver, R (1, 2) OBP: 0.333, SLG: 0.333 20 Jorge Posada, S (8, PH) OBP: 0.417, SLG: 0.700 (9, 2)	F9 2-3				F9		1B 1B FC3-6 1B	G4-3 2-3		3 1	1 0	1 0	0 0	0 0	0 0	2 1
Luis Sojo, R (1, 6) OBP: 0.067, SLG: 0.067	L6				F2		FC3-6 1B 1-2 1B	F9		4	0	1	0	0	0	3
Scott Brosius, R (1, 5) OBP: 0.467, SLG: 0.429			1B		L9		FC3-6 1-2 2-3 1B		F8	4	0	2	0	0	0	0
Inning Stats	R: 0 E: 0 K: 2 S: 11 H: 0 LOB: 0 BB: 0 P: 19	R: 0 E: 0 K: 0 S: 6 H: 2 LOB: 2 BB: 0 P: 13	R: 0 E: 0 K: 1 S: 9 H: 1 LOB: 1 BB: 0 P: 13	R: 0 E: 0 K: 0 S: 5 H: 0 LOB: 0 BB: 0 P: 8	R: 0 E: 0 K: 0 S: 5 H: 0 LOB: 0 BB: 0 P: 8	R: 1 E: 0 K: 3 S: 13 H: 2 LOB: 1 BB: 0 P: 19	R: 1 E: 0 K: 0 S: 18 H: 3 LOB: 2 BB: 0 P: 23	R: 2 E: 0 K: 0 S: 9 H: 2 LOB: 1 BB: 1 P: 19	R: 0 E: 0 K: 0 S: 10 H: 0 LOB: 0 BB: 0 P: 16	1B: 7 2B: 2 3B: 0 HR: 1 SF: 0 SAC: 0 DP: 0 HBP: 0				WP: 0 PB: 0 SB: 0 CS: 0	PA: 38	

PITCHER		IP	WLS	BF	H	R	ER	SO	BB	IBB	HBP	BLK	WP	HR	S	P	ERA	WHIP
Esteban Loaiza, R ERA: 1.93	(1, 1)	7.0	W	29	8	2	2	6	0	0	0	0	0	0	67	103	2.57	1.143
Lance Painter, L ERA: 33.75	(8, 1)	0.1		4	2	2	2	0	1	0	0	0	0	1	6	14	54.00	9.000
Paul Quantrill, R ERA:	(8, 1)	1.2		5	0	0	0	0	0	0	0	0	0	0	13	21	0.00	0.000

PITCHER	IP	WLS	BF	H	R	ER	SO	BB	IBB	HBP	BLK	WP	HR	S	P	ERA	WHIP

Toronto Blue Jays @ New York Yankees

Yankee Stadium, Bronx, NY

Fri Apr 06 2001, 7:05 PM EDT
Att. 29,606 - Overcast - 49 F

livebaseballscorecards.com

AB	37
R	4
H	10
RBI	4
BB	1
SO	6
LOB	16

Toronto Blue Jays @ New York Yankees

Yankee Stadium, Bronx, NY

Sat Apr 07 2001, 1:05 PM EDT

Att. 30,487 - Cloudy - 47 F

livebaseballscorecards.com

Batter	1	2	3	4	5	6	7	8	9	AB	R	H	RBI	BB	SO	LOB
Shannon Stewart, R (1, 7) OBP: 0.586, SLG: 1.040	BBFBSSBFB 4-2 BB S BB		BFBBFBBX 3-2 HR		CSBBBFBX 2-2 2B 1B 1B	BBCFBBB 4-2 FC6-4 1-2 BB		SCBBFFX 2-2 G5-3 ③		3	2	2	1	2	0	1
Brian Simmons, S (8, 7) OBP: 0.500, SLG: 0.500										0	0	0	0	0	0	0
Alex Gonzalez, R (1, 6) OBP: 0.357, SLG: 0.500	BSFC 1-3 K ①		X 0-0 F3 ①		X 0-0 1B 1-3 2B	FBBCFX 2-2 FC6-4 1-2f 2-3 ②			CBCS 1-3 K ①	5	0	1	0	0	2	3
Raul Mondesi, R (1, 9) OBP: 0.310, SLG: 0.360	CBBFS 2-3 K 1-2 ②		BBFCBX 3-2 F2 ②		CX 0-1 L7 ①	CBFBX 2-2 F3 ③			CBBFFS 2-3 K ②	5	0	0	0	0	2	5
Carlos Delgado, L (1, 3) OBP: 0.536, SLG: 1.150	BBBB 4-0 BB BB		BCBBCB 4-2 BB		IIII 4-0 1B IBB		CFBFFFBFX 2-2 L7 ①		CBBBFFX 3-2 2B	2	0	1	0	3	0	0
Brad Fullmer, L (1, 10) OBP: 0.429, SLG: 0.435	BBBB 4-0 1-2 2-3 BB		BFX 1-1 P4 ③		FX 0-1 1-2 2-3 3-H 1B		BX 1-0 P5 ②		IIII 4-0 IBB	3	0	1	1	2	0	1
Tony Batista, R (1, 5) OBP: 0.214, SLG: 0.519	SSX 0-2 P3 ③			BX 1-0 P7 ①	BX 1-0 P4 ②		BBSFFX 2-2 G5-3 ③		CX 0-1 P4 ③	5	0	0	0	0	0	8
José Cruz Jr., S (1, 8) OBP: 0.250, SLG: 0.542		CFBBFBX 3-2 F8 ①		X 0-0 HR	BBCBS 3-3 K ③			BFX 1-1 F7 ①		4	1	1	1	0	1	3
Alberto Castillo, R (1, 2)		BSBFC 2-3 K ②		BFBCFFFS 2-3 K ②		BBFSFBX 3-2 G5-3 ①		BFX 1-1 G5-3 ②		4	0	0	0	0	2	0
Ryan Freel, R (1, 4) OBP: 0.385, SLG: 0.333		CBSX 1-2 F8 ③		BSSS 1-3 K ③		BCBBB 4-1 FC6-4 BB BB		CX 0-1 1B		3	0	1	0	1	1	0
Inning Stats	R: 0 E: 0 K: 2 S: 12 H: 0 LOB: 3 BB: 3 P: 27	R: 0 E: 0 K: 1 S: 10 H: 0 LOB: 0 BB: 0 P: 16	R: 1 E: 0 K: 0 S: 11 H: 1 LOB: 1 BB: 1 P: 22	R: 1 E: 0 K: 2 S: 11 H: 1 LOB: 0 BB: 0 P: 15	R: 1 E: 0 K: 1 S: 13 H: 3 LOB: 3 BB: 1 P: 23	R: 0 E: 0 K: 0 S: 14 H: 0 LOB: 2 BB: 2 P: 29	R: 0 E: 0 K: 0 S: 11 H: 0 LOB: 0 BB: 0 P: 16	R: 0 E: 0 K: 0 S: 11 H: 1 LOB: 1 BB: 0 P: 15	R: 0 E: 0 K: 2 S: 13 H: 1 LOB: 2 BB: 1 P: 23	1B: 3 2B: 2 3B: 0 HR: 2 SF: 0 SAC: 0 DP: 0 HBP: 0						

TOP

AB	34
R	3
H	7
RBI	3
BB	8
SO	8
LOB	21

WP: 0 PB: 0 SB: 1 CS: 0 PA: 42

PITCHER		IP	WLS	BF	H	R	ER	SO	BB	IBB	HBP	BLK	WP	HR	S	P	ERA	WHIP
Orlando Hernandez, R ERA: 6.23	(1, 1)	4.1	L	23	5	3	3	5	4	1	0	0	0	2	53	95	6.23	2.077
Brian Boehringer, R ERA:	(5, 1)	1.2		7	0	0	0	1	2	0	0	0	0	0	18	37	0.00	1.200
Mike Stanton, L ERA:	(7, 1)	2.0		7	1	0	0	0	0	0	0	0	0	0	22	31	0.00	0.500
Todd Williams, R ERA: 3.86	(9, 1)	1.0		5	1	0	0	2	0	1	0	0	0	0	13	23	0.00	1.000

PITCHER	IP	WLS	BF	H	R	ER	SO	BB	IBB	HBP	BLK	WP	HR	S	P	ERA	WHIP

BOTTOM

Toronto Blue Jays @ New York Yankees
Yankee Stadium, Bronx, NY
Sat Apr 07 2001, 1:05 PM EDT
Att. 30,487 - Cloudy - 47 F

livebaseballscorecards.com

Batter	1	2	3	4	5	6	7	8	9	AB	R	H	RBI	BB	SO	LOB
Chuck Knoblauch, R (1, 7) OBP: 0.292, SLG: 0.150	C F B B X 2-2 P4 ①		X 0-0 G4-3 ③		B B C F X 2-2 G4-3 ③		C X 0-1 G1-3 ③		B C B C B B 4-2 BB	4	0	0	0	1	0	3
2 Derek Jeter, R (1, 6) OBP: 0.200, SLG: 0.200	B C F S 1-3 K ②			B X 1-0 G6-3 ①		B C B B C X 3-2 1B		X 0-0 G6-3 ①	C S B F B S 2-3 K ③	5	0	1	0	0	2	2
Paul O'Neill, L (1, 9) OBP: 0.318, SLG: 0.526	F F S 0-3 K ③			B F H 2-1 CS BB HBP		C B B S F S 2-3 K ①		S F B S 1-3 K ②		3	0	0	0	0	3	1
Bernie Williams, S (1, 8) OBP: 0.421, SLG: 0.533		B B F B X 3-1 F8 ①		C F B B B F B 4-2 CS BB 1-2		X 0-0 1B 1-2		C C C 0-3 K ③		3	0	1	0	1	1	0
David Justice, L (1, 10) OBP: 0.474, SLG: 0.625		C B F B F F F X 2-2 G3-1 ②		F B B B B 4-2 BB ② 1-2 2-3		C B C B F S 2-3 K ②			C B C F X 1-2 E3 20 HR	3	1	0	0	1	1	2
20 Jorge Posada, S (1, 2) OBP: 0.375, SLG: 0.786		B X 1-0 F8 ③		C B F X 1-2 G1-3 ③		C X 0-1 G4-3 ③			B X 1-0 HR 1-H	4	1	1	2	0	0	4
Tino Martinez, L (1, 3) OBP: 0.421, SLG: 0.500			F C S 0-3 K ①		B F X 1-1 G4-3 ①		B F F B F B X 3-2 FC6-4 1B		C X 0-1 L7 ①	4	0	1	0	0	1	0
Alfonso Soriano, R (1, 4) OBP: 0.174, SLG: 0.304			C F B C 1-3 K ②		X 0-0 G1-3 2B		C B B B C F B X 3-2 FC6-4 ① 1-2f		X 0-0 F7 ②	4	0	1	0	0	1	1
Scott Brosius, R (1, 5) OBP: 0.474, SLG: 0.500 Clay Bellinger, R (9, PR)			B C B C B X 3-2 1B		B X 1-0 G1-3 ② 2-3		C F C 0-3 K ②		S F B F X 1-2 2B	4 0	0 0	2 0	0 0	0 0	1 0	2 0
Inning Stats	R: 0 H: 0 E: 0 LOB: 0 K: 2 BB: 0 S: 9 P: 12	R: 0 H: 0 E: 0 LOB: 0 K: 0 BB: 0 S: 9 P: 15	R: 0 H: 1 E: 0 LOB: 1 K: 2 BB: 0 S: 10 P: 14	R: 0 H: 0 E: 0 LOB: 2 K: 0 BB: 2 S: 10 P: 22	R: 0 H: 1 E: 0 LOB: 1 K: 0 BB: 0 S: 7 P: 11	R: 0 H: 2 E: 0 LOB: 2 K: 2 BB: 0 S: 14 P: 21	R: 0 H: 1 E: 0 LOB: 1 K: 1 BB: 0 S: 13 P: 19	R: 0 H: 0 E: 0 LOB: 0 K: 2 BB: 0 S: 7 P: 8	R: 2 H: 2 E: 1 LOB: 2 K: 1 BB: 1 S: 18 P: 27	1B: 4 SF: 0 2B: 2 SAC: 0 3B: 0 DP: 0 HR: 1 HBP: 1						

AB	34
R	2
H	7
RBI	2
BB	3
SO	10
LOB	15

WP: 0 PA: 38
PB: 0
SB: 0
CS: 2

PITCHER		IP	WLS	BF	H	R	ER	SO	BB	IBB	HBP	BLK	WP	HR	S	P	ERA	WHIP
Chris Michalak, L ERA:	(1, 1)	5.1	W	22	4	0	0	5	2	0	1	0	0	0	53	87	0.00	1.125
Pedro Borbon, L ERA: 9.0	(6, 1)	0.1	H	1	0	0	0	1	0	0	0	0	0	0	4	6	0.00	0.000
Paul Quantrill, R ERA:	(6, 1)	1.1	H	5	1	0	0	1	0	0	0	0	0	0	15	21	0.00	0.750
Kelvim Escobar, R ERA: 3.38	(8, 1)	1.0	H	3	0	0	0	2	0	0	0	0	0	0	7	8	0.00	0.000
Billy Koch, R ERA: 3.0	(9, 1)	1.0	S	7	2	2	1	1	1	0	0	0	0	1	18	27	9.00	3.000

PITCHER	IP	WLS	BF	H	R	ER	SO	BB	IBB	HBP	BLK	WP	HR	S	P	ERA	WHIP

Toronto Blue Jays @ New York Yankees

Yankee Stadium, Bronx, NY

Sun Apr 08 2001, 1:05 PM EDT

Att. 31,970 - Cloudy - 43 F

TOP

livebaseballscorecards.com

Batter	1	2	3	4	5	6	7	8	9	AB	R	H	RBI	BB	SO	LOB
Shannon Stewart, R (1, 7) OBP: 0.529, SLG: 0.897	C B F C 1-3 ① K		B B F X 2-1 ③ L9	B X 1-0 ③ F9			S X 0-1 ① G6-3		B B B B 4-0 F7-4 1B BB	4	0	0	0	1	1	2
Alex Gonzalez, R (1, 6) OBP: 0.375, SLG: 0.483 Chris Woodward, R (7, PR) OBP: 1.000, SLG: 1.000 (7, 6)	F S B S 1-3 ② K			B B B B 4-0 1B 1B 1B BB	X 0-0 ① F8		F X 0-1 G5-3 1B		X 0-0 1-2 1B	3 1	1 0	1 1	0 0	1 0	1 0	0 0
Raul Mondesi, R (1, 9) OBP: 0.333, SLG: 0.379 Brian Simmons, S (7, 9) OBP: 0.333, SLG: 0.333	B B X 2-0 ③ F8			X 0-0 1B 1B 1-2 1B	X 0-0 1B		X 0-0 ② G5-3 1-2		B B C S F X 2-2 ②③ F7-4 2-3	4 1	1 0	2 0	0 0	0 0	0 0	1 2
Carlos Delgado, L (1, 3) OBP: 0.531, SLG: 1.043		C B X 1-1 ① F8		B F B S B F X 3-2 HBP 1B E 1-2 2-3 1B	C S B B B S 3-3 ② K		B B S B S F B 4-2 BB			3	1	1	0	1	1	1
Brad Fullmer, L (1, 10) OBP: 0.438, SLG: 0.444		F S S T F S 0-3 ② K		B X 1-0 HBP E 1-2 2-H 3-H 1B	X 0-0 1-2 1B		B B F C S 2-3 ③ K			4	1	2	2	0	2	2
Tony Batista, R (1, 5) OBP: 0.219, SLG: 0.467		B F S B S 2-3 ③ K		S H 1-1 E G5-3 HBP 1-2 2-3	F F F B F F X 1-2 ③ P3			B X 1-0 ① G5-3		3	1	0	0	0	1	2
Darrin Fletcher, L (1, 2) OBP: 0.308, SLG: 0.346			C B B F B X 3-2 ① F7	F F B F X 1-2 ① F9		X 0-0 ① G4-3		B S S S 1-3 ② K		4	0	0	0	0	1	3
José Cruz Jr., S (1, 8) OBP: 0.250, SLG: 0.500			X 0-0 ② F8	B S B X 2-1 E9 1-3 2-H 3-H 1B		B S C X 1-2 ② F8		C C B X 1-2 ③ F8		4	0	1	2	0	0	0
Ryan Freel, R (1, 4) OBP: 0.353, SLG: 0.313			F C X 0-2 1B	B C S F X 1-2 ② G5-3 3-H		F B B X 2-1 ③ G4-3			F F B X 1-2 ① G1-3	4	0	1	1	0	0	1

	AB	35
	R	5
	H	9
	RBI	5
	BB	3
	SO	7
	LOB	14

Inning Stats																																		
	R: 0	E: 0	K: 2	S: 7	H: 0	LOB: 0	BB: 0	P: 11	R: 0	E: 0	K: 2	S: 10	H: 0	LOB: 0	BB: 0	P: 13	R: 0	E: 0	K: 0	S: 9	H: 1	LOB: 1	BB: 0	P: 14	R: 5	E: 1	K: 0	S: 18	H: 4	LOB: 1	BB: 1	P: 32
	R: 0	E: 0	K: 1	S: 12	H: 2	LOB: 2	BB: 0	P: 16	R: 0	E: 0	K: 0	S: 6	H: 0	LOB: 0	BB: 0	P: 9	R: 0	E: 0	K: 1	S: 11	H: 1	LOB: 2	BB: 1	P: 17	R: 0	E: 0	K: 1	S: 7	H: 0	LOB: 0	BB: 0	P: 10
	R: 0	E: 0	K: 0	S: 8	H: 1	LOB: 1	BB: 1	P: 15	1B: 9	2B: 1	3B: 0	HR: 0	SF: 0	SAC: 0	DP: 1	HBP: 1	WP: 0	PB: 0	SB: 0	CS: 0	PA: 39												

PITCHER		IP	WLS	BF	H	R	ER	SO	BB	IBB	HBP	BLK	WP	HR	S	P	ERA	WHIP
Roger Clemens, R ERA: 4.8	(1, 1)	6.2	W	31	8	5	5	5	2	0	1	0	0	0	70	107	6.75	1.500
Randy Choate, L ERA: 6.75	(7, 1)	1.1		4	0	0	0	2	0	0	0	0	0	0	10	15	0.00	0.000
Carlos Almanzar, R ERA: 4.5	(9, 1)	1.0		4	1	0	0	0	1	0	0	0	0	0	8	15	0.00	2.000

PITCHER	IP	WLS	BF	H	R	ER	SO	BB	IBB	HBP	BLK	WP	HR	S	P	ERA	WHIP

Batter	1	2	3	4	5	6	7	8	9	AB	R	H	RBI	BB	SO	LOB
Chuck Knoblauch, R (1, 7) OBP: 0.333, SLG: 0.269	G4-3 L8		2-2 BB 1-2	0-1 G6-4-3 1-2		2-1 2B 1-H	2-1 F8			6	2	3	1	0	0	2
2 Derek Jeter, R (1, 6) OBP: 0.400, SLG: 0.500 Clay Bellinger, R (7, 6)	2-1 BB 1B 2B	1-1 F8	2-2 BB BB 1-3 2-H 2B	1-0 G6-4-3 1-2 2-H 1B		0-0 F9		1-2 G5-3		5 1	2 0	3 0	2 0	0 0	0 0	1 0
Paul O'Neill, L (1, 9) OBP: 0.370, SLG: 0.565 Michael Coleman, R (6, PR) (7, 9)	4-0 1B BB 1B BB	0-0 1B 1B E 1B	0-0 F2	2-0 G6-4-3 1-2f 2-3		3-2 2-H 2B		0-3 K		4 1	2 0	2 0	1 0	1 0	0 1	4 0
Bernie Williams, S (1, 8) OBP: 0.480, SLG: 0.500	4-1 1B 20 HR 1B 1-2 2-3 BB	3-2 E 1-2 1B	4-2 BB 1-2 2B BB		3-3 K	4-1 BB		2-1 G6-3		3	2	1	0	3	1	0
David Justice, L (1, 10) OBP: 0.522, SLG: 0.632 Scott Seabol, R (6, PH)	3-2 20 HR 1B 1-2 2-3 3-H 1B	0-2 E9 1-3 2-H 1B	4-2 2B BB 1-2 2-3 3-H BB		2-3 K	3-2 P4				3 1	2 0	2 0	2 0	1 0	1 0	0 2
Tino Martinez, L (1, 3) OBP: 0.500, SLG: 0.600	3-2 20 HR 1B 1-2 2-3 3-H	1-1 P3	0-0 1-H 2-H 3-H 2B		3-2 20 FC5-4 1B	4-1 20 2B SF9 BB				4	2	3	4	1	0	2
20 Jorge Posada, S (1, 2) OBP: 0.381, SLG: 0.895	1-1 1-H 2-H 3-H HR	1-2 P6	1-2 G6-3		1-1 FC5-4 1-2f		1-1 SF9 1-3 FC5-2 2B			5	1	2	4	0	0	4
Alfonso Soriano, R (1, 4) OBP: 0.214, SLG: 0.333	0-3 K		0-1 G6-3	0-1 2 1B 1B		1-2 2B 1B	0-0 SF9 2-3 3-H			4	2	2	1	0	1	0
Scott Brosius, R (1, 5) OBP: 0.458, SLG: 0.478	3-1 1B		3-1 2 1B 1B 1B	0-0 P7		0-3 K	0-1 FC5-2 3-H			5	1	2	0	0	1	3
Inning Stats	R: 6 H: 5 E: 0 LOB: 1 K: 1 BB: 2 S: 22 P: 44	R: 1 H: 3 E: 1 LOB: 2 K: 0 BB: 0 S: 15 P: 21	R: 5 H: 4 E: 0 LOB: 1 K: 0 BB: 2 S: 24 P: 40	R: 1 H: 3 E: 0 LOB: 1 K: 0 BB: 0 S: 7 P: 10	R: 0 H: 1 E: 0 LOB: 1 K: 2 BB: 0 S: 11 P: 20	R: 2 H: 3 E: 0 LOB: 2 K: 1 BB: 1 S: 19 P: 32	R: 1 H: 1 E: 0 LOB: 1 K: 0 BB: 1 S: 8 P: 15	R: 0 H: 0 E: 0 LOB: 0 K: 1 BB: 0 S: 8 P: 11		1B: 14 SF: 1 2B: 5 SAC: 0 3B: 0 DP: 1 HR: 1 HBP: 0						

PITCHER		IP	WLS	BF	H	R	ER	SO	BB	IBB	HBP	BLK	WP	HR	S	P	ERA	WHIP
Steve Parris, R ERA: 16.88	(1, 1)	1.1	L	14	8	7	6	1	2	0	0	0	0	1	32	58	40.50	7.500
Kevin Beirne, R ERA: 18.0	(2, 1)	2.0		15	7	6	6	0	2	0	0	0	0	0	35	54	27.00	4.500
Lance Painter, L ERA: 17.18	(4, 1)	2.1		11	4	2	2	3	1	0	0	0	0	0	27	48	7.71	2.143
Dan Plesac, L ERA: 5.4	(6, 1)	1.1		6	1	1	1	0	1	0	0	0	0	0	12	22	6.75	1.500
Pedro Borbon, L ERA: 4.5	(8, 1)	1.0		3	0	0	0	1	0	0	0	0	0	0	8	11	0.00	0.000

PITCHER	IP	WLS	BF	H	R	ER	SO	BB	IBB	HBP	BLK	WP	HR	S	P	ERA	WHIP

BOTTOM

Toronto Blue Jays @ New York Yankees

Yankee Stadium, Bronx, NY

Sun Apr 08 2001, 1:05 PM EDT
Att. 31,970 - Cloudy - 43 F

livebaseballscorecards.com

AB	42
R	16
H	20
RBI	15
BB	6
SO	5
LOB	18

Batter	1	2	3	4	5	6	7	8	9	AB	R	H	RBI	BB	SO	LOB
Chuck Knoblauch, R (1, 7) OBP: 0.333, SLG: 0.233	K		2 1B 20 HR BB		FC6 BB	K	G1-3		L7	4	1	0	0	2	2	3
2 Derek Jeter, R (1, 6) OBP: 0.500, SLG: 0.688	F9		20 HR 1B		L9	1B	HR 3B		G1-6-3 1B	6	2	4	1	0	0	1
Paul O'Neill, L (1, 9) OBP: 0.375, SLG: 0.643	1B 1B		F7		L9	G1-3	HR		G1-6-3	5	1	2	2	0	0	5
Clay Bellinger, R (7, 8)										1	0	0	0	0	0	2
David Justice, L (1, 10) OBP: 0.500, SLG: 0.625	1B		F5		FC6	2B	K			5	1	2	0	0	1	3
20 Jorge Posada, S (1, 2) OBP: 0.423, SLG: 0.958	K		HR			1B 1B	WP 1B 1B	K		5	3	3	4	0	2	2
Tino Martinez, L (1, 3) OBP: 0.517, SLG: 0.583		G5-3	K			SH5-4 1B 1B BB	1B 1B	1B		4	2	2	1	1	1	0
Michael Coleman, R (1, 8) OBP: 0.333, SLG: 0.333 (7, 9)		K	K			SH5-4 1B	G4-3 1B	F8		5	2	2	1	0	2	1
Alfonso Soriano, R (1, 4) OBP: 0.250, SLG: 0.387		2B	F9			SH5-4	2 3B G4-3 1B	K		4	1	2	1	0	1	1
Scott Brosius, R (1, 5) OBP: 0.448, SLG: 0.464		F7	F8			2 1B 1B	G4-3		2 1B	5	0	2	3	0	0	2
Inning Stats	R: 0 E: 0 K: 2 S: 14 H: 2 LOB: 2 BB: 0 P: 21	R: 0 E: 0 K: 1 S: 12 H: 1 LOB: 1 BB: 0 P: 18	R: 3 E: 0 K: 1 S: 12 H: 2 LOB: 0 BB: 1 P: 23	R: 0 E: 0 K: 1 S: 10 H: 0 LOB: 0 BB: 0 P: 10	R: 0 E: 0 K: 0 S: 8 H: 0 LOB: 1 BB: 1 P: 16	R: 3 E: 0 K: 1 S: 15 H: 4 LOB: 2 BB: 1 P: 23	R: 7 E: 0 K: 1 S: 18 H: 7 LOB: 0 BB: 0 P: 32	R: 0 E: 0 K: 2 S: 10 H: 1 LOB: 1 BB: 0 P: 13	R: 0 E: 0 K: 0 S: 10 H: 2 LOB: 1 BB: 0 P: 15	1B: 14 2B: 2 3B: 1 HR: 2	SF: 0 SAC: 1 DP: 1 HBP: 0						

PITCHER	IP	WLS	BF	H	R	ER	SO	BB	IBB	HBP	BLK	WP	HR	S	P	ERA	WHIP
Blake Stein, R (1, 1) ERA: 14.85	5.0	L	22	5	3	3	5	2	0	0	0	0	1	56	88	5.40	1.400
Jose Santiago, R (6, 1) ERA: 17.18	1.0		12	8	7	7	1	1	0	0	0	1	0	21	35	63.00	9.000
51 Kris Wilson, R (7, 1) ERA: 4.15	3.0		14	6	3	3	3	0	0	0	0	0	1	32	48	9.00	2.000

PITCHER	IP	WLS	BF	H	R	ER	SO	BB	IBB	HBP	BLK	WP	HR	S	P	ERA	WHIP

TOP

New York Yankees @ Kansas City Royals

Kauffman Stadium, Kansas City, MO

Mon Apr 09 2001, 7:05 PM CDT

Att. 24,411 - Cloudy - 70 F

livebaseballscorecards.com

AB	44
R	13
H	19
RBI	13
BB	3
SO	9
LOB	20

WP: 1 PB: 0 SB: 0 CS: 0 PA: 48

BOTTOM

New York Yankees @ Kansas City Royals

Kauffman Stadium, Kansas City, MO

Mon Apr 09 2001, 7:05 PM CDT

Att. 24,411 - Cloudy - 70 F

livebaseballscorecards.com

Batter	1	2	3	4	5	6	7	8	9	AB	R	H	RBI	BB	SO	LOB
Carlos Febles, R (1, 4) OBP: 0.273, SLG: 0.200	X 0-0 29 G1-3 2B 1B	C B X 1-1 ③ G1-3			B C F S 1-3 ② K		B B B C F X 3-2 ② G4-3		F F X 0-2 FC3-6 1-2 2-3 1B	5	1	2	0	0	1	1
Carlos Beltrán, S (1, 8) OBP: 0.419, SLG: 0.414	X 0-0 ① L9	B B X 2-0 1B			X 0-0 29 1B 1B		C F F X 0-2 ③ F9		S X 0-1 ② FC3-6 29 DI 1-2f 2-3 3-H	5	0	2	1	0	0	3
29 Mike Sweeney, R (1, 10) OBP: 0.167, SLG: 0.138	C F B X 1-2 ② G1-3 1-2	B F X 1-1 ① F8			X 0-0 1-2 1B			S B C B X 2-2 ① F5	B C S X 1-2 ③ F7 1-2	5	0	1	0	0	0	4
Jermaine Dye, R (1, 9) OBP: 0.333, SLG: 0.480	X 0-0 1B 2-H 2B	C B B B C X 2-2 ② L9			X 0-0 ③ P6			C B B B X 3-1 ② G5-3		4	1	1	1	0	0	3
Joe Randa, R (1, 5) OBP: 0.207, SLG: 0.259	C X 0-1 2-H 1B	B X 1-0 ③ G6-3				C B B F X 2-2 1B 1B		F B X 1-1 ③ G6-3		4	0	2	1	0	0	1
Mark Quinn, R (1, 7) OBP: 0.429, SLG: 0.885	C F S 0-3 ③ K			C B B F X 2-2 ① G5-3		X 0-0 G4-6-3 1-2 1B			X 0-0 HR	4	1	2	1	0	1	1
Dave McCarty, R (1, 3) OBP: 0.353, SLG: 0.214		C X 0-1 G1-3 G5-3 1B		C F S 0-3 ② K		S S S 0-3 ① K			B X 1-0 E4 1B 1B FC3-6	4	1	1	0	0	2	2
A.J. Hinch, R (1, 2) OBP: 0.200, SLG: 0.500		B S B F X 2-2 ① G5-3 1-2		B C B X 2-1 ③ G1		B X 1-0 ② ③ G4-6-3 1-2f			C X 0-1 FC3-6 1B 1-2 1B	4	0	1	0	0	0	3
Rey Sanchez, R (1, 6) OBP: 0.182, SLG: 0.182		B F X 1-1 ② G1-3 2-3			C B B X 1-2 ① G6-3		X 0-0 ① G4-3		B S F B C 2-3 ① K	3	0	0	0	0	0	1
Luis Alicea, S (9, PH)										1	0	0	0	0	1	2
Inning Stats	R: 2 E: 0 K: 1 S: 11 H: 3 LOB: 1 BB: 0 P: 12	R: 0 E: 0 K: 0 S: 9 H: 1 LOB: 1 BB: 0 P: 13	R: 0 E: 0 K: 0 S: 7 H: 1 LOB: 1 BB: 0 P: 13	R: 0 E: 0 K: 1 S: 8 H: 0 LOB: 0 BB: 0 P: 12	R: 0 E: 0 K: 1 S: 9 H: 2 LOB: 2 BB: 0 P: 11	R: 0 E: 0 K: 1 S: 8 H: 2 LOB: 1 BB: 0 P: 11	R: 0 E: 0 K: 0 S: 8 H: 0 LOB: 0 BB: 0 P: 11	R: 0 E: 0 K: 0 S: 7 H: 0 LOB: 0 BB: 0 P: 13	R: 2 E: 1 K: 1 S: 15 H: 3 LOB: 2 BB: 0 P: 19	1B: 10 2B: 1 3B: 0 HR: 1	SF: 0 SAC: 0 DP: 1 HBP: 0						

		AB	39
		R	4
		H	12
		RBI	4
		BB	0
		SO	5
		LOB	21

PITCHER		IP	WLS	BF	H	R	ER	SO	BB	IBB	HBP	BLK	WP	HR	S	P	ERA	WHIP
Andy Pettitte, L (1, 1) ERA: 2.35		8.1	W	37	12	4	3	5	0	0	0	0	0	1	77	109	3.24	1.440
Carlos Almanzar, R (9, 1) ERA: 3.86		0.2		2	0	0	0	0	0	0	0	0	0	0	5	6	0.00	0.000

PITCHER	IP	WLS	BF	H	R	ER	SO	BB	IBB	HBP	BLK	WP	HR	S	P	ERA	WHIP

Batter	1	2	3	4	5	6	7	8	9	AB	R	H	RBI	BB	SO	LOB
Chuck Knoblauch, R (1, 7) OBP: 0.341, SLG: 0.257 Clay Bellinger, R (9, 7)	C B C F B F X 2-2 ① F9	B B B C X 3-1 2 FC6-4 1B 1-2 2-H 3-H			C X 0-1 ① G5-3	C B B F F B F C 3-3 ③ K		B F B X 2-1 2 S WP 1B 3-H		5 0	1 0	2 0	3 0	0 0	1 0	0 0
2 Derek Jeter, R (1, 6) OBP: 0.381, SLG: 0.524	B S B S X 2-2 ② G6-3	C B F F B X 2-2 ③ FC6-4 1-2f 2-3			X 0-0 ② G6-3			B C B C X 2-2 ① G4-3	C B C B B X 3-2 ② G5-3 1-2	5	0	0	0	0	0	3
Paul O'Neill, L (1, 9) OBP: 0.351, SLG: 0.576	B C F X 1-2 ③ G5-3		X 0-0 ① G4-3		B F B S C 2-3 ③ K			B S F F F S 1-3 ② K	B F S B X 2-2 S 1B 1B 2-H	5	1	1	0	0	2	0
David Justice, L (1, 10) OBP: 0.545, SLG: 0.655		B X 1-0 BB 20 BB 1B 1B	C X 0-1 20 G4-6-3 1B			B B F B X 3-1 ① G3-1		X 0-0 1B	C B B B F F F X 3-2 1B 1B 1-H	5	1	4	1	0	0	0
20 Jorge Posada, S (1, 2) OBP: 0.429, SLG: 0.920 Joe Oliver, R (3, 2) OBP: 0.500, SLG: 0.500		B F B B B 4-1 1B BB 1B BB 1-2	C B B X 2-1 ② ③ G4-6-3 1-2f			B B B C X 3-1 FC6-4 1B		B S F C 1-3 ③ K	B C B F X 2-2 1B 1-2	1 3	1 0	0 2	0 0	1 0	0 1	1 1
Tino Martinez, L (1, 3) OBP: 0.500, SLG: 0.571		B B F B B 4-1 1B 1B BB 1-2 2-3		F B X 1-1 1B 2B		B C F C 1-3 ② K			K K	4	2	1	0	1	3	3
Michael Coleman, R (1, 8) OBP: 0.500, SLG: 0.800		X 0-0 2 FC6-4 1B 1B 1-2 2-3 3-H		F X 0-1 CS 1B 2-H		B B B C X 3-1 ③ FC6-4 1-2f			X 0-0 HR	4	1	3	3	0	0	1
Alfonso Soriano, R (1, 4) OBP: 0.250, SLG: 0.371		S S S 0-3 ① K		S X 0-1 ① F7			B B B C X 3-1 ① F9		B F F X 1-2 E S 3B 1B	4	1	1	0	0	1	4
Scott Brosius, R (1, 5) OBP: 0.424, SLG: 0.500		F F X 0-2 ② P4		B C F B X 2-2 ② ③ G6-3 2-3			C B C B S 2-3 ② K		B C X 1-1 1B 3B 1-H	4	1	1	1	0	1	4
Inning Stats	R: 0 H: 0 E: 0 LOB: 0 K: 0 BB: 0 S: 11 P: 16	R: 3 H: 3 E: 0 LOB: 2 K: 1 BB: 2 S: 16 P: 30	R: 0 H: 1 E: 0 LOB: 0 K: 0 BB: 0 S: 5 P: 7	R: 1 H: 2 E: 0 LOB: 0 K: 0 BB: 0 S: 9 P: 12	R: 0 H: 0 E: 0 LOB: 0 K: 1 BB: 0 S: 6 P: 8	R: 0 H: 1 E: 0 LOB: 1 K: 1 BB: 0 S: 9 P: 19	R: 0 H: 0 E: 0 LOB: 0 K: 2 BB: 0 S: 10 P: 18	R: 0 H: 1 E: 0 LOB: 1 K: 2 BB: 0 S: 12 P: 16	R: 5 H: 7 E: 0 LOB: 2 K: 2 BB: 0 S: 28 P: 46	1B: 12 SF: 0 2B: 1 SAC: 0 3B: 1 DP: 1 HR: 1 HBP: 0						WP: 1 PA: 42 PB: 0 SB: 3 CS: 1

PITCHER		IP	WLS	BF	H	R	ER	SO	BB	IBB	HBP	BLK	WP	HR	S	P	ERA	WHIP
Dan Reichert, R ERA: 3.75	(1, 1)	6.0		25	7	4	4	3	2	0	0	0	0	0	56	92	6.00	1.500
Jason Grimsley, R ERA:	(7, 1)	2.0	H	7	1	0	0	4	0	0	0	0	0	0	22	34	0.00	0.500
Roberto Hernandez, R ERA: 16.88	(9, 1)	0.2	L	7	5	5	5	1	0	0	0	0	1	1	17	27	67.50	7.500
55 Tony Cogan, L ERA: 9.0	(9, 1)	0.1		3	2	0	0	1	0	0	0	0	0	0	11	19	0.00	6.000

PITCHER	IP	WLS	BF	H	R	ER	SO	BB	IBB	HBP	BLK	WP	HR	S	P	ERA	WHIP

TOP

New York Yankees @ Kansas City Royals

Kauffman Stadium, Kansas City, MO

Tue Apr 10 2001, 7:05 PM CDT
Att. 16,338 - Overcast - 61 F

livebaseballscorecards.com

AB	40
R	9
H	15
RBI	8
BB	2
SO	9
LOB	17

Batter	1	2	3	4	5	6	7	8	9	AB	R	H	RBI	BB	SO	LOB
Luis Alicea, S (1, 4) OBP: 0.071, SLG: 0.071	BBCFC 2-3 K ①		BBFSC 2-3 K ③			SX 0-1 HR 1B 1B	BSBFBFX 3-2 G3 ③			4	1	1	0	0	2	1
Carlos Febles, R (8, 4) OBP: 0.273, SLG: 0.200										0	0	0	0	0	0	0
Carlos Beltrán, S (1, 8) OBP: 0.400, SLG: 0.394	CSBS 1-3 K ②			BCCS 1-3 K ①		BCX 1-1 1-2 HR 1B		X 0-0 B1-3 ①		4	1	1	0	0	2	0
29 Mike Sweeney, R (1, 3) OBP: 0.147, SLG: 0.121	CX 0-1 F2 ③			BBBCX 3-1 P4 ②		FX 0-1 F7 ①		BSSBS 2-3 K ②		4	0	0	0	0	1	2
Dave McCarty, R (9, 3) OBP: 0.353, SLG: 0.214										0	0	0	0	0	0	0
Jermaine Dye, R (1, 9) OBP: 0.355, SLG: 0.621		BCFFX 1-2 1B 2B		CSS 0-3 K ③		FFX 0-2 1-H 2-H HR		CX 0-1 G1-3 ③		4	2	2	3	0	1	0
Joe Randa, R (1, 5) OBP: 0.182, SLG: 0.226		LFC 0-3 K ①			BFBX 2-1 G6-3 ①	CSS 0-3 K ②			CBFBBBFFFS 3-3 K ①	4	0	0	0	0	3	1
Mark Quinn, R (1, 10) OBP: 0.438, SLG: 0.833		CX 0-1 2-H CS 1B			BSBX 2-1 2B 1B	X 0-0 L6 ③			SSS 0-3 K ②	4	1	2	1	0	1	0
Dee Brown, L (1, 7) OBP: 0.214, SLG: 0.357		SFBFS 1-3 1-2 K ② ③			SFBFX 1-2 F7 ②	X 0-0 F8 ①			CBSX 1-2 G5-3 ③	4	0	0	0	0	1	2
Héctor Ortiz, R (1, 2) OBP: 0.438, SLG: 0.500			BFBFFBC 3-3 K ①		CFFFBFX 1-2 1-H 2B	BCBSX 2-2 G6-3 2B				3	0	2	1	0	1	0
Rey Sanchez, R (1, 6) OBP: 0.160, SLG: 0.160			X 0-0 F8 ②		CBFX 1-2 G6-3 ③	CX 0-1 2-3 G6-3 2B ②				3	0	0	0	0	0	2
Inning Stats	R: 0 E: 0 K: 2 S: 8 H: 0 LOB: 0 BB: 0 P: 11	R: 1 E: 0 K: 2 S: 13 H: 2 LOB: 1 BB: 0 P: 15	R: 0 E: 0 K: 2 S: 8 H: 0 LOB: 0 BB: 0 P: 13	R: 0 E: 0 K: 2 S: 8 H: 0 LOB: 0 BB: 0 P: 12	R: 1 E: 0 K: 0 S: 17 H: 2 LOB: 1 BB: 0 P: 24	R: 3 E: 0 K: 1 S: 13 H: 3 LOB: 0 BB: 0 P: 14	R: 0 E: 0 K: 0 S: 10 H: 1 LOB: 1 BB: 0 P: 15	R: 0 E: 0 K: 1 S: 6 H: 0 LOB: 0 BB: 0 P: 8	R: 0 E: 0 K: 2 S: 12 H: 0 LOB: 0 BB: 0 P: 16	1B: 4 2B: 4 3B: 0 HR: 1	SF: 0 SAC: 0 DP: 1 HBP: 0			WP: 0 PB: 0 SB: 0 CS: 1	PA: 34		

PITCHER		IP	WLS	BF	H	R	ER	SO	BB	IBB	HBP	BLK	WP	HR	S	P	ERA	WHIP
35 Mike Mussina, R ERA: 3.07	(1, 1)	7.0		28	8	5	5	9	0	0	0	0	0	1	77	104	6.43	1.143
Ramiro Mendoza, R ERA:	(8, 1)	1.0	W	3	0	0	0	1	0	0	0	0	0	0	6	8	0.00	0.000
42 Mariano Rivera, R ERA:	(9, 1)	1.0		3	0	0	0	2	0	0	0	0	0	0	12	16	0.00	0.000

PITCHER	IP	WLS	BF	H	R	ER	SO	BB	IBB	HBP	BLK	WP	HR	S	P	ERA	WHIP

BOTTOM

New York Yankees @ Kansas City Royals

Kauffman Stadium, Kansas City, MO

Tue Apr 10 2001, 7:05 PM CDT
Att. 16,338 - Overcast - 61 F

livebaseballscorecards.com

AB	34
R	5
H	8
RBI	5
BB	0
SO	12
LOB	8

Batter	1	2	3	4	5	6	7	8	9	AB	R	H	RBI	BB	SO	LOB
Chuck Knoblauch, R (1, 7) OBP: 0.326, SLG: 0.250	C B X 1-1 P4 ①		C B X 1-1 L7 ② B C B C F F X 2-2 F9 ③				B F F B C 2-3 K ①	F F X 0-2 2 S 1B		5	0	1	0	0	1	3
Clay Bellinger, R (8, 7)										0	0	0	0	0	0	0
2 Derek Jeter, R (1, 6) OBP: 0.385, SLG: 0.480	B F X 1-1 2B 1B		C C B B B B 4-2 HR BB		C B C X 1-2 G6-3 ①		S X 0-1 FC8-4 BB ② 1-2f 2-3	C F B F B F X 3-2 G6-3 ③ 1-2		4	2	1	0	1	0	3
Paul O'Neill, L (1, 9) OBP: 0.381, SLG: 0.676	F C X 0-2 F9 2B 1-H		X 0-0 1-H HR		B X 1-0 F8 ②		C B B B B 4-1 BB 1-2		X 0-0 L8 ①	4	1	2	3	1	0	0
David Justice, L (1, 10) OBP: 0.474, SLG: 0.559	F B B X 2-1 F9 ② 2-3		F F B B B F S 2-3 K ③		B B F F X 2-2 G4-3 ③		B X 1-0 G4-3 ③		B B X 2-0 G4-3 ②	5	0	0	0	0	1	4
Tino Martinez, L (1, 3) OBP: 0.462, SLG: 0.545	B C C X 1-2 G3-1 ③			B C F C 1-3 K ① B X 1-0 2B 1B		B B X 2-0 L9 ①		C X 0-1 1B 2B	B S X 1-1 G3 ③	5	1	1	0	0	1	1
Michael Coleman, R (1, 8) OBP: 0.500, SLG: 0.714		C B C X 1-2 G6-3 ①				C B F F B X 2-2 F8 ②		B X 1-0 2-H HR 1B		4	2	2	1	0	0	0
Alfonso Soriano, R (1, 4) OBP: 0.325, SLG: 0.538		C B F X 1-2 1B		X 0-0 S 1-H 1B 2B		B X 1-0 CS 1B		C X 0-1 1-H HR		4	2	4	3	0	0	0
Joe Oliver, R (1, 2) OBP: 0.400, SLG: 0.333	B C P 1 SAFE B F C 3-3 ②③ K 1-2		C C B S 1-3 K ② 2-3			B B F 1 SAFE 2-1 CS ③ 1-2	F S B B B B 4-2 2 FC8-4 BB BB	C S X 0-2 F9 ①		3	0	0	0	1	2	2
Scott Brosius, R (1, 5) OBP: 0.432, SLG: 0.486			B B X 2-0 G6-3 ① F B X 1-1 3-H 1B				B F B F B B 4-2 2 FC8-4 1-2 BB	C X 0-1 F8 ②		3	0	1	1	1	0	0
Inning Stats	R: 1 H: 2 E: 0 LOB: 1 K: 0 BB: 0 S: 12 P: 17	R: 0 H: 1 E: 0 LOB: 0 K: 1 BB: 0 S: 10 P: 14	R: 2 H: 1 E: 0 LOB: 0 K: 1 BB: 1 S: 10 P: 19	R: 2 H: 3 E: 0 LOB: 1 K: 2 BB: 0 S: 15 P: 21	R: 0 H: 0 E: 0 LOB: 0 K: 0 BB: 0 S: 7 P: 11	R: 0 H: 1 E: 0 LOB: 0 K: 0 BB: 0 S: 7 P: 14	R: 0 H: 0 E: 0 LOB: 3 K: 1 BB: 3 S: 11 P: 26	R: 3 H: 4 E: 0 LOB: 1 K: 0 BB: 0 S: 19 P: 23	R: 0 H: 0 E: 0 LOB: 0 K: 0 BB: 0 S: 4 P: 7	1B: 7 SF: 0 2B: 3 SAC: 0 3B: 0 DP: 0 HR: 2 HBP: 0						WP: 0 PA: 42 PB: 0 SB: 2 CS: 1

TOP

New York Yankees @ Kansas City Royals

Kauffman Stadium, Kansas City, MO

Wed Apr 11 2001, 1:05 PM CDT
Att. 19,175 - Cloudy - 66 F

livebaseballscorecards.com

AB	37
R	8
H	12
RBI	8
BB	4
SO	5
LOB	13

PITCHER		IP	WLS	BF	H	R	ER	SO	BB	IBB	HBP	BLK	WP	HR	S	P	ERA	WHIP
Brian Meadows, R ERA: 9.0	(1, 1)	6.0	L	25	8	5	5	4	1	0	0	0	0	1	61	96	7.50	1.500
Doug Henry, R ERA: 5.68	(7, 1)	1.0		9	3	3	3	1	3	0	0	0	0	1	16	32	27.00	6.000
Jose Santiago, R ERA: 13.5	(8, 1)	1.0		4	1	0	0	0	0	0	0	0	0	0	14	17	0.00	1.000
55 Tony Cogan, L ERA: 6.75	(9, 1)	1.0		3	0	0	0	0	0	0	0	0	0	0	4	7	0.00	0.000

PITCHER	IP	WLS	BF	H	R	ER	SO	BB	IBB	HBP	BLK	WP	HR	S	P	ERA	WHIP

Batter	1	2	3	4	5	6	7	8	9	AB	R	H	RBI	BB	SO	LOB
Carlos Febles, R (1, 4) OBP: 0.269, SLG: 0.174	C B B F B S 3-3 K ①	C B B F F B F B 4-2 BB		B B X 2-0 FC4-6 HBP S ① 1-2f 3-H	C S B B F B F S 3-3 K ② 1-2		X 0-0 G6-3 ②		C S F F B X 1-2 F9 ②	3	0	0	1	1	2	3
Luis Alicea, S (7, PH) (8, 4) OBP: 0.063, SLG: 0.063										2	0	0	0	0	0	0
Carlos Beltrán, S (1, 8) OBP: 0.390, SLG: 0.462	C B B X 2-1 HR	B B C B F S 3-3 K ③		F C B B F F C 2-3 K ② 1-2	F F F B X 1-2 F9 ③		B X 1-0 1B		B C X 1-1 G5-3 ③	6	1	2	1	0	2	5
29 Mike Sweeney, R (1, 10) OBP: 0.179, SLG: 0.111	B C F B X 2-2 G4-3 ②		B B C B B 4-1 BB	C B B B B 4-1 HBP BB		C B S F B B X 2-2 L7 ①	F B B F F X 2-2 F8 ③			3	0	0	0	2	0	1
Jermaine Dye, R (1, 9) OBP: 0.361, SLG: 0.563	B B B B 4-0 E BB		F S B B S 2-3 K ① H	1-0 HBP 1-2 2-3		C B X 1-1 E5 G5-3 BB		X 0-0 F9 ①		3	0	0	0	1	1	1
Joe Randa, R (1, 5) OBP: 0.211, SLG: 0.257	B C B X 2-1 E1 1-2		B S B B B F X 3-2 F3 ②	F B F C 1-3 K ③		C B B B B 4-1 G5-3 BB 1-2		B B B C X 3-1 E 2B		4	1	1	0	1	1	5
Mark Quinn, R (1, 7) OBP: 0.432, SLG: 0.857	B F X 1-1 F7 ③		S F S 0-3 K ③		B B X 2-0 HR	C X 0-1 G5-3 ② 1-2 2-3		X 0-0 E6 2-H 1B		5	1	2	1	0	1	5
Dave McCarty, R (1, 3) OBP: 0.409, SLG: 0.235		C B B S S 2-3 K2-3 ①		C B B F B B 4-2 1B 1B BB	X 0-0 FC4-6 1B	F S H 1-2 HBP		B B S F B S 3-3 K ②		3	1	1	0	1	2	1
Héctor Ortiz, R (1, 2) OBP: 0.400, SLG: 0.444		C B F B S 2-3 K ②		C B X 1-1 1B FC4-6 1-2 1B	C C F F F X 0-2 FC4-6 1B ① 1-2f	C X 0-1 G6-3 ③		S C S 0-3 K ③		4	1	1	0	0	1	4
Dee Brown, L (8, PH) OBP: 0.200, SLG: 0.333										1	0	0	0	0	1	1
A.J. Hinch, R (9, 2) OBP: 0.200, SLG: 0.500										0	0	0	0	0	0	0
Rey Sanchez, R (1, 6) OBP: 0.241, SLG: 0.310		B F F X 1-2 3B		X 0-0 FC4-6 1-3 2-H 1B	F B B S X 2-2 S 1-3 1B		C S S 0-3 K ①		B B C C C 2-3 K ①	4	0	3	1	0	1	0
Raul Ibanez, L (9, PH) OBP: 0.400, SLG: 0.250										1	0	0	0	0	1	0
Inning Stats	R: 1 E: 1 K: 1 S: 12 H: 1 LOB: 2 BB: 1 P: 26	R: 0 E: 0 K: 3 S: 16 H: 1 LOB: 2 BB: 1 P: 28	R: 0 E: 0 K: 2 S: 10 H: 0 LOB: 1 BB: 1 P: 19	R: 2 E: 0 K: 2 S: 15 H: 2 LOB: 3 BB: 2 P: 30	R: 1 E: 0 K: 1 S: 21 H: 3 LOB: 2 BB: 0 P: 29	R: 0 E: 1 K: 0 S: 13 H: 0 LOB: 3 BB: 1 P: 21	R: 0 E: 0 K: 1 S: 9 H: 1 LOB: 1 BB: 0 P: 12	R: 1 E: 1 K: 2 S: 10 H: 2 LOB: 1 BB: 0 P: 16	R: 0 E: 0 K: 1 S: 10 H: 0 LOB: 0 BB: 0 P: 14	1B: 6 2B: 1 3B: 1 HR: 2	SF: 0 SAC: 0 DP: 0 HBP: 2	WP: 0 PB: 0 SB: 2 CS: 0	PA: 47				

PITCHER		IP	WLS	BF	H	R	ER	SO	BB	IBB	HBP	BLK	WP	HR	S	P	ERA	WHIP
Randy Keisler, L ERA: 8.1	(1, 1)	3.1		19	4	3	3	6	4	0	0	0	0	1	44	86	8.10	2.400
Brian Boehringer, R ERA: 2.08	(4, 1)	1.2		10	3	1	1	3	1	0	1	0	0	1	30	46	5.40	2.400
Todd Williams, R ERA: 1.8	(6, 1)	2.2	W	14	3	1	0	2	1	0	1	0	0	0	29	46	0.00	1.500
Mike Stanton, L ERA:	(8, 1)	0.1	H	1	0	0	0	1	0	0	0	0	0	0	3	3	0.00	0.000
42 Mariano Rivera, R ERA:	(9, 1)	1.0	S	3	0	0	0	1	0	0	0	0	0	0	10	14	0.00	0.000

PITCHER	IP	WLS	BF	H	R	ER	SO	BB	IBB	HBP	BLK	WP	HR	S	P	ERA	WHIP

BOTTOM

New York Yankees @ Kansas City Royals

Kauffman Stadium, Kansas City, MO

Wed Apr 11 2001, 1:05 PM CDT
Att. 19,175 - Cloudy - 66 F

livebaseballscorecards.com

AB	39
R	5
H	10
RBI	4
BB	6
SO	13
LOB	26

Batter	1	2	3	4	5	6	7	8	9	10	AB	R	H	RBI	BB	SO	LOB
Chuck Knoblauch, R (1, 7) OBP: 0.320, SLG: 0.250	G5-3		F9		2 FC5-4 1B		F9			SH3	4	0	1	0	0	0	2
2 Derek Jeter, R (1, 6) OBP: 0.387, SLG: 0.448	G5-3		1-3 2-H 1B		FC5-4 1-2f 2-3			F9		BB	4	0	1	1	1	0	2
Paul O'Neill, L (1, 9) OBP: 0.362, SLG: 0.610	BB		F2		G4-3			G4-3		K	4	0	0	0	1	1	6
David Justice, L (1, 10) OBP: 0.442, SLG: 0.500	G3		G3-1			G4-6-3 20 1B BB		G3		P4	4	0	0	0	1	0	5
20 Jorge Posada, S (1, 2) OBP: 0.406, SLG: 0.828		F9	G3-1			G4-6-3 1-2 1B			K		4	0	1	0	0	1	0
Tino Martinez, L (1, 3) OBP: 0.419, SLG: 0.486		F8	F7			G4-6-3 1-2f 2-3			K		4	0	0	0	0	1	2
Michael Coleman, R (1, 8) OBP: 0.438, SLG: 0.625		K	G6-3			G5-3			CS 1B		2	0	0	0	0	1	0
Clay Bellinger, R (4, 8) OBP: 0.250, SLG: 0.250											2	0	1	0	0	0	1
Alfonso Soriano, R (1, 4) OBP: 0.341, SLG: 0.558			BB 2 1B 1B		F9		F8		CS 1-2	1B 2B	4	2	2	0	0	0	0
Scott Brosius, R (1, 5) OBP: 0.463, SLG: 0.500			2 1B 1-2 BB		2 FC5-4 1B 1B		L4			SH3 2-H 1B	3	0	2	1	1	0	0
Inning Stats	R: 0 E: 0 K: 0 S: 14 H: 0 LOB: 1 BB: 1 P: 23	R: 0 E: 0 K: 1 S: 7 H: 0 LOB: 0 BB: 0 P: 13	R: 1 E: 0 K: 0 S: 13 H: 2 LOB: 2 BB: 1 P: 20	R: 0 E: 0 K: 0 S: 12 H: 0 LOB: 0 BB: 0 P: 20	R: 0 E: 0 K: 0 S: 8 H: 2 LOB: 2 BB: 0 P: 12	R: 0 E: 0 K: 0 S: 4 H: 1 LOB: 1 BB: 1 P: 9	R: 0 E: 0 K: 0 S: 4 H: 0 LOB: 0 BB: 0 P: 7	R: 0 E: 0 K: 0 S: 6 H: 0 LOB: 0 BB: 0 P: 7	R: 0 E: 0 K: 2 S: 11 H: 1 LOB: 0 BB: 0 P: 14	R: 1 E: 0 K: 1 S: 13 H: 2 LOB: 2 BB: 1 P: 20	1B: 7 2B: 1 3B: 0 HR: 0	SF: 0 SAC: 1 DP: 1 HBP: 0					

PITCHER	IP	WLS	BF	H	R	ER	SO	BB	IBB	HBP	BLK	WP	HR	S	P	ERA	WHIP
63 Paxton Crawford, R (1, 1) ERA: 2.08	6.0		25	5	1	1	1	3	0	0	0	0	0	58	97	1.50	1.333
Rich Garces, R (7, 1) ERA:	1.0		3	0	0	0	0	0	0	0	0	0	0	4	7	0.00	0.000
Rod Beck, R (8, 1) ERA:	2.0		6	1	0	0	2	0	0	0	0	0	0	17	21	0.00	0.500
Derek Lowe, R (10, 1) ERA: 7.36	1.0	W	6	2	1	1	1	1	0	0	0	0	0	13	20	9.00	3.000

PITCHER	IP	WLS	BF	H	R	ER	SO	BB	IBB	HBP	BLK	WP	HR	S	P	ERA	WHIP

TOP

New York Yankees @ Boston Red Sox

Fenway Park, Boston, MA

Fri Apr 13 2001, 6:05 PM EDT
Att. 33,124 - Sunny - 67 F

livebaseballscorecards.com

AB	35
R	2
H	8
RBI	2
BB	4
SO	4
LOB	18

1B: 7	SF: 0	WP: 0	PA: 41
2B: 1	SAC: 1	PB: 0	
3B: 0	DP: 1	SB: 0	
HR: 0	HBP: 0	CS: 1	

Batter	1	2	3	4	5	6	7	8	9	10	AB	R	H	RBI	BB	SO	LOB
Trot Nixon, L (1, 9) OBP: 0.364, SLG: 0.441	F7		BB		G4-3		F8			PB, 1B 1B	4	1	1	0	1	0	0
Jose Offerman, S (1, 4) OBP: 0.444, SLG: 0.400	K		1-2 1B		K		G4-3			K	5	0	1	0	0	3	1
Carl Everett, S (1, 8) OBP: 0.364, SLG: 0.475	BB		L4		2B HBP			K2-3		1-2 PB, 1B 1B	3	2	1	0	1	1	2
Manny Ramirez, R (1, 10) OBP: 0.488, SLG: 0.528	K		K		1-H 2B			G6-3		1-H 2-H 1B	5	0	2	3	0	2	3
Troy O'Leary, L (1, 7) OBP: 0.257, SLG: 0.324		L6		1B	F9			L4			4	0	1	0	0	0	1
Scott Hatteberg, L (1, 2) OBP: 0.333, SLG: 0.556 Jason Varitek, S (9, PH) OBP: 0.294, SLG: 0.300 (10, 2)		FC3-6 1B		F8		G4-3			F3		3 1	0 0	1 0	0 0	0 0	0 0	1 0
Shea Hillenbrand, R (1, 5) OBP: 0.275, SLG: 0.400	FC3-6 1-2f			F9		K			G3-1		4	0	0	0	0	1	2
Brian Daubach, L (1, 3) OBP: 0.308, SLG: 0.722	K			1-2 1B		G5-3			F8		4	0	1	0	0	1	1
Mike Lansing, R (1, 6) OBP: 0.211, SLG: 0.389			F9	P3			G4-3			G1-3	4	0	0	0	0	0	2
Inning Stats	R: 0 E: 0 K: 2 S: 15 H: 0 LOB: 1 BB: 1 P: 24	R: 0 E: 0 K: 1 S: 10 H: 1 LOB: 1 BB: 0 P: 15	R: 0 E: 0 K: 1 S: 13 H: 1 LOB: 2 BB: 1 P: 20	R: 0 E: 0 K: 0 S: 12 H: 2 LOB: 2 BB: 0 P: 19	R: 1 E: 0 K: 1 S: 12 H: 1 LOB: 1 BB: 0 P: 19	R: 0 E: 0 K: 1 S: 9 H: 0 LOB: 0 BB: 0 P: 13	R: 0 E: 0 K: 0 S: 3 H: 0 LOB: 0 BB: 0 P: 6	R: 0 E: 0 K: 1 S: 10 H: 0 LOB: 0 BB: 0 P: 12	R: 0 E: 0 K: 0 S: 5 H: 0 LOB: 0 BB: 0 P: 9	R: 2 E: 0 K: 1 S: 11 H: 3 LOB: 1 BB: 0 P: 19	1B: 7 2B: 1 3B: 0 HR: 0 SF: 0 SAC: 0 DP: 0 HBP: 1						

PITCHER	IP	WLS	BF	H	R	ER	SO	BB	IBB	HBP	BLK	WP	HR	S	P	ERA	WHIP
Orlando Hernandez, R (1, 1) ERA: 3.86	5.0		23	5	1	1	5	2	0	1	0	0	0	62	97	1.80	1.400
Ramiro Mendoza, R (6, 1) ERA:	3.0		9	0	0	0	2	0	0	0	0	0	0	22	31	0.00	0.000
Mike Stanton, L (9, 1) ERA:	1.0		3	0	0	0	0	0	0	0	0	0	0	5	9	0.00	0.000
42 Mariano Rivera, R (10, 1) ERA: 1.93	0.2	L	5	3	2	1	1	0	0	0	0	0	0	11	19	13.50	4.500

PITCHER	IP	WLS	BF	H	R	ER	SO	BB	IBB	HBP	BLK	WP	HR	S	P	ERA	WHIP

BOTTOM

New York Yankees @ Boston Red Sox

Fenway Park, Boston, MA

Fri Apr 13 2001, 6:05 PM EDT
Att. 33,124 - Sunny - 67 F

livebaseballscorecards.com

AB	37
R	3
H	8
RBI	3
BB	2
SO	8
LOB	13

Batter	1	2	3	4	5	6	7	8	9	AB	R	H	RBI	BB	SO	LOB
Chuck Knoblauch, R (1, 7) OBP: 0.327, SLG: 0.286	C B C F S 1-3 ① K			B F F B F X 2-2 2 G5-3 2B		X 0-0 CS 1B	F B B B X 3-1 ③ F9		B C F X 1-2 ③ L6	5	0	2	0	0	1	1
2 Derek Jeter, R (1, 6) OBP: 0.371, SLG: 0.424	C X 0-1 ② L8			X 0-0 ① G5-3 2-3		S S B X 1-2 ① F9		X 0-0 G4-3 S 1B		4	0	1	0	0	0	2
Paul O'Neill, L (1, 9) OBP: 0.353, SLG: 0.568	C B X 1-1 ③ L7			X 0-0 ② G3		S B C B B B 4-2 ② 1-2 BB		B F F B B C 3-3 ① K 1-2		3	0	0	0	1	1	2
David Justice, L (1, 10) OBP: 0.404, SLG: 0.452		C B S B S 2-3 ① K		S C B B F X 2-2 ③ F9		F B B X 2-1 ③ F8		C B C X 1-2 ② G4-3 2-3		4	0	0	0	0	1	3
20 Jorge Posada, S (1, 2) OBP: 0.417, SLG: 0.813		B S C F S 1-3 ② K			C C B F S 1-3 ① K		X 0-0 1B FC5-4 2B	I I I I 4-0 IBB		3	1	1	0	1	2	0
Tino Martinez, L (1, 3) OBP: 0.426, SLG: 0.488		B C B X 2-1 ③ F2			C B B F B X 3-2 1B 1B		B C X 1-1 FC5-4 2-3 1B	B C B X 2-1 ③ G3		4	0	2	0	0	0	2
Alfonso Soriano, R (1, 4) OBP: 0.333, SLG: 0.596			S F S 0-3 ① K		B S S X 1-2 ② F8		B F X 1-1 ① FC5-4 S S WP 1-2f 3-H		B C B F X 2-2 HR	4	2	1	2	0	1	2
Scott Brosius, R (1, 5) (7, 8) OBP: 0.444, SLG: 0.476			C B S B S 2-3 ② K		B X 1-0 1-2 1B		S S F S 0-3 ② K 1-2		C B B C X 2-2 ① L5	4	0	1	0	0	2	1
Clay Bellinger, R (1, 8) OBP: 0.167, SLG: 0.167			F B C F S 1-3 ③ K		C F S 0-3 ③ K		B S C F B F F B B 4-2 2-H BB		C X 0-1 ② G1-3	2	0	0	0	0	2	2
Luis Sojo, R (7, PH) OBP: 0.118, SLG: 0.063 (7, 5)										1	0	0	0	1	0	0
Inning Stats	R: 0 E: 0 K: 1 S: 8 H: 0 LOB: 0 BB: 0 P: 10	R: 0 E: 0 K: 2 S: 9 H: 0 LOB: 0 BB: 0 P: 14	R: 0 E: 0 K: 3 S: 10 H: 0 LOB: 0 BB: 0 P: 13	R: 0 E: 0 K: 0 S: 10 H: 1 LOB: 1 BB: 0 P: 14	R: 0 E: 0 K: 2 S: 14 H: 2 LOB: 2 BB: 0 P: 20	R: 0 E: 0 K: 0 S: 8 H: 1 LOB: 1 BB: 1 P: 15	R: 2 E: 0 K: 1 S: 17 H: 2 LOB: 1 BB: 1 P: 26	R: 0 E: 0 K: 1 S: 9 H: 1 LOB: 2 BB: 1 P: 19	R: 1 E: 0 K: 0 S: 11 H: 1 LOB: 0 BB: 0 P: 16	1B: 5 2B: 2 3B: 0 HR: 1 SF: 0 SAC: 0 DP: 0 HBP: 0							

TOP

New York Yankees @ Boston Red Sox

Fenway Park, Boston, MA

Sat Apr 14 2001, 1:05 PM EDT

Att. 33,396 - Sunny - 55 F

livebaseballscorecards.com

AB	34
R	3
H	8
RBI	2
BB	3
SO	10
LOB	15

WP: 1 PB: 0 SB: 3 CS: 1 PA: 37

PITCHER		IP	WLS	BF	H	R	ER	SO	BB	IBB	HBP	BLK	WP	HR	S	P	ERA	WHIP
Pedro Martinez, R ERA: 1.23	(1, 1)	7.0		28	6	2	2	9	2	0	0	0	1	0	76	112	2.57	1.143
Rod Beck, R ERA:	(8, 1)	0.0		1	1	0	0	0	0	0	0	0	0	0	1	1	∞	∞
Pete Schourek, L ERA: 1.69	(8, 1)	2.0	L	8	1	1	1	1	0	1	0	0	0	1	19	34	4.50	0.500

PITCHER	IP	WLS	BF	H	R	ER	SO	BB	IBB	HBP	BLK	WP	HR	S	P	ERA	WHIP

Batter	1	2	3	4	5	6	7	8	9	AB	R	H	RBI	BB	SO	LOB
Trot Nixon, L (1, 9) OBP: 0.375, SLG: 0.474	F8		2B	1B			F5			4	0	2	2	0	0	0
Jose Offerman, S (1, 4) OBP: 0.400, SLG: 0.353	G4-3		K	K			F3			4	0	0	0	0	2	3
Carl Everett, S (1, 8) OBP: 0.396, SLG: 0.476	PB 1B		BB		G5-4-3 BB		F8			2	0	1	0	2	0	0
Manny Ramirez, R (1, 10) OBP: 0.468, SLG: 0.500	G5-3 1-2		K		G5-4-3 1-2f			L1-3 1B		4	0	1	0	0	1	4
Darren Lewis, R (8, PR) OBP: 0.182, SLG: 0.100										0	0	0	0	0	0	0
Troy O'Leary, L (1, 7) OBP: 0.231, SLG: 0.289		G4-3		F7	G1			K		4	0	0	0	0	1	1
Jason Varitek, S (1, 2) OBP: 0.316, SLG: 0.303		FC5-4 BB		K		WP 1B		L1-3 1-2		3	0	1	0	1	1	1
Shea Hillenbrand, R (1, 5) OBP: 0.279, SLG: 0.395		FC5-4 1-2f		FC6 BB 1B		B3			G1	3	1	1	0	0	0	2
Scott Hatteberg, L (9, PH) OBP: 0.300, SLG: 0.500		FC6							K	1	0	0	0	0	0	0
Brian Daubach, L (1, 3) OBP: 0.302, SLG: 0.667		FC6 1-2f		FC6 1B BB 1-2		K 1-2			K	3	1	0	0	1	2	2
Craig Grebeck, R (1, 6) OBP: 0.095, SLG: 0.050			G1-3	FC6 1B 1-2 2-3		G5-3			K	3	0	0	0	0	0	3
Dante Bichette, R (9, PH)										1	0	0	0	0	1	0
Inning Stats	R: 0 E: 0 K: 0 S: 9 H: 1 LOB: 1 BB: 0 P: 13	R: 0 E: 0 K: 0 S: 11 H: 0 LOB: 1 BB: 1 P: 19	R: 0 E: 0 K: 2 S: 14 H: 1 LOB: 2 BB: 1 P: 21	R: 2 E: 0 K: 2 S: 18 H: 2 LOB: 2 BB: 1 P: 30	R: 0 E: 0 K: 0 S: 6 H: 0 LOB: 0 BB: 1 P: 11	R: 0 E: 0 K: 1 S: 10 H: 1 LOB: 1 BB: 0 P: 16	R: 0 E: 0 K: 0 S: 8 H: 0 LOB: 0 BB: 0 P: 9	R: 0 E: 0 K: 1 S: 7 H: 1 LOB: 1 BB: 0 P: 9	R: 0 E: 0 K: 2 S: 8 H: 0 LOB: 0 BB: 0 P: 11	1B: 5 2B: 2 3B: 0 HR: 0	SF: 0 SAC: 0 DP: 2 HBP: 0					

PITCHER	IP	WLS	BF	H	R	ER	SO	BB	IBB	HBP	BLK	WP	HR	S	P	ERA	WHIP
Roger Clemens, R (1, 1) ERA: 4.29	6.0		27	5	2	2	5	4	0	0	0	1	0	68	110	3.00	1.500
Mike Stanton, L (7, 1) ERA:	2.0	W	6	1	0	0	1	0	0	0	0	0	0	15	18	0.00	0.500
42 Mariano Rivera, R (9, 1) ERA: 1.59	1.0	S	3	0	0	0	2	0	0	0	0	0	0	8	11	0.00	0.000

PITCHER	IP	WLS	BF	H	R	ER	SO	BB	IBB	HBP	BLK	WP	HR	S	P	ERA	WHIP

BOTTOM

New York Yankees @ Boston Red Sox

Fenway Park, Boston, MA

Sat Apr 14 2001, 1:05 PM EDT
Att. 33,396 - Sunny - 55 F

livebaseballscorecards.com

AB	32
R	2
H	6
RBI	2
BB	4
SO	8
LOB	16

Batter	1	2	3	4	5	6	7	8	9	AB	R	H	RBI	BB	SO	LOB
Chuck Knoblauch, R (1, 7) OBP: 0.317, SLG: 0.264	C F F F B B F X 2-2 ① F9		C B X 1-1 ② F7		B C C X 2-2 ③ L9		B B B C B 4-1 2 FC6-4 BB		X 0-0 ① F3 2-3	4	0	0	0	1	0	3
2 Derek Jeter, R (1, 6) OBP: 0.375, SLG: 0.389	B B B B C B 4-1 BB		B B B B C B 4-1 BB			B B X 2-0 E5 CS HR	X 0-0 ③ FC6-4 1-2f		C B F X 1-2 ② FC6-4 1-2f 3-H	3	1	0	1	2	0	2
Paul O'Neill, L (1, 9) OBP: 0.357, SLG: 0.612	B X 1-0 ② F5		S X 0-1 ③ F8			1 SAFE B B X 2-0 1-H HR		B X 1-0 G1-4-6-3 1B	B B F X 2-1 ③ P6	5	1	2	2	0	0	3
David Justice, L (1, 10) OBP: 0.373, SLG: 0.413	X 0-0 ③ F9			B S X 1-1 ① F9		B C S B X 2-2 ① G5-3		B B X 2-0 ① ② G1-4-6-3 1-2f		4	0	0	0	0	0	2
20 Jorge Posada, S (1, 2) OBP: 0.450, SLG: 0.886		B X 1-0 HR		B C F S 1-3 ② K		X 0-0 1B		B B C B B 4-1 2B BB		3	1	2	1	1	1	0
Tino Martinez, L (1, 3) OBP: 0.412, SLG: 0.489		B B B C T X 3-2 ① G4-3		C B S 1-3 ③ K		B S F B F S 2-3 ② K		B X 1-0 1-3 2B		4	0	1	0	0	2	1
Alfonso Soriano, R (1, 4) OBP: 0.308, SLG: 0.549		B F F F B X 2-2 ② L8			B X 1-0 ① G6-3	C C S 0-3 ③ K		C T S 0-3 ③ K		4	0	0	0	0	2	3
Scott Brosius, R (1, 5) OBP: 0.429, SLG: 0.457		B F T X 1-2 ③ F7			C X 0-1 E5		B C C C 1-3 ① K		C X 0-1 F3 1B 2 FC6-4 1B	4	1	1	0	0	1	0
Clay Bellinger, R (1, 8) OBP: 0.111, SLG: 0.111 Luis Sojo, R (9, PH) OBP: 0.167, SLG: 0.118			X 0-0 ① P4		B C F S 1-3 ② K		C B F C 1-3 ② K		B S B X 2-1 2 FC6-4 1-2 1B	3 1	0 0	0 1	0 0	0 0	2 0	1 0
Inning Stats	R: 0 H: 0 E: 0 LOB: 1 K: 0 BB: 1 S: 9 P: 16	R: 1 H: 1 E: 0 LOB: 0 K: 0 BB: 0 S: 11 P: 18	R: 0 H: 0 E: 0 LOB: 1 K: 0 BB: 1 S: 6 P: 11	R: 0 H: 0 E: 0 LOB: 0 K: 2 BB: 0 S: 8 P: 11	R: 0 H: 0 E: 1 LOB: 1 K: 1 BB: 0 S: 9 P: 13	R: 2 H: 2 E: 1 LOB: 1 K: 2 BB: 0 S: 14 P: 22	R: 0 H: 0 E: 0 LOB: 1 K: 2 BB: 1 S: 8 P: 14	R: 0 H: 2 E: 0 LOB: 2 K: 1 BB: 1 S: 7 P: 15	R: 1 H: 2 E: 0 LOB: 1 K: 0 BB: 0 S: 10 P: 15	1B: 4 SF: 0 2B: 1 SAC: 0 3B: 0 DP: 1 HR: 2 HBP: 0						WP: 0 PA: 39 PB: 0 SB: 0 CS: 1	

TOP

New York Yankees @ Boston Red Sox

Fenway Park, Boston, MA

Sun Apr 15 2001, 1:05 PM EDT

Att. 32,127 - Sunny - 58 F

livebaseballscorecards.com

AB	35
R	4
H	7
RBI	4
BB	4
SO	8
LOB	15

PITCHER		IP	WLS	BF	H	R	ER	SO	BB	IBB	HBP	BLK	WP	HR	S	P	ERA	WHIP
Hideo Nomo, R ERA: 1.29	(1, 1)	6.0		25	3	3	2	5	2	0	0	0	0	2	57	91	3.00	0.833
Rich Garces, R ERA:	(7, 1)	1.0	W	4	0	0	0	2	1	0	0	0	0	0	8	14	0.00	1.000
Derek Lowe, R ERA: 7.71	(8, 1)	1.0	H	7	4	1	1	1	1	0	0	0	0	0	11	21	9.00	5.000
Rolando Arrojo, R ERA:	(9, 1)	1.0	S	3	0	0	0	0	0	0	0	0	0	0	6	9	0.00	0.000

PITCHER	IP	WLS	BF	H	R	ER	SO	BB	IBB	HBP	BLK	WP	HR	S	P	ERA	WHIP

BOTTOM

New York Yankees @ Boston Red Sox

Fenway Park, Boston, MA

Sun Apr 15 2001, 1:05 PM EDT

Att. 32,127 - Sunny - 58 F

livebaseballscorecards.com

Batter	1	2	3	4	5	6	7	8	9	AB	R	H	RBI	BB	SO	LOB
Darren Lewis, R (1, 9) (8, 7) OBP: 0.200, SLG: 0.214	E6 FC1-4 1B FC5-2	FC6-4 1-2f			SH1-3 1-2	1-0 1-3 2B	P6 1-2 2-3			4	0	1	0	0	0	3
Jose Offerman, S (1, 3) (8, 4) OBP: 0.422, SLG: 0.395	FC1-4 1-2 1B		G1-3 FC5-2 2B		K	L5		F9 1B BB		4	0	2	0	1	1	3
Carl Everett, S (1, 8) OBP: 0.415, SLG: 0.532	FC1-4 FC5-2 HBP 1-2f 2-3		G1-3 2-3		1B 1B 2-H 1B		2B 3B	BB 1-2 1B		5	2	3	1	0	0	3
Manny Ramirez, R (1, 10) OBP: 0.481, SLG: 0.523	FC5-2 1-2 HBP		FC5-2 FC4-6 3-H		FC6-4 1-3 1B		1B 1B 3-H 2B			4	1	2	1	0	1	3
Dante Bichette, R (1, 7) OBP: 0.250, SLG: 0.250 Craig Grebeck, R (8, 6) OBP: 0.091, SLG: 0.048	FC5-2 FC6-4 1-2 2-3 3-Hf		FC4-6 1-2f		FC6-4 1-2 3-H 1B		PB 1B SF7 2-3 1B	F9 2-3		4 1	1 0	2 0	1 0	0 0	0 0	4 2
Jason Varitek, S (1, 2) OBP: 0.326, SLG: 0.297	FC6-4 1-2f			G4-3	FC6-4 1-2f 2-3		WP HBP 1-2 3-H 1B	BB 1-2		4	0	1	1	1	0	5
Shea Hillenbrand, R (1, 5) OBP: 0.283, SLG: 0.391 Brian Daubach, L (7, PH) (8, 3) OBP: 0.289, SLG: 0.634		G4-3		G6-4-3 1B	G6-3	K 2-3		G4-3		3 2	0 0	1 0	0 0	0 0	0 1	0 5
Lou Merloni, R (1, 4) (8, 5) OBP: 0.400, SLG: 0.500		G3		G6-4-3 1-2f	1B 1B	SF7 3-H				3	0	1	1	0	0	1
Mike Lansing, R (1, 6) OBP: 0.318, SLG: 0.450 Trot Nixon, L (7, PH) (8, 9) OBP: 0.388, SLG: 0.474		FC6-4 BB			SH1-3 1B	1 SAFE 2B 1-2	WP 1-2 HBP			2 0	1 0	2 0	0 0	1 0	0 0	0 0
Inning Stats	R: 0 E: 1 K: 0 S: 10 H: 1 LOB: 3 BB: 0 P: 15	R: 0 E: 0 K: 0 S: 6 H: 0 LOB: 1 BB: 1 P: 13	R: 0 E: 0 K: 0 S: 9 H: 1 LOB: 1 BB: 0 P: 11	R: 0 E: 0 K: 0 S: 6 H: 1 LOB: 0 BB: 0 P: 10	R: 2 E: 0 K: 1 S: 13 H: 4 LOB: 2 BB: 0 P: 20	R: 0 E: 0 K: 0 S: 9 H: 3 LOB: 2 BB: 0 P: 15	R: 3 E: 0 K: 1 S: 15 H: 4 LOB: 2 BB: 0 P: 28	R: 0 E: 0 K: 1 S: 16 H: 1 LOB: 3 BB: 2 P: 30		1B: 11 2B: 3 3B: 1 HR: 0 SF: 1 SAC: 1 DP: 1 HBP: 2						

	AB	36
	R	5
	H	15
	RBI	5
	BB	3
	SO	3
	LOB	29

PITCHER		IP	WLS	BF	H	R	ER	SO	BB	IBB	HBP	BLK	WP	HR	S	P	ERA	WHIP
Andy Pettitte, L ERA: 3.8	(1, 1)	6.0	L	33	14	5	5	1	1	0	1	0	0	0	59	94	7.50	2.500
Todd Williams, R ERA: 1.59	(7, 1)	0.2		2	0	0	0	1	0	0	0	0	0	0	7	11	0.00	0.000
Randy Choate, L ERA: 6.75	(7, 1)	0.0		1	0	0	0	0	0	0	1	0	0	0	0	3	∞	∞
Brian Boehringer, R ERA: 1.59	(7, 1)	1.1		7	1	0	0	1	2	0	0	0	1	0	18	34	0.00	2.250

PITCHER		IP	WLS	BF	H	R	ER	SO	BB	IBB	HBP	BLK	WP	HR	S	P	ERA	WHIP

Batter	1	2	3	4	5	6	7	8	9	AB	R	H	RBI	BB	SO	LOB
Chuck Knoblauch, R (1, 7) OBP: 0.297, SLG: 0.246	G4-3		F2			K 1-2		FC6-4 1-2f		4	0	0	0	0	1	3
2 Derek Jeter, R (1, 6) OBP: 0.364, SLG: 0.375	G1-3		G4-3			F9			G4-3 DI 1B	4	0	1	0	0	0	1
Paul O'Neill, L (1, 9) OBP: 0.350, SLG: 0.577	F7		F9				20 G4-6-3 BB		K	3	0	0	0	1	1	1
David Justice, L (1, 10) OBP: 0.345, SLG: 0.380		L7	G3-1				F8		G4-3 1-3	4	0	0	0	0	0	2
20 Jorge Posada, S (1, 2) OBP: 0.409, SLG: 0.795		F9			G1-3		G4-6-3 1-2f		K	4	0	0	0	0	1	2
Tino Martinez, L (1, 3) OBP: 0.407, SLG: 0.542		F2			F8			HR		3	1	1	1	0	0	0
Alfonso Soriano, R (1, 4) OBP: 0.291, SLG: 0.519			F8		G5-3			G6-3		3	0	0	0	0	0	0
Scott Brosius, R (1, 5) (8, 8) OBP: 0.462, SLG: 0.510			2B			FC5-4 1B		FC6-4 1B		3	0	3	0	0	0	0
Clay Bellinger, R (1, 8) OBP: 0.091, SLG: 0.091			K			FC5-4 S 1-2f		F5		2	0	0	0	0	1	2
Luis Sojo, R (8, PH) (8, 5) OBP: 0.158, SLG: 0.111										1	0	0	0	0	0	1
Inning Stats	R: 0 H: 0 E: 0 LOB: 0 K: 0 BB: 0 S: 5 P: 9	R: 0 H: 0 E: 0 LOB: 0 K: 0 BB: 0 S: 8 P: 11	R: 0 H: 1 E: 0 LOB: 1 K: 1 BB: 0 S: 10 P: 16	R: 0 H: 0 E: 0 LOB: 0 K: 0 BB: 0 S: 5 P: 6	R: 0 H: 0 E: 0 LOB: 0 K: 0 BB: 0 S: 5 P: 7	R: 0 H: 1 E: 0 LOB: 1 K: 1 BB: 0 S: 12 P: 16	R: 0 H: 0 E: 0 LOB: 0 K: 0 BB: 1 S: 7 P: 14	R: 1 H: 2 E: 0 LOB: 1 K: 0 BB: 0 S: 12 P: 16	R: 0 H: 1 E: 0 LOB: 1 K: 2 BB: 0 S: 14 P: 20	1B: 3 SF: 0 2B: 1 SAC: 0 3B: 0 DP: 1 HR: 1 HBP: 0						

TOP

New York Yankees @ Boston Red Sox

Fenway Park, Boston, MA

Mon Apr 16 2001, 11:05 AM EDT

Att. 33,373 - Sunny - 51 F

livebaseballscorecards.com

AB	31
R	1
H	5
RBI	1
BB	1
SO	4
LOB	12

WP: 0 PA: 32
PB: 0
SB: 1
CS: 0

PITCHER		IP	WLS	BF	H	R	ER	SO	BB	IBB	HBP	BLK	WP	HR	S	P	ERA	WHIP
Frank Castillo, R ERA: 3.0	(1, 1)	6.0	W	20	2	0	0	2	0	0	0	0	0	0	45	65	0.00	0.333
Pete Schourek, L ERA: 2.84	(7, 1)	1.0	H	4	1	1	1	0	1	0	0	0	0	1	12	22	9.00	2.000
49 Tim Wakefield, R ERA: 1.29	(8, 1)	1.0	H	4	1	0	0	0	0	0	0	0	0	0	7	8	0.00	1.000
Rod Beck, R ERA:	(9, 1)	1.0	S	4	1	0	0	2	0	0	0	0	0	0	14	20	0.00	1.000

PITCHER	IP	WLS	BF	H	R	ER	SO	BB	IBB	HBP	BLK	WP	HR	S	P	ERA	WHIP

BOTTOM

New York Yankees @ Boston Red Sox

Fenway Park, Boston, MA

Mon Apr 16 2001, 11:05 AM EDT

Att. 33,373 - Sunny - 51 F

livebaseballscorecards.com

Batter	1	2	3	4	5	6	7	8	9	AB	R	H	RBI	BB	SO	LOB
Darren Lewis, R (1, 8) OBP: 0.263, SLG: 0.389	G3 3B		G5-3		G1-6-3 1B 1-2 3-H		F9			4	1	2	1	0	0	1
Trot Nixon, L (1, 9) OBP: 0.358, SLG: 0.429	G3 3-H		K		G1-6-3 1-2f 2-3		K			4	0	0	1	0	2	3
Jason Varitek, S (1, 2) OBP: 0.319, SLG: 0.293	K			F8	P4			1B 1B FC6-5 1B		4	1	1	0	0	1	1
Manny Ramirez, R (1, 10) OBP: 0.482, SLG: 0.521	1B			K		G6-3		FC6-5 1B 1-2 1B		4	0	2	0	0	1	0
Troy O'Leary, L (1, 7) OBP: 0.256, SLG: 0.310	F8			WP 1B 1B		G3		G5-3 FC6-5 1-2 2-3 1B		4	0	2	0	0	0	1
Shea Hillenbrand, R (1, 5) OBP: 0.280, SLG: 0.380		F7		WP 1-2 1B		G3		FC6-5 1-2 2-3f 3-H		4	0	1	1	0	0	2
Brian Daubach, L (1, 3) OBP: 0.286, SLG: 0.622		K		K 1-2 2-3			SH 2B	G5-3 2-3f		4	1	1	0	0	2	4
Lou Merloni, R (1, 6) OBP: 0.429, SLG: 0.667		F8			1B 1B 2B		SH 2-H			2	1	1	0	0	0	0
Craig Grebeck, R (8, 6) OBP: 0.091, SLG: 0.048										0	0	0	0	0	0	0
Mike Lansing, R (1, 4) OBP: 0.320, SLG: 0.435			G6-3		G1-6-3 1B 2-3 1B		L9			3	0	1	0	0	0	1
Inning Stats	R: 1 H: 2 E: 0 LOB: 1 K: 1 BB: 0 S: 19 P: 26	R: 0 H: 0 E: 0 LOB: 0 K: 1 BB: 0 S: 13 P: 18	R: 0 H: 0 E: 0 LOB: 0 K: 1 BB: 0 S: 8 P: 10	R: 0 H: 2 E: 0 LOB: 2 K: 2 BB: 0 S: 9 P: 13	R: 1 H: 3 E: 0 LOB: 1 K: 0 BB: 0 S: 8 P: 11	R: 0 H: 0 E: 0 LOB: 0 K: 0 BB: 0 S: 9 P: 13	R: 1 H: 1 E: 1 LOB: 1 K: 1 BB: 0 S: 10 P: 16	R: 1 H: 3 E: 0 LOB: 1 K: 0 BB: 0 S: 11 P: 14		1B: 8 SF: 0 2B: 2 SAC: 1 3B: 1 DP: 2 HR: 0 HBP: 0						

	AB	33
	R	4
	H	11
	RBI	3
	BB	0
	SO	6
	LOB	13

WP: 1 PA: 34
PB: 0
SB: 0
CS: 0

PITCHER		IP	WLS	BF	H	R	ER	SO	BB	IBB	HBP	BLK	WP	HR	S	P	ERA	WHIP
35 Mike Mussina, R ERA: 3.32	(1, 1)	7.0	L	29	8	3	3	6	0	0	0	0	1	0	76	107	3.86	1.143
Ramiro Mendoza, R ERA: 1.8	(8, 1)	1.0		5	3	1	1	0	0	0	0	0	0	0	11	14	9.00	3.000

PITCHER	IP	WLS	BF	H	R	ER	SO	BB	IBB	HBP	BLK	WP	HR	S	P	ERA	WHIP

Batter	1	2	3	4	5	6	7	8	9	AB	R	H	RBI	BB	SO	LOB
Chuck Knoblauch, R (1, 7) OBP: 0.304, SLG: 0.274	C C B F F F F X 1-2 G3-1 G3-1 2B	B X 1-0 ② F9		C B X 1-1 1B			C B F B X 2-2 ② G4-3		C F X 0-2 ② G3 1-2 2-3	5	1	2	0	0	0	3
2 Derek Jeter, R (1, 6) OBP: 0.388, SLG: 0.409	B B B B 4-0 G3-1 G3-1 20 E BB	S C T B F F F X 1-2 2-3 1B		X 0-0 ③ F9			B B C F X 2-2 ③ G3		F F B X 1-2 2-H 3-H 2B	4	1	2	2	1	0	1
Paul O'Neill, L (1, 9) OBP: 0.338, SLG: 0.561	C F X 0-2 ① G3-1 1-2 2-3	B C B C X 2-2 ③ F7			F B S B X 2-2 ① L5			C F B F B X 2-2 2B	F F F X 0-2 ③ G3	5	0	1	0	0	0	5
David Justice, L (1, 10) OBP: 0.339, SLG: 0.389	B C B B X 3-1 ② G3-1 2-3 3-H		S B B C B F X 3-2 20 F8 2B		B B X 2-0 ② G4-3			B B S X 2-1 ① F8		4	0	1	1	0	0	2
20 Jorge Posada, S (1, 2) OBP: 0.375, SLG: 0.721	C B B S B F X 3-2 E4 3-H		B F F X 1-2 ① F8 2-3		B F F X 1-2 ③ G3			S S C 0-3 ② K		4	0	0	0	0	1	2
Tino Martinez, L (1, 3) OBP: 0.379, SLG: 0.500	C B C B X 2-2 ③ F7		C X 0-1 ② G6-3			B B F C C 2-3 ① K		B F F X 1-2 ③ G4-3		4	0	0	0	0	1	3
Michael Coleman, R (1, 8) OBP: 0.350, SLG: 0.500		B S C B X 2-2 ① F9	S S X 0-2 ③ P4			F S B S 1-3 ② K			F B S B S 2-3 ① K	4	0	0	0	0	2	1
Alfonso Soriano, R (1, 4) OBP: 0.288, SLG: 0.500		C X 0-1 E5 2B		F C X 0-2 ① F9		B B B C C F F F S 3-3 ③ K			B X 1-0 G3 BB 2 2B 1B	4	2	1	0	0	1	0
Scott Brosius, R (1, 5) OBP: 0.464, SLG: 0.519		B C X 1-1 2 1B 1-H 2B		C F F X 0-2 ② G6-3			F F B X 1-2 ① F3		B B B B 4-0 G3 2 2B 1-2 BB	3	1	1	1	1	0	0
Inning Stats	R: 2 E: 1 K: 0 S: 19 H: 1 LOB: 1 BB: 1 P: 32	R: 1 E: 1 K: 0 S: 18 H: 2 LOB: 2 BB: 0 P: 25	R: 0 E: 0 K: 0 S: 12 H: 1 LOB: 1 BB: 0 P: 16	R: 0 E: 0 K: 0 S: 10 H: 1 LOB: 1 BB: 0 P: 11	R: 0 E: 0 K: 0 S: 7 H: 0 LOB: 0 BB: 0 P: 12	R: 0 E: 0 K: 3 S: 12 H: 0 LOB: 0 BB: 0 P: 18	R: 0 E: 0 K: 0 S: 9 H: 0 LOB: 0 BB: 0 P: 14	R: 0 E: 0 K: 1 S: 12 H: 1 LOB: 1 BB: 0 P: 17	R: 2 E: 0 K: 1 S: 14 H: 2 LOB: 1 BB: 1 P: 22	1B: 3 2B: 5 3B: 0 HR: 0 SF: 0 SAC: 0 DP: 0 HBP: 0						

PITCHER		IP	WLS	BF	H	R	ER	SO	BB	IBB	HBP	BLK	WP	HR	S	P	ERA	WHIP
Esteban Loaiza, R ERA: 2.52	(1, 1)	6.0	W	26	5	3	1	3	1	0	0	0	0	0	78	114	1.50	1.000
Paul Quantrill, R ERA:	(7, 1)	1.0	H	3	0	0	0	0	0	0	0	0	0	0	9	14	0.00	0.000
Dan Plesac, L ERA: 3.38	(8, 1)	0.1	H	2	1	0	0	0	0	0	0	0	0	0	6	10	0.00	3.000
Kelvim Escobar, R ERA: 1.35	(8, 1)	0.2	H	2	0	0	0	1	0	0	0	0	0	0	6	7	0.00	0.000
Billy Koch, R ERA: 5.63	(9, 1)	1.0	S	6	2	2	2	1	1	0	0	0	0	0	14	22	18.00	3.000

PITCHER	IP	WLS	BF	H	R	ER	SO	BB	IBB	HBP	BLK	WP	HR	S	P	ERA	WHIP

TOP

New York Yankees @ Toronto Blue Jays

SkyDome, Toronto, ON

Tue Apr 17 2001, 7:05 PM EDT
Att. 20,019 - Dome - 72 F

livebaseballscorecards.com

AB	37
R	5
H	8
RBI	4
BB	2
SO	5
LOB	17

1B: 3	SF: 0	WP: 0	PA: 39
2B: 5	SAC: 0	PB: 0	
3B: 0	DP: 0	SB: 0	
HR: 0	HBP: 0	CS: 0	

Batter	1	2	3	4	5	6	7	8	9	AB	R	H	RBI	BB	SO	LOB
Shannon Stewart, R (1, 7) OBP: 0.485, SLG: 0.684	B C C B B F B 4-2 BB		B B C B B 4-1 HR BB	C F X 0-2 BB S BB 1B	X 0-0 S 1B		B B C C C 2-3 ③ K			3	2	2	0	2	1	1
Alex Gonzalez, R (1, 6) OBP: 0.328, SLG: 0.424	C C S 0-3 ① K		B B X 2-0 1-H HR	B S B B B 4-1 BB BB 1-2 BB	C C S 0-3 ③ K 1-2			C S X 0-2 FC3-6 1B 1B 1B		4	2	2	2	1	2	2
Raul Mondesi, R (1, 9) OBP: 0.333, SLG: 0.389	B C S B X 2-2 ② F9		B B B B 4-0 2B S BB	B C S F B X 2-2 ② P6		B B X 2-0 ① F9		C F X 0-2 FC3-6 1-2 1B		4	1	1	0	1	0	3
Carlos Delgado, L (1, 3) OBP: 0.500, SLG: 0.837	B B B X 3-0 ③ F7		C B C B X 2-2 FC5 1-3 2B	B B B B 4-0 BB 1-2 2-3 BB		F B B B B 4-1 BB		S T X 0-2 ① FC3-6 1B 1-2f 2-3		3	0	1	0	2	0	3
Tony Batista, R (1, 5) OBP: 0.230, SLG: 0.404		B F B F S 2-3 ① K	S X 0-1 ① F9	B B B C F B 4-2 1-2 2-3 3-H BB		S F B X 1-2 ② F5		C B B B X 3-1 G4-6-3 1-2 3-H 1B		4	0	1	2	1	1	3
Brad Fullmer, L (1, 10) OBP: 0.311, SLG: 0.278	C X 0-1 1B 1B	B F F B S 2-3 ② K2-3	B F B S 2-3 ③ K		C S B F B X 2-2 ③ G4-3			X 0-0 ② ③ G4-6-3 1-2f		5	0	1	0	0	2	8
José Cruz Jr., S (1, 8) OBP: 0.415, SLG: 0.625	B B F B F F X 3-2 1-2 1B	B S B B B F F B 4-2 FC5 3-H BB		B B B F S X 3-2 HR			C X 0-1 E5 G3 SH1-3			3	1	2	1	1	0	0
Alberto Castillo, R (1, 2)	X 0-0 ② P6	C B X 1-1 ③ FC5 1-2 2-3f			B C S X 1-2 ① F3		X 0-0 ① SH1-3 1-2			3	0	0	0	0	0	4
Ryan Freel, R (1, 4) OBP: 0.333, SLG: 0.318 Chris Woodward, R (9, 4) OBP: 0.400, SLG: 1.000	C C S 0-3 ③ K			F B C S 1-3 ① K	X 0-0 ② G6-3		F F B X 1-2 ② G3 2-3			4 0	0 0	0 0	0 0	0 0	2 0	3 0
Inning Stats	R: 0 E: 0 K: 1 S: 10 H: 0 LOB: 1 BB: 1 P: 19	R: 0 E: 0 K: 2 S: 13 H: 2 LOB: 2 BB: 0 P: 18	R: 3 E: 0 K: 1 S: 15 H: 2 LOB: 2 BB: 3 P: 34	R: 1 E: 0 K: 2 S: 16 H: 1 LOB: 3 BB: 3 P: 33	R: 1 E: 0 K: 1 S: 11 H: 2 LOB: 1 BB: 0 P: 15	R: 0 E: 0 K: 0 S: 9 H: 0 LOB: 1 BB: 1 P: 18	R: 0 E: 1 K: 1 S: 9 H: 0 LOB: 1 BB: 0 P: 12	R: 1 E: 0 K: 0 S: 12 H: 3 LOB: 1 BB: 0 P: 15		1B: 7 2B: 1 3B: 0 HR: 2		SF: 0 SAC: 1 DP: 1 HBP: 0		WP: 0 PB: 0 SB: 3 CS: 0	PA: 42	

PITCHER		IP	WLS	BF	H	R	ER	SO	BB	IBB	HBP	BLK	WP	HR	S	P	ERA	WHIP
Randy Keisler, L ERA: 8.59	(1, 1)	4.0	L	24	5	4	4	6	7	0	0	0	0	1	54	104	9.00	3.000
Brian Boehringer, R ERA: 2.08	(5, 1)	3.0		13	2	1	1	2	1	0	0	0	0	1	29	45	3.00	1.000
Todd Williams, R ERA: 3.18	(8, 1)	0.0		2	2	1	1	0	0	0	0	0	0	0	6	6	∞	∞
Mike Stanton, L ERA:	(8, 1)	1.0		3	1	0	0	0	0	0	0	0	0	0	6	9	0.00	1.000

PITCHER	IP	WLS	BF	H	R	ER	SO	BB	IBB	HBP	BLK	WP	HR	S	P	ERA	WHIP

BOTTOM

New York Yankees @ Toronto Blue Jays

SkyDome, Toronto, ON

Tue Apr 17 2001, 7:05 PM EDT

Att. 20,019 - Dome - 72 F

livebaseballscorecards.com

AB	33
R	6
H	10
RBI	5
BB	8
SO	8
LOB	27

Batter	1	2	3	4	5	6	7	8	9	AB	R	H	RBI	BB	SO	LOB
Chuck Knoblauch, R (1, 7) OBP: 0.315, SLG: 0.288	0-0 1B		1-2 1B		G5-3		G3			4	0	2	0	0	0	0
2 Derek Jeter, R (1, 6) OBP: 0.377, SLG: 0.417	1-1 F8		0-0 F8			0-0 1B 2B		3-2 E6 FC5-4		4	1	1	0	0	0	3
Paul O'Neill, L (1, 9) OBP: 0.333, SLG: 0.541	0-0 L8		2-2 F7			2-1 20 BB 2-H 1B		0-2 L9		4	0	1	1	0	0	4
David Justice, L (1, 10) OBP: 0.333, SLG: 0.431	1-2 L5			0-0 HR		1-3 K		1-2 FC5-4 20 FC6-4 1-2f		4	1	1	1	0	1	3
20 Jorge Posada, S (1, 2) OBP: 0.365, SLG: 0.674		1-0 G4-3		2-3 K		4-2 1-2 BB		1-0 FC6-4 1-2f		3	0	0	0	1	1	1
Tino Martinez, L (1, 3) OBP: 0.355, SLG: 0.464		0-1 G4-3		2-1 F9		1-2 F5			1-1 G3	4	0	0	0	0	0	2
Michael Coleman, R (1, 8) OBP: 0.292, SLG: 0.417		0-0 F9		0-1 G5-3		2-2 L6			1-3 K	4	0	0	0	0	1	2
Alfonso Soriano, R (1, 4) OBP: 0.286, SLG: 0.484			3-2 F8		0-2 L7		1-2 P3		1-2 1B	4	0	1	0	0	0	0
Scott Brosius, R (1, 5) OBP: 0.450, SLG: 0.491			4-2 1B BB		0-0 G1-3		0-3 K		0-0 F9	3	0	0	0	1	1	1
Inning Stats	R: 0 E: 0 K: 0 S: 7 H: 1 LOB: 1 BB: 0 P: 9	R: 0 E: 0 K: 0 S: 4 H: 0 LOB: 0 BB: 0 P: 5	R: 0 E: 0 K: 0 S: 14 H: 1 LOB: 2 BB: 1 P: 24	R: 1 E: 0 K: 1 S: 8 H: 1 LOB: 0 BB: 0 P: 12	R: 0 E: 0 K: 0 S: 8 H: 0 LOB: 0 BB: 0 P: 9	R: 1 E: 0 K: 1 S: 14 H: 2 LOB: 2 BB: 1 P: 24	R: 0 E: 0 K: 1 S: 9 H: 0 LOB: 0 BB: 0 P: 10	R: 0 E: 1 K: 0 S: 10 H: 0 LOB: 1 BB: 0 P: 15	R: 0 E: 0 K: 1 S: 9 H: 1 LOB: 1 BB: 0 P: 12	1B: 4 2B: 1 3B: 0 HR: 1 SF: 0 SAC: 0 DP: 0 HBP: 0							

PITCHER		IP	WLS	BF	H	R	ER	SO	BB	IBB	HBP	BLK	WP	HR	S	P	ERA	WHIP
Chris Michalak, L ERA: 1.62	(1, 1)	5.1	W	23	5	2	2	2	2	0	0	0	0	1	49	74	3.38	1.312
Pedro Borbon, L ERA: 3.0	(6, 1)	0.1	H	1	0	0	0	0	0	0	0	0	0	0	3	4	0.00	0.000
John Frascatore, R ERA: 1.69	(6, 1)	1.1	H	5	0	0	0	1	0	0	0	0	0	0	15	21	0.00	0.000
Dan Plesac, L ERA: 2.25	(8, 1)	1.1		4	0	0	0	0	0	0	0	0	0	0	9	12	0.00	0.000
Paul Quantrill, R ERA:	(9, 1)	0.2		3	1	0	0	1	0	0	0	0	0	0	7	9	0.00	1.500

PITCHER		IP	WLS	BF	H	R	ER	SO	BB	IBB	HBP	BLK	WP	HR	S	P	ERA	WHIP

TOP

New York Yankees @ Toronto Blue Jays

SkyDome, Toronto, ON

Wed Apr 18 2001, 7:05 PM EDT
Att. 19,770 - Dome - 72 F

livebaseballscorecards.com

AB	34
R	2
H	6
RBI	2
BB	2
SO	4
LOB	16

PA:	36		
WP:	0	PB:	0
SB:	0	CS:	0

New York Yankees @ Toronto Blue Jays

SkyDome, Toronto, ON

Wed Apr 18 2001, 7:05 PM EDT

Att. 19,770 - Dome - 72 F

BOTTOM

Batter	1	2	3	4	5	6	7	8	9	AB	R	H	RBI	BB	SO	LOB
Shannon Stewart, R (1, 7) OBP: 0.479, SLG: 0.677	G4-3	1B 2B 2-H		1B 1B 1-2		F7		G4-3		5	0	2	1	0	0	1
Alex Gonzalez, R (1, 6) OBP: 0.353, SLG: 0.460	K	1B 2-3		2B 1B 1-2 2-H		2B 1-H				4	0	3	2	0	1	0
Raul Mondesi, R (1, 9) OBP: 0.328, SLG: 0.397	F7	F8		2B 1-H		P4				4	0	1	0	0	0	3
Carlos Delgado, L (1, 3) OBP: 0.485, SLG: 0.783		F8	HBP		G3	K				3	0	0	0	0	1	1
José Cruz Jr., S (1, 8) OBP: 0.421, SLG: 0.667		HR	P6		S 2B BB		G5-3			3	2	1	1	1	0	1
Brad Fullmer, L (1, 10) OBP: 0.323, SLG: 0.310		HR 1B	F7		G2-3 2B 1-H		K			4	1	2	1	0	1	1
Tony Batista, R (1, 5) OBP: 0.231, SLG: 0.443		HR 1-H	K		G2-3 2-3		P3			4	1	1	2	0	1	2
Alberto Castillo, R (1, 2) OBP: 0.267, SLG: 0.154		S 2B 1B		FC1-6 1B	G1-3			L1-3 BB		3	1	2	0	1	0	1
Jeff Frye, R (1, 4) OBP: 0.375, SLG: 0.286		K 1-2		FC1-6 1B 1-2f		2B 1B		L1-3 1-2		4	2	1	0	0	1	3
Inning Stats	R: 0 E: 0 K: 1 S: 6 H: 0 LOB: 0 BB: 0 P: 9	R: 4 E: 0 K: 1 S: 28 H: 6 LOB: 2 BB: 0 P: 39	R: 0 E: 0 K: 1 S: 9 H: 0 LOB: 1 BB: 0 P: 17	R: 1 E: 0 K: 0 S: 12 H: 4 LOB: 2 BB: 0 P: 18	R: 1 E: 0 K: 0 S: 13 H: 1 LOB: 1 BB: 1 P: 21	R: 1 E: 0 K: 1 S: 12 H: 2 LOB: 1 BB: 0 P: 16	R: 0 E: 0 K: 1 S: 7 H: 0 LOB: 0 BB: 0 P: 11	R: 0 E: 0 K: 0 S: 9 H: 0 LOB: 0 BB: 1 P: 16		1B: 7 2B: 5 3B: 0 HR: 2 SF: 0 SAC: 0 DP: 1 HBP: 1						

	AB	34
	R	7
	H	13
	RBI	7
	BB	2
	SO	5
	LOB	13

livebaseballscorecards.com

PITCHER		IP	WLS	BF	H	R	ER	SO	BB	IBB	HBP	BLK	WP	HR	S	P	ERA	WHIP
Orlando Hernandez, R ERA: 5.84	(1, 1)	3.0	L	16	6	4	4	3	0	0	1	0	0	2	43	65	12.00	2.000
Ramiro Mendoza, R ERA: 4.7	(4, 1)	2.2		14	7	3	3	0	1	0	0	0	0	0	32	50	10.12	3.000
Randy Choate, L ERA: 4.26	(6, 1)	2.1		7	0	0	0	2	1	0	0	0	0	0	21	32	0.00	0.429

PITCHER	IP	WLS	BF	H	R	ER	SO	BB	IBB	HBP	BLK	WP	HR	S	P	ERA	WHIP

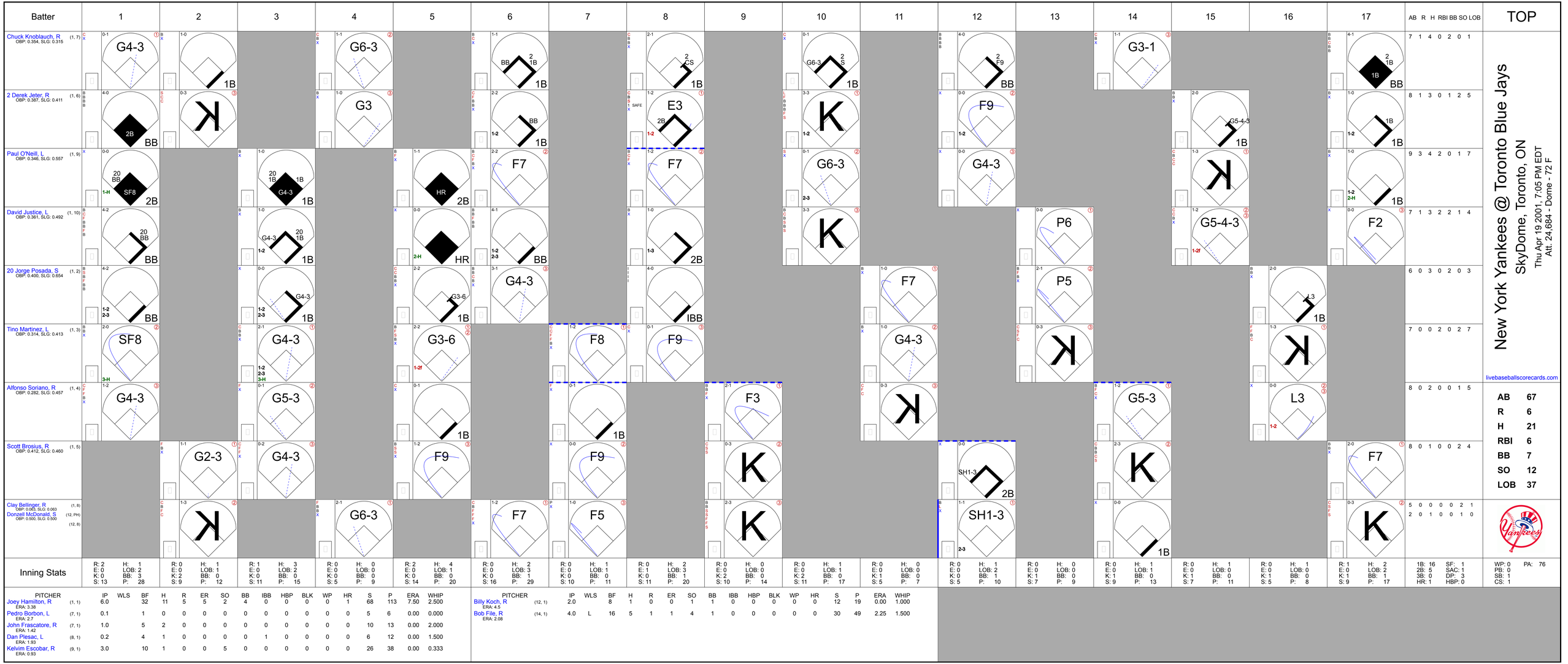
Batter
1
2
3
4
5
6
7
8
9
10
11
12
13
14
15
16
17
AB R H RBI BB SO LOB
TOP
Chuck Knoblauch, R (1, 7) OBP: 0.354, SLG: 0.315
7 1 4 0 2 0 1
2 Derek Jeter, R (1, 6) OBP: 0.387, SLG: 0.411
8 1 3 0 1 2 5
Paul O'Neill, L (1, 9) OBP: 0.346, SLG: 0.557
9 3 4 2 0 1 7
David Justice, L (1, 10) OBP: 0.361, SLG: 0.492
7 1 3 2 2 1 4
20 Jorge Posada, S (1, 2) OBP: 0.400, SLG: 0.654
6 0 3 0 2 0 3
Tino Martinez, L (1, 3) OBP: 0.314, SLG: 0.413
7 0 0 2 0 2 7
Alfonso Soriano, R (1, 4) OBP: 0.282, SLG: 0.457
8 0 2 0 0 1 5
Scott Brosius, R (1, 5) OBP: 0.412, SLG: 0.460
8 0 1 0 0 2 4
Clay Bellinger, R (1, 8) OBP: 0.063, SLG: 0.063
5 0 0 0 0 2 1
Donzell McDonald, S (12, PH) OBP: 0.500, SLG: 0.500
2 0 1 0 0 1 0
(12, 8)
New York Yankees @ Toronto Blue Jays
SkyDome, Toronto, ON
Thu Apr 19 2001, 7:05 PM EDT
Att. 24,684 - Dome - 72 F
livebaseballscorecards.com
AB 67
R 6
H 21
RBI 6
BB 7
SO 12
LOB 37
Inning Stats
1: R: 2 E: 0 K: 0 S: 13 H: 1 LOB: 2 BB: 3 P: 28
2: R: 0 E: 0 K: 2 S: 9 H: 1 LOB: 1 BB: 0 P: 12
3: R: 1 E: 0 K: 0 S: 11 H: 3 LOB: 2 BB: 0 P: 15
4: R: 0 E: 0 K: 0 S: 5 H: 0 LOB: 0 BB: 0 P: 9
5: R: 2 E: 0 K: 0 S: 14 H: 4 LOB: 1 BB: 0 P: 20
6: R: 0 E: 0 K: 0 S: 16 H: 2 LOB: 3 BB: 1 P: 29
7: R: 0 E: 0 K: 0 S: 10 H: 1 LOB: 1 BB: 0 P: 11
8: R: 0 E: 1 K: 0 S: 11 H: 2 LOB: 3 BB: 1 P: 20
9: R: 0 E: 0 K: 2 S: 10 H: 0 LOB: 0 BB: 0 P: 14
10: R: 0 E: 0 K: 2 S: 11 H: 1 LOB: 1 BB: 0 P: 17
11: R: 0 E: 0 K: 1 S: 5 H: 0 LOB: 0 BB: 0 P: 7
12: R: 0 E: 0 K: 0 S: 5 H: 1 LOB: 2 BB: 1 P: 10
13: R: 0 E: 0 K: 1 S: 7 H: 0 LOB: 0 BB: 0 P: 9
14: R: 0 E: 0 K: 1 S: 9 H: 1 LOB: 1 BB: 0 P: 13
15: R: 0 E: 0 K: 1 S: 7 H: 1 LOB: 0 BB: 0 P: 11
16: R: 0 E: 0 K: 1 S: 5 H: 1 LOB: 0 BB: 0 P: 8
17: R: 1 E: 0 K: 1 S: 9 H: 2 LOB: 2 BB: 1 P: 17
1B: 16 2B: 5 3B: 0 HR: 1
SF: 1 SAC: 1 DP: 3 HBP: 0
WP: 0 PB: 0 SB: 1 CS: 1
PA: 76
PITCHER IP WLS BF H R ER SO BB IBB HBP BLK WP HR S P ERA WHIP
Joey Hamilton, R (1, 1) ERA: 3.38 6.0 32 11 5 5 2 4 0 0 0 0 1 68 113 7.50 2.500
Pedro Borbon, L (7, 1) ERA: 2.7 0.1 1 0 0 0 0 0 0 0 0 0 0 5 6 0.00 0.000
John Frascatore, R (7, 1) ERA: 1.42 1.0 5 2 0 0 0 0 0 0 0 0 0 10 13 0.00 2.000
Dan Plesac, L (8, 1) ERA: 1.93 0.2 4 1 0 0 0 0 1 0 0 0 0 6 12 0.00 1.500
Kelvin Escobar, R (9, 1) ERA: 0.93 3.0 10 1 0 0 0 5 0 0 0 0 0 0 26 38 0.00 0.333
PITCHER IP WLS BF H R ER SO BB IBB HBP BLK WP HR S P ERA WHIP
Billy Koch, R (12, 1) ERA: 4.5 2.0 8 1 0 0 0 1 0 0 0 0 0 0 12 19 0.00 1.000
Bob File, R (14, 1) ERA: 2.08 4.0 L 16 5 1 1 4 1 0 0 0 0 0 0 30 49 2.25 1.500

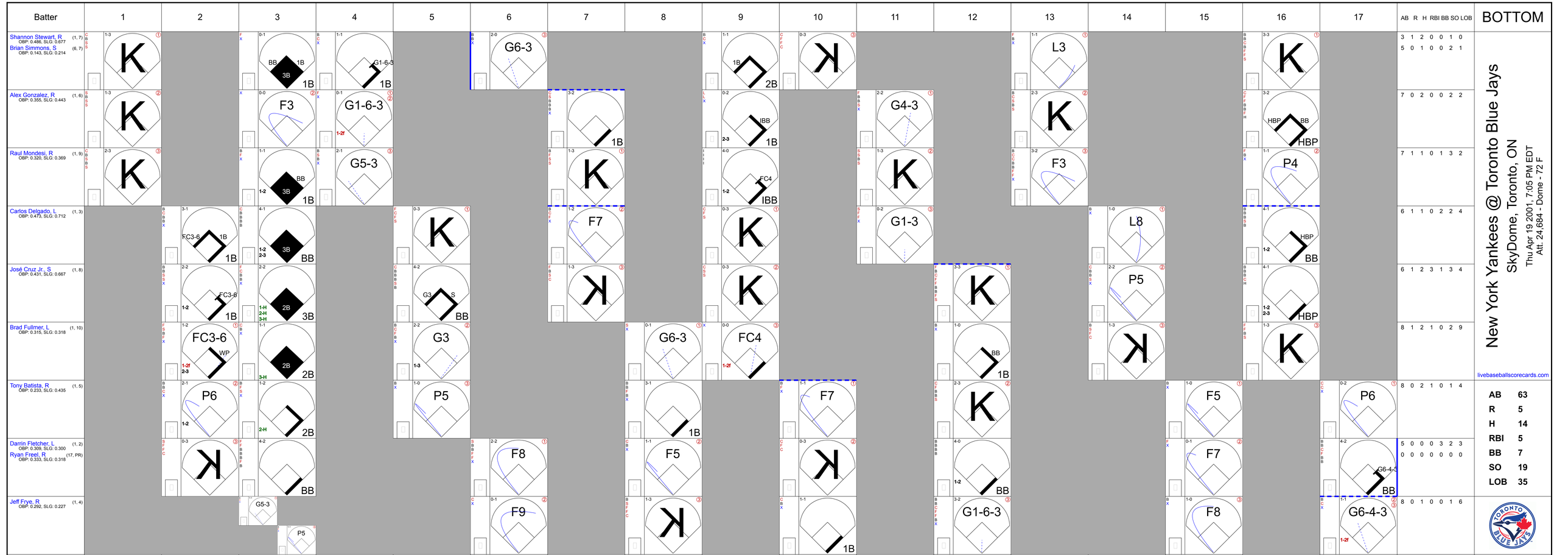
Batter
1
2
3
4
5
6
7
8
9
10
11
12
13
14
15
16
17
AB R H RBI BB SO LOB
BOTTOM
Shannon Stewart, R (1, 7) OBP: 0.486, SLG: 0.677
Brian Simmons, S (6, 7) OBP: 0.143, SLG: 0.214
Alex Gonzalez, R (1, 6) OBP: 0.355, SLG: 0.443
Raul Mondesi, R (1, 9) OBP: 0.320, SLG: 0.369
Carlos Delgado, L (1, 3) OBP: 0.473, SLG: 0.712
José Cruz Jr., S (1, 8) OBP: 0.431, SLG: 0.667
Brad Fullmer, L (1, 10) OBP: 0.315, SLG: 0.318
Tony Batista, R (1, 5) OBP: 0.233, SLG: 0.435
Darrin Fletcher, L (1, 2) OBP: 0.309, SLG: 0.300
Ryan Freel, R (17, PR) OBP: 0.333, SLG: 0.318
Jeff Frye, R (1, 4) OBP: 0.292, SLG: 0.227
3 1 2 0 0 1 0
5 0 1 0 0 2 1
7 0 2 0 0 0 2 2
7 1 1 0 1 3 2
6 1 1 0 2 2 4
6 1 2 3 1 3 4
8 1 2 1 0 2 9
8 0 2 1 0 1 4
5 0 0 0 3 2 3
0 0 0 0 0 0 0
8 0 1 0 0 1 6
New York Yankees @ Toronto Blue Jays
SkyDome, Toronto, ON
Thu Apr 19 2001, 7:05 PM EDT
Att. 24,684 - Dome - 72 F
livebaseballscorecards.com
AB 63
R 5
H 14
RBI 5
BB 7
SO 19
LOB 35
Inning Stats
1B: 10 SF: 0
2B: 3 SAC: 0
3B: 1 DP: 2
HR: 0 HBP: 2
WP: 1 PA: 72
PB: 0
SB: 1
CS: 0
PITCHER IP WLS BF H R ER SO BB IBB HBP BLK WP HR S P ERA WHIP
Roger Clemens, R (1, 1) ERA: 5.0 6.0 28 8 5 5 5 3 0 0 0 1 0 68 109 7.50 1.833
Todd Williams, R (7, 1) ERA: 3.0 0.1 2 1 0 0 1 0 0 0 0 0 0 6 10 0.00 3.000
Mike Stanton, L (7, 1) ERA 2.2 12 3 0 0 4 0 1 0 0 0 0 28 40 0.00 1.125
42 Mariano Rivera, R (10, 1) ERA: 1.17 2.0 7 1 0 0 3 0 0 0 0 0 0 21 26 0.00 0.500
Brian Boehringer, R (12, 1) ERA: 1.35 4.2 17 1 0 0 5 1 0 1 0 0 0 45 77 0.00 0.429
PITCHER IP WLS BF H R ER SO BB IBB HBP BLK WP HR S P ERA WHIP
Randy Choate, L (16, 1) ERA: 3.86 0.2 W 5 0 0 0 0 0 0 0 0 0 0 2 23 0.00 3.000
Ramiro Mendoza, R (17, 1) ERA: 4.32 0.2 S 1 0 0 0 0 0 0 0 0 0 0 2 3 0.00 0.000

Batter	1	2	3	4	5	6	7	8	9	AB	R	H	RBI	BB	SO	LOB
Darren Lewis, R (1, 9) OBP: 0.241, SLG: 0.429	B S S S 1-3 ① K	X 0-0 ③ G4-3			B F B F B X 3-2 ③ G5-3			B X 1-0 ②③ F9 3-H		4	0	0	0	0	1	3
Jose Offerman, S (1, 3) OBP: 0.406, SLG: 0.400	C B B B X 3-1 BB 1B	X 0-0 E6 G1-4-3		B X 1-0 ① F9			C C B B C 2-3 ① K			4	0	1	0	0	1	0
Carl Everett, S (1, 8) OBP: 0.417, SLG: 0.556	F S F S 0-3 ② K		B X 1-0 ① F8			S C B B S 2-3 ② K			C B F X 1-2 ② F9	4	0	0	0	0	2	2
Manny Ramirez, R (1, 10) OBP: 0.486, SLG: 0.597	B C C B B B 4-2 1-2 BB		X 0-0 ②③ G1-4-3 1-2f			X 0-0 ③ F7			S X 0-1 2B	3	1	1	0	1	0	1
Troy O'Leary, L (1, 7) OBP: 0.232, SLG: 0.283	B F B X 2-1 ③ G4-3			X 0-0 ① F8			C X 0-1 ① G4-3		X 0-0 2B 2-H	4	0	1	1	0	0	2
Jason Varitek, S (1, 2) OBP: 0.317, SLG: 0.321		B B C X 2-1 1B 2B		B B C S B F B 4-2 G6-4-3 BB			C C B S 1-3 ② K		B B C C S 2-3 ③ K2-3	3	0	1	0	1	2	1
Shea Hillenbrand, R (1, 5) OBP: 0.333, SLG: 0.415		B C B X 2-1 2-3 1B		B C X 1-1 ②③ G6-4-3 1-2f			B S F X 1-2 ③ G6-3			3	0	1	0	0	0	1
Lou Merloni, R (1, 6) OBP: 0.462, SLG: 0.667		F B X 1-1 ① F3			C F B B X 2-2 ① F8			B C C X 1-2 G5-3 F9 2B		3	0	1	0	0	0	2
Mike Lansing, R (1, 4) OBP: 0.273, SLG: 0.355		C F B S 1-3 ② K			B C X 1-1 ② G5-3			B C X 1-1 ① G5-3 2-3		3	0	0	0	0	1	3
Inning Stats	R: 0 H: 1 E: 0 LOB: 2 K: 2 BB: 1 S: 13 P: 23	R: 0 H: 2 E: 0 LOB: 2 K: 1 BB: 0 S: 10 P: 16	R: 0 H: 0 E: 1 LOB: 0 K: 0 BB: 0 S: 3 P: 4	R: 0 H: 0 E: 0 LOB: 0 K: 0 BB: 1 S: 6 P: 11	R: 0 H: 0 E: 0 LOB: 0 K: 0 BB: 0 S: 8 P: 14	R: 0 H: 0 E: 0 LOB: 0 K: 1 BB: 0 S: 5 P: 8	R: 0 H: 0 E: 0 LOB: 0 K: 1 BB: 0 S: 8 P: 10	R: 0 H: 1 E: 0 LOB: 1 K: 0 BB: 0 S: 6 P: 9	R: 1 H: 2 E: 0 LOB: 1 K: 2 BB: 0 S: 12 P: 17	1B: 2 SF: 0 2B: 4 SAC: 0 3B: 0 DP: 2 HR: 0 HBP: 0						

PITCHER	IP	WLS	BF	H	R	ER	SO	BB	IBB	HBP	BLK	WP	HR	S	P	ERA	WHIP
Andy Pettitte, L (1, 1) ERA: 2.97	9.0	W	33	6	1	1	7	2	0	0	0	0	0	71	112	1.00	0.889

PITCHER	IP	WLS	BF	H	R	ER	SO	BB	IBB	HBP	BLK	WP	HR	S	P	ERA	WHIP

TOP

Boston Red Sox @ New York Yankees

Yankee Stadium, Bronx, NY

Fri Apr 20 2001, 7:05 PM EDT
Att. 54,366 - Cloudy - 58 F

livebaseballscorecards.com

AB	31
R	1
H	6
RBI	1
BB	2
SO	7
LOB	15

PA: 33

WP: 0
PB: 0
SB: 0
CS: 0

Batter	1	2	3	4	5	6	7	8	9	AB	R	H	RBI	BB	SO	LOB
Chuck Knoblauch, R (1, 7) OBP: 0.360, SLG: 0.316	K	HBP		1B		P3		K		3	1	1	0	0	1	0
Donzell McDonald, S (8, PH) OBP: 0.333, SLG: 0.333 (9, 7)										1	0	0	0	0	1	1
2 Derek Jeter, R (1, 6) OBP: 0.403, SLG: 0.417	FC4-6 BB	S 1B		S 1B		F7		K		4	0	2	2	1	1	1
Paul O'Neill, L (1, 10) OBP: 0.329, SLG: 0.527	FC4-6 BB BB HR	G3		K		G4-3				4	1	0	0	0	1	4
Bernie Williams, S (1, 8) OBP: 0.448, SLG: 0.429	BB HR BB	F9		P4			G5-3			3	1	0	0	1	0	3
David Justice, L (1, 9) OBP: 0.368, SLG: 0.485	HR BB	FC6 1B			G3-1		F7			3	1	1	0	1	0	0
Tino Martinez, L (1, 3) OBP: 0.324, SLG: 0.455	HR	P3			P6		FC5-4 BB			3	1	1	4	1	0	1
Alfonso Soriano, R (1, 4) OBP: 0.280, SLG: 0.459	F7	K			1B 2B		FC5-4			4	0	1	0	0	1	2
Joe Oliver, R (1, 2) OBP: 0.429, SLG: 0.462		K	FC6		1B			1B		4	0	2	0	0	1	1
Scott Brosius, R (1, 5) OBP: 0.403, SLG: 0.448		HBP 1B		G6-3	F8			P4		4	1	1	0	0	0	3
Inning Stats	R: 4 H: 1 E: 0 LOB: 0 K: 1 BB: 3 S: 17 P: 34	R: 1 H: 2 E: 0 LOB: 2 K: 1 BB: 0 S: 13 P: 21	R: 0 H: 1 E: 0 LOB: 1 K: 1 BB: 0 S: 12 P: 16	R: 1 H: 2 E: 0 LOB: 1 K: 1 BB: 0 S: 12 P: 18	R: 0 H: 2 E: 0 LOB: 2 K: 0 BB: 0 S: 11 P: 17	R: 0 H: 0 E: 0 LOB: 0 K: 0 BB: 0 S: 5 P: 8	R: 0 H: 0 E: 0 LOB: 1 K: 0 BB: 1 S: 13 P: 22	R: 0 H: 1 E: 0 LOB: 1 K: 2 BB: 0 S: 10 P: 13		1B: 6 SF: 0 2B: 2 SAC: 0 3B: 0 DP: 0 HR: 1 HBP: 1						

PITCHER		IP	WLS	BF	H	R	ER	SO	BB	IBB	HBP	BLK	WP	HR	S	P	ERA	WHIP
Hideo Nomo, R ERA: 3.13	(1, 1)	2.0	L	13	3	5	5	2	3	0	1	0	0	1	30	55	22.50	3.000
49 Tim Wakefield, R ERA: 1.64	(3, 1)	4.0		17	5	1	1	2	0	0	0	0	1	0	40	59	2.25	1.250
Pete Schourek, L ERA: 2.45	(7, 1)	1.0		4	0	0	0	0	1	0	0	0	0	0	13	22	0.00	1.000
Rich Garces, R ERA:	(8, 1)	1.0		4	1	0	0	2	0	0	0	0	0	0	10	13	0.00	1.000

PITCHER	IP	WLS	BF	H	R	ER	SO	BB	IBB	HBP	BLK	WP	HR	S	P	ERA	WHIP

BOTTOM

Boston Red Sox @ New York Yankees

Yankee Stadium, Bronx, NY

Fri Apr 20 2001, 7:05 PM EDT
Att. 54,366 - Cloudy - 58 F

livebaseballscorecards.com

AB	33
R	6
H	9
RBI	6
BB	4
SO	6
LOB	16

WP: 1 PA: 38
PB: 0
SB: 2
CS: 0

Batter	1	2	3	4	5	6	7	8	9	AB	R	H	RBI	BB	SO	LOB
Trot Nixon, L (1, 9) OBP: 0.338, SLG: 0.393	B B B C F F C 3-3 ① K		S C F X 0-2 ② P6 1-2	B B S B X 3-1 ③ P6			B X 1-0 ① F8		B C C B X 2-2 ① G4-3	5	0	0	0	0	1	1
Jose Offerman, S (1, 4) OBP: 0.406, SLG: 0.407	B S C F S 1-3 ② K		B X 1-0 2B 2-H		B B C X 2-1 ① F8		B X 1-0 ② F7		B F C B B B 4-2 G5-3 BB BB BB	4	1	1	1	1	1	0
Carl Everett, S (1, 8) OBP: 0.403, SLG: 0.522	C S F C 0-3 ③ K		X 0-0 ③ G4-3		C B B X 2-1 ② F7		B X 1-0 ③ F8		B B B C B 4-1 BB G5-3 BB 1-2	4	0	0	0	1	1	1
Manny Ramirez, R (1, 10) OBP: 0.494, SLG: 0.642		F F B X 1-2 ① G1-4-3		C S B F F F B F F 3-2 F B X E 1B 2B 1B	B B C S X 2-2 E1 1B			B B X 2-0 HR	B C F F X 1-2 ② G5-3 1-2 2-3	5	2	3	1	0	0	2
Troy O'Leary, L (1, 7) OBP: 0.246, SLG: 0.281		F S X 0-2 ② F7		B C B B X 3-1 E 2B 1B 1-2	S X 0-1 ③ G4-3			B B C F B X 3-2 ① F9	F C B B B B 4-2 BB BB	4	1	1	0	1	0	1
Scott Hatteberg, L (1, 2) OBP: 0.300, SLG: 0.333		B B F F F C 2-3 ③ K	X 0-0 E6 2B SF8 1-2 2-3			C B B B B 4-1 FC6-4 BB		B F C B B C 3-3 ② K	B B B C C B 4-2 BB 1-2 2-3 3-H	3	1	0	1	2	2	2
Shea Hillenbrand, R (1, 5) OBP: 0.352, SLG: 0.478			X 0-0 HR	B B X 2-0 SF8 SF8 2B 1-3 2-H 3-H	B B S F X 2-2 ① FC6-4 FC3-6 1-2f			C H 1-1 1B HBP	C F F X 0-2 ③ P4	4	2	2	3	0	0	4
Brian Daubach, L (1, 3) OBP: 0.288, SLG: 0.683			B F B B B F F F S 3-3 ① K	B B S X 2-1 ① SF8 2-3 3-H		F F F X 0-2 ② FC3-6 1-2f		X 0-0 1B 1-2		3	0	1	1	0	1	1
Craig Grebeck, R (1, 6) OBP: 0.074, SLG: 0.038 Lou Merloni, R (2, 6) OBP: 0.412, SLG: 0.600			C S B B X 2-2 S 2B 1B	S F B B X 2-2 ② SF8 3-H		B C B S B X 3-2 ③ P6		C F B S 1-3 ③ K		0 3	0 1	0 1	0 1	0 0	0 1	0 3
Inning Stats	R: 0 H: 0 E: 0 LOB: 0 K: 3 BB: 0 S: 12 P: 16	R: 0 H: 0 E: 0 LOB: 0 K: 1 BB: 0 S: 10 P: 13	R: 2 H: 3 E: 0 LOB: 1 K: 1 BB: 0 S: 15 P: 21	R: 4 H: 3 E: 1 LOB: 0 K: 0 BB: 0 S: 20 P: 35	R: 0 H: 1 E: 1 LOB: 1 K: 0 BB: 0 S: 9 P: 15	R: 0 H: 0 E: 0 LOB: 1 K: 0 BB: 1 S: 11 P: 20	R: 0 H: 0 E: 0 LOB: 0 K: 0 BB: 0 S: 3 P: 6	R: 1 H: 2 E: 0 LOB: 2 K: 2 BB: 0 S: 12 P: 22	R: 1 H: 0 E: 0 LOB: 3 K: 0 BB: 4 S: 18 P: 37	1B: 5 SF: 2 2B: 2 SAC: 0 3B: 0 DP: 0 HR: 2 HBP: 1						

TOP

Boston Red Sox @ New York Yankees

Yankee Stadium, Bronx, NY

Sat Apr 21 2001, 1:05 PM EDT

Att. 55,483 - Cloudy - 65 F

livebaseballscorecards.com

AB	35
R	8
H	9
RBI	8
BB	5
SO	7
LOB	15

PITCHER		IP	WLS	BF	H	R	ER	SO	BB	IBB	HBP	BLK	WP	HR	S	P	ERA	WHIP
35 Mike Mussina, R ERA: 4.21	(1, 1)	4.0	L	19	6	6	4	5	0	0	0	0	0	1	57	85	9.00	1.500
65 Adrian Hernandez, R ERA: 3.0	(5, 1)	3.0		12	2	1	1	0	1	0	0	0	0	1	24	44	3.00	1.000
Randy Choate, L ERA: 3.52	(8, 1)	0.2		4	1	0	0	1	0	0	1	0	0	0	8	15	0.00	1.500
Todd Williams, R ERA: 3.68	(8, 1)	1.1		8	0	1	1	1	4	0	0	0	0	0	21	41	6.75	3.000

PITCHER	IP	WLS	BF	H	R	ER	SO	BB	IBB	HBP	BLK	WP	HR	S	P	ERA	WHIP

WP: 0	PA: 43
PB: 0	
SB: 1	
CS: 0	

Batter	1	2	3	4	5	6	7	8	9	AB	R	H	RBI	BB	SO	LOB
Chuck Knoblauch, R (1, 7) OBP: 0.374, SLG: 0.333	2-1 B C B X 2 E 2 S 2 SF8 1B	C X 0-1 ③ G1-3		X 0-0 ③ F9			B C X 1-1 2 WP 1B		C B X 1-1 1B	5	1	3	0	0	0	2
2 Derek Jeter, R (1, 6) OBP: 0.403, SLG: 0.413	2-2 B C C B X ① SF8 1-H		X 0-0 S BB SF8 1B		C S B B X 2-2 ① F9		B S B F F F B B 4-2 1-2 BB		X 0-0 ③ G4-3	3	1	1	1	1	0	1
Paul O'Neill, L (1, 9) OBP: 0.337, SLG: 0.558	2-1 F B B X HR		B B B C B 4-1 G3 S 1-2 BB		B B X 2-0 ② F7		X 0-0 ③ L6			3	1	1	1	1	0	2
Bernie Williams, S (1, 8) OBP: 0.424, SLG: 0.458	C X 0-1 ② G4-3		S B B F B F X 3-2 ① SF8 1-2 2-H		C X 0-1 ③ F8			F S X 0-2 G3-1 2B		3	0	1	1	0	0	0
David Justice, L (1, 10) OBP: 0.363, SLG: 0.472	B C S F B F F X 2-2 1B		B F B F F X 2-2 ② G3 2-3			C F C 0-3 ① K		B B F X 2-1 ① F9		4	0	1	0	0	1	2
Tino Martinez, L (1, 3) OBP: 0.308, SLG: 0.429	B C B S F F X 2-2 ③ P3		C B X 1-1 ③ F8			X 0-0 ② F9		C C B X 1-2 ② G3-1 2-3		4	0	0	0	0	0	3
20 Jorge Posada, S (1, 2) OBP: 0.375, SLG: 0.607		C B C B F X 2-2 ① F9		B S C B B F F X 3-2 ① G3-1		B X 1-0 ③ G1-3		B B C C B X 3-2 ③ F9		4	0	0	0	0	0	1
Alfonso Soriano, R (1, 4) OBP: 0.278, SLG: 0.449		B C F X 1-2 FC6-4 1B		B X 1-0 ② G6-3			B X 1-0 ① F7		B X 1-0 ① F7	4	0	1	0	0	0	0
Scott Brosius, R (1, 5) OBP: 0.395, SLG: 0.437		P X 1-0 ② FC6-4 1-2f		F B S X 1-2 1B			B S B C B X 3-2 ② F9		B B X 2-0 ② G5-3	4	0	1	0	0	0	1
Inning Stats	R: 2 E: 0 K: 0 S: 20 H: 3 LOB: 1 BB: 0 P: 30	R: 0 E: 0 K: 0 S: 11 H: 1 LOB: 1 BB: 0 P: 14	R: 1 E: 0 K: 0 S: 12 H: 1 LOB: 1 BB: 1 P: 22	R: 0 E: 0 K: 0 S: 10 H: 1 LOB: 1 BB: 0 P: 15	R: 0 E: 0 K: 0 S: 6 H: 0 LOB: 0 BB: 0 P: 10	R: 0 E: 0 K: 1 S: 5 H: 0 LOB: 0 BB: 0 P: 6	R: 0 E: 0 K: 0 S: 11 H: 1 LOB: 2 BB: 1 P: 20	R: 0 E: 0 K: 0 S: 11 H: 1 LOB: 1 BB: 0 P: 17	R: 0 E: 0 K: 0 S: 5 H: 1 LOB: 1 BB: 0 P: 9	1B: 7 2B: 1 3B: 0 HR: 1	SF: 2 SAC: 0 DP: 0 HBP: 0	WP: 1 PB: 0 SB: 3 CS: 0	PA: 38				

PITCHER		IP	WLS	BF	H	R	ER	SO	BB	IBB	HBP	BLK	WP	HR	S	P	ERA	WHIP
Frank Castillo, R ERA: 3.6	(1, 1)	5.0	W	22	6	3	3	0	1	0	0	0	0	1	59	91	5.40	1.400
Pete Schourek, L ERA: 2.16	(6, 1)	1.0	H	3	0	0	0	1	0	0	0	0	0	0	5	6	0.00	0.000
Rolando Arrojo, R ERA:	(7, 1)	2.0	H	9	2	0	0	0	1	0	0	0	1	0	22	37	0.00	1.500
Rod Beck, R ERA:	(9, 1)	1.0		4	1	0	0	0	0	0	0	0	0	0	5	9	0.00	1.000

PITCHER	IP	WLS	BF	H	R	ER	SO	BB	IBB	HBP	BLK	WP	HR	S	P	ERA	WHIP

BOTTOM

Boston Red Sox @ New York Yankees

Yankee Stadium, Bronx, NY

Sat Apr 21 2001, 1:05 PM EDT
Att. 55,483 - Cloudy - 65 F

livebaseballscorecards.com

AB	34
R	3
H	9
RBI	3
BB	2
SO	1
LOB	12

Batter	1	2	3	4	5	6	7	8	9	10	AB	R	H	RBI	BB	SO	LOB
Jose Offerman, S (1, 4) OBP: 0.397, SLG: 0.387	K		E5 1B		SH1-3 1-2		1B BB		K		3	0	0	0	1	2	0
Dante Bichette, R (1, 9) OBP: 0.294, SLG: 0.313	K		K		FC1 2-3		1B			K	4	0	1	0	0	2	2
Darren Lewis, R (7, PR) OBP: 0.233, SLG: 0.414 (7, 9)											1	0	0	0	0	1	0
Carl Everett, S (1, 8) OBP: 0.390, SLG: 0.500	F8		1B		K		K			F8	5	0	1	0	0	2	3
Manny Ramirez, R (1, 10) OBP: 0.500, SLG: 0.722		HR	G5-3			HR	K			1B 1B	5	2	3	2	0	1	4
Trot Nixon, L (10, PR) OBP: 0.338, SLG: 0.393										1B	0	1	0	0	0	0	0
Troy O'Leary, L (1, 7) OBP: 0.242, SLG: 0.274		K		P4		K		K		1B 1-2	5	0	1	0	0	3	0
Jason Varitek, S (1, 2) OBP: 0.338, SLG: 0.345		F8		G5-3 1B		WP 1B		L4		1B 1-2 2-H	5	0	3	1	0	0	0
Shea Hillenbrand, R (1, 5) OBP: 0.355, SLG: 0.486		2B		G5-3 1-2		F7 1-2		CS 1B		K	5	0	2	0	0	1	4
Brian Daubach, L (1, 3) OBP: 0.271, SLG: 0.641						P4		CS 1-2			4	0	0	0	0	3	3
Craig Grebeck, R (1, 6) OBP: 0.100, SLG: 0.036											2	0	0	0	1	1	0
Lou Merloni, R (9, PH) OBP: 0.389, SLG: 0.563 (9, 6)											1	0	0	0	0	0	0
Inning Stats	R: 0 E: 0 K: 2 S: 9 H: 0 LOB: 0 BB: 0 P: 12	R: 1 E: 0 K: 2 S: 13 H: 2 LOB: 1 BB: 0 P: 18	R: 0 E: 1 K: 2 S: 19 H: 1 LOB: 2 BB: 0 P: 22	R: 0 E: 0 K: 1 S: 9 H: 1 LOB: 1 BB: 0 P: 10	R: 0 E: 1 K: 1 S: 6 H: 0 LOB: 1 BB: 1 P: 14	R: 1 E: 0 K: 1 S: 14 H: 2 LOB: 1 BB: 0 P: 18	R: 0 E: 0 K: 2 S: 15 H: 1 LOB: 2 BB: 1 P: 26	R: 0 E: 0 K: 1 S: 14 H: 1 LOB: 0 BB: 0 P: 16	R: 0 E: 0 K: 2 S: 11 H: 0 LOB: 0 BB: 0 P: 15	R: 1 E: 0 K: 2 S: 18 H: 3 LOB: 2 BB: 0 P: 21	1B: 8 2B: 1 3B: 0 HR: 2 SF: 0 SAC: 1 DP: 0 HBP: 0						

PITCHER		IP	WLS	BF	H	R	ER	SO	BB	IBB	HBP	BLK	WP	HR	S	P	ERA	WHIP
Ted Lilly, L ERA: 2.7	(1, 1)	6.2		30	7	2	2	10	2	0	0	0	1	2	82	114	2.70	1.350
Ramiro Mendoza, R ERA: 4.15	(7, 1)	0.1		1	0	0	0	1	0	0	0	0	0	0	3	6	0.00	0.000
Mike Stanton, L ERA:	(8, 1)	2.0		6	1	0	0	3	0	0	0	0	0	0	25	31	0.00	0.500
42 Mariano Rivera, R ERA: 2.08	(10, 1)	1.0	W	6	3	1	1	2	0	0	0	0	0	0	18	21	9.00	3.000

PITCHER	IP	WLS	BF	H	R	ER	SO	BB	IBB	HBP	BLK	WP	HR	S	P	ERA	WHIP

TOP

Boston Red Sox @ New York Yankees

Yankee Stadium, Bronx, NY

Sun Apr 22 2001, 1:05 PM EDT
Att. 55,278 - Sunny - 81 F

livebaseballscorecards.com

AB	40
R	3
H	11
RBI	3
BB	2
SO	16
LOB	16

WP: 1 PB: 0 SB: 0 CS: 1 PA: 44

Batter	1	2	3	4	5	6	7	8	9	10	AB	R	H	RBI	BB	SO	LOB
Chuck Knoblauch, R (1, 7) OBP: 0.375, SLG: 0.349	B B C F S 2-3 K ①		B C C F B X 2-2 G6-3 ③		B C X 1-1 2B		B B C B X 3-1 2 S 1B		C B C F S 1-3 K ③ 1-2 2-3		5	0	2	0	0	2	2
2 Derek Jeter, R (1, 6) OBP: 0.390, SLG: 0.397	C C B X 1-2 G4-3 ②			X 0-0 G3-1 1B	B X 1-0 G5-3 ③		P B C S B S 3-3 K ③ 1-2			C X 0-1 G5-3 ①	5	0	1	0	0	1	2
Paul O'Neill, L (1, 9) OBP: 0.341, SLG: 0.585	C C F F B X 1-2 1B			B F B X 2-1 G3-1 ① 1-2		B S C F X 1-2 G1-3 ①		X 0-0 F9 ①		F C B X 1-2 HR	5	1	2	1	0	0	1
Bernie Williams, S (1, 8) OBP: 0.421, SLG: 0.429	C X 0-1 F9 ③			B C F H 2-2 HBP		B C B C B X 3-2 S 1B		B C X 1-1 P6 ②		S B B B X 3-1 G3 ②	4	0	1	0	0	0	1
David Justice, L (1, 10) OBP: 0.353, SLG: 0.494		C C B S 1-3 K ①		B C F S 1-3 K ②		C S B F S 1-3 K ② 1-2		C B F S 1-3 K ③		X 0-0 HR	5	1	1	1	0	4	3
Tino Martinez, L (1, 3) OBP: 0.305, SLG: 0.432 Donzell McDonald, S (9, PR) OBP: 0.333, SLG: 0.333 Luis Sojo, R (10, 3) OBP: 0.158, SLG: 0.111		C F B X 1-2 G4-3 ②		B B B C C C 3-3 K ③		C B B S F B S 3-3 K ③			B C X 1-1 BLK 2B		4 0 0	0 0 0	1 0 0	0 0 0	0 0 0	2 0 0	3 0 0
20 Jorge Posada, S (1, 2) OBP: 0.382, SLG: 0.644		B F C B C 2-3 K ③			X 0-0 HR		C F F X 0-2 P4 ①		I I I 4-0 BLK IBB		3	1	1	1	1	1	0
Alfonso Soriano, R (1, 4) OBP: 0.289, SLG: 0.451			C X 0-1 CS 1B		C F B F F B B X 3-2 1B ①		C C X 0-2 G6-3 ②		B X 1-0 F7 ①		4	0	2	0	0	0	2
Scott Brosius, R (1, 5) OBP: 0.388, SLG: 0.467			F B C F B X 2-2 F9 ① ② 1-2		X 0-0 G4-3 ②		F B S X 1-2 HR		B B F X 2-1 F8 ②		4	1	1	1	0	0	3
Inning Stats	R: 0 H: 1 E: 0 LOB: 1 K: 1 BB: 0 S: 13 P: 17	R: 0 H: 0 E: 0 LOB: 0 K: 2 BB: 0 S: 9 P: 13	R: 0 H: 1 E: 0 LOB: 0 K: 0 BB: 0 S: 10 P: 14	R: 0 H: 1 E: 0 LOB: 2 K: 2 BB: 0 S: 11 P: 19	R: 1 H: 3 E: 0 LOB: 1 K: 0 BB: 0 S: 10 P: 15	R: 0 H: 1 E: 0 LOB: 1 K: 2 BB: 0 S: 15 P: 23	R: 1 H: 2 E: 0 LOB: 1 K: 1 BB: 0 S: 16 P: 22	R: 0 H: 0 E: 0 LOB: 0 K: 1 BB: 0 S: 6 P: 8	R: 0 H: 1 E: 0 LOB: 2 K: 1 BB: 1 S: 9 P: 18	R: 2 H: 2 E: 0 LOB: 0 K: 0 BB: 0 S: 8 P: 12	1B: 6 SF: 0 2B: 2 SAC: 0 3B: 0 DP: 0 HR: 4 HBP: 1						

PITCHER		IP	WLS	BF	H	R	ER	SO	BB	IBB	HBP	BLK	WP	HR	S	P	ERA	WHIP
Tomo Ohka, R ERA: 2.38	(1, 1)	5.2		23	7	1	1	6	0	0	1	0	0	1	64	94	1.59	1.235
Pete Schourek, L ERA: 2.08	(6, 1)	0.1	H	1	0	0	0	1	0	0	0	0	0	0	4	7	0.00	0.000
Rich Garces, R ERA: 0.93	(7, 1)	1.0	B	5	2	1	1	1	0	0	0	0	0	1	16	22	9.00	2.000
Rod Beck, R ERA:	(8, 1)	2.0		8	1	0	0	2	0	1	0	1	0	0	15	26	0.00	0.500
Derek Lowe, R ERA: 6.48	(10, 1)	0.2	L	4	2	2	2	0	0	0	0	0	0	2	8	12	27.00	3.000

PITCHER	IP	WLS	BF	H	R	ER	SO	BB	IBB	HBP	BLK	WP	HR	S	P	ERA	WHIP

BOTTOM

Boston Red Sox @ New York Yankees

Yankee Stadium, Bronx, NY

Sun Apr 22 2001, 1:05 PM EDT
Att. 55,278 - Sunny - 81 F

livebaseballscorecards.com

AB	39
R	4
H	12
RBI	4
BB	1
SO	10
LOB	17

WP: 0 PA: 41
PB: 0
SB: 2
CS: 1

Batter	1	2	3	4	5	6	7	8	9	AB	R	H	RBI	BB	SO	LOB
51 Ichiro Suzuki, L (1, 9) OBP: 0.380, SLG: 0.466	F B F X 1-2 G6-3		C B F F B X 2-2 ① F7		C X 0-1 ③ G4-3			C F X 0-2 ① F7	B C B S X 2-2 1-H E1 1B	5	0	1	0	0	0	0
Mike Cameron, R (1, 8) OBP: 0.350, SLG: 0.412	F B C C 1-3 ② K		S B B B X 3-1 HR			C B C B S 2-3 ① K		B C B B F F X 3-2 ② G5-3	X 0-0 ③ P5	5	1	1	1	0	2	1
Edgar Martinez, R (1, 10) OBP: 0.465, SLG: 0.530	C B C B X 2-2 ③ G5-3		C B C F F S 1-3 ② K			B X 1-0 ② F7		B B C S S X 2-2 1B 2B		4	1	1	0	0	1	0
John Olerud, L (1, 3) OBP: 0.447, SLG: 0.557		B F B X 2-1 BB BB 1B 1B	F B F X 1-2 ③ G4-3			X 0-0 ③ L8		B C B F X 2-2 2-H 1B		4	1	2	1	0	0	0
Bret Boone, R (1, 4) OBP: 0.354, SLG: 0.440		C F B B B S 2-3 ① K		B X 1-1 ① F7			X 0-0 E5 HR	I I I I 4-0 IBB		3	1	0	0	1	1	1
Al Martin, L (1, 7) OBP: 0.277, SLG: 0.250 Stan Javier, S (8, PH) OBP: 0.414, SLG: 0.478 (8, 7)		B B B C B 4-1 1-2 BB 1B BB		S S B X 1-2 ② F9			B B X 2-0 ① F7	C B X 1-1 ③ F9		2 1	1 0	0 0	0 0	1 0	0 0	1 2
Tom Lampkin, L (1, 2) OBP: 0.355, SLG: 0.481 Mark McLemore, S (9, PH) OBP: 0.361, SLG: 0.563 Dan Wilson, R (9, 2) OBP: 0.293, SLG: 0.282	B B F F F X 2-2 ② L7		C B F B S 2-3 ③ K				B B B C X 3-1 1-H HR		C F C C 0-3 ① K	3 1 0	1 0 0	1 0 0	2 0 0	0 0 0	1 1 0	2 0 0
David Bell, R (1, 5) OBP: 0.242, SLG: 0.328	B B S B B 4-1 1B 1-2 2-3 BB				S B F B X 2-2 ① L9		S B X 1-1 G5-4-3 1B		S C X 0-2 ② G5-3	3	0	1	0	1	0	0
Carlos Guillen, S (1, 6) OBP: 0.268, SLG: 0.270		C X 0-1 ③ 1-3 2-H 3-H 1B			C F C 0-3 ② K		F C X 0-2 ②③ G5-4-3 1-2f		B F X 1-1 51 PB 51 E 1B	4	1	2	2	0	1	1
Inning Stats	R: 0 H: 0 E: 0 LOB: 0 K: 1 BB: 0 S: 9 P: 13	R: 2 H: 2 E: 0 LOB: 2 K: 1 BB: 2 S: 13 P: 27	R: 1 H: 1 E: 0 LOB: 0 K: 1 BB: 0 S: 14 P: 21	R: 0 H: 0 E: 0 LOB: 0 K: 1 BB: 0 S: 8 P: 12	R: 0 H: 0 E: 0 LOB: 0 K: 1 BB: 0 S: 8 P: 10	R: 0 H: 0 E: 0 LOB: 0 K: 1 BB: 0 S: 5 P: 8	R: 2 H: 2 E: 1 LOB: 0 K: 0 BB: 0 S: 9 P: 15	R: 1 H: 2 E: 0 LOB: 2 K: 0 BB: 1 S: 15 P: 27	R: 1 H: 2 E: 1 LOB: 1 K: 1 BB: 0 S: 12 P: 15	1B: 6 SF: 0 2B: 1 SAC: 0 3B: 0 DP: 1 HR: 2 HBP: 0						WP: 0 PA: 38 PB: 1 SB: 0 CS: 0

PITCHER		IP	WLS	BF	H	R	ER	SO	BB	IBB	HBP	BLK	WP	HR	S	P	ERA	WHIP
Roger Clemens, R ERA: 5.03	(1, 1)	7.0		27	5	5	4	6	2	0	0	0	0	2	66	106	5.14	1.000
Mike Stanton, L ERA: 0.71	(8, 1)	1.2	L	10	4	2	1	1	0	1	0	0	0	0	26	41	5.40	2.400
Ramiro Mendoza, R ERA: 4.0	(9, 1)	0.1		1	0	0	0	0	0	0	0	0	0	0	1	1	0.00	0.000

PITCHER	IP	WLS	BF	H	R	ER	SO	BB	IBB	HBP	BLK	WP	HR	S	P	ERA	WHIP

TOP

Seattle Mariners @ New York Yankees

Yankee Stadium, Bronx, NY

Tue Apr 24 2001, 7:05 PM EDT

Att. 29,522 - Sunny - 72 F

livebaseballscorecards.com

AB	35
R	7
H	9
RBI	6
BB	3
SO	7
LOB	8

BOTTOM

Batter	1	2	3	4	5	6	7	8	9	AB	R	H	RBI	BB	SO	LOB
Chuck Knoblauch, R (1, 7) OBP: 0.366, SLG: 0.341	B C X 1-1 G4-3 S 1B		B C B B C X 3-2 ② L9	B X 1-0 ② ③ G1-6-3 1-2f			B C X 1-1 ② G5-3		C B X 1-1 ③ F7	5	0	1	0	0	0	2
2 Derek Jeter, R (1, 6) OBP: 0.370, SLG: 0.375	X 0-0 ① F9		C B X 1-1 ③ G5-3		S B X 1-1 ① G5-3		B S F X 1-2 ③ F9			4	0	0	0	0	0	1
Paul O'Neill, L (1, 9) OBP: 0.347, SLG: 0.616	C B F B X 2-2 ② G4-3 1-3			X 0-0 HR	B X 1-0 ② F7			C X 0-1 WP 1B		4	1	2	1	0	0	1
Bernie Williams, S (1, 8) OBP: 0.405, SLG: 0.500	C X 0-1 ③ F7			F F B B X 2-2 ① F9	B X 1-0 HR			F C C 0-3 ① K		4	1	1	1	0	1	2
David Justice, L (1, 10) OBP: 0.348, SLG: 0.475		X 0-0 ① F9		B C B B B 4-1 WP 20 1B 1B BB	B B X 2-0 ③ G3-1			C B B F S 2-3 ② K 1-2		3	1	0	0	1	1	1
20 Jorge Posada, S (1, 2) OBP: 0.389, SLG: 0.629		C C B C 1-3 ② K		C B B X 2-1 1B WP 1B 1-2 1B		C B B C B S 3-3 ① K		C B B F B B 4-2 BB		3	1	1	0	1	2	0
Tino Martinez, L (1, 3) OBP: 0.314, SLG: 0.429		C B B B F B 4-2 BB		B X 1-0 1B 1-3 2-H 1B		X 0-0 ② G4-3		F B B F F S 2-3 ③ K		3	1	1	1	1	1	2
Alfonso Soriano, R (1, 4) OBP: 0.287, SLG: 0.442		C X 0-1 ③ F7		X 0-0 1B 1-2 3-H 1B		X 0-0 ③ G5-3			X 0-0 ① P4	4	0	1	1	0	0	1
Scott Brosius, R (1, 5) OBP: 0.381, SLG: 0.456			C X 0-1 ① F7	C X 0-1 G1-6-3 1-2 2-H 1B			C S B B B F S 3-3 ① K		B F B F B X 3-2 ② L8	4	0	1	1	0	1	0
Inning Stats	R: 0 H: 1 E: 0 LOB: 1 K: 0 BB: 0 S: 8 P: 11	R: 0 H: 0 E: 0 LOB: 1 K: 1 BB: 1 S: 8 P: 13	R: 0 H: 0 E: 0 LOB: 0 K: 0 BB: 0 S: 7 P: 11	R: 4 H: 5 E: 0 LOB: 1 K: 0 BB: 1 S: 12 P: 22	R: 1 H: 1 E: 0 LOB: 0 K: 0 BB: 0 S: 5 P: 10	R: 0 H: 0 E: 0 LOB: 0 K: 1 BB: 0 S: 5 P: 8	R: 0 H: 0 E: 0 LOB: 0 K: 1 BB: 0 S: 9 P: 14	R: 0 H: 1 E: 0 LOB: 2 K: 3 BB: 1 S: 14 P: 22	R: 0 H: 0 E: 0 LOB: 0 K: 0 BB: 0 S: 6 P: 10	1B: 6 SF: 0 2B: 0 SAC: 0 3B: 0 DP: 1 HR: 2 HBP: 0						

PITCHER		IP	WLS	BF	H	R	ER	SO	BB	IBB	HBP	BLK	WP	HR	S	P	ERA	WHIP
Freddy Garcia, R ERA: 4.06	(1, 1)	7.0	W	29	7	5	5	3	2	0	0	0	1	2	54	89	6.43	1.286
Norm Charlton, L ERA: 3.24	(8, 1)	1.0	H	5	1	0	0	3	1	0	0	0	1	0	14	22	0.00	2.000
Kazuhiro Sasaki, R ERA: 5.06	(9, 1)	1.0	S	3	0	0	0	0	0	0	0	0	0	0	6	10	0.00	0.000

PITCHER	IP	WLS	BF	H	R	ER	SO	BB	IBB	HBP	BLK	WP	HR	S	P	ERA	WHIP

Seattle Mariners @ New York Yankees

Yankee Stadium, Bronx, NY

Tue Apr 24 2001, 7:05 PM EDT
Att. 29,522 - Sunny - 72 F

livebaseballscorecards.com

AB	34
R	5
H	8
RBI	5
BB	3
SO	6
LOB	10

1B: 6 SF: 0 PA: 37
2B: 0 SAC: 0
3B: 0 DP: 1
HR: 2 HBP: 0

WP: 2
PB: 0
SB: 1
CS: 0

Batter	1	2	3	4	5	6	7	8	9	AB	R	H	RBI	BB	SO	LOB
51 Ichiro Suzuki, L (1, 9) OBP: 0.381, SLG: 0.462	C B F S 1-3 ① K	C F F B X 1-2 2-H 1B			C X 0-1 ① G6-3	X 0-0 1-3 2-H 1B		B X 1-0 ③ F9		5	0	2	2	0	1	1
Mark McLemore, S (1, 7) OBP: 0.317, SLG: 0.486	C C B S 1-3 ② K	B B X 2-0 ③ G1-3			C X 0-1 ② G5-3	B B C B F X 3-2 ③ F9			F S B X 1-2 ① F8	5	0	0	0	0	1	3
Edgar Martinez, R (1, 10) OBP: 0.473, SLG: 0.543	B B S F C 2-3 ③ K		B C C F X 2-2 G3 SF9 2B		C B B B C F B 4-2 BB		B B B C X 3-1 G4-3 1B		S T F B C 1-3 ② K	4	1	2	0	1	2	0
John Olerud, L (1, 3) OBP: 0.433, SLG: 0.533		C X 0-1 ① G3-1	B F F B F X 2-2 ① G3 2-3		X 0-0 ③ F7		C C B F B B X 3-2 ① G4-3 1-2		B C X 1-1 1B	5	0	1	0	0	0	3
Bret Boone, R (1, 4) OBP: 0.356, SLG: 0.443		B C B B X 3-1 BB E 1B 1B	X 0-0 ② SF9 3-H			B C X 1-1 E5 G4-3 1B 1B	X 0-0 ② G6-3		F C X 0-2 ③ F9	4	2	2	1	0	0	2
Mike Cameron, R (1, 8) OBP: 0.333, SLG: 0.389		C F B F X 1-2 FC5 BB 1-2 1B	C C B B X 2-2 ③ G6-3			S B B B B C X 3-2 ① G4-3 2-3	B B X 2-0 ③ F8			4	1	0	0	0	0	3
David Bell, R (1, 5) OBP: 0.243, SLG: 0.313		B B C F F X 2-2 ② L6		C X 0-1 ① F7		B F B B B 4-1 51 1B 1B BB		X 0-0 ① F7		3	1	0	0	1	0	2
Dan Wilson, R (1, 2) OBP: 0.289, SLG: 0.262		B B B C B 4-1 1B E 1-2 2-3 BB		B X 1-0 ② G5-3		B B F S C 2-3 ② K		C B S S 1-3 ② K		3	1	0	0	1	2	2
Carlos Guillen, S (1, 6) OBP: 0.293, SLG: 0.328		S B C B F F F F B 3-2 F X E9 51 1B 1-H 2-H 3-H 1B		C X 0-1 ③ F8		B F B X 2-1 51 1B 1-2 3-H 1B		C X 0-1 3B		4	1	3	3	0	0	0
Inning Stats	R: 0 E: 0 K: 3 S: 9 H: 0 LOB: 0 BB: 0 P: 13	R: 4 E: 2 K: 0 S: 26 H: 3 LOB: 1 BB: 1 P: 42	R: 1 E: 0 K: 0 S: 12 H: 1 LOB: 0 BB: 0 P: 18	R: 0 E: 0 K: 0 S: 5 H: 0 LOB: 0 BB: 0 P: 6	R: 0 E: 0 K: 0 S: 8 H: 0 LOB: 1 BB: 1 P: 12	R: 2 E: 1 K: 1 S: 15 H: 3 LOB: 2 BB: 1 P: 30	R: 0 E: 0 K: 0 S: 8 H: 1 LOB: 1 BB: 0 P: 16	R: 0 E: 0 K: 1 S: 7 H: 1 LOB: 1 BB: 0 P: 9	R: 0 E: 0 K: 1 S: 12 H: 1 LOB: 1 BB: 0 P: 15	1B: 8 2B: 1 3B: 1 HR: 0 SF: 1 SAC: 0 DP: 0 HBP: 0						

PITCHER		IP	WLS	BF	H	R	ER	SO	BB	IBB	HBP	BLK	WP	HR	S	P	ERA	WHIP
Andy Pettitte, L ERA: 3.22	(1, 1)	6.0	L	29	7	7	3	4	3	0	0	0	0	0	75	121	4.50	1.667
Brian Boehringer, R ERA: 1.1	(7, 1)	3.0		12	3	0	0	2	0	0	0	0	0	0	27	40	0.00	1.000

PITCHER	IP	WLS	BF	H	R	ER	SO	BB	IBB	HBP	BLK	WP	HR	S	P	ERA	WHIP

TOP

Seattle Mariners @ New York Yankees

Yankee Stadium, Bronx, NY

Wed Apr 25 2001, 7:05 PM EDT
Att. 23,684 - Cloudy - 54 F

livebaseballscorecards.com

AB	37
R	7
H	10
RBI	6
BB	3
SO	6
LOB	16

WP: 0 PA: 41
PB: 0
SB: 0
CS: 0

Batter	1	2	3	4	5	6	7	8	9	AB	R	H	RBI	BB	SO	LOB
Chuck Knoblauch, R (1, 7) OBP: 0.387, SLG: 0.368	C B S B F B X 3-2 ① F8		C X 0-1 2 G6-4-3 1B		B B B B 4-0 2 1B 20 2B 1-2 BB	C F P B X 2-2 1-3 1B			B F F F F B X 2-2 2B	4	1	3	0	1	0	0
2 Derek Jeter, R (1, 6) OBP: 0.360, SLG: 0.364	C B B X 2-1 ② G6-3		B F X 1-1 ① ② G6-4-3 1-2f		X 0-0 20 2B 1-2 2-3 1B	F B F B X 2-2 ③ G4-3			B B B C B C F F F X 3-2 ② G6-3	5	1	1	0	0	0	4
Paul O'Neill, L (1, 9) OBP: 0.340, SLG: 0.593	X 0-0 S 1B		X 0-0 ③ G6-3		F F B S 1-3 ① K		B C B F C 2-3 ① K		C F B B X 2-2 ③ F8	5	0	1	0	0	2	4
Bernie Williams, S (1, 8) OBP: 0.391, SLG: 0.486	B C F B B C 3-3 ③ K 1-2			B X 1-0 20 2B SF7 1B	B F C B B X 3-2 ② SF9 3-H		B B X 2-0 ② G6-3			3	1	1	1	0	1	1
20 Jorge Posada, S (1, 2) OBP: 0.408, SLG: 0.667		B B X 2-0 CS 1B		B X 1-0 G3-1 1-3 2B	B B X 2-0 1-H 2-H 2B		B F X 1-1 ③ F7			4	0	3	2	0	0	0
Michael Coleman, R (1, 10) OBP: 0.286, SLG: 0.407		S 1 SAFE B F X 1-2 ① 1-2 1B		C B S B F B X 3-2 ① SF7 3-H	B S B B B C 3-3 ③ K			B S F S F S 1-3 ① K		3	0	1	1	0	2	1
Tino Martinez, L (1, 3) OBP: 0.300, SLG: 0.407		B X 1-0 ② F8		B C X 1-1 ② G3-1 2-3		F C X 0-2 ① F8		C C B B F C 2-3 ② K		4	0	0	0	0	1	2
Alfonso Soriano, R (1, 4) OBP: 0.286, SLG: 0.433		B X 1-0 ③ F9		B C F B S 2-3 ③ K		C B X 1-1 1B 1B		B S X 1-1 ③ F3		4	0	1	0	0	1	2
Scott Brosius, R (1, 5) OBP: 0.386, SLG: 0.488			B B C C X 2-2 HR		C B B B B 4-2 2 1B BB SF9 BB	S X 0-1 ② P6			F B F S 1-3 ① K	3	2	1	1	1	1	1
Inning Stats	R: 0 E: 0 K: 1 S: 10 H: 1 LOB: 1 BB: 0 P: 18	R: 0 E: 0 K: 0 S: 6 H: 2 LOB: 1 BB: 0 P: 11	R: 1 E: 0 K: 0 S: 8 H: 2 LOB: 0 BB: 0 P: 11	R: 1 E: 0 K: 1 S: 12 H: 2 LOB: 1 BB: 0 P: 20	R: 3 E: 0 K: 2 S: 13 H: 2 LOB: 1 BB: 2 P: 30	R: 0 E: 0 K: 0 S: 14 H: 2 LOB: 2 BB: 0 P: 18	R: 0 E: 0 K: 1 S: 6 H: 0 LOB: 0 BB: 0 P: 11	R: 0 E: 0 K: 2 S: 10 H: 0 LOB: 0 BB: 0 P: 14	R: 0 E: 0 K: 1 S: 17 H: 1 LOB: 1 BB: 0 P: 25	1B: 8 2B: 3 3B: 0 HR: 1	SF: 2 SAC: 0 DP: 1 HBP: 0					

PITCHER		IP	WLS	BF	H	R	ER	SO	BB	IBB	HBP	BLK	WP	HR	S	P	ERA	WHIP
John Halama, L ERA: 4.33	(1, 1)	4.0		19	7	4	4	2	2	0	0	0	0	1	38	70	9.00	2.250
Norm Charlton, L ERA: 3.72	(5, 1)	1.1	W	6	2	1	1	2	0	0	0	0	0	0	14	23	6.75	1.500
Ryan Franklin, R ERA: 0.56	(6, 1)	0.2	H	4	2	0	0	0	0	0	0	0	0	0	11	15	0.00	3.000
Arthur Rhodes, L ERA: 0.93	(7, 1)	1.2	H	5	0	0	0	3	0	0	0	0	0	0	14	22	0.00	0.000
Jeff Nelson, R ERA: 3.0	(8, 1)	0.1	H	1	0	0	0	0	0	0	0	0	0	0	2	3	0.00	0.000

PITCHER		IP	WLS	BF	H	R	ER	SO	BB	IBB	HBP	BLK	WP	HR	S	P	ERA	WHIP
Kazuhiro Sasaki, R ERA: 4.63	(9, 1)	1.0	S	4	1	0	0	1	0	0	0	0	0	0	17	25	0.00	1.000

BOTTOM

Seattle Mariners @ New York Yankees

Yankee Stadium, Bronx, NY

Wed Apr 25 2001, 7:05 PM EDT
Att. 23,684 - Cloudy - 54 F

livebaseballscorecards.com

AB	35
R	5
H	12
RBI	5
BB	2
SO	8
LOB	15

1B: 8 SF: 2
2B: 3 SAC: 0
3B: 0 DP: 1
HR: 1 HBP: 0

WP: 0 PA: 39
PB: 0
SB: 1
CS: 1

Batter	1	2	3	4	5	6	7	8	9	AB	R	H	RBI	BB	SO	LOB
51 Ichiro Suzuki, L (1, 9) OBP: 0.373, SLG: 0.449	C B F F F X 1-2 ① F7		B F B F X 2-2 1B 1B		F F F S 0-3 ① K		B X 1-0 FC3-6 S, 1-2f 2B	B B F B X 3-1 E4 2B		5	2	1	0	0	1	1
Mike Cameron, R (1, 8) OBP: 0.360, SLG: 0.434	B X 1-0 ② G5-3		C C F B X 1-2 1-2 1B		B X 1-0 1B 2B		B C B C B F B 4-2 2B 1-2 BB	C B C B X 2-2 PB 1-H 1B 2B		4	3	3	1	1	0	0
Edgar Martinez, R (1, 10) OBP: 0.479, SLG: 0.560	B B X 2-0 ③ G4-3		C B B X 2-1 ③ F8		X 0-0 G6-4-3 1B 2-H 1B		C X 0-1 1B SF7 1-H 2-H 2B	B X 1-0 2-H 1B		5	1	3	4	0	0	2
John Olerud, L (1, 3) OBP: 0.442, SLG: 0.538		C C X 0-2 ① F7		B B X 2-0 2B SF8 1B	F X 0-1 G6-4-3 1-2 1B		X 0-0 SF7 2-3 1B	B C B F C 2-3 ③ K		5	1	3	0	0	1	1
Bret Boone, R (1, 4) OBP: 0.359, SLG: 0.458		C C B X 1-2 G4-3 1B		C X 0-1 SF8 1-3 2B	F S X 0-2 ②③ G6-4-3 1-2f 2-3		X 0-0 ② SF7 1-2 3-H		C F X 0-2 ① G6-3	4	0	2	1	0	0	2
Al Martin, L (1, 7) OBP: 0.275, SLG: 0.233 Charles Gipson, R (7, 7)		B B F F B X 3-2 ② G4-3 1-2		C C S 0-3 ① K		C C S 0-3 ① K	I I I I 4-0 IBB		S C X 0-2 ② G6-3	3 1	0 0	0 0	0 0	1 0	2 0	3 0
David Bell, R (1, 5) OBP: 0.240, SLG: 0.309		C B F F S 1-3 ③ K		F X 0-1 ② SF8 2-3 3-H		F B C F F C 1-3 ② K	F C B X 1-2 ③ P4		B F X 1-1 1B	4	0	1	1	0	2	3
Carlos Guillen, S (1, 6) OBP: 0.288, SLG: 0.310		B B F X 2-1 ① F7	B S B B C B 4-2 BB			C C S 0-3 ③ K		S B B B F X 3-2 ① G3	C X 0-1 ③ F7	4	0	0	0	1	1	1
Dan Wilson, R (1, 2) OBP: 0.277, SLG: 0.250 Tom Lampkin, L (7, PH) OBP: 0.364, SLG: 0.483 (7, 2)		B F S S 1-3 ② K	F B F S 1-3 ③ K			S C X 0-2 51 FC3-6 1B	B C B F S 2-3 ② K			2 2	0 0	0 1	0 0	0 0	2 1	2 0
Inning Stats	R: 0 H: 0 E: 0 LOB: 0 K: 0 BB: 0 S: 7 P: 11	R: 0 H: 1 E: 0 LOB: 1 K: 1 BB: 0 S: 13 P: 18	R: 0 H: 2 E: 0 LOB: 2 K: 1 BB: 0 S: 14 P: 22	R: 1 H: 2 E: 0 LOB: 2 K: 2 BB: 1 S: 13 P: 20	R: 1 H: 3 E: 0 LOB: 1 K: 1 BB: 0 S: 11 P: 12	R: 0 H: 0 E: 0 LOB: 0 K: 3 BB: 0 S: 11 P: 12	R: 3 H: 3 E: 0 LOB: 2 K: 0 BB: 2 S: 14 P: 24	R: 2 H: 2 E: 1 LOB: 1 K: 2 BB: 0 S: 15 P: 28	R: 0 H: 1 E: 0 LOB: 1 K: 0 BB: 0 S: 10 P: 11	1B: 10 SF: 2 2B: 4 SAC: 0 3B: 0 DP: 1 HR: 0 HBP: 0						

PITCHER		IP	WLS	BF	H	R	ER	SO	BB	IBB	HBP	BLK	WP	HR	S	P	ERA	WHIP
35 Mike Mussina, R ERA: 4.78	(1, 1)	6.1	L	30	10	5	5	8	2	0	0	0	0	0	78	109	7.11	1.895
Mike Stanton, L ERA: 0.71	(7, 1)	0.0		1	1	0	0	0	0	0	0	0	0	0	1	1	∞	∞
Ramiro Mendoza, R ERA: 3.38	(7, 1)	1.2		9	2	2	0	2	0	1	0	0	0	0	19	37	0.00	1.200
Todd Williams, R ERA: 3.24	(9, 1)	1.0		4	1	0	0	0	0	0	0	0	0	0	10	11	0.00	1.000

PITCHER	IP	WLS	BF	H	R	ER	SO	BB	IBB	HBP	BLK	WP	HR	S	P	ERA	WHIP

TOP

Seattle Mariners @ New York Yankees

Yankee Stadium, Bronx, NY

Thu Apr 26 2001, 7:05 PM EDT

Att. 30,218 - Sunny - 59 F

livebaseballscorecards.com

AB	39
R	7
H	14
RBI	7
BB	3
SO	10
LOB	15

Batter	1	2	3	4	5	6	7	8	9	AB	R	H	RBI	BB	SO	LOB
Chuck Knoblauch, R (1, 7) OBP: 0.396, SLG: 0.404	G4-3		P3		HR		2 G4-3 1B		BB, 2 BB 1-2 BB	4	1	2	1	1	0	0
2 Derek Jeter, R (1, 6) OBP: 0.363, SLG: 0.358	1B		F3		L9		G4-3 1-2		BB 1-2 2-3 BB	4	0	1	0	1	0	1
Paul O'Neill, L (1, 9) OBP: 0.333, SLG: 0.568	F2		L9		F7		G6-3		FC6-4 1-2 2-3 3-H BB	4	0	0	1	1	0	2
Bernie Williams, S (1, 8) OBP: 0.373, SLG: 0.450	P6			G5-3		S 1B		P6	FC6-4 1-2f	5	0	1	0	0	0	4
Tino Martinez, L (1, 3) OBP: 0.309, SLG: 0.424		S SF8 2B		20 1B 1B		K 1-2		F7		4	1	2	0	0	1	1
20 Jorge Posada, S (1, 2) OBP: 0.400, SLG: 0.643		F8		1-3 1B		G1-4-3		F7		4	0	1	0	0	0	2
David Justice, L (1, 10) OBP: 0.344, SLG: 0.463		SF8 2-H		P4		IBB			2 BB E5 BB BB	2	1	0	1	1	0	2
Alfonso Soriano, R (1, 4) OBP: 0.274, SLG: 0.415		E6		G1-3		G6-3			F3	4	0	0	0	0	0	5
Scott Brosius, R (1, 5) OBP: 0.370, SLG: 0.465		P3	G6-3			K 1-3			K	4	0	0	0	0	2	2
Inning Stats	R: 0 E: 0 K: 0 S: 7 H: 1 LOB: 1 BB: 0 P: 15	R: 1 E: 1 K: 0 S: 13 H: 1 LOB: 1 BB: 0 P: 24	R: 0 E: 0 K: 0 S: 3 H: 0 LOB: 0 BB: 0 P: 5	R: 0 E: 0 K: 0 S: 13 H: 2 LOB: 2 BB: 0 P: 25	R: 1 E: 0 K: 0 S: 11 H: 1 LOB: 0 BB: 0 P: 20	R: 0 E: 0 K: 1 S: 11 H: 1 LOB: 2 BB: 1 P: 23	R: 0 E: 0 K: 1 S: 12 H: 1 LOB: 1 BB: 0 P: 18	R: 0 E: 0 K: 0 S: 9 H: 0 LOB: 0 BB: 0 P: 11	R: 1 E: 1 K: 1 S: 15 H: 0 LOB: 3 BB: 3 P: 35	1B: 5 2B: 1 3B: 0 HR: 1 SF: 1 SAC: 0 DP: 0 HBP: 0							WP: 0 PB: 0 SB: 2 CS: 0 PA: 40

PITCHER		IP	WLS	BF	H	R	ER	SO	BB	IBB	HBP	BLK	WP	HR	S	P	ERA	WHIP
Jamie Moyer, L ERA: 3.86	(1, 1)	6.0	W	26	6	2	2	1	0	1	0	0	0	1	58	112	3.00	1.000
Jose Paniagua, R ERA: 3.46	(7, 1)	2.0	H	7	1	0	0	1	0	0	0	0	0	0	21	29	0.00	0.500
Jeff Nelson, R ERA: 2.79	(9, 1)	0.2		6	0	1	0	1	3	0	0	0	0	0	12	30	0.00	4.500
Arthur Rhodes, L ERA: 0.9	(9, 1)	0.1	S	1	0	0	0	0	0	0	0	0	0	0	3	5	0.00	0.000

PITCHER	IP	WLS	BF	H	R	ER	SO	BB	IBB	HBP	BLK	WP	HR	S	P	ERA	WHIP

BOTTOM

Seattle Mariners @ New York Yankees

Yankee Stadium, Bronx, NY

Thu Apr 26 2001, 7:05 PM EDT
Att. 30,218 - Sunny - 59 F

livebaseballscorecards.com

AB	35
R	3
H	7
RBI	3
BB	4
SO	3
LOB	19

Batter	1	2	3	4	5	6	7	8	9	AB	R	H	RBI	BB	SO	LOB
Johnny Damon, L (1, 7) OBP: 0.278, SLG: 0.300	C F S 0-3 ① K		C C X 0-2 BB S FC6-4 1B	B F X 1-1 ③ FC4-6 1-2f			C X 0-1 ① G4-3		S B F F F B F X 2-2 ③ G3-1	5	1	1	0	0	1	2
Frank Menechino, R (1, 4) OBP: 0.419, SLG: 0.633	B S F B X 2-2 ② L3		B B C B C F B 4-2 FC6-4 BB 1-2 BB		X 0-0 ① G6-3		C C B S 1-3 ② K			3	0	0	0	1	1	0
Jason Giambi, L (1, 10) OBP: 0.549, SLG: 0.712	B B B C B 4-1 BB		B B B B 4-0 FC6-4 1-2 2-3 BB		C S B B X 2-2 ② F7		B B B C B 4-1 BB			1	0	0	0	3	0	0
Terrence Long, L (1, 8) OBP: 0.418, SLG: 0.563	C B F X 1-2 ③ L9		X 0-0 ② FC6-4 1-2f 2-3 3-H		C B X 1-1 1B		B F C S 1-3 ③ K			4	0	1	1	0	1	4
3 Eric Chavez, L (1, 5) OBP: 0.344, SLG: 0.506		S F F S 0-3 ① K	B S S B S 2-3 ③ K		C F X 0-2 ③ P6			F C S 0-3 ① K		4	0	0	0	0	3	3
Miguel Tejada, R (1, 6) OBP: 0.313, SLG: 0.467		C X 0-1 HR		C S B B B B 4-2 FC6-4 S BB		B B F B B 4-1 FC1-6 BB		C X 0-1 ② G3		2	1	1	1	2	0	0
Jeremy Giambi, L (1, 9) OBP: 0.279, SLG: 0.289		C B F C 1-3 ② K		B C F F B B B 4-2 FC6-4 1-2 BB		L B X 1-1 ① FC1-6 1-2f		X 0-0 ③ G6-3		3	0	0	0	1	1	1
23 Mario Valdez, L (1, 3) OBP: 0.355, SLG: 0.296 Olmedo Saenz, R (6, PH) OBP: 0.257, SLG: 0.286 (6, 3)		C C B B F C 2-3 ③ K		C S S 0-3 ① K		S B S B B S 3-3 ② K			C B S X 1-2 ① F8	2	0	0	0	0	2	2
										2	0	0	0	0	1	1
Ramon Hernandez, R (1, 2) OBP: 0.287, SLG: 0.309			B F F X 1-2 ① G4-3	F F F B X 1-2 ② FC6-4 FC4-6 1-2f 2-3		C F B F B S 2-3 ③ K			B C B S S 2-3 ② K	4	0	0	0	0	2	3
Inning Stats	R: 0 H: 0 E: 0 LOB: 1 K: 1 BB: 1 S: 10 P: 17	R: 1 H: 1 E: 0 LOB: 0 K: 3 BB: 0 S: 13 P: 16	R: 1 H: 1 E: 0 LOB: 2 K: 1 BB: 2 S: 13 P: 24	R: 0 H: 0 E: 0 LOB: 2 K: 1 BB: 2 S: 14 P: 24	R: 0 H: 1 E: 0 LOB: 1 K: 0 BB: 0 S: 9 P: 12	R: 0 H: 0 E: 0 LOB: 1 K: 2 BB: 1 S: 10 P: 20	R: 0 H: 0 E: 0 LOB: 1 K: 2 BB: 1 S: 9 P: 15	R: 0 H: 0 E: 0 LOB: 0 K: 1 BB: 0 S: 6 P: 6	R: 0 H: 0 E: 0 LOB: 0 K: 1 BB: 0 S: 13 P: 18	1B: 2 SF: 0 2B: 0 SAC: 0 3B: 0 DP: 0 HR: 1 HBP: 0						

PITCHER		IP	WLS	BF	H	R	ER	SO	BB	IBB	HBP	BLK	WP	HR	S	P	ERA	WHIP
Orlando Hernandez, R ERA: 5.19	(1, 1)	5.0		23	3	2	2	6	5	0	0	0	0	1	59	93	3.60	1.600
Randy Choate, L ERA: 3.12	(6, 1)	1.0	W	4	0	0	0	2	1	0	0	0	0	0	10	20	0.00	1.000
Mike Stanton, L ERA: 0.64	(7, 1)	1.1	H	5	0	0	0	3	1	0	0	0	0	0	12	18	0.00	0.750
42 Mariano Rivera, R ERA: 1.74	(8, 1)	1.2	S	5	0	0	0	1	0	0	0	0	0	0	16	21	0.00	0.000

PITCHER	IP	WLS	BF	H	R	ER	SO	BB	IBB	HBP	BLK	WP	HR	S	P	ERA	WHIP

TOP

Oakland Athletics @ New York Yankees

Yankee Stadium, Bronx, NY

Fri Apr 27 2001, 7:05 PM EDT
Att. 35,170 - Sunny - 69 F

livebaseballscorecards.com

AB	30
R	2
H	3
RBI	2
BB	7
SO	12
LOB	16



Batter	1	2	3	4	5	6	7	8	9	AB	R	H	RBI	BB	SO	LOB
Chuck Knoblauch, R (1, 7) OBP: 0.400, SLG: 0.408	B X 1-0 F7 2 S 1B		B B C C X 2-2 ③ G1-3		B X 1-0 2 1B 1-2 1B		B B C S 2-3 ② K 1-2			4	0	2	0	0	1	1
Clay Bellinger, R (8, 7) OBP: 0.063, SLG: 0.063										0	0	0	0	0	0	0
2 Derek Jeter, R (1, 6) OBP: 0.368, SLG: 0.365	C F C 0-3 ① K 1-2			S X 0-1 E4 E 1B	C B X 1-1 1-3 2-H 1B		F B B S B F C 3-3 ③ K			4	0	2	1	0	2	2
Paul O'Neill, L (1, 9) OBP: 0.321, SLG: 0.545	B X 1-0 ② F7 2-3			B X 1-0 ① F7	B B F C S 2-3 ③ K			F B F X 1-2 ① F8		4	0	0	0	0	1	4
Bernie Williams, S (1, 8) OBP: 0.345, SLG: 0.409	B C F B B X 3-2 ③ G5-3			X 0-0 ② E4 S 1-3		X 0-0 ① G6-3		X 0-0 ② F8		4	0	0	0	0	0	2
Tino Martinez, L (1, 3) OBP: 0.316, SLG: 0.461		C X 0-1 20 G4-3 1B		B C F B F S 2-3 ③ K 1-2		B B X 2-0 HR		X 0-0 ③ G4-3		4	1	2	1	0	1	1
20 Jorge Posada, S (1, 2) OBP: 0.386, SLG: 0.616		B C B B F X 3-2 ① ② G4-3 1-2f			B F B X 2-1 ① G5-3	C B S 1-3 ② K				3	0	0	0	0	1	1
David Justice, L (1, 10) OBP: 0.344, SLG: 0.452		B C F S 1-3 ③ K			B S B B B 4-1 WP 1B BB	B C F B S 2-3 ③ K				2	1	0	0	1	2	0
Alfonso Soriano, R (1, 4) OBP: 0.276, SLG: 0.412			C F B X 1-2 ① G6-3		C B B F X 2-2 ② L4 1-2		F X 0-1 S 1B			3	0	1	0	0	0	1
Scott Brosius, R (1, 5) OBP: 0.368, SLG: 0.461			X 0-0 ② F9		F B S X 1-2 1B 2 1B 2-H 1B		L X 0-1 ① P4			3	1	1	1	0	0	1
Inning Stats	R: 0 E: 0 K: 1 S: 8 H: 1 LOB: 1 BB: 0 P: 13	R: 0 E: 0 K: 1 S: 8 H: 1 LOB: 0 BB: 0 P: 12	R: 0 E: 0 K: 0 S: 7 H: 0 LOB: 0 BB: 0 P: 10	R: 0 E: 1 K: 1 S: 8 H: 1 LOB: 1 BB: 0 P: 11	R: 2 E: 0 K: 1 S: 15 H: 3 LOB: 2 BB: 1 P: 28	R: 1 E: 0 K: 2 S: 9 H: 1 LOB: 0 BB: 0 P: 14	R: 0 E: 0 K: 2 S: 11 H: 1 LOB: 1 BB: 0 P: 16	R: 0 E: 0 K: 0 S: 5 H: 0 LOB: 0 BB: 0 P: 6		1B: 7 2B: 0 3B: 0 HR: 1 SF: 0 SAC: 0 DP: 1 HBP: 0						

PITCHER		IP	WLS	BF	H	R	ER	SO	BB	IBB	HBP	BLK	WP	HR	S	P	ERA	WHIP
Mark Mulder, L ERA: 4.4	(1, 1)	6.1	L	27	8	3	3	6	1	0	0	0	1	1	59	92	4.26	1.421
Jeff Tam, R ERA: 6.57	(7, 1)	0.2		2	0	0	0	2	0	0	0	0	0	0	7	12	0.00	0.000
Mike Magnante, L ERA: 2.38	(8, 1)	1.0		3	0	0	0	0	0	0	0	0	0	0	5	6	0.00	0.000

PITCHER	IP	WLS	BF	H	R	ER	SO	BB	IBB	HBP	BLK	WP	HR	S	P	ERA	WHIP

BOTTOM

Oakland Athletics @ New York Yankees

Yankee Stadium, Bronx, NY

Fri Apr 27 2001, 7:05 PM EDT
Att. 35,170 - Sunny - 69 F

livebaseballscorecards.com

AB	31
R	3
H	8
RBI	3
BB	1
SO	8
LOB	13

WP: 1 PA: 32
PB: 0
SB: 3
CS: 0

Batter	1	2	3	4	5	6	7	8	9	AB	R	H	RBI	BB	SO	LOB
Johnny Damon, L (1, 7) OBP: 0.277, SLG: 0.298	C C B B F X 2-2 ① G4-3		C B X 1-1 ② F8		B X 1-0 ② P4			C X 0-1 FC6-4 1-2 1B		4	0	1	0	0	0	0
Frank Menechino, R (1, 4) OBP: 0.394, SLG: 0.585	C B B S S 2-3 ② K		B X 1-0 ③ F2		B B C B C X 3-2 ③ F8			C C X 0-2 ① FC6-4 1-2f 2-3		4	0	0	0	0	1	2
Jason Giambi, L (1, 3) OBP: 0.528, SLG: 0.684	B B C B F S 3-3 ③ K		C F S 1-3 ① K		F B B X 2-1 ① G3-1			B X 1-0 ② SF8 3-H		3	0	0	1	0	2	0
Terrence Long, L (1, 8) OBP: 0.402, SLG: 0.538		B C T T X 1-2 ① P6		B X 1-0 ② G6-3		C F X 0-2 ② F7		B X 1-0 ③ F9		4	0	0	0	0	0	1
Miguel Tejada, R (1, 6) OBP: 0.311, SLG: 0.452		B B B C B 4-1 S BB BB	S B B B X 2-1 ③ G4-3			B C S C 1-3 ③ K			F X 0-1 E6 HR	3	1	0	0	1	1	0
Adam Piatt, R (1, 9) OBP: 0.321, SLG: 0.295 Jeremy Giambi, L (7, PH) (7, 9) OBP: 0.267, SLG: 0.275		B B B B 4-0 1-2 BB			B C B B C B 4-2 2B WP BB		B C S X 1-2 ① G3-1		C B B X 2-1 ① L6	0 2	1 0	0 0	0 0	2 0	0 0	0 1
Olmedo Saenz, R (1, 10) OBP: 0.270, SLG: 0.358	B C S B S 2-3 ② K 2-3				B C B F F X 2-2 WP HR 1-3 2B	C C S 0-3 ② K			F X 0-1 1-H HR	4	2	2	2	0	2	2
3 Eric Chavez, L (1, 5) OBP: 0.330, SLG: 0.483	C B B S B X 3-2 ③ G3-1				S S B S 1-3 ① K	C F X 0-2 ③ G1-3			C S F S 0-3 ② K	4	0	0	0	0	2	4
Ramon Hernandez, R (1, 2) OBP: 0.297, SLG: 0.345			C B S E B F S 2-3 ① K		S B B B F F X 3-2 2-H 3-H HR			C B C B B B 4-2 FC6-4 1B SF8 BB	B C B S X 2-2 ③ F9	3	2	1	2	1	1	0
Inning Stats	R: 0 H: 0 E: 0 LOB: 0 K: 2 BB: 0 S: 10 P: 17	R: 0 H: 0 E: 0 LOB: 2 K: 1 BB: 2 S: 11 P: 25	R: 0 H: 0 E: 0 LOB: 0 K: 1 BB: 0 S: 8 P: 12	R: 0 H: 0 E: 0 LOB: 0 K: 1 BB: 0 S: 6 P: 10	R: 3 H: 2 E: 0 LOB: 0 K: 1 BB: 1 S: 17 P: 31	R: 0 H: 0 E: 0 LOB: 0 K: 1 BB: 0 S: 8 P: 11	R: 0 H: 0 E: 0 LOB: 0 K: 1 BB: 0 S: 9 P: 10	R: 1 H: 1 E: 0 LOB: 1 K: 0 BB: 1 S: 9 P: 15	R: 2 H: 1 E: 1 LOB: 0 K: 1 BB: 0 S: 13 P: 17	1B: 1 SF: 1 2B: 1 SAC: 0 3B: 0 DP: 0 HR: 2 HBP: 0						

PITCHER		IP	WLS	BF	H	R	ER	SO	BB	IBB	HBP	BLK	WP	HR	S	P	ERA	WHIP
Ted Lilly, L ERA: 3.65	(1, 1)	5.2	W	22	2	3	3	6	3	0	0	0	1	1	57	102	4.76	0.882
Ramiro Mendoza, R ERA: 3.65	(6, 1)	1.2	H	7	1	1	1	2	1	0	0	0	0	0	19	25	5.40	1.200
Mike Stanton, L ERA: 0.61	(8, 1)	0.2	H	2	0	0	0	0	0	0	0	0	0	0	2	4	0.00	0.000
42 Mariano Rivera, R ERA: 2.38	(9, 1)	1.0	S	5	1	2	1	1	0	0	0	0	0	1	13	17	9.00	1.000

PITCHER	IP	WLS	BF	H	R	ER	SO	BB	IBB	HBP	BLK	WP	HR	S	P	ERA	WHIP

TOP

Oakland Athletics @ New York Yankees

Yankee Stadium, Bronx, NY

Sat Apr 28 2001, 1:05 PM EDT

Att. 38,422 - Sunny - 59 F

livebaseballscorecards.com

AB	31
R	6
H	4
RBI	5
BB	4
SO	9
LOB	10

WP: 1 PA: 36
PB: 0
SB: 1
CS: 0

BOTTOM

Oakland Athletics @ New York Yankees

Yankee Stadium, Bronx, NY

Sat Apr 28 2001, 1:05 PM EDT
Att. 38,422 - Sunny - 59 F

Batter	1	2	3	4	5	6	7	8	9	AB	R	H	RBI	BB	SO	LOB
Chuck Knoblauch, R (1, 7) OBP: 0.417, SLG: 0.463	C B B X 2-1 SH1-3 2 2B		C B F X 1-2 2 S 1B 1B	C B X 1-1 2-H 1B		B X 1-0 1-H HR		B B X 2-0 ① G3 1-2 2-3		5	2	4	3	0	0	2
2 Derek Jeter, R (1, 6) OBP: 0.364, SLG: 0.352	X 0-0 ① SH1-3 2-3		B B B B 4-0 1B 1-2 SF7 BB	S S B B B S 3-3 ③ K		X 0-0 ② G6-3		C F B X 1-2 ② G5-3		3	1	0	0	1	1	3
Paul O'Neill, L (1, 9) OBP: 0.333, SLG: 0.548	B S X 1-1 ② G1-3		X 0-0 S 1-3 2-H 1B		X 0-0 S 2B 1B	C X 0-1 1B		C X 0-1 ③ G5-3		5	1	3	1	0	0	3
Bernie Williams, S (1, 8) OBP: 0.322, SLG: 0.383	C B X 1-1 ③ F7		B X 1-0 ② SF7 3-H		S C S 0-3 ① K	S B X 1-1 ③ G4-3				3	0	0	1	0	1	3
Tino Martinez, L (1, 3) OBP: 0.324, SLG: 0.473		C B B X 2-1 1B	C B B X 2-1 ③ L9 1-2		B C B B S X 3-2 G3-1 1-H 2B		C B X 1-1 ① L3			4	0	2	1	0	0	1
David Justice, L (1, 10) OBP: 0.340, SLG: 0.443		B B X 2-0 ① F8	C B X 1-1 SH5-4 1B SF9 1B		F B B F B X 3-2 ② G3-1 2-3		C F B B S 2-3 ② K			4	1	1	0	0	1	2
Alfonso Soriano, R (1, 4) OBP: 0.275, SLG: 0.406		B C X 1-1 ② F7	B X 1-0 SH5-4 1-2 1B 1B		B B C B C F F F X 3-2 ③ F9		B C C F B F B X 3-2 ③ G1-3			4	1	1	0	0	0	2
Joe Oliver, R (1, 2) OBP: 0.412, SLG: 0.438		B B X 2-0 ③ F2	X 0-0 ① SH5-4 1-2 2-3		C C B S 1-3 ① K			X 0-0 G3 1B 1B		3	0	1	0	0	1	1
Scott Brosius, R (1, 5) OBP: 0.374, SLG: 0.467			B C X 1-1 ① L6	B B F S X 2-2 ② SF9 3-H		S X 0-1 HR 1B		B X 1-0 G3 1-2 1B		3	1	2	1	0	0	0
Inning Stats	R: 0 E: 0 K: 0 S: 7 H: 1 LOB: 1 BB: 0 P: 11	R: 0 E: 0 K: 0 S: 6 H: 1 LOB: 1 BB: 0 P: 13	R: 2 E: 0 K: 0 S: 9 H: 2 LOB: 1 BB: 1 P: 18	R: 2 E: 0 K: 1 S: 12 H: 3 LOB: 1 BB: 0 P: 20	R: 1 E: 0 K: 1 S: 16 H: 2 LOB: 1 BB: 0 P: 25	R: 2 E: 0 K: 1 S: 11 H: 3 LOB: 1 BB: 0 P: 14	R: 0 E: 0 K: 1 S: 10 H: 0 LOB: 0 BB: 0 P: 16	R: 0 E: 0 K: 0 S: 8 H: 2 LOB: 2 BB: 0 P: 12		1B: 11 2B: 2 3B: 0 HR: 1	SF: 2 SAC: 2 DP: 0 HBP: 0					

livebaseballscorecards.com

AB	34
R	7
H	14
RBI	7
BB	1
SO	4
LOB	17

WP: 0 PB: 0 SB: 3 CS: 0 PA: 39

PITCHER		IP	WLS	BF	H	R	ER	SO	BB	IBB	HBP	BLK	WP	HR	S	P	ERA	WHIP
Tim Hudson, R (1, 1) ERA: 6.35		6.0	L	31	12	7	7	3	1	0	0	0	0	1	61	101	10.50	2.167
Jim Mecir, R (7, 1) ERA: 5.11		1.0		3	0	0	0	1	0	0	0	0	0	0	10	16	0.00	0.000
Chad Bradford, R (8, 1) ERA: 6.75		1.0		5	2	0	0	0	0	0	0	0	0	0	8	12	0.00	2.000

PITCHER	IP	WLS	BF	H	R	ER	SO	BB	IBB	HBP	BLK	WP	HR	S	P	ERA	WHIP

Batter	1	2	3	4	5	6	7	8	9	AB	R	H	RBI	BB	SO	LOB
Johnny Damon, L (1, 7) OBP: 0.265, SLG: 0.284	B S C F C 1-3 K		B C B X 2-1 F8		C B C F B B F X 3-2 F8		B B B C X 3-1 F9		B C X 1-1 G3-1	5	0	0	0	0	1	3
Frank Menechino, R (1, 4) OBP: 0.400, SLG: 0.589	X 0-0 F8		B B B B 4-0 1-2 BB			X 0-0 1B 2B		B X 1-0 F8		3	1	1	0	1	0	0
Jason Giambi, L (1, 3) OBP: 0.518, SLG: 0.663	B C C F B X 2-2 G2-3		F C B B S 2-3 K			B C X 1-1 3 FC4-6 2-H 1B		B X 1-0 F7		4	0	1	1	0	1	2
Terrence Long, L (1, 8) OBP: 0.396, SLG: 0.526		C X 0-1 F9	B B X 2-0 F8			F B X 1-1 F7		X 0-0 23 1B 1B		4	0	1	0	0	0	3
Olmedo Saenz, R (1, 10) OBP: 0.260, SLG: 0.343 23 Mario Valdez, L (8, PH) OBP: 0.375, SLG: 0.321		X 0-0 F7		B C X 1-1 F8		B C X 1-1 F8		S C X 0-1 1-2 1B		3 1	0 0	0 1	0 0	0 0	0 0	1 0
3 Eric Chavez, L (1, 5) OBP: 0.317, SLG: 0.462		C X 0-1 E9 1B		S F B X 1-2 F7		X 0-0 FC4-6 1-2f		C F S 0-3 K		4	0	0	0	0	1	3
Miguel Tejada, R (1, 6) OBP: 0.308, SLG: 0.443	C B B S F X 2-2 2-3 1B		B B B C C F S 3-3 K				B B C F F C 2-3 K		C S F F B X 1-2 G4-3	4	0	1	0	0	2	0
Jeremy Giambi, L (1, 9) OBP: 0.265, SLG: 0.273	B C B F X 2-2 P4				S B F B X 2-2 F5		B C F C 1-3 K		X 0-0 B5-3 1B	4	0	1	0	0	1	2
Ramon Hernandez, R (1, 2) OBP: 0.305, SLG: 0.345			F B C X 1-2 BB 1B		B X 1-0 F9		B B F B B 4-1 BB		X 0-0 B5-3 1-2	3	0	1	0	1	0	1
Inning Stats	R: 0 E: 0 K: 1 S: 9 H: 0 LOB: 0 BB: 0 P: 12	R: 0 E: 1 K: 0 S: 12 H: 1 LOB: 2 BB: 0 P: 16	R: 0 E: 0 K: 1 S: 9 H: 1 LOB: 2 BB: 1 P: 20	R: 0 E: 0 K: 1 S: 9 H: 0 LOB: 0 BB: 0 P: 14	R: 0 E: 0 K: 0 S: 9 H: 0 LOB: 0 BB: 0 P: 15	R: 1 E: 0 K: 0 S: 8 H: 2 LOB: 1 BB: 0 P: 11	R: 0 E: 0 K: 2 S: 10 H: 0 LOB: 1 BB: 1 P: 20	R: 0 E: 0 K: 1 S: 8 H: 2 LOB: 2 BB: 0 P: 10	R: 0 E: 0 K: 0 S: 9 H: 1 LOB: 1 BB: 0 P: 11	1B: 6 2B: 1 3B: 0 HR: 0 SF: 0 SAC: 0 DP: 0 HBP: 0						

PITCHER		IP	WLS	BF	H	R	ER	SO	BB	IBB	HBP	BLK	WP	HR	S	P	ERA	WHIP
Roger Clemens, R ERA: 4.35	(1, 1)	7.1	W	29	4	1	1	5	2	0	0	0	0	0	67	110	1.23	0.818
Mike Stanton, L ERA: 0.6	(8, 1)	0.1	H	2	1	0	0	0	0	0	0	0	0	0	2	3	0.00	3.000
Todd Williams, R ERA: 3.24	(8, 1)	0.0		1	1	0	0	0	0	0	0	0	0	0	2	2	∞	∞
Randy Choate, L ERA: 3.0	(8, 1)	0.1	H	1	0	0	0	1	0	0	0	0	0	0	3	3	0.00	0.000
42 Mariano Rivera, R ERA: 2.19	(9, 1)	1.0	S	4	1	0	0	0	0	0	0	0	0	0	9	11	0.00	1.000

PITCHER	IP	WLS	BF	H	R	ER	SO	BB	IBB	HBP	BLK	WP	HR	S	P	ERA	WHIP

TOP

Oakland Athletics @ New York Yankees

Yankee Stadium, Bronx, NY

Sun Apr 29 2001, 1:05 PM EDT

Att. 50,572 - Sunny - 61 F

livebaseballscorecards.com

AB	35
R	1
H	7
RBI	1
BB	2
SO	6
LOB	15

WP: 0	PB: 0	SB: 0	CS: 0
PA: 37			

Batter	1	2	3	4	5	6	7	8	9	AB	R	H	RBI	BB	SO	LOB
Chuck Knoblauch, R (1, 7) OBP: 0.411, SLG: 0.450	C B X 1-1 F8 ①		C B X 1-1 P4 ②	P 1 SAFE 1-0 CS ③ 1-2	C C B B B F B 4-2 FC6-4 2 1B BB		C B B C B F X 3-2 F8 ②			3	0	0	0	1	0	1
2 Derek Jeter, R (1, 6) OBP: 0.369, SLG: 0.359	F F B B B F S 3-3 K ②		X 0-0 1B 2-H 1B		B B X 2-0 FC6-4 1-2 1B		B C S F X 1-2 G6-3 ③			4	0	2	1	0	1	0
Paul O'Neill, L (1, 9) OBP: 0.333, SLG: 0.542 David Justice, L (6, 9) OBP: 0.337, SLG: 0.438	X 0-0 F7 ③		B B X 2-0 1-2 1B		C B F F B S 2-3 K ①			B B C X 2-1 F7 ①		3 1	0 0	1 0	0 0	0 0	1 0	2 0
Bernie Williams, S (1, 8) OBP: 0.302, SLG: 0.353		F B C F B S 2-3 K ①	B X 1-0 F7 ③		C B B F X 2-2 FC6-4 ② 1-2f 2-3			B C X 1-1 G1-3 ②		4	0	0	0	0	1	4
Tino Martinez, L (1, 3) OBP: 0.330, SLG: 0.469		C F B B F B F F X 3-2 1B		H 1-0 20 E G4-3 HBP	C B B B X 3-1 F8 ③			C B C B C 2-3 K ③		3	1	1	0	0	1	2
20 Jorge Posada, S (1, 2) OBP: 0.372, SLG: 0.592		C B X 1-1 F2 ②		B X 1-0 E7 G4-3 1B 1-3		B C X 1-1 G4-3 ①				3	1	0	0	0	0	2
Michael Coleman, R (1, 10) OBP: 0.258, SLG: 0.367		B S S F C 1-3 K ③		C B S S X 1-2 G4-3 ① 2-3 3-H		B S F B S 2-3 K ②				3	0	0	1	0	2	2
Alfonso Soriano, R (1, 4) OBP: 0.286, SLG: 0.408			B B F B F B 4-2 S 2 1B BB	S S B F X 1-2 CS 1B 3-H		B B F F S 2-3 K ③				2	1	1	1	1	1	0
Scott Brosius, R (1, 5) OBP: 0.363, SLG: 0.453			C B C S 1-3 K ① 1-2	S B X 1-1 L7 ②			C B F B S 2-3 K ①			3	0	0	0	0	2	2
Inning Stats	R: 0 H: 0 E: 0 LOB: 0 K: 1 BB: 0 S: 7 P: 11	R: 0 H: 1 E: 0 LOB: 1 K: 2 BB: 0 S: 16 P: 23	R: 1 H: 2 E: 0 LOB: 2 K: 1 BB: 1 S: 10 P: 19	R: 2 H: 1 E: 1 LOB: 0 K: 0 BB: 0 S: 11 P: 16	R: 0 H: 1 E: 0 LOB: 2 K: 1 BB: 1 S: 13 P: 26	R: 0 H: 0 E: 0 LOB: 0 K: 2 BB: 0 S: 8 P: 13	R: 0 H: 0 E: 0 LOB: 0 K: 1 BB: 0 S: 11 P: 17	R: 0 H: 0 E: 0 LOB: 0 K: 1 BB: 0 S: 7 P: 12		1B: 5 SF: 0 2B: 0 SAC: 0 3B: 0 DP: 0 HR: 0 HBP: 1						

PITCHER		IP	WLS	BF	H	R	ER	SO	BB	IBB	HBP	BLK	WP	HR	S	P	ERA	WHIP
Barry Zito, L ERA: 4.58	(1, 1)	6.0	L	26	5	3	1	7	2	0	1	0	0	0	65	108	1.50	1.167
Jeff Tam, R ERA: 6.08	(7, 1)	1.0		3	0	0	0	1	0	0	0	0	0	0	11	17	0.00	0.000
Jason Isringhausen, R ERA:	(8, 1)	1.0		3	0	0	0	1	0	0	0	0	0	0	7	12	0.00	0.000

PITCHER	IP	WLS	BF	H	R	ER	SO	BB	IBB	HBP	BLK	WP	HR	S	P	ERA	WHIP

BOTTOM

Oakland Athletics @ New York Yankees

Yankee Stadium, Bronx, NY

Sun Apr 29 2001, 1:05 PM EDT
Att. 50,572 - Sunny - 61 F

livebaseballscorecards.com

AB	29
R	3
H	5
RBI	3
BB	2
SO	9
LOB	15

Batter	1	2	3	4	5	6	7	8	9	AB	R	H	RBI	BB	SO	LOB
Chuck Knoblauch, R (1, 7) OBP: 0.406, SLG: 0.439	B C B B C B 4-2 G3 BB		X 0-0 ① FC5-4 2 S 1-2f		C C B B X 2-2 ③ G5-3			C B B C X 2-2 ② G4-3		3	0	0	0	1	0	1
2 Derek Jeter, R (1, 6) OBP: 0.355, SLG: 0.344	B C F B F X 2-2 ① F9		F C B B F B C 3-3 ② K 1-2			B X 1-0 ① G1-3		S B F B B X 3-2 ③ G5-3		4	0	0	0	0	1	2
Paul O'Neill, L (1, 9) OBP: 0.322, SLG: 0.523	F X 0-1 ②③ G3 1-2f		C B C X 1-2 ③ L5			X 0-0 ② G1-3			B F F S 1-3 ① K	4	0	0	0	0	1	2
Bernie Williams, S (1, 8) OBP: 0.299, SLG: 0.345		C B B F B X 3-2 20 HBP 1B		C F X 0-2 ① G5-3		B S B X 2-1 ③ G4-3			X 0-0 ② G4-3	4	0	1	0	0	0	0
Tino Martinez, L (1, 3) OBP: 0.345, SLG: 0.510 Donzell McDonald, S (9, PR) OBP: 0.333, SLG: 0.333		B C C S 1-3 ① K		C B F X 1-2 HR			X 0-0 20 G4-6-3 1B		B B F X 2-1 1B	4 0	1 0	3 0	1 0	0 0	1 0	1 0
20 Jorge Posada, S (1, 2) OBP: 0.367, SLG: 0.570		C H 1-1 1-2 HBP		X 0-0 ② L3			X 0-0 ①② G4-6-3 1-2f		B F S S 1-3 ③ K	3	0	0	0	0	1	2
David Justice, L (1, 10) OBP: 0.337, SLG: 0.435		B B F X 2-1 ② F2		B X 1-0 ③ G4-3			C F B B F B F X 3-2 1B			3	0	1	0	0	0	2
Alfonso Soriano, R (1, 4) OBP: 0.278, SLG: 0.396		C B S S X 1-2 ③ G6-3			F B X 1-1 ① F9		B B B C C X 3-2 ③ G6-3			3	0	0	0	0	0	3
Scott Brosius, R (1, 5) OBP: 0.362, SLG: 0.449			B S C B X 2-2 FC5-4 1B		B B F B X 3-1 ② G6-3			X 0-0 ① G6-3		3	0	1	0	0	0	0

Inning Stats	1	2	3	4	5	6	7	8	9
	R: 0 E: 0 K: 0 S: 8	R: 0 E: 0 K: 1 S: 12	R: 0 E: 0 K: 1 S: 11	R: 1 E: 0 K: 0 S: 8	R: 0 E: 0 K: 0 S: 7	R: 0 E: 0 K: 0 S: 4	R: 0 E: 0 K: 0 S: 10	R: 0 E: 0 K: 0 S: 7	R: 0 E: 0 K: 2 S: 9
	H: 0 LOB: 0 BB: 1 P: 14	H: 1 LOB: 2 BB: 0 P: 20	H: 1 LOB: 1 BB: 0 P: 17	H: 1 LOB: 0 BB: 0 P: 10	H: 0 LOB: 0 BB: 0 P: 13	H: 0 LOB: 0 BB: 0 P: 7	H: 2 LOB: 1 BB: 0 P: 16	H: 0 LOB: 0 BB: 0 P: 12	H: 1 LOB: 1 BB: 0 P: 13

1B: 5 SF: 0
2B: 0 SAC: 0
3B: 0 DP: 2
HR: 1 HBP: 1

WP: 0 PA: 33
PB: 0
SB: 1
CS: 0

PITCHER	IP	WLS	BF	H	R	ER	SO	BB	IBB	HBP	BLK	WP	HR	S	P	ERA	WHIP
Brad Radke, R (1, 1) ERA: 2.23	9.0	W	33	6	1	1	4	1	0	1	0	0	1	76	122	1.00	0.778

PITCHER	IP	WLS	BF	H	R	ER	SO	BB	IBB	HBP	BLK	WP	HR	S	P	ERA	WHIP

TOP

New York Yankees @ Minnesota Twins

Hubert H. Humphrey Metrodome, Minneapolis, MN

Mon Apr 30 2001, 8:05 PM EDT
Att. 24,629 - Dome - 72 F

livebaseballscorecards.com

AB	31
R	1
H	6
RBI	1
BB	1
SO	4
LOB	13

BOTTOM

New York Yankees @ Minnesota Twins

Hubert H. Humphrey Metrodome, Minneapolis, MN

Mon Apr 30 2001, 8:05 PM EDT

Att. 24,629 - Dome - 72 F

livebaseballscorecards.com

Batter	1	2	3	4	5	6	7	8	9	AB	R	H	RBI	BB	SO	LOB
Cristian Guzman, S (1, 6) OBP: 0.349, SLG: 0.625	B B F C S 2-3 K ①		B C S X 1-2 P4 ①		C S B X 1-2 F3 ③			B B B C X 3-1 F8 ②		4	0	0	0	0	1	1
Luis Rivas, R (1, 4) OBP: 0.225, SLG: 0.318	C S B F B F F S 2-3 K ②		X 0-0 F7 ②			C C S 0-3 K ①		X 0-0 F9 ③		4	0	0	0	0	2	0
Matt Lawton, L (1, 9) OBP: 0.444, SLG: 0.384	B B B F X 3-1 L3 ③		F B C F F B S 2-3 K ③			B C B F X 2-2 G1-3 ②				3	0	0	0	0	1	0
Corey Koskie, L (1, 5) OBP: 0.361, SLG: 0.489		C B X 1-1 F8 ①		C S C 0-3 K ①		X 0-0 F7 ③				3	0	0	0	0	1	0
David Ortiz, L (1, 10) OBP: 0.385, SLG: 0.605		B C B X 2-1 1B 2B		B B C S F B X 3-2 G3 ②			X 0-0 F5 ①			3	1	1	0	0	0	0
Torii Hunter, R (1, 8) OBP: 0.262, SLG: 0.350		B F S F S 1-3 K ②		L X 0-1 G4-3 ③			C S S 0-3 K ②			3	0	0	0	0	2	1
Doug Mientkiewicz, L (1, 3) OBP: 0.425, SLG: 0.709		C F X 0-2 2-H 1B			L C X 0-2 E5 G6-3 BLK		B X 1-0 HR			3	1	2	2	0	0	0
Tom Prince, R (1, 2) OBP: 0.316, SLG: 0.485		B B B B 4-0 BB			F L C 0-3 K ① 1-2		B B X 2-0 F7 ③			2	0	0	0	1	1	1
Jacque Jones, L (1, 7) OBP: 0.270, SLG: 0.333		B X 1-0 G3-1 ③			B F F B B X 3-2 G6-3 ② 2-3			S X 0-1 G3 ①		3	0	0	0	0	0	3
Inning Stats	R: 0 H: 0 E: 0 LOB: 0 K: 2 BB: 0 S: 11 P: 18	R: 1 H: 2 E: 0 LOB: 2 K: 1 BB: 1 S: 12 P: 21	R: 0 H: 0 E: 0 LOB: 0 K: 1 BB: 0 S: 10 P: 13	R: 0 H: 0 E: 0 LOB: 0 K: 1 BB: 0 S: 9 P: 12	R: 0 H: 0 E: 1 LOB: 1 K: 1 BB: 0 S: 12 P: 16	R: 0 H: 0 E: 0 LOB: 0 K: 1 BB: 0 S: 7 P: 9	R: 1 H: 1 E: 0 LOB: 0 K: 1 BB: 0 S: 6 P: 9	R: 0 H: 0 E: 0 LOB: 0 K: 0 BB: 0 S: 5 P: 8		1B: 1 SF: 0 2B: 1 SAC: 0 3B: 0 DP: 0 HR: 1 HBP: 0						WP: 0 PA: 29 PB: 0 SB: 0 CS: 0	

	AB	28
	R	2
	H	3
	RBI	2
	BB	1
	SO	8
	LOB	6

PITCHER	IP	WLS	BF	H	R	ER	SO	BB	IBB	HBP	BLK	WP	HR	S	P	ERA	WHIP
Andy Pettitte, L (1, 1) ERA: 3.05	8.0	L	29	3	2	2	8	1	0	0	1	0	1	72	106	2.25	0.500

PITCHER	IP	WLS	BF	H	R	ER	SO	BB	IBB	HBP	BLK	WP	HR	S	P	ERA	WHIP

New York Yankees @ Minnesota Twins

Hubert H. Humphrey Metrodome, Minneapolis, MN

Tue May 01 2001, 8:05 PM EDT

Att. 24,505 - Dome - 72 F

TOP

livebaseballscorecards.com

Batter	1	2	3	4	5	6	7	8	9	AB	R	H	RBI	BB	SO	LOB
Chuck Knoblauch, R (1, 7) OBP: 0.406, SLG: 0.432	F9	1B BB 1-2			FC5-4 1B		F8	G6-3		4	0	1	0	1	0	1
Bernie Williams, S (1, 8) OBP: 0.306, SLG: 0.350	G3	1B 1-2 2-H			FC5-4 20 FC5 2 BB 1-2f		G3		1B 20 1B 1B	5	1	2	1	0	0	1
2 Derek Jeter, R (1, 6) OBP: 0.366, SLG: 0.343	E6 1B 1B	K			20 FC5 1B BB 1-2		1B 20 1B BB		L5	3	1	1	0	2	1	3
Tino Martinez, L (1, 3) OBP: 0.357, SLG: 0.514	20 BB 1B 2-3		F8		F3		20 1B 1B 1-2		20 1B 1B 1-3	5	0	3	0	0	0	2
20 Jorge Posada, S (1, 2) OBP: 0.379, SLG: 0.566	BB 1-2	K			FC5 1B 1-2 2-3f		20 1B 1B 1-3 2-H		G4-6-3 1B 1-3 3-H	4	0	2	2	1	1	2
David Justice, L (1, 10) OBP: 0.330, SLG: 0.454	F7	G6-3				HR	G3		G4-6-3 1-2f	5	1	1	1	0	0	7
Michael Coleman, R (1, 9) OBP: 0.235, SLG: 0.333		G5-3 1B		K		F9		K		3	0	0	0	0	1	0
Clay Bellinger, R (7, 9) OBP: 0.059, SLG: 0.059										1	0	0	0	0	1	0
Alfonso Soriano, R (1, 4) OBP: 0.304, SLG: 0.418		S 1B 1B		F8 1B 2-1		G1-6-3 1B 1-0		E S 1B 1-0		4	1	4	0	0	0	0
Scott Brosius, R (1, 5) OBP: 0.349, SLG: 0.431		P3		F8 1-2		G1-6-3 1-2f		K 1-3		4	0	0	0	0	1	4

	AB	38
	R	4
	H	14
	RBI	4
	BB	4
	SO	5
	LOB	20

Inning Stats	1	2	3	4	5	6	7	8	9	1B: 13	SF: 0	WP: 0	PA: 42
R	0	1	0	0	0	1	1	0	1	2B: 0	SAC: 0	PB: 0	
E	1	0	0	0	0	0	0	1	0	3B: 0	DP: 2	SB: 2	
K	0	1	1	1	0	0	0	2	0	HR: 1	HBP: 0	CS: 0	
S	17	18	12	9	12	5	20	10	11				
H	2	2	0	1	1	2	2	1	3				
LOB	3	2	0	1	2	0	2	1	1				
BB	1	1	0	0	1	0	1	0	0				
P	28	26	16	15	20	8	29	17	18				

PITCHER		IP	WLS	BF	H	R	ER	SO	BB	IBB	HBP	BLK	WP	HR	S	P	ERA	WHIP
Eric Milton, L ERA: 2.77	(1, 1)	6.0	L	27	8	2	2	3	3	0	0	0	0	1	73	113	3.00	1.833
Hector Carrasco, R ERA: 4.15	(7, 1)	2.0		10	3	1	1	2	1	0	0	0	0	0	30	46	4.50	2.000
Travis Miller, L ERA: 7.94	(9, 1)	1.0		5	3	1	1	0	0	0	0	0	0	0	11	18	9.00	3.000

PITCHER	IP	WLS	BF	H	R	ER	SO	BB	IBB	HBP	BLK	WP	HR	S	P	ERA	WHIP

Batter	1	2	3	4	5	6	7	8	9	AB	R	H	RBI	BB	SO	LOB
Cristian Guzman, S (1, 6) OBP: 0.333, SLG: 0.595	BCSBS 2-3 ① K		CFBS 1-3 ② K			CFBS 1-3 ② K			CBX 1-1 ② G4-3	4	0	0	0	0	3	0
Jason Maxwell, R (1, 5) OBP: 0.300, SLG: 0.333	SBCFX 1-2 ② P5		CBBSFC 2-3 ③ K			CX 0-1 ③ G6-3			BCX 1-1 ③ G5-3	4	0	0	0	0	1	0
Matt Lawton, L (1, 9) OBP: 0.431, SLG: 0.368	BX 1-0 ③ L7			FBBX 2-1 ① F7			BCX 1-1 ① G3-1			3	0	0	0	0	0	0
David Ortiz, L (1, 10) OBP: 0.372, SLG: 0.583		SSFBBS 2-3 ① K		CCS 0-3 ② K			X 0-0 ② G4-3			3	0	0	0	0	2	0
Brian Buchanan, R (1, 7) OBP: 0.133, SLG: 0.333		CSX 0-2 FC5-4 1B 1B		BX 1-0 ③ G5-3			SBCS 1-3 ③ K			3	0	1	0	0	1	0
Doug Mientkiewicz, L (1, 3) OBP: 0.422, SLG: 0.695		FBFX 1-2 ② P5			BBCBFX 3-2 G5-4-3 1B			CSBS 1-3 ① K		3	0	1	0	0	1	1
Torii Hunter, R (1, 8) OBP: 0.267, SLG: 0.349		BX 1-0 FC5-4 1-2 1B			CBFX 1-2 ①② G5-4-3 1-2f			CFS 0-3 ② K		3	0	1	0	0	1	1
Tom Prince, R (1, 2) OBP: 0.293, SLG: 0.444		CSX 0-2 ③ FC5-4 1-2f 2-3			BX 1-0 ③ G1-3			BBCCS 2-3 ③ K		3	0	0	0	0	1	2
Luis Rivas, R (1, 4) OBP: 0.220, SLG: 0.310			X 0-0 ① G5-3			BX 1-0 ① G6-3			BBX 2-0 ① F7	2	0	0	0	0	0	0
Denny Hocking, S (9, PH) OBP: 0.227, SLG: 0.268										1	0	0	0	0	0	0
Inning Stats	R: 0 E: 0 K: 1 S: 8 H: 0 LOB: 0 BB: 0 P: 12	R: 0 E: 0 K: 1 S: 14 H: 2 LOB: 2 BB: 0 P: 18	R: 0 E: 0 K: 2 S: 8 H: 0 LOB: 0 BB: 0 P: 11	R: 0 E: 0 K: 1 S: 6 H: 0 LOB: 0 BB: 0 P: 9	R: 0 E: 0 K: 0 S: 7 H: 1 LOB: 0 BB: 0 P: 12	R: 0 E: 0 K: 1 S: 6 H: 0 LOB: 0 BB: 0 P: 8	R: 0 E: 0 K: 1 S: 6 H: 0 LOB: 0 BB: 0 P: 8	R: 0 E: 0 K: 3 S: 9 H: 0 LOB: 0 BB: 0 P: 12	R: 0 E: 0 K: 0 S: 5 H: 0 LOB: 0 BB: 0 P: 9	1B: 3 2B: 0 3B: 0 HR: 0	SF: 0 SAC: 0 DP: 1 HBP: 0						

PITCHER	IP	WLS	BF	H	R	ER	SO	BB	IBB	HBP	BLK	WP	HR	S	P	ERA	WHIP
35 Mike Mussina, R (1, 1) ERA: 3.73	9.0	W	29	3	0	0	10	0	0	0	0	0	0	69	99	0.00	0.333

PITCHER	IP	WLS	BF	H	R	ER	SO	BB	IBB	HBP	BLK	WP	HR	S	P	ERA	WHIP

BOTTOM

New York Yankees @ Minnesota Twins

Hubert H. Humphrey Metrodome, Minneapolis, MN

Tue May 01 2001, 8:05 PM EDT

Att. 24,505 - Dome - 72 F

livebaseballscorecards.com

AB	29
R	0
H	3
RBI	0
BB	0
SO	10
LOB	4

1B: 3	SF: 0	WP: 0	PA: 29
2B: 0	SAC: 0	PB: 0	
3B: 0	DP: 1	SB: 0	
HR: 0	HBP: 0	CS: 0	

Batter	1	2	3	4	5	6	7	8	9	AB	R	H	RBI	BB	SO	LOB
Chuck Knoblauch, R (1, 7) OBP: 0.394, SLG: 0.418	B X 1-0 ① G6-3		B C X 1-1 ③ L1			B C C B X 2-2 ② F7		B C C S 1-3 ③ K		4	0	0	0	0	1	2
2 Derek Jeter, R (1, 6) OBP: 0.362, SLG: 0.333	B X 1-0 ② G5-3			C X 0-1 ① F8		P B B S F B 4-2 1B 1-2 BB			X 0-0 ① G3	3	0	0	0	1	0	0
Paul O'Neill, L (1, 9) OBP: 0.328, SLG: 0.522	C B X 1-1 ③ G6-3			B B C X 2-1 ② G4-3		S X 0-1 1-2 2-H 1B			B C B X 2-1 1B G4-3 1B	4	1	2	1	0	0	0
Bernie Williams, S (1, 8) OBP: 0.303, SLG: 0.344		C C B F F X 1-2 ① G4-3		B X 1-0 ③ G4-3		B S B C F X 2-2 ③ G1-3			F C X 0-2 G4-3 WP 1-3 1B	4	0	1	0	0	0	2
Tino Martinez, L (1, 3) OBP: 0.353, SLG: 0.505		B C B X 2-1 20 CS 1B			C X 0-1 ① G3-1		F C B S 1-3 ① K		B B F F X 2-2 ② G4-3 1-3 3-H	4	0	1	1	0	1	1
20 Jorge Posada, S (1, 2) OBP: 0.364, SLG: 0.540		C B B S B F S 3-3 ②③ K 1-2			B F B B F X 3-2 ② L5		C S B S 1-3 ② K		S F S 0-3 ③ K	4	0	0	0	0	3	2
David Justice, L (1, 10) OBP: 0.321, SLG: 0.440			C C S 0-3 ① K		B B C F S 2-3 ③ K		X 0-0 ③ G4-3			3	0	0	0	0	2	0
Alfonso Soriano, R (1, 4) OBP: 0.304, SLG: 0.416			C S C 0-3 ② K			X 0-0 2 S 1B 1B		B C F B F C 2-3 ① K		3	1	1	0	0	2	0
Scott Brosius, R (1, 5) OBP: 0.348, SLG: 0.429			B B F C F B F X 3-2 1B			X 0-0 ① F8		C X 0-1 ② F6		3	0	1	0	0	0	1
Inning Stats	R: 0 E: 0 K: 0 S: 4 H: 0 LOB: 0 BB: 0 P: 7	R: 0 E: 0 K: 1 S: 11 H: 1 LOB: 1 BB: 0 P: 17	R: 0 E: 0 K: 2 S: 13 H: 1 LOB: 1 BB: 0 P: 17	R: 0 E: 0 K: 0 S: 5 H: 0 LOB: 0 BB: 0 P: 8	R: 0 E: 0 K: 1 S: 8 H: 0 LOB: 0 BB: 0 P: 13	R: 1 E: 0 K: 0 S: 14 H: 2 LOB: 2 BB: 1 P: 21	R: 0 E: 0 K: 2 S: 7 H: 0 LOB: 0 BB: 0 P: 9	R: 0 E: 0 K: 2 S: 9 H: 0 LOB: 0 BB: 0 P: 12	R: 1 E: 0 K: 1 S: 12 H: 2 LOB: 1 BB: 0 P: 16	1B: 6 2B: 1 3B: 0 HR: 0	SF: 0 SAC: 0 DP: 1 HBP: 0						

PITCHER	IP	WLS	BF	H	R	ER	SO	BB	IBB	HBP	BLK	WP	HR	S	P	ERA	WHIP
Joe Mays, R (1, 1) ERA: 2.61	6.0	W	22	4	1	1	4	1	0	0	0	0	0	55	83	1.50	0.833
Eddie Guardado, L (7, 1) ERA: 8.38	1.0	H	3	0	0	0	2	0	0	0	0	0	0	7	9	0.00	0.000
Bob Wells, R (8, 1) ERA: 3.65	1.0	H	3	0	0	0	2	0	0	0	0	0	0	9	12	0.00	0.000
LaTroy Hawkins, R (9, 1) ERA: 2.45	1.0	S	5	2	1	1	1	0	0	0	0	1	0	12	16	9.00	2.000

PITCHER	IP	WLS	BF	H	R	ER	SO	BB	IBB	HBP	BLK	WP	HR	S	P	ERA	WHIP

TOP

New York Yankees @ Minnesota Twins

Hubert H. Humphrey Metrodome, Minneapolis, MN

Wed May 02 2001, 8:05 PM EDT

Att. 36,825 - Dome - 72 F

livebaseballscorecards.com

AB	32
R	2
H	6
RBI	2
BB	1
SO	9
LOB	8

WP: 1 PA: 33
PB: 0
SB: 1
CS: 1

BOTTOM

New York Yankees @ Minnesota Twins

Hubert H. Humphrey Metrodome, Minneapolis, MN

Wed May 02 2001, 8:05 PM EDT

Att. 36,825 - Dome - 72 F

livebaseballscorecards.com

Batter	1	2	3	4	5	6	7	8	9	AB	R	H	RBI	BB	SO	LOB
Cristian Guzman, S (1, 6) OBP: 0.319, SLG: 0.568	B C X 1-1 ① G5-3			C B X 1-1 ① G6-3		C X 0-1 ① G4-3	C X 0-1 ① F3			4	0	0	0	0	0	0
Luis Rivas, R (1, 4) OBP: 0.221, SLG: 0.308	S C X 0-2 ② G3			B X 1-0 ② G5-3		S B B X 2-1 1B HBP 1B	B B S C F F S 2-3 ② K			4	1	1	0	0	1	0
Matt Lawton, L (1, 9) OBP: 0.443, SLG: 0.388	B C B F S 2-3 ③ K			B C B X 2-1 S 1B		C F B B F B X 3-2 HBP S 1-3 1B 1B	X 0-0 1B			4	1	3	0	0	1	0
Corey Koskie, L (1, 5) OBP: 0.347, SLG: 0.467		B C S S X 1-2 ① G4-3		B F B B F F F X 3-2 ③ G6-3 1-2		X 0-0 ② P6	F C B B F X 2-2 ③ G3			4	0	0	0	0	0	4
David Ortiz, L (1, 10) OBP: 0.367, SLG: 0.563		B B C S S X 2-2 ② F8			X 0-0 ① G1-3	B B B F S B 4-2 HBP 1-2 1B BB		B X 1-0 ① F8		3	1	0	0	1	0	0
Torii Hunter, R (1, 8) OBP: 0.286, SLG: 0.413		F C B B B X 3-2 ③ G5-3			B B X 2-0 HR	F F B B H 3-2 1B 1-2 2-3 3-H HBP		B C S S 1-3 ② K		3	1	1	2	0	1	0
Doug Mientkiewicz, L (1, 3) OBP: 0.447, SLG: 0.709			F B X 1-1 CS 1B	B C X 1-1 1B		B C X 1-1 BB 1-3 2-H 3-H 1B		C B X 1-1 1B		4	0	4	2	0	0	0
Jacque Jones, L (1, 7) OBP: 0.264, SLG: 0.326 Denny Hocking, S (6, PH) OBP: 0.239, SLG: 0.262 (7, 7)			C S S 0-3 ① K		S S S 0-3 ② K	B B B C B F F B 4-2 1-2 BB		X 0-0 ③ F8		2 1	0 0	0 0	0 0	0 1	2 0	2 1
A.J. Pierzynski, L (1, 2) OBP: 0.278, SLG: 0.415			C B C B X 2-2 ②③ F5 1-2		B B C S F X 2-2 ③ F5	C F C 0-3 ③ K				3	0	0	0	0	1	5
Inning Stats	R: 0 E: 0 K: 1 S: 8 H: 0 LOB: 0 BB: 0 P: 11	R: 0 E: 0 K: 0 S: 9 H: 0 LOB: 0 BB: 0 P: 15	R: 0 E: 0 K: 1 S: 8 H: 1 LOB: 0 BB: 0 P: 11	R: 0 E: 0 K: 0 S: 10 H: 1 LOB: 1 BB: 0 P: 17	R: 1 E: 0 K: 1 S: 11 H: 2 LOB: 1 BB: 0 P: 16	R: 3 E: 0 K: 1 S: 21 H: 3 LOB: 3 BB: 2 P: 38	R: 0 E: 0 K: 1 S: 12 H: 1 LOB: 1 BB: 0 P: 16	R: 0 E: 0 K: 1 S: 7 H: 1 LOB: 1 BB: 0 P: 10		1B: 8 2B: 0 3B: 0 HR: 1	SF: 0 SAC: 0 DP: 0 HBP: 1			WP: 0 PB: 0 SB: 2 CS: 1	PA: 35		

	AB	32
	R	4
	H	9
	RBI	4
	BB	2
	SO	6
	LOB	12

PITCHER		IP	WLS	BF	H	R	ER	SO	BB	IBB	HBP	BLK	WP	HR	S	P	ERA	WHIP
Orlando Hernandez, R ERA: 5.48	(1, 1)	5.2	L	24	6	4	4	3	1	0	1	0	0	1	59	95	6.35	1.235
Mike Stanton, L ERA: 0.55	(6, 1)	1.1		7	2	0	0	2	1	0	0	0	0	0	20	29	0.00	2.250
Brian Boehringer, R ERA: 1.04	(8, 1)	1.0		4	1	0	0	1	0	0	0	0	0	0	7	10	0.00	1.000

PITCHER	IP	WLS	BF	H	R	ER	SO	BB	IBB	HBP	BLK	WP	HR	S	P	ERA	WHIP

Batter	1	2	3	4	5	6	7	8	9	AB	R	H	RBI	BB	SO	LOB
Chuck Knoblauch, R (1, 7) OBP: 0.387, SLG: 0.405	C B B X 2-1 G6-3		F F X 0-2 F7		B B X 2-0 G4-3 1-3		C B B B B 4-1 1B 2 S WP BB	C X 0-1 F9		4	1	0	0	1	0	2
2 Derek Jeter, R (1, 6) OBP: 0.355, SLG: 0.321	C F F B F B F C 2-3 K		C F B X 1-2 G1-3		X 0-0 G1-3		B B B C B 4-1 WP 1B 1-2 BB		X 0-0 F8	4	0	0	0	1	1	1
Paul O'Neill, L (1, 9) OBP: 0.331, SLG: 0.525	C F B F B C 2-3 K		B C S X 1-2 G4-3		B B S X 2-1 1B 3-H 2B		F B B X 2-1 WP 1-2 2-3 1B		B S B F F S 2-3 K	5	1	2	1	0	2	0
Bernie Williams, S (1, 8) OBP: 0.309, SLG: 0.348		X 0-0 F9		C B B F X 2-2 2B 1B	F F F B X 1-2 2-H 1B		B S B F F B S 3-3 K 1-2 2-3 3-H		B S X 1-1 G6-3	5	1	2	1	0	1	2
Tino Martinez, L (1, 3) OBP: 0.358, SLG: 0.509		C B B S B B 4-2 BB	F X 0-1 G4-3 1-H 2B		C X 0-1 G1-6-3		C S B S 1-3 K			3	0	1	1	1	1	3
David Justice, L (1, 10) OBP: 0.310, SLG: 0.423		C X 0-1 F7	F C B X 1-2 G4-3 2-3			C B F S 1-3 K	C F S 0-3 K			4	0	0	0	0	2	4
Alfonso Soriano, R (1, 4) OBP: 0.311, SLG: 0.422		B B F C B X 3-2 G6-3	X 0-0 F3			S X 0-1 S SF7 2B		C S B H 2-2 S HBP		3	1	1	0	0	0	2
Joe Oliver, R (1, 2) OBP: 0.381, SLG: 0.421			C X 0-1 HR 1B	B F X 1-1 P4		B F C X 1-2 SF7 2-H		L F B F S 1-3 K 1-2		3	1	1	1	0	1	2
Scott Brosius, R (1, 5) OBP: 0.353, SLG: 0.454			F C X 0-2 1-H HR		C B F B F F B B 4-2 G4-3 S 2B BB	C B X 1-1 G5-3		F C F E X 0-2 L3		3	2	1	2	1	0	1
Inning Stats	R: 0 H: 0 E: 0 LOB: 0 K: 2 BB: 0 S: 12 P: 18	R: 0 H: 0 E: 0 LOB: 1 K: 0 BB: 1 S: 8 P: 15	R: 2 H: 2 E: 0 LOB: 0 K: 0 BB: 0 S: 14 P: 16	R: 1 H: 2 E: 0 LOB: 1 K: 0 BB: 0 S: 11 P: 15	R: 2 H: 2 E: 0 LOB: 1 K: 0 BB: 1 S: 14 P: 23	R: 1 H: 1 E: 0 LOB: 0 K: 1 BB: 0 S: 10 P: 13	R: 1 H: 1 E: 0 LOB: 2 K: 3 BB: 2 S: 14 P: 28	R: 0 H: 0 E: 0 LOB: 1 K: 1 BB: 0 S: 13 P: 16	R: 0 H: 0 E: 0 LOB: 0 K: 1 BB: 0 S: 7 P: 10	1B: 4 SF: 1 2B: 3 SAC: 0 3B: 0 DP: 0 HR: 1 HBP: 1						

TOP

New York Yankees @ Baltimore Orioles

Oriole Park at Camden Yards, Baltimore, MD

Thu May 03 2001, 7:05 PM EDT
Att. 40,218 - Sunny - 90 F

livebaseballscorecards.com

AB	34
R	7
H	8
RBI	6
BB	4
SO	8
LOB	17

WP: 1 PA: 40
PB: 0
SB: 4
CS: 0

PITCHER		IP	WLS	BF	H	R	ER	SO	BB	IBB	HBP	BLK	WP	HR	S	P	ERA	WHIP
Chuck McElroy, L ERA: 5.92	(1, 1)	5.0		23	6	5	5	2	2	0	0	0	0	1	59	87	9.00	1.600
Chad Paronto, R ERA: 5.79	(6, 1)	1.0	L	7	2	2	2	1	2	0	0	0	0	0	14	27	18.00	4.000
Buddy Groom, L ERA: 3.52	(7, 1)	1.0		3	0	0	0	3	0	0	0	0	1	0	10	14	0.00	0.000
Mike Trombley, R ERA: 1.77	(8, 1)	2.0		7	0	0	0	2	0	0	1	0	0	0	20	26	0.00	0.000

PITCHER	IP	WLS	BF	H	R	ER	SO	BB	IBB	HBP	BLK	WP	HR	S	P	ERA	WHIP

Batter	1	2	3	4	5	6	7	8	9	AB	R	H	RBI	BB	SO	LOB
Brady Anderson, L (1, 7) OBP: 0.276, SLG: 0.273	F C B X 1-2 G1-3 ①	F X 0-1 G5-3 ③			X 0-0 HR 1B 1-2 2-3		C X 0-1 G4-3 ②		B S B B C B 4-2 31 DI BB	4	1	1	0	1	0	1
6 Melvin Mora, R (1, 8) OBP: 0.290, SLG: 0.301 31 Jay Gibbons, L (9, PH) OBP: 0.338, SLG: 0.365	B F B B F F B B 4-2 1B BB		B C B X 2-1 F9 ①		B C F C 1-3 K ①		F H 1-1 HBP		S S C X 0-2 P1 ③ 1-2	2 1	0 0	0 0	0 0	1 0	1 0	3 1
Mike Bordick, R (1, 6) OBP: 0.328, SLG: 0.343	B B F S F B X 3-2 S 1B 1-3		C B B C F F S 2-3 K ②		B F F X 1-2 F3 ②		B X 1-0 G6-3 ③			4	0	1	0	0	1	4
Jeff Conine, R (1, 3) OBP: 0.321, SLG: 0.370	F B F C 1-3 K ② 1-2		C B B B C C C 3-3 K ③		B B C C X 2-2 HR 1-H 2-H 3-H			X 0-0 G6-3 ①		4	1	1	4	0	2	2
Mike Kinkade, R (1, 10) OBP: 0.275, SLG: 0.265 Delino DeShields, L (8, PH) OBP: 0.336, SLG: 0.351	B X 1-0 F3 ③			C F X 0-2 F8 ①	X 0-0 G5-3 ③			B X 1-0 G4-3 S 1B		3 1	0 0	0 1	0 0	0 0	0 0	2 0
Chris Richard, L (1, 9) OBP: 0.351, SLG: 0.417	C S F B X 1-2 PB BLK 2B 1B			F B F X 1-2 G4-3 ②		X 0-0 F7 ①		S B F X 1-2 G4-3 ② 1-3		4	1	1	0	0	0	1
Cal Ripken Jr., R (1, 5) OBP: 0.205, SLG: 0.269	F B F X 1-2 L9 ①			B F X 1-1 F7 ③		B X 1-0 G5-3 ②		F S B C 1-3 K ③		4	0	0	0	0	1	2
Brook Fordyce, R (1, 2) OBP: 0.227, SLG: 0.265 Greg Myers, L (9, PH) OBP: 0.414, SLG: 0.593	B C X 1-1 P3 ②				X 0-0 1B HBP HR 1B	C C S 0-3 K ③			C C C X 0-2 G4-3 ①	3 1	1 0	1 0	0 0	0 0	1 0	1 0
Jerry Hairston, R (1, 4) OBP: 0.282, SLG: 0.333	B F C B F F X 2-2 2B 1-H				B C B C F F B H 4-2 1B HR HBP 1-2		C B B C 1-3 K ①		S S S 0-3 K ②	3	1	1	1	0	2	0
Inning Stats	R: 0 E: 0 K: 1 S: 14 H: 1 LOB: 2 BB: 1 P: 24	R: 1 E: 0 K: 0 S: 16 H: 2 LOB: 1 BB: 0 P: 21	R: 0 E: 0 K: 2 S: 10 H: 0 LOB: 0 BB: 0 P: 17	R: 0 E: 0 K: 0 S: 8 H: 0 LOB: 0 BB: 0 P: 10	R: 4 E: 0 K: 1 S: 16 H: 3 LOB: 0 BB: 0 P: 24	R: 0 E: 0 K: 1 S: 5 H: 0 LOB: 0 BB: 0 P: 6	R: 0 E: 0 K: 1 S: 7 H: 0 LOB: 1 BB: 0 P: 10	R: 0 E: 0 K: 1 S: 8 H: 1 LOB: 1 BB: 0 P: 11	R: 0 E: 0 K: 1 S: 11 H: 0 LOB: 1 BB: 1 P: 15	1B: 5 2B: 1 3B: 0 HR: 1	SF: 0 SAC: 0 DP: 0 HBP: 2	WP: 0 PB: 1 SB: 2 CS: 0	PA: 38				

PITCHER		IP	WLS	BF	H	R	ER	SO	BB	IBB	HBP	BLK	WP	HR	S	P	ERA	WHIP
Ted Lilly, L ERA: 5.29	(1, 1)	4.2		22	6	5	5	4	1	0	1	1	0	1	63	95	9.64	1.500
Ramiro Mendoza, R ERA: 3.0	(5, 1)	2.2	W	10	1	0	0	2	0	0	1	0	0	0	15	20	0.00	0.375
42 Mariano Rivera, R ERA: 1.93	(8, 1)	1.2	S	6	0	0	0	2	1	0	0	0	0	0	17	23	0.00	0.600

PITCHER	IP	WLS	BF	H	R	ER	SO	BB	IBB	HBP	BLK	WP	HR	S	P	ERA	WHIP

BOTTOM

New York Yankees @ Baltimore Orioles

Oriole Park at Camden Yards, Baltimore, MD

Thu May 03 2001, 7:05 PM EDT
Att. 40,218 - Sunny - 90 F

livebaseballscorecards.com

AB	34
R	5
H	7
RBI	5
BB	2
SO	8
LOB	17

Batter	1	2	3	4	5	6	7	8	9	AB	R	H	RBI	BB	SO	LOB
Chuck Knoblauch, R (1, 7) OBP: 0.381, SLG: 0.405	B C B C F X 2-2 ① L8	B C C B X 2-2 ③ G4-3			B X 1-0 ① F5	B B B C X 3-1 1-3 2-H 2B		C B X 1-1 ① G6-3		5	0	1	1	0	0	1
2 Derek Jeter, R (1, 6) OBP: 0.373, SLG: 0.339	B B C B B 4-1 1B 1B BB	X 0-0 2B 2B			B C X 1-1 BB 1B	C F C 0-3 ③ K		B B B B 4-0 F8 S BB		3	2	2	0	2	1	2
Paul O'Neill, L (1, 9) OBP: 0.341, SLG: 0.552	C X 0-1 1B 1-2 1B	C X 0-1 G1-4-3 2-H 2B			B F S B X 2-2 ② L8		B X 1-0 E 3B	B F B F B X 3-2 ② F8 1-3		5	1	3	1	0	0	2
Bernie Williams, S (1, 8) OBP: 0.326, SLG: 0.347	B X 1-0 ② F7	C B X 1-1 ① G1-4-3 2-3			C B B B F B 4-2 1-2 BB		C C B F F X 1-2 E9 G4-3 20 2B 3-H 1B	B B B I 4-0 BB IBB		3	1	1	1	2	0	3
Tino Martinez, L (1, 3) OBP: 0.367, SLG: 0.504	X 0-0 1-3 2-H 1B	B B B I 4-0 G4-6-3 IBB			B X 1-0 ③ L8		B B C S F F X 2-2 ① G4-3 2-3	B B F B C B 4-2 1-2 BB		3	0	1	1	2	0	3
David Justice, L (1, 10) OBP: 0.300, SLG: 0.407 Alfonso Soriano, R (8, PH) OBP: 0.308, SLG: 0.419	C B F B B S 3-3 ③ K	B B C X 2-1 ② ③ G4-6-3 1-2f			C B X 1-1 ① G3	S F F S 0-3 ② K	B B X 2-0 ③ L9			4 1	0 0	0 0	0 0	0 0	2 0	5 3
20 Jorge Posada, S (1, 2) OBP: 0.356, SLG: 0.533		B B B C X 3-1 ① G3		B C B X 2-1 ① G4-3	C C B S 1-3 ② K	B X 1-0 3-H 2B		B C X 1-1 ① F8		5	0	1	1	0	1	0
Luis Sojo, R (1, 4) OBP: 0.208, SLG: 0.136		B F B S B B 4-2 BB		F B C B F X 2-2 ② F9	C F B X 1-2 1B 2B 1B	X 0-0 ③ G4-3		B X 1-0 ② F7		4	1	1	0	1	0	1
Scott Brosius, R (1, 5) OBP: 0.355, SLG: 0.478		C F B B F B X 3-2 ② F4		X 0-0 ③ G4-3	F C X 0-2 2B 1-2 1B		C B B X 2-1 HR	F F B B S 2-3 ③ K		5	1	2	1	0	1	1
Inning Stats	R: 1 H: 2 E: 0 LOB: 2 K: 1 BB: 1 S: 13 P: 23	R: 0 H: 0 E: 0 LOB: 1 K: 0 BB: 1 S: 11 P: 23	R: 1 H: 2 E: 0 LOB: 1 K: 0 BB: 1 S: 7 P: 14	R: 0 H: 0 E: 0 LOB: 0 K: 0 BB: 0 S: 7 P: 11	R: 0 H: 1 E: 0 LOB: 2 K: 0 BB: 1 S: 9 P: 18	R: 1 H: 3 E: 0 LOB: 1 K: 2 BB: 0 S: 17 P: 23	R: 2 H: 3 E: 1 LOB: 1 K: 1 BB: 0 S: 17 P: 22	R: 1 H: 1 E: 0 LOB: 3 K: 0 BB: 3 S: 10 P: 30	R: 0 H: 0 E: 0 LOB: 0 K: 1 BB: 0 S: 7 P: 11	1B: 6 SF: 0 2B: 4 SAC: 0 3B: 1 DP: 1 HR: 1 HBP: 0						WP: 0 PA: 45 PB: 0 SB: 1 CS: 0

TOP

New York Yankees @ Baltimore Orioles

Oriole Park at Camden Yards, Baltimore, MD

Fri May 04 2001, 7:05 PM EDT
Att. 43,133 - Cloudy - 91 F

livebaseballscorecards.com

AB	38
R	6
H	12
RBI	6
BB	7
SO	5
LOB	21

PITCHER		IP	WLS	BF	H	R	ER	SO	BB	IBB	HBP	BLK	WP	HR	S	P	ERA	WHIP
Pat Hentgen, R ERA: 3.47	(1, 1)	6.0		29	8	3	3	3	3	1	0	0	0	0	64	112	4.50	1.833
Buddy Groom, L ERA: 4.15	(7, 1)	1.0	B	6	3	2	1	1	0	0	0	0	0	0	17	22	9.00	3.000
Chad Paronto, R ERA: 6.52	(8, 1)	0.1	L	3	1	1	1	0	1	0	0	0	0	1	4	11	27.00	6.000
B.J. Ryan, L ERA: 3.38	(8, 1)	0.1		3	0	0	0	0	1	1	0	0	0	0	5	16	0.00	3.000
Josh Towers, R ERA:	(8, 1)	1.1		4	0	0	0	1	0	0	0	0	0	0	8	14	0.00	0.000

PITCHER	IP	WLS	BF	H	R	ER	SO	BB	IBB	HBP	BLK	WP	HR	S	P	ERA	WHIP

New York Yankees @ Baltimore Orioles

Oriole Park at Camden Yards, Baltimore, MD

Fri May 04 2001, 7:05 PM EDT

Att. 43,133 - Cloudy - 91 F

livebaseballscorecards.com

BOTTOM

Batter	1	2	3	4	5	6	7	8	9	AB	R	H	RBI	BB	SO	LOB
Brady Anderson, L (1, 9) OBP: 0.266, SLG: 0.261	F8		L7	F7		K			G4-3	5	0	0	0	0	1	6
Mike Bordick, R (1, 6) OBP: 0.323, SLG: 0.336	G4-3		K		S 1B		G4-3		F8	5	0	1	0	0	1	3
Delino DeShields, L (1, 7) OBP: 0.333, SLG: 0.347	HR 1B		K		K		F8			4	1	1	0	0	2	2
Jeff Conine, R (1, 5) OBP: 0.333, SLG: 0.440	HR			31 FC3-6 6 SF8 BB 1B	P4		F8			4	2	2	2	0	0	1
Chris Richard, L (1, 3) OBP: 0.347, SLG: 0.402	P4			31 FC3-6 BB	K			F2		3	0	0	0	1	1	1
31 Jay Gibbons, L (1, 10) OBP: 0.320, SLG: 0.343		K		FC3-6 WP 1B		K		K		4	1	0	0	0	3	2
6 Melvin Mora, R (1, 8) OBP: 0.278, SLG: 0.291		F9		SF8		F7		K		3	0	0	1	0	1	0
Brook Fordyce, R (1, 2) OBP: 0.253, SLG: 0.292 Gene Kingsale, S (9, PR)		L6		1B		E 1B			G4-3 SH1-4 1B	4 0	1 0	3 0	1 0	0 0	0 0	0 0
Jerry Hairston, R (1, 4) OBP: 0.302, SLG: 0.354		E S 1B				SAFE S 1B			SH1-4	3	0	3	1	0	0	0
Inning Stats	R: 2 E: 0 K: 0 S: 9 H: 2 LOB: 0 BB: 0 P: 14	R: 0 E: 0 K: 1 S: 8 H: 0 LOB: 0 BB: 0 P: 11	R: 0 E: 0 K: 2 S: 16 H: 1 LOB: 1 BB: 0 P: 25	R: 2 E: 0 K: 0 S: 15 H: 3 LOB: 2 BB: 1 P: 26	R: 0 E: 0 K: 2 S: 12 H: 1 LOB: 1 BB: 0 P: 18	R: 1 E: 1 K: 2 S: 14 H: 2 LOB: 1 BB: 0 P: 20	R: 0 E: 0 K: 0 S: 7 H: 0 LOB: 0 BB: 0 P: 9	R: 0 E: 0 K: 2 S: 10 H: 0 LOB: 0 BB: 0 P: 16	R: 0 E: 0 K: 0 S: 8 H: 1 LOB: 2 BB: 0 P: 11	1B: 9 2B: 0 3B: 0 HR: 1	SF: 1 SAC: 1 DP: 0 HBP: 0						

	AB	35
	R	5
	H	10
	RBI	5
	BB	1
	SO	9
	LOB	15

WP: 1 PB: 0 SB: 3 CS: 0 PA: 38

PITCHER		IP	WLS	BF	H	R	ER	SO	BB	IBB	HBP	BLK	WP	HR	S	P	ERA	WHIP
Roger Clemens, R ERA: 4.6	(1, 1)	5.2		27	9	5	4	6	1	0	0	0	1	1	71	110	6.35	1.765
Mike Stanton, L ERA: 0.49	(6, 1)	2.0	W	6	0	0	0	2	0	0	0	0	0	0	17	23	0.00	0.000
42 Mariano Rivera, R ERA: 1.76	(8, 1)	1.1	S	5	1	0	0	1	0	0	0	0	0	0	11	17	0.00	0.750

PITCHER	IP	WLS	BF	H	R	ER	SO	BB	IBB	HBP	BLK	WP	HR	S	P	ERA	WHIP

Batter	1	2	3	4	5	6	7	8	9	AB	R	H	RBI	BB	SO	LOB
Chuck Knoblauch, R (1, 7) OBP: 0.382, SLG: 0.404	C F F S 0-3 ① K		B F B X 2-1 2 1B 1B 1-2 2-H 1B		C B X 1-1 BB BB 1B		C C B F X 1-2 ① G5-3	C B S F C 1-3 ③ K		5	1	2	1	0	2	2
2 Derek Jeter, R (1, 6) OBP: 0.374, SLG: 0.342	B S B X 2-1 ② G6-3		C X 0-1 1B S 1B 1-2 2-H 1B		X 0-0 ② L9		X 0-0 1B		B B F F S 2-3 ① K	5	1	2	1	0	1	1
Paul O'Neill, L (1, 9) OBP: 0.343, SLG: 0.543	C B C B X 2-2 ③ G4-3		B S X 2-1 S 1-3 2-H 1B		B B B B 4-0 BB 1-2 BB		X 0-0 ② P6		X 0-0 ② P6	4	0	1	1	1	0	1
Bernie Williams, S (1, 8)		B X 1-0 ① G3	B B F B F B 4-2 G6-4-3 1-2 3-H BB		B S B B B 4-1 1-2 2-3 BB		C B B F S 2-3 ③ K		B B B X 3-0 ③ F9	3	0	0	0	2	1	1
Tino Martinez, L (1, 3) OBP: 0.364, SLG: 0.496		B X 1-0 ② L6	B X 1-0 ② ③ G6-4-3 1-2f		C X 0-1 ③ G4-3			B X 1-0 F9 20 BB 1B		4	1	1	0	0	0	5
David Justice, L (1, 10) OBP: 0.290, SLG: 0.393		B X 1-0 ③ G3		X 0-0 ① F8		C B B B F F F X 3-2 ① L9		S C F B F B B S 3-3 ① K		4	0	0	0	0	1	1
20 Jorge Posada, S (1, 2) OBP: 0.361, SLG: 0.521			B F F B B X 3-2 ① G1-3	B F F B S 2-3 ② K	B B B B 4-0 FC5-4 BB			B B B C B 4-1 1B 1-2 BB		2	0	0	0	2	1	0
Alfonso Soriano, R (1, 4) OBP: 0.306, SLG: 0.413			C B S B X 2-2 BB 1B 1B	B X 1-0 ③ F3		B S F S 1-3 ② K		B B F X 2-1 ② F9 2-3		4	1	1	0	0	1	3
Scott Brosius, R (1, 5) OBP: 0.360, SLG: 0.474			B B B B 4-0 1B 2 1B 1-2 BB		X 0-0 ① P6	F B X 1-1 ③ FC5-4 1-2f		B C X 1-1 1-2 3-H 1B		3	1	1	1	1	0	1
Inning Stats	R: 0 H: 0 E: 0 LOB: 0 K: 1 BB: 0 S: 9 P: 13	R: 0 H: 0 E: 0 LOB: 0 K: 0 BB: 0 S: 3 P: 6	R: 4 H: 4 E: 0 LOB: 1 K: 0 BB: 2 S: 15 P: 33	R: 0 H: 0 E: 0 LOB: 0 K: 1 BB: 0 S: 5 P: 8	R: 0 H: 1 E: 0 LOB: 3 K: 0 BB: 2 S: 7 P: 16	R: 0 H: 0 E: 0 LOB: 1 K: 1 BB: 1 S: 10 P: 19	R: 0 H: 1 E: 0 LOB: 1 K: 1 BB: 0 S: 9 P: 12	R: 1 H: 2 E: 0 LOB: 2 K: 2 BB: 1 S: 15 P: 27	R: 0 H: 0 E: 0 LOB: 0 K: 1 BB: 0 S: 5 P: 10	1B: 8 SF: 0 2B: 0 SAC: 0 3B: 0 DP: 1 HR: 0 HBP: 0						

TOP

New York Yankees @ Baltimore Orioles

Oriole Park at Camden Yards, Baltimore, MD

Sat May 05 2001, 1:35 PM EDT
Att. 47,726 - Cloudy - 85 F

livebaseballscorecards.com

AB	34
R	5
H	8
RBI	4
BB	6
SO	7
LOB	15

PITCHER		IP	WLS	BF	H	R	ER	SO	BB	IBB	HBP	BLK	WP	HR	S	P	ERA	WHIP
Willis Roberts, R ERA: 2.6	(1, 1)	7.0	L	31	6	4	4	4	5	0	0	0	0	0	58	107	5.14	1.571
Chuck McElroy, L ERA: 6.2	(8, 1)	0.1		3	1	1	1	1	1	0	0	0	0	0	7	15	27.00	6.000
Jose Mercedes, R ERA: 7.41	(8, 1)	0.2		3	1	0	0	1	0	0	0	0	0	0	8	12	0.00	1.500
Ryan Kohlmeier, R ERA: 4.97	(9, 1)	1.0		3	0	0	0	1	0	0	0	0	0	0	5	10	0.00	0.000

PITCHER	IP	WLS	BF	H	R	ER	SO	BB	IBB	HBP	BLK	WP	HR	S	P	ERA	WHIP

Batter	1	2	3	4	5	6	7	8	9	AB	R	H	RBI	BB	SO	LOB
Gene Kingsale, S (1, 8)	L X 0-1 ① G1-3		C X 0-1 ① E5 PB S 1-2	C B 1-1 ③ CS 2-3	C F S 0-3 ① K		B S C S 1-3 ① K			4	0	0	0	0	2	2
Mike Bordick, R (1, 6) OBP: 0.313, SLG: 0.325	B S B F F X 2-2 ② P6		C F S 0-3 ① K 1-2 2-3		B B B C X 3-1 ② L5		S B F F S 1-3 ② K 1-2			4	0	0	0	0	2	3
Delino DeShields, L (1, 7) OBP: 0.331, SLG: 0.337	F X 0-1 ③ G4-3		B C B B B 4-1 G6-3 2-3 3-H BB		B F B B B X 3-1 ③ F8		B X 1-0 ③ P4			3	0	0	0	1	0	1
Jeff Conine, R (1, 3) OBP: 0.311, SLG: 0.407		B B C F B X 3-2 ① G4-3	C 1 SAFE S F X 0-2 ② ③ G6-3 1-2			B F S C 1-3 ① K		F C B C 1-3 ① K		4	0	0	0	0	2	2
Cal Ripken Jr., R (1, 5) OBP: 0.218, SLG: 0.280		B F X 1-1 ② G4-3		C B X 1-1 E 1B 1B		C B C B F X 2-2 FC6 E 1B		X 0-0 ② F8		4	1	2	0	0	0	0
Mike Kinkade, R (1, 10) OBP: 0.273, SLG: 0.264		B C B B X 3-1 1B 1B		C B F F S 1-3 ① K		B B C S F B C 3-3 ② K		F B F S 1-3 ③ K		4	0	1	0	0	3	2
Chris Richard, L (1, 9) OBP: 0.343, SLG: 0.396		B X 1-0 1-2 1B		C S X 0-2 FC5 CS 1B 1-2		X 0-0 E4 FC6 1-2			B S F B S 2-3 ① K	4	0	1	0	0	1	2
Fernando Lunar, R (1, 2) OBP: 0.273, SLG: 0.300 Greg Myers, L (9, PH) OBP: 0.400, SLG: 0.571		X 0-0 ③ G3		C S F F B F S 1-3 ② K		F X 0-1 ③ FC6 1-2f 2-3			C B S S S 1-3 ② K	3 1	0 0	0 0	0 0	0 0	1 1	6 0
Jerry Hairston, R (1, 4) OBP: 0.318, SLG: 0.364			B B B B 4-0 S E PB BB	C F B B B X 3-2 1-2 2-H 1B			C B B X 2-1 S 1B		B B C C F F X 2-2 ③ G4-3	3	1	2	1	1	0	0
Inning Stats	R: 0 E: 0 K: 0 S: 8 H: 0 LOB: 0 BB: 0 P: 10	R: 0 E: 0 K: 0 S: 9 H: 2 LOB: 2 BB: 0 P: 17	R: 1 E: 1 K: 1 S: 10 H: 0 LOB: 1 BB: 2 P: 18	R: 1 E: 1 K: 2 S: 19 H: 2 LOB: 1 BB: 0 P: 26	R: 0 E: 0 K: 1 S: 7 H: 0 LOB: 0 BB: 0 P: 13	R: 0 E: 1 K: 2 S: 14 H: 1 LOB: 2 BB: 0 P: 20	R: 0 E: 0 K: 2 S: 10 H: 1 LOB: 1 BB: 0 P: 15	R: 0 E: 0 K: 2 S: 7 H: 0 LOB: 0 BB: 0 P: 9	R: 0 E: 0 K: 2 S: 11 H: 0 LOB: 0 BB: 0 P: 16	1B: 6 2B: 0 3B: 0 HR: 0	SF: 0 SAC: 0 DP: 0 HBP: 0						

PITCHER	IP	WLS	BF	H	R	ER	SO	BB	IBB	HBP	BLK	WP	HR	S	P	ERA	WHIP
Andy Pettitte, L (1, 1) ERA: 2.63	7.0	W	30	6	2	0	8	2	0	0	0	0	0	77	119	0.00	1.143
Brian Boehringer, R (8, 1) ERA: 0.93	2.0	S	6	0	0	0	4	0	0	0	0	0	0	18	25	0.00	0.000

PITCHER	IP	WLS	BF	H	R	ER	SO	BB	IBB	HBP	BLK	WP	HR	S	P	ERA	WHIP

BOTTOM

New York Yankees @ Baltimore Orioles

Oriole Park at Camden Yards, Baltimore, MD

Sat May 05 2001, 1:35 PM EDT

Att. 47,726 - Cloudy - 85 F

livebaseballscorecards.com

AB	34
R	2
H	6
RBI	1
BB	2
SO	12
LOB	18

1B: 6	SF: 0	WP: 0	PA: 37
2B: 0	SAC: 0	PB: 1	
3B: 0	DP: 0	SB: 3	
HR: 0	HBP: 0	CS: 1	

Batter	1	2	3	4	5	6	7	8	9	AB	R	H	RBI	BB	SO	LOB
Chuck Knoblauch, R (1, 10) OBP: 0.372, SLG: 0.393	C F B F F B X 2-2 ① F8		B F B B X 3-1 ③ F9 1-2			C X 0-1 ① F9		B C B F X 2-2 ① G1-3		4	0	0	0	0	0	1
2 Derek Jeter, R (1, 6) OBP: 0.378, SLG: 0.356	B B S X 2-1 ② F9			B F S B F B X 3-2 ③ G6-3 1B		B B F F X 2-2 ② G4-3 2B		C F B S 1-3 ② K		4	0	2	0	0	1	0
Paul O'Neill, L (1, 9) OBP: 0.333, SLG: 0.526	B F C F X 1-2 ③ F8			F X 0-1 ① F8		B B C F B X 3-2 ② G4-3 2-3		C B F B X 2-2 ③ G3-1		4	0	0	0	0	0	2
Bernie Williams, S (1, 8) OBP: 0.316, SLG: 0.316		C F X 0-2 ① G4-3		C P F B X 2-2 ② G6-3 1-2		F B C B B C 3-3 ③ K			C S B F S 1-3 ① K	4	0	0	0	0	2	2
Tino Martinez, L (1, 3) OBP: 0.360, SLG: 0.488		C B B B F X 3-2 ② F8		F B B B X 2-1 ③ F9			B X 1-0 1B 20 SF7 1B		C B X 1-1 ② G6-3	4	1	1	0	0	0	1
David Justice, L (1, 7) OBP: 0.297, SLG: 0.397		C B X 1-1 ③ F7			B X 1-0 20 S 1B		B B X 2-0 1-3 CS 1B		F B B B S X 2-2 ③ G3-1	4	0	2	0	0	0	0
20 Jorge Posada, S (1, 2) OBP: 0.351, SLG: 0.510			B X 1-0 ① G3		B C F B F B S 3-3 ① K 1-2		B X 1-0 ① 3-H SF7			2	0	0	1	0	1	1
Luis Sojo, R (1, 4) OBP: 0.222, SLG: 0.160			B X 1-0 S 1B		B C B X 2-1 ② G1-3		F F F B S 1-3 ② K			3	0	1	0	0	1	2
Scott Brosius, R (1, 5) OBP: 0.359, SLG: 0.496			C X 0-1 ② F9		X 0-0 ③ G4-3		B C 1-1 ③ 1-2 CS	C S B B X 2-2 HR		3	1	1	1	0	0	2
Inning Stats	R: 0 E: 0 K: 0 S: 11 H: 0 LOB: 0 BB: 0 P: 16	R: 0 E: 0 K: 0 S: 8 H: 0 LOB: 0 BB: 0 P: 12	R: 0 E: 0 K: 0 S: 6 H: 1 LOB: 1 BB: 0 P: 11	R: 0 E: 0 K: 0 S: 12 H: 1 LOB: 1 BB: 0 P: 18	R: 0 E: 0 K: 1 S: 8 H: 1 LOB: 1 BB: 0 P: 14	R: 0 E: 0 K: 1 S: 11 H: 1 LOB: 1 BB: 0 P: 19	R: 1 E: 0 K: 1 S: 8 H: 2 LOB: 0 BB: 0 P: 14	R: 1 E: 0 K: 1 S: 12 H: 1 LOB: 0 BB: 0 P: 19	R: 0 E: 0 K: 1 S: 9 H: 0 LOB: 0 BB: 0 P: 13	1B: 5 2B: 1 3B: 0 HR: 1 SF: 1 SAC: 0 DP: 0 HBP: 0						

New York Yankees @ Baltimore Orioles

Oriole Park at Camden Yards, Baltimore, MD

Sun May 06 2001, 1:35 PM EDT
Att. 47,740 - Cloudy - 68 F

TOP

livebaseballscorecards.com

AB	32
R	2
H	7
RBI	2
BB	0
SO	5
LOB	11

WP: 0 PB: 0 SB: 2 CS: 1 PA: 34

PITCHER	IP	WLS	BF	H	R	ER	SO	BB	IBB	HBP	BLK	WP	HR	S	P	ERA	WHIP
Jason Johnson, R (1, 1) ERA: 3.4	7.0		26	6	1	1	3	0	0	0	0	0	0	64	104	1.29	0.857
Mike Trombley, R (8, 1) ERA: 2.11	1.0	L	4	1	1	1	1	0	0	0	0	0	1	12	19	9.00	1.000
Buddy Groom, L (9, 1) ERA: 3.72	1.0		3	0	0	0	1	0	0	0	0	0	0	9	13	0.00	0.000

PITCHER	IP	WLS	BF	H	R	ER	SO	BB	IBB	HBP	BLK	WP	HR	S	P	ERA	WHIP

New York Yankees @ Baltimore Orioles

Oriole Park at Camden Yards, Baltimore, MD

Sun May 06 2001, 1:35 PM EDT

Att. 47,740 - Cloudy - 68 F

livebaseballscorecards.com

BOTTOM

Batter	1	2	3	4	5	6	7	8	9	AB	R	H	RBI	BB	SO	LOB
Brady Anderson, L (1, 9) OBP: 0.265, SLG: 0.269	F B F B C 2-3 ① K		B F X 1-1 1B 2B		B F B B 3-1 ③ CS 1-2	X 0-0 ① F7		F C F B C 1-3 ② K		4	1	1	0	0	2	0
Mike Bordick, R (1, 6) OBP: 0.326, SLG: 0.342	C S B B F F F F B 3-2 ② F F9		C X 0-1 CS 2-H 1B			B B B B 4-0 G3 BB		C B B F F F X 2-2 2B		3	0	2	1	1	0	0
Delino DeShields, L (1, 7) OBP: 0.328, SLG: 0.327	C B B B B 4-1 BB		F S F 1 SAFE 0-2 ③ CS 1-2	B F F S 1-3 ① K		B F C X 1-2 ② G3 1-2		B X 1-0 ③ G6-3		3	0	0	0	1	1	2
Jeff Conine, R (1, 3) OBP: 0.323, SLG: 0.404	X 0-0 ③ G5-3			B X 1-0 1B		B C B B B C X 3-2 ③ F8			B B C B F B 4-2 CS BB	3	0	1	0	1	0	2
Gene Kingsale, S (9, PR)										0	0	0	0	0	0	0
Chris Richard, L (1, 8) OBP: 0.330, SLG: 0.379		C B F B B X 3-2 ① G3		B X 1-0 ② F8			C S X 0-2 ① F7		B B F B F S 3-3 ①② K 1-2	4	0	0	0	0	1	2
31 Jay Gibbons, L (1, 10) OBP: 0.316, SLG: 0.338		B X 1-0 ② G3-1		C X 0-1 ③ G4-3			B X 1-0 1B 1B		F F C 0-3 ③ K	4	0	1	0	0	1	2
Cal Ripken Jr., R (1, 5) OBP: 0.233, SLG: 0.294		F B X 1-1 ③ L8			B B S C F F X 2-2 E6 E 1B		B C S X 1-2 G6-3 1-2 1B			3	0	2	0	0	0	0
Brook Fordyce, R (1, 2) OBP: 0.244, SLG: 0.280			B B F C X 2-2 ① F9		F F S 0-3 ① K		F X 0-1 ②③ G6-3 1-2f			3	0	0	0	0	1	3
Jerry Hairston, R (1, 4) OBP: 0.310, SLG: 0.353			C B B B F X 3-2 ② G4-3		C F B F X 1-2 ② E6 CS 1-3			C X 0-1 ① F9		3	0	0	0	0	0	1
Inning Stats	R: 0 E: 0 K: 1 S: 13 H: 0 LOB: 1 BB: 1 P: 22	R: 0 E: 0 K: 0 S: 6 H: 0 LOB: 0 BB: 0 P: 11	R: 1 E: 0 K: 0 S: 13 H: 2 LOB: 0 BB: 0 P: 19	R: 0 E: 0 K: 1 S: 7 H: 1 LOB: 1 BB: 0 P: 10	R: 0 E: 1 K: 1 S: 13 H: 1 LOB: 0 BB: 0 P: 19	R: 0 E: 0 K: 0 S: 7 H: 0 LOB: 1 BB: 1 P: 15	R: 0 E: 0 K: 0 S: 9 H: 2 LOB: 1 BB: 0 P: 11	R: 0 E: 0 K: 1 S: 12 H: 1 LOB: 1 BB: 0 P: 16	R: 0 E: 0 K: 2 S: 8 H: 0 LOB: 1 BB: 1 P: 15	1B: 5 2B: 3 3B: 0 HR: 0	SF: 0 SAC: 0 DP: 2 HBP: 0						

	AB	30
	R	1
	H	7
	RBI	1
	BB	3
	SO	6
	LOB	12

WP: 0 PB: 0 SB: 0 CS: 3 PA: 35

PITCHER		IP	WLS	BF	H	R	ER	SO	BB	IBB	HBP	BLK	WP	HR	S	P	ERA	WHIP
35 Mike Mussina, R ERA: 3.38	(1, 1)	7.0	W	26	6	1	1	3	2	0	0	0	0	0	68	107	1.29	1.143
Mike Stanton, L ERA: 0.47	(8, 1)	1.0	H	4	1	0	0	1	0	0	0	0	0	0	12	16	0.00	1.000
42 Mariano Rivera, R ERA: 1.65	(9, 1)	1.0	S	3	0	0	0	2	1	0	0	0	0	0	8	15	0.00	1.000

PITCHER	IP	WLS	BF	H	R	ER	SO	BB	IBB	HBP	BLK	WP	HR	S	P	ERA	WHIP

Batter	1	2	3	4	5	6	7	8	9	AB	R	H	RBI	BB	SO	LOB
Cristian Guzman, S (1, 6) OBP: 0.339, SLG: 0.593	X 0-0 ① P5		B B X 2-0 HR		C B C X 1-2 E S BB 1B	B B F X 2-1 1-3 2B			X 0-0 ① G4-3	5	2	3	1	0	0	0
Luis Rivas, R (1, 4) OBP: 0.270, SLG: 0.370	C C F B B X 2-2 ② L8		X 0-0 G4-3 2B		B B F B B 4-1 BB S 1-3 BB	C X 0-1 ③ F9			B X 1-0 ② G5-3	4	0	1	0	1	0	2
Matt Lawton, L (1, 9) OBP: 0.433, SLG: 0.384	B C X 1-1 S 1B		B B C B F X 3-2 ① G4-3 2-3		F B B F S 2-3 ② K 1-2		C F F B F S 1-3 ① K		B B C F B B 4-2 BB	4	0	1	0	1	2	3
Corey Koskie, L (1, 5) OBP: 0.347, SLG: 0.439	C B B B F B F X 3-2 ③ F7 1-2		F B X 1-1 ② F2		C F B F B B B 4-2 BB BB		B X 1-0 ② G4-3		X 0-0 ③ P5	4	0	0	0	1	0	3
Doug Mientkiewicz, L (1, 3) OBP: 0.478, SLG: 0.688		F B X 1-1 1B 2B	X 0-0 ③ F8		C B B B S B 4-2 1-2 2-3 3-H BB		B C H 2-1 HBP			2	0	1	1	1	0	1
Torii Hunter, R (1, 8) OBP: 0.273, SLG: 0.403		C X 0-1 ① P6		C X 0-1 ① P4	B X 1-0 ③ F7		B B F S F S 2-3 ③ K			4	0	0	0	0	1	5
Jacque Jones, L (1, 7) OBP: 0.284, SLG: 0.333		X 0-0 2-3 1B		B F S B X 2-2 ② F8		X 0-0 2B 1B		C C X 0-2 ① G4-3		4	0	2	0	0	0	0
Brian Buchanan, R (1, 10) OBP: 0.143, SLG: 0.429		F S B S 1-3 ② K		B S S B S 2-3 ③ K		F S B F B X 2-2 ① P4		X 0-0 ② G5-3		4	0	0	0	0	2	3
A.J. Pierzynski, L (1, 2) OBP: 0.266, SLG: 0.387		F S C 0-3 ③ K			F S B F F F X 1-2 ① L9	F F F F F X 0-2 ② P6		C F F B F F S 1-3 ③ K		4	0	0	0	0	2	3
Inning Stats	R: 0 E: 0 K: 0 S: 11 H: 1 LOB: 1 BB: 0 P: 17	R: 0 E: 0 K: 2 S: 11 H: 2 LOB: 2 BB: 0 P: 13	R: 1 E: 0 K: 0 S: 8 H: 2 LOB: 1 BB: 0 P: 14	R: 0 E: 0 K: 1 S: 8 H: 0 LOB: 0 BB: 0 P: 12	R: 1 E: 0 K: 1 S: 19 H: 1 LOB: 3 BB: 3 P: 36	R: 0 E: 0 K: 0 S: 15 H: 2 LOB: 2 BB: 0 P: 19	R: 0 E: 0 K: 2 S: 11 H: 0 LOB: 1 BB: 0 P: 17	R: 0 E: 0 K: 1 S: 11 H: 0 LOB: 0 BB: 0 P: 12	R: 0 E: 0 K: 0 S: 5 H: 0 LOB: 1 BB: 1 P: 10	1B: 4 2B: 3 3B: 0 HR: 1	SF: 0 SAC: 0 DP: 0 HBP: 1						

TOP

Minnesota Twins @ New York Yankees

Yankee Stadium, Bronx, NY

Tue May 08 2001, 7:05 PM EDT
Att. 29,326 - Sunny - 62 F

livebaseballscorecards.com

AB	35
R	2
H	8
RBI	2
BB	4
SO	7
LOB	20

WP: 0 PB: 0 SB: 3 CS: 0 PA: 40

PITCHER		IP	WLS	BF	H	R	ER	SO	BB	IBB	HBP	BLK	WP	HR	S	P	ERA	WHIP
Orlando Hernandez, R ERA: 4.97	(1, 1)	6.0	L	29	8	2	2	4	3	0	0	0	0	1	72	111	3.00	1.833
Randy Choate, L ERA: 2.61	(7, 1)	1.1		5	0	0	0	2	0	0	1	0	0	0	14	20	0.00	0.000
Todd Williams, R ERA: 2.79	(8, 1)	1.1		4	0	0	0	1	0	0	0	0	0	0	10	12	0.00	0.000
Mike Stanton, L ERA: 0.46	(9, 1)	0.1		2	0	0	0	0	1	0	0	0	0	0	3	7	0.00	3.000

PITCHER	IP	WLS	BF	H	R	ER	SO	BB	IBB	HBP	BLK	WP	HR	S	P	ERA	WHIP

Batter	1	2	3	4	5	6	7	8	9	AB	R	H	RBI	BB	SO	LOB
Chuck Knoblauch, R (1, 7) OBP: 0.363, SLG: 0.382	C C F X 0-2 ① P4		B X 1-0 ① F9		B B B C F F F X 3-2 ③ F8			C X 0-1 ② P4		4	0	0	0	0	0	0
2 Derek Jeter, R (1, 6) OBP: 0.388, SLG: 0.367	S B B B B 4-1 BB		F B B S F B B 4-2 BB			F C X 0-2 2B		S F F S 0-3 ③ K		2	0	1	0	2	1	0
Paul O'Neill, L (1, 9) OBP: 0.331, SLG: 0.518	X 0-0 ② F8		B X 1-0 ② F9			F S B S 1-3 ① K			C X 0-1 1B	4	0	1	0	0	1	3
Bernie Williams, S (1, 8) OBP: 0.303, SLG: 0.301	B C X 1-1 ③ F8		B B X 2-0 ③ F8			B X 1-0 ② G5-3			F F S 0-3 ① K	4	0	0	0	0	1	4
Tino Martinez, L (1, 3) OBP: 0.350, SLG: 0.472		B X 1-0 ① F9		B B X 2-0 ① G4-3		C F X 0-2 ③ L9			S X 0-1 ② F5	4	0	0	0	0	0	2
20 Jorge Posada, S (1, 2) OBP: 0.348, SLG: 0.500		B F X 1-1 2B 1B		B C X 1-1 ② F8			X 0-0 ① G5-3		B F F X 1-2 ③ F7	4	0	1	0	0	0	1
Michael Coleman, R (1, 10) OBP: 0.216, SLG: 0.306		F S S 0-3 ② K		C X 0-1 ③ P4			F B C S 1-3 ② K			3	0	0	0	0	2	1
Alfonso Soriano, R (1, 4) OBP: 0.307, SLG: 0.419		B C X 1-1 1-3 2B			C X 0-1 ① F9		S B S S 1-3 ③ K			3	0	1	0	0	1	0
Scott Brosius, R (1, 5) OBP: 0.351, SLG: 0.484		F B F F F F S 1-3 ③ K			B B X 2-0 ② F7			C F X 0-2 ① G4-3		3	0	0	0	0	1	2
Inning Stats	R: 0 H: 0 E: 0 LOB: 1 K: 0 BB: 1 S: 8 P: 13	R: 0 H: 2 E: 0 LOB: 2 K: 2 BB: 0 S: 14 P: 18	R: 0 H: 0 E: 0 LOB: 1 K: 0 BB: 1 S: 6 P: 14	R: 0 H: 0 E: 0 LOB: 0 K: 0 BB: 0 S: 5 P: 8	R: 0 H: 0 E: 0 LOB: 0 K: 0 BB: 0 S: 8 P: 13	R: 0 H: 1 E: 0 LOB: 1 K: 1 BB: 0 S: 10 P: 12	R: 0 H: 0 E: 0 LOB: 0 K: 2 BB: 0 S: 7 P: 9	R: 0 H: 0 E: 0 LOB: 0 K: 1 BB: 0 S: 9 P: 9	R: 0 H: 1 E: 0 LOB: 1 K: 1 BB: 0 S: 10 P: 11	1B: 2 SF: 0 2B: 2 SAC: 0 3B: 0 DP: 0 HR: 0 HBP: 0						

PITCHER	IP	WLS	BF	H	R	ER	SO	BB	IBB	HBP	BLK	WP	HR	S	P	ERA	WHIP
Eric Milton, L (1, 1) ERA: 2.25	9.0	W	33	4	0	0	7	2	0	0	0	0	0	77	107	0.00	0.667

PITCHER	IP	WLS	BF	H	R	ER	SO	BB	IBB	HBP	BLK	WP	HR	S	P	ERA	WHIP

BOTTOM

Minnesota Twins @ New York Yankees

Yankee Stadium, Bronx, NY

Tue May 08 2001, 7:05 PM EDT
Att. 29,326 - Sunny - 62 F

livebaseballscorecards.com

AB	31
R	0
H	4
RBI	0
BB	2
SO	7
LOB	13

Batter	1	2	3	4	5	6	7	8	9	AB	R	H	RBI	BB	SO	LOB
Cristian Guzman, S (1, 6) OBP: 0.345, SLG: 0.589	G4-3		G3			FC1-6 1B		G4-6-3 1B		4	0	2	0	0	0	1
Luis Rivas, R (1, 4) OBP: 0.261, SLG: 0.357	F9			L3		FC1-6 S 1-2f		G4-6-3 1-2f		4	0	0	0	0	0	2
Matt Lawton, L (1, 9) OBP: 0.420, SLG: 0.369	F9			K		G1-3 1-2			G3	4	0	0	0	0	1	1
Corey Koskie, L (1, 5) OBP: 0.344, SLG: 0.427		G4-3		K			G4-3		L6 DI BB	3	0	0	0	1	1	0
Doug Mientkiewicz, L (1, 3) OBP: 0.479, SLG: 0.677		F9			FC5-4 1B		1B BB		L6 1-3	3	0	1	0	1	0	1
Chad Allen, R (1, 10) OBP: 0.333, SLG: 0.385		K			K		1-2 1B			3	0	1	0	0	2	1
Jacque Jones, L (1, 7) OBP: 0.277, SLG: 0.324			G3		K		K			3	0	0	0	0	2	3
Torii Hunter, R (1, 8) OBP: 0.261, SLG: 0.385			K		FC5-4 1-2f		K			3	0	0	0	0	2	3
Tom Prince, R (1, 2) OBP: 0.275, SLG: 0.378			HBP			F8		F9		2	0	0	0	0	0	0
Inning Stats	R: 0 E: 0 K: 0 S: 7 H: 0 LOB: 0 BB: 0 P: 10	R: 0 E: 0 K: 1 S: 6 H: 0 LOB: 0 BB: 0 P: 10	R: 0 E: 0 K: 1 S: 9 H: 0 LOB: 1 BB: 0 P: 14	R: 0 E: 0 K: 2 S: 8 H: 0 LOB: 0 BB: 0 P: 9	R: 0 E: 0 K: 2 S: 17 H: 1 LOB: 1 BB: 0 P: 22	R: 0 E: 0 K: 0 S: 6 H: 1 LOB: 1 BB: 0 P: 10	R: 0 E: 0 K: 2 S: 16 H: 1 LOB: 2 BB: 1 P: 26	R: 0 E: 0 K: 2 S: 9 H: 1 LOB: 0 BB: 0 P: 14	R: 0 E: 0 K: 0 S: 6 H: 0 LOB: 0 BB: 1 P: 11	1B: 4 2B: 1 3B: 0 HR: 0	SF: 0 SAC: 0 DP: 2 HBP: 1			WP: 0 PB: 0 SB: 1 CS: 0	PA: 32		

PITCHER	IP	WLS	BF	H	R	ER	SO	BB	IBB	HBP	BLK	WP	HR	S	P	ERA	WHIP
Roger Clemens, R (1, 1) ERA: 3.93	8.0	W	29	4	0	0	8	1	0	1	0	0	0	78	115	0.00	0.625
42 Mariano Rivera, R (9, 1) ERA: 1.56	1.0	S	3	0	0	0	0	1	0	0	0	0	0	6	11	0.00	1.000

PITCHER	IP	WLS	BF	H	R	ER	SO	BB	IBB	HBP	BLK	WP	HR	S	P	ERA	WHIP

TOP

Minnesota Twins @ New York Yankees

Yankee Stadium, Bronx, NY

Wed May 09 2001, 7:05 PM EDT

Att. 23,280 - Sunny - 74 F

livebaseballscorecards.com

AB	29
R	0
H	4
RBI	0
BB	2
SO	8
LOB	12

Batter	1	2	3	4	5	6	7	8	9	AB	R	H	RBI	BB	SO	LOB
Chuck Knoblauch, R (1, 7) OBP: 0.360, SLG: 0.399	G5-3		G5-3		F9		HR			4	1	1	1	0	0	2
2 Derek Jeter, R (1, 6) OBP: 0.378, SLG: 0.355	E4		G6-3			F9	F7			4	0	0	0	0	0	1
Paul O'Neill, L (1, 9) OBP: 0.342, SLG: 0.521	F7			BB		1B		G6-4-3		3	1	2	0	1	0	1
Tino Martinez, L (1, 3) OBP: 0.354, SLG: 0.469	L6			F8		BB		L		3	0	1	0	1	0	2
Bernie Williams, S (1, 8) OBP: 0.301, SLG: 0.299		F8		F8		1B		G6-4-3		4	0	1	1	0	0	3
David Justice, L (1, 10) OBP: 0.288, SLG: 0.383		K		F8		K		K		4	0	0	0	0	3	4
20 Jorge Posada, S (1, 2) OBP: 0.339, SLG: 0.485		G1-3			F7	G3				3	0	0	0	0	0	2
Alfonso Soriano, R (1, 4) OBP: 0.300, SLG: 0.409			K		G5-3		K			3	0	0	0	0	2	0
Scott Brosius, R (1, 5) OBP: 0.358, SLG: 0.496			G5-3 1B		2B		K			3	0	2	0	0	1	0
Inning Stats	R: 0 E: 1 K: 0 S: 9 H: 0 LOB: 1 BB: 0 P: 16	R: 0 E: 0 K: 1 S: 7 H: 0 LOB: 0 BB: 0 P: 11	R: 0 E: 0 K: 1 S: 11 H: 1 LOB: 1 BB: 0 P: 17	R: 0 E: 0 K: 0 S: 7 H: 0 LOB: 1 BB: 1 P: 13	R: 0 E: 0 K: 0 S: 11 H: 1 LOB: 1 BB: 0 P: 18	R: 1 E: 0 K: 1 S: 8 H: 2 LOB: 2 BB: 1 P: 16	R: 1 E: 0 K: 2 S: 16 H: 1 LOB: 0 BB: 0 P: 24	R: 0 E: 0 K: 1 S: 9 H: 2 LOB: 1 BB: 0 P: 14		1B: 5 2B: 1 3B: 0 HR: 1 SF: 0 SAC: 0 DP: 1 HBP: 0						

PITCHER		IP	WLS	BF	H	R	ER	SO	BB	IBB	HBP	BLK	WP	HR	S	P	ERA	WHIP
Joe Mays, R ERA: 2.51	(1, 1)	5.1	L	23	4	1	1	2	2	0	0	0	0	0	49	84	1.69	1.125
Eddie Guardado, L ERA: 6.75	(6, 1)	1.2		6	1	1	1	3	0	0	0	0	0	1	20	31	5.40	0.600
Travis Miller, L ERA: 7.0	(8, 1)	1.0		4	2	0	0	1	0	0	0	0	0	0	9	14	0.00	2.000

PITCHER	IP	WLS	BF	H	R	ER	SO	BB	IBB	HBP	BLK	WP	HR	S	P	ERA	WHIP

BOTTOM

Minnesota Twins @ New York Yankees

Yankee Stadium, Bronx, NY

Wed May 09 2001, 7:05 PM EDT
Att. 23,280 - Sunny - 74 F

livebaseballscorecards.com

AB	31
R	2
H	7
RBI	2
BB	2
SO	6
LOB	15

1B: 5	SF: 0	WP: 0	PA: 33
2B: 1	SAC: 0	PB: 0	
3B: 0	DP: 1	SB: 0	
HR: 1	HBP: 0	CS: 0	

Batter	1	2	3	4	5	6	7	8	9	10	AB	R	H	RBI	BB	SO	LOB
Cristian Guzman, S (1, 6) OBP: 0.347, SLG: 0.581	P4		K		K			FC1-6 1B		PB S 1B	5	0	2	0	0	2	1
Luis Rivas, R (1, 4) OBP: 0.266, SLG: 0.368	K		G6-3 2B		G5-4-3 1B			FC1-6 G4-6-3		K	5	0	2	0	0	2	2
Matt Lawton, L (1, 9) OBP: 0.404, SLG: 0.352	G6-3		G6-3		G5-4-3			G4-6-3		G3-1	5	0	0	1	0	0	4
Corey Koskie, L (1, 5) OBP: 0.341, SLG: 0.416		K	G4-3			K			BB		3	0	0	0	1	2	1
Doug Mientkiewicz, L (1, 3) OBP: 0.488, SLG: 0.686		3B 1B		1B 2B		G6-4-3 BB			K		3	2	2	0	1	1	1
Chad Allen, R (1, 7) OBP: 0.324, SLG: 0.433		1-H 3B		G1-3		G6-4-3			K		4	0	1	1	0	1	3
Jacque Jones, L (10, 7) OBP: 0.277, SLG: 0.324											0	0	0	0	0	0	0
Torii Hunter, R (1, 8) OBP: 0.260, SLG: 0.377		K		S 1B 2-H 1B			K		K		4	1	1	1	0	3	2
Jason Maxwell, R (1, 10) OBP: 0.222, SLG: 0.240		K		K 2-3			G3-1			F8	3	0	0	0	0	2	2
Denny Hocking, S (10, PH) OBP: 0.235, SLG: 0.255											1	0	0	0	0	0	0
A.J. Pierzynski, L (1, 2) OBP: 0.294, SLG: 0.424			2B G6-3 1B		3-H 1B		G4-3			1B PB 2B	4	2	3	1	0	0	0

TOP

Minnesota Twins @ New York Yankees

Yankee Stadium, Bronx, NY

Thu May 10 2001, 7:05 PM EDT
Att. 29,100 - Cloudy - 81 F

livebaseballscorecards.com

AB	37
R	5
H	11
RBI	4
BB	2
SO	13
LOB	16

Inning Stats	1	2	3	4	5	6	7	8	9	10
	R: 0 E: 0 K: 1 S: 6	H: 0 LOB: 0 BB: 0 P: 9	R: 1 E: 0 K: 3 S: 12	H: 2 LOB: 1 BB: 0 P: 16	R: 1 E: 0 K: 1 S: 12	H: 2 LOB: 1 BB: 0 P: 18	R: 2 E: 0 K: 1 S: 12	H: 3 LOB: 1 BB: 0 P: 20	R: 0 E: 0 K: 1 S: 5	H: 1 LOB: 0 BB: 0 P: 7
	R: 0 E: 0 K: 1 S: 7	H: 0 LOB: 0 BB: 1 P: 15	R: 0 E: 0 K: 1 S: 9	H: 0 LOB: 0 BB: 0 P: 13	R: 0 E: 0 K: 0 S: 6	H: 1 LOB: 0 BB: 0 P: 6	R: 0 E: 0 K: 3 S: 11	H: 0 LOB: 1 BB: 1 P: 16	R: 1 E: 0 K: 1 S: 13	H: 2 LOB: 1 BB: 0 P: 16

1B: 7 SF: 0
2B: 3 SAC: 0
3B: 1 DP: 3
HR: 0 HBP: 0

WP: 0 PA: 39
PB: 1
SB: 2
CS: 0

PITCHER	IP	WLS	BF	H	R	ER	SO	BB	IBB	HBP	BLK	WP	HR	S	P	ERA	WHIP
Andy Pettitte, L (1, 1) ERA: 2.87	8.1		32	9	4	4	10	2	0	0	0	0	0	74	114	4.32	1.320
42 Mariano Rivera, R (9, 1) ERA: 1.42	1.2	L	7	2	1	0	3	0	0	0	0	0	0	19	22	0.00	1.200

PITCHER	IP	WLS	BF	H	R	ER	SO	BB	IBB	HBP	BLK	WP	HR	S	P	ERA	WHIP

Batter	1	2	3	4	5	6	7	8	9	10	AB	R	H	RBI	BB	SO	LOB
Chuck Knoblauch, R (1, 7) OBP: 0.351, SLG: 0.388	C B B C F X 2-2 F8 ①			F F X 0-2 G6-3 ①		F B B B C F X 3-2 F7 ③		C F B F B X 2-2 F8 ②			4	0	0	0	0	0	0
2 Derek Jeter, R (1, 6) OBP: 0.374, SLG: 0.375	F B B F F F B X 3-2 G4-3 ②			B F F B X 2-2 G6-3 ②			B B X 2-0 HR	F B F B B X 3-2 F9 ③			4	1	1	1	0	0	0
Paul O'Neill, L (1, 9) OBP: 0.340, SLG: 0.510	B S X 1-1 F8 ③			C B X 1-1 F7 ③			B B C B F F B 4-2 1B HR BB		B X 1-0 G3-1 ①		3	1	0	0	1	0	0
Bernie Williams, S (1, 8) OBP: 0.299, SLG: 0.297		B C B C B F S 3-3 K ①			F C B F B X 2-2 G5-3 ①		S B S S B F F X 2-2 1-2 HR 1B		C B B F F F X 2-2 G6-3 ②		4	1	1	0	0	1	0
Tino Martinez, L (1, 3) OBP: 0.365, SLG: 0.507		B S B X 2-1 G3-1 ②			C X 0-1 20 F7 2B		B C X 1-1 1-H 2-H HR		B X 1-0 1B		4	1	3	3	0	0	0
20 Jorge Posada, S (1, 10) OBP: 0.328, SLG: 0.467		B B X 2-0 L9 ③			B X 1-0 F7 ② 2-3		B B C X 2-1 F7 ①		C F S 0-3 K ③		4	0	0	0	0	1	2
Alfonso Soriano, R (1, 4) OBP: 0.291, SLG: 0.397			C B X 1-1 F7 ①		B C C B F B S 3-3 K ③		F F B X 1-2 F9 ②			B C F B F F X 2-2 G3-1 ①	4	0	0	0	1	1	
Joe Oliver, R (1, 2) OBP: 0.333, SLG: 0.364 David Justice, L (10, PH) OBP: 0.286, SLG: 0.380			C B X 1-1 F2 ②			B F X 1-1 F8 ①	F F B F F F B S 2-3 K ③			S X 0-1 G3 ②	3 1	0 0	0 0	0 0	0 0	1 0	0 0
Scott Brosius, R (1, 5) OBP: 0.348, SLG: 0.481			X 0-0 G1-6-3 ③			C F F B B B F F 3-2 X P4 ②		B F X 1-1 F8 ①		B X 1-0 F2 ③	4	0	0	0	0	0	0
Inning Stats	R: 0 E: 0 K: 0 S: 10 H: 0 LOB: 0 BB: 0 P: 16	R: 0 E: 0 K: 1 S: 7 H: 0 LOB: 0 BB: 0 P: 14	R: 0 E: 0 K: 0 S: 5 H: 0 LOB: 0 BB: 0 P: 7	R: 0 E: 0 K: 0 S: 8 H: 0 LOB: 0 BB: 0 P: 11	R: 0 E: 0 K: 1 S: 11 H: 1 LOB: 1 BB: 0 P: 17	R: 0 E: 0 K: 0 S: 13 H: 0 LOB: 0 BB: 0 P: 20	R: 4 E: 0 K: 1 S: 21 H: 3 LOB: 0 BB: 1 P: 35	R: 0 E: 0 K: 0 S: 9 H: 0 LOB: 0 BB: 0 P: 15	R: 0 E: 0 K: 1 S: 11 H: 1 LOB: 1 BB: 0 P: 15	R: 0 E: 0 K: 0 S: 8 H: 0 LOB: 0 BB: 0 P: 11	1B: 2 2B: 1 3B: 0 HR: 2 SF: 0 SAC: 0 DP: 0 HBP: 0						WP: 0 PB: 0 SB: 0 CS: 0 PA: 36

PITCHER		IP	WLS	BF	H	R	ER	SO	BB	IBB	HBP	BLK	WP	HR	S	P	ERA	WHIP
Mark Redman, L ERA: 4.15	(1, 1)	6.0		21	2	2	2	2	1	0	0	0	0	1	58	95	3.00	0.500
Bob Wells, R ERA: 4.32	(7, 1)	2.0	B	8	2	2	2	1	0	0	0	0	0	1	26	40	9.00	1.000
Eddie Guardado, L ERA: 6.28	(9, 1)	1.0	W	4	1	0	0	1	0	0	0	0	0	0	11	15	0.00	1.000
LaTroy Hawkins, R ERA: 3.29	(10, 1)	1.0	S	3	0	0	0	0	0	0	0	0	0	0	8	11	0.00	0.000

PITCHER	IP	WLS	BF	H	R	ER	SO	BB	IBB	HBP	BLK	WP	HR	S	P	ERA	WHIP

BOTTOM

Minnesota Twins @ New York Yankees

Yankee Stadium, Bronx, NY

Thu May 10 2001, 7:05 PM EDT
Att. 29,100 - Cloudy - 81 F

livebaseballscorecards.com

AB	35
R	4
H	5
RBI	4
BB	1
SO	4
LOB	3

Batter	1	2	3	4	5	6	7	8	9	AB	R	H	RBI	BB	SO	LOB
Brady Anderson, L (1, 9) OBP: 0.265, SLG: 0.259	C X 0-1 ① 1B			S B B F X 2-2 ① G6-3	C B B B F F F F 3-2 ③ F8			B B F F F X 2-2 ② G3		4	0	1	0	0	0	1
Mike Bordick, R (1, 6) OBP: 0.318, SLG: 0.321 Mike Kinkade, R (5, 3) OBP: 0.288, SLG: 0.321 (8, 7)	X 0-0 ② L3			C X 0-1 ② G3		X 0-0 HR		B S F X 1-2 ③ F8		2 2	0 1	0 1	0 1	0 0	0 0	0 0
Delino DeShields, L (1, 7) OBP: 0.322, SLG: 0.311 31 Jay Gibbons, L (8, 3) OBP: 0.299, SLG: 0.308	B B F S S 2-3 ③ K			B S C B X 2-2 ③ G5-3		C C F F C 0-3 ① K			F S X 0-2 ① G4-3	3 1	0 0	0 0	0 0	0 0	2 0	0 0
Chris Richard, L (1, 3) OBP: 0.382, SLG: 0.491 (5, 8)		C C S 0-3 ① K			F B X 1-1 HR	X 0-0 ② G1-3			B S X 1-1 1B 2B	4	2	2	1	0	1	0
Cal Ripken Jr., R (1, 5) OBP: 0.243, SLG: 0.327		F X 0-1 ② P6			X 0-0 2B 2B	B X 1-0 ③ F7			B S X 1-1 ② F7	4	1	1	0	0	0	1
Greg Myers, L (1, 10) OBP: 0.436, SLG: 0.611		C B C B F F C 2-3 ③ K			B B X 2-0 6 1B 1B 2-H 2B		S C B X 1-2 ① G4-3		B S X 1-1 6 1B 2-H 1B	4	1	2	2	0	1	0
6 Melvin Mora, R (1, 8) OBP: 0.318, SLG: 0.323 (5, 6)			C B S B B X 3-2 ① G6-3		X 0-0 G4-6-3 1B 2-3 1B		X 0-0 G6-4-3 1B		B X 1-0 1-2 1B	4	0	3	0	0	0	0
Fernando Lunar, R (1, 2) OBP: 0.400, SLG: 0.412			C X 0-1 ② G1-3		C X 0-1 G4-6-3 1-2 3-H 1B		F X 0-1 ②③ G6-4-3 1-2f		B S S S 1-3 ③ K	4	0	1	1	0	1	3
Jerry Hairston, R (1, 4) OBP: 0.287, SLG: 0.325			B B B C X 3-1 ③ L7		X 0-0 ①② G4-6-3 1-2f 2-3			S B B B S T X 3-2 ① G1-3		3	0	0	0	0	0	2
Inning Stats	R: 0 E: 0 K: 1 S: 6 H: 1 LOB: 0 BB: 0 P: 8	R: 0 E: 0 K: 2 S: 10 H: 0 LOB: 0 BB: 0 P: 12	R: 0 E: 0 K: 0 S: 7 H: 0 LOB: 0 BB: 0 P: 13	R: 0 E: 0 K: 0 S: 8 H: 0 LOB: 0 BB: 0 P: 12	R: 3 E: 0 K: 0 S: 15 H: 5 LOB: 1 BB: 0 P: 21	R: 1 E: 0 K: 1 S: 8 H: 1 LOB: 0 BB: 0 P: 9	R: 0 E: 0 K: 0 S: 6 H: 1 LOB: 0 BB: 0 P: 7	R: 0 E: 0 K: 0 S: 11 H: 0 LOB: 0 BB: 0 P: 17	R: 1 E: 0 K: 1 S: 13 H: 3 LOB: 2 BB: 0 P: 18	1B: 6 2B: 3 3B: 0 HR: 2 SF: 0 SAC: 0 DP: 2 HBP: 0						

PITCHER		IP	WLS	BF	H	R	ER	SO	BB	IBB	HBP	BLK	WP	HR	S	P	ERA	WHIP
35 Mike Mussina, R ERA: 3.67	(1, 1)	6.0	W	23	7	4	4	4	0	0	0	0	0	2	54	75	6.00	1.167
Ramiro Mendoza, R ERA: 3.0	(7, 1)	3.0	S	12	4	1	1	1	0	0	0	0	0	0	30	42	3.00	1.333

PITCHER	IP	WLS	BF	H	R	ER	SO	BB	IBB	HBP	BLK	WP	HR	S	P	ERA	WHIP

TOP

Baltimore Orioles @ New York Yankees

Yankee Stadium, Bronx, NY

Fri May 11 2001, 7:05 PM EDT

Att. 40,433 - Sunny - 79 F

livebaseballscorecards.com

AB	35
R	5
H	11
RBI	5
BB	0
SO	5
LOB	7

Batter	1	2	3	4	5	6	7	8	9	AB	R	H	RBI	BB	SO	LOB
Chuck Knoblauch, R (1, 10) OBP: 0.351, SLG: 0.392	C C X 0-2 G4-3 ①	X 0-0 G4-3 ①		C B B X 2-1 2B 2-H 2B	C B F B X 2-2 L5 ②		B C X 1-1 G1-6-3 ③	B C B B X 3-1 1B 1-2 2-H		6	1	2	2	0	0	0
2 Derek Jeter, R (1, 6) OBP: 0.386, SLG: 0.374	S X 0-1 BB S 1B 1B	B B B C F B 4-2 FC4-6 BB		B B B B 4-0 2B BB	B B B B 4-0 BB			G5-3 K		3	2	1	0	3	1	2
Paul O'Neill, L (1, 9) OBP: 0.346, SLG: 0.517 Clay Bellinger, R (5, 7) OBP: 0.053, SLG: 0.053	C B B S T B B 4-2 BB 1B 1-2 BB	B X 1-0 FC4-6 ② 1-2f		B F C F B X 2-2 ① 1-H 2-H 2B	C C T F C 0-3 K ③			X 0-0 E4 1B E 1B		2 2	1 1	1 0	2 0	1 0	0 1	1 1
Bernie Williams, S (1, 8) OBP: 0.313, SLG: 0.305 Donzell McDonald, S (9, 8) OBP: 0.333, SLG: 0.333	C B C B T F B F B 4-2 1B 20 1B 1-2 2-3 BB	C B F X 1-2 G3 ③		B C S X 1-2 FC4-6 1B		B C B B X 3-1 G6-3 ①		B C B F X 2-2 1B E 1B 1-2 1B		4 0	2 0	2 0	0 0	1 0	0 0	1 0
Tino Martinez, L (1, 3) OBP: 0.366, SLG: 0.504	X 0-0 20 1B 1-3 2-H 3-H 2B 1B		B S C T F B X 2-2 P6 ①	C F X 0-2 FC4-6 ② BB 20 BB 1-2f		C B S X 1-2 1B		C B X 1-1 E9 1B 1-2 2-3 1B		5	2	2	2	0	0	3
20 Jorge Posada, S (1, 2) OBP: 0.331, SLG: 0.459	B B B X 3-0 1-2 3-H 2B 1B		C B F B C 2-3 K ②	B B B C F B 4-2 BB 1-2 BB		F S F S 0-3 K ②		B F B C S 2-3 K ②		4	1	1	1	1	3	4
David Justice, L (1, 7) OBP: 0.290, SLG: 0.376 (5, 9)	F B B X 2-1 P6 ②		C F X 0-2 G4-3 ③	C B S B B F B 4-2 1-2 2-3 BB		C B B X 2-1 F9 ③		C F X 0-2 1B 1-2 2-3 3-H 1B		4	1	1	1	1	0	3
Alfonso Soriano, R (1, 4) OBP: 0.302, SLG: 0.419	B F X 1-1 1-H 2-H 2B			0-1 2B 0-1 L6 ③			B X 1-0 G1-3 ①	X 0-0 1B 1-2 2-H 3-H 1B		5	2	3	4	0	0	3
Scott Brosius, R (1, 5) OBP: 0.350, SLG: 0.485	C T T T B X 1-2 G1-3 ③			F X 0-1 2-H 2B	B C B S X 2-2 L9 ①		F F B X 1-2 F9 ②	C B B C T T X 2-2 1B 1-2 2-H 1B		5	1	2	2	0	0	1
Inning Stats	R: 5 E: 0 K: 0 S: 24 H: 4 LOB: 1 BB: 2 P: 39	R: 0 E: 0 K: 0 S: 8 H: 0 LOB: 1 BB: 1 P: 14	R: 0 E: 0 K: 1 S: 11 H: 0 LOB: 0 BB: 0 P: 15	R: 4 E: 0 K: 0 S: 23 H: 5 LOB: 3 BB: 3 P: 40	R: 0 E: 0 K: 1 S: 11 H: 0 LOB: 1 BB: 1 P: 19	R: 0 E: 0 K: 1 S: 11 H: 1 LOB: 1 BB: 0 P: 17	R: 0 E: 0 K: 0 S: 6 H: 0 LOB: 0 BB: 0 P: 9	R: 5 E: 2 K: 2 S: 25 H: 5 LOB: 2 BB: 0 P: 38		1B: 10 2B: 5 3B: 0 HR: 0 SF: 0 SAC: 0 DP: 0 HBP: 0						

PITCHER		IP	WLS	BF	H	R	ER	SO	BB	IBB	HBP	BLK	WP	HR	S	P	ERA	WHIP
Willis Roberts, R ERA: 4.54	(1, 1)	3.0	L	20	7	9	9	1	4	0	0	0	0	0	49	80	27.00	3.667
Chuck McElroy, L ERA: 5.34	(4, 1)	4.0		17	3	0	0	2	3	0	0	0	0	0	45	73	0.00	1.500
Chad Paronto, R ERA: 6.55	(8, 1)	1.0		10	5	5	0	2	0	0	0	0	0	0	25	38	0.00	5.000

PITCHER	IP	WLS	BF	H	R	ER	SO	BB	IBB	HBP	BLK	WP	HR	S	P	ERA	WHIP

BOTTOM

Baltimore Orioles @ New York Yankees

Yankee Stadium, Bronx, NY

Fri May 11 2001, 7:05 PM EDT
Att. 40,433 - Sunny - 79 F

livebaseballscorecards.com

AB	40
R	14
H	15
RBI	14
BB	7
SO	5
LOB	19

Batter	1	2	3	4	5	6	7	8	9	AB	R	H	RBI	BB	SO	LOB
Jerry Hairston, R (1, 4) OBP: 0.284, SLG: 0.328	B F X 1-1 1B 2B	F S X 0-2 ③ F7 1-2			C X 0-1 ① F8 2-3		X 0-0 ① F8		B F B F B X 3-2 ① F7	5	1	1	0	0	0	3
Mike Bordick, R (1, 6) OBP: 0.314, SLG: 0.324	C L B F B F F F C 2-3 ① K		C B B X 2-1 ① G6-3		F F B B F B F X 3-2 1B 2B 3-H		C X 0-1 ② F9		F B X 1-1 ②③ G5-4-3 1-2f	5	1	1	1	0	1	2
Delino DeShields, L (1, 7) OBP: 0.327, SLG: 0.325	B B S C F B X 3-2 S BLK 1B 2-H	C X 0-1 ② G4-3			C C C 0-3 ② K		B C B X 2-1 S 2B			4	0	2	1	0	1	1
Jeff Conine, R (1, 3) OBP: 0.321, SLG: 0.368	F S B S 1-3 ② K 1-3	C B X 1-1 ③ G6-3			X 0-0 1B 1B 2-H		C B B B C B 4-2 S BB			3	1	1	1	1	1	1
Cal Ripken Jr., R (1, 5) OBP: 0.243, SLG: 0.324	B C F F S 1-3 ③ K			B B B C X 3-1 ① F7	B X 1-0 1B 2-H		B X 1-0 ③ F7 1-2 2-3			4	0	1	1	0	1	3
Chris Richard, L (1, 9) OBP: 0.370, SLG: 0.473		C B X 1-1 ① G6-3		F B X 1-1 ② G3-1	C B X 1-1 ③ G3			S C S 0-3 ① K		4	0	0	0	0	1	1
6 Melvin Mora, R (1, 8) OBP: 0.325, SLG: 0.340		C C T F B F B X 2-2 1B 2B		B X 1-0 1B		C X 0-1 ① F9		B C B B F S 3-3 ② K		4	1	2	0	0	1	0
Mike Kinkade, R (1, 10) OBP: 0.270, SLG: 0.300	F C S 0-3 ② K			C B X 1-1 ③ P4		B F S X 1-2 ② G4-3		B B X 2-0 ③ G5-3		4	0	0	0	0	1	2
Brook Fordyce, R (1, 2) OBP: 0.277, SLG: 0.306		C X 0-1 S 1B 2-H			X 0-0 F8 2B 2B	C B S X 1-2 ③ F9			B B C F F X 2-2 G5-4-3 1B	4	1	3	1	0	0	0
Inning Stats	R: 1 H: 2 E: 0 LOB: 1 K: 3 BB: 0 S: 20 P: 28	R: 1 H: 2 E: 0 LOB: 1 K: 1 BB: 0 S: 16 P: 19	R: 0 H: 0 E: 0 LOB: 0 K: 0 BB: 0 S: 6 P: 9	R: 0 H: 1 E: 0 LOB: 1 K: 0 BB: 0 S: 7 P: 13	R: 3 H: 4 E: 0 LOB: 1 K: 1 BB: 0 S: 15 P: 20	R: 0 H: 0 E: 0 LOB: 0 K: 0 BB: 0 S: 8 P: 10	R: 0 H: 1 E: 0 LOB: 2 K: 0 BB: 1 S: 8 P: 15	R: 0 H: 0 E: 0 LOB: 0 K: 2 BB: 0 S: 7 P: 12	R: 0 H: 1 E: 0 LOB: 0 K: 0 BB: 0 S: 9 P: 15	1B: 6 SF: 0 2B: 5 SAC: 0 3B: 0 DP: 1 HR: 0 HBP: 0						

TOP

Baltimore Orioles @ New York Yankees

Yankee Stadium, Bronx, NY

Sat May 12 2001, 1:05 PM EDT
Att. 48,288 - Cloudy - 85 F

livebaseballscorecards.com

AB	37
R	5
H	11
RBI	5
BB	1
SO	7
LOB	13

WP: 0 PA: 38
PB: 0
SB: 4
CS: 0

PITCHER		IP	WLS	BF	H	R	ER	SO	BB	IBB	HBP	BLK	WP	HR	S	P	ERA	WHIP
Ted Lilly, L ERA: 6.23	(1, 1)	4.2		22	8	5	5	5	0	0	0	1	0	0	61	84	9.64	1.714
Brian Boehringer, R ERA: 0.83	(5, 1)	2.1		10	2	0	0	0	1	0	0	0	0	0	19	30	0.00	1.286
Mike Stanton, L ERA: 0.44	(8, 1)	1.0	W	3	0	0	0	2	0	0	0	0	0	0	7	12	0.00	0.000
42 Mariano Rivera, R ERA: 1.35	(9, 1)	1.0	S	3	1	0	0	0	0	0	0	0	0	0	9	15	0.00	1.000

PITCHER	IP	WLS	BF	H	R	ER	SO	BB	IBB	HBP	BLK	WP	HR	S	P	ERA	WHIP

Baltimore Orioles @ New York Yankees

Yankee Stadium, Bronx, NY

Sat May 12 2001, 1:05 PM EDT
Att. 48,288 - Cloudy - 85 F

BOTTOM

livebaseballscorecards.com

Batter	1	2	3	4	5	6	7	8	9	AB	R	H	RBI	BB	SO	LOB
Chuck Knoblauch, R (1, 10) OBP: 0.358, SLG: 0.395	K	HBP		1B		F9		HR 1B		4	1	2	1	0	1	1
2 Derek Jeter, R (1, 6) OBP: 0.386, SLG: 0.393	G4-3	E5 FC4-6		BB		P4		HR		4	1	1	3	1	0	3
Paul O'Neill, L (1, 9) OBP: 0.341, SLG: 0.507	S 1B	FC4-6		G4-3			F7	L4		5	0	1	0	0	0	4
Bernie Williams, S (1, 8) OBP: 0.310, SLG: 0.333	G6-3		G6-3		HR		F9			4	1	1	1	0	0	1
Tino Martinez, L (1, 3) OBP: 0.369, SLG: 0.500		E7 20 G4-3 SF8	G3		20 G4-6-3 1B		BB			3	1	1	0	1	0	0
20 Jorge Posada, S (1, 2) OBP: 0.321, SLG: 0.443		G4-3	G3		G4-6-3		F8			4	0	0	0	0	0	3
David Justice, L (1, 7) OBP: 0.289, SLG: 0.398		SF8		HR	P4			F9		3	1	1	2	0	0	0
Alfonso Soriano, R (1, 4) OBP: 0.308, SLG: 0.429		HBP 2 E S 1B		F9		2B		F9		4	1	2	0	0	0	0
Scott Brosius, R (1, 5) OBP: 0.361, SLG: 0.496		2 E HBP BB		WP 1B 2B		L3		2 HR 1B 1B		3	2	2	0	1	0	1
Inning Stats	R: 0 E: 0 K: 1 S: 11 H: 1 LOB: 1 BB: 0 P: 15	R: 2 E: 2 K: 0 S: 16 H: 1 LOB: 3 BB: 1 P: 28	R: 0 E: 0 K: 0 S: 8 H: 0 LOB: 0 BB: 0 P: 10	R: 2 E: 0 K: 0 S: 16 H: 3 LOB: 1 BB: 1 P: 27	R: 1 E: 0 K: 0 S: 9 H: 2 LOB: 0 BB: 0 P: 13	R: 0 E: 0 K: 0 S: 8 H: 1 LOB: 1 BB: 0 P: 12	R: 0 E: 0 K: 0 S: 7 H: 0 LOB: 1 BB: 1 P: 13	R: 3 E: 0 K: 0 S: 8 H: 3 LOB: 0 BB: 0 P: 12		1B: 6 2B: 2 3B: 0 HR: 3 SF: 1 SAC: 0 DP: 1 HBP: 1						

	AB	34
	R	8
	H	11
	RBI	7
	BB	3
	SO	1
	LOB	13

WP: 1 PB: 0 SB: 2 CS: 1 PA: 39

PITCHER		IP	WLS	BF	H	R	ER	SO	BB	IBB	HBP	BLK	WP	HR	S	P	ERA	WHIP
Jason Johnson, R ERA: 3.63	(1, 1)	5.0		25	7	5	3	1	2	0	1	0	1	2	60	93	5.40	1.800
Josh Towers, R ERA: 5.19	(6, 1)	3.0	L	14	4	3	3	0	1	0	0	0	0	1	23	37	9.00	1.667

PITCHER	IP	WLS	BF	H	R	ER	SO	BB	IBB	HBP	BLK	WP	HR	S	P	ERA	WHIP

Baltimore Orioles @ New York Yankees

Yankee Stadium, Bronx, NY

Sun May 13 2001, 1:05 PM EDT

Att. 39,819 - Sunny - 64 F

TOP

livebaseballscorecards.com

Batter	1	2	3	4	5	6	7	8	9	10	11	AB	R	H	RBI	BB	SO	LOB
Brady Anderson, L (1, 9) OBP: 0.274, SLG: 0.264	F5		1B 1B		F8		K		BB IBB		FC6-4 1B	5	0	2	0	1	1	0
Jerry Hairston, R (1, 4) OBP: 0.286, SLG: 0.323	F8		1-3 1B		K		F7		1-2 BB		FC6-4 BB 1B 1-2f 3-H	5	1	1	1	1	1	1
Delino DeShields, L (1, 7) OBP: 0.327, SLG: 0.320	F7		G3		P4			HR 1B	F7		1B HR 1-2 BB	5	2	1	0	1	0	5
Greg Myers, L (1, 10) OBP: 0.455, SLG: 0.675		K		HR 1B BB		G3		1-H HR		1B	HR 1-3 2-H 1B	4	2	2	2	1	1	0
Mike Kinkade, R (10, PR) OBP: 0.281, SLG: 0.311												1	1	1	1	0	0	0
Jeff Conine, R (1, 3) OBP: 0.333, SLG: 0.419		1B		HR 1-2 1B		F9		F8		K	HR 1-H 3-H	6	2	3	3	0	1	1
Chris Richard, L (1, 8) OBP: 0.368, SLG: 0.492		F7		HR 1-H 2-H		S 1B		F7		F7	G4-3	6	1	2	3	0	0	2
Cal Ripken Jr., R (1, 5) OBP: 0.241, SLG: 0.327		P4		F8		G6-3 1-2			G3-1 2B	P6		5	0	1	0	0	0	3
6 Melvin Mora, R (1, 6) OBP: 0.311, SLG: 0.324		G1-3		G1-3			F7		K		K	5	0	0	0	0	2	1
Brook Fordyce, R (1, 2) OBP: 0.273, SLG: 0.300		K		K			F9		G3-1 2-3		1B FC6-4 1B	5	1	1	0	0	2	1

Inning Stats	1	2	3	4	5	6	7	8	9	10	11
	R: 0 E: 0 K: 0 S: 7	H: 0 LOB: 0 BB: 0 P: 9	R: 0 E: 0 K: 1 S: 10	H: 1 LOB: 1 BB: 0 P: 13	R: 0 E: 0 K: 1 S: 18	H: 2 LOB: 2 BB: 0 P: 25	R: 3 E: 0 K: 1 S: 20	H: 2 LOB: 0 BB: 1 P: 32	R: 0 E: 0 K: 1 S: 9	H: 0 LOB: 0 BB: 0 P: 17	R: 0 E: 0 K: 0 S: 6	H: 1 LOB: 1 BB: 0 P: 10	R: 0 E: 0 K: 1 S: 8	H: 0 LOB: 0 BB: 0 P: 13	R: 2 E: 0 K: 0 S: 13	H: 2 LOB: 0 BB: 0 P: 18	R: 0 E: 0 K: 1 S: 13	H: 1 LOB: 3 BB: 2 P: 25	R: 0 E: 0 K: 1 S: 7	H: 1 LOB: 1 BB: 0 P: 10	R: 5 E: 0 K: 1 S: 15	H: 4 LOB: 0 BB: 1 P: 26

	AB	47
	R	10
	H	14
	RBI	10
	BB	4
	SO	8
	LOB	14

	1B: 10	SF: 0	WP: 0	PA: 51
	2B: 1	SAC: 0	PB: 0	
	3B: 0	DP: 0	SB: 1	
	HR: 3	HBP: 0	CS: 0	

PITCHER		IP	WLS	BF	H	R	ER	SO	BB	IBB	HBP	BLK	WP	HR	S	P	ERA	WHIP
Orlando Hernandez, R ERA: 5.11	(1, 1)	8.0		33	8	5	5	5	1	0	0	0	0	2	91	137	5.62	1.125
Todd Williams, R ERA: 2.61	(9, 1)	0.2		5	1	0	0	1	1	1	0	0	0	0	9	20	0.00	3.000
Mike Stanton, L ERA: 0.41	(9, 1)	1.1		5	1	0	0	1	0	0	0	0	0	0	11	15	0.00	0.750
42 Mariano Rivera, R ERA: 3.43	(11, 1)	1.0	L	8	4	5	5	1	1	0	0	0	0	1	15	26	45.00	5.000

PITCHER		IP	WLS	BF	H	R	ER	SO	BB	IBB	HBP	BLK	WP	HR	S	P	ERA	WHIP

Batter	1	2	3	4	5	6	7	8	9	10	11	AB	R	H	RBI	BB	SO	LOB
Chuck Knoblauch, R (1, 10) OBP: 0.368, SLG: 0.394	C H 1-1 FC4-6 1B HBP		C F B F X 1-2 2 E 2 S 1B 1B	B C F H 3-2 HBP			C B B X 2-1 ① L7		B B B B 4-0 DI HR BB		C C B B C 2-3 ② K	3	2	1	0	1	1	1
2 Derek Jeter, R (1, 6) OBP: 0.378, SLG: 0.383	X 0-0 ① B1		B C F B F F B X 3-2 ① P4 1-3	F S B F B F X 2-2 ③ F9			S C X 0-2 FC4-6 1B 1B		F B B C B X 3-2 ② F9		C X 0-1 ③ G6-3	6	0	1	0	0	0	5
Paul O'Neill, L (1, 9) OBP: 0.349, SLG: 0.529	C B F B X 2-2 FC4-6 1-2 1B		X 0-0 ② G6-3		X 0-0 ① G6-3		B X 1-0 FC4-6 1-2 1B		B B X 2-0 1-H HR			5	1	3	2	0	0	1
Bernie Williams, S (1, 8) OBP: 0.306, SLG: 0.327	B X 1-0 ② FC4-6 FC4-6 1-2f 2-3		B B S F X 2-2 2B 20 1B 1B 3-H		C C F B F C 1-3 ② K		X 0-0 ② FC4-6 1-2f 2-3		C B F S 1-3 ③ K			5	1	1	1	0	2	4
Tino Martinez, L (1, 3) OBP: 0.364, SLG: 0.497	X 0-0 ③ FC4-6 1-2f		C B B X 2-1 20 1B 1-3 2B		C X 0-1 ③ P6		F B B S F S X 2-2 ③ G4-3			B C S S B F S 2-3 ① K		5	1	1	0	0	1	4
20 Jorge Posada, S (1, 2) OBP: 0.324, SLG: 0.442		C X 0-1 ① G4-3	C X 0-1 2-H 3-H 1B			B X 1-0 1B		B F X 1-1 ① G6-3		C B C S 1-3 ② K		5	0	2	2	0	1	0
David Justice, L (1, 7) OBP: 0.286, SLG: 0.398		B X 1-0 G6-3 2B	B F X 1-1 ③ F8			C B X 1-1 ① P4		F X 0-1 ② L4		C L B S 1-3 ③ K		5	0	1	0	0	1	2
Alfonso Soriano, R (1, 4) OBP: 0.304, SLG: 0.421		C X 0-1 ② G6-3 2-3		F C S 0-3 ① K		C B X 1-1 ② F7		C F X 0-2 ③ G6-3			B C B B C X 3-2 1B	5	0	1	0	0	1	2
Scott Brosius, R (1, 5) OBP: 0.351, SLG: 0.482 Luis Sojo, R (10, 5) OBP: 0.214, SLG: 0.154		B B B C X 3-1 ③ P4		B F S F B B F F F 3-3 S ② K		X 0-0 ③ F9			C F B B B F C 2-3 ① K		S F B S 1-3 ① K	4 1	0 0	0 0	0 0	0 0	2 1	2 1
Inning Stats	R: 0 H: 1 E: 0 LOB: 2 K: 0 BB: 0 S: 7 P: 11	R: 0 H: 1 E: 0 LOB: 1 K: 0 BB: 0 S: 7 P: 11	R: 3 H: 4 E: 0 LOB: 1 K: 0 BB: 0 S: 19 P: 28	R: 0 H: 0 E: 0 LOB: 1 K: 2 BB: 0 S: 17 P: 25	R: 0 H: 0 E: 0 LOB: 0 K: 1 BB: 0 S: 8 P: 9	R: 0 H: 1 E: 0 LOB: 1 K: 0 BB: 0 S: 6 P: 9	R: 0 H: 2 E: 0 LOB: 2 K: 0 BB: 0 S: 11 P: 16	R: 0 H: 0 E: 0 LOB: 0 K: 0 BB: 0 S: 7 P: 8	R: 2 H: 1 E: 0 LOB: 0 K: 2 BB: 1 S: 11 P: 23	R: 0 H: 0 E: 0 LOB: 0 K: 3 BB: 0 S: 10 P: 14	R: 0 H: 1 E: 0 LOB: 1 K: 2 BB: 0 S: 11 P: 17	1B: 8 2B: 2 3B: 0 HR: 1	SF: 0 SAC: 0 DP: 0 HBP: 2	WP: 0 PB: 0 SB: 1 CS: 0	PA: 47			

PITCHER		IP	WLS	BF	H	R	ER	SO	BB	IBB	HBP	BLK	WP	HR	S	P	ERA	WHIP
Jose Mercedes, R ERA: 6.54	(1, 1)	6.2		31	9	3	3	3	0	0	2	0	0	0	71	103	4.05	1.350
Buddy Groom, L ERA: 4.91	(7, 1)	1.0		3	0	0	0	0	0	0	0	0	0	0	8	11	0.00	0.000
Mike Trombley, R ERA: 1.85	(8, 1)	0.1	H	1	0	0	0	0	0	0	0	0	0	0	3	3	0.00	0.000
Ryan Kohlmeier, R ERA: 5.52	(9, 1)	1.0	B	5	1	2	2	2	1	0	0	0	0	1	11	23	18.00	2.000
B.J. Ryan, L ERA: 2.81	(10, 1)	2.0	W	7	1	0	0	5	0	0	0	0	0	0	21	31	0.00	0.500

PITCHER	IP	WLS	BF	H	R	ER	SO	BB	IBB	HBP	BLK	WP	HR	S	P	ERA	WHIP

BOTTOM

Baltimore Orioles @ New York Yankees

Yankee Stadium, Bronx, NY

Sun May 13 2001, 1:05 PM EDT

Att. 39,819 - Sunny - 64 F

livebaseballscorecards.com

AB	44
R	5
H	11
RBI	5
BB	1
SO	10
LOB	22

Batter	1	2	3	4	5	6	7	8	9	10	11	12	AB	R	H	RBI	BB	SO	LOB
Chuck Knoblauch, R (1, 7) OBP: 0.363, SLG: 0.388	C B B X 2-1 G5-3 ①		C X 0-1 F8 ①		B C X 1-1 1-2 1B		X 0-0 G6-3 ③			C X 0-2 G1-3 ①		B L X 1-1 2-3 SH1-4 ①	5	0	1	0	0	0	0
2 Derek Jeter, R (1, 6) OBP: 0.382, SLG: 0.388	F B B X 1-2 G1-3 1B		F B X 1-1 G4-3 ②		X 0-0 G1-3 ③			B X 1-0 G4-6-3 1B		C B C F F X 1-2 G4-3 1B		B C B B F F S 3-3 K ②	6	0	3	0	0	1	3
Paul O'Neill, L (1, 9) OBP: 0.337, SLG: 0.509	B B S B X 3-1 G1-3 ② 1-2		C X 0-1 G1 ③			X 0-0 G3 ①		B C X 1-1 G4-6-3 ① ② 1-2f		B B X 2-0 G4-3 ② 1-2		X 0-0 G4-3 ③	6	0	0	0	0	0	4
Tino Martinez, L (1, 3) OBP: 0.365, SLG: 0.493	B B C B X 3-1 G3-1 ③			C B X 1-1 F5 ①		C X 0-1 20 1B SF9 1B		B C X 1-1 20 1B 1B		C B F F F X 1-2 G3 ③			5	1	2	0	0	0	2
20 Jorge Posada, S (1, 2) OBP: 0.333, SLG: 0.448		C F B X 1-2 2B 1B		X 0-0 F5 ②		B C B X 2-1 1-3 1B		S F B B X 2-2 1-2 1B			C B C B B S 3-3 K ①		5	1	3	0	0	1	0
David Justice, L (1, 10) OBP: 0.289, SLG: 0.409		B B X 2-0 F8 ①		B X 1-0 CS 1B		B X 1-0 SF9 ② 3-H		S X 0-1 G3 ③			B C S X 1-2 2B		4	0	2	1	0	0	3
Alfonso Soriano, R (1, 4) OBP: 0.301, SLG: 0.420		B X 1-0 1-H 2B		C B B B C 3-2 CS ③ 1-2		S S S 0-3 K ①		F S F B S 1-3 K ③		C B C B S 2-3 K ①		B S F S 1-3 K ②	5	0	1	1	0	4	2
Robert Perez, R (1, 8) OBP: 0.400, SLG: 0.400		B S B F B F C 3-3 K ②			B B X 2-0 1B 1B		C S X 0-2 CS 1B		B C C F B S 2-3 K ②		B S B B B S F S 3-3 K ③		5	0	2	0	0	3	2
Scott Brosius, R (1, 5) OBP: 0.346, SLG: 0.479		C F B S 1-3 K ③			F F S 0-3 K ②		B L B F F S 3-3 K ① ② 1-2		C B C B S 2-3 K ③			B X 1-0 SH1-4 2B	5	0	1	0	0	4	3
Inning Stats	R: 0 E: 0 K: 0 S: 9 H: 1 LOB: 1 BB: 0 P: 18	R: 1 E: 0 K: 2 S: 12 H: 2 LOB: 1 BB: 0 P: 20	R: 0 E: 0 K: 0 S: 6 H: 0 LOB: 0 BB: 0 P: 7	R: 0 E: 0 K: 0 S: 6 H: 1 LOB: 0 BB: 0 P: 11	R: 0 E: 0 K: 2 S: 10 H: 2 LOB: 2 BB: 0 P: 13	R: 1 E: 0 K: 1 S: 10 H: 2 LOB: 1 BB: 0 P: 14	R: 0 E: 0 K: 1 S: 8 H: 1 LOB: 0 BB: 0 P: 11	R: 0 E: 0 K: 0 S: 10 H: 3 LOB: 2 BB: 0 P: 15	R: 0 E: 0 K: 3 S: 10 H: 0 LOB: 0 BB: 0 P: 16	R: 0 E: 0 K: 0 S: 14 H: 1 LOB: 1 BB: 0 P: 18	R: 0 E: 0 K: 3 S: 13 H: 1 LOB: 1 BB: 0 P: 21	R: 0 E: 0 K: 1 S: 8 H: 1 LOB: 1 BB: 0 P: 13	1B: 12 2B: 4 3B: 0 HR: 0	SF: 1 SAC: 1 DP: 2 HBP: 0	WP: 0 PB: 0 SB: 0 CS: 2	PA: 49			

PITCHER		IP	WLS	BF	H	R	ER	SO	BB	IBB	HBP	BLK	WP	HR	S	P	ERA	WHIP
Tim Hudson, R ERA: 4.76	(1, 1)	7.0		29	10	2	2	6	0	0	0	0	0	0	62	96	2.57	1.429
Mike Magnante, L ERA: 2.51	(8, 1)	1.0		4	2	0	0	0	0	0	0	0	0	0	9	13	0.00	2.000
Jeff Tam, R ERA: 4.03	(9, 1)	1.1		5	1	0	0	3	0	0	0	0	0	0	18	25	0.00	0.750
Jason Isringhausen, R ERA: 2.76	(10, 1)	1.2		6	1	0	0	3	0	0	0	0	0	0	19	30	0.00	0.600
T.J. Mathews, R ERA: 6.61	(12, 1)	0.2		3	1	0	0	1	0	0	0	0	0	0	7	12	0.00	1.500

PITCHER		IP	WLS	BF	H	R	ER	SO	BB	IBB	HBP	BLK	WP	HR	S	P	ERA	WHIP
Mark Guthrie, L ERA: 5.14	(12, 1)	0.1	W	1	0	0	0	0	0	0	0	0	0	0	1	1	0.00	0.000

New York Yankees @ Oakland Athletics

Network Associates Coliseum, Oakland, CA

Tue May 15 2001, 10:05 PM EDT

Att. 24,351 - Overcast - 63 F

TOP

livebaseballscorecards.com

AB	46
R	2
H	15
RBI	2
BB	0
SO	13
LOB	19

New York Yankees @ Oakland Athletics

Network Associates Coliseum, Oakland, CA

Tue May 15 2001, 10:05 PM EDT

Att. 24,351 - Overcast - 63 F

livebaseballscorecards.com

BOTTOM

Batter	1	2	3	4	5	6	7	8	9	10	11	12	AB	R	H	RBI	BB	SO	LOB
Johnny Damon, L (1, 7) OBP: 0.266, SLG: 0.293	1-1 S S 2B 1B	1-3 ② K		2-2 ③ G5-3			4-2 BB		1-1 ① SH1-4 1-2 2-3		1-0 ③ G5-3		4	1	1	0	1	1	4
Frank Menechino, R (1, 4) OBP: 0.381, SLG: 0.531	2-2 ① F9 1-2	0-0 ③ G5-3			0-3 ① K		1-3 ② K		1-0 ②③ FC7-2 3-H			1-2 SH1-4 BB 1B 1B	6	1	1	0	0	2	7
Jason Giambi, L (1, 3) OBP: 0.506, SLG: 0.625	4-2 2B SF7 BB		1-1 1B		2-3 ② K		3-3 ③ K			1-0 1B		4-1 1B SH1-4 1-2 BB	4	1	2	0	2	2	2
John Jaha, R (1, 10) OBP: 0.286, SLG: 0.333	0-2 1-3 2-H 2B		0-0 ① F9		1-3 ③ K			1-3 ① K		3-3 ① K		0-1 ① SH1-4 1-2 2-3	2	0	1	1	0	0	1
Mark Bellhorn, S (5, PH) OBP: 0.304, SLG: 0.350													3	0	0	0	0	3	1
Terrence Long, L (1, 8) OBP: 0.341, SLG: 0.442	2-0 ② SF7 3-H		0-1 ② F8			2-2 ① G5-3		1-1 ② P6		0-3 ② K		4-0 1B IBB	4	0	0	1	1	1	2
Jeremy Giambi, L (1, 9) OBP: 0.345, SLG: 0.354	2-3 ③ K		1-0 ③ F8			0-3 ② K		2-1 1B		3-3 ③ K		0-1 1-2 2-3 3-H 1B	1	0	0	0	0	1	1
Adam Piatt, R (3, 9) OBP: 0.328, SLG: 0.306													5	0	2	1	0	2	2
Miguel Tejada, R (1, 6) OBP: 0.319, SLG: 0.490		2-0 1B 1B		0-0 ① F8		3-2 ③ P4		2-3 ③ K			1-2 ① G5-3		5	0	1	0	0	1	1
3 Eric Chavez, L (1, 5) OBP: 0.348, SLG: 0.486		1-3 ① K		2-1 1B			1-0 SH3 1B		1-2 SH1-4 FC7-2 2B		0-2 ② F7		5	0	3	0	0	1	1
Ramon Hernandez, R (1, 2) OBP: 0.299, SLG: 0.341		0-0 1-3 1B		0-1 ② L7			0-0 ① SH3 1-2		4-0 SH1-4 IBB		4-2 BB		2	0	1	0	2	0	1

	AB	41
	R	3
	H	12
	RBI	3
	BB	6
	SO	14
	LOB	23

Inning Stats	1	2	3	4	5	6	7	8	9	10	11	12
	R: 2 H: 2 E: 0 LOB: 1 K: 1 BB: 1 S: 14 P: 25	R: 0 H: 2 E: 0 LOB: 2 K: 2 BB: 0 S: 10 P: 14	R: 0 H: 1 E: 0 LOB: 1 K: 0 BB: 0 S: 6 P: 8	R: 0 H: 1 E: 0 LOB: 1 K: 0 BB: 0 S: 8 P: 12	R: 0 H: 0 E: 0 LOB: 0 K: 3 BB: 0 S: 9 P: 12	R: 0 H: 0 E: 0 LOB: 0 K: 1 BB: 0 S: 14 P: 19	R: 0 H: 1 E: 0 LOB: 2 K: 2 BB: 1 S: 10 P: 19	R: 0 H: 1 E: 0 LOB: 1 K: 2 BB: 0 S: 10 P: 16	R: 0 H: 1 E: 0 LOB: 1 K: 0 BB: 1 S: 6 P: 13	R: 0 H: 1 E: 0 LOB: 1 K: 3 BB: 1 S: 13 P: 20	R: 0 H: 0 E: 0 LOB: 1 K: 0 BB: 1 S: 9 P: 15	R: 1 H: 2 E: 0 LOB: 3 K: 0 BB: 2 S: 8 P: 17

1B: 10	SF: 1
2B: 3	SAC: 3
3B: 0	DP: 1
HR: 0	HBP: 0

WP: 0	PA: 51
PB: 0	
SB: 2	
CS: 0	

PITCHER		IP	WLS	BF	H	R	ER	SO	BB	IBB	HBP	BLK	WP	HR	S	P	ERA	WHIP
Roger Clemens, R (1, 1) ERA: 3.77		7.0		30	7	2	2	9	2	0	0	0	0	0	71	109	2.57	1.286
Mike Stanton, L (8, 1) ERA: 0.36		2.2		11	3	0	0	4	0	1	0	0	0	0	23	40	0.00	1.125
Ramiro Mendoza, R (10, 1) ERA: 3.2		1.2	L	10	2	1	1	1	2	1	0	0	0	0	23	41	5.40	2.400

PITCHER	IP	WLS	BF	H	R	ER	SO	BB	IBB	HBP	BLK	WP	HR	S	P	ERA	WHIP

Batter	1	2	3	4	5	6	7	8	9	10	AB	R	H	RBI	BB	SO	LOB
Chuck Knoblauch, R (1, 7) OBP: 0.359, SLG: 0.384	F9		K			K		G4-3		SH3-4 1-2	2	0	0	0	0	1	0
Michael Coleman, R (4, 7) OBP: 0.205, SLG: 0.289 (7, 8)											2	0	0	0	0	1	1
Clay Bellinger, R (10, PH) OBP: 0.053, SLG: 0.053 (10, 8)											0	0	0	0	0	0	0
Alfonso Soriano, R (1, 4) OBP: 0.291, SLG: 0.406	K			F7		F9		G6-3		G5-3 2-3	5	0	0	0	0	1	2
2 Derek Jeter, R (1, 6) OBP: 0.389, SLG: 0.417	F8			K			HR		F9 20 1B 2B	IBB	4	2	2	1	1	1	0
Tino Martinez, L (1, 3) OBP: 0.360, SLG: 0.481		K		F5			1B 20 BB G6-3 BB		F9 2-3	K	4	1	0	0	1	2	3
20 Jorge Posada, S (1, 10) OBP: 0.338, SLG: 0.445		F7			G6-3		G6-3 1B 1-2 BB		S 3-H 1B		3	0	1	1	1	0	0
David Justice, L (1, 9) OBP: 0.295, SLG: 0.411 (7, 7)		FC6-4 1B			F8		G6-3 1-2 2-3 1B		F7		4	0	2	0	0	0	1
Robert Perez, R (1, 8) OBP: 0.286, SLG: 0.286		FC6-4 1-2f			K		G6-3 1-2f 2-3 3-H		BB 1-2		2	0	0	0	0	1	1
Paul O'Neill, L (7, PH) OBP: 0.339, SLG: 0.506 (7, 9)											1	0	0	0	1	0	2
Joe Oliver, R (1, 2) OBP: 0.286, SLG: 0.308			G5-3			G5-3	K		K		4	0	0	0	0	2	3
Scott Brosius, R (1, 5) OBP: 0.350, SLG: 0.487			L7			WP 2B		F8		G5-3 SH3-4 1B	4	0	2	0	0	0	0
Inning Stats	R: 0 E: 0 K: 1 S: 6 H: 0 LOB: 0 BB: 0 P: 6	R: 0 E: 0 K: 1 S: 13 H: 1 LOB: 1 BB: 0 P: 21	R: 0 E: 0 K: 1 S: 8 H: 0 LOB: 0 BB: 0 P: 13	R: 0 E: 0 K: 1 S: 9 H: 0 LOB: 0 BB: 0 P: 11	R: 0 E: 0 K: 1 S: 7 H: 0 LOB: 0 BB: 0 P: 10	R: 0 E: 0 K: 1 S: 14 H: 1 LOB: 1 BB: 0 P: 20	R: 2 E: 0 K: 1 S: 18 H: 2 LOB: 1 BB: 2 P: 32	R: 0 E: 0 K: 0 S: 6 H: 0 LOB: 0 BB: 0 P: 8	R: 1 E: 0 K: 1 S: 13 H: 2 LOB: 2 BB: 1 P: 25	R: 0 E: 0 K: 1 S: 9 H: 1 LOB: 2 BB: 1 P: 17	1B: 4 2B: 2 3B: 0 HR: 1	SF: 0 SAC: 1 DP: 1 HBP: 0					

PITCHER	IP	WLS	BF	H	R	ER	SO	BB	IBB	HBP	BLK	WP	HR	S	P	ERA	WHIP
Barry Zito, L (1, 1) ERA: 5.54	6.0		24	4	2	2	6	2	0	0	0	1	1	70	104	3.00	1.000
Jim Mecir, R (7, 1) ERA: 3.42	2.0	H	5	0	0	0	1	0	0	0	0	0	0	11	17	0.00	0.000
Jason Isringhausen, R (9, 1) ERA: 3.12	1.0	B	6	2	1	1	1	1	0	0	0	0	0	13	25	9.00	3.000
Jeff Tam, R (10, 1) ERA: 3.91	0.2		4	1	0	0	0	0	1	0	0	0	0	6	14	0.00	1.500
Mark Guthrie, L (10, 1) ERA: 5.02	0.1	W	1	0	0	0	1	0	0	0	0	0	0	3	3	0.00	0.000

PITCHER	IP	WLS	BF	H	R	ER	SO	BB	IBB	HBP	BLK	WP	HR	S	P	ERA	WHIP

TOP

New York Yankees @ Oakland Athletics

Network Associates Coliseum, Oakland, CA

Wed May 16 2001, 10:05 PM EDT

Att. 43,932 - Sunny - 60 F

livebaseballscorecards.com

AB	35
R	3
H	7
RBI	2
BB	4
SO	9
LOB	13

WP: 1 PA: 40
PB: 0
SB: 1
CS: 0

Batter	1	2	3	4	5	6	7	8	9	10	AB	R	H	RBI	BB	SO	LOB
Johnny Damon, L (1, 7) OBP: 0.265, SLG: 0.297	F9		K		G1-3		FC3-6 CS 1-2f			1B 2B 1-3	5	0	1	0	0	1	1
Frank Menechino, R (1, 4) OBP: 0.382, SLG: 0.553	G5-3			G6-3	HR		CS 1-2	K		1B 2-3 3-H	5	1	2	2	0	1	0
Jason Giambi, L (1, 3) OBP: 0.494, SLG: 0.606	K			F5	K			F7			4	0	0	0	0	2	0
Terrence Long, L (1, 8) OBP: 0.345, SLG: 0.443		3 S 1B		3 1B BB 1B		L4		G6-3			4	1	2	0	0	0	0
Adam Piatt, R (1, 9) OBP: 0.323, SLG: 0.288		F7		3 1B 1-2 1B BB		L6			F7		3	1	0	0	1	0	1
3 Eric Chavez, L (1, 5) OBP: 0.352, SLG: 0.486		K 1-2		1B 1-3 2-H 1B		1B			F8		4	0	2	1	0	1	1
Miguel Tejada, R (1, 6) OBP: 0.318, SLG: 0.484		K		1B 1-2 3-H 1B		F8			F5		4	0	1	1	0	1	2
Jose Ortiz, R (1, 10) OBP: 0.217, SLG: 0.167			G6-3	K			F7			F9	3	0	0	0	0	1	2
Robin Jennings, L (10, PH) OBP: 0.250, SLG: 0.250											1	0	0	0	0	0	0
Ramon Hernandez, R (1, 2) OBP: 0.304, SLG: 0.341			K		G5-3		FC3-6 1B			2B 1B HBP	3	0	1	0	0	1	0
Mark Bellhorn, S (10, PR) OBP: 0.304, SLG: 0.350											0	1	0	0	0	0	0
Inning Stats	R: 0 E: 0 K: 1 S: 7 H: 0 LOB: 0 BB: 0 P: 11	R: 0 E: 0 K: 2 S: 14 H: 1 LOB: 1 BB: 0 P: 22	R: 0 E: 0 K: 2 S: 10 H: 0 LOB: 0 BB: 0 P: 18	R: 2 E: 0 K: 1 S: 18 H: 3 LOB: 2 BB: 1 P: 28	R: 1 E: 0 K: 1 S: 11 H: 1 LOB: 0 BB: 0 P: 18	R: 0 E: 0 K: 0 S: 12 H: 1 LOB: 1 BB: 0 P: 18	R: 0 E: 0 K: 0 S: 11 H: 1 LOB: 0 BB: 0 P: 20	R: 0 E: 0 K: 1 S: 7 H: 0 LOB: 0 BB: 0 P: 8	R: 0 E: 0 K: 0 S: 12 H: 0 LOB: 0 BB: 0 P: 18	R: 1 E: 0 K: 0 S: 7 H: 2 LOB: 2 BB: 0 P: 13	1B: 7 2B: 1 3B: 0 HR: 1 SF: 0 SAC: 0 DP: 0 HBP: 1						

PITCHER		IP	WLS	BF	H	R	ER	SO	BB	IBB	HBP	BLK	WP	HR	S	P	ERA	WHIP
Andy Pettitte, L ERA: 2.93	(1, 1)	8.0		31	7	3	3	8	1	0	0	0	0	1	90	143	3.38	1.000
Brian Boehringer, R ERA: 1.17	(9, 1)	1.1	L	7	2	1	1	0	0	0	1	0	0	0	19	31	6.75	1.500

PITCHER	IP	WLS	BF	H	R	ER	SO	BB	IBB	HBP	BLK	WP	HR	S	P	ERA	WHIP

BOTTOM

New York Yankees @ Oakland Athletics

Network Associates Coliseum, Oakland, CA

Wed May 16 2001, 10:05 PM EDT

Att. 43,932 - Sunny - 60 F

livebaseballscorecards.com

AB	36
R	4
H	9
RBI	4
BB	1
SO	8
LOB	7

WP: 0 PA: 39
PB: 0
SB: 1
CS: 1

Batter	1	2	3	4	5	6	7	8	9	AB	R	H	RBI	BB	SO	LOB
Alfonso Soriano, R (1, 4) OBP: 0.290, SLG: 0.403	C S X 0-2 ① G6-3		X 0-0 2 FC6-4 1-2 3-H 1B		B S B S F S 2-3 ② K		S S B F B F X 2-2 ② G5-3			4	0	1	1	0	1	1
2 Derek Jeter, R (1, 6) OBP: 0.380, SLG: 0.406	F X 0-1 ② G6-3		F X 0-1 ② FC6-4 FC6-4 1-2f 2-3		B B F B X 3-1 ③ G6-3		C B F B F B S 3-3 ③ K			4	0	0	0	0	1	3
Paul O'Neill, L (1, 9) OBP: 0.337, SLG: 0.497	C B B B X 3-1 ③ G1-6-3		B B X 2-0 ③ FC6-4 1-2f			B C C F B B B 4-2 20 BB 1B BB BB		X 0-0 ① F5		3	1	0	0	1	0	2
Tino Martinez, L (1, 3) OBP: 0.358, SLG: 0.475		F F C 0-3 ① K		B B C X 2-1 ① F7		B X 1-0 BB 20 BB 1-2 G6-4-3 1B		C B S B B C 3-3 ② K		4	1	1	0	0	2	0
20 Jorge Posada, S (1, 2) OBP: 0.336, SLG: 0.435		B C B B S C 2-3 ② K		C B B S C 1-3 ② K		B F B F B F B 4-2 G6-4-3 BB 1-2 2-3 BB		B F F F S 1-3 ③ K		3	0	0	0	1	3	0
David Justice, L (1, 7) OBP: 0.306, SLG: 0.420		B X 1-0 ③ G1-3		B B S B B 4-1 BB		B B B B 4-0 G6-4-3 1-2 2-3 3-H BB			B B C F X 2-2 2B	2	0	1	1	2	0	0
Scott Brosius, R (1, 5) OBP: 0.348, SLG: 0.487			X 0-0 1B 1B 2B	B F B B F F X 3-2 ③ P4		B X 1-0 ① ② G6-4-3 1-2f 2-3 3-H			C B S X 1-2 ① G5-3	4	1	1	0	0	0	4
Luis Sojo, R (1, 10) OBP: 0.188, SLG: 0.133			C S C 0-3 ① K		S C F B B F F F X 2-2 ① G6-3	B B C X 2-1 ③ G1-3			S F B X 1-2 ② P4	4	0	0	0	0	1	3
Robert Perez, R (1, 8) OBP: 0.364, SLG: 0.455			C B F B F B X 3-2 2 FC6-4 1B 2-3 1B		X 0-0 2B		B S S B S 2-3 ① K		B S F S 1-3 ③ K	4	0	2	0	0	2	1
Inning Stats	R: 0 E: 0 K: 0 S: 7 H: 0 LOB: 0 BB: 0 P: 10	R: 0 E: 0 K: 2 S: 7 H: 0 LOB: 0 BB: 0 P: 10	R: 1 E: 0 K: 1 S: 12 H: 3 LOB: 2 BB: 0 P: 17	R: 0 E: 0 K: 1 S: 10 H: 0 LOB: 1 BB: 1 P: 20	R: 0 E: 0 K: 1 S: 14 H: 1 LOB: 1 BB: 0 P: 21	R: 2 E: 0 K: 0 S: 10 H: 1 LOB: 1 BB: 3 P: 26	R: 0 E: 0 K: 2 S: 12 H: 0 LOB: 0 BB: 0 P: 19	R: 0 E: 0 K: 2 S: 8 H: 0 LOB: 0 BB: 0 P: 12	R: 0 E: 0 K: 1 S: 12 H: 1 LOB: 1 BB: 0 P: 17	1B: 3 2B: 3 3B: 0 HR: 0	SF: 0 SAC: 0 DP: 1 HBP: 0						

PITCHER		IP	WLS	BF	H	R	ER	SO	BB	IBB	HBP	BLK	WP	HR	S	P	ERA	WHIP
Cory Lidle, R ERA: 5.31	(1, 1)	5.0		23	5	3	3	5	3	0	0	0	0	0	57	94	5.40	1.600
Mike Magnante, L ERA: 2.51	(6, 1)	0.0		1	0	0	0	0	1	0	0	0	0	0	0	4	∞	∞
Chad Bradford, R ERA: 2.84	(6, 1)	2.0	W	5	0	0	0	2	0	0	0	0	0	0	15	25	0.00	0.000
Mark Guthrie, L ERA: 4.7	(8, 1)	1.0		3	0	0	0	2	0	0	0	0	0	0	8	12	0.00	0.000
T.J. Mathews, R ERA: 6.23	(9, 1)	1.0		4	1	0	0	1	0	0	0	0	0	0	12	17	0.00	1.000

PITCHER	IP	WLS	BF	H	R	ER	SO	BB	IBB	HBP	BLK	WP	HR	S	P	ERA	WHIP

TOP

New York Yankees @ Oakland Athletics

Network Associates Coliseum, Oakland, CA

Thu May 17 2001, 3:35 PM EDT

Att. 31,073 - Sunny - 66 F

livebaseballscorecards.com

AB	32
R	3
H	6
RBI	2
BB	4
SO	10
LOB	14

1B: 3	SF: 0	WP: 0	PA: 36
2B: 3	SAC: 0	PB: 0	
3B: 0	DP: 1	SB: 0	
HR: 0	HBP: 0	CS: 0	

Batter	1	2	3	4	5	6	7	8	9	AB	R	H	RBI	BB	SO	LOB
Johnny Damon, L (1, 7) OBP: 0.268, SLG: 0.299	B X 1-0 L6 S 1B		C B C X 1-2 ① G1		B X 1-0 ① F9	B C B B S X 3-2 ③ F7	C B X 1-1 1-2 2-3 1B			5	0	2	0	0	0	1
Frank Menechino, R (1, 4) OBP: 0.391, SLG: 0.547	B C C B B X 3-2 ① F3 1-2		B B B C B 4-1 FC6-4 BB		C B B F F X 2-2 1B 1B 1B		B B 2-1 1B 3 1B HBP 1-3 ② K			3	2	1	0	1	1	4
Jason Giambi, L (1, 3) OBP: 0.492, SLG: 0.599	C B C F B X 2-2 ② ③ L6 2-3		C B B X 2-1 ② FC6-4 1B 1-2f		B X 1-0 1B 1-2 1B		B C B F B X 3-2 3 1B BB 1-3 2B 1B	B F X 1-1 ① F7		5	1	2	0	0	0	2
Terrence Long, L (1, 8) OBP: 0.352, SLG: 0.444		B X 1-0 ① G3	F B B X 2-1 1-2 1B		C S B X 1-2 ② 3 FC6 1-3 2-H 1B		B F B B B 4-1 3 1B 1-2 2B BB	C B B F S 2-3 ② K		4	1	2	1	1	1	0
3 Eric Chavez, L (1, 5) OBP: 0.353, SLG: 0.490		B F F B S 2-3 ② K	B C X 1-1 ③ G4-3		B X 1-0 ③ FC6 1-2f		F S X 0-2 2B 1-2 2-3 3-H SF8 1B	F B B F X 2-2 2B		5	1	2	1	0	1	3
Miguel Tejada, R (1, 6) OBP: 0.331, SLG: 0.490		B B B B 4-0 1B 1B BB		B C X 1-1 ① G5-3		B B C B C B 4-2 G4-3 2B BB	B B C X 2-1 1B 1-3 2-H 3-H 2B	I I I 4-0 IBB		2	2	1	2	3	0	0
Robin Jennings, L (1, 9) OBP: 0.222, SLG: 0.250	B S S B B X 2-2 1B E 1B 1-2		S F F F S 0-3 ② K		X 0-0 ① F8	B X 1-0 ① SF8 3-H	F F X 0-2 ③ F8			4	1	1	1	0	1	3
Adam Piatt, R (1, 10) OBP: 0.333, SLG: 0.291	C B B F X 2-2 E9 1-H 2-H 1B		B B B C F B 4-2 BB		C B B C B F X 2-2 ② G4-3 1-2	C S C 0-3 ② K				3	0	1	1	1	1	2
Ramon Hernandez, R (1, 2) OBP: 0.310, SLG: 0.349		X 0-0 ③ P4	B C C F X 1-2 ③ G1-3		B X 1-0 2-H 2B	C B S B F H 3-2 1B HBP				3	0	1	1	0	0	2
Inning Stats	R: 0 E: 0 K: 0 S: 8 H: 1 LOB: 0 BB: 0 P: 14	R: 2 E: 1 K: 1 S: 11 H: 2 LOB: 1 BB: 1 P: 22	R: 0 E: 0 K: 0 S: 10 H: 1 LOB: 2 BB: 1 P: 20	R: 0 E: 0 K: 1 S: 13 H: 0 LOB: 1 BB: 1 P: 19	R: 1 E: 0 K: 0 S: 10 H: 3 LOB: 1 BB: 0 P: 16	R: 1 E: 0 K: 0 S: 11 H: 1 LOB: 1 BB: 1 P: 21	R: 4 E: 0 K: 2 S: 22 H: 4 LOB: 3 BB: 1 P: 39	R: 0 E: 0 K: 1 S: 11 H: 1 LOB: 2 BB: 1 P: 20		1B: 10 2B: 4 3B: 0 HR: 0 SF: 1 SAC: 0 DP: 1 HBP: 2						

PITCHER		IP	WLS	BF	H	R	ER	SO	BB	IBB	HBP	BLK	WP	HR	S	P	ERA	WHIP
35 Mike Mussina, R ERA: 3.75	(1, 1)	6.0	L	28	8	4	3	2	4	0	0	0	0	0	63	112	4.50	2.000
Mike Stanton, L ERA: 1.82	(7, 1)	0.0		4	2	4	4	0	1	0	1	0	0	0	8	17	∞	∞
Todd Williams, R ERA: 2.38	(7, 1)	1.0		6	2	0	0	2	0	0	1	0	0	0	14	22	0.00	2.000
Randy Choate, L ERA: 2.38	(8, 1)	1.0		5	1	0	0	1	0	1	0	0	0	0	11	20	0.00	1.000

PITCHER	IP	WLS	BF	H	R	ER	SO	BB	IBB	HBP	BLK	WP	HR	S	P	ERA	WHIP

BOTTOM

New York Yankees @ Oakland Athletics

Network Associates Coliseum, Oakland, CA

Thu May 17 2001, 3:35 PM EDT
Att. 31,073 - Sunny - 66 F

livebaseballscorecards.com

AB	34
R	8
H	13
RBI	7
BB	6
SO	5
LOB	17

Batter	1	2	3	4	5	6	7	8	9	AB	R	H	RBI	BB	SO	LOB
Alfonso Soriano, R (1, 4) OBP: 0.292, SLG: 0.400	BB, 2, 1B, G6-4-3, 1B	G1-3, 1-2		K	G6-3		F9		2, L8-6, 1B, 3-H	6	1	2	1	0	1	4
2 Derek Jeter, R (1, 6) OBP: 0.378, SLG: 0.410	G6-4-3, BB, 1B, 1-2, 1B	2-H, 2B		E4, 1B, HR, 1-H, 2-H, 3-H	L7		F9		L8-6, 1-2	6	2	2	2	0	0	1
Paul O'Neill, L (1, 9) OBP: 0.339, SLG: 0.491	G6-4-3, 1-2, 2-3, BB	G3		L8		1B, G4-3, 1B		F8		4	1	1	0	1	0	2
Bernie Williams, S (1, 8) OBP: 0.302, SLG: 0.321	G6-4-3, 1-2f, 2-3, 3-H		F8	HR, 2-3, 1B		K		G3-1		5	1	1	0	0	1	3
Tino Martinez, L (1, 3) OBP: 0.370, SLG: 0.503	HR, 3-H, 1B		L6	1-H, 3-H, HR		20, 2B, G4-3, 1-3, 1B		1B, 1B		5	3	4	4	0	0	0
David Justice, L (1, 7) OBP: 0.315, SLG: 0.446	1-H, HR		G4-3	20, 2B, 1B		G4-3, 1-2, 3-H		1-2, 1B		5	1	3	3	0	0	1
20 Jorge Posada, S (1, 2) OBP: 0.344, SLG: 0.456	G6-3			BB, 2, E, 1B; 2B		2-H, 2B		F9		5	1	3	1	0	0	2
Scott Brosius, R (1, 5) OBP: 0.355, SLG: 0.497		G1-3, 2, 2B, 1B		BB, 2, E, 1B; F9		G6-3			G4-3, 1B, 2B	5	3	3	0	0	0	3
Robert Perez, R (1, 10) OBP: 0.313, SLG: 0.333		F9		1-2, 2-3, 2, E, BB	K		L9		G4-3, 2-3	4	1	0	0	1	1	2
Inning Stats	R: 4 E: 0 K: 0 S: 14 H: 4 LOB: 0 BB: 1 P: 26	R: 1 E: 0 K: 0 S: 12 H: 2 LOB: 1 BB: 0 P: 18	R: 0 E: 0 K: 0 S: 6 H: 0 LOB: 0 BB: 0 P: 10	R: 6 E: 1 K: 1 S: 23 H: 6 LOB: 2 BB: 1 P: 38	R: 0 E: 0 K: 1 S: 9 H: 0 LOB: 0 BB: 0 P: 13	R: 2 E: 0 K: 1 S: 16 H: 3 LOB: 1 BB: 0 P: 19	R: 0 E: 0 K: 0 S: 11 H: 0 LOB: 0 BB: 0 P: 17	R: 0 E: 0 K: 0 S: 12 H: 2 LOB: 2 BB: 0 P: 15	R: 1 E: 0 K: 0 S: 6 H: 2 LOB: 0 BB: 0 P: 10	1B: 13 2B: 5 3B: 0 HR: 2	SF: 0 SAC: 0 DP: 2 HBP: 0						

PITCHER		IP	WLS	BF	H	R	ER	SO	BB	IBB	HBP	BLK	WP	HR	S	P	ERA	WHIP
John Halama, L ERA: 4.1	(1, 1)	3.0	L	17	8	7	6	0	1	0	0	0	0	1	35	61	18.00	3.000
Brett Tomko, R ERA: 5.97	(4, 1)	3.0		18	7	6	2	3	1	0	0	0	0	1	45	63	6.00	2.667
Ryan Franklin, R ERA: 3.0	(7, 1)	3.0		12	4	1	1	0	0	0	0	0	0	0	29	42	3.00	1.333

PITCHER	IP	WLS	BF	H	R	ER	SO	BB	IBB	HBP	BLK	WP	HR	S	P	ERA	WHIP

TOP

New York Yankees @ Seattle Mariners

Safeco Field, Seattle, WA

Fri May 18 2001, 7:05 PM PDT

Att. 45,794 - Overcast - 61 F

livebaseballscorecards.com

AB	45
R	14
H	19
RBI	11
BB	2
SO	3
LOB	18

1B: 13	SF: 0	WP: 0	PA: 47
2B: 5	SAC: 0	PB: 0	
3B: 0	DP: 2	SB: 0	
HR: 2	HBP: 0	CS: 0	

Batter	1	2	3	4	5	6	7	8	9	AB	R	H	RBI	BB	SO	LOB
51 Ichiro Suzuki, L (1, 9) OBP: 0.400, SLG: 0.510	P4	G1-3 1B	F5		2B 1B		1B 2B		G1-3	6	3	3	2	0	0	2
Stan Javier, S (1, 7) OBP: 0.373, SLG: 0.369	E6 2B	G1-3 WP S BB	CS	G4-3	2B		1B			4	2	2	3	1	0	0
Edgar Martinez, R (1, 10) OBP: 0.439, SLG: 0.490	WP 1B 2B	G1-3		L6	K		K			5	1	1	2	0	2	3
John Olerud, L (1, 3) OBP: 0.434, SLG: 0.469	P6	WP HBP		FC5-4 1B		G6-3		L8		4	0	1	0	0	0	1
Bret Boone, R (1, 4) OBP: 0.353, SLG: 0.535	1B 1B 1B	K		FC5-4		P5		K		5	1	1	1	0	2	2
Mike Cameron, R (1, 8) OBP: 0.361, SLG: 0.507	S 1B 1B	BB			L8	F8		K		4	0	1	0	1	1	0
Dan Wilson, R (1, 2) OBP: 0.269, SLG: 0.276 Al Martin, L (9, PH) OBP: 0.278, SLG: 0.256	FC5 S 1B	G3-1			K		E5 51 2B G3		G4-3	4 1	1 0	1 0	1 0	0 0	1 0	2 0
Carlos Guillen, S (1, 6) OBP: 0.325, SLG: 0.308 Tom Lampkin, L (9, PH) OBP: 0.329, SLG: 0.435	FC5 BB		CS 1B		1B BB		G3		F5	2 1	1 0	1 0	0 0	2 0	0 0	1 0
Mark McLemore, S (1, 5) OBP: 0.384, SLG: 0.488	FC5		F9		51 1B 2B 1B		K		51 DI 1B	5	1	2	0	0	1	5
Inning Stats	R: 3 E: 1 K: 0 S: 19 H: 4 LOB: 3 BB: 1 P: 34	R: 2 E: 0 K: 1 S: 14 H: 1 LOB: 2 BB: 2 P: 28	R: 0 E: 0 K: 0 S: 4 H: 1 LOB: 0 BB: 0 P: 6	R: 0 E: 0 K: 0 S: 8 H: 1 LOB: 1 BB: 0 P: 13	R: 3 E: 0 K: 2 S: 16 H: 3 LOB: 1 BB: 1 P: 26	R: 0 E: 0 K: 0 S: 4 H: 0 LOB: 0 BB: 0 P: 5	R: 2 E: 1 K: 2 S: 18 H: 2 LOB: 1 BB: 0 P: 27	R: 0 E: 0 K: 2 S: 10 H: 0 LOB: 0 BB: 0 P: 16	R: 0 E: 0 K: 0 S: 7 H: 1 LOB: 1 BB: 0 P: 10	1B: 10 2B: 3 3B: 0 HR: 0	SF: 0 SAC: 0 DP: 0 HBP: 1						

BOTTOM

New York Yankees @ Seattle Mariners

Safeco Field, Seattle, WA

Fri May 18 2001, 7:05 PM PDT
Att. 45,794 - Overcast - 61 F

livebaseballscorecards.com

AB	41
R	10
H	13
RBI	9
BB	4
SO	7
LOB	16

PITCHER		IP	WLS	BF	H	R	ER	SO	BB	IBB	HBP	BLK	WP	HR	S	P	ERA	WHIP
Ted Lilly, L ERA: 6.65	(1, 1)	1.1		13	5	5	2	0	2	0	1	0	1	0	26	47	13.50	5.250
Ramiro Mendoza, R ERA: 3.7	(2, 1)	4.2	W	20	5	3	3	3	2	0	0	0	1	0	39	65	5.79	1.500
Brian Boehringer, R ERA: 1.08	(7, 1)	2.0		9	2	2	0	4	0	0	0	0	0	0	28	43	0.00	1.000
42 Mariano Rivera, R ERA: 3.27	(9, 1)	1.0		4	1	0	0	0	0	0	0	0	0	0	7	10	0.00	1.000

PITCHER	IP	WLS	BF	H	R	ER	SO	BB	IBB	HBP	BLK	WP	HR	S	P	ERA	WHIP

Batter	1	2	3	4	5	6	7	8	9	10	AB	R	H	RBI	BB	SO	LOB
Chuck Knoblauch, R (1, 7) OBP: 0.350, SLG: 0.373	C B X 1-1 L6 ①			C B B X 2-1 F9 ①		B B X 2-0 G6-3 ③			B S B S B X 3-2 F8 ②	B C B F B F F X 3-2 P4 ③	5	0	0	0	0	0	4
2 Derek Jeter, R (1, 6) OBP: 0.381, SLG: 0.412	B F B X 2-1 G6-3 ②			C B X 1-1 1B			B B B C S F F F X 3-2 G5-3 ①		C B S F X 1-2 1-H S 1B		4	0	2	1	0	0	0
Paul O'Neill, L (1, 9) OBP: 0.332, SLG: 0.480	X 0-0 F7 ③			B B X 2-0 F8 ②			C B X 1-1 G3-1 ②		F B B C X 2-2 G4-3 ③ 1-2		4	0	0	0	0	0	2
Bernie Williams, S (1, 8) OBP: 0.300, SLG: 0.327		X 0-0 G4-3 ①		B C C X 1-2 L4 ③			C B B S B X 3-2 F8 ③			B B X 2-0 G4-3 20 G4-3 2B	4	1	1	0	0	0	1
Tino Martinez, L (1, 3) OBP: 0.362, SLG: 0.491		C F B X 1-2 G5-3 ②			C X 0-1 G1-3 ①			C C B B B X 3-2 G5-3 ①		C F B B X 2-2 G4-3 ① 2-3	4	0	0	0	0	0	1
David Justice, L (1, 10) OBP: 0.314, SLG: 0.437		B B C C X 2-2 G4-1 ③			C B X 1-1 F5 ②			S B B S C 2-3 K ②		I I I I 4-0 E 20 G4-3 IBB	3	0	0	0	1	1	0
20 Jorge Posada, S (1, 2) OBP: 0.335, SLG: 0.443		B C F F B C 2-3 K ①			B C X 1-1 G5-3 ③			B S F F C 1-3 K ③		S B B X 2-1 G4-3 ② 1-2 3-H	4	0	0	1	0	2	1
Scott Brosius, R (1, 5) OBP: 0.353, SLG: 0.488		C B C F B F B C 3-3 K ②				S B B B F X 2-2 F8 ①			X 0-0 G6-3 ①	C H 1-1 E HBP	3	0	0	0	0	1	0
Alfonso Soriano, R (1, 4) OBP: 0.291, SLG: 0.396		C X 0-1 G5-3 ③				B C B B C C C 3-3 K ②			S S X 0-2 2 S 2 1B 1B	C F X 0-2 E1 1-2 2-3	4	1	1	0	0	1	2
Inning Stats	R: 0 E: 0 K: 0 S: 5 H: 0 LOB: 0 BB: 0 P: 8	R: 0 E: 0 K: 0 S: 7 H: 0 LOB: 0 BB: 0 P: 10	R: 0 E: 0 K: 2 S: 11 H: 0 LOB: 0 BB: 0 P: 16	R: 0 E: 0 K: 0 S: 8 H: 1 LOB: 1 BB: 0 P: 14	R: 0 E: 0 K: 0 S: 6 H: 0 LOB: 0 BB: 0 P: 8	R: 0 E: 0 K: 1 S: 7 H: 0 LOB: 0 BB: 0 P: 14	R: 0 E: 0 K: 0 S: 11 H: 0 LOB: 0 BB: 0 P: 18	R: 0 E: 0 K: 2 S: 10 H: 0 LOB: 0 BB: 0 P: 16	R: 1 E: 0 K: 0 S: 14 H: 2 LOB: 1 BB: 0 P: 20	R: 1 E: 1 K: 0 S: 15 H: 1 LOB: 3 BB: 1 P: 29	1B: 3 2B: 1 3B: 0 HR: 0 SF: 0 SAC: 0 DP: 0 HBP: 1						

PITCHER		IP	WLS	BF	H	R	ER	SO	BB	IBB	HBP	BLK	WP	HR	S	P	ERA	WHIP
Jamie Moyer, L ERA: 4.56	(1, 1)	7.0		22	1	0	0	3	0	0	0	0	0	0	55	88	0.00	0.143
Arthur Rhodes, L ERA: 1.45	(8, 1)	1.0	H	3	0	0	0	2	0	0	0	0	0	0	10	16	0.00	0.000
Kazuhiro Sasaki, R ERA: 3.43	(9, 1)	1.2	L	10	3	2	2	0	0	1	1	0	0	0	21	38	10.80	1.800
Jeff Nelson, R ERA: 1.4	(10, 1)	0.1		2	0	0	0	0	0	0	0	0	0	0	8	11	0.00	0.000

PITCHER	IP	WLS	BF	H	R	ER	SO	BB	IBB	HBP	BLK	WP	HR	S	P	ERA	WHIP

TOP

New York Yankees @ Seattle Mariners

Safeco Field, Seattle, WA

Sat May 19 2001, 1:05 PM PDT
Att. 45,880 - Overcast - 54 F

livebaseballscorecards.com

AB	35
R	2
H	4
RBI	2
BB	1
SO	5
LOB	11

WP: 0 PA: 37
PB: 0
SB: 3
CS: 0

Batter	1	2	3	4	5	6	7	8	9	10	AB	R	H	RBI	BB	SO	LOB
51 Ichiro Suzuki, L (1, 9) OBP: 0.395, SLG: 0.500	C F B X 1-2 G6-3 ①			B X 1-0 G1-3 ①		S F B F S 1-3 K ①		H 1-0 L7-4 SH1-4 HBP		B X 1-0 G6-3 ②	4	0	0	0	0	1	0
Mark McLemore, S (1, 5) OBP: 0.379, SLG: 0.478	C B F X 1-2 G6-3 ②			X 0-0 E S 1B 1B		B C B X 2-1 P6 ②		C X 0-1 SH1-4 ① 1-2		X 0-0 G3-1 ③	4	1	1	0	0	0	0
Edgar Martinez, R (1, 10) OBP: 0.435, SLG: 0.483	X 0-0 F8 ③			B C B B B X 3-1 BB 1-H 1B		C B S F B S 2-3 K ③		B B S F X 2-2 L7-4 ②③ 2-3			4	0	1	1	0	1	1
John Olerud, L (1, 3) OBP: 0.435, SLG: 0.467		C B X 1-1 F8 ①		B B F B B 4-1 BB 1-2			B C F B X 2-2 BB 1B		C F F F F B F B S 2-3 K ①		3	0	1	0	1	1	0
Bret Boone, R (1, 4) OBP: 0.345, SLG: 0.521		C X 0-1 P6 ②		C B C X 1-2 F9 ②			L L B S 1-3 K ①		F C F F F B B F X 2-2 F9 ②		4	0	0	0	0	1	3
Al Martin, L (1, 7) OBP: 0.278, SLG: 0.256 Mike Cameron, R (2, 8) OBP: 0.358, SLG: 0.507		S B S C 1-3 K ③		C S B B S 2-3 K ③			X 0-0 F7 ②		C B X 1-1 2B		0 4	0 0	0 1	0 0	0 0	0 2	0 3
Stan Javier, S (1, 8) OBP: 0.380, SLG: 0.368 (2, 7)			B B C X 2-1 G4-3 ①		S B F F F C 1-3 K ①		B X 1-0 BB 1-2 1B		I I I I 4-0 IBB		3	0	1	0	1	1	0
Tom Lampkin, L (1, 2) OBP: 0.329, SLG: 0.422 Dan Wilson, R (9, PH) OBP: 0.266, SLG: 0.273 (10, 2)			C B S B B S 3-3 K ②		C B B B S F X 3-2 G5-3 ②		B B F B B 4-1 BB 1-2 2-3		F X 0-1 G1-3 ③		2 1	0 0	0 0	0 0	1 0	1 0	0 2
Carlos Guillen, S (1, 6) OBP: 0.316, SLG: 0.299			C S X 0-2 G6-3 ③		F C B B X 2-2 F7 ③		C B S B S 2-3 K ③			B B C F F X 2-2 F9 ①	4	0	0	0	0	1	3
Inning Stats	R: 0 H: 0 E: 0 LOB: 0 K: 0 BB: 0 S: 7 P: 9	R: 0 H: 0 E: 0 LOB: 0 K: 1 BB: 0 S: 7 P: 9	R: 0 H: 0 E: 0 LOB: 0 K: 1 BB: 0 S: 8 P: 13	R: 1 H: 2 E: 0 LOB: 2 K: 1 BB: 1 S: 11 P: 22	R: 0 H: 0 E: 0 LOB: 0 K: 1 BB: 0 S: 12 P: 18	R: 0 H: 0 E: 0 LOB: 0 K: 2 BB: 0 S: 10 P: 15	R: 0 H: 2 E: 0 LOB: 3 K: 2 BB: 1 S: 12 P: 22	R: 0 H: 0 E: 0 LOB: 0 K: 0 BB: 0 S: 5 P: 8	R: 0 H: 1 E: 0 LOB: 2 K: 1 BB: 1 S: 18 P: 27	R: 0 H: 0 E: 0 LOB: 0 K: 0 BB: 0 S: 6 P: 9	1B: 4 SF: 0 2B: 2 SAC: 1 3B: 0 DP: 1 HR: 0 HBP: 1						WP: 0 PA: 38 PB: 0 SB: 1 CS: 0

PITCHER		IP	WLS	BF	H	R	ER	SO	BB	IBB	HBP	BLK	WP	HR	S	P	ERA	WHIP
Orlando Hernandez, R ERA: 4.4	(1, 1)	8.0		30	4	1	1	8	2	0	1	0	0	0	72	116	1.12	0.750
Mike Stanton, L ERA: 1.75	(9, 1)	1.0	W	5	1	0	0	1	0	1	0	0	0	0	18	27	0.00	1.000
42 Mariano Rivera, R ERA: 3.13	(10, 1)	1.0	S	3	0	0	0	0	0	0	0	0	0	0	6	9	0.00	0.000

PITCHER	IP	WLS	BF	H	R	ER	SO	BB	IBB	HBP	BLK	WP	HR	S	P	ERA	WHIP

BOTTOM

New York Yankees @ Seattle Mariners

Safeco Field, Seattle, WA

Sat May 19 2001, 1:05 PM PDT
Att. 45,880 - Overcast - 54 F

livebaseballscorecards.com

AB	33
R	1
H	5
RBI	1
BB	3
SO	9
LOB	12

Batter	1	2	3	4	5	6	7	8	9	AB	R	H	RBI	BB	SO	LOB
Chuck Knoblauch, R (1, 7) OBP: 0.348, SLG: 0.370	F9		G3-4-1 SF8 2 HBP 1B		G4-3		G4-3			4	1	1	0	0	0	0
2 Derek Jeter, R (1, 6) OBP: 0.389, SLG: 0.423	G4-6-3 1B		G3-4-1 HBP		G5-3			F8 2B		3	0	2	0	0	0	0
Paul O'Neill, L (1, 9) OBP: 0.325, SLG: 0.469	G4-6-3		G3-4-1		G4-3			L8		4	0	0	1	0	0	4
Bernie Williams, S (1, 8) OBP: 0.291, SLG: 0.319		G6-3	SF8			F7		F8		3	0	0	1	0	0	1
Tino Martinez, L (1, 3) OBP: 0.354, SLG: 0.480		G3	F5			F9		K		4	0	0	0	0	1	2
David Justice, L (1, 10) OBP: 0.324, SLG: 0.442		20 1B 1B		G4-3		BB			1B	3	0	2	0	1	0	0
20 Jorge Posada, S (1, 2) OBP: 0.340, SLG: 0.444		1B		FC8-6 1B		K			F9	4	0	2	0	0	1	2
Scott Brosius, R (1, 5) OBP: 0.350, SLG: 0.482		K		FC8-6 1B			F7		K	4	0	1	0	0	2	3
Alfonso Soriano, R (1, 4) OBP: 0.290, SLG: 0.399			1B G3-4-1 2B	FC8-6			G5-3		K	4	1	1	0	0	1	3
Inning Stats	R: 0 E: 0 K: 0 S: 4 H: 1 LOB: 0 BB: 0 P: 5	R: 0 E: 0 K: 1 S: 11 H: 2 LOB: 2 BB: 0 P: 18	R: 2 E: 0 K: 0 S: 10 H: 2 LOB: 1 BB: 0 P: 15	R: 0 E: 0 K: 0 S: 6 H: 2 LOB: 1 BB: 0 P: 7	R: 0 E: 0 K: 0 S: 8 H: 0 LOB: 0 BB: 0 P: 14	R: 0 E: 0 K: 1 S: 7 H: 0 LOB: 1 BB: 1 P: 14	R: 0 E: 0 K: 0 S: 8 H: 0 LOB: 0 BB: 0 P: 13	R: 0 E: 0 K: 1 S: 8 H: 1 LOB: 1 BB: 0 P: 11	R: 0 E: 0 K: 2 S: 15 H: 1 LOB: 1 BB: 0 P: 20	1B: 7 2B: 2 3B: 0 HR: 0 SF: 1 SAC: 0 DP: 2 HBP: 1							

TOP

New York Yankees @ Seattle Mariners

Safeco Field, Seattle, WA

Sun May 20 2001, 1:35 PM PDT

Att. 45,953 - Sunny - 59 F

livebaseballscorecards.com

AB	33
R	2
H	9
RBI	2
BB	1
SO	5
LOB	15

PITCHER		IP	WLS	BF	H	R	ER	SO	BB	IBB	HBP	BLK	WP	HR	S	P	ERA	WHIP
Aaron Sele, R ERA: 2.84	(1, 1)	7.2	W	31	8	2	2	2	1	0	1	0	0	0	59	92	2.35	1.174
Arthur Rhodes, L ERA: 1.4	(8, 1)	0.2		3	1	0	0	1	0	0	0	0	0	0	11	15	0.00	1.500
Jeff Nelson, R ERA: 1.35	(9, 1)	0.2		2	0	0	0	2	0	0	0	0	0	0	7	10	0.00	0.000

PITCHER	IP	WLS	BF	H	R	ER	SO	BB	IBB	HBP	BLK	WP	HR	S	P	ERA	WHIP

New York Yankees @ Seattle Mariners

Safeco Field, Seattle, WA

Sun May 20 2001, 1:35 PM PDT

Att. 45,953 - Sunny - 59 F

livebaseballscorecards.com

BOTTOM

Batter	1	2	3	4	5	6	7	8	9	AB	R	H	RBI	BB	SO	LOB
51 Ichiro Suzuki, L (1, 9) OBP: 0.392, SLG: 0.500	G4-3	WP, E 2B		F7		F7				4	1	1	0	0	0	1
Mark McLemore, S (1, 7) OBP: 0.383, SLG: 0.473	E S 2B BB	K		K		S 1B				3	1	1	0	1	2	3
Edgar Martinez, R (1, 10) OBP: 0.441, SLG: 0.480	BB 2B BB	E		1B BB		F8				1	1	0	0	3	0	1
John Olerud, L (1, 3) OBP: 0.437, SLG: 0.464	2B BB	E4		1B			K			3	1	1	1	1	1	1
Bret Boone, R (1, 4) OBP: 0.343, SLG: 0.521	1-H 2-H 3-H 2B	K		F9			G1-3			4	0	1	3	0	1	4
Mike Cameron, R (1, 8) OBP: 0.349, SLG: 0.493	K	K		F7			K			4	0	0	0	0	3	1
Tom Lampkin, L (1, 2) OBP: 0.316, SLG: 0.403 Dan Wilson, R (8, PH) OBP: 0.263, SLG: 0.270 (9, 2)	G4-3		F8	F8				F3		3 1	0 0	0 0	0 0	0 0	0 0	1 0
David Bell, R (1, 5) OBP: 0.233, SLG: 0.276		FC3-6 1B	K	G5-3				K		4	0	1	0	0	2	0
Carlos Guillen, S (1, 6) OBP: 0.314, SLG: 0.298		FC3-6 51 2B WP 1-2f		BB 1B 1B		K		F9		4	2	1	0	0	1	1
Inning Stats	R: 3 E: 0 K: 1 S: 11 H: 1 LOB: 1 BB: 3 P: 28	R: 2 E: 1 K: 2 S: 18 H: 2 LOB: 2 BB: 1 P: 28	R: 0 E: 0 K: 2 S: 10 H: 0 LOB: 0 BB: 0 P: 16	R: 1 E: 0 K: 1 S: 12 H: 2 LOB: 2 BB: 1 P: 21	R: 0 E: 0 K: 0 S: 4 H: 0 LOB: 0 BB: 0 P: 6	R: 0 E: 0 K: 1 S: 17 H: 1 LOB: 1 BB: 0 P: 23	R: 0 E: 0 K: 2 S: 8 H: 0 LOB: 0 BB: 0 P: 13	R: 0 E: 0 K: 1 S: 8 H: 0 LOB: 0 BB: 0 P: 13		1B: 4 2B: 2 3B: 0 HR: 0	SF: 0 SAC: 0 DP: 0 HBP: 0					

	AB	31
	R	6
	H	6
	RBI	4
	BB	5
	SO	10
	LOB	13

WP: 1 PB: 0 SB: 2 CS: 0 PA: 36

PITCHER		IP	WLS	BF	H	R	ER	SO	BB	IBB	HBP	BLK	WP	HR	S	P	ERA	WHIP
Roger Clemens, R ERA: 4.04	(1, 1)	7.0	L	33	6	6	5	9	5	0	0	0	1	0	80	135	6.43	1.571
Ted Lilly, L ERA: 6.38	(8, 1)	1.0		3	0	0	0	1	0	0	0	0	0	0	8	13	0.00	0.000

PITCHER	IP	WLS	BF	H	R	ER	SO	BB	IBB	HBP	BLK	WP	HR	S	P	ERA	WHIP

Batter	1	2	3	4	5	6	7	8	9	AB R H RBI BB SO LOB
Inning Stats										1B: 0 SF: 0 2B: 0 SAC: 0 3B: 0 DP: 0 HR: 0 HBP: 0

Boston Red Sox @ New York Yankees

Yankee Stadium, Bronx, NY

Tue May 22 2001, 7:05 PM EDT

TOP

livebaseballscorecards.com

AB	0
R	0
H	0
RBI	0
BB	0
SO	0
LOB	0

WP: 0 PA: 0
PB: 0
SB: 0
CS: 0

PITCHER	IP	WLS	BF	H	R	ER	SO	BB	IBB	HBP	BLK	WP	HR	S	P	ERA	WHIP

PITCHER	IP	WLS	BF	H	R	ER	SO	BB	IBB	HBP	BLK	WP	HR	S	P	ERA	WHIP

Batter	1	2	3	4	5	6	7	8	9	AB	R	H	RBI	BB	SO	LOB
Inning Stats										1B: 0 2B: 0 3B: 0 HR: 0		SF: 0 SAC: 0 DP: 0 HBP: 0					

PITCHER	IP	WLS	BF	H	R	ER	SO	BB	IBB	HBP	BLK	WP	HR	S	P	ERA	WHIP

PITCHER	IP	WLS	BF	H	R	ER	SO	BB	IBB	HBP	BLK	WP	HR	S	P	ERA	WHIP

BOTTOM

Boston Red Sox @ New York Yankees

Yankee Stadium, Bronx, NY

Tue May 22 2001, 7:05 PM EDT

livebaseballscorecards.com

AB	**0**
R	**0**
H	**0**
RBI	**0**
BB	**0**
SO	**0**
LOB	**0**

WP: 0 PA: 0
PB: 0
SB: 0
CS: 0

Boston Red Sox @ New York Yankees

Yankee Stadium, Bronx, NY

Wed May 23 2001, 7:05 PM EDT

Att. 44,108 - Cloudy - 51 F

TOP

livebaseballscorecards.com

Batter	1	2	3	4	5	6	7	8	9	AB	R	H	RBI	BB	SO	LOB
Jose Offerman, S (1, 3) OBP: 0.377, SLG: 0.466	F9		K			F9			1B 2B BB	3	1	0	0	1	1	1
John Valentin, R (1, 6) OBP: 0.310, SLG: 0.375	F9		FC6-4 BB			F8			F8	3	0	0	0	1	0	1
Carl Everett, S (1, 8) OBP: 0.361, SLG: 0.477	F7		FC6-4 1-2f 2-3			K2-3			2B 1B 1-3	4	1	1	0	0	1	2
Manny Ramirez, R (1, 10) OBP: 0.497, SLG: 0.769		FC1-6 WP SF7-5-4 1B		F8			G4-6-3 1B		G4-3 2B 1-H 3-H	4	1	3	2	0	0	0
Dante Bichette, R (1, 9) OBP: 0.329, SLG: 0.370		FC1-6 BB 1-2		F7			G4-6-3 1-2f		G4-3 2-3	3	0	0	0	1	0	2
Shea Hillenbrand, R (1, 5) OBP: 0.303, SLG: 0.443		FC1-6 SF7-5-4 1-2f 2-3		K			G5-3		G5-3	4	0	0	0	0	1	3
Jason Varitek, S (1, 2) OBP: 0.379, SLG: 0.496		SF7-5-4 1-2 3-H			K2-3			G4-6-3 1B		2	0	1	1	0	1	0
Mike Lansing, R (1, 4) OBP: 0.235, SLG: 0.283			FC6-4 SH3 1B		K			G4-6-3 1-2f		3	0	1	0	0	1	1
Darren Lewis, R (1, 7) OBP: 0.222, SLG: 0.355			SH3 1-2		G4-3			F8		2	0	0	0	0	0	0

	AB	R	H	RBI	BB	SO	LOB
	28	3	6	3	3	5	10

Inning Stats	1	2	3	4	5	6	7	8	9
R	0	1	0	0	0	0	0	0	2
E	0	0	0	0	0	0	0	0	0
K	0	0	1	1	2	1	0	0	0
S	5	3	12	6	9	10	6	6	20
H	0	1	1	0	0	0	1	1	2
LOB	0	0	2	0	0	0	0	0	1
BB	0	1	1	0	0	0	0	0	1
P	10	10	20	8	12	14	7	7	28

1B: 5 2B: 2 3B: 0 HR: 0 SF: 1 SAC: 1 DP: 3 HBP: 0 WP: 1 PB: 0 SB: 0 CS: 0 PA: 33

PITCHER		IP	WLS	BF	H	R	ER	SO	BB	IBB	HBP	BLK	WP	HR	S	P	ERA	WHIP
Andy Pettitte, L ERA: 2.96	(1, 1)	8.1	W	31	6	3	3	5	3	0	0	0	1	0	71	108	3.24	1.080
Mike Stanton, L ERA: 1.71	(9, 1)	0.2		2	0	0	0	0	0	0	0	0	0	0	6	8	0.00	0.000

PITCHER		IP	WLS	BF	H	R	ER	SO	BB	IBB	HBP	BLK	WP	HR	S	P	ERA	WHIP

BOTTOM

Boston Red Sox @ New York Yankees

Yankee Stadium, Bronx, NY

Wed May 23 2001, 7:05 PM EDT
Att. 44,108 - Cloudy - 51 F

Batter	1	2	3	4	5	6	7	8	9	AB	R	H	RBI	BB	SO	LOB
Chuck Knoblauch, R (1, 7) OBP: 0.340, SLG: 0.360	K		F9		F8	F9		F8		5	0	0	0	0	1	2
2 Derek Jeter, R (1, 6) OBP: 0.404, SLG: 0.462	2B		HR 1B		1B FC4-6 1B		HR	1B		5	3	5	1	0	0	0
Paul O'Neill, L (1, 9) OBP: 0.323, SLG: 0.464 Henry Rodriguez, L (8, PH) Robert Perez, R (9, 9) OBP: 0.313, SLG: 0.333	K		F8		FC4-6 1B		G4-3	G4-3		4 1 0	0 0 0	1 0 0	0 0 0	0 0 0	1 0 0	2 2 0
Bernie Williams, S (1, 8) OBP: 0.297, SLG: 0.345	HBP		HR		FC4-6 S		K			3	1	1	3	0	1	1
Tino Martinez, L (1, 3) OBP: 0.352, SLG: 0.475	G2-3		1B		F7		G1-3			4	0	1	0	0	0	3
David Justice, L (1, 10) OBP: 0.322, SLG: 0.437		G6-3	K			K		20 HR 1B		4	1	1	0	0	2	1
20 Jorge Posada, S (1, 2) OBP: 0.349, SLG: 0.466		HBP	G4-3			E SF7 BB		HR		2	2	1	2	1	0	0
Scott Brosius, R (1, 5) OBP: 0.343, SLG: 0.471		K	F2			E5 SF7		K		4	0	0	0	0	2	2
Alfonso Soriano, R (1, 4) OBP: 0.289, SLG: 0.398		F8	K			SF7		2 1B		3	0	1	1	0	1	1
Inning Stats	R: 0 E: 0 K: 2 S: 9 H: 1 LOB: 2 BB: 0 P: 13	R: 0 E: 0 K: 1 S: 10 H: 0 LOB: 1 BB: 0 P: 14	R: 2 E: 0 K: 1 S: 17 H: 3 LOB: 1 BB: 0 P: 25	R: 0 E: 0 K: 1 S: 8 H: 0 LOB: 0 BB: 0 P: 9	R: 1 E: 0 K: 0 S: 15 H: 2 LOB: 1 BB: 0 P: 23	R: 1 E: 1 K: 1 S: 14 H: 0 LOB: 1 BB: 1 P: 26	R: 1 E: 0 K: 1 S: 7 H: 1 LOB: 0 BB: 0 P: 9	R: 2 E: 0 K: 1 S: 19 H: 4 LOB: 2 BB: 0 P: 29		1B: 7 2B: 1 3B: 0 HR: 3 SF: 1 SAC: 0 DP: 0 HBP: 2						

PITCHER	IP	WLS	BF	H	R	ER	SO	BB	IBB	HBP	BLK	WP	HR	S	P	ERA	WHIP
David Cone, R (1, 1) ERA: 5.63	5.0	L	23	6	3	3	5	0	0	2	0	0	1	59	84	5.40	1.200
49 Tim Wakefield, R (6, 1) ERA: 2.33	2.0		9	1	2	1	2	1	0	0	0	0	1	21	35	4.50	1.000
Rod Beck, R (8, 1) ERA: 2.55	1.0		7	4	2	2	1	0	0	0	0	0	1	19	29	18.00	4.000

PITCHER	IP	WLS	BF	H	R	ER	SO	BB	IBB	HBP	BLK	WP	HR	S	P	ERA	WHIP

livebaseballscorecards.com

AB	35
R	7
H	11
RBI	7
BB	1
SO	8
LOB	14

WP: 0 PB: 0 SB: 1 CS: 0 PA: 39

Boston Red Sox @ New York Yankees

Yankee Stadium, Bronx, NY

Thu May 24 2001, 1:05 PM EDT

Att. 55,592 - Cloudy - 62 F

livebaseballscorecards.com

TOP

Batter	1	2	3	4	5	6	7	8	9	AB	R	H	RBI	BB	SO	LOB
Jose Offerman, S (1, 4) OBP: 0.374, SLG: 0.461	B C X 1-1 ① L6		C X 0-1 ① 2-H 1B		C C S 0-3 ③ K			B C F C 1-3 ① K		4	0	1	1	0	2	1
John Valentin, R (1, 6) OBP: 0.273, SLG: 0.321	S X 0-1 ② F7		B C S S F F B X 2-2 ③ F7			B F C S 1-3 ① K		X 0-0 ② G3-1		4	0	0	0	0	1	1
Carl Everett, S (1, 8) OBP: 0.354, SLG: 0.467	C S S 0-3 ③ K			C S S 0-3 ① K		S B S B B S 3-3 ② K		S S B S S 1-3 ③ K		4	0	0	0	0	4	0
Manny Ramirez, R (1, 10) OBP: 0.488, SLG: 0.751		C F C 0-3 ① K		X 0-0 ② F5		F X 0-1 ③ F9			C X 0-1 ① G6-3	4	0	0	0	0	1	0
Troy O'Leary, L (1, 7) OBP: 0.260, SLG: 0.376		B C F B B X 3-2 ② F8		B X 1-0 ① 1B			X 0-0 ① G3-1		B F F S 1-3 ② K	4	0	1	0	0	1	0
Jason Varitek, S (1, 2) OBP: 0.369, SLG: 0.481		B B F F B S 3-3 ③ K		C B B X 2-1 ③ F7			B B F C S 2-3 ② K		F S X 0-2 ③ G3	4	0	0	0	0	2	1
Shea Hillenbrand, R (1, 5) OBP: 0.304, SLG: 0.441			C B F F X 1-2 ① G1-3		B B X 2-0 ① G6-3		B B B C X 3-1 2B 1B			3	0	1	0	0	0	0
Brian Daubach, L (1, 3) OBP: 0.320, SLG: 0.527			B C B S B S 3-3 ② K		B X 1-0 G1-3 1B		C B S X 1-2 1-3 2B			3	0	2	0	0	1	0
Trot Nixon, L (1, 9) OBP: 0.344, SLG: 0.450			C B C X 1-2 1B 2B		B X 1-0 ② G1-3 1-2		C F S 0-3 ③ K			3	1	1	0	0	1	3

Inning Stats	R: 0 E: 0 K: 1 S: 7	H: 0 LOB: 0 BB: 0 P: 8	R: 0 E: 0 K: 2 S: 9	H: 0 LOB: 0 BB: 0 P: 15	R: 1 E: 0 K: 1 S: 17	H: 2 LOB: 1 BB: 0 P: 24	R: 0 E: 0 K: 1 S: 7	H: 1 LOB: 1 BB: 0 P: 10	R: 0 E: 0 K: 1 S: 6	H: 1 LOB: 1 BB: 0 P: 10	R: 0 E: 0 K: 2 S: 8	H: 0 LOB: 0 BB: 0 P: 12	R: 0 E: 0 K: 2 S: 12	H: 2 LOB: 2 BB: 0 P: 18	R: 0 E: 0 K: 2 S: 7	H: 0 LOB: 0 BB: 0 P: 9	R: 0 E: 0 K: 1 S: 8	H: 0 LOB: 0 BB: 0 P: 9	1B: 4 2B: 2 3B: 0 HR: 0	SF: 0 SAC: 0 DP: 0 HBP: 0	WP: 0 PB: 0 SB: 0 CS: 0	PA: 33

	AB	33
	R	1
	H	6
	RBI	1
	BB	0
	SO	13
	LOB	6

PITCHER		IP	WLS	BF	H	R	ER	SO	BB	IBB	HBP	BLK	WP	HR	S	P	ERA	WHIP
35 Mike Mussina, R ERA: 3.44	(1, 1)	8.0	W	30	6	1	1	12	0	0	0	0	0	0	73	106	1.12	0.750
42 Mariano Rivera, R ERA: 3.0	(9, 1)	1.0	S	3	0	0	0	1	0	0	0	0	0	0	8	9	0.00	0.000

PITCHER	IP	WLS	BF	H	R	ER	SO	BB	IBB	HBP	BLK	WP	HR	S	P	ERA	WHIP

Batter	1	2	3	4	5	6	7	8	9	AB	R	H	RBI	BB	SO	LOB
Chuck Knoblauch, R (1, 7) OBP: 0.343, SLG: 0.360	G6-3		1B		FC6-4 BB		K			3	0	1	0	1	1	0
2 Derek Jeter, R (1, 6) OBP: 0.401, SLG: 0.455	G5-3		F8		FC6-4 1B			S BB		3	0	0	0	1	0	3
Paul O'Neill, L (1, 9) OBP: 0.322, SLG: 0.459	K		G4-3		1B			K		4	0	1	1	0	2	2
Bernie Williams, S (1, 8) OBP: 0.296, SLG: 0.366		F7		HR	K			K		4	1	1	1	0	2	3
Tino Martinez, L (1, 3) OBP: 0.355, SLG: 0.472		1B 1B		P4		P2-6 BB		P4		3	0	1	0	1	0	1
David Justice, L (1, 10) OBP: 0.322, SLG: 0.435		1B		K		P2-6				3	0	1	0	0	1	1
20 Jorge Posada, S (1, 2) OBP: 0.343, SLG: 0.456		K		K		K				3	0	0	0	0	3	2
Scott Brosius, R (1, 5) OBP: 0.342, SLG: 0.468		K			2 FC6-4 BB 1B		G5-3			3	1	1	0	0	1	2
Alfonso Soriano, R (1, 4) OBP: 0.284, SLG: 0.391			F7		K		K			3	0	0	0	0	2	1
Inning Stats	R: 0 E: 0 K: 1 S: 7 H: 0 LOB: 0 BB: 0 P: 11	R: 0 E: 0 K: 2 S: 13 H: 2 LOB: 2 BB: 0 P: 17	R: 0 E: 0 K: 0 S: 6 H: 1 LOB: 1 BB: 0 P: 7	R: 1 E: 0 K: 2 S: 13 H: 1 LOB: 0 BB: 0 P: 15	R: 1 E: 0 K: 2 S: 15 H: 2 LOB: 2 BB: 1 P: 24	R: 0 E: 0 K: 1 S: 7 H: 0 LOB: 0 BB: 1 P: 14	R: 0 E: 0 K: 2 S: 9 H: 0 LOB: 0 BB: 0 P: 14	R: 0 E: 0 K: 2 S: 10 H: 0 LOB: 1 BB: 1 P: 18		1B: 5 2B: 1 3B: 0 HR: 1 SF: 0 SAC: 0 DP: 1 HBP: 0						

PITCHER	IP	WLS	BF	H	R	ER	SO	BB	IBB	HBP	BLK	WP	HR	S	P	ERA	WHIP
Pedro Martinez, R (1, 1) ERA: 1.6	8.0	L	32	6	2	2	12	3	0	0	0	0	1	80	120	2.25	1.125

PITCHER	IP	WLS	BF	H	R	ER	SO	BB	IBB	HBP	BLK	WP	HR	S	P	ERA	WHIP

BOTTOM

Boston Red Sox @ New York Yankees

Yankee Stadium, Bronx, NY

Thu May 24 2001, 1:05 PM EDT
Att. 55,592 - Cloudy - 62 F

livebaseballscorecards.com

AB	29
R	2
H	6
RBI	2
BB	3
SO	12
LOB	15

Batter	1	2	3	4	5	6	7	8	9	AB	R	H	RBI	BB	SO	LOB
Chuck Knoblauch, R (1, 7) OBP: 0.335, SLG: 0.351	B C C X 1-2 G6-3 ①		C B X 1-1 F9 ② 2-3		B B B C F X 3-2 P4 ② 0-1	C C B B F F C 2-3 K ③ 1-2		C X 0-1 FC6-4 ② 1-2f 2 S		5	0	0	0	0	1	4
2 Derek Jeter, R (1, 6) OBP: 0.396, SLG: 0.448	X 0-0 G1-3 ②		C B B B C F C 3-3 K ③		X 0-0 BB 1B BB 1B 3-H		B F B F S 2-3 K ① 0-1	B S B C S 2-3 K ③ 1-2		5	1	1	1	0	3	2
Paul O'Neill, L (1, 9) OBP: 0.329, SLG: 0.460	B C S S X 1-2 G1-3 ③			X 0-0 G3 ① 1-2	X 0-0 BB BB 1B 1-2		F X 0-1 1B 1B 1-2		B B C F B B 4-2 DI BB 0-3	4	1	2	0	1	0	0
Bernie Williams, S (1, 8) OBP: 0.313, SLG: 0.373		B B X 2-0 CS 1B		B B B 4-0 G3 2B BB 1-2	B B B S B 4-1 BB BB 1-2 2-3		X 0-0 1B 1-2 1B		C F S 0-3 K ① 0-3	3	1	2	0	2	1	1
Tino Martinez, L (1, 3) OBP: 0.356, SLG: 0.467		B C B C C 2-3 K ① ② 1-2		X 0-0 G3 ② 1-2 2-H	C B F B B B 4-2 FC6 BB 1-2 2-3 3-H		B B X 2-0 1B 1-3 2-H		C S S 0-3 K ② 1-2	4	0	1	2	1	2	3
David Justice, L (1, 10) OBP: 0.324, SLG: 0.436		B B B C C B 4-1 PO 20 BB BB		X 0-0 2B 2-H	S B B X 2-1 FC6 ③ 1-2f		B B F C B S 3-3 K ② 1-3		B C S B S 2-3 K ③ 1-2	4	0	1	1	1	2	6
20 Jorge Posada, S (1, 2) OBP: 0.341, SLG: 0.447		F B B B F B 4-2 BB 1-2	X 0-0 G3-1 ③			B B X 2-0 F8 ① 1-3	B F C S 1-3 K ③ 2-3			3	0	0	0	1	1	3
Scott Brosius, R (1, 5) OBP: 0.346, SLG: 0.472		C B B B 2 SAFE 3-1 PO ③ 2-3	C B C C 1-3 K ① 0-1		C X 0-1 G6-3 2 1B 2B 1-2	B B B C X 3-1 F8 ② 4-2		B B B C B 4-1 FC5-4 BB 0-2		3	1	1	0	1	1	0
Alfonso Soriano, R (1, 4) OBP: 0.289, SLG: 0.396			B C C X 1-2 F9 2B		L C B X 1-2 G6-3 ① 2-3	B B B C C B 4-2 S BB		C S F X 0-2 FC5-4 ① 1-2f FC6-4		3	0	1	0	1	0	2
Inning Stats	R: 0 H: 0 E: 0 LOB: 0 K: 0 BB: 0 S: 8 P: 10	R: 0 H: 1 E: 0 LOB: 1 K: 1 BB: 2 S: 8 P: 23	R: 0 H: 1 E: 0 LOB: 1 K: 2 BB: 0 S: 13 P: 19	R: 1 H: 1 E: 0 LOB: 1 K: 0 BB: 1 S: 4 P: 8	R: 2 H: 3 E: 0 LOB: 3 K: 0 BB: 2 S: 15 P: 29	R: 0 H: 0 E: 0 LOB: 1 K: 1 BB: 1 S: 11 P: 22	R: 1 H: 3 E: 0 LOB: 2 K: 3 BB: 0 S: 13 P: 21	R: 0 H: 0 E: 0 LOB: 1 K: 1 BB: 1 S: 10 P: 16	R: 0 H: 0 E: 0 LOB: 1 K: 3 BB: 1 S: 11 P: 17	1B: 6 SF: 0 2B: 3 SAC: 0 3B: 0 DP: 0 HR: 0 HBP: 0						

TOP

New York Yankees @ Cleveland Indians

Jacobs Field, Cleveland, OH

Fri May 25 2001, 7:05 PM EDT

Att. 42,455 - Cloudy - 61 F

livebaseballscorecards.com

AB	34
R	4
H	9
RBI	4
BB	8
SO	11
LOB	21

PITCHER		IP	WLS	BF	H	R	ER	SO	BB	IBB	HBP	BLK	WP	HR	S	P	ERA	WHIP
Jaret Wright, R ERA: 4.66	(1, 1)	4.2		23	6	3	3	3	5	0	0	0	0	0	46	85	5.79	2.357
Rich Rodriguez, L ERA:	(5, 1)	0.2	W	2	0	0	0	0	0	0	0	0	0	0	3	7	0.00	0.000
Steve Reed, R ERA: 3.79	(6, 1)	0.2	H	3	0	0	0	1	1	0	0	0	0	0	10	19	0.00	1.500
Paul Shuey, R ERA: 2.55	(7, 1)	2.0	H	10	3	1	1	4	1	0	0	0	0	0	23	37	4.50	2.000
Bob Wickman, R ERA: 1.71	(9, 1)	1.0	S	4	0	0	0	3	1	0	0	0	0	0	11	17	0.00	1.000

PITCHER	IP	WLS	BF	H	R	ER	SO	BB	IBB	HBP	BLK	WP	HR	S	P	ERA	WHIP

WP: 0 PA: 43
PB: 0
SB: 2
CS: 1

BOTTOM

Batter	1	2	3	4	5	6	7	8	9	AB	R	H	RBI	BB	SO	LOB
Jacob Cruz, L (1, 8) OBP: 0.288, SLG: 0.365 Jolbert Cabrera, R (8, 8) OBP: 0.375, SLG: 0.391	B B F X 2-1 HR	S F B B S 2-3 ③ K		F S F B X 1-2 ② F8	F C B B B X 3-2 ③ G4-3			C C B X 1-2 ① P4		4 1	1 0	1 0	1 0	0 0	1 0	5 0
Omar Vizquel, S (1, 6) OBP: 0.365, SLG: 0.345	C X 0-1 BB 1B	C F X 0-2 ① P4		B B X 2-0 1-2 2-H 1B		B C X 1-1 ① G5-3		C F X 0-2 ② G4-3		5	0	2	1	0	0	0
Roberto Alomar, S (1, 4) OBP: 0.401, SLG: 0.435	B C B B B 4-1 1-2 P4-3 BB	B B B C F X 3-2 ② G3		C B F C 1-3 ③ K		B L S B F F X 2-2 ② F8		C B B B X 3-1 ③ F8		4	0	0	0	1	1	2
Juan Gonzalez, R (1, 9) OBP: 0.392, SLG: 0.665	C C B S 1-3 ① K	B X 1-0 HR			F X 0-1 HR 1B	C S X 0-2 ③ G6-3				4	2	2	1	0	1	2
Jim Thome, L (1, 3) OBP: 0.375, SLG: 0.460	X 0-0 ② ③ P4-3 1-2f	B B B F B B 4-1 FC6-4 BB			B F X 1-1 1-H HR		B B B S S B 4-2 1B BB			2	1	1	2	2	0	2
Marty Cordova, R (1, 10) OBP: 0.400, SLG: 0.602		F B B B S X 3-2 ① G5-3	B S X 1-1 ③ FC6-4 1-2f		B C S S B X 2-2 1B 1B		F F F S 0-3 ① K			4	0	1	0	0	1	2
Wil Cordero, R (1, 7) OBP: 0.414, SLG: 0.510	X 0-0 ② F8		C B B B F X 3-2 ① G6-3		B B C F F S 2-3 ① K		F F S 0-3 ② K			4	0	0	0	0	2	2
Russell Branyan, L (1, 5) OBP: 0.313, SLG: 0.507		C B F X 1-2 2B 1B		S B B C B B 4-2 BB 1B BB	S X 0-1 1-3 1B		S B B F X 2-2 1-2 1B			3	2	3	0	1	0	0
Einar Díaz, R (1, 2) OBP: 0.400, SLG: 0.500		X 0-0 1-H 2B		B B B B 4-0 1B 1-2 BB	S B C S 1-3 ② K		B B C X 2-1 ③ F7			3	0	1	1	1	1	4
Inning Stats	R: 1 H: 2 E: 0 LOB: 1 K: 1 BB: 1 S: 9 P: 16	R: 1 H: 2 E: 0 LOB: 1 K: 1 BB: 0 S: 11 P: 17	R: 1 H: 1 E: 0 LOB: 1 K: 0 BB: 1 S: 10 P: 19	R: 1 H: 1 E: 0 LOB: 2 K: 1 BB: 2 S: 13 P: 28	R: 2 H: 4 E: 0 LOB: 2 K: 2 BB: 0 S: 19 P: 28	R: 0 H: 0 E: 0 LOB: 0 K: 0 BB: 0 S: 10 P: 13	R: 0 H: 1 E: 0 LOB: 2 K: 2 BB: 1 S: 14 P: 22	R: 0 H: 0 E: 0 LOB: 0 K: 0 BB: 0 S: 8 P: 12		1B: 7 SF: 0 2B: 2 SAC: 0 3B: 0 DP: 1 HR: 3 HBP: 0						

PITCHER		IP	WLS	BF	H	R	ER	SO	BB	IBB	HBP	BLK	WP	HR	S	P	ERA	WHIP
Orlando Hernandez, R ERA: 5.14	(1, 1)	4.0	L	24	9	6	6	3	4	0	0	0	0	3	50	90	13.50	3.250
Brian Boehringer, R ERA: 0.98	(5, 1)	2.2		11	2	0	0	4	1	0	0	0	0	0	34	49	0.00	1.125
Mike Stanton, L ERA: 1.63	(7, 1)	1.1		4	0	0	0	0	0	0	0	0	0	0	10	16	0.00	0.000

PITCHER	IP	WLS	BF	H	R	ER	SO	BB	IBB	HBP	BLK	WP	HR	S	P	ERA	WHIP

New York Yankees @ Cleveland Indians

Jacobs Field, Cleveland, OH

Fri May 25 2001, 7:05 PM EDT

Att. 42,455 - Cloudy - 61 F

livebaseballscorecards.com

AB	34
R	6
H	11
RBI	6
BB	5
SO	7
LOB	19

Batter	1	2	3	4	5	6	7	8	9	AB	R	H	RBI	BB	SO	LOB
Chuck Knoblauch, R (1, 10) OBP: 0.348, SLG: 0.369	B C B F B F F X 3-2 ① F8		B S B C F B B 4-2 G4-3 2 1B BB	B C C B F X 2-2 2 S 2B 2-H 1B		C B B H 3-1 E 2 S 1B HBP	B C X 1-1 2 E 2 2B 1B	B X 1-0 2 1B 1-H 2-H 3B		4	4	3	3	1	0	0
2 Derek Jeter, R (1, 6) OBP: 0.408, SLG: 0.459	B C X 1-1 ② F9		C X 0-1 G4-3 1-2 1B	F B F B F F F F F 4-2 B F F F F B 1-2 2B BB		C B B B C B 4-2 E 1-2 1B BB	1 SAFE X 0-0 1-H 2B	C X 0-1 G3 3-H 1B		4	2	3	2	2	0	0
Paul O'Neill, L (1, 9) OBP: 0.324, SLG: 0.456 Robert Perez, R (8, 9) OBP: 0.313, SLG: 0.333	X 0-0 ③ F7		B C X 1-1 ② G4-3 1-2 2-3	X 0-0 1-H 2-H 2B		C S B X 1-2 ① F7	B C B X 2-1 ① G6-3	C B C X 1-2 ② G3 1-2		6 0	0 0	1 0	2 0	0 0	0 0	6 0
Bernie Williams, S (1, 8) OBP: 0.307, SLG: 0.359		B F C S 1-3 ① K	I I I I 4-0 IBB	B F B S B X 3-2 ③ G1-3		C B X 1-1 E3 20 PB 1B 20 1B 1-2 2-3	B C B C X 2-2 ② G6-3	B B F X 2-1 ③ G6-3		5	1	0	0	1	1	5
Tino Martinez, L (1, 3) OBP: 0.356, SLG: 0.460		C B F F F X 1-2 ② F7	B B X 2-0 ③ L8		B B F S B X 3-2 ① F5	B X 1-0 20 1B 20 PB 1-2 2-H 3-H 1B	B B B C B 4-1 BB		C F B X 1-2 ① P6	5	0	1	2	1	0	3
20 Jorge Posada, S (1, 2) OBP: 0.346, SLG: 0.475	B S X 1-1 2B			F X 0-1 HR	B B C X 2-1 ② F8	S F B B X 2-2 FC5 BB 1-3 2-H 1B	C B S F S 1-3 ③ K		B B C C X 2-2 ② F7	6	1	3	2	0	1	2
David Justice, L (1, 7) OBP: 0.330, SLG: 0.435		C C X 0-2 ③ G4-3		X 0-0 ① G1-3	F B F B X 2-2 BB 1B	C B B B B 4-1 FC5 1-2 BB		B B C B X 3-1 1B 3B 1B	F X 0-1 ③ G6-3	5	1	2	0	1	0	1
Scott Brosius, R (1, 5) OBP: 0.358, SLG: 0.492			B B X 2-0 HR	C B F F B B F F B 4-2 BLK 1B BB	C B B B B 4-1 1-2 BB	F C B B B X 2-2 ② F8		B X 1-0 1-2 3B 1B		3	3	2	1	2	0	3
Alfonso Soriano, R (1, 4) OBP: 0.281, SLG: 0.385			C B S B F F S 2-3 ① K	C F S 0-3 ② K 1-2	B F F X 1-2 ③ F8	X 0-0 ③ FC5 1-2 2-3f		B F B F C 2-3 ① K		5	0	0	0	0	3	8
Inning Stats	R: 0 H: 0 E: 0 LOB: 0 K: 0 BB: 0 S: 9 P: 13	R: 0 H: 1 E: 0 LOB: 1 K: 1 BB: 0 S: 13 P: 16	R: 1 H: 2 E: 0 LOB: 3 K: 1 BB: 2 S: 14 P: 29	R: 4 H: 3 E: 0 LOB: 1 K: 1 BB: 2 S: 29 P: 42	R: 0 H: 1 E: 0 LOB: 2 K: 0 BB: 1 S: 12 P: 24	R: 3 H: 2 E: 1 LOB: 2 K: 0 BB: 2 S: 17 P: 35	R: 1 H: 2 E: 1 LOB: 2 K: 1 BB: 1 S: 13 P: 23	R: 3 H: 4 E: 0 LOB: 1 K: 1 BB: 0 S: 14 P: 24	R: 0 H: 0 E: 0 LOB: 0 K: 0 BB: 0 S: 8 P: 11	1B: 9 SF: 0 2B: 3 SAC: 0 3B: 1 DP: 0 HR: 2 HBP: 1						

PITCHER		IP	WLS	BF	H	R	ER	SO	BB	IBB	HBP	BLK	WP	HR	S	P	ERA	WHIP
CC Sabathia, L ERA: 5.24	(1, 1)	4.2	L	25	7	5	5	3	3	1	0	1	0	2	73	115	9.64	2.143
Roy Smith, R ERA: 11.57	(5, 1)	2.1		17	4	4	3	1	4	0	1	0	0	0	34	67	11.57	3.429
Rich Rodriguez, L ERA: 3.0	(8, 1)	1.0		7	4	3	3	1	0	0	0	0	0	0	14	24	27.00	4.000
Steve Karsay, R ERA: 1.23	(9, 1)	1.0		3	0	0	0	0	0	0	0	0	0	0	8	11	0.00	0.000

PITCHER	IP	WLS	BF	H	R	ER	SO	BB	IBB	HBP	BLK	WP	HR	S	P	ERA	WHIP

TOP

New York Yankees @ Cleveland Indians

Jacobs Field, Cleveland, OH

Sat May 26 2001, 1:05 PM EDT
Att. 42,528 - Overcast - 59 F

livebaseballscorecards.com

AB	43
R	12
H	15
RBI	12
BB	8
SO	5
LOB	28

WP: 0	PA: 52		
PB: 1			
SB: 2			
CS: 0			

BOTTOM

Batter	1	2	3	4	5	6	7	8	9	AB	R	H	RBI	BB	SO	LOB
Jacob Cruz, L (1, 8) OBP: 0.297, SLG: 0.439	C B F B F F X 2-2 SH2-3 SF7 2B		X 0-0 1-H HR		B F F S 1-3 ① K		S B B S C 2-3 ② K		C F F B C 1-3 ③ K	5	2	2	2	0	3	1
Omar Vizquel, S (1, 6) OBP: 0.364, SLG: 0.341 Jolbert Cabrera, R (9, 6) OBP: 0.375, SLG: 0.391	B C X 1-1 ① SH2-3 2-3		B B F X 2-1 ① G1-3		B B B B 4-0 F7-3 BB		C X 0-1 ③ F8			2 0	0 0	0 0	0 0	1 0	0 0	0 0
Roberto Alomar, S (1, 4) OBP: 0.395, SLG: 0.429 Mark Lewis, R (8, PH) (9, 4)	X 0-0 ② SF7 3-H		C F F F B B F B C 3-3 ② K		X 0-0 ② ③ F7-3 1-2			X 0-0 ① G3		2 1	0 0	0 0	1 0	0 0	1 0	1 0
Juan Gonzalez, R (1, 9) OBP: 0.394, SLG: 0.661	C B F F X 1-2 ③ F7		F B F B X 2-2 1B			C S B S 1-3 ① K		B X 1-0 1B		4	0	2	0	0	1	0
Jim Thome, L (1, 3) OBP: 0.378, SLG: 0.464		B B S F B B 4-2 G5-3 BB	B B B C C C 3-3 ③ K			C X 0-1 2B		C F S 0-3 ② K		3	0	1	0	1	2	2
Ellis Burks, R (1, 10) OBP: 0.375, SLG: 0.619		C F F S 0-3 ① K	B S B F B X 3-2 HR			C S B F F X 1-2 ② G5-3		B B C X 2-1 ③ L6		4	1	1	1	0	1	3
Marty Cordova, R (1, 7) OBP: 0.388, SLG: 0.583		F S F B X 1-2 ② G5-3 1-2	B X 1-0 ① G5-3			F B B F B C 3-3 ③ K			C B C F B X 2-2 ① G5-3	4	0	0	0	0	1	2
Russell Branyan, L (1, 5) OBP: 0.323, SLG: 0.547		F C F C 0-3 ③ K	B B X 2-0 L4-6 2B				B B F X 2-1 HR		B B B C X 3-1 G4-3 2B	4	1	3	1	0	1	1
Eddie Taubensee, L (1, 2) OBP: 0.290, SLG: 0.362			X 0-0 HR 1B	C S B B B X 3-2 ② ③ L4-6 2-3			C B B X 2-1 ① G1-3		B X 1-0 ② G4-3 2-3	4	1	1	0	0	0	2

Inning Stats	1	2	3	4	5	6	7	8	9
	R: 1 H: 1 E: 0 LOB: 0 K: 0 BB: 0 S: 12 P: 16	R: 0 H: 0 E: 0 LOB: 1 K: 2 BB: 1 S: 14 P: 19	R: 2 H: 3 E: 0 LOB: 1 K: 2 BB: 0 S: 16 P: 26	R: 1 H: 2 E: 0 LOB: 0 K: 0 BB: 0 S: 8 P: 17	R: 0 H: 0 E: 0 LOB: 0 K: 1 BB: 1 S: 4 P: 9	R: 0 H: 1 E: 0 LOB: 1 K: 2 BB: 0 S: 13 P: 18	R: 1 H: 1 E: 0 LOB: 0 K: 1 BB: 0 S: 9 P: 15	R: 0 H: 1 E: 0 LOB: 1 K: 1 BB: 0 S: 7 P: 10	R: 0 H: 1 E: 0 LOB: 1 K: 1 BB: 0 S: 11 P: 18

PITCHER		IP	WLS	BF	H	R	ER	SO	BB	IBB	HBP	BLK	WP	HR	S	P	ERA	WHIP
Roger Clemens, R ERA: 4.26	(1, 1)	7.0	W	29	8	5	5	8	2	0	0	0	0	3	76	120	6.43	1.429
Randy Choate, L ERA: 2.03	(8, 1)	2.0		8	2	0	0	2	0	0	0	0	0	0	18	28	0.00	1.000

PITCHER	IP	WLS	BF	H	R	ER	SO	BB	IBB	HBP	BLK	WP	HR	S	P	ERA	WHIP

New York Yankees @ Cleveland Indians

Jacobs Field, Cleveland, OH

Sat May 26 2001, 1:05 PM EDT

Att. 42,528 - Overcast - 59 F

livebaseballscorecards.com

AB	33
R	5
H	10
RBI	5
BB	2
SO	10
LOB	12

1B: 3	SF: 1	WP: 0	PA: 37
2B: 6	SAC: 1	PB: 0	
3B: 0	DP: 2	SB: 0	
HR: 3	HBP: 0	CS: 0	

Batter	1	2	3	4	5	6	7	8	9	AB	R	H	RBI	BB	SO	LOB
Chuck Knoblauch, R (1, 10) OBP: 0.354, SLG: 0.368	B C F B B C 3-3 ① K			B C B B B 4-1 2 1B G5-4-3 BB		B B X 2-0 ① G4-3	B B B C B 4-1 2 FC6-4 1-2 2-3 3-H BB		C B F F X 1-2 E1 1-3 2-H 1B	3	1	1	1	2	1	0
2 Derek Jeter, R (1, 6) OBP: 0.404, SLG: 0.453	F F X 0-2 ② F9			B B F X 2-1 G5-4-3 1-3 1B		C F F C 0-3 ② K	C B X 1-1 ③ FC6-4 1-2f		B C F X 1-2 ③ G5-3	5	0	1	0	0	1	5
Paul O'Neill, L (1, 9) OBP: 0.318, SLG: 0.447	C B X 1-1 ③ F9			B B X 2-0 ① ② G5-4-3 1-2f 3-H		B B X 2-0 ③ G5-3		X 0-0 ① G4-3		4	0	0	0	0	0	1
Bernie Williams, S (1, 8) OBP: 0.312, SLG: 0.381		X 0-0 ① G4-3		C B B B X 3-1 HR			B B B B 4-0 20 G4-3 BB BB BB	B X 1-0 ② G4-3		3	2	1	1	1	0	0
Tino Martinez, L (1, 3) OBP: 0.354, SLG: 0.453		C F X 0-2 ② G5-3		B X 1-0 ③ G1-3			C C F B B F B B 4-2 BB 20 G4-3 1-2 BB BB	C B B F C 2-3 ③ K		3	1	0	0	1	1	0
David Justice, L (1, 7) OBP: 0.328, SLG: 0.437		B F B F X 2-2 ③ P5			B X 1-0 20 1B 2B		C B C X 1-2 ① F8		B B X 2-0 ① G4-3	4	1	1	0	0	0	2
20 Jorge Posada, S (1, 2) OBP: 0.355, SLG: 0.478			F B B B B 4-1 L1-3 BB		X 0-0 G6-4-3 2-H 1B		S B X 1-1 ② G4-3 1-2 2-3		B S C B X 2-2 1B 1B E 1B	3	1	2	1	1	0	2
Scott Brosius, R (1, 5) OBP: 0.355, SLG: 0.484			X 0-0 ① F7	X 0-0 ① ② G6-4-3 1-2f			B B B I 4-0 BB BB IBB		F F F B X 1-2 ② F7	3	0	0	0	1	0	3
Alfonso Soriano, R (1, 4) OBP: 0.286, SLG: 0.384			C S F X 0-2 ② ③ L1-3 1-2	B B C X 2-1 ③ G4-3			B B B B 4-0 BB 1-2 2-3 3-H BB		B X 1-0 E 1-2 1B	3	0	1	1	1	0	1
Inning Stats	R: 0 H: 0 E: 0 LOB: 0 K: 1 BB: 0 S: 8 P: 12	R: 0 H: 0 E: 0 LOB: 0 K: 0 BB: 0 S: 7 P: 9	R: 0 H: 0 E: 0 LOB: 0 K: 0 BB: 1 S: 6 P: 10	R: 2 H: 2 E: 0 LOB: 0 K: 0 BB: 1 S: 7 P: 19	R: 1 H: 2 E: 0 LOB: 0 K: 0 BB: 0 S: 5 P: 8	R: 0 H: 0 E: 0 LOB: 0 K: 1 BB: 0 S: 6 P: 10	R: 2 H: 0 E: 0 LOB: 3 K: 0 BB: 5 S: 12 P: 35	R: 0 H: 0 E: 0 LOB: 0 K: 1 BB: 0 S: 5 P: 8	R: 1 H: 3 E: 1 LOB: 2 K: 0 BB: 0 S: 16 P: 24	1B: 5 SF: 0 2B: 2 SAC: 0 3B: 0 DP: 3 HR: 1 HBP: 0						

PITCHER		IP	WLS	BF	H	R	ER	SO	BB	IBB	HBP	BLK	WP	HR	S	P	ERA	WHIP
Bartolo Colon, R ERA: 4.14	(1, 1)	6.0	L	23	4	5	5	2	4	0	0	0	0	1	43	80	7.50	1.333
Paul Shuey, R ERA: 2.45	(7, 1)	1.0		6	0	0	0	0	2	1	0	0	0	0	8	23	0.00	2.000
Rich Rodriguez, L ERA: 2.61	(8, 1)	1.1		5	1	1	0	1	0	0	0	0	0	0	9	16	0.00	0.750
Steve Reed, R ERA: 3.66	(9, 1)	0.2		4	2	0	0	0	0	0	0	0	0	0	12	16	0.00	3.000

PITCHER	IP	WLS	BF	H	R	ER	SO	BB	IBB	HBP	BLK	WP	HR	S	P	ERA	WHIP

TOP

New York Yankees @ Cleveland Indians

Jacobs Field, Cleveland, OH

Sun May 27 2001, 1:05 PM EDT

Att. 42,570 - Cloudy - 60 F

livebaseballscorecards.com

AB	31
R	6
H	7
RBI	4
BB	7
SO	3
LOB	14

WP: 0	PA: 38		
PB: 0			
SB: 0			
CS: 0			

Batter	1	2	3	4	5	6	7	8	9	AB	R	H	RBI	BB	SO	LOB
Jolbert Cabrera, R (1, 8) OBP: 0.380, SLG: 0.396	S B B X 2-1 F9 ①		B F B X 2-1 1-2 1B		F B F B B X 3-2 1-2 3-H 1B		L B B X 2-1 F8 ③			4	0	2	1	0	0	1
Omar Vizquel, S (1, 6) OBP: 0.362, SLG: 0.339	C X 0-1 L9 ②		C S F F F F F B X 1-2 P3 ③		F B B F F F S 2-3 K ②			X 0-0 1B		4	0	1	0	0	1	4
Roberto Alomar, S (1, 4) OBP: 0.387, SLG: 0.420	S L S 0-3 K ③			C F B F C 1-3 K ①	X 0-0 F8 ③			B X 1-0 F8 ①		4	0	0	0	0	2	3
Juan Gonzalez, R (1, 9) OBP: 0.386, SLG: 0.647		X 0-0 F3 ①		C C B S 1-3 K ②		X 0-0 P3 ①		B F F B F F F F X 2-2 F7 ②		4	0	0	0	0	1	1
Ellis Burks, R (1, 10) OBP: 0.366, SLG: 0.603		C B S B F X 2-2 F2 ②		B F B X 2-1 F9 ③		C B B X 2-1 G3-1 ②		C B C F B B S 3-3 K ③		4	0	0	0	0	1	1
Wil Cordero, R (1, 3) OBP: 0.404, SLG: 0.495 Jacob Cruz, L (9, PH) OBP: 0.292, SLG: 0.431		B S B F X 2-2 F8 ③			X 0-0 F8 ①	B C B B F S 3-3 K ③			B C F B F B S 3-3 K ①	3 1	0 0	0 0	0 0	0 0	1 1	0 0
Marty Cordova, R (1, 7) OBP: 0.391, SLG: 0.580			X 0-0 1B 1B		S C X 0-2 1B 1B 1B		C F X 0-2 F9 ①		C S F X 0-2 G4-3 ②	4	1	2	0	0	0	0
Mark Lewis, R (1, 5) OBP: 0.091, SLG: 0.091 Eddie Taubensee, L (9, PH) OBP: 0.302, SLG: 0.373			F F X 0-2 F9 ①		X 0-0 1B 1-3 1B 1B		B F F F B C 2-3 K ②		C X 0-1 1B	3 1	1 0	1 1	0 0	0 0	1 0	1 0
Einar Díaz, R (1, 2) OBP: 0.407, SLG: 0.514 Russell Branyan, L (9, PH) OBP: 0.321, SLG: 0.544			B C F B X 2-2 F7 ②		B C B X 2-1 1-3 3-H 1B		C B X 1-1 2B		B S B S S 2-3 K ③	3 1	0 0	2 0	1 0	0 0	0 1	1 1
Inning Stats	R: 0 H: 0 E: 0 LOB: 0 K: 1 BB: 0 S: 7 P: 9	R: 0 H: 0 E: 0 LOB: 0 K: 0 BB: 0 S: 8 P: 12	R: 0 H: 2 E: 0 LOB: 2 K: 0 BB: 0 S: 16 P: 21	R: 0 H: 0 E: 0 LOB: 0 K: 2 BB: 0 S: 9 P: 13	R: 2 H: 4 E: 0 LOB: 2 K: 1 BB: 0 S: 16 P: 23	R: 0 H: 0 E: 0 LOB: 0 K: 1 BB: 0 S: 6 P: 11	R: 0 H: 1 E: 0 LOB: 1 K: 1 BB: 0 S: 10 P: 15	R: 0 H: 1 E: 0 LOB: 1 K: 1 BB: 0 S: 13 P: 19	R: 0 H: 1 E: 0 LOB: 1 K: 2 BB: 0 S: 13 P: 18	1B: 8 2B: 1 3B: 0 HR: 0	SF: 0 SAC: 0 DP: 0 HBP: 0					

PITCHER		IP	WLS	BF	H	R	ER	SO	BB	IBB	HBP	BLK	WP	HR	S	P	ERA	WHIP
Ted Lilly, L ERA: 5.58	(1, 1)	6.2	W	27	7	2	2	6	0	0	0	0	0	0	70	100	2.70	1.050
Mike Stanton, L ERA: 1.59	(7, 1)	0.2	H	3	1	0	0	0	0	0	0	0	0	0	4	7	0.00	1.500
42 Mariano Rivera, R ERA: 2.81	(8, 1)	1.2	S	6	1	0	0	3	0	0	0	0	0	0	24	34	0.00	0.600

PITCHER	IP	WLS	BF	H	R	ER	SO	BB	IBB	HBP	BLK	WP	HR	S	P	ERA	WHIP

BOTTOM

New York Yankees @ Cleveland Indians

Jacobs Field, Cleveland, OH

Sun May 27 2001, 1:05 PM EDT

Att. 42,570 - Cloudy - 60 F

livebaseballscorecards.com

AB	36
R	2
H	9
RBI	2
BB	0
SO	9
LOB	13

Batter	1	2	3	4	5	6	7	8	9	AB	R	H	RBI	BB	SO	LOB
Chuck Knoblauch, R (1, 7) OBP: 0.359, SLG: 0.365	K	BB 1-2		K		HBP		HBP		2	0	0	0	1	2	0
2 Derek Jeter, R (1, 6) OBP: 0.404, SLG: 0.448	BB 1-2	1B		G4-3		FC6 1-2f 2-3		G5-3 1-2		4	1	1	0	1	0	4
David Justice, L (1, 10) OBP: 0.330, SLG: 0.429	BB 1-2	BB 1-2 2-3		G3-1			K		G6-3	3	1	0	0	2	1	0
Bernie Williams, S (1, 8) OBP: 0.321, SLG: 0.388	G4-3 1-2 2-3	G3-1			G3		G3-6-3 1-2f		S	5	0	3	0	0	0	3
Tino Martinez, L (1, 3) OBP: 0.350, SLG: 0.447	G4-3 1-2 2-H 3-H		G6-3		F8		G3-6-3 1-2f		L5	5	0	1	2	0	0	2
Paul O'Neill, L (1, 9) OBP: 0.320, SLG: 0.466	G4-3 1-2 2-3		HR		P1			20 2B	G4-3 1-2	5	2	2	1	0	0	3
20 Jorge Posada, S (1, 2) OBP: 0.353, SLG: 0.479	F8		K			K		SH1-3 2-H		4	0	1	1	0	2	2
Scott Brosius, R (1, 5) OBP: 0.360, SLG: 0.486		K	1B			2 FC6 E		SH1-3 2-3		3	0	2	0	0	1	0
Alfonso Soriano, R (1, 4) OBP: 0.286, SLG: 0.383 Henry Rodriguez, L (8, PH) Luis Sojo, R (8, 4) OBP: 0.188, SLG: 0.133		CS 1B	K			K 1-2		K		3 1 0	0 0 0	1 0 0	0 0 0	0 0 0	2 1 0	2 1 0
Inning Stats	R: 2 E: 0 K: 1 S: 19 H: 2 LOB: 2 BB: 2 P: 38	R: 0 E: 0 K: 1 S: 15 H: 2 LOB: 3 BB: 2 P: 27	R: 1 E: 0 K: 2 S: 12 H: 2 LOB: 1 BB: 0 P: 17	R: 0 E: 0 K: 1 S: 11 H: 0 LOB: 0 BB: 0 P: 18	R: 0 E: 0 K: 0 S: 7 H: 0 LOB: 0 BB: 0 P: 10	R: 0 E: 1 K: 2 S: 12 H: 1 LOB: 2 BB: 0 P: 19	R: 0 E: 0 K: 1 S: 8 H: 1 LOB: 0 BB: 0 P: 10	R: 1 E: 0 K: 1 S: 11 H: 2 LOB: 2 BB: 0 P: 19	R: 0 E: 0 K: 0 S: 9 H: 1 LOB: 1 BB: 0 P: 15	1B: 8 2B: 2 3B: 0 HR: 1 SF: 0 SAC: 1 DP: 1 HBP: 2						

PITCHER	IP	WLS	BF	H	R	ER	SO	BB	IBB	HBP	BLK	WP	HR	S	P	ERA	WHIP
David Cone, R (1, 1) ERA: 6.75	2.2		17	6	3	3	3	4	0	0	0	0	1	42	76	10.12	3.750
Rolando Arrojo, R (3, 1) ERA: 3.67	3.1		12	1	0	0	4	0	0	1	0	0	0	34	53	0.00	0.300
Pete Schourek, L (7, 1) ERA: 3.6	1.0	L	4	2	1	1	1	0	0	0	0	0	0	10	13	9.00	2.000
Rich Garces, R (8, 1) ERA: 2.92	1.0		5	1	0	0	1	0	0	1	0	0	0	9	16	0.00	1.000
Derek Lowe, R (9, 1) ERA: 4.76	1.0		4	1	0	0	0	0	0	0	0	0	0	9	15	0.00	1.000

PITCHER	IP	WLS	BF	H	R	ER	SO	BB	IBB	HBP	BLK	WP	HR	S	P	ERA	WHIP

TOP

New York Yankees @ Boston Red Sox

Fenway Park, Boston, MA

Mon May 28 2001, 7:05 PM EDT

Att. 33,125 - Cloudy - 65 F

livebaseballscorecards.com

AB	35
R	4
H	11
RBI	4
BB	4
SO	9
LOB	17

WP: 0	PA: 42		
PB: 0			
SB: 3			
CS: 1			

New York Yankees @ Boston Red Sox

Fenway Park, Boston, MA

Mon May 28 2001, 7:05 PM EDT

Att. 33,125 - Cloudy - 65 F

BOTTOM

Batter	1	2	3	4	5	6	7	8	9	AB	R	H	RBI	BB	SO	LOB
Jose Offerman, S (1, 3) OBP: 0.365, SLG: 0.435	G6-3	K			1B	L4			K	5	0	1	1	0	2	4
John Valentin, R (1, 6) OBP: 0.267, SLG: 0.263	WP BB		E5 FC6-4		P4		F3			3	0	0	0	1	0	1
Carl Everett, S (1, 8) OBP: 0.360, SLG: 0.474	K 1-2		FC6-4 G6-4-3 1-2f		1B 1-3		L7			4	0	1	0	0	1	2
Manny Ramirez, R (1, 10) OBP: 0.465, SLG: 0.702	G4-3		G6-4-3 1-2f		L4		F9			4	0	0	0	0	0	4
Dante Bichette, R (1, 7) OBP: 0.337, SLG: 0.375 Trot Nixon, L (8, 9) OBP: 0.344, SLG: 0.457		BB 1B 1B		K		G6-4-3 1B		K		3 1	1 0	2 0	0 0	0 0	1 1	0 0
Shea Hillenbrand, R (1, 5) OBP: 0.305, SLG: 0.428		K		G4-3 1B		G6-4-3 1-2f		K		4	0	1	0	0	2	2
Jason Varitek, S (1, 2) OBP: 0.372, SLG: 0.483		1B 1-2 BB		G4-3 1-2f		1B 3B		G6-3		3	1	1	0	1	0	1
Mike Lansing, R (1, 4) OBP: 0.248, SLG: 0.304		1-2 2-H 1B			G4-3 1B 2B	1B BB			F8	3	1	2	1	1	0	0
Darren Lewis, R (1, 9) OBP: 0.246, SLG: 0.382 (8, 7) Scott Hatteberg, L (9, PH) OBP: 0.216, SLG: 0.292		K			G4-3 2-3	1-2 3-H 1B			G3	3 1	0 0	1 0	1 0	0 0	1 0	3 0
Inning Stats	R: 0 E: 0 K: 1 S: 7 H: 0 LOB: 1 BB: 1 P: 15	R: 1 E: 0 K: 3 S: 19 H: 2 LOB: 2 BB: 1 P: 31	R: 0 E: 1 K: 0 S: 11 H: 0 LOB: 0 BB: 0 P: 13	R: 0 E: 0 K: 1 S: 7 H: 1 LOB: 0 BB: 0 P: 10	R: 1 E: 0 K: 0 S: 10 H: 3 LOB: 2 BB: 0 P: 14	R: 1 E: 0 K: 0 S: 11 H: 3 LOB: 2 BB: 1 P: 20	R: 0 E: 0 K: 0 S: 8 H: 0 LOB: 0 BB: 0 P: 11	R: 0 E: 0 K: 2 S: 8 H: 0 LOB: 0 BB: 0 P: 10	R: 0 E: 0 K: 1 S: 7 H: 0 LOB: 0 BB: 0 P: 9	1B: 7 2B: 1 3B: 1 HR: 0	SF: 0 SAC: 0 DP: 3 HBP: 0			WP: 1 PB: 0 SB: 0 CS: 0	PA: 37		

livebaseballscorecards.com

	AB	34
	R	3
	H	9
	RBI	3
	BB	3
	SO	8
	LOB	17

PITCHER	IP	WLS	BF	H	R	ER	SO	BB	IBB	HBP	BLK	WP	HR	S	P	ERA	WHIP
Andy Pettitte, L (1, 1) ERA: 3.04	7.0	W	31	9	3	3	5	3	0	0	0	1	0	73	114	3.86	1.714
Mike Stanton, L (8, 1) ERA: 1.53	1.0	H	3	0	0	0	2	0	0	0	0	0	0	8	10	0.00	0.000
42 Mariano Rivera, R (9, 1) ERA: 2.7	1.0	S	3	0	0	0	1	0	0	0	0	0	0	7	9	0.00	0.000

PITCHER	IP	WLS	BF	H	R	ER	SO	BB	IBB	HBP	BLK	WP	HR	S	P	ERA	WHIP

Batter	1	2	3	4	5	6	7	8	9	AB	R	H	RBI	BB	SO	LOB
Chuck Knoblauch, R (1, 7) OBP: 0.357, SLG: 0.362	B X 1-0 ① F9		B B C F B X 3-2 ③ F7			B S C B B X 3-2 E4 1-2		S F X 0-2 1B		4	0	1	0	0	0	1
2 Derek Jeter, R (1, 6) OBP: 0.396, SLG: 0.439	B X 1-0 ② G1-3			C B X 1-1 ① F9		S F S 0-3 ② K		B B F F B F S 3-3 ③ K		4	0	0	0	0	2	3
David Justice, L (1, 10) OBP: 0.324, SLG: 0.420	C C B S 1-3 ③ K			C B B S 2-3 ② K		S S F X 0-2 ③ G6-3			B B B C C F F S 3-3 ① K	4	0	0	0	0	3	2
Bernie Williams, S (1, 8) OBP: 0.325, SLG: 0.387		B C S F B B F B 4-2 G6-4-3 BB		C B B B C S 3-3 ③ K			C X 0-1 ① F7		B F F F X 1-2 DI 1B	3	0	1	0	1	1	0
Tino Martinez, L (1, 3) OBP: 0.344, SLG: 0.438		C B X 1-1 ①② G6-4-3 1-2f			C C S 0-3 ① K		B S F F B F C 2-3 ② K		B B C X 2-1 ② F7	4	0	0	0	0	2	2
Paul O'Neill, L (1, 9) OBP: 0.323, SLG: 0.466		X 0-0 1B			B X 1-0 ② F8		C B B X 2-1 1B		F B F S 1-3 ③ K 1-2	4	0	2	0	0	1	1
20 Jorge Posada, S (1, 2) OBP: 0.347, SLG: 0.470		S C B F F F F S 1-3 ③ K			B B F B S S F S 3-3 ③ K		X 0-0 ③ G3			3	0	0	0	0	2	2
Scott Brosius, R (1, 5) OBP: 0.360, SLG: 0.484			C F B S 1-3 ① K			X 0-0 E 1B		B X 1-0 ① G4-3		3	0	1	0	0	1	0
Alfonso Soriano, R (1, 4) OBP: 0.284, SLG: 0.379 Henry Rodriguez, L (8, PH) Luis Sojo, R (8, 4) OBP: 0.188, SLG: 0.133			B B C C S S 2-3 ② K			S F B B B S 3-3 ① K		C F B S 1-3 ② K		2 1 0	0 0 0	0 0 0	0 0 0	0 0 0	2 1 0	1 0 0
Inning Stats	R: 0 H: 0 E: 0 LOB: 0 K: 1 BB: 0 S: 5 P: 8	R: 0 H: 1 E: 0 LOB: 1 K: 1 BB: 1 S: 15 P: 21	R: 0 H: 0 E: 0 LOB: 0 K: 2 BB: 0 S: 10 P: 16	R: 0 H: 0 E: 0 LOB: 0 K: 2 BB: 0 S: 8 P: 14	R: 0 H: 0 E: 0 LOB: 0 K: 2 BB: 0 S: 8 P: 12	R: 0 H: 1 E: 1 LOB: 2 K: 2 BB: 0 S: 14 P: 20	R: 0 H: 1 E: 0 LOB: 1 K: 1 BB: 0 S: 10 P: 14	R: 0 H: 1 E: 0 LOB: 1 K: 2 BB: 0 S: 11 P: 16	R: 0 H: 1 E: 0 LOB: 1 K: 2 BB: 0 S: 14 P: 21	1B: 5 SF: 0 2B: 0 SAC: 0 3B: 0 DP: 1 HR: 0 HBP: 0						

TOP

New York Yankees @ Boston Red Sox

Fenway Park, Boston, MA

Wed May 30 2001, 7:05 PM EDT

Att. 33,711 - Cloudy - 56 F

livebaseballscorecards.com

AB	32
R	0
H	5
RBI	0
BB	1
SO	15
LOB	12

PITCHER		IP	WLS	BF	H	R	ER	SO	BB	IBB	HBP	BLK	WP	HR	S	P	ERA	WHIP
Pedro Martinez, R ERA: 1.44	(1, 1)	8.0	W	29	4	0	0	13	1	0	0	0	0	0	81	121	0.00	0.625
Derek Lowe, R ERA: 4.6	(9, 1)	1.0	S	4	1	0	0	2	0	0	0	0	0	0	14	21	0.00	1.000

PITCHER		IP	WLS	BF	H	R	ER	SO	BB	IBB	HBP	BLK	WP	HR	S	P	ERA	WHIP

WP: 0 PA: 33
PB: 0
SB: 0
CS: 0

Batter	1	2	3	4	5	6	7	8	9	AB	R	H	RBI	BB	SO	LOB
Jose Offerman, S (1, 4) OBP: 0.363, SLG: 0.430	B S C F S 1-3 K ①		B X 1-0 SH5-3 1B 1B		S F B B B S 3-3 K ③			X 0-0 F7 ②		4	1	1	0	0	2	1
Trot Nixon, L (1, 9) OBP: 0.344, SLG: 0.450	F B C F B F C 2-3 K ②		X 0-0 SH5-3 ① 1-2			B B S X 2-1 P4 ①		B B B C B 4-1 BB 1-2 BB		2	0	0	0	1	1	0
Carl Everett, S (1, 8) OBP: 0.362, SLG: 0.472	F S B B S 2-3 K ③		B X 1-0 ② 2-H 1B			C B S S 1-3 K ②		B B F B B 4-1 1-2 2-3 BB		3	0	1	1	1	2	0
Manny Ramirez, R (1, 10) OBP: 0.457, SLG: 0.688		B C B X 2-1 E5 2B 2B	S B S B F F F F 2-2 X F9 ③			X 0-0 F9 ③		B X 1-0 F3 ③		4	1	0	0	0	0	3
Troy O'Leary, L (1, 7) OBP: 0.276, SLG: 0.402		B C B B X 3-1 1-3 2B 2B		B C F F B C 2-3 K ①			X 0-0 F2 ①			3	1	1	0	0	1	0
Shea Hillenbrand, R (1, 5) OBP: 0.300, SLG: 0.421		B X 1-0 F3 ①		F F B X 1-2 G5-3 ②			B B C X 2-1 G6-3 ②			3	0	0	0	0	0	2
Brian Daubach, L (1, 3) OBP: 0.316, SLG: 0.537		X 0-0 F8 2-H 3-H 2B		B C B S C 2-3 K ③			F S B S 1-3 K ③			3	0	1	2	0	2	0
John Valentin, R (1, 6) OBP: 0.250, SLG: 0.244		X 0-0 F8 ② 2-3			S X 0-1 G6-3 ①			B C B F F S 2-3 K ①		3	0	0	0	0	1	1
Jason Varitek, S (1, 2) OBP: 0.371, SLG: 0.476		C C T S 0-3 K ③			C B S C 1-3 K ②			B C F B F B B 4-2 BB BB BB		2	0	0	0	1	2	1
Inning Stats	R: 0 H: 0 E: 0 LOB: 0 K: 3 BB: 0 S: 12 P: 17	R: 2 H: 2 E: 1 LOB: 1 K: 1 BB: 0 S: 11 P: 17	R: 1 H: 2 E: 0 LOB: 0 K: 0 BB: 0 S: 11 P: 15	R: 0 H: 0 E: 0 LOB: 0 K: 2 BB: 0 S: 10 P: 15	R: 0 H: 0 E: 0 LOB: 0 K: 2 BB: 0 S: 8 P: 12	R: 0 H: 0 E: 0 LOB: 0 K: 1 BB: 0 S: 6 P: 9	R: 0 H: 0 E: 0 LOB: 0 K: 1 BB: 0 S: 6 P: 9	R: 0 H: 0 E: 0 LOB: 3 K: 1 BB: 3 S: 11 P: 26		1B: 2 SF: 0 2B: 2 SAC: 1 3B: 0 DP: 0 HR: 0 HBP: 0						

PITCHER	IP	WLS	BF	H	R	ER	SO	BB	IBB	HBP	BLK	WP	HR	S	P	ERA	WHIP
35 Mike Mussina, R (1, 1) ERA: 3.32	8.0	L	31	4	3	2	11	3	0	0	0	0	0	75	120	2.25	0.875

PITCHER	IP	WLS	BF	H	R	ER	SO	BB	IBB	HBP	BLK	WP	HR	S	P	ERA	WHIP

BOTTOM

New York Yankees @ Boston Red Sox

Fenway Park, Boston, MA

Wed May 30 2001, 7:05 PM EDT

Att. 33,711 - Cloudy - 56 F

livebaseballscorecards.com

AB	27
R	3
H	4
RBI	3
BB	3
SO	11
LOB	8

Cleveland Indians @ New York Yankees

Yankee Stadium, Bronx, NY

Fri Jun 01 2001, 7:05 PM EDT

Att. 42,032 - Overcast - 61 F

TOP

livebaseballscorecards.com

Batter	1	2	3	4	5	6	7	8	9	AB	R	H	RBI	BB	SO	LOB
Kenny Lofton, L (1, 8) OBP: 0.333, SLG: 0.310	B X 1-0 ① F7		C X 0-1 ② F8		B C F B C 2-3 ① K	C B B C B F F F B 4-2 E BB				3	1	0	0	1	1	0
Omar Vizquel, S (1, 6) OBP: 0.353, SLG: 0.330	B F B F F F B F S 3-3 ② K		B F X 1-1 ③ G6-3		C B X 1-1 E1 1B WP 1B	X 0-0 ② F9				4	1	1	0	0	1	1
Roberto Alomar, S (1, 4) OBP: 0.406, SLG: 0.476	C B B B F B 4-2 BB			B X 1-0 HR	B B X 2-0 WP SF8 1B 2-3	X 0-0 E8 1B 2B 1-H				3	3	3	2	1	0	0
Juan Gonzalez, R (1, 9) OBP: 0.384, SLG: 0.629	F B X 1-1 ③ L4			B X 1-0 1B 1B	B F B X 2-1 ② SF8 1-H 3-H	C X 0-1 FC4-6 1B 3-H				3	0	2	2	0	0	1
Ellis Burks, R (1, 10) OBP: 0.373, SLG: 0.630		B S B B B X 3-1 ① P6		B S S B X 2-2 HBP 1B 1-3	B S B B X 2-1 HR	C F B B X 2-2 ③ FC4-6 1-2f				4	1	2	1	0	0	1
Jim Thome, L (1, 3) OBP: 0.394, SLG: 0.533		F B F B B B B 4-2 BB		C B B B B S S 3-3 ① K	B S S S B B X 3-2 1B 2B					2	1	1	0	1	1	2
Marty Cordova, R (1, 7) OBP: 0.400, SLG: 0.608		C F B S 1-3 ② K		F S F B B S 2-3 ② K	B B X 2-0 2-H 1B					3	0	1	1	0	2	3
Russell Branyan, L (1, 5) OBP: 0.328, SLG: 0.531		C F B S 1-3 ③ K		C H 1-1 1-2 HBP	F F S 0-3 ③ K					2	0	0	0	0	2	2
Einar Díaz, R (1, 2) OBP: 0.379, SLG: 0.479			C B X 1-1 ① P4	C F X 0-2 ③ P4		B B C X 2-1 ① L9				3	0	0	0	0	0	3
Inning Stats	R: 0 H: 0 E: 0 LOB: 1 K: 1 BB: 1 S: 11 P: 20	R: 0 H: 0 E: 0 LOB: 1 K: 2 BB: 1 S: 10 P: 19	R: 0 H: 0 E: 0 LOB: 0 K: 0 BB: 0 S: 6 P: 8	R: 1 H: 3 E: 0 LOB: 3 K: 2 BB: 0 S: 16 P: 26	R: 4 H: 5 E: 1 LOB: 1 K: 2 BB: 0 S: 17 P: 31	R: 2 H: 2 E: 1 LOB: 1 K: 0 BB: 1 S: 14 P: 22				1B: 6 SF: 1 2B: 2 SAC: 0 3B: 0 DP: 0 HR: 2 HBP: 1						

AB	27
R	7
H	10
RBI	6
BB	3
SO	7
LOB	13

WP: 2 PA: 32
PB: 0
SB: 0
CS: 0

PITCHER		IP	WLS	BF	H	R	ER	SO	BB	IBB	HBP	BLK	WP	HR	S	P	ERA	WHIP
Ted Lilly, L ERA: 6.11	(1, 1)	4.2	L	24	7	5	5	6	2	0	1	0	1	2	56	98	9.64	1.929
Brian Boehringer, R ERA: 1.55	(5, 1)	1.1		8	3	2	2	1	1	0	0	0	0	0	18	28	13.50	3.000

PITCHER	IP	WLS	BF	H	R	ER	SO	BB	IBB	HBP	BLK	WP	HR	S	P	ERA	WHIP

Batter	1	2	3	4	5	6	7	8	9	AB	R	H	RBI	BB	SO	LOB
Chuck Knoblauch, R (1, 7) OBP: 0.361, SLG: 0.361	B B B C B 4-1 2 F8 2 S G5-3 BB	B B X 2-0 ③ G4-3		B B C B B 4-1 1-2 3-H BB						1	1	0	0	2	0	2
2 Derek Jeter, R (1, 6) OBP: 0.391, SLG: 0.433	C F B B B X 3-2 ① F8 1-3		X 0-0 ① F9	S S B B F F C 2-3 ③ K						3	0	0	0	0	1	3
David Justice, L (1, 10) OBP: 0.324, SLG: 0.435	B F F B X 2-2 ② G5-3 3-H		B X 2-0 HR		C B B F X 2-2 ① F7					3	1	1	2	0	0	0
Bernie Williams, S (1, 8) OBP: 0.331, SLG: 0.389	C C C 0-3 ③ K		B B S B B 4-1 G6-4-3 BB		B B F S F X 2-2 1B					2	0	1	0	1	1	0
Tino Martinez, L (1, 3) OBP: 0.339, SLG: 0.431		S F X 0-2 ① F7	B B C X 2-1 ② ③ G6-4-3 1-2f		B C B X 2-1 ② F8					3	0	0	0	0	0	2
Paul O'Neill, L (1, 9) OBP: 0.323, SLG: 0.464	F X 0-1 S E 1B			C B B B X 3-1 ① P6	F B F B F F B X 3-2 ③ F6					3	1	1	0	0	0	1
20 Jorge Posada, S (1, 2) OBP: 0.344, SLG: 0.465		B F F X 1-2 ② F9		B X 1-0 ② F8		B F L 1-2				3	0	0	0	0	0	1
Scott Brosius, R (1, 5) OBP: 0.366, SLG: 0.487		B S S X 1-2 BB 1-H 1B		B B B C B 4-1 1B E BB						1	1	1	0	1	0	0
Alfonso Soriano, R (1, 4) OBP: 0.291, SLG: 0.383		B F B B B 4-1 1-2 BB		B X 1-0 S 1-3 1B						1	0	1	0	1	0	0
Inning Stats	R: 1 H: 0 E: 0 LOB: 0 K: 1 BB: 1 S: 10 P: 19	R: 1 H: 2 E: 0 LOB: 2 K: 0 BB: 1 S: 13 P: 21	R: 1 H: 1 E: 0 LOB: 0 K: 0 BB: 1 S: 5 P: 13	R: 1 H: 1 E: 0 LOB: 2 K: 1 BB: 2 S: 11 P: 26	R: 0 H: 1 E: 0 LOB: 1 K: 0 BB: 0 S: 14 P: 23	R: 0 H: 0 E: 0 LOB: 0 K: 0 BB: 0 S: 2 P: 3				1B: 4 SF: 0 2B: 0 SAC: 0 3B: 0 DP: 1 HR: 1 HBP: 0						

BOTTOM

Cleveland Indians @ New York Yankees

Yankee Stadium, Bronx, NY

Fri Jun 01 2001, 7:05 PM EDT
Att. 42,032 - Overcast - 61 F

livebaseballscorecards.com

AB	20
R	4
H	5
RBI	2
BB	5
SO	2
LOB	9

PITCHER		IP	WLS	BF	H	R	ER	SO	BB	IBB	HBP	BLK	WP	HR	S	P	ERA	WHIP
CC Sabathia, L ERA: 5.36	(1, 1)	4.0	W	20	4	4	3	2	5	0	0	0	0	1	39	79	6.75	2.250
Ricardo Rincon, L ERA: 3.65	(5, 1)	1.0	S	5	1	0	0	0	0	0	0	0	0	0	16	26	0.00	1.000

PITCHER	IP	WLS	BF	H	R	ER	SO	BB	IBB	HBP	BLK	WP	HR	S	P	ERA	WHIP

WP: 0 PA: 25
PB: 0
SB: 4
CS: 0

Batter	1	2	3	4	5	6	7	8	9	AB	R	H	RBI	BB	SO	LOB
Kenny Lofton, L (1, 8) OBP: 0.346, SLG: 0.313	B C F B B B 4-2 A4 D8 BB		B B C X 2-1 ① G4-1	B B B C B 4-1 BB		C S B X 1-2 1B		F X 0-1 ② FC5-2 FC6-4 1-2 3-H		2	0	1	0	2	0	0
Jolbert Cabrera, R (8, PH) OBP: 0.380, SLG: 0.388 (8, 8)										1	0	0	0	0	0	2
Omar Vizquel, S (1, 6) OBP: 0.345, SLG: 0.321	1 SAFE C S F C 0-3 ① ② K 1-2		F F S 0-3 ② K	B X 1-0 ③ G4-3		C B L C 1-3 ③ K		B B X 2-0 ③ FC6-4 1-2f 2-3		5	0	0	0	0	3	7
Roberto Alomar, S (1, 4) OBP: 0.401, SLG: 0.469	S S B B B X 3-2 ③ G4-3		C B X 1-1 1B		C C B S 1-3 ① K		C F S 0-3 ① K		B C F F F F S 1-3 ① K	5	0	1	0	0	3	0
Juan Gonzalez, R (1, 9) OBP: 0.379, SLG: 0.619		X 0-0 ① F8	B B X 2-0 ③ F8		B C B B F F F X 3-2 ② F9		X 0-0 ② F8		B C B X 2-1 1B	5	0	1	0	0	0	1
Jim Thome, L (1, 3) OBP: 0.404, SLG: 0.586		F B X 1-1 HR		C S S X 1-2 1B 2B 2B	B F X 1-1 HR		X 0-0 1B		C F C 0-3 ② K	5	3	4	2	0	1	1
Ellis Burks, R (1, 10) OBP: 0.368, SLG: 0.617		F C S 0-3 ② K		S C B X 1-2 2B 2-3 1B	B C F B B B F X 3-2 ③ P6		C S B B S 2-3 ③ K		C F B S 1-3 ③ K	5	0	1	0	0	3	2
Marty Cordova, R (1, 7) OBP: 0.396, SLG: 0.599		X 0-0 BB 1B		S X 0-1 ① F9		S F B B B F F X 2-2 ① F8		F B S S 1-3 ① K		4	0	1	0	0	1	2
Russell Branyan, L (1, 5) OBP: 0.333, SLG: 0.549	B B S B B B 4-1 1-2 BB			X 0-0 ② L4		S C B B B X 2-2 HR		C F B B B B 4-2 1B FC5-2 BB		2	1	1	1	1	0	2
Travis Fryman, R (8, PH) (8, 5)										0	0	0	0	1	0	0
Einar Díaz, R (1, 2) OBP: 0.378, SLG: 0.484		B B C F X 2-2 ③ G5-3		S F F X 0-2 2B 1-3 3-H		C S S 0-3 ② K2-3		F C X 0-2 FC6-4 FC5-2 1-3 1B		3	0	1	1	0	1	2
Wil Cordero, R (8, PH) OBP: 0.407, SLG: 0.477										1	0	1	0	0	0	0
Eddie Taubensee, L (8, 2) OBP: 0.302, SLG: 0.373										0	0	0	0	0	0	0
Inning Stats	R: 0 E: 0 K: 1 S: 9 H: 0 LOB: 0 BB: 1 P: 16	R: 1 E: 0 K: 1 S: 11 H: 2 LOB: 2 BB: 1 P: 18	R: 0 E: 0 K: 1 S: 8 H: 1 LOB: 1 BB: 0 P: 13	R: 1 E: 0 K: 0 S: 15 H: 3 LOB: 3 BB: 1 P: 22	R: 1 E: 0 K: 1 S: 14 H: 1 LOB: 0 BB: 0 P: 22	R: 1 E: 0 K: 2 S: 17 H: 2 LOB: 1 BB: 0 P: 23	R: 0 E: 0 K: 2 S: 8 H: 1 LOB: 1 BB: 0 P: 10	R: 0 E: 0 K: 1 S: 12 H: 1 LOB: 2 BB: 1 P: 19	R: 0 E: 0 K: 3 S: 14 H: 1 LOB: 1 BB: 0 P: 18	1B: 7 2B: 2 3B: 0 HR: 3 SF: 0 SAC: 0 DP: 0 HBP: 0						

PITCHER	IP	WLS	BF	H	R	ER	SO	BB	IBB	HBP	BLK	WP	HR	S	P	ERA	WHIP
Roger Clemens, R (1, 1) ERA: 4.39	6.0	W	29	9	4	4	6	3	0	0	0	0	3	74	114	6.00	2.000
Mike Stanton, L (7, 1) ERA: 1.47	1.1	H	7	2	0	0	3	1	0	0	0	0	0	17	24	0.00	2.250
42 Mariano Rivera, R (8, 1) ERA: 2.54	1.2	S	6	1	0	0	3	0	0	0	0	0	0	17	23	0.00	0.600

PITCHER	IP	WLS	BF	H	R	ER	SO	BB	IBB	HBP	BLK	WP	HR	S	P	ERA	WHIP

TOP

Cleveland Indians @ New York Yankees

Yankee Stadium, Bronx, NY

Sat Jun 02 2001, 1:15 PM EDT

Att. 46,618 - Cloudy - 68 F

livebaseballscorecards.com

AB	38
R	4
H	12
RBI	4
BB	4
SO	12
LOB	19

Batter	1	2	3	4	5	6	7	8	9	AB	R	H	RBI	BB	SO	LOB
Chuck Knoblauch, R (1, 7) OBP: 0.360, SLG: 0.363	F9	2B		G4-3		G5-3		SH1-3		4	0	1	1	0	0	1
2 Derek Jeter, R (1, 6) OBP: 0.387, SLG: 0.427	G1-3	K			G4-3		K	1B		5	0	1	1	0	2	1
David Justice, L (1, 10) OBP: 0.335, SLG: 0.473	K		HR		F8 1B BB		HR	1B		4	2	3	2	1	1	0
Bernie Williams, S (1, 8) OBP: 0.339, SLG: 0.396		BB 20 HR 1B	G4-3		1B		G3 BLK 20 2B 1B	F8		5	2	3	0	0	0	2
Tino Martinez, L (1, 3) OBP: 0.336, SLG: 0.423		20 HR BB	K		F8		G3	F7		4	1	0	0	1	1	5
Paul O'Neill, L (1, 9) OBP: 0.322, SLG: 0.458		K	F7		P6		20 2B BB			3	0	0	0	1	1	4
20 Jorge Posada, S (1, 2) OBP: 0.352, SLG: 0.511		HR		F8	HR		2B			4	2	3	5	0	0	0
Scott Brosius, R (1, 5) OBP: 0.368, SLG: 0.497		G6-3 2B 2B		2B	P4		F7			4	1	2	0	0	0	2
Alfonso Soriano, R (1, 4) OBP: 0.285, SLG: 0.375		G6-3		P4	F2			E5 SH1-3 S 2 1B		4	1	0	0	0	0	2
Inning Stats	R: 0 H: 0 E: 0 LOB: 0 K: 1 BB: 0 S: 5 P: 6	R: 4 H: 4 E: 0 LOB: 1 K: 2 BB: 1 S: 17 P: 31	R: 1 H: 1 E: 0 LOB: 0 K: 1 BB: 0 S: 8 P: 14	R: 0 H: 1 E: 0 LOB: 1 K: 0 BB: 0 S: 10 P: 19	R: 0 H: 1 E: 0 LOB: 2 K: 0 BB: 1 S: 11 P: 20	R: 1 H: 1 E: 0 LOB: 0 K: 0 BB: 0 S: 10 P: 15	R: 2 H: 3 E: 0 LOB: 2 K: 1 BB: 1 S: 14 P: 25	R: 1 H: 2 E: 1 LOB: 2 K: 0 BB: 0 S: 16 P: 22		1B: 5 SF: 0 2B: 4 SAC: 1 3B: 0 DP: 0 HR: 4 HBP: 0						WP: 0 PA: 41 PB: 0 SB: 1 CS: 0

BOTTOM

Cleveland Indians @ New York Yankees

Yankee Stadium, Bronx, NY

Sat Jun 02 2001, 1:15 PM EDT

Att. 46,618 - Cloudy - 68 F

livebaseballscorecards.com

AB	37
R	9
H	13
RBI	9
BB	3
SO	5
LOB	17

PITCHER		IP	WLS	BF	H	R	ER	SO	BB	IBB	HBP	BLK	WP	HR	S	P	ERA	WHIP
Bartolo Colon, R ERA: 4.43	(1, 1)	5.0	L	24	7	5	5	4	2	0	0	0	0	2	51	90	9.00	1.800
Steve Reed, R ERA: 4.03	(6, 1)	1.1		5	1	1	1	1	0	0	0	0	0	1	13	20	6.75	0.750
Rich Rodriguez, L ERA: 3.65	(7, 1)	0.1		5	3	2	2	0	1	0	0	1	0	1	10	19	54.00	12.000
Paul Shuey, R ERA: 2.22	(7, 1)	1.1		7	2	1	0	0	0	0	0	0	0	0	17	23	0.00	1.500

PITCHER	IP	WLS	BF	H	R	ER	SO	BB	IBB	HBP	BLK	WP	HR	S	P	ERA	WHIP

Cleveland Indians @ New York Yankees

Yankee Stadium, Bronx, NY

Sun Jun 03 2001, 1:05 PM EDT

Att. 47,300 - Cloudy - 70 F

livebaseballscorecards.com

Batter	1	2	3	4	5	6	7	8	9	AB	R	H	RBI	BB	SO	LOB
Kenny Lofton, L (1, 8) OBP: 0.333, SLG: 0.300	C B F F X 1-2 ① F7		C B X 1-1 ② G6-3			B L B C C 2-3 ② K		X 0-0 FC5 SH1-4 1-2	X 0-0 ② F9 2-3	5	0	0	0	0	1	2
Omar Vizquel, S (1, 6) OBP: 0.339, SLG: 0.315	B C B X 2-1 ② G1-3		C B B F X 2-2 ③ G3			C B B X 2-1 ③ F9		C X 0-1 ① SH1-4 1-2 2-3	F S B F F F F B F F 3-2 F F F F B X ③ F7	4	0	0	0	0	0	2
Roberto Alomar, S (1, 4) OBP: 0.403, SLG: 0.487	F X 0-1 HR			B B X 2-0 ① F9			B B C F X 2-2 1B 1B 1B	X 0-0 ② SF7 3-H		3	1	2	2	0	0	0
Juan Gonzalez, R (1, 9) OBP: 0.386, SLG: 0.620	B F X 1-1 1B			X 0-0 G6-4-3 1B			B B B F X 3-1 ① F9	I 4-0 IBB		3	0	2	0	1	0	1
Ellis Burks, R (1, 10) OBP: 0.366, SLG: 0.608	F F F F B F B F F 2-3 ③ K			F B X 1-1 ②③ G6-4-3 1-2f			F B X 1-1 1B 1B 1-2	F F X 0-2 ③ F8		4	0	1	0	0	1	4
Jim Thome, L (1, 3) OBP: 0.406, SLG: 0.584		B F C X 1-2 ① F7			S B X 1-1 ① G3		F C B B B X 3-2 FC5-4 1B 1-2 2-3		C B B F X 2-2 2B PB 1B 1B	4	1	2	0	0	0	0
Marty Cordova, R (1, 7) OBP: 0.392, SLG: 0.596 Jolbert Cabrera, R (9, PR) OBP: 0.380, SLG: 0.388 (9, 7)		S S X 0-2 ② P4			C B B X 2-1 ② F8		C F S 0-3 ② K		B C X 1-1 1B 2B 1-3	4 0	0 1	1 0	0 0	0 0	1 0	3 0
Travis Fryman, R (1, 5)		C X 0-1 ③ G1-3			B B C B S F X 3-2 ③ G6-3		X 0-0 ③ FC5-4 1-2f		S C S 0-3 ① K	4	0	0	0	0	1	5
Einar Díaz, R (1, 2) OBP: 0.381, SLG: 0.484			C F S 0-3 ① K			C X 0-1 ① G6-3		B X 1-0 SH1-4 E SF7 1B	B C F X 1-2 F9 1B 2-H 3-H	4	1	2	2	0	1	0
Inning Stats	R: 1 H: 2 E: 0 LOB: 1 K: 1 BB: 0 S: 18 P: 24	R: 0 H: 0 E: 0 LOB: 0 K: 0 BB: 0 S: 8 P: 9	R: 0 H: 0 E: 0 LOB: 0 K: 1 BB: 0 S: 8 P: 11	R: 0 H: 1 E: 0 LOB: 0 K: 0 BB: 0 S: 4 P: 7	R: 0 H: 0 E: 0 LOB: 0 K: 0 BB: 0 S: 8 P: 14	R: 0 H: 0 E: 0 LOB: 0 K: 1 BB: 0 S: 7 P: 11	R: 0 H: 3 E: 0 LOB: 3 K: 1 BB: 0 S: 15 P: 24	R: 1 H: 1 E: 1 LOB: 2 K: 0 BB: 1 S: 8 P: 13	R: 2 H: 3 E: 0 LOB: 2 K: 1 BB: 0 S: 24 P: 31	1B: 8 SF: 1 2B: 1 SAC: 1 3B: 0 DP: 1 HR: 1 HBP: 0						

	AB	35
	R	4
	H	10
	RBI	4
	BB	1
	SO	5
	LOB	17

WP: 0 PA: 38
PB: 1
SB: 0
CS: 0

PITCHER		IP	WLS	BF	H	R	ER	SO	BB	IBB	HBP	BLK	WP	HR	S	P	ERA	WHIP
Andy Pettitte, L ERA: 3.07	(1, 1)	8.0	L	34	9	4	3	4	0	1	0	0	0	1	81	121	3.38	1.125
Carlos Almanzar, R ERA: 3.18	(9, 1)	1.0		4	1	0	0	1	0	0	0	0	0	0	19	23	0.00	1.000

PITCHER	IP	WLS	BF	H	R	ER	SO	BB	IBB	HBP	BLK	WP	HR	S	P	ERA	WHIP

Batter	1	2	3	4	5	6	7	8	9	AB	R	H	RBI	BB	SO	LOB
Chuck Knoblauch, R (1, 7) OBP: 0.352, SLG: 0.355	F X 0-1 ① G5-3		B F X 1-1 ③ F9		C F B X 1-2 ③ FC6-4 1-2f 2-3		C B B X 2-1 ③ F8		F F B F C 1-3 ③ K	5	0	0	0	0	1	3
2 Derek Jeter, R (1, 6) OBP: 0.389, SLG: 0.440	B B B C B 4-1 BB			C B S F B X 2-2 HR		F C X 0-2 ① F9		C F F B S 1-3 ① K		3	1	1	1	1	1	0
David Justice, L (1, 10) OBP: 0.329, SLG: 0.464	X 0-0 ② F7			C C B B B X 2-2 ① G1-3		F B X 1-1 ② G4-1		C S S 0-3 ② K		4	0	0	0	0	1	1
Bernie Williams, S (1, 8) OBP: 0.343, SLG: 0.405	X 0-0 ③ F8			C B X 1-1 ② G3		B F X 1-1 1B 1B		F B B B X 3-1 E8 2B		4	0	2	0	0	0	1
Tino Martinez, L (1, 3) OBP: 0.335, SLG: 0.420		C X 0-1 ① F8		C B X 1-1 ③ G1-3		B X 1-0 1-2 1B		S X 0-1 ③ G4-3		4	0	1	0	0	0	1
Paul O'Neill, L (1, 9) OBP: 0.316, SLG: 0.450		B B B C F X 3-2 ② G4-3			B B X 2-0 ① F8	B S B F C 2-3 ③ K			B B C F B X 3-2 ① G1-3	4	0	0	0	0	1	2
20 Jorge Posada, S (1, 2) OBP: 0.355, SLG: 0.506		C C F X 0-2 ③ G4-3			C B S B B B 4-2 FC6-4 BB BB		B B X 2-0 ① G4-3		C F B B B B 4-2 HR BB	2	1	0	0	2	0	0
Scott Brosius, R (1, 5) OBP: 0.371, SLG: 0.513			B X 1-0 ① G4-3		C X 0-1 ② F8		X 0-0 1B		C B X 1-1 1-H HR	4	1	2	2	0	0	1
Alfonso Soriano, R (1, 4) OBP: 0.286, SLG: 0.371 Henry Rodriguez, L (9, PH)			S B X 1-1 ② G5-3		B C B B B 4-1 1-2 FC6-4 BB		F F X 0-2 ② P4		B F S B F B S 3-3 ② K	2 1	0 0	0 0	0 0	1 0	0 1	1 0
Inning Stats	R: 0 H: 0 E: 0 LOB: 1 K: 0 BB: 1 S: 5 P: 9	R: 0 H: 0 E: 0 LOB: 0 K: 0 BB: 0 S: 9 P: 12	R: 0 H: 0 E: 0 LOB: 0 K: 0 BB: 0 S: 5 P: 8	R: 1 H: 1 E: 0 LOB: 0 K: 0 BB: 0 S: 11 P: 17	R: 0 H: 0 E: 0 LOB: 2 K: 0 BB: 2 S: 9 P: 20	R: 0 H: 2 E: 0 LOB: 2 K: 1 BB: 0 S: 11 P: 16	R: 0 H: 1 E: 0 LOB: 1 K: 0 BB: 0 S: 7 P: 11	R: 0 H: 1 E: 1 LOB: 1 K: 2 BB: 0 S: 11 P: 15	R: 2 H: 1 E: 0 LOB: 0 K: 2 BB: 1 S: 15 P: 27	1B: 3 SF: 0 2B: 1 SAC: 0 3B: 0 DP: 0 HR: 2 HBP: 0						

PITCHER	IP	WLS	BF	H	R	ER	SO	BB	IBB	HBP	BLK	WP	HR	S	P	ERA	WHIP
Charles Nagy, R (1, 1) ERA: 1.29	7.0	W	28	4	1	1	1	3	0	0	0	0	1	57	93	1.29	1.000
Steve Karsay, R (8, 1) ERA: 1.11	1.0	H	4	1	0	0	2	0	0	0	0	0	0	11	15	0.00	1.000
Bob Wickman, R (9, 1) ERA: 2.59	1.0	S	5	1	2	2	2	1	0	0	0	0	1	15	27	18.00	2.000

PITCHER	IP	WLS	BF	H	R	ER	SO	BB	IBB	HBP	BLK	WP	HR	S	P	ERA	WHIP

BOTTOM

Cleveland Indians @ New York Yankees

Yankee Stadium, Bronx, NY

Sun Jun 03 2001, 1:05 PM EDT
Att. 47,300 - Cloudy - 70 F

livebaseballscorecards.com

AB	33
R	3
H	6
RBI	3
BB	4
SO	5
LOB	10

Boston Red Sox @ New York Yankees

Yankee Stadium, Bronx, NY

Mon Jun 04 2001, 7:05 PM EDT

Att. 41,771 - Sunny - 73 F

livebaseballscorecards.com

Batter	1	2	3	4	5	6	7	8	9	AB	R	H	RBI	BB	SO	LOB
Jose Offerman, S (1, 4) (8, 3) OBP: 0.364, SLG: 0.428	C X 0-1 ① P4		C C X 0-2 ② F7		F C F C 0-3 ① K		B F F X 1-2 ① G6-3	F B F C 1-3 ③ K		5	0	0	0	0	2	3
Trot Nixon, L (1, 9) OBP: 0.346, SLG: 0.445	S B B C F X 2-2 ② G6-3		C B X 1-1 ③ F8		B B B B 4-0 HR BB		C B C B B B 4-2 1B BB		C F X 0-2 FC4 1B	3	1	1	0	2	0	1
Carl Everett, S (1, 8) OBP: 0.351, SLG: 0.482	F B B S B X 3-2 2B			C F B C 1-3 ① K	X 0-0 1-H HR		F F B B S 2-3 ② K		F X 0-1 ① FC4 1-2f HR	5	2	2	2	0	2	2
Manny Ramirez, R (1, 7) OBP: 0.461, SLG: 0.721	F B S S 1-3 ③ K			F X 0-1 HR 1B	S F S 0-3 ② K		B S F F X 1-2 1-3 1B		C B F F B X 2-2 1-H HR	5	2	3	2	0	2	1
Troy O'Leary, L (1, 10) OBP: 0.280, SLG: 0.415		B B C S S 2-3 ① K		F X 0-1 1-H HR	S F B B B S 3-3 ③ K		B S X 1-1 ③ G3		F F X 0-2 1B	5	1	2	2	0	2	2
Darren Lewis, R (9, PR) OBP: 0.246, SLG: 0.382										0	0	0	0	0	0	0
Jason Varitek, S (1, 2) OBP: 0.373, SLG: 0.488		C S S 0-3 ② K		C X 0-1 1B 2B		B F C X 1-2 ① F9		C X 0-1 BB 1B	B S S X 1-2 ② F9	5	0	2	0	0	1	1
John Valentin, R (1, 6) OBP: 0.297, SLG: 0.273		B C B X 2-1 ③ G5-3		C X 0-1 2-3 1B		B X 1-0 ② F7		B B B B 4-0 1-2 BB	C X 0-1 ③ F9	4	0	1	0	1	0	1
Brian Daubach, L (1, 3) OBP: 0.327, SLG: 0.522			C B F S 1-3 ① K	B F F S 1-3 ② K		S C B H 2-2 HBP		S S S 0-3 ① K		2	0	0	0	0	2	2
Dante Bichette, R (8, PH) OBP: 0.356, SLG: 0.452										1	0	0	0	0	1	2
Lou Merloni, R (8, 4) OBP: 0.313, SLG: 0.379										0	0	0	0	0	0	0
Shea Hillenbrand, R (1, 5) OBP: 0.288, SLG: 0.408			B F X 1-1 2B	X 0-0 ③ G5-3		F F F X 0-2 ③ G1-3		F X 0-1 ② F9		4	0	1	0	0	0	5
Inning Stats	R: 0 H: 1 E: 0 LOB: 1 K: 1 BB: 0 S: 12 P: 18	R: 0 H: 0 E: 0 LOB: 0 K: 2 BB: 0 S: 8 P: 12	R: 0 H: 1 E: 0 LOB: 1 K: 1 BB: 0 S: 10 P: 13	R: 2 H: 4 E: 0 LOB: 2 K: 2 BB: 0 S: 15 P: 17	R: 2 H: 1 E: 0 LOB: 0 K: 3 BB: 1 S: 11 P: 18	R: 0 H: 0 E: 0 LOB: 1 K: 0 BB: 0 S: 10 P: 14	R: 0 H: 1 E: 0 LOB: 2 K: 1 BB: 1 S: 14 P: 23	R: 0 H: 1 E: 0 LOB: 2 K: 2 BB: 1 S: 10 P: 15	R: 2 H: 3 E: 0 LOB: 1 K: 0 BB: 0 S: 17 P: 20	1B: 6 SF: 0 2B: 3 SAC: 0 3B: 0 DP: 0 HR: 3 HBP: 1						

	AB	39
	R	6
	H	12
	RBI	6
	BB	3
	SO	12
	LOB	20

	WP: 0	PA: 43
	PB: 0	
	SB: 0	
	CS: 0	

PITCHER		IP	WLS	BF	H	R	ER	SO	BB	IBB	HBP	BLK	WP	HR	S	P	ERA	WHIP
Ramiro Mendoza, R ERA: 4.34	(1, 1)	4.2		22	7	4	4	8	1	0	0	0	0	2	53	72	7.71	1.714
Randy Choate, L ERA: 1.84	(5, 1)	1.1		5	0	0	0	1	0	0	1	0	0	0	13	20	0.00	0.000
Mike Stanton, L ERA: 1.42	(7, 1)	1.0		7	2	0	0	1	2	0	0	0	0	0	16	29	0.00	4.000
42 Mariano Rivera, R ERA: 2.97	(8, 1)	2.0	W	9	3	2	2	2	0	0	0	0	0	1	25	29	9.00	1.500

PITCHER	IP	WLS	BF	H	R	ER	SO	BB	IBB	HBP	BLK	WP	HR	S	P	ERA	WHIP

Batter	1	2	3	4	5	6	7	8	9	AB	R	H	RBI	BB	SO	LOB
Chuck Knoblauch, R (1, 7) OBP: 0.355, SLG: 0.367	K		1-2 3B			2 FC4-6 1B	G5-3 1-2 2-3		SH1-4 1-2	4	0	2	0	0	1	2
2 Derek Jeter, R (1, 6) OBP: 0.389, SLG: 0.437	G6-3		K			FC4-6 WP 1-2f 3B	BB 1B 2-H 3-H 1B		1B IBB	4	2	1	2	1	1	2
Paul O'Neill, L (1, 9) OBP: 0.315, SLG: 0.443 Luis Sojo, R (8, 4) OBP: 0.212, SLG: 0.161	K			K		K	1B 1-2 BB		1B	3 1	0 0	0 1	0 1	1 0	3 0	1 0
Bernie Williams, S (1, 8) OBP: 0.352, SLG: 0.429		HR		F2		3B BB	1B 1-2 2-H			3	2	2	2	1	0	0
Tino Martinez, L (1, 3) OBP: 0.338, SLG: 0.431		F7		1B		3B 1-H 2-H	F8			4	0	2	2	0	0	2
Henry Rodriguez, L (1, 10)		K		K		K		G3-1		4	0	0	0	0	3	2
Scott Brosius, R (1, 5) OBP: 0.369, SLG: 0.507		K			K		G5-3 SH1-3 2 1B 1B 2-H 3-H	L4		4	1	1	0	0	2	0
Joe Oliver, R (1, 2) OBP: 0.258, SLG: 0.276			G6-3		F2		SH1-3 1-2	F8		3	0	0	0	0	0	0
Alfonso Soriano, R (1, 4) OBP: 0.288, SLG: 0.373 David Justice, L (7, PH) (8, 9) OBP: 0.335, SLG: 0.464			CS 1B		F9		G5-3 2 1B BB		SH1-4 1B BB	2 0	0 2	1 0	0 0	0 2	0 0	0 0
Inning Stats	R: 0 E: 0 K: 2 S: 7 H: 0 LOB: 0 BB: 0 P: 10	R: 1 E: 0 K: 2 S: 11 H: 1 LOB: 0 BB: 0 P: 15	R: 0 E: 0 K: 1 S: 13 H: 2 LOB: 1 BB: 0 P: 20	R: 0 E: 0 K: 2 S: 12 H: 1 LOB: 1 BB: 0 P: 19	R: 0 E: 0 K: 1 S: 6 H: 0 LOB: 0 BB: 0 P: 7	R: 2 E: 0 K: 2 S: 12 H: 2 LOB: 1 BB: 1 P: 19	R: 3 E: 0 K: 0 S: 12 H: 3 LOB: 2 BB: 2 P: 28	R: 0 E: 0 K: 0 S: 6 H: 0 LOB: 0 BB: 0 P: 10	R: 1 E: 0 K: 0 S: 9 H: 1 LOB: 2 BB: 2 P: 20	1B: 7 2B: 0 3B: 2 HR: 1	SF: 0 SAC: 2 DP: 0 HBP: 0					

PITCHER		IP	WLS	BF	H	R	ER	SO	BB	IBB	HBP	BLK	WP	HR	S	P	ERA	WHIP
Pedro Martinez, R ERA: 1.66	(1, 1)	6.0		24	6	3	3	10	1	0	0	0	1	1	61	90	4.50	1.167
Rolando Arrojo, R ERA: 3.98	(7, 1)	0.2	B	5	2	3	3	0	1	0	0	0	0	0	7	16	40.50	4.500
Pete Schourek, L ERA: 3.68	(7, 1)	0.0		2	1	0	0	0	1	0	0	0	0	0	3	9	∞	∞
Rich Garces, R ERA: 3.29	(7, 1)	0.1		1	0	0	0	0	0	0	0	0	0	0	2	3	0.00	0.000
Hipolito Pichardo, R ERA: 6.75	(8, 1)	1.0		3	0	0	0	0	0	0	0	0	0	0	6	10	0.00	0.000

PITCHER		IP	WLS	BF	H	R	ER	SO	BB	IBB	HBP	BLK	WP	HR	S	P	ERA	WHIP
Rod Beck, R ERA: 2.7	(9, 1)	0.1	L	4	1	1	1	0	1	1	0	0	0	0	9	20	27.00	6.000

BOTTOM

Boston Red Sox @ New York Yankees

Yankee Stadium, Bronx, NY

Mon Jun 04 2001, 7:05 PM EDT
Att. 41,771 - Sunny - 73 F

livebaseballscorecards.com

AB	32
R	7
H	10
RBI	7
BB	5
SO	10
LOB	9

WP: 1 PA: 39
PB: 0
SB: 0
CS: 1

Batter	1	2	3	4	5	6	7	8	9	AB	R	H	RBI	BB	SO	LOB
Brady Anderson, L (1, 10) OBP: 0.318, SLG: 0.309	B F X 1-1 ① F8	S B C F B B F B 4-2 1B 2B 1-2 BB		B C S S 1-3 ③ K		C X 0-1 HR		C B B B B 4-1 1-2 BB	C B C X 1-2 1-3 2-H 1B	4	2	2	2	2	1	0
Mike Bordick, R (1, 6) OBP: 0.310, SLG: 0.359	S F B F X 1-2 ② G6-3	X 0-0 1-2 2-H 3-H 2B 1B			B C X 1-1 ① F5	B B X 2-0 HR		X 0-0 ① P6	C F B B F F F S 2-3 ③ K	6	2	2	3	0	1	4
Chris Richard, L (1, 9) OBP: 0.359, SLG: 0.460	C B B F F X 2-2 1B 2B	F X 0-1 WP 1-H 2-H 2B			X 0-0 1B 1B 1B	X 0-0 ② F7		B F S C 1-3 ② K		5	2	3	2	0	1	2
Jeff Conine, R (1, 5) OBP: 0.403, SLG: 0.529	B B C X 2-1 FC6-4 2-H 1B	B C F F C 1-3 ③ K 2-3			X 0-0 31 HBP 1B 1-2 1B	B C X 1-1 ③ P4		F F B B B F F X 3-2 ③ F7		5	0	2	1	0	1	3
David Segui, S (1, 3) OBP: 0.400, SLG: 0.396	F F F X 0-2 ③ FC6-4 1-2f		B S S S 1-3 ① K		C B F B X 2-2 31 HBP 1-2 2-H 1B		F X 0-1 ① F5		B X 1-0 1B 1B 1B	5	1	2	1	0	1	1
6 Melvin Mora, R (1, 8) OBP: 0.351, SLG: 0.373		C B F B X 2-2 ① P3	B X 1-0 ② P4		C F B S 1-3 ② K		B B B C X 3-1 2B		B B X 2-0 ① F8	5	0	1	0	0	1	3
31 Jay Gibbons, L (1, 7) OBP: 0.300, SLG: 0.326 Mike Kinkade, R (9, 7) OBP: 0.318, SLG: 0.375		B X 1-0 1B 1B 1B	S X 0-1 ③ F7		F F B H 2-2 1-2 2-3 HBP		B B F B X 3-1 ② F9		F C F F B S 1-3 ② K	4 0	1 0	1 0	0 0	0 0	1 0	2 0
Brook Fordyce, R (1, 2) OBP: 0.260, SLG: 0.294		C S F B B F C 2-3 ② K		B B C F C 2-3 ① K	C B C B S 2-3 ③ K		F X 0-1 ③ F7		C B C X 1-2 1B 1-3 1B 1B	5	1	1	0	0	3	5
Jerry Hairston, R (1, 4) OBP: 0.316, SLG: 0.377		B B F C X 2-2 S 1-3 1B		F B F F S 1-3 ② K		B C C F B C 2-3 ① K		B X 1-0 BB	C B X 1-1 1B 1-2 3-H 1B	5	1	3	1	0	2	0
Inning Stats	R: 1 H: 2 E: 0 LOB: 1 K: 0 BB: 0 S: 16 P: 22	R: 4 H: 4 E: 0 LOB: 1 K: 2 BB: 1 S: 23 P: 35	R: 0 H: 0 E: 0 LOB: 0 K: 1 BB: 0 S: 6 P: 8	R: 0 H: 0 E: 0 LOB: 0 K: 3 BB: 0 S: 10 P: 14	R: 1 H: 3 E: 0 LOB: 3 K: 2 BB: 0 S: 15 P: 23	R: 2 H: 2 E: 0 LOB: 0 K: 1 BB: 0 S: 10 P: 15	R: 0 H: 1 E: 0 LOB: 1 K: 0 BB: 0 S: 8 P: 14	R: 0 H: 1 E: 0 LOB: 2 K: 1 BB: 1 S: 11 P: 20	R: 2 H: 4 E: 0 LOB: 2 K: 2 BB: 0 S: 21 P: 30	1B: 12 SF: 0 2B: 3 SAC: 0 3B: 0 DP: 0 HR: 2 HBP: 1						

PITCHER		IP	WLS	BF	H	R	ER	SO	BB	IBB	HBP	BLK	WP	HR	S	P	ERA	WHIP
35 Mike Mussina, R ERA: 3.78	(1, 1)	5.0	L	26	9	6	6	8	1	0	1	0	1	0	70	102	10.80	2.000
Brandon Knight, R ERA: 9.0	(6, 1)	4.0		21	8	4	4	4	1	0	0	0	0	2	50	79	9.00	2.250

PITCHER	IP	WLS	BF	H	R	ER	SO	BB	IBB	HBP	BLK	WP	HR	S	P	ERA	WHIP

TOP

Baltimore Orioles @ New York Yankees

Yankee Stadium, Bronx, NY

Tue Jun 05 2001, 7:05 PM EDT

Att. 30,605 - Sunny - 76 F

livebaseballscorecards.com

AB	44
R	10
H	17
RBI	10
BB	2
SO	12
LOB	20

WP: 1	PA: 47																	
PB: 0																		
SB: 1																		
CS: 0																		

Batter	1	2	3	4	5	6	7	8	9	AB	R	H	RBI	BB	SO	LOB
Chuck Knoblauch, R (1, 7) OBP: 0.353, SLG: 0.369	B B X 2-0 ① F7		C X 0-1 ② G4-3			C F X 0-2 ① G4-3		B B B C F F X 3-2 PB 1B 2-H 2B		4	1	1	1	0	0	0
2 Derek Jeter, R (1, 6) OBP: 0.383, SLG: 0.429	F B X 1-1 E4 WP		C S F B B S 2-3 ③ K			F F F F B X 2-2 ② L7		B B S X 2-1 ② F9		4	0	0	0	0	1	1
David Justice, L (1, 10) OBP: 0.338, SLG: 0.462	B C B F B B 4-2 **1-2** BB			B X 1-0 ① G4-3		B X 1-0 ③ G4-3		C F B B F X 2-2 FC6-4 HBP **2-H** 1B		3	0	1	1	1	0	0
Bernie Williams, S (1, 8) OBP: 0.355, SLG: 0.434	C B B C F F F X 2-2 ② F9			F X 0-1 ② G6-3			C B C B X 2-2 G3 2B	B F B S H 3-2 FC6-4 **1-2** HBP		3	0	1	0	0	0	2
Tino Martinez, L (1, 3) OBP: 0.332, SLG: 0.423	B F F X 1-2 ③ F7			B X 1-0 ③ G4-3			B C X 1-1 ① F7	C S B F X 1-2 ③ FC6-4 **1-2f** **2-3**		4	0	0	0	0	0	5
Paul O'Neill, L (1, 9) OBP: 0.314, SLG: 0.453		F C B X 1-2 ① G5-3		B X 1-0 HR			B B B C X 3-1 ② G3 **2-3**		C F F F X 0-2 ① G4-3	4	1	1	1	0	0	1
Scott Brosius, R (1, 5) OBP: 0.362, SLG: 0.498		B C B F F S 2-3 ② K		B X 1-0 ① G1-3			C X 0-1 ③ P4		B C C B F S 2-3 ② K	4	0	0	0	0	2	1
Joe Oliver, R (1, 2) OBP: 0.229, SLG: 0.242		C B B F B S 3-3 ③ K		C S F B C 1-3 ② K				F C B F F S 1-3 ① K	B S B X 2-1 ③ F9	4	0	0	0	0	3	0
Alfonso Soriano, R (1, 4) OBP: 0.288, SLG: 0.377			B X 1-0 ① F9			B B F B F F C 3-3 ③ K		B X 1-0 2B 2B		3	1	1	0	0	1	0
Inning Stats	R: 0 H: 0 E: 1 LOB: 2 K: 0 BB: 1 S: 14 P: 24	R: 0 H: 0 E: 0 LOB: 0 K: 2 BB: 0 S: 10 P: 16	R: 0 H: 0 E: 0 LOB: 0 K: 1 BB: 0 S: 7 P: 10	R: 0 H: 0 E: 0 LOB: 0 K: 0 BB: 0 S: 4 P: 6	R: 1 H: 1 E: 0 LOB: 0 K: 2 BB: 0 S: 10 P: 16	R: 0 H: 0 E: 0 LOB: 0 K: 0 BB: 0 S: 9 P: 12	R: 0 H: 1 E: 0 LOB: 1 K: 0 BB: 0 S: 9 P: 15	R: 2 H: 3 E: 0 LOB: 2 K: 1 BB: 0 S: 22 P: 35	R: 0 H: 0 E: 0 LOB: 0 K: 1 BB: 0 S: 11 P: 15	1B: 1 SF: 0 2B: 3 SAC: 0 3B: 0 DP: 0 HR: 1 HBP: 1						WP: 1 PA: 35 PB: 1 SB: 0 CS: 0	

PITCHER		IP	WLS	BF	H	R	ER	SO	BB	IBB	HBP	BLK	WP	HR	S	P	ERA	WHIP
Jason Johnson, R ERA: 3.33	(1, 1)	7.2	W	29	4	3	2	6	1	0	0	0	1	1	75	118	2.35	0.652
B.J. Ryan, L ERA: 3.46	(8, 1)	1.1		6	1	0	0	1	0	0	1	0	0	0	21	31	0.00	0.750

PITCHER	IP	WLS	BF	H	R	ER	SO	BB	IBB	HBP	BLK	WP	HR	S	P	ERA	WHIP

BOTTOM

Baltimore Orioles @ New York Yankees

Yankee Stadium, Bronx, NY

Tue Jun 05 2001, 7:05 PM EDT
Att. 30,605 - Sunny - 76 F

livebaseballscorecards.com

AB	33
R	3
H	5
RBI	3
BB	1
SO	7
LOB	10

Batter	1	2	3	4	5	6	7	8	9	AB	R	H	RBI	BB	SO	LOB
Jerry Hairston, R (1, 4) OBP: 0.318, SLG: 0.393	HR		P4 ①		F9 ②		F7 1B 2-H 1B		G1-3 ①	5	1	2	2	0	0	0
Mike Bordick, R (1, 6) OBP: 0.325, SLG: 0.400	HR		CS 1B		HR		FC6-4 1-2 1B		DI BB	4	2	4	2	1	0	0
Chris Richard, L (1, 9) OBP: 0.355, SLG: 0.449	K ①		1 SAFE 1-2 HBP ②		G6-3 ③		F7 ② 2-3		K ② 1-2	4	0	0	0	0	2	3
Jeff Conine, R (1, 3) OBP: 0.396, SLG: 0.514	F7 ②		F2 ③			BB	FC6-4 ③ 1-2f		K ③	4	0	0	0	1	1	4
David Segui, S (1, 10) OBP: 0.396, SLG: 0.386	G6-3 ③			6 CS BB		K ①	F7 ①			3	0	0	0	1	1	1
6 Melvin Mora, R (1, 8) OBP: 0.354, SLG: 0.368		FC5-4 BB		S 1-2 BB		F9 ②		K ②		2	0	0	0	2	1	1
Cal Ripken Jr., R (1, 5) OBP: 0.244, SLG: 0.320		FC5-4 ① 1-2f		G6-3 1-3 BB		G1-3 ③		F7 ① FC4-6 1B		3	0	1	0	1	0	2
Mike Kinkade, R (1, 7) OBP: 0.326, SLG: 0.381		K ② ③		G6-3 1-2f			SH3-4 1B 1B	FC4-6 1-2 1B		4	1	2	0	0	1	3
Brook Fordyce, R (1, 2) OBP: 0.255, SLG: 0.288		F9 ③			F8 ①		SH3-4 ① 1-2	FC4-6 ③ 1-2f 2-3		3	0	0	0	0	0	3
Inning Stats	R: 2 H: 2 E: 0 LOB: 0 K: 1 BB: 0 S: 13 P: 19	R: 0 H: 0 E: 0 LOB: 0 K: 1 BB: 1 S: 8 P: 13	R: 0 H: 1 E: 0 LOB: 1 K: 0 BB: 0 S: 11 P: 18	R: 0 H: 0 E: 0 LOB: 1 K: 0 BB: 3 S: 10 P: 23	R: 1 H: 1 E: 0 LOB: 0 K: 0 BB: 0 S: 11 P: 14	R: 0 H: 0 E: 0 LOB: 1 K: 1 BB: 1 S: 10 P: 15	R: 1 H: 3 E: 0 LOB: 2 K: 0 BB: 0 S: 13 P: 17	R: 0 H: 2 E: 0 LOB: 2 K: 1 BB: 0 S: 14 P: 19	R: 0 H: 0 E: 0 LOB: 1 K: 2 BB: 1 S: 9 P: 15	1B: 6 SF: 0 2B: 0 SAC: 1 3B: 0 DP: 1 HR: 3 HBP: 1						

TOP

Baltimore Orioles @ New York Yankees

Yankee Stadium, Bronx, NY

Wed Jun 06 2001, 7:05 PM EDT

Att. 25,137 - Sunny - 74 F

livebaseballscorecards.com

AB	32
R	4
H	9
RBI	4
BB	6
SO	6
LOB	17

PITCHER		IP	WLS	BF	H	R	ER	SO	BB	IBB	HBP	BLK	WP	HR	S	P	ERA	WHIP
Ted Lilly, L ERA: 6.1	(1, 1)	6.0		26	5	4	4	3	5	0	1	0	0	3	66	106	6.00	1.667
Carlos Almanzar, R ERA: 3.0	(7, 1)	0.1		3	2	0	0	0	0	0	0	0	0	0	7	9	0.00	6.000
Mike Stanton, L ERA: 1.35	(7, 1)	1.2	W	7	2	0	0	1	0	0	0	0	0	0	17	23	0.00	1.200
42 Mariano Rivera, R ERA: 2.87	(9, 1)	1.0	S	4	0	0	0	2	1	0	0	0	0	0	9	15	0.00	1.000

PITCHER	IP	WLS	BF	H	R	ER	SO	BB	IBB	HBP	BLK	WP	HR	S	P	ERA	WHIP

Baltimore Orioles @ New York Yankees

Yankee Stadium, Bronx, NY

Wed Jun 06 2001, 7:05 PM EDT
Att. 25,137 - Sunny - 74 F

livebaseballscorecards.com

BOTTOM

Batter	1	2	3	4	5	6	7	8	9	AB	R	H	RBI	BB	SO	LOB
Chuck Knoblauch, R (1, 10) OBP: 0.350, SLG: 0.362	C X 0-1 G5-3 ①			X 0-0 P6 ①	L F B S 1-3 K ①		B B B C B 4-1 2 S BB	B X 1-0 G6-3 ③		4	0	0	0	1	1	1
2 Derek Jeter, R (1, 6) OBP: 0.385, SLG: 0.427	B F C B F X 2-2 G6-3 ②			F B B X 2-1 G5-3 ②	F X 0-1 FC3-6 1-2 1B		S B F B B B 4-2 1-3 BB			3	0	1	0	1	0	0
David Justice, L (1, 7) OBP: 0.336, SLG: 0.455	C C B F C 1-3 K ③			B B B B 4-0 1B BB	B S X 1-1 FC3-6 ② 1-2f 2-3		B B X 2-0 G4-3 ③			3	0	0	0	1	1	4
Bernie Williams, S (1, 8) OBP: 0.358, SLG: 0.436		B X 1-0 F7 ①		B B F C F X 2-2 1-3 1B	X 0-0 G3 ③			C B X 1-1 2B 20 HR 1B		4	1	2	0	0	0	2
Tino Martinez, L (1, 3) OBP: 0.331, SLG: 0.424		X 0-0 G4-3 ②		X 0-0 L7 ③		B C B B C X 3-2 G6-3 ①		C F X 0-2 1-3 20 HR 2B		4	1	1	0	0	0	2
Paul O'Neill, L (1, 9) OBP: 0.313, SLG: 0.450		X 0-0 G4-3 ③			X 0-0 1B HR 1B	B S C C 1-3 K ②		B B C B X 3-1 G3 ①		4	1	1	0	0	1	2
Scott Brosius, R (1, 5) OBP: 0.364, SLG: 0.495			B X 1-0 F8 ①		X 0-0 1-2 HR 1B	C X 0-1 G5-3 ③		I I I I 4-0 20 HR IBB		3	2	1	0	1	0	0
Todd Greene, R (1, 2) OBP: 0.333, SLG: 1.333 20 Jorge Posada, S (8, PH) OBP: 0.358, SLG: 0.525 Joe Oliver, R (9, 2) OBP: 0.229, SLG: 0.242			S B B B S F X 2-2 F7 ②		X 0-0 1-H 2-H HR		F B B X 2-1 F9 ①	B F B X 2-1 1-H 2-H 3-H HR		3 1 0	1 1 0	1 1 0	3 4 0	0 0 0	0 0 0	0 0 0
Alfonso Soriano, R (1, 4) OBP: 0.292, SLG: 0.379			F C B B F F F F S 2-3 K ③		S F X 0-2 FC3-6 2 1B 1B		B X 1-0 1B ②	C S X 0-2 F7 ②		4	0	2	0	0	1	0
Inning Stats	R: 0 H: 0 E: 0 LOB: 0 K: 1 BB: 0 S: 10 P: 13	R: 0 H: 0 E: 0 LOB: 0 K: 0 BB: 0 S: 3 P: 4	R: 0 H: 0 E: 0 LOB: 0 K: 1 BB: 0 S: 12 P: 17	R: 0 H: 1 E: 0 LOB: 2 K: 0 BB: 1 S: 8 P: 16	R: 3 H: 5 E: 0 LOB: 2 K: 1 BB: 0 S: 14 P: 16	R: 0 H: 0 E: 0 LOB: 0 K: 1 BB: 2 S: 8 P: 12	R: 0 H: 1 E: 0 LOB: 2 K: 0 BB: 2 S: 7 P: 20	R: 4 H: 3 E: 0 LOB: 0 K: 0 BB: 1 S: 13 P: 24		1B: 7 SF: 0 2B: 1 SAC: 0 3B: 0 DP: 0 HR: 2 HBP: 0						

	AB	33
	R	7
	H	10
	RBI	7
	BB	4
	SO	4
	LOB	11

WP: 0 PA: 37
PB: 0
SB: 2
CS: 0

PITCHER		IP	WLS	BF	H	R	ER	SO	BB	IBB	HBP	BLK	WP	HR	S	P	ERA	WHIP
Jose Mercedes, R ERA: 5.66	(1, 1)	6.2		29	7	3	3	4	3	0	0	0	0	1	61	95	4.05	1.500
John Parrish, L ERA: 6.75	(7, 1)	0.1	H	1	0	0	0	0	0	0	0	0	0	0	1	3	0.00	0.000
Buddy Groom, L ERA: 4.91	(8, 1)	0.1	L	3	2	2	2	0	0	0	0	0	0	0	7	11	54.00	6.000
Mike Trombley, R ERA: 2.27	(8, 1)	0.2	B	4	1	2	2	0	0	1	0	0	0	1	6	13	27.00	1.500

PITCHER	IP	WLS	BF	H	R	ER	SO	BB	IBB	HBP	BLK	WP	HR	S	P	ERA	WHIP

Batter	1	2	3	4	5	6	7	8	9	AB	R	H	RBI	BB	SO	LOB
Brady Anderson, L (1, 7) OBP: 0.312, SLG: 0.302	F S C 0-3 ① K		C B F B C 2-3 ③ K			B F B F B S 3-3 ① K		B S X 1-1 ② G3-1		4	0	0	0	0	3	1
Mike Bordick, R (1, 6) OBP: 0.319, SLG: 0.393	C F B S 1-3 ② K			B X 1-0 ① P4		X 0-0 ② G6-3		C S B F B F X 2-2 ③ G5-3		4	0	0	0	0	1	0
Chris Richard, L (1, 9) OBP: 0.348, SLG: 0.440	F S B F S 1-3 ③ K2-3			X 0-0 ② F7		F F F B X 1-2 E4			B B C B X 3-1 ① F8	4	0	0	0	0	1	0
Jeff Conine, R (1, 5) OBP: 0.399, SLG: 0.507		B B B C B 4-1 G1-6-3 BB		C B B F B B 4-2 BB		B B S X 2-1 ③ F8			X 0-0 ② G3-1	2	0	0	0	2	0	1
David Segui, S (1, 3) OBP: 0.392, SLG: 0.390		S C B F X 1-2 ①② G1-6-3 1-2f		B C F S 1-3 ③ K			B S B X 2-1 6 WP 2B		X 0-0 ③ G3-1	4	0	1	0	0	1	2
Greg Myers, L (1, 2) OBP: 0.346, SLG: 0.479		C S B F B S 2-3 ③ K			B B X 2-0 ① L6		S X 0-1 ① G6-3			3	0	0	0	0	1	1
6 Melvin Mora, R (1, 8) OBP: 0.359, SLG: 0.380			C X 0-1 2B		B B C B F F X 3-2 WP S 1B		B B B C F X 3-2 ② F5 2-3			3	0	2	0	0	0	1
Delino DeShields, L (1, 10) OBP: 0.316, SLG: 0.307			F B B C S 2-3 ① K		F S B F B B C 3-3 ② K 1-2		B B F B F F C 3-3 ③ K			3	0	0	0	0	3	3
Jerry Hairston, R (1, 4) OBP: 0.313, SLG: 0.387			X 0-0 ② F8		B B B C X 3-1 ③ P5 2-3			C B C F B X 2-2 ① F8		3	0	0	0	0	0	2
Inning Stats	R: 0 H: 0 E: 0 LOB: 0 K: 3 BB: 0 S: 10 P: 12	R: 0 H: 0 E: 0 LOB: 0 K: 1 BB: 1 S: 9 P: 16	R: 0 H: 1 E: 0 LOB: 1 K: 2 BB: 0 S: 9 P: 13	R: 0 H: 0 E: 0 LOB: 1 K: 1 BB: 1 S: 7 P: 13	R: 0 H: 1 E: 0 LOB: 1 K: 1 BB: 0 S: 11 P: 22	R: 0 H: 0 E: 1 LOB: 1 K: 1 BB: 0 S: 10 P: 16	R: 0 H: 1 E: 0 LOB: 1 K: 1 BB: 0 S: 12 P: 20	R: 0 H: 0 E: 0 LOB: 0 K: 0 BB: 0 S: 11 P: 16	R: 0 H: 0 E: 0 LOB: 0 K: 0 BB: 0 S: 4 P: 7	1B: 1 SF: 0 2B: 2 SAC: 0 3B: 0 DP: 1 HR: 0 HBP: 0						

PITCHER	IP	WLS	BF	H	R	ER	SO	BB	IBB	HBP	BLK	WP	HR	S	P	ERA	WHIP
Roger Clemens, R (1, 1) ERA: 4.0	8.0	W	29	3	0	0	10	2	0	0	0	2	0	79	128	0.00	0.625
42 Mariano Rivera, R (9, 1) ERA: 2.78	1.0		3	0	0	0	0	0	0	0	0	0	0	4	7	0.00	0.000

PITCHER	IP	WLS	BF	H	R	ER	SO	BB	IBB	HBP	BLK	WP	HR	S	P	ERA	WHIP

TOP

Baltimore Orioles @ New York Yankees

Yankee Stadium, Bronx, NY

Thu Jun 07 2001, 7:05 PM EDT

Att. 30,786 - Sunny - 78 F

livebaseballscorecards.com

AB	30
R	0
H	3
RBI	0
BB	2
SO	10
LOB	11

WP: 2	PA: 32		
PB: 0			
SB: 1			
CS: 0			

Baltimore Orioles @ New York Yankees

Yankee Stadium, Bronx, NY

Thu Jun 07 2001, 7:05 PM EDT
Att. 30,786 - Sunny - 78 F

BOTTOM

livebaseballscorecards.com

Batter	1	2	3	4	5	6	7	8	9	AB	R	H	RBI	BB	SO	LOB
Chuck Knoblauch, R (1, 7) OBP: 0.345, SLG: 0.356	F F F B X 1-2 F8 ①	X 0-0 G3 ③			C X 0-1 G6-3 ①		X 0-0 FC1-6 2 G5-3 ① 1-2f			4	0	0	0	0	0	2
2 Derek Jeter, R (1, 6) OBP: 0.383, SLG: 0.424	F B C F X 1-2 G4-3 ②		B X 1-0 WP G3-1 1B		S X 0-1 G1-3 ②		X 0-0 G5-3 ② 1-2			4	0	1	0	0	0	1
David Justice, L (1, 10) OBP: 0.330, SLG: 0.446	B B F B X 3-1 F7 ③		B B C B X 3-1 G3-1 ① 1-2		B F B X 2-1 F8 ③		B C B X 2-1 G4-3 ③			4	0	0	0	0	0	2
Bernie Williams, S (1, 8) OBP: 0.356, SLG: 0.431		X 0-0 G3 ① 2-3	B B S F X 2-2 G3-4 ②			X 0-0 FC4-6 1B		X 0-0 L9 ①		4	0	1	0	0	0	1
Tino Martinez, L (1, 3) OBP: 0.333, SLG: 0.425		C X 0-1 1B 1B ③	B X 1-0 G1 ③			B C F F X 1-2 FC4-6 2B ① 1-2f		B B B F X 3-1 G4-3 2B 1B		4	2	2	0	0	0	2
Paul O'Neill, L (1, 9) OBP: 0.316, SLG: 0.455		B X 1-0 1B 2B 1B 1-3		C X 0-1 F7 ①		X 0-0 1-3 2B		C B B X 2-1 G4-3 ② 1-2		4	1	2	0	0	0	1
Scott Brosius, R (1, 5) OBP: 0.367, SLG: 0.493	B F F F F X 1-2 2B 1B 1-2 3-H			X 0-0 P4 ②	S F B B F B S 3-3 K ②			B B B B 4-0 2B BB		3	1	1	1	1	1	2
Todd Greene, R (1, 2) OBP: 0.571, SLG: 1.286		C F F X 0-2 1B 2B 1-H 2-H		B F F X 1-2 1B		X 0-0 G6-3 ③		C S X 0-2 1-3 2-H 2B		4	0	3	3	0	0	2
Alfonso Soriano, R (1, 4) OBP: 0.296, SLG: 0.381		S F X 0-2 2-H 1B ②		X 0-0 G6-3 ③			B C B X 2-1 FC1-6 1B	F X 0-1 G6-3 ③		4	0	2	0	0	0	3
Inning Stats	R: 0 H: 0 E: 0 LOB: 0 K: 0 BB: 0 S: 10 P: 15	R: 3 H: 5 E: 0 LOB: 1 K: 0 BB: 0 S: 17 P: 19	R: 0 H: 1 E: 0 LOB: 1 K: 0 BB: 0 S: 7 P: 14	R: 0 H: 1 E: 0 LOB: 1 K: 0 BB: 0 S: 7 P: 8	R: 0 H: 0 E: 0 LOB: 0 K: 0 BB: 0 S: 6 P: 8	R: 0 H: 2 E: 0 LOB: 2 K: 1 BB: 0 S: 11 P: 15	R: 0 H: 1 E: 0 LOB: 1 K: 0 BB: 0 S: 6 P: 10	R: 1 H: 2 E: 0 LOB: 2 K: 0 BB: 1 S: 10 P: 19		1B: 9 SF: 0 2B: 3 SAC: 0 3B: 0 DP: 0 HR: 0 HBP: 0						WP: 1 PA: 36 PB: 0 SB: 0 CS: 0

	AB	35
	R	4
	H	12
	RBI	4
	BB	1
	SO	1
	LOB	16

PITCHER	IP	WLS	BF	H	R	ER	SO	BB	IBB	HBP	BLK	WP	HR	S	P	ERA	WHIP
Sidney Ponson, R (1, 1) ERA: 4.83	8.0	L	36	12	4	4	1	1	0	0	0	1	0	74	108	4.50	1.625

PITCHER	IP	WLS	BF	H	R	ER	SO	BB	IBB	HBP	BLK	WP	HR	S	P	ERA	WHIP

Batter	1	2	3	4	5	6	7	8	9	AB	R	H	RBI	BB	SO	LOB
Quilvio Veras, S (1, 4) OBP: 0.316, SLG: 0.366	B B C X 2-1 ① F7		F L B F F X 1-2 ① FC1-4 G6-3 1-2f			B C X 1-1 ① F7		B X 1-0 1-3 1B		4	0	1	0	0	0	1
Rafael Furcal, S (1, 6) OBP: 0.290, SLG: 0.361	C B B B F S 3-3 ② K		B F B F 1 B X SAFE 3-2 ② ③ G6-3 1-2			C B B F X 2-2 ② G6-3		B X 1-0 ② SF7 3-H		3	0	0	1	0	1	1
Andruw Jones, R (1, 8) OBP: 0.342, SLG: 0.526	B B C S S 2-3 ③ K			B F F X 1-2 FC6-4 1B		B S C B B X 3-2 ③ F7		X 0-0 ③ G6-3		4	0	1	0	0	1	1
10 Chipper Jones, S (1, 5) OBP: 0.391, SLG: 0.567		C B X 1-1 G6-3 1B		F C S 0-3 ① K			B F X 1-1 ① F9		X 0-0 F7 G5-3 2B	4	1	2	0	0	1	1
Brian Jordan, R (1, 9) OBP: 0.305, SLG: 0.418		X 0-0 ① ② G6-3 1-2f		F X 0-1 ② FC6-4 1-2f			B B F B X 3-1 ② L5		B F B S B B 4-2 F7 1B BB	3	1	0	0	1	0	2
Javy Lopez, R (1, 2) OBP: 0.311, SLG: 0.400 Paul Bako, L (7, 2) OBP: 0.250, SLG: 0.400		B X 1-0 BB 1B		B B F B X 3-1 ③ F9			B C C S 1-3 ③ K		B B B C F X 3-2 ① F7 1-2 2-3	3 1	0 0	1 0	0 0	0 0	1 0	1 2
Bernard Gilkey, R (1, 7) OBP: 0.390, SLG: 0.556	C B B B B 4-1 1-2 BB			B B F B C F X 3-2 ① L4				B X 1-0 1B SF9 2B	C B B C X 2-2 ② G5-3 3-H	3	1	1	1	1	0	1
Wes Helms, R (1, 3) OBP: 0.276, SLG: 0.457	B F S B B S 3-3 ③ K			X 0-0 ② G5-3				B F B B S F F X 3-2 1B SF7 2-3 1B	S C B X 1-2 2-H 1B	4	1	2	1	0	1	2
Mark DeRosa, R (1, 10)			B C F H 2-2 FC1-4 HBP	B X 1-0 ③ G1-3				B C X 1-1 ① SF9 3-H	S F C 0-3 ③ K	2	0	0	1	0	1	1
Inning Stats	R: 0 E: 0 K: 2 S: 8 H: 0 LOB: 0 BB: 0 P: 15	R: 0 E: 0 K: 1 S: 8 H: 2 LOB: 2 BB: 1 P: 17	R: 0 E: 0 K: 0 S: 10 H: 0 LOB: 0 BB: 0 P: 16	R: 0 E: 0 K: 1 S: 10 H: 1 LOB: 1 BB: 0 P: 14	R: 0 E: 0 K: 0 S: 6 H: 0 LOB: 0 BB: 0 P: 10	R: 0 E: 0 K: 0 S: 8 H: 0 LOB: 0 BB: 0 P: 14	R: 0 E: 0 K: 1 S: 7 H: 0 LOB: 0 BB: 0 P: 12	R: 2 E: 0 K: 0 S: 11 H: 3 LOB: 1 BB: 0 P: 18	R: 2 E: 0 K: 1 S: 15 H: 2 LOB: 1 BB: 1 P: 25	1B: 6 2B: 2 3B: 0 HR: 0 SF: 2 SAC: 0 DP: 1 HBP: 1						WP: 0 PB: 0 SB: 0 CS: 0 PA: 36

PITCHER		IP	WLS	BF	H	R	ER	SO	BB	IBB	HBP	BLK	WP	HR	S	P	ERA	WHIP
Andy Pettitte, L ERA: 2.9	(1, 1)	5.1	W	19	3	0	0	4	1	0	1	0	0	0	44	75	0.00	0.750
Mike Stanton, L ERA: 1.29	(6, 1)	1.2		5	0	0	0	1	0	0	0	0	0	0	13	23	0.00	0.000
Brian Boehringer, R ERA: 2.64	(8, 1)	1.2		11	5	4	4	0	1	0	0	0	0	0	23	40	21.60	3.600
42 Mariano Rivera, R ERA: 2.76	(9, 1)	0.1	S	1	0	0	0	1	0	0	0	0	0	0	3	3	0.00	0.000

PITCHER	IP	WLS	BF	H	R	ER	SO	BB	IBB	HBP	BLK	WP	HR	S	P	ERA	WHIP

Atlanta Braves @ New York Yankees

Yankee Stadium, Bronx, NY

Fri Jun 08 2001, 7:05 PM EDT

Att. 50,090 - Sunny - 78 F

TOP

livebaseballscorecards.com

AB	31
R	4
H	8
RBI	4
BB	2
SO	6
LOB	13

Batter	1	2	3	4	5	6	7	8	9	AB	R	H	RBI	BB	SO	LOB
Chuck Knoblauch, R (1, 7) OBP: 0.342, SLG: 0.353	B B X 2-0 G5-3 ①	F F C 0-3 K ③		F C X 0-2 BB 2 E 1B 1-2 2-3		B X 1-0 G6-3 ① C X 0-1 G4-3 ② ③ 1-2f				5	0	1	0	0	1	5
2 Derek Jeter, R (1, 6) OBP: 0.383, SLG: 0.419	F F C 0-3 K ②		B B B B 4-0 G4-6-3 BB	B B B F X 3-1 E5 BB 1-2 2-3 3-H		B C X 1-1 G4-3 ②		B B F B B 4-1 BB		3	0	0	0	2	1	2
Bernie Williams, S (1, 8) OBP: 0.362, SLG: 0.456	B F B F X 2-2 HR		X 0-0 G4-6-3 ① ② 1-2f	F B B C B B 4-2 BB 1-2 2-3 3-H		B X 1-0 20 WP 20 2B 2B		C F F B X 1-2 P6 ①		4	2	2	2	1	0	2
Tino Martinez, L (1, 3) OBP: 0.331, SLG: 0.418	F B X 1-1 F9 ③		C F B B C C 2-3 K ③	C X 0-1 F8 ②		C F B F B F B B 4-2 20 WP 20 2B BB		C B B F X 2-2 P6 ②		4	1	0	0	1	1	4
20 Jorge Posada, S (1, 10) OBP: 0.359, SLG: 0.525		C B B F B B 4-2 BB G6-3 FC1-2 BB		3-1 F7 ③ 3-2 L9 ③		B C F B F X 2-2 1-H 2-H 2B		C C B B F S 2-3 K ③		4	0	1	2	1	1	4
Paul O'Neill, L (1, 9) OBP: 0.315, SLG: 0.451		C F B B B B X 3-2 G6-3 ① 1-2		B X 1-0 HR 1B X 0-0 L6 ①		B X 1-0 F8 ③				4	1	1	0	0	0	2
Scott Brosius, R (1, 5) OBP: 0.378, SLG: 0.512		B B C B B B 4-1 FC1-2 BB BB		X 0-0 HR 1-H B B B 4-0 FC6-4 BB			C X 0-1 HBP 1B			2	1	2	2	2	0	0
Todd Greene, R (1, 2) OBP: 0.636, SLG: 1.125		B S F B F B B 4-2 FC1-2 BB 1-2 2-3		B B F B B 4-1 1B 2 E 1B BB X 0-0 FC6-4 ② 1-2f			B C F B F H 3-2 G4-3 HBP 1-2			1	1	0	0	2	0	1
Alfonso Soriano, R (1, 4) OBP: 0.295, SLG: 0.379	B X 1-0 FC1-2 ② 1-2 2-3 3-Hf			C X 0-1 2 E 1B BB 1B 1-2 B B F F C 2-3 K ③			X 0-0 F9 ①			4	1	1	0	0	1	6
Inning Stats	R: 1 H: 1 E: 0 LOB: 0 K: 1 BB: 0 S: 9 P: 14	R: 0 H: 0 E: 0 LOB: 3 K: 1 BB: 3 S: 13 P: 29	R: 0 H: 0 E: 0 LOB: 0 K: 1 BB: 1 S: 5 P: 11	R: 4 H: 4 E: 1 LOB: 3 K: 0 BB: 2 S: 19 P: 37	R: 0 H: 0 E: 0 LOB: 1 K: 1 BB: 1 S: 5 P: 11	R: 2 H: 2 E: 0 LOB: 1 K: 0 BB: 1 S: 14 P: 24	R: 0 H: 1 E: 0 LOB: 1 K: 0 BB: 0 S: 8 P: 11	R: 0 H: 0 E: 0 LOB: 1 K: 1 BB: 1 S: 12 P: 21		1B: 4 SF: 0 2B: 2 SAC: 0 3B: 0 DP: 2 HR: 2 HBP: 1						

PITCHER		IP	WLS	BF	H	R	ER	SO	BB	IBB	HBP	BLK	WP	HR	S	P	ERA	WHIP
Tom Glavine, L ERA: 4.63	(1, 1)	5.0	L	27	5	5	4	4	7	0	0	0	0	2	51	102	7.20	2.400
Matt Whiteside, R ERA: 6.97	(6, 1)	2.0		10	3	2	2	0	1	0	1	0	1	0	22	35	9.00	2.000
Kerry Ligtenberg, R ERA: 6.61	(8, 1)	1.0		4	0	0	0	1	1	0	0	0	0	0	12	21	0.00	1.000

PITCHER	IP	WLS	BF	H	R	ER	SO	BB	IBB	HBP	BLK	WP	HR	S	P	ERA	WHIP

BOTTOM

Atlanta Braves @ New York Yankees

Yankee Stadium, Bronx, NY

Fri Jun 08 2001, 7:05 PM EDT
Att. 50,090 - Sunny - 78 F

livebaseballscorecards.com

AB	31
R	7
H	8
RBI	6
BB	9
SO	5
LOB	26

Atlanta Braves @ New York Yankees

Yankee Stadium, Bronx, NY

Sat Jun 09 2001, 1:15 PM EDT

Att. 55,107 - Scorer - 77 F

TOP

livebaseballscorecards.com

Batter	1	2	3	4	5	6	7	8	9	AB	R	H	RBI	BB	SO	LOB
Quilvio Veras, S (1, 4) OBP: 0.318, SLG: 0.367	K	K		G6-3			SF7 2B 1B	BB 1B		5	1	2	0	0	2	2
Rafael Furcal, S (1, 6) OBP: 0.296, SLG: 0.363	10 HR 1B		E 1B 1B	G6-3			F9	FC6-4 BB		4	2	2	0	1	0	3
Andruw Jones, R (1, 8) OBP: 0.340, SLG: 0.521	K		E7 10 1B 1B		F2		SF7 3-H	FC6-4		4	1	1	1	0	1	3
10 Chipper Jones, S (1, 5) OBP: 0.403, SLG: 0.602	HR		G4-3 S 1B 1B		BB		IBB		HR	3	3	3	4	2	0	0
Brian Jordan, R (1, 9) OBP: 0.307, SLG: 0.423	1B	G4-3			G5-4-3		2B		G6-3	5	0	2	1	0	0	2
Dave Martinez, L (1, 7) OBP: 0.429, SLG: 0.458	G4-3		1B			F8	G3-1		F8	5	0	1	1	0	0	3
Javy Lopez, R (1, 2) OBP: 0.308, SLG: 0.411		G5-3	K			G6-3		G6-3	HR	5	1	1	1	0	1	0
B.J. Surhoff, L (1, 10) OBP: 0.311, SLG: 0.394 Bernard Gilkey, R (6, PH) OBP: 0.364, SLG: 0.513		F7		F8		G5-3		K	L8	2 3	0 0	0 0	0 0	0 0	0 1	0 0
Rico Brogna, L (1, 3) OBP: 0.327, SLG: 0.363 Wes Helms, R (7, PH) OBP: 0.290, SLG: 0.500 (7, 3)			1B	G6-3 1B			F9 1B SF7 1B	HR		2 2	0 2	2 2	0 1	0 0	0 0	0 0

Inning Stats	1	2	3	4	5	6	7	8	9
	R: 2 E: 0 K: 2 S: 12	R: 0 E: 0 K: 1 S: 10	R: 3 E: 1 K: 1 S: 14	R: 0 E: 0 K: 0 S: 9	R: 0 E: 0 K: 0 S: 4	R: 0 E: 0 K: 0 S: 5	R: 2 E: 0 K: 0 S: 12	R: 1 E: 0 K: 1 S: 11	R: 2 E: 0 K: 0 S: 14
	H: 3 LOB: 1 BB: 0 P: 18	H: 1 LOB: 1 BB: 0 P: 16	H: 4 LOB: 0 BB: 0 P: 17	H: 1 LOB: 1 BB: 0 P: 15	H: 0 LOB: 0 BB: 1 P: 9	H: 0 LOB: 0 BB: 0 P: 13	H: 3 LOB: 2 BB: 1 P: 17	H: 2 LOB: 2 BB: 1 P: 19	H: 2 LOB: 0 BB: 0 P: 22

AB	40
R	10
H	16
RBI	9
BB	3
SO	5
LOB	13

		1B: 11	SF: 1	WP: 0	PA: 44
		2B: 1	SAC: 0	PB: 0	
		3B: 0	DP: 1	SB: 1	
		HR: 4	HBP: 0	CS: 0	

PITCHER		IP	WLS	BF	H	R	ER	SO	BB	IBB	HBP	BLK	WP	HR	S	P	ERA	WHIP
Ramiro Mendoza, R ERA: 5.03	(1, 1)	5.0		23	9	5	5	4	1	0	0	0	0	1	49	75	9.00	2.000
Randy Choate, L ERA: 2.81	(6, 1)	1.1	L	6	2	2	2	0	0	0	0	0	0	0	12	21	13.50	1.500
Carlos Almanzar, R ERA: 2.84	(7, 1)	0.1	B	3	1	0	0	0	0	1	0	0	0	0	3	7	0.00	3.000
Mike Stanton, L ERA: 1.49	(7, 1)	1.1		7	2	1	1	1	1	0	0	0	0	1	13	21	6.75	2.250
Brandon Knight, R ERA: 10.8	(9, 1)	1.0		5	2	2	2	0	0	0	0	0	0	2	14	22	18.00	2.000

PITCHER	IP	WLS	BF	H	R	ER	SO	BB	IBB	HBP	BLK	WP	HR	S	P	ERA	WHIP

BOTTOM

Atlanta Braves @ New York Yankees

Yankee Stadium, Bronx, NY

Sat Jun 09 2001, 1:15 PM EDT
Att. 55,107 - Sunny - 77 F

livebaseballscorecards.com

Batter	1	2	3	4	5	6	7	8	9	AB	R	H	RBI	BB	SO	LOB
2 Derek Jeter, R (1, 6) OBP: 0.380, SLG: 0.411	S F S 0-3 K ①	S S F S 0-3 K ③		F B X 1-1 G5-3 ②		S C B B F X 2-2 G1-3 ③		H 1-0 HBP 1-2 2-3		4	0	0	0	0	2	0
Paul O'Neill, L (1, 9) OBP: 0.321, SLG: 0.456	B X 1-0 2B 1B	F B B F X 2-2 1B 2B G4-3	B S B B B 4-1 BB HR				C F B X 1-2 G4-3 ①	B B B C S S 3-3 K ③		4	3	2	0	1	1	3
Bernie Williams, S (1, 8) OBP: 0.373, SLG: 0.483	B B B B 4-0 BB 20 G4-3 1B	B B B C X 3-1 2B G4-3 20 HR 1-3	B X 1-0 HR 1-H				C B B B S B 4-2 BB		F X 0-1 P4 ①	3	2	2	2	2	0	0
Tino Martinez, L (1, 3) OBP: 0.328, SLG: 0.414	F C B F B X 2-2 1B 20 G4-3 1-2 2-H	F C B X 1-2 G4-3 ① 2-3 3-H	B B C S S 2-3 K ③				F X 0-1 F7 ②		B F X 1-1 F8 ②	5	0	1	2	0	1	2
20 Jorge Posada, S (1, 10) OBP: 0.355, SLG: 0.532	B B X 2-0 G4-3 ② 1-2 2-3	C B B X 2-1 HR 3-H			C B S C 1-3 K ①		F F F B F C 1-3 K ③		B B C X 2-1 G5-3 ③	5	1	1	2	0	2	3
David Justice, L (1, 7) OBP: 0.333, SLG: 0.449	I I I 4-0 IBB	F B F B X 2-2 2B			C F B F S 1-3 K ②			C C B B B F X 3-2 G4-3 ①		3	0	1	0	1	1	0
Scott Brosius, R (1, 5) OBP: 0.376, SLG: 0.505	C C B B F S 2-3 K ③		C B C X 1-2 F7 ②		B B X 2-0 F3 ③			B S B B B 4-1 BB 2 HBP 1B		3	0	0	0	1	1	4
Todd Greene, R (1, 2) OBP: 0.467, SLG: 0.750		B C S B S 2-3 K ① S F X 0-2 F9 ③				C S B B F X 2-2 G5-3 ①		F B S T F F X 1-2 F8 ②		4	0	0	0	0	1	2
Alfonso Soriano, R (1, 4) OBP: 0.294, SLG: 0.377		B X 1-0 F7 ②		F C B F X 1-2 L3 ①		X 0-0 F7 ②		B X 1-0 1B 2 HBP 1-2		4	0	1	0	0	0	0
Inning Stats	R: 1 H: 2 E: 0 LOB: 3 K: 2 BB: 2 S: 13 P: 28	R: 0 H: 0 E: 0 LOB: 0 K: 2 BB: 0 S: 9 P: 12	R: 3 H: 4 E: 0 LOB: 1 K: 0 BB: 0 S: 19 P: 30	R: 2 H: 1 E: 0 LOB: 0 K: 1 BB: 1 S: 11 P: 20	R: 0 H: 0 E: 0 LOB: 0 K: 2 BB: 0 S: 8 P: 12	R: 0 H: 0 E: 0 LOB: 0 K: 0 BB: 0 S: 9 P: 13	R: 0 H: 0 E: 0 LOB: 1 K: 1 BB: 1 S: 13 P: 19	R: 0 H: 1 E: 0 LOB: 3 K: 1 BB: 1 S: 15 P: 28	R: 0 H: 0 E: 0 LOB: 0 K: 0 BB: 0 S: 6 P: 9	1B: 3 SF: 0 2B: 3 SAC: 0 3B: 0 DP: 0 HR: 2 HBP: 1						WP: 0 PA: 41 PB: 0 SB: 0 CS: 0

PITCHER		IP	WLS	BF	H	R	ER	SO	BB	IBB	HBP	BLK	WP	HR	S	P	ERA	WHIP
29 John Smoltz, R ERA: 5.76	(1, 1)	3.0		17	6	4	4	4	1	1	0	0	0	1	41	70	12.00	2.333
Jason Marquis, R ERA: 3.19	(4, 1)	2.0		8	1	2	2	3	1	0	0	0	0	1	19	32	9.00	1.000
Jose Cabrera, R ERA: 1.45	(6, 1)	1.0	W	3	0	0	0	0	0	0	0	0	0	0	9	13	0.00	0.000
Mike Remlinger, L ERA: 2.62	(7, 1)	1.2	H	8	1	0	0	1	2	0	0	0	0	0	25	40	0.00	1.800
John Rocker, L ERA: 2.77	(8, 1)	1.1	S	5	0	0	0	1	0	0	1	0	0	0	9	16	0.00	0.000

PITCHER	IP	WLS	BF	H	R	ER	SO	BB	IBB	HBP	BLK	WP	HR	S	P	ERA	WHIP

AB	35
R	6
H	8
RBI	6
BB	5
SO	9
LOB	14

Batter	1	2	3	4	5	6	7	8	9	AB	R	H	RBI	BB	SO	LOB
Quilvio Veras, S (1, 4) OBP: 0.316, SLG: 0.359	K		L7		1B SF9 HBP		K		G1-3	4	1	0	0	0	2	2
Rafael Furcal, S (1, 6) OBP: 0.303, SLG: 0.367	L8		FC6-4 HBP		SF9 1-3 2-H 1B		S 2-3 1B			3	0	2	1	0	0	0
Andruw Jones, R (1, 8) OBP: 0.335, SLG: 0.515	P4		FC6-4 1-2f		SF9 2-3 3-H		G5-3 1-3 3-H			3	0	0	1	0	0	2
10 Chipper Jones, S (1, 5) OBP: 0.397, SLG: 0.590		F8		G4-3	G4-3			F8		4	0	0	0	0	0	2
Brian Jordan, R (1, 9) OBP: 0.311, SLG: 0.421		CS 1B		BB		F9		G6-3		3	0	1	0	1	0	0
Dave Martinez, L (1, 7) OBP: 0.421, SLG: 0.471		1-2 1B 3B		K		F9		G3-1		4	1	1	0	0	1	1
B.J. Surhoff, L (1, 10) OBP: 0.315, SLG: 0.396		3-H 1B		F5		G3-1			1B	4	0	2	1	0	0	1
Wes Helms, R (1, 3) OBP: 0.288, SLG: 0.485 Rico Brogna, L (9, 3) OBP: 0.327, SLG: 0.363		F8			F7		1B E G4-3 BB		K	3 0	1 0	0 0	0 0	1 0	1 0	2 0
Paul Bako, L (1, 2) OBP: 0.261, SLG: 0.429 Mark DeRosa, R (5, PR) Javy Lopez, R (5, 2) OBP: 0.305, SLG: 0.407			G3-1		1B 2B		G4-3 1-2		P6	2 0 2	0 1 0	1 0 0	0 0 0	0 0 0	0 0 0	0 0 2
Inning Stats	R: 0 E: 0 K: 1 S: 8 H: 0 LOB: 0 BB: 0 P: 12	R: 1 E: 0 K: 0 S: 12 H: 3 LOB: 1 BB: 0 P: 17	R: 0 E: 0 K: 0 S: 7 H: 0 LOB: 1 BB: 0 P: 9	R: 0 E: 0 K: 1 S: 10 H: 0 LOB: 1 BB: 1 P: 17	R: 2 E: 0 K: 0 S: 15 H: 2 LOB: 2 BB: 0 P: 24	R: 0 E: 0 K: 0 S: 6 H: 0 LOB: 0 BB: 0 P: 7	R: 1 E: 0 K: 1 S: 17 H: 1 LOB: 1 BB: 1 P: 26	R: 0 E: 0 K: 0 S: 6 H: 0 LOB: 0 BB: 0 P: 7	R: 0 E: 0 K: 1 S: 9 H: 1 LOB: 1 BB: 0 P: 12	1B: 5 2B: 1 3B: 1 HR: 0	SF: 1 SAC: 0 DP: 0 HBP: 2						WP: 0 PB: 0 SB: 2 CS: 1	PA: 37

PITCHER	IP	WLS	BF	H	R	ER	SO	BB	IBB	HBP	BLK	WP	HR	S	P	ERA	WHIP
35 Mike Mussina, R (1, 1) ERA: 3.74	8.0	L	33	6	4	3	3	2	0	2	0	0	0	81	119	3.38	1.000
Carlos Almanzar, R (9, 1) ERA: 2.45	1.0		4	1	0	0	1	0	0	0	0	0	0	9	12	0.00	1.000

PITCHER	IP	WLS	BF	H	R	ER	SO	BB	IBB	HBP	BLK	WP	HR	S	P	ERA	WHIP

TOP

Atlanta Braves @ New York Yankees

Yankee Stadium, Bronx, NY

Sun Jun 10 2001, 8:05 PM EDT

Att. 41,392 - Sunny - 77 F

livebaseballscorecards.com

AB	32
R	4
H	7
RBI	3
BB	2
SO	4
LOB	12

BOTTOM

Atlanta Braves @ New York Yankees

Yankee Stadium, Bronx, NY

Sun Jun 10 2001, 8:05 PM EDT
Att. 41,392 - Sunny - 77 F

livebaseballscorecards.com

Batter	1	2	3	4	5	6	7	8	9	AB	R	H	RBI	BB	SO	LOB
2 Derek Jeter, R (1, 6) OBP: 0.378, SLG: 0.409	C B B X 2-1 ① F8		B F C X 1-2 ① G6-3		C B F X 1-2 1-2 1B		F B B F F X 2-2 ③ F9			4	0	1	0	0	0	1
Paul O'Neill, L (1, 9) OBP: 0.323, SLG: 0.461	C B S X 1-2 G3 2B		X 0-0 G4-6-3 1B		X 0-0 ③ G1			F C F B B F F F F 2-3 S ① K		4	0	2	0	0	1	2
Bernie Williams, S (1, 8) OBP: 0.370, SLG: 0.475	B B F B B 4-1 G3 BB		X 0-0 ② ③ G4-6-3 1-2f			X 0-0 ① G3		C B X 1-1 ② G3-1		3	0	0	0	1	0	1
Tino Martinez, L (1, 3) OBP: 0.323, SLG: 0.407	B C F B X 2-2 ② G3 1-2 2-3			X 0-0 ① F8		B B B C X 3-1 ② G4-3		X 0-0 ③ P4		4	0	0	0	0	0	2
20 Jorge Posada, S (1, 10) OBP: 0.358, SLG: 0.529	B C F B S 2-3 ③ K			X 0-0 ② G4-3		X 0-0 1B			H 1-0 G6-4-3 HBP	3	0	1	0	0	1	2
David Justice, L (1, 7) OBP: 0.328, SLG: 0.440		B C F X 1-2 ① F8		C F B C 1-3 ③ K		F X 0-1 ③ G1-4-3			C F B C 1-3 ① K	4	0	0	0	0	2	2
Scott Brosius, R (1, 5) OBP: 0.369, SLG: 0.495		B F B C X 2-2 ② G6-3			C B F B F F B X 3-2 ① G5-3		C X 0-1 ① G1-3		B B C X 2-1 ② ③ G6-4-3 1-2f	4	0	0	0	0	0	1
Joe Oliver, R (1, 2) OBP: 0.263, SLG: 0.361		B B F X 2-1 HR			B F X 1-1 ② L4		F C B B X 2-2 1B			3	1	2	1	0	0	0
Alfonso Soriano, R (1, 4) OBP: 0.295, SLG: 0.376		F B B F X 2-2 ③ G6-3			B B F B X 3-1 2 1B 1B		C F F S 0-3 ② K			3	0	1	0	0	1	1
Inning Stats	R: 0 H: 1 E: 0 LOB: 2 K: 1 BB: 1 S: 12 P: 23	R: 1 H: 1 E: 0 LOB: 0 K: 0 BB: 0 S: 11 P: 18	R: 0 H: 1 E: 0 LOB: 0 K: 0 BB: 0 S: 5 P: 6	R: 0 H: 0 E: 0 LOB: 0 K: 1 BB: 0 S: 5 P: 6	R: 0 H: 2 E: 0 LOB: 2 K: 0 BB: 0 S: 13 P: 21	R: 0 H: 1 E: 0 LOB: 1 K: 0 BB: 0 S: 6 P: 9	R: 0 H: 1 E: 0 LOB: 1 K: 1 BB: 0 S: 14 P: 18	R: 0 H: 0 E: 0 LOB: 0 K: 1 BB: 0 S: 11 P: 14	R: 0 H: 0 E: 0 LOB: 0 K: 1 BB: 0 S: 5 P: 9	1B: 5 SF: 0 2B: 1 SAC: 0 3B: 0 DP: 2 HR: 1 HBP: 1						

	AB	32
	R	1
	H	7
	RBI	1
	BB	1
	SO	5
	LOB	12

PITCHER		IP	WLS	BF	H	R	ER	SO	BB	IBB	HBP	BLK	WP	HR	S	P	ERA	WHIP
Greg Maddux, R ERA: 2.35	(1, 1)	6.2	W	27	7	1	1	3	1	0	0	0	0	1	62	95	1.35	1.200
Jose Cabrera, R ERA: 1.35	(7, 1)	1.1	H	4	0	0	0	1	0	0	0	0	0	0	15	20	0.00	0.000
John Rocker, L ERA: 2.67	(9, 1)	1.0	S	3	0	0	0	1	0	0	1	0	0	0	5	9	0.00	0.000

PITCHER	IP	WLS	BF	H	R	ER	SO	BB	IBB	HBP	BLK	WP	HR	S	P	ERA	WHIP

Batter	1	2	3	4	5	6	7	8	9	10	11	12	AB	R	H	RBI	BB	SO	LOB
Mike Mordecai, R (1, 4) OBP: 0.275, SLG: 0.373	F8		K		F9			G4-3		G6-3			5	0	0	0	0	1	1
Jose Vidro, S (1, 10) OBP: 0.339, SLG: 0.477	K		G3			F9		2B		G1-3			5	0	1	0	0	1	0
Vladimir Guerrero, R (1, 9) OBP: 0.381, SLG: 0.588	1B		K			CS BB		IBB			G5-3		3	0	1	0	2	1	0
Orlando Cabrera, R (1, 6) OBP: 0.309, SLG: 0.392	FC4-6 BB			F8		K		L8			K		4	0	0	0	1	2	3
Lee Stevens, L (1, 3) OBP: 0.295, SLG: 0.445	FC4-6			G4-3			G6-3		G3-1		G4-3		5	0	0	0	0	0	2
Michael Barrett, R (1, 2) OBP: 0.295, SLG: 0.356		K		K			G6-3		HR			P4	5	1	2	1	0	2	0
Geoff Blum, S (1, 7) OBP: 0.328, SLG: 0.362 (9, 5)		S 2B			F8		G6-3		G3-1			K	5	0	1	0	0	1	1
Ryan Minor, R (1, 5) OBP: 0.273, SLG: 0.333 Curtis Pride, L (9, PH) OBP: 0.359, SLG: 0.382 Mark Smith, R (9, PH) OBP: 0.321, SLG: 0.458 (9, 7)		K			WP BB		K		K			HR	2	0	0	0	1	2	2
													0	0	0	0	0	0	0
													2	1	1	1	0	1	0
Milton Bradley, S (1, 8) OBP: 0.296, SLG: 0.330		G6-3			K			K		G3		G4-3	5	0	0	0	0	2	2

Inning Stats																			
	R: 0	H: 1	R: 0	H: 1	R: 0	H: 0	R: 0	H: 0	R: 0	H: 0	R: 0	H: 1	R: 0	H: 1	R: 1	H: 1	R: 0	H: 0	R: 0	H: 0	R: 1	H: 1	1B: 1	SF: 0	WP: 1	PA: 45
	E: 0	LOB: 2	E: 0	LOB: 1	E: 0	LOB: 0	E: 0	LOB: 0	E: 0	LOB: 1	E: 0	LOB: 1	E: 0	LOB: 2	E: 0	LOB: 0	E: 0	LOB: 0	E: 0	LOB: 0	E: 0	LOB: 0	2B: 3	SAC: 0	PB: 0	
	K: 1	BB: 1	K: 2	BB: 0	K: 2	BB: 0	K: 1	BB: 0	K: 1	BB: 1	K: 1	BB: 0	K: 1	BB: 1	K: 1	BB: 0	K: 0	BB: 0	K: 1	BB: 0	K: 1	BB: 0	3B: 0	DP: 0	SB: 2	
	S: 13	P: 22	S: 15	P: 18	S: 10	P: 15	S: 8	P: 10	S: 9	P: 18	S: 8	P: 13	S: 7	P: 11	S: 12	P: 21	S: 12	P: 16	S: 7	P: 7	S: 10	P: 12	HR: 2	HBP: 0	CS: 1	

PITCHER		IP	WLS	BF	H	R	ER	SO	BB	IBB	HBP	BLK	WP	HR	S	P	ERA	WHIP
Ted Lilly, L ERA: 5.21	(1, 1)	7.0		26	3	0	0	9	3	0	0	0	1	0	70	107	0.00	0.857
Mike Stanton, L ERA: 1.46	(8, 1)	0.2	H	4	1	0	0	1	0	1	0	0	0	0	10	18	0.00	1.500
42 Mariano Rivera, R ERA: 2.91	(8, 1)	1.1	B	5	1	1	1	1	0	0	0	0	0	1	14	19	6.75	0.750
Ramiro Mendoza, R ERA: 4.86	(10, 1)	3.0	L	10	1	1	1	2	0	0	0	0	0	1	27	32	3.00	0.333

PITCHER	IP	WLS	BF	H	R	ER	SO	BB	IBB	HBP	BLK	WP	HR	S	P	ERA	WHIP

TOP

Montreal Expos @ New York Yankees

Yankee Stadium, Bronx, NY

Tue Jun 12 2001, 7:05 PM EDT

Att. 30,034 - Sunny - 79 F

livebaseballscorecards.com

AB	41
R	2
H	6
RBI	2
BB	4
SO	13
LOB	11

Batter	1	2	3	4	5	6	7	8	9	10	11	12	AB	R	H	RBI	BB	SO	LOB
Chuck Knoblauch, R (1, 7) OBP: 0.349, SLG: 0.355	B C F S 1-3 K ①		C B B X 2-1 1-2 1B		B F F B B B 4-2 2 S 1-2 BB		C X 0-1 1B			B S F X 1-2 G6-3 ②		B B B C B 4-1 G1-6-3 BB	4	0	2	0	2	1	0
2 Derek Jeter, R (1, 6) OBP: 0.373, SLG: 0.402	F B X 1-1 G3 ②		X 0-0 L6 ③		B F B S F X 2-2 G6-3 1-2 2-H ①		X 0-0 L6 ③			S X 0-1 1B		B F F F F S 1-3 K ①	6	0	1	1	0	1	5
David Justice, L (1, 10) OBP: 0.324, SLG: 0.430	X 0-0 F7 ③			B B B B 4-0 G3-1 BB BB	C C B X 1-2 G5-3 ②			X 0-0 G1-3 ①		F C B S 1-3 K ③		X 0-0 1-2f G1-6-3 ② ③	5	0	0	0	1	1	3
Bernie Williams, S (1, 8) OBP: 0.371, SLG: 0.475		B X 1-0 G3 ①		B B B B 4-0 1-2 G3-1 BB	S X 0-1 G6-3 ③			B F B X 2-1 G6-3 ②			B C B S B X 3-2 1B 2B		4	0	1	0	1	0	1
Tino Martinez, L (1, 3) OBP: 0.317, SLG: 0.398		B F C B B X 3-2 G3 ②	C X 0-1 1-2 2-3 G3-1 ①			B C B S B S 3-3 K ①		C B B X 2-1 F8 ③			X 0-0 P6 ①		5	0	0	0	0	1	3
Paul O'Neill, L (1, 9) OBP: 0.325, SLG: 0.458		C B B S X 2-2 G4-3 ③		B B B F B 4-1 BB		F X 0-1 G3 ②			F S S 0-3 K ①		B C S F X 1-2 2-3 20 IBB 1B		4	0	1	0	1	1	0
Scott Brosius, R (1, 5) OBP: 0.362, SLG: 0.484			F B B B F X 2-2 F8 ①	B C C B S 2-3 K ②		F B F X 1-2 G5-3 ③			B C S B B X 3-2 F8 ②		S X 0-1 L4 ②		5	0	0	0	0	1	5
Todd Greene, R (1, 2) OBP: 0.368, SLG: 0.563 20 Jorge Posada, S (11, PH) OBP: 0.361, SLG: 0.529 (12, 2)			S B C B S 2-3 K ②	B S S B S 2-3 K ③			B S F B B S 3-3 K ①		S S B S 1-3 K ③		B B B I 1-2 4-0 IBB		4 0	0 0	0 0	0 0	0 1	4 0	3 0
Alfonso Soriano, R (1, 4) OBP: 0.300, SLG: 0.377 Darren Bragg, L (10, PH) OBP: 0.317, SLG: 0.362 Luis Sojo, R (11, 4) OBP: 0.206, SLG: 0.156			B B B B 4-0 1B BB		F B X 1-1 2 S BB 2 G6-3 1B		B X 1-0 F3 ②			C B S 1-3 K ①	C X 0-1 F7 ③		2 1 1	1 0 0	0 0 0	1 0 0	0 1 0	0 0 3	0 0 0
Inning Stats	R: 0 H: 0 E: 0 LOB: 0 K: 1 BB: 0 S: 6 P: 8	R: 0 H: 0 E: 0 LOB: 0 K: 0 BB: 0 S: 7 P: 13	R: 0 H: 1 E: 0 LOB: 2 K: 1 BB: 1 S: 9 P: 19	R: 0 H: 0 E: 0 LOB: 3 K: 2 BB: 3 S: 9 P: 25	R: 1 H: 1 E: 0 LOB: 1 K: 0 BB: 1 S: 13 P: 21	R: 0 H: 0 E: 0 LOB: 0 K: 1 BB: 0 S: 8 P: 12	R: 0 H: 1 E: 0 LOB: 1 K: 1 BB: 0 S: 7 P: 11	R: 0 H: 0 E: 0 LOB: 0 K: 0 BB: 0 S: 5 P: 9	R: 0 H: 0 E: 0 LOB: 0 K: 2 BB: 0 S: 9 P: 13	R: 0 H: 1 E: 0 LOB: 1 K: 2 BB: 0 S: 11 P: 14	R: 0 H: 2 E: 0 LOB: 3 K: 0 BB: 1 S: 12 P: 20	R: 0 H: 0 E: 0 LOB: 0 K: 1 BB: 1 S: 7 P: 12	1B: 5 2B: 1 3B: 0 HR: 0	SF: 0 SAC: 0 DP: 1 HBP: 0	WP: 0 PB: 0 SB: 2 CS: 0	PA: 48			

PITCHER		IP	WLS	BF	H	R	ER	SO	BB	IBB	HBP	BLK	WP	HR	S	P	ERA	WHIP
Tony Armas, R ERA: 2.96	(1, 1)	7.0		29	3	1	1	6	5	0	0	0	0	0	59	109	1.29	1.143
Graeme Lloyd, L ERA: 2.76	(8, 1)	1.1		4	0	0	0	1	0	0	0	0	0	0	8	12	0.00	0.000
Ugueth Urbina, R ERA: 4.55	(9, 1)	1.2		6	1	0	0	3	0	0	0	0	0	0	17	24	0.00	0.600
Scott Stewart, L ERA: 6.75	(11, 1)	0.1		3	2	0	0	0	0	0	0	0	0	0	8	12	0.00	6.000
Scott Strickland, R ERA: 4.05	(11, 1)	1.2	W	6	0	0	0	1	1	1	0	0	0	0	11	20	0.00	0.600

PITCHER	IP	WLS	BF	H	R	ER	SO	BB	IBB	HBP	BLK	WP	HR	S	P	ERA	WHIP

BOTTOM

Montreal Expos @ New York Yankees

Yankee Stadium, Bronx, NY

Tue Jun 12 2001, 7:05 PM EDT

Att. 30,034 - Sunny - 79 F

livebaseballscorecards.com

AB	41
R	1
H	6
RBI	1
BB	7
SO	11
LOB	23

Batter	1	2	3	4	5	6	7	8	9	AB	R	H	RBI	BB	SO	LOB
Mike Mordecai, R (1, 5) OBP: 0.286, SLG: 0.392	X 0-0 2B 2B	C B S X 1-2 S 2-H 1B			B C F B X 2-2 ② F8		S B F X 1-2 ③ G6-3			4	1	2	1	0	0	1
Geoff Blum, S (1, 4) OBP: 0.331, SLG: 0.368	C X 0-1 2-H 2B	C F B F S 1-3 ③ K 1-2			B B C B B 4-1 BB			B C S B C 2-3 ① K		3	0	1	1	1	2	1
Vladimir Guerrero, R (1, 9) OBP: 0.375, SLG: 0.578	B S F C 1-3 ① K		X 0-0 ① P3		X 0-0 ③ F8			S S B X 1-2 ② G4-3		4	0	0	0	0	1	2
Orlando Cabrera, R (1, 6) OBP: 0.305, SLG: 0.386	B F B F X 2-2 ② P4		C F B X 1-2 ② G5-3			F F B F F B X 2-2 ① G5-3		X 0-0 ③ G5-3		4	0	0	0	0	0	1
Lee Stevens, L (1, 3) OBP: 0.291, SLG: 0.438	B C B F B C 3-3 ③ K		B X 1-0 ③ F2			B X 1-0 ② G5-3			B B B C X 3-1 ① P6	4	0	0	0	0	1	1
Michael Barrett, R (1, 2) OBP: 0.294, SLG: 0.354		B B X 2-0 G4-3 2B 1B		F C B B X 2-2 ① G2-3		B F F X 2-2 ③ F5			B B C X 2-1 ② L6	4	1	1	0	0	0	0
Andy Tracy, L (1, 10) OBP: 0.190, SLG: 0.236 Ryan Minor, R (9, PH) OBP: 0.265, SLG: 0.323		F B X 1-1 ① G4-3 1-2		C S B S 1-3 ② K			B C X 1-1 G4-3 1B 1B		B F F C 1-3 ③ K	3 1	0 0	1 0	0 0	0 0	1 1	1 0
Mark Smith, R (1, 7) OBP: 0.323, SLG: 0.444		B C C B S 2-3 ② K		B C B X 2-1 ③ L8			B X 1-0 G4-3 1-2 1B			3	0	1	0	0	1	1
Milton Bradley, S (1, 8) OBP: 0.297, SLG: 0.335		X 0-0 S 1B 2-H 2B			C B B F X 2-2 ① G1-3		B F S B F B X 3-2 ① ② G4-3 1-2f 2-3			3	1	1	1	0	0	2

Inning Stats	1	2	3	4	5	6	7	8	9
R	1	2	0	0	0	0	0	0	0
E	0	0	0	0	0	0	0	0	0
K	2	2	0	1	0	0	0	1	1
S	12	14	5	8	8	9	10	7	7
H	2	3	0	0	0	0	2	0	0
LOB	1	1	0	0	1	0	1	0	0
BB	0	0	0	0	1	0	0	0	0
P	18	21	7	13	16	14	16	10	13

1B	4
2B	3
3B	0
HR	0
SF	0
SAC	0
DP	1
HBP	0

WP	0
PB	0
SB	2
CS	0
PA	34

PITCHER		IP	WLS	BF	H	R	ER	SO	BB	IBB	HBP	BLK	WP	HR	S	P	ERA	WHIP
Roger Clemens, R ERA: 3.95	(1, 1)	8.0	W	31	7	3	3	6	1	0	0	0	0	0	73	115	3.38	1.000
Randy Choate, L ERA: 2.65	(9, 1)	1.0		3	0	0	0	1	0	0	0	0	0	0	7	13	0.00	0.000

PITCHER	IP	WLS	BF	H	R	ER	SO	BB	IBB	HBP	BLK	WP	HR	S	P	ERA	WHIP

TOP

Montreal Expos @ New York Yankees

Yankee Stadium, Bronx, NY

Wed Jun 13 2001, 7:05 PM EDT

Att. 24,960 - Sunny - 79 F

livebaseballscorecards.com

AB	33
R	3
H	7
RBI	3
BB	1
SO	7
LOB	10

BOTTOM

Montreal Expos @ New York Yankees

Yankee Stadium, Bronx, NY

Wed Jun 13 2001, 7:05 PM EDT
Att. 24,960 - Sunny - 79 F

Batter	1	2	3	4	5	6	7	8	9	AB	R	H	RBI	BB	SO	LOB
Chuck Knoblauch, R (1, 7) OBP: 0.348, SLG: 0.354	F8		1B		F9		F8			4	1	1	0	0	0	0
2 Derek Jeter, R (1, 6) OBP: 0.371, SLG: 0.404	G3		F8		G1-3		G5-3			4	1	1	0	0	0	1
Paul O'Neill, L (1, 9) OBP: 0.324, SLG: 0.458	G3 2-H		F9			20 1B		G6-3		4	1	1	1	0	0	1
Darren Bragg, L (9, 9) OBP: 0.317, SLG: 0.362										0	0	0	0	0	0	0
Bernie Williams, S (1, 8) OBP: 0.378, SLG: 0.486	1B		1-H 1B			G1-3		2B		4	1	3	1	0	0	1
David Justice, L (1, 10) OBP: 0.323, SLG: 0.431	F7		G1-3			K		2-H HR		4	1	1	1	0	1	3
20 Jorge Posada, S (1, 2) OBP: 0.364, SLG: 0.544		HR		K		2-H HR		K		4	2	2	2	0	2	1
Tino Martinez, L (1, 3) OBP: 0.320, SLG: 0.424		G4-3		P6		1-H HR		2-H HR		4	2	2	4	0	0	0
Scott Brosius, R (1, 5) OBP: 0.356, SLG: 0.476		K		K		G1-3		F7		4	0	0	0	0	2	0
Alfonso Soriano, R (1, 4) OBP: 0.296, SLG: 0.372		K2-3			G6-3		F8			3	0	0	0	0	1	0
Inning Stats	R: 1 E: 0 K: 0 S: 11 H: 2 LOB: 1 BB: 0 P: 18	R: 1 E: 0 K: 2 S: 9 H: 1 LOB: 0 BB: 0 P: 17	R: 1 E: 0 K: 0 S: 14 H: 2 LOB: 1 BB: 0 P: 20	R: 0 E: 0 K: 2 S: 8 H: 0 LOB: 0 BB: 0 P: 12	R: 0 E: 0 K: 0 S: 8 H: 0 LOB: 0 BB: 0 P: 15	R: 3 E: 0 K: 1 S: 15 H: 3 LOB: 0 BB: 0 P: 21	R: 0 E: 0 K: 0 S: 8 H: 0 LOB: 0 BB: 0 P: 10	R: 3 E: 0 K: 1 S: 20 H: 3 LOB: 0 BB: 0 P: 29		1B: 4 2B: 4 3B: 0 HR: 3	SF: 0 SAC: 0 DP: 0 HBP: 0					

livebaseballscorecards.com

AB	35
R	9
H	11
RBI	9
BB	0
SO	6
LOB	7

WP: 0 PB: 0 SB: 2 CS: 0 PA: 35

PITCHER		IP	WLS	BF	H	R	ER	SO	BB	IBB	HBP	BLK	WP	HR	S	P	ERA	WHIP
Hideki Irabu, R ERA: 4.86	(1, 1)	5.2	L	24	7	5	5	5	0	0	0	0	0	1	61	99	7.94	1.235
Scott Stewart, L ERA: 7.16	(6, 1)	0.1		2	1	1	1	0	0	0	0	0	0	1	4	4	27.00	3.000
Guillermo Mota, R ERA: 3.48	(7, 1)	1.0		3	0	0	0	0	0	0	0	0	0	0	8	10	0.00	0.000
Darwin Cubillan, R ERA: 3.0	(8, 1)	1.0		6	3	3	3	1	0	0	0	0	0	1	20	29	27.00	3.000

PITCHER	IP	WLS	BF	H	R	ER	SO	BB	IBB	HBP	BLK	WP	HR	S	P	ERA	WHIP

Batter	1	2	3	4	5	6	7	8	9	AB	R	H	RBI	BB	SO	LOB
Mike Mordecai, R (1, 5) OBP: 0.295, SLG: 0.390	F8			G5-3		BB 1-2 HR 3-H 1B				3	1	1	1	1	0	0
Jose Vidro, S (1, 10) OBP: 0.342, SLG: 0.494	K			FC5-4 1B 1B 1B		F9 1-H HR 2-H				4	2	2	3	0	1	1
Vladimir Guerrero, R (1, 9) OBP: 0.377, SLG: 0.577	G5-3			1-2 FC5-4 1B 1B		F8 1 CS 1B				4	0	2	0	0	0	1
Orlando Cabrera, R (1, 6) OBP: 0.304, SLG: 0.383		K		1-2 2-3 FC5-4 1B		F9 1-2 CS 1B		F7		4	0	1	0	0	1	1
Lee Stevens, L (1, 3) OBP: 0.286, SLG: 0.431		K		1-2f 2-3 3-H FC5-4			G4-3	K		4	0	0	1	0	2	2
Michael Barrett, R (1, 2) OBP: 0.294, SLG: 0.351		K2-3		G1-3			BB BB FC4-6 1B	F8		4	1	1	0	0	1	2
Geoff Blum, S (1, 4) OBP: 0.330, SLG: 0.361			F7		F8		FC4-6 BB 1-2 1B BB		K	3	1	0	0	1	1	0
Mark Smith, R (1, 7) OBP: 0.314, SLG: 0.400			G6-3		F3		1-2 2-3 FC4-6 BB		K	3	0	0	0	1	1	0
Milton Bradley, S (1, 8) OBP: 0.291, SLG: 0.328			G5-3		K		1-2f 2-3 3-H FC4-6 1B HR		G1-3	4	1	0	1	0	1	2
Inning Stats	R: 0 E: 0 K: 1 S: 11 H: 0 LOB: 0 BB: 0 P: 16	R: 0 E: 0 K: 3 S: 10 H: 0 LOB: 0 BB: 0 P: 18	R: 0 E: 0 K: 0 S: 8 H: 0 LOB: 0 BB: 0 P: 12	R: 1 E: 0 K: 0 S: 14 H: 3 LOB: 2 BB: 0 P: 21	R: 0 E: 0 K: 1 S: 6 H: 0 LOB: 0 BB: 0 P: 9	R: 0 E: 0 K: 0 S: 5 H: 0 LOB: 1 BB: 1 P: 12	R: 5 E: 0 K: 0 S: 19 H: 4 LOB: 0 BB: 2 P: 30	R: 0 E: 0 K: 1 S: 7 H: 0 LOB: 0 BB: 0 P: 12	R: 0 E: 0 K: 2 S: 9 H: 0 LOB: 0 BB: 0 P: 12							

PITCHER		IP	WLS	BF	H	R	ER	SO	BB	IBB	HBP	BLK	WP	HR	S	P	ERA	WHIP
Randy Keisler, L ERA: 7.71	(1, 1)	6.2	W	28	5	5	5	5	3	0	0	0	0	0	70	114	6.75	1.200
Brian Boehringer, R ERA: 2.93	(7, 1)	0.0		2	2	1	1	0	0	0	0	0	0	1	2	3	∞	∞
Mike Stanton, L ERA: 1.41	(7, 1)	1.1	H	3	0	0	0	1	0	0	0	0	0	0	8	13	0.00	0.000
42 Mariano Rivera, R ERA: 2.83	(9, 1)	1.0	S	3	0	0	0	2	0	0	0	0	0	0	9	12	0.00	0.000

PITCHER	IP	WLS	BF	H	R	ER	SO	BB	IBB	HBP	BLK	WP	HR	S	P	ERA	WHIP

TOP

Montreal Expos @ New York Yankees

Yankee Stadium, Bronx, NY

Thu Jun 14 2001, 7:05 PM EDT

Att. 33,306 - Cloudy - 81 F

livebaseballscorecards.com

AB	33
R	6
H	7
RBI	6
BB	3
SO	8
LOB	9

1B: 6	SF: 0	WP: 0	PA: 37
2B: 0	SAC: 0	PB: 0	
3B: 0	DP: 0	SB: 0	
HR: 1	HBP: 0	CS: 1	

Montreal Expos @ New York Yankees

Yankee Stadium, Bronx, NY

Thu Jun 14 2001, 7:05 PM EDT

Att. 33,306 - Cloudy - 81 F

BOTTOM

Batter	1	2	3	4	5	6	7	8	9	AB	R	H	RBI	BB	SO	LOB
Chuck Knoblauch, R (1, 7) OBP: 0.352, SLG: 0.356	X 0-0 2 1B 2B 1B	B B B B 4-0 BB 2 S 1B BB	C F B F B X 2-2 ①② G6-4-3 1-2f		F B B B F B 4-2 2 E BB		X 0-0 HR			1	2	1	0	1	0	0
Shane Spencer, R (3, 7) OBP: 0.667, SLG: 2.000										2	1	1	1	1	0	1
2 Derek Jeter, R (1, 6) OBP: 0.372, SLG: 0.402	B F F F B F B X 3-2 2B 1-3 1B	B B B B 4-0 BB 1B 1-2 BB	C S 0-3 ③ K		C X 0-1 E4 1-2		B F F B S 2-3 ③ K			4	2	1	0	1	2	1
Paul O'Neill, L (1, 9) OBP: 0.325, SLG: 0.455	F X 0-1 ① P3	B B F B F F B 4-2 G6-4-3 20 1B 1-2 2-3 BB		F B X 1-1 ① G3-1	B X 1-0 ③ P5			C F X 0-2 G6-3 1B		4	1	1	0	1	0	4
Bernie Williams, S (1, 8) OBP: 0.383, SLG: 0.495	B X 1-0 1B 20 3B 1-H 3-H 2B	B B B X 3-0 G6-4-3 1-2 2-H 3-H 1B		B F F F X 1-2 20 BB 1B		B X 1-0 ① G6-3		X 0-0 ① F9		5	1	3	4	0	0	1
David Justice, L (1, 10) OBP: 0.324, SLG: 0.432	B B X 2-0 20 3B 2-3 1B	B X 1-0 ①② G6-4-3 1-2f 2-3		F B B B X 3-1 ② F7		F B F F F F B F B 3-2 X ② F8		B X 1-0 ② G6-3 1-2		2	1	1	0	0	0	2
Enrique Wilson, S (4, PH) OBP: 0.199, SLG: 0.227										3	0	0	0	0	0	2
20 Jorge Posada, S (1, 2) OBP: 0.378, SLG: 0.559	F B S B F F X 2-2 1-H 3-H 3B	C X 0-1 BB 3-H 1B		S C F B B B B 4-2 1-2 BB		B B B C S B 4-2 BB		I I I I 4-0 IBB		2	0	2	3	3	0	0
Tino Martinez, L (1, 3) OBP: 0.318, SLG: 0.417	C S S S 1-3 ② K	C B B F B B 4-2 1-2 BB		X 0-0 ③ G3		X 0-0 ③ G3		C X 0-1 ③ G1-3		4	0	0	0	1	1	6
Scott Brosius, R (1, 5) OBP: 0.350, SLG: 0.468	B F F B B X 3-2 ③ G6-3	C X 0-1 ③ G3			X 0-0 ① P3		C X 0-1 ① G4-3			4	0	0	0	0	0	3
Alfonso Soriano, R (1, 4) OBP: 0.299, SLG: 0.387		B B S X 2-1 HR	C S X 0-2 G6-4-3 1B		C B B X 2-1 ② F8		B B X 2-0 ② F9			4	1	2	1	0	0	0
Inning Stats	R: 4 E: 0 K: 1 S: 21 H: 5 LOB: 1 BB: 0 P: 33	R: 4 E: 0 K: 0 S: 13 H: 3 LOB: 2 BB: 4 P: 35	R: 0 E: 0 K: 1 S: 10 H: 1 LOB: 0 BB: 0 P: 12	R: 0 E: 0 K: 0 S: 12 H: 1 LOB: 2 BB: 1 P: 21	R: 0 E: 1 K: 0 S: 8 H: 0 LOB: 2 BB: 1 P: 15	R: 0 E: 0 K: 0 S: 11 H: 0 LOB: 1 BB: 1 P: 19	R: 1 E: 0 K: 1 S: 7 H: 1 LOB: 0 BB: 0 P: 11	R: 0 E: 0 K: 0 S: 7 H: 1 LOB: 2 BB: 1 P: 12		1B: 8 2B: 1 3B: 1 HR: 2	SF: 0 SAC: 0 DP: 2 HBP: 0					

	AB	35
	R	9
	H	12
	RBI	9
	BB	8
	SO	3
	LOB	20

	WP: 0	PA: 43
	PB: 0	
	SB: 1	
	CS: 0	

livebaseballscorecards.com

PITCHER		IP	WLS	BF	H	R	ER	SO	BB	IBB	HBP	BLK	WP	HR	S	P	ERA	WHIP
Masato Yoshii, R ERA: 3.99	(1, 1)	1.0	L	10	6	6	6	1	1	0	0	0	0	1	23	41	54.00	7.000
Bob Scanlan, R ERA: 7.07	(2, 1)	3.0		15	4	2	2	1	4	0	0	0	0	0	33	60	6.00	2.667
Darwin Cubillan, R ERA: 2.7	(5, 1)	1.0		5	0	0	0	0	1	0	0	0	0	0	8	15	0.00	1.000
Scott Stewart, L ERA: 6.75	(6, 1)	1.0		4	0	0	0	0	1	0	0	0	0	0	11	19	0.00	1.000
Guillermo Mota, R ERA: 3.66	(7, 1)	1.0		4	1	1	1	1	0	0	0	0	0	1	7	11	9.00	1.000

PITCHER		IP	WLS	BF	H	R	ER	SO	BB	IBB	HBP	BLK	WP	HR	S	P	ERA	WHIP
Graeme Lloyd, L ERA: 2.67	(8, 1)	1.0		5	1	0	0	0	0	1	0	0	0	0	7	12	0.00	1.000

Batter	1	2	3	4	5	6	7	8	9	AB	R	H	RBI	BB	SO	LOB
Chuck Knoblauch, R (1, 7) OBP: 0.353, SLG: 0.355	1-1 2 1B 1B 1B	3-2 F8			0-1 F9		1-1 L8 2-3		4-1 2 G6-4-3 BB	4	1	1	0	1	0	1
2 Derek Jeter, R (1, 6) OBP: 0.372, SLG: 0.402	2-2 1B G5-3 1-2 1B	3-1 G5-3			0-1 F9		2-2 S 3-H 1B		1-0 G6-4-3 1-2f	5	1	2	1	0	0	1
Bernie Williams, S (1, 8) OBP: 0.383, SLG: 0.490	2-0 S 1B 1-3 2-H 1B		1-1 L3		2-1 G6-3		4-0 1-2 IBB		2-3 K	4	1	1	1	1	1	0
Shane Spencer, R (1, 9) OBP: 0.429, SLG: 1.333	2-2 G5-3 1-2 3-H		2-0 HR			2-1 F7	2-3 K			4	1	1	2	0	1	3
20 Jorge Posada, S (1, 2) OBP: 0.376, SLG: 0.553	1-3 K	3-3 K	3-3 K			1-3 K		3-1 2B 1B		4	0	1	0	0	3	1
Scott Brosius, R (1, 5) OBP: 0.357, SLG: 0.475	4-2 1B BB		3-3 K			1-0 S 1B		1-0 1-3 2B		3	0	2	0	1	1	0
Luis Sojo, R (1, 3) OBP: 0.216, SLG: 0.171	1-0 1-2 2-H 1B			1-3 K2-3		2-1 F9 1-2		0-1 G4-3		3	0	1	1	0	1	1
Tino Martinez, L (8, PH) OBP: 0.317, SLG: 0.416 (8, 3)										1	0	0	0	0	0	2
Alfonso Soriano, R (1, 4) OBP: 0.298, SLG: 0.382	2-2 L5			3-2 F7			3-2 L8 S 2 1B HBP	0-1 G6-3		3	1	0	0	0	0	4
Andy Pettitte, L (1, 1)		0-2 B5		1-3 K			1-3 K 1-2	1-2 G3		2	0	0	0	0	1	0
Ramiro Mendoza, R (4, 1)										1	0	0	0	0	1	1
Paul O'Neill, L (8, PH) OBP: 0.324, SLG: 0.453										1	0	0	0	0	0	2
Mike Stanton, L (8, 1)										0	0	0	0	0	0	0
42 Mariano Rivera, R (9, 1)										0	0	0	0	0	0	0
Inning Stats	R: 3 E: 0 K: 1 S: 21 H: 4 LOB: 2 BB: 1 P: 36	R: 0 E: 0 K: 0 S: 11 H: 0 LOB: 0 BB: 0 P: 17	R: 1 E: 0 K: 2 S: 13 H: 1 LOB: 0 BB: 0 P: 22	R: 0 E: 0 K: 2 S: 9 H: 0 LOB: 0 BB: 0 P: 14	R: 0 E: 0 K: 0 S: 6 H: 0 LOB: 0 BB: 0 P: 8	R: 0 E: 0 K: 1 S: 8 H: 1 LOB: 1 BB: 0 P: 14	R: 1 E: 0 K: 2 S: 13 H: 1 LOB: 2 BB: 1 P: 26	R: 0 E: 0 K: 0 S: 10 H: 2 LOB: 2 BB: 0 P: 15	R: 0 E: 0 K: 1 S: 5 H: 0 LOB: 0 BB: 1 P: 12	1B: 7 2B: 1 3B: 0 HR: 1	SF: 0 SAC: 0 DP: 1 HBP: 1						

PITCHER	IP	WLS	BF	H	R	ER	SO	BB	IBB	HBP	BLK	WP	HR	S	P	ERA	WHIP
Al Leiter, L (1, 1) ERA: 3.94	6.0	L	25	6	4	4	6	1	0	0	0	0	1	68	111	6.00	1.167
Turk Wendell, R (7, 1) ERA: 2.97	1.0		6	1	1	1	2	0	1	1	0	0	0	13	26	9.00	1.000
Rick White, R (8, 1) ERA: 3.68	0.2		4	2	0	0	0	0	0	0	0	0	0	7	11	0.00	3.000
John Franco, L (8, 1) ERA: 4.21	1.1		4	0	0	0	1	1	0	0	0	0	0	8	16	0.00	0.750

PITCHER	IP	WLS	BF	H	R	ER	SO	BB	IBB	HBP	BLK	WP	HR	S	P	ERA	WHIP

TOP

New York Yankees @ New York Mets

Shea Stadium, Flushing, NY

Fri Jun 15 2001, 7:10 PM EDT

Att. 54,110 - Sunny - 78 F

livebaseballscorecards.com

AB	35
R	5
H	9
RBI	5
BB	3
SO	9
LOB	16

1B: 7	SF: 0	WP: 0	PA: 39
2B: 1	SAC: 0	PB: 0	
3B: 0	DP: 1	SB: 4	
HR: 1	HBP: 1	CS: 0	

Batter	1	2	3	4	5	6	7	8	9	AB	R	H	RBI	BB	SO	LOB
Benny Agbayani, R (1, 7) OBP: 0.379, SLG: 0.426	C S S 0-3 ① K		B X 1-0 HR		B F F B X 2-2 ① F9			C S B B X 2-2 31 1B 2B 1B		4	2	2	1	0	1	0
Joe McEwing, R (1, 9) OBP: 0.349, SLG: 0.467	L B C F B X 2-2 HR		C B F X 1-2 ② G4-3		B B B C X 3-1 ② G5-3			C S B X 1-2 ① F9		4	1	1	1	0	0	1
31 Mike Piazza, R (1, 2) OBP: 0.333, SLG: 0.540	B X 1-0 ② F9		X 0-0 ③ F8		C F F S 0-3 ③ K			S X 0-1 1-2 2B 1B		4	0	1	0	0	1	0
Todd Zeile, R (1, 3) OBP: 0.371, SLG: 0.391	B C B B B 4-1 BB			C F C 0-3 ① K	B B F B X 3-1 ① G6-3			X 0-0 ② 1-H 2-H 2B		3	0	1	1	1	1	0
Robin Ventura, L (1, 5) OBP: 0.402, SLG: 0.505	C B C S 1-3 ③ K			B B C B F B 4-2 1B 1B BB	X 0-0 ② F3			B B X 2-0 ③ F9		3	1	0	0	1	1	2
Tsuyoshi Shinjo, R (1, 8) OBP: 0.315, SLG: 0.436		S B F B B S 3-3 ① K		F F X 0-2 1-2 1B 1B	C B X 1-1 ③ F9				S C S 0-3 ① K	4	0	1	0	0	2	0
Desi Relaford, S (1, 4) OBP: 0.358, SLG: 0.439 Timo Perez, L (9, PH) OBP: 0.322, SLG: 0.350		C F B F B C 2-3 ② K		C B B B F X 3-2 1-2 2-H 1B		F B X 1-1 ① G4-3			C X 0-1 ② B3-1	3 1	0 0	1 0	1 0	0 0	1 0	0 0
Rey Ordonez, R (1, 6) OBP: 0.266, SLG: 0.286 Lenny Harris, L (9, PH) OBP: 0.307, SLG: 0.304		B B F X 2-1 ③ G1-3		B X 1-0 ② P4		C C B F B X 2-2 ② L9			C X 0-1 ③ G1-3	3 1	0 0	0 0	0 0	0 0	2 0	0 0
Al Leiter, L (1, 1) Turk Wendell, L (7, 1) Mark Johnson, L (7, PH) OBP: 0.394, SLG: 0.500 Rick White, R (8, 1) John Franco, L (8, 1)			C B S S 1-3 ① K	S X 0-1 ③ G4-3		B B C X 2-1 ③ G3-1				2 0 1 0 0	0 0 0 0 0	0 0 0 0 0	0 0 0 0 0	0 0 0 0 0	1 0 0 0 0	2 0 0 0 0
Inning Stats	R: 1 H: 1 E: 0 LOB: 1 K: 2 BB: 1 S: 12 P: 20	R: 0 H: 0 E: 0 LOB: 0 K: 2 BB: 0 S: 9 P: 16	R: 1 H: 1 E: 0 LOB: 0 K: 1 BB: 0 S: 8 P: 11	R: 1 H: 2 E: 0 LOB: 2 K: 1 BB: 1 S: 15 P: 23	R: 0 H: 0 E: 0 LOB: 0 K: 1 BB: 0 S: 9 P: 14	R: 0 H: 0 E: 0 LOB: 0 K: 0 BB: 0 S: 5 P: 9	R: 0 H: 0 E: 0 LOB: 0 K: 0 BB: 0 S: 8 P: 13	R: 1 H: 3 E: 0 LOB: 1 K: 0 BB: 0 S: 10 P: 15	R: 0 H: 0 E: 0 LOB: 0 K: 1 BB: 0 S: 7 P: 7	1B: 4 2B: 1 3B: 0 HR: 2	SF: 0 SAC: 0 DP: 0 HBP: 0			WP: 0 PB: 0 SB: 0 CS: 0	PA: 35		

PITCHER		IP	WLS	BF	H	R	ER	SO	BB	IBB	HBP	BLK	WP	HR	S	P	ERA	WHIP
Andy Pettitte, L ERA: 3.07	(1, 1)	3.1		13	2	2	2	6	1	0	0	0	0	2	33	51	5.40	0.900
Ramiro Mendoza, R ERA: 4.43	(4, 1)	3.2	W	14	2	1	1	1	1	0	0	0	0	0	33	55	2.46	0.818
Mike Stanton, L ERA: 1.6	(8, 1)	1.0	H	5	3	1	1	0	0	0	0	0	0	0	10	15	9.00	3.000
42 Mariano Rivera, R ERA: 2.75	(9, 1)	1.0	S	3	0	0	0	1	0	0	0	0	0	0	7	7	0.00	0.000

PITCHER	IP	WLS	BF	H	R	ER	SO	BB	IBB	HBP	BLK	WP	HR	S	P	ERA	WHIP

BOTTOM

New York Yankees @ New York Mets

Shea Stadium, Flushing, NY

Fri Jun 15 2001, 7:10 PM EDT
Att. 54,110 - Sunny - 78 F

livebaseballscorecards.com

AB	33
R	4
H	7
RBI	4
BB	2
SO	8
LOB	7

New York Yankees @ New York Mets

Shea Stadium, Flushing, NY

Sat Jun 16 2001, 1:15 PM EDT

Att. 54,195 - Overcast - 74 F

TOP

livebaseballscorecards.com

Batter	1	2	3	4	5	6	7	8	9	AB	R	H	RBI	BB	SO	LOB
Chuck Knoblauch, R (1, 7) OBP: 0.351, SLG: 0.352	0-1 G6-3 2 1B	2-3 K			1-2 G5-3		2-1 G1-3		2-2 F9 1-2	5	0	1	0	0	1	3
2 Derek Jeter, R (1, 6) OBP: 0.374, SLG: 0.398	2-1 G6-3 1-2f		3-2 HBP		4-1 S BB		2-1 G1-3			2	0	0	0	1	0	1
Paul O'Neill, L (1, 9) OBP: 0.319, SLG: 0.447	0-2 G3-1		0-0 L7		2-3 K 1-2			2-1 P4		4	0	0	0	0	1	2
Bernie Williams, S (1, 8) OBP: 0.385, SLG: 0.505		2-0 HR	2-1 F9		0-3 K			1-1 1B		4	1	2	1	0	1	2
Tino Martinez, L (1, 3) OBP: 0.312, SLG: 0.409		2-3 K	2-1 G6-3			2-2 P6		0-1 F5		4	0	0	0	0	1	2
20 Jorge Posada, S (1, 2) OBP: 0.373, SLG: 0.552		1-1 F8		1-2 FC6-2 G3 2B		1-2 F9		3-2 L6		4	0	1	0	0	0	1
Scott Brosius, R (1, 5) OBP: 0.359, SLG: 0.473		4-1 E 35 1B BB		1-1 G3 2-3		0-0 1B			1-0 F8	3	1	1	0	1	0	1
Alfonso Soriano, R (1, 4) OBP: 0.298, SLG: 0.378		1-0 E6 35 1B 1-2		3-2 FC6-2 3-H		1-1 F8			4-2 S BB	3	0	0	0	1	0	3
35 Mike Mussina, L (1, 1) OBP: 0.333, SLG: 0.333 Mike Stanton, L (8, 1) Darren Bragg, L (9, PH) OBP: 0.313, SLG: 0.356 42 Mariano Rivera, R (9, 1)		1-1 1B 1-2 2-H		1-0 G1-3			1-3 K		1-0 F7	3	0	1	1	0	1	1
										0	0	0	0	0	0	0
										1	0	0	0	0	0	1
										0	0	0	0	0	0	0
Inning Stats	R: 0 E: 0 K: 0 S: 8 H: 1 LOB: 0 BB: 0 P: 10	R: 2 E: 1 K: 2 S: 15 H: 2 LOB: 2 BB: 1 P: 27	R: 0 E: 0 K: 0 S: 9 H: 0 LOB: 1 BB: 0 P: 15	R: 0 E: 0 K: 0 S: 9 H: 1 LOB: 1 BB: 0 P: 15	R: 0 E: 0 K: 2 S: 12 H: 0 LOB: 1 BB: 1 P: 18	R: 0 E: 0 K: 0 S: 10 H: 1 LOB: 1 BB: 0 P: 14	R: 0 E: 0 K: 1 S: 7 H: 0 LOB: 0 BB: 0 P: 12	R: 0 E: 0 K: 0 S: 10 H: 1 LOB: 1 BB: 0 P: 16	R: 0 E: 0 K: 0 S: 9 H: 0 LOB: 1 BB: 1 P: 17	1B: 4 2B: 1 3B: 0 HR: 1 SF: 0 SAC: 0 DP: 1 HBP: 1							

	AB	33
	R	2
	H	6
	RBI	2
	BB	3
	SO	5
	LOB	17

WP: 0 PB: 0 SB: 2 CS: 0 PA: 37

PITCHER		IP	WLS	BF	H	R	ER	SO	BB	IBB	HBP	BLK	WP	HR	S	P	ERA	WHIP
Kevin Appier, R ERA: 3.93	(1, 1)	7.0	L	29	5	2	1	5	2	0	1	0	0	1	70	111	1.29	1.000
Dennis Cook, L ERA: 4.13	(8, 1)	1.0		4	1	0	0	0	0	0	0	0	0	0	10	16	0.00	1.000
Armando Benitez, R ERA: 3.1	(9, 1)	1.0		4	0	0	0	0	1	0	0	0	0	0	9	17	0.00	1.000

PITCHER	IP	WLS	BF	H	R	ER	SO	BB	IBB	HBP	BLK	WP	HR	S	P	ERA	WHIP

Batter	1	2	3	4	5	6	7	8	9	AB	R	H	RBI	BB	SO	LOB
Timo Perez, L (1, 9) OBP: 0.313, SLG: 0.340	X 0-0 ① G4-3		C B X 1-1 ③ G4-3			B X 1-0 ① F8		L X 0-1 ① B1		4	0	0	0	0	0	1
Benny Agbayani, R (1, 7) OBP: 0.370, SLG: 0.414	C F S 0-3 ② K			X 0-0 ① G6-3		B S X 1-1 ② F9		B B X 2-0 ② G6-3		4	0	0	0	0	1	1
Robin Ventura, L (1, 5) OBP: 0.399, SLG: 0.514	B X 1-0 ③ P6			X 0-0 HR		B X 1-0 ③ F2		B C F F B X 2-2 ③ F8		4	1	1	1	0	0	1
31 Mike Piazza, R (1, 2) OBP: 0.332, SLG: 0.535		F F B F X 1-2 ① F8		B X 1-0 ② P4			C X 0-1 FC1-4 1B		B B C X 2-1 ① F8	4	0	1	0	0	0	0
Todd Zeile, R (1, 3) OBP: 0.365, SLG: 0.384		B C X 1-1 ② L9		F F F S 0-3 ③ K			F B C X 1-2 ① FC1-4 1B 1-2f		C C F F X 0-2 ② G6-3	4	0	0	0	0	1	1
Tsuyoshi Shinjo, R (1, 8) OBP: 0.324, SLG: 0.443		C X 0-1 1B			F B X 1-1 G5-3 1B		F F B C 1-3 ② K		B X 1-0 BB 1B	4	0	3	0	0	1	1
Desi Relaford, S (1, 4) OBP: 0.363, SLG: 0.436		F B F X 1-2 ③ F9			B B F F B X 3-2 ① P5		X 0-0 1-3 1B		B B B C B 4-1 1-2 BB	3	0	1	0	1	0	2
Rey Ordonez, R (1, 6) OBP: 0.264, SLG: 0.284			B F C X 1-2 ① G3		B C B F F B X 3-2 ② G5-3 1-2		C B X 1-1 ③ F2		S F X 0-2 ③ G1-3	2	0	0	0	0	0	1
Lenny Harris, L (7, PH) OBP: 0.303, SLG: 0.300										1	0	0	0	0	0	2
Jorge Velandia, R (8, 6)										0	0	0	0	0	0	0
Mark Johnson, L (9, PH) OBP: 0.382, SLG: 0.483										1	0	0	0	0	0	2
Kevin Appier, R (1, 1) OBP: 0.115, SLG: 0.080			B C S X 1-2 ② G4-3		B S F S 1-3 ③ K			F B S B B X 3-2 2B		2	0	0	0	0	1	1
Dennis Cook, L (8, 1)										0	0	0	0	0	0	0
Darryl Hamilton, L (8, PH) OBP: 0.293, SLG: 0.260										1	0	1	0	0	0	0
Armando Benitez, R (9, 1)										0	0	0	0	0	0	0
Inning Stats	R: 0 H: 0 E: 0 LOB: 0 K: 1 BB: 0 S: 5 P: 6	R: 0 H: 1 E: 0 LOB: 1 K: 0 BB: 0 S: 11 P: 14	R: 0 H: 0 E: 0 LOB: 0 K: 0 BB: 0 S: 8 P: 11	R: 1 H: 1 E: 0 LOB: 0 K: 1 BB: 0 S: 7 P: 8	R: 0 H: 1 E: 0 LOB: 1 K: 1 BB: 0 S: 12 P: 20	R: 0 H: 0 E: 0 LOB: 0 K: 0 BB: 0 S: 4 P: 7	R: 0 H: 2 E: 0 LOB: 2 K: 1 BB: 0 S: 11 P: 14	R: 0 H: 1 E: 0 LOB: 1 K: 0 BB: 0 S: 10 P: 17	R: 0 H: 1 E: 0 LOB: 2 K: 0 BB: 1 S: 12 P: 19	1B: 5 SF: 0 2B: 1 SAC: 0 3B: 0 DP: 0 HR: 1 HBP: 0						WP: 0 PA: 35 PB: 0 SB: 0 CS: 0	

PITCHER		IP	WLS	BF	H	R	ER	SO	BB	IBB	HBP	BLK	WP	HR	S	P	ERA	WHIP
35 Mike Mussina, R ERA: 3.54	(1, 1)	7.2	W	29	6	1	1	4	0	0	0	0	0	1	64	91	1.17	0.783
Mike Stanton, L ERA: 1.59	(8, 1)	0.1	H	1	0	0	0	0	0	0	0	0	0	0	4	6	0.00	0.000
42 Mariano Rivera, R ERA: 2.68	(9, 1)	1.0	S	5	1	0	0	0	1	0	0	0	0	0	12	19	0.00	2.000

PITCHER	IP	WLS	BF	H	R	ER	SO	BB	IBB	HBP	BLK	WP	HR	S	P	ERA	WHIP

BOTTOM

New York Yankees @ New York Mets

Shea Stadium, Flushing, NY

Sat Jun 16 2001, 1:15 PM EDT
Att. 54,195 - Overcast - 74 F

livebaseballscorecards.com

AB	34
R	1
H	7
RBI	1
BB	1
SO	4
LOB	13

Batter	1	2	3	4	5	6	7	8	9	AB	R	H	RBI	BB	SO	LOB
Chuck Knoblauch, R (1, 7) OBP: 0.348, SLG: 0.349	F B X 1-1 ① P4		C X 0-1 ② G6-3		B X 1-0 ② G5-3		F X 0-1 2 E 1B		C B X 1-1 ① F9	5	0	1	0	0	0	1
2 Derek Jeter, R (1, 6) OBP: 0.371, SLG: 0.402	C T B B X 2-2 ② G4-3		S B C X 1-2 ③ G6-3		X 0-0 2-H 1B 3B		C T P B F B X 3-2 1-2 E6		C T B F B C 2-3 ② K	5	1	1	1	0	1	1
Bernie Williams, S (1, 8) OBP: 0.390, SLG: 0.527	C C X 0-2 HR			C X 0-1 1B 20 1B 2B	C B S X 1-2 3-H S 1B		B B C S X 2-2 ③ F8		C B C F S 1-3 ③ K2-3	5	2	3	2	0	1	2
Tino Martinez, L (1, 3) OBP: 0.311, SLG: 0.407	X 0-0 ③ G6-3			C F F F X 0-2 2-3 20 1B SF7 1B	B B X 2-0 ③ 1-2 G4-3			C B X 1-1 ① G4-3		4	1	1	0	0	0	1
20 Jorge Posada, S (1, 2) OBP: 0.376, SLG: 0.549		B B F C S 2-3 ① K		B B C X 2-1 1-3 3-H CS 1B		C F B B C 3-3 ① K		B B B B 4-0 BB 2B BB		3	1	1	1	1	2	0
Paul O'Neill, L (1, 9) OBP: 0.315, SLG: 0.442		B X 1-0 ② G3		B X 1-0 ① 3-H SF7		X 0-0 ② G3		S X 0-1 ② F8		3	0	0	1	0	0	1
Scott Brosius, R (1, 5) OBP: 0.361, SLG: 0.469		B B C B B 4-1 BB		B C F C 1-3 ② K		S F C 0-3 ③ K		C B B F B B 4-2 1-2 2B BB		2	1	0	0	2	2	1
Alfonso Soriano, R (1, 4) OBP: 0.301, SLG: 0.384		C C F P F C 1-3 ③ K		B 1-0 ③ 1-2 CS	S F X 0-2 2 3B SH3-4 1B		B C F X 1-2 ① G4-3	B B F X 2-1 1-H 2-H 2B		4	1	2	2	0	1	1
Ted Lilly, L (1, 1) Brian Boehringer, S (6, 1) Randy Choate, L (6, 1) Carlos Almanzar, R (8, 1)			S B L B F B S 3-3 ① K		L P P X 2-1 ① 1-2 SH3-4		C S B B S 2-3 ② K	C B C X 1-2 ③ G4-3		1 0 2 0	0 0 0 0	0 0 0 0	0 0 0 0	0 0 0 0	1 0 1 0	0 0 1 0

Inning Stats									
	R: 1 E: 0 K: 0 S: 9	H: 1 LOB: 0 BB: 0 P: 12	R: 0 E: 0 K: 2 S: 11	H: 0 LOB: 1 BB: 1 P: 18	R: 0 E: 0 K: 1 S: 9	H: 0 LOB: 0 BB: 0 P: 13	R: 2 E: 0 K: 1 S: 13	H: 3 LOB: 0 BB: 0 P: 18	R: 2 E: 0 K: 0 S: 13	H: 3 LOB: 1 BB: 0 P: 17
	R: 0 E: 0 K: 2 S: 7	H: 0 LOB: 0 BB: 0 P: 10	R: 0 E: 1 K: 1 S: 16	H: 1 LOB: 2 BB: 0 P: 23	R: 2 E: 0 K: 0 S: 11	H: 1 LOB: 1 BB: 2 P: 23	R: 0 E: 0 K: 2 S: 10	H: 0 LOB: 0 BB: 0 P: 14	1B: 5 2B: 2 3B: 1 HR: 1	SF: 1 SAC: 1 DP: 0 HBP: 0	WP: 0 PB: 0 SB: 1 CS: 1	PA: 40

PITCHER		IP	WLS	BF	H	R	ER	SO	BB	IBB	HBP	BLK	WP	HR	S	P	ERA	WHIP
Rick Reed, R ERA: 2.9	(1, 1)	6.0		25	7	5	5	6	1	0	0	0	0	1	62	88	7.50	1.333
Rick White, R ERA: 3.52	(7, 1)	1.0		5	1	0	0	1	0	0	0	0	0	0	16	23	0.00	1.000
Dennis Cook, L ERA: 4.74	(8, 1)	0.2		4	0	2	2	0	2	0	0	0	0	0	6	15	27.00	3.000
Turk Wendell, R ERA: 2.94	(8, 1)	0.1	W	2	1	0	0	0	0	0	0	0	0	0	5	8	0.00	3.000
Armando Benitez, R ERA: 3.0	(9, 1)	1.0	S	3	0	0	0	2	0	0	0	0	0	0	10	14	0.00	0.000

PITCHER	IP	WLS	BF	H	R	ER	SO	BB	IBB	HBP	BLK	WP	HR	S	P	ERA	WHIP

TOP

New York Yankees @ New York Mets

Shea Stadium, Flushing, NY

Sun Jun 17 2001, 8:05 PM EDT

Att. 54,399 - Sunny - 77 F

livebaseballscorecards.com

AB	34
R	7
H	9
RBI	7
BB	3
SO	9
LOB	9

Batter	1	2	3	4	5	6	7	8	9	AB	R	H	RBI	BB	SO	LOB
Benny Agbayani, R (1, 7) OBP: 0.365, SLG: 0.407	B C X 1-1 G6-3 ①	B B B C X 3-1 G5-3 ③		1 SAFE 0-0 CS ③ 1-2	B F B S S 2-3 K ①		B C F C 1-3 K ①	C F X 0-2 FC4-6 1-3 2-H 3-H 1B		5	0	1	2	0	2	0
Tsuyoshi Shinjo, R (1, 8) OBP: 0.321, SLG: 0.434 Timo Perez, L (8, PR) OBP: 0.313, SLG: 0.340 (9, 8)	B F B B X 3-1 F8 ②		B B C X 2-1 F9 ①		B X 1-0 P4 ②		C B B B B 4-1 31 1B BB	F F X 0-2 FC4-6 ② 1-2f 3-H 31 HR		4 0	0 1	0 0	1 0	1 0	0 0	1 0
31 Mike Piazza, R (1, 2) OBP: 0.341, SLG: 0.549	B B F B B 4-1 BB 1B BB BB		B B S S F B 4-2 WP BB		F S S 0-3 K2-3 ③		C F F F X 0-2 G5-4-3 1-2 1B	B X 1-0 1-H HR		3	2	2	2	2	1	0
Todd Zeile, R (1, 3) OBP: 0.367, SLG: 0.383 Turk Wendell, L (8, 1) Lenny Harris, L (8, PH) OBP: 0.299, SLG: 0.296 Armando Benitez, R (9, 1)	X 0-0 BB BB 1-2 1B		C B B B F F F S 3-3 K ② 1-3			C S B B B B B 4-2 WP 1B BB	C F F X 0-2 G5-4-3 ②③ 1-2f	X 0-0 F2 ③		3 0 1 0	1 0 0 0	1 0 0 0	0 0 0 0	1 0 0 0	1 0 0 0	3 0 1 0
Robin Ventura, L (1, 5) OBP: 0.401, SLG: 0.509	B B B C S F B 4-2 BB 1-2 2-3 BB		B C B S B B 4-2 BB			B X 1-0 L7 ①		C X 0-1 E6 HBP 1B		2	1	0	0	2	0	1
Joe McEwing, R (1, 9) OBP: 0.368, SLG: 0.461	B B B B C S B 4-2 1-2 2-3 3-H BB		S B C C C 1-3 K ③			B B B B B 4-0 1B 1-2 BB		C H 1-1 1B 1B 1-2 HBP		1	1	0	1	2	1	2
Desi Relaford, S (1, 4) OBP: 0.367, SLG: 0.434	B C X 1-1 G6-3 ③			B B C F F F B B 4-2 CS BB		F F B B B X 3-2 F5 ②		B B C S X 2-2 BB 1-3 2-H 1B		3	1	1	1	1	0	5
Rey Ordonez, R (1, 6) OBP: 0.268, SLG: 0.284		B C F B B S 3-3 K ①		B C F B B X 3-2 F9 ①		C B B F B X 3-2 1-2 2-H 1B		B B B B B 4-0 1B 1-2 FC4-6 BB		3	1	1	1	1	1	1
Rick Reed, R (1, 1) OBP: 0.152, SLG: 0.161 Darryl Hamilton, L (6, PH) OBP: 0.293, SLG: 0.260 Todd Pratt, R (6, PH) OBP: 0.339, SLG: 0.360 Rick White, R (7, 1) Dennis Cook, L (8, 1) Mark Johnson, L (8, 3) OBP: 0.371, SLG: 0.467		B B B C C S 3-3 K ②		B F L C 1-3 K ②		F B S F F F F S 1-3 K ③		B C B S C 2-3 K ①		2 0 1 0 0 1	0 0 0 0 0 0	0 0 0 0 0 0	0 0 0 0 0 0	0 0 0 0 0 0	2 0 1 0 0 1	1 0 2 0 0 3
Inning Stats	R: 1 E: 0 K: 0 S: 13 H: 1 LOB: 3 BB: 3 P: 30	R: 0 E: 0 K: 2 S: 8 H: 0 LOB: 0 BB: 0 P: 17	R: 0 E: 0 K: 2 S: 15 H: 0 LOB: 2 BB: 2 P: 29	R: 0 E: 0 K: 1 S: 9 H: 0 LOB: 0 BB: 1 P: 17	R: 0 E: 0 K: 2 S: 7 H: 0 LOB: 0 BB: 0 P: 10	R: 1 E: 0 K: 1 S: 17 H: 1 LOB: 2 BB: 2 P: 33	R: 0 E: 0 K: 1 S: 13 H: 1 LOB: 1 BB: 1 P: 18	R: 6 E: 1 K: 1 S: 17 H: 3 LOB: 1 BB: 1 P: 27		1B: 5 2B: 0 3B: 0 HR: 1	SF: 0 SAC: 0 DP: 1 HBP: 1		WP: 3 PB: 0 SB: 0 CS: 1	PA: 41		

PITCHER		IP	WLS	BF	H	R	ER	SO	BB	IBB	HBP	BLK	WP	HR	S	P	ERA	WHIP
Ted Lilly, L ERA: 5.03	(1, 1)	5.1		24	1	2	2	7	8	0	0	0	2	0	55	115	3.38	1.688
Brian Boehringer, R ERA: 2.9	(6, 1)	0.1	H	2	1	0	0	0	0	0	0	0	0	0	6	12	0.00	3.000
Randy Choate, L ERA: 3.38	(6, 1)	1.2	H	10	2	4	3	3	2	0	1	0	0	0	30	45	16.20	2.400
Carlos Almanzar, R ERA: 4.5	(8, 1)	0.2	L	4	2	2	1	0	0	0	0	0	0	1	8	9	13.50	3.000

PITCHER	IP	WLS	BF	H	R	ER	SO	BB	IBB	HBP	BLK	WP	HR	S	P	ERA	WHIP

BOTTOM

New York Yankees @ New York Mets

Shea Stadium, Flushing, NY

Sun Jun 17 2001, 8:05 PM EDT

Att. 54,399 - Sunny - 77 F

livebaseballscorecards.com

AB	29
R	8
H	6
RBI	8
BB	10
SO	10
LOB	20

Batter	1	2	3	4	5	6	7	8	9	AB	R	H	RBI	BB	SO	LOB
Chuck Knoblauch, R (1, 10) OBP: 0.346, SLG: 0.350	F F F C 0-3 ① K		P B X 2-0 2 1B 1-H 2B	B C F F X 1-2 ② L5		B C C S 1-3 ① K	F F B S 1-3 ② K			5	1	1	1	0	3	4
2 Derek Jeter, R (1, 6) OBP: 0.372, SLG: 0.402 Enrique Wilson, S (7, 6) OBP: 0.199, SLG: 0.227	B F X 1-1 ② F8		C B X 1-1 2-H 1B	C C X 0-2 HR 3-H 1B		F C B X 1-2 ② F9	X 0-0 ③ FC5-4 1-2f			5	1	2	2	0	0	3
										0	0	0	0	0	0	0
Bernie Williams, S (1, 8) OBP: 0.390, SLG: 0.538	B B X 2-0 ③ G4-3		C B X 1-1 ① F7	X 0-0 1-H HR		B C S F B X 2-2 1-H 1B		X 0-0 ① L6		5	1	2	3	0	0	1
Tino Martinez, L (1, 3) OBP: 0.307, SLG: 0.401 Clay Bellinger, R (7, 3) OBP: 0.050, SLG: 0.050		B X 1-0 ① L3	C C F S 0-3 ② K	B B B C X 3-1 ③ F7		B C B F S 2-3 ③ K		C S B B C 2-3 ② K		4	0	0	0	0	2	2
										1	0	0	0	0	1	0
20 Jorge Posada, S (1, 2) OBP: 0.380, SLG: 0.543		B C B F B B 4-2 BB BB	B C C X 1-2 ③ F5		B B B C B 4-1 G4-3 BB		C F F F F B F B B 4-2 B BB 1B 1B BB	B C B F X 2-2 ③ P4		2	1	0	0	3	0	1
Paul O'Neill, L (1, 9) OBP: 0.321, SLG: 0.444 Darren Bragg, L (7, PR) OBP: 0.308, SLG: 0.350 (7, 9)		B B B F B 4-1 1-2 FC5-4 BB	C X 0-1 SH3-4 1B 3B 1B	C X 0-1 ① G4-3 1-2		B F C B X 2-2 1-2 BB 1B 1B		F F B X 1-2 ① L9		3	1	2	0	1	0	1
										1	1	0	0	0	0	0
Shane Spencer, R (1, 7) OBP: 0.333, SLG: 0.818		B F B F S 2-3 ② K	X 0-0 1-2 SH3-4 3B 1B	C F B S 2-3 ② K		C S B F B X 2-2 ① P5		B B X 2-0 ② F7		5	1	1	0	0	2	5
Scott Brosius, R (1, 5) OBP: 0.359, SLG: 0.463		B X 1-0 ③ FC5-4 1-2f	X 0-0 ① SH3-4 1-2 2-3	B B C S S 2-3 ③ K		C B B F B B 4-2 1B 1-2 2-3 BB		F X 0-1 ③ G1-3		3	0	0	0	1	1	3
Alfonso Soriano, R (1, 4) OBP: 0.312, SLG: 0.399			B C X 1-1 2B 1B	F X 0-1 2 1B 2-H 3-H 3B		B C B B F F F B 4-2 S 1B BB	C X 0-1 2 FC5-4 1-2 2-H 3-H 1B			3	3	3	4	1	0	0
Inning Stats	R: 0 H: 0 E: 0 LOB: 0 K: 1 BB: 0 S: 7 P: 10	R: 0 H: 0 E: 0 LOB: 2 K: 1 BB: 2 S: 8 P: 20	R: 2 H: 3 E: 0 LOB: 1 K: 1 BB: 0 S: 15 P: 20	R: 5 H: 5 E: 0 LOB: 0 K: 0 BB: 0 S: 16 P: 20	R: 0 H: 0 E: 0 LOB: 1 K: 2 BB: 1 S: 9 P: 17	R: 1 H: 1 E: 0 LOB: 1 K: 2 BB: 1 S: 17 P: 27	R: 2 H: 2 E: 0 LOB: 2 K: 1 BB: 2 S: 21 P: 34	R: 0 H: 0 E: 0 LOB: 0 K: 1 BB: 0 S: 7 P: 11	R: 0 H: 0 E: 0 LOB: 0 K: 0 BB: 0 S: 6 P: 9	1B: 8 SF: 0 2B: 1 SAC: 1 3B: 1 DP: 0 HR: 1 HBP: 0						

TOP

New York Yankees @ Detroit Tigers

Comerica Park, Detroit, MI

Mon Jun 18 2001, 7:05 PM EDT

Att. 29,365 - Cloudy - 81 F

livebaseballscorecards.com

AB	37
R	10
H	11
RBI	10
BB	6
SO	9
LOB	20

WP: 0 PA: 44
PB: 0
SB: 1
CS: 0

PITCHER		IP	WLS	BF	H	R	ER	SO	BB	IBB	HBP	BLK	WP	HR	S	P	ERA	WHIP
Jeff Weaver, R ERA: 3.68	(1, 1)	5.0	L	26	8	7	7	5	3	0	0	0	0	1	55	87	12.60	2.200
Dave Borkowski, R ERA: 5.03	(6, 1)	1.0		5	1	1	1	2	1	0	0	0	0	0	17	27	9.00	2.000
Kevin Tolar, L ERA: 7.45	(7, 1)	0.1		5	2	2	2	0	2	0	0	0	0	0	17	29	54.00	12.000
Danny Patterson, R ERA: 1.93	(7, 1)	1.2		5	0	0	0	2	0	0	0	0	0	0	11	16	0.00	0.000
Todd Jones, R ERA: 5.16	(9, 1)	1.0		3	0	0	0	0	0	0	0	0	0	0	6	9	0.00	0.000

PITCHER	IP	WLS	BF	H	R	ER	SO	BB	IBB	HBP	BLK	WP	HR	S	P	ERA	WHIP

BOTTOM

New York Yankees @ Detroit Tigers

Comerica Park, Detroit, MI

Mon Jun 18 2001, 7:05 PM EDT

Att. 29,365 - Cloudy - 81 F

livebaseballscorecards.com

Batter	1	2	3	4	5	6	7	8	9	AB	R	H	RBI	BB	SO	LOB
Roger Cedeno, S (1, 8) OBP: 0.331, SLG: 0.346	BBCX 2-1 PB SF8 2B		BFBCBB 4-2 G6-3 BB		BBCBSC 3-3 ① K 1-2		CSBS 1-3 ③ K			3	1	1	0	1	2	2
Jose Macias, S (1, 4) OBP: 0.321, SLG: 0.406	LCS 0-3 ① K		1 SAFE FX 0-1 ①② G6-3 1-2		BX 1-0 ② G1-3 2-3			FFFX 0-2 G4-6-3 1B		4	0	1	0	0	1	3
Bobby Higginson, L (1, 7) OBP: 0.406, SLG: 0.453 Randall Simon, L (9, 3) OBP: 0.250, SLG: 0.250	FSBBBB 4-2 2-3 BB		BBBSB 4-1 1B BB		CCX 0-2 ③ G6-3			CBFBX 2-2 ①② G4-6-3 1-2f		2 0	0 0	0 0	0 0	2 0	0 0	2 0
Tony Clark, S (1, 3) OBP: 0.396, SLG: 0.536 Wendell Magee, R (9, 7) OBP: 0.375, SLG: 0.507	FX 0-1 ② SF8 3-H		BCFX 1-2 1-2 1B			CFBS 1-3 ① K		FBBBFX 3-2 ③ F7		3 0	0 0	1 0	1 0	0 0	1 0	0 0
Robert Fick, L (1, 2) OBP: 0.350, SLG: 0.556	X 0-0 ③ F5		CSBBBFX 2-2 ③ G3-1			BFFS 1-3 ② K			BBX 2-0 ① F9	4	0	0	0	0	1	3
Dean Palmer, R (1, 10) OBP: 0.335, SLG: 0.442		BSBCFS 2-3 ① K		CBBX 2-1 ① F9		X 0-0 ③ F7			BSCS 1-3 ② K	4	0	0	0	0	2	0
Juan Encarnacion, R (1, 9) OBP: 0.316, SLG: 0.441		BX 1-0 1B 2B		FBX 1-1 G5-4-3 1B			BBX 2-0 2B		SBFX 1-2 ③ P6	4	0	3	0	0	0	0
Shane Halter, R (1, 6) OBP: 0.320, SLG: 0.364		BBX 2-0 G4-6-3 2-3 1B		X 0-0 ②③ G5-4-3 1-2f			CFS 0-3 ① K			3	0	1	0	0	1	2
Jarrod Patterson, L (1, 5) OBP: 0.455, SLG: 0.727		BBCBX 3-1 ②③ G4-6-3 1-2f			BX 1-0 G1-3 WP 1B		X 0-0 ② G6-3			3	0	1	0	0	0	3

	AB	30
	R	1
	H	8
	RBI	1
	BB	3
	SO	8
	LOB	15

Inning Stats	1	2	3	4	5	6	7	8	9
	R: 1 H: 1 E: 0 LOB: 1 K: 1 BB: 1 S: 10 P: 16	R: 0 H: 2 E: 0 LOB: 1 K: 1 BB: 0 S: 8 P: 16	R: 0 H: 1 E: 0 LOB: 2 K: 0 BB: 2 S: 12 P: 23	R: 0 H: 1 E: 0 LOB: 0 K: 0 BB: 0 S: 5 P: 8	R: 0 H: 1 E: 0 LOB: 1 K: 1 BB: 0 S: 8 P: 13	R: 0 H: 0 E: 0 LOB: 0 K: 2 BB: 0 S: 7 P: 9	R: 0 H: 1 E: 0 LOB: 1 K: 2 BB: 0 S: 8 P: 11	R: 0 H: 1 E: 0 LOB: 0 K: 0 BB: 0 S: 10 P: 15	R: 0 H: 0 E: 0 LOB: 0 K: 1 BB: 0 S: 7 P: 11

1B: 5	SF: 1	WP: 1	PA: 34
2B: 3	SAC: 0	PB: 1	
3B: 0	DP: 3	SB: 0	
HR: 0	HBP: 0	CS: 0	

PITCHER		IP	WLS	BF	H	R	ER	SO	BB	IBB	HBP	BLK	WP	HR	S	P	ERA	WHIP
Roger Clemens, R ERA: 3.69	(1, 1)	7.0	W	28	7	1	0	7	3	0	0	0	1	0	58	96	0.00	1.429
Brian Boehringer, R ERA: 2.81	(8, 1)	1.0		3	1	0	0	0	0	0	0	0	0	0	10	15	0.00	1.000
Carlos Almanzar, R ERA: 4.0	(9, 1)	1.0		3	0	0	0	1	0	0	0	0	0	0	7	11	0.00	0.000

PITCHER	IP	WLS	BF	H	R	ER	SO	BB	IBB	HBP	BLK	WP	HR	S	P	ERA	WHIP

Batter	1	2	3	4	5	6	7	8	9	AB	R	H	RBI	BB	SO	LOB
Chuck Knoblauch, R (1, 7) OBP: 0.341, SLG: 0.344	B B C S X 2-2 ① G6-3		F F P F X 1-2 ②③ G6-3 1-2			B B X 2-0 ③ G5-3			C X 0-1 ②③ G4-6-3 1-2f	4	0	0	0	0	0	2
2 Derek Jeter, R (1, 6) OBP: 0.371, SLG: 0.401	C F X 0-2 G4-3 1B			B X 1-0 ① G6-3			X 0-0 ① F9			3	0	1	0	0	0	0
Bernie Williams, S (1, 8) OBP: 0.389, SLG: 0.533	B C C C X 2-2 ②③ G4-3 1-2f			B F X 1-1 ② L9			B B B C C B 4-2 G4-6-3 BB			2	0	0	0	1	0	1
Tino Martinez, L (1, 3) OBP: 0.304, SLG: 0.396		B C B C F X 2-2 ① F8		F X 0-1 ③ G1-3			C B X 1-1 ②③ G4-6-3 1-2f			3	0	0	0	0	0	1
Shane Spencer, R (1, 10) OBP: 0.267, SLG: 0.643		B S X 1-1 ② G1-3			X 0-0 ① G6-3			B X 1-0 ① F8		3	0	0	0	0	0	0
Paul O'Neill, L (1, 9) OBP: 0.318, SLG: 0.439		B F C X 1-2 ③ F9			B B X 2-0 ② P6			S B X 1-1 ② F7		3	0	0	0	0	0	0
Scott Brosius, R (1, 5) OBP: 0.359, SLG: 0.470			F X 0-1 1B 3B		B X 1-0 ③ G3			B B F X 2-1 ③ G6-3		3	1	1	0	0	0	0
Todd Greene, R (1, 2) OBP: 0.364, SLG: 0.526			C X 0-1 FC5-4 1B 3-H			B F X 1-1 ① F2			X 0-0 ① P6	3	0	1	1	0	0	0
Alfonso Soriano, R (1, 4) OBP: 0.312, SLG: 0.396			C X 0-1 ① FC5-4 CS 1-2f			C X 0-1 ② G5-3			B B B B 4-0 G4-6-3 BB	2	0	0	0	1	0	1
Inning Stats	R: 0 E: 0 K: 0 S: 9 H: 1 LOB: 0 BB: 0 P: 13	R: 0 E: 0 K: 0 S: 9 H: 0 LOB: 0 BB: 0 P: 13	R: 1 E: 0 K: 0 S: 11 H: 2 LOB: 0 BB: 0 P: 11	R: 0 E: 0 K: 0 S: 5 H: 0 LOB: 0 BB: 0 P: 7	R: 0 E: 0 K: 0 S: 3 H: 0 LOB: 0 BB: 0 P: 6	R: 0 E: 0 K: 0 S: 5 H: 0 LOB: 0 BB: 1 P: 8	R: 0 E: 0 K: 0 S: 5 H: 0 LOB: 0 BB: 1 P: 10	R: 0 E: 0 K: 0 S: 5 H: 0 LOB: 0 BB: 0 P: 9	R: 0 E: 0 K: 0 S: 3 H: 0 LOB: 0 BB: 1 P: 7	1B: 2 2B: 0 3B: 1 HR: 0 SF: 0 SAC: 0 DP: 3 HBP: 0						

PITCHER	IP	WLS	BF	H	R	ER	SO	BB	IBB	HBP	BLK	WP	HR	S	P	ERA	WHIP
Steve Sparks, R (1, 1) ERA: 3.83	9.0	W	28	3	1	1	0	2	0	0	0	0	0	55	84	1.00	0.556

PITCHER	IP	WLS	BF	H	R	ER	SO	BB	IBB	HBP	BLK	WP	HR	S	P	ERA	WHIP

TOP

New York Yankees @ Detroit Tigers

Comerica Park, Detroit, MI

Tue Jun 19 2001, 7:05 PM EDT
Att. 24,171 - Cloudy - 89 F

livebaseballscorecards.com

AB	26
R	1
H	3
RBI	1
BB	2
SO	0
LOB	5

1B: 2	SF: 0	WP: 0	PA: 28
2B: 0	SAC: 0	PB: 0	
3B: 1	DP: 3	SB: 0	
HR: 0	HBP: 0	CS: 1	

New York Yankees @ Detroit Tigers

Comerica Park, Detroit, MI

Tue Jun 19 2001, 7:05 PM EDT
Att. 24,171 - Cloudy - 89 F

livebaseballscorecards.com

BOTTOM

Batter	1	2	3	4	5	6	7	8	9	AB	R	H	RBI	BB	SO	LOB
Roger Cedeno, S (1, 8) OBP: 0.336, SLG: 0.355	S B F F B X 2-2 S S 1B		B B B C F X 3-2 ② G3		B C B S X 2-2 BB S 1B		C C X 0-2 1B 2B	B B X 2-0 ② F8		5	1	3	0	0	0	0
Damion Easley, R (1, 4) OBP: 0.373, SLG: 0.454	B X 1-0 S 1B 1-2		X 0-0 S 1B		B B B B 4-0 BB BB 1-2		F X 0-1 1B 2B 1B 2-H	B X 1-0 2B		4	1	4	1	1	0	0
Bobby Higginson, L (1, 7) OBP: 0.406, SLG: 0.448	B X 1-0 ① F7		B C F B F S 2-3 ③ K 1-2		B C B B B 4-1 FC4 BB 1-2 2-3		B X 1-0 2B 1B 1-3	X 0-0 ③ G3-1		4	1	1	0	1	1	4
Tony Clark, S (1, 3) OBP: 0.390, SLG: 0.526	B S F F B B F F S 3-3 ② K 1-2 2-3			F C S 0-3 ① K	F F B F F B X 2-2 ③ FC4 1-2f		B F C B B S 3-3 ① K			4	0	0	0	0	3	7
Dean Palmer, R (1, 10) OBP: 0.338, SLG: 0.465	B X 1-0 ③ F9			C B B B B X 3-1 HR		B C X 1-1 ① F9	C X 0-1 1B 2B 1-H 3-H			4	2	2	3	0	0	2
Juan Encarnacion, R (1, 9) OBP: 0.315, SLG: 0.451		B S B S F C 2-3 ① K		X 0-0 ② F3		X 0-0 HR	S X 0-1 ② F8			4	1	1	1	0	1	1
Shane Halter, R (1, 6) OBP: 0.325, SLG: 0.386		B C F B B S 3-3 ② K		X 0-0 ③ G6-3		B X 1-0 1B 3B	B C X 1-1 2-H 1B			4	1	2	1	0	1	0
Jarrod Patterson, L (1, 5) OBP: 0.400, SLG: 0.600		B F B B F B X 3-2 ③ F7			B F B X 2-1 ① G4-3	X 0-0 15 CS 3-H 1B	F X 0-1 ③ G4-3			4	0	1	1	0	0	1
15 Brandon Inge, R (1, 2) OBP: 0.255, SLG: 0.280			C X 0-1 ① G1-3		B S F S 1-3 ② K	B B B C F C 3-3 ②③ K 1-2		B X 1-0 ① F8		4	0	0	0	0	2	1
Inning Stats	R: 0 E: 0 K: 1 S: 13 H: 2 LOB: 2 BB: 0 P: 21	R: 0 E: 0 K: 2 S: 10 H: 0 LOB: 0 BB: 0 P: 18	R: 0 E: 0 K: 1 S: 10 H: 1 LOB: 1 BB: 0 P: 15	R: 1 E: 0 K: 1 S: 7 H: 1 LOB: 0 BB: 0 P: 10	R: 0 E: 0 K: 1 S: 14 H: 1 LOB: 3 BB: 2 P: 29	R: 2 E: 0 K: 1 S: 8 H: 3 LOB: 1 BB: 0 P: 13	R: 4 E: 0 K: 1 S: 17 H: 5 LOB: 1 BB: 0 P: 22	R: 0 E: 0 K: 0 S: 4 H: 1 LOB: 1 BB: 0 P: 8		1B: 8 2B: 4 3B: 1 HR: 2 SF: 0 SAC: 0 DP: 1 HBP: 0						

	AB	37
	R	7
	H	14
	RBI	7
	BB	2
	SO	8
	LOB	16

WP: 0 PB: 0 SB: 5 CS: 1 PA: 39

PITCHER		IP	WLS	BF	H	R	ER	SO	BB	IBB	HBP	BLK	WP	HR	S	P	ERA	WHIP
Randy Keisler, L ERA: 6.75	(1, 1)	6.0	L	27	8	3	3	7	2	0	0	0	0	2	62	106	4.50	1.667
Ramiro Mendoza, R ERA: 5.27	(7, 1)	0.1		5	4	4	4	1	0	0	0	0	0	0	11	15	108.00	12.000
Carlos Almanzar, R ERA: 3.38	(7, 1)	1.2		7	2	0	0	0	0	0	0	0	0	0	10	15	0.00	1.200

PITCHER	IP	WLS	BF	H	R	ER	SO	BB	IBB	HBP	BLK	WP	HR	S	P	ERA	WHIP

Batter	1	2	3	4	5	6	7	8	9	AB	R	H	RBI	BB	SO	LOB
Chuck Knoblauch, R (1, 10) OBP: 0.345, SLG: 0.353	C X 0-1 ① G6-3		C B B X 2-1 G6-4-3 2 1B 1B		B B X 2-0 2B		C S X 0-2 ① G5-3		C X 0-1 L9 2 WP 1B	5	0	3	0	0	0	0
2 Derek Jeter, R (1, 6) OBP: 0.369, SLG: 0.398	B S F X 1-2 ② F9		B X 1-0 G6-4-3 1-2 1B		B B F X 2-1 ① F9		C S B X 1-2 ② G5-3		B F B S X 2-2 ① G5-3 1-2	5	0	1	0	0	0	2
Bernie Williams, S (1, 8) OBP: 0.386, SLG: 0.523	F C B B F C 2-3 ③ K		C S B X 1-2 ① ② G6-4-3 1-2f 2-3		B B I I 4-0 IBB		X 0-0 ③ G6-3		B B F S X 2-2 ② L9 2-3	4	0	0	0	1	1	3
Tino Martinez, L (1, 3) OBP: 0.305, SLG: 0.400		C B B X 2-1 20 1B 2B	B X 1-0 ③ F9		B B X 2-0 ② F7			B X 1-0 20 1B 1B	B X 1-0 ③ G3	5	2	2	0	0	0	4
20 Jorge Posada, S (1, 2) OBP: 0.382, SLG: 0.542		B B S B X 3-1 G4-3 G6-3 2-H 1B		C L B S 1-3 ① K	B C X 1-1 ③ F9			B B C F X 2-2 ① 1-3 1B		4	0	2	1	0	1	2
Paul O'Neill, L (1, 9) OBP: 0.320, SLG: 0.438		X 0-0 ① G6-3 1-2		B B B C B 4-1 BB BB		X 0-0 ① F7		B B F B F X 3-2 FC3-6 3-H 1B		3	0	1	1	1	0	1
Shane Spencer, R (1, 7) OBP: 0.316, SLG: 0.563		B B C B B 4-1 G4-3 BB		B B B 4-0 1-2 BB		C B B S F C 2-3 ② K		C B F X 1-2 ② FC3-6 1-2f BB		2	0	0	0	2	1	1
Scott Brosius, R (1, 5) OBP: 0.361, SLG: 0.466		X 0-0 ② G4-3 1-2 2-3		C B C F S 1-3 ② K		C B B B B 4-1 WP BB		B B B B 4-0 1-2 BB		2	0	0	0	2	1	4
Alfonso Soriano, R (1, 4) OBP: 0.307, SLG: 0.390		B X 1-0 ③ F7		X 0-0 ③ L8		C C B S 1-3 ③ K 1-2		F B S B S 2-3 ③ K		4	0	0	0	0	2	7
Inning Stats	R: 0 H: 0 E: 0 LOB: 0 K: 1 BB: 0 S: 9 P: 12	R: 1 H: 2 E: 0 LOB: 2 K: 0 BB: 1 S: 8 P: 18	R: 0 H: 2 E: 0 LOB: 1 K: 0 BB: 0 S: 7 P: 12	R: 0 H: 0 E: 0 LOB: 2 K: 2 BB: 2 S: 9 P: 19	R: 0 H: 1 E: 0 LOB: 2 K: 0 BB: 1 S: 6 P: 17	R: 0 H: 0 E: 0 LOB: 1 K: 2 BB: 1 S: 9 P: 16	R: 0 H: 0 E: 0 LOB: 0 K: 0 BB: 0 S: 7 P: 8	R: 1 H: 3 E: 0 LOB: 2 K: 1 BB: 1 S: 13 P: 26	R: 0 H: 1 E: 0 LOB: 1 K: 0 BB: 0 S: 9 P: 14	1B: 7 SF: 0 2B: 2 SAC: 0 3B: 0 DP: 1 HR: 0 HBP: 0						WP: 2 PA: 40 PB: 0 SB: 0 CS: 0

PITCHER		IP	WLS	BF	H	R	ER	SO	BB	IBB	HBP	BLK	WP	HR	S	P	ERA	WHIP
Chris Holt, R ERA: 5.48	(1, 1)	7.1	W	32	7	2	2	5	4	1	0	0	1	0	59	109	2.46	1.500
C.J. Nitkowski, L ERA: 3.46	(8, 1)	0.0		1	1	0	0	0	0	0	0	0	0	0	3	6	∞	∞
Todd Jones, R ERA: 5.04	(8, 1)	0.2	H	3	0	0	0	1	1	0	0	0	0	0	6	13	0.00	1.500
Matt Anderson, R ERA: 5.4	(9, 1)	1.0	S	4	1	0	0	0	0	0	0	0	1	0	9	14	0.00	1.000

PITCHER	IP	WLS	BF	H	R	ER	SO	BB	IBB	HBP	BLK	WP	HR	S	P	ERA	WHIP

TOP

New York Yankees @ Detroit Tigers

Comerica Park, Detroit, MI

Wed Jun 20 2001, 7:05 PM EDT

Att. 23,618 - Cloudy - 71 F

livebaseballscorecards.com

AB	34
R	2
H	9
RBI	2
BB	6
SO	6
LOB	24

BOTTOM

New York Yankees @ Detroit Tigers

Comerica Park, Detroit, MI

Wed Jun 20 2001, 7:05 PM EDT

Att. 23,618 - Cloudy - 71 F

livebaseballscorecards.com

Batter	1	2	3	4	5	6	7	8	9	AB	R	H	RBI	BB	SO	LOB
Roger Cedeno, S (1, 8) OBP: 0.335, SLG: 0.353	B C X 1-1 CS 1B		B F X 1-1 FC1-6 PO ② 1-2f		B B B X 3-0 G4-3 ① 1-2 2-3 3-H	C B B B F F X 3-2 L4 ①				4	0	1	0	0	0	3
Damion Easley, R (1, 4) OBP: 0.371, SLG: 0.450	B B C X 2-1 G6-3 ① ② 1-2		B B 1 SAFE 2-0 PO ③ 1-2	B F S B X 2-2 WP BB 1B	B F C F S 1-3 K ②		S F B B F B X 3-2 G5-3 ②			4	0	1	0	0	1	3
Bobby Higginson, L (1, 7) OBP: 0.407, SLG: 0.462	X 0-0 F8 ③			B B F B C B 4-2 WP BB 1-2	C B F F B X 2-2 G3 ③		B X 1-0 HR			3	1	1	1	1	0	2
Tony Clark, S (1, 3) OBP: 0.383, SLG: 0.516		B S X 1-1 F7 ①		F B F B F F B S 3-3 K ① 1-2 2-3		B F F X 1-2 F5 ①	C S B F S 1-3 K ③			4	0	0	0	0	2	2
Robert Fick, L (1, 2) OBP: 0.359, SLG: 0.575 15 Brandon Inge, R (9, 2) OBP: 0.255, SLG: 0.280		B B B C F F X 3-2 HR		I I I 4-0 G5-4-3 IBB		C B B B B 4-1 PB 3B BB		C B B F C 2-3 K ①		2 0	2 0	1 0	1 0	2 0	1 0	0 0
Dean Palmer, R (1, 10) OBP: 0.336, SLG: 0.457		C S B B B F B X 3-2 L5 ②		B X 1-0 G5-4-3 ② ③ 1-2f		C F B B F B B 4-2 3B BB 1-2		B B B C F S 3-3 K ②		3	1	0	0	1	1	3
Juan Encarnacion, R (1, 9) OBP: 0.318, SLG: 0.459		B S S S 1-3 K ③			B B B C B 4-1 E WP E BB	B X 1-0 1-H 2-H 3B		S B F F B C 2-3 K ③		3	1	1	2	1	2	0
Shane Halter, R (1, 6) OBP: 0.326, SLG: 0.385			C B B B S F F F B F 3-2 X FC1-6 1B		B B B F X 2-1 E4 WP E 1-2	B S S S 1-3 K ②				3	0	1	0	0	1	2
Jarrod Patterson, L (1, 5) OBP: 0.333, SLG: 0.500			C B X 1-1 L9 ①		L S X 0-2 E3 WP 1-2 2-3	B B S S S 2-3 K ③				3	0	0	0	0	1	4
Inning Stats	R: 0 E: 0 K: 0 S: 5 H: 1 LOB: 0 BB: 0 P: 8	R: 1 E: 0 K: 1 S: 13 H: 1 LOB: 0 BB: 0 P: 21	R: 0 E: 0 K: 0 S: 11 H: 1 LOB: 0 BB: 0 P: 18	R: 0 E: 0 K: 1 S: 11 H: 1 LOB: 2 BB: 2 P: 25	R: 1 E: 2 K: 1 S: 15 H: 0 LOB: 2 BB: 1 P: 27	R: 2 E: 0 K: 2 S: 14 H: 1 LOB: 1 BB: 2 P: 27	R: 1 E: 0 K: 1 S: 13 H: 1 LOB: 0 BB: 0 P: 21	R: 0 E: 0 K: 3 S: 10 H: 0 LOB: 0 BB: 0 P: 17		1B: 3 2B: 0 3B: 1 HR: 2	SF: 0 SAC: 0 DP: 1 HBP: 0						

	AB	29
	R	5
	H	6
	RBI	4
	BB	5
	SO	9
	LOB	19

WP: 2 PB: 1 SB: 0 CS: 1 PA: 35

PITCHER		IP	WLS	BF	H	R	ER	SO	BB	IBB	HBP	BLK	WP	HR	S	P	ERA	WHIP
65 Adrian Hernandez, R ERA: 2.35	(1, 1)	4.2	L	20	4	2	1	3	2	1	0	0	2	1	51	93	1.93	1.286
Randy Choate, L ERA: 3.72	(5, 1)	0.2		3	0	1	1	0	1	0	0	0	0	0	8	15	13.50	1.500
Ramiro Mendoza, R ERA: 5.31	(6, 1)	1.1		6	1	1	1	2	1	0	0	0	0	0	18	32	6.75	1.500
Mike Stanton, L ERA: 1.79	(7, 1)	0.2		3	1	1	1	2	0	0	0	0	0	1	8	12	13.50	1.500
Brian Boehringer, R ERA: 2.76	(8, 1)	0.2		2	0	0	0	2	0	0	0	0	0	0	7	12	0.00	0.000

PITCHER	IP	WLS	BF	H	R	ER	SO	BB	IBB	HBP	BLK	WP	HR	S	P	ERA	WHIP

Batter	1	2	3	4	5	6	7	8	9	AB	R	H	RBI	BB	SO	LOB
Inning Stats										1B: 0 2B: 0 3B: 0 HR: 0		SF: 0 SAC: 0 DP: 0 HBP: 0		WP: 0 PB: 0 SB: 0 CS: 0		PA: 0	

TOP

New York Yankees @ Detroit Tigers

Comerica Park, Detroit, MI

Thu Jun 21 2001, 7:05 PM EDT

livebaseballscorecards.com

AB	0
R	0
H	0
RBI	0
BB	0
SO	0
LOB	0

PITCHER	IP	WLS	BF	H	R	ER	SO	BB	IBB	HBP	BLK	WP	HR	S	P	ERA	WHIP

PITCHER	IP	WLS	BF	H	R	ER	SO	BB	IBB	HBP	BLK	WP	HR	S	P	ERA	WHIP

Batter	1	2	3	4	5	6	7	8	9	AB	R	H	RBI	BB	SO	LOB
Inning Stats																

BOTTOM

New York Yankees @ Detroit Tigers

Comerica Park, Detroit, MI

Thu Jun 21 2001, 7:05 PM EDT

livebaseballscorecards.com

AB	**0**
R	**0**
H	**0**
RBI	**0**
BB	**0**
SO	**0**
LOB	**0**

1B: 0 SF: 0
2B: 0 SAC: 0
3B: 0 DP: 0
HR: 0 HBP: 0

WP: 0 PA: 0
PB: 0
SB: 0
CS: 0

PITCHER	IP	WLS	BF	H	R	ER	SO	BB	IBB	HBP	BLK	WP	HR	S	P	ERA	WHIP

PITCHER	IP	WLS	BF	H	R	ER	SO	BB	IBB	HBP	BLK	WP	HR	S	P	ERA	WHIP

Batter	1	2	3	4	5	6	7	8	9	AB	R	H	RBI	BB	SO	LOB
Chuck Knoblauch, R (1, 10) OBP: 0.340, SLG: 0.346	C X 0-1 ① F8		B B S B C X 3-2 ① FC1-5-6-1 2 G4-6-3 1-3		B B X 2-0 ② G2-3 1-2		C F B B F S 2-3 ③ K2-3		B B C F B F F X 3-2 ② P6	5	0	0	0	0	1	2
2 Derek Jeter, R (1, 6) OBP: 0.369, SLG: 0.401	F C B B S 2-3 ② K	X 0-0 ② ③ G4-6-3 1-2f			B X 1-0 1B 2-H 1B			X 0-0 20 1B 2B	C B F B X 2-2 ③ F9	5	1	2	1	0	1	1
Bernie Williams, S (1, 8) OBP: 0.387, SLG: 0.521	B B X 2-0 ③ F8			C B B X 2-1 E4 20 FC4-6 SF7	B B X 2-0 1-3 1B			B F H 2-1 BB 20 1B 2B HBP		3	2	1	0	0	0	0
Tino Martinez, L (1, 3) OBP: 0.305, SLG: 0.396		C B C X 1-2 ① F7		C S F F B B F B B 4-2 20 FC4-6 BB	X 0-0 ③ L8			X 0-0 ① F7		3	0	0	0	1	0	4
20 Jorge Posada, S (1, 2) OBP: 0.388, SLG: 0.546		B C X 1-1 HR 1B		B X 1-0 ① FC4-6 1-2f 2-3		B B C S X 2-2 G6-3 1B		B B B C C X 2-2 BB 2B 1-2 2-H 1B		4	1	3	1	0	0	2
Paul O'Neill, L (1, 9) OBP: 0.319, SLG: 0.435		C C S 0-3 ② K		F F F B X 1-2 ② SF7 3-H		X 0-0 ① ② G6-3 1-2f		B B C S B B 4-2 2B 1-2 2-3 BB		2	0	0	1	1	1	2
Shane Spencer, R (1, 7) OBP: 0.348, SLG: 0.750		X 0-0 1-H HR		B B S X 2-1 ③ F8		B F B C B F X 3-2 ③ F3		B B X 2-0 ② 1-3 2-H 3-H 2B		4	1	2	3	0	0	1
Scott Brosius, R (1, 5) OBP: 0.356, SLG: 0.458		B B X 2-0 ③ P4			C B X 1-1 ① G6-3		C B F X 1-2 ① G5-3	B B C C B F F C 3-3 ③ K		4	0	0	0	0	1	2
Alfonso Soriano, R (1, 4) OBP: 0.310, SLG: 0.387			C B F B B B F B 4-2 FC1-5-6-1 S BB		B B F B B 4-1 2 1B G2-3 BB		B S B F S 2-3 ② K2-1-3		C B F F F X 1-2 ① F8	2	1	0	0	2	1	0
Inning Stats	R: 0 E: 0 K: 1 S: 6 H: 0 LOB: 0 BB: 0 P: 10	R: 2 E: 0 K: 1 S: 10 H: 2 LOB: 0 BB: 0 P: 14	R: 0 E: 0 K: 0 S: 7 H: 0 LOB: 0 BB: 1 P: 14	R: 1 E: 1 K: 0 S: 14 H: 0 LOB: 1 BB: 1 P: 24	R: 1 E: 0 K: 0 S: 7 H: 2 LOB: 2 BB: 1 P: 17	R: 0 E: 0 K: 0 S: 8 H: 1 LOB: 0 BB: 0 P: 13	R: 0 E: 0 K: 2 S: 10 H: 0 LOB: 0 BB: 0 P: 15	R: 2 E: 0 K: 1 S: 14 H: 3 LOB: 2 BB: 1 P: 27	R: 0 E: 0 K: 0 S: 13 H: 0 LOB: 0 BB: 0 P: 19	1B: 5 2B: 2 3B: 0 HR: 1 SF: 1 SAC: 0 DP: 2 HBP: 1						

TOP

New York Yankees @ Tampa Bay Devil Rays

Tropicana Field, St. Petersburg, FL

Fri Jun 22 2001, 7:15 PM EDT

Att. 24,718 - Dome - 72 F

livebaseballscorecards.com

AB	32
R	6
H	8
RBI	6
BB	4
SO	5
LOB	14

PITCHER		IP	WLS	BF	H	R	ER	SO	BB	IBB	HBP	BLK	WP	HR	S	P	ERA	WHIP
Albie Lopez, R ERA: 5.65	(1, 1)	7.0	L	30	6	6	5	4	3	0	1	0	0	1	64	111	6.43	1.286
Doug Creek, L ERA: 3.34	(8, 1)	0.1		3	1	0	0	0	1	0	0	0	0	0	6	12	0.00	6.000
Paul Wilson, R ERA: 7.85	(8, 1)	1.2		5	1	0	0	1	0	0	0	0	0	0	19	30	0.00	0.600

PITCHER	IP	WLS	BF	H	R	ER	SO	BB	IBB	HBP	BLK	WP	HR	S	P	ERA	WHIP

BOTTOM

New York Yankees @ Tampa Bay Devil Rays

Tropicana Field, St. Petersburg, FL

Fri Jun 22 2001, 7:15 PM EDT

Att. 24,718 - Dome - 72 F

livebaseballscorecards.com

Batter	1	2	3	4	5	6	7	8	9	AB	R	H	RBI	BB	SO	LOB
Jason Tyner, L (1, 8) OBP: 0.303, SLG: 0.297	C B S F F X 1-2 G6-3 ①		C B F C 1-3 K ②		X 0-0 G1-3 ①		X 0-0 F9 ②		B S F F X 1-2 L4 ②	5	0	0	0	0	1	2
Randy Winn, S (1, 10) OBP: 0.370, SLG: 0.414	B B C F F X 2-2 G5-3 1B		B B C C X 2-2 G5-3 ③		B C X 1-1 F8 ②		B F F B B F X 3-2 P4 ③		B C S X 1-2 G4-3 ③ 1-2	5	0	1	0	0	0	2
Greg Vaughn, R (1, 7) OBP: 0.338, SLG: 0.504	F B S F X 1-2 G5-3 ② 1-2			X 0-0 HR 1B	B F B B B 4-1 BB			B F F S 1-3 K ①		3	1	1	0	1	1	1
Ben Grieve, L (1, 9) OBP: 0.359, SLG: 0.384	B F C B S 2-3 K ③			B B F C B X 3-2 F7 ①	B C S B S 2-3 K ③			X 0-0 1B 1B		4	0	1	0	0	2	3
Aubrey Huff, L (1, 5) (9, 3) OBP: 0.272, SLG: 0.351		C B F X 1-2 G3 1B		C F X 0-2 1-H HR	S B B B X 3-1 G3-1 ①			C B X 1-1 P6 ②		4	1	2	2	0	0	1
Steve Cox, L (1, 3) OBP: 0.255, SLG: 0.379 Russ Johnson, R (8, PH) OBP: 0.358, SLG: 0.387 (9, 5)	B B C B X 3-1 G3 ① 1-2			X 0-0 HR	B S B X 2-1 F7 ②			C B B C B F F F 3-2 X 1-3 1B		3	1	1	1	0	0	1
										1	0	1	0	0	0	0
Mike DiFelice, R (1, 2) OBP: 0.266, SLG: 0.287 Fred McGriff, L (8, PH) OBP: 0.401, SLG: 0.567 John Flaherty, R (9, 2) OBP: 0.267, SLG: 0.331	C S S 0-3 K ②			B S C X 1-2 G3 ②	B C B F S 2-3 K ③			F B B C S 2-3 K ③		3	0	0	0	0	2	1
										1	0	0	0	0	1	2
										0	0	0	0	0	0	0
Andy Sheets, R (1, 6) OBP: 0.287, SLG: 0.278		X 0-0 G4-3 ③		C X 0-1 S 1B			B X 1-0 F8 ①		C F B B F B F B X 3-2 G4-3 ①	4	0	1	0	0	0	1
Damian Rolls, R (1, 4) OBP: 0.318, SLG: 0.375			B F B B S F X 2-2 F9 ①	C B B F F X 2-2 1-2 G6-3 ③			B B B C X 3-1 1B		C X 0-1 DI 1B	4	0	2	0	0	0	1
Inning Stats	R: 0 E: 0 K: 1 S: 16 H: 1 LOB: 1 BB: 0 P: 22	R: 0 E: 0 K: 1 S: 10 H: 1 LOB: 1 BB: 0 P: 14	R: 0 E: 0 K: 1 S: 10 H: 0 LOB: 0 BB: 0 P: 15	R: 3 E: 0 K: 0 S: 17 H: 4 LOB: 1 BB: 0 P: 23	R: 0 E: 0 K: 1 S: 7 H: 0 LOB: 1 BB: 1 P: 14	R: 0 E: 0 K: 1 S: 7 H: 0 LOB: 0 BB: 0 P: 14	R: 0 E: 0 K: 0 S: 8 H: 1 LOB: 1 BB: 0 P: 15	R: 0 E: 0 K: 2 S: 16 H: 2 LOB: 2 BB: 0 P: 23	R: 0 E: 0 K: 0 S: 14 H: 1 LOB: 1 BB: 0 P: 19	1B: 8 2B: 0 3B: 0 HR: 2	SF: 0 SAC: 0 DP: 0 HBP: 0						

	AB	37
	R	3
	H	10
	RBI	3
	BB	1
	SO	7
	LOB	15

WP: 0 PB: 0 SB: 1 CS: 0 PA: 38

PITCHER		IP	WLS	BF	H	R	ER	SO	BB	IBB	HBP	BLK	WP	HR	S	P	ERA	WHIP
35 Mike Mussina, R ERA: 3.56	(1, 1)	7.0	W	29	7	3	3	5	1	0	0	0	0	2	75	117	3.86	1.143
Ramiro Mendoza, R ERA: 5.27	(8, 1)	0.1	H	1	0	0	0	1	0	0	0	0	0	0	3	4	0.00	0.000
Mike Stanton, L ERA: 1.77	(8, 1)	0.1		3	2	0	0	0	0	0	0	0	0	0	10	14	0.00	6.000
42 Mariano Rivera, R ERA: 2.58	(8, 1)	1.1	S	5	1	0	0	1	0	0	0	0	0	0	17	24	0.00	0.750

PITCHER	IP	WLS	BF	H	R	ER	SO	BB	IBB	HBP	BLK	WP	HR	S	P	ERA	WHIP

Batter	1	2	3	4	5	6	7	8	9	AB	R	H	RBI	BB	SO	LOB
Alfonso Soriano, R (1, 4) OBP: 0.309, SLG: 0.388	C F F B X 1-2 ① F8		C B F B C 2-3 ③ K			C F B X 1-2 ② F8		B B F B X 3-1 2 S 2B		4	0	1	0	0	1	1
2 Derek Jeter, R (1, 6) OBP: 0.368, SLG: 0.397	B F B X 2-1 ② F8			C B X 1-1 ① F9		B B B C F B 4-2 BB		B S B C S 2-3 ② K 2-3		3	0	0	0	1	1	1
Bernie Williams, S (1, 8) OBP: 0.385, SLG: 0.514	C B S F S 1-3 ③ K			C C B B B F F X 3-2 ② G6-3		B B C X 2-1 ③ F9		C B B B B 4-1 BB		3	0	0	0	1	1	1
Shane Spencer, R (1, 9) OBP: 0.296, SLG: 0.625 (8, 7)		C B F F B B F F X 3-2 ① F9		S C X 0-2 ③ P3			B B C B X 3-1 ① F7	B C C B S 2-3 ③ K		4	0	0	0	0	1	2
20 Jorge Posada, S (1, 2) OBP: 0.390, SLG: 0.545		C B C B F C 2-3 ② K			B B F B X 3-1 CS 1B		C B B B X 3-1 2B G4-3 1B		X 0-0 ① P4	4	1	2	0	0	1	0
Tino Martinez, L (1, 3) OBP: 0.304, SLG: 0.397		C X 0-1 ③ G4-3			C B B B F F B X 3-2 ①② F3 1-2		C X 0-1 G4-3 1-3 2B		B B B X 3-0 ② P4	4	0	1	0	0	0	1
Scott Brosius, R (1, 5) OBP: 0.358, SLG: 0.469			B B X 2-0 ① G5-3		B F F X 1-2 HR		X 0-0 ② G4-3 2-3 3-H		C B B S B F B 4-2 BB	3	1	1	2	1	0	1
Todd Greene, R (1, 10) OBP: 0.346, SLG: 0.522			C B X 1-1 2B		C B S X 1-2 ③ F3		C F X 0-2 ③ F7		X 0-0 ③ F7	4	0	1	0	0	0	2
Clay Bellinger, R (1, 7) OBP: 0.045, SLG: 0.045 Paul O'Neill, L (8, PH) OBP: 0.318, SLG: 0.433 (8, 9)			B B X 2-0 ② P6			B B C S B X 3-2 ① P4		B X 1-0 ① F7		2 1	0 0	0 0	0 0	0 0	0 0	1 0
Inning Stats	R: 0 E: 0 K: 1 S: 10 H: 0 LOB: 0 BB: 0 P: 14	R: 0 E: 0 K: 1 S: 12 H: 0 LOB: 0 BB: 0 P: 17	R: 0 E: 0 K: 1 S: 7 H: 1 LOB: 1 BB: 0 P: 14	R: 0 E: 0 K: 0 S: 10 H: 0 LOB: 0 BB: 0 P: 14	R: 1 E: 0 K: 0 S: 12 H: 2 LOB: 0 BB: 0 P: 20	R: 0 E: 0 K: 0 S: 10 H: 0 LOB: 1 BB: 1 P: 20	R: 1 E: 0 K: 0 S: 10 H: 2 LOB: 1 BB: 0 P: 16	R: 0 E: 0 K: 2 S: 10 H: 1 LOB: 2 BB: 1 P: 22	R: 0 E: 0 K: 0 S: 6 H: 0 LOB: 1 BB: 1 P: 13	1B: 2 2B: 3 3B: 0 HR: 1	SF: 0 SAC: 0 DP: 0 HBP: 0						

PITCHER		IP	WLS	BF	H	R	ER	SO	BB	IBB	HBP	BLK	WP	HR	S	P	ERA	WHIP
Joe Kennedy, L ERA: 4.15	(1, 1)	6.0		21	3	1	1	3	1	0	0	0	0	1	61	99	1.50	0.667
Jeff Wallace, L ERA: 1.37	(7, 1)	0.1	L	3	2	1	1	0	0	0	0	0	0	0	6	12	27.00	6.000
Victor Zambrano, R ERA: 6.75	(7, 1)	1.2		7	1	0	0	2	1	0	0	0	0	0	14	26	0.00	1.200
Doug Creek, L ERA: 3.27	(9, 1)	0.2		2	0	0	0	0	0	0	0	0	0	0	2	5	0.00	0.000
Travis Phelps, R ERA: 4.03	(9, 1)	0.1		2	0	0	0	0	1	0	0	0	0	0	4	8	0.00	3.000

PITCHER	IP	WLS	BF	H	R	ER	SO	BB	IBB	HBP	BLK	WP	HR	S	P	ERA	WHIP

TOP

New York Yankees @ Tampa Bay Devil Rays

Tropicana Field, St. Petersburg, FL

Sat Jun 23 2001, 4:15 PM EDT
Att. 27,816 - Dome - 72 F

livebaseballscorecards.com

AB	32
R	2
H	6
RBI	2
BB	3
SO	5
LOB	10

1B: 2	SF: 0	WP: 0	PA: 35
2B: 3	SAC: 0	PB: 0	
3B: 0	DP: 0	SB: 1	
HR: 1	HBP: 0	CS: 1	

Batter	1	2	3	4	5	6	7	8	9	AB	R	H	RBI	BB	SO	LOB
Jason Tyner, L (1, 8) OBP: 0.296, SLG: 0.279	B F X 1-1 F9 ①		B F B B S X 3-2 F8 ② 1-2		C S B B B B 4-2 1B BB		1 SAFE C F F S 0-3 K ① ② 1-2		X 0-0 B3 ③	4	0	0	0	1	1	3
Randy Winn, S (1, 9) OBP: 0.373, SLG: 0.417	B B C X 2-1 F7 ②		B S B B C X 2-2 BB 1B 2-H 1B		X 0-0 S 1-3 1B		X 0-0 G5-3 ③			4	0	2	1	0	0	2
Aubrey Huff, L (1, 10) OBP: 0.272, SLG: 0.349	F F B X 1-2 P4 ③		B X 1-0 BB 1-2 1B		F B F S 1-3 K ②			X 0-0 F8 ①		4	0	1	0	0	1	2
Ben Grieve, L (1, 7) OBP: 0.357, SLG: 0.379		B C S S 1-3 K ①	B B B B 4-0 1-2 2-3 BB		C F C 0-3 K 1-2 ③			B B B F X 3-1 G4-3 ②		3	0	0	0	1	2	2
Steve Cox, L (1, 3) OBP: 0.254, SLG: 0.374		B C F B S 2-3 K ②	B B F B X 3-1 G3-1 ③			C B S C 1-3 K ①		C B X 1-1 BB 1B		4	0	1	0	0	2	3
Russ Johnson, R (1, 5) OBP: 0.361, SLG: 0.393		F B B B S F X 3-2 2B		B X 1-0 G5-3 ①		C B S F B B C 3-3 K ②		B B B 4-0 1-2 BB		3	0	1	0	1	1	0
Damian Rolls, R (1, 4) OBP: 0.310, SLG: 0.365		C B B B X 3-1 G6-3 ③		X 0-0 F8 ②		C S B X 1-2 G4-3 ③		B F B S S 2-3 K ③		4	0	0	0	0	1	3
Mike DiFelice, R (1, 2) OBP: 0.265, SLG: 0.305			F B B B F F F C 2-3 K ①	C S F F X 0-2 G5-3 ③			B B X 2-0 3B		B C F B C 2-3 K ①	4	0	1	0	0	2	0
Felix Martinez, S (1, 6) OBP: 0.287, SLG: 0.280 Fred McGriff, L (7, PH) OBP: 0.403, SLG: 0.567 Andy Sheets, R (7, PR) OBP: 0.287, SLG: 0.278 (8, 6) Greg Vaughn, R (9, PH) OBP: 0.337, SLG: 0.502			C B B B F F H 3-2 S 1B HBP		C S B B B C 2-3 K ①		B B B 4-0 K BB		B S S S C 1-3 K ②	1 0 0 1	1 0 0 0	0 0 0 0	0 0 0 0	0 1 0 1	1 0 0 0	0 0 0 0
Inning Stats	R: 0 E: 0 K: 0 S: 7 H: 0 LOB: 0 BB: 0 P: 11	R: 0 E: 0 K: 2 S: 12 H: 1 LOB: 1 BB: 0 P: 21	R: 1 E: 0 K: 1 S: 17 H: 2 LOB: 3 BB: 1 P: 35	R: 0 E: 0 K: 0 S: 7 H: 0 LOB: 0 BB: 0 P: 8	R: 0 E: 0 K: 3 S: 12 H: 1 LOB: 2 BB: 1 P: 19	R: 0 E: 0 K: 2 S: 10 H: 0 LOB: 0 BB: 0 P: 15	R: 0 E: 0 K: 1 S: 6 H: 1 LOB: 2 BB: 1 P: 12	R: 0 E: 0 K: 1 S: 8 H: 1 LOB: 2 BB: 1 P: 18	R: 0 E: 0 K: 2 S: 7 H: 0 LOB: 0 BB: 0 P: 10	1B: 4 2B: 1 3B: 1 HR: 0	SF: 0 SAC: 0 DP: 0 HBP: 1					

PITCHER		IP	WLS	BF	H	R	ER	SO	BB	IBB	HBP	BLK	WP	HR	S	P	ERA	WHIP
Roger Clemens, R ERA: 3.57	(1, 1)	6.0	W	27	5	1	1	8	3	0	1	0	0	0	66	116	1.50	1.333
Mike Stanton, L ERA: 1.7	(7, 1)	1.2	H	6	1	0	0	1	1	0	0	0	0	0	10	18	0.00	1.200
Ramiro Mendoza, R ERA: 5.23	(8, 1)	0.1	H	1	0	0	0	1	0	0	0	0	0	0	3	5	0.00	0.000
42 Mariano Rivera, R ERA: 2.52	(9, 1)	1.0	S	3	0	0	0	2	0	0	0	0	0	0	7	10	0.00	0.000

PITCHER	IP	WLS	BF	H	R	ER	SO	BB	IBB	HBP	BLK	WP	HR	S	P	ERA	WHIP

BOTTOM

New York Yankees @ Tampa Bay Devil Rays

Tropicana Field, St. Petersburg, FL

Sat Jun 23 2001, 4:15 PM EDT

Att. 27,816 - Dome - 72 F

livebaseballscorecards.com

AB	32
R	1
H	6
RBI	1
BB	4
SO	12
LOB	15

1B: 4	SF: 0	WP: 0	PA: 37
2B: 1	SAC: 0	PB: 0	
3B: 1	DP: 0	SB: 2	
HR: 0	HBP: 1	CS: 0	

New York Yankees @ Tampa Bay Devil Rays

Tropicana Field, St. Petersburg, FL

Sun Jun 24 2001, 1:15 PM EDT

Att. 27,999 - Dome - 72 F

livebaseballscorecards.com

Batter	1	2	3	4	5	6	7	8	9	AB	R	H	RBI	BB	SO	LOB
Chuck Knoblauch, R (1, 10) OBP: 0.344, SLG: 0.346	X 0-0 1B 2 SH SF9 1B	B C S 1-2 CS 1-2 ③	B C B F F B S 3-3 K ①		B B C B F B 4-2 BB		C F F B X 1-2 F9 ③		B H 2-0 2 G4-6-3 1-2 HBP	3	1	1	0	1	1	1
2 Derek Jeter, R (1, 6) OBP: 0.366, SLG: 0.406	X 0-0 SH SF9 1B 20 SF9 1-2		B X 1-0 HR		B X 1-0 F9 ②			C C B F F B B S 3-3 K ①	C F X 0-2 G4-6-3 1-2f ② ③	4	2	1	1	0	1	3
Bernie Williams, S (1, 8) OBP: 0.387, SLG: 0.518	F X 0-1 1-2 2-3 1B		B B C X 2-1 G4-3 ②		X 0-0 G1-3 ③			B C S B F X 2-2 20 1B 2B		4	1	2	0	0	0	1
Tino Martinez, L (1, 3) OBP: 0.303, SLG: 0.394	S F X 0-2 SF9 2-3 3-H ①		B B C F X 2-2 G4-3 ③			B S X 1-1 G4-3 ①		B C B B F B 4-2 20 1B BB		2	0	0	1	1	0	0
20 Jorge Posada, S (1, 2) OBP: 0.388, SLG: 0.543	C B S F X 1-2 SF9 3-H ②			X 0-0 G3-1 ①		C B S B S 2-3 K ②		B B C F F B X 3-2 1-3 2-H 1B		3	0	1	2	0	1	0
Paul O'Neill, L (1, 9) OBP: 0.317, SLG: 0.431	F C X 0-2 F7 ③			B S X 1-1 FC6-4 1B		B C B F B X 3-2 G6-3 ③		S B S B S 2-3 K ②		4	0	1	0	0	1	3
Shane Spencer, R (1, 7) OBP: 0.258, SLG: 0.536		C B B S B S 3-3 K ①		B F B F X 2-2 FC6-4 1-2f ②			F C B F S 1-3 K ①	B B C F X 2-2 F8 ③		4	0	0	0	0	2	3
Scott Brosius, R (1, 5) OBP: 0.360, SLG: 0.469		B C B B X 3-1 CS 1B		C B X 1-1 F7 ③			B F B S C 2-3 K ②		B F B F B X 3-2 HBP 1B	4	0	2	0	0	1	1
Clay Bellinger, R (9, PR) OBP: 0.045, SLG: 0.045										0	0	0	0	0	0	0
Alfonso Soriano, R (1, 4) OBP: 0.308, SLG: 0.390		C X 0-1 F8 ②			X 0-0 F8 ①		C X 0-1 2B		C X 0-1 F8 ①	4	0	1	0	0	0	2

Inning Stats	1	2	3	4	5	6	7	8	9		
	R: 2 H: 2	R: 0 H: 1	R: 1 H: 1	R: 0 H: 1	R: 0 H: 0	R: 0 H: 0	R: 0 H: 1	R: 1 H: 2	R: 0 H: 1	1B: 6 SF: 2	WP: 0 PA: 39
	E: 1 LOB: 1	E: 0 LOB: 0	E: 0 LOB: 0	E: 0 LOB: 1	E: 0 LOB: 1	E: 0 LOB: 0	E: 0 LOB: 1	E: 0 LOB: 2	E: 0 LOB: 2	2B: 2 SAC: 1	PB: 0
	K: 0 BB: 0	K: 1 BB: 0	K: 1 BB: 0	K: 0 BB: 0	K: 0 BB: 1	K: 1 BB: 0	K: 2 BB: 0	K: 2 BB: 1	K: 0 BB: 0	3B: 0 DP: 1	SB: 0
	S: 14 P: 15	S: 9 P: 16	S: 10 P: 18	S: 8 P: 12	S: 5 P: 10	S: 8 P: 14	S: 13 P: 17	S: 21 P: 37	S: 8 P: 13	HR: 1 HBP: 1	CS: 1

PITCHER		IP	WLS	BF	H	R	ER	SO	BB	IBB	HBP	BLK	WP	HR	S	P	ERA	WHIP
Bryan Rekar, R ERA: 4.97	(1, 1)	7.0		28	6	3	2	5	1	0	0	0	0	1	67	102	2.57	1.000
Doug Creek, L ERA: 3.48	(8, 1)	0.2		5	2	1	1	2	1	0	0	0	0	0	18	32	13.50	4.500
Travis Phelps, R ERA: 3.8	(8, 1)	1.1	W	5	1	0	0	0	0	0	1	0	0	0	11	18	0.00	0.750

PITCHER	IP	WLS	BF	H	R	ER	SO	BB	IBB	HBP	BLK	WP	HR	S	P	ERA	WHIP

TOP	
AB	32
R	4
H	9
RBI	4
BB	2
SO	7
LOB	14

BOTTOM

New York Yankees @ Tampa Bay Devil Rays

Tropicana Field, St. Petersburg, FL

Sun Jun 24 2001, 1:15 PM EDT

Att. 27,999 - Dome - 72 F

livebaseballscorecards.com

Batter	1	2	3	4	5	6	7	8	9	AB	R	H	RBI	BB	SO	LOB
Damian Rolls, R (1, 4) OBP: 0.302, SLG: 0.355	C C B F B F S 2-3 ① K		B S B F B F S 3-3 ① K		C S C 0-3 ② K		B S C X 1-2 ③ F9			4	0	0	0	0	3	1
Steve Cox, L (1, 3) OBP: 0.271, SLG: 0.391	B X 1-0 FC5-4 1B		B C X 1-1 ② L4		B H 2-0 HBP			S S B B B X 3-2 2B 2B		3	1	2	0	0	0	0
Randy Winn, S (1, 9) OBP: 0.371, SLG: 0.419	C C X 0-2 ② FC5-4 1-2f		C F B F F X 1-2 ③ G4-3		C S X 0-2 ③ G5-3			X 0-0 1B 2B 2-H		4	1	1	1	0	0	2
Greg Vaughn, R (1, 10) OBP: 0.339, SLG: 0.498	B B S B C F S 3-3 ③ K			B S B B F B 4-2 1B BB		B X 1-0 ① P3		B B B B 4-0 HBP 1B SF9 BB		2	1	0	0	2	1	1
Russ Johnson, R (1, 5) OBP: 0.364, SLG: 0.403		B C X 1-1 2B 2B		F B C C 1-3 ① K		B C F B X 2-2 ② G6-3		C B X 1-1 SF9 HBP 1-2 2-H SF8 1B		4	2	2	1	0	1	1
Ben Grieve, L (1, 7) OBP: 0.359, SLG: 0.378		B C S B S 2-3 ① K		C B C X 1-2 1-3 1B		B C B F B S 3-3 ③ K		H 1-0 1-2 2-3 HBP		3	0	1	0	0	2	1
Mike DiFelice, R (1, 2) OBP: 0.256, SLG: 0.296		B B F B S F F S 3-3 ② K		S S B F F S 1-3 ② K			F X 0-1 ① F7	X 0-0 ① SF9 2-3 3-H		3	0	0	1	0	2	3
Andy Sheets, R (1, 6) OBP: 0.286, SLG: 0.290		B C C B X 2-2 2-H 2B		B B X 2-0 ③ F7			F F X 0-2 ② G1-3	C F F B X 1-2 ② SF8 3-H		3	0	1	2	0	0	2
Jason Tyner, L (1, 8) OBP: 0.293, SLG: 0.278		X 0-0 ③ G4-3			X 0-0 ① F7		B F X 1-1 1B	S C B F S 1-3 ③ K		4	0	1	0	0	1	2
Inning Stats	R: 0 H: 1 E: 0 LOB: 1 K: 2 BB: 0 S: 13 P: 19	R: 1 H: 2 E: 0 LOB: 1 K: 2 BB: 0 S: 14 P: 22	R: 0 H: 0 E: 0 LOB: 0 K: 1 BB: 0 S: 11 P: 16	R: 0 H: 1 E: 0 LOB: 2 K: 2 BB: 1 S: 14 P: 23	R: 0 H: 0 E: 0 LOB: 1 K: 1 BB: 0 S: 7 P: 9	R: 0 H: 0 E: 0 LOB: 0 K: 1 BB: 0 S: 7 P: 13	R: 0 H: 1 E: 0 LOB: 1 K: 0 BB: 0 S: 10 P: 12	R: 4 H: 3 E: 0 LOB: 1 K: 1 BB: 1 S: 15 P: 26		1B: 4 SF: 2 2B: 4 SAC: 0 3B: 0 DP: 0 HR: 0 HBP: 2						WP: 0 PA: 36 PB: 0 SB: 0 CS: 0

	AB	30
	R	5
	H	8
	RBI	5
	BB	2
	SO	10
	LOB	13

PITCHER		IP	WLS	BF	H	R	ER	SO	BB	IBB	HBP	BLK	WP	HR	S	P	ERA	WHIP
Ted Lilly, L ERA: 4.75	(1, 1)	7.0		29	6	2	2	9	1	0	1	0	0	0	79	120	2.57	1.000
Brian Boehringer, R ERA: 3.31	(8, 1)	0.0		2	1	0	0	0	1	0	0	0	0	0	1	5	∞	∞
Mike Stanton, L ERA: 1.87	(8, 1)	1.0	L	5	1	3	3	1	0	0	1	0	0	0	11	15	27.00	1.000

PITCHER	IP	WLS	BF	H	R	ER	SO	BB	IBB	HBP	BLK	WP	HR	S	P	ERA	WHIP

Batter	1	2	3	4	5	6	7	8	9	AB	R	H	RBI	BB	SO	LOB
Omar Vizquel, S (1, 6) OBP: 0.348, SLG: 0.329	X 0-0 1B S 1B		B C X 1-1 ① G4-3		B B X 2-0 ③ P4	B X 1-0 E S 2-3 3-H 1B		B C F F B C 2-3 ② K		5	0	2	1	0	1	0
Ellis Burks, R (1, 10) OBP: 0.371, SLG: 0.633	F F B X 1-2 ① G1-3 1-2		X 0-0 ② F9			X 0-0 E 1B 1B B C X 3-3 ② K 1-2		B X 1-0 ③ F9		5	1	1	0	0	1	3
Roberto Alomar, S (1, 4) OBP: 0.419, SLG: 0.517	B B B C X 3-1 2-3 1B		B B C B X 3-2 ③ G6-3			B C X 1-1 E1 1-3 1B 1B B B B B 4-1 E BB			B F B X 2-1 ① G1-3	4	1	2	0	1	0	0
Juan Gonzalez, R (1, 9) OBP: 0.379, SLG: 0.604	C X 0-1 ② F2			B F F F B F F F B B 4-2 G5-4-3 BB		B X 1-1 2B 2-H 3-H 1B 1B B B B 1-1 E5 1-2 2-3 3-H			B C X 1-1 ② G4-3	4	1	1	2	1	0	4
Travis Fryman, R (1, 5) OBP: 0.422, SLG: 0.357	B F B S B X 3-2 ③ F8			F X 0-1 ① ② G5-4-3 1-2f		F B B X 2-2 1B 1-3 1B 2B C B B 1-3 ③ K			B B X 2-0 ③ G5-3	5	1	1	0	0	1	6
Marty Cordova, R (1, 7) OBP: 0.379, SLG: 0.557		B X 1-0 ① F8		B B B B 4-0 BB		X 0-0 1B 2B 2-3 3-H 1B		B B X 2-0 ① F9		3	1	1	1	1	0	0
Jim Thome, L (1, 3) OBP: 0.395, SLG: 0.598		B X 1-0 ② F9		X 0-0 ③ P5		B B B F F S 3-3 ① K	C B B X 2-1 ② P5			4	0	0	0	0	1	3
Einar Díaz, R (1, 2) OBP: 0.367, SLG: 0.442		B B B B 4-0 BB			F X 0-1 ① P6	C X 0-1 2B 1B 1-2 3-H 1B	S S S 0-3 ③ K2-3			3	1	1	1	1	1	0
Jolbert Cabrera, R (1, 8) OBP: 0.343, SLG: 0.366 Kenny Lofton, L (6, PH) OBP: 0.327, SLG: 0.309 (6, 8)		F B F B B X 3-2 ③ F7			F C F S 0-3 ② K	F B B S X 2-2 1B 1-3 2-H E 2B		C B S F C 1-3 ① K		2 2	0 1	0 1	0 1	0 0	1 1	1 0
Inning Stats	R: 0 E: 0 K: 0 S: 11 H: 2 LOB: 2 BB: 0 P: 18	R: 0 E: 0 K: 0 S: 5 H: 0 LOB: 1 BB: 1 P: 14	R: 0 E: 0 K: 0 S: 6 H: 0 LOB: 0 BB: 0 P: 10	R: 0 E: 0 K: 0 S: 8 H: 0 LOB: 1 BB: 2 P: 16	R: 0 E: 0 K: 1 S: 7 H: 0 LOB: 0 BB: 0 P: 9	R: 7 E: 2 K: 3 S: 27 H: 8 LOB: 3 BB: 1 P: 46	R: 0 E: 0 K: 1 S: 6 H: 0 LOB: 0 BB: 0 P: 10	R: 0 E: 0 K: 2 S: 9 H: 0 LOB: 0 BB: 0 P: 13	R: 0 E: 0 K: 0 S: 5 H: 0 LOB: 0 BB: 0 P: 10	1B: 8 2B: 2 3B: 0 HR: 0	SF: 0 SAC: 0 DP: 1 HBP: 0						

PITCHER		IP	WLS	BF	H	R	ER	SO	BB	IBB	HBP	BLK	WP	HR	S	P	ERA	WHIP
Randy Keisler, L ERA: 6.84	(1, 1)	5.0		23	6	4	4	1	3	0	0	0	0	0	45	79	7.20	1.800
Jay Witasick, R ERA: 2.21	(6, 1)	2.0	W	12	4	3	2	4	1	0	0	0	0	0	25	44	9.00	2.500
Mike Stanton, L ERA: 1.84	(8, 1)	0.2	H	2	0	0	0	2	0	0	0	0	0	0	8	11	0.00	0.000
42 Mariano Rivera, R ERA: 2.43	(8, 1)	1.1	S	4	0	0	0	0	0	0	0	0	0	0	6	12	0.00	0.000

PITCHER	IP	WLS	BF	H	R	ER	SO	BB	IBB	HBP	BLK	WP	HR	S	P	ERA	WHIP

TOP

Cleveland Indians @ New York Yankees

Yankee Stadium, Bronx, NY

Mon Jun 25 2001, 7:05 PM EDT

Att. 40,852 - Sunny - 83 F

livebaseballscorecards.com

AB	37
R	7
H	10
RBI	6
BB	4
SO	7
LOB	17

WP: 0 PB: 0 SB: 2 CS: 0 PA: 41

BOTTOM

Cleveland Indians @ New York Yankees

Yankee Stadium, Bronx, NY

Mon Jun 25 2001, 7:05 PM EDT

Att. 40,852 - Sunny - 83 F

livebaseballscorecards.com

Batter	1	2	3	4	5	6	7	8	9	AB	R	H	RBI	BB	SO	LOB
Chuck Knoblauch, R (1, 7) OBP: 0.342, SLG: 0.344	K	2 S 2 1B 2-H 1B		F9		P9	E5 2 CS			5	1	1	1	0	1	0
2 Derek Jeter, R (1, 6) OBP: 0.370, SLG: 0.407	FC6-4 BB	1B 1B 1-H 1B		1B SF8		K	K 1-2			4	2	2	1	1	2	1
Bernie Williams, S (1, 8) OBP: 0.389, SLG: 0.518	F8	1B 1-2 1B		S 1-3 1B		F8				4	0	2	0	0	0	1
Shane Spencer, R (1, 9) OBP: 0.286, SLG: 0.548	FC6-4 1-2f	1-2 2-H 1B		SF8 1-2 3-H			20 S HR 1B			3	1	2	2	0	0	1
20 Jorge Posada, S (1, 3) (8, 2) OBP: 0.389, SLG: 0.540	G5-4-3 1B G3			IBB			K 1-2			3	0	1	0	1	1	3
Todd Greene, R (1, 2) OBP: 0.310, SLG: 0.462 Tino Martinez, L (7, PH) OBP: 0.305, SLG: 0.407 (8, 3)	G5-4-3 1-2f	F7		F9			2-1 2-H HR			3 1	0 1	0 1	0 2	0 0	0 0	3 0
Scott Brosius, R (1, 5) OBP: 0.358, SLG: 0.477	HR	F9		K			G2			4	1	1	1	0	1	0
Alfonso Soriano, R (1, 10) OBP: 0.311, SLG: 0.396	2B 2B	1B		K			K			4	1	2	0	0	2	0
Enrique Wilson, S (1, 4) OBP: 0.200, SLG: 0.235	1B 2-H 2B	G1-3		P6				K		4	1	1	1	0	1	1
Inning Stats	R: 0 E: 0 K: 1 S: 10 H: 0 LOB: 1 BB: 1 P: 18	R: 5 E: 0 K: 0 S: 19 H: 8 LOB: 2 BB: 0 P: 31	R: 0 E: 0 K: 0 S: 12 H: 1 LOB: 1 BB: 0 P: 16	R: 1 E: 0 K: 0 S: 10 H: 2 LOB: 2 BB: 1 P: 20	R: 0 E: 0 K: 2 S: 8 H: 0 LOB: 0 BB: 0 P: 15	R: 0 E: 0 K: 1 S: 10 H: 0 LOB: 0 BB: 0 P: 16	R: 2 E: 0 K: 2 S: 15 H: 2 LOB: 0 BB: 0 P: 22	R: 0 E: 1 K: 2 S: 11 H: 0 LOB: 0 BB: 0 P: 16		1B: 9 2B: 2 3B: 0 HR: 2 SF: 1 SAC: 0 DP: 1 HBP: 0						

	AB	35
	R	8
	H	13
	RBI	8
	BB	2
	SO	8
	LOB	10

WP: 0 PB: 0 SB: 3 CS: 1 PA: 38

PITCHER		IP	WLS	BF	H	R	ER	SO	BB	IBB	HBP	BLK	WP	HR	S	P	ERA	WHIP
Chuck Finley, L ERA: 6.45	(1, 1)	3.1		21	11	6	6	1	1	0	0	0	0	1	47	74	16.20	3.600
David Riske, R ERA:	(4, 1)	2.2		9	0	0	0	3	0	1	0	0	0	0	22	42	0.00	0.000
37 Jake Westbrook, R ERA: 3.24	(7, 1)	0.1	H	2	1	1	1	1	0	0	0	0	0	0	5	8	27.00	3.000
Ricardo Rincon, L ERA: 3.48	(7, 1)	0.0	L	1	1	1	1	0	0	0	0	0	0	1	2	4	∞	∞
Roy Smith, R ERA: 3.38	(7, 1)	1.2		5	0	0	0	3	0	0	0	0	0	0	19	26	0.00	0.000

PITCHER	IP	WLS	BF	H	R	ER	SO	BB	IBB	HBP	BLK	WP	HR	S	P	ERA	WHIP

Batter	1	2	3	4	5	6	7	8	9	AB	R	H	RBI	BB	SO	LOB
Omar Vizquel, S (1, 6) OBP: 0.349, SLG: 0.330	C B B F X 2-2 CS 1B		B X 1-0 ② G1-3		B B C F B F X 3-2 FC4-6 1B		L F C 0-3 ① K		C B F B S 2-3 ② K	5	0	2	0	0	2	0
Ellis Burks, R (1, 10) OBP: 0.368, SLG: 0.629	X 0-0 ① F9		C S X 0-2 2B		C S B F X 1-2 ① FC4-6 1-2f HR		B X 1-0 ② F9		B B F F X 2-2 G5-3 ③	5	1	1	0	0	0	2
Roberto Alomar, S (1, 4) OBP: 0.423, SLG: 0.527	B B B B 4-0 ② S 1-2 BB		C X 0-1 ③ G4-3		B C X 1-1 1-H HR		B C B B B 4-1 BB			2	1	1	2	2	0	1
Juan Gonzalez, R (1, 9) OBP: 0.377, SLG: 0.597 Jolbert Cabrera, R (7, PR) OBP: 0.343, SLG: 0.366 (7, 9)	B B F B S S 3-3 ③ K 1-2			S B X 1-1 ① F9	C S B B F F X 2-2 ② F7		B C F F B B B 4-2 CS 1-2 BB			3	0	0	0	1	1	1
										0	0	0	0	0	0	0
Jim Thome, L (1, 3) OBP: 0.396, SLG: 0.595		B X 1-0 ① G6-3		C F B B B B 4-2 BB	C B F F S 1-3 ③ K		B C B 2-1 ③ CS 1-2	X 0-0 G1-3 G5-3 1B		3	0	1	0	1	1	0
Travis Fryman, R (1, 5) OBP: 0.414, SLG: 0.342		B F B B B 4-1 BB		F F B X 1-2 ② P4		C B F C 1-3 ① K		C B F X 1-2 ① G5-3 1-2		3	0	0	0	1	1	2
Kenny Lofton, L (1, 8) OBP: 0.326, SLG: 0.323		B B F B X 3-1 ② P5		B F B F X 2-2 ③ G3		B L B F F F B F X 3-2 HR		X 0-0 ② G1-3 2-3		4	1	1	1	0	0	3
Russell Branyan, L (1, 7) OBP: 0.317, SLG: 0.515		B F F X 1-2 ③ L8			B B B C B 4-1 HR BB	C F B F C 1-3 ② K		C S C 0-3 ③ K		3	1	0	0	1	2	2
Einar Díaz, R (1, 2) OBP: 0.365, SLG: 0.454			C F B S 1-3 ① K		B B C X 2-1 1-H HR	X 0-0 ③ P4			C X 0-1 ① P4	4	1	1	2	0	1	0
Inning Stats	R: 0 H: 1 E: 0 LOB: 1 K: 1 BB: 1 S: 7 P: 16	R: 0 H: 0 E: 0 LOB: 1 K: 0 BB: 1 S: 7 P: 16	R: 0 H: 1 E: 0 LOB: 1 K: 1 BB: 0 S: 9 P: 11	R: 0 H: 0 E: 0 LOB: 1 K: 0 BB: 1 S: 10 P: 18	R: 4 H: 3 E: 0 LOB: 0 K: 1 BB: 1 S: 22 P: 36	R: 1 H: 1 E: 0 LOB: 0 K: 2 BB: 0 S: 13 P: 18	R: 0 H: 0 E: 0 LOB: 2 K: 1 BB: 2 S: 9 P: 20	R: 0 H: 1 E: 0 LOB: 1 K: 1 BB: 0 S: 8 P: 9	R: 0 H: 0 E: 0 LOB: 0 K: 1 BB: 0 S: 8 P: 12	1B: 3 SF: 0 2B: 1 SAC: 0 3B: 0 DP: 0 HR: 3 HBP: 0						

PITCHER		IP	WLS	BF	H	R	ER	SO	BB	IBB	HBP	BLK	WP	HR	S	P	ERA	WHIP
65 Adrian Hernandez, R ERA: 4.5	(1, 1)	4.1	L	21	5	4	4	2	4	0	0	0	0	2	46	85	8.31	2.077
Ramiro Mendoza, R ERA: 5.16	(5, 1)	2.1		10	1	1	1	4	2	0	0	0	0	1	30	47	3.86	1.286
Randy Choate, L ERA: 3.48	(7, 1)	1.1		4	1	0	0	1	0	0	0	0	0	0	9	12	0.00	0.750
Brian Boehringer, R ERA: 3.21	(9, 1)	1.0		3	0	0	0	1	0	0	0	0	0	0	8	12	0.00	0.000

PITCHER	IP	WLS	BF	H	R	ER	SO	BB	IBB	HBP	BLK	WP	HR	S	P	ERA	WHIP

TOP

Cleveland Indians @ New York Yankees

Yankee Stadium, Bronx, NY

Tue Jun 26 2001, 7:05 PM EDT

Att. 40,346 - Sunny - 84 F

livebaseballscorecards.com

AB	32
R	5
H	7
RBI	5
BB	6
SO	8
LOB	11

WP: 0	PA: 39		
PB: 0			
SB: 1			
CS: 2			

Batter	1	2	3	4	5	6	7	8	9	AB	R	H	RBI	BB	SO	LOB
Chuck Knoblauch, R (1, 10) OBP: 0.342, SLG: 0.348	F9	G6-3			2 G4-6-3 1B		G4-3 1-3 2B		K	5	0	2	0	0	1	0
2 Derek Jeter, R (1, 6) OBP: 0.367, SLG: 0.403	20 1B 1B		K		G4-6-3 1-2f		F9		K	5	1	1	0	0	2	3
Bernie Williams, S (1, 8) OBP: 0.393, SLG: 0.517	20 1B 1-2 1B		1B		G3		G4-3 BB		F9	4	1	2	0	1	0	0
Tino Martinez, L (1, 3) OBP: 0.302, SLG: 0.401	K		F7			K	G4-3 1-2 2-3 3-H			4	0	0	1	0	2	5
20 Jorge Posada, S (1, 2) OBP: 0.395, SLG: 0.541	FC5 1B 1-3 2-H 1B		F8			BB 1B	BB			3	0	2	1	1	0	1
Paul O'Neill, L (1, 9) OBP: 0.319, SLG: 0.430	FC5 1-2 3-H 1B			F9		1-2 BB	F3			3	0	1	1	1	0	3
Shane Spencer, R (1, 7) OBP: 0.256, SLG: 0.486	FC5 1-2 2-3f			F8		F9		F8		4	0	0	0	0	0	4
Scott Brosius, R (1, 5) OBP: 0.357, SLG: 0.474		F7		1B		L4		F9		4	0	1	0	0	0	2
Alfonso Soriano, R (1, 4) OBP: 0.310, SLG: 0.393		F7		G1-3			2B G4-3 1B	G5-3		4	1	1	0	0	0	1
Inning Stats	R: 2 H: 4 E: 0 LOB: 2 K: 1 BB: 0 S: 12 P: 19	R: 0 H: 0 E: 0 LOB: 0 K: 0 BB: 0 S: 10 P: 16	R: 0 H: 1 E: 0 LOB: 1 K: 1 BB: 0 S: 8 P: 16	R: 0 H: 1 E: 0 LOB: 1 K: 0 BB: 0 S: 9 P: 12	R: 0 H: 1 E: 0 LOB: 0 K: 0 BB: 0 S: 5 P: 7	R: 0 H: 1 E: 0 LOB: 2 K: 1 BB: 1 S: 11 P: 20	R: 1 H: 2 E: 0 LOB: 3 K: 0 BB: 2 S: 12 P: 22	R: 0 H: 0 E: 0 LOB: 0 K: 0 BB: 0 S: 7 P: 11	R: 0 H: 0 E: 0 LOB: 0 K: 2 BB: 0 S: 8 P: 13	1B: 9 SF: 0 2B: 1 SAC: 0 3B: 0 DP: 1 HR: 0 HBP: 0						PA: 39 WP: 0 PB: 0 SB: 0 CS: 0

PITCHER		IP	WLS	BF	H	R	ER	SO	BB	IBB	HBP	BLK	WP	HR	S	P	ERA	WHIP
Charles Nagy, R ERA: 5.32	(1, 1)	5.1	W	23	8	2	2	3	0	0	0	0	0	0	48	76	3.38	1.500
Rich Rodriguez, L ERA: 4.24	(6, 1)	0.0		1	0	0	0	0	1	0	0	0	0	0	4	8	∞	∞
Roy Smith, R ERA: 4.0	(6, 1)	1.0	H	5	2	1	1	0	0	0	0	0	0	0	8	12	9.00	2.000
Ricardo Rincon, L ERA: 3.38	(7, 1)	0.2	H	4	0	0	0	0	2	0	0	0	0	0	7	16	0.00	3.000
Bob Wickman, R ERA: 2.93	(8, 1)	1.0	H	3	0	0	0	0	0	0	0	0	0	0	7	11	0.00	0.000

PITCHER		IP	WLS	BF	H	R	ER	SO	BB	IBB	HBP	BLK	WP	HR	S	P	ERA	WHIP
John Rocker, L ERA: 2.91	(9, 1)	1.0	S	3	0	0	0	2	0	0	0	0	0	0	8	13	0.00	0.000

BOTTOM

Cleveland Indians @ New York Yankees

Yankee Stadium, Bronx, NY

Tue Jun 26 2001, 7:05 PM EDT

Att. 40,346 - Sunny - 84 F

livebaseballscorecards.com

AB	36
R	3
H	10
RBI	3
BB	3
SO	5
LOB	19

Batter	1	2	3	4	5	6	7	8	9	AB	R	H	RBI	BB	SO	LOB
Kenny Lofton, L (1, 8) OBP: 0.323, SLG: 0.335	K		HR	FC3-6		F7		F7		5	1	1	2	0	1	3
Omar Vizquel, S (1, 6) OBP: 0.345, SLG: 0.325	G5-3		G3	F2		K		K		4	0	0	0	0	1	2
Tim Laker, R (7, 2) OBP: 0.200, SLG: 0.200										1	0	0	0	0	1	1
Roberto Alomar, S (1, 4) OBP: 0.422, SLG: 0.525	BB 1B		G4-3		F8		E1 BB 1B	G7		3	0	1	0	0	0	0
Jolbert Cabrera, R (6, 4) OBP: 0.338, SLG: 0.360										2	0	0	0	0	0	1
(7, 6)																
Ellis Burks, R (1, 10) OBP: 0.368, SLG: 0.622	BB		P4		E4 FC5-4 BB 1B		BB 1B		K	4	1	1	0	1	1	0
Jim Thome, L (1, 3) OBP: 0.396, SLG: 0.587	P5			1B 1B 1B BB	FC5-4 BB		K		G6-3	3	1	0	0	2	1	4
Travis Fryman, R (1, 5) OBP: 0.411, SLG: 0.342		L1		1B 1B 1B	FC5-4 1B		BB		P4	3	1	1	0	0	0	2
Wil Cordero, R (6, 7) OBP: 0.400, SLG: 0.451										1	0	0	0	1	0	0
Marty Cordova, R (1, 9) OBP: 0.376, SLG: 0.551		G5-3		K	1B		K			4	0	1	1	0	2	5
Russell Branyan, L (1, 7) OBP: 0.316, SLG: 0.510		G5-3		FC3-6 1B 1B	F9		K			4	0	1	0	0	1	5
(6, 5)																
Einar Díaz, R (1, 2) OBP: 0.372, SLG: 0.460			HR 1B	FC3-6 1B		F9			1B	4	1	3	2	0	0	0
(7, 4)																
Inning Stats	R: 0 E: 0 K: 1 S: 10 H: 1 LOB: 2 BB: 1 P: 19	R: 0 E: 0 K: 0 S: 8 H: 0 LOB: 0 BB: 0 P: 11	R: 2 E: 0 K: 0 S: 10 H: 2 LOB: 0 BB: 0 P: 15	R: 2 E: 0 K: 1 S: 17 H: 3 LOB: 2 BB: 1 P: 25	R: 1 E: 1 K: 0 S: 13 H: 1 LOB: 2 BB: 1 P: 21	R: 0 E: 0 K: 1 S: 10 H: 0 LOB: 0 BB: 0 P: 14	R: 0 E: 1 K: 3 S: 17 H: 1 LOB: 3 BB: 1 P: 31	R: 0 E: 0 K: 1 S: 8 H: 1 LOB: 1 BB: 0 P: 11	R: 0 E: 0 K: 1 S: 9 H: 0 LOB: 0 BB: 0 P: 15	1B: 8 2B: 0 3B: 0 HR: 1	SF: 0 SAC: 0 DP: 0 HBP: 0			WP: 0 PB: 0 SB: 0 CS: 0	PA: 42		

PITCHER		IP	WLS	BF	H	R	ER	SO	BB	IBB	HBP	BLK	WP	HR	S	P	ERA	WHIP
35 Mike Mussina, R ERA: 3.69	(1, 1)	6.0	W	29	7	5	4	3	3	0	0	0	0	1	68	105	6.00	1.667
Jay Witasick, R ERA: 2.16	(7, 1)	1.0		6	1	0	0	3	1	0	0	0	0	0	17	31	0.00	2.000
Brian Boehringer, R ERA: 3.12	(8, 1)	1.0		4	1	0	0	1	0	0	0	0	0	0	8	11	0.00	1.000
Randy Choate, L ERA: 3.32	(9, 1)	1.0		3	0	0	0	1	0	0	0	0	0	0	9	15	0.00	0.000

PITCHER	IP	WLS	BF	H	R	ER	SO	BB	IBB	HBP	BLK	WP	HR	S	P	ERA	WHIP

Cleveland Indians @ New York Yankees

Yankee Stadium, Bronx, NY

Wed Jun 27 2001, 1:05 PM EDT

Att. 45,539 - Sunny - 89 F

TOP

livebaseballscorecards.com

AB	38
R	5
H	9
RBI	5
BB	4
SO	8
LOB	23

BOTTOM

Cleveland Indians @ New York Yankees

Yankee Stadium, Bronx, NY

Wed Jun 27 2001, 1:05 PM EDT

Att. 45,539 - Sunny - 89 F

livebaseballscorecards.com

Batter	1	2	3	4	5	6	7	8	9	AB	R	H	RBI	BB	SO	LOB
Chuck Knoblauch, R (1, 10) OBP: 0.337, SLG: 0.342	3-2 F7 ①	0-1 SH, G4-6-3, 2 1B, 1B 1-2 2-3		0-2 L9 ①	0-0 F9 ①	0-3 K ②		0-1 F8 ②		5	1	0	0	0	1	2
2 Derek Jeter, R (1, 6) OBP: 0.371, SLG: 0.407 Enrique Wilson, S (8, PH) OBP: 0.199, SLG: 0.234 (9, 6)	0-1 BB, 2B, 1B	0-0 G4-6-3, 1B 1-2 2-3 3-H		0-0 S, 2B, 1B	2-1 G5-3 ②	2-2 G5-3 ③		1-3 K ③		5 1	2 0	3 0	1 0	0 0	0 1	0 2
Bernie Williams, S (1, 8) OBP: 0.396, SLG: 0.521 Clay Bellinger, R (8, 8) OBP: 0.045, SLG: 0.045	4-1 2B, BB 1-2	0-0 G4-6-3 ① ② 1-2f 2-3 3-H		3-0 HR, 2B 1-H	2-1 2B, E, 1B		0-0 G6-3 ①			4 0	3 0	2 0	1 0	1 0	0 0	2 0
Tino Martinez, L (1, 3) OBP: 0.309, SLG: 0.425	1-1 1B, 2B 1-H 2-H	2-1 20 BB, 1B 3-H		0-1 HR 2-H	2-2 E, 2B 1-3		0-1 G4-3 ②			5	3	4	5	0	0	0
20 Jorge Posada, S (1, 2) OBP: 0.400, SLG: 0.541 Todd Greene, R (7, 2) OBP: 0.300, SLG: 0.444	1-3 K ②	4-2 BB 1-2		2-2 1B, 2B, 1B	4-1 E, E, BB		0-3 K ③			2 1	2 0	1 0	0 0	2 0	1 1	1 0
Shane Spencer, R (1, 7) OBP: 0.318, SLG: 0.600	0-0 1B 2-H	1-3 K ③		0-2 2B, 1B 1-3	3-1 E7 1-H 2-H 3-H			2-1 HR		5	2	4	4	0	1	2
Paul O'Neill, L (1, 9) OBP: 0.322, SLG: 0.432 Darren Bragg, L (5, PR) OBP: 0.318, SLG: 0.377 (6, 9)	2-1 L7 ③			1-1 G6-3 ① 2-H 3-H	4-2 BB			2-2 E7, FC5-2, 2B		3 1	0 0	1 1	2 0	1 0	0 0	1 0
Scott Brosius, R (1, 5) OBP: 0.361, SLG: 0.472		4-1 SH, BB, 2 1B, BB		1-1 G4-6-3, 1B	3-2 F5 ② 2-3 K ③			4-1 FC5-2, BB		3	1	1	0	2	1	3
Alfonso Soriano, R (1, 4) OBP: 0.308, SLG: 0.388		4-2 2 1B, SH, G4-6-3, BB 1-2		0-2 G4-6-3 ② ③ 1-2f	0-1 F7 ③	2-1 F8 ①		0-2 FC5-2 ① 1-2 3-H		4	1	0	0	1	0	4
Inning Stats	R: 3 E: 0 K: 1 S: 19 H: 3 LOB: 1 BB: 1 P: 30	R: 3 E: 1 K: 1 S: 17 H: 2 LOB: 2 BB: 3 P: 32	R: 0 E: 0 K: 0 S: 7 H: 1 LOB: 0 BB: 0 P: 9	R: 5 E: 0 K: 0 S: 23 H: 6 LOB: 1 BB: 0 P: 31	R: 3 E: 1 K: 1 S: 17 H: 3 LOB: 2 BB: 2 P: 36	R: 0 E: 0 K: 1 S: 8 H: 0 LOB: 0 BB: 0 P: 12	R: 0 E: 0 K: 1 S: 6 H: 0 LOB: 0 BB: 0 P: 6	R: 1 E: 1 K: 1 S: 14 H: 2 LOB: 2 BB: 1 P: 23		1B: 10 2B: 5 3B: 0 HR: 2	SF: 0 SAC: 1 DP: 2 HBP: 0					

	AB	39
	R	15
	H	17
	RBI	13
	BB	7
	SO	6
	LOB	17

WP: 0 PB: 0 SB: 1 CS: 0 PA: 47

PITCHER		IP	WLS	BF	H	R	ER	SO	BB	IBB	HBP	BLK	WP	HR	S	P	ERA	WHIP
CC Sabathia, L ERA: 4.79	(1, 1)	1.0	L	10	3	6	4	1	3	0	0	0	0	0	27	46	36.00	6.000
Steve Woodard, R ERA: 4.01	(2, 1)	3.2		20	10	6	6	1	1	0	0	0	0	1	44	65	14.73	3.000
Rich Rodriguez, L ERA: 4.42	(5, 1)	1.1		8	2	2	1	2	2	0	0	0	0	0	20	39	6.75	3.000
Ricardo Rincon, L ERA: 3.22	(7, 1)	1.0		3	0	0	0	1	0	0	0	0	0	0	6	6	0.00	0.000
Roy Smith, R ERA: 4.5	(8, 1)	1.0		6	2	1	1	1	1	0	0	0	0	1	14	23	9.00	3.000

PITCHER	IP	WLS	BF	H	R	ER	SO	BB	IBB	HBP	BLK	WP	HR	S	P	ERA	WHIP

Tampa Bay Devil Rays @ New York Yankees

Yankee Stadium, Bronx, NY

Fri Jun 29 2001, 7:05 PM EDT

Att. 38,416 - Sunny - 78 F

TOP

livebaseballscorecards.com

Batter	1	2	3	4	5	6	7	8	9	AB	R	H	RBI	BB	SO	LOB
Jason Tyner, L (1, 8) OBP: 0.286, SLG: 0.264	C B C X 1-2 ① F7		C B F B F S 2-3 ③ K			C B S S 1-3 ② K	X 0-0 3-H 1B		C F C 0-3 ③ K	5	0	1	1	0	3	1
Steve Cox, L (1, 3) OBP: 0.284, SLG: 0.405	C B X 1-1 ② G3-1			B F F B F X 2-2 G5-4-3 1B		B B F C F B F B F C X 1-3 2B	B F C F B F B F C 3-3 ③ K			4	0	2	0	0	1	1
Greg Vaughn, R (1, 7) OBP: 0.334, SLG: 0.518	B B C X 2-1 ③ F9			C X 0-1 ① ② G5-4-3 1-2f		B C F S 1-3 ③ K		X 0-0 ① F7		4	0	0	0	0	1	3
Fred McGriff, L (1, 10) OBP: 0.403, SLG: 0.558		X 0-0 ① F8		B S B B C C 3-3 ③ K			C X 0-1 1B 2B 1B	C F B S 1-3 ② K		4	1	1	0	0	2	0
Ben Grieve, L (1, 9) OBP: 0.353, SLG: 0.380		X 0-0 ② L3			B B C F C 2-3 ① K		X 0-0 1-2 2B 1B	B B B B 4-0 3B BB		3	2	1	0	1	1	0
Aubrey Huff, L (1, 5) OBP: 0.296, SLG: 0.387		C B F B X 2-2 1B			C B X 1-1 ② G3		X 0-0 1-H 2-H E 2B	X 0-0 1-H 3B		4	1	3	3	0	0	0
Mike DiFelice, R (1, 2) OBP: 0.258, SLG: 0.308 John Flaherty, R (7, 2) OBP: 0.269, SLG: 0.335		S X 0-1 ③ F9			B X 1-0 ③ G6-3		S F B F C 1-3 ① K	B F B B X 3-1 ③ F9		3	0	0	0	0	1	2
										1	0	0	0	0	0	1
Brent Abernathy, R (1, 4) OBP: 0.450, SLG: 0.611			B F F F F F F B X 2-2 ① F7			X 0-0 2B 1B	C S F F F F X 0-2 E7 G4-3 2-H 1B		C B F C 1-3 ① K	4	1	2	1	0	1	0
Felix Martinez, S (1, 6) OBP: 0.282, SLG: 0.275 Russ Johnson, R (9, PH) OBP: 0.364, SLG: 0.401			B S F S 1-3 ② K			F B F B B C 3-3 ① K	S B C X 1-2 ② G4-3 2-3		C S F F F F F C 0-3 ② K	3	0	0	0	0	2	2
										1	0	0	0	0	1	0
Inning Stats	R: 0 E: 0 K: 0 S: 7 H: 0 LOB: 0 BB: 0 P: 11	R: 0 E: 0 K: 0 S: 7 H: 1 LOB: 1 BB: 0 P: 9	R: 0 E: 0 K: 2 S: 13 H: 0 LOB: 0 BB: 0 P: 18	R: 0 E: 0 K: 1 S: 9 H: 1 LOB: 0 BB: 0 P: 14	R: 0 E: 0 K: 1 S: 6 H: 0 LOB: 0 BB: 0 P: 10	R: 0 E: 0 K: 3 S: 14 H: 2 LOB: 2 BB: 0 P: 21	R: 4 E: 1 K: 2 S: 25 H: 5 LOB: 1 BB: 0 P: 30	R: 1 E: 0 K: 1 S: 7 H: 1 LOB: 1 BB: 1 P: 15	R: 0 E: 0 K: 3 S: 13 H: 0 LOB: 0 BB: 0 P: 14	1B: 7 2B: 2 3B: 1 HR: 0	SF: 0 SAC: 0 DP: 1 HBP: 0						

AB	36
R	5
H	10
RBI	5
BB	1
SO	13
LOB	10

WP: 0 PB: 0 SB: 0 CS: 0 PA: 37

PITCHER		IP	WLS	BF	H	R	ER	SO	BB	IBB	HBP	BLK	WP	HR	S	P	ERA	WHIP
Roger Clemens, R ERA: 3.59	(1, 1)	6.2	W	27	8	4	3	8	0	0	0	0	0	0	74	103	4.05	1.200
Mike Stanton, L ERA: 2.0	(7, 1)	1.0		6	2	1	1	2	1	0	0	0	0	0	12	20	9.00	3.000
Jay Witasick, R ERA: 2.14	(8, 1)	0.1	H	1	0	0	0	0	0	0	0	0	0	0	2	5	0.00	0.000
42 Mariano Rivera, R ERA: 2.38	(9, 1)	1.0	S	3	0	0	0	3	0	0	0	0	0	0	13	14	0.00	0.000

PITCHER	IP	WLS	BF	H	R	ER	SO	BB	IBB	HBP	BLK	WP	HR	S	P	ERA	WHIP

Batter	1	2	3	4	5	6	7	8	9	AB	R	H	RBI	BB	SO	LOB
Chuck Knoblauch, R (1, 10) OBP: 0.335, SLG: 0.338	B C C X 1-2 G3 ①		C X 0-1 G1-3 ① B B C C F F B S 3-3 K ②			B F B F S 2-3 K ②		B B C B B 4-1 2 S BB		4	0	0	0	1	2	1
2 Derek Jeter, R (1, 6) OBP: 0.374, SLG: 0.408	F X 0-1 S 1B 1B		B B B B 4-0 CS BB B S C C 1-3 K ③			F B X 1-1 1B 1-2 1B		B B C F F X 2-2 F9 ③ 1-2		4	1	2	0	1	1	1
Bernie Williams, S (1, 8) OBP: 0.405, SLG: 0.531	B B X 2-0 G1-3 1-H 1B		C B B B C B 4-2 20 1B 1B 1-2 BB ②		X 0-0 HR 2B	C S B X 1-2 1-3 2-H 1B				3	2	3	2	1	0	0
Tino Martinez, L (1, 3) OBP: 0.312, SLG: 0.436	X 0-0 G1-3 ② 2-3		C C F F X 0-2 20 1B 1-2 1B		X 0-0 2-H HR	C X 0-1 G6-3 ③				4	1	2	2	0	0	3
20 Jorge Posada, S (1, 2) OBP: 0.401, SLG: 0.538	B B C S S 2-3 K ③		C X 0-1 1-3 2-H 1B		B B F B B 4-1 G3-6-1 BB		S S X 0-2 G6-3 ①			3	0	1	1	1	1	1
Paul O'Neill, L (1, 9) OBP: 0.318, SLG: 0.426		B F B B F X 3-2 F7 ① X 0-0 G3 ③			F X 0-1 G3-6-1 ① ② 1-2f		B B X 2-0 G4-3 ②			4	0	0	0	0	0	3
Shane Spencer, R (1, 7) OBP: 0.313, SLG: 0.614		C B X 1-1 3B	B B F B F F X 3-2 P3 ①		F C S 0-3 K2-3 ③		X 0-0 L5 ③			4	0	1	0	0	1	0
Scott Brosius, R (1, 5) OBP: 0.363, SLG: 0.471		S X 0-1 G4-3 ②	C X 0-1 HR 1B			B C B B S B 4-2 2 1B 1B BB		S B X 1-1 G5-3 ①		3	2	1	0	1	0	1
Alfonso Soriano, R (1, 4) OBP: 0.307, SLG: 0.396		C S F B F C 1-3 ③	F X 0-1 1-H HR			B F S F X 1-2 P3 ①		B B X 2-0 P4 ②		4	1	1	2	0	1	2
Inning Stats	R: 1 H: 2 E: 0 LOB: 1 K: 1 BB: 0 S: 10 P: 15	R: 0 H: 1 E: 0 LOB: 1 K: 1 BB: 0 S: 12 P: 17	R: 1 H: 2 E: 0 LOB: 2 K: 0 BB: 2 S: 12 P: 20	R: 2 H: 2 E: 0 LOB: 0 K: 2 BB: 0 S: 16 P: 23	R: 2 H: 2 E: 0 LOB: 0 K: 1 BB: 1 S: 8 P: 12	R: 1 H: 2 E: 0 LOB: 2 K: 1 BB: 1 S: 16 P: 25	R: 0 H: 0 E: 0 LOB: 0 K: 0 BB: 0 S: 5 P: 7	R: 0 H: 0 E: 0 LOB: 1 K: 0 BB: 1 S: 8 P: 17		1B: 7 SF: 0 2B: 1 SAC: 0 3B: 1 DP: 1 HR: 2 HBP: 0						WP: 0 PA: 38 PB: 0 SB: 2 CS: 1

PITCHER		IP	WLS	BF	H	R	ER	SO	BB	IBB	HBP	BLK	WP	HR	S	P	ERA	WHIP
Bryan Rekar, R ERA: 5.25	(1, 1)	5.0	L	25	9	6	6	5	3	0	0	0	0	2	58	87	10.80	2.400
Jeff Wallace, L ERA: 1.54	(6, 1)	3.0		13	2	1	1	1	2	0	0	0	0	0	29	49	3.00	1.333

PITCHER	IP	WLS	BF	H	R	ER	SO	BB	IBB	HBP	BLK	WP	HR	S	P	ERA	WHIP

BOTTOM

Tampa Bay Devil Rays @ New York Yankees

Yankee Stadium, Bronx, NY

Fri Jun 29 2001, 7:05 PM EDT
Att. 38,416 - Sunny - 78 F

livebaseballscorecards.com

AB	33
R	7
H	11
RBI	7
BB	5
SO	6
LOB	12

Batter	1	2	3	4	5	6	7	8	9	AB	R	H	RBI	BB	SO	LOB
Brent Abernathy, R (1, 4) OBP: 0.400, SLG: 0.565	C B B X 2-1 L7 ①		L F X 0-2 BB 1-3 2B 2B	B B F B C X 3-2 F5 ①		C C X 0-2 G1-3 ③		1 SAFE C F S 0-3 K 1-2 ③		5	1	1	0	0	1	3
Steve Cox, L (1, 3) OBP: 0.274, SLG: 0.393	B B X 2-0 G3 ②		B B B C F S 3-3 K ①	X 0-0 SF8 ② 3-H			B X 1-0 G3 ①		B X 1-0 G1 ①	4	0	0	1	0	1	2
Greg Vaughn, R (1, 7) OBP: 0.335, SLG: 0.514	X 0-0 F9 ③		B B I I 4-0 BB 2B IBB	F X 0-1 P6 ③			B X 1-0 E5 1B		X 0-0 1B 1B	4	1	1	0	1	0	1
Fred McGriff, L (1, 10) OBP: 0.403, SLG: 0.553 Damian Rolls, R (9, PR) OBP: 0.302, SLG: 0.355		C F X 0-2 G4-3 ①	B B F B F B 4-2 2B 1-2 2-3 3-H BB		X 0-0 G4-3 ①		X 0-0 F8 ②		F F B B F F B X 3-2 1-3 1B	4 0	0 0	1 0	1 0	1 0	0 0	1 0
Russ Johnson, R (1, 5) OBP: 0.370, SLG: 0.414		B F X 1-1 F8 ②	B X 1-0 1-3 2-H 3-H 2B		C B B S X 2-2 G3 1B		B X 1-0 1-3 1B		L S F C 0-3 K ②	5	0	3	2	0	1	2
Ben Grieve, L (1, 9) OBP: 0.351, SLG: 0.377		C B X 1-1 E 1B	S C S 0-3 K ②		C B C F B B F X 3-2 G3 ② 1-2		B C B S B X 3-2 F8 ③		F S X 0-2 F7 ③	5	0	1	0	0	1	7
Mike DiFelice, R (1, 2) OBP: 0.250, SLG: 0.298		C B X 1-1 E5 1-3	X 0-0 F8 ③		X 0-0 G5-3 ③			C F B S 1-3 K ①		4	0	0	0	0	1	4
Andy Sheets, R (1, 6) OBP: 0.291, SLG: 0.308		C F B X 1-2 F7 ③		F F F X 0-2 1B SF8 2B		C S B B F S 2-3 K ①		S F S 0-3 K ②		4	1	1	0	0	2	2
Jason Tyner, L (1, 8) OBP: 0.305, SLG: 0.286			C X 0-1 2B BB 1B	B X 1-0 2-3 1B		B B C F F F X 2-2 F8 ②		C B B B C F X 3-2 E 1B		4	1	3	0	0	0	0
Inning Stats	R: 0 E: 0 K: 0 S: 4 H: 0 LOB: 0 BB: 0 P: 8	R: 0 E: 1 K: 0 S: 12 H: 1 LOB: 2 BB: 0 P: 16	R: 3 E: 0 K: 2 S: 15 H: 3 LOB: 2 BB: 2 P: 27	R: 1 E: 0 K: 0 S: 11 H: 2 LOB: 1 BB: 0 P: 15	R: 0 E: 0 K: 0 S: 11 H: 1 LOB: 1 BB: 0 P: 16	R: 0 E: 0 K: 1 S: 12 H: 0 LOB: 0 BB: 0 P: 16	R: 0 E: 1 K: 0 S: 7 H: 1 LOB: 2 BB: 0 P: 13	R: 0 E: 1 K: 3 S: 13 H: 1 LOB: 1 BB: 0 P: 17	R: 0 E: 0 K: 1 S: 14 H: 2 LOB: 2 BB: 0 P: 18	1B: 8 2B: 3 3B: 0 HR: 0	SF: 1 SAC: 0 DP: 0 HBP: 0						

PITCHER		IP	WLS	BF	H	R	ER	SO	BB	IBB	HBP	BLK	WP	HR	S	P	ERA	WHIP
Ted Lilly, L ERA: 5.04	(1, 1)	3.2		20	6	4	4	2	1	1	0	0	0	0	40	64	9.82	1.909
Ramiro Mendoza, R ERA: 4.81	(4, 1)	3.1		13	2	0	0	1	0	0	0	0	0	0	32	47	0.00	0.600
Mike Stanton, L ERA: 1.96	(8, 1)	1.0	W	4	1	0	0	3	0	0	0	0	0	0	13	17	0.00	1.000
42 Mariano Rivera, R ERA: 2.32	(9, 1)	1.0	S	5	2	0	0	1	0	0	0	0	0	0	14	18	0.00	2.000

PITCHER	IP	WLS	BF	H	R	ER	SO	BB	IBB	HBP	BLK	WP	HR	S	P	ERA	WHIP

TOP

Tampa Bay Devil Rays @ New York Yankees

Yankee Stadium, Bronx, NY

Sat Jun 30 2001, 12:35 PM EDT

Att. 42,544 - Sunny - 90 F

livebaseballscorecards.com

AB	39
R	4
H	11
RBI	4
BB	2
SO	7
LOB	22

1B: 8	SF: 1	WP: 0	PA: 42		
2B: 3	SAC: 0	PB: 0			
3B: 0	DP: 0	SB: 0			
HR: 0	HBP: 0	CS: 0			

Batter	1	2	3	4	5	6	7	8	9	AB	R	H	RBI	BB	SO	LOB
2 Derek Jeter, R (1, 6) OBP: 0.370, SLG: 0.403	X 0-0 ① G2-3		C B F B F F B F X 3-2 ① G4-3			C F C 0-3 ① K		B C B B S C 3-3 ① K		4	0	0	0	0	2	0
Paul O'Neill, L (1, 9) OBP: 0.318, SLG: 0.425 Gerald Williams, R (8, PH) OBP: 0.264, SLG: 0.332 (9, 9)	C B B B X 3-1 ② F7		B B B C X 3-1 ② F8			B X 1-0 HR 1B		B B B F B 4-1 HR BB		3 0	1 1	1 0	0 1	0 0	0 1	0 0
Bernie Williams, S (1, 8) OBP: 0.410, SLG: 0.558	B B B C B 4-1 BB		F B X 1-1 ③ F7			X 0-0 1-H HR		B F C F B X 2-2 1-H HR		3	2	2	4	1	0	0
Tino Martinez, L (1, 3) OBP: 0.311, SLG: 0.444	C B X 1-1 ③ G3			X 0-0 ① G6-3		C B B C X 2-2 HR		C C B S 1-3 ② K		4	1	1	1	0	1	1
20 Jorge Posada, S (1, 2) OBP: 0.403, SLG: 0.536		B S B B B S X 3-2 FC3 1B		C B F S 2-3 ② K		S B B F B X 3-2 ② G3-1		B B B B 4-0 CS BB		3	0	1	0	1	1	0
David Justice, L (1, 10) OBP: 0.320, SLG: 0.426		B C F X 1-2 FC3 1-2		B B X 2-0 ③ F8		B B X 2-0 ③ G3-1		S 1 SAFE 0-1 ③ CS 1-2		3	0	0	0	0	0	1
Shane Spencer, R (1, 7) OBP: 0.294, SLG: 0.574		S C B B F S 2-3 ① K			S B C X 1-2 ① L6		B F C S 1-3 ① K			3	0	0	0	0	2	2
Scott Brosius, R (1, 5) OBP: 0.359, SLG: 0.466		C B S B S 2-3 ② K			C S S 0-3 ② K		X 0-0 ② F9			3	0	0	0	0	2	2
Alfonso Soriano, R (1, 4) OBP: 0.304, SLG: 0.392		X 0-0 ③ P4			B S X 1-1 ③ G5-3		B X 1-0 ③ G6-3			3	0	0	0	0	0	2
Inning Stats	R: 0 H: 0 E: 0 LOB: 1 K: 0 BB: 1 S: 6 P: 14	R: 0 H: 1 E: 0 LOB: 2 K: 2 BB: 0 S: 14 P: 22	R: 0 H: 0 E: 0 LOB: 0 K: 0 BB: 0 S: 10 P: 17	R: 0 H: 0 E: 0 LOB: 0 K: 1 BB: 0 S: 5 P: 9	R: 0 H: 0 E: 0 LOB: 0 K: 1 BB: 0 S: 8 P: 10	R: 3 H: 3 E: 0 LOB: 0 K: 1 BB: 0 S: 12 P: 20	R: 0 H: 0 E: 0 LOB: 0 K: 1 BB: 0 S: 5 P: 7	R: 2 H: 1 E: 0 LOB: 0 K: 2 BB: 2 S: 12 P: 26		1B: 2 SF: 0 2B: 0 SAC: 0 3B: 0 DP: 0 HR: 3 HBP: 0						

PITCHER		IP	WLS	BF	H	R	ER	SO	BB	IBB	HBP	BLK	WP	HR	S	P	ERA	WHIP
Ryan Rupe, R ERA: 7.15	(1, 1)	5.1		22	4	3	3	5	1	0	0	0	0	2	51	83	5.06	0.938
Travis Phelps, R ERA: 3.76	(6, 1)	2.0	H	6	0	0	0	2	0	0	0	0	0	0	12	22	0.00	0.000
Doug Creek, L ERA: 3.89	(8, 1)	0.2	L	4	1	2	2	1	2	0	0	0	0	1	9	20	27.00	4.500

PITCHER	IP	WLS	BF	H	R	ER	SO	BB	IBB	HBP	BLK	WP	HR	S	P	ERA	WHIP

BOTTOM

Tampa Bay Devil Rays @ New York Yankees

Yankee Stadium, Bronx, NY

Sat Jun 30 2001, 12:35 PM EDT
Att. 42,544 - Sunny - 90 F

livebaseballscorecards.com

AB	29
R	5
H	5
RBI	5
BB	3
SO	8
LOB	8

WP: 0 PA: 33
PB: 0
SB: 0
CS: 1

Batter	1	2	3	4	5	6	7	8	9	AB	R	H	RBI	BB	SO	LOB
Brent Abernathy, R (1, 4) OBP: 0.448, SLG: 0.577	B C X 1-1 ① F9		F B F X 1-2 1-2 1B			B B B C C F X 3-2 2B 1B		C B B F B B 4-2 G6-3 BB		3	1	2	0	1	0	0
Steve Cox, L (1, 3) OBP: 0.273, SLG: 0.396	C F B X 1-2 ② G1-3		C F S 0-3 ③ K			B X 1-0 1-H 2B		B X 1-0 ② ③ G6-3 1-2f		4	0	1	1	0	1	3
Greg Vaughn, R (1, 7) OBP: 0.331, SLG: 0.507	S B F B S 2-3 ③ K			X 0-0 ① G6-3		C X 0-1 ① F8			C F B B X 2-2 ① G6-3	4	0	0	0	0	1	1
Fred McGriff, L (1, 10) OBP: 0.398, SLG: 0.545		X 0-0 ① F8		C B F B S 2-3 ② K		F S B X 1-2 ② F8			B C X 1-1 ② G1-3	4	0	0	0	0	1	1
Russ Johnson, R (1, 5) OBP: 0.368, SLG: 0.410		C B B X 2-1 ② F8		B B C C B X 3-2 ③ F8		B C X 1-1 ③ G6-3			C X 0-1 ① DI 1B	4	0	1	0	0	0	1
Ben Grieve, L (1, 9) OBP: 0.353, SLG: 0.376		B C F S 1-3 ③ K			F B B X 2-1 ① G6-3		X 0-0 ① G5-4-3 1B		B B B C B 4-1 ① 1-2 BB	3	0	1	0	1	1	0
John Flaherty, R (1, 2) OBP: 0.262, SLG: 0.327			B F X 1-1 ① G6-3		F B X 1-1 ② G5-3		X 0-0 ① ② G5-4-3 1-2f		C S S 0-3 ③ K	4	0	0	0	0	1	3
Andy Sheets, R (1, 6) OBP: 0.283, SLG: 0.299			B F S S 1-3 ② K		B B F B C X 3-2 E5 FC6		C F X 0-2 ③ L6			3	0	0	0	0	1	0
Jason Tyner, L (1, 8) OBP: 0.306, SLG: 0.287			B C X 1-1 1B 1B		B X 1-0 ③ FC6 1-2f			C X 0-1 ① F7		3	0	1	0	0	0	1
Inning Stats	R: 0 H: 0 E: 0 LOB: 0 K: 1 BB: 0 S: 8 P: 12	R: 0 H: 0 E: 0 LOB: 0 K: 1 BB: 0 S: 6 P: 9	R: 0 H: 2 E: 0 LOB: 2 K: 2 BB: 0 S: 13 P: 17	R: 0 H: 0 E: 0 LOB: 0 K: 1 BB: 0 S: 7 P: 12	R: 0 H: 0 E: 1 LOB: 1 K: 0 BB: 0 S: 8 P: 15	R: 1 H: 2 E: 0 LOB: 1 K: 0 BB: 0 S: 12 P: 18	R: 0 H: 1 E: 0 LOB: 0 K: 0 BB: 0 S: 5 P: 5	R: 0 H: 0 E: 0 LOB: 0 K: 0 BB: 1 S: 5 P: 10	R: 0 H: 1 E: 0 LOB: 2 K: 1 BB: 1 S: 11 P: 18	1B: 5 SF: 0 2B: 1 SAC: 0 3B: 0 DP: 2 HR: 0 HBP: 0						

TOP

Tampa Bay Devil Rays @ New York Yankees

Yankee Stadium, Bronx, NY

Sun Jul 01 2001, 1:05 PM EDT
Att. 41,983 - Sunny - 85 F

livebaseballscorecards.com

AB	32
R	1
H	6
RBI	1
BB	2
SO	6
LOB	10

PITCHER		IP	WLS	BF	H	R	ER	SO	BB	IBB	HBP	BLK	WP	HR	S	P	ERA	WHIP
Andy Pettitte, L ERA: 2.95	(1, 1)	7.0	W	26	5	1	1	5	0	0	0	0	0	0	59	88	1.29	0.714
Randy Choate, L ERA: 3.18	(8, 1)	1.0		3	0	0	0	0	1	0	0	0	0	0	5	10	0.00	1.000
Mark Wohlers, R ERA: 3.82	(9, 1)	1.0		5	1	0	0	1	1	0	0	0	0	0	11	18	0.00	2.000

PITCHER	IP	WLS	BF	H	R	ER	SO	BB	IBB	HBP	BLK	WP	HR	S	P	ERA	WHIP

WP: 0	PA: 34		
PB: 0			
SB: 0			
CS: 0			

Batter	1	2	3	4	5	6	7	8	9	AB	R	H	RBI	BB	SO	LOB
2 Derek Jeter, R (1, 6) OBP: 0.371, SLG: 0.407	G6-3 SF7 2B		K ①	S 2 SAFE PO ③ 2-3	G5-3 ①		S 1B 1B			4	2	2	0	0	1	0
Paul O'Neill, L (1, 9) OBP: 0.323, SLG: 0.436	G6-3 ① 2-3		1B 20 1B 2B		G4-3 2B		CS BB 1-H 1B			4	1	3	1	0	0	1
Bernie Williams, S (1, 8) OBP: 0.411, SLG: 0.557	SF7 ② 3-H		S 20 1B 2-3 1B		G4-3 ② 2-3		1-2 BB			2	1	1	1	1	0	1
Tino Martinez, L (1, 3) OBP: 0.313, SLG: 0.452	HR		F7 ② 1-2		BB		K ②③ 2-3			3	1	1	1	1	1	4
20 Jorge Posada, S (1, 2) OBP: 0.401, SLG: 0.531	K ③		2-H 3-H 1B		F7 ③			K ①		4	0	1	2	0	2	2
David Justice, L (1, 10) OBP: 0.323, SLG: 0.433		F9 SF8 2B	G5-3 ③			K ①		G3 ②		1	1	1	0	0	0	0
Chuck Knoblauch, R (3, PH) OBP: 0.332, SLG: 0.334										3	0	0	0	0	1	1
Shane Spencer, R (1, 7) OBP: 0.273, SLG: 0.529		F9 ① 2-3		P6 ①		G5-3 ②		F8 ③		4	0	0	0	0	0	1
Scott Brosius, R (1, 5) OBP: 0.359, SLG: 0.470		SF8 ② 3-H		2 PO 2B		F8 ③				2	0	1	1	0	0	0
Alfonso Soriano, R (1, 4) OBP: 0.301, SLG: 0.388		L5 ③		F2 ②			G6-3 ①			3	0	0	0	0	0	1
Inning Stats	R: 2 E: 0 K: 1 S: 10 H: 2 LOB: 0 BB: 0 P: 21	R: 1 E: 0 K: 0 S: 8 H: 1 LOB: 0 BB: 0 P: 14	R: 2 E: 0 K: 1 S: 17 H: 3 LOB: 1 BB: 0 P: 28	R: 0 E: 0 K: 0 S: 8 H: 1 LOB: 0 BB: 0 P: 12	R: 0 E: 0 K: 0 S: 11 H: 1 LOB: 2 BB: 1 P: 22	R: 0 E: 0 K: 1 S: 6 H: 0 LOB: 0 BB: 0 P: 11	R: 1 E: 0 K: 1 S: 11 H: 2 LOB: 2 BB: 1 P: 24	R: 0 E: 0 K: 1 S: 5 H: 0 LOB: 0 BB: 0 P: 8		1B: 4 2B: 6 3B: 0 HR: 1 SF: 2 SAC: 0 DP: 1 HBP: 0						

PITCHER		IP	WLS	BF	H	R	ER	SO	BB	IBB	HBP	BLK	WP	HR	S	P	ERA	WHIP
Tanyon Sturtze, R ERA: 5.36	(1, 1)	6.1	L	29	10	6	6	3	1	0	0	0	0	1	67	121	8.53	1.737
Paul Wilson, R ERA: 7.94	(7, 1)	0.2		2	0	0	0	1	1	0	0	0	0	0	4	11	0.00	1.500
Victor Zambrano, R ERA: 7.71	(8, 1)	1.0		3	0	0	0	1	0	0	0	0	0	0	5	8	0.00	0.000

PITCHER	IP	WLS	BF	H	R	ER	SO	BB	IBB	HBP	BLK	WP	HR	S	P	ERA	WHIP

BOTTOM

Tampa Bay Devil Rays @ New York Yankees

Yankee Stadium, Bronx, NY

Sun Jul 01 2001, 1:05 PM EDT
Att. 41,983 - Sunny - 85 F

livebaseballscorecards.com

AB	30
R	6
H	10
RBI	6
BB	2
SO	5
LOB	11

Batter	1	2	3	4	5	6	7	8	9	AB	R	H	RBI	BB	SO	LOB
Jason Tyner, L (1, 8) OBP: 0.311, SLG: 0.286	C B B X 2-1 F8 ①		B X 1-0 G5-4-3 S 1B		C X 0-1 G3-1 ②		C C X 0-2 G6-3 ②		B C B B C B 4-2 BB 1-2 BB	4	0	1	0	1	0	0
Steve Cox, L (1, 3) OBP: 0.290, SLG: 0.427	B C B X 2-1 1B 1B		B B C C B B 4-2 G5-4-3 1-2 BB		C X 0-1 HR		B F F B X 2-2 FC5-4 1B		C B B C X 2-2 F7 ②	4	1	3	1	1	0	2
Greg Vaughn, R (1, 7) OBP: 0.332, SLG: 0.502	C B C X 1-2 F8 ②		B X 1-0 G5-4-3 ① ② 1-2f 2-3		B B B F F B 4-2 1B BB		B S X 1-1 FC5-4 ③ 1-2f		B C B B B 4-1 1-2 2-3 BB	3	0	0	0	2	0	4
Fred McGriff, L (1, 10) OBP: 0.398, SLG: 0.542	B X 1-0 1-2 1B		B B B C C S 3-3 K ③		B B B X 3-0 1-3 1B			C C S 0-3 K ①	C S C 0-3 K ③	5	0	2	0	0	3	4
Aubrey Huff, L (1, 5) OBP: 0.295, SLG: 0.384	B C B F C 2-3 K ③			C X 0-1 1B	X 0-0 F7 ③			X 0-0 G6-3 ②		4	0	1	0	0	1	4
Ben Grieve, L (1, 9) OBP: 0.352, SLG: 0.372		B C X 1-1 G6-3 ①		C B S C 1-3 K ①		B X 1-0 P6 ①		C B B B B 4-1 BB		3	0	0	0	1	1	1
Brent Abernathy, R (1, 4) OBP: 0.424, SLG: 0.533		B X 1-0 1B		C F S 0-3 K ②		C B X 1-1 G5-3 ②		X 0-0 L7 ③		4	0	1	0	0	1	2
John Flaherty, R (1, 2) OBP: 0.262, SLG: 0.325		X 0-0 F7 ②		C C S 0-3 K ③		X 0-0 G5-3 ③			C C X 0-2 BB BB 1B	4	0	1	0	0	1	2
Andy Sheets, R (1, 6) OBP: 0.274, SLG: 0.288		F X 0-1 F8 ③			B F X 1-1 F9 ①		X 0-0 F7 ①		C B X 1-1 F9 ①	4	0	0	0	0	0	2
Inning Stats	R: 0 E: 0 K: 1 S: 11 H: 2 LOB: 2 BB: 0 P: 19	R: 0 E: 0 K: 0 S: 6 H: 1 LOB: 1 BB: 0 P: 8	R: 0 E: 0 K: 1 S: 7 H: 1 LOB: 1 BB: 1 P: 16	R: 0 E: 0 K: 3 S: 11 H: 1 LOB: 1 BB: 0 P: 12	R: 1 E: 0 K: 0 S: 10 H: 2 LOB: 2 BB: 1 P: 18	R: 0 E: 0 K: 0 S: 4 H: 0 LOB: 0 BB: 0 P: 6	R: 0 E: 0 K: 0 S: 9 H: 1 LOB: 1 BB: 0 P: 12	R: 0 E: 0 K: 1 S: 6 H: 0 LOB: 1 BB: 1 P: 10	R: 0 E: 0 K: 1 S: 14 H: 1 LOB: 3 BB: 2 P: 25	1B: 8 2B: 0 3B: 0 HR: 1 SF: 0 SAC: 0 DP: 1 HBP: 0							

TOP

Tampa Bay Devil Rays @ New York Yankees

Yankee Stadium, Bronx, NY

Mon Jul 02 2001, 1:05 PM EDT

Att. 43,029 - Sunny - 67 F

livebaseballscorecards.com

AB	35
R	1
H	9
RBI	1
BB	5
SO	7
LOB	21

PITCHER		IP	WLS	BF	H	R	ER	SO	BB	IBB	HBP	BLK	WP	HR	S	P	ERA	WHIP
35 Mike Mussina, R ERA: 3.55	(1, 1)	7.0	W	30	8	1	1	5	2	0	0	0	0	1	58	91	1.29	1.429
Mike Stanton, L ERA: 1.91	(8, 1)	1.0		4	0	0	0	1	1	0	0	0	0	0	6	10	0.00	1.000
Randy Choate, L ERA: 3.04	(9, 1)	1.0		6	1	0	0	1	2	0	0	0	0	0	14	25	0.00	3.000

PITCHER	IP	WLS	BF	H	R	ER	SO	BB	IBB	HBP	BLK	WP	HR	S	P	ERA	WHIP

Batter	1	2	3	4	5	6	7	8	9	AB	R	H	RBI	BB	SO	LOB
Chuck Knoblauch, R (1, 10) OBP: 0.331, SLG: 0.343	C B F C 1-3 K ①		X 0-0 G2-3 ②			C B X 1-1 G5-3 ①	B B X 2-0 2-H 3-H HR			4	1	1	3	0	1	0
2 Derek Jeter, R (1, 6) OBP: 0.367, SLG: 0.402	C B F B C 2-3 K ②		B S B B X 3-1 G4-3 ③			F B B F X 2-2 G6-3 ②	C F B X 1-2 F9 ②			4	0	0	0	0	1	0
Bernie Williams, S (1, 8) OBP: 0.409, SLG: 0.551	B B X 2-0 G4-3 ③			C B F F B X 2-2 L9 ①		B F B F X 2-2 F8 ③	B B B C B 4-1 BB			3	0	0	0	1	0	0
Tino Martinez, L (1, 3) OBP: 0.315, SLG: 0.451		C B X 1-1 G3 ①		B B B C B 4-1 G3 20 1B BB			B X 1-1 20 2B FC5-2 1B C X 1-1 G3 ③			3	0	1	0	1	0	1
20 Jorge Posada, S (1, 2) OBP: 0.402, SLG: 0.535		C B C X 1-2 G4-3 ②		X 0-0 1-2 1B			C F B B X 2-2 FC5-2 1-3 1B 2B F X 0-1 G3 ①			4	1	2	0	0	0	0
Paul O'Neill, L (1, 9) OBP: 0.325, SLG: 0.433		B B B C T B 4-2 BB		B B F 2 SAFE F X 2-2 G3 2-3 ② ③			B B B I 4-0 FC5-2 1B IBB C F X 0-2 G3 ②			2	1	0	0	2	0	2
Shane Spencer, R (1, 7) OBP: 0.271, SLG: 0.509		C T S 0-3 K ③			B B X 2-0 G6-3 ①		C F B X 1-2 FC5-2 1B 2B 1-2 2-3 3-Hf B B S X 2-1 FC5 HBP 1B			4	1	1	0	0	1	4
Luis Sojo, R (1, 5) OBP: 0.244, SLG: 0.184			B S B F B F X 3-2 F7 ①		B X 1-0 F7 ②		X 0-0 2B HR 1-2 2-H 3-H 1B S H 1-1 FC5 1-2 HBP			3	1	1	2	0	0	0
Alfonso Soriano, R (1, 4) OBP: 0.304, SLG: 0.403			C C B X 1-2 HR		B C X 1-1 G5-3 ③		B F X 1-1 1-3 2-H HR 2B B C X 1-1 FC5 1-2 2-3f ③			4	2	2	2	0	0	2
Inning Stats	R: 0 E: 0 K: 2 S: 7 H: 0 LOB: 0 BB: 0 P: 12	R: 0 E: 0 K: 1 S: 10 H: 0 LOB: 1 BB: 1 P: 16	R: 1 E: 0 K: 0 S: 10 H: 1 LOB: 0 BB: 0 P: 17	R: 0 E: 0 K: 0 S: 9 H: 1 LOB: 1 BB: 1 P: 17	R: 0 E: 0 K: 0 S: 4 H: 0 LOB: 0 BB: 0 P: 8	R: 0 E: 0 K: 0 S: 8 H: 0 LOB: 0 BB: 0 P: 13	R: 6 E: 0 K: 0 S: 18 H: 5 LOB: 1 BB: 2 P: 35	R: 0 E: 0 K: 0 S: 10 H: 1 LOB: 2 BB: 0 P: 14		1B: 4 2B: 2 3B: 0 HR: 2	SF: 0 SAC: 0 DP: 0 HBP: 1		WP: 0 PB: 0 SB: 0 CS: 0	PA: 36			

PITCHER		IP	WLS	BF	H	R	ER	SO	BB	IBB	HBP	BLK	WP	HR	S	P	ERA	WHIP
Albie Lopez, R ERA: 5.81	(1, 1)	6.1	L	27	6	6	6	3	2	1	0	0	0	1	59	103	8.53	1.263
Jesus Colome, R ERA: 1.23	(7, 1)	1.2		9	2	1	1	0	1	0	1	0	0	1	17	29	5.40	1.800

PITCHER	IP	WLS	BF	H	R	ER	SO	BB	IBB	HBP	BLK	WP	HR	S	P	ERA	WHIP

BOTTOM

Tampa Bay Devil Rays @ New York Yankees

Yankee Stadium, Bronx, NY

Mon Jul 02 2001, 1:05 PM EDT

Att. 43,029 - Sunny - 67 F

livebaseballscorecards.com

AB	31
R	7
H	8
RBI	7
BB	4
SO	3
LOB	9

New York Yankees @ Baltimore Orioles

Oriole Park at Camden Yards, Baltimore, MD

Tue Jul 03 2001, 7:05 PM EDT
Att. 47,702 - Cloudy - 82 F

TOP

livebaseballscorecards.com

Batter	1	2	3	4	5	6	7	8	9	AB	R	H	RBI	BB	SO	LOB
Chuck Knoblauch, R (1, 7) OBP: 0.340, SLG: 0.351	F8	FC4-6 1B			G4-3 2B 1B	FC1-6 HBP		G1-3 2B	BB	4	3	3	1	1	0	0
2 Derek Jeter, R (1, 6) OBP: 0.369, SLG: 0.413	HR	FC4-6			G4-3	FC1-6 1B		K	1B	6	1	3	1	0	1	4
Bernie Williams, S (1, 8) OBP: 0.411, SLG: 0.550	FC5-4 BB		G5-3		HR 2B	FC1-6 FC6-4		E G1-3 IBB	F3	4	2	1	2	2	0	4
Tino Martinez, L (1, 3) OBP: 0.314, SLG: 0.457	F7		K		HR	FC6-4		G1-3		5	1	1	3	0	1	3
Shane Spencer, R (1, 10) OBP: 0.250, SLG: 0.467	FC5-4		F8		F8		F9	E6		5	0	0	0	0	0	1
Paul O'Neill, L (1, 9) OBP: 0.326, SLG: 0.431		K		K	S 1B		E S 1B BB	F8		4	1	1	0	1	2	1
Todd Greene, R (1, 2) OBP: 0.314, SLG: 0.438		G4-3 1B 1B		G5-3	K		WP 1B		K	5	1	2	1	0	2	1
Scott Brosius, R (1, 5) OBP: 0.363, SLG: 0.486		1B G4-3 1B		2B	HR		K		E6 2 1B BB	5	1	3	1	0	1	1
Alfonso Soriano, R (1, 4) OBP: 0.299, SLG: 0.397		G4-3		P6	L5		G6-3		F8	5	0	0	0	0	0	5
Inning Stats	R: 1 E: 0 K: 0 S: 9 H: 1 LOB: 1 BB: 1 P: 17	R: 1 E: 0 K: 1 S: 22 H: 3 LOB: 2 BB: 0 P: 28	R: 0 E: 0 K: 1 S: 6 H: 0 LOB: 0 BB: 0 P: 7	R: 0 E: 0 K: 1 S: 10 H: 1 LOB: 1 BB: 0 P: 13	R: 3 E: 0 K: 1 S: 15 H: 4 LOB: 1 BB: 0 P: 20	R: 2 E: 0 K: 0 S: 9 H: 2 LOB: 1 BB: 0 P: 14	R: 1 E: 0 K: 1 S: 15 H: 1 LOB: 1 BB: 1 P: 26	R: 2 E: 1 K: 1 S: 13 H: 1 LOB: 1 BB: 1 P: 21	R: 0 E: 1 K: 1 S: 14 H: 1 LOB: 3 BB: 1 P: 22	1B: 8 2B: 3 3B: 0 HR: 3 SF: 0 SAC: 0 DP: 0 HBP: 1							

	AB	43
	R	10
	H	14
	RBI	9
	BB	4
	SO	7
	LOB	20

WP: 1 PB: 0 SB: 3 CS: 0 PA: 48

PITCHER	IP	WLS	BF	H	R	ER	SO	BB	IBB	HBP	BLK	WP	HR	S	P	ERA	WHIP
Jose Mercedes, R (1, 1) ERA: 5.94	5.1	L	29	11	7	7	4	1	0	1	0	0	3	69	95	11.81	2.250
Chuck McElroy, L (6, 1) ERA: 5.36	2.1		11	2	3	2	2	1	1	0	0	1	0	24	44	7.71	1.286
Chad Paronto, R (8, 1) ERA: 5.16	1.1		8	1	0	0	1	1	0	0	0	0	0	20	29	0.00	1.500

PITCHER	IP	WLS	BF	H	R	ER	SO	BB	IBB	HBP	BLK	WP	HR	S	P	ERA	WHIP

Batter	1	2	3	4	5	6	7	8	9	AB	R	H	RBI	BB	SO	LOB
Jerry Hairston, R (1, 4) OBP: 0.323, SLG: 0.387	BBBB 4-0 S 1 1B HR BB	BBCX 2-1 ③ G5-3		BCFX 1-2 ③ G6-3			BX 1-0 ③ G6-3			3	1	0	0	1	0	1
1 Brian Roberts, S (1, 6) OBP: 0.316, SLG: 0.361	BBCSX 2-2 S 1-2 HR 1B		FBBBFX 3-2 ① G1-3		CBBX 2-1 ① L1			BCX 1-1 ① F7		4	1	1	0	0	0	0
David Segui, S (1, 3) OBP: 0.413, SLG: 0.469	FBX 1-1 1-H 2-H HR		FX 0-1 ② G1-3		BFX 1-1 ② G3			BCBX 2-1 ② F7		4	1	1	3	0	0	0
Jeff Conine, R (1, 9) OBP: 0.400, SLG: 0.479	X 0-0 ① G6-3		CBBFBB 4-2 BB		FX 0-1 ③ G6-3			SCBX 1-2 ③ G3		3	0	0	0	1	0	0
Tony Batista, R (1, 10) OBP: 0.257, SLG: 0.400	BBCBSX 3-2 ② P5		SBSSS 1-3 ③ K			CX 0-1 6 G6-4-3 1B			CFBBBFX 3-2 6 2B SF8 1B	4	1	2	0	0	1	1
6 Melvin Mora, R (1, 8) OBP: 0.373, SLG: 0.428	CLS 0-3 ③ K		BBCBCB 4-2 F7 31 HR BB			BBX 2-0 ①② G6-4-3 1-2f			CX 0-1 SF8 1-3 2B	3	1	1	0	1	1	1
Cal Ripken Jr., R (1, 5) OBP: 0.261, SLG: 0.318		BX 1-0 31 FC4-6 1B		CBX 1-1 ① F7 1-2		CCS 0-3 ③ K			BX 1-0 ① SF8 2-3 3-H	3	0	1	1	0	1	1
31 Jay Gibbons, L (1, 7) OBP: 0.312, SLG: 0.451		CX 0-1 ① FC4-6 1-2f		CX 0-1 2-H HR			BX 1-0 ① G4-3		CSBFFFFFBF 2-3 S K	4	1	1	2	0	1	2
Brook Fordyce, R (1, 2) OBP: 0.257, SLG: 0.307 Larry Bigbie, L (9, PH) OBP: 0.200, SLG: 0.250		BCFFFX 1-2 ② F7		BX 1-0 ② G4-3			CSBX 1-2 ② G4-3		X 0-0 ③ G5-3	3 1	0 0	0 0	0 0	0 0	0 0	1 1
Inning Stats	R: 3 H: 2 E: 0 LOB: 0 K: 1 BB: 1 S: 12 P: 22	R: 0 H: 1 E: 0 LOB: 1 K: 0 BB: 0 S: 9 P: 13	R: 0 H: 0 E: 0 LOB: 1 K: 1 BB: 1 S: 10 P: 18	R: 2 H: 1 E: 0 LOB: 0 K: 0 BB: 1 S: 10 P: 17	R: 0 H: 0 E: 0 LOB: 0 K: 0 BB: 0 S: 6 P: 9	R: 0 H: 1 E: 0 LOB: 0 K: 1 BB: 0 S: 6 P: 8	R: 0 H: 0 E: 0 LOB: 0 K: 0 BB: 0 S: 5 P: 8	R: 0 H: 0 E: 0 LOB: 0 K: 0 BB: 0 S: 7 P: 11	R: 1 H: 2 E: 0 LOB: 1 K: 1 BB: 0 S: 16 P: 22	1B: 4 SF: 1 2B: 1 SAC: 0 3B: 0 DP: 1 HR: 2 HBP: 0						

PITCHER		IP	WLS	BF	H	R	ER	SO	BB	IBB	HBP	BLK	WP	HR	S	P	ERA	WHIP
Randy Keisler, L ERA: 7.45	(1, 1)	4.0		19	4	5	5	2	3	0	0	0	0	2	41	70	11.25	1.750
Ramiro Mendoza, R ERA: 4.44	(5, 1)	4.0	W	12	1	0	0	1	0	0	0	0	0	0	24	36	0.00	0.250
Jay Witasick, R ERA: 2.3	(9, 1)	1.0		5	2	1	1	1	0	0	0	0	0	0	16	22	9.00	2.000

PITCHER	IP	WLS	BF	H	R	ER	SO	BB	IBB	HBP	BLK	WP	HR	S	P	ERA	WHIP

BOTTOM

New York Yankees @ Baltimore Orioles

Oriole Park at Camden Yards, Baltimore, MD

Tue Jul 03 2001, 7:05 PM EDT
Att. 47,702 - Cloudy - 82 F

livebaseballscorecards.com

AB	32
R	6
H	7
RBI	6
BB	3
SO	4
LOB	8

New York Yankees @ Baltimore Orioles

Oriole Park at Camden Yards, Baltimore, MD

Wed Jul 04 2001, 4:05 PM EDT

Att. 47,355 - Cloudy - 92 F

TOP

livebaseballscorecards.com

Batter	1	2	3	4	5	6	7	8	9	AB	R	H	RBI	BB	SO	LOB
Chuck Knoblauch, R (1, 7) OBP: 0.335, SLG: 0.346	1-1 G1-3	0-0 F9		0-2 F8		0-0 G5-3			0-2 F8	5	0	0	0	0	0	2
2 Derek Jeter, R (1, 6) OBP: 0.370, SLG: 0.413	2-0 1B 1B		0-3 K		0-0 G4-3 1B 1B		1-0 F7		2-3 K	5	1	2	0	0	2	0
Bernie Williams, S (1, 8) OBP: 0.411, SLG: 0.547	2-2 F9		1-0 20 BB HR 1B		3-2 G4-3 1-2		0-1 P4		0-0 1B	5	1	2	0	0	0	2
Tino Martinez, L (1, 3) OBP: 0.315, SLG: 0.456	0-1 1-3 1B		0-0 L7		0-0 FC4-6 20 BB 2-H 1B		0-3 K		0-2 F7	5	0	2	1	0	1	2
20 Jorge Posada, S (1, 2) OBP: 0.407, SLG: 0.533	1-1 G4-3		4-2 HR 1-2 BB		4-2 FC4-6 1-2 BB			4-2 1B SH2-3 BB		1	1	0	0	3	0	2
Paul O'Neill, L (1, 10) OBP: 0.329, SLG: 0.446		1-1 FC6-4 2B	0-1 1-H 2-H HR		2-1 FC4-6 1-2f 2-3			1-0 SH2-3 1-2		3	1	2	3	0	0	2
Gerald Williams, R (8, PH) OBP: 0.264, SLG: 0.332										0	0	0	0	0	0	0
Shane Spencer, R (1, 9) OBP: 0.250, SLG: 0.444		4-2 FC6-4 BB	1-1 F9		1-1 F7			2-3 K		3	0	0	0	1	1	3
Scott Brosius, R (1, 5) OBP: 0.364, SLG: 0.484		0-0 F7		3-2 G5-4-3 HBP		1-0 F9		1-0 2-3 1B		3	0	1	0	0	0	2
Alfonso Soriano, R (1, 4) OBP: 0.295, SLG: 0.391		2-0 FC6-4 1-2f 2-3		2-1 G5-4-3 1-2f		1-1 L7		2-3 K		4	0	0	0	0	1	5
Inning Stats	R: 0 E: 0 K: 0 S: 12 H: 2 LOB: 2 BB: 0 P: 18	R: 0 E: 0 K: 0 S: 8 H: 1 LOB: 2 BB: 1 P: 15	R: 3 E: 0 K: 1 S: 12 H: 2 LOB: 0 BB: 1 P: 17	R: 0 E: 0 K: 0 S: 7 H: 0 LOB: 0 BB: 0 P: 12	R: 1 E: 0 K: 0 S: 13 H: 2 LOB: 2 BB: 1 P: 23	R: 0 E: 0 K: 0 S: 4 H: 0 LOB: 0 BB: 0 P: 6	R: 0 E: 0 K: 1 S: 6 H: 0 LOB: 0 BB: 0 P: 7	R: 0 E: 0 K: 2 S: 11 H: 1 LOB: 2 BB: 1 P: 21	R: 0 E: 0 K: 1 S: 10 H: 1 LOB: 1 BB: 0 P: 12	1B: 7 2B: 1 3B: 0 HR: 1 SF: 0 SAC: 1 DP: 1 HBP: 1						

	AB	34
	R	4
	H	9
	RBI	4
	BB	4
	SO	5
	LOB	20

WP: 0 PB: 0 SB: 0 CS: 0 PA: 40

PITCHER		IP	WLS	BF	H	R	ER	SO	BB	IBB	HBP	BLK	WP	HR	S	P	ERA	WHIP
Sidney Ponson, R ERA: 3.93	(1, 1)	2.0		10	3	0	0	0	1	0	0	0	0	0	20	33	0.00	2.000
Calvin Maduro, R ERA: 4.58	(3, 1)	4.1	L	19	4	4	4	1	2	0	1	0	0	1	37	60	8.31	1.385
B.J. Ryan, L ERA: 5.04	(7, 1)	0.2		3	0	0	0	1	1	0	0	0	0	0	7	11	0.00	1.500
Mike Trombley, R ERA: 3.18	(8, 1)	1.2		6	1	0	0	3	0	0	0	0	0	0	15	23	0.00	0.600
Buddy Groom, L ERA: 3.34	(9, 1)	0.1		2	1	0	0	0	0	0	0	0	0	0	4	4	0.00	3.000

PITCHER	IP	WLS	BF	H	R	ER	SO	BB	IBB	HBP	BLK	WP	HR	S	P	ERA	WHIP

BOTTOM

Batter	1	2	3	4	5	6	7	8	9	AB	R	H	RBI	BB	SO	LOB
Jerry Hairston, R (1, 4) OBP: 0.322, SLG: 0.383	C B X 1-1 ① G5-3		C C F B X 1-2 ③ G3-1		C B C S 1-3 ③ K			B C B B B 4-1 1B SF9 BB		3	1	0	0	1	1	2
1 Brian Roberts, S (1, 6) OBP: 0.313, SLG: 0.382	X 0-0 E5 E			B B C X 2-1 1B 3B		B S X 1-1 ① L4		F X 0-1 ① L8		4	1	1	0	0	0	1
David Segui, S (1, 3) OBP: 0.414, SLG: 0.469 Brady Anderson, L (8, PR) OBP: 0.306, SLG: 0.306 Mike Kinkade, R (9, 3) OBP: 0.336, SLG: 0.385	S 1 B C S SAFE 1-3 ② K 1-3			B F B S B X 3-2 G6-4-3 3-H 1B		C F S 0-3 ② K		B F X 1-1 SF9 1-3 1B		4 0 0	0 0 0	2 0 0	1 0 0	0 0 0	2 0 0	1 0 0
Jeff Conine, R (1, 10) OBP: 0.394, SLG: 0.473	X 0-0 ③ F9			C B B X 2-1 ① ② G6-4-3 1-2f		F F B B S 2-3 ③ K		F C F X 0-2 ② SF9 1-2 3-H		3	0	0	1	0	1	2
31 Jay Gibbons, L (1, 7) OBP: 0.310, SLG: 0.465		C B F X 1-2 ① F8		X 0-0 ③ P6			X 0-0 HR	S F C 0-3 ③ K		4	1	1	1	0	1	2
Tony Batista, R (1, 5) OBP: 0.254, SLG: 0.395		F B F F S 1-3 ② K			B F X 1-1 ① G5-3		B X 1-0 ① F7		C B B B X 3-1 ① F9	4	0	0	0	0	1	0
6 Melvin Mora, R (1, 8) OBP: 0.371, SLG: 0.423		B X 1-0 ③ F7			C B B C F B B 4-2 1B BB		F X 0-1 ② G6-3		C B S S 1-3 ② K	3	0	0	0	1	1	0
Fernando Lunar, R (1, 2) OBP: 0.342, SLG: 0.368			F C B B X 2-2 ① G5-3		X 0-0 1-2 1B		B B X 2-0 1B		X 0-0 ③ F2	4	0	2	0	0	0	0
Larry Bigbie, L (1, 9) OBP: 0.174, SLG: 0.217			F B B F F F X 2-2 ② G3		B C F C 1-3 ② K		F S S 0-3 ③ K			3	0	0	0	0	2	3

Inning Stats	1	2	3	4	5	6	7	8	9
	R: 0 H: 0 E: 2 LOB: 1 K: 1 BB: 0 S: 7 P: 9	R: 0 H: 0 E: 0 LOB: 0 K: 1 BB: 0 S: 8 P: 11	R: 0 H: 0 E: 0 LOB: 0 K: 0 BB: 0 S: 12 P: 17	R: 1 H: 2 E: 0 LOB: 0 K: 0 BB: 0 S: 8 P: 15	R: 0 H: 1 E: 0 LOB: 2 K: 2 BB: 1 S: 12 P: 19	R: 0 H: 0 E: 0 LOB: 0 K: 2 BB: 0 S: 8 P: 11	R: 1 H: 2 E: 0 LOB: 1 K: 1 BB: 0 S: 8 P: 11	R: 1 H: 1 E: 0 LOB: 2 K: 1 BB: 1 S: 12 P: 17	R: 0 H: 0 E: 0 LOB: 0 K: 1 BB: 0 S: 6 P: 10

PITCHER		IP	WLS	BF	H	R	ER	SO	BB	IBB	HBP	BLK	WP	HR	S	P	ERA	WHIP
Roger Clemens, R ERA: 3.55	(1, 1)	6.2	W	26	5	2	2	6	1	0	0	0	0	1	60	90	2.70	0.900
Mark Wohlers, R ERA: 4.01	(7, 1)	0.2	H	4	1	1	1	1	1	0	0	0	0	0	8	13	13.50	3.000
42 Mariano Rivera, R ERA: 2.23	(8, 1)	1.2	S	5	0	0	0	2	0	0	0	0	0	0	13	17	0.00	0.000

PITCHER	IP	WLS	BF	H	R	ER	SO	BB	IBB	HBP	BLK	WP	HR	S	P	ERA	WHIP

New York Yankees @ Baltimore Orioles

Oriole Park at Camden Yards, Baltimore, MD

Wed Jul 04 2001, 4:05 PM EDT

Att. 47,355 - Cloudy - 92 F

livebaseballscorecards.com

AB	32
R	3
H	6
RBI	3
BB	2
SO	9
LOB	11

1B: 4	SF: 1	WP: 0	PA: 35
2B: 0	SAC: 0	PB: 0	
3B: 1	DP: 1	SB: 0	
HR: 1	HBP: 0	CS: 0	

Batter	1	2	3	4	5	6	7	8	9	AB	R	H	RBI	BB	SO	LOB
Chuck Knoblauch, R (1, 10) OBP: 0.333, SLG: 0.348	P1		G5-3		K		FC 1-2 3-H		2 1B 1-3 2B	5	1	1	1	0	1	1
2 Derek Jeter, R (1, 6) OBP: 0.370, SLG: 0.416	HR 2B		G4-3		F9		F9		FC6-4 2-H 3-H 1B	5	1	2	2	0	0	1
Bernie Williams, S (1, 8) OBP: 0.410, SLG: 0.554	2-H HR		BB		P6			G6-3	FC6-4 1-2f	4	1	1	2	1	0	1
Tino Martinez, L (1, 3) OBP: 0.316, SLG: 0.464	F9		G3			20 G4-6-3 1B		HR	F7	5	1	2	1	0	0	2
20 Jorge Posada, S (1, 2) OBP: 0.408, SLG: 0.540	2B			F8		G4-6-3 1-2f		2B		4	0	2	0	0	0	1
Paul O'Neill, L (1, 9) OBP: 0.326, SLG: 0.441	G5-3			L7		G6-3		K		4	0	0	0	0	1	2
Shane Spencer, R (1, 7) OBP: 0.264, SLG: 0.448		K		1B			E SH1 FC 1B	K		4	1	2	0	0	2	1
Scott Brosius, R (1, 5) OBP: 0.364, SLG: 0.483		G5-3		1-2 1B			SH1 1-2		K	3	0	1	0	0	1	0
Alfonso Soriano, R (1, 4) OBP: 0.295, SLG: 0.389		L6		F9			E6 FC 2-3 1B		E6 2B 2 1B	4	1	1	0	0	0	2
Inning Stats	R: 2 E: 0 K: 0 S: 16 H: 3 LOB: 1 BB: 0 P: 24	R: 0 E: 0 K: 1 S: 6 H: 0 LOB: 0 BB: 0 P: 10	R: 0 E: 0 K: 0 S: 9 H: 0 LOB: 1 BB: 1 P: 17	R: 0 E: 0 K: 0 S: 11 H: 2 LOB: 2 BB: 0 P: 13	R: 0 E: 0 K: 1 S: 6 H: 0 LOB: 0 BB: 0 P: 8	R: 0 E: 0 K: 0 S: 5 H: 1 LOB: 0 BB: 0 P: 7	R: 1 E: 1 K: 0 S: 9 H: 2 LOB: 1 BB: 0 P: 13	R: 1 E: 0 K: 2 S: 15 H: 2 LOB: 1 BB: 0 P: 16	R: 2 E: 1 K: 1 S: 19 H: 2 LOB: 1 BB: 0 P: 27	1B: 6 2B: 4 3B: 0 HR: 2 SF: 1 SAC: 1 DP: 1 HBP: 0						

PITCHER	IP	WLS	BF	H	R	ER	SO	BB	IBB	HBP	BLK	WP	HR	S	P	ERA	WHIP
Josh Towers, R (1, 1) ERA: 2.22	7.0	L	29	8	3	2	2	1	0	0	0	0	1	62	92	2.57	1.286
B.J. Ryan, L (8, 1) ERA: 5.23	0.2		4	2	1	1	1	0	0	0	0	0	1	12	13	13.50	3.000
Chad Paronto, R (8, 1) ERA: 5.25	1.1		7	2	2	1	2	0	0	0	0	0	0	22	30	6.75	1.500

PITCHER	IP	WLS	BF	H	R	ER	SO	BB	IBB	HBP	BLK	WP	HR	S	P	ERA	WHIP

TOP

New York Yankees @ Baltimore Orioles

Oriole Park at Camden Yards, Baltimore, MD

Thu Jul 05 2001, 7:05 PM EDT
Att. 44,635 - Cloudy - 84 F

livebaseballscorecards.com

AB	38
R	6
H	12
RBI	6
BB	1
SO	5
LOB	11

WP: 0 PA: 40
PB: 0
SB: 0
CS: 0

Batter	1	2	3	4	5	6	7	8	9	AB	R	H	RBI	BB	SO	LOB
Jerry Hairston, R (1, 4) OBP: 0.320, SLG: 0.380	G1-3		G3			G1-3		1B	FC5-4 1-2f	5	0	1	0	0	0	2
1 Brian Roberts, S (1, 6) OBP: 0.310, SLG: 0.388	G4-3			WP SF8 2B		P6		F9		4	1	1	0	0	0	1
David Segui, S (1, 3) OBP: 0.415, SLG: 0.468	F8			K 2-3			1B 6 HBP BB	1-2 1B		3	0	1	0	1	1	1
Jeff Conine, R (1, 9) OBP: 0.388, SLG: 0.467		F3		SF8 3-H			F9	G5-3		3	0	0	1	0	0	3
Tony Batista, R (1, 10) OBP: 0.254, SLG: 0.393		P6		F8			K		6 E 1B	4	1	1	0	0	1	1
6 Melvin Mora, R (1, 8) OBP: 0.369, SLG: 0.418		F8	G5-3				1B 1-2 HBP		E1 1-3	3	1	0	0	0	0	1
Cal Ripken Jr., R (1, 5) OBP: 0.269, SLG: 0.326			F8		G6-4-3		1-2 2-3		FC1-6 2-H 3-H	4	0	3	2	0	0	0
Mike Kinkade, R (1, 7) OBP: 0.328, SLG: 0.374			F8		G6-4-3 1-2f		K		FC1-6 FC5-4 1-2f	3	0	0	0	0	1	4
Chris Richard, L (9, PH) OBP: 0.345, SLG: 0.461										1	0	0	0	0	0	1
Fernando Lunar, R (1, 2) OBP: 0.342, SLG: 0.366			1B			K		K	P6	3	0	1	0	0	2	0
31 Jay Gibbons, L (9, PH) OBP: 0.309, SLG: 0.462										1	0	0	0	0	0	1
Inning Stats	R: 0 E: 0 K: 0 S: 7 H: 0 LOB: 0 BB: 0 P: 8	R: 0 E: 0 K: 0 S: 11 H: 0 LOB: 0 BB: 0 P: 17	R: 0 E: 0 K: 0 S: 6 H: 1 LOB: 1 BB: 0 P: 9	R: 1 E: 0 K: 1 S: 12 H: 1 LOB: 0 BB: 0 P: 20	R: 0 E: 0 K: 0 S: 9 H: 1 LOB: 0 BB: 0 P: 13	R: 0 E: 0 K: 1 S: 10 H: 0 LOB: 0 BB: 0 P: 16	R: 0 E: 0 K: 2 S: 13 H: 1 LOB: 3 BB: 1 P: 20	R: 0 E: 0 K: 1 S: 15 H: 2 LOB: 2 BB: 0 P: 23	R: 2 E: 1 K: 0 S: 23 H: 2 LOB: 1 BB: 0 P: 30	1B: 7 2B: 1 3B: 0 HR: 0	SF: 1 SAC: 0 DP: 1 HBP: 1						

PITCHER		IP	WLS	BF	H	R	ER	SO	BB	IBB	HBP	BLK	WP	HR	S	P	ERA	WHIP
Ted Lilly, L ERA: 4.73	(1, 1)	6.0	W	21	3	1	1	2	1	0	0	0	1	0	56	88	1.50	0.667
Jay Witasick, R ERA: 2.25	(7, 1)	1.0	H	5	1	0	0	2	0	0	1	0	0	0	12	15	0.00	1.000
Mike Stanton, L ERA: 1.89	(8, 1)	0.2	H	4	2	0	0	1	0	0	0	0	0	0	13	18	0.00	3.000
Mark Wohlers, R ERA: 4.24	(8, 1)	0.1	H	4	2	2	1	0	0	0	0	0	0	0	12	20	27.00	6.000
42 Mariano Rivera, R ERA: 2.18	(9, 1)	1.0	S	3	0	0	0	0	0	0	0	0	0	0	13	15	0.00	0.000

PITCHER	IP	WLS	BF	H	R	ER	SO	BB	IBB	HBP	BLK	WP	HR	S	P	ERA	WHIP

BOTTOM

New York Yankees @ Baltimore Orioles

Oriole Park at Camden Yards, Baltimore, MD

Thu Jul 05 2001, 7:05 PM EDT
Att. 44,635 - Cloudy - 84 F

livebaseballscorecards.com

AB	34
R	3
H	8
RBI	3
BB	1
SO	5
LOB	15

WP: 1 PB: 0 SB: 0 CS: 0 PA: 37

Batter	1	2	3	4	5	6	7	8	9	AB	R	H	RBI	BB	SO	LOB
Joe McEwing, R (1, 9) OBP: 0.392, SLG: 0.526	B B F S B F X 3-2 G5-3		C S X 0-2 F8			B C F B F F X 2-2 SF9 31 1B 1-3 2B		C B B F B F B 4-2 31 G6-3 BB		3	1	1	0	1	0	1
Edgardo Alfonzo, R (1, 4) OBP: 0.314, SLG: 0.436	C S B B C 2-3 K			C B B X 2-1 G6-3		F X 0-1 SF9 2-3 3-H		C B S S 1-3 K		3	0	0	1	0	2	1
31 Mike Piazza, R (1, 10) OBP: 0.344, SLG: 0.540	B C F S 1-3 K			B S X 1-1 HR		X 0-0 FC6-4 3-H 1B		C B S B B X 3-2 G6-3 1-2		4	1	2	2	0	1	1
Todd Zeile, R (1, 3) OBP: 0.361, SLG: 0.380		B B C F S 2-3 K		C B B X 2-1 G6-3		B C B B X 3-1 FC6-4 FC6-4 1-2f		B B B C X 3-1 G6-3		4	0	0	0	0	1	2
Benny Agbayani, R (1, 7) OBP: 0.344, SLG: 0.374		C S S 0-3 K		X 0-0 G6-3		B B X 2-0 FC6-4 1-2f			C F B X 1-2 G5-3	4	0	0	0	0	1	1
Robin Ventura, L (1, 5) OBP: 0.376, SLG: 0.482 Desi Relaford, S (5, PH) OBP: 0.351, SLG: 0.438 (5, 5)		S B S C 1-3 K			F C S 0-3 K		X 0-0 1B 1B		C S B B X 2-2 2B	1 3	0 0	0 2	0 0	0 0	1 1	0 0
Jay Payton, R (1, 8) OBP: 0.298, SLG: 0.392			F X 0-1 G1-3		B X 1-0 G5-3		C S B X 1-2 G5-4-3 1-2 1B		S F S 0-3 K	4	0	1	0	0	1	1
Todd Pratt, R (1, 2) OBP: 0.291, SLG: 0.268 Mark Johnson, L (7, PH) OBP: 0.380, SLG: 0.429 Vance Wilson, R (7, 2) OBP: 0.333, SLG: 0.444			C F S 0-3 K		B C B S X 2-2 G2		X 0-0 F8		C X 0-1 G6-3	2 1 1	0 0 0	0 0 0	0 0 0	0 0 0	1 0 0	0 2 1
Rey Ordonez, R (1, 6) OBP: 0.277, SLG: 0.291			C S X 0-2 2B			B F X 1-1 2B SF9 1B	C X 0-1 G5-4-3 1-2f			3	1	2	0	0	0	2
Inning Stats	R: 0 H: 0 E: 0 LOB: 0 K: 2 BB: 0 S: 10 P: 16	R: 0 H: 0 E: 0 LOB: 0 K: 3 BB: 0 S: 9 P: 12	R: 0 H: 1 E: 0 LOB: 1 K: 1 BB: 0 S: 11 P: 11	R: 1 H: 1 E: 0 LOB: 0 K: 0 BB: 0 S: 7 P: 12	R: 0 H: 0 E: 0 LOB: 0 K: 1 BB: 0 S: 7 P: 10	R: 2 H: 3 E: 0 LOB: 1 K: 0 BB: 0 S: 13 P: 21	R: 0 H: 2 E: 0 LOB: 1 K: 0 BB: 0 S: 7 P: 8	R: 0 H: 0 E: 0 LOB: 1 K: 1 BB: 1 S: 11 P: 22	R: 0 H: 1 E: 0 LOB: 1 K: 1 BB: 0 S: 11 P: 14	1B: 4 SF: 1 2B: 3 SAC: 0 3B: 0 DP: 1 HR: 1 HBP: 0						WP: 0 PA: 35 PB: 0 SB: 0 CS: 0	

PITCHER		IP	WLS	BF	H	R	ER	SO	BB	IBB	HBP	BLK	WP	HR	S	P	ERA	WHIP
Andy Pettitte, L ERA: 3.04	(1, 1)	6.0	W	25	7	3	3	7	0	0	0	0	0	1	61	87	4.50	1.167
Ramiro Mendoza, R ERA: 4.2	(7, 1)	3.0	S	10	1	0	0	2	1	0	0	0	0	0	25	39	0.00	0.667

PITCHER	IP	WLS	BF	H	R	ER	SO	BB	IBB	HBP	BLK	WP	HR	S	P	ERA	WHIP

TOP

New York Mets @ New York Yankees

Yankee Stadium, Bronx, NY

Fri Jul 06 2001, 7:05 PM EDT

Att. 55,534 - Sunny - 73 F

livebaseballscorecards.com

AB	33
R	3
H	8
RBI	3
BB	1
SO	9
LOB	12

New York Mets @ New York Yankees

Yankee Stadium, Bronx, NY

Fri Jul 06 2001, 7:05 PM EDT

Att. 55,534 - Sunny - 73 F

livebaseballscorecards.com

BOTTOM

Batter	1	2	3	4	5	6	7	8	9	AB	R	H	RBI	BB	SO	LOB
Chuck Knoblauch, R (1, 7) OBP: 0.334, SLG: 0.349	K	G5-3 1-2	1B			2 G6-4-3 1B		K		5	0	2	0	0	2	1
2 Derek Jeter, R (1, 6) OBP: 0.371, SLG: 0.415	WP 20 1B 1B	BB	P6			G6-4-3 1-2f				3	1	1	0	1	0	2
Bernie Williams, S (1, 8) OBP: 0.408, SLG: 0.549	20 1B WP 1-2 1B	F7		P6		K				4	1	1	0	0	1	2
Shane Spencer, R (1, 10) OBP: 0.263, SLG: 0.429	20 1B 1-2 2-3 1B BB		G5-3	F2			F7			3	1	0	0	1	0	0
20 Jorge Posada, S (1, 2) OBP: 0.406, SLG: 0.535	1B 1-2 2-3 3-H 1B		G5-3	G5-3			F8			4	0	1	1	0	0	0
Gerald Williams, R (1, 9) OBP: 0.260, SLG: 0.326	K	E5 S 1B			G6-3		F3			4	1	0	0	0	1	3
Scott Brosius, R (1, 5) OBP: 0.366, SLG: 0.483	1-3 2-H 3-H 1B		BB HR 2-H 1B		K			L4		4	1	2	3	0	1	0
Luis Sojo, R (1, 3) OBP: 0.273, SLG: 0.200 Tino Martinez, L (8, PH) OBP: 0.318, SLG: 0.475 (9, 3)		F7	HR 1-2 BB		1B			HR		2 1	1 1	1 1	0 1	1 0	0 0	0 0
Alfonso Soriano, R (1, 4) OBP: 0.297, SLG: 0.399		S BB	1-H 2-H HR		F7			P3		3	1	1	3	1	0	1
Inning Stats	R: 3 E: 0 K: 2 S: 19 H: 4 LOB: 2 BB: 1 P: 31	R: 0 E: 0 K: 0 S: 8 H: 0 LOB: 2 BB: 2 P: 19	R: 4 E: 1 K: 0 S: 16 H: 3 LOB: 1 BB: 1 P: 30	R: 0 E: 0 K: 0 S: 8 H: 0 LOB: 0 BB: 0 P: 13	R: 0 E: 0 K: 1 S: 11 H: 1 LOB: 1 BB: 0 P: 18	R: 0 E: 0 K: 1 S: 11 H: 1 LOB: 0 BB: 0 P: 14	R: 0 E: 0 K: 0 S: 7 H: 0 LOB: 0 BB: 0 P: 10	R: 1 E: 0 K: 1 S: 7 H: 1 LOB: 0 BB: 0 P: 11		1B: 8 2B: 0 3B: 0 HR: 2 SF: 0 SAC: 0 DP: 1 HBP: 0					

AB	33
R	8
H	10
RBI	8
BB	4
SO	5
LOB	9

WP: 1 PA: 37
PB: 0
SB: 2
CS: 0

PITCHER		IP	WLS	BF	H	R	ER	SO	BB	IBB	HBP	BLK	WP	HR	S	P	ERA	WHIP
Al Leiter, L ERA: 3.59	(1, 1)	5.0	L	27	8	7	3	3	4	0	0	0	1	1	62	111	5.40	2.400
Rick White, R ERA: 4.32	(6, 1)	2.0		6	1	0	0	1	0	0	0	0	0	0	18	24	0.00	0.500
Turk Wendell, R ERA: 4.04	(8, 1)	1.0		4	1	1	1	1	0	0	0	0	0	1	7	11	9.00	1.000

PITCHER	IP	WLS	BF	H	R	ER	SO	BB	IBB	HBP	BLK	WP	HR	S	P	ERA	WHIP

Batter	1	2	3	4	5	6	7	8	9	10	AB	R	H	RBI	BB	SO	LOB
Joe McEwing, R (1, 7) OBP: 0.385, SLG: 0.512	C B S S 1-3 K ①		C F B F F F F X 1-2 CS 1B		B F F C 2-3 K ②			C B C F S 1-3 K ①		B F F F S 1-3 K ②	5	0	1	0	0	4	2
Desi Relaford, S (1, 5) OBP: 0.358, SLG: 0.439	C S B S 1-3 K ②		B B F C F F B X 3-2 1-2 1B ②		B F S F B F F X 2-2 F7 ③			B S B F F B F B 4-2 F9 S BB		F X 0-1 31 S 1B 1B	4	1	2	0	1	1	2
Edgardo Alfonzo, R (1, 4) OBP: 0.311, SLG: 0.428	F T C 0-3 K ③		B X 1-0 P6 ③			C X 0-1 G6-3 ①		B B S F X 2-2 1-3 F9 ②		B C B C F F B B 4-2 31 1B 1-2 1B BB	4	1	0	0	1	1	2
31 Mike Piazza, R (1, 10) OBP: 0.349, SLG: 0.543		C B B S S X 2-2 1B 2B		B B F F F S 2-3 K ①		B C F C 1-3 K ②		I I I I 4-0 IBB		C B X 1-1 1B 1-3 2-H 1B	4	1	2	1	1	2	0
Mark Johnson, L (1, 9) OBP: 0.370, SLG: 0.413		B B B F F F S 3-3 K ①		C F B F B B F X 3-2 CS 1B		B B C F B S 3-3 K ③		B C C B X 2-2 F7 ③		F B X 1-1 1B 1-2 3-H 1B	4	0	1	0	0	2	3
Timo Perez, L (8, 9) OBP: 0.308, SLG: 0.344											1	0	1	1	0	0	0
Todd Zeile, R (1, 3) OBP: 0.362, SLG: 0.380		X 0-0 2-3 1B		C B C B F B F C 3-3 1-2 ② ③			X 0-0 L8 ①		B C C S 1-3 K ①	C X 0-1 1-3 2-H 1B	5	0	2	1	0	2	1
Jay Payton, R (1, 8) OBP: 0.295, SLG: 0.382		X 0-0 F8 ②			C S S 0-3 K ①		B B B B 4-0 BB		B B C X 2-1 F9 ②	B X 1-0 G1-3 ③	4	0	0	0	1	1	4
Todd Pratt, R (1, 2) OBP: 0.289, SLG: 0.267		F X 0-1 P4 ③			C S X 0-2 E 1B		S X 0-1 P5 ②		C S B B S 2-3 K ③		4	0	1	0	0	1	3
Rey Ordonez, R (1, 6) OBP: 0.273, SLG: 0.287			C B B F B F X 3-2 G4-3 ①		C C B B F X 2-2 1-2 E4		X 0-0 F3 ③			B X 1-0 G5-3 ①	4	0	0	0	0	0	2
Inning Stats	R: 0 E: 0 K: 3 S: 9 H: 0 LOB: 0 BB: 0 P: 11	R: 0 E: 0 K: 1 S: 11 H: 2 LOB: 2 BB: 0 P: 16	R: 0 E: 0 K: 0 S: 17 H: 2 LOB: 1 BB: 0 P: 25	R: 0 E: 0 K: 2 S: 14 H: 1 LOB: 1 BB: 0 P: 22	R: 0 E: 1 K: 2 S: 19 H: 1 LOB: 2 BB: 0 P: 25	R: 0 E: 0 K: 2 S: 8 H: 0 LOB: 0 BB: 0 P: 12	R: 0 E: 0 K: 0 S: 4 H: 0 LOB: 1 BB: 1 P: 8	R: 0 E: 0 K: 1 S: 14 H: 0 LOB: 2 BB: 2 P: 27	R: 0 E: 0 K: 2 S: 8 H: 0 LOB: 0 BB: 0 P: 13	R: 3 E: 0 K: 1 S: 18 H: 4 LOB: 2 BB: 1 P: 27	1B: 9 2B: 2 3B: 0 HR: 0	SF: 0 SAC: 0 DP: 1 HBP: 0						

PITCHER		IP	WLS	BF	H	R	ER	SO	BB	IBB	HBP	BLK	WP	HR	S	P	ERA	WHIP
35 Mike Mussina, R ERA: 3.35	(1, 1)	7.0		27	6	0	0	10	1	0	0	0	0	0	82	119	0.00	1.000
Jay Witasick, R ERA: 2.15	(8, 1)	2.0		8	0	0	0	3	1	1	0	0	0	0	22	40	0.00	0.500
42 Mariano Rivera, R ERA: 2.72	(10, 1)	1.0	L	8	4	3	3	1	1	0	0	0	0	0	18	27	27.00	5.000

PITCHER	IP	WLS	BF	H	R	ER	SO	BB	IBB	HBP	BLK	WP	HR	S	P	ERA	WHIP

TOP

New York Mets @ New York Yankees

Yankee Stadium, Bronx, NY

Sat Jul 07 2001, 1:15 PM EDT

Att. 55,589 - Sunny - 80 F

livebaseballscorecards.com

AB	39
R	3
H	10
RBI	3
BB	4
SO	14
LOB	19

1B: 9	SF: 0	WP: 0	PA: 43
2B: 2	SAC: 0	PB: 0	
3B: 0	DP: 1	SB: 2	
HR: 0	HBP: 0	CS: 2	

Batter	1	2	3	4	5	6	7	8	9	10	AB	R	H	RBI	BB	SO	LOB
Chuck Knoblauch, R (1, 10) OBP: 0.336, SLG: 0.348	B F B F X 2-2 ① G5-3			X 0-0 ① G6-3		B B B C S B 4-2 BB		C X 0-1 1B			3	0	1	0	1	0	0
2 Derek Jeter, R (1, 6) OBP: 0.367, SLG: 0.410	S B X 1-1 ② G6-3			B C B F F B X 3-2 ② G6-3		X 0-0 ③ F8		B F C P S 2-3 ③ K			4	0	0	0	0	1	3
Bernie Williams, S (1, 8) OBP: 0.406, SLG: 0.543	C C B B C 2-3 ③ K			S X 0-1 ③ F5			C B B B S F B 4-2 FC3-6 BB		B B S C S 2-3 ① K		3	0	0	0	1	2	0
Tino Martinez, L (1, 3) OBP: 0.315, SLG: 0.470		C B F B S 2-3 ① K			C F B S 1-3 ① K		B B X 2-0 ① FC3-6 1B 1-2f		B B C F B F F X 3-2 ② F7		4	0	0	0	0	2	1
20 Jorge Posada, S (1, 2) OBP: 0.407, SLG: 0.531		B B B B 4-0 G1-6-3 BB			X 0-0 ② F8		B X 1-0 ② F7		C B S B B B 4-2 BB		2	0	0	0	2	0	1
Paul O'Neill, L (1, 9) OBP: 0.325, SLG: 0.438		C X 0-1 ②③ G1-6-3 1-2f			B B B C F S 3-3 ③ K		B B X 2-0 1-2 1B		B C X 1-1 ③ G4-3		4	0	1	0	0	1	2
Shane Spencer, R (1, 7) OBP: 0.263, SLG: 0.419			C X 0-1 ① F9			C B X 1-1 SH3-4 1B	S F F F B B C 2-3 ③ K			F B F F X 1-2 ① F8	4	0	1	0	0	1	2
Scott Brosius, R (1, 5) OBP: 0.366, SLG: 0.481			C F C 0-3 ② K			B X 1-0 ① SH3-4 1-2		B X 1-0 ① 1B		X 0-0 ② G5-3	3	0	1	0	0	1	0
Alfonso Soriano, R (1, 4) OBP: 0.294, SLG: 0.394			C S B F X 1-2 ③ F8			F B B X 2-1 ② F9		C B B F S 2-3 ② K		B C X 1-1 ③ F9	4	0	0	0	0	1	1
Inning Stats	R: 0 H: 0 E: 0 LOB: 0 K: 1 BB: 0 S: 8 P: 13	R: 0 H: 0 E: 0 LOB: 0 K: 1 BB: 1 S: 5 P: 11	R: 0 H: 0 E: 0 LOB: 0 K: 1 BB: 0 S: 9 P: 10	R: 0 H: 0 E: 0 LOB: 0 K: 0 BB: 0 S: 7 P: 10	R: 0 H: 0 E: 0 LOB: 0 K: 2 BB: 0 S: 7 P: 11	R: 0 H: 1 E: 0 LOB: 2 K: 0 BB: 1 S: 8 P: 16	R: 0 H: 1 E: 0 LOB: 2 K: 1 BB: 1 S: 11 P: 22	R: 0 H: 2 E: 0 LOB: 1 K: 2 BB: 0 S: 10 P: 14	R: 0 H: 0 E: 0 LOB: 1 K: 1 BB: 1 S: 12 P: 22	R: 0 H: 0 E: 0 LOB: 0 K: 0 BB: 0 S: 7 P: 9	1B: 4 SF: 0 2B: 0 SAC: 1 3B: 0 DP: 1 HR: 0 HBP: 0						

PITCHER		IP	WLS	BF	H	R	ER	SO	BB	IBB	HBP	BLK	WP	HR	S	P	ERA	WHIP
Kevin Appier, R ERA: 3.86	(1, 1)	8.0		29	4	0	0	8	3	0	0	0	0	0	65	107	0.00	0.875
John Franco, L ERA: 3.21	(9, 1)	1.0	W	4	0	0	0	1	1	0	0	0	0	0	12	22	0.00	1.000
Armando Benitez, R ERA: 3.4	(10, 1)	1.0	S	3	0	0	0	0	0	0	0	0	0	0	7	9	0.00	0.000

PITCHER	IP	WLS	BF	H	R	ER	SO	BB	IBB	HBP	BLK	WP	HR	S	P	ERA	WHIP

BOTTOM

New York Mets @ New York Yankees

Yankee Stadium, Bronx, NY

Sat Jul 07 2001, 1:15 PM EDT
Att. 55,589 - Sunny - 80 F

livebaseballscorecards.com

AB	31
R	0
H	4
RBI	0
BB	4
SO	9
LOB	10

1B: 4	SF: 0	WP: 0	PA: 36
2B: 0	SAC: 1	PB: 0	
3B: 0	DP: 1	SB: 0	
HR: 0	HBP: 0	CS: 0	

Batter	1	2	3	4	5	6	7	8	9	AB	R	H	RBI	BB	SO	LOB
Joe McEwing, R (1, 7) OBP: 0.371, SLG: 0.492	B B B C X 3-1 G3-1		B C X 1-1 F7		B X 1-0 G5-3		C B B C F S 2-3 K		C B S F B X 2-2 F9	5	0	0	0	0	1	1
Edgardo Alfonzo, R (1, 4) OBP: 0.306, SLG: 0.420	C S B X 1-2 G6-3		B S F B X 2-2 G5-3		B B X 2-0 F9		B B C F X 2-2 F8			4	0	0	0	0	0	0
31 Mike Piazza, R (1, 10) OBP: 0.350, SLG: 0.541	B F B B S B 4-2 1B BB		X 0-0 G6-3			C B F F F X 1-2 F8		B F B X 2-1 FC4-6 1B		3	0	1	0	1	0	0
Todd Zeile, R (1, 3) OBP: 0.363, SLG: 0.392	C X 0-1 1-2 1B			B B C X 2-1 F9		B C X 1-1 HR		C F X 0-2 F9		4	1	2	1	0	0	1
Jay Payton, R (1, 8) OBP: 0.294, SLG: 0.379	C B X 1-1 G3-1			S S F F B B S 2-3 K		F B X 1-1 1B BB G2-3 1B		B C F B X 2-2 FC4-6 S 1-2f		4	0	1	0	0	1	3
Desi Relaford, S (1, 5) OBP: 0.360, SLG: 0.438		F B B B X 3-1 E5 S		B F X 1-1 1B 1B		B P B C B 4-1 1-2 1B BB		B F B F S 2-3 1-2 K		3	0	1	0	1	1	1
Vance Wilson, R (1, 2) OBP: 0.417, SLG: 0.500 Lenny Harris, L (9, PH) OBP: 0.276, SLG: 0.264		C F F X 0-2 1-2 L7		S F F X 0-2 1-2 1B		C X 0-1 1-2 2-3 1B			B S F S 1-3 K	3 1	0 0	2 0	0 0	0 0	0 1	1 0
Rey Ordonez, R (1, 6) OBP: 0.270, SLG: 0.283 Mark Johnson, L (9, PH) OBP: 0.364, SLG: 0.404		X 0-0 G5-3		C S B X 1-2 G6-3		C S B X 1-2 G2-3 3-Hf			B F F X 1-2 E6	3 1	0 0	0 0	0 0	0 0	0 0	6 0
Timo Perez, L (1, 9) OBP: 0.302, SLG: 0.337		B C X 1-1 G4-3		C B F B X 2-2 L8			C X 0-1 G1-3		B S C T X 1-2 P6	4	0	0	0	0	0	2
Inning Stats	R: 0 H: 1 E: 0 LOB: 2 K: 0 BB: 1 S: 11 P: 20	R: 0 H: 0 E: 1 LOB: 1 K: 0 BB: 0 S: 9 P: 13	R: 0 H: 0 E: 0 LOB: 0 K: 0 BB: 0 S: 6 P: 9	R: 0 H: 2 E: 0 LOB: 2 K: 1 BB: 0 S: 16 P: 22	R: 0 H: 0 E: 0 LOB: 0 K: 0 BB: 0 S: 5 P: 10	R: 1 H: 3 E: 0 LOB: 2 K: 0 BB: 1 S: 16 P: 23	R: 0 H: 0 E: 0 LOB: 0 K: 1 BB: 0 S: 9 P: 13	R: 0 H: 1 E: 0 LOB: 1 K: 1 BB: 0 S: 11 P: 17	R: 0 H: 0 E: 1 LOB: 1 K: 1 BB: 0 S: 14 P: 19	1B: 6 SF: 0 2B: 0 SAC: 0 3B: 0 DP: 1 HR: 1 HBP: 0						

TOP

New York Mets @ New York Yankees

Yankee Stadium, Bronx, NY

Sun Jul 08 2001, 8:05 PM EDT

Att. 55,528 - Cloudy - 74 F

livebaseballscorecards.com

AB	35
R	1
H	7
RBI	1
BB	2
SO	4
LOB	15

PITCHER		IP	WLS	BF	H	R	ER	SO	BB	IBB	HBP	BLK	WP	HR	S	P	ERA	WHIP
Randy Keisler, L ERA: 6.55	(1, 1)	5.1		24	5	1	1	1	2	0	0	0	0	1	58	91	1.69	1.312
Ramiro Mendoza, R ERA: 4.08	(6, 1)	1.2	W	5	1	0	0	1	0	0	0	0	0	0	14	19	0.00	0.600
Mark Wohlers, R ERA: 4.11	(8, 1)	1.0	H	4	1	0	0	1	0	0	0	0	0	0	11	17	0.00	1.000
42 Mariano Rivera, R ERA: 2.66	(9, 1)	1.0	S	4	0	0	0	1	0	0	0	0	0	0	14	19	0.00	0.000

PITCHER	IP	WLS	BF	H	R	ER	SO	BB	IBB	HBP	BLK	WP	HR	S	P	ERA	WHIP

Batter	1	2	3	4	5	6	7	8	9	AB	R	H	RBI	BB	SO	LOB
Chuck Knoblauch, R (1, 10) OBP: 0.332, SLG: 0.345	B C C F B B F F S 3-3 K ①		C B B X 2-1 L9 ③			C B C C 1-3 K ②	P B F B X 3-1 SF8 ② 3-H			3	0	0	1	0	2	0
2 Derek Jeter, R (1, 6) OBP: 0.369, SLG: 0.426	F X 0-1 G5-3 ②			B F X 1-1 G6-3 ①		C B B B X 3-1 HR	C F X 0-2 3B			4	1	2	1	0	0	0
Bernie Williams, S (1, 8) OBP: 0.414, SLG: 0.545	B C B B B 4-1 FC4-6 BB			C B B B B 4-1 20 FC6-4 BB		B C C B F B F X 3-2 1B 1B	I I I I 4-0 IBB			1	0	1	0	3	0	0
Tino Martinez, L (1, 3) OBP: 0.314, SLG: 0.467	C X 0-1 FC4-6 ③ 1-2f			X 0-0 F8 ②		C B B B X 2-1 1-3 1B	B X 1-0 G4-3 ③			4	0	1	0	0	0	4
20 Jorge Posada, S (1, 2) OBP: 0.402, SLG: 0.523		C B B F S 2-3 K ①		F B F X 1-2 FC6-4 ③ 1-2f		C X 0-1 F7 ③		B S B S S 2-3 K ①		4	0	0	0	0	2	3
Shane Spencer, R (1, 7) OBP: 0.250, SLG: 0.397		C B F X 1-2 G5-3 ②			X 0-0 L8 ①		C F X 0-2 E5 1B SF8	B B X 2-0 F7 ②		4	1	0	0	0	0	0
Paul O'Neill, L (1, 9) OBP: 0.324, SLG: 0.436		F F B B X 2-2 G6-3 ③			B C X 1-1 G4-3 ②		X 0-0 S 1-3 3B 1B	B X 1-0 F7 ③		4	1	1	0	0	0	0
Scott Brosius, R (1, 5) OBP: 0.362, SLG: 0.478			B B B C F F F X 2-2 F8 ①		X 0-0 G4-3 ③		X 0-0 SF8 ① 3-H			2	0	0	1	0	0	0
Alfonso Soriano, R (1, 4) OBP: 0.294, SLG: 0.399			C F S 0-3 K ②			B X 1-0 F9 ①	B C B S B F F X 3-2 SF8 1-H 3B			3	1	1	1	0	1	0
Inning Stats	R: 0 H: 0 E: 0 LOB: 1 K: 1 BB: 1 S: 11 P: 18	R: 0 H: 0 E: 0 LOB: 0 K: 1 BB: 0 S: 9 P: 14	R: 0 H: 0 E: 0 LOB: 0 K: 1 BB: 0 S: 10 P: 14	R: 0 H: 0 E: 0 LOB: 1 K: 0 BB: 1 S: 7 P: 13	R: 0 H: 0 E: 0 LOB: 0 K: 0 BB: 0 S: 4 P: 5	R: 1 H: 3 E: 0 LOB: 2 K: 1 BB: 0 S: 15 P: 25	R: 3 H: 3 E: 1 LOB: 2 K: 0 BB: 1 S: 17 P: 27	R: 0 H: 0 E: 0 LOB: 0 K: 1 BB: 0 S: 5 P: 10		1B: 3 SF: 2 2B: 0 SAC: 0 3B: 2 DP: 0 HR: 1 HBP: 0						

PITCHER		IP	WLS	BF	H	R	ER	SO	BB	IBB	HBP	BLK	WP	HR	S	P	ERA	WHIP
Glendon Rusch, L ERA: 5.0	(1, 1)	5.2		22	3	1	1	4	2	0	0	0	0	1	54	87	1.59	0.882
Turk Wendell, R ERA: 4.19	(6, 1)	0.2	L	5	2	3	1	0	0	0	0	0	0	0	12	15	13.50	3.000
Donne Wall, R ERA: 5.92	(7, 1)	0.1		3	1	0	0	0	0	1	0	0	0	0	6	12	0.00	3.000
Dennis Cook, L ERA: 4.88	(7, 1)	1.1		4	0	0	0	1	0	0	0	0	0	0	6	12	0.00	0.000

PITCHER	IP	WLS	BF	H	R	ER	SO	BB	IBB	HBP	BLK	WP	HR	S	P	ERA	WHIP

BOTTOM

New York Mets @ New York Yankees

Yankee Stadium, Bronx, NY

Sun Jul 08 2001, 8:05 PM EDT
Att. 55,528 - Cloudy - 74 F

livebaseballscorecards.com

AB	29
R	4
H	6
RBI	4
BB	3
SO	5
LOB	7

WP: 0 PA: 34
PB: 0
SB: 1
CS: 0

Batter	1	2	3	4	5	6	7	8	9	AB	R	H	RBI	BB	SO	LOB
Chuck Knoblauch, R (1, 7) OBP: 0.336, SLG: 0.345	B C B B B C F B 4-2 G5-3 2 BB G3 BB	H 1-0 2 1B HBP	F C S 0-3 ② K	F X 0-1 ② G4-3	S B X 1-1 ③ G5-3	0	1	0	0	1	0	0
Shane Spencer, R (3, PR) OBP: 0.241, SLG: 0.383 (3, 7)										3	0	0	0	0	1	2
2 Derek Jeter, R (1, 6) OBP: 0.373, SLG: 0.426	B F B B B 4-1 G3 G5-3 1-2 BB	B B F B X 3-1 1-2 1B	S C B F B B B F B 4-2 BB	B F C X 1-2 ③ G5-3		2	0	1	0	2	0	0
Bernie Williams, S (1, 8) OBP: 0.409, SLG: 0.537	B S C X 1-2 ① G5-3 1-2 2-3	B B X 2-0 ② F8	B S S B B F X 3-2 ③ F7		S B F B F B X 3-2 ① F8	4	0	0	0	0	0	5
Tino Martinez, L (1, 3) OBP: 0.313, SLG: 0.463	B B X 2-0 ② G3 2-3 3-H	C B X 1-1 ③ G3		B B C B S F F F F 4-2 F B G1-6-3 20 BB SF9 BB	S F B S 1-3 ② K	3	1	0	1	1	1	3
20 Jorge Posada, S (1, 2) OBP: 0.400, SLG: 0.517	C S B B F S 2-3 ③ K		C C F X 0-2 E7 1B	C B B B B 4-1 G1-6-3 1-2 BB	B S S C 1-3 ③ K	3	1	0	0	1	2	1
Paul O'Neill, L (1, 9) OBP: 0.323, SLG: 0.433	C B X 1-1 ① G4-3	B F X 1-1 G5-4-3 2-H 1B	X 0-0 ① G1-6-3 1-2 2-3		C F F X 0-2 ① P6	4	0	1	1	0	0	2
Scott Brosius, R (1, 5) OBP: 0.358, SLG: 0.474	C C X 0-2 ② G4-3	X 0-0 ①② G5-4-3 1-2f	B B F X 2-1 ② SF9 3-H		C C B S 1-3 ② K	3	0	0	1	0	1	1
Alfonso Soriano, R (1, 4) OBP: 0.293, SLG: 0.397	C F B F B F X 2-2 ③ P4	B B C F S 2-3 ③ K2-3	C S B B B S 2-3 ③ K		C C B F F F X 1-2 1B	4	0	1	0	0	2	1
35 Mike Mussina, L (1, 1) OBP: 0.250, SLG: 0.250 Randy Choate, L (3, 1) Enrique Wilson, S (7, PH) OBP: 0.197, SLG: 0.232 Mark Wohlers, R (7, 1) Mike Stanton, L (8, 1) Gerald Williams, R (9, PH) OBP: 0.263, SLG: 0.329		C F C 0-3 ① K	C B S C 1-3 ① K	C B B C X 2-2 ① G5-3	B X 1-0 1-2 1B	1	0	0	0	0	1	0
						1	0	0	0	0	1	0
						1	0	0	0	0	0	0
						0	0	0	0	0	0	0
						0	0	0	0	0	0	0
						1	0	1	0	0	0	0

New York Yankees @ Florida Marlins

Pro Player Stadium, Miami, FL

Thu Jul 12 2001, 7:05 PM EDT
Att. 32,629 - Cloudy - 91 F

TOP

livebaseballscorecards.com

AB	30
R	3
H	4
RBI	3
BB	5
SO	9
LOB	15

Inning Stats	1	2	3	4	5	6	7	8	9
	R: 1 E: 0 K: 1 S: 12	H: 0 LOB: 1 BB: 2 P: 25	R: 0 E: 0 K: 0 S: 10	H: 0 LOB: 0 BB: 0 P: 13	R: 0 E: 0 K: 1 S: 8	H: 1 LOB: 2 BB: 0 P: 15	R: 1 E: 1 K: 1 S: 10	H: 1 LOB: 0 BB: 0 P: 13	R: 0 E: 0 K: 2 S: 14	H: 0 LOB: 1 BB: 1 P: 22	R: 1 E: 0 K: 1 S: 14	H: 0 LOB: 1 BB: 2 P: 26	R: 0 E: 0 K: 0 S: 8	H: 0 LOB: 0 BB: 0 P: 11	R: 0 E: 0 K: 2 S: 10	H: 0 LOB: 0 BB: 0 P: 15	R: 0 E: 0 K: 1 S: 16	H: 2 LOB: 2 BB: 0 P: 20

| | | | | | | | | | |

BOTTOM

New York Yankees @ Florida Marlins

Pro Player Stadium, Miami, FL

Thu Jul 12 2001, 7:05 PM EDT
Att. 32,629 - Cloudy - 91 F

livebaseballscorecards.com

Batter	1	2	3	4	5	6	7	8	9	AB	R	H	RBI	BB	SO	LOB
Luis Castillo, S (1, 4) OBP: 0.363, SLG: 0.343	0-2 G4-3 1B 1B	1-3 K	1-2 2B 2-H 3-H		3-1 F3			0-3 K		5	1	2	2	0	2	1
Eric Owens, R (1, 8) OBP: 0.294, SLG: 0.334	0-2 G4-3 1-2	0-1 P5	1-0 G6-3			0-0 G6-3		1-2 F9		5	0	0	0	0	0	2
Cliff Floyd, L (1, 7) OBP: 0.415, SLG: 0.625	1-3 K		0-0 1B 2B 1-3 K			1-1 1B				4	1	2	0	0	2	2
Mike Lowell, R (1, 5) OBP: 0.352, SLG: 0.481	1-0 HR 2-H 1B		1-1 2B 1B 2-H 1B	2-2 F8		2-1 F3				4	2	2	2	0	0	1
Kevin Millar, R (1, 9) OBP: 0.346, SLG: 0.550 Ryan Thompson, R (8, 9) OBP: 0.538, SLG: 0.750	0-0 HR 1-H		3-1 1B 1B 1-3 2B	2-1 G5-3		3-2 F8				4 0	2 0	2 0	2 0	0 0	0 0	1 0
Derrek Lee, R (1, 3) OBP: 0.323, SLG: 0.439	1-0 1B 1B		0-0 1B 1B 2-3 3-H 1B	2-2 F9			0-0 G6-3			4	1	2	1	0	0	0
Charles Johnson, R (1, 2) OBP: 0.361, SLG: 0.554	2-2 1-2 1B		0-2 SH1-4 1B 1-2 2B 3-H 1B		2-2 F9		0-3 K			4	1	2	1	0	1	0
Alex Gonzalez, R (1, 6) OBP: 0.314, SLG: 0.365	1-0 F3		0-0 SH1-4 2B 1-2 2-H 1B		0-2 F7		1-2 G6-3			4	1	1	1	0	0	2
A.J. Burnett, R (1, 1) OBP: 0.148, SLG: 0.120 Vladimir Nunez, R (7, 1) Dave Berg, R (8, PH) OBP: 0.226, SLG: 0.337 Antonio Alfonseca, R (9, 1)		1-2 G2-3	0-2 SH1-4 1-2 2-3		1-2 HBP			0-3 K		1 0 1 0	0 0 0 0	0 0 0 0	0 0 0 0	0 0 1 0	0 0 0 0	0 0 0 0
Inning Stats	R: 3 E: 0 K: 1 S: 17 H: 5 LOB: 2 BB: 0 P: 23	R: 0 E: 0 K: 1 S: 9 H: 0 LOB: 0 BB: 0 P: 11	R: 6 E: 0 K: 1 S: 23 H: 7 LOB: 1 BB: 0 P: 30	R: 0 E: 0 K: 0 S: 9 H: 0 LOB: 0 BB: 0 P: 15	R: 0 E: 0 K: 0 S: 10 H: 0 LOB: 1 BB: 0 P: 16	R: 0 E: 0 K: 0 S: 8 H: 1 LOB: 1 BB: 0 P: 14	R: 0 E: 0 K: 1 S: 7 H: 0 LOB: 0 BB: 0 P: 8	R: 0 E: 0 K: 2 S: 12 H: 0 LOB: 0 BB: 0 P: 13		1B: 9 2B: 3 3B: 0 HR: 1	SF: 0 SAC: 1 DP: 0 HBP: 1			WP: 0 PB: 0 SB: 0 CS: 0	PA: 38		

PITCHER		IP	WLS	BF	H	R	ER	SO	BB	IBB	HBP	BLK	WP	HR	S	P	ERA	WHIP
35 Mike Mussina, R ERA: 3.87	(1, 1)	2.0	L	16	10	8	8	2	0	0	0	0	0	1	36	48	36.00	5.000
Randy Choate, L ERA: 2.93	(3, 1)	4.0		16	3	1	1	1	0	0	1	0	0	0	40	61	2.25	0.750
Mark Wohlers, R ERA: 4.0	(7, 1)	1.0		3	0	0	0	1	0	0	0	0	0	0	7	8	0.00	0.000
Mike Stanton, L ERA: 1.85	(8, 1)	1.0		3	0	0	0	2	0	0	0	0	0	0	12	13	0.00	0.000

PITCHER	IP	WLS	BF	H	R	ER	SO	BB	IBB	HBP	BLK	WP	HR	S	P	ERA	WHIP

New York Yankees @ Florida Marlins

Pro Player Stadium, Miami, FL

Fri Jul 13 2001, 7:05 PM EDT

Att. 44,313 - Sunny - 90 F

livebaseballscorecards.com

TOP

Batter	1	2	3	4	5	6	7	8	9	AB	R	H	RBI	BB	SO	LOB
2 Derek Jeter, R (1, 6) OBP: 0.369, SLG: 0.421	B B C X 2-1 ① L4		C B X 1-1 ② L6		B F F B C 2-3 ③ K		B B X 2-0 ②③ G6-4-3 1-2f			4	0	0	0	0	1	4
Paul O'Neill, L (1, 9) OBP: 0.325, SLG: 0.437	C B S F B S 2-3 ② K		X 0-0 ③ G4-3			B F S F B B X 3-2 S 1B		F F X 0-2 1B 2B		4	1	2	0	0	1	1
Bernie Williams, S (1, 8) OBP: 0.407, SLG: 0.533	C B X 1-1 1B			C B B B X 3-1 ① G6-3		C B X 1-1 ① G1-3 1-2		B F S S X 2-2 ① F3		4	0	1	0	0	0	2
Tino Martinez, L (1, 3) OBP: 0.310, SLG: 0.457	C F B S 1-3 ③ K			C B C B X 2-2 ② G3-1		C S S 0-3 ② K		S X 0-1 ② P5		4	0	0	0	0	2	3
Shane Spencer, R (1, 7) OBP: 0.253, SLG: 0.388		C B F B S 2-3 ① K		X 0-0 1B 1B		F X 0-1 ③ P3		F X 0-1 2-H 1B		4	0	2	1	0	1	1
Scott Brosius, R (1, 5) OBP: 0.363, SLG: 0.477		B X 1-0 G6-3 1B		B F C X 1-2 1-2 1B			B X 1-0 20 1B 1B 1B	B F S C 1-3 ③ K		4	0	3	0	0	1	1
Todd Greene, R (1, 2) OBP: 0.289, SLG: 0.400		B F S B T F F X 2-2 ②③ G6-3 1-2f		C F B S 1-3 ③ K2-3			B X 1-0 ① F7		B F C X 1-2 ① G5-3	3	0	0	0	0	1	4
Jay Witasick, R (7, 1)										0	0	0	0	0	0	0
Enrique Wilson, S (9, PH) OBP: 0.196, SLG: 0.230										1	0	0	0	0	0	0
Alfonso Soriano, R (1, 4) OBP: 0.296, SLG: 0.402			C X 0-1 SH3-4 2B		B B B C X 3-1 ① G5-3		B B C X 2-1 20 1B 1-2 1B		C B F F S 1-3 ② K	4	0	2	0	0	1	0
Ted Lilly, L (1, 1)			S X 0-1 ① SH3-4 2-3		F B F S 1-3 ② K		C B F B X 2-2 2 G6-4-3 1-2 2-3 1B		B C B C B C 3-3 ③ K	0	0	0	0	0	0	0
Ramiro Mendoza, R (4, 1)										1	0	0	0	0	1	0
20 Jorge Posada, S (7, PH) OBP: 0.401, SLG: 0.517										2	0	1	0	0	1	0
(7, 2)																

	AB	35
	R	1
	H	11
	RBI	1
	BB	0
	SO	10
	LOB	16

Inning Stats	1	2	3	4	5	6	7	8	9
	R: 0 E: 0 K: 2 S: 11	H: 1 LOB: 1 BB: 0 P: 17	R: 0 E: 0 K: 1 S: 10	H: 1 LOB: 0 BB: 0 P: 15	R: 0 E: 0 K: 0 S: 7	H: 1 LOB: 1 BB: 0 P: 8	R: 0 E: 0 K: 1 S: 12	H: 2 LOB: 2 BB: 0 P: 19	R: 0 E: 0 K: 2 S: 8	H: 0 LOB: 0 BB: 0 P: 14	R: 0 E: 0 K: 1 S: 11	H: 1 LOB: 1 BB: 0 P: 15	R: 0 E: 0 K: 0 S: 8	H: 3 LOB: 2 BB: 0 P: 16	R: 1 E: 0 K: 1 S: 13	H: 2 LOB: 1 BB: 0 P: 16	R: 0 E: 0 K: 2 S: 10	H: 0 LOB: 0 BB: 0 P: 15

	1B: 9	SF: 0
	2B: 2	SAC: 1
	3B: 0	DP: 2
	HR: 0	HBP: 0

	WP: 0	PA: 36
	PB: 0	
	SB: 1	
	CS: 0	

PITCHER		IP	WLS	BF	H	R	ER	SO	BB	IBB	HBP	BLK	WP	HR	S	P	ERA	WHIP
45 Chuck Smith, R ERA: 4.73	(1, 1)	7.0	W	28	9	0	0	7	0	0	0	0	0	0	67	104	0.00	1.286
Vic Darensbourg, L ERA: 4.6	(8, 1)	0.2		3	1	1	1	0	0	0	0	0	0	0	8	10	13.50	1.500
Braden Looper, R ERA: 4.38	(8, 1)	1.1		5	1	0	0	3	0	0	0	0	0	0	15	21	0.00	0.750

PITCHER		IP	WLS	BF	H	R	ER	SO	BB	IBB	HBP	BLK	WP	HR	S	P	ERA	WHIP

BOTTOM

New York Yankees @ Florida Marlins

Pro Player Stadium, Miami, FL

Fri Jul 13 2001, 7:05 PM EDT

Att. 44,313 - Sunny - 90 F

livebaseballscorecards.com

Batter	1	2	3	4	5	6	7	8	9	AB	R	H	RBI	BB	SO	LOB
Luis Castillo, S (1, 4) OBP: 0.369, SLG: 0.348	S F B X 1-2 G1-3 ①		B B B B 4-0 E 1B SF8 BB	B S C B B X 3-2 1B S 1B		C C X 0-2 1B		X 0-0 HR 2-3 3-H 1B		4	2	3	1	1	0	0
Eric Owens, R (1, 8) OBP: 0.295, SLG: 0.336	F B X 1-1 G5-3 ②		C S X 0-2 SF8 E 1-2 1B 1B	C B C F X 1-2 1B 1-3 1B ②		B B F X 2-1 P4 ②		F S S 0-3 K ①		5	1	2	0	0	1	3
Cliff Floyd, L (1, 7) OBP: 0.415, SLG: 0.632 John Mabry, L (9, 7) OBP: 0.287, SLG: 0.364	B C X 1-1 F2 ③		S 1 SAFE B X 1-1 SF8 ② 1-3 2-H	X 0-0 1-2 1B		C S S 0-3 K ③		F B B F F B X 3-2 1-H 3-H HR		4 0	1 0	2 0	4 0	0 0	1 0	1 0
Mike Lowell, R (1, 5) OBP: 0.353, SLG: 0.478 Andy Fox, L (9, 5)		C X 0-1 P4 ①	F F X 0-2 2B 3-H 1B	B F B B C S 3-3 K ③			B C B B F B 4-2 G5-4-3 BB	C F S 0-3 K ②		4 0	1 0	1 0	1 0	1 0	2 0	2 0
Kevin Millar, R (1, 9) OBP: 0.349, SLG: 0.554 Vic Darensbourg, L (8, 1) Braden Looper, R (8, 1)		B C F X 1-2 E 1B	B X 1-0 1-H 2B	C C B F X 1-2 P6 ①			B X 1-0 G5-4-3 1-2f ① ②	B C F F S 1-3 K ③		4 0 1	0 0 0	2 0 0	1 0 0	0 0 0	0 0 1	1 0 0
Derrek Lee, R (1, 3) OBP: 0.319, SLG: 0.433		S B F F B S 2-3 K ②	B C B X 2-1 G1-3 ③		C X 0-1 G6-3 ②		S C S 0-3 K ③			4	0	0	0	0	2	2
Mike Redmond, R (1, 2) OBP: 0.405, SLG: 0.521		F B B X 2-1 E6 1-2	B X 1-0 E6 HR	C S B X 1-2 G6-3 ③				F C X 0-2 1B 2B 1B		4	2	1	0	0	0	1
Alex Gonzalez, R (1, 6) OBP: 0.319, SLG: 0.391		B F F F X 1-2 L9 ③	B F X 1-1 1-H HR			X 0-0 HR		C X 0-1 2B 1-2 1B 1B		4	3	3	3	0	0	2
45 Chuck Smith, R (1, 1) OBP: 0.261, SLG: 0.227 Ryan Thompson, R (8, 9) OBP: 0.571, SLG: 0.846			F B C C 1-3 K ①	C F S 0-3 K ①		S X 0-1 G4-3 ①		X 0-0 1B HR 1-3 2-H 2B		3 1	0 1	0 1	0 1	0 0	2 0	0 0
Inning Stats	R: 0 E: 0 K: 0 S: 7 H: 0 LOB: 0 BB: 0 P: 10	R: 0 E: 1 K: 1 S: 15 H: 1 LOB: 2 BB: 0 P: 21	R: 3 E: 1 K: 1 S: 14 H: 3 LOB: 1 BB: 1 P: 23	R: 2 E: 1 K: 2 S: 17 H: 4 LOB: 2 BB: 0 P: 26	R: 0 E: 0 K: 0 S: 9 H: 0 LOB: 0 BB: 0 P: 11	R: 1 E: 0 K: 1 S: 11 H: 2 LOB: 1 BB: 0 P: 13	R: 0 E: 0 K: 1 S: 6 H: 0 LOB: 0 BB: 1 P: 11	R: 5 E: 0 K: 3 S: 21 H: 5 LOB: 0 BB: 0 P: 25		1B: 10 2B: 2 3B: 0 HR: 3	SF: 1 SAC: 0 DP: 1 HBP: 0					

	AB	38
	R	11
	H	15
	RBI	11
	BB	2
	SO	9
	LOB	12

PITCHER		IP	WLS	BF	H	R	ER	SO	BB	IBB	HBP	BLK	WP	HR	S	P	ERA	WHIP
Ted Lilly, L ERA: 4.99	(1, 1)	3.2	L	21	8	5	4	3	1	0	0	0	0	1	50	74	9.82	2.455
Ramiro Mendoza, R ERA: 4.07	(4, 1)	2.1		9	2	1	1	2	0	0	0	0	0	1	23	30	3.86	0.857
Jay Witasick, R ERA: 3.0	(7, 1)	2.0		11	5	5	5	4	1	0	0	0	0	1	27	36	22.50	3.000

PITCHER	IP	WLS	BF	H	R	ER	SO	BB	IBB	HBP	BLK	WP	HR	S	P	ERA	WHIP

Batter	1	2	3	4	5	6	7	8	9	10	AB	R	H	RBI	BB	SO	LOB
2 Derek Jeter, R (1, 6) OBP: 0.372, SLG: 0.427	X 0-0 1B 1B 2B		B B S S S 2-3 ① K		C B X 1-1 ② F9		B B C F F B X 3-2 CS 2-H 1B		F X 0-1 G1-6-3 1B		5	1	3	1	0	1	0
Paul O'Neill, L (1, 9) OBP: 0.329, SLG: 0.441	B B X 2-0 1B 2-3 1B		X 0-0 ② G4-3		B B X 2-0 2B		B B B B 4-0 ② S 1-2 1B BB		C X 0-1 ② ③ G1-6-3 1-2f		4	2	2	0	1	0	1
Bernie Williams, S (1, 8) OBP: 0.407, SLG: 0.530	X 0-0 G5-3 2-H 3-H 1B		B B F F X 2-2 ③ G4-3		C B C S 1-3 ③ K		B F B X 2-1 ③ 1-H 1B			B C B X 2-1 ① F9	5	0	2	3	0	1	1
Tino Martinez, L (1, 3) OBP: 0.308, SLG: 0.453 Clay Bellinger, R (10, PR) OBP: 0.045, SLG: 0.045 (10, 3)	B B X 2-0 ① G5-3 1-2			F C X 0-2 ① P6		B B F X 2-1 ① G4-3		C F B X 1-2 ① P5		C F B B X 2-2 ① 20 1B 1B 1B	5 0	0 1	1 0	0 0	0 0	0 0	1 0
20 Jorge Posada, S (1, 2) OBP: 0.401, SLG: 0.513	B C F B C 2-3 ② K			B B S B C X 3-2 ② F7		C B F B B B 4-2 1B BB		F B C S 1-3 ② K		B X 1-0 1B 1-2 1B	4	0	1	0	1	2	1
Shane Spencer, R (1, 7) OBP: 0.274, SLG: 0.398 42 Mariano Rivera, R (8, 1) Chuck Knoblauch, R (10, PH) OBP: 0.338, SLG: 0.347 Mark Wohlers, R (10, 1) Ramiro Mendoza, R (10, 1)	B C B X 2-1 ③ G3			C S F B F F X 1-2 1B		X 0-0 G6-4-3 1-2 1B		B B B 4-0 1B BB		X 0-0 S 1-3 2-H 1B	3 0 1 0 0	0 0 0 0 0	2 0 1 0 0	0 0 1 0 0	1 0 1 0 0	0 0 0 0 0	1 0 0 0 0
Scott Brosius, R (1, 5) OBP: 0.363, SLG: 0.476		X 0-0 ① F8		C S B X 1-2 1-2 1B		B F X 1-1 ② ③ G6-4-3 1-2f		C B X 1-1 1-2 1B		B F F B S 2-3 ② K	5	0	2	0	0	1	5
Alfonso Soriano, R (1, 4) OBP: 0.294, SLG: 0.399		B C F X 1-2 ② F7		S S S 0-3 ③ K			C X 0-1 2 WP G3 2 1B 1B	B X 1-0 ③ P4		B X 1-0 ③ G6-3 1-2	5	1	1	0	0	1	7
Roger Clemens, R (1, 1) Enrique Wilson, S (7, PH) OBP: 0.194, SLG: 0.229 Mike Stanton, L (7, 1) Gerald Williams, R (8, 7) OBP: 0.262, SLG: 0.328		B S F S 1-3 ③ K	B C F S 1-3 ① K				C F B F B X 2-2 ① G3 1-2		X 0-0 ① F9		2 1 0 1	0 0 0 0	0 0 0 0	0 0 0 0	2 0 0 0	0 0 0 0	0 1 0 0
Inning Stats	R: 2 E: 0 K: 1 S: 9 H: 3 LOB: 1 BB: 0 P: 17	R: 0 E: 0 K: 1 S: 7 H: 0 LOB: 0 BB: 0 P: 9	R: 0 E: 0 K: 1 S: 7 H: 0 LOB: 0 BB: 0 P: 11	R: 0 E: 0 K: 1 S: 18 H: 2 LOB: 2 BB: 0 P: 23	R: 0 E: 0 K: 2 S: 9 H: 1 LOB: 1 BB: 0 P: 14	R: 0 E: 0 K: 0 S: 7 H: 1 LOB: 1 BB: 1 P: 14	R: 2 E: 0 K: 0 S: 12 H: 3 LOB: 1 BB: 1 P: 23	R: 0 E: 0 K: 1 S: 9 H: 1 LOB: 2 BB: 1 P: 17	R: 0 E: 0 K: 0 S: 5 H: 1 LOB: 0 BB: 0 P: 5	R: 1 E: 0 K: 1 S: 11 H: 3 LOB: 2 BB: 0 P: 19	1B: 13 2B: 2 3B: 0 HR: 0	SF: 0 SAC: 0 DP: 2 HBP: 0						

PITCHER	IP	WLS	BF	H	R	ER	SO	BB	IBB	HBP	BLK	WP	HR	S	P	ERA	WHIP
Ryan Dempster, R (1, 1) ERA: 4.28	6.1		28	9	4	4	6	1	0	0	0	1	0	67	103	5.68	1.579
Armando Almanza, L (7, 1) ERA: 3.21	1.1		4	1	0	0	1	1	0	0	0	0	0	8	16	0.00	1.500
Ricky Bones, R (8, 1) ERA: 4.05	0.1		3	1	0	0	0	1	0	0	0	0	0	3	9	0.00	6.000
Antonio Alfonseca, R (9, 1) ERA: 2.56	2.0	L	9	4	1	1	1	0	0	0	0	0	0	16	24	4.50	2.000

PITCHER	IP	WLS	BF	H	R	ER	SO	BB	IBB	HBP	BLK	WP	HR	S	P	ERA	WHIP

TOP

New York Yankees @ Florida Marlins

Pro Player Stadium, Miami, FL

Sat Jul 14 2001, 1:05 PM EDT

Att. 39,583 - Cloudy - 85 F

livebaseballscorecards.com

AB	41
R	5
H	15
RBI	5
BB	3
SO	8
LOB	18

1B: 13	SF: 0	WP: 1	PA: 44
2B: 2	SAC: 0	PB: 0	
3B: 0	DP: 2	SB: 2	
HR: 0	HBP: 0	CS: 1	

New York Yankees @ Florida Marlins

Pro Player Stadium, Miami, FL

Sat Jul 14 2001, 1:05 PM EDT
Att. 39,583 - Cloudy - 85 F

livebaseballscorecards.com

BOTTOM

Batter	1	2	3	4	5	6	7	8	9	10	AB	R	H	RBI	BB	SO	LOB
Luis Castillo, S (1, 4) OBP: 0.366, SLG: 0.345	X 0-0 G1-3 ①		B C B X 2-1 S HR 1B		B B C F X 2-2 G5-3 ③		B B X 2-0 L6 ③		F B X 1-1 G4-3 ②		5	1	1	0	0	0	0
Alex Gonzalez, R (1, 6) OBP: 0.320, SLG: 0.401	B C B F F F F B S 3-3 K ②		C F B X 1-2 1-H HR			C F F F F B F F F 1-2 X 1B 1B 1B		C C F S 0-3 K ①	S X 0-1 F9 ③		5	2	2	2	0	2	0
Cliff Floyd, L (1, 7) OBP: 0.415, SLG: 0.634	S X 0-1 F8 ③		C F B F F F S 1-3 K ②			X 0-0 F7 ①		C X 0-1 1B 3B		F S B F B B B 4-2 1B BB	4	1	1	0	1	1	1
Mike Lowell, R (1, 5) OBP: 0.353, SLG: 0.476		F B F S 1-3 K ①	S B S S 1-3 K ③			B X 1-0 1-2 1B 1B		B C B F F X 2-2 3-H 2B 1B		B B X 2-0 F5 ①	5	0	2	1	0	2	1
Kevin Millar, R (1, 3) (7, 9) OBP: 0.359, SLG: 0.565		C B C B B X 3-2 BB 1B 1B		F B F F X 1-2 G5-3 ①		C B C F X 1-2 1-2 2-H 1B		B F F X 1-2 1-3 2B		B F X 1-1 1-2 G1-6-3 1B	5	0	4	1	0	0	0
John Mabry, L (1, 9) OBP: 0.269, SLG: 0.363 Armando Almanza, L (7, 1) Ricky Bones, R (8, 1) OBP: 0.333, SLG: 0.500 Andy Fox, L (8, PH) Antonio Alfonseca, R (9, 1) Dave Berg, R (10, PH) OBP: 0.223, SLG: 0.333	X 0-0 BB 1-2 1B			B S X 1-1 G1-3 ②		B S S S 1-3 K ②		I I I 4-0 IBB		C X 0-1 G1-6-3 ② ③ 1-2f	3 0 1 0 0 1 2 0 0 0 0 0 0 0 0 0 0 0 0 0 0 0 0 0 1 0 0 0 0 0 0 0 0 0 0 1 0 0 0 0 0 2						
Charles Johnson, R (1, 2) OBP: 0.359, SLG: 0.548	F E B B F B B B 4-2 G6-4-3 1-2 2-3 BB		S C X 0-2 G5-3 ③			X 0-0 P3 ③		B F B X 2-1 F7 ②			3	0	0	0	1	0	5
Ryan Thompson, R (1, 8) OBP: 0.444, SLG: 0.647		C X 0-1 G6-4-3 ② ③ 1-2f			C S F S 0-3 K ①		S S C 0-3 K ①	C S S 0-3 K ③			4	0	0	0	0	3	6
Ryan Dempster, R (1, 1) OBP: 0.105, SLG: 0.108 Derrek Lee, R (7, 3) OBP: 0.317, SLG: 0.430			F F B F X 1-2 G5-3 ①		S B X 1-1 G5-3 ②		B C B F B S 3-3 K ②		C S S 0-3 K ①		2	0	0	0	0	0	0
											2	0	0	0	0	2	0

Inning Stats	1	2	3	4	5	6	7	8	9	10
R	0	0	2	0	0	1	0	1	0	0
H	0	2	2	0	0	3	0	3	0	1
E	0	0	0	0	0	0	0	0	0	0
LOB	0	2	0	0	0	2	0	3	0	1
K	1	1	2	0	1	1	2	2	1	0
BB	0	1	0	0	0	0	0	1	0	1
S	9	12	18	9	9	19	7	18	7	8
P	12	20	24	11	12	23	12	27	8	15

1B	8
2B	1
3B	1
HR	1
SF	0
SAC	0
DP	2
HBP	0
WP	0
PB	0
SB	1
CS	0
PA	42

AB	39
R	4
H	11
RBI	4
BB	3
SO	11
LOB	17

PITCHER		IP	WLS	BF	H	R	ER	SO	BB	IBB	HBP	BLK	WP	HR	S	P	ERA	WHIP
Roger Clemens, R ERA: 3.59	(1, 1)	6.0		25	7	3	3	6	1	0	0	0	0	1	76	102	4.50	1.333
Mike Stanton, L ERA: 1.98	(7, 1)	1.1	H	5	1	1	1	3	0	0	0	0	0	0	13	18	6.75	0.750
42 Mariano Rivera, R ERA: 2.57	(8, 1)	1.2	W	8	2	0	0	2	0	1	0	0	0	0	19	29	0.00	1.200
Mark Wohlers, R ERA: 3.96	(10, 1)	0.1	H	3	1	0	0	0	1	0	0	0	0	0	6	13	0.00	6.000
Ramiro Mendoza, R ERA: 4.03	(10, 1)	0.2	S	1	0	0	0	0	0	0	0	0	0	0	2	2	0.00	0.000

PITCHER	IP	WLS	BF	H	R	ER	SO	BB	IBB	HBP	BLK	WP	HR	S	P	ERA	WHIP

Batter	1	2	3	4	5	6	7	8	9	AB	R	H	RBI	BB	SO	LOB
Chuck Knoblauch, R (1, 7) OBP: 0.341, SLG: 0.347	4-2 2 HR BB	2-3 ② K		4-2 2 2B 2-3 BB		0-1 2 S 2 PB 1B			1-1 ① F9	3	1	1	0	2	1	2
2 Derek Jeter, R (1, 6) OBP: 0.372, SLG: 0.437	3-1 1-H HR	3-0 ③ FC6-4 1-2f 2-3		2-0 1-3 3-H 2B		3-3 ③ K 1-3			0-2 ② F8	5	1	2	3	0	1	3
Bernie Williams, S (1, 8) OBP: 0.407, SLG: 0.528	1-3 ① K	1-3 ① K		3-2 ③ G6-3			0-1 20 FC6-4 1B		1-0 1B	5	0	2	0	0	2	2
Tino Martinez, L (1, 3) OBP: 0.304, SLG: 0.447	3-2 ② P6	1-0 ② G4-3			0-1 ① F3		1-1 ① L4		0-1 ③ G4-3	5	0	0	0	0	0	2
20 Jorge Posada, S (1, 2) OBP: 0.402, SLG: 0.509	4-2 BB	4-2 BB			2-3 ② K		0-2 ② FC6-4 1-2f			2	0	0	0	2	1	1
Paul O'Neill, L (1, 9) OBP: 0.328, SLG: 0.439	1-1 ③ G4-3	0-0 ③ F9			1-1 1B		0-0 ③ F8			4	0	1	0	0	0	3
Scott Brosius, R (1, 5) OBP: 0.362, SLG: 0.471		4-2 FC1-5 BB BB		0-0 ① P3	1-0 ③ L5			3-2 ① G6-3		3	0	0	0	1	0	1
Alfonso Soriano, R (1, 4) OBP: 0.297, SLG: 0.398		4-1 2 S FC1-5 1-2 BB		0-2 S 2 SH1-4 2B 1B		0-1 ① F8		0-1 ② F9		3	1	1	0	1	0	0
Andy Pettitte, L (1, 1)		0-0 ① FC1-5 2 FC6-4 1-2 2-3f		0-0 ② SH1-4 1-2		0-2 ② F7		1-1 ③ G4-3		2	0	0	0	0	0	2
Gerald Williams, R (8, PH) OBP: 0.261, SLG: 0.326										1	0	0	0	0	0	0
Mark Wohlers, R (8, 1)										0	0	0	0	0	0	0
Randy Choate, L (8, 1)										0	0	0	0	0	0	0

TOP

New York Yankees @ Philadelphia Phillies

Veterans Stadium, Philadelphia, PA

Sun Jul 15 2001, 1:35 PM EDT
Att. 59,470 - Sunny - 80 F

livebaseballscorecards.com

AB	33
R	3
H	7
RBI	3
BB	6
SO	5
LOB	16

Inning Stats	1	2	3	4	5	6	7	8	9
	R: 2 E: 0 K: 1 S: 20	R: 0 E: 0 K: 1 S: 10	R: 0 E: 0 K: 1 S: 8	R: 1 E: 0 K: 0 S: 12	R: 0 E: 0 K: 1 S: 8	R: 0 E: 0 K: 1 S: 10	R: 0 E: 0 K: 0 S: 8	R: 0 E: 0 K: 0 S: 8	R: 0 E: 0 K: 0 S: 9
	H: 1 LOB: 1 BB: 2 P: 36	H: 0 LOB: 2 BB: 2 P: 23	H: 0 LOB: 1 BB: 1 P: 14	H: 2 LOB: 2 BB: 1 P: 21	H: 1 LOB: 1 BB: 0 P: 12	H: 1 LOB: 1 BB: 0 P: 13	H: 1 LOB: 1 BB: 0 P: 9	H: 0 LOB: 0 BB: 0 P: 12	H: 1 LOB: 1 BB: 0 P: 11

1B: 5 SF: 0
2B: 1 SAC: 1
3B: 0 DP: 0
HR: 1 HBP: 0

WP: 0 PA: 40
PB: 1
SB: 3
CS: 0

PITCHER		IP	WLS	BF	H	R	ER	SO	BB	IBB	HBP	BLK	WP	HR	S	P	ERA	WHIP
Robert Person, R ERA: 4.94	(1, 1)	5.0	W	25	4	3	3	4	6	0	0	0	0	1	58	106	5.40	2.000
Wayne Gomes, R ERA: 3.59	(6, 1)	1.0	H	5	2	0	0	1	0	0	0	0	0	0	12	15	0.00	2.000
Rheal Cormier, L ERA: 2.41	(7, 1)	2.0	H	6	0	0	0	0	0	0	0	0	0	0	14	19	0.00	0.000
Jose Mesa, R ERA: 2.85	(9, 1)	1.0		4	1	0	0	0	0	0	0	0	0	0	9	11	0.00	1.000

PITCHER	IP	WLS	BF	H	R	ER	SO	BB	IBB	HBP	BLK	WP	HR	S	P	ERA	WHIP

Batter	1	2	3	4	5	6	7	8	9	AB	R	H	RBI	BB	SO	LOB
Doug Glanville, R (1, 8) OBP: 0.303, SLG: 0.422	C X 0-1 G4-3 ①		B B C X 2-1 2-H 2B		C X 0-1 E6 11 FC5-4		B C X 1-1 F9 ②	B B S F X 2-2 2-H 3-H 2B		5	0	2	2	0	0	0
11 Jimmy Rollins, S (1, 6) OBP: 0.310, SLG: 0.416	C B F S 1-3 K ②		F C F B B X 2-2 L5 ③		X 0-0 FC5-4 ② S PB 1B 1-2f		B S C X 1-2 PB 1B 1B	B B F B B 4-1 FC6-4 BB		4	2	1	0	1	1	2
Bobby Abreu, L (1, 9) OBP: 0.394, SLG: 0.524	B X 1-0 G4-3 ③			C C F B B S 2-3 K ①	B B S B S B 4-2 1B 1-3 BB		B B B C F F X 3-2 1-H 1B	C B F S 1-3 K ②		4	0	1	1	1	2	2
Scott Rolen, R (1, 5) OBP: 0.366, SLG: 0.435		B C F F B X 2-2 G5-3 ①		B X 1-0 3B 1B	C X 0-1 FC5-4 1-3 3-H 1B		X 0-0 P4 ③	X 0-0 FC6-4 ③ 1-2f		5	1	2	1	0	0	3
Pat Burrell, R (1, 7) OBP: 0.361, SLG: 0.441		B B S S S 2-3 K ②		B B B C X 3-1 1-H SF9 3B	X 0-0 FC5-4 ③ 1-2f			C X 0-1 2B 1B		4	2	2	1	0	1	2
Travis Lee, L (1, 3) OBP: 0.358, SLG: 0.478	C B X 1-1 G4-3 ③			C S F X 0-2 SF9 ② 3-H		B C B X 2-1 F7 ①		B X 1-0 WP 1-H 1B 2B		3	1	1	2	0	0	0
Tomas Perez, S (1, 4) OBP: 0.318, SLG: 0.371 Jose Mesa, R (9, 1)			C X 0-1 P4 ① 1B	S B B B F X 3-2		F X 0-1 G4-3 ②		B B S B B 4-1 SH5-4 1B PB 2-3 BB		3 0	0 0	1 0	0 0	0 0	0 0	0 0
Gary Bennett, R (1, 2) OBP: 0.315, SLG: 0.286			B F C T X 1-2 SH5-4 2B 1B	B B X 2-0 P8 ③		X 0-0 F9 ③		C X 0-1 PB SH5-4 1-2 2B 3-H 1B		4	2	2	1	0	0	1
Robert Person, R (1, 1) OBP: 0.176, SLG: 0.156 23 Kevin Jordan, R (5, PH) OBP: 0.350, SLG: 0.348 Wayne Gomes, R (6, 1) OBP: 1.000, SLG: 1.000 Marlon Anderson, L (7, 4) OBP: 0.308, SLG: 0.408 Rheal Cormier, L (7, 1) Eric Valent, L (8, PH) OBP: 0.243, SLG: 0.188			B F B X 2-1 SH5-4 ② 1-2		C F B X 1-2 G6-3 ①		B X 1-0 F8 ①	L X 0-1 SH5-4 ① 1-2 2-3		0 1 0 1 0 0	0 0 0 0 0 1	0 0 0 0 0 0	0 0 0 0 0 1	0 0 0 0 0 0	0 0 0 0 0 0	0 0 0 0 0 0
Inning Stats	R: 0 H: 0 E: 0 LOB: 0 K: 1 BB: 0 S: 6 P: 8	R: 0 H: 0 E: 0 LOB: 0 K: 1 BB: 0 S: 9 P: 14	R: 1 H: 2 E: 0 LOB: 1 K: 0 BB: 0 S: 14 P: 21	R: 2 H: 3 E: 0 LOB: 1 K: 1 BB: 0 S: 15 P: 26	R: 1 H: 1 E: 1 LOB: 2 K: 0 BB: 1 S: 11 P: 16	R: 0 H: 0 E: 0 LOB: 0 K: 0 BB: 0 S: 5 P: 7	R: 1 H: 2 E: 0 LOB: 1 K: 0 BB: 0 S: 11 P: 17	R: 4 H: 4 E: 0 LOB: 2 K: 1 BB: 2 S: 16 P: 28		1B: 8 2B: 3 3B: 1 HR: 0	SF: 1 SAC: 2 DP: 0 HBP: 0			WP: 1 PB: 3 SB: 1 CS: 0	PA: 40	

PITCHER		IP	WLS	BF	H	R	ER	SO	BB	IBB	HBP	BLK	WP	HR	S	P	ERA	WHIP
Andy Pettitte, L ERA: 3.08	(1, 1)	7.0	L	31	8	5	3	3	1	0	0	0	0	0	71	109	3.86	1.286
Mark Wohlers, R ERA: 4.95	(8, 1)	0.0		4	3	4	4	0	1	0	0	0	1	0	6	11	∞	∞
Randy Choate, L ERA: 2.83	(8, 1)	1.0		5	1	0	0	1	1	0	0	0	0	0	10	17	0.00	2.000

PITCHER	IP	WLS	BF	H	R	ER	SO	BB	IBB	HBP	BLK	WP	HR	S	P	ERA	WHIP

BOTTOM

New York Yankees @ Philadelphia Phillies

Veterans Stadium, Philadelphia, PA

Sun Jul 15 2001, 1:35 PM EDT

Att. 59,470 - Sunny - 80 F

livebaseballscorecards.com

AB	34
R	9
H	12
RBI	8
BB	3
SO	4
LOB	10

Batter	1	2	3	4	5	6	7	8	9	10	11	12	13	AB	R	H	RBI	BB	SO	LOB
Chuck Knoblauch, R (1, 7) OBP: 0.339, SLG: 0.343	F3		F9		BB			G4-3		F9			BLK 2 HBP 1-2 1B BB	4	0	0	0	1	0	2
Jay Witasick, R (10, 1)														0	0	0	0	0	0	0
Mike Stanton, L (10, 1)														0	0	0	0	0	0	0
Gerald Williams, R (13, PH) OBP: 0.264, SLG: 0.326														0	1	0	0	1	0	0
42 Mariano Rivera, R (13, 1)														0	0	0	0	0	0	0
2 Derek Jeter, R (1, 6) OBP: 0.369, SLG: 0.431	K			F9	L5			K			G6-3		1-2 2-3 1B BLK HBP	5	1	0	0	0	2	1
Bernie Williams, S (1, 8) OBP: 0.402, SLG: 0.519	G6-3			20 HR BB		G3			F7		K		F3	5	1	0	0	1	1	3
Tino Martinez, L (1, 3) OBP: 0.302, SLG: 0.442		K				G4-3			F7		F5		1-H 2-H 3-H 20 PO 1B	6	0	1	2	0	1	1
20 Jorge Posada, S (1, 2) OBP: 0.402, SLG: 0.518		L5		1-H HR		K			G3			B1-3 1B	1-2 PO	5	1	2	2	0	1	0
Shane Spencer, R (1, 9) OBP: 0.280, SLG: 0.398 (10, 7)		K		1B	F9					SH3-4 PB 1B		1-2f B1-3		5	0	2	0	0	1	1
Scott Brosius, R (1, 5) OBP: 0.361, SLG: 0.472			S SF8 2B	P6			G5-3			SH3-4 1-3			K	4	1	1	0	0	1	1
Alfonso Soriano, R (1, 4) OBP: 0.294, SLG: 0.396			SF8 2-H		K		K			S IBB			2 HBP BB BLK 1B	2	0	0	1	0	2	0
Ramiro Mendoza, R (7, 1)														0	0	0	0	0	0	0
Paul O'Neill, L (10, PH) OBP: 0.332, SLG: 0.440 (10, 9)														1	1	1	0	1	0	0
Randy Keisler, L (1, 1)			G6-3		L8			F7		K 1-2			B1	2	0	0	0	0	0	0
Enrique Wilson, S (7, 4) OBP: 0.190, SLG: 0.224														3	0	0	0	0	1	3
Inning Stats	R: 0 E: 0 K: 1 S: 7	H: 0 LOB: 0 BB: 0 P: 15	R: 0 E: 0 K: 2 S: 8	H: 0 LOB: 0 BB: 0 P: 12	R: 1 E: 0 K: 0 S: 9	H: 1 LOB: 0 BB: 0 P: 18	R: 2 E: 0 K: 0 S: 11	H: 2 LOB: 1 BB: 1 P: 21	R: 0 E: 0 K: 1 S: 8	H: 0 LOB: 1 BB: 1 P: 17	R: 0 E: 0 K: 1 S: 6	H: 0 LOB: 0 BB: 0 P: 9	R: 0 E: 0 K: 1 S: 8	H: 0 LOB: 0 BB: 0 P: 12	R: 0 E: 0 K: 1 S: 6	H: 0 LOB: 0 BB: 0 P: 9	R: 0 E: 0 K: 0 S: 5	H: 0 LOB: 0 BB: 0 P: 6	R: 0 E: 0 K: 1 S: 7	H: 1 LOB: 2 BB: 1 P: 19	R: 0 E: 0 K: 1 S: 9	H: 0 LOB: 0 BB: 0 P: 14	R: 0 E: 0 K: 1 S: 7	H: 1 LOB: 0 BB: 0 P: 10	R: 3 E: 0 K: 0 S: 14	H: 2 LOB: 0 BB: 1 P: 24	1B: 5 2B: 2 3B: 0 HR: 1	SF: 1 SAC: 1 DP: 1 HBP: 1	WP: 0 PB: 1 SB: 2 CS: 0	PA: 50

PITCHER		IP	WLS	BF	H	R	ER	SO	BB	IBB	HBP	BLK	WP	HR	S	P	ERA	WHIP
Randy Wolf, L ERA: 4.82	(1, 1)	6.0		23	3	3	3	5	2	0	0	0	0	1	49	92	4.50	0.833
Jose Santiago, R ERA: 5.56	(7, 1)	2.0		6	0	0	0	2	0	0	0	0	0	0	14	21	0.00	0.000
Jose Mesa, R ERA: 2.79	(9, 1)	1.0		3	0	0	0	0	0	0	0	0	0	0	5	6	0.00	0.000
Wayne Gomes, R ERA: 3.56	(10, 1)	0.1		3	1	0	0	0	0	1	0	0	0	0	3	12	0.00	3.000
Rheal Cormier, L ERA: 2.29	(10, 1)	1.2		5	0	0	0	2	0	0	0	0	0	0	13	21	0.00	0.000

PITCHER		IP	WLS	BF	H	R	ER	SO	BB	IBB	HBP	BLK	WP	HR	S	P	ERA	WHIP
Amaury Telemaco, R ERA: 5.54	(12, 1)	1.1	L	7	2	3	3	1	1	0	1	0	0	0	15	25	20.25	2.250
Ed Vosberg, L ERA: 3.86	(13, 1)	0.2		2	1	0	0	0	0	0	0	1	0	0	6	9	0.00	1.500

TOP

New York Yankees @ Philadelphia Phillies

Veterans Stadium, Philadelphia, PA

Mon Jul 16 2001, 7:05 PM EDT

Att. 46,446 - Cloudy - 82 F

livebaseballscorecards.com

AB	42
R	6
H	7
RBI	5
BB	4
SO	10
LOB	12

New York Yankees @ Philadelphia Phillies

Veterans Stadium, Philadelphia, PA

Mon Jul 16 2001, 7:05 PM EDT

Att. 46,446 - Cloudy - 82 F

livebaseballscorecards.com

BOTTOM

Batter	1	2	3	4	5	6	7	8	9	10	11	12	13	AB	R	H	RBI	BB	SO	LOB
Doug Glanville, R (1, 8) OBP: 0.306, SLG: 0.425	2-1 PB SF8 2B		0-1 P4		1-1 G5-3		0-0 FC6-5 11 SH5-4 1B		0-0 G5-3		4-0 IBB			5	1	2	0	1	0	1
11 Jimmy Rollins, S (1, 6) OBP: 0.309, SLG: 0.412	4-2 BB		0-1 F9		2-1 E5 BB		0-1 SH5-4 1-2		0-0 L4		2-2 F9			4	0	0	0	1	0	3
Pat Burrell, R (1, 7) OBP: 0.361, SLG: 0.437	2-3 K		4-1 1-2 BB		0-2 F8		1-0 FC6-5 FC5-4 2-3			3-2 L6 1B 1B		0-0 L4		5	0	1	0	1	1	4
Scott Rolen, R (1, 5) OBP: 0.363, SLG: 0.430	1-2 SF8 2-H		0-0 F3		4-1 1-2 BB		2-2 FC5-4 1-2f			2-0 F9		0-0 F8		4	0	0	1	1	0	4
Travis Lee, L (1, 3) OBP: 0.355, SLG: 0.472	2-1 G4-3			2-3 K	0-2 F8			X 0-0 L6		2-2 1-2 1B		3-2 F7		6	0	1	0	0	1	3
Brian Hunter, R (1, 9) OBP: 0.351, SLG: 0.369		2-3 K		1-0 B5-3		0-2 G5-3		4-1 BB		0-1 L6 2-3			2-2 G4-1	3	0	0	0	0	1	0
Bobby Abreu, L (8, PH) OBP: 0.394, SLG: 0.521 (9, 9)														2	0	0	0	1	0	2
Gary Bennett, R (1, 2) OBP: 0.304, SLG: 0.319		3-2 L7		0-0 HR		0-1 G6-3		0-1 F8			1-0 P4		1-3 K	6	1	1	1	0	1	1
Marlon Anderson, L (1, 4) OBP: 0.312, SLG: 0.424	1-2 F8			0-1 1B		0-0 HR		1-0 L8			1-2 2B		1-3 K	6	1	3	1	0	1	1
Randy Wolf, L OBP: 0.346, SLG: 0.438 (7, 1) 23 Kevin Jordan, R OBP: 0.333, SLG: 0.333 (8, PH) Jose Santiago, R OBP: 0.000, SLG: 0.000 (1, 1) Jose Mesa, R OBP: 0.000, SLG: 0.000 (9, 1) Eric Valent, L OBP: 0.250, SLG: 0.250 (9, PH) Wayne Gomes, R OBP: 0.000, SLG: 0.000 (10, 1) Rheal Cormier, L OBP: 0.000, SLG: 0.000 (10, 1) Tomas Perez, S OBP: 0.000, SLG: 0.000 (11, PH) Amaury Telemaco, R OBP: 0.000, SLG: 0.000 (12, 1) Ed Vosberg, L OBP: 0.000, SLG: 0.000 (13, 1)			4-1 BB	1-2 G4-3		1-3 K		X 0-0 G3-1			2-3 K			1 0 0 0 1 0 1 1 0 0 0 0 1 0 0 0 0 0 0 0 0 1 0 0 0 0 0 0 0 0 0 0 0 0 0 0 0 0 0 0 0 0 1 0 0 0 0 0 0 0 0 0 0 0 0 0						
Inning Stats	R: 1 E: 0 K: 1 S: 13 H: 1 LOB: 1 BB: 1 P: 24	R: 0 E: 0 K: 1 S: 9 H: 0 LOB: 0 BB: 0 P: 15	R: 0 E: 0 K: 0 S: 7 H: 0 LOB: 2 BB: 2 P: 15	R: 1 E: 0 K: 1 S: 10 H: 2 LOB: 1 BB: 0 P: 14	R: 0 E: 1 K: 0 S: 11 H: 0 LOB: 2 BB: 1 P: 18	R: 1 E: 0 K: 1 S: 9 H: 1 LOB: 0 BB: 0 P: 10	R: 0 E: 0 K: 0 S: 8 H: 1 LOB: 1 BB: 0 P: 11	R: 0 E: 0 K: 0 S: 5 H: 0 LOB: 1 BB: 1 P: 10	R: 0 E: 0 K: 0 S: 3 H: 0 LOB: 0 BB: 0 P: 3	R: 0 E: 0 K: 0 S: 9 H: 2 LOB: 1 BB: 0 P: 16	R: 0 E: 0 K: 1 S: 13 H: 1 LOB: 2 BB: 1 P: 23	R: 0 E: 0 K: 0 S: 5 H: 0 LOB: 0 BB: 0 P: 8	R: 0 E: 0 K: 2 S: 11 H: 0 LOB: 0 BB: 0 P: 15	1B: 4 2B: 3 3B: 0 HR: 2	SF: 1 SAC: 1 DP: 1 HBP: 0		WP: 0 PB: 1 SB: 0 CS: 0	PA: 53	

	AB	45
	R	3
	H	8
	RBI	3
	BB	6
	SO	7
	LOB	21

PITCHER		IP	WLS	BF	H	R	ER	SO	BB	IBB	HBP	BLK	WP	HR	S	P	ERA	WHIP
Randy Keisler, L ERA: 6.02	(1, 1)	6.0		27	4	3	2	4	4	0	0	0	0	2	59	96	3.00	1.333
Ramiro Mendoza, R ERA: 3.84	(7, 1)	3.0		11	1	0	0	0	1	0	0	0	0	0	16	24	0.00	0.667
Jay Witasick, R ERA: 2.98	(10, 1)	0.1		2	1	0	0	0	0	0	0	0	0	0	4	9	0.00	3.000
Mike Stanton, L ERA: 1.88	(10, 1)	2.2	W	10	2	0	0	1	0	1	0	0	0	0	23	38	0.00	0.750
42 Mariano Rivera, R ERA: 2.52	(13, 1)	1.0	S	3	0	0	0	2	0	0	0	0	0	0	11	15	0.00	0.000

PITCHER	IP	WLS	BF	H	R	ER	SO	BB	IBB	HBP	BLK	WP	HR	S	P	ERA	WHIP

New York Yankees @ Philadelphia Phillies

Veterans Stadium, Philadelphia, PA

Tue Jul 17 2001, 7:05 PM EDT

Att. 47,529 - Cloudy - 87 F

livebaseballscorecards.com

TOP

Batter	1	2	3	4	5	6	7	8	9	10	11	12	AB	R	H	RBI	BB	SO	LOB
Chuck Knoblauch, R (1, 7) OBP: 0.339, SLG: 0.341	0-0 P6		1-1 G5-3		1-1 2 WP 2 S 1B		0-1 F8		4-1 2 CS BB		1-1 G6-3		5	0	1	0	1	0	0
Randy Choate, L (11, 1)													0	0	0	0	0	0	0
42 Mariano Rivera, R (12, 1)													0	0	0	0	0	0	0
2 Derek Jeter, R (1, 6) OBP: 0.373, SLG: 0.431	1-0 F9		4-0 G6-3 BB		4-2 1-3 BB		0-1 F9		4-1 1-2 G3 BB			0-1 F8 1B 1B	3	1	1	0	3	0	0
Bernie Williams, S (1, 8) OBP: 0.401, SLG: 0.512	4-1 1B BB		0-1 G6-3 1-2f		2-2 P6		4-1 1B 20 1B BB		1-2 G3 1-2			2-1 F8 1-2	4	1	0	0	2	0	5
Tino Martinez, L (1, 3) OBP: 0.305, SLG: 0.443	0-0 1-2 1B			1-1 G5-3		3-1 F9	2-2 20 1B 1-3 1B		0-0 G4-3			1-1 20 HR 2-H 1B	6	1	3	1	0	0	1
20 Jorge Posada, S (1, 2) OBP: 0.407, SLG: 0.535	1-1 G4-3			2-1 1B 1B		1-1 F9 2B	0-2 1-2 3-H 1B			1-3 K		1-1 HR 1-H	6	1	4	3	0	1	2
Paul O'Neill, L (1, 9) OBP: 0.332, SLG: 0.437		1-1 G3		1-0 G6-4-3 1-2 1B		4-0 BB IBB	3-1 G4-3			0-1 F8		2-1 F8	5	0	1	0	1	0	2
Scott Brosius, R (1, 5) OBP: 0.357, SLG: 0.464		2-2 P6		1-2 G6-4-3 1-2f		0-1 F9 2-3		0-3 K		1-0 G1-3		1-1 HBP	5	0	0	0	0	1	4
Alfonso Soriano, R (1, 4) OBP: 0.295, SLG: 0.393	0-0 35 FC4 1B				0-3 K	4-0 1-2 BB		2-1 G6-3			2-2 F8	2-2 L5	5	0	1	0	1	1	1
35 Mike Mussina, L (1, 1) OBP: 0.143, SLG: 0.143	0-1 FC4 1-2f				0-0 F5	1-1 G1-3		2-2 F8			2-2 G5-3		3	0	0	0	0	0	4
Gerald Williams, R (8, PH) OBP: 0.263, SLG: 0.325													1	0	0	0	0	0	0
Mike Stanton, L (8, 1)													0	0	0	0	0	0	0
Jay Witasick, R (9, 1)													0	0	0	0	0	0	0
Shane Spencer, R (11, PH) OBP: 0.277, SLG: 0.394													1	0	0	0	0	0	0
(11, 7)																			
Inning Stats	R: 0 E: 0 K: 0 S: 6 H: 1 LOB: 2 BB: 1 P: 12	R: 0 E: 0 K: 0 S: 8 H: 1 LOB: 1 BB: 0 P: 11	R: 0 E: 0 K: 0 S: 4 H: 0 LOB: 0 BB: 1 P: 9	R: 0 E: 0 K: 0 S: 9 H: 2 LOB: 1 BB: 0 P: 14	R: 0 E: 0 K: 1 S: 13 H: 1 LOB: 2 BB: 1 P: 20	R: 0 E: 0 K: 0 S: 8 H: 1 LOB: 3 BB: 2 P: 21	R: 1 E: 0 K: 0 S: 13 H: 2 LOB: 2 BB: 1 P: 22	R: 0 E: 0 K: 1 S: 8 H: 0 LOB: 0 BB: 0 P: 12	R: 0 E: 0 K: 0 S: 7 H: 0 LOB: 1 BB: 2 P: 16	R: 0 E: 0 K: 1 S: 6 H: 0 LOB: 0 BB: 0 P: 8	R: 0 E: 0 K: 0 S: 8 H: 0 LOB: 0 BB: 0 P: 13	R: 3 E: 0 K: 0 S: 14 H: 3 LOB: 1 BB: 0 P: 23	1B: 9 2B: 1 3B: 0 HR: 1	SF: 0 SAC: 0 DP: 2 HBP: 1	WP: 1 PB: 0 SB: 1 CS: 1	PA: 53			

	AB	44
	R	4
	H	11
	RBI	4
	BB	8
	SO	3
	LOB	19

PITCHER		IP	WLS	BF	H	R	ER	SO	BB	IBB	HBP	BLK	WP	HR	S	P	ERA	WHIP
48 David Coggin, R ERA: 2.39	(1, 1)	6.2		32	8	1	1	1	5	1	0	0	1	0	59	104	1.35	1.950
Ed Vosberg, L ERA: 3.38	(7, 1)	1.1		4	0	0	0	1	0	0	0	0	0	0	10	17	0.00	0.000
Jose Mesa, R ERA: 2.72	(9, 1)	1.0		4	0	0	0	0	2	0	0	0	0	0	7	16	0.00	2.000
Jose Santiago, R ERA: 5.46	(10, 1)	1.0		3	0	0	0	1	0	0	0	0	0	0	6	8	0.00	0.000
Wayne Gomes, R ERA: 4.0	(11, 1)	2.0	L	10	3	3	3	0	0	0	1	0	0	1	22	36	13.50	1.500

PITCHER	IP	WLS	BF	H	R	ER	SO	BB	IBB	HBP	BLK	WP	HR	S	P	ERA	WHIP

Batter	1	2	3	4	5	6	7	8	9	10	11	12	AB	R	H	RBI	BB	SO	LOB
Doug Glanville, R (1, 8) OBP: 0.306, SLG: 0.423	F3		F7		1B		G3-1		1B		G3		6	0	2	0	0	0	0
11 Jimmy Rollins, S (1, 6) OBP: 0.307, SLG: 0.408	G1-3		G4-3		K		2B		K		G5-3		6	0	1	0	0	2	2
Bobby Abreu, L (1, 9) OBP: 0.398, SLG: 0.528	2B		S BB		L8		SAFE 2B		F7		S HBP 1B		5	0	3	0	1	0	2
Scott Rolen, R (1, 5) OBP: 0.365, SLG: 0.428	BB		P4		1B		F9		F8		DI HBP		4	0	1	0	1	0	3
Travis Lee, L (1, 3) OBP: 0.357, SLG: 0.471	G4-3			E5 SH5-3	F9			F7 SH3-4 HBP		1B	G4-1		5	0	2	0	0	0	6
Marlon Anderson, L (1, 4) OBP: 0.317, SLG: 0.432		FC5-4 1B		SH5-3		F8 48 WP 2B		SH3-4		1B		K	4	1	3	0	0	1	0
Pat Burrell, R (1, 7) OBP: 0.358, SLG: 0.430		FC5-4		K		L9		IBB		F5		F9	5	0	0	0	1	1	5
Johnny Estrada, S (1, 2) OBP: 0.295, SLG: 0.369		F5		IBB		F8		F7		L8		1B	5	0	1	0	1	0	6
48 David Coggin, R (1, 1)		G4-3		K		G6-3		G5-3		K		K	3	0	0	0	0	1	3
Ed Vosberg, L (7, 1)													0	0	0	0	0	0	0
Brian Hunter, R (8, PH) OBP: 0.346, SLG: 0.364													1	0	0	0	0	0	2
Jose Mesa, R (9, 1)													0	0	0	0	0	0	0
Jose Santiago, R (10, 1)													0	0	0	0	0	0	0
Eric Valent, L (10, PH) OBP: 0.231, SLG: 0.176													1	0	0	0	0	1	2
Wayne Gomes, R (11, 1) OBP: 1.000, SLG: 1.000													0	0	0	0	0	0	0
23 Kevin Jordan, R (12, PH) OBP: 0.341, SLG: 0.338													1	0	0	0	0	1	1
Inning Stats	R: 0 H: 1 E: 0 LOB: 2 K: 0 BB: 1 S: 13 P: 23	R: 0 H: 1 E: 0 LOB: 1 K: 0 BB: 0 S: 11 P: 17	R: 0 H: 0 E: 0 LOB: 1 K: 0 BB: 1 S: 12 P: 22	R: 0 H: 1 E: 1 LOB: 2 K: 2 BB: 1 S: 10 P: 15	R: 0 H: 2 E: 0 LOB: 2 K: 1 BB: 0 S: 12 P: 14	R: 1 H: 1 E: 0 LOB: 0 K: 0 BB: 0 S: 7 P: 10	R: 0 H: 2 E: 0 LOB: 1 K: 0 BB: 0 S: 9 P: 12	R: 0 H: 0 E: 0 LOB: 2 K: 0 BB: 1 S: 5 P: 12	R: 0 H: 1 E: 0 LOB: 1 K: 1 BB: 0 S: 9 P: 12	R: 0 H: 2 E: 0 LOB: 2 K: 1 BB: 0 S: 13 P: 20	R: 0 H: 1 E: 0 LOB: 2 K: 0 BB: 0 S: 14 P: 20	R: 0 H: 1 E: 0 LOB: 1 K: 2 BB: 0 S: 12 P: 14	1B: 10 2B: 3 3B: 0 HR: 0	SF: 0 SAC: 2 DP: 0 HBP: 2	WP: 1 PB: 0 SB: 2 CS: 0	PA: 54		

PITCHER	IP	WLS	BF	H	R	ER	SO	BB	IBB	HBP	BLK	WP	HR	S	P	ERA	WHIP
35 Mike Mussina, R (1, 1) ERA: 3.73	7.0		31	8	1	1	3	2	1	0	0	1	0	74	113	1.29	1.429
Mike Stanton, L (8, 1) ERA: 1.84	1.0		5	0	0	0	0	0	1	1	0	0	0	5	12	0.00	0.000
Jay Witasick, R (9, 1) ERA: 2.86	2.0		9	3	0	0	2	0	0	0	0	0	0	22	32	0.00	1.500
Randy Choate, L (11, 1) ERA: 2.73	1.0	W	5	1	0	0	0	0	0	1	0	0	0	14	20	0.00	1.000
42 Mariano Rivera, R (12, 1) ERA: 2.47	1.0	S	4	1	0	0	2	0	0	0	0	0	0	12	14	0.00	1.000

PITCHER	IP	WLS	BF	H	R	ER	SO	BB	IBB	HBP	BLK	WP	HR	S	P	ERA	WHIP

BOTTOM

New York Yankees @ Philadelphia Phillies

Veterans Stadium, Philadelphia, PA

Tue Jul 17 2001, 7:05 PM EDT

Att: 47,529 - Cloudy - 87 F

livebaseballscorecards.com

AB	46
R	1
H	13
RBI	0
BB	4
SO	7
LOB	32

Batter	1	2	3	4	5	6	7	8	9	AB	R	H	RBI	BB	SO	LOB
Chuck Knoblauch, R (1, 10) OBP: 0.338, SLG: 0.337	B C F F B F S 2-3 ① K	C F F B X 1-2 E6 2 1B 3-H		B B S F B F S 3-3 ③ K 1-2		C B F B F B X 3-2 ③ P6			B B B B 4-0 2 G6-4-3 BB	4	0	0	0	1	2	1
2 Derek Jeter, R (1, 6) OBP: 0.376, SLG: 0.433	B X 1-0 1B 1B 1B	F X 0-1 1-2 1B			B F F X 1-2 ① G5-3		C X 0-1 G4-6-3 1B		L X 0-1 ①② G6-4-3 1-2f	5	1	3	0	0	0	1
Paul O'Neill, L (1, 9) OBP: 0.330, SLG: 0.434	X 0-0 S 1B FC3-6 1-2 1B	X 0-0 ③ G1-3			B X 1-0 ② P5		S C B B X 2-2 ①② G4-6-3 1-2f		X 0-0 ③ G1-3	5	1	1	0	0	0	3
Bernie Williams, S (1, 8) OBP: 0.405, SLG: 0.513	B B X 2-0 FC3-6 1-2 2-H 1B		B S C F X 1-2 F3 1B		C B X 1-1 ③ P6		F B S B B B 4-2 HR BB			3	1	2	1	1	0	0
Tino Martinez, L (1, 3) OBP: 0.305, SLG: 0.449	F B C B X 2-2 ② FC3-6 1-2f 2-H		B S B 1 SAFE X 2-1 ①② F3 1-2			F F X 0-2 ① F7	B C F X 1-2 1-H HR			4	1	1	3	0	0	2
Shane Spencer, R (1, 7) OBP: 0.276, SLG: 0.388	C B X 1-1 ③ G5-3		C S S 0-3 ③ K			B X 1-0 1B 1B 1B	C F B S 1-3 ③ K			4	1	1	0	0	2	1
Scott Brosius, R (1, 5) OBP: 0.359, SLG: 0.468		B X 1-0 F9 E 2B		F X 0-1 ① G6-3		X 0-0 1B 1-3 1B		C S B S 1-3 ① K		4	1	2	0	0	1	0
Todd Greene, R (1, 2) OBP: 0.286, SLG: 0.385		X 0-0 ① F9 2-3		C X 0-1 ② G6-3		X 0-0 ② HR 1-3 3-H 1B		C S B X 1-2 ② F7		4	1	1	1	0	0	1
Alfonso Soriano, R (1, 4) OBP: 0.297, SLG: 0.403		B X 1-0 ② G3-4		C S B B F X 2-2 S 1B		B X 1-0 1-H HR		C B F X 1-2 ③ L5		4	1	2	2	0	0	1
Inning Stats	R: 2 H: 3 E: 0 LOB: 1 K: 1 BB: 0 S: 13 P: 21	R: 1 H: 2 E: 1 LOB: 2 K: 0 BB: 0 S: 10 P: 13	R: 0 H: 1 E: 0 LOB: 0 K: 1 BB: 0 S: 9 P: 12	R: 0 H: 1 E: 0 LOB: 1 K: 1 BB: 0 S: 12 P: 17	R: 0 H: 0 E: 0 LOB: 0 K: 0 BB: 0 S: 6 P: 9	R: 3 H: 4 E: 0 LOB: 0 K: 0 BB: 0 S: 11 P: 16	R: 2 H: 2 E: 0 LOB: 0 K: 1 BB: 1 S: 13 P: 21	R: 0 H: 0 E: 0 LOB: 0 K: 1 BB: 0 S: 9 P: 12	R: 0 H: 0 E: 0 LOB: 0 K: 0 BB: 1 S: 3 P: 7	1B: 10 SF: 0 2B: 1 SAC: 0 3B: 0 DP: 2 HR: 2 HBP: 0						

PITCHER		IP	WLS	BF	H	R	ER	SO	BB	IBB	HBP	BLK	WP	HR	S	P	ERA	WHIP
Steve Sparks, R ERA: 3.75	(1, 1)	6.0	L	28	11	6	5	3	0	0	0	0	0	1	61	88	7.50	1.833
C.J. Nitkowski, L ERA: 4.66	(7, 1)	3.0		11	2	2	2	2	2	0	0	0	0	1	25	40	6.00	1.333

PITCHER	IP	WLS	BF	H	R	ER	SO	BB	IBB	HBP	BLK	WP	HR	S	P	ERA	WHIP

New York Yankees @ Detroit Tigers

Comerica Park, Detroit, MI

Wed Jul 18 2001, 1:05 PM EDT

Att. 14,800 - Overcast - 85 F

TOP

livebaseballscorecards.com

AB	37
R	8
H	13
RBI	7
BB	2
SO	5
LOB	10

WP: 0 PA: 39
PB: 0
SB: 2
CS: 0

Batter	1	2	3	4	5	6	7	8	9	AB	R	H	RBI	BB	SO	LOB
Roger Cedeno, S (1, 8) OBP: 0.335, SLG: 0.360	X 0-0 FC4-6 1B		B C B F F B B 4-2 G4-3 S G6-3 BB		B S B F X 2-2 WP S 1B 1B	C B B B 4-1 S BB		X 0-0 ③ G3		3	2	2	0	2	0	0
Damion Easley, R (1, 4) OBP: 0.343, SLG: 0.401	B C B F F F X 2-2 ① FC4-6 1B 1-2f		C B B B X 2-1 ① G4-3 1-3		C B F X 1-2 S 1-H 1B 1B	B C S B X 2-2 ③ F7 1-2			B C F F C 1-3 ① K	5	1	1	1	0	1	3
Bobby Higginson, L (1, 7) OBP: 0.399, SLG: 0.493	X 0-0 G1-6-3 1-2 1B		B B F B X 3-1 ② G6-3 3-H		B B B S X 3-1 G5-3 S 1-H 1B		B X 1-0 E 1B		B B C F F F X 2-2 G3-1 1B	5	0	4	2	0	0	0
Robert Fick, L (1, 2) OBP: 0.366, SLG: 0.572	B B F X 2-1 ② ③ G1-6-3 1-2f		B B B F X 3-1 ③ P6		B B X 2-0 ① F7 1-2		C C X 0-2 E3 G3 1-3		B X 1-0 ② G3-1 1-2	5	0	0	0	0	0	5
Tony Clark, S (1, 10) OBP: 0.395, SLG: 0.528		B B X 2-0 1B 2B		F B X 1-1 ① G4-3		4-0 G5-3 IBB	B X 1-0 ① G3 1-2		X 0-0 ③ G5-3	4	0	1	0	1	0	3
Shane Halter, R (1, 6) OBP: 0.383, SLG: 0.488		C B S S 1-3 ① K		S X 0-1 ② F3	C X 0-1 ② G5-3 1-2 2-3		S X 0-1 ② B1-3			4	0	0	0	0	1	5
Ryan Jackson, L (1, 9) OBP: 0.255, SLG: 0.372		C S B S 1-3 ② K		C X 0-1 ③ G5-3	B B B X 3-0 ③ G1-3		S S B S 1-3 ③ K			4	0	0	0	0	2	5
Randall Simon, L (1, 3) OBP: 0.377, SLG: 0.388		C F X 0-2 2-3 1B			S C X 0-2 HR 1B	C S B S 1-3 ① K		C S F F X 0-2 ① G6-3		4	1	2	0	0	1	0
Jose Macias, S (1, 5) OBP: 0.331, SLG: 0.435		B S B B F F X 3-2 ③ F8			B B X 2-0 1-H HR	S B B X 2-1 ② F5		F C F C 0-3 ② K		4	1	1	2	0	1	2
Inning Stats	R: 0 H: 2 E: 0 LOB: 1 K: 0 BB: 0 S: 9 P: 13	R: 0 H: 2 E: 0 LOB: 2 K: 2 BB: 0 S: 14 P: 21	R: 1 H: 0 E: 0 LOB: 0 K: 0 BB: 1 S: 9 P: 21	R: 0 H: 0 E: 0 LOB: 0 K: 0 BB: 0 S: 6 P: 7	R: 4 H: 5 E: 0 LOB: 2 K: 0 BB: 1 S: 16 P: 33	R: 0 H: 0 E: 0 LOB: 1 K: 1 BB: 1 S: 9 P: 18	R: 0 H: 1 E: 1 LOB: 2 K: 1 BB: 0 S: 10 P: 13	R: 0 H: 0 E: 0 LOB: 0 K: 1 BB: 0 S: 11 P: 11	R: 0 H: 1 E: 0 LOB: 1 K: 1 BB: 0 S: 12 P: 16	1B: 9 SF: 0 2B: 1 SAC: 0 3B: 0 DP: 1 HR: 1 HBP: 0						WP: 1 PA: 41 PB: 0 SB: 5 CS: 0

PITCHER	IP	WLS	BF	H	R	ER	SO	BB	IBB	HBP	BLK	WP	HR	S	P	ERA	WHIP
Roger Clemens, R (1, 1) ERA: 3.77	5.2	W	28	9	5	5	3	2	1	0	0	1	1	60	108	7.94	1.941
Ramiro Mendoza, R (6, 1) ERA: 3.7	2.1	H	9	1	0	0	2	0	0	0	0	0	0	24	29	0.00	0.429
42 Mariano Rivera, R (9, 1) ERA: 2.42	1.0	S	4	1	0	0	1	0	0	0	0	0	0	12	16	0.00	1.000

PITCHER	IP	WLS	BF	H	R	ER	SO	BB	IBB	HBP	BLK	WP	HR	S	P	ERA	WHIP

BOTTOM

New York Yankees @ Detroit Tigers

Comerica Park, Detroit, MI

Wed Jul 18 2001, 1:05 PM EDT
Att. 14,800 - Overcast - 85 F

livebaseballscorecards.com

AB	38
R	5
H	11
RBI	5
BB	3
SO	6
LOB	23

Batter	1	2	3	4	5	6	7	8	9	AB	R	H	RBI	BB	SO	LOB
Gerald Williams, R (1, 8) OBP: 0.265, SLG: 0.324	F9		2 HBP BB	FC6-4 1-2f		G6-4-3 1-2f		2 G5-3 1B 1-2 3-H		4	0	1	1	1	0	5
2 Derek Jeter, R (1, 6) OBP: 0.379, SLG: 0.436	1B		1-2 HBP		F2		G4-3 2B	G5-3 1-2 2-3		4	0	2	0	0	0	2
Bernie Williams, S (1, 10) OBP: 0.405, SLG: 0.510	F7		F9		20 CS 1B 1B		G6-3		BB	4	0	1	0	1	0	4
Tino Martinez, L (1, 3) OBP: 0.306, SLG: 0.449	F7			20 1B SF7 1B	1-2 1B		G4-3 2-3	G3		5	1	2	0	0	0	5
20 Jorge Posada, S (1, 2) OBP: 0.407, SLG: 0.531		F7		BB 1B 1-3 1B	K 2-3		K		G3-6-1 BB	4	0	1	0	1	2	3
Paul O'Neill, L (1, 9) OBP: 0.329, SLG: 0.436 Enrique Wilson, S (9, PH) OBP: 0.189, SLG: 0.222		F8		SF7 3-H		1B 2B		G3	G3-6-1 1-2f	3 1	1 0	1 0	1 0	0 0	0 0	0 1
Shane Spencer, R (1, 7) OBP: 0.282, SLG: 0.388		F8		BB 1B 1-2		P5		1B 1B	G5-3	5	1	2	0	0	0	1
Luis Sojo, R (1, 5) OBP: 0.292, SLG: 0.227		F7		F3		1B 2-H 1B		1B 1B 1-3 1B		4	1	2	1	0	0	2
Alfonso Soriano, R (1, 4) OBP: 0.302, SLG: 0.405		K		FC6-4 BB 1-2 2-3		G6-4-3 1-2 1B		2 G5-3 1B 1-3 3-H 1B		3	0	2	1	1	1	0
Inning Stats	R: 0 E: 0 K: 0 S: 8 H: 1 LOB: 1 BB: 0 P: 14	R: 0 E: 0 K: 0 S: 5 H: 0 LOB: 0 BB: 0 P: 10	R: 0 E: 0 K: 1 S: 9 H: 0 LOB: 2 BB: 1 P: 19	R: 1 E: 0 K: 0 S: 19 H: 3 LOB: 3 BB: 1 P: 29	R: 0 E: 0 K: 1 S: 10 H: 2 LOB: 2 BB: 0 P: 15	R: 1 E: 0 K: 0 S: 15 H: 3 LOB: 1 BB: 0 P: 20	R: 0 E: 0 K: 1 S: 11 H: 1 LOB: 1 BB: 0 P: 12	R: 2 E: 0 K: 0 S: 23 H: 4 LOB: 3 BB: 1 P: 33	R: 0 E: 0 K: 0 S: 3 H: 0 LOB: 0 BB: 1 P: 8	1B: 12 2B: 3 3B: 0 HR: 0 SF: 1 SAC: 0 DP: 3 HBP: 1						

TOP

New York Yankees @ Detroit Tigers

Comerica Park, Detroit, MI

Wed Jul 18 2001, 7:05 PM EDT

Att. 33,216 - Cloudy - 82 F

livebaseballscorecards.com

AB	37
R	4
H	14
RBI	4
BB	4
SO	3
LOB	23

PITCHER		IP	WLS	BF	H	R	ER	SO	BB	IBB	HBP	BLK	WP	HR	S	P	ERA	WHIP
Victor Santos, R ERA: 3.86	(1, 1)	5.1	W	26	8	2	2	2	2	0	1	0	0	0	58	96	3.38	1.875
Todd Jones, R ERA: 4.98	(6, 1)	2.0		11	6	2	2	1	0	0	0	0	0	0	34	43	9.00	3.000
Danny Patterson, R ERA: 2.6	(8, 1)	0.2		3	0	0	0	0	1	0	0	0	0	0	8	13	0.00	1.500
Heath Murray, L ERA: 5.65	(9, 1)	1.0		3	0	0	0	0	1	0	0	0	0	0	3	8	0.00	1.000

PITCHER	IP	WLS	BF	H	R	ER	SO	BB	IBB	HBP	BLK	WP	HR	S	P	ERA	WHIP

WP: 0	PB: 0	SB: 0	CS: 1	PA: 43													

Batter	1	2	3	4	5	6	7	8	9	AB	R	H	RBI	BB	SO	LOB
Roger Cedeno, S (1, 8) OBP: 0.342, SLG: 0.393	HR	HR			2B	G1-3		SF8 1-H 3-H		5	4	4	6	0	0	0
Damion Easley, R (1, 4) Jose Macias, S (9, 4) OBP: 0.331, SLG: 0.435	F3	G5-3			3B 2-H	G6-3		G6-3		5 0	1 0	1 0	1 0	0 0	0 0	1 0
Bobby Higginson, L (1, 10) OBP: 0.399, SLG: 0.500	K		CS 1B		1B 2-H		G4-3	SF8 3-H		4	1	2	2	0	1	0
Wendell Magee, R (1, 7) OBP: 0.339, SLG: 0.442	S BB		G6-3 1-2		HR 3-H		F8	2B		4	1	2	1	1	0	1
Shane Halter, R (1, 5) OBP: 0.383, SLG: 0.505	F8 1-2		L6		HR 1-H		E 2B	K		5	1	2	2	0	1	2
Juan Encarnacion, R (1, 9) OBP: 0.301, SLG: 0.419		F9 E HR 1B		G6-3	F8		E1 FC6-4 2-3			4	1	1	0	0	0	1
Deivi Cruz, R (1, 6) OBP: 0.270, SLG: 0.364		E4 1-2 HR		1B 1B	G4-3		FC6-4 1-2f			4	1	1	0	0	0	3
Randall Simon, L (1, 3) OBP: 0.386, SLG: 0.396		F9 2-3		1-3 1B	G3			1B 3B 1B		4	1	2	0	0	0	2
Javier Cardona, R (1, 2) OBP: 0.282, SLG: 0.385		K		K		G6-3		1-3 3B 1B		4	1	1	0	0	2	3
Inning Stats	R: 1 H: 1 E: 0 LOB: 1 K: 1 BB: 1 S: 14 P: 23	R: 3 H: 2 E: 1 LOB: 0 K: 1 BB: 0 S: 18 P: 23	R: 0 H: 1 E: 0 LOB: 0 K: 0 BB: 0 S: 7 P: 9	R: 0 H: 2 E: 0 LOB: 1 K: 1 BB: 0 S: 10 P: 17	R: 5 H: 5 E: 0 LOB: 0 K: 0 BB: 0 S: 19 P: 27	R: 0 H: 0 E: 0 LOB: 0 K: 0 BB: 0 S: 5 P: 6	R: 0 H: 1 E: 1 LOB: 2 K: 0 BB: 0 S: 8 P: 10	R: 3 H: 4 E: 0 LOB: 1 K: 1 BB: 0 S: 15 P: 19		1B: 7 SF: 1 2B: 4 SAC: 0 3B: 2 DP: 0 HR: 3 HBP: 0						WP: 0 PA: 41 PB: 0 SB: 2 CS: 1

BOTTOM

New York Yankees @ Detroit Tigers

Comerica Park, Detroit, MI

Wed Jul 18 2001, 7:05 PM EDT
Att. 33,216 - Cloudy - 82 F

livebaseballscorecards.com

AB	39
R	12
H	16
RBI	12
BB	1
SO	4
LOB	13

PITCHER		IP	WLS	BF	H	R	ER	SO	BB	IBB	HBP	BLK	WP	HR	S	P	ERA	WHIP
Ted Lilly, L ERA: 5.19	(1, 1)	4.0	L	21	9	7	4	3	1	0	0	0	0	2	57	83	9.00	2.500
Todd Williams, R ERA: 4.7	(5, 1)	4.0		20	7	5	5	1	0	0	0	0	0	1	39	51	11.25	1.750

PITCHER	IP	WLS	BF	H	R	ER	SO	BB	IBB	HBP	BLK	WP	HR	S	P	ERA	WHIP

Batter	1	2	3	4	5	6	7	8	9	AB	R	H	RBI	BB	SO	LOB
Gerald Williams, R (1, 7) (7, 9) (8, 8) OBP: 0.261, SLG: 0.319	B F F X 1-2 G5-3		C F X 0-2 G5-3			X 0-0 F7		F S B X 1-2 E5 1-2 2-3		4	0	0	0	0	0	3
2 Derek Jeter, R (1, 6) OBP: 0.376, SLG: 0.433	S B F X 1-2 L6			B X 1-0 G6-3		B C X 1-1 G3		C S S 0-3 K		3	0	0	0	0	0	0
Todd Greene, R (7, 2) OBP: 0.279, SLG: 0.375										1	0	0	0	0	1	3
Bernie Williams, S (1, 8) OBP: 0.403, SLG: 0.507	C B B C X 2-2 F9			B C C C 1-3 K			B C X 1-1 G6-4-3 1B	X 0-0 G3-1		4	0	1	0	0	1	3
Randy Choate, L (8, 1)										0	0	0	0	0	0	0
Tino Martinez, L (1, 3) OBP: 0.306, SLG: 0.456		X 0-0 F8		B B F X 2-1 HR			C F B X 1-2 G6-4-3 1-2f		F X 0-1 F9	3	1	1	1	0	0	1
Enrique Wilson, S (7, 6) OBP: 0.188, SLG: 0.221										1	0	0	0	0	0	0
20 Jorge Posada, S (1, 2) OBP: 0.405, SLG: 0.528		B X 1-0 G4-6-3 1B		F X 0-1 G4-3			B F C C 1-3 K		X 0-0 F2	4	0	1	0	0	1	0
(7, 3)																
Paul O'Neill, L (1, 9) OBP: 0.327, SLG: 0.433		B F F B F X 2-2 G4-6-3 1-2f			F F X 0-2 G4-3			F X 0-1 E6 1B WP 1B	X 0-0 1B	2	0	0	0	0	0	1
Chuck Knoblauch, R (7, 7) OBP: 0.338, SLG: 0.338										2	1	1	0	0	0	0
Shane Spencer, R (1, 10) OBP: 0.272, SLG: 0.374			S S C 0-3 K		X 0-0 G5-3			B B X 2-0 F9 1-2	B F X 1-1 F9	4	0	0	0	0	1	2
(8, 9)																
Scott Brosius, R (1, 5) OBP: 0.361, SLG: 0.470			B B X 2-0 E5 1B		C F B X 1-2 F3			F X 0-1 E 1B 2-3 1B		3	0	2	0	0	0	0
Alfonso Soriano, R (1, 4) OBP: 0.302, SLG: 0.405			B F X 1-1 F7			C X 0-1 G5-3		C X 0-1 E 1-2 3-H 1B		3	0	1	1	0	0	1

TOP

New York Yankees @ Detroit Tigers

Comerica Park, Detroit, MI

Thu Jul 19 2001, 7:05 PM EDT

Att. 35,320 - Cloudy - 87 F

livebaseballscorecards.com

AB	34
R	2
H	7
RBI	2
BB	0
SO	4
LOB	14

Inning Stats	1	2	3	4	5	6	7	8	9
	R: 0 E: 0 K: 0 S: 9 H: 0 LOB: 0 BB: 0 P: 13	R: 0 E: 0 K: 0 S: 6 H: 1 LOB: 0 BB: 0 P: 9	R: 0 E: 1 K: 1 S: 9 H: 1 LOB: 1 BB: 0 P: 12	R: 1 E: 0 K: 1 S: 8 H: 1 LOB: 0 BB: 0 P: 12	R: 0 E: 0 K: 0 S: 7 H: 0 LOB: 0 BB: 0 P: 8	R: 0 E: 0 K: 0 S: 5 H: 0 LOB: 0 BB: 0 P: 6	R: 0 E: 0 K: 1 S: 8 H: 1 LOB: 0 BB: 0 P: 11	R: 1 E: 2 K: 1 S: 14 H: 2 LOB: 3 BB: 0 P: 17	R: 0 E: 0 K: 0 S: 6 H: 1 LOB: 1 BB: 0 P: 7

| | | | | | | | | | | | | | | | |

BOTTOM

New York Yankees @ Detroit Tigers

Comerica Park, Detroit, MI

Thu Jul 19 2001, 7:05 PM EDT

Att. 35,320 - Cloudy - 87 F

livebaseballscorecards.com

Batter	1	2	3	4	5	6	7	8	9	AB	R	H	RBI	BB	SO	LOB
Roger Cedeno, S (1, 10) OBP: 0.342, SLG: 0.393	C C F S 0-3 K ①		S F X 0-2 S 1B 2-3 1B	F X 0-1 3B 1-2 2-3 1B	X 0-0 FC4-6 ③ 1-2f		X 0-0 FC6-4 ③ 1-2f			5	2	2	0	0	1	2
Damion Easley, R (1, 4) OBP: 0.340, SLG: 0.405 Jose Macias, S (8, 4) OBP: 0.330, SLG: 0.433	X 0-0 F9 ②		S B B F B F X 3-2 G6-3 ② 1-2 3-H	X 0-0 1-H 2-H 3-H 3B		F C X 0-2 F3 ①		F S X 0-2 F7 ①		4 1	0 0	1 0	4 0	0 0	0 0	1 0
Bobby Higginson, L (1, 7) OBP: 0.401, SLG: 0.510 Ryan Jackson, L (8, 7) OBP: 0.253, SLG: 0.368	C B F B S 2-3 K ③		B F X 1-1 2-H 1B	B B B X 3-0 G3 ③		F B B B F X 3-2 HR		B C X 1-1 G1-3 ②		4 1	1 0	2 0	2 0	0 0	1 0	1 0
Wendell Magee, R (1, 8) OBP: 0.341, SLG: 0.450		C F B F S 1-3 K ①	F B B C S 2-3 K ③		F B B B F X 3-2 FC4-6 HBP 2B 1B	B X 1-0 E7		B C C B X 2-2 2B		5	1	2	0	0	2	1
Shane Halter, R (1, 5) OBP: 0.384, SLG: 0.500		C B X 1-1 G5-4-3 1B		F C S 0-3 K ①	S C H 1-2 FC4-6 1-2 HBP	B B C X 2-1 G5-3 ②		F X 0-1 F8 ③		4	0	1	0	0	1	2
Juan Encarnacion, R (1, 9) OBP: 0.300, SLG: 0.417		F S X 0-2 G5-4-3 ② ③ 1-2f		B C F X 1-2 1B 1B 1B	F X 0-1 FC4-6 ① 1-2f 2-3 2B	B F C X 1-2 P3 ③				4	2	1	0	0	0	4
Deivi Cruz, R (1, 6) OBP: 0.283, SLG: 0.378			F X 0-1 2B 1B	B F F B X 2-2 1B 1B 1-2 3B 1B	C F X 0-2 WP 1-H 1B 3-H 2B		B B F B B 4-1 FC6-4 BB			3	3	3	2	1	0	0
Robert Fick, L (1, 3) OBP: 0.368, SLG: 0.575			C B X 1-1 1B 1-H G6-3 2B	F B C B X 2-2 1B 1-2 2-H 3B 1B	S B F B F B F X 3-2 F7 ② 2-3		B F C F F X 1-2 F8 ①			4	2	2	2	0	0	2
Javier Cardona, R (1, 2) OBP: 0.279, SLG: 0.372			C S B F B B F X 3-2 L4 ①	F X 0-1 F8 ②	B B X 2-0 FC4-6 3-H 1B		B C X 1-1 F3 ②			4	0	1	1	0	0	4

Inning Stats	1	2	3	4	5	6	7	8	9
	R: 0 E: 0 K: 2 S: 8 H: 0 LOB: 0 BB: 0 P: 10	R: 0 E: 0 K: 1 S: 9 H: 1 LOB: 0 BB: 0 P: 11	R: 3 E: 0 K: 1 S: 21 H: 4 LOB: 1 BB: 0 P: 31	R: 4 E: 0 K: 1 S: 18 H: 5 LOB: 1 BB: 0 P: 26	R: 3 E: 0 K: 0 S: 17 H: 3 LOB: 1 BB: 0 P: 26	R: 1 E: 1 K: 0 S: 12 H: 1 LOB: 1 BB: 0 P: 19	R: 0 E: 0 K: 0 S: 9 H: 0 LOB: 1 BB: 1 P: 15	R: 0 E: 0 K: 0 S: 10 H: 1 LOB: 1 BB: 0 P: 13	

	AB	39
	R	11
	H	15
	RBI	11
	BB	1
	SO	5
	LOB	17

	1B: 10	SF: 0	WP: 1	PA: 41
	2B: 3	SAC: 0	PB: 0	
	3B: 1	DP: 1	SB: 1	
	HR: 1	HBP: 1	CS: 0	

PITCHER		IP	WLS	BF	H	R	ER	SO	BB	IBB	HBP	BLK	WP	HR	S	P	ERA	WHIP
Andy Pettitte, L ERA: 3.49	(1, 1)	4.0	L	21	10	7	7	5	0	0	0	0	0	0	56	78	15.75	2.500
Mark Wohlers, R ERA: 5.63	(5, 1)	2.0		12	4	4	4	0	0	0	1	0	1	1	29	45	18.00	2.000
Randy Choate, L ERA: 2.56	(7, 1)	2.0		8	1	0	0	0	1	0	0	0	0	0	19	28	0.00	1.000
Randy Choate, L ERA: 2.56	(8, 1)	2.0		8	1	0	0	0	1	0	0	0	0	0	19	28	0.00	1.000

PITCHER	IP	WLS	BF	H	R	ER	SO	BB	IBB	HBP	BLK	WP	HR	S	P	ERA	WHIP

Batter	1	2	3	4	5	6	7	8	9	AB	R	H	RBI	BB	SO	LOB
José Cruz Jr., S (1, 8) OBP: 0.353, SLG: 0.508	HR	1-H HR		G5-3		G4-6-3 2-3 1B		K		5	2	3	3	0	1	1
Alex Gonzalez, R (1, 6) OBP: 0.297, SLG: 0.370	1B G6-3 BB	G2		F7		G4-6-3 1-2f 3-H		K		4	0	0	0	1	1	2
Raul Mondesi, R (1, 9) OBP: 0.360, SLG: 0.491	G6-3 1-2		HR		1B	F9			K	5	1	2	1	0	1	1
Carlos Delgado, L (1, 3) OBP: 0.400, SLG: 0.501	G4-6-3 2-3 1B		G1-3 2B 1B		F8		K		G4-3	5	1	2	0	0	1	1
Brad Fullmer, L (1, 10) OBP: 0.320, SLG: 0.440	G4-6-3 1-2f		G1-3 1-2		P6		G6-3 1B BB		K	4	1	0	0	1	1	4
Luis Lopez, R (1, 5) OBP: 0.346, SLG: 0.427		G6-3	2-H 2B		K		G6-3 1-2			4	0	1	1	0	1	2
Chris Latham, S (1, 7) OBP: 0.455, SLG: 0.500		F9 S 1B 1B	K			2B 1B	2-H 1B			4	2	3	1	0	1	1
Darrin Fletcher, L (1, 2) OBP: 0.263, SLG: 0.327		F9 1-3	F7			E 2B		BB		3	1	1	1	1	0	2
Jeff Frye, R (1, 4) OBP: 0.286, SLG: 0.260		HR 3-H 1B		L7		E1 1B G4-6-3 2-H		F8		4	2	1	1	0	0	1
Inning Stats	R: 1 E: 0 K: 0 S: 12 H: 2 LOB: 1 BB: 1 P: 21	R: 3 E: 0 K: 0 S: 19 H: 3 LOB: 0 BB: 0 P: 30	R: 2 E: 0 K: 1 S: 16 H: 3 LOB: 1 BB: 0 P: 25	R: 0 E: 0 K: 0 S: 8 H: 0 LOB: 0 BB: 0 P: 10	R: 0 E: 0 K: 1 S: 11 H: 1 LOB: 1 BB: 0 P: 14	R: 3 E: 1 K: 0 S: 16 H: 3 LOB: 0 BB: 0 P: 26	R: 1 E: 0 K: 1 S: 11 H: 1 LOB: 1 BB: 1 P: 21	R: 0 E: 0 K: 2 S: 10 H: 0 LOB: 1 BB: 1 P: 17	R: 0 E: 0 K: 2 S: 7 H: 0 LOB: 0 BB: 0 P: 8	1B: 8 2B: 2 3B: 0 HR: 3 SF: 0 SAC: 0 DP: 2 HBP: 0						

PITCHER		IP	WLS	BF	H	R	ER	SO	BB	IBB	HBP	BLK	WP	HR	S	P	ERA	WHIP
Brett Jodie, R (1, 1) ERA: 27.0		2.0	L	13	7	6	6	0	1	0	0	0	0	3	34	56	27.00	4.000
Ted Lilly, L (3, 1) ERA: 5.0		3.0		11	2	0	0	2	0	0	0	0	0	0	32	44	0.00	0.667
Jay Witasick, R (6, 1) ERA: 2.98		1.0		6	3	3	1	0	0	0	0	0	0	0	16	26	9.00	3.000
Randy Choate, L (7, 1) ERA: 2.76		1.0		4	1	1	1	1	1	0	0	0	0	0	11	21	9.00	2.000
Mark Wohlers, R (8, 1) ERA: 5.49		1.0		4	0	0	0	2	1	0	0	0	0	0	10	17	0.00	1.000

PITCHER		IP	WLS	BF	H	R	ER	SO	BB	IBB	HBP	BLK	WP	HR	S	P	ERA	WHIP
Mike Stanton, L (9, 1) ERA: 1.81		1.0		3	0	0	0	2	0	0	0	0	0	0	7	8	0.00	0.000

TOP

Toronto Blue Jays @ New York Yankees

Yankee Stadium, Bronx, NY

Fri Jul 20 2001, 7:05 PM EDT

Att. 46,634 - Sunny - 79 F

livebaseballscorecards.com

AB	38
R	10
H	13
RBI	8
BB	3
SO	7
LOB	15

Batter	1	2	3	4	5	6	7	8	9	AB	R	H	RBI	BB	SO	LOB
Chuck Knoblauch, R (1, 7) OBP: 0.339, SLG: 0.342	C F B C 1-3 ① K	P 1-0 ③ CS 1-2	C B B F F F X 2-2 2B		S C B F X 1-2 1B		C B X 1-1 ① F9		F B F X 1-2 ③ F7 1-2	5	0	2	0	0	1	2
2 Derek Jeter, R (1, 6) OBP: 0.375, SLG: 0.431	X 0-0 S 1B		B B F B S S 3-3 ① K		C B C B F F F F F 2-3 ① K		B C B X 2-1 ② FC6-4 1-2f			4	0	1	0	0	2	3
Bernie Williams, S (1, 8) OBP: 0.399, SLG: 0.500	C B F F B X 2-2 ② F7 1-2		B C F X 1-2 ② F7		F F X 0-2 ② F8		X 0-0 ③ F7			4	0	0	0	0	0	4
Tino Martinez, L (1, 3) OBP: 0.305, SLG: 0.452	X 0-0 ③ G3-1		B B B B 4-0 BB		C F F X 0-2 ③ G4-3			B S S S 1-3 ① K		3	0	0	0	1	1	2
20 Jorge Posada, S (1, 2) OBP: 0.403, SLG: 0.534		C B S 1-3 ① K	C B S 1-3 ③ K			C X 0-1 HR		B F C F B X 2-2 ② G1-3		4	1	1	1	0	2	2
Paul O'Neill, L (1, 9) OBP: 0.329, SLG: 0.439		C B B F B X 3-2 2B		X 0-0 F9 G6-3 2B		B C F X 1-2 ① F9		B X 1-0 ③ F8		4	2	2	0	0	0	0
Shane Spencer, R (1, 10) OBP: 0.263, SLG: 0.360		C X 0-1 ② F9		F F B F X 1-2 ① F9 2-3		C B X 1-1 ② G5-3			F X 0-1 ① G4-3	4	0	0	0	0	0	2
Scott Brosius, R (1, 5) OBP: 0.363, SLG: 0.473		B C S F F X 1-2 1B 2-H 2B		X 0-0 ② G6-3 3-H		F S C 0-3 ③ K			C C X 0-2 DI 1B	4	1	2	2	0	1	0
Alfonso Soriano, R (1, 4) OBP: 0.305, SLG: 0.406		C F F F B F B X 2-2 CS 1B 2-H		C B B X 2-1 ③ G6-3			B X 1-0 2 FC6-4 1B		B C C S 1-3 ② K	4	0	2	1	0	1	1
Inning Stats	R: 0 E: 0 K: 1 S: 9 H: 1 LOB: 1 BB: 0 P: 12	R: 2 E: 0 K: 1 S: 19 H: 3 LOB: 0 BB: 0 P: 26	R: 0 E: 0 K: 2 S: 14 H: 1 LOB: 2 BB: 1 P: 25	R: 1 E: 0 K: 0 S: 8 H: 1 LOB: 0 BB: 0 P: 11	R: 0 E: 0 K: 1 S: 20 H: 1 LOB: 1 BB: 0 P: 23	R: 1 E: 0 K: 1 S: 10 H: 1 LOB: 0 BB: 0 P: 12	R: 0 E: 0 K: 0 S: 6 H: 1 LOB: 1 BB: 0 P: 10	R: 0 E: 0 K: 1 S: 8 H: 0 LOB: 0 BB: 0 P: 12	R: 0 E: 0 K: 1 S: 11 H: 1 LOB: 1 BB: 0 P: 13	1B: 5 2B: 4 3B: 0 HR: 1	SF: 0 SAC: 0 DP: 0 HBP: 0			WP: 0 PB: 0 SB: 1 CS: 1	PA: 38		

PITCHER		IP	WLS	BF	H	R	ER	SO	BB	IBB	HBP	BLK	WP	HR	S	P	ERA	WHIP
Esteban Loaiza, R ERA: 5.49	(1, 1)	5.0	W	22	7	3	3	5	1	0	0	0	0	0	70	97	5.40	1.600
Bob File, R ERA: 2.31	(6, 1)	2.0		8	2	1	1	1	0	0	0	0	0	1	16	22	4.50	1.000
Pedro Borbon, L ERA: 3.15	(8, 1)	1.0		3	0	0	0	1	0	0	0	0	0	0	8	12	0.00	0.000
Paul Quantrill, R ERA: 2.15	(9, 1)	1.0		4	1	0	0	1	0	0	0	0	0	0	11	13	0.00	1.000

PITCHER	IP	WLS	BF	H	R	ER	SO	BB	IBB	HBP	BLK	WP	HR	S	P	ERA	WHIP

BOTTOM

Toronto Blue Jays @ New York Yankees

Yankee Stadium, Bronx, NY

Fri Jul 20 2001, 7:05 PM EDT
Att. 46,634 - Sunny - 79 F

livebaseballscorecards.com

AB	36
R	4
H	10
RBI	4
BB	1
SO	8
LOB	16

Batter	1	2	3	4	5	6	7	8	9	AB	R	H	RBI	BB	SO	LOB
José Cruz Jr., S (1, 8) OBP: 0.349, SLG: 0.502	P6		F2		G6-3			FC4-6 1-2f S		4	0	0	0	0	0	3
Alex Gonzalez, R (1, 6) OBP: 0.294, SLG: 0.366	G5-3		FC6-4 1-2f 2-3		F9			K 1-2		4	0	0	0	0	1	3
Raul Mondesi, R (1, 9) OBP: 0.362, SLG: 0.492	CS BB			HR 2B		G6-3		P4		3	1	1	0	1	0	1
Carlos Delgado, L (1, 3) OBP: 0.404, SLG: 0.512	CS 1-2 SAFE	G3-6-3 BB		HR 2-H		G6-3			SH3-4 1B 1B 1B	3	2	2	2	1	0	0
Brad Fullmer, L (1, 10) OBP: 0.320, SLG: 0.438		G3-6-3 1-2f		P6		K			FC6-4 1B SH3-4 1-2 1B	4	1	1	0	0	1	1
Luis Lopez, R (1, 5) OBP: 0.333, SLG: 0.410 Cesar Izturis, S (9, 4) OBP: 0.310, SLG: 0.443		F9		F7			G4-3		SH3-4 1-2 2-3	3 0	0 0	0 0	0 0	0 0	0 0	0 0
Chris Latham, S (1, 7) OBP: 0.533, SLG: 0.769			BB S BB	HR			K		FC6-4 1B 2-3 3-H	3	1	2	2	1	1	0
Alberto Castillo, R (1, 2) OBP: 0.272, SLG: 0.286 Tony Fernandez, S (9, PH) OBP: 0.347, SLG: 0.345 Darrin Fletcher, L (9, 2) OBP: 0.263, SLG: 0.327			FC6-4 1B 1-3 BB	G5-3			F8		FC6-4 CS 1-2f 3-H	2 1 0	0 0 0	0 0 0	0 1 0	1 0 0	0 0 0	0 1 0
Jeff Frye, R (1, 4) OBP: 0.294, SLG: 0.269 (9, 5)			FC6-4 1-2 1B	F7				FC4-6 1B	CS 1-2	3	0	2	0	0	0	0
Inning Stats	R: 0 E: 0 K: 0 S: 13 H: 0 LOB: 0 BB: 1 P: 21	R: 0 E: 0 K: 0 S: 6 H: 0 LOB: 0 BB: 1 P: 13	R: 0 E: 0 K: 0 S: 13 H: 1 LOB: 2 BB: 2 P: 25	R: 3 E: 0 K: 0 S: 11 H: 3 LOB: 0 BB: 0 P: 18	R: 0 E: 0 K: 0 S: 5 H: 0 LOB: 0 BB: 0 P: 11	R: 0 E: 0 K: 1 S: 7 H: 0 LOB: 0 BB: 0 P: 12	R: 0 E: 0 K: 1 S: 6 H: 0 LOB: 0 BB: 0 P: 10	R: 0 E: 0 K: 1 S: 7 H: 1 LOB: 1 BB: 0 P: 11	R: 2 E: 0 K: 0 S: 18 H: 3 LOB: 0 BB: 0 P: 21	1B: 5 2B: 1 3B: 0 HR: 2 SF: 0 SAC: 1 DP: 1 HBP: 0							

PITCHER		IP	WLS	BF	H	R	ER	SO	BB	IBB	HBP	BLK	WP	HR	S	P	ERA	WHIP
Randy Keisler, L ERA: 5.83	(1, 1)	6.0		23	4	3	3	1	4	0	0	0	0	2	55	100	4.50	1.333
Ramiro Mendoza, R ERA: 3.59	(7, 1)	2.0		7	1	0	0	2	0	0	0	0	0	0	13	21	0.00	0.500
42 Mariano Rivera, R ERA: 2.72	(9, 1)	1.0	L	5	3	2	2	0	0	0	0	0	0	0	18	21	18.00	3.000

PITCHER	IP	WLS	BF	H	R	ER	SO	BB	IBB	HBP	BLK	WP	HR	S	P	ERA	WHIP

TOP

Toronto Blue Jays @ New York Yankees

Yankee Stadium, Bronx, NY

Sat Jul 21 2001, 4:35 PM EDT

Att. 55,264 - Sunny - 80 F

livebaseballscorecards.com

AB	30
R	5
H	8
RBI	5
BB	4
SO	3
LOB	9

BOTTOM

Toronto Blue Jays @ New York Yankees

Yankee Stadium, Bronx, NY

Sat Jul 21 2001, 4:35 PM EDT

Att. 55,264 - Sunny - 80 F

livebaseballscorecards.com

Batter	1	2	3	4	5	6	7	8	9	AB	R	H	RBI	BB	SO	LOB
Chuck Knoblauch, R (1, 7) OBP: 0.342, SLG: 0.342	F8		K		G1-3, 2 S, 1-3 1B, BB		BB, 2 SH5-3, BB	CS, 1-2	2 FC4-6, 1B	3	1	1	0	2	1	0
2 Derek Jeter, R (1, 6) OBP: 0.376, SLG: 0.432	1B		S, SF7, 1B		K2-3, 1-2		SH5-3, 1-2		FC4-6, 1B, 1-2f	4	1	2	0	0	1	3
Bernie Williams, S (1, 8) OBP: 0.396, SLG: 0.495	K		SF7, 1-H		G1-3, 2-3, 3-H		BB, IBB		F7	3	0	0	2	1	1	3
Tino Martinez, L (1, 3) OBP: 0.309, SLG: 0.453	K		F7		20 BB, 1B, 3-H		1-2, 2-3, BB		1-2, 1B	4	0	2	1	1	1	1
Gerald Williams, R (9, PR) OBP: 0.261, SLG: 0.319										0	0	0	0	0	0	0
20 Jorge Posada, S (1, 10) OBP: 0.400, SLG: 0.527		G3	K	K	BB, 1-2		K	K	K	4	0	0	0	1	3	5
Paul O'Neill, L (1, 9) OBP: 0.329, SLG: 0.437		S, BB	F3	F8			K			2	0	0	0	1	0	2
Shane Spencer, R (7, PH) OBP: 0.261, SLG: 0.357 (8, 9)										1	0	0	0	0	1	3
Scott Brosius, R (1, 5) OBP: 0.364, SLG: 0.472		1-2, 1B	BB			G6-3			G1-3	3	0	1	0	1	0	0
Todd Greene, R (1, 2) OBP: 0.277, SLG: 0.364		K	K			K			FC5-4, 1B	4	0	1	0	0	3	3
Alfonso Soriano, R (1, 4) OBP: 0.304, SLG: 0.404		K			E S, G1-3, 1B	K			FC5-4, CS, 1-2f	4	1	1	0	0	2	3
Inning Stats	R: 0 E: 0 K: 2 S: 10 H: 1 LOB: 1 BB: 0 P: 16	R: 0 E: 0 K: 2 S: 11 H: 1 LOB: 2 BB: 1 P: 16	R: 1 E: 0 K: 1 S: 12 H: 1 LOB: 0 BB: 0 P: 18	R: 0 E: 0 K: 2 S: 11 H: 0 LOB: 1 BB: 1 P: 15	R: 2 E: 0 K: 1 S: 17 H: 2 LOB: 2 BB: 2 P: 32	R: 0 E: 0 K: 2 S: 11 H: 0 LOB: 0 BB: 0 P: 13	R: 0 E: 0 K: 2 S: 13 H: 0 LOB: 3 BB: 3 P: 27	R: 0 E: 0 K: 0 S: 12 H: 1 LOB: 0 BB: 0 P: 12	R: 0 E: 0 K: 1 S: 14 H: 2 LOB: 2 BB: 0 P: 22	1B: 8 2B: 0 3B: 0 HR: 0	SF: 1 SAC: 1 DP: 0 HBP: 0						

AB	32
R	3
H	8
RBI	3
BB	7
SO	13
LOB	23

PITCHER	IP	WLS	BF	H	R	ER	SO	BB	IBB	HBP	BLK	WP	HR	S	P	ERA	WHIP
32 Roy Halladay, R (1, 1) ERA: 6.63	4.2		23	5	3	3	8	4	0	0	0	0	0	58	92	5.79	1.929
Bob File, R (5, 1) ERA: 2.23	1.2		7	0	0	0	2	1	1	0	0	0	0	18	30	0.00	0.600
Dan Plesac, L (7, 1) ERA: 4.05	0.2		3	0	0	0	2	1	0	0	0	0	0	9	15	0.00	1.500
Paul Quantrill, R (8, 1) ERA: 2.11	1.0	W	3	1	0	0	0	0	0	0	0	0	0	12	12	0.00	1.000
Billy Koch, R (9, 1) ERA: 4.83	1.0	S	5	2	0	0	1	0	0	0	0	0	0	14	22	0.00	2.000

PITCHER	IP	WLS	BF	H	R	ER	SO	BB	IBB	HBP	BLK	WP	HR	S	P	ERA	WHIP

Batter	1	2	3	4	5	6	7	8	9	AB	R	H	RBI	BB	SO	LOB
José Cruz Jr., S (1, 8) OBP: 0.346, SLG: 0.495	B F S S 1-3 ① K		C S S 0-3 ② K			F C X 0-2 ② F8		B X 1-0 ② L9		4	0	0	0	0	2	1
Alex Gonzalez, R (1, 6) OBP: 0.298, SLG: 0.384	B C B F F B F X 3-2 HR		B C B F F F X 2-2 ③ F7			B B F B B 4-1 WP BB		B X 1-0 HR		3	2	2	2	1	0	1
Raul Mondesi, R (1, 9) OBP: 0.361, SLG: 0.488	X 0-0 ② P5			C C B X 1-2 ① G6-3		F C B X 1-2 ③ G6-3 1-2		B C B B F B 4-2 FC4-6 BB		3	0	0	0	1	0	1
Carlos Delgado, L (1, 3) OBP: 0.400, SLG: 0.506	C B B X 2-1 ③ G5-3			B F B B C X 3-2 ② G3-4-1			C F S 0-3 ① K	B X 1-0 ③ FC4-6 1-2f		4	0	0	0	0	1	1
Brad Fullmer, L (1, 10) OBP: 0.320, SLG: 0.445 Shannon Stewart, R (9, PH) OBP: 0.368, SLG: 0.458		C B F F F S 1-3 ① K		F F S 0-3 ③ K			X 0-0 HR		F X 0-1 ① G6-3	3 1	1 0	1 0	1 0	0 0	2 0	0 0
Luis Lopez, R (1, 5) OBP: 0.330, SLG: 0.402		B B F X 2-1 ② F9			C B B B X 3-1 ① F8		B S C B F F X 2-2 ② F7		B B C X 3-1 1B	4	0	1	0	0	0	0
Chris Latham, S (1, 7) OBP: 0.474, SLG: 0.647		C S T F T F T B S 1-3 ③ K			F C S 0-3 ② K		S T F B B X 2-2 FC4-6 1B		C F C 0-3 ② K	4	0	1	0	0	3	1
Darrin Fletcher, L (1, 2) OBP: 0.263, SLG: 0.326			F B F F B B F X 3-2 1B		C F S 0-3 ③ K		B X 1-0 ③ FC4-6 1-2f		F X 0-1 ③ F8	4	0	1	0	0	1	2
Jeff Frye, R (1, 4) OBP: 0.288, SLG: 0.263			C C X 0-2 ① F9			C S B S 1-3 ① K2-3		C B C F S 1-3 ① K		3	0	0	0	0	2	1
Inning Stats	R: 1 H: 1 E: 0 LOB: 0 K: 1 BB: 0 S: 11 P: 17	R: 0 H: 0 E: 0 LOB: 0 K: 2 BB: 0 S: 14 P: 18	R: 0 H: 1 E: 0 LOB: 0 K: 1 BB: 0 S: 15 P: 20	R: 0 H: 0 E: 0 LOB: 0 K: 1 BB: 0 S: 9 P: 13	R: 0 H: 0 E: 0 LOB: 0 K: 2 BB: 0 S: 8 P: 11	R: 0 H: 0 E: 0 LOB: 1 K: 1 BB: 1 S: 10 P: 16	R: 1 H: 2 E: 0 LOB: 1 K: 1 BB: 0 S: 14 P: 19	R: 1 H: 1 E: 0 LOB: 1 K: 1 BB: 1 S: 9 P: 17	R: 0 H: 1 E: 0 LOB: 1 K: 1 BB: 0 S: 10 P: 13	1B: 3 SF: 0 2B: 0 SAC: 0 3B: 0 DP: 0 HR: 3 HBP: 0						

PITCHER		IP	WLS	BF	H	R	ER	SO	BB	IBB	HBP	BLK	WP	HR	S	P	ERA	WHIP
35 Mike Mussina, R ERA: 3.67	(1, 1)	7.0	W	26	4	2	2	9	1	0	0	0	1	2	81	114	2.57	0.714
Jay Witasick, R ERA: 3.12	(8, 1)	0.2		4	1	1	1	1	1	0	0	0	0	1	8	15	13.50	3.000
Mike Stanton, L ERA: 1.77	(8, 1)	1.1		5	1	0	0	1	0	0	0	0	0	0	11	15	0.00	0.750

PITCHER	IP	WLS	BF	H	R	ER	SO	BB	IBB	HBP	BLK	WP	HR	S	P	ERA	WHIP

TOP

Toronto Blue Jays @ New York Yankees

Yankee Stadium, Bronx, NY

Sun Jul 22 2001, 1:05 PM EDT
Att. 51,132 - Sunny - 82 F

livebaseballscorecards.com

AB	33
R	3
H	6
RBI	3
BB	2
SO	11
LOB	8

WP: 1 PA: 35
PB: 0
SB: 0
CS: 0

Batter	1	2	3	4	5	6	7	8	9	AB	R	H	RBI	BB	SO	LOB
Chuck Knoblauch, R (1, 10) OBP: 0.348, SLG: 0.343	C F B B X 2-2 ① G1-3		C X 0-1 CS 1B		F F B B B B 4-2 G6-4-3 2 HBP 1B BB	C F B B B F B 4-2 2 FC6-4 BB		F H 1-1 2 FC5 HBP		2	1	1	0	2	0	0
2 Derek Jeter, R (1, 6) OBP: 0.374, SLG: 0.427	B X 1-0 ② G5-3		B F X 1-1 ② F9		C B H 2-1 G6-4-3 1-2 HBP	B C B B X 3-1 ③ FC6-4 1-2f		B B X 2-0 ③ FC5 1-2 2-3f		4	0	0	0	0	0	4
Bernie Williams, S (1, 8) OBP: 0.395, SLG: 0.502	B B F B X 3-1 HR		S P B C 2-2 ③ CS 1-2	B B X 2-0 ① F7	X 0-0 ① ② G6-4-3 1-2f 2-3		B F B X 2-1 ① F7			4	1	1	1	0	0	2
Tino Martinez, L (1, 3) OBP: 0.313, SLG: 0.464	B B X 2-0 1B			X 0-0 HR	B X 1-0 20 HR 3-H 1B		B C B B B C F X 3-2 ② F7			4	2	3	2	0	0	0
20 Jorge Posada, S (1, 2) OBP: 0.404, SLG: 0.543	B C B C F B X 3-2 ③ G4-3			B F C X 1-2 HR 1B	B B C X 2-1 1-H HR		C X 0-1 2B			4	2	3	2	0	0	1
Paul O'Neill, L (1, 9) OBP: 0.328, SLG: 0.443		X 0-0 ① F8		B F B X 2-1 1-H HR	S C B X 1-2 E5		C S B F S 1-3 ③ K			4	1	1	2	0	1	1
Shane Spencer, R (1, 7) OBP: 0.260, SLG: 0.362		C F F B B B X 2-2 ② F8		S C X 0-2 2B	X 0-0 ③ F7			S T B X 1-2 ① F7		4	0	1	0	0	0	1
Scott Brosius, R (1, 5) OBP: 0.361, SLG: 0.466		F C B F S 1-3 ③ K		F C S 0-3 ② K		C B B X 2-1 ① F7		C B F F S 1-3 ② K		4	0	0	0	0	3	1
Alfonso Soriano, R (1, 4) OBP: 0.303, SLG: 0.405			C C F X 0-2 ① L7	F S B S 1-3 ③ K		B X 1-0 ② L7		B F B X 2-1 2 FC5 2B		4	0	1	0	0	1	1
Inning Stats	R: 1 H: 2 E: 0 LOB: 1 K: 0 BB: 0 S: 11 P: 22	R: 0 H: 0 E: 0 LOB: 0 K: 1 BB: 0 S: 9 P: 12	R: 0 H: 1 E: 0 LOB: 0 K: 0 BB: 0 S: 11 P: 13	R: 3 H: 4 E: 0 LOB: 1 K: 2 BB: 0 S: 16 P: 22	R: 3 H: 2 E: 1 LOB: 1 K: 0 BB: 1 S: 11 P: 21	R: 0 H: 0 E: 0 LOB: 1 K: 0 BB: 1 S: 8 P: 18	R: 0 H: 1 E: 0 LOB: 1 K: 1 BB: 0 S: 12 P: 18	R: 0 H: 1 E: 0 LOB: 2 K: 1 BB: 0 S: 11 P: 18		1B: 4 SF: 0 2B: 3 SAC: 0 3B: 0 DP: 1 HR: 4 HBP: 2				WP: 0 PA: 39 PB: 0 SB: 0 CS: 1		

PITCHER		IP	WLS	BF	H	R	ER	SO	BB	IBB	HBP	BLK	WP	HR	S	P	ERA	WHIP
Chris Carpenter, R ERA: 3.94	(1, 1)	4.2	L	22	8	6	6	3	1	0	1	0	0	3	52	81	11.57	1.929
Chris Michalak, L ERA: 4.3	(5, 1)	3.0		15	3	1	1	2	1	0	1	0	0	1	36	60	3.00	1.333
Pedro Borbon, L ERA: 3.12	(8, 1)	0.1		1	0	0	0	0	0	0	0	0	0	0	1	3	0.00	0.000

PITCHER	IP	WLS	BF	H	R	ER	SO	BB	IBB	HBP	BLK	WP	HR	S	P	ERA	WHIP

BOTTOM

Toronto Blue Jays @ New York Yankees

Yankee Stadium, Bronx, NY

Sun Jul 22 2001, 1:05 PM EDT
Att. 51,132 - Sunny - 82 F

livebaseballscorecards.com

AB	34
R	7
H	11
RBI	7
BB	2
SO	5
LOB	11

Batter	1	2	3	4	5	6	7	8	9	AB	R	H	RBI	BB	SO	LOB
José Cruz Jr., S (1, 8) OBP: 0.343, SLG: 0.500	C B F S 1-3 ① K			C F B B B F F F X 2-2 ① G3		X 0-0 HR	F B S S 1-3 ③ K		S F S 0-3 ③ K	5	1	1	1	0	3	2
Alex Gonzalez, R (1, 6) OBP: 0.300, SLG: 0.392	F B S X 1-2 ② G6-3			F B S F B B X 3-2 HR		B S B B B C F X 3-2 1B		B B X 2-0 ① G5-3		4	1	2	1	0	0	0
Shannon Stewart, R (1, 7) OBP: 0.372, SLG: 0.461	C F B F X 1-2 ③ F8			B X 1-0 FC1-6 BB 1B		B X 1-0 S 1-3 1B		C X 0-1 G3-1 1B		4	0	3	0	0	0	0
Carlos Delgado, L (1, 3) OBP: 0.399, SLG: 0.501		F C B S 1-3 ① K		C B B B B 4-1 FC1-6 1-2 BB		S B B B S C 2-3 ① K		B X 1-0 ② G3-1 1-2		3	0	0	0	1	2	3
Chris Latham, S (1, 9) OBP: 0.435, SLG: 0.550		B C C S 1-3 ② K		S F B X 1-2 ② FC1-6 1-2f 2-3		B B F S B S 3-3 ② K 1-2		B C B B B 4-1 BB		3	0	0	0	1	2	4
Brad Fullmer, L (1, 10) OBP: 0.317, SLG: 0.442 Tony Fernandez, S (8, PH) OBP: 0.344, SLG: 0.341		B S F F S 1-3 ③ K		B B X 2-0 ③ G6-3		B B C X 2-1 ③ L9		C F F B C 1-3 ③ K		3 1	0 0	0 0	0 0	0 0	1 1	4 2
Luis Lopez, R (1, 5) OBP: 0.337, SLG: 0.407		B X 1-0 ① G6-3		C F F F C 0-3 ① K		X 0-0 G5-4-3 1B		B C X 1-1 FC4 1B		4	0	2	0	0	1	0
Darrin Fletcher, L (1, 2) OBP: 0.260, SLG: 0.321		B C B B F F X 2-2 ② G1-3		S X 0-1 ② P5		B C S X 1-2 ①② G5-4-3 1-2f		X 0-0 ① P6		4	0	0	0	0	0	2
Cesar Izturis, S (1, 4) OBP: 0.307, SLG: 0.432		F F S 0-3 ③ K		X 0-0 ③ G4-3		C X 0-1 1B		B F X 1-1 ② FC4 1-2f		4	0	1	0	0	1	1
Inning Stats	R: 0 H: 0 E: 0 LOB: 0 K: 1 BB: 0 S: 10 P: 13	R: 0 H: 0 E: 0 LOB: 0 K: 3 BB: 0 S: 10 P: 13	R: 0 H: 0 E: 0 LOB: 0 K: 1 BB: 0 S: 8 P: 11	R: 1 H: 2 E: 0 LOB: 2 K: 0 BB: 1 S: 16 P: 29	R: 0 H: 0 E: 0 LOB: 0 K: 1 BB: 0 S: 8 P: 8	R: 1 H: 3 E: 0 LOB: 2 K: 2 BB: 0 S: 14 P: 25	R: 0 H: 2 E: 0 LOB: 1 K: 1 BB: 0 S: 9 P: 11	R: 0 H: 1 E: 0 LOB: 2 K: 1 BB: 1 S: 9 P: 17	R: 0 H: 1 E: 0 LOB: 1 K: 1 BB: 0 S: 8 P: 10	1B: 7 SF: 0 2B: 0 SAC: 0 3B: 0 DP: 1 HR: 2 HBP: 0						

PITCHER		IP	WLS	BF	H	R	ER	SO	BB	IBB	HBP	BLK	WP	HR	S	P	ERA	WHIP
Roger Clemens, R ERA: 3.72	(1, 1)	6.2	W	27	7	2	2	8	1	0	0	0	0	2	72	106	2.70	1.200
Ramiro Mendoza, R ERA: 3.56	(7, 1)	0.2	H	3	1	0	0	1	0	0	0	0	0	0	6	9	0.00	1.500
Mike Stanton, L ERA: 1.75	(8, 1)	0.2		3	0	0	0	1	1	0	0	0	0	0	6	12	0.00	1.500
Mark Wohlers, R ERA: 5.36	(9, 1)	1.0		4	1	0	0	1	0	0	0	0	0	0	8	10	0.00	1.000

PITCHER	IP	WLS	BF	H	R	ER	SO	BB	IBB	HBP	BLK	WP	HR	S	P	ERA	WHIP

TOP

Toronto Blue Jays @ New York Yankees

Yankee Stadium, Bronx, NY

Mon Jul 23 2001, 7:05 PM EDT

Att. 38,573 - Sunny - 84 F

livebaseballscorecards.com

AB	35
R	2
H	9
RBI	2
BB	2
SO	11
LOB	18

WP: 0 PA: 37
PB: 0
SB: 1
CS: 0

Batter	1	2	3	4	5	6	7	8	9	AB	R	H	RBI	BB	SO	LOB
Chuck Knoblauch, R (1, 7) OBP: 0.347, SLG: 0.344	C B X 1-1 2 WP 2 G5-3 2B	F C B F B S 2-3 ③ K			C F B X 1-2 ② P3		F B B X 2-1 ③ F8			4	1	1	0	0	1	0
2 Derek Jeter, R (1, 6) OBP: 0.371, SLG: 0.423	B C B X 2-1 ① G5-3 2-H		C C F F B X 1-2 ① F9		B X 1-0 ③ G5-3			S B S S B C 2-3 ① K		4	0	0	1	0	1	0
Bernie Williams, S (1, 8) OBP: 0.393, SLG: 0.502	B B C B C S 3-3 ② K		F C X 0-2 ② G3			B X 1-0 ① F7		B F F B X 2-2 F7 2B		4	0	1	0	0	1	0
Tino Martinez, L (1, 3) OBP: 0.313, SLG: 0.469	X 0-0 HR		C B F B X 2-2 ③ G6-3			F B C X 1-2 ② L9		C X 0-1 ② F7 2-3		4	1	1	1	0	0	1
20 Jorge Posada, S (1, 2) OBP: 0.405, SLG: 0.556	B B X 2-0 HR 2B			X 0-0 HR		B X 1-0 ③ F7		C B C S 1-3 ③ K		4	2	2	1	0	1	1
Paul O'Neill, L (1, 9) OBP: 0.331, SLG: 0.453	C F B X 1-2 2-H HR			B X 1-0 ① P6			F B B X 2-1 HR 1B			3	2	2	2	0	0	0
Shane Spencer, R (1, 10) OBP: 0.262, SLG: 0.387	B X 1-0 ③ P5			B B F B X 3-1 ② G6-3			F X 0-1 1-H HR			3	1	1	2	0	0	0
Scott Brosius, R (1, 5) OBP: 0.358, SLG: 0.462		C X 0-1 ① G5-3		S F X 0-2 ③ G5-3			C B C B B X 3-2 ① P1			3	0	0	0	0	0	0
Alfonso Soriano, R (1, 4) OBP: 0.301, SLG: 0.402		B F B X 2-1 ② G1-3			X 0-0 ① G1-3		C C F X 0-2 ② L4			3	0	0	0	0	0	0
Inning Stats	R: 4 H: 4 E: 0 LOB: 0 K: 1 BB: 0 S: 13 P: 23	R: 0 H: 0 E: 0 LOB: 0 K: 1 BB: 0 S: 8 P: 12	R: 0 H: 0 E: 0 LOB: 0 K: 0 BB: 0 S: 11 P: 14	R: 1 H: 1 E: 0 LOB: 0 K: 0 BB: 0 S: 7 P: 11	R: 0 H: 0 E: 0 LOB: 0 K: 0 BB: 0 S: 5 P: 7	R: 0 H: 0 E: 0 LOB: 0 K: 0 BB: 0 S: 5 P: 8	R: 2 H: 2 E: 0 LOB: 0 K: 0 BB: 0 S: 13 P: 20	R: 0 H: 1 E: 0 LOB: 1 K: 2 BB: 0 S: 11 P: 16		1B: 1 SF: 0 2B: 3 SAC: 0 3B: 0 DP: 0 HR: 4 HBP: 0						

PITCHER		IP	WLS	BF	H	R	ER	SO	BB	IBB	HBP	BLK	WP	HR	S	P	ERA	WHIP
Steve Parris, R ERA: 4.6	(1, 1)	7.0	L	28	7	7	7	2	0	0	0	0	1	4	62	95	9.00	1.000
Kelvim Escobar, R ERA: 4.09	(8, 1)	1.0		4	1	0	0	2	0	0	0	0	0	0	11	16	0.00	1.000

PITCHER	IP	WLS	BF	H	R	ER	SO	BB	IBB	HBP	BLK	WP	HR	S	P	ERA	WHIP

BOTTOM

Toronto Blue Jays @ New York Yankees

Yankee Stadium, Bronx, NY

Mon Jul 23 2001, 7:05 PM EDT
Att. 38,573 - Sunny - 84 F

livebaseballscorecards.com

AB	32
R	7
H	8
RBI	7
BB	0
SO	4
LOB	2

1B: 1	SF: 0	WP: 1	PA: 32
2B: 3	SAC: 0	PB: 0	
3B: 0	DP: 0	SB: 0	
HR: 4	HBP: 0	CS: 0	

Detroit Tigers @ New York Yankees

Yankee Stadium, Bronx, NY

Tue Jul 24 2001, 7:05 PM EDT

Att. 34,519 - Overcast - 90 F

TOP

livebaseballscorecards.com

Batter	1	2	3	4	5	6	7	8	9	AB	R	H	RBI	BB	SO	LOB
Roger Cedeno, S (1, 8) OBP: 0.336, SLG: 0.383	0-0 E4 CS	2-0 G5-3			1-0 1B 2-3		1-1 SH3-4 1B 1-2 3-H		0-2 E1 G3-1 2-1	5	0	2	1	0	0	0
Damion Easley, R (1, 4) OBP: 0.340, SLG: 0.414	1 SAFE 1-1 E HBP 1B 1B 1-2	1-1 G5-3			1-2 P4		0-1 SH3-4 1-2 2-3		0-0 F2	4	1	1	0	0	0	3
Bobby Higginson, L (1, 7) OBP: 0.388, SLG: 0.489	3-1 E 1B HBP 1-2	2-1 P5			1-2 F8		0-1 P5		1-1 G3-1 2-3	4	1	0	0	0	0	5
Wendell Magee, R (1, 10) OBP: 0.331, SLG: 0.434 Randall Simon, L (9, PH) OBP: 0.412, SLG: 0.453	3-2 E5 1B 1-2 2-3	1-1 G6-3				1-2 F9	1-1 G6-3		1-0 2-1 3-H	4 0	0 0	0 0	0 0	0 0	0 0	4 0
Robert Fick, L (1, 2) OBP: 0.370, SLG: 0.577	2-3 K	2-2 G3-1				3-2 HBP		1-1 HR		3	1	1	1	0	1	3
Shane Halter, R (1, 3) OBP: 0.367, SLG: 0.473	3-2 1-3 2-H 3-H 1B	0-0 L8				1-3 K		1-3 K		4	0	1	2	0	2	1
Deivi Cruz, R (1, 6) OBP: 0.286, SLG: 0.379	0-1 G6-3	0-1 F7				1-3 K		0-0 F9		4	0	0	0	0	1	3
Juan Encarnacion, R (1, 9) OBP: 0.305, SLG: 0.426		0-3 K			1-2 1B S 1B		0-2 E 1B 1B	0-1 HR		4	2	3	1	0	1	0
Jose Macias, S (1, 5) OBP: 0.328, SLG: 0.431		0-0 L6			1-2 G1-3 1-2		0-0 E4 SH3-4 1B 1-3	0-3 K		4	0	0	0	0	1	2
Inning Stats	R: 2 E: 2 K: 1 S: 15 H: 2 LOB: 2 BB: 0 P: 27	R: 0 E: 0 K: 1 S: 5 H: 0 LOB: 0 BB: 0 P: 7	R: 0 E: 0 K: 0 S: 6 H: 0 LOB: 0 BB: 0 P: 10	R: 0 E: 0 K: 0 S: 6 H: 0 LOB: 0 BB: 0 P: 8	R: 0 E: 0 K: 0 S: 15 H: 2 LOB: 2 BB: 0 P: 20	R: 0 E: 0 K: 2 S: 16 H: 0 LOB: 1 BB: 0 P: 22	R: 1 E: 1 K: 0 S: 12 H: 2 LOB: 2 BB: 0 P: 14	R: 2 E: 0 K: 2 S: 11 H: 2 LOB: 0 BB: 0 P: 13	R: 0 E: 1 K: 0 S: 7 H: 0 LOB: 1 BB: 0 P: 9	1B: 6 2B: 0 3B: 0 HR: 2	SF: 0 SAC: 1 DP: 0 HBP: 2					

	AB	36
	R	5
	H	8
	RBI	5
	BB	0
	SO	6
	LOB	21

WP: 0 PB: 0 SB: 1 CS: 1 PA: 39

PITCHER	IP	WLS	BF	H	R	ER	SO	BB	IBB	HBP	BLK	WP	HR	S	P	ERA	WHIP
Andy Pettitte, L (1, 1) ERA: 3.38	7.0	W	32	7	4	1	4	0	0	2	0	0	1	77	111	1.29	1.000
Ramiro Mendoza, R (8, 1) ERA: 3.65	0.2	H	3	1	1	1	1	0	0	0	0	0	1	6	7	13.50	1.500
42 Mariano Rivera, R (8, 1) ERA: 2.65	1.1	S	5	0	0	0	1	0	0	0	0	0	0	10	12	0.00	0.000

PITCHER	IP	WLS	BF	H	R	ER	SO	BB	IBB	HBP	BLK	WP	HR	S	P	ERA	WHIP

Batter	1	2	3	4	5	6	7	8	9	AB	R	H	RBI	BB	SO	LOB
Chuck Knoblauch, R (1, 7) OBP: 0.347, SLG: 0.345	G6-3	2 1B 1B		G6-3 1-2		S 2 1B 1B	K			5	0	2	0	0	1	2
2 Derek Jeter, R (1, 6) OBP: 0.376, SLG: 0.429	HR BB	1-3 1B		1B 2B		S 1-2 1B		F9		4	2	3	0	1	0	0
Bernie Williams, S (1, 8) OBP: 0.396, SLG: 0.511	1-H HR	F8		2-H 1B		1-2 2-3 IBB		L7		4	1	2	3	1	0	2
Tino Martinez, L (1, 3) OBP: 0.314, SLG: 0.468	G3	20 FC1-6 1B		G3		G3		1B		5	0	2	0	0	0	4
20 Jorge Posada, S (1, 2) OBP: 0.405, SLG: 0.556	2B 2B	FC1-6 FC6-4 1-2f			L6-3 1B		E7 PB SF7	F8		5	2	2	0	0	0	2
Paul O'Neill, L (1, 9) OBP: 0.330, SLG: 0.454	2-H 2B	FC6-4 1B 1-2f			F7		F7			4	0	1	1	0	0	3
Shane Spencer, R (1, 10) OBP: 0.269, SLG: 0.385	G5-3	1-2 1B			L6-3 1-2		PB E BB			3	1	1	0	1	0	2
Scott Brosius, R (1, 5) OBP: 0.357, SLG: 0.458		G6-3	F9			G5-3	E 1-2 2-3 BB			3	0	0	0	1	0	2
Alfonso Soriano, R (1, 4) OBP: 0.301, SLG: 0.399		P3		G6-3 BB		F7	SF7 1-3 2-H 3-H			2	0	0	1	1	0	0
Inning Stats	R: 3 H: 3 E: 0 LOB: 1 K: 0 BB: 1 S: 10 P: 15	R: 0 H: 2 E: 0 LOB: 2 K: 0 BB: 0 S: 15 P: 20	R: 0 H: 2 E: 0 LOB: 2 K: 0 BB: 0 S: 9 P: 12	R: 1 H: 2 E: 0 LOB: 1 K: 0 BB: 1 S: 15 P: 24	R: 0 H: 1 E: 0 LOB: 0 K: 0 BB: 0 S: 7 P: 10	R: 0 H: 2 E: 0 LOB: 3 K: 0 BB: 1 S: 14 P: 21	R: 2 H: 0 E: 2 LOB: 1 K: 1 BB: 0 S: 12 P: 26	R: 0 H: 1 E: 0 LOB: 1 K: 0 BB: 0 S: 8 P: 14		1B: 9 SF: 1 2B: 4 SAC: 0 3B: 0 DP: 1 HR: 1 HBP: 0						

BOTTOM

Detroit Tigers @ New York Yankees

Yankee Stadium, Bronx, NY

Tue Jul 24 2001, 7:05 PM EDT
Att. 34,519 - Overcast - 90 F

livebaseballscorecards.com

AB	35
R	6
H	13
RBI	5
BB	5
SO	1
LOB	17

PITCHER		IP	WLS	BF	H	R	ER	SO	BB	IBB	HBP	BLK	WP	HR	S	P	ERA	WHIP
Steve Sparks, R ERA: 3.86	(1, 1)	5.2	L	29	12	4	4	0	2	0	0	0	0	1	66	92	6.35	2.471
C.J. Nitkowski, L ERA: 4.5	(6, 1)	0.2		4	0	1	0	0	0	1	0	0	0	0	8	16	0.00	0.000
Todd Jones, R ERA: 4.6	(7, 1)	1.2		8	1	1	0	1	2	0	0	0	0	0	16	34	0.00	1.800

PITCHER	IP	WLS	BF	H	R	ER	SO	BB	IBB	HBP	BLK	WP	HR	S	P	ERA	WHIP

Batter	1	2	3	4	5	6	7	8	9	AB	R	H	RBI	BB	SO	LOB
Roger Cedeno, S (1, 8) OBP: 0.335, SLG: 0.382	B C C X 1-2 ① F8		B C S B X 2-2 ① G4-3		B B X 2-0 ③ G6-3			B C C X 1-2 S 1B		4	0	1	0	0	0	0
Damion Easley, R (1, 4) OBP: 0.339, SLG: 0.411	C H 1-1 CS HBP		F B S S S 1-3 ② K			F B B X 2-1 ① F7		X 0-0 ① F2		3	0	0	0	0	1	1
Bobby Higginson, L (1, 7) OBP: 0.389, SLG: 0.486	C B B 1 SAFE F B B 4-2 ② 1B 1-2 BB		S B B C F X 2-2 ③ G3-1			B B B B 4-0 G6-4-3 BB		C F S 0-3 ② K		2	0	0	0	2	1	1
Tony Clark, S (1, 10) OBP: 0.399, SLG: 0.528	F F F F B F X 1-2 1-3 1B			S X 0-1 ① P4		F B X 1-1 ② ③ G6-4-3 1-2f		B S B F B F X 3-2 ③ G6-3 1-2		4	0	1	0	0	0	2
Shane Halter, R (1, 5) OBP: 0.369, SLG: 0.491	C F C 0-3 ③ K			B X 1-0 HR			B X 1-0 1B 2B		B F X 1-1 ① F9	4	2	2	1	0	1	2
Robert Fick, L (1, 3) OBP: 0.364, SLG: 0.567		B X 1-0 ① P6		B B C F B F X 3-2 ② F5			B C C S 1-3 ① K		C B X 1-1 ② G4-3	4	0	0	0	0	1	1
Juan Encarnacion, R (1, 9) OBP: 0.304, SLG: 0.424		S B X 1-1 ② F3		X 0-0 ③ G6-3			C F X 0-2 G5-3 2-H 1B		C F F S 0-3 ③ K	4	0	1	1	0	1	0
Deivi Cruz, R (1, 6) OBP: 0.287, SLG: 0.379		B F S F F X 1-2 1B			X 0-0 ① F7		B B F F X 2-2 ② G5-3 1-2			3	0	1	0	0	0	1
Javier Cardona, R (1, 2) OBP: 0.261, SLG: 0.348		C X 0-1 ③ F7			C C B B X 2-2 ② G6-3		C F B S 1-3 ③ K			3	0	0	0	0	1	2

TOP

Detroit Tigers @ New York Yankees
Yankee Stadium, Bronx, NY
Wed Jul 25 2001, 7:05 PM EDT
Att. 34,480 - Overcast - 91 F

livebaseballscorecards.com

AB	31
R	2
H	6
RBI	2
BB	2
SO	6
LOB	10

Inning Stats	1	2	3	4	5	6	7	8	9				
	R: 0 H: 1 E: 0 LOB: 2 K: 1 BB: 1 S: 15 P: 22	R: 0 H: 1 E: 0 LOB: 1 K: 0 BB: 0 S: 10 P: 13	R: 0 H: 0 E: 0 LOB: 0 K: 1 BB: 0 S: 10 P: 15	R: 1 H: 1 E: 0 LOB: 0 K: 0 BB: 0 S: 8 P: 12	R: 0 H: 0 E: 0 LOB: 0 K: 0 BB: 0 S: 5 P: 9	R: 0 H: 0 E: 0 LOB: 0 K: 0 BB: 1 S: 4 P: 11	R: 1 H: 2 E: 0 LOB: 1 K: 2 BB: 0 S: 13 P: 18	R: 0 H: 1 E: 0 LOB: 1 K: 1 BB: 0 S: 11 P: 15	R: 0 H: 0 E: 0 LOB: 0 K: 1 BB: 0 S: 9 P: 11	1B: 4 SF: 0 2B: 1 SAC: 0 3B: 0 DP: 1 HR: 1 HBP: 1		WP: 0 PA: 34 PB: 0 SB: 1 CS: 1	

PITCHER		IP	WLS	BF	H	R	ER	SO	BB	IBB	HBP	BLK	WP	HR	S	P	ERA	WHIP
Ted Lilly, L ERA: 4.84	(1, 1)	6.1		25	5	2	2	3	2	0	1	0	0	1	59	91	2.84	1.105
Jay Witasick, R ERA: 3.06	(7, 1)	1.0	W	4	1	0	0	1	0	0	0	0	0	0	10	14	0.00	1.000
Mike Stanton, L ERA: 1.73	(8, 1)	0.2	H	2	0	0	0	1	0	0	0	0	0	0	7	10	0.00	0.000
42 Mariano Rivera, R ERA: 2.6	(9, 1)	1.0	S	3	0	0	0	1	0	0	0	0	0	0	9	11	0.00	0.000

PITCHER	IP	WLS	BF	H	R	ER	SO	BB	IBB	HBP	BLK	WP	HR	S	P	ERA	WHIP

Batter	1	2	3	4	5	6	7	8	9	AB	R	H	RBI	BB	SO	LOB
Chuck Knoblauch, R (1, 7) OBP: 0.347, SLG: 0.344	C F C 0-3 ① K			X 0-0 ① G5-3		B X 1-0 ①② B1-6 2-3f		B X 1-0 2 2B 1B		4	1	1	0	0	1	1
2 Derek Jeter, R (1, 6) OBP: 0.379, SLG: 0.442	B B X 2-0 ② G5-3			X 0-0 HR		B S X 1-1 S 1B		L B X 1-1 F8 1-H 2B		4	1	3	2	0	0	0
Bernie Williams, S (1, 8) OBP: 0.392, SLG: 0.505	C S B B X 2-2 ③ G1-3			B B X 2-0 ② G4-3		C B B C X 2-2 ③ F8 1-2		F X 0-1 ① F8 2-3		4	0	0	0	0	0	2
Tino Martinez, L (1, 3) OBP: 0.311, SLG: 0.463		F B X 1-1 ① G4-3		B F X 1-1 ③ P5			B C F X 1-2 E3 BB 1B	F X 0-1 ② G6-3		4	1	0	0	0	0	1
20 Jorge Posada, S (1, 2) OBP: 0.401, SLG: 0.549		B X 1-0 ② F8			B S B C B X 3-2 ① G4-3		B X 1-0 ① F8	S B B S S 2-3 ③ K		4	0	0	0	0	1	2
Paul O'Neill, L (1, 9) OBP: 0.330, SLG: 0.461		B C X 1-1 ③ F9			B X 1-0 HR		C X 0-1 ② F8			3	1	1	1	0	0	1
Shane Spencer, R (1, 10) OBP: 0.271, SLG: 0.379			C B F X 1-2 ① P4		S B F F F F B X 2-2 ② G6-3		B B F B F B 4-2 1B 1-2 BB			2	0	0	0	1	0	0
Scott Brosius, R (1, 5) OBP: 0.356, SLG: 0.457			B X 1-0 ② G6-3		S B F F F F X 1-2 ③ F9		B X 1-0 FC4-6 1-2 2-H 1B			3	0	1	1	0	0	0
Alfonso Soriano, R (1, 4) OBP: 0.301, SLG: 0.402			C X 0-1 ③ F8			F B B F X 2-2 B1-6 2B	F C B B X 2-2 ③ FC4-6 1-2f			3	0	1	0	0	0	2
Inning Stats	R: 0 H: 0 E: 0 LOB: 0 K: 1 BB: 0 S: 7 P: 11	R: 0 H: 0 E: 0 LOB: 0 K: 0 BB: 0 S: 5 P: 8	R: 0 H: 0 E: 0 LOB: 0 K: 0 BB: 0 S: 6 P: 8	R: 1 H: 1 E: 0 LOB: 0 K: 0 BB: 0 S: 5 P: 8	R: 1 H: 1 E: 0 LOB: 0 K: 0 BB: 0 S: 16 P: 23	R: 0 H: 2 E: 0 LOB: 1 K: 0 BB: 0 S: 9 P: 15	R: 1 H: 1 E: 1 LOB: 2 K: 0 BB: 1 S: 12 P: 21	R: 1 H: 2 E: 0 LOB: 1 K: 1 BB: 0 S: 10 P: 14		1B: 3 SF: 0 2B: 3 SAC: 0 3B: 0 DP: 1 HR: 2 HBP: 0				WP: 0 PA: 32 PB: 0 SB: 1 CS: 0		

PITCHER		IP	WLS	BF	H	R	ER	SO	BB	IBB	HBP	BLK	WP	HR	S	P	ERA	WHIP
Jose Lima, R ERA: 6.08	(1, 1)	7.0	L	29	7	4	3	1	1	0	0	0	0	2	63	99	3.86	1.143
C.J. Nitkowski, L ERA: 4.43	(8, 1)	0.2		2	0	0	0	0	0	0	0	0	0	0	4	4	0.00	0.000
Matt Anderson, R ERA: 5.12	(8, 1)	0.1		1	0	0	0	1	0	0	0	0	0	0	3	5	0.00	0.000

PITCHER	IP	WLS	BF	H	R	ER	SO	BB	IBB	HBP	BLK	WP	HR	S	P	ERA	WHIP

BOTTOM

Detroit Tigers @ New York Yankees

Yankee Stadium, Bronx, NY

Wed Jul 25 2001, 7:05 PM EDT

Att. 34,480 - Overcast - 91 F

livebaseballscorecards.com

AB	31
R	4
H	7
RBI	4
BB	1
SO	2
LOB	9

Batter	1	2	3	4	5	6	7	8	9	AB	R	H	RBI	BB	SO	LOB
Roger Cedeno, S (1, 8) OBP: 0.333, SLG: 0.385	K2-3		L8		3B		G3-1		G4-3	5	1	1	2	0	1	0
Damion Easley, R (1, 4) OBP: 0.340, SLG: 0.409	F5		K		1B		F8		FC4 E BB	4	2	1	1	1	1	0
Bobby Higginson, L (1, 7) OBP: 0.387, SLG: 0.484	G4-3			F8	2B		G1-3		FC4 FC3-6	5	0	1	0	0	0	1
Tony Clark, S (1, 3) OBP: 0.399, SLG: 0.530		P4		G4-3	G5-4-3 1B			2B	FC3-6 WP	5	1	2	1	0	0	1
Wendell Magee, R (1, 10) OBP: 0.336, SLG: 0.457 Randall Simon, L (9, PH) OBP: 0.406, SLG: 0.446		1B BB		HR	G5-4-3			K	K	3	1	1	1	1	1	3
										1	0	0	0	0	1	1
Shane Halter, R (1, 5) OBP: 0.367, SLG: 0.487		FC4 1B		F8		F8		G1-3		4	0	1	0	0	0	1
Robert Fick, L (1, 2) OBP: 0.370, SLG: 0.574		F7			BB 3B 1B	FC5-4 1B		2B		4	2	3	1	0	0	2
Deivi Cruz, R (1, 6) OBP: 0.290, SLG: 0.382		FC4			3B BB	FC5-4 FC6-4		WP 2B		3	1	1	1	1	0	3
Juan Encarnacion, R (1, 9) OBP: 0.301, SLG: 0.418			F7		K	FC6-4		F9		4	0	0	0	0	1	4
Inning Stats	R: 0 H: 0 E: 0 LOB: 0 K: 1 BB: 0 S: 7 P: 11	R: 0 H: 1 E: 0 LOB: 2 K: 0 BB: 1 S: 8 P: 16	R: 0 H: 0 E: 0 LOB: 0 K: 1 BB: 0 S: 9 P: 15	R: 1 H: 1 E: 0 LOB: 0 K: 0 BB: 0 S: 6 P: 7	R: 4 H: 5 E: 0 LOB: 1 K: 1 BB: 1 S: 14 P: 24	R: 0 H: 1 E: 0 LOB: 1 K: 0 BB: 0 S: 8 P: 12	R: 0 H: 0 E: 0 LOB: 0 K: 0 BB: 0 S: 7 P: 11	R: 2 H: 3 E: 0 LOB: 1 K: 1 BB: 0 S: 15 P: 25	R: 1 H: 0 E: 1 LOB: 1 K: 1 BB: 1 S: 13 P: 24	1B: 5 SF: 0 2B: 4 SAC: 0 3B: 1 DP: 1 HR: 1 HBP: 0						

PITCHER		IP	WLS	BF	H	R	ER	SO	BB	IBB	HBP	BLK	WP	HR	S	P	ERA	WHIP
Randy Keisler, L ERA: 6.22	(1, 1)	4.1		22	7	5	5	3	2	0	0	0	0	1	42	70	10.38	2.077
Ramiro Mendoza, R ERA: 3.53	(5, 1)	2.1	W	7	1	0	0	0	0	0	0	0	0	0	14	21	0.00	0.429
Randy Choate, L ERA: 3.21	(7, 1)	1.0		6	3	2	2	1	0	0	0	0	0	0	16	26	18.00	3.000
Mark Wohlers, R ERA: 5.18	(8, 1)	1.1		6	0	1	0	1	1	0	0	0	2	0	15	28	0.00	0.750

PITCHER	IP	WLS	BF	H	R	ER	SO	BB	IBB	HBP	BLK	WP	HR	S	P	ERA	WHIP

TOP

Detroit Tigers @ New York Yankees

Yankee Stadium, Bronx, NY

Thu Jul 26 2001, 1:05 PM EDT

Att. 45,221 - Cloudy - 70 F

livebaseballscorecards.com

AB	38
R	8
H	11
RBI	7
BB	3
SO	5
LOB	16

WP: 2	PA: 41		
PB: 0			
SB: 0			
CS: 0			

Batter	1	2	3	4	5	6	7	8	9	AB	R	H	RBI	BB	SO	LOB
Chuck Knoblauch, R (1, 10) OBP: 0.345, SLG: 0.350	P6		G3	G5-4-3		HR	G6-3			5	1	1	2	0	0	3
2 Derek Jeter, R (1, 6) OBP: 0.383, SLG: 0.443	G5-3		1B		E8	BB		1B HBP		3	4	2	1	1	0	0
Enrique Wilson, S (9, 6) OBP: 0.188, SLG: 0.221					1B					0	0	0	0	0	0	0
Paul O'Neill, L (1, 9) OBP: 0.332, SLG: 0.464	G6-3		G1		S	1B		K		4	1	2	2	0	0	1
Gerald Williams, R (8, 9) OBP: 0.260, SLG: 0.317			1-2		2-H 1B	1-H 2B				1	0	0	0	0	1	1
Bernie Williams, S (1, 8) OBP: 0.394, SLG: 0.508		2B 2B	S 2-H 1B		F8	1B HR IBB		F8		4	2	2	1	1	0	2
Tino Martinez, L (1, 3) OBP: 0.312, SLG: 0.463		L3	F7 1-2		L9	1-2 2-H HR 1B		1-2 2B 1B		5	2	2	1	0	0	3
Shane Spencer, R (1, 7) OBP: 0.283, SLG: 0.426		2-H 2B	F8		P4 1-2	1-H 2-H HR		1-H 2-H 2B		5	1	3	6	0	0	1
Scott Brosius, R (1, 5) OBP: 0.354, SLG: 0.462	P3		HR			G5-3 L7		G5-3		5	1	1	1	0	0	2
Todd Greene, R (1, 2) OBP: 0.314, SLG: 0.396	F9		1B			HR 1B		1B		4	1	3	0	0	0	1
Alfonso Soriano, R (1, 4) OBP: 0.303, SLG: 0.405			G3 2 1B 2B	G5-4-3 1-2 1B		P4		G6-3		4	1	2	0	0	0	1
Inning Stats	R: 0 E: 0 K: 0 S: 6 H: 0 LOB: 0 BB: 0 P: 11	R: 1 E: 0 K: 0 S: 11 H: 2 LOB: 1 BB: 0 P: 14	R: 2 E: 0 K: 0 S: 14 H: 3 LOB: 1 BB: 0 P: 22	R: 1 E: 0 K: 0 S: 11 H: 3 LOB: 1 BB: 0 P: 18	R: 1 E: 1 K: 0 S: 9 H: 2 LOB: 1 BB: 0 P: 13	R: 7 E: 0 K: 0 S: 18 H: 5 LOB: 0 BB: 2 P: 33	R: 0 E: 0 K: 0 S: 6 H: 1 LOB: 0 BB: 0 P: 10	R: 2 E: 0 K: 1 S: 18 H: 2 LOB: 1 BB: 0 P: 27		1B: 10 2B: 5 3B: 0 HR: 3	SF: 0 SAC: 0 DP: 1 HBP: 1					

PITCHER		IP	WLS	BF	H	R	ER	SO	BB	IBB	HBP	BLK	WP	HR	S	P	ERA	WHIP
Chris Holt, R ERA: 5.97	(1, 1)	5.1	L	26	11	6	6	0	0	0	0	0	0	1	53	80	10.12	2.062
Victor Santos, R ERA: 4.2	(6, 1)	0.1		3	1	1	1	0	1	0	0	0	0	1	9	15	27.00	6.000
C.J. Nitkowski, L ERA: 5.27	(6, 1)	0.1		5	3	5	5	0	0	1	0	0	0	1	7	16	135.00	9.000
Willie Blair, R ERA: 10.5	(7, 1)	1.2		6	1	1	1	1	0	0	1	0	0	0	16	27	5.40	0.600
Heath Murray, L ERA: 5.59	(8, 1)	0.1		3	2	1	1	0	0	0	0	0	0	0	8	10	27.00	6.000

PITCHER	IP	WLS	BF	H	R	ER	SO	BB	IBB	HBP	BLK	WP	HR	S	P	ERA	WHIP

BOTTOM

Detroit Tigers @ New York Yankees

Yankee Stadium, Bronx, NY

Thu Jul 26 2001, 1:05 PM EDT
Att. 45,221 - Cloudy - 70 F

livebaseballscorecards.com

AB	40
R	14
H	18
RBI	14
BB	2
SO	1
LOB	15

WP: 0 PA: 43
PB: 0
SB: 2
CS: 0

Batter	1	2	3	4	5	6	7	8	9	AB	R	H	RBI	BB	SO	LOB
Chuck Knoblauch, R (1, 7) OBP: 0.343, SLG: 0.348	C X 0-1 ① F8			B C B X 2-1 2 1B G3 1B	B C S B F X 2-2 ② ③ G6-4-3 1-2f		B F B C X 2-2 ① G3-1		C B B F F X 2-2 ② F3	5	1	1	0	0	0	2
2 Derek Jeter, R (1, 6) OBP: 0.384, SLG: 0.441	B B C X 2-1 ② G5-3			X 0-0 G3 1-3 1B		B X 1-0 ① G6-3	B F C B X 2-2 ② G6-3		B B B C B 4-1 BB 2B BB	4	1	1	0	1	0	0
Bernie Williams, S (1, 8) OBP: 0.394, SLG: 0.507	C B B S F X 2-2 ③ G4-3			X 0-0 ① G3 2-3 3-H		B F B F X 2-2 G3 2B	C F B B S 2-3 ③ K		B B B B 4-0 2B 20 2B 1-2 BB	4	1	1	1	1	1	1
Tino Martinez, L (1, 3) OBP: 0.311, SLG: 0.462 Luis Sojo, R (9, 3) OBP: 0.292, SLG: 0.227		B X 1-0 ① G3-1		C X 0-1 ② G1-3		X 0-0 ② G3 2-3		F S B F S 1-3 ① K	C S B B F B X 3-2 20 2B 1-3 2-H 2B	5 0	1 0	1 0	1 0	0 0	1 0	2 0
20 Jorge Posada, S (1, 2) OBP: 0.401, SLG: 0.549		S B B C B F X 3-2 ② G6-3		B B B C X 3-1 ③ F8		F B B B F S 2-3 ③ K		H 1-0 BB 1B HBP	C B S B B X 3-2 2-H 3-H 2B	4	0	1	2	0	1	2
Paul O'Neill, L (1, 9) OBP: 0.337, SLG: 0.471 Gerald Williams, R (9, 9) OBP: 0.260, SLG: 0.317		B C B S X 2-2 CS 1B		C X 0-1 1B 1B 2B			F B X 1-1 S BB 1B 1B	B C X 1-1 G5-3 BB 1-2 1B	B B X 2-0 ③ G3	5 0	2 0	4 0	0 0	0 0	0 0	1 0
Shane Spencer, R (1, 10) OBP: 0.296, SLG: 0.427		B B S 2-1 ③ CS 1-2	S X 0-1 ① F9	X 0-0 1B 2-3 1B			B B B B 4-0 1B S HR 1-2 BB	B F B B B 4-1 1-2 2-3 BB		2	1	1	0	2	0	0
Scott Brosius, R (1, 5) OBP: 0.353, SLG: 0.460			C S X 0-2 ② F8	B S S B X 2-2 ① F6			S X 0-1 ② ③ HR 1-3 2-H 1B	B X 1-0 ② ③ G5-3 2-3f		4	1	1	1	0	0	5
Alfonso Soriano, R (1, 4) OBP: 0.305, SLG: 0.414			C F F F S 0-3 ③ K	X 0-0 G6-4-3 1-2 3-H 1B			B S X 1-1 1-H 3-H HR		C X 0-1 ① G3-1	4	1	2	4	0	1	0
Inning Stats	R: 0 H: 0 E: 0 LOB: 0 K: 0 BB: 0 S: 8 P: 12	R: 0 H: 1 E: 0 LOB: 0 K: 0 BB: 0 S: 9 P: 17	R: 0 H: 0 E: 0 LOB: 0 K: 1 BB: 0 S: 10 P: 10	R: 1 H: 2 E: 0 LOB: 1 K: 0 BB: 0 S: 8 P: 13	R: 1 H: 3 E: 0 LOB: 1 K: 0 BB: 0 S: 11 P: 15	R: 0 H: 1 E: 0 LOB: 1 K: 1 BB: 0 S: 8 P: 13	R: 4 H: 3 E: 0 LOB: 0 K: 1 BB: 1 S: 15 P: 27	R: 0 H: 1 E: 0 LOB: 2 K: 1 BB: 1 S: 8 P: 16	R: 3 H: 2 E: 0 LOB: 1 K: 0 BB: 2 S: 15 P: 33	1B: 8 SF: 0 2B: 4 SAC: 0 3B: 0 DP: 2 HR: 1 HBP: 1						

PITCHER	IP	WLS	BF	H	R	ER	SO	BB	IBB	HBP	BLK	WP	HR	S	P	ERA	WHIP
Chris Carpenter, R (1, 1) ERA: 4.12	7.0	L	30	10	6	6	3	1	0	0	0	0	1	69	107	7.71	1.571
Chris Michalak, L (8, 1) ERA: 4.47	2.0		12	3	3	3	1	3	0	1	0	0	0	23	49	13.50	3.000

PITCHER	IP	WLS	BF	H	R	ER	SO	BB	IBB	HBP	BLK	WP	HR	S	P	ERA	WHIP

TOP

New York Yankees @ Toronto Blue Jays

SkyDome, Toronto, ON

Fri Jul 27 2001, 7:05 PM EDT

Att. 36,666 - Cloudy - 72 F

livebaseballscorecards.com

AB	37
R	9
H	13
RBI	9
BB	4
SO	4
LOB	13

Batter	1	2	3	4	5	6	7	8	9	AB	R	H	RBI	BB	SO	LOB
José Cruz Jr., S (1, 8) OBP: 0.342, SLG: 0.490	C C B X 1-2 ① G4-3		B B B B 4-0 FC6-4 1B BB		B F F B X 2-2 CS 1B			C B S X 1-2 ③ F8		3	0	1	0	1	0	0
Alex Gonzalez, R (1, 6) OBP: 0.301, SLG: 0.403	C X 0-1 FC5-4 1B		F B F X 1-2 FC6-4 1-2 1B		C C F B 1-2 ③ CS 1-2	B X 1-0 ① P3			B C B C F C 2-3 ① K	4	0	2	0	0	1	0
Shannon Stewart, R (1, 7) OBP: 0.371, SLG: 0.459	C F X 0-2 ② FC5-4 1-2f		F X 0-1 ② FC6-4 1-2f 2-3			B X 1-0 ② F7			X 0-0 2B	4	0	1	0	0	0	3
Carlos Delgado, L (1, 3) OBP: 0.397, SLG: 0.508	B C S B X 2-2 ③ G5-3		C B X 1-1 ③ F7			X 0-0 ③ F7			X 0-0 ② F7	4	0	0	0	0	0	4
Raul Mondesi, R (1, 9) OBP: 0.349, SLG: 0.470		C X 0-1 ① G5-3		S B F S 1-3 ① K			F S B B F C 2-3 ① K		C B C S 1-3 ③ K	4	0	0	0	0	3	1
Brad Fullmer, L (1, 10) OBP: 0.314, SLG: 0.430		S F F F B S 1-3 ② K		B X 1-0 ② F8			B C S B B S 3-3 ② K			3	0	0	0	0	2	0
Luis Lopez, R (1, 5) OBP: 0.330, SLG: 0.385		C S C 0-3 ③ K		X 0-0 ③ G5-3			X 0-0 ③ F7			3	0	0	0	0	1	0
Darrin Fletcher, L (1, 2) OBP: 0.268, SLG: 0.339			F B F F X 1-2 HR		B B B C X 3-1 ① F7			S S B F B X 2-2 ① F9		3	1	1	1	0	0	0
Cesar Izturis, S (1, 4) OBP: 0.279, SLG: 0.424			C F S 0-3 ① K		C X 0-1 ② G5-3			C B B X 2-1 ② F8		3	0	0	0	0	1	0
Inning Stats	R: 0 H: 1 E: 0 LOB: 1 K: 0 BB: 0 S: 11 P: 14	R: 0 H: 0 E: 0 LOB: 0 K: 2 BB: 0 S: 10 P: 11	R: 1 H: 2 E: 0 LOB: 2 K: 1 BB: 1 S: 14 P: 21	R: 0 H: 0 E: 0 LOB: 0 K: 1 BB: 0 S: 5 P: 7	R: 0 H: 1 E: 0 LOB: 0 K: 0 BB: 0 S: 10 P: 16	R: 0 H: 0 E: 0 LOB: 0 K: 0 BB: 0 S: 3 P: 5	R: 0 H: 0 E: 0 LOB: 0 K: 2 BB: 0 S: 8 P: 13	R: 0 H: 0 E: 0 LOB: 0 K: 0 BB: 0 S: 9 P: 14	R: 0 H: 1 E: 0 LOB: 1 K: 2 BB: 0 S: 9 P: 12	1B: 3 SF: 0 2B: 1 SAC: 0 3B: 0 DP: 0 HR: 1 HBP: 0						WP: 0 PA: 33 PB: 0 SB: 0 CS: 1	

PITCHER		IP	WLS	BF	H	R	ER	SO	BB	IBB	HBP	BLK	WP	HR	S	P	ERA	WHIP
35 Mike Mussina, R ERA: 3.53	(1, 1)	8.0	W	28	4	1	1	6	1	0	0	0	0	1	70	101	1.12	0.625
Jay Witasick, R ERA: 3.0	(9, 1)	1.0		4	1	0	0	2	0	0	0	0	0	0	9	12	0.00	1.000

PITCHER	IP	WLS	BF	H	R	ER	SO	BB	IBB	HBP	BLK	WP	HR	S	P	ERA	WHIP

BOTTOM

New York Yankees @ Toronto Blue Jays

SkyDome, Toronto, ON

Fri Jul 27 2001, 7:05 PM EDT

Att. 36,666 - Cloudy - 72 F

livebaseballscorecards.com

AB	31
R	1
H	5
RBI	1
BB	1
SO	8
LOB	8

Batter	1	2	3	4	5	6	7	8	9	AB	R	H	RBI	BB	SO	LOB
Chuck Knoblauch, R (1, 7) OBP: 0.344, SLG: 0.349	B C X 1-1 F9 ①		F B X 1-1 2 FC5-4 1-2 1B		F X 0-1 L7 ②	C B B B C X 3-2 2-H 1B ③		B C C B B F F X 3-2 F7 ①		5	0	2	1	0	0	1
2 Derek Jeter, R (1, 6) OBP: 0.382, SLG: 0.439	S X 0-1 G6-3 ②		B F X 1-1 FC5-4 1-2f 2-3 ②		B B C B X 3-1 2B 1B		B C B X 2-1 G1-3 ①	C X 0-1 FC5-4 1-2f HR ②		5	1	1	0	0	0	3
Enrique Wilson, S (8, PR) OBP: 0.188, SLG: 0.221 (8, 6)										0	1	0	0	0	0	0
Bernie Williams, S (1, 8) OBP: 0.395, SLG: 0.518	X 0-0 L9 ③		X 0-0 L7 ③		C X 0-1 1-H HR 2B		B F B X 2-1 G4-3 ②	C B X 1-1 1-H HR		5	2	2	3	0	0	2
Mark Wohlers, R (9, 1)										0	0	0	0	0	0	0
Tino Martinez, L (1, 3) OBP: 0.312, SLG: 0.472		B F B S X 2-2 P4 ①		C X 0-1 1B SF4 2B	B S X 1-1 2-H HR		C X 0-1 G1-6-3 ③	B C C B F F B X 3-2 1B		4	2	2	2	0	0	0
Clay Bellinger, R (8, PH) OBP: 0.087, SLG: 0.087										1	0	1	0	0	0	0
(8, 3)																
20 Jorge Posada, S (1, 2) OBP: 0.398, SLG: 0.542		S B S B B C 3-3 ②		C B F S 1-3 K ①	X 0-0 G4-3 ③			2B 3B HBP	1-2 F7	4	1	0	0	0	2	2
Paul O'Neill, L (1, 9) OBP: 0.341, SLG: 0.475		B B B C B 4-1 BB		B S X 1-1 S 2-3 1B		C S C 0-3 K ①		C X 0-1 1-3 3B 2B	X 0-0 G4-3 ①	3	1	2	0	1	1	0
Gerald Williams, R (8, 9) OBP: 0.259, SLG: 0.316 (9, 8)										1	0	0	0	0	0	0
Shane Spencer, R (1, 10) OBP: 0.299, SLG: 0.440		B B B C X 3-1 P3 ③		B B C X 2-1 SF4 1-2 3-H ②		B B B C F F F B 4-2 WP 2B BB		B F B C F F F X 2-2 2-H 3-H 2B 3B	B X 1-0 G1-3 ②	3	2	1	3	1	0	1
(9, 9)																
Scott Brosius, R (1, 5) OBP: 0.356, SLG: 0.467			C S B X 1-2 2 FC5-4 1B 1B	B X 1-0 G6-3 ③		S X 0-1 1-H 1B 2B		X 0-0 3-H 1B 2B	X 0-0 G6-3 ③	5	2	3	2	0	0	1
Alfonso Soriano, R (1, 4) OBP: 0.304, SLG: 0.413			B C F B X 2-2 F9 ①		B S C X 1-2 G5-3 ①	S S X 0-2 F8 ②		C B B X 2-1 2 FC5-4 2-H 1B		4	0	1	1	0	0	2

Inning Stats									
	R: 0	H: 0	R: 0	H: 0	R: 0	H: 2	R: 1	H: 2	R: 3	H: 3	R: 2	H: 2	R: 0	H: 0	R: 6	H: 6	R: 0	H: 0
	E: 0	LOB: 0	E: 0	LOB: 1	E: 0	LOB: 2	E: 0	LOB: 1	E: 0	LOB: 0	E: 0	LOB: 1	E: 0	LOB: 0	E: 0	LOB: 1	E: 0	LOB: 0
	K: 0	BB: 0	K: 1	BB: 1	K: 0	BB: 0	K: 1	BB: 0	K: 0	BB: 0	K: 1	BB: 1	K: 0	BB: 0	K: 0	BB: 0	K: 0	BB: 0
	S: 5	P: 6	S: 9	P: 21	S: 11	P: 16	S: 10	P: 15	S: 12	P: 17	S: 15	P: 22	S: 6	P: 10	S: 30	P: 43	S: 3	P: 4

	1B: 7	SF: 1
	2B: 5	SAC: 0
	3B: 1	DP: 0
	HR: 2	HBP: 1

	WP: 1	PA: 44
	PB: 0	
	SB: 1	
	CS: 0	

PITCHER		IP	WLS	BF	H	R	ER	SO	BB	IBB	HBP	BLK	WP	HR	S	P	ERA	WHIP
Kelvim Escobar, R ERA: 3.94	(1, 1)	4.2	L	20	5	2	2	2	1	0	0	0	0	0	42	69	3.86	1.286
Pedro Borbon, L ERA: 4.04	(5, 1)	0.2		4	2	2	2	1	0	0	0	0	0	1	8	9	27.00	3.000
Bob File, R ERA: 2.92	(6, 1)	1.2		7	2	2	2	0	1	0	0	0	1	0	18	29	10.80	1.800
Paul Quantrill, R ERA: 2.89	(8, 1)	0.0		5	4	5	5	0	0	0	1	0	0	0	13	18	∞	∞
Matt DeWitt, R ERA: 3.38	(8, 1)	2.0		8	2	1	1	0	0	0	0	0	0	1	20	29	4.50	1.000

PITCHER		IP	WLS	BF	H	R	ER	SO	BB	IBB	HBP	BLK	WP	HR	S	P	ERA	WHIP

TOP

New York Yankees @ Toronto Blue Jays

SkyDome, Toronto, ON

Sat Jul 28 2001, 4:05 PM EDT
Att. 44,105 - Cloudy - 70 F

livebaseballscorecards.com

AB	40
R	12
H	15
RBI	12
BB	2
SO	3
LOB	12

Batter	1	2	3	4	5	6	7	8	9	AB	R	H	RBI	BB	SO	LOB
José Cruz Jr., S (1, 8) OBP: 0.339, SLG: 0.484	B C X 1-1 G4-3 ①			S F B B S 2-3 K ①		B C B S F B X 3-2 F7 ②		C B S B S 2-3 K ③		4	0	0	0	0	2	0
Alex Gonzalez, R (1, 6) OBP: 0.299, SLG: 0.399	C F C 0-3 K ②			C F S 0-3 K ②		B X 1-0 G5-3 ③			C F B X 1-2 G5-3 ①	4	0	0	0	0	2	0
Shannon Stewart, R (1, 7) OBP: 0.370, SLG: 0.460	F F C 0-3 K ③			B B C X 2-1 S 2B			B B F S X 2-2 F8 ①		F B B C B F X 3-2 F8 ②	4	0	1	0	0	1	0
Carlos Delgado, L (1, 3) OBP: 0.398, SLG: 0.515		C B S B F B C 3-3 K ①		C B B B C B 4-2 2-3 BB			B C B B F X 3-2 HR		C C B X 1-2 F7 ③	3	1	1	1	1	1	0
Chris Latham, S (1, 9) OBP: 0.481, SLG: 0.545		C B B F F B F B 4-2 K BB		F B C B C 2-3 K ③			B F B B B 4-1 BB			1	0	0	0	2	1	2
Brad Fullmer, L (1, 10) OBP: 0.315, SLG: 0.427		C 1 SAFE B F F B S 2-3 K ② ③ 1-2			B C B C B B 4-2 G6-4-3 BB		B S X 1-1 F5 ②			2	0	0	0	1	1	2
Luis Lopez, R (1, 5) OBP: 0.321, SLG: 0.374			F C B F S 1-3 K ①		X 0-0 G6-4-3 ① ② 1-2f		B B X 2-0 F8 ③			3	0	0	0	0	1	2
Darrin Fletcher, L (1, 2) OBP: 0.265, SLG: 0.336			C X 0-1 P6 ②		B B B C X 3-1 G4-3 ③			C F B B B X 3-2 F7 ①		3	0	0	0	0	0	0
Cesar Izturis, S (1, 4) OBP: 0.270, SLG: 0.409			C F B B X 2-2 G4-3 ③			C F X 0-2 G6-3 ①		X 0-0 P6 ②		3	0	0	0	0	0	0
Inning Stats	R: 0 E: 0 K: 2 S: 9 H: 0 LOB: 0 BB: 0 P: 10	R: 0 E: 0 K: 2 S: 12 H: 0 LOB: 0 BB: 1 P: 21	R: 0 E: 0 K: 1 S: 9 H: 0 LOB: 0 BB: 0 P: 12	R: 0 E: 0 K: 3 S: 13 H: 1 LOB: 2 BB: 1 P: 23	R: 0 E: 0 K: 0 S: 5 H: 0 LOB: 0 BB: 1 P: 12	R: 0 E: 0 K: 0 S: 8 H: 0 LOB: 0 BB: 0 P: 12	R: 1 E: 0 K: 0 S: 10 H: 1 LOB: 1 BB: 1 P: 22	R: 0 E: 0 K: 1 S: 7 H: 0 LOB: 0 BB: 0 P: 12	R: 0 E: 0 K: 0 S: 10 H: 0 LOB: 0 BB: 0 P: 15	1B: 0 2B: 1 3B: 0 HR: 1	SF: 0 SAC: 0 DP: 1 HBP: 0						

PITCHER		IP	WLS	BF	H	R	ER	SO	BB	IBB	HBP	BLK	WP	HR	S	P	ERA	WHIP
Roger Clemens, R ERA: 3.58	(1, 1)	5.2	W	19	1	0	0	8	3	0	0	0	0	0	55	88	0.00	0.706
Ramiro Mendoza, R ERA: 3.59	(6, 1)	1.1		6	1	1	1	0	1	0	0	0	0	1	11	24	6.75	1.500
Mark Wohlers, R ERA: 4.95	(8, 1)	2.0		6	0	0	0	1	0	0	0	0	0	0	17	27	0.00	0.000
Mark Wohlers, R ERA: 4.95	(9, 1)	2.0		6	0	0	0	1	0	0	0	0	0	0	17	27	0.00	0.000

PITCHER	IP	WLS	BF	H	R	ER	SO	BB	IBB	HBP	BLK	WP	HR	S	P	ERA	WHIP

BOTTOM

New York Yankees @ Toronto Blue Jays

SkyDome, Toronto, ON

Sat Jul 28 2001, 4:05 PM EDT
Att. 44,105 - Cloudy - 70 F

livebaseballscorecards.com

AB	27
R	1
H	2
RBI	1
BB	4
SO	9
LOB	6

1B: 0 2B: 1 3B: 0 HR: 1
SF: 0 SAC: 0 DP: 1 HBP: 0
WP: 0 PB: 0 SB: 1 CS: 0
PA: 31

Batter	1	2	3	4	5	6	7	8	9	AB	R	H	RBI	BB	SO	LOB
Chuck Knoblauch, R (1, 7) OBP: 0.347, SLG: 0.350	C F B F B F B B 4-2 BB	B F X 1-1 2 FC4-6 3-H 1B		C X 0-1 ③ G4-3		B F F B S 2-3 ② K		F X 0-1 1B 1B		4	0	2	1	1	1	0
2 Derek Jeter, R (1, 6) OBP: 0.382, SLG: 0.438	C P C F B S 2-3 ① K	B X 1-0 ② FC4-6 1-2f			X 0-0 G6-3 HR 1B	F X 0-1 1B		C C S 0-3 ② K		5	1	2	0	0	2	3
Bernie Williams, S (1, 8) OBP: 0.392, SLG: 0.513	B X 1-0 ② F8	X 0-0 ③ G1-3			C B B B S B X 3-2 ① G6-3 1-2	X 0-0 ③ G4-3		X 0-0 1-2 1B		5	0	1	0	0	0	4
Tino Martinez, L (1, 3) OBP: 0.311, SLG: 0.476	C B B F B F S 3-3 ③ K		F B B F S 2-3 ① K		C X 0-1 2-H HR		C F S 0-3 ① K	B B C S C 2-3 ③ K		5	1	1	2	0	4	3
20 Jorge Posada, S (1, 2) OBP: 0.401, SLG: 0.552		B X 1-0 FC6-4 1B 2B 1B	C B B B X 3-1 ② F7		B X 1-0 HR		C B S S 1-3 ② K		B F B S X 2-2 WP 1B	5	2	3	1	0	1	0
Paul O'Neill, L (1, 9) OBP: 0.344, SLG: 0.479		B C B B X 2-2 FC6-4 1-2 1B	C F B B F X 2-2 ③ G4-3		B C C X 1-2 2B		B S B F B B 4-2 2B BB		F C B S 1-3 ① K	3	0	2	0	0	0	0
Gerald Williams, R (7, PH) OBP: 0.261, SLG: 0.315										1	1	0	0	1	1	1
(7, 9)																
Shane Spencer, R (1, 10) OBP: 0.296, SLG: 0.439	B C X 1-1 ① FC6-4 2B 1-2f 2-3 3B			X 0-0 ① P3	C X 0-1 ② F3		C B C X 1-2 1-H 2B		B C B B X 3-1 ② F9 1-2	5	1	1	1	0	0	4
Luis Sojo, R (1, 5) OBP: 0.283, SLG: 0.245	X 0-0 1-3 3B 3-H 2B			B X 1-0 ② L7	C S F C 0-3 ③ K		X 0-0 ③ G6-3		S S F X 0-2 ③ G5-3	5	1	1	1	0	1	3
Alfonso Soriano, R (1, 4) OBP: 0.306, SLG: 0.427	B F S T F B B X 3-2 2-H 3-H 1B 3B			B C S B X 2-2 HR	C F B S 1-3 ① K		C X 0-1 ① G6-3			4	2	2	3	0	1	0
Inning Stats	R: 0 E: 0 K: 2 S: 14 H: 0 LOB: 1 BB: 1 P: 23	R: 4 E: 0 K: 0 S: 16 H: 5 LOB: 1 BB: 0 P: 25	R: 0 E: 0 K: 1 S: 9 H: 0 LOB: 0 BB: 0 P: 16	R: 1 E: 0 K: 0 S: 7 H: 1 LOB: 0 BB: 0 P: 10	R: 3 E: 0 K: 1 S: 16 H: 4 LOB: 1 BB: 0 P: 21	R: 0 E: 0 K: 2 S: 9 H: 1 LOB: 1 BB: 0 P: 12	R: 1 E: 0 K: 2 S: 12 H: 1 LOB: 1 BB: 1 P: 18	R: 0 E: 0 K: 2 S: 11 H: 2 LOB: 2 BB: 0 P: 13	R: 0 E: 0 K: 1 S: 12 H: 1 LOB: 1 BB: 0 P: 18	1B: 8 2B: 3 3B: 1 HR: 3 SF: 0 SAC: 0 DP: 0 HBP: 0						

TOP

New York Yankees @ Toronto Blue Jays

SkyDome, Toronto, ON

Sun Jul 29 2001, 1:05 PM EDT

Att. 40,149 - Sunny - 73 F

livebaseballscorecards.com

AB	42
R	9
H	15
RBI	9
BB	2
SO	11
LOB	18

WP: 1 PB: 0 SB: 0 CS: 0 PA: 44

PITCHER		IP	WLS	BF	H	R	ER	SO	BB	IBB	HBP	BLK	WP	HR	S	P	ERA	WHIP
Joey Hamilton, R ERA: 5.89	(1, 1)	5.0	L	26	10	8	8	4	1	0	0	0	0	3	62	95	14.40	2.200
Matt DeWitt, R ERA: 2.45	(6, 1)	1.0		4	1	0	0	2	0	0	0	0	0	0	9	12	0.00	1.000
Dan Plesac, L ERA: 3.9	(7, 1)	1.0		5	1	1	1	2	1	0	0	0	0	0	12	18	9.00	2.000
Paul Quantrill, R ERA: 2.84	(8, 1)	1.0		5	2	0	0	2	0	0	0	0	0	0	11	13	0.00	2.000
Billy Koch, R ERA: 4.6	(9, 1)	1.0		4	1	0	0	1	0	0	0	0	1	0	12	18	0.00	1.000

PITCHER	IP	WLS	BF	H	R	ER	SO	BB	IBB	HBP	BLK	WP	HR	S	P	ERA	WHIP

Batter	1	2	3	4	5	6	7	8	9	AB	R	H	RBI	BB	SO	LOB
José Cruz Jr., S (1, 8) OBP: 0.340, SLG: 0.485	F3			CS 1B		1B	G3			4	0	2	0	0	0	2
Alex Gonzalez, R (1, 6) OBP: 0.296, SLG: 0.395	G3-1			K		K		K		4	0	0	0	0	3	2
Shannon Stewart, R (1, 7) OBP: 0.369, SLG: 0.458	G4-3			K 1-2			2B 1B	F8		4	1	1	0	0	1	1
Carlos Delgado, L (1, 3) OBP: 0.399, SLG: 0.518		G3 1B			P5		1B 2B 1-H	G4-3		4	1	2	1	0	0	0
Chris Latham, S (1, 9) OBP: 0.484, SLG: 0.520		G3 1-2f			1B		G6-4-3 1B 1B BB		K	3	1	1	0	1	1	1
Tony Fernandez, S (1, 10) OBP: 0.340, SLG: 0.337		K			F8		G6-4-3 1-2 2-H 1B		K	4	0	1	1	0	2	1
Luis Lopez, R (1, 5) OBP: 0.309, SLG: 0.359			F9		F9		G6-4-3 1-2f 2-3		K	4	0	0	0	0	1	3
Alberto Castillo, R (1, 2) OBP: 0.276, SLG: 0.289 Darrin Fletcher, L (7, PH) OBP: 0.267, SLG: 0.338 (8, 2)			K		K		BB 1B 3-H			2 1	0 0	0 1	0 1	0 0	2 0	0 0
Jeff Frye, R (1, 4) OBP: 0.286, SLG: 0.257			K		G6-3		BB 1-2			2	0	0	0	1	1	0
Inning Stats	R: 0 E: 0 K: 0 S: 6 H: 0 LOB: 0 BB: 0 P: 9	R: 0 E: 0 K: 1 S: 8 H: 1 LOB: 0 BB: 0 P: 10	R: 0 E: 0 K: 2 S: 8 H: 0 LOB: 0 BB: 0 P: 13	R: 0 E: 0 K: 2 S: 10 H: 1 LOB: 1 BB: 0 P: 14	R: 0 E: 0 K: 0 S: 7 H: 1 LOB: 1 BB: 0 P: 12	R: 0 E: 0 K: 2 S: 11 H: 1 LOB: 1 BB: 0 P: 15	R: 3 E: 0 K: 0 S: 22 H: 4 LOB: 2 BB: 2 P: 39	R: 0 E: 0 K: 1 S: 8 H: 0 LOB: 0 BB: 0 P: 15	R: 0 E: 0 K: 3 S: 12 H: 0 LOB: 0 BB: 0 P: 16	1B: 7 2B: 2 3B: 0 HR: 0	SF: 0 SAC: 0 DP: 3 HBP: 0						

PITCHER	IP	WLS	BF	H	R	ER	SO	BB	IBB	HBP	BLK	WP	HR	S	P	ERA	WHIP
Andy Pettitte, L (1, 1) ERA: 3.42	6.0	W	24	7	3	3	7	1	0	0	0	0	0	59	90	4.50	1.333
Jay Witasick, R (7, 1) ERA: 2.89	2.0		7	1	0	0	1	1	0	0	0	0	0	21	37	0.00	1.000
42 Mariano Rivera, R (9, 1) ERA: 2.56	1.0		3	0	0	0	3	0	0	0	0	0	0	12	16	0.00	0.000

PITCHER	IP	WLS	BF	H	R	ER	SO	BB	IBB	HBP	BLK	WP	HR	S	P	ERA	WHIP

BOTTOM

New York Yankees @ Toronto Blue Jays

SkyDome, Toronto, ON

Sun Jul 29 2001, 1:05 PM EDT
Att. 40,149 - Sunny - 73 F

livebaseballscorecards.com

AB	32
R	3
H	8
RBI	3
BB	2
SO	11
LOB	10

WP: 0	PA: 34		
PB: 0			
SB: 0			
CS: 1			

Batter	1	2	3	4	5	6	7	8	9	AB	R	H	RBI	BB	SO	LOB
10 Michael Young, R (1, 4) OBP: 0.298, SLG: 0.405	B C F F B C 2-3 ① K			C F B F X 1-2 ① G1-3		S C S 0-3 ② K	S B C B X 2-2 ③ G5-3		C X 0-1 2-H 3-H 1B	5	0	1	2	0	2	2
Randy Velarde, R (1, 10) OBP: 0.382, SLG: 0.460	C T F B F C 1-3 ② K			C F F B B F X 2-2 ② G2-3		C F C 0-3 ③ K		F F B S 1-3 ① K	C B C B F B B 4-2 BB	4	0	0	0	1	3	0
Alex Rodriguez, R (1, 6) OBP: 0.402, SLG: 0.596	C S S 0-3 ③ K			B S C X 1-2 ③ G4-3			F B F X 1-2 HR	C B B F B S 3-3 ② K	C X 0-1 ③ G1-3	5	1	1	1	0	2	2
Rafael Palmeiro, L (1, 3) OBP: 0.377, SLG: 0.544		F B F X 1-2 ① G3			C X 0-1 HR		C B B F F B S 3-3 ① K	C X 0-1 1B		4	1	2	1	0	1	0
Ivan Rodriguez, R (1, 2) OBP: 0.343, SLG: 0.554		F F S 0-3 ② K			B B S S X 2-1 ① F8		X 0-0 HR	B X 1-0 ③ G4-3		4	1	1	1	0	1	1
Gabe Kapler, R (1, 8) OBP: 0.329, SLG: 0.395		X 0-0 ③ F9			C F B B X 2-2 ② F3		B X 1-0 G4-3 2B 1B		B F B X 2-1 1B E G3-2-3 1B	4	1	2	0	0	0	0
Mike Lamb, L (1, 5) OBP: 0.355, SLG: 0.405			X 0-0 ① F7		C B B B F X 3-2 1B		F B F X 1-2 ② G4-3 1-2		B X 1-0 E4 G3-2-3 1B 10 1B 1-2	4	1	1	0	0	0	2
Craig Monroe, R (1, 9) OBP: 0.364, SLG: 0.556 (7, 7)		B X 1-0 ② G5-3			B F S F C 1-3 ③ K		B B S F B B 4-2 2B BB		C L F F B X 1-2 10 1B G3-2-3 1-2 2-3 1B	3	1	1	0	1	1	1
Bo Porter, R (1, 7) OBP: 0.290, SLG: 0.361 Ricky Ledee, L (7, PH) OBP: 0.294, SLG: 0.362 (7, 9)		B B X 2-0 ③ F2				B B S B F F X 3-2 ① F7	C X 0-1 1-3 2-H 2B		F F B X 1-2 ① ② G3-2-3 1-2 2-3 3-Hf	2 2	0 0	0 1	0 1	0 0	0 0	0 3
Inning Stats	R: 0 H: 0 E: 0 LOB: 0 K: 3 BB: 0 S: 12 P: 15	R: 0 H: 0 E: 0 LOB: 0 K: 1 BB: 0 S: 7 P: 8	R: 0 H: 0 E: 0 LOB: 0 K: 0 BB: 0 S: 3 P: 6	R: 0 H: 0 E: 0 LOB: 0 K: 0 BB: 0 S: 12 P: 16	R: 1 H: 2 E: 0 LOB: 1 K: 1 BB: 0 S: 14 P: 22	R: 0 H: 0 E: 0 LOB: 0 K: 2 BB: 0 S: 10 P: 13	R: 3 H: 4 E: 0 LOB: 2 K: 1 BB: 1 S: 19 P: 31	R: 0 H: 1 E: 0 LOB: 1 K: 2 BB: 0 S: 9 P: 14	R: 2 H: 3 E: 1 LOB: 2 K: 0 BB: 1 S: 18 P: 27	1B: 6 SF: 0 2B: 1 SAC: 0 3B: 0 DP: 1 HR: 3 HBP: 0						

Texas Rangers @ New York Yankees

Yankee Stadium, Bronx, NY

Tue Jul 31 2001, 7:05 PM EDT

Att. 45,978 - Sunny - 81 F

TOP

livebaseballscorecards.com

AB	37
R	6
H	10
RBI	6
BB	2
SO	10
LOB	11

WP: 0 PB: 0 SB: 0 CS: 0 PA: 39

PITCHER		IP	WLS	BF	H	R	ER	SO	BB	IBB	HBP	BLK	WP	HR	S	P	ERA	WHIP
Ted Lilly, L ERA: 4.8	(1, 1)	6.1	L	23	4	3	3	8	0	0	0	0	0	3	66	92	4.26	0.632
Ramiro Mendoza, R ERA: 3.7	(7, 1)	0.1		3	1	0	0	0	1	0	0	0	0	0	6	12	0.00	6.000
Mike Stanton, L ERA: 1.72	(7, 1)	0.1		2	1	1	1	0	0	0	0	0	0	0	5	7	27.00	3.000
Jay Witasick, R ERA: 2.84	(8, 1)	1.0		7	3	2	0	2	0	0	0	0	0	0	17	26	0.00	3.000
Mark Wohlers, R ERA: 4.84	(9, 1)	1.0		4	1	0	0	0	1	0	0	0	0	0	10	15	0.00	2.000

PITCHER	IP	WLS	BF	H	R	ER	SO	BB	IBB	HBP	BLK	WP	HR	S	P	ERA	WHIP

Batter	1	2	3	4	5	6	7	8	9	AB	R	H	RBI	BB	SO	LOB
Chuck Knoblauch, R (1, 7) OBP: 0.346, SLG: 0.354	C F B F F F B X 2-2 L9 ①		B F B F X 2-2 F9 ②		C X 0-1 1-H 3B			C B X 1-1 F9 ①		4	0	1	1	0	0	1
Luis Sojo, R (1, 3) OBP: 0.263, SLG: 0.226	B F F X 1-2 F9 ②		B X 1-0 FC6-4 ③ 1-2f		X 0-0 F3 ③			C B X 1-1 L7 ②		4	0	0	0	0	0	2
2 Derek Jeter, R (1, 6) OBP: 0.381, SLG: 0.439	B C F X 1-2 L9 ③			F B C S 1-3 K ①		C B F X 1-2 G6-3 ①		B B C F F X 2-2 2B		4	0	1	0	0	1	0
Bernie Williams, S (1, 8) OBP: 0.393, SLG: 0.511		C F F F X 0-2 G6-4-3 1B 1B		B X 1-0 E5 BLK 1B		B C F B B F B 4-2 CS BB		B B X 2-0 F8 ③		3	1	1	0	1	0	1
Shane Spencer, R (1, 10) OBP: 0.308, SLG: 0.444		F F X 0-2 G6-4-3 1-2 1B		B B X 2-0 G6-4-3 1-H 1B		B B S B B B 4-1 1-2 BB ②			B C B B X 3-1 G5-3 ①	3	0	2	1	1	0	0
Paul O'Neill, L (1, 9) OBP: 0.343, SLG: 0.479		C X 0-1 G6-4-3 ①② 1-2f 2-3		F X 0-1 G6-4-3 ②③ 1-2f		F B B X 2-1 F8 ③			C X 0-1 2B	4	0	1	0	0	0	4
Scott Brosius, R (1, 5) OBP: 0.353, SLG: 0.462		B F F B F S 2-3 K ③			F C X 0-2 F9 ①		B S B F B X 3-2 F8 ①		C B S B X 2-2 L7 ②	4	0	0	0	0	1	2
Todd Greene, R (1, 2) OBP: 0.345, SLG: 0.412			X 0-0 FC6-4 1B		B F X 1-1 3B 1B		X 0-0 F8 ②		B B B B 4-0 BB	3	1	2	0	1	0	0
Alfonso Soriano, R (1, 4) OBP: 0.303, SLG: 0.422			B B S C C 2-3 K ①		C X 0-1 F7 ②		C F B S 1-3 K ③		C S B F F F X 1-2 F9 ③	4	0	0	0	0	2	4
Inning Stats	R: 0 H: 0 E: 0 LOB: 0 K: 0 BB: 0 S: 12 P: 16	R: 0 H: 2 E: 0 LOB: 1 K: 1 BB: 0 S: 14 P: 16	R: 0 H: 1 E: 0 LOB: 1 K: 1 BB: 0 S: 8 P: 13	R: 1 H: 1 E: 1 LOB: 0 K: 1 BB: 0 S: 7 P: 11	R: 1 H: 2 E: 0 LOB: 1 K: 0 BB: 0 S: 10 P: 11	R: 0 H: 0 E: 0 LOB: 1 K: 0 BB: 2 S: 9 P: 20	R: 0 H: 0 E: 0 LOB: 0 K: 1 BB: 0 S: 7 P: 11	R: 0 H: 1 E: 0 LOB: 1 K: 0 BB: 0 S: 9 P: 15	R: 0 H: 1 E: 0 LOB: 2 K: 0 BB: 1 S: 14 P: 24	1B: 5 SF: 0 2B: 2 SAC: 0 3B: 1 DP: 2 HR: 0 HBP: 0						WP: 0 PA: 36 PB: 0 SB: 0 CS: 1	

PITCHER	IP	WLS	BF	H	R	ER	SO	BB	IBB	HBP	BLK	WP	HR	S	P	ERA	WHIP
Darren Oliver, L (1, 1) ERA: 5.61	7.0	W	27	6	2	1	4	2	0	0	1	0	0	67	98	1.29	1.143
Mike Venafro, L (8, 1) ERA: 2.68	1.2	H	8	2	0	0	0	1	0	0	0	0	0	16	31	0.00	1.800
59 Jeff Zimmerman, R (9, 1) ERA: 2.86	0.1	S	1	0	0	0	0	0	0	0	0	0	0	7	8	0.00	0.000

PITCHER	IP	WLS	BF	H	R	ER	SO	BB	IBB	HBP	BLK	WP	HR	S	P	ERA	WHIP

BOTTOM

Texas Rangers @ New York Yankees

Yankee Stadium, Bronx, NY

Tue Jul 31 2001, 7:05 PM EDT
Att. 45,978 - Sunny - 81 F

livebaseballscorecards.com

AB	33
R	2
H	8
RBI	2
BB	3
SO	4
LOB	14

Batter	1	2	3	4	5	6	7	8	9	AB	R	H	RBI	BB	SO	LOB
10 Michael Young, R (1, 4) OBP: 0.305, SLG: 0.431	C B X 1-1 HR		B C X 1-1 1B		C S S 0-3 ② K 1-2 2-3		B B C X 2-1 1B FC6-4 2B	C C S 0-3 ③ K		5	2	3	1	0	2	3
Randy Velarde, R (1, 10) OBP: 0.382, SLG: 0.459	S C C B F B S 2-3 ① K		X 0-0 ② F9		B C X 1-1 FC6-4 1B 2-H 3-H		B B S F F B X 3-2 FC6-4 1B 2-3		B C F B B X 3-2 ① F8	5	0	2	2	0	1	1
Alex Rodriguez, R (1, 6) OBP: 0.398, SLG: 0.589	C F S 0-3 ② K		B F S F B S 2-3 ③ K		B X 1-0 ③ FC6-4 1-2f		X 0-0 ① FC6-4 G3-1 BLK 2B 1-2f 3-H		B F B X 2-1 ② G5-3	5	1	0	1	0	2	3
Rafael Palmeiro, L (1, 3) OBP: 0.378, SLG: 0.541	F B F B F B B 4-2 BB			X 0-0 ① P3		B X 1-0 1B 2B 1B	S C X 0-2 ② G3-1 1-3		F B B X 2-1 E3	4	1	1	0	1	0	1
Ivan Rodriguez, R (1, 2) OBP: 0.344, SLG: 0.554	B X 1-0 ③ F7			X 0-0 ② G6-3		F F B X 1-2 2B G4-3 1B 1-2	B F B B X 2-1 2B 3-H		F X 0-1 ③ G4-3	5	1	2	1	0	0	2
Gabe Kapler, R (1, 8) OBP: 0.329, SLG: 0.397		B B C X 2-1 ① F5		B X 1-0 ③ G5-3		F C B B X 2-2 G4-3 2B 1-3 2-H	B B C X 2-1 ③ F8			4	0	1	1	0	0	1
Craig Monroe, R (1, 9) OBP: 0.400, SLG: 0.583 (6, 7)		C X 0-1 ② G5-3			F C B X 1-2 10 S 1B 2B	X 0-0 ① P3		B B B C B 4-1 BB		3	1	1	0	1	0	2
Scott Sheldon, R (1, 5) OBP: 0.261, SLG: 0.388 Mike Lamb, L (6, PH) OBP: 0.350, SLG: 0.398 (6, 5)		C T F B S 1-3 ③ K			S C S 0-3 ① K	B B X 2-0 G4-3 2-3 3-H		F X 0-1 ① F7		2	0	0	0	0	2	1
										2	0	0	1	0	0	2
Bo Porter, R (1, 7) OBP: 0.295, SLG: 0.357 Ricky Ledee, L (6, PH) OBP: 0.289, SLG: 0.356 (6, 9)			B B C X 2-1 ① G5-3		B B F B F F B 4-2 10 S 1B BB	X 0-0 ③ G4-3		B C S S 1-3 ② K		1	1	0	0	1	0	0
										2	0	0	0	0	1	2
Inning Stats	R: 1 H: 1 E: 0 LOB: 1 K: 2 BB: 1 S: 13 P: 21	R: 0 H: 0 E: 0 LOB: 0 K: 1 BB: 0 S: 8 P: 11	R: 0 H: 1 E: 0 LOB: 1 K: 1 BB: 0 S: 9 P: 14	R: 0 H: 0 E: 0 LOB: 0 K: 0 BB: 0 S: 3 P: 4	R: 2 H: 2 E: 0 LOB: 1 K: 2 BB: 1 S: 15 P: 22	R: 2 H: 3 E: 0 LOB: 1 K: 0 BB: 0 S: 10 P: 16	R: 2 H: 3 E: 0 LOB: 1 K: 0 BB: 0 S: 14 P: 23	R: 0 H: 0 E: 0 LOB: 1 K: 2 BB: 1 S: 9 P: 14	R: 0 H: 0 E: 1 LOB: 1 K: 0 BB: 0 S: 9 P: 16	1B: 5 SF: 0 2B: 4 SAC: 0 3B: 0 DP: 0 HR: 1 HBP: 0						

TOP

Texas Rangers @ New York Yankees

Yankee Stadium, Bronx, NY

Wed Aug 01 2001, 7:05 PM EDT

Att. 41,714 - Sunny - 82 F

livebaseballscorecards.com

AB	38
R	7
H	10
RBI	7
BB	3
SO	8
LOB	18

WP: 0 PA: 41
PB: 0
SB: 2
CS: 0

PITCHER		IP	WLS	BF	H	R	ER	SO	BB	IBB	HBP	BLK	WP	HR	S	P	ERA	WHIP
Sterling Hitchcock, L ERA: 4.5	(1, 1)	5.0	W	24	7	5	5	6	2	0	0	0	0	1	55	83	9.00	1.800
Ramiro Mendoza, R ERA: 3.87	(6, 1)	1.1	H	6	2	2	2	0	0	0	0	0	0	0	10	17	13.50	1.500
Mike Stanton, L ERA: 1.7	(7, 1)	0.2	H	4	1	0	0	0	1	0	0	1	0	0	8	16	0.00	3.000
42 Mariano Rivera, R ERA: 2.47	(8, 1)	2.0	S	7	0	0	0	2	0	0	0	0	0	0	17	25	0.00	0.000

PITCHER		IP	WLS	BF	H	R	ER	SO	BB	IBB	HBP	BLK	WP	HR	S	P	ERA	WHIP

Texas Rangers @ New York Yankees

Yankee Stadium, Bronx, NY

Wed Aug 01 2001, 7:05 PM EDT
Att. 41,714 - Sunny - 82 F

livebaseballscorecards.com

BOTTOM

Batter	1	2	3	4	5	6	7	8	9	AB	R	H	RBI	BB	SO	LOB
Chuck Knoblauch, R (1, 7) OBP: 0.346, SLG: 0.361	HR	E5 2 HR		2 G6-4-3 HBP		F8 1-2 ③		L4 ③		4	2	1	1	0	0	2
2 Derek Jeter, R (1, 6) OBP: 0.384, SLG: 0.451	HR 1B	1-H HR		G6-4-3 1-2f ②③			1B 2B			4	3	3	2	0	0	1
Paul O'Neill, L (1, 9) OBP: 0.344, SLG: 0.487	1-H HR	P6 ②			1B ①		F9 ①			4	1	2	2	0	0	1
Bernie Williams, S (1, 8) OBP: 0.392, SLG: 0.508	F9 ①	K ③			K ②		2-H 1B			4	0	1	1	0	2	0
Tino Martinez, L (1, 3) OBP: 0.310, SLG: 0.481	F7 ②		HR		G4-3 ③		P2 ②			4	1	1	1	0	0	1
Shane Spencer, R (1, 10) OBP: 0.319, SLG: 0.452	K ③		CS 1B			F9 HBP 1B	FC6-4 1-2 1B			4	0	3	0	0	1	0
Scott Brosius, R (1, 5) OBP: 0.355, SLG: 0.465		HR 2B	K 1-2 ①②			WP 1-2 HBP	FC6-4 1-2f ③			2	1	1	0	0	1	1
Luis Sojo, R (7, PH) (8, 5) OBP: 0.259, SLG: 0.222										1	0	0	0	0	0	2
Todd Greene, R (1, 2) OBP: 0.322, SLG: 0.382		F9 ①	G4-3 ③			K ①		F9 ①		4	0	0	0	0	1	3
Alfonso Soriano, R (1, 4) OBP: 0.303, SLG: 0.428		2-H HR		K ①		F9 2-3 ②		G6-3 ②		4	1	1	2	0	1	2
Inning Stats	R: 3 E: 0 K: 1 S: 20 H: 3 LOB: 0 BB: 0 P: 32	R: 4 E: 1 K: 1 S: 16 H: 3 LOB: 0 BB: 0 P: 27	R: 1 E: 0 K: 1 S: 12 H: 2 LOB: 0 BB: 0 P: 18	R: 0 E: 0 K: 1 S: 9 H: 0 LOB: 0 BB: 0 P: 14	R: 0 E: 0 K: 1 S: 8 H: 1 LOB: 0 BB: 0 P: 9	R: 0 E: 0 K: 1 S: 9 H: 1 LOB: 2 BB: 0 P: 17	R: 1 E: 0 K: 0 S: 12 H: 3 LOB: 2 BB: 0 P: 20	R: 0 E: 0 K: 0 S: 11 H: 0 LOB: 0 BB: 0 P: 15		1B: 6 2B: 3 3B: 0 HR: 5	SF: 0 SAC: 0 DP: 2 HBP: 2					

	AB	35
	R	9
	H	13
	RBI	9
	BB	0
	SO	6
	LOB	13

WP: 1 PB: 0 SB: 0 CS: 1 PA: 37

PITCHER		IP	WLS	BF	H	R	ER	SO	BB	IBB	HBP	BLK	WP	HR	S	P	ERA	WHIP
Rob Bell, R ERA: 6.25	(1, 1)	2.0	L	15	8	8	7	2	0	0	0	0	0	5	40	66	31.50	4.000
Kevin Foster, R ERA: 6.97	(3, 1)	4.0		13	2	0	0	4	0	0	2	0	1	0	34	51	0.00	0.500
Mark Petkovsek, R ERA: 6.27	(7, 1)	2.0		9	3	1	1	0	0	0	0	0	0	0	23	35	4.50	1.500

PITCHER	IP	WLS	BF	H	R	ER	SO	BB	IBB	HBP	BLK	WP	HR	S	P	ERA	WHIP

Batter	1	2	3	4	5	6	7	8	9	AB	R	H	RBI	BB	SO	LOB
Frank Catalanotto, L (1, 7) OBP: 0.366, SLG: 0.485	B F B F X 2-2 1B SF8 2B		F X 0-1 ① L8 C X 0-1 HR			B B C S B B 4-2 BB		C B C S 1-3 ① K	B C F S 1-3 ② K	5	2	2	1	1	2	2
Randy Velarde, R (1, 3) OBP: 0.389, SLG: 0.465	B B C X 2-1 2-3 1B		C F B X 1-2 1-2 HR 1B X 0-0 G4-6-3 1B			B B X 2-0 ③ G1-3		B X 1-0 1B 1B	C C B B B F F F X 3-2 ③ G5-3 1-2	6	2	4	0	0	0	3
Alex Rodriguez, R (1, 6) OBP: 0.400, SLG: 0.596 Scott Sheldon, R (9, 6) OBP: 0.261, SLG: 0.388	F F S 0-3 ① K		X 0-0 ② 1-H 2-H HR F C F X 0-2 ② ③ G4-6-3 1-2f				C B B X 2-1 1B G3 SF8 1B	B X 1-0 1-2 1B 1B		5 0	2 0	3 0	3 0	0 0	1 0	3 0
Rafael Palmeiro, L (1, 10) OBP: 0.376, SLG: 0.537	X 0-0 ② SF8 3-H		C B C B B X 3-2 ② F9		B B C B B B 4-1 G4-6-3 BB	X 0-0 ① G3 1-2		B X 1-0 ② F7		3	0	0	1	1	0	3
Ivan Rodriguez, R (1, 2) OBP: 0.347, SLG: 0.554 Bill Haselman, R (9, 2) OBP: 0.222, SLG: 0.259	S F B B S 2-3 ③ K		X 0-0 1B HR 1B		B F X 1-1 ① ② G4-6-3 1-2f	I I I I 4-0 SF8 1B 2B IBB	F X 0-1 1-2 2-H 1B			4 0	2 0	2 0	1 0	1 0	1 0	2 0
Mike Lamb, L (1, 5) OBP: 0.352, SLG: 0.399		B C C F T B B F T 3-2 ① F8 F X	B B F S X 2-2 1-3 HR 1B		C B F B C 2-3 ③ K		S B B X 2-1 2B 1-2 2-3 1B	B X 1-0 ③ F8		5	1	2	0	0	1	2
Gabe Kapler, R (1, 8) OBP: 0.327, SLG: 0.405	C F F F F B F X 1-2 ② L9	B B C X 2-1 1-H 3-H HR				X 0-0 ① G6-3	B X 1-0 ② SF8 2-3 3-H		B X 1-0 ① F8	4	1	1	4	0	0	0
Ricky Ledee, L (1, 9) OBP: 0.301, SLG: 0.407	B C F X 1-2 ③ G3-1	F B C S 1-3 ③ K				X 0-0 2B	C X 0-1 1-3 3-H 2B		F B B X 2-1 HR	5	1	3	2	0	1	0
10 Michael Young, R (1, 4) OBP: 0.307, SLG: 0.427		B C B B B 4-1 1B HR BB	B C F S 1-3 ① K			X 0-0 ② G6-3	B X 1-0 ③ G5-3		X 0-0 WP 1B	4	1	1	0	1	1	3
Inning Stats	R: 1 H: 2 E: 0 LOB: 1 K: 2 BB: 0 S: 12 P: 18	R: 0 H: 0 E: 0 LOB: 0 K: 0 BB: 0 S: 18 P: 23	R: 6 H: 5 E: 0 LOB: 0 K: 1 BB: 1 S: 19 P: 32	R: 1 H: 2 E: 0 LOB: 0 K: 1 BB: 0 S: 10 P: 11	R: 0 H: 0 E: 0 LOB: 0 K: 1 BB: 1 S: 6 P: 13	R: 0 H: 1 E: 0 LOB: 2 K: 0 BB: 1 S: 6 P: 12	R: 2 H: 3 E: 0 LOB: 2 K: 0 BB: 1 S: 9 P: 19	R: 1 H: 3 E: 0 LOB: 2 K: 1 BB: 0 S: 9 P: 14	R: 1 H: 2 E: 0 LOB: 1 K: 1 BB: 0 S: 13 P: 20	1B: 11 SF: 2 2B: 3 SAC: 0 3B: 0 DP: 2 HR: 4 HBP: 0						

Texas Rangers @ New York Yankees

Yankee Stadium, Bronx, NY

Thu Aug 02 2001, 1:05 PM EDT

Att. 52,169 - Sunny - 87 F

TOP

livebaseballscorecards.com

AB	41
R	12
H	18
RBI	12
BB	4
SO	7
LOB	18

WP: 1 PA: 47
PB: 0
SB: 0
CS: 0

PITCHER		IP	WLS	BF	H	R	ER	SO	BB	IBB	HBP	BLK	WP	HR	S	P	ERA	WHIP
35 Mike Mussina, R ERA: 3.92	(1, 1)	4.0	L	21	9	8	8	4	1	0	0	0	0	3	59	84	18.00	2.500
Randy Choate, L ERA: 3.47	(5, 1)	2.2		14	4	2	2	1	2	1	0	0	0	0	20	42	6.75	2.250
Mark Wohlers, R ERA: 4.98	(7, 1)	2.1		12	5	2	2	2	0	0	0	0	1	1	23	36	7.71	2.143

PITCHER	IP	WLS	BF	H	R	ER	SO	BB	IBB	HBP	BLK	WP	HR	S	P	ERA	WHIP

BOTTOM

Texas Rangers @ New York Yankees

Yankee Stadium, Bronx, NY

Thu Aug 02 2001, 1:05 PM EDT

Att. 52,169 - Sunny - 87 F

livebaseballscorecards.com

Batter	1	2	3	4	5	6	7	8	9	AB	R	H	RBI	BB	SO	LOB
Chuck Knoblauch, R (1, 7) OBP: 0.346, SLG: 0.359	K		F9			G4-3, 2 HBP, 2B, BB		1B, 1B		2	1	0	0	1	1	1
Gerald Williams, R (8, 8) OBP: 0.264, SLG: 0.317										1	0	1	0	0	0	0
2 Derek Jeter, R (1, 6) OBP: 0.386, SLG: 0.450	K		FC6-4, 1-2, BB			G4-3, 2B, 1-2, HBP		G6-4-3, 1-2, 1B		1	1	0	0	1	1	0
Enrique Wilson, S (8, 6) OBP: 0.193, SLG: 0.226										1	0	1	0	0	0	0
Paul O'Neill, L (1, 9) OBP: 0.341, SLG: 0.482	G3-1		FC6-4, 1-2f			G4-3, 1-2, 2-3		P4		4	0	0	0	0	0	6
Bernie Williams, S (1, 8) OBP: 0.394, SLG: 0.511		FC3-6, BB		F7		F8, 2-H, 3-H, 2B		G6-4-3, 1-2f		2	0	1	2	1	0	0
Shane Spencer, R (8, 7) OBP: 0.317, SLG: 0.449										1	0	0	0	0	0	2
Tino Martinez, L (1, 3) OBP: 0.308, SLG: 0.478		F8		F9		F8, 2-3			F8	3	0	0	0	0	0	2
Clay Bellinger, R (8, 3) OBP: 0.083, SLG: 0.083										1	0	0	0	0	0	0
David Justice, L (1, 10) OBP: 0.318, SLG: 0.425		FC3-6, 1-2f		F7		K			L7	4	0	0	0	0	1	2
Luis Sojo, R (1, 5) OBP: 0.242, SLG: 0.207		F9			G6-3		F9		G5-3	4	0	0	0	0	0	1
Todd Greene, R (1, 2) OBP: 0.306, SLG: 0.362			K		F7		F8			3	0	0	0	0	1	0
Alfonso Soriano, R (1, 4) OBP: 0.303, SLG: 0.427			2 BB, 1B		K		F8			3	0	1	0	0	1	0
Inning Stats	R: 0 E: 0 K: 2 S: 11 H: 0 LOB: 0 BB: 0 P: 19	R: 0 E: 0 K: 0 S: 8 H: 0 LOB: 1 BB: 1 P: 18	R: 0 E: 0 K: 1 S: 15 H: 1 LOB: 2 BB: 1 P: 22	R: 0 E: 0 K: 0 S: 7 H: 0 LOB: 0 BB: 0 P: 11	R: 0 E: 0 K: 1 S: 7 H: 0 LOB: 0 BB: 0 P: 10	R: 2 E: 0 K: 1 S: 13 H: 1 LOB: 1 BB: 1 P: 23	R: 0 E: 0 K: 0 S: 8 H: 0 LOB: 0 BB: 0 P: 11	R: 0 E: 0 K: 0 S: 13 H: 2 LOB: 1 BB: 0 P: 20	R: 0 E: 0 K: 0 S: 5 H: 0 LOB: 0 BB: 0 P: 8	1B: 3 2B: 1 3B: 0 HR: 0 SF: 0 SAC: 0 DP: 1 HBP: 1						

	AB	30
	R	2
	H	4
	RBI	2
	BB	3
	SO	5
	LOB	14

WP: 0 PB: 0 SB: 0 CS: 0 PA: 34

PITCHER		IP	WLS	BF	H	R	ER	SO	BB	IBB	HBP	BLK	WP	HR	S	P	ERA	WHIP
Aaron Myette, R ERA: 8.01	(1, 1)	5.1	W	22	2	2	2	4	3	0	1	0	0	0	57	98	3.38	0.938
Juan Moreno, L ERA: 2.7	(6, 1)	0.2		2	0	0	0	1	0	0	0	0	0	0	4	5	0.00	0.000
Pat Mahomes, R ERA: 6.38	(7, 1)	2.0		7	2	0	0	0	0	0	0	0	0	0	21	31	0.00	1.000
Brandon Villafuerte, R ERA:	(9, 1)	1.0		3	0	0	0	0	0	0	0	0	0	0	5	8	0.00	0.000

PITCHER	IP	WLS	BF	H	R	ER	SO	BB	IBB	HBP	BLK	WP	HR	S	P	ERA	WHIP

Batter	1	2	3	4	5	6	7	8	9	AB	R	H	RBI	BB	SO	LOB
David Eckstein, R (1, 6) OBP: 0.350, SLG: 0.352	G4-3		G5-3		F7		2B 1-H 3-H		G6-3	5	0	1	2	0	0	2
Darin Erstad, L (1, 8) OBP: 0.334, SLG: 0.371	F8		G3-1		P6		K2-3		P6	5	0	0	0	0	1	3
Troy Glaus, R (1, 5) OBP: 0.363, SLG: 0.527	1B 16 1B		G5-3			F9		BB SH1-4 16 1B		3	0	1	0	1	0	0
16 Garret Anderson, L (1, 7) OBP: 0.303, SLG: 0.464	1B 1-2			P6		K		SH1-4 1-2 1B		4	0	2	0	0	1	0
Shawn Wooten, R (1, 10) OBP: 0.341, SLG: 0.490 Adam Kennedy, L (8, PH) OBP: 0.349, SLG: 0.402	K			K		K		SH1-4 1-2 2-3		3 0	0 0	0 0	0 0	0 0	3 0	2 0
Tim Salmon, R (1, 9) OBP: 0.374, SLG: 0.367		BB G6-3		K			1B SH 2B 1B	F7		3	1	1	0	1	1	2
Scott Spiezio, S (1, 3) OBP: 0.329, SLG: 0.454		G6-3 1-2			E FC5-2 2B		SH 1B 1-2	IBB		2	0	1	0	1	0	1
Bengie Molina, R (1, 2) OBP: 0.323, SLG: 0.316	K				FC1 FC5-2 2-3		1B 2B 1-2 2-3	F8		4	1	1	0	0	1	5
Benji Gil, R (1, 4) OBP: 0.358, SLG: 0.566		K			FC5-2 1-2 3-H		K		K	4	0	0	0	0	3	5
Inning Stats	R: 0 E: 0 K: 1 S: 11 H: 2 LOB: 2 BB: 0 P: 15	R: 0 E: 0 K: 2 S: 11 H: 0 LOB: 1 BB: 1 P: 17	R: 0 E: 0 K: 0 S: 8 H: 0 LOB: 0 BB: 0 P: 13	R: 0 E: 0 K: 2 S: 10 H: 0 LOB: 0 BB: 0 P: 12	R: 0 E: 1 K: 0 S: 11 H: 1 LOB: 2 BB: 0 P: 17	R: 0 E: 0 K: 2 S: 8 H: 0 LOB: 0 BB: 0 P: 10	R: 2 E: 1 K: 2 S: 15 H: 3 LOB: 1 BB: 0 P: 20	R: 0 E: 0 K: 0 S: 11 H: 1 LOB: 3 BB: 2 P: 21	R: 0 E: 0 K: 1 S: 9 H: 0 LOB: 0 BB: 0 P: 12	1B: 5 2B: 2 3B: 0 HR: 0 SF: 0 SAC: 2 DP: 0 HBP: 0						

PITCHER		IP	WLS	BF	H	R	ER	SO	BB	IBB	HBP	BLK	WP	HR	S	P	ERA	WHIP
Andy Pettitte, L ERA: 3.38	(1, 1)	7.0	W	31	7	2	2	9	2	0	0	0	0	0	78	112	2.57	1.286
Ramiro Mendoza, R ERA: 3.82	(8, 1)	1.0	H	4	0	0	0	0	0	1	0	0	0	0	7	13	0.00	0.000
42 Mariano Rivera, R ERA: 2.43	(9, 1)	1.0	S	3	0	0	0	1	0	0	0	0	0	0	9	12	0.00	0.000

PITCHER	IP	WLS	BF	H	R	ER	SO	BB	IBB	HBP	BLK	WP	HR	S	P	ERA	WHIP

TOP

Anaheim Angels @ New York Yankees

Yankee Stadium, Bronx, NY

Fri Aug 03 2001, 7:05 PM EDT
Att. 40,490 - Cloudy - 83 F

livebaseballscorecards.com

AB	33
R	2
H	7
RBI	2
BB	3
SO	10
LOB	20

BOTTOM

Batter	1	2	3	4	5	6	7	8	9	AB	R	H	RBI	BB	SO	LOB
Chuck Knoblauch, R (1, 10) OBP: 0.348, SLG: 0.359	C X 0-1 G5-3 ①			B C C F X 1-2 CS 1B		B X 1-0 F2 ③		B C F B F F B B 4-2 E 2 1B BB		3	0	1	0	1	0	0
2 Derek Jeter, R (1, 6) OBP: 0.387, SLG: 0.453	F B S B F B F F X 3-2 G6-3 ②			C B B X 2-1 F9 ①			B X 1-0 2B 2B	L F X 0-2 1-2 E 1B		4	1	2	0	0	0	1
Bernie Williams, S (1, 8) OBP: 0.392, SLG: 0.511	B B X 2-0 F8 ③			B X 1-0 F7 ②			F B B B F X 3-2 2-H HR 2B	B S B X 2-1 1-2 2-3 E4		4	1	1	1	0	0	3
Tino Martinez, L (1, 3) OBP: 0.308, SLG: 0.482		X 0-0 F7 ①		B 1 SAFE 1-0 CS ③ 1-2	F X 0-1 G3 ①		B X 1-0 2-H HR	C B F B B F F S 3-3 K ①		4	1	1	2	0	1	3
20 Jorge Posada, S (1, 2) OBP: 0.402, SLG: 0.551		X 0-0 G6-4-3 1B			F C X 0-2 1B 1B		B C X 1-1 E5	S S B B S 2-3 K ②		4	0	2	0	0	1	3
Paul O'Neill, L (1, 9) OBP: 0.340, SLG: 0.480		B B X 2-0 ② ③ G6-4-3 1-2f			X 0-0 G4-3 1-2 1B		C B X 1-1 ① F8	C X 0-1 ③ F9		4	0	1	0	0	0	5
Shane Spencer, R (1, 7) OBP: 0.311, SLG: 0.440			X 0-0 F9 ①		B C F B B B X 3-2 ② ③ G4-3 1-2f		B B B X 3-0 F9 ②			3	0	0	0	0	0	3
Luis Sojo, R (1, 5) OBP: 0.231, SLG: 0.197			B X 1-0 F8 ②			C F F B B X 2-2 F8 ①	C F S 0-3 K ③			3	0	0	0	0	1	1
Alfonso Soriano, R (1, 4) OBP: 0.303, SLG: 0.434			C B B S B F X 3-2 P4 ③			B F F B S 2-3 K ②		B X 1-0 HR		3	1	1	1	0	1	0
Inning Stats	R: 0 E: 0 K: 0 S: 9 H: 0 LOB: 0 BB: 0 P: 14	R: 0 E: 0 K: 0 S: 3 H: 1 LOB: 0 BB: 0 P: 5	R: 0 E: 0 K: 0 S: 6 H: 0 LOB: 0 BB: 0 P: 10	R: 0 E: 0 K: 0 S: 7 H: 1 LOB: 0 BB: 0 P: 12	R: 0 E: 0 K: 0 S: 9 H: 2 LOB: 1 BB: 0 P: 12	R: 0 E: 0 K: 1 S: 8 H: 0 LOB: 0 BB: 0 P: 13	R: 3 E: 1 K: 1 S: 13 H: 3 LOB: 1 BB: 0 P: 23	R: 1 E: 1 K: 2 S: 20 H: 2 LOB: 3 BB: 1 P: 32		1B: 5 2B: 2 3B: 0 HR: 2	SF: 0 SAC: 0 DP: 2 HBP: 0					

PITCHER	IP	WLS	BF	H	R	ER	SO	BB	IBB	HBP	BLK	WP	HR	S	P	ERA	WHIP
Jarrod Washburn, L (1, 1) ERA: 3.44	7.0	L	26	7	3	3	2	0	0	0	0	0	1	55	89	3.86	1.000
Shigetoshi Hasegawa, R (8, 1) ERA: 3.74	0.2		6	2	1	1	2	1	0	0	0	0	1	18	30	13.50	4.500
47 Mark Lukasiewicz, L (8, 1) ERA: 6.19	0.1		1	0	0	0	0	0	0	0	0	0	0	2	2	0.00	0.000

PITCHER	IP	WLS	BF	H	R	ER	SO	BB	IBB	HBP	BLK	WP	HR	S	P	ERA	WHIP

Anaheim Angels @ New York Yankees

Yankee Stadium, Bronx, NY

Fri Aug 03 2001, 7:05 PM EDT
Att. 40,490 - Cloudy - 83 F

livebaseballscorecards.com

AB	32
R	4
H	9
RBI	4
BB	1
SO	4
LOB	19

WP: 0 PB: 0 SB: 0 CS: 1 PA: 34

Batter	1	2	3	4	5	6	7	8	9	AB	R	H	RBI	BB	SO	LOB
Orlando Palmeiro, L (1, 9) OBP: 0.319, SLG: 0.349 David Eckstein, R (8, PH) OBP: 0.351, SLG: 0.353 (8, 6)	C F F X 0-2 ① G4-3		B S B F S 2-3 ① K		C F S 0-3 ③ K			B B C B C X 3-2 HR 1B		3 1	0 1	0 1	0 0	0 0	2 0	0 0
Darin Erstad, L (1, 8) OBP: 0.333, SLG: 0.369	C B B S F B B 4-2 S 16 1B BB		C C X 0-2 ② G6-3			C X 0-1 ① G5-3		C F B S 1-3 ① K		3	1	0	0	1	1	1
Troy Glaus, R (1, 5) OBP: 0.362, SLG: 0.532	C B S C B S 3-3 ② K 1-2		F S X 0-2 ③ G1-4-3			C X 0-1 ② G5-3		B F B X 2-1 1-H HR		4	1	1	2	0	1	1
16 Garret Anderson, L (1, 7) OBP: 0.302, SLG: 0.462	F B X 1-1 2-H 1B			C B B S F B S 3-3 ① K		S B C B B S 3-3 ③ K		F X 0-1 ② P4		4	0	1	1	0	2	0
Scott Spiezio, S (1, 3) OBP: 0.324, SLG: 0.447 (8, 9)	C X 0-1 ③ G1-3			C C S 0-3 ② K			C C B X 1-2 ① G1-3	B X 1-0 ③ G6-3		4	0	0	0	0	1	1
Tim Salmon, R (1, 10) OBP: 0.375, SLG: 0.372		C C B S 1-3 ① K		S S B B B X 2-2 2B			X 0-0 2B 1B		S C S 0-3 ① K	4	1	2	0	0	2	0
Adam Kennedy, L (1, 4) OBP: 0.348, SLG: 0.403		C X 0-1 ② L7		B B C X 2-1 ③ G3			F B X 1-1 1-H 2B		F B F B F F F X 2-2 ② G4-3	4	0	1	1	0	0	1
Jorge Fabregas, L (1, 2) OBP: 0.234, SLG: 0.274 Bengie Molina, R (7, PH) OBP: 0.320, SLG: 0.313 (7, 2)		B X 1-0 1B		B C B B F X 3-2 G6-4-3 1B			S S S 0-3 ② K		F B S B F B F F X 3-2 ③ F8	2 2	0 0	2 0	0 0	0 0	0 1	0 1
Benji Gil, R (1, 6) OBP: 0.353, SLG: 0.558 (8, 3)		B X 1-0 ③ P4		F X 0-1 ① ② G6-4-3 1-2f			C B S X 1-2 ③ P4			3	0	0	0	0	0	3
Inning Stats	R: 1 E: 0 K: 1 S: 15 H: 1 LOB: 1 BB: 1 P: 22	R: 0 E: 0 K: 1 S: 7 H: 1 LOB: 1 BB: 0 P: 10	R: 0 E: 0 K: 1 S: 9 H: 0 LOB: 0 BB: 0 P: 11	R: 0 E: 0 K: 2 S: 12 H: 1 LOB: 1 BB: 0 P: 19	R: 0 E: 0 K: 1 S: 8 H: 1 LOB: 0 BB: 0 P: 11	R: 0 E: 0 K: 1 S: 7 H: 0 LOB: 0 BB: 0 P: 10	R: 1 E: 0 K: 1 S: 12 H: 2 LOB: 1 BB: 0 P: 15	R: 2 E: 0 K: 1 S: 11 H: 2 LOB: 0 BB: 0 P: 18	R: 0 E: 0 K: 1 S: 15 H: 0 LOB: 0 BB: 0 P: 20	1B: 5 2B: 2 3B: 0 HR: 1 SF: 0 SAC: 0 DP: 1 HBP: 0						

PITCHER		IP	WLS	BF	H	R	ER	SO	BB	IBB	HBP	BLK	WP	HR	S	P	ERA	WHIP
Roger Clemens, R ERA: 3.55	(1, 1)	6.1		24	5	2	2	7	1	0	0	0	0	0	62	88	2.84	0.947
Mike Stanton, L ERA: 1.82	(7, 1)	1.0	H	5	2	1	1	2	0	0	0	0	0	0	14	20	9.00	2.000
42 Mariano Rivera, R ERA: 2.51	(8, 1)	1.2	W	6	1	1	1	1	0	0	0	0	0	1	20	28	5.40	0.600

PITCHER	IP	WLS	BF	H	R	ER	SO	BB	IBB	HBP	BLK	WP	HR	S	P	ERA	WHIP

TOP

Anaheim Angels @ New York Yankees

Yankee Stadium, Bronx, NY

Sat Aug 04 2001, 1:05 PM EDT
Att. 46,416 - Cloudy - 77 F

livebaseballscorecards.com

AB	34
R	4
H	8
RBI	4
BB	1
SO	10
LOB	8

1B: 5	SF: 0	WP: 0	PA: 35
2B: 2	SAC: 0	PB: 0	
3B: 0	DP: 1	SB: 1	
HR: 1	HBP: 0	CS: 0	

BOTTOM

Batter	1	2	3	4	5	6	7	8	9	AB	R	H	RBI	BB	SO	LOB
Chuck Knoblauch, R (1, 7) OBP: 0.345, SLG: 0.355	B C X 1-1 G1-3 ①		B C X 1-1 L7 ③		C B C B X 2-2 G4-3 ②		B C B S S 2-3 K ③ 1-3			4	0	0	0	0	1	1
2 Derek Jeter, R (1, 6) OBP: 0.387, SLG: 0.460	F C B B B F S 3-3 K ②			F B B C X 2-2 S 20 1B 1B	X 0-0 HR			C C B X 1-2 G4-3 ①		4	2	2	1	0	1	0
Bernie Williams, S (1, 8) OBP: 0.393, SLG: 0.508	B B B S T B 4-2 BB			C F B B F B F S 3-3 K ① 1-2	C B C B B X 3-2 G6-3 ③			B B B 4-0 HR BB		2	1	0	0	2	1	1
Tino Martinez, L (1, 3) OBP: 0.307, SLG: 0.487	B B F B F F X 3-2 F9 ③			C B C F B F F X 2-2 F7 ②		B B X 2-0 G4-3 ①		X 0-0 1-H HR		4	1	1	2	0	0	2
20 Jorge Posada, S (1, 2) OBP: 0.400, SLG: 0.548		B B C B C C 3-3 K ①		S B X 1-1 BB 2-H 1B		C X 0-1 F9 ②		C F C 0-3 K ②		4	0	1	1	0	2	0
Paul O'Neill, L (1, 9) OBP: 0.339, SLG: 0.477		C C X 0-2 G4-3 ②		B C F F B B F B 4-2 1-2 BB		B B S X 2-1 G4-3 ③		C B B F X 2-2 G3 ③		3	0	0	0	1	0	0
David Justice, L (1, 10) OBP: 0.318, SLG: 0.424 Gerald Williams, R (7, PR) OBP: 0.264, SLG: 0.317		B B C B C X 3-2 L1 ③		C C C 0-3 K ③			B X 1-0 CS 1B			3 0	0 0	1 0	0 0	0 0	1 0	2 0
Luis Sojo, R (1, 5) OBP: 0.221, SLG: 0.188			B B C C B S 3-3 K ①		C B B X 2-1 G1-3 ①		B P S X 2-1 1-2 F9 ① ②			3	0	0	0	0	1	1
Alfonso Soriano, R (1, 4) OBP: 0.306, SLG: 0.442			B C F F S 1-3 K ②		X 0-0 HR		B B B C B 4-1 S BLK BB			2	1	1	1	1	1	0
Inning Stats	R: 0 H: 0 E: 0 LOB: 1 K: 1 BB: 1 S: 12 P: 23	R: 0 H: 0 E: 0 LOB: 0 K: 1 BB: 0 S: 9 P: 15	R: 0 H: 0 E: 0 LOB: 0 K: 2 BB: 0 S: 9 P: 14	R: 1 H: 2 E: 0 LOB: 2 K: 2 BB: 1 S: 23 P: 35	R: 2 H: 2 E: 0 LOB: 0 K: 0 BB: 0 S: 10 P: 17	R: 0 H: 0 E: 0 LOB: 0 K: 0 BB: 0 S: 5 P: 9	R: 0 H: 1 E: 0 LOB: 2 K: 1 BB: 1 S: 8 P: 16	R: 2 H: 1 E: 0 LOB: 0 K: 1 BB: 1 S: 10 P: 17		1B: 3 SF: 0 2B: 0 SAC: 0 3B: 0 DP: 0 HR: 3 HBP: 0						WP: 0 PA: 33 PB: 0 SB: 2 CS: 1

PITCHER		IP	WLS	BF	H	R	ER	SO	BB	IBB	HBP	BLK	WP	HR	S	P	ERA	WHIP
Ismael Valdez, R ERA: 3.8	(1, 1)	5.0		21	4	3	3	6	2	0	0	0	0	2	63	104	5.40	1.200
Mike Holtz, L ERA: 4.26	(6, 1)	1.0		4	1	0	0	0	0	0	0	0	0	0	6	11	0.00	1.000
Ben Weber, R ERA: 2.55	(7, 1)	1.0		3	0	0	0	1	1	0	0	1	0	0	7	14	0.00	1.000
Al Levine, R ERA: 2.24	(8, 1)	1.0	L	5	1	2	2	1	1	0	0	0	0	1	10	17	18.00	2.000

PITCHER	IP	WLS	BF	H	R	ER	SO	BB	IBB	HBP	BLK	WP	HR	S	P	ERA	WHIP

Anaheim Angels @ New York Yankees

Yankee Stadium, Bronx, NY

Sat Aug 04 2001, 1:05 PM EDT
Att. 46,416 - Cloudy - 77 F

livebaseballscorecards.com

AB	29
R	5
H	6
RBI	5
BB	4
SO	8
LOB	7

Batter	1	2	3	4	5	6	7	8	9	AB	R	H	RBI	BB	SO	LOB
David Eckstein, R (1, 6) OBP: 0.354, SLG: 0.352	B B C B B 4-1 S 1B BB		C B F F B F F B F 4-2 F B S BB	C C B B X 2-2 G1-3 ③		C F F X 0-2 L4 ③			B B B C B 4-1 1B E BB	2	1	0	0	3	0	4
Darin Erstad, L (1, 8) OBP: 0.334, SLG: 0.369	C F B X 1-2 BB 1-2 1B		C B C F X 1-2 F9 ①		B C C B B X 3-2 G4-3 ①		B B X 2-0 P6 ①		B F X 1-1 FC5-4 1-2 1B	5	0	2	0	0	0	1
Troy Glaus, R (1, 5) OBP: 0.360, SLG: 0.527	B C B B B 4-1 1-2 2-3 BB		B F B F S 3-3 K ② 1-2		C B B B X 3-1 F8 ②		C S 0-3 K ②		B X 1-0 FC5-4 ① S 1-2f 2-H	4	0	0	0	1	2	2
16 Garret Anderson, L (1, 7) OBP: 0.299, SLG: 0.457	F S S 0-3 K ①		F X 0-1 L3 ③		B F S S 1-3 K ③		X 0-0 F7 ③		C X 0-1 L8 ②	5	0	0	0	0	2	5
Scott Spiezio, S (1, 3) OBP: 0.326, SLG: 0.444	C X 0-1 P3 ②			B C X 1-1 F7 ①		H 1-0 2B SF8 HBP		F X 0-1 S 2B 1B	B B X 2-0 F8 ③ 1-2	4	2	1	0	0	0	4
Tim Salmon, R (1, 9) OBP: 0.376, SLG: 0.381	C B F B X 2-2 F7 ③			S F B X 1-2 1B 2B		F X 0-1 1B 1-3 SF8 2B		B F C S 1-3 K ①		4	1	2	0	0	1	4
Benji Gil, R (1, 10) OBP: 0.355, SLG: 0.559		C X 0-1 CS 1B		F F F X 0-2 BB 2-3 1B		F S X 0-2 SF8 ① 3-H		F B B B F F F S 3-3 K ② 1-2		3	0	2	1	0	1	1
Bengie Molina, R (1, 2) OBP: 0.324, SLG: 0.322		C F F F 1 B F F B SAFE 3-2 F B X G4-3 ① ② 1-2		C B X 1-1 P4 ②		X 0-0 2-3 1B		X 0-0 2-H 2B		4	0	2	1	0	0	3
Adam Kennedy, L (1, 4) OBP: 0.347, SLG: 0.401		S X 0-1 F8 ③		B C B B F F B 4-2 1-2 BB		C B S X 1-2 SF8 ② 3-H		B C C X 1-2 F9 ③		2	0	0	1	1	0	1
Inning Stats	R: 0 E: 0 K: 1 S: 13 H: 1 LOB: 3 BB: 2 P: 24	R: 0 E: 0 K: 0 S: 12 H: 1 LOB: 0 BB: 0 P: 15	R: 0 E: 0 K: 1 S: 16 H: 0 LOB: 1 BB: 1 P: 24	R: 0 E: 0 K: 0 S: 17 H: 2 LOB: 3 BB: 1 P: 26	R: 0 E: 0 K: 1 S: 8 H: 0 LOB: 0 BB: 0 P: 15	R: 2 E: 0 K: 0 S: 13 H: 2 LOB: 1 BB: 0 P: 15	R: 0 E: 0 K: 1 S: 5 H: 0 LOB: 0 BB: 0 P: 7	R: 1 E: 0 K: 2 S: 14 H: 2 LOB: 1 BB: 0 P: 19	R: 1 E: 1 K: 0 S: 7 H: 1 LOB: 1 BB: 1 P: 15	1B: 6 2B: 3 3B: 0 HR: 0		SF: 2 SAC: 0 DP: 0 HBP: 1				

TOP

Anaheim Angels @ New York Yankees

Yankee Stadium, Bronx, NY

Sun Aug 05 2001, 1:05 PM EDT

Att. 48,978 - Sunny - 80 F

livebaseballscorecards.com

AB	33
R	4
H	9
RBI	3
BB	5
SO	6
LOB	25

WP: 0 PB: 0 SB: 4 CS: 1 PA: 41

PITCHER		IP	WLS	BF	H	R	ER	SO	BB	IBB	HBP	BLK	WP	HR	S	P	ERA	WHIP
Ted Lilly, L ERA: 4.65	(1, 1)	5.0		23	4	1	1	3	4	0	1	0	0	0	66	105	1.80	1.600
Ramiro Mendoza, R ERA: 3.91	(6, 1)	3.0	L	13	4	2	2	3	0	0	0	0	0	0	32	40	6.00	1.333
Jay Witasick, R ERA: 2.95	(9, 1)	1.0		5	1	1	1	0	1	0	0	0	0	0	7	15	9.00	2.000

PITCHER	IP	WLS	BF	H	R	ER	SO	BB	IBB	HBP	BLK	WP	HR	S	P	ERA	WHIP

Batter	1	2	3	4	5	6	7	8	9	AB	R	H	RBI	BB	SO	LOB
Chuck Knoblauch, R (1, 7) OBP: 0.343, SLG: 0.356	X 0-0 G6-3 ①		C F B B F F F F F 3-2 F B X G6-3 ② 1-3		B C B F F F C 2-3 K ②		F F F B F S 1-3 K ②		B B C B C X 3-2 2 1B 2B	5	1	1	0	0	2	1
2 Derek Jeter, R (1, 6) OBP: 0.392, SLG: 0.465	F X 0-1 2B		B X 1-0 2B 3-H 1B		C F H 1-2 FC6-4 HBP		B F B S F B X 3-2 F8 ③		S X 0-1 2-H 1B	4	1	3	2	0	0	0
Bernie Williams, S (1, 8) OBP: 0.391, SLG: 0.507	B F F S 1-3 K ②		B B B C X 3-1 1-H 2B		B X 1-0 FC6-4 ③ 1-2f			B X 1-0 F7 ①	B C F F S 1-3 K ③	5	0	1	1	0	2	3
Tino Martinez, L (1, 3) OBP: 0.307, SLG: 0.487	B B C F S 2-3 K ③		F S B F X 1-2 G6-3 ③			B C C B X 2-2 20 G3-1 2B		B B B C X 3-1 G3-1 ②		4	0	1	0	0	1	2
20 Jorge Posada, S (1, 2) OBP: 0.398, SLG: 0.544		B B X 2-0 G3 ①		B B F X 2-1 G3-1 ①		B B X 2-0 G3-1 ① 2-3		B F F F B X 2-2 1B 1B		4	0	1	0	0	0	1
Paul O'Neill, L (1, 9) OBP: 0.343, SLG: 0.479		B B C X 2-1 ② 1B		C X 0-1 G4-3 S 1B		C F B X 1-2 G3 ②		B C B S T F X 2-2 1-2 1B		4	0	3	0	0	0	1
David Justice, L (1, 10) OBP: 0.317, SLG: 0.419	X 0-0 F7 ③			F B C B X 2-2 G4-3 ② 1-3		I I I I 4-0 FC6-4 IBB		B F C X 1-2 G4-3 ③		3	0	0	0	1	0	3
Enrique Wilson, S (1, 5) OBP: 0.195, SLG: 0.227			X 0-0 G6-3 WP 2 1B 1B	B X 1-0 L4 ③		C B X 1-1 FC6-4 ③ 1-2f			C B F F S 1-3 K ①	4	1	1	0	0	1	3
Alfonso Soriano, R (1, 4) OBP: 0.303, SLG: 0.438			C F B B X 2-2 F7 ①		C F B S 1-3 K ①		S S B S 1-3 K ①		C F B X 1-2 G5-3 ②	4	0	0	0	0	2	1
Inning Stats	R: 0 E: 0 K: 2 S: 9 H: 1 LOB: 1 BB: 0 P: 12	R: 0 E: 0 K: 0 S: 4 H: 1 LOB: 0 BB: 0 P: 8	R: 2 E: 0 K: 0 S: 20 H: 3 LOB: 1 BB: 0 P: 30	R: 0 E: 0 K: 0 S: 8 H: 1 LOB: 1 BB: 0 P: 13	R: 0 E: 0 K: 2 S: 11 H: 0 LOB: 1 BB: 0 P: 16	R: 0 E: 0 K: 0 S: 9 H: 1 LOB: 2 BB: 1 P: 19	R: 0 E: 0 K: 2 S: 12 H: 0 LOB: 0 BB: 0 P: 17	R: 0 E: 0 K: 0 S: 15 H: 2 LOB: 2 BB: 0 P: 24	R: 1 E: 0 K: 2 S: 16 H: 2 LOB: 1 BB: 0 P: 22	1B: 7 2B: 4 3B: 0 HR: 0 SF: 0 SAC: 0 DP: 0 HBP: 1						WP: 1 PB: 0 SB: 1 CS: 0 PA: 39	

PITCHER		IP	WLS	BF	H	R	ER	SO	BB	IBB	HBP	BLK	WP	HR	S	P	ERA	WHIP
Ramon Ortiz, R ERA: 3.95	(1, 1)	7.0	W	29	7	2	2	6	0	1	1	0	1	0	73	115	2.57	1.000
Al Levine, R ERA: 2.21	(8, 1)	0.2	H	4	2	0	0	0	0	0	0	0	0	0	12	20	0.00	3.000
Troy Percival, R ERA: 2.51	(8, 1)	1.1	S	6	2	1	1	2	0	0	0	0	0	0	19	26	6.75	1.500

PITCHER	IP	WLS	BF	H	R	ER	SO	BB	IBB	HBP	BLK	WP	HR	S	P	ERA	WHIP

BOTTOM

Anaheim Angels @ New York Yankees

Yankee Stadium, Bronx, NY

Sun Aug 05 2001, 1:05 PM EDT
Att. 48,978 - Sunny - 80 F

livebaseballscorecards.com

AB	37
R	3
H	11
RBI	3
BB	1
SO	8
LOB	15

Batter	1	2	3	4	5	6	7	8	9	AB	R	H	RBI	BB	SO	LOB
David Eckstein, R (1, 6) OBP: 0.357, SLG: 0.355	B C X 1-1 FC6-4 1B		B B C F X 2-2 ① G6-3		B B B C X 3-1 16 S 16 1B 1-3 1B		B X 1-0 FC3-6 1B		B F F B F B C 3-3 ③ K	5	1	3	0	0	1	1
Darin Erstad, L (1, 8) OBP: 0.333, SLG: 0.371	C B X 1-1 ① P4		X 0-0 2B		B F F F B B X 3-2 ① SF7 3-H		B F X 1-1 ② FC3-6 FC6-4 1-2f			3	0	1	1	0	0	2
Troy Glaus, R (1, 5) OBP: 0.357, SLG: 0.522	B X 1-0 ② FC6-4 1-2f		X 0-0 ② F3		F B B X 2-1 ② P4		X 0-0 ③ FC6-4 1-2f			4	0	0	0	0	0	4
16 Garret Anderson, L (1, 10) OBP: 0.299, SLG: 0.455	C S S 0-3 ③ K		B C X 1-1 ③ F9		B B B X 3-0 1-H 1B			C S S 0-3 ① K		4	0	1	1	0	2	2
Benji Gil, R (1, 3) OBP: 0.350, SLG: 0.551		C X 0-1 ① F8		S X 0-1 ① G5-3	B X 1-0 ③ F9			F C F C X 0-2 ② L7		3	0	0	0	0	0	1
Orlando Palmeiro, L (8, PH) OBP: 0.317, SLG: 0.347 (8, 7)										1	0	0	0	0	0	0
Tim Salmon, R (1, 9) OBP: 0.378, SLG: 0.382		B S B X 2-1 WP BB SF8 1B		B B X 2-0 FC6-4 1B		B X 1-0 ① G1-3		C B B F S 2-3 ③ K		4	1	2	0	0	1	0
Scott Spiezio, S (1, 7) OBP: 0.325, SLG: 0.439 (8, 3)		B B C F F B B B 4-2 S WP 1-2 BB		B X 1-0 ② F7		X 0-0 ② F8			X 0-0 ① F3	3	0	0	0	1	0	1
Bengie Molina, R (1, 2) OBP: 0.317, SLG: 0.317	F B F X 1-2 ② SF8 1-2 2-H		C S B X 1-2 ③ FC6-4 1-2f			B C C F F F F B F 3-2 B X F9			B C F B C 2-3 ② K	3	0	0	1	0	1	1
Jose Nieves, R (1, 4) OBP: 0.222, SLG: 0.235		C C X 0-2 ③ G5-3 2-3			B F B X 2-1 1B SF7 1B		C X 0-1 ① F7		C F F X 0-2 2B	4	1	2	0	0	0	1
Inning Stats	R: 0 H: 1 E: 0 LOB: 1 K: 1 BB: 0 S: 8 P: 11	R: 1 H: 1 E: 0 LOB: 1 K: 0 BB: 1 S: 13 P: 20	R: 0 H: 1 E: 0 LOB: 1 K: 0 BB: 0 S: 7 P: 10	R: 0 H: 1 E: 0 LOB: 1 K: 0 BB: 0 S: 7 P: 11	R: 2 H: 3 E: 0 LOB: 1 K: 0 BB: 0 S: 12 P: 26	R: 0 H: 0 E: 0 LOB: 0 K: 0 BB: 0 S: 10 P: 14	R: 0 H: 1 E: 0 LOB: 1 K: 0 BB: 0 S: 6 P: 8	R: 0 H: 0 E: 0 LOB: 0 K: 2 BB: 0 S: 10 P: 12	R: 0 H: 1 E: 0 LOB: 1 K: 2 BB: 0 S: 12 P: 17	1B: 7 SF: 2 2B: 2 SAC: 0 3B: 0 DP: 0 HR: 0 HBP: 0						

PITCHER		IP	WLS	BF	H	R	ER	SO	BB	IBB	HBP	BLK	WP	HR	S	P	ERA	WHIP
Sterling Hitchcock, L ERA: 4.4	(1, 1)	6.2	L	29	8	3	3	1	1	0	0	0	1	0	62	99	4.05	1.350
Mark Wohlers, R ERA: 4.74	(7, 1)	2.1		8	1	0	0	4	0	0	0	0	0	0	23	30	0.00	0.429

PITCHER	IP	WLS	BF	H	R	ER	SO	BB	IBB	HBP	BLK	WP	HR	S	P	ERA	WHIP

TOP

Anaheim Angels @ New York Yankees

Yankee Stadium, Bronx, NY

Mon Aug 06 2001, 1:05 PM EDT
Att. 40,232 - Cloudy - 98 F

livebaseballscorecards.com

AB	34
R	3
H	9
RBI	3
BB	1
SO	5
LOB	13

WP: 1	PA: 37																	
PB: 0																		
SB: 2																		
CS: 0																		

Batter	1	2	3	4	5	6	7	8	9	AB	R	H	RBI	BB	SO	LOB
Chuck Knoblauch, R (1, 7) OBP: 0.340, SLG: 0.352	C X 0-1 G3-1 ①		B X 1-0 F9 ③		B X 1-0 L9 ③ 1-2			C C B B B F X 3-2 L8 ③		4	0	0	0	0	0	1
2 Derek Jeter, R (1, 6) OBP: 0.388, SLG: 0.461	B X 1-0 G5-3 ②			B B F X 2-1 L7 ①		B C X 1-1 G4-3 ①			X 0-0 G6-3 ①	4	0	0	0	0	0	0
Bernie Williams, S (1, 8) OBP: 0.392, SLG: 0.509	B B F X 2-1 2B			B B F X 2-1 1B		C B X 1-1 G1-3 ②			C B X 1-1 F8 ②	4	0	2	0	0	0	0
Tino Martinez, L (1, 3) OBP: 0.306, SLG: 0.485 Clay Bellinger, R (9, PR) OBP: 0.083, SLG: 0.083	C C X 0-2 G3 ③			X 0-0 F8 ②		C B B F F X 2-2 G4-3 ③			C F X 0-2 20 DI 1B	4 0	0 0	1 0	0 0	0 0	0 0	2 0
20 Jorge Posada, S (1, 2) OBP: 0.397, SLG: 0.539		C B B S F F B B 4-2 G4-6-3 BB		B B X 2-0 F7 ③			B B X 2-0 G4-3 ①		F B F C 1-3 K 1-2 ③	3	0	0	0	1	1	2
Paul O'Neill, L (1, 9) OBP: 0.341, SLG: 0.476		C X 0-1 G4-6-3 ① ② 1-2f			B X 1-0 F8 ①		B C X 1-1 G4-3 ②			3	0	0	0	0	0	1
David Justice, L (1, 10) OBP: 0.317, SLG: 0.430		F B B F C 2-3 K ③			B X 1-0 HR		F B C B X 2-2 G1-3 ③			3	1	1	1	0	1	0
Enrique Wilson, S (1, 5) OBP: 0.191, SLG: 0.222			B F L B X 2-2 G6-3 ①		B B X 2-0 F7 ②			F C B B B F F S 3-3 K ①		3	0	0	0	0	1	0
Alfonso Soriano, R (1, 4) OBP: 0.303, SLG: 0.437			B B X 2-0 G5-3 ②		C F X 0-2 S 1B			X 0-0 G6-3 ②		3	0	1	0	0	0	0
Inning Stats	R: 0 E: 0 K: 0 S: 8 H: 1 LOB: 1 BB: 0 P: 11	R: 0 E: 0 K: 1 S: 9 H: 0 LOB: 0 BB: 1 P: 15	R: 0 E: 0 K: 0 S: 5 H: 0 LOB: 0 BB: 0 P: 10	R: 0 E: 0 K: 0 S: 6 H: 1 LOB: 1 BB: 0 P: 12	R: 1 E: 0 K: 0 S: 7 H: 2 LOB: 1 BB: 0 P: 12	R: 0 E: 0 K: 0 S: 8 H: 0 LOB: 0 BB: 0 P: 12	R: 0 E: 0 K: 0 S: 6 H: 0 LOB: 0 BB: 0 P: 11	R: 0 E: 0 K: 1 S: 10 H: 0 LOB: 0 BB: 0 P: 16	R: 0 E: 0 K: 1 S: 9 H: 1 LOB: 2 BB: 0 P: 11	1B: 3 2B: 1 3B: 0 HR: 1	SF: 0 SAC: 0 DP: 1 HBP: 0			WP: 0 PB: 0 SB: 1 CS: 0	PA: 32		

PITCHER		IP	WLS	BF	H	R	ER	SO	BB	IBB	HBP	BLK	WP	HR	S	P	ERA	WHIP
Lou Pote, R ERA: 3.2	(1, 1)	5.0	W	19	4	1	1	1	1	0	0	0	0	1	35	60	1.80	1.000
Ben Weber, R ERA: 2.45	(6, 1)	2.0		6	0	0	0	0	0	0	0	0	0	0	14	23	0.00	0.000
Shigetoshi Hasegawa, R ERA: 3.63	(8, 1)	1.0		3	0	0	0	1	0	0	0	0	0	0	10	16	0.00	0.000
Troy Percival, R ERA: 2.45	(9, 1)	1.0	S	4	1	0	0	1	0	0	0	0	0	0	9	11	0.00	1.000

PITCHER	IP	WLS	BF	H	R	ER	SO	BB	IBB	HBP	BLK	WP	HR	S	P	ERA	WHIP

BOTTOM

Anaheim Angels @ New York Yankees

Yankee Stadium, Bronx, NY

Mon Aug 06 2001, 1:05 PM EDT
Att. 40,232 - Cloudy - 98 F

livebaseballscorecards.com

AB	31
R	1
H	5
RBI	1
BB	1
SO	3
LOB	6

Batter	1	2	3	4	5	6	7	8	9	AB	R	H	RBI	BB	SO	LOB
Chuck Knoblauch, R (1, 7) OBP: 0.340, SLG: 0.351	C C F B B B F F C 3-3 ① K		C B B X 2-1 ① ② G5-4-3 1-2f		C F B C 1-3 ③ K			B C B X 2-1 2 CS 1B		4	0	1	0	0	2	2
2 Derek Jeter, R (1, 6) OBP: 0.389, SLG: 0.463	F F X 0-2 FC1-6 2B		B X 1-0 ③ F9			F B X 1-1 E7 1B 1B		F F F F B B B C 3-3 ② ③ K 1-2		4	1	2	0	0	1	1
David Justice, L (1, 10) OBP: 0.320, SLG: 0.442	C B B F B B 4-2 FC1-6 BB			X 0-0 HR		C B X 1-1 ① G5-3			B B X 2-0 ① P4	3	1	1	1	1	0	1
Bernie Williams, S (1, 8) OBP: 0.393, SLG: 0.509	B F B C X 2-2 ② FC1-6 1-2f 2-3			B C B B X 3-1 G4-6-3 1B		B B X 2-0 L4-3 1B 3-H			F X 0-1 ② P3	4	0	2	1	0	0	2
Tino Martinez, L (1, 3) OBP: 0.304, SLG: 0.481	B X 1-0 ③ F7			X 0-0 ① ② G4-6-3 1-2f		B X 1-0 ② ③ L4-3 1-2			S F B X 1-2 ③ F8	4	0	0	0	0	0	4
Paul O'Neill, L (1, 9) OBP: 0.338, SLG: 0.472		B C B B X 3-1 ① G6-3		C X 0-1 ③ F8			C B B B F X 3-2 ① G3			3	0	0	0	0	0	0
20 Jorge Posada, S (1, 2) OBP: 0.394, SLG: 0.535		B S B C B F X 3-2 ② F8			F X 0-1 ① F5		F B S X 1-2 ② G3-1			3	0	0	0	0	0	0
Enrique Wilson, S (1, 5) OBP: 0.194, SLG: 0.224		X 0-0 ③ P4			B B X 2-0 1B		B X 1-0 ③ G6-3			3	0	1	0	0	0	0
Alfonso Soriano, R (1, 4) OBP: 0.303, SLG: 0.435			B F B F F B B 4-2 G5-4-3 BB		C X 0-1 ② L6			X 0-0 ① P4		2	0	0	0	1	0	1
Inning Stats	R: 0 H: 1 E: 0 LOB: 2 K: 1 BB: 1 S: 15 P: 25	R: 0 H: 0 E: 0 LOB: 0 K: 0 BB: 0 S: 7 P: 13	R: 0 H: 0 E: 0 LOB: 0 K: 0 BB: 1 S: 6 P: 13	R: 1 H: 2 E: 0 LOB: 0 K: 0 BB: 0 S: 6 P: 9	R: 0 H: 1 E: 0 LOB: 1 K: 1 BB: 0 S: 8 P: 11	R: 1 H: 2 E: 1 LOB: 0 K: 0 BB: 0 S: 6 P: 11	R: 0 H: 0 E: 0 LOB: 0 K: 0 BB: 0 S: 7 P: 12	R: 0 H: 1 E: 0 LOB: 1 K: 1 BB: 0 S: 9 P: 14	R: 0 H: 0 E: 0 LOB: 0 K: 0 BB: 0 S: 6 P: 9	1B: 5 SF: 0 2B: 3 SAC: 0 3B: 0 DP: 4 HR: 1 HBP: 0						

PITCHER		IP	WLS	BF	H	R	ER	SO	BB	IBB	HBP	BLK	WP	HR	S	P	ERA	WHIP
Tanyon Sturtze, R ERA: 4.88	(1, 1)	8.0	W	29	7	2	1	3	2	0	0	0	0	1	64	108	1.12	1.125
Esteban Yan, R ERA: 4.43	(9, 1)	1.0	S	3	0	0	0	0	0	0	0	0	0	0	6	9	0.00	0.000

PITCHER	IP	WLS	BF	H	R	ER	SO	BB	IBB	HBP	BLK	WP	HR	S	P	ERA	WHIP

TOP

New York Yankees @ Tampa Bay Devil Rays

Tropicana Field, St. Petersburg, FL

Tue Aug 07 2001, 7:15 PM EDT
Att. 22,429 - Dome - 72 F

livebaseballscorecards.com

AB	30
R	2
H	7
RBI	2
BB	2
SO	3
LOB	11

WP: 0	PA: 32		
PB: 0			
SB: 0			
CS: 1			

New York Yankees @ Tampa Bay Devil Rays

Tropicana Field, St. Petersburg, FL

Tue Aug 07 2001, 7:15 PM EDT
Att. 22,429 - Dome - 72 F

livebaseballscorecards.com

Batter	1	2	3	4	5	6	7	8	9	AB	R	H	RBI	BB	SO	LOB
Jason Tyner, L (1, 7) OBP: 0.341, SLG: 0.352	C X 0-1 ① G4-3	B F X 1-1 ③ L6			C B L F X 1-2 E7		C B X 1-1 G1-2-3 1B **1-2** **3-H** 1B			4	0	1	1	0	0	2
Brent Abernathy, R (1, 4) OBP: 0.362, SLG: 0.431	C X 0-1 ② G4-3		B F C B X 2-2 G3 1B		B X 1-0 ② F3		L X 0-1 G1-2-3 **1-2** **2-3** 1B			4	0	2	0	0	0	1
Greg Vaughn, R (1, 10) OBP: 0.325, SLG: 0.462	F F F X 0-2 ③ P4		X 0-0 ① F2		B C F B X 2-2 G5-3		F X 0-1 ①② G1-2-3 **1-2** **2-3** **3-Hf**			4	0	0	0	0	0	5
Ben Grieve, L (1, 9) OBP: 0.360, SLG: 0.368		B C B B B 4-1 1B 1B BB	C B B X 2-1 ② G3 **1-2**			C C S 0-3 ① K	I I I I 4-0 IBB			2	1	0	0	2	1	1
Toby Hall, R (1, 2) OBP: 0.292, SLG: 0.435		B F S X 1-2 1B **1-3** 1B 1B	F B S T X 1-2 ③ P3			B C X 1-1 FC4-6 1B	B F F B F S 2-3 ③ K			4	0	2	0	0	1	4
Randy Winn, S (1, 8) OBP: 0.353, SLG: 0.429		B B F X 2-1 1B 18 1B **1-2** **3-H** 1B		C S F B F X 1-2 ① G1-3		B B F S X 2-2 ② FC4-6 **1-2f**		C B F X 1-2 ① G1-3		4	1	1	1	0	0	1
Aubrey Huff, L (1, 3) OBP: 0.295, SLG: 0.361	F X 0-1 ① 18 1B **1-3** **2-H** 1B			B C F S 1-3 ② K		S B S F S 1-3 ③ K		C F S 0-3 ② K		4	0	1	0	0	3	1
18 Jared Sandberg, R (1, 5) OBP: 0.500, SLG: 0.500	C X 0-1 **1-3** **3-H** 1B			S S F X 0-2 ③ G6-3			C B C X 1-2 SH 1B 1B	C F F F B S 1-3 ③ K		4	1	2	1	0	1	0
Chris Gomez, R (1, 6) OBP: 0.257, SLG: 0.305		C B X 1-1 ② F4			X 0-0 ① G5-3		X 0-0 SH 1B 1B **1-3** G1-2-3			2	0	0	0	0	0	2

Inning Stats	1	2	3	4	5	6	7	8	9
	R: 0 H: 0 E: 0 LOB: 0 K: 0 BB: 0 S: 8 P: 8	R: 2 H: 4 E: 0 LOB: 2 K: 0 BB: 1 S: 14 P: 23	R: 0 H: 1 E: 0 LOB: 1 K: 0 BB: 0 S: 10 P: 15	R: 0 H: 0 E: 0 LOB: 0 K: 1 BB: 0 S: 12 P: 14	R: 0 H: 0 E: 1 LOB: 1 K: 0 BB: 0 S: 9 P: 13	R: 0 H: 1 E: 0 LOB: 1 K: 2 BB: 0 S: 12 P: 16	R: 1 H: 3 E: 1 LOB: 3 K: 1 BB: 1 S: 15 P: 23	R: 0 H: 0 E: 0 LOB: 0 K: 2 BB: 0 S: 12 P: 14	

	AB	R	H	RBI	BB	SO	LOB
BOTTOM	32	3	9	3	2	6	17

1B: 9	SF: 0	WP: 0	PA: 35
2B: 0	SAC: 1	PB: 0	
3B: 0	DP: 1	SB: 0	
HR: 0	HBP: 0	CS: 0	

PITCHER		IP	WLS	BF	H	R	ER	SO	BB	IBB	HBP	BLK	WP	HR	S	P	ERA	WHIP
35 Mike Mussina, R ERA: 3.91	(1, 1)	7.0	L	32	9	3	3	4	1	1	0	0	0	0	80	112	3.86	1.429
Mike Stanton, L ERA: 1.79	(8, 1)	1.0		3	0	0	0	2	0	0	0	0	0	0	12	14	0.00	0.000

PITCHER	IP	WLS	BF	H	R	ER	SO	BB	IBB	HBP	BLK	WP	HR	S	P	ERA	WHIP

Batter	1	2	3	4	5	6	7	8	9	AB	R	H	RBI	BB	SO	LOB
Gerald Williams, R (1, 7) OBP: 0.265, SLG: 0.315	C B S F B F C 2-3 ① K	S S X 0-2 ③ F8		X 0-0 20 BB 1B 1B	S F S 0-3 ③ K2-3		F S B S 1-3 ③ K	B F B B B F B 4-2 2 1B 1-2 2-3 BB		5	1	1	0	1	3	3
2 Derek Jeter, R (1, 6) OBP: 0.389, SLG: 0.462	B F F X 1-2 ② F9		B S B B S X 2-2 ① F8	C B C B F F F F S 2-3 ① K		C B B B X 3-1 ① G6-3		B S B B B X BB 20 BB BB 1B 2-2 1B 1-3 2-H 3-H 1B		6	1	2	2	0	1	1
Bernie Williams, S (1, 8) OBP: 0.397, SLG: 0.511	F C X 0-2 1B		X 0-0 20 1B 1B	B B F C S 2-3 ② K		B B B F S F X 2-2 ② G4-3		B S B B B X 4-2 20 BB BB 1-2 FC5-2 BB 2-1 1-2 3-H 1B		5	1	3	1	1	1	1
Tino Martinez, L (1, 3) OBP: 0.307, SLG: 0.481 Enrique Wilson, S (8, PR) OBP: 0.193, SLG: 0.223 (8, 5)	C B B F F F F X 2-2 ③ F7		B F B X 2-1 20 1B 1-2 1B	B B B C X 3-1 20 BB 1-2 1B		C F B X 1-2 ③ G3-1		B S B B B X 4-1 FC5-2 20 BB 1-2 2-3 BB BB 0-3 ③ K		4 1	0 1	2 1	0 0	1 0	0 1	1 2
20 Jorge Posada, S (1, 2) OBP: 0.398, SLG: 0.534 Mark Wohlers, R (9, 1)		F F X 0-2 PB 2B 1B	X 0-0 ② 2-5 1-3 2-H 1B	B B S F B F B 4-2 1-2 2-3 BB			C C B S 1-3 ① K	B B B C B 4-1 BB FC5-2 HBP 1-2 2-3 3-H BB	C F B F B S 3-3 ① K	4 0	2 0	2 0	2 0	2 0	2 0	0 0
Shane Spencer, R (1, 9) OBP: 0.312, SLG: 0.442		S B B S S X 2-2 1-H 1B 2B	S 0-1 ③ 2-5 2-3	HR 1B 1-0 F2			S B C B X 2-2 E5 FC4-6	X 0-0 ① FC5-2 HBP BB 1-2 2-3 3-Hf SF7	F S B F B X 2-2 ② F8	6	3	2	1	0	0	6
David Justice, L (1, 10) OBP: 0.329, SLG: 0.457 Todd Greene, R (8, PR) OBP: 0.302, SLG: 0.356 (9, 2)		B S F F X 1-2 2-H 1B	C B X 1-1 1-H HR	B B C B B 4-1 FC5-4 BB			X 0-0 ② FC4-6 1-2f HR	B B B 4-0 BB HBP 2 1B 1-2 2-3 3-H BB	F B F S 1-3 ③ K	3 1	2 1	2 1	4 0	2 0	0 1	1 0
Alfonso Soriano, R (1, 4) OBP: 0.307, SLG: 0.443	B F C F F B X 2-2 ① F7		B B F X 2-1 HR 1B	B C S S 1-3 ① K			B X 1-0 1-H HR	C B C F F B F F F 3-2 H BB 2 1B 1-2 2-3 3-H HBP		4	3	2	3	0	1	2
Clay Bellinger, R (1, 5) OBP: 0.138, SLG: 0.222 (8, 3)	F C F F B F X 1-2 ② F3		B X 1-0 1-H HR	C B B C X 2-2 ② FC5-4 1-2f			B C B F B B 4-2 BB	S C F B B X 2-2 ② SF7 3-H		3	1	1	3	1	0	2
Inning Stats	R: 0 H: 1 E: 0 LOB: 1 K: 1 BB: 0 S: 16 P: 21	R: 2 H: 3 E: 0 LOB: 1 K: 0 BB: 0 S: 23 P: 29	R: 1 H: 3 E: 0 LOB: 1 K: 0 BB: 0 S: 8 P: 12	R: 4 H: 6 E: 0 LOB: 3 K: 2 BB: 1 S: 24 P: 41	R: 0 H: 0 E: 0 LOB: 1 K: 2 BB: 1 S: 10 P: 17	R: 0 H: 0 E: 0 LOB: 0 K: 0 BB: 0 S: 9 P: 15	R: 2 H: 1 E: 1 LOB: 1 K: 2 BB: 1 S: 13 P: 22	R: 7 H: 3 E: 0 LOB: 2 K: 1 BB: 5 S: 29 P: 59	R: 0 H: 0 E: 0 LOB: 0 K: 2 BB: 0 S: 11 P: 17	1B: 13 SF: 1 2B: 1 SAC: 0 3B: 0 DP: 0 HR: 3 HBP: 1						

PITCHER		IP	WLS	BF	H	R	ER	SO	BB	IBB	HBP	BLK	WP	HR	S	P	ERA	WHIP
Nick Bierbrodt, L ERA: 7.68	(1, 1)	3.2	L	24	13	7	7	3	1	0	0	0	0	2	70	101	17.18	3.818
Jesus Colome, R ERA: 2.95	(4, 1)	3.1		14	1	2	0	4	2	0	0	0	0	1	33	56	0.00	0.900
Victor Zambrano, R ERA: 3.65	(8, 1)	0.1		6	1	5	5	0	4	0	0	0	0	0	8	25	135.00	15.000
Doug Creek, L ERA: 4.25	(8, 1)	1.2		9	2	2	2	3	1	0	1	0	0	0	32	51	10.80	1.800

PITCHER	IP	WLS	BF	H	R	ER	SO	BB	IBB	HBP	BLK	WP	HR	S	P	ERA	WHIP

TOP

New York Yankees @ Tampa Bay Devil Rays

Tropicana Field, St. Petersburg, FL

Wed Aug 08 2001, 7:15 PM EDT
Att. 18,830 - Dome - 72 F

livebaseballscorecards.com

AB	42
R	16
H	17
RBI	16
BB	8
SO	10
LOB	19

WP: 0	PA: 52		
PB: 1			
SB: 0			
CS: 0			

Batter	1	2	3	4	5	6	7	8	9	AB	R	H	RBI	BB	SO	LOB
Jason Tyner, L (1, 7) OBP: 0.339, SLG: 0.350	C C B X 1-2 G4-3 ①		C B B F F X 2-2 G6-3 ①		C B L X 1-2 1B ①		B X 1-0 F7 ①			4	0	1	0	0	0	0
Brent Abernathy, R (1, 4) OBP: 0.366, SLG: 0.440	B B C X 2-1 F8 2B		B X 1-0 F8 ②		B C X 1-1 1-2 1B		B X 1-0 F8 ②			4	0	2	0	0	0	0
Ben Grieve, L (1, 9) OBP: 0.356, SLG: 0.364	C C B X 1-2 F8 ② 2-3		B C C S 1-3 K ③		F B F B C 2-3 K ①		C X 0-1 F8 ③			4	0	0	0	0	2	3
Greg Vaughn, R (1, 10) OBP: 0.325, SLG: 0.461 Damian Rolls, R (8, PH) OBP: 0.285, SLG: 0.332	X 0-0 F9 ③			B X 1-0 1B BLK G6-4-3 1B	B S C B F S 2-3 K ②			C C B X 1-2 F9 ①		3 1	1 0	1 0	0 0	0 0	1 0	3 0
Toby Hall, R (1, 2) OBP: 0.321, SLG: 0.444		C C F X 0-2 1B 1B	S C B B X 2-2 G6-4-3 1-3 1B		B F C B X 2-2 P6 ③			C C B F S 1-3 K ②		4	0	2	0	0	1	2
Randy Winn, S (1, 8) OBP: 0.352, SLG: 0.426		B B X 2-0 1-2 1B	C X 0-1 G6-4-3 ①② 1-2f 3-H			B F X 1-1 F9 ①		C S S 0-3 K ③		4	0	1	0	0	1	1
18 Jared Sandberg, R (1, 5) OBP: 0.250, SLG: 0.250		C S S 0-3 K ①	F B B X 2-1 E4 1B			X 0-0 E5			B C F X 1-2 G1-3 ①	4	0	0	0	0	1	2
Aubrey Huff, L (1, 3) OBP: 0.298, SLG: 0.361		B X 1-0 F8 ②	B B B C X 3-1 1-2 1B			B B B X 2-0 P5 ②			B B C B B 4-1 G6-4-3 BB	3	0	1	0	1	0	3
Chris Gomez, R (1, 6) OBP: 0.251, SLG: 0.297		B C F F F B F B X 3-2 G6-3 ③		X 0-0 G5-3 ③		C B B X 2-1 F8 ③			B C X 1-1 G6-4-3 ②③ 1-2f	4	0	0	0	0	0	6
Inning Stats	R: 0 E: 0 K: 0 S: 9 H: 1 LOB: 1 BB: 0 P: 13	R: 0 E: 0 K: 1 S: 15 H: 2 LOB: 2 BB: 0 P: 21	R: 0 E: 0 K: 1 S: 8 H: 0 LOB: 0 BB: 0 P: 12	R: 1 E: 1 K: 0 S: 11 H: 3 LOB: 2 BB: 0 P: 19	R: 0 E: 0 K: 2 S: 15 H: 2 LOB: 2 BB: 0 P: 23	R: 0 E: 1 K: 0 S: 6 H: 0 LOB: 1 BB: 0 P: 11	R: 0 E: 0 K: 0 S: 4 H: 0 LOB: 0 BB: 0 P: 6	R: 0 E: 0 K: 2 S: 10 H: 0 LOB: 0 BB: 0 P: 12	R: 0 E: 0 K: 0 S: 6 H: 0 LOB: 0 BB: 1 P: 12	1B: 7 2B: 1 3B: 0 HR: 0	SF: 0 SAC: 0 DP: 2 HBP: 0						

PITCHER		IP	WLS	BF	H	R	ER	SO	BB	IBB	HBP	BLK	WP	HR	S	P	ERA	WHIP
Andy Pettitte, L ERA: 3.29	(1, 1)	7.0	W	30	8	1	1	4	0	0	0	1	0	0	68	105	1.29	1.143
Jay Witasick, R ERA: 2.9	(8, 1)	1.0		3	0	0	0	2	0	0	0	0	0	0	10	12	0.00	0.000
Mark Wohlers, R ERA: 4.65	(9, 1)	1.0		3	0	0	0	0	1	0	0	0	0	0	6	12	0.00	1.000

PITCHER	IP	WLS	BF	H	R	ER	SO	BB	IBB	HBP	BLK	WP	HR	S	P	ERA	WHIP

BOTTOM

New York Yankees @ Tampa Bay Devil Rays

Tropicana Field, St. Petersburg, FL

Wed Aug 08 2001, 7:15 PM EDT
Att. 18,830 - Dome - 72 F

livebaseballscorecards.com

AB	35
R	1
H	8
RBI	0
BB	1
SO	6
LOB	20

1B: 7	SF: 0	WP: 0	PA: 36
2B: 1	SAC: 0	PB: 0	
3B: 0	DP: 2	SB: 0	
HR: 0	HBP: 0	CS: 0	

New York Yankees @ Tampa Bay Devil Rays

Tropicana Field, St. Petersburg, FL

Thu Aug 09 2001, 7:15 PM EDT

Att. 21,223 - Dome - 72 F

livebaseballscorecards.com

TOP

Batter	1	2	3	4	5	6	7	8	9	AB	R	H	RBI	BB	SO	LOB
2 Derek Jeter, R (1, 6) OBP: 0.387, SLG: 0.459	K		1B			F9		G6-3	L4	5	0	1	0	0	1	2
20 Jorge Posada, S (1, 2) OBP: 0.394, SLG: 0.528	K		F7			F8		K		4	0	0	0	0	2	2
David Justice, L (1, 10) OBP: 0.327, SLG: 0.453	1B			F7			G6-3	P6		4	0	1	0	0	0	1
Bernie Williams, S (1, 8) OBP: 0.398, SLG: 0.509	F7			G6-4-3 BB			G1-6-3 1B		F9	3	0	1	0	1	0	1
Tino Martinez, L (1, 3) OBP: 0.308, SLG: 0.481		F5		G6-4-3 1-2f			G1-6-3 1-2 1B		E G5-3 1B	4	1	2	0	0	0	1
Paul O'Neill, L (1, 9) OBP: 0.336, SLG: 0.468		G3-1			K		G1-6-3 1-2 2-3		E3 G5-3 1-3 2B	4	1	0	0	0	1	3
Shane Spencer, R (1, 7) OBP: 0.310, SLG: 0.434		G6-3			L9		F8		G5-3 2B HBP	3	1	0	0	0	0	2
Alfonso Soriano, R (1, 4) OBP: 0.306, SLG: 0.448			G5-3		P8			HR	G5-3 1-2 2-3 3-H	4	1	1	2	0	0	2
Clay Bellinger, R (1, 5) OBP: 0.129, SLG: 0.207			K			K		2B	2B 2-H 3-H	2	0	0	0	0	2	0
Chuck Knoblauch, R (8, PH) OBP: 0.341, SLG: 0.355										1	0	1	0	0	0	0
Luis Sojo, R (8, 5) OBP: 0.232, SLG: 0.215										1	0	1	2	0	0	0

Inning Stats	1	2	3	4	5	6	7	8	9
	R: 0 E: 0 K: 2 S: 8	H: 1 LOB: 1 BB: 0 P: 16	R: 0 E: 0 K: 0 S: 7	H: 0 LOB: 0 BB: 0 P: 11	R: 0 E: 0 K: 1 S: 10	H: 1 LOB: 1 BB: 0 P: 18	R: 0 E: 0 K: 0 S: 3	H: 0 LOB: 0 BB: 1 P: 9	R: 0 E: 0 K: 1 S: 7	H: 0 LOB: 0 BB: 0 P: 9	R: 0 E: 0 K: 1 S: 6	H: 0 LOB: 0 BB: 0 P: 8	R: 0 E: 0 K: 0 S: 11	H: 2 LOB: 2 BB: 0 P: 14	R: 1 E: 0 K: 1 S: 12	H: 2 LOB: 1 BB: 0 P: 17	R: 3 E: 1 K: 0 S: 11	H: 2 LOB: 1 BB: 0 P: 17

1B: 5 SF: 0 WP: 0 PA: 37
2B: 2 SAC: 0 PB: 0
3B: 0 DP: 1 SB: 0
HR: 1 HBP: 1 CS: 0

	AB	35
	R	4
	H	8
	RBI	4
	BB	1
	SO	6
	LOB	14

PITCHER		IP	WLS	BF	H	R	ER	SO	BB	IBB	HBP	BLK	WP	HR	S	P	ERA	WHIP
Jason Standridge, R ERA:	(1, 1)	6.1		23	4	0	0	5	1	0	0	0	0	0	48	80	0.00	0.789
Travis Phelps, R ERA: 3.25	(7, 1)	0.2	H	2	0	0	0	0	0	0	0	0	0	0	4	5	0.00	0.000
Esteban Yan, R ERA: 4.43	(8, 1)	2.0	L	12	4	4	1	1	0	0	1	0	0	1	23	34	4.50	2.000

PITCHER		IP	WLS	BF	H	R	ER	SO	BB	IBB	HBP	BLK	WP	HR	S	P	ERA	WHIP

Batter	1	2	3	4	5	6	7	8	9	AB	R	H	RBI	BB	SO	LOB
Jason Tyner, L (1, 7) OBP: 0.336, SLG: 0.344	G3		G4-3		G4-3			SH1-4 2B BB	FC4-6 1-2f	4	1	0	0	1	0	1
Brent Abernathy, R (1, 4) OBP: 0.358, SLG: 0.431	P4		K		F2			SH1-4 1-2		3	0	0	0	0	1	0
Greg Vaughn, R (1, 10) OBP: 0.326, SLG: 0.463	CS 1B		G4-3			K		WP 2-H 2B		4	0	2	1	0	1	0
Ben Grieve, L (1, 9) OBP: 0.355, SLG: 0.361	CS 1-2	K		WP 2B BB		K		F7		3	1	0	0	1	2	1
Toby Hall, R (1, 2) OBP: 0.344, SLG: 0.467		K 18 1B BB		G6-3 1-2		1B 2B		BB 2-3		3	1	1	0	1	1	1
Randy Winn, S (1, 8) OBP: 0.354, SLG: 0.425		18 1B BB 1-2		K		1B 2-H		F7		3	0	1	0	1	1	3
Aubrey Huff, L (1, 3) OBP: 0.297, SLG: 0.363		F7		2B 2-H			G6-3		F5	4	0	1	1	0	0	2
18 Jared Sandberg, R (1, 5) OBP: 0.250, SLG: 0.250		1B 1-3 2-H		K			K		K	4	0	1	1	0	3	1
Felix Martinez, S (1, 6) OBP: 0.277, SLG: 0.286		G3			G4-3		G6-3		FC4-6 1B	3	0	0	0	0	0	2
Russ Johnson, R (9, PH) OBP: 0.373, SLG: 0.402										1	0	1	0	0	0	0
Inning Stats	R: 0 H: 1 E: 0 LOB: 0 K: 0 BB: 0 S: 4 P: 8	R: 1 H: 1 E: 1 LOB: 2 K: 2 BB: 1 S: 13 P: 24	R: 0 H: 0 E: 0 LOB: 0 K: 1 BB: 0 S: 6 P: 11	R: 1 H: 1 E: 0 LOB: 1 K: 2 BB: 1 S: 12 P: 23	R: 0 H: 0 E: 0 LOB: 0 K: 0 BB: 0 S: 5 P: 8	R: 0 H: 2 E: 0 LOB: 2 K: 2 BB: 0 S: 12 P: 19	R: 0 H: 0 E: 0 LOB: 0 K: 1 BB: 0 S: 10 P: 14	R: 1 H: 1 E: 0 LOB: 2 K: 0 BB: 2 S: 15 P: 28	R: 0 H: 1 E: 0 LOB: 1 K: 1 BB: 0 S: 11 P: 15	1B: 4 SF: 0 2B: 3 SAC: 1 3B: 0 DP: 0 HR: 0 HBP: 0						

PITCHER	IP	WLS	BF	H	R	ER	SO	BB	IBB	HBP	BLK	WP	HR	S	P	ERA	WHIP
Roger Clemens, R (1, 1) ERA: 3.5	7.1		30	6	3	2	8	3	0	0	0	1	0	71	123	2.46	1.227
Mike Stanton, L (8, 1) ERA: 1.78	0.1		1	0	0	0	0	0	0	0	0	0	0	2	4	0.00	0.000
Ramiro Mendoza, R (8, 1) ERA: 3.89	0.1	W	2	0	0	0	0	1	0	0	0	1	0	4	8	0.00	3.000
42 Mariano Rivera, R (9, 1) ERA: 2.47	1.0	S	4	1	0	0	1	0	0	0	0	0	0	11	15	0.00	1.000

PITCHER	IP	WLS	BF	H	R	ER	SO	BB	IBB	HBP	BLK	WP	HR	S	P	ERA	WHIP

BOTTOM

New York Yankees @ Tampa Bay Devil Rays

Tropicana Field, St. Petersburg, FL

Thu Aug 09 2001, 7:15 PM EDT
Att. 21,223 - Dome - 72 F

livebaseballscorecards.com

AB	32
R	3
H	7
RBI	3
BB	4
SO	9
LOB	11

WP: 2 PA: 38
PB: 0
SB: 0
CS: 1

Batter	1	2	3	4	5	6	7	8	9	AB	R	H	RBI	BB	SO	LOB
Chuck Knoblauch, R (1, 7) OBP: 0.338, SLG: 0.352	C B X 1-1 G6-3			C B X 1-1 G6-3		C B B B F C 3-3 K 1-2			X 0-0 G1-3	4	0	0	0	0	1	1
2 Derek Jeter, R (1, 6) OBP: 0.384, SLG: 0.455	B S X 1-1 G4-3			B B X 2-0 G4-3			B X 1-0 G5-3		F X 0-1 G4-3	4	0	0	0	0	0	0
David Justice, L (1, 10) OBP: 0.323, SLG: 0.446	B B X 2-0 F7			B B X 2-0 L3			B C F B S 2-3 K		B F C F S 1-3 K	4	0	0	0	0	2	0
Bernie Williams, S (1, 8) OBP: 0.397, SLG: 0.506		B X 1-0 G4-3			B C C B S 2-3 K2-3		B B B C B 4-1 BB			2	0	0	0	1	1	0
Tino Martinez, L (1, 3) OBP: 0.311, SLG: 0.482		X 0-0 G4-6-3 1B			X 0-0 G4-6-3 1B		X 0-0 G4-3			3	0	2	0	0	0	1
Paul O'Neill, L (1, 9) OBP: 0.335, SLG: 0.474		B B B X 3-0 G4-6-3 1-2f			B F B B X 3-1 G4-6-3 1-2f			F X 0-1 HR		3	1	1	1	0	0	2
20 Jorge Posada, S (1, 2) OBP: 0.391, SLG: 0.524			B B F F X 2-2 G5-3			X 0-0 G4-3		B F X 1-1 G4-3		3	0	0	0	0	0	0
Luis Sojo, R (1, 5) OBP: 0.236, SLG: 0.209			S S S 0-3 K			C C B B X 2-2 G4-3		B B B B 4-0 P4-3 BB		2	0	0	0	1	1	0
Alfonso Soriano, R (1, 4) OBP: 0.306, SLG: 0.447			C F B F X 1-2 G5-3			C S X 0-2 S 1B		C B B B X 3-1 P4-3 1-2f		3	0	1	0	0	0	1
Inning Stats	R: 0 E: 0 K: 0 S: 5 H: 0 LOB: 0 BB: 0 P: 9	R: 0 E: 0 K: 0 S: 3 H: 1 LOB: 0 BB: 0 P: 7	R: 0 E: 0 K: 1 S: 10 H: 0 LOB: 0 BB: 0 P: 13	R: 0 E: 0 K: 0 S: 4 H: 0 LOB: 0 BB: 0 P: 9	R: 0 E: 0 K: 1 S: 6 H: 1 LOB: 0 BB: 0 P: 11	R: 0 E: 0 K: 1 S: 10 H: 1 LOB: 1 BB: 0 P: 15	R: 0 E: 0 K: 1 S: 6 H: 0 LOB: 1 BB: 1 P: 13	R: 1 E: 0 K: 0 S: 6 H: 1 LOB: 0 BB: 1 P: 14	R: 0 E: 0 K: 1 S: 7 H: 0 LOB: 0 BB: 0 P: 8	1B: 3 2B: 1 3B: 0 HR: 1	SF: 0 SAC: 0 DP: 3 HBP: 0						

PITCHER		IP	WLS	BF	H	R	ER	SO	BB	IBB	HBP	BLK	WP	HR	S	P	ERA	WHIP
Cory Lidle, R ERA: 3.65	(1, 1)	8.0	W	27	4	1	1	4	2	0	0	0	0	1	50	91	1.12	0.750
Chad Bradford, R ERA: 2.7	(9, 1)	1.0		3	0	0	0	1	0	0	0	0	0	0	7	8	0.00	0.000

PITCHER	IP	WLS	BF	H	R	ER	SO	BB	IBB	HBP	BLK	WP	HR	S	P	ERA	WHIP

TOP

New York Yankees @ Oakland Athletics

Network Associates Coliseum, Oakland, CA

Fri Aug 10 2001, 10:05 PM EDT

Att. 38,728 - Sunny - 69 F

livebaseballscorecards.com

AB	28
R	1
H	4
RBI	1
BB	2
SO	5
LOB	5

WP: 0 PA: 30
PB: 0
SB: 1
CS: 0

Batter	1	2	3	4	5	6	7	8	9	AB	R	H	RBI	BB	SO	LOB
Johnny Damon, L (1, 8) OBP: 0.324, SLG: 0.374	C C X 0-2 ① G4-3	X 0-0 ① FC1-5 BB 1-2 2-3f		B B C B B 4-1 G4-6-3 BB BB		B C F F S 1-3 ② K		C B F B F S 2-3 ① K		4	0	0	0	1	2	2
Frank Menechino, R (1, 4) OBP: 0.367, SLG: 0.398	B C B B B 4-1 FC5-4 1B 1B BB	1 SAFE B B B C F B 4-2 ② HR BB 1-2		B B C B B 4-1 G4-6-3 BB 1-2		B B C B B 4-1 BB HR BB		C B C B X 2-2 ② F8		1	3	0	0	4	0	0
Jason Giambi, L (1, 3) OBP: 0.460, SLG: 0.636	B F B S X 2-2 FC5-4 1-2 1B	B X 1-0 1-H 2-H HR		S B F B B X 3-2 ① ② G4-6-3 1-2f 2-3		B B B B 4-0 HR 1-2 BB		B C F F B X 2-2 ③ L7		4	2	2	3	1	0	2
Jermaine Dye, R (1, 9) OBP: 0.337, SLG: 0.437	C C F B B X 2-2 ② FC5-4 BB 1B 1-2f 2-3	X 0-0 ③ F8		B B C X 2-1 ③ G5-3		B C B F X 2-2 1-H 2-H HR				4	2	1	3	0	0	3
Olmedo Saenz, R (1, 5) OBP: 0.296, SLG: 0.365	B F B B B 4-1 1B 1-2 BB	X 0-0 G4-3 2B	C X 0-1 ① G1-3	C X 0-1 1B						3	0	2	0	1	0	0
Miguel Tejada, R (1, 6) OBP: 0.323, SLG: 0.471	C X 0-1 1-2 2-H 3-H 1B	X 0-0 ① G4-3 2-3	B B C B X 3-1 ② G6-3	X 0-0 ③ F2						4	0	1	2	0	0	2
Terrence Long, L (1, 7) OBP: 0.332, SLG: 0.422	C F C 0-3 ③ K	C B B B F B 4-2 BB	F B B F B F F B 4-2 BB			S S B C 1-3 ① K				2	0	0	0	2	2	2
Ron Gant, R (1, 10) OBP: 0.328, SLG: 0.447		B B B S B B 4-1 FC1-5 BB BB	C B B B F F S 3-3 ② K	F S C 0-3 ③ K		C B B X 2-1 ② F9				3	0	0	0	1	2	3
Ramon Hernandez, R (1, 2) OBP: 0.318, SLG: 0.365		B B B C F B 4-2 FC1-5 HR 1-2 BB	B B F O S 2-3 ③ K			C B B F S 1-3 ① K		B F B C X 2-2 ③ G5-3		3	1	0	0	1	2	2
Inning Stats	R: 2 E: 0 K: 1 S: 17 H: 2 LOB: 2 BB: 2 P: 29	R: 3 E: 0 K: 0 S: 8 H: 1 LOB: 0 BB: 3 P: 21	R: 0 E: 0 K: 2 S: 11 H: 1 LOB: 2 BB: 1 P: 20	R: 0 E: 0 K: 0 S: 7 H: 0 LOB: 1 BB: 2 P: 20	R: 0 E: 0 K: 1 S: 11 H: 0 LOB: 1 BB: 1 P: 18	R: 3 E: 0 K: 2 S: 15 H: 2 LOB: 1 BB: 2 P: 27	R: 0 E: 0 K: 1 S: 8 H: 0 LOB: 0 BB: 0 P: 13	R: 0 E: 0 K: 1 S: 11 H: 0 LOB: 0 BB: 0 P: 17		1B: 3 2B: 1 3B: 0 HR: 2 SF: 0 SAC: 0 DP: 1 HBP: 0				WP: 0 PB: 0 SB: 0 CS: 0 PA: 39		

PITCHER		IP	WLS	BF	H	R	ER	SO	BB	IBB	HBP	BLK	WP	HR	S	P	ERA	WHIP
Ted Lilly, L ERA: 5.01	(1, 1)	2.0	L	13	3	5	5	1	5	0	0	0	0	1	25	50	22.50	4.000
Jay Witasick, R ERA: 3.16	(3, 1)	3.2		19	3	3	3	5	6	0	0	0	0	1	43	84	7.36	2.455
Randy Choate, L ERA: 3.26	(6, 1)	2.1		7	0	0	0	2	0	0	0	0	0	0	20	31	0.00	0.000

PITCHER	IP	WLS	BF	H	R	ER	SO	BB	IBB	HBP	BLK	WP	HR	S	P	ERA	WHIP

BOTTOM

New York Yankees @ Oakland Athletics

Network Associates Coliseum, Oakland, CA

Fri Aug 10 2001, 10:05 PM EDT

Att. 38,728 - Sunny - 69 F

livebaseballscorecards.com

AB	28
R	8
H	6
RBI	8
BB	11
SO	8
LOB	16

New York Yankees @ Oakland Athletics

Network Associates Coliseum, Oakland, CA

Sat Aug 11 2001, 10:05 PM EDT

Att. 45,253 - Cloudy - 65 F

TOP

livebaseballscorecards.com

Batter	1	2	3	4	5	6	7	8	9	AB	R	H	RBI	BB	SO	LOB
2 Derek Jeter, R (1, 6) OBP: 0.388, SLG: 0.465	HR		1B		1B		BB, 1B	G4-3		5	2	4	1	0	0	1
David Justice, L (1, 10) OBP: 0.324, SLG: 0.449	P2		2B		FC6-4, 1B		F7		L8	5	0	2	1	0	0	1
Bernie Williams, S (1, 8) OBP: 0.393, SLG: 0.500	G3		F9		F9		K		E6	5	1	0	0	0	1	5
Tino Martinez, L (1, 3) OBP: 0.312, SLG: 0.480	K		K		FC6-4		BB		G4-6-3	4	0	1	1	1	2	4
20 Jorge Posada, S (1, 2) OBP: 0.389, SLG: 0.519		G3		K		F7	1B		G4-6-3	5	0	1	1	0	1	1
Paul O'Neill, L (1, 9) OBP: 0.335, SLG: 0.474		K		G6-3		1B, 2B	G4-3			4	1	1	0	0	1	2
Shane Spencer, R (1, 7) OBP: 0.303, SLG: 0.423		K		K		K		G4-3		4	0	0	0	0	3	1
Alfonso Soriano, R (1, 4) OBP: 0.310, SLG: 0.457			HR		1B	E, S		G5-3		4	2	3	2	0	0	0
Clay Bellinger, R (1, 5) OBP: 0.121, SLG: 0.194			K		F8	G5-3		1B		2	0	0	0	0	1	1
Enrique Wilson, S (6, PH) OBP: 0.196, SLG: 0.226										2	0	1	0	0	0	1
(6, 5)																

	AB	40
	R	6
	H	13
	RBI	6
	BB	1
	SO	9
	LOB	17

Inning Stats	1	2	3	4	5	6	7	8	9	1B: 9	SF: 0	WP: 0	PA: 41
	R: 1 E: 0 K: 1 S: 7	H: 1 LOB: 0 BB: 0 P: 11	R: 0 E: 0 K: 2 S: 8	H: 0 LOB: 0 BB: 0 P: 13	R: 1 E: 0 K: 2 S: 11	H: 3 LOB: 2 BB: 0 P: 14	R: 0 E: 0 K: 2 S: 8	H: 0 LOB: 0 BB: 0 P: 13	R: 1 E: 0 K: 0 S: 18	H: 3 LOB: 2 BB: 0 P: 21	R: 1 E: 0 K: 1 S: 14	H: 2 LOB: 1 BB: 0 P: 22	R: 1 E: 0 K: 1 S: 12	H: 2 LOB: 2 BB: 1 P: 20	R: 0 E: 0 K: 0 S: 10	H: 1 LOB: 1 BB: 0 P: 13	R: 1 E: 1 K: 0 S: 12	H: 1 LOB: 0 BB: 0 P: 18	2B: 2 3B: 0 HR: 2	SAC: 0 DP: 1 HBP: 0	PB: 0 SB: 2 CS: 0	

PITCHER		IP	WLS	BF	H	R	ER	SO	BB	IBB	HBP	BLK	WP	HR	S	P	ERA	WHIP
Erik Hiljus, R ERA: 3.41	(1, 1)	4.1		20	7	3	3	7	0	0	0	0	0	2	47	67	6.23	1.615
Mike Magnante, L ERA: 2.72	(5, 1)	1.0	W	4	1	1	1	0	0	0	0	0	0	0	9	11	9.00	1.000
Chad Bradford, R ERA: 2.93	(6, 1)	0.2		4	2	1	1	1	0	0	0	0	0	0	13	21	13.50	3.000
Mark Guthrie, L ERA: 5.01	(7, 1)	1.0	H	5	1	0	0	1	1	0	0	0	0	0	9	15	0.00	2.000
Jeff Tam, R ERA: 3.22	(8, 1)	1.0	H	4	1	0	0	0	0	0	0	0	0	0	10	13	0.00	1.000

PITCHER		IP	WLS	BF	H	R	ER	SO	BB	IBB	HBP	BLK	WP	HR	S	P	ERA	WHIP
Jason Isringhausen, R ERA: 2.47	(9, 1)	1.0	S	4	1	1	0	0	0	0	0	0	0	0	12	18	0.00	1.000

BOTTOM

New York Yankees @ Oakland Athletics

Network Associates Coliseum, Oakland, CA

Sat Aug 11 2001, 10:05 PM EDT

Att. 45,253 - Cloudy - 65 F

livebaseballscorecards.com

Batter	1	2	3	4	5	6	7	8	9	AB	R	H	RBI	BB	SO	LOB
Johnny Damon, L (1, 8) OBP: 0.327, SLG: 0.377	C B C B X 2-2 HR 1B	B C X 1-1 BB 1B 1B		C B X 1-1 ① FC4-6 1B BB 1-2f	B C X 1-1 ③ L5			F C B X 1-2 1B 2-3 1B		5	2	3	0	0	0	2
Frank Menechino, R (1, 4) OBP: 0.369, SLG: 0.399	C X 0-1 ① P6	X 0-0 BB 1B 1-2 1B		B B C C B B 4-2 1B 1-2 BB		C S X 0-2 ① G5-3		B C S X 1-2 G4-6-3 1-2 3-H 1B		4	1	2	1	1	0	1
Jason Giambi, L (1, 3) OBP: 0.464, SLG: 0.644	B B C C B X 3-2 1-H HR	B B B B 4-0 1B 1-2 2-3 BB		X 0-0 1-2 2-3 1B		B F C B F B B 4-2 G5-4-3 BB		B C X 1-1 ② ③ G4-6-3 1-2f		3	1	2	2	2	0	2
Jermaine Dye, R (1, 9) OBP: 0.336, SLG: 0.435	B B C B X 3-1 ② G5-3	B X 1-0 1-2 2-H 3-H 1B		C B F F B S 2-3 ② K		S S B X 1-2 ② ③ G5-4-3 1-2f				4	0	1	2	0	1	4
Terrence Long, L (1, 7) OBP: 0.329, SLG: 0.418	B B B X 3-0 ③ F9	C X 0-1 ③ G1-3		B B B C X 3-1 ③ G4-3			C B X 1-1 ① F9			4	0	0	0	0	0	5
Miguel Tejada, R (1, 6) OBP: 0.321, SLG: 0.467		C X 0-1 ① P4	C X 0-1 ① L8		C S X 0-2 ① F5		X 0-0 ② G6-3			4	0	0	0	0	0	0
3 Eric Chavez, L (1, 5) OBP: 0.318, SLG: 0.475		S X 0-1 ② G4-3	C B B X 2-1 ② G3-1		F X 0-1 SH5-3 2B 1B		F F B X 1-2 ③ G1-3			4	1	1	0	0	0	0
Ramon Hernandez, R (1, 2) OBP: 0.321, SLG: 0.369		C B F B B B 4-2 HR BB	C B B X 2-1 ③ F9		X 0-0 ② SH5-3 1-2			B X 1-0 1B 1B 2B		2	2	1	0	1	0	0
Jeremy Giambi, L (1, 10) OBP: 0.384, SLG: 0.450		B X 1-0 1-H HR		C S F H 1-2 FC4-6 HBP	C F B X 1-2 2-H 2B			B L X 1-1 ① F7		3	1	2	3	0	0	1
Inning Stats	R: 2 H: 2 E: 0 LOB: 0 K: 0 BB: 0 S: 11 P: 22	R: 4 H: 4 E: 0 LOB: 2 K: 0 BB: 2 S: 13 P: 24	R: 0 H: 0 E: 0 LOB: 0 K: 0 BB: 0 S: 6 P: 10	R: 0 H: 1 E: 0 LOB: 3 K: 1 BB: 1 S: 14 P: 25	R: 1 H: 2 E: 0 LOB: 1 K: 0 BB: 0 S: 11 P: 13	R: 0 H: 0 E: 0 LOB: 0 K: 0 BB: 1 S: 9 P: 14	R: 0 H: 0 E: 0 LOB: 0 K: 0 BB: 0 S: 6 P: 8	R: 1 H: 3 E: 0 LOB: 1 K: 0 BB: 0 S: 11 P: 16		1B: 8 SF: 0 2B: 2 SAC: 1 3B: 0 DP: 2 HR: 2 HBP: 1						

	AB	33
	R	8
	H	12
	RBI	8
	BB	4
	SO	1
	LOB	15

WP: 0 PA: 39
PB: 0
SB: 0
CS: 0

PITCHER		IP	WLS	BF	H	R	ER	SO	BB	IBB	HBP	BLK	WP	HR	S	P	ERA	WHIP
Sterling Hitchcock, L ERA: 5.5	(1, 1)	3.2	L	22	7	6	6	1	3	0	1	0	0	2	42	76	14.73	2.727
Ramiro Mendoza, R ERA: 3.84	(4, 1)	3.1		12	2	1	1	0	1	0	0	0	0	0	28	40	2.70	0.900
Mike Stanton, L ERA: 1.9	(8, 1)	1.0		5	3	1	1	0	0	0	0	0	0	0	11	16	9.00	3.000

PITCHER	IP	WLS	BF	H	R	ER	SO	BB	IBB	HBP	BLK	WP	HR	S	P	ERA	WHIP

Batter	1	2	3	4	5	6	7	8	9	AB	R	H	RBI	BB	SO	LOB
Chuck Knoblauch, R (1, 7) OBP: 0.335, SLG: 0.349	B X 1-0 G4-3 ①		B B C X 2-1 F9 ③			C C S 0-3 K ①		B X 1-0 L9 ②		4	0	0	0	0	1	1
2 Derek Jeter, R (1, 6) OBP: 0.385, SLG: 0.461	S C X 0-2 F8 ②			S F C 0-3 K ①		F B 1 B S B S SAFE 3-3 K ② ③ 1-2		C X 0-1 G5-3 ③		4	0	0	0	0	2	1
Bernie Williams, S (1, 8) OBP: 0.394, SLG: 0.503	C B B X 2-1 2B			C B F B X 2-2 G1-3 ②			B C X 1-1 G4-3 ①		F B B X 2-1 1B	4	0	2	0	0	0	0
Tino Martinez, L (1, 3) OBP: 0.309, SLG: 0.476	C S F B X 1-2 G5-3 ③			X 0-0 P4 ③			C B F F X 1-2 G4-3 ②		F X 0-1 F8 ①	4	0	0	0	0	0	2
20 Jorge Posada, S (1, 2) OBP: 0.390, SLG: 0.519		B C B F S 2-3 K ①			B X 1-0 G1-3 1B		B B F X 2-1 1B		C B F S 1-3 K ②	4	0	2	0	0	2	1
David Justice, L (1, 10) OBP: 0.320, SLG: 0.442		F S X 0-2 P4 ②			S F B S 1-3 K ①		B F X 1-1 P4 ③		B B F B F C 3-3 K ③	4	0	0	0	0	2	3
Shane Spencer, R (1, 9) OBP: 0.298, SLG: 0.416		B X 1-0 G6-3 ③			X 0-0 G1-3 ② 1-2			S F B X 1-2 G1-3 ①		3	0	0	0	0	0	1
Alfonso Soriano, R (1, 4) OBP: 0.310, SLG: 0.456			C X 0-1 G5-3 ①		B S B F X 2-2 F8 ③			B B B C B X 3-1 HR 1B		3	1	1	0	0	0	1
Clay Bellinger, R (1, 5) OBP: 0.167, SLG: 0.324			B X 1-0 G6-3 ②			B X 1-0 2 CS 1B		C X 0-1 1-H HR		3	1	2	2	0	0	0
Inning Stats	R: 0 H: 1 E: 0 LOB: 1 K: 0 BB: 0 S: 10 P: 14	R: 0 H: 0 E: 0 LOB: 0 K: 1 BB: 0 S: 7 P: 10	R: 0 H: 0 E: 0 LOB: 0 K: 0 BB: 0 S: 5 P: 8	R: 0 H: 0 E: 0 LOB: 0 K: 1 BB: 0 S: 7 P: 9	R: 0 H: 1 E: 0 LOB: 1 K: 1 BB: 0 S: 8 P: 12	R: 0 H: 1 E: 0 LOB: 0 K: 2 BB: 0 S: 7 P: 11	R: 0 H: 1 E: 0 LOB: 1 K: 0 BB: 0 S: 10 P: 15	R: 2 H: 2 E: 0 LOB: 0 K: 0 BB: 0 S: 10 P: 15	R: 0 H: 1 E: 0 LOB: 1 K: 2 BB: 0 S: 10 P: 16	1B: 5 SF: 0 2B: 1 SAC: 0 3B: 0 DP: 0 HR: 1 HBP: 0						

PITCHER	IP	WLS	BF	H	R	ER	SO	BB	IBB	HBP	BLK	WP	HR	S	P	ERA	WHIP
Mark Mulder, L (1, 1) ERA: 3.2	9.0	W	33	7	2	2	7	0	0	0	0	0	1	74	110	2.00	0.778

PITCHER	IP	WLS	BF	H	R	ER	SO	BB	IBB	HBP	BLK	WP	HR	S	P	ERA	WHIP

TOP

New York Yankees @ Oakland Athletics

Network Associates Coliseum, Oakland, CA

Sun Aug 12 2001, 4:05 PM EDT
Att. 47,725 - Sunny - 64 F

livebaseballscorecards.com

AB	33
R	2
H	7
RBI	2
BB	0
SO	7
LOB	10

PA: 33

WP: 0
PB: 0
SB: 0
CS: 1

BOTTOM

Batter	1	2	3	4	5	6	7	8	9	AB	R	H	RBI	BB	SO	LOB
Johnny Damon, L (1, 8) OBP: 0.326, SLG: 0.374	C X 0-1 F5 ①			C B S B F S 2-3 K ①		C S B F X 1-2 G6-3 ②			B B B B 4-0 HR BB	3	1	0	0	1	1	0
Jeremy Giambi, L (1, 10) OBP: 0.380, SLG: 0.445 Olmedo Saenz, R (9, PH) OBP: 0.295, SLG: 0.364	B S B B S X 2-2 L9 ②			C B F B B F X 3-2 F8 ②		C B S B C 2-3 K ③			C F B S 1-3 K ②	3 1	0 0	0 0	0 0	0 0	1 1	0 1
Jason Giambi, L (1, 3) OBP: 0.462, SLG: 0.647	B F F X 1-2 F8 ③			B C C F B S 2-3 K ③			B C F B B X 3-2 G4-3 ①		C B B B F X 3-2 1-H HR	4	1	1	2	0	1	0
Jermaine Dye, R (1, 9) OBP: 0.334, SLG: 0.432		C S B B S 2-3 K ①			C F C 0-3 K ①		X 0-0 F7 ②			3	0	0	0	0	2	0
Terrence Long, L (1, 7) OBP: 0.327, SLG: 0.416		B X 1-0 G5-3 ②			B X 1-0 F9 ②		B B S F X 2-2 F5 ③			3	0	0	0	0	0	0
Miguel Tejada, R (1, 6) OBP: 0.321, SLG: 0.473		B B F B C F F F S 3-3 K ③			B S B F X 2-2 HR			C X 0-1 P5 ①		3	1	1	1	0	1	0
3 Eric Chavez, L (1, 5) OBP: 0.318, SLG: 0.482		B B B C S X 3-2 F8 ①			X 0-0 HR			F B F X 1-2 F9 ②		3	1	1	1	0	0	0
Greg Myers, L (1, 2) OBP: 0.299, SLG: 0.413		C B B B X 2-1 F9 ②			C C B S 1-3 K ③			C S B S 1-3 K ③		3	0	0	0	0	2	0
F.P. Santangelo, S (1, 4) OBP: 0.188, SLG: 0.143 Frank Menechino, R (9, PH) OBP: 0.369, SLG: 0.398		C F B B S 2-3 K ③				B X 1-0 G4-3 ①			C F B B C 2-3 K ①	2 1	0 0	0 0	0 0	0 0	1 1	0 0
Inning Stats	R: 0 E: 0 K: 0 S: 8 H: 0 LOB: 0 BB: 0 P: 11	R: 0 E: 0 K: 2 S: 10 H: 0 LOB: 0 BB: 0 P: 16	R: 0 E: 0 K: 1 S: 8 H: 0 LOB: 0 BB: 0 P: 15	R: 0 E: 0 K: 2 S: 12 H: 0 LOB: 0 BB: 0 P: 19	R: 2 E: 0 K: 2 S: 11 H: 2 LOB: 0 BB: 0 P: 15	R: 0 E: 0 K: 1 S: 8 H: 0 LOB: 0 BB: 0 P: 12	R: 0 E: 0 K: 0 S: 7 H: 0 LOB: 0 BB: 0 P: 12	R: 0 E: 0 K: 1 S: 8 H: 0 LOB: 0 BB: 0 P: 10	R: 2 E: 0 K: 2 S: 9 H: 1 LOB: 0 BB: 1 P: 19	1B: 0 2B: 0 3B: 0 HR: 3	SF: 0 SAC: 0 DP: 0 HBP: 0			WP: 0 PB: 0 SB: 0 CS: 0	PA: 30	

PITCHER	IP	WLS	BF	H	R	ER	SO	BB	IBB	HBP	BLK	WP	HR	S	P	ERA	WHIP
35 Mike Mussina, R (1, 1) ERA: 3.83	8.0		26	2	2	2	9	0	0	0	0	0	2	72	110	2.25	0.250
Mike Stanton, L (9, 1) ERA: 2.17	0.2	L	4	1	2	2	2	1	0	0	0	0	1	9	19	27.00	3.000

PITCHER	IP	WLS	BF	H	R	ER	SO	BB	IBB	HBP	BLK	WP	HR	S	P	ERA	WHIP

New York Yankees @ Oakland Athletics

Network Associates Coliseum, Oakland, CA

Sun Aug 12 2001, 4:05 PM EDT
Att. 47,725 - Sunny - 64 F

livebaseballscorecards.com

AB	29
R	4
H	3
RBI	4
BB	1
SO	11
LOB	1

Batter	1	2	3	4	5	6	7	8	9	AB	R	H	RBI	BB	SO	LOB
Jason Tyner, L (1, 8) OBP: 0.316, SLG: 0.322	C X 0-1 G5-3		S F X 0-2 L6		S C X 0-2 FC6-4 S 1B 1-2f		C S X 0-2 G3			4	1	0	0	0	0	3
Brent Abernathy, R (1, 4) OBP: 0.376, SLG: 0.453	B B C F B X 3-2 G5-3		C F B X 1-2 1-H 2-H 2B		B B B B 4-0 1B 1-2 BB			B B C B C F B 4-2 G5-4-3 BB		2	0	1	2	2	0	0
Ben Grieve, L (1, 10) OBP: 0.358, SLG: 0.369	X 0-0 F7		B C X 1-1 G5-3		X 0-0 1-3 2-H 1B			B F C C 1-3 K		4	0	1	1	0	1	2
Greg Vaughn, R (1, 7) OBP: 0.324, SLG: 0.452		B B X 2-0 P3		F C F B X 1-2 F5	B X 1-0 F5			X 0-0 G5-4-3 1-2f		4	0	0	0	0	0	3
Toby Hall, R (1, 2) OBP: 0.386, SLG: 0.450		C F F C 0-3 K		S F X 0-2 F5		C X 0-1 F7			F B F B X 2-2 G6-3 1B	4	0	1	0	0	1	0
Randy Winn, S (1, 9) OBP: 0.352, SLG: 0.420		B B X 2-0 G4-3		B C B C F B X 3-2 1B		C B X 1-1 F7			X 0-0 G6-3 1-2f	4	0	1	0	0	0	1
18 Jared Sandberg, R (1, 5) OBP: 0.357, SLG: 0.462			C B B X 2-1 1B 2B 1B	C B C S 1-3 K		F B S F S 1-3 K			X 0-0 G6-3	4	1	1	0	0	2	1
Aubrey Huff, L (1, 3) OBP: 0.291, SLG: 0.350			B X 1-0 F7		C F S 0-3 K		C F X 0-2 G5-3			3	0	0	0	0	1	1
Chris Gomez, R (1, 6) OBP: 0.271, SLG: 0.349			C F B X 1-2 1-2 2B 1B		C B X 1-1 FC6-4 1B		X 0-0 G5-3			3	1	2	0	0	0	0

Inning Stats									
	R: 0 E: 0 K: 0 S: 6	H: 0 LOB: 0 BB: 0 P: 9	R: 0 E: 0 K: 1 S: 6	H: 0 LOB: 0 BB: 0 P: 10	R: 2 E: 0 K: 0 S: 14	H: 3 LOB: 1 BB: 0 P: 20	R: 0 E: 0 K: 1 S: 14	H: 1 LOB: 1 BB: 0 P: 19	R: 1 E: 0 K: 1 S: 10	H: 2 LOB: 2 BB: 1 P: 16	R: 0 E: 0 K: 1 S: 8	H: 0 LOB: 0 BB: 0 P: 10	R: 0 E: 0 K: 0 S: 7	H: 0 LOB: 0 BB: 0 P: 7	R: 0 E: 0 K: 1 S: 7	H: 0 LOB: 0 BB: 1 P: 12	R: 0 E: 0 K: 0 S: 5	H: 1 LOB: 0 BB: 0 P: 7	1B: 6 2B: 1 3B: 0 HR: 0	SF: 0 SAC: 0 DP: 2 HBP: 0	WP: 0 PB: 0 SB: 1 CS: 0	PA: 34

PITCHER		IP	WLS	BF	H	R	ER	SO	BB	IBB	HBP	BLK	WP	HR	S	P	ERA	WHIP
Andy Pettitte, L ERA: 3.3	(1, 1)	7.1	W	30	6	3	3	5	2	0	0	0	0	0	71	102	3.68	1.091
Ramiro Mendoza, R ERA: 3.81	(8, 1)	0.2	H	1	0	0	0	0	0	0	0	0	0	0	1	1	0.00	0.000
42 Mariano Rivera, R ERA: 2.43	(9, 1)	1.0	S	3	1	0	0	0	0	0	0	0	0	0	5	7	0.00	1.000

PITCHER	IP	WLS	BF	H	R	ER	SO	BB	IBB	HBP	BLK	WP	HR	S	P	ERA	WHIP

TOP

Tampa Bay Devil Rays @ New York Yankees

Yankee Stadium, Bronx, NY

Tue Aug 14 2001, 7:05 PM EDT
Att. 34,521 - Cloudy - 81 F

livebaseballscorecards.com

AB	32
R	3
H	7
RBI	3
BB	2
SO	5
LOB	11

BOTTOM

Tampa Bay Devil Rays @ New York Yankees

Yankee Stadium, Bronx, NY

Tue Aug 14 2001, 7:05 PM EDT
Att. 34,521 - Cloudy - 81 F

livebaseballscorecards.com

Batter	1	2	3	4	5	6	7	8	9	AB	R	H	RBI	BB	SO	LOB
2 Derek Jeter, R (1, 6) OBP: 0.386, SLG: 0.466	C X 0-1 HR		C C S 0-3 ① K		B B B F F F F X 3-2 ②③ G6-3 2-3		B B B 4-0 FC6 BB BB			3	1	1	1	1	1	2
Paul O'Neill, L (1, 9) OBP: 0.338, SLG: 0.474	C B F F X 1-2 ① F7		B C B B B 4-1 G6-4-3 BB			F C F X 0-2 1B HR 1B	B B C S B F B 4-2 FC6 1-2 BB			2	1	1	0	2	0	0
Bernie Williams, S (1, 8) OBP: 0.393, SLG: 0.500	C B B X 2-1 ② G5-3		C B B X 2-1 ②③ G6-4-3 1-2f			X 0-0 1-3 HR 1B	B B B X 3-0 ③ FC6 1-2f 2-3			4	1	1	0	0	0	3
Tino Martinez, L (1, 3) OBP: 0.311, SLG: 0.483	X 0-0 ③ G3-1			B F C B X 2-2 ① G3-1		B X 1-0 1-H 3-H HR		S X 0-1 20 G3-6 1B		4	1	2	3	0	0	0
20 Jorge Posada, S (1, 2) OBP: 0.389, SLG: 0.516		B B X 2-0 2B 1B		C F C 0-3 ② K		C B B B B X 3-1 ① G5-3		F X 0-1 ①② G3-6 1-2f		4	1	1	0	0	1	1
David Justice, L (1, 10) OBP: 0.315, SLG: 0.436		F X 0-1 ① F5		F C C 0-3 ③ K		C S S 0-3 ② K		C X 0-1 ③ F7		4	0	0	0	0	2	1
Shane Spencer, R (1, 7) OBP: 0.304, SLG: 0.426		C X 0-1 1-H 2B			C X 0-1 FC2-5 1B 1B	B F X 1-1 ③ G5-3				3	0	2	1	0	0	0
Alfonso Soriano, R (1, 4) OBP: 0.311, SLG: 0.456		C B C C 1-3 ② K			B C B X 2-1 2 CS FC2-5 1-2 1B		X 0-0 ① P4			3	0	1	0	0	1	1
Clay Bellinger, R (1, 5) OBP: 0.154, SLG: 0.297		C B C F X 1-2 ③ F2			X 0-0 ① FC2-5 1-2 2-3f		C S B B X 2-2 ② G6-3			3	0	0	0	0	0	3
Inning Stats	R: 1 H: 1 E: 0 LOB: 0 K: 0 BB: 0 S: 9 P: 12	R: 1 H: 2 E: 0 LOB: 1 K: 1 BB: 0 S: 12 P: 16	R: 0 H: 0 E: 0 LOB: 0 K: 1 BB: 1 S: 6 P: 12	R: 0 H: 0 E: 0 LOB: 0 K: 2 BB: 0 S: 9 P: 11	R: 0 H: 2 E: 0 LOB: 1 K: 0 BB: 0 S: 10 P: 15	R: 3 H: 3 E: 0 LOB: 0 K: 1 BB: 0 S: 13 P: 18	R: 0 H: 0 E: 0 LOB: 2 K: 0 BB: 2 S: 8 P: 21	R: 0 H: 1 E: 0 LOB: 0 K: 0 BB: 0 S: 6 P: 6		1B: 6 SF: 0 2B: 1 SAC: 0 3B: 0 DP: 2 HR: 2 HBP: 0						

PITCHER	IP	WLS	BF	H	R	ER	SO	BB	IBB	HBP	BLK	WP	HR	S	P	ERA	WHIP
Joe Kennedy, L (1, 1) ERA: 5.18	6.0	L	25	8	5	5	5	1	0	0	0	0	2	59	84	7.50	1.500
Jason Standridge, R (7, 1) ERA:	1.0		5	0	0	0	0	2	0	0	0	0	0	8	21	0.00	2.000
Bobby Seay, L (8, 1) ERA:	1.0		3	1	0	0	0	0	0	0	0	0	0	6	6	0.00	1.000

PITCHER	IP	WLS	BF	H	R	ER	SO	BB	IBB	HBP	BLK	WP	HR	S	P	ERA	WHIP

AB	30
R	5
H	9
RBI	5
BB	3
SO	5
LOB	11

WP: 0 PA: 33
PB: 0
SB: 0
CS: 1

Batter	1	2	3	4	5	6	7	8	9	AB	R	H	RBI	BB	SO	LOB
Jason Tyner, L (1, 8) OBP: 0.315, SLG: 0.321	B F C F C 1-3 ① K			F C S 0-3 ① K	F B X 1-1 FC6-4 1B 1-2 2-3			C F F X 0-2 ② G3		4	0	1	0	0	2	0
Brent Abernathy, R (1, 4) OBP: 0.373, SLG: 0.444	X 0-0 ② G6-3			B B B B 4-0 CS BB	X 0-0 ③ FC6-4 1-2f			B C X 1-1 ③ F8		3	0	0	0	1	0	3
Greg Vaughn, R (1, 7) OBP: 0.322, SLG: 0.448 Damian Rolls, R (8, 7) OBP: 0.300, SLG: 0.342	B X 1-0 ③ F8			C S B S 1-3 ② ③ K 1-2		F B F B S 2-3 ① K			C B B B B 4-1 FC6-4 BB	3 0	0 0	0 0	0 0	0 1	2 0	1 0
Ben Grieve, L (1, 10) OBP: 0.357, SLG: 0.367		C B C F B F F C 2-3 ① K			B B F F B F F X 3-2 ① F7	B X 1-0 G4-6-3 1B			C C F X 0-2 ① FC6-4 2B 1-2f	4	1	1	0	0	1	1
Toby Hall, R (1, 2) OBP: 0.396, SLG: 0.477		B C F X 1-2 ② G6-3			F S B B X 2-2 18 BB BB 1B 1B	C C B X 1-2 ② ③ G4-6-3 1-2f			C C X 0-2 1-H 2B	4	1	2	1	0	0	1
Randy Winn, S (1, 9) OBP: 0.351, SLG: 0.415		B C S B X 2-2 ③ L9			B C B F B B 4-2 18 BB 1-2 1B BB		B B C S C 2-3 ① K		B C B B X 3-1 ② G5-3	3	1	0	0	1	1	1
Aubrey Huff, L (1, 3) OBP: 0.288, SLG: 0.346			C X 0-1 ① G1-3	C S S 0-3 ② K			C S F X 0-2 ② G3		B C S X 1-2 ③ G4-3	4	0	0	0	0	1	3
18 Jared Sandberg, R (1, 5) OBP: 0.355, SLG: 0.429			C B X 1-1 ② F3	B B B C F B 4-2 1B 1B 1-2 2-3 BB			S F F S 0-3 ③ K			2	0	0	0	1	1	0
Chris Gomez, R (1, 6) OBP: 0.272, SLG: 0.349			B B X 2-0 ③ F8	F X 0-1 1B 1-2 2-H 3-H 1B				B C X 1-1 ① G5-3		3	0	1	2	0	0	0

TOP

Tampa Bay Devil Rays @ New York Yankees

Yankee Stadium, Bronx, NY

Wed Aug 15 2001, 7:05 PM EDT

Att. 32,103 - Sunny - 77 F

livebaseballscorecards.com

AB	30
R	3
H	5
RBI	3
BB	4
SO	8
LOB	10

Inning Stats	1	2	3	4	5	6	7	8	9			
	R: 0 E: 0 K: 1 S: 6	H: 0 LOB: 0 BB: 0 P: 8	R: 0 E: 0 K: 1 S: 12	H: 0 LOB: 0 BB: 0 P: 17	R: 0 E: 0 K: 0 S: 5	H: 0 LOB: 0 BB: 0 P: 8	R: 0 E: 0 K: 2 S: 6	H: 0 LOB: 0 BB: 1 P: 11	R: 2 E: 0 K: 1 S: 20	H: 3 LOB: 3 BB: 2 P: 34	R: 0 E: 0 K: 1 S: 7	H: 1 LOB: 0 BB: 0 P: 11
	R: 0 E: 0 K: 2 S: 11	H: 0 LOB: 0 BB: 0 P: 13	R: 0 E: 0 K: 0 S: 8	H: 0 LOB: 0 BB: 0 P: 10	R: 1 E: 0 K: 0 S: 13	H: 1 LOB: 1 BB: 1 P: 21	1B: 4 2B: 1 3B: 0 HR: 0	SF: 0 SAC: 0 DP: 1 HBP: 0	WP: 0 PB: 0 SB: 0 CS: 1	PA: 34		

PITCHER		IP	WLS	BF	H	R	ER	SO	BB	IBB	HBP	BLK	WP	HR	S	P	ERA	WHIP
Roger Clemens, R ERA: 3.46	(1, 1)	7.0	W	26	4	2	2	8	3	0	0	0	0	0	67	102	2.57	1.000
Mark Wohlers, R ERA: 4.56	(8, 1)	1.0		3	0	0	0	0	0	0	0	0	0	0	8	10	0.00	0.000
Randy Choate, L ERA: 3.4	(9, 1)	1.0		5	1	1	1	0	1	0	0	0	0	0	13	21	9.00	2.000

PITCHER	IP	WLS	BF	H	R	ER	SO	BB	IBB	HBP	BLK	WP	HR	S	P	ERA	WHIP

BOTTOM

Batter	1	2	3	4	5	6	7	8	9	AB	R	H	RBI	BB	SO	LOB
2 Derek Jeter, R (1, 6) OBP: 0.388, SLG: 0.478	1-1 2B	1-3 K ③		0-0 F7 2B		0-0 ① G5-3	1-2 HR			5	2	3	1	0	1	0
Paul O'Neill, L (1, 9) OBP: 0.343, SLG: 0.478 Gerald Williams, R (7, PR) OBP: 0.265, SLG: 0.315 (8, 9)	1-2 F7 20 SF7 2B 2-H		2-1 20 2B G4-3 1B	1-0 ① F7 2-3		4-1 FC3-6 BB	4-2 E 2B BB			3 0	2 1	2 0	1 0	2 0	0 0	1 0
Bernie Williams, S (1, 8) OBP: 0.389, SLG: 0.494	0-2 E5		0-2 ① G4-3 1-2	2-1 ② G4-3		1-1 ② FC3-6 WP 1-2f	2-1 E3 2B 1-2			5	0	0	0	0	0	5
Tino Martinez, L (1, 3) OBP: 0.312, SLG: 0.483	3-0 ① F7 2-3		4-0 20 2B E BB	1-0 ③ L9		2-3 ③ K 1-2	2-1 1-3 2-H 2B			4	1	1	1	1	1	4
20 Jorge Posada, S (1, 2) OBP: 0.387, SLG: 0.516	0-1 ② SF7 3-H		0-0 E FC1-2 2B 1-3 2-H		1-0 ① P6		1-3 ① K			4	0	1	2	0	2	3
David Justice, L (1, 10) OBP: 0.320, SLG: 0.432	2-0 ③ P6		4-0 FC1-2 E IBB	4-2 FC5-4 BB BB			4-2 WP BB HR BB 1-3	1-3 ① K		2	1	0	0	3	1	1
Shane Spencer, R (1, 7) OBP: 0.312, SLG: 0.424		0-1 ① G1-4-3	2-2 E6 FC1-2 1-2 2-3 3-H	4-2 FC5-4 1-2 BB			4-1 WP HR 1-2 BB	2-2 1B		3	1	1	1	2	0	2
Alfonso Soriano, R (1, 4) OBP: 0.307, SLG: 0.450		3-2 ② G4-3	1-2 ② FC1-2 1-2 2-3 3-Hf	1-0 ② FC5-4 1-2f 2-3			1-0 ② F3	3-3 ② K		5	0	0	0	0	1	8
Clay Bellinger, R (1, 5) OBP: 0.182, SLG: 0.452		0-0 HR	2-2 ③ P4	1-2 ③ F9			1-1 1-H 2-H HR	1-2 ③ F7		5	2	2	4	0	0	6
Inning Stats	R: 2 E: 1 K: 0 S: 12 H: 2 LOB: 1 BB: 0 P: 19	R: 1 E: 0 K: 1 S: 9 H: 1 LOB: 0 BB: 0 P: 13	R: 2 E: 1 K: 0 S: 16 H: 2 LOB: 3 BB: 2 P: 31	R: 0 E: 0 K: 0 S: 5 H: 1 LOB: 1 BB: 0 P: 9	R: 0 E: 0 K: 0 S: 12 H: 0 LOB: 2 BB: 2 P: 23	R: 0 E: 0 K: 1 S: 8 H: 0 LOB: 1 BB: 1 P: 15	R: 5 E: 1 K: 2 S: 24 H: 3 LOB: 3 BB: 3 P: 46	R: 0 E: 0 K: 2 S: 19 H: 1 LOB: 1 BB: 0 P: 26		1B: 2 2B: 5 3B: 0 HR: 3 SF: 1 SAC: 0 DP: 0 HBP: 0						

PITCHER	IP	WLS	BF	H	R	ER	SO	BB	IBB	HBP	BLK	WP	HR	S	P	ERA	WHIP
Paul Wilson, R (1, 1) ERA: 6.07	6.2	L	36	7	8	7	3	6	1	0	0	2	2	71	130	9.45	1.950
Bobby Seay, L (7, 1) ERA: 3.86	1.1		9	3	2	1	3	1	0	0	0	0	1	34	52	6.75	3.000

PITCHER	IP	WLS	BF	H	R	ER	SO	BB	IBB	HBP	BLK	WP	HR	S	P	ERA	WHIP

Tampa Bay Devil Rays @ New York Yankees

Yankee Stadium, Bronx, NY

Wed Aug 15 2001, 7:05 PM EDT
Att. 32,103 - Sunny - 77 F

livebaseballscorecards.com

AB	36
R	10
H	10
RBI	10
BB	8
SO	6
LOB	30

WP: 2 PB: 0 SB: 0 CS: 0 PA: 45

Batter	1	2	3	4	5	6	7	8	9	AB	R	H	RBI	BB	SO	LOB
Damian Rolls, R (1, 8) OBP: 0.302, SLG: 0.340	C C S 0-3 ① K		F F B B X 2-2 G6-4-3 1B		B X 1-0 ② L7			X 0-0 ② G6-3	B F F B B B 4-2 PB BB	4	0	1	0	1	1	1
Brent Abernathy, R (1, 4) OBP: 0.370, SLG: 0.439	X 0-0 ② B2-3		X 0-0 ① ② G6-4-3 1-2f		B X 1-0 ③ F7			B B F B X 3-1 1B 1B	B 1-0 ③ PB 1-2 2-H 3-H	5	0	1	0	0	0	4
Ben Grieve, L (1, 9) OBP: 0.358, SLG: 0.369	B F C B X 2-2 ③ 1B		B S B X 2-1 ③ G4-3			B C X 1-1 ① G4-3		B B X 2-0 1-2 1B		4	0	2	0	0	0	0
Greg Vaughn, R (1, 10) OBP: 0.323, SLG: 0.448		B F F B B B 4-2 18 G5-3 2B BB		X 0-0 18 S 1B 18 G4-6-3 1B		X 0-0 ② G6-3		B S B S S 2-3 ③ K		3	2	1	0	1	1	2
Toby Hall, R (1, 2) OBP: 0.404, SLG: 0.500		X 0-0 ① F9		F F B X 1-2 18 G4-6-3 1B		C F S 0-3 ③ K			X 0-0 18 G6-3 1B 2B	4	1	2	0	0	1	1
18 Jared Sandberg, R (1, 5) OBP: 0.314, SLG: 0.375		C F X 0-2 ② G5-3 1-2		B S F B F X 2-2 ① ② G4-6-3 1-2f 2-H			C S S 0-3 ① K		B X 1-0 ① G6-3 2-3	4	0	0	0	0	1	3
Aubrey Huff, L (1, 3) OBP: 0.290, SLG: 0.351		C B S X 1-2 1B 2-H 2B		C C C 0-3 ③ K			X 0-0 ② G4-3		B B X 2-0 WP BB PB 1B 3-H	4	2	2	2	0	1	0
Felix Martinez, S (1, 6) OBP: 0.286, SLG: 0.287		B F X 1-1 1B 2-H			C L B X 1-2 G4-3 1B		S B S S 1-3 ③ K		B F B B B 4-1 WP PB 1-2 BB	3	0	2	1	1	1	0
Jason Tyner, L (1, 7) OBP: 0.310, SLG: 0.316		C X 0-1 ③ G4-3			L B B F F F X 2-2 ① G4-3 1-2			C B F C 1-3 ① K	F B X 1-1 ② L7 1-2 2-3	4	0	0	0	0	1	4
Inning Stats	R: 0 H: 1 E: 0 LOB: 1 K: 1 BB: 0 S: 7 P: 9	R: 2 H: 2 E: 0 LOB: 1 K: 0 BB: 1 S: 13 P: 19	R: 0 H: 1 E: 0 LOB: 0 K: 0 BB: 0 S: 6 P: 10	R: 1 H: 2 E: 0 LOB: 0 K: 1 BB: 0 S: 11 P: 14	R: 0 H: 1 E: 0 LOB: 1 K: 0 BB: 0 S: 10 P: 15	R: 0 H: 0 E: 0 LOB: 0 K: 1 BB: 0 S: 6 P: 7	R: 0 H: 0 E: 0 LOB: 0 K: 2 BB: 0 S: 7 P: 8	R: 0 H: 2 E: 0 LOB: 2 K: 2 BB: 0 S: 10 P: 18	R: 2 H: 2 E: 0 LOB: 2 K: 0 BB: 2 S: 8 P: 21	1B: 9 SF: 0 2B: 2 SAC: 0 3B: 0 DP: 2 HR: 0 HBP: 0						

PITCHER		IP	WLS	BF	H	R	ER	SO	BB	IBB	HBP	BLK	WP	HR	S	P	ERA	WHIP
Sterling Hitchcock, L ERA: 5.49	(1, 1)	5.0	W	20	7	3	3	2	1	0	0	0	0	0	47	67	5.40	1.600
Ramiro Mendoza, R ERA: 3.72	(6, 1)	2.0		6	0	0	0	3	0	0	0	0	0	0	13	15	0.00	0.000
Mike Stanton, L ERA: 2.13	(8, 1)	1.0		5	2	0	0	2	0	0	0	0	0	0	10	18	0.00	2.000
Randy Choate, L ERA: 3.57	(9, 1)	0.2		6	2	2	1	0	2	0	0	0	1	0	8	20	13.50	6.000
Mark Wohlers, R ERA: 4.53	(9, 1)	0.1		1	0	0	0	0	0	0	0	0	0	0	0	1	0.00	0.000

PITCHER	IP	WLS	BF	H	R	ER	SO	BB	IBB	HBP	BLK	WP	HR	S	P	ERA	WHIP

TOP

Tampa Bay Devil Rays @ New York Yankees

Yankee Stadium, Bronx, NY

Thu Aug 16 2001, 1:05 PM EDT
Att. 43,600 - Sunny - 81 F

livebaseballscorecards.com

AB	35
R	5
H	11
RBI	3
BB	3
SO	7
LOB	15

WP: 1 PA: 38
PB: 2
SB: 1
CS: 0

Batter	1	2	3	4	5	6	7	8	9	AB	R	H	RBI	BB	SO	LOB
2 Derek Jeter, R (1, 6) OBP: 0.387, SLG: 0.477	C S S 0-3 ① K	X 0-0 HR 1B 1-2 2-3		F B F B S 2-3 ② K		X 0-0 SH 2B 1-2 2-3	B B F B B 4-1 BB			3	2	1	0	0	2	0
Enrique Wilson, S (7, PH) OBP: 0.201, SLG: 0.226 (8, 5)										0	0	0	0	1	0	0
Paul O'Neill, L (1, 9) OBP: 0.342, SLG: 0.483	B B F X 2-1 ② F8	C S B B X 2-2 HR 1-H 2-H 3-H		B X 1-0 ③ F7		B F F S 1-3 ① K	C F B B S 2-3 ③ K			4	1	1	4	0	1	3
Gerald Williams, R (7, PH) OBP: 0.264, SLG: 0.314 (8, 9)										1	0	0	0	0	1	1
Bernie Williams, S (1, 8) OBP: 0.389, SLG: 0.495	X 0-0 BB HR 1B	B X 1-0 ① F8			C S F B X 1-2 ① G3	S B C B X 2-2 ② 2B 1-H 2-H 3-H		C F B S 1-3 ① K2-3		5	1	2	3	0	1	0
Tino Martinez, L (1, 3) OBP: 0.313, SLG: 0.482	B B F B B 4-1 HR BB 1-2	C S X 0-2 ② G3			X 0-0 ② F2	B C C F B B F X 3-2 FC5 BB 1B		F C B X 1-2 ② G4-3		3	1	1	0	1	0	0
Luis Sojo, R (8, PH) OBP: 0.233, SLG: 0.206 (9, 3)										1	0	0	0	0	0	0
David Justice, L (1, 10) OBP: 0.325, SLG: 0.442	B B B X 3-0 HR 1-H 2-H	C B C B S 2-3 ③ K			S B B B B 4-1 E BB	B B C F B B 4-2 FC5 1-2 BB		B X 1-0 ③ F8		3	2	1	3	2	1	0
Shane Spencer, R (1, 7) OBP: 0.316, SLG: 0.432	B F X 1-1 1B	C B F S 1-3 ① K			S S B B B F B F F X 3-2 E7 2B 1-H	F B B C F X 2-2 ③ FC5 1-2 2-3f				4	0	2	1	0	1	2
Alfonso Soriano, R (1, 4) OBP: 0.307, SLG: 0.451	C F B S 1-3 ③ K	C B F X 1-2 ② P6			B F X 1-1 ③ P4		C F B F F X 1-2 F8 G6-3 2B			4	1	1	0	0	1	2
Todd Greene, R (1, 2) OBP: 0.313, SLG: 0.365		F S X 0-2 2 1B HBP HR 1B	B X 1-0 ③ F9			X 0-0 2 SH BB 2B 1B	B B F X 2-1 ① F8 2-3			4	2	2	0	0	0	1
Clay Bellinger, R (1, 5) OBP: 0.208, SLG: 0.432 (8, 6)		C B B S F F H 3-2 2 1B HR HBP 1-2		F B B F F F X 1-2 ① P3		B B B B 4-0 2 SH 2B BP 1-2	C C B B X 2-2 ② G6-3 3-H			2	2	0	1	1	0	0
Inning Stats	R: 3 E: 0 K: 2 S: 13 H: 3 LOB: 1 BB: 1 P: 24	R: 4 E: 0 K: 1 S: 18 H: 3 LOB: 0 BB: 0 P: 26	R: 0 E: 0 K: 1 S: 7 H: 0 LOB: 0 BB: 0 P: 10	R: 0 E: 0 K: 1 S: 10 H: 0 LOB: 0 BB: 0 P: 14	R: 1 E: 1 K: 0 S: 14 H: 1 LOB: 1 BB: 1 P: 23	R: 3 E: 1 K: 1 S: 20 H: 3 LOB: 2 BB: 2 P: 36	R: 1 E: 0 K: 1 S: 15 H: 1 LOB: 1 BB: 1 P: 26	R: 0 E: 0 K: 1 S: 7 H: 0 LOB: 0 BB: 0 P: 10		1B: 6 2B: 3 3B: 0 HR: 2	SF: 0 SAC: 1 DP: 0 HBP: 1		WP: 0 PB: 0 SB: 0 CS: 0	PA: 41		

PITCHER		IP	WLS	BF	H	R	ER	SO	BB	IBB	HBP	BLK	WP	HR	S	P	ERA	WHIP
Ryan Rupe, R ERA: 6.95	(1, 1)	5.2	L	30	9	11	10	6	3	0	1	0	0	2	70	112	15.88	2.118
Jason Standridge, R ERA: 0.75	(6, 1)	2.1		11	2	1	1	2	2	0	0	0	0	0	34	57	3.86	1.714

PITCHER	IP	WLS	BF	H	R	ER	SO	BB	IBB	HBP	BLK	WP	HR	S	P	ERA	WHIP

BOTTOM

Tampa Bay Devil Rays @ New York Yankees

Yankee Stadium, Bronx, NY

Thu Aug 16 2001, 1:05 PM EDT
Att. 43,600 - Sunny - 81 F

livebaseballscorecards.com

AB	34
R	12
H	11
RBI	12
BB	5
SO	8
LOB	9

Batter	1	2	3	4	5	6	7	8	9	AB	R	H	RBI	BB	SO	LOB
51 Ichiro Suzuki, L (1, 9) OBP: 0.378, SLG: 0.465	B F S B X 2-2 G4-3 ①			B F F B F F F F X 2-2 CS 1B		X 0-0 F7 ①		C B B C X 2-2 1-2 1B		4	0	2	0	0	0	0
Mark McLemore, S (1, 5) OBP: 0.392, SLG: 0.386	X 0-0 CS 1B			C B B F B F C 3-3 1-2 K ① ②		B C X 1-1 F8 ②		B B C X 2-1 P4 ①		4	0	1	0	0	1	3
Edgar Martinez, R (1, 10) OBP: 0.422, SLG: 0.544	B F F S 1-3 K ②			B X 1-0 1B 1B		B C B B B 4-1 1B BB		X 0-0 F8 ②		3	0	1	0	1	1	3
John Olerud, L (1, 3) OBP: 0.414, SLG: 0.474	C B F F B 2-2 CS ③ 1-2	B F B F F B X 3-2 G6-3 ①		S B X 1-1 1-2 1B		C B X 1-1 1-2 1B		B X 1-0 G6-3 ③		4	0	2	0	0	0	2
Bret Boone, R (1, 4) OBP: 0.361, SLG: 0.560		F B B B B 4-1 L1-3 BB		C B B F B S 3-3 K ③		B C B S F B X 3-2 G1-3 ③			C B S X 1-2 G6-3 ①	3	0	0	0	1	1	4
Mike Cameron, R (1, 8) OBP: 0.345, SLG: 0.476		B X 1-0 1-2 L1-3 ② ③			C F B S 1-3 K ①		X 0-0 F8 ①		X 0-0 F8 ②	4	0	0	0	0	1	1
Stan Javier, S (1, 7) OBP: 0.382, SLG: 0.378			F B S S 1-3 K ①		B B B C C B B 4-2 BB		B B B C S F F F B 4-2 G1-6-3 BB		C B C X 1-2 G3-1 ③	2	0	0	0	2	1	0
Dan Wilson, R (1, 2) OBP: 0.310, SLG: 0.391			C C F S 0-3 K ②		X 0-0 F9 ②		F F X 0-2 1-2f G1-6-3 ② ③			3	0	0	0	0	1	2
Carlos Guillen, S (1, 6) OBP: 0.315, SLG: 0.332			C F F S 0-3 K ③		C L F B B B B X 3-2 F8 ③			C F B B F B B 4-2 51 1B BB		2	0	0	0	1	1	1
Inning Stats	R: 0 H: 1 E: 0 LOB: 0 K: 1 BB: 0 S: 10 P: 15	R: 0 H: 0 E: 0 LOB: 0 K: 0 BB: 1 S: 6 P: 14	R: 0 H: 0 E: 0 LOB: 0 K: 3 BB: 0 S: 11 P: 12	R: 0 H: 3 E: 0 LOB: 2 K: 2 BB: 0 S: 17 P: 27	R: 0 H: 0 E: 0 LOB: 1 K: 1 BB: 1 S: 10 P: 18	R: 0 H: 1 E: 0 LOB: 2 K: 0 BB: 1 S: 10 P: 19	R: 0 H: 0 E: 0 LOB: 0 K: 0 BB: 1 S: 9 P: 13	R: 0 H: 1 E: 0 LOB: 2 K: 0 BB: 1 S: 10 P: 19	R: 0 H: 0 E: 0 LOB: 0 K: 0 BB: 0 S: 7 P: 9	1B: 6 SF: 0 2B: 2 SAC: 0 3B: 0 DP: 3 HR: 0 HBP: 0						

PITCHER	IP	WLS	BF	H	R	ER	SO	BB	IBB	HBP	BLK	WP	HR	S	P	ERA	WHIP
35 Mike Mussina, R (1, 1) ERA: 3.68	7.0	W	26	5	0	0	7	4	0	0	0	0	0	73	118	0.00	1.286
Mike Stanton, L (8, 1) ERA: 2.12	0.1		3	1	0	0	0	1	0	0	0	0	0	8	16	0.00	6.000
Ramiro Mendoza, R (8, 1) ERA: 3.65	1.2	S	5	0	0	0	0	0	0	0	0	0	0	9	12	0.00	0.000

PITCHER	IP	WLS	BF	H	R	ER	SO	BB	IBB	HBP	BLK	WP	HR	S	P	ERA	WHIP

TOP

Seattle Mariners @ New York Yankees

Yankee Stadium, Bronx, NY

Fri Aug 17 2001, 7:05 PM EDT
Att. 54,616 - Cloudy - 85 F

livebaseballscorecards.com

AB	29
R	0
H	6
RBI	0
BB	5
SO	7
LOB	16

1B: 6	SF: 0	WP: 0	PA: 35
2B: 2	SAC: 0	PB: 0	
3B: 0	DP: 3	SB: 0	
HR: 0	HBP: 0	CS: 2	

Batter	1	2	3	4	5	6	7	8	9	AB	R	H	RBI	BB	SO	LOB
2 Derek Jeter, R (1, 6) OBP: 0.388, SLG: 0.483	HR	BB		G4-3 2-3			E6			3	1	1	1	1	0	1
Paul O'Neill, L (1, 9) OBP: 0.340, SLG: 0.478	G4-3	G4-3		P6			G1-3			4	0	0	0	0	0	3
Bernie Williams, S (1, 8) OBP: 0.390, SLG: 0.495	G4-3 1B		20 G3-6-1 BB 1B		K		P5			4	0	2	0	0	1	1
Tino Martinez, L (1, 3) OBP: 0.313, SLG: 0.479	G4-3 1-2		20 G3-6-1 1-2 BB		G3-1			K2-3		3	0	0	0	1	1	1
20 Jorge Posada, S (1, 2) OBP: 0.383, SLG: 0.511	L9		G3-6-1 1-2f 2-3		G6-3			G3-1		4	0	0	0	0	0	3
David Justice, L (1, 10) OBP: 0.324, SLG: 0.438		HR BB	L4			F2		K		3	1	0	0	1	1	1
Shane Spencer, R (1, 7) OBP: 0.316, SLG: 0.447		HR 1-H		K		F9				3	1	1	2	0	1	0
Alfonso Soriano, R (1, 4) OBP: 0.307, SLG: 0.457		G6-3		HR		F7				3	1	1	1	0	0	0
Clay Bellinger, R (1, 5) OBP: 0.216, SLG: 0.447		F8		2 G4-3 2B			F8			3	0	1	0	0	0	0
Inning Stats	R: 1 E: 0 K: 0 S: 9 H: 2 LOB: 1 BB: 0 P: 13	R: 2 E: 0 K: 0 S: 11 H: 1 LOB: 1 BB: 2 P: 24	R: 0 E: 0 K: 0 S: 8 H: 1 LOB: 1 BB: 1 P: 19	R: 1 E: 0 K: 1 S: 10 H: 2 LOB: 1 BB: 0 P: 18	R: 0 E: 0 K: 1 S: 8 H: 0 LOB: 0 BB: 0 P: 11	R: 0 E: 0 K: 0 S: 8 H: 0 LOB: 0 BB: 0 P: 12	R: 0 E: 1 K: 0 S: 11 H: 0 LOB: 1 BB: 0 P: 17	R: 0 E: 0 K: 2 S: 11 H: 0 LOB: 0 BB: 0 P: 15		1B: 2 2B: 1 3B: 0 HR: 3 SF: 0 SAC: 0 DP: 1 HBP: 0						

PITCHER		IP	WLS	BF	H	R	ER	SO	BB	IBB	HBP	BLK	WP	HR	S	P	ERA	WHIP
Paul Abbott, R ERA: 4.36	(1, 1)	4.0	L	20	6	4	4	1	3	0	0	0	0	3	38	74	9.00	2.250
John Halama, L ERA: 5.4	(5, 1)	2.0		6	0	0	0	1	0	0	0	0	0	0	16	23	0.00	0.000
Ryan Franklin, R ERA: 3.39	(7, 1)	1.0		4	0	0	0	0	0	0	0	0	0	0	11	17	0.00	0.000
Norm Charlton, L ERA: 3.51	(8, 1)	1.0		3	0	0	0	2	0	0	0	0	0	0	11	15	0.00	0.000

PITCHER	IP	WLS	BF	H	R	ER	SO	BB	IBB	HBP	BLK	WP	HR	S	P	ERA	WHIP

BOTTOM

Seattle Mariners @ New York Yankees

Yankee Stadium, Bronx, NY

Fri Aug 17 2001, 7:05 PM EDT
Att. 54,616 - Cloudy - 85 F

livebaseballscorecards.com

AB	30
R	4
H	6
RBI	4
BB	3
SO	4
LOB	10

Batter	1	2	3	4	5	6	7	8	9	AB	R	H	RBI	BB	SO	LOB
51 Ichiro Suzuki, L (1, 9) OBP: 0.377, SLG: 0.465	C F S 0-3 ① K	X 0-0 SH 1B 1-3 2-H	B F B B X 3-1 2B			C C X 0-2 ② G6-3		F B X 1-1 FC5-4 BB 1-2f		4	1	1	0	0	1	1
Stan Javier, S (1, 7) OBP: 0.387, SLG: 0.383 Charles Gipson, R (8, 7) OBP: 0.200, SLG: 0.150	B B X 2-0 2B 1B	X 0-0 S 1B FC6-4 1B 2-H 3-H	B B C C S 2-3 ③ K			X 0-0 S 1B		X 0-0 ② P3		5 0	2 0	3 0	2 0	0 0	1 0	2 0
Edgar Martinez, R (1, 10) OBP: 0.429, SLG: 0.549	C B B B C X 3-2 2B 2B 1-H	B B X 2-0 FC6-4 1B 1-2		B C B C B 4-2 G5-4-3 BB		C B F B B F F B 4-2 FC5-4 BB 1-2		B B F B B B 4-1 BB 1-2		2	1	2	1	3	0	0
John Olerud, L (1, 3) OBP: 0.411, SLG: 0.468	C S C 0-3 ② K	B X 1-0 ① P4 2-3		C B X 1-1 ① F8		F X 0-1 ③ FC5-4 1-2f		C B X 1-1 ③ F7		5	0	0	0	0	1	8
Bret Boone, R (1, 4) OBP: 0.360, SLG: 0.556	B B B B 4-0 2B BB	F F X 0-2 ② FC6-4 1B 1-2f 3-H		B B F B X 3-1 ② ③ G5-4-3 1-2f			C F B S 1-3 ① K		B F C X 1-2 ① F9	4	1	0	1	1	1	2
Mike Cameron, R (1, 8) OBP: 0.350, SLG: 0.481	C X 0-1 1-H 2-H 2B	S C X 0-2 1-2 1B			B B B 4-0 E S FC5-3 BB		B C X 1-1 1B		X 0-0 ② L3	4	0	3	2	1	0	0
David Bell, R (1, 5) OBP: 0.302, SLG: 0.395	F X 0-1 ③ G6-3	B X 1-0 ③ F2			B B C B F F S 3-3 ① K 1-3		B B X 2-0 ② F8		B X 1-0 ③ G1-3	5	0	0	0	0	1	5
Dan Wilson, R (1, 2) OBP: 0.309, SLG: 0.387		B B C B B 4-1 1B 51 SH BB	C S B B S 2-3 ① K		X 0-0 ② ③ FC5-3 3-3		X 0-0 ③ P4			3	1	0	0	1	1	2
Carlos Guillen, S (1, 6) OBP: 0.317, SLG: 0.332		B B X 2-0 51 SH 1B 1-2	B B F F C 2-3 ② K			B B X 2-0 ① G5-3		B B B B 4-0 51 FC5-4 BB		3	1	1	0	1	1	0
Inning Stats	R: 3 H: 3 E: 0 LOB: 1 K: 2 BB: 1 S: 14 P: 23	R: 4 H: 4 E: 1 LOB: 2 K: 0 BB: 1 S: 13 P: 23	R: 0 H: 1 E: 0 LOB: 1 K: 3 BB: 0 S: 11 P: 20	R: 0 H: 0 E: 0 LOB: 0 K: 0 BB: 1 S: 6 P: 14	R: 0 H: 0 E: 1 LOB: 0 K: 1 BB: 1 S: 5 P: 12	R: 0 H: 1 E: 0 LOB: 2 K: 0 BB: 1 S: 11 P: 17	R: 0 H: 1 E: 0 LOB: 1 K: 1 BB: 0 S: 7 P: 11	R: 0 H: 0 E: 0 LOB: 2 K: 0 BB: 2 S: 6 P: 16	R: 0 H: 0 E: 0 LOB: 0 K: 0 BB: 0 S: 5 P: 7	1B: 7 SF: 0 2B: 4 SAC: 1 3B: 0 DP: 2 HR: 0 HBP: 0						

PITCHER		IP	WLS	BF	H	R	ER	SO	BB	IBB	HBP	BLK	WP	HR	S	P	ERA	WHIP
Ted Lilly, L ERA: 5.38	(1, 1)	1.1	L	13	6	7	5	2	2	0	0	0	0	0	20	38	33.75	6.000
Jay Witasick, R ERA: 3.08	(2, 1)	1.2		7	2	0	0	3	0	0	0	0	0	0	18	28	0.00	1.200
Randy Choate, L ERA: 3.35	(4, 1)	2.2		9	1	0	0	1	2	0	0	0	0	0	16	33	0.00	1.125
Mark Wohlers, R ERA: 4.42	(6, 1)	1.1		7	1	0	0	1	2	0	0	0	0	0	13	25	0.00	2.250
Mike Stanton, L ERA: 2.06	(8, 1)	2.0		7	0	0	0	0	1	0	0	0	0	0	11	19	0.00	0.500

PITCHER	IP	WLS	BF	H	R	ER	SO	BB	IBB	HBP	BLK	WP	HR	S	P	ERA	WHIP

Seattle Mariners @ New York Yankees

Yankee Stadium, Bronx, NY

Sat Aug 18 2001, 4:05 PM EDT

Att. 55,294 - Sunny - 84 F

TOP

livebaseballscorecards.com

AB	35
R	7
H	10
RBI	6
BB	7
SO	7
LOB	20

1B: 7	SF: 0	WP: 0	PA: 43
2B: 4	SAC: 1	PB: 0	
3B: 0	DP: 2	SB: 3	
HR: 0	HBP: 0	CS: 0	

Batter	1	2	3	4	5	6	7	8	9	AB	R	H	RBI	BB	SO	LOB
2 Derek Jeter, R (1, 6) OBP: 0.390, SLG: 0.489	B C B F B F X 3-2 HR		X 0-0 SF8 BB 1-2 1B		B B B C B 4-1 2B 2B BB	C B B F S 2-3 ③ K		C X 0-1 ③ G1-5-3		4	2	2	1	1	1	4
Paul O'Neill, L (1, 9) OBP: 0.338, SLG: 0.474	B C X 1-1 ① L7		C S B B B B B 4-2 1-2 2-3 BB		B X 1-0 ② F9		C X 0-1 ① G4-3		F F X 0-2 ① G4-3	4	0	0	0	1	0	1
Bernie Williams, S (1, 8) OBP: 0.392, SLG: 0.499	B B B B 4-0 G4-6-3 BB		B B B C X 3-1 ① SF8 2-3 3-H		B X 1-0 2B 1-3 2B		X 0-0 ② F9		S B C B F B X 3-2 20 1B 1B HBP 1B	3	2	2	1	1	0	0
Tino Martinez, L (1, 3) OBP: 0.313, SLG: 0.480	C B X 1-1 ② ③ G4-6-3 1-2f		B C F B S 2-3 ② K		C X 0-1 20 2B 2-H 3-H 2B		C S B B S 2-3 ③ K		B C S X 1-2 HBP 20 1B 1-2 1B	5	1	2	2	0	2	3
20 Jorge Posada, S (1, 2) OBP: 0.383, SLG: 0.512		C B B S F S 2-3 ① K	B X 1-0 ③ F8		X 0-0 2-H 2B			C B S B B X 2-2 ① G3	S B F X 1-2 HBP 1-2 2-3 1B	5	0	2	1	0	1	2
David Justice, L (1, 10) OBP: 0.326, SLG: 0.438 Gerald Williams, R (8, PR) OBP: 0.267, SLG: 0.314	C X 0-1 ② F8	B F X 1-1 G5-4-3 1B	F C B X 1-2 ③ G3-1					B F S F B B B F X 3-2 2B 1B	F B F H 2-2 1-2 2-3 3-H HBP	4 0	0 0	2 0	0 1	0 0	0 0	1 0
Shane Spencer, R (1, 7) OBP: 0.323, SLG: 0.457	F C B B F F X 2-2 1B	X 0-0 ① ② G5-4-3 1-2f			X 0-0 FC5-4 1B			C X 0-1 1-3 2B	F F B F F B F S 2-3 ② K	5	0	3	0	0	1	4
Alfonso Soriano, R (1, 4) OBP: 0.304, SLG: 0.452	B F X 1-1 ③ L8	C B X 1-1 ③ G5-3			B C X 1-1 ① FC5-4 S 1-2f			C B F B S 2-3 ② K	C F X 0-2 ③ F7	5	0	0	0	0	1	8
Clay Bellinger, R (1, 5) OBP: 0.222, SLG: 0.440 Chuck Knoblauch, R (8, PH) OBP: 0.337, SLG: 0.349 Enrique Wilson, S (9, 5) OBP: 0.201, SLG: 0.226			B C C B B X 3-2 BB 2 1B SF8 1B		B C X 1-1 ① F7		B S F F B S 2-3 ② K 1-2	B B B C F F B 4-2 BB		3 0 0	1 0 0	1 0 0	0 0 0	0 1 0	1 0 0	1 0 0
Inning Stats	R: 1 E: 0 K: 0 S: 8 H: 1 LOB: 0 BB: 1 P: 17	R: 0 E: 0 K: 1 S: 12 H: 1 LOB: 1 BB: 0 P: 17	R: 1 E: 0 K: 1 S: 12 H: 2 LOB: 2 BB: 1 P: 25	R: 0 E: 0 K: 0 S: 5 H: 1 LOB: 0 BB: 0 P: 7	R: 3 E: 0 K: 0 S: 11 H: 3 LOB: 1 BB: 1 P: 19	R: 0 E: 0 K: 2 S: 10 H: 1 LOB: 1 BB: 0 P: 15	R: 0 E: 0 K: 1 S: 6 H: 0 LOB: 0 BB: 0 P: 8	R: 0 E: 0 K: 1 S: 18 H: 2 LOB: 3 BB: 1 P: 29	R: 1 E: 0 K: 1 S: 24 H: 3 LOB: 3 BB: 0 P: 33	1B: 9 2B: 4 3B: 0 HR: 1 SF: 1 SAC: 0 DP: 2 HBP: 1						

PITCHER		IP	WLS	BF	H	R	ER	SO	BB	IBB	HBP	BLK	WP	HR	S	P	ERA	WHIP
Joel Pineiro, R ERA: 1.87	(1, 1)	4.2		23	8	5	5	2	3	0	0	0	0	1	45	81	9.64	2.357
Norm Charlton, L ERA: 3.48	(5, 1)	0.1		1	0	0	0	0	0	0	0	0	0	0	3	4	0.00	0.000
Jose Paniagua, R ERA: 4.13	(6, 1)	1.0	H	4	1	0	0	2	0	0	0	0	0	0	10	15	0.00	1.000
Arthur Rhodes, L ERA: 1.58	(7, 1)	1.1	W	5	1	0	0	1	0	0	0	0	0	0	14	21	0.00	0.750
Jeff Nelson, R ERA: 2.7	(8, 1)	0.2	H	4	1	0	0	1	1	0	0	0	0	0	10	16	0.00	3.000

PITCHER		IP	WLS	BF	H	R	ER	SO	BB	IBB	HBP	BLK	WP	HR	S	P	ERA	WHIP
Kazuhiro Sasaki, R ERA: 3.48	(9, 1)	1.0	S	7	3	1	1	1	0	0	1	0	0	0	24	33	9.00	3.000

BOTTOM

Seattle Mariners @ New York Yankees

Yankee Stadium, Bronx, NY

Sat Aug 18 2001, 4:05 PM EDT
Att. 55,294 - Sunny - 84 F

livebaseballscorecards.com

AB	38
R	6
H	14
RBI	6
BB	4
SO	7
LOB	24

Seattle Mariners @ New York Yankees

Yankee Stadium, Bronx, NY

Sun Aug 19 2001, 1:05 PM EDT
Att. 54,339 - Cloudy - 83 F

TOP

livebaseballscorecards.com

Batter	1	2	3	4	5	6	7	8	9	AB	R	H	RBI	BB	SO	LOB
51 Ichiro Suzuki, L (1, 9) OBP: 0.376, SLG: 0.462	F8	F2			K		BB BB HR 1B	G1-3		5	1	1	0	0	1	1
Carlos Guillen, S (1, 6) OBP: 0.320, SLG: 0.333	S 1B 1B 1B	K			1B 1B 1B		BB HR BB		L5	4	3	2	0	1	1	1
Edgar Martinez, R (1, 10) OBP: 0.428, SLG: 0.547	1B HR 1B	G5-3			1B 1B 1B		F8		F8	5	2	2	0	0	0	3
Bret Boone, R (1, 4) OBP: 0.362, SLG: 0.555	HR 1B		G6-3		CS 1B 1B		HR BB		K	4	2	2	2	1	1	0
Mike Cameron, R (1, 8) OBP: 0.355, SLG: 0.501	HR		G5-4-3 1B		FC6-4 1B		HR			4	2	4	8	0	0	0
Stan Javier, S (1, 3) OBP: 0.384, SLG: 0.386	2B		G5-4-3		FC6-4		G6-3			4	0	1	0	0	0	3
David Bell, R (1, 5) OBP: 0.299, SLG: 0.391	K			G5-3		F8	K			4	0	0	0	0	2	1
Dan Wilson, R (1, 2) OBP: 0.312, SLG: 0.389	P4			G1-4-3 1B		F9		G6-4-3 1B		4	0	2	0	0	0	1
Charles Gipson, R (1, 7) OBP: 0.204, SLG: 0.205		3B		G1-4-3		K		G6-4-3		4	0	1	0	0	1	2

	AB	38
	R	10
	H	15
	RBI	10
	BB	2
	SO	6
	LOB	12

Inning Stats																								
	R: 4	H: 5	R: 0	H: 1	R: 0	H: 1	R: 0	H: 1	R: 2	H: 4	R: 0	H: 0	R: 4	H: 2	R: 0	H: 1	R: 0	H: 0	1B: 11	SF: 0	WP: 0	PA: 40
	E: 0	LOB: 1	E: 0	LOB: 1	E: 0	LOB: 0	E: 0	LOB: 0	E: 0	LOB: 1	E: 0	LOB: 0	E: 0	LOB: 0	E: 0	LOB: 0	E: 0	LOB: 0	2B: 1	SAC: 0	PB: 0	
	K: 1	BB: 0	K: 1	BB: 0	K: 0	BB: 0	K: 0	BB: 0	K: 1	BB: 0	K: 1	BB: 2	K: 1	BB: 2	K: 0	BB: 0	K: 1	BB: 0	3B: 1	DP: 3	SB: 1	
	S: 21	P: 29	S: 12	P: 16	S: 6	P: 7	S: 7	P: 9	S: 19	P: 30	S: 9	P: 12	S: 14	P: 29	S: 5	P: 7	S: 9	P: 13	HR: 2	HBP: 0	CS: 1	

PITCHER		IP	WLS	BF	H	R	ER	SO	BB	IBB	HBP	BLK	WP	HR	S	P	ERA	WHIP
Andy Pettitte, L ERA: 3.61	(1, 1)	6.1	L	30	13	8	8	4	1	0	0	0	0	1	79	114	11.37	2.211
Jay Witasick, R ERA: 3.27	(7, 1)	1.2		7	2	2	2	1	1	0	0	0	0	1	14	25	10.80	1.800
Ted Lilly, L ERA: 5.33	(9, 1)	1.0		3	0	0	0	1	0	0	0	0	0	0	9	13	0.00	0.000

PITCHER	IP	WLS	BF	H	R	ER	SO	BB	IBB	HBP	BLK	WP	HR	S	P	ERA	WHIP

Batter	1	2	3	4	5	6	7	8	9	AB	R	H	RBI	BB	SO	LOB
2 Derek Jeter, R (1, 6) OBP: 0.389, SLG: 0.486	B C X 1-1 ① P4		B X 1-0 ② F9 2-3		C B X 1-1 ③ F2			B C S B B F B 4-2 1B 1B BB		3	1	0	0	1	0	1
Chuck Knoblauch, R (1, 7) OBP: 0.336, SLG: 0.350	C X 0-1 2B		B B B C X 3-1 ③ F8			F X 0-1 ① F7		C F F F X 0-2 ② F7		4	0	1	0	0	0	2
Bernie Williams, S (1, 8) OBP: 0.391, SLG: 0.496	B X 1-0 ② F9			B C C B F S 2-3 ① K		B B B C X 3-1 ② F9		B B F C B X 3-2 BB 1-H 1B		4	0	1	1	0	1	1
Tino Martinez, L (1, 3) OBP: 0.317, SLG: 0.481	X 0-0 ③ F7			C B X 1-1 20 2B SF9 1B		C X 0-1 1B		B B B C F F B 4-2 1-2 BB		3	1	2	0	1	0	1
20 Jorge Posada, S (1, 2) OBP: 0.382, SLG: 0.512 Todd Greene, R (9, 2) OBP: 0.313, SLG: 0.365		X 0-0 ① G5-3		C F B X 1-2 1-3 2B		C F F B B F B X 3-2 ③ F7		F F C 0-3 ③ K		4 0	0 0	1 0	0 0	0 0	1 0	3 0
David Justice, L (1, 10) OBP: 0.325, SLG: 0.435		C B X 1-1 ② F2		S B X 1-1 ② SF9 3-H			F F S 0-3 ① K		F B B F F F B B 4-2 BB	2	0	0	1	1	1	0
Shane Spencer, R (1, 9) OBP: 0.317, SLG: 0.447		B S C C 1-3 ③ K		X 0-0 ③ F7			B B X 2-0 ② G6-3		F C F B C 1-3 ① K	4	0	0	0	0	2	2
Alfonso Soriano, R (1, 4) OBP: 0.303, SLG: 0.450			C B B B F F X 3-2 2 S S 1B		B C C B F X 2-2 ① P4		B F F B F F X 2-2 ③ F8		C F B F X 1-2 ② F7	4	0	1	0	0	0	1
Clay Bellinger, R (1, 5) OBP: 0.207, SLG: 0.407			B B C S S 2-3 ① K 1-2		B S B B F X 3-2 ② F8			F C B X 1-2 ① P6	C X 0-1 ③ F8	4	0	0	0	0	1	2
Inning Stats	R: 0 H: 1 E: 0 LOB: 1 K: 0 BB: 0 S: 6 P: 8	R: 0 H: 0 E: 0 LOB: 0 K: 1 BB: 0 S: 6 P: 8	R: 0 H: 1 E: 0 LOB: 1 K: 1 BB: 0 S: 10 P: 19	R: 1 H: 2 E: 0 LOB: 1 K: 1 BB: 0 S: 12 P: 17	R: 0 H: 0 E: 0 LOB: 0 K: 0 BB: 0 S: 9 P: 15	R: 0 H: 1 E: 0 LOB: 1 K: 0 BB: 0 S: 11 P: 17	R: 0 H: 0 E: 0 LOB: 0 K: 1 BB: 0 S: 9 P: 13	R: 1 H: 1 E: 0 LOB: 2 K: 1 BB: 2 S: 20 P: 32	R: 0 H: 0 E: 0 LOB: 1 K: 1 BB: 1 S: 14 P: 20	1B: 4 SF: 1 2B: 2 SAC: 0 3B: 0 DP: 0 HR: 0 HBP: 0						WP: 0 PA: 36 PB: 0 SB: 2 CS: 0	

PITCHER		IP	WLS	BF	H	R	ER	SO	BB	IBB	HBP	BLK	WP	HR	S	P	ERA	WHIP
Jamie Moyer, L ERA: 3.78	(1, 1)	7.0	W	26	5	1	1	4	0	0	0	0	0	0	63	97	1.29	0.714
Ryan Franklin, R ERA: 3.42	(8, 1)	2.0		10	1	1	1	2	3	0	0	0	0	0	34	52	4.50	2.000

PITCHER	IP	WLS	BF	H	R	ER	SO	BB	IBB	HBP	BLK	WP	HR	S	P	ERA	WHIP

BOTTOM

Seattle Mariners @ New York Yankees

Yankee Stadium, Bronx, NY

Sun Aug 19 2001, 1:05 PM EDT
Att. 54,339 - Cloudy - 83 F

livebaseballscorecards.com

AB	32
R	2
H	6
RBI	2
BB	3
SO	6
LOB	13

Batter	1	2	3	4	5	6	7	8	9	AB	R	H	RBI	BB	SO	LOB
2 Derek Jeter, R (1, 6) OBP: 0.388, SLG: 0.483	B B C F X 2-2 G6-3 ①		F C B B F X 2-2 P4 ②		F X 0-1 3-H 1B		X 0-0 G4-3 ③	C S B X 1-2 1-2f FC6-4 ③		5	0	1	1	0	0	1
Paul O'Neill, L (1, 9) OBP: 0.337, SLG: 0.478	B F F X 1-2 G3 ②		B B F X 2-1 F8 ③		B F F B F B S 3-3 K ③			B F B X 2-1 HR	C B B X 3-1 G3 ①	5	1	1	1	0	1	1
Bernie Williams, S (1, 8) OBP: 0.389, SLG: 0.493	C C B B B F C 3-3 K ③			B B C X 2-1 F7 ①		B B X 2-0 F8 ①		B C F X 1-2 HR 1B	C B C X 1-2 G6-3 ②	5	1	1	0	0	1	0
Tino Martinez, L (1, 3) OBP: 0.319, SLG: 0.489 Luis Sojo, R (9, 3) OBP: 0.233, SLG: 0.206		C C F S 0-3 K ①		F F X 0-2 FC3-6 1B		B F F B F F F X 2-2 3B 1B		C S B B B X 3-2 1-H HR	B C X 1-1 G4-1 ③	5 0	2 0	3 0	2 0	0 0	1 0	0 0
David Justice, L (1, 10) OBP: 0.327, SLG: 0.454		B C F B F F F B X 3-2 HR		B F B X 2-1 1-2f FC3-6 ②		C B B B B X 3-2 1-H 20 SF9 3B		C F B F B S 2-3 K ①		4	2	2	2	0	1	1
20 Jorge Posada, S (1, 2) OBP: 0.383, SLG: 0.512		C C X 0-2 1B		S F B F B F S 2-3 K ③		X 0-0 3-H SF9 ②		B B B C F B 4-2 E BB		2	1	1	1	1	1	1
Shane Spencer, R (1, 7) OBP: 0.311, SLG: 0.438		B C B C B X 3-2 F7 ②			X 0-0 G6-3 ①	B C S B S 2-3 K ③		X 0-0 P3 ②		4	0	0	0	0	1	2
Alfonso Soriano, R (1, 4) OBP: 0.305, SLG: 0.453		C S S 0-3 K ③			C F X 0-2 F8 S 2 1B 1B		C S S 0-3 K ①	C X 0-1 1-H E4 1B 2B		4	2	2	1	0	2	1
Clay Bellinger, R (1, 5) OBP: 0.200, SLG: 0.393 Chuck Knoblauch, R (7, PH) OBP: 0.335, SLG: 0.349 Enrique Wilson, S (7, 5) OBP: 0.206, SLG: 0.231			B S C B S 2-3 K ①		C B X 1-1 1-3 F8 ②		S F C 0-3 K ②	B C C X 1-2 3-H 2 FC6-4 1B		2 1 1	0 0 0	0 0 1	0 0 1	0 0 0	1 1 0	1 0 0
Inning Stats	R: 0 E: 0 K: 1 S: 10 H: 0 LOB: 0 BB: 0 P: 16	R: 1 E: 0 K: 2 S: 19 H: 2 LOB: 1 BB: 0 P: 25	R: 0 E: 0 K: 1 S: 9 H: 0 LOB: 0 BB: 0 P: 15	R: 0 E: 0 K: 1 S: 12 H: 1 LOB: 1 BB: 0 P: 18	R: 1 E: 0 K: 1 S: 12 H: 2 LOB: 1 BB: 0 P: 16	R: 2 E: 0 K: 1 S: 15 H: 2 LOB: 0 BB: 0 P: 24	R: 0 E: 0 K: 2 S: 8 H: 0 LOB: 0 BB: 0 P: 8	R: 5 E: 1 K: 1 S: 23 H: 5 LOB: 1 BB: 1 P: 37	R: 0 E: 0 K: 0 S: 7 H: 0 LOB: 0 BB: 0 P: 12	1B: 7 2B: 1 3B: 1 HR: 3	SF: 1 SAC: 0 DP: 0 HBP: 0						

TOP

New York Yankees @ Texas Rangers

The Ballpark at Arlington, Arlington, TX

Mon Aug 20 2001, 8:05 PM EDT

Att. 35,125 - Sunny - 94 F

livebaseballscorecards.com

AB	38
R	9
H	12
RBI	9
BB	1
SO	10
LOB	8

PITCHER		IP	WLS	BF	H	R	ER	SO	BB	IBB	HBP	BLK	WP	HR	S	P	ERA	WHIP
Rick Helling, R ERA: 5.31	(1, 1)	5.1		23	7	4	4	6	0	0	0	0	0	1	73	108	6.75	1.312
Dan Kolb, R ERA:	(6, 1)	1.2	H	5	0	0	0	3	0	0	0	0	0	0	12	14	0.00	0.000
Juan Moreno, L ERA: 4.41	(8, 1)	0.1	L	5	3	4	4	1	1	0	0	0	0	2	14	26	108.00	12.000
Mark Petkovsek, R ERA: 6.08	(8, 1)	0.2		4	2	1	1	0	0	0	0	0	0	0	9	11	13.50	3.000
Pat Mahomes, R ERA: 6.4	(9, 1)	1.0		3	0	0	0	0	0	0	0	0	0	0	7	12	0.00	0.000

PITCHER	IP	WLS	BF	H	R	ER	SO	BB	IBB	HBP	BLK	WP	HR	S	P	ERA	WHIP

New York Yankees @ Texas Rangers

The Ballpark at Arlington, Arlington, TX

Mon Aug 20 2001, 8:05 PM EDT

Att. 35,125 - Sunny - 94 F

livebaseballscorecards.com

BOTTOM

Batter	1	2	3	4	5	6	7	8	9	AB	R	H	RBI	BB	SO	LOB
Frank Catalanotto, L (1, 7) OBP: 0.405, SLG: 0.506	F8		K	CS 1-2	FC4-6 1B		G5-4-3 BB		G4-3 1-2 2-3	4	0	1	0	1	1	3
Mike Lamb, L (1, 5) OBP: 0.364, SLG: 0.438	P6		1B 1B 1B 3-H		FC4-6 2B G4-3 1-2f		F8		G1-3	5	1	1	1	0	0	4
Alex Rodriguez, R (1, 6) OBP: 0.402, SLG: 0.617	BB		1B 1-2		G4-3 HR 1-3		G5-4-3 1-2f		BB	3	1	2	0	2	0	1
Rafael Palmeiro, L (1, 3) OBP: 0.372, SLG: 0.530	F7		P5		G4-3 2-3 3-H			1B BB	G3	4	0	0	1	1	0	7
Ivan Rodriguez, R (1, 2) OBP: 0.348, SLG: 0.542		G5-3	1-2 2-3 1B		HR 3-H			G4-6-3 1-2 1B		4	1	3	2	0	0	0
Ruben Sierra, S (1, 10) OBP: 0.307, SLG: 0.558		F8	G3-1		P6			F7		4	0	0	0	0	0	5
Ricky Ledee, L (1, 9) OBP: 0.299, SLG: 0.386		2B		K	G1-3			G4-6-3 1-2f		4	0	1	0	0	1	2
Gabe Kapler, R (1, 8) OBP: 0.341, SLG: 0.415			10 E 10 S 1B	CS HBP	G6-3				G4-3 10 1B	3	1	2	0	0	0	0
10 Michael Young, R (1, 4) OBP: 0.287, SLG: 0.396			E8 1-H 1B	P4	G5-3				G4-3 1-2	4	1	2	1	0	0	1

	AB	35
	R	5
	H	12
	RBI	5
	BB	4
	SO	2
	LOB	23

Inning Stats	1	2	3	4	5	6	7	8	9
	R: 0 E: 0 K: 0 S: 9 H: 0 LOB: 1 BB: 1 P: 17	R: 0 E: 0 K: 0 S: 8 H: 1 LOB: 1 BB: 0 P: 13	R: 2 E: 1 K: 1 S: 16 H: 5 LOB: 3 BB: 0 P: 24	R: 0 E: 0 K: 1 S: 6 H: 0 LOB: 0 BB: 0 P: 13	R: 3 E: 0 K: 0 S: 14 H: 3 LOB: 0 BB: 0 P: 21	R: 0 E: 0 K: 0 S: 8 H: 0 LOB: 0 BB: 0 P: 9	R: 0 E: 0 K: 0 S: 8 H: 0 LOB: 0 BB: 1 P: 13	R: 0 E: 0 K: 0 S: 8 H: 1 LOB: 1 BB: 1 P: 14	R: 0 E: 0 K: 0 S: 15 H: 2 LOB: 3 BB: 1 P: 28

1B: 9	SF: 0	WP: 0	PA: 41
2B: 2	SAC: 0	PB: 0	
3B: 0	DP: 2	SB: 1	
HR: 1	HBP: 1	CS: 1	

PITCHER		IP	WLS	BF	H	R	ER	SO	BB	IBB	HBP	BLK	WP	HR	S	P	ERA	WHIP
Roger Clemens, R ERA: 3.6	(1, 1)	6.0		27	9	5	5	2	1	0	1	0	0	1	61	97	7.50	1.667
Mike Stanton, L ERA: 2.03	(7, 1)	1.0	W	4	0	0	0	0	2	0	0	0	0	0	10	19	0.00	2.000
Ramiro Mendoza, R ERA: 3.61	(8, 1)	1.0		3	1	0	0	0	0	0	0	0	0	0	6	8	0.00	1.000
42 Mariano Rivera, R ERA: 2.39	(9, 1)	1.0		6	2	0	0	0	1	0	0	0	0	0	15	28	0.00	3.000

PITCHER		IP	WLS	BF	H	R	ER	SO	BB	IBB	HBP	BLK	WP	HR	S	P	ERA	WHIP

Batter	1	2	3	4	5	6	7	8	9	AB	R	H	RBI	BB	SO	LOB
2 Derek Jeter, R (1, 6) OBP: 0.385, SLG: 0.480	B B F C F S 2-3 ① K	B C F X 1-2 ③ FC6-4 1-2f			B X 1-0 ② G5-3		C B X 1-1 ③ G5-3		C B X 1-1 ②③ G4-6-3 1-2f	3	0	0	0	0	1	1
Enrique Wilson, S (7, PH) OBP: 0.204, SLG: 0.228 (7, 6)										2	0	0	0	0	0	3
Paul O'Neill, L (1, 9) OBP: 0.337, SLG: 0.476	B B B B 4-0 2B BB	C C B X 1-2 ① L9			X 0-0 ③ G4-3			X 0-0 ① G5-3		2	0	0	0	1	0	0
Luis Sojo, R (7, 5) OBP: 0.230, SLG: 0.203										1	0	0	0	0	0	0
Bernie Williams, S (1, 8) OBP: 0.390, SLG: 0.495	C B B B X 3-1 1-3 2B	C B F F X 2-2 ② F9				F B B B B 4-1 20 G6-4-3 1B BB		C B B S S X 2-2 E6 HR		2	0	1	0	1	0	0
Gerald Williams, R (7, 8) OBP: 0.266, SLG: 0.313										1	1	0	0	0	0	0
David Justice, L (1, 10) OBP: 0.329, SLG: 0.465	C B X 1-1 ② F7			X 0-0 ③ F8		X 0-0 20 G6-4-3 1-2 1B		C B F B F F B F X 3-2 1-H HR		4	1	2	2	0	0	2
20 Jorge Posada, S (1, 2) OBP: 0.381, SLG: 0.508	F B F X 1-2 ③ G4-3			X 0-0 ① F9		F B S X 1-2 ①② G6-4-3 1-2f 2-3		X 0-0 ② G5-3		3	0	0	0	0	0	4
Todd Greene, R (7, 2) OBP: 0.309, SLG: 0.359										1	0	0	0	0	0	0
Shane Spencer, R (1, 7) OBP: 0.315, SLG: 0.436		B B B B 4-0 WP 1B BB		B B X 2-0 G3 1B		S S X 0-2 ③ G5-3		C B S S S 1-3 ③ K		3	1	1	0	1	1	1
Nick Johnson, L (1, 3) OBP: 0.500, SLG: 0.500		C F B B B X 3-2 1-H G5-4-3 1B		C B C B B X 3-2 ② G3 1-2			C B X 1-1 1B		C C F F X 0-2 ① F8	4	0	2	1	0	0	1
Alfonso Soriano, R (1, 4) OBP: 0.304, SLG: 0.450		C B X 1-1 ①② G5-4-3 1-2f		B F F X 1-2 ③ G4-3			C B F X 1-2 ① F9		B B B B 4-0 BB BB	3	0	0	0	1	0	3
Clay Bellinger, R (1, 5) OBP: 0.219, SLG: 0.390 (7, 9)		B C B B X 3-1 2 FC6-4 1B			X 0-0 ① F3		C C F X 0-2 ② F9		B B F B B 4-1 1-2 G4-6-3 BB	3	0	1	0	1	0	1
Inning Stats	R: 0 H: 1 E: 0 LOB: 2 K: 1 BB: 1 S: 11 P: 22	R: 1 H: 2 E: 0 LOB: 1 K: 0 BB: 1 S: 10 P: 22	R: 0 H: 0 E: 0 LOB: 0 K: 0 BB: 0 S: 8 P: 11	R: 0 H: 1 E: 0 LOB: 1 K: 0 BB: 0 S: 8 P: 14	R: 0 H: 0 E: 0 LOB: 0 K: 0 BB: 0 S: 3 P: 4	R: 0 H: 1 E: 0 LOB: 1 K: 0 BB: 1 S: 8 P: 13	R: 0 H: 1 E: 0 LOB: 1 K: 0 BB: 0 S: 11 P: 14	R: 2 H: 1 E: 1 LOB: 0 K: 1 BB: 0 S: 14 P: 20	R: 0 H: 0 E: 0 LOB: 1 K: 0 BB: 2 S: 8 P: 17	1B: 5 SF: 0 2B: 1 SAC: 0 3B: 0 DP: 3 HR: 1 HBP: 0						WP: 1 PA: 37 PB: 0 SB: 0 CS: 0

PITCHER		IP	WLS	BF	H	R	ER	SO	BB	IBB	HBP	BLK	WP	HR	S	P	ERA	WHIP
Doug Davis, L ERA: 4.23	(1, 1)	7.0	W	28	6	1	1	1	3	0	0	0	1	0	59	100	1.29	1.286
Mark Petkovsek, R ERA: 6.13	(8, 1)	1.0		5	1	2	1	1	0	0	0	0	0	1	14	20	9.00	1.000
Kevin Foster, R ERA: 6.62	(9, 1)	1.0		4	0	0	0	0	2	0	0	0	0	0	8	17	0.00	2.000

PITCHER	IP	WLS	BF	H	R	ER	SO	BB	IBB	HBP	BLK	WP	HR	S	P	ERA	WHIP

TOP

New York Yankees @ Texas Rangers

The Ballpark at Arlington, Arlington, TX

Tue Aug 21 2001, 8:05 PM EDT

Att. 34,940 - Cloudy - 94 F

livebaseballscorecards.com

AB	32
R	3
H	7
RBI	3
BB	5
SO	2
LOB	16

Batter	1	2	3	4	5	6	7	8	9	AB	R	H	RBI	BB	SO	LOB
Frank Catalanotto, L (1, 7) OBP: 0.405, SLG: 0.514	F7	1-H HR		G6-3		1-3 1B	K 2-3			5	2	2	2	0	1	1
Mike Lamb, L (1, 5) OBP: 0.365, SLG: 0.439	HR 1B	G5-3		G6-3		2-H 3-H G5-3 1B	SF8 3-H			4	2	2	3	0	0	0
Alex Rodriguez, R (1, 6) OBP: 0.401, SLG: 0.620	1-H HR	F8		P6		G5-3 1-2	F8			4	1	1	2	0	0	1
Scott Sheldon, R (7, PH) OBP: 0.247, SLG: 0.351										1	0	0	0	0	0	1
(8, 6)																
Rafael Palmeiro, L (1, 3) OBP: 0.375, SLG: 0.538	2B BB		HR		1B 1B	F7		K		3	3	2	1	1	0	1
Randy Velarde, R (8, 3) OBP: 0.372, SLG: 0.451										1	0	0	0	0	1	0
Ivan Rodriguez, R (1, 2) OBP: 0.347, SLG: 0.540	K	F9			F7	2-H 1B		F8		4	0	1	1	0	1	2
Bill Haselman, R (8, 2) OBP: 0.233, SLG: 0.238										1	0	0	0	0	0	0
Ruben Sierra, S (1, 10) OBP: 0.321, SLG: 0.597	1-H 2B	HR			1-2 1B	1-2 1B		HR		5	2	5	3	0	0	0
Ricky Ledee, L (1, 9) OBP: 0.302, SLG: 0.387	P4	G4-3			1-3 2-H 1B	F7		K		5	0	2	1	0	1	3
Gabe Kapler, R (1, 8) OBP: 0.337, SLG: 0.410		P4	G4-3 1-2		F7		K			4	0	0	0	0	1	2
10 Michael Young, R (1, 4) OBP: 0.294, SLG: 0.403		HR 1B	F9			1B BB	WP SF8 2B			3	3	2	0	1	0	1
Inning Stats	R: 3 E: 0 K: 1 S: 19 H: 3 LOB: 1 BB: 1 P: 30	R: 2 E: 0 K: 0 S: 10 H: 2 LOB: 0 BB: 0 P: 19	R: 2 E: 0 K: 0 S: 16 H: 3 LOB: 1 BB: 0 P: 20	R: 0 E: 0 K: 0 S: 6 H: 0 LOB: 0 BB: 0 P: 8	R: 1 E: 0 K: 0 S: 15 H: 3 LOB: 1 BB: 0 P: 19	R: 3 E: 0 K: 0 S: 22 H: 4 LOB: 2 BB: 1 P: 36	R: 1 E: 0 K: 2 S: 11 H: 1 LOB: 1 BB: 0 P: 17	R: 1 E: 0 K: 2 S: 12 H: 1 LOB: 0 BB: 0 P: 18		1B: 10 2B: 2 3B: 0 HR: 5	SF: 1 SAC: 0 DP: 0 HBP: 0					

PITCHER	IP	WLS	BF	H	R	ER	SO	BB	IBB	HBP	BLK	WP	HR	S	P	ERA	WHIP
Orlando Hernandez, R (1, 1) ERA: 6.0	5.0	L	26	11	8	8	1	1	0	0	0	0	4	66	96	14.40	2.400
Jay Witasick, R (6, 1) ERA: 3.71	2.0		13	5	4	4	2	1	0	0	0	1	0	33	53	18.00	3.000
Mark Wohlers, R (8, 1) ERA: 4.5	1.0		4	1	1	1	2	0	0	0	0	0	1	12	18	9.00	1.000

PITCHER	IP	WLS	BF	H	R	ER	SO	BB	IBB	HBP	BLK	WP	HR	S	P	ERA	WHIP

BOTTOM

New York Yankees @ Texas Rangers

The Ballpark at Arlington, Arlington, TX

Tue Aug 21 2001, 8:05 PM EDT

Att. 34,940 - Cloudy - 94 F

livebaseballscorecards.com

AB	40
R	13
H	17
RBI	13
BB	2
SO	5
LOB	12

WP: 1	PA: 43		
PB: 0			
SB: 0			
CS: 0			

Batter	1	2	3	4	5	6	7	8	9	AB	R	H	RBI	BB	SO	LOB
Chuck Knoblauch, R (1, 7) OBP: 0.338, SLG: 0.351	F8		2 G5-4-3 1B		2 S BB		2 S 1B		F9	4	0	2	0	1	0	0
2 Derek Jeter, R (1, 6) OBP: 0.382, SLG: 0.475	F9		G5-4-3 1-2f		K 1-2 2-3		K 1-2		F9	5	0	0	0	0	2	5
Bernie Williams, S (1, 8) OBP: 0.392, SLG: 0.494	1B			20 FC1-6 BB		F8	20 FC6-4 BB		K	3	0	1	0	2	1	0
David Justice, L (1, 10) OBP: 0.328, SLG: 0.460	F9			F8		FC4-6 20 1B WP BB	P6			3	1	0	0	1	0	5
20 Jorge Posada, S (1, 2) OBP: 0.379, SLG: 0.505		F8		FC1-6 1-2f		FC4-6 1-2 1B	FC6-4 1-2f			4	0	1	0	0	0	4
Paul O'Neill, L (1, 9) OBP: 0.336, SLG: 0.476		2B		L6		FC4-6 WP 1-2f 2-3		G4-3		4	0	1	0	0	0	3
Alfonso Soriano, R (1, 4) OBP: 0.306, SLG: 0.448		F8			2 S BB BB	K 1-2 3-H		HBP BB		2	0	0	0	2	1	2
Nick Johnson, L (1, 3) OBP: 0.375, SLG: 0.286		K			F9	F7		G4-3-6 HBP 1-2		3	0	0	0	0	1	4
Luis Sojo, R (1, 5) OBP: 0.224, SLG: 0.197			P4		F7		1B BB	G4-3-6 1-2f		2	0	0	0	0	0	1
Enrique Wilson, S (7, PH) OBP: 0.207, SLG: 0.227 (7, 5)										1	0	0	0	1	0	2
Inning Stats	R: 0 E: 0 K: 0 S: 10 H: 1 LOB: 1 BB: 0 P: 18	R: 0 E: 0 K: 1 S: 7 H: 1 LOB: 1 BB: 0 P: 12	R: 0 E: 0 K: 0 S: 6 H: 1 LOB: 0 BB: 0 P: 10	R: 0 E: 0 K: 0 S: 10 H: 0 LOB: 1 BB: 1 P: 16	R: 0 E: 0 K: 1 S: 7 H: 0 LOB: 2 BB: 2 P: 17	R: 1 E: 0 K: 1 S: 13 H: 1 LOB: 2 BB: 1 P: 21	R: 0 E: 0 K: 1 S: 24 H: 1 LOB: 3 BB: 2 P: 40	R: 0 E: 0 K: 0 S: 7 H: 0 LOB: 1 BB: 1 P: 17	R: 0 E: 0 K: 1 S: 11 H: 0 LOB: 0 BB: 0 P: 20	1B: 4 2B: 1 3B: 0 HR: 0	SF: 0 SAC: 0 DP: 2 HBP: 1						

PITCHER		IP	WLS	BF	H	R	ER	SO	BB	IBB	HBP	BLK	WP	HR	S	P	ERA	WHIP
Darren Oliver, L ERA: 5.82	(1, 1)	6.0	W	26	4	1	1	3	4	0	0	0	1	0	53	94	1.50	1.333
Dan Kolb, R ERA:	(7, 1)	0.1	H	4	1	0	0	1	2	0	0	0	0	0	20	34	0.00	9.000
Mike Venafro, L ERA: 4.5	(7, 1)	1.2	H	6	0	0	0	0	1	0	1	0	0	0	11	23	0.00	0.600
Pat Mahomes, R ERA: 6.32	(9, 1)	1.0		3	0	0	0	1	0	0	0	0	0	0	11	20	0.00	0.000

PITCHER	IP	WLS	BF	H	R	ER	SO	BB	IBB	HBP	BLK	WP	HR	S	P	ERA	WHIP

TOP

New York Yankees @ Texas Rangers

The Ballpark at Arlington, Arlington, TX

Wed Aug 22 2001, 8:05 PM EDT

Att. 33,442 - Cloudy - 93 F

livebaseballscorecards.com

AB	31
R	1
H	5
RBI	0
BB	7
SO	5
LOB	26

1B: 4	SF: 0	WP: 1	PA: 39		
2B: 1	SAC: 0	PB: 0			
3B: 0	DP: 2	SB: 3			
HR: 0	HBP: 1	CS: 0			

Batter	1	2	3	4	5	6	7	8	9	AB	R	H	RBI	BB	SO	LOB
Frank Catalanotto, L (1, 7) OBP: 0.405, SLG: 0.515	C X 0-1 G6-4-3 1B		B F F S 1-3 ③ K		C F X 0-2 ① F7		C X 0-1 1-3 2B 2B	F F S 0-3 ① K		5	1	2	0	0	2	5
Randy Velarde, R (1, 4) OBP: 0.369, SLG: 0.450	C B X 1-1 ① ② G6-4-3 1-2f			C B B S S 2-3 ① K	C B C S 1-3 ② ③ K 1-2		B F F B F X 2-2 WP 1B 2-H 3-H 2B	C F S 0-3 ② K		5	1	1	2	0	3	5
Alex Rodriguez, R (1, 6) OBP: 0.402, SLG: 0.617	C F B B B C 3-3 ③ K			S B B B F F B 4-2 WP BB 1B BB	B B B C F B 4-2 G3-6-3 BB	I I I I 4-0 1B WP E IBB	C S F B B X 2-2 ③ P4			2	2	0	0	3	1	3
Rafael Palmeiro, L (1, 3) OBP: 0.376, SLG: 0.535		B X 1-0 ① F9		B B C B B 4-1 1B WP 1-2 WP BB	X 0-0 ① ② G3-6-3 1-2f	C B I I 4-1 E 1-2 2-3 IBB				2	1	0	0	2	0	1
Ivan Rodriguez, R (1, 2) OBP: 0.347, SLG: 0.540 Bill Haselman, R (2, PH) OBP: 0.255, SLG: 0.261 (3, 2)		C X 0-1 ② G5-3		S S F B F B X 2-2 WP 1B 1-3 2-H 1B	C B F B B B X 3-2 ③ G6-3	B X 1-0 E6 1-3 2-H 3-H 1B				0 0 0 0 0 0 0 4 1 2 2 0 0 0						
Ruben Sierra, S (1, 10) OBP: 0.316, SLG: 0.588		C B C B B F F C 3-3 ③ K		B F C F S 1-3 ② K 1-2 3-H			X 1-2 P4 B X 2-1 G5-3			4	0	0	0	0	2	3
Mike Lamb, L (1, 5) OBP: 0.372, SLG: 0.443		B B B C F F F C 2-3 ① K		B F S X 1-2 2-H 1B			B B B B 4-0 G1-3 1B BB	X 0-0 1B WP 1B		3	1	2	1	1	1	0
Ricky Ledee, L (1, 9) OBP: 0.300, SLG: 0.380		F B C F B S 2-3 ② K		F S X 0-2 ③ F9			B F S B X 2-2 ② G1-3 1-2	B B B C B 4-1 1B 1-2 BB		3	0	0	0	1	1	2
Chad Curtis, R (1, 8) OBP: 0.381, SLG: 0.442		C B S F F F B X 2-2 1B			F F B F B X 2-2 E5 CS		B C X 1-1 2B 2-H 2B 1B	S B X 1-1 1-2 2-3 1B		4	1	3	1	0	0	0
Inning Stats	R: 0 E: 0 K: 1 S: 7 H: 1 LOB: 0 BB: 0 P: 11	R: 0 E: 0 K: 1 S: 8 H: 0 LOB: 0 BB: 0 P: 12	R: 0 E: 0 K: 3 S: 18 H: 1 LOB: 1 BB: 0 P: 25	R: 3 E: 0 K: 2 S: 23 H: 2 LOB: 1 BB: 2 P: 37	R: 0 E: 1 K: 1 S: 10 H: 0 LOB: 1 BB: 0 P: 13	R: 0 E: 0 K: 0 S: 6 H: 0 LOB: 0 BB: 1 P: 13	R: 5 E: 1 K: 0 S: 18 H: 4 LOB: 2 BB: 3 P: 38	R: 0 E: 0 K: 2 S: 14 H: 2 LOB: 3 BB: 1 P: 21		1B: 8 2B: 3 3B: 0 HR: 0 SF: 0 SAC: 0 DP: 3 HBP: 0						

PITCHER		IP	WLS	BF	H	R	ER	SO	BB	IBB	HBP	BLK	WP	HR	S	P	ERA	WHIP
35 Mike Mussina, R ERA: 3.71	(1, 1)	6.0	L	23	4	3	3	8	3	0	0	0	2	0	72	111	4.50	1.167
Mike Stanton, L ERA: 2.54	(7, 1)	0.2		8	3	5	4	0	1	2	0	0	1	0	15	32	54.00	6.000
Mark Wohlers, R ERA: 4.39	(7, 1)	1.1		8	3	0	0	2	1	0	0	0	1	0	17	27	0.00	3.000

PITCHER	IP	WLS	BF	H	R	ER	SO	BB	IBB	HBP	BLK	WP	HR	S	P	ERA	WHIP

BOTTOM

New York Yankees @ Texas Rangers

The Ballpark at Arlington, Arlington, TX

Wed Aug 22 2001, 8:05 PM EDT
Att. 33,442 - Cloudy - 93 F

livebaseballscorecards.com

AB	32
R	8
H	10
RBI	6
BB	7
SO	10
LOB	19

1B: 8	SF: 0	WP: 4	PA: 39
2B: 3	SAC: 0	PB: 0	
3B: 0	DP: 3	SB: 0	
HR: 0	HBP: 0	CS: 1	

Batter	1	2	3	4	5	6	7	8	9	AB	R	H	RBI	BB	SO	LOB
Chuck Knoblauch, R (1, 7) OBP: 0.337, SLG: 0.356	B C C F X 1-2 F7 ①		C B F B X 2-2 F7 ①	B X 1-0 HR		C S C 0-3 K ②	B F X 1-1 G5-3 ③			5	1	1	1	0	1	0
2 Derek Jeter, R (1, 6) OBP: 0.382, SLG: 0.480	F X 0-1 F8 ②		X 0-0 HR	F C X 0-2 S 1B		X 0-0 F8 ③			B F B F X 2-2 F8 ①	5	1	2	1	0	0	0
Paul O'Neill, L (1, 9) OBP: 0.333, SLG: 0.471	B C F F F C 1-3 K ③		B C F X 1-2 G4-3 ②	C X 0-1 L8 ③ 1-2			S B F X 1-2 G3 ①		C B F F B B X 3-2 P6 ②	5	0	0	0	0	1	1
Bernie Williams, S (1, 8) OBP: 0.396, SLG: 0.502		C B X 1-1 BB 1B 1B	X 0-0 2B		X 0-0 FC6-4 1B 1B		B B B X 3-0 2B		C B X 1-1 G4-3 ③	5	1	4	0	0	0	0
David Justice, L (1, 10) OBP: 0.330, SLG: 0.457		B B B B 4-0 1B 1-2 BB	X 0-0 G3 ③		B S F B X 2-2 L7 ①		S B B B S F B 4-2 BB			2	0	0	0	2	0	2
Nick Johnson, L (1, 3) OBP: 0.417, SLG: 0.300		C C S 0-3 K ①		B B B 4-0 2B BB	F B F B X 2-2 FC6-4 1B 1-2		B S C B S 2-3 K ②			3	1	1	0	1	2	4
Alfonso Soriano, R (1, 4) OBP: 0.305, SLG: 0.448		C S S 0-3 K ②		F X 0-1 WP SF7 2B 1-H	S B F F F B X 2-2 FC6-4 ② 1-2f 2-3		C C B B B X 3-2 G6-3 ③			4	1	1	1	0	1	6
Todd Greene, R (1, 2) OBP: 0.306, SLG: 0.353		B F X 1-1 1B 1-2 2-H		X 0-0 G5-3 ①	F S S 0-3 K ③			B F X 1-1 G6-3 ①		4	0	1	1	0	1	3
Enrique Wilson, S (1, 5) OBP: 0.202, SLG: 0.223		X 0-0 F7 ③		B X 1-0 SF7 ② 2-H		F X 0-1 G6-3 ①		C F F B X 1-2 F9 ②		3	0	0	1	0	0	2
Inning Stats	R: 0 E: 0 K: 1 S: 11 H: 0 LOB: 0 BB: 0 P: 13	R: 1 E: 0 K: 2 S: 11 H: 2 LOB: 2 BB: 1 P: 17	R: 1 E: 0 K: 0 S: 9 H: 2 LOB: 1 BB: 0 P: 12	R: 3 E: 0 K: 0 S: 10 H: 3 LOB: 1 BB: 1 P: 16	R: 0 E: 0 K: 1 S: 15 H: 2 LOB: 2 BB: 0 P: 21	R: 0 E: 0 K: 1 S: 6 H: 0 LOB: 0 BB: 0 P: 6	R: 0 E: 0 K: 1 S: 13 H: 1 LOB: 2 BB: 1 P: 26	R: 0 E: 0 K: 0 S: 8 H: 0 LOB: 0 BB: 0 P: 11	R: 0 E: 0 K: 0 S: 9 H: 0 LOB: 0 BB: 0 P: 15	1B: 5 2B: 3 3B: 0 HR: 2	SF: 1 SAC: 0 DP: 0 HBP: 0					

New York Yankees @ Texas Rangers

The Ballpark at Arlington, Arlington, TX

Thu Aug 23 2001, 8:05 PM EDT

Att. 36,158 - Sunny - 95 F

TOP

livebaseballscorecards.com

AB	36
R	5
H	10
RBI	5
BB	3
SO	6
LOB	18

WP: 1 PA: 40
PB: 0
SB: 1
CS: 0

PITCHER		IP	WLS	BF	H	R	ER	SO	BB	IBB	HBP	BLK	WP	HR	S	P	ERA	WHIP
Rob Bell, R ERA: 6.65	(1, 1)	6.1	L	31	10	5	5	5	2	0	0	0	1	2	66	93	7.11	1.895
Juan Moreno, L ERA: 4.36	(7, 1)	0.1		2	0	0	0	1	1	0	0	0	0	0	6	12	0.00	3.000
Mark Petkovsek, R ERA: 6.0	(7, 1)	1.1		4	0	0	0	0	0	0	0	0	0	0	11	17	0.00	0.000
59 Jeff Zimmerman, R ERA: 2.91	(9, 1)	1.0		3	0	0	0	0	0	0	0	0	0	0	9	15	0.00	0.000

PITCHER	IP	WLS	BF	H	R	ER	SO	BB	IBB	HBP	BLK	WP	HR	S	P	ERA	WHIP

Batter	1	2	3	4	5	6	7	8	9	AB	R	H	RBI	BB	SO	LOB
Frank Catalanotto, L (1, 7) OBP: 0.407, SLG: 0.516	C B B F F S 2-3 ① K		B X 1-0 ② 1B		C X 0-1 1B 1B		C B X 1-1 ① FC3-6 1-2f		B C X 1-1 2-3 1B	5	0	3	0	0	1	1
Randy Velarde, R (1, 3) OBP: 0.370, SLG: 0.453	B F B X 2-1 ② F3		B S B X 2-1 2B		C X 0-1 1-3 1B		C B B C S 2-3 ② K		B C C F X 1-2 ③ G4-3	5	0	2	0	0	1	3
Alex Rodriguez, R (1, 6) OBP: 0.401, SLG: 0.614	B B F B B 4-1 BB		B B X 2-0 ③ G5-3		F F B B F B F X 3-2 ① F3		C F F S 0-3 ③ K			3	0	0	0	1	1	4
Rafael Palmeiro, L (1, 10) OBP: 0.375, SLG: 0.539	B F F S 1-3 ③ K			B F X 1-1 HR	X 0-0 ② P4			C X 0-1 ① L3		4	1	1	1	0	1	3
Chad Curtis, R (1, 9) OBP: 0.366, SLG: 0.422		X 0-0 ① G5-3		B B F B S C 3-3 ① K	B S B S F F X 2-2 ③ F9			B C F B S 2-3 ② K		4	0	0	0	0	2	2
Gabe Kapler, R (1, 8) OBP: 0.336, SLG: 0.411	C B X 1-1 2B			C B B F X 2-2 ② G4-3		C B B X 2-1 ① F9		B S S X 1-2 ③ F8		4	0	1	0	0	0	0
Mike Lamb, L (1, 5) OBP: 0.374, SLG: 0.441	C B X 1-1 ② F2			B B B C B 4-1 2B BB	C X 0-1 ② G3				B C X 1-1 1B 10 G3 1B	3	1	1	0	1	0	1
Bill Haselman, R (1, 2) OBP: 0.260, SLG: 0.286 Ricky Ledee, L (9, PH) OBP: 0.299, SLG: 0.378	X 0-0 ③ G4-3			B B C S X 2-2 1-H 2B	S C F B S 1-3 ③ K				S X 0-1 ① F2	3 1	0 0	1 0	1 0	0 0	1 0	1 1
10 Michael Young, R (1, 4) OBP: 0.294, SLG: 0.401			B C B X 2-1 ① F8	B F S S 1-3 ③ K		C B B X 2-1 FC3-6 1B			C B B X 2-1 1-2 ② G3	4	0	1	0	0	1	2
Inning Stats	R: 0 H: 0 E: 0 LOB: 1 K: 2 BB: 1 S: 10 P: 19	R: 0 H: 1 E: 0 LOB: 1 K: 0 BB: 0 S: 6 P: 8	R: 0 H: 2 E: 0 LOB: 1 K: 0 BB: 0 S: 6 P: 13	R: 2 H: 2 E: 0 LOB: 1 K: 2 BB: 1 S: 15 P: 28	R: 0 H: 2 E: 0 LOB: 2 K: 0 BB: 0 S: 15 P: 20	R: 0 H: 0 E: 0 LOB: 0 K: 1 BB: 0 S: 8 P: 11	R: 0 H: 1 E: 0 LOB: 1 K: 2 BB: 0 S: 11 P: 16	R: 0 H: 0 E: 0 LOB: 0 K: 1 BB: 0 S: 8 P: 11	R: 0 H: 2 E: 0 LOB: 2 K: 0 BB: 0 S: 12 P: 17	1B: 6 SF: 0 2B: 3 SAC: 0 3B: 0 DP: 0 HR: 1 HBP: 0						

PITCHER		IP	WLS	BF	H	R	ER	SO	BB	IBB	HBP	BLK	WP	HR	S	P	ERA	WHIP
Sterling Hitchcock, L ERA: 5.12	(1, 1)	6.1	W	28	8	2	2	5	2	0	0	0	0	1	64	106	2.84	1.579
Ramiro Mendoza, R ERA: 3.54	(7, 1)	1.2	H	5	0	0	0	3	0	0	0	0	0	0	15	20	0.00	0.000
42 Mariano Rivera, R ERA: 2.35	(9, 1)	1.0	S	5	2	0	0	0	0	0	0	0	0	0	12	17	0.00	2.000

PITCHER	IP	WLS	BF	H	R	ER	SO	BB	IBB	HBP	BLK	WP	HR	S	P	ERA	WHIP

BOTTOM

New York Yankees @ Texas Rangers

The Ballpark at Arlington, Arlington, TX

Thu Aug 23 2001, 8:05 PM EDT
Att. 36,158 - Sunny - 95 F

livebaseballscorecards.com

AB	36
R	2
H	10
RBI	2
BB	2
SO	8
LOB	18

1B: 6	SF: 0	WP: 0	PA: 38
2B: 3	SAC: 0	PB: 0	
3B: 0	DP: 0	SB: 0	
HR: 1	HBP: 0	CS: 0	

Batter	1	2	3	4	5	6	7	8	9	AB	R	H	RBI	BB	SO	LOB
Chuck Knoblauch, R (1, 7) OBP: 0.337, SLG: 0.355	X 0-0 ① F8	B S S T C 1-3 ③ K		C B F 1 SAFE 1-2 ③ CS 1-2	B B B C X 3-1 1B 1B		B C B C B B 4-2 G4-6-3 BB		C B X 1-1 ② FC6-5 DI 2-3	4	0	1	0	1	1	2
Nick Johnson, L (1, 3) OBP: 0.353, SLG: 0.267	C C T B T T B C 2-3 ② K	X 0-0 ① P6	F B B F B X 3-2 2 FC5-4 1-3 1B			C B F B X 2-2 ① ② G4-6-3 1-2f		B C B F S 2-3 ③ K 1-2	5	0	1	0	0	2	2
2 Derek Jeter, R (1, 6) OBP: 0.383, SLG: 0.481	B F B B X 3-1 2B 1B	B B B X 3-0 2B 1B			B X 1-0 ① FC5-4 G4-6-3 1-2f		X 0-0 ③ F8			4	0	2	0	0	0	2
Bernie Williams, S (1, 8) OBP: 0.397, SLG: 0.507	C B X 1-1 1-3 2B	C B X 1-1 1-3 2B			F B B S X 2-2 ② ③ G4-6-3 1-2f			B B C X 2-1 ① G3		4	0	2	0	0	0	2
David Justice, L (1, 10) OBP: 0.332, SLG: 0.468	B C C S 1-3 ③ K	X 0-0 ② P6				X 0-0 HR		C B F X 1-2 1B		4	1	2	1	0	1	4
20 Jorge Posada, S (1, 2) OBP: 0.376, SLG: 0.500		F B X 1-1 ① P4	F X 0-1 ③ G5-3			F B B B F F F S 2-3 ① K		X 0-0 ② F8		4	0	0	0	0	1	3
Paul O'Neill, L (1, 9) OBP: 0.336, SLG: 0.472		C B X 1-1 S 3B 1B		C C B H 2-2 FC3-6 HBP		C S B B X 2-2 1B		B C C B B X 3-2 ③ G3		3	1	2	0	0	0	1
Alfonso Soriano, R (1, 4) OBP: 0.305, SLG: 0.446		B S X 1-1 ② F9		C X 0-1 ① FC3-6 CS 1-2f		B F B X 2-1 ② F9			C B F B F X 2-2 FC6-5 G4-3 1B	4	0	1	0	0	0	3
Clay Bellinger, R (1, 5) OBP: 0.224, SLG: 0.419 Enrique Wilson, S (9, PH) OBP: 0.201, SLG: 0.222		C X 0-1 1-H 3B		B F C B S 2-3 ② K		B C C F F B S 2-3 ③ K			X 0-0 ① G4-3 1-2	3 1	0 0	1 0	1 0	0 0	2 0	2 1
Inning Stats	R: 0 H: 2 E: 0 LOB: 2 K: 2 BB: 0 S: 14 P: 21	R: 1 H: 2 E: 0 LOB: 1 K: 1 BB: 0 S: 12 P: 16	R: 0 H: 2 E: 0 LOB: 2 K: 0 BB: 0 S: 7 P: 11	R: 0 H: 0 E: 0 LOB: 0 K: 1 BB: 0 S: 9 P: 14	R: 0 H: 2 E: 0 LOB: 1 K: 0 BB: 0 S: 9 P: 18	R: 1 H: 2 E: 0 LOB: 1 K: 2 BB: 0 S: 16 P: 24	R: 0 H: 0 E: 0 LOB: 0 K: 0 BB: 1 S: 6 P: 12	R: 0 H: 1 E: 0 LOB: 1 K: 0 BB: 0 S: 9 P: 15	R: 0 H: 1 E: 0 LOB: 1 K: 1 BB: 0 S: 10 P: 15	1B: 8 SF: 0 2B: 2 SAC: 0 3B: 1 DP: 2 HR: 1 HBP: 1					WP: 0 PA: 39 PB: 0 SB: 1 CS: 1	

PITCHER		IP	WLS	BF	H	R	ER	SO	BB	IBB	HBP	BLK	WP	HR	S	P	ERA	WHIP
Jarrod Washburn, L ERA: 3.51	(1, 1)	6.0		27	10	2	2	6	0	0	1	0	0	1	67	104	3.00	1.667
Shigetoshi Hasegawa, R ERA: 3.7	(7, 1)	1.2	W	6	1	0	0	0	1	0	0	0	0	0	12	21	0.00	1.200
Mike Holtz, L ERA: 4.6	(8, 1)	0.1	H	1	0	0	0	0	0	0	0	0	0	0	3	6	0.00	0.000
Al Levine, R ERA: 2.24	(9, 1)	1.0		4	1	0	0	1	0	0	0	0	0	0	10	15	0.00	1.000

PITCHER	IP	WLS	BF	H	R	ER	SO	BB	IBB	HBP	BLK	WP	HR	S	P	ERA	WHIP

TOP

New York Yankees @ Anaheim Angels

Edison International Field, Anaheim, CA

Fri Aug 24 2001, 10:05 PM EDT
Att. 43,489 - Sunny - 74 F

livebaseballscorecards.com

AB	36
R	2
H	12
RBI	2
BB	1
SO	7
LOB	22

BOTTOM

New York Yankees @ Anaheim Angels

Edison International Field, Anaheim, CA

Fri Aug 24 2001, 10:05 PM EDT

Att. 43,489 - Sunny - 74 F

Batter	1	2	3	4	5	6	7	8	9	AB	R	H	RBI	BB	SO	LOB
David Eckstein, R (1, 6) OBP: 0.359, SLG: 0.367	B B B C X 3-2 L8 ①		B C B F B F X 3-2 G6-3 ②		C F B X 1-2 F8 ②		F B X 1-1 L6 ② 0-0 G1-3 PB 1B	X		5	0	1	0	0	0	4
Darin Erstad, L (1, 8) OBP: 0.337, SLG: 0.367	C S T B X 1-2 G3 ②		B B X 2-0 F8 ③		C X 0-1 G4-3 ③		C X 0-1 16 1B 2B 1-3 3-H	B C S F B F F X 2-2 G1-3 ② 1-3		5	1	1	1	0	0	3
Troy Glaus, R (1, 5) OBP: 0.348, SLG: 0.511	B B F F S 2-3 K ③			B X 1-0 P4 ①		B B B X 3-0 16 G6-3 2B	I I I I 4-0 16 1B 1B IBB	B S C S 1-3 K ③		4	1	1	0	1	2	1
16 Garret Anderson, L (1, 7) OBP: 0.304, SLG: 0.462		B X 1-0 S 1B 1B		X 0-0 F2 ②		F F X 0-2 G6-3 ① 2-3	B X 1-0 1B 1B 1-2 2-H 3-H			4	0	2	2	0	0	1
Shawn Wooten, R (1, 10) OBP: 0.333, SLG: 0.469 Orlando Palmeiro, L (7, PH) OBP: 0.327, SLG: 0.337	C B X 1-1 1-2 1B			B C B X 2-1 F9 ③		C S B F S 1-3 K ② C B S X	1-2 S 1B 1-3 2-H			3 1	0 0	1 1	0 1	0 0	1 0	1 0
Tim Salmon, R (1, 9) OBP: 0.359, SLG: 0.372 Jorge Fabregas, L (8, 2) OBP: 0.232, SLG: 0.292	B C B B F F C 3-3 K ① 2-3				B C F B B S 3-3 K ①	F C X 0-2 P4 ③	S S B B B B 4-2 1-2 BB			3 0	0 0	0 0	0 0	1 0	2 0	3 0
Scott Spiezio, S (1, 3) OBP: 0.344, SLG: 0.460	F B F F S 1-3 K ②				B B X 2-0 1B 1B 1B	x 0-0 1B 2B 2B x 0-2 F8 ③				4	2	2	0	0	1	5
Bengie Molina, R (1, 2) OBP: 0.324, SLG: 0.363 Jeff DaVanon, S (7, PR) OBP: 0.308, SLG: 0.511 (8, 9)	B F B F X 2-2 F9 ③				F F F F X 0-2 1B 1-2 1B	X 0-0 2B 16 1B 1B 2-3	B B C B X 3-1 HR			3 1	0 2	2 1	0 1	0 0	0 0	2 0
Benji Gil, R (1, 4) OBP: 0.339, SLG: 0.518			F B C C 1-3 K ①		B F B X 2-1 1-2 1B 2-H		B B B F F X 3-2 L5 ①	B B F F F S 2-3 K ①		4	0	1	1	0	2	2
Inning Stats	R: 0 E: 0 K: 1 S: 10 H: 0 LOB: 0 BB: 0 P: 16	R: 0 E: 0 K: 2 S: 14 H: 2 LOB: 2 BB: 0 P: 22	R: 0 E: 0 K: 1 S: 8 H: 0 LOB: 0 BB: 0 P: 14	R: 0 E: 0 K: 0 S: 4 H: 0 LOB: 0 BB: 0 P: 7	R: 1 E: 0 K: 1 S: 16 H: 3 LOB: 2 BB: 0 P: 24	R: 0 E: 0 K: 1 S: 11 H: 1 LOB: 1 BB: 0 P: 15	R: 4 E: 0 K: 0 S: 18 H: 5 LOB: 3 BB: 2 P: 32	R: 1 E: 0 K: 2 S: 18 H: 2 LOB: 1 BB: 0 P: 26		1B: 9 2B: 3 3B: 0 HR: 1	SF: 0 SAC: 0 DP: 0 HBP: 0		WP: 0 PB: 1 SB: 2 CS: 0	PA: 39		

livebaseballscorecards.com

	AB	37
	R	6
	H	13
	RBI	6
	BB	2
	SO	8
	LOB	22

PITCHER		IP	WLS	BF	H	R	ER	SO	BB	IBB	HBP	BLK	WP	HR	S	P	ERA	WHIP
Andy Pettitte, L ERA: 3.74	(1, 1)	6.2	L	31	10	5	5	6	0	1	0	0	0	0	73	117	6.75	1.500
Ramiro Mendoza, R ERA: 3.53	(7, 1)	0.1		3	1	0	0	0	1	0	0	0	0	0	8	13	0.00	6.000
Jay Witasick, R ERA: 3.78	(8, 1)	1.0		5	2	1	1	2	0	0	0	0	0	1	18	26	9.00	2.000

PITCHER	IP	WLS	BF	H	R	ER	SO	BB	IBB	HBP	BLK	WP	HR	S	P	ERA	WHIP

Batter	1	2	3	4	5	6	7	8	9	AB	R	H	RBI	BB	SO	LOB
2 Derek Jeter, R (1, 6) OBP: 0.381, SLG: 0.478	BCSC 1-3 ① K	BBFX 2-1 1-2 1B		BBFFBS 3-3 ②③ 1-2 K		FBCBS 2-3 ① K		X 0-0 ① F9		5	0	1	0	0	3	1
Paul O'Neill, L (1, 9) OBP: 0.337, SLG: 0.476	CCBFFBFX 2-2 ② F8	CBFBBFX 3-2 ③ F7			BX 1-0 HR	CBBBFFB 4-2 HR BB		FBFFBC 2-3 ② K		4	2	1	1	1	1	2
Bernie Williams, S (1, 8) OBP: 0.399, SLG: 0.516	CX 0-1 ③ L9		BX 1-0 G4-3 2B		SCBBBB 4-2 20 WP HBP BB BB	CX 0-1 1-H HR		FBCFBX 2-2 ③ G6-3		4	2	2	2	1	0	0
Tino Martinez, L (1, 10) OBP: 0.320, SLG: 0.487		CX 0-1 1B 20 2B 1B	CX 0-1 ① G4-3 2-3		FBBCBH 4-2 BB 20 WP 1-2 HBP	BCFFC 1-3 ② K			BBBCFFS 3-3 ① K	4	1	1	0	0	2	1
David Justice, L (1, 7) OBP: 0.331, SLG: 0.465 Shane Spencer, R (9, PH) OBP: 0.313, SLG: 0.434 (9, 7)	CX 0-1 1-2 20 2B 1B	BBCBFX 3-2 ② G6-3			BX 1-0 ① F8	BX 1-0 ③ G1-3			SSBX 1-2 ② G4-3	4 1	1 0	1 0	0 0	0 0	0 0	3 0
20 Jorge Posada, S (1, 2) OBP: 0.378, SLG: 0.501	BBX 2-0 G3 1-H 2-H 1B 2B	BBBI 4-0 IBB			FBIII 4-1 BB 1-2 2-3 IBB		SFFC 0-3 ① K		CSS 0-3 ③ K2-3	3	1	1	2	2	2	0
Nick Johnson, L (1, 3) OBP: 0.333, SLG: 0.222	CFBFFX 1-2 ① G3 2-3	CX 0-1 ③ F7			BSBBSFB 4-2 1-2 2-3 3-H BB		CX 0-1 ② F7			3	0	0	1	1	0	3
Alfonso Soriano, R (1, 4) OBP: 0.305, SLG: 0.445	BBFCS 2-3 ② K			CX 0-1 ① L5	BFFS 1-3 ② K		CCX 0-2 1B			4	0	1	0	0	2	4
Enrique Wilson, S (1, 5) OBP: 0.208, SLG: 0.224	X 0-0 3-H 2 1B 1B			BBBB 4-0 2 CS BB	CX 0-1 ③ G3		CX 0-1 ③ G3			3	0	1	1	1	0	4
Inning Stats	R: 0 E: 0 K: 1 S: 11 H: 0 LOB: 0 BB: 0 P: 14	R: 3 E: 0 K: 1 S: 20 H: 5 LOB: 2 BB: 0 P: 30	R: 0 E: 0 K: 0 S: 8 H: 1 LOB: 2 BB: 1 P: 16	R: 0 E: 0 K: 1 S: 5 H: 0 LOB: 0 BB: 1 P: 12	R: 2 E: 0 K: 1 S: 15 H: 1 LOB: 3 BB: 3 P: 34	R: 2 E: 0 K: 2 S: 13 H: 1 LOB: 0 BB: 1 P: 21	R: 0 E: 0 K: 1 S: 11 H: 1 LOB: 1 BB: 0 P: 11	R: 0 E: 0 K: 1 S: 9 H: 0 LOB: 0 BB: 0 P: 13	R: 0 E: 0 K: 2 S: 10 H: 0 LOB: 0 BB: 0 P: 14	1B: 5 2B: 2 3B: 0 HR: 2 SF: 0 SAC: 0 DP: 0 HBP: 1						

TOP

New York Yankees @ Anaheim Angels

Edison International Field, Anaheim, CA

Sat Aug 25 2001, 4:05 PM EDT

Att. 43,398 - Sunny - 83 F

livebaseballscorecards.com

AB	35
R	7
H	9
RBI	7
BB	6
SO	10
LOB	18

WP: 1 PA: 42
PB: 0
SB: 0
CS: 1

PITCHER		IP	WLS	BF	H	R	ER	SO	BB	IBB	HBP	BLK	WP	HR	S	P	ERA	WHIP
Ismael Valdez, R ERA: 4.03	(1, 1)	4.0	L	22	7	5	5	3	2	1	1	0	0	1	49	86	11.25	2.250
47 Mark Lukasiewicz, L ERA: 6.04	(5, 1)	0.1		3	0	0	0	0	1	1	0	0	1	0	5	14	0.00	3.000
Lou Pote, R ERA: 2.88	(5, 1)	3.2		14	2	2	2	5	1	0	0	0	0	1	38	51	4.91	0.818
Mike Holtz, L ERA: 4.45	(9, 1)	1.0		3	0	0	0	2	0	0	0	0	0	0	10	14	0.00	0.000

PITCHER	IP	WLS	BF	H	R	ER	SO	BB	IBB	HBP	BLK	WP	HR	S	P	ERA	WHIP

BOTTOM

New York Yankees @ Anaheim Angels

Edison International Field, Anaheim, CA

Sat Aug 25 2001, 4:05 PM EDT

Att. 43,398 - Sunny - 83 F

livebaseballscorecards.com

Batter	1	2	3	4	5	6	7	8	9	AB	R	H	RBI	BB	SO	LOB
David Eckstein, R (1, 6) OBP: 0.362, SLG: 0.368	CS 1B		BB		FC5-4 1B 1-2f		F8		WP DI 1B 1B	4	1	2	0	1	0	1
Darin Erstad, L (1, 8) OBP: 0.340, SLG: 0.369 Shawn Wooten, R (8, 3) OBP: 0.336, SLG: 0.472 Benji Gil, R (9, PR) OBP: 0.339, SLG: 0.518	S 2B 1B 1-2		BB 1-2		1B 1-2		F7		DI 1B 1-H	3 1 0	1 0 0	2 1 0	0 1 0	1 0 0	0 0 0	0 0 0
Troy Glaus, R (1, 5) OBP: 0.348, SLG: 0.511	2B 1-H		K		P4			S 16 G4-3 SF9 BB	K 1-2	4	1	1	1	1	2	5
16 Garret Anderson, L (1, 10) OBP: 0.302, SLG: 0.459	K		F7			F9		G4-3 1-2		4	0	0	0	0	1	4
Scott Spiezio, S (1, 3) OBP: 0.343, SLG: 0.462 (8, 7)	F8			G4-3		2B 2B		SF9 2-H		3	1	1	1	0	0	1
Adam Kennedy, L (1, 4) OBP: 0.349, SLG: 0.406		K		G6-3		2B 2-H		F9		4	0	1	1	0	1	0
Orlando Palmeiro, L (1, 7) OBP: 0.325, SLG: 0.332 (8, 9)		G6-3		F8		K			F8 S SF7 BB	3	1	0	0	1	1	1
Jorge Fabregas, L (1, 2) OBP: 0.233, SLG: 0.290		G3			FC5-4 1B	F7			F8 1-3	4	0	1	0	0	0	2
Jeff DaVanon, S (1, 9) OBP: 0.286, SLG: 0.480 (8, 8)			G3-1		P6		G5-3		SF7 3-H	3	0	0	1	0	0	1

	AB	33
	R	5
	H	9
	RBI	5
	BB	4
	SO	5
	LOB	15

Inning Stats	1	2	3	4	5	6	7	8	9	1B: 6	SF: 2	WP: 1	PA: 39
R:	1	0	0	0	0	1	0	1	2	2B: 3	SAC: 0	PB: 0	
E:	0	0	0	0	0	0	0	0	0	3B: 0	DP: 0	SB: 4	
K:	1	1	1	0	0	1	0	0	1	HR: 0	HBP: 0	CS: 1	
S:	13	7	19	9	11	10	6	8	13				
H:	3	0	0	0	2	2	0	0	2				
LOB:	1	0	2	0	2	1	0	0	2				
BB:	0	0	2	0	0	0	0	1	1				
P:	20	10	31	14	18	17	8	16	23				

PITCHER		IP	WLS	BF	H	R	ER	SO	BB	IBB	HBP	BLK	WP	HR	S	P	ERA	WHIP
Roger Clemens, R ERA: 3.56	(1, 1)	7.0	W	29	7	2	2	4	2	0	0	0	0	0	75	118	2.57	1.286
Mark Wohlers, R ERA: 4.74	(8, 1)	1.2		8	1	3	3	0	2	0	0	0	0	0	13	27	16.20	1.800
42 Mariano Rivera, R ERA: 2.34	(9, 1)	0.1	S	2	1	0	0	1	0	0	0	0	1	0	8	12	0.00	3.000

PITCHER		IP	WLS	BF	H	R	ER	SO	BB	IBB	HBP	BLK	WP	HR	S	P	ERA	WHIP

Batter	1	2	3	4	5	6	7	8	9	10	AB	R	H	RBI	BB	SO	LOB
2 Derek Jeter, R (1, 6) OBP: 0.382, SLG: 0.476	B X 1-0 F9 ①		C B C F S 1-3 K ③		B X 1-0 SF8 G3 1-2 2-H 1B		X 0-0 G6-3 ①	I I I I 4-0 BB IBB			4	0	1	1	1	0	0
Paul O'Neill, L (1, 9) OBP: 0.335, SLG: 0.472	B C S S B X 2-2 G1 ②			F B B X 2-1 G3-1 ①	F F B B B X 3-2 G3 1-2 2-3 ①		C F B X 1-2 F7 ②	B C B B F B 4-2 1-2 2-3 3-H BB			4	0	0	1	1	0	2
Bernie Williams, S (1, 8) OBP: 0.403, SLG: 0.516	B C B X 2-1 1B			B B B B 4-0 HR BB	I I I I 4-0 IBB		B S C F B B B 4-2 S 1B BB	F B X 1-1 F9 ③			2	2	1	0	3	0	3
Shane Spencer, R (1, 7) OBP: 0.315, SLG: 0.450	F C X 0-2 F7 ③			B X 1-0 1-H HR	B X 1-0 SF8 ② 2-3 3-H		S B S X 1-2 1-H 1B		C F B F B B S 3-3 K ①		4	1	2	4	0	1	1
20 Jorge Posada, S (1, 2) OBP: 0.377, SLG: 0.496		B B F X 2-1 G5-3 ①		C C F H 1-2 HBP	C X 0-1 G6-3 ③		C B F B X 2-2 L6 ③		B X 1-0 G3 ②		4	0	0	0	0	0	3
David Justice, L (1, 10) OBP: 0.333, SLG: 0.464 Gerald Williams, R (8, PR) OBP: 0.265, SLG: 0.312		B F F B X 2-2 G6-4-3 1B		B B F F S 2-3 K ②		F C X 0-2 F7 ①		C B F B B B 4-2 SH5-4 1B BB BB	C F X 0-2 F9 ③		3 1	0 1	1 0	0 0	1 0	1 0	1 0
Nick Johnson, L (1, 3) OBP: 0.308, SLG: 0.217	C B X 1-1 G6-4-3 ②③ 1-2f			B S S B X 2-2 G3 ③		C F B X 1-2 G3 ②		B X 1-0 BB SH5-4 1-2 1B		X 0-0 F5 ①	5	0	1	0	0	0	2
Enrique Wilson, S (1, 4) OBP: 0.214, SLG: 0.230			F X 0-1 G6-3 ①		F X 0-1 2 1B 1B		C F F B B F B X 3-2 1B	L B X 1-1 SH5-4 ① 1-2 2-3		X 0-0 P5 ②	4	1	2	0	0	0	0
Clay Bellinger, R (1, 5) OBP: 0.229, SLG: 0.415 Tino Martinez, L (8, PH) OBP: 0.320, SLG: 0.486 Luis Sojo, R (8, 5) OBP: 0.221, SLG: 0.194			C B F F C 1-3 K ②		B C F F B X 2-2 G3 2 1B 1-2 SF8 1B		F B X 1-1 G5-3 ③	B B S B F S 3-3 K ②		B B F F C 2-3 K ③	3 1 1	1 0 0	1 0 0	0 0 0	0 0 0	1 1 1	1 2 0
Inning Stats	R: 0 H: 1 E: 0 LOB: 1 K: 0 BB: 0 S: 9 P: 14	R: 0 H: 1 E: 0 LOB: 0 K: 0 BB: 0 S: 7 P: 12	R: 0 H: 0 E: 0 LOB: 0 K: 2 BB: 0 S: 10 P: 12	R: 2 H: 1 E: 0 LOB: 1 K: 1 BB: 1 S: 12 P: 24	R: 2 H: 3 E: 0 LOB: 2 K: 0 BB: 1 S: 13 P: 24	R: 0 H: 1 E: 0 LOB: 1 K: 0 BB: 0 S: 13 P: 18	R: 1 H: 1 E: 0 LOB: 1 K: 0 BB: 1 S: 13 P: 21	R: 1 H: 1 E: 0 LOB: 3 K: 1 BB: 3 S: 13 P: 31	R: 0 H: 0 E: 0 LOB: 0 K: 1 BB: 0 S: 8 P: 12	R: 0 H: 0 E: 0 LOB: 0 K: 1 BB: 0 S: 5 P: 7	1B: 8 2B: 0 3B: 0 HR: 1	SF: 1 SAC: 1 DP: 1 HBP: 1	WP: 0 PB: 0 SB: 1 CS: 0	PA: 45				

PITCHER		IP	WLS	BF	H	R	ER	SO	BB	IBB	HBP	BLK	WP	HR	S	P	ERA	WHIP
Scott Schoeneweis, L ERA: 5.05	(1, 1)	6.2		30	7	5	5	3	2	1	1	0	0	1	71	116	6.75	1.350
Al Levine, R ERA: 2.35	(7, 1)	0.2		5	2	1	1	0	1	0	0	0	0	0	12	21	13.50	4.500
Mike Holtz, L ERA: 4.4	(8, 1)	0.1		3	0	0	0	1	1	1	0	0	0	0	5	16	0.00	3.000
Ben Weber, R ERA: 3.14	(8, 1)	1.1		4	0	0	0	1	0	0	0	0	0	0	10	15	0.00	0.000
Troy Percival, R ERA: 2.49	(10, 1)	1.0	W	3	0	0	0	1	0	0	0	0	0	0	5	7	0.00	0.000

PITCHER	IP	WLS	BF	H	R	ER	SO	BB	IBB	HBP	BLK	WP	HR	S	P	ERA	WHIP

TOP

New York Yankees @ Anaheim Angels

Edison International Field, Anaheim, CA

Sun Aug 26 2001, 8:05 PM EDT
Att. 41,660 - Sunny - 78 F

livebaseballscorecards.com

AB	36
R	6
H	9
RBI	6
BB	6
SO	6
LOB	15

Batter	1	2	3	4	5	6	7	8	9	10	AB	R	H	RBI	BB	SO	LOB
David Eckstein, R (1, 6) OBP: 0.362, SLG: 0.368	C C B S 1-3 ① K		C L B B F F F B X 3-2 ① G4-3		X 0-0 1-3 1B		B B B C B F X 3-2 ③ G5-3		X 0-0 2-H 1B		5	0	2	1	0	1	1
Orlando Palmeiro, L (1, 10) OBP: 0.327, SLG: 0.328	B F B B B 4-1 16 2B G4-3 BB		B B B C B 4-1 BB		C X 0-1 ① SF8 3-H			B C F C 1-3 ① K	B B C X 2-1 ③ F9		2	1	0	1	2	1	1
Darin Erstad, L (1, 8) OBP: 0.339, SLG: 0.366	F B X 1-1 ② G4-3 1-2		B B F C S 2-3 ② K		P C B F F C 2-3 ② K			C X 0-1 ② G3		H 1-0 16 WP 16 2B HBP	4	1	0	0	0	2	3
16 Garret Anderson, L (1, 7) OBP: 0.305, SLG: 0.465	C B X 1-1 HR 2-H 2B		C F P B S 2-3 ③ K		B S B X 2-1 ③ P4			C X 0-1 1B 2B		F B F B X 2-2 1-H 2B	5	2	3	2	0	1	2
Scott Spiezio, S (1, 5) OBP: 0.345, SLG: 0.471 (8, 3)	B S X 1-1 2-H HR		B B B S F F F S 3-3 ① K			B X 1-0 ① F2		F X 0-1 2-H 1B			4	1	2	3	0	1	0
Tim Salmon, R (1, 9) OBP: 0.358, SLG: 0.369	B S S B S 2-3 ③ K		C F F B B B B B 4-2 G3-6-3 BB			C F B B F F B X 3-2 ② F7		C B X 1-1 ③ F9			3	0	0	0	1	1	1
Adam Kennedy, L (1, 4) OBP: 0.346, SLG: 0.402		B C X 1-1 ① G3	B F F B X 2-2 ② G3-6-3 1-2			C B X 1-1 ③ G4-3			C X 0-1 ① G6-3		4	0	0	0	0	0	1
Bengie Molina, R (1, 2) OBP: 0.324, SLG: 0.363 Troy Glaus, R (7, PR) OBP: 0.348, SLG: 0.510 (8, 5)		X 0-0 ② F7	S C B S 1-3 ③ K				B F F F B X 2-2 G4-6-3 1B		C B B B F X 2-2 ② F8		3 1	0 0	1 0	0 0	0 0	1 0	1 0
Shawn Wooten, R (1, 3) OBP: 0.338, SLG: 0.472 Jeff DaVanon, S (7, PH) OBP: 0.281, SLG: 0.471 Jorge Fabregas, L (8, 2) OBP: 0.238, SLG: 0.304		C C B B B X 3-2 ③ F9		F B B X 2-1 ③ 1B SF8 1B			X 0-0 ① ② 1-2f G4-6-3		C F F X 0-2 1B 2B		2 1 1	1 0 1	1 0 1	0 0 0	0 0 0	0 1 0	0 1 0
Inning Stats	R: 3 H: 2 E: 0 LOB: 0 K: 2 BB: 1 S: 13 P: 23	R: 0 H: 0 E: 0 LOB: 0 K: 0 BB: 0 S: 6 P: 10	R: 0 H: 0 E: 0 LOB: 1 K: 2 BB: 1 S: 14 P: 24	R: 0 H: 0 E: 0 LOB: 1 K: 2 BB: 1 S: 14 P: 24	R: 1 H: 2 E: 0 LOB: 1 K: 1 BB: 0 S: 12 P: 17	R: 0 H: 0 E: 0 LOB: 0 K: 0 BB: 0 S: 8 P: 13	R: 0 H: 1 E: 0 LOB: 1 K: 0 BB: 0 S: 7 P: 12	R: 1 H: 2 E: 0 LOB: 1 K: 1 BB: 0 S: 11 P: 13	R: 1 H: 2 E: 0 LOB: 1 K: 0 BB: 0 S: 12 P: 16	R: 1 H: 1 E: 0 LOB: 1 K: 0 BB: 0 S: 3 P: 6							

PITCHER		IP	WLS	BF	H	R	ER	SO	BB	IBB	HBP	BLK	WP	HR	S	P	ERA	WHIP
Orlando Hernandez, R ERA: 6.0	(1, 1)	6.0		25	4	4	4	7	3	0	0	0	0	1	67	111	6.00	1.167
Ramiro Mendoza, R ERA: 3.56	(7, 1)	1.2	H	6	2	1	1	1	0	0	0	0	0	0	14	20	5.40	1.200
42 Mariano Rivera, R ERA: 2.43	(8, 1)	1.1	B	7	3	1	1	0	0	0	0	0	0	0	16	21	6.75	2.250
Mike Stanton, L ERA: 2.67	(10, 1)	0.0	L	2	1	1	1	0	0	0	1	0	1	0	3	6	∞	∞

PITCHER	IP	WLS	BF	H	R	ER	SO	BB	IBB	HBP	BLK	WP	HR	S	P	ERA	WHIP

BOTTOM

New York Yankees @ Anaheim Angels

Edison International Field, Anaheim, CA

Sun Aug 26 2001, 8:05 PM EDT

Att. 41,660 - Sunny - 78 F

livebaseballscorecards.com

AB	35
R	7
H	10
RBI	7
BB	3
SO	8
LOB	11

1B: 5	SF: 1	WP: 1	PA: 40
2B: 4	SAC: 0	PB: 0	
3B: 0	DP: 1	SB: 0	
HR: 1	HBP: 1	CS: 0	

Toronto Blue Jays @ New York Yankees

Yankee Stadium, Bronx, NY

Tue Aug 28 2001, 7:05 PM EDT

Att. 37,450 - Cloudy - 85 F

TOP

livebaseballscorecards.com

Batter	1	2	3	4	5	6	7	8	9	AB	R	H	RBI	BB	SO	LOB
10 Vernon Wells, R (1, 8) OBP: 0.350, SLG: 0.487	C B C B X 2-2 FC1-6-5 S 1B		S F B B B C 3-3 ③ K			B S F F F X 1-2 G4-3 2B		B C F B X 2-2 ① L3		4	0	2	0	0	1	0
Alex Gonzalez, R (1, 6) OBP: 0.298, SLG: 0.390	S B X 1-1 ① FC1-6-5 CS 1-3			C C C 0-3 ① K		X 0-0 ② G4-3 2-3		B B C X 2-1 ② F2		4	0	0	0	0	1	2
Shannon Stewart, R (1, 7) OBP: 0.375, SLG: 0.464	B B S B X 3-1 ②③ 5-3 1-2			C B C B B B 4-2 2B BB		B C F B B B 4-2 BB		B B B C X 3-1 ③ G4-3		2	0	0	0	2	0	1
Carlos Delgado, L (1, 3) OBP: 0.408, SLG: 0.558		B C F B S 2-3 ① K		F S B X 1-2 ② 1-3 2B		C B B B X 3-1 ③ F9			B S S F B F F X 2-2 1B DI 1B	4	0	2	0	0	1	2
Raul Mondesi, R (1, 9) OBP: 0.337, SLG: 0.458		B X 1-0 CS 1B		F B B B X 2-1 ③ F7			S F B X 1-2 ① G6-3		B B B B F X 3-1 ① P4	4	0	1	0	0	0	2
Brad Fullmer, L (1, 10) OBP: 0.333, SLG: 0.459 José Cruz Jr., S (9, PH) OBP: 0.324, SLG: 0.516		C H 1-1 ② FC4-6 HBP 1-2			X 0-0 ① G4-3		F B X 1-1 FC6-5 2B		X 0-0 ② F7	2	0	1	0	0	0	0
										1	0	0	0	0	0	1
Felipe Lopez, S (1, 5) OBP: 0.273, SLG: 0.370		X 0-0 ③ FC4-6 1-2f			C B S C 1-3 ② K		C C X 0-2 ② FC6-5 1B 2-3		B C S S B X 2-2 DI 1-3 1B	4	0	1	0	0	1	2
Darrin Fletcher, L (1, 2) OBP: 0.278, SLG: 0.347 Chris Latham, S (9, PH) OBP: 0.439, SLG: 0.510			C X 0-1 ① F9		B B S F F S 2-3 ③ K		B B C X 2-1 1-2 1B		S S B X 1-2 ③ G1-3 1-2	3	0	1	0	0	1	0
										1	0	0	0	0	0	2
Homer Bush, R (1, 4) OBP: 0.336, SLG: 0.401			B X 1-0 ② F8			X 0-0 ① G5-3	B C C F S 1-3 ③ K			3	0	0	0	0	1	2

	AB	32
	R	0
	H	8
	RBI	0
	BB	2
	SO	6
	LOB	14

Inning Stats																				
	R: 0	H: 1	R: 0	H: 1	R: 0	H: 0	R: 0	H: 1	R: 0	H: 0	R: 0	H: 1	R: 0	H: 2	R: 0	H: 0	R: 0	H: 2	1B: 5	SF: 0	WP: 0	PA: 35
	E: 0	LOB: 0	E: 0	LOB: 1	E: 0	LOB: 0	E: 0	LOB: 1	E: 0	LOB: 0	E: 0	LOB: 2	E: 0	LOB: 2	E: 0	LOB: 0	E: 0	LOB: 2	2B: 3	SAC: 0	PB: 0	
	K: 0	BB: 0	K: 1	BB: 0	K: 1	BB: 0	K: 1	BB: 1	K: 2	BB: 0	K: 0	BB: 1	K: 1	BB: 0	K: 0	BB: 0	K: 0	BB: 0	3B: 0	DP: 0	SB: 1	
	S: 7	P: 13	S: 6	P: 10	S: 6	P: 10	S: 10	P: 17	S: 8	P: 11	S: 11	P: 19	S: 14	P: 19	S: 7	P: 14	S: 15	P: 23	HR: 0	HBP: 1	CS: 2	

PITCHER		IP	WLS	BF	H	R	ER	SO	BB	IBB	HBP	BLK	WP	HR	S	P	ERA	WHIP
35 Mike Mussina, R ERA: 3.55	(1, 1)	8.0	W	30	6	0	0	6	2	0	1	0	0	0	69	113	0.00	1.000
Mike Stanton, L ERA: 2.65	(9, 1)	0.2		4	2	0	0	0	0	0	0	0	0	0	12	19	0.00	3.000
42 Mariano Rivera, R ERA: 2.42	(9, 1)	0.1	S	1	0	0	0	0	0	0	0	0	0	0	3	4	0.00	0.000

PITCHER	IP	WLS	BF	H	R	ER	SO	BB	IBB	HBP	BLK	WP	HR	S	P	ERA	WHIP

Batter	1	2	3	4	5	6	7	8	9	AB	R	H	RBI	BB	SO	LOB
2 Derek Jeter, R (1, 6) OBP: 0.384, SLG: 0.478	S X 0-1 2B 1B	S T B F B B X 3-2 ③ G6-3			B B X 2-0 G4-6-3 1B		F B F B F X 2-2 G6-4-3 1B			4	1	3	0	0	0	1
Paul O'Neill, L (1, 9) OBP: 0.335, SLG: 0.473	C B X 1-1 G1-3 1-H 2B	C X 0-1 ① F8	C B B X 2-1 ① F7		C B B X 2-1 ① F7		C C S 0-3 ① K			4	0	1	1	0	1	2
Bernie Williams, S (1, 8) OBP: 0.404, SLG: 0.515	H 1-0 G1-3 HBP	X 0-0 G3 20 1B 1B 1B	B X 1-0 ②③ G4-6-3 1-2f		B X 1-0 ②③ G4-6-3 1-2f		C S F F X 0-2 ②③ G6-4-3 1-2f			3	1	1	0	0	0	2
Tino Martinez, L (1, 3) OBP: 0.321, SLG: 0.492	C X 0-1 ① G1-3 1-2 2-3	X 0-0 20 1B G3 1-2 1B				B B F X 2-1 HR		C X 0-1 ① G5-3		4	1	2	1	0	0	2
David Justice, L (1, 10) OBP: 0.335, SLG: 0.464 Gerald Williams, R (8, PR) OBP: 0.265, SLG: 0.312	B X 1-0 ② P3	B B C B X 3-1 ② G3 1-2 2-3				X 0-0 20 1B 20 E 1B		C B F X 1-2 S 1B		4 0	1 0	2 0	0 0	0 0	0 0	4 0
20 Jorge Posada, S (1, 2) OBP: 0.378, SLG: 0.496	X 0-0 ③ F8	B F X 1-1 ③ 2-3 3-H 1B				X 0-0 E8 1-H 1B		F B F F B B X 3-2 ② F9		4	0	2	1	0	0	3
Shane Spencer, R (1, 7) OBP: 0.309, SLG: 0.441		B B X 2-0 ① F8		B C X 1-1 ① G6-3		X 0-0 ① F8		B B S F X 2-2 ③ G6-3 1-2		4	0	0	0	0	0	2
Alfonso Soriano, R (1, 4) OBP: 0.303, SLG: 0.442		C X 0-1 ② F7		B B S X 2-1 ② F9		F F S 0-3 ② K				3	0	0	0	0	1	1
Enrique Wilson, S (1, 5) OBP: 0.216, SLG: 0.232		B C B X 2-1 1B		B C B X 2-1 ③ F7		C X 0-1 ③ G4-3				3	0	1	0	0	0	1
Inning Stats	R: 1 E: 0 K: 0 S: 8 H: 2 LOB: 2 BB: 0 P: 11	R: 0 E: 0 K: 0 S: 9 H: 1 LOB: 1 BB: 0 P: 16	R: 1 E: 0 K: 0 S: 8 H: 3 LOB: 2 BB: 0 P: 12	R: 0 E: 0 K: 0 S: 6 H: 0 LOB: 0 BB: 0 P: 11	R: 0 E: 0 K: 0 S: 4 H: 1 LOB: 0 BB: 0 P: 9	R: 2 E: 1 K: 1 S: 10 H: 3 LOB: 1 BB: 0 P: 12	R: 0 E: 0 K: 1 S: 12 H: 1 LOB: 0 BB: 0 P: 14	R: 0 E: 0 K: 0 S: 13 H: 1 LOB: 2 BB: 0 P: 19		1B: 10 2B: 1 3B: 0 HR: 1 SF: 0 SAC: 0 DP: 2 HBP: 1					WP: 0 PB: 0 SB: 1 CS: 0 PA: 34	

PITCHER		IP	WLS	BF	H	R	ER	SO	BB	IBB	HBP	BLK	WP	HR	S	P	ERA	WHIP
Esteban Loaiza, R ERA: 5.33	(1, 1)	5.0	L	24	10	4	3	0	0	0	1	0	0	1	39	65	5.40	2.000
Bob File, R ERA: 2.79	(6, 1)	1.0		4	1	0	0	1	0	0	0	0	0	0	10	12	0.00	1.000
Pedro Borbon, L ERA: 3.77	(7, 1)	1.2		5	1	0	0	1	0	0	0	0	0	0	17	21	0.00	0.600
Billy Koch, R ERA: 5.2	(8, 1)	0.1		1	0	0	0	0	0	0	0	0	0	0	4	6	0.00	0.000

PITCHER	IP	WLS	BF	H	R	ER	SO	BB	IBB	HBP	BLK	WP	HR	S	P	ERA	WHIP

BOTTOM

Toronto Blue Jays @ New York Yankees

Yankee Stadium, Bronx, NY

Tue Aug 28 2001, 7:05 PM EDT
Att. 37,450 - Cloudy - 85 F

livebaseballscorecards.com

AB	33
R	4
H	12
RBI	3
BB	0
SO	2
LOB	18

Batter	1	2	3	4	5	6	7	8	9	AB	R	H	RBI	BB	SO	LOB
10 Vernon Wells, R (1, 8) OBP: 0.378, SLG: 0.512	F8 2B		F9 S 1B 1B		F7		F9		BB	4	1	2	0	1	0	0
Alex Gonzalez, R (1, 6) OBP: 0.295, SLG: 0.386	F8		F9 1-3		F8		G6-3		F9	5	0	0	0	0	0	4
Shannon Stewart, R (1, 7) OBP: 0.375, SLG: 0.463	F8 2-3		HR 3-H 1B		E4		K			4	1	1	1	0	1	1
Chris Latham, S (9, 7) OBP: 0.439, SLG: 0.510										0	0	0	0	0	0	0
Carlos Delgado, L (1, 3) OBP: 0.407, SLG: 0.562	G3-1		HR 1-H		F9			F7		4	1	1	2	0	0	2
Raul Mondesi, R (1, 9) OBP: 0.340, SLG: 0.460		SH1-3 1B 1B	F7			HBP		G6-3 1B		3	0	2	0	0	0	0
Brad Fullmer, L (1, 10) OBP: 0.333, SLG: 0.457		SH1-3 1-2 1B	P6			K 1-2		G6-3 1-2f		4	0	1	0	0	1	2
Felipe Lopez, S (1, 5) OBP: 0.263, SLG: 0.355		SH1-3 1-2 2-3	G5-3			G1-3			K	3	0	0	0	0	1	1
Alberto Castillo, R (1, 2) OBP: 0.267, SLG: 0.270		F8	P3			BB 2-3			L4	3	0	0	0	1	0	2
Homer Bush, R (1, 4) OBP: 0.335, SLG: 0.398		F7	K			F8			1B 10 BB	4	0	1	0	0	1	4
Inning Stats	R: 0 H: 1 E: 0 LOB: 1 K: 0 BB: 0 S: 10 P: 16	R: 0 H: 2 E: 0 LOB: 2 K: 0 BB: 0 S: 9 P: 16	R: 3 H: 3 E: 0 LOB: 0 K: 0 BB: 0 S: 12 P: 21	R: 0 H: 0 E: 0 LOB: 0 K: 1 BB: 0 S: 11 P: 14	R: 0 H: 0 E: 1 LOB: 1 K: 0 BB: 0 S: 8 P: 11	R: 0 H: 0 E: 0 LOB: 2 K: 1 BB: 1 S: 7 P: 16	R: 0 H: 0 E: 0 LOB: 0 K: 1 BB: 0 S: 8 P: 9	R: 0 H: 1 E: 0 LOB: 0 K: 0 BB: 0 S: 9 P: 13	R: 0 H: 1 E: 0 LOB: 2 K: 1 BB: 1 S: 12 P: 17	1B: 6 SF: 0 2B: 1 SAC: 1 3B: 0 DP: 1 HR: 1 HBP: 1						

TOP

Toronto Blue Jays @ New York Yankees

Yankee Stadium, Bronx, NY

Wed Aug 29 2001, 7:05 PM EDT

Att. 36,855 - Sunny - 79 F

livebaseballscorecards.com

AB	34
R	3
H	8
RBI	3
BB	2
SO	4
LOB	16

WP: 0 PA: 38
PB: 0
SB: 3
CS: 0

PITCHER		IP	WLS	BF	H	R	ER	SO	BB	IBB	HBP	BLK	WP	HR	S	P	ERA	WHIP
Sterling Hitchcock, L ERA: 5.05	(1, 1)	6.0	L	27	6	3	3	2	1	0	1	0	0	1	57	94	4.50	1.167
Ramiro Mendoza, R ERA: 3.45	(7, 1)	3.0		11	2	0	0	2	1	0	0	0	0	0	29	39	0.00	1.000

PITCHER	IP	WLS	BF	H	R	ER	SO	BB	IBB	HBP	BLK	WP	HR	S	P	ERA	WHIP

Batter	1	2	3	4	5	6	7	8	9	AB	R	H	RBI	BB	SO	LOB
2 Derek Jeter, R (1, 6) OBP: 0.385, SLG: 0.480	F8		1B		1B 2B		K			4	1	2	0	0	1	0
Paul O'Neill, L (1, 9) OBP: 0.337, SLG: 0.474 Chuck Knoblauch, R (8, PH) OBP: 0.337, SLG: 0.354 (9, 7)	E8 1B		G4-3		1B 1B			F2		3 1	0 0	2 0	1 0	0 0	0 0	1 0
Bernie Williams, S (1, 8) OBP: 0.405, SLG: 0.517	G3			1B 2B	G4-6-3 1B			F9		4	1	2	0	0	0	1
Tino Martinez, L (1, 3) OBP: 0.319, SLG: 0.488	G5-3			G6-3	G4-6-3			K		4	0	0	0	0	1	4
David Justice, L (1, 10) OBP: 0.337, SLG: 0.463 Gerald Williams, R (9, PR) OBP: 0.265, SLG: 0.312		K		1B		K			G4-6-3 BB	3 0	0 0	1 0	1 0	1 0	2 0	0 0
Shane Spencer, R (1, 7) OBP: 0.304, SLG: 0.433 (9, 9)	G6-3			K	L5				K	4	0	0	0	0	2	2
Alfonso Soriano, R (1, 4) OBP: 0.302, SLG: 0.440	K			1B	G4-3			G4-6-3		4	0	1	0	0	1	1
Todd Greene, R (1, 2) OBP: 0.293, SLG: 0.338			G6-3	K			G6-3			3	0	0	0	0	1	2
Enrique Wilson, S (1, 5) OBP: 0.213, SLG: 0.228			K		G4-3		G4-3			3	0	0	0	0	1	0
Inning Stats	R: 0 H: 1 E: 1 LOB: 1 K: 0 BB: 0 S: 12 P: 14	R: 0 H: 0 E: 0 LOB: 0 K: 2 BB: 0 S: 8 P: 11	R: 0 H: 1 E: 0 LOB: 1 K: 1 BB: 0 S: 9 P: 11	R: 1 H: 3 E: 0 LOB: 2 K: 2 BB: 0 S: 19 P: 27	R: 1 H: 3 E: 0 LOB: 1 K: 0 BB: 0 S: 8 P: 11	R: 0 H: 0 E: 0 LOB: 0 K: 1 BB: 0 S: 6 P: 9	R: 0 H: 0 E: 0 LOB: 0 K: 1 BB: 0 S: 8 P: 10	R: 0 H: 0 E: 0 LOB: 0 K: 1 BB: 0 S: 10 P: 13	R: 0 H: 0 E: 0 LOB: 1 K: 1 BB: 1 S: 10 P: 14	1B: 6 2B: 2 3B: 0 HR: 0	SF: 0 SAC: 0 DP: 2 HBP: 0			WP: 0 PB: 0 SB: 0 CS: 0	PA: 34	

PITCHER		IP	WLS	BF	H	R	ER	SO	BB	IBB	HBP	BLK	WP	HR	S	P	ERA	WHIP
32 Roy Halladay, R ERA: 4.05	(1, 1)	7.0	W	28	8	2	2	7	0	0	0	0	0	0	70	93	2.57	1.143
Dan Plesac, L ERA: 3.4	(8, 1)	1.0	H	3	0	0	0	1	0	0	0	0	0	0	10	13	0.00	0.000
Billy Koch, R ERA: 5.11	(9, 1)	1.0	S	3	0	0	0	1	1	0	0	0	0	0	10	14	0.00	1.000

PITCHER	IP	WLS	BF	H	R	ER	SO	BB	IBB	HBP	BLK	WP	HR	S	P	ERA	WHIP

BOTTOM

Toronto Blue Jays @ New York Yankees

Yankee Stadium, Bronx, NY

Wed Aug 29 2001, 7:05 PM EDT
Att. 36,855 - Sunny - 79 F

livebaseballscorecards.com

AB	33
R	2
H	8
RBI	2
BB	1
SO	9
LOB	11

Batter	1	2	3	4	5	6	7	8	9	10	11	AB	R	H	RBI	BB	SO	LOB
10 Vernon Wells, R (1, 8) OBP: 0.373, SLG: 0.479	B F F B F C 2-3 ① K		B F S B B X 2-2 1B 1B 1B		X 0-0 ① G3	B X 1-0 ③ F7			B B C B B B 4-1 SH3-4 BB		C F B F C 1-3 ② K	5	1	1	0	1	2	1
Jeff Frye, R (1, 5) OBP: 0.313, SLG: 0.335	C B F H 2-2 1B HBP		F X 0-1 FC3-6 1B 1-2 1B		C X 0-1 FC5-4 1B		C X 0-1 ① G5-3		X 0-0 ① SH3-4 1-2		C B B X 2-1 ③ G4-3	4	0	2	0	0	0	0
Shannon Stewart, R (1, 10) OBP: 0.377, SLG: 0.464	1 B B X SAFE 2-0 ② 1-2 1B		S B X 1-1 FC3-6 1-2 2-H 1B		B S X 1-1 ② FC5-4 HR 1-2f		C F B X 1-2 FC3-6 1B		B B F F S S 2-3 ② K			5	1	3	1	0	1	2
Carlos Delgado, L (1, 3) OBP: 0.407, SLG: 0.565	X 0-0 ③ G5-3		S S F B X 1-2 ② FC3-6 FC5 BB 1-2f 2-3		X 0-0 HR 1-H		B C B S F X 2-2 ② FC3-6 1-2f		I I I I 4-0 FC5-4 IBB			4	1	1	2	1	0	4
Raul Mondesi, R (1, 9) OBP: 0.342, SLG: 0.459		X 0-0 1B	B F F B B B 4-2 FC5 1-2 BB		C B B F F B B 4-2 BB		B F F F F B B C 3-3 ③ K		B C X 1-1 ③ FC5-4 1-2f			3	0	1	0	2	1	3
Chris Latham, S (1, 7) OBP: 0.410, SLG: 0.472 Alberto Castillo, R (8, 2) OBP: 0.264, SLG: 0.268		C B C S 1-3 ① K	C X 0-1 ③ FC5 1-2 2-3f		X 0-0 ③ F8			C B C S 1-3 ① K		B C T F S 1-3 ① K		4 1	0 0	0 0	0 0	0 0	2 1	5 0
Felipe Lopez, S (1, 6) OBP: 0.247, SLG: 0.333		F F S 0-3 ② K		C X 0-1 ① P4		C B F F F X 1-2 ① G6-3		B C F S S 1-3 ② K		F B B F F C 2-3 ② K		5	0	0	0	0	3	1
Darrin Fletcher, L (1, 2) OBP: 0.276, SLG: 0.345 José Cruz Jr., S (8, PH) OBP: 0.325, SLG: 0.522 (8, 7)	S B X 1-1 ③ F9		C X 0-1 ② P6			X 0-0 ② P5		S B B X 2-1 HR		B C X 1-1 ③ G6-3		3 2	0 1	0 1	0 1	0 0	0 0	1 0
Homer Bush, R (1, 4) OBP: 0.332, SLG: 0.394			B X 1-0 ① F8	C F B F F X 1-2 ③ F8		S X 0-1 1B		B C X 1-1 ③ G6-3			C B B B C X 3-2 ① G5-3	5	0	1	0	0	0	0
Inning Stats	R: 0 H: 1 E: 0 LOB: 1 K: 1 BB: 0 S: 7 P: 13	R: 0 H: 1 E: 0 LOB: 1 K: 2 BB: 0 S: 9 P: 11	R: 1 H: 3 E: 0 LOB: 3 K: 0 BB: 1 S: 16 P: 25	R: 0 H: 0 E: 0 LOB: 0 K: 0 BB: 0 S: 9 P: 10	R: 2 H: 2 E: 0 LOB: 1 K: 0 BB: 1 S: 10 P: 15	R: 0 H: 1 E: 0 LOB: 1 K: 0 BB: 0 S: 9 P: 11	R: 0 H: 1 E: 0 LOB: 1 K: 1 BB: 0 S: 14 P: 20	R: 1 H: 1 E: 0 LOB: 0 K: 2 BB: 0 S: 10 P: 15	R: 0 H: 0 E: 0 LOB: 2 K: 1 BB: 2 S: 7 P: 18	R: 0 H: 0 E: 0 LOB: 0 K: 2 BB: 0 S: 10 P: 14	R: 0 H: 0 E: 0 LOB: 0 K: 1 BB: 0 S: 9 P: 15	1B: 8 SF: 0 2B: 0 SAC: 1 3B: 0 DP: 0 HR: 2 HBP: 1						WP: 0 PA: 47 PB: 0 SB: 0 CS: 0	

PITCHER	IP	WLS	BF	H	R	ER	SO	BB	IBB	HBP	BLK	WP	HR	S	P	ERA	WHIP
Andy Pettitte, L (1, 1) ERA: 3.77	8.0		36	10	4	4	6	2	0	1	0	0	2	84	120	4.50	1.500
42 Mariano Rivera, R (9, 1) ERA: 2.35	2.0		8	0	0	0	3	1	1	0	0	0	0	17	32	0.00	0.500
Jay Witasick, R (11, 1) ERA: 3.73	1.0	W	3	0	0	0	1	0	0	0	0	0	0	9	15	0.00	0.000

PITCHER	IP	WLS	BF	H	R	ER	SO	BB	IBB	HBP	BLK	WP	HR	S	P	ERA	WHIP

TOP

Toronto Blue Jays @ New York Yankees

Yankee Stadium, Bronx, NY

Thu Aug 30 2001, 1:05 PM EDT

Att. 42,537 - Cloudy - 74 F

livebaseballscorecards.com

AB	41
R	4
H	10
RBI	4
BB	4
SO	10
LOB	17

Batter	1	2	3	4	5	6	7	8	9	10	11	AB	R	H	RBI	BB	SO	LOB
2 Derek Jeter, R (1, 6) OBP: 0.386, SLG: 0.482	F9		FC5-2 2-3 1B		K		1B 1B	G1-3			1-3 2B	6	1	3	0	0	1	0
Paul O'Neill, L (1, 9) OBP: 0.335, SLG: 0.471 Chuck Knoblauch, R (7, PH) OBP: 0.338, SLG: 0.355 (8, 7)	G3-1		FC5-2 FC6 1-3 3-H			G2-3	S 20 E S S 1-H 1B	G4-3			IBB	3 2	0 1	0 1	0 1	0 1	0 0	2 0
Bernie Williams, S (1, 8) OBP: 0.402, SLG: 0.513	G3-1		FC6 1-2f			1B 1B	P4 1-2		G4-3		SF8 3-H	5	1	1	1	0	0	3
Tino Martinez, L (1, 3) OBP: 0.321, SLG: 0.489		1B		1B		BB 1-3 1B	K		F8			5	0	3	0	0	1	1
David Justice, L (1, 7) OBP: 0.339, SLG: 0.462 Gerald Williams, R (7, PR) OBP: 0.264, SLG: 0.310 (8, 9)		F7		P6		BB 1-2 3-H 1B	BB 20 E 2-3 BB		G5-3			3 1	0 0	1 0	1 0	1 0	0 0	1 0
20 Jorge Posada, S (1, 2) OBP: 0.376, SLG: 0.492		K		BB		L9	E6 BB 1-2 3-H			P6		4	0	0	0	1	1	4
Nick Johnson, L (1, 10) OBP: 0.323, SLG: 0.192		F8		F7		1-2 2-3 BB	1-2 2-3 BB			F8		3	0	0	0	2	0	2
Alfonso Soriano, R (1, 4) OBP: 0.301, SLG: 0.438			2 1B G1-6-3 FC5-2 1B		G6-3	F9	F9			G4-3		5	0	1	0	0	0	6
Enrique Wilson, S (1, 5) OBP: 0.218, SLG: 0.249			G1-6-3 1-2		F7		HR	F7			2 2B SF8 1B	5	2	2	1	0	0	1
Inning Stats	R: 0 H: 0 E: 0 LOB: 0 K: 0 BB: 0 S: 7 P: 10	R: 0 H: 1 E: 0 LOB: 1 K: 1 BB: 0 S: 9 P: 13	R: 0 H: 2 E: 0 LOB: 2 K: 0 BB: 0 S: 10 P: 15	R: 0 H: 1 E: 0 LOB: 1 K: 0 BB: 1 S: 7 P: 14	R: 0 H: 0 E: 0 LOB: 0 K: 1 BB: 0 S: 14 P: 20	R: 1 H: 3 E: 0 LOB: 3 K: 0 BB: 1 S: 14 P: 26	R: 3 H: 3 E: 1 LOB: 3 K: 1 BB: 2 S: 27 P: 44	R: 0 H: 0 E: 0 LOB: 0 K: 0 BB: 0 S: 10 P: 16	R: 0 H: 0 E: 0 LOB: 0 K: 0 BB: 0 S: 9 P: 14	R: 0 H: 0 E: 0 LOB: 0 K: 0 BB: 0 S: 10 P: 14	R: 1 H: 2 E: 0 LOB: 2 K: 0 BB: 1 S: 12 P: 22	1B: 10 SF: 1 2B: 1 SAC: 0 3B: 0 DP: 0 HR: 1 HBP: 0						

PITCHER		IP	WLS	BF	H	R	ER	SO	BB	IBB	HBP	BLK	WP	HR	S	P	ERA	WHIP
Chris Carpenter, R ERA: 4.31	(1, 1)	5.2		25	7	1	1	2	2	0	0	0	0	0	59	95	1.59	1.588
Bob File, R ERA: 3.06	(6, 1)	0.1	H	3	2	2	2	0	0	0	0	0	0	1	5	8	54.00	6.000
Pedro Borbon, L ERA: 3.74	(7, 1)	0.1	B	2	1	0	0	0	0	0	0	0	0	0	9	12	0.00	3.000
Dan Plesac, L ERA: 3.38	(7, 1)	0.1		4	0	1	0	1	2	0	0	0	0	0	14	24	0.00	6.000
Paul Quantrill, R ERA: 2.42	(7, 1)	3.1		10	0	0	0	0	0	0	0	0	0	0	30	47	0.00	0.000

PITCHER		IP	WLS	BF	H	R	ER	SO	BB	IBB	HBP	BLK	WP	HR	S	P	ERA	WHIP
Scott Eyre, L ERA: 2.7	(11, 1)	0.1	L	4	2	1	1	0	0	1	0	0	0	0	12	22	27.00	6.000

BOTTOM

Toronto Blue Jays @ New York Yankees

Yankee Stadium, Bronx, NY

Thu Aug 30 2001, 1:05 PM EDT
Att. 42,537 - Cloudy - 74 F

livebaseballscorecards.com

AB	42
R	5
H	12
RBI	4
BB	5
SO	3
LOB	20

WP: 0		PA:	48
PB: 0			
SB: 3			
CS: 0			

Batter	1	2	3	4	5	6	7	8	9	AB	R	H	RBI	BB	SO	LOB
2 Derek Jeter, R (1, 6) OBP: 0.385, SLG: 0.481	F B X 1-1 G6-3		B X 1-0 G6-3			F X 0-1 L6		S B B S F X 2-2 2-H 1B		4	0	1	0	0	0	0
Paul O'Neill, L (1, 9) OBP: 0.332, SLG: 0.467	B B F F X 2-2 G4-3			C X 0-1 P6			B B C X 2-1 F9		B S C S 1-3 K	4	0	0	0	0	1	0
Bernie Williams, S (1, 8) OBP: 0.401, SLG: 0.517	C X 0-1 P6			B B F F F F X 2-2 F5			C B X 1-1 G4-3		B S B B C X 3-2 HR	4	1	1	1	0	0	0
Tino Martinez, L (1, 3) OBP: 0.319, SLG: 0.485		B X 1-0 F3		C S F B B F B X 3-2 P4			B B S B C F X 3-2 G3-1		B B S S F B X 3-2 P5	4	0	0	0	0	0	0
David Justice, L (1, 7) OBP: 0.339, SLG: 0.460 Gerald Williams, R (8, PR) OBP: 0.263, SLG: 0.309 (8, 7)		C B X 1-1 F9			B B B C X 2-2 G5-3			C C B X 1-2 20 HR 1B	X 0-0 P6	3 1	0 1	1 0	0 0	0 0	0 0	0 0
20 Jorge Posada, S (1, 2) OBP: 0.378, SLG: 0.500		C B B C X 2-2 S 1B			B C F B S 2-3 K			C B B B X 3-1 1-H HR		3	1	2	2	0	1	0
Nick Johnson, L (1, 10) OBP: 0.294, SLG: 0.172		C B S B C 2-3 1-2 K			B F F X 1-2 F2			C X 0-1 P4		3	0	0	0	0	1	2
Alfonso Soriano, R (1, 4) OBP: 0.304, SLG: 0.439			B X 1-0 CS 1B			C B C B S 2-3 K		C F X 0-2 2 1B 1B		3	0	2	0	0	1	0
Enrique Wilson, S (1, 5) OBP: 0.219, SLG: 0.250			B B X 2-0 1-2 G3			B C B C S 2-3 K		P C T F X 1-2 1-2 1B		3	0	1	0	0	1	1
Inning Stats	R: 0 E: 0 K: 0 S: 7 H: 0 LOB: 0 BB: 0 P: 10	R: 0 E: 0 K: 1 S: 9 H: 1 LOB: 1 BB: 0 P: 15	R: 0 E: 0 K: 0 S: 3 H: 1 LOB: 0 BB: 0 P: 7	R: 0 E: 0 K: 0 S: 12 H: 0 LOB: 0 BB: 0 P: 17	R: 0 E: 0 K: 1 S: 9 H: 0 LOB: 0 BB: 0 P: 14	R: 0 E: 0 K: 2 S: 8 H: 0 LOB: 0 BB: 0 P: 12	R: 0 E: 0 K: 0 S: 8 H: 0 LOB: 0 BB: 0 P: 14	R: 2 E: 0 K: 0 S: 19 H: 5 LOB: 2 BB: 0 P: 25	R: 1 E: 0 K: 1 S: 11 H: 1 LOB: 0 BB: 0 P: 18	1B: 6 2B: 0 3B: 0 HR: 2	SF: 0 SAC: 0 DP: 0 HBP: 0						

TOP

New York Yankees @ Boston Red Sox

Fenway Park, Boston, MA

Fri Aug 31 2001, 7:05 PM EDT
Att. 33,501 - Cloudy - 81 F

livebaseballscorecards.com

AB	32
R	3
H	8
RBI	3
BB	0
SO	5
LOB	3

WP: 0 PB: 0 SB: 1 CS: 1 PA: 32

PITCHER		IP	WLS	BF	H	R	ER	SO	BB	IBB	HBP	BLK	WP	HR	S	P	ERA	WHIP
Frank Castillo, R ERA: 4.28	(1, 1)	7.0		22	2	0	0	4	0	0	0	0	0	0	56	89	0.00	0.286
Derek Lowe, R ERA: 4.0	(8, 1)	1.0	L	6	5	2	2	0	0	0	0	0	0	1	19	25	18.00	5.000
Allen McDill, L ERA: 4.15	(9, 1)	0.2		3	1	1	1	1	0	0	0	0	0	1	10	17	13.50	1.500
49 Tim Wakefield, R ERA: 3.71	(9, 1)	0.1		1	0	0	0	0	0	0	0	0	0	0	1	1	0.00	0.000

PITCHER	IP	WLS	BF	H	R	ER	SO	BB	IBB	HBP	BLK	WP	HR	S	P	ERA	WHIP

BOTTOM

New York Yankees @ Boston Red Sox

Fenway Park, Boston, MA

Fri Aug 31 2001, 7:05 PM EDT

Att. 33,501 - Cloudy - 81 F

livebaseballscorecards.com

Batter	1	2	3	4	5	6	7	8	9	AB	R	H	RBI	BB	SO	LOB
Trot Nixon, L (1, 8) OBP: 0.366, SLG: 0.478	B C X 1-1 G4-3 ①		B X 1-0 L4 ②		C B S B B X 3-2 2B 2B		B F B F C 2-3 K ②			4	1	1	0	0	1	1
Chris Stynes, R (1, 4) OBP: 0.327, SLG: 0.420	C B B X 2-1 G6-3 ②		C X 0-1 2-3 1B		B X 1-0 2-H 2B		F S S 0-3 K ③			4	0	2	1	0	1	0
Carl Everett, S (1, 9) OBP: 0.322, SLG: 0.447	B B C F F X 2-2 G1-3 ③		B S X 1-1 G5-3 ③		F B B B C B X 3-2 F7 ③			X 0-0 P5 ①		4	0	0	0	0	0	3
Manny Ramirez, R (1, 10) OBP: 0.406, SLG: 0.628		X 0-0 G6-3 ①		S B S S S 1-3 K ①		B B X 2-0 G5-3 ①		C F F B X 1-2 G6-3 ②		4	0	0	0	0	1	0
Dante Bichette, R (1, 7) OBP: 0.337, SLG: 0.478		X 0-0 2B		F S B S S 1-3 K FC5-4		F B B F F X 2-2 1B 2B		B F C F F F X 1-2 G5-3 ③		4	0	2	0	0	1	0
Izzy Alcantara, R (1, 3) OBP: 0.500, SLG: 0.500		B F S S 1-3 K ②		X 0-0 FC5-4 ② 1-2f S		X 0-0 2-3 1B			B C C B X 2-2 FC6-4 1B	4	0	2	0	0	1	2
Shea Hillenbrand, R (1, 5) OBP: 0.304, SLG: 0.410		C S S 0-3 K ③		C F B X 1-2 G5-3 1-2		B B F S S 2-3 K ②			C X 0-1 FC6-4 1B ① 1-2f	4	0	0	0	0	2	5
Mike Lansing, R (1, 6) OBP: 0.299, SLG: 0.398			S F F B S 1-3 K ①		C F B B B X 2-2 G4-3 ①	C B X 1-1 F9 ③			X 0-0 1-2 G4-6-3 1B	4	0	1	0	0	1	2
Doug Mirabelli, R (1, 2) OBP: 0.341, SLG: 0.427 Troy O'Leary, L (9, PH) OBP: 0.309, SLG: 0.450			F B X 1-1 1B 2B		B F S F S S 1-3 K ②		F B S B S 2-3 K ①		B S B F F X 2-2 G4-6-3 ② ③ 1-2f	3	0	1	0	0	2	0
										1	0	0	0	0	0	2
Inning Stats	R: 0 E: 0 K: 0 S: 7 H: 0 LOB: 0 BB: 0 P: 12	R: 0 E: 0 K: 2 S: 8 H: 1 LOB: 1 BB: 0 P: 9	R: 0 E: 0 K: 1 S: 11 H: 2 LOB: 2 BB: 0 P: 15	R: 0 E: 0 K: 2 S: 10 H: 0 LOB: 1 BB: 0 P: 13	R: 1 E: 0 K: 1 S: 15 H: 2 LOB: 1 BB: 0 P: 25	R: 0 E: 0 K: 1 S: 10 H: 2 LOB: 2 BB: 0 P: 17	R: 0 E: 0 K: 3 S: 9 H: 0 LOB: 0 BB: 0 P: 13	R: 0 E: 0 K: 0 S: 12 H: 0 LOB: 0 BB: 0 P: 14	R: 0 E: 0 K: 0 S: 10 H: 2 LOB: 1 BB: 0 P: 14	1B: 4 2B: 5 3B: 0 HR: 0	SF: 0 SAC: 0 DP: 1 HBP: 0						

	AB	36
	R	1
	H	9
	RBI	1
	BB	0
	SO	10
	LOB	15

PITCHER		IP	WLS	BF	H	R	ER	SO	BB	IBB	HBP	BLK	WP	HR	S	P	ERA	WHIP
Roger Clemens, R ERA: 3.48	(1, 1)	7.0	W	29	7	1	1	10	0	0	0	0	1	0	70	104	1.29	1.000
Ramiro Mendoza, R ERA: 3.41	(8, 1)	1.0	H	3	0	0	0	0	0	0	0	0	0	0	12	14	0.00	0.000
42 Mariano Rivera, R ERA: 2.31	(9, 1)	1.0	S	4	2	0	0	0	0	0	0	0	0	0	10	14	0.00	2.000

PITCHER	IP	WLS	BF	H	R	ER	SO	BB	IBB	HBP	BLK	WP	HR	S	P	ERA	WHIP

WP: 1 PB: 0 SB: 1 CS: 0 PA: 36

New York Yankees @ Boston Red Sox

Fenway Park, Boston, MA

Sat Sep 01 2001, 1:15 PM EDT

Att. 33,084 - Sunny - 77 F

livebaseballscorecards.com

TOP

Batter	1	2	3	4	5	6	7	8	9	AB	R	H	RBI	BB	SO	LOB
Chuck Knoblauch, R (1, 7) OBP: 0.340, SLG: 0.356	3-2 G4-3 2 SH1-3 1B		2-1 P4			1-2 G5-3		1-2 3-H 1B		4	0	2	1	0	0	1
Clay Bellinger, R (8, 5) OBP: 0.229, SLG: 0.415										0	0	0	0	0	0	0
2 Derek Jeter, R (1, 6) OBP: 0.383, SLG: 0.478	0-0 SH1-3 1-2		0-1 FC6 1-2f			0-0 G5-3		2-2 G6-3		3	0	0	0	0	0	1
Bernie Williams, S (1, 8) OBP: 0.400, SLG: 0.522	1-0 G4-3 2-3			2-2 G4-3		2-2 F9			2-0 HR	4	1	1	1	0	0	1
Tino Martinez, L (1, 3) OBP: 0.316, SLG: 0.482	0-3 K			0-2 G3			2-2 F9		3-3 K	4	0	0	0	0	2	1
20 Jorge Posada, S (1, 2) OBP: 0.374, SLG: 0.495		3-3 K		0-3 K			2-0 F7		3-3 K	4	0	0	0	0	3	0
Paul O'Neill, L (1, 9) OBP: 0.331, SLG: 0.465		2-3 K			2-3 K		1-0 S 1B		3-1 F8	4	0	1	0	0	2	0
Shane Spencer, R (1, 10) OBP: 0.304, SLG: 0.429		3-3 K			1-2 HBP		1-3 K 1-2			2	0	0	0	0	2	1
Alfonso Soriano, R (1, 4) OBP: 0.304, SLG: 0.441			3-2 G5-3		0-1 F9			3-2 F8 1B 2B		3	1	1	0	0	0	1
Enrique Wilson, S (1, 5) OBP: 0.222, SLG: 0.253			3-2 2 FC6 1B		0-0 G4-3			1-0 F8 2-3		2	0	1	0	0	0	1
David Justice, L (8, PH) OBP: 0.338, SLG: 0.459										1	0	0	0	0	0	1
(8, 7)																

Inning Stats	1	2	3	4	5	6	7	8	9
	R: 0 H: 1 E: 0 LOB: 1 K: 1 BB: 0 S: 9 P: 13	R: 0 H: 0 E: 0 LOB: 0 K: 3 BB: 0 S: 11 P: 19	R: 0 H: 1 E: 0 LOB: 1 K: 0 BB: 0 S: 11 P: 19	R: 0 H: 0 E: 0 LOB: 0 K: 1 BB: 0 S: 10 P: 12	R: 0 H: 0 E: 0 LOB: 1 K: 1 BB: 0 S: 9 P: 12	R: 0 H: 0 E: 0 LOB: 0 K: 0 BB: 0 S: 9 P: 12	R: 0 H: 1 E: 0 LOB: 1 K: 1 BB: 0 S: 8 P: 14	R: 1 H: 2 E: 0 LOB: 0 K: 0 BB: 0 S: 11 P: 18	R: 1 H: 1 E: 0 LOB: 0 K: 2 BB: 0 S: 10 P: 21

1B: 4 SF: 0
2B: 1 SAC: 1
3B: 0 DP: 0
HR: 1 HBP: 1

WP: 0 PA: 33
PB: 0
SB: 1
CS: 0

	AB	31
	R	2
	H	6
	RBI	2
	BB	0
	SO	9
	LOB	8

PITCHER		IP	WLS	BF	H	R	ER	SO	BB	IBB	HBP	BLK	WP	HR	S	P	ERA	WHIP
Pedro Martinez, R ERA: 2.22	(1, 1)	6.0		21	2	0	0	6	0	0	1	0	0	0	59	87	0.00	0.333
Rich Garces, R ERA: 2.6	(7, 1)	1.0	H	4	1	0	0	1	0	0	0	0	0	0	8	14	0.00	1.000
Ugueth Urbina, R ERA: 3.86	(8, 1)	2.0	L	8	3	2	2	2	0	0	0	0	0	1	21	39	9.00	1.500

PITCHER		IP	WLS	BF	H	R	ER	SO	BB	IBB	HBP	BLK	WP	HR	S	P	ERA	WHIP

Batter	1	2	3	4	5	6	7	8	9	AB	R	H	RBI	BB	SO	LOB
Trot Nixon, L (1, 8) OBP: 0.366, SLG: 0.484	F B C X 1-2 HR		C B X 1-1 ① F8			C S B F S 1-3 ① K		X 0-0 ① SH1-3 1-2		3	1	1	1	0	1	0
Chris Stynes, R (1, 4) OBP: 0.326, SLG: 0.416	C X 0-1 ① G4-3		B B B C B 4-1 CS BB			X 0-0 ② G5-3		C B F S 1-3 ② K		3	0	0	0	1	1	1
Carl Everett, S (1, 9) OBP: 0.322, SLG: 0.443	C F X 0-2 ② G3-1		P F B C F F S 2-3 ② ③ K 1-2			B B S B S B 4-2 1B BB		B X 1-0 ③ G3-1		3	0	0	0	1	1	2
Manny Ramirez, R (1, 10) OBP: 0.407, SLG: 0.627	B S F X 1-2 1B			F F B B B F X 3-2 ① F3		B X 1-0 FC5-4 1-3 1B			S B S S 1-3 ① K	4	0	2	0	0	1	0
Dante Bichette, R (1, 7) OBP: 0.333, SLG: 0.473	S C X 0-2 ③ P4			C X 0-1 ② G1-3		B X 1-0 ③ FC5-4 1-2f			B F C S 1-3 ② K	4	0	0	0	0	1	3
Brian Daubach, L (1, 3) OBP: 0.352, SLG: 0.508 Izzy Alcantara, R (9, PH) OBP: 0.600, SLG: 0.600 Darren Lewis, R (9, PR) OBP: 0.284, SLG: 0.360		B B B B 4-0 FC5-4 BB		B C F C 1-3 ③ K			B C F F B F F X 2-2 ① F7		X 0-0 1B	2 1 0	0 0 0	0 1 0	0 0 0	1 0 0	1 0 0	0 0 0
Shea Hillenbrand, R (1, 5) OBP: 0.301, SLG: 0.406		C B B C X 2-2 ① F3			C F F S 0-3 ① K		X 0-0 ② G1-3		B C X 1-1 ③ G5-3	4	0	0	0	0	1	2
Scott Hatteberg, L (1, 2) OBP: 0.340, SLG: 0.365 Doug Mirabelli, R (8, 2) OBP: 0.341, SLG: 0.427		C C B X 1-2 ② FC5-4 1-2f			C B B X 2-1 ② F8		C B B B B C X 3-2 ③ F9			3 0	0 0	0 0	0 0	0 0	0 0	1 0
Mike Lansing, R (1, 6) OBP: 0.300, SLG: 0.398		B B F B X 3-1 ③ G6-3			B F X 1-1 ③ P1			B C X 1-1 SH1-3 1B		3	0	1	0	0	0	1
Inning Stats	R: 1 H: 2 E: 0 LOB: 1 K: 0 BB: 0 S: 14 P: 16	R: 0 H: 0 E: 1 LOB: 1 K: 0 BB: 1 S: 8 P: 18	R: 0 H: 0 E: 0 LOB: 1 K: 1 BB: 1 S: 9 P: 15	R: 0 H: 0 E: 0 LOB: 0 K: 1 BB: 0 S: 9 P: 13	R: 0 H: 0 E: 0 LOB: 0 K: 1 BB: 0 S: 8 P: 11	R: 0 H: 1 E: 0 LOB: 2 K: 1 BB: 1 S: 9 P: 16	R: 0 H: 0 E: 0 LOB: 0 K: 0 BB: 0 S: 10 P: 15	R: 0 H: 1 E: 0 LOB: 1 K: 1 BB: 0 S: 7 P: 10	R: 0 H: 1 E: 0 LOB: 1 K: 2 BB: 0 S: 9 P: 12	1B: 4 SF: 0 2B: 1 SAC: 1 3B: 0 DP: 1 HR: 1 HBP: 0						WP: 0 PA: 34 PB: 0 SB: 0 CS: 1

PITCHER		IP	WLS	BF	H	R	ER	SO	BB	IBB	HBP	BLK	WP	HR	S	P	ERA	WHIP
Orlando Hernandez, R ERA: 5.43	(1, 1)	8.0	W	30	4	1	1	5	3	0	0	0	0	1	74	114	1.12	0.875
42 Mariano Rivera, R ERA: 2.28	(9, 1)	1.0	S	4	1	0	0	2	0	0	0	0	0	0	9	12	0.00	1.000

PITCHER	IP	WLS	BF	H	R	ER	SO	BB	IBB	HBP	BLK	WP	HR	S	P	ERA	WHIP

BOTTOM

New York Yankees @ Boston Red Sox

Fenway Park, Boston, MA

Sat Sep 01 2001, 1:15 PM EDT
Att. 33,084 - Sunny - 77 F

livebaseballscorecards.com

AB	30
R	1
H	5
RBI	1
BB	3
SO	7
LOB	10

Batter	1	2	3	4	5	6	7	8	9	AB	R	H	RBI	BB	SO	LOB
Chuck Knoblauch, R (1, 7) OBP: 0.338, SLG: 0.354	K		E6 2 FC6-4			G4-6-3 2 1B		F8	G5-3	5	0	1	0	0	1	3
2 Derek Jeter, R (1, 6) OBP: 0.381, SLG: 0.475	E6 S		FC6-4 1-2f			G4-6-3 1-2f		K		4	0	0	0	0	1	3
David Justice, L (1, 10) OBP: 0.337, SLG: 0.455	P6			G3		K		BB 1-2		3	0	0	0	1	1	1
Bernie Williams, S (1, 8) OBP: 0.397, SLG: 0.517	G4-3 1-2			F8			G3	F8		4	0	0	0	0	0	3
Tino Martinez, L (1, 3) OBP: 0.320, SLG: 0.483		G4-6-3 1B		BB			L6		E 2B 1B	3	0	2	0	1	0	0
Clay Bellinger, R (9, PR) OBP: 0.229, SLG: 0.415 (9, 3)										0	1	0	0	0	0	0
20 Jorge Posada, S (1, 2) OBP: 0.373, SLG: 0.495		K		K			2B		F7	4	0	1	0	0	2	3
Paul O'Neill, L (1, 9) OBP: 0.331, SLG: 0.462		G4-6-3 1-2f	K				IBB		E4 2B 1-3	3	0	0	0	1	1	2
Randy Velarde, R (1, 5) OBP: 0.366, SLG: 0.453			P4	K			K		2B 1-3 3-H	2	0	0	0	0	1	0
Nick Johnson, L (7, PH) OBP: 0.286, SLG: 0.167										1	0	0	0	0	1	2
Enrique Wilson, S (7, 5) OBP: 0.226, SLG: 0.262										1	0	1	1	0	0	0
Alfonso Soriano, R (1, 4) OBP: 0.303, SLG: 0.439			F7	P6				S 1B	K	4	0	1	0	0	1	2
Inning Stats	R: 0 E: 1 K: 1 S: 8 H: 0 LOB: 1 BB: 0 P: 13	R: 0 E: 0 K: 1 S: 8 H: 1 LOB: 0 BB: 0 P: 9	R: 0 E: 1 K: 0 S: 10 H: 0 LOB: 1 BB: 0 P: 12	R: 0 E: 0 K: 1 S: 11 H: 0 LOB: 1 BB: 1 P: 19	R: 0 E: 0 K: 2 S: 10 H: 0 LOB: 0 BB: 0 P: 14	R: 0 E: 0 K: 1 S: 8 H: 1 LOB: 0 BB: 0 P: 11	R: 0 E: 0 K: 1 S: 8 H: 1 LOB: 2 BB: 1 P: 15	R: 0 E: 0 K: 1 S: 11 H: 1 LOB: 2 BB: 1 P: 17	R: 1 E: 1 K: 1 S: 12 H: 2 LOB: 2 BB: 0 P: 18	1B: 4 2B: 2 3B: 0 HR: 0	SF: 0 SAC: 0 DP: 2 HBP: 0						

PITCHER		IP	WLS	BF	H	R	ER	SO	BB	IBB	HBP	BLK	WP	HR	S	P	ERA	WHIP
David Cone, R ERA: 4.13	(1, 1)	8.1	L	35	6	1	0	8	2	1	0	0	0	0	80	120	0.00	0.960
Derek Lowe, R ERA: 3.96	(9, 1)	0.2		2	0	0	0	1	0	0	0	0	0	0	6	8	0.00	0.000

PITCHER	IP	WLS	BF	H	R	ER	SO	BB	IBB	HBP	BLK	WP	HR	S	P	ERA	WHIP

TOP

New York Yankees @ Boston Red Sox

Fenway Park, Boston, MA

Sun Sep 02 2001, 8:05 PM EDT

Att. 33,734 - Sunny - 65 F

livebaseballscorecards.com

AB	34
R	1
H	6
RBI	1
BB	3
SO	9
LOB	19

1B: 4	SF: 0	WP: 0	PA: 37
2B: 2	SAC: 0	PB: 0	
3B: 0	DP: 2	SB: 2	
HR: 0	HBP: 0	CS: 0	

Batter	1	2	3	4	5	6	7	8	9	AB	R	H	RBI	BB	SO	LOB
Trot Nixon, L (1, 8) OBP: 0.363, SLG: 0.480	B C S B S 2-3 K ①			B B C X 2-1 G3 ①			C B C F X 1-2 G3 ①		B B F S F B F X 3-2 G4-3 ③	4	0	0	0	0	1	1
Mike Lansing, R (1, 6) OBP: 0.297, SLG: 0.394	C B S S C 1-3 K ②			F B S S B S 2-3 K ②			C X 0-1 L4 ②			3	0	0	0	0	2	0
Izzy Alcantara, R (1, 7) OBP: 0.375, SLG: 0.375	C X 0-1 L6 ③			F F B C 1-3 K ③			S B B F F F C 2-3 K ③			3	0	0	0	0	2	0
Manny Ramirez, R (1, 10) OBP: 0.405, SLG: 0.623		C S C 0-3 K ①			F B C F F C 1-3 K ①			B B F B F X 3-2 P6 ①		3	0	0	0	0	2	0
Dante Bichette, R (1, 9) OBP: 0.331, SLG: 0.469		F F S 0-3 K ②			B C B C F X 2-2 G5-3 ②			X 0-0 F8 ②		3	0	0	0	0	1	0
Brian Daubach, L (1, 3) OBP: 0.349, SLG: 0.503		C F B B B F F C 3-3 K ③			C F B C 1-3 K ③			F F C 0-3 K ③		3	0	0	0	0	3	0
Shea Hillenbrand, R (1, 5) OBP: 0.299, SLG: 0.404 Troy O'Leary, L (9, PH) OBP: 0.308, SLG: 0.448			C B X 1-1 G6-3 ①			C X 0-1 F8 ①			S B F B X 2-2 G3-1 ①	2 1	0 0	0 0	0 0	0 0	0 0	0 0
Lou Merloni, R (1, 4) OBP: 0.292, SLG: 0.310			C X 0-1 G6-3 ②			B B F X 2-1 F9 ②			C B F S 1-3 K ②	3	0	0	0	0	1	0
Joe Oliver, R (1, 2) OBP: 0.250, SLG: 0.342 Carl Everett, S (9, PH) OBP: 0.323, SLG: 0.445 Darren Lewis, R (9, PR) OBP: 0.284, SLG: 0.360			F X 0-1 G4-3 ③			S S F C 0-3 K ③			F S B X 1-2 1B	2 1 0	0 0 0	0 1 0	0 0 0	0 0 0	1 0 0	0 0 0
Inning Stats	R: 0 H: 0 E: 0 LOB: 0 K: 2 BB: 0 S: 8 P: 11	R: 0 H: 0 E: 0 LOB: 0 K: 3 BB: 0 S: 11 P: 14	R: 0 H: 0 E: 0 LOB: 0 K: 0 BB: 0 S: 6 P: 7	R: 0 H: 0 E: 0 LOB: 0 K: 2 BB: 0 S: 8 P: 13	R: 0 H: 0 E: 0 LOB: 0 K: 2 BB: 0 S: 12 P: 16	R: 0 H: 0 E: 0 LOB: 0 K: 1 BB: 0 S: 8 P: 10	R: 0 H: 0 E: 0 LOB: 0 K: 1 BB: 0 S: 11 P: 14	R: 0 H: 0 E: 0 LOB: 0 K: 1 BB: 0 S: 7 P: 10	R: 0 H: 1 E: 0 LOB: 1 K: 1 BB: 0 S: 14 P: 21	1B: 1 SF: 0 2B: 0 SAC: 0 3B: 0 DP: 0 HR: 0 HBP: 0						WP: 0 PA: 28 PB: 0 SB: 0 CS: 0

PITCHER	IP	WLS	BF	H	R	ER	SO	BB	IBB	HBP	BLK	WP	HR	S	P	ERA	WHIP
35 Mike Mussina, R (1, 1) ERA: 3.39	9.0	W	28	1	0	0	13	0	0	0	0	0	0	85	116	0.00	0.111

PITCHER	IP	WLS	BF	H	R	ER	SO	BB	IBB	HBP	BLK	WP	HR	S	P	ERA	WHIP

BOTTOM

New York Yankees @ Boston Red Sox

Fenway Park, Boston, MA

Sun Sep 02 2001, 8:05 PM EDT

Att. 33,734 - Sunny - 65 F

livebaseballscorecards.com

AB	28
R	0
H	1
RBI	0
BB	0
SO	13
LOB	1

Batter	1	2	3	4	5	6	7	8	9	AB	R	H	RBI	BB	SO	LOB
Chuck Knoblauch, R (1, 7) OBP: 0.338, SLG: 0.352	C B F X 1-2 L6 ①		F B F B C 2-3 K ③		S B F F F B F B 4-2 B 2 S 1B 1-2 BB		X 0-0 G1-3 ①	B B X 2-0 F7 ②	B B B C C X 3-2 G1-3 ③	3	0	0	0	1	1	2
Bernie Williams, S (8, PH) OBP: 0.395, SLG: 0.515 (8, 8)										2	0	0	0	0	0	5
Nick Johnson, L (1, 3) OBP: 0.275, SLG: 0.171	C B X 1-1 G6-3 ②			C B X 1-1 G4-3 ①	B S C X 1-2 2 BB 1-2 2-H 1B		C B B C X 2-2 G4-3 ② 2-3	C F B S 1-3 K ③		5	0	1	1	0	1	3
2 Derek Jeter, R (1, 6) OBP: 0.382, SLG: 0.474	C B F B S 2-3 K ③			B S B F X 2-2 G5-3 ②	S B B B B 4-1 1-2 2-3 BB		B B X 2-0 S 3-H 1B		B C S B B B 4-2 HBP BB 1B BB	3	1	1	1	2	1	0
David Justice, L (1, 10) OBP: 0.338, SLG: 0.455		C C F S 0-3 K ①		S B S B F B X 3-2 1B 2B	B C F X 1-2 F8 ③		B B S B C X 3-2 G4-3 ③ 1-2		F F B B F F F B 4-2 B HBP 1-2 1B BB	4	2	1	0	1	1	4
Shane Spencer, R (1, 9) OBP: 0.315, SLG: 0.432		C C F C 0-3 K ②		B X 1-0 2-H 1B		B F H 2-1 S HBP		B X 1-0 2B 2B 1B	S B H 2-1 WP 1B 1-2 2-3 HBP	3	1	2	1	0	1	0
Alfonso Soriano, R (1, 4) OBP: 0.304, SLG: 0.441		B C C B X 2-2 F9 ③		C F F S 0-3 K ③		C S B S 1-3 K ①		C F B F X 1-2 1-3 2B 2B	B F F B X 2-2 WP 1-2 2-H 3-H 1B	5	1	2	2	0	2	2
Todd Greene, R (1, 2) OBP: 0.295, SLG: 0.351			B F F X 1-2 SH4-3 2B		F B X 1-1 F8 ①	C F B F B X 2-2 F8 ② 1-2		B B F S C 2-3 K ①	B C F B C 2-3 K ①	3	0	1	0	0	0	1
20 Jorge Posada, S (8, PH) OBP: 0.372, SLG: 0.493 (8, 2)										2	0	0	0	0	2	4
Bobby Estalella, R (9, 2) OBP: 0.295, SLG: 0.376										0	0	0	0	0	0	0
Enrique Wilson, S (1, 5) OBP: 0.232, SLG: 0.272			X 0-0 SH4-3 ① 2-3		C B X 1-1 BLK 1B 1B	C C F X 0-2 G4-3 ③		B B F S X 2-2 2-H 3-H 2B	B B X 2-0 F8 ②	4	1	2	2	0	0	3
Gerald Williams, R (1, 8) OBP: 0.264, SLG: 0.313			X 0-0 L6 ②		F C F F S 0-3 K ②		F C B X 1-2 G4-3 2 1B 2B	I I I 4-0 IBB	B B B C S B 4-2 1-2 2-3 BB	3	1	1	0	0	1	2
Tino Martinez, L (8, PH) OBP: 0.321, SLG: 0.483										0	0	0	0	1	0	0
Clay Bellinger, R (8, PR) OBP: 0.239, SLG: 0.415 (8, 7)										0	0	0	0	1	0	0
Inning Stats	R: 0 E: 0 K: 1 S: 8 H: 0 LOB: 0 BB: 0 P: 12	R: 0 E: 0 K: 2 S: 11 H: 0 LOB: 0 BB: 0 P: 13	R: 0 E: 0 K: 1 S: 9 H: 1 LOB: 1 BB: 0 P: 12	R: 1 E: 0 K: 1 S: 14 H: 2 LOB: 1 BB: 0 P: 21	R: 1 E: 0 K: 1 S: 22 H: 2 LOB: 3 BB: 2 P: 34	R: 0 E: 0 K: 1 S: 12 H: 0 LOB: 1 BB: 0 P: 17	R: 1 E: 0 K: 0 S: 11 H: 2 LOB: 1 BB: 0 P: 19	R: 2 E: 0 K: 2 S: 15 H: 3 LOB: 2 BB: 1 P: 28	R: 2 E: 0 K: 1 S: 21 H: 1 LOB: 3 BB: 3 P: 44	1B: 6 2B: 5 3B: 0 HR: 0	SF: 0 SAC: 1 DP: 0 HBP: 2						

TOP

New York Yankees @ Toronto Blue Jays

SkyDome, Toronto, ON

Mon Sep 03 2001, 1:05 PM EDT

Att. 28,404 - Sunny - 73 F

livebaseballscorecards.com

AB	37
R	7
H	11
RBI	7
BB	6
SO	10
LOB	26

WP: 1 PB: 0 SB: 3 CS: 0 PA: 46

PITCHER		IP	WLS	BF	H	R	ER	SO	BB	IBB	HBP	BLK	WP	HR	S	P	ERA	WHIP
32 Roy Halladay, R ERA: 3.96	(1, 1)	6.0		26	5	2	2	7	2	0	1	1	0	0	76	109	3.00	1.167
Bob File, R ERA: 3.06	(7, 1)	0.2		4	2	1	1	0	0	0	0	0	0	0	8	13	13.50	3.000
Pedro Borbon, L ERA: 3.83	(7, 1)	0.1		1	0	0	0	0	0	0	0	0	0	0	3	6	0.00	0.000
Paul Quantrill, R ERA: 2.66	(8, 1)	0.1	B	5	3	2	2	1	0	1	0	0	0	0	11	21	54.00	9.000
Billy Koch, R ERA: 5.31	(8, 1)	1.1	L	9	1	2	2	2	3	0	1	0	1	0	22	45	13.50	3.000

PITCHER		IP	WLS	BF	H	R	ER	SO	BB	IBB	HBP	BLK	WP	HR	S	P	ERA	WHIP
Scott Eyre, L ERA: 1.93	(9, 1)	0.1		1	0	0	0	0	0	0	0	0	0	0	3	6	0.00	0.000

BOTTOM

New York Yankees @ Toronto Blue Jays

SkyDome, Toronto, ON

Mon Sep 03 2001, 1:05 PM EDT

Att. 28,404 - Sunny - 73 F

livebaseballscorecards.com

Batter	1	2	3	4	5	6	7	8	9	AB	R	H	RBI	BB	SO	LOB
José Cruz Jr., S (1, 7) OBP: 0.316, SLG: 0.506	F7	K 1-2		G4-3		1B 1-3 3-H 1B		G4-3		5	0	1	1	0	1	2
Alex Gonzalez, R (1, 6) OBP: 0.292, SLG: 0.380	K2-3		L4		G6-3	BB 1-3 3-H 1B		F9		5	0	1	1	0	1	0
Shannon Stewart, R (1, 10) OBP: 0.380, SLG: 0.466	BB		F8		G3-1 3B	1-2 BB		F8		3	1	1	0	2	0	0
Carlos Delgado, L (1, 3) OBP: 0.407, SLG: 0.563	F8		BB 10 1B BB		G3-1 3-H	K			G3	4	1	0	1	1	1	4
Raul Mondesi, R (1, 9) OBP: 0.350, SLG: 0.467		G6-3	10 1B 1-2 BB		1B	F9			10 1B BB	3	0	1	0	2	0	3
10 Vernon Wells, R (1, 8) OBP: 0.386, SLG: 0.500		1B SF9 2B	1-2 2-H 1B		F3		F9		1-2 1B	5	1	3	1	0	0	1
Felipe Lopez, S (1, 5) OBP: 0.253, SLG: 0.319 Chris Latham, S (9, PH) OBP: 0.419, SLG: 0.537 Brad Fullmer, L (9, PH) OBP: 0.334, SLG: 0.460		1B 2-3 1B	F8			F9 1B			F9	4 0 1	0 0 0	2 0 0	0 0 0	0 0 0	0 0 0	2 0 2
Darrin Fletcher, L (1, 2) OBP: 0.275, SLG: 0.359	SF9 3-H			F5		1B 2B	K			4	1	1	1	0	2	3
Cesar Izturis, S (1, 4) OBP: 0.271, SLG: 0.400	S 1-3 1B			F7		1B 2-3 1B	F8			4	1	2	0	0	0	1

	AB	38
	R	5
	H	12
	RBI	5
	BB	5
	SO	5
	LOB	18

Inning Stats	1	2	3	4	5	6	7	8	9
	R: 0 E: 0 K: 1 S: 8	H: 0 LOB: 1 BB: 1 P: 16	R: 1 E: 0 K: 1 S: 11	H: 3 LOB: 2 BB: 0 P: 16	R: 1 E: 0 K: 0 S: 13	H: 1 LOB: 2 BB: 2 P: 25	R: 0 E: 0 K: 0 S: 10	H: 0 LOB: 0 BB: 0 P: 12	R: 1 E: 0 K: 0 S: 10	H: 2 LOB: 1 BB: 0 P: 14
	R: 2 E: 0 K: 1 S: 16	H: 4 LOB: 3 BB: 1 P: 31	R: 0 E: 0 K: 1 S: 13	H: 1 LOB: 1 BB: 0 P: 16	R: 0 E: 0 K: 0 S: 6	H: 0 LOB: 0 BB: 0 P: 9	R: 0 E: 0 K: 1 S: 10	H: 1 LOB: 2 BB: 1 P: 19	1B: 9 2B: 2 3B: 1 HR: 0	SF: 1 SAC: 0 DP: 0 HBP: 0	WP: 0 PB: 0 SB: 1 CS: 0	PA: 44

PITCHER		IP	WLS	BF	H	R	ER	SO	BB	IBB	HBP	BLK	WP	HR	S	P	ERA	WHIP
Sterling Hitchcock, L ERA: 5.37	(1, 1)	5.1		28	9	5	5	2	3	0	0	0	0	0	60	95	8.44	2.250
Jay Witasick, R ERA: 3.69	(6, 1)	0.2		4	1	0	0	1	1	0	0	0	0	0	8	19	0.00	3.000
Mark Wohlers, R ERA: 4.58	(7, 1)	2.0	W	7	1	0	0	1	0	0	0	0	0	0	19	25	0.00	0.500
Mike Stanton, L ERA: 2.63	(9, 1)	0.1	H	3	1	0	0	0	1	0	0	0	0	0	6	12	0.00	6.000
Ramiro Mendoza, R ERA: 3.39	(9, 1)	0.2	S	2	0	0	0	1	0	0	0	0	0	0	4	7	0.00	0.000

PITCHER	IP	WLS	BF	H	R	ER	SO	BB	IBB	HBP	BLK	WP	HR	S	P	ERA	WHIP

Batter	1	2	3	4	5	6	7	8	9	AB	R	H	RBI	BB	SO	LOB
2 Derek Jeter, R (1, 6) OBP: 0.382, SLG: 0.473	B C F X 1-2 G4-3		X 0-0 F7			C B F C 1-3 K		X 0-0 P3		1	0	0	0	0	0	0
Clay Bellinger, R (2, 5) OBP: 0.230, SLG: 0.397										3	0	0	0	0	1	3
Paul O'Neill, L (1, 9) OBP: 0.329, SLG: 0.460	F F X 0-2 F8		B F S B S 2-3 K			B C S F S 1-3 K		B C B F B X 3-2 P3		3	0	0	0	0	2	1
Juan Rivera, R (6, 9)										1	0	0	0	0	0	2
Bernie Williams, S (1, 8) OBP: 0.394, SLG: 0.513	S F B B S 2-3 K			B B B C F C 3-3 K			F X 0-1 FC6-4 1B		X 0-0 G5-3	2	0	0	0	0	2	0
Gerald Williams, R (5, 8) OBP: 0.266, SLG: 0.315										2	0	1	0	0	0	0
Tino Martinez, L (1, 3) OBP: 0.321, SLG: 0.483		B C B S F X 2-2 FC4-6 1B		B F C C 1-3 K			F F S 0-3 K		F F B S 1-3 K	2	0	1	0	0	1	0
Nick Johnson, L (5, 3) OBP: 0.262, SLG: 0.162										2	0	0	0	0	2	1
David Justice, L (1, 10) OBP: 0.336, SLG: 0.452		B F S F B F X 2-2 FC4-6 1-2f		B C S B F B S 3-3 K			B C X 1-1 FC6-4 1-2f		C F X 0-2 1B	2	0	0	0	0	1	1
Randy Velarde, R (7, PH) OBP: 0.367, SLG: 0.453										2	0	1	0	0	0	1
20 Jorge Posada, S (1, 2) OBP: 0.370, SLG: 0.491		B F B B X 3-1 F7			C F C 0-3 K		X 0-0 F9		B F X 1-1 F5	2	0	0	0	0	1	1
Bobby Estalella, R (5, 2) OBP: 0.290, SLG: 0.368										2	0	0	0	0	0	2
Shane Spencer, R (1, 7) OBP: 0.315, SLG: 0.431		S C B B B S 3-3 K			X 0-0 F7			C X 0-1 F8 1B 1B		3	0	1	0	0	1	1
Alfonso Soriano, R (1, 4) OBP: 0.303, SLG: 0.439			B B X 2-0 G5-3		B C S S 1-3 K			C X 0-1 1-2 1B		2	0	0	0	0	1	0
Erick Almonte, R (5, 6) OBP: 1.000, SLG: 1.000										1	0	1	0	0	0	0
Enrique Wilson, S (1, 5) OBP: 0.233, SLG: 0.273			C B B X 2-1 1B			X 0-0 G4-3		X 0-0 F8 2-3		3	0	1	0	0	0	2
(2, 6)																
(5, 4)																

TOP

New York Yankees @ Toronto Blue Jays

SkyDome, Toronto, ON

Tue Sep 04 2001, 7:05 PM EDT

Att. 20,036 - Cloudy - 70 F

livebaseballscorecards.com

AB	33
R	0
H	6
RBI	0
BB	0
SO	12
LOB	15

Inning Stats	1	2	3	4	5	6	7	8	9
	R: 0 H: 0 E: 0 LOB: 0 K: 1 BB: 0 S: 9 P: 12	R: 0 H: 1 E: 0 LOB: 1 K: 1 BB: 0 S: 14 P: 24	R: 0 H: 1 E: 0 LOB: 1 K: 1 BB: 0 S: 7 P: 13	R: 0 H: 0 E: 0 LOB: 0 K: 3 BB: 0 S: 10 P: 17	R: 0 H: 0 E: 0 LOB: 0 K: 2 BB: 0 S: 7 P: 8	R: 0 H: 0 E: 0 LOB: 0 K: 2 BB: 0 S: 8 P: 10	R: 0 H: 1 E: 0 LOB: 1 K: 1 BB: 0 S: 8 P: 9	R: 0 H: 2 E: 0 LOB: 2 K: 0 BB: 0 S: 9 P: 12	R: 0 H: 1 E: 0 LOB: 1 K: 1 BB: 0 S: 9 P: 11

1B: 6 SF: 0
2B: 0 SAC: 0
3B: 0 DP: 0
HR: 0 HBP: 0

WP: 0 PA: 33
PB: 0
SB: 0
CS: 0

PITCHER		IP	WLS	BF	H	R	ER	SO	BB	IBB	HBP	BLK	WP	HR	S	P	ERA	WHIP
Chris Carpenter, R ERA: 4.11	(1, 1)	9.0	W	33	6	0	0	12	0	0	0	0	0	0	81	116	0.00	0.667

PITCHER	IP	WLS	BF	H	R	ER	SO	BB	IBB	HBP	BLK	WP	HR	S	P	ERA	WHIP

Batter	1	2	3	4	5	6	7	8	9	AB	R	H	RBI	BB	SO	LOB
José Cruz Jr., S (1, 7) OBP: 0.319, SLG: 0.516	C S B B X 2-2 HR	X 0-0 2B	S B B F F F X 2-2 PB 1-2 3-H 1B		B S S F F C 1-3 ①		B F C F B B X 3-2 BB 1-2 HR 1B			4	1	3	2	0	1	1
Chris Latham, S (7, PH) OBP: 0.429, SLG: 0.545 (8, 7)										1	1	1	0	0	0	0
Alex Gonzalez, R (1, 6) OBP: 0.295, SLG: 0.379	B C B C F B F F X 3-2 F7 10 1B 1B	B B C B F F F C 3-3 ①	B B B C F F B 4-2 1-2 2-3 BB		B B S F F F S 2-3 ②		B B B B 4-0 HR 1-2 2-3 BB			3	2	1	0	2	2	2
Shannon Stewart, R (1, 10) OBP: 0.379, SLG: 0.464	B C S X 1-2 10 1B 3B 1B	B X 1-0 G5-3 ②	F X 0-1 L3 ③		C F B X 1-2 FC6 1-2f ③		B S C B B X 3-2 1-H 2-H 3-H HR			4	1	1	0	0	0	5
Tony Fernandez, S (7, PH) OBP: 0.328, SLG: 0.355										1	1	1	4	0	0	0
Carlos Delgado, L (1, 3) OBP: 0.406, SLG: 0.559	B B F F S 2-3 K ①	F C S 0-3 K ③		B X 1-0 G3 ①		B B B 4-0 G5-4-3 BB	B C F C 1-3 K ②			3	0	0	0	1	2	3
Luis Lopez, R (6, PR) OBP: 0.287, SLG: 0.357 (7, 3)										1	0	0	0	0	1	0
Raul Mondesi, R (1, 9) OBP: 0.349, SLG: 0.467	X 0-0 F7 ② 2-3		B S X 1-1 2B 2B	F B X 1-1 P6 ②		B X 1-0 G5-4-3 ①② 1-2f	X 0-0 F3 ③			4	1	1	0	0	0	3
Brian Simmons, S (7, 9) OBP: 0.255, SLG: 0.302										1	0	0	0	0	0	0
10 Vernon Wells, R (1, 8) OBP: 0.403, SLG: 0.500	F F B F B X 2-2 1-2 3-H 3B 1B		X 0-0 F7 ①	B F X 1-1 HR 1B		C B B B 4-1 BB		F B F S 1-3 K ①		4	2	2	1	1	1	1
Felipe Lopez, S (1, 5) OBP: 0.269, SLG: 0.414	X 0-0 1-H 2-H 1B 3B		C F B F X 1-2 F3 ②	B B X 2-0 1-H HR		C C X 0-2 G5-3 ③		C C B X 1-2 HR		5	3	3	5	0	0	2
Cesar Izturis, S (1, 4) OBP: 0.287, SLG: 0.420	X 0-0 PB 3-H 1B		X 0-0 E 2-H 1B 2B	B F F S 1-3 K ③			X 0-0 BB 1B HR 1B	F F C 0-3 K ②		5	2	3	2	0	2	0
Alberto Castillo, R (1, 2) OBP: 0.262, SLG: 0.265	B C B B C S 3-3 K ③ 1-2		C F X 0-2 E5 PB 1B 2-3		B C B X 2-1 FC6 1B		C F F C 0-3 K ①	B B F F F B X 3-2 G4-3 ③		5	0	1	0	0	2	3
Inning Stats	R: 5 E: 0 K: 2 S: 25 H: 6 LOB: 1 BB: 0 P: 38	R: 0 E: 0 K: 2 S: 10 H: 1 LOB: 1 BB: 0 P: 14	R: 2 E: 1 K: 0 S: 21 H: 3 LOB: 3 BB: 1 P: 29	R: 2 E: 0 K: 1 S: 9 H: 2 LOB: 0 BB: 0 P: 15	R: 0 E: 0 K: 2 S: 15 H: 1 LOB: 1 BB: 0 P: 21	R: 0 E: 0 K: 0 S: 5 H: 0 LOB: 1 BB: 2 P: 14	R: 4 E: 0 K: 2 S: 16 H: 3 LOB: 0 BB: 1 P: 27	R: 1 E: 0 K: 2 S: 13 H: 1 LOB: 0 BB: 0 P: 18		1B: 9 2B: 3 3B: 1 HR: 4	SF: 0 SAC: 0 DP: 1 HBP: 0					

PITCHER		IP	WLS	BF	H	R	ER	SO	BB	IBB	HBP	BLK	WP	HR	S	P	ERA	WHIP
Andy Pettitte, L ERA: 4.01	(1, 1)	3.0	L	21	10	7	6	4	1	0	0	0	0	1	56	81	18.00	3.667
Ted Lilly, L ERA: 5.64	(4, 1)	4.0		20	6	6	6	5	3	0	0	0	0	2	45	77	13.50	2.250
Mike Stanton, L ERA: 2.73	(8, 1)	1.0		4	1	1	1	2	0	0	0	0	0	1	13	18	9.00	1.000

PITCHER	IP	WLS	BF	H	R	ER	SO	BB	IBB	HBP	BLK	WP	HR	S	P	ERA	WHIP

BOTTOM

New York Yankees @ Toronto Blue Jays

SkyDome, Toronto, ON

Tue Sep 04 2001, 7:05 PM EDT
Att. 20,036 - Cloudy - 70 F

livebaseballscorecards.com

AB	41
R	14
H	17
RBI	14
BB	4
SO	11
LOB	20

Batter	1	2	3	4	5	6	7	8	9	AB	R	H	RBI	BB	SO	LOB
Chuck Knoblauch, R (1, 7) OBP: 0.337, SLG: 0.351	C C B B B C 3-3 ① K		B B X 2-0 ① G6-3		X 0-0 1-2 1B		B X 1-0 ③ G1			4	0	1	0	0	1	0
Randy Velarde, R (1, 5) OBP: 0.369, SLG: 0.455	H 1-0 1B 1B HBP		C S B B B F B X 3-2 ② G5-3		B C X 1-1 ③ G4-3			C F F B X 1-2 G4-3 2B 2B		3	2	1	0	0	0	2
Bernie Williams, S (1, 8) OBP: 0.395, SLG: 0.515	B F F F X 1-2 1B 1-3 1B		F C X 0-2 ③ F8			S X 0-1 HR 2B		B F X 1-1 ① G4-3 2-3		4	1	2	0	0	0	1
Tino Martinez, L (1, 3) OBP: 0.321, SLG: 0.483	F X 0-1 ② P3			C F S 0-3 ① K		C X 0-1 ① F7		X 0-0 3-H 2B		4	0	1	1	0	1	3
David Justice, L (1, 10) OBP: 0.338, SLG: 0.462	C X 0-1 1-2 3-H 1B			C C B S 1-3 ② K		X 0-0 2-H HR		B C C F S 1-3 ② K		4	1	2	3	0	2	1
20 Jorge Posada, S (1, 2) OBP: 0.367, SLG: 0.486	B C C B F S 2-3 ③ K			C B B S B X 3-2 ③ L4		C C B B S F B F S 3-3 ② K		X 0-0 ③ L8		4	0	0	0	0	2	3
Shane Spencer, R (1, 9) OBP: 0.314, SLG: 0.425		B F B B B F B 4-2 L9-3 BB			F B X 1-1 ① F9	C B X 1-1 ③ F2			S F B B B C 2-3 ① K	3	0	0	0	1	1	0
Alfonso Soriano, R (1, 4) OBP: 0.301, SLG: 0.435		B X 1-0 ① F8			B S S F S 1-3 ② K		C B C S 1-3 ① K		C X 0-1 ② F8	4	0	0	0	0	2	1
Enrique Wilson, S (1, 6) OBP: 0.233, SLG: 0.269		X 0-0 ② ③ L9-3 1-2			B B B C B 4-1 1B BB		B F B X 2-1 ② F3		B C C B S 2-3 ③ K	3	0	0	0	1	1	1
Inning Stats	R: 1 H: 2 E: 0 LOB: 2 K: 2 BB: 0 S: 15 P: 22	R: 0 H: 0 E: 0 LOB: 0 K: 0 BB: 1 S: 4 P: 9	R: 0 H: 0 E: 0 LOB: 0 K: 0 BB: 0 S: 8 P: 13	R: 0 H: 0 E: 0 LOB: 0 K: 2 BB: 0 S: 9 P: 13	R: 0 H: 1 E: 0 LOB: 2 K: 1 BB: 1 S: 10 P: 17	R: 2 H: 2 E: 0 LOB: 0 K: 1 BB: 0 S: 12 P: 16	R: 0 H: 0 E: 0 LOB: 0 K: 1 BB: 0 S: 6 P: 10	R: 1 H: 2 E: 0 LOB: 1 K: 1 BB: 0 S: 12 P: 15	R: 0 H: 0 E: 0 LOB: 0 K: 2 BB: 0 S: 8 P: 12	1B: 3 SF: 0 2B: 4 SAC: 0 3B: 0 DP: 1 HR: 1 HBP: 1				WP: 0 PA: 36 PB: 0 SB: 0 CS: 0		

PITCHER		IP	WLS	BF	H	R	ER	SO	BB	IBB	HBP	BLK	WP	HR	S	P	ERA	WHIP
Kelvim Escobar, R ERA: 3.16	(1, 1)	7.1	L	30	6	4	4	7	2	0	1	0	0	1	70	108	4.91	1.091
Pedro Borbon, L ERA: 3.78	(8, 1)	0.2		3	1	0	0	1	0	0	0	0	0	0	6	7	0.00	1.500
Paul Quantrill, R ERA: 2.63	(9, 1)	1.0		3	0	0	0	2	0	0	0	0	0	0	8	12	0.00	0.000

PITCHER	IP	WLS	BF	H	R	ER	SO	BB	IBB	HBP	BLK	WP	HR	S	P	ERA	WHIP

TOP

New York Yankees @ Toronto Blue Jays

SkyDome, Toronto, ON

Wed Sep 05 2001, 7:05 PM EDT

Att. 29,235 - Sunny - 70 F

livebaseballscorecards.com

AB	33
R	4
H	7
RBI	4
BB	2
SO	10
LOB	12

Batter	1	2	3	4	5	6	7	8	9	AB	R	H	RBI	BB	SO	LOB
José Cruz Jr., S (1, 8) OBP: 0.320, SLG: 0.513	C B S B S 2-3 K ①		S C B B B B 4-2 G5-4-3 BB		X 0-0 F5 ③			C S B B B F B 4-2 S HR BB	C F F F F X 0-2 F9 ③	3	1	0	0	2	1	3
Alex Gonzalez, R (1, 6) OBP: 0.294, SLG: 0.384	C B B F X 2-2 G6-3 ②		F X 0-1 G5-4-3 ② ③ 1-2f			B C S S 1-3 K ①		C S B B B X 3-2 1-H HR		4	1	1	2	0	1	1
Shannon Stewart, R (1, 7) OBP: 0.377, SLG: 0.461	C B X 1-1 G6-3 ③			F S X 0-2 G5-3 ①		B S S B X 2-2 G5-3 ②		B B B C F C 3-3 K ②		4	0	0	0	0	1	0
Carlos Delgado, L (1, 3) OBP: 0.409, SLG: 0.562		C B B F B B B 4-2 BB 1B BB		F B B F F F F B F X 3-2 G6-3 ②		B C B F B X 3-2 1B		X 0-0 2B		3	0	2	0	1	0	0
Brad Fullmer, L (1, 10) OBP: 0.333, SLG: 0.458		F X 0-1 BB 1-2 1B		F B B B F S 2-3 K ③		S X 0-1 F7 ③		F X 0-1 G6-3 ③		4	0	1	0	0	1	2
Chris Latham, S (1, 9) OBP: 0.418, SLG: 0.525		C S S 0-3 K ①			B F F X 1-2 CS 1B		C S B B B B X 3-2 F8 ①		C S S 0-3 K ①	4	0	1	0	0	2	2
Felipe Lopez, S (1, 5) OBP: 0.271, SLG: 0.406 Tony Fernandez, S (9, PH) OBP: 0.333, SLG: 0.360		B C B B B B 4-1 G6-4-3 1-2 2-3 BB			X 0-0 F5 ①		C B F B S 2-3 K ②		C B X 1-1 DI 1B 1B	2 1	0 1	0 1	0 0	1 0	1 0	1 0
Darrin Fletcher, L (1, 2) OBP: 0.275, SLG: 0.358		S B X 1-1 G6-4-3 ② ③ 1-2f			B X 1-0 1B ② 1-2 1B		C X 0-1 G5-3 ③		C B X 1-1 P4 ②	4	0	1	0	0	0	4
Cesar Izturis, S (1, 4) OBP: 0.288, SLG: 0.417 Luis Lopez, R (9, PH) OBP: 0.293, SLG: 0.362 Chris Woodward, R (9, PR) OBP: 0.200, SLG: 0.417			C X 0-1 F8 ①		X 0-0 1-2 1B			C B B X 2-1 F7 ①	B C S S F B B X 2-2 1-H 1B	3 1 0	0 0 0	1 1 0	0 1 0	0 0 0	0 0 0	0 0 0
Inning Stats	R: 0 H: 0 E: 0 LOB: 0 K: 1 BB: 0 S: 8 P: 13	R: 0 H: 1 E: 0 LOB: 2 K: 1 BB: 2 S: 10 P: 19	R: 0 H: 0 E: 0 LOB: 0 K: 0 BB: 1 S: 6 P: 10	R: 0 H: 0 E: 0 LOB: 0 K: 1 BB: 0 S: 12 P: 17	R: 0 H: 3 E: 0 LOB: 2 K: 0 BB: 0 S: 7 P: 9	R: 0 H: 1 E: 0 LOB: 1 K: 1 BB: 0 S: 11 P: 17	R: 0 H: 0 E: 0 LOB: 0 K: 1 BB: 0 S: 8 P: 13	R: 2 H: 2 E: 0 LOB: 1 K: 1 BB: 1 S: 15 P: 27	R: 1 H: 2 E: 0 LOB: 1 K: 1 BB: 0 S: 17 P: 21	1B: 7 2B: 1 3B: 0 HR: 1	SF: 0 SAC: 0 DP: 2 HBP: 0			WP: 0 PB: 0 SB: 1 CS: 1	PA: 37		

PITCHER		IP	WLS	BF	H	R	ER	SO	BB	IBB	HBP	BLK	WP	HR	S	P	ERA	WHIP
Roger Clemens, R ERA: 3.44	(1, 1)	7.1	W	29	6	2	2	5	4	0	0	0	0	1	71	116	2.46	1.364
42 Mariano Rivera, R ERA: 2.35	(8, 1)	1.2	S	8	3	1	1	2	0	0	0	0	0	0	23	30	5.40	1.800

PITCHER	IP	WLS	BF	H	R	ER	SO	BB	IBB	HBP	BLK	WP	HR	S	P	ERA	WHIP

BOTTOM

New York Yankees @ Toronto Blue Jays

SkyDome, Toronto, ON

Wed Sep 05 2001, 7:05 PM EDT

Att. 29,235 - Sunny - 70 F

livebaseballscorecards.com

AB	33
R	3
H	9
RBI	3
BB	4
SO	7
LOB	13

Boston Red Sox @ New York Yankees

Yankee Stadium, Bronx, NY

Fri Sep 07 2001, 7:05 PM EDT

Att. 55,524 - Cloudy - 79 F

TOP

livebaseballscorecards.com

Batter	1	2	3	4	5	6	7	8	9	AB	R	H	RBI	BB	SO	LOB
Jose Offerman, S (1, 4) OBP: 0.323, SLG: 0.348	B C X 1-1 ① F8		B C X 1-1 ① F9		C X 0-1 ② F9			B X 1-0 ② F8		4	0	0	0	0	0	0
Trot Nixon, L (1, 8) OBP: 0.364, SLG: 0.484	C S F X 0-2 ② F7		C X 0-1 ② G5-3		C B B F B X 3-2 ③ L3			C C X 0-2 ③ G6-3		4	0	0	0	0	0	0
Carl Everett, S (1, 9) OBP: 0.326, SLG: 0.442	F F X 0-2 1B 2B		C B X 1-1 ③ F9			C F B F B B S 3-3 ① K			F F X 0-2 ① P4	4	1	1	0	0	1	0
Manny Ramirez, R (1, 10) OBP: 0.406, SLG: 0.620	S B B C B X 3-2 2B 1B 2-H			B C B B X 3-1 F8 2B		B B S B C X 3-2 ② G5-3			F X 0-1 ② G6-3	4	1	2	1	0	0	0
Brian Daubach, L (1, 3) OBP: 0.353, SLG: 0.503	B X 1-0 1B 2B 1-H			B C B B B X 3-1 ① F8 2-3		B C F B S 2-3 ③ K			C S S 0-3 ③ K	4	0	1	1	0	2	1
Troy O'Leary, L (1, 7) OBP: 0.305, SLG: 0.444	B C B S X 2-2 ③ F7			B S S S F C 1-3 ② K			C B F C 1-3 ① K			3	0	0	0	0	2	2
Scott Hatteberg, L (1, 2) OBP: 0.341, SLG: 0.363		C T X 0-2 ① F8		B B C B B 4-1 BB			F B B F F B X 3-2 ② G4-3			2	0	0	0	1	0	0
Shea Hillenbrand, R (1, 5) OBP: 0.295, SLG: 0.395		B C F X 1-2 ② G5-3		X 0-0 ③ P4			B C X 1-1 ③ P4			3	0	0	0	0	0	2
Mike Lansing, R (1, 6) OBP: 0.295, SLG: 0.386		C C B S 1-3 ③ K			C X 0-1 ① F5			C B S B F X 2-2 ① G6-3		3	0	0	0	0	1	0

	AB	31
	R	2
	H	4
	RBI	2
	BB	1
	SO	6
	LOB	5

Inning Stats																						
	R: 2	H: 3	R: 0	H: 0	R: 0	H: 0	R: 0	H: 1	R: 0	H: 0	R: 0	H: 0	R: 0	H: 0	R: 0	H: 0	1B: 1	SF: 0	WP: 0	PA: 32
	E: 0	LOB: 1	E: 0	LOB: 0	E: 0	LOB: 0	E: 0	LOB: 2	E: 0	LOB: 0	E: 0	LOB: 0	E: 0	LOB: 0	E: 0	LOB: 0	2B: 3	SAC: 0	PB: 0	
	K: 0	BB: 0	K: 1	BB: 0	K: 0	BB: 0	K: 1	BB: 1	K: 0	BB: 0	K: 2	BB: 0	K: 1	BB: 0	K: 0	BB: 0	3B: 0	DP: 0	SB: 0	
	S: 16	P: 23	S: 9	P: 11	S: 6	P: 8	S: 10	P: 21	S: 7	P: 10	S: 10	P: 18	S: 9	P: 14	S: 8	P: 11	HR: 0	HBP: 0	CS: 0	

PITCHER		IP	WLS	BF	H	R	ER	SO	BB	IBB	HBP	BLK	WP	HR	S	P	ERA	WHIP
Orlando Hernandez, R ERA: 5.16	(1, 1)	7.0	W	26	4	2	2	5	1	0	0	0	0	0	67	105	2.57	0.714
Ramiro Mendoza, R ERA: 3.35	(8, 1)	1.0	H	3	0	0	0	0	0	0	0	0	0	0	8	11	0.00	0.000
42 Mariano Rivera, R ERA: 2.32	(9, 1)	1.0	S	3	0	0	0	1	0	0	0	0	0	0	8	8	0.00	0.000

PITCHER	IP	WLS	BF	H	R	ER	SO	BB	IBB	HBP	BLK	WP	HR	S	P	ERA	WHIP

Batter	1	2	3	4	5	6	7	8	9	AB	R	H	RBI	BB	SO	LOB
Chuck Knoblauch, R (1, 7) OBP: 0.338, SLG: 0.350	G6-3	BB		HBP		K				2	0	0	0	1	1	1
Randy Velarde, R (1, 5) OBP: 0.367, SLG: 0.453	F8	K		G1-3			1B			4	0	1	0	0	1	5
Bernie Williams, S (1, 8) OBP: 0.394, SLG: 0.511	G4-3	G3-1		G6-3			BB			3	0	0	0	1	0	5
Tino Martinez, L (1, 3) OBP: 0.320, SLG: 0.481		1B	P5		E3		F8			4	1	1	0	0	0	1
David Justice, L (1, 10) OBP: 0.342, SLG: 0.467		2B	BB		1B		F7			3	1	2	0	1	0	1
20 Jorge Posada, S (1, 2) OBP: 0.367, SLG: 0.483		G3-1	K		F7				BB	3	0	0	1	1	1	4
Paul O'Neill, L (1, 9) OBP: 0.328, SLG: 0.458		1B	K		P5				G3	4	1	1	1	0	1	4
Alfonso Soriano, R (1, 4) OBP: 0.302, SLG: 0.436		1B		G1-3 G5-3		K2-3			K	4	0	2	0	0	2	1
Enrique Wilson, S (1, 6) OBP: 0.234, SLG: 0.268		E6		G5-3		CS			G5-3	4	0	1	1	0	0	3
Inning Stats	R: 0 E: 0 K: 0 S: 6 H: 0 LOB: 0 BB: 0 P: 8	R: 3 E: 1 K: 1 S: 21 H: 4 LOB: 3 BB: 1 P: 33	R: 0 E: 0 K: 2 S: 7 H: 0 LOB: 1 BB: 1 P: 13	R: 0 E: 0 K: 0 S: 10 H: 1 LOB: 2 BB: 0 P: 17	R: 0 E: 1 K: 0 S: 8 H: 1 LOB: 1 BB: 0 P: 13	R: 0 E: 0 K: 2 S: 9 H: 1 LOB: 0 BB: 0 P: 13	R: 0 E: 0 K: 0 S: 9 H: 1 LOB: 1 BB: 1 P: 13	R: 0 E: 0 K: 1 S: 12 H: 0 LOB: 1 BB: 1 P: 21		1B: 7 2B: 1 3B: 0 HR: 0	SF: 0 SAC: 0 DP: 0 HBP: 1					

PITCHER		IP	WLS	BF	H	R	ER	SO	BB	IBB	HBP	BLK	WP	HR	S	P	ERA	WHIP
Pedro Martinez, R ERA: 2.39	(1, 1)	3.0	L	16	4	3	3	3	2	0	0	0	0	0	34	54	9.00	2.000
49 Tim Wakefield, R ERA: 3.57	(4, 1)	4.0		16	4	0	0	2	1	0	1	0	0	0	36	56	0.00	1.250
Rod Beck, R ERA: 3.94	(8, 1)	1.0		4	0	0	0	1	1	0	0	0	0	0	12	21	0.00	1.000

PITCHER	IP	WLS	BF	H	R	ER	SO	BB	IBB	HBP	BLK	WP	HR	S	P	ERA	WHIP

BOTTOM

Boston Red Sox @ New York Yankees

Yankee Stadium, Bronx, NY

Fri Sep 07 2001, 7:05 PM EDT
Att. 55,524 - Cloudy - 79 F

livebaseballscorecards.com

AB	31
R	3
H	8
RBI	3
BB	4
SO	6
LOB	25

Batter	1	2	3	4	5	6	7	8	9	AB	R	H	RBI	BB	SO	LOB
Jose Offerman, S (1, 4) OBP: 0.324, SLG: 0.349	B S B C F B F S 3-3 ① K		X 0-0 ③ L3		S C X 0-2 1B 1-2 1B		B B C X 2-1 G4-3 1-2 2-3 1B		C B B F S 2-3 ③ K	5	0	2	0	0	2	0
Trot Nixon, L (1, 8) OBP: 0.365, SLG: 0.486	B B C S C 2-3 ② K			X 0-0 2B	B B X 2-0 1B 1-3 2-H		C X 0-1 ② G4-3 1-2 2-3 3-H			4	0	2	2	0	1	2
Carl Everett, S (1, 9) OBP: 0.323, SLG: 0.438	C S B B S 2-3 ③ K			S F S 0-3 ① K	X 0-0 ③ G4-3		B B F C X 2-2 ③ F3			4	0	0	0	0	2	5
Manny Ramirez, R (1, 10) OBP: 0.403, SLG: 0.615		X 0-0 ① G6-3		F S B F S 1-3 ② K		X 0-0 ① F7		B C F S 1-3 ① K		4	0	0	0	0	2	1
Brian Daubach, L (1, 3) OBP: 0.353, SLG: 0.500 Izzy Alcantara, R (8, PH) OBP: 0.333, SLG: 0.389 (8, 3)	B B F B X 3-1 ② F8			B B C B C B 4-2 BB		C C B B B F F X 3-2 ② L3		B C C S 1-3 ② K		2 1	0 0	0 0	0 0	1 0	0 1	0 0
Troy O'Leary, L (1, 7) OBP: 0.305, SLG: 0.441 Darren Lewis, R (8, PH) OBP: 0.291, SLG: 0.366 (8, 7)	B S B F B F B 4-2 BB			S X 0-1 ③ G4-3		F F B X 1-2 ③ F9		X 0-0 1B		2 1	0 0	0 1	0 0	1 0	0 0	2 0
Chris Stynes, R (1, 5) OBP: 0.329, SLG: 0.415	X 0-0 ③ F3				C B F B X 2-2 ① G1-3		B B C B C B 4-2 1B BB G4-3 BB	X 0-0 ③ F8		3	1	0	0	1	0	2
Mike Lansing, R (1, 6) OBP: 0.294, SLG: 0.384 Lou Merloni, R (5, PR) OBP: 0.286, SLG: 0.303 (5, 6)			C S F B F B X 2-2 ① F8		B S F B F F X 2-2 E6 1B 1B		B C B F F C 2-3 ① K		B C B F F C 2-3 ① K	2 2	0 1	0 0	0 0	0 0	0 2	0 1
Joe Oliver, R (1, 2) OBP: 0.244, SLG: 0.310 53 Angel Santos, S (9, PH)			B B S S F X 2-2 ② G1-3		S B X 1-1 ② P4		B B C B C B 4-2 G4-3 1B 1-2 BB		B S S S F S 1-3 ② K	2 1	0 0	0 0	0 0	1 0	0 1	1 0
Inning Stats	R: 0 H: 0 E: 0 LOB: 0 K: 3 BB: 0 S: 12 P: 19	R: 0 H: 0 E: 0 LOB: 1 K: 0 BB: 1 S: 7 P: 14	R: 0 H: 0 E: 0 LOB: 0 K: 0 BB: 0 S: 10 P: 14	R: 0 H: 1 E: 0 LOB: 2 K: 2 BB: 1 S: 12 P: 17	R: 1 H: 2 E: 1 LOB: 2 K: 0 BB: 0 S: 15 P: 22	R: 0 H: 0 E: 0 LOB: 0 K: 0 BB: 0 S: 9 P: 13	R: 1 H: 1 E: 0 LOB: 2 K: 1 BB: 2 S: 15 P: 29	R: 0 H: 1 E: 0 LOB: 1 K: 2 BB: 0 S: 8 P: 10	R: 0 H: 0 E: 0 LOB: 0 K: 3 BB: 0 S: 11 P: 16	1B: 4 SF: 0 2B: 1 SAC: 0 3B: 0 DP: 0 HR: 0 HBP: 0						

PITCHER		IP	WLS	BF	H	R	ER	SO	BB	IBB	HBP	BLK	WP	HR	S	P	ERA	WHIP
35 Mike Mussina, R ERA: 3.29	(1, 1)	6.0	W	24	3	1	0	5	2	0	0	0	0	0	65	99	0.00	0.833
Mark Wohlers, R ERA: 4.7	(7, 1)	0.1		4	1	1	1	1	2	0	0	0	0	0	10	22	27.00	9.000
Mike Stanton, L ERA: 2.66	(7, 1)	1.2		6	1	0	0	2	0	0	0	0	0	0	13	17	0.00	0.600
Jay Witasick, R ERA: 3.64	(9, 1)	1.0		3	0	0	0	3	0	0	0	0	0	0	11	16	0.00	0.000

PITCHER	IP	WLS	BF	H	R	ER	SO	BB	IBB	HBP	BLK	WP	HR	S	P	ERA	WHIP

TOP

Boston Red Sox @ New York Yankees

Yankee Stadium, Bronx, NY

Sat Sep 08 2001, 1:15 PM EDT

Att. 55,316 - Sunny - 75 F

livebaseballscorecards.com

AB	33
R	2
H	5
RBI	2
BB	4
SO	11
LOB	14

1B: 4	SF: 0	WP: 0	PA:	37
2B: 1	SAC: 0	PB: 0		
3B: 0	DP: 0	SB: 0		
HR: 0	HBP: 0	CS: 0		

Batter	1	2	3	4	5	6	7	8	9	AB	R	H	RBI	BB	SO	LOB
Chuck Knoblauch, R (1, 7) OBP: 0.339, SLG: 0.349	F9		F7			HR BB 1B		G6-3 1-2		4	1	1	0	1	0	1
Randy Velarde, R (1, 5) OBP: 0.365, SLG: 0.452	P4		G4-3			K		K		5	0	1	1	0	2	2
Bernie Williams, S (1, 8) OBP: 0.394, SLG: 0.509	WP HR BB		K			HR BB				2	2	0	0	2	1	2
Tino Martinez, L (1, 3) OBP: 0.323, SLG: 0.494	1-H HR			P5		1-H 2-H HR	G4-3 1B			4	2	3	5	0	0	0
David Justice, L (1, 9) OBP: 0.339, SLG: 0.461 Gerald Williams, R (8, 9) OBP: 0.266, SLG: 0.315	G6-3			K		G1-3	G4-3 1-2			4 0	0 0	0 0	0 0	0 0	1 0	1 0
20 Jorge Posada, S (1, 2) OBP: 0.368, SLG: 0.482		G6-3 BB		F9		2B BB 1B	K			3	1	1	0	1	1	1
Nick Johnson, L (1, 10) OBP: 0.261, SLG: 0.150		G6-3 1-2f			F9	1-2 2B BB	G4-3			3	1	0	0	1	0	2
Alfonso Soriano, R (1, 4) OBP: 0.306, SLG: 0.440		S 1B			CS 1B	1-H 2-H 3B 2B		G6-3		4	1	3	2	0	0	0
Enrique Wilson, S (1, 6) OBP: 0.239, SLG: 0.282		G6-3 1-2			G3 1-2	2-H 2B 3B		G6-3 1B		4	1	2	1	0	0	2
Inning Stats	R: 2 H: 1 E: 0 LOB: 0 K: 0 BB: 1 S: 13 P: 22	R: 0 H: 1 E: 0 LOB: 1 K: 0 BB: 1 S: 11 P: 18	R: 0 H: 0 E: 0 LOB: 0 K: 1 BB: 0 S: 9 P: 12	R: 0 H: 0 E: 0 LOB: 0 K: 1 BB: 0 S: 9 P: 13	R: 0 H: 1 E: 0 LOB: 0 K: 0 BB: 0 S: 8 P: 10	R: 7 H: 6 E: 0 LOB: 2 K: 1 BB: 3 S: 30 P: 53	R: 0 H: 1 E: 0 LOB: 1 K: 1 BB: 0 S: 9 P: 15	R: 0 H: 1 E: 0 LOB: 1 K: 1 BB: 0 S: 8 P: 17		1B: 6 SF: 0 2B: 2 SAC: 0 3B: 1 DP: 1 HR: 2 HBP: 0						WP: 1 PA: 38 PB: 0 SB: 1 CS: 1

PITCHER		IP	WLS	BF	H	R	ER	SO	BB	IBB	HBP	BLK	WP	HR	S	P	ERA	WHIP
David Cone, R ERA: 4.4	(1, 1)	5.2	L	24	6	6	6	3	3	0	0	0	1	2	65	101	9.53	1.588
Rich Garces, R ERA: 3.27	(6, 1)	0.1		6	3	3	3	0	2	0	0	0	0	0	15	27	81.00	15.000
Sun-Woo Kim, R ERA: 4.97	(7, 1)	2.0		8	2	0	0	2	0	0	0	0	0	0	17	32	0.00	1.000

PITCHER	IP	WLS	BF	H	R	ER	SO	BB	IBB	HBP	BLK	WP	HR	S	P	ERA	WHIP

BOTTOM

Boston Red Sox @ New York Yankees

Yankee Stadium, Bronx, NY

Sat Sep 08 2001, 1:15 PM EDT
Att. 55,316 - Sunny - 75 F

livebaseballscorecards.com

AB	33
R	9
H	11
RBI	9
BB	5
SO	5
LOB	11

Batter	1	2	3	4	5	6	7	8	9	AB	R	H	RBI	BB	SO	LOB
Chris Stynes, R (1, 4) OBP: 0.327, SLG: 0.411	C F S 0-3 ① K			F X 0-1 ① G4-3		F C F F B X 1-2 1B 1B		X 0-0 ① G5-3	C F B X 1-2 ③ G6-3	5	0	1	0	0	1	3
Lou Merloni, R (1, 6) OBP: 0.294, SLG: 0.304	C C T B T F X 1-2 ② G1-3			B C F F F F C 1-3 ② K		B B X 2-0 FC5-4 1-2 1B		S B F B B B 4-2 G5-3 BB		3	0	1	0	1	1	0
Izzy Alcantara, R (1, 3) OBP: 0.300, SLG: 0.350 Brian Daubach, L (5, 3) OBP: 0.351, SLG: 0.497	C B B B X 3-1 ③ F8			S B X 1-1 ③ P2		F F C 0-3 ② K		C S B B B X 2-2 ② G5-3 1-2 2-3		2 2	0 0	0 0	0 0	0 0	0 1	0 4
Manny Ramirez, R (1, 10) OBP: 0.402, SLG: 0.612		B B C B F X 3-2 ① F3			B F B S F X 2-2 FC1-6 BB FC5-4 1B	S F X 0-2 ③ FC5-4 1-2f		F F C 0-3 ③ K		4	1	1	0	0	1	4
Dante Bichette, R (1, 9) OBP: 0.331, SLG: 0.461		C X 0-1 ② G1-3			B B B C B 4-1 FC1-6 1-2 BB	B B B B 4-0 BB			B B C C X 2-1 ① F9	2	0	0	0	2	0	0
Troy O'Leary, L (1, 7) OBP: 0.305, SLG: 0.437		C F B X 1-2 ③ G5-3			X 0-0 ① FC1-6 FC5-4 1-2f 2-3		B F C F S 1-3 ① K		C F B F B H 3-2 E 1B G4-3 HBP	3	1	0	0	0	1	3
Shea Hillenbrand, R (1, 5) OBP: 0.295, SLG: 0.394			C C S 0-3 ① K		C X 0-1 ② FC5-4 FC6-4 1-2f 3-H		F F B F X 1-2 ② P6		B C C X 1-2 G4-3 E 1-2 1B	4	0	1	1	0	1	2
Doug Mirabelli, R (1, 2) OBP: 0.328, SLG: 0.408 Scott Hatteberg, L (9, PH) OBP: 0.339, SLG: 0.361			C X 0-1 ② G1-3		B B F X 2-1 ③ FC6-4 1-2f		B C B C S 2-3 ③ K		C F F X 0-2 E4 G4-3 1-2 2-3	3 1	0 0	0 0	0 0	0 0	1 0	2 2
Darren Lewis, R (1, 8) OBP: 0.292, SLG: 0.374 Calvin Pickering, L (9, PH) OBP: 0.200, SLG: 0.200			B B C C C X 2-2 ③ G5-3			S F C 0-3 ① K		F C F B X 1-2 G5-3 2B	C B B S X 2-2 ② G4-3 1-2 2-3 3-H	3 1	0 0	1 0	0 1	0 0	1 0	0 2
Inning Stats	R: 0 H: 0 E: 0 LOB: 0 K: 1 BB: 0 S: 11 P: 15	R: 0 H: 0 E: 0 LOB: 0 K: 0 BB: 0 S: 8 P: 12	R: 0 H: 0 E: 0 LOB: 0 K: 1 BB: 0 S: 8 P: 10	R: 0 H: 0 E: 0 LOB: 0 K: 1 BB: 0 S: 10 P: 12	R: 1 H: 1 E: 0 LOB: 1 K: 0 BB: 1 S: 10 P: 18	R: 0 H: 2 E: 0 LOB: 2 K: 2 BB: 0 S: 15 P: 18	R: 0 H: 0 E: 0 LOB: 1 K: 2 BB: 1 S: 11 P: 19	R: 0 H: 1 E: 0 LOB: 2 K: 1 BB: 1 S: 13 P: 20	R: 1 H: 1 E: 1 LOB: 2 K: 0 BB: 0 S: 18 P: 27	1B: 4 SF: 0 2B: 1 SAC: 0 3B: 0 DP: 0 HR: 0 HBP: 1						WP: 0 PA: 37 PB: 0 SB: 0 CS: 0

TOP

Boston Red Sox @ New York Yankees

Yankee Stadium, Bronx, NY

Sun Sep 09 2001, 1:05 PM EDT

Att. 55,318 - Sunny - 84 F

livebaseballscorecards.com

AB	33
R	2
H	5
RBI	2
BB	3
SO	8
LOB	22

PITCHER		IP	WLS	BF	H	R	ER	SO	BB	IBB	HBP	BLK	WP	HR	S	P	ERA	WHIP
Andy Pettitte, L ERA: 3.89	(1, 1)	7.2	W	30	4	1	1	7	3	0	0	0	0	0	83	121	1.17	0.913
Ramiro Mendoza, R ERA: 3.34	(8, 1)	0.1		1	0	0	0	1	0	0	0	0	0	0	3	3	0.00	0.000
Jay Witasick, R ERA: 3.59	(9, 1)	1.0		6	1	1	0	0	0	0	1	0	0	0	18	27	0.00	1.000

PITCHER	IP	WLS	BF	H	R	ER	SO	BB	IBB	HBP	BLK	WP	HR	S	P	ERA	WHIP

BOTTOM

Boston Red Sox @ New York Yankees

Yankee Stadium, Bronx, NY

Sun Sep 09 2001, 1:05 PM EDT

Att. 55,318 - Sunny - 84 F

Batter	1	2	3	4	5	6	7	8	9	AB	R	H	RBI	BB	SO	LOB
Chuck Knoblauch, R (1, 7) OBP: 0.338, SLG: 0.347	X	0-0 F9 ①	C B F X	1-2 F7 ③		F F C	0-3 K ②	C 1 SAFE	0-1 PO ③ 1-2	F B X	1-1 FC4-6 HR HBP 1B	C F X	0-2 2-H 2B	2	0	0	0	0	0	2
Shane Spencer, R (5, 7) OBP: 0.318, SLG: 0.432														3	1	2	1	0	1	0
Randy Velarde, R (1, 5) OBP: 0.368, SLG: 0.453	B X	1-0 G1-3 ②	S S B X	1-2 1B	B X	1-0 S 1B 1B	H	1-0 FC4-6 1-2 HBP	B C X	1-1 L4 ②				4	1	2	0	0	0	1
Clay Bellinger, R (9, 5) OBP: 0.230, SLG: 0.397														0	0	0	0	0	0	0
Bernie Williams, S (1, 8) OBP: 0.394, SLG: 0.507	B B C F B B T B	4-2 CS BB		F C C	0-3 K ①	S S F B B F X	2-2 1B 1-H 1B	B B X	2-0 FC4-6 1-2f 2-3 HR ①	C B F X	1-2 G3-1 ③			4	1	1	1	1	1	4
Tino Martinez, L (1, 10) OBP: 0.325, SLG: 0.500	B	1-0 CS 1-2 ③	C S B T F B X	2-2 L6 ①	S S S	0-3 K ②	B B X	2-0 1-3 1B	B B C F F F X	2-2 1-H 3-H HR				4	1	2	3	0	1	1
David Justice, L (1, 9) OBP: 0.338, SLG: 0.459		X		0-0 HR 1B	C S C	0-3 K ③	S B C B X	2-2 G4-3 ③	B C F S	1-3 K ②				4	1	1	0	0	2	3
Gerald Williams, R (8, 9) OBP: 0.266, SLG: 0.315														0	0	0	0	0	0	0
20 Jorge Posada, S (1, 2) OBP: 0.367, SLG: 0.479		X		0-0 P4 ②	C B B F S	2-3 K ①	C S B B B F S	3-3 K ①	B C B B B	4-1 BB				3	0	0	0	1	2	1
Nick Johnson, L (1, 3) OBP: 0.280, SLG: 0.250		X		0-0 1-H HR	C C S	0-3 K ②	C F B B X	2-2 BB 1B	B C B F F B X	3-2 L8 ③				4	1	2	2	0	1	1
Alfonso Soriano, R (1, 4) OBP: 0.307, SLG: 0.439		B B B B		4-0 S BB	C C F F F B S	1-3 K2-3 ③	C F F B B B B	4-2 1-2 PO BB		B B B C F X	3-2 G5-3 ①			2	0	0	0	2	1	0
Enrique Wilson, S (1, 6) OBP: 0.243, SLG: 0.288		B B B C C B		4-2 1-2 BB	C B C B F X	2-2 P1 ①	B B B C X	3-1 F7 ②		C C B X	1-2 2B 2B			3	1	1	0	1	0	2
Inning Stats	R: 0 E: 0 K: 0 S: 6	H: 0 LOB: 0 BB: 1 P: 12	R: 2 E: 0 K: 0 S: 13	H: 2 LOB: 2 BB: 2 P: 24	R: 0 E: 0 K: 3 S: 12	H: 1 LOB: 1 BB: 0 P: 13	R: 0 E: 0 K: 3 S: 12	H: 0 LOB: 0 BB: 0 P: 15	R: 1 E: 0 K: 1 S: 17	H: 3 LOB: 2 BB: 0 P: 26	R: 0 E: 0 K: 1 S: 13	H: 1 LOB: 1 BB: 1 P: 25	R: 3 E: 0 K: 1 S: 16	H: 2 LOB: 1 BB: 1 P: 30	R: 1 E: 0 K: 0 S: 14	H: 2 LOB: 1 BB: 0 P: 20	1B: 7 2B: 2 3B: 0 HR: 2	SF: 0 SAC: 0 DP: 0 HBP: 1	WP: 0 PB: 0 SB: 2 CS: 1	PA: 41			

livebaseballscorecards.com

	AB	33
	R	7
	H	11
	RBI	7
	BB	5
	SO	9
	LOB	15

PITCHER		IP	WLS	BF	H	R	ER	SO	BB	IBB	HBP	BLK	WP	HR	S	P	ERA	WHIP
Hideo Nomo, R ERA: 4.33	(1, 1)	5.1	L	26	7	3	3	8	4	0	0	0	0	1	70	109	5.06	2.062
Rolando Arrojo, R ERA: 3.44	(6, 1)	1.0		5	2	3	3	0	0	0	1	0	0	1	11	20	27.00	2.000
Allen McDill, L ERA: 2.7	(7, 1)	0.2		3	0	0	0	1	1	0	0	0	0	0	8	16	0.00	1.500
Derek Lowe, R ERA: 4.04	(8, 1)	1.0		5	2	1	1	0	0	0	0	0	0	0	14	20	9.00	2.000

PITCHER	IP	WLS	BF	H	R	ER	SO	BB	IBB	HBP	BLK	WP	HR	S	P	ERA	WHIP

Batter	1	2	3	4	5	6	7	8	9	AB R H RBI BB SO LOB
Inning Stats										1B: 0 SF: 0 2B: 0 SAC: 0 3B: 0 DP: 0 HR: 0 HBP: 0

Boston Red Sox @ New York Yankees

Yankee Stadium, Bronx, NY

Mon Sep 10 2001, 7:05 PM EDT

TOP

livebaseballscorecards.com

AB	0
R	0
H	0
RBI	0
BB	0
SO	0
LOB	0

WP: 0 PA: 0
PB: 0
SB: 0
CS: 0

PITCHER	IP	WLS	BF	H	R	ER	SO	BB	IBB	HBP	BLK	WP	HR	S	P	ERA	WHIP

PITCHER	IP	WLS	BF	H	R	ER	SO	BB	IBB	HBP	BLK	WP	HR	S	P	ERA	WHIP

Batter	1	2	3	4	5	6	7	8	9	AB	R	H	RBI	BB	SO	LOB
Inning Stats										1B: 0 2B: 0 3B: 0 HR: 0		SF: 0 SAC: 0 DP: 0 HBP: 0					

PITCHER	IP	WLS	BF	H	R	ER	SO	BB	IBB	HBP	BLK	WP	HR	S	P	ERA	WHIP

PITCHER	IP	WLS	BF	H	R	ER	SO	BB	IBB	HBP	BLK	WP	HR	S	P	ERA	WHIP

BOTTOM

Boston Red Sox @ New York Yankees

Yankee Stadium, Bronx, NY

Mon Sep 10 2001, 7:05 PM EDT

livebaseballscorecards.com

AB	**0**
R	**0**
H	**0**
RBI	**0**
BB	**0**
SO	**0**
LOB	**0**

WP: 0 PA: 0
PB: 0
SB: 0
CS: 0

Batter	1	2	3	4	5	6	7	8	9	AB	R	H	RBI	BB	SO	LOB
Inning Stats										1B: 0 2B: 0 3B: 0 HR: 0		SF: 0 SAC: 0 DP: 0 HBP: 0		WP: 0 PB: 0 SB: 0 CS: 0		PA: 0	

TOP

Chicago White Sox @ New York Yankees

Yankee Stadium, Bronx, NY

Tue Sep 11 2001, 7:05 PM EDT

livebaseballscorecards.com

AB	**0**
R	**0**
H	**0**
RBI	**0**
BB	**0**
SO	**0**
LOB	**0**

PITCHER	IP	WLS	BF	H	R	ER	SO	BB	IBB	HBP	BLK	WP	HR	S	P	ERA	WHIP

PITCHER	IP	WLS	BF	H	R	ER	SO	BB	IBB	HBP	BLK	WP	HR	S	P	ERA	WHIP

Batter	1	2	3	4	5	6	7	8	9	AB	R	H	RBI	BB	SO	LOB
Inning Stats										1B: 0 2B: 0 3B: 0 HR: 0		SF: 0 SAC: 0 DP: 0 HBP: 0					

PITCHER	IP	WLS	BF	H	R	ER	SO	BB	IBB	HBP	BLK	WP	HR	S	P	ERA	WHIP

PITCHER	IP	WLS	BF	H	R	ER	SO	BB	IBB	HBP	BLK	WP	HR	S	P	ERA	WHIP

BOTTOM

Chicago White Sox @ New York Yankees

Yankee Stadium, Bronx, NY

Tue Sep 11 2001, 7:05 PM EDT

livebaseballscorecards.com

AB	**0**
R	**0**
H	**0**
RBI	**0**
BB	**0**
SO	**0**
LOB	**0**

WP: 0 PA: 0
PB: 0
SB: 0
CS: 0

Batter	1	2	3	4	5	6	7	8	9	AB	R	H	RBI	BB	SO	LOB
Inning Stats										1B: 0 2B: 0 3B: 0 HR: 0		SF: 0 SAC: 0 DP: 0 HBP: 0		WP: 0 PB: 0 SB: 0 CS: 0		PA: 0	

TOP

Chicago White Sox @ New York Yankees

Yankee Stadium, Bronx, NY

Wed Sep 12 2001, 7:05 PM EDT

livebaseballscorecards.com

AB	0
R	0
H	0
RBI	0
BB	0
SO	0
LOB	0

PITCHER	IP	WLS	BF	H	R	ER	SO	BB	IBB	HBP	BLK	WP	HR	S	P	ERA	WHIP

PITCHER	IP	WLS	BF	H	R	ER	SO	BB	IBB	HBP	BLK	WP	HR	S	P	ERA	WHIP

Batter	1	2	3	4	5	6	7	8	9	AB	R	H	RBI	BB	SO	LOB
Inning Stats										1B: 0 2B: 0 3B: 0 HR: 0		SF: 0 SAC: 0 DP: 0 HBP: 0					

PITCHER	IP	WLS	BF	H	R	ER	SO	BB	IBB	HBP	BLK	WP	HR	S	P	ERA	WHIP

PITCHER	IP	WLS	BF	H	R	ER	SO	BB	IBB	HBP	BLK	WP	HR	S	P	ERA	WHIP

BOTTOM

Chicago White Sox @ New York Yankees

Yankee Stadium, Bronx, NY

Wed Sep 12 2001, 7:05 PM EDT

livebaseballscorecards.com

AB	**0**
R	**0**
H	**0**
RBI	**0**
BB	**0**
SO	**0**
LOB	**0**

WP: 0 PA: 0
PB: 0
SB: 0
CS: 0

Batter	1	2	3	4	5	6	7	8	9	AB	R	H	RBI	BB	SO	LOB
Inning Stats										1B: 0 2B: 0 3B: 0 HR: 0		SF: 0 SAC: 0 DP: 0 HBP: 0		WP: 0 PB: 0 SB: 0 CS: 0		PA: 0	

TOP

Chicago White Sox @ New York Yankees

Yankee Stadium, Bronx, NY

Thu Sep 13 2001, 7:05 PM EDT

livebaseballscorecards.com

AB	**0**
R	**0**
H	**0**
RBI	**0**
BB	**0**
SO	**0**
LOB	**0**

PITCHER	IP	WLS	BF	H	R	ER	SO	BB	IBB	HBP	BLK	WP	HR	S	P	ERA	WHIP

PITCHER	IP	WLS	BF	H	R	ER	SO	BB	IBB	HBP	BLK	WP	HR	S	P	ERA	WHIP

Batter	1	2	3	4	5	6	7	8	9	AB	R	H	RBI	BB	SO	LOB
Inning Stats										1B: 0 2B: 0 3B: 0 HR: 0		SF: 0 SAC: 0 DP: 0 HBP: 0					

PITCHER	IP	WLS	BF	H	R	ER	SO	BB	IBB	HBP	BLK	WP	HR	S	P	ERA	WHIP

PITCHER	IP	WLS	BF	H	R	ER	SO	BB	IBB	HBP	BLK	WP	HR	S	P	ERA	WHIP

BOTTOM

Chicago White Sox @ New York Yankees

Yankee Stadium, Bronx, NY

Thu Sep 13 2001, 7:05 PM EDT

livebaseballscorecards.com

AB	**0**
R	**0**
H	**0**
RBI	**0**
BB	**0**
SO	**0**
LOB	**0**

WP: 0 PA: 0
PB: 0
SB: 0
CS: 0

Batter	1	2	3	4	5	6	7	8	9	AB	R	H	RBI	BB	SO	LOB
Inning Stats										1B: 0 2B: 0 3B: 0 HR: 0		SF: 0 SAC: 0 DP: 0 HBP: 0		WP: 0 PB: 0 SB: 0 CS: 0		PA: 0	

New York Yankees @ Tampa Bay Devil Rays

Tropicana Field, St. Petersburg, FL

Fri Sep 14 2001, 7:15 PM EDT

livebaseballscorecards.com

TOP

AB	0
R	0
H	0
RBI	0
BB	0
SO	0
LOB	0

PITCHER	IP	WLS	BF	H	R	ER	SO	BB	IBB	HBP	BLK	WP	HR	S	P	ERA	WHIP

PITCHER	IP	WLS	BF	H	R	ER	SO	BB	IBB	HBP	BLK	WP	HR	S	P	ERA	WHIP

Batter	1	2	3	4	5	6	7	8	9	AB	R	H	RBI	BB	SO	LOB
Inning Stats																

BOTTOM

New York Yankees @ Tampa Bay Devil Rays

Tropicana Field, St. Petersburg, FL

Fri Sep 14 2001, 7:15 PM EDT

livebaseballscorecards.com

AB	**0**
R	**0**
H	**0**
RBI	**0**
BB	**0**
SO	**0**
LOB	**0**

1B: 0 SF: 0
2B: 0 SAC: 0
3B: 0 DP: 0
HR: 0 HBP: 0

WP: 0 PA: 0
PB: 0
SB: 0
CS: 0

PITCHER	IP	WLS	BF	H	R	ER	SO	BB	IBB	HBP	BLK	WP	HR	S	P	ERA	WHIP

PITCHER	IP	WLS	BF	H	R	ER	SO	BB	IBB	HBP	BLK	WP	HR	S	P	ERA	WHIP

Batter	1	2	3	4	5	6	7	8	9	AB	R	H	RBI	BB	SO	LOB
Inning Stats																

New York Yankees @ Tampa Bay Devil Rays

Tropicana Field, St. Petersburg, FL

Sat Sep 15 2001, 1:15 PM EDT

livebaseballscorecards.com

TOP

AB	0
R	0
H	0
RBI	0
BB	0
SO	0
LOB	0

1B: 0 SF: 0
2B: 0 SAC: 0
3B: 0 DP: 0
HR: 0 HBP: 0

WP: 0 PA: 0
PB: 0
SB: 0
CS: 0

PITCHER	IP	WLS	BF	H	R	ER	SO	BB	IBB	HBP	BLK	WP	HR	S	P	ERA	WHIP

PITCHER	IP	WLS	BF	H	R	ER	SO	BB	IBB	HBP	BLK	WP	HR	S	P	ERA	WHIP

Batter	1	2	3	4	5	6	7	8	9	AB	R	H	RBI	BB	SO	LOB
Inning Stats																

BOTTOM

New York Yankees @ Tampa Bay Devil Rays

Tropicana Field, St. Petersburg, FL

Sat Sep 15 2001, 1:15 PM EDT

livebaseballscorecards.com

AB	**0**
R	**0**
H	**0**
RBI	**0**
BB	**0**
SO	**0**
LOB	**0**

1B: 0 SF: 0
2B: 0 SAC: 0
3B: 0 DP: 0
HR: 0 HBP: 0

WP: 0 PA: 0
PB: 0
SB: 0
CS: 0

PITCHER	IP	WLS	BF	H	R	ER	SO	BB	IBB	HBP	BLK	WP	HR	S	P	ERA	WHIP

PITCHER	IP	WLS	BF	H	R	ER	SO	BB	IBB	HBP	BLK	WP	HR	S	P	ERA	WHIP

Batter	1	2	3	4	5	6	7	8	9	AB	R	H	RBI	BB	SO	LOB
Inning Stats																

New York Yankees @ Tampa Bay Devil Rays

Tropicana Field, St. Petersburg, FL

Sun Sep 16 2001, 1:15 PM EDT

livebaseballscorecards.com

TOP

AB	0
R	0
H	0
RBI	0
BB	0
SO	0
LOB	0

1B: 0 SF: 0
2B: 0 SAC: 0
3B: 0 DP: 0
HR: 0 HBP: 0

WP: 0 PA: 0
PB: 0
SB: 0
CS: 0

PITCHER	IP	WLS	BF	H	R	ER	SO	BB	IBB	HBP	BLK	WP	HR	S	P	ERA	WHIP

PITCHER	IP	WLS	BF	H	R	ER	SO	BB	IBB	HBP	BLK	WP	HR	S	P	ERA	WHIP

Batter	1	2	3	4	5	6	7	8	9	AB	R	H	RBI	BB	SO	LOB
Inning Stats										1B: 0 2B: 0 3B: 0 HR: 0		SF: 0 SAC: 0 DP: 0 HBP: 0					

PITCHER	IP	WLS	BF	H	R	ER	SO	BB	IBB	HBP	BLK	WP	HR	S	P	ERA	WHIP

PITCHER	IP	WLS	BF	H	R	ER	SO	BB	IBB	HBP	BLK	WP	HR	S	P	ERA	WHIP

BOTTOM

New York Yankees @ Tampa Bay Devil Rays

Tropicana Field, St. Petersburg, FL

Sun Sep 16 2001, 1:15 PM EDT

livebaseballscorecards.com

AB	**0**
R	**0**
H	**0**
RBI	**0**
BB	**0**
SO	**0**
LOB	**0**

WP: 0 PA: 0
PB: 0
SB: 0
CS: 0

Batter	1	2	3	4	5	6	7	8	9	AB	R	H	RBI	BB	SO	LOB
Inning Stats																

New York Yankees @ Tampa Bay Devil Rays

Tropicana Field, St. Petersburg, FL

Mon Sep 17 2001, 7:15 PM EDT

livebaseballscorecards.com

TOP

AB	0
R	0
H	0
RBI	0
BB	0
SO	0
LOB	0

1B: 0	SF: 0	WP: 0	PA: 0
2B: 0	SAC: 0	PB: 0	
3B: 0	DP: 0	SB: 0	
HR: 0	HBP: 0	CS: 0	

PITCHER	IP	WLS	BF	H	R	ER	SO	BB	IBB	HBP	BLK	WP	HR	S	P	ERA	WHIP

PITCHER	IP	WLS	BF	H	R	ER	SO	BB	IBB	HBP	BLK	WP	HR	S	P	ERA	WHIP

Batter	1	2	3	4	5	6	7	8	9	AB	R	H	RBI	BB	SO	LOB
Inning Stats										1B: 0 2B: 0 3B: 0 HR: 0		SF: 0 SAC: 0 DP: 0 HBP: 0					

PITCHER	IP	WLS	BF	H	R	ER	SO	BB	IBB	HBP	BLK	WP	HR	S	P	ERA	WHIP

PITCHER	IP	WLS	BF	H	R	ER	SO	BB	IBB	HBP	BLK	WP	HR	S	P	ERA	WHIP

BOTTOM

New York Yankees @ Tampa Bay Devil Rays

Tropicana Field, St. Petersburg, FL

Mon Sep 17 2001, 7:15 PM EDT

livebaseballscorecards.com

AB	**0**
R	**0**
H	**0**
RBI	**0**
BB	**0**
SO	**0**
LOB	**0**

WP: 0 PA: 0
PB: 0
SB: 0
CS: 0

Batter	1	2	3	4	5	6	7	8	9	AB	R	H	RBI	BB	SO	LOB
Chuck Knoblauch, R (1, 7) OBP: 0.338, SLG: 0.348	B B C F B F X 3-2 FC6-5 2 1B 1B		C X 0-1 ① ② G6-4-3 1-2f		B X 1-0 ① G6-3 3-H		B F B X 2-1 ② F8	B F B S X 2-2 1-2 2B 1B		5	1	2	1	0	0	2
2 Derek Jeter, R (1, 6) OBP: 0.384, SLG: 0.477 Enrique Wilson, S (7, 6) OBP: 0.247, SLG: 0.296	X 0-0 1-2 1B FC6-5 1B		B B B C F X 3-2 2B		F B X 1-1 ② G5-3		B X 1-0 2B 20 HR 1B	X 0-0 1-H 2-H 2B		4 1	2 0	3 1	0 2	0 0	0 0	1 0
Bernie Williams, S (1, 8) OBP: 0.393, SLG: 0.507 Gerald Williams, R (8, PH) OBP: 0.265, SLG: 0.313 (8, 8)	C B S X 1-2 ① FC6-5 1B 20 FC5-4 1-2 2-3f		C X 0-1 ③ L9		B X 1-0 ③ F8		B F F X 1-2 20 HR 1-3 2B	B X 1-0 ② F9		4 1	2 0	1 0	0 0	0 0	0 0	4 1
Tino Martinez, L (1, 3) OBP: 0.326, SLG: 0.499 Nick Johnson, L (7, 3) OBP: 0.294, SLG: 0.250	B X 1-0 20 FC5-4 1-3 2-H 1B			B C B S S 2-3 ① K	X 0-0 ① F8	B S B F F B B 4-2 20 HR BB	H 1-0 HBP			3 0	1 0	1 0	1 0	1 0	1 0	0 0
20 Jorge Posada, S (1, 2) OBP: 0.365, SLG: 0.482 Todd Greene, R (9, 2) OBP: 0.295, SLG: 0.351	F X 0-1 ② FC5-4 CS 1-2f 3-H			B X 1-0 ② G5-3	B X 1-0 ② G5-3	F S B F B X 2-2 1-H 2-H 3-H HR	F F B S 1-3 ③ K			5 0	1 0	1 0	5 0	0 0	1 0	3 0
Shane Spencer, R (1, 9) OBP: 0.320, SLG: 0.445	B B C F 1 SAFE 2-2 ③ CS 1-2	B X 1-0 ① F7		X 0-0 E5 FC5-4	B X 1-0 1B	X 0-0 HR			B C X 1-1 ① F9	5	1	2	1	0	0	0
Randy Velarde, R (1, 10) OBP: 0.366, SLG: 0.452		C B X 1-1 ② G4-3		X 0-0 ③ FC5-4 1-2f	C B F X 1-2 ③ G3	B S B C S 2-3 ③ K			B F X 1-1 2B	5	0	1	0	0	1	2
Scott Brosius, R (1, 5) OBP: 0.353, SLG: 0.461		C F B F S 1-3 ③ K		X 0-0 2B G6-3 1B		B S B C S 2-3 ① K	X 0-0 ① G4-3	B X 1-0 ② F8		5	1	1	0	0	2	1
Alfonso Soriano, R (1, 4) OBP: 0.311, SLG: 0.449			C B B B B 4-1 G6-4-3 BB	C B X 1-1 1-3 2B	C F B B F X 2-2 HR	C B S B X 2-2 1B 2B 1B	C S B S 1-3 ③ K			4	2	3	1	1	1	1
Inning Stats	R: 2 H: 3 E: 0 LOB: 0 K: 0 BB: 0 S: 13 P: 20	R: 0 H: 0 E: 0 LOB: 0 K: 1 BB: 0 S: 7 P: 10	R: 0 H: 1 E: 0 LOB: 1 K: 0 BB: 1 S: 8 P: 15	R: 0 H: 0 E: 1 LOB: 1 K: 1 BB: 0 S: 6 P: 9	R: 1 H: 2 E: 0 LOB: 1 K: 0 BB: 0 S: 7 P: 11	R: 0 H: 1 E: 0 LOB: 1 K: 0 BB: 0 S: 6 P: 9	R: 6 H: 5 E: 0 LOB: 0 K: 2 BB: 1 S: 24 P: 40	R: 2 H: 3 E: 0 LOB: 2 K: 1 BB: 0 S: 12 P: 19	R: 0 H: 1 E: 0 LOB: 1 K: 1 BB: 0 S: 8 P: 12	1B: 8 SF: 0 2B: 5 SAC: 0 3B: 0 DP: 1 HR: 3 HBP: 1						WP: 0 PA: 46 PB: 0 SB: 0 CS: 1

PITCHER		IP	WLS	BF	H	R	ER	SO	BB	IBB	HBP	BLK	WP	HR	S	P	ERA	WHIP
56 Mark Buehrle, L ERA: 3.41	(1, 1)	6.2	L	30	10	6	6	3	1	0	0	0	0	1	60	95	8.10	1.650
Alan Embree, L ERA: 7.85	(7, 1)	0.1		4	2	3	3	1	1	0	0	0	0	2	11	19	81.00	9.000
Josh Fogg, R ERA: 4.5	(8, 1)	1.0		7	3	2	2	1	0	0	1	0	0	0	12	19	18.00	3.000
Matt Ginter, R ERA: 6.16	(9, 1)	1.0		4	1	0	0	1	0	0	0	0	0	0	8	12	0.00	1.000

PITCHER	IP	WLS	BF	H	R	ER	SO	BB	IBB	HBP	BLK	WP	HR	S	P	ERA	WHIP

TOP

New York Yankees @ Chicago White Sox

Comiskey Park, Chicago, IL

Tue Sep 18 2001, 8:05 PM EDT

Att. 22,785 - Sunny - 66 F

livebaseballscorecards.com

AB	42
R	11
H	16
RBI	11
BB	2
SO	6
LOB	15

Batter	1	2	3	4	5	6	7	8	9	AB	R	H	RBI	BB	SO	LOB
Ray Durham, S (1, 4) OBP: 0.335, SLG: 0.452	B C B B B 4-1 G4-6-3 BB		C B L F B B X 3-2 ① ② L3 1-2			B C B S B F S 3-3 ① K		C B X 1-1 ② G5-3 1-3 3-H		2	0	0	0	1	1	2
Tony Graffanino, R (7, 4) OBP: 0.377, SLG: 0.409										1	0	0	1	0	0	1
Jose Valentin, S (1, 5) OBP: 0.341, SLG: 0.515	B X 1-0 ① ② G4-6-3 1-2f		B B B C F F S 3-3 ③ K			F C F S 0-3 ② K		X 0-0 FC6-4 3-H 1B		3	0	0	0	0	2	2
24 Joe Crede, R (8, PH) OBP: 0.250, SLG: 0.314 (9, 5)										1	0	1	1	0	0	0
Magglio Ordonez, R (1, 9) OBP: 0.377, SLG: 0.530	B B C B X 3-1 ③ G5-3			F F B F X 1-2 ① F9		X 0-0 ③ FC6-4 1-2f		X 0-0 ③ FC6-4 1-2f		4	0	0	0	0	0	2
14 Paul Konerko, R (1, 3) OBP: 0.349, SLG: 0.520		C X 0-1 ① P6		C F B F B X 2-2 ② F8			C S C 0-3 ① K		X 0-0 ① G5-3	4	0	0	0	0	1	0
Jose Canseco, R (1, 10) OBP: 0.394, SLG: 0.535		X 0-0 G5-3 BB 1B		B C F B B B X 3-2 ③ F9			F X 0-1 ② P4		B F B B S B 4-2 1B 1B BB	3	1	1	0	1	0	0
Jeff Liefer, L (1, 7) OBP: 0.306, SLG: 0.532		B B C S B F F F F 4-2 F B G5-3 1-2 BB			F S X 0-2 ① G3-1		S S S 0-3 ③ K		X 0-0 WP 1B 1-2 1B	3	0	1	0	1	1	0
Chris Singleton, L (1, 8) OBP: 0.330, SLG: 0.430		F B F X 1-2 ② G5-3 1-2 2-3			C B B F X 2-2 ② G3			X 0-0 ① F8	C F B S 1-3 ② K	4	0	0	0	0	1	4
Royce Clayton, R (1, 6) OBP: 0.313, SLG: 0.403		B B C X 2-1 ③ F8			X 0-0 ③ G2-3			C F X 0-2 1B G5-3 1B	C B X 1-1 WP 1-2 2-H 1B	4	1	2	1	0	0	2
Mark Johnson, L (1, 2) OBP: 0.347, SLG: 0.363			C B B F F B F F B 4-2 L3 BB			C F F B X 1-2 FC6-4 1B		B X 1-0 G5-3 WP 24 1B 1-3 1B	C S B S 1-3 ③ K 1-2 2-3	3	1	2	0	1	1	2
Inning Stats	R: 0 E: 0 K: 0 S: 4 H: 0 LOB: 0 BB: 1 P: 12	R: 0 E: 0 K: 0 S: 15 H: 1 LOB: 2 BB: 1 P: 22	R: 0 E: 0 K: 1 S: 13 H: 0 LOB: 0 BB: 1 P: 23	R: 0 E: 0 K: 0 S: 11 H: 0 LOB: 0 BB: 0 P: 17	R: 0 E: 0 K: 0 S: 7 H: 0 LOB: 0 BB: 0 P: 9	R: 0 E: 0 K: 2 S: 13 H: 1 LOB: 1 BB: 0 P: 17	R: 0 E: 0 K: 2 S: 8 H: 0 LOB: 0 BB: 0 P: 8	R: 2 E: 0 K: 0 S: 9 H: 3 LOB: 1 BB: 0 P: 11	R: 1 E: 0 K: 2 S: 12 H: 2 LOB: 2 BB: 1 P: 19	1B: 7 2B: 1 3B: 0 HR: 0 SF: 0 SAC: 0 DP: 2 HBP: 0						

PITCHER	IP	WLS	BF	H	R	ER	SO	BB	IBB	HBP	BLK	WP	HR	S	P	ERA	WHIP
Orlando Hernandez, R (1, 1) ERA: 4.72	7.0	W	24	2	0	0	5	3	0	0	0	0	0	71	108	0.00	0.714
Mike Stanton, L (8, 1) ERA: 2.88	1.0		6	3	2	2	0	0	0	0	0	1	0	9	11	18.00	3.000
Mark Wohlers, R (9, 1) ERA: 4.77	1.0		6	2	1	1	2	1	0	0	0	1	0	12	19	9.00	3.000

PITCHER	IP	WLS	BF	H	R	ER	SO	BB	IBB	HBP	BLK	WP	HR	S	P	ERA	WHIP

BOTTOM

New York Yankees @ Chicago White Sox

Comiskey Park, Chicago, IL

Tue Sep 18 2001, 8:05 PM EDT
Att. 22,785 - Sunny - 66 F

livebaseballscorecards.com

AB	32
R	3
H	7
RBI	3
BB	4
SO	7
LOB	15

WP: 2		PA:	36
PB: 0			
SB: 0			
CS: 0			

Batter	1	2	3	4	5	6	7	8	9	AB	R	H	RBI	BB	SO	LOB
Chuck Knoblauch, R (1, 7) OBP: 0.339, SLG: 0.348	B C F B X 2-2 ① G6-3		C F B B X 2-2 ① G6-3		X 0-0 2 HR 1B		X 0-0 ③ G1-3		B F X 1-1 2 G6-3 1B 1-2 2-H 3-H	5	1	2	2	0	0	0
2 Derek Jeter, R (1, 6) OBP: 0.384, SLG: 0.487	B C X 1-1 ② F8		F X 0-1 HR		B B B X 3-0 1-H HR			C B X 1-1 ① G1-3	B C X 1-1 ② G6-3 1-2 2-3	5	2	2	3	0	0	2
Bernie Williams, S (1, 8) OBP: 0.392, SLG: 0.503	B B C B X 3-1 ③ P5		C B B F S 2-3 ② K		B B B S X 3-1 ③ F8			B B B S C B 4-2 BB	X 0-0 ③ G3	4	0	0	0	1	1	2
Tino Martinez, L (1, 3) OBP: 0.325, SLG: 0.497		B F B B S S 3-3 ① K	F B B S F X 2-2 ③ G4-3			F X 0-1 1B		C X 0-1 ② L7		4	0	1	0	0	1	1
David Justice, L (1, 10) OBP: 0.334, SLG: 0.453		F S X 0-2 ② G6-3		C S 0-3 ① K		C X 0-1 ① P6		X 0-0 ③ P6		4	0	0	0	0	1	2
20 Jorge Posada, S (1, 2) OBP: 0.366, SLG: 0.481		C B F B F B F B 4-2 1B 1B BB		C S 0-3 ② K		B C X 1-1 ② F7			B B X 2-0 2B FC5-2 1B	3	1	1	0	1	1	1
Shane Spencer, R (1, 9) OBP: 0.323, SLG: 0.450		B X 1-0 1B 1-2 1B		F C X 0-2 ③ G1-3		B B F F C 2-3 ③ K			B F B B S F B F X 3-2 FC5-2 1B 2B 1-3	4	1	2	0	0	1	1
Scott Brosius, R (1, 5) OBP: 0.355, SLG: 0.460		F F B F X 1-2 1B 1-2 2-H			B F F B F X 2-2 ① G6-3		B B X 2-0 ① G5-3		B B B B 4-0 FC5-2 1B BB	3	1	1	1	1	0	0
Alfonso Soriano, R (1, 4) OBP: 0.309, SLG: 0.445		C F B B F C 2-3 ③ K			C F F B C 1-3 ② K		B C B C S 2-3 ② K		F X 0-1 ① FC5-2 2 G6-3 1B 1-2 2-3 3-Hf	4	0	0	0	0	3	5
Inning Stats	R: 0 H: 0 E: 0 LOB: 0 K: 0 BB: 0 S: 7 P: 13	R: 1 H: 2 E: 0 LOB: 2 K: 2 BB: 1 S: 19 P: 30	R: 1 H: 1 E: 0 LOB: 0 K: 1 BB: 0 S: 12 P: 18	R: 0 H: 0 E: 0 LOB: 0 K: 2 BB: 0 S: 9 P: 9	R: 2 H: 2 E: 0 LOB: 0 K: 1 BB: 0 S: 12 P: 21	R: 0 H: 1 E: 0 LOB: 1 K: 1 BB: 0 S: 9 P: 12	R: 0 H: 0 E: 0 LOB: 0 K: 1 BB: 0 S: 5 P: 9	R: 0 H: 0 E: 0 LOB: 1 K: 0 BB: 1 S: 7 P: 12	R: 2 H: 3 E: 0 LOB: 2 K: 0 BB: 1 S: 13 P: 24	1B: 6 SF: 0 2B: 1 SAC: 0 3B: 0 DP: 0 HR: 2 HBP: 0						WP: 0 PA: 39 PB: 0 SB: 0 CS: 0

TOP

New York Yankees @ Chicago White Sox

Comiskey Park, Chicago, IL

Wed Sep 19 2001, 8:05 PM EDT

Att. 18,465 - Overcast - 64 F

livebaseballscorecards.com

AB	36
R	6
H	9
RBI	6
BB	3
SO	8
LOB	14

PITCHER		IP	WLS	BF	H	R	ER	SO	BB	IBB	HBP	BLK	WP	HR	S	P	ERA	WHIP
Gary Glover, R ERA: 4.78	(1, 1)	6.0	L	25	6	4	4	7	1	0	0	0	0	2	68	103	6.00	1.167
Sean Lowe, R ERA: 3.8	(7, 1)	1.1		5	0	0	0	1	1	0	0	0	0	0	9	18	0.00	0.750
Bill Pulsipher, L ERA: 5.88	(8, 1)	0.2		2	0	0	0	0	0	0	0	0	0	0	3	3	0.00	0.000
Bob Howry, R ERA: 4.77	(9, 1)	1.0		7	3	2	2	0	1	0	0	0	0	0	13	24	18.00	4.000

PITCHER	IP	WLS	BF	H	R	ER	SO	BB	IBB	HBP	BLK	WP	HR	S	P	ERA	WHIP

Batter	1	2	3	4	5	6	7	8	9	AB	R	H	RBI	BB	SO	LOB
Ray Durham, S (1, 4) OBP: 0.334, SLG: 0.451	G4-3		G6-3			G5-3		CS 1B		4	0	1	0	0	0	0
Jose Valentin, S (1, 5) Jose Canseco, R (8, PH) Josh Paul, R (9, 2) OBP: 0.339, SLG: 0.511 OBP: 0.392, SLG: 0.532 OBP: 0.288, SLG: 0.353	F9			F7		E3 FC5-4		K 1-2		3 1 0	0 0 0	0 0 0	0 0 0	0 0 0	0 1 0	0 1 0
Magglio Ordonez, R (1, 9) OBP: 0.376, SLG: 0.530	F8			14 1B 1B 2B		FC5-4 1-2f			G6-3	4	1	1	0	0	0	1
14 Paul Konerko, R (1, 3) OBP: 0.352, SLG: 0.528		HR		1B 2-3		K			G4-3 1B	4	1	3	1	0	1	1
Jeff Liefer, L (1, 10) OBP: 0.309, SLG: 0.529		F7		G4-6-3 1-2 3-H 1B			SB 4-2 G3-1 PB 1B BB		G4-3 1-2f	3	1	1	1	1	0	1
Carlos Lee, R (1, 7) OBP: 0.320, SLG: 0.467		L5-3 BB		G4-6-3 1-2f			G3-1 1-3			2	0	0	0	1	0	3
Chris Singleton, L (1, 8) OBP: 0.330, SLG: 0.429		L5-3 1-2			G1-3		G6-4-3 3-H 1B			3	0	1	1	0	0	1
Royce Clayton, R (1, 6) OBP: 0.311, SLG: 0.400			G4-3		G4-3		G6-4-3 1-2f			3	0	0	0	0	0	1
Mark Johnson, L (1, 2) Tony Graffanino, R (8, PH) (9, 5) OBP: 0.343, SLG: 0.358 OBP: 0.375, SLG: 0.406			G4-3		F8			K		2 1	0 0	0 0	0 0	0 0	0 1	0 0
Inning Stats	R: 0 H: 0 E: 0 LOB: 0 K: 0 BB: 0 S: 6 P: 10	R: 1 H: 1 E: 0 LOB: 0 K: 0 BB: 1 S: 10 P: 18	R: 0 H: 0 E: 0 LOB: 0 K: 0 BB: 0 S: 7 P: 10	R: 1 H: 3 E: 0 LOB: 1 K: 0 BB: 0 S: 15 P: 26	R: 0 H: 0 E: 0 LOB: 0 K: 0 BB: 0 S: 6 P: 9	R: 0 H: 0 E: 1 LOB: 1 K: 1 BB: 0 S: 12 P: 19	R: 1 H: 1 E: 0 LOB: 0 K: 0 BB: 1 S: 10 P: 16	R: 0 H: 1 E: 0 LOB: 0 K: 2 BB: 0 S: 10 P: 15	R: 0 H: 1 E: 0 LOB: 0 K: 0 BB: 0 S: 9 P: 11	1B: 5 2B: 2 3B: 0 HR: 1	SF: 0 SAC: 0 DP: 4 HBP: 0					

PITCHER	IP	WLS	BF	H	R	ER	SO	BB	IBB	HBP	BLK	WP	HR	S	P	ERA	WHIP
Roger Clemens, R (1, 1) ERA: 3.42	6.1	W	25	5	3	2	1	2	0	0	0	0	1	64	106	2.84	1.105
Jay Witasick, R (7, 1) ERA: 3.56	0.2	H	1	0	0	0	0	0	0	0	0	0	0	2	2	0.00	0.000
Mike Stanton, L (8, 1) ERA: 2.86	0.1	H	2	1	0	0	1	0	0	0	0	0	0	6	9	0.00	3.000
42 Mariano Rivera, R (8, 1) ERA: 2.27	1.2	S	4	1	0	0	1	0	0	0	0	0	0	13	17	0.00	0.600

PITCHER	IP	WLS	BF	H	R	ER	SO	BB	IBB	HBP	BLK	WP	HR	S	P	ERA	WHIP

BOTTOM

New York Yankees @ Chicago White Sox

Comiskey Park, Chicago, IL

Wed Sep 19 2001, 8:05 PM EDT

Att. 18,465 - Overcast - 64 F

livebaseballscorecards.com

AB	30
R	3
H	7
RBI	3
BB	2
SO	3
LOB	9

WP: 0 PA: 32
PB: 1
SB: 0
CS: 1

New York Yankees @ Chicago White Sox

Comiskey Park, Chicago, IL

Thu Sep 20 2001, 8:05 PM EDT

Att. 22,284 - Sunny - 72 F

livebaseballscorecards.com

Batter	1	2	3	4	5	6	7	8	9	AB	R	H	RBI	BB	SO	LOB
Chuck Knoblauch, R (1, 7) OBP: 0.338, SLG: 0.346	K		2 G6-4-3 1-3 BB		F8		F8		P1	4	0	0	0	1	1	0
2 Derek Jeter, R (1, 6) OBP: 0.382, SLG: 0.483	K		G6-4-3 1-2f		K			G5-3		4	0	0	0	0	2	2
Bernie Williams, S (1, 8) OBP: 0.393, SLG: 0.503	2B HBP			F7	F8			S 1B		0	0	0	0	0	0	0
Gerald Williams, R (1, PR) (1, 8) OBP: 0.265, SLG: 0.314								1B		3	2	1	0	0	0	0
Tino Martinez, L (1, 3) OBP: 0.328, SLG: 0.506	1-H 2B			HR		K		BB 1-H 1B		4	1	3	3	0	1	0
David Justice, L (1, 10) OBP: 0.336, SLG: 0.451		K		20 G1-3 1B BB		F7		1-2 BB		2	1	0	0	2	1	0
20 Jorge Posada, S (1, 2) OBP: 0.365, SLG: 0.479		G4-3		G1-3 1-2		1B		F8		4	0	1	0	0	0	3
Shane Spencer, R (1, 9) OBP: 0.322, SLG: 0.447		K		1B 2-H 1B		G5-3		K		4	1	1	1	0	2	3
Scott Brosius, R (1, 5) OBP: 0.354, SLG: 0.458			F9 1B	1B 2-H 1B			F8		K	4	0	1	1	0	1	0
Alfonso Soriano, R (1, 4) OBP: 0.309, SLG: 0.444			E S 1B	K			F8		K	4	0	1	0	0	2	1
Inning Stats	R: 1 H: 1 E: 0 LOB: 2 K: 2 BB: 0 S: 10 P: 16	R: 0 H: 0 E: 0 LOB: 0 K: 2 BB: 0 S: 8 P: 14	R: 0 H: 1 E: 0 LOB: 1 K: 0 BB: 1 S: 9 P: 17	R: 3 H: 3 E: 0 LOB: 1 K: 1 BB: 1 S: 15 P: 31	R: 0 H: 0 E: 0 LOB: 0 K: 1 BB: 0 S: 9 P: 14	R: 0 H: 1 E: 0 LOB: 1 K: 1 BB: 0 S: 13 P: 19	R: 0 H: 0 E: 0 LOB: 0 K: 0 BB: 0 S: 7 P: 10	R: 1 H: 2 E: 0 LOB: 2 K: 1 BB: 1 S: 13 P: 25	R: 0 H: 0 E: 0 LOB: 0 K: 2 BB: 0 S: 10 P: 14	1B: 6 SF: 0 2B: 1 SAC: 0 3B: 0 DP: 1 HR: 1 HBP: 1						

TOP	
AB	33
R	5
H	8
RBI	5
BB	3
SO	10
LOB	9

PITCHER		IP	WLS	BF	H	R	ER	SO	BB	IBB	HBP	BLK	WP	HR	S	P	ERA	WHIP
Kip Wells, R ERA: 4.33	(1, 1)	3.2		16	4	4	4	4	2	0	1	0	0	1	37	69	9.82	1.636
Josh Fogg, R ERA: 3.38	(4, 1)	1.1		5	1	0	0	2	0	0	0	0	0	0	14	23	0.00	0.750
Alan Embree, L ERA: 7.74	(6, 1)	0.2		2	0	0	0	1	0	0	0	0	0	0	8	12	0.00	0.000
Sean Lowe, R ERA: 3.82	(6, 1)	1.2	W	7	2	1	1	0	0	0	0	0	0	0	17	25	5.40	1.200
Bill Pulsipher, L ERA: 5.88	(8, 1)	0.0		2	1	0	0	0	1	0	0	0	0	0	3	8	∞	∞

PITCHER		IP	WLS	BF	H	R	ER	SO	BB	IBB	HBP	BLK	WP	HR	S	P	ERA	WHIP
Keith Foulke, R ERA: 2.4	(8, 1)	1.2	S	5	0	0	0	3	0	0	0	0	0	0	15	23	0.00	0.000

WP: 0	PA: 37		
PB: 0			
SB: 2			
CS: 0			

Batter	1	2	3	4	5	6	7	8	9	AB	R	H	RBI	BB	SO	LOB
Ray Durham, S (1, 4) OBP: 0.335, SLG: 0.454	B C B X 2-1 14 E SH1-3 14 FC5 1B	C F B F B B S 3-3 ③ K			B C C F X 1-2 G6-3 HR 2B	B C B C X 2-2 ② SF9 2-3 3-H				3	2	2	1	0	1	0
Aaron Rowand, R (1, 8) (9, 7) OBP: 0.381, SLG: 0.455	X 0-0 ① SH1-3 1-2		B S F S 1-3 ① K		F B C X 1-2 ② G6-3 2-3	S B X 1-1 ③ G5-3				3	0	0	0	0	1	2
Magglio Ordonez, R (1, 9) OBP: 0.377, SLG: 0.534	H 1-0 14 FC5 14 E SF8 HBP		B B B X 3-0 ② G6-3		S S B B F X 2-2 3-H HR		X 0-0 ① F9			3	2	1	2	0	0	0
14 Paul Konerko, R (1, 3) OBP: 0.351, SLG: 0.526	B F 1 SAFE X 1-1 FC5 SF8 BB 1-3 2-H		C B X 1-1 1B		F F F X 0-2 ③ F9		C B X 1-1 ② F9			4	0	1	1	0	0	1
Jose Canseco, R (1, 10) OBP: 0.394, SLG: 0.527	B C B B B 4-1 1-2 BB		C X 0-1 ③ P5			B C F B B B 4-2 2B 2B BB	C B B C S 2-3 ③ K			2	1	0	0	2	1	1
Carlos Lee, R (1, 7) OBP: 0.322, SLG: 0.470 Chris Singleton, L (9, 8) OBP: 0.330, SLG: 0.429	X 0-0 ② SF8 2-3 3-H			C F F X 0-2 ① F7		B X 1-0 1-3 2B 2B		B F C X 1-2 1B		3 0	1 0	2 0	1 0	0 0	0 0	0 0
Herbert Perry, R (1, 5) OBP: 0.326, SLG: 0.400	B C B F S 2-3 ③ K			B S F F C 1-3 ② K		F F B S 1-3 ① K		F S B F F B S 2-3 ① K		4	0	0	0	0	4	5
Royce Clayton, R (1, 6) OBP: 0.311, SLG: 0.397		C B F S 1-3 ① K		F B X 1-1 ③ G4-3		I I I I 4-0 2B SF9 IBB		F B F S 1-3 ② K		3	1	0	0	1	2	1
Josh Paul, R (1, 2) OBP: 0.287, SLG: 0.358		B B C B F F F X 3-2 ② F3			X 0-0 ① L7	C B B B S X 3-2 1-3 2-H 3-H SF9 2B		B B B C F F X 3-2 ③ G6-3		4	0	1	2	0	0	1
Inning Stats	R: 2 E: 1 K: 1 S: 10 H: 1 LOB: 2 BB: 1 P: 20	R: 0 E: 0 K: 2 S: 12 H: 0 LOB: 0 BB: 0 P: 19	R: 0 E: 0 K: 1 S: 8 H: 1 LOB: 1 BB: 0 P: 13	R: 0 E: 0 K: 1 S: 10 H: 0 LOB: 0 BB: 0 P: 12	R: 2 E: 0 K: 0 S: 16 H: 2 LOB: 0 BB: 0 P: 20	R: 3 E: 0 K: 1 S: 14 H: 2 LOB: 1 BB: 2 P: 30	R: 0 E: 0 K: 1 S: 6 H: 0 LOB: 0 BB: 0 P: 9	R: 0 E: 0 K: 2 S: 15 H: 1 LOB: 1 BB: 0 P: 22		1B: 3 2B: 3 3B: 0 HR: 1	SF: 2 SAC: 1 DP: 0 HBP: 1			WP: 0 PB: 0 SB: 0 CS: 0	PA: 36	

PITCHER		IP	WLS	BF	H	R	ER	SO	BB	IBB	HBP	BLK	WP	HR	S	P	ERA	WHIP
Andy Pettitte, L ERA: 4.09	(1, 1)	6.0	L	29	6	7	7	6	2	1	1	0	0	1	70	114	10.50	1.333
Mark Wohlers, R ERA: 4.62	(7, 1)	2.0		7	1	0	0	3	0	0	0	0	0	0	21	31	0.00	0.500

PITCHER	IP	WLS	BF	H	R	ER	SO	BB	IBB	HBP	BLK	WP	HR	S	P	ERA	WHIP

BOTTOM

New York Yankees @ Chicago White Sox

Comiskey Park, Chicago, IL

Thu Sep 20 2001, 8:05 PM EDT
Att. 22,284 - Sunny - 72 F

livebaseballscorecards.com

AB	29
R	7
H	7
RBI	7
BB	3
SO	9
LOB	11

Batter	1	2	3	4	5	6	7	8	9	AB	R	H	RBI	BB	SO	LOB
Chuck Knoblauch, R (1, 7) OBP: 0.338, SLG: 0.345	B F B C F B F B 4-2 2 G4-3 2 PB 1B BB		C B B B X 2-1 ① G6-3		B X 1-0 ③ F9			C F B F B X 2-2 ① G3	F P F X 1-2 1-2 1B	4	1	1	0	1	0	1
2 Derek Jeter, R (1, 6) OBP: 0.379, SLG: 0.479	B C B X 2-1 ① G4-3 1-3		F X 0-1 ② G6-3			F X 0-1 ① G6-3		S C S 0-3 ② K	B F F F X 1-2 ③ F9	5	0	0	0	0	1	3
David Justice, L (1, 10) OBP: 0.333, SLG: 0.446	X 0-0 ② L3		C C B B F X 2-2 ③ G1-3			B S B X 2-1 ② G4-3		F B X 1-1 ③ F7		4	0	0	0	0	0	1
Tino Martinez, L (1, 3) OBP: 0.329, SLG: 0.512	B B S F B X 3-2 3-H 1B			F B F X 1-2 ① L9		B C B X 2-1 ③ F7			B X 1-0 HR	4	1	2	2	0	0	0
20 Jorge Posada, S (1, 2) OBP: 0.364, SLG: 0.477 Erick Almonte, R (9, PR) OBP: 1.000, SLG: 1.000 Todd Greene, R (9, 2) OBP: 0.295, SLG: 0.351	C B S X 1-2 ③ G6-3			F X 0-1 ② F8			C B B F B F F S 3-3 ① K		B X 1-0 FC5-4 1B	4 0 0	0 0 0	1 0 0	0 0 0	0 0 0	1 0 0	1 0 0
Shane Spencer, R (1, 9) OBP: 0.321, SLG: 0.444		B F F X 1-2 E S 1B		F B B F X 2-2 ③ L8			C S B B B X 2-2 ② G6-3		B X 1-0 ① FC5-4 1-2f HR	4	1	1	0	0	0	1
Scott Brosius, R (1, 5) OBP: 0.357, SLG: 0.470		B F F F S 1-3 ① K			X 0-0 2B		C T H 1-2 HR HBP		S B F X 1-2 1-H HR	3	2	2	2	0	1	1
Alfonso Soriano, R (1, 4) OBP: 0.308, SLG: 0.448		B F X 1-1 ② L9			S F X 0-2 ① G6-3		C X 0-1 1-H HR		C B F F F X 1-2 ② G6-3	4	1	1	2	0	0	3
Gerald Williams, R (1, 8) OBP: 0.265, SLG: 0.313		C B S B F S 2-3 ③ K 1-3			S S B B S 2-3 ② K		C B F B X 2-2 ③ G6-3		S F B F X 1-2 1B 1B	4	0	1	0	0	2	2
Inning Stats	R: 1 H: 1 E: 0 LOB: 1 K: 0 BB: 1 S: 13 P: 23	R: 0 H: 1 E: 0 LOB: 1 K: 2 BB: 0 S: 13 P: 18	R: 0 H: 0 E: 0 LOB: 0 K: 0 BB: 0 S: 8 P: 12	R: 0 H: 0 E: 0 LOB: 0 K: 0 BB: 0 S: 8 P: 11	R: 0 H: 1 E: 0 LOB: 1 K: 1 BB: 0 S: 8 P: 11	R: 0 H: 0 E: 0 LOB: 0 K: 0 BB: 0 S: 6 P: 10	R: 2 H: 1 E: 0 LOB: 0 K: 1 BB: 0 S: 15 P: 23	R: 0 H: 0 E: 0 LOB: 0 K: 1 BB: 0 S: 9 P: 12	R: 3 H: 5 E: 0 LOB: 2 K: 0 BB: 0 S: 24 P: 31	1B: 5 SF: 0 2B: 1 SAC: 0 3B: 0 DP: 0 HR: 3 HBP: 1						WP: 0 PA: 38 PB: 1 SB: 1 CS: 0

PITCHER		IP	WLS	BF	H	R	ER	SO	BB	IBB	HBP	BLK	WP	HR	S	P	ERA	WHIP
Rick Bauer, R ERA: 3.38	(1, 1)	7.0		27	4	3	2	4	1	0	1	0	0	1	71	108	2.57	0.714
John Wasdin, R ERA: 4.87	(8, 1)	1.0	H	3	0	0	0	1	0	0	0	0	0	0	9	12	0.00	0.000
Willis Roberts, R ERA: 4.9	(9, 1)	1.0	W	8	5	3	3	0	0	0	0	0	0	2	24	31	27.00	5.000

PITCHER	IP	WLS	BF	H	R	ER	SO	BB	IBB	HBP	BLK	WP	HR	S	P	ERA	WHIP

TOP

New York Yankees @ Baltimore Orioles

Oriole Park at Camden Yards, Baltimore, MD

Fri Sep 21 2001, 7:05 PM EDT
Att. 47,099 - Cloudy - 79 F

livebaseballscorecards.com

AB	36
R	6
H	9
RBI	6
BB	1
SO	5
LOB	13

Batter	1	2	3	4	5	6	7	8	9	AB	R	H	RBI	BB	SO	LOB
Luis Matos, R (1, 9) OBP: 0.350, SLG: 0.556	FC1-5 2B		HR		K		F9			4	1	2	1	0	1	0
Willie Harris, L (1, 8) OBP: 0.125, SLG: 0.167	FC1-5 L5-3 2-3		2B		1B SF9 1B		K			4	2	2	0	0	1	1
Jeff Conine, R (1, 3) OBP: 0.391, SLG: 0.449	L5-3 1-2		F9		1-3 1B			P6		4	0	1	0	0	0	2
Chris Richard, L (1, 10) OBP: 0.338, SLG: 0.429		G4-3 1B 2B	2B BB		SF9 3-H			K		2	2	1	1	1	1	0
Cal Ripken Jr., R (1, 5) OBP: 0.291, SLG: 0.391		G4-3 2-3	1-H 2-H 2B		F9			G4-3		4	0	1	2	0	0	2
Tony Batista, R (1, 6) OBP: 0.269, SLG: 0.413 1 Brian Roberts, S (9, PR) OBP: 0.283, SLG: 0.341	3-H 1B		G1-3			K			SH1-4 1B 1B	4 0	0 1	2 0	1 0	0 0	1 0	1 0
Brady Anderson, L (1, 7) OBP: 0.307, SLG: 0.295	K	K			F7				SH1-4 1-2 1B	4	1	1	0	0	2	1
Geronimo Gil, R (1, 2) OBP: 0.308, SLG: 0.273	G5-3	G4-3			K				SH1-4 1-2 2-3	3	0	0	0	0	1	1
Jerry Hairston, R (1, 4) OBP: 0.306, SLG: 0.358			K	P4		F7 2-H 3-H			1B	4	0	1	2	0	1	0
Inning Stats	R: 0 E: 0 K: 0 S: 3 H: 1 LOB: 0 BB: 0 P: 4	R: 1 E: 0 K: 1 S: 13 H: 2 LOB: 1 BB: 0 P: 16	R: 3 E: 0 K: 1 S: 23 H: 3 LOB: 1 BB: 1 P: 35	R: 0 E: 0 K: 1 S: 15 H: 0 LOB: 0 BB: 0 P: 20	R: 1 E: 0 K: 1 S: 11 H: 2 LOB: 1 BB: 0 P: 15	R: 0 E: 0 K: 2 S: 8 H: 0 LOB: 0 BB: 0 P: 13	R: 0 E: 0 K: 1 S: 8 H: 0 LOB: 0 BB: 0 P: 14	R: 0 E: 0 K: 1 S: 9 H: 0 LOB: 0 BB: 0 P: 13	R: 2 E: 0 K: 0 S: 6 H: 3 LOB: 1 BB: 0 P: 6	1B: 6 2B: 5 3B: 0 HR: 1	SF: 1 SAC: 1 DP: 1 HBP: 0						

BOTTOM

New York Yankees @ Baltimore Orioles

Oriole Park at Camden Yards, Baltimore, MD

Fri Sep 21 2001, 7:05 PM EDT

Att. 47,099 - Cloudy - 79 F

livebaseballscorecards.com

AB	33
R	7
H	11
RBI	7
BB	1
SO	8
LOB	8

WP: 0 PB: 0 SB: 0 CS: 0 PA: 36

PITCHER		IP	WLS	BF	H	R	ER	SO	BB	IBB	HBP	BLK	WP	HR	S	P	ERA	WHIP
35 Mike Mussina, R ERA: 3.41	(1, 1)	6.0		26	8	5	5	6	1	0	0	0	0	1	73	103	7.50	1.500
Jay Witasick, R ERA: 3.46	(7, 1)	2.0		6	0	0	0	2	0	0	0	0	0	0	17	27	0.00	0.000
42 Mariano Rivera, R ERA: 2.5	(9, 1)	0.1	L	4	3	2	2	0	0	0	0	0	0	0	6	6	54.00	9.000

Batter	1	2	3	4	5	6	7	8	9	AB	R	H	RBI	BB	SO	LOB
Chuck Knoblauch, R (1, 7) OBP: 0.339, SLG: 0.358	B X 1-0 F8 ①			B B X 2-0 G6-3 ①		B B C B X 3-1 HR		B F F B B X 3-2 HR		4	2	2	2	0	0	0
Enrique Wilson, S (1, 6) (6, 4) OBP: 0.247, SLG: 0.295	C X 0-1 F9 ②			F B B F X 2-2 G4-3 ②		C C B B B X 3-2 G4-6-3 1B		B C B X 2-1 G5-3 ②		4	0	1	0	0	0	0
Bernie Williams, S (1, 8) OBP: 0.392, SLG: 0.502 Juan Rivera, R (6, 8)	B C B C S 2-3 K ③			B C X 1-1 BB BB 1B		B C C B X 2-2 ①② G4-6-3 1-2f		C X 0-1 F9 ③		3 1	0 0	1 0	0 0	0 0	1 0	1 0
Tino Martinez, L (1, 3) OBP: 0.330, SLG: 0.511 Nick Johnson, L (6, PH) OBP: 0.321, SLG: 0.304 (6, 3)		B B X 2-0 F3 ①		B F C B B F B 4-2 BB 1-2 BB		C F X 0-2 1B		X 0-0 FC5 2B		1 2	0 0	0 2	0 0	1 0	0 0	0 0
David Justice, L (1, 10) OBP: 0.333, SLG: 0.443 Randy Velarde, R (9, PH) OBP: 0.368, SLG: 0.452		B F B F B X 3-2 G3 ②		B B B C F B 4-2 BB 1-2 2-3		B S C F F B B C 3-3 K ③		B B B C B 4-1 FC5 BB		2 0	0 0	0 0	0 0	1 1	1 0	1 0
Shane Spencer, R (1, 9) OBP: 0.316, SLG: 0.436		F C B X 1-2 G5-3 ③		B B C C B F F F S 3-3 K ③			B F C B X 2-2 G4-3 ①		B C S F C 1-3 K ①	4	0	0	0	0	2	5
Scott Brosius, R (1, 5) OBP: 0.354, SLG: 0.465			B B C F F S 2-3 K ①		C B S F B S 2-3 K ①		X 0-0 F5 ②		B B C F C 2-3 K ②	4	0	0	0	0	3	2
Todd Greene, R (1, 2) OBP: 0.280, SLG: 0.333			S S B S 1-3 K ②		C X 0-1 F7 ②		B S B X 2-1 F9 ③		C B X 1-1 FC5 ③ 1-2 2-3f	4	0	0	0	0	1	2
Alfonso Soriano, R (1, 4) OBP: 0.307, SLG: 0.446 Erick Almonte, R (6, 6) OBP: 0.500, SLG: 0.500			B B F E F F F F S 2-3 K ③		C S S 0-3 K ③			F F X 0-2 F8 ①		2 1	0 0	0 0	0 0	0 0	2 0	0 0
Inning Stats	R: 0 H: 0 E: 0 LOB: 0 K: 1 BB: 0 S: 6 P: 9	R: 0 H: 0 E: 0 LOB: 0 K: 0 BB: 0 S: 7 P: 13	R: 0 H: 0 E: 0 LOB: 0 K: 3 BB: 0 S: 14 P: 19	R: 0 H: 1 E: 0 LOB: 3 K: 1 BB: 2 S: 17 P: 33	R: 0 H: 0 E: 0 LOB: 0 K: 2 BB: 0 S: 9 P: 11	R: 1 H: 3 E: 0 LOB: 1 K: 1 BB: 0 S: 16 P: 27	R: 0 H: 0 E: 0 LOB: 0 K: 0 BB: 0 S: 7 P: 11	R: 1 H: 1 E: 0 LOB: 0 K: 0 BB: 0 S: 10 P: 15	R: 0 H: 1 E: 0 LOB: 2 K: 2 BB: 1 S: 11 P: 19	1B: 3 SF: 0 2B: 1 SAC: 0 3B: 0 DP: 1 HR: 2 HBP: 0						

PITCHER		IP	WLS	BF	H	R	ER	SO	BB	IBB	HBP	BLK	WP	HR	S	P	ERA	WHIP
Sean Douglass, R ERA: 7.27	(1, 1)	5.0	W	20	3	1	1	7	2	0	0	0	0	1	58	96	1.80	1.000
John Bale, L ERA: 2.59	(6, 1)	3.0		10	2	1	1	1	0	0	0	0	0	1	28	42	3.00	0.667
John Parrish, L ERA: 5.68	(9, 1)	1.0		5	1	0	0	2	1	0	0	0	0	0	11	19	0.00	2.000

PITCHER	IP	WLS	BF	H	R	ER	SO	BB	IBB	HBP	BLK	WP	HR	S	P	ERA	WHIP

TOP

New York Yankees @ Baltimore Orioles

Oriole Park at Camden Yards, Baltimore, MD

Sat Sep 22 2001, 1:25 PM EDT
Att. 47,068 - Cloudy - 86 F

livebaseballscorecards.com

AB	32
R	2
H	6
RBI	2
BB	3
SO	10
LOB	11

WP: 0	PA: 35		
PB: 0			
SB: 0			
CS: 0			

New York Yankees @ Baltimore Orioles

Oriole Park at Camden Yards, Baltimore, MD

Sat Sep 22 2001, 1:25 PM EDT

Att. 47,068 - Cloudy - 86 F

livebaseballscorecards.com

BOTTOM

Batter	1	2	3	4	5	6	7	8	9	AB	R	H	RBI	BB	SO	LOB
Luis Matos, R (1, 8) OBP: 0.333, SLG: 0.500	P6	FC6-4 1-2f	K		G6-4-3 HBP		K			4	0	0	0	0	2	3
1 Brian Roberts, S (1, 6) OBP: 0.285, SLG: 0.350	1B 3B	G4-6-3 BLK 1B	F7	F6			G3			5	2	2	0	0	0	2
Jeff Conine, R (1, 3) OBP: 0.389, SLG: 0.446	BB 3-H 1B	G4-6-3 1-3	K	G6-4-3 1-2f				K		5	0	1	1	0	2	2
Cal Ripken Jr., R (1, 10) OBP: 0.296, SLG: 0.393 Casey Blake, R (8, PR) OBP: 0.400, SLG: 0.364	1-2 BB	2B G4-3 3-H 1B	1B 1B		L6			2B 1B BB		3 0	2 1	2 0	1 0	2 0	0 0	0 0
Tony Batista, R (1, 5) OBP: 0.270, SLG: 0.414	P6	G4-3 1-3 2B	1B 1-2 1B		E6			P6		5	2	2	0	0	0	3
Mike Kinkade, R (1, 7) OBP: 0.347, SLG: 0.384	G4-3	G4-3 2-3 3-H	1B 1-3 2-H 1B		K			1B 1-3 2B		5	2	2	2	0	1	4
Geronimo Gil, R (1, 2) OBP: 0.389, SLG: 0.438		G5-3	1B 3-H 2B	2B 2-H 3-H 1B		K		2-H 3-H 1B		5	1	3	5	0	1	1
Larry Bigbie, L (1, 9) OBP: 0.308, SLG: 0.316		G4-3	2B 2-H 1B	1-3 2B			G4-3	K		5	1	2	1	0	1	1
Jerry Hairston, R (1, 4) OBP: 0.310, SLG: 0.362		FC6-4 1B	2-H 2B	K			BB			3	0	2	1	1	1	2
Inning Stats	R: 1 E: 0 K: 0 S: 16 H: 2 LOB: 2 BB: 1 P: 28	R: 0 E: 0 K: 0 S: 8 H: 1 LOB: 1 BB: 0 P: 14	R: 5 E: 0 K: 1 S: 16 H: 6 LOB: 1 BB: 0 P: 25	R: 3 E: 0 K: 2 S: 15 H: 5 LOB: 2 BB: 0 P: 30	R: 0 E: 0 K: 0 S: 5 H: 0 LOB: 0 BB: 0 P: 9	R: 0 E: 1 K: 2 S: 11 H: 0 LOB: 1 BB: 0 P: 14	R: 0 E: 0 K: 1 S: 11 H: 0 LOB: 1 BB: 1 P: 19	R: 2 E: 0 K: 2 S: 15 H: 2 LOB: 1 BB: 1 P: 28		1B: 10 2B: 5 3B: 1 HR: 0 SF: 0 SAC: 0 DP: 1 HBP: 1				WP: 0 PB: 0 SB: 0 CS: 0 PA: 44		

	AB	40
	R	11
	H	16
	RBI	11
	BB	3
	SO	8
	LOB	18

PITCHER		IP	WLS	BF	H	R	ER	SO	BB	IBB	HBP	BLK	WP	HR	S	P	ERA	WHIP
Sterling Hitchcock, L ERA: 6.03	(1, 1)	2.2	L	18	9	6	6	0	1	0	0	1	0	0	37	63	20.25	3.750
Brandon Knight, R ERA: 12.79	(3, 1)	1.1		9	5	3	3	3	0	0	0	0	0	0	18	34	20.25	3.750
65 Adrian Hernandez, R ERA: 3.6	(5, 1)	3.0		11	0	0	0	3	1	0	1	0	0	0	27	42	0.00	0.333
Randy Choate, L ERA: 3.68	(8, 1)	1.0		6	2	2	2	2	1	0	0	0	0	0	15	28	18.00	3.000

PITCHER	IP	WLS	BF	H	R	ER	SO	BB	IBB	HBP	BLK	WP	HR	S	P	ERA	WHIP

Batter	1	2	3	4	5	6	7	8	9	10	AB	R	H	RBI	BB	SO	LOB
Alfonso Soriano, R (1, 4) OBP: 0.311, SLG: 0.447	K		E S 1B		G6-3 1B		F8		1B SF8 BB	BB 1B BB	4	1	2	0	2	1	0
Randy Velarde, R (1, 10) OBP: 0.364, SLG: 0.446	K		G6-3		G6-3		E4 S		20 BB 1B	BB 1B	4	0	0	0	0	1	3
Tino Martinez, L (9, PH) OBP: 0.331, SLG: 0.512											1	0	1	0	0	0	0
Clay Bellinger, R (9, PR) OBP: 0.230, SLG: 0.397											0	0	0	0	0	0	0
Chuck Knoblauch, R (10, PH) OBP: 0.340, SLG: 0.359											1	0	1	0	0	0	0
Bernie Williams, S (1, 8) OBP: 0.392, SLG: 0.499	K			BB 1B FC5-2 BB	K		G6-3		SF8	BB	3	0	0	2	2	2	3
David Justice, L (1, 9) OBP: 0.333, SLG: 0.441		FC5-4 1B		FC5-2 BB	F7			K	K	K	6	0	2	0	0	3	6
20 Jorge Posada, S (1, 2) OBP: 0.365, SLG: 0.477		K		P6	G3-1			1B 2B 2B	BB		4	1	1	0	1	1	3
Shane Spencer, R (1, 7) OBP: 0.317, SLG: 0.433		FC5-4		FC5-2 BB	F7			2B 1B	K		4	1	1	0	1	1	3
Nick Johnson, L (1, 3) OBP: 0.345, SLG: 0.412	K			FC5-2 FC6-4	HR					1B SH3-4 BB 1B	5	2	3	3	0	1	4
Scott Brosius, R (1, 5) OBP: 0.351, SLG: 0.461			G1-3	FC6-4	F9			2B		SH3-4	4	0	0	0	0	0	4
Enrique Wilson, S (1, 6) OBP: 0.246, SLG: 0.290			K				L6	P3		K2-3	4	0	0	0	1	2	2
Inning Stats	R: 0 E: 0 K: 3 S: 9 / H: 0 LOB: 0 BB: 0 P: 11	R: 0 E: 0 K: 2 S: 16 / H: 1 LOB: 1 BB: 0 P: 20	R: 0 E: 0 K: 1 S: 6 / H: 1 LOB: 1 BB: 0 P: 11	R: 0 E: 0 K: 0 S: 8 / H: 1 LOB: 3 BB: 2 P: 18	R: 0 E: 0 K: 1 S: 12 / H: 1 LOB: 2 BB: 1 P: 24	R: 1 E: 0 K: 0 S: 11 / H: 1 LOB: 0 BB: 0 P: 20	R: 0 E: 1 K: 0 S: 16 / H: 0 LOB: 1 BB: 0 P: 20	R: 2 E: 0 K: 1 S: 17 / H: 3 LOB: 1 BB: 0 P: 27	R: 1 E: 0 K: 2 S: 19 / H: 1 LOB: 2 BB: 2 P: 33	R: 1 E: 0 K: 2 S: 18 / H: 2 LOB: 3 BB: 2 P: 33	1B: 8 2B: 2 3B: 0 HR: 1 / SF: 1 SAC: 1 DP: 0 HBP: 0						

PITCHER		IP	WLS	BF	H	R	ER	SO	BB	IBB	HBP	BLK	WP	HR	S	P	ERA	WHIP
Jason Johnson, R ERA: 3.8	(1, 1)	6.2		29	5	1	1	7	3	0	0	0	0	1	75	120	1.35	1.200
B.J. Ryan, L ERA: 4.82	(7, 1)	0.1	H	1	0	0	0	0	0	0	0	0	0	0	3	4	0.00	0.000
Buddy Groom, L ERA: 3.51	(8, 1)	0.2		5	3	2	2	1	0	0	0	0	0	0	15	23	27.00	4.500
John Wasdin, R ERA: 4.85	(8, 1)	0.1	H	1	0	0	0	0	0	0	0	0	0	0	2	4	0.00	0.000
Willis Roberts, R ERA: 4.93	(9, 1)	1.0	B	6	1	1	1	2	2	0	0	0	0	0	19	33	9.00	3.000

PITCHER		IP	WLS	BF	H	R	ER	SO	BB	IBB	HBP	BLK	WP	HR	S	P	ERA	WHIP
John Parrish, L ERA: 5.85	(10, 1)	1.0	L	7	2	1	1	2	2	0	0	0	0	0	18	33	9.00	4.000

TOP

New York Yankees @ Baltimore Orioles

Oriole Park at Camden Yards, Baltimore, MD

Sun Sep 23 2001, 7:05 PM EDT
Att. 46,071 - Cloudy - 83 F

livebaseballscorecards.com

AB	40
R	5
H	11
RBI	5
BB	7
SO	12
LOB	28

WP: 0 PA: 49
PB: 0
SB: 2
CS: 0

Batter	1	2	3	4	5	6	7	8	9	10	AB	R	H	RBI	BB	SO	LOB
Luis Matos, R (1, 8) OBP: 0.300, SLG: 0.444	L C B B X 2-2 G6-3 ①		C C F B C 1-3 K ② 1-2	C F B S 1-3 K ③		B B F X 2-1 G6-3 ② 2-3			B B C C B X 3-2 G6-3 ②		5	0	0	0	0	2	5
Larry Bigbie, L (1, 9) OBP: 0.306, SLG: 0.323 Mike Kinkade, R (9, PH) OBP: 0.345, SLG: 0.381 (10, 9)	C F S 0-3 K ②		B B C X 2-1 2B 2-H		F S C 0-3 K ①	B B C X 2-1 G3 ③			S B F X 1-2 G4-3 ③		4 1	0 0	1 0	1 0	0 0	2 0	1 0
Jeff Conine, R (1, 3) OBP: 0.385, SLG: 0.441	B X 1-0 F9 ③		X 0-0 F9 ③		X 0-0 P2 ②		C F F B X 1-2 G1-3 ①			X 0-0 G1-3 ①	5	0	0	0	0	0	1
Chris Richard, L (1, 10) OBP: 0.340, SLG: 0.435		C F X 0-2 1B S		X 0-0 SF7 3B	B F B B B C B 4-2 HR BB		B B B F F S 3-3 K ②			B C X 1-1 G3 ②	4	2	2	0	1	1	0
Cal Ripken Jr., R (1, 5) OBP: 0.295, SLG: 0.399		B X 1-0 F7 ①		B B F F F X 2-2 SF7 ① 3-H	X 0-0 HR 1-H		C X 0-1 G1-3 ③			C S F B S 1-3 K ③	4	1	1	3	0	1	1
Tony Batista, R (1, 6) OBP: 0.272, SLG: 0.415		B B F S S 2-3 K ② 1-2		B X 1-0 1B BB 1B	B F F X 1-2 1B			C B B B X 3-1 F9 ① 2-H			4	0	2	0	0	1	1
Brady Anderson, L (1, 7) OBP: 0.306, SLG: 0.293	B B C S B X 3-2 F8 ③			S B B F F F B B 4-2 BB 1-2 1B	B C C C 1-3 K ③			B C X 1-1 F8 ②			3	0	0	0	1	1	2
Geronimo Gil, R (1, 2) OBP: 0.409, SLG: 0.450			X 0-0 FC1-4 1B	X 0-0 1-2 2-3 1B		B C F F X 1-2 G6-3 ①		B F B B F X 3-2 P6 ③			4	0	2	0	0	0	0
Jerry Hairston, R (1, 4) OBP: 0.309, SLG: 0.363			C B F B F X 2-2 FC1-4 ① S 2B 1-2f	B B C B X 3-1 P5 ②		B F X 1-1 G6-3 2B G6-3			B C F F X 1-2 G6-3 ①		4	1	1	0	0	0	4
Inning Stats	R: 0 H: 0 E: 0 LOB: 0 K: 1 BB: 0 S: 7 P: 10	R: 0 H: 1 E: 0 LOB: 1 K: 1 BB: 0 S: 10 P: 16	R: 1 H: 2 E: 0 LOB: 1 K: 1 BB: 0 S: 12 P: 17	R: 1 H: 3 E: 0 LOB: 3 K: 1 BB: 1 S: 16 P: 27	R: 2 H: 2 E: 0 LOB: 1 K: 2 BB: 1 S: 13 P: 19	R: 0 H: 1 E: 0 LOB: 1 K: 0 BB: 0 S: 10 P: 16	R: 0 H: 0 E: 0 LOB: 0 K: 1 BB: 0 S: 9 P: 13	R: 0 H: 0 E: 0 LOB: 0 K: 0 BB: 0 S: 7 P: 14	R: 0 H: 0 E: 0 LOB: 0 K: 0 BB: 0 S: 10 P: 15	R: 0 H: 0 E: 0 LOB: 0 K: 1 BB: 0 S: 7 P: 9	1B: 5 SF: 1 2B: 2 SAC: 0 3B: 1 DP: 0 HR: 1 HBP: 0						

PITCHER		IP	WLS	BF	H	R	ER	SO	BB	IBB	HBP	BLK	WP	HR	S	P	ERA	WHIP
Orlando Hernandez, R ERA: 4.75	(1, 1)	7.0		32	9	4	4	7	2	0	0	0	0	1	77	118	5.14	1.571
Mark Wohlers, R ERA: 4.6	(8, 1)	0.1		1	0	0	0	0	0	0	0	0	0	0	2	5	0.00	0.000
Mike Stanton, L ERA: 2.8	(8, 1)	1.2	W	5	0	0	0	0	0	0	0	0	0	0	15	24	0.00	0.000
42 Mariano Rivera, R ERA: 2.47	(10, 1)	1.0	S	3	0	0	0	1	0	0	0	0	0	0	7	9	0.00	0.000

PITCHER	IP	WLS	BF	H	R	ER	SO	BB	IBB	HBP	BLK	WP	HR	S	P	ERA	WHIP

BOTTOM

New York Yankees @ Baltimore Orioles

Oriole Park at Camden Yards, Baltimore, MD

Sun Sep 23 2001, 7:05 PM EDT
Att. 46,071 - Cloudy - 83 F

livebaseballscorecards.com

AB	38
R	4
H	9
RBI	4
BB	2
SO	8
LOB	15

Batter	1	2	3	4	5	6	7	8	9	AB	R	H	RBI	BB	SO	LOB
Jason Tyner, L (1, 7) OBP: 0.309, SLG: 0.330	C B F S 1-3 ① K	B X 1-0 ③ G5-3			X 0-0 ② SH5-3 1-2		B C C S 1-3 ② K		X 0-0 ① P6	4	0	0	0	0	2	1
Brent Abernathy, R (1, 4) OBP: 0.332, SLG: 0.395	X 0-0 E 1B 1B		B B B C X 3-1 ① G4-3		B B F F X 2-2 ③ G5-3		S B B B S F X 3-2 1B 1B 1B 2-H		C B X 1-1 ② F9	5	2	2	1	0	0	1
Steve Cox, L (1, 3) OBP: 0.310, SLG: 0.421	1 SAFE C S S 0-3 ② K 1-2		S B C C 1-3 ② K			X 0-0 ① G1-3	C X 0-1 1B 1B 1-2		B B F C X 2-2 BB 1B	5	0	2	0	0	2	1
Ben Grieve, L (1, 9) OBP: 0.365, SLG: 0.378	B C B X 2-1 S 1B 1B 2-H		C B B S S 2-3 ③ K			B B B X 3-0 ② G3-1	B B X 2-0 FC6-4 1-3 2-H 1B		B C B B F B 4-2 1-2 BB	4	1	2	2	1	1	0
Toby Hall, R (1, 2) OBP: 0.315, SLG: 0.433	B B B B C X 3-1 S 1-H 1B			C S S 0-3 K G4-6-3		B S B X 2-1 S 1B	C S X 0-2 ③ FC6-4 1-2f		C X 0-1 ③ G1-3	5	0	2	1	0	1	4
Randy Winn, S (1, 8) OBP: 0.349, SLG: 0.415	B B B B 4-0 2-3 BB			B S S S B S 2-3 ① K		S S B B B B 4-2 1-2 BB		B C X 1-1 G4-6-3 1B		2	0	1	0	2	1	1
Aubrey Huff, L (1, 10) OBP: 0.294, SLG: 0.370	X 0-0 ③ F9			C X 0-1 ② ③ G4-6-3 1-2f		B F S F F X 1-2 ③ G4-3		B F B X 2-1 ① ② G4-6-3 1-2f		4	0	0	0	0	0	6
18 Jared Sandberg, R (1, 5) OBP: 0.267, SLG: 0.287		B B F C T F B S 3-3 ① K			B C B B S S 3-3 ① K		S F B B B X 2-2 ① P3	X 0-0 1B		4	0	1	0	0	2	0
Felix Martinez, S (1, 6) OBP: 0.290, SLG: 0.312		X 0-0 ② G2-3			B B X 2-0 SH5-3 1B		F B B X 2-1 WP 1B 2B	C F S 0-3 ③ K		4	1	2	0	0	1	1
Inning Stats	R: 2 E: 1 K: 2 S: 12 H: 3 LOB: 2 BB: 1 P: 22	R: 0 E: 0 K: 1 S: 7 H: 0 LOB: 0 BB: 0 P: 11	R: 0 E: 0 K: 2 S: 8 H: 0 LOB: 0 BB: 0 P: 14	R: 0 E: 0 K: 2 S: 8 H: 0 LOB: 0 BB: 0 P: 10	R: 0 E: 0 K: 1 S: 8 H: 1 LOB: 1 BB: 0 P: 15	R: 0 E: 0 K: 0 S: 11 H: 1 LOB: 2 BB: 1 P: 21	R: 2 E: 0 K: 1 S: 18 H: 4 LOB: 2 BB: 0 P: 28	R: 0 E: 0 K: 1 S: 8 H: 2 LOB: 1 BB: 0 P: 11	R: 0 E: 0 K: 0 S: 10 H: 1 LOB: 2 BB: 1 P: 17	1B: 11 2B: 1 3B: 0 HR: 0 SF: 0 SAC: 1 DP: 2 HBP: 0						

TOP

Tampa Bay Devil Rays @ New York Yankees

Yankee Stadium, Bronx, NY

Tue Sep 25 2001, 7:05 PM EDT

Att. 33,777 - Sunny - 67 F

livebaseballscorecards.com

AB	37
R	4
H	12
RBI	4
BB	3
SO	10
LOB	15

PITCHER		IP	WLS	BF	H	R	ER	SO	BB	IBB	HBP	BLK	WP	HR	S	P	ERA	WHIP
Roger Clemens, R ERA: 3.48	(1, 1)	6.2	L	30	8	4	4	9	2	0	0	0	2	0	68	115	5.40	1.500
Mike Stanton, L ERA: 2.75	(7, 1)	1.1		6	3	0	0	1	0	0	0	0	0	0	12	17	0.00	2.250
Randy Choate, L ERA: 3.6	(9, 1)	1.0		5	1	0	0	0	1	0	0	0	0	0	10	17	0.00	2.000

PITCHER	IP	WLS	BF	H	R	ER	SO	BB	IBB	HBP	BLK	WP	HR	S	P	ERA	WHIP

BOTTOM

Tampa Bay Devil Rays @ New York Yankees

Yankee Stadium, Bronx, NY

Tue Sep 25 2001, 7:05 PM EDT
Att. 33,777 - Sunny - 67 F

livebaseballscorecards.com

Batter	1	2	3	4	5	6	7	8	9	AB	R	H	RBI	BB	SO	LOB
2 Derek Jeter, R (1, 6) OBP: 0.377, SLG: 0.476	C F X 0-2 E5 L3			B F S X 1-2 F8 ①		F S B B F X 2-2 G4-3 ①		B X 1-0 F9 ②		4	0	0	0	0	0	0
Nick Johnson, L (1, 10) OBP: 0.339, SLG: 0.389	B X 1-0 L3 ①② 1-2			B B F B B 4-1 F8 1B BB		C C F F B S 1-3 K ②		X 0-0 G4-3 ③		3	0	0	0	1	1	1
Bernie Williams, S (1, 8) OBP: 0.393, SLG: 0.499	C B C B B X 3-2 CS 1B			F B X 1-1 BB 1-2 1B		X 0-0 L1-6 ③			F S B S 1-3 K ①	4	0	2	0	0	1	0
Tino Martinez, L (1, 3) OBP: 0.329, SLG: 0.508	B 1-0 CS ③ 1-2	C B X 1-1 G5-3 ①		B B X 2-0 F8 ② 2-3			B F B X 2-1 F8 ①		F B B X 2-1 F8 ②	4	0	0	0	0	0	2
David Justice, L (1, 9) OBP: 0.333, SLG: 0.440 Chuck Knoblauch, R (7, 7) OBP: 0.341, SLG: 0.359		B B F X 2-1 G4-3 ②		F B B B B 4-1 1-2 BB			B H 2-0 F9 20 1B HBP		B S X 1-1 F8 ③	1 1	0 0	0 0	0 0	1 0	0 0	0 0
20 Jorge Posada, S (1, 2) OBP: 0.364, SLG: 0.476		B F B X 2-1 F9 ③		B S F B X 2-2 F9 ③			B C X 1-1 1-2 1B			3	0	1	0	0	0	3
Shane Spencer, R (1, 7) (7, 9) OBP: 0.314, SLG: 0.428			B C S X 1-2 P4 ①		X 0-0 E5 FC6-4		X 0-0 F9 ② 2-3			3	0	0	0	0	0	2
Scott Brosius, R (1, 5) OBP: 0.351, SLG: 0.460			C X 0-1 G4-3 1B		B X 1-0 FC6-4 ① G5-4-3 1-2f		B B C X 2-1 F8 ③			3	0	1	0	0	0	3
Alfonso Soriano, R (1, 4) OBP: 0.309, SLG: 0.444			B B B C F X 3-2 G4-3 ②③ 1-2f		X 0-0 G5-4-3 ②③ 1-2f			C S F C 0-3 K ①		3	0	0	0	0	1	2
Inning Stats	R: 0 E: 1 K: 0 S: 7 H: 1 LOB: 0 BB: 0 P: 12	R: 0 E: 0 K: 0 S: 6 H: 0 LOB: 0 BB: 0 P: 11	R: 0 E: 0 K: 0 S: 8 H: 1 LOB: 0 BB: 0 P: 12	R: 0 E: 0 K: 0 S: 11 H: 1 LOB: 3 BB: 2 P: 25	R: 0 E: 1 K: 0 S: 3 H: 0 LOB: 0 BB: 0 P: 4	R: 0 E: 0 K: 1 S: 10 H: 0 LOB: 0 BB: 0 P: 13	R: 0 E: 0 K: 0 S: 7 H: 1 LOB: 2 BB: 0 P: 14	R: 0 E: 0 K: 1 S: 6 H: 0 LOB: 0 BB: 0 P: 7	R: 0 E: 0 K: 1 S: 7 H: 0 LOB: 0 BB: 0 P: 11	1B: 4 2B: 1 3B: 0 HR: 0	SF: 0 SAC: 0 DP: 3 HBP: 1						

	AB	29
	R	0
	H	4
	RBI	0
	BB	2
	SO	3
	LOB	13

PITCHER		IP	WLS	BF	H	R	ER	SO	BB	IBB	HBP	BLK	WP	HR	S	P	ERA	WHIP
Tanyon Sturtze, R ERA: 4.54	(1, 1)	7.0	W	26	4	0	0	1	2	0	1	0	0	0	52	91	0.00	0.857
Victor Zambrano, R ERA: 3.38	(8, 1)	2.0		6	0	0	0	2	0	0	0	0	0	0	13	18	0.00	0.000

PITCHER	IP	WLS	BF	H	R	ER	SO	BB	IBB	HBP	BLK	WP	HR	S	P	ERA	WHIP

Batter	1	2	3	4	5	6	7	8	9	AB	R	H	RBI	BB	SO	LOB
Brent Abernathy, R (1, 4) OBP: 0.334, SLG: 0.396	B X 1-0 F8-4 1B 1B		B C F X 1-2 S 1B 1B		C X 0-1 ② G4-3		B B C X 2-1 ③ G5-3			4	0	2	0	0	0	0
Ben Grieve, L (1, 10) OBP: 0.367, SLG: 0.383	X 0-0 1-2 1B		C C C X 0-2 1-2 S 1B		B B B F X 3-1 2B			F C C 0-3 ① K		4	0	3	0	0	1	0
Toby Hall, R (1, 2) OBP: 0.313, SLG: 0.428	B B B C F X 3-2 ①② F8-4 2-3		B F X 1-1 ② P5 1-2 2-3		F X 0-1 ③ G5-3			X 0-0 1B		4	0	1	0	0	0	5
Steve Cox, L (1, 3) OBP: 0.306, SLG: 0.415	C F B X 1-2 ③ G1-3		B B F B F X 3-2 ③ L8			B B C X 2-1 ① F7		B F B F C 2-3 ② K		4	0	0	0	0	1	4
Randy Winn, S (1, 8) OBP: 0.348, SLG: 0.414		C X 0-1 ① P4		C B B F X 2-2 ① G4-3		C X 0-1 1B		F F C 0-3 ③ K		4	0	1	0	0	1	1
Jose Guillen, R (1, 9) OBP: 0.315, SLG: 0.385		F B S C 1-3 ② K		B B X 2-0 HR		X 0-0 ② F7			C B B F H 3-2 G4-3 HBP	3	1	1	1	0	1	1
18 Jared Sandberg, R (1, 5) OBP: 0.267, SLG: 0.286		C B B X 2-1 1B		X 0-0 ② F9		C F S 0-3 ③ K			B C S S B F B C 3-3 ① K	4	0	1	0	0	2	2
Felix Martinez, S (1, 6) OBP: 0.284, SLG: 0.306		X 0-0 ③ F8		L B F B X 2-2 ③ F8			X 0-0 ① F8		X 0-0 ②③ G4-3 1-2f	4	0	0	0	0	0	2
Damian Rolls, R (1, 7) OBP: 0.290, SLG: 0.333			C C F F B B F X 2-2 ① F2		C S S 0-3 ① K2-3		C F B F F F B C 2-3 ② K			3	0	0	0	0	2	0
Inning Stats	R: 0 E: 0 K: 0 S: 8 H: 2 LOB: 1 BB: 0 P: 13	R: 0 E: 0 K: 1 S: 8 H: 1 LOB: 1 BB: 0 P: 11	R: 0 E: 0 K: 0 S: 17 H: 2 LOB: 2 BB: 0 P: 24	R: 1 E: 0 K: 0 S: 8 H: 1 LOB: 0 BB: 0 P: 14	R: 0 E: 0 K: 1 S: 9 H: 1 LOB: 1 BB: 0 P: 12	R: 0 E: 0 K: 1 S: 8 H: 1 LOB: 1 BB: 0 P: 10	R: 0 E: 0 K: 1 S: 9 H: 0 LOB: 0 BB: 0 P: 13	R: 0 E: 0 K: 3 S: 10 H: 1 LOB: 1 BB: 0 P: 12	R: 0 E: 0 K: 1 S: 7 H: 0 LOB: 0 BB: 0 P: 13	1B: 7 2B: 2 3B: 0 HR: 1 SF: 0 SAC: 0 DP: 2 HBP: 1							

TOP

Tampa Bay Devil Rays @ New York Yankees

Yankee Stadium, Bronx, NY

Wed Sep 26 2001, 7:05 PM EDT

Att. 23,352 - Sunny - 63 F

livebaseballscorecards.com

AB	34
R	1
H	9
RBI	1
BB	0
SO	8
LOB	15

WP: 0 PB: 0 SB: 2 CS: 0 PA: 35

PITCHER		IP	WLS	BF	H	R	ER	SO	BB	IBB	HBP	BLK	WP	HR	S	P	ERA	WHIP
Andy Pettitte, L ERA: 4.09	(1, 1)	0.0		2	2	0	0	0	0	0	0	0	0	0	2	3	∞	∞
Ted Lilly, L ERA: 5.34	(1, 1)	7.2	W	29	7	1	1	6	0	0	0	0	0	1	72	103	1.17	0.913
Jay Witasick, R ERA: 3.45	(8, 1)	0.1	H	1	0	0	0	1	0	0	0	0	0	0	3	3	0.00	0.000
42 Mariano Rivera, R ERA: 2.43	(9, 1)	1.0		3	0	0	0	1	0	0	1	0	0	0	7	13	0.00	0.000

PITCHER	IP	WLS	BF	H	R	ER	SO	BB	IBB	HBP	BLK	WP	HR	S	P	ERA	WHIP

Batter	1	2	3	4	5	6	7	8	9	AB	R	H	RBI	BB	SO	LOB
Alfonso Soriano, R (1, 4) OBP: 0.307, SLG: 0.441	C B B X 2-1 ① G6-3	B F F F F S 1-3 ③ K			C B X 1-1 ① G6-3		C B S X 1-2 ② F9			4	0	0	0	0	1	2
Nick Johnson, L (1, 10) OBP: 0.318, SLG: 0.362	B C B F F F B C 3-3 ② K		C B C C X 1-2 ① G6-3		B X 1-0 ② L6		S B X 1-1 ③ G4-3			4	0	0	0	0	1	0
2 Derek Jeter, R (1, 6) OBP: 0.377, SLG: 0.478 Enrique Wilson, S (9, 6) OBP: 0.246, SLG: 0.290	B F F X 1-2 ③ G6-3		F B X 1-1 FC3-6 1B		X 0-0 ③ G6-3			B B B X 3-0 E 2B 2B		4 0	1 0	2 0	0 0	0 0	0 0	0 0
Bernie Williams, S (1, 8) OBP: 0.392, SLG: 0.499		B X 1-0 1B 2B	C B S X 1-2 ② FC3-6 1-2f			C B F X 1-2 ① G1-3		F B X 1-1 E6 E 2B		4	2	1	0	0	0	2
Tino Martinez, L (1, 3) OBP: 0.330, SLG: 0.507		C B B B F B 4-2 E E 1B BB	F B F F B X 2-2 ③ G5-3			B X 1-0 1B 1B		C F F F B F B X 2-2 E4 2B 1-2 2-3		3	1	1	0	1	0	3
Shane Spencer, R (1, 9) OBP: 0.317, SLG: 0.445		B B X 2-0 ① F9	B B F B X 3-1 HR			C S B S 1-3 ② K		X 0-0 1-3 2-H 3-H 2B		4	1	2	3	0	1	3
Scott Brosius, R (1, 5) OBP: 0.352, SLG: 0.460	C F F X 0-2 E9 E 1-3 2-H 1B		F F B B B C 3-3 ① K			C X 0-1 1-2 1B		B S B F F F B X 3-2 ① F3		4	0	2	1	0	1	2
Todd Greene, R (1, 2) OBP: 0.267, SLG: 0.317		C C F X 0-2 E1 2-3 3-H	S X 0-1 ② G6-3			S B C S 1-3 ③ K		X 0-0 ② G5-3		4	0	0	1	0	1	5
Clay Bellinger, R (1, 7) OBP: 0.218, SLG: 0.375		F F F F S 0-3 ② K	C S X 0-2 ③ P3				B S B C B F C 3-3 ① K	B C B X 2-1 ③ F7		4	0	0	0	0	2	4
Inning Stats	R: 0 E: 0 K: 1 S: 10 H: 0 LOB: 0 BB: 0 P: 16	R: 2 E: 2 K: 2 S: 22 H: 2 LOB: 2 BB: 1 P: 30	R: 0 E: 0 K: 0 S: 12 H: 1 LOB: 1 BB: 0 P: 17	R: 1 E: 0 K: 1 S: 10 H: 1 LOB: 0 BB: 0 P: 16	R: 0 E: 0 K: 0 S: 4 H: 0 LOB: 0 BB: 0 P: 6	R: 0 E: 0 K: 2 S: 12 H: 2 LOB: 2 BB: 0 P: 16	R: 0 E: 0 K: 1 S: 9 H: 0 LOB: 0 BB: 0 P: 14	R: 2 E: 2 K: 0 S: 19 H: 2 LOB: 2 BB: 0 P: 30		1B: 4 2B: 3 3B: 0 HR: 1	SF: 0 SAC: 0 DP: 0 HBP: 0					WP: 0 PB: 0 SB: 0 CS: 0	PA: 36

PITCHER		IP	WLS	BF	H	R	ER	SO	BB	IBB	HBP	BLK	WP	HR	S	P	ERA	WHIP
Paul Wilson, R ERA: 5.24	(1, 1)	7.0	L	29	6	3	2	7	1	0	0	0	0	1	79	115	2.57	1.000
Doug Creek, L ERA: 4.45	(8, 1)	0.0		3	1	2	1	0	0	0	0	0	0	0	10	16	∞	∞
Travis Phelps, R ERA: 3.72	(8, 1)	1.0		4	1	0	0	0	0	0	0	0	0	0	9	14	0.00	1.000

PITCHER	IP	WLS	BF	H	R	ER	SO	BB	IBB	HBP	BLK	WP	HR	S	P	ERA	WHIP

BOTTOM

Tampa Bay Devil Rays @ New York Yankees

Yankee Stadium, Bronx, NY

Wed Sep 26 2001, 7:05 PM EDT
Att. 23,352 - Sunny - 63 F

livebaseballscorecards.com

AB	35
R	5
H	8
RBI	5
BB	1
SO	7
LOB	21

Baltimore Orioles @ New York Yankees

Yankee Stadium, Bronx, NY

Fri Sep 28 2001, 7:05 PM EDT

Att. 42,066 - Cloudy - 61 F

livebaseballscorecards.com

Batter	1	2	3	4	5	6	7	8	9	AB	R	H	RBI	BB	SO	LOB
Luis Matos, R (1, 8) OBP: 0.292, SLG: 0.469	B B F B C F S 3-3 K ①			B B C X 2-1 F9 ①		X 0-0 L5 ②			C B S F F C 1-3 K ①	4	0	0	0	0	2	1
Larry Bigbie, L (1, 9) OBP: 0.323, SLG: 0.331	F F C 0-3 K ②			B X 1-0 1B		X 0-0 G3 ③			C F B S 1-3 K ②	4	0	1	0	0	2	1
Jeff Conine, R (1, 3) OBP: 0.385, SLG: 0.446	X 0-0 F8 ③			X 0-0 F9 ②			F F F F F F F X 0-2 1B		F X 0-1 F9 ③	4	0	1	0	0	0	1
Chris Richard, L (1, 10) OBP: 0.340, SLG: 0.437		B C B S B S 3-3 K ①		B S F B S 2-3 K2-3 ③			B C S F S 1-3 K ①			3	0	0	0	0	3	2
Cal Ripken Jr., R (1, 5) OBP: 0.293, SLG: 0.387		F B F F X 1-2 G5-3 ②			X 0-0 P4 ①		X 0-0 P4 ②			3	0	0	0	0	0	1
Tony Batista, R (1, 6) OBP: 0.279, SLG: 0.433		F S B F B F F C 2-3 K ③			F B F X 1-2 G6-3 ②		S F B B B X 3-2 P6 ③			3	0	0	0	0	1	1
Brady Anderson, L (1, 7) OBP: 0.310, SLG: 0.297			B B F C B S 3-3 K ①		F B F S 1-3 K ③			B B C B X 3-1 F5 ①		3	0	0	0	0	2	0
Geronimo Gil, R (1, 2) OBP: 0.289, SLG: 0.286			B F B S F F S 2-3 K ②			F X 0-1 P3 ①		X 0-0 G5-3 ②		3	0	0	0	0	1	0
Jerry Hairston, R (1, 4) OBP: 0.306, SLG: 0.355			C F S 0-3 K ③			X 0-0 1B		C F S 0-3 K ③		3	0	1	0	0	2	0

Inning Stats	1	2	3	4	5	6	7	8	9		
	R: 0 H: 0	R: 0 H: 0	R: 0 H: 0	R: 0 H: 1	R: 0 H: 0	R: 0 H: 1	R: 0 H: 1	R: 0 H: 0	R: 0 H: 0	1B: 3 SF: 0	WP: 0 PA: 30
	E: 0 LOB: 0	E: 0 LOB: 0	E: 0 LOB: 0	E: 0 LOB: 1	E: 0 LOB: 0	E: 0 LOB: 1	E: 0 LOB: 1	E: 0 LOB: 0	E: 0 LOB: 0	2B: 0 SAC: 0	PB: 0
	K: 2 BB: 0	K: 2 BB: 0	K: 3 BB: 0	K: 1 BB: 0	K: 1 BB: 0	K: 0 BB: 0	K: 1 BB: 0	K: 1 BB: 0	K: 2 BB: 0	3B: 0 DP: 0	SB: 0
	S: 8 P: 11	S: 13 P: 19	S: 11 P: 16	S: 7 P: 12	S: 7 P: 9	S: 5 P: 5	S: 17 P: 21	S: 6 P: 9	S: 10 P: 12	HR: 0 HBP: 0	CS: 0

PITCHER	IP	WLS	BF	H	R	ER	SO	BB	IBB	HBP	BLK	WP	HR	S	P	ERA	WHIP
35 Mike Mussina, R (1, 1) ERA: 3.27	9.0	W	30	3	0	0	13	0	0	0	0	0	0	84	114	0.00	0.333

PITCHER	IP	WLS	BF	H	R	ER	SO	BB	IBB	HBP	BLK	WP	HR	S	P	ERA	WHIP

Batter	1	2	3	4	5	6	7	8	9	AB	R	H	RBI	BB	SO	LOB
Chuck Knoblauch, R (1, 7) OBP: 0.341, SLG: 0.358	F8	G5-4-3 1-2f		1B		G5-4-3 1-2f		P6		3	0	1	0	0	0	1
Clay Bellinger, R (6, PH) (7, 7) OBP: 0.213, SLG: 0.365										2	0	0	0	0	0	2
Nick Johnson, L (1, 10) OBP: 0.314, SLG: 0.344	2 HBP 3B HBP		P4	G3			P6			3	1	0	0	0	0	1
2 Derek Jeter, R (1, 6) OBP: 0.380, SLG: 0.480	3B HBP		HR 1B		K		BB 1B 2B			3	3	2	0	0	1	0
Enrique Wilson, S (8, 6) OBP: 0.246, SLG: 0.290	1-2									0	0	0	0	0	0	0
Bernie Williams, S (1, 8) OBP: 0.392, SLG: 0.504	K		1-H HR		G4-3		BB 1B BB			3	2	1	2	1	1	2
Tino Martinez, L (1, 3) OBP: 0.334, SLG: 0.517	WP 1-H 2-H 3B		2B		2B		1B 1-2 2-3 BB			3	1	3	2	1	0	0
Shane Spencer, R (1, 9) OBP: 0.319, SLG: 0.444	FC6-4 3-H BB		G6-3	G6-3			G6-4-3 1-3 2-H 3-H 1B			3	0	1	2	1	0	2
Scott Brosius, R (1, 5) OBP: 0.349, SLG: 0.455	FC6-4 1-2f		F8			L3	G6-4-3 1-2f			4	0	0	0	0	0	4
Todd Greene, R (1, 2) OBP: 0.267, SLG: 0.314		E3 G5-4-3		F7		BB 1B		F7		4	0	1	0	0	0	0
Alfonso Soriano, R (1, 4) OBP: 0.307, SLG: 0.439		F9		F9		G5-4-3 1-2 BB		K		3	0	0	0	1	1	1
Inning Stats	R: 3 H: 1 E: 0 LOB: 1 K: 1 BB: 1 S: 14 P: 22	R: 0 H: 0 E: 1 LOB: 0 K: 0 BB: 0 S: 6 P: 8	R: 2 H: 3 E: 0 LOB: 1 K: 0 BB: 0 S: 17 P: 20	R: 0 H: 1 E: 0 LOB: 1 K: 0 BB: 0 S: 7 P: 9	R: 0 H: 1 E: 0 LOB: 1 K: 1 BB: 0 S: 8 P: 10	R: 0 H: 1 E: 0 LOB: 1 K: 0 BB: 1 S: 4 P: 9	R: 2 H: 2 E: 0 LOB: 1 K: 0 BB: 2 S: 13 P: 23	R: 0 H: 0 E: 0 LOB: 0 K: 1 BB: 0 S: 7 P: 9		1B: 4 SF: 0 2B: 3 SAC: 0 3B: 1 DP: 3 HR: 1 HBP: 2				WP: 1 PA: 37 PB: 0 SB: 0 CS: 0		

PITCHER		IP	WLS	BF	H	R	ER	SO	BB	IBB	HBP	BLK	WP	HR	S	P	ERA	WHIP
Jason Johnson, R ERA: 4.01	(1, 1)	6.1	L	33	9	7	7	2	4	0	2	0	1	1	66	97	9.95	2.053
Ryan Kohlmeier, R ERA: 8.16	(7, 1)	1.2		4	0	0	0	1	0	0	0	0	0	0	10	13	0.00	0.000

PITCHER	IP	WLS	BF	H	R	ER	SO	BB	IBB	HBP	BLK	WP	HR	S	P	ERA	WHIP

BOTTOM

Baltimore Orioles @ New York Yankees

Yankee Stadium, Bronx, NY

Fri Sep 28 2001, 7:05 PM EDT

Att. 42,066 - Cloudy - 61 F

livebaseballscorecards.com

AB	31
R	7
H	9
RBI	6
BB	4
SO	3
LOB	13

Baltimore Orioles @ New York Yankees

Yankee Stadium, Bronx, NY

Sat Sep 29 2001, 4:05 PM EDT

Att. 55,310 - Cloudy - 62 F

TOP

livebaseballscorecards.com

Batter	1	2	3	4	5	6	7	8	9	AB	R	H	RBI	BB	SO	LOB
Luis Matos, R (1, 8) OBP: 0.286, SLG: 0.441	B C B B F F X 3-2 ① F9	C B F F B B F B 4-2 BB 2B BB 1-2 2-3 3-H		F C X 0-2 ① G5-3			B F C X 1-2 ① G1-3		X 0-0 ② ③ G6-3 1-2f	4	1	0	1	1	0	1
Larry Bigbie, L (1, 9) OBP: 0.328, SLG: 0.331	C X 0-1 S 1B	B C B F B B 4-2 2B BB 1-2 2-3 3-H		C F X 0-2 ② F8			F S X 0-2 ② L7			3	1	1	1	1	0	0
Jeff Conine, R (1, 3) (4, 7) OBP: 0.385, SLG: 0.448	C B B B X 3-1 ② L7 1-2	B B B C X 3-1 1B 2B 1-H 2-H 3-H		F C B X 1-2 ③ F9			B X 1-0 1B			4	1	2	3	0	0	1
Chris Richard, L (1, 10) OBP: 0.339, SLG: 0.436	B F C F F B X 2-2 ③ F1	C S X 0-2 ③ 1B 2-H			B B F X 2-1 ① G6-3		B F X 1-1 ③ G4-3			4	0	1	1	0	0	2
Cal Ripken Jr., R (1, 5) OBP: 0.290, SLG: 0.384		F B B B X 3-1 ① L5	B X 1-0 ① G5-3		S B B X 2-1 ② G5-3			F B F S 1-3 ① K		4	0	0	0	0	1	0
Tony Batista, R (1, 6) OBP: 0.281, SLG: 0.438		B B B F B 4-1 BB S BB BB 1-2	F S B X 1-2 HR		F F F X 0-2 ③ F9			X 0-0 ② G1-3		3	2	1	1	1	0	0
Brady Anderson, L (1, 7) OBP: 0.311, SLG: 0.296		B C F B C 2-3 ② K	F B C B F B B 4-2 S BB	X 0-0 ① G5-3				C S S 0-3 ③ K		1	0	0	0	1	1	1
Casey Blake, R (4, 3) OBP: 0.355, SLG: 0.429										2	0	0	0	0	1	0
Geronimo Gil, R (1, 2) OBP: 0.310, SLG: 0.289		B B B B 4-0 BB BB BB BB 1-2	X 0-0 ② P6	C F X 0-2 G6-3 ②					C F X 0-2 FC6-4 1B	3	1	1	0	1	0	1
Jerry Hairston, R (1, 4) OBP: 0.306, SLG: 0.353		C B B F B B 4-2 BB BB 2B BB 1-2 2-3	C B B S X 2-2 ③ G3-1 1-2	S X 0-1 ③ P4					C S F X 0-2 ① FC6-4 G6-3 1-2f	3	1	0	0	1	0	2
Inning Stats	R: 0 H: 1 E: 0 LOB: 1 K: 0 BB: 0 S: 13 P: 21	R: 6 H: 2 E: 0 LOB: 1 K: 1 BB: 5 S: 19 P: 47	R: 1 H: 1 E: 0 LOB: 1 K: 0 BB: 1 S: 11 P: 19	R: 0 H: 0 E: 0 LOB: 0 K: 0 BB: 0 S: 9 P: 10	R: 0 H: 0 E: 0 LOB: 0 K: 0 BB: 0 S: 8 P: 12	R: 0 H: 0 E: 0 LOB: 0 K: 0 BB: 0 S: 6 P: 6	R: 0 H: 1 E: 0 LOB: 1 K: 0 BB: 0 S: 9 P: 12	R: 0 H: 0 E: 0 LOB: 0 K: 2 BB: 0 S: 7 P: 8	R: 0 H: 1 E: 0 LOB: 0 K: 0 BB: 0 S: 8 P: 8	1B: 4 SF: 0 2B: 1 SAC: 0 3B: 0 DP: 1 HR: 1 HBP: 0						

	AB	31
	R	7
	H	6
	RBI	7
	BB	6
	SO	3
	LOB	8

		WP: 0	PA: 37
		PB: 0	
		SB: 3	
		CS: 0	

PITCHER		IP	WLS	BF	H	R	ER	SO	BB	IBB	HBP	BLK	WP	HR	S	P	ERA	WHIP
Orlando Hernandez, R ERA: 5.06	(1, 1)	1.2	L	10	1	4	4	1	4	0	0	0	0	0	25	54	21.60	3.000
Brandon Knight, R ERA: 10.13	(2, 1)	4.1		17	3	3	3	0	2	0	0	0	0	1	41	61	6.23	1.154
Randy Choate, L ERA: 3.52	(7, 1)	1.0		4	1	0	0	0	0	0	0	0	0	0	9	12	0.00	1.000
Mark Wohlers, R ERA: 4.52	(8, 1)	1.0		3	0	0	0	2	0	0	0	0	0	0	7	8	0.00	0.000
Mike Stanton, L ERA: 2.71	(9, 1)	1.0		3	1	0	0	0	0	0	0	0	0	0	8	8	0.00	1.000

PITCHER	IP	WLS	BF	H	R	ER	SO	BB	IBB	HBP	BLK	WP	HR	S	P	ERA	WHIP

Baltimore Orioles @ New York Yankees

Yankee Stadium, Bronx, NY

Sat Sep 29 2001, 4:05 PM EDT
Att. 55,310 - Cloudy - 62 F

livebaseballscorecards.com

BOTTOM

Batter	1	2	3	4	5	6	7	8	9	AB	R	H	RBI	BB	SO	LOB
2 Derek Jeter, R (1, 6) OBP: 0.379, SLG: 0.479	F X 0-1 G6-3 ①		C B C X 1-2 G6-3 ③			B F X 1-1 1B 1B		C F B B X 2-2 G6-3 ②		4	0	1	0	0	0	0
Erick Almonte, R (9, 6) OBP: 0.500, SLG: 0.500										0	0	0	0	0	0	0
Randy Velarde, R (1, 7) OBP: 0.362, SLG: 0.442	C X 0-1 L4 ②			C C S 0-3 K ①		S F S 0-3 K ①		B B B B 4-0 2B BB		3	1	0	0	1	2	1
Bernie Williams, S (1, 8) OBP: 0.393, SLG: 0.506	B C B X 2-1 F9 ③			F X 0-1 F8 ②		B X 1-0 1-2 1B		B F X 1-1 1-H 2B		4	0	2	1	0	0	0
Tino Martinez, L (1, 3) OBP: 0.332, SLG: 0.513		C C B X 1-2 G3 ①		X 0-0 G6-3 ③		B C F B S 2-3 K ②		X 0-0 G4-3 ③		4	0	0	0	0	1	3
David Justice, L (1, 10) OBP: 0.333, SLG: 0.441		X 0-0 F8 ②			F B X 1-1 E 1B 2B	X 0-0 P6 ③			F B S F S 1-3 K ①	4	1	1	0	0	1	2
Shane Spencer, R (1, 9) OBP: 0.318, SLG: 0.441		C B B X 2-1 E5 FC6-4			F B F F B F X 2-2 E3 G5-4-3 1B 2-3		S B B B F F X 3-2 G6-4-3 1B		C B C S 1-3 K ②	4	0	1	0	0	1	1
Scott Brosius, R (1, 5) OBP: 0.350, SLG: 0.456		F F F X 0-2 FC6-4 ③ 1-2f			F C F B F B X 2-2 G5-4-3 1-2 3-H 1B		X 0-0 ①② G6-4-3 1-2f		B F F B X 2-2 WP 1B	4	0	2	1	0	0	2
Todd Greene, R (1, 2) OBP: 0.255, SLG: 0.300			C B S B X 2-2 P4 ①		X 0-0 ①② G5-4-3 1-2f 2-3		S X 0-1 G1-3 ③		B B S X 2-1 G5-3 ③ 1-2	4	0	0	0	0	0	3
Alfonso Soriano, R (1, 4) OBP: 0.305, SLG: 0.436			B F F B B X 3-2 G6-3 ②		B F X 1-1 F9 ③			C B F X 1-2 P4 ①		3	0	0	0	0	0	1
Inning Stats	R: 0 H: 0 E: 0 LOB: 0 K: 0 BB: 0 S: 6 P: 8	R: 0 H: 0 E: 1 LOB: 1 K: 0 BB: 0 S: 10 P: 13	R: 0 H: 0 E: 0 LOB: 0 K: 0 BB: 0 S: 9 P: 15	R: 0 H: 0 E: 0 LOB: 0 K: 1 BB: 0 S: 6 P: 6	R: 1 H: 2 E: 1 LOB: 1 K: 0 BB: 0 S: 15 P: 21	R: 0 H: 2 E: 0 LOB: 2 K: 2 BB: 0 S: 10 P: 14	R: 0 H: 1 E: 0 LOB: 0 K: 0 BB: 0 S: 7 P: 10	R: 1 H: 1 E: 0 LOB: 1 K: 0 BB: 1 S: 9 P: 17	R: 0 H: 1 E: 0 LOB: 1 K: 2 BB: 0 S: 12 P: 18	1B: 5 SF: 0 2B: 2 SAC: 0 3B: 0 DP: 2 HR: 0 HBP: 0						

	AB	34
	R	2
	H	7
	RBI	2
	BB	1
	SO	5
	LOB	13

WP: 1 PA: 35
PB: 0
SB: 0
CS: 0

PITCHER		IP	WLS	BF	H	R	ER	SO	BB	IBB	HBP	BLK	WP	HR	S	P	ERA	WHIP
Calvin Maduro, R ERA: 4.23	(1, 1)	7.2	W	30	6	2	2	3	1	0	0	0	0	0	71	103	2.35	0.913
Buddy Groom, L ERA: 3.36	(8, 1)	1.1		5	1	0	0	2	0	0	0	0	1	0	13	19	0.00	0.750

PITCHER	IP	WLS	BF	H	R	ER	SO	BB	IBB	HBP	BLK	WP	HR	S	P	ERA	WHIP

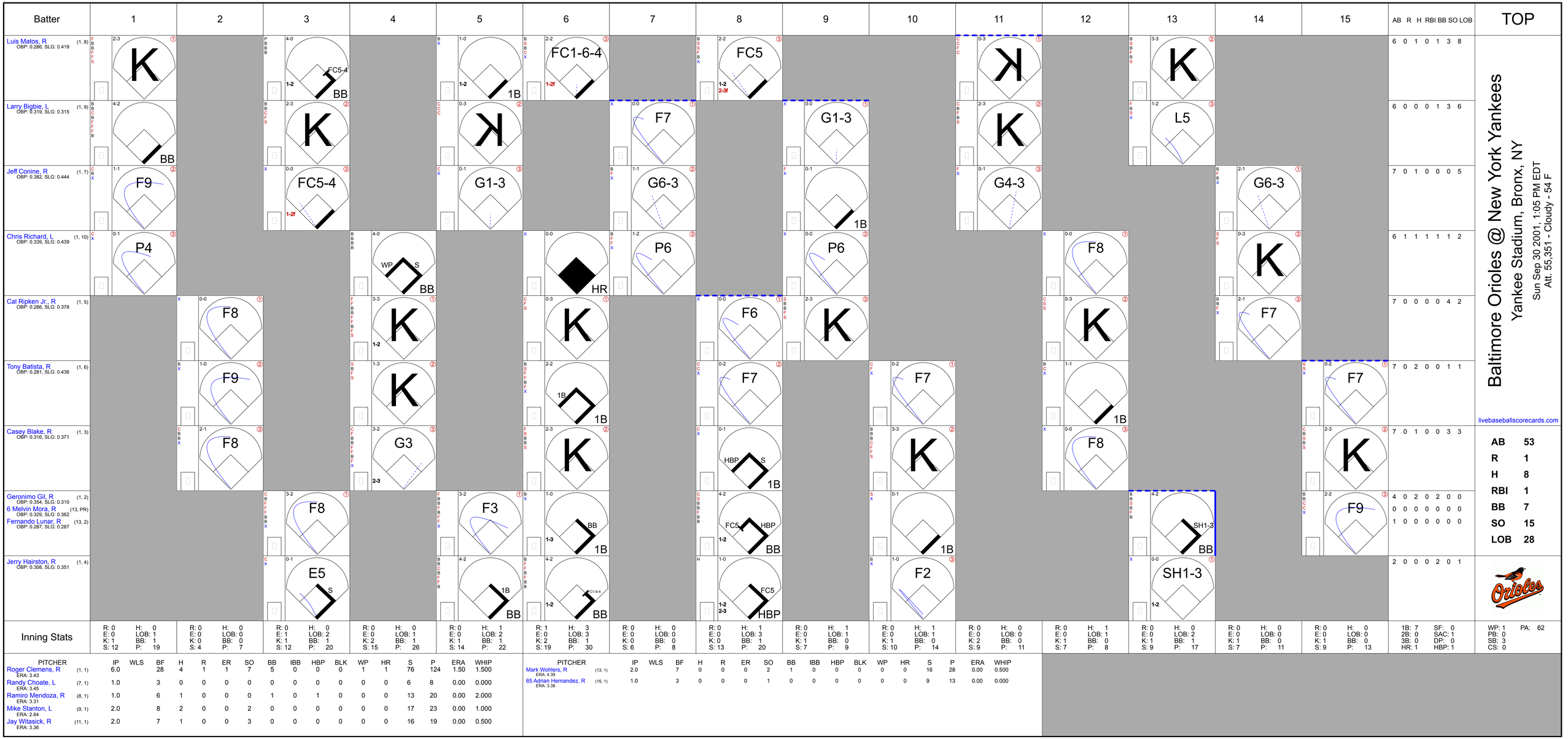
Batter
1
2
3
4
5
6
7
8
9
10
11
12
13
14
15
AB R H RBI BB SO LOB
TOP
Luis Matos, R (1, 8)
OBP: 0.286, SLG: 0.419
6 0 1 0 1 3 8
Larry Bigbie, L (1, 9)
OBP: 0.319, SLG: 0.315
6 0 0 0 1 3 6
Jeff Conine, R (1, 7)
OBP: 0.382, SLG: 0.444
7 0 1 0 0 0 5
Chris Richard, L (1, 10)
OBP: 0.339, SLG: 0.439
6 1 1 1 1 1 2
Cal Ripken Jr., R (1, 5)
OBP: 0.286, SLG: 0.378
7 0 0 0 0 4 2
Tony Batista, R (1, 6)
OBP: 0.281, SLG: 0.436
7 0 2 0 0 1 1
Casey Blake, R (1, 3)
OBP: 0.316, SLG: 0.371
7 0 1 0 0 3 3
Geronimo Gil, R (1, 2)
OBP: 0.354, SLG: 0.310
6 Melvin Mora, R (13, PR)
OBP: 0.329, SLG: 0.362
Fernando Lunar, R (13, 2)
OBP: 0.287, SLG: 0.287
4 0 2 0 2 0 0
0 0 0 0 0 0 0
1 0 0 0 0 0 0
Jerry Hairston, R (1, 4)
OBP: 0.308, SLG: 0.351
2 0 0 0 2 0 1
Baltimore Orioles @ New York Yankees
Yankee Stadium, Bronx, NY
Sun Sep 30 2001, 1:05 PM EDT
Att. 55,351 - Cloudy - 54 F
livebaseballscorecards.com
AB 53
R 1
H 8
RBI 1
BB 7
SO 15
LOB 28
Inning Stats
1B: 7 SF: 0
2B: 0 SAC: 1
3B: 0 DP: 0
HR: 1 HBP: 1
WP: 1 PA: 62
PB: 0
SB: 3
CS: 0
PITCHER IP WLS BF H R ER SO BB IBB HBP BLK WP HR S P ERA WHIP
Roger Clemens, R (1, 1) ERA: 3.43 6.0 28 4 1 1 7 5 0 0 0 1 1 76 124 1.50 1.500
Randy Choate, L (7, 1) ERA: 3.45 1.0 3 0 0 0 0 0 0 0 0 0 0 6 8 0.00 0.000
Ramiro Mendoza, R (8, 1) ERA: 3.31 1.0 6 1 0 0 0 1 0 1 0 0 0 13 20 0.00 2.000
Mike Stanton, L (9, 1) ERA: 2.64 2.0 8 2 0 0 2 0 0 0 0 0 0 17 23 0.00 1.000
Jay Witasick, R (11, 1) ERA: 3.36 2.0 7 1 0 0 3 0 0 0 0 0 0 16 19 0.00 0.500
PITCHER IP WLS BF H R ER SO BB IBB HBP BLK WP HR S P ERA WHIP
Mark Wohlers, R (13, 1) ERA: 4.39 2.0 7 0 0 0 2 1 0 0 0 0 0 0 9 16 0.00 0.500
65 Adrian Hernandez, R (15, 1) ERA: 3.38 1.0 3 0 0 0 1 0 0 0 0 0 0 0 9 13 0.00 0.000

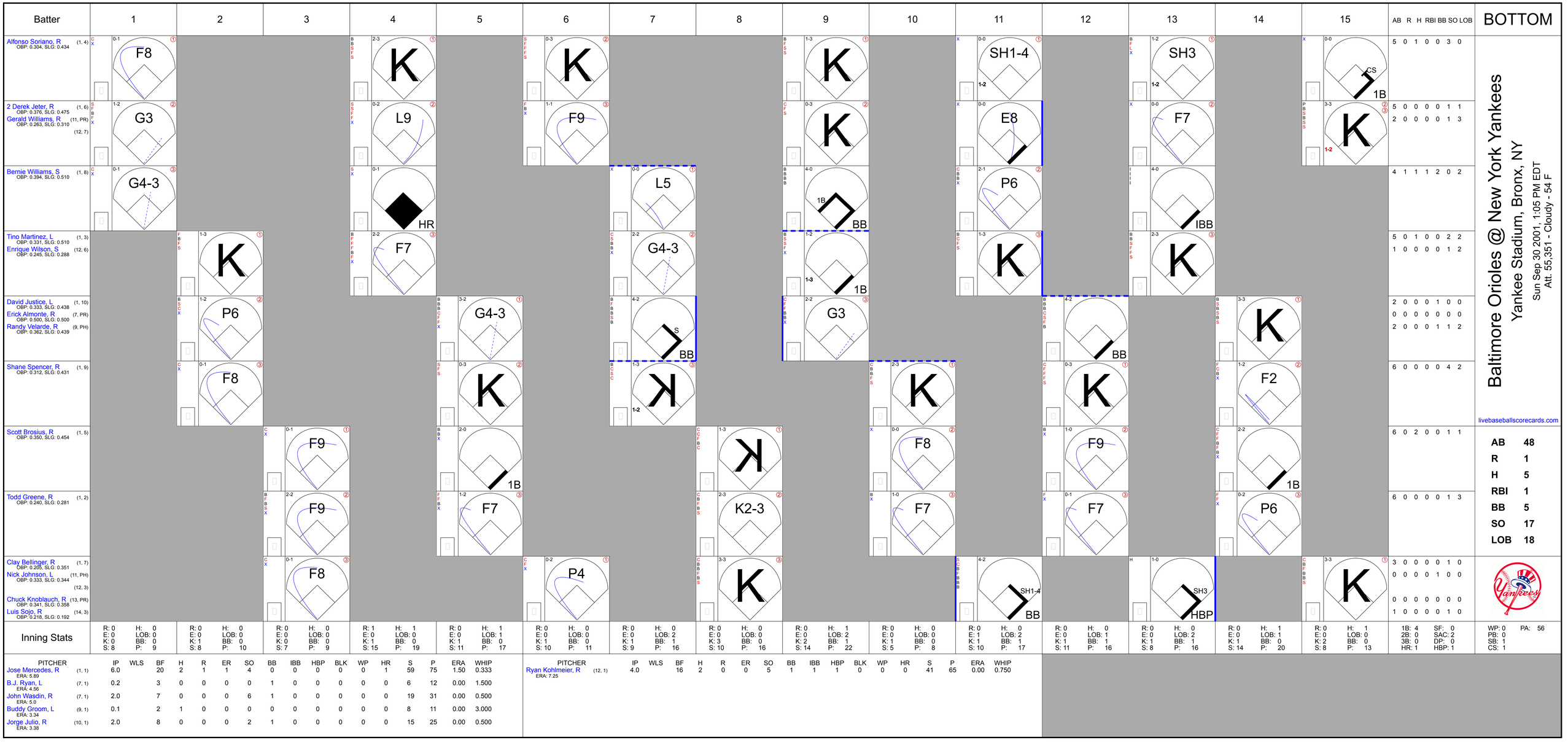

Baltimore Orioles @ New York Yankees

Yankee Stadium, Bronx, NY

Sun Sep 30 2001, 1:05 PM EDT
Att. 55,351 - Cloudy - 54 F

livebaseballscorecards.com

Batter	1	2	3	4	5	6	7	8	9	10	11	12	13	14	15	AB	R	H	RBI	BB	SO	LOB
Alfonso Soriano, R (1, 4) OBP: 0.304, SLG: 0.434	F8			K		K			K		SH1-4		SH3		CS 1B	5	0	1	0	0	3	0
2 Derek Jeter, R (1, 6) OBP: 0.376, SLG: 0.475	G3			L9		F9			K		E8		F7		K	5	0	0	0	0	1	1
Gerald Williams, R (11, PR) OBP: 0.263, SLG: 0.310 (12, 7)																2	0	0	0	0	1	3
Bernie Williams, S (1, 8) OBP: 0.394, SLG: 0.510	G4-3			HR			L5		1B BB		P6		IBB			4	1	1	1	2	0	2
Tino Martinez, L (1, 3) OBP: 0.331, SLG: 0.510		K		F7			G4-3		1B		K		K			5	0	1	0	0	2	2
Enrique Wilson, S (12, 6) OBP: 0.245, SLG: 0.288																1	0	0	0	0	1	2
David Justice, L (1, 10) OBP: 0.333, SLG: 0.438		P6			G4-3		S BB		G3			BB		K		2	0	0	0	1	0	0
Erick Almonte, R (7, PR) OBP: 0.500, SLG: 0.500																0	0	0	0	0	0	0
Randy Velarde, R (9, PH) OBP: 0.362, SLG: 0.439																2	0	0	0	1	1	2
Shane Spencer, R (1, 9) OBP: 0.312, SLG: 0.431	F8				K		K			K		K		F2		6	0	0	0	0	4	2
Scott Brosius, R (1, 5) OBP: 0.350, SLG: 0.454			F9		1B			K		F8		F9		1B		6	0	2	0	0	1	1
Todd Greene, R (1, 2) OBP: 0.240, SLG: 0.281			F9		F7			K2-3		F7		F7		P6		6	0	0	0	0	1	3
Clay Bellinger, R (1, 7) OBP: 0.205, SLG: 0.351			F8			P4		K			SH1-4 BB		SH3 HBP		K	3	0	0	0	0	1	0
Nick Johnson, L (11, PH) OBP: 0.333, SLG: 0.344 (12, 3)																0	0	0	0	1	0	0
Chuck Knoblauch, R (13, PR) OBP: 0.341, SLG: 0.358																0	0	0	0	0	0	0
Luis Sojo, R (14, 3) OBP: 0.218, SLG: 0.192																1	0	0	0	0	1	0
Inning Stats	R: 0 E: 0 K: 0 S: 8	H: 0 LOB: 0 BB: 0 P: 9	R: 0 E: 0 K: 1 S: 8	H: 0 LOB: 0 BB: 0 P: 10	R: 0 E: 0 K: 0 S: 7	H: 0 LOB: 0 BB: 0 P: 9	R: 1 E: 0 K: 1 S: 15	H: 1 LOB: 0 BB: 0 P: 19	R: 0 E: 0 K: 1 S: 11	H: 1 LOB: 1 BB: 0 P: 17	R: 0 E: 0 K: 1 S: 10	H: 0 LOB: 0 BB: 0 P: 11	R: 0 E: 0 K: 1 S: 9	H: 0 LOB: 2 BB: 1 P: 16	R: 0 E: 0 K: 3 S: 10	H: 0 LOB: 0 BB: 0 P: 16	R: 0 E: 0 K: 2 S: 14	H: 1 LOB: 2 BB: 1 P: 22	R: 0 E: 0 K: 1 S: 5	H: 0 LOB: 0 BB: 0 P: 8	R: 0 E: 1 K: 1 S: 10	H: 0 LOB: 2 BB: 1 P: 17	R: 0 E: 0 K: 1 S: 11	H: 0 LOB: 1 BB: 1 P: 16	R: 0 E: 0 K: 1 S: 8	H: 0 LOB: 2 BB: 1 P: 16	R: 0 E: 0 K: 1 S: 14	H: 1 LOB: 1 BB: 0 P: 20	R: 0 E: 0 K: 2 S: 8	H: 1 LOB: 0 BB: 0 P: 13	1B: 4 2B: 0 3B: 0 HR: 1	SF: 0 SAC: 2 DP: 0 HBP: 1	WP: 0 PB: 0 SB: 1 CS: 1	PA: 56

PITCHER		IP	WLS	BF	H	R	ER	SO	BB	IBB	HBP	BLK	WP	HR	S	P	ERA	WHIP
Jose Mercedes, R ERA: 5.89	(1, 1)	6.0		20	2	1	1	4	0	0	0	0	0	1	59	75	1.50	0.333
B.J. Ryan, L ERA: 4.56	(7, 1)	0.2		3	0	0	0	0	1	0	0	0	0	0	6	12	0.00	1.500
John Wasdin, R ERA: 5.0	(7, 1)	2.0		7	0	0	0	6	1	0	0	0	0	0	19	31	0.00	0.500
Buddy Groom, L ERA: 3.34	(9, 1)	0.1		2	1	0	0	0	0	0	0	0	0	0	8	11	0.00	3.000
Jorge Julio, R ERA: 3.38	(10, 1)	2.0		8	0	0	0	2	1	0	0	0	0	0	15	25	0.00	0.500

PITCHER		IP	WLS	BF	H	R	ER	SO	BB	IBB	HBP	BLK	WP	HR	S	P	ERA	WHIP
Ryan Kohlmeier, R ERA: 7.25	(12, 1)	4.0		16	2	0	0	5	1	1	1	0	0	0	41	65	0.00	0.750

AB	48
R	1
H	5
RBI	1
BB	5
SO	17
LOB	18

Batter	1	2	3	4	5	6	7	8	9	AB	R	H	RBI	BB	SO	LOB
Ray Durham, S (1, 4) OBP: 0.336, SLG: 0.458	X 0-0 ① G6-3		B B F C F B X 3-2 ① SF8 2-H		B X 1-0 ③ F9			B B B F X 3-1 FC1-4 1B		3	0	1	1	0	0	1
Aaron Rowand, R (1, 8) OBP: 0.385, SLG: 0.440	B B X 2-0 1B		C X 0-1 ② FC5-4 1-2f			B B B B 4-0 14 FC5-4 BB		F B S X 1-2 ② FC1-4 BB 1-2f		3	0	1	0	1	0	2
Magglio Ordonez, R (1, 9) OBP: 0.379, SLG: 0.529	X 0-0 ② L7		C C S 0-3 ③ K			X 0-0 ① F3		F B B F B B 4-2 1-2 BB		3	0	0	0	1	1	3
14 Paul Konerko, R (1, 3) OBP: 0.350, SLG: 0.508	C B X 1-1 ③ G4-3			B C S B C 2-3 ① K		X 0-0 ② FC5-4 1-2f		B S S B C 2-3 ③ K		4	0	0	0	0	2	4
Jose Canseco, R (1, 10) OBP: 0.369, SLG: 0.478		F X 0-1 ① P6		B S F B S 2-3 ② K2-3		B S B F C 2-3 ③ K			B B B C S X 3-2 ① F7	4	0	0	0	0	2	1
Carlos Lee, R (1, 7) OBP: 0.324, SLG: 0.470		C B C X 1-2 ② F7		B B S X 2-1 ③ G5-3			X 0-0 ① P6		C X 0-1 ② F7	4	0	0	0	0	0	0
Herbert Perry, R (1, 5) OBP: 0.326, SLG: 0.401		B S S S 1-3 ③ K			X 0-0 ① G6-3		B F B F X 2-2 ② F8		B F S B B X 3-2 ③ L7	4	0	0	0	0	1	0
Royce Clayton, R (1, 6) OBP: 0.323, SLG: 0.402			X 0-0 S BB SF8 1B		C C X 0-2 1B		B B C B F F F F F 3-2 X F3			3	1	2	0	0	0	0
Josh Paul, R (1, 2) OBP: 0.315, SLG: 0.396			B B S C B B 4-2 FC5-4 1-2 BB		F B F S 1-3 ② K			C B F S 1-3 ① K		2	0	0	0	1	2	1
Inning Stats	R: 0 H: 1 E: 0 LOB: 1 K: 0 BB: 0 S: 5 P: 8	R: 0 H: 0 E: 0 LOB: 0 K: 1 BB: 0 S: 8 P: 10	R: 1 H: 1 E: 0 LOB: 1 K: 1 BB: 1 S: 12 P: 19	R: 0 H: 0 E: 0 LOB: 0 K: 2 BB: 0 S: 8 P: 14	R: 0 H: 1 E: 0 LOB: 1 K: 1 BB: 0 S: 8 P: 10	R: 0 H: 0 E: 0 LOB: 1 K: 1 BB: 1 S: 5 P: 11	R: 0 H: 0 E: 0 LOB: 0 K: 0 BB: 0 S: 11 P: 16	R: 0 H: 1 E: 0 LOB: 2 K: 2 BB: 1 S: 13 P: 24	R: 0 H: 0 E: 0 LOB: 0 K: 0 BB: 0 S: 8 P: 14	1B: 4 SF: 1 2B: 0 SAC: 0 3B: 0 DP: 0 HR: 0 HBP: 0					WP: 0 PA: 34 PB: 0 SB: 1 CS: 0	

PITCHER	IP	WLS	BF	H	R	ER	SO	BB	IBB	HBP	BLK	WP	HR	S	P	ERA	WHIP
Sterling Hitchcock, L (1, 1) ERA: 5.37	9.0	W	34	4	1	1	8	3	0	0	0	0	0	78	126	1.00	0.778

PITCHER	IP	WLS	BF	H	R	ER	SO	BB	IBB	HBP	BLK	WP	HR	S	P	ERA	WHIP

TOP

Chicago White Sox @ New York Yankees

Yankee Stadium, Bronx, NY

Mon Oct 01 2001, 7:05 PM EDT

Att. 8,112 - Cloudy - 57 F

livebaseballscorecards.com

AB	30
R	1
H	4
RBI	1
BB	3
SO	8
LOB	12

BOTTOM

Chicago White Sox @ New York Yankees

Yankee Stadium, Bronx, NY

Mon Oct 01 2001, 7:05 PM EDT

Att. 8,112 - Cloudy - 57 F

livebaseballscorecards.com

Batter	1	2	3	4	5	6	7	8	9	AB	R	H	RBI	BB	SO	LOB
2 Derek Jeter, R (1, 6) OBP: 0.376, SLG: 0.477	X 0-0 ① F8	S F B B X 2-2 1-H 2-H 2B	B B F C X 2-2 ③ G4-3		C S X 0-2 ③ F3			B X 1-0 1-H 2B		5	0	2	3	0	0	3
Randy Velarde, R (1, 7) OBP: 0.363, SLG: 0.435 Clay Bellinger, R (9, 7) OBP: 0.205, SLG: 0.351	C B B F B F B 4-2 G4-3 BB	C H 1-1 HBP		C X 0-1 ① G4-3		C B X 1-1 ① G4-3		C S B S 1-3 ② K		3 0	0 0	0 0	0 0	1 0	1 0	1 0
Bernie Williams, S (1, 8) OBP: 0.391, SLG: 0.505	B S B B X 3-1 ② G4-3 1-2	C X 0-1 ③ G3-1		X 0-0 ② F8		S C F X 0-2 ② G4-3		C F F X 0-2 ③ G4-3		5	0	0	0	0	0	4
Tino Martinez, L (1, 3) OBP: 0.331, SLG: 0.509	B B C F B F C 3-3 ③ K		X 0-0 BB 2B 1B	X 0-0 ③ P5		B F X 1-1 ③ G4-3				4	1	1	0	0	1	1
David Justice, L (1, 10) OBP: 0.334, SLG: 0.436		F B F B B B 4-2 BB 1B BB	B B S B B B 4-1 2B 1-2 E BB		X 0-0 ① G3		C S F F F X 0-2 ① G4-3			2	2	0	0	2	0	0
Shane Spencer, R (1, 9) OBP: 0.321, SLG: 0.439		B F F F B B B 4-2 1B 2 2B 1-2 BB	S B X 1-1 E7 1-H 2-H 2B		B F B B B 4-1 HBP 1B BB		X 0-0 ② 1B			2	3	2	1	2	0	0
Alfonso Soriano, R (1, 4) OBP: 0.306, SLG: 0.436	B X 1-0 2 2B 1-2 2-H 1B	B F B S F B X 3-2 F8 2-H 2B			X 0-0 ② F9		B F S S 1-3 ③ K			4	1	2	2	0	1	1
Bobby Estalella, R (1, 2) OBP: 0.297, SLG: 0.361	S F S 0-3 ① K	B C C B S 2-3 ① K			S F H 1-2 1B 1-2 HBP			S B B B C B B 4-2 2 2B BB		2	1	0	0	1	2	3
Luis Sojo, R (1, 5) OBP: 0.220, SLG: 0.195	B F F C 1-3 ② K	X 0-0 ② F8 2-3			B X 1-0 1-2 2-H 1B			C B B B X 2-2 ① F9		4	0	1	1	0	1	4
Inning Stats	R: 0 E: 0 K: 1 S: 10 H: 0 LOB: 1 BB: 1 P: 20	R: 3 E: 0 K: 2 S: 17 H: 2 LOB: 2 BB: 2 P: 30	R: 3 E: 1 K: 1 S: 15 H: 3 LOB: 1 BB: 1 P: 27	R: 0 E: 0 K: 0 S: 4 H: 0 LOB: 0 BB: 0 P: 4	R: 1 E: 0 K: 0 S: 9 H: 1 LOB: 2 BB: 1 P: 15	R: 0 E: 0 K: 0 S: 8 H: 0 LOB: 0 BB: 0 P: 10	R: 0 E: 0 K: 1 S: 10 H: 1 LOB: 0 BB: 0 P: 11	R: 1 E: 0 K: 1 S: 13 H: 1 LOB: 1 BB: 1 P: 21		1B: 4 2B: 4 3B: 0 HR: 0	SF: 0 SAC: 0 DP: 0 HBP: 2			WP: 0 PB: 0 SB: 0 CS: 0	PA: 39	

PITCHER		IP	WLS	BF	H	R	ER	SO	BB	IBB	HBP	BLK	WP	HR	S	P	ERA	WHIP
Kip Wells, R ERA: 4.69	(1, 1)	2.0	L	16	5	6	6	3	4	0	1	0	0	0	35	66	27.00	4.500
Matt Ginter, R ERA: 5.26	(3, 1)	5.0		18	2	1	1	2	1	0	1	0	0	0	38	51	1.80	0.600
Bill Pulsipher, L ERA: 6.26	(8, 1)	1.0		5	1	1	1	1	1	0	0	0	0	0	13	21	9.00	2.000

PITCHER	IP	WLS	BF	H	R	ER	SO	BB	IBB	HBP	BLK	WP	HR	S	P	ERA	WHIP

Chicago White Sox @ New York Yankees

Yankee Stadium, Bronx, NY

Tue Oct 02 2001, 7:05 PM EDT

Att. 10,480 - Cloudy - 71 F

TOP

livebaseballscorecards.com

Batter	1	2	3	4	5	6	7	8	9	AB	R	H	RBI	BB	SO	LOB
Ray Durham, S (1, 4) OBP: 0.336, SLG: 0.460	4-1 BBCBBB 1B 14 SF9 BB		1-1 CBX 1-H G6-3 3B		2-2 ① CBBSFX F9 2-3		2-1 ① FBBX F8		2-3 ② FBFFFBS K	4	2	1	1	1	1	2
24 Joe Crede, R (1, 5) OBP: 0.294, SLG: 0.304	1-3 ① BFSSS K		0-3 ① CSCC K		1-2 ② FBFX G6-3		0-1 ② FX F7		2-3 ③ BSCBS K	5	0	0	0	0	3	4
Magglio Ordonez, R (1, 9) OBP: 0.381, SLG: 0.530	1-2 SFFFBX S 14 S 1-3 1B		0-2 ② CFX G6-3 3-H		2-2 SFBBBX 14 CS 3-H 1B		1-0 BX 1-2 1B			4	0	3	2	0	0	0
14 Paul Konerko, R (1, 3) OBP: 0.348, SLG: 0.505	3-2 ② SSBBFBFX SF9 1-2 3-H		0-0 ③ X G4-3		3-1 ③ BBFB CS 1-2	1-1 ① CBX G6-3	2-3 ③ CBCBC K			3	0	0	1	0	1	2
Jose Canseco, R (1, 10) OBP: 0.367, SLG: 0.472	1-0 ③ BX P4 2-3			2-3 ① BSBCS K		4-1 SSBBBB 1B BB		3-1 ① CBBBX L7		3	0	0	0	1	1	1
Carlos Lee, R (1, 7) OBP: 0.321, SLG: 0.467		1-1 ① CBX P4		1-1 ② CBX G6-3		0-2 ② CFX F2		2-2 ② CBFBX G1-3		4	0	0	0	0	0	1
Aaron Rowand, R (1, 8) OBP: 0.396, SLG: 0.445		1-3 ② BSFFFFFS K		0-0 X 1B		1-0 BX 1-2 1B		4-2 BSFBBB BB		3	0	2	0	1	1	0
Royce Clayton, R (1, 6) OBP: 0.320, SLG: 0.398		0-1 ③ FX F8		1-0 ③ BX F9		0-3 ③ FSS K		0-3 ③ CFS K		4	0	0	0	0	2	4
Josh Paul, R (1, 2) OBP: 0.329, SLG: 0.407			4-1 CBBBB 3B BB		1-2 FSBX F9 1B 2B		4-1 BBBCB 1B BB		0-3 ① CFS K	1	2	1	0	2	0	0
Jose Valentin, S (9, PH) OBP: 0.336, SLG: 0.502										1	0	0	0	0	1	0
Inning Stats	R: 1 E: 0 K: 1 S: 16 H: 1 LOB: 1 BB: 1 P: 26	R: 0 E: 0 K: 1 S: 10 H: 0 LOB: 0 BB: 0 P: 12	R: 2 E: 0 K: 1 S: 10 H: 1 LOB: 0 BB: 1 P: 15	R: 0 E: 0 K: 1 S: 7 H: 1 LOB: 1 BB: 0 P: 11	R: 1 E: 0 K: 0 S: 14 H: 2 LOB: 0 BB: 0 P: 23	R: 0 E: 0 K: 1 S: 10 H: 1 LOB: 2 BB: 1 P: 16	R: 0 E: 0 K: 1 S: 9 H: 1 LOB: 2 BB: 1 P: 18	R: 0 E: 0 K: 1 S: 10 H: 0 LOB: 1 BB: 1 P: 19	R: 0 E: 0 K: 3 S: 11 H: 0 LOB: 0 BB: 0 P: 15	1B: 5 2B: 1 3B: 1 HR: 0	SF: 1 SAC: 0 DP: 0 HBP: 0						

	AB	32
	R	4
	H	7
	RBI	4
	BB	5
	SO	10
	LOB	14

WP: 0 PB: 0 SB: 2 CS: 1 PA: 39

PITCHER		IP	WLS	BF	H	R	ER	SO	BB	IBB	HBP	BLK	WP	HR	S	P	ERA	WHIP
Ted Lilly, L ERA: 5.37	(1, 1)	6.0	W	26	6	4	4	5	3	0	0	0	0	0	67	103	6.00	1.500
Jay Witasick, R ERA: 3.32	(7, 1)	1.0	H	5	1	0	0	1	1	0	0	0	0	0	9	18	0.00	2.000
Mark Wohlers, R ERA: 4.32	(8, 1)	1.0	H	4	0	0	0	1	1	0	0	0	0	0	10	19	0.00	1.000
42 Mariano Rivera, R ERA: 2.4	(9, 1)	1.0	S	3	0	0	0	3	0	0	0	0	0	0	11	15	0.00	0.000

PITCHER	IP	WLS	BF	H	R	ER	SO	BB	IBB	HBP	BLK	WP	HR	S	P	ERA	WHIP

Batter	1	2	3	4	5	6	7	8	9	AB	R	H	RBI	BB	SO	LOB
Chuck Knoblauch, R (1, 7) OBP: 0.341, SLG: 0.358	C B B F B B 4-2 2 HR BB		B F F F X 1-2 ① L6		B X 1-0 2 1B 1B 1B	C F X 0-2 ② F2		B B X 2-0 ③ F8		4	2	1	0	1	0	1
2 Derek Jeter, R (1, 6) OBP: 0.378, SLG: 0.486	B X 1-0 1-H HR		X 0-0 G4-3 2B		B B X 2-0 BB 1B 20 SF9 1-2 1B	C X 0-1 ③ G3				4	2	3	2	0	0	1
Bernie Williams, S (1, 8) OBP: 0.393, SLG: 0.508	C S B B B B 4-2 BB		B S B X 2-1 ② G4-3 2-3		X 0-0 20 SF9 BB 1-2 2-H 1B		B C B X 2-1 G4-3 2B			3	0	2	1	1	0	1
Tino Martinez, L (1, 3) OBP: 0.330, SLG: 0.506	B F F S 1-3 ① K		B B B C X 3-1 ③ G3		B B B B 4-0 1-2 2-3 BB		X 0-0 ① G4-3 2-3			3	0	0	0	1	1	3
David Justice, L (1, 10) OBP: 0.331, SLG: 0.431	C B F F C 1-3 ② K			F X 0-1 ① F7	B B X 2-0 ① P4		B F F B S 2-3 ② K			4	0	0	0	0	2	5
20 Jorge Posada, S (1, 2) OBP: 0.365, SLG: 0.483	C X 0-1 ③ L4			F B S X 1-2 HR	B X 1-0 ② SF9 2-3 3-H		I I I 4-0 CS IBB			2	1	1	2	1	0	1
Shane Spencer, R (1, 9) OBP: 0.320, SLG: 0.440		F X 0-1 ① F9		S B F B F F F X 2-2 ② G6-3	C C S 0-3 ③ K		B B F C 1 SAFE 2-2 ③ CS 1-2	F B F B F B X 3-2 G6-3 SF8 2B		4	1	1	0	0	1	2
Scott Brosius, R (1, 5) OBP: 0.351, SLG: 0.457		C B X 1-1 ② G1-3		B X 1-0 1B 2B		F B C B F B X 3-2 1B		C L F B B F X 2-2 ① G6-3 2-3		4	0	2	0	0	0	1
Alfonso Soriano, R (1, 4) OBP: 0.305, SLG: 0.436		B F F X 1-2 ③ G5-3		B B X 2-0 ③ 2-H 1B		C F F S 0-3 ① K		X 0-0 ② SF8 3-H		3	0	1	1	0	1	1
Inning Stats	R: 2 H: 1 E: 0 LOB: 1 K: 2 BB: 2 S: 14 P: 25	R: 0 H: 0 E: 0 LOB: 0 K: 0 BB: 0 S: 7 P: 9	R: 0 H: 1 E: 0 LOB: 1 K: 0 BB: 0 S: 9 P: 15	R: 1 H: 3 E: 0 LOB: 2 K: 0 BB: 0 S: 13 P: 19	R: 2 H: 3 E: 0 LOB: 2 K: 1 BB: 1 S: 8 P: 18	R: 0 H: 1 E: 0 LOB: 1 K: 1 BB: 0 S: 13 P: 16	R: 0 H: 1 E: 0 LOB: 1 K: 1 BB: 1 S: 8 P: 18	R: 1 H: 1 E: 0 LOB: 0 K: 0 BB: 0 S: 11 P: 18		1B: 5 SF: 2 2B: 4 SAC: 0 3B: 0 DP: 0 HR: 2 HBP: 0						

PITCHER		IP	WLS	BF	H	R	ER	SO	BB	IBB	HBP	BLK	WP	HR	S	P	ERA	WHIP
Dan Wright, R ERA: 5.7	(1, 1)	4.0	L	22	8	5	5	2	3	0	0	0	0	2	46	78	11.25	2.750
Alan Embree, L ERA: 7.52	(5, 1)	0.2		2	0	0	0	0	0	0	0	0	0	0	2	5	0.00	0.000
Josh Fogg, R ERA: 2.25	(5, 1)	3.1		13	3	1	1	3	0	1	0	0	0	0	35	55	2.70	0.900

PITCHER	IP	WLS	BF	H	R	ER	SO	BB	IBB	HBP	BLK	WP	HR	S	P	ERA	WHIP

BOTTOM

Chicago White Sox @ New York Yankees

Yankee Stadium, Bronx, NY

Tue Oct 02 2001, 7:05 PM EDT
Att. 10,480 - Cloudy - 71 F

livebaseballscorecards.com

AB	31
R	6
H	11
RBI	6
BB	4
SO	5
LOB	16

Batter	1	2	3	4	5	6	7	8	9	AB	R	H	RBI	BB	SO	LOB
Ray Durham, S (1, 4) OBP: 0.339, SLG: 0.463	K 1B		1B			SH5-3 2B		G6-3		4	0	3	0	0	0	0
Jose Valentin, S (1, 6) OBP: 0.336, SLG: 0.500	F8		F8			SH5-3 BB		K		2	0	0	0	1	0	2
Magglio Ordonez, R (8, PH) OBP: 0.381, SLG: 0.529										1	0	0	0	0	1	0
Josh Paul, R (8, 2) OBP: 0.329, SLG: 0.407										0	0	0	0	0	0	0
Aaron Rowand, R (1, 9) OBP: 0.387, SLG: 0.434	K 1-2			K		SH5-3 1-2 2-3			G4-3	3	0	0	0	0	2	1
14 Paul Konerko, R (1, 3) OBP: 0.347, SLG: 0.504		F9		P3		P4			1B	4	0	1	0	0	0	2
Royce Clayton, R (9, PR) OBP: 0.320, SLG: 0.398										0	0	0	0	0	0	0
Jose Canseco, R (1, 10) OBP: 0.369, SLG: 0.484		HR		1B		P3			P4	4	1	2	1	0	0	3
Carlos Lee, R (1, 7) OBP: 0.319, SLG: 0.463		G3-1		K			G5-3		L6	4	0	0	0	0	1	2
Chris Singleton, L (1, 8) OBP: 0.335, SLG: 0.438		K			B2-3		G4-3			3	0	0	0	0	1	0
24 Joe Crede, R (1, 5) OBP: 0.278, SLG: 0.286			F3		F8		F9			3	0	0	0	0	0	0
Mark Johnson, L (1, 2) OBP: 0.330, SLG: 0.375			G6-3		F9				G5-3	2	0	0	0	0	0	0
Tony Graffanino, R (8, PH) OBP: 0.366, SLG: 0.403										1	0	0	0	0	0	0
(8, 6)																

TOP

Chicago White Sox @ New York Yankees

Yankee Stadium, Bronx, NY

Wed Oct 03 2001, 7:05 PM EDT

Att. 14,895 - Sunny - 78 F

livebaseballscorecards.com

	AB	R	H	RBI	BB	SO	LOB
	31	1	6	1	1	5	10

Inning Stats	1	2	3	4	5	6	7	8	9	1B	SF	WP	PA
R	0	1	0	0	0	0	0	0	0	4	0	0	33
E	0	0	0	0	0	0	0	0	0	2B: 1	SAC: 1	PB: 0	
K	1	1	0	2	0	0	0	1	0	3B: 0	DP: 0	SB: 0	
S	8	9	14	14	6	15	7	7	10	HR: 1	HBP: 0	CS: 0	
H	1	1	1	1	0	1	0	0	1				
LOB	1	0	1	1	0	2	0	1	1				
BB	0	0	0	0	0	1	0	0	0				
P	11	12	18	20	8	21	11	12	16				

PITCHER		IP	WLS	BF	H	R	ER	SO	BB	IBB	HBP	BLK	WP	HR	S	P	ERA	WHIP
35 Mike Mussina, R ERA: 3.2	(1, 1)	7.0	W	26	5	1	1	4	1	0	0	0	0	1	73	101	1.29	0.857
Mike Stanton, L ERA: 2.61	(8, 1)	1.0	H	3	0	0	0	1	0	0	0	0	0	0	7	12	0.00	0.000
42 Mariano Rivera, R ERA: 2.37	(9, 1)	1.0	S	4	1	0	0	0	0	0	0	0	0	0	10	16	0.00	1.000

PITCHER	IP	WLS	BF	H	R	ER	SO	BB	IBB	HBP	BLK	WP	HR	S	P	ERA	WHIP

Batter	1	2	3	4	5	6	7	8	9	AB	R	H	RBI	BB	SO	LOB
Chuck Knoblauch, R (1, 7) OBP: 0.339, SLG: 0.355	C B F X 1-2 P6 ①		C B B X 2-1 L5 ①			X 0-0 F9 ①	P B C F X 2-2 L5 ② ③ 1-2			4	0	0	0	0	0	1
2 Derek Jeter, R (1, 6) OBP: 0.379, SLG: 0.485	F B B X 2-1 G4-3 ②		C B F X 1-2 G1-3 ②			X 0-0 HR 1B		B B B F B 4-1 G3-6-3 BB		3	1	1	0	1	0	0
Paul O'Neill, L (1, 10) OBP: 0.330, SLG: 0.464	C F B F F B B X 3-2 1B		B B S F F X 2-2 F9 ③			B X 1-0 1-H HR		B C C X 1-2 F9 ①		4	1	2	2	0	0	1
Bernie Williams, S (1, 8) OBP: 0.392, SLG: 0.506	B S C S 1-3 K ③			B B X 2-0 F8 ①		B B C X 2-1 E 1B 1B		C B X 1-1 G3-6-3 ② ③ 1-2f		4	0	1	0	0	1	2
Tino Martinez, L (1, 3) OBP: 0.332, SLG: 0.507		X 0-0 G2-3 20 BB 1B		B B C B X 3-1 F5 ②		B F X 1-1 1-3 E8 1B				3	0	2	0	0	0	0
20 Jorge Posada, S (1, 2) OBP: 0.365, SLG: 0.481		F B F B B B 4-2 1-2 G2-3 BB		B C B F C 2-3 K ③		C F S 0-3 K ②				2	0	0	0	1	2	2
Shane Spencer, R (1, 9) OBP: 0.317, SLG: 0.435		F F B S 1-3 K ①			B X 1-0 L6 ①	B X 1-0 G5-3 ③				3	0	0	0	0	1	4
Scott Brosius, R (1, 5) OBP: 0.349, SLG: 0.454		B F C X 1-2 1-2 2-3 G2-3 ②			C B X 1-1 F9 ②		C B B F F X 2-2 G6-3 ①			3	0	0	0	0	0	2
Alfonso Soriano, R (1, 4) OBP: 0.306, SLG: 0.434		C B F B S 2-3 K ③			B X 1-0 G1-3 ③		B B B B 4-0 1-2 CS BB			2	0	0	0	1	1	2
Inning Stats	R: 0 H: 1 E: 0 LOB: 1 K: 1 BB: 0 S: 13 P: 20	R: 0 H: 1 E: 0 LOB: 2 K: 2 BB: 1 S: 12 P: 20	R: 0 H: 0 E: 0 LOB: 0 K: 0 BB: 0 S: 9 P: 14	R: 0 H: 0 E: 0 LOB: 0 K: 1 BB: 0 S: 6 P: 13	R: 0 H: 0 E: 0 LOB: 0 K: 0 BB: 0 S: 4 P: 7	R: 2 H: 4 E: 1 LOB: 2 K: 1 BB: 0 S: 11 P: 16	R: 0 H: 0 E: 0 LOB: 0 K: 0 BB: 1 S: 8 P: 15	R: 0 H: 0 E: 0 LOB: 0 K: 0 BB: 1 S: 6 P: 12		1B: 5 SF: 0 2B: 0 SAC: 0 3B: 0 DP: 1 HR: 1 HBP: 0						

PITCHER		IP	WLS	BF	H	R	ER	SO	BB	IBB	HBP	BLK	WP	HR	S	P	ERA	WHIP
Jon Garland, R ERA: 3.69	(1, 1)	5.1	L	22	5	2	2	4	1	0	0	0	0	1	49	82	3.38	1.125
Alan Embree, L ERA: 7.47	(6, 1)	0.1		2	1	0	0	1	0	0	0	0	0	0	5	6	0.00	3.000
Sean Lowe, R ERA: 3.67	(6, 1)	1.1		4	0	0	0	0	1	0	0	0	0	0	9	17	0.00	0.750
Bob Howry, R ERA: 4.5	(8, 1)	1.0		3	0	0	0	0	1	0	0	0	0	0	6	12	0.00	1.000

PITCHER	IP	WLS	BF	H	R	ER	SO	BB	IBB	HBP	BLK	WP	HR	S	P	ERA	WHIP

BOTTOM

Chicago White Sox @ New York Yankees

Yankee Stadium, Bronx, NY

Wed Oct 03 2001, 7:05 PM EDT
Att. 14,895 - Sunny - 78 F

livebaseballscorecards.com

AB	28
R	2
H	6
RBI	2
BB	3
SO	5
LOB	14

WP: 0 PA: 31
PB: 0
SB: 0
CS: 1

Batter	1	2	3	4	5	6	7	8	9	AB	R	H	RBI	BB	SO	LOB
Chuck Knoblauch, R (1, 7) OBP: 0.340, SLG: 0.353	B B B B 4-0 2 CS 2 S BB		C B X 1-1 ③ F8			C B F B B B 4-2 20 BB 2 S E BB	C S X 0-2 ③ G4-3			2	1	0	0	2	0	0
2 Derek Jeter, R (1, 6) OBP: 0.378, SLG: 0.483 Luis Sojo, R (8, 4) OBP: 0.220, SLG: 0.195	F S B B B B 4-2 ① 1-3 BB			B C X 1-1 ① G6-3		F S F B S 1-3 ① K 1-2		X 0-0 ① G6-3		3 0	0 0	0 0	0 0	1 0	1 0	1 0
Paul O'Neill, L (1, 10) OBP: 0.330, SLG: 0.462 Erick Almonte, R (6, PR) OBP: 0.667, SLG: 1.000	B C F F B X 2-2 ② F5			C S B B X 2-2 ② F8		B B F B B B 4-2 E 20 BB BB		X 0-0 G6-3 2B		2 1	0 0	0 1	0 0	1 0	0 0	1 0
Bernie Williams, S (1, 8) OBP: 0.392, SLG: 0.505 Clay Bellinger, R (7, 8) OBP: 0.202, SLG: 0.346	F B B B B F C 3-3 ③ K			S B X 1-1 1B		C B F B S 2-3 ② K		B S S S X 1-2 ② G6-3 2-3		3 1	0 0	1 0	0 0	0 0	2 0	3 1
20 Jorge Posada, S (1, 2) OBP: 0.366, SLG: 0.480 Todd Greene, R (8, 2) OBP: 0.240, SLG: 0.281		B B C X 2-1 ① 1B		X 0-0 ③ F9		S B B B B 4-1 E 1-2 2-3 BB		B F X 1-1 ③ L8		3 0	0 0	1 0	0 0	0 0	1 0	2 0
Shane Spencer, R (1, 9) OBP: 0.313, SLG: 0.429		S B S F B X 2-2 ② F8			F F F F F F B F 1-2 X E5 FC6-4	C B B X 2-1 E5 1-2 2-3 3-H			B X 1-0 ① G6-3	4	0	0	0	0	0	2
Randy Velarde, R (1, 3) OBP: 0.359, SLG: 0.430 (7, 5)		B F F B X 2-2 ③ G5-3			L S X 0-2 ① FC6-4 1-2f	F C B B B C 3-3 ③ K			C F F X 0-2 ② L1	4	0	0	0	0	1	4
Scott Brosius, R (1, 5) OBP: 0.348, SLG: 0.452 Nick Johnson, L (7, PH) OBP: 0.324, SLG: 0.333 (7, 3)			C B B S F B S 3-3 ① K		X 0-0 ② F7		C X 0-1 ① G6-3		S C B X 1-2 ③ F7	2 2	0 0	0 0	0 0	0 0	1 0	1 0
Enrique Wilson, S (1, 4) OBP: 0.242, SLG: 0.284 (8, 6)			B B X 2-0 ② P4		B X 1-0 ③ L7		C B S F X 1-2 ② P6			3	0	0	0	0	0	1
Inning Stats	R: 0 H: 0 E: 0 LOB: 1 K: 1 BB: 2 S: 9 P: 22	R: 0 H: 1 E: 0 LOB: 0 K: 0 BB: 0 S: 9 P: 15	R: 0 H: 0 E: 0 LOB: 0 K: 1 BB: 0 S: 7 P: 13	R: 0 H: 1 E: 0 LOB: 1 K: 0 BB: 0 S: 8 P: 12	R: 0 H: 0 E: 1 LOB: 1 K: 0 BB: 0 S: 14 P: 16	R: 1 H: 0 E: 1 LOB: 3 K: 3 BB: 3 S: 17 P: 37	R: 0 H: 0 E: 0 LOB: 0 K: 0 BB: 0 S: 9 P: 10	R: 0 H: 1 E: 0 LOB: 1 K: 0 BB: 0 S: 7 P: 9	R: 0 H: 0 E: 0 LOB: 0 K: 0 BB: 0 S: 8 P: 10	1B: 2 SF: 0 2B: 1 SAC: 0 3B: 0 DP: 0 HR: 0 HBP: 0						WP: 0 PA: 35 PB: 0 SB: 2 CS: 1	

TOP

New York Yankees @ Tampa Bay Devil Rays

Tropicana Field, St. Petersburg, FL

Thu Oct 04 2001, 7:15 PM EDT

Att. 15,265 - Dome - 72 F

livebaseballscorecards.com

AB	30
R	1
H	3
RBI	0
BB	5
SO	5
LOB	16

PITCHER		IP	WLS	BF	H	R	ER	SO	BB	IBB	HBP	BLK	WP	HR	S	P	ERA	WHIP
Nick Bierbrodt, L ERA: 5.55	(1, 1)	6.0	W	25	2	1	0	5	5	0	0	0	0	0	64	115	0.00	1.167
Jesus Colome, R ERA: 3.28	(7, 1)	2.0	H	7	1	0	0	0	0	0	0	0	0	0	16	19	0.00	0.500
Esteban Yan, R ERA: 3.98	(9, 1)	1.0	S	3	0	0	0	0	0	0	0	0	0	0	8	10	0.00	0.000

PITCHER	IP	WLS	BF	H	R	ER	SO	BB	IBB	HBP	BLK	WP	HR	S	P	ERA	WHIP

BOTTOM

New York Yankees @ Tampa Bay Devil Rays

Tropicana Field, St. Petersburg, FL

Thu Oct 04 2001, 7:15 PM EDT
Att. 15,265 - Dome - 72 F

livebaseballscorecards.com

Batter	1	2	3	4	5	6	7	8	9	AB	R	H	RBI	BB	SO	LOB
Jason Tyner, L (1, 8) OBP: 0.301, SLG: 0.317	B C B X 2-1 G3 ①		X 0-0 F8 ②		H 1-0 WP E6 HBP		B X 1-0 2-3 1B			3	0	1	0	0	0	1
Brent Abernathy, R (1, 4) OBP: 0.335, SLG: 0.390	B B B C X 3-1 G5-3 ②		C C B X 1-2 G5-3 ③ 2-3		F B B X 2-1 E6 ③ 1-H		X 0-0 L5 ②			4	0	0	0	0	0	4
Steve Cox, L (1, 3) OBP: 0.325, SLG: 0.437	B X 1-0 F8 ③			C B B F B X 3-2 HR		X 0-0 G4-3 ①	X 0-0 G3 ③			4	1	1	1	0	0	2
Ben Grieve, L (1, 7) OBP: 0.372, SLG: 0.390		B B X 2-0 1B		F B X 1-1 G3 ①		B X 1-0 F7 ②		C X 0-1 G6-3 1B		4	0	2	0	0	0	0
Toby Hall, R (1, 2) OBP: 0.324, SLG: 0.452		C F X 0-2 L9 ①		B B X 2-0 G4-3 ②		F F F X 0-2 HR		B C F B X 2-2 G6-3 ① 1-2		4	1	1	1	0	0	2
Aubrey Huff, L (1, 10) OBP: 0.288, SLG: 0.374		B B X 2-0 F2 ②		B X 1-0 HR		F F F B X 1-2 G3-1 ③		C B F B S 2-3 K ②		4	1	1	1	0	1	2
Russ Johnson, R (1, 5) OBP: 0.379, SLG: 0.437		B B C B X 3-1 F8 ③		B C B C S 2-3 K ③			X 0-0 E5 G4-3 2B 1B	B S B C B X 3-2 F9 ③		4	1	1	0	0	1	2
Jose Guillen, R (1, 9) OBP: 0.317, SLG: 0.378			C C B B F B F B 4-2 WP G4-3 BB		B B B C B X 3-2 G6-3 ①		X 0-0 G4-3 ① 2-3			2	0	0	0	1	0	1
Chris Gomez, R (1, 6) OBP: 0.295, SLG: 0.385			C B B X 2-1 G4-3 ① 1-2		X 0-0 G4-3 ②		X 0-0 1B 2B 3-H			3	0	1	1	0	0	1
Inning Stats	R: 0 H: 0 E: 0 LOB: 0 K: 0 BB: 0 S: 5 P: 11	R: 0 H: 1 E: 0 LOB: 1 K: 0 BB: 0 S: 7 P: 14	R: 0 H: 0 E: 0 LOB: 1 K: 0 BB: 1 S: 10 P: 17	R: 2 H: 2 E: 0 LOB: 0 K: 1 BB: 0 S: 10 P: 19	R: 0 H: 0 E: 1 LOB: 2 K: 0 BB: 0 S: 6 P: 12	R: 1 H: 1 E: 0 LOB: 0 K: 0 BB: 0 S: 10 P: 12	R: 1 H: 3 E: 1 LOB: 2 K: 0 BB: 0 S: 6 P: 7	R: 0 H: 1 E: 0 LOB: 1 K: 1 BB: 0 S: 11 P: 18		1B: 4 SF: 0 2B: 1 SAC: 0 3B: 0 DP: 0 HR: 3 HBP: 1						WP: 2 PA: 34 PB: 0 SB: 0 CS: 0	

	AB	32
	R	4
	H	8
	RBI	4
	BB	1
	SO	2
	LOB	15

PITCHER		IP	WLS	BF	H	R	ER	SO	BB	IBB	HBP	BLK	WP	HR	S	P	ERA	WHIP
65 Adrian Hernandez, R ERA: 3.68	(1, 1)	6.0	L	24	4	3	3	1	1	0	1	0	2	3	48	85	4.50	0.833
Ramiro Mendoza, R ERA: 3.36	(7, 1)	1.0		6	3	1	1	0	0	0	0	0	0	0	6	7	9.00	3.000
Randy Choate, L ERA: 3.38	(8, 1)	1.0		4	1	0	0	1	0	0	0	0	0	0	11	18	0.00	1.000

PITCHER	IP	WLS	BF	H	R	ER	SO	BB	IBB	HBP	BLK	WP	HR	S	P	ERA	WHIP

Batter	1	2	3	4	5	6	7	8	9	AB	R	H	RBI	BB	SO	LOB
Chuck Knoblauch, R (1, 7) OBP: 0.339, SLG: 0.351	F8		F8		F3		BB		P3	4	0	0	0	1	0	2
2 Derek Jeter, R (1, 6) OBP: 0.379, SLG: 0.483	K		1B		1B		P6			4	0	2	0	0	1	1
David Justice, L (1, 10) OBP: 0.333, SLG: 0.432	HR		1B		G4-3			F8		4	1	2	0	0	0	1
Bernie Williams, S (1, 8) OBP: 0.393, SLG: 0.516 Gerald Williams, R (8, 8) OBP: 0.263, SLG: 0.310	HR		K			HR		G3-1		4 0	2 0	2 0	3 0	0 0	1 0	2 0
Tino Martinez, L (1, 3) OBP: 0.330, SLG: 0.503	F3		K			P4		K		4	0	0	0	0	2	2
20 Jorge Posada, S (1, 2) OBP: 0.365, SLG: 0.480		2B		F7		K			K	4	1	1	0	0	2	0
Randy Velarde, R (1, 9) OBP: 0.359, SLG: 0.428		SH3		K		F9			FC4-6	2	0	0	0	1	1	0
Scott Brosius, R (1, 5) OBP: 0.345, SLG: 0.449 Luis Sojo, R (7, 5) OBP: 0.217, SLG: 0.192		SF9		F7			G6-3		FC4-6	2 1	0 0	0 0	1 0	0 0	0 0	0 1
Alfonso Soriano, R (1, 4) OBP: 0.307, SLG: 0.436		K			F7		BB			4	0	2	0	0	1	0
Inning Stats	R: 2 E: 0 K: 1 S: 16 H: 2 LOB: 0 BB: 0 P: 25	R: 1 E: 0 K: 1 S: 11 H: 1 LOB: 0 BB: 0 P: 16	R: 0 E: 0 K: 2 S: 13 H: 2 LOB: 2 BB: 0 P: 17	R: 0 E: 0 K: 1 S: 8 H: 0 LOB: 0 BB: 0 P: 13	R: 0 E: 0 K: 0 S: 8 H: 1 LOB: 1 BB: 0 P: 13	R: 1 E: 0 K: 1 S: 7 H: 1 LOB: 0 BB: 0 P: 12	R: 0 E: 0 K: 0 S: 7 H: 1 LOB: 1 BB: 1 P: 17	R: 0 E: 0 K: 1 S: 8 H: 0 LOB: 0 BB: 0 P: 9	R: 0 E: 0 K: 1 S: 8 H: 1 LOB: 2 BB: 1 P: 18	1B: 5 2B: 2 3B: 0 HR: 2 SF: 1 SAC: 1 DP: 0 HBP: 0						

PITCHER		IP	WLS	BF	H	R	ER	SO	BB	IBB	HBP	BLK	WP	HR	S	P	ERA	WHIP
Joe Kennedy, L ERA: 4.44	(1, 1)	6.0	W	25	7	4	4	6	0	0	0	0	0	2	63	96	6.00	1.167
Victor Zambrano, R ERA: 3.16	(7, 1)	3.0	S	12	2	0	0	2	2	0	0	0	0	0	23	44	0.00	1.333

PITCHER	IP	WLS	BF	H	R	ER	SO	BB	IBB	HBP	BLK	WP	HR	S	P	ERA	WHIP

TOP

New York Yankees @ Tampa Bay Devil Rays

Tropicana Field, St. Petersburg, FL

Fri Oct 05 2001, 7:15 PM EDT

Att. 22,028 - Dome - 72 F

livebaseballscorecards.com

AB	33
R	4
H	9
RBI	4
BB	2
SO	8
LOB	9

1B: 5	SF: 1	WP: 0	PA: 37
2B: 2	SAC: 1	PB: 0	
3B: 0	DP: 0	SB: 0	
HR: 2	HBP: 0	CS: 0	

Batter	1	2	3	4	5	6	7	8	9	AB	R	H	RBI	BB	SO	LOB
Jason Tyner, L (1, 7) OBP: 0.305, SLG: 0.322	B B C B B 4-1 FC5-4 BB	C X 0-1 S 2B 2-H 3-H		B F B X 2-1 F7 ③			X 0-0 WP 2B 1B 2-3			3	1	2	2	1	0	0
Brent Abernathy, R (1, 4) OBP: 0.331, SLG: 0.385	F F X 0-2 FC5-4 ① G4-3 S 1-2f	F B B B X 3-1 G5-3 ②			C B S C 1-3 K ①		C B X 1-1 P4 ①			4	0	0	0	0	1	4
Steve Cox, L (1, 3) OBP: 0.324, SLG: 0.433	F B B X 2-1 G4-3 ② 1-3	S B X 1-1 G4-3 ③ 2-3			B B B B 4-0 BB		F B S B B X 3-2 F8 ② 1-2			3	0	0	0	1	0	4
Ben Grieve, L (1, 9) OBP: 0.371, SLG: 0.388	C S B B C 2-3 K ③		B X 1-0 G5-3 ①		C F B F S 1-3 K ②		S B B C B B 4-2 2B BB			3	1	0	0	1	2	2
Toby Hall, R (1, 2) OBP: 0.323, SLG: 0.453		C B X 1-1 L8 ① 1-H 2-H 3-H	F B F B F B X 3-2 G5-3 ②		B C F F F B X 2-2 G6-3 ③		B B C F X 2-2 2B			4	0	1	3	0	0	1
Randy Winn, S (1, 8) OBP: 0.340, SLG: 0.400		B F B B F B B 4-2 1B 2B BB	B C S C 1-3 K ③			C B F S 1-3 K ①	B F X 1-1 F7 ③			3	1	0	0	1	2	1
Aubrey Huff, L (1, 10) OBP: 0.290, SLG: 0.375		F S B X 1-2 HBP 1B 1-3 2B		B S F X 1-2 E3 1B		S B X 1-1 G3 ②		X 0-0 G4-3 ①		4	2	2	0	0	0	0
Russ Johnson, R (1, 5) OBP: 0.380, SLG: 0.435		F C B H 2-2 2B HBP 1-2 2B		L L B X 1-2 CS 1B 2-H		B C C B X 2-2 G4-3 ③		B B X 2-0 F9 ②		3	1	1	1	0	0	0
Chris Gomez, R (1, 6) OBP: 0.298, SLG: 0.393		F X 0-1 2B 1-3 2-H 3-H		B C F F C 1-3 K ① ② 1-2			B C F X 1-2 1B 2B	C B S B X 2-2 F3 ③		4	2	2	2	0	1	1
Inning Stats	R: 0 E: 0 K: 1 S: 9 H: 0 LOB: 1 BB: 1 P: 17	R: 4 E: 0 K: 0 S: 17 H: 3 LOB: 1 BB: 1 P: 29	R: 0 E: 0 K: 1 S: 8 H: 0 LOB: 0 BB: 0 P: 13	R: 1 E: 1 K: 1 S: 12 H: 2 LOB: 0 BB: 0 P: 17	R: 0 E: 0 K: 2 S: 12 H: 0 LOB: 1 BB: 1 P: 20	R: 0 E: 0 K: 1 S: 8 H: 0 LOB: 0 BB: 0 P: 12	R: 3 E: 0 K: 0 S: 16 H: 3 LOB: 1 BB: 1 P: 28	R: 0 E: 0 K: 0 S: 5 H: 0 LOB: 0 BB: 0 P: 9		1B: 4 2B: 5 3B: 0 HR: 0	SF: 0 SAC: 0 DP: 1 HBP: 1			WP: 1 PB: 0 SB: 2 CS: 1		PA: 36

PITCHER		IP	WLS	BF	H	R	ER	SO	BB	IBB	HBP	BLK	WP	HR	S	P	ERA	WHIP
Roger Clemens, R ERA: 3.51	(1, 1)	5.0	L	23	5	5	4	5	3	0	1	0	0	0	58	96	7.20	1.600
Sterling Hitchcock, L ERA: 5.63	(6, 1)	1.2		8	2	3	3	1	1	0	0	0	1	0	19	32	16.20	1.800
Jay Witasick, R ERA: 3.3	(7, 1)	0.1		2	1	0	0	0	0	0	0	0	0	0	5	8	0.00	3.000
Mike Stanton, L ERA: 2.58	(8, 1)	1.0		3	0	0	0	0	0	0	0	0	0	0	5	9	0.00	0.000

PITCHER	IP	WLS	BF	H	R	ER	SO	BB	IBB	HBP	BLK	WP	HR	S	P	ERA	WHIP

BOTTOM

New York Yankees @ Tampa Bay Devil Rays

Tropicana Field, St. Petersburg, FL

Fri Oct 05 2001, 7:15 PM EDT
Att. 22,028 - Dome - 72 F

livebaseballscorecards.com

AB	31
R	8
H	8
RBI	8
BB	4
SO	6
LOB	13

Batter	1	2	3	4	5	6	7	8	9	AB	R	H	RBI	BB	SO	LOB
Alfonso Soriano, R (1, 4) OBP: 0.306, SLG: 0.434	C F F X 0-2 ① G4-3		B F B X 2-1 ③ G5-3		C F B X 1-2 **2-3** **3-H** 1B		C B C B B C 3-3 ② K		F S X 0-2 ③ P1	5	0	1	1	0	1	0
Paul O'Neill, L (1, 10) OBP: 0.331, SLG: 0.462 Gerald Williams, R (7, PR) OBP: 0.263, SLG: 0.310	B B C X 2-1 FC4-6 1B			B C B B X 3-1 ① G3-1	C F X 0-2 ③ G4-3		C S B B B 4-2 BB BB			3 0	0 0	1 0	0 0	1 0	0 0	3 0
Bernie Williams, S (1, 8) OBP: 0.395, SLG: 0.522	B C S B S 2-3 ② K			B X 1-0 F8-4-6 1B		X 0-0 HR	B F S S B B 4-2 **1-2** BB			3	1	2	1	1	1	1
Tino Martinez, L (1, 3) OBP: 0.329, SLG: 0.501	B C B X 2-1 ③ FC4-6 **1-2f**			F X 0-1 ②③ F8-4-6 **1-2**		B B F B F B 4-2 1B BB	S X 0-1 ③ G4-3			3	0	0	0	1	0	4
David Justice, L (1, 9) OBP: 0.332, SLG: 0.430		B B X 2-0 ① F7			F B X 1-1 BB 20 1B 1B 1B	B B F F C 2-3 ① K		C S T S 0-3 ① K		4	1	1	0	0	2	1
20 Jorge Posada, S (1, 2) OBP: 0.365, SLG: 0.478 Todd Greene, R (8, 2) OBP: 0.240, SLG: 0.281		S B B B X 2-1 ② F7			B F B S B X 3-2 1B BB **1-2** 1B	B F C S 1-3 ② K		X 0-0 ② F8		4 0	0 0	1 0	0 0	0 0	1 0	1 0
Shane Spencer, R (1, 7) OBP: 0.315, SLG: 0.428		B C F X 1-2 ③ P3			B F B F B B 4-2 1B **1-2** **2-3** BB	C C B B F F F X 2-2 **1-2** 1B		C B S S 1-3 ③ K		3	0	1	0	1	1	0
Scott Brosius, R (1, 5) OBP: 0.343, SLG: 0.446 Nick Johnson, L (9, PH) OBP: 0.320, SLG: 0.328			C S T X 0-2 ① F7		X 0-0 ① F7	F S 0-3 ③ K			X 0-0 ① G3	3 1	0 0	0 0	0 0	0 0	1 0	5 0
Enrique Wilson, S (1, 6) OBP: 0.238, SLG: 0.281 Erick Almonte, R (7, 6) OBP: 0.500, SLG: 0.750			C C F B X 1-2 ② G3		C B B F B F S 3-3 ② K		B C C C 1-3 ① K		C S F S 0-3 ② K	3 1	0 0	0 0	0 0	0 0	2 1	3 0
Inning Stats	R: 0 H: 1 E: 0 LOB: 1 K: 1 BB: 0 S: 11 P: 17	R: 0 H: 0 E: 0 LOB: 0 K: 0 BB: 0 S: 6 P: 11	R: 0 H: 0 E: 0 LOB: 0 K: 0 BB: 0 S: 10 P: 13	R: 0 H: 1 E: 0 LOB: 0 K: 0 BB: 0 S: 5 P: 9	R: 1 H: 3 E: 0 LOB: 3 K: 1 BB: 1 S: 18 P: 30	R: 1 H: 2 E: 0 LOB: 2 K: 3 BB: 1 S: 18 P: 27	R: 0 H: 0 E: 0 LOB: 2 K: 2 BB: 2 S: 12 P: 24	R: 0 H: 0 E: 0 LOB: 0 K: 2 BB: 0 S: 8 P: 9	R: 0 H: 0 E: 0 LOB: 0 K: 1 BB: 0 S: 8 P: 8	1B: 6 SF: 0 2B: 1 SAC: 0 3B: 0 DP: 1 HR: 1 HBP: 0						

PITCHER		IP	WLS	BF	H	R	ER	SO	BB	IBB	HBP	BLK	WP	HR	S	P	ERA	WHIP
Tanyon Sturtze, R ERA: 4.42	(1, 1)	6.0	W	26	7	2	2	5	2	0	0	0	0	1	68	107	3.00	1.500
Travis Phelps, R ERA: 3.48	(7, 1)	0.2	H	2	0	0	0	2	0	0	0	0	0	0	6	10	0.00	0.000
Doug Creek, L ERA: 4.31	(7, 1)	1.0	H	5	0	0	0	1	2	0	0	0	0	0	11	19	0.00	2.000
Esteban Yan, R ERA: 3.9	(8, 1)	1.1	S	4	0	0	0	2	0	0	0	0	0	0	11	12	0.00	0.000

PITCHER	IP	WLS	BF	H	R	ER	SO	BB	IBB	HBP	BLK	WP	HR	S	P	ERA	WHIP

TOP

New York Yankees @ Tampa Bay Devil Rays

Tropicana Field, St. Petersburg, FL

Sat Oct 06 2001, 4:05 PM EDT
Att. 25,511 - Dome - 72 F

livebaseballscorecards.com

AB	33
R	2
H	7
RBI	2
BB	4
SO	10
LOB	18

WP: 0 PA: 37
PB: 0
SB: 0
CS: 0

Batter	1	2	3	4	5	6	7	8	9	AB	R	H	RBI	BB	SO	LOB
Jason Tyner, L (1, 8) OBP: 0.309, SLG: 0.326	G1-3		BB, 1B		L1		2B, 1B	S, 1B		5	1	3	0	0	0	0
Brent Abernathy, R (1, 4) OBP: 0.332, SLG: 0.387	1B, BB		F3		P4		1-3 1B, 2B	1-2 K		4	1	1	0	1	1	2
Steve Cox, L (1, 3) OBP: 0.326, SLG: 0.432	1-2 1B		1-2 BB		G4-3		K			3	0	1	0	1	1	2
Toby Hall, R (1, 2) OBP: 0.326, SLG: 0.454	L5		F8			FC4-6, 1B	BB, 2-H, 3-H			4	0	2	2	0	0	4
Randy Winn, S (1, 9) OBP: 0.339, SLG: 0.399	F7			SH1-4, 1B		FC4-6, 1B, 1-2f, HR	K			4	1	1	0	0	1	4
Ben Grieve, L (1, 10) OBP: 0.373, SLG: 0.390		K		1-2 SH1-4, 1B		1-3 HR, 1B	4-1 1-2 BB			3	1	2	0	1	1	0
Chris Gomez, R (1, 6) OBP: 0.301, SLG: 0.406	18 G6-4-3, 1B			1-2 2-3 SH1-4		1-H 3-H HR	G4-3			3	1	2	3	0	0	2
18 Jared Sandberg, R (1, 5) OBP: 0.264, SLG: 0.284	1-2f G6-4-3			K		K		G5-3		4	0	0	0	0	2	3
Damian Rolls, R (1, 7) OBP: 0.291, SLG: 0.342			G4-3	P4		K		G6-3		4	0	0	0	0	1	2
Inning Stats	R: 0 E: 0 K: 0 S: 12 H: 1 LOB: 2 BB: 1 P: 21	R: 0 E: 0 K: 1 S: 10 H: 1 LOB: 0 BB: 0 P: 14	R: 0 E: 0 K: 0 S: 10 H: 1 LOB: 2 BB: 1 P: 17	R: 0 E: 0 K: 1 S: 11 H: 2 LOB: 2 BB: 0 P: 15	R: 0 E: 0 K: 0 S: 8 H: 0 LOB: 0 BB: 0 P: 12	R: 3 E: 0 K: 2 S: 12 H: 3 LOB: 0 BB: 0 P: 19	R: 2 E: 0 K: 2 S: 13 H: 3 LOB: 2 BB: 1 P: 21	R: 0 E: 0 K: 1 S: 13 H: 1 LOB: 1 BB: 0 P: 18		1B: 10 2B: 1 3B: 0 HR: 1	SF: 0 SAC: 1 DP: 1 HBP: 0					

PITCHER		IP	WLS	BF	H	R	ER	SO	BB	IBB	HBP	BLK	WP	HR	S	P	ERA	WHIP
Andy Pettitte, L ERA: 3.99	(1, 1)	5.0		21	5	0	0	2	2	0	0	0	0	0	51	79	0.00	1.400
Ramiro Mendoza, R ERA: 3.75	(6, 1)	1.2	L	11	6	5	5	4	0	0	0	0	0	1	21	30	27.00	3.600
Randy Choate, L ERA: 3.35	(7, 1)	0.1		2	0	0	0	0	1	0	0	0	0	0	4	10	0.00	3.000
Mark Wohlers, R ERA: 4.26	(8, 1)	1.0		4	1	0	0	1	0	0	0	0	0	0	13	18	0.00	1.000

BOTTOM

New York Yankees @ Tampa Bay Devil Rays

Tropicana Field, St. Petersburg, FL

Sat Oct 06 2001, 4:05 PM EDT

Att. 25,511 - Dome - 72 F

livebaseballscorecards.com

AB	34
R	5
H	12
RBI	5
BB	3
SO	7
LOB	19

WP: 0 PB: 0 SB: 1 CS: 0 PA: 38

Batter	1	2	3	4	5	6	7	8	9	AB	R	H	RBI	BB	SO	LOB
Chuck Knoblauch, R (1, 7) OBP: 0.339, SLG: 0.351	B C F B X 2-2 ① F7		C X 0-1 2 FC6-4 1B			B F F B F F S 2-3 ② K			S B B B C S 3-3 ① K	2	0	1	0	0	0	0
Gerald Williams, R (3, 7) OBP: 0.262, SLG: 0.308										2	0	0	0	0	2	0
2 Derek Jeter, R (1, 6) OBP: 0.377, SLG: 0.480	B F F S 1-3 ② K		C S X 0-2 ③ FC6-4 1-2f			F X 0-1 ③ F8			F X 0-1 ② P4	3	0	0	0	0	1	1
Luis Sojo, R (6, 6) OBP: 0.214, SLG: 0.190										1	0	0	0	0	0	0
Paul O'Neill, L (1, 10) OBP: 0.330, SLG: 0.459	B C F B B B X 3-2 ③ L6			B F B F C 2-3 ① K			S X 0-1 ① F9		B B B F B 4-1 S BB	3	0	0	0	1	1	0
Erick Almonte, R (9, PR) OBP: 0.500, SLG: 0.750										0	0	0	0	0	0	0
David Justice, L (1, 9) OBP: 0.333, SLG: 0.430		B B X 2-0 1B		B X 1-0 ② G5-3			X 0-0 ② G6-3		F S B B B F F X 3-2 ③ F9 1-2	2	0	1	0	0	0	0
Juan Rivera, R (4, 9)										2	0	0	0	0	0	1
20 Jorge Posada, S (1, 2) OBP: 0.363, SLG: 0.475		C B C F F S 1-3 ① K		B F X 1-1 ③ L3			C B B S B X 3-2 ③ F9			3	0	0	0	0	1	1
Todd Greene, R (9, 2) OBP: 0.240, SLG: 0.281										0	0	0	0	0	0	0
Nick Johnson, L (1, 3) OBP: 0.308, SLG: 0.313		C F F C 0-3 ② K			F B B C X 2-2 ① P4			C X 0-1 ① G4-3		3	0	0	0	0	1	1
Randy Velarde, R (1, 5) OBP: 0.356, SLG: 0.424		B B C B X 3-1 ③ L8			C B B C B S 3-3 ② K			B C B F X 2-2 ② F9		3	0	0	0	0	1	1
Clay Bellinger, R (1, 8) OBP: 0.207, SLG: 0.383			F X 0-1 ① L5		B C S X 1-2 ③ F2			B C C F F B X 2-2 HR		3	1	1	1	0	0	0
Alfonso Soriano, R (1, 4) OBP: 0.304, SLG: 0.432			C B F F X 1-2 ② P4			B C B F X 2-2 ① G6-3		C B S B S 2-3 ③ K		3	0	0	0	0	1	0
Enrique Wilson, S (8, 4) OBP: 0.238, SLG: 0.281										0	0	0	0	0	0	0
Inning Stats	R: 0 H: 0 E: 0 LOB: 0 K: 1 BB: 0 S: 9 P: 15	R: 0 H: 1 E: 0 LOB: 1 K: 2 BB: 0 S: 12 P: 18	R: 0 H: 1 E: 0 LOB: 1 K: 0 BB: 0 S: 11 P: 12	R: 0 H: 0 E: 0 LOB: 0 K: 1 BB: 0 S: 6 P: 10	R: 0 H: 0 E: 0 LOB: 0 K: 1 BB: 0 S: 9 P: 15	R: 0 H: 0 E: 0 LOB: 0 K: 1 BB: 0 S: 10 P: 14	R: 0 H: 0 E: 0 LOB: 0 K: 0 BB: 0 S: 6 P: 9	R: 1 H: 1 E: 0 LOB: 0 K: 1 BB: 0 S: 13 P: 19	R: 0 H: 0 E: 0 LOB: 2 K: 1 BB: 1 S: 11 P: 21	1B: 2 SF: 0 2B: 0 SAC: 0 3B: 0 DP: 0 HR: 1 HBP: 0						

TOP

New York Yankees @ Tampa Bay Devil Rays

Tropicana Field, St. Petersburg, FL

Sun Oct 07 2001, 1:15 PM EDT
Att. 24,075 - Dome - 72 F

livebaseballscorecards.com

AB	30
R	1
H	3
RBI	1
BB	1
SO	8
LOB	5

WP: 0 PA: 31
PB: 0
SB: 1
CS: 0

PITCHER		IP	WLS	BF	H	R	ER	SO	BB	IBB	HBP	BLK	WP	HR	S	P	ERA	WHIP
Paul Wilson, R ERA: 4.88	(1, 1)	7.0		23	2	0	0	6	0	0	0	0	0	0	63	93	0.00	0.286
Jesus Colome, R ERA: 3.33	(8, 1)	2.0	L	8	1	1	1	2	1	0	0	0	0	1	24	40	4.50	1.000

PITCHER	IP	WLS	BF	H	R	ER	SO	BB	IBB	HBP	BLK	WP	HR	S	P	ERA	WHIP

BOTTOM

New York Yankees @ Tampa Bay Devil Rays

Tropicana Field, St. Petersburg, FL

Sun Oct 07 2001, 1:15 PM EDT
Att. 24,075 - Dome - 72 F

livebaseballscorecards.com

Batter	1	2	3	4	5	6	7	8	9	AB	R	H	RBI	BB	SO	LOB
Jason Tyner, L (1, 7) OBP: 0.311, SLG: 0.326	B F B F X 2-2 CS 1B			C S B F X 1-2 ① G6-3		C B H 2-1 FC6-4 1-2 HBP		C X 0-1 ③ L3		3	0	1	0	0	0	0
Brent Abernathy, R (1, 4) OBP: 0.328, SLG: 0.382	C B S X 1-2 ①② G5-3 1-2			B F F B C 2-3 ② K		X 0-0 ③ FC6-4 1-2f			C F F F B X 1-2 ① F8	4	0	0	0	0	1	3
Steve Cox, L (1, 3) OBP: 0.323, SLG: 0.427	B C B X 2-1 ③ P6			F C S 0-3 ③ K			C S F F B B S 2-3 ① K		S X 0-1 ② G4-3	4	0	0	0	0	2	0
Ben Grieve, L (1, 9) OBP: 0.372, SLG: 0.387		C B B F S 2-3 ① K			C S X 0-2 ① F7		F B S F F B B B 4-2 2B BB		B F B C F S 2-3 ③ K	3	0	0	0	1	2	0
Toby Hall, R (1, 2) OBP: 0.321, SLG: 0.447		B X 1-0 ② F8			B C X 1-1 ② F9		S X 0-1 ② P3			3	0	0	0	0	0	1
Randy Winn, S (1, 8) OBP: 0.339, SLG: 0.401		C S B X 1-2 ③ G4-3			B C B X 2-1 ③ G3		B F B X 2-1 1-3 2B			3	0	1	0	0	0	0
Aubrey Huff, L (1, 10) OBP: 0.288, SLG: 0.372			B S F S 1-3 ① K			X 0-0 ① F7	B C S S 1-3 ③ K			3	0	0	0	0	2	2
Chris Gomez, R (1, 6) OBP: 0.298, SLG: 0.402			B F F B F X 2-2 ② F7			B B C S S 2-3 ② K		C B X 1-1 ① G5-3		3	0	0	0	0	1	0
18 Jared Sandberg, R (1, 5) OBP: 0.265, SLG: 0.279			C S F B X 1-2 ③ F7			F B B B B 4-1 HBP BB		C B B F S 2-3 ② K		2	0	0	0	1	1	0

	AB	28
	R	0
	H	2
	RBI	0
	BB	2
	SO	9
	LOB	6

Inning Stats																								
	R: 0	H: 1		R: 0	H: 0		R: 0	H: 0		R: 0	H: 0		R: 0	H: 0		R: 0	H: 1		R: 0	H: 0		R: 0	H: 0	
	E: 0	LOB: 0		E: 0	LOB: 0		E: 0	LOB: 0		E: 0	LOB: 0		E: 0	LOB: 0		E: 0	LOB: 2		E: 0	LOB: 0		E: 0	LOB: 0	
	K: 0	BB: 0		K: 1	BB: 0		K: 1	BB: 0		K: 2	BB: 0		K: 0	BB: 0		K: 1	BB: 1		K: 2	BB: 1		K: 1	BB: 0	
	S: 8	P: 13		S: 7	P: 11		S: 11	P: 15		S: 10	P: 13		S: 7	P: 10		S: 7	P: 15		S: 17	P: 26		S: 7	P: 10	
	R: 0	H: 0																						
	E: 0	LOB: 0																						
	K: 1	BB: 0																						
	S: 11	P: 14																						

	1B: 1	SF: 0	WP: 0	PA: 31
	2B: 1	SAC: 0	PB: 0	
	3B: 0	DP: 0	SB: 0	
	HR: 0	HBP: 1	CS: 1	

PITCHER		IP	WLS	BF	H	R	ER	SO	BB	IBB	HBP	BLK	WP	HR	S	P	ERA	WHIP
35 Mike Mussina, R ERA: 3.15	(1, 1)	4.0		12	1	0	0	4	0	0	0	0	0	0	36	52	0.00	0.250
Orlando Hernandez, R ERA: 4.85	(5, 1)	4.0	W	16	1	0	0	4	2	0	1	0	0	0	38	61	0.00	0.750
42 Mariano Rivera, R ERA: 2.34	(9, 1)	1.0	S	3	0	0	0	1	0	0	0	0	0	0	11	14	0.00	0.000

PITCHER	IP	WLS	BF	H	R	ER	SO	BB	IBB	HBP	BLK	WP	HR	S	P	ERA	WHIP

Batter	1	2	3	4	5	6	7	8	9	AB	R	H	RBI	BB	SO	LOB
Johnny Damon, L (1, 8) OBP: 1.000, SLG: 1.000	B C F B X 2-2 G4-3 S SF7 1B	B B F F B F F B 4-2 1-2 BB		B C F X 1-2 S 1B		C C B B X 2-2 1B		B F C X 1-2 1-3 1B		4	1	4	0	1	0	0
Miguel Tejada, R (1, 6)	B F B F X 2-2 ① G4-3 1-3	F X 0-1 ③ G1-3		B X 1-0 ③ F9 1-2		B F X 1-1 ③ F8		C B X 1-1 ② SF7 3-H		4	0	0	1	0	0	6
Jason Giambi, L (1, 3) OBP: 0.400, SLG: 1.333	C X 0-1 ② SF7 3-H		B X 1-0 E7 G4-3		B B C B B B 4-1 2B BB		B C B B X 3-1 HR	X 0-0 ③ F7		3	1	1	2	1	0	1
Jermaine Dye, R (1, 9) OBP: 0.400, SLG: 0.500	B B B C S F B 4-2 BB		C S B X 1-2 ① G4-3 2-3		C X 0-1 1-3 2B		B C C B S 2-3 ① K	X 0-0 ① F9		4	0	1	0	1	1	1
3 Eric Chavez, L (1, 5) OBP: 0.200, SLG: 0.200	C X 0-1 ③ G3		C S S F X 1-2 ② G1-3		F F F S 0-3 ① K		B X 1-0 L3 1B	X 0-0 ② F8		5	0	1	0	0	1	4
Jeremy Giambi, L (1, 10) OBP: 0.250, SLG: 0.500 Ron Gant, R (9, PH)		C B C X 1-2 FC6-4 2B	B B B C X 3-1 ③ G4-3		C B C B X 2-2 ② F5		B B F S F F F B F 3-2 ② ③ F X L3 1-2		S B S S X 1-2 ③ F8	4 1	0 0	1 0	0 0	0 0	0 0	4 0
Terrence Long, L (1, 7) OBP: 0.500, SLG: 2.000		F F S 0-3 ① K		C S B X 1-2 HR	S B X 1-1 ③ F7			C X 0-1 HR		4	2	2	2	0	1	3
Ramon Hernandez, R (1, 2)		C H 1-1 FC6-4 HBP		B X 1-0 ① G6-3		F B S F F F X 1-2 ① L9		B C B B F F B 4-2 FC6-4 BB		2	0	0	0	1	0	0
Frank Menechino, R (1, 4)		B F C X 1-2 ② FC6-4 BB 1-2f 2-3		C C F F X 0-2 ② G5-3		B F F B F X 2-2 ② F3		B C B F X 2-2 ① FC6-4 1B 1-2f SF7		4	1	0	0	0	0	3
Inning Stats	R: 1 H: 1 E: 0 LOB: 1 K: 0 BB: 1 S: 13 P: 21	R: 0 H: 1 E: 0 LOB: 3 K: 1 BB: 1 S: 16 P: 23	R: 0 H: 0 E: 1 LOB: 1 K: 0 BB: 0 S: 10 P: 16	R: 1 H: 2 E: 0 LOB: 1 K: 0 BB: 0 S: 13 P: 17	R: 0 H: 1 E: 0 LOB: 2 K: 1 BB: 1 S: 12 P: 19	R: 0 H: 1 E: 0 LOB: 1 K: 0 BB: 0 S: 15 P: 21	R: 1 H: 2 E: 0 LOB: 0 K: 1 BB: 0 S: 14 P: 23	R: 2 H: 2 E: 0 LOB: 1 K: 0 BB: 1 S: 14 P: 22	R: 0 H: 0 E: 0 LOB: 0 K: 0 BB: 0 S: 5 P: 6	1B: 5 SF: 2 2B: 3 SAC: 0 3B: 0 DP: 1 HR: 3 HBP: 1						

TOP

Oakland Athletics @ New York Yankees

Yankee Stadium, Bronx, NY

Wed Oct 10 2001, 8:05 PM EDT

Att. 56,697 - Cloudy - 63 F

livebaseballscorecards.com

AB	35
R	5
H	10
RBI	5
BB	4
SO	3
LOB	22

PITCHER		IP	WLS	BF	H	R	ER	SO	BB	IBB	HBP	BLK	WP	HR	S	P	ERA	WHIP
Roger Clemens, R ERA: 4.5	(1, 1)	4.0	L	21	4	2	2	1	3	0	1	0	0	1	53	82	4.50	1.750
Sterling Hitchcock, L ERA: 6.0	(5, 1)	3.0		13	5	2	2	2	0	0	0	0	0	2	42	60	6.00	1.667
Jay Witasick, R ERA: 13.5	(8, 1)	0.2		4	1	1	1	0	1	0	0	0	0	0	11	19	13.50	3.000
Mike Stanton, L ERA:	(8, 1)	1.1		4	0	0	0	0	0	0	0	0	0	0	6	7	0.00	0.000

PITCHER	IP	WLS	BF	H	R	ER	SO	BB	IBB	HBP	BLK	WP	HR	S	P	ERA	WHIP

WP: 0	PB: 0	SB: 2	CS: 0
PA: 42			

Batter	1	2	3	4	5	6	7	8	9	AB	R	H	RBI	BB	SO	LOB
Chuck Knoblauch, R (1, 7) OBP: 0.250, SLG: 0.250	B B C B X 3-1 E4 G6-3 2 1B		B C F B X 2-2 ① G4-3 1-2		C B X 1-1 1-H 1B			C X 0-1 ① G3		4	0	1	1	0	0	1
2 Derek Jeter, R (1, 6) OBP: 0.750, SLG: 0.750	F F X 0-2 G6-3 1-2 1B		B C B X 2-1 ② 2-3 1B		X 0-0 ③ G4-3			B C F F B X 2-2 FC4-6 1B		4	0	3	0	0	0	1
Bernie Williams, S (1, 8)	C X 0-1 ① ② G6-3 1-2f 2-3		F C C 0-3 ③			F C B F B F B X 3-2 ① G6-3		S F B B B X 2-2 ② FC4-6 1-2f HR		4	1	0	0	0	1	4
Tino Martinez, L (1, 3) OBP: 0.250, SLG: 1.000	C S B S 1-3 ③ K			C X 0-1 ① G3		C F B X 1-2 ② G1-3		B C B F X 2-2 1-H HR		4	1	1	2	0	1	1
20 Jorge Posada, S (1, 2) OBP: 0.750, SLG: 1.000		C B X 1-1 G5-3 1B		F X 0-1 ② L7		B X 1-0 2B		C B C B F B X 3-2 1B		4	0	3	0	0	0	0
Paul O'Neill, L (1, 10)		B C B B C F X 3-2 ① G5-3 1-2		B B C B F X 3-2 ③ G6-3		B B F F X 2-2 ③ G5-3		C B F B X 2-2 ③ F7		4	0	0	0	0	0	3
David Justice, L (1, 9)		C B B F F S 2-3 ② K			S S B X 1-2 ① G2-3		B C F B F S 2-3 ① K		S B F B S 2-3 ① K	4	0	0	0	0	3	1
Scott Brosius, R (1, 5)		C S F B S 1-3 ③ K			F X 0-1 ② F9		F B F B X 2-2 ② F8		B F C X 1-2 ② F9	4	0	0	0	0	1	1
Alfonso Soriano, R (1, 4) OBP: 0.500, SLG: 0.500			B F F F X 1-2 2 CS G4-3 1B		F B B B S F F X 3-2 S 1B 1B		F B X 1-1 ③ L5		B S S S 1-3 ③ K	4	1	2	0	0	1	0
Inning Stats	R: 0 E: 1 K: 1 S: 10 H: 1 LOB: 1 BB: 0 P: 14	R: 0 E: 0 K: 2 S: 14 H: 1 LOB: 1 BB: 0 P: 21	R: 0 E: 0 K: 1 S: 12 H: 2 LOB: 1 BB: 0 P: 17	R: 0 E: 0 K: 0 S: 7 H: 0 LOB: 0 BB: 0 P: 10	R: 1 E: 0 K: 0 S: 13 H: 2 LOB: 1 BB: 0 P: 18	R: 0 E: 0 K: 0 S: 12 H: 1 LOB: 1 BB: 0 P: 19	R: 0 E: 0 K: 1 S: 9 H: 0 LOB: 0 BB: 0 P: 14	R: 2 E: 0 K: 0 S: 20 H: 3 LOB: 1 BB: 0 P: 31	R: 0 E: 0 K: 2 S: 9 H: 0 LOB: 0 BB: 0 P: 13	1B: 8 2B: 1 3B: 0 HR: 1 SF: 0 SAC: 0 DP: 1 HBP: 0						

PITCHER		IP	WLS	BF	H	R	ER	SO	BB	IBB	HBP	BLK	WP	HR	S	P	ERA	WHIP
Mark Mulder, L ERA: 1.35	(1, 1)	6.2	W	26	7	1	1	5	0	0	0	0	0	0	75	110	1.35	1.050
Jim Mecir, R ERA: 13.5	(7, 1)	1.1	H	7	3	2	2	0	0	0	0	0	0	1	22	34	13.50	2.250
Jason Isringhausen, R ERA:	(9, 1)	1.0	S	3	0	0	0	2	0	0	0	0	0	0	9	13	0.00	0.000

PITCHER	IP	WLS	BF	H	R	ER	SO	BB	IBB	HBP	BLK	WP	HR	S	P	ERA	WHIP

BOTTOM

Oakland Athletics @ New York Yankees

Yankee Stadium, Bronx, NY

Wed Oct 10 2001, 8:05 PM EDT
Att. 56,697 - Cloudy - 63 F

livebaseballscorecards.com

AB	36
R	3
H	10
RBI	3
BB	0
SO	7
LOB	12

Batter	1	2	3	4	5	6	7	8	9	AB	R	H	RBI	BB	SO	LOB
Johnny Damon, L (1, 8) OBP: 0.700, SLG: 1.000	C B S B F F B F X 3-2 G3 ①		B B C C B F F X 3-2 G3 ①	C F B B X 2-2 G3 ③			B X 1-0 FC5-4 2B		F B X 1-1 E 3B	5	1	2	0	0	0	1
Miguel Tejada, R (1, 6) OBP: 0.200, SLG: 0.444	B B C C X 2-2 2B		S B S F X 1-2 2B		C B S X 1-2 G5-3 ①		C F F F X 0-2 P4 ②		B B X 2-0 E5 G3-6-3 3-H	5	0	2	0	0	0	1
Jason Giambi, L (1, 3) OBP: 0.400, SLG: 0.667	C X 0-1 P4 ②		B B B C B 4-1 BB		C B C F F F X 1-2 G3 ②		I I I I 4-0 FC5-4 IBB		S F F X 0-2 G3-6-3 ②③ 1-2f	3	0	0	0	2	0	2
Jermaine Dye, R (1, 9) OBP: 0.333, SLG: 0.286	B B B B 4-0 BB		F B X 1-1 F9 ②		B X 1-0 G5-3 ③		B S X 1-1 FC5-4 ③ 1-2f 2-3			3	0	0	0	1	0	4
3 Eric Chavez, L (1, 5) OBP: 0.111, SLG: 0.111	B B S F B S 3-3 K ③		S F B B F S 1-3 K ③			B X 1-0 F7 ①		B F C B X 2-2 F8 ①		4	0	0	0	0	2	4
Ron Gant, R (1, 10) OBP: 0.500, SLG: 1.250 Jeremy Giambi, L (8, PH) OBP: 0.200, SLG: 0.400		F B B X 2-1 1B		F X 0-1 HR		B S B F C 2-3 K ②		X 0-0 G4-3 ②		3 1	1 0	2 0	1 0	0 0	1 0	0 0
Terrence Long, L (1, 7) OBP: 0.500, SLG: 1.375	B F B C X 2-2 F5 ①			C X 0-1 G1-3 ①		F X 0-1 2B		B C B F X 2-2 1B		4	0	2	0	0	0	1
Ramon Hernandez, R (1, 2)	B S X 1-1 F8 ②			B C S X 1-2 G5-3 ②		C C C 0-3 K ③		B S B F F F S 2-3 K ③		4	0	0	0	0	2	3
Frank Menechino, R (1, 4) OBP: 0.125, SLG: 0.125		F B X 1-1 G3 ③		C B X 1-1 1B			B C F B X 2-2 F2 ①		F B F F C 1-3 K ①	4	0	1	0	0	1	1
Inning Stats	R: 0 H: 1 E: 0 LOB: 2 K: 1 BB: 1 S: 14 P: 26	R: 0 H: 1 E: 0 LOB: 1 K: 0 BB: 0 S: 9 P: 15	R: 0 H: 1 E: 0 LOB: 2 K: 1 BB: 1 S: 16 P: 26	R: 1 H: 2 E: 0 LOB: 1 K: 0 BB: 0 S: 12 P: 16	R: 0 H: 0 E: 0 LOB: 0 K: 0 BB: 0 S: 10 P: 13	R: 0 H: 1 E: 0 LOB: 1 K: 2 BB: 0 S: 9 P: 12	R: 0 H: 1 E: 0 LOB: 2 K: 0 BB: 1 S: 11 P: 19	R: 0 H: 1 E: 0 LOB: 1 K: 1 BB: 0 S: 13 P: 19	R: 1 H: 1 E: 1 LOB: 0 K: 1 BB: 0 S: 11 P: 15	1B: 3 SF: 0 2B: 4 SAC: 0 3B: 1 DP: 1 HR: 1 HBP: 0						WP: 0 PA: 39 PB: 0 SB: 0 CS: 0

TOP

Oakland Athletics @ New York Yankees

Yankee Stadium, Bronx, NY

Thu Oct 11 2001, 8:45 PM EDT

Att. 56,684 - Sunny - 67 F

livebaseballscorecards.com

AB	36
R	2
H	9
RBI	1
BB	3
SO	6
LOB	17

PITCHER		IP	WLS	BF	H	R	ER	SO	BB	IBB	HBP	BLK	WP	HR	S	P	ERA	WHIP
Andy Pettitte, L ERA: 1.42	(1, 1)	6.1	L	28	7	1	1	4	2	0	0	0	0	1	74	115	1.42	1.421
Ramiro Mendoza, R ERA:	(7, 1)	1.2		7	1	0	0	1	0	1	0	0	0	0	20	31	0.00	0.600
42 Mariano Rivera, R ERA:	(9, 1)	1.0		4	1	1	0	1	0	0	0	0	0	0	11	15	0.00	1.000

PITCHER	IP	WLS	BF	H	R	ER	SO	BB	IBB	HBP	BLK	WP	HR	S	P	ERA	WHIP

Batter	1	2	3	4	5	6	7	8	9	AB	R	H	RBI	BB	SO	LOB
Chuck Knoblauch, R (1, 7) OBP: 0.375, SLG: 0.375	C C X 0-2 ① G1-3		B B X 2-0 ③ G4-3			C F B X 1-2 2 1B 1B		B C B X 2-1 2 FC1-4-6 1B		4	0	2	0	0	0	0
2 Derek Jeter, R (1, 6) OBP: 0.625, SLG: 0.625	X 0-0 FC6-4 1B			F X 0-1 ① G6-3		X 0-0 1-2 1B		S F F B X 1-2 ② FC1-4-6 1-2f		4	0	2	0	0	0	1
Paul O'Neill, L (1, 10)	C F B B X 2-2 ② FC6-4 1-2f			B X 1-0 ② G3		B B C C F B X 3-2 ③ F8		S X 0-1 ③ P5		4	0	0	0	0	0	4
Bernie Williams, S (1, 8) OBP: 0.125, SLG: 0.250	C C B B X 2-2 ③ G4-3			X 0-0 ③ G4-3			B X 1-0 ① G4-3		B S F X 1-2 2B	4	0	1	0	0	0	1
Tino Martinez, L (1, 3) OBP: 0.375, SLG: 0.714 Clay Bellinger, R (9, PR)		S S F B B S 2-3 ① K			C X 0-1 ① G4-3		S B X 1-1 1B 1B		B B F B B B 4-1 BB	3 0	0 0	1 0	0 0	1 0	1 0	0 0
20 Jorge Posada, S (1, 2) OBP: 0.500, SLG: 0.571		F B C C C 1-3 ② K			F C B B B B 4-2 L1-3 BB		B F B F B X 3-2 ② P4		F S B B C 2-3 ① K	3	0	0	0	1	2	3
David Justice, L (1, 9) OBP: 0.125, SLG: 0.125		C S F B X 1-2 ③ G6-3			X 0-0 ② ③ L1-3 1-2		F F B B F B F X 3-2 FC4-6 1-3 1B		B X 1-0 ② P5	4	0	1	0	0	0	3
Scott Brosius, R (1, 5)			C C B F B X 2-2 ① G5-3			B F F F B F B F F C 3-3 ① K	B X 1-0 ③ FC4-6 1-2f		X 0-0 ③ P3	4	0	0	0	0	1	4
Alfonso Soriano, R (1, 4) OBP: 0.286, SLG: 0.286			S S B X 1-2 ② F9			B B X 2-0 ② L4		X 0-0 ① G1-3		3	0	0	0	0	0	0
Inning Stats	R: 0 H: 1 E: 0 LOB: 1 K: 0 BB: 0 S: 10 P: 14	R: 0 H: 0 E: 0 LOB: 0 K: 2 BB: 0 S: 11 P: 15	R: 0 H: 0 E: 0 LOB: 0 K: 0 BB: 0 S: 8 P: 13	R: 0 H: 0 E: 0 LOB: 0 K: 0 BB: 0 S: 4 P: 5	R: 0 H: 0 E: 0 LOB: 0 K: 0 BB: 1 S: 5 P: 9	R: 0 H: 2 E: 0 LOB: 2 K: 1 BB: 0 S: 15 P: 24	R: 0 H: 2 E: 0 LOB: 2 K: 0 BB: 0 S: 12 P: 21	R: 0 H: 1 E: 0 LOB: 1 K: 0 BB: 0 S: 9 P: 12	R: 0 H: 1 E: 0 LOB: 2 K: 1 BB: 1 S: 9 P: 17							

PITCHER		IP	WLS	BF	H	R	ER	SO	BB	IBB	HBP	BLK	WP	HR	S	P	ERA	WHIP
Tim Hudson, R ERA:	(1, 1)	8.0	W	30	6	0	0	3	1	0	0	0	0	0	74	113	0.00	0.875
Jason Isringhausen, R ERA:	(9, 1)	1.0	S	5	1	0	0	1	1	0	0	0	0	0	9	17	0.00	2.000

PITCHER	IP	WLS	BF	H	R	ER	SO	BB	IBB	HBP	BLK	WP	HR	S	P	ERA	WHIP

BOTTOM

Oakland Athletics @ New York Yankees

Yankee Stadium, Bronx, NY

Thu Oct 11 2001, 8:45 PM EDT
Att. 56,684 - Sunny - 67 F

livebaseballscorecards.com

AB	33
R	0
H	7
RBI	0
BB	2
SO	4
LOB	16

1B: 6	SF: 0	WP: 0	PA: 35
2B: 2	SAC: 0	PB: 0	
3B: 0	DP: 1	SB: 0	
HR: 0	HBP: 0	CS: 0	

Batter	1	2	3	4	5	6	7	8	9	AB	R	H	RBI	BB	SO	LOB
Chuck Knoblauch, R (1, 7) OBP: 0.250, SLG: 0.250	B B C F X 2-2 E6		B C F B B X 3-2 ③ P3			C F F X 0-2 ① F8		B B X 2-0 ② F7		4	0	0	0	0	0	0
Alfonso Soriano, R (1, 4) OBP: 0.182, SLG: 0.182	X 0-0 ① B3			C S F F S 0-3 ① K		C X 0-1 ② P3		C B C S 1-3 ③ K		4	0	0	0	0	2	1
2 Derek Jeter, R (1, 6) OBP: 0.500, SLG: 0.455	S X 0-1 ② P9			F B B C F X 2-2 ② L4		C H 1-1 BB HBP			F X 0-1 ① F8	3	0	0	0	0	0	1
Bernie Williams, S (1, 8) OBP: 0.167, SLG: 0.182	C S S 0-3 ③ K			B C X 1-1 ③ G5-3		B B S B F B 4-2 1-2 BB			B C X 1-1 ② F8	3	0	0	0	1	1	1
Tino Martinez, L (1, 3) OBP: 0.333, SLG: 0.500		H 1-0 20 G5-4-3 HBP			F B B B F F F X 3-2 ① L8	C F B B B X 2-2 ③ G3			B C B S F S 2-3 ③ K2-3	3	0	0	0	0	1	2
20 Jorge Posada, S (1, 2) OBP: 0.455, SLG: 0.800		B B S B X 3-1 ① ② G5-4-3 1-2f			B X 1-0 HR		B B C F F X 2-2 ① G6-3			3	1	1	1	0	0	1
Shane Spencer, R (1, 9) OBP: 0.333, SLG: 0.667		C B B C S 2-3 ③ K			X 0-0 2B		B S B S B S 3-3 ② K			3	0	1	0	0	2	0
Randy Velarde, R (1, 10)			B S S C X 1-2 ① F8		X 0-0 ② L8		C C B B F F C 2-3 ③ K			3	0	0	0	0	1	1
Scott Brosius, R (1, 5)			C C F X 0-2 ② P4		C X 0-1 ③ F8			X 0-0 ① F7		3	0	0	0	0	0	1
Inning Stats	R: 0 E: 1 K: 1 S: 9 H: 0 LOB: 1 BB: 0 P: 11	R: 0 E: 0 K: 1 S: 5 H: 0 LOB: 0 BB: 0 P: 11	R: 0 E: 0 K: 0 S: 10 H: 0 LOB: 0 BB: 0 P: 14	R: 0 E: 0 K: 1 S: 11 H: 0 LOB: 0 BB: 0 P: 14	R: 1 E: 0 K: 0 S: 10 H: 2 LOB: 1 BB: 0 P: 14	R: 0 E: 0 K: 0 S: 12 H: 0 LOB: 2 BB: 1 P: 19	R: 0 E: 0 K: 2 S: 12 H: 0 LOB: 0 BB: 0 P: 19	R: 0 E: 0 K: 1 S: 5 H: 0 LOB: 0 BB: 0 P: 8	R: 0 E: 0 K: 1 S: 8 H: 0 LOB: 0 BB: 0 P: 11	1B: 0 2B: 1 3B: 0 HR: 1	SF: 0 SAC: 0 DP: 1 HBP: 2					

PITCHER		IP	WLS	BF	H	R	ER	SO	BB	IBB	HBP	BLK	WP	HR	S	P	ERA	WHIP
Barry Zito, L ERA: 1.13	(1, 1)	8.0	L	29	2	1	1	6	1	0	2	0	0	1	74	110	1.12	0.375
Mark Guthrie, L ERA:	(9, 1)	1.0		3	0	0	0	1	0	0	0	0	0	0	8	11	0.00	0.000

PITCHER	IP	WLS	BF	H	R	ER	SO	BB	IBB	HBP	BLK	WP	HR	S	P	ERA	WHIP

New York Yankees @ Oakland Athletics

Network Associates Coliseum, Oakland, CA

Sat Oct 13 2001, 7:30 PM EDT

Att. 55,861 - Sunny - 82 F

TOP

livebaseballscorecards.com

AB	29
R	1
H	2
RBI	1
BB	1
SO	7
LOB	8

WP: 0	PA: 32		
PB: 0			
SB: 0			
CS: 0			

Batter	1	2	3	4	5	6	7	8	9	AB	R	H	RBI	BB	SO	LOB
Johnny Damon, L (1, 8) OBP: 0.500, SLG: 0.692	C B S B X 2-2 ① G3		B B C F X 2-2 ③ G4-3			C X 0-1 ① L5		F S F F X 0-2 ② F3		4	0	0	0	0	0	1
Miguel Tejada, R (1, 6) OBP: 0.143, SLG: 0.308	X 0-0 ② G5-3			B C B X 2-1 ① F7		B C X 1-1 ② P4		B C F X 1-2 ③ L7		4	0	0	0	0	0	1
Jason Giambi, L (1, 3) OBP: 0.357, SLG: 0.500	C S C 0-3 ③ K			B B S B F X 3-2 3 FC3-6 1B 1B		C X 0-1 ③ F7			B X 1-0 ① G4-3	4	0	1	0	0	1	0
Jermaine Dye, R (1, 9) OBP: 0.385, SLG: 0.455		B F B X 2-1 ① G6-3		X 0-0 3 FC3-6 1-2 1B			F B X 1-1 ① P6		C B X 1-1 2B	4	0	2	0	0	0	0
3 Eric Chavez, L (1, 5) OBP: 0.077, SLG: 0.077		F F B X 1-2 ② G6-3		F F B F X 1-2 ② FC3-6 1-2f 2-3			C S F F B X 1-2 ② F8		B F F S 1-3 ② K	4	0	0	0	0	1	3
Jeremy Giambi, L (1, 10) OBP: 0.333, SLG: 0.375		B S F F B F B B 4-2 BB		C B B B X 3-1 ③ G4-3			X 0-0 2B 1B		F B X 1-1 ③ G4-3	3	0	1	0	1	0	3
Terrence Long, L (1, 7) OBP: 0.455, SLG: 1.182	C F B S 1-3 ③ K				B F B X 2-1 ① P6		C S B B F X 2-2 ③ 1-H 2B			3	0	1	0	0	1	1
Ramon Hernandez, R (1, 2) Olmedo Saenz, R (8, PH) F.P. Santangelo, S (9, 4)			C F B X 1-2 ① G5-3		F C F C 0-3 ② K			B F B B F X 3-2 ① F9		2 1 0	0 0 0	0 0 0	0 0 0	0 0 0	1 0 0	0 0 0
Frank Menechino, R (1, 4) OBP: 0.100, SLG: 0.100 Greg Myers, L (8, PH) OBP: 1.000, SLG: 1.000 (9, 2)			C B C F B X 2-2 ② F8		B F C S 1-3 ③ K			B F B X 2-1 1B		2 1	0 0	0 1	0 0	0 0	1 0	0 0
Inning Stats	R: 0 H: 0 E: 0 LOB: 0 K: 1 BB: 0 S: 7 P: 9	R: 0 H: 0 E: 0 LOB: 1 K: 1 BB: 1 S: 12 P: 20	R: 0 H: 0 E: 0 LOB: 0 K: 0 BB: 0 S: 10 P: 15	R: 0 H: 2 E: 0 LOB: 2 K: 0 BB: 0 S: 12 P: 21	R: 0 H: 0 E: 0 LOB: 0 K: 2 BB: 0 S: 9 P: 12	R: 0 H: 0 E: 0 LOB: 0 K: 0 BB: 0 S: 6 P: 7	R: 0 H: 2 E: 0 LOB: 2 K: 0 BB: 0 S: 12 P: 16	R: 0 H: 1 E: 0 LOB: 1 K: 0 BB: 0 S: 13 P: 19	R: 0 H: 1 E: 0 LOB: 1 K: 1 BB: 0 S: 8 P: 12	1B: 4 SF: 0 2B: 2 SAC: 0 3B: 0 DP: 0 HR: 0 HBP: 0						WP: 0 PA: 33 PB: 0 SB: 0 CS: 0

PITCHER		IP	WLS	BF	H	R	ER	SO	BB	IBB	HBP	BLK	WP	HR	S	P	ERA	WHIP
35 Mike Mussina, R ERA:	(1, 1)	7.0	W	25	4	0	0	4	1	0	0	0	0	0	68	100	0.00	0.714
42 Mariano Rivera, R ERA:	(8, 1)	2.0	S	8	2	0	0	1	0	0	0	0	0	0	21	31	0.00	1.000

PITCHER	IP	WLS	BF	H	R	ER	SO	BB	IBB	HBP	BLK	WP	HR	S	P	ERA	WHIP

BOTTOM

New York Yankees @ Oakland Athletics

Network Associates Coliseum, Oakland, CA

Sat Oct 13 2001, 7:30 PM EDT
Att. 55,861 - Sunny - 82 F

livebaseballscorecards.com

AB	32
R	0
H	6
RBI	0
BB	1
SO	5
LOB	9

Batter	1	2	3	4	5	6	7	8	9	AB	R	H	RBI	BB	SO	LOB
Chuck Knoblauch, R (1, 7) OBP: 0.235, SLG: 0.235	0-1 2 FC5-4 1B		1-2 ① G5-3	0-2 ② P3	3-2 ③ P4			0-1 ③ G3		5	0	1	0	0	0	3
2 Derek Jeter, R (1, 6) OBP: 0.471, SLG: 0.400	1-2 ① FC5-4 CS 1-2f		0-1 BB 2B 1B	4-1 BB 1B 1-2 BB		0-0 ① L9			0-0 ① F3	4	2	1	0	1	0	1
David Justice, L (1, 10) OBP: 0.308, SLG: 0.364	3-2 ② P4		4-2 2B 1-2 BB	4-2 1B 1-2 2-3 BB		1-3 ② K			1-2 2B 3B	3	2	1	0	2	1	1
Bernie Williams, S (1, 8) OBP: 0.353, SLG: 0.467	3-2 ③ CS 1-2	4-1 G3 E BB	0-0 F9 1-H 2-H 2B	0-0 1-2 2-H 3-H 1B		2-1 ③ G5-3			1-1 G4-3 20 1B 3-H 2B	4	2	3	5	1	0	0
Tino Martinez, L (1, 3) OBP: 0.235, SLG: 0.333		2-2 ① G3 1-2	2-2 ② F9 2-3	2-3 ③ K			0-0 ① F7		2-1 ② G4-3 2-3	5	0	0	0	0	1	5
20 Jorge Posada, S (1, 2) OBP: 0.500, SLG: 0.714		4-1 E G1-4-3 BB	0-0 ③ F7		1-0 1B G3 1B		3-2 ② G5-3		0-1 3-H 1B	4	1	2	1	1	0	1
Paul O'Neill, L (1, 9) OBP: 0.091, SLG: 0.182 Shane Spencer, R (7, PH) OBP: 0.200, SLG: 0.400 (7, 9)	1-0 E4 G1-4-3 1-3 2-H		1-0 SH1-4 1B 2B		2-1 ① G3 1-2		1-2 ③ G6-3		2-0 ③ G6-3	3 2	1 0	1 0	0 0	0 0	0 0	2 1
Scott Brosius, R (1, 5) OBP: 0.071, SLG: 0.071	0-0 ② G1-4-3 1-2 3-H		0-1 ① SH1-4 2-3		1-2 ② 2-3 1B			0-2 ① G4-3		3	0	1	1	0	0	1
Alfonso Soriano, R (1, 4) OBP: 0.267, SLG: 0.214	1-2 ③ G6-3		2-0 BB 2 S 1B 3-H 1B	4-2 BB				2-3 ② K		3	1	1	1	1	1	1
Inning Stats	R: 0 E: 0 K: 0 S: 11 H: 1 LOB: 0 BB: 0 P: 18	R: 2 E: 1 K: 0 S: 10 H: 0 LOB: 1 BB: 2 P: 22	R: 2 E: 0 K: 0 S: 15 H: 2 LOB: 1 BB: 1 P: 22	R: 3 E: 0 K: 1 S: 15 H: 3 LOB: 2 BB: 2 P: 28	R: 0 E: 0 K: 0 S: 15 H: 2 LOB: 2 BB: 1 P: 26	R: 0 E: 0 K: 1 S: 6 H: 0 LOB: 0 BB: 0 P: 9	R: 0 E: 0 K: 0 S: 7 H: 0 LOB: 0 BB: 0 P: 11	R: 0 E: 0 K: 1 S: 9 H: 0 LOB: 0 BB: 0 P: 11	R: 2 E: 0 K: 0 S: 11 H: 3 LOB: 1 BB: 0 P: 17	1B: 7 2B: 3 3B: 1 HR: 0 SF: 0 SAC: 1 DP: 0 HBP: 0	WP: 0 PB: 0 SB: 1 CS: 1 PA: 44					

PITCHER		IP	WLS	BF	H	R	ER	SO	BB	IBB	HBP	BLK	WP	HR	S	P	ERA	WHIP
Cory Lidle, R ERA: 10.8	(1, 1)	3.1	L	18	5	6	4	0	3	0	0	0	0	0	40	69	10.80	2.400
Erik Hiljus, R ERA: 27.0	(4, 1)	0.1		3	0	0	0	0	2	0	0	0	0	0	7	15	0.00	6.000
Mike Magnante, L ERA:	(4, 1)	1.1		7	3	1	1	1	1	0	0	0	0	0	19	32	6.75	3.000
Mark Guthrie, L ERA:	(6, 1)	2.0		6	0	0	0	1	0	0	0	0	0	0	13	20	0.00	0.000
Chad Bradford, R ERA:	(8, 1)	1.0		3	0	0	0	1	0	0	0	0	0	0	9	11	0.00	0.000

PITCHER		IP	WLS	BF	H	R	ER	SO	BB	IBB	HBP	BLK	WP	HR	S	P	ERA	WHIP
Jeff Tam, R ERA: 18.0	(9, 1)	1.0		6	3	2	2	0	0	0	0	0	0	0	11	17	18.00	3.000

TOP

New York Yankees @ Oakland Athletics

Network Associates Coliseum, Oakland, CA

Sun Oct 14 2001, 4:05 PM EDT

Att. 43,681 - Cloudy - 89 F

livebaseballscorecards.com

AB	36
R	9
H	11
RBI	8
BB	6
SO	3
LOB	16

BOTTOM

Batter	1	2	3	4	5	6	7	8	9	AB	R	H	RBI	BB	SO	LOB
Johnny Damon, L (1, 8) OBP: 0.474, SLG: 0.611	B C B S F X 2-2 1B 1B	F B F X 1-2 F7 ③		B F S S 1-3 K ③		C S B F F B F X 2-2 G1-3 ③			B C F F B X 2-2 1B	5	0	2	0	0	1	3
Miguel Tejada, R (1, 6) OBP: 0.316, SLG: 0.500	P C B X 2-1 BB 1-3 1B	C B B X 2-1 1B 2B	S F X 0-2 G3 1B				C X 0-1 1B		C B S F F S 1-3 K ①	5	1	4	0	0	1	1
Jason Giambi, L (1, 3) OBP: 0.333, SLG: 0.385 Olmedo Saenz, R (9, PH)	F C B X 1-2 F5 ①	C B B F B F B 4-2 WP 1B G3 BB	X 0-0 F8 ①				C B C B S 2-3 K ①		B B F C S 2-3 K ②	3 1	1 0	0 0	0 0	1 0	1 1	4 1
Jermaine Dye, R (1, 9) OBP: 0.333, SLG: 0.385 Ron Gant, R (3, PH) OBP: 0.286, SLG: 0.714 (4, 7)	B B B S X 3-1 P6 ②	B F F B B C 3-3 K ①	C B C B X 2-2 G3 1-2				F X 0-1 F8 ②		B F F C 1-3 K ③	1 4	0 0	0 0	0 0	0 0	0 2	2 5
Terrence Long, L (1, 7) OBP: 0.467, SLG: 1.000 (4, 9)	B C B B B 4-1 1-2 BB	X 0-0 G3 WP 1-2 2-H 1B	B X 1-0 L8 ③				C S F F X 0-2 F8 ③			3	0	1	1	1	0	2
Jeremy Giambi, L (1, 10) OBP: 0.333, SLG: 0.364 Eric Byrnes, R (8, PH)	C B C B X 2-2 F3 ③	C S B B B X 2-2 G3 ② 1-3 2-H				C F F B X 1-2 2B 1B		B B B F B X 3-1 P4 ①		3 1	0 0	1 0	1 0	0 0	0 0	4 0
3 Eric Chavez, L (1, 5) OBP: 0.176, SLG: 0.235		C B S X 1-2 G3-6-3 1B	C B B F F F S 2-3 K ③			F X 0-1 F9 ①		C C F B X 1-2 2B		4	0	2	0	0	1	2
Greg Myers, L (1, 2) OBP: 0.250, SLG: 0.250 Ramon Hernandez, R (8, PH) (9, 2)	X 0-0 G3-6-3 ① ② 1-2f			C C S 0-3 K ①		B C C B F S 2-3 K ②		C C F X 0-2 G5-3 ②		3 1	0 0	0 0	0 0	0 0	2 0	2 1
F.P. Santangelo, S (1, 4) OBP: 0.500, SLG: 0.667	C F H 1-2 HBP			S S F X 0-2 F8 ②		B C X 1-1 1-3 2B		C X 0-1 G1-3 ③		3	0	1	0	0	0	1
Inning Stats	R: 0 H: 2 E: 0 LOB: 3 K: 0 BB: 1 S: 17 P: 30	R: 0 H: 1 E: 0 LOB: 1 K: 0 BB: 0 S: 9 P: 12	R: 2 H: 2 E: 0 LOB: 1 K: 2 BB: 1 S: 18 P: 31	R: 0 H: 0 E: 0 LOB: 0 K: 2 BB: 0 S: 10 P: 11	R: 0 H: 1 E: 0 LOB: 1 K: 0 BB: 0 S: 8 P: 11	R: 0 H: 2 E: 0 LOB: 2 K: 1 BB: 0 S: 19 P: 25	R: 0 H: 1 E: 0 LOB: 1 K: 1 BB: 0 S: 12 P: 14	R: 0 H: 1 E: 0 LOB: 1 K: 0 BB: 0 S: 12 P: 16	R: 0 H: 1 E: 0 LOB: 1 K: 3 BB: 0 S: 15 P: 21							

PITCHER	IP	WLS	BF	H	R	ER	SO	BB	IBB	HBP	BLK	WP	HR	S	P	ERA	WHIP
Orlando Hernandez, R (1, 1) ERA: 3.18	5.2	W	27	8	2	2	5	2	0	1	0	1	0	74	111	3.18	1.765
Mike Stanton, L (6, 1) ERA:	1.2		7	2	0	0	1	0	0	0	0	0	0	25	33	0.00	1.200
Ramiro Mendoza, R (8, 1) ERA:	1.2		6	1	0	0	3	0	0	0	0	0	0	21	27	0.00	0.600

PITCHER	IP	WLS	BF	H	R	ER	SO	BB	IBB	HBP	BLK	WP	HR	S	P	ERA	WHIP

New York Yankees @ Oakland Athletics

Network Associates Coliseum, Oakland, CA

Sun Oct 14 2001, 4:05 PM EDT

Att. 43,681 - Cloudy - 89 F

livebaseballscorecards.com

AB	37
R	2
H	11
RBI	2
BB	2
SO	9
LOB	28

1B: 8	SF: 0	WP: 1	PA: 40
2B: 3	SAC: 0	PB: 0	
3B: 0	DP: 1	SB: 0	
HR: 0	HBP: 1	CS: 0	

Batter	1	2	3	4	5	6	7	8	9	AB	R	H	RBI	BB	SO	LOB
Johnny Damon, L (1, 8) OBP: 0.435, SLG: 0.591	B C X 1-1 1B 2B		C B B B C F X 3-2 ① G1-6-3		C C F B B X 2-2 ① F7		B C C F X 1-2 ② F5			4	1	1	0	0	0	1
Miguel Tejada, R (1, 6) OBP: 0.304, SLG: 0.429	B F S B S 2-3 ① K		B C F S 1-3 ② K		F S B F B H 3-2 3 F9 1B 1-2 HBP		B B C X 2-1 ③ G1-3			3	0	0	0	0	2	1
Jason Giambi, L (1, 3) OBP: 0.455, SLG: 0.529	C B X 1-1 3 G6-3 2-H 1B		C B B F B X 3-2 1B		X 0-0 1-2 2-H 1B			B C X 1-1 3 FC3-6 1B		4	0	4	2	0	0	0
3 Eric Chavez, L (1, 5) OBP: 0.143, SLG: 0.190	C S B X 1-2 ② ③ G6-3 1-2f		X 0-0 ③ G3		B X 1-0 ② F9 2-3			S S F X 0-2 ① FC3-6 F6 1-2f		4	0	0	0	0	0	5
Terrence Long, L (1, 9) OBP: 0.421, SLG: 0.889		F B X 1-1 1B 2B		B C B X 2-1 ① F9	S B S X 1-2 ③ F8			B F X 1-1 ② F6 1-2		4	1	1	0	0	0	3
Ron Gant, R (1, 7) OBP: 0.182, SLG: 0.455		F B F B S 2-3 ① K		F B X 1-1 ② G5-3		C B X 1-1 ① G1-3		C X 0-1 ③ G5-3		4	0	0	0	0	1	2
Jeremy Giambi, L (1, 10) OBP: 0.357, SLG: 0.385 Olmedo Saenz, R (6, PH)	B B B C X 3-2 S 2-H 1B		B S C X 1-2 E5		B B X 2-0 ② F9		C B X 1-1 ① G4-3			2 2	0 0	1 0	1 0	0 0	0 0	0 0
Ramon Hernandez, R (1, 2) Greg Myers, L (3, 2) OBP: 0.143, SLG: 0.143	B B C S B F S 3-3 ② K 1-2		C B X 2-1 ③ L7		B B X 2-0 ③ F7		C F C 0-3 ② K			1 3	0 0	0 0	0 0	0 0	1 1	1 1
Frank Menechino, R (1, 4) OBP: 0.154, SLG: 0.083 Eric Byrnes, R (9, PH)	B C S S 1-3 ③ K		B B B C B 4-1 WP 1B BB		C C B F B S 2-3 ① K		B C B C S 2-3 ③ K			2 1	1 0	0 0	0 0	1 0	2 1	1 0
Inning Stats	R: 1 H: 2 E: 0 LOB: 0 K: 1 BB: 0 S: 10 P: 15	R: 1 H: 2 E: 0 LOB: 1 K: 3 BB: 0 S: 15 P: 25	R: 0 H: 1 E: 0 LOB: 1 K: 1 BB: 0 S: 11 P: 18	R: 0 H: 0 E: 1 LOB: 1 K: 0 BB: 0 S: 9 P: 15	R: 1 H: 1 E: 0 LOB: 2 K: 0 BB: 1 S: 13 P: 24	R: 0 H: 0 E: 0 LOB: 0 K: 0 BB: 0 S: 4 P: 9	R: 0 H: 0 E: 0 LOB: 0 K: 1 BB: 0 S: 10 P: 15	R: 0 H: 1 E: 0 LOB: 1 K: 0 BB: 0 S: 10 P: 12	R: 0 H: 0 E: 0 LOB: 0 K: 2 BB: 0 S: 8 P: 11	1B: 5 SF: 0 2B: 2 SAC: 0 3B: 0 DP: 1 HR: 0 HBP: 1						WP: 1 PA: 36 PB: 0 SB: 1 CS: 0

TOP

Oakland Athletics @ New York Yankees

Yankee Stadium, Bronx, NY

Mon Oct 15 2001, 8:05 PM EDT

Att. 56,642 - Sunny - 63 F

livebaseballscorecards.com

AB	34
R	3
H	7
RBI	3
BB	1
SO	8
LOB	15

PITCHER		IP	WLS	BF	H	R	ER	SO	BB	IBB	HBP	BLK	WP	HR	S	P	ERA	WHIP
Roger Clemens, R ERA: 5.4	(1, 1)	4.1		20	5	3	3	5	1	0	1	0	1	0	53	90	6.23	1.385
Mike Stanton, L ERA:	(5, 1)	1.2	W	6	1	0	0	0	0	0	0	0	0	0	9	16	0.00	0.600
Ramiro Mendoza, R ERA:	(7, 1)	1.0	H	3	0	0	0	1	0	0	0	0	0	0	10	15	0.00	0.000
42 Mariano Rivera, R ERA:	(8, 1)	2.0	S	7	1	0	0	2	0	0	0	0	0	0	18	23	0.00	0.500

PITCHER	IP	WLS	BF	H	R	ER	SO	BB	IBB	HBP	BLK	WP	HR	S	P	ERA	WHIP

Batter	1	2	3	4	5	6	7	8	9	AB	R	H	RBI	BB	SO	LOB
Chuck Knoblauch, R (1, 7) OBP: 0.273, SLG: 0.318	L6	F9		SH3-4 CS 2 SF7 1B		G6-3		S 2B		5	1	2	0	0	0	2
Randy Velarde, R (1, 10) David Justice, L (6, PH) OBP: 0.333, SLG: 0.615	2 1B 1B	FC4-6 1-2f		SH3-4 1-3		HR		K 2-3		2 2	0 1	1 1	0 1	0 0	0 1	2 1
2 Derek Jeter, R (1, 6) OBP: 0.476, SLG: 0.500	G4-6-3 1-3 1B		G6-3	SF7 3-H		2B				3	0	2	1	0	0	0
Bernie Williams, S (1, 8) OBP: 0.333, SLG: 0.389	G4-6-3 1-2f		K 20 F8 HBP E	CS BB		G6-3				3	1	0	0	1	1	3
Tino Martinez, L (1, 3) OBP: 0.238, SLG: 0.278		G4-3	E BB HBP 1-2	CS 1-2	K		K			3	0	0	0	0	2	0
20 Jorge Posada, S (1, 2) OBP: 0.500, SLG: 0.667		HBP 1B 1B 1B	F8 2-3		S 1B		F7			4	1	2	0	0	0	2
Shane Spencer, R (1, 9) OBP: 0.333, SLG: 0.375		HBP 1B 1B 1-2	E BB 1-2		K 1-2		K			3	1	1	0	1	2	1
Scott Brosius, R (1, 5) OBP: 0.111, SLG: 0.059		1B HBP 1-2 2-3	FC5-4 1-2 2-3 3-H		P6			K		3	0	0	0	0	1	3
Alfonso Soriano, R (1, 4) OBP: 0.263, SLG: 0.222		FC4-6 1-2 2-H 3-H 1B	FC5-4 1-2f			K		G5-3		4	0	1	2	0	1	3
Inning Stats	R: 0 E: 0 K: 0 S: 9 H: 2 LOB: 1 BB: 0 P: 13	R: 2 E: 0 K: 0 S: 20 H: 3 LOB: 2 BB: 0 P: 31	R: 1 E: 2 K: 1 S: 16 H: 0 LOB: 3 BB: 1 P: 25	R: 1 E: 0 K: 0 S: 4 H: 1 LOB: 0 BB: 1 P: 9	R: 0 E: 0 K: 2 S: 12 H: 1 LOB: 1 BB: 0 P: 17	R: 1 E: 0 K: 1 S: 12 H: 2 LOB: 1 BB: 0 P: 16	R: 0 E: 0 K: 2 S: 7 H: 0 LOB: 0 BB: 0 P: 11	R: 0 E: 0 K: 2 S: 11 H: 1 LOB: 1 BB: 0 P: 18		1B: 7 2B: 2 3B: 0 HR: 1 SF: 1 SAC: 1 DP: 1 HBP: 2						WP: 0 PB: 0 SB: 2 CS: 2 PA: 39

PITCHER		IP	WLS	BF	H	R	ER	SO	BB	IBB	HBP	BLK	WP	HR	S	P	ERA	WHIP
Mark Mulder, L ERA: 2.45	(1, 1)	4.1	L	24	7	4	2	2	2	0	2	0	0	0	55	86	4.15	2.077
Tim Hudson, R ERA: 0.93	(5, 1)	1.2		7	2	1	1	2	0	0	0	0	0	1	18	25	5.40	1.200
Jim Mecir, R ERA: 5.4	(7, 1)	2.0		7	1	0	0	4	0	0	0	0	0	0	18	29	0.00	0.500

PITCHER	IP	WLS	BF	H	R	ER	SO	BB	IBB	HBP	BLK	WP	HR	S	P	ERA	WHIP

BOTTOM

Oakland Athletics @ New York Yankees

Yankee Stadium, Bronx, NY

Mon Oct 15 2001, 8:05 PM EDT
Att. 56,642 - Sunny - 63 F

livebaseballscorecards.com

AB	32
R	5
H	10
RBI	4
BB	2
SO	8
LOB	17

Batter	1	2	3	4	5	6	7	8	9	AB	R	H	RBI	BB	SO	LOB
Chuck Knoblauch, R (1, 7) OBP: 0.333, SLG: 0.407	X 0-0 G3 1B	C B B X 2-1 1-3 2-H 1B		B X 1-0 2B		F B B X 2-1 ③ G6-3			B P X 2-0 ① F7	5	0	3	1	0	0	2
2 Derek Jeter, R (1, 6) OBP: 0.385, SLG: 0.391	S X 0-1 ① F8	B B B C X 3-1 ③ P4		F B X 1-1 ③ G6-3			B F F S 1-3 ① K		P B F F X 2-2 ② F9 1-2	5	0	0	0	0	1	5
David Justice, L (1, 10) OBP: 0.350, SLG: 0.529	C B B B F X 3-2 ② G3 1-2		B C F F B X 2-2 ① F7		B S B C B F F B 4-2 BB		B X 1-0 ② G3		C X 0-1 2-H 1B	4	0	1	1	1	0	1
Bernie Williams, S (1, 8) OBP: 0.346, SLG: 0.333	B B B C B 4-1 BB		C B B C B S 3-3 ② K		F X 0-1 ① F8		C B B F B B 4-2 BB		F C X 0-2 ③ F8	3	0	0	0	2	1	2
Tino Martinez, L (1, 3) OBP: 0.200, SLG: 0.227	C C B B B C 2-3 ③ K		S F B F F C 1-3 ③ K		F B X 1-1 ② F8		B F B X 2-1 ③ P6			4	0	0	0	0	2	4
20 Jorge Posada, S (1, 2) OBP: 0.500, SLG: 0.667		B B B C B 4-1 1B 1B BB		B B X 2-0 HR 2B	B B X 2-0 ③ G4-3			C C B S 1-3 ① K		3	2	1	0	1	1	1
Paul O'Neill, L (1, 9) OBP: 0.214, SLG: 0.500 Shane Spencer, R (8, PH) OBP: 0.300, SLG: 0.333 (8, 9)		F B F F X 1-2 ① F7		B B F X 2-1 2-H HR		F F B X 1-2 SH3-4 1B		C B S F B F X 2-2 ② F9		3 1	1 0	2 0	2 0	0 0	0 0	1 0
Scott Brosius, R (1, 5) OBP: 0.095, SLG: 0.050		F X 0-1 ② P4		X 0-0 ① G4-3		X 0-0 ① SH3-4 1-2		B F X 1-1 ③ L6		3	0	0	0	0	0	1
Alfonso Soriano, R (1, 4) OBP: 0.304, SLG: 0.273		C X 0-1 1B 1-2 1B		B B B C F X 3-2 ② G5-3		S S B B B F X 2-2 ② G6-3			C S X 0-2 2 S 1B 1B	4	1	2	0	0	0	1
Inning Stats	R: 0 E: 0 K: 1 S: 10 H: 1 LOB: 2 BB: 1 P: 19	R: 1 E: 0 K: 0 S: 12 H: 2 LOB: 2 BB: 1 P: 22	R: 0 E: 0 K: 2 S: 12 H: 0 LOB: 0 BB: 0 P: 18	R: 2 E: 0 K: 0 S: 10 H: 3 LOB: 1 BB: 0 P: 19	R: 0 E: 0 K: 0 S: 9 H: 0 LOB: 1 BB: 1 P: 16	R: 0 E: 0 K: 0 S: 10 H: 1 LOB: 1 BB: 0 P: 15	R: 0 E: 0 K: 1 S: 8 H: 0 LOB: 1 BB: 1 P: 16	R: 0 E: 0 K: 1 S: 10 H: 0 LOB: 0 BB: 0 P: 14	R: 1 E: 0 K: 0 S: 14 H: 2 LOB: 1 BB: 0 P: 16	1B: 6 2B: 2 3B: 0 HR: 1 SF: 0 SAC: 1 DP: 0 HBP: 0						

PITCHER		IP	WLS	BF	H	R	ER	SO	BB	IBB	HBP	BLK	WP	HR	S	P	ERA	WHIP
Aaron Sele, R ERA: 5.63	(1, 1)	6.0	L	28	7	3	3	3	3	0	0	0	0	1	63	109	4.50	1.667
Norm Charlton, L ERA:	(7, 1)	1.1		5	0	0	0	2	1	0	0	0	0	0	11	20	0.00	0.750
Jose Paniagua, R ERA: 17.18	(8, 1)	1.2		7	2	1	1	0	0	0	0	0	0	0	21	26	5.40	1.200

PITCHER	IP	WLS	BF	H	R	ER	SO	BB	IBB	HBP	BLK	WP	HR	S	P	ERA	WHIP

TOP

New York Yankees @ Seattle Mariners

Safeco Field, Seattle, WA

Wed Oct 17 2001, 1:00 PM PDT

Att. 47,644 - Cloudy - 53 F

livebaseballscorecards.com

AB	35
R	4
H	9
RBI	4
BB	4
SO	5
LOB	18

BOTTOM

New York Yankees @ Seattle Mariners

Safeco Field, Seattle, WA

Wed Oct 17 2001, 1:00 PM PDT

Att. 47,644 - Cloudy - 53 F

livebaseballscorecards.com

Batter	1	2	3	4	5	6	7	8	9	AB	R	H	RBI	BB	SO	LOB
51 Ichiro Suzuki, L (1, 9) OBP: 0.560, SLG: 0.625	G5-3			K		G4-3			WP 2B	4	1	1	0	0	1	0
Carlos Guillen, S (1, 6) Stan Javier, S (9, PH) OBP: 0.364, SLG: 0.333	G4-3			F7		K			G1-3	3 1	0 0	0 0	0 0	0 0	1 0	0 1
Bret Boone, R (1, 4) OBP: 0.192, SLG: 0.125	G5-3			G6-3			G5-4-3 1B		2-H BB	3	0	1	0	1	0	0
Edgar Martinez, R (1, 10) OBP: 0.440, SLG: 0.650		K			2B G6-3 1B		K		G3-1	4	1	1	0	0	2	2
Mike Cameron, R (1, 8) OBP: 0.375, SLG: 0.600		G4-6-3 BB			G6-3 1-3 2B		G5-4-3 1-2f			2	0	1	0	1	0	1
John Olerud, L (1, 3) OBP: 0.261, SLG: 0.150		G4-6-3 1-2f			G6-3 2-3 3-H			G4-3		3	0	0	1	0	0	2
Jay Buhner, R (1, 7)			K		K				F9	3	0	0	0	0	2	1
Dan Wilson, R (1, 2) OBP: 0.167, SLG: 0.222			F8		K			P4		3	0	0	0	0	1	1
David Bell, R (1, 5) OBP: 0.300, SLG: 0.500 Mark McLemore, S (9, PH) OBP: 0.200, SLG: 0.158			G3			G4-3			B1	2 1	0 0	0 0	0 0	0 0	0 0	0 0
Inning Stats	R: 0 E: 0 K: 0 S: 8 H: 0 LOB: 0 BB: 0 P: 11	R: 0 E: 0 K: 1 S: 6 H: 0 LOB: 0 BB: 1 P: 13	R: 0 E: 0 K: 1 S: 8 H: 0 LOB: 0 BB: 0 P: 12	R: 0 E: 0 K: 1 S: 6 H: 0 LOB: 0 BB: 0 P: 9	R: 1 E: 0 K: 2 S: 12 H: 2 LOB: 1 BB: 0 P: 19	R: 0 E: 0 K: 1 S: 6 H: 0 LOB: 0 BB: 0 P: 9	R: 0 E: 0 K: 1 S: 9 H: 1 LOB: 0 BB: 0 P: 17	R: 0 E: 0 K: 0 S: 7 H: 0 LOB: 0 BB: 0 P: 9	R: 1 E: 0 K: 0 S: 8 H: 1 LOB: 1 BB: 1 P: 14	1B: 2 2B: 2 3B: 0 HR: 0 SF: 0 SAC: 0 DP: 2 HBP: 0						

	AB	29
	R	2
	H	4
	RBI	1
	BB	2
	SO	7
	LOB	8

PITCHER	IP	WLS	BF	H	R	ER	SO	BB	IBB	HBP	BLK	WP	HR	S	P	ERA	WHIP
Andy Pettitte, L (1, 1) ERA: 1.26	8.0	W	26	3	1	1	7	1	0	0	0	0	0	62	99	1.12	0.500
42 Mariano Rivera, R (9, 1) ERA: 1.5	1.0	S	5	1	1	1	0	1	0	0	0	1	0	8	14	9.00	2.000

PITCHER	IP	WLS	BF	H	R	ER	SO	BB	IBB	HBP	BLK	WP	HR	S	P	ERA	WHIP

Batter	1	2	3	4	5	6	7	8	9	AB	R	H	RBI	BB	SO	LOB
Chuck Knoblauch, R (1, 7) OBP: 0.387, SLG: 0.433	C B F B B X 3-2 2 SH5-3 1B	B X 1-0 2 CS 1B 2-H			C B B F B B 4-2 2 1B BB			C F X 0-2 ① F7		3	0	2	1	1	0	0
2 Derek Jeter, R (1, 6) OBP: 0.414, SLG: 0.400	X 0-0 ① SH5-3 1-2	B B 2-0 ③ CS 1-2	X 0-0 ① G3		X 0-0 G4-6-3 1-2 1B			B F B B B 4-1 1B BB		2	0	1	0	1	0	0
David Justice, L (1, 10) OBP: 0.333, SLG: 0.450	C X 0-1 ② L3		B C C T B B F B 4-2 BB		B X 1-0 ② ③ G4-6-3 1-2f			B X 1-0 ② F8		3	0	0	0	1	0	4
Bernie Williams, S (1, 8) OBP: 0.333, SLG: 0.320	B S X 1-1 ③ G3		B X 1-0 ② F8			C B B F B F F C 3-3 ① K		B F B X 2-1 FC4-6 1B 1-3		4	0	1	0	0	1	2
Tino Martinez, L (1, 3) OBP: 0.241, SLG: 0.269		X 0-0 20 BB 1B 2B	S B F B X 2-2 ③ F7			C X 0-1 20 CS 1B		B B B C X 3-1 ③ FC4-6 1-2f		4	1	2	0	0	0	3
20 Jorge Posada, S (1, 2) OBP: 0.464, SLG: 0.583		F B B B F B B 4-2 1-2 2B BB		C C B B F S 2-3 ① K		B B C F B S 3-3 ② ③ K 1-2			F B F C 1-3 ① K	3	1	0	0	1	3	1
Paul O'Neill, L (1, 9) OBP: 0.235, SLG: 0.471 Shane Spencer, R (7, 9) OBP: 0.364, SLG: 0.500		F B X 1-1 ① F7		X 0-0 K 1B			C F B B F X 2-2 ① G4-3		B C B X 2-1 S 2B	3 1	0 0	1 1	0 0	0 0	0 0	2 0
Scott Brosius, R (1, 5) OBP: 0.120, SLG: 0.125		X 0-0 1B 2B 1-H 2-H		B C S B 1 SAFE S 2-3 ② ③ K 1-2			C C B C 1-3 ② K		C C B F F B F F S 2-3 ② K 2-3	4	1	1	2	0	3	2
Alfonso Soriano, R (1, 4) OBP: 0.259, SLG: 0.231		B C F X 1-2 ② F8			S C S 0-3 ① K		B F B X 2-1 ③ F7		C S B F F X 1-2 ③ F9	4	0	0	0	0	1	2

Inning Stats									
	R: 0 H: 1 E: 0 LOB: 1 K: 0 BB: 0 S: 8 P: 12	R: 3 H: 3 E: 0 LOB: 0 K: 0 BB: 1 S: 10 P: 19	R: 0 H: 0 E: 0 LOB: 1 K: 0 BB: 1 S: 9 P: 16	R: 0 H: 1 E: 0 LOB: 0 K: 2 BB: 0 S: 8 P: 12	R: 0 H: 1 E: 0 LOB: 1 K: 1 BB: 1 S: 7 P: 12	R: 0 H: 1 E: 0 LOB: 1 K: 2 BB: 0 S: 10 P: 16	R: 0 H: 0 E: 0 LOB: 0 K: 1 BB: 0 S: 9 P: 14	R: 0 H: 1 E: 0 LOB: 2 K: 0 BB: 1 S: 9 P: 19	R: 0 H: 1 E: 0 LOB: 1 K: 2 BB: 0 S: 17 P: 23	1B: 7 SF: 0 2B: 3 SAC: 1 3B: 0 DP: 2 HR: 0 HBP: 0	WP: 0 PA: 37 PB: 0 SB: 1 CS: 2

PITCHER		IP	WLS	BF	H	R	ER	SO	BB	IBB	HBP	BLK	WP	HR	S	P	ERA	WHIP
Freddy Garcia, R ERA: 3.79	(1, 1)	7.1	L	29	7	3	3	6	4	0	0	0	0	0	65	109	3.68	1.500
Arthur Rhodes, L ERA:	(8, 1)	1.0		4	1	0	0	1	0	0	0	0	0	0	8	15	0.00	1.000
Jeff Nelson, R ERA:	(9, 1)	0.2		3	1	0	0	1	0	0	0	0	0	0	14	19	0.00	1.500

PITCHER	IP	WLS	BF	H	R	ER	SO	BB	IBB	HBP	BLK	WP	HR	S	P	ERA	WHIP

TOP

New York Yankees @ Seattle Mariners

Safeco Field, Seattle, WA

Thu Oct 18 2001, 5:00 PM PDT

Att. 47,791 - Dome - 72 F

livebaseballscorecards.com

AB	31
R	3
H	9
RBI	3
BB	4
SO	8
LOB	16

Batter	1	2	3	4	5	6	7	8	9	AB	R	H	RBI	BB	SO	LOB
51 Ichiro Suzuki, L (1, 9) OBP: 0.552, SLG: 0.593	C S F B X 1-2 1B 1B		B B F B F F F X 3-2 E8 F8		X 0-0 ① F7		I I I I 4-0 IBB			3	0	1	0	1	0	0
Mark McLemore, S (1, 6) OBP: 0.167, SLG: 0.130	S P X 1-1 ① F7		C X 0-1 ① F7		C B C B X 2-2 ② F9		C B B B C X 3-2 ③ G3			4	0	0	0	0	0	4
Bret Boone, R (1, 4) OBP: 0.200, SLG: 0.143	S C X 0-2 G5-4-3 1-2 1B		B C F X 1-2 ② F8 2-3		S X 0-1 ③ P3			S C X 0-2 ① G4-3		4	0	1	0	0	0	1
Edgar Martinez, R (1, 10) OBP: 0.414, SLG: 0.583 Charles Gipson, R (8, PR)	B B X 2-0 ② ③ G5-4-3 1-2f		C B S F B X 2-2 ③ F8			B C F B F S 2-3 ① K		C B X 1-1 FC3-6 1B		4 0	0 0	1 0	0 0	0 0	1 0	3 0
John Olerud, L (1, 3) OBP: 0.222, SLG: 0.125		X 0-0 ① F7		B X 1-0 ① P5		B F B X 2-1 ② P6		C C X 0-2 ② FC3-6 1-2f		4	0	0	0	0	0	1
Mike Cameron, R (1, 8) OBP: 0.357, SLG: 0.522		C S X 0-2 ② F7		C B B H 3-1 HR HBP		F C B S 1-3 ③ K		B S C S 1-3 ③ K		3	1	0	0	0	2	1
Stan Javier, S (1, 7) OBP: 0.400, SLG: 0.583		C B F B F B F F B 4-2 1B BB		B X 1-0 1-H HR			B B C C X 2-2 ① G3	B C S C 1-3 ① K		3	1	1	2	1	1	0
Dan Wilson, R (1, 2) OBP: 0.238, SLG: 0.286 Al Martin, L (9, PH)		B B F F F F F F F 2-2 X 1-3 1B		B B X 2-0 ② F9			C X 0-1 G5-3 1B	X 0-0 ② G2-3		3 1	0 0	2 0	0 0	0 0	0 0	0 0
David Bell, R (1, 5) OBP: 0.250, SLG: 0.409		B F F B B S 3-3 ③ K		C S F B B B X 3-2 ③ F7			C F F X 0-2 ② G5-3 1-2	C F B B S 2-3 ③ K		4	0	0	0	0	2	3
Inning Stats	R: 0 H: 2 E: 0 LOB: 1 K: 0 BB: 0 S: 11 P: 14	R: 0 H: 1 E: 0 LOB: 2 K: 1 BB: 1 S: 20 P: 29	R: 0 H: 0 E: 1 LOB: 1 K: 0 BB: 0 S: 14 P: 20	R: 2 H: 1 E: 0 LOB: 0 K: 0 BB: 0 S: 8 P: 18	R: 0 H: 0 E: 0 LOB: 0 K: 0 BB: 0 S: 6 P: 8	R: 0 H: 0 E: 0 LOB: 0 K: 2 BB: 0 S: 9 P: 14	R: 0 H: 1 E: 0 LOB: 2 K: 0 BB: 1 S: 13 P: 22	R: 0 H: 1 E: 0 LOB: 1 K: 1 BB: 0 S: 11 P: 13	R: 0 H: 0 E: 0 LOB: 0 K: 2 BB: 0 S: 7 P: 10	1B: 5 SF: 0 2B: 0 SAC: 0 3B: 0 DP: 1 HR: 1 HBP: 1						WP: 0 PA: 36 PB: 0 SB: 0 CS: 0

PITCHER		IP	WLS	BF	H	R	ER	SO	BB	IBB	HBP	BLK	WP	HR	S	P	ERA	WHIP
35 Mike Mussina, R ERA: 1.38	(1, 1)	6.0	W	24	4	2	2	3	1	0	1	0	0	1	68	103	3.00	0.833
Ramiro Mendoza, R ERA:	(7, 1)	1.1	H	7	2	0	0	0	0	1	0	0	0	0	18	28	0.00	1.500
42 Mariano Rivera, R ERA: 1.17	(8, 1)	1.2	S	5	0	0	0	3	0	0	0	0	0	0	13	17	0.00	0.000

PITCHER	IP	WLS	BF	H	R	ER	SO	BB	IBB	HBP	BLK	WP	HR	S	P	ERA	WHIP

BOTTOM

New York Yankees @ Seattle Mariners

Safeco Field, Seattle, WA

Thu Oct 18 2001, 5:00 PM PDT

Att. 47,791 - Dome - 72 F

livebaseballscorecards.com

AB	33
R	2
H	6
RBI	2
BB	2
SO	6
LOB	13

Seattle Mariners @ New York Yankees

Yankee Stadium, Bronx, NY

Sat Oct 20 2001, 4:00 PM EDT

Att. 56,517 - Sunny - 69 F

TOP

livebaseballscorecards.com

Batter	1	2	3	4	5	6	7	8	9	AB	R	H	RBI	BB	SO	LOB
51 Ichiro Suzuki, L (1, 9) OBP: 0.559, SLG: 0.567 Carlos Guillen, S (8, PH) (8, 6)	K 2-3 ①		S 1-1 1B		1B BB 4-1 1-2 BB	3B 4-0 IBB	F8 0-0 ①	F7 2-1 ③		3	2	1	0	2	1	2
										1	0	0	0	0	0	1
Mark McLemore, S (1, 6) OBP: 0.233, SLG: 0.222 (8, 7) (9, 4)	K 2-3 ②		1-2 BB 4-2		1B 4-1 1-2 2-3 BB	HR 0-0 1-H 2-H 3-H 3B	K 0-3 ②		G5-3 1-0 ①	4	1	1	3	2	2	2
Bret Boone, R (1, 4) OBP: 0.257, SLG: 0.303 Jay Buhner, R (9, PH) OBP: 0.333, SLG: 0.571 (9, 9)	P4 1-0 ③		F9 0-0 ③		1B 2-1 1-3 2-H 3-H	HR 2-0 3-H	FC6 2-2 1-2 2-H 1B		HR 2-0	5	1	3	5	0	0	2
										1	1	1	1	0	0	0
Edgar Martinez, R (1, 10) OBP: 0.382, SLG: 0.552 Al Martin, L (9, PH) OBP: 0.250, SLG: 0.750		K 1-3 ①		L7 2-2 ①	K 2-3 ③	2B 2-2	FC6 1-2 1-2 2-3		1B 3-2 3B	5	0	1	0	0	2	4
										1	1	1	0	0	0	0
John Olerud, L (1, 3) OBP: 0.273, SLG: 0.276		G4-3 4-2 BB		K 1-3 ②	HR 1-2 K 1-3 ②		K 2-3 ③		1B 1-0 3-H	5	1	2	2	1	3	4
Stan Javier, S (1, 7) OBP: 0.400, SLG: 0.529 Charles Gipson, R (8, PR) (8, 9) (9, 7)	G4-3 3-2 ② 1-2			F7 2-2 ③	S 2-2 E 1B L6 0-2			G4-3 G5-3 0-0 1B 1B	F2 1-0 ②	5	1	2	0	0	0	2
										1	1	0	0	0	0	1
Mike Cameron, R (1, 8) OBP: 0.353, SLG: 0.444	K 2-3 ③			F8 2-2 ①	E 4-1 1-2 3B BB	E 4-2 1B BB		G5-3 0-1 ① 1-2	G1-3 0-1 ③	4	2	0	0	2	1	3
Tom Lampkin, L (1, 2) OBP: 0.250, SLG: 0.250 Dan Wilson, R (6, PH) OBP: 0.208, SLG: 0.250 (6, 2)			K 3-3 ①		FC1-6 2-2 1B	E1 1-1 1-3 2-H 3B	E1 0-1 1-3 1B 1B	G4-3 1-0 ② 2-3		2	0	1	0	0	1	0
										3	2	0	0	0	0	4
David Bell, R (1, 5) OBP: 0.276, SLG: 0.407			G6-3 1-1 ②		FC1-6 1-2 ② 51 BB BB 1-2f 1B	F9 1-0 ①	FC6 3-1 1-2 3-H 1B 1B	3-H		5	1	2	2	0	0	3
Inning Stats	R: 0 H: 0 E: 0 LOB: 0 K: 2 BB: 0 S: 9 P: 14	R: 0 H: 0 E: 0 LOB: 1 K: 2 BB: 1 S: 11 P: 21	R: 0 H: 1 E: 0 LOB: 2 K: 1 BB: 1 S: 10 P: 19	R: 0 H: 0 E: 0 LOB: 0 K: 1 BB: 0 S: 14 P: 19	R: 2 H: 2 E: 0 LOB: 2 K: 1 BB: 2 S: 19 P: 36	R: 7 H: 5 E: 1 LOB: 1 K: 1 BB: 2 S: 26 P: 44	R: 2 H: 2 E: 1 LOB: 3 K: 2 BB: 1 S: 19 P: 31	R: 1 H: 2 E: 0 LOB: 1 K: 0 BB: 0 S: 9 P: 13	R: 2 H: 3 E: 0 LOB: 1 K: 0 BB: 0 S: 10 P: 18	1B: 9 SF: 0 2B: 1 SAC: 0 3B: 2 DP: 0 HR: 3 HBP: 0						

	AB	45
	R	14
	H	15
	RBI	13
	BB	7
	SO	10
	LOB	28

WP: 0 PA: 52
PB: 0
SB: 2
CS: 0

PITCHER		IP	WLS	BF	H	R	ER	SO	BB	IBB	HBP	BLK	WP	HR	S	P	ERA	WHIP
Orlando Hernandez, R ERA: 5.06	(1, 1)	5.0	L	25	5	5	5	7	5	0	0	0	0	1	72	125	9.00	2.000
Mike Stanton, L ERA: 5.4	(6, 1)	0.1		4	1	2	1	0	0	1	0	0	0	0	4	10	27.00	3.000
Mark Wohlers, R ERA: 13.5	(6, 1)	0.2		7	3	4	2	1	1	0	0	0	0	1	19	31	27.00	6.000
Jay Witasick, R ERA: 9.82	(7, 1)	3.0		16	6	3	3	2	0	0	0	0	0	1	32	49	9.00	2.000

PITCHER	IP	WLS	BF	H	R	ER	SO	BB	IBB	HBP	BLK	WP	HR	S	P	ERA	WHIP

BOTTOM

Seattle Mariners @ New York Yankees

Yankee Stadium, Bronx, NY

Sat Oct 20 2001, 4:00 PM EDT

Att. 56,517 - Sunny - 69 F

livebaseballscorecards.com

Batter	1	2	3	4	5	6	7	8	9	AB	R	H	RBI	BB	SO	LOB
Chuck Knoblauch, R (1, 7) OBP: 0.353, SLG: 0.394 Clay Bellinger, R (8, 7)	K		K			G5-4-3		F2		3 1	0 0	0 0	0 0	0 0	2 0	1 1
2 Derek Jeter, R (1, 6) OBP: 0.406, SLG: 0.393 Enrique Wilson, S (8, 6) OBP: 1.000, SLG: 1.000	G4-3		F9			HBP 1B		1B		3 1	0 0	1 1	0 0	0 0	0 0	0 0
David Justice, L (1, 10) OBP: 0.393, SLG: 0.455	HR BB			G3		HBP		G4-6-3 1B		2	1	1	1	1	0	0
Bernie Williams, S (1, 8) OBP: 0.324, SLG: 0.414	HR			F9		G5-3		G4-6-3		4	1	1	2	0	0	4
Tino Martinez, L (1, 3) OBP: 0.219, SLG: 0.241 Luis Sojo, R (8, 3)	G3			G4-3			G1-3		G5-3	3 1	0 0	0 0	0 0	0 0	0 0	0 0
20 Jorge Posada, S (1, 2) OBP: 0.419, SLG: 0.519 Todd Greene, R (8, 2)		K	G4-3				L7		P6	3 1	0 0	0 0	0 0	0 0	1 0	0 0
Paul O'Neill, L (1, 9) OBP: 0.211, SLG: 0.421 Shane Spencer, R (7, PH) OBP: 0.385, SLG: 0.500 (8, 9)	L4		G3				1B		F8	2 2	0 0	0 1	0 0	0 0	0 0	0 0
Scott Brosius, R (1, 5) OBP: 0.111, SLG: 0.115 Randy Velarde, R (7, PH) OBP: 0.167, SLG: 0.167 (8, 5)	K		K				F7			2 1	0 0	0 0	0 0	0 0	2 0	0 1
Alfonso Soriano, R (1, 4) OBP: 0.300, SLG: 0.276			F7			G5-4-3		1B		3	1	2	0	0	0	0

Inning Stats	1	2	3	4	5	6	7	8	9
	R: 2 E: 0 K: 1 S: 12	H: 1 LOB: 0 BB: 1 P: 20	R: 0 E: 0 K: 2 S: 10	H: 0 LOB: 0 BB: 0 P: 15	R: 0 E: 0 K: 1 S: 11	H: 0 LOB: 0 BB: 0 P: 15	R: 0 E: 0 K: 0 S: 8	H: 0 LOB: 0 BB: 0 P: 14	R: 0 E: 0 K: 1 S: 6	H: 0 LOB: 0 BB: 0 P: 11	R: 0 E: 0 K: 0 S: 8	H: 2 LOB: 2 BB: 0 P: 13	R: 0 E: 0 K: 0 S: 10	H: 1 LOB: 1 BB: 0 P: 17	R: 1 E: 0 K: 0 S: 17	H: 3 LOB: 1 BB: 0 P: 24	R: 0 E: 0 K: 0 S: 7	H: 0 LOB: 0 BB: 0 P: 10

	1B: 6	SF: 0	WP: 0	PA: 34
	2B: 0	SAC: 0	PB: 0	
	3B: 0	DP: 2	SB: 0	
	HR: 1	HBP: 1	CS: 0	

PITCHER		IP	WLS	BF	H	R	ER	SO	BB	IBB	HBP	BLK	WP	HR	S	P	ERA	WHIP
Jamie Moyer, L ERA: 1.89	(1, 1)	7.0	W	26	4	2	2	5	1	0	1	0	0	1	65	105	2.57	0.714
Jose Paniagua, R ERA: 15.43	(8, 1)	1.0		5	3	1	1	0	0	0	0	0	0	0	17	24	9.00	3.000
John Halama, L ERA:	(9, 1)	1.0		3	0	0	0	0	0	0	0	0	0	0	7	10	0.00	0.000

PITCHER	IP	WLS	BF	H	R	ER	SO	BB	IBB	HBP	BLK	WP	HR	S	P	ERA	WHIP

Batter	1	2	3	4	5	6	7	8	9	AB	R	H	RBI	BB	SO	LOB
51 Ichiro Suzuki, L (1, 9) OBP: 0.526, SLG: 0.515	F F B F F S 1-3 ① K		C B B B C B 4-2 WP S BB		C F F F S 0-3 ② K2-3			C B B X 2-1 ① G6-3		3	0	0	0	1	2	0
Mark McLemore, S (1, 6) OBP: 0.206, SLG: 0.194	C B B X 2-1 ② G6-3		C B B B X 3-1 ② G1-3 1-2		B C B B B X 3-1 ③ F9			C B C B F X 2-2 ② L4		4	0	0	0	0	0	1
Bret Boone, R (1, 4) OBP: 0.282, SLG: 0.389	S S S 0-3 ③ K		B B B B 4-0 2-3 BB			F S B F X 1-2 ① G6-3		F X 0-1 HR		3	1	1	1	1	1	0
Edgar Martinez, R (1, 10) OBP: 0.368, SLG: 0.500		B F S B F B F B 4-2 FC4-6 BB	B C X 1-1 ③ F2			C X 0-1 ② G5-3		C C S 0-3 ③ K		3	0	0	0	1	1	2
John Olerud, L (1, 3) OBP: 0.270, SLG: 0.273		B F B B B X 3-1 ① FC4-6 BB 1-2f	X 0-0 1B			C B B S S 2-3 ③ K			X 0-0 ① G3-1	4	0	1	0	0	1	1
Stan Javier, S (1, 7) OBP: 0.333, SLG: 0.429		F C S 0-3 ② K	L C B S 1-3 ① K				B C F X 1-2 ① G6-3		X 0-0 ② B4-3	4	0	0	0	0	2	2
Mike Cameron, R (1, 8) OBP: 0.342, SLG: 0.400		B C T B B B 4-2 1-2 BB	B B C X 2-1 ② L7				C C C 0-3 ② K		X 0-0 ③ P3	3	0	0	0	1	1	1
Tom Lampkin, L (1, 2) OBP: 0.286, SLG: 0.167		C F S 0-3 ③ K	F B B S B X 3-2 ③ L8				B B B C B 4-1 BB			2	0	0	0	1	1	3
David Bell, R (1, 5) OBP: 0.250, SLG: 0.367			F S B S 1-3 ① K		C X 0-1 ① L5		B B F F X 2-2 ③ L1			3	0	0	0	0	1	1

Inning Stats																																	
	R: 0	E: 0	K: 2	S: 11	H: 0	LOB: 0	BB: 0	P: 14	R: 0	E: 0	K: 2	S: 14	H: 0	LOB: 2	BB: 2	P: 25	R: 0	E: 0	K: 1	S: 9	H: 0	LOB: 2	BB: 2	P: 22	R: 0	E: 0	K: 1	S: 9	H: 1	LOB: 1	BB: 0	P: 15
	R: 0	E: 0	K: 1	S: 10	H: 0	LOB: 0	BB: 0	P: 13	R: 0	E: 0	K: 1	S: 9	H: 0	LOB: 0	BB: 0	P: 12	R: 0	E: 0	K: 1	S: 10	H: 0	LOB: 1	BB: 1	P: 17	R: 1	E: 0	K: 1	S: 11	H: 1	LOB: 0	BB: 0	P: 15
	R: 0	E: 0	K: 0	S: 3	H: 0	LOB: 0	BB: 0	P: 3	1B: 1	2B: 0	3B: 0	HR: 1	SF: 0	SAC: 0	DP: 0	HBP: 0	WP: 1	PB: 0	SB: 1	CS: 0	PA: 34												

PITCHER		IP	WLS	BF	H	R	ER	SO	BB	IBB	HBP	BLK	WP	HR	S	P	ERA	WHIP
Roger Clemens, R ERA: 3.38	(1, 1)	5.0		20	1	0	0	7	4	0	0	0	1	0	53	89	0.00	1.000
Ramiro Mendoza, R ERA: 1.04	(6, 1)	3.0		11	1	1	1	3	1	0	0	0	0	1	30	44	3.00	0.667
42 Mariano Rivera, R ERA: 1.04	(9, 1)	1.0	W	3	0	0	0	0	0	0	0	0	0	0	3	3	0.00	0.000

PITCHER	IP	WLS	BF	H	R	ER	SO	BB	IBB	HBP	BLK	WP	HR	S	P	ERA	WHIP

TOP

Seattle Mariners @ New York Yankees

Yankee Stadium, Bronx, NY

Sun Oct 21 2001, 7:30 PM EDT

Att. 56,375 - Sunny - 68 F

livebaseballscorecards.com

AB	29
R	1
H	2
RBI	1
BB	5
SO	10
LOB	11

Batter	1	2	3	4	5	6	7	8	9	AB	R	H	RBI	BB	SO	LOB
Chuck Knoblauch, R (1, 7) OBP: 0.342, SLG: 0.361	F B S C 1-3 K ①		C B X 1-1 F3 ②		F B F B F B B 4-2 1-2 BB		B F C F F F X 1-2 G5-3 ②			3	0	0	0	1	1	2
2 Derek Jeter, R (1, 6) OBP: 0.361, SLG: 0.344	F F B X 1-2 F7 ②		C B X 1-1 G5-3 ③		B B S S X 2-2 F9 ②		B C C B B F S 3-3 K ③			4	0	0	0	0	1	4
David Justice, L (1, 10) OBP: 0.344, SLG: 0.385	C B B X 2-1 G3 ③			C B X 1-1 F7 ①	C B B C X 2-2 G4-3 ③			S C C 0-3 K ①		4	0	0	0	0	1	2
Bernie Williams, S (1, 8) OBP: 0.368, SLG: 0.516		B B S C B B 4-2 CS BB		S C F B B F B B 4-2 20 BB BB		B C B X 2-1 F8 ①		B C B B S F X 3-2 HR		2	1	1	1	2	0	0
Tino Martinez, L (1, 3) OBP: 0.222, SLG: 0.273		B C B X 2-1 G3 ① ② 1-2		C F B S 1-3 K ②		F B B X 2-1 BB 2B		B X 1-0 L3 ②		4	0	1	0	0	1	2
20 Jorge Posada, S (1, 2) OBP: 0.457, SLG: 0.500		B B F B C B B 4-2 2-6 BB		C B B B B 4-1 1-2 BB		I I I I 4-0 BB IBB		B C S X 1-2 G5-3 ③		1	0	0	0	3	0	0
Paul O'Neill, L (1, 9) OBP: 0.238, SLG: 0.400 Shane Spencer, R (6, PH) OBP: 0.400, SLG: 0.462 (7, 9)	B 1-0 2-6 ③ 1-2	B B B B 4-0 SH1-3 BB	B C F X 1-2 G3 ③			B C B C B B 4-2 G4-6-3 BB 1-2 2-3			B X 1-0 G5-3 ①	1 1	0 0	0 0	0 0	1 1	0 0	2 0
Scott Brosius, R (1, 5) OBP: 0.133, SLG: 0.138			C X 0-1 SH1-3 ① 1-2		C X 0-1 G1-3 ①	C B B F X 2-2 G4-6-3 ② ③ 1-2f			X 0-0 HR 1B	3	1	1	0	0	0	3
Alfonso Soriano, R (1, 4) OBP: 0.353, SLG: 0.387			B B B B C S B 4-2 BB		B C B B F F B 4-2 S BB		C F B F F S 1-3 K ①		B X 1-0 1-H HR	2	1	1	2	2	1	0
Inning Stats	R: 0 E: 0 K: 1 S: 8 H: 0 LOB: 0 BB: 0 P: 12	R: 0 E: 0 K: 0 S: 6 H: 0 LOB: 1 BB: 2 P: 17	R: 0 E: 0 K: 0 S: 8 H: 0 LOB: 2 BB: 2 P: 18	R: 0 E: 0 K: 1 S: 13 H: 0 LOB: 2 BB: 2 P: 24	R: 0 E: 0 K: 0 S: 14 H: 0 LOB: 2 BB: 2 P: 26	R: 0 E: 0 K: 0 S: 9 H: 1 LOB: 2 BB: 2 P: 23	R: 0 E: 0 K: 2 S: 16 H: 0 LOB: 0 BB: 0 P: 21	R: 1 E: 0 K: 1 S: 11 H: 1 LOB: 0 BB: 0 P: 16	R: 2 E: 0 K: 0 S: 3 H: 2 LOB: 0 BB: 0 P: 5	1B: 1 2B: 1 3B: 0 HR: 2 SF: 0 SAC: 1 DP: 1 HBP: 0						WP: 0 PB: 0 SB: 1 CS: 1 PA: 36	

BOTTOM

Seattle Mariners @ New York Yankees

Yankee Stadium, Bronx, NY

Sun Oct 21 2001, 7:30 PM EDT

Att. 56,375 - Sunny - 68 F

livebaseballscorecards.com

AB	25
R	3
H	4
RBI	3
BB	10
SO	5
LOB	15

PITCHER		IP	WLS	BF	H	R	ER	SO	BB	IBB	HBP	BLK	WP	HR	S	P	ERA	WHIP
Paul Abbott, R ERA: 9.0	(1, 1)	5.0		22	0	0	0	2	8	0	0	0	0	0	49	97	0.00	1.600
Norm Charlton, L ERA:	(6, 1)	0.1		3	1	0	0	0	0	1	0	0	0	0	4	12	0.00	3.000
Jeff Nelson, R ERA:	(6, 1)	1.2		5	0	0	0	2	1	0	0	0	0	0	21	32	0.00	0.600
Arthur Rhodes, L ERA: 1.93	(8, 1)	1.0	B	4	1	1	1	1	0	0	0	0	0	1	11	16	9.00	1.000
Kazuhiro Sasaki, R ERA: 5.4	(9, 1)	0.1	L	3	2	2	2	0	0	0	0	0	0	1	3	5	54.00	6.000

PITCHER	IP	WLS	BF	H	R	ER	SO	BB	IBB	HBP	BLK	WP	HR	S	P	ERA	WHIP

Batter	1	2	3	4	5	6	7	8	9	AB	R	H	RBI	BB	SO	LOB
51 Ichiro Suzuki, L (1, 7) (8, 9) OBP: 0.488, SLG: 0.474	G1-3		G3			F7	1B		FC5-4	5	0	1	1	0	0	2
Mike Cameron, R (1, 8) OBP: 0.349, SLG: 0.429	2B		L8			1B	P6		L9	5	0	2	0	0	0	4
Bret Boone, R (1, 4) OBP: 0.256, SLG: 0.350	F9			E4		F7	K			4	0	0	0	0	1	4
Edgar Martinez, R (1, 10) OBP: 0.333, SLG: 0.444	L7			L3		L5		G5-3		4	0	0	0	0	0	3
Jay Buhner, R (1, 9) OBP: 0.417, SLG: 0.556		K		BB			1B	L5		2	1	1	0	1	1	0
Stan Javier, S (8, PH) (8, 7) OBP: 0.320, SLG: 0.409										1	0	0	0	0	0	0
John Olerud, L (1, 3) OBP: 0.293, SLG: 0.278		G3		G6-3			1B	BB		3	1	1	0	1	0	1
Dan Wilson, R (1, 2) OBP: 0.179, SLG: 0.214		G5-3			F9		P5	F8		4	0	0	0	0	0	3
Carlos Guillen, S (1, 6) OBP: 0.250, SLG: 0.250			SH1-4 51 G3 1B		F8		1B 51 1B 1B		G3	4	1	2	0	0	0	0
David Bell, R (1, 5) OBP: 0.265, SLG: 0.375 Mark McLemore, S (9, PH) OBP: 0.229, SLG: 0.219			SH1-4		G4-3		1B 51 1B		1B 51 FC5-4	2	0	1	2	0	0	0
										1	0	1	0	0	0	0
Inning Stats	R: 0 E: 0 K: 0 S: 9 H: 1 LOB: 1 BB: 0 P: 15	R: 0 E: 0 K: 1 S: 9 H: 0 LOB: 0 BB: 0 P: 13	R: 0 E: 0 K: 0 S: 6 H: 1 LOB: 1 BB: 0 P: 9	R: 0 E: 1 K: 0 S: 8 H: 0 LOB: 1 BB: 1 P: 17	R: 0 E: 0 K: 0 S: 5 H: 0 LOB: 0 BB: 0 P: 6	R: 0 E: 0 K: 0 S: 9 H: 1 LOB: 1 BB: 0 P: 14	R: 3 E: 0 K: 1 S: 13 H: 5 LOB: 2 BB: 0 P: 18	R: 0 E: 0 K: 0 S: 4 H: 0 LOB: 1 BB: 1 P: 9	R: 0 E: 0 K: 0 S: 8 H: 1 LOB: 1 BB: 0 P: 12	1B: 8 2B: 2 3B: 0 HR: 0	SF: 0 SAC: 1 DP: 1 HBP: 0						

PITCHER	IP	WLS	BF	H	R	ER	SO	BB	IBB	HBP	BLK	WP	HR	S	P	ERA	WHIP
Andy Pettitte, L (1, 1) ERA: 2.18	6.1	W	28	8	3	3	1	1	0	0	0	0	0	54	85	4.26	1.421
Ramiro Mendoza, R (7, 1) ERA: 0.93	1.0		3	0	0	0	1	0	0	0	0	0	0	6	9	0.00	0.000
Mike Stanton, L (8, 1) ERA: 4.76	0.2		3	0	0	0	0	1	0	0	0	0	0	3	7	0.00	1.500
42 Mariano Rivera, R (9, 1) ERA: 0.93	1.0		4	1	0	0	0	0	0	0	0	0	0	8	12	0.00	1.000

PITCHER	IP	WLS	BF	H	R	ER	SO	BB	IBB	HBP	BLK	WP	HR	S	P	ERA	WHIP

TOP

Seattle Mariners @ New York Yankees

Yankee Stadium, Bronx, NY

Mon Oct 22 2001, 8:00 PM EDT

Att. 56,370 - Cloudy - 63 F

livebaseballscorecards.com

AB	35
R	3
H	9
RBI	3
BB	2
SO	2
LOB	17

WP: 0 PB: 0 SB: 0 CS: 0 PA: 38

Batter	1	2	3	4	5	6	7	8	9	AB	R	H	RBI	BB	SO	LOB
Chuck Knoblauch, R (1, 7) OBP: 0.333, SLG: 0.350	X 0-0 ① F8		B X 1-0 ① SH5-4 1-2 2-3	C X 0-1 ③ F8		C F X 0-2 1B 2 BB 1-2 2-3 3-H 1B	B S X 1-1 ③ G5-3			4	0	1	1	0	0	3
2 Derek Jeter, R (1, 6) OBP: 0.341, SLG: 0.314	C X 0-1 ② F8		S B B B F X 3-2 ② SF8 3-H		B X 1-0 ① G6-3	B B B B 4-0 1B 1-2 2-3 3-H BB		X 0-0 ① L9		3	0	0	2	1	0	0
David Justice, L (1, 10) OBP: 0.378, SLG: 0.452	B B X 2-0 ③ G6-3		B S B B X 2-1 HR 2-H 2B		C S B B B X 2-2 ② L4	B F X 1-1 1-2 2-3 3-H 1B		C F F X 0-2 WP HR 1B		5	2	3	2	0	0	0
Bernie Williams, S (1, 8) OBP: 0.372, SLG: 0.571		B B C C B S 3-3 ① K	S F B B B X 3-2 2-H HR		B X 1-0 ③ F3	C B B B C F F S 3-3 ② K		B S B B B 4-1 1-2 HR BB		4	2	1	2	1	2	3
Tino Martinez, L (1, 3) OBP: 0.244, SLG: 0.368		B B X 2-0 ② G4-3	B X 1-0 ③ P6			F F X 2-1 1B 20 1B WP 1B 1-3 ③ K		C X 0-1 1-H 2-H HR		5	2	2	3	0	1	3
20 Jorge Posada, S (1, 2) OBP: 0.475, SLG: 0.500		B B S B B B 4-1 BB	C C B C 1-3 ① K			X 0-0 WP 1B 1-2 1B 1B	C B S F B X 2-2 2B 1B	C B F S 1-3 ② K		4	1	2	0	1	2	0
Paul O'Neill, L (1, 9) OBP: 0.292, SLG: 0.565 Shane Spencer, R (6, PR) OBP: 0.353, SLG: 0.400 (7, 9)		C B B F X 1-2 ③ G5-3	B F F B X 2-2 HR			B C C X 1-2 1B WP 2 BB 1-2 2-3 1B	F C S 0-3 ① K	F F B F B F F B X 3-2 ③ G1-3		3 2	1 1	2 0	1 0	0 0	0 1	1 1
Scott Brosius, R (1, 5) OBP: 0.147, SLG: 0.182			B C B B X 3-1 E5 SH5-4 1B 2 SF8	F F B B F X 2-2 ② G4-3		S S B F C 1-3 ① K	F C F F B F B B X 3-2 1-3 2B			4	1	1	0	0	1	3
Alfonso Soriano, R (1, 4) OBP: 0.395, SLG: 0.394			C X 0-1 SH5-4 1-2 2B 1B	C H 1-1 HBP		C B B B B 4-1 2 BB 1B 1-2 2-3 3-H BB	B F S B S 2-3 ② K			2	2	1	0	1	1	2
Inning Stats	R: 0 H: 0 E: 0 LOB: 0 K: 0 BB: 0 S: 4 P: 6	R: 0 H: 0 E: 0 LOB: 1 K: 1 BB: 1 S: 9 P: 19	R: 4 H: 3 E: 1 LOB: 0 K: 0 BB: 0 S: 14 P: 27	R: 1 H: 1 E: 0 LOB: 1 K: 1 BB: 0 S: 13 P: 19	R: 0 H: 0 E: 0 LOB: 0 K: 0 BB: 0 S: 5 P: 9	R: 4 H: 5 E: 0 LOB: 3 K: 3 BB: 2 S: 24 P: 41	R: 0 H: 2 E: 0 LOB: 2 K: 2 BB: 0 S: 18 P: 26	R: 3 H: 2 E: 0 LOB: 0 K: 1 BB: 1 S: 17 P: 25		1B: 8 SF: 1 2B: 2 SAC: 1 3B: 0 DP: 0 HR: 3 HBP: 1					WP: 2 PA: 43 PB: 0 SB: 0 CS: 0	

PITCHER		IP	WLS	BF	H	R	ER	SO	BB	IBB	HBP	BLK	WP	HR	S	P	ERA	WHIP
Aaron Sele, R ERA: 4.5	(1, 1)	4.0	L	19	4	5	1	2	1	0	1	0	0	2	40	71	2.25	1.250
John Halama, L ERA: 5.4	(5, 1)	1.0		6	3	3	3	0	0	0	0	0	0	0	11	18	27.00	3.000
Joel Pineiro, R ERA: 4.5	(6, 1)	2.0		12	4	1	1	5	2	0	0	0	1	0	36	58	4.50	3.000
Jose Paniagua, R ERA: 17.47	(8, 1)	1.0		6	2	3	3	1	1	0	0	0	1	1	17	25	27.00	3.000

PITCHER	IP	WLS	BF	H	R	ER	SO	BB	IBB	HBP	BLK	WP	HR	S	P	ERA	WHIP

BOTTOM

Seattle Mariners @ New York Yankees

Yankee Stadium, Bronx, NY

Mon Oct 22 2001, 8:00 PM EDT

Att. 56,370 - Cloudy - 63 F

livebaseballscorecards.com

AB	36
R	12
H	13
RBI	11
BB	4
SO	8
LOB	16

Batter	1	2	3	4	5	6	7	8	9	AB	R	H	RBI	BB	SO	LOB
Chuck Knoblauch, R (1, 7) OBP: 0.304, SLG: 0.318	B X 1-0 ① P4		B B C X 2-1 ① F3		C C F B X 1-2 ③ G6-3			C B C B X 2-2 ② G6-3		4	0	0	0	0	0	0
Mike Stanton, L (8, 1)										0	0	0	0	0	0	0
2 Derek Jeter, R (1, 6) OBP: 0.333, SLG: 0.289	C H 1-1 ① 2B HBP		B B X 2-0 ② G6-3			C X 0-1 ① G3		B B F X 2-1 ③ F8		3	1	0	0	0	0	0
David Justice, L (1, 9) OBP: 0.350, SLG: 0.412	C C B B S 2-3 ② K		C C B B C 2-3 ③ K			F F F F B B F B F 3-3 S ② K			X 0-0 ① P4	3	0	0	0	0	3	1
(8, 7)										1	0	0	0	0	0	0
Shane Spencer, R (9, PH) OBP: 0.333, SLG: 0.375																
Bernie Williams, S (1, 8) OBP: 0.362, SLG: 0.564	C X 0-1 1-H 2B			S C B C 1-3 ① K		B B C X 2-1 ③ G4-3			C B F B F S 2-3 ② K	4	0	1	1	0	2	0
Tino Martinez, L (1, 3) OBP: 0.244, SLG: 0.341	X 0-0 ③ G6-3			F X 0-1 ② F7			B C B X 2-1 ① F8		B F B F B B 4-2 BB	3	0	0	0	1	0	1
20 Jorge Posada, S (1, 2) OBP: 0.477, SLG: 0.486		B C B S S B S 3-3 ① K		B B S C F X 2-2 1B			B B B C B 4-1 BB		X 0-0 ③ F8	3	0	1	0	1	1	1
Alfonso Soriano, R (1, 4) OBP: 0.366, SLG: 0.361		B C F X 1-2 ② F8		C C F B S 1-3 ③ K			B F S X 1-2 ② F8			3	0	0	0	0	1	2
Scott Brosius, R (1, 5) OBP: 0.162, SLG: 0.222		C X 0-1 2B			F B C F X 1-2 ① F8		C F F S 0-3 ③ K			3	0	1	0	0	1	1
35 Mike Mussina, L (1, 1)		F S B S 1-3 ③ K			B X 1-0 ② G4-3			X 0-0 ① P6		1	0	0	0	0	1	1
Randy Choate, L (4, 1)										0	0	0	0	0	0	0
Enrique Wilson, S (5, PH) OBP: 0.500, SLG: 0.500										1	0	0	0	0	0	0
Sterling Hitchcock, L (5, 1)										0	0	0	0	0	0	0
Paul O'Neill, L (8, PH) OBP: 0.280, SLG: 0.542										1	0	0	0	0	0	0
(8, 9)																

TOP

New York Yankees @ Arizona Diamondbacks

Bank One Ballpark, Phoenix, AZ

Sat Oct 27 2001, 7:30 PM EDT

Att. 49,646 - Cloudy - 94 F

livebaseballscorecards.com

AB	30
R	1
H	3
RBI	1
BB	2
SO	9
LOB	7

Inning Stats	1	2	3	4	5	6	7	8	9
	R: 1 E: 0 K: 1 S: 8	R: 0 E: 0 K: 2 S: 11	R: 0 E: 0 K: 1 S: 6	R: 0 E: 0 K: 2 S: 13	R: 0 E: 0 K: 0 S: 9	R: 0 E: 0 K: 1 S: 11	R: 0 E: 0 K: 1 S: 10	R: 0 E: 0 K: 0 S: 6	R: 0 E: 0 K: 1 S: 8
	H: 1 LOB: 1 BB: 0 P: 12	H: 1 LOB: 1 BB: 0 P: 16	H: 0 LOB: 0 BB: 0 P: 12	H: 1 LOB: 1 BB: 0 P: 17	H: 0 LOB: 0 BB: 0 P: 12	H: 0 LOB: 0 BB: 0 P: 16	H: 0 LOB: 1 BB: 1 P: 17	H: 0 LOB: 0 BB: 0 P: 10	H: 0 LOB: 1 BB: 1 P: 14

1B: 1 SF: 0
2B: 2 SAC: 0
3B: 0 DP: 0
HR: 0 HBP: 1

WP: 0 PA: 33
PB: 0
SB: 0
CS: 0

PITCHER		IP	WLS	BF	H	R	ER	SO	BB	IBB	HBP	BLK	WP	HR	S	P	ERA	WHIP
Curt Schilling, R ERA: 0.79	(1, 1)	7.0	W	26	3	1	1	8	1	0	1	0	0	0	68	102	1.29	0.571
Mike Morgan, R ERA: 10.8	(8, 1)	1.0		3	0	0	0	0	0	0	0	0	0	0	6	10	0.00	0.000
Greg Swindell, L ERA: 3.0	(9, 1)	1.0		4	0	0	0	1	1	0	0	0	0	0	8	14	0.00	1.000

PITCHER	IP	WLS	BF	H	R	ER	SO	BB	IBB	HBP	BLK	WP	HR	S	P	ERA	WHIP

BOTTOM

New York Yankees @ Arizona Diamondbacks

Bank One Ballpark, Phoenix, AZ

Sat Oct 27 2001, 7:30 PM EDT

Att. 49,646 - Cloudy - 94 F

livebaseballscorecards.com

Batter	1	2	3	4	5	6	7	8	9	AB	R	H	RBI	BB	SO	LOB
Tony Womack, L (1, 6) OBP: 0.289, SLG: 0.268	K2-3		HR SH3-1 HBP	F2	G5-3			F8		4	1	0	0	0	1	0
Craig Counsell, L (1, 4) OBP: 0.326, SLG: 0.512	HR		SH3-1 1-2	K	K			G4-3		4	1	1	1	0	2	0
Luis Gonzalez, L (1, 7) OBP: 0.347, SLG: 0.488	K		HR 2-H	1B 2B		K		G3-1		5	2	2	2	0	2	0
Reggie Sanders, R (1, 9) OBP: 0.419, SLG: 0.382	1B		E SF8 1B	1B E IBB		G6-3				3	2	2	0	1	0	0
Steve Finley, L (1, 8) OBP: 0.400, SLG: 0.405	G3		E9 SF8 1-3 2B	E 1-3 2-H 2B 1B		K				4	2	1	1	0	1	2
Matt Williams, R (1, 5) OBP: 0.295, SLG: 0.243		K	SF8 2-3 3-H	E5 1-3 2B 3-H				1B		3	1	1	1	0	1	1
Mark Grace, L (1, 3) OBP: 0.395, SLG: 0.364		L4	2B IBB	2-H 3-H 2B				L9		3	0	1	2	1	0	1
Damian Miller, R (1, 2) OBP: 0.325, SLG: 0.278		1B	1-3 3-H 2B	G1-3				K		4	0	2	1	0	1	2
Curt Schilling, R (1, 1) OBP: 0.083, SLG: 0.083		K	G6-3		K			K		3	0	0	0	0	2	3
Jay Bell, R (7, PH) OBP: 0.111, SLG: 0.111										1	0	0	0	0	1	1
Mike Morgan, R (8, 1)										0	0	0	0	0	0	0
Greg Swindell, L (9, 1)										0	0	0	0	0	0	0
Inning Stats	R: 1 H: 2 E: 0 LOB: 1 K: 2 BB: 0 S: 19 P: 25	R: 0 H: 1 E: 0 LOB: 1 K: 2 BB: 0 S: 10 P: 12	R: 4 H: 3 E: 1 LOB: 2 K: 0 BB: 1 S: 18 P: 31	R: 4 H: 3 E: 1 LOB: 1 K: 1 BB: 1 S: 12 P: 22	R: 0 H: 0 E: 0 LOB: 0 K: 2 BB: 0 S: 10 P: 14	R: 0 H: 0 E: 0 LOB: 0 K: 2 BB: 0 S: 8 P: 11	R: 0 H: 1 E: 0 LOB: 1 K: 2 BB: 0 S: 9 P: 14	R: 0 H: 0 E: 0 LOB: 0 K: 0 BB: 0 S: 4 P: 6		1B: 5 SF: 1 2B: 3 SAC: 1 3B: 0 DP: 0 HR: 2 HBP: 1						

AB	34
R	9
H	10
RBI	8
BB	2
SO	11
LOB	10

WP: 0 PA: 39
PB: 0
SB: 0
CS: 0

PITCHER		IP	WLS	BF	H	R	ER	SO	BB	IBB	HBP	BLK	WP	HR	S	P	ERA	WHIP
35 Mike Mussina, R ERA: 2.81	(1, 1)	3.0	L	18	6	5	3	4	0	1	1	0	0	2	47	68	9.00	2.000
Randy Choate, L ERA: 9.0	(4, 1)	1.0		8	3	4	1	1	0	1	0	0	0	0	12	22	9.00	3.000
Sterling Hitchcock, L ERA: 3.0	(5, 1)	3.0		10	1	0	0	6	0	0	0	0	0	0	27	39	0.00	0.333
Mike Stanton, L ERA: 4.05	(8, 1)	1.0		3	0	0	0	0	0	0	0	0	0	0	4	6	0.00	0.000

PITCHER	IP	WLS	BF	H	R	ER	SO	BB	IBB	HBP	BLK	WP	HR	S	P	ERA	WHIP

New York Yankees @ Arizona Diamondbacks

Bank One Ballpark, Phoenix, AZ

Sun Oct 28 2001, 7:30 PM EST

Att. 49,646 - Sunny - 88 F

livebaseballscorecards.com

TOP

Batter	1	2	3	4	5	6	7	8	9	AB	R	H	RBI	BB	SO	LOB
Chuck Knoblauch, R (1, 7) OBP: 0.280, SLG: 0.292	C F B C 1-3 ① K			X 0-0 ① F7		S B F X 1-2 ② P6			C X 0-1 ① F9	4	0	0	0	0	1	0
Randy Velarde, R (1, 3) OBP: 0.200, SLG: 0.111	B X 1-0 ② G1-3			B B B B 4-0 2 FC6-4 BB		B C S B X 2-2 ③ G5-3			C F F S 0-3 ② K	3	0	0	0	1	1	0
2 Derek Jeter, R (1, 6) OBP: 0.306, SLG: 0.262	C F B B F T 2-2 ③ K			B X 1-0 ② FC6-4 1-2f			F C X 0-2 ① G5-3		B F X 1-1 ③ L4	4	0	0	0	0	1	1
Bernie Williams, S (1, 8) OBP: 0.340, SLG: 0.524		B S C B B C 3-3 ① K		C B B C F B X 3-2 ③ G6-3			B C B C X 2-2 ② G5-3			3	0	0	0	0	1	1
20 Jorge Posada, S (1, 2) OBP: 0.468, SLG: 0.474		B C B F S 2-3 ② K			C B X 1-1 1B		C X 0-1 ③ G6-3			3	0	1	0	0	1	0
Shane Spencer, R (1, 9) OBP: 0.333, SLG: 0.368		C X 0-1 ③ G5-3			B B F S C 2-3 ① K			C B C X 1-2 1B 1B		3	0	1	0	0	1	1
Alfonso Soriano, R (1, 4) OBP: 0.364, SLG: 0.359			C B B B F S 3-3 ① K		S F F S 0-3 ② K			B F X 1-1 1-2 G5-4-3 1B		3	0	1	0	0	2	1
Scott Brosius, R (1, 5) OBP: 0.150, SLG: 0.205			C B F F C 1-3 ② K		X 0-0 ③ F7			B F C 1-3 ① K		3	0	0	0	0	2	3
Andy Pettitte, L (1, 1)			S S C 0-3 ③ K			X 0-0 ① B5-3		F F B X 1-2 ② ③ G5-4-3 1-2f		2	0	0	0	0	1	0
Luis Sojo, R (8, PH)										1	0	0	0	0	0	2
Mike Stanton, L (8, 1)										0	0	0	0	0	0	0

	AB	29
	R	0
	H	3
	RBI	0
	BB	1
	SO	11
	LOB	9

Inning Stats										
	R: 0 E: 0 K: 2 S: 8	H: 0 LOB: 0 BB: 0 P: 12	R: 0 E: 0 K: 2 S: 8	H: 0 LOB: 0 BB: 0 P: 13	R: 0 E: 0 K: 3 S: 10	H: 0 LOB: 0 BB: 0 P: 14	R: 0 E: 0 K: 0 S: 6	H: 0 LOB: 1 BB: 1 P: 14	R: 0 E: 0 K: 2 S: 10	H: 1 LOB: 1 BB: 0 P: 13
	R: 0 E: 0 K: 0 S: 7	H: 0 LOB: 0 BB: 0 P: 10	R: 0 E: 0 K: 0 S: 8	H: 0 LOB: 0 BB: 0 P: 10	R: 0 E: 0 K: 1 S: 11	H: 2 LOB: 1 BB: 0 P: 15	R: 0 E: 0 K: 1 S: 8	H: 0 LOB: 0 BB: 0 P: 9	1B: 3 2B: 0 3B: 0 HR: 0	SF: 0 SAC: 0 DP: 1 HBP: 0
	WP: 0 PB: 0 SB: 0 CS: 0	PA: 30								

PITCHER	IP	WLS	BF	H	R	ER	SO	BB	IBB	HBP	BLK	WP	HR	S	P	ERA	WHIP
Randy Johnson, L (1, 1) ERA: 1.36	9.0	W	30	3	0	0	11	1	0	0	0	0	0	76	110	0.00	0.444

PITCHER	IP	WLS	BF	H	R	ER	SO	BB	IBB	HBP	BLK	WP	HR	S	P	ERA	WHIP

Batter	1	2	3	4	5	6	7	8	9	AB	R	H	RBI	BB	SO	LOB
Tony Womack, L (1, 6) OBP: 0.265, SLG: 0.244	C X 0-1 ① B1-3		B C C B F S 2-3 ② K			X 0-0 ② G5-3		C B F B X 2-2 ② G4-3		4	0	0	0	0	1	0
Craig Counsell, L (1, 4) OBP: 0.298, SLG: 0.467	C S S 0-3 ② K		C F S 0-3 ③ K			C F B B X 2-2 ③ G4-3		C B B F X 2-2 ③ F7		4	0	0	0	0	2	0
Luis Gonzalez, L (1, 7) OBP: 0.346, SLG: 0.467	S C S 0-3 ③ K			C B S B S 2-3 ① K			B C C F H 2-2 FC5-4 HBP			2	0	0	0	0	2	0
Reggie Sanders, R (1, 9) OBP: 0.413, SLG: 0.378		S B S B X 2-2 2B 1B		B X 1-0 ② P3			B B X 2-0 ① FC5-4 1B 1-2f HR			3	2	1	0	0	0	1
Danny Bautista, R (1, 8) OBP: 0.286, SLG: 0.308 Steve Finley, L (8, 8) OBP: 0.400, SLG: 0.405		X 0-0 1-H FC4-2 2B		B F C F X 1-2 ③ P4			B F F F X 1-2 1-2 HR 1B			3 0	1 0	2 0	1 0	0 0	0 0	0 0
Matt Williams, R (1, 5) OBP: 0.319, SLG: 0.350		X 0-0 ① G5-3			F X 0-1 G5-4-3 1B		C X 0-1 1-H 2-H HR			3	1	2	3	0	0	1
Mark Grace, L (1, 3) OBP: 0.366, SLG: 0.333		B X 1-0 ② FC4-2 FC5-4 3-H			C S S 0-3 ① K		C X 0-1 ② G4-3			3	0	0	0	0	1	2
Damian Miller, R (1, 2) OBP: 0.302, SLG: 0.256		S X 0-1 ③ FC5-4 1-2f			C F X 0-2 ② ③ G5-4-3 1-2f		S C S 0-3 ③ K			3	0	0	0	0	1	2
Randy Johnson, R (1, 1)			C F X 0-2 ① G6-3			F S 0-3 ① K		B X 1-0 ① G6-3		3	0	0	0	0	1	0
Inning Stats	R: 0 E: 0 K: 2 S: 8 H: 0 LOB: 0 BB: 0 P: 8	R: 1 E: 0 K: 0 S: 8 H: 2 LOB: 1 BB: 0 P: 11	R: 0 E: 0 K: 2 S: 10 H: 0 LOB: 0 BB: 0 P: 12	R: 0 E: 0 K: 1 S: 8 H: 0 LOB: 0 BB: 0 P: 12	R: 0 E: 0 K: 1 S: 8 H: 1 LOB: 0 BB: 0 P: 8	R: 0 E: 0 K: 1 S: 7 H: 0 LOB: 0 BB: 0 P: 9	R: 3 E: 0 K: 1 S: 15 H: 2 LOB: 0 BB: 0 P: 20	R: 0 E: 0 K: 0 S: 7 H: 0 LOB: 0 BB: 0 P: 12		1B: 3 2B: 1 3B: 0 HR: 1	SF: 0 SAC: 0 DP: 1 HBP: 1					

BOTTOM

New York Yankees @ Arizona Diamondbacks

Bank One Ballpark, Phoenix, AZ

Sun Oct 28 2001, 7:30 PM EST

Att. 49,646 - Sunny - 88 F

livebaseballscorecards.com

AB	28
R	4
H	5
RBI	4
BB	0
SO	8
LOB	6

WP: 0 PA: 29
PB: 0
SB: 0
CS: 0

PITCHER		IP	WLS	BF	H	R	ER	SO	BB	IBB	HBP	BLK	WP	HR	S	P	ERA	WHIP
Andy Pettitte, L ERA: 2.93	(1, 1)	7.0	L	26	5	4	4	8	0	0	1	0	0	1	64	80	5.14	0.714
Mike Stanton, L ERA: 3.52	(8, 1)	1.0		3	0	0	0	0	0	0	0	0	0	0	7	12	0.00	0.000

PITCHER	IP	WLS	BF	H	R	ER	SO	BB	IBB	HBP	BLK	WP	HR	S	P	ERA	WHIP

Batter	1	2	3	4	5	6	7	8	9	AB	R	H	RBI	BB	SO	LOB
Craig Counsell, L (1, 4) OBP: 0.275, SLG: 0.429	C C X 0-2 E4 BB		C X 0-1 G4-3 ③		C B B F C 2-3 K ③			X 0-0 B1 ①		4	0	0	0	0	1	0
Steve Finley, L (1, 8) OBP: 0.409, SLG: 0.385	C 1 B S B B F B SAFE 4-2 CS 1-2 BB ①			C B B B C B 4-2 F9 SF9 1B BB		C B B C X 2-2 P3 ①		B C B C F S 2-3 K ②		2	1	0	0	2	1	0
Luis Gonzalez, L (1, 7) OBP: 0.339, SLG: 0.449	B B S B F F S 3-3 K 1-2 ② ③			F F X 0-2 SF9 BB 1-2 1B		C S B F B B S 3-3 K ②		F F B C 1-3 K ③		4	0	1	0	0	3	1
Reggie Sanders, R (1, 9) OBP: 0.400, SLG: 0.350		C B B S S S 2-3 K ①		X 0-0 F9 2-3 ①		C B H 2-1 1B S HBP			S C F B S 1-3 K ①	3	0	0	0	0	2	2
Erubiel Durazo, L (1, 10) OBP: 0.500, SLG: 0.857		B X 1-0 FC3-6 1B		B B C B B 4-1 1-2 BB		C B S B X 2-2 1-3 1B			F B S F S 1-3 K ②	3	0	2	0	1	1	0
Matt Williams, R (1, 5) OBP: 0.294, SLG: 0.326		C B F S 1-3 K ②		S X 0-1 SF9 2-3 3-H ②		B S X 1-1 L7 ③			B F F B B B F F X 3-2 G6-3 ③	3	0	0	1	0	1	3
Mark Grace, L (1, 3) OBP: 0.341, SLG: 0.308		X 0-0 FC3-6 1-2f ③		X 0-0 G4-3 ③			C B B B C X 3-2 F8 ①			3	0	0	0	0	0	3
Damian Miller, R (1, 2) OBP: 0.283, SLG: 0.238			F B S F T 1-2 K ①		X 0-0 G1-3 ①		S B F S 1-3 K ②			3	0	0	0	0	2	0
Tony Womack, L (1, 6) OBP: 0.250, SLG: 0.229			C B F F B B S 2-3 K ②		C B F B F B X 3-2 G1-3 ②		C S S 0-3 K ③			3	0	0	0	0	2	0

TOP

Arizona Diamondbacks @ New York Yankees

Yankee Stadium, Bronx, NY

Tue Oct 30 2001, 8:00 PM EST

Att. 55,820 - Sunny - 52 F

livebaseballscorecards.com

AB	28
R	1
H	3
RBI	1
BB	3
SO	13
LOB	9

Inning Stats	1	2	3	4	5	6	7	8	9
	R: 0 E: 1 K: 1 S: 10 H: 0 LOB: 1 BB: 1 P: 17	R: 0 E: 0 K: 2 S: 8 H: 1 LOB: 1 BB: 0 P: 12	R: 0 E: 0 K: 2 S: 10 H: 0 LOB: 0 BB: 0 P: 13	R: 1 E: 0 K: 0 S: 10 H: 1 LOB: 2 BB: 2 P: 18	R: 0 E: 0 K: 1 S: 8 H: 0 LOB: 0 BB: 0 P: 13	R: 0 E: 0 K: 1 S: 13 H: 1 LOB: 2 BB: 0 P: 23	R: 0 E: 0 K: 2 S: 9 H: 0 LOB: 0 BB: 0 P: 13	R: 0 E: 0 K: 2 S: 8 H: 0 LOB: 0 BB: 0 P: 11	R: 0 E: 0 K: 2 S: 13 H: 0 LOB: 0 BB: 0 P: 18

1B: 3 2B: 1 3B: 0 HR: 0 SF: 1 SAC: 0 DP: 1 HBP: 1

WP: 0 PB: 0 SB: 1 CS: 1 PA: 33

PITCHER		IP	WLS	BF	H	R	ER	SO	BB	IBB	HBP	BLK	WP	HR	S	P	ERA	WHIP
Roger Clemens, R ERA: 2.66	(1, 1)	7.0	W	27	3	1	1	9	3	0	1	0	0	0	68	109	1.29	0.857
42 Mariano Rivera, R ERA: 0.77	(8, 1)	2.0	S	6	0	0	0	4	0	0	0	0	0	0	21	29	0.00	0.000

PITCHER		IP	WLS	BF	H	R	ER	SO	BB	IBB	HBP	BLK	WP	HR	S	P	ERA	WHIP

Batter	1	2	3	4	5	6	7	8	9	AB	R	H	RBI	BB	SO	LOB
Chuck Knoblauch, R (1, 10) OBP: 0.259, SLG: 0.269	0-2 P6	2-2 F8			3-2 G4-3		1-2 G6-3			4	0	0	0	0	0	1
2 Derek Jeter, R (1, 6) OBP: 0.302, SLG: 0.261	0-3 K		0-0 G4-3 1B		1-0 G6-3		2-0 G6-3			4	0	1	0	0	1	0
Paul O'Neill, L (1, 9) OBP: 0.310, SLG: 0.536	2-2 S 1B		1-1 G4-3 1-2f		1-2 F7		2-2 WP 1B			4	0	2	0	0	0	1
Clay Bellinger, R (7, PR) (8, 7)										0	0	0	0	0	0	0
Bernie Williams, S (1, 8) OBP: 0.352, SLG: 0.511	4-2 1-2 BB		0-0 G5-3			2-2 20 WP 1B 1B	3-2 F9 1-2			3	1	1	0	1	0	1
Tino Martinez, L (1, 3) OBP: 0.224, SLG: 0.311	1-1 F8			0-1 G6-3		1-2 F9		0-1 F8		4	0	0	0	0	0	3
20 Jorge Posada, S (1, 2) OBP: 0.471, SLG: 0.537		3-2 HR		0-2 G4-3		4-0 WP 1B 1-2 BB		3-2 F8		3	1	1	1	1	0	0
Shane Spencer, R (1, 7) OBP: 0.348, SLG: 0.350	1-0 G6-3			4-2 E BB		1-3 K		2-3 K		1	0	0	0	1	0	0
David Justice, L (6, PH) OBP: 0.333, SLG: 0.389										2	0	0	0	0	2	2
(7, 7) (8, 9)																
Scott Brosius, R (1, 5) OBP: 0.163, SLG: 0.214	2-1 G4-3			0-0 E6 1-2		0-0 WP 1-2 2-H				3	0	1	1	0	0	1
Alfonso Soriano, R (1, 4) OBP: 0.362, SLG: 0.357	2-2 1B			3-2 F8		3-0 G6-3 1-2 2-3				3	0	1	0	0	0	4
Inning Stats	R: 0 E: 0 K: 1 S: 15 H: 1 LOB: 2 BB: 1 P: 22	R: 1 E: 0 K: 0 S: 15 H: 2 LOB: 1 BB: 0 P: 25	R: 0 E: 0 K: 0 S: 4 H: 1 LOB: 0 BB: 0 P: 5	R: 0 E: 1 K: 0 S: 19 H: 0 LOB: 2 BB: 1 P: 26	R: 0 E: 0 K: 0 S: 11 H: 0 LOB: 0 BB: 0 P: 16	R: 1 E: 0 K: 1 S: 11 H: 2 LOB: 2 BB: 1 P: 22	R: 0 E: 0 K: 0 S: 11 H: 1 LOB: 2 BB: 0 P: 19	R: 0 E: 0 K: 1 S: 12 H: 0 LOB: 0 BB: 0 P: 17		1B: 6 2B: 0 3B: 0 HR: 1	SF: 0 SAC: 0 DP: 1 HBP: 0					

PITCHER		IP	WLS	BF	H	R	ER	SO	BB	IBB	HBP	BLK	WP	HR	S	P	ERA	WHIP
Brian Anderson, L ERA: 2.84	(1, 1)	5.1	L	24	5	2	2	1	3	0	0	0	1	1	70	107	3.38	1.500
Mike Morgan, R ERA: 7.71	(6, 1)	1.1		5	1	0	0	1	0	0	0	0	1	0	10	17	0.00	0.750
Greg Swindell, L ERA: 2.08	(7, 1)	1.1		5	1	0	0	1	0	0	0	0	1	0	18	28	0.00	0.750

PITCHER	IP	WLS	BF	H	R	ER	SO	BB	IBB	HBP	BLK	WP	HR	S	P	ERA	WHIP

BOTTOM

Arizona Diamondbacks @ New York Yankees

Yankee Stadium, Bronx, NY

Tue Oct 30 2001, 8:00 PM EST
Att. 55,820 - Sunny - 52 F

livebaseballscorecards.com

AB	31
R	2
H	7
RBI	2
BB	3
SO	3
LOB	13

WP: 3 PA: 34
PB: 0
SB: 1
CS: 0

Batter	1	2	3	4	5	6	7	8	9	10	AB	R	H	RBI	BB	SO	LOB
Tony Womack, L (1, 6) OBP: 0.281, SLG: 0.269	1-1 BB SH5-3 1B		4-0 F9 SH5-3 BB		2-2 SH3 FC7-2 2B		2-2 G4-6-3 1-2f		0-2 G1-3		4	0	2	0	1	0	2
Craig Counsell, L (1, 4) OBP: 0.264, SLG: 0.412	0-0 SH5-3 1-2		0-0 SH5-3 1-2		0-0 SH3 2-3			3-2 F8		2-2 G6-3	2	0	0	0	0	0	0
Luis Gonzalez, L (1, 7) OBP: 0.361, SLG: 0.442	3-2 BB HBP		4-0 FC5-4 BB		3-2 FC7-2 3-H			1-1 2B 1B		0-1 G3	3	1	1	0	1	0	1
Erubiel Durazo, L (1, 10) OBP: 0.500, SLG: 0.800 Midre Cummings, L (8, PR) Danny Bautista, R (10, PH) OBP: 0.267, SLG: 0.286	4-2 1-2 2-3 BB		0-0 F9 2-3			2-3 K		1-1 1-H FC6 2B		2-2 G4-3	3 0 1	0 1 0	1 0 0	1 0 0	1 0 0	1 0 0	2 0 0
Matt Williams, R (1, 5) OBP: 0.273, SLG: 0.298	3-3 K		2-1 FC5-4 1-2f			3-0 F2		1-2 FC6 FC5-4 3-H			4	0	0	1	0	1	5
Steve Finley, L (1, 8) OBP: 0.396, SLG: 0.372	2-2 P5			0-1 G6-4-3 1B		0-3 K		2-1 P6			4	0	1	0	0	1	5
Reggie Sanders, R (1, 9) OBP: 0.370, SLG: 0.318		1-3 K		0-0 G6-4-3 1-2f			0-2 G6-3	2-0 FC5-4 1-2f			4	0	0	0	0	1	3
Mark Grace, L (1, 3) OBP: 0.354, SLG: 0.381		2-1 G4-3		3-1 HR			4-1 HBP BB		3-2 G6-3		3	1	1	1	1	0	0
Damian Miller, R (1, 2) OBP: 0.280, SLG: 0.222		1-3 K		0-0 P4			2-0 G4-6-3 1-2 HBP		1-3 K		3	0	0	0	0	2	0
Inning Stats	R: 0 H: 1 E: 0 LOB: 3 K: 1 BB: 1 S: 14 P: 27	R: 0 H: 0 E: 0 LOB: 0 K: 2 BB: 0 S: 8 P: 12	R: 0 H: 0 E: 0 LOB: 2 K: 0 BB: 2 S: 4 P: 14	R: 1 H: 2 E: 0 LOB: 0 K: 0 BB: 0 S: 6 P: 9	R: 0 H: 1 E: 0 LOB: 0 K: 0 BB: 0 S: 8 P: 13	R: 0 H: 0 E: 0 LOB: 0 K: 2 BB: 0 S: 8 P: 13	R: 0 H: 0 E: 0 LOB: 1 K: 0 BB: 1 S: 8 P: 16	R: 2 H: 2 E: 0 LOB: 2 K: 0 BB: 0 S: 14 P: 24	R: 0 H: 0 E: 0 LOB: 0 K: 1 BB: 0 S: 9 P: 13	R: 0 H: 0 E: 0 LOB: 0 K: 0 BB: 0 S: 9 P: 13							

TOP

Arizona Diamondbacks @ New York Yankees

Yankee Stadium, Bronx, NY

Wed Oct 31 2001, 8:00 PM EST

Att. 55,863 - Cloudy - 57 F

livebaseballscorecards.com

AB	31
R	3
H	6
RBI	3
BB	4
SO	6
LOB	18

PITCHER		IP	WLS	BF	H	R	ER	SO	BB	IBB	HBP	BLK	WP	HR	S	P	ERA	WHIP
Orlando Hernandez, R ERA: 3.71	(1, 1)	6.1		27	4	1	1	5	4	0	2	0	0	1	52	98	1.42	1.263
Mike Stanton, L ERA: 5.19	(7, 1)	1.0		4	2	2	2	0	0	0	0	0	0	0	12	19	18.00	2.000
Ramiro Mendoza, R ERA: 0.79	(8, 1)	1.2		6	0	0	0	1	0	0	0	0	0	0	15	24	0.00	0.000
42 Mariano Rivera, R ERA: 0.71	(10, 1)	1.0	W	3	0	0	0	0	0	0	0	0	0	0	9	13	0.00	0.000

PITCHER	IP	WLS	BF	H	R	ER	SO	BB	IBB	HBP	BLK	WP	HR	S	P	ERA	WHIP

1B: 3	SF: 0	WP: 0	PA: 40
2B: 3	SAC: 3	PB: 0	
3B: 0	DP: 3	SB: 0	
HR: 1	HBP: 2	CS: 0	

Batter	1	2	3	4	5	6	7	8	9	10	AB	R	H	RBI	BB	SO	LOB
2 Derek Jeter, R (1, 6) OBP: 0.293, SLG: 0.314	F S X 0-2 L6 ①		C X 0-1 G6-3 ③			S F X 0-2 G3 ② 2-3			X 0-0 B5-3 ①	F S B F F B B F X 3-2 HR	5	1	1	1	0	0	1
Paul O'Neill, L (1, 9) OBP: 0.303, SLG: 0.500	S X 0-1 G6-3 ②			C C S 0-3 K ①		C B B B X 3-1 G3-1 ③			B C B B S F X 3-2 HR 1B		4	1	1	0	0	1	1
Bernie Williams, S (1, 8) OBP: 0.345, SLG: 0.490	C S C 0-3 K ③			B F B B B X 3-1 G3 ②			C F X 0-2 20 G4-6-3 BB 1B		C F S 0-3 K ②		4	0	1	0	0	2	1
Tino Martinez, L (1, 3) OBP: 0.245, SLG: 0.375		F X 0-1 G4-3 ①		C B F F B S 2-3 K ③			C B B B B 4-1 20 G4-6-3 1-2 BB		X 0-0 1-H HR		3	1	1	2	1	1	0
20 Jorge Posada, S (1, 2) OBP: 0.455, SLG: 0.500		B C X 1-1 F7 ②			B B B C F S 2-3 K ①		C F B F F X 1-2 G4-6-3 ① ② 1-2f 2-3		B B C S B B 4-2 1B BB		3	0	0	0	1	1	2
David Justice, L (1, 10) OBP: 0.326, SLG: 0.375		C B B F F F C 2-3 K ③			C F S 0-3 K ②		F C B B S 2-3 K ③		B C X 1-1 1-2 1B		4	0	1	0	0	3	1
Shane Spencer, R (1, 7) OBP: 0.333, SLG: 0.458			B X 1-0 HR		B B S S X 2-2 G5-3 ③			B B C B F C 3-3 K ①	B F B B F S 3-3 K ③		4	1	1	1	0	2	2
Scott Brosius, R (1, 5) OBP: 0.170, SLG: 0.239			F C B S 1-3 K ①			B X 1-0 2 G3 2B		B C S B B S 3-3 K ②		F X 0-1 F9 ①	4	0	1	0	0	2	0
Alfonso Soriano, R (1, 4) OBP: 0.333, SLG: 0.326			X 0-0 F9 ②			C S L 0-3 K ①		C B B C B S 3-3 K ③		S S B B X 2-2 F7 ②	4	0	0	0	0	2	1
Inning Stats	R: 0 E: 0 K: 1 S: 8 H: 0 LOB: 0 BB: 0 P: 8	R: 0 E: 0 K: 1 S: 9 H: 0 LOB: 0 BB: 0 P: 12	R: 1 E: 0 K: 1 S: 7 H: 1 LOB: 0 BB: 0 P: 9	R: 0 E: 0 K: 2 S: 9 H: 0 LOB: 0 BB: 0 P: 14	R: 0 E: 0 K: 2 S: 9 H: 0 LOB: 0 BB: 0 P: 13	R: 0 E: 0 K: 1 S: 9 H: 1 LOB: 1 BB: 0 P: 13	R: 0 E: 0 K: 1 S: 12 H: 1 LOB: 1 BB: 1 P: 19	R: 0 E: 0 K: 3 S: 9 H: 0 LOB: 0 BB: 0 P: 18	R: 2 E: 0 K: 2 S: 16 H: 3 LOB: 2 BB: 1 P: 27	R: 1 E: 0 K: 0 S: 11 H: 1 LOB: 0 BB: 0 P: 16	1B: 3 2B: 1 3B: 0 HR: 3	SF: 0 SAC: 0 DP: 1 HBP: 0						

PITCHER		IP	WLS	BF	H	R	ER	SO	BB	IBB	HBP	BLK	WP	HR	S	P	ERA	WHIP
Curt Schilling, R ERA: 0.88	(1, 1)	7.0		24	3	1	1	9	1	0	0	0	0	1	63	88	1.29	0.571
Byung-Hyun Kim, R ERA: 3.0	(8, 1)	2.2	L	13	4	3	3	5	1	0	0	0	0	2	36	61	10.12	1.875

PITCHER	IP	WLS	BF	H	R	ER	SO	BB	IBB	HBP	BLK	WP	HR	S	P	ERA	WHIP

BOTTOM

Arizona Diamondbacks @ New York Yankees

Yankee Stadium, Bronx, NY

Wed Oct 31 2001, 8:00 PM EST
Att. 55,863 - Cloudy - 57 F

livebaseballscorecards.com

AB	35
R	4
H	7
RBI	4
BB	2
SO	14
LOB	9

1B: 3 SF: 0
2B: 1 SAC: 0
3B: 0 DP: 1
HR: 3 HBP: 0

WP: 0 PA: 37
PB: 0
SB: 0
CS: 0

Batter	1	2	3	4	5	6	7	8	9	10	11	12	AB	R	H	RBI	BB	SO	LOB
Tony Womack, L (1, 6) OBP: 0.270, SLG: 0.259	C S B B F X 2-2 F9 ①		X 0-0 F7 ②		B C S S 1-3 K ③			C X 0-1 E S 1B ①		B X 1-0 G4-3 ②		C C X 0-2 F7 ②	6	0	1	0	0	1	2
Craig Counsell, L (1, 4) OBP: 0.237, SLG: 0.368	B F S B S 2-3 K ②		C C S 0-3 K ③			B S T X 1-2 G4-3 ①		S B S S X 1-2 G3 ① 1-3		B C C X 1-2 G1-3 ③		B C X 1-1 F8 ③	6	0	0	0	0	2	3
Luis Gonzalez, L (1, 7) OBP: 0.338, SLG: 0.411	B X 1-0 G3 ③			B B C S S F X 2-2 P4 ①		B F X 1-1 F8 ②		B B B C C F S 3-3 K ②			X 0-0 SH3-4 1B 1B		4	0	0	0	0	1	1
Danny Bautista, R (9, 7) OBP: 0.313, SLG: 0.333													1	0	1	0	0	0	0
Erubiel Durazo, L (1, 10) OBP: 0.471, SLG: 0.643		B S B X 2-1 L8 ①		B C C B S 2-3 K ②		X 0-0 G1 ③		I I I I 4-0 IBB			X 0-0 FC5 SH3-4 1B 1-2		4	0	1	0	1	1	0
Matt Williams, R (1, 5) OBP: 0.254, SLG: 0.275		C S S 0-3 K ②		S X 0-1 L5 ③			B X 1-0 G5-3 ①	F B X 1-1 P4 ③			X 0-0 SH3-4 ① 1-2 2-3		4	0	0	0	0	1	2
Steve Finley, L (1, 8) OBP: 0.434, SLG: 0.468		C F B B B F S 3-3 K ③			B C C X 1-2 HR		B B X 2-0 WP 1B ①		B C B F X 2-2 FC5-4 1B		I I I I 4-0 FC5 IBB		4	1	3	1	1	1	0
Reggie Sanders, R (1, 9) OBP: 0.339, SLG: 0.286			B F F S 1-3 K ①		B F C S 1-3 K ①		F F C C 0-3 K ②		X 0-0 FC5-4 ① 1-2f G4-6-3		S S X 0-2 L4 ②		5	0	0	0	0	3	5
Mark Grace, L (1, 3) OBP: 0.358, SLG: 0.356			B F B C B B 4-2 1B BB		F X 0-1 G3 ②		B S B I I 4-1 1-2 IBB		B C S X 1-2 G4-6-3 ② ③ 1-2f		S T X 0-2 FC5 ③ 1-2 2-3f		3	0	0	0	2	0	4
Rod Barajas, R (1, 2) OBP: 0.400, SLG: 1.000			B F F B X 2-2 1-2 1B		B S T X 1-2 HR		C T F F X 0-2 L7 ③			B F B X 2-1 P4 ①		S S S X 0-2 G4-3 ①	5	1	2	1	0	0	2
Inning Stats	R: 0 H: 0 E: 0 LOB: 0 K: 1 BB: 0 S: 8 P: 13	R: 0 H: 0 E: 0 LOB: 0 K: 2 BB: 0 S: 10 P: 15	R: 0 H: 0 E: 0 LOB: 2 K: 2 BB: 1 S: 12 P: 19	R: 0 H: 0 E: 0 LOB: 0 K: 1 BB: 0 S: 9 P: 13	R: 2 H: 2 E: 0 LOB: 0 K: 2 BB: 0 S: 14 P: 18	R: 0 H: 0 E: 0 LOB: 0 K: 0 BB: 0 S: 6 P: 8	R: 0 H: 1 E: 0 LOB: 2 K: 1 BB: 1 S: 12 P: 19	R: 0 H: 1 E: 0 LOB: 2 K: 1 BB: 1 S: 11 P: 20	R: 0 H: 1 E: 0 LOB: 0 K: 0 BB: 0 S: 8 P: 11	R: 0 H: 0 E: 0 LOB: 0 K: 0 BB: 0 S: 6 P: 10	R: 0 H: 2 E: 0 LOB: 3 K: 0 BB: 1 S: 9 P: 13	R: 0 H: 0 E: 0 LOB: 0 K: 0 BB: 0 S: 9 P: 10	1B: 6 2B: 0 3B: 0 HR: 2	SF: 0 SAC: 1 DP: 1 HBP: 0		WP: 1 PB: 0 SB: 1 CS: 0		PA: 47	

PITCHER		IP	WLS	BF	H	R	ER	SO	BB	IBB	HBP	BLK	WP	HR	S	P	ERA	WHIP
35 Mike Mussina, R ERA: 2.63	(1, 1)	8.0		32	5	2	2	10	1	2	0	0	1	2	82	125	2.25	0.750
Ramiro Mendoza, R ERA: 0.73	(9, 1)	1.0		3	1	0	0	0	0	0	0	0	0	0	8	11	0.00	1.000
42 Mariano Rivera, R ERA: 0.61	(10, 1)	2.0		9	2	0	0	0	0	1	0	0	0	0	15	23	0.00	1.000
Sterling Hitchcock, L ERA: 2.57	(12, 1)	1.0	W	3	0	0	0	0	0	0	0	0	0	0	9	10	0.00	0.000

PITCHER	IP	WLS	BF	H	R	ER	SO	BB	IBB	HBP	BLK	WP	HR	S	P	ERA	WHIP

TOP

Arizona Diamondbacks @ New York Yankees

Yankee Stadium, Bronx, NY

Thu Nov 01 2001, 8:00 PM EST

Att. 56,018 - Cloudy - 61 F

livebaseballscorecards.com

AB	42
R	2
H	8
RBI	2
BB	4
SO	10
LOB	19

Batter	1	2	3	4	5	6	7	8	9	10	11	12	AB	R	H	RBI	BB	SO	LOB
2 Derek Jeter, R (1, 6) OBP: 0.286, SLG: 0.304	F9		K 1-2			G4-3 1B		K		G6-3			5	0	1	0	0	2	1
Paul O'Neill, L (1, 9) OBP: 0.316, SLG: 0.457	1B BB		G6-3			G4-3 1-2f		1B BB		G4-3			3	0	0	0	2	0	1
Bernie Williams, S (1, 8) OBP: 0.349, SLG: 0.472	F7			20 G6-4-3 BB		G4-3		1-3 1B		G2-3			4	0	1	0	1	0	1
Tino Martinez, L (1, 3) OBP: 0.241, SLG: 0.358	1-3 1B			F3			G1-3	F7			F7		5	0	1	0	0	0	3
20 Jorge Posada, S (1, 2) OBP: 0.433, SLG: 0.490	K			G6-4-3 1-2f			K		HR 2B		F5		5	1	1	0	0	2	3
Shane Spencer, R (1, 7) OBP: 0.344, SLG: 0.429		K			WP 1B		BB		G5-3		P4		4	0	1	0	1	1	1
David Justice, L (1, 10) Chuck Knoblauch, R (7, PR) OBP: 0.268, SLG: 0.278		G6-3			K 1-2		BB 1-2		K			SH3 1B	2 2	0 1	0 1	0 0	1 0	1 1	1 1
Scott Brosius, R (1, 5) OBP: 0.176, SLG: 0.300		G4-3			F9		F9		HR 2-H			SH3 1-2	4	1	1	2	0	0	3
Alfonso Soriano, R (1, 4) OBP: 0.339, SLG: 0.333			2 CS 1B		G5-3		G4-3	F7				2-H 1B	5	0	2	1	0	0	1
Inning Stats	R: 0 E: 0 K: 1 S: 9 H: 1 LOB: 2 BB: 1 P: 18	R: 0 E: 0 K: 1 S: 6 H: 0 LOB: 0 BB: 0 P: 7	R: 0 E: 0 K: 1 S: 8 H: 1 LOB: 0 BB: 0 P: 13	R: 0 E: 0 K: 0 S: 5 H: 0 LOB: 0 BB: 1 P: 10	R: 0 E: 0 K: 1 S: 13 H: 1 LOB: 1 BB: 0 P: 21	R: 0 E: 0 K: 0 S: 9 H: 1 LOB: 0 BB: 0 P: 13	R: 0 E: 0 K: 1 S: 12 H: 0 LOB: 2 BB: 2 P: 26	R: 0 E: 0 K: 1 S: 13 H: 1 LOB: 2 BB: 1 P: 22	R: 2 E: 0 K: 1 S: 10 H: 2 LOB: 0 BB: 0 P: 17	R: 0 E: 0 K: 0 S: 5 H: 0 LOB: 0 BB: 0 P: 9	R: 0 E: 0 K: 0 S: 11 H: 0 LOB: 0 BB: 0 P: 18	R: 1 E: 0 K: 0 S: 5 H: 2 LOB: 1 BB: 0 P: 7	1B: 7 2B: 1 3B: 0 HR: 1	SF: 0 SAC: 1 DP: 2 HBP: 0	WP: 1 PB: 0 SB: 0 CS: 1	PA: 45		

PITCHER		IP	WLS	BF	H	R	ER	SO	BB	IBB	HBP	BLK	WP	HR	S	P	ERA	WHIP
Miguel Batista, R ERA: 2.53	(1, 1)	7.2		30	5	0	0	6	5	0	0	0	1	0	71	126	0.00	1.304
Greg Swindell, L ERA: 1.93	(8, 1)	0.1	H	1	0	0	0	0	0	0	0	0	0	0	4	4	0.00	0.000
Byung-Hyun Kim, R ERA: 4.66	(9, 1)	0.2	B	4	2	2	2	1	0	0	0	0	0	1	9	15	27.00	3.000
Mike Morgan, R ERA: 5.14	(9, 1)	2.1		7	0	0	0	0	0	0	0	0	0	0	17	29	0.00	0.000
Albie Lopez, R ERA: 9.95	(12, 1)	0.1	L	3	2	1	1	0	0	0	0	0	0	0	5	7	27.00	6.000

PITCHER	IP	WLS	BF	H	R	ER	SO	BB	IBB	HBP	BLK	WP	HR	S	P	ERA	WHIP

BOTTOM

Arizona Diamondbacks @ New York Yankees

Yankee Stadium, Bronx, NY

Thu Nov 01 2001, 8:00 PM EST

Att. 56,018 - Cloudy - 61 F

livebaseballscorecards.com

AB	39
R	3
H	9
RBI	3
BB	5
SO	7
LOB	16

Batter	1	2	3	4	5	6	7	8	9	AB	R	H	RBI	BB	SO	LOB
Chuck Knoblauch, R (1, 7) OBP: 0.267, SLG: 0.263	X 0-0 F7 ①		B B B C B 4-1 2 FC6-4 1-2 BB		F X 0-1 G6-3 ③		C B X 1-1 F7 ②			3	0	0	0	1	0	0
Mike Stanton, L (7, 1)										0	0	0	0	0	0	0
2 Derek Jeter, R (1, 6) OBP: 0.277, SLG: 0.293	C B F C 1-3 K ②		S F B X 1-2 FC6-4 BB ② 1-2f 2-3			X 0-0 P3 ①	C C B X 1-2 P4 ③			2	0	0	0	0	1	2
Enrique Wilson, S (5, 6) OBP: 0.250, SLG: 0.250										2	0	0	0	0	0	0
Bernie Williams, S (1, 8) OBP: 0.373, SLG: 0.473	B B X 2-0 F3 ③		B B B C F F F B 4-2 1-2 BB			B C F B X 2-2 2B 1B 1B		C B B F F B B 4-2 G5-4-3 BB		2	1	1	0	2	0	0
20 Jorge Posada, S (1, 2) OBP: 0.419, SLG: 0.471		X 0-0 F8 ①	B C F S 1-3 K ③			X 0-0 1B 1-3 1B 2B		X 0-0 G5-4-3 ① ② 1-2f		2	0	0	0	0	1	3
Todd Greene, R (5, 2) OBP: 0.333, SLG: 0.667										2	1	1	0	0	0	1
Shane Spencer, R (1, 9) OBP: 0.333, SLG: 0.406		B X 1-0 F8 ②		B C B C B F C 3-3 K ①		B X 1-0 1B 2-3 3-H 1B		B B F F F F S 2-3 K ③		4	0	1	1	0	2	0
Tino Martinez, L (1, 3) OBP: 0.250, SLG: 0.364		C S X 0-2 1B		X 0-0 F8 ②		C B B X 2-1 1-2 3-H 1B			B X 1-0 G1-3 ①	2	0	1	0	0	0	0
Luis Sojo, R (5, 3) OBP: 0.250, SLG: 0.250										2	0	1	1	0	0	0
Alfonso Soriano, R (1, 4) OBP: 0.333, SLG: 0.327		C B X 1-1 L4 ③		C B B X 2-1 F9 ③		B C F S 1-3 K ②			C B F F F X 1-2 1B	4	0	1	0	0	1	3
Scott Brosius, R (1, 5) OBP: 0.164, SLG: 0.278			C F B B B F S 2-3 K ①		C B B B F F X 2-2 P4 ①	B B S S S B X 3-2 P4 ③			X 0-0 P4 ②	4	0	0	0	0	1	3
Andy Pettitte, L (1, 1) OBP: 0.333, SLG: 0.333			X 0-0 2 FC6-4 BB 1B		B C S S 1-3 K ②		C B C B S 2-3 K ①		B S F F S 1-3 K ③	1	0	1	0	0	0	0
Jay Witasick, R (3, 1)										0	0	0	0	0	0	0
Randy Choate, L (4, 1)										1	0	0	0	0	1	0
Clay Bellinger, R (7, PH)										2	0	0	0	0	2	1
(7, 7)																
Inning Stats	R: 0 E: 0 K: 1 S: 5 H: 0 LOB: 0 BB: 0 P: 8	R: 0 E: 0 K: 0 S: 7 H: 1 LOB: 1 BB: 0 P: 9	R: 0 E: 0 K: 2 S: 16 H: 1 LOB: 3 BB: 2 P: 28	R: 0 E: 0 K: 1 S: 7 H: 0 LOB: 0 BB: 0 P: 12	R: 0 E: 0 K: 1 S: 9 H: 0 LOB: 0 BB: 0 P: 12	R: 2 E: 0 K: 1 S: 14 H: 4 LOB: 2 BB: 0 P: 23	R: 0 E: 0 K: 1 S: 8 H: 0 LOB: 0 BB: 0 P: 12	R: 0 E: 0 K: 1 S: 10 H: 0 LOB: 0 BB: 1 P: 16	R: 0 E: 0 K: 1 S: 11 H: 1 LOB: 1 BB: 0 P: 14	1B: 6 2B: 1 3B: 0 HR: 0 SF: 0 SAC: 0 DP: 1 HBP: 0						

TOP

New York Yankees @ Arizona Diamondbacks

Bank One Ballpark, Phoenix, AZ

Sat Nov 03 2001, 7:30 PM EST
Att. 49,707 - Cloudy - 91 F

livebaseballscorecards.com

AB	33
R	2
H	7
RBI	2
BB	3
SO	9
LOB	13

WP: 0 PA: 36
PB: 0
SB: 0
CS: 0

PITCHER		IP	WLS	BF	H	R	ER	SO	BB	IBB	HBP	BLK	WP	HR	S	P	ERA	WHIP
Randy Johnson, L ERA: 1.58	(1, 1)	7.0	W	29	6	2	2	7	2	0	0	0	0	0	66	104	2.57	1.143
Bobby Witt, R ERA: 6.75	(8, 1)	1.0		3	0	0	0	1	1	0	0	0	0	0	10	16	0.00	1.000
Troy Brohawn, L ERA:	(9, 1)	1.0		4	1	0	0	1	0	0	0	0	0	0	11	14	0.00	1.000

PITCHER	IP	WLS	BF	H	R	ER	SO	BB	IBB	HBP	BLK	WP	HR	S	P	ERA	WHIP

BOTTOM

New York Yankees @ Arizona Diamondbacks

Bank One Ballpark, Phoenix, AZ

Sat Nov 03 2001, 7:30 PM EST

Att. 49,707 - Cloudy - 91 F

livebaseballscorecards.com

Batter	1	2	3	4	5	6	7	8	9	AB	R	H	RBI	BB	SO	LOB
Tony Womack, L (1, 6) OBP: 0.290, SLG: 0.297	C B B F X 2-2 1B 2B	B B B C T C X 3-2 1B 1-2 2-H 3-H 1B	F F S 0-3 ① K	B F S B B X 3-2 E 1B 2-3 1B		B S F X 1-2 ① G3		C B X 1-1 ① G6-3		6	2	3	2	0	1	3
Danny Bautista, R (1, 8) OBP: 0.400, SLG: 0.421 Steve Finley, L (6, PH) OBP: 0.436, SLG: 0.458 (7, 8)	X 0-0 G4-3-6 2-H 1B	C S T B F X 2-2 1-3 2-H 1B	X 0-0 1-2 2-H 3-H 2B 1B	B X 1-0 E4 1B 1-2 3-H		B F C X 1-2 ② F8		B B B B 4-0 BB		4 1	0 0	3 0	5 0	0 1	0 0	1 0
Luis Gonzalez, L (1, 7) OBP: 0.348, SLG: 0.433 David Dellucci, L (4, PR) OBP: 0.500, SLG: 0.500 (5, 7)	B B B S T F X 3-2 ① ② G4-3-6 1-2f	F F B C 1-3 ③ K	X 0-0 ② 1-H 2-H 1B 2B	F C X 0-2 1-3 2-H 1B		C X 0-1 1B 1B		B F X 1-1 ② F8		4 2	1 0	2 1	2 0	0 0	1 0	3 1
Greg Colbrunn, R (1, 3) OBP: 0.429, SLG: 0.333	C X 0-1 ③ G6-3	4-2 2B 1B BB 0-1 2B 3-H 1B	C B X 2-1 ② P4			X 0-0 1-2 1B		C T B B S 2-3 ③ K		5	2	2	1	1	1	3
Matt Williams, R (1, 5) OBP: 0.281, SLG: 0.339		B X 1-0 2B FC5-2 1B	B S S S F F B X 1-2 1B 1-3 1B 2B 1-1 1-H 2B	B C X 1-1 ③ G5-3		X 0-0 ③ G4-3				5	1	3	1	0	0	4
Reggie Sanders, R (1, 9) OBP: 0.375, SLG: 0.352		B F X 1-1 FC5-2 1-3 1B 2B	X 0-1 1B 1B 2-3 3-H 1B 1-3 K2-3		C X 0-1 1B		C F B B X 2-2 1B			5	2	4	1	0	1	1
Jay Bell, R (1, 4) OBP: 0.143, SLG: 0.143	B C F X 1-2 ① G5-3	B S X 1-1 1B 1B 1B 1-2 3-H 1B	C B B F F S 2-3 K 2B	X 0-0 ① F8		B X 1-0 ① F7				5	2	1	1	0	1	4
Damian Miller, R (1, 2) OBP: 0.309, SLG: 0.265 Rod Barajas, R (8, 2) OBP: 0.400, SLG: 1.000	I I I I 4-0 FC5-2 1B IBB	F B F X 1-2 1B 1-2 2-3 1B	B F B X 2-1 1B 1-H E 2B	C F B F F F F S 1-3 ② K		C S B F S 1-3 ② K				4 0	3 0	2 0	1 0	1 0	2 0	2 0
Randy Johnson, R (1, 1) OBP: 0.067, SLG: 0.067 Erubiel Durazo, L (7, PH) OBP: 0.444, SLG: 0.600 Bobby Witt, R (8, 1) Troy Brohawn, L (9, 1)	X 0-0 ② FC5-2 1B 1-2 2-3 3-Hf 1B	B S S S F F B X 2-2 1B 1-2 2-3 3-H 2B 1B	S F S 0-3 ① K	X 0-0 ③ F9		B F S B F S 2-3 ③ K				4 1 0 0	2 0 0 0	1 0 0 0	1 0 0 0	0 1 0 0	1 1 0 0	5 1 0 0
Inning Stats	R: 1 E: 0 K: 0 S: 10 H: 2 LOB: 0 BB: 0 P: 15	R: 3 E: 0 K: 1 S: 19 H: 4 LOB: 2 BB: 1 P: 32	R: 8 E: 0 K: 2 S: 34 H: 9 LOB: 1 BB: 1 P: 45	R: 3 E: 1 K: 2 S: 20 H: 3 LOB: 2 BB: 0 P: 31	R: 0 E: 0 K: 1 S: 12 H: 1 LOB: 1 BB: 0 P: 13	R: 0 E: 0 K: 0 S: 10 H: 2 LOB: 2 BB: 0 P: 12	R: 0 E: 0 K: 2 S: 12 H: 1 LOB: 1 BB: 0 P: 18	R: 0 E: 0 K: 1 S: 7 H: 0 LOB: 1 BB: 1 P: 15		1B: 16 2B: 6 3B: 0 HR: 0	SF: 0 SAC: 0 DP: 1 HBP: 0					

	AB	46
	R	15
	H	22
	RBI	15
	BB	3
	SO	9
	LOB	28

PITCHER		IP	WLS	BF	H	R	ER	SO	BB	IBB	HBP	BLK	WP	HR	S	P	ERA	WHIP
Andy Pettitte, L ERA: 4.55	(1, 1)	2.0	L	14	7	6	6	1	1	1	0	0	0	0	39	62	27.00	4.000
Jay Witasick, R ERA: 21.6	(3, 1)	1.1		14	10	9	8	4	0	0	0	0	1	0	36	49	54.00	7.500
Randy Choate, L ERA: 2.45	(4, 1)	2.2		13	4	0	0	1	0	0	0	0	0	0	30	37	0.00	1.500
Mike Stanton, L ERA: 4.22	(7, 1)	2.0		8	1	0	0	3	1	0	0	0	0	0	19	33	0.00	1.000

PITCHER	IP	WLS	BF	H	R	ER	SO	BB	IBB	HBP	BLK	WP	HR	S	P	ERA	WHIP

Batter	1	2	3	4	5	6	7	8	9	AB	R	H	RBI	BB	SO	LOB
2 Derek Jeter, R (1, 6) OBP: 0.275, SLG: 0.290	F B B F C 2-3 ① K			B F C B F X 2-2 ① F9			C X 0-1 FC3-6 1B 1B 1B	X 0-0 ② FC5-4 1-2f		4	1	1	0	0	1	1
Paul O'Neill, L (1, 9) OBP: 0.341, SLG: 0.500 Chuck Knoblauch, R (8, PH) OBP: 0.262, SLG: 0.259 (8, 7)	B X 1-0 ② 2B			B B C B C F S 3-3 ② K			X 0-0 FC3-6 1B 1-2	F F B B X 3-1 ③ F9		3 1	0 0	2 0	0 0	0 0	1 0	0 1
Bernie Williams, S (1, 8) OBP: 0.352, SLG: 0.441	C B B C C X 2-2 ③ F8			S B B F C 2-3 ③ K			F F F X 0-2 ① FC3-6 1B 1-2f 2-3		B C F X 1-2 ① F8	4	0	0	0	0	1	2
Tino Martinez, L (1, 3) OBP: 0.250, SLG: 0.356		C S S 0-3 ① K			B B C F B F F F F 3-2 F X ① F8		C X 0-1 1B 1-2 3-H		B C F X 1-2 ② G6-3	4	0	1	1	0	1	0
20 Jorge Posada, S (1, 2) OBP: 0.394, SLG: 0.436		B X 1-0 ② F7			B C F B C 2-3 ② K		B X 1-0 ② F7		S F F S 0-3 ③ K	4	0	0	0	0	2	2
Shane Spencer, R (1, 7) OBP: 0.308, SLG: 0.371 (8, 9)		S X 0-1 ③ F8			B B B X 3-0 ③ P4		F C X 0-2 ③ F8			3	0	0	0	0	0	2
Alfonso Soriano, R (1, 4) OBP: 0.333, SLG: 0.379			C F F X 0-2 ① F9			F B B F S 2-3 ① K		C S F F X 0-2 HR		3	1	1	1	0	1	0
Scott Brosius, R (1, 5) OBP: 0.155, SLG: 0.263			X 0-0 ② F3			F F S 0-3 ② K		C S T 0-2 ① K		3	0	0	0	0	2	0
Roger Clemens, R (1, 1) Mike Stanton, L (7, 1) David Justice, L (8, PH) OBP: 0.340, SLG: 0.372 42 Mariano Rivera, R (8, 1)			B S S S 1-3 ③ K			B X 1-0 ③ F9		B B C T F X 2-2 2 FC5-4 1B		2 0 1 0	0 0 0 0	0 0 1 0	0 0 0 0	1 0 0 0	0 0 0 0	0 0 0 0
Inning Stats	R: 0 H: 1 E: 0 LOB: 0 K: 1 BB: 0 S: 7 P: 12	R: 0 H: 0 E: 0 LOB: 0 K: 1 BB: 0 S: 6 P: 7	R: 0 H: 0 E: 0 LOB: 0 K: 1 BB: 0 S: 8 P: 9	R: 0 H: 0 E: 0 LOB: 0 K: 2 BB: 0 S: 11 P: 18	R: 0 H: 0 E: 0 LOB: 0 K: 1 BB: 0 S: 12 P: 20	R: 0 H: 0 E: 0 LOB: 0 K: 2 BB: 0 S: 7 P: 10	R: 1 H: 3 E: 0 LOB: 2 K: 0 BB: 0 S: 13 P: 14	R: 1 H: 2 E: 0 LOB: 1 K: 1 BB: 0 S: 15 P: 19	R: 0 H: 0 E: 0 LOB: 0 K: 1 BB: 0 S: 10 P: 12	1B: 4 SF: 0 2B: 1 SAC: 0 3B: 0 DP: 0 HR: 1 HBP: 0						

PITCHER		IP	WLS	BF	H	R	ER	SO	BB	IBB	HBP	BLK	WP	HR	S	P	ERA	WHIP
Curt Schilling, R ERA: 1.12	(1, 1)	7.1		27	6	2	2	9	0	0	0	0	0	1	75	103	2.46	0.818
Miguel Batista, R ERA: 2.49	(8, 1)	0.1		1	0	0	0	0	0	0	0	0	0	0	1	1	0.00	0.000
Randy Johnson, L ERA: 1.52	(8, 1)	1.1	W	4	0	0	0	1	0	0	0	0	0	0	13	17	0.00	0.000

PITCHER	IP	WLS	BF	H	R	ER	SO	BB	IBB	HBP	BLK	WP	HR	S	P	ERA	WHIP

TOP

New York Yankees @ Arizona Diamondbacks

Bank One Ballpark, Phoenix, AZ

Sun Nov 04 2001, 7:30 PM EST
Att. 49,589 - Cloudy - 87 F

livebaseballscorecards.com

AB	32
R	2
H	6
RBI	2
BB	0
SO	10
LOB	8

WP: 0	PA: 32																	
PB: 0																		
SB: 0																		
CS: 0																		

Batter	1	2	3	4	5	6	7	8	9	AB	R	H	RBI	BB	SO	LOB
Tony Womack, L (1, 6) OBP: 0.297, SLG: 0.319	C B C X 1-2 F8 ①		B C C B T 2-2 K ①		B F B B C X 3-2 G4-3 ①		C S B B F F X 2-2 CS 1B		B B C F X 2-2 1B 2B 1-3 2-H	5	0	2	1	0	1	0
Craig Counsell, L (1, 4) OBP: 0.250, SLG: 0.361	B C X 1-1 E1 G3		B S X 1-1 1B 1B		C B X 1-1 G6-3 ②		C B S X 1-2 F3 ②③ 1-2		F H 1-1 1B HBP	4	0	1	0	0	0	1
Luis Gonzalez, L (1, 7) OBP: 0.338, SLG: 0.415	F B B F B F X 3-2 G3 ② 1-2		C B F S S 2-3 K ②		C F B X 1-2 E4 FC6-4			B C B S T S 2-3 K ①	F X 0-1 1B 1-2 2-3 3-H	5	0	1	1	0	2	2
Matt Williams, R (1, 5) OBP: 0.279, SLG: 0.333	F F F F B F S 1-3 K ③		B F X 1-1 1B 1-2		F X 0-1 FC6-4 ③ 1-2f			C T S 0-3 K ②		4	0	1	0	0	2	2
Steve Finley, L (1, 8) OBP: 0.441, SLG: 0.462		B X 1-0 G6-3 ①	B C F B S 2-3 K ③			B X 1-0 2B 1B		B X 1-0 1B		4	1	2	0	0	1	2
Danny Bautista, R (1, 9) OBP: 0.417, SLG: 0.455		B C S B B B 4-2 1B BB		B X 1-0 F8 ①		X 0-0 ① 1-H 2B		C S S 0-3 K ③		3	0	1	1	1	1	1
Mark Grace, L (1, 3) OBP: 0.386, SLG: 0.388 David Dellucci, L (9, PR) OBP: 0.500, SLG: 0.500	B X 1-0 1B 1-2		B B C X 2-1 1B		B B C X 1-1 G4-3 ②				B X 1-0 FC1-5 E 1B	4 0	0 0	3 0	0 0	0 0	0 0	0 0
Damian Miller, R (1, 2) OBP: 0.288, SLG: 0.245 Midre Cummings, L (9, PR)	B B C F S 2-3 K ②		S F S 0-3 K ②		C S B F F S 1-3 K ③				L X 0-1 E1 FC1-5 1-2 2B	4 0	0 1	0 0	0 0	0 0	3 0	4 0
Curt Schilling, R (1, 1) OBP: 0.067, SLG: 0.067 Miguel Batista, R (8, 1) Randy Johnson, R (8, 1) OBP: 0.067, SLG: 0.067 Jay Bell, R (9, PH) OBP: 0.133, SLG: 0.133		C S B B C 2-3 K ③		S B F S 1-3 K ③			S S B F C 1-3 K ①		X 0-0 FC1-5 ① 2B 1B 1-2 2-3f	3 0 0 1	0 0 0 1	0 0 0 1	0 0 0 1	0 0 0 0	3 0 0 0	3 0 0 2
Inning Stats	R: 0 H: 0 E: 1 LOB: 1 K: 1 BB: 0 S: 15 P: 21	R: 0 H: 1 E: 0 LOB: 2 K: 2 BB: 1 S: 10 P: 20	R: 0 H: 2 E: 0 LOB: 2 K: 3 BB: 0 S: 13 P: 21	R: 0 H: 1 E: 0 LOB: 1 K: 2 BB: 0 S: 9 P: 13	R: 0 H: 0 E: 1 LOB: 1 K: 0 BB: 0 S: 10 P: 15	R: 1 H: 2 E: 0 LOB: 0 K: 1 BB: 0 S: 9 P: 12	R: 0 H: 1 E: 0 LOB: 0 K: 1 BB: 0 S: 12 P: 16	R: 0 H: 1 E: 0 LOB: 1 K: 3 BB: 0 S: 11 P: 14	R: 2 H: 3 E: 1 LOB: 3 K: 0 BB: 0 S: 10 P: 14	1B: 9 2B: 2 3B: 0 HR: 0	SF: 0 SAC: 0 DP: 0 HBP: 1				WP: 0 PB: 0 SB: 0 CS: 1	PA: 39	

PITCHER		IP	WLS	BF	H	R	ER	SO	BB	IBB	HBP	BLK	WP	HR	S	P	ERA	WHIP
Roger Clemens, R ERA: 2.36	(1, 1)	6.1		28	7	1	1	10	1	0	0	0	0	0	75	114	1.42	1.263
Mike Stanton, L ERA: 3.97	(7, 1)	0.2		1	0	0	0	0	0	0	0	0	0	0	3	4	0.00	0.000
42 Mariano Rivera, R ERA: 1.13	(8, 1)	1.1	L	10	4	2	1	3	0	0	1	0	0	0	21	28	6.75	3.000

PITCHER	IP	WLS	BF	H	R	ER	SO	BB	IBB	HBP	BLK	WP	HR	S	P	ERA	WHIP

BOTTOM

New York Yankees @ Arizona Diamondbacks

Bank One Ballpark, Phoenix, AZ

Sun Nov 04 2001, 7:30 PM EST
Att. 49,589 - Cloudy - 87 F

livebaseballscorecards.com

AB	37
R	3
H	11
RBI	3
BB	1
SO	13
LOB	17