

New York Yankees - 2001

Batter	1	2	3	4	5	6	7	8	9	AB	R	H	RBI	BB	SO	LOB	TOP				
Carlos Febles, R OBP: 0.250, SLG: 0.250	G1-3		P9					G1-3		4	0	1	1	0	0	0	Kansas City Royals @ New York Yankees Yankee Stadium, Bronx, NY Mon Apr 02 2001, 1:05 PM EDT Att: 55,814 - Cloudy - 42 F				
Carlos Beltrán, S OBP: 0.250, SLG: 0.250	F9 1B		P7			L8		K		4	0	1	0	0	1						
29 Mike Sweeney, R (1,3)				G5-3			F2	G1-3		3	0	0	0	1	0						
Jermaine Dye, R OBP: 0.750, SLG: 1.750	F9 1B						HR		WP E 2B	4	2	3	1	0	0	2					
Joe Randa, R (1,5)	K			P4			F8	K		4	0	0	0	0	2	4					
Mark Quinn, R (1,7)		L9					L8	E1		4	0	0	1	0	1	1					
Dee Brown, L OBP: 0.250, SLG: 0.250		P5			L8			G4-3 1B		4	0	1	0	0	0	1					
Héctor Ortiz, R OBP: 0.333, SLG: 0.333 Raul Ibanez, L (9,PH)		G4-3				G6-3 1B				3	1	1	0	0	1	1					
Rey Sanchez, R (1,6) Luis Alicaia, S (9,PH)			L9		G6-3		G4-3			1	0	0	0	0	0	2					
Inning Stats	R: 0 E: 0 K: 1 S: 11	H: 1 LOB: 2 BB: 1 P: 21	R: 0 E: 0 K: 0 S: 8	H: 0 LOB: 0 BB: 0 P: 10	R: 0 E: 0 K: 0 S: 5	H: 0 LOB: 0 BB: 0 P: 7	R: 0 E: 0 K: 1 S: 8	H: 1 LOB: 1 BB: 0 P: 10	R: 1 E: 0 K: 0 S: 7	H: 2 LOB: 1 BB: 0 P: 13	R: 1 E: 0 K: 0 S: 10	H: 1 LOB: 0 BB: 0 P: 15	R: 0 E: 0 K: 1 S: 8	H: 0 LOB: 0 BB: 0 P: 11	R: 1 E: 1 K: 1 S: 17	H: 1 LOB: 2 BB: 1 P: 29		1B: 5 2B: 1 3B: 0 HR: 1	SF: 0 SAC: 0 DP: 1 HBP: 0	WP: 1 PB: 0 SB: 1 CS: 0	PA: 36
PITCHER	IP	WLS	BF	H	R	ER	SO	BB	IBB	HBP	BLK	WP	HR	S	P	ERA	WHIP				
Roger Clemens, R ERA: 3.24	8.1	W	32	7	3	3	5	1	0	0	0	1	1	71	108	3.24	0.960				
Todd Williams, R ERA:	0.0		1	0	0	0	0	0	0	0	0	0	0	2	5	∞	∞				
42 Mariano Rivera, R ERA:	0.2		3	0	0	0	0	1	0	0	0	0	0	9	14	0.00	1.500				

Batter	1	2	3	4	5	6	7	8	9	AB	R	H	RBI	BB	SO	LOB	BOTTOM				
Chuck Knoblauch, R OBP: 0.400, SLG: 0.250 Clay Bellinger, R (9,7)	K		G6-4-3					L3		4	0	1	0	1	1	1	Kansas City Royals @ New York Yankees Yankee Stadium, Bronx, NY Mon Apr 02 2001, 1:05 PM EDT Att: 55,814 - Cloudy - 42 F				
Alfonso Soriano, R OBP: 0.200, SLG: 0.200	G6-3				F7		F9	G5-3		5	0	1	0	0	0	3					
Paul O'Neill, L OBP: 0.200, SLG: 0.200	G6-3		F8					F7		5	1	1	0	0	0	3					
Bernie Williams, S OBP: 0.500, SLG: 1.250		L7			G3-1					4	1	2	2	0	0	0					
David Justice, L OBP: 0.500, SLG: 0.333					G1-3					3	2	1	0	1	0	1					
Tino Martinez, L OBP: 0.750, SLG: 1.667		L6								3	2	2	1	1	0	1					
20 Jorge Posada, S OBP: 0.750, SLG: 1.750										4	1	3	4	0	0	0					
Luis Sojo, R (1,6)		G2-3								4	0	0	0	0	0	4					
Scott Brosius, R OBP: 0.500, SLG: 0.500										4	0	2	0	0	2	2					
Inning Stats	R: 0 E: 0 K: 1 S: 5	H: 0 LOB: 0 BB: 0 P: 8	R: 0 E: 0 K: 0 S: 10	H: 2 LOB: 2 BB: 0 P: 19	R: 0 E: 0 K: 0 S: 10	H: 2 LOB: 1 BB: 0 P: 15	R: 1 E: 0 K: 0 S: 12	H: 1 LOB: 0 BB: 0 P: 21	R: 0 E: 0 K: 1 S: 8	H: 1 LOB: 1 BB: 0 P: 13	R: 5 E: 0 K: 0 S: 14	H: 4 LOB: 2 BB: 3 P: 32	R: 1 E: 0 K: 1 S: 11	H: 3 LOB: 2 BB: 0 P: 20	R: 0 E: 0 K: 0 S: 6	H: 0 LOB: 0 BB: 0 P: 10		1B: 9 2B: 1 3B: 0 HR: 3	SF: 0 SAC: 0 DP: 1 HBP: 0	WP: 0 PB: 0 SB: 0 CS: 0	PA: 39
PITCHER	IP	WLS	BF	H	R	ER	SO	BB	IBB	HBP	BLK	WP	HR	S	P	ERA	WHIP				
Jeff Suppan, R ERA: 9.0	5.0	L	24	8	5	5	2	2	0	0	0	0	2	49	9.00	2.000					
55 Tony Cogan, L ERA: 27.0	0.1		4	2	1	1	0	1	0	0	0	0	1	7	14	27.00	9.000				
Jose Santiago, R ERA:	0.2		2	0	0	0	0	0	0	0	0	0	0	3	3	0.00	0.000				
51 Kris Wilson, R ERA: 9.0	1.0		6	3	1	1	1	0	0	0	0	0	0	11	20	9.00	3.000				
Doug Henry, R ERA:	1.0		3	0	0	0	0	0	0	0	0	0	0	6	10	0.00	0.000				

Batter	1	2	3	4	5	6	7	8	9	AB	R	H	RBI	BB	SO	LOB	TOP	
Carlos Febles, R OBP: 0.143, SLG: 0.143 Luis Ordez, R	(1, 4) K		(2, 3) K			(3, 1) G6-3		(1, 2) FC4-6 PB E		3	0	0	0	0	2	1		
Carlos Beltrán, S OBP: 0.500, SLG: 0.500	(1, 8) K			(0, 0) 1B		(0, 2) 1B		(3, 2) E7 1B 1-H		4	0	3	1	0	1	0		
29 Mike Sweeney, R (1, 10)	(1, 0) G4-3			(2, 3) K		(1, 2) G5-3		(2, 2) P4		4	0	0	0	0	1	2		
Jemaine Dye, R OBP: 0.500, SLG: 1.167 Raul Ibanez, L OBP: 0.697, SLG: 0.500	(1, 9) F2			(3, 2) G4-3			(2, 2) 1B		(3, 3) K	2	0	0	0	0	0	0		
Joe Randa, R (1, 5)	(0, 2) G6-3				(2, 2) G5-3		(1, 2) P4		(4, 2) G1-3 BB	3	0	0	0	1	0	1		
Mark Quinn, R OBP: 0.125, SLG: 0.500 (1, 7)	(1, 2) G5-3				(0, 1) HR		(1, 2) F8		(0, 0) G1-3 1-2	4	1	1	1	0	0	2		
Dave McCarty, R OBP: 0.500, SLG: 0.500 (1, 3)			(0, 0) G6-3 G1-3 1B		(2, 0) G5-4-3 1B		(2, 3) K		(3, 2) G1-3	4	0	2	0	0	1	2		
Héctor Ortiz, R OBP: 0.167, SLG: 0.167 (1, 2)			(2, 2) G1-3		(2, 2) G5-4-3 1-2			(2, 3) K		3	0	0	0	0	1	2		
Rey Sanchez, R OBP: 0.167, SLG: 0.167 (1, 6)			(1, 0) G6-3			(2, 2) F8		(1, 2) FC4-6 1B		3	0	1	0	0	0	1		
Inning Stats	R: 0 H: 0 E: 0 K: 2 S: 7	H: 0 R: 0 ER: 0 LOB: 0 BB: 0 P: 12	R: 0 H: 0 E: 0 K: 0 S: 8	H: 1 R: 0 ER: 0 LOB: 1 BB: 0 P: 14	R: 0 H: 1 E: 0 K: 1 S: 8	H: 1 R: 0 ER: 0 LOB: 0 BB: 0 P: 13	R: 1 H: 2 E: 0 K: 0 S: 12	H: 2 R: 0 ER: 0 LOB: 1 BB: 0 P: 18	R: 0 H: 1 E: 0 K: 1 S: 14	H: 1 R: 0 ER: 0 LOB: 1 BB: 0 P: 20	R: 1 H: 2 E: 1 K: 1 S: 19	H: 2 R: 0 ER: 0 LOB: 1 BB: 1 P: 22	1B: 7 2B: 0 3B: 0 HR: 1	SF: 0 SAC: 0 DP: 1 HBP: 0	WP: 0 SB: 1 CS: 0	PA: 34		
PITCHER	IP WLS BF H R ER SO BB IBB HBP BLK WP HR S P ERA WHIP	IP WLS BF H R ER SO BB IBB HBP BLK WP HR S P ERA WHIP	IP WLS BF H R ER SO BB IBB HBP BLK WP HR S P ERA WHIP	IP WLS BF H R ER SO BB IBB HBP BLK WP HR S P ERA WHIP	IP WLS BF H R ER SO BB IBB HBP BLK WP HR S P ERA WHIP	IP WLS BF H R ER SO BB IBB HBP BLK WP HR S P ERA WHIP	IP WLS BF H R ER SO BB IBB HBP BLK WP HR S P ERA WHIP	IP WLS BF H R ER SO BB IBB HBP BLK WP HR S P ERA WHIP	IP WLS BF H R ER SO BB IBB HBP BLK WP HR S P ERA WHIP	IP WLS BF H R ER SO BB IBB HBP BLK WP HR S P ERA WHIP	IP WLS BF H R ER SO BB IBB HBP BLK WP HR S P ERA WHIP	IP WLS BF H R ER SO BB IBB HBP BLK WP HR S P ERA WHIP	IP WLS BF H R ER SO BB IBB HBP BLK WP HR S P ERA WHIP	IP WLS BF H R ER SO BB IBB HBP BLK WP HR S P ERA WHIP	IP WLS BF H R ER SO BB IBB HBP BLK WP HR S P ERA WHIP	IP WLS BF H R ER SO BB IBB HBP BLK WP HR S P ERA WHIP	IP WLS BF H R ER SO BB IBB HBP BLK WP HR S P ERA WHIP	IP WLS BF H R ER SO BB IBB HBP BLK WP HR S P ERA WHIP
Andy Pettite, L ERA: 1.29 (1, 1)	7.0 W 25 6 1 1 5 0 0 0 0 0 1 70 104 1.29 0.857																	
Brian Boehringer, R ERA: (8, 1)	1.0 5 2 1 0 1 0 0 0 0 0 0 0 19 28 0.00 2.000																	
Todd Williams, R ERA: (9, 1)	1.0 4 0 0 0 1 1 0 0 0 0 0 0 12 22 0.00 1.000																	

Kansas City Royals @ New York Yankees
Yankee Stadium, Bronx, NY
Wed Apr 04 2001, 7:05 PM EDT
Att: 26,499 - Sunny - 54 F

AB 33
R 2
H 8
RBI 2
BB 1
SO 7
LOB 12



Batter	1	2	3	4	5	6	7	8	9	AB	R	H	RBI	BB	SO	LOB	BOTTOM	
Chuck Knoblauch, R OBP: 0.400, SLG: 0.250 Clay Bellinger, R	(1, 7) 2B 2B 1B	(4, 1) S S HR BB	(3, 2) G6-4-3		(1, 2) FC6-4			(0, 0) G1-3		4	2	1	0	1	0	3		
Alfonso Soriano, R OBP: 0.200, SLG: 0.300 (1, 4)	(1, 1) 2B 2B	(1, 0) F7		(1, 0) F8		(2, 2) F5		(1, 0) G6-3		5	1	1	0	0	0	2		
Paul O'Neill, L OBP: 0.300, SLG: 0.125 (1, 9)	(1, 3) K	(4, 2) HR BB		(2, 3) K		(4, 0) BB		(0, 0) L7		3	1	0	0	2	2	3		
Bernie Williams, S OBP: 0.625, SLG: 1.167 (1, 8)	(1, 1) E 2B	(4, 2) HR BB		(4, 2) 1B BB		(1, 2) F9				2	2	1	2	2	0	1		
David Justice, L OBP: 0.625, SLG: 1.000 (1, 10)	(4, 2) 1B BB	(1, 1) HR		(1, 1) 1B		(3, 1) P5				3	1	2	4	1	0	1		
Tino Martinez, L OBP: 0.625, SLG: 1.000 (1, 3)	(0, 0) E9 WP 1B	(4, 2) BB		(2, 1) G4-3			(2, 1) G6-3			3	1	1	1	1	0	2		
20 Jorge Posada, S OBP: 0.500, SLG: 1.000 (1, 2)	(4, 0) WP IBB	(0, 0) L4			(2, 2) G4-3			(2, 1) F7		3	0	0	0	1	0	1		
Luis Sojo, R (1, 6)	(3, 1) G5-3		(1, 2) L8		(0, 0) F9			(0, 0) G4-3		4	0	0	0	0	0	1		
Scott Brosius, R OBP: 0.500, SLG: 0.429 (1, 5)		(3, 2) F8	(1, 1) E5		(0, 0) FC6-4 1B			(4, 2) G6-3 G1-3 BB		3	0	1	0	1	0	0		
Inning Stats	R: 4 H: 4 E: 1 K: 1 S: 15	H: 4 R: 4 ER: 0 LOB: 1 BB: 2 P: 31	R: 4 H: 1 E: 0 K: 0 S: 19	H: 1 R: 0 ER: 0 LOB: 0 BB: 4 P: 40	R: 0 H: 0 E: 1 K: 0 S: 10	H: 0 R: 0 ER: 0 LOB: 0 BB: 0 P: 15	R: 0 H: 1 E: 0 K: 1 S: 11	H: 1 R: 0 ER: 0 LOB: 1 BB: 1 P: 21	R: 0 H: 1 E: 0 K: 0 S: 8	H: 1 R: 0 ER: 0 LOB: 0 BB: 0 P: 11	R: 0 H: 0 E: 0 K: 0 S: 9	H: 0 R: 0 ER: 0 LOB: 0 BB: 0 P: 9	R: 0 H: 0 E: 0 K: 0 S: 5	H: 0 R: 0 ER: 0 LOB: 1 BB: 1 P: 10	1B: 4 2B: 2 3B: 0 HR: 1	SF: 0 SAC: 0 DP: 1 HBP: 0	WP: 1 SB: 2 CS: 0	PA: 39
PITCHER	IP WLS BF H R ER SO BB IBB HBP BLK WP HR S P ERA WHIP	IP WLS BF H R ER SO BB IBB HBP BLK WP HR S P ERA WHIP	IP WLS BF H R ER SO BB IBB HBP BLK WP HR S P ERA WHIP	IP WLS BF H R ER SO BB IBB HBP BLK WP HR S P ERA WHIP	IP WLS BF H R ER SO BB IBB HBP BLK WP HR S P ERA WHIP	IP WLS BF H R ER SO BB IBB HBP BLK WP HR S P ERA WHIP	IP WLS BF H R ER SO BB IBB HBP BLK WP HR S P ERA WHIP	IP WLS BF H R ER SO BB IBB HBP BLK WP HR S P ERA WHIP	IP WLS BF H R ER SO BB IBB HBP BLK WP HR S P ERA WHIP	IP WLS BF H R ER SO BB IBB HBP BLK WP HR S P ERA WHIP	IP WLS BF H R ER SO BB IBB HBP BLK WP HR S P ERA WHIP	IP WLS BF H R ER SO BB IBB HBP BLK WP HR S P ERA WHIP	IP WLS BF H R ER SO BB IBB HBP BLK WP HR S P ERA WHIP	IP WLS BF H R ER SO BB IBB HBP BLK WP HR S P ERA WHIP	IP WLS BF H R ER SO BB IBB HBP BLK WP HR S P ERA WHIP	IP WLS BF H R ER SO BB IBB HBP BLK WP HR S P ERA WHIP	IP WLS BF H R ER SO BB IBB HBP BLK WP HR S P ERA WHIP	IP WLS BF H R ER SO BB IBB HBP BLK WP HR S P ERA WHIP
Blake Stein, R ERA: 43.2 (1, 1)	1.2 L 15 2 0 0 1 5 1 0 0 0 1 33 70 43.20 6.000																	
51 Kris Wilson, R ERA: 1.93 (2, 1)	3.2 15 2 0 0 0 1 2 0 0 0 0 0 34 58 0.00 1.091																	
55 Tony Cogan, L ERA: 9.0 (6, 1)	0.2 2 0 0 0 0 0 0 0 0 0 0 0 5 9 0.00 0.000																	
Jason Grimsley, R ERA: (7, 1)	1.0 3 0 0 0 0 0 0 0 0 0 0 0 5 9 0.00 0.000																	
Roberto Hernandez, R ERA: (8, 1)	1.0 4 0 0 0 0 0 1 0 0 0 0 0 5 10 0.00 1.000																	

Kansas City Royals @ New York Yankees
Yankee Stadium, Bronx, NY
Wed Apr 04 2001, 7:05 PM EDT
Att: 26,499 - Sunny - 54 F

AB 30
R 8
H 7
RBI 7
BB 9
SO 2
LOB 14



Batter	1	2	3	4	5	6	7	8	9	AB	R	H	RBI	BB	SO	LOB	TOP					
Luis Alica, S (1,4)										4	0	0	0	0	1	1						
Carlos Beltrán, S OBP: 0.333, SLG: 0.333 (1,8)										4	0	0	0	0	1	1						
29 Mike Sweeney, R OBP: 0.167, SLG: 0.091 (1,3)										4	0	1	0	0	0	0						
Jermaine Dye, R OBP: 0.400, SLG: 0.800 (1,10)										4	0	1	0	0	0	1						
Joe Randa, R (1,5)										4	0	0	0	0	0	1						
Mark Quinn, R OBP: 0.182, SLG: 0.455 (1,7)										3	0	1	0	0	0	1						
Dee Brown, L OBP: 0.286, SLG: 0.429 (1,9)										3	0	1	0	0	1	0						
A.J. Hinch, R (1,2)										2	0	0	0	0	0	2						
Raul Ibanez, L OBP: 0.500, SLG: 0.333 (8, PH)										1	0	0	0	0	0	0						
Héctor Ortiz, R OBP: 0.167, SLG: 0.167 (8,2)										0	0	0	0	0	0	0						
Rey Sanchez, R OBP: 0.222, SLG: 0.222 (1,6)										3	0	1	0	0	0	0						
Inning Stats	R: 0 H: 0 E: 0 K: 1 S: 7	H: 0 LOB: 0 BB: 0 P: 11	R: 0 H: 2 E: 0 K: 0 S: 14	H: 2 LOB: 2 BB: 0 P: 18	R: 0 H: 0 E: 0 K: 1 S: 8	H: 0 LOB: 0 BB: 0 P: 12	R: 0 H: 1 E: 0 K: 0 S: 6	H: 1 LOB: 1 BB: 0 P: 8	R: 0 H: 0 E: 0 K: 0 S: 8	H: 0 LOB: 0 BB: 0 P: 13	R: 0 H: 1 E: 0 K: 0 S: 8	H: 1 LOB: 1 BB: 0 P: 15	R: 0 H: 0 E: 0 K: 1 S: 7	H: 0 LOB: 0 BB: 0 P: 10	R: 0 H: 1 E: 0 K: 0 S: 7	H: 1 LOB: 1 BB: 0 P: 11	R: 0 H: 0 E: 0 K: 0 S: 6	H: 0 LOB: 0 BB: 0 P: 11	1B: 4 2B: 1 3B: 0 HR: 0	SF: 0 SAC: 0 DP: 0 HBP: 0	WP: 0 PB: 0 SB: 0 CS: 0	PA: 32
PITCHER	IP	WLS	BF	H	R	ER	SO	BB	IBB	HBP	BLK	WP	HR	S	P	ERA	WHIP					
35 Mike Mussina, R ERA: 1.5	7.2	W	28	5	0	0	3	0	0	0	0	0	0	64	96	0.00	0.652					
42 Mariano Rivera, R ERA: 1.5	1.1	S	4	0	0	0	0	0	0	0	0	0	0	7	13	0.00	0.000					

Kansas City Royals @ New York Yankees
Yankee Stadium, Bronx, NY
Thu Apr 05 2001, 1:05 PM EDT
Att: 26,696 - Sunny - 59 F

AB	32
R	0
H	5
RBI	0
BB	0
SO	3
LOB	7



Batter	1	2	3	4	5	6	7	8	9	AB	R	H	RBI	BB	SO	LOB	BOTTOM					
Chuck Knoblauch, R OBP: 0.429, SLG: 0.273 Clay Bellinger, R (9,7)										3	0	1	0	1	0	0						
Alfonso Soriano, R OBP: 0.143, SLG: 0.214 (1,4)										4	0	0	0	0	3	3						
Paul O'Neill, L OBP: 0.286, SLG: 0.417 (1,9)										4	1	1	1	0	0	3						
Bernie Williams, S OBP: 0.455, SLG: 0.778 (1,8)										3	0	0	0	0	0	0						
David Justice, L OBP: 0.545, SLG: 0.778 (1,10)										3	0	1	0	0	0	0						
Tino Martinez, L OBP: 0.545, SLG: 0.750 (1,3)										2	0	0	0	1	0	1						
20 Jorge Posada, S OBP: 0.455, SLG: 0.778 (1,2)										2	0	0	0	1	0	1						
Luis Sojo, R (1,6)										3	0	0	0	0	1	2						
Scott Brosius, R OBP: 0.455, SLG: 0.400 (1,5)										3	0	1	0	0	0	2						
Inning Stats	R: 1 H: 1 E: 0 K: 1 S: 9	H: 1 LOB: 0 BB: 0 P: 16	R: 0 H: 1 E: 0 K: 0 S: 11	H: 1 LOB: 2 BB: 1 P: 20	R: 0 H: 0 E: 0 K: 1 S: 7	H: 0 LOB: 0 BB: 1 P: 13	R: 0 H: 0 E: 0 K: 0 S: 9	H: 0 LOB: 1 BB: 1 P: 18	R: 0 H: 2 E: 0 K: 1 S: 12	H: 2 LOB: 2 BB: 0 P: 17	R: 0 H: 0 E: 0 K: 0 S: 5	H: 0 LOB: 0 BB: 0 P: 7	R: 0 H: 0 E: 0 K: 0 S: 4	H: 0 LOB: 0 BB: 0 P: 6	R: 0 H: 0 E: 0 K: 1 S: 7	H: 0 LOB: 0 BB: 0 P: 12	R: 0 H: 0 E: 0 K: 0 S: 6	H: 0 LOB: 0 BB: 0 P: 12	1B: 3 2B: 0 3B: 0 HR: 1	SF: 0 SAC: 0 DP: 1 HBP: 0	WP: 0 PB: 0 SB: 0 CS: 0	PA: 30
PITCHER	IP	WLS	BF	H	R	ER	SO	BB	IBB	HBP	BLK	WP	HR	S	P	ERA	WHIP					
Dan Reichert, R ERA: 1.5	6.0	L	24	4	1	1	3	3	0	0	0	0	0	11	18	1.50	1.167					
Jason Grimsley, R ERA: 1.5	2.0		6	0	0	0	1	0	0	0	0	0	0	11	18	0.00	0.000					

Kansas City Royals @ New York Yankees
Yankee Stadium, Bronx, NY
Thu Apr 05 2001, 1:05 PM EDT
Att: 26,696 - Sunny - 59 F

AB	27
R	1
H	4
RBI	1
BB	3
SO	4
LOB	12



Batter	1	2	3	4	5	6	7	8	9	AB	R	H	RBI	BB	SO	LOB	TOP		
Shannon Stewart, R OBP: 0.542, SLG: 0.955	G1-3 HR 1B		G1-3	FC5-4 HR 1B		FC5-4 1B			F8	5	2	2	0	0	0	2			
Alex Gonzalez, R OBP: 0.391, SLG: 0.524	G1-3		F3	HR 1B		K			HBP BB WP 1B	5	2	2	0	0	1	3			
Raul Mondesi, R OBP: 0.375, SLG: 0.450	G5-3		1B 2B	K		FC5-4 1-2			WP HBP 2B BB	4	2	1	1	1	1	4			
Carlos Delgado, L OBP: 0.478, SLG: 1.167	HR		1B BB	HR			G4-6-3 BB		WP 2B HBP	2	3	2	5	2	0	0			
Brad Fullmer, L OBP: 0.391, SLG: 0.450	P6		1-2 2-H 1B	F8			K		G4-3 1-2 2-3 3-H 1B	5	0	1	1	0	1	3			
Tony Batista, R OBP: 0.281, SLG: 0.636		F7	K		K		G4-6-3 1-2		1B 2B	5	1	1	2	0	2	3			
Darrin Fletcher, L OBP: 0.364, SLG: 0.409	G3		HR 1B	1B			G4-3-6 1B		F8 1B	5	1	3	1	0	0	0			
José Cruz Jr., S OBP: 0.250, SLG: 0.450	P6		HR	G4-3-6 1-2			G6-3		1B	5	1	2	2	0	0	1			
Ryan Freel, R OBP: 0.333, SLG: 0.333			S 2B 1B	FC5-4 1B			F8		F8	5	1	2	0	0	1	2			
Inning Stats	R: 2 E: 0 K: 0 S: 7	H: 2 LOB: 0 BB: 0 P: 11	R: 0 E: 0 K: 0 S: 9	H: 0 LOB: 0 BB: 0 P: 12	R: 2 E: 0 K: 1 S: 12	H: 3 LOB: 2 BB: 1 P: 21	R: 5 E: 0 K: 1 S: 16	H: 5 LOB: 0 BB: 0 P: 24	R: 0 E: 0 K: 1 S: 6	H: 1 LOB: 1 BB: 0 P: 10	R: 0 E: 0 K: 1 S: 9	H: 0 LOB: 0 BB: 1 P: 15	R: 0 E: 0 K: 1 S: 8	H: 0 LOB: 0 BB: 0 P: 11	R: 4 E: 0 K: 0 S: 13	H: 4 LOB: 2 BB: 1 P: 26	1B: 11 2B: 2 3B: 0 HR: 3	SF: 0 SAC: 0 DP: 2 HBP: 1	WP: 1 PA: 45 CS: 0
PITCHER	IP WLS BF H R ER SO	IP WLS BF H R ER SO	IP WLS BF H R ER SO	IP WLS BF H R ER SO	IP WLS BF H R ER SO	IP WLS BF H R ER SO	IP WLS BF H R ER SO	IP WLS BF H R ER SO	IP WLS BF H R ER SO	IP WLS BF H R ER SO	IP WLS BF H R ER SO	IP WLS BF H R ER SO	IP WLS BF H R ER SO	IP WLS BF H R ER SO	IP WLS BF H R ER SO	IP WLS BF H R ER SO	ERA WHIP	ERA WHIP	
43 Christian Parker, R ERA: 21.0	3.0 L 18 8 7 2 7 1	3.0 L 12 4 2 2 3 0	3.0 L 11 4 3 1 1 0	3.0 L 12 4 2 2 3 0	3.0 L 12 4 2 2 3 0	3.0 L 12 4 2 2 3 0	3.0 L 12 4 2 2 3 0	3.0 L 12 4 2 2 3 0	3.0 L 12 4 2 2 3 0	3.0 L 12 4 2 2 3 0	3.0 L 12 4 2 2 3 0	3.0 L 12 4 2 2 3 0	3.0 L 12 4 2 2 3 0	3.0 L 12 4 2 2 3 0	3.0 L 12 4 2 2 3 0	3.0 L 12 4 2 2 3 0	21.00 3.000	21.00 3.000	
Carlos Almanzar, R ERA: 6.0	4.1 L 12 4 2 2 3 0	4.1 L 12 4 2 2 3 0	4.1 L 12 4 2 2 3 0	4.1 L 12 4 2 2 3 0	4.1 L 12 4 2 2 3 0	4.1 L 12 4 2 2 3 0	4.1 L 12 4 2 2 3 0	4.1 L 12 4 2 2 3 0	4.1 L 12 4 2 2 3 0	4.1 L 12 4 2 2 3 0	4.1 L 12 4 2 2 3 0	4.1 L 12 4 2 2 3 0	4.1 L 12 4 2 2 3 0	4.1 L 12 4 2 2 3 0	4.1 L 12 4 2 2 3 0	4.1 L 12 4 2 2 3 0	6.00 1.333	6.00 1.333	
Randy Choate, L ERA: 10.13	7.1 L 11 4 3 3 2 2	7.1 L 11 4 3 3 2 2	7.1 L 11 4 3 3 2 2	7.1 L 11 4 3 3 2 2	7.1 L 11 4 3 3 2 2	7.1 L 11 4 3 3 2 2	7.1 L 11 4 3 3 2 2	7.1 L 11 4 3 3 2 2	7.1 L 11 4 3 3 2 2	7.1 L 11 4 3 3 2 2	7.1 L 11 4 3 3 2 2	7.1 L 11 4 3 3 2 2	7.1 L 11 4 3 3 2 2	7.1 L 11 4 3 3 2 2	7.1 L 11 4 3 3 2 2	7.1 L 11 4 3 3 2 2	10.12 1.125	10.12 1.125	
Todd Williams, R ERA: 6.75	9.1 L 4 3 1 1 0 0	9.1 L 4 3 1 1 0 0	9.1 L 4 3 1 1 0 0	9.1 L 4 3 1 1 0 0	9.1 L 4 3 1 1 0 0	9.1 L 4 3 1 1 0 0	9.1 L 4 3 1 1 0 0	9.1 L 4 3 1 1 0 0	9.1 L 4 3 1 1 0 0	9.1 L 4 3 1 1 0 0	9.1 L 4 3 1 1 0 0	9.1 L 4 3 1 1 0 0	9.1 L 4 3 1 1 0 0	9.1 L 4 3 1 1 0 0	9.1 L 4 3 1 1 0 0	9.1 L 4 3 1 1 0 0	27.00 9.000	27.00 9.000	

Toronto Blue Jays @ New York Yankees
Yankee Stadium, Bronx, NY
Fri Apr 06 2001, 7:05 PM EDT
Att: 29,606 - Overcast - 49 F

AB	41
R	13
H	16
RBI	12
BB	3
SO	6
LOB	18



Batter	1	2	3	4	5	6	7	8	9	AB	R	H	RBI	BB	SO	LOB	BOTTOM				
Chuck Knoblauch, R OBP: 0.316, SLG: 0.188	G4-3		K			K	FC3-6		F9	5	0	0	1	0	2	3					
Alfonso Soriano, R OBP: 0.198, SLG: 0.263	K		F7			1B 2B	L9		G4-3	5	1	1	0	0	1	3					
Paul O'Neill, L OBP: 0.333, SLG: 0.625	K		G4-3			2-H 1B			HR	4	1	2	2	0	1	1					
Bernie Williams, S OBP: 0.400, SLG: 0.583		L9				F8			2B BB	3	1	0	0	1	1	1					
David Justice, L OBP: 0.533, SLG: 0.769		F9 1B				G3			20 G4-3 1-H 2B	4	0	2	1	0	1	1					
Tino Martinez, L OBP: 0.467, SLG: 0.583			F9 1B			F9			G3-1 P4	4	0	1	0	0	0	1					
Joe Oliver, R OBP: 0.333, SLG: 0.333		F9				F9			G4-3	3	1	1	0	0	0	2					
20 Jorge Posada, S OBP: 0.417, SLG: 0.700							1B FC3-6 1B		2-3 G4-3	1	0	0	0	0	0	1					
Luis Sojo, R OBP: 0.067, SLG: 0.067		L6				F2			F9	4	0	1	0	0	0	3					
Scott Brosius, R OBP: 0.467, SLG: 0.429						L9			F8	4	0	2	0	0	0	0					
Inning Stats	R: 0 E: 0 K: 2 S: 11	H: 0 LOB: 0 BB: 0 P: 19	R: 0 E: 0 K: 0 S: 6	H: 2 LOB: 2 BB: 0 P: 13	R: 0 E: 0 K: 1 S: 9	H: 1 LOB: 1 BB: 0 P: 13	R: 0 E: 0 K: 0 S: 5	H: 0 LOB: 0 BB: 0 P: 8	R: 0 E: 0 K: 0 S: 5	H: 0 LOB: 0 BB: 0 P: 8	R: 1 E: 0 K: 3 S: 13	H: 2 LOB: 1 BB: 0 P: 19	R: 1 E: 0 K: 0 S: 18	H: 3 LOB: 2 BB: 0 P: 23	R: 2 E: 0 K: 0 S: 9	H: 2 LOB: 1 BB: 1 P: 19	R: 0 E: 0 K: 0 S: 10	H: 0 LOB: 0 BB: 0 P: 16	1B: 7 2B: 2 3B: 0 HR: 1	SF: 0 SAC: 0 DP: 0 HBP: 0	WP: 0 PA: 38 CS: 0
PITCHER	IP WLS BF H R ER SO	IP WLS BF H R ER SO	IP WLS BF H R ER SO	IP WLS BF H R ER SO	IP WLS BF H R ER SO	IP WLS BF H R ER SO	IP WLS BF H R ER SO	IP WLS BF H R ER SO	IP WLS BF H R ER SO	IP WLS BF H R ER SO	IP WLS BF H R ER SO	IP WLS BF H R ER SO	IP WLS BF H R ER SO	IP WLS BF H R ER SO	IP WLS BF H R ER SO	IP WLS BF H R ER SO	ERA WHIP	ERA WHIP			
Esteban Loaiza, R ERA: 1.93	7.0 W 29 8 2 2 6	7.0 W 29 8 2 2 6	7.0 W 29 8 2 2 6	7.0 W 29 8 2 2 6	7.0 W 29 8 2 2 6	7.0 W 29 8 2 2 6	7.0 W 29 8 2 2 6	7.0 W 29 8 2 2 6	7.0 W 29 8 2 2 6	7.0 W 29 8 2 2 6	7.0 W 29 8 2 2 6	7.0 W 29 8 2 2 6	7.0 W 29 8 2 2 6	7.0 W 29 8 2 2 6	7.0 W 29 8 2 2 6	7.0 W 29 8 2 2 6	2.57 1.143	2.57 1.143			
Lance Painter, L ERA: 33.75	8.1 L 4 2 2 2 0	8.1 L 4 2 2 2 0	8.1 L 4 2 2 2 0	8.1 L 4 2 2 2 0	8.1 L 4 2 2 2 0	8.1 L 4 2 2 2 0	8.1 L 4 2 2 2 0	8.1 L 4 2 2 2 0	8.1 L 4 2 2 2 0	8.1 L 4 2 2 2 0	8.1 L 4 2 2 2 0	8.1 L 4 2 2 2 0	8.1 L 4 2 2 2 0	8.1 L 4 2 2 2 0	8.1 L 4 2 2 2 0	8.1 L 4 2 2 2 0	54.00 9.000	54.00 9.000			
Paul Quantrill, R ERA:	8.1 L 5 0 0 0 0	8.1 L 5 0 0 0 0	8.1 L 5 0 0 0 0	8.1 L 5 0 0 0 0	8.1 L 5 0 0 0 0	8.1 L 5 0 0 0 0	8.1 L 5 0 0 0 0	8.1 L 5 0 0 0 0	8.1 L 5 0 0 0 0	8.1 L 5 0 0 0 0	8.1 L 5 0 0 0 0	8.1 L 5 0 0 0 0	8.1 L 5 0 0 0 0	8.1 L 5 0 0 0 0	8.1 L 5 0 0 0 0	8.1 L 5 0 0 0 0	0.00 0.000	0.00 0.000			

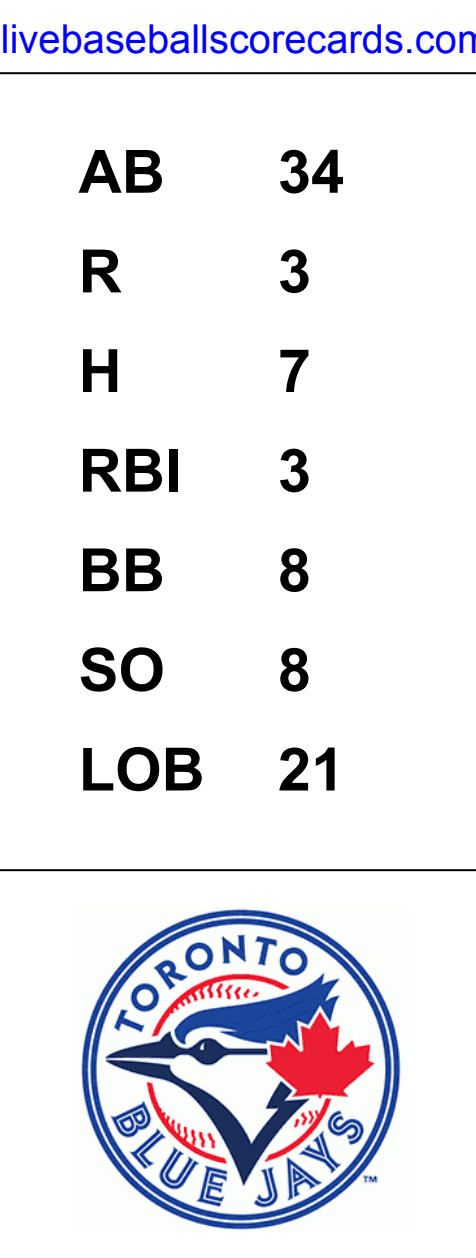
Toronto Blue Jays @ New York Yankees
Yankee Stadium, Bronx, NY
Fri Apr 06 2001, 7:05 PM EDT
Att: 29,606 - Overcast - 49 F

AB	37
R	4
H	10
RBI	4
BB	1
SO	6
LOB	16



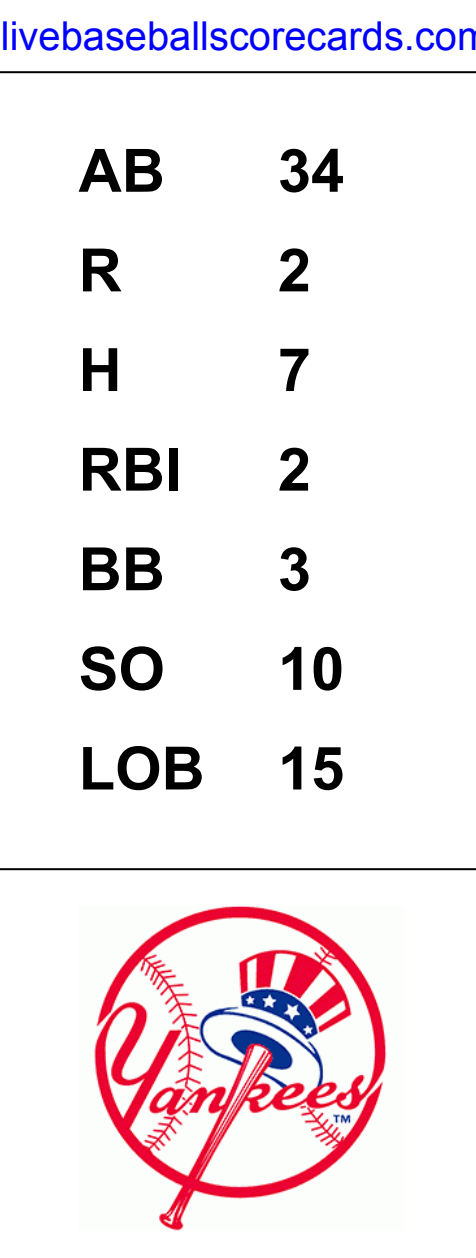
Batter	1	2	3	4	5	6	7	8	9	AB	R	H	RBI	BB	SO	LOB	TOP					
Shannon Stewart, R (1, 7) OBP: 0.586, SLG: 1.040 Brian Simmons, S (8, 7) OBP: 0.500, SLG: 0.500	4-2 BB S BB		3-2 HR		2-2 2B 1B	4-2 FC6-4 BB		2-2 G5-3		3 2 2 1 2 0 1 0 0 0 0 0 0 0												
Alex Gonzalez, R (1, 6) OBP: 0.397, SLG: 0.500	1-3 K		0-0 F3		0-0 1B 2B	2-2 FC6-4		1-3 K		5 0 1 0 0 2 3												
Raul Mondesi, R (1, 9) OBP: 0.310, SLG: 0.360	2-3 K		3-2 F2		0-1 L7	2-2 F3		2-3 K		5 0 0 0 0 2 5												
Carlos Delgado, L (1, 3) OBP: 0.536, SLG: 1.150	4-0 BB BB		4-2 BB		4-0 1B IBB		2-2 L7		3-2 2B	2 0 1 0 3 0 0												
Brad Fullmer, L (1, 10) OBP: 0.429, SLG: 0.435	4-0 BB		1-1 P4		0-1 1B		1-0 P5		4-0 IBB	3 0 1 1 2 0 1												
Tony Batista, R (1, 5) OBP: 0.214, SLG: 0.519	0-2 P3			1-0 P7	1-0 P4		2-2 G5-3		0-1 P4	5 0 0 0 0 0 8												
José Cruz Jr., S (1, 8)		3-2 F8		0-0 HR	3-3 K			1-1 F7		4 1 1 1 0 1 3							AB 34 R 3 H 7 RBI 3 BB 8 SO 8 LOB 21					
Alberto Castillo, R (1, 2)		2-3 K		2-3 K		3-2 G5-3		1-1 G5-3		4 0 0 0 0 2 0												
Ryan Freel, R (1, 4) OBP: 0.385, SLG: 0.333		1-2 F8		1-3 K		4-1 FC6-4 BB BB		0-1 1B		3 0 1 0 1 1 0												
Inning Stats	R: 0 H: 0 E: 0 K: 2 S: 12	H: 0 LOB: 3 BB: 3 P: 27	R: 0 H: 0 E: 0 K: 1 S: 10	H: 0 LOB: 0 BB: 0 P: 16	R: 1 H: 1 E: 0 K: 0 S: 11	LOB: 1 BB: 1 P: 22	R: 1 H: 1 E: 0 K: 2 S: 11	LOB: 0 BB: 0 P: 15	R: 1 H: 3 E: 0 K: 1 S: 13	LOB: 3 BB: 1 P: 23	R: 0 H: 0 E: 0 K: 0 S: 14	H: 0 LOB: 0 BB: 2 P: 29	R: 0 H: 0 E: 0 K: 0 S: 11	H: 0 LOB: 0 BB: 0 P: 16	R: 0 H: 1 E: 0 K: 2 S: 11	LOB: 1 BB: 1 P: 15	R: 0 H: 1 E: 0 K: 2 S: 13	LOB: 2 BB: 1 P: 23	1B: 3 2B: 2 3B: 0 HR: 2	SF: 0 SAC: 0 DP: 0 HBP: 0	WP: 0 PA: 42 SB: 0 CS: 1	
PITCHER	IP WLS BF H R ER SO BB IBB HBP BLK WP HR S P ERA WHIP	IP WLS BF H R ER SO BB IBB HBP BLK WP HR S P ERA WHIP	IP WLS BF H R ER SO BB IBB HBP BLK WP HR S P ERA WHIP	IP WLS BF H R ER SO BB IBB HBP BLK WP HR S P ERA WHIP	IP WLS BF H R ER SO BB IBB HBP BLK WP HR S P ERA WHIP	IP WLS BF H R ER SO BB IBB HBP BLK WP HR S P ERA WHIP	IP WLS BF H R ER SO BB IBB HBP BLK WP HR S P ERA WHIP	IP WLS BF H R ER SO BB IBB HBP BLK WP HR S P ERA WHIP	IP WLS BF H R ER SO BB IBB HBP BLK WP HR S P ERA WHIP	IP WLS BF H R ER SO BB IBB HBP BLK WP HR S P ERA WHIP	IP WLS BF H R ER SO BB IBB HBP BLK WP HR S P ERA WHIP	IP WLS BF H R ER SO BB IBB HBP BLK WP HR S P ERA WHIP	IP WLS BF H R ER SO BB IBB HBP BLK WP HR S P ERA WHIP	IP WLS BF H R ER SO BB IBB HBP BLK WP HR S P ERA WHIP	IP WLS BF H R ER SO BB IBB HBP BLK WP HR S P ERA WHIP	IP WLS BF H R ER SO BB IBB HBP BLK WP HR S P ERA WHIP	IP WLS BF H R ER SO BB IBB HBP BLK WP HR S P ERA WHIP	IP WLS BF H R ER SO BB IBB HBP BLK WP HR S P ERA WHIP	IP WLS BF H R ER SO BB IBB HBP BLK WP HR S P ERA WHIP	IP WLS BF H R ER SO BB IBB HBP BLK WP HR S P ERA WHIP	IP WLS BF H R ER SO BB IBB HBP BLK WP HR S P ERA WHIP	
Orlando Hernandez, R (1, 1) ERA: 6.23	4.1 L 23 5 3 3 5 4 1 0 0 0 2 53 95 6.23 2.077																					
Brian Boehringer, R (5, 1) ERA:	1.2 7 0 0 1 2 0 0 0 0 0 0 18 37 0.00 1.200																					
Mike Stanton, L (7, 1) ERA:	2.0 7 1 0 0 0 0 0 0 0 0 0 22 31 0.00 0.500																					
Todd Williams, R (9, 1) ERA: 3.86	1.0 5 1 0 0 2 0 1 0 0 0 0 13 23 0.00 1.000																					

Toronto Blue Jays @ New York Yankees
Yankee Stadium, Bronx, NY
Sat Apr 07 2001, 1:05 PM EDT
Att: 30,487 - Cloudy - 47 F



Batter	1	2	3	4	5	6	7	8	9	AB	R	H	RBI	BB	SO	LOB	BOTTOM					
Chuck Knoblauch, R (1, 7) OBP: 0.292, SLG: 0.150	2-2 P4		0-0 G4-3		2-2 G4-3		0-1 G1-3		4-2 BB	4 0 0 0 1 0 3												
2 Derek Jeter, R (1, 6) OBP: 0.200, SLG: 0.200	1-3 K			1-0 G6-3		3-2 1B 1B		0-0 G6-3	2-3 K	5 0 1 0 0 2 2												
Paul O'Neill, L (1, 9) OBP: 0.318, SLG: 0.526	0-3 K			2-1 CS BB HBP		2-3 K		1-3 K		3 0 0 0 0 3 1												
Bernie Williams, S (1, 8) OBP: 0.421, SLG: 0.533		3-1 F8		4-2 CS BB		0-0 1B		0-3 K		3 0 1 0 1 1 0												
David Justice, L (1, 10) OBP: 0.474, SLG: 0.625		2-2 G3-1		4-2 BB		1-2 1B		2-3 K	1-2 E3 20 HR	3 1 0 0 1 1 2												
20 Jorge Posada, S (1, 2) OBP: 0.375, SLG: 0.786		1-0 F8		1-2 BB		1-2 BB		0-1 G4-3	1-0 HR	4 1 1 2 0 0 4												
Tino Martinez, L (1, 3) OBP: 0.421, SLG: 0.500			0-3 K		1-1 G4-3		3-2 FC6-4 1B		0-1 L7	4 0 1 0 0 1 0							AB 34 R 2 H 7 RBI 2 BB 3 SO 10 LOB 15					
Alfonso Soriano, R (1, 4) OBP: 0.174, SLG: 0.304			1-3 K		0-0 G1-3 2B		3-2 FC6-4		0-0 F7	4 0 1 0 0 1 1												
Scott Brosius, R (1, 5) OBP: 0.474, SLG: 0.500 Clay Bellinger, R (9, PR)					3-2 G1-3		0-3 K		1-2 2B	4 0 2 0 0 1 2 0 0 0 0 0 0 0												
Inning Stats	R: 0 H: 0 E: 0 K: 2 S: 9	H: 0 LOB: 0 BB: 0 P: 12	R: 0 H: 0 E: 0 K: 0 S: 9	H: 0 LOB: 0 BB: 0 P: 15	R: 0 H: 1 E: 0 K: 2 S: 10	LOB: 1 BB: 0 P: 14	R: 0 H: 0 E: 0 K: 0 S: 10	H: 0 LOB: 2 BB: 2 P: 22	R: 0 H: 1 E: 0 K: 0 S: 7	H: 1 LOB: 1 BB: 0 P: 11	R: 0 H: 2 E: 0 K: 2 S: 14	H: 2 LOB: 2 BB: 0 P: 21	R: 0 H: 1 E: 0 K: 1 S: 13	H: 1 LOB: 1 BB: 0 P: 19	R: 0 H: 0 E: 0 K: 2 S: 7	H: 0 LOB: 0 BB: 0 P: 8	R: 2 H: 2 E: 1 K: 1 S: 18	H: 2 LOB: 2 BB: 1 P: 27	1B: 4 2B: 2 3B: 0 HR: 1	SF: 0 SAC: 0 DP: 0 HBP: 1	WP: 0 PA: 38 SB: 0 CS: 2	
PITCHER	IP WLS BF H R ER SO BB IBB HBP BLK WP HR S P ERA WHIP	IP WLS BF H R ER SO BB IBB HBP BLK WP HR S P ERA WHIP	IP WLS BF H R ER SO BB IBB HBP BLK WP HR S P ERA WHIP	IP WLS BF H R ER SO BB IBB HBP BLK WP HR S P ERA WHIP	IP WLS BF H R ER SO BB IBB HBP BLK WP HR S P ERA WHIP	IP WLS BF H R ER SO BB IBB HBP BLK WP HR S P ERA WHIP	IP WLS BF H R ER SO BB IBB HBP BLK WP HR S P ERA WHIP	IP WLS BF H R ER SO BB IBB HBP BLK WP HR S P ERA WHIP	IP WLS BF H R ER SO BB IBB HBP BLK WP HR S P ERA WHIP	IP WLS BF H R ER SO BB IBB HBP BLK WP HR S P ERA WHIP	IP WLS BF H R ER SO BB IBB HBP BLK WP HR S P ERA WHIP	IP WLS BF H R ER SO BB IBB HBP BLK WP HR S P ERA WHIP	IP WLS BF H R ER SO BB IBB HBP BLK WP HR S P ERA WHIP	IP WLS BF H R ER SO BB IBB HBP BLK WP HR S P ERA WHIP	IP WLS BF H R ER SO BB IBB HBP BLK WP HR S P ERA WHIP	IP WLS BF H R ER SO BB IBB HBP BLK WP HR S P ERA WHIP	IP WLS BF H R ER SO BB IBB HBP BLK WP HR S P ERA WHIP	IP WLS BF H R ER SO BB IBB HBP BLK WP HR S P ERA WHIP	IP WLS BF H R ER SO BB IBB HBP BLK WP HR S P ERA WHIP	IP WLS BF H R ER SO BB IBB HBP BLK WP HR S P ERA WHIP	IP WLS BF H R ER SO BB IBB HBP BLK WP HR S P ERA WHIP	
Chris Michalak, L (1, 1) ERA:	5.1 W 22 4 0 0 5 0 0 0 0 0 4 6 0.00 1.125																					
Pedro Borbon, L (6, 1) ERA: 9.0	0.1 H 1 0 0 0 1 0 0 0 0 0 0 4 6 0.00 0.000																					
Paul Quantrill, R (6, 1) ERA:	1.1 H 5 1 0 0 1 0 0 0 0 0 15 21 0.00 0.750																					
Kelvin Escobar, R (8, 1) ERA: 3.38	1.0 H 3 0 0 0 2 0 0 0 0 0 7 8 0.00 0.000																					
Billy Koch, R (9, 1) ERA: 3.0	1.0 S 7 2 2 1 1 1 0 0 0 0 1 18 27 9.00 3.000																					

Toronto Blue Jays @ New York Yankees
Yankee Stadium, Bronx, NY
Sat Apr 07 2001, 1:05 PM EDT
Att: 30,487 - Cloudy - 47 F



Batter	1	2	3	4	5	6	7	8	9	AB	R	H	RBI	BB	SO	LOB	TOP			
Shannon Stewart, R OBP: 0.529, SLG: 0.897			L9	F9			G6-3		F7-4 1B BB	4	0	0	0	1	1	2				
Alex Gonzalez, R OBP: 0.375, SLG: 0.483				1B 1B BB	F8		G5-3 1B			3	1	1	0	1	1	0				
Chris Woodward, R OBP: 1.000, SLG: 1.000				1B BB					1-2 1B	1	0	1	0	0	0	0				
Raul Mondesi, R OBP: 0.333, SLG: 0.379	F8			1B 1B			G5-3		F7-4 1B	4	1	2	0	0	0	1				
Brian Simmons, S OBP: 0.333, SLG: 0.333				1-2 1B 1B					2-3	1	0	0	0	0	0	2				
Carlos Delgado, L OBP: 0.531, SLG: 1.043		F8		HBP 1B E 1B						3	1	1	0	1	1	1				
Brad Fullmer, L OBP: 0.438, SLG: 0.444	K			HBP E 1B						4	1	2	2	0	2	2				
Tony Batista, R OBP: 0.219, SLG: 0.467	K			1-2 2-H 3-H 1B			G5-3			3	1	0	0	0	1	2				
Darrin Fletcher, L OBP: 0.308, SLG: 0.346			F7	F9			G4-3		K	4	0	0	0	0	1	3				
José Cruz Jr., S OBP: 0.250, SLG: 0.500			F8	E9 1B			F8		F8	4	0	1	2	0	0	0				
Ryan Freel, R OBP: 0.353, SLG: 0.313				G5-3 1B			G4-3		G1-3	4	0	1	1	0	0	1				
Inning Stats	R: 0 E: 0 K: 2 S: 7	H: 0 LOB: 0 BB: 0 P: 11	R: 0 E: 0 K: 2 S: 10	H: 0 LOB: 0 BB: 0 P: 13	R: 0 E: 0 K: 0 S: 9	H: 1 LOB: 1 BB: 0 P: 14	R: 5 E: 1 K: 0 S: 18	H: 4 LOB: 1 BB: 1 P: 32	R: 0 E: 0 K: 1 S: 12	H: 0 LOB: 2 BB: 0 P: 16	R: 0 E: 0 K: 1 S: 11	H: 1 LOB: 2 BB: 1 P: 17	R: 0 E: 0 K: 1 S: 7	H: 0 LOB: 0 BB: 0 P: 10	R: 0 E: 0 K: 0 S: 8	H: 1 LOB: 1 BB: 1 P: 15	1B: 9 2B: 1 3B: 0 HR: 0	SF: 0 SAC: 0 DP: 1 HBP: 1	WP: 0 PB: 0 SB: 0 CS: 0	PA: 39
PITCHER	IP WLS BF H R ER SO BB IBB HBP BLK WP HR S P ERA WHIP																			
Roger Clemens, R ERA: 4.8	(1, 1) 6.2 W 31 8 5 5 5 2 0 0 1 0 0 0 70 107 6.75 1.500																			
Randy Choate, L ERA: 6.75	(7, 1) 1.1 4 0 0 0 2 0 0 0 0 0 0 0 10 15 0.00 0.000																			
Carlos Almanzar, R ERA: 4.5	(9, 1) 1.0 4 1 0 0 0 1 0 0 0 0 0 0 8 15 0.00 2.000																			

Toronto Blue Jays @ New York Yankees
 Yankee Stadium, Bronx, NY
 Sun Apr 08 2001, 1:05 PM EDT
 Att: 31,970 - Cloudy - 43 F

livebaseballscorecards.com

AB 35
R 5
H 9
RBI 5
BB 3
SO 7
LOB 14

Batter	1	2	3	4	5	6	7	8	9	AB	R	H	RBI	BB	SO	LOB	BOTTOM			
Chuck Knoblauch, R OBP: 0.333, SLG: 0.269	G4-3		2-2 1B BB	G6-4-3 1B			F8			6	2	3	1	0	0	2				
Derek Jeter, R OBP: 0.400, SLG: 0.500	BB 1B 2B	F8	BB 2B 1B	G6-4-3 1B			F9		G5-3	5	2	3	2	0	0	1				
Clay Bellinger, R										1	0	0	0	0	0	0				
Paul O'Neill, L OBP: 0.370, SLG: 0.565	1B BB BB	1B E 1B	F2	G6-4-3					K	4	2	2	1	1	0	4				
Michael Coleman, R										1	0	0	0	0	1	0				
Bernie Williams, S OBP: 0.480, SLG: 0.500	1B 20 HR 1B BB	E 1B	2B BB						G6-3	3	2	1	0	3	1	0				
David Justice, L OBP: 0.522, SLG: 0.632	20 HR 1B	E9 1B	2B BB							3	2	2	2	1	1	0				
Scott Seabolt, R										1	0	0	0	0	0	2				
Tino Martinez, L OBP: 0.500, SLG: 0.600	20 HR 1B	P3	2B BB							4	2	3	4	1	0	2				
20 Jorge Posada, S OBP: 0.381, SLG: 0.895	1-2 2-3 3-H HR	P6	G6-3							5	1	2	4	0	0	4				
Alfonso Soriano, R OBP: 0.214, SLG: 0.333	K		G6-3							4	2	2	1	0	1	0				
Scott Brosius, R OBP: 0.458, SLG: 0.478	1B		2 1B 1B	P7						5	1	2	0	0	1	3				
Inning Stats	R: 6 E: 0 K: 1 S: 22	H: 5 LOB: 1 BB: 2 P: 44	R: 1 E: 1 K: 0 S: 15	H: 3 LOB: 2 BB: 0 P: 21	R: 5 E: 0 K: 0 S: 24	H: 4 LOB: 1 BB: 2 P: 40	R: 1 E: 0 K: 0 S: 7	H: 3 LOB: 1 BB: 0 P: 10	R: 0 E: 0 K: 2 S: 11	H: 1 LOB: 1 BB: 0 P: 20	R: 2 E: 0 K: 1 S: 19	H: 3 LOB: 2 BB: 1 P: 32	R: 1 E: 0 K: 0 S: 8	H: 1 LOB: 1 BB: 1 P: 15	R: 0 E: 0 K: 1 S: 8	H: 0 LOB: 0 BB: 0 P: 11	1B: 14 2B: 5 3B: 0 HR: 1	SF: 1 SAC: 0 DP: 1 HBP: 0	WP: 0 PB: 0 SB: 0 CS: 0	PA: 49
PITCHER	IP WLS BF H R ER SO BB IBB HBP BLK WP HR S P ERA WHIP																			
Steve Parris, R ERA: 16.88	(1, 1) 1.1 L 14 8 7 6 1 2 0 0 0 0 0 0 35 54 27.00 4.500																			
Kevin Beirne, R ERA: 18.0	(2, 1) 2.0 15 7 6 6 0 2 0 0 0 0 0 0 35 54 27.00 4.500																			
Lance Painter, L ERA: 17.18	(4, 1) 2.1 11 4 2 2 3 1 0 0 0 0 0 0 27 48 7.71 2.143																			
Dan Plesac, L ERA: 5.4	(6, 1) 1.1 6 1 1 1 0 1 0 0 0 0 0 0 12 22 6.75 1.500																			
Pedro Scarboni, L ERA: 4.5	(8, 1) 1.0 3 0 0 0 1 0 0 0 0 0 0 0 8 11 0.00 0.000																			

Toronto Blue Jays @ New York Yankees
 Yankee Stadium, Bronx, NY
 Sun Apr 08 2001, 1:05 PM EDT
 Att: 31,970 - Cloudy - 43 F


livebaseballscorecards.com

AB 42
R 16
H 20
RBI 15
BB 6
SO 5
LOB 18

Batter	1	2	3	4	5	6	7	8	9	AB	R	H	RBI	BB	SO	LOB	TOP							
Chuck Knoblauch, R (1, 7) OBP: 0.333, SLG: 0.233	K		20 HR BB		FC6 BB	K	G1-3		L7	4	1	0	0	2	2	3								
2 Derek Jeter, R (1, 6) OBP: 0.500, SLG: 0.688	F9		20 HR 1B		L9	L9	HR		G1-6-3 1B	6	2	4	1	0	0	1								
Paul O'Neill, L (1, 9) Clay Bellinger, R (7, 8)	1B		F7		L9	G1-3	HR		G1-6-3 1-2	5	1	2	2	0	0	5								
David Justice, L (1, 10) OBP: 0.500, SLG: 0.625	1B		F5		FC6					5	1	2	0	0	1	3								
20 Jorge Posada, S (1, 2) OBP: 0.423, SLG: 0.958	K		1-H 2-H HR			BB 1B	WP 1B		K	5	3	3	4	0	2	2								
Tino Martinez, L (1, 3) OBP: 0.517, SLG: 0.583		G5-3	K			SH5-4 1B	1B			4	2	2	1	1	1	0								
Michael Coleman, R (1, 8) OBP: 0.333, SLG: 0.333	K			K		1B	G4-3		F8	5	2	2	1	0	2	1	AB 44							
Alfonso Soriano, R (1, 4) OBP: 0.250, SLG: 0.387				F9		SH5-4 1B	G4-3		K	4	1	2	1	0	1	1	R 13							
Scott Brosius, R (1, 5) OBP: 0.448, SLG: 0.464	F7			F8		2 1B	G4-3			5	0	2	3	0	0	2	H 19							
Inning Stats	R: 0 E: 0 K: 2 S: 14	H: 2 LOB: 2 BB: 0 P: 21	R: 0 E: 0 K: 1 S: 12	H: 1 LOB: 1 BB: 0 P: 18	R: 3 E: 0 K: 1 S: 12	H: 2 LOB: 0 BB: 1 P: 23	R: 0 E: 0 K: 1 S: 10	H: 0 LOB: 0 BB: 1 P: 10	R: 0 E: 0 K: 0 S: 8	H: 0 LOB: 1 BB: 1 P: 16	R: 3 E: 0 K: 1 S: 15	H: 4 LOB: 2 BB: 1 P: 23	R: 7 E: 0 K: 1 S: 18	H: 7 LOB: 0 BB: 0 P: 32	R: 0 E: 0 K: 2 S: 10	H: 1 LOB: 1 BB: 0 P: 13	R: 0 E: 0 K: 0 S: 10	H: 2 LOB: 1 BB: 0 P: 15	1B: 14 2B: 2 3B: 1 HR: 2	SF: 0 SAC: 1 DP: 1 HBP: 0	WP: 1 PB: 0 SB: 0 CS: 0	PA: 48		
PITCHER	IP WLS BF H R ER SO BB IBB HBP BLK WP HR S P ERA WHIP	IP WLS BF H R ER SO BB IBB HBP BLK WP HR S P ERA WHIP	IP WLS BF H R ER SO BB IBB HBP BLK WP HR S P ERA WHIP	IP WLS BF H R ER SO BB IBB HBP BLK WP HR S P ERA WHIP	IP WLS BF H R ER SO BB IBB HBP BLK WP HR S P ERA WHIP	IP WLS BF H R ER SO BB IBB HBP BLK WP HR S P ERA WHIP	IP WLS BF H R ER SO BB IBB HBP BLK WP HR S P ERA WHIP	IP WLS BF H R ER SO BB IBB HBP BLK WP HR S P ERA WHIP	IP WLS BF H R ER SO BB IBB HBP BLK WP HR S P ERA WHIP	IP WLS BF H R ER SO BB IBB HBP BLK WP HR S P ERA WHIP	IP WLS BF H R ER SO BB IBB HBP BLK WP HR S P ERA WHIP	IP WLS BF H R ER SO BB IBB HBP BLK WP HR S P ERA WHIP	IP WLS BF H R ER SO BB IBB HBP BLK WP HR S P ERA WHIP	IP WLS BF H R ER SO BB IBB HBP BLK WP HR S P ERA WHIP	IP WLS BF H R ER SO BB IBB HBP BLK WP HR S P ERA WHIP	IP WLS BF H R ER SO BB IBB HBP BLK WP HR S P ERA WHIP	IP WLS BF H R ER SO BB IBB HBP BLK WP HR S P ERA WHIP	IP WLS BF H R ER SO BB IBB HBP BLK WP HR S P ERA WHIP	IP WLS BF H R ER SO BB IBB HBP BLK WP HR S P ERA WHIP	IP WLS BF H R ER SO BB IBB HBP BLK WP HR S P ERA WHIP	IP WLS BF H R ER SO BB IBB HBP BLK WP HR S P ERA WHIP	IP WLS BF H R ER SO BB IBB HBP BLK WP HR S P ERA WHIP	IP WLS BF H R ER SO BB IBB HBP BLK WP HR S P ERA WHIP	IP WLS BF H R ER SO BB IBB HBP BLK WP HR S P ERA WHIP

New York Yankees @ Kansas City Royals
Kauffman Stadium, Kansas City, MO
Mon Apr 09 2001, 7:05 PM CDT
Att: 24,411 - Cloudy - 70 F

AB 44
R 13
H 19
RBI 13
BB 3
SO 9
LOB 20



Batter	1	2	3	4	5	6	7	8	9	AB	R	H	RBI	BB	SO	LOB	BOTTOM							
Carlos Febles, R (1, 4) OBP: 0.273, SLG: 0.200	29 G1-3 2B	G1-3			K		G4-3		FC3-6 1B	5	1	2	0	0	1	1								
Carlos Beltrán, S (1, 8) OBP: 0.419, SLG: 0.414	L9				29 1B		F9		FC3-6 29 DI	5	0	2	1	0	0	3								
29 Mike Sweeney, R (1, 10) OBP: 0.167, SLG: 0.138	G1-3		F8		1B				F7	5	0	1	0	0	0	4								
Jermaine Dye, R (1, 9) OBP: 0.333, SLG: 0.480	2H 1B 2B		L9		P6				F5	4	1	1	1	0	0	3								
Joe Randa, R (1, 5) OBP: 0.207, SLG: 0.259	2H 1B		G6-3						F7	4	0	2	1	0	0	1								
Mark Quinn, R (1, 7) OBP: 0.429, SLG: 0.885	K			G5-3			G4-6-3 1B		HR	4	1	2	1	0	1	1								
Dave McCarty, R (1, 3) OBP: 0.353, SLG: 0.214		G1-3 G5-3 1B		K			K		E4 1B FC3-6	4	1	1	0	0	2	2	AB 39							
A.J. Hinch, R (1, 2) OBP: 0.200, SLG: 0.500		G5-3		G1			G4-6-3		FC3-6 1B	4	0	1	0	0	0	3	R 4							
Rey Sanchez, R (1, 6) Luis Alicea, S (9, PH)		G1-3			G6-3		G4-3		K	3	0	0	0	0	0	1	H 12							
Inning Stats	R: 2 E: 0 K: 1 S: 11	H: 3 LOB: 1 BB: 0 P: 12	R: 0 E: 0 K: 0 S: 9	H: 1 LOB: 0 BB: 0 P: 13	R: 0 E: 0 K: 1 S: 7	H: 1 LOB: 1 BB: 0 P: 13	R: 0 E: 0 K: 1 S: 8	H: 0 LOB: 0 BB: 0 P: 12	R: 0 E: 0 K: 1 S: 9	H: 2 LOB: 2 BB: 0 P: 11	R: 0 E: 0 K: 1 S: 8	H: 2 LOB: 1 BB: 0 P: 11	R: 0 E: 0 K: 0 S: 8	H: 0 LOB: 0 BB: 0 P: 11	R: 0 E: 0 K: 0 S: 7	H: 0 LOB: 0 BB: 0 P: 13	R: 2 E: 1 K: 1 S: 15	H: 3 LOB: 2 BB: 0 P: 19	1B: 10 2B: 1 3B: 0 HR: 1	SF: 0 SAC: 0 DP: 1 HBP: 0	WP: 0 PB: 0 SB: 0 CS: 0	PA: 39		
PITCHER	IP WLS BF H R ER SO BB IBB HBP BLK WP HR S P ERA WHIP	IP WLS BF H R ER SO BB IBB HBP BLK WP HR S P ERA WHIP	IP WLS BF H R ER SO BB IBB HBP BLK WP HR S P ERA WHIP	IP WLS BF H R ER SO BB IBB HBP BLK WP HR S P ERA WHIP	IP WLS BF H R ER SO BB IBB HBP BLK WP HR S P ERA WHIP	IP WLS BF H R ER SO BB IBB HBP BLK WP HR S P ERA WHIP	IP WLS BF H R ER SO BB IBB HBP BLK WP HR S P ERA WHIP	IP WLS BF H R ER SO BB IBB HBP BLK WP HR S P ERA WHIP	IP WLS BF H R ER SO BB IBB HBP BLK WP HR S P ERA WHIP	IP WLS BF H R ER SO BB IBB HBP BLK WP HR S P ERA WHIP	IP WLS BF H R ER SO BB IBB HBP BLK WP HR S P ERA WHIP	IP WLS BF H R ER SO BB IBB HBP BLK WP HR S P ERA WHIP	IP WLS BF H R ER SO BB IBB HBP BLK WP HR S P ERA WHIP	IP WLS BF H R ER SO BB IBB HBP BLK WP HR S P ERA WHIP	IP WLS BF H R ER SO BB IBB HBP BLK WP HR S P ERA WHIP	IP WLS BF H R ER SO BB IBB HBP BLK WP HR S P ERA WHIP	IP WLS BF H R ER SO BB IBB HBP BLK WP HR S P ERA WHIP	IP WLS BF H R ER SO BB IBB HBP BLK WP HR S P ERA WHIP	IP WLS BF H R ER SO BB IBB HBP BLK WP HR S P ERA WHIP	IP WLS BF H R ER SO BB IBB HBP BLK WP HR S P ERA WHIP	IP WLS BF H R ER SO BB IBB HBP BLK WP HR S P ERA WHIP	IP WLS BF H R ER SO BB IBB HBP BLK WP HR S P ERA WHIP	IP WLS BF H R ER SO BB IBB HBP BLK WP HR S P ERA WHIP	IP WLS BF H R ER SO BB IBB HBP BLK WP HR S P ERA WHIP

New York Yankees @ Kansas City Royals
Kauffman Stadium, Kansas City, MO
Mon Apr 09 2001, 7:05 PM CDT
Att: 24,411 - Cloudy - 70 F


AB 39
R 4
H 12
RBI 4
BB 0
SO 5
LOB 21



Batter	1	2	3	4	5	6	7	8	9	AB	R	H	RBI	BB	SO	LOB	TOP															
Chuck Knoblauch, R (1, 7) <small>OBP: 0.341, SLG: 0.257</small> Clay Bellinger, R (9, 7)	F9								WP	5	1	2	3	0	1	0																
2 Derek Jeter, R (1, 6) <small>OBP: 0.381, SLG: 0.524</small>	G6-3	FC6-4						G4-3	G5-3	5	0	0	0	0	0	3																
Paul O'Neill, L (1, 9) <small>OBP: 0.351, SLG: 0.576</small>	G5-3							K	S	5	1	1	0	0	2	0																
David Justice, L (1, 10) <small>OBP: 0.545, SLG: 0.655</small>										5	1	4	1	0	0	0																
20 Jorge Posada, S (1, 2) <small>OBP: 0.429, SLG: 0.920</small> Joe Oliver, R (3, 2) <small>OBP: 0.500, SLG: 0.500</small>										1	1	0	0	1	0	1																
Tino Martinez, L (1, 3) <small>OBP: 0.500, SLG: 0.571</small>										4	2	1	0	1	3	3																
Michael Coleman, R (1, 8) <small>OBP: 0.500, SLG: 0.800</small>										4	1	3	3	0	0	1																
Alfonso Soriano, R (1, 4) <small>OBP: 0.250, SLG: 0.371</small>										4	1	1	0	0	1	4																
Scott Brosius, R (1, 5) <small>OBP: 0.424, SLG: 0.500</small>										4	1	1	1	0	1	4																
Inning Stats	R: 0 E: 0 K: 0 S: 11	H: 0 LOB: 0 BB: 0 P: 16	R: 3 E: 0 K: 1 S: 16	H: 3 LOB: 2 BB: 2 P: 30	R: 0 E: 0 K: 0 S: 5	H: 1 LOB: 0 BB: 0 P: 7	R: 1 E: 0 K: 0 S: 9	H: 2 LOB: 0 BB: 0 P: 12	R: 0 E: 0 K: 1 S: 6	H: 0 LOB: 0 BB: 0 P: 8	R: 0 E: 0 K: 1 S: 9	H: 1 LOB: 1 BB: 0 P: 19	R: 0 E: 0 K: 2 S: 10	H: 0 LOB: 0 BB: 0 P: 18	R: 0 E: 0 K: 2 S: 12	H: 1 LOB: 1 BB: 0 P: 16	R: 5 E: 0 K: 2 S: 28	H: 7 LOB: 2 BB: 0 P: 46	1B: 12 2B: 1 3B: 1 HR: 1	SF: 0 SAC: 0 DP: 1 HBP: 0	WP: 1 PB: 0 SB: 3 CS: 1	PA: 42										
PITCHER	IP	WLS	BF	H	R	ER	SO	BB	IBB	HBP	BLK	WP	HR	S	P	ERA	WHIP															
Dan Reichert, R (1, 1) <small>ERA: 3.75</small> Jason Grimsley, R (7, 1) <small>ERA: 16.89</small> Roberto Hernandez, R (9, 1) <small>ERA: 9.0</small> 55 Tony Coogan, L (9, 1) <small>ERA: 9.0</small>	6.0		25	7	4	4	3	2	0	0	0	0	0	56	92	6.00	1.500															
Luis Altea, S (1, 4) <small>OBP: 0.071, SLG: 0.071</small> Carlos Febles, R (8, 4) <small>OBP: 0.273, SLG: 0.200</small>																		4	1	1	0	0	2	1	0	0	0	0	0	0		
Carlos Beltrán, S (1, 8) <small>OBP: 0.400, SLG: 0.394</small>																		4	1	1	0	0	2	0								
29 Mike Sweeney, R (1, 3) <small>OBP: 0.147, SLG: 0.121</small> Dave McCarty, R (9, 3) <small>OBP: 0.353, SLG: 0.214</small>																		4	0	0	0	0	1	2	0	0	0	0	0	0	0	
Jermaine Dye, R (1, 9) <small>OBP: 0.355, SLG: 0.621</small>																		4	2	2	3	0	1	0								
Joe Randa, R (1, 5) <small>OBP: 0.182, SLG: 0.226</small>																		4	0	0	0	0	3	1								
Mark Quinn, R (1, 10) <small>OBP: 0.438, SLG: 0.833</small>																		4	1	2	1	0	1	0								
Dee Brown, L (1, 7) <small>OBP: 0.214, SLG: 0.357</small>																		4	0	0	0	0	1	2								
Héctor Ortiz, R (1, 2) <small>OBP: 0.438, SLG: 0.500</small>																		3	0	2	1	0	1	0								
Rey Sanchez, R (1, 6) <small>OBP: 0.160, SLG: 0.160</small>																		3	0	0	0	0	0	2								
Inning Stats	R: 0 E: 0 K: 2 S: 8	H: 0 LOB: 0 BB: 0 P: 11	R: 1 E: 0 K: 2 S: 13	H: 2 LOB: 1 BB: 0 P: 15	R: 0 E: 0 K: 2 S: 8	H: 0 LOB: 0 BB: 0 P: 13	R: 0 E: 0 K: 2 S: 8	H: 0 LOB: 0 BB: 0 P: 12	R: 1 E: 0 K: 0 S: 17	H: 2 LOB: 1 BB: 0 P: 24	R: 3 E: 0 K: 1 S: 13	H: 3 LOB: 0 BB: 0 P: 14	R: 0 E: 0 K: 1 S: 6	H: 1 LOB: 1 BB: 0 P: 8	R: 0 E: 0 K: 2 S: 12	H: 0 LOB: 0 BB: 0 P: 16	R: 0 E: 0 K: 2 S: 12	H: 0 LOB: 0 BB: 0 P: 16	1B: 4 2B: 4 3B: 0 HR: 1	SF: 0 SAC: 0 DP: 1 HBP: 0	WP: 0 PB: 0 SB: 0 CS: 1	PA: 34										
PITCHER	IP	WLS	BF	H	R	ER	SO	BB	IBB	HBP	BLK	WP	HR	S	P	ERA	WHIP															
35 Mike Mussina, R (1, 1) <small>ERA: 3.07</small> Ramiro Mendoza, R (8, 1) <small>ERA: 16.89</small> 42 Mariano Rivera, R (9, 1) <small>ERA: 9.0</small>	7.0		28	8	5	5	9	0	0	0	0	0	0	6	8	0.00	0.000															


New York Yankees @ Kansas City Royals
Kauffman Stadium, Kansas City, MO
Tue Apr 10 2001, 7:05 PM CDT
Att: 16,338 - Overcast - 61 F


AB 40
R 9
H 15
RBI 8
BB 2
SO 9
LOB 17




New York Yankees @ Kansas City Royals
Kauffman Stadium, Kansas City, MO
Tue Apr 10 2001, 7:05 PM CDT
Att: 16,338 - Overcast - 61 F

AB 34
R 5
H 8
RBI 5
BB 0
SO 12
LOB 8



Batter	1	2	3	4	5	6	7	8	9	AB	R	H	RBI	BB	SO	LOB	TOP										
Chuck Knoblauch R (1,7) OBP: 0.326, SLG: 0.250 Clayton Kershaw R (8,7)	1-1 P4		1-1 L7	2-2 F9			2-3 K	0-2 K		5	0	1	0	0	1	3	<p>New York Yankees @ Kansas City Royals</p> <p>Kauffman Stadium, Kansas City, MO</p> <p>Wed Apr 11 2001, 1:05 PM CDT</p> <p>Att: 19,175 - Cloudy - 66 F</p> <p>livebaseballscorecards.com</p> <p>AB 37 R 8 H 12 RBI 8 BB 4 SO 5 LOB 13</p> 										
2 Derek Jeter R (1,6) OBP: 0.365, SLG: 0.480	1-1 2B		4-2 HR		1-2 G6-3		0-1 FC8-4	3-2 G6-3		4	2	1	0	1	0	3											
Paul O'Neill, L (1,9) OBP: 0.381, SLG: 0.676	0-2 F9		0-0 HR		1-0 F8		4-1 K		0-0 L8	4	1	2	3	1	0	0											
David Justice, L (1,10) OBP: 0.474, SLG: 0.559	2-1 F9		2-3 K		2-2 G4-3		1-0 G4-3		2-0 G4-3	5	0	0	0	0	1	4											
Tino Martinez, L (1,3) OBP: 0.462, SLG: 0.545	1-2 G3-1				1-3 K		2-0 L9		0-1 K	5	1	1	0	0	1	1											
Michael Coleman R (1,8) OBP: 0.500, SLG: 0.714		1-2 G6-3		1-0 2B		2-2 F8		1-0 HR		4	2	2	1	0	0	0											
Alfonso Soriano, R (1,4) OBP: 0.325, SLG: 0.538		1-2 K		0-0 S		1-0 CS		0-1 HR		4	2	4	3	0	0	0											
Joe Oliver, R (1,2) OBP: 0.400, SLG: 0.333		3-3 K		1-3 K		2-1 CS		0-2 F9		3	0	0	0	1	2	2											
Scott Brosius, R (1,5) OBP: 0.432, SLG: 0.486			2-0 G6-3	1-1 K		4-2 FC8-4		0-1 F8		3	0	1	1	1	0	0											
Inning Stats	R: 1 E: 0 K: 0 S: 12	H: 2 LOB: 1 BB: 0 P: 17	R: 0 E: 0 K: 1 S: 10	H: 1 LOB: 0 BB: 1 P: 14	R: 2 E: 0 K: 1 S: 10	H: 1 LOB: 0 BB: 1 P: 19	R: 2 E: 0 K: 2 S: 15	H: 3 LOB: 1 BB: 2 P: 21	R: 0 E: 0 K: 0 S: 7	H: 0 LOB: 0 BB: 0 P: 11	R: 0 E: 0 K: 0 S: 7	H: 1 LOB: 0 BB: 0 P: 14	R: 0 E: 0 K: 1 S: 11	H: 0 LOB: 3 BB: 3 P: 26	R: 3 E: 0 K: 0 S: 19	H: 4 LOB: 1 BB: 23	R: 0 E: 0 K: 0 S: 4	H: 0 LOB: 0 BB: 7	1B: 7 2B: 3 3B: 0 HR: 2	SF: 0 SAC: 0 DP: 0 HBP: 0	WP: 0 PB: 0 SB: 2 CS: 1	PA: 42					
PITCHER	IP	WLS	BF	H	R	ER	SO	BB	IBB	HBP	BLK	WP	HR	S	P	ERA	WHIP										
Brian Meadows, R (1,1) ERA: 9.0	6.0	L	25	8	5	5	4	1	0	0	0	0	1	61	96	7.50	1.500										
Doug Henry, R (7,1) ERA: 5.89	1.0		9	3	3	3	1	3	0	0	0	0	1	16	32	27.00	6.000										
Jose Santiago, R (8,1) ERA: 13.5	1.0		4	1	0	0	0	0	0	0	0	0	0	14	17	0.00	1.000										
55 Tony Cogan, L (9,1) ERA: 6.75	1.0		3	0	0	0	0	0	0	0	0	0	0	4	7	0.00	0.000										

Batter	1	2	3	4	5	6	7	8	9	AB	R	H	RBI	BB	SO	LOB	BOTTOM										
Carlos Febles, R (1,4) OBP: 0.269, SLG: 0.174 Luis Alicaia, S (7,PH) (8,4)	3-3 K			2-0 FC4-6	3-3 K		0-0 G6-3		1-2 F9	3	0	0	1	1	2	3	<p>New York Yankees @ Kansas City Royals</p> <p>Kauffman Stadium, Kansas City, MO</p> <p>Wed Apr 11 2001, 1:05 PM CDT</p> <p>Att: 19,175 - Cloudy - 66 F</p> <p>livebaseballscorecards.com</p> <p>AB 39 R 5 H 10 RBI 4 BB 6 SO 13 LOB 26</p> 										
Luis Alicaia, S (7,PH) (8,4)				HBP	1-2 K					2	0	0	0	0	0	0											
Carlos Beltrán, S (1,8) OBP: 0.390, SLG: 0.462	2-1 K		3-3 K	2-3 K	1-2 F9		1-0 K		1-1 G5-3	6	1	2	1	0	2	5											
29 Mike Sweeney, R (1,10) OBP: 0.179, SLG: 0.111	2-2 G4-3		4-1 K	4-1 HBP		2-2 L7	2-2 F8			3	0	0	0	2	0	1											
Jermaine Dye, R (1,9) OBP: 0.361, SLG: 0.563	4-0 E		2-3 K	1-0 K	1-2 HBP	1-1 E5	G5-3		0-0 F9	3	0	0	0	1	1	1											
Joe Randa, R (1,5) OBP: 0.211, SLG: 0.257	2-1 E1		3-2 F3	1-3 K		4-1 G5-3	1-2 BB		3-1 E	4	1	1	0	1	1	5											
Mark Quinn, R (1,7) OBP: 0.432, SLG: 0.857	1-1 F7		0-3 K		2-0 HR	0-1 G5-3	1-2 BB		0-0 E6	5	1	2	1	0	1	5											
Dave McCarty, R (1,3) OBP: 0.409, SLG: 0.235		2-3 K2-3		4-2 1B		1-2 FC4-6	1-2 HBP		3-3 K	3	1	1	0	1	2	1											
Héctor Ortiz, R (1,2) OBP: 0.400, SLG: 0.444		2-3 K		1-1 1B		0-2 FC4-6	0-1 G6-3		0-3 K	4	1	1	0	0	1	4											
Dee Brown, L (8,PH) OBP: 0.200, SLG: 0.333				1-2 FC4-6		1-2 K				1	0	0	0	0	1	1											
A.J. Hinch, R (9,2) OBP: 0.200, SLG: 0.500				1-2 FC4-6		1-2 K				0	0	0	0	0	0	0											
Rey Sanchez, R (1,6) OBP: 0.241, SLG: 0.310		1-2 K		0-0 FC4-6		2-2 S				4	0	3	1	0	1	0											
Raul Ibanez, L (9,PH) OBP: 0.400, SLG: 0.250				1-3 2H		1-3 K				1	0	0	0	0	1	0											
Inning Stats	R: 1 E: 1 K: 1 S: 12	H: 1 LOB: 2 BB: 1 P: 26	R: 0 E: 0 K: 3 S: 16	H: 1 LOB: 1 BB: 1 P: 28	R: 0 E: 0 K: 2 S: 10	H: 0 LOB: 1 BB: 1 P: 19	R: 2 E: 0 K: 2 S: 15	H: 2 LOB: 3 BB: 2 P: 30	R: 1 E: 0 K: 1 S: 21	H: 3 LOB: 2 BB: 0 P: 29	R: 0 E: 1 K: 0 S: 13	H: 0 LOB: 3 BB: 1 P: 21	R: 0 E: 0 K: 1 S: 9	H: 1 LOB: 1 BB: 0 P: 12	R: 1 E: 1 K: 2 S: 10	H: 2 LOB: 1 BB: 0 P: 16	R: 0 E: 0 K: 1 S: 10	H: 0 LOB: 0 BB: 0 P: 14	1B: 6 2B: 1 3B: 1 HR: 2	SF: 0 SAC: 0 DP: 0 HBP: 2	WP: 0 PB: 0 SB: 2 CS: 0	PA: 47					
PITCHER	IP	WLS	BF	H	R	ER	SO	BB	IBB	HBP	BLK	WP	HR	S	P	ERA	WHIP										
Randy Keister, L (1,1) ERA: 8.1	3.1		19	4	3	3	6	4	0	0	0	0	1	44	86	8.10	2.400										
Brian Boehringer, R (4,1) ERA: 2.08	1.2		10	3	1	1	3	1	0	1	0	0	1	30	46	5.40	2.400										
Todd Williams, R (6,1) ERA: 1.8	2.2	W	14	3	1	0	2	1	0	1	0	0	0	29	46	0.00	1.500										
Mike Stanton, L (8,1) ERA: 1.8	0.1	H	1	0	0	0	1	0	0	0	0	0	0	3	3	0.00	0.000										
42 Mariano Rivera, R (9,1) ERA: 1.8	1.0	S	3	0	0	0	1	0	0	0	0	0	0	10	14	0.00	0.000										

Batter	1	2	3	4	5	6	7	8	9	10	AB	R	H	RBI	BB	SO	LOB	TOP				
Chuck Knoblauch, R OBP: 0.320, SLG: 0.250 (1, 7)	G5-3		F9		F9		F9			SH3	4	0	1	0	0	0	2	New York Yankees @ Boston Red Sox Fenway Park, Boston, MA Fri Apr 13 2001, 6:05 PM EDT Att. 33,124 - Sunny - 67 F				
2 Derek Jeter, R OBP: 0.387, SLG: 0.448 (1, 8)	G5-3		1B		FC5-4			F9			4	0	1	1	1	0	2					
Paul O'Neill, L OBP: 0.362, SLG: 0.610 (1, 9)			F2		G4-3			G4-3		K	4	0	0	0	1	1	6					
David Justice, L OBP: 0.442, SLG: 0.500 (1, 10)	G3		G3-1					G3		P4	4	0	0	0	1	0	5					
20 Jorge Posada, S OBP: 0.405, SLG: 0.828 (1, 2)		F9			G3-1					K	4	0	1	0	0	1	0					
Tino Martinez, L OBP: 0.419, SLG: 0.486 (1, 3)	F8				F7			G4-6-3		K	4	0	0	0	0	1	2					
Michael Coleman, R OBP: 0.438, SLG: 0.625 Clay Bellinger, R OBP: 0.250, SLG: 0.250 (1, 8) (4, 8)	K				G6-3			G5-3			2	0	0	0	0	1	0					
Alfonso Soriano, R OBP: 0.341, SLG: 0.558 (1, 4)			BB					F8		CS	4	2	2	0	0	0	0					
Scott Brosius, R OBP: 0.463, SLG: 0.500 (1, 5)			BB					L4		SH3	3	0	2	1	1	0	0					
			BB																			
Inning Stats	R: 0 E: 0 K: 4 S: 14	H: 0 LOB: 1 BB: 1 P: 23	R: 0 E: 0 K: 1 S: 7	H: 0 LOB: 0 BB: 0 P: 13	R: 1 E: 0 K: 0 S: 13	H: 2 LOB: 2 BB: 1 P: 20	R: 0 E: 0 K: 0 S: 12	H: 0 LOB: 0 BB: 0 P: 20	R: 0 E: 0 K: 0 S: 8	H: 2 LOB: 2 BB: 0 P: 12	R: 0 E: 0 K: 0 S: 4	H: 1 LOB: 1 BB: 1 P: 9	R: 0 E: 0 K: 0 S: 6	H: 0 LOB: 0 BB: 0 P: 7	R: 0 E: 0 K: 2 S: 11	H: 1 LOB: 0 BB: 0 P: 14	R: 1 E: 0 K: 1 S: 13	H: 2 LOB: 2 BB: 1 P: 20	1B: 7 2B: 1 3B: 0 HR: 0	SF: 0 SAC: 1 DP: 1 HBP: 0	WP: 0 PB: 0 SB: 0 CS: 1	PA: 41
PITCHER	IP 6.0	WLS 1.0	BF 25	H 5	R 1	ER 1	SO 1	BB 3	IBB 0	HBP 0	BLK 0	WP 0	HR 0	S 58	P 97	ERA 1.50	WHIP 1.333					
63 Paxton Crawford, R ERA: 2.08 (1, 1)	1.0	3	0	0	0	0	0	0	0	0	0	0	0	4	7	0.00	0.000					
Rich Garces, R ERA: (7, 1)	2.0	6	1	0	0	2	0	0	0	0	0	0	0	17	21	0.00	0.500					
Rod Beck, R ERA: (8, 1)	1.0	W	6	2	1	1	1	1	0	0	0	0	0	13	20	9.00	3.000					
Derek Lowe, R ERA: 7.36 (10, 1)																						

New York Yankees @ Boston Red Sox
Fenway Park, Boston, MA

AB 35
R 2
H 8
RBI 2
BB 4
SO 4
LOB 18

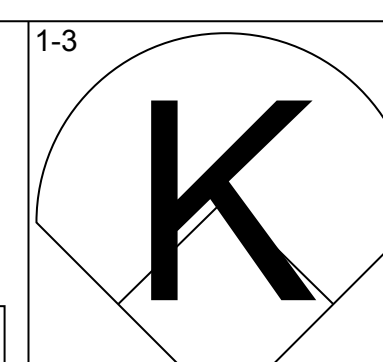
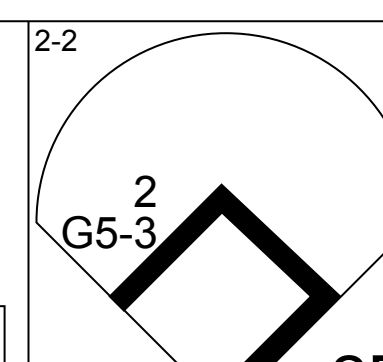
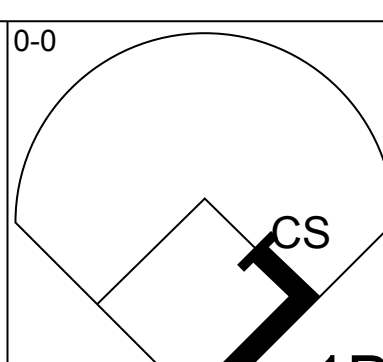
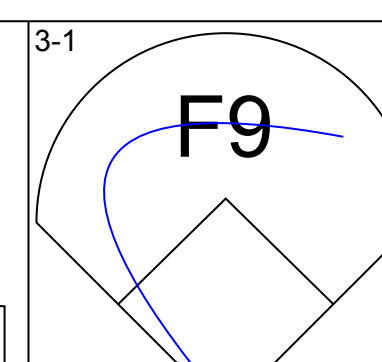
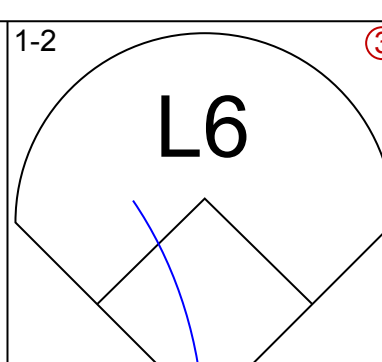
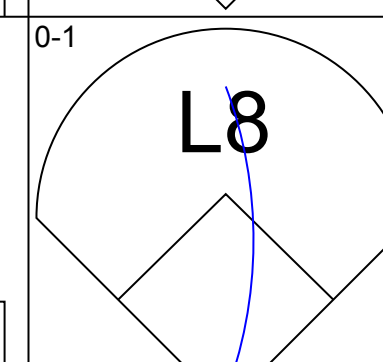
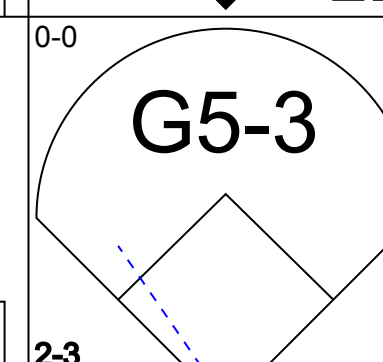
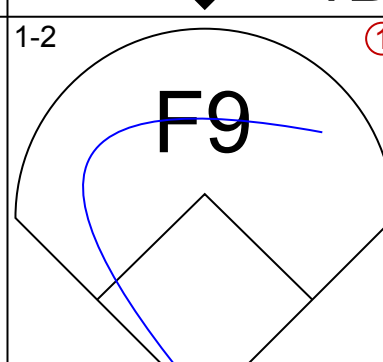
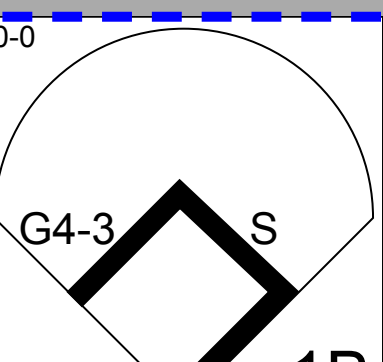
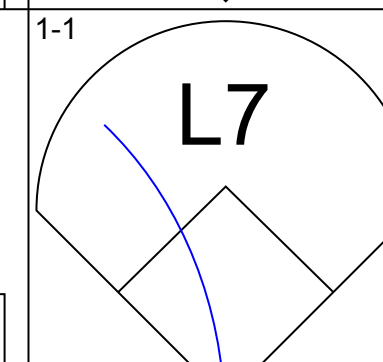
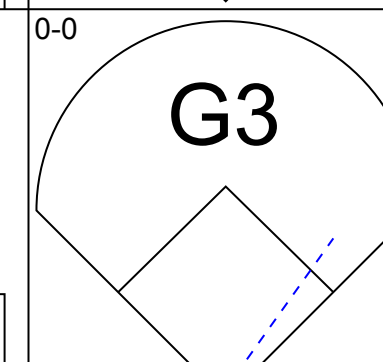
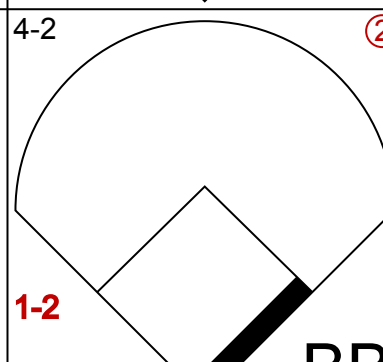
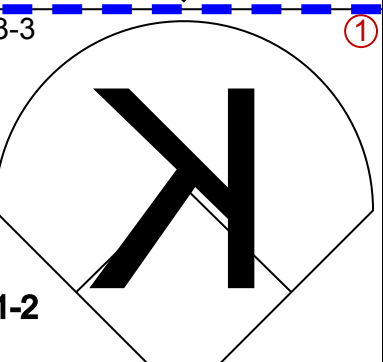
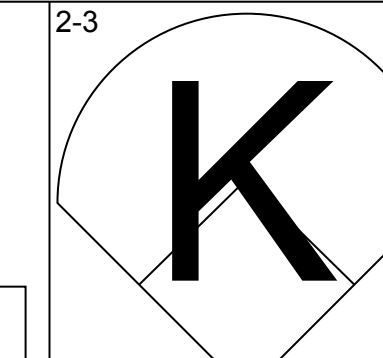
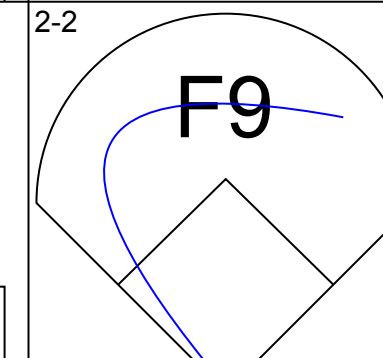
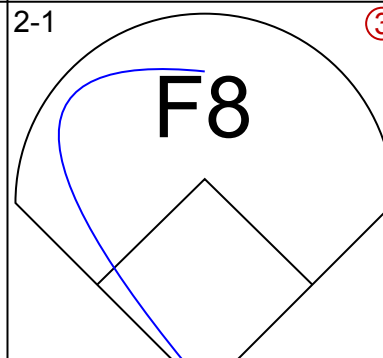
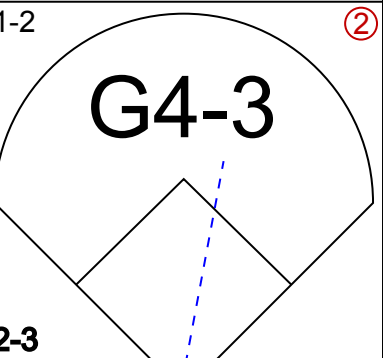

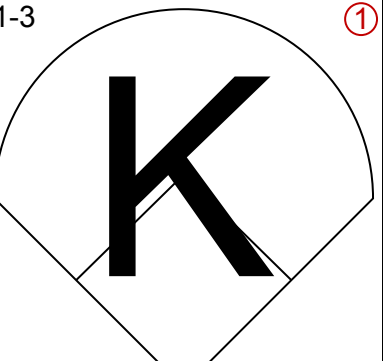
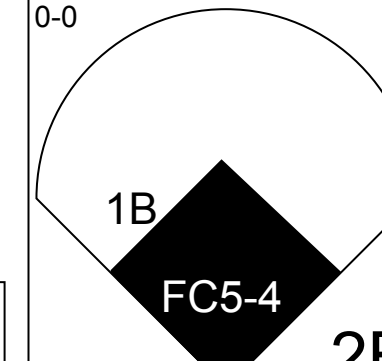

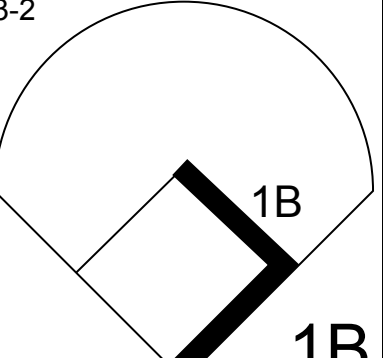
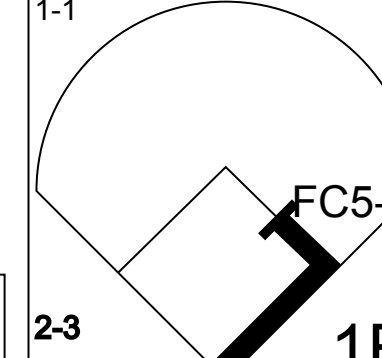
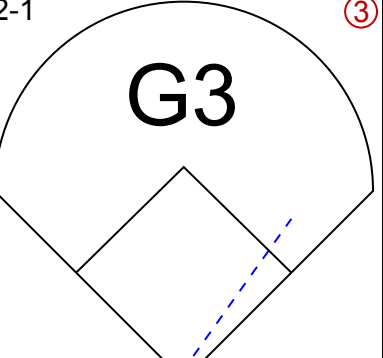
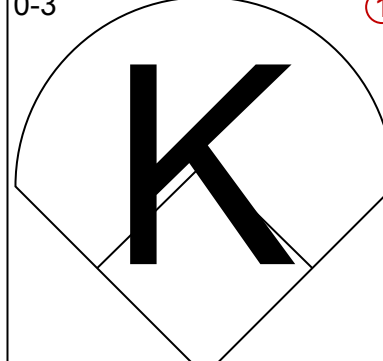
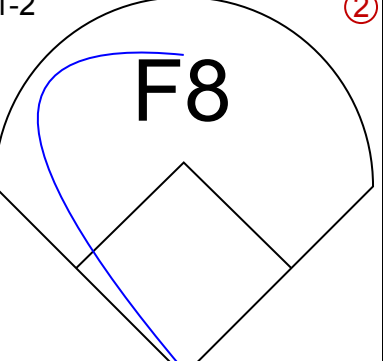
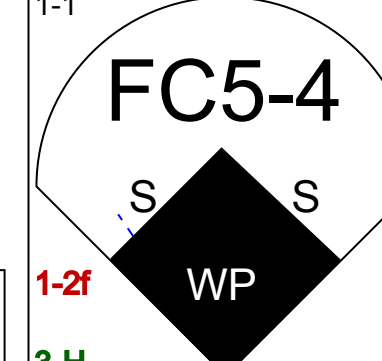
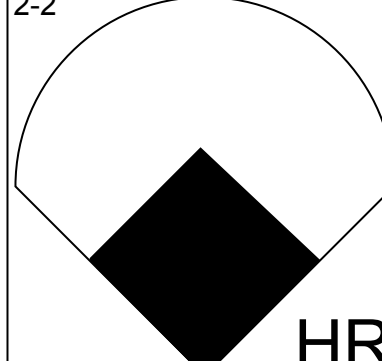
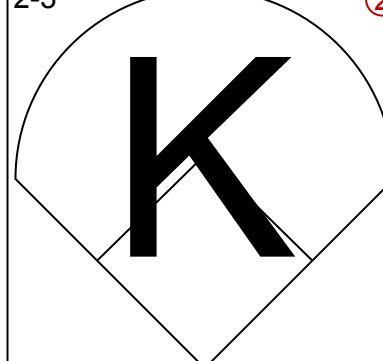
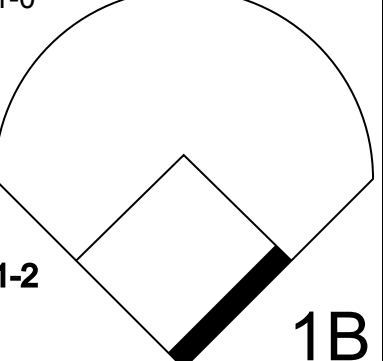
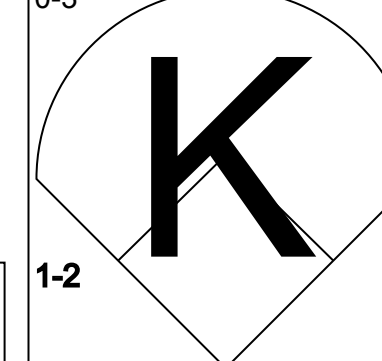
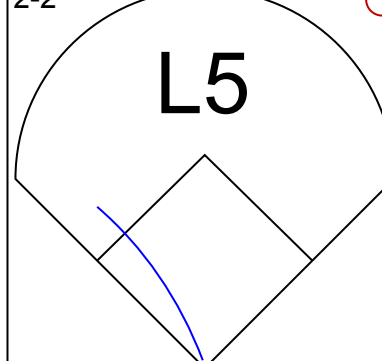

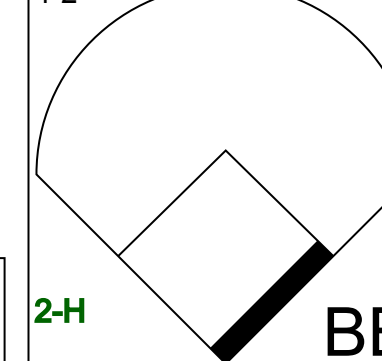
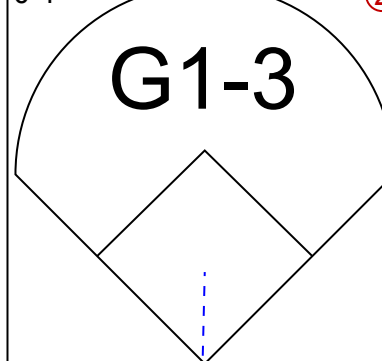
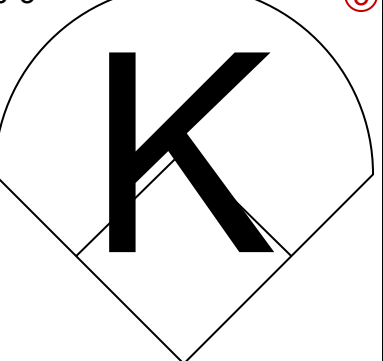


Batter	1	2	3	4	5	6	7	8	9	10	AB	R	H	RBI	BB	SO	LOB	BOTTOM				
Trot Nixon, L OBP: 0.364, SLG: 0.441 (1, 9)	F7		1B		G4-3		F8			PB	4	1	1	0	1	0	0	New York Yankees @ Boston Red Sox Fenway Park, Boston, MA Fri Apr 13 2001, 6:05 PM EDT Att. 33,124 - Sunny - 67 F				
Jose Offerman, S OBP: 0.444, SLG: 0.400 (1, 4)	K		BB		K		G4-3			K	5	0	1	0	0	3	1					
Carl Everett, S OBP: 0.364, SLG: 0.475 (1, 8)			L4		2B			K2-3		PB	3	2	1	0	1	1	2					
Manny Ramirez, R OBP: 0.488, SLG: 0.528 (1, 10)	K		K		2B		G6-3			1B	5	0	2	3	0	2	3					
Troy O'Leary, L OBP: 0.237, SLG: 0.324 (1, 7)		L6			F9			L4			4	0	1	0	0	0	1					
Scott Hatteberg, L OBP: 0.333, SLG: 0.556 Jason Varitek, S OBP: 0.294, SLG: 0.300 (1, 2) (9, PH) (10, 2)		FC3-6			F8		G4-3			F3	3	0	1	0	0	0	1					
Shea Hillenbrand, R OBP: 0.275, SLG: 0.400 (1, 5)		FC3-6			F9		K			G3-1	4	0	0	0	0	1	2					
Brian Daubach, L OBP: 0.308, SLG: 0.722 (1, 3)		K			G5-3					F8	4	0	1	0	0	1	1					
Mike Lansing, R OBP: 0.211, SLG: 0.389 (1, 6)			F9		P3		G4-3			G1-3	4	0	0	0	0	0	2					
Inning Stats	R: 0 E: 0 K: 2 S: 15	H: 0 LOB: 1 BB: 1 P: 24	R: 0 E: 0 K: 1 S: 10	H: 1 LOB: 1 BB: 0 P: 15	R: 0 E: 0 K: 1 S: 13	H: 1 LOB: 2 BB: 1 P: 20	R: 0 E: 0 K: 0 S: 12	H: 2 LOB: 2 BB: 0 P: 19	R: 1 E: 0 K: 1 S: 12	H: 1 LOB: 1 BB: 0 P: 19	R: 0 E: 0 K: 0 S: 9	H: 0 LOB: 0 BB: 0 P: 13	R: 0 E: 0 K: 1 S: 10	H: 0 LOB: 0 BB: 0 P: 12	R: 0 E: 0 K: 0 S: 5	H: 0 LOB: 0 BB: 0 P: 9	R: 2 E: 0 K: 1 S: 11	H: 3 LOB: 1 BB: 0 P: 19	1B: 7 2B: 1 3B: 0 HR: 0	SF: 0 SAC: 0 DP: 0 HBP: 1	WP: 0 PB: 1 SB: 0 CS: 0	PA: 40
PITCHER	IP 5.0	WLS 3.0	BF 23	H 5	R 1	ER 1	SO 5	BB 2	IBB 0	HBP 1	BLK 0	WP 0	HR 0	S 62	P 97	ERA 1.80	WHIP 1.400					
Orlando Hernandez, R ERA: 3.86 (8, 1)	3.0	9	0	0	2	0	0	0	0	0	0	0	0	22	31	0.00	0.000					
Ramiro Mendoza, R ERA: (9, 1)	1.0	3	0	0	0	0	0	0	0	0	0	0	0	5	9	0.00	0.000					
42 Mariano Rivera, R ERA: 1.93 (10, 1)	0.2	L	5	3	2	1	1	0	0	0	0	0	0	11	19	13.50	4.500					

New York Yankees @ Boston Red Sox
Fenway Park, Boston, MA

AB 37
R 3
H 8
RBI 3
BB 2
SO 8
LOB 13



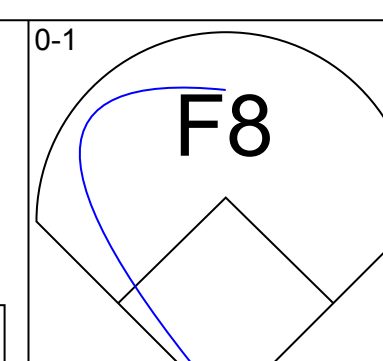
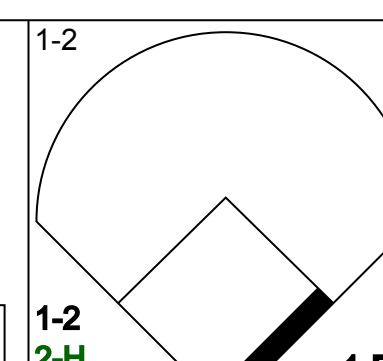

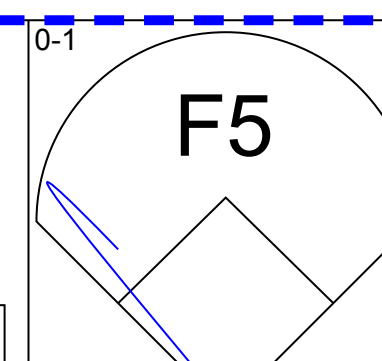
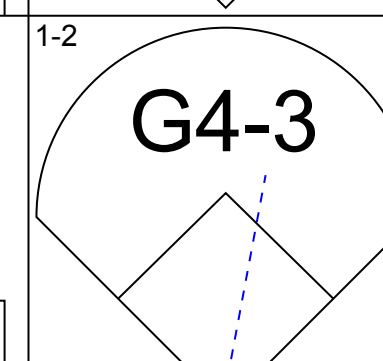
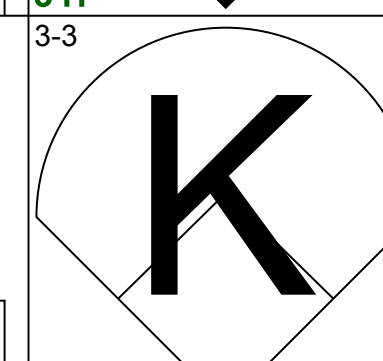

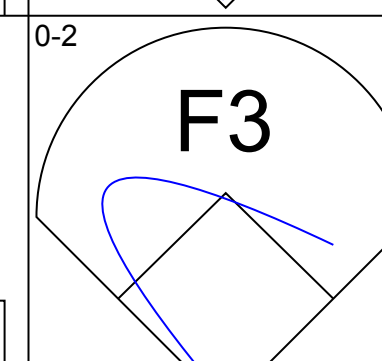
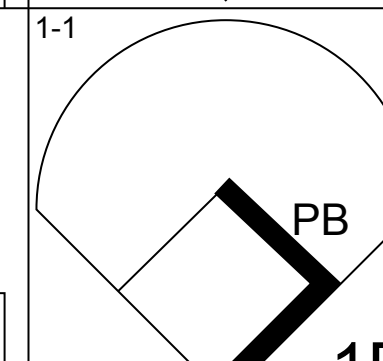

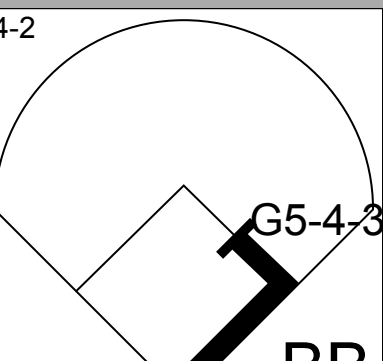
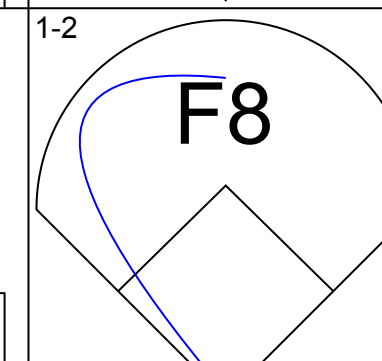
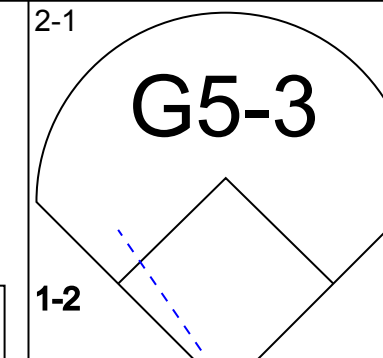

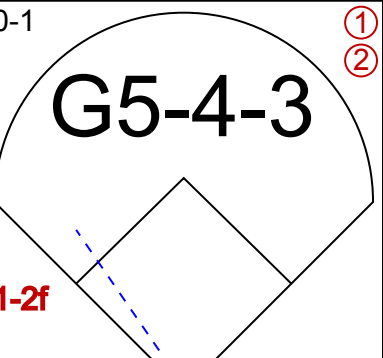
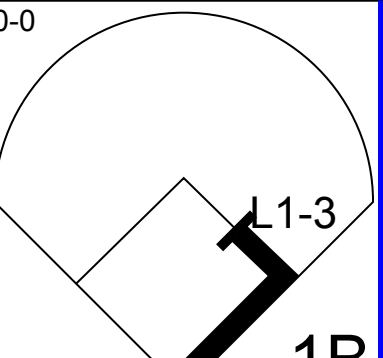
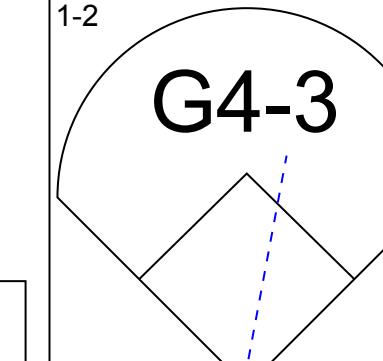
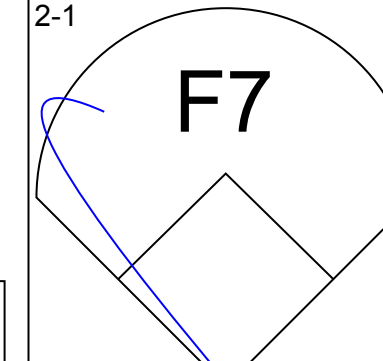
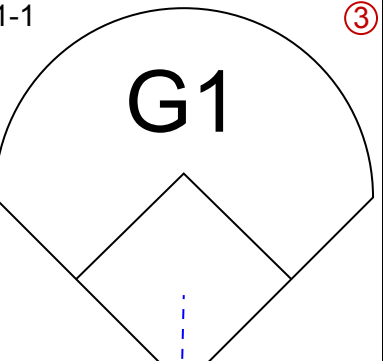
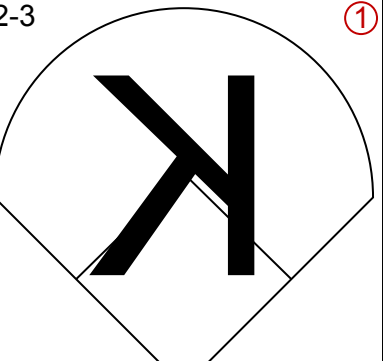
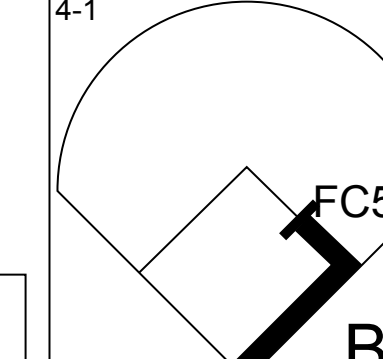
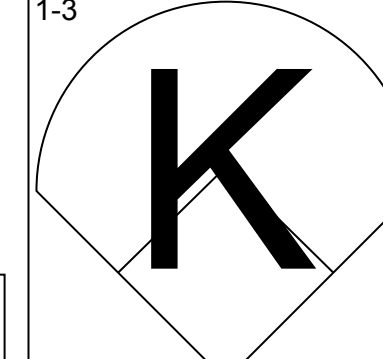
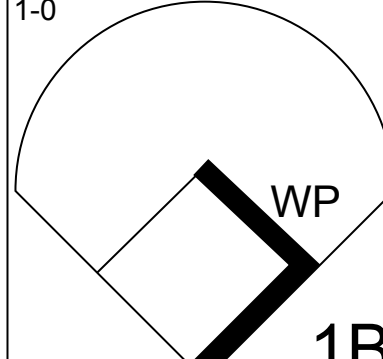
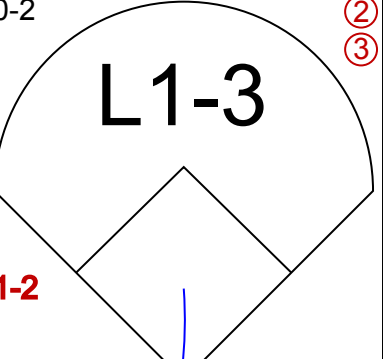
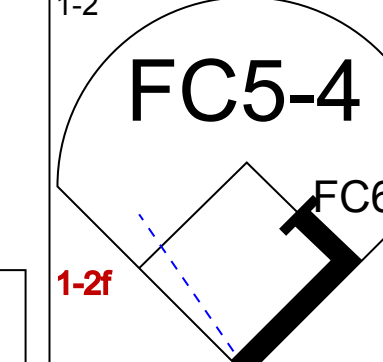
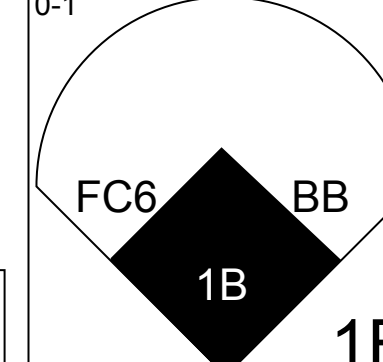
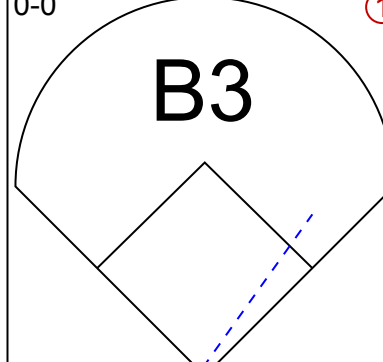

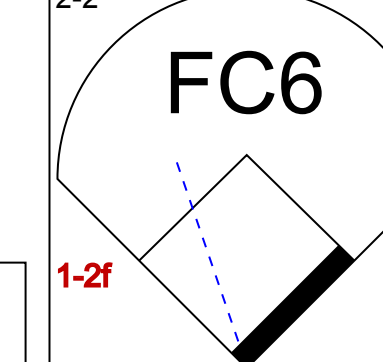
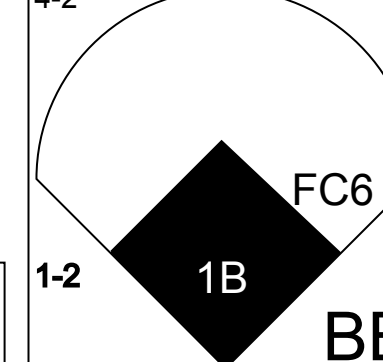
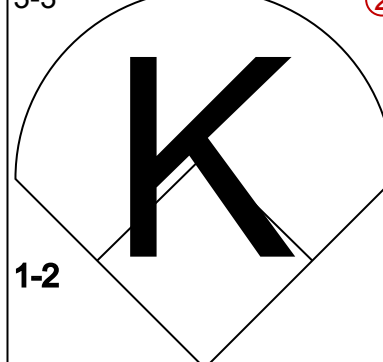


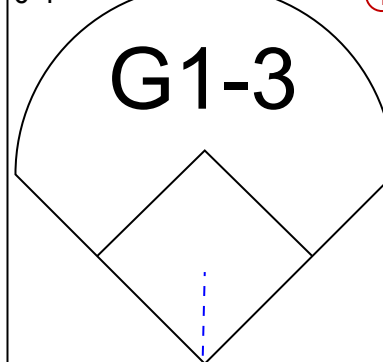
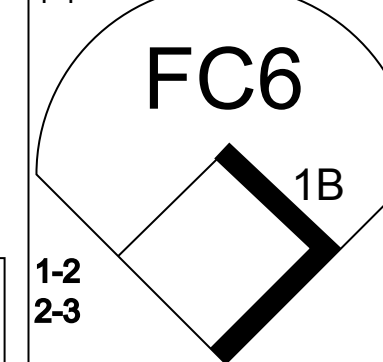
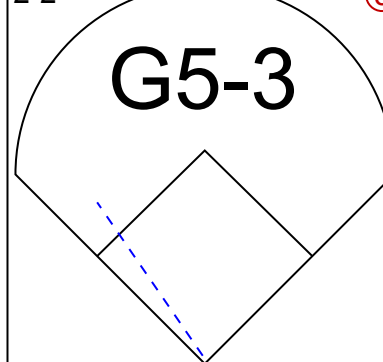
Batter	1	2	3	4	5	6	7	8	9	AB	R	H	RBI	BB	SO	LOB	TOP			
Chuck Knoblauch, R OBP: 0.327, SLG: 0.286 (1, 7)				 2B		 1B				5	0	2	0	0	1	1				
2 Derek Jeter, R OBP: 0.371, SLG: 0.424 (1, 6)								 1B		4	0	1	0	0	0	2				
Paul O'Neill, L OBP: 0.353, SLG: 0.568 (1, 9)						 1-2		 1-2		3	0	0	0	1	1	2				
David Justice, L OBP: 0.404, SLG: 0.452 (1, 10)								 2-3		4	0	0	0	0	1	3				
20 Jorge Posada, S OBP: 0.417, SLG: 0.813 (1, 2)							 2B			3	1	1	0	1	2	0				
Tino Martinez, L OBP: 0.426, SLG: 0.488 (1, 3)					 1B		 1B			4	0	2	0	0	0	2				
Alfonso Soriano, R OBP: 0.333, SLG: 0.596 (1, 4)							 WP			4	2	1	2	0	1	2				
Scott Brosius, R OBP: 0.444, SLG: 0.476 (7, 8)					 1-2		 1-2			4	0	1	0	0	2	1				
Clayton Kershaw, R OBP: 0.167, SLG: 0.167 (7, PH)							 2-H			2	0	0	0	0	2	2				
Luis Sojo, R OBP: 0.118, SLG: 0.063 (7, 5)										1	0	0	0	1	0	0				
Inning Stats	R: 0 E: 0 K: 1 S: 8	H: 0 LOB: 0 BB: 0 P: 10	R: 0 E: 0 K: 2 S: 9	H: 0 LOB: 0 BB: 0 P: 14	R: 0 E: 0 K: 3 S: 10	H: 1 LOB: 1 BB: 0 P: 13	R: 0 E: 0 K: 0 S: 10	H: 2 LOB: 2 BB: 0 P: 20	R: 0 E: 0 K: 0 S: 8	H: 1 LOB: 1 BB: 1 P: 15	R: 2 E: 0 K: 1 S: 17	H: 2 LOB: 1 BB: 1 P: 26	R: 0 E: 0 K: 1 S: 9	H: 1 LOB: 2 BB: 1 P: 19	R: 1 E: 0 K: 0 S: 11	H: 1 LOB: 0 BB: 0 P: 16	1B: 5 2B: 2 3B: 0 HR: 1	SF: 0 SAC: 0 DP: 0 HBP: 0	WP: 1 PB: 0 SB: 3 CS: 1	PA: 37
PITCHER	IP	WLS	BF	H	R	ER	SO	BB	IBB	HBP	BLK	WP	HR	S	P	ERA	WHIP			
Pedro Martinez, R ERA: 1.23 (1, 1)	7.0		28	6	2	2	9	2	0	0	0	1	0	76	112	2.57	1.143			
Rod Beck, R ERA: (8, 1)	0.0	1	1	0	0	0	0	0	0	0	0	0	0	1	1	∞	∞			
Pete Schourek, L ERA: 1.69 (8, 1)	2.0	L	8	1	1	1	1	0	1	0	0	0	1	19	34	4.50	0.500			

New York Yankees @ Boston Red Sox
Fenway Park, Boston, MA
Sat Apr 14 2001, 1:05 PM EDT
Att: 33,396 - Sunny - 55 F

livebaseballscorecards.com

AB 34
R 3
H 8
RBI 2
BB 3
SO 10
LOB 15




Batter	1	2	3	4	5	6	7	8	9	AB	R	H	RBI	BB	SO	LOB	BOTTOM					
Trot Nixon, L OBP: 0.375, SLG: 0.474 (1, 9)				 1B						4	0	2	2	0	0	0						
Jose Offerman, S OBP: 0.400, SLG: 0.353 (1, 4)										4	0	0	0	0	2	3						
Carl Everett, S OBP: 0.396, SLG: 0.476 (1, 8)	 1B				 BB					2	0	1	0	2	0	0						
Manny Ramirez, R OBP: 0.468, SLG: 0.500 (1, 10)					 1-2				 1B	4	0	1	0	0	1	4						
Darren Lewis, R OBP: 0.192, SLG: 0.100 (8, PR)										0	0	0	0	0	0	0						
Troy O'Leary, L OBP: 0.231, SLG: 0.289 (1, 7)										4	0	0	0	0	1	1						
Jason Varitek, S OBP: 0.316, SLG: 0.303 (1, 2)		 BB				 1B			 1-2	3	0	1	0	1	1	1						
Shea Hillenbrand, R OBP: 0.279, SLG: 0.395 (9, PH)		 FC6		 1B						3	1	1	0	0	0	2						
Scott Hatteberg, L OBP: 0.300, SLG: 0.500 (9, PH)										1	0	0	0	0	0	0						
Brian Daubach, L OBP: 0.302, SLG: 0.667 (1, 3)		 1-2		 1B		 1-2				3	1	0	0	1	2	2						
Craig Grebeck, R OBP: 0.095, SLG: 0.050 (9, PH)										3	0	0	0	0	0	3						
Dante Bichette, R (9, PH)				 1B						1	0	0	0	0	1	0						
Inning Stats	R: 0 E: 0 K: 0 S: 9	H: 1 LOB: 1 BB: 0 P: 13	R: 0 E: 0 K: 0 S: 11	H: 0 LOB: 1 BB: 1 P: 19	R: 0 E: 0 K: 2 S: 14	H: 1 LOB: 2 BB: 1 P: 21	R: 2 E: 0 K: 2 S: 18	H: 2 LOB: 2 BB: 1 P: 30	R: 0 E: 0 K: 0 S: 6	H: 0 LOB: 0 BB: 1 P: 11	R: 0 E: 0 K: 1 S: 10	H: 1 LOB: 1 BB: 0 P: 16	R: 0 E: 0 K: 0 S: 8	H: 0 LOB: 0 BB: 0 P: 9	R: 0 E: 0 K: 1 S: 7	H: 1 LOB: 1 BB: 0 P: 9	R: 0 E: 0 K: 2 S: 8	H: 0 LOB: 0 BB: 0 P: 11	1B: 5 2B: 2 3B: 0 HR: 0	SF: 0 SAC: 0 DP: 2 HBP: 0	WP: 1 PB: 1 SB: 0 CS: 0	PA: 36
PITCHER	IP	WLS	BF	H	R	ER	SO	BB	IBB	HBP	BLK	WP	HR	S	P	ERA	WHIP					
Roger Clemens, R ERA: 4.29 (1, 1)	6.0		27	5	2	2	5	4	0	0	0	0	0	68	110	3.00	1.500					
Mike Stanton, L ERA: (7, 1)	2.0	W	6	1	0	0	1	0	0	0	0	0	0	15	18	0.00	0.500					
42 Mariano Rivera, R ERA: 1.59 (9, 1)	1.0	S	3	0	0	0	2	0	0	0	0	0	0	8	11	0.00	0.000					

New York Yankees @ Boston Red Sox
Fenway Park, Boston, MA
Sat Apr 14 2001, 1:05 PM EDT
Att: 33,396 - Sunny - 55 F

livebaseballscorecards.com

AB 32
R 2
H 6
RBI 2
BB 4
SO 8
LOB 16




Batter	1	2	3	4	5	6	7	8	9	AB	R	H	RBI	BB	SO	LOB	TOP								
Chuck Knoblauch R (1, 7) OBP: 0.297, SLG: 0.246	G4-3		F2			K		FC6-4		4	0	0	0	0	1	3									
2 Derek Jeter R (1, 6) OBP: 0.364, SLG: 0.375	G1-3			G4-3		F9			G4-3 DI 1B	4	0	1	0	0	0	1									
Paul O'Neill L (1, 9) OBP: 0.350, SLG: 0.577	F7			F9			20 G4-6-3 BB		K	3	0	0	0	1	1	1									
David Justice L (1, 10) OBP: 0.345, SLG: 0.380		L7		G3-1			F8		G4-3	4	0	0	0	0	0	2									
20 Jorge Posada S (1, 2) OBP: 0.409, SLG: 0.795		F9			G1-3				K	4	0	0	0	0	1	2									
Tino Martinez L (1, 3) OBP: 0.407, SLG: 0.542		F2			F8					3	1	1	1	0	0	0									
Alfonso Soriano R (1, 4) OBP: 0.291, SLG: 0.519			F8		G5-3				G6-3	3	0	0	0	0	0	0									
Scott Brosius R (1, 5) OBP: 0.462, SLG: 0.510 (8, 8)						FC5-4 1B			FC6-4 1B	3	0	3	0	0	0	0									
Clayton Kershaw R (1, 8) OBP: 0.091, SLG: 0.091 (8, PH) Luis Sojo R (8, PH) OBP: 0.158, SLG: 0.111 (8, 5)						FC5-4 S 1-2			F5	2	0	0	0	0	1	2									
Inning Stats	R: 0 H: 0 E: 0 K: 0 S: 5	H: 0 LOB: 0 BB: 0 P: 9	R: 0 H: 0 E: 0 K: 0 S: 8	H: 0 LOB: 0 BB: 0 P: 11	R: 0 H: 1 E: 0 K: 1 S: 10	LOB: 1 BB: 0 P: 16	R: 0 H: 0 E: 0 K: 0 S: 5	H: 0 LOB: 0 BB: 0 P: 6	R: 0 H: 0 E: 0 K: 0 S: 5	H: 0 LOB: 0 BB: 0 P: 7	R: 0 H: 1 E: 0 K: 1 S: 12	LOB: 1 BB: 0 P: 16	R: 0 H: 0 E: 0 K: 0 S: 7	H: 0 LOB: 0 BB: 1 P: 14	R: 1 H: 2 E: 0 K: 0 S: 12	H: 2 LOB: 1 BB: 0 P: 16	R: 0 H: 1 E: 0 K: 2 S: 14	H: 1 LOB: 1 BB: 0 P: 20	1B: 3 2B: 1 3B: 0 HR: 1	SF: 0 SAC: 0 DP: 1 HBP: 0	WP: 0 PB: 0 SB: 1 CS: 0	PA: 32			
PITCHER	IP	WLS	BF	H	R	ER	SO	BB	IBB	HBP	BLK	WP	HR	S	P	ERA	WHIP	PITCHER							
Frank Castillo R (1, 1) ERA: 3.0	6.0	W	20	2	0	0	2	0	0	0	0	0	0	45	65	0.00	0.333								
Pete Schourek L (7, 1) ERA: 2.94	1.0	H	4	1	1	1	0	1	0	0	0	0	1	12	22	9.00	2.000								
49 Tim Wakefield R (8, 1) ERA: 1.29	1.0	H	4	1	0	0	0	0	0	0	0	0	0	7	8	0.00	1.000								
Rod Beck R (9, 1) ERA:	1.0	S	4	1	0	0	2	0	0	0	0	0	0	14	20	0.00	1.000								

New York Yankees @ Boston Red Sox
Fenway Park, Boston, MA
Mon Apr 16 2001, 11:05 AM EDT
Att: 33,373 - Sunny - 51 F

livebaseballscores.com

AB	31
R	1
H	5
RBI	1
BB	1
SO	4
LOB	12




Batter	1	2	3	4	5	6	7	8	9	AB	R	H	RBI	BB	SO	LOB	BOTTOM								
Darren Lewis R (1, 8) OBP: 0.263, SLG: 0.389	G3 3B		G5-3			G1-6-3 1B		F9		4	1	2	1	0	0	1									
Trot Nixon L (1, 9) OBP: 0.358, SLG: 0.429	G3				G1-6-3 1B			K		4	0	0	1	0	2	3									
Jason Varitek S (1, 2) OBP: 0.319, SLG: 0.293	K				F8		P4		1B FC6-5 1B	4	1	1	0	0	1	1									
Manny Ramirez R (1, 10) OBP: 0.482, SLG: 0.521						K			FC6-5 1B	4	0	2	0	0	1	0									
Troy O'Leary L (1, 7) OBP: 0.256, SLG: 0.310	F8				WP 1B				G5-3 FC6-5 1B	4	0	2	0	0	0	1									
Shea Hillenbrand R (1, 5) OBP: 0.280, SLG: 0.380		F7							FC6-5	4	0	1	1	0	0	2									
Brian Daubach L (1, 3) OBP: 0.286, SLG: 0.622			K						G5-3	4	1	1	0	0	2	4									
Lou Merloni R (1, 6) OBP: 0.429, SLG: 0.667 Craig Grebeck R (8, 6) OBP: 0.091, SLG: 0.048										2	1	1	0	0	0	0									
Mike Lansing R (1, 4) OBP: 0.320, SLG: 0.435										3	0	1	0	0	0	1									
Inning Stats	R: 1 H: 2 E: 0 K: 1 S: 19	H: 2 LOB: 1 BB: 0 P: 26	R: 0 H: 0 E: 0 K: 1 S: 13	H: 0 LOB: 0 BB: 0 P: 18	R: 0 H: 0 E: 0 K: 1 S: 8	H: 0 LOB: 0 BB: 0 P: 10	R: 0 H: 2 E: 0 K: 2 S: 9	H: 2 LOB: 2 BB: 0 P: 13	R: 1 H: 3 E: 0 K: 0 S: 8	H: 3 LOB: 1 BB: 0 P: 11	R: 0 H: 0 E: 0 K: 0 S: 9	H: 0 LOB: 0 BB: 0 P: 13	R: 1 H: 1 E: 1 K: 1 S: 10	H: 1 LOB: 1 BB: 0 P: 16	R: 1 H: 3 E: 0 K: 0 S: 11	H: 3 LOB: 1 BB: 0 P: 14	1B: 8 2B: 2 3B: 1 HR: 0	SF: 0 SAC: 1 DP: 2 HBP: 0	WP: 1 PB: 0 SB: 0 CS: 0	PA: 34					
PITCHER	IP	WLS	BF	H	R	ER	SO	BB	IBB	HBP	BLK	WP	HR	S	P	ERA	WHIP	PITCHER							
35 Mike Mussina R (1, 1) ERA: 3.32	7.0	L	29	8	3	3	6	0	0	0	0	0	0	76	107	3.86	1.143								
Ramiro Mendoza R (8, 1) ERA: 1.6	1.0		5	3	1	1	0	0	0	0	0	0	0	11	14	9.00	3.000								

New York Yankees @ Boston Red Sox
Fenway Park, Boston, MA
Mon Apr 16 2001, 11:05 AM EDT
Att: 33,373 - Sunny - 51 F

livebaseballscores.com


AB	33
R	4
H	11
RBI	3
BB	0
SO	6
LOB	13



Batter	1	2	3	4	5	6	7	8	9	AB	R	H	RBI	BB	SO	LOB	TOP
Chuck Knoblauch, R <small>OBP: 0.304, SLG: 0.274</small> 										5	1	2	0	0	0	3	
2 Derek Jeter, R <small>OBP: 0.388, SLG: 0.409</small> 										4	1	2	2	1	0	1	
Paul O'Neill, L <small>OBP: 0.338, SLG: 0.561</small> 										5	0	1	0	0	0	5	
David Justice, L <small>OBP: 0.339, SLG: 0.389</small> 										4	0	1	1	0	0	2	
20 Jorge Posada, S <small>OBP: 0.375, SLG: 0.721</small> 										4	0	0	0	0	1	2	
Tino Martinez, L <small>OBP: 0.379, SLG: 0.500</small> 										4	0	0	0	0	1	3	
Michael Coleman, R <small>OBP: 0.350, SLG: 0.500</small> 										4	0	0	0	0	2	1	
Alfonso Soriano, R <small>OBP: 0.288, SLG: 0.500</small> 										4	2	1	0	0	1	0	
Scott Brosius, R <small>OBP: 0.464, SLG: 0.519</small> 										3	1	1	1	1	0	0	
Inning Stats <small>R: 2, H: 1, E: 1, K: 0, S: 19</small>	<small>H: 1, BB: 1, P: 32</small>	<small>R: 1, H: 2, E: 1, K: 0, S: 18</small>	<small>H: 2, BB: 2, P: 25</small>	<small>R: 0, H: 1, E: 0, K: 0, S: 12</small>	<small>H: 1, BB: 0, P: 16</small>	<small>R: 0, H: 1, E: 0, K: 0, S: 10</small>	<small>H: 0, BB: 0, P: 11</small>	<small>R: 0, H: 0, E: 0, K: 3, S: 12</small>	<small>H: 0, BB: 0, P: 18</small>	<small>R: 0, H: 0, E: 0, K: 0, S: 9</small>	<small>H: 0, BB: 0, P: 14</small>	<small>R: 0, H: 1, E: 0, K: 1, S: 12</small>	<small>H: 2, BB: 1, P: 22</small>	<small>1B: 3, 2B: 5, HR: 0</small>	<small>SF: 0, SAC: 0, DP: 0, HBP: 0</small>	<small>WP: 0, PB: 0, SB: 0, CS: 0</small>	<small>PA: 39</small>
PITCHER Esteban Loaiza, R <small>ERA: 2.52</small>	<small>IP: 6.0, WLS: W, BF: 26, H: 5, R: 3, ER: 1, SO: 3, BB: 1, IBB: 0, HBP: 0, BLK: 0, WP: 0, HR: 0, S: 78, P: 114, ERA: 1.50, WHIP: 1.000</small>	Paul Quantrill, R <small>ERA: 3.38</small>	<small>IP: 7.1, WLS: H, BF: 3, H: 0, R: 0, ER: 0, SO: 0, BB: 0, IBB: 0, HBP: 0, BLK: 0, WP: 0, HR: 9, S: 14, ERA: 0.00, WHIP: 0.000</small>	Dan Plesac, L <small>ERA: 3.38</small>	<small>IP: 8.1, WLS: H, BF: 2, H: 0, R: 0, ER: 0, SO: 0, BB: 0, IBB: 0, HBP: 0, BLK: 0, WP: 0, HR: 6, S: 10, ERA: 0.00, WHIP: 3.000</small>	Kelvim Escobar, R <small>ERA: 1.35</small>	<small>IP: 8.1, WLS: H, BF: 2, H: 0, R: 0, ER: 0, SO: 1, BB: 0, IBB: 0, HBP: 0, BLK: 0, WP: 0, HR: 6, S: 7, ERA: 0.00, WHIP: 0.000</small>	Billy Koch, R <small>ERA: 5.63</small>	<small>IP: 9.1, WLS: S, BF: 6, H: 2, R: 2, ER: 2, SO: 1, BB: 1, IBB: 0, HBP: 0, BLK: 0, WP: 0, HR: 14, S: 22, ERA: 18.00, WHIP: 3.000</small>	PITCHER <small>IP: 6.0, WLS: L, BF: 24, H: 4, R: 4, ER: 4, SO: 6, BB: 7, IBB: 0, HBP: 0, BLK: 0, WP: 0, HR: 1, S: 29, P: 45, ERA: 3.00, WHIP: 1.000</small>	Brian Boehringer, R <small>ERA: 2.08</small>	<small>IP: 5.1, WLS: L, BF: 13, H: 2, R: 1, ER: 1, SO: 2, BB: 1, IBB: 0, HBP: 0, BLK: 0, WP: 1, HR: 29, S: 45, ERA: 3.00, WHIP: 1.000</small>	Todd Williams, R <small>ERA: 3.15</small>	<small>IP: 8.1, WLS: 2, BF: 2, H: 1, ER: 1, SO: 0, BB: 0, IBB: 0, HBP: 0, BLK: 0, WP: 0, HR: 6, S: 6, ERA: 3.00, WHIP: 3.000</small>	Mike Stanton, L <small>ERA: 3.15</small>	<small>IP: 8.1, WLS: 3, BF: 1, H: 0, ER: 0, SO: 0, BB: 0, IBB: 0, HBP: 0, BLK: 0, WP: 0, HR: 6, S: 9, ERA: 0.00, WHIP: 1.000</small>	

New York Yankees @ Toronto Blue Jays
SkyDome, Toronto, ON
Tue Apr 17 2001, 7:05 PM EDT
Att: 20,019 - Dome - 72 F

AB 37
R 5
H 8
RBI 4
BB 2
SO 5
LOB 17



New York Yankees @ Toronto Blue Jays
SkyDome, Toronto, ON
Tue Apr 17 2001, 7:05 PM EDT
Att: 20,019 - Dome - 72 F

AB 33
R 6
H 10
RBI 5
BB 8
SO 8
LOB 27



Batter	1	2	3	4	5	6	7	8	9	AB	R	H	RBI	BB	SO	LOB	TOP											
Chuck Knoblauch R (1,7) OBP: 0.315, SLG: 0.288	0-0 1B		1-2 1B		1-1 G5-3		0-0 G3			4	0	2	0	0	0	0	New York Yankees @ Toronto Blue Jays SkyDome, Toronto, ON Wed Apr 18 2001, 7:05 PM EDT Att: 19,770 - Dome - 72 F											
2 Derek Jeter R (1,6) OBP: 0.377, SLG: 0.417	1-1 F8		0-0 F8			0-0 1B 2B		3-2 E6 FC5-4		4	1	1	0	0	0	3												
Paul O'Neill L (1,9) OBP: 0.333, SLG: 0.541	0-0 L8		2-2 F7			2-1 20 BB 1B		0-2 L9		4	0	1	1	0	0	4												
David Justice L (1,10) OBP: 0.333, SLG: 0.431	1-2 L5			0-0 HR		1-3 K		1-2 FC5-4 20 FC6-4		4	1	1	1	0	1	3												
20 Jorge Posada S (1,2) OBP: 0.365, SLG: 0.674		1-0 G4-3		2-3 K		4-2 BB		1-0 FC6-4		3	0	0	0	1	1	1												
Tino Martinez L (1,3) OBP: 0.355, SLG: 0.464		0-1 G4-3		2-1 F9		1-2 F5			1-1 G3	4	0	0	0	0	0	2												
Michael Coleman R (1,8) OBP: 0.292, SLG: 0.417		0-0 F9		0-1 G5-3		2-2 L6			1-3 K	4	0	0	0	0	1	2												
Alfonso Soriano R (1,4) OBP: 0.286, SLG: 0.484			3-2 F8		0-2 L7		1-2 P3		1-2 1B	4	0	1	0	0	0	0												
Scott Brosius R (1,5) OBP: 0.450, SLG: 0.491			4-2 1B BB		0-0 G1-3		0-3 K		0-0 F9	3	0	0	0	1	1	1												
Inning Stats	R: 0 E: 0 K: 0 S: 7	H: 1 LOB: 1 BB: 0 P: 9	R: 0 E: 0 K: 0 S: 4	H: 0 LOB: 0 BB: 0 P: 5	R: 0 E: 0 K: 0 S: 14	H: 1 LOB: 2 BB: 1 P: 24	R: 1 E: 0 K: 1 S: 8	H: 1 LOB: 0 BB: 0 P: 12	R: 0 E: 0 K: 0 S: 8	H: 0 LOB: 0 BB: 0 P: 9	R: 1 E: 0 K: 1 S: 14	H: 2 LOB: 2 BB: 1 P: 24	R: 0 E: 0 K: 1 S: 9	H: 0 LOB: 0 BB: 0 P: 10	R: 0 E: 1 K: 0 S: 10	H: 0 LOB: 1 BB: 0 P: 15	R: 0 E: 0 K: 1 S: 9	H: 1 LOB: 1 BB: 0 P: 12	1B: 4 2B: 1 3B: 0 HR: 1	SF: 0 SAC: 0 DP: 0 HBP: 0	WP: 0 PB: 0 SB: 0 CS: 0	PA: 36						
PITCHER	IP	WLS	BF	H	R	ER	SO	BB	IBB	HBP	BLK	WP	HR	S	P	ERA	WHIP											
Chris Michalak L (1,1) ERA: 1.62	5.1	W	23	5	2	2	2	2	0	0	0	0	0	1	49	74	3.38	1.312										
Pedro Borbon L (6,1) ERA: 3.0	0.1	H	1	0	0	0	0	0	0	0	0	0	0	3	4	0.00	0.000											
John Frascatore R (6,1) ERA: 1.69	1.1	H	5	0	0	0	1	0	0	0	0	0	0	15	21	0.00	0.000											
Dan Plesac L (8,1) ERA: 2.25	1.1		4	0	0	0	0	0	0	0	0	0	0	9	12	0.00	0.000											
Paul Quantrill R (9,1) ERA:	0.2		3	1	0	0	1	0	0	0	0	0	0	7	9	0.00	1.500											
Batter	1	2	3	4	5	6	7	8	9	AB	R	H	RBI	BB	SO	LOB	BOTTOM											
Shannon Stewart R (1,7) OBP: 0.479, SLG: 0.677	2-1 G4-3	0-1 1B 2H 2B		2-2 1B		0-1 F7		1-2 G4-3		5	0	2	1	0	0	1	New York Yankees @ Toronto Blue Jays SkyDome, Toronto, ON Wed Apr 18 2001, 7:05 PM EDT Att: 19,770 - Dome - 72 F											
Alex Gonzalez R (1,6) OBP: 0.353, SLG: 0.460	0-3 K	2-2		1-0 SAFE 2B 1B		0-0 1H 2B				4	0	3	2	0	1	0												
Raul Mondesi R (1,9) OBP: 0.328, SLG: 0.397	1-0 F7	0-1 F8		2-2 1H 2B		1-1 P4				4	0	1	0	0	0	3												
Carlos Delgado L (1,3) OBP: 0.485, SLG: 0.783		2-2 F8		4-0 HBP		1-1 G3		0-3 K		3	0	0	0	0	1	1												
José Cruz Jr. S (1,8) OBP: 0.421, SLG: 0.667		1-1 HR		2-2 P6		4-2 S 2B BB		0-0 G5-3		3	2	1	1	1	0	1												
Brad Fullmer L (1,10) OBP: 0.323, SLG: 0.310		0-1 HR 1B		1-2 F7		1-1 G2-3 1H 2B		3-3 K		4	1	2	1	0	1	1												
Tony Batista R (1,5) OBP: 0.231, SLG: 0.443		3-2 1H HR		1-3 K		1-2 G2-3		1-0 P3		4	1	1	2	0	1	2												
Alberto Castillo R (1,2) OBP: 0.267, SLG: 0.154		0-0 S 2B 1B			0-0 FC1-6 1B		1-2 G1-3		4-2 L1-3 BB	3	1	2	0	1	0	1												
Jeff Frye R (1,4) OBP: 0.375, SLG: 0.286		3-3 K		1-2 FC1-6 1B		3-1 2B 1B		2-2 L1-3		4	2	1	0	0	1	3												
Inning Stats	R: 0 E: 0 K: 1 S: 6	H: 0 LOB: 0 BB: 0 P: 9	R: 4 E: 0 K: 1 S: 28	H: 6 LOB: 2 BB: 0 P: 39	R: 0 E: 0 K: 1 S: 9	H: 0 LOB: 1 BB: 0 P: 17	R: 1 E: 0 K: 0 S: 12	H: 4 LOB: 2 BB: 0 P: 18	R: 1 E: 0 K: 0 S: 13	H: 1 LOB: 1 BB: 1 P: 21	R: 1 E: 0 K: 1 S: 12	H: 2 LOB: 0 BB: 0 P: 16	R: 0 E: 0 K: 1 S: 7	H: 0 LOB: 0 BB: 0 P: 11	R: 0 E: 0 K: 0 S: 9	H: 0 LOB: 0 BB: 1 P: 16	1B: 7 2B: 5 3B: 0 HR: 2	SF: 0 SAC: 0 DP: 1 HBP: 1	WP: 0 PB: 0 SB: 0 CS: 0	PA: 37								
PITCHER	IP	WLS	BF	H	R	ER	SO	BB	IBB	HBP	BLK	WP	HR	S	P	ERA	WHIP											
Orilando Hernandez R (1,1) ERA: 5.84	3.0	L	16	6	4	4	3	0	0	1	0	0	0	2	43	65	12.00	2.000										
Ramiro Mendoza R (4,1) ERA: 4.7	2.2		14	7	3	3	0	1	0	0	0	0	0	32	50	10.12	3.000											
Randy Choate L (6,1) ERA: 4.26	2.1		7	0	0	0	2	1	0	0	0	0	0	21	32	0.00	0.429											



AB	34
R	2
H	6
RBI	2
BB	2
SO	4
LOB	16

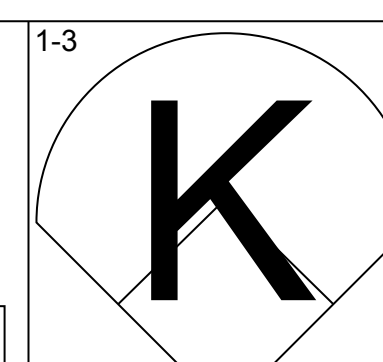
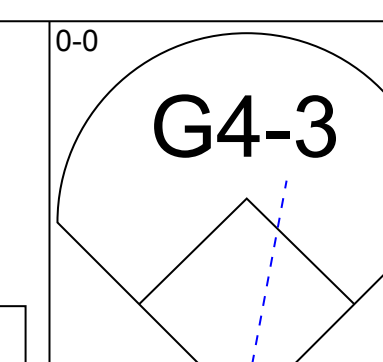
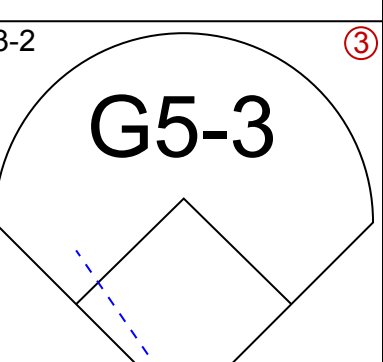
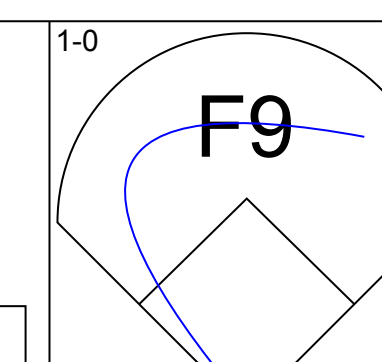
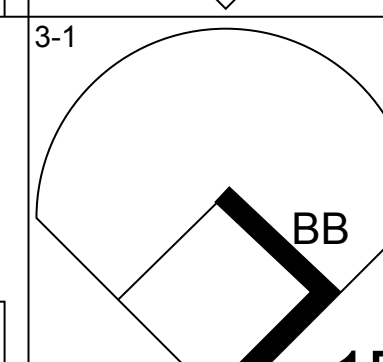
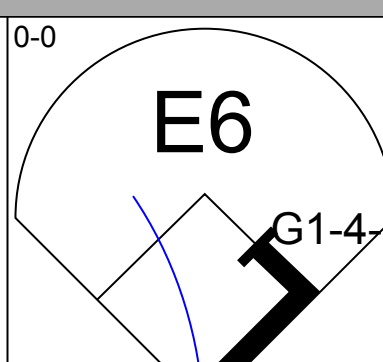
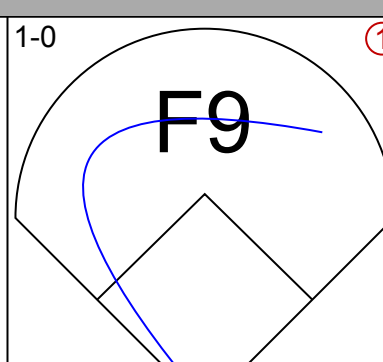
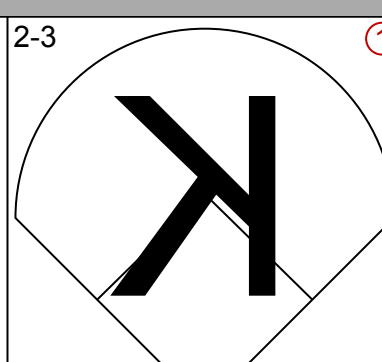
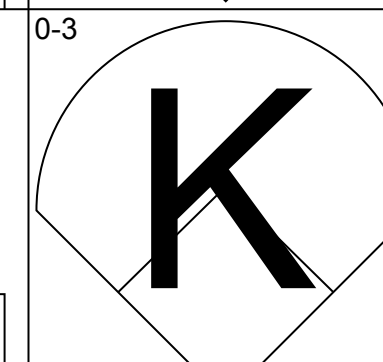
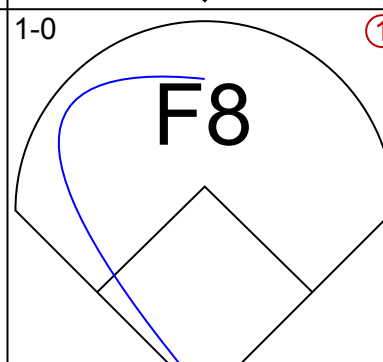
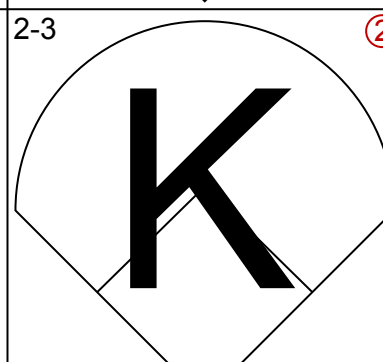
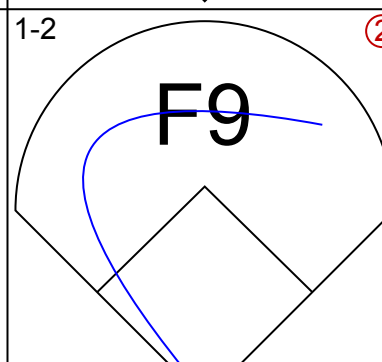
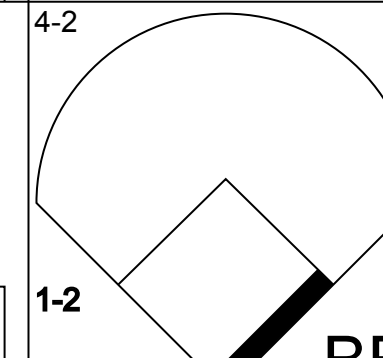
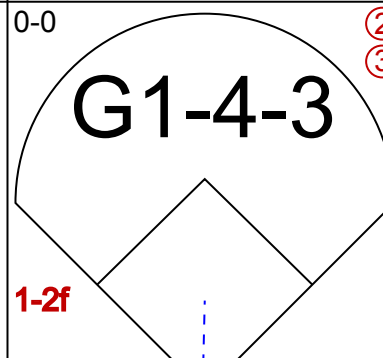
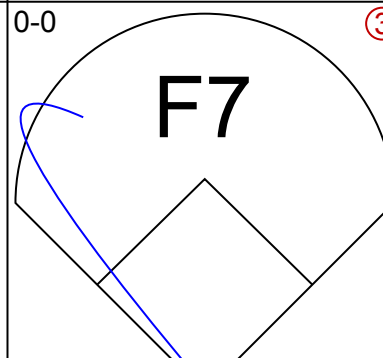
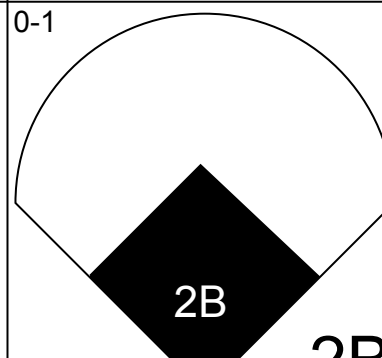
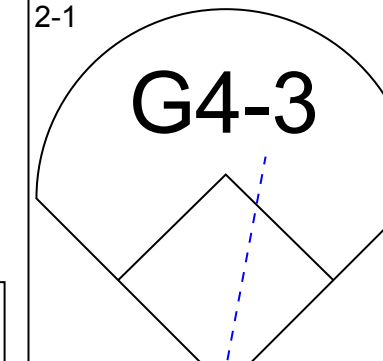
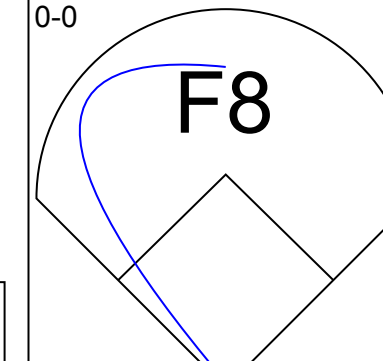
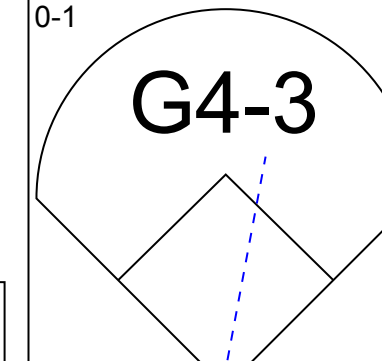
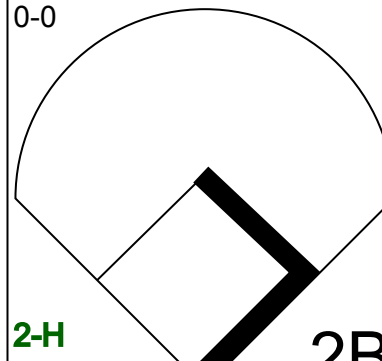
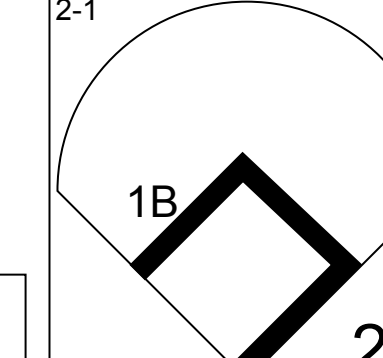
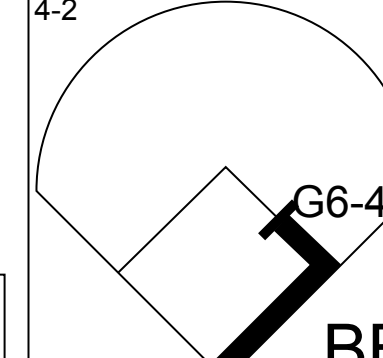
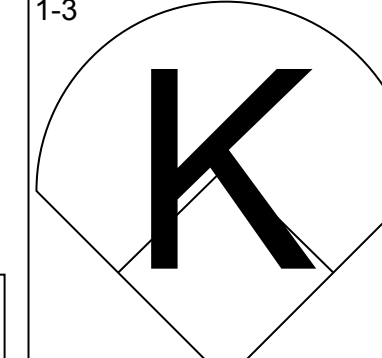
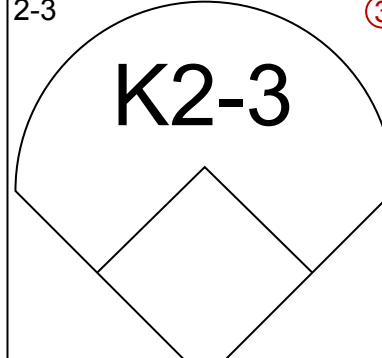
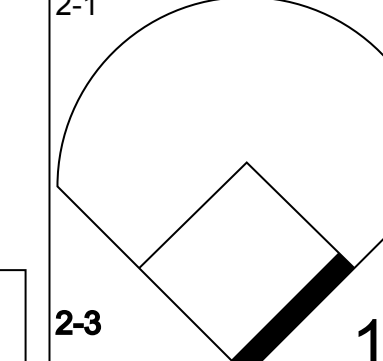
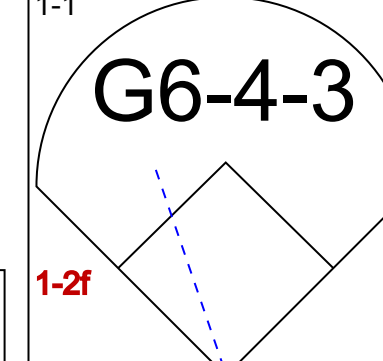
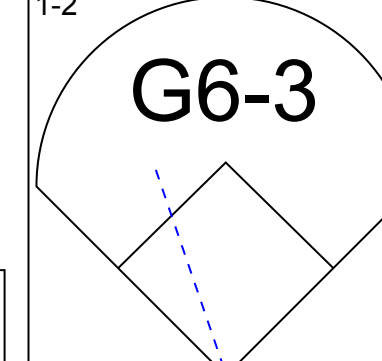
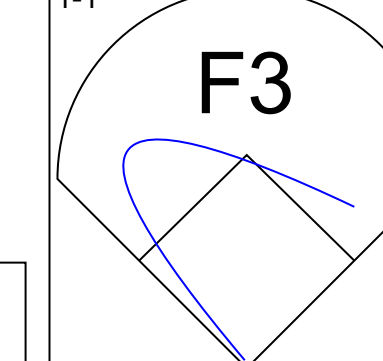
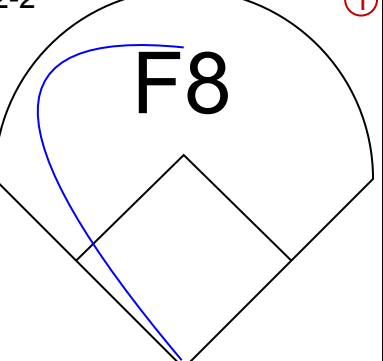
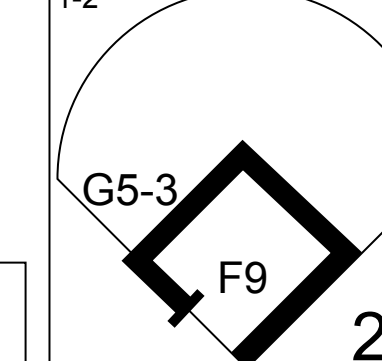

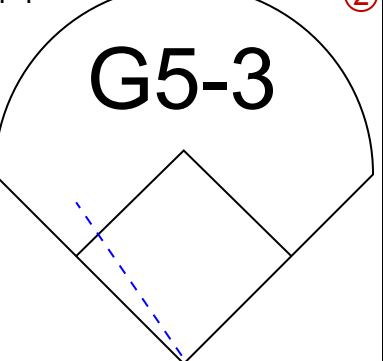
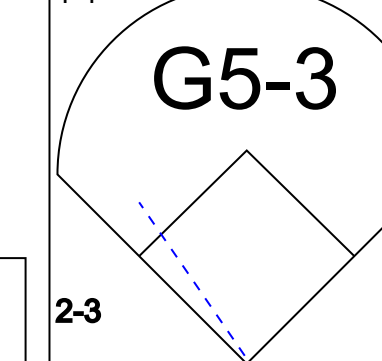


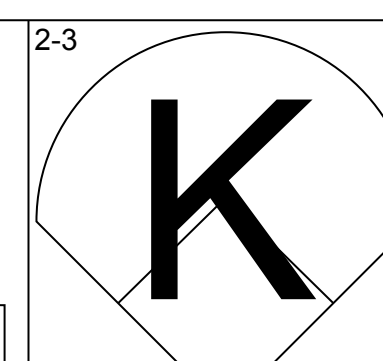
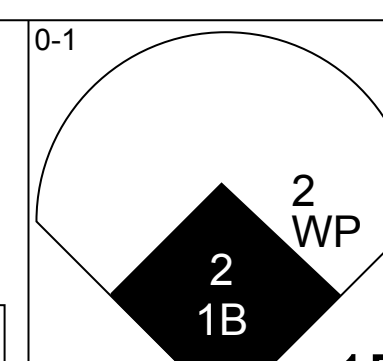
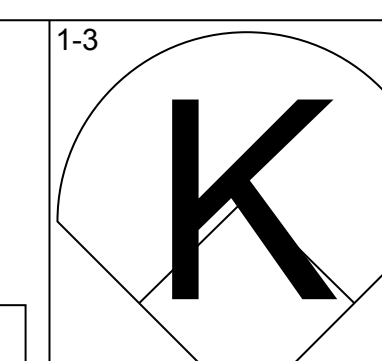
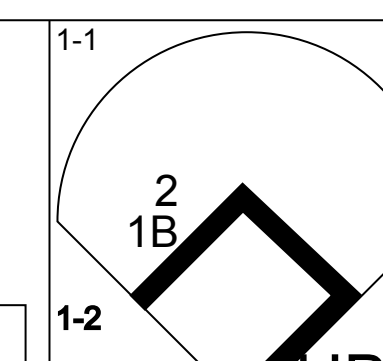
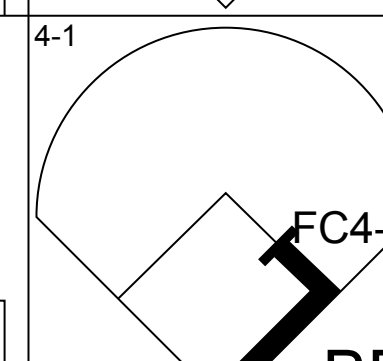
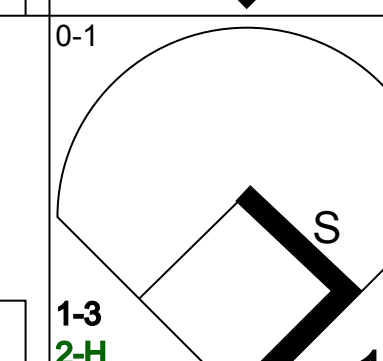
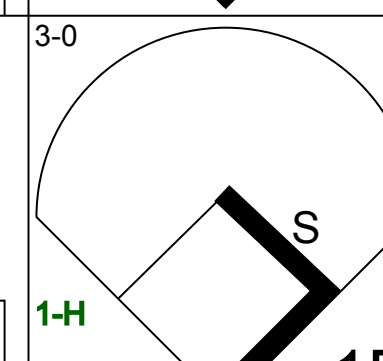
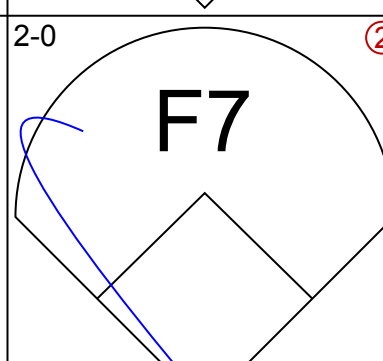
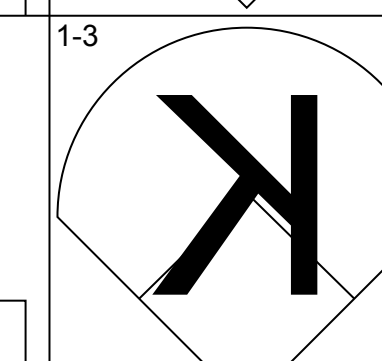
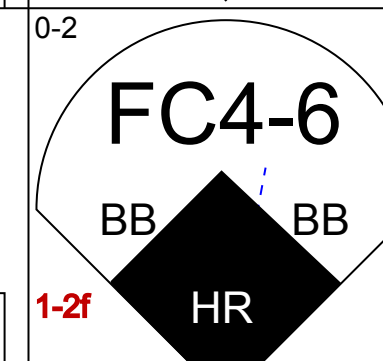
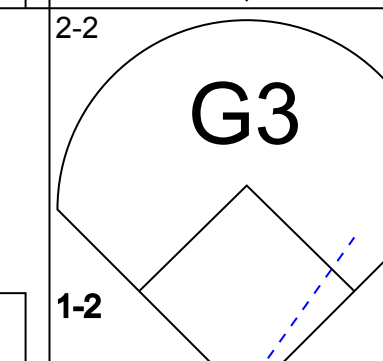
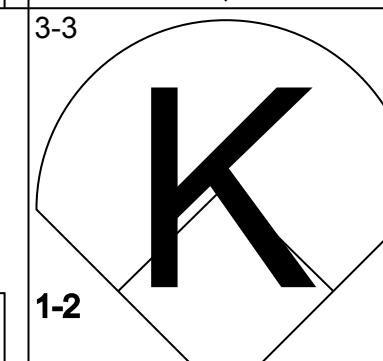
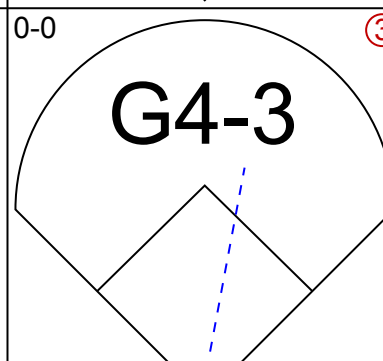
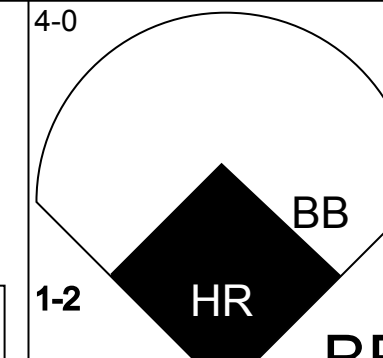
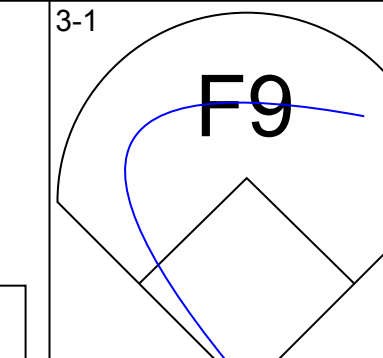
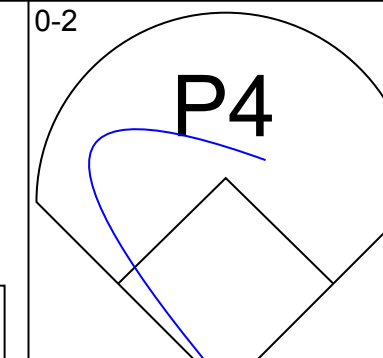
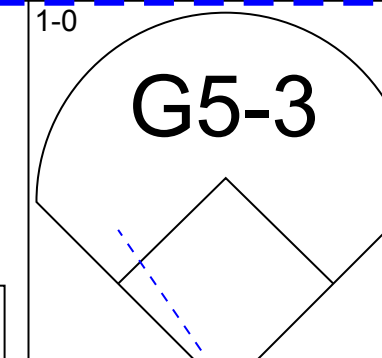
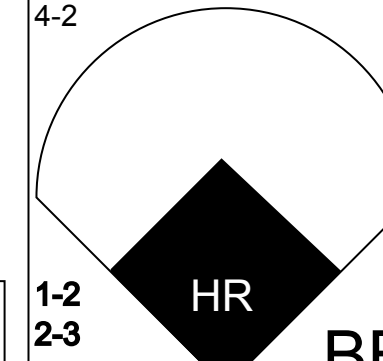
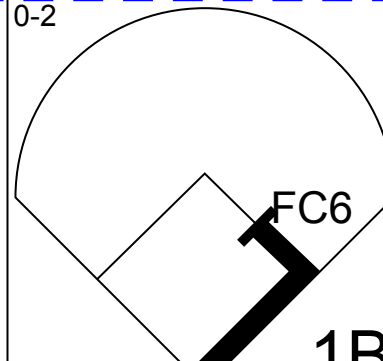
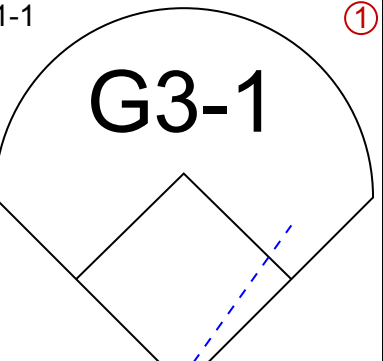
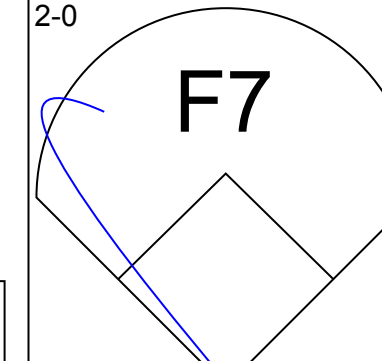
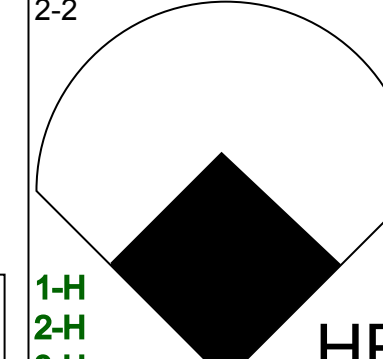
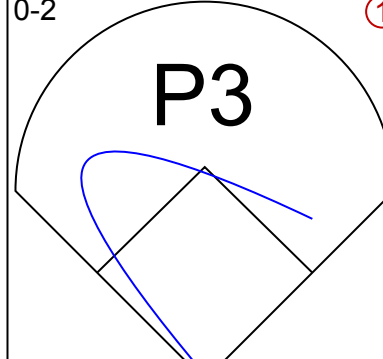
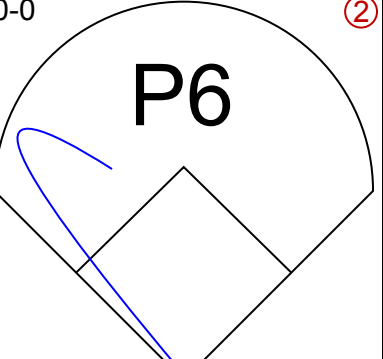
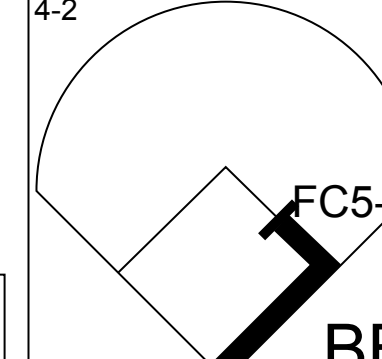
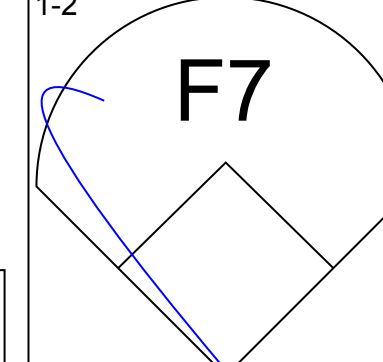
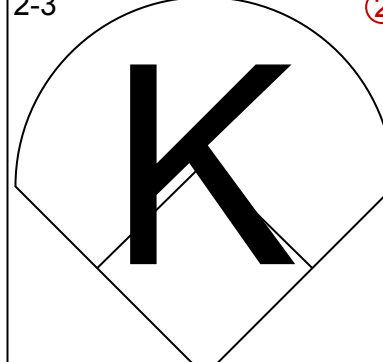
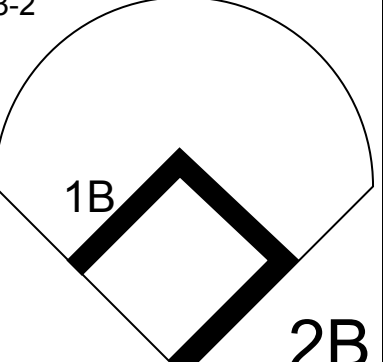
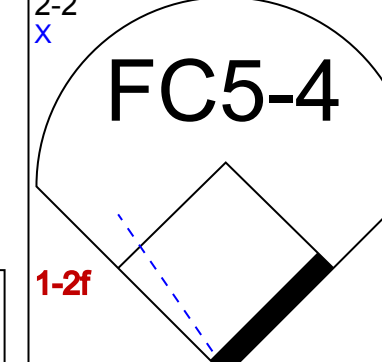
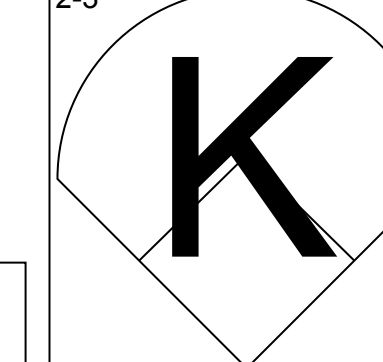
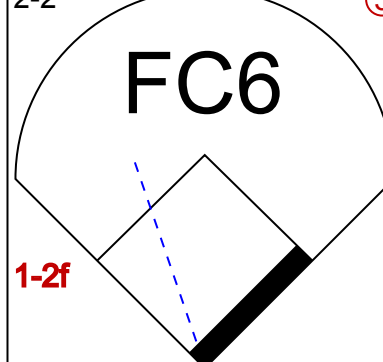
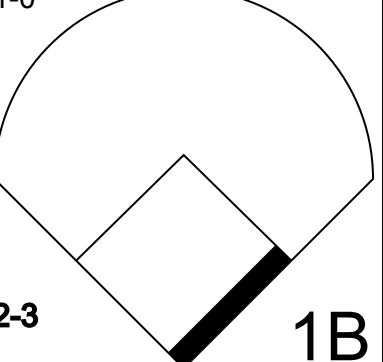
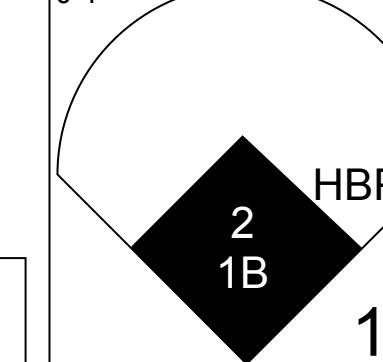
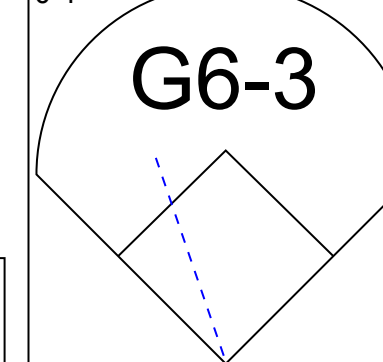
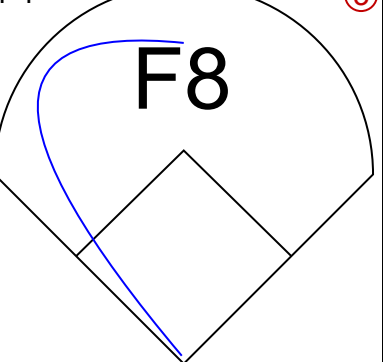
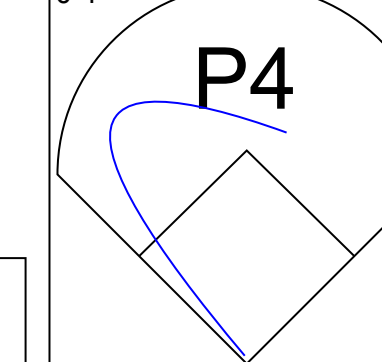
AB	34
R	7
H	13
RBI	7
BB	2
SO	5
LOB	13



WP	0
PB	0
SB	0
CS	0

Batter	1	2	3	4	5	6	7	8	9	10	11	12	13	14	15	16	17	AB	R	H	RBI	BB	SO	LOB	TOP														
Chuck Knoblauch, R OBP: 0.354, SLG: 0.315	G4-3	1B		G6-3		BB 2B		1B		G6-3		BB		G3-1			BB 2B	7	1	4	0	2	0	1	New York Yankees @ Toronto Blue Jays SkyDome, Toronto, ON Thu Apr 19 2001, 7:05 PM EDT Att: 24,684 - Dome - 72 F AB 67 R 6 H 21 RBI 26 BB 7 SO 12 LOB 37 														
2 Derek Jeter, R OBP: 0.407, SLG: 0.411	2B	BB		G3		1B		1B		K		F9					1B	8	1	3	0	1	2	5															
Paul O'Neill, L OBP: 0.346, SLG: 0.557	20 BB			20 BB		HR		F7		G6-3		G4-3					1B	9	3	4	2	0	1	7															
David Justice, L OBP: 0.361, SLG: 0.492	20 BB			G4-3		HR		F7		K							1B	7	1	3	2	2	1	4															
20 Jorge Posada, S OBP: 0.400, SLG: 0.654	BB			G4-3		HR		G4-3									1B	6	0	3	0	2	0	3															
Tino Martinez, L OBP: 0.314, SLG: 0.413	SF8			G4-3		G3-6		F8		G4-3							1B	7	0	0	2	0	2	7															
Alfonso Soriano, R OBP: 0.282, SLG: 0.457	G4-3			G5-3				F9									L3	8	0	2	0	0	1	5															
Scott Brosius, R OBP: 0.412, SLG: 0.460				G2-3		G4-3		F9				SH1-3					K	8	0	1	0	0	2	4															
Clay Bellinger, R OBP: 0.063, SLG: 0.063						F7		F5										5	0	0	0	0	2	1															
Dwight Gooden, S OBP: 0.500, SLG: 0.500				G6-3								SH1-3					K	2	0	1	0	0	1	0															
Inning Stats	R: 2 E: 0 K: 0 S: 13	H: 1 LOB: 2 BB: 3 P: 28	R: 0 E: 0 K: 2 S: 9	H: 1 LOB: 1 BB: 0 P: 12	R: 1 E: 0 K: 0 S: 11	H: 3 LOB: 2 BB: 0 P: 15	R: 0 E: 0 K: 0 S: 5	H: 0 LOB: 0 BB: 0 P: 9	R: 2 E: 0 K: 0 S: 14	H: 4 LOB: 1 BB: 0 P: 20	R: 0 E: 0 K: 0 S: 16	H: 2 LOB: 3 BB: 1 P: 29	R: 0 E: 0 K: 2 S: 10	H: 0 LOB: 0 BB: 0 P: 14	R: 0 E: 0 K: 2 S: 11	H: 1 LOB: 1 BB: 0 P: 17	R: 0 E: 0 K: 1 S: 5	H: 0 LOB: 0 BB: 0 P: 7	R: 0 E: 0 K: 1 S: 9	H: 1 LOB: 1 BB: 0 P: 13	R: 0 E: 0 K: 1 S: 7	H: 1 LOB: 0 BB: 0 P: 11	R: 0 E: 0 K: 1 S: 5	H: 1 LOB: 0 BB: 0 P: 8		R: 1 E: 0 K: 1 S: 9	H: 2 LOB: 2 BB: 1 P: 17	1B: 16 2B: 5 3B: 0 HR: 1	SF: 1 SAC: 1 DP: 3 HBP: 0	WP: 0 SB: 1 CS: 1	PA: 76								
PITCHER	IP 6.0	WLS 0.1	BF 32	H 11	R 5	ER 2	SO 2	BB 0	IBB 0	HBP 0	BLK 0	WP 0	HR 0	S 68	P 113	ERA 7.50	WHIP 2.500																						
Joey Hamilton, R ERA: 3.39											Billy Koch, R ERA: 4.5	IP 2.0	WLS 0	BF 8	H 1	R 0	ER 0	SO 1	BB 0	IBB 0	HBP 0	BLK 0	WP 0	HR 0		S 12	P 19	ERA 0.00	WHIP 1.000										
Pedro Borbon, L ERA: 2.1											Bob Fie, R ERA: 2.08	IP 4.0	WLS L	BF 16	H 5	R 1	ER 1	SO 4	BB 1	IBB 0	HBP 0	BLK 0	WP 0	HR 0		S 30	P 49	ERA 2.25	WHIP 1.500										
John Frascatore, R ERA: 1.42																																							
Dan Plesac, L ERA: 1.92																																							
Kelvin Escobar, R ERA: 0.93																																							
Batter	1	2	3	4	5	6	7	8	9	10	11	12	13	14	15	16	17	AB <th>R</th> <th>H</th> <th>RBI</th> <th>BB</th> <th>SO</th> <th>LOB</th> <th>BOTTOM</th>	R	H	RBI	BB	SO	LOB	BOTTOM														
Shannon Stewart, R OBP: 0.486, SLG: 0.677	K			G1-6-3		G6-3				1B							K	3	1	2	0	0	1	0	New York Yankees @ Toronto Blue Jays SkyDome, Toronto, ON Thu Apr 19 2001, 7:05 PM EDT Att: 24,684 - Dome - 72 F AB 63 R 5 H 14 RBI 5 BB 7 SO 19 LOB 35 														
Brian Simmons, S OBP: 0.143, SLG: 0.214	K			1B													K	5	0	1	0	0	2	1															
Alex Gonzalez, R OBP: 0.395, SLG: 0.443	K			F3													HBP	7	0	2	0	0	2	2															
Raul Mondesi, R OBP: 0.320, SLG: 0.389	K			G5-3													P4	7	1	1	0	1	3	2															
Carlos Delgado, L OBP: 0.478, SLG: 0.712						K											HBP	6	1	1	0	2	2	4															
José Cruz Jr., S OBP: 0.431, SLG: 0.667																	HBP	6	1	2	3	1	3	4															
Brad Fullmer, L OBP: 0.315, SLG: 0.318																	HBP	8	1	2	1	0	2	9															
Tony Batista, R OBP: 0.233, SLG: 0.435																	K	8	0	2	1	0	1	4															
Darin Fletcher, L OBP: 0.309, SLG: 0.300																																							
Ryan Freel, R OBP: 0.333, SLG: 0.318																																							
Jeff Frye, R OBP: 0.292, SLG: 0.227																																							
Inning Stats	R: 0 E: 0 K: 3 S: 9	H: 0 LOB: 0 BB: 0 P: 13	R: 0 E: 0 K: 1 S: 15	H: 2 LOB: 2 BB: 0 P: 23	R: 5 E: 0 K: 0 S: 21	H: 5 LOB: 2 BB: 2 P: 36	R: 0 E: 0 K: 0 S: 6	H: 1 LOB: 0 BB: 0 P: 9	R: 0 E: 0 K: 1 S: 10	H: 0 LOB: 1 BB: 1 P: 17	R: 0 E: 0 K: 0 S: 7	H: 0 LOB: 0 BB: 0 P: 11	R: 0 E: 0 K: 2 S: 12	H: 1 LOB: 1 BB: 0 P: 18	R: 0 E: 0 K: 1 S: 10	H: 1 LOB: 1 BB: 0 P: 15	R: 0 E: 0 K: 2 S: 12	H: 2 LOB: 3 BB: 1 P: 17	R: 0 E: 0 K: 2 S: 11	H: 1 LOB: 1 BB: 0 P: 13	R: 0 E: 0 K: 1 S: 10	H: 0 LOB: 0 BB: 0 P: 13	R: 0 E: 0 K: 2 S: 14	H: 1 LOB: 2 BB: 1 P: 27		R: 0 E: 0 K: 1 S: 11	H: 0 LOB: 0 BB: 0 P: 11	R: 0 E: 0 K: 2 S: 7	H: 0 LOB: 0 BB: 0 P: 11	R: 0 E: 0 K: 1 S: 5	H: 0 LOB: 0 BB: 0 P: 8	R: 0 E: 0 K: 1 S: 9	H: 0 LOB: 0 BB: 0 P: 17	1B: 10 2B: 3 3B: 1 HR: 0	SF: 0 SAC: 0 DP: 2 HBP: 2	WP: 1 SB: 0 CS: 0	PA: 72		
PITCHER	IP 6.0	WLS 0.1	BF 28	H 12	R 3	ER 0	SO 2	BB 0	IBB 0	HBP 0	BLK 0	WP 0	HR 0	S 68	P 109	ERA 7.50	WHIP 1.833																						
Roger Clemens, R ERA: 3.95											Randy Choate, L ERA: 3.95	IP 0.2	WLS W	BF 5	H 0	R 0	ER 0	SO 0	BB 0	IBB 0	HBP 0	BLK 0	WP 0	HR 0		S 10	P 23	ERA 0.00	WHIP 3.000										
Todd Williams, R ERA: 3.00											Ramiro Mendoza, R ERA: 4.32	IP 0.2	WLS S	BF 1	H 0	R 0	ER 0	SO 0	BB 0	IBB 0	HBP 0	BLK 0	WP 0	HR 0		S 0	P 3	ERA 0.00	WHIP 0.000										
Mike Stanton, L ERA: 3.00																																							
42 Mariano Rivera, R ERA: 1.11																																							
Brian Boehringer, R ERA: 1.35																																							

Batter	1	2	3	4	5	6	7	8	9	AB	R	H	RBI	BB	SO	LOB	TOP					
Darren Lewis, R OBP: 0.241, SLG: 0.429										4	0	0	0	0	1	3	Boston Red Sox @ New York Yankees Yankee Stadium, Bronx, NY Fri Apr 20 2001, 7:05 PM EDT Att: 54,366 - Cloudy - 58 F					
Jose Offerman, S OBP: 0.406, SLG: 0.400										4	0	1	0	0	1	0						
Carl Everett, S OBP: 0.417, SLG: 0.556										4	0	0	0	0	2	2						
Manny Ramirez, R OBP: 0.486, SLG: 0.597										3	1	1	0	1	0	1						
Troy O'Leary, L OBP: 0.232, SLG: 0.283										4	0	1	1	0	0	2						
Jason Varitek, S OBP: 0.317, SLG: 0.321										3	0	1	0	1	2	1						
Shea Hillenbrand, R OBP: 0.333, SLG: 0.415										3	0	1	0	0	0	1						
Lou Merloni, R OBP: 0.462, SLG: 0.667										3	0	1	0	0	0	2						
Mike Lansing, R OBP: 0.273, SLG: 0.355										3	0	0	0	0	1	3						
Inning Stats	R: 0 E: 0 K: 2 S: 13	H: 1 LOB: 2 BB: 1 P: 23	R: 0 E: 0 K: 1 S: 10	H: 2 LOB: 2 BB: 0 P: 16	R: 0 E: 1 K: 0 S: 3	H: 0 LOB: 0 BB: 0 P: 4	R: 0 E: 0 K: 0 S: 6	H: 0 LOB: 0 BB: 1 P: 11	R: 0 E: 0 K: 0 S: 8	H: 0 LOB: 0 BB: 0 P: 14	R: 0 E: 0 K: 1 S: 5	H: 0 LOB: 0 BB: 0 P: 8	R: 0 E: 0 K: 1 S: 8	H: 0 LOB: 0 BB: 0 P: 10	R: 0 E: 0 K: 0 S: 6	H: 1 LOB: 1 BB: 0 P: 9	R: 1 E: 0 K: 2 S: 12	H: 2 LOB: 1 BB: 0 P: 17	1B: 2 2B: 4 3B: 0 HR: 0	SF: 0 SAC: 0 DP: 2 HBP: 0	WP: 0 PB: 0 SB: 0 CS: 0	PA: 33
PITCHER Andy Pettitte, L ERA: 2.97	IP: 9.0 WLS: W BF: 33	H: 6 R: 1 ER: 1 SO: 7	BB: 2 IBB: 0 HBP: 0 BLK: 0	WP: 0 HR: 0 S: 71 P: 112	ERA: 1.00 WHIP: 0.889											ERA: 1.00 WHIP: 0.889						

Batter	1	2	3	4	5	6	7	8	9	AB	R	H	RBI	BB	SO	LOB	BOTTOM			
Chuck Knoblauch, R OBP: 0.360, SLG: 0.316										3	1	1	0	0	1	0	Boston Red Sox @ New York Yankees Yankee Stadium, Bronx, NY Fri Apr 20 2001, 7:05 PM EDT Att: 54,366 - Cloudy - 58 F			
Donzell McDonald, S OBP: 0.333, SLG: 0.333										1	0	0	0	0	1	1				
Derek Jeter, R OBP: 0.403, SLG: 0.417										4	0	2	2	1	1	1				
Paul O'Neill, L OBP: 0.329, SLG: 0.527										4	1	0	0	0	1	4				
Bernie Williams, S OBP: 0.448, SLG: 0.429										3	1	0	0	1	0	3				
David Justice, L OBP: 0.368, SLG: 0.485										3	1	1	0	1	0	0				
Tino Martinez, L OBP: 0.324, SLG: 0.455										3	1	1	4	1	0	1				
Alfonso Soriano, R OBP: 0.280, SLG: 0.459										4	0	1	0	0	1	2				
Joe Oliver, R OBP: 0.429, SLG: 0.462										4	0	2	0	0	1	1				
Scott Brosius, R OBP: 0.403, SLG: 0.448										4	1	1	0	0	0	3				
Inning Stats	R: 4 E: 0 K: 1 S: 17	H: 1 LOB: 3 BB: 3 P: 34	R: 1 E: 0 K: 1 S: 13	H: 2 LOB: 0 BB: 0 P: 21	R: 0 E: 0 K: 1 S: 12	H: 1 LOB: 0 BB: 0 P: 16	R: 1 E: 0 K: 1 S: 12	H: 2 LOB: 1 BB: 0 P: 18	R: 0 E: 0 K: 0 S: 5	H: 0 LOB: 0 BB: 0 P: 8	R: 0 E: 0 K: 0 S: 13	H: 0 LOB: 1 BB: 1 P: 22	R: 0 E: 0 K: 2 S: 10	H: 1 LOB: 1 BB: 0 P: 13	R: 0 E: 0 K: 0 S: 6	H: 0 LOB: 0 BB: 0 P: 17	1B: 6 2B: 2 3B: 0 HR: 1	SF: 0 SAC: 0 DP: 0 HBP: 1	WP: 1 PB: 0 SB: 2 CS: 0	PA: 38
PITCHER Hideo Nomo, R ERA: 3.13	IP: 2.0 WLS: L BF: 13	H: 3 R: 5 ER: 5 SO: 2	BB: 3 IBB: 0 HBP: 0 BLK: 0	WP: 1 HR: 0 S: 40 P: 55	ERA: 2.25 WHIP: 1.250											ERA: 2.25 WHIP: 1.250				
49 Tim Wakefield, R ERA: 1.64	IP: 4.0 WLS: W BF: 17	H: 5 R: 1 ER: 1 SO: 2	BB: 0 IBB: 0 HBP: 0 BLK: 0	WP: 0 HR: 0 S: 13 P: 22	ERA: 0.00 WHIP: 1.000											ERA: 0.00 WHIP: 1.000				
Pete Schourek, L ERA: 2.45	IP: 1.0 WLS: W BF: 4	H: 0 R: 0 ER: 0 SO: 0	BB: 0 IBB: 0 HBP: 0 BLK: 0	WP: 0 HR: 0 S: 10 P: 13	ERA: 0.00 WHIP: 1.000											ERA: 0.00 WHIP: 1.000				
Rich Garces, R ERA:	IP: 1.0 WLS: W BF: 4	H: 1 R: 0 ER: 0 SO: 2	BB: 0 IBB: 0 HBP: 0 BLK: 0	WP: 0 HR: 0 S: 10 P: 13	ERA: 0.00 WHIP: 1.000											ERA: 0.00 WHIP: 1.000				

Batter	1	2	3	4	5	6	7	8	9	AB	R	H	RBI	BB	SO	LOB	TOP
Trot Nixon, L OBP: 0.338, SLG: 0.393			P6	P6			F8		G4-3	5	0	0	0	0	1	1	
Jose Offerman, S OBP: 0.406, SLG: 0.407					F8		F7		G5-3 BB	4	1	1	1	1	1	0	
Carl Everett, S OBP: 0.403, SLG: 0.522			G4-3		F7		F8		BB G5-3	4	0	0	0	1	1	1	
Manny Ramirez, R OBP: 0.494, SLG: 0.642		G1-4-3		E 1B	E1				G5-3	5	2	3	1	0	0	2	
Troy O'Leary, L OBP: 0.246, SLG: 0.281	F7			E 1B	G4-3				F9	4	1	1	0	1	0	1	
Scott Hatteberg, L OBP: 0.300, SLG: 0.333				E6						3	1	0	1	2	2	2	
Shea Hillenbrand, R OBP: 0.352, SLG: 0.478				SF8	SF8				P4	4	2	2	3	0	0	4	
Brian Daubach, L OBP: 0.288, SLG: 0.683			K	SF8	SF8					3	0	1	1	0	1	1	
Craig Grebeck, R OBP: 0.074, SLG: 0.038				SF8	SF8					0	0	0	0	0	0	0	
Lou Merloni, R OBP: 0.412, SLG: 0.600			S				P6		K	3	1	1	1	0	1	3	
Inning Stats	R: 0 H: 0 E: 0 K: 3 S: 12	H: 0 R: 0 ER: 0 LOB: 0 BB: 0 P: 16	R: 2 H: 3 E: 0 K: 1 S: 15	H: 3 R: 0 ER: 0 LOB: 1 BB: 0 P: 21	R: 4 H: 3 E: 1 K: 0 S: 20	H: 1 R: 0 ER: 1 LOB: 0 BB: 0 P: 15	R: 0 H: 0 E: 0 K: 0 S: 11	H: 0 R: 0 ER: 0 LOB: 1 BB: 1 P: 20	R: 0 H: 0 E: 0 K: 2 S: 3	H: 2 R: 0 ER: 0 LOB: 2 BB: 0 P: 22	R: 1 H: 0 E: 0 K: 0 S: 18	H: 0 R: 0 ER: 0 LOB: 3 BB: 4 P: 37	1B: 5 2B: 2 3B: 0 HR: 2	SF: 2 SAC: 0 DP: 0 HBP: 1	WP: 0 PB: 0 SB: 1 CS: 0	PA: 43	
PITCHER	IP	WLS	BF	H	R	ER	SO	BB	IBB	HBP	BLK	WP	HR	S	P	ERA	WHIP
35 Mike Mussina, R ERA: 4.21	4.0	L	19	6	6	4	5	0	0	0	0	0	1	57	85	9.00	1.500
65 Adrian Hernandez, R ERA: 3.0	3.0		12	2	1	1	0	1	0	0	0	0	1	24	44	3.00	1.000
Randy Choate, L ERA: 3.52	0.2		4	1	0	0	1	0	0	1	0	0	0	8	15	0.00	1.500
Todd Williams, R ERA: 3.68	1.1		8	0	1	1	1	4	0	0	0	0	0	21	41	6.75	3.000

Boston Red Sox @ New York Yankees
 Yankee Stadium, Bronx, NY
 Sat Apr 21 2001, 1:05 PM EDT
 Att: 55,483 - Cloudy - 65 F

AB	35
R	8
H	9
RBI	8
BB	5
SO	7
LOB	15



Batter	1	2	3	4	5	6	7	8	9	AB	R	H	RBI	BB	SO	LOB	BOTTOM
Chuck Knoblauch, R OBP: 0.374, SLG: 0.333		G1-3		F9						5	1	3	0	0	0	2	
2 Derek Jeter, R OBP: 0.403, SLG: 0.413	SF8		S BB		F9				G4-3	3	1	1	1	1	0	1	
Paul O'Neill, L OBP: 0.337, SLG: 0.558			G3	S	F7		L6			3	1	1	1	1	0	2	
Bernie Williams, S OBP: 0.424, SLG: 0.458	G4-3		SF8		F8				G3-1	3	0	1	1	0	0	0	
David Justice, L OBP: 0.363, SLG: 0.472			G3						F9	4	0	1	0	0	1	2	
Tino Martinez, L OBP: 0.308, SLG: 0.429	P3		F8						G3-1	4	0	0	0	0	0	3	
20 Jorge Posada, S OBP: 0.375, SLG: 0.607		F9		G3-1					F9	4	0	0	0	0	0	1	
Alfonso Soriano, R OBP: 0.278, SLG: 0.449				G6-3					F7	4	0	1	0	0	0	0	
Scott Brosius, R OBP: 0.395, SLG: 0.437		FC6-4							G5-3	4	0	1	0	0	0	1	
Inning Stats	R: 2 H: 3 E: 0 K: 0 S: 20	H: 1 R: 0 ER: 0 LOB: 1 BB: 0 P: 14	R: 1 H: 1 E: 0 K: 0 S: 12	H: 1 R: 0 ER: 0 LOB: 1 BB: 1 P: 22	R: 0 H: 1 E: 0 K: 0 S: 10	H: 0 R: 0 ER: 0 LOB: 0 BB: 0 P: 10	R: 0 H: 0 E: 0 K: 1 S: 5	H: 0 R: 0 ER: 0 LOB: 2 BB: 1 P: 6	R: 0 H: 1 E: 0 K: 0 S: 11	H: 1 R: 0 ER: 0 LOB: 1 BB: 0 P: 17	R: 0 H: 1 E: 0 K: 0 S: 5	H: 1 R: 0 ER: 0 LOB: 1 BB: 0 P: 9	1B: 7 2B: 1 3B: 0 HR: 1	SF: 2 SAC: 0 DP: 0 HBP: 0	WP: 1 PB: 0 SB: 3 CS: 0	PA: 38	
PITCHER	IP	WLS	BF	H	R	ER	SO	BB	IBB	HBP	BLK	WP	HR	S	P	ERA	WHIP
Frank Castillo, R ERA: 3.6	5.0	W	22	6	3	3	0	1	0	0	0	0	0	5	6	0.00	0.000
Pete Schourek, L ERA: 2.16	1.0	H	3	0	0	0	1	0	0	0	0	0	0	22	37	0.00	1.500
Rolando Arrojo, R ERA:	2.0	H	9	2	0	0	0	1	0	0	0	0	0	5	9	0.00	1.000
Rod Beck, R ERA:	1.0		4	1	0	0	0	0	0	0	0	0	0	5	9	0.00	1.000

Boston Red Sox @ New York Yankees
 Yankee Stadium, Bronx, NY
 Sat Apr 21 2001, 1:05 PM EDT
 Att: 55,483 - Cloudy - 65 F

AB	34
R	3
H	9
RBI	3
BB	2
SO	1
LOB	12



Batter	1	2	3	4	5	6	7	8	9	10	AB	R	H	RBI	BB	SO	LOB	TOP									
Jose Offerman, S (1, 4) OBP: 0.397, SLG: 0.387			E5 		SH1-3 						3	0	0	0	1	2	0										
Dante Bichette, R (1, 9) OBP: 0.294, SLG: 0.313					FC1 						4	0	1	0	0	2	2										
Darren Lewis, R (7, PR) OBP: 0.233, SLG: 0.414					FC1 						1	0	0	0	0	1	0										
Carl Everett, S (1, 8) OBP: 0.390, SLG: 0.500	F8 										5	0	1	0	0	2	3										
Manny Ramirez, R (1, 10) OBP: 0.520, SLG: 0.722											5	2	3	2	0	1	4										
Trot Nixon, L (10, PR) OBP: 0.338, SLG: 0.393			G5-3 								0	1	0	0	0	0	0										
Troy O'Leary, L (1, 7) OBP: 0.242, SLG: 0.274					P4 						5	0	1	0	0	3	0										
Jason Vantek, S (1, 2) OBP: 0.338, SLG: 0.345		F8 			G5-3 		WP 				5	0	3	1	0	0	0										
Shea Hillenbrand, R (1, 5) OBP: 0.355, SLG: 0.486					G5-3 		F7 				5	0	2	0	0	1	4										
Brian Daubach, L (1, 3) OBP: 0.271, SLG: 0.641							P4 		CS 		4	0	0	0	0	3	3										
Craig Grebeck, R (1, 6) OBP: 0.100, SLG: 0.036											2	0	0	0	1	1	0										
Lou Merloni, R (9, PH) OBP: 0.389, SLG: 0.563					SH1-3 				G3-1 		1	0	0	0	0	0	0										
Inning Stats	R: 0 E: 0 K: 2 S: 9	H: 0 LOB: 0 BB: 0 P: 12	R: 1 E: 0 K: 2 S: 13	H: 2 LOB: 1 BB: 0 P: 18	R: 0 E: 1 K: 2 S: 19	H: 1 LOB: 2 BB: 0 P: 22	R: 0 E: 0 K: 1 S: 9	H: 1 LOB: 1 BB: 0 P: 10	R: 0 E: 1 K: 1 S: 6	H: 0 LOB: 1 BB: 1 P: 14	R: 1 E: 0 K: 2 S: 14	H: 2 LOB: 1 BB: 0 P: 18	R: 0 E: 0 K: 2 S: 15	H: 1 LOB: 2 BB: 1 P: 26	R: 0 E: 0 K: 1 S: 14	H: 1 LOB: 0 BB: 0 P: 16	R: 0 E: 0 K: 2 S: 11	H: 0 LOB: 0 BB: 0 P: 15	R: 1 E: 0 K: 2 S: 18	H: 3 LOB: 2 BB: 0 P: 21	1B: 8 2B: 1 3B: 0 HR: 2	SF: 0 SAC: 1 DP: 0 HBP: 0	WP: 1 PB: 0 SB: 0 CS: 1	PA: 44			
PITCHER	IP 6.2	WLS 30	BF 7	H 2	R 2	ER 2	SO 10	BB 2	IBB 0	HBP 0	BLK 0	WP 1	HR 2	S 82	P 114	ERA 2.70	WHIP 1.350										
Ted Lilly, L (1, 1) ERA: 2.7	0.1	1	0	0	0	1	0	0	0	0	0	0	0	3	6	0.00	0.000										
Ramiro Mendoza, R (7, 1) ERA: 4.15	2.0	6	1	0	0	3	0	0	0	0	0	0	0	25	31	0.00	0.500										
Mike Stanton, L (8, 1) ERA: 2.08	1.0	W	6	3	1	1	2	0	0	0	0	0	0	18	21	9.00	3.000										

Boston Red Sox @ New York Yankees
Yankee Stadium, Bronx, NY
Sun Apr 22 2001, 1:05 PM EDT
Att. 55,278 - Sunny - 81 F


AB	40
R	3
H	11
RBI	3
BB	2
SO	16
LOB	16



Batter	1	2	3	4	5	6	7	8	9	10	AB	R	H	RBI	BB	SO	LOB	BOTTOM									
Chuck Knoblauch, R (1, 7) OBP: 0.375, SLG: 0.349			G6-3 								5	0	2	0	0	2	2										
Derek Jeter, R (1, 6) OBP: 0.390, SLG: 0.397	G4-3 				G5-3 						5	0	1	0	0	1	2										
Paul O'Neill, L (1, 9) OBP: 0.341, SLG: 0.585					G3-1 		G1-3 		F9 		5	1	2	1	0	0	1										
Bernie Williams, S (1, 8) OBP: 0.421, SLG: 0.429	F9 				HBP 		S 		P6 		4	0	1	0	0	0	1										
David Justice, L (1, 10) OBP: 0.353, SLG: 0.484											5	1	1	1	0	4	3										
Tino Martinez, L (1, 3) OBP: 0.305, SLG: 0.432											4	0	1	0	0	2	3										
Donzell McDonald, S (9, PR) OBP: 0.333, SLG: 0.333		G4-3 									0	0	0	0	0	0	0										
Luis Sojo, R (10, 3) OBP: 0.158, SLG: 0.111											0	0	0	0	0	0	0										
Jorge Posada, S (1, 2) OBP: 0.382, SLG: 0.644											3	1	1	1	1	1	0										
Alfonso Soriano, R (1, 4) OBP: 0.289, SLG: 0.451											4	0	2	0	0	0	2										
Scott Brosius, R (1, 5) OBP: 0.388, SLG: 0.467											4	1	1	1	0	0	3										
Inning Stats	R: 0 E: 0 K: 1 S: 13	H: 1 LOB: 1 BB: 0 P: 17	R: 0 E: 0 K: 2 S: 9	H: 0 LOB: 0 BB: 0 P: 13	R: 0 E: 0 K: 0 S: 10	H: 1 LOB: 1 BB: 0 P: 14	R: 0 E: 0 K: 2 S: 11	H: 1 LOB: 2 BB: 0 P: 19	R: 1 E: 0 K: 0 S: 10	H: 3 LOB: 1 BB: 0 P: 15	R: 0 E: 0 K: 2 S: 15	H: 1 LOB: 1 BB: 0 P: 23	R: 1 E: 0 K: 1 S: 16	H: 2 LOB: 1 BB: 0 P: 22	R: 0 E: 0 K: 1 S: 6	H: 0 LOB: 0 BB: 0 P: 8	R: 0 E: 0 K: 1 S: 9	H: 1 LOB: 2 BB: 0 P: 18	R: 2 E: 0 K: 0 S: 8	H: 2 LOB: 0 BB: 0 P: 12	1B: 6 2B: 2 3B: 0 HR: 4	SF: 0 SAC: 0 DP: 0 HBP: 1	WP: 0 PB: 0 SB: 2 CS: 1	PA: 41			
PITCHER	IP 5.2	WLS 23	BF 7	H 1	R 1	ER 1	SO 6	BB 0	IBB 0	HBP 0	BLK 0	WP 0	HR 1	S 64	P 94	ERA 1.59	WHIP 1.235										
Tomo Ohka, R (1, 1) ERA: 2.38	0.1	H	1	0	0	0	1	0	0	0	0	0	0	4	7	0.00	0.000										
Pete Schourek, L (6, 1) ERA: 2.08	1.0	B	5	2	1	1	1	0	0	0	0	0	1	16	22	9.00	2.000										
Rich Garces, R (7, 1) ERA: 0.93	2.0	8	1	0	0	2	0	1	0	1	0	0	0	15	26	0.00	0.500										
Rod Beck, R (8, 1) ERA: 6.48	0.2	L	4	2	2	2	0	0	0	0	0	0	2	8	12	27.00	3.000										

Boston Red Sox @ New York Yankees
Yankee Stadium, Bronx, NY
Sun Apr 22 2001, 1:05 PM EDT
Att. 55,278 - Sunny - 81 F

AB	39
R	4
H	12
RBI	4
BB	1
SO	10
LOB	17

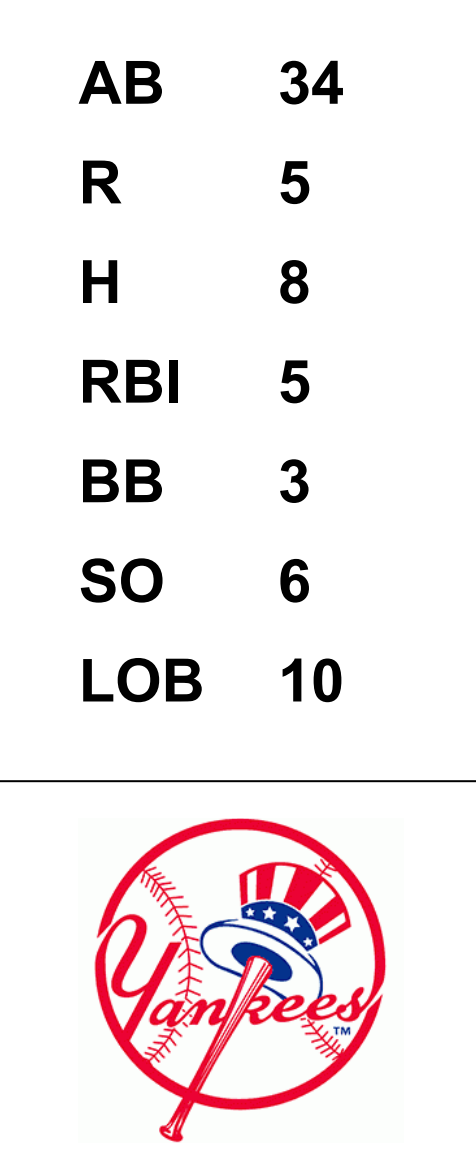


Batter	1	2	3	4	5	6	7	8	9	AB R H RBI BB SO LOB	TOP																	
51 Ichiro Suzuki, L (1, 9) OBP: 0.390, SLG: 0.466	G6-3		F7		G4-3			F7	E1	5 0 1 0 0 0 0	Seattle Mariners @ New York Yankees Yankee Stadium, Bronx, NY Tue Apr 24 2001, 7:05 PM EDT Att: 29,522 - Sunny - 72 F																	
Mike Cameron, R (1, 8) OBP: 0.350, SLG: 0.412	K		HR			K		G5-3	P5	5 1 1 1 0 2 1																		
Edgar Martinez, R (1, 10) OBP: 0.465, SLG: 0.530	G5-3		K			F7		1B	2B	4 1 1 0 0 1 0																		
John Olerud, L (1, 3)		BB 1B	G4-3			L8			1B	4 1 2 1 0 0 0																		
Bret Boone, R (1, 4) OBP: 0.354, SLG: 0.440	K			F7			E5 HR			3 1 0 0 1 1 1																		
Al Martin, L (1, 7) OBP: 0.277, SLG: 0.250				F9			F7		IBB	2 1 0 0 1 0 1																		
Stan Javier, S (8, PH) OBP: 0.414, SLG: 0.478	BB 1B							F9		1 0 0 0 0 0 2																		
Tom Lampkin, L (1, 2) OBP: 0.355, SLG: 0.481	L7									3 1 1 2 0 1 2																		
Mark McLemore, S (9, PH) OBP: 0.361, SLG: 0.563										1 0 0 0 0 1 0																		
Dan Wilson, R (9, 2) OBP: 0.293, SLG: 0.282										0 0 0 0 0 0 0																		
David Bell, R (1, 5) OBP: 0.242, SLG: 0.328	1B				L9				G5-3	3 0 1 0 1 0 0																		
Carlos Guillen, S (1, 6) OBP: 0.268, SLG: 0.270								G5-4-3	1B	4 1 2 2 0 1 1																		
Inning Stats	R: 0 E: 0 K: 1 S: 9	H: 0 LOB: 0 BB: 0 P: 13	R: 2 E: 0 K: 1 S: 13	H: 2 LOB: 2 BB: 2 P: 27	R: 1 E: 0 K: 1 S: 14	H: 1 LOB: 0 BB: 0 P: 21	R: 0 E: 0 K: 1 S: 8	H: 0 LOB: 0 BB: 0 P: 12	R: 0 E: 0 K: 1 S: 8	H: 0 LOB: 0 BB: 0 P: 10	R: 2 E: 1 K: 0 S: 9	H: 2 LOB: 0 BB: 0 P: 15	R: 1 E: 0 K: 0 S: 15	H: 2 LOB: 2 BB: 1 P: 27	R: 1 E: 1 K: 1 S: 12	H: 2 LOB: 1 BB: 0 P: 15	1B: 6 2B: 1 3B: 0 HR: 2	SF: 0 SAC: 0 DP: 1 HBP: 0	WP: 0 PB: 1 CS: 0	PA: 38								
PITCHER	IP WLS BF H R ER SO BB IBB HBP BLK WP HR S P ERA WHIP											IP WLS BF H R ER SO BB IBB HBP BLK WP HR S P ERA WHIP																
Roger Clemens, R (1, 1) ERA: 5.03	7.0		27	5	5	4	6	2	0	0	0	0	0	2	66	106	5.14	1.000										
Mike Stanton, L (8, 1) ERA: 0.71	1.2	L	10	4	2	1	1	0	1	0	0	0	0	0	26	41	5.40	2.400										
Ramiro Mendoza, R (9, 1) ERA: 4.0	0.1		1	0	0	0	0	0	0	0	0	0	0	0	1	1	0.00	0.000										

AB	35
R	7
H	9
RBI	6
BB	3
SO	7
LOB	8



Batter	1	2	3	4	5	6	7	8	9	AB R H RBI BB SO LOB	BOTTOM																	
Chuck Knoblauch, R (1, 7) OBP: 0.366, SLG: 0.341	G4-3		L9	G1-6-3			G5-3		F7	5 0 1 0 0 0 2	Seattle Mariners @ New York Yankees Yankee Stadium, Bronx, NY Tue Apr 24 2001, 7:05 PM EDT Att: 29,522 - Sunny - 72 F																	
2 Derek Jeter, R (1, 6) OBP: 0.370, SLG: 0.375	F9		G5-3		G5-3		F9			4 0 0 0 0 0 1																		
Paul O'Neill, L (1, 9) OBP: 0.347, SLG: 0.616	G4-3			HR	F7				WP 1B	4 1 2 1 0 0 1																		
Bernie Williams, S (1, 8) OBP: 0.405, SLG: 0.500	F7			F9					K	4 1 1 1 0 1 2																		
David Justice, L (1, 10) OBP: 0.348, SLG: 0.475			F9	WP 20 1B	G3-1				K	3 1 0 0 1 1 1																		
20 Jorge Posada, S (1, 2) OBP: 0.389, SLG: 0.629			K	1B WP	1B					3 1 1 0 1 2 0																		
Tino Martinez, L (1, 3) OBP: 0.314, SLG: 0.429				1B	1B				BB	3 1 1 1 1 1 2																		
Alfonso Soriano, R (1, 4) OBP: 0.287, SLG: 0.442	F7			1B	1B				P4	4 0 1 1 0 0 1																		
Scott Brosius, R (1, 5) OBP: 0.381, SLG: 0.456			F7	1-2 2-H	G1-6-3				L8	4 0 1 1 0 1 0																		
Inning Stats	R: 0 E: 0 K: 0 S: 8	H: 1 LOB: 1 BB: 0 P: 11	R: 0 E: 0 K: 1 S: 8	H: 0 LOB: 1 BB: 1 P: 13	R: 0 E: 0 K: 0 S: 7	H: 0 LOB: 0 BB: 0 P: 11	R: 4 E: 0 K: 0 S: 12	H: 5 LOB: 1 BB: 1 P: 22	R: 1 E: 0 K: 0 S: 5	H: 1 LOB: 0 BB: 0 P: 10		R: 0 E: 0 K: 1 S: 9	H: 0 LOB: 0 BB: 0 P: 14	R: 0 E: 0 K: 3 S: 14	H: 1 LOB: 2 BB: 1 P: 22	R: 0 E: 0 K: 0 S: 6	H: 0 LOB: 0 BB: 0 P: 10	1B: 6 2B: 0 3B: 0 HR: 2	SF: 0 SAC: 0 DP: 1 HBP: 0	WP: 2 PB: 0 CS: 0	PA: 37							
PITCHER	IP WLS BF H R ER SO BB IBB HBP BLK WP HR S P ERA WHIP											IP WLS BF H R ER SO BB IBB HBP BLK WP HR S P ERA WHIP																
Freddy Garcia, R (1, 1) ERA: 4.06	7.0	W	29	7	5	5	3	2	0	0		0	0	1	2	54	89	6.43	1.286									
Norm Charlton, L (8, 1) ERA: 3.24	1.0	H	5	1	0	0	3	1	0	0	0	1	0	14	22	0.00	2.000											
Kazuhiro Sasaki, R (9, 1) ERA: 5.06	1.0	S	3	0	0	0	0	0	0	0	0	0	0	6	10	0.00	0.000											



Batter	1	2	3	4	5	6	7	8	9	AB	R	H	RBI	BB	SO	LOB	TOP					
51 Ichiro Suzuki, L (1, 9) OBP: 0.373, SLG: 0.449	F7		1B		K		FC3-6 2B	E4 2B		5	2	1	0	0	1	1	Seattle Mariners @ New York Yankees Yankee Stadium, Bronx, NY Thu Apr 26 2001, 7:05 PM EDT Att: 30,218 - Sunny - 59 F					
Mike Cameron, R (1, 8) OBP: 0.360, SLG: 0.434	G5-3		1B		2B		2B	1B 2B		4	3	3	1	1	0	0						
Edgar Martinez, R (1, 10) OBP: 0.479, SLG: 0.560	G4-3		F8		G6-4-3 1B 2H		1B SF7 2B	1B		5	1	3	4	0	0	2						
John Olerud, L (1, 3)	F7				2B SF8 1B		SF7 1B	K		5	1	3	0	0	1	1						
Bret Boone, R (1, 4) OBP: 0.359, SLG: 0.458	G4-3 1B				SF8 1-3 2B		SF7 1-2 3H	G6-3		4	0	2	1	0	0	2						
Al Martin, L (1, 7) OBP: 0.275, SLG: 0.233 Charles Gipson, R (7, 7)	G4-3				K		IBB	G6-3		3	0	0	0	1	2	3						
David Bell, R (1, 5) OBP: 0.240, SLG: 0.309	K				SF8 2-3 3H 4-2		P4	1B		4	0	1	1	0	2	3						
Carlos Guillen, S (1, 6) OBP: 0.288, SLG: 0.310			F7		K		K	G3		4	0	0	0	1	1	1						
Dan Wilson, R (1, 2) OBP: 0.277, SLG: 0.250 Tom Lampkin, L (7, PH) OBP: 0.364, SLG: 0.483	K		K		K		51 FC3-6 1B	K		2	0	0	0	0	2	2						
										2	0	1	0	0	1	0						
Inning Stats	R: 0 E: 0 K: 0 S: 7	H: 0 LOB: 0 BB: 0 P: 11	R: 0 E: 0 K: 1 S: 13	H: 1 LOB: 1 BB: 0 P: 18	R: 0 E: 0 K: 1 S: 14	H: 2 LOB: 2 BB: 0 P: 22	R: 1 E: 0 K: 2 S: 13	H: 2 LOB: 2 BB: 1 P: 20	R: 1 E: 0 K: 1 S: 11	H: 3 LOB: 1 BB: 0 P: 12	R: 0 E: 0 K: 3 S: 11	H: 0 LOB: 0 BB: 0 P: 12	R: 3 E: 0 K: 0 S: 14	H: 3 LOB: 2 BB: 2 P: 24	R: 2 E: 1 K: 2 S: 15	H: 2 LOB: 1 BB: 0 P: 28	R: 0 E: 0 K: 0 S: 10	H: 1 LOB: 1 BB: 0 P: 11	1B: 10 2B: 4 3B: 0 HR: 0	SF: 2 SAC: 0 DP: 1 HBP: 0	WP: 0 PB: 1 SB: 1 CS: 0	PA: 44
PITCHER	IP	WLS	BF	H	R	ER	SO	BB	IBB	HBP	BLK	WP	HR	S	P	ERA	WHIP					
35 Mike Mussina, R (1, 1) ERA: 4.78	6.1	L	30	10	5	5	8	2	0	0	0	0	0	78	109	7.11	1.895					
Mike Stanton, L (7, 1) ERA: 0.71	0.0		1	1	0	0	0	0	0	0	0	0	0	1	1	∞	∞					
Ramiro Mendoza, R (7, 1) ERA: 3.38	1.2		9	2	2	0	2	0	1	0	0	0	0	19	37	0.00	1.200					
Todd Williams, R (9, 1) ERA: 3.24	1.0		4	1	0	0	0	0	0	0	0	0	0	10	11	0.00	1.000					

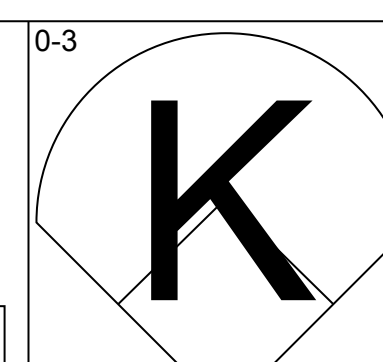
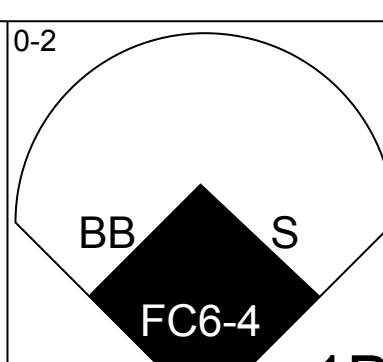
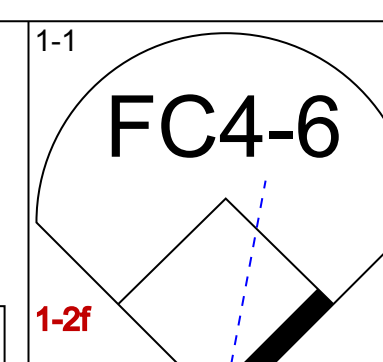
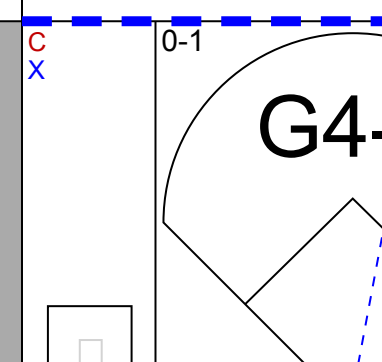
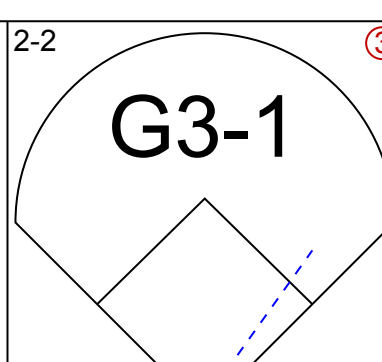
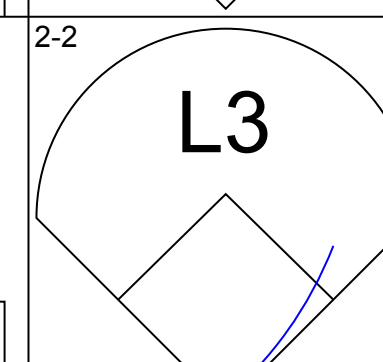
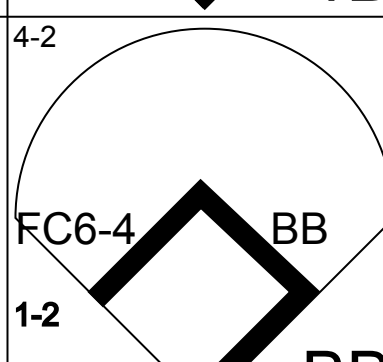
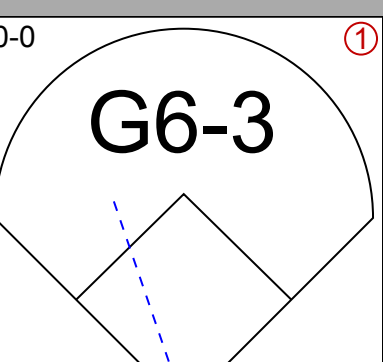
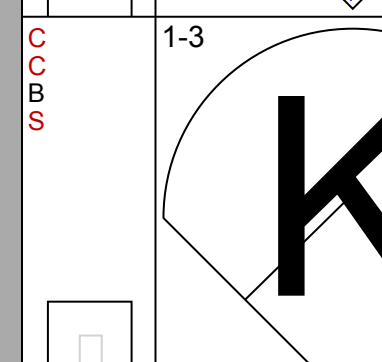
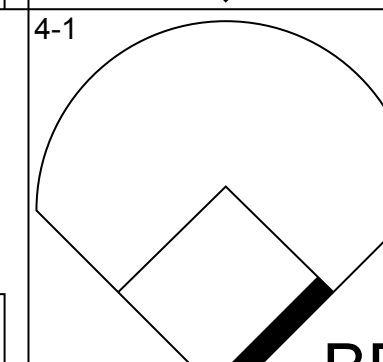
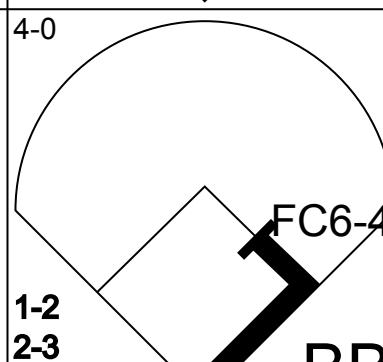
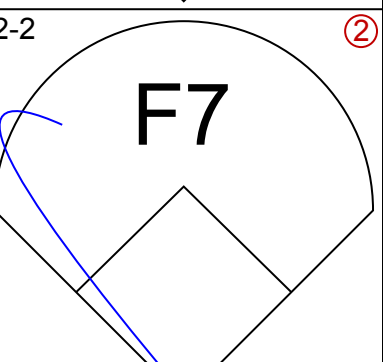
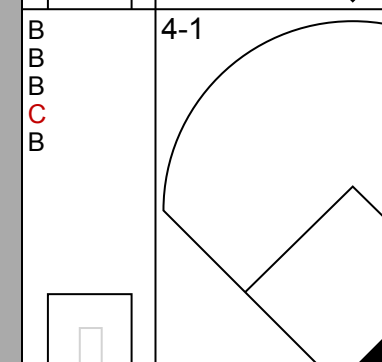
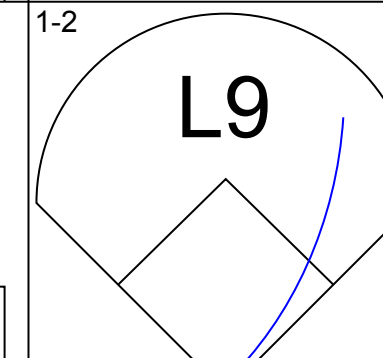
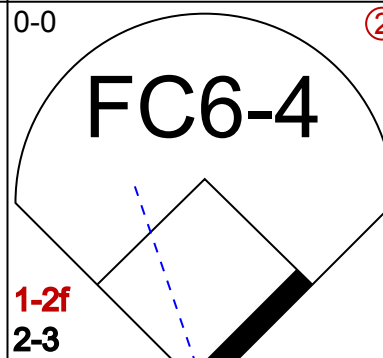
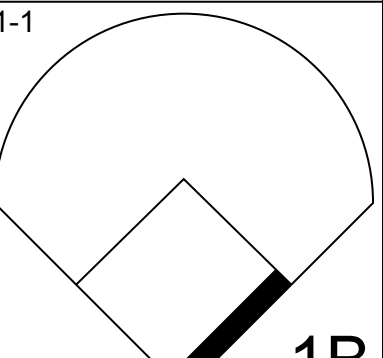
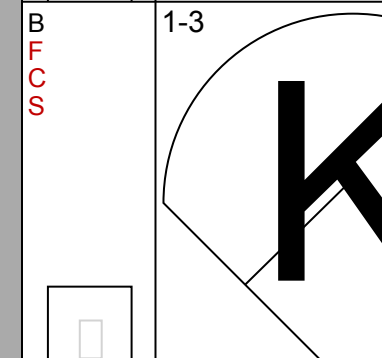
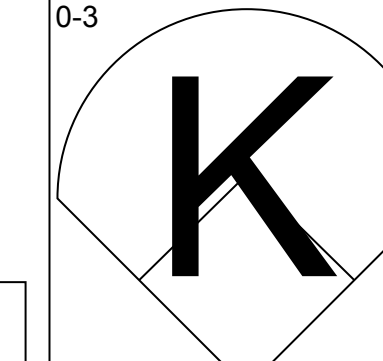
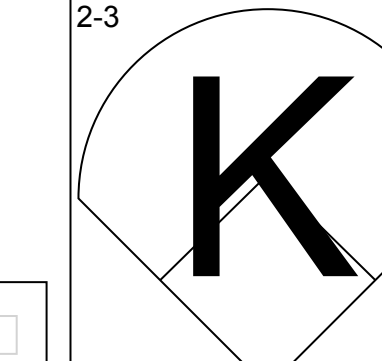
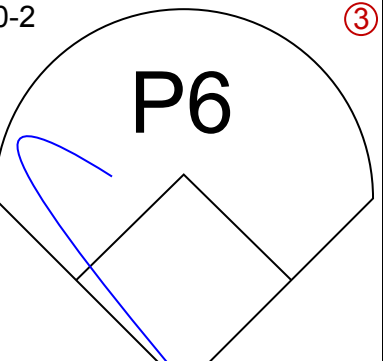
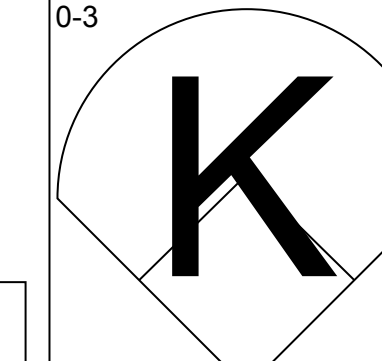
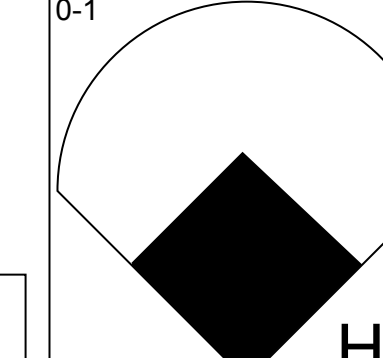
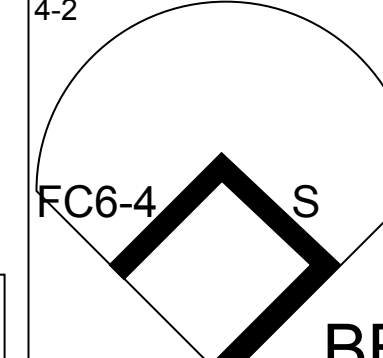
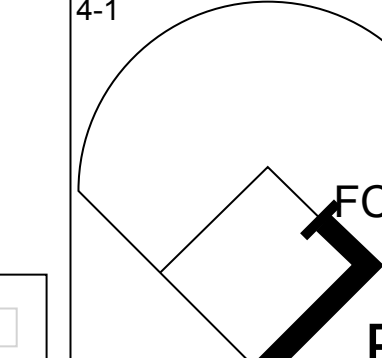
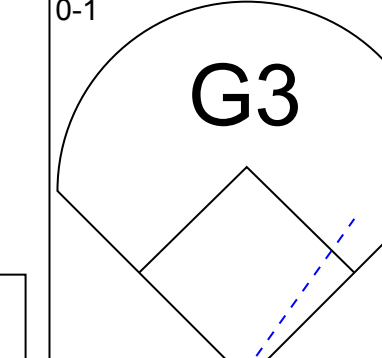
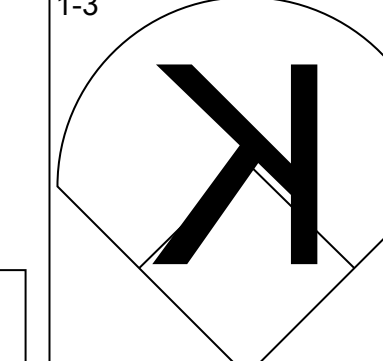
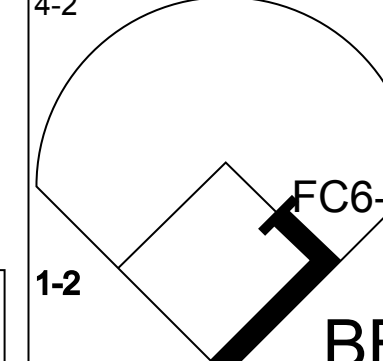
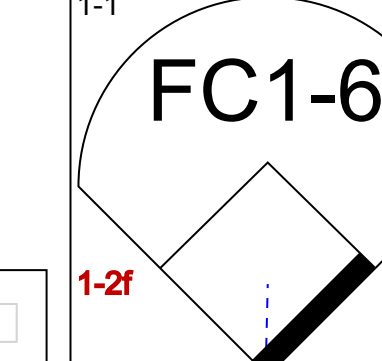
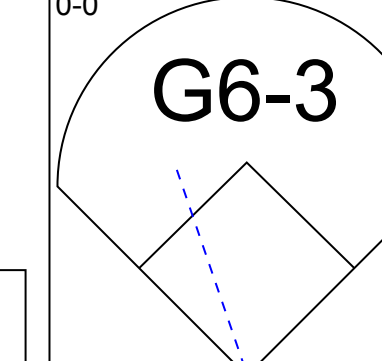
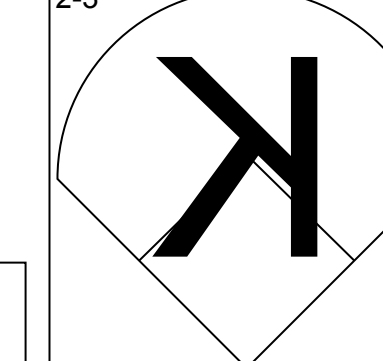
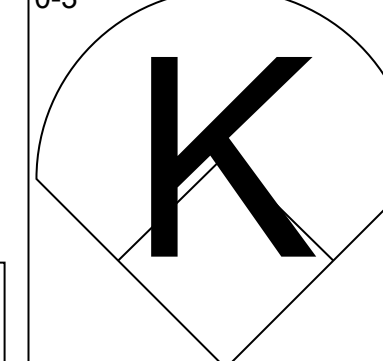
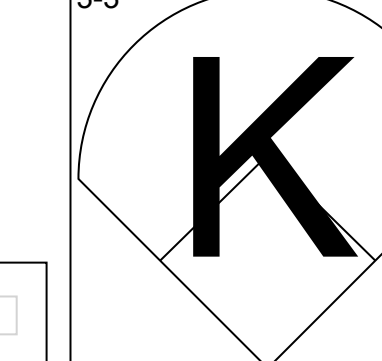
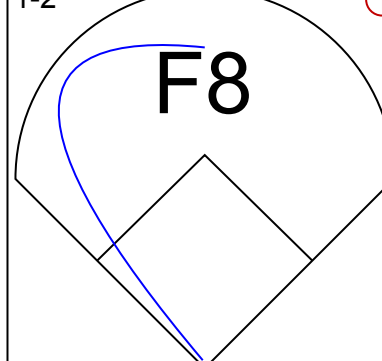

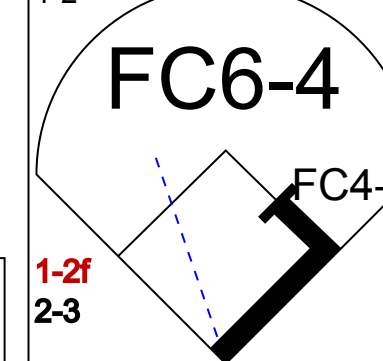
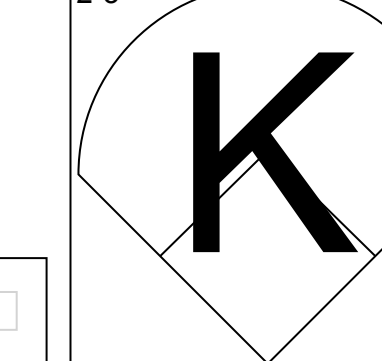
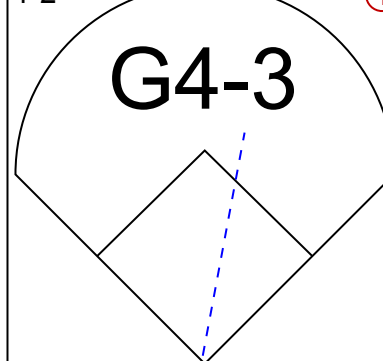
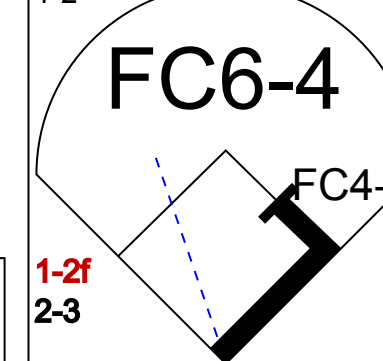
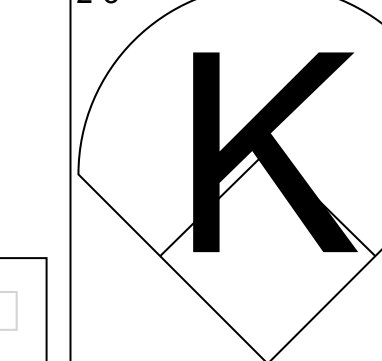

Batter	1	2	3	4	5	6	7	8	9	AB	R	H	RBI	BB	SO	LOB	BOTTOM					
Chuck Knoblauch, R (1, 7) OBP: 0.396, SLG: 0.404	G4-3		P3		HR		2 G4-3 1B	BB 2 BB		4	1	2	1	1	0	0	Seattle Mariners @ New York Yankees Yankee Stadium, Bronx, NY Thu Apr 26 2001, 7:05 PM EDT Att: 30,218 - Sunny - 59 F					
2 Derek Jeter, R (1, 6) OBP: 0.363, SLG: 0.358	1B		F3		L9		G4-3	BB		4	0	1	0	1	0	1						
Paul O'Neill, L (1, 9) OBP: 0.333, SLG: 0.568	F2		L9		F7		G6-3	FC6-4 BB		4	0	0	1	1	0	2						
Bernie Williams, S (1, 8) OBP: 0.373, SLG: 0.450	P6				G5-3		S 1B	FC6-4		5	0	1	0	0	0	4						
Tino Martinez, L (1, 3) OBP: 0.309, SLG: 0.424			S SF8 2B		20 1B		K	F7		4	1	2	0	0	1	1						
20 Jorge Posada, S (1, 2) OBP: 0.400, SLG: 0.643	F8				1B		G1-4-3	F7		4	0	1	0	0	0	2						
David Justice, L (1, 10) OBP: 0.344, SLG: 0.463	SF8				P4		IBB	E5 BB BB		2	1	0	1	1	0	2						
Alfonso Soriano, R (1, 4) OBP: 0.274, SLG: 0.415	E6				G1-3		G6-3	F3		4	0	0	0	0	0	5						
Scott Brosius, R (1, 5) OBP: 0.370, SLG: 0.465	P3				G6-3		K	K		4	0	0	0	0	2	2						
Inning Stats	R: 0 E: 0 K: 0 S: 7	H: 1 LOB: 1 BB: 0 P: 15	R: 1 E: 1 K: 0 S: 13	H: 1 LOB: 1 BB: 0 P: 24	R: 0 E: 0 K: 0 S: 3	H: 0 LOB: 0 BB: 0 P: 5	R: 0 E: 0 K: 0 S: 13	H: 2 LOB: 2 BB: 0 P: 25	R: 1 E: 0 K: 0 S: 11	H: 1 LOB: 0 BB: 0 P: 20	R: 0 E: 0 K: 1 S: 11	H: 1 LOB: 2 BB: 1 P: 23	R: 0 E: 0 K: 1 S: 12	H: 1 LOB: 1 BB: 0 P: 18	R: 0 E: 0 K: 0 S: 9	H: 0 LOB: 0 BB: 0 P: 11	R: 1 E: 1 K: 1 S: 15	H: 0 LOB: 3 BB: 3 P: 35	1B: 5 2B: 1 3B: 0 HR: 1	SF: 1 SAC: 0 DP: 0 HBP: 0	WP: 0 PB: 0 SB: 0 CS: 0	PA: 40
PITCHER	IP	WLS	BF	H	R	ER	SO	BB	IBB	HBP	BLK	WP	HR	S	P	ERA	WHIP					
Jamie Moyer, L (1, 1) ERA: 3.86	6.0	W	26	6	2	2	1	0	1	0	0	0	0	58	112	3.00	1.000					
Jose Paniagua, R (7, 1) ERA: 3.46	2.0	H	7	1	0	0	1	0	0	0	0	0	0	21	29	0.00	0.500					
Jeff Nelson, R (9, 1) ERA: 2.79	0.2		6	0	1	0	1	3	0	0	0	0	0	12	30	0.00	4.500					
Arthur Rhodes, L (9, 1) ERA: 0.9	0.1	S	1	0	0	0	0	0	0	0	0	0	0	3	5	0.00	0.000					

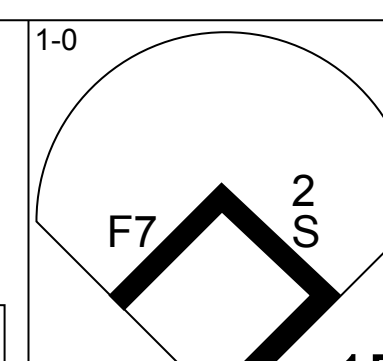
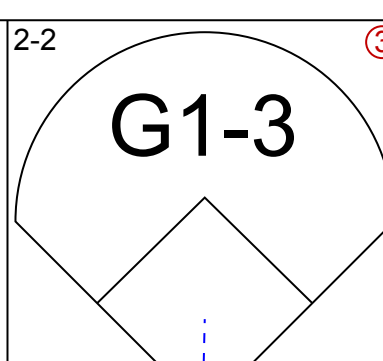
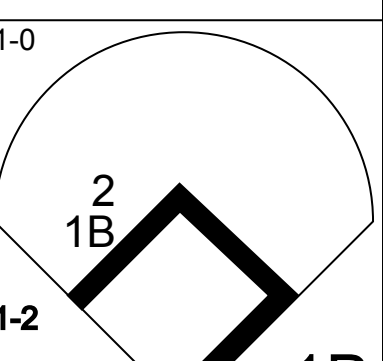
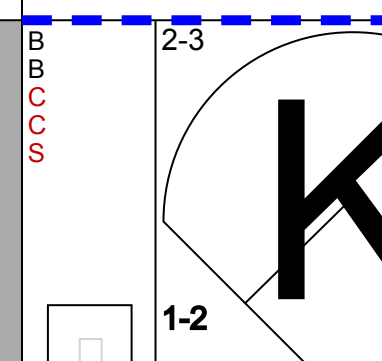
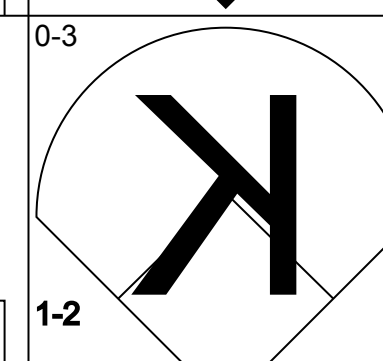
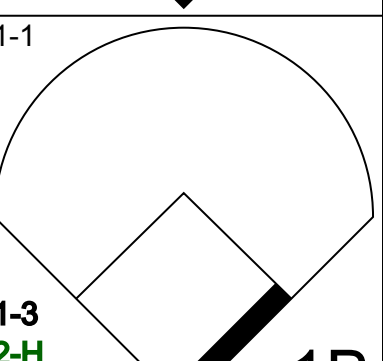
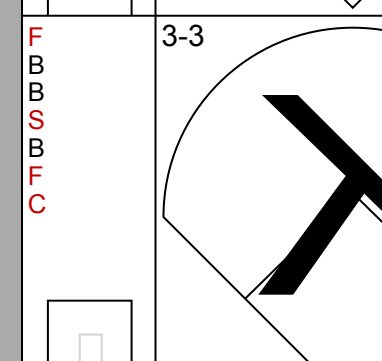

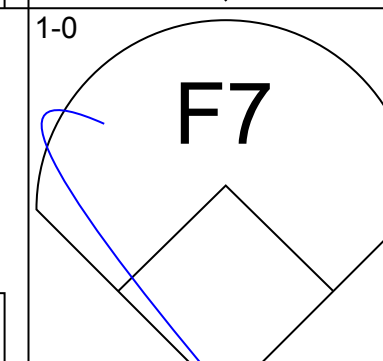
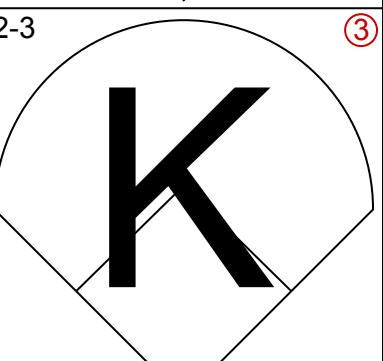

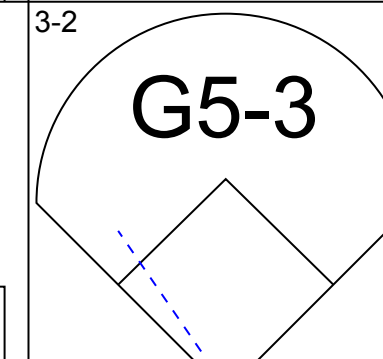
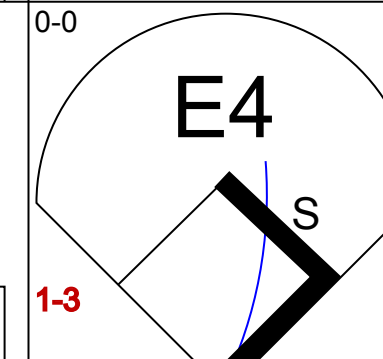

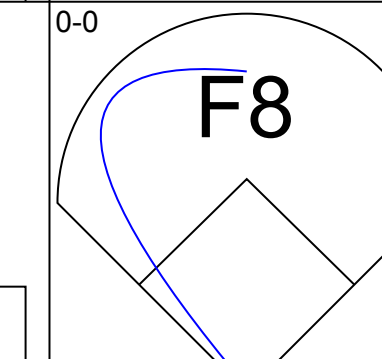

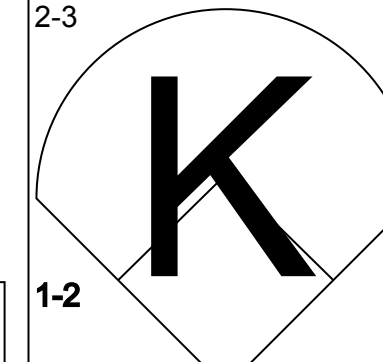
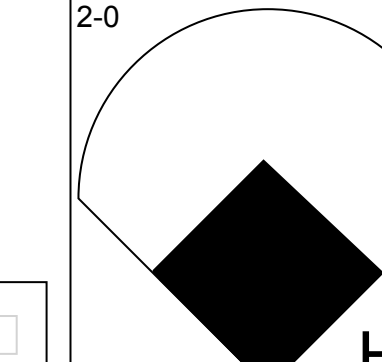
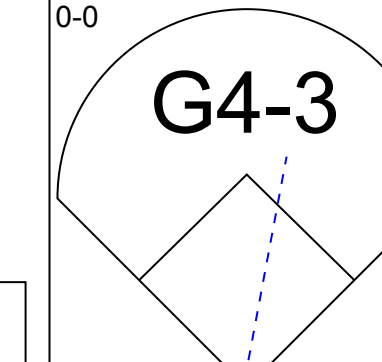
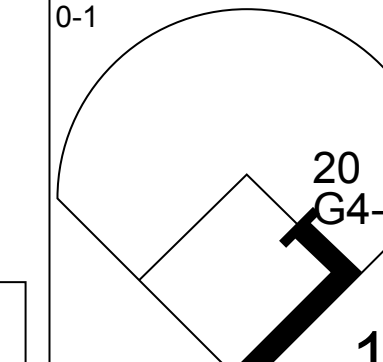
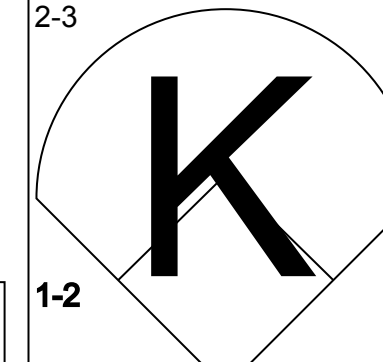
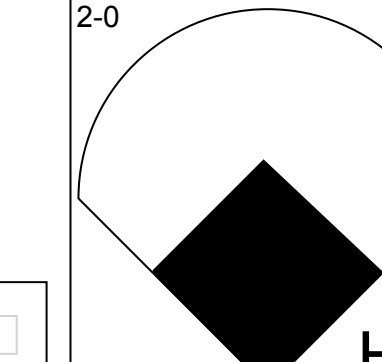
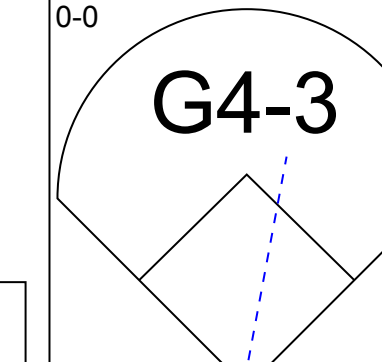
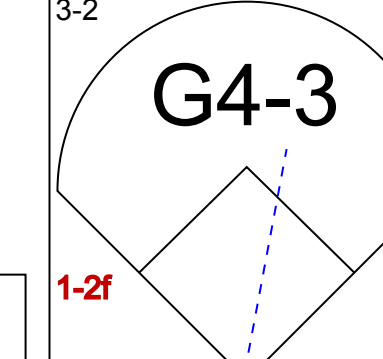
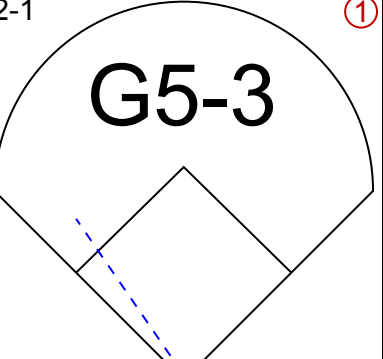
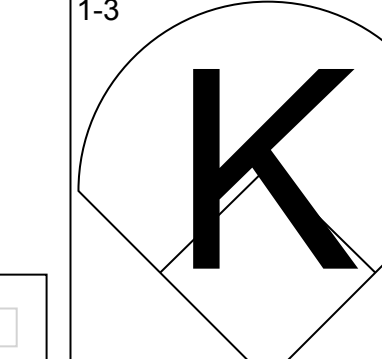
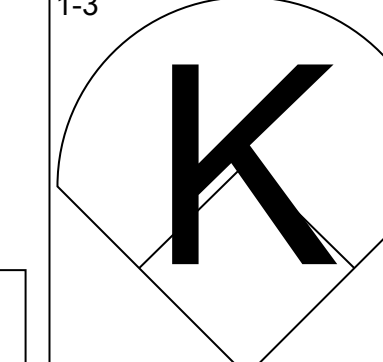
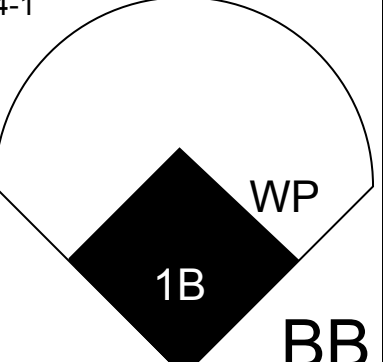
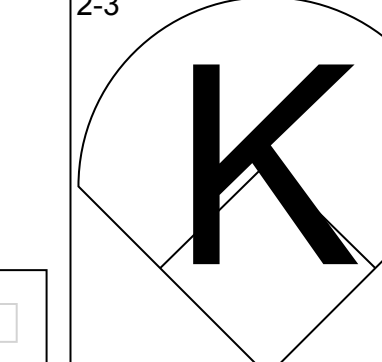
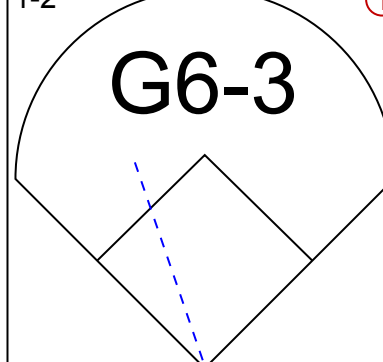
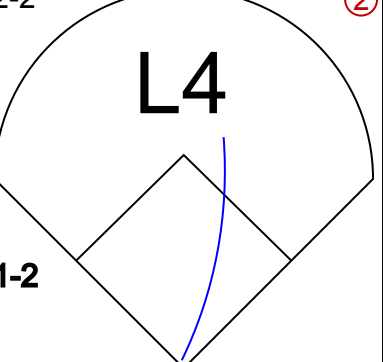

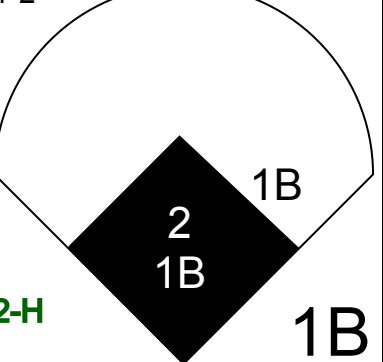
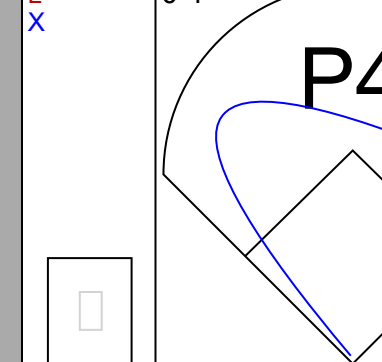
AB	39
R	7
H	14
RBI	7
BB	3
SO	10
LOB	15



AB	35
R	3
H	7
RBI	3
BB	4
SO	3
LOB	19



Batter	1	2	3	4	5	6	7	8	9	AB	R	H	RBI	BB	SO	LOB	TOP					
Johnny Damon, L (1, 7) OBP: 0.278, SLG: 0.300										5	1	1	0	0	1	2	Oakland Athletics @ New York Yankees Yankee Stadium, Bronx, NY Fri Apr 27 2001, 7:05 PM EDT Att: 35,170 - Sunny - 69 F					
Frank Menchino, R (1, 4) OBP: 0.419, SLG: 0.633										3	0	0	0	1	1	0						
Jason Giambi, L (1, 10) OBP: 0.549, SLG: 0.712										1	0	0	0	3	0	0						
Terrence Long, L (1, 8) OBP: 0.418, SLG: 0.563										4	0	1	1	0	1	4						
3 Eric Chavez, L (1, 5) OBP: 0.344, SLG: 0.506										4	0	0	0	0	3	3						
Miguel Tejada, R (1, 6) OBP: 0.313, SLG: 0.467										2	1	1	1	2	0	0						
Jeremy Giambi, L (1, 9) OBP: 0.279, SLG: 0.289										3	0	0	0	1	1	1						
23 Mario Valdez, L (1, 3) OBP: 0.355, SLG: 0.296										2	0	0	0	0	2	2						
Olmedo Saenz, R (6, PH) OBP: 0.237, SLG: 0.286										2	0	0	0	0	1	1						
Ramon Hernandez, R (1, 2) OBP: 0.287, SLG: 0.309										4	0	0	0	0	2	3						
Inning Stats	R: 0 E: 0 K: 1 S: 10	H: 0 LOB: 1 BB: 1 P: 17	R: 1 E: 0 K: 3 S: 13	H: 1 LOB: 0 BB: 0 P: 16	R: 1 E: 0 K: 1 S: 13	H: 1 LOB: 2 BB: 2 P: 24	R: 0 E: 0 K: 1 S: 14	H: 0 LOB: 1 BB: 1 P: 24	R: 0 E: 0 K: 2 S: 9	H: 0 LOB: 1 BB: 1 P: 12	R: 0 E: 0 K: 2 S: 10	H: 0 LOB: 1 BB: 1 P: 20	R: 0 E: 0 K: 1 S: 9	H: 0 LOB: 0 BB: 1 P: 15	R: 0 E: 0 K: 1 S: 6	H: 0 LOB: 0 BB: 0 P: 6	R: 0 E: 0 K: 1 S: 13	H: 0 LOB: 0 BB: 0 P: 18	1B: 2 2B: 0 3B: 0 HR: 1	SF: 0 SAC: 0 DP: 0 HBP: 0	WP: 0 PB: 0 SB: 2 CS: 0	PA: 37
PITCHER	IP	WLS	BF	H	R	ER	SO	BB	IBB	HBP	BLK	WP	HR	S	P	ERA	WHIP					
Orlando Hernandez, R (1, 1) ERA: 5.19	5.0		23	3	2	2	6	5	0	0	0	0	1	59	93	3.60	1.600					
Randy Choate, L (6, 1) ERA: 3.12	1.0	W	4	0	0	0	2	1	0	0	0	0	0	10	20	0.00	1.000					
Mike Stanton, L (7, 1) ERA: 0.64	1.1	H	5	0	0	0	3	1	0	0	0	0	0	12	18	0.00	0.750					
42 Mariano Rivera, R (8, 1) ERA: 1.74	1.2	S	5	0	0	0	1	0	0	0	0	0	0	16	21	0.00	0.000					

Batter	1	2	3	4	5	6	7	8	9	AB	R	H	RBI	BB	SO	LOB	BOTTOM				
Chuck Knoblauch, R (1, 7) OBP: 0.400, SLG: 0.408										4	0	2	0	0	1	1	Oakland Athletics @ New York Yankees Yankee Stadium, Bronx, NY Fri Apr 27 2001, 7:05 PM EDT Att: 35,170 - Sunny - 69 F				
Clay Bellinger, R (8, 7) OBP: 0.063, SLG: 0.063										0	0	0	0	0	0	0					
2 Derek Jeter, R (1, 6) OBP: 0.368, SLG: 0.365										4	0	2	1	0	2	2					
Paul O'Neill, L (1, 9) OBP: 0.321, SLG: 0.545										4	0	0	0	0	1	4					
Bernie Williams, S (1, 8) OBP: 0.345, SLG: 0.409										4	0	0	0	0	0	2					
Tino Martinez, L (1, 3) OBP: 0.316, SLG: 0.461										4	1	2	1	0	1	1					
20 Jorge Posada, S (1, 2) OBP: 0.386, SLG: 0.616										3	0	0	0	0	1	1					
David Justice, L (1, 10) OBP: 0.344, SLG: 0.452										2	1	0	0	1	2	0					
Alfonso Soriano, R (1, 4) OBP: 0.276, SLG: 0.412										3	0	1	0	0	0	1					
Scott Brosius, R (1, 5) OBP: 0.368, SLG: 0.461										3	1	1	1	0	0	1					
Inning Stats	R: 0 E: 0 K: 1 S: 8	H: 1 LOB: 0 BB: 0 P: 13	R: 0 E: 0 K: 1 S: 8	H: 1 LOB: 0 BB: 0 P: 12	R: 0 E: 0 K: 0 S: 7	H: 0 LOB: 0 BB: 0 P: 10	R: 0 E: 1 K: 1 S: 8	H: 1 LOB: 1 BB: 0 P: 11	R: 2 E: 0 K: 1 S: 15	H: 3 LOB: 2 BB: 1 P: 28	R: 1 E: 0 K: 2 S: 9	H: 1 LOB: 0 BB: 0 P: 14	R: 0 E: 0 K: 2 S: 11	H: 1 LOB: 1 BB: 0 P: 16	R: 0 E: 0 K: 0 S: 5	H: 0 LOB: 0 BB: 0 P: 6	1B: 7 2B: 0 3B: 0 HR: 1	SF: 0 SAC: 0 DP: 1 HBP: 0	WP: 1 PB: 0 SB: 3 CS: 0	PA: 32	
PITCHER	IP	WLS	BF	H	R	ER	SO	BB	IBB	HBP	BLK	WP	HR	S	P	ERA	WHIP				
Mark Mulder, L (1, 1) ERA: 4.4	6.1	L	27	8	3	3	6	8	3	3	6	1	1	59	92	4.26	1.421				
Jeff Tam, R (7, 1) ERA: 6.57	0.2		2	0	0	0	2	0	0	0	0	0	0	7	12	0.00	0.000				
Mike Magnante, L (8, 1) ERA: 2.38	1.0		3	0	0	0	0	0	0	0	0	0	0	5	6	0.00	0.000				

AB	30
R	2
H	3
RBI	2
BB	7
SO	12
LOB	16



Batter	1	2	3	4	5	6	7	8	9	AB	R	H	RBI	BB	SO	LOB	TOP								
Johnny Damon, L OBP: 0.277, SLG: 0.298 (1, 7)	G4-3		F8		P4			FC6-4 1B		4	0	1	0	0	0	0	Oakland Athletics @ New York Yankees Yankee Stadium, Bronx, NY Sat Apr 28 2001, 1:05 PM EDT Att: 38,422 - Sunny - 59 F								
Frank Menechino, R OBP: 0.394, SLG: 0.585 (1, 4)	K		F2		F8			FC6-4		4	0	0	0	0	1	2									
Jason Giambi, L OBP: 0.528, SLG: 0.684 (1, 3)	K			K		G3-1		SF8		3	0	0	1	0	2	0									
Terrence Long, L OBP: 0.402, SLG: 0.538 (1, 8)		P6		G6-3		F7		F9		4	0	0	0	0	0	1									
Miguel Tejada, R OBP: 0.311, SLG: 0.452 (1, 6)		S BB BB		G4-3		K			E6 HR	3	1	0	0	1	1	0									
Adam Piatt, R OBP: 0.321, SLG: 0.295 Jeremy Giambi, L OBP: 0.267, SLG: 0.275 (7, PH) (7, 9)					2B WP BB		G3-1		L6	0	1	0	0	2	0	0									
Olmedo Saenz, R OBP: 0.270, SLG: 0.358 (1, 10)					WP HR 2B		K		HR	4	2	2	2	0	2	2									
3 Eric Chavez, L OBP: 0.330, SLG: 0.483 (1, 5)					K		G1-3		K	4	0	0	0	0	2	4									
Ramon Hernandez, R OBP: 0.297, SLG: 0.345 (1, 2)			K			HR		FC6-4 1B SF8 BB	F9	3	2	1	2	1	1	0									
Inning Stats	R: 0 E: 0 K: 2 S: 10	H: 0 LOB: 0 BB: 0 P: 17	R: 0 E: 0 K: 1 S: 11	H: 0 LOB: 2 BB: 2 P: 25	R: 0 E: 0 K: 1 S: 8	H: 0 LOB: 0 BB: 0 P: 12	R: 0 E: 0 K: 1 S: 6	H: 0 LOB: 0 BB: 0 P: 10	R: 3 E: 0 K: 1 S: 17	H: 2 LOB: 0 BB: 1 P: 31	R: 0 E: 0 K: 1 S: 8	H: 0 LOB: 0 BB: 0 P: 11	R: 0 E: 0 K: 1 S: 9	H: 0 LOB: 0 BB: 0 P: 10	R: 1 E: 0 K: 0 S: 9	H: 1 LOB: 1 BB: 1 P: 15	R: 2 E: 1 K: 1 S: 13	H: 1 LOB: 0 BB: 0 P: 17	1B: 1 2B: 1 3B: 0 HR: 2	SF: 1 SAC: 0 DP: 0 HBP: 0	WP: 1 PB: 0 SB: 1 CS: 0	PA: 36			
PITCHER	IP	WLS	BF	H	R	ER	SO	BB	IBB	HBP	BLK	WP	HR	S	P	ERA	WHIP								
Ted Lilly, L ERA: 3.65 (1, 1)	5.2	W	22	2	3	3	6	3	0	0	0	1	1	57	102	4.76	0.882								
Ramiro Mendoza, R ERA: 3.65 (6, 1)	1.2	H	7	1	1	1	2	1	0	0	0	0	0	19	25	5.40	1.200								
Mike Stanton, L ERA: 0.61 (8, 1)	0.2	H	2	0	0	0	0	0	0	0	0	0	0	2	4	0.00	0.000								
42 Mariano Rivera, R ERA: 2.38 (9, 1)	1.0	S	5	1	2	1	1	0	0	0	0	0	1	13	17	9.00	1.000								

Batter	1	2	3	4	5	6	7	8	9	AB	R	H	RBI	BB	SO	LOB	BOTTOM								
Chuck Knoblauch, R OBP: 0.417, SLG: 0.463 (1, 7)	SH1-3 2B		1B		1B			G3		5	2	4	3	0	0	2	Oakland Athletics @ New York Yankees Yankee Stadium, Bronx, NY Sat Apr 28 2001, 1:05 PM EDT Att: 38,422 - Sunny - 59 F								
2 Derek Jeter, R OBP: 0.394, SLG: 0.352 (1, 6)	SH1-3		1B		K		G6-3	G5-3		3	1	0	0	1	1	3									
Paul O'Neill, L OBP: 0.333, SLG: 0.548 (1, 9)	G1-3		S		2B		1B	G5-3		5	1	3	1	0	0	3									
Bernie Williams, S OBP: 0.322, SLG: 0.383 (1, 8)	F7		SF7		K		G4-3			3	0	0	1	0	1	3									
Tino Martinez, L OBP: 0.324, SLG: 0.473 (1, 3)		1B	L9		G3-1 1H		L3			4	0	2	1	0	0	1									
David Justice, L OBP: 0.340, SLG: 0.443 (1, 10)	F8		SH5-4 1B		G3-1		K			4	1	1	0	0	1	2									
Alfonso Soriano, R OBP: 0.275, SLG: 0.406 (1, 4)	F7		SH5-4 1B		F9		G1-3			4	1	1	0	0	0	2									
Joe Oliver, R OBP: 0.412, SLG: 0.438 (1, 2)	F2		SH5-4		K			G3 1B		3	0	1	0	0	1	1									
Scott Brosius, R OBP: 0.374, SLG: 0.467 (1, 5)			L6		SF9		HR 1B	G3 1B		3	1	2	1	0	0	0									
Inning Stats	R: 0 E: 0 K: 0 S: 7	H: 1 LOB: 1 BB: 0 P: 11	R: 0 E: 0 K: 0 S: 6	H: 1 LOB: 0 BB: 0 P: 13	R: 2 E: 0 K: 0 S: 9	H: 2 LOB: 1 BB: 1 P: 18	R: 2 E: 0 K: 1 S: 12	H: 3 LOB: 1 BB: 0 P: 20	R: 1 E: 0 K: 1 S: 16	H: 2 LOB: 1 BB: 0 P: 25	R: 2 E: 0 K: 1 S: 11	H: 3 LOB: 0 BB: 0 P: 14	R: 0 E: 0 K: 1 S: 10	H: 0 LOB: 0 BB: 0 P: 16	R: 0 E: 0 K: 0 S: 8	H: 2 LOB: 2 BB: 0 P: 12	1B: 11 2B: 2 3B: 0 HR: 1	SF: 2 SAC: 2 DP: 0 HBP: 0	WP: 0 PB: 0 SB: 3 CS: 0	PA: 39					
PITCHER	IP	WLS	BF	H	R	ER	SO	BB	IBB	HBP	BLK	WP	HR	S	P	ERA	WHIP								
Tim Hudson, R ERA: 6.35 (1, 1)	6.0	L	31	12	7	7	3	1	0	0	0	0	0	61	101	10.50	2.167								
Jim Mecir, R ERA: 5.11 (7, 1)	1.0		3	0	0	0	1	0	0	0	0	0	0	10	16	0.00	0.000								
Chad Bradford, R ERA: 6.75 (8, 1)	1.0		5	2	0	0	0	0	0	0	0	0	0	8	12	0.00	2.000								

AB 31
R 6
H 4
RBI 5
BB 4
SO 9
LOB 10



AB 34
R 7
H 14
RBI 7
BB 1
SO 4
LOB 17



Batter	1	2	3	4	5	6	7	8	9	AB	R	H	RBI	BB	SO	LOB	TOP										
Johnny Damon, L OBP: 0.265, SLG: 0.284 (1, 7)										5	0	0	0	0	1	3											
Frank Menechino, R OBP: 0.410, SLG: 0.589 (1, 4)										3	1	1	0	1	0	0											
Jason Giambi, L OBP: 0.518, SLG: 0.663 (1, 3)										4	0	1	1	0	1	2											
Terrence Long, L OBP: 0.396, SLG: 0.526 (1, 8)										4	0	1	0	0	0	3											
Olmedo Saenz, R OBP: 0.260, SLG: 0.343 23 Mario Valdez, L (8, PH) OBP: 0.375, SLG: 0.321 (1, 10)										3	0	0	0	0	0	1											
3 Eric Chavez, L OBP: 0.317, SLG: 0.462 (1, 5)										4	0	0	0	0	1	3											
Miguel Tejada, R OBP: 0.308, SLG: 0.443 (1, 6)										4	0	1	0	0	2	0											
Jeremy Giambi, L OBP: 0.265, SLG: 0.273 (1, 9)										4	0	1	0	0	1	2											
Ramon Hernandez, R OBP: 0.305, SLG: 0.345 (1, 2)										3	0	1	0	1	0	1											
Inning Stats	R: 0 E: 0 K: 1 S: 9	H: 0 LOB: 0 BB: 0 P: 12	R: 0 E: 1 K: 0 S: 12	H: 1 LOB: 2 BB: 0 P: 16	R: 0 E: 0 K: 1 S: 9	H: 1 LOB: 2 BB: 1 P: 20	R: 0 E: 0 K: 1 S: 9	H: 0 LOB: 0 BB: 0 P: 14	R: 0 E: 0 K: 0 S: 9	H: 0 LOB: 0 BB: 0 P: 15	R: 1 E: 0 K: 0 S: 8	H: 2 LOB: 1 BB: 0 P: 11	R: 0 E: 0 K: 1 S: 10	H: 0 LOB: 1 BB: 1 P: 20	R: 0 E: 0 K: 1 S: 8	H: 2 LOB: 2 BB: 0 P: 10	R: 0 E: 0 K: 0 S: 9	H: 1 LOB: 1 BB: 0 P: 11	1B: 6 2B: 1 3B: 0 HR: 0	SF: 0 SAC: 0 DP: 0 HBP: 0	WP: 0 PB: 0 SB: 0 CS: 0	PA: 37					
PITCHER	IP	WLS	BF	H	R	ER	SO	BB	IBB	HBP	BLK	WP	HR	S	P	ERA	WHIP										
Roger Clemens, R ERA: 4.35 (1, 1)	7.1	W	29	4	1	1	5	2	0	0	0	0	0	67	110	1.23	0.818										
Mike Stanton, L ERA: 0.5 (8, 1)	0.1	H	2	1	0	0	0	0	0	0	0	0	0	2	3	0.00	3.000										
Todd Williams, R ERA: 3.24 (8, 1)	0.0		1	1	0	0	0	0	0	0	0	0	0	2	2	∞	∞										
Randy Choate, L ERA: 3.0 (8, 1)	0.1	H	1	0	0	0	1	0	0	0	0	0	0	3	3	0.00	0.000										
42 Mariano Rivera, R ERA: 2.19 (9, 1)	1.0	S	4	1	0	0	0	0	0	0	0	0	0	9	11	0.00	1.000										

Oakland Athletics @ New York Yankees
Yankee Stadium, Bronx, NY
Sun Apr 29 2001, 1:05 PM EDT
Att: 50,572 - Sunny - 61 F

AB 35
R 1
H 7
RBI 1
BB 2
SO 6
LOB 15



Batter	1	2	3	4	5	6	7	8	9	AB	R	H	RBI	BB	SO	LOB	BOTTOM										
Chuck Knoblauch, R OBP: 0.411, SLG: 0.450 (1, 7)										3	0	0	0	1	0	1											
2 Derek Jeter, R OBP: 0.369, SLG: 0.359 (1, 6)										4	0	2	1	0	1	0											
Paul O'Neill, L OBP: 0.333, SLG: 0.542 David Justice, L OBP: 0.337, SLG: 0.438 (1, 9) (6, 9)										3	0	1	0	0	1	2											
Bernie Williams, S OBP: 0.302, SLG: 0.353 (1, 8)										4	0	0	0	0	1	4											
Tino Martinez, L OBP: 0.330, SLG: 0.469 (1, 3)										3	1	1	0	0	1	2											
20 Jorge Posada, S OBP: 0.372, SLG: 0.592 (1, 2)										3	1	0	0	0	0	2											
Michael Coleman, R OBP: 0.258, SLG: 0.367 (1, 10)										3	0	0	1	0	2	2											
Alfonso Soriano, R OBP: 0.286, SLG: 0.408 (1, 4)										2	1	1	1	1	1	0											
Scott Brosius, R OBP: 0.363, SLG: 0.453 (1, 5)										3	0	0	0	0	2	2											
Inning Stats	R: 0 E: 0 K: 1 S: 7	H: 0 LOB: 0 BB: 0 P: 11	R: 0 E: 0 K: 2 S: 16	H: 1 LOB: 1 BB: 0 P: 23	R: 1 E: 0 K: 1 S: 10	H: 2 LOB: 2 BB: 1 P: 19	R: 2 E: 1 K: 0 S: 11	H: 1 LOB: 0 BB: 0 P: 16	R: 0 E: 0 K: 1 S: 13	H: 1 LOB: 2 BB: 1 P: 26	R: 0 E: 0 K: 2 S: 8	H: 0 LOB: 0 BB: 0 P: 13	R: 0 E: 0 K: 1 S: 11	H: 0 LOB: 0 BB: 0 P: 17	R: 0 E: 0 K: 1 S: 7	H: 0 LOB: 0 BB: 0 P: 12	1B: 5 2B: 0 3B: 0 HR: 0	SF: 0 SAC: 0 DP: 0 HBP: 1	WP: 0 PB: 0 SB: 1 CS: 1	PA: 33							
PITCHER	IP	WLS	BF	H	R	ER	SO	BB	IBB	HBP	BLK	WP	HR	S	P	ERA	WHIP										
Barry Zito, L ERA: 4.58 (1, 1)	6.0	L	26	5	3	1	7	2	0	1	0	0	0	65	108	1.50	1.167										
Jeff Tam, R ERA: 6.08 (7, 1)	1.0		3	0	0	0	1	0	0	0	0	0	0	11	17	0.00	0.000										
Jason Istringhausen, R ERA: (8, 1)	1.0		3	0	0	0	1	0	0	0	0	0	0	7	12	0.00	0.000										



Oakland Athletics @ New York Yankees
Yankee Stadium, Bronx, NY
Sun Apr 29 2001, 1:05 PM EDT
Att: 50,572 - Sunny - 61 F

AB 29
R 3
H 5
RBI 3
BB 2
SO 9
LOB 15



Batter	1	2	3	4	5	6	7	8	9	AB	R	H	RBI	BB	SO	LOB	TOP			
Chuck Knoblauch R (1, 7) OBP: 0.406, SLG: 0.439	4-2 G3 BB		0-0 FC5-4 2S 1-2		2-2 G5-3			2-2 G4-3		3	0	0	0	1	0	1	New York Yankees @ Minnesota Twins Hubert H. Humphrey Metrodome, Minneapolis, MN Mon Apr 30 2001, 8:05 PM EDT Att: 24,629 - Dome - 72 F livebaseballscorecards.com			
2 Derek Jeter R (1, 6) OBP: 0.355, SLG: 0.344	2-2 F9		3-3 K			1-0 G1-3		3-2 G5-3		4	0	0	0	0	1	2				
Paul O'Neill L (1, 9) OBP: 0.322, SLG: 0.523	0-1 G3 1-2		1-2 L5			0-0 G1-3			1-3 K	4	0	0	0	0	1	2				
Bernie Williams S (1, 8) OBP: 0.299, SLG: 0.345		3-2 20 HBP 1B			0-2 G5-3			2-1 G4-3		4	0	1	0	0	0	0				
Tino Martinez L (1, 3) OBP: 0.345, SLG: 0.510 Donzell McDonald S (9, PR) OBP: 0.333, SLG: 0.333		1-3 K		1-2 HR			0-0 20 G4-6-3 1B		2-1 K	4	1	3	1	0	1	1				
20 Jorge Posada S (1, 2) OBP: 0.397, SLG: 0.570		1-1 K		0-0 L3			0-0 G4-6-3 1-2		1-3 K	3	0	0	0	0	1	2				
David Justice L (1, 10) OBP: 0.337, SLG: 0.435		2-1 F2 HBP		1-0 G4-3			3-2 K			3	0	1	0	0	0	2				
Alfonso Soriano R (1, 4) OBP: 0.278, SLG: 0.396		1-2 G6-3		1-1 F9			3-2 G6-3			3	0	0	0	0	0	3				
Scott Brosius R (1, 5) OBP: 0.362, SLG: 0.449			2-2 FC5-4 1B		3-1 G6-3			0-0 G6-3		3	0	1	0	0	0	0				
Inning Stats	R: 0 E: 0 K: 0 S: 8	H: 0 LOB: 0 BB: 1 P: 14	R: 0 E: 0 K: 1 S: 12	H: 1 LOB: 2 BB: 0 P: 20	R: 0 E: 0 K: 1 S: 11	H: 1 LOB: 1 BB: 0 P: 17	R: 1 E: 0 K: 0 S: 8	H: 1 LOB: 0 BB: 0 P: 10	R: 0 E: 0 K: 0 S: 4	H: 0 LOB: 0 BB: 0 P: 7	R: 0 E: 0 K: 0 S: 10	H: 2 LOB: 1 BB: 0 P: 16	R: 0 E: 0 K: 0 S: 7	H: 0 LOB: 0 BB: 0 P: 12	R: 0 E: 0 K: 2 S: 9	H: 1 LOB: 1 BB: 0 P: 13	1B: 5 2B: 0 3B: 0 HR: 1	SF: 0 SAC: 0 DP: 2 HBP: 1	WP: 0 PB: 0 CS: 1	PA: 33
PITCHER Brad Radke R (1, 1) ERA: 2.23	IP: 9.0 WLS: W BF: 33 H: 6 R: 1 ER: 1 SO: 4 BB: 1 IBB: 0 HBP: 1 BLK: 0 WP: 0 HR: 1 S: 76 P: 122 ERA: 1.00 WHIP: 0.778																			

Batter	1	2	3	4	5	6	7	8	9	AB	R	H	RBI	BB	SO	LOB	BOTTOM			
Cristian Guzman S (1, 6) OBP: 0.349, SLG: 0.625	2-3 K		1-2 P4		1-2 F3			3-1 F8		4	0	0	0	0	1	1	New York Yankees @ Minnesota Twins Hubert H. Humphrey Metrodome, Minneapolis, MN Mon Apr 30 2001, 8:05 PM EDT Att: 24,629 - Dome - 72 F livebaseballscorecards.com			
Luis Rivas R (1, 4) OBP: 0.225, SLG: 0.318	2-3 K		0-0 F7			0-3 K		0-0 F9		4	0	0	0	0	2	0				
Matt Lawton L (1, 9) OBP: 0.444, SLG: 0.384	3-1 L3		2-3 K			2-2 G1-3				3	0	0	0	0	1	0				
Corey Koskie L (1, 5) OBP: 0.361, SLG: 0.489		1-1 F8		0-3 K		0-0 F7				3	0	0	0	0	1	0				
David Ortiz L (1, 10) OBP: 0.385, SLG: 0.605		2-1 K 1B 2B		3-2 G3			0-0 F5			3	1	1	0	0	0	0				
Torii Hunter R (1, 8) OBP: 0.282, SLG: 0.350		1-3 K		0-1 G4-3			0-3 K			3	0	0	0	0	2	1				
Doug Mientkiewicz L (1, 3) OBP: 0.425, SLG: 0.709		0-2 K 2H 1B			0-2 E5 G6-3 BLK			1-0 K HR		3	1	2	2	0	0	0				
Tom Prince R (1, 2) OBP: 0.316, SLG: 0.485		4-0 K BB			0-3 K		2-0 F7			2	0	0	0	1	1	1				
Jacque Jones L (1, 7) OBP: 0.270, SLG: 0.333		1-0 G3-1		3-2 G6-3			0-1 G3			3	0	0	0	0	0	3				
Inning Stats	R: 0 E: 0 K: 2 S: 11	H: 0 LOB: 0 BB: 0 P: 18	R: 1 E: 0 K: 1 S: 12	H: 2 LOB: 2 BB: 1 P: 21	R: 0 E: 0 K: 1 S: 10	H: 0 LOB: 0 BB: 0 P: 13	R: 0 E: 0 K: 1 S: 9	H: 0 LOB: 0 BB: 0 P: 12	R: 0 E: 1 K: 1 S: 12	H: 0 LOB: 1 BB: 0 P: 16	R: 0 E: 0 K: 1 S: 7	H: 0 LOB: 0 BB: 0 P: 9	R: 1 E: 0 K: 1 S: 6	H: 1 LOB: 0 BB: 0 P: 9	R: 0 E: 0 K: 0 S: 5	H: 0 LOB: 0 BB: 0 P: 8	1B: 1 2B: 1 3B: 0 HR: 1	SF: 0 SAC: 0 DP: 0 HBP: 0	WP: 0 PB: 0 CS: 0	PA: 29
PITCHER Andy Pettitte L (1, 1) ERA: 3.05	IP: 8.0 WLS: L BF: 29 H: 3 R: 2 ER: 2 SO: 8 BB: 1 IBB: 0 HBP: 0 BLK: 1 WP: 0 HR: 1 S: 72 P: 106 ERA: 2.25 WHIP: 0.500																			

Batter	1	2	3	4	5	6	7	8	9	AB	R	H	RBI	BB	SO	LOB	TOP	
Chuck Knoblauch, R OBP: 0.406, SLG: 0.432 (1, 7)	1-1 F9	4-2 1B BB			2-2 FC5-4 1B		3-2 F8	3-2 G6-3		4	0	1	0	1	0	1		
Bernie Williams, S OBP: 0.306, SLG: 0.350 (1, 8)	2-2 G3	0-0 1B			0-2 FC5-4 20 FC5 2 BB 1-2		1-2 G3		3-2 1B 20 1B 1B	5	1	2	1	0	0	1		
2 Derek Jeter, R OBP: 0.366, SLG: 0.343 (1, 6)	0-1 E6 1B	1-3 K			4-0 20 FC5 1-2 BB		4-2 20 1B BB		1-1 L5	3	1	1	0	2	1	3		
Tino Martinez, L OBP: 0.357, SLG: 0.514 (1, 3)	1-2 20 BB 1B		1-2 F8		2-2 F3		0-1 20 1B 1-2 1B		2-0 20 1B 1-3 1B	5	0	3	0	0	0	2		
20 Jorge Posada, S OBP: 0.379, SLG: 0.566 (1, 2)	4-2 1B		0-3 K		0-1 FC5		0-2 1-3 2-H 1B		1-0 G4-6-3 1B	4	0	2	2	1	1	2		
David Justice, L OBP: 0.330, SLG: 0.454 (1, 10)	3-2 F7		3-2 G6-3			1-1 HR		1-2 G3	0-1 G4-6-3 1B	5	1	1	1	0	0	7		
Michael Coleman, R OBP: 0.235, SLG: 0.333 Clay Bellinger, R OBP: 0.059, SLG: 0.059 (7, 9)		1-2 G5-3		1-3 K		1-0 F9		1-3 K		3	0	0	0	0	1	0	AB 38 R 4 H 14 RBI 4 BB 4 SO 5 LOB 20	
Alfonso Soriano, R OBP: 0.304, SLG: 0.418 (1, 4)		1-2 S 1B 1B		2-1 F8 1B		1-0 G1-6-3 1B		1-0 E S 1B		4	1	4	0	0	0	0		
Scott Brosius, R OBP: 0.349, SLG: 0.431 (1, 5)		1-2 P3		3-2 F8 1-2		0-0 G1-6-3 1-2		2-3 K		4	0	0	0	0	1	4		
Inning Stats	R: 0 H: 2 E: 1 LOB: 3 K: 0 BB: 1 S: 17	H: 2 R: 2 ER: 2 SO: 3 BB: 1 IBB: 0 HBP: 0 BLK: 0 WP: 0 HR: 1 S: 73 P: 113 ERA: 3.00 WHIP: 1.833	R: 1 H: 2 E: 0 LOB: 2 K: 1 BB: 1 S: 18	H: 2 R: 2 ER: 1 SO: 2 BB: 0 IBB: 0 HBP: 0 BLK: 0 WP: 0 HR: 0 S: 30 P: 46 ERA: 4.50 WHIP: 2.000	R: 0 H: 0 E: 0 LOB: 0 K: 1 BB: 0 S: 12	H: 0 R: 0 ER: 0 SO: 0 BB: 0 IBB: 0 HBP: 0 BLK: 0 WP: 0 HR: 0 S: 11 P: 18 ERA: 9.00 WHIP: 3.000	R: 0 H: 1 E: 0 LOB: 1 K: 1 BB: 0 S: 9	R: 0 H: 1 E: 0 LOB: 2 K: 0 BB: 0 S: 12	R: 1 H: 2 E: 0 LOB: 2 K: 0 BB: 1 S: 5	H: 2 R: 2 ER: 2 SO: 1 BB: 1 IBB: 0 HBP: 0 BLK: 0 WP: 0 HR: 0 S: 30 P: 46 ERA: 4.50 WHIP: 2.000	R: 1 H: 2 E: 0 LOB: 2 K: 0 BB: 1 S: 20	R: 0 H: 1 E: 1 LOB: 1 K: 2 BB: 0 S: 10	H: 1 R: 3 ER: 1 SO: 1 BB: 0 IBB: 0 HBP: 0 BLK: 0 WP: 0 HR: 0 S: 17	R: 1 H: 3 E: 0 LOB: 1 K: 0 BB: 0 S: 11	H: 3 R: 0 ER: 0 SO: 2 BB: 0 IBB: 0 HBP: 0 BLK: 0 WP: 0 HR: 1 S: 18	SF: 0 2B: 0 3B: 0 DP: 2 HBP: 0	1B: 13 2B: 0 3B: 0 HR: 1	WP: 0 PA: 42 SB: 0 CS: 0
PITCHER	IP	WLS	BF	H	R	ER	SO	BB	IBB	HBP	BLK	WP	HR	S	P	ERA	WHIP	
Eric Milton, L ERA: 2.77 (1, 1)	6.0	L	27	8	2	2	3	3	0	0	0	0	1	73	113	3.00	1.833	
Hector Carrasco, R ERA: 4.15 (7, 1)	2.0		10	3	1	1	2	1	0	0	0	0	0	30	46	4.50	2.000	
Travis Miller, L ERA: 7.94 (9, 1)	1.0		5	3	1	1	0	0	0	0	0	0	0	11	18	9.00	3.000	
Batter	1	2	3	4	5	6	7	8	9	AB	R	H	RBI	BB	SO	LOB	BOTTOM	
Cristian Guzman, S OBP: 0.333, SLG: 0.595 (1, 6)	2-3 K		1-3 K			1-3 K			1-1 G4-3	4	0	0	0	0	3	0		
Jason Maxwell, R OBP: 0.300, SLG: 0.333 (1, 5)	1-2 P5		2-3 K			0-1 G6-3			1-1 G5-3	4	0	0	0	0	1	0		
Matt Lawton, L OBP: 0.431, SLG: 0.368 (1, 9)	1-0 L7			2-1 F7			1-1 G3-1			3	0	0	0	0	0	0		
David Ortiz, L OBP: 0.372, SLG: 0.583 (1, 10)		2-3 K		0-3 K			0-0 G4-3			3	0	0	0	0	2	0		
Brian Buchanan, R OBP: 0.133, SLG: 0.333 (1, 7)		0-2 FC5-4 1B 1B		1-0 G5-3			1-3 K			3	0	1	0	0	1	0		
Doug Mientkiewicz, L OBP: 0.422, SLG: 0.695 (1, 3)		1-2 P5		3-2 G5-4-3 1B			1-3 K			3	0	1	0	0	1	1		
Tori Hunter, R OBP: 0.267, SLG: 0.349 (1, 8)		1-0 FC5-4 1B		1-2 G5-4-3 1-2			0-3 K			3	0	1	0	0	1	1	AB 29 R 0 H 3 RBI 0 BB 0 SO 10 LOB 4	
Tom Prince, R OBP: 0.293, SLG: 0.444 (1, 2)		0-2 FC5-4		1-0 G1-3			2-3 K			3	0	0	0	0	1	2		
Luis Rivas, R OBP: 0.220, SLG: 0.310 Denny Hocking, S OBP: 0.227, SLG: 0.268 (9, PH)			0-0 G5-3		1-0 G6-3			2-0 F7		2	0	0	0	0	0	0		
Inning Stats	R: 0 H: 0 E: 0 LOB: 0 K: 1 BB: 0 S: 8	H: 2 R: 0 ER: 0 SO: 0 BB: 0 IBB: 0 HBP: 0 BLK: 0 WP: 0 HR: 0 S: 14 P: 18	R: 0 H: 0 E: 0 LOB: 0 K: 2 BB: 0 S: 8	R: 0 H: 0 E: 0 LOB: 0 K: 1 BB: 0 S: 6	R: 0 H: 1 E: 0 LOB: 0 K: 0 BB: 0 S: 7	R: 0 H: 0 E: 0 LOB: 0 K: 1 BB: 0 S: 6	R: 0 H: 0 E: 0 LOB: 0 K: 0 BB: 0 S: 6	R: 0 H: 0 E: 0 LOB: 0 K: 3 BB: 0 S: 9	R: 0 H: 0 E: 0 LOB: 0 K: 0 BB: 0 S: 5	H: 0 R: 0 ER: 0 SO: 0 BB: 0 IBB: 0 HBP: 0 BLK: 0 WP: 0 HR: 0 S: 17	R: 0 H: 0 E: 0 LOB: 0 K: 0 BB: 0 S: 11	H: 0 R: 3 ER: 0 SO: 2 BB: 0 IBB: 0 HBP: 0 BLK: 0 WP: 0 HR: 0 S: 18	R: 0 H: 0 E: 0 LOB: 0 K: 0 BB: 0 S: 11	H: 0 R: 0 ER: 0 SO: 1 BB: 0 IBB: 0 HBP: 0 BLK: 0 WP: 0 HR: 0 S: 17	SF: 0 2B: 0 3B: 0 DP: 1 HBP: 0	1B: 3 2B: 0 3B: 0 HR: 0	WP: 0 PA: 29 SB: 0 CS: 0	
PITCHER	IP	WLS	BF	H	R	ER	SO	BB	IBB	HBP	BLK	WP	HR	S	P	ERA	WHIP	
35 Mike Mussina, R ERA: 3.73 (1, 1)	9.0	W	29	3	0	0	10	0	0	0	0	0	0	69	99	0.00	0.333	

New York Yankees @ Minnesota Twins
 Hubert H. Humphrey Metrodome, Minneapolis, MN
 Tue May 01 2001, 8:05 PM EDT
 Att: 24,505 - Dome - 72 F

livebaseballscores.com

AB 38
R 4
H 14
RBI 4
BB 4
SO 5
LOB 20

New York Yankees @ Minnesota Twins
 Hubert H. Humphrey Metrodome, Minneapolis, MN
 Tue May 01 2001, 8:05 PM EDT
 Att: 24,505 - Dome - 72 F

livebaseballscores.com

AB 29
R 0
H 3
RBI 0
BB 0
SO 10
LOB 4

Batter	1	2	3	4	5	6	7	8	9	AB	R	H	RBI	BB	SO	LOB	TOP					
Chuck Knoblauch R (1.7) OBP: 0.394, SLG: 0.418	G6-3		L1			F7		K		4	0	0	0	0	1	2						
2 Derek Jeter R (1.6) OBP: 0.362, SLG: 0.333	G5-3				F8	1B BB			G3	3	0	0	0	1	0	0						
Paul O'Neill L (1.9) OBP: 0.328, SLG: 0.522	G6-3			G4-3		1B			1B G4-3	4	1	2	1	0	0	0						
Bernie Williams S (1.8) OBP: 0.303, SLG: 0.344		G4-3		G4-3		G1-3			1B G4-3 WP	4	0	1	0	0	0	2						
Tino Martinez L (1.3) OBP: 0.353, SLG: 0.505					G3-1		K		1B G4-3	4	0	1	1	0	1	1						
20 Jorge Posada S (1.2) OBP: 0.394, SLG: 0.540					L5		K		1B K	4	0	0	0	0	3	2						
David Justice L (1.10) OBP: 0.321, SLG: 0.440				K		K			G4-3	3	0	0	0	0	2	0						
Alfonso Soriano R (1.4) OBP: 0.304, SLG: 0.416				K		1B 2S		K		3	1	1	0	0	2	0						
Scott Brosius R (1.5) OBP: 0.348, SLG: 0.429				1B		F8		F6		3	0	1	0	0	0	1						
Inning Stats	R: 0 E: 0 K: 0 S: 4	H: 0 LOB: 0 BB: 0 P: 7	R: 0 E: 0 K: 1 S: 11	H: 1 LOB: 1 BB: 0 P: 17	R: 0 E: 0 K: 2 S: 13	H: 1 LOB: 1 BB: 0 P: 17	R: 0 E: 0 K: 0 S: 5	H: 0 LOB: 0 BB: 0 P: 8	R: 0 E: 0 K: 1 S: 8	H: 0 LOB: 0 BB: 0 P: 13	R: 1 E: 0 K: 0 S: 14	H: 2 LOB: 2 BB: 1 P: 21	R: 0 E: 0 K: 2 S: 7	H: 0 LOB: 0 BB: 0 P: 9	R: 0 E: 0 K: 2 S: 9	H: 0 LOB: 0 BB: 0 P: 12	R: 1 E: 0 K: 1 S: 12	H: 2 LOB: 1 BB: 0 P: 16	1B: 6 2B: 1 3B: 0 HR: 0	SF: 0 SAC: 0 DP: 1 HBP: 0	WP: 1 PB: 0 CS: 1	PA: 33
PITCHER	IP	WLS	BF	H	R	ER	SO	BB	IBB	HBP	BLK	WP	HR	S	P	ERA	WHIP					
Joe Mays, R (1.1) ERA: 2.61	6.0	W	22	4	1	1	4	1	0	0	0	0	0	55	83	1.50	0.833					
Eddie Guardado, L (7.1) ERA: 8.39	1.0	H	3	0	0	0	2	0	0	0	0	0	0	7	9	0.00	0.000					
Bob Wells, R (8.1) ERA: 3.65	1.0	H	3	0	0	0	2	0	0	0	0	0	0	9	12	0.00	0.000					
LaTroy Hawkins, R (9.1) ERA: 2.45	1.0	S	5	2	1	1	1	0	0	0	0	1	0	12	16	9.00	2.000					

New York Yankees @ Minnesota Twins
Hubert H. Humphrey Metrodome, Minneapolis, MN
Wed May 02 2001, 8:05 PM EDT
Att: 36,825 - Dome - 72 F

AB 32
R 2
H 6
RBI 2
BB 1
SO 9
LOB 8



Batter	1	2	3	4	5	6	7	8	9	AB	R	H	RBI	BB	SO	LOB	BOTTOM					
Cristian Guzman S (1.6) OBP: 0.319, SLG: 0.568	G5-3			G6-3		G4-3	F3			4	0	0	0	0	0	0						
Luis Rivas R (1.4) OBP: 0.221, SLG: 0.308	G3			G5-3		1B HBP	K			4	1	1	0	0	1	0						
Matt Lawton L (1.9) OBP: 0.443, SLG: 0.388	K			S 1B		HBP 1B	1B			4	1	3	0	0	1	0						
Corey Koskie L (1.5) OBP: 0.347, SLG: 0.467		G4-3		G6-3		P6	G3			4	0	0	0	0	4							
David Ortiz L (1.10) OBP: 0.367, SLG: 0.563		F8			G1-3	HBP 1B BB		F8		3	1	0	0	1	0	0						
Torii Hunter R (1.8) OBP: 0.286, SLG: 0.413					HR	1B HBP		K		3	1	1	2	0	1	0						
Doug Mientkiewicz L (1.3) OBP: 0.447, SLG: 0.709				CS 1B		1B				4	0	4	2	0	0	0						
Jacque Jones L (1.7) OBP: 0.264, SLG: 0.326				K		K				2	0	0	0	0	2	2						
Denny Hocking S (6.7) ERA: 0.55				K		K		F8		1	0	0	0	1	0	1						
A.J. Pierzynski L (1.2) OBP: 0.278, SLG: 0.415				F5		F5				3	0	0	0	0	1	5						
Inning Stats	R: 0 E: 0 K: 1 S: 8	H: 0 LOB: 0 BB: 0 P: 11	R: 0 E: 0 K: 0 S: 9	H: 0 LOB: 0 BB: 0 P: 15	R: 0 E: 0 K: 1 S: 8	H: 1 LOB: 0 BB: 0 P: 11	R: 0 E: 0 K: 0 S: 10	H: 1 LOB: 1 BB: 0 P: 17	R: 1 E: 0 K: 1 S: 11	H: 2 LOB: 1 BB: 0 P: 16	R: 3 E: 0 K: 1 S: 21	H: 3 LOB: 3 BB: 2 P: 38	R: 0 E: 0 K: 1 S: 12	H: 1 LOB: 1 BB: 0 P: 16	R: 0 E: 0 K: 1 S: 7	H: 1 LOB: 1 BB: 0 P: 10	R: 0 E: 0 K: 1 S: 12	H: 1 LOB: 1 BB: 0 P: 16	1B: 8 2B: 0 3B: 0 HR: 1	SF: 0 SAC: 0 DP: 0 HBP: 1	WP: 0 PB: 0 CS: 1	PA: 35
PITCHER	IP	WLS	BF	H	R	ER	SO	BB	IBB	HBP	BLK	WP	HR	S	P	ERA	WHIP					
Orlando Hernandez, R (1.1) ERA: 5.48	5.2	L	24	4	4	4	3	1	0	1	0	0	0	59	95	6.35	1.235					
Mike Stanton, L (6.1) ERA: 0.55	1.1		7	2	0	0	2	1	0	0	0	0	0	20	29	0.00	2.250					
Brian Boehringer, R (8.1) ERA: 1.04	1.0		4	1	0	0	1	0	0	0	0	0	0	7	10	0.00	1.000					

New York Yankees @ Minnesota Twins
Hubert H. Humphrey Metrodome, Minneapolis, MN
Wed May 02 2001, 8:05 PM EDT
Att: 36,825 - Dome - 72 F

AB 32
R 4
H 9
RBI 4
BB 2
SO 6
LOB 12



Batter	1	2	3	4	5	6	7	8	9	AB	R	H	RBI	BB	SO	LOB	TOP								
Chuck Knoblauch R (1, 7) OBP: 0.387, SLG: 0.405	G6-3		F7		G4-3		1B WP BB	F9		4	1	0	0	1	0	2	New York Yankees @ Baltimore Orioles Oriole Park at Camden Yards, Baltimore, MD Thu May 03 2001, 7:05 PM EDT Att: 40,218 - Sunny - 90 F								
2 Derek Jeter R (1, 6) OBP: 0.355, SLG: 0.321	K		G1-3		G1-3		WP BB	F8		4	0	0	0	1	1										
Paul O'Neill, L (1, 9) OBP: 0.331, SLG: 0.525	K		G4-3		1B		WP BB	K		5	1	2	1	0	2										
Bernie Williams, S (1, 8) OBP: 0.309, SLG: 0.348		F9			2B		K	G6-3		5	1	2	1	0	1										
Tino Martinez, L (1, 3) OBP: 0.358, SLG: 0.509					1B		K			3	0	1	1	1	1										
David Justice, L (1, 10) OBP: 0.310, SLG: 0.423							K			4	0	0	0	0	2										
Alfonso Soriano, R (1, 4) OBP: 0.311, SLG: 0.422										3	1	1	0	0	2										
Joe Oliver, R (1, 2) OBP: 0.381, SLG: 0.421										3	1	1	1	0	1										
Scott Brosius, R (1, 5) OBP: 0.353, SLG: 0.454										3	2	1	2	1	0										
Inning Stats	R: 0 E: 0 K: 2 S: 12	H: 0 LOB: 0 BB: 0 P: 18	R: 0 E: 0 K: 0 S: 8	H: 0 LOB: 1 BB: 1 P: 15	R: 2 E: 0 K: 0 S: 14	H: 2 LOB: 0 BB: 0 P: 16	R: 1 E: 0 K: 0 S: 11	H: 2 LOB: 1 BB: 0 P: 15	R: 2 E: 0 K: 0 S: 14	H: 2 LOB: 1 BB: 1 P: 23	R: 1 E: 0 K: 1 S: 10	H: 1 LOB: 0 BB: 0 P: 13	R: 1 E: 0 K: 3 S: 14	H: 1 LOB: 2 BB: 2 P: 28	R: 0 E: 0 K: 1 S: 13	H: 0 LOB: 1 BB: 0 P: 16	R: 0 E: 0 K: 1 S: 7	H: 0 LOB: 0 BB: 0 P: 10	1B: 4 2B: 3 3B: 0 HR: 1	SF: 1 SAC: 0 DP: 0 HBP: 1	WP: 1 PB: 0 SB: 4 CS: 0	PA: 40			
PITCHER	IP	WLS	BF	H	R	ER	SO	BB	IBB	HBP	BLK	WP	HR	S	P	ERA	WHIP								
Chuck McElroy, L (1, 1) ERA: 5.92	5.0		23	6	5	5	2	2	0	0	0	0	1	59	87	9.00	1.600								
Chad Paronto, R (6, 1) ERA: 5.79	1.0	L	7	2	2	2	1	2	0	0	0	0	0	14	27	18.00	4.000								
Buddy Groom, L (7, 1) ERA: 3.52	1.0		3	0	0	0	3	0	0	0	0	1	0	10	14	0.00	0.000								
Mike Trombley, R (8, 1) ERA: 1.77	2.0		7	0	0	0	2	0	0	1	0	0	0	20	26	0.00	0.000								

Batter	1	2	3	4	5	6	7	8	9	AB	R	H	RBI	BB	SO	LOB	BOTTOM								
Brady Anderson, L (1, 7) OBP: 0.276, SLG: 0.273	G1-3	G5-3			HR		G4-3		31 DI BB	4	1	1	0	1	0	1	New York Yankees @ Baltimore Orioles Oriole Park at Camden Yards, Baltimore, MD Thu May 03 2001, 7:05 PM EDT Att: 40,218 - Sunny - 90 F								
6 Melvin Mora, R (1, 8) OBP: 0.290, SLG: 0.301	1B		F9		K				P1	2	0	0	0	1	1										
31 Jay Gibbons, L (9, PH) OBP: 0.338, SLG: 0.365	BB									1	0	0	0	0	0										
Mike Bordick, R (1, 6) OBP: 0.328, SLG: 0.343	S		K		F3		G6-3			4	0	1	0	0	1										
Jeff Conine, R (1, 3) OBP: 0.321, SLG: 0.370	K		K		HR			G6-3		4	1	1	4	0	2										
Mike Kinkade, R (1, 10) OBP: 0.275, SLG: 0.265	F3				F8		G5-3		G4-3 S	3	0	0	0	0	2										
Delino DeShields, L (8, PH) OBP: 0.336, SLG: 0.351									1B	1	0	1	0	0	0										
Chris Richard, L (1, 9) OBP: 0.351, SLG: 0.417		PB BLK			G4-3		F7		G4-3	4	1	1	0	0	0										
Cal Ripken Jr., R (1, 5) OBP: 0.205, SLG: 0.269		L9			F7		G5-3		K	4	0	0	0	0	1										
Brook Fordyce, R (1, 2) OBP: 0.227, SLG: 0.265		P3							G4-3	3	1	1	0	0	1										
Greg Myers, L (9, PH) OBP: 0.414, SLG: 0.593					1B HBP		K			1	0	0	0	0	0										
Jerry Hairston, R (1, 4) OBP: 0.282, SLG: 0.333					1B				K	3	1	1	1	0	2										
Inning Stats	R: 0 E: 0 K: 1 S: 14	H: 1 LOB: 2 BB: 1 P: 24	R: 1 E: 0 K: 0 S: 16	H: 2 LOB: 1 BB: 0 P: 21	R: 0 E: 0 K: 2 S: 10	H: 0 LOB: 0 BB: 0 P: 17	R: 0 E: 0 K: 0 S: 8	H: 0 LOB: 0 BB: 0 P: 10	R: 4 E: 0 K: 1 S: 16	H: 3 LOB: 0 BB: 0 P: 24	R: 0 E: 0 K: 1 S: 5	H: 0 LOB: 0 BB: 0 P: 6	R: 0 E: 0 K: 1 S: 7	H: 0 LOB: 1 BB: 0 P: 10	R: 0 E: 0 K: 1 S: 8	H: 1 LOB: 1 BB: 0 P: 11	R: 0 E: 0 K: 1 S: 11	H: 0 LOB: 1 BB: 1 P: 15	1B: 5 2B: 1 3B: 0 HR: 1	SF: 0 SAC: 0 DP: 0 HBP: 2	WP: 0 PB: 1 SB: 2 CS: 0	PA: 38			
PITCHER	IP	WLS	BF	H	R	ER	SO	BB	IBB	HBP	BLK	WP	HR	S	P	ERA	WHIP								
Ted Lilly, L (1, 1) ERA: 5.29	4.2		22	6	5	5	4	1	0	1	1	1	1	63	95	9.64	1.500								
Ramiro Mendoza, R (5, 1) ERA: 3.0	2.2	W	10	1	0	0	2	0	0	1	0	0	0	15	20	0.00	0.375								
42 Mariano Rivera, R (8, 1) ERA: 1.93	1.2	S	6	0	0	0	2	1	0	0	0	0	0	17	23	0.00	0.600								

AB	34
R	7
H	8
RBI	6
BB	4
SO	8
LOB	17



AB	34
R	5
H	7
RBI	5
BB	2
SO	8
LOB	17



Batter	1	2	3	4	5	6	7	8	9	AB	R	H	RBI	BB	SO	LOB	TOP																						
Chuck Knoblauch, R (1, 7) OBP: 0.382, SLG: 0.404										5	1	2	1	0	2	2	New York Yankees @ Baltimore Orioles Oriole Park at Camden Yards, Baltimore, MD Sat May 05 2001, 1:35 PM EDT Att: 47,726 - Cloudy - 85 F																						
2 Derek Jeter, R (1, 6) OBP: 0.374, SLG: 0.342										5	1	2	1	0	1	1																							
Paul O'Neill, L (1, 9) OBP: 0.343, SLG: 0.543										4	0	1	1	1	0	1																							
Bernie Williams, S (1, 8) OBP: 0.330, SLG: 0.333										3	0	0	0	2	1	1																							
Tino Martinez, L (1, 3) OBP: 0.364, SLG: 0.496										4	1	1	0	0	0	5																							
David Justice, L (1, 10) OBP: 0.290, SLG: 0.393										4	0	0	0	0	1	1																							
20 Jorge Posada, S (1, 2) OBP: 0.361, SLG: 0.521										2	0	0	0	2	1	0																							
Alfonso Soriano, R (1, 4) OBP: 0.306, SLG: 0.413										4	1	1	0	0	1	3																							
Scott Brosius, R (1, 5) OBP: 0.360, SLG: 0.474										3	1	1	1	1	0	1																							
Inning Stats	R: 0 E: 0 K: 1 S: 9	H: 0 LOB: 0 BB: 0 P: 13	R: 0 E: 0 K: 0 S: 3	H: 0 LOB: 0 BB: 0 P: 6	R: 4 E: 0 K: 0 S: 15	H: 4 LOB: 1 BB: 2 P: 33	R: 0 E: 0 K: 1 S: 5	H: 0 LOB: 0 BB: 0 P: 8	R: 0 E: 0 K: 1 S: 7	H: 1 LOB: 3 BB: 2 P: 16	R: 0 E: 0 K: 1 S: 10	H: 0 LOB: 1 BB: 1 P: 19	R: 0 E: 0 K: 1 S: 9	H: 1 LOB: 1 BB: 0 P: 12	R: 1 E: 0 K: 2 S: 15	H: 2 LOB: 2 BB: 1 P: 27	R: 0 E: 0 K: 1 S: 5	H: 0 LOB: 0 BB: 0 P: 10	1B: 8 2B: 0 3B: 0 HR: 0	SF: 0 SAC: 0 DP: 1 HBP: 0	WP: 0 PB: 0 SB: 2 CS: 0	PA: 40																	
PITCHER	IP	WLS	BF	H	R	ER	SO	BB	IBB	HBP	BLK	WP	HR	S	P	ERA	WHIP	PITCHER				IP	WLS	BF	H	R	ER	SO	BB	IBB	HBP	BLK	WP	HR	S	P	ERA	WHIP	
Willis Roberts, R (1, 1) ERA: 2.6	7.0	L	31	6	4	4	4	5	0	0	0	0	0	0	58	107	5.14	1.571																					
Chuck McElroy, L (8, 1) ERA: 6.2	0.1		3	1	1	1	1	1	0	0	0	0	0	0	7	15	27.00	6.000																					
Jose Mercedes, R (8, 1) ERA: 7.41	0.2		3	1	0	0	1	0	0	0	0	0	0	0	8	12	0.00	1.500																					
Ryan Kohlmeier, R (9, 1) ERA: 4.97	1.0		3	0	0	0	1	0	0	0	0	0	0	0	5	10	0.00	0.000																					

AB	34
R	5
H	8
RBI	4
BB	6
SO	7
LOB	15



Batter	1	2	3	4	5	6	7	8	9	AB	R	H	RBI	BB	SO	LOB	BOTTOM																					
Gene Kingsale, S (1, 8)										4	0	0	0	0	2	2	New York Yankees @ Baltimore Orioles Oriole Park at Camden Yards, Baltimore, MD Sat May 05 2001, 1:35 PM EDT Att: 47,726 - Cloudy - 85 F																					
Mike Bordick, R (1, 6) OBP: 0.313, SLG: 0.325										4	0	0	0	0	2	3																						
Delino DeShields, L (1, 7) OBP: 0.331, SLG: 0.337										3	0	0	0	1	0	1																						
Jeff Conine, R (1, 3) OBP: 0.311, SLG: 0.407										4	0	0	0	0	2	2																						
Cal Ripken Jr., R (1, 5) OBP: 0.218, SLG: 0.280										4	1	2	0	0	0	0																						
Mike Kinkade, R (1, 10) OBP: 0.273, SLG: 0.264										4	0	1	0	0	3	2																						
Chris Richard, L (1, 9) OBP: 0.343, SLG: 0.396										4	0	1	0	0	1	2																						
Fernando Lumar, R (1, 2) OBP: 0.273, SLG: 0.300 Greg Myers, L (9, PH) OBP: 0.400, SLG: 0.571										3	0	0	0	0	1	6																						
Jerry Hairston, R (1, 4) OBP: 0.318, SLG: 0.364										3	1	2	1	1	0	0																						
Inning Stats	R: 0 E: 0 K: 0 S: 8	H: 2 LOB: 2 BB: 0 P: 10	R: 0 E: 0 K: 0 S: 9	H: 2 LOB: 0 BB: 0 P: 17	R: 1 E: 1 K: 1 S: 10	H: 0 LOB: 1 BB: 2 P: 18	R: 1 E: 1 K: 2 S: 19	H: 2 LOB: 1 BB: 0 P: 26	R: 0 E: 0 K: 1 S: 7	H: 0 LOB: 0 BB: 0 P: 13	R: 0 E: 1 K: 2 S: 14	H: 1 LOB: 2 BB: 0 P: 20	R: 0 E: 0 K: 2 S: 10	H: 1 LOB: 1 BB: 0 P: 15	R: 0 E: 0 K: 2 S: 7	H: 0 LOB: 0 BB: 0 P: 9	R: 0 E: 0 K: 2 S: 11	H: 0 LOB: 0 BB: 0 P: 16	1B: 6 2B: 0 3B: 0 HR: 0	SF: 0 SAC: 0 DP: 0 HBP: 0	WP: 0 PB: 1 SB: 3 CS: 1	PA: 37																
PITCHER	IP	WLS	BF	H	R	ER	SO	BB	IBB	HBP	BLK	WP	HR	S	P	ERA	WHIP	PITCHER				IP	WLS	BF	H	R	ER	SO	BB	IBB	HBP	BLK	WP	HR	S	P	ERA	WHIP
Andy Pettitte, L (1, 1) ERA: 2.63	7.0	W	30	6	2	0	8	2	0	0	0	0	0	0	77	119	0.00	1.143																				
Brian Boehringer, R (8, 1) ERA: 0.93	2.0	S	6	0	0	0	4	0	0	0	0	0	0	0	18	25	0.00	0.000																				

AB	34
R	2
H	6
RBI	1
BB	2
SO	12
LOB	18



Batter	1	2	3	4	5	6	7	8	9	AB	R	H	RBI	BB	SO	LOB	TOP					
Chuck Knoblauch R (1, 10) OBP: 0.372, SLG: 0.393	F8		F9			F9		G1-3		4	0	0	0	0	0	1						
2 Derek Jeter R (1, 6) OBP: 0.376, SLG: 0.356	F9			G6-3		G4-3		K		4	0	2	0	0	1	0						
Paul O'Neill, L (1, 9) OBP: 0.333, SLG: 0.526	F8			F8		G4-3		G3-1		4	0	0	0	0	0	2						
Bernie Williams, S (1, 8) OBP: 0.316, SLG: 0.316		G4-3		G6-3		K		K		4	0	0	0	0	2	2						
Tino Martinez, L (1, 3) OBP: 0.360, SLG: 0.488	F8			F9			1B 20 SF7	G6-3		4	1	1	0	0	0	1						
David Justice, L (1, 7) OBP: 0.297, SLG: 0.397	F7				1B 20 S		1B CS	G3-1		4	0	2	0	0	0	0						
20 Jorge Posada, S (1, 2) OBP: 0.351, SLG: 0.510			G3		K		SF7			2	0	0	1	0	1	1						
Luis Sojo, R (1, 4) OBP: 0.222, SLG: 0.160					G1-3		K			3	0	1	0	0	1	2						
Scott Brosius, R (1, 5) OBP: 0.359, SLG: 0.496			F9		G4-3		CS			3	1	1	1	0	0	2						
Inning Stats	R: 0 E: 0 K: 0 S: 11	H: 0 LOB: 0 BB: 0 P: 16	R: 0 E: 0 K: 0 S: 8	H: 0 LOB: 0 BB: 0 P: 12	R: 0 E: 0 K: 0 S: 6	H: 1 LOB: 1 BB: 0 P: 11	R: 0 E: 0 K: 0 S: 12	H: 1 LOB: 1 BB: 0 P: 18	R: 0 E: 0 K: 1 S: 8	H: 1 LOB: 1 BB: 0 P: 14	R: 0 E: 0 K: 1 S: 11	H: 1 LOB: 1 BB: 0 P: 19	R: 1 E: 0 K: 1 S: 8	H: 2 LOB: 0 BB: 0 P: 14	R: 1 E: 0 K: 1 S: 12	H: 1 LOB: 0 BB: 0 P: 19	R: 0 E: 0 K: 1 S: 9	H: 0 LOB: 0 BB: 0 P: 13	1B: 5 2B: 1 3B: 0 HR: 1	SF: 1 SAC: 0 DP: 0 HBP: 0	WP: 0 PB: 0 SB: 2 CS: 1	PA: 34
PITCHER	IP	WLS	BF	H	R	ER	SO	BB	IBB	HBP	BLK	WP	HR	S	P	ERA	WHIP					
Jason Johnson, R (1, 1) ERA: 3.4	7.0		26	6	1	1	3	0	0	0	0	0	0	64	104	1.29	0.857					
Mike Trombley, R (8, 1) ERA: 2.11	1.0	L	4	1	1	1	1	0	0	0	0	0	1	12	19	9.00	1.000					
Buddy Groom, L (9, 1) ERA: 3.72	1.0		3	0	0	0	1	0	0	0	0	0	0	9	13	0.00	0.000					

New York Yankees @ Baltimore Orioles
 Oriole Park at Camden Yards, Baltimore, MD
 Sun May 06 2001, 1:35 PM EDT
 Att: 47,740 - Cloudy - 68 F

AB 32
 R 2
 H 7
 RBI 2
 BB 0
 SO 5
 LOB 11



Batter	1	2	3	4	5	6	7	8	9	AB	R	H	RBI	BB	SO	LOB	BOTTOM					
Brady Anderson, L (1, 9) OBP: 0.265, SLG: 0.269	K		1B 2B		CS	F7		K		4	1	1	0	0	2	0						
Mike Bordick, R (1, 6) OBP: 0.326, SLG: 0.342	F9		CS		G3	BB		G3		3	0	2	1	1	0	0						
Delino DeShields, L (1, 7) OBP: 0.329, SLG: 0.327	BB		CS		K	G3		G6-3		3	0	0	0	1	1	2						
Jeff Conine, R (1, 3) OBP: 0.323, SLG: 0.404	G5-3				1B	F8				3	0	1	0	1	0	2						
Gene Kingsale, S (9, PR)								CS	BB	0	0	0	0	0	0	0						
Chris Richard, L (1, 8) OBP: 0.330, SLG: 0.379		G3		F8		F7		K		4	0	0	0	0	1	2						
31 Jay Gibbons, L (1, 10) OBP: 0.316, SLG: 0.338	G3-1			G4-3		1B		K		4	0	1	0	0	1	2						
Cal Ripken Jr., R (1, 5) OBP: 0.233, SLG: 0.294	L8				E6	1B		G6-3		3	0	2	0	0	0	0						
Brook Fordyce, R (1, 2) OBP: 0.244, SLG: 0.280			F9		K			G6-3		3	0	0	0	0	1	3						
Jerry Hairston, R (1, 4) OBP: 0.310, SLG: 0.353	G4-3				E6	CS		F9		3	0	0	0	0	0	1						
Inning Stats	R: 0 E: 0 K: 1 S: 13	H: 0 LOB: 1 BB: 1 P: 22	R: 0 E: 0 K: 0 S: 6	H: 0 LOB: 0 BB: 0 P: 11	R: 1 E: 0 K: 0 S: 13	H: 2 LOB: 0 BB: 0 P: 19	R: 0 E: 0 K: 1 S: 7	H: 1 LOB: 1 BB: 0 P: 10	R: 0 E: 0 K: 1 S: 13	H: 1 LOB: 0 BB: 0 P: 19	R: 0 E: 0 K: 0 S: 7	H: 0 LOB: 1 BB: 1 P: 15	R: 0 E: 0 K: 0 S: 9	H: 2 LOB: 1 BB: 0 P: 11	R: 0 E: 0 K: 1 S: 12	H: 1 LOB: 1 BB: 0 P: 16	R: 0 E: 0 K: 2 S: 8	H: 0 LOB: 1 BB: 1 P: 15	1B: 5 2B: 3 3B: 0 HR: 0	SF: 0 SAC: 0 DP: 2 HBP: 0	WP: 0 PB: 0 SB: 0 CS: 3	PA: 35
PITCHER	IP	WLS	BF	H	R	ER	SO	BB	IBB	HBP	BLK	WP	HR	S	P	ERA	WHIP					
35 Mike Mussina, R (1, 1) ERA: 3.38	7.0		26	6	1	1	3	2	0	0	0	0	0	68	107	1.29	1.143					
Mike Stanton, L (8, 1) ERA: 0.47	1.0	H	4	1	0	0	1	0	0	0	0	0	0	12	16	0.00	1.000					
42 Mariano Rivera, R (9, 1) ERA: 1.65	1.0	S	3	0	0	0	2	1	0	0	0	0	0	8	15	0.00	1.000					

New York Yankees @ Baltimore Orioles
 Oriole Park at Camden Yards, Baltimore, MD
 Sun May 06 2001, 1:35 PM EDT
 Att: 47,740 - Cloudy - 68 F

AB 30
 R 1
 H 7
 RBI 1
 BB 3
 SO 6
 LOB 12



Batter	1	2	3	4	5	6	7	8	9	AB	R	H	RBI	BB	SO	LOB	TOP										
Cristian Guzman, S OBP: 0.339, SLG: 0.593 (1, 6)	0-0 P5		2-0 HR		1-2 BB	2-1 2B			0-0 G4-3	5	2	3	1	0	0	0	Minnesota Twins @ New York Yankees Yankee Stadium, Bronx, NY Tue May 08 2001, 7:05 PM EDT Att: 29,326 - Sunny - 62 F livebaseballscorecards.com										
Luis Rivas, R OBP: 0.270, SLG: 0.370 (1, 4)	2-2 L8		0-0 G4-3		4-1 BB	0-1 F9			1-0 G5-3	4	0	1	0	1	0	2											
Matt Lawton, L OBP: 0.433, SLG: 0.384 (1, 9)	1-1 1B		3-2 G4-3		2-3 K				4-2 BB	4	0	1	0	1	2	3											
Corey Koskie, L OBP: 0.347, SLG: 0.439 (1, 5)	3-2 F7		1-1 F2		4-2 BB				0-0 P5	4	0	0	0	1	0	3											
Doug Mientkiewicz, L OBP: 0.479, SLG: 0.688 (1, 3)		1-1 1B	0-0 F8		4-2 BB					2	0	1	1	1	0	1											
Torii Hunter, R OBP: 0.273, SLG: 0.403 (1, 8)	0-1 P6			0-1 P4		1-0 F7				4	0	0	0	0	1	5											
Jacque Jones, L OBP: 0.284, SLG: 0.333 (1, 7)		0-0 1B		2-2 F8		0-0 2B			0-2 G4-3	4	0	2	0	0	0	0											
Brian Buchanan, R OBP: 0.143, SLG: 0.429 (1, 10)		1-3 K		2-3 K		2-2 P4			0-0 G5-3	4	0	0	0	0	2	3											
A.J. Pierzynski, L OBP: 0.266, SLG: 0.387 (1, 2)		0-3 K				1-2 L9			1-3 K	4	0	0	0	0	2	3											
Inning Stats	R: 0 E: 0 K: 0 S: 11	H: 1 LOB: 1 BB: 0 P: 17	R: 0 E: 0 K: 2 S: 11	H: 2 LOB: 2 BB: 0 P: 13	R: 1 E: 0 K: 0 S: 8	H: 2 LOB: 1 BB: 0 P: 14	R: 0 E: 0 K: 1 S: 8	H: 0 LOB: 0 BB: 0 P: 12	R: 1 E: 0 K: 1 S: 19	H: 1 LOB: 3 BB: 3 P: 36	R: 0 E: 0 K: 0 S: 15	H: 2 LOB: 2 BB: 0 P: 19	R: 0 E: 0 K: 2 S: 11	H: 0 LOB: 1 BB: 0 P: 17	R: 0 E: 0 K: 1 S: 11	H: 0 LOB: 0 BB: 0 P: 12	R: 0 E: 0 K: 0 S: 5	H: 0 LOB: 1 BB: 1 P: 10	1B: 4 2B: 3 3B: 0 HR: 1	SF: 0 SAC: 0 DP: 0 HBP: 1	WP: 0 PB: 0 CS: 3	PA: 40					
PITCHER	IP	WLS	BF	H	R	ER	SO	BB	IBB	HBP	BLK	WP	HR	S	P	ERA	WHIP										
Orlando Hernandez, R ERA: 4.97 (1, 1)	6.0	L	29	8	2	2	4	3	0	0	0	0	1	72	111	3.00	1.833										
Randy Choate, L ERA: 2.61 (7, 1)	1.1		5	0	0	0	2	0	0	1	0	0	0	14	20	0.00	0.000										
Todd Williams, R ERA: 2.73 (8, 1)	1.1		4	0	0	0	1	0	0	0	0	0	0	10	12	0.00	0.000										
Mike Stanton, L ERA: 0.46 (9, 1)	0.1		2	0	0	0	0	1	0	0	0	0	0	3	7	0.00	3.000										

Batter	1	2	3	4	5	6	7	8	9	AB	R	H	RBI	BB	SO	LOB	BOTTOM										
Chuck Knoblauch, R OBP: 0.363, SLG: 0.382 (1, 7)	0-2 P4		1-0 F9		3-2 F8				0-1 P4	4	0	0	0	0	0	0	Minnesota Twins @ New York Yankees Yankee Stadium, Bronx, NY Tue May 08 2001, 7:05 PM EDT Att: 29,326 - Sunny - 62 F livebaseballscorecards.com										
Derek Jeter, R OBP: 0.388, SLG: 0.367 (1, 6)	4-1 BB		4-2 BB						0-3 K	2	0	1	0	2	1	0											
Paul O'Neill, L OBP: 0.331, SLG: 0.518 (1, 9)	0-0 F8		1-0 F9		1-3 K				0-1 1B	4	0	1	0	0	1	3											
Bernie Williams, S OBP: 0.303, SLG: 0.301 (1, 8)	1-1 F8		2-0 F8		1-0 G5-3				0-3 K	4	0	0	0	0	1	4											
Tino Martinez, L OBP: 0.350, SLG: 0.472 (1, 3)		1-0 F9		2-0 G4-3		0-2 L9			0-1 F5	4	0	0	0	0	0	2											
20 Jorge Posada, S OBP: 0.348, SLG: 0.500 (1, 2)		1-1 2B		1-1 F8					1-2 F7	4	0	1	0	0	0	1											
Michael Coleman, R OBP: 0.216, SLG: 0.306 (1, 10)		0-3 K		0-1 P4		1-3 K				3	0	0	0	0	2	1											
Alfonso Soriano, R OBP: 0.307, SLG: 0.419 (1, 4)		1-1 2B			0-1 F9				1-3 K	3	0	1	0	0	1	0											
Scott Brosius, R OBP: 0.351, SLG: 0.484 (1, 5)		1-3 K		2-0 F7					0-2 G4-3	3	0	0	0	0	1	2											
Inning Stats	R: 0 E: 0 K: 0 S: 8	H: 0 LOB: 1 BB: 1 P: 13	R: 0 E: 0 K: 2 S: 14	H: 2 LOB: 2 BB: 0 P: 18	R: 0 E: 0 K: 0 S: 6	H: 0 LOB: 1 BB: 1 P: 14	R: 0 E: 0 K: 0 S: 5	H: 0 LOB: 0 BB: 0 P: 8	R: 0 E: 0 K: 1 S: 10	H: 1 LOB: 1 BB: 0 P: 12	R: 0 E: 0 K: 2 S: 7	H: 0 LOB: 0 BB: 0 P: 9	R: 0 E: 0 K: 1 S: 9	H: 0 LOB: 0 BB: 0 P: 9	R: 0 E: 0 K: 1 S: 10	H: 1 LOB: 0 BB: 0 P: 11	1B: 2 2B: 2 3B: 0 HR: 0	SF: 0 SAC: 0 DP: 0 HBP: 0	WP: 0 PB: 0 CS: 0	PA: 33							
PITCHER	IP	WLS	BF	H	R	ER	SO	BB	IBB	HBP	BLK	WP	HR	S	P	ERA	WHIP										
Eric Milton, L ERA: 2.25 (1, 1)	9.0	W	33	4	0	0	7	2	0	0	0	0	0	77	107	0.00	0.667										

Batter	1	2	3	4	5	6	7	8	9	AB	R	H	RBI	BB	SO	LOB	TOP					
Cristian Guzman, S (1, 6) OBP: 0.345, SLG: 0.589	1-2 G4-3		2-2 G3			1-0 FC1-6 1B		3-2 G4-6-3 1B		4	0	2	0	0	0	1						
Luis Rivas, R (1, 4) OBP: 0.281, SLG: 0.357	0-0 F9			0-1 L3		1-2 FC1-6 S		0-0 G4-6-3		4	0	0	0	0	0	2						
Matt Lawton, L (1, 9) OBP: 0.420, SLG: 0.369	2-2 F9			0-3 K		2-0 G1-3			0-1 G3	4	0	0	0	0	1	1						
Corey Koskie, L (1, 5)		1-1 G4-3		1-3 K			2-2 G4-3		4-2 L6 DI BB	3	0	0	0	1	1	0						
Doug Mientkiewicz, L (1, 3)		1-0 F9			1-2 FC5-4 1B		4-1 1B BB		1-0 L6	3	0	1	0	1	0	1						
Chad Allen, R (1, 10)		2-3 K			3-3 K		1-1 1-2 1B			3	0	1	0	0	2	1						
Jacque Jones, L (1, 7)			1-2 G3		0-3 K		1-3 K			3	0	0	0	0	2	3						
Tori Hunter, R (1, 8)			1-3 K		1-2 FC5-4		2-3 K			3	0	0	0	0	2	3						
Tom Prince, R (1, 2)				1-0 HBP		0-0 F8		2-2 F9		2	0	0	0	0	0	0						
Inning Stats	R: 0 E: 0 K: 0 S: 7	H: 0 LOB: 0 BB: 0 P: 10	R: 0 E: 0 K: 1 S: 6	H: 0 LOB: 0 BB: 0 P: 10	R: 0 E: 0 K: 1 S: 9	H: 0 LOB: 1 BB: 0 P: 14	R: 0 E: 0 K: 2 S: 8	H: 0 LOB: 0 BB: 0 P: 9	R: 0 E: 0 K: 2 S: 17	H: 1 LOB: 1 BB: 0 P: 22	R: 0 E: 0 K: 0 S: 6	H: 1 LOB: 1 BB: 0 P: 10	R: 0 E: 0 K: 2 S: 16	H: 1 LOB: 2 BB: 1 P: 26	R: 0 E: 0 K: 0 S: 9	H: 1 LOB: 0 BB: 1 P: 14	R: 0 E: 0 K: 0 S: 6	H: 0 LOB: 0 BB: 1 P: 11	1B: 4 2B: 1 3B: 0 HR: 0	SF: 0 SAC: 0 DP: 2 HBP: 1	WP: 0 PB: 0 SB: 1 CS: 0	PA: 32
PITCHER	IP	WLS	BF	H	R	ER	SO	BB	IBB	HBP	BLK	WP	HR	S	P	ERA	WHIP					
Roger Clemens, R (1, 1) ERA: 3.93	8.0	W	29	4	0	0	8	1	0	1	0	0	0	78	115	0.00	0.625					
42 Mariano Rivera, R (9, 1) ERA: 1.56	1.0	S	3	0	0	0	0	1	0	0	0	0	0	6	11	0.00	1.000					

Minnesota Twins @ New York Yankees
Yankee Stadium, Bronx, NY
Wed May 09 2001, 7:05 PM EDT
Att: 23,280 - Sunny - 74 F

AB 29
R 0
H 4
RBI 0
BB 2
SO 8
LOB 12



Batter	1	2	3	4	5	6	7	8	9	AB	R	H	RBI	BB	SO	LOB	BOTTOM				
Chuck Knoblauch, R (1, 7) OBP: 0.360, SLG: 0.399	2-2 G5-3		3-2 G5-3		2-2 F9		3-2 HR			4	1	1	1	0	0	2					
2 Derek Jeter, R (1, 6) OBP: 0.376, SLG: 0.355	3-2 E4		0-2 G6-3			0-0 F9	1-2 F7			4	0	0	0	0	0	1					
Paul O'Neill, L (1, 9) OBP: 0.342, SLG: 0.521	1-0 F7			4-1 BB		1-1 BB 1B		3-1 G6-4-3 1B		3	1	2	0	1	0	1					
Tino Martinez, L (1, 3) OBP: 0.354, SLG: 0.469	1-0 L6			1-1 F8		4-0 1B BB		1-0 G6-4-3 1B		3	0	1	0	1	0	2					
Bernie Williams, S (1, 8)		0-0 F8		1-1 F8		0-0 1B BB		1-0 G6-4-3 1B		4	0	1	1	0	0	3					
David Justice, L (1, 10) OBP: 0.288, SLG: 0.383		2-3 K		0-1 F8		1-3 2-H 1B		0-3 K		4	0	0	0	0	3	4					
20 Jorge Posada, S (1, 2) OBP: 0.339, SLG: 0.485		2-2 G1-3			3-2 F7	2-0 G3				3	0	0	0	0	0	2					
Alfonso Soriano, R (1, 4) OBP: 0.300, SLG: 0.409			2-3 K		2-2 G5-3		3-3 K			3	0	0	0	0	2	0					
Scott Brosius, R (1, 5) OBP: 0.358, SLG: 0.496			1-0 G5-3 1B		0-0 2B		1-3 K			3	0	2	0	0	1	0					
Inning Stats	R: 0 E: 1 K: 0 S: 9	H: 0 LOB: 1 BB: 0 P: 16	R: 0 E: 0 K: 1 S: 7	H: 0 LOB: 0 BB: 0 P: 11	R: 0 E: 0 K: 1 S: 11	H: 1 LOB: 1 BB: 0 P: 17	R: 0 E: 0 K: 0 S: 7	H: 0 LOB: 1 BB: 1 P: 13	R: 0 E: 0 K: 0 S: 11	H: 1 LOB: 1 BB: 0 P: 18	R: 1 E: 0 K: 1 S: 8	H: 2 LOB: 2 BB: 1 P: 16	R: 1 E: 0 K: 2 S: 16	H: 1 LOB: 0 BB: 0 P: 24	R: 0 E: 0 K: 1 S: 9	H: 2 LOB: 1 BB: 0 P: 14	1B: 5 2B: 1 3B: 0 HR: 1	SF: 0 SAC: 0 DP: 1 HBP: 0	WP: 0 PB: 0 SB: 0 CS: 0	PA: 33	
PITCHER	IP	WLS	BF	H	R	ER	SO	BB	IBB	HBP	BLK	WP	HR	S	P	ERA	WHIP				
Joe Mays, R (1, 1) ERA: 2.51	5.1	L	23	4	1	1	2	2	0	0	0	0	1	20	31	5.40	0.600				
Eddie Guardado, L (6, 1) ERA: 6.75	1.2		6	1	1	1	3	0	0	0	0	0	0	9	14	0.00	2.000				
Travis Miller, L (8, 1) ERA: 7.0	1.0		4	2	0	0	1	0	0	0	0	0	0	9	14	0.00	2.000				

Minnesota Twins @ New York Yankees
Yankee Stadium, Bronx, NY
Wed May 09 2001, 7:05 PM EDT
Att: 23,280 - Sunny - 74 F

AB 31
R 2
H 7
RBI 2
BB 2
SO 6
LOB 15




Batter	1	2	3	4	5	6	7	8	9	10	AB	R	H	RBI	BB	SO	LOB								
Cristian Guzman, S OBP: 0.341, SLG: 0.581 (1, 6)											5	0	2	0	0	2	1								
Luis Rivas, R OBP: 0.266, SLG: 0.368 (1, 4)											5	0	2	0	0	2	2								
Matt Lawton, L OBP: 0.404, SLG: 0.352 (1, 9)											5	0	0	1	0	0	4								
Corey Koskie, L OBP: 0.341, SLG: 0.416 (1, 5)											3	0	0	0	1	2	1								
Doug Mientkewicz, L OBP: 0.495, SLG: 0.656 (1, 3)											3	2	2	0	1	1	1								
Chad Allen, R OBP: 0.324, SLG: 0.433 (1, 7)											4	0	1	1	0	1	3								
Jacque Jones, L OBP: 0.277, SLG: 0.324 (10, 7)											0	0	0	0	0	0	0								
Torii Hunter, R OBP: 0.260, SLG: 0.377 (1, 8)											4	1	1	1	0	3	2								
Jason Maxwell, R OBP: 0.222, SLG: 0.240 (1, 10)											3	0	0	0	0	2	2								
Denny Hocking, S OBP: 0.235, SLG: 0.255 (10, PH)											1	0	0	0	0	0	0								
A.J. Pierzynski, L OBP: 0.294, SLG: 0.424 (1, 2)											4	2	3	1	0	0	0								
Inning Stats	R: 0 E: 0 K: 1 S: 6	H: 0 LOB: 0 BB: 0 P: 9	R: 1 E: 0 K: 3 S: 12	H: 2 LOB: 1 BB: 0 P: 16	R: 1 E: 0 K: 1 S: 12	H: 2 LOB: 1 BB: 0 P: 18	R: 2 E: 0 K: 1 S: 12	H: 3 LOB: 1 BB: 0 P: 20	R: 0 E: 0 K: 1 S: 5	H: 1 LOB: 0 BB: 0 P: 7	R: 0 E: 0 K: 1 S: 7	H: 0 LOB: 0 BB: 0 P: 15	R: 0 E: 0 K: 1 S: 9	H: 0 LOB: 0 BB: 0 P: 13	R: 0 E: 0 K: 0 S: 6	H: 1 LOB: 0 BB: 0 P: 6	R: 0 E: 0 K: 3 S: 11	H: 0 LOB: 1 BB: 0 P: 16	R: 1 E: 0 K: 1 S: 13	H: 2 LOB: 1 BB: 0 P: 16	1B: 7 2B: 3 3B: 1 HR: 0	SF: 0 SAC: 0 DP: 3 HBP: 0	WP: 0 PB: 1 SB: 2 CS: 0	PA: 39	
PITCHER	IP 8.1	WLS 9	BF 32	H 4	R 4	ER 4	SO 10	BB 2	IBB 0	HBP 0	BLK 0	WP 0	HR 0	S 74	P 114	ERA 4.32	WHIP 1.320								
42 Mariano Rivera, R ERA: 1.42 (9, 1)	1.2	L	7	2	1	0	3	0	0	0	0	0	0	19	22	0.00	1.200								

TOP

Minnesota Twins @ New York Yankees
Yankee Stadium, Bronx, NY
Thu May 10 2001, 7:05 PM EDT
Att: 29,100 - Cloudy - 81 F

AB	37
R	5
H	11
RBI	4
BB	2
SO	13
LOB	16




Batter	1	2	3	4	5	6	7	8	9	10	AB	R	H	RBI	BB	SO	LOB								
Chuck Knoblauch, R OBP: 0.351, SLG: 0.388 (1, 7)											4	0	0	0	0	0	0								
2 Derek Jeter, R OBP: 0.374, SLG: 0.375 (1, 6)											4	1	1	1	0	0	0								
Paul O'Neill, L OBP: 0.340, SLG: 0.510 (1, 9)											3	1	0	0	1	0	0								
Bernie Williams, S OBP: 0.299, SLG: 0.297 (1, 8)											4	1	1	0	0	1	0								
Tino Martinez, L OBP: 0.345, SLG: 0.507 (1, 3)											4	1	3	3	0	0	0								
20 Jorge Posada, S OBP: 0.328, SLG: 0.467 (1, 10)											4	0	0	0	0	1	2								
Alfonso Soriano, R OBP: 0.291, SLG: 0.397 (1, 4)											4	0	0	0	0	1	1								
Joe Oliver, R OBP: 0.333, SLG: 0.364 (1, 2)											3	0	0	0	0	1	0								
David Justice, L OBP: 0.286, SLG: 0.380 (10, PH)											1	0	0	0	0	0	0								
Scott Brosius, R OBP: 0.348, SLG: 0.481 (1, 5)											4	0	0	0	0	0	0								
Inning Stats	R: 0 E: 0 K: 0 S: 10	H: 0 LOB: 0 BB: 0 P: 16	R: 0 E: 0 K: 1 S: 7	H: 0 LOB: 0 BB: 0 P: 14	R: 0 E: 0 K: 0 S: 5	H: 0 LOB: 0 BB: 0 P: 7	R: 0 E: 0 K: 0 S: 8	H: 0 LOB: 0 BB: 0 P: 11	R: 0 E: 0 K: 1 S: 11	H: 1 LOB: 1 BB: 0 P: 17	R: 0 E: 0 K: 0 S: 13	H: 0 LOB: 0 BB: 0 P: 20	R: 4 E: 0 K: 1 S: 21	H: 3 LOB: 0 BB: 1 P: 35	R: 0 E: 0 K: 0 S: 9	H: 0 LOB: 0 BB: 0 P: 15	R: 0 E: 0 K: 1 S: 11	H: 1 LOB: 1 BB: 0 P: 15	R: 0 E: 0 K: 0 S: 8	H: 0 LOB: 0 BB: 0 P: 11	1B: 2 2B: 1 3B: 0 HR: 2	SF: 0 SAC: 0 DP: 0 HBP: 0	WP: 0 PB: 0 SB: 0 CS: 0	PA: 36	
PITCHER	IP 6.0	WLS 8	BF 21	H 2	R 2	ER 2	SO 2	BB 1	IBB 0	HBP 0	BLK 0	WP 0	HR 1	S 58	P 95	ERA 3.00	WHIP 0.500								
Mark Redman, L ERA: 4.15 (7, 1)	2.0	B	8	2	2	2	1	0	0	0	0	0	0	1	26	4.00	1.000								
Eddie Guardado, L ERA: 6.28 (9, 1)	1.0	W	4	1	0	0	1	0	0	0	0	0	0	11	15	0.00	1.000								
LaTroy Hawkins, R ERA: 3.29 (10, 1)	1.0	S	3	0	0	0	0	0	0	0	0	0	0	8	11	0.00	0.000								

BOTTOM

Minnesota Twins @ New York Yankees
Yankee Stadium, Bronx, NY
Thu May 10 2001, 7:05 PM EDT
Att: 29,100 - Cloudy - 81 F

AB	35
R	4
H	5
RBI	4
BB	1
SO	4
LOB	3



Batter	1	2	3	4	5	6	7	8	9	AB	R	H	RBI	BB	SO	LOB	TOP							
Brady Anderson, L (1, 9) OBP: 0.285, SLG: 0.259	0-1 1B			2-2 G6-3	3-2 F8			2-2 G3		4	0	1	0	0	0	1	Baltimore Orioles @ New York Yankees Yankee Stadium, Bronx, NY Fri May 11 2001, 7:05 PM EDT Att: 40,433 - Sunny - 79 F							
Mike Bordick, R (1, 6) OBP: 0.318, SLG: 0.321 Mike Kinkade, R (5, 3) OBP: 0.288, SLG: 0.321	0-0 L3			0-1 G3		0-0 HR		1-2 F8		2	0	0	0	0	0	0								
Delino DeShields, L (1, 7) OBP: 0.322, SLG: 0.311 31 Jay Gibbons, L (8, 3) OBP: 0.299, SLG: 0.308	2-3 K			2-2 G5-3		0-3 K			0-2 G4-3	3	0	0	0	0	2	0								
Chris Richard, L (1, 3) OBP: 0.382, SLG: 0.491			0-3 K		1-1 HR		0-0 G1-3		1-1 1B 2B	4	2	2	1	0	1	0								
Cal Ripken Jr., R (1, 5) OBP: 0.243, SLG: 0.327			0-1 P6		0-0 2B		1-0 F7		1-1 F7	4	1	1	0	0	0	1								
Greg Myers, L (1, 10) OBP: 0.436, SLG: 0.611			2-3 K		2-0 1B 2B		1-2 G4-3		1-1 1B	4	1	2	2	0	1	0								
6 Melvin Mora, R (1, 8) OBP: 0.318, SLG: 0.323				3-2 G6-3		0-0 1B 2B		0-0 1B	1-0 1B	4	0	3	0	0	0	0								
Fernando Lunar, R (1, 2) OBP: 0.400, SLG: 0.412			0-1 G1-3		0-1 1B		0-1 G6-4-3		1-3 K	4	0	1	1	0	1	3								
Jerry Hairston, R (1, 4) OBP: 0.287, SLG: 0.325			3-1 L7		0-0 G4-6-3			3-2 G1-3		3	0	0	0	0	0	2								
Inning Stats	R: 0 E: 0 K: 1 S: 6	H: 1 LOB: 0 BB: 0 P: 8	R: 0 E: 0 K: 2 S: 10	H: 0 LOB: 0 BB: 0 P: 12	R: 0 E: 0 K: 0 S: 7	H: 0 LOB: 0 BB: 0 P: 13	R: 0 E: 0 K: 0 S: 8	H: 0 LOB: 0 BB: 0 P: 12	R: 3 E: 0 K: 0 S: 15	H: 5 LOB: 1 BB: 0 P: 21	R: 1 E: 0 K: 1 S: 8	H: 1 LOB: 0 BB: 0 P: 9	R: 0 E: 0 K: 0 S: 6	H: 1 LOB: 0 BB: 0 P: 7	R: 0 E: 0 K: 0 S: 11	H: 0 LOB: 0 BB: 0 P: 17		R: 1 E: 0 K: 1 S: 13	H: 3 LOB: 2 BB: 0 P: 18	1B: 6 2B: 3 3B: 0 HR: 2	SF: 0 SAC: 0 DP: 2 HBP: 0	WP: 0 PB: 0 SB: 0 CS: 0	PA: 35	
PITCHER 35 Mike Mussina, R (1, 1) ERA: 3.67 Ramiro Mendoza, R (7, 1) ERA: 3.0	IP: 6.0 W: 1 L: 23 S: 7	WLS: 7 BF: 23 R: 4 ER: 4 SO: 4	H: 7 R: 4 ER: 4 SO: 4	R: 4 ER: 4 SO: 4	BB: 0 IBB: 0 HBP: 0 BLK: 0	IBB: 0 HBP: 0 BLK: 0	WP: 0 HR: 2 S: 54 P: 75	ERA: 6.00 WHIP: 1.167	IP: 3.0 W: 0 L: 12 S: 4	WLS: 4 BF: 12 R: 1 ER: 1 SO: 1	H: 4 R: 1 ER: 1 SO: 1	R: 1 ER: 1 SO: 1	BB: 0 IBB: 0 HBP: 0 BLK: 0	IBB: 0 HBP: 0 BLK: 0	WP: 0 HR: 0 S: 30 P: 42	ERA: 3.00 WHIP: 1.333								

Batter	1	2	3	4	5	6	7	8	9	AB	R	H	RBI	BB	SO	LOB	BOTTOM						
Chuck Knoblauch, R (1, 10) OBP: 0.351, SLG: 0.392	0-2 G4-3	0-0 G4-3		2-1 2B 2B	2-2 L5		1-1 G1-6-3	3-1 1-2 2H 1B		6	1	2	2	0	0	0	Baltimore Orioles @ New York Yankees Yankee Stadium, Bronx, NY Fri May 11 2001, 7:05 PM EDT Att: 40,433 - Sunny - 79 F						
2 Derek Jeter, R (1, 6) OBP: 0.386, SLG: 0.374	0-1 BB 1B	4-2 FC4-6 BB		4-0 2B BB	4-0 BB BB			G5-3 K		3	2	1	0	3	1	2							
Paul O'Neill, L (1, 9) OBP: 0.346, SLG: 0.517 Clay Bellinger, R (5, 7) OBP: 0.053, SLG: 0.053	4-2 1B BB	1-0 FC4-6 BB		2-2 1H 2H 2B	0-3 K			0-0 E4 1B 1B		2	1	1	2	1	0	1							
Bernie Williams, S (1, 8) OBP: 0.313, SLG: 0.305 Donzell McDonald, S (8, 8) OBP: 0.333, SLG: 0.333	4-2 1B 2B BB	1-2 G3		1-2 FC4-6 1B		3-1 G6-3		2-2 1B E 1B 1B		4	2	2	0	1	0	1							
Tino Martinez, L (1, 3) OBP: 0.366, SLG: 0.504	0-0 2B 1B		2-2 P6	0-2 FC4-6 BB 2B		1-2 1B		1-1 E9 1B		5	2	2	2	0	0	3							
20 Jorge Posada, S (1, 2) OBP: 0.331, SLG: 0.459	1-3 2H 3H 1B	3-0 2B 1B		4-2 BB BB	1-2 BB BB		0-3 K	2-3 K		4	1	1	1	1	3	4							
David Justice, L (1, 7) OBP: 0.290, SLG: 0.376	1-2 P6		0-2 G4-3	4-2 BB BB	1-2 BB BB		2-1 F9	0-2 1B 1B		4	1	1	1	1	0	3							
Alfonso Soriano, R (1, 4) OBP: 0.302, SLG: 0.419	1-1 2B				0-0 L6		1-0 G1-3	0-0 1B 1B		5	2	3	4	0	0	3							
Scott Brosius, R (1, 5) OBP: 0.350, SLG: 0.485	1-2 G1-3			0-1 2B 2B	2-2 L9		1-2 F9	1-2 1B 1B		5	1	2	2	0	0	1							
Inning Stats	R: 5 E: 0 K: 0 S: 24	H: 4 LOB: 1 BB: 2 P: 39	R: 0 E: 0 K: 0 S: 8	H: 0 LOB: 1 BB: 1 P: 14	R: 0 E: 0 K: 1 S: 11	H: 0 LOB: 0 BB: 0 P: 15	R: 4 E: 0 K: 0 S: 23	H: 5 LOB: 3 BB: 3 P: 40	R: 0 E: 0 K: 1 S: 11	H: 0 LOB: 1 BB: 1 P: 19	R: 0 E: 0 K: 1 S: 11	H: 1 LOB: 0 BB: 0 P: 17	R: 0 E: 0 K: 0 S: 6	H: 0 LOB: 0 BB: 0 P: 9	R: 5 E: 2 K: 2 S: 25	H: 5 LOB: 2 BB: 0 P: 38		1B: 10 2B: 5 3B: 0 HR: 0	SF: 0 SAC: 0 DP: 0 HBP: 0	WP: 0 PB: 0 SB: 1 CS: 0	PA: 47		
PITCHER Willis Roberts, R (1, 1) ERA: 4.54 Chuck McElroy, L (4, 1) ERA: 5.34 Chad Paronto, R (8, 1) ERA: 6.55	IP: 3.0 W: 0 L: 17 S: 4	WLS: 3 BF: 17 R: 0 ER: 0 SO: 2	H: 3 R: 0 ER: 0 SO: 2	R: 0 ER: 0 SO: 2	BB: 4 IBB: 0 HBP: 0 BLK: 0	IBB: 0 HBP: 0 BLK: 0	WP: 0 HR: 0 S: 45 P: 73	ERA: 0.00 WHIP: 1.500	IP: 1.0 W: 0 L: 10 S: 5	WLS: 5 BF: 10 R: 5 ER: 5 SO: 2	H: 5 R: 5 ER: 5 SO: 2	R: 0 ER: 5 SO: 2	BB: 0 IBB: 0 HBP: 0 BLK: 0	IBB: 0 HBP: 0 BLK: 0	WP: 0 HR: 0 S: 25 P: 38	ERA: 0.00 WHIP: 5.000							

Batter	1	2	3	4	5	6	7	8	9	10	11	AB R H RBI BB SO LOB
Brady Anderson, L (1,9) OBP: 0.274, SLG: 0.264	F5		1B		F8		K		BB IBB		FC6-4 1B	5 0 2 0 1 1 0
Jerry Hairston, R (1,4) OBP: 0.286, SLG: 0.323	F8		1B		K			F7	BB		FC6-4 1B	5 1 1 1 1 1 1
Delino DeShields, L (1,7) OBP: 0.327, SLG: 0.320	F7		G3		P4			HR 1B	F7		1B HR	5 2 1 0 1 0 5
Greg Myers, L (1,10) OBP: 0.455, SLG: 0.675 Mike Kinkade, R (10, PR) OBP: 0.281, SLG: 0.311		K		1B HR BB		G3		HR			HR 1B	4 2 2 2 1 1 0 1 1 1 1 0 0 0
Jeff Conine, R (1,3) OBP: 0.333, SLG: 0.419		1B		HR 1B		F9		F8		K	HR	6 2 3 3 0 1 1
Chris Richard, L (1,8) OBP: 0.289, SLG: 0.492	F7			HR			S 1B	F7		F7	G4-3	6 1 2 3 0 0 2
Cal Ripken Jr., R (1,5) OBP: 0.241, SLG: 0.327	P4			F8		G6-3			G3-1 2B	P6		5 0 1 0 0 0 3
6 Melvin Mora, R (1,6) OBP: 0.311, SLG: 0.324			G1-3		G1-3		F7		K		K	5 0 0 0 0 2 1
Brook Fordyce, R (1,2) OBP: 0.273, SLG: 0.300			K		K		F9		G3-1		1B FC6-4 1B	5 1 1 0 0 2 1


Inning Stats	R: 0	H: 0	E: 0	K: 0	S: 7	H: 0	LOB: 0	BB: 0	P: 9	R: 0	H: 1	E: 0	K: 1	S: 10	H: 1	LOB: 1	BB: 0	P: 13	R: 0	H: 2	E: 0	K: 1	S: 18	H: 2	LOB: 2	BB: 0	P: 25	R: 3	H: 2	E: 0	K: 1	S: 20	H: 0	LOB: 0	BB: 0	P: 17	R: 0	H: 1	E: 0	K: 0	S: 6	H: 0	LOB: 1	BB: 0	P: 10	R: 0	H: 0	E: 0	K: 1	S: 8	H: 2	LOB: 0	BB: 0	P: 13	R: 2	H: 2	E: 0	K: 0	S: 13	H: 1	LOB: 3	BB: 2	P: 25	R: 0	H: 1	E: 0	K: 1	S: 13	H: 1	LOB: 0	BB: 1	P: 10	R: 0	H: 1	E: 0	K: 1	S: 7	H: 1	LOB: 1	BB: 0	P: 10	R: 5	H: 4	E: 0	K: 1	S: 15	H: 4	LOB: 0	BB: 1	P: 26	1B: 10	SF: 0	2B: 1	SAC: 0	3B: 0	DP: 0	HR: 3	HBP: 0	WP: 0	PA: 51
--------------	------	------	------	------	------	------	--------	-------	------	------	------	------	------	-------	------	--------	-------	-------	------	------	------	------	-------	------	--------	-------	-------	------	------	------	------	-------	------	--------	-------	-------	------	------	------	------	------	------	--------	-------	-------	------	------	------	------	------	------	--------	-------	-------	------	------	------	------	-------	------	--------	-------	-------	------	------	------	------	-------	------	--------	-------	-------	------	------	------	------	------	------	--------	-------	-------	------	------	------	------	-------	------	--------	-------	-------	--------	-------	-------	--------	-------	-------	-------	--------	-------	--------

PITCHER	IP	WLS	BF	H	R	ER	SO	BB	IBB	HBP	BLK	WP	HR	S	P	ERA	WHIP
Orlando Hernandez, R (1,1) ERA: 5.11	8.0	33	33	8	5	5	5	1	1	0	0	0	2	91	137	5.62	1.125
Todd Williams, R (9,1) ERA: 2.51	0.2	5	1	0	0	1	1	1	1	0	0	0	0	9	20	0.00	3.000
Mike Stanton, L (9,1) ERA: 0.41	1.1	5	1	0	0	1	0	0	0	0	0	0	11	15	0.00	0.750	
42 Mariano Rivera, R (11,1) ERA: 3.43	1.0	L	8	4	5	5	1	1	0	0	0	0	1	15	26	45.00	5.000

Baltimore Orioles @ New York Yankees
 Yankee Stadium, Bronx, NY
 Sun May 13 2001, 1:05 PM EDT
 Att: 39,819 - Sunny - 64 F

livebaseballscorecards.com

AB 47
R 10
H 14
RBI 10
BB 4
SO 8
LOB 14



Batter	1	2	3	4	5	6	7	8	9	10	11	AB R H RBI BB SO LOB
Chuck Knoblauch, R (1,10) OBP: 0.368, SLG: 0.394	FC4-6 1B HBP		2B 1B		HBP		L7		DI HR BB		K	3 2 1 0 1 1 1
2 Derek Jeter, R (1,6) OBP: 0.379, SLG: 0.383	B1		P4		F9		FC4-6 1B		F9		G6-3	6 0 1 0 0 0 5
Paul O'Neill, L (1,9) OBP: 0.349, SLG: 0.529	FC4-6 1B		G6-3		G6-3		FC4-6 1B		HR			5 1 3 2 0 0 1
Bernie Williams, S (1,8) OBP: 0.306, SLG: 0.327	FC4-6		2B 20 1B		K		FC4-6		K			5 1 1 1 0 2 4
Tino Martinez, L (1,3) OBP: 0.364, SLG: 0.497	FC4-6		2B		P6		G4-3				K	5 1 1 0 0 1 4
20 Jorge Posada, S (1,2) OBP: 0.324, SLG: 0.442		G4-3		2B 1B		1B		G6-3		K	K	5 0 2 2 0 1 0
David Justice, L (1,7) OBP: 0.286, SLG: 0.398		G6-3 2B		F8		P4		L4		K	K	5 0 1 0 0 1 2
Alfonso Soriano, R (1,4) OBP: 0.304, SLG: 0.421		G6-3		K		F7		G6-3			1B	5 0 1 0 0 1 2
Scott Brosius, R (1,5) OBP: 0.351, SLG: 0.482 Luis Sojo, R (10,5) OBP: 0.214, SLG: 0.154		P4		K		F9		K			K	4 0 0 0 0 2 2 1 0 0 0 0 1 1


Inning Stats	R: 0	H: 1	E: 0	K: 0	S: 7	H: 1	LOB: 2	BB: 0	P: 11	R: 0	H: 1	E: 0	K: 0	S: 7	H: 1	LOB: 1	BB: 0	P: 11	R: 3	H: 4	E: 0	K: 0	S: 19	H: 4	LOB: 1	BB: 0	P: 28	R: 0	H: 0	E: 0	K: 2	S: 17	H: 0	LOB: 1	BB: 0	P: 25	R: 0	H: 1	E: 0	K: 0	S: 6	H: 2	LOB: 2	BB: 0	P: 16	R: 0	H: 0	E: 0	K: 0	S: 7	H: 1	LOB: 0	BB: 1	P: 23	R: 0	H: 0	E: 0	K: 3	S: 10	H: 0	LOB: 0	BB: 0	P: 14	R: 0	H: 1	E: 0	K: 2	S: 11	H: 1	LOB: 1	BB: 0	P: 17	1B: 8	SF: 0	2B: 2	SAC: 0	3B: 0	DP: 0	HR: 1	HBP: 2	WP: 0	PA: 47
--------------	------	------	------	------	------	------	--------	-------	-------	------	------	------	------	------	------	--------	-------	-------	------	------	------	------	-------	------	--------	-------	-------	------	------	------	------	-------	------	--------	-------	-------	------	------	------	------	------	------	--------	-------	-------	------	------	------	------	------	------	--------	-------	-------	------	------	------	------	-------	------	--------	-------	-------	------	------	------	------	-------	------	--------	-------	-------	-------	-------	-------	--------	-------	-------	-------	--------	-------	--------

PITCHER	IP	WLS	BF	H	R	ER	SO	BB	IBB	HBP	BLK	WP	HR	S	P	ERA	WHIP
Jose Mercedes, R (1,1) ERA: 6.54	6.2	31	31	9	3	3	0	0	0	0	0	0	0	71	103	4.05	1.350
Buddy Groom, L (7,1) ERA: 4.91	1.0	3	0	0	0	0	0	0	0	0	0	0	8	11	0.00	0.000	
Mike Trombley, R (8,1) ERA: 1.85	0.1	H	1	0	0	0	0	0	0	0	0	0	3	3	0.00	0.000	
Ryan Kohlmeier, R (9,1) ERA: 5.52	1.0	B	5	1	2	2	2	1	0	0	0	0	1	11	23	18.00	2.000
B.J. Ryan, L (10,1) ERA: 2.81	2.0	W	7	1	0	0	5	0	0	0	0	0	0	21	31	0.00	0.500

Baltimore Orioles @ New York Yankees
 Yankee Stadium, Bronx, NY
 Sun May 13 2001, 1:05 PM EDT
 Att: 39,819 - Sunny - 64 F

livebaseballscorecards.com

AB 44
R 5
H 11
RBI 5
BB 1
SO 10
LOB 22



Batter	1	2	3	4	5	6	7	8	9	AB	R	H	RBI	BB	SO	LOB	TOP										
Alfonso Soriano, R OBP: 0.290, SLG: 0.403	G6-3		FC6-4 1B			K		G5-3		4	0	1	1	0	1	1	New York Yankees @ Oakland Athletics Network Associates Coliseum, Oakland, CA Thu May 17 2001, 3:35 PM EDT Att: 31,073 - Sunny - 66 F										
2 Derek Jeter, R OBP: 0.380, SLG: 0.406	G6-3		FC6-4 1B			G6-3		K		4	0	0	0	0	1	3											
Paul O'Neill, L OBP: 0.337, SLG: 0.497	G1-6-3		FC6-4 1B					F5		3	1	0	0	1	0	2											
Tino Martinez, L OBP: 0.358, SLG: 0.475					F7			K		4	1	1	0	0	2	0											
20 Jorge Posada, S OBP: 0.336, SLG: 0.435								K		3	0	0	0	1	3	0											
David Justice, L OBP: 0.306, SLG: 0.420										2	0	1	1	2	0	0											
Scott Brosius, R OBP: 0.348, SLG: 0.487										4	1	1	0	0	0	4											
Luis Sojo, R OBP: 0.188, SLG: 0.133										4	0	0	0	0	1	3											
Robert Perez, R OBP: 0.364, SLG: 0.455										4	0	2	0	0	2	1											
Inning Stats	R: 0 E: 0 K: 0 S: 7	H: 0 LOB: 0 BB: 0 P: 10	R: 0 E: 0 K: 2 S: 7	H: 0 LOB: 0 BB: 0 P: 10	R: 1 E: 0 K: 1 S: 12	H: 3 LOB: 2 BB: 0 P: 17	R: 0 E: 0 K: 1 S: 10	H: 0 LOB: 1 BB: 1 P: 20	R: 0 E: 0 K: 1 S: 14	H: 1 LOB: 1 BB: 0 P: 21	R: 2 E: 0 K: 0 S: 10	H: 1 LOB: 1 BB: 3 P: 26	R: 0 E: 0 K: 2 S: 12	H: 0 LOB: 0 BB: 0 P: 19	R: 0 E: 0 K: 2 S: 8	H: 1 LOB: 1 BB: 0 P: 12	R: 0 E: 0 K: 1 S: 12	H: 1 LOB: 1 BB: 0 P: 17	1B: 3 2B: 3 3B: 0 HR: 0	SF: 0 SAC: 0 DP: 1 HBP: 0	WP: 0 PB: 0 SB: 0 CS: 0	PA: 36					
PITCHER	IP	WLS	BF	H	R	ER	SO	BB	IBB	HBP	BLK	WP	HR	S	P	ERA	WHIP										
Cory Lidle, R ERA: 5.31	5.0		23	5	3	3	5	3	0	0	0	0	0	57	94	5.40	1.600										
Mike Magnante, L ERA: 2.51	0.0	1	0	0	0	0	0	1	0	0	0	0	0	0	4	∞	∞										
Chad Bradford, R ERA: 2.84	2.0	W	5	0	0	0	2	0	0	0	0	0	0	15	25	0.00	0.000										
Mark Guthrie, L ERA: 4.7	1.0		3	0	0	0	2	0	0	0	0	0	0	8	12	0.00	0.000										
T.J. Mathews, R ERA: 6.23	1.0		4	1	0	0	1	0	0	0	0	0	0	12	17	0.00	1.000										

Batter	1	2	3	4	5	6	7	8	9	AB	R	H	RBI	BB	SO	LOB	BOTTOM										
Johnny Damon, L OBP: 0.268, SLG: 0.299	L6 S 1B		G1			F9	F7			5	0	2	0	0	0	1	New York Yankees @ Oakland Athletics Network Associates Coliseum, Oakland, CA Thu May 17 2001, 3:35 PM EDT Att: 31,073 - Sunny - 66 F										
Frank Menechino, R OBP: 0.391, SLG: 0.547	F3 1-2		FC6-4 BB			1B 1B				3	2	1	0	1	1	4											
Jason Giambi, L OBP: 0.492, SLG: 0.599	L6 2-3		FC6-4 1B			1B 1B				5	1	2	0	0	0	2											
Terrence Long, L OBP: 0.352, SLG: 0.444		G3				FC6 1B				4	1	2	1	1	1	0											
3 Eric Chavez, L OBP: 0.353, SLG: 0.490		K				FC6				5	1	2	1	0	1	3											
Miguel Tejada, R OBP: 0.331, SLG: 0.490		1B BB				G5-3				2	2	1	2	3	0	0											
Robin Jennings, L OBP: 0.222, SLG: 0.250		1B E 1B				K				4	1	1	1	0	1	3											
Adam Piatt, R OBP: 0.333, SLG: 0.291		E9 1-2H 2H								3	0	1	1	1	1	2											
Ramon Hernandez, R OBP: 0.310, SLG: 0.349		P4				G1-3				3	0	1	1	0	0	2											
Inning Stats	R: 0 E: 0 K: 0 S: 8	H: 1 LOB: 0 BB: 0 P: 14	R: 2 E: 1 K: 1 S: 11	H: 2 LOB: 1 BB: 1 P: 22	R: 0 E: 0 K: 0 S: 10	H: 1 LOB: 2 BB: 1 P: 20	R: 0 E: 0 K: 1 S: 13	H: 0 LOB: 1 BB: 1 P: 19	R: 1 E: 0 K: 0 S: 10	H: 3 LOB: 1 BB: 0 P: 16	R: 1 E: 0 K: 0 S: 11	H: 1 LOB: 1 BB: 1 P: 21	R: 4 E: 0 K: 2 S: 22	H: 4 LOB: 3 BB: 1 P: 39	R: 0 E: 0 K: 1 S: 11	H: 1 LOB: 2 BB: 1 P: 20	1B: 10 2B: 4 3B: 0 HR: 0	SF: 1 SAC: 0 DP: 1 HBP: 2	WP: 0 PB: 0 SB: 1 CS: 0	PA: 43							
PITCHER	IP	WLS	BF	H	R	ER	SO	BB	IBB	HBP	BLK	WP	HR	S	P	ERA	WHIP										
35 Mike Mussina, R ERA: 3.75	6.0	L	28	8	4	3	2	4	0	0	0	0	0	63	112	4.50	2.000										
Mike Stanton, L ERA: 1.52	0.0		4	2	4	4	0	1	0	1	0	0	0	8	17	∞	∞										
Todd Williams, R ERA: 2.38	1.0		6	2	0	0	2	0	0	1	0	0	0	14	22	0.00	2.000										
Randy Choate, L ERA: 2.38	1.0		5	1	0	0	1	0	1	0	0	0	0	11	20	0.00	1.000										



livebaseballscores.com

livebaseballscores.com

Batter	1	2	3	4	5	6	7	8	9	AB	R	H	RBI	BB	SO	LOB	TOP						
Chuck Knoblauch, R (1.7) OBP: 0.348, SLG: 0.370	F9		G3-4-1 2 HBP SF8 1B		G4-3		G4-3			4	1	1	0	0	0	0							
2 Derek Jeter, R (1.6) OBP: 0.369, SLG: 0.423	G4-6-3 1B		G3-4-1 HBP		G5-3			F8 2B		3	0	2	0	0	0	0							
Paul O'Neill, L (1.9) OBP: 0.325, SLG: 0.469	G4-6-3 1-2		G3-4-1		G4-3			L8		4	0	0	1	0	0	4							
Bernie Williams, S (1.8) OBP: 0.291, SLG: 0.319		G6-3	SF8			F7		F8 2-3		3	0	0	1	0	0	1							
Tino Martinez, L (1.3) OBP: 0.354, SLG: 0.480	G3		F5			F9		K		4	0	0	0	0	1	2							
David Justice, L (1.10) OBP: 0.324, SLG: 0.442		20 1B			G4-3					3	0	2	0	1	0	0							
20 Jorge Posada, S (1.2) OBP: 0.340, SLG: 0.444		1B			FC8-6 1B					4	0	2	0	0	1	2							
Scott Brosius, R (1.5) OBP: 0.350, SLG: 0.482	K				FC8-6 1B					4	0	1	0	0	2	3							
Alfonso Soriano, R (1.4) OBP: 0.290, SLG: 0.399			G3-4-1 1B		FC8-6 1-2					4	1	1	0	0	1	3							
Inning Stats	R: 0 E: 0 K: 0 S: 4	H: 1 LOB: 0 BB: 0 P: 5	R: 0 E: 0 K: 1 S: 11	H: 2 LOB: 2 BB: 0 P: 18	R: 2 E: 0 K: 0 S: 10	H: 2 LOB: 1 BB: 0 P: 15	R: 0 E: 0 K: 0 S: 6	H: 2 LOB: 1 BB: 0 P: 7	R: 0 E: 0 K: 1 S: 7	H: 0 LOB: 0 BB: 0 P: 14	R: 0 E: 0 K: 0 S: 8	H: 0 LOB: 0 BB: 0 P: 13	R: 0 E: 0 K: 1 S: 8	H: 1 LOB: 1 BB: 0 P: 11	R: 0 E: 0 K: 2 S: 15	H: 1 LOB: 1 BB: 0 P: 20	1B: 7 2B: 2 3B: 0 HR: 0	SF: 1 SAC: 0 DP: 2 HBP: 1	WP: 0 SB: 0 CS: 0	PA: 36			
PITCHER	IP WLS BF H R ER SO BB IBB HBP BLK WP HR S P ERA WHIP	IP WLS BF H R ER SO BB IBB HBP BLK WP HR S P ERA WHIP	IP WLS BF H R ER SO BB IBB HBP BLK WP HR S P ERA WHIP	IP WLS BF H R ER SO BB IBB HBP BLK WP HR S P ERA WHIP	IP WLS BF H R ER SO BB IBB HBP BLK WP HR S P ERA WHIP	IP WLS BF H R ER SO BB IBB HBP BLK WP HR S P ERA WHIP	IP WLS BF H R ER SO BB IBB HBP BLK WP HR S P ERA WHIP	IP WLS BF H R ER SO BB IBB HBP BLK WP HR S P ERA WHIP	IP WLS BF H R ER SO BB IBB HBP BLK WP HR S P ERA WHIP	IP WLS BF H R ER SO BB IBB HBP BLK WP HR S P ERA WHIP	IP WLS BF H R ER SO BB IBB HBP BLK WP HR S P ERA WHIP	IP WLS BF H R ER SO BB IBB HBP BLK WP HR S P ERA WHIP	IP WLS BF H R ER SO BB IBB HBP BLK WP HR S P ERA WHIP	IP WLS BF H R ER SO BB IBB HBP BLK WP HR S P ERA WHIP	IP WLS BF H R ER SO BB IBB HBP BLK WP HR S P ERA WHIP	IP WLS BF H R ER SO BB IBB HBP BLK WP HR S P ERA WHIP	IP WLS BF H R ER SO BB IBB HBP BLK WP HR S P ERA WHIP	IP WLS BF H R ER SO BB IBB HBP BLK WP HR S P ERA WHIP	IP WLS BF H R ER SO BB IBB HBP BLK WP HR S P ERA WHIP	IP WLS BF H R ER SO BB IBB HBP BLK WP HR S P ERA WHIP	IP WLS BF H R ER SO BB IBB HBP BLK WP HR S P ERA WHIP	IP WLS BF H R ER SO BB IBB HBP BLK WP HR S P ERA WHIP	
Aaron Sele, R (1.1) ERA: 2.84	7.2	W	31	8	2	2	2	1	0	0	1	0	0	0	0	0	0	0	0	59	92	2.35	1.174
Arthur Rhodes, L (8.1) ERA: 1.4	0.2		3	1	0	0	1	0	0	0	0	0	0	0	0	0	0	0	0	11	15	0.00	1.500
Jeff Nelson, R (9.1) ERA: 1.35	0.2		2	0	0	0	2	0	0	0	0	0	0	0	0	0	0	0	0	7	10	0.00	0.000

New York Yankees @ Seattle Mariners
Safeco Field, Seattle, WA
Sun May 20 2001, 1:35 PM PDT
Att: 45,953 - Sunny - 59 F

AB 33
R 2
H 9
RBI 2
BB 1
SO 5
LOB 15





Batter	1	2	3	4	5	6	7	8	9	AB	R	H	RBI	BB	SO	LOB	BOTTOM						
51 Ichiro Suzuki, L (1.9) OBP: 0.392, SLG: 0.500	G4-3	WP E 2B			F7		F7			4	1	1	0	0	0	1							
Mark McLemore, S (1.7) OBP: 0.383, SLG: 0.473	E S 2B BB		K		K		S 1B			3	1	1	0	1	2	3							
Edgar Martinez, R (1.10) OBP: 0.441, SLG: 0.480	BB 2B BB		E BB		1B BB		F8			1	1	0	0	3	0	1							
John Olerud, L (1.3) OBP: 0.437, SLG: 0.464	BB 2B BB		E4		BB 1B		K			3	1	1	1	1	1	1							
Bret Boone, R (1.4) OBP: 0.343, SLG: 0.521	BB 2B		K		F9		G1-3			4	0	1	3	0	1	4							
Mike Cameron, R (1.8) OBP: 0.349, SLG: 0.493	K		K		F7		K			4	0	0	0	0	3	1							
Tom Lampkin, L (1.2) OBP: 0.316, SLG: 0.403	G4-3		F8		F8		F3			3	0	0	0	0	0	1							
Dan Wilson, R (6. PH) OBP: 0.263, SLG: 0.270										1	0	0	0	0	0	0							
David Bell, R (1.5) OBP: 0.233, SLG: 0.276			K		G5-3		K			4	0	1	0	0	2	0							
Carlos Guillen, S (1.6) OBP: 0.314, SLG: 0.298	FC3-6 51 2B WP		BB 1B		BB 1B		F9			4	2	1	0	0	1	1							
Inning Stats	R: 3 E: 0 K: 1 S: 11	H: 1 LOB: 1 BB: 3 P: 28	R: 2 E: 1 K: 2 S: 18	H: 2 LOB: 2 BB: 1 P: 28	R: 0 E: 0 K: 2 S: 10	H: 0 LOB: 0 BB: 0 P: 16	R: 1 E: 0 K: 1 S: 12	H: 2 LOB: 2 BB: 1 P: 21	R: 0 E: 0 K: 0 S: 4	H: 0 LOB: 0 BB: 0 P: 6	R: 0 E: 0 K: 1 S: 17	H: 1 LOB: 1 BB: 0 P: 23	R: 0 E: 0 K: 2 S: 8	H: 0 LOB: 0 BB: 0 P: 13	R: 0 E: 0 K: 1 S: 8	H: 0 LOB: 0 BB: 0 P: 13	1B: 4 2B: 2 3B: 0 HR: 0	SF: 0 SAC: 0 DP: 0 HBP: 0	WP: 1 SB: 0 CS: 0	PA: 36			
PITCHER	IP WLS BF H R ER SO BB IBB HBP BLK WP HR S P ERA WHIP	IP WLS BF H R ER SO BB IBB HBP BLK WP HR S P ERA WHIP	IP WLS BF H R ER SO BB IBB HBP BLK WP HR S P ERA WHIP	IP WLS BF H R ER SO BB IBB HBP BLK WP HR S P ERA WHIP	IP WLS BF H R ER SO BB IBB HBP BLK WP HR S P ERA WHIP	IP WLS BF H R ER SO BB IBB HBP BLK WP HR S P ERA WHIP	IP WLS BF H R ER SO BB IBB HBP BLK WP HR S P ERA WHIP	IP WLS BF H R ER SO BB IBB HBP BLK WP HR S P ERA WHIP	IP WLS BF H R ER SO BB IBB HBP BLK WP HR S P ERA WHIP	IP WLS BF H R ER SO BB IBB HBP BLK WP HR S P ERA WHIP	IP WLS BF H R ER SO BB IBB HBP BLK WP HR S P ERA WHIP	IP WLS BF H R ER SO BB IBB HBP BLK WP HR S P ERA WHIP	IP WLS BF H R ER SO BB IBB HBP BLK WP HR S P ERA WHIP	IP WLS BF H R ER SO BB IBB HBP BLK WP HR S P ERA WHIP	IP WLS BF H R ER SO BB IBB HBP BLK WP HR S P ERA WHIP	IP WLS BF H R ER SO BB IBB HBP BLK WP HR S P ERA WHIP	IP WLS BF H R ER SO BB IBB HBP BLK WP HR S P ERA WHIP	IP WLS BF H R ER SO BB IBB HBP BLK WP HR S P ERA WHIP	IP WLS BF H R ER SO BB IBB HBP BLK WP HR S P ERA WHIP	IP WLS BF H R ER SO BB IBB HBP BLK WP HR S P ERA WHIP	IP WLS BF H R ER SO BB IBB HBP BLK WP HR S P ERA WHIP	IP WLS BF H R ER SO BB IBB HBP BLK WP HR S P ERA WHIP	
Roger Clemens, R (1.1) ERA: 4.04	7.0	L	33	6	6	5	9	5	0	0	0	0	0	0	0	0	0	0	0	80	135	6.43	1.571
Ted Lilly, L (8.1) ERA: 6.58	1.0		3	0	0	0	1	0	0	0	0	0	0	0	0	0	0	0	0	8	13	0.00	0.000

New York Yankees @ Seattle Mariners
Safeco Field, Seattle, WA
Sun May 20 2001, 1:35 PM PDT
Att: 45,953 - Sunny - 59 F

AB 31
R 6
H 6
RBI 4
BB 5
SO 10
LOB 13



Batter	1	2	3	4	5	6	7	8	9	AB R H RBI BB SO LOB	TOP																								
											<p>Boston Red Sox @ New York Yankees Yankee Stadium, Bronx, NY Tue May 22 2001, 7:05 PM EDT</p> <p>livebaseballscorecards.com</p> <p>AB 0 R 0 H 0 RBI 0 BB 0 SO 0 LOB 0</p> 																								
Inning Stats										1B: 0 SF: 0 WP: 0 PA: 0 2B: 0 SAC: 0 FB: 0 3B: 0 DP: 0 SB: 0 HR: 0 HBP: 0 CS: 0																									
PITCHER	IP	WLS	BF	H	R	ER	SO	BB	IBB	HBP	BLK	WP	HR	S	P	ERA	WHIP	PITCHER	IP	WLS	BF	H	R	ER	SO	BB	IBB	HBP	BLK	WP	HR	S	P	ERA	WHIP

Batter	1	2	3	4	5	6	7	8	9	AB R H RBI BB SO LOB	BOTTOM																								
											<p>Boston Red Sox @ New York Yankees Yankee Stadium, Bronx, NY Tue May 22 2001, 7:05 PM EDT</p> <p>livebaseballscorecards.com</p> <p>AB 0 R 0 H 0 RBI 0 BB 0 SO 0 LOB 0</p> 																								
Inning Stats										1B: 0 SF: 0 WP: 0 PA: 0 2B: 0 SAC: 0 FB: 0 3B: 0 DP: 0 SB: 0 HR: 0 HBP: 0 CS: 0																									
PITCHER	IP	WLS	BF	H	R	ER	SO	BB	IBB	HBP	BLK	WP	HR	S	P	ERA	WHIP	PITCHER	IP	WLS	BF	H	R	ER	SO	BB	IBB	HBP	BLK	WP	HR	S	P	ERA	WHIP

Batter	1	2	3	4	5	6	7	8	9	AB	R	H	RBI	BB	SO	LOB	TOP					
Jose Offerman, S OBP: 0.374, SLG: 0.461 (1, 4)	L6		K		K			K		4	0	1	1	0	2	1	Boston Red Sox @ New York Yankees Yankee Stadium, Bronx, NY Thu May 24 2001, 1:05 PM EDT Att: 55,592 - Cloudy - 62 F					
John Valentin, R OBP: 0.273, SLG: 0.321 (1, 6)	F7		F7		K			G3-1		4	0	0	0	0	1							
Carl Everett, S OBP: 0.354, SLG: 0.467 (1, 8)	K				K			K		4	0	0	0	0	4	0						
Manny Ramirez, R OBP: 0.488, SLG: 0.751 (1, 10)		K			F5			F9		4	0	0	0	0	1	0						
Troy O'Leary, L OBP: 0.260, SLG: 0.376 (1, 7)		F8						G3-1		4	0	1	0	0	1	0						
Jason Varitek, S OBP: 0.365, SLG: 0.481 (1, 2)		K			F7			K		4	0	0	0	0	2	1						
Shea Hillenbrand, R OBP: 0.304, SLG: 0.441 (1, 5)			G1-3					G6-3		3	0	1	0	0	0	0						
Brian Daubach, L OBP: 0.320, SLG: 0.527 (1, 3)			K					G1-3		3	0	2	0	0	1	0						
Trot Nixon, L OBP: 0.344, SLG: 0.450 (1, 9)					G1-3			G1-3		3	1	1	0	0	1	3						
Inning Stats	R: 0 E: 0 K: 1 S: 7	H: 0 LOB: 0 BB: 0 P: 8	R: 0 E: 0 K: 2 S: 9	H: 0 LOB: 0 BB: 0 P: 15	R: 1 E: 0 K: 1 S: 17	H: 2 LOB: 1 BB: 0 P: 24	R: 0 E: 0 K: 1 S: 7	H: 1 LOB: 1 BB: 0 P: 10	R: 0 E: 0 K: 1 S: 6	H: 1 LOB: 1 BB: 0 P: 10	R: 0 E: 0 K: 2 S: 8	H: 0 LOB: 0 BB: 0 P: 12	R: 0 E: 0 K: 2 S: 12	H: 2 LOB: 2 BB: 0 P: 18	R: 0 E: 0 K: 2 S: 7	H: 0 LOB: 0 BB: 0 P: 9		R: 0 E: 0 K: 1 S: 8	H: 0 LOB: 0 BB: 0 P: 9	1B: 4 2B: 2 3B: 0 HR: 0	SF: 0 SAC: 0 DP: 0 HBP: 0	WP: 0 PB: 0 SB: 0 CS: 0
PITCHER	IP	WLS	BF	H	R	ER	SO	BB	IBB	HBP	BLK	WP	HR	S	P	ERA	WHIP					
35 Mike Mussina, R ERA: 3.44 (1, 1)	8.0	W	30	6	1	1	12	0	0	0	0	0	0	73	106	1.12	0.750					
42 Mariano Rivera, R ERA: 3.0 (9, 1)	1.0	S	3	0	0	0	1	0	0	0	0	0	0	8	9	0.00	0.000					

Batter	1	2	3	4	5	6	7	8	9	AB	R	H	RBI	BB	SO	LOB	BOTTOM				
Chuck Knoblauch, R OBP: 0.343, SLG: 0.360 (1, 7)	G6-3							K		3	0	1	0	1	1	0	Boston Red Sox @ New York Yankees Yankee Stadium, Bronx, NY Thu May 24 2001, 1:05 PM EDT Att: 55,592 - Cloudy - 62 F				
2 Derek Jeter, R OBP: 0.401, SLG: 0.455 (1, 6)	G5-3		F8		FC6-4			BB		3	0	0	0	1	0	3					
Paul O'Neill, L OBP: 0.322, SLG: 0.459 (1, 9)	K		G4-3					BB		4	0	1	1	0	2	2					
Bernie Williams, S OBP: 0.296, SLG: 0.366 (1, 8)		F7			K			K		4	1	1	1	0	2	3					
Tino Martinez, L OBP: 0.355, SLG: 0.472 (1, 3)					HR					3	0	1	0	1	0	1					
David Justice, L OBP: 0.322, SLG: 0.435 (1, 10)					P4			BB		3	0	1	0	0	1	1					
20 Jorge Posada, S OBP: 0.343, SLG: 0.456 (1, 2)								P2-6		3	0	1	0	0	1	1					
Scott Brosius, R OBP: 0.342, SLG: 0.468 (1, 5)								BB		3	0	1	0	0	1	1					
Alfonso Soriano, R OBP: 0.284, SLG: 0.391 (1, 4)								P2-6		3	0	1	0	0	1	1					
Inning Stats	R: 0 E: 0 K: 1 S: 7	H: 0 LOB: 0 BB: 0 P: 11	R: 0 E: 0 K: 2 S: 13	H: 2 LOB: 2 BB: 0 P: 17	R: 0 E: 0 K: 0 S: 6	H: 1 LOB: 1 BB: 0 P: 7	R: 1 E: 0 K: 2 S: 13	H: 1 LOB: 0 BB: 0 P: 15	R: 1 E: 0 K: 2 S: 15	H: 2 LOB: 2 BB: 1 P: 24	R: 0 E: 0 K: 1 S: 7	H: 0 LOB: 0 BB: 1 P: 14	R: 0 E: 0 K: 2 S: 9	H: 0 LOB: 0 BB: 0 P: 14	R: 0 E: 0 K: 2 S: 10	H: 0 LOB: 1 BB: 1 P: 18		1B: 5 2B: 1 3B: 0 HR: 1	SF: 0 SAC: 0 DP: 1 HBP: 0	WP: 0 PB: 0 SB: 1 CS: 0	PA: 32
PITCHER	IP	WLS	BF	H	R	ER	SO	BB	IBB	HBP	BLK	WP	HR	S	P	ERA	WHIP				
Pedro Martinez, R ERA: 1.6 (1, 1)	8.0	L	32	6	2	2	12	3	0	0	0	0	1	80	120	2.25	1.125				

Batter	1	2	3	4	5	6	7	8	9	AB	R	H	RBI	BB	SO	LOB	TOP										
Chuck Knoblauch R (1.7) OBP: 0.335, SLG: 0.351	1-2 G6-3		1-1 F9		3-2 P4	2-3 K		0-1 FC6-4		5	0	0	0	0	1	4	New York Yankees @ Cleveland Indians Jacobs Field, Cleveland, OH Fri May 25 2001, 7:05 PM EDT Att: 42,455 - Cloudy - 61 F										
2 Derek Jeter R (1.6) OBP: 0.396, SLG: 0.448	0-0 G1-3		3-3 K		0-0 BB 1B BB		2-3 K	2-3 K		5	1	1	1	0	3	2											
Paul O'Neill L (1.9) OBP: 0.329, SLG: 0.460	1-2 G1-3			0-0 G3	0-0 BB 1B		0-1 1B 1B		4-2 DI BB	4	1	2	0	1	0	0											
Bernie Williams S (1.8) OBP: 0.313, SLG: 0.373		2-0 CS 1B		4-0 G3 2B BB	4-1 BB BB		0-0 1B 1B		0-3 K	3	1	2	0	2	1	1											
Tino Martinez L (1.3) OBP: 0.356, SLG: 0.467		2-3 K		0-0 G3	4-2 FC6 BB		2-0 1B 1B		0-3 K	4	0	1	2	1	2	3											
David Justice L (1.10) OBP: 0.324, SLG: 0.436		4-1 PO 20 BB		0-0 2B	2-1 FC6		1-3 2H 1B		2-3 K	4	0	1	1	1	2	6											
20 Jorge Posada S (1.2) OBP: 0.341, SLG: 0.447		4-2 BB		0-0 G3-1		2-0 F8	1-3 K			3	0	0	0	1	1	3											
Scott Brosius R (1.5) OBP: 0.346, SLG: 0.472		3-1 PO	1-3 K		0-1 G6-3 2 1B 2B	3-1 F8		4-1 FC5-4 BB		3	1	1	0	1	1	0											
Alfonso Soriano R (1.4) OBP: 0.289, SLG: 0.396			1-2 F9 2B		1-2 G6-3	4-2 S BB		0-2 FC5-4 FC6-4		3	0	1	0	1	0	2											
Inning Stats	R: 0 E: 0 K: 0 S: 8	H: 0 LOB: 0 BB: 0 P: 10	R: 0 E: 0 K: 1 S: 8	H: 1 LOB: 1 BB: 2 P: 23	R: 0 E: 0 K: 2 S: 13	H: 1 LOB: 1 BB: 0 P: 19	R: 1 E: 0 K: 0 S: 4	H: 1 LOB: 1 BB: 1 P: 8	R: 2 E: 0 K: 0 S: 15	H: 3 LOB: 3 BB: 2 P: 29	R: 0 E: 0 K: 1 S: 11	H: 0 LOB: 1 BB: 1 P: 22	R: 1 E: 0 K: 3 S: 13	H: 3 LOB: 2 BB: 0 P: 21	R: 0 E: 0 K: 1 S: 10	H: 0 LOB: 1 BB: 1 P: 16	R: 0 E: 0 K: 3 S: 11	H: 0 LOB: 1 BB: 1 P: 17	1B: 6 2B: 3 3B: 0 HR: 0	SF: 0 SAC: 0 DP: 0 HBP: 0	WP: 0 PB: 0 SB: 2 CS: 1	PA: 43					
PITCHER	IP	WLS	BF	H	R	ER	SO	BB	IBB	HBP	BLK	WP	HR	S	P	ERA	WHIP										
Jaret Wright R (1.1) ERA: 4.66	4.2		23	6	3	3	3	5	0	0	0	0	0	46	85	5.79	2.357										
Rich Rodriguez L (5.1) ERA:	0.2	W	2	0	0	0	0	0	0	0	0	0	0	3	7	0.00	0.000										
Steve Reed R (6.1) ERA: 3.79	0.2	H	3	0	0	0	1	1	0	0	0	0	0	10	19	0.00	1.500										
Paul Shuey R (7.1) ERA: 2.55	2.0	H	10	3	1	1	4	1	0	0	0	0	0	23	37	4.50	2.000										
Bob Wickman R (9.1) ERA: 1.71	1.0	S	4	0	0	0	3	1	0	0	0	0	0	11	17	0.00	1.000										

Batter	1	2	3	4	5	6	7	8	9	AB	R	H	RBI	BB	SO	LOB	BOTTOM										
Jacob Cruz L (1.8) OBP: 0.288, SLG: 0.365	2-1 HR				1-2 F8			1-2 P4		4	1	1	1	0	1	5	New York Yankees @ Cleveland Indians Jacobs Field, Cleveland, OH Fri May 25 2001, 7:05 PM EDT Att: 42,455 - Cloudy - 61 F										
Jolbert Cabrera R (8.8) OBP: 0.375, SLG: 0.391		2-3 K			G4-3			G4-3		1	0	0	0	0	0	0											
Omar Vizquel S (1.6) OBP: 0.365, SLG: 0.345	0-1 BB 1B		0-2 P4	2-0 1-2 2H 1B		1-1 G5-3		0-2 G4-3		5	0	2	1	0	0	0											
Roberto Alomar S (1.4) OBP: 0.401, SLG: 0.435	4-1 P4-3 BB		3-2 G3	1-3 K		2-2 F8		3-1 F8		4	0	0	0	1	1	2											
Juan Gonzalez R (1.9) OBP: 0.392, SLG: 0.665	1-3 K		1-0 HR		0-1 HR 1B	0-2 G6-3				4	2	2	1	0	1	2											
Jim Thome L (1.3) OBP: 0.375, SLG: 0.460	0-0 P4-3		4-1 FC6-4 BB		1-1 HR		4-2 1B BB			2	1	1	2	2	0	2											
Marty Cordova R (1.10) OBP: 0.400, SLG: 0.602		3-2 G5-3	1-1 FC6-4		2-2 1B 1B		0-3 K			4	0	1	0	0	1	2											
Wil Cordero R (1.7) OBP: 0.414, SLG: 0.510		0-0 F8		3-2 G6-3		2-3 K		0-3 K		4	0	0	0	0	2	2											
Russell Branyan L (1.5) OBP: 0.313, SLG: 0.507		1-2 2B 1B		4-2 BB 1B BB		0-1 1-3 1B		2-2 1-2 1B		3	2	3	0	1	0	0											
Einar Diaz R (1.2) OBP: 0.400, SLG: 0.500		0-0 1H 2B		4-0 1B BB		1-3 K		2-1 F7		3	0	1	1	1	1	4											
Inning Stats	R: 1 E: 0 K: 1 S: 9	H: 2 LOB: 1 BB: 1 P: 16	R: 1 E: 0 K: 1 S: 11	H: 2 LOB: 0 BB: 0 P: 17	R: 1 E: 0 K: 0 S: 10	H: 1 LOB: 1 BB: 1 P: 19	R: 1 E: 0 K: 1 S: 13	H: 1 LOB: 2 BB: 2 P: 28	R: 2 E: 0 K: 2 S: 19	H: 4 LOB: 2 BB: 0 P: 28	R: 0 E: 0 K: 0 S: 10	H: 0 LOB: 0 BB: 0 P: 13	R: 0 E: 0 K: 2 S: 14	H: 1 LOB: 2 BB: 1 P: 22	R: 0 E: 0 K: 0 S: 8	H: 0 LOB: 0 BB: 0 P: 12	1B: 7 2B: 2 3B: 0 HR: 3	SF: 0 SAC: 0 DP: 1 HBP: 0	WP: 0 PB: 0 SB: 0 CS: 0	PA: 39							
PITCHER	IP	WLS	BF	H	R	ER	SO	BB	IBB	HBP	BLK	WP	HR	S	P	ERA	WHIP										
Orlando Hernandez R (1.1) ERA: 5.14	4.0	L	24	6	6	6	3	4	0	0	0	0	0	34	49	0.00	1.125										
Brian Boweringer R (5.1) ERA: 0.98	2.2		11	2	0	0	4	1	0	0	0	0	0	10	16	0.00	0.000										
Mike Stanton L (7.1) ERA: 1.63	1.1		4	0	0	0	0	0	0	0	0	0	0	10	16	0.00	0.000										



Batter	1	2	3	4	5	6	7	8	9	AB	R	H	RBI	BB	SO	LOB	TOP									
Chuck Knoblauch, R (1, 10) OBP: 0.348, SLG: 0.369	F8		G4-3 2B	2B 1B		E 2B 1B HBP	E 2B 1B	2B 1B 3B		4	4	3	3	1	0	0	New York Yankees @ Cleveland Indians Jacobs Field, Cleveland, OH Sat May 26 2001, 1:05 PM EDT Att. 42,528 - Overcast - 59 F									
2 Derek Jeter, R (1, 6) OBP: 0.408, SLG: 0.459	F9		G4-3 1B	2B BB		E 1B BB	1B 2B	G3 1B		4	2	3	2	2	0	0										
Paul O'Neill, L (1, 9) OBP: 0.324, SLG: 0.456			G4-3				G6-3	G3		6	0	1	2	0	0	6										
Robert Perez, R (8, 9)	F7		G4-3				F7	G6-3	G3	0	0	0	0	0	0	0										
Bernie Williams, S (1, 8) OBP: 0.307, SLG: 0.359		K		G1-3		E3 20 PB 20 1B	G6-3	G6-3		5	1	0	0	1	1	5										
Tino Martinez, L (1, 3) OBP: 0.356, SLG: 0.460	F7		L8			F5			P6	5	0	1	2	1	0	3										
20 Jorge Posada, S (1, 2) OBP: 0.346, SLG: 0.475										6	1	3	2	0	1	2										
David Justice, L (1, 7) OBP: 0.330, SLG: 0.435	G4-3			G1-3		BB 1B	FC5 BB	1B 1B	G6-3	5	1	2	0	1	0	1										
Scott Brosius, R (1, 5) OBP: 0.358, SLG: 0.492			HR	BLK 1B BB		BB	F8	3B 1B		3	3	2	1	2	0	3										
Alfonso Soriano, R (1, 4) OBP: 0.281, SLG: 0.385			K	K		F8	FC5	K		5	0	0	0	0	3	8										
Inning Stats	R: 0 E: 0 K: 0 S: 9	H: 0 LOB: 0 BB: 0 P: 13	R: 0 E: 0 K: 1 S: 13	H: 1 LOB: 1 BB: 0 P: 16	R: 1 E: 0 K: 1 S: 14	H: 2 LOB: 3 BB: 2 P: 29	R: 4 E: 0 K: 1 S: 29	H: 3 LOB: 1 BB: 2 P: 42	R: 0 E: 0 K: 0 S: 12	H: 1 LOB: 2 BB: 1 P: 24	R: 3 E: 1 K: 0 S: 17	H: 2 LOB: 3 BB: 2 P: 35	R: 1 E: 1 K: 1 S: 13	H: 2 LOB: 2 BB: 1 P: 23	R: 3 E: 0 K: 1 S: 14	H: 4 LOB: 1 BB: 0 P: 24	R: 0 E: 0 K: 0 S: 8	H: 0 LOB: 0 BB: 0 P: 11	1B: 9 2B: 3 3B: 1 HR: 2	SF: 0 SAC: 0 DP: 0 HBP: 1	WP: 0 PB: 1 SB: 2 CS: 0	PA: 52				
PITCHER	IP	WLS	BF	H	R	ER	SO	BB	IBB	HBP	BLK	WP	HR	S	P	ERA	WHIP									
CC Sabathia, L (1, 1) ERA: 5.24	4.2	L	25	7	5	5	3	3	1	0	1	0	0	2	73	115	9.64	2.143								
Roy Smith, R (5, 1) ERA: 11.57	2.1		17	4	4	3	1	4	0	1	0	0	0	34	67	11.57	3.429									
Rich Rodriguez, L (8, 1) ERA: 3.0	1.0		7	4	3	3	1	0	0	0	0	0	0	14	24	27.00	4.000									
Steve Karsay, R (9, 1) ERA: 1.23	1.0		3	0	0	0	0	0	0	0	0	0	0	8	11	0.00	0.000									
Batter	1	2	3	4	5	6	7	8	9	AB	R	H	RBI	BB	SO	LOB	BOTTOM									
Jacob Cruz, L (1, 8) OBP: 0.297, SLG: 0.439	SH2-3 SF7 2B		HR		K		K		K	5	2	2	2	0	3	1	New York Yankees @ Cleveland Indians Jacobs Field, Cleveland, OH Sat May 26 2001, 1:05 PM EDT Att. 42,528 - Overcast - 59 F									
Omar Vizquel, S (1, 6) OBP: 0.384, SLG: 0.341	SH2-3		G1-3		F7-3 BB		F8			2	0	0	0	1	0	0										
Jolbert Cabrera, R (9, 6) OBP: 0.375, SLG: 0.391	2-3									0	0	0	0	0	0	0										
Roberto Alomar, S (1, 4) OBP: 0.395, SLG: 0.429	SF7		K		F7-3			G3		2	0	0	1	0	1											
Mark Lewis, R (8, 9) (9, 4)	3H									1	0	0	0	0	0											
Juan Gonzalez, R (1, 9) OBP: 0.394, SLG: 0.661	F7		1B		K		K	1B		4	0	2	0	0	1	0										
Jim Thome, L (1, 3) OBP: 0.378, SLG: 0.464			G5-3 BB				2B	K		3	0	1	0	1	2	2										
Ellis Burks, R (1, 10) OBP: 0.375, SLG: 0.619	K			HR	G5-3		G5-3	L6		4	1	1	1	0	1	3										
Marty Cordova, R (1, 7) OBP: 0.388, SLG: 0.583	G5-3			G5-3			K	G5-3		4	0	0	0	0	1	2										
Russell Branyan, L (1, 5) OBP: 0.323, SLG: 0.547	K			L4-6				G4-3 2B		4	1	3	1	0	1	1										
Eddie Taubensee, L (1, 2) OBP: 0.290, SLG: 0.362			HR	L4-6			G1-3	G4-3		4	1	1	0	0	0	2										
Inning Stats	R: 1 E: 0 K: 0 S: 12	H: 1 LOB: 0 BB: 0 P: 16	R: 0 E: 0 K: 2 S: 14	H: 0 LOB: 1 BB: 1 P: 19	R: 2 E: 0 K: 2 S: 16	H: 3 LOB: 1 BB: 0 P: 26	R: 1 E: 0 K: 0 S: 8	H: 2 LOB: 0 BB: 0 P: 17	R: 0 E: 0 K: 1 S: 4	H: 0 LOB: 0 BB: 1 P: 9	R: 0 E: 0 K: 2 S: 13	H: 1 LOB: 1 BB: 0 P: 18	R: 1 E: 0 K: 1 S: 9	H: 1 LOB: 0 BB: 0 P: 15	R: 0 E: 0 K: 1 S: 7	H: 1 LOB: 1 BB: 0 P: 10	R: 0 E: 0 K: 1 S: 11	H: 1 LOB: 1 BB: 0 P: 18	1B: 3 2B: 6 3B: 0 HR: 3	SF: 1 SAC: 1 DP: 2 HBP: 0	WP: 0 PB: 0 SB: 0 CS: 0	PA: 37				
PITCHER	IP	WLS	BF	H	R	ER	SO	BB	IBB	HBP	BLK	WP	HR	S	P	ERA	WHIP									
Roger Clemens, R (1, 1) ERA: 4.26	7.0		29	8	5	5	8	2	0	0	0	0	0	3	76	120	6.43	1.429								
Randy Choate, L (8, 1) ERA: 2.03	2.0		8	2	0	0	2	0	0	0	0	0	0	18	28	0.00	1.000									

Batter	1	2	3	4	5	6	7	8	9	AB	R	H	RBI	BB	SO	LOB	TOP																									
Chuck Knoblauch, R (1, 10) OBP: 0.354, SLG: 0.368										3	1	1	1	2	1	0	New York Yankees @ Cleveland Indians Jacobs Field, Cleveland, OH Sun May 27 2001, 1:05 PM EDT Att: 42,570 - Cloudy - 60 F																									
2 Derek Jeter, R (1, 6) OBP: 0.404, SLG: 0.453										5	0	1	0	0	1	5																										
Paul O'Neill, L (1, 9) OBP: 0.318, SLG: 0.447										4	0	0	0	0	0	1																										
Bernie Williams, S (1, 8) OBP: 0.312, SLG: 0.381										3	2	1	1	1	0	0																										
Tino Martinez, L (1, 3) OBP: 0.354, SLG: 0.453										3	1	0	0	1	1	0																										
David Justice, L (1, 7) OBP: 0.328, SLG: 0.437										4	1	1	0	0	0	2																										
20 Jorge Posada, S (1, 2) OBP: 0.355, SLG: 0.478										3	1	2	1	1	0	2																										
Scott Brosius, R (1, 5) OBP: 0.355, SLG: 0.484										3	0	0	0	1	0	3																										
Alfonso Soriano, R (1, 4) OBP: 0.286, SLG: 0.384										3	0	1	1	1	0	1																										
Inning Stats	R: 0 E: 0 K: 1 S: 8	H: 0 LOB: 0 BB: 0 P: 12	R: 0 E: 0 K: 0 S: 7	H: 0 LOB: 0 BB: 0 P: 9	R: 0 E: 0 K: 0 S: 6	H: 2 LOB: 0 BB: 1 P: 10	R: 2 E: 0 K: 0 S: 7	H: 2 LOB: 0 BB: 1 P: 19	R: 1 E: 0 K: 0 S: 5	H: 2 LOB: 0 BB: 0 P: 8	R: 0 E: 0 K: 1 S: 6	H: 0 LOB: 0 BB: 0 P: 10	R: 2 E: 0 K: 0 S: 12	H: 0 LOB: 3 BB: 5 P: 35	R: 0 E: 0 K: 1 S: 5	H: 0 LOB: 0 BB: 0 P: 8	R: 1 E: 1 K: 0 S: 16	H: 3 LOB: 2 BB: 0 P: 24	1B: 5 2B: 2 HR: 1	SF: 0 SAC: 0 DP: 3 HBP: 0	WP: 0 PB: 0 SB: 0 CS: 0	PA: 38																				
PITCHER	IP	WLS	BF	H	R	ER	SO	BB	IBB	HBP	BLK	WP	HR	S	P	ERA	WHIP	PITCHER								IP	WLS	BF	H	R	ER	SO	BB	IBB	HBP	BLK	WP	HR	S	P	ERA	WHIP
Bartolo Colon, R (1, 1) ERA: 4.14	6.0	L	23	4	5	5	2	4	0	0	0	0	1	43	80	7.50	1.333																									
Paul Shuey, R (7, 1) ERA: 2.45	1.0		6	0	0	0	0	2	1	0	0	0	0	8	23	0.00	2.000																									
Rich Rodriguez, L (8, 1) ERA: 2.61	1.1		5	1	1	0	1	0	0	0	0	0	0	9	16	0.00	0.750																									
Steve Reed, R (9, 1) ERA: 3.66	0.2		4	2	0	0	0	0	0	0	0	0	0	12	16	0.00	3.000																									


Batter	1	2	3	4	5	6	7	8	9	AB	R	H	RBI	BB	SO	LOB	BOTTOM																											
Jolbert Cabrera, R (1, 8) OBP: 0.380, SLG: 0.396										4	0	2	1	0	0	1	New York Yankees @ Cleveland Indians Jacobs Field, Cleveland, OH Sun May 27 2001, 1:05 PM EDT Att: 42,570 - Cloudy - 60 F																											
Omar Vizquel, S (1, 6) OBP: 0.382, SLG: 0.339										4	0	1	0	0	1	4																												
Roberto Alomar, S (1, 4) OBP: 0.387, SLG: 0.420										4	0	0	0	0	2	3																												
Juan Gonzalez, R (1, 9) OBP: 0.386, SLG: 0.647										4	0	0	0	0	1	1																												
Ellis Burks, R (1, 10) OBP: 0.366, SLG: 0.603										4	0	0	0	0	1	1																												
Wil Cordero, R (1, 3) OBP: 0.404, SLG: 0.495										3	0	0	0	0	1	0																												
Jacob Cruz, L (9, PH) OBP: 0.292, SLG: 0.431										1	0	0	0	0	1	0																												
Marty Cordova, R (1, 7) OBP: 0.391, SLG: 0.580										4	1	2	0	0	0	0																												
Mark Lewis, R (1, 5) OBP: 0.091, SLG: 0.091										3	1	1	0	0	1	1																												
Eddie Taubensee, L (9, PH) OBP: 0.302, SLG: 0.373										1	0	1	0	0	0	0																												
Einar Diaz, R (1, 2) OBP: 0.407, SLG: 0.514										3	0	2	1	0	0	1																												
Russell Branyan, L (9, PH) OBP: 0.321, SLG: 0.544										1	0	0	0	0	1	1																												
Inning Stats	R: 0 E: 0 K: 1 S: 7	H: 0 LOB: 0 BB: 0 P: 9	R: 0 E: 0 K: 0 S: 8	H: 0 LOB: 0 BB: 0 P: 12	R: 0 E: 0 K: 0 S: 16	H: 2 LOB: 2 BB: 0 P: 21	R: 0 E: 0 K: 2 S: 9	H: 0 LOB: 0 BB: 0 P: 13	R: 2 E: 0 K: 1 S: 16	H: 4 LOB: 2 BB: 0 P: 23	R: 0 E: 0 K: 1 S: 6	H: 0 LOB: 0 BB: 0 P: 11	R: 0 E: 0 K: 1 S: 10	H: 1 LOB: 1 BB: 0 P: 15	R: 0 E: 0 K: 1 S: 13	H: 1 LOB: 1 BB: 0 P: 19	R: 0 E: 0 K: 2 S: 13	H: 1 LOB: 1 BB: 0 P: 18	1B: 8 2B: 1 HR: 0	SF: 0 SAC: 0 DP: 0 HBP: 0	WP: 0 PB: 0 SB: 0 CS: 0	PA: 36																						
PITCHER	IP	WLS	BF	H	R	ER	SO	BB	IBB	HBP	BLK	WP	HR	S	P	ERA	WHIP	PITCHER								IP	WLS	BF	H	R	ER	SO	BB	IBB	HBP	BLK	WP	HR	S	P	ERA	WHIP		
Ted Lilly, L (1, 1) ERA: 5.58	6.2		27	7	2	2	6	0	0	0	0	0	0	70	100	2.70	1.050																											
Mike Stanton, L (7, 1) ERA: 1.59	0.2	H	3	1	0	0	0	0	0	0	0	0	0	4	7	0.00	1.500																											
42 Mariano Rivera, R (8, 1) ERA: 2.81	1.2	S	6	1	0	0	3	0	0	0	0	0	0	24	34	0.00	0.600																											



Batter	1	2	3	4	5	6	7	8	9	AB	R	H	RBI	BB	SO	LOB	TOP		
Chuck Knoblauch R (1, 7) OBP: 0.357, SLG: 0.382	F9		F7			E4				4	0	1	0	0	0	1	New York Yankees @ Boston Red Sox Fenway Park, Boston, MA Wed May 30 2001, 7:05 PM EDT Att: 33,711 - Cloudy - 56 F		
2 Derek Jeter R (1, 6) OBP: 0.396, SLG: 0.439	G1-3				F9	K		K		4	0	0	0	0	2	3			
David Justice L (1, 10) OBP: 0.324, SLG: 0.420	K				K	K		K		4	0	0	0	0	3	2			
Bernie Williams S (1, 8) OBP: 0.325, SLG: 0.387		G6-4-3 BB			K			F7		3	0	1	0	1	1	0			
Tino Martinez L (1, 3) OBP: 0.344, SLG: 0.438		G6-4-3 1-2			K			K		4	0	0	0	0	2	2			
Paul O'Neill L (1, 9) OBP: 0.323, SLG: 0.466					F8					4	0	2	0	0	1	1			
20 Jorge Posada S (1, 2) OBP: 0.347, SLG: 0.470					K			G3		3	0	0	0	0	2	2			
Scott Brosius R (1, 5) OBP: 0.360, SLG: 0.484					K			G4-3		3	0	1	0	0	1	0			
Alfonso Soriano R (1, 4) OBP: 0.284, SLG: 0.379					K			K		2	0	0	0	0	2	1			
Henry Rodriguez L (8, PH) Luis Sojo R (8, 4) OBP: 0.188, SLG: 0.133					K			K		1	0	0	0	0	1	0			
					K			K		0	0	0	0	0	0	0			
Inning Stats	R: 0 H: 0 E: 0 K: 1 S: 5	H: 0 LOB: 0 BB: 0 P: 8	R: 0 H: 1 E: 0 K: 1 S: 15	H: 1 LOB: 1 BB: 1 P: 21	R: 0 H: 0 E: 0 K: 2 S: 10	H: 0 LOB: 0 BB: 0 P: 16	R: 0 H: 0 E: 0 K: 2 S: 8	H: 0 LOB: 0 BB: 0 P: 14	R: 0 H: 1 E: 1 K: 2 S: 14	H: 1 LOB: 2 BB: 0 P: 20	R: 0 H: 1 E: 0 K: 1 S: 10	H: 1 LOB: 1 BB: 0 P: 14	R: 0 H: 1 E: 0 K: 2 S: 11	H: 1 LOB: 1 BB: 0 P: 16	R: 0 H: 1 E: 0 K: 2 S: 14	H: 1 LOB: 1 BB: 0 P: 21	1B: 5 2B: 0 3B: 0 HR: 0	SF: 0 SAC: 0 DP: 1 HBP: 0	WP: 0 PA: 33 SB: 0 CS: 0
PITCHER	IP	WLS	BF	H	R	ER	SO	BB	IBB	HBP	BLK	WP	HR	S	P	ERA	WHIP		
Pedro Martinez R (1, 1) ERA: 1.44	8.0	W	29	4	0	0	13	1	0	0	0	0	0	81	121	0.00	0.625		
Derek Lowe R (9, 1) ERA: 4.6	1.0	S	4	1	0	0	2	0	0	0	0	0	0	14	21	0.00	1.000		

Batter	1	2	3	4	5	6	7	8	9	AB	R	H	RBI	BB	SO	LOB	BOTTOM		
Jose Offerman S (1, 4) OBP: 0.363, SLG: 0.430	K		SH5-3 1B		K			F7		4	1	1	0	0	2	1	New York Yankees @ Boston Red Sox Fenway Park, Boston, MA Wed May 30 2001, 7:05 PM EDT Att: 33,711 - Cloudy - 56 F		
Trot Nixon L (1, 9) OBP: 0.344, SLG: 0.450	K		SH5-3			P4		BB		2	0	0	0	1	1	0			
Carl Everett S (1, 8) OBP: 0.362, SLG: 0.472	K					K		BB		3	0	1	1	1	2	0			
Manny Ramirez R (1, 10) OBP: 0.457, SLG: 0.688		E5 2B	F9			F9		F3		4	1	0	0	0	0	3			
Troy O'Leary L (1, 7) OBP: 0.276, SLG: 0.402						F2				3	1	1	0	0	1	0			
Shea Hillenbrand R (1, 5) OBP: 0.300, SLG: 0.421						G5-3		G6-3		3	0	0	0	0	0	2			
Brian Daubach L (1, 3) OBP: 0.316, SLG: 0.537						K		K		3	0	1	2	0	2	0			
John Valentin R (1, 6) OBP: 0.250, SLG: 0.244						G6-3		K		3	0	0	0	0	1	1			
Jason Varitek S (1, 2) OBP: 0.371, SLG: 0.476						K		BB		2	0	0	0	1	2	1			
Inning Stats	R: 0 H: 0 E: 0 K: 3 S: 12	H: 2 LOB: 1 BB: 0 P: 17	R: 2 H: 2 E: 1 K: 1 S: 11	H: 2 LOB: 1 BB: 0 P: 17	R: 1 H: 2 E: 0 K: 0 S: 11	H: 2 LOB: 0 BB: 0 P: 15	R: 0 H: 0 E: 0 K: 2 S: 10	H: 0 LOB: 0 BB: 0 P: 15	R: 0 H: 0 E: 0 K: 2 S: 8	H: 0 LOB: 0 BB: 0 P: 12	R: 0 H: 0 E: 0 K: 1 S: 6	H: 0 LOB: 0 BB: 0 P: 9	R: 0 H: 0 E: 0 K: 1 S: 6	H: 0 LOB: 3 BB: 3 P: 9	R: 0 H: 0 E: 0 K: 1 S: 11	H: 0 LOB: 3 BB: 3 P: 26	1B: 2 2B: 2 3B: 0 HR: 0	SF: 0 SAC: 1 DP: 0 HBP: 0	WP: 0 PA: 31 SB: 0 CS: 0
PITCHER	IP	WLS	BF	H	R	ER	SO	BB	IBB	HBP	BLK	WP	HR	S	P	ERA	WHIP		
35 Mike Mussina R (1, 1) ERA: 3.32	8.0	L	31	4	3	2	11	3	0	0	0	0	0	75	120	2.25	0.875		

AB	32
R	0
H	5
RBI	0
BB	1
SO	15
LOB	12



AB	27
R	3
H	4
RBI	3
BB	3
SO	11
LOB	8



Batter	1	2	3	4	5	6	7	8	9	AB	R	H	RBI	BB	SO	LOB	TOP			
Kenny Lofton, L OBP: 0.333, SLG: 0.310	F7		F8			K											3 1 0 0 1 1 0			
Omar Vizquel, S OBP: 0.353, SLG: 0.330	K		G6-3			E1 1B WP											4 1 1 0 0 1 1			
Roberto Alomar, S OBP: 0.406, SLG: 0.476																	3 3 3 2 1 0 0			
Juan Gonzalez, R OBP: 0.384, SLG: 0.629	L4																3 0 2 2 0 0 1			
Ellis Burks, R OBP: 0.373, SLG: 0.630			P6														4 1 2 1 0 0 1			
Jim Thome, L OBP: 0.394, SLG: 0.533																	2 1 1 0 1 1 2			
Marty Cordova, R OBP: 0.400, SLG: 0.608																	3 0 1 1 0 2 3			
Russell Branyan, L OBP: 0.328, SLG: 0.531																	2 0 0 0 0 2 2			
Einar Diaz, R OBP: 0.379, SLG: 0.479																	3 0 0 0 0 0 3			
Inning Stats	R: 0 H: 0 E: 0 K: 1 S: 11	H: 0 LOB: 1 BB: 1 P: 20	R: 0 H: 0 E: 0 K: 2 S: 10	H: 0 LOB: 1 BB: 1 P: 19	R: 0 H: 0 E: 0 K: 0 S: 6	H: 0 LOB: 0 BB: 0 P: 8	R: 1 H: 3 E: 0 K: 2 S: 16	H: 3 LOB: 3 BB: 0 P: 26	R: 4 H: 5 E: 1 K: 2 S: 17	H: 5 LOB: 1 BB: 0 P: 31	R: 2 H: 2 E: 1 K: 0 S: 14	H: 2 LOB: 1 BB: 1 P: 22								
PITCHER	IP WLS BF H R ER SO BB IBB HBP BLK WP HR S P ERA WHIP																			
Ted Lilly, L ERA: 6.11	(1, 1) 4.2 L 24 7 5 5 6 2 0 1 0 1 2 56 98 9.64 1.929																			
Brian Boehringer, R ERA: 1.55	(5, 1) 1.1 8 3 2 2 1 1 0 0 0 0 0 18 28 13.50 3.000																			

Cleveland Indians @ New York Yankees
Yankee Stadium, Bronx, NY
Fri Jun 01 2001, 7:05 PM EDT
Att. 42,032 - Overcast - 61 F

AB 27
R 7
H 10
RBI 6
BB 3
SO 7
LOB 13




WP: 2 PA: 32
SB: 0
CS: 0
1B: 6 SF: 1
2B: 2 SAC: 0
3B: 0 DP: 0
HR: 2 HBP: 1

Batter	1	2	3	4	5	6	7	8	9	AB	R	H	RBI	BB	SO	LOB	BOTTOM			
Chuck Knoblauch, R OBP: 0.361, SLG: 0.361	G5-3 2 F8 2 S BB	G4-3															1 1 0 0 2 0 2			
Derek Jeter, R OBP: 0.391, SLG: 0.433	F8																3 0 0 0 0 1 3			
David Justice, L OBP: 0.324, SLG: 0.435	G5-3																3 1 1 2 0 0 0			
Bernie Williams, S OBP: 0.331, SLG: 0.389	K																2 0 1 0 1 1 0			
Tino Martinez, L OBP: 0.339, SLG: 0.431																	3 0 0 0 0 0 2			
Paul O'Neill, L OBP: 0.323, SLG: 0.464																	3 1 1 0 0 0 1			
20 Jorge Posada, S OBP: 0.344, SLG: 0.465	F9																3 0 0 0 0 0 1			
Scott Brosius, R OBP: 0.366, SLG: 0.487																	1 1 1 0 1 0 0			
Alfonso Soriano, R OBP: 0.291, SLG: 0.383																	1 0 1 0 1 0 0			
Inning Stats	R: 1 H: 0 E: 0 K: 1 S: 10	H: 2 LOB: 2 BB: 1 P: 21	R: 1 H: 1 E: 0 K: 0 S: 5	H: 1 LOB: 1 BB: 1 P: 13	R: 1 H: 1 E: 0 K: 1 S: 11	H: 1 LOB: 2 BB: 2 P: 26	R: 0 H: 1 E: 0 K: 0 S: 14	H: 1 LOB: 1 BB: 0 P: 23	R: 0 H: 0 E: 0 K: 0 S: 2	H: 0 LOB: 0 BB: 0 P: 3										
PITCHER	IP WLS BF H R ER SO BB IBB HBP BLK WP HR S P ERA WHIP																			
CC Sabathia, L ERA: 5.36	(1, 1) 4.0 W 20 4 4 3 2 5 0 0 0 0 0 1 39 79 6.75 2.250																			
Ricardo Rincon, L ERA: 3.65	(5, 1) 1.0 S 5 1 0 0 0 0 0 0 0 0 0 0 16 26 0.00 1.000																			

Cleveland Indians @ New York Yankees
Yankee Stadium, Bronx, NY
Fri Jun 01 2001, 7:05 PM EDT
Att. 42,032 - Overcast - 61 F

AB 20
R 4
H 5
RBI 2
BB 5
SO 2
LOB 9



WP: 0 PA: 25
SB: 0
CS: 0
1B: 4 SF: 0
2B: 0 SAC: 0
3B: 0 DP: 1
HR: 1 HBP: 0

Batter	1	2	3	4	5	6	7	8	9	AB	R	H	RBI	BB	SO	LOB	TOP					
Kenny Lofton, L (1, 8) OBP: 0.346, SLG: 0.313 Jolbert Cabrera, R (8, PH) OBP: 0.380, SLG: 0.388	4-2 BB		2-1 G4-1	4-1 BB		1-2 1B		0-1 FC5-2 FC6-4		2	0	1	0	2	0	0	2					
Omar Vizquel, S (1, 6) OBP: 0.345, SLG: 0.321	1 SAFE 0-3 K		0-3 K	1-0 G4-3		1-3 K		2-0 FC6-4		5	0	0	0	0	3	7						
Roberto Alomar, S (1, 4) OBP: 0.401, SLG: 0.469	3-2 G4-3		1-1 1B		1-3 K		0-3 K		1-3 K	5	0	1	0	0	3	0						
Juan Gonzalez, R (1, 9) OBP: 0.379, SLG: 0.619		0-0 F8	2-0 F8		3-2 F9		0-0 F8		2-1 1B	5	0	1	0	0	0	1						
Jim Thome, L (1, 3) OBP: 0.404, SLG: 0.586		1-1 HR		1-2 1B 2B	1-1 HR		0-0 1B		0-3 K	5	3	4	2	0	1	1						
Ellis Burks, R (1, 10) OBP: 0.368, SLG: 0.617		0-3 K		1-2 2B 1B	3-2 P6		2-3 K		1-3 K	5	0	1	0	0	3	2						
Marty Cordova, R (1, 7) OBP: 0.396, SLG: 0.599		0-0 BB 1B		0-1 F9		2-2 F8		1-3 K		4	0	1	0	0	1	2						
Russell Branyan, L (1, 5) OBP: 0.333, SLG: 0.549 Travis Fryman, R (8, PH) (8, 5)	4-1 BB		0-0 L4		2-2 HR		4-2 1B FC5-2 BB			2	1	1	1	1	0	2						
Einar Diaz, R (1, 2) OBP: 0.378, SLG: 0.484 Wil Cordero, R (8, PH) OBP: 0.407, SLG: 0.477 Eddie Taubensee, L (8, 2) OBP: 0.302, SLG: 0.373	2-2 G5-3		0-2 2B		0-3 K2-3		0-2 FC6-4 FC5-2 1B			3	0	1	1	0	1	2						
Inning Stats	R: 0 E: 0 K: 1 S: 9	H: 0 LOB: 0 BB: 1 P: 16	R: 1 E: 0 K: 1 S: 11	H: 2 LOB: 2 BB: 1 P: 18	R: 0 E: 0 K: 1 S: 8	H: 1 LOB: 1 BB: 0 P: 13	R: 1 E: 0 K: 0 S: 15	H: 3 LOB: 3 BB: 1 P: 22	R: 1 E: 0 K: 1 S: 14	H: 1 LOB: 1 BB: 0 P: 22	R: 1 E: 0 K: 2 S: 17	H: 2 LOB: 1 BB: 0 P: 23	R: 0 E: 0 K: 2 S: 8	H: 1 LOB: 1 BB: 0 P: 10	R: 0 E: 0 K: 1 S: 12	H: 1 LOB: 2 BB: 1 P: 19	R: 0 E: 0 K: 3 S: 14	H: 1 LOB: 1 BB: 0 P: 18	1B: 7 2B: 2 3B: 0 HR: 3	SF: 0 SAC: 0 DP: 0 HBP: 0	WP: 0 PB: 0 SB: 0 CS: 0	PA: 42
PITCHER	IP	WLS	BF	H	R	ER	SO	BB	IBB	HBP	BLK	WP	HR	S	P	ERA	WHIP					
Roger Clemens, R (1, 1) ERA: 4.39	6.0	W	29	9	4	4	6	3	0	0	0	0	3	74	114	6.00	2.000					
Mike Stanton, L (7, 1) ERA: 1.47	1.1	H	7	2	0	0	3	1	0	0	0	0	0	17	24	0.00	2.250					
42 Mariano Rivera, R (8, 1) ERA: 2.54	1.2	S	6	1	0	0	3	0	0	0	0	0	0	17	23	0.00	0.600					

Cleveland Indians @ New York Yankees
Yankee Stadium, Bronx, NY
Sat Jun 02 2001, 1:15 PM EDT
Att: 46,618 - Cloudy - 68 F

AB	38
R	4
H	12
RBI	4
BB	4
SO	12
LOB	19



Batter	1	2	3	4	5	6	7	8	9	AB	R	H	RBI	BB	SO	LOB	BOTTOM				
Chuck Knoblauch, R (1, 7) OBP: 0.360, SLG: 0.363	1-0 F9		0-0 2B		3-2 G4-3		1-1 G5-3		1-1 SH1-3	4	0	1	1	0	0	1					
2 Derek Jeter, R (1, 6) OBP: 0.387, SLG: 0.427	0-0 G1-3		3-3 K		0-1 G4-3		2-3 K		1-1 1B 1B	5	0	1	1	0	2	1					
David Justice, L (1, 10) OBP: 0.335, SLG: 0.473	0-3 K		0-0 HR		4-2 F8 1B BB		1-0 HR		1-2 1B 1B	4	2	3	2	1	1	0					
Bernie Williams, S (1, 8) OBP: 0.339, SLG: 0.396		3-1 BB 20 HR 1B	2-0 G4-3		1-1 1B		2-1 G3 20 BLK 2B 1B		0-1 F8	5	2	3	0	0	0	2					
Tino Martinez, L (1, 3) OBP: 0.336, SLG: 0.423	4-2 20 HR BB		2-3 K		1-1 F8		2-2 G3		3-2 F7	4	1	0	0	1	1	5					
Paul O'Neill, L (1, 9) OBP: 0.322, SLG: 0.458	2-3 K		2-2 F7		3-1 P6		4-2 20 2B BB			3	0	0	0	1	1	4					
20 Jorge Posada, S (1, 2) OBP: 0.352, SLG: 0.511	1-2 HR		2-2 F8		0-1 HR		0-0 HR		1-3 2B	4	2	3	5	0	0	0					
Scott Brosius, R (1, 5) OBP: 0.368, SLG: 0.497	0-0 G6-3 2B 2B		2-1 P4		1-2 P4		0-0 F7			4	1	2	0	0	0	2					
Alfonso Soriano, R (1, 4) OBP: 0.285, SLG: 0.375	1-1 G6-3		1-1 P4		3-2 F2		0-1 E5 SH1-3 2B			4	1	0	0	0	0	2					
Inning Stats	R: 0 E: 0 K: 1 S: 5	H: 4 LOB: 4 BB: 1 P: 31	R: 1 E: 0 K: 1 S: 8	H: 1 LOB: 0 BB: 0 P: 14	R: 0 E: 0 K: 0 S: 10	H: 1 LOB: 1 BB: 0 P: 19	R: 0 E: 0 K: 0 S: 11	H: 1 LOB: 2 BB: 1 P: 20	R: 1 E: 0 K: 0 S: 10	H: 1 LOB: 0 BB: 0 P: 15	R: 2 E: 0 K: 1 S: 14	H: 3 LOB: 2 BB: 1 P: 25	R: 1 E: 1 K: 0 S: 16	H: 2 LOB: 2 BB: 0 P: 22	R: 0 E: 0 K: 3 S: 14	H: 1 LOB: 1 BB: 0 P: 18	1B: 5 2B: 4 3B: 0 HR: 4	SF: 0 SAC: 1 DP: 0 HBP: 0	WP: 0 PB: 0 SB: 1 CS: 0	PA: 41	
PITCHER	IP	WLS	BF	H	R	ER	SO	BB	IBB	HBP	BLK	WP	HR	S	P	ERA	WHIP				
Bartolo Colon, R (1, 1) ERA: 4.43	5.0	L	24	7	5	5	4	2	0	0	0	0	2	51	90	9.00	1.800				
Steve Reed, R (6, 1) ERA: 4.03	1.1		5	1	1	1	1	0	0	0	0	0	1	13	20	6.75	0.750				
Rich Rodriguez, L (7, 1) ERA: 3.65	0.1		5	3	2	2	0	1	0	0	1	0	1	10	19	54.00	12.000				
Paul Shuey, R (7, 1) ERA: 2.22	1.1		7	2	1	0	0	0	0	0	0	0	0	17	23	0.00	1.500				

Cleveland Indians @ New York Yankees
Yankee Stadium, Bronx, NY
Sat Jun 02 2001, 1:15 PM EDT
Att: 46,618 - Cloudy - 68 F

AB	37
R	9
H	13
RBI	9
BB	3
SO	5
LOB	17




Batter	1	2	3	4	5	6	7	8	9	AB	R	H	RBI	BB	SO	LOB	TOP					
Kenny Lofton, L (1, 8) OBP: 0.333, SLG: 0.300	F7		G6-3			K		FC5 SH1-4	F9	5	0	0	0	0	1	2	Cleveland Indians @ New York Yankees Yankee Stadium, Bronx, NY Sun Jun 03 2001, 1:05 PM EDT Att: 47,300 - Cloudy - 70 F					
Omar Vizquel, S (1, 6) OBP: 0.335, SLG: 0.315	G1-3		G3			F9		SH1-4	F7	4	0	0	0	0	0	2						
Roberto Alomar, S (1, 4) OBP: 0.403, SLG: 0.487	HR				F9			SF7		3	1	2	2	0	0	0						
Juan Gonzalez, R (1, 9) OBP: 0.386, SLG: 0.620	1B				G6-4-3 1B			F9		3	0	2	0	1	0	1						
Ellis Burks, R (1, 10) OBP: 0.366, SLG: 0.608	K				G6-4-3			F8		4	0	1	0	0	1	4						
Jim Thome, L (1, 3) OBP: 0.406, SLG: 0.584		F7								4	1	2	0	0	0	0						
Marty Cordova, R (1, 7) Jolbert Cabrera, R (9, PR) OBP: 0.392, SLG: 0.596 OBP: 0.380, SLG: 0.388	P4							K		4	0	1	0	0	1	3						
Travis Fryman, R (1, 5) OBP: 0.380, SLG: 0.388	G1-3							K		0	1	0	0	0	0	0						
Einar Diaz, R (1, 2) OBP: 0.381, SLG: 0.484								K		4	0	0	0	0	1	5						
Einar Diaz, R (1, 2) OBP: 0.381, SLG: 0.484								G6-3		4	1	2	2	0	1	0						
Inning Stats	R: 1 E: 0 K: 1 S: 18	H: 2 LOB: 1 BB: 0 P: 24	R: 0 E: 0 K: 0 S: 8	H: 0 LOB: 0 BB: 0 P: 9	R: 0 E: 0 K: 1 S: 8	H: 0 LOB: 0 BB: 0 P: 11	R: 0 E: 0 K: 0 S: 4	H: 1 LOB: 0 BB: 0 P: 7	R: 0 E: 0 K: 0 S: 8	H: 0 LOB: 0 BB: 0 P: 14	R: 0 E: 0 K: 1 S: 7	H: 0 LOB: 0 BB: 0 P: 11	R: 0 E: 0 K: 1 S: 15	H: 3 LOB: 3 BB: 0 P: 24	R: 1 E: 1 K: 0 S: 8	H: 1 LOB: 2 BB: 1 P: 13	R: 2 E: 0 K: 1 S: 24	H: 3 LOB: 2 BB: 0 P: 31	1B: 8 2B: 1 3B: 0 HR: 1	SF: 1 SAC: 1 DP: 1 HBP: 0	WP: 0 PB: 1 CS: 0	PA: 38
PITCHER	IP	WLS	BF	H	R	ER	SO	BB	IBB	HBP	BLK	WP	HR	S	P	ERA	WHIP					
Andy Pettitte, L (1, 1) ERA: 3.07	8.0	L	34	9	4	3	4	0	1	0	0	0	1	81	121	3.38	1.125					
Carlos Almanzar, R (9, 1) ERA: 3.18	1.0		4	1	0	0	1	0	0	0	0	0	0	19	23	0.00	1.000					

AB	35
R	4
H	10
RBI	4
BB	1
SO	5
LOB	17



Batter	1	2	3	4	5	6	7	8	9	AB	R	H	RBI	BB	SO	LOB	BOTTOM					
Chuck Knoblauch, R (1, 7) OBP: 0.352, SLG: 0.355	G5-3		F9			FC6-4			K	5	0	0	0	0	1	3	Cleveland Indians @ New York Yankees Yankee Stadium, Bronx, NY Sun Jun 03 2001, 1:05 PM EDT Att: 47,300 - Cloudy - 70 F					
Derek Jeter, R (1, 6) OBP: 0.385, SLG: 0.440					HR					3	1	1	1	1	1	0						
David Justice, L (1, 10) OBP: 0.329, SLG: 0.464	F7				G1-3					4	0	0	0	0	1	1						
Bernie Williams, S (1, 8) OBP: 0.343, SLG: 0.405	F8				G3					4	0	2	0	0	0	1						
Tino Martinez, L (1, 3) OBP: 0.335, SLG: 0.420					G1-3					4	0	1	0	0	0	1						
Paul O'Neill, L (1, 9) OBP: 0.316, SLG: 0.450										4	0	0	0	0	1	2						
20 Jorge Posada, S (1, 2) OBP: 0.355, SLG: 0.506										2	1	0	0	2	0	0						
Scott Brosius, R (1, 5) OBP: 0.371, SLG: 0.513					G4-3					4	1	2	2	0	0	1						
Alfonso Soriano, R (1, 4) Henry Rodriguez, L (9, PH)					G5-3					2	0	0	0	1	0	1						
Henry Rodriguez, L (9, PH)										1	0	0	0	0	1	0						
Inning Stats	R: 0 E: 0 K: 0 S: 5	H: 0 LOB: 1 BB: 1 P: 9	R: 0 E: 0 K: 0 S: 9	H: 0 LOB: 0 BB: 0 P: 12	R: 0 E: 0 K: 0 S: 5	H: 0 LOB: 0 BB: 0 P: 8	R: 1 E: 0 K: 0 S: 11	H: 1 LOB: 0 BB: 0 P: 17	R: 0 E: 0 K: 0 S: 9	H: 0 LOB: 2 BB: 2 P: 20	R: 0 E: 0 K: 1 S: 11	H: 2 LOB: 2 BB: 0 P: 16	R: 0 E: 0 K: 0 S: 7	H: 1 LOB: 1 BB: 0 P: 11	R: 0 E: 1 K: 2 S: 11	H: 1 LOB: 1 BB: 0 P: 15	R: 2 E: 0 K: 2 S: 15	H: 1 LOB: 0 BB: 1 P: 27	1B: 3 2B: 1 3B: 0 HR: 2	SF: 0 SAC: 0 DP: 0 HBP: 0	WP: 0 PB: 0 CS: 0	PA: 37
PITCHER	IP	WLS	BF	H	R	ER	SO	BB	IBB	HBP	BLK	WP	HR	S	P	ERA	WHIP					
Charles Nagy, R (1, 1) ERA: 1.29	7.0	W	28	4	1	1	1	3	0	0	0	0	0	57	93	1.29	1.000					
Steve Karsay, R (8, 1) ERA: 1.11	1.0	H	4	1	0	0	2	0	0	0	0	0	0	11	15	0.00	1.000					
Bob Wickman, R (9, 1) ERA: 2.59	1.0	S	5	1	2	2	2	1	0	0	0	0	1	15	27	18.00	2.000					

AB	33
R	3
H	6
RBI	3
BB	4
SO	5
LOB	10



Batter	1	2	3	4	5	6	7	8	9	AB	R	H	RBI	BB	SO	LOB	TOP								
Jose Offerman, S OBP: 0.364, SLG: 0.428 (1, 4) C X	0-1 P4		0-2 F7		0-3 K		1-2 G6-3	1-3 K		5	0	0	0	0	2	3									
Trot Nixon, L OBP: 0.346, SLG: 0.445 (1, 9) S C X	2-2 G6-3		1-1 F8		4-0 HR BB		4-2 1B BB		0-2 FC4 1B	3	1	1	0	2	0	1									
Carl Everett, S OBP: 0.351, SLG: 0.482 (1, 8) F B X	3-2 2B			1-3 K	0-0 HR		2-3 K		0-1 FC4 HR	5	2	2	2	0	2	2									
Manny Ramirez, R OBP: 0.461, SLG: 0.721 (1, 7) S C X	1-3 K			0-1 HR 1B	0-3 K		1-2 1B		2-2 HR	5	2	3	2	0	2	1									
Troy O'Leary, L OBP: 0.280, SLG: 0.415 Darren Lewis, R OBP: 0.246, SLG: 0.382 (9, PR)		2-3 K		0-1 HR	0-3 K		1-1 G3		0-2 1B	5	1	2	2	0	2	2									
Jason Varitek, S OBP: 0.373, SLG: 0.488 (1, 2) S C X	0-3 K			0-1 1B 2B		1-2 F9		0-1 BB 1B	1-2 F9	5	0	2	0	0	1	1									
John Valentin, R OBP: 0.297, SLG: 0.273 (1, 6) B X	2-1 G5-3			0-1 1B		1-0 F7		4-0 BB	0-1 F9	4	0	1	0	1	0	1									
Brian Daubach, L OBP: 0.327, SLG: 0.522 Dante Bichette, R OBP: 0.356, SLG: 0.452 Lou Merloni, R OBP: 0.313, SLG: 0.379 (8, PH)			1-3 K	1-3 K		2-2 HBP		0-3 K		2	0	0	0	0	2	2									
Shea Hillenbrand, R OBP: 0.288, SLG: 0.408 (1, 5) B X			1-1 2B	0-0 G5-3		0-2 G1-3		0-1 F9		4	0	1	0	0	0	5									
Inning Stats	R: 0 E: 0 K: 1 S: 12	H: 1 LOB: 1 BB: 0 P: 18	R: 0 E: 0 K: 2 S: 8	H: 0 LOB: 0 BB: 0 P: 12	R: 0 E: 0 K: 1 S: 10	H: 1 LOB: 1 BB: 0 P: 13	R: 2 E: 0 K: 2 S: 15	H: 4 LOB: 2 BB: 0 P: 17	R: 2 E: 0 K: 3 S: 11	H: 1 LOB: 0 BB: 1 P: 18	R: 0 E: 0 K: 1 S: 10	H: 0 LOB: 1 BB: 0 P: 14	R: 0 E: 0 K: 1 S: 14	H: 1 LOB: 2 BB: 1 P: 23	R: 0 E: 0 K: 2 S: 10	H: 1 LOB: 2 BB: 1 P: 15	R: 2 E: 0 K: 0 S: 17	H: 3 LOB: 1 BB: 0 P: 20	1B: 6 2B: 3 3B: 0 HR: 3	SF: 0 SAC: 0 DP: 0 HBP: 1	WP: 0 PB: 0 SB: 0 CS: 0	PA: 43			
PITCHER	IP WLS BF H R ER SO BB IBB HBP BLK WP HR S P ERA WHIP	4.2 22 7 4 4 8 1 0 0 0 0 2 53 72 7.71 1.714	1.1 5 0 0 0 1 0 0 1 0 0 0 13 20 0.00 0.000	1.0 7 2 0 0 1 2 0 0 0 0 0 16 29 0.00 4.000	2.0 W 9 3 2 2 2 0 0 0 0 0 1 25 29 9.00 1.500																				

Boston Red Sox @ New York Yankees
Yankee Stadium, Bronx, NY
Mon Jun 04 2001, 7:05 PM EDT
Att: 41,771 - Sunny - 73 F

AB	39
R	6
H	12
RBI	6
BB	3
SO	12
LOB	20



Batter	1	2	3	4	5	6	7	8	9	AB	R	H	RBI	BB	SO	LOB	BOTTOM							
Chuck Knoblauch, R OBP: 0.355, SLG: 0.367 (1, 7) F S C X	1-3 K		2-1 3B			0-0 FC4-6 1B	3-2 G5-3		0-1 SH1-4	4	0	2	0	0	1	2								
Derek Jeter, R OBP: 0.389, SLG: 0.437 (1, 6) B X	1-0 G6-3		2-3 K			0-2 FC4-6 3B	1-1 BB 1B		4-0 1B IBB	4	2	1	2	1	1	2								
Paul O'Neill, L OBP: 0.315, SLG: 0.443 Luis Sojo, R OBP: 0.212, SLG: 0.161 (8, 4)				2-3 K		1-3 K	2-2 BB 1B		3-2 1B	3	0	0	0	1	3	1								
Bernie Williams, S OBP: 0.352, SLG: 0.429 (1, 8) X		0-0 HR		3-2 F2		4-1 3B BB	2-2 1B			3	2	2	2	1	0	0								
Tino Martinez, L OBP: 0.338, SLG: 0.431 (1, 3) C X		0-1 F7		1-1 1B		0-0 1B 3B	1-1 F8			4	0	2	2	0	0	2								
Henry Rodriguez, L (1, 10) B X		2-3 K		1-3 K		2-3 K		1-1 G3-1		4	0	0	0	0	3	2								
Scott Brosius, R OBP: 0.369, SLG: 0.507 (1, 5) S C X		2-3 K			0-3 K		1-0 G5-3 SH1-3 1B	3-1 L4		4	1	1	0	0	2	0								
Joe Oliver, R OBP: 0.258, SLG: 0.276 (1, 2) S C X			1-2 G6-3		1-0 F2		0-0 SH1-3	0-1 F8		3	0	0	0	0	0	0								
Alfonso Soriano, R OBP: 0.288, SLG: 0.373 David Justice, L OBP: 0.335, SLG: 0.464 (7, PH)			2-2 CS 1B		0-0 F9		4-0 2B G5-3 BB	4-2 SH1-4 1B		2	0	1	0	0	0	0								
Inning Stats	R: 0 E: 0 K: 2 S: 7	H: 0 LOB: 0 BB: 0 P: 10	R: 1 E: 0 K: 2 S: 11	H: 1 LOB: 0 BB: 0 P: 15	R: 0 E: 0 K: 1 S: 13	H: 2 LOB: 1 BB: 0 P: 20	R: 0 E: 0 K: 2 S: 12	H: 1 LOB: 1 BB: 0 P: 19	R: 0 E: 0 K: 1 S: 6	H: 0 LOB: 0 BB: 0 P: 7	R: 2 E: 0 K: 0 S: 12	H: 2 LOB: 1 BB: 1 P: 19	R: 3 E: 0 K: 0 S: 12	H: 3 LOB: 2 BB: 2 P: 28	R: 0 E: 0 K: 0 S: 6	H: 0 LOB: 0 BB: 0 P: 10	R: 1 E: 0 K: 0 S: 9	H: 1 LOB: 2 BB: 2 P: 20	1B: 7 2B: 0 3B: 2 HR: 1	SF: 0 SAC: 2 DP: 0 HBP: 0	WP: 1 PB: 0 SB: 0 CS: 1	PA: 39		
PITCHER	IP WLS BF H R ER SO BB IBB HBP BLK WP HR S P ERA WHIP	6.0 24 6 3 3 10 1 0 0 0 0 0 7 16 40.50 4.500	0.2 B 5 2 3 3 0 1 0 0 0 0 0 7 16 40.50 4.500	0.0 2 1 0 0 0 1 0 0 0 0 0 0 3 9 * *	0.1 1 0 0 0 0 0 0 0 0 0 0 2 3 0.00 0.000	1.0 3 0 0 0 0 0 0 0 0 0 0 6 10 0.00 0.000																		

Boston Red Sox @ New York Yankees
Yankee Stadium, Bronx, NY
Mon Jun 04 2001, 7:05 PM EDT
Att: 41,771 - Sunny - 73 F

AB	32
R	7
H	10
RBI	7
BB	5
SO	10
LOB	9



Batter	1	2	3	4	5	6	7	8	9	AB	R	H	RBI	BB	SO	LOB	TOP										
Brady Anderson, L (1, 10) OBP: 0.318, SLG: 0.309	1-1 F8	4-2 1B 2B BB		1-3 K		0-1 HR		4-1 BB	1-2 1B	4	2	2	2	2	1	0											
Mike Bordick, R (1, 6) OBP: 0.310, SLG: 0.359	1-2 G6-3	0-0 2B 1B			1-1 F5	2-0 HR		0-0 P6	2-3 K	6	2	2	3	0	1	4											
Chris Richard, L (1, 9) OBP: 0.359, SLG: 0.460	2-2 1B 2B	0-1 WP 1H 2H			0-0 1B 1B	0-0 F7		1-3 K		5	2	3	2	0	1	2											
Jeff Conine, R (1, 5) OBP: 0.403, SLG: 0.529	2-1 FC6-4 2H	1-3 K			0-0 31 HBP 1B	1-1 P4		3-2 F7		5	0	2	1	0	1	3											
David Segui, S (1, 3) OBP: 0.300, SLG: 0.396	0-2 FC6-4 1-2			1-3 K	2-2 31 HBP 1B		0-1 F5		1-0 1B 1B	5	1	2	1	0	1	1											
6 Melvin Mora, R (1, 8) OBP: 0.351, SLG: 0.373		2-2 P3		1-0 P4	1-3 K		3-1 2B		2-0 F8	5	0	1	0	0	1	3											
31 Jay Gibbons, L (1, 7) Mike Kinkade, R (0, 7) OBP: 0.318, SLG: 0.375		1-0 1B 1B		0-1 F7	2-2 1-2 2-3 HBP		3-1 F9		1-3 K	4	1	1	0	0	1	2											
Brook Fordyce, R (1, 2) OBP: 0.260, SLG: 0.294		2-3 K		2-3 K	2-3 K		0-1 F7		1-2 1B 1B	5	1	1	0	0	3	5											
Jerry Hairston, R (1, 4) OBP: 0.316, SLG: 0.377		2-2 1B 1B		1-3 K		2-3 K		1-0 BB 1B	1-1 1B 1B	5	1	3	1	0	2	0											
Inning Stats	R: 1 E: 0 K: 0 S: 16	H: 2 LOB: 1 BB: 0 P: 22	R: 4 E: 0 K: 2 S: 23	H: 4 LOB: 1 BB: 1 P: 35	R: 0 E: 0 K: 1 S: 6	H: 0 LOB: 0 BB: 0 P: 8	R: 0 E: 0 K: 3 S: 10	H: 0 LOB: 0 BB: 0 P: 14	R: 1 E: 0 K: 2 S: 15	H: 3 LOB: 3 BB: 0 P: 23	R: 2 E: 0 K: 1 S: 10	H: 2 LOB: 1 BB: 0 P: 15	R: 0 E: 0 K: 0 S: 8	H: 1 LOB: 1 BB: 0 P: 14	R: 0 E: 0 K: 1 S: 11	H: 1 LOB: 2 BB: 1 P: 20	R: 2 E: 0 K: 2 S: 21	H: 4 LOB: 2 BB: 0 P: 30	1B: 12 2B: 3 3B: 0 HR: 2	SF: 0 SAC: 0 DP: 0 HBP: 1	WP: 1 PB: 0 SB: 1 CS: 0	PA: 47					
PITCHER	IP	WLS	BF	H	R	ER	SO	BB	IBB	HBP	BLK	WP	HR	S	P	ERA	WHIP										
35 Mike Mussina, R (1, 1) ERA: 3.78	5.0	L	26	9	6	6	8	1	0	1	0	1	0	70	102	10.80	2.000										
Brandon Knight, R (6, 1) ERA: 9.0	4.0		21	8	4	4	4	1	0	0	0	0	2	50	79	9.00	2.250										

Baltimore Orioles @ New York Yankees
Yankee Stadium, Bronx, NY
Tue Jun 05 2001, 7:05 PM EDT
Att: 30,605 - Sunny - 76 F

AB 44
R 10
H 17
RBI 10
BB 2
SO 12
LOB 20



Batter	1	2	3	4	5	6	7	8	9	AB	R	H	RBI	BB	SO	LOB	BOTTOM										
Chuck Knoblauch, R (1, 7) OBP: 0.353, SLG: 0.369	2-0 F7		0-1 G4-3			0-2 G4-3		3-2 PB 1B 2B		4	1	1	1	0	0	0											
2 Derek Jeter, R (1, 6) OBP: 0.383, SLG: 0.429	1-1 E4 WP		2-3 K			2-2 L7		2-1 F9		4	0	0	0	0	1	1											
David Justice, L (1, 10) OBP: 0.338, SLG: 0.462	4-2 1-2 BB			1-0 G4-3		1-0 G4-3		2-2 FC6-4 2H 1B		3	0	1	1	1	0	0											
Bernie Williams, S (1, 8) OBP: 0.355, SLG: 0.434	2-2 F9			0-1 G6-3			2-2 G3 2B	3-2 FC6-4 HBP		3	0	1	0	0	0	2											
Tino Martinez, L (1, 3) OBP: 0.332, SLG: 0.423	1-2 F7			1-0 G4-3			1-1 F7	1-2 FC6-4		4	0	0	0	0	0	5											
Paul O'Neill, L (1, 9) OBP: 0.314, SLG: 0.453		1-2 G5-3			1-0 HR		3-1 G3		0-2 G4-3	4	1	1	1	0	0	1											
Scott Brosius, R (1, 5) OBP: 0.362, SLG: 0.498		2-3 K			1-0 G1-3		0-1 P4		2-3 K	4	0	0	0	0	2	1											
Joe Oliver, R (1, 2) OBP: 0.229, SLG: 0.242		3-3 K			1-3 K			1-3 K	2-1 F9	4	0	0	0	0	3	0											
Alfonso Soriano, R (1, 4) OBP: 0.288, SLG: 0.377			1-0 F9			3-3 K		1-0 2B 2B		3	1	1	0	0	1	0											
Inning Stats	R: 0 E: 1 K: 0 S: 14	H: 0 LOB: 2 BB: 1 P: 24	R: 0 E: 0 K: 2 S: 10	H: 0 LOB: 0 BB: 0 P: 16	R: 0 E: 0 K: 1 S: 7	H: 0 LOB: 0 BB: 0 P: 10	R: 0 E: 0 K: 0 S: 4	H: 0 LOB: 0 BB: 0 P: 6	R: 1 E: 0 K: 2 S: 10	H: 1 LOB: 0 BB: 0 P: 16	R: 0 E: 0 K: 0 S: 9	H: 0 LOB: 0 BB: 0 P: 12	R: 0 E: 0 K: 0 S: 9	H: 1 LOB: 1 BB: 0 P: 15	R: 2 E: 0 K: 1 S: 22	H: 3 LOB: 2 BB: 0 P: 35	R: 0 E: 0 K: 1 S: 11	H: 0 LOB: 0 BB: 0 P: 15	1B: 1 2B: 3 3B: 0 HR: 1	SF: 0 SAC: 0 DP: 0 HBP: 1	WP: 1 PB: 1 SB: 0 CS: 0	PA: 35					
PITCHER	IP	WLS	BF	H	R	ER	SO	BB	IBB	HBP	BLK	WP	HR	S	P	ERA	WHIP										
Jason Johnson, R (1, 1) ERA: 3.33	7.2	W	29	4	3	2	6	1	0	0	0	0	0	75	118	2.35	0.652										
B.J. Ryan, L (8, 1) ERA: 3.46	1.1		6	1	0	0	1	0	0	1	0	0	0	21	31	0.00	0.750										

Baltimore Orioles @ New York Yankees
Yankee Stadium, Bronx, NY
Tue Jun 05 2001, 7:05 PM EDT
Att: 30,605 - Sunny - 76 F

AB 33
R 3
H 5
RBI 3
BB 1
SO 7
LOB 10



Batter	1	2	3	4	5	6	7	8	9	AB	R	H	RBI	BB	SO	LOB	TOP										
Brady Anderson, L (1, 7) OBP: 0.312, SLG: 0.302										4	0	0	0	0	3	1	Baltimore Orioles @ New York Yankees Yankee Stadium, Bronx, NY Thu Jun 07 2001, 7:05 PM EDT Att: 30,786 - Sunny - 78 F										
Mike Bordick, R (1, 6) OBP: 0.319, SLG: 0.393										4	0	0	0	0	1	0											
Chris Richard, L (1, 9) OBP: 0.348, SLG: 0.440										4	0	0	0	0	1	0											
Jeff Conine, R (1, 5) OBP: 0.399, SLG: 0.507										2	0	0	0	2	0	1											
David Segui, S (1, 3) OBP: 0.392, SLG: 0.390											4	0	1	0	0	1		2									
Greg Myers, L (1, 2) OBP: 0.346, SLG: 0.479										3	0	0	0	0	1	1											
6 Melvin Mora, R (1, 8) OBP: 0.359, SLG: 0.380										3	0	2	0	0	0	1											
Delino DeShields, L (1, 10) OBP: 0.316, SLG: 0.307										3	0	0	0	0	3	3											
Jerry Hairston, R (1, 4) OBP: 0.313, SLG: 0.387										3	0	0	0	0	0	2											
Inning Stats	R: 0 E: 0 K: 3 S: 10	H: 0 LOB: 0 BB: 0 P: 12	R: 0 E: 0 K: 1 S: 9	H: 0 LOB: 0 BB: 1 P: 16	R: 0 E: 0 K: 2 S: 9	H: 1 LOB: 1 BB: 0 P: 13	R: 0 E: 0 K: 1 S: 7	H: 0 LOB: 1 BB: 1 P: 13	R: 0 E: 0 K: 1 S: 11	H: 1 LOB: 1 BB: 0 P: 22	R: 0 E: 1 K: 1 S: 10	H: 0 LOB: 1 BB: 0 P: 16	R: 0 E: 0 K: 1 S: 12	H: 1 LOB: 1 BB: 0 P: 20	R: 0 E: 0 K: 0 S: 11	H: 0 LOB: 0 BB: 0 P: 16		R: 0 E: 0 K: 0 S: 4	H: 0 LOB: 0 BB: 0 P: 7	1B: 1 2B: 2 3B: 0 HR: 0	SF: 0 SAC: 0 DP: 1 HBP: 0	WP: 2 PB: 0 SB: 1 CS: 0	PA: 32				
PITCHER	IP	WLS	BF	H	R	ER	SO	BB	IBB	HBP	BLK	WP	HR	S	P	ERA	WHIP										
Roger Clemens, R (1, 1) ERA: 4.0	8.0	W	29	3	0	0	10	2	0	0	0	2	0	79	128	0.00	0.625										
42 Mariano Rivera, R (9, 1) ERA: 2.78	1.0		3	0	0	0	0	0	0	0	0	0	0	4	7	0.00	0.000										


Batter	1	2	3	4	5	6	7	8	9	AB	R	H	RBI	BB	SO	LOB	BOTTOM										
Chuck Knoblauch, R (1, 7) OBP: 0.345, SLG: 0.356										4	0	0	0	0	0	2	Baltimore Orioles @ New York Yankees Yankee Stadium, Bronx, NY Thu Jun 07 2001, 7:05 PM EDT Att: 30,786 - Sunny - 78 F										
2 Derek Jeter, R (1, 6) OBP: 0.383, SLG: 0.424										4	0	1	0	0	0	1											
David Justice, L (1, 10) OBP: 0.330, SLG: 0.446										4	0	0	0	0	0	2											
Bernie Williams, S (1, 8) OBP: 0.356, SLG: 0.431										4	0	1	0	0	0	1											
Tino Martinez, L (1, 3) OBP: 0.333, SLG: 0.425										4	2	2	0	0	0	2											
Paul O'Neill, L (1, 9) OBP: 0.316, SLG: 0.455										4	1	2	0	0	0	1											
Scott Brosius, R (1, 5) OBP: 0.367, SLG: 0.493										3	1	1	1	1	1	2											
Todd Greene, R (1, 2) OBP: 0.571, SLG: 1.286										4	0	3	3	0	0	2											
Alfonso Soriano, R (1, 4) OBP: 0.296, SLG: 0.381										4	0	2	0	0	0	3											
Inning Stats	R: 0 E: 0 K: 0 S: 10	H: 0 LOB: 0 BB: 0 P: 15	R: 3 E: 0 K: 0 S: 17	H: 5 LOB: 1 BB: 0 P: 19	R: 0 E: 0 K: 0 S: 7	H: 1 LOB: 1 BB: 0 P: 14	R: 0 E: 0 K: 0 S: 7	H: 1 LOB: 1 BB: 0 P: 8	R: 0 E: 0 K: 1 S: 6	H: 0 LOB: 0 BB: 0 P: 8	R: 0 E: 0 K: 1 S: 11	H: 2 LOB: 2 BB: 0 P: 15	R: 0 E: 0 K: 0 S: 6	H: 1 LOB: 1 BB: 0 P: 10	R: 1 E: 0 K: 0 S: 10	H: 2 LOB: 2 BB: 1 P: 19		1B: 9 2B: 3 3B: 0 HR: 0	SF: 0 SAC: 0 DP: 0 HBP: 0	WP: 1 PB: 0 SB: 0 CS: 0	PA: 36						
PITCHER	IP	WLS	BF	H	R	ER	SO	BB	IBB	HBP	BLK	WP	HR	S	P	ERA	WHIP										
Sidney Ponson, R (1, 1) ERA: 4.83	8.0	L	36	12	4	4	1	1	0	0	0	1	0	74	108	4.50	1.625										

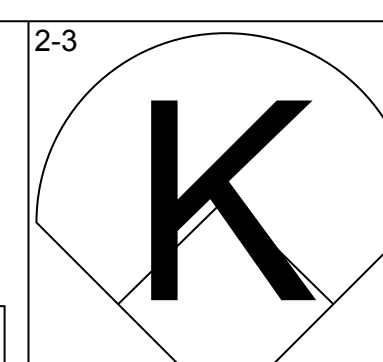
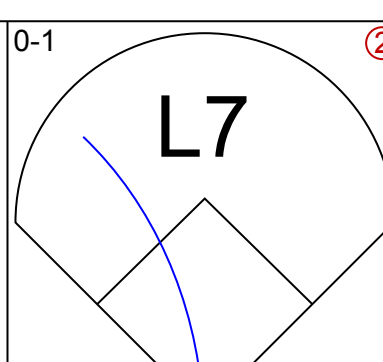
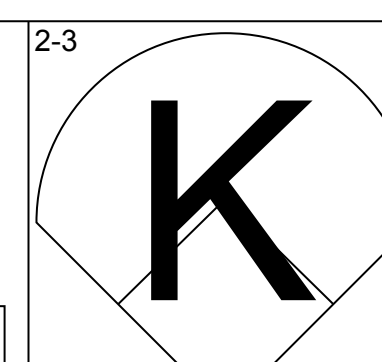
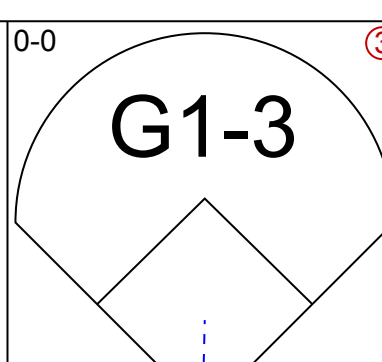
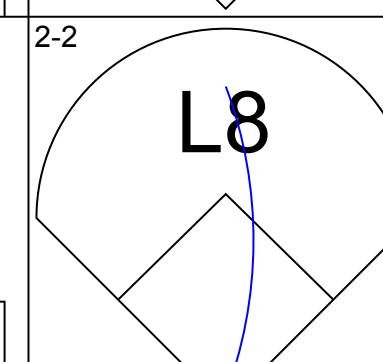
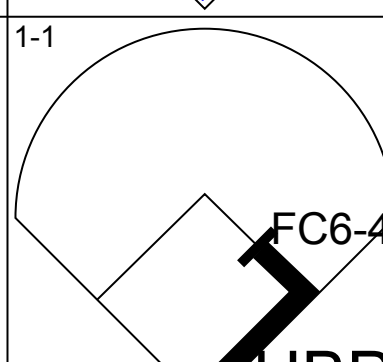
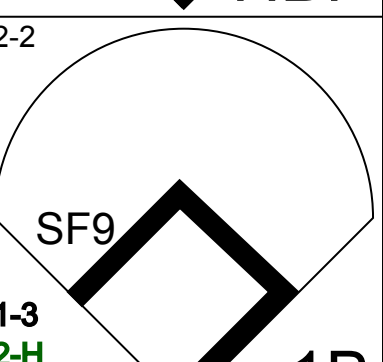
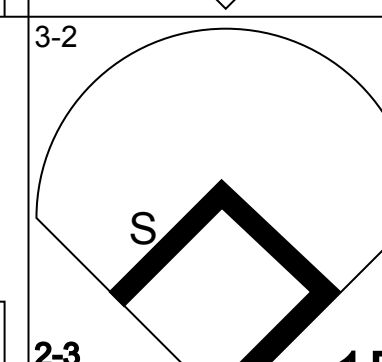
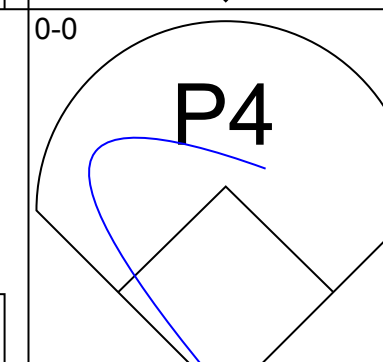
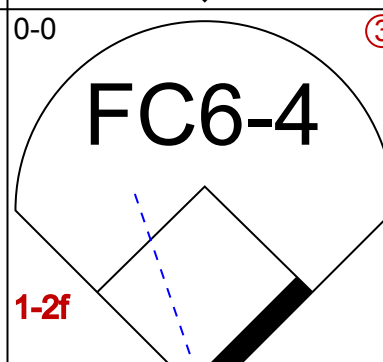
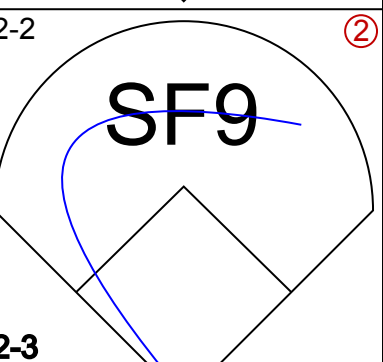
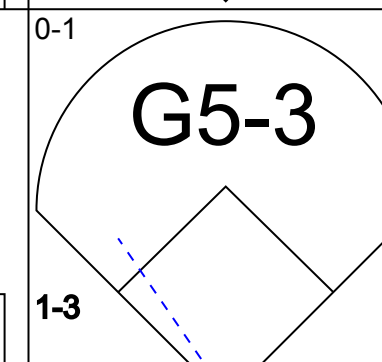
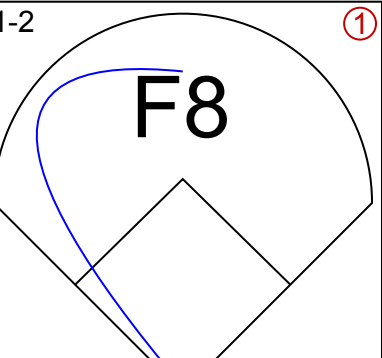
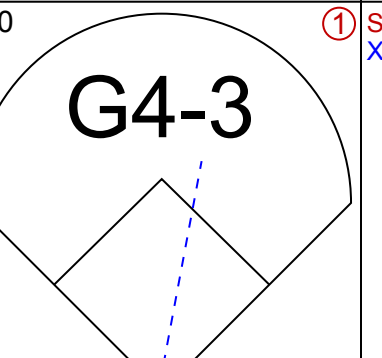
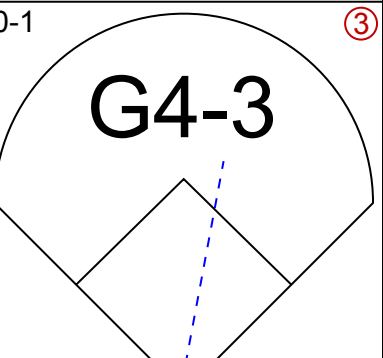
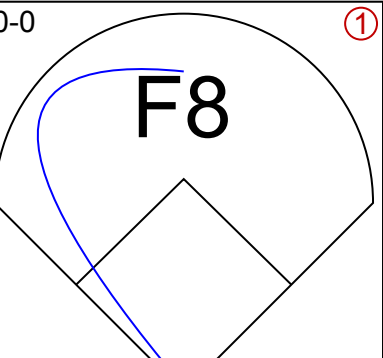
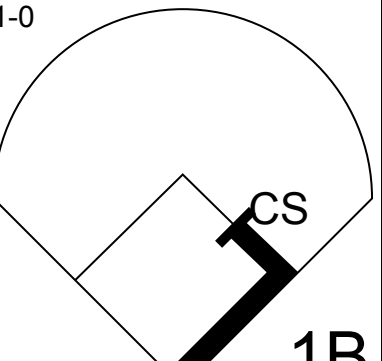
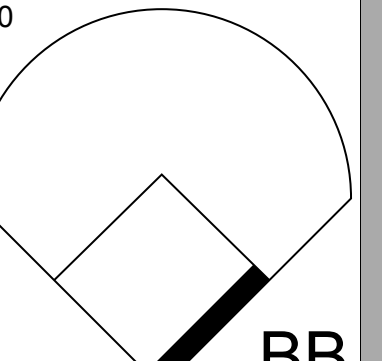
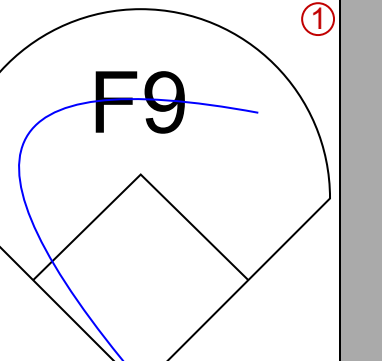
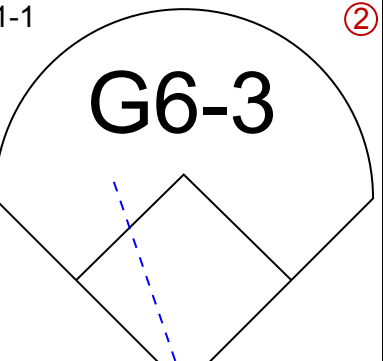
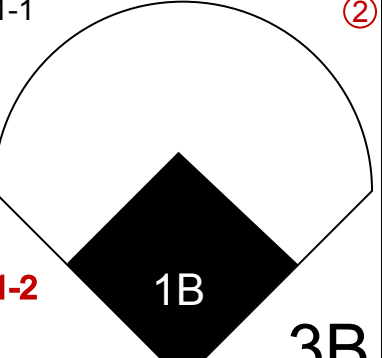

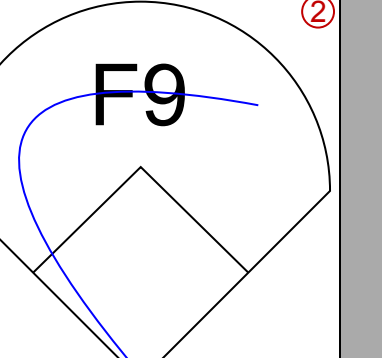
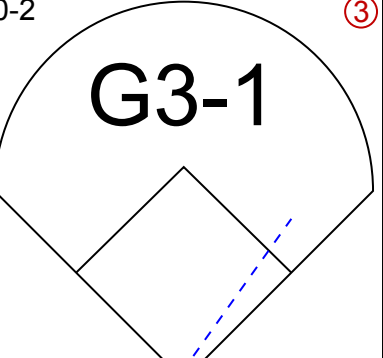
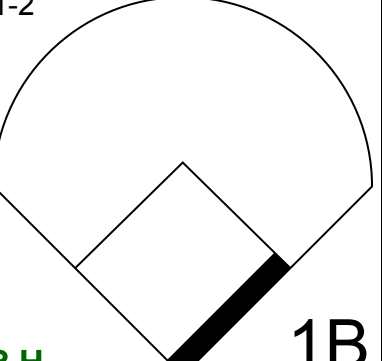
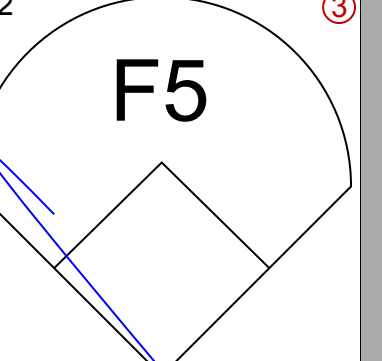
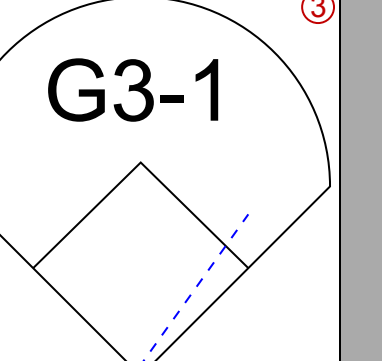
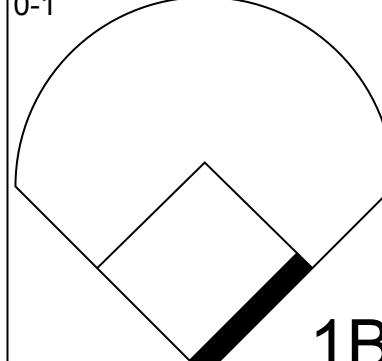
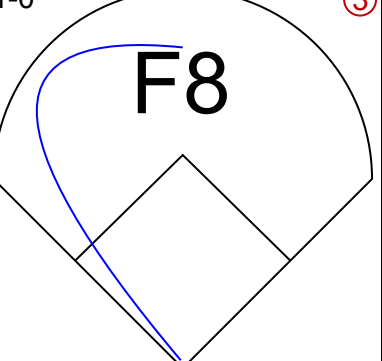
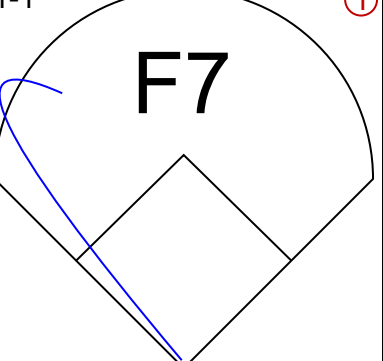
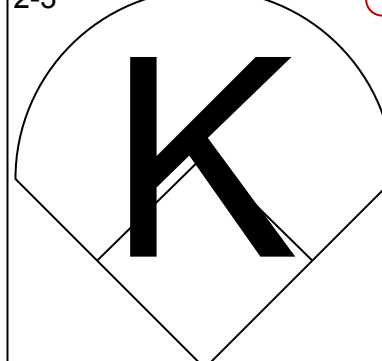
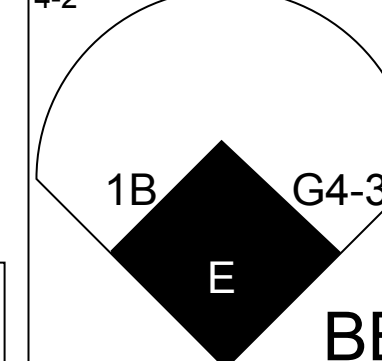
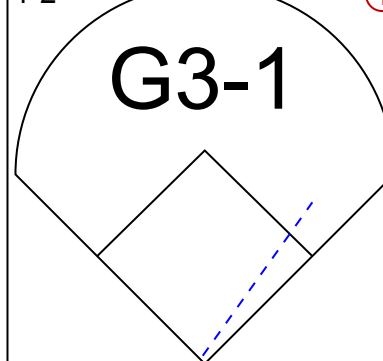
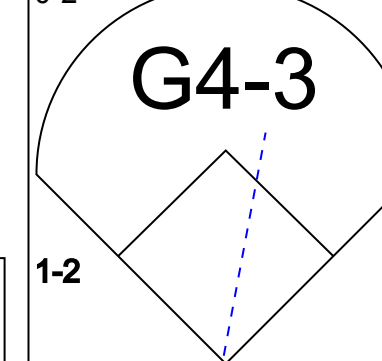
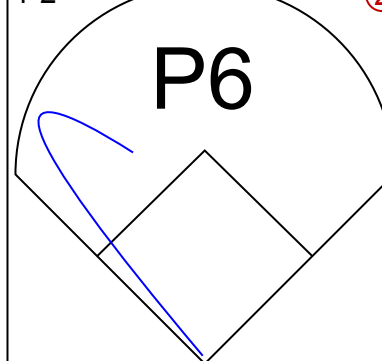
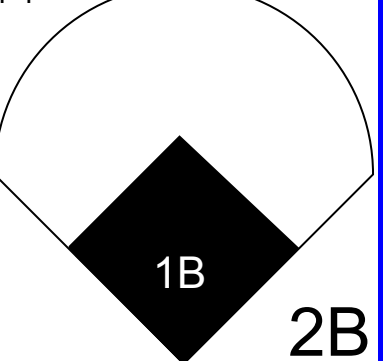
Batter	1	2	3	4	5	6	7	8	9	AB	R	H	RBI	BB	SO	LOB	TOP				
Quilvio Veras, S OBP: 0.316, SLG: 0.366 (1, 4)	F7		FC1-4 G6-3			F7				4	0	1	0	0	0	1	Atlanta Braves @ New York Yankees Yankee Stadium, Bronx, NY Fri Jun 08 2001, 7:05 PM EDT Att: 50,090 - Sunny - 78 F				
Rafael Furcal, S OBP: 0.290, SLG: 0.361 (1, 6)	K		G6-3			G6-3		SF7		3	0	0	1	0	1						
Andruw Jones, R OBP: 0.342, SLG: 0.526 (1, 8)	K			FC6-4 1B		F7		G6-3		4	0	1	0	0	1						
10 Chipper Jones, S OBP: 0.391, SLG: 0.567 (1, 5)		G6-3 1B		K			F9		F7 G5-3 2B	4	1	2	0	0	1						
Brian Jordan, R OBP: 0.305, SLG: 0.418 (1, 9)	G6-3			FC6-4		L5		F7 1B BB		3	1	0	0	1	0						
Javy Lopez, R OBP: 0.311, SLG: 0.400 Paul Bako, L OBP: 0.250, SLG: 0.400 (7, 2)	BB 1B			F9		K		F7		3	0	1	0	0	1						
Bernard Gilkey, R OBP: 0.390, SLG: 0.556 (1, 7)					L4			1B SF9 2B	G5-3	3	1	1	1	1	0						
Wes Helms, R OBP: 0.276, SLG: 0.457 (1, 3)	K				G5-3			1B SF7 1B		4	1	2	1	0	1						
Mark DeRosa, R (1, 10)				FC1-4 HBP		G1-3		SF9	K	2	0	0	1	0	1						
Inning Stats	R: 0 E: 0 K: 2 S: 8	H: 0 LOB: 0 BB: 0 P: 15	R: 0 E: 0 K: 1 S: 8	H: 2 LOB: 2 BB: 1 P: 17	R: 0 E: 0 K: 0 S: 10	H: 0 LOB: 0 BB: 0 P: 16	R: 0 E: 0 K: 1 S: 10	H: 1 LOB: 1 BB: 0 P: 14	R: 0 E: 0 K: 0 S: 6	H: 0 LOB: 0 BB: 0 P: 10	R: 0 E: 0 K: 1 S: 7	H: 0 LOB: 0 BB: 0 P: 12	R: 2 E: 0 K: 0 S: 11	H: 3 LOB: 1 BB: 0 P: 18	R: 2 E: 0 K: 1 S: 15	H: 2 LOB: 1 BB: 1 P: 25	1B: 6 2B: 2 3B: 0 HR: 0	SF: 2 SAC: 0 DP: 1 HBP: 1	WP: 0 PB: 0 SB: 0 CS: 0	PA: 36	
PITCHER	IP	WLS	BF	H	R	ER	SO	BB	IBB	HBP	BLK	WP	HR	S	P	ERA	WHIP				
Andy Pettitte, L ERA: 2.9 (1, 1)	5.1	W	19	3	0	0	4	1	0	1	0	0	0	44	75	0.00	0.750				
Mike Stanton, L ERA: 1.29 (6, 1)	1.2		5	0	0	0	1	0	0	0	0	0	0	13	23	0.00	0.000				
Brian Boehringer, R ERA: 2.64 (8, 1)	1.2		11	5	4	4	0	1	0	0	0	0	0	23	40	21.60	3.600				
42 Mariano Rivera, R ERA: 2.76 (9, 1)	0.1	S	1	0	0	0	1	0	0	0	0	0	0	3	3	0.00	0.000				

Batter	1	2	3	4	5	6	7	8	9	AB	R	H	RBI	BB	SO	LOB	BOTTOM				
Chuck Knoblauch, R OBP: 0.342, SLG: 0.353 (1, 7)	G5-3			BB E 2 1B		G6-3	G4-3			5	0	1	0	0	1	5	Atlanta Braves @ New York Yankees Yankee Stadium, Bronx, NY Fri Jun 08 2001, 7:05 PM EDT Att: 50,090 - Sunny - 78 F				
2 Derek Jeter, R OBP: 0.383, SLG: 0.419 (1, 6)	K			G4-6-3 BB		G4-3		BB		3	0	0	0	2	1						
Bernie Williams, S OBP: 0.362, SLG: 0.456 (1, 8)	HR			G4-6-3		20 WP 20 2B		P6		4	2	2	2	1	0						
Tino Martinez, L OBP: 0.331, SLG: 0.418 (1, 3)	F9			BB		20 WP 20 2B		P6		4	1	0	0	1	1						
20 Jorge Posada, S OBP: 0.359, SLG: 0.525 (1, 10)		BB G6-3 FC1-2 BB		F7		2B		K		4	0	1	2	1	1						
Paul O'Neill, L OBP: 0.315, SLG: 0.451 (1, 9)	G6-3			HR		1H 2H 2B		F8		4	1	1	0	0	0						
Scott Brosius, R OBP: 0.378, SLG: 0.512 (1, 5)		FC1-2 BB BB		HR		1B		HBP 1B		2	1	2	2	2	0						
Todd Greene, R OBP: 0.636, SLG: 1.125 (1, 2)		FC1-2 BB		HR		1B 2B 1B		G4-3 HBP 1B		1	1	0	0	2	0						
Alfonso Soriano, R OBP: 0.295, SLG: 0.379 (1, 4)	FC1-2			2B 1B		K		F9		4	1	1	0	0	1						
Inning Stats	R: 1 E: 0 K: 1 S: 9	H: 1 LOB: 0 BB: 0 P: 14	R: 0 E: 0 K: 1 S: 13	H: 0 LOB: 3 BB: 3 P: 29	R: 0 E: 0 K: 1 S: 5	H: 0 LOB: 0 BB: 1 P: 11	R: 4 E: 1 K: 0 S: 19	H: 4 LOB: 3 BB: 2 P: 37	R: 0 E: 0 K: 1 S: 5	H: 0 LOB: 1 BB: 1 P: 11	R: 2 E: 0 K: 0 S: 14	H: 2 LOB: 1 BB: 1 P: 24	R: 0 E: 0 K: 0 S: 8	H: 1 LOB: 1 BB: 0 P: 11	R: 0 E: 0 K: 1 S: 12	H: 0 LOB: 1 BB: 1 P: 21	1B: 4 2B: 2 3B: 0 HR: 2	SF: 0 SAC: 0 DP: 2 HBP: 1	WP: 1 PB: 0 SB: 0 CS: 0	PA: 41	
PITCHER	IP	WLS	BF	H	R	ER	SO	BB	IBB	HBP	BLK	WP	HR	S	P	ERA	WHIP				
Tom Glavine, L ERA: 4.63 (1, 1)	5.0	L	27	5	5	4	4	7	0	0	0	0	0	51	102	7.20	2.400				
Matt Whiteide, R ERA: 6.97 (6, 1)	2.0		10	3	2	2	0	1	0	1	0	1	0	22	35	9.00	2.000				
Kerry Ligtenberg, R ERA: 6.61 (8, 1)	1.0		4	0	0	0	1	1	0	0	0	0	0	12	21	0.00	1.000				

Batter	1	2	3	4	5	6	7	8	9	AB	R	H	RBI	BB	SO	LOB	TOP									
QuiVio Veras, S OBP: 0.318, SLG: 0.367 (1, 4)										5	1	2	0	0	2	2	Atlanta Braves @ New York Yankees Yankee Stadium, Bronx, NY Sat Jun 09 2001, 1:15 PM EDT Att: 55,107 - Sunny - 77 F									
Rafael Furcal, S OBP: 0.296, SLG: 0.363 (1, 6)										4	2	2	0	1	0	3										
Andruw Jones, R OBP: 0.340, SLG: 0.521 (1, 8)										4	1	1	1	0	1	3										
10 Chipper Jones, S OBP: 0.403, SLG: 0.602 (1, 5)										3	3	3	4	2	0	0										
Brian Jordan, R OBP: 0.307, SLG: 0.423 (1, 9)										5	0	2	1	0	0	2										
Dave Martinez, L OBP: 0.429, SLG: 0.458 (1, 7)										5	0	1	1	0	0	3										
Javy Lopez, R OBP: 0.308, SLG: 0.411 (1, 2)										5	1	1	1	0	1	0										
B.J. Surhoff, L OBP: 0.311, SLG: 0.394 (6, PH)										2	0	0	0	0	0	0										
Bernard Gilkey, R OBP: 0.354, SLG: 0.513 (6, PH)										3	0	0	0	0	1	0										
Rico Brogna, L OBP: 0.327, SLG: 0.363 (7, PH)										2	0	2	0	0	0	0										
Wes Helms, R OBP: 0.290, SLG: 0.500 (7, 3)										2	2	2	1	0	0	0										
Inning Stats	R: 2 E: 0 K: 2 S: 12	H: 3 LOB: 1 BB: 0 P: 18	R: 0 E: 0 K: 1 S: 10	H: 1 LOB: 1 BB: 0 P: 16	R: 3 E: 1 K: 1 S: 14	H: 4 LOB: 0 BB: 0 P: 17	R: 0 E: 0 K: 0 S: 9	H: 1 LOB: 1 BB: 1 P: 15	R: 0 E: 0 K: 0 S: 4	H: 0 LOB: 0 BB: 1 P: 9	R: 0 E: 0 K: 0 S: 5	H: 0 LOB: 0 BB: 0 P: 13	R: 2 E: 0 K: 0 S: 12	H: 3 LOB: 2 BB: 1 P: 17	R: 1 E: 0 K: 1 S: 11	H: 2 LOB: 2 BB: 1 P: 19	R: 2 E: 0 K: 0 S: 14	H: 2 LOB: 0 BB: 0 P: 22	1B: 11 2B: 1 3B: 0 HR: 4	SF: 1 SAC: 0 DP: 1 HBP: 0	WP: 0 PB: 0 SB: 1 CS: 0	PA: 44				
PITCHER	IP	WLS	BF	H	R	ER	SO	BB	IBB	HBP	BLK	WP	HR	S	P	ERA	WHIP									
Ramiro Mendoza, R ERA: 5.03 (1, 1)	5.0		23	9	5	5	4	1	0	0	0	0	0	1	49	75	9.00	2.000								
Randy Choate, L ERA: 2.51 (6, 1)	1.1	L	6	2	2	2	0	0	0	0	0	0	0	0	12	21	13.50	1.500								
Carlos Almanzar, R ERA: 2.84 (7, 1)	0.1	B	3	1	0	0	0	0	1	0	0	0	0	0	3	7	0.00	3.000								
Mike Stanton, L ERA: 1.49 (7, 1)	1.1		7	2	1	1	1	1	0	0	0	0	0	1	13	21	6.75	2.250								
Brandon Knight, R ERA: 10.8 (9, 1)	1.0		5	2	2	2	0	0	0	0	0	0	0	2	14	22	18.00	2.000								

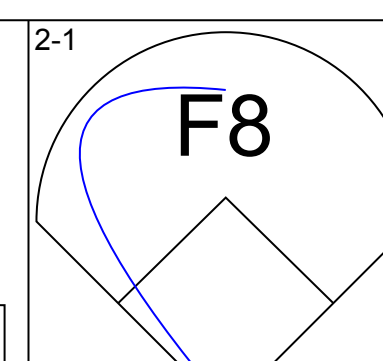
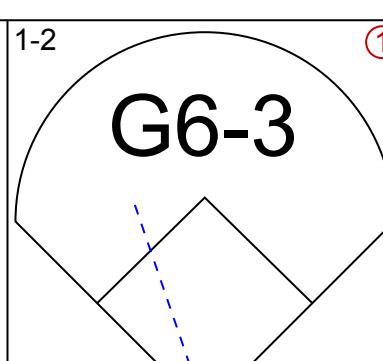
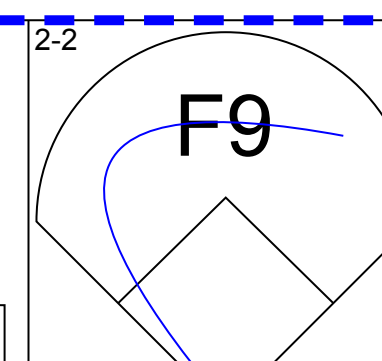
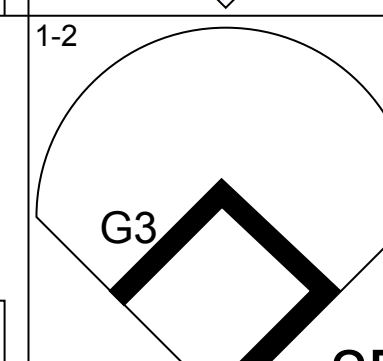
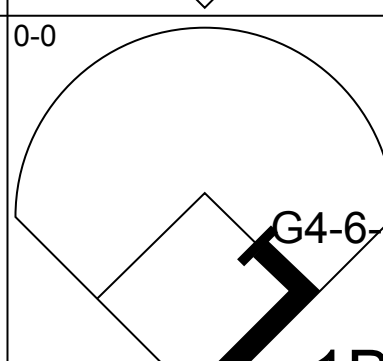
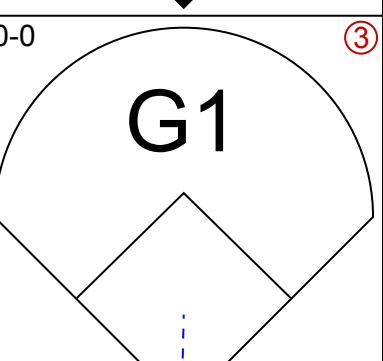
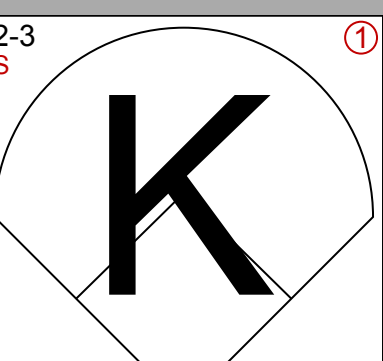
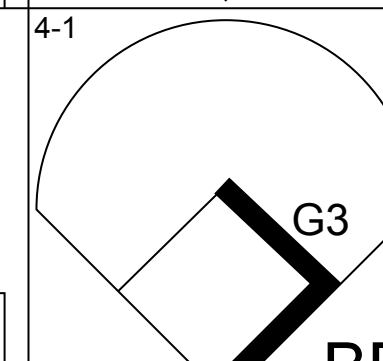
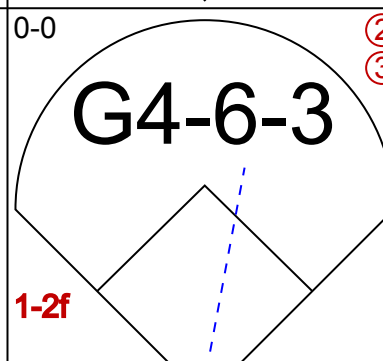
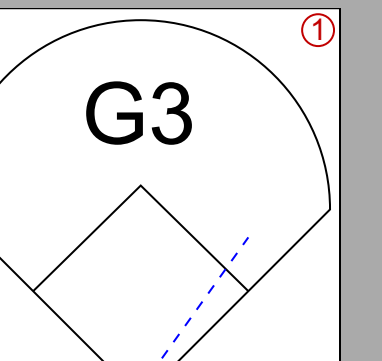
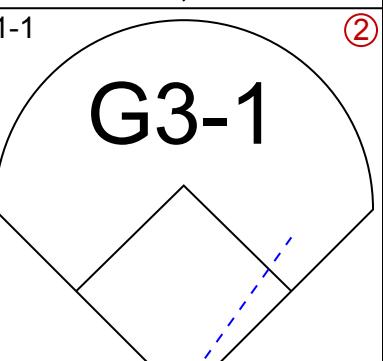
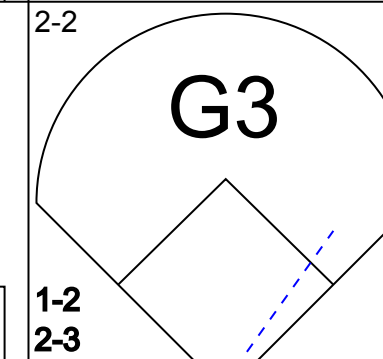
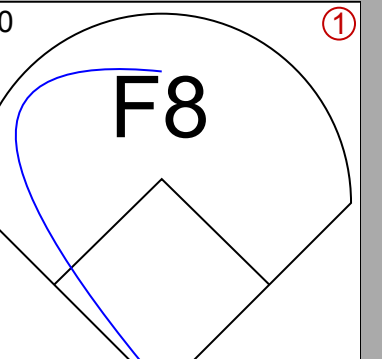
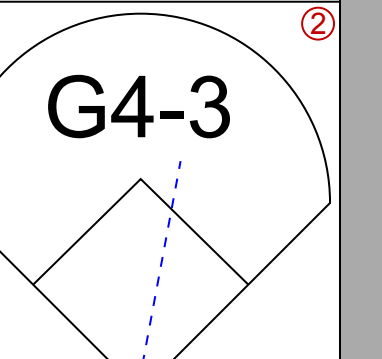
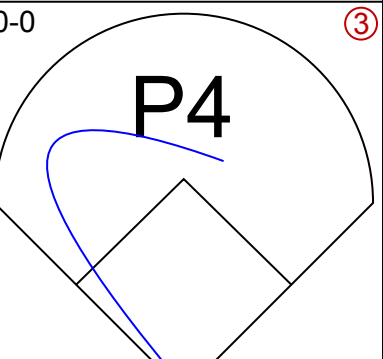
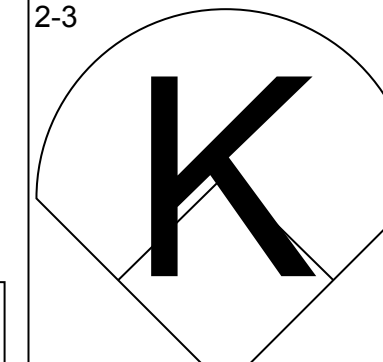
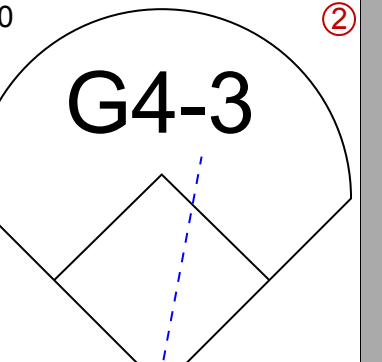
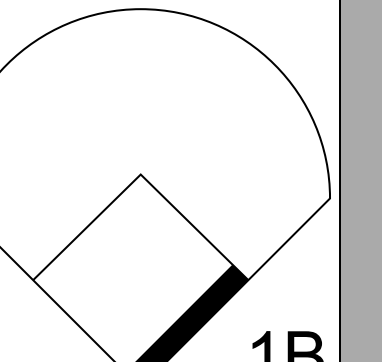
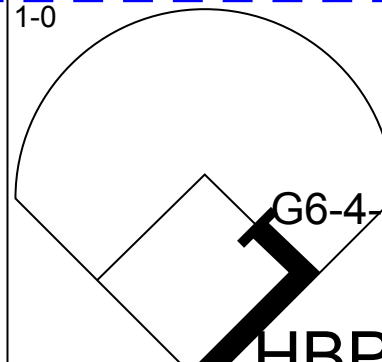
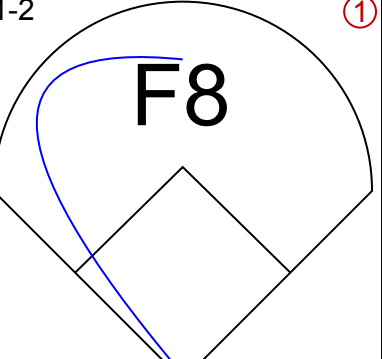
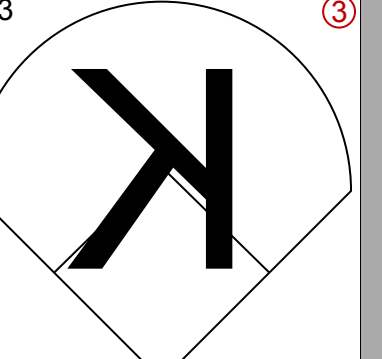
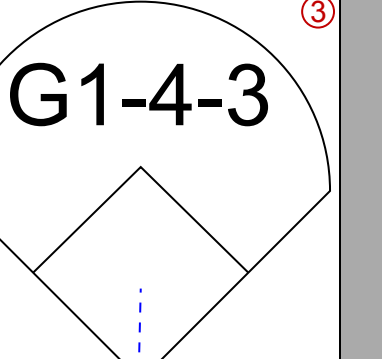
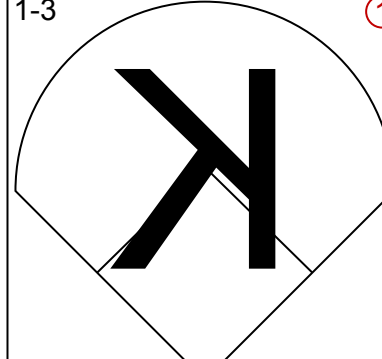
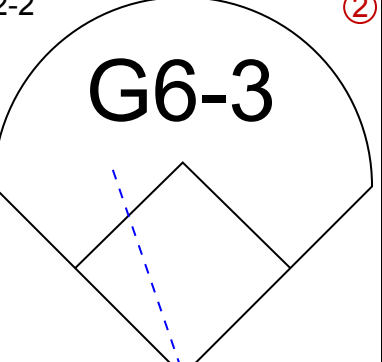
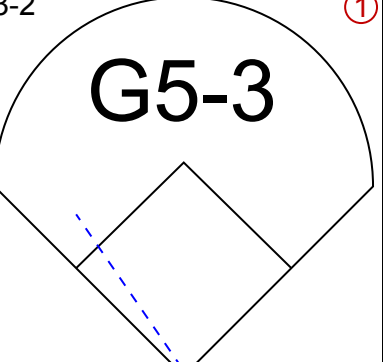
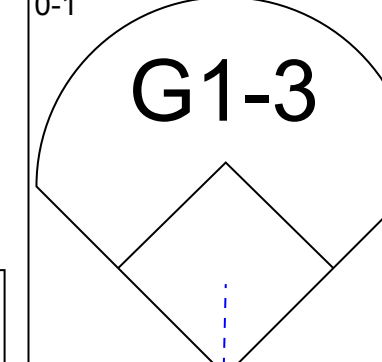
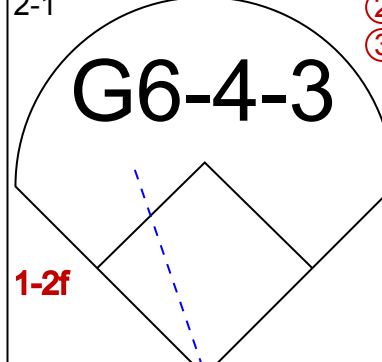
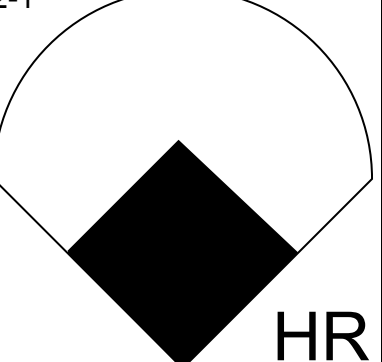
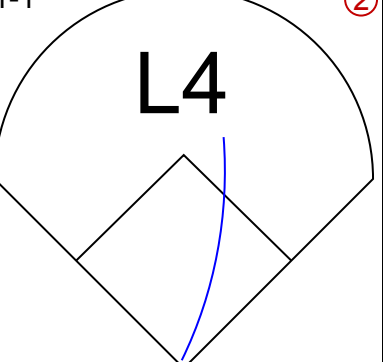
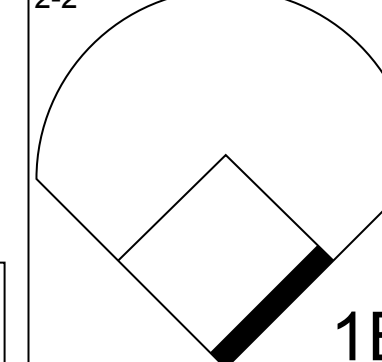
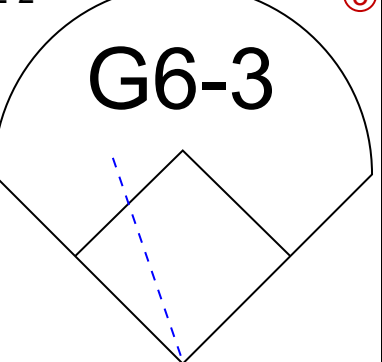
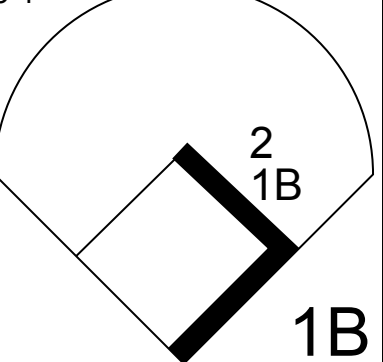
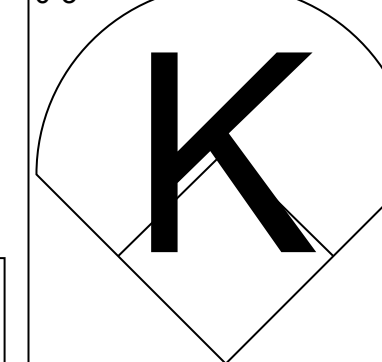
Batter	1	2	3	4	5	6	7	8	9	AB	R	H	RBI	BB	SO	LOB	BOTTOM									
2 Derek Jeter, R OBP: 0.380, SLG: 0.411 (1, 6)										4	0	0	0	0	2	0	Atlanta Braves @ New York Yankees Yankee Stadium, Bronx, NY Sat Jun 09 2001, 1:15 PM EDT Att: 55,107 - Sunny - 77 F									
Paul O'Neill, L OBP: 0.321, SLG: 0.456 (1, 9)										4	3	2	0	1	1	3										
Bernie Williams, S OBP: 0.373, SLG: 0.483 (1, 8)										3	2	2	2	2	0	0										
Tino Martinez, L OBP: 0.328, SLG: 0.414 (1, 3)										5	0	1	2	0	1	2										
20 Jorge Posada, S OBP: 0.355, SLG: 0.532 (1, 10)										5	1	1	2	0	2	3										
David Justice, L OBP: 0.333, SLG: 0.449 (1, 7)										3	0	1	0	1	1	0										
Scott Brosius, R OBP: 0.376, SLG: 0.505 (1, 5)										3	0	0	0	1	1	4										
Todd Greene, R OBP: 0.467, SLG: 0.750 (1, 2)										4	0	0	0	0	1	2										
Alfonso Soriano, R OBP: 0.294, SLG: 0.377 (1, 4)										4	0	1	0	0	0	0										
Inning Stats	R: 1 E: 0 K: 2 S: 13	H: 2 LOB: 3 BB: 2 P: 28	R: 0 E: 0 K: 2 S: 9	H: 0 LOB: 0 BB: 0 P: 12	R: 3 E: 0 K: 0 S: 19	H: 4 LOB: 1 BB: 0 P: 30	R: 2 E: 0 K: 1 S: 11	H: 1 LOB: 0 BB: 1 P: 20	R: 0 E: 0 K: 0 S: 8	H: 0 LOB: 0 BB: 0 P: 12	R: 0 E: 0 K: 0 S: 9	H: 0 LOB: 0 BB: 0 P: 13	R: 0 E: 0 K: 1 S: 13	H: 0 LOB: 1 BB: 1 P: 19	R: 0 E: 0 K: 1 S: 15	H: 1 LOB: 3 BB: 1 P: 28		R: 0 E: 0 K: 0 S: 6	H: 0 LOB: 0 BB: 0 P: 9	1B: 3 2B: 3 3B: 0 HR: 2	SF: 0 SAC: 0 DP: 0 HBP: 1	WP: 0 PB: 0 SB: 0 CS: 0	PA: 41			
PITCHER	IP	WLS	BF	H	R	ER	SO	BB	IBB	HBP	BLK	WP	HR	S	P	ERA	WHIP									
29 John Smoltz, R ERA: 5.76 (1, 1)	3.0		17	6	4	4	4	1	1	0	0	0	0	1	41	70	12.00	2.333								
Jason Marquis, R ERA: 3.19 (4, 1)	2.0		8	1	2	2	3	1	0	0	0	0	0	1	19	32	9.00	1.000								
Jose Cabrera, R ERA: 1.45 (6, 1)	1.0	W	3	0	0	0	0	0	0	0	0	0	0	9	13	0.00	0.000									
Mike Remlinger, L ERA: 2.62 (7, 1)	1.2	H	8	1	0	0	1	2	0	0	0	0	0	25	40	0.00	1.800									
John Rocker, L ERA: 2.77 (8, 1)	1.1	S	5	0	0	0	1	0	0	1	0	0	0	9	16	0.00	0.000									



Batter	1	2	3	4	5	6	7	8	9	AB	R	H	RBI	BB	SO	LOB	TOP					
Quilvio Veras, S OBP: 0.316, SLG: 0.359										4	1	0	0	0	2	2	Atlanta Braves @ New York Yankees Yankee Stadium, Bronx, NY Sun Jun 10 2001, 8:05 PM EDT Att: 41,392 - Sunny - 77 F					
Rafael Furcal, S OBP: 0.303, SLG: 0.367										3	0	2	1	0	0	0						
Andruw Jones, R OBP: 0.335, SLG: 0.515										3	0	0	1	0	0	2						
10 Chipper Jones, S OBP: 0.397, SLG: 0.590										4	0	0	0	0	0	2						
Brian Jordan, R OBP: 0.311, SLG: 0.421										3	0	1	0	1	0	0						
Dave Martinez, L OBP: 0.421, SLG: 0.471										4	1	1	0	0	1	1						
B.J. Surhoff, L OBP: 0.315, SLG: 0.396										4	0	2	1	0	0	1						
Wes Helms, R OBP: 0.288, SLG: 0.485										3	1	0	0	1	1	2						
Rico Brogna, L OBP: 0.327, SLG: 0.363										0	0	0	0	0	0	0						
Paul Bako, L OBP: 0.261, SLG: 0.429										2	0	1	0	0	0	0						
Mark DeRosa, R (5, PR)										0	1	0	0	0	0	0						
Javy Lopez, R OBP: 0.305, SLG: 0.407										2	0	0	0	0	0	2						
Inning Stats	R: 0 E: 0 K: 1 S: 8	H: 0 LOB: 0 BB: 0 P: 12	R: 1 E: 0 K: 0 S: 12	H: 3 LOB: 1 BB: 0 P: 17	R: 0 E: 0 K: 0 S: 7	H: 0 LOB: 1 BB: 0 P: 9	R: 0 E: 0 K: 1 S: 10	H: 0 LOB: 1 BB: 1 P: 17	R: 2 E: 0 K: 0 S: 15	H: 2 LOB: 2 BB: 0 P: 24	R: 0 E: 0 K: 0 S: 6	H: 0 LOB: 0 BB: 0 P: 7	R: 1 E: 0 K: 1 S: 17	H: 1 LOB: 1 BB: 1 P: 26	R: 0 E: 0 K: 0 S: 6	H: 0 LOB: 0 BB: 0 P: 7	R: 0 E: 0 K: 1 S: 9	H: 1 LOB: 1 BB: 0 P: 12	1B: 5 2B: 1 3B: 1 HR: 0	SF: 1 SAC: 0 DP: 0 HBP: 2	WP: 0 PB: 0 SB: 2 CS: 1	PA: 37
PITCHER	IP	WLS	BF	H	R	ER	SO	BB	IBB	HBP	BLK	WP	HR	S	P	ERA	WHIP					
35 Mike Mussina, R ERA: 3.74	8.0	L	33	6	4	3	3	2	0	2	0	0	0	81	119	3.38	1.000					
Carlos Almanzar, R ERA: 2.45	1.0		4	1	0	0	1	0	0	0	0	0	0	9	12	0.00	1.000					

AB	32
R	4
H	7
RBI	3
BB	2
SO	4
LOB	12



Batter	1	2	3	4	5	6	7	8	9	AB	R	H	RBI	BB	SO	LOB	BOTTOM				
2 Derek Jeter, R OBP: 0.378, SLG: 0.409										4	0	1	0	0	0	1	Atlanta Braves @ New York Yankees Yankee Stadium, Bronx, NY Sun Jun 10 2001, 8:05 PM EDT Att: 41,392 - Sunny - 77 F				
Paul O'Neill, L OBP: 0.323, SLG: 0.461										4	0	2	0	0	1	2					
Bernie Williams, S OBP: 0.370, SLG: 0.475										3	0	0	0	1	0	1					
Tino Martinez, L OBP: 0.323, SLG: 0.407										4	0	0	0	0	0	2					
20 Jorge Posada, S OBP: 0.358, SLG: 0.529										3	0	1	0	0	1	2					
David Justice, L OBP: 0.328, SLG: 0.440										4	0	0	0	0	2	2					
Scott Brosius, R OBP: 0.369, SLG: 0.495										4	0	0	0	0	0	1					
Joe Oliver, R OBP: 0.263, SLG: 0.361										3	1	2	1	0	0	0					
Alfonso Soriano, R OBP: 0.295, SLG: 0.376										3	0	1	0	0	1	1					
Inning Stats	R: 0 E: 0 K: 1 S: 12	H: 1 LOB: 2 BB: 1 P: 23	R: 1 E: 0 K: 0 S: 11	H: 1 LOB: 0 BB: 0 P: 18	R: 0 E: 0 K: 1 S: 5	H: 0 LOB: 0 BB: 0 P: 6	R: 0 E: 0 K: 1 S: 5	H: 0 LOB: 0 BB: 0 P: 6	R: 0 E: 0 K: 0 S: 6	H: 1 LOB: 1 BB: 0 P: 9	R: 0 E: 0 K: 1 S: 14	H: 1 LOB: 1 BB: 0 P: 18	R: 0 E: 0 K: 1 S: 11	H: 0 LOB: 0 BB: 0 P: 14	R: 0 E: 0 K: 1 S: 5	H: 0 LOB: 0 BB: 0 P: 9		1B: 5 2B: 1 3B: 0 HR: 1	SF: 0 SAC: 0 DP: 2 HBP: 1	WP: 0 PB: 0 SB: 0 CS: 0	PA: 34
PITCHER	IP	WLS	BF	H	R	ER	SO	BB	IBB	HBP	BLK	WP	HR	S	P	ERA	WHIP				
Greg Maddux, R ERA: 2.35	6.2	W	27	7	1	1	3	1	0	0	0	0	1	62	95	1.35	1.200				
Jose Cabrera, R ERA: 1.35	1.1	H	4	0	0	0	1	0	0	0	0	0	0	15	20	0.00	0.000				
John Rocker, L ERA: 2.67	1.0	S	3	0	0	0	1	0	0	1	0	0	0	5	9	0.00	0.000				

AB	32
R	1
H	7
RBI	1
BB	1
SO	5
LOB	12



Batter	1	2	3	4	5	6	7	8	9	AB	R	H	RBI	BB	SO	LOB	TOP										
Mike Mordecai, R (1, 5) OBP: 0.286, SLG: 0.392										4	1	2	1	0	0	1	Montreal Expos @ New York Yankees Yankee Stadium, Bronx, NY Wed Jun 13 2001, 7:05 PM EDT Att: 24,960 - Sunny - 79 F										
Geoff Blum, S (1, 4) OBP: 0.331, SLG: 0.368										3	0	1	1	1	2	1											
Vladimir Guerrero, R (1, 9) OBP: 0.375, SLG: 0.578										4	0	0	0	0	1	2											
Orlando Cabrera, R (1, 6) OBP: 0.305, SLG: 0.386										4	0	0	0	0	0	1											
Lee Stevens, L (1, 3) OBP: 0.291, SLG: 0.438										4	0	0	0	0	1	1											
Michael Barrett, R (1, 2) OBP: 0.294, SLG: 0.354										4	1	1	0	0	0	0											
Andy Tracy, L (1, 10) OBP: 0.324, SLG: 0.238										3	0	1	0	0	1	1											
Ryan Minor, R (9, PH) OBP: 0.265, SLG: 0.323										1	0	0	0	0	1	0											
Mark Smith, R (1, 7) OBP: 0.323, SLG: 0.444										3	0	1	0	0	1	1											
Milton Bradley, S (1, 8) OBP: 0.297, SLG: 0.335										3	1	1	1	0	0	2											
Inning Stats	R: 1 H: 2 E: 0 K: 2 S: 12	WLS: 2 BF: 31 LOB: 1 BB: 0 P: 18	R: 2 H: 3 E: 0 K: 2 S: 14	H: 3 LOB: 1 BB: 0 P: 21	R: 0 H: 0 E: 0 K: 0 S: 5	H: 0 LOB: 0 BB: 0 P: 7	R: 0 H: 0 E: 0 K: 1 S: 8	H: 0 LOB: 0 BB: 0 P: 13	R: 0 H: 0 E: 0 K: 0 S: 8	H: 0 LOB: 1 BB: 1 P: 16	R: 0 H: 2 E: 0 K: 0 S: 10	H: 2 LOB: 1 BB: 0 P: 16	R: 0 H: 0 E: 0 K: 1 S: 7	H: 0 LOB: 0 BB: 0 P: 10	R: 0 H: 0 E: 0 K: 1 S: 7	H: 0 LOB: 0 BB: 0 P: 13	1B: 4 2B: 3 3B: 0 HR: 0	SF: 0 SAC: 0 DP: 1 HBP: 0	WP: 0 PB: 0 SB: 2 CS: 0	PA: 34							
PITCHER	IP	WLS	BF	H	R	ER	SO	BB	IBB	HBP	BLK	WP	HR	S	P	ERA	WHIP										
Roger Clemens, R (1, 1) ERA: 3.95	8.0	W	31	7	3	3	6	1	0	0	0	0	0	73	115	3.38	1.000										
Randy Choate, L (9, 1) ERA: 2.65	1.0		3	0	0	0	1	0	0	0	0	0	0	7	13	0.00	0.000										

AB	33
R	3
H	7
RBI	3
BB	1
SO	7
LOB	10



Batter	1	2	3	4	5	6	7	8	9	AB	R	H	RBI	BB	SO	LOB	BOTTOM										
Chuck Knoblauch, R (1, 7) OBP: 0.348, SLG: 0.354										4	1	1	0	0	0	0	Montreal Expos @ New York Yankees Yankee Stadium, Bronx, NY Wed Jun 13 2001, 7:05 PM EDT Att: 24,960 - Sunny - 79 F										
Derek Jeter, R (1, 6) OBP: 0.371, SLG: 0.404										4	1	1	0	0	0	1											
Paul O'Neill, L (1, 9) OBP: 0.324, SLG: 0.458										4	1	1	1	0	0	1											
Darren Bragg, L (9, 9) OBP: 0.317, SLG: 0.362										0	0	0	0	0	0	0											
Bernie Williams, S (1, 8) OBP: 0.378, SLG: 0.486										4	1	3	1	0	0	1											
David Justice, L (1, 10) OBP: 0.323, SLG: 0.431										4	1	1	1	0	1	3											
20 Jorge Posada, S (1, 2) OBP: 0.394, SLG: 0.544										4	2	2	2	0	2	1											
Tino Martinez, L (1, 3) OBP: 0.320, SLG: 0.424										4	2	2	4	0	0	0											
Scott Brosius, R (1, 5) OBP: 0.356, SLG: 0.476										4	0	0	0	0	2	0											
Alfonso Soriano, R (1, 4) OBP: 0.296, SLG: 0.372										3	0	0	0	0	1	0											
Inning Stats	R: 1 H: 2 E: 0 K: 0 S: 11	WLS: 2 BF: 24 LOB: 1 BB: 0 P: 18	R: 1 H: 1 E: 0 K: 2 S: 9	H: 1 LOB: 0 BB: 0 P: 17	R: 1 H: 2 E: 0 K: 0 S: 14	H: 2 LOB: 1 BB: 0 P: 20	R: 0 H: 0 E: 0 K: 2 S: 8	H: 0 LOB: 0 BB: 0 P: 12	R: 0 H: 0 E: 0 K: 0 S: 8	H: 0 LOB: 0 BB: 0 P: 15	R: 3 H: 3 E: 0 K: 1 S: 15	H: 3 LOB: 0 BB: 0 P: 21	R: 0 H: 0 E: 0 K: 0 S: 8	H: 0 LOB: 0 BB: 0 P: 10	R: 3 H: 3 E: 0 K: 1 S: 20	H: 3 LOB: 0 BB: 0 P: 29	1B: 4 2B: 4 3B: 0 HR: 3	SF: 0 SAC: 0 DP: 0 HBP: 0	WP: 0 PB: 0 SB: 2 CS: 0	PA: 35							
PITCHER	IP	WLS	BF	H	R	ER	SO	BB	IBB	HBP	BLK	WP	HR	S	P	ERA	WHIP										
Hideki Irabu, R (1, 1) ERA: 4.86	5.2	L	24	7	5	5	5	0	0	0	0	0	1	61	99	7.94	1.235										
Scott Stewart, L (6, 1) ERA: 7.19	0.1		2	1	1	1	0	0	0	0	0	0	1	4	4	27.00	3.000										
Guillermo Mota, R (7, 1) ERA: 3.48	1.0		3	0	0	0	0	0	0	0	0	0	0	8	10	0.00	0.000										
Darwin Cubillan, R (8, 1) ERA: 3.0	1.0		6	3	3	3	1	0	0	0	0	0	1	20	29	27.00	3.000										

AB	35
R	9
H	11
RBI	9
BB	0
SO	6
LOB	7



Batter	1	2	3	4	5	6	7	8	9	AB	R	H	RBI	BB	SO	LOB	TOP					
Mike Mordecai, R OBP: 0.295, SLG: 0.390 (1, 5)	F8			G5-3		BB	HR			3	1	1	1	1	0	0	Montreal Expos @ New York Yankees Yankee Stadium, Bronx, NY Thu Jun 14 2001, 7:05 PM EDT Att: 33,306 - Cloudy - 81 F					
Jose Vidro, S OBP: 0.342, SLG: 0.494 (1, 10)	K			1B			HR			4	2	2	3	0	1							
Vladimir Guerrero, R OBP: 0.377, SLG: 0.577 (1, 9)	G5-3			FC5-4			CS			4	0	2	0	0	0	1						
Orlando Cabrera, R OBP: 0.304, SLG: 0.383 (1, 6)				FC5-4			CS			4	0	1	0	0	1	1						
Lee Stevens, L OBP: 0.286, SLG: 0.431 (1, 3)	K			FC5-4			G4-3			4	0	0	1	0	2	2						
Michael Barrett, R OBP: 0.294, SLG: 0.351 (1, 2)	K2-3			G1-3			BB			4	1	1	0	0	1	2						
Geoff Blum, S OBP: 0.330, SLG: 0.361 (1, 4)							FC4-6			3	1	0	0	1	1	0						
Mark Smith, R OBP: 0.314, SLG: 0.400 (1, 7)				G6-3			FC4-6			3	0	0	0	1	1	0						
Milton Bradley, S OBP: 0.291, SLG: 0.328 (1, 8)				G5-3			FC4-6			4	1	0	1	0	1	2						
Inning Stats	R: 0 H: 0 E: 0 K: 1 S: 11	H: 0 BB: 0 P: 16	R: 0 H: 0 E: 0 K: 3 S: 10	H: 0 BB: 0 P: 18	R: 0 H: 0 E: 0 K: 0 S: 8	H: 0 BB: 0 P: 12	R: 1 H: 3 E: 0 K: 0 S: 14	H: 3 BB: 0 P: 21	R: 0 H: 0 E: 0 K: 1 S: 6	H: 0 BB: 0 P: 9	R: 0 H: 0 E: 0 K: 0 S: 5	H: 0 BB: 1 P: 12	R: 5 H: 4 E: 0 K: 0 S: 19	H: 4 BB: 2 P: 30	R: 0 H: 0 E: 0 K: 1 S: 7	H: 0 BB: 0 P: 12	R: 0 H: 0 E: 0 K: 2 S: 9	H: 0 BB: 0 P: 12	1B: 6 2B: 0 3B: 0 HR: 1	SF: 0 SAC: 0 DP: 0 HBP: 0	WP: 0 PB: 0 SB: 0 CS: 1	PA: 37
PITCHER	IP	WLS	BF	H	R	ER	SO	BB	IBB	HBP	BLK	WP	HR	S	P	ERA	WHIP					
Randy Keisler, L ERA: 7.71 (1, 1)	6.2	W	28	5	5	5	5	3	0	0	0	0	0	70	114	6.75	1.200					
Brian Boehringer, R ERA: 2.93 (7, 1)	0.0		2	2	1	1	0	0	0	0	0	0	1	2	3	∞	∞					
Mike Stanton, L ERA: 1.41 (7, 1)	1.1	H	3	0	0	0	1	0	0	0	0	0	0	8	13	0.00	0.000					
42 Mariano Rivera, R ERA: 2.83 (9, 1)	1.0	S	3	0	0	0	2	0	0	0	0	0	0	9	12	0.00	0.000					

Batter	1	2	3	4	5	6	7	8	9	AB	R	H	RBI	BB	SO	LOB	BOTTOM					
Chuck Knoblauch, R OBP: 0.352, SLG: 0.356 (1, 7)	2B			G6-4-3			HR			1	2	1	0	1	0	0	Montreal Expos @ New York Yankees Yankee Stadium, Bronx, NY Thu Jun 14 2001, 7:05 PM EDT Att: 33,306 - Cloudy - 81 F					
Shane Spencer, R OBP: 0.667, SLG: 2.000 (3, 7)	1B						K			2	1	1	1	1	0	1						
2 Derek Jeter, R OBP: 0.372, SLG: 0.402 (1, 6)	2B			K			E4			4	2	1	0	1	2	1						
Paul O'Neill, L OBP: 0.325, SLG: 0.455 (1, 9)	P3			G3-1			P5			4	1	1	0	1	0	4						
Bernie Williams, S OBP: 0.383, SLG: 0.495 (1, 8)	1B			20 BB			G6-3			5	1	3	4	0	0	1						
David Justice, L OBP: 0.324, SLG: 0.432 (1, 10)	1H			F7			F8			2	1	1	0	0	0	2						
Enrique Wilson, S OBP: 0.199, SLG: 0.227 (4, PH)	20 BB			G6-4-3			G6-3			3	0	0	0	0	0	2						
20 Jorge Posada, S OBP: 0.376, SLG: 0.559 (1, 2)	3B			BB			BB			2	0	2	3	3	0	0						
Tino Martinez, L OBP: 0.318, SLG: 0.417 (1, 3)	K			G3			G3			4	0	0	0	1	1	6						
Scott Brosius, R OBP: 0.350, SLG: 0.468 (1, 5)	G6-3			G3			P3			4	0	0	0	0	0	3						
Alfonso Soriano, R OBP: 0.299, SLG: 0.387 (1, 4)				HR			F8			4	1	2	1	0	0	0						
Inning Stats	R: 4 H: 5 E: 0 K: 1 S: 21	H: 3 BB: 4 P: 33	R: 4 H: 3 E: 0 K: 0 S: 13	H: 3 BB: 4 P: 35	R: 0 H: 1 E: 0 K: 1 S: 10	H: 1 BB: 0 P: 12	R: 0 H: 1 E: 0 K: 0 S: 12	H: 1 BB: 1 P: 21	R: 0 H: 0 E: 0 K: 0 S: 8	H: 0 BB: 1 P: 15	R: 0 H: 0 E: 0 K: 0 S: 11	H: 0 BB: 1 P: 19	R: 1 H: 1 E: 0 K: 1 S: 7	H: 1 BB: 0 P: 11	R: 0 H: 1 E: 0 K: 0 S: 7	H: 1 BB: 1 P: 12	R: 0 H: 1 E: 0 K: 0 S: 7	H: 1 BB: 1 P: 12	1B: 8 2B: 1 3B: 1 HR: 2	SF: 0 SAC: 0 DP: 2 HBP: 0	WP: 0 PB: 0 SB: 1 CS: 0	PA: 43
PITCHER	IP	WLS	BF	H	R	ER	SO	BB	IBB	HBP	BLK	WP	HR	S	P	ERA	WHIP					
Masato Yoshii, R ERA: 3.99 (1, 1)	1.0	L	10	6	6	6	1	1	0	0	0	0	0	23	41	54.00	7.000					
Bob Scanlan, R ERA: 7.07 (2, 1)	3.0		15	4	2	2	1	4	0	0	0	0	0	33	60	6.00	2.667					
Darwin Cubillan, R ERA: 2.7 (5, 1)	1.0		5	0	0	0	0	1	0	0	0	0	0	8	15	0.00	1.000					
Scott Stewart, L ERA: 6.75 (6, 1)	1.0		4	0	0	0	0	1	0	0	0	0	0	11	19	0.00	1.000					
Guillermo Mota, R ERA: 3.66 (7, 1)	1.0		4	1	1	1	1	0	0	0	0	0	1	7	11	9.00	1.000					

AB	33
R	6
H	7
RBI	6
BB	3
SO	8
LOB	9



AB	35
R	9
H	12
RBI	9
BB	8
SO	3
LOB	20



Batter	1	2	3	4	5	6	7	8	9	AB	R	H	RBI	BB	SO	LOB	TOP				
Chuck Knoblauch, R (1, 7) OBP: 0.353, SLG: 0.355	1-1 2B 1B	3-2 F8			0-1 F9		1-1 L8		4-1 2B 1B BB	4	1	1	0	1	0	1					
2 Derek Jeter, R (1, 6) OBP: 0.372, SLG: 0.402	2-2 1B G5-3	3-1 G5-3			0-1 F9		2-2 S 1B		1-0 G6-4-3	5	1	2	1	0	0	1					
Bernie Williams, S (1, 8) OBP: 0.383, SLG: 0.490	2-0 S 1B		1-1 L3		2-1 G6-3		3-H 4-0 1B		2-3 K	4	1	1	1	1	1	0					
Shane Spencer, R (1, 9) OBP: 0.429, SLG: 1.333	2-2 G5-3		2-0 HR		2-1 F7		2-3 K			4	1	1	2	0	1	3					
20 Jorge Posada, S (1, 2) OBP: 0.376, SLG: 0.553	1-3 K		3-3 K		1-3 K			3-1 2B 1B		4	0	1	0	0	3	1					
Scott Brosius, R (1, 5) OBP: 0.357, SLG: 0.475	4-2 1B BB		3-3 K		1-0 S 1B			1-0 2B		3	0	2	0	1	1	0					
Luis Sojo, R (1, 3) OBP: 0.216, SLG: 0.171	1-0 1B		1-3 K2-3		2-1 F9			0-1 G4-3		3	0	1	1	0	1	1					
Tino Martinez, L (8, PH) OBP: 0.317, SLG: 0.416	1-2 2-H 1B				1-2 1B					1	0	0	0	0	0	2					
Alfonso Soriano, R (1, 4) OBP: 0.298, SLG: 0.382	2-2 L5		3-2 F7		1-3 K		3-2 L8 2B 1B HBP	0-1 G6-3		3	1	0	0	0	0	4					
Andy Pettitte, L (1, 1)		0-2 B5		1-3 K		1-3 K		1-2 G3		2	0	0	0	0	1	0					
Ramiro Mendoza, R (4, 1)										1	0	0	0	0	1	1					
Paul O'Neill, L (8, PH) OBP: 0.324, SLG: 0.453										1	0	0	0	0	0	2					
Mike Stanton, L (8, 1)										0	0	0	0	0	0	0					
42 Mariano Rivera, R (9, 1)										0	0	0	0	0	0	0					
Inning Stats	R: 3 E: 0 K: 1 S: 21	H: 4 LOB: 2 BB: 1 P: 36	R: 0 E: 0 K: 0 S: 11	H: 0 LOB: 0 BB: 0 P: 17	R: 1 E: 0 K: 2 S: 13	H: 1 LOB: 0 BB: 0 P: 22	R: 0 E: 0 K: 2 S: 9	H: 0 LOB: 0 BB: 0 P: 14	R: 0 E: 0 K: 1 S: 6	H: 1 LOB: 1 BB: 0 P: 14	R: 1 E: 0 K: 2 S: 13	H: 1 LOB: 2 BB: 1 P: 26	R: 0 E: 0 K: 0 S: 10	H: 2 LOB: 2 BB: 0 P: 15	R: 0 E: 0 K: 1 S: 5	H: 0 LOB: 0 BB: 1 P: 12	1B: 7 2B: 1 3B: 0 HR: 1	SF: 0 SAC: 0 DP: 1 HBP: 1	WP: 0 PB: 0 SB: 4 CS: 0	PA: 39	
PITCHER	IP WLS BF H R ER SO BB IBB HBP BLK WP HR S P ERA WHIP	6.0 L 25 6 4 4 6 1 0 0 0 0 1 68 111 6.00 1.167	1.0 6 1 1 1 2 0 1 1 0 0 0 13 26 9.00 1.000	0.2 4 2 0 0 0 0 0 0 0 0 7 11 0.00 3.000	1.1 4 0 0 0 1 1 0 0 0 0 8 16 0.00 0.750																

New York Yankees @ New York Mets
Shea Stadium, Flushing, NY
Fri Jun 15 2001, 7:10 PM EDT
Att: 54,110 - Sunny - 78 F

AB 35
R 5
H 9
RBI 5
BB 3
SO 9
LOB 16



Batter	1	2	3	4	5	6	7	8	9	AB	R	H	RBI	BB	SO	LOB	BOTTOM					
Benny Agbayani, R (1, 7) OBP: 0.379, SLG: 0.426	0-3 K		1-0 HR		2-2 F9			2-2 3B 1B		4	2	2	1	0	1	0						
Joe Mauer, R (1, 9) OBP: 0.349, SLG: 0.467	2-2 HR		1-2 G4-3		3-1 G5-3			1-2 F9		4	1	1	1	0	0	1						
31 Mike Piazza, R (1, 2) OBP: 0.333, SLG: 0.540	1-0 F9		0-0 F8		0-3 K			0-1 2B 1B		4	0	1	0	0	1	0						
Todd Zeile, R (1, 3) OBP: 0.371, SLG: 0.391	4-1 BB			0-3 K			3-1 G6-3		0-0 2B 2B	3	0	1	1	1	1	0						
Robin Ventura, L (1, 5) OBP: 0.402, SLG: 0.505	1-3 K		4-2 1B BB		0-0 F3			2-0 F9		3	1	0	0	1	1	2						
Tsuyoshi Shinjo, R (1, 8) OBP: 0.315, SLG: 0.436		3-3 K		0-2 1B 1B			1-1 F9		0-3 K	4	0	1	0	0	2	0						
Desi Relaford, S (1, 4) OBP: 0.358, SLG: 0.439		2-3 K		3-2 1B					0-1 B3-1	3	0	1	1	0	1	0						
Timo Perez, L (9, PH) OBP: 0.322, SLG: 0.350				1-2 2-H 1B						1	0	0	0	0	0	0						
Rey Ordenez, R (1, 6) OBP: 0.266, SLG: 0.286		2-1 G1-3		1-0 P4			2-2 L9		0-1 G1-3	3	0	0	0	0	0	2						
Lenny Harris, L (9, PH) OBP: 0.307, SLG: 0.304										1	0	0	0	0	0	0						
Al Leiter, L (1, 1)										2	0	0	0	0	1	2						
Turk Wendell, L (7, 1)										0	0	0	0	0	0	0						
Mark Johnson, L (7, PH) OBP: 0.394, SLG: 0.500										1	0	0	0	0	0	0						
Rick White, R (8, 1)										0	0	0	0	0	0	0						
John Franco, L (8, 1)										0	0	0	0	0	0	0						
Inning Stats	R: 1 E: 0 K: 2 S: 12	H: 1 LOB: 1 BB: 1 P: 20	R: 0 E: 0 K: 2 S: 9	H: 0 LOB: 0 BB: 0 P: 16	R: 1 E: 0 K: 1 S: 8	H: 1 LOB: 0 BB: 0 P: 11	R: 1 E: 0 K: 1 S: 15	H: 2 LOB: 2 BB: 1 P: 23	R: 0 E: 0 K: 1 S: 9	H: 0 LOB: 0 BB: 0 P: 14	R: 0 E: 0 K: 0 S: 5	H: 0 LOB: 0 BB: 0 P: 9	R: 0 E: 0 K: 0 S: 8	H: 0 LOB: 0 BB: 0 P: 13	R: 1 E: 0 K: 0 S: 10	H: 3 LOB: 1 BB: 0 P: 15	R: 0 E: 0 K: 1 S: 7	H: 0 LOB: 0 BB: 0 P: 7	1B: 4 2B: 1 3B: 0 HR: 2	SF: 0 SAC: 0 DP: 0 HBP: 0	WP: 0 PB: 0 SB: 0 CS: 0	PA: 35
PITCHER	IP WLS BF H R ER SO BB IBB HBP BLK WP HR S P ERA WHIP	3.1 W 14 2 1 1 1 1 0 0 0 0 0 33 55 2.46 0.818	3.2 W 14 2 1 1 1 1 0 0 0 0 0 33 55 2.46 0.818	1.0 H 5 3 1 1 0 0 0 0 0 10 15 9.00 3.000	1.0 S 3 0 0 0 1 0 0 0 0 7 7 0.00 0.000																	

New York Yankees @ New York Mets
Shea Stadium, Flushing, NY
Fri Jun 15 2001, 7:10 PM EDT
Att: 54,110 - Sunny - 78 F

AB 33
R 4
H 7
RBI 4
BB 2
SO 8
LOB 7



Batter	1	2	3	4	5	6	7	8	9	AB	R	H	RBI	BB	SO	LOB	TOP					
Chuck Knoblauch, R OBP: 0.348, SLG: 0.349	1-1 P4		0-1 G6-3		1-0 G5-3		0-1 2E 1B		1-1 F9	5	0	1	0	0	0	1						
2 Derek Jeter, R OBP: 0.371, SLG: 0.402	2-2 G4-3		1-2 G6-3		0-0 1B 3B		3-2 E6		2-3 K	5	1	1	1	0	1	1						
Bernie Williams, S OBP: 0.390, SLG: 0.527	0-2 HR			0-1 1B 20 1B 2B	1-2 S 1B		2-2 F8		1-3 K2-3	5	2	3	2	0	1	2						
Tino Martinez, L OBP: 0.311, SLG: 0.407	0-0 G6-3			0-2 20 1B SF7 1B	2-0 G4-3			1-1 G4-3		4	1	1	0	0	0	1						
20 Jorge Posada, S OBP: 0.376, SLG: 0.549		2-3 K		2-1 CS 1B		3-3 K		4-0 BB 2B BB		3	1	1	1	1	2	0						
Paul O'Neill, L OBP: 0.315, SLG: 0.442	1-0 G3			1-3 3H SF7 1B	1-0 G3		0-0 G3	0-1 F8		3	0	0	1	0	0	1						
Scott Brosius, R OBP: 0.361, SLG: 0.469	4-1 BB			3-H K	0-3 K		4-2 BB 2B BB			2	1	0	0	2	2	1						
Alfonso Soriano, R OBP: 0.301, SLG: 0.384	1-3 K			1-0 CS 1B	0-2 SH3-4 2 3B 1B		1-2 G4-3	2-1 1-H 2-H 2B		4	1	2	2	0	1	1						
Ted Lilly, L			3-3 K		2-1 SH3-4		2-3 K	1-2 G4-3		1	0	0	0	0	1	0						
Brian Boehringer, S										0	0	0	0	0	0	0						
Randy Choate, L										2	0	0	0	0	1	1						
Carlos Almanzar, R										0	0	0	0	0	0	0						
Inning Stats	R: 1 E: 0 K: 0 S: 9	H: 1 LOB: 0 BB: 0 P: 12	R: 0 E: 0 K: 2 S: 11	H: 0 LOB: 1 BB: 1 P: 18	R: 0 E: 0 K: 1 S: 9	H: 0 LOB: 0 BB: 0 P: 13	R: 2 E: 0 K: 1 S: 13	H: 3 LOB: 0 BB: 0 P: 18	R: 2 E: 0 K: 2 S: 13	H: 3 LOB: 1 BB: 0 P: 17	R: 0 E: 0 K: 1 S: 7	H: 0 LOB: 0 BB: 0 P: 10	R: 0 E: 1 K: 1 S: 16	H: 1 LOB: 2 BB: 0 P: 23	R: 2 E: 0 K: 0 S: 11	H: 1 LOB: 1 BB: 2 P: 23	R: 0 E: 0 K: 2 S: 10	H: 0 LOB: 0 BB: 0 P: 14	1B: 5 2B: 2 3B: 1 HR: 1	SF: 1 SAC: 1 DP: 0 HBP: 0	WP: 0 PB: 0 SB: 1 CS: 1	PA: 40
PITCHER	IP WLS BF H R ER SO BB IBB HBP BLK WP HR S P ERA WHIP																					
Rick Reed, R ERA: 2.9	(1, 1) 6.0 25 7 5 5 6 1 0 0 0 0 0 1 62 88 7.50 1.333																					
Rick White, R ERA: 3.52	(7, 1) 1.0 5 1 0 0 1 0 0 0 0 0 0 0 16 23 0.00 1.000																					
Dennis Cook, L ERA: 4.74	(8, 1) 0.2 4 0 2 2 0 2 0 0 0 0 0 0 6 15 27.00 3.000																					
Turk Wendell, R ERA: 2.94	(8, 1) 0.1 W 2 1 0 0 0 0 0 0 0 0 0 0 5 8 0.00 3.000																					
Armando Benitez, R ERA: 3.0	(9, 1) 1.0 S 3 0 0 0 2 0 0 0 0 0 0 0 10 14 0.00 0.000																					

New York Yankees @ New York Mets
 Shea Stadium, Flushing, NY
 Sun Jun 17 2001, 8:05 PM EDT
 Att: 54,399 - Sunny - 77 F

AB	34
R	7
H	9
RBI	7
BB	3
SO	9
LOB	9



Batter	1	2	3	4	5	6	7	8	9	AB	R	H	RBI	BB	SO	LOB	BOTTOM					
Benny Agbayani, R OBP: 0.365, SLG: 0.407	1-1 G6-3	3-1 G5-3		0-0 CS 1-2	2-3 K		1-3 K	0-2 FC4-6 1B		5	0	1	2	0	2	0						
Tsuyoshi Shinjo, R OBP: 0.321, SLG: 0.434	3-1 F8		2-1 F9		1-0 P4		4-1 31 1B BB	0-2 FC4-6 31 HR		4	0	0	1	1	0	1						
Timo Perez, L OBP: 0.313, SLG: 0.340								3-H 1-2		0	1	0	0	0	0	0						
31 Mike Piazza, R OBP: 0.341, SLG: 0.549	4-1 BB 1B BB		4-2 WP BB		0-3 K2-3		0-2 G5-4-3 1B	1-0 HR		3	2	2	2	2	1	0						
Todd Zeile, R OBP: 0.367, SLG: 0.383	0-0 BB BB		3-3 K			4-2 WP 1B BB	0-2 G5-4-3 1-2	0-0 F2		3	1	1	0	1	1	3						
Turk Wendell, L OBP: 0.299, SLG: 0.296	1-2 BB 1B		1-3 K							0	0	0	0	0	0	0						
Lenny Harris, L OBP: 0.299, SLG: 0.296										1	0	0	0	0	0	1						
Armando Benitez, R ERA: 3.0										0	0	0	0	0	0	0						
Robin Ventura, L OBP: 0.401, SLG: 0.509	4-2 BB		4-2 BB			1-0 L7		0-1 E6 1B HBP		2	1	0	0	2	0	1						
Joe McEwing, R OBP: 0.368, SLG: 0.461	1-2 2-3 BB		1-3 K			4-0 1B BB	1-2 1B BB	1-1 1B 1B HBP		1	1	0	1	2	1	2						
Desi Relaford, S OBP: 0.367, SLG: 0.434	1-1 G6-3			4-2 CS BB		3-2 F5		2-2 BB 1B		3	1	1	1	1	0	5						
Rey Ordenez, R OBP: 0.268, SLG: 0.284		3-3 K		3-2 F9			1-2 2-H 1B	4-0 1B FC4-6 BB		3	1	1	1	1	1	1						
Rick Reed, R ERA: 5.03	(1, 1) 5.1 24 1 2 2 7 8 0 0 0 0 0 0 55 115 3.38 1.688																					
Darryl Hamilton, L ERA: 5.03	(5, PH) 0.1 H 2 1 0 0 0 0 0 0 0 0 0 0 6 12 0.00 3.000																					
Todd Pratt, L ERA: 3.38	(5, PH) 1.2 H 10 2 4 3 3 2 0 0 1 0 0 0 30 45 16.20 2.400																					
Rick White, R ERA: 3.38	(7, 1) 0.2 L 4 2 2 1 0 0 0 0 0 0 1 8 9 13.50 3.000																					
Dennis Cook, L OBP: 0.371, SLG: 0.467	(8, 3) 1.0 S 3 0 0 0 2 0 0 0 0 0 0 0 10 14 0.00 0.000																					
Mark Johnson, L OBP: 0.371, SLG: 0.467	(8, 3) 1.0 S 3 0 0 0 2 0 0 0 0 0 0 0 10 14 0.00 0.000																					
Inning Stats	R: 1 E: 0 K: 0 S: 13	H: 1 LOB: 3 BB: 3 P: 30	R: 0 E: 0 K: 2 S: 8	H: 0 LOB: 0 BB: 0 P: 17	R: 0 E: 0 K: 2 S: 15	H: 0 LOB: 2 BB: 2 P: 29	R: 0 E: 0 K: 1 S: 9	H: 0 LOB: 0 BB: 1 P: 17	R: 0 E: 0 K: 2 S: 7	H: 0 LOB: 0 BB: 0 P: 10	R: 1 E: 0 K: 1 S: 17	H: 1 LOB: 2 BB: 2 P: 33	R: 0 E: 0 K: 1 S: 13	H: 1 LOB: 1 BB: 1 P: 18	R: 6 E: 1 K: 1 S: 17	H: 3 LOB: 1 BB: 1 P: 27	R: 0 E: 0 K: 2 S: 10	H: 0 LOB: 0 BB: 0 P: 14	1B: 5 2B: 0 3B: 0 HR: 1	SF: 0 SAC: 0 DP: 1 HBP: 1	WP: 3 PB: 0 SB: 0 CS: 1	PA: 41
PITCHER	IP WLS BF H R ER SO BB IBB HBP BLK WP HR S P ERA WHIP																					
Ted Lilly, L ERA: 5.03	(1, 1) 5.1 24 1 2 2 7 8 0 0 0 0 0 0 55 115 3.38 1.688																					
Brian Boehringer, R ERA: 2.9	(6, 1) 0.1 H 2 1 0 0 0 0 0 0 0 0 0 0 6 12 0.00 3.000																					
Randy Choate, L ERA: 3.38	(6, 1) 1.2 H 10 2 4 3 3 2 0 0 1 0 0 0 30 45 16.20 2.400																					
Carlos Almanzar, R ERA: 4.5	(8, 1) 0.2 L 4 2 2 1 0 0 0 0 0 0 0 0 1 8 9 13.50 3.000																					

New York Yankees @ New York Mets
 Shea Stadium, Flushing, NY
 Sun Jun 17 2001, 8:05 PM EDT
 Att: 54,399 - Sunny - 77 F

AB	29
R	8
H	6
RBI	8
BB	10
SO	10
LOB	20



Batter	1	2	3	4	5	6	7	8	9	AB	R	H	RBI	BB	SO	LOB	TOP										
Chuck Knoblauch, R (1, 10) OBP: 0.346, SLG: 0.350										5	1	1	1	0	3	4	New York Yankees @ Detroit Tigers Comerica Park, Detroit, MI Mon Jun 18 2001, 7:05 PM EDT Att: 29,365 - Cloudy - 81 F										
2 Derek Jeter, R (1, 6) OBP: 0.372, SLG: 0.402 Enrique Wilson, S (7, 6) OBP: 0.199, SLG: 0.227										5	1	2	2	0	0	3											
Bernie Williams, S (1, 8) OBP: 0.390, SLG: 0.538										5	1	2	3	0	0	1											
Tino Martinez, L (1, 3) OBP: 0.307, SLG: 0.401 Clay Bellinger, R (7, 3) OBP: 0.050, SLG: 0.050										4	0	0	0	0	2	2											
20 Jorge Posada, S (1, 2) OBP: 0.380, SLG: 0.543										2	1	0	0	3	0	1											
Paul O'Neill, L (1, 9) OBP: 0.321, SLG: 0.444 Darren Bragg, L (7, PR) OBP: 0.308, SLG: 0.350										3	1	2	0	1	0	1											
Shane Spencer, R (1, 7) OBP: 0.333, SLG: 0.818										5	1	1	0	0	2	5											
Scott Brosius, R (1, 5) OBP: 0.359, SLG: 0.463										3	0	0	0	1	1	3											
Alfonso Soriano, R (1, 4) OBP: 0.312, SLG: 0.399										3	3	3	4	1	0	0											
Inning Stats	R: 0 E: 0 K: 1 S: 7	H: 0 LOB: 0 BB: 0 P: 10	R: 0 E: 0 K: 1 S: 8	H: 0 LOB: 2 BB: 2 P: 20	R: 2 E: 0 K: 1 S: 15	H: 3 LOB: 1 BB: 0 P: 20	R: 5 E: 0 K: 0 S: 16	H: 5 LOB: 0 BB: 0 P: 20	R: 0 E: 0 K: 2 S: 9	H: 0 LOB: 1 BB: 1 P: 17	R: 1 E: 0 K: 2 S: 17	H: 1 LOB: 1 BB: 1 P: 27	R: 2 E: 0 K: 1 S: 21	H: 2 LOB: 2 BB: 2 P: 34	R: 0 E: 0 K: 1 S: 7	H: 0 LOB: 0 BB: 0 P: 11		R: 0 E: 0 K: 0 S: 6	H: 0 LOB: 0 BB: 0 P: 9	1B: 8 2B: 1 3B: 1 HR: 1	SF: 0 SAC: 1 DP: 0 HBP: 0	WP: 0 PB: 0 SB: 1 CS: 0	PA: 44				
PITCHER	IP	WLS	BF	H	R	ER	SO	BB	IBB	HBP	BLK	WP	HR	S	P	ERA	WHIP										
Jeff Weaver, R (1, 1) ERA: 3.88	5.0	L	26	8	7	7	5	3	0	0	0	0	1	55	87	12.60	2.200										
Dave Borkowski, R (6, 1) ERA: 5.03	1.0		5	1	1	1	2	1	0	0	0	0	0	17	27	9.00	2.000										
Kevin Tolar, L (7, 1) ERA: 7.45	0.1		5	2	2	2	0	2	0	0	0	0	0	17	29	54.00	12.000										
Danny Patterson, R (7, 1) ERA: 1.93	1.2		5	0	0	0	2	0	0	0	0	0	0	11	16	0.00	0.000										
Todd Jones, R (9, 1) ERA: 5.16	1.0		3	0	0	0	0	0	0	0	0	0	0	6	9	0.00	0.000										

Batter	1	2	3	4	5	6	7	8	9	AB	R	H	RBI	BB	SO	LOB	BOTTOM										
Roger Cedeno, S (1, 8) OBP: 0.331, SLG: 0.346										3	1	1	0	1	2	2	New York Yankees @ Detroit Tigers Comerica Park, Detroit, MI Mon Jun 18 2001, 7:05 PM EDT Att: 29,365 - Cloudy - 81 F										
Jose Macias, S (1, 4) OBP: 0.321, SLG: 0.406										4	0	1	0	0	1	3											
Bobby Higginson, L (1, 7) OBP: 0.406, SLG: 0.453 Randall Simon, L (9, 3) OBP: 0.250, SLG: 0.250										2	0	0	0	2	0	2											
Tony Clark, S (1, 3) OBP: 0.396, SLG: 0.536 Wendell Magee, R (9, 7) OBP: 0.375, SLG: 0.507										3	0	1	1	0	1	0											
Robert Fick, L (1, 2) OBP: 0.350, SLG: 0.556										4	0	0	0	0	1	3											
Dean Palmer, R (1, 10) OBP: 0.335, SLG: 0.442										4	0	0	0	0	2	0											
Juan Encarnacion, R (1, 9) OBP: 0.316, SLG: 0.441										4	0	3	0	0	0	0											
Shane Halter, R (1, 6) OBP: 0.320, SLG: 0.364										3	0	1	0	0	1	2											
Jarrold Patterson, L (1, 5) OBP: 0.455, SLG: 0.727										3	0	1	0	0	0	3											
Inning Stats	R: 1 E: 0 K: 1 S: 10	H: 1 LOB: 1 BB: 1 P: 16	R: 0 E: 0 K: 1 S: 8	H: 2 LOB: 0 BB: 0 P: 16	R: 0 E: 0 K: 0 S: 12	H: 1 LOB: 2 BB: 2 P: 23	R: 0 E: 0 K: 0 S: 5	H: 1 LOB: 0 BB: 0 P: 8	R: 0 E: 0 K: 1 S: 8	H: 1 LOB: 1 BB: 0 P: 13	R: 0 E: 0 K: 2 S: 7	H: 0 LOB: 0 BB: 0 P: 9	R: 0 E: 0 K: 2 S: 8	H: 1 LOB: 1 BB: 0 P: 11	R: 0 E: 0 K: 0 S: 10	H: 1 LOB: 0 BB: 0 P: 15		R: 0 E: 0 K: 1 S: 7	H: 0 LOB: 0 BB: 0 P: 11	1B: 5 2B: 3 3B: 0 HR: 0	SF: 1 SAC: 0 DP: 3 HBP: 0	WP: 1 PB: 1 SB: 0 CS: 0	PA: 34				
PITCHER	IP	WLS	BF	H	R	ER	SO	BB	IBB	HBP	BLK	WP	HR	S	P	ERA	WHIP										
Roger Clemens, R (1, 1) ERA: 3.69	7.0	W	28	7	1	0	7	3	0	0	0	0	0	58	96	0.00	1.429										
Brian Boehringer, R (8, 1) ERA: 2.81	1.0		3	1	0	0	0	0	0	0	0	0	0	10	15	0.00	1.000										
Carlos Almanzar, R (9, 1) ERA: 4.0	1.0		3	0	0	0	1	0	0	0	0	0	0	7	11	0.00	0.000										

Batter	1	2	3	4	5	6	7	8	9	AB	R	H	RBI	BB	SO	LOB	TOP
Chuck Knoblauch R (1,7) OBP: 0.341, SLG: 0.344	G6-3		G6-3			G5-3			G4-6-3	4	0	0	0	0	0	2	
2 Derek Jeter R (1,6) OBP: 0.371, SLG: 0.401	G4-3 1B			G6-3			F9			3	0	1	0	0	0	0	
Bernie Williams S (1,8) OBP: 0.389, SLG: 0.533	G4-3			L9			G4-6-3 BB			2	0	0	0	1	0	1	
Tino Martinez L (1,3) OBP: 0.304, SLG: 0.396		F8			G1-3			G4-6-3		3	0	0	0	0	0	1	
Shane Spencer R (1,10) OBP: 0.267, SLG: 0.643		G1-3				G6-3		F8		3	0	0	0	0	0	0	
Paul O'Neill L (1,9) OBP: 0.316, SLG: 0.439		F9				P6		F7		3	0	0	0	0	0	0	
Scott Brosius R (1,5) OBP: 0.359, SLG: 0.470						G3		G6-3		3	1	1	0	0	0	0	
Todd Greene R (1,2) OBP: 0.364, SLG: 0.526							F2		P6	3	0	1	1	0	0	0	
Alfonso Soriano R (1,4) OBP: 0.312, SLG: 0.396								G5-3		2	0	0	0	1	0	1	
Inning Stats	R: 0 H: 1 E: 0 LOB: 0 K: 0 BB: 0 S: 9 P: 13	R: 0 H: 0 E: 0 LOB: 0 K: 0 BB: 0 S: 9 P: 13	R: 1 H: 2 E: 0 LOB: 0 K: 0 BB: 0 S: 11 P: 11	R: 0 H: 0 E: 0 LOB: 0 K: 0 BB: 0 S: 5 P: 7	R: 0 H: 0 E: 0 LOB: 0 K: 0 BB: 0 S: 3 P: 6	R: 0 H: 0 E: 0 LOB: 0 K: 0 BB: 0 S: 5 P: 8	R: 0 H: 0 E: 0 LOB: 0 K: 0 BB: 1 S: 5 P: 10	R: 0 H: 0 E: 0 LOB: 0 K: 0 BB: 0 S: 5 P: 9	R: 0 H: 0 E: 0 LOB: 0 K: 0 BB: 1 S: 3 P: 7	1B: 2 2B: 0 3B: 1 HR: 0	SF: 0 SAC: 0 DP: 3 HBP: 0	WP: 0 PA: 28 PB: 0 SB: 0 CS: 1					
PITCHER Steve Sparks R (1,1) ERA: 3.83	IP: 9.0 WLS: W BF: 28 H: 3 R: 1 ER: 1 SO: 0 BB: 2 IBB: 0 HBP: 0 BLK: 0 WP: 0 HR: 0 S: 55 P: 84 ERA: 1.00 WHIP: 0.556																

New York Yankees @ Detroit Tigers
Comerica Park, Detroit, MI
Tue Jun 19 2001, 7:05 PM EDT
Att: 24,171 - Cloudy - 89 F

AB 26
R 1
H 3
RBI 1
BB 2
SO 0
LOB 5



Batter	1	2	3	4	5	6	7	8	9	AB	R	H	RBI	BB	SO	LOB	BOTTOM
Roger Cedeno S (1,8) OBP: 0.336, SLG: 0.355	S 1B		G3					F8		5	1	3	0	0	0	0	
Damion Easley R (1,4) OBP: 0.373, SLG: 0.454	S 1B									4	1	4	1	1	0	0	
Bobby Higginson L (1,7) OBP: 0.306, SLG: 0.448	F7		K							4	1	1	0	1	1	4	
Tony Clark S (1,3) OBP: 0.390, SLG: 0.526	K									4	0	0	0	0	3	7	
Dean Palmer R (1,10) OBP: 0.338, SLG: 0.465	F9									4	2	2	3	0	0	2	
Juan Encarnacion R (1,9) OBP: 0.315, SLG: 0.451										4	1	1	1	0	1	1	
Shane Halter R (1,6) OBP: 0.325, SLG: 0.386										4	1	2	1	0	1	0	
Jarrod Patterson L (1,5) OBP: 0.400, SLG: 0.600										4	0	1	1	0	0	1	
15 Brandon Inge R (1,2) OBP: 0.255, SLG: 0.280										4	0	0	0	0	2	1	
Inning Stats	R: 0 H: 2 E: 0 LOB: 2 K: 1 BB: 0 S: 13 P: 21	R: 0 H: 0 E: 0 LOB: 0 K: 2 BB: 0 S: 10 P: 18	R: 0 H: 1 E: 0 LOB: 1 K: 1 BB: 0 S: 10 P: 15	R: 1 H: 1 E: 0 LOB: 0 K: 1 BB: 0 S: 7 P: 10	R: 0 H: 1 E: 0 LOB: 3 K: 1 BB: 2 S: 14 P: 29	R: 2 H: 3 E: 0 LOB: 1 K: 1 BB: 0 S: 8 P: 13	R: 4 H: 5 E: 0 LOB: 1 K: 1 BB: 0 S: 17 P: 22	R: 0 H: 1 E: 0 LOB: 1 K: 0 BB: 0 S: 4 P: 8	1B: 8 2B: 4 3B: 1 HR: 2	SF: 0 SAC: 0 DP: 1 HBP: 0	WP: 0 PA: 39 PB: 0 SB: 5 CS: 1						
PITCHER Randy Keisler L (1,1) ERA: 6.75 Ramiro Mendoza R (7,1) ERA: 5.27 Carlos Almanzar R (7,1) ERA: 3.38	IP: 6.0 WLS: L BF: 27 H: 8 R: 3 ER: 3 SO: 7 BB: 2 IBB: 0 HBP: 0 BLK: 0 WP: 0 HR: 2 S: 62 P: 106 ERA: 4.50 WHIP: 1.667																

New York Yankees @ Detroit Tigers
Comerica Park, Detroit, MI
Tue Jun 19 2001, 7:05 PM EDT
Att: 24,171 - Cloudy - 89 F

AB 37
R 7
H 14
RBI 7
BB 2
SO 8
LOB 16





Batter	1	2	3	4	5	6	7	8	9	AB	R	H	RBI	BB	SO	LOB	TOP										
Chuck Knoblauch, R (1.10) OBP: 0.345, SLG: 0.353	G6-3		G6-4-3 1B				G5-3		L9 2 WP 1B	5	0	3	0	0	0	0	New York Yankees @ Detroit Tigers Comerica Park, Detroit, MI Wed Jun 20 2001, 7:05 PM EDT Att: 23,618 - Cloudy - 71 F										
2 Derek Jeter, R (1.6) OBP: 0.369, SLG: 0.398	F9		G6-4-3 1B			F9	G5-3		G5-3	5	0	1	0	0	0	2											
Bernie Williams, S (1.8) OBP: 0.386, SLG: 0.523	K		G6-4-3				G6-3		L9	4	0	0	0	1	1	3											
Tino Martinez, L (1.3) OBP: 0.305, SLG: 0.400			F9						G3	5	2	2	0	0	0	4											
20 Jorge Posada, S (1.2) OBP: 0.382, SLG: 0.542			F9						G3	4	0	2	1	0	1	2											
Paul O'Neill, L (1.9) OBP: 0.320, SLG: 0.438			F9						G3	3	0	1	1	1	0	1											
Shane Spencer, R (1.7) OBP: 0.316, SLG: 0.563			F9						G3	2	0	0	0	2	1	1											
Scott Brosius, R (1.5) OBP: 0.361, SLG: 0.466			F9						G3	2	0	0	0	2	1	4											
Alfonso Soriano, R (1.4) OBP: 0.307, SLG: 0.390			F9						G3	4	0	0	0	0	2	7											
Inning Stats	R: 0 E: 0 K: 1 S: 9	H: 0 LOB: 0 BB: 0 P: 12	R: 1 E: 0 K: 0 S: 8	H: 2 LOB: 2 BB: 1 P: 18	R: 0 E: 0 K: 0 S: 7	H: 2 LOB: 1 BB: 0 P: 12	R: 0 E: 0 K: 2 S: 9	H: 0 LOB: 2 BB: 2 P: 19	R: 0 E: 0 K: 0 S: 6	H: 0 LOB: 1 BB: 1 P: 17	R: 0 E: 0 K: 0 S: 7	H: 0 LOB: 0 BB: 0 P: 8	R: 1 E: 0 K: 1 S: 13	H: 3 LOB: 2 BB: 1 P: 26	R: 0 E: 0 K: 0 S: 9	H: 1 LOB: 1 BB: 0 P: 14	1B: 7 2B: 2 3B: 0 HR: 0	SF: 0 SAC: 0 DP: 1 HBP: 0	WP: 2 PB: 0 SB: 0 CS: 0	PA: 40							
PITCHER	IP	WLS	BF	H	R	ER	SO	BB	IBB	HBP	BLK	WP	HR	S	P	ERA	WHIP										
Chris Holt, R (1.1) ERA: 5.48	7.1	W	32	7	2	2	5	4	1	0	0	1	0	59	109	2.46	1.500										
C.J. Nitkowski, L (8.1) ERA: 3.46	0.0		1	1	0	0	0	0	0	0	0	0	0	3	6	∞	∞										
Todd Jones, R (8.1) ERA: 5.04	0.2	H	3	0	0	0	1	1	0	0	0	0	0	6	13	0.00	1.500										
Matt Anderson, R (9.1) ERA: 5.4	1.0	S	4	1	0	0	0	0	0	0	0	1	0	9	14	0.00	1.000										


Batter	1	2	3	4	5	6	7	8	9	AB	R	H	RBI	BB	SO	LOB	BOTTOM											
Roger Cedeno, S (1.8) OBP: 0.335, SLG: 0.353	CS 1B		FC1-6 PO				G4-3		L4	4	0	1	0	0	0	3	New York Yankees @ Detroit Tigers Comerica Park, Detroit, MI Wed Jun 20 2001, 7:05 PM EDT Att: 23,618 - Cloudy - 71 F											
Damion Easley, R (1.4) OBP: 0.371, SLG: 0.450	G6-3		PO			WP BB 1B	K		G5-3	4	0	1	0	0	1	3												
Bobby Higginson, L (1.7) OBP: 0.307, SLG: 0.462	F8					WP BB	G3		G3	3	1	1	1	1	0	2												
Tony Clark, S (1.3) OBP: 0.383, SLG: 0.516			F7			K			F5	4	0	0	0	0	2	2												
Robert Fick, L (1.2) OBP: 0.359, SLG: 0.575			F7			K			F5	2	2	1	1	2	1	0												
15 Brandon Inge, R (9.2) OBP: 0.255, SLG: 0.280						G5-4-3 IBB			PB 3B BB	0	0	0	0	0	0	0												
Dean Palmer, R (1.10) OBP: 0.336, SLG: 0.457						G5-4-3			PB 3B BB	3	1	0	0	1	1	3												
Juan Encarnacion, R (1.9) OBP: 0.319, SLG: 0.459						G5-4-3			PB 3B BB	3	1	1	2	1	2	0												
Shane Halter, R (1.6) OBP: 0.326, SLG: 0.385						G5-4-3			PB 3B BB	3	0	1	0	0	1	2												
Jarrod Patterson, L (1.5) OBP: 0.333, SLG: 0.500						G5-4-3			PB 3B BB	3	0	0	0	0	1	4												
Inning Stats	R: 0 E: 0 K: 0 S: 5	H: 1 LOB: 0 BB: 0 P: 8	R: 1 E: 0 K: 1 S: 13	H: 1 LOB: 0 BB: 0 P: 21	R: 0 E: 0 K: 0 S: 11	H: 1 LOB: 0 BB: 0 P: 18	R: 0 E: 0 K: 1 S: 11	H: 1 LOB: 2 BB: 2 P: 25	R: 1 E: 2 K: 1 S: 15	H: 0 LOB: 2 BB: 1 P: 27	R: 2 E: 0 K: 2 S: 14	H: 1 LOB: 1 BB: 2 P: 27	R: 1 E: 0 K: 1 S: 13	H: 1 LOB: 0 BB: 0 P: 21	R: 0 E: 0 K: 3 S: 10	H: 0 LOB: 0 BB: 0 P: 17	1B: 3 2B: 0 3B: 1 HR: 2	SF: 0 SAC: 0 DP: 1 HBP: 0	WP: 2 PB: 1 SB: 0 CS: 1	PA: 35								
PITCHER	IP	WLS	BF	H	R	ER	SO	BB	IBB	HBP	BLK	WP	HR	S	P	ERA	WHIP											
65 Adrian Hernandez, R (1.1) ERA: 2.35	4.2	L	20	4	2	1	3	2	1	0	0	0	0	51	93	1.93	1.286											
Randy Choate, L (5.1) ERA: 3.72	0.2		3	0	1	1	0	1	0	0	0	0	0	8	15	13.50	1.500											
Ramiro Mendoza, R (6.1) ERA: 5.31	1.1		6	1	1	1	2	1	0	0	0	0	0	18	32	6.75	1.500											
Mike Stanton, L (7.1) ERA: 1.79	0.2		3	1	1	1	2	0	0	0	0	0	0	1	8	12	13.50	1.500										
Brian Boehringer, R (8.1) ERA: 2.76	0.2		2	0	0	0	2	0	0	0	0	0	0	7	12	0.00	0.000											


AB	34
R	2
H	9
RBI	2
BB	6
SO	6
LOB	24



Batter	1	2	3	4	5	6	7	8	9	AB R H RBI BB SO LOB	TOP																								
											<p style="text-align: center;">New York Yankees @ Detroit Tigers Comerica Park, Detroit, MI Thu Jun 21 2001, 7:05 PM EDT</p> <p style="text-align: right;">livebaseballscorecards.com</p> <p>AB 0 R 0 H 0 RBI 0 BB 0 SO 0 LOB 0</p> 																								
Inning Stats										1B: 0 SF: 0 WP: 0 PA: 0 2B: 0 SAC: 0 FB: 0 3B: 0 DP: 0 SB: 0 HR: 0 HBP: 0 CS: 0																									
PITCHER	IP	WLS	BF	H	R	ER	SO	BB	IBB	HBP	BLK	WP	HR	S	P	ERA	WHIP	PITCHER	IP	WLS	BF	H	R	ER	SO	BB	IBB	HBP	BLK	WP	HR	S	P	ERA	WHIP

Batter	1	2	3	4	5	6	7	8	9	AB R H RBI BB SO LOB	BOTTOM																								
											<p style="text-align: center;">New York Yankees @ Detroit Tigers Comerica Park, Detroit, MI Thu Jun 21 2001, 7:05 PM EDT</p> <p style="text-align: right;">livebaseballscorecards.com</p> <p>AB 0 R 0 H 0 RBI 0 BB 0 SO 0 LOB 0</p> 																								
Inning Stats										1B: 0 SF: 0 WP: 0 PA: 0 2B: 0 SAC: 0 FB: 0 3B: 0 DP: 0 SB: 0 HR: 0 HBP: 0 CS: 0																									
PITCHER	IP	WLS	BF	H	R	ER	SO	BB	IBB	HBP	BLK	WP	HR	S	P	ERA	WHIP	PITCHER	IP	WLS	BF	H	R	ER	SO	BB	IBB	HBP	BLK	WP	HR	S	P	ERA	WHIP

Batter	1	2	3	4	5	6	7	8	9	AB R H RBI BB SO LOB	TOP										
Chuck Knoblauch R (1, 10) OBP: 0.340, SLG: 0.346	F8		FC1-5-6-1 G4-6-3		G2-3		K2-3		P6	5 0 0 0 0 1 2	New York Yankees @ Tampa Bay Devil Rays Tropicana Field, St. Petersburg, FL Fri Jun 22 2001, 7:15 PM EDT Att: 24,718 - Dome - 72 F livebaseballscorecards.com										
2 Derek Jeter R (1, 6) OBP: 0.369, SLG: 0.401	K		G4-6-3		1B			20 1B	F9	5 1 2 1 0 1 1											
Bernie Williams, S (1, 8) OBP: 0.387, SLG: 0.521	F8			E4 20 FC4-6 SF7	1B			20 1B 2B	HBP	3 2 1 0 0 0 0											
Tino Martinez, L (1, 3) OBP: 0.305, SLG: 0.396		F7		4-2 20 FC4-6 BB	L8			F7		3 0 0 0 1 0 4											
20 Jorge Posada, S (1, 2) OBP: 0.388, SLG: 0.546		HR 1B		1-0 FC4-6		2-2 G6-3 1B		2-2 BB 2B 1B		4 1 3 1 0 0 2											
Paul O'Neill, L (1, 9) OBP: 0.319, SLG: 0.435		K		1-2 SF7		0-0 G6-3		4-2 2B BB		2 0 0 1 1 1 2											
Shane Spencer, R (1, 7) OBP: 0.348, SLG: 0.750		HR		3-H 2-1 F8		3-2 F3		2-0 1-3 2-H 3-H 2B		4 1 2 3 0 0 1											
Scott Brosius, R (1, 5) OBP: 0.356, SLG: 0.458		P4		1-1 G6-3		1-2 G5-3		3-3 K		4 0 0 0 0 1 2											
Alfonso Soriano, R (1, 4) OBP: 0.310, SLG: 0.387			4-2 FC1-5-6 S BB		4-1 2 1B BB		2-3 K2-1-3		1-2 F8	2 1 0 0 2 1 0											
Inning Stats	R: 0 E: 0 K: 1 S: 6	H: 0 LOB: 0 BB: 0 P: 10	R: 2 E: 0 K: 1 S: 10	H: 2 LOB: 0 BB: 0 P: 14	R: 0 E: 0 K: 0 S: 7	H: 0 LOB: 1 BB: 1 P: 14	R: 1 E: 1 K: 0 S: 14	H: 0 LOB: 1 BB: 1 P: 24	R: 1 E: 0 K: 0 S: 7	H: 2 LOB: 2 BB: 1 P: 17	R: 0 E: 0 K: 0 S: 8	H: 1 LOB: 0 BB: 0 P: 13	R: 0 E: 0 K: 2 S: 10	H: 0 LOB: 0 BB: 0 P: 15	R: 2 E: 0 K: 1 S: 14	H: 3 LOB: 2 BB: 1 P: 27	R: 0 E: 0 K: 0 S: 13	H: 0 LOB: 0 BB: 0 P: 19	1B: 5 2B: 2 3B: 0 HR: 1	SF: 1 SAC: 0 DP: 2 HBP: 1	WP: 0 PA: 38 CS: 1
PITCHER	IP WLS BF H R ER SO BB IBB HBP BLK WP HR S P ERA WHIP											PITCHER	IP WLS BF H R ER SO BB IBB HBP BLK WP HR S P ERA WHIP								
Albie Lopez, R (1, 1) ERA: 5.65	7.0 L 30 6 6 5 4 3 0 1 0 0 0 1 64 111 6.43 1.286																				
Doug Creek, L (8, 1) ERA: 3.34	0.1 3 1 0 0 0 1 0 0 0 0 0 0 6 12 0.00 6.000																				
Paul Wilson, R (8, 1) ERA: 7.85	1.2 5 1 0 0 1 0 0 0 0 0 0 0 19 30 0.00 0.600																				

Batter	1	2	3	4	5	6	7	8	9	AB R H RBI BB SO LOB	BOTTOM										
Jason Tyner, L (1, 8) OBP: 0.303, SLG: 0.297	G6-3		K		G1-3		F9		L4	5 0 0 0 0 1 2	New York Yankees @ Tampa Bay Devil Rays Tropicana Field, St. Petersburg, FL Fri Jun 22 2001, 7:15 PM EDT Att: 24,718 - Dome - 72 F livebaseballscorecards.com										
Randy Winn, S (1, 10) OBP: 0.370, SLG: 0.414	G5-3 1B		G5-3		F8		P4		G4-3	5 0 1 0 0 0 2											
Greg Vaughn, R (1, 7) OBP: 0.338, SLG: 0.504	G5-3			HR 1B	BB			K		3 1 1 0 1 1 1											
Ben Grieve, L (1, 9) OBP: 0.359, SLG: 0.384	K			F7	K			1B 1B		4 0 1 0 0 2 3											
Aubrey Huff, L (1, 5) OBP: 0.272, SLG: 0.351		G3 1B		HR		G3-1		P6		4 1 2 2 0 0 1											
Steve Cox, L (1, 3) OBP: 0.295, SLG: 0.379		G3		HR		F7				3 1 1 1 0 0 1											
Russ Johnson, R (8, PH) OBP: 0.358, SLG: 0.387				HR				1B		1 0 1 0 0 0 0											
Mike DiFelice, R (1, 2) OBP: 0.266, SLG: 0.287										3 0 0 0 0 2 1											
Fred McGriff, L (8, PH) OBP: 0.401, SLG: 0.567										1 0 0 0 0 1 2											
John Flaherty, R (9, 2) OBP: 0.267, SLG: 0.331										0 0 0 0 0 0 0											
Andy Sheets, R (1, 6) OBP: 0.287, SLG: 0.278		G4-3			S 1B		F8		G4-3	4 0 1 0 0 0 1											
Damian Rolls, R (1, 4) OBP: 0.318, SLG: 0.375			F9		G6-3					4 0 2 0 0 0 1											
Inning Stats	R: 0 E: 0 K: 1 S: 16	H: 1 LOB: 1 BB: 0 P: 22	R: 0 E: 0 K: 1 S: 10	H: 1 LOB: 0 BB: 0 P: 14	R: 0 E: 0 K: 1 S: 10	H: 0 LOB: 0 BB: 0 P: 15	R: 3 E: 0 K: 0 S: 17	H: 4 LOB: 1 BB: 0 P: 23	R: 0 E: 0 K: 1 S: 7	H: 0 LOB: 0 BB: 1 P: 14	R: 0 E: 0 K: 0 S: 8	H: 0 LOB: 0 BB: 0 P: 14	R: 0 E: 0 K: 2 S: 16	H: 1 LOB: 1 BB: 0 P: 15	R: 0 E: 0 K: 2 S: 16	H: 2 LOB: 2 BB: 0 P: 23	R: 0 E: 0 K: 0 S: 14	H: 1 LOB: 1 BB: 0 P: 19	1B: 8 2B: 0 3B: 0 HR: 2	SF: 0 SAC: 0 DP: 0 HBP: 0	WP: 0 PA: 38 CS: 0
PITCHER	IP WLS BF H R ER SO BB IBB HBP BLK WP HR S P ERA WHIP											PITCHER	IP WLS BF H R ER SO BB IBB HBP BLK WP HR S P ERA WHIP								
35 Mike Mussina, R (1, 1) ERA: 3.56	7.0 W 29 7 3 3 5 1 0 0 0 0 0 2 75 117 3.86 1.143																				
Ramiro Mendoza, R (8, 1) ERA: 5.27	0.1 H 1 0 0 0 1 0 0 0 0 0 0 3 4 0.00 0.000																				
Mike Stanton, L (8, 1) ERA: 1.77	0.1 3 2 0 0 0 0 0 0 0 0 0 10 14 0.00 6.000																				
42 Mariano Rivera, R (8, 1) ERA: 2.58	1.1 S 5 1 0 0 1 0 0 0 0 0 0 0 17 24 0.00 0.750																				

Batter	1	2	3	4	5	6	7	8	9	AB	R	H	RBI	BB	SO	LOB	TOP					
Alfonso Soriano, R OBP: 0.309, SLG: 0.388 (1, 4)	F8		K			F8		2B		4	0	1	0	0	1	1	New York Yankees @ Tampa Bay Devil Rays Tropicana Field, St. Petersburg, FL Sat Jun 23 2001, 4:15 PM EDT Att: 27,816 - Dome - 72 F livebaseballscorecards.com					
2 Derek Jeter, R OBP: 0.398, SLG: 0.397 (1, 6)	F8			F9			BB	K		3	0	0	0	1	1							
Bernie Williams, S OBP: 0.385, SLG: 0.514 (1, 8)	K			G6-3		F9			BB	3	0	0	0	1	1							
Shane Spencer, R OBP: 0.296, SLG: 0.625 (8, 7)		F9		P3			F7	K		4	0	0	0	0	1	2						
20 Jorge Posada, S OBP: 0.390, SLG: 0.545 (1, 2)		K			CS	1B			P4	4	1	2	0	0	1	0						
Tino Martinez, L OBP: 0.304, SLG: 0.397 (1, 3)				G4-3		F3			P4	4	0	1	0	0	0	1						
Scott Brosius, R OBP: 0.358, SLG: 0.469 (1, 5)				G5-3		HR		G4-3		3	1	1	2	1	0	1						
Todd Greene, R OBP: 0.346, SLG: 0.522 (1, 10)					F3			F7		4	0	1	0	0	0	2						
Clay Bellinger, R OBP: 0.045, SLG: 0.045 Paul O'Neill, L (8, PH) OBP: 0.318, SLG: 0.433 (8, 9)			P6			P4		F7		2	0	0	0	0	0	1						
										1	0	0	0	0	0	0						
Inning Stats	R: 0 E: 0 K: 1 S: 10	H: 0 LOB: 0 BB: 0 P: 14	R: 0 E: 0 K: 1 S: 12	H: 0 LOB: 0 BB: 0 P: 17	R: 0 E: 0 K: 1 S: 7	H: 1 LOB: 1 BB: 0 P: 14	R: 0 E: 0 K: 0 S: 10	H: 0 LOB: 0 BB: 0 P: 14	R: 1 E: 0 K: 0 S: 12	H: 2 LOB: 0 BB: 0 P: 20	R: 0 E: 0 K: 0 S: 10	H: 0 LOB: 1 BB: 1 P: 20	R: 1 E: 0 K: 0 S: 10	H: 2 LOB: 1 BB: 0 P: 16	R: 0 E: 0 K: 2 S: 10	H: 1 LOB: 2 BB: 1 P: 22	R: 0 E: 0 K: 0 S: 6	H: 0 LOB: 1 BB: 1 P: 13	1B: 2 2B: 3 3B: 0 HR: 1	SF: 0 SAC: 0 DP: 0 HBP: 0	WP: 0 SB: 0 CS: 1	PA: 35
PITCHER	IP	WLS	BF	H	R	ER	SO	BB	IBB	HBP	BLK	WP	HR	S	P	ERA	WHIP					
Joe Kennedy, L ERA: 4.15 (1, 1)	6.0		21	3	1	1	3	1	0	0	0	0	1	61	99	1.50	0.667					
Jeff Wallace, L ERA: 1.37 (7, 1)	0.1	L	3	2	1	1	0	0	0	0	0	0	0	6	12	27.00	6.000					
Victor Zambrano, R ERA: 6.75 (9, 1)	1.2		7	1	0	0	2	1	0	0	0	0	0	14	26	0.00	1.200					
Doug Creek, L ERA: 3.27 (9, 1)	0.2		2	0	0	0	0	0	0	0	0	0	0	2	5	0.00	0.000					
Travis Phelps, R ERA: 4.09 (9, 1)	0.1		2	0	0	0	0	1	0	0	0	0	0	4	8	0.00	3.000					

Batter	1	2	3	4	5	6	7	8	9	AB	R	H	RBI	BB	SO	LOB	BOTTOM					
Jason Tyner, L OBP: 0.296, SLG: 0.279 (1, 8)	F9		F8		1B		K		B3	4	0	0	0	1	1	3	New York Yankees @ Tampa Bay Devil Rays Tropicana Field, St. Petersburg, FL Sat Jun 23 2001, 4:15 PM EDT Att: 27,816 - Dome - 72 F livebaseballscorecards.com					
Randy Winn, S OBP: 0.373, SLG: 0.417 (1, 9)	F7		BB	1B		S		G5-3		4	0	2	1	0	0	2						
Aubrey Huff, L OBP: 0.272, SLG: 0.349 (1, 10)	P4		BB	1B		K		F8		4	0	1	0	0	1	2						
Ben Grieve, L OBP: 0.357, SLG: 0.379 (1, 7)	K					K		G4-3		3	0	0	0	1	2	2						
Steve Cox, L OBP: 0.254, SLG: 0.374 (1, 3)	K		G3-1			K		BB	1B	4	0	1	0	0	2	3						
Russ Johnson, R OBP: 0.361, SLG: 0.393 (1, 5)				G5-3		K			BB	3	0	1	0	1	1	0						
Damian Rolls, R OBP: 0.310, SLG: 0.365 (1, 4)		G6-3				G4-3			K	4	0	0	0	0	1	3						
Mike DiFelice, R OBP: 0.265, SLG: 0.305 (1, 2)			K		G5-3				K	4	0	1	0	0	2	0						
Felix Martinez, S OBP: 0.287, SLG: 0.280 Fred McGriff, L (7, PH) OBP: 0.403, SLG: 0.567 Andy Sheets, R (7, PR) OBP: 0.287, SLG: 0.278 (8, 6) Greg Vaughn, R (8, PH) OBP: 0.337, SLG: 0.502 (8, 6)									K	1	1	0	0	0	1	0						
										0	0	0	0	0	1	0						
										0	0	0	0	0	0	0						
										1	0	0	0	0	1	0						
Inning Stats	R: 0 E: 0 K: 0 S: 7	H: 0 LOB: 0 BB: 0 P: 11	R: 0 E: 0 K: 2 S: 12	H: 1 LOB: 1 BB: 0 P: 21	R: 1 E: 0 K: 1 S: 17	H: 2 LOB: 3 BB: 1 P: 35	R: 0 E: 0 K: 0 S: 7	H: 0 LOB: 0 BB: 0 P: 8	R: 0 E: 0 K: 3 S: 12	H: 1 LOB: 2 BB: 1 P: 19	R: 0 E: 0 K: 2 S: 10	H: 0 LOB: 0 BB: 0 P: 15	R: 0 E: 0 K: 1 S: 6	H: 1 LOB: 2 BB: 1 P: 12	R: 0 E: 0 K: 1 S: 8	H: 1 LOB: 2 BB: 1 P: 18	R: 0 E: 0 K: 2 S: 7	H: 0 LOB: 0 BB: 0 P: 10	1B: 4 2B: 1 3B: 1 HR: 0	SF: 0 SAC: 0 DP: 0 HBP: 1	WP: 0 SB: 0 CS: 0	PA: 37
PITCHER	IP	WLS	BF	H	R	ER	SO	BB	IBB	HBP	BLK	WP	HR	S	P	ERA	WHIP					
Roger Clemens, R ERA: 3.57 (1, 1)	6.0		27	5	1	1	8	3	0	1	0	0	0	66	116	1.50	1.333					
Mike Stanton, L ERA: 1.7 (7, 1)	1.2	H	6	1	0	0	1	1	0	0	0	0	0	10	18	0.00	1.200					
Ramiro Mendoza, R ERA: 5.23 (8, 1)	0.1	H	1	0	0	0	1	0	0	0	0	0	0	3	5	0.00	0.000					
42 Mariano Rivera, R ERA: 2.52 (9, 1)	1.0	S	3	0	0	0	2	0	0	0	0	0	0	7	10	0.00	0.000					

Batter	1	2	3	4	5	6	7	8	9	AB	R	H	RBI	BB	SO	LOB	TOP			
Chuck Knoblauch, R (1.10) OBP: 0.344, SLG: 0.346	0-0 1B SF9 2 SH	1-2 CS	3-3 K		4-2 BB		1-2 F9		2-0 HBP G4-6-3	3	1	1	0	1	1	1				
2 Derek Jeter, R (1.6) OBP: 0.366, SLG: 0.406	0-0 SH SF9 20 SF9 1B		1-0 HR		1-0 F9			3-3 K	0-2 G4-6-3 1-2	4	2	1	1	0	1	3				
Bernie Williams, S (1.8) OBP: 0.387, SLG: 0.518	0-1 1B		2-1 G4-3		0-0 G1-3			2-2 20 1B 2B		4	1	2	0	0	0	1				
Tino Martinez, L (1.3) OBP: 0.303, SLG: 0.394	0-2 SF9		2-2 G4-3			1-1 G4-3		4-2 20 1B BB		2	0	0	1	1	0	0				
20 Jorge Posada, S (1.2) OBP: 0.388, SLG: 0.543	1-2 SF9			0-0 G3-1		2-3 K		3-2 1B		3	0	1	2	0	1	0				
Paul O'Neill, L (1.9) OBP: 0.317, SLG: 0.431	0-2 F7			1-1 FC6-4 1B		3-2 G6-3		2-3 K		4	0	1	0	0	1	3				
Shane Spencer, R (1.7) OBP: 0.258, SLG: 0.536		3-3 K		2-2 FC6-4 1-2			1-3 K	2-2 F8		4	0	0	0	0	2	3				
Scott Brosius, R (1.5) OBP: 0.360, SLG: 0.469		3-1 CS 1B		1-1 F7			2-3 K		3-2 HBP 1B	4	0	2	0	0	1	1				
Clay Bellinger, R (9, PR) OBP: 0.045, SLG: 0.045										0	0	0	0	0	0	0				
Alfonso Soriano, R (1.4) OBP: 0.308, SLG: 0.390		0-1 F8			0-0 F8		0-1 2B		0-1 F8	4	0	1	0	0	0	2				
Inning Stats	R: 2 E: 1 K: 0 S: 14	H: 2 LOB: 1 BB: 0 P: 15	R: 0 E: 0 K: 1 S: 9	H: 1 LOB: 0 BB: 0 P: 16	R: 1 E: 0 K: 1 S: 10	H: 1 LOB: 0 BB: 0 P: 18	R: 0 E: 0 K: 0 S: 8	H: 1 LOB: 1 BB: 0 P: 12	R: 0 E: 0 K: 1 S: 5	H: 0 LOB: 0 BB: 1 P: 10	R: 0 E: 0 K: 1 S: 8	H: 1 LOB: 1 BB: 0 P: 17	R: 1 E: 0 K: 2 S: 21	H: 2 LOB: 2 BB: 1 P: 37	R: 0 E: 0 K: 0 S: 8	H: 1 LOB: 2 BB: 0 P: 13	1B: 6 2B: 2 3B: 0 HR: 1	SF: 2 SAC: 1 DP: 1 HBP: 1	WP: 0 PA: 39 CS: 1	
PITCHER	IP	WLS	BF	H	R	ER	SO	BB	IBB	HBP	BLK	WP	HR	S	P	ERA	WHIP			
Bryan Rekar, R (1.1) ERA: 4.97	7.0		28	6	3	2	5	1	0	0	0	0	1	67	102	2.57	1.000			
Doug Creek, L (8.1) ERA: 3.45	0.2		5	2	1	1	2	1	0	0	0	0	0	18	32	13.50	4.500			
Travis Phelps, R (8.1) ERA: 3.8	1.1	W	5	1	0	0	0	0	0	1	0	0	0	11	18	0.00	0.750			

New York Yankees @ Tampa Bay Devil Rays
Tropicana Field, St. Petersburg, FL
Sun Jun 24 2001, 1:15 PM EDT
Att: 27,999 - Dome - 72 F

AB 32
R 4
H 9
RBI 4
BB 2
SO 7
LOB 14



Batter	1	2	3	4	5	6	7	8	9	AB	R	H	RBI	BB	SO	LOB	BOTTOM			
Damian Rolls, R (1.4) OBP: 0.302, SLG: 0.355	2-3 K		3-3 K			0-3 K		1-2 F9		4	0	0	0	0	3	1				
Steve Cox, L (1.3) OBP: 0.271, SLG: 0.391	1-0 FC5-4 1B		1-1 L4		2-0 HBP			3-2 2B		3	1	2	0	0	0	0				
Randy Winn, S (1.9) OBP: 0.371, SLG: 0.419	0-2 FC5-4 1-2		1-2 G4-3		0-2 G5-3			0-0 2B 1B 2B		4	1	1	1	0	0	2				
Greg Vaughn, R (1.10) OBP: 0.339, SLG: 0.498	3-3 K			4-2 1B BB		1-0 P3		4-0 HBP SF9 BB		2	1	0	0	2	1	1				
Russ Johnson, R (1.5) OBP: 0.364, SLG: 0.403		1-1 2B 2B		1-3 K		2-2 G6-3		1-1 SF9 HBP SF8 1B		4	2	2	1	0	1	1				
Ben Griever, L (1.7) OBP: 0.356, SLG: 0.378		2-3 K		1-2 1B		1-3 K		1-0 HBP		3	0	1	0	0	2	1				
Mike DiFelice, R (1.2) OBP: 0.256, SLG: 0.296		3-3 K		1-3 K			0-1 F7	0-0 SF9		3	0	0	1	0	2	3				
Andy Sheets, R (1.6) OBP: 0.286, SLG: 0.290		2-2 2B		2-0 F7			0-2 G1-3	2-3 3-H SF8		3	0	1	2	0	0	2				
Jason Tyner, L (1.8) OBP: 0.293, SLG: 0.278		0-0 G4-3			0-0 F7		1-1 1B	3-H K		4	0	1	0	0	1	2				
Inning Stats	R: 0 E: 0 K: 2 S: 13	H: 1 LOB: 1 BB: 0 P: 19	R: 1 E: 0 K: 2 S: 14	H: 2 LOB: 1 BB: 0 P: 22	R: 0 E: 0 K: 1 S: 11	H: 0 LOB: 0 BB: 0 P: 16	R: 0 E: 0 K: 2 S: 14	H: 1 LOB: 2 BB: 1 P: 23	R: 0 E: 0 K: 1 S: 7	H: 0 LOB: 0 BB: 0 P: 13	R: 0 E: 0 K: 0 S: 10	H: 1 LOB: 1 BB: 0 P: 12	R: 4 E: 0 K: 1 S: 15	H: 3 LOB: 1 BB: 1 P: 26	R: 0 E: 0 K: 0 S: 8	H: 0 LOB: 0 BB: 0 P: 13	1B: 4 2B: 4 3B: 0 HR: 0	SF: 2 SAC: 0 DP: 0 HBP: 2	WP: 0 PA: 36 CS: 0	
PITCHER	IP	WLS	BF	H	R	ER	SO	BB	IBB	HBP	BLK	WP	HR	S	P	ERA	WHIP			
Ted Lilly, L (1.1) ERA: 4.75	7.0		29	6	2	2	9	1	0	1	0	0	0	79	120	2.57	1.000			
Brian Boehringer, R (8.1) ERA: 3.31	0.0		2	1	0	0	0	1	0	0	0	0	0	1	5	-	-			
Mike Stanton, L (8.1) ERA: 1.87	1.0	L	5	1	3	3	1	0	0	1	0	0	0	11	15	27.00	1.000			

New York Yankees @ Tampa Bay Devil Rays
Tropicana Field, St. Petersburg, FL
Sun Jun 24 2001, 1:15 PM EDT
Att: 27,999 - Dome - 72 F

AB 30
R 5
H 8
RBI 5
BB 2
SO 10
LOB 13



Batter	1	2	3	4	5	6	7	8	9	AB	R	H	RBI	BB	SO	LOB	TOP										
Omar Vizquel, S (1, 6) OBP: 0.348, SLG: 0.329	0-0 1B S 1B		1-1 G4-3		2-0 P4	1-0 E S 1B		2-3 K		5	0	2	1	0	1	0	Cleveland Indians @ New York Yankees Yankee Stadium, Bronx, NY Mon Jun 25 2001, 7:05 PM EDT Att: 40,852 - Sunny - 83 F										
Ellis Burks, R (1, 10) OBP: 0.371, SLG: 0.633	1-2 G1-3		0-0 F9			2-3 3-H 1B		1-0 F9		5	1	1	0	0	1	3											
Roberto Alomar, S (1, 4) OBP: 0.419, SLG: 0.517	3-1 1B		3-2 G6-3			E1 1B			2-1 G1-3	4	1	2	0	1	0	0											
Juan Gonzalez, R (1, 9) OBP: 0.379, SLG: 0.604	0-1 F2			4-2 G5-4-3 BB		2B 1B			1-1 G4-3	4	1	1	2	1	0	4											
Travis Fryman, R (1, 5) OBP: 0.422, SLG: 0.357	3-2 F8			0-1 G5-4-3 1-2F		1B 2B			2-0 G5-3	5	1	1	0	0	1	6											
Marty Cordova, R (1, 7) OBP: 0.379, SLG: 0.557		1-0 F8		4-0 BB		1B 2B 1B				3	1	1	1	1	0	0											
Jim Thome, L (1, 3) OBP: 0.395, SLG: 0.598		1-0 F9		0-0 P5		2-3 3-H K			2-1 P5	4	0	0	0	0	1	3											
Einar Diaz, R (1, 2) OBP: 0.367, SLG: 0.442		4-0 BB		0-1 P6		1-3 2-H 1B 1B			0-3 K2-3	3	1	1	1	1	1	0											
Jolbert Cabrera, R (1, 8) OBP: 0.343, SLG: 0.366 Kenny Lofton, L (6, PH) OBP: 0.327, SLG: 0.309 (6, 8)		3-2 F7		0-3 K		1-3 2-H 1B 2B			1-3 K	2	0	0	0	0	1	1											
Inning Stats	R: 0 E: 0 K: 0 S: 11	H: 2 LOB: 2 BB: 0 P: 18	R: 0 E: 0 K: 0 S: 5	H: 0 LOB: 1 BB: 1 P: 14	R: 0 E: 0 K: 0 S: 6	H: 0 LOB: 0 BB: 0 P: 10	R: 0 E: 0 K: 0 S: 8	H: 0 LOB: 1 BB: 2 P: 16	R: 0 E: 0 K: 1 S: 7	H: 0 LOB: 0 BB: 0 P: 9	R: 7 E: 2 K: 3 S: 27	H: 8 LOB: 3 BB: 1 P: 46	R: 0 E: 0 K: 1 S: 6	H: 0 LOB: 0 BB: 0 P: 10	R: 0 E: 0 K: 2 S: 9	H: 0 LOB: 0 BB: 0 P: 13	R: 0 E: 0 K: 0 S: 5	H: 0 LOB: 0 BB: 0 P: 10	1B: 8 2B: 2 3B: 0 HR: 0	SF: 0 SAC: 0 DP: 1 HBP: 0	WP: 0 SB: 2 CS: 0	PA: 41					
PITCHER	IP	WLS	BF	H	R	ER	SO	BB	IBB	HBP	BLK	WP	HR	S	P	ERA	WHIP										
Randy Keister, L (1, 1) ERA: 6.84	5.0	W	23	6	4	4	1	3	0	0	0	0	0	45	79	7.20	1.800										
Jay Witasick, R (6, 1) ERA: 2.21	2.0	H	12	4	3	2	4	1	0	0	0	0	0	25	44	9.00	2.500										
Mike Stanton, L (8, 1) ERA: 1.84	0.2	S	2	0	0	0	2	0	0	0	0	0	0	8	11	0.00	0.000										
42 Mariano Rivera, R (8, 1) ERA: 2.43	1.1	S	4	0	0	0	0	0	0	0	0	0	0	6	12	0.00	0.000										

Batter	1	2	3	4	5	6	7	8	9	AB	R	H	RBI	BB	SO	LOB	BOTTOM										
Chuck Knoblauch, R (1, 7) OBP: 0.342, SLG: 0.344	2-3 K	2-2 2S 1B		0-0 F9		3-2 P9		2-2 E5 2CS		5	1	1	1	0	1	0	Cleveland Indians @ New York Yankees Yankee Stadium, Bronx, NY Mon Jun 25 2001, 7:05 PM EDT Att: 40,852 - Sunny - 83 F										
Derek Jeter, R (1, 6) OBP: 0.370, SLG: 0.407	4-1 FC6-4 BB	2-1 1B 1B		1-1 1B SF8 1B		3-3 K		2-3 K 1-2		4	2	2	1	1	2	1											
Bernie Williams, S (1, 8) OBP: 0.389, SLG: 0.518	2-0 F8	0-0 1B 1B		2-2 S 1B		0-2 F8				4	0	2	0	0	0	1											
Shane Spencer, R (1, 9) OBP: 0.286, SLG: 0.548	0-2 FC6-4 1-2F	0-0 1B		3-2 SF8		0-1 HR 1B				3	1	2	2	0	0	1											
20 Jorge Posada, S (1, 3) OBP: 0.389, SLG: 0.540 (8, 2)		2-3 1B G3		1-2 3-H 4-0 IBB		3-3 K 1-2				3	0	1	0	1	1	3											
Todd Greene, R (1, 2) OBP: 0.310, SLG: 0.462 Tino Martinez, L (7, PH) OBP: 0.305, SLG: 0.407 (8, 3)		1-1 G5-4-3 1-2F		0-2 F7		0-0 F9				3	0	0	0	0	0	3											
Scott Brosius, R (1, 5) OBP: 0.358, SLG: 0.477		1-0 HR		0-0 F9		2-3 K				4	1	1	1	0	1	0											
Alfonso Soriano, R (1, 10) OBP: 0.311, SLG: 0.396		0-2 2B 2B		3-2 1B		2-3 K				4	1	2	0	0	2	0											
Enrique Wilson, S (1, 4) OBP: 0.200, SLG: 0.235		2-0 1B 2B		2-2 G1-3		3-1 P6				4	1	1	1	0	1	1											
Inning Stats	R: 0 E: 0 K: 1 S: 10	H: 0 LOB: 1 BB: 1 P: 18	R: 5 E: 0 K: 0 S: 19	H: 8 LOB: 2 BB: 0 P: 31	R: 0 E: 0 K: 0 S: 12	H: 1 LOB: 1 BB: 0 P: 16	R: 1 E: 0 K: 0 S: 10	H: 2 LOB: 2 BB: 1 P: 20	R: 0 E: 0 K: 2 S: 8	H: 0 LOB: 0 BB: 0 P: 15	R: 0 E: 0 K: 1 S: 10	H: 0 LOB: 0 BB: 0 P: 16	R: 2 E: 0 K: 2 S: 15	H: 2 LOB: 0 BB: 0 P: 22	R: 0 E: 1 K: 2 S: 11	H: 0 LOB: 0 BB: 0 P: 16	R: 0 E: 0 K: 2 S: 9	H: 0 LOB: 0 BB: 0 P: 10	1B: 9 2B: 2 3B: 0 HR: 2	SF: 1 SAC: 0 DP: 1 HBP: 0	WP: 0 SB: 3 CS: 1	PA: 38					
PITCHER	IP	WLS	BF	H	R	ER	SO	BB	IBB	HBP	BLK	WP	HR	S	P	ERA	WHIP										
Chuck Finley, L (1, 1) ERA: 6.45	3.1		21	11	6	6	1	1	0	0	0	0	0	47	74	16.20	3.600										
David Riske, R (4, 1) ERA:	2.2		9	0	0	0	3	0	1	0	0	0	0	22	42	0.00	0.000										
37 Jake Westbrook, R (7, 1) ERA: 3.24	0.1	H	2	1	1	1	1	0	0	0	0	0	0	5	8	27.00	3.000										
Ricardo Rincon, L (7, 1) ERA: 3.48	0.0	L	1	1	1	1	0	0	0	0	0	0	1	2	4	∞	∞										
Roy Smith, R (7, 1) ERA: 3.38	1.2		5	0	0	0	3	0	0	0	0	0	0	19	26	0.00	0.000										

AB	37
R	7
H	10
RBI	6
BB	4
SO	7
LOB	17

AB	35
R	8
H	13
RBI	8
BB	2
SO	8
LOB	10

Batter	1	2	3	4	5	6	7	8	9	AB	R	H	RBI	BB	SO	LOB	TOP										
Omar Vizquel, S OBP: 0.349, SLG: 0.330	2-2 CS 1B		1-0 G1-3		3-2 FC4-6 1B		0-3 K		2-3 K	5	0	2	0	0	2	0	Cleveland Indians @ New York Yankees Yankee Stadium, Bronx, NY Tue Jun 26 2001, 7:05 PM EDT Att: 40,346 - Sunny - 84 F										
Ellis Burks, R OBP: 0.366, SLG: 0.629	0-0 F9		0-2		1-2 FC4-6 HR		1-0 F9		2-2 G5-3	5	1	1	0	0	0	2											
Roberto Alomar, S OBP: 0.423, SLG: 0.527	4-0 S BB		0-1 G4-3		1-1 HR		4-1 BB			2	1	1	2	2	0	1											
Juan Gonzalez, R OBP: 0.377, SLG: 0.597 Jolbert Cabrera, R OBP: 0.343, SLG: 0.366	3-3 K				1-1 F9		2-2 F7		4-2 CS BB	3	0	0	0	0	1	1											
Jim Thome, L OBP: 0.396, SLG: 0.595			1-0 G6-3		4-2 BB		1-3 K		0-0 G1-3 G5-3 1B	3	0	1	0	1	1	0											
Travis Fryman, R OBP: 0.414, SLG: 0.342			4-1 BB		1-2 P4		1-3 K		1-2 G5-3	3	0	0	0	1	1	2											
Kenny Lofton, L OBP: 0.326, SLG: 0.323			3-1 P5		2-2 G3		3-2 HR		0-0 G1-3	4	1	1	1	0	0	3											
Russell Branyan, L OBP: 0.317, SLG: 0.515			1-2 L8		4-1 HR BB		1-3 K		0-3 K	3	1	0	0	1	2	2											
Einar Diaz, R OBP: 0.365, SLG: 0.454			1-3 K		2-1 HR		0-0 P4		0-1 P4	4	1	1	2	0	1	0											
Inning Stats	R: 0 E: 0 K: 1 S: 7	H: 1 LOB: 1 BB: 1 P: 16	R: 0 E: 0 K: 0 S: 7	H: 0 LOB: 1 BB: 1 P: 16	R: 0 E: 0 K: 1 S: 9	H: 1 LOB: 1 BB: 0 P: 11	R: 0 E: 0 K: 0 S: 10	H: 0 LOB: 1 BB: 1 P: 18	R: 4 E: 0 K: 1 S: 22	H: 3 LOB: 0 BB: 1 P: 36	R: 1 E: 0 K: 2 S: 13	H: 1 LOB: 0 BB: 0 P: 18	R: 0 E: 0 K: 1 S: 9	H: 1 LOB: 1 BB: 0 P: 20	R: 0 E: 0 K: 1 S: 8	H: 1 LOB: 1 BB: 0 P: 9	R: 0 E: 0 K: 1 S: 8	H: 0 LOB: 0 BB: 0 P: 12	1B: 3 2B: 1 3B: 0 HR: 3	SF: 0 SAC: 0 DP: 0 HBP: 0	WP: 0 PB: 0 SB: 1 CS: 2	PA: 39					
PITCHER	IP	WLS	BF	H	R	ER	SO	BB	IBB	HBP	BLK	WP	HR	S	P	ERA	WHIP										
65 Adrian Hernandez, R ERA: 4.5	4.1	L	21	5	4	4	2	4	0	0	0	0	2	46	85	8.31	2.077										
Ramiro Mendoza, R ERA: 5.16	2.1		10	1	1	1	4	2	0	0	0	0	1	30	47	3.86	1.286										
Randy Choate, L ERA: 3.48	1.1		4	1	0	0	1	0	0	0	0	0	0	9	12	0.00	0.750										
Brian Boehringer, R ERA: 3.21	1.0		3	0	0	0	1	0	0	0	0	0	0	8	12	0.00	0.000										

Batter	1	2	3	4	5	6	7	8	9	AB	R	H	RBI	BB	SO	LOB	BOTTOM										
Chuck Knoblauch, R OBP: 0.342, SLG: 0.348	1-0 F9		3-2 G6-3		0-1 G4-6-3 1B		0-2 G4-3 2B		0-3 K	5	0	2	0	0	1	0	Cleveland Indians @ New York Yankees Yankee Stadium, Bronx, NY Tue Jun 26 2001, 7:05 PM EDT Att: 40,346 - Sunny - 84 F										
2 Derek Jeter, R OBP: 0.397, SLG: 0.403	0-0 1B		2-3 K		2-1 G4-6-3		0-0 F9		3-3 K	5	1	1	0	0	2	3											
Bernie Williams, S OBP: 0.393, SLG: 0.517	2-0 20 1B		3-1 1B		0-0 G3		4-2 G4-3 BB		2-1 F9	4	1	2	0	1	0	0											
Tino Martinez, L OBP: 0.302, SLG: 0.401	0-3 K		1-0 F7		1-3 K		1-0 G4-3			4	0	0	1	0	2	5											
20 Jorge Posada, S OBP: 0.395, SLG: 0.541	3-2 FC5 1B		2-1 F8		1-0 BB		4-2 BB			3	0	2	1	1	0	1											
Paul O'Neill, L OBP: 0.319, SLG: 0.430	1-0 FC5 1B		0-0 F9		4-2 BB		0-0 F3			3	0	1	1	1	0	3											
Shane Spencer, R OBP: 0.256, SLG: 0.486	1-2 FC5 1B		1-2 F8		2-1 F9		2-2 F8			4	0	0	0	0	0	4											
Scott Brosius, R OBP: 0.357, SLG: 0.474			3-2 F7		2-2 1B		1-0 L4		0-0 F9	4	0	1	0	0	0	2											
Alfonso Soriano, R OBP: 0.310, SLG: 0.393			0-2 F7		0-1 G1-3		1-0 2B G4-3 1B		2-2 G5-3	4	1	1	0	0	0	1											
Inning Stats	R: 2 E: 0 K: 1 S: 12	H: 4 LOB: 2 BB: 0 P: 19	R: 0 E: 0 K: 0 S: 10	H: 0 LOB: 0 BB: 0 P: 16	R: 0 E: 0 K: 1 S: 8	H: 1 LOB: 1 BB: 0 P: 16	R: 0 E: 0 K: 0 S: 9	H: 1 LOB: 1 BB: 0 P: 12	R: 0 E: 0 K: 0 S: 5	H: 1 LOB: 0 BB: 0 P: 7	R: 1 E: 0 K: 0 S: 12	H: 2 LOB: 3 BB: 2 P: 22	R: 0 E: 0 K: 0 S: 7	H: 0 LOB: 0 BB: 0 P: 11	R: 0 E: 0 K: 2 S: 8	H: 0 LOB: 0 BB: 0 P: 13	1B: 9 2B: 1 3B: 0 HR: 0	SF: 0 SAC: 0 DP: 1 HBP: 0	WP: 0 PB: 0 SB: 0 CS: 0	PA: 39							
PITCHER	IP	WLS	BF	H	R	ER	SO	BB	IBB	HBP	BLK	WP	HR	S	P	ERA	WHIP										
Charles Nagy, R ERA: 5.32	5.1	W	23	8	2	2	3	0	0	0	0	0	0	48	76	3.38	1.500										
Rich Rodriguez, L ERA: 4.24	0.0		1	0	0	0	0	1	0	0	0	0	0	4	8												
Roy Smith, R ERA: 4.0	1.0	H	5	2	1	1	0	0	0	0	0	0	0	8	12	9.00	2.000										
Ricardo Rincon, L ERA: 3.38	0.2	H	4	0	0	0	0	2	0	0	0	0	0	7	16	0.00	3.000										
Bob Wickman, R ERA: 2.93	1.0	H	3	0	0	0	0	0	0	0	0	0	0	7	11	0.00	0.000										

Batter	1	2	3	4	5	6	7	8	9	AB	R	H	RBI	BB	SO	LOB	TOP											
Kenny Lofton, L OBP: 0.323, SLG: 0.335 (1, 8)										5	1	1	2	0	1	3	Cleveland Indians @ New York Yankees Yankee Stadium, Bronx, NY Wed Jun 27 2001, 1:05 PM EDT Att: 45,539 - Sunny - 89 F											
Omar Vizquel, S OBP: 0.345, SLG: 0.325 Tim Laker, R OBP: 0.200, SLG: 0.200 (1, 6) (7, 2)										4	0	0	0	0	1	2												
Roberto Alomar, S OBP: 0.422, SLG: 0.525 Jolbert Cabrera, R OBP: 0.338, SLG: 0.360 (1, 4) (6, 4) (7, 6)										3	0	1	0	0	0	0												
Ellis Burks, R OBP: 0.368, SLG: 0.622 (1, 10)										4	1	1	0	1	1	0												
Jim Thome, L OBP: 0.396, SLG: 0.587 (1, 3)										3	1	0	0	2	1	4												
Travis Fryman, R OBP: 0.411, SLG: 0.342 Wil Cordero, R OBP: 0.400, SLG: 0.451 (1, 5) (6, 7)										3	1	1	0	0	0	2												
Marty Cordova, R OBP: 0.376, SLG: 0.551 (1, 9)										4	0	1	1	0	2	5												
Russell Branyan, L OBP: 0.316, SLG: 0.510 (1, 7) (6, 5)										4	0	1	0	0	1	5												
Einar Diaz, R OBP: 0.372, SLG: 0.460 (1, 2) (7, 4)										4	1	3	2	0	0	0												
Inning Stats	R: 0 E: 0 K: 1 S: 10	H: 1 LOB: 2 BB: 1 P: 19	R: 0 E: 0 K: 0 S: 8	H: 0 LOB: 0 BB: 0 P: 11	R: 2 E: 0 K: 0 S: 10	H: 2 LOB: 0 BB: 0 P: 15	R: 2 E: 0 K: 1 S: 17	H: 3 LOB: 2 BB: 1 P: 25	R: 1 E: 1 K: 0 S: 13	H: 1 LOB: 3 BB: 1 P: 21	R: 0 E: 0 K: 1 S: 10	H: 0 LOB: 0 BB: 0 P: 14	R: 0 E: 1 K: 3 S: 17	H: 1 LOB: 3 BB: 1 P: 31	R: 0 E: 0 K: 1 S: 8	H: 1 LOB: 1 BB: 0 P: 11		R: 0 E: 0 K: 1 S: 9	H: 0 LOB: 0 BB: 0 P: 15	1B: 8 2B: 0 3B: 0 HR: 1	SF: 0 SAC: 0 DP: 0 HBP: 0	WP: 0 PB: 0 SB: 0 CS: 0	PA: 42					
PITCHER	IP	WLS	BF	H	R	ER	SO	BB	IBB	HBP	BLK	WP	HR	S	P	ERA	WHIP											
35 Mike Mussina, R ERA: 3.69	(1, 1)	6.0	W	29	7	5	4	3	3	0	0	0	0	1	68	105	6.00	1.667										
Jay Witasick, R ERA: 2.16	(7, 1)	1.0		6	1	0	0	3	1	0	0	0	0	0	17	31	0.00	2.000										
Brian Boehringer, R ERA: 3.12	(8, 1)	1.0		4	1	0	0	1	0	0	0	0	0	8	11	0.00	1.000											
Randy Choate, L ERA: 3.32	(9, 1)	1.0		3	0	0	0	1	0	0	0	0	0	9	15	0.00	0.000											

Batter	1	2	3	4	5	6	7	8	9	AB	R	H	RBI	BB	SO	LOB	BOTTOM											
Chuck Knoblauch, R OBP: 0.337, SLG: 0.342 (1, 10)										5	1	0	0	0	1	2	Cleveland Indians @ New York Yankees Yankee Stadium, Bronx, NY Wed Jun 27 2001, 1:05 PM EDT Att: 45,539 - Sunny - 89 F											
2 Derek Jeter, R OBP: 0.371, SLG: 0.407 Enrique Wilson, S OBP: 0.199, SLG: 0.234 (1, 6) (8, FH) (9, 6)										5	2	3	1	0	0	0												
Bernie Williams, S OBP: 0.396, SLG: 0.521 Clay Bellinger, R OBP: 0.045, SLG: 0.045 (1, 8) (8, 8)										4	3	2	1	1	0	2												
Tino Martinez, L OBP: 0.309, SLG: 0.425 (1, 3)										5	3	4	5	0	0	0												
20 Jorge Posada, S OBP: 0.400, SLG: 0.541 Todd Greene, R OBP: 0.300, SLG: 0.444 (1, 2) (7, 2)										2	2	1	0	2	1	1												
Shane Spencer, R OBP: 0.318, SLG: 0.600 (1, 7)										5	2	4	4	0	1	2												
Paul O'Neill, L OBP: 0.432, SLG: 0.432 Darren Bragg, L OBP: 0.318, SLG: 0.377 (1, 9) (6, PR) (6, 9)										3	0	1	2	1	0	1												
Scott Brosius, R OBP: 0.361, SLG: 0.472 (1, 5)										3	1	1	0	2	1	3												
Alfonso Soriano, R OBP: 0.308, SLG: 0.388 (1, 4)										4	1	0	0	1	0	4												
Inning Stats	R: 3 E: 0 K: 1 S: 19	H: 3 LOB: 1 BB: 1 P: 30	R: 3 E: 1 K: 1 S: 17	H: 2 LOB: 2 BB: 3 P: 32	R: 0 E: 0 K: 0 S: 7	H: 1 LOB: 0 BB: 0 P: 9	R: 5 E: 0 K: 0 S: 23	H: 6 LOB: 1 BB: 0 P: 31	R: 3 E: 1 K: 1 S: 17	H: 3 LOB: 2 BB: 2 P: 36	R: 0 E: 0 K: 1 S: 8	H: 0 LOB: 0 BB: 0 P: 12	R: 0 E: 0 K: 1 S: 6	H: 0 LOB: 0 BB: 0 P: 6	R: 1 E: 1 K: 1 S: 14	H: 2 LOB: 2 BB: 1 P: 23		1B: 10 2B: 5 3B: 0 HR: 2	SF: 0 SAC: 1 DP: 2 HBP: 0	WP: 0 PB: 0 SB: 1 CS: 0	PA: 47							
PITCHER	IP	WLS	BF	H	R	ER	SO	BB	IBB	HBP	BLK	WP	HR	S	P	ERA	WHIP											
CC Sabathia, L ERA: 4.79	(1, 1)	1.0	L	10	3	6	4	1	3	0	0	0	0	1	27	46	36.00	6.000										
Steve Woodard, R ERA: 4.01	(2, 1)	3.2		20	10	6	6	1	1	0	0	0	0	1	44	65	14.73	3.000										
Rich Rodriguez, L ERA: 4.42	(5, 1)	1.1		8	2	2	1	2	2	0	0	0	0	0	20	39	6.75	3.000										
Ricardo Rincon, L ERA: 3.22	(7, 1)	1.0		3	0	0	0	1	0	0	0	0	0	6	6	0.00	0.000											
Roy Smith, R ERA: 4.5	(8, 1)	1.0		6	2	1	1	1	1	0	0	0	0	1	14	23	9.00	3.000										

Batter	1	2	3	4	5	6	7	8	9	AB	R	H	RBI	BB	SO	LOB	TOP					
Jason Tyner, L (1, 8) OBP: 0.286, SLG: 0.264	F7		K			K	1B		K	5	0	1	1	0	3	1	Tampa Bay Devil Rays @ New York Yankees Yankee Stadium, Bronx, NY Fri Jun 29 2001, 7:05 PM EDT Att: 38,416 - Sunny - 78 F					
Steve Cox, L (1, 3) OBP: 0.284, SLG: 0.405	G3-1			1B		2B	2B			4	0	2	0	0	1	1						
Greg Vaughn, R (1, 7) OBP: 0.334, SLG: 0.518	F9			G5-4-3		K			F7	4	0	0	0	0	1	3						
Fred McGriff, L (1, 10) OBP: 0.403, SLG: 0.558		F8		K			1B	K		4	1	1	0	0	2	0						
Ben Grieve, L (1, 9) OBP: 0.353, SLG: 0.380		L3			K		1B	3B		3	2	1	0	1	1	0						
Aubrey Huff, L (1, 5) OBP: 0.296, SLG: 0.387		1B			G3		E	3B		4	1	3	3	0	0	0						
Mike DiFelice, R (1, 2) John Flaherty, R (7, 2) OBP: 0.269, SLG: 0.335	F9			G6-3		K	2B	F9		3	0	0	0	0	1	2						
Brent Abernathy, R (1, 4) OBP: 0.450, SLG: 0.611			F7			2B	E7		K	4	1	2	1	0	1	0						
Felix Martinez, S (1, 6) Russ Johnson, R (9, PH) OBP: 0.364, SLG: 0.401			K			K	G4-3		K	3	0	0	0	0	2	2						
										1	0	0	0	0	1	0						
Inning Stats	R: 0 E: 0 K: 0 S: 7	H: 0 LOB: 0 BB: 0 P: 11	R: 0 E: 0 K: 0 S: 7	H: 1 LOB: 1 BB: 0 P: 9	R: 0 E: 0 K: 2 S: 13	H: 0 LOB: 0 BB: 0 P: 18	R: 0 E: 0 K: 1 S: 9	H: 1 LOB: 0 BB: 0 P: 14	R: 0 E: 0 K: 1 S: 6	H: 0 LOB: 0 BB: 0 P: 10	R: 0 E: 0 K: 3 S: 14	H: 2 LOB: 2 BB: 0 P: 21	R: 4 E: 1 K: 2 S: 25	H: 5 LOB: 1 BB: 0 P: 30	R: 1 E: 0 K: 1 S: 7	H: 1 LOB: 1 BB: 1 P: 15	R: 0 E: 0 K: 3 S: 13	H: 0 LOB: 0 BB: 0 P: 14	1B: 7 2B: 2 3B: 1 HR: 0	SF: 0 SAC: 0 DP: 1 HBP: 0	WP: 0 PB: 0 CS: 0	PA: 37
PITCHER	IP	WLS	BF	H	R	ER	SO	BB	IBB	HBP	BLK	WP	HR	S	P	ERA	WHIP					
Roger Clemens, R (1, 1) ERA: 3.59	6.2	W	27	8	4	3	8	0	0	0	0	0	0	74	103	4.05	1.200					
Mike Stanton, L (7, 1) ERA: 2.0	1.0		6	2	1	1	2	1	0	0	0	0	0	12	20	9.00	3.000					
Jay Witasick, R (8, 1) ERA: 2.14	0.1	H	1	0	0	0	0	0	0	0	0	0	0	2	5	0.00	0.000					
42 Mariano Rivera, R (9, 1) ERA: 2.38	1.0	S	3	0	0	0	3	0	0	0	0	0	0	13	14	0.00	0.000					

AB	36
R	5
H	10
RBI	5
BB	1
SO	13
LOB	10



Batter	1	2	3	4	5	6	7	8	9	AB	R	H	RBI	BB	SO	LOB	BOTTOM		
Chuck Knoblauch, R (1, 10) OBP: 0.335, SLG: 0.338	G3		G1-3	K		K				4	0	0	0	1	2	1	Tampa Bay Devil Rays @ New York Yankees Yankee Stadium, Bronx, NY Fri Jun 29 2001, 7:05 PM EDT Att: 38,416 - Sunny - 78 F		
2 Derek Jeter, R (1, 6) OBP: 0.374, SLG: 0.408	1B		CS	K		1B		F9		4	1	2	0	1	1	1			
Bernie Williams, S (1, 8) OBP: 0.405, SLG: 0.531	G1-3		1B		HR					3	2	3	2	1	0	0			
Tino Martinez, L (1, 3) OBP: 0.312, SLG: 0.436	G1-3		1B		HR		G6-3			4	1	2	2	0	0	3			
20 Jorge Posada, S (1, 2) OBP: 0.401, SLG: 0.538	K		1B		HR					3	0	1	1	1	1	1			
Paul O'Neill, L (1, 9) OBP: 0.316, SLG: 0.426		F7	G3		G3-6-1		G6-3		G4-3	4	0	0	0	0	0	3			
Shane Spencer, R (1, 7) OBP: 0.313, SLG: 0.614				P3	K2-3		L5			4	0	1	0	0	1	0			
Scott Brosius, R (1, 5) OBP: 0.363, SLG: 0.471		G4-3		HR		1B		G5-3		3	2	1	0	1	0	1			
Alfonso Soriano, R (1, 4) OBP: 0.307, SLG: 0.396				HR			P3		P4	4	1	1	2	0	1	2			
										1B: 7 2B: 1 3B: 1 HR: 2	SF: 0 SAC: 0 DP: 1 HBP: 0	WP: 0 PB: 0 CS: 1	PA: 38						
PITCHER	IP	WLS	BF	H	R	ER	SO	BB	IBB	HBP	BLK	WP	HR	S	P	ERA	WHIP		
Bryan Rekar, R (1, 1) ERA: 5.25	5.0	L	25	9	6	6	5	3	0	0	0	0	0	2	58	10.80	2.400		
Jeff Wallace, L (6, 1) ERA: 1.54	3.0		13	2	1	1	1	2	0	0	0	0	0	29	49	3.00	1.333		

AB	33
R	7
H	11
RBI	7
BB	5
SO	6
LOB	12



Batter	1	2	3	4	5	6	7	8	9	AB	R	H	RBI	BB	SO	LOB	TOP				
Brent Abernathy, R OBP: 0.400, SLG: 0.565	L7		BB 2B	F5		G1-3		K		5	1	1	0	0	1	3	Tampa Bay Devil Rays @ New York Yankees Yankee Stadium, Bronx, NY Sat Jun 30 2001, 12:35 PM EDT Att. 42,544 - Sunny - 90 F				
Steve Cox, L OBP: 0.274, SLG: 0.393	G3		K	SF8			G3		G1	4	0	0	1	0	1	2					
Greg Vaughn, R OBP: 0.335, SLG: 0.514	F9		BB 2B	P6			E5		1B	4	1	1	0	1	0	1					
Fred McGriff, L OBP: 0.403, SLG: 0.553		G4-3	2B		G4-3		F8		1B	4	0	1	1	1	0	1					
Damian Rolls, R OBP: 0.320, SLG: 0.355			1-2 2-3 3-H	BB					1B	0	0	0	0	0	0	0					
Russ Johnson, R OBP: 0.370, SLG: 0.414		F8			G3				K	5	0	3	2	0	1	2					
Ben Grievie, L OBP: 0.351, SLG: 0.377			K		G3		F8		F7	5	0	1	0	0	1	7					
Mike DiFelice, R OBP: 0.250, SLG: 0.298		E5	F8		G5-3			K		4	0	0	0	0	1	4					
Andy Sheets, R OBP: 0.291, SLG: 0.308		F7		1B SF8		K		K		4	1	1	0	0	2	2					
Jason Tyner, L OBP: 0.305, SLG: 0.286			2B BB			F8			E	4	1	3	0	0	0	0					
Inning Stats	R: 0 E: 0 K: 0 S: 4	H: 0 LOB: 0 BB: 0 P: 8	R: 0 E: 1 K: 0 S: 12	H: 1 LOB: 2 BB: 0 P: 16	R: 3 E: 0 K: 2 S: 15	H: 3 LOB: 2 BB: 2 P: 27	R: 1 E: 0 K: 0 S: 11	H: 2 LOB: 1 BB: 0 P: 15	R: 0 E: 0 K: 1 S: 12	H: 0 LOB: 0 BB: 0 P: 16	R: 0 E: 1 K: 0 S: 7	H: 1 LOB: 2 BB: 0 P: 13	R: 0 E: 1 K: 3 S: 13	H: 1 LOB: 1 BB: 0 P: 17	R: 0 E: 0 K: 1 S: 14	H: 2 LOB: 2 BB: 0 P: 18	1B: 8 2B: 3 3B: 0 HR: 0	SF: 1 SAC: 0 DP: 0 HBP: 0	WP: 0 PB: 0 CS: 0	PA: 42	
PITCHER	IP	WLS	BF	H	R	ER	SO	BB	IBB	HBP	BLK	WP	HR	S	P	ERA	WHIP				
Ted Lilly, L ERA: 5.04	3.2		20	6	4	4	2	1	1	0	0	0	0	40	64	9.82	1.909				
Ramiro Mendoza, R ERA: 4.51	3.1		13	2	0	0	1	0	0	0	0	0	0	32	47	0.00	0.600				
Mike Stanton, L ERA: 1.96	1.0	W	4	1	0	0	3	0	0	0	0	0	0	13	17	0.00	1.000				
42 Mariano Rivera, R ERA: 2.32	1.0	S	5	2	0	0	1	0	0	0	0	0	0	14	18	0.00	2.000				

Batter	1	2	3	4	5	6	7	8	9	AB	R	H	RBI	BB	SO	LOB	BOTTOM				
2 Derek Jeter, R OBP: 0.370, SLG: 0.403	G2-3		G4-3			K		K		4	0	0	0	0	2	0	Tampa Bay Devil Rays @ New York Yankees Yankee Stadium, Bronx, NY Sat Jun 30 2001, 12:35 PM EDT Att. 42,544 - Sunny - 90 F				
Paul O'Neill, L OBP: 0.318, SLG: 0.425	F7		F8			HR		HR		3	1	1	0	0	0	0					
Gerald Williams, R OBP: 0.264, SLG: 0.332							1B	BB		0	1	0	0	1	0	0					
Bernie Williams, S OBP: 0.410, SLG: 0.558			F7			HR		HR		3	2	2	4	1	0	0					
Tino Martinez, L OBP: 0.311, SLG: 0.444	G3				G6-3			K		4	1	1	1	0	1	1					
20 Jorge Posada, S OBP: 0.403, SLG: 0.536			FC3		K		HR	CS		3	0	1	0	1	1	0					
David Justice, L OBP: 0.320, SLG: 0.426		FC3			F8		G3-1	BB		3	0	0	0	0	0	1					
Shane Spencer, R OBP: 0.294, SLG: 0.574		K				L6		K		3	0	0	0	0	2	2					
Scott Brosius, R OBP: 0.359, SLG: 0.466		K				K		F9		3	0	0	0	0	2	2					
Alfonso Soriano, R OBP: 0.304, SLG: 0.392		P4			G5-3			G6-3		3	0	0	0	0	0	2					
Inning Stats	R: 0 E: 0 K: 0 S: 6	H: 0 LOB: 1 BB: 1 P: 14	R: 0 E: 0 K: 2 S: 14	H: 1 LOB: 2 BB: 0 P: 22	R: 0 E: 0 K: 0 S: 10	H: 0 LOB: 0 BB: 0 P: 17	R: 0 E: 0 K: 1 S: 5	H: 0 LOB: 0 BB: 0 P: 9	R: 0 E: 0 K: 1 S: 8	H: 0 LOB: 0 BB: 0 P: 10	R: 3 E: 0 K: 1 S: 12	H: 3 LOB: 0 BB: 0 P: 20	R: 0 E: 0 K: 1 S: 5	H: 0 LOB: 0 BB: 0 P: 7	R: 2 E: 0 K: 2 S: 12	H: 1 LOB: 2 BB: 2 P: 26	1B: 2 2B: 0 3B: 0 HR: 3	SF: 0 SAC: 0 DP: 0 HBP: 0	WP: 0 PB: 0 CS: 1	PA: 33	
PITCHER	IP	WLS	BF	H	R	ER	SO	BB	IBB	HBP	BLK	WP	HR	S	P	ERA	WHIP				
Ryan Rupe, R ERA: 7.15	5.1		22	4	3	3	5	1	0	0	0	0	0	51	83	5.06	0.938				
Travis Phelps, R ERA: 3.75	2.0	H	6	0	0	0	2	0	0	0	0	0	0	12	22	0.00	0.000				
Doug Creek, L ERA: 3.89	0.2	L	4	1	2	2	1	2	0	0	0	0	1	9	20	27.00	4.500				

Batter	1	2	3	4	5	6	7	8	9	AB	R	H	RBI	BB	SO	LOB	TOP					
Brent Abernathy, R OBP: 0.448, SLG: 0.577	1-1 F9		1-2 1B			3-2 2B 1B		4-2 G6-3 BB		3	1	2	0	1	0	0	Tampa Bay Devil Rays @ New York Yankees Yankee Stadium, Bronx, NY Sun Jul 01 2001, 1:05 PM EDT Att: 41,983 - Sunny - 85 F					
Steve Cox, L OBP: 0.273, SLG: 0.396	1-2 G1-3		0-3 K			1-0 1-H 2B		1-0 G6-3 1-2		4	0	1	1	0	1	3						
Greg Vaughn, R OBP: 0.331, SLG: 0.507	2-3 K			0-0 G6-3		0-1 F8		2-2 G6-3		4	0	0	0	0	1	1						
Fred McGriff, L OBP: 0.398, SLG: 0.545		0-0 F8		2-3 K		1-2 F8		1-1 G1-3		4	0	0	0	0	1	1						
Russ Johnson, R OBP: 0.368, SLG: 0.410		2-1 F8		3-2 F8		1-1 G6-3		0-1 DI 1B		4	0	1	0	0	0	1						
Ben Griewe, L OBP: 0.353, SLG: 0.376		1-3 K			2-1 G6-3		0-0 G5-4-3 1B		4-1 1-2 BB	3	0	1	0	1	1	0						
John Flaherty, R OBP: 0.262, SLG: 0.327			1-1 G6-3		1-1 G5-3		0-0 G5-4-3 1-2		0-3 K	4	0	0	0	0	1	3						
Andy Sheets, R OBP: 0.283, SLG: 0.299			1-3 K		3-2 E5 FC6		0-2 L6			3	0	0	0	0	1	0						
Jason Tyner, L OBP: 0.306, SLG: 0.287			1-1 1B		1-0 FC6			0-1 F7		3	0	1	0	0	0	1						
Inning Stats	R: 0 E: 0 K: 1 S: 8	H: 0 LOB: 0 BB: 0 P: 12	R: 0 E: 0 K: 1 S: 6	H: 0 LOB: 0 BB: 0 P: 9	R: 0 E: 0 K: 2 S: 13	H: 2 LOB: 2 BB: 0 P: 17	R: 0 E: 0 K: 1 S: 7	H: 0 LOB: 0 BB: 0 P: 12	R: 0 E: 0 K: 0 S: 8	H: 1 LOB: 1 BB: 0 P: 15	R: 1 E: 0 K: 0 S: 12	H: 2 LOB: 1 BB: 0 P: 18	R: 0 E: 0 K: 0 S: 5	H: 1 LOB: 0 BB: 0 P: 5	R: 0 E: 0 K: 0 S: 5	H: 0 LOB: 0 BB: 1 P: 10	R: 0 E: 0 K: 1 S: 11	H: 1 LOB: 2 BB: 1 P: 18	1B: 5 2B: 1 3B: 0 HR: 0	SF: 0 SAC: 0 DP: 2 HBP: 0	WP: 0 PB: 0 CS: 0	PA: 34
PITCHER	IP	WLS	BF	H	R	ER	SO	BB	IBB	HBP	BLK	WP	HR	S	P	ERA	WHIP					
Andy Pettitte, L ERA: 2.95	(1, 1)	7.0	W	26	5	1	1	5	0	0	0	0	0	59	88	1.29	0.714					
Randy Choate, L ERA: 3.19	(8, 1)	1.0		3	0	0	0	0	1	0	0	0	0	5	10	0.00	1.000					
Mark Wohlers, R ERA: 3.82	(9, 1)	1.0		5	1	0	0	1	1	0	0	0	0	11	18	0.00	2.000					

Batter	1	2	3	4	5	6	7	8	9	AB	R	H	RBI	BB	SO	LOB	BOTTOM				
2 Derek Jeter, R OBP: 0.371, SLG: 0.407	3-1 G6-3 SF7 2B		2-3 K	0-1 2 SAFE PO	0-0 G5-3		3-2 S 1B			4	2	2	0	0	1	0	Tampa Bay Devil Rays @ New York Yankees Yankee Stadium, Bronx, NY Sun Jul 01 2001, 1:05 PM EDT Att: 41,983 - Sunny - 85 F				
Paul O'Neill, L OBP: 0.323, SLG: 0.436	1-1 G6-3		3-2 1B 20 1B 2B		2-1 G4-3 2B		2-0 CS BB 1B			4	1	3	1	0	0	1					
Bernie Williams, S OBP: 0.411, SLG: 0.557	2-0 SF7		0-1 S 20 1B		3-1 G4-3		4-1 1-2 BB			2	1	1	1	1	0	1					
Tino Martinez, L OBP: 0.313, SLG: 0.452	3-H 2-1		2-1 F7		4-0 BB		3-3 K			3	1	1	1	1	1	4					
20 Jorge Posada, S OBP: 0.401, SLG: 0.531	3-3 K		2-2 1B		2-2 F7			2-3 K		4	0	1	2	0	2	2					
David Justice, L OBP: 0.323, SLG: 0.433		3-2 F9 SF8 2B		2-2 G5-3		2-3 K		0-0 G3		1	1	1	0	0	0	0					
Chuck Knoblauch, R (3, FH) OBP: 0.332, SLG: 0.334										3	0	0	0	0	1	1					
Shane Spencer, R OBP: 0.273, SLG: 0.529		2-0 F9		2-1 P6		2-1 G5-3		1-0 F8		4	0	0	0	0	0	1					
Scott Brosius, R OBP: 0.359, SLG: 0.470		0-1 SF8		2-2 PO 2 PO 2B		1-0 F8				2	0	1	1	0	0	0					
Alfonso Soriano, R OBP: 0.301, SLG: 0.388		3-H 1-0 L5		0-0 F2			1-0 G6-3			3	0	0	0	0	0	1					
Inning Stats	R: 2 E: 0 K: 1 S: 10	H: 2 LOB: 0 BB: 0 P: 21	R: 1 E: 0 K: 0 S: 8	H: 1 LOB: 0 BB: 0 P: 14	R: 2 E: 0 K: 1 S: 17	H: 3 LOB: 1 BB: 0 P: 28	R: 0 E: 0 K: 0 S: 8	H: 1 LOB: 0 BB: 0 P: 12	R: 0 E: 0 K: 0 S: 11	H: 1 LOB: 2 BB: 1 P: 22	R: 0 E: 0 K: 1 S: 6	H: 0 LOB: 0 BB: 0 P: 11	R: 1 E: 0 K: 1 S: 11	H: 2 LOB: 2 BB: 1 P: 24	R: 0 E: 0 K: 1 S: 5	H: 0 LOB: 0 BB: 0 P: 8	1B: 4 2B: 6 3B: 0 HR: 1	SF: 2 SAC: 0 DP: 1 HBP: 0	WP: 0 PB: 0 CS: 1	PA: 35	
PITCHER	IP	WLS	BF	H	R	ER	SO	BB	IBB	HBP	BLK	WP	HR	S	P	ERA	WHIP				
Tanyon Sturtze, R ERA: 5.36	(1, 1)	6.1	L	29	10	6	6	3	1	0	0	0	0	67	121	8.53	1.737				
Paul Wilson, R ERA: 7.94	(7, 1)	0.2		2	0	0	0	1	1	0	0	0	0	4	11	0.00	1.500				
Victor Zambrano, R ERA: 7.71	(8, 1)	1.0		3	0	0	0	1	0	0	0	0	0	5	8	0.00	0.000				

AB	32
R	1
H	6
RBI	1
BB	2
SO	6
LOB	10



AB	30
R	6
H	10
RBI	6
BB	2
SO	5
LOB	11




Batter	1	2	3	4	5	6	7	8	9	AB	R	H	RBI	BB	SO	LOB	TOP					
Jason Tyner, L (1, 8) OBP: 0.311, SLG: 0.286	F8		G5-4-3 S 1B		G3-1		G6-3			4	0	1	0	1	0	0	Tampa Bay Devil Rays @ New York Yankees Yankee Stadium, Bronx, NY Mon Jul 02 2001, 1:05 PM EDT Att: 43,029 - Sunny - 67 F					
Steve Cox, L (1, 3) OBP: 0.290, SLG: 0.427	1B		G5-4-3 BB		HR		FC5-4 1B		1-2 BB	4	1	3	1	1	0	2						
Greg Vaughn, R (1, 7) OBP: 0.332, SLG: 0.502	F8		G5-4-3 1-2 2-3		1B		FC5-4 1-2		4-1 BB	3	0	0	0	2	0	4						
Fred McGriff, L (1, 10) OBP: 0.398, SLG: 0.542	1B		K		1B				0-3 K	5	0	2	0	0	3	4						
Aubrey Huff, L (1, 5) OBP: 0.295, SLG: 0.384	K				F7				0-0 G6-3	4	0	1	0	0	1	4						
Ben Griewe, L (1, 9) OBP: 0.352, SLG: 0.372		G6-3			K				4-1 BB	3	0	0	0	1	1							
Brent Abernathy, R (1, 4) OBP: 0.424, SLG: 0.533		1B			K		G5-3		0-0 L7	4	0	1	0	0	1	2						
John Flaherty, R (1, 2) OBP: 0.262, SLG: 0.325		F7			K		G5-3		0-2 BB	4	0	1	0	0	1	2						
Andy Sheets, R (1, 6) OBP: 0.274, SLG: 0.288	F8				F9		F7		1-1 F9	4	0	0	0	0	0	2						
Inning Stats	R: 0 E: 0 K: 1 S: 11	H: 2 LOB: 2 BB: 0 P: 19	R: 0 E: 0 K: 0 S: 6	H: 1 LOB: 1 BB: 0 P: 8	R: 0 E: 0 K: 1 S: 7	H: 1 LOB: 1 BB: 1 P: 16	R: 0 E: 0 K: 3 S: 11	H: 1 LOB: 1 BB: 0 P: 12	R: 1 E: 0 K: 0 S: 10	H: 2 LOB: 2 BB: 1 P: 18	R: 0 E: 0 K: 0 S: 4	H: 0 LOB: 0 BB: 0 P: 6	R: 0 E: 0 K: 0 S: 9	H: 1 LOB: 1 BB: 0 P: 12	R: 0 E: 0 K: 1 S: 6	H: 0 LOB: 1 BB: 1 P: 10	R: 0 E: 0 K: 1 S: 14	H: 1 LOB: 3 BB: 2 P: 25	1B: 8 2B: 0 3B: 0 HR: 1	SF: 0 SAC: 0 DP: 1 HBP: 0	WP: 0 PB: 0 SB: 1 CS: 1	PA: 40
PITCHER	IP	WLS	BF	H	R	ER	SO	BB	IBB	HBP	BLK	WP	HR	S	P	ERA	WHIP					
35 Mike Mussina, R (1, 1) ERA: 3.55	7.0	W	30	8	1	1	5	2	0	0	0	0	1	58	91	1.29	1.429					
Mike Stanton, L (8, 1) ERA: 1.91	1.0		4	0	0	0	1	1	0	0	0	0	0	6	10	0.00	1.000					
Randy Choate, L (9, 1) ERA: 3.04	1.0		6	1	0	0	1	2	0	0	0	0	0	14	25	0.00	3.000					


Batter	1	2	3	4	5	6	7	8	9	AB	R	H	RBI	BB	SO	LOB	BOTTOM				
Chuck Knoblauch, R (1, 10) OBP: 0.331, SLG: 0.343	K		G2-3			G5-3	HR			4	1	1	3	0	1	0	Tampa Bay Devil Rays @ New York Yankees Yankee Stadium, Bronx, NY Mon Jul 02 2001, 1:05 PM EDT Att: 43,029 - Sunny - 67 F				
2 Derek Jeter, R (1, 6) OBP: 0.397, SLG: 0.402	K		G4-3			G6-3	F9			4	0	0	0	0	1	0					
Bernie Williams, S (1, 8) OBP: 0.409, SLG: 0.551	G4-3				L9					3	0	0	0	1	0	0					
Tino Martinez, L (1, 3) OBP: 0.315, SLG: 0.451		G3			G3 20 1B					3	0	1	0	1	0	1					
20 Jorge Posada, S (1, 2) OBP: 0.402, SLG: 0.535		G4-3			1B		FC5-2 1B 2B		G3	4	1	2	0	0	0	0					
Paul O'Neill, L (1, 9) OBP: 0.325, SLG: 0.433					G3		FC5-2 1B IBB		G3	2	1	0	0	2	0	2					
Shane Spencer, R (1, 7) OBP: 0.271, SLG: 0.509					K		FC5-2 1B 2B		FC5 HBP 1B	4	1	1	0	0	1	4					
Luis Sojo, R (1, 5) OBP: 0.244, SLG: 0.184			F7		F7		2B HR 1B		FC5 HBP	3	1	1	2	0	0	0					
Alfonso Soriano, R (1, 4) OBP: 0.304, SLG: 0.403					HR		G5-3 HR 2B		FC5	4	2	2	2	0	0	2					
Inning Stats	R: 0 E: 0 K: 2 S: 7	H: 0 LOB: 0 BB: 0 P: 12	R: 0 E: 0 K: 1 S: 10	H: 0 LOB: 1 BB: 1 P: 16	R: 1 E: 0 K: 0 S: 10	H: 1 LOB: 0 BB: 0 P: 17	R: 0 E: 0 K: 0 S: 9	H: 1 LOB: 1 BB: 1 P: 17	R: 0 E: 0 K: 0 S: 4	H: 0 LOB: 0 BB: 0 P: 8	R: 0 E: 0 K: 0 S: 8	H: 0 LOB: 0 BB: 0 P: 13	R: 6 E: 0 K: 0 S: 18	H: 5 LOB: 1 BB: 2 P: 35	R: 0 E: 0 K: 0 S: 10	H: 1 LOB: 2 BB: 0 P: 14	1B: 4 2B: 2 3B: 0 HR: 2	SF: 0 SAC: 0 DP: 0 HBP: 1	WP: 0 PB: 0 SB: 0 CS: 0	PA: 36	
PITCHER	IP	WLS	BF	H	R	ER	SO	BB	IBB	HBP	BLK	WP	HR	S	P	ERA	WHIP				
Albie Lopez, R (1, 1) ERA: 5.81	6.1	L	27	6	6	6	3	2	0	0	0	0	1	59	103	8.53	1.263				
Jesus Colome, R (7, 1) ERA: 1.23	1.2		9	2	1	1	0	1	0	1	0	0	1	17	29	5.40	1.800				

Batter	1	2	3	4	5	6	7	8	9	AB	R	H	RBI	BB	SO	LOB	TOP							
Chuck Knoblauch R (1,7) OBP: 0.340, SLG: 0.351	1-1 F8	0-0 FC4-6			1-0 2 G4-3	1-2 2 1B		1-0 2 S G1-3	4-2 2 1B	4	3	3	1	1	0	0	New York Yankees @ Baltimore Orioles Oriole Park at Camden Yards, Baltimore, MD Tue Jul 03 2001, 7:05 PM EDT Att: 47,702 - Cloudy - 82 F							
2 Derek Jeter R (1,6) OBP: 0.369, SLG: 0.413	0-0 HR	2-3 3-H FC4-6			2-2 G4-3	1-1 FC1-6		2-3 K	1-0 2B	6	1	3	1	0	1	4								
Bernie Williams S (1,8) OBP: 0.411, SLG: 0.550	4-1 FC5-4		0-1 G5-3		0-1 HR	1-0 FC1-6		4-0 G1-3	1-2 F3	4	2	1	2	2	0	4								
Tino Martinez L (1,3) OBP: 0.314, SLG: 0.457	1-1 F7		1-3 K		0-0 2H	1-0 FC6-4		0-0 G1-3		5	1	1	3	0	1	3								
Shane Spencer R (1,10) OBP: 0.250, SLG: 0.467	2-2 FC5-4		0-0 F8		0-1 F8			1-1 E6		5	0	0	0	0	0	1								
Paul O'Neill L (1,9) OBP: 0.326, SLG: 0.431		3-3 K		1-3 K	0-2 S			4-2 E	0-2 F8	4	1	1	0	1	2	1								
Todd Greene R (1,2) OBP: 0.314, SLG: 0.438		1-2 G4-3		0-0 G5-3	2-3 K			2-2 WP	1-3 K	5	1	2	1	0	2	1								
Scott Brosius R (1,5) OBP: 0.363, SLG: 0.486		2-2 1B		0-0 2B				1-3 K	0-0 E6	5	1	3	1	0	1	1								
Alfonso Soriano R (1,4) OBP: 0.299, SLG: 0.397		1-2 1B		0-1 G4-3	2-2 P6			3-2 G6-3	1-2 F8	5	0	0	0	0	0	5								
Inning Stats	R: 1 E: 0 K: 0 S: 9	H: 1 LOB: 1 BB: 1 P: 17	R: 1 E: 0 K: 1 S: 22	H: 3 LOB: 2 BB: 0 P: 28	R: 0 E: 0 K: 1 S: 6	H: 0 LOB: 0 BB: 0 P: 7	R: 0 E: 0 K: 1 S: 10	H: 1 LOB: 1 BB: 0 P: 13	R: 3 E: 0 K: 1 S: 15	H: 4 LOB: 1 BB: 0 P: 20	R: 2 E: 0 K: 0 S: 9	H: 2 LOB: 1 BB: 0 P: 14	R: 1 E: 0 K: 1 S: 15	H: 1 LOB: 1 BB: 1 P: 26	R: 2 E: 1 K: 1 S: 13	H: 1 LOB: 3 BB: 1 P: 21	R: 0 E: 1 K: 1 S: 14	H: 1 LOB: 3 BB: 1 P: 22	1B: 8 2B: 3 3B: 0 HR: 3	SF: 0 SAC: 0 DP: 0 HBP: 1	WP: 1 PB: 0 SB: 3 CS: 0	PA: 48		
PITCHER	IP WLS BF H R ER SO BB IBB HBP BLK WP HR S P ERA WHIP	5.1 L 29 11 7 7 4 1 0 1 0 0 3 69 95 11.81 2.250	2.1 11 2 3 2 2 1 1 0 0 1 0 24 44 7.71 1.286	1.1 8 1 0 0 1 1 0 0 0 0 0 20 29 0.00 1.500																				
Jerry Hairston R (1,4) OBP: 0.323, SLG: 0.387	4-0 S 1B HR	2-1 G5-3		1-2 G6-3				1-0 G6-3		3	1	0	0	1	0	1	New York Yankees @ Baltimore Orioles Oriole Park at Camden Yards, Baltimore, MD Tue Jul 03 2001, 7:05 PM EDT Att: 47,702 - Cloudy - 82 F							
1 Brian Roberts S (1,6) OBP: 0.316, SLG: 0.361	2-2 S HR		3-2 G1-3		2-1 L1			1-1 F7		4	1	1	0	0	0	0								
David Segui S (1,3) OBP: 0.413, SLG: 0.469	1-1 S HR		0-1 G1-3		1-1 G3			2-1 F7		4	1	1	3	0	0	0								
Jeff Conine R (1,9) OBP: 0.400, SLG: 0.479	0-0 G6-3		4-2 BB		0-1 G6-3			1-2 G3		3	0	0	0	1	0	0								
Tony Batista R (1,10) OBP: 0.257, SLG: 0.400	3-2 P5		1-3 K		0-1 G6-4-3			3-2 6 2B SF8	1B	4	1	2	0	0	1	1								
6 Melvin Mora R (1,8) OBP: 0.373, SLG: 0.428	0-3 K			4-2 31 HR		2-0 G6-4-3		0-1 SF8	2B	3	1	1	0	1	1	1								
Cal Ripken Jr. R (1,5) OBP: 0.261, SLG: 0.318		1-0 31 FC4-6		1-1 F7		0-3 K		1-0 SF8		3	0	1	1	0	1	1								
31 Jay Gibbons L (1,7) OBP: 0.312, SLG: 0.451		0-1 FC4-6		0-1 2H		1-0 G4-3		2-3 3-H K		4	1	1	2	0	1	2								
Brook Fordyce R (1,2) OBP: 0.257, SLG: 0.307	1-2 F7		1-2 G4-3		1-0 G4-3			0-0 G5-3		3	0	0	0	0	0	1								
Larry Bigbie L (9,PH) OBP: 0.200, SLG: 0.250										1	0	0	0	0	0	1								
Inning Stats	R: 3 E: 0 K: 1 S: 12	H: 2 LOB: 0 BB: 1 P: 22	R: 0 E: 0 K: 0 S: 9	H: 1 LOB: 0 BB: 0 P: 13	R: 0 E: 0 K: 1 S: 10	H: 0 LOB: 1 BB: 1 P: 18	R: 2 E: 0 K: 0 S: 10	H: 1 LOB: 0 BB: 1 P: 17	R: 0 E: 0 K: 1 S: 6	H: 1 LOB: 0 BB: 0 P: 8	R: 0 E: 0 K: 0 S: 5	H: 0 LOB: 0 BB: 0 P: 8	R: 0 E: 0 K: 0 S: 7	H: 0 LOB: 0 BB: 0 P: 11	R: 1 E: 0 K: 1 S: 16	H: 2 LOB: 1 BB: 0 P: 22	1B: 4 2B: 1 3B: 0 HR: 2	SF: 1 SAC: 0 DP: 1 HBP: 0	WP: 0 PB: 0 SB: 2 CS: 0	PA: 36				
PITCHER	IP WLS BF H R ER SO BB IBB HBP BLK WP HR S P ERA WHIP	4.0 W 12 1 0 0 1 0 0 0 0 0 24 36 0.00 0.250	1.0 5 2 1 1 1 0 0 0 0 0 0 16 22 9.00 2.000																					

livebaseballscorecards.com



livebaseballscorecards.com

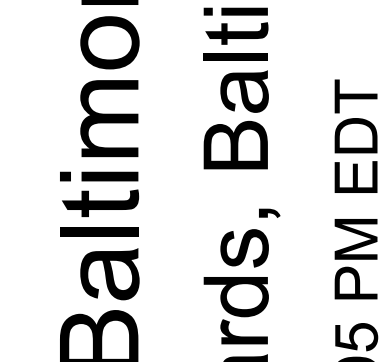


Batter	1	2	3	4	5	6	7	8	9	AB	R	H	RBI	BB	SO	LOB	TOP										
Chuck Knoblauch, R (1, 7) OBP: 0.335, SLG: 0.346	G1-3	F9		F8		G5-3			F8	5	0	0	0	0	0	2	New York Yankees @ Baltimore Orioles Oriole Park at Camden Yards, Baltimore, MD Wed Jul 04 2001, 4:05 PM EDT Att: 47,355 - Cloudy - 92 F										
2 Derek Jeter, R (1, 6) OBP: 0.370, SLG: 0.413	1B		K		G4-3		F7		K	5	1	2	0	0	2	0											
Bernie Williams, S (1, 8) OBP: 0.411, SLG: 0.547	F9		HR		G4-3		P4			5	1	2	0	0	2	0											
Tino Martinez, L (1, 3) OBP: 0.315, SLG: 0.456			L7		FC4-6				F7	5	0	2	1	0	1	2											
20 Jorge Posada, S (1, 2) OBP: 0.407, SLG: 0.533	G4-3		HR		FC4-6				1B	1	1	0	0	3	0	2											
Paul O'Neill, L (1, 10) OBP: 0.329, SLG: 0.446					FC4-6				SH2-3	3	1	2	3	0	0	2											
Gerald Williams, R (8, FH) OBP: 0.264, SLG: 0.332		FC6-4			FC4-6					0	0	0	0	0	0	0											
Shane Spencer, R (1, 9) OBP: 0.250, SLG: 0.444					F7				K	3	0	0	0	1	1	3											
Scott Brosius, R (1, 5) OBP: 0.364, SLG: 0.484		F7			G5-4-3					3	0	1	0	0	0	2											
Alfonso Soriano, R (1, 4) OBP: 0.295, SLG: 0.391		FC6-4			G5-4-3				L7	4	0	0	0	0	1	5											
Inning Stats	R: 0 E: 0 K: 0 S: 12	H: 2 LOB: 2 BB: 0 P: 18	R: 0 E: 0 K: 0 S: 8	H: 1 LOB: 2 BB: 1 P: 15	R: 3 E: 0 K: 1 S: 12	H: 2 LOB: 0 BB: 1 P: 17	R: 0 E: 0 K: 0 S: 7	H: 0 LOB: 0 BB: 0 P: 12	R: 1 E: 0 K: 0 S: 13	H: 2 LOB: 2 BB: 1 P: 23	R: 0 E: 0 K: 1 S: 4	H: 0 LOB: 0 BB: 0 P: 6	R: 0 E: 0 K: 2 S: 6	H: 0 LOB: 0 BB: 0 P: 7	R: 0 E: 0 K: 2 S: 11	H: 1 LOB: 2 BB: 1 P: 21	R: 0 E: 0 K: 1 S: 10	H: 1 LOB: 1 BB: 0 P: 12	1B: 7 2B: 1 3B: 0 HR: 1	SF: 0 SAC: 1 DP: 1 HBP: 1	WP: 0 PB: 0 SB: 0 CS: 0	PA: 40					
PITCHER	IP	WLS	BF	H	R	ER	SO	BB	IBB	HBP	BLK	WP	HR	S	P	ERA	WHIP										
Sidney Ponson, R (1, 1) ERA: 3.93	2.0		10	3	0	0	0	1	0	0	0	0	0	20	33	0.00	2.000										
Calvin Maduro, R (3, 1) ERA: 4.58	4.1	L	19	4	4	4	1	2	0	1	0	0	1	37	60	8.31	1.385										
B.J. Ryan, L (7, 1) ERA: 5.04	0.2		3	0	0	0	1	1	0	0	0	0	0	7	11	0.00	1.500										
Mike Trombley, R (8, 1) ERA: 3.18	1.2		6	1	0	0	3	0	0	0	0	0	0	15	23	0.00	0.600										
Buddy Groom, L (9, 1) ERA: 3.34	0.1		2	1	0	0	0	0	0	0	0	0	0	4	4	0.00	3.000										
Batter	1	2	3	4	5	6	7	8	9	AB	R	H	RBI	BB	SO	LOB	BOTTOM										
Jerry Hairston, R (1, 4) OBP: 0.322, SLG: 0.383	G5-3		G3-1							3	1	0	0	1	1	2	New York Yankees @ Baltimore Orioles Oriole Park at Camden Yards, Baltimore, MD Wed Jul 04 2001, 4:05 PM EDT Att: 47,355 - Cloudy - 92 F										
1 Brian Roberts, S (1, 6) OBP: 0.313, SLG: 0.382	E5				1B		L4		L8	4	1	1	0	0	0	1											
David Segui, S (1, 3) OBP: 0.414, SLG: 0.469					3B					4	0	2	1	0	2	1											
Brady Anderson, L (6, PR) OBP: 0.306, SLG: 0.306	K				G6-4-3		K			0	0	0	0	0	0	0											
Mike Kinkade, R (9, 3) OBP: 0.336, SLG: 0.385					1B				SF9	0	0	0	0	0	0	0											
Jeff Conine, R (1, 10) OBP: 0.394, SLG: 0.473	F9				G6-4-3		K		SF9	3	0	0	1	0	1	2											
31 Jay Gibbons, L (1, 7) OBP: 0.310, SLG: 0.465					P6					4	1	1	1	0	1	2											
Tony Batista, R (1, 5) OBP: 0.254, SLG: 0.395										4	0	0	0	0	1	0											
6 Melvin Mora, R (1, 8) OBP: 0.371, SLG: 0.423										3	0	0	0	1	1	0											
Fernando Lumar, R (1, 2) OBP: 0.342, SLG: 0.368										4	0	2	0	0	0	0											
Larry Bigbie, L (1, 9) OBP: 0.174, SLG: 0.217										3	0	0	0	0	2	3											
Inning Stats	R: 0 E: 1 K: 1 S: 7	H: 0 LOB: 1 BB: 0 P: 9	R: 0 E: 0 K: 1 S: 8	H: 0 LOB: 0 BB: 0 P: 11	R: 0 E: 0 K: 0 S: 12	H: 0 LOB: 0 BB: 0 P: 17	R: 1 E: 0 K: 0 S: 8	H: 2 LOB: 0 BB: 0 P: 15	R: 0 E: 0 K: 2 S: 12	H: 1 LOB: 2 BB: 1 P: 19	R: 0 E: 0 K: 2 S: 8	H: 0 LOB: 0 BB: 0 P: 11	R: 1 E: 0 K: 1 S: 8	H: 2 LOB: 1 BB: 0 P: 11	R: 1 E: 0 K: 1 S: 12	H: 1 LOB: 2 BB: 1 P: 17	R: 0 E: 0 K: 1 S: 6	H: 0 LOB: 0 BB: 0 P: 10	1B: 4 2B: 0 3B: 1 HR: 1	SF: 1 SAC: 0 DP: 1 HBP: 0	WP: 0 PB: 0 SB: 0 CS: 0	PA: 35					
PITCHER	IP	WLS	BF	H	R	ER	SO	BB	IBB	HBP	BLK	WP	HR	S	P	ERA	WHIP										
Roger Clemens, R (1, 1) ERA: 3.55	6.2	W	26	5	2	2	6	1	0	0	0	0	0	60	90	2.70	0.900										
Mark Weathers, R (7, 1) ERA: 4.01	0.2	H	4	1	1	1	1	1	0	0	0	0	0	8	13	13.50	3.000										
42 Mariano Rivera, R (8, 1) ERA: 2.23	1.2	S	5	0	0	0	2	0	0	0	0	0	0	13	17	0.00	0.000										

AB 34
R 4
H 9
RBI 4
BB 4
SO 5
LOB 20



AB 32
R 3
H 6
RBI 3
BB 2
SO 9
LOB 11



Batter	1	2	3	4	5	6	7	8	9	AB	R	H	RBI	BB	SO	LOB	TOP								
Chuck Knoblauch, R (1, 10) OBP: 0.333, SLG: 0.348	P1		G5-3		K		FC		2B	5	1	1	1	0	1	1	New York Yankees @ Baltimore Orioles Oriole Park at Camden Yards, Baltimore, MD Thu Jul 05 2001, 7:05 PM EDT Att: 44,635 - Cloudy - 84 F								
2 Derek Jeter, R (1, 6) OBP: 0.370, SLG: 0.416	HR		G4-3		F9		F9		FC6-4 1B	5	1	2	2	0	0	1									
Bernie Williams, S (1, 8) OBP: 0.410, SLG: 0.554	HR				P6				FC6-4	4	1	1	2	1	0	1									
Tino Martinez, L (1, 3) OBP: 0.316, SLG: 0.464	F9		G3						F7	5	1	2	1	0	0	2									
20 Jorge Posada, S (1, 2) OBP: 0.408, SLG: 0.540	2B				F8		G4-6-3			4	0	2	0	0	0	1									
Paul O'Neill, L (1, 9) OBP: 0.326, SLG: 0.441	G5-3				L7		G6-3		2B	4	0	0	0	0	1	2									
Shane Spencer, R (1, 7) OBP: 0.264, SLG: 0.448					1B				K	4	1	2	0	0	2	1									
Scott Brosius, R (1, 5) OBP: 0.364, SLG: 0.483	G5-3				1B		SH1		K	3	0	1	0	0	1	0									
Alfonso Soriano, R (1, 4) OBP: 0.295, SLG: 0.389	L6				F9		E6 FC 1B		E6 2B 1B	4	1	1	0	0	0	2									
Inning Stats	R: 2 H: 3 E: 0 K: 0 S: 16	H: 3 LOB: 1 BB: 0 P: 24	R: 0 H: 0 E: 0 K: 1 S: 6	H: 0 LOB: 0 BB: 0 P: 10	R: 0 H: 0 E: 0 K: 0 S: 9	H: 0 LOB: 1 BB: 1 P: 17	R: 0 H: 2 E: 0 K: 0 S: 11	H: 2 LOB: 2 BB: 0 P: 13	R: 0 H: 0 E: 0 K: 1 S: 6	H: 0 LOB: 0 BB: 0 P: 8	R: 0 H: 1 E: 0 K: 0 S: 5	H: 1 LOB: 1 BB: 0 P: 7	R: 1 H: 2 E: 1 K: 0 S: 9	H: 2 LOB: 1 BB: 0 P: 13	R: 1 H: 2 E: 0 K: 2 S: 15	H: 2 LOB: 1 BB: 0 P: 16	R: 2 H: 2 E: 1 K: 1 S: 19	H: 2 LOB: 1 BB: 0 P: 27	1B: 6 2B: 4 HR: 2	SF: 1 SAC: 1 DP: 1 HBP: 0	WP: 0 PB: 0 SB: 0 CS: 0	PA: 40			
PITCHER	IP	WLS	BF	H	R	ER	SO	BB	IBB	HBP	BLK	WP	HR	S	P	ERA	WHIP								
Josh Towers, R (1, 1) ERA: 2.22	7.0	L	29	8	3	2	2	1	0	0	0	0	1	62	92	2.57	1.286								
B.J. Ryan, L (8, 1) ERA: 5.23	0.2		4	2	1	1	1	0	0	0	0	0	1	12	13	13.50	3.000								
Chad Paronto, R (8, 1) ERA: 5.25	1.1		7	2	2	1	2	0	0	0	0	0	0	22	30	6.75	1.500								


AB 38
R 6
H 12
RBI 6
BB 1
SO 5
LOB 11




Batter	1	2	3	4	5	6	7	8	9	AB	R	H	RBI	BB	SO	LOB	BOTTOM								
Jerry Hairston, R (1, 4) OBP: 0.320, SLG: 0.380	G1-3		G3			G1-3		1B	FC5-4	5	0	1	0	0	0	2	New York Yankees @ Baltimore Orioles Oriole Park at Camden Yards, Baltimore, MD Thu Jul 05 2001, 7:05 PM EDT Att: 44,635 - Cloudy - 84 F								
1 Brian Roberts, S (1, 6) OBP: 0.310, SLG: 0.388	G4-3				WP SF8 2B	P6		F9		4	1	1	0	0	0	1									
David Segui, S (1, 3) OBP: 0.415, SLG: 0.468	F8				K					3	0	1	0	1	1	1									
Jeff Conine, R (1, 9) OBP: 0.388, SLG: 0.467					SF8		F9		G5-3	3	0	0	1	0	0	3									
Tony Batista, R (1, 10) OBP: 0.284, SLG: 0.393					F8		K			4	1	1	0	0	1	1									
6 Melvin Mora, R (1, 8) OBP: 0.369, SLG: 0.418					F8		G5-3		E1 1B	3	1	0	0	0	0	1									
Cal Ripken Jr., R (1, 5) OBP: 0.269, SLG: 0.326					F8		G6-4-3 1B		FC1-6 1B	4	0	3	2	0	0	0									
Mike Kinkade, R (1, 7) OBP: 0.328, SLG: 0.374					F8		G6-4-3		FC1-6 FC5-4	3	0	0	0	0	1	4									
Chris Richard, L (9, PH) OBP: 0.345, SLG: 0.461										1	0	0	0	0	0	1									
Fernando Lujan, R (1, 2) OBP: 0.342, SLG: 0.366									P6	3	0	1	0	0	2	0									
31 Jay Gibbons, L (9, PH) OBP: 0.309, SLG: 0.462										1	0	0	0	0	0	1									
Inning Stats	R: 0 H: 0 E: 0 K: 0 S: 7	H: 0 LOB: 0 BB: 0 P: 8	R: 0 H: 0 E: 0 K: 0 S: 11	H: 0 LOB: 0 BB: 0 P: 17	R: 0 H: 1 E: 0 K: 0 S: 6	H: 1 LOB: 1 BB: 0 P: 9	R: 1 H: 1 E: 0 K: 1 S: 12	H: 1 LOB: 0 BB: 0 P: 20	R: 0 H: 1 E: 0 K: 2 S: 13	H: 1 LOB: 3 BB: 1 P: 20	R: 0 H: 0 E: 0 K: 1 S: 10	H: 0 LOB: 0 BB: 0 P: 16	R: 0 H: 1 E: 0 K: 2 S: 13	H: 1 LOB: 3 BB: 1 P: 20	R: 0 H: 2 E: 0 K: 1 S: 15	H: 2 LOB: 2 BB: 0 P: 23	R: 2 H: 2 E: 1 K: 0 S: 23	H: 2 LOB: 1 BB: 0 P: 30	1B: 7 2B: 1 3B: 0 HR: 0	SF: 1 SAC: 0 DP: 1 HBP: 1	WP: 1 PB: 0 SB: 0 CS: 0	PA: 37			
PITCHER	IP	WLS	BF	H	R	ER	SO	BB	IBB	HBP	BLK	WP	HR	S	P	ERA	WHIP								
Ted Lilly, L (1, 1) ERA: 4.73	6.0	W	21	3	1	1	2	1	0	0	0	0	0	12	15	0.00	1.000								
Jay Witasick, R (7, 1) ERA: 2.25	1.0	H	5	1	0	0	2	0	0	1	0	0	0	13	18	0.00	3.000								
Mike Stanton, L (8, 1) ERA: 1.89	0.2	H	4	2	0	0	1	0	0	0	0	0	0	12	20	27.00	6.000								
Mark Wohlers, R (8, 1) ERA: 4.24	0.1	H	4	2	2	1	0	0	0	0	0	0	0	13	15	0.00	0.000								
42 Mariano Rivera, R (9, 1) ERA: 2.18	1.0	S	3	0	0	0	0	0	0	0	0	0	0	13	15	0.00	0.000								

AB 34
R 3
H 8
RBI 3
BB 1
SO 5
LOB 15



Batter	1	2	3	4	5	6	7	8	9	10	AB	R	H	RBI	BB	SO	LOB	TOP								
Joe McEwing, R (1, 7) OBP: 0.385, SLG: 0.512	1-3 K		1-2 CS 1B		2-3 K			1-3 K		1-3 K	5	0	1	0	0	4	2	New York Mets @ New York Yankees Yankee Stadium, Bronx, NY Sat Jul 07 2001, 1:15 PM EDT Att. 55,589 - Sunny - 80 F livebaseballscores.com AB 39 R 3 H 10 RBI 3 BB 4 SO 14 LOB 19 								
Desi Relaford, S (1, 5) OBP: 0.358, SLG: 0.439	1-3 K		3-2 1B		2-2 F7			4-2 F9 BB		0-1 31 1B 1B	4	1	2	0	1	1	2									
Edgardo Alfonzo, R (1, 4) OBP: 0.311, SLG: 0.428	0-3 K		1-0 P6			0-1 G6-3		2-2 F9		4-2 31 1B BB	4	1	0	0	1	1	2									
31 Mike Piazza, R (1, 10) OBP: 0.349, SLG: 0.543		2-2 1B 2B		2-3 K		1-3 K		4-0 1B		1-1 1B 1B	4	1	2	1	1	2	0									
Mark Johnson, L (1, 9) OBP: 0.370, SLG: 0.413		3-3 K		3-2 CS 1B		3-3 K		2-2 F7		1-1 1B 1B	4	0	1	0	0	2	3									
Timo Perez, L (8, 9) OBP: 0.308, SLG: 0.344										1-2 3H 1B	1	0	1	1	0	0	0									
Todd Zeile, R (1, 3) OBP: 0.362, SLG: 0.380		0-0 1B		1-2 K				L8		0-1 1B	5	0	2	1	0	2	1									
Jay Payton, R (1, 8) OBP: 0.295, SLG: 0.382		0-0 F8				0-3 K		4-0 BB		2-1 F9	4	0	0	0	1	1	4									
Todd Pratt, R (1, 2) OBP: 0.289, SLG: 0.267		0-1 P4				0-2 E 1B		0-1 P5		2-3 K	4	0	1	0	0	1	3									
Rey Ordóñez, R (1, 6) OBP: 0.273, SLG: 0.287						2-2 E4		0-0 F3		1-3 G5-3	4	0	0	0	0	0	2									
Inning Stats	R: 0 E: 0 K: 3 S: 9	H: 0 LOB: 0 BB: 0 P: 11	R: 0 E: 0 K: 1 S: 11	H: 2 LOB: 2 BB: 0 P: 16	R: 0 E: 0 K: 0 S: 17	H: 2 LOB: 1 BB: 0 P: 25	R: 0 E: 0 K: 2 S: 14	H: 1 LOB: 1 BB: 0 P: 22	R: 0 E: 1 K: 2 S: 19	H: 1 LOB: 2 BB: 0 P: 25	R: 0 E: 0 K: 2 S: 8	H: 0 LOB: 1 BB: 1 P: 8	R: 0 E: 0 K: 1 S: 14	H: 0 LOB: 2 BB: 2 P: 27	R: 0 E: 0 K: 2 S: 8	H: 0 LOB: 0 BB: 0 P: 13	R: 3 E: 0 K: 1 S: 18	H: 4 LOB: 2 BB: 1 P: 27	1B: 9 2B: 2 3B: 0 HR: 0	SF: 0 SAC: 0 DP: 1 HBP: 0	WP: 0 PB: 0 SB: 2 CS: 2	PA: 43				
PITCHER	IP 7.0	WLS 27	H 6	R 0	ER 0	SO 10	BB 1	IBB 0	HBP 0	BLK 0	WP 0	HR 0	S 82	P 119	ERA 0.00	WHIP 1.000										
35 Mike Mussina, R (1, 1) ERA: 3.35	2.0	8	0	0	0	3	1	1	0	0	0	0	22	40	0.00	0.500										
Jay Witasick, R (8, 1) ERA: 2.15	1.0	L	8	4	3	3	1	0	0	0	0	0	18	27	27.00	5.000										
42 Mariano Rivera, R (10, 1) ERA: 2.72																										

Batter	1	2	3	4	5	6	7	8	9	10	AB	R	H	RBI	BB	SO	LOB	BOTTOM								
Chuck Knoblauch, R (1, 10) OBP: 0.336, SLG: 0.348	2-2 G5-3			0-0 G6-3		4-2 BB		0-1 1B			3	0	1	0	1	0	0	New York Mets @ New York Yankees Yankee Stadium, Bronx, NY Sat Jul 07 2001, 1:15 PM EDT Att. 55,589 - Sunny - 80 F livebaseballscores.com AB 31 R 0 H 4 RBI 0 BB 4 SO 9 LOB 10 								
2 Derek Jeter, R (1, 6) OBP: 0.367, SLG: 0.410	1-1 G6-3			3-2 G6-3		0-0 F8		2-3 K			4	0	0	0	0	1	3									
Bernie Williams, S (1, 8) OBP: 0.406, SLG: 0.543	2-3 K			0-1 F5		4-2 FC3-6 BB		2-3 K		3-2 F7	3	0	0	0	1	2	0									
Tino Martinez, L (1, 3) OBP: 0.315, SLG: 0.470		2-3 K			1-3 K		2-0 FC3-6 1B		3-2 F7	4	0	0	0	0	2	1										
20 Jorge Posada, S (1, 2) OBP: 0.407, SLG: 0.531		4-0 G1-6-3 BB			0-0 F8		1-0 F7		4-2 BB	2	0	0	0	2	0	1										
Paul O'Neill, L (1, 9) OBP: 0.325, SLG: 0.438		0-1 G1-6-3			3-3 K		2-0 1B		1-1 G4-3	4	0	1	0	0	1	2										
Shane Spencer, R (1, 7) OBP: 0.263, SLG: 0.419				0-1 F9		1-1 SH3-4 1B		2-3 K		1-2 F8	4	0	1	0	0	1	2									
Scott Brosius, R (1, 5) OBP: 0.366, SLG: 0.481				0-3 K		1-0 SH3-4		1-0 1B		0-0 G5-3	3	0	1	0	0	1	0									
Alfonso Soriano, R (1, 4) OBP: 0.294, SLG: 0.394				1-2 F8		2-1 F9		2-3 K		1-1 F9	4	0	0	0	0	1	1									
Inning Stats	R: 0 E: 0 K: 1 S: 8	H: 0 LOB: 0 BB: 0 P: 13	R: 0 E: 0 K: 1 S: 5	H: 0 LOB: 0 BB: 1 P: 11	R: 0 E: 0 K: 1 S: 9	H: 0 LOB: 0 BB: 0 P: 10	R: 0 E: 0 K: 0 S: 7	H: 0 LOB: 0 BB: 0 P: 10	R: 0 E: 0 K: 2 S: 7	H: 1 LOB: 2 BB: 1 P: 16	R: 0 E: 0 K: 1 S: 11	H: 1 LOB: 2 BB: 1 P: 22	R: 0 E: 0 K: 2 S: 10	H: 2 LOB: 1 BB: 0 P: 14	R: 0 E: 0 K: 1 S: 12	H: 0 LOB: 1 BB: 0 P: 22	R: 0 E: 0 K: 0 S: 7		H: 0 LOB: 0 BB: 0 P: 9	1B: 4 2B: 0 3B: 0 HR: 0	SF: 0 SAC: 1 DP: 1 HBP: 0	WP: 0 PB: 0 SB: 0 CS: 0	PA: 36			
PITCHER	IP 8.0	WLS 29	H 4	R 0	ER 0	SO 8	BB 3	IBB 0	HBP 0	BLK 0	WP 0	HR 0	S 65	P 107	ERA 0.00	WHIP 0.875										
Kevin Appier, R (1, 1) ERA: 3.86	1.0	W	4	0	0	1	1	0	0	0	0	0	12	22	0.00	1.000										
John Franco, L (9, 1) ERA: 3.21	1.0	S	3	0	0	0	0	0	0	0	0	0	7	9	0.00	0.000										
Armando Benítez, R (10, 1) ERA: 3.4																										

Batter	1	2	3	4	5	6	7	8	9	AB R H RBI BB SO LOB	TOP									
Chuck Knoblauch, R (1, 7) OBP: 0.336, SLG: 0.345 Shane Spencer, R (3, FR) OBP: 0.241, SLG: 0.383 (3, 7)	4-2 G5-3 2 BB G3 BB		1-0 HBP		0-3 K		0-1 G4-3		1-1 G5-3	0 1 0 0 1 0 0 3 0 0 0 0 1 2	New York Yankees @ Florida Marlins Pro Player Stadium, Miami, FL Thu Jul 12 2001, 7:05 PM EDT Att: 32,629 - Cloudy - 91 F									
2 Derek Jeter, R (1, 6) OBP: 0.373, SLG: 0.426	4-1 G3 G5-3 1-2 BB		3-1 1B		4-2 BB		1-2 G5-3			2 0 1 0 2 0 0										
Bernie Williams, S (1, 8) OBP: 0.409, SLG: 0.537	1-2 G5-3 1-2 2-3		2-0 F8		3-2 F7			3-2 F8		4 0 0 0 0 0 5										
Tino Martinez, L (1, 3) OBP: 0.313, SLG: 0.463	2-0 G3 2-3 3-H		1-1 G3		4-2 G1-6-3 20 BB SF9 BB			1-3 K		3 1 0 1 1 1 3										
20 Jorge Posada, S (1, 2) OBP: 0.400, SLG: 0.517	2-3 K			0-2 E7 1B		4-1 G1-6-3 BB		1-3 K		3 1 0 0 1 2 1										
Paul O'Neill, L (1, 9) OBP: 0.323, SLG: 0.433		1-1 G4-3		1-1 G5-4-3 2H 1B		0-0 G1-6-3 BB		0-2 P6		4 0 1 1 0 0 2										
Scott Brosius, R (1, 5) OBP: 0.358, SLG: 0.474		0-2 G4-3		0-0 G5-4-3 1-2 2-3		2-1 SF9		1-3 K		3 0 0 1 0 1 1										
Alfonso Soriano, R (1, 4) OBP: 0.293, SLG: 0.397		2-2 P4		2-3 K2-3		3-H 2-3 K		1-2 1B		4 0 1 0 0 2 1										
35 Mike Mussina, L (1, 1) OBP: 0.256, SLG: 0.250 Randy Choate, L (3, 1) Enrique Wilson, S (7, PH) Mark Wohlers, R (7, 1) Mike Stanton, L (8, 1) Gerald Williams, R (8, PH) OBP: 0.293, SLG: 0.329			0-3 K		1-3 K		2-2 G5-3		1-0 1B	1 0 0 0 0 0 1 0 1 0 0 0 0 0 0 0 1 0 1 0 1 0 0 0 0 0										
Inning Stats	R: 1 E: 0 K: 1 S: 12	H: 0 LOB: 1 BB: 2 P: 25	R: 0 E: 0 K: 0 S: 10	H: 0 LOB: 0 BB: 0 P: 13	R: 0 E: 0 K: 1 S: 8	H: 1 LOB: 2 BB: 0 P: 15	R: 1 E: 1 K: 1 S: 10	H: 1 LOB: 0 BB: 0 P: 13	R: 0 E: 0 K: 2 S: 14	H: 0 LOB: 1 BB: 2 P: 22		R: 0 E: 0 K: 0 S: 8	H: 0 LOB: 0 BB: 0 P: 11	R: 0 E: 0 K: 2 S: 10	H: 0 LOB: 0 BB: 0 P: 15	R: 0 E: 0 K: 1 S: 16	H: 2 LOB: 2 BB: 0 P: 20	1B: 4 2B: 0 3B: 0 HR: 0	SF: 1 SAC: 0 DP: 1 HBP: 1	WP: 0 PA: 37 CS: 0
PITCHER	IP: 6.0 WLS: W BF: 26 ERA: 3.09	H: 2 R: 3 ER: 2 SO: 6	H: 0 R: 0 ER: 0 SO: 0	H: 0 R: 0 ER: 0 SO: 1	H: 1 R: 0 ER: 0 SO: 1	H: 0 R: 0 ER: 0 SO: 0	H: 0 R: 0 ER: 0 SO: 0	H: 0 R: 0 ER: 0 SO: 0	H: 0 R: 0 ER: 0 SO: 0	H: 2 R: 0 ER: 0 SO: 2	ERA: 3.00 WHIP: 1.167	IP: 2.0 WLS: 0 BF: 6 ERA: 2.8	H: 0 R: 0 ER: 0 SO: 2	ERA: 2.8 WHIP: 0.000	IP: 1.0 WLS: 0 BF: 5 ERA: 2.45	H: 0 R: 0 ER: 0 SO: 1	ERA: 2.45 WHIP: 2.000			

AB	30
R	3
H	4
RBI	3
BB	5
SO	9
LOB	15



Batter	1	2	3	4	5	6	7	8	9	AB R H RBI BB SO LOB	BOTTOM									
Luis Castillo, S (1, 4) OBP: 0.363, SLG: 0.343	0-2 G4-3 1B		1-3 K		1-2 2H 3H 2B		3-1 F3		0-3 K	5 1 2 2 0 2 1	New York Yankees @ Florida Marlins Pro Player Stadium, Miami, FL Thu Jul 12 2001, 7:05 PM EDT Att: 32,629 - Cloudy - 91 F									
Eric Owens, R (1, 8) OBP: 0.294, SLG: 0.334	0-2 G4-3 1-2		0-1 P5		1-0 G6-3		0-0 G6-3		1-2 F9	5 0 0 0 0 0 2										
Cliff Floyd, L (1, 7) OBP: 0.415, SLG: 0.625	1-3 K		1-0 1B K			1-1 1B				4 1 2 0 0 2 2										
Mike Lowell, R (1, 5) OBP: 0.352, SLG: 0.481	1-0 HR 2H 1B		1-1 2B 1B 1B		2-2 F8		2-1 F3			4 2 2 2 0 0 1										
Kevin Millar, R (1, 9) Ryan Thompson, R (8, 9) OBP: 0.538, SLG: 0.750	0-0 HR		3-1 1B 2B		2-1 G5-3		3-2 F8			4 2 2 2 0 0 1 0 0 0 0 0 0 0										
Derrek Lee, R (1, 3) OBP: 0.323, SLG: 0.439	1-0 1B		0-0 1B 1B		2-2 F9		0-0 G6-3			4 1 2 1 0 0 0										
Charles Johnson, R (1, 2) OBP: 0.361, SLG: 0.554	2-2 1B		0-2 SH1-4 1B 1B		2-2 F9		0-3 K			4 1 2 1 0 1 0										
Alex Gonzalez, R (1, 6) OBP: 0.314, SLG: 0.365	1-0 F3		0-0 SH1-4 2B 1B		0-0 F7		1-2 G6-3			4 1 1 1 0 0 2										
A.J. Burnett, R (1, 1) Vladimir Nunez, R (7, 1) Dave Berg, R (8, PH) Antonio Alfonseca, R (9, 1)		1-2 G2-3	0-2 SH1-4		1-2 HBP		0-3 K			1 0 0 0 0 0 0 0 0 0 0 0 0 0 1 0 0 0 0 1 0 0 0 0 0 0 0 0										
Inning Stats	R: 3 E: 0 K: 1 S: 17	H: 5 LOB: 2 BB: 0 P: 23	R: 0 E: 0 K: 1 S: 9	H: 0 LOB: 0 BB: 0 P: 11	R: 0 E: 0 K: 1 S: 23	H: 7 LOB: 1 BB: 0 P: 30	R: 0 E: 0 K: 0 S: 9	H: 0 LOB: 0 BB: 0 P: 15	R: 0 E: 0 K: 0 S: 10	H: 1 LOB: 1 BB: 0 P: 16		R: 0 E: 0 K: 0 S: 8	H: 0 LOB: 0 BB: 0 P: 14	R: 0 E: 0 K: 1 S: 7	H: 0 LOB: 0 BB: 0 P: 8	R: 0 E: 0 K: 2 S: 12	H: 0 LOB: 0 BB: 0 P: 13	1B: 9 2B: 3 3B: 0 HR: 1	SF: 0 SAC: 1 DP: 0 HBP: 1	WP: 0 PA: 38 CS: 0
PITCHER	IP: 2.0 WLS: L BF: 16 ERA: 3.87	H: 2 R: 1 ER: 1 SO: 2	H: 0 R: 0 ER: 0 SO: 0	H: 0 R: 0 ER: 0 SO: 0	H: 0 R: 0 ER: 0 SO: 0	H: 0 R: 0 ER: 0 SO: 0	IP: 4.0 WLS: 0 BF: 16 ERA: 2.25	H: 1 R: 1 ER: 1 SO: 4	IP: 1.0 WLS: 0 BF: 3 ERA: 4.0	H: 0 R: 0 ER: 0 SO: 2	ERA: 3.87 WHIP: 5.000	IP: 1.0 WLS: 0 BF: 3 ERA: 4.0	H: 0 R: 0 ER: 0 SO: 0	ERA: 4.0 WHIP: 0.000	IP: 1.0 WLS: 0 BF: 3 ERA: 1.85	H: 0 R: 0 ER: 0 SO: 2	ERA: 1.85 WHIP: 0.000			

AB	36
R	9
H	13
RBI	9
BB	0
SO	6
LOB	9



Batter	1	2	3	4	5	6	7	8	9	AB	R	H	RBI	BB	SO	LOB	TOP								
2 Derek Jeter, R OBP: 0.369, SLG: 0.421	L4		L6		K		G6-4-3			4	0	0	0	0	1	4									
Paul O'Neill, L OBP: 0.325, SLG: 0.437	K		G4-3					1B	2B	4	1	2	0	0	1	1									
Bernie Williams, S OBP: 0.407, SLG: 0.533	1B			G6-3		G1-3		F3		4	0	1	0	0	0	2									
Tino Martinez, L OBP: 0.310, SLG: 0.457	K			G3-1		K		P5		4	0	0	0	0	2	3									
Shane Spencer, R OBP: 0.253, SLG: 0.388		K			1B					4	0	2	1	0	1	1									
Scott Brosius, R OBP: 0.363, SLG: 0.477					1B					4	0	3	0	0	1	1									
Todd Greene, R OBP: 0.415, SLG: 0.400 Jay Witasick, R OBP: 0.196, SLG: 0.230	G6-3				1B					3	0	0	0	0	1	4	AB 35								
Alfonso Soriano, R OBP: 0.296, SLG: 0.402										0	0	0	0	0	0	0	R 1								
Ted Lilly, L OBP: 0.401, SLG: 0.517										1	0	0	0	0	0	0	H 11								
Ramiro Mendoza, R OBP: 0.319, SLG: 0.433										2	0	1	0	0	1	0	RBI 1								
20 Jorge Posada, S OBP: 0.401, SLG: 0.517										2	0	1	0	0	1	0	BB 0								
Inning Stats	R: 0 E: 0 K: 2 S: 11	H: 1 LOB: 1 BB: 0 P: 17	R: 0 E: 0 K: 1 S: 10	H: 1 LOB: 0 BB: 0 P: 15	R: 0 E: 0 K: 0 S: 7	H: 1 LOB: 1 BB: 0 P: 8	R: 0 E: 0 K: 1 S: 12	H: 2 LOB: 2 BB: 0 P: 19	R: 0 E: 0 K: 1 S: 8	H: 0 LOB: 0 BB: 0 P: 14	R: 0 E: 0 K: 1 S: 11	H: 1 LOB: 1 BB: 0 P: 15	R: 0 E: 0 K: 0 S: 8	H: 3 LOB: 2 BB: 0 P: 16	R: 1 E: 0 K: 1 S: 13	H: 2 LOB: 1 BB: 0 P: 16	R: 0 E: 0 K: 2 S: 10	H: 0 LOB: 0 BB: 0 P: 15	1B: 9 2B: 2 3B: 0 HR: 0	SF: 0 SAC: 1 DP: 2 HBP: 0	WP: 0 PB: 0 SB: 1 CS: 0	PA: 36			
PITCHER	IP	WLS	BF	H	R	ER	SO	BB	IBB	HBP	BLK	WP	HR	S	P	ERA	WHIP								
45 Chuck Smith, R ERA: 4.73	7.0	W	28	9	0	0	7	0	0	0	0	0	0	67	104	0.00	1.286								
Vic Darensbourg, L ERA: 4.5	0.2		3	1	1	1	0	0	0	0	0	0	0	8	10	13.50	1.500								
Braden Looper, R ERA: 4.38	1.1		5	1	0	0	3	0	0	0	0	0	0	15	21	0.00	0.750								

New York Yankees @ Florida Marlins
Pro Player Stadium, Miami, FL
Fri Jul 13, 2001, 7:05 PM EDT
Att: 44,313 - Sunny - 90 F

AB 35
R 1
H 11
RBI 1
BB 0
SO 10
LOB 16



Batter	1	2	3	4	5	6	7	8	9	AB	R	H	RBI	BB	SO	LOB	BOTTOM								
Luis Castillo, S OBP: 0.369, SLG: 0.348	G1-3		E 1B SF8	1B S				HR		4	2	3	1	1	0	0									
Eric Owens, R OBP: 0.295, SLG: 0.336	G5-3		SF8 1B E	1B		P4		K		5	1	2	0	0	1	3									
Cliff Floyd, L OBP: 0.287, SLG: 0.364	F2		SF8					HR		4	1	2	4	0	1	1									
John Mabry, L OBP: 0.287, SLG: 0.364			1-3 2-H	1B		K				0	0	0	0	0	0	0									
Mike Lowell, R OBP: 0.353, SLG: 0.478 Andy Fox, L		P4								4	1	1	1	1	2	2									
Kevin Millar, R OBP: 0.349, SLG: 0.554 Vic Darensbourg, L Braden Looper, R			2B							0	0	0	0	0	0	0									
Kevin Millar, R OBP: 0.349, SLG: 0.554 Vic Darensbourg, L Braden Looper, R			3-H	1B						4	0	2	1	0	0	1									
Derrek Lee, R OBP: 0.319, SLG: 0.433			1-H	2B						0	0	0	0	0	0	0									
Derrek Lee, R OBP: 0.319, SLG: 0.433										1	0	0	0	0	1	0									
Derrek Lee, R OBP: 0.319, SLG: 0.433										4	0	0	0	0	2	2									
Mike Redmond, R OBP: 0.405, SLG: 0.521										4	2	1	0	0	0	1									
Mike Redmond, R OBP: 0.405, SLG: 0.521										4	2	1	0	0	0	1	AB 38								
Alex Gonzalez, R OBP: 0.319, SLG: 0.391										4	3	3	3	0	0	2	R 11								
Alex Gonzalez, R OBP: 0.319, SLG: 0.391										4	3	3	3	0	0	2	H 15								
45 Chuck Smith, R OBP: 0.261, SLG: 0.227 Ryan Thompson, R OBP: 0.571, SLG: 0.846										3	0	0	0	0	2	0	RBI 11								
45 Chuck Smith, R OBP: 0.261, SLG: 0.227 Ryan Thompson, R OBP: 0.571, SLG: 0.846										1	1	1	1	0	0	0	BB 2								
Inning Stats	R: 0 E: 0 K: 0 S: 7	H: 0 LOB: 0 BB: 0 P: 10	R: 0 E: 1 K: 1 S: 15	H: 1 LOB: 2 BB: 0 P: 21	R: 3 E: 1 K: 1 S: 14	H: 3 LOB: 1 BB: 1 P: 23	R: 2 E: 1 K: 2 S: 17	H: 4 LOB: 2 BB: 0 P: 26	R: 0 E: 0 K: 0 S: 9	H: 0 LOB: 0 BB: 0 P: 11	R: 1 E: 0 K: 1 S: 11	H: 2 LOB: 1 BB: 0 P: 13	R: 0 E: 0 K: 1 S: 6	H: 0 LOB: 0 BB: 1 P: 11	R: 5 E: 0 K: 3 S: 21	H: 5 LOB: 0 BB: 0 P: 25	1B: 10 2B: 2 3B: 0 HR: 3	SF: 1 SAC: 0 DP: 1 HBP: 0	WP: 0 PB: 0 SB: 1 CS: 0	PA: 41					
PITCHER	IP	WLS	BF	H	R	ER	SO	BB	IBB	HBP	BLK	WP	HR	S	P	ERA	WHIP								
Ted Lilly, L ERA: 4.99	3.2	L	21	8	5	4	3	1	0	0	0	0	1	50	74	9.82	2.455								
Ramiro Mendoza, R ERA: 4.07	2.1		9	2	1	1	2	0	0	0	0	0	1	23	30	3.86	0.857								
Jay Witasick, R ERA: 3.0	2.0		11	5	5	5	4	1	0	0	0	0	1	27	36	22.50	3.000								

New York Yankees @ Florida Marlins
Pro Player Stadium, Miami, FL
Fri Jul 13, 2001, 7:05 PM EDT
Att: 44,313 - Sunny - 90 F

AB 38
R 11
H 15
RBI 11
BB 2
SO 9
LOB 12



Batter	1	2	3	4	5	6	7	8	9	10	AB	R	H	RBI	BB	SO	LOB	TOP	
2 Derek Jeter, R OBP: 0.372, SLG: 0.427 (1, 6)											5	1	3	1	0	1	0	New York Yankees @ Florida Marlins Pro Player Stadium, Miami, FL Sat Jul 14 2001, 1:05 PM EDT Att: 39,583 - Cloudy - 85 F	
Paul O'Neill, L OBP: 0.329, SLG: 0.441 (1, 9)											4	2	2	0	1	0	1		
Bernie Williams, S OBP: 0.407, SLG: 0.530 (1, 8)											5	0	2	3	0	1	1		
Tino Martinez, L OBP: 0.308, SLG: 0.453 (1, 3)											5	0	1	0	0	0	1		
Clay Bellinger, R OBP: 0.045, SLG: 0.045 (10, PR) (10, 3)											4	0	1	0	1	2	1		
20 Jorge Posada, S OBP: 0.401, SLG: 0.513 (1, 2)											4	0	1	0	1	2	1		
Shane Spencer, R OBP: 0.274, SLG: 0.398 (1, 7)											3	0	2	0	1	0	1		
42 Mariano Rivera, R (8, 1)											0	0	0	0	0	0	0		
Chuck Knoblauch, R OBP: 0.338, SLG: 0.347 (10, PH)											1	0	1	1	0	0	0		
Mark Wohlers, R (10, 1)											0	0	0	0	0	0	0		
Ramiro Mendoza, R (10, 1)											5	0	2	0	0	1	5		
Scott Brosius, R OBP: 0.363, SLG: 0.476 (1, 5)												5	1	1	0	0	1		
Alfonso Soriano, R OBP: 0.294, SLG: 0.399 (1, 4)												5	1	1	0	0	1		
Roger Clemens, R (1, 1)												2	0	0	0	0	2		
Enrique Wilson, S OBP: 0.194, SLG: 0.229 (7, PH)												1	0	0	0	0	1		
Mike Stanton, L (7, 1)												0	0	0	0	0	0		
Gerald Williams, R OBP: 0.262, SLG: 0.328 (8, 7)												1	0	0	0	0	0		
Inning Stats	R: 2 E: 0 K: 1 S: 9	H: 3 LOB: 1 BB: 0 P: 17	R: 0 E: 0 K: 1 S: 7	H: 0 LOB: 0 BB: 0 P: 9	R: 0 E: 0 K: 1 S: 7	H: 0 LOB: 0 BB: 0 P: 11	R: 0 E: 0 K: 2 S: 9	H: 1 LOB: 1 BB: 0 P: 14	R: 0 E: 0 K: 0 S: 12	H: 3 LOB: 1 BB: 1 P: 23	R: 0 E: 0 K: 1 S: 9	H: 1 LOB: 2 BB: 1 P: 17	R: 0 E: 0 K: 0 S: 5	H: 1 LOB: 0 BB: 0 P: 5	R: 1 E: 0 K: 1 S: 11	H: 3 LOB: 2 BB: 0 P: 19	1B: 13 2B: 2 3B: 0 HR: 0	SF: 0 SAC: 0 DP: 2 HBP: 0	WP: 1 PA: 44
PITCHER	IP WLS BF H R ER SO BB IBB HBP BLK WP HR S P ERA WHIP	IP WLS BF H R ER SO BB IBB HBP BLK WP HR S P ERA WHIP	IP WLS BF H R ER SO BB IBB HBP BLK WP HR S P ERA WHIP	IP WLS BF H R ER SO BB IBB HBP BLK WP HR S P ERA WHIP	IP WLS BF H R ER SO BB IBB HBP BLK WP HR S P ERA WHIP	IP WLS BF H R ER SO BB IBB HBP BLK WP HR S P ERA WHIP	IP WLS BF H R ER SO BB IBB HBP BLK WP HR S P ERA WHIP	IP WLS BF H R ER SO BB IBB HBP BLK WP HR S P ERA WHIP	IP WLS BF H R ER SO BB IBB HBP BLK WP HR S P ERA WHIP	IP WLS BF H R ER SO BB IBB HBP BLK WP HR S P ERA WHIP	IP WLS BF H R ER SO BB IBB HBP BLK WP HR S P ERA WHIP	IP WLS BF H R ER SO BB IBB HBP BLK WP HR S P ERA WHIP	IP WLS BF H R ER SO BB IBB HBP BLK WP HR S P ERA WHIP	IP WLS BF H R ER SO BB IBB HBP BLK WP HR S P ERA WHIP	IP WLS BF H R ER SO BB IBB HBP BLK WP HR S P ERA WHIP	IP WLS BF H R ER SO BB IBB HBP BLK WP HR S P ERA WHIP	IP WLS BF H R ER SO BB IBB HBP BLK WP HR S P ERA WHIP	IP WLS BF H R ER SO BB IBB HBP BLK WP HR S P ERA WHIP	
Ryan Dempster, R ERA: 4.28 (1, 1)	6.1	WLS: 28	H: 9	R: 4	ER: 4	SO: 6	BB: 1	IBB: 0	HBP: 0	BLK: 0	WP: 1	HR: 0	S: 67	P: 103	ERA: 5.68	WHIP: 1.579			
Armando Almanza, L ERA: 3.21 (7, 1)	1.1	WLS: 4	H: 1	R: 0	ER: 0	SO: 1	BB: 1	IBB: 0	HBP: 0	BLK: 0	WP: 0	HR: 0	S: 8	P: 16	ERA: 0.00	WHIP: 1.500			
Ricky Bones, R ERA: 4.09 (8, 1)	0.1	WLS: 3	H: 1	R: 0	ER: 0	SO: 1	BB: 0	IBB: 0	HBP: 0	BLK: 0	WP: 0	HR: 0	S: 3	P: 9	ERA: 0.00	WHIP: 6.000			
Antonio Alfonseca, R ERA: 2.56 (9, 1)	2.0	WLS: L	H: 9	R: 4	ER: 1	SO: 1	BB: 0	IBB: 0	HBP: 0	BLK: 0	WP: 0	HR: 0	S: 16	P: 24	ERA: 4.50	WHIP: 2.000			

Batter	1	2	3	4	5	6	7	8	9	10	AB	R	H	RBI	BB	SO	LOB	BOTTOM			
Luis Castillo, S OBP: 0.366, SLG: 0.345 (1, 4)											5	1	1	0	0	0	0	New York Yankees @ Florida Marlins Pro Player Stadium, Miami, FL Sat Jul 14 2001, 1:05 PM EDT Att: 39,583 - Cloudy - 85 F			
Alex Gonzalez, R OBP: 0.320, SLG: 0.401 (1, 6)											5	2	2	2	0	2	0				
Cliff Floyd, L OBP: 0.415, SLG: 0.634 (1, 7)											4	1	1	0	1	1	1				
Mike Lowell, R OBP: 0.353, SLG: 0.476 (1, 5)											5	0	2	1	0	2	1				
Kevin Millar, R OBP: 0.359, SLG: 0.565 (1, 3) (7, 9)												5	0	4	1	0	0		0		
John Mabry, L OBP: 0.276, SLG: 0.363 (7, 1)												3	0	1	0	0	1				
Armando Almanza, L ERA: 3.21 (7, 1)	1.1	WLS: H	H: 5	R: 1	ER: 1	SO: 3	BB: 1	IBB: 0	HBP: 0	BLK: 0	WP: 0	HR: 0	S: 13	P: 18	ERA: 6.75	WHIP: 0.750					
42 Mariano Rivera, R ERA: 2.57 (8, 1)	1.2	WLS: W	H: 8	R: 2	ER: 0	SO: 2	BB: 0	IBB: 1	HBP: 0	BLK: 0	WP: 0	HR: 0	S: 19	P: 29	ERA: 0.00	WHIP: 1.200					
Mark Wohlers, R ERA: 3.96 (10, 1)	0.1	WLS: H	H: 3	R: 1	ER: 0	SO: 0	BB: 1	IBB: 0	HBP: 0	BLK: 0	WP: 0	HR: 0	S: 6	P: 13	ERA: 0.00	WHIP: 6.000					
Ramiro Mendoza, R ERA: 4.03 (10, 1)	0.2	WLS: S	H: 1	R: 0	ER: 0	SO: 0	BB: 0	IBB: 0	HBP: 0	BLK: 0	WP: 0	HR: 0	S: 2	P: 2	ERA: 0.00	WHIP: 0.000					
Ryan Dempster, R OBP: 0.105, SLG: 0.108 (1, 1)												3	0	0	0	1	0				
Ryan Thompson, R OBP: 0.444, SLG: 0.647 (1, 8)												4	0	0	0	3	6				
Ryan Dempster, R OBP: 0.105, SLG: 0.108 (1, 1)												2	0	0	0	0	0				
Derrek Lee, R OBP: 0.317, SLG: 0.430 (7, 3)											2	0	0	0	0	2	0				
Inning Stats	R: 0 E: 0 K: 1 S: 9	H: 0 LOB: 0 BB: 0 P: 12	R: 0 E: 0 K: 1 S: 12	H: 2 LOB: 2 BB: 1 P: 20	R: 2 E: 0 K: 2 S: 18	H: 2 LOB: 0 BB: 0 P: 24	R: 0 E: 0 K: 0 S: 9	H: 0 LOB: 0 BB: 0 P: 11	R: 0 E: 0 K: 1 S: 9	H: 3 LOB: 2 BB: 0 P: 23	R: 0 E: 0 K: 2 S: 7	H: 0 LOB: 0 BB: 0 P: 12	R: 1 E: 0 K: 2 S: 18	H: 3 LOB: 3 BB: 1 P: 27	R: 0 E: 0 K: 1 S: 7	H: 0 LOB: 0 BB: 0 P: 8	R: 0 E: 0 K: 0 S: 8	H: 1 LOB: 1 BB: 1 P: 15	1B: 8 2B: 1 3B: 1 HR: 1	SF: 0 SAC: 0 DP: 2 HBP: 0	WP: 0 PA: 42
PITCHER	IP WLS BF H R ER SO BB IBB HBP BLK WP HR S P ERA WHIP	IP WLS BF H R ER SO BB IBB HBP BLK WP HR S P ERA WHIP	IP WLS BF H R ER SO BB IBB HBP BLK WP HR S P ERA WHIP	IP WLS BF H R ER SO BB IBB HBP BLK WP HR S P ERA WHIP	IP WLS BF H R ER SO BB IBB HBP BLK WP HR S P ERA WHIP	IP WLS BF H R ER SO BB IBB HBP BLK WP HR S P ERA WHIP	IP WLS BF H R ER SO BB IBB HBP BLK WP HR S P ERA WHIP	IP WLS BF H R ER SO BB IBB HBP BLK WP HR S P ERA WHIP	IP WLS BF H R ER SO BB IBB HBP BLK WP HR S P ERA WHIP	IP WLS BF H R ER SO BB IBB HBP BLK WP HR S P ERA WHIP	IP WLS BF H R ER SO BB IBB HBP BLK WP HR S P ERA WHIP	IP WLS BF H R ER SO BB IBB HBP BLK WP HR S P ERA WHIP	IP WLS BF H R ER SO BB IBB HBP BLK WP HR S P ERA WHIP	IP WLS BF H R ER SO BB IBB HBP BLK WP HR S P ERA WHIP	IP WLS BF H R ER SO BB IBB HBP BLK WP HR S P ERA WHIP	IP WLS BF H R ER SO BB IBB HBP BLK WP HR S P ERA WHIP	IP WLS BF H R ER SO BB IBB HBP BLK WP HR S P ERA WHIP	IP WLS BF H R ER SO BB IBB HBP BLK WP HR S P ERA WHIP			
Roger Clemens, R ERA: 3.59 (1, 1)	6.0	WLS: 7	H: 7	R: 3	ER: 3	SO: 6	BB: 1	IBB: 0	HBP: 0	BLK: 0	WP: 0	HR: 1	S: 76	P: 102	ERA: 4.50	WHIP: 1.333					
Mike Stanton, L ERA: 1.99 (7, 1)	1.1	WLS: H	H: 5	R: 1	ER: 1	SO: 3	BB: 0	IBB: 0	HBP: 0	BLK: 0	WP: 0	HR: 0	S: 13	P: 18	ERA: 6.75	WHIP: 0.750					

Batter	1	2	3	4	5	6	7	8	9	AB	R	H	RBI	BB	SO	LOB	TOP										
Chuck Knoblauch, R OBP: 0.341, SLG: 0.347	4-2 2 HR BB	2-3 K		4-2 2B BB		0-1 2S 2PB 1B			1-1 F9	3	1	1	0	2	1	2											
2 Derek Jeter, R OBP: 0.372, SLG: 0.437	3-1 1-H HR	3-0 FC6-4		2-0 BB		3-3 K			0-2 F8	5	1	2	3	0	1	3											
Bernie Williams, S OBP: 0.407, SLG: 0.528	1-3 K		1-3 K		3-2 G6-3			0-1 20 FC6-4 1B	1-0 1B	5	0	2	0	0	2	2											
Tino Martinez, L OBP: 0.304, SLG: 0.447	3-2 P6		1-0 G4-3		0-1 F3			1-1 L4	0-1 G4-3	5	0	0	0	0	2												
20 Jorge Posada, S OBP: 0.402, SLG: 0.509	4-2 BB		4-2 BB		2-3 K			0-2 FC6-4		2	0	0	0	2	1	1											
Paul O'Neill, L OBP: 0.326, SLG: 0.439	1-1 G4-3		0-0 F9		1-1 1B			0-0 F8		4	0	1	0	0	0	3											
Scott Brosius, R OBP: 0.362, SLG: 0.471		4-2 FC1-5 BB		0-0 P3		1-0 L5		3-2 G6-3		3	0	0	0	1	0	1											
Alfonso Soriano, R OBP: 0.297, SLG: 0.398		4-1 S2 FC1-5 BB		0-2 S 2B SH1-4 1B		0-1 F8		0-1 F9		3	1	1	0	1	0	0											
Andy Pettitte, L (8, PH)		0-0 FC1-5 FC6-4		0-0 SH1-4		0-2 F7		1-1 G4-3		2	0	0	0	0	0	2											
Gerald Williams, R OBP: 0.261, SLG: 0.326										1	0	0	0	0	0	0											
Mark Wohlers, R (8, 1)										0	0	0	0	0	0	0											
Randy Choate, L (8, 1)										0	0	0	0	0	0	0											
Inning Stats	R: 2 E: 0 K: 1 S: 20	H: 1 LOB: 1 BB: 2 P: 36	R: 0 E: 0 K: 1 S: 10	H: 0 LOB: 2 BB: 23	R: 0 E: 0 K: 1 S: 8	H: 0 LOB: 1 BB: 1 P: 14	R: 1 E: 0 K: 0 S: 12	H: 2 LOB: 2 BB: 1 P: 21	R: 0 E: 0 K: 1 S: 8	H: 1 LOB: 1 BB: 0 P: 12	R: 0 E: 0 K: 0 S: 10	H: 1 LOB: 1 BB: 0 P: 13	R: 0 E: 0 K: 0 S: 8	H: 0 LOB: 0 BB: 0 P: 12	R: 0 E: 0 K: 0 S: 9	H: 1 LOB: 1 BB: 0 P: 11	1B: 5 2B: 1 3B: 0 HR: 1	SF: 0 SAC: 1 DP: 0 HBP: 0	WP: 0 PB: 1 SB: 3 CS: 0	PA: 40							
PITCHER	IP	WLS	BF	H	R	ER	SO	BB	IBB	HBP	BLK	WP	HR	S	P	ERA	WHIP										
Robert Person, R ERA: 4.94	5.0	W	25	4	3	3	4	6	0	0	0	0	1	58	106	5.40	2.000										
Wayne Gomes, R ERA: 3.59	1.0	H	5	2	0	0	1	0	0	0	0	0	0	12	15	0.00	2.000										
Rheal Cormier, L ERA: 2.41	2.0	H	6	0	0	0	0	0	0	0	0	0	0	14	19	0.00	0.000										
Jose Mesa, R ERA: 2.85	1.0		4	1	0	0	0	0	0	0	0	0	0	9	11	0.00	1.000										

New York Yankees @ Philadelphia Phillies
Veterans Stadium, Philadelphia, PA
Sun Jul 15 2001, 1:35 PM EDT
Att: 59,470 - Sunny - 80 F

AB	33
R	3
H	7
RBI	3
BB	6
SO	5
LOB	16



Batter	1	2	3	4	5	6	7	8	9	AB	R	H	RBI	BB	SO	LOB	BOTTOM											
Doug Glanville, R OBP: 0.303, SLG: 0.422	0-1 G4-3		2-1 2H 2B		0-1 E6 11 FC5-4		1-1 F9	2-2 2B		5	0	2	2	0	0	0												
11 Jimmy Rollins, S OBP: 0.310, SLG: 0.416	1-3 K		2-2 L5		0-0 FC5-4 1B		1-2 PB 1B	4-1 FC6-4 BB		4	2	1	0	1	1	2												
Bobby Abreu, L OBP: 0.394, SLG: 0.524	1-0 G4-3			2-3 K	4-2 1B BB		3-2 1B	1-3 K		4	0	1	1	1	2	2												
Scott Rolen, R OBP: 0.366, SLG: 0.435		2-2 G5-3		1-0 3B 1B	0-1 FC5-4 1B		0-0 P4	0-0 FC6-4		5	1	2	1	0	0	3												
Pat Burrell, R OBP: 0.361, SLG: 0.441		2-3 K		3-1 SF9 3B	0-0 FC5-4			0-1 2B 1B		4	2	2	1	0	1	2												
Travis Lee, L OBP: 0.356, SLG: 0.478		1-1 G4-3		0-2 SF9		2-1 F7		1-0 WP 1B 2B		3	1	1	2	0	0	0												
Tomas Perez, S OBP: 0.318, SLG: 0.371			0-1 P4		0-1 G4-3			4-1 SH5-4 PB BB		3	0	1	0	0	0	0												
Jose Mesa, R (9, 1)				2-0 P8		0-0 F9		0-1 PB SH5-4 2B 1B		4	2	2	1	0	0	1												
Gary Bennett, R OBP: 0.315, SLG: 0.286			1-2 SH5-4 2B 1B		1-2 G6-3			0-1 3H 2-3 1B		0	0	0	0	0	0	0												
Robert Person, R ERA: 4.94	7.0	L	31	8	5	3	3	1	0	0	0	0	0	0	0	0												
Wayne Gomes, R ERA: 3.59	0.0		4	3	4	4	0	1	0	0	0	0	1	0	6	11	∞											
Randy Choate, L ERA: 2.83	1.0		5	1	0	0	1	1	0	0	0	0	0	0	10	17	0.00	2.000										
Inning Stats	R: 0 E: 0 K: 1 S: 6	H: 0 LOB: 0 BB: 0 P: 8	R: 0 E: 0 K: 1 S: 9	H: 0 LOB: 0 BB: 0 P: 14	R: 1 E: 0 K: 0 S: 14	H: 2 LOB: 1 BB: 0 P: 21	R: 2 E: 0 K: 1 S: 15	H: 3 LOB: 1 BB: 0 P: 26	R: 1 E: 0 K: 0 S: 11	H: 1 LOB: 2 BB: 1 P: 16	R: 0 E: 0 K: 0 S: 5	H: 0 LOB: 0 BB: 0 P: 7	R: 1 E: 0 K: 0 S: 11	H: 2 LOB: 1 BB: 0 P: 17	R: 4 E: 0 K: 1 S: 16	H: 4 LOB: 2 BB: 2 P: 28	1B: 8 2B: 3 3B: 1 HR: 0	SF: 1 SAC: 2 DP: 0 HBP: 0	WP: 1 PB: 3 SB: 1 CS: 0	PA: 40								
PITCHER	IP	WLS	BF	H	R	ER	SO	BB	IBB	HBP	BLK	WP	HR	S	P	ERA	WHIP											
Andy Pettitte, L ERA: 3.08	7.0	L	31	8	5	3	3	1	0	0	0	0	1	0	6	11	∞											
Mark Wohlers, R ERA: 4.95	0.0		4	3	4	4	0	1	0	0	0	0	0	0	6	11	∞											
Randy Choate, L ERA: 2.83	1.0		5	1	0	0	1	1	0	0	0	0	0	0	10	17	0.00	2.000										

New York Yankees @ Philadelphia Phillies
Veterans Stadium, Philadelphia, PA
Sun Jul 15 2001, 1:35 PM EDT
Att: 59,470 - Sunny - 80 F

AB	34
R	9
H	12
RBI	8
BB	3
SO	4
LOB	10




Batter	1	2	3	4	5	6	7	8	9	10	11	12	AB	R	H	RBI	BB	SO	LOB	
Chuck Knoblauch, R (1.7) Randy Choate, L (11.1) 42 Mariano Rivera, R (12.1)	P6		G5-3		WF 2 2 S 1B		F8		BB		G6-3		5	0	1	0	1	0	0	
2 Derek Jeter, R (1.6) OBP: 0.373, SLG: 0.431	F9		G6-3 BB		BB		F9		G3 BB			F8 1B	3	1	1	0	3	0	0	
Bernie Williams, S (1.8) OBP: 0.401, SLG: 0.512	BB		G6-3		P6		BB		G3			F8 1B	4	1	0	0	2	0	5	
Tino Martinez, L (1.3) OBP: 0.305, SLG: 0.443	BB		G5-3				F9		G4-3			F8 1B	6	1	3	1	0	0	1	
20 Jorge Posada, S (1.2) OBP: 0.407, SLG: 0.535	G4-3		BB 1B		BB 1B		F9 2B		BB 1B			20 HR 1B	6	1	4	3	0	1	2	
Paul O'Neill, L (1.9) OBP: 0.352, SLG: 0.437			G3		G6-4-3 1B		G4-3				F8	F8	5	0	1	0	1	0	2	
Scott Brosius, R (1.5) OBP: 0.357, SLG: 0.484			P6		G6-4-3 1B		F9				G1-3		5	0	0	0	0	1	4	
Alfonso Soriano, R (1.4) OBP: 0.295, SLG: 0.393			FC4 1B				K		G6-3			F8	5	0	1	0	1	1	1	
35 Mike Mussina, L (1.1) OBP: 0.326, SLG: 0.354 Mike Stanton, L (8.1) Jay Witasick, R (8.1) Shane Spencer, R (1.1) OBP: 0.271, SLG: 0.304	FC4				F5		G1-3		F8			G5-3	3	0	0	0	0	0	4	
Inning Stats	R: 0 E: 0 K: 0 S: 6	H: 1 LOB: 2 BB: 1 P: 12	R: 0 E: 0 K: 0 S: 8	H: 1 LOB: 1 BB: 0 P: 11	R: 0 E: 0 K: 0 S: 4	H: 0 LOB: 0 BB: 1 P: 9	R: 0 E: 0 K: 0 S: 9	H: 2 LOB: 1 BB: 1 P: 14	R: 0 E: 0 K: 0 S: 8	H: 1 LOB: 3 BB: 2 P: 21	R: 1 E: 0 K: 0 S: 13	H: 2 LOB: 2 BB: 1 P: 22	R: 0 E: 0 K: 0 S: 7	H: 0 LOB: 0 BB: 2 P: 16	R: 0 E: 0 K: 0 S: 8	H: 0 LOB: 0 BB: 0 P: 13	R: 3 E: 0 K: 0 S: 14	H: 3 LOB: 1 BB: 0 P: 23	1B: 9 2B: 1 3B: 0 HR: 1	SF: 0 SAC: 0 DP: 2 HBP: 1
PITCHER	IP WLS BF H R ER SO BB IBB HBP BLK WP HR S P ERA WHIP	48 David Coggin, R (1.1) ERA: 2.39	Ed Vosberg, L (7.1) ERA: 3.38	Jose Mesa, R (9.1) ERA: 2.72	Jose Santiago, R (10.1) ERA: 5.46	Wayne Gomes, R (11.1) ERA: 4.0	PITCHER	IP WLS BF H R ER SO BB IBB HBP BLK WP HR S P ERA WHIP	48 David Coggin, R (1.1) ERA: 2.39	Ed Vosberg, L (7.1) ERA: 3.38	Jose Mesa, R (9.1) ERA: 2.72	Jose Santiago, R (10.1) ERA: 5.46	Wayne Gomes, R (11.1) ERA: 4.0							

TOP

New York Yankees @ Philadelphia Phillies
Veterans Stadium, Philadelphia, PA

Tue Jul 17 2001, 7:05 PM EDT
Alt. 47.529 - Cloudy - 87 F

AB 44
R 4
H 11
RBI 4
BB 8
SO 3
LOB 19




Batter	1	2	3	4	5	6	7	8	9	10	11	12	AB	R	H	RBI	BB	SO	LOB					
Doug Glanville, R (1.8) OBP: 0.306, SLG: 0.423	F3		F7		BB 1B		G3-1		BB 1B		G3		6	0	2	0	0	0	0					
11 Jimmy Rollins, S (1.6) OBP: 0.307, SLG: 0.408	G1-3		G4-3		K		BB 1B		K		G5-3		6	0	1	0	0	2	2					
Bobby Abreu, L (1.9) OBP: 0.388, SLG: 0.528	BB		S BB		L8		BB 2B		F7		S HBP 1B		5	0	3	0	1	0	2					
Scott Rolen, R (1.5) OBP: 0.365, SLG: 0.428	BB		P4		BB 1B		F9		F8		DI HBP		4	0	1	0	1	0	3					
Travis Lee, L (1.3) OBP: 0.357, SLG: 0.471	G4-3		E5 SH5-3 1B		F9		F7 SH3-4 HBP		BB 1B		G4-1		5	0	2	0	0	0	6					
Marlon Anderson, L (1.4) OBP: 0.317, SLG: 0.432			FC5-4 1B		SH5-3		F8 48 WP 2B		SH3-4		BB 1B		4	1	3	0	0	1	0					
Pat Burrell, R (1.7) OBP: 0.358, SLG: 0.430			FC5-4		K		L9		F7 IBB		F5		5	0	0	0	1	1	5					
Johnny Estrada, S (1.2) OBP: 0.295, SLG: 0.369	F5		F5		IBB		F8		F7		L8		5	0	1	0	1	0	6					
48 David Coggin, R (1.1) Ed Vosberg, L (7.1) Brian Hunter, R (8.1) Jose Mesa, R (9.1) Jose Santiago, R (10.1) Eric Valent, L (10.1) Wayne Gomes, R (11.1) 23 Kevin Zamboni, R (12.1) OBP: 0.341, SLG: 0.308	G4-3		G4-3		K		G6-3		G5-3		K		3	0	0	0	0	1	3					
Inning Stats	R: 0 E: 0 K: 0 S: 13	H: 1 LOB: 2 BB: 1 P: 23	R: 0 E: 0 K: 0 S: 11	H: 1 LOB: 1 BB: 0 P: 17	R: 0 E: 0 K: 0 S: 12	H: 0 LOB: 1 BB: 1 P: 22	R: 0 E: 1 K: 2 S: 10	H: 1 LOB: 2 BB: 1 P: 15	R: 0 E: 0 K: 0 S: 12	H: 2 LOB: 2 BB: 0 P: 14	R: 1 E: 0 K: 0 S: 7	H: 1 LOB: 1 BB: 1 P: 10	R: 0 E: 0 K: 0 S: 5	H: 0 LOB: 2 BB: 1 P: 12	R: 0 E: 0 K: 1 S: 9	H: 1 LOB: 1 BB: 0 P: 12	R: 0 E: 0 K: 1 S: 13	H: 2 LOB: 2 BB: 0 P: 20	R: 0 E: 0 K: 0 S: 14	H: 1 LOB: 2 BB: 0 P: 20	R: 0 E: 0 K: 2 S: 12	H: 1 LOB: 1 BB: 0 P: 14	1B: 10 2B: 3 3B: 0 HR: 0	SF: 0 SAC: 2 DP: 0 HBP: 2
PITCHER	IP WLS BF H R ER SO BB IBB HBP BLK WP HR S P ERA WHIP	35 Mike Mussina, R (1.1) ERA: 3.73	Mike Stanton, L (8.1) ERA: 1.84	Jay Witasick, R (9.1) ERA: 2.85	Randy Choate, L (11.1) ERA: 2.73	42 Mariano Rivera, R (12.1) ERA: 2.47	PITCHER	IP WLS BF H R ER SO BB IBB HBP BLK WP HR S P ERA WHIP	35 Mike Mussina, R (1.1) ERA: 3.73	Mike Stanton, L (8.1) ERA: 1.84	Jay Witasick, R (9.1) ERA: 2.85	Randy Choate, L (11.1) ERA: 2.73	42 Mariano Rivera, R (12.1) ERA: 2.47											

BOTTOM

New York Yankees @ Philadelphia Phillies
Veterans Stadium, Philadelphia, PA

Tue Jul 17 2001, 7:05 PM EDT
Alt. 47.529 - Cloudy - 87 F

AB 46
R 1
H 13
RBI 0
BB 4
SO 7
LOB 32



Batter	1	2	3	4	5	6	7	8	9	AB	R	H	RBI	BB	SO	LOB	TOP								
Gerald Williams, R OBP: 0.265, SLG: 0.324	F9		FC6-4			G6-4-3		G5-3		4	0	1	1	1	0	5	New York Yankees @ Detroit Tigers Comerica Park, Detroit, MI Wed Jul 18 2001, 7:05 PM EDT Att: 33,216 - Cloudy - 82 F								
2 Derek Jeter, R OBP: 0.375, SLG: 0.436	1B		HBP		F2		G4-3	G5-3		4	0	2	0	0	0	2									
Bernie Williams, S OBP: 0.405, SLG: 0.510	F7		F9				G6-3			4	0	1	0	1	0	4									
Tino Martinez, L OBP: 0.306, SLG: 0.449	F7						G4-3	G3		5	1	2	0	0	0	5									
20 Jorge Posada, S OBP: 0.407, SLG: 0.531		F7								4	0	1	0	1	2	3									
Paul O'Neill, L OBP: 0.325, SLG: 0.436										3	1	1	1	0	0	0									
Enrique Wilson, S OBP: 0.189, SLG: 0.222	F8		SF7					G3	G3-6-1	1	0	0	0	0	0	1									
Shane Spencer, R OBP: 0.282, SLG: 0.388	F8									5	1	2	0	0	0	1									
Luis Sojo, R OBP: 0.292, SLG: 0.227			F7		F3					4	1	2	1	0	0	2									
Alfonso Soriano, R OBP: 0.302, SLG: 0.405										3	0	2	1	1	1	0									
Inning Stats	R: 0 E: 0 K: 0 S: 8	H: 1 LOB: 1 BB: 0 P: 14	R: 0 E: 0 K: 0 S: 5	H: 0 LOB: 0 BB: 0 P: 10	R: 0 E: 0 K: 1 S: 9	H: 0 LOB: 2 BB: 1 P: 19	R: 1 E: 0 K: 0 S: 19	H: 3 LOB: 3 BB: 1 P: 29	R: 0 E: 0 K: 1 S: 10	H: 2 LOB: 2 BB: 0 P: 15	R: 1 E: 0 K: 0 S: 15	H: 3 LOB: 1 BB: 0 P: 20	R: 0 E: 0 K: 1 S: 11	H: 1 LOB: 1 BB: 0 P: 12	R: 2 E: 0 K: 0 S: 23	H: 4 LOB: 1 BB: 1 P: 33	R: 0 E: 0 K: 0 S: 3	H: 0 LOB: 0 BB: 1 P: 8	1B: 12 2B: 3 3B: 0 HR: 0	SF: 1 SAC: 0 DP: 3 HBP: 1	WP: 0 PB: 0 SB: 0 CS: 1	PA: 43			
PITCHER	IP	WLS	BF	H	R	ER	SO	BB	IBB	HBP	BLK	WP	HR	S	P	ERA	WHIP								
Victor Santos, R ERA: 3.86	5.1	W	26	8	2	2	2	2	0	0	0	0	0	58	96	3.38	1.875								
Todd Jones, R ERA: 4.98	2.0		11	6	2	2	1	0	0	0	0	0	0	34	43	9.00	3.000								
Danny Patterson, R ERA: 2.6	0.2		3	0	0	0	0	1	0	0	0	0	0	8	13	0.00	1.500								
Heath Murray, L ERA: 5.65	1.0		3	0	0	0	0	1	0	0	0	0	0	3	8	0.00	1.000								

AB	37
R	4
H	14
RBI	4
BB	4
SO	3
LOB	23



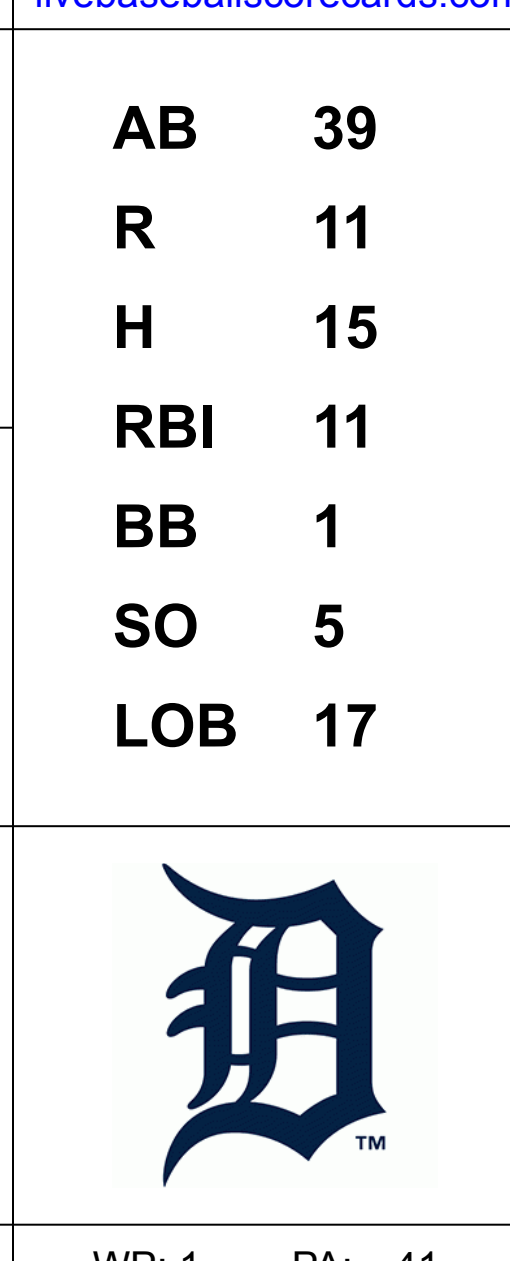

Batter	1	2	3	4	5	6	7	8	9	AB	R	H	RBI	BB	SO	LOB	BOTTOM								
Roger Cedeno, S OBP: 0.342, SLG: 0.393	HR	HR				G1-3		SF8		5	4	4	6	0	0	0	New York Yankees @ Detroit Tigers Comerica Park, Detroit, MI Wed Jul 18 2001, 7:05 PM EDT Att: 33,216 - Cloudy - 82 F								
Damion Easley, R OBP: 0.341, SLG: 0.401	F3	G5-3						G6-3		5	1	1	1	0	0	1									
Jose Macias, S OBP: 0.331, SLG: 0.435										0	0	0	0	0	0	0									
Bobby Higginson, L OBP: 0.399, SLG: 0.500	K									4	1	2	2	0	1	0									
Wendell Magee, R OBP: 0.339, SLG: 0.442										4	1	2	1	1	0	1									
Shane Halter, R OBP: 0.383, SLG: 0.505	F8									5	1	2	2	0	1	2									
Juan Encarnacion, R OBP: 0.331, SLG: 0.419										4	1	1	0	0	0	1									
Deivi Cruz, R OBP: 0.270, SLG: 0.364										4	1	1	0	0	0	3									
Randall Simon, L OBP: 0.386, SLG: 0.396										4	1	2	0	0	0	2									
Javier Cardona, R OBP: 0.282, SLG: 0.385										4	1	1	0	0	2	3									
Inning Stats	R: 1 E: 0 K: 1 S: 14	H: 1 LOB: 1 BB: 1 P: 23	R: 3 E: 1 K: 1 S: 18	H: 2 LOB: 0 BB: 0 P: 23	R: 0 E: 0 K: 0 S: 7	H: 1 LOB: 0 BB: 0 P: 9	R: 0 E: 0 K: 1 S: 10	H: 2 LOB: 1 BB: 0 P: 17	R: 5 E: 0 K: 0 S: 19	H: 5 LOB: 0 BB: 0 P: 27	R: 0 E: 0 K: 0 S: 5	H: 0 LOB: 0 BB: 0 P: 6	R: 0 E: 1 K: 0 S: 8	H: 1 LOB: 2 BB: 0 P: 10	R: 3 E: 0 K: 1 S: 15	H: 4 LOB: 1 BB: 0 P: 19	1B: 7 2B: 4 3B: 2 HR: 3	SF: 1 SAC: 0 DP: 0 HBP: 0	WP: 0 PB: 0 SB: 2 CS: 1	PA: 41					
PITCHER	IP	WLS	BF	H	R	ER	SO	BB	IBB	HBP	BLK	WP	HR	S	P	ERA	WHIP								
Ted Lilly, L ERA: 5.19	4.0	L	21	7	5	5	1	0	0	0	0	0	1	39	51	11.25	1.750								
Todd Williams, R ERA: 4.7	4.0		20	7	5	5	1	0	0	0	0	0	1	39	51	11.25	1.750								



Batter	1	2	3	4	5	6	7	8	9	AB	R	H	RBI	BB	SO	LOB	TOP			
Gerald Williams, R OBP: 0.281, SLG: 0.319	G5-3		G5-3			F7		E5		4	0	0	0	0	0	3	New York Yankees @ Detroit Tigers Comerica Park, Detroit, MI Thu Jul 19 2001, 7:05 PM EDT Att: 35,320 - Cloudy - 87 F			
2 Derek Jeter, R OBP: 0.376, SLG: 0.433 Todd Greene, R OBP: 0.279, SLG: 0.375	L6			G6-3		G3		K		3	0	0	0	0	0	0				
Bernie Williams, S Randy Choate, L	F9			K			G6-4-3 1B	G3-1		4	0	1	0	0	1	3				
Tino Martinez, L Enrique Wilson, S		F8			HR		G6-4-3 1-2	F9		3	1	1	1	0	0	1				
20 Jorge Posada, S OBP: 0.405, SLG: 0.528		G4-6-3 1B		G4-3				F2		4	0	1	0	0	1	0				
Paul O'Neill, L Chuck Knoblauch, R	G4-6-3 1-2				G4-3			E6 1B WP 1B		2	0	0	0	0	0	1				
Shane Spencer, R					G5-3			F9		4	0	0	0	0	1	2				
Scott Brosius, R			E5 1B		F3			E 1B 2-3 1B		3	0	2	0	0	0	0				
Alfonso Soriano, R			F7			G5-3		E 1B 1-2 3-H		3	0	1	1	0	0	1				
Inning Stats	R: 0 E: 0 K: 0 S: 9	H: 0 LOB: 0 BB: 0 P: 13	R: 0 E: 0 K: 0 S: 6	H: 1 LOB: 0 BB: 0 P: 9	R: 0 E: 1 K: 1 S: 9	H: 1 LOB: 1 BB: 0 P: 12	R: 1 E: 0 K: 1 S: 8	H: 1 LOB: 0 BB: 0 P: 12	R: 0 E: 0 K: 0 S: 7	H: 0 LOB: 0 BB: 0 P: 8	R: 0 E: 0 K: 1 S: 5	H: 1 LOB: 0 BB: 0 P: 11	R: 0 E: 2 K: 1 S: 14	H: 2 LOB: 3 BB: 0 P: 17	R: 0 E: 0 K: 0 S: 6	H: 1 LOB: 1 BB: 0 P: 7		1B: 6 2B: 0 3B: 0 HR: 1	SF: 0 SAC: 0 DP: 2 HBP: 0	WP: 1 PB: 0 SB: 0 CS: 0
PITCHER Jose Lima, R ERA: 6.26	IP: 9.0 WLS: W BF: 34 H: 7 R: 2 ER: 1 SO: 4 BB: 0 IBB: 0 HBP: 0 BLK: 0 WP: 1 HR: 1 S: 72 P: 95 ERA: 1.00 WHIP: 0.778																			

Batter	1	2	3	4	5	6	7	8	9	AB	R	H	RBI	BB	SO	LOB	BOTTOM			
Roger Cedeno, S	K		S 1B	3B 1B	FC4-6 1-2 2-3		FC6-4 1-2			5	2	2	0	0	1	2	New York Yankees @ Detroit Tigers Comerica Park, Detroit, MI Thu Jul 19 2001, 7:05 PM EDT Att: 35,320 - Cloudy - 87 F			
Damion Easley, R Jose Macias, S	F9		G6-3 1-2 3-H	3B 3-0		F3		F7		4	0	1	4	0	0	1				
Bobby Higginson, L Ryan Jackson, L	K		2-H 1B	G3		HR		G1-3		4	1	2	2	0	1	1				
Wendell Magee, R		K	K		FC4-6 2B 1B	E7		2B		5	1	2	0	0	2	1				
Shane Halter, R		G5-4-3 1B		K	FC4-6 HBP	G5-3		F8		4	0	1	0	0	1	2				
Juan Encarnacion, R	G5-4-3 1-2		2-H 1B	1B 1B	FC4-6 2B	P3				4	2	1	0	0	0	4				
Deivi Cruz, R			2B 1B	1B 3B 1B	WP 1B 2B	FC6-4 BB				3	3	3	2	1	0	0				
Robert Flick, L			1B G6-3 2B	1B 3B 1B	F7		F8			4	2	2	2	0	0	2				
Javier Cardona, R			L4	F8	FC4-6 1B		F3			4	0	1	1	0	0	4				
Inning Stats	R: 0 E: 0 K: 2 S: 8	H: 0 LOB: 0 BB: 0 P: 10	R: 0 E: 0 K: 1 S: 9	H: 1 LOB: 0 BB: 0 P: 11	R: 3 E: 0 K: 1 S: 21	H: 4 LOB: 1 BB: 0 P: 31	R: 4 E: 0 K: 1 S: 18	H: 5 LOB: 1 BB: 0 P: 26	R: 3 E: 0 K: 0 S: 17	H: 3 LOB: 1 BB: 0 P: 26	R: 1 E: 1 K: 0 S: 12	H: 1 LOB: 1 BB: 0 P: 19	R: 0 E: 0 K: 0 S: 9	H: 0 LOB: 1 BB: 1 P: 15	R: 0 E: 0 K: 0 S: 10	H: 1 LOB: 1 BB: 0 P: 13		1B: 10 2B: 3 3B: 1 HR: 1	SF: 0 SAC: 0 DP: 1 HBP: 1	WP: 1 PB: 0 SB: 1 CS: 0
PITCHER Andy Pettitte, L Mark Weathers, R Randy Choate, L Randy Choate, L	IP: 4.0 WLS: L BF: 21 H: 10 R: 7 ER: 7 SO: 5 BB: 0 IBB: 0 HBP: 0 BLK: 0 WP: 1 HR: 1 S: 56 P: 78 ERA: 15.75 WHIP: 2.500	IP: 2.0 WLS: L BF: 12 H: 4 R: 4 ER: 4 SO: 0 BB: 0 IBB: 0 HBP: 1 BLK: 0 WP: 0 HR: 0 S: 29 P: 45 ERA: 18.00 WHIP: 2.000	IP: 2.0 WLS: L BF: 8 H: 1 R: 0 ER: 0 SO: 0 BB: 1 IBB: 0 HBP: 0 BLK: 0 WP: 0 HR: 0 S: 19 P: 28 ERA: 0.00 WHIP: 1.000	IP: 2.0 WLS: L BF: 8 H: 1 R: 0 ER: 0 SO: 0 BB: 1 IBB: 0 HBP: 0 BLK: 0 WP: 0 HR: 0 S: 19 P: 28 ERA: 0.00 WHIP: 1.000																

AB	34
R	2
H	7
RBI	2
BB	0
SO	4
LOB	14



Batter	1	2	3	4	5	6	7	8	9	AB	R	H	RBI	BB	SO	LOB	TOP											
José Cruz Jr., S OBP: 0.353, SLG: 0.508	0-1 HR	1-1 HR		1-2 G5-3		3-1 1B		0-3 K		5	2	3	3	0	1	1	Toronto Blue Jays @ New York Yankees Yankee Stadium, Bronx, NY Fri Jul 20, 2001, 7:05 PM EDT Att: 46,634 - Sunny - 79 F											
Alex Gonzalez, R OBP: 0.297, SLG: 0.370	4-2 1B	3-2 G2		0-0 F7		0-1 G4-6-3		0-3 K		4	0	0	0	1	2													
Raul Mondesi, R OBP: 0.360, SLG: 0.491	2-2 G6-3		0-0 HR		1-2 1B			0-3 K		5	1	2	1	0	1	1												
Carlos Delgado, L OBP: 0.400, SLG: 0.501	3-1 1B		2-1 2B		2-2 F8		1-3 K		0-0 G4-3	5	1	2	0	0	1	1												
Brad Fullmer, L OBP: 0.320, SLG: 0.440	0-1 G4-6-3		0-0 G1-3		0-0 P6		4-2 1B		1-3 K	4	1	0	0	1	1	4												
Luis Lopez, R OBP: 0.346, SLG: 0.427		3-2 G6-3	2-2 2B		0-3 K		3-2 G6-3			4	0	1	1	0	1	2												
Chris Latham, S OBP: 0.455, SLG: 0.500		2-2 F9	2-3 K		2-2 2B		2-2 1B		2-2 1B	4	2	3	1	0	1	1												
Darrin Fletcher, L OBP: 0.263, SLG: 0.327		1-2 F9	3-2 F7		1-2 E		4-2 BB			3	1	1	1	1	0	2												
Jeff Frye, R OBP: 0.286, SLG: 0.260		2-2 HR		1-0 L7		0-0 E1		3-1 F8		4	2	1	1	0	0	1												
Inning Stats	R: 1 E: 0 K: 0 S: 12	H: 2 LOB: 1 BB: 1 P: 21	R: 3 E: 0 K: 0 S: 19	H: 3 LOB: 0 BB: 0 P: 30	R: 2 E: 0 K: 1 S: 16	H: 3 LOB: 1 BB: 0 P: 25	R: 0 E: 0 K: 0 S: 8	H: 0 LOB: 0 BB: 0 P: 10	R: 0 E: 0 K: 1 S: 11	H: 1 LOB: 1 BB: 0 P: 14	R: 3 E: 1 K: 0 S: 16	H: 3 LOB: 0 BB: 0 P: 26	R: 1 E: 0 K: 1 S: 11	H: 1 LOB: 1 BB: 1 P: 21	R: 0 E: 0 K: 2 S: 10	H: 0 LOB: 1 BB: 1 P: 17		R: 0 E: 0 K: 2 S: 7	H: 0 LOB: 0 BB: 0 P: 8	1B: 8 2B: 2 3B: 0 HR: 3	SF: 0 SAC: 0 DP: 2 HBP: 0	WP: 0 PB: 0 SB: 1 CS: 1	PA: 41					
PITCHER	IP	WLS	BF	H	R	ER	SO	BB	IBB	HBP	BLK	WP	HR	S	P	ERA	WHIP											
Brett Jodie, R ERA: 27.0	2.0	L	13	7	6	6	0	1	0	0	0	0	3	34	56	27.00	4.000											
Ted Lilly, L ERA: 5.0	3.0		11	2	0	0	2	0	0	0	0	0	0	32	44	0.00	0.667											
Jay Witasick, R ERA: 2.98	1.0		6	3	3	1	0	0	0	0	0	0	0	16	26	9.00	3.000											
Randy Choate, L ERA: 2.76	1.0		4	1	1	1	1	1	0	0	0	0	0	11	21	9.00	2.000											
Mark Wohlers, R ERA: 5.49	1.0		4	0	0	0	2	1	0	0	0	0	0	10	17	0.00	1.000											
Mike Stanton, L ERA: 1.81	1.0		3	0	0	0	2	0	0	0	0	0	0	7	8	0.00	0.000											
Batter	1	2	3	4	5	6	7	8	9	AB	R	H	RBI	BB	SO	LOB	BOTTOM											
Chuck Knoblauch, R OBP: 0.339, SLG: 0.342	1-3 K	1-0 CS	2-2 2B		1-2 1B		1-1 F9		1-2 F7	5	0	2	0	0	1	2	Toronto Blue Jays @ New York Yankees Yankee Stadium, Bronx, NY Fri Jul 20, 2001, 7:05 PM EDT Att: 46,634 - Sunny - 79 F											
Derek Jeter, R OBP: 0.375, SLG: 0.431	0-0 S		3-3 K		2-3 K		2-1 FC6-4			4	0	1	0	0	2	3												
Bernie Williams, S OBP: 0.399, SLG: 0.500	2-2 F7		1-2 F7		0-2 F8		0-0 F7			4	0	0	0	0	0	4												
Tino Martinez, L OBP: 0.305, SLG: 0.452	0-0 G3-1		4-0 BB		0-2 G4-3				1-3 K	3	0	0	0	1	1	2												
Jorge Posada, S OBP: 0.403, SLG: 0.534		1-3 K	1-3 K		0-1 HR		2-2 G1-3			4	1	1	1	0	2	2												
Paul O'Neill, L OBP: 0.325, SLG: 0.439		3-2 2B		0-0 F9		1-2 F9		1-0 F8		4	2	2	0	0	0	0												
Shane Spencer, R OBP: 0.263, SLG: 0.360		0-1 F9		1-2 F9		1-1 G5-3			0-1 G4-3	4	0	0	0	0	0	2												
Scott Brosius, R OBP: 0.363, SLG: 0.473		1-2 1B		0-0 G6-3		0-3 K			0-2 DI	4	1	2	2	0	1	0												
Alfonso Soriano, R OBP: 0.305, SLG: 0.406		2-2 CS		2-2 G6-3		1-0 FC6-4			1-3 K	4	0	2	1	0	1	1												
Inning Stats	R: 0 E: 0 K: 1 S: 9	H: 1 LOB: 0 BB: 0 P: 12	R: 2 E: 0 K: 1 S: 19	H: 3 LOB: 0 BB: 0 P: 26	R: 0 E: 0 K: 2 S: 14	H: 1 LOB: 2 BB: 1 P: 25	R: 1 E: 0 K: 0 S: 8	H: 1 LOB: 0 BB: 0 P: 11	R: 0 E: 0 K: 1 S: 20	H: 1 LOB: 1 BB: 0 P: 23	R: 1 E: 0 K: 1 S: 10	H: 1 LOB: 0 BB: 0 P: 12	R: 0 E: 0 K: 1 S: 6	H: 1 LOB: 1 BB: 0 P: 10	R: 0 E: 0 K: 1 S: 8	H: 0 LOB: 0 BB: 0 P: 12		R: 0 E: 0 K: 1 S: 11	H: 1 LOB: 1 BB: 0 P: 13	1B: 5 2B: 4 3B: 0 HR: 1	SF: 0 SAC: 0 DP: 0 HBP: 0	WP: 0 PB: 0 SB: 1 CS: 1	PA: 38					
PITCHER	IP	WLS	BF	H	R	ER	SO	BB	IBB	HBP	BLK	WP	HR	S	P	ERA	WHIP											
Esteban Loaiza, R ERA: 5.49	5.0	W	22	7	3	3	5	1	0	0	0	0	0	1	16	22	4.50	1.000										
Bob Fife, R ERA: 2.31	2.0		8	2	1	1	1	0	0	0	0	0	0	8	12	0.00	0.000											
Pedro Borbon, L ERA: 3.15	1.0		3	0	0	0	1	0	0	0	0	0	0	8	12	0.00	0.000											
Paul Quantrill, R ERA: 2.15	1.0		4	1	0	0	1	0	0	0	0	0	0	11	13	0.00	1.000											

Batter	1	2	3	4	5	6	7	8	9	AB	R	H	RBI	BB	SO	LOB	TOP								
José Cruz Jr. S OBP: 0.349, SLG: 0.502 (1, 8)										4	0	0	0	0	0	3	Toronto Blue Jays @ New York Yankees Yankee Stadium, Bronx, NY Sat Jul 21 2001, 4:35 PM EDT Att: 55,264 - Sunny - 80 F livebaseballscorecards.com								
Alex Gonzalez R OBP: 0.294, SLG: 0.366 (1, 6)										4	0	0	0	0	1	3									
Raul Mondesi R OBP: 0.362, SLG: 0.492 (1, 9)										3	1	1	0	1	0	1									
Carlos Delgado L OBP: 0.404, SLG: 0.512 (1, 3)										3	2	2	2	1	0	0									
Brad Fullmer L OBP: 0.320, SLG: 0.438 (1, 10)										4	1	1	0	0	1	1									
Luis Lopez R OBP: 0.333, SLG: 0.410 (1, 5)										3	0	0	0	0	0	0									
Cesar Izturis S OBP: 0.310, SLG: 0.443 (9, 4)										0	0	0	0	0	0	0									
Chris Latham S OBP: 0.533, SLG: 0.769 (1, 7)										3	1	2	2	1	1	0									
Alberto Castillo R OBP: 0.272, SLG: 0.286 (1, 2)										2	0	0	1	0	0	0									
Tony Fernandez S OBP: 0.347, SLG: 0.345 (9, PH)										1	0	0	1	0	0	1									
Darin Fletcher L OBP: 0.263, SLG: 0.327 (9, 2)										0	0	0	0	0	0	0									
Jeff Frye R OBP: 0.294, SLG: 0.269 (1, 4)										3	0	2	0	0	0	0									
Inning Stats	R: 0 E: 0 K: 0 S: 13	H: 0 LOB: 0 BB: 1 P: 21	R: 0 E: 0 K: 0 S: 6	H: 0 LOB: 0 BB: 1 P: 13	R: 0 E: 0 K: 0 S: 13	H: 1 LOB: 2 BB: 2 P: 25	R: 3 E: 0 K: 0 S: 11	H: 3 LOB: 0 BB: 0 P: 18	R: 0 E: 0 K: 1 S: 5	H: 0 LOB: 0 BB: 0 P: 11	R: 0 E: 0 K: 1 S: 6	H: 0 LOB: 0 BB: 0 P: 10	R: 0 E: 0 K: 1 S: 7	H: 1 LOB: 1 BB: 0 P: 11	R: 2 E: 0 K: 0 S: 18	H: 3 LOB: 0 BB: 0 P: 21	1B: 5 2B: 1 3B: 0 HR: 2	SF: 0 SAC: 1 DP: 1 HBP: 0	WP: 0 PB: 0 SB: 2 CS: 2	PA: 37					
PITCHER	IP	WLS	BF	H	R	ER	SO	BB	IBB	HBP	BLK	WP	HR	S	P	ERA	WHIP								
Randy Keisler L (1, 1)	6.0		23	4	3	3	1	4	0	0	0	0	2	55	100	4.50	1.333								
Ramiro Mendoza R (7, 1)	2.0		7	1	0	0	2	0	0	0	0	0	0	13	21	0.00	0.500								
42 Mariano Rivera R (9, 1)	1.0	L	5	3	2	2	0	0	0	0	0	0	0	18	21	18.00	3.000								

Batter	1	2	3	4	5	6	7	8	9	AB	R	H	RBI	BB	SO	LOB	BOTTOM								
Chuck Knoblauch R OBP: 0.342, SLG: 0.342 (1, 7)										3	1	1	0	2	1	0	Toronto Blue Jays @ New York Yankees Yankee Stadium, Bronx, NY Sat Jul 21 2001, 4:35 PM EDT Att: 55,264 - Sunny - 80 F livebaseballscorecards.com								
2 Derek Jeter R OBP: 0.376, SLG: 0.432 (1, 6)										4	1	2	0	0	1	3									
Bernie Williams S OBP: 0.396, SLG: 0.495 (1, 8)										3	0	0	2	1	1	3									
Tino Martinez L OBP: 0.309, SLG: 0.453 (1, 3)										4	0	2	1	1	1	1									
Gerald Williams R OBP: 0.261, SLG: 0.319 (9, PR)										0	0	0	0	0	0	0									
20 Jorge Posada S OBP: 0.400, SLG: 0.527 (1, 10)										4	0	0	0	1	3	5									
Paul O'Neill L OBP: 0.325, SLG: 0.437 (1, 9)										2	0	0	0	1	0	2									
Shane Spencer R OBP: 0.261, SLG: 0.357 (7, PH)										1	0	0	0	0	1	3									
Scott Brosius R OBP: 0.364, SLG: 0.472 (1, 5)										3	0	1	0	1	0	0									
Todd Greene R OBP: 0.277, SLG: 0.364 (1, 2)										4	0	1	0	0	3	3									
Alfonso Soriano R OBP: 0.304, SLG: 0.404 (1, 4)										4	1	1	0	0	2	3									
Inning Stats	R: 0 E: 0 K: 2 S: 10	H: 1 LOB: 1 BB: 0 P: 16	R: 0 E: 0 K: 2 S: 11	H: 1 LOB: 2 BB: 1 P: 16	R: 1 E: 0 K: 1 S: 12	H: 1 LOB: 0 BB: 0 P: 18	R: 0 E: 0 K: 2 S: 11	H: 0 LOB: 1 BB: 1 P: 15	R: 2 E: 0 K: 1 S: 17	H: 2 LOB: 2 BB: 2 P: 32	R: 0 E: 0 K: 2 S: 13	H: 0 LOB: 3 BB: 3 P: 27	R: 0 E: 0 K: 0 S: 12	H: 1 LOB: 0 BB: 0 P: 12	R: 0 E: 0 K: 1 S: 14	H: 2 LOB: 2 BB: 0 P: 22	1B: 8 2B: 0 3B: 0 HR: 0	SF: 1 SAC: 1 DP: 0 HBP: 0	WP: 0 PB: 0 SB: 5 CS: 1	PA: 42					
PITCHER	IP	WLS	BF	H	R	ER	SO	BB	IBB	HBP	BLK	WP	HR	S	P	ERA	WHIP								
32 Roy Halladay R (1, 1)	4.2		23	5	3	3	8	4	0	0	0	0	0	18	30	0.00	0.600								
Bob Fife R (5, 1)	1.2		7	0	0	0	2	1	1	0	0	0	0	9	15	0.00	1.500								
Dan Plesac L (7, 1)	0.2		3	0	0	0	2	1	0	0	0	0	0	12	12	0.00	1.000								
Paul Quantrill R (8, 1)	1.0	W	3	1	0	0	0	0	0	0	0	0	0	14	22	0.00	2.000								
Billy Koch R (9, 1)	1.0	S	5	2	0	0	1	0	0	0	0	0	0	14	22	0.00	2.000								

Batter	1	2	3	4	5	6	7	8	9	AB	R	H	RBI	BB	SO	LOB	TOP										
José Cruz Jr., S (1, 8) OBP: 0.346, SLG: 0.495	1-3 K		0-3 K			0-2 F8		1-0 L9		4	0	0	0	0	2	1	Toronto Blue Jays @ New York Yankees Yankee Stadium, Bronx, NY Sun Jul 22 2001, 1:05 PM EDT Att: 51,132 - Sunny - 82 F										
Alex Gonzalez, R (1, 6) OBP: 0.298, SLG: 0.384	3-2 HR		2-2 F7			4-1 WP BB		1-0 HR		3	2	2	2	1	0	1											
Raul Mondesi, R (1, 9) OBP: 0.361, SLG: 0.488	0-0 P5			1-2 G6-3		1-2 G6-3		4-2 FC4-6 BB		3	0	0	0	1	0	1											
Carlos Delgado, L (1, 3) OBP: 0.400, SLG: 0.506	2-1 G5-3			3-2 G3-4-1			0-3 K	1-0 FC4-6		4	0	0	0	0	1	1											
Brad Fullmer, L (1, 10) OBP: 0.320, SLG: 0.445 Shannon Stewart, R (9, PH) OBP: 0.368, SLG: 0.458		1-3 K		0-3 K			0-0 HR		0-1 G6-3	3	1	1	1	0	2	0											
Luis Lopez, R (1, 5) OBP: 0.330, SLG: 0.402	2-1 F9				3-1 F8		2-2 F7		3-1 1B	4	0	1	0	0	0	0											
Chris Latham, S (1, 7) OBP: 0.474, SLG: 0.647	1-3 K				0-3 K		2-2 FC4-6 1B		0-3 K	4	0	1	0	0	3	1											
Darrin Fletcher, L (1, 2) OBP: 0.263, SLG: 0.326			3-2 1B		0-3 K		1-0 FC4-6		0-1 F8	4	0	1	0	0	1	2											
Jeff Frye, R (1, 4) OBP: 0.288, SLG: 0.263			0-2 F9			1-3 K2-3		1-3 K		3	0	0	0	0	2	1											
Inning Stats	R: 1 E: 0 K: 1 S: 11	H: 1 LOB: 0 BB: 0 P: 17	R: 0 E: 0 K: 2 S: 14	H: 0 LOB: 0 BB: 0 P: 18	R: 0 E: 0 K: 1 S: 15	H: 1 LOB: 1 BB: 0 P: 20	R: 0 E: 0 K: 1 S: 9	H: 0 LOB: 0 BB: 0 P: 13	R: 0 E: 0 K: 2 S: 8	H: 0 LOB: 0 BB: 0 P: 11	R: 0 E: 0 K: 1 S: 10	H: 0 LOB: 1 BB: 1 P: 16	R: 1 E: 0 K: 1 S: 14	H: 2 LOB: 1 BB: 0 P: 19	R: 1 E: 0 K: 1 S: 9	H: 1 LOB: 1 BB: 1 P: 17		R: 0 E: 0 K: 1 S: 10	H: 1 LOB: 1 BB: 0 P: 13	1B: 3 2B: 0 3B: 0 HR: 3	SF: 0 SAC: 0 DP: 0 HBP: 0	WP: 1 PB: 0 SB: 0 CS: 0	PA: 35				
PITCHER	IP	WLS	BF	H	R	ER	SO	BB	IBB	HBP	BLK	WP	HR	S	P	ERA	WHIP										
35 Mike Mussina, R (1, 1) ERA: 3.67	7.0	W	26	4	2	2	9	1	0	0	0	1	2	81	114	2.57	0.714										
Jay Witasick, R (8, 1) ERA: 3.12	0.2		4	1	1	1	1	1	0	0	0	0	1	8	15	13.50	3.000										
Mike Stanton, L (8, 1) ERA: 1.77	1.1		5	1	0	0	1	0	0	0	0	0	0	11	15	0.00	0.750										

AB	33
R	3
H	6
RBI	3
BB	2
SO	11
LOB	8



Batter	1	2	3	4	5	6	7	8	9	AB	R	H	RBI	BB	SO	LOB	BOTTOM										
Chuck Knoblauch, R (1, 10) OBP: 0.348, SLG: 0.343	2-2 G1-3		0-1 CS 1B		4-2 G6-4-3 2 HBP 1B BB	4-2 FC6-4 BB		1-1 FC5 HBP		2	1	1	0	2	0	0	Toronto Blue Jays @ New York Yankees Yankee Stadium, Bronx, NY Sun Jul 22 2001, 1:05 PM EDT Att: 51,132 - Sunny - 82 F										
2 Derek Jeter, R (1, 6) OBP: 0.374, SLG: 0.427	1-0 G5-3		1-1 F9		2-1 G6-4-3 HBP	3-1 FC6-4		2-0 FC5		4	0	0	0	0	4												
Bernie Williams, S (1, 8) OBP: 0.395, SLG: 0.502	3-1 HR		2-2 CS	2-0 F7	0-0 G6-4-3		2-1 F7			4	1	1	1	0	2												
Tino Martinez, L (1, 3) OBP: 0.313, SLG: 0.464	2-0 1B			0-0 HR	1-0 20 HR 1B		3-2 F7			4	2	3	2	0	0	0											
20 Jorge Posada, S (1, 2) OBP: 0.404, SLG: 0.543	3-2 G4-3			1-2 HR 1B	1-2 HR 1B		0-1 2B			4	2	3	2	0	0	1											
Paul O'Neill, L (1, 9) OBP: 0.326, SLG: 0.443		0-0 F8		2-1 HR	1-2 E5		1-3 K			4	1	1	2	0	1	1											
Shane Spencer, R (1, 7) OBP: 0.260, SLG: 0.362		2-2 F8		0-2 2B	0-0 F7		1-2 F7			4	0	1	0	0	0	1											
Scott Brosius, R (1, 5) OBP: 0.361, SLG: 0.466		1-3 K		0-3 K		2-1 F7		1-3 K		4	0	0	0	0	3	1											
Alfonso Soriano, R (1, 4) OBP: 0.303, SLG: 0.405			0-2 L7	1-3 K		1-0 L7		2-1 FC5 2B		4	0	1	0	0	1	1											
Inning Stats	R: 1 E: 0 K: 0 S: 11	H: 2 LOB: 1 BB: 0 P: 22	R: 0 E: 0 K: 1 S: 9	H: 0 LOB: 0 BB: 0 P: 12	R: 0 E: 0 K: 0 S: 11	H: 1 LOB: 0 BB: 0 P: 13	R: 3 E: 0 K: 2 S: 16	H: 4 LOB: 1 BB: 0 P: 22	R: 3 E: 0 K: 0 S: 11	H: 2 LOB: 1 BB: 1 P: 21	R: 0 E: 0 K: 0 S: 8	H: 0 LOB: 1 BB: 1 P: 18	R: 0 E: 0 K: 1 S: 12	H: 1 LOB: 1 BB: 0 P: 18	R: 0 E: 0 K: 1 S: 11	H: 1 LOB: 2 BB: 0 P: 18		1B: 4 2B: 3 3B: 0 HR: 4	SF: 0 SAC: 0 DP: 1 HBP: 2	WP: 0 PB: 0 SB: 0 CS: 1	PA: 39						
PITCHER	IP	WLS	BF	H	R	ER	SO	BB	IBB	HBP	BLK	WP	HR	S	P	ERA	WHIP										
Chris Carpenter, R (1, 1) ERA: 3.94	4.2	L	22	8	6	6	3	1	0	1	0	0	1	36	60	3.00	1.333										
Chris Michaelak, L (5, 1) ERA: 4.3	3.0		15	3	1	1	2	1	0	1	0	0	0	1	3	0.00	0.000										
Pedro Borbon, L (8, 1) ERA: 3.12	0.1		1	0	0	0	0	0	0	0	0	0	0	1	3	0.00	0.000										

AB	34
R	7
H	11
RBI	7
BB	2
SO	5
LOB	11




Batter	1	2	3	4	5	6	7	8	9	AB	R	H	RBI	BB	SO	LOB	TOP								
José Cruz Jr., S OBP: 0.343, SLG: 0.500	1-3 K			2-2 G3		0-0 HR	1-3 K		0-3 K	5	1	1	1	0	3	2									
Alex Gonzalez, R OBP: 0.300, SLG: 0.392	1-2 G6-3			3-2 HR		3-2 1B		2-0 G5-3		4	1	2	1	0	0	0									
Shannon Stewart, R OBP: 0.372, SLG: 0.461	1-2 F8			1-0 FC1-6 1B		1-0 S 1B		0-1 G3-1 1B		4	0	3	0	0	0	0									
Carlos Delgado, L OBP: 0.399, SLG: 0.501		1-3 K		4-1 FC1-6 BB		2-3 K		1-0 G3-1		3	0	0	0	1	2	3									
Chris Latham, S OBP: 0.435, SLG: 0.550		1-3 K		1-2 FC1-6		3-3 K		4-1 BB		3	0	0	0	1	2	4									
Brad Fullmer, L OBP: 0.317, SLG: 0.442		1-3 K		1-2 G6-3		2-1 L9		1-3 K		3	0	0	0	0	1	4									
Tony Fernandez, S OBP: 0.344, SLG: 0.341				2-0 G6-3		2-0 L9		1-3 K		1	0	0	0	0	1	2									
Luis Lopez, R OBP: 0.337, SLG: 0.407				1-0 G6-3		0-3 K		0-0 G5-4-3 1B		4	0	2	0	0	1	0									
Darrin Fletcher, L OBP: 0.260, SLG: 0.321				2-2 G1-3		0-1 P5		1-2 G5-4-3		4	0	0	0	0	0	2									
Cesar Izturis, S OBP: 0.307, SLG: 0.432				0-3 K		0-0 G4-3		0-1 1B		4	0	1	0	0	1	1									
Inning Stats	R: 0 E: 0 K: 1 S: 10	H: 0 LOB: 0 BB: 0 P: 13	R: 0 E: 0 K: 3 S: 10	H: 0 LOB: 0 BB: 0 P: 13	R: 0 E: 0 K: 1 S: 8	H: 0 LOB: 0 BB: 0 P: 11	R: 1 E: 0 K: 0 S: 16	H: 2 LOB: 2 BB: 1 P: 29	R: 0 E: 0 K: 1 S: 8	H: 0 LOB: 0 BB: 0 P: 8	R: 1 E: 0 K: 2 S: 14	H: 3 LOB: 2 BB: 0 P: 25	R: 0 E: 0 K: 1 S: 9	H: 2 LOB: 1 BB: 0 P: 11	R: 0 E: 0 K: 1 S: 9	H: 1 LOB: 2 BB: 1 P: 17	R: 0 E: 0 K: 1 S: 8	H: 1 LOB: 1 BB: 0 P: 10	1B: 7 2B: 0 3B: 0 HR: 2	SF: 0 SAC: 0 DP: 1 HBP: 0	WP: 0 PB: 0 SB: 1 CS: 0	PA: 37			
PITCHER	IP	WLS	BF	H	R	ER	SO	BB	IBB	HBP	BLK	WP	HR	S	P	ERA	WHIP								
Roger Clemens, R ERA: 3.72	6.2	W	27	7	2	2	8	1	0	0	0	0	2	72	106	2.70	1.200								
Ramiro Mendoza, R ERA: 3.56	0.2	H	3	1	0	0	1	0	0	0	0	0	0	6	9	0.00	1.500								
Mike Stanton, L ERA: 1.75	0.2		3	0	0	0	1	1	0	0	0	0	0	6	12	0.00	1.500								
Mark Wohlers, R ERA: 5.36	1.0		4	1	0	0	1	0	0	0	0	0	0	8	10	0.00	1.000								

Toronto Blue Jays @ New York Yankees
Yankee Stadium, Bronx, NY
Mon Jul 23 2001, 7:05 PM EDT
Att: 38,573 - Sunny - 84 F

livebaseballscorecards.com

AB 35
R 2
H 9
RBI 2
BB 2
SO 11
LOB 18




Batter	1	2	3	4	5	6	7	8	9	AB	R	H	RBI	BB	SO	LOB	BOTTOM								
Chuck Knoblauch, R OBP: 0.347, SLG: 0.344	1-1 2 WP 2 G6-3 2B						2-1 F8			4	1	1	0	0	1	0									
2 Derek Jeter, R OBP: 0.371, SLG: 0.423	2-1 G5-3						1-0 G5-3		2-3 K	4	0	0	1	0	1	0									
Bernie Williams, S OBP: 0.393, SLG: 0.502	3-3 K						1-0 F7		2-2 F7 2B	4	0	1	0	0	1	0									
Tino Martinez, L OBP: 0.313, SLG: 0.469	0-0 HR						1-2 L9		0-1 F7	4	1	1	1	0	0	1									
2D Jorge Posada, S OBP: 0.405, SLG: 0.556	2-0 HR 2B						1-0 F7		1-3 K	4	2	2	1	0	1	1									
Paul O'Neill, L OBP: 0.331, SLG: 0.453	1-2 HR						1-0 P6		2-1 HR 1B	3	2	2	2	0	0	0									
Shane Spencer, R OBP: 0.262, SLG: 0.387	1-0 P5						3-1 G6-3		0-1 HR	3	1	1	2	0	0	0									
Scott Brosius, R OBP: 0.358, SLG: 0.462		0-1 G5-3					0-2 G5-3		3-2 P1	3	0	0	0	0	0	0									
Alfonso Soriano, R OBP: 0.301, SLG: 0.402		2-1 G1-3					0-0 G1-3		0-2 L4	3	0	0	0	0	0	0									
Inning Stats	R: 4 E: 0 K: 1 S: 13	H: 4 LOB: 0 BB: 0 P: 23	R: 0 E: 0 K: 1 S: 8	H: 0 LOB: 0 BB: 0 P: 12	R: 0 E: 0 K: 0 S: 11	H: 0 LOB: 0 BB: 0 P: 14	R: 1 E: 0 K: 0 S: 7	H: 1 LOB: 0 BB: 0 P: 11	R: 0 E: 0 K: 0 S: 5	H: 0 LOB: 0 BB: 0 P: 7	R: 0 E: 0 K: 0 S: 5	H: 0 LOB: 0 BB: 0 P: 8	R: 2 E: 0 K: 0 S: 13	H: 2 LOB: 0 BB: 0 P: 20	R: 0 E: 0 K: 2 S: 11	H: 1 LOB: 1 BB: 0 P: 16	1B: 1 2B: 3 3B: 0 HR: 4	SF: 0 SAC: 0 DP: 0 HBP: 0	WP: 1 PB: 0 SB: 0 CS: 0	PA: 32					
PITCHER	IP	WLS	BF	H	R	ER	SO	BB	IBB	HBP	BLK	WP	HR	S	P	ERA	WHIP								
Steve Parris, R ERA: 4.6	7.0	L	28	7	7	7	2	0	0	0	0	0	4	62	95	9.00	1.000								
Kelvin Escobar, R ERA: 4.09	1.0		4	1	0	0	2	0	0	0	0	0	0	11	16	0.00	1.000								

Toronto Blue Jays @ New York Yankees
Yankee Stadium, Bronx, NY
Mon Jul 23 2001, 7:05 PM EDT
Att: 38,573 - Sunny - 84 F

livebaseballscorecards.com

AB 32
R 7
H 8
RBI 7
BB 0
SO 4
LOB 2



Batter	1	2	3	4	5	6	7	8	9	AB	R	H	RBI	BB	SO	LOB	TOP
Roger Cedeno, S OBP: 0.336, SLG: 0.383	E4 CS	G5-3							E1 G3-1 2-1	5	0	2	1	0	0	0	Detroit Tigers @ New York Yankees Yankee Stadium, Bronx, NY Tue Jul 24 2001, 7:05 PM EDT Att: 34,519 - Overcast - 90 F
Damion Easley, R OBP: 0.340, SLG: 0.414	1B HBP		G5-3		P4		SH3-4 1B	F2	4	1	1	0	0	0	3		
Bobby Higginson, L OBP: 0.388, SLG: 0.489	1B HBP		P5		F8		P5	G3-1	4	1	0	0	0	0	5		
Wendell Magee, R OBP: 0.331, SLG: 0.434 Randall Simon, L OBP: 0.412, SLG: 0.453	E5 1B		G6-3			F9	G6-3	2-1	4	0	0	0	0	0	4		
Robert Fick, L OBP: 0.370, SLG: 0.577	K			G3-1					3	1	1	1	0	1	3		
Shane Halter, R OBP: 0.367, SLG: 0.473	1B		L8		K			K	4	0	1	2	0	2	1		
Deivi Cruz, R OBP: 0.286, SLG: 0.379	G6-3		F7		K			F9	4	0	0	0	0	1	3		
Juan Encarnacion, R OBP: 0.305, SLG: 0.426		K			1B				4	2	3	1	0	1	0		
Jose Macias, S OBP: 0.328, SLG: 0.431	L6			G1-3			E4 SH3-4 1B	K	4	0	0	0	0	1	2		
Inning Stats	R: 2 H: 2 E: 2 K: 1 S: 15	H: 2 R: 0 ER: 0 LOB: 2 BB: 0 P: 27	H: 0 R: 0 ER: 0 LOB: 0 BB: 0 P: 7	H: 0 R: 0 ER: 0 LOB: 0 BB: 0 P: 10	H: 0 R: 0 ER: 0 LOB: 0 BB: 0 P: 8	H: 2 R: 0 ER: 0 LOB: 2 BB: 0 P: 20	H: 0 R: 0 ER: 0 LOB: 1 BB: 0 P: 22	H: 2 R: 1 ER: 1 LOB: 2 BB: 0 P: 14	H: 2 R: 0 ER: 1 LOB: 1 BB: 0 P: 9	1B: 6 2B: 0 3B: 0 HR: 2	SF: 0 SAC: 1 DP: 0 HBP: 2	WP: 0 PB: 0 SB: 1 CS: 1	PA: 39				
PITCHER	IP WLS BF H R ER SO BB IBB HBP BLK WP HR S P ERA WHIP																
Andy Pettitte, L ERA: 3.38	(1, 1) 7.0 W 32 7 4 1 4 0 0 0 2 0 0 1 77 111 1.29 1.000																
Ramiro Mendoza, R ERA: 3.65	(8, 1) 0.2 H 3 1 1 1 1 0 0 0 0 0 1 6 7 13.50 1.500																
42 Mariano Rivera, R ERA: 2.65	(8, 1) 1.1 S 5 0 0 0 1 0 0 0 0 0 0 0 10 12 0.00 0.000																

Batter	1	2	3	4	5	6	7	8	9	AB	R	H	RBI	BB	SO	LOB	BOTTOM
Chuck Knoblauch, R OBP: 0.347, SLG: 0.345	G6-3	1B		G6-3						5	0	2	0	0	1	2	Detroit Tigers @ New York Yankees Yankee Stadium, Bronx, NY Tue Jul 24 2001, 7:05 PM EDT Att: 34,519 - Overcast - 90 F
Derek Jeter, R OBP: 0.376, SLG: 0.429	HR	1B		1B					F9	4	2	3	0	1	0	0	
Bernie Williams, S OBP: 0.396, SLG: 0.511	HR	1B		2B					L7	4	1	2	3	1	0	2	
Tino Martinez, L OBP: 0.314, SLG: 0.468	G3			G3					1B	5	0	2	0	0	0	4	
20 Jorge Posada, S OBP: 0.405, SLG: 0.556	2B			FC1-6 FC6-4					F8	5	2	2	0	0	0	2	
Paul O'Neill, L OBP: 0.330, SLG: 0.454	2B			FC6-4					F7	4	0	1	1	0	0	3	
Shane Spencer, R OBP: 0.269, SLG: 0.385	G5-3			1B					L6-3	3	1	1	0	1	0	2	
Scott Brosius, R OBP: 0.357, SLG: 0.458		G6-3		F9					G5-3	3	0	0	0	1	0	2	
Alfonso Soriano, R OBP: 0.301, SLG: 0.399		P3							F7	2	0	0	1	1	0	0	
Inning Stats	R: 3 H: 3 E: 0 K: 0 S: 10	H: 3 R: 0 ER: 0 LOB: 1 BB: 1 P: 15	H: 2 R: 0 ER: 0 LOB: 2 BB: 0 P: 20	H: 2 R: 0 ER: 0 LOB: 2 BB: 0 P: 12	H: 2 R: 1 ER: 0 LOB: 1 BB: 1 P: 24	H: 1 R: 0 ER: 0 LOB: 0 BB: 0 P: 10	H: 2 R: 0 ER: 0 LOB: 3 BB: 1 P: 21	H: 0 R: 2 ER: 2 LOB: 1 BB: 2 P: 26	H: 1 R: 0 ER: 0 LOB: 1 BB: 0 P: 14	1B: 9 2B: 4 3B: 0 HR: 1	SF: 1 SAC: 0 DP: 1 HBP: 0	WP: 0 PB: 1 SB: 2 CS: 0	PA: 41				
PITCHER	IP WLS BF H R ER SO BB IBB HBP BLK WP HR S P ERA WHIP																
Steve Sparks, R ERA: 3.86	(1, 1) 5.2 L 29 12 4 4 0 0 2 0 0 0 0 0 8 16 6.35 2.471																
C.J. Niekowski, L ERA: 4.5	(6, 1) 0.2 4 0 1 0 0 0 1 0 0 0 0 0 8 16 0.00 0.000																
Todd Jones, R ERA: 4.6	(7, 1) 1.2 8 1 1 0 1 2 0 0 0 0 0 0 16 34 0.00 1.800																

Batter	1	2	3	4	5	6	7	8	9	AB	R	H	RBI	BB	SO	LOB	TOP										
Roger Cedeno, S (1, 8) OBP: 0.335, SLG: 0.382	F8		G4-3		G6-3			1B		4	0	1	0	0	0	0	Detroit Tigers @ New York Yankees Yankee Stadium, Bronx, NY Wed Jul 25 2001, 7:05 PM EDT Att: 34,480 - Overcast - 91 F										
Damion Easley, R (1, 4) OBP: 0.338, SLG: 0.411	HBP		K			F7		F2		3	0	0	0	0	1												
Bobby Higginson, L (1, 7) OBP: 0.389, SLG: 0.486	1B		G3-1			G6-4-3		K		2	0	0	0	2	1												
Tony Clark, S (1, 10) OBP: 0.399, SLG: 0.528	1B				P4	G6-4-3		G6-3		4	0	1	0	0	2												
Shane Halter, R (1, 5) OBP: 0.369, SLG: 0.491	K				HR			F9		4	2	1	0	1	2												
Robert Fick, L (1, 3)			P6		F5			G4-3		4	0	0	0	0	1												
Juan Encarnacion, R (1, 9)			F3		G6-3			K		4	0	1	1	0	1												
Deivi Cruz, R (1, 6) OBP: 0.287, SLG: 0.379						F7		G5-3		3	0	1	0	0	1												
Javier Cardona, R (1, 2) OBP: 0.261, SLG: 0.348			F7		G6-3			K		3	0	0	0	0	1												
Inning Stats	R: 0 E: 0 K: 1 S: 15	H: 1 LOB: 2 BB: 1 P: 22	R: 0 E: 0 K: 0 S: 10	H: 1 LOB: 1 BB: 0 P: 13	R: 0 E: 0 K: 1 S: 10	H: 0 LOB: 0 BB: 0 P: 15	R: 1 E: 0 K: 0 S: 8	H: 1 LOB: 0 BB: 0 P: 12	R: 0 E: 0 K: 0 S: 5	H: 0 LOB: 0 BB: 0 P: 9	R: 0 E: 0 K: 0 S: 4	H: 0 LOB: 0 BB: 1 P: 11	R: 1 E: 0 K: 2 S: 13	H: 2 LOB: 1 BB: 0 P: 18	R: 0 E: 0 K: 1 S: 11	H: 1 LOB: 0 BB: 0 P: 15	R: 0 E: 0 K: 1 S: 9	H: 0 LOB: 0 BB: 0 P: 11	1B: 4 2B: 1 3B: 0 HR: 1	SF: 0 SAC: 0 DP: 1 HBP: 1	WP: 0 PB: 0 SB: 1 CS: 1	PA: 34					
PITCHER	IP	WLS	BF	H	R	ER	SO	BB	IBB	HBP	BLK	WP	HR	S	P	ERA	WHIP										
Ted Lilly, L (1, 1) ERA: 4.84	6.1		25	5	2	2	3	2	0	1	0	0	1	59	91	2.84	1.105										
Jay Witasick, R (7, 1) ERA: 3.05	1.0	W	4	1	0	0	1	0	0	0	0	0	0	10	14	0.00	1.000										
Mike Stanton, L (8, 1) ERA: 1.73	0.2	H	2	0	0	0	1	0	0	0	0	0	0	7	10	0.00	0.000										
42 Mariano Rivera, R (9, 1) ERA: 2.6	1.0	S	3	0	0	0	1	0	0	0	0	0	0	9	11	0.00	0.000										

Batter	1	2	3	4	5	6	7	8	9	AB	R	H	RBI	BB	SO	LOB	BOTTOM										
Chuck Knoblauch, R (1, 7) OBP: 0.347, SLG: 0.344	K			G5-3		B1-6		2B		4	1	1	0	0	1	1	Detroit Tigers @ New York Yankees Yankee Stadium, Bronx, NY Wed Jul 25 2001, 7:05 PM EDT Att: 34,480 - Overcast - 91 F										
2 Derek Jeter, R (1, 6) OBP: 0.375, SLG: 0.442	G5-3			HR		1B		F8		4	1	3	2	0	0												
Bernie Williams, S (1, 8) OBP: 0.392, SLG: 0.505	G1-3			G4-3		F8		F8		4	0	0	0	0	2												
Tino Martinez, L (1, 3) OBP: 0.311, SLG: 0.463		G4-3		P5		E3		G6-3		4	1	0	0	0	1												
20 Jorge Posada, S (1, 2) OBP: 0.401, SLG: 0.549		F8			G4-3		F8	K		4	0	0	0	0	1												
Paul O'Neill, L (1, 9) OBP: 0.330, SLG: 0.461		F9			HR		F8			3	1	1	1	0	1												
Shane Spencer, R (1, 10) OBP: 0.271, SLG: 0.379			P4		G6-3		1B			2	0	0	0	1	0												
Scott Brosius, R (1, 5) OBP: 0.356, SLG: 0.457			G6-3		F9		BB			3	0	1	1	0	0												
Alfonso Soriano, R (1, 4) OBP: 0.301, SLG: 0.402			F8			B1-6		FC4-6		3	0	1	0	0	2												
Inning Stats	R: 0 E: 0 K: 1 S: 7	H: 0 LOB: 0 BB: 0 P: 11	R: 0 E: 0 K: 0 S: 5	H: 0 LOB: 0 BB: 0 P: 8	R: 0 E: 0 K: 0 S: 6	H: 0 LOB: 0 BB: 0 P: 8	R: 1 E: 0 K: 0 S: 5	H: 1 LOB: 0 BB: 0 P: 8	R: 1 E: 0 K: 0 S: 16	H: 1 LOB: 0 BB: 0 P: 23	R: 0 E: 0 K: 0 S: 9	H: 2 LOB: 1 BB: 0 P: 15	R: 1 E: 1 K: 0 S: 12	H: 1 LOB: 2 BB: 1 P: 21	R: 1 E: 0 K: 1 S: 10	H: 2 LOB: 1 BB: 0 P: 14	R: 1 E: 0 K: 1 S: 9	H: 0 LOB: 0 BB: 0 P: 11	1B: 3 2B: 3 3B: 0 HR: 2	SF: 0 SAC: 0 DP: 1 HBP: 0	WP: 0 PB: 0 SB: 1 CS: 0	PA: 32					
PITCHER	IP	WLS	BF	H	R	ER	SO	BB	IBB	HBP	BLK	WP	HR	S	P	ERA	WHIP										
Jose Lima, R (1, 1) ERA: 6.08	7.0	L	29	7	4	3	1	1	0	0	0	0	2	63	99	3.86	1.143										
C.J. Nitkowski, L (8, 1) ERA: 4.43	0.2		2	0	0	0	0	0	0	0	0	0	0	4	4	0.00	0.000										
Matt Anderson, R (8, 1) ERA: 5.12	0.1		1	0	0	0	1	0	0	0	0	0	0	3	5	0.00	0.000										

AB	31
R	2
H	6
RBI	2
BB	2
SO	6
LOB	10



AB	31
R	4
H	7
RBI	4
BB	1
SO	2
LOB	9



Batter	1	2	3	4	5	6	7	8	9	AB	R	H	RBI	BB	SO	LOB	TOP										
Roger Cedeno, S (1.8) OBP: 0.333, SLG: 0.385	K2-3		L8				G3-1		G4-3	5	1	2	0	1	0		Detroit Tigers @ New York Yankees Yankee Stadium, Bronx, NY Thu Jul 26 2001, 1:05 PM EDT Att: 45,221 - Cloudy - 70 F										
Damion Easley, R (1.4) OBP: 0.340, SLG: 0.409	F5		K				F8		FC4 E BB	4	2	1	1	1	1	0											
Bobby Higginson, L (1.7) OBP: 0.387, SLG: 0.484	G4-3						G1-3		FC4 FC3-6	5	0	1	0	0	0	1											
Tony Clark, S (1.3) OBP: 0.399, SLG: 0.530		P4							FC3-6 WP 2B 1-2 2H	5	1	2	1	0	0	1											
Wendell Magee, R (1.10) OBP: 0.336, SLG: 0.457 Randall Simon, L (9, PH) OBP: 0.406, SLG: 0.446		1B BB					G5-4-3		K	3	1	1	1	1	1	3											
Shane Halter, R (1.5) OBP: 0.367, SLG: 0.487		FC4 1B					F8		K	1	0	0	0	0	1	1											
Robert Fick, L (1.2) OBP: 0.370, SLG: 0.574		F7							2B	4	2	3	1	0	0	2											
Deivi Cruz, R (1.6) OBP: 0.290, SLG: 0.382		FC4							WP 2B 2H	3	1	1	1	1	0	3											
Juan Encarnacion, R (1.9) OBP: 0.301, SLG: 0.418			F7						F9	4	0	0	0	0	1	4											
Inning Stats	R: 0 E: 0 K: 1 S: 7	H: 0 LOB: 0 BB: 0 P: 11	R: 0 E: 0 K: 0 S: 8	H: 1 LOB: 2 BB: 1 P: 16	R: 0 E: 0 K: 1 S: 9	H: 0 LOB: 0 BB: 0 P: 15	R: 1 E: 0 K: 0 S: 6	H: 1 LOB: 0 BB: 0 P: 7	R: 4 E: 0 K: 1 S: 14	H: 5 LOB: 1 BB: 1 P: 24	R: 0 E: 0 K: 0 S: 8	H: 1 LOB: 0 BB: 0 P: 12	R: 0 E: 0 K: 0 S: 7	H: 0 LOB: 0 BB: 0 P: 11	R: 2 E: 0 K: 1 S: 15	H: 3 LOB: 1 BB: 0 P: 25		R: 1 E: 1 K: 1 S: 13	H: 0 LOB: 1 BB: 1 P: 24	1B: 5 2B: 4 3B: 1 HR: 1	SF: 0 SAC: 0 DP: 1 HBP: 0	WP: 2 PB: 2 SB: 0 CS: 0	PA: 41				
PITCHER	IP	WLS	BF	H	R	ER	SO	BB	IBB	HBP	BLK	WP	HR	S	P	ERA	WHIP										
Randy Keisler, L (1.1) ERA: 6.22	4.1		22	7	5	5	3	2	0	0	0	0	1	42	70	10.38	2.077										
Ramiro Mendoza, R (5.1) ERA: 3.53	2.1	W	7	1	0	0	0	0	0	0	0	0	0	14	21	0.00	0.429										
Randy Choate, L (7.1) ERA: 3.21	1.0		6	3	2	2	1	0	0	0	0	0	0	16	26	18.00	3.000										
Mark Wohlers, R (8.1) ERA: 5.18	1.1		6	0	1	0	1	1	0	0	0	2	0	15	28	0.00	0.750										

Batter	1	2	3	4	5	6	7	8	9	AB	R	H	RBI	BB	SO	LOB	BOTTOM										
Chuck Knoblauch, R (1.10) OBP: 0.345, SLG: 0.350	P6		G3	G5-4-3			G6-3			5	1	1	2	0	0	3	Detroit Tigers @ New York Yankees Yankee Stadium, Bronx, NY Thu Jul 26 2001, 1:05 PM EDT Att: 45,221 - Cloudy - 70 F										
2 Derek Jeter, R (1.6) OBP: 0.383, SLG: 0.443 Enrique Wilson, S (9.6) OBP: 0.188, SLG: 0.221	G5-3		G1 1B						1B 2B HBP	3	4	2	1	1	0	0											
Paul O'Neill, L (1.9) OBP: 0.332, SLG: 0.464 Gerald Williams, R (8.9) OBP: 0.260, SLG: 0.317	G6-3		G1						K	4	1	2	2	0	0	1											
Bernie Williams, S (1.8) OBP: 0.394, SLG: 0.508		2B 2B	G1 1B						F8	4	2	2	1	1	0	2											
Tino Martinez, L (1.3) OBP: 0.312, SLG: 0.463		L3	F7						F8	5	2	2	1	0	0	3											
Shane Spencer, R (1.7) OBP: 0.283, SLG: 0.426									2B 1B	5	1	3	6	0	0	1											
Scott Brosius, R (1.5) OBP: 0.354, SLG: 0.462		P3							G5-3	5	1	1	1	0	0	2											
Todd Greene, R (1.2) OBP: 0.314, SLG: 0.396		F9								4	1	3	0	0	0	1											
Alfonso Soriano, R (1.4) OBP: 0.303, SLG: 0.405			G3 2 1B 2B						G6-3	4	1	2	0	0	0	1											
Inning Stats	R: 0 E: 0 K: 0 S: 6	H: 0 LOB: 0 BB: 0 P: 11	R: 1 E: 0 K: 0 S: 11	H: 2 LOB: 1 BB: 0 P: 14	R: 2 E: 0 K: 0 S: 14	H: 3 LOB: 1 BB: 0 P: 22	R: 1 E: 0 K: 0 S: 11	H: 3 LOB: 1 BB: 0 P: 18	R: 1 E: 0 K: 0 S: 9	H: 2 LOB: 1 BB: 0 P: 13	R: 7 E: 0 K: 0 S: 18	H: 5 LOB: 0 BB: 2 P: 33	R: 0 E: 0 K: 0 S: 6	H: 1 LOB: 0 BB: 0 P: 10	R: 2 E: 0 K: 1 S: 18	H: 2 LOB: 1 BB: 0 P: 27		1B: 10 2B: 5 3B: 0 HR: 3	SF: 0 SAC: 0 DP: 1 HBP: 1	WP: 0 PB: 0 SB: 2 CS: 0	PA: 43						
PITCHER	IP	WLS	BF	H	R	ER	SO	BB	IBB	HBP	BLK	WP	HR	S	P	ERA	WHIP										
Chris Holt, R (1.1) ERA: 5.97	5.1	L	26	11	6	6	0	0	0	0	0	0	1	53	80	10.12	2.062										
Victor Santos, R (6.1) ERA: 4.2	0.1		3	1	1	1	0	1	0	0	0	0	1	9	15	27.00	6.000										
C.J. Nitkowski, L (6.1) ERA: 5.27	0.1		5	3	5	5	0	0	1	0	0	0	1	7	16	135.00	9.000										
Willie Blair, R (7.1) ERA: 10.5	1.2		6	1	1	1	1	0	0	1	0	0	0	16	27	5.40	0.600										
Heath Murray, L (8.1) ERA: 5.59	0.1		3	2	1	1	0	0	0	0	0	0	0	8	10	27.00	6.000										

AB	38
R	8
H	11
RBI	7
BB	3
SO	5
LOB	16



Batter	1	2	3	4	5	6	7	8	9	AB	R	H	RBI	BB	SO	LOB	TOP					
Chuck Knoblauch, R (1, 7) OBP: 0.343, SLG: 0.348	F8			G3	G6-4-3		G3-1		F3	5	1	1	0	0	0	2						
2 Derek Jeter, R (1, 6) OBP: 0.394, SLG: 0.441	G5-3			G3			G6-3		G6-3	4	1	1	0	1	0	0						
Bernie Williams, S (1, 8) OBP: 0.394, SLG: 0.507	G4-3			G3			G3		K	4	1	1	1	1	1	1						
Tino Martinez, L (1, 3) OBP: 0.311, SLG: 0.462				G3-1			G3		K	5	1	1	1	0	1	2						
Luis Sojo, R (9, 3) OBP: 0.292, SLG: 0.227				G1-3			G3		20 2B	0	0	0	0	0	0	0						
20 Jorge Posada, S (1, 2) OBP: 0.401, SLG: 0.549				G6-3			F8		K	4	0	1	2	0	1	2						
Paul O'Neill, L (1, 9) OBP: 0.337, SLG: 0.471									BB	5	2	4	0	0	0	1						
Gerald Williams, R (9, 9) OBP: 0.260, SLG: 0.317									G3	0	0	0	0	0	0	0						
Shane Spencer, R (1, 10) OBP: 0.296, SLG: 0.427										2	1	1	0	2	0	0						
Scott Brosius, R (1, 5) OBP: 0.353, SLG: 0.460										4	1	1	1	0	0	5						
Alfonso Soriano, R (1, 4) OBP: 0.305, SLG: 0.414										4	1	2	4	0	1	0						
Inning Stats	R: 0 E: 0 K: 0 S: 8	H: 0 LOB: 0 BB: 0 P: 12	R: 0 E: 0 K: 0 S: 9	H: 1 LOB: 0 BB: 0 P: 17	R: 0 E: 0 K: 1 S: 10	H: 0 LOB: 0 BB: 0 P: 10	R: 1 E: 0 K: 0 S: 8	H: 2 LOB: 1 BB: 0 P: 13	R: 1 E: 0 K: 0 S: 11	H: 3 LOB: 1 BB: 0 P: 15	R: 0 E: 0 K: 1 S: 8	H: 1 LOB: 1 BB: 0 P: 13	R: 4 E: 0 K: 1 S: 15	H: 3 LOB: 0 BB: 1 P: 27	R: 0 E: 0 K: 1 S: 8	H: 1 LOB: 2 BB: 1 P: 16	R: 3 E: 0 K: 0 S: 15	H: 2 LOB: 1 BB: 2 P: 33	1B: 8 2B: 4 3B: 0 HR: 1	SF: 0 SAC: 0 DP: 2 HBP: 1	WP: 0 PB: 0 SB: 2 CS: 1	PA: 43
PITCHER	IP	WLS	BF	H	R	ER	SO	BB	IBB	HBP	BLK	WP	HR	S	P	ERA	WHIP					
Chris Carpenter, R (1, 1) ERA: 4.12	7.0	L	30	10	6	6	3	1	0	0	0	0	1	69	107	7.71	1.571					
Chris Michalak, L (8, 1) ERA: 4.47	2.0		12	3	3	3	1	3	0	1	0	0	0	23	49	13.50	3.000					

New York Yankees @ Toronto Blue Jays
SkyDome, Toronto, ON
Fri Jul 27 2001, 7:05 PM EDT
Att: 36,666 - Cloudy - 72 F

AB	37
R	9
H	13
RBI	9
BB	4
SO	4
LOB	13



Batter	1	2	3	4	5	6	7	8	9	AB	R	H	RBI	BB	SO	LOB	BOTTOM					
José Cruz Jr., S (1, 8) OBP: 0.342, SLG: 0.490	G4-3			FC6-4				F8		3	0	1	0	1	0	0						
Alex Gonzalez, R (1, 6) OBP: 0.301, SLG: 0.403				FC5-4			CS		K	4	0	2	0	0	1	0						
Shannon Stewart, R (1, 7) OBP: 0.371, SLG: 0.459				FC5-4			F7			4	0	1	0	0	0	3						
Carlos Delgado, L (1, 3) OBP: 0.397, SLG: 0.508				G5-3			F7		F7	4	0	0	0	0	0	4						
Raul Mondesi, R (1, 9) OBP: 0.349, SLG: 0.470				G5-3			K		K	4	0	0	0	0	3	1						
Brad Fullmer, L (1, 10) OBP: 0.314, SLG: 0.430				K			F8		K	3	0	0	0	0	2	0						
Luis Lopez, R (1, 5) OBP: 0.330, SLG: 0.385				K			G5-3		F7	3	0	0	0	0	1	0						
Darrin Fletcher, L (1, 2) OBP: 0.268, SLG: 0.339									F7	3	1	1	1	0	0	0						
Cesar Izturis, S (1, 4) OBP: 0.279, SLG: 0.424									G5-3	3	0	0	0	0	1	0						
Inning Stats	R: 0 E: 0 K: 0 S: 11	H: 1 LOB: 1 BB: 0 P: 14	R: 0 E: 0 K: 2 S: 10	H: 0 LOB: 0 BB: 0 P: 11	R: 1 E: 0 K: 1 S: 14	H: 2 LOB: 2 BB: 1 P: 21	R: 0 E: 0 K: 1 S: 5	H: 0 LOB: 0 BB: 0 P: 7	R: 0 E: 0 K: 0 S: 10	H: 1 LOB: 0 BB: 0 P: 16	R: 0 E: 0 K: 0 S: 3	H: 0 LOB: 0 BB: 0 P: 5	R: 0 E: 0 K: 2 S: 8	H: 0 LOB: 0 BB: 0 P: 13	R: 0 E: 0 K: 0 S: 9	H: 0 LOB: 0 BB: 0 P: 14	R: 0 E: 0 K: 2 S: 9	H: 1 LOB: 1 BB: 0 P: 12	1B: 3 2B: 1 3B: 0 HR: 1	SF: 0 SAC: 0 DP: 0 HBP: 0	WP: 0 PB: 0 SB: 0 CS: 1	PA: 33
PITCHER	IP	WLS	BF	H	R	ER	SO	BB	IBB	HBP	BLK	WP	HR	S	P	ERA	WHIP					
35 Mike Mussina, R (1, 1) ERA: 3.53	8.0	W	28	4	1	1	6	1	0	0	0	0	0	70	101	1.12	0.625					
Jay Witasick, R (9, 1) ERA: 3.0	1.0		4	1	0	0	2	0	0	0	0	0	0	9	12	0.00	1.000					

New York Yankees @ Toronto Blue Jays
SkyDome, Toronto, ON
Fri Jul 27 2001, 7:05 PM EDT
Att: 36,666 - Cloudy - 72 F

AB	31
R	1
H	5
RBI	1
BB	1
SO	8
LOB	8



Batter	1	2	3	4	5	6	7	8	9	AB	R	H	RBI	BB	SO	LOB	TOP										
Chuck Knoblauch, R OBP: 0.344, SLG: 0.349	F9		FC5-4 1B		L7	1B		F7		5	0	2	1	0	0	1	New York Yankees @ Toronto Blue Jays SkyDome, Toronto, ON Sat Jul 28 2001, 4:05 PM EDT Att: 44,105 - Cloudy - 70 F										
2 Derek Jeter, R OBP: 0.382, SLG: 0.439 Enrique Wilson, S OBP: 0.188, SLG: 0.221	G6-3		FC5-4 1-2 2-3			2B 1B	G1-3	FC5-4 HR		5	1	1	0	0	0	3											
Bernie Williams, S OBP: 0.395, SLG: 0.518 Mark Wohlers, R OBP: 0.188, SLG: 0.221	L9		L7			HR 2B	G4-3	HR		5	2	2	3	0	0	2											
Tino Martinez, L OBP: 0.312, SLG: 0.472 Clay Bellinger, R OBP: 0.097, SLG: 0.087		P4				HR	G1-6-3			4	2	2	2	0	0	0											
20 Jorge Posada, S OBP: 0.398, SLG: 0.542		K				HR				4	1	0	0	0	2	2											
Paul O'Neill, L OBP: 0.341, SLG: 0.475 Gerald Williams, R OBP: 0.259, SLG: 0.316										3	1	2	0	1	1	0											
Shane Spencer, R OBP: 0.299, SLG: 0.440										3	2	1	3	1	0	1											
Scott Brosius, R OBP: 0.356, SLG: 0.467										5	2	3	2	0	0	1											
Alfonso Soriano, R OBP: 0.304, SLG: 0.413										4	0	1	1	0	0	2											
Inning Stats	R: 0 E: 0 K: 0 S: 5	H: 0 LOB: 0 BB: 0 P: 6	R: 0 E: 0 K: 1 S: 9	H: 0 LOB: 1 BB: 1 P: 21	R: 0 E: 0 K: 0 S: 11	H: 2 LOB: 2 BB: 0 P: 16	R: 1 E: 0 K: 1 S: 10	H: 2 LOB: 1 BB: 0 P: 15	R: 3 E: 0 K: 0 S: 12	H: 3 LOB: 0 BB: 0 P: 17	R: 2 E: 0 K: 1 S: 15	H: 2 LOB: 1 BB: 1 P: 22	R: 0 E: 0 K: 0 S: 6	H: 0 LOB: 0 BB: 0 P: 10	R: 6 E: 0 K: 0 S: 30	H: 6 LOB: 1 BB: 0 P: 43		R: 0 E: 0 K: 0 S: 3	H: 0 LOB: 0 BB: 0 P: 4	1B: 7 2B: 5 3B: 1 HR: 2	SF: 1 SAC: 0 DP: 0 HBP: 1	WP: 1 PB: 0 SB: 1 CS: 0	PA: 44				
PITCHER	IP	WLS	BF	H	R	ER	SO	BB	IBB	HBP	BLK	WP	HR	S	P	ERA	WHIP										
Kelvin Escobar, R ERA: 3.94	4.2	L	20	5	2	2	2	1	0	0	0	0	0	42	69	3.86	1.286										
Pedro Borbon, L ERA: 4.04	0.2		4	2	2	2	1	0	0	0	0	0	1	8	9	27.00	3.000										
Bob Fife, R ERA: 2.92	1.2		7	2	2	2	0	1	0	0	0	1	0	18	29	10.80	1.800										
Paul Quantrill, R ERA: 2.89	0.0		5	4	5	5	0	0	0	1	0	0	0	13	18	∞	∞										
Matt DeWitt, R ERA: 3.38	2.0		8	2	1	1	0	0	0	0	0	0	1	20	29	4.50	1.000										

Batter	1	2	3	4	5	6	7	8	9	AB	R	H	RBI	BB	SO	LOB	BOTTOM										
José Cruz Jr., S OBP: 0.339, SLG: 0.484	G4-3					F7		K		4	0	0	0	0	2	0	New York Yankees @ Toronto Blue Jays SkyDome, Toronto, ON Sat Jul 28 2001, 4:05 PM EDT Att: 44,105 - Cloudy - 70 F										
Alex Gonzalez, R OBP: 0.299, SLG: 0.399	K					G5-3				4	0	0	0	0	2	0											
Shannon Stewart, R OBP: 0.370, SLG: 0.460	K									4	0	1	0	0	1	0											
Carlos Delgado, L OBP: 0.398, SLG: 0.515		K								3	1	1	1	1	1	0											
Chris Latham, S OBP: 0.481, SLG: 0.545										1	0	0	0	2	1	2											
Brad Fullmer, L OBP: 0.315, SLG: 0.427										2	0	0	0	1	1	2											
Luis Lopez, R OBP: 0.321, SLG: 0.374										3	0	0	0	0	1	2											
Darrin Fletcher, L OBP: 0.265, SLG: 0.336										3	0	0	0	0	0	0											
Cesar Izturis, S OBP: 0.270, SLG: 0.409										3	0	0	0	0	0	0											
Inning Stats	R: 0 E: 0 K: 2 S: 9	H: 0 LOB: 0 BB: 0 P: 10	R: 0 E: 0 K: 2 S: 12	H: 0 LOB: 0 BB: 1 P: 21	R: 0 E: 0 K: 1 S: 9	H: 0 LOB: 0 BB: 0 P: 12	R: 0 E: 0 K: 3 S: 13	H: 1 LOB: 2 BB: 1 P: 23	R: 0 E: 0 K: 0 S: 5	H: 0 LOB: 0 BB: 1 P: 12	R: 0 E: 0 K: 0 S: 8	H: 0 LOB: 0 BB: 0 P: 12	R: 1 E: 0 K: 0 S: 10	H: 1 LOB: 1 BB: 1 P: 22	R: 0 E: 0 K: 1 S: 7	H: 0 LOB: 0 BB: 0 P: 12		R: 0 E: 0 K: 0 S: 10	H: 0 LOB: 0 BB: 0 P: 15	1B: 0 2B: 1 3B: 0 HR: 1	SF: 0 SAC: 0 DP: 1 HBP: 0	WP: 0 PB: 0 SB: 1 CS: 0	PA: 31				
PITCHER	IP	WLS	BF	H	R	ER	SO	BB	IBB	HBP	BLK	WP	HR	S	P	ERA	WHIP										
Roger Clemens, R ERA: 3.58	5.2	W	19	1	0	0	8	3	0	0	0	0	0	55	88	0.00	0.706										
Ramiro Mendoza, R ERA: 3.59	1.1		6	1	1	1	0	1	0	0	0	0	1	11	24	6.75	1.500										
Mark Wohlers, R ERA: 4.95	2.0		6	0	0	0	1	0	0	0	0	0	0	17	27	0.00	0.000										
Mark Wohlers, R ERA: 4.95	2.0		6	0	0	0	1	0	0	0	0	0	0	17	27	0.00	0.000										

Batter	1	2	3	4	5	6	7	8	9	AB	R	H	RBI	BB	SO	LOB	TOP									
Chuck Knoblauch, R (1, 7) OBP: 0.347, SLG: 0.350										4	0	2	1	1	1	0	<p>New York Yankees @ Toronto Blue Jays</p> <p>SkyDome, Toronto, ON</p> <p>Sun Jul 29 2001, 1:05 PM EDT</p> <p>Att: 40,149 - Sunny - 73 F</p>									
2 Derek Jeter, R (1, 6) OBP: 0.392, SLG: 0.438										5	1	2	0	0	2	3										
Bernie Williams, S (1, 8) OBP: 0.392, SLG: 0.513										5	0	1	0	0	0	4										
Tino Martinez, L (1, 3) OBP: 0.311, SLG: 0.476										5	1	1	2	0	4	3										
20 Jorge Posada, S (1, 2) OBP: 0.401, SLG: 0.552										5	2	3	1	0	1	0										
Paul O'Neill, L (1, 9) OBP: 0.344, SLG: 0.479										3	0	2	0	0	0	0										
Gerald Williams, R (7, PH) OBP: 0.261, SLG: 0.315										1	1	0	0	1	1	1										
Shane Spencer, R (1, 10) OBP: 0.296, SLG: 0.439										5	1	1	1	0	0	4										
Luis Sojo, R (1, 5) OBP: 0.283, SLG: 0.245										5	1	1	1	0	1	3										
Alfonso Soriano, R (1, 4) OBP: 0.306, SLG: 0.427										4	2	2	3	0	1	0										
Inning Stats	R: 0 E: 0 K: 2 S: 14	H: 0 LOB: 1 BB: 1 P: 23	R: 4 E: 0 K: 0 S: 16	H: 5 LOB: 1 BB: 0 P: 25	R: 0 E: 0 K: 1 S: 9	H: 0 LOB: 0 BB: 0 P: 16	R: 1 E: 0 K: 0 S: 7	H: 1 LOB: 0 BB: 0 P: 10	R: 3 E: 0 K: 1 S: 16	H: 4 LOB: 1 BB: 0 P: 21	R: 0 E: 0 K: 2 S: 9	H: 1 LOB: 1 BB: 0 P: 12	R: 1 E: 0 K: 2 S: 12	H: 1 LOB: 1 BB: 1 P: 18	R: 0 E: 0 K: 2 S: 11	H: 2 LOB: 2 BB: 0 P: 13	R: 0 E: 0 K: 1 S: 12	H: 1 LOB: 1 BB: 0 P: 18	1B: 8 2B: 3 3B: 1 HR: 3	SF: 0 SAC: 0 DP: 0 HBP: 0	WP: 1 PB: 0 SB: 0 CS: 0	PA: 44				
PITCHER	IP	WLS	BF	H	R	ER	SO	BB	IBB	HBP	BLK	WP	HR	S	P	ERA	WHIP	PITCHER								
Joey Hamilton, R (1, 1) ERA: 5.89	5.0	L	26	10	8	8	4	1	0	0	0	0	0	3	62	95	14.40	2.200								
Matt DeWitt, R (6, 1) ERA: 2.45	1.0	4	1	0	0	2	0	0	0	0	0	0	0	9	12	0.00	1.000									
Dan Plesac, L (7, 1) ERA: 3.9	1.0	5	1	1	1	2	1	0	0	0	0	0	0	12	18	9.00	2.000									
Paul Quantrill, R (8, 1) ERA: 2.84	1.0	5	2	0	0	2	0	0	0	0	0	0	0	11	13	0.00	2.000									
Billy Koch, R (9, 1) ERA: 4.6	1.0	4	1	0	0	1	0	0	0	0	0	1	0	12	18	0.00	1.000									

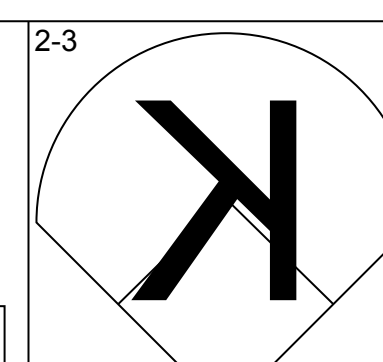
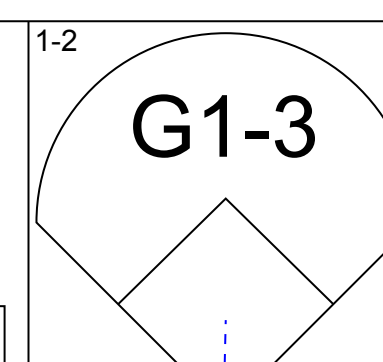
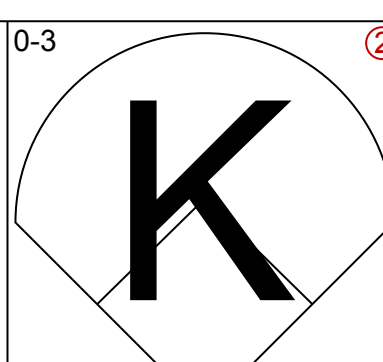
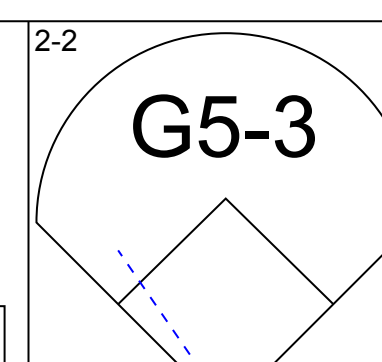
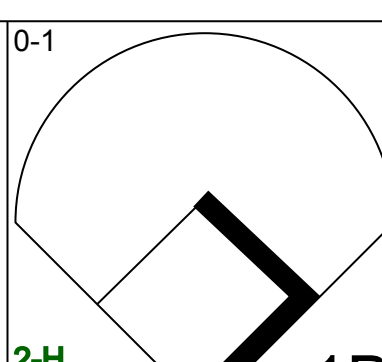
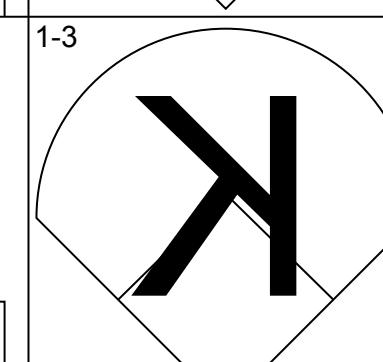
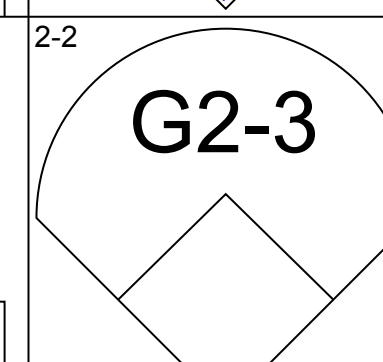
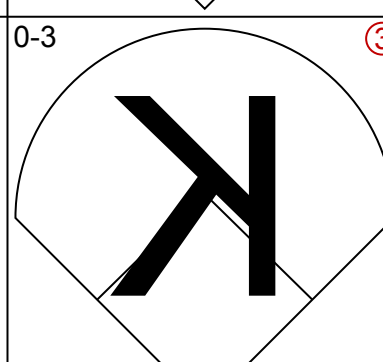
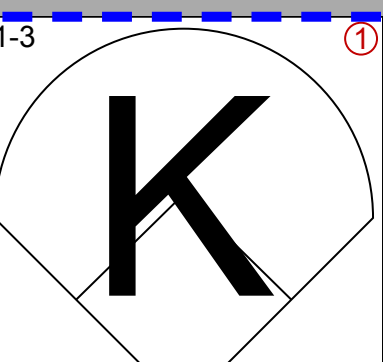
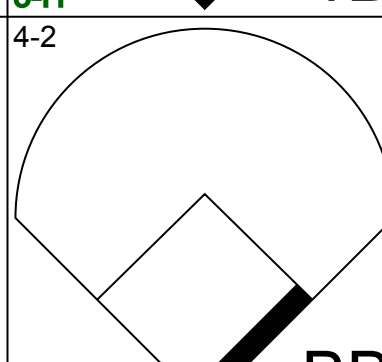
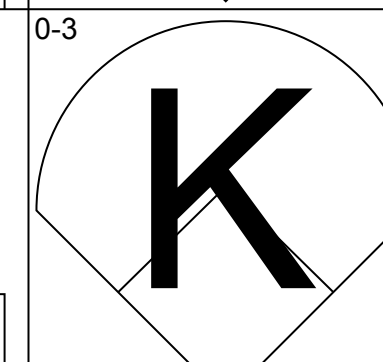
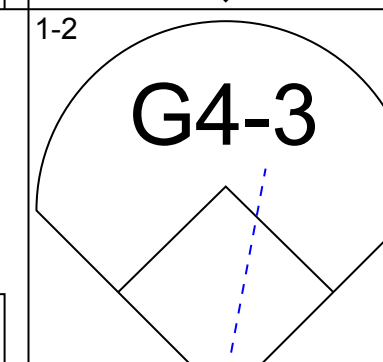
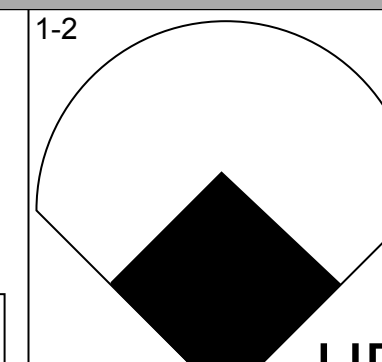
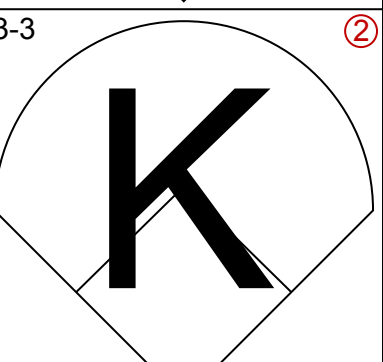
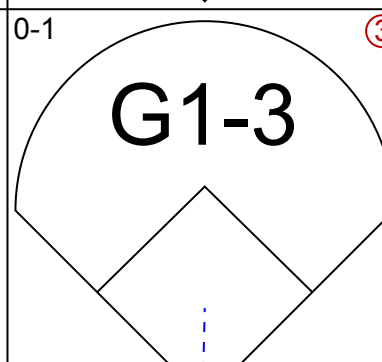
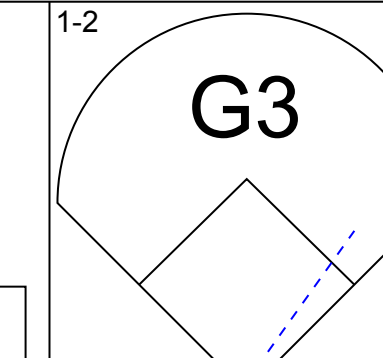
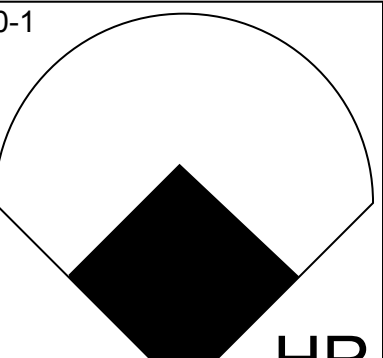
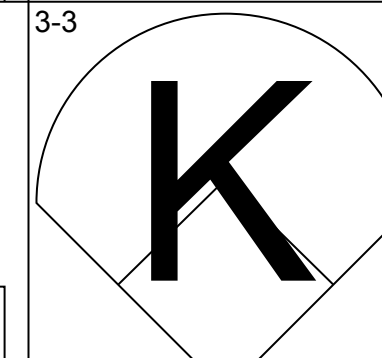
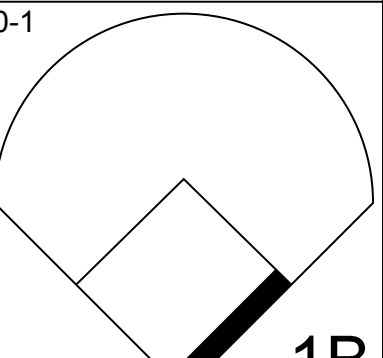
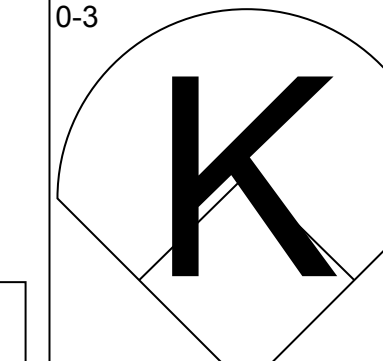
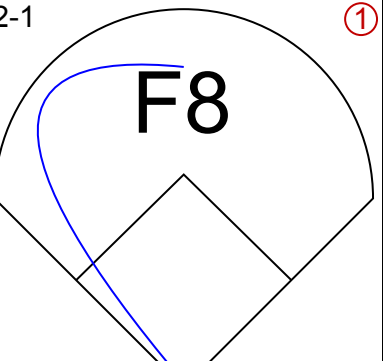
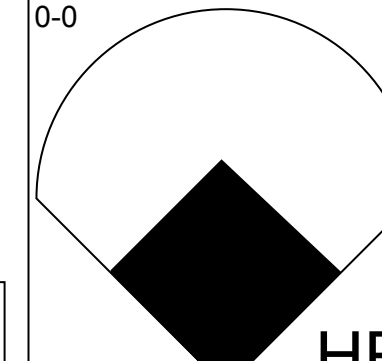
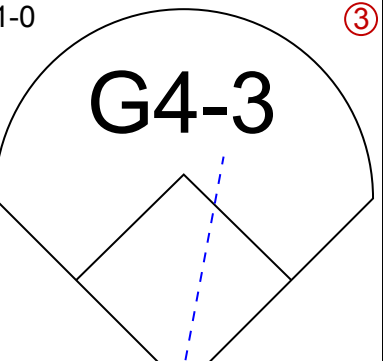
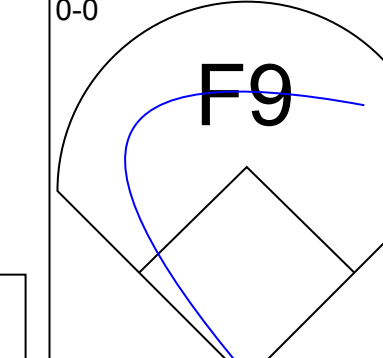
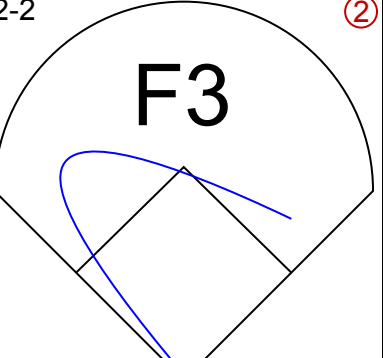
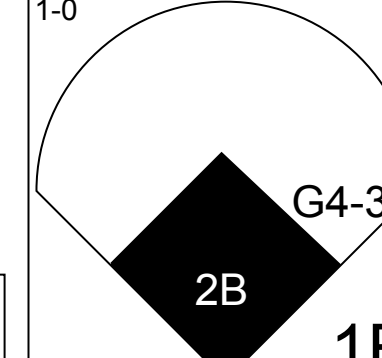

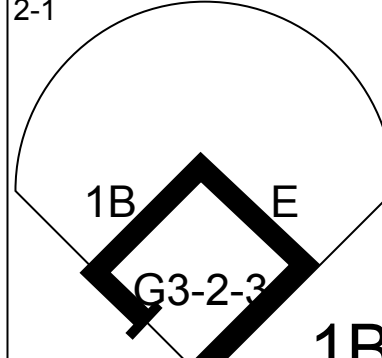
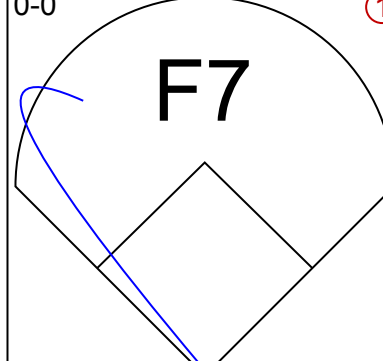
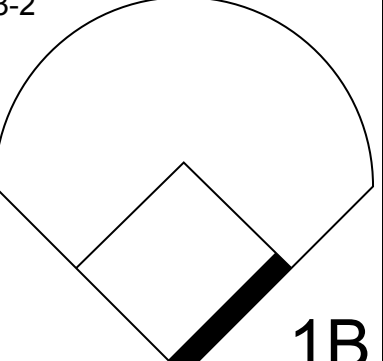
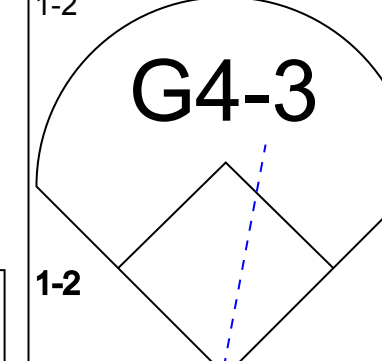
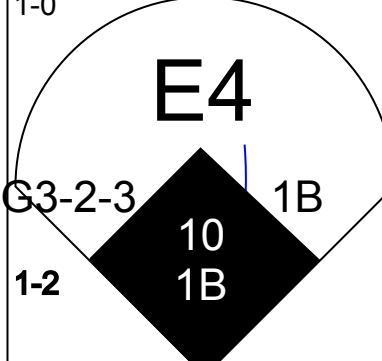
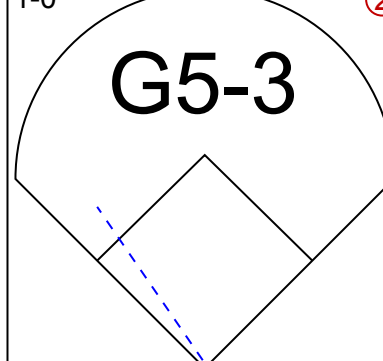
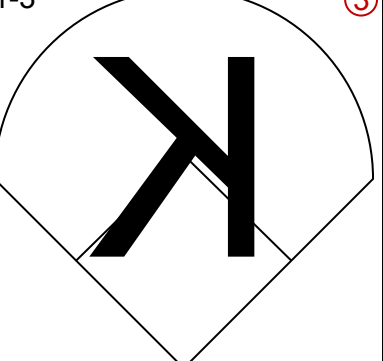
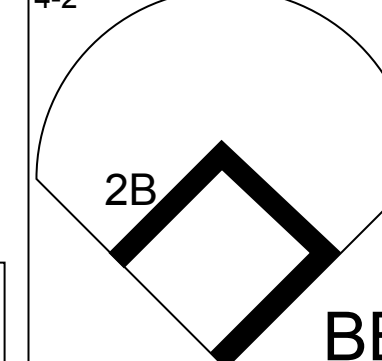

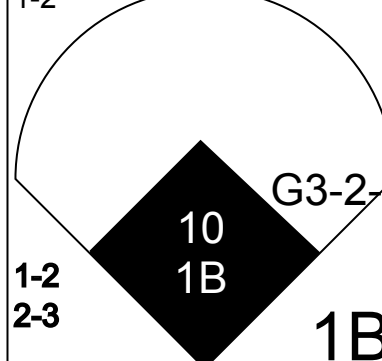
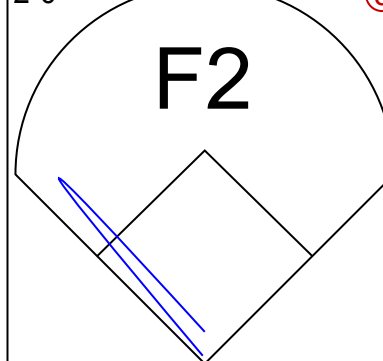
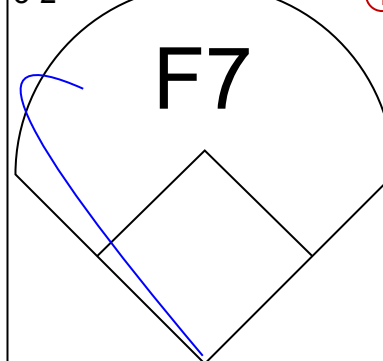
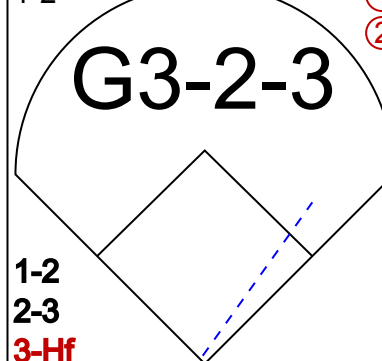
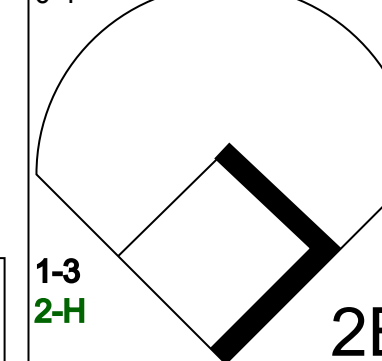
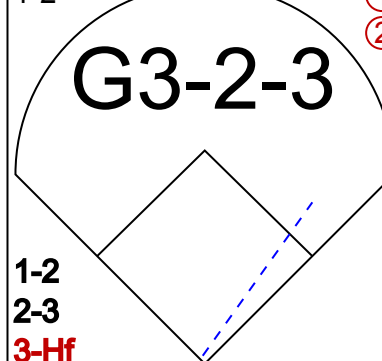
AB	42
R	9
H	15
RBI	9
BB	2
SO	11
LOB	18



Batter	1	2	3	4	5	6	7	8	9	AB	R	H	RBI	BB	SO	LOB	BOTTOM								
José Cruz Jr., S (1, 8) OBP: 0.340, SLG: 0.485										4	0	2	0	0	0	2	<p>New York Yankees @ Toronto Blue Jays</p> <p>SkyDome, Toronto, ON</p> <p>Sun Jul 29 2001, 1:05 PM EDT</p> <p>Att: 40,149 - Sunny - 73 F</p>								
Alex Gonzalez, R (1, 6) OBP: 0.296, SLG: 0.395										4	0	0	0	0	3	2									
Shannon Stewart, R (1, 7) OBP: 0.369, SLG: 0.458										4	1	1	0	0	1	1									
Carlos Delgado, L (1, 3) OBP: 0.399, SLG: 0.518										4	1	2	1	0	0	0									
Chris Latham, S (1, 9) OBP: 0.484, SLG: 0.520										3	1	1	0	1	1	1									
Tony Fernandez, S (1, 10) OBP: 0.340, SLG: 0.337										4	0	1	1	0	2	1									
Luis Lopez, R (1, 5) OBP: 0.309, SLG: 0.359										4	0	0	0	0	1	3									
Alberto Castillo, R (1, 2) OBP: 0.276, SLG: 0.289										2	0	0	0	0	2	0									
Darwin Fletcher, L (7, PH) OBP: 0.267, SLG: 0.338										1	0	1	1	0	0	0									
Jeff Frye, R (1, 4) OBP: 0.286, SLG: 0.257										2	0	0	0	1	1	0									
Inning Stats	R: 0 E: 0 K: 0 S: 6	H: 0 LOB: 0 BB: 0 P: 9	R: 0 E: 0 K: 1 S: 8	H: 1 LOB: 0 BB: 0 P: 10	R: 0 E: 0 K: 2 S: 8	H: 0 LOB: 0 BB: 0 P: 13	R: 0 E: 0 K: 2 S: 10	H: 1 LOB: 1 BB: 0 P: 14	R: 0 E: 0 K: 0 S: 7	H: 1 LOB: 1 BB: 0 P: 12	R: 0 E: 0 K: 2 S: 11	H: 1 LOB: 1 BB: 0 P: 15	R: 3 E: 0 K: 0 S: 22	H: 4 LOB: 2 BB: 2 P: 39	R: 0 E: 0 K: 1 S: 8	H: 0 LOB: 0 BB: 0 P: 15	R: 0 E: 0 K: 3 S: 12	H: 0 LOB: 0 BB: 0 P: 16	1B: 7 2B: 2 3B: 0 HR: 0	SF: 0 SAC: 0 DP: 3 HBP: 0	WP: 0 PB: 0 SB: 0 CS: 1	PA: 34			
PITCHER	IP	WLS	BF	H	R	ER	SO	BB	IBB	HBP	BLK	WP	HR	S	P	ERA	WHIP	PITCHER							
Andy Pettitte, L (1, 1) ERA: 3.42	6.0	W	24	7	3	3	7	1	0	0	0	0	0	21	37	0.00	1.333								
Jay Witasick, R (7, 1) ERA: 2.59	2.0	7	1	0	0	1	1	0	0	0	0	0	0	21	37	0.00	1.000								
42 Mariano Rivera, R (9, 1) ERA: 2.56	1.0	3	0	0	0	3	0	0	0	0	0	0	0	12	16	0.00	0.000								

AB	32
R	3
H	8
RBI	3
BB	2
SO	11
LOB	10

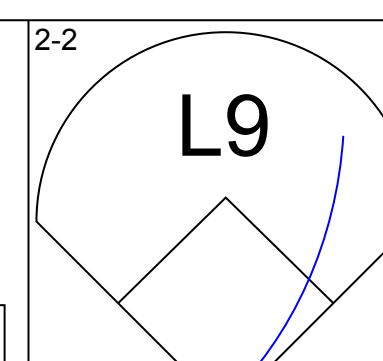
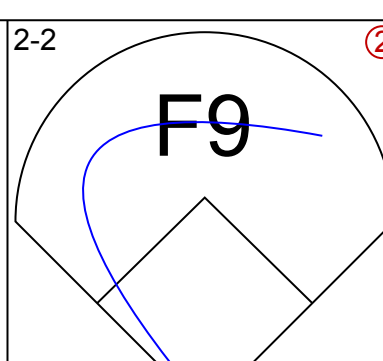
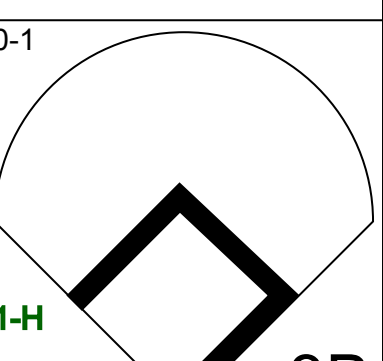
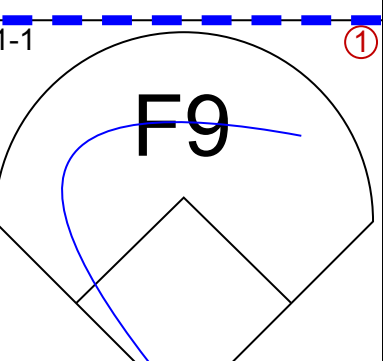
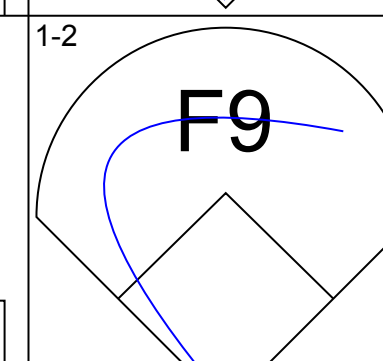
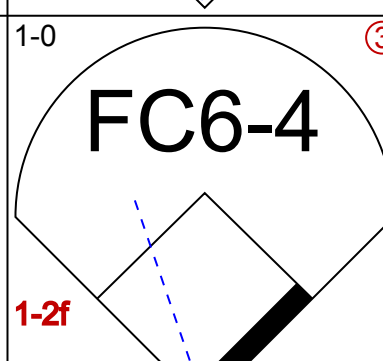
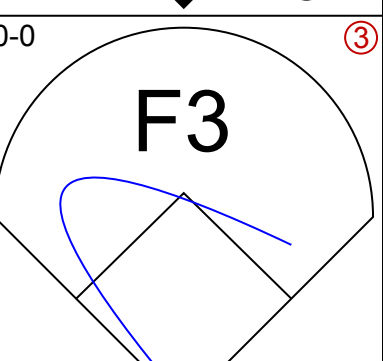
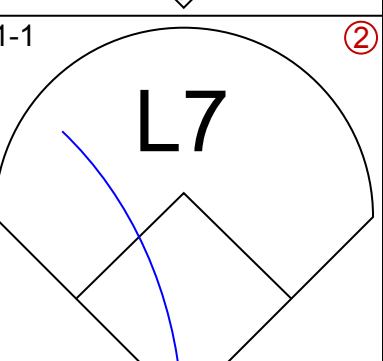
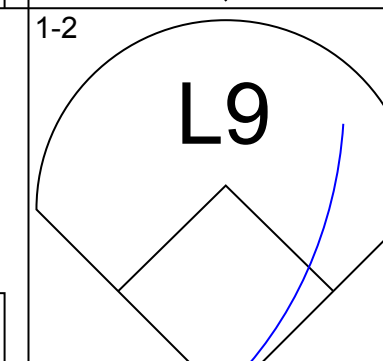
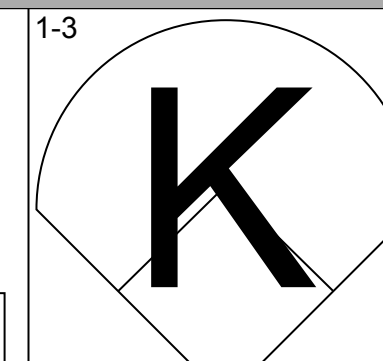
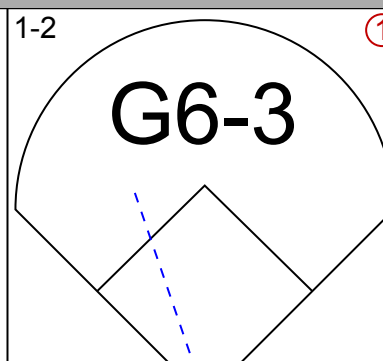
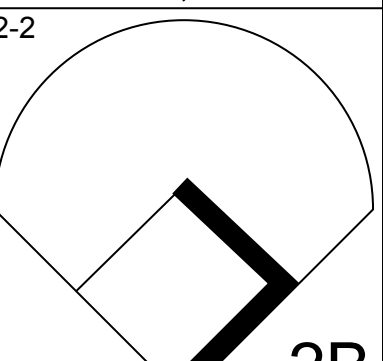
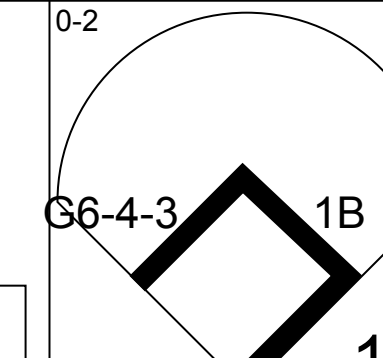
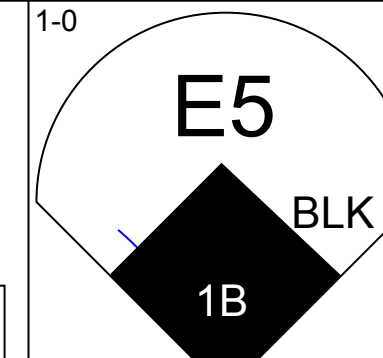
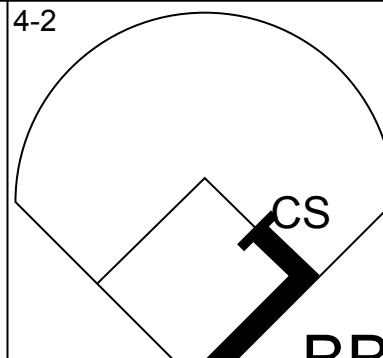
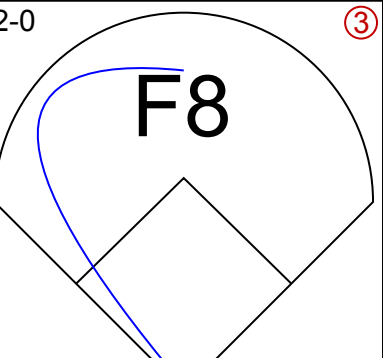
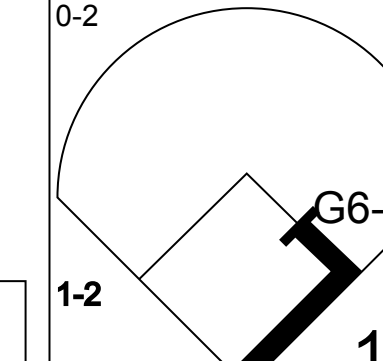
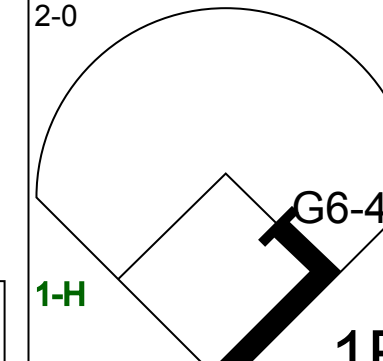
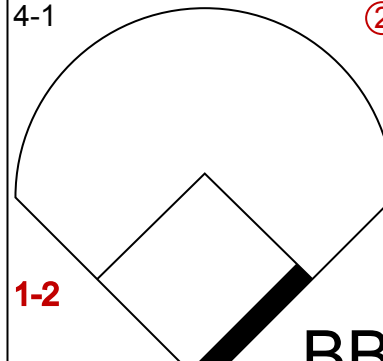

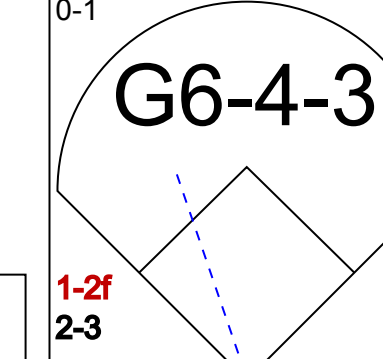
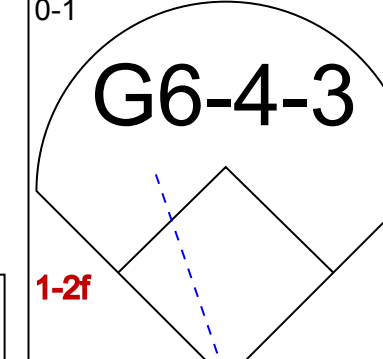
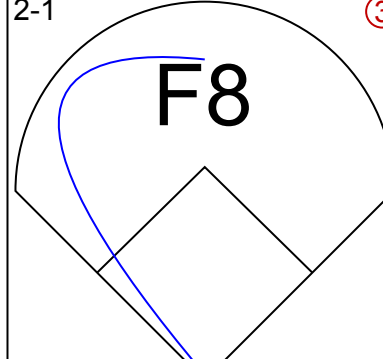

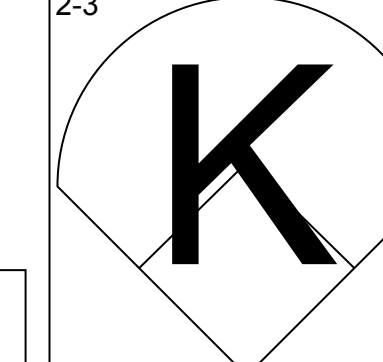
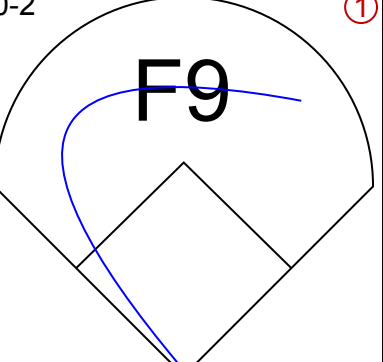
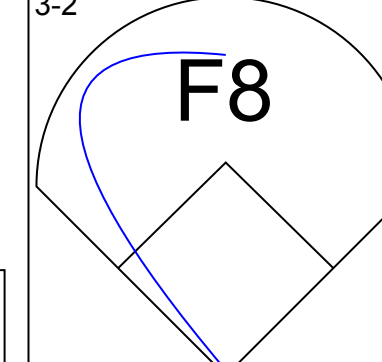
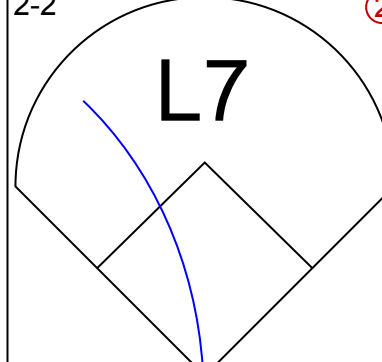
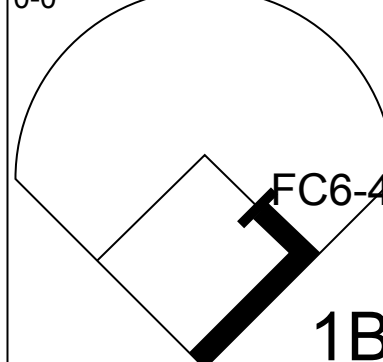
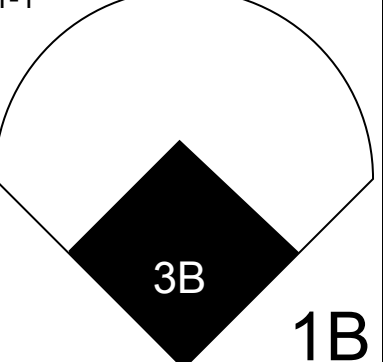
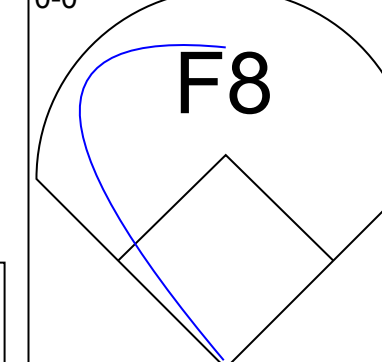
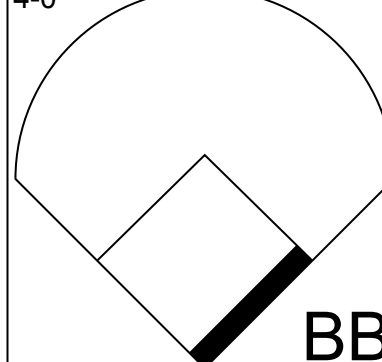
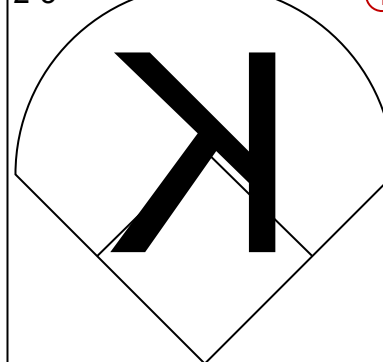
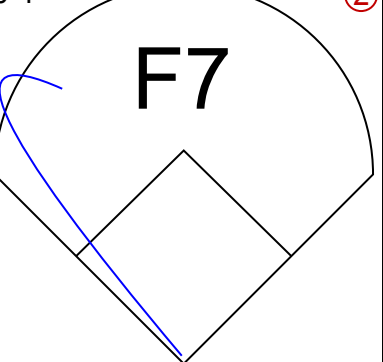
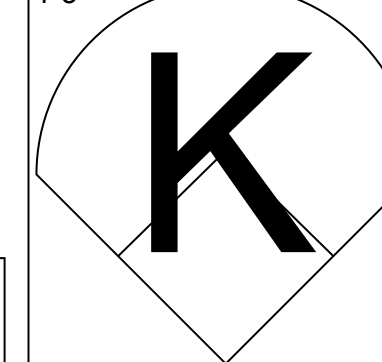
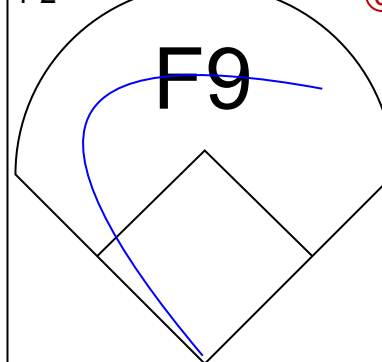


Batter	1	2	3	4	5	6	7	8	9	AB	R	H	RBI	BB	SO	LOB	TOP					
10 Michael Young, R (1,4) OBP: 0.298, SLG: 0.405										5	0	1	2	0	2	2						
Randy Velarde, R (1,10) OBP: 0.382, SLG: 0.460										4	0	0	0	1	3	0						
Alex Rodriguez, R (1,6) OBP: 0.402, SLG: 0.596										5	1	1	1	0	2	2						
Rafael Palmeiro, L (1,3) OBP: 0.377, SLG: 0.544										4	1	2	1	0	1	0						
Ivan Rodriguez, R (1,2) OBP: 0.343, SLG: 0.554										4	1	1	1	0	1	1						
Gabe Kapler, R (1,8) OBP: 0.329, SLG: 0.395										4	1	2	0	0	0	0						
Mike Lamb, L (1,5) OBP: 0.355, SLG: 0.405										4	1	1	0	0	0	2						
Craig Monroe, R (1,9) OBP: 0.364, SLG: 0.556 (7,7)										3	1	1	0	1	1	1						
Bo Porter, R (1,7) OBP: 0.290, SLG: 0.361										2	0	0	0	0	0	0						
Ricky Ledee, L (7,PH) OBP: 0.294, SLG: 0.362 (7,9)										2	0	1	1	0	0	3						
Inning Stats	R: 0 E: 0 K: 3 S: 12	H: 0 LOB: 0 BB: 0 P: 15	R: 0 E: 0 K: 1 S: 7	H: 0 LOB: 0 BB: 0 P: 8	R: 0 E: 0 K: 0 S: 3	H: 0 LOB: 0 BB: 0 P: 6	R: 0 E: 0 K: 0 S: 12	H: 0 LOB: 0 BB: 0 P: 16	R: 1 E: 0 K: 1 S: 14	H: 2 LOB: 1 BB: 0 P: 22	R: 0 E: 0 K: 2 S: 10	H: 0 LOB: 0 BB: 0 P: 13	R: 3 E: 0 K: 1 S: 19	H: 4 LOB: 2 BB: 1 P: 31	R: 0 E: 0 K: 2 S: 9	H: 1 LOB: 1 BB: 0 P: 14	R: 2 E: 1 K: 0 S: 18	H: 3 LOB: 2 BB: 1 P: 27	1B: 6 2B: 1 3B: 0 HR: 3	SF: 0 SAC: 0 DP: 1 HBP: 0	WP: 0 PB: 0 SB: 0 CS: 0	PA: 39
PITCHER	IP	WLS	BF	H	R	ER	SO	BB	IBB	HBP	BLK	WP	HR	S	P	ERA	WHIP					
Ted Lilly, L (1,1) ERA: 4.8	6.1	L	23	4	3	3	8	0	0	0	0	0	3	66	92	4.26	0.632					
Ramiro Mendoza, R (7,1) ERA: 3.7	0.1		3	1	0	0	0	1	0	0	0	0	0	6	12	0.00	6.000					
Mike Stanton, L (7,1) ERA: 1.72	0.1		2	1	1	0	0	0	0	0	0	0	0	5	7	27.00	3.000					
Jay Witasick, R (8,1) ERA: 2.84	1.0		7	3	2	0	2	0	0	0	0	0	0	17	26	0.00	3.000					
Mark Wohlers, R (9,1) ERA: 4.84	1.0		4	1	0	0	0	1	0	0	0	0	0	10	15	0.00	2.000					

Texas Rangers @ New York Yankees
Yankee Stadium, Bronx, NY
Tue Jul 31 2001, 7:05 PM EDT
Att: 45,978 - Sunny - 81 F

AB	37
R	6
H	10
RBI	6
BB	2
SO	10
LOB	11



Batter	1	2	3	4	5	6	7	8	9	AB	R	H	RBI	BB	SO	LOB	BOTTOM					
Chuck Knoblauch, R (1,7) OBP: 0.346, SLG: 0.354										4	0	1	1	0	0	1						
Luis Sojo, R (1,3) OBP: 0.263, SLG: 0.226										4	0	0	0	0	0	2						
2 Derek Jeter, R (1,6) OBP: 0.381, SLG: 0.439										4	0	1	0	0	1	0						
Bernie Williams, S (1,8) OBP: 0.393, SLG: 0.511										3	1	1	0	1	0	1						
Shane Spencer, R (1,10) OBP: 0.308, SLG: 0.444										3	0	2	1	1	0	0						
Paul O'Neill, L (1,9) OBP: 0.343, SLG: 0.479										4	0	1	0	0	0	4						
Scott Brosius, R (1,5) OBP: 0.353, SLG: 0.462										4	0	0	0	0	1	2						
Todd Greene, R (1,2) OBP: 0.345, SLG: 0.412										3	1	2	0	1	0	0						
Alfonso Soriano, R (1,4) OBP: 0.303, SLG: 0.422										4	0	0	0	0	2	4						
Inning Stats	R: 0 E: 0 K: 0 S: 12	H: 2 LOB: 1 BB: 0 P: 16	R: 0 E: 0 K: 1 S: 14	H: 1 LOB: 1 BB: 0 P: 16	R: 0 E: 0 K: 1 S: 8	H: 1 LOB: 0 BB: 0 P: 13	R: 1 E: 1 K: 1 S: 7	H: 1 LOB: 0 BB: 0 P: 11	R: 1 E: 0 K: 0 S: 10	H: 2 LOB: 1 BB: 0 P: 11	R: 0 E: 0 K: 0 S: 9	H: 0 LOB: 1 BB: 2 P: 20	R: 0 E: 0 K: 1 S: 7	H: 0 LOB: 0 BB: 0 P: 11	R: 0 E: 0 K: 0 S: 9	H: 1 LOB: 1 BB: 0 P: 15	R: 0 E: 0 K: 0 S: 14	H: 1 LOB: 2 BB: 1 P: 24	1B: 5 2B: 2 3B: 1 HR: 0	SF: 0 SAC: 0 DP: 2 HBP: 0	WP: 0 PB: 0 SB: 0 CS: 1	PA: 36
PITCHER	IP	WLS	BF	H	R	ER	SO	BB	IBB	HBP	BLK	WP	HR	S	P	ERA	WHIP					
Darren Oliver, L (1,1) ERA: 5.61	7.0	W	27	6	2	1	4	2	0	0	1	0	0	67	98	1.29	1.143					
Mike Venafro, L (8,1) ERA: 2.69	1.2	H	8	2	0	0	0	1	0	0	0	0	0	16	31	0.00	1.800					
59 Jeff Zimmerman, R (9,1) ERA: 2.86	0.1	S	1	0	0	0	0	0	0	0	0	0	0	7	8	0.00	0.000					

Texas Rangers @ New York Yankees
Yankee Stadium, Bronx, NY
Tue Jul 31 2001, 7:05 PM EDT
Att: 45,978 - Sunny - 81 F

AB	33
R	2
H	8
RBI	2
BB	3
SO	4
LOB	14



Batter	1	2	3	4	5	6	7	8	9	AB	R	H	RBI	BB	SO	LOB	TOP					
10 Michael Young, R (1, 4) OBP: 0.305, SLG: 0.431	1-1 HR		1-1 1B		0-3 K		2-1 1B FC6-4 2B	0-3 K		5	2	3	1	0	2	3						
Randy Velarde, R (1, 10) OBP: 0.382, SLG: 0.459	2-3 K		0-0 F9		1-1 FC6-4 1B		3-2 FC6-4 1B	3-2 F8		5	0	2	2	0	1	1						
Alex Rodriguez, R (1, 6) OBP: 0.398, SLG: 0.589	0-3 K		2-3 K		FC6-4 1-2 1B		0-0 FC6-4 G3-1 BLK 2B	2-1 G5-3		5	1	0	1	0	2	3						
Rafael Palmeiro, L (1, 3) OBP: 0.378, SLG: 0.541	4-2 BB			0-0 P3		1-0 1B 2B	1-0 G3-1	2-1 E3		4	1	1	0	1	0	1						
Ivan Rodriguez, R (1, 2) OBP: 0.344, SLG: 0.554	1-0 F7			0-0 G6-3		1-2 2B G4-3 1B	2-1 G4-3 2B	0-1 G4-3		5	1	2	1	0	0	2						
Gabe Kapler, R (1, 8) OBP: 0.329, SLG: 0.397		2-1 F5		1-0 G5-3		2-2 G4-3 1-3 2H 2B	2-1 F8			4	0	1	1	0	0	1						
Craig Monroe, R (1, 9) OBP: 0.400, SLG: 0.583 (6, 7)		0-1 G5-3			1-2 10 S 1B 2B		0-0 P3	4-1 BB		3	1	1	0	1	0	2						
Scott Sheldon, R (1, 5) OBP: 0.261, SLG: 0.388 (6, PH)		1-3 K			0-3 K		2-0 G4-3	0-1 F7		2	0	0	0	0	2	1						
Mike Lamb, L (6, PH) OBP: 0.350, SLG: 0.398 (6, 5)							2-3 3H G4-3			2	0	0	1	0	0	2						
Bo Porter, R (1, 7) OBP: 0.295, SLG: 0.357			2-1 G5-3		4-2 10 S 1B BB		0-0 G4-3	1-3 K		1	1	0	0	1	0	0						
Ricky Ledee, L (6, PH) OBP: 0.289, SLG: 0.356 (6, 9)										2	0	0	0	0	1	2						
Inning Stats	R: 1 E: 0 K: 2 S: 13	H: 1 LOB: 1 BB: 1 P: 21	R: 0 E: 0 K: 1 S: 8	H: 0 LOB: 0 BB: 0 P: 11	R: 0 E: 0 K: 1 S: 9	H: 1 LOB: 1 BB: 0 P: 14	R: 0 E: 0 K: 0 S: 3	H: 0 LOB: 0 BB: 0 P: 4	R: 2 E: 0 K: 2 S: 15	H: 3 LOB: 1 BB: 1 P: 16	R: 2 E: 0 K: 0 S: 14	H: 3 LOB: 1 BB: 0 P: 23	R: 0 E: 0 K: 2 S: 9	H: 0 LOB: 1 BB: 1 P: 14	R: 0 E: 1 K: 0 S: 9	H: 0 LOB: 1 BB: 0 P: 16	1B: 5 2B: 4 3B: 0 HR: 1	SF: 0 SAC: 0 DP: 0 HBP: 0	WP: 0 PB: 0 SB: 2 CS: 0	PA: 41		
PITCHER	IP WLS BF H R ER SO BB IBB HBP BLK WP HR S P ERA WHIP	IP WLS BF H R ER SO BB IBB HBP BLK WP HR S P ERA WHIP	IP WLS BF H R ER SO BB IBB HBP BLK WP HR S P ERA WHIP	IP WLS BF H R ER SO BB IBB HBP BLK WP HR S P ERA WHIP	IP WLS BF H R ER SO BB IBB HBP BLK WP HR S P ERA WHIP	IP WLS BF H R ER SO BB IBB HBP BLK WP HR S P ERA WHIP	IP WLS BF H R ER SO BB IBB HBP BLK WP HR S P ERA WHIP	IP WLS BF H R ER SO BB IBB HBP BLK WP HR S P ERA WHIP	IP WLS BF H R ER SO BB IBB HBP BLK WP HR S P ERA WHIP	IP WLS BF H R ER SO BB IBB HBP BLK WP HR S P ERA WHIP	IP WLS BF H R ER SO BB IBB HBP BLK WP HR S P ERA WHIP	IP WLS BF H R ER SO BB IBB HBP BLK WP HR S P ERA WHIP	IP WLS BF H R ER SO BB IBB HBP BLK WP HR S P ERA WHIP	IP WLS BF H R ER SO BB IBB HBP BLK WP HR S P ERA WHIP	IP WLS BF H R ER SO BB IBB HBP BLK WP HR S P ERA WHIP	IP WLS BF H R ER SO BB IBB HBP BLK WP HR S P ERA WHIP	IP WLS BF H R ER SO BB IBB HBP BLK WP HR S P ERA WHIP	IP WLS BF H R ER SO BB IBB HBP BLK WP HR S P ERA WHIP	IP WLS BF H R ER SO BB IBB HBP BLK WP HR S P ERA WHIP	IP WLS BF H R ER SO BB IBB HBP BLK WP HR S P ERA WHIP	IP WLS BF H R ER SO BB IBB HBP BLK WP HR S P ERA WHIP	IP WLS BF H R ER SO BB IBB HBP BLK WP HR S P ERA WHIP

Texas Rangers @ New York Yankees
 Yankee Stadium, Bronx, NY
 Wed Aug 01 2001, 7:05 PM EDT
 Att: 41,714 - Sunny - 82 F

AB 38
 R 7
 H 10
 RBI 7
 BB 3
 SO 8
 LOB 18



Batter	1	2	3	4	5	6	7	8	9	AB	R	H	RBI	BB	SO	LOB	BOTTOM					
Chuck Knoblauch, R (1, 7) OBP: 0.346, SLG: 0.361	1-0 HR	1-0 E5 2 HR		3-2 2 G6-4-3 HBP		1-0 F8		3-2 L4		4	2	1	1	0	0	2						
2 Derek Jeter, R (1, 6) OBP: 0.394, SLG: 0.451	2-2 HR	1-0 1B HR		2-2 G6-4-3		0-2 1B 2B				4	3	3	2	0	0	1						
Paul O'Neill, L (1, 9) OBP: 0.344, SLG: 0.487	1-1 1H HR	2-1 P6		0-1 1B		1-1 F9				4	1	2	2	0	0	1						
Bernie Williams, S (1, 8) OBP: 0.392, SLG: 0.508	3-2 F9	3-3 K		1-3 K		2-0 1B		2-0 1B		4	0	1	1	0	2	0						
Tino Martinez, L (1, 3) OBP: 0.310, SLG: 0.481	3-2 F7		0-0 HR		0-2 G4-3		3-2 P2			4	1	1	1	0	0	1						
Shane Spencer, R (1, 10) OBP: 0.319, SLG: 0.452	2-3 K		3-2 CS 1B		1-1 F9 HBP 1B		2-0 FC6-4 1B			4	0	3	0	0	1	0						
Scott Brosius, R (1, 5) OBP: 0.355, SLG: 0.465		2-2 HR 2B		0-0 K		1-0 WP HBP		0-1 FC6-4		2	1	1	0	0	1	1						
Luis Sojo, R (7, PH) OBP: 0.259, SLG: 0.222 (8, 5)			1-2 K		1-2 K		1-2 HBP			1	0	0	0	0	0	2						
Todd Greene, R (1, 2) OBP: 0.322, SLG: 0.382		1-2 F9		0-0 G4-3		2-3 K		0-0 F9		4	0	0	0	0	1	3						
Alfonso Soriano, R (1, 4) OBP: 0.303, SLG: 0.428		1-1 2H HR		0-3 K		3-2 F9		1-2 G6-3		4	1	1	2	0	1	2						
Inning Stats	R: 3 E: 0 K: 1 S: 20	H: 3 LOB: 0 BB: 0 P: 32	R: 4 E: 1 K: 1 S: 16	H: 3 LOB: 0 BB: 0 P: 27	R: 1 E: 0 K: 1 S: 12	H: 2 LOB: 0 BB: 0 P: 18	R: 0 E: 0 K: 1 S: 9	H: 0 LOB: 0 BB: 0 P: 14	R: 0 E: 0 K: 1 S: 8	H: 1 LOB: 2 BB: 0 P: 9	R: 0 E: 0 K: 1 S: 9	H: 1 LOB: 2 BB: 0 P: 17	R: 1 E: 0 K: 0 S: 12	H: 3 LOB: 2 BB: 0 P: 20	R: 0 E: 0 K: 0 S: 11	H: 0 LOB: 0 BB: 0 P: 15	1B: 6 2B: 3 3B: 0 HR: 5	SF: 0 SAC: 0 DP: 2 HBP: 2	WP: 1 PB: 0 SB: 0 CS: 1	PA: 37		
PITCHER	IP WLS BF H R ER SO BB IBB HBP BLK WP HR S P ERA WHIP	IP WLS BF H R ER SO BB IBB HBP BLK WP HR S P ERA WHIP	IP WLS BF H R ER SO BB IBB HBP BLK WP HR S P ERA WHIP	IP WLS BF H R ER SO BB IBB HBP BLK WP HR S P ERA WHIP	IP WLS BF H R ER SO BB IBB HBP BLK WP HR S P ERA WHIP	IP WLS BF H R ER SO BB IBB HBP BLK WP HR S P ERA WHIP	IP WLS BF H R ER SO BB IBB HBP BLK WP HR S P ERA WHIP	IP WLS BF H R ER SO BB IBB HBP BLK WP HR S P ERA WHIP	IP WLS BF H R ER SO BB IBB HBP BLK WP HR S P ERA WHIP	IP WLS BF H R ER SO BB IBB HBP BLK WP HR S P ERA WHIP	IP WLS BF H R ER SO BB IBB HBP BLK WP HR S P ERA WHIP	IP WLS BF H R ER SO BB IBB HBP BLK WP HR S P ERA WHIP	IP WLS BF H R ER SO BB IBB HBP BLK WP HR S P ERA WHIP	IP WLS BF H R ER SO BB IBB HBP BLK WP HR S P ERA WHIP	IP WLS BF H R ER SO BB IBB HBP BLK WP HR S P ERA WHIP	IP WLS BF H R ER SO BB IBB HBP BLK WP HR S P ERA WHIP	IP WLS BF H R ER SO BB IBB HBP BLK WP HR S P ERA WHIP	IP WLS BF H R ER SO BB IBB HBP BLK WP HR S P ERA WHIP	IP WLS BF H R ER SO BB IBB HBP BLK WP HR S P ERA WHIP	IP WLS BF H R ER SO BB IBB HBP BLK WP HR S P ERA WHIP	IP WLS BF H R ER SO BB IBB HBP BLK WP HR S P ERA WHIP	IP WLS BF H R ER SO BB IBB HBP BLK WP HR S P ERA WHIP

Texas Rangers @ New York Yankees
 Yankee Stadium, Bronx, NY
 Wed Aug 01 2001, 7:05 PM EDT
 Att: 41,714 - Sunny - 82 F

AB 35
 R 9
 H 13
 RBI 9
 BB 0
 SO 6
 LOB 13



Batter	1	2	3	4	5	6	7	8	9	AB	R	H	RBI	BB	SO	LOB	TOP										
David Eckstein, R (1,6) OBP: 0.350, SLG: 0.352	G4-3		G5-3		F7			G6-3		5	0	1	2	0	0	2	Anaheim Angels @ New York Yankees Yankee Stadium, Bronx, NY Fri Aug 03 2001, 7:05 PM EDT Att: 40,490 - Cloudy - 83 F										
Darin Erstad, L (1,8) OBP: 0.334, SLG: 0.371	F8		G3-1		P6		K2-3	P6		5	0	0	0	0	1	3											
Troy Glaus, R (1,5) OBP: 0.363, SLG: 0.527	1B		G5-3			F9		SH1-4	1B	3	0	1	0	1	0	0											
16 Garret Anderson, L (1,7) OBP: 0.303, SLG: 0.464	1B			P6		K		SH1-4	1B	4	0	2	0	0	1	0											
Shawn Wooten, R (1,10) OBP: 0.341, SLG: 0.490 Adam Kennedy, L (8,PH) OBP: 0.349, SLG: 0.402	K			K		K		SH1-4		3	0	0	0	0	3	2											
Tim Salmon, R (1,9) OBP: 0.374, SLG: 0.367		G6-3		K			1B	F7		3	1	1	0	1	1	2											
Scott Spiezio, S (1,3) OBP: 0.329, SLG: 0.454	G6-3				FC5-2		SH	1B		2	0	1	0	1	0	1											
Bengie Molina, R (1,2) OBP: 0.323, SLG: 0.316	K				FC1	FC5-2		F8		4	1	1	0	0	1	5											
Benji Gil, R (1,4) OBP: 0.358, SLG: 0.566	K				FC5-2		K			4	0	0	0	0	3	5											
Inning Stats	R: 0 H: 2 E: 0 K: 1 S: 11	H: 0 LOB: 1 BB: 1 P: 15	R: 0 H: 0 E: 0 K: 2 S: 11	H: 0 LOB: 0 BB: 0 P: 17	R: 0 H: 0 E: 0 K: 0 S: 8	H: 0 LOB: 0 BB: 0 P: 13	R: 0 H: 0 E: 0 K: 2 S: 10	H: 0 LOB: 0 BB: 0 P: 12	R: 0 H: 1 E: 1 K: 0 S: 11	H: 0 LOB: 2 BB: 0 P: 17	R: 0 H: 0 E: 0 K: 2 S: 8	H: 0 LOB: 0 BB: 0 P: 10	R: 2 H: 3 E: 1 K: 2 S: 15	H: 3 LOB: 1 BB: 0 P: 20	R: 0 H: 1 E: 0 K: 0 S: 11	H: 1 LOB: 3 BB: 2 P: 21		R: 0 H: 0 E: 0 K: 1 S: 9	H: 0 LOB: 0 BB: 0 P: 12	1B: 5 2B: 2 3B: 0 HR: 0	SF: 0 SAC: 2 DP: 0 HBP: 0	WP: 0 PB: 0 SB: 0 CS: 0	PA: 38				
PITCHER	IP	WLS	BF	H	R	ER	SO	BB	IBB	HBP	BLK	WP	HR	S	P	ERA	WHIP										
Andy Pettitte, L (1,1) ERA: 3.38	7.0	W	31	7	2	2	9	2	0	0	0	0	0	78	112	2.57	1.286										
Ramiro Mendoza, R (8,1) ERA: 3.82	1.0	H	4	0	0	0	0	0	1	0	0	0	0	7	13	0.00	0.000										
42 Mariano Rivera, R (9,1) ERA: 2.43	1.0	S	3	0	0	0	1	0	0	0	0	0	0	9	12	0.00	0.000										

Batter	1	2	3	4	5	6	7	8	9	AB	R	H	RBI	BB	SO	LOB	BOTTOM										
Chuck Knoblauch, R (1,10) OBP: 0.348, SLG: 0.359	G5-3			CS		F2		E	2B	3	0	1	0	1	0	0	Anaheim Angels @ New York Yankees Yankee Stadium, Bronx, NY Fri Aug 03 2001, 7:05 PM EDT Att: 40,490 - Cloudy - 83 F										
2 Derek Jeter, R (1,6) OBP: 0.387, SLG: 0.453	G6-3			F9			2B	E	1B	4	1	2	0	0	0	1											
Bernie Williams, S (1,8) OBP: 0.392, SLG: 0.511	F8			F7			HR	E4		4	1	1	1	0	0	3											
Tino Martinez, L (1,3) OBP: 0.308, SLG: 0.482		F7		CS	G3		HR	K		4	1	1	2	0	1	3											
20 Jorge Posada, S (1,2) OBP: 0.402, SLG: 0.551					1B		E5	K		4	0	2	0	0	1	3											
Paul O'Neill, L (1,9) OBP: 0.340, SLG: 0.480	G6-4-3				1B		F8	F9		4	0	1	0	0	0	5											
Shane Spencer, R (1,7) OBP: 0.311, SLG: 0.440					G4-3		F9			3	0	0	0	0	0	3											
Luis Sojo, R (1,5) OBP: 0.231, SLG: 0.197					F8		F8	K		3	0	0	0	0	1	1											
Alfonso Soriano, R (1,4) OBP: 0.303, SLG: 0.434				P4				HR		3	1	1	1	0	1	0											
Inning Stats	R: 0 H: 0 E: 0 K: 0 S: 9	H: 1 LOB: 0 BB: 0 P: 5	R: 0 H: 0 E: 0 K: 0 S: 6	H: 0 LOB: 0 BB: 0 P: 10	R: 0 H: 1 E: 0 K: 0 S: 7	H: 1 LOB: 0 BB: 0 P: 12	R: 0 H: 2 E: 0 K: 0 S: 9	H: 2 LOB: 1 BB: 0 P: 12	R: 0 H: 0 E: 0 K: 1 S: 8	H: 0 LOB: 0 BB: 0 P: 13	R: 3 H: 3 E: 1 K: 1 S: 13	H: 3 LOB: 1 BB: 0 P: 23	R: 1 H: 2 E: 1 K: 2 S: 20	H: 2 LOB: 3 BB: 1 P: 32	1B: 5 2B: 2 3B: 0 HR: 2	SF: 0 SAC: 0 DP: 2 HBP: 0		WP: 0 PB: 0 SB: 0 CS: 1	PA: 34								
PITCHER	IP	WLS	BF	H	R	ER	SO	BB	IBB	HBP	BLK	WP	HR	S	P	ERA	WHIP										
Jarrod Washburn, L (1,1) ERA: 3.44	7.0	L	26	7	3	3	2	0	0	0	0	0	1	55	89	3.86	1.000										
Shigetoshi Hasegawa, R (8,1) ERA: 3.74	0.2		6	2	1	1	2	1	0	0	0	0	1	18	30	13.50	4.500										
47 Mark Lukasiewicz, L (8,1) ERA: 6.19	0.1		1	0	0	0	0	0	0	0	0	0	0	2	2	0.00	0.000										

Batter	1	2	3	4	5	6	7	8	9	AB	R	H	RBI	BB	SO	LOB	TOP					
Orlando Palmeiro, L (1, 9) OBP: 0.319, SLG: 0.349 David Eckstein, R (8, PH) OBP: 0.351, SLG: 0.353 (8, 6)	G4-3		K		K			HR		3	0	0	0	0	2	0	Anaheim Angels @ New York Yankees Yankee Stadium, Bronx, NY Sat Aug 04 2001, 1:05 PM EDT Att: 46,416 - Cloudy - 77 F					
Darin Erstad, L (1, 8) OBP: 0.333, SLG: 0.369	16 1B		G6-3		G5-3			K		3	1	0	0	1	1							
Troy Glaus, R (1, 5) OBP: 0.362, SLG: 0.532	K		G1-4-3		G5-3			HR		4	1	1	2	0	1							
16 Garret Anderson, L (1, 7) OBP: 0.302, SLG: 0.462	2H				K			P4		4	0	1	1	0	2							
Scott Spiezio, S (1, 3) OBP: 0.324, SLG: 0.447 (8, 9)	G1-3				K			G6-3		4	0	0	0	0	1							
Tim Lincecum, R (1, 10) OBP: 0.375, SLG: 0.372			K		2B					4	1	2	0	0	2							
Adam Kennedy, L (1, 4) OBP: 0.348, SLG: 0.403	L7		G3					G4-3		4	0	1	1	0	0							
Jorge Fabregas, L (1, 2) OBP: 0.234, SLG: 0.274 Bengie Molina, R (7, PH) OBP: 0.320, SLG: 0.313 (7, 2)								K		2	0	2	0	0	0							
Benji Gil, R (1, 6) OBP: 0.353, SLG: 0.558 (8, 3)	P4				G6-4-3			F8		2	0	0	0	0	1							
								P4		3	0	0	0	0	3							
Inning Stats	R: 1 H: 1 E: 0 K: 1 S: 15	H: 1 LOB: 1 BB: 1 P: 22	R: 0 H: 1 E: 0 K: 1 S: 7	H: 1 LOB: 1 BB: 0 P: 10	R: 0 H: 0 E: 0 K: 1 S: 9	H: 0 LOB: 0 BB: 0 P: 11	R: 0 H: 1 E: 0 K: 2 S: 12	H: 1 LOB: 1 BB: 0 P: 19	R: 0 H: 1 E: 0 K: 1 S: 8	H: 1 LOB: 0 BB: 0 P: 11	R: 0 H: 0 E: 0 K: 1 S: 7	H: 0 LOB: 0 BB: 0 P: 10	R: 1 H: 2 E: 0 K: 1 S: 12	H: 2 LOB: 1 BB: 0 P: 15	R: 2 H: 2 E: 0 K: 1 S: 11	H: 2 LOB: 0 BB: 0 P: 18	R: 0 H: 0 E: 0 K: 1 S: 15	H: 0 LOB: 0 BB: 0 P: 20	1B: 5 2B: 2 3B: 0 HR: 1	SF: 0 SAC: 0 DP: 1 HBP: 0	WP: 0 PB: 0 SB: 1 CS: 0	PA: 35
PITCHER	IP	WLS	BF	H	R	ER	SO	BB	IBB	HBP	BLK	WP	HR	S	P	ERA	WHIP					
Roger Clemens, R (1, 1) ERA: 3.55	6.1		24	5	2	2	7	1	0	0	0	0	0	62	88	2.84	0.947					
Mike Stanton, L (7, 1) ERA: 1.52	1.0	H	5	2	1	1	2	0	0	0	0	0	0	14	20	9.00	2.000					
42 Mariano Rivera, R (8, 1) ERA: 2.51	1.2	W	6	1	1	1	1	0	0	0	0	0	1	20	28	5.40	0.600					

Batter	1	2	3	4	5	6	7	8	9	AB	R	H	RBI	BB	SO	LOB	BOTTOM					
Chuck Knoblauch, R (1, 7) OBP: 0.345, SLG: 0.355	G1-3		L7		G4-3			K		4	0	0	0	0	1	1	Anaheim Angels @ New York Yankees Yankee Stadium, Bronx, NY Sat Aug 04 2001, 1:05 PM EDT Att: 46,416 - Cloudy - 77 F					
2 Derek Jeter, R (1, 6) OBP: 0.387, SLG: 0.460	K				20 1B			HR		4	2	2	1	0	1	0						
Bernie Williams, S (1, 8) OBP: 0.393, SLG: 0.508					K			G6-3		2	1	0	0	2	1	1						
Tino Martinez, L (1, 3) OBP: 0.307, SLG: 0.487	F9				F7					4	1	1	2	0	0	2						
20 Jorge Posada, S (1, 2) OBP: 0.400, SLG: 0.548								G4-3		4	0	1	1	0	2	0						
Paul O'Neill, L (1, 9) OBP: 0.339, SLG: 0.477	G4-3				2H					3	0	0	0	1	0	0						
David Justice, L (1, 10) OBP: 0.318, SLG: 0.424 Gerald Williams, R (7, PR) OBP: 0.264, SLG: 0.317										3	0	1	0	0	1	2						
Luis Sojo, R (1, 5) OBP: 0.221, SLG: 0.188										0	0	0	0	0	0	0						
Luis Sojo, R (1, 5) OBP: 0.221, SLG: 0.188										3	0	0	0	0	1	1						
Alfonso Soriano, R (1, 4) OBP: 0.306, SLG: 0.442										2	1	1	1	1	1	0						
Inning Stats	R: 0 H: 0 E: 0 K: 1 S: 12	H: 0 LOB: 1 BB: 1 P: 23	R: 0 H: 0 E: 0 K: 1 S: 9	H: 0 LOB: 0 BB: 0 P: 15	R: 0 H: 0 E: 0 K: 2 S: 9	H: 0 LOB: 0 BB: 0 P: 14	R: 1 H: 2 E: 0 K: 2 S: 23	H: 2 LOB: 2 BB: 1 P: 35	R: 2 H: 2 E: 0 K: 0 S: 10	H: 2 LOB: 0 BB: 0 P: 17	R: 0 H: 0 E: 0 K: 0 S: 5	H: 0 LOB: 0 BB: 0 P: 9	R: 0 H: 1 E: 0 K: 1 S: 8	H: 1 LOB: 2 BB: 1 P: 16	R: 2 H: 1 E: 0 K: 1 S: 10	H: 1 LOB: 0 BB: 1 P: 17	R: 0 H: 0 E: 0 K: 1 S: 10	H: 0 LOB: 0 BB: 0 P: 17	1B: 3 2B: 0 3B: 0 HR: 3	SF: 0 SAC: 0 DP: 0 HBP: 0	WP: 0 PB: 0 SB: 2 CS: 1	PA: 33
PITCHER	IP	WLS	BF	H	R	ER	SO	BB	IBB	HBP	BLK	WP	HR	S	P	ERA	WHIP					
Ismael Valdez, R (1, 1) ERA: 3.8	5.0		21	4	3	3	6	2	0	0	0	0	0	63	104	5.40	1.200					
Mike Holtz, L (6, 1) ERA: 4.29	1.0		4	1	0	0	0	0	0	0	0	0	0	6	11	0.00	1.000					
Ben Weber, R (7, 1) ERA: 2.55	1.0		3	0	0	0	1	1	0	0	1	0	0	7	14	0.00	1.000					
Al Levine, R (8, 1) ERA: 2.24	1.0	L	5	1	2	2	1	1	0	0	0	0	1	10	17	18.00	2.000					

AB	34
R	4
H	8
RBI	4
BB	1
SO	10
LOB	8

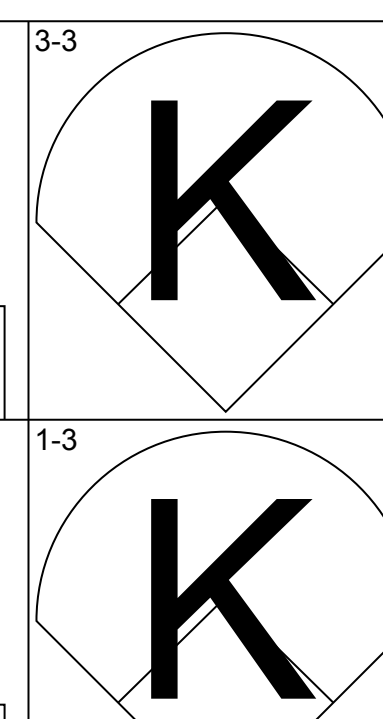
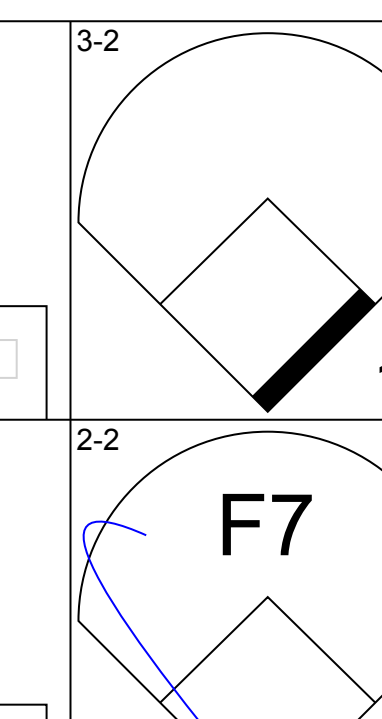
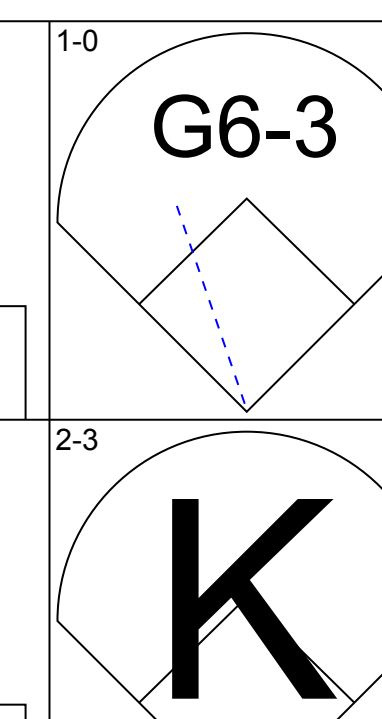
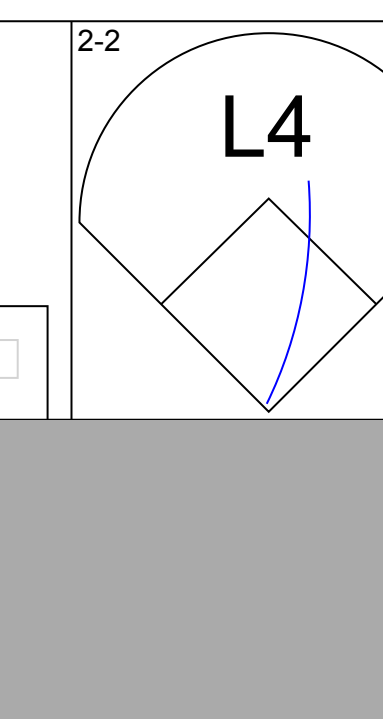
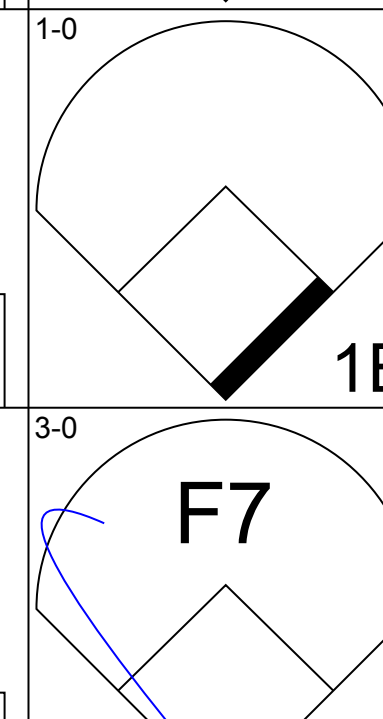

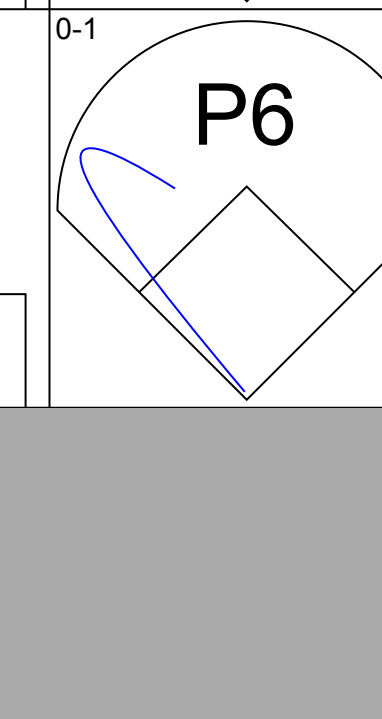

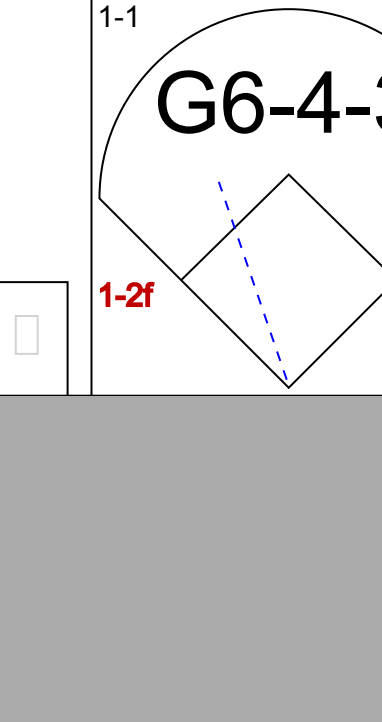

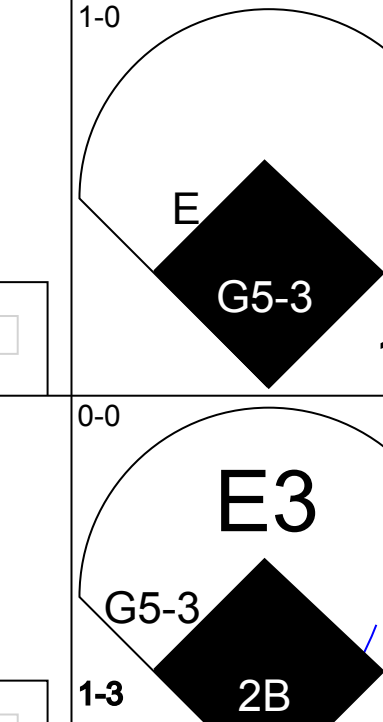


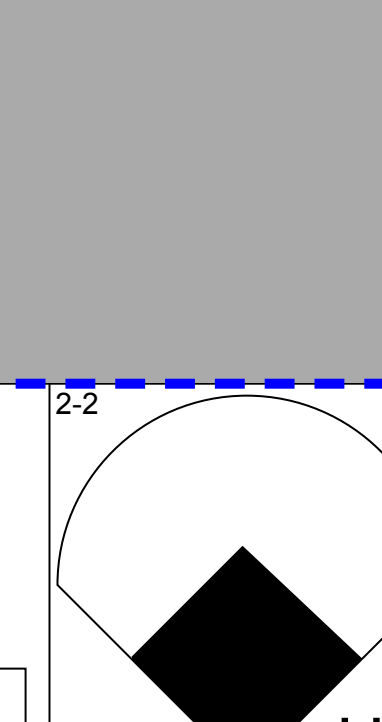
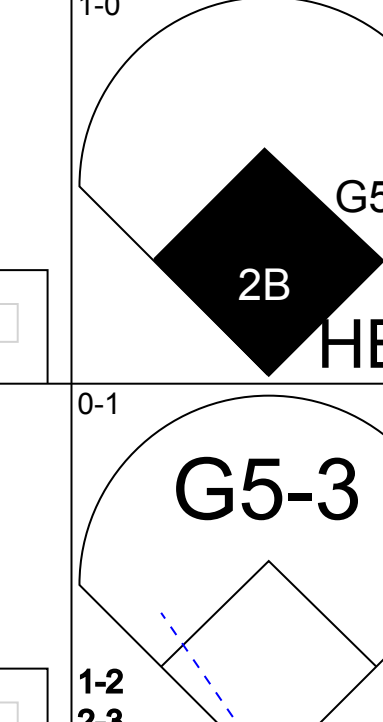
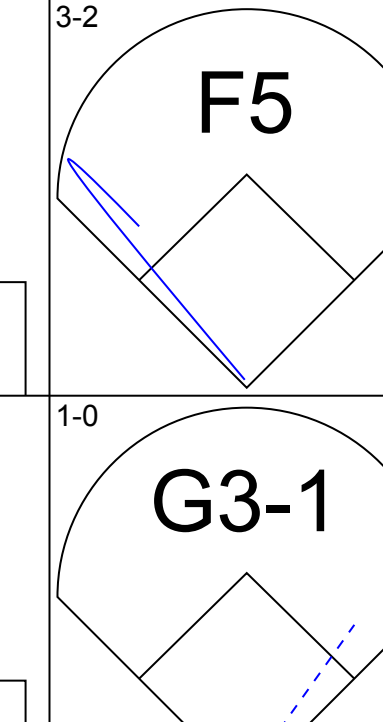
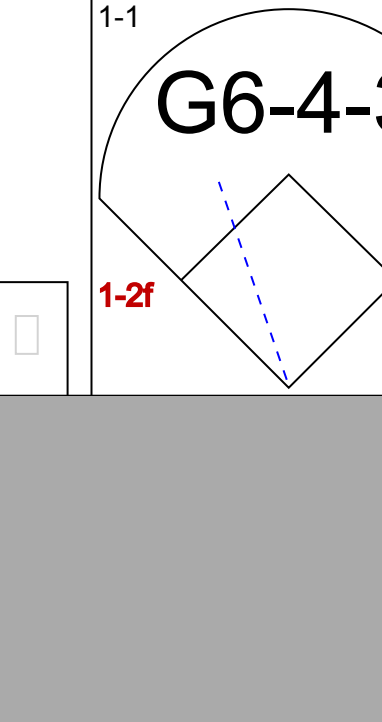

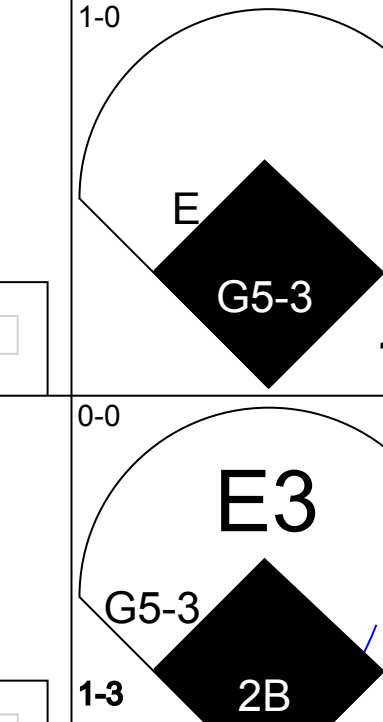
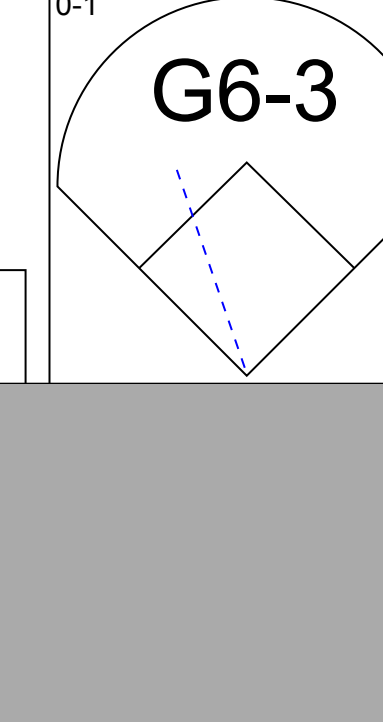
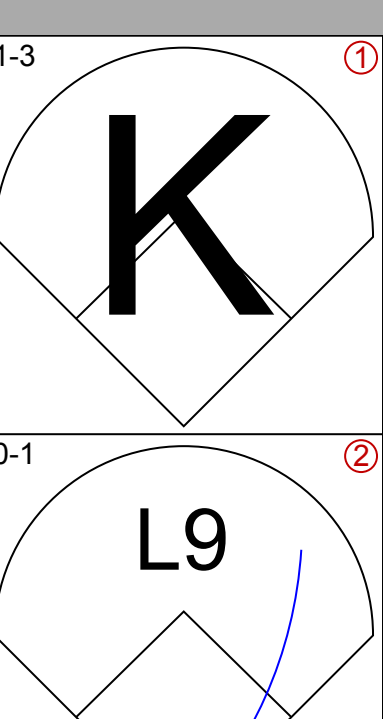
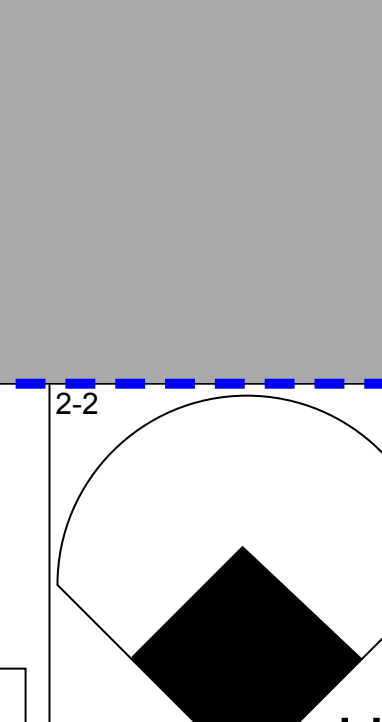
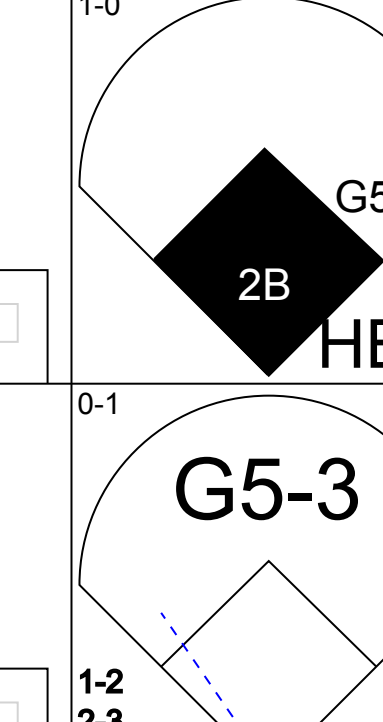

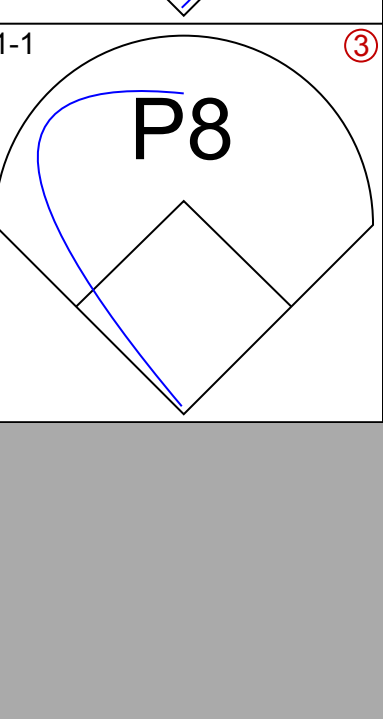
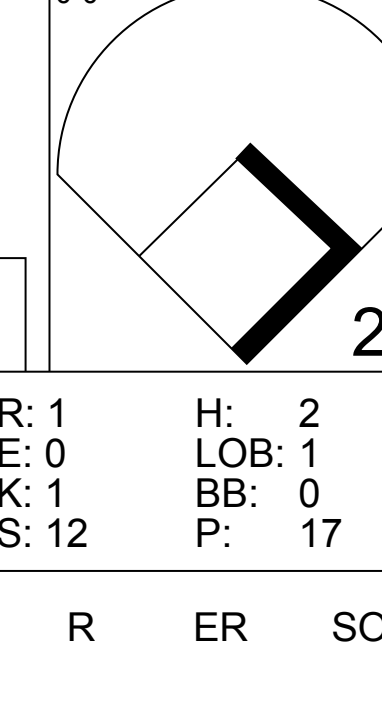
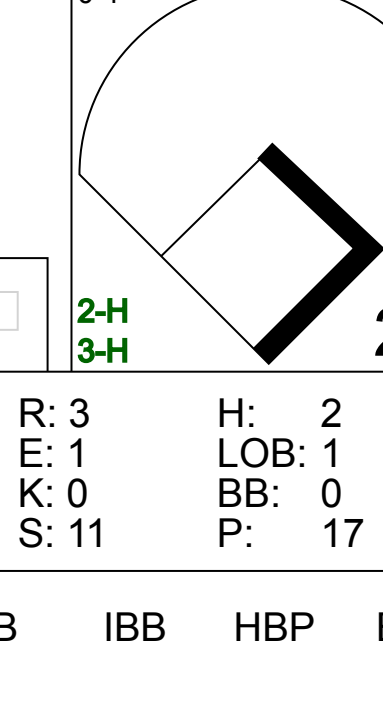
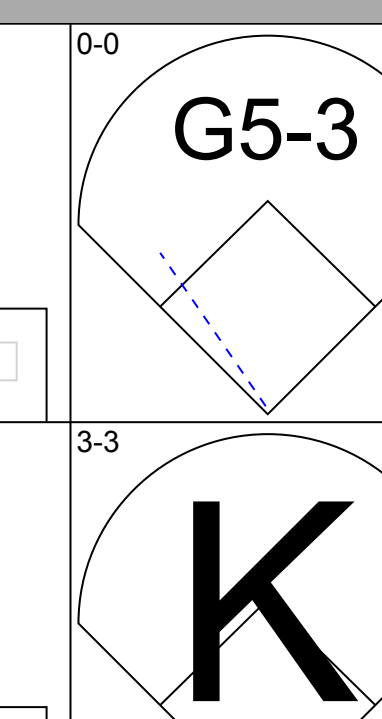

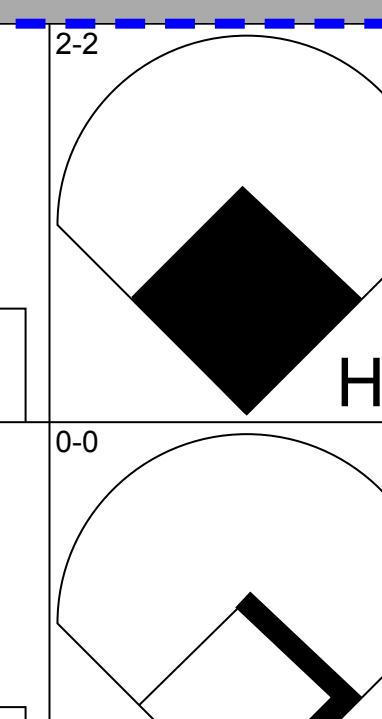
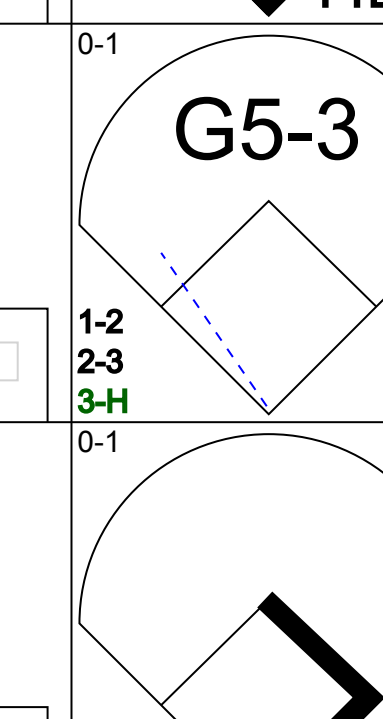
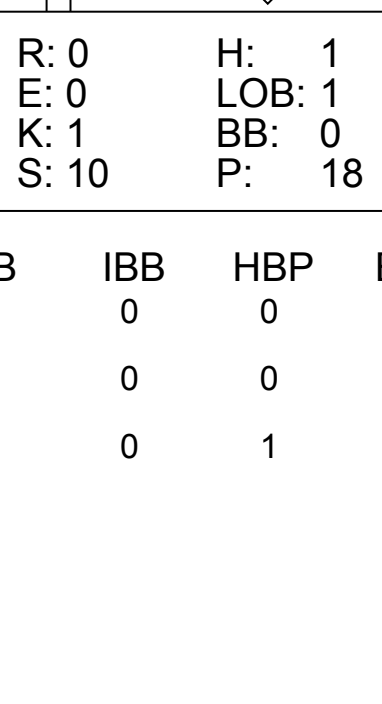
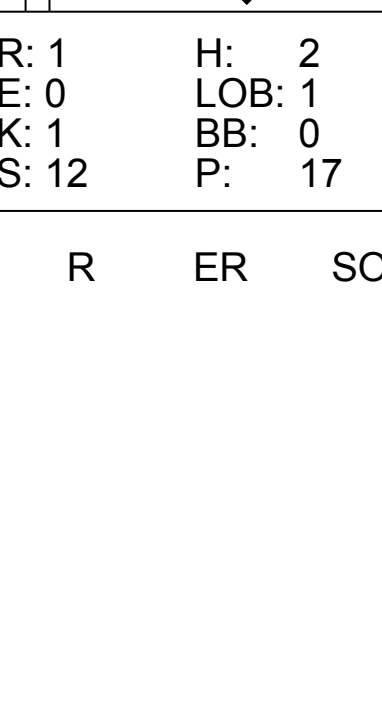
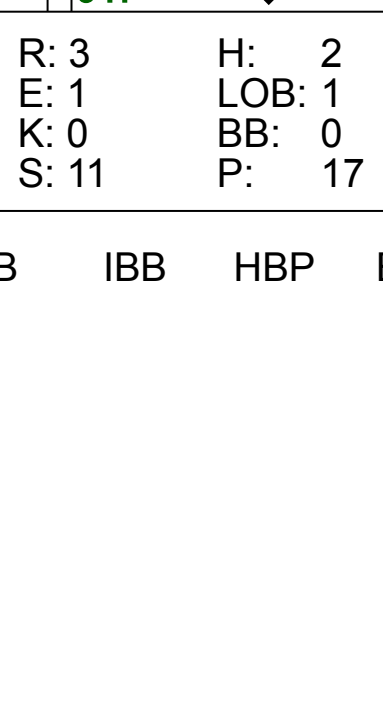
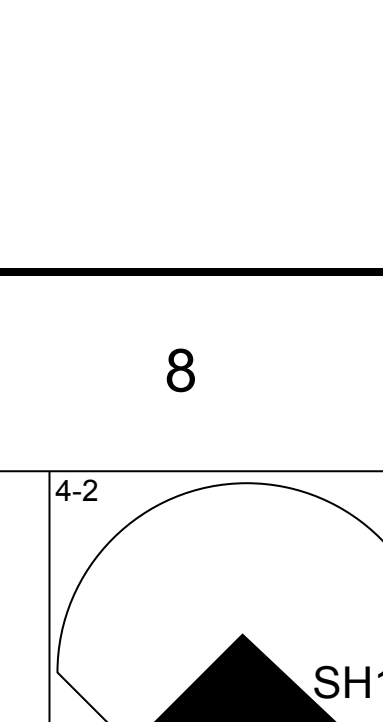
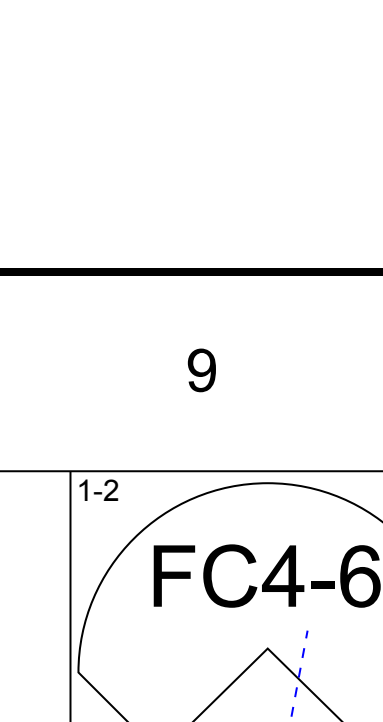
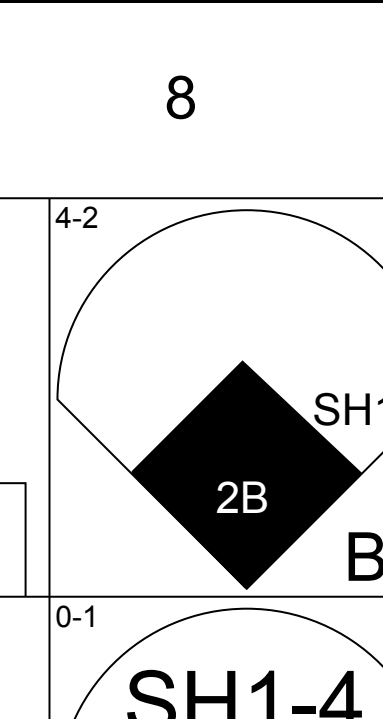
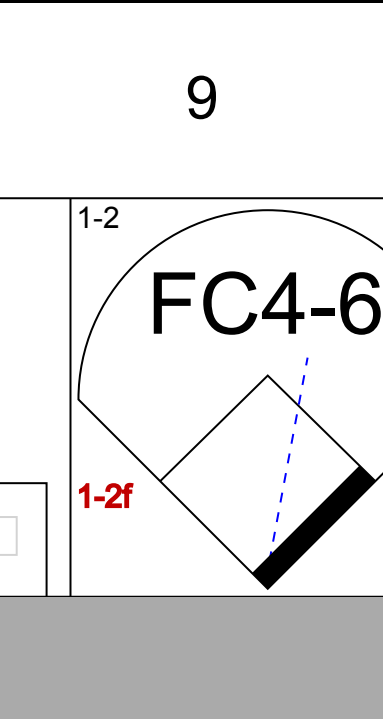


AB	29
R	5
H	6
RBI	5
BB	4
SO	8
LOB	7



Batter	1	2	3	4	5	6	7	8	9	AB	R	H	RBI	BB	SO	LOB	TOP					
Chuck Knoblauch R (1, 7) OBP: 0.340, SLG: 0.351										4	0	1	0	0	2	2	New York Yankees @ Tampa Bay Devil Rays Tropicana Field, St. Petersburg, FL Tue Aug 07 2001, 7:15 PM EDT Att: 22,429 - Dome - 72 F livebaseballscorecards.com					
2 Derek Jeter R (1, 6) OBP: 0.389, SLG: 0.463										4	1	2	0	0	1	1						
David Justice L (1, 10) OBP: 0.320, SLG: 0.442										3	1	1	1	1	0	1						
Bernie Williams S (1, 8) OBP: 0.393, SLG: 0.509										4	0	2	1	0	0	2						
Tino Martinez L (1, 3) OBP: 0.304, SLG: 0.481										4	0	0	0	0	0	4						
Paul O'Neill L (1, 9) OBP: 0.336, SLG: 0.472										3	0	0	0	0	0	0						
20 Jorge Posada S (1, 2) OBP: 0.394, SLG: 0.535										3	0	0	0	0	0	0						
Enrique Wilson S (1, 5) OBP: 0.194, SLG: 0.224										3	0	1	0	0	0	0						
Alfonso Soriano R (1, 4) OBP: 0.303, SLG: 0.435										2	0	0	0	1	0	1						
Inning Stats	R: 0 E: 0 K: 1 S: 15	H: 1 LOB: 2 BB: 1 P: 25	R: 0 E: 0 K: 0 S: 7	H: 0 LOB: 0 BB: 0 P: 13	R: 0 E: 0 K: 0 S: 6	H: 0 LOB: 1 BB: 1 P: 13	R: 1 E: 0 K: 0 S: 6	H: 2 LOB: 0 BB: 0 P: 9	R: 0 E: 1 K: 0 S: 8	H: 1 LOB: 1 BB: 0 P: 11	R: 1 E: 1 K: 0 S: 6	H: 2 LOB: 0 BB: 0 P: 11	R: 0 E: 0 K: 0 S: 7	H: 0 LOB: 3 BB: 0 P: 12	R: 0 E: 0 K: 1 S: 9	H: 1 LOB: 1 BB: 0 P: 14	R: 0 E: 0 K: 0 S: 6	H: 0 LOB: 0 BB: 0 P: 9	1B: 5 2B: 3 3B: 0 HR: 1	SF: 0 SAC: 0 DP: 4 HBP: 0	WP: 0 SB: 0 CS: 1	PA: 32
PITCHER	IP	WLS	BF	H	R	ER	SO	BB	IBB	HBP	BLK	WP	HR	S	P	ERA	WHIP					
Tanyon Sturtze R (1, 1) ERA: 4.88	8.0	W	29	7	2	1	3	2	0	0	0	0	1	64	108	1.12	1.125					
Esteban Yan R (9, 1) ERA: 4.43	1.0	S	3	0	0	0	0	0	0	0	0	0	0	6	9	0.00	0.000					

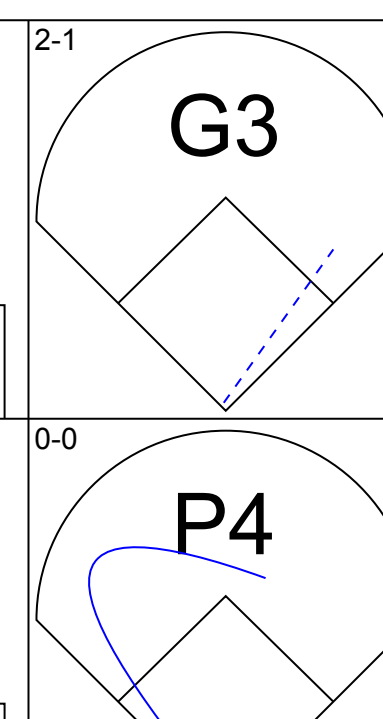
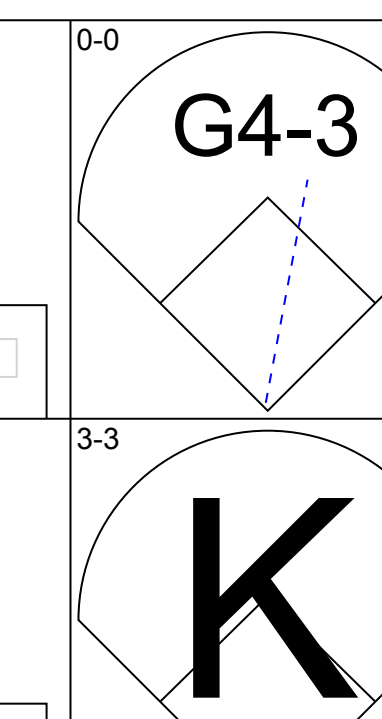
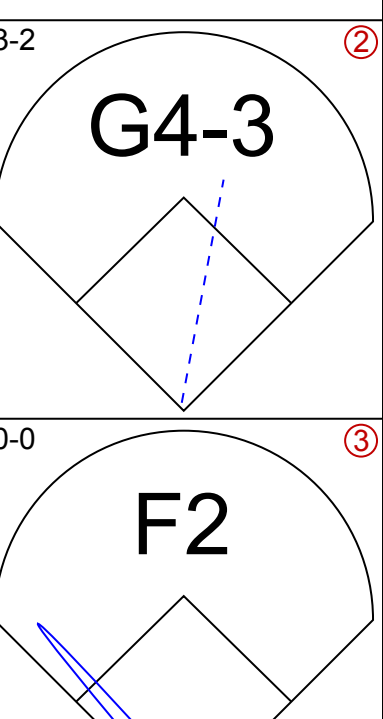
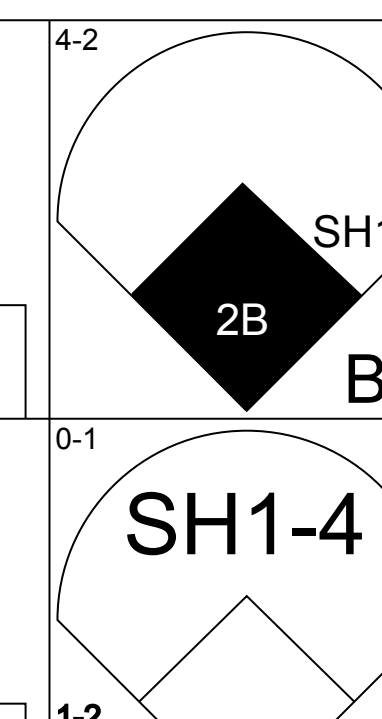
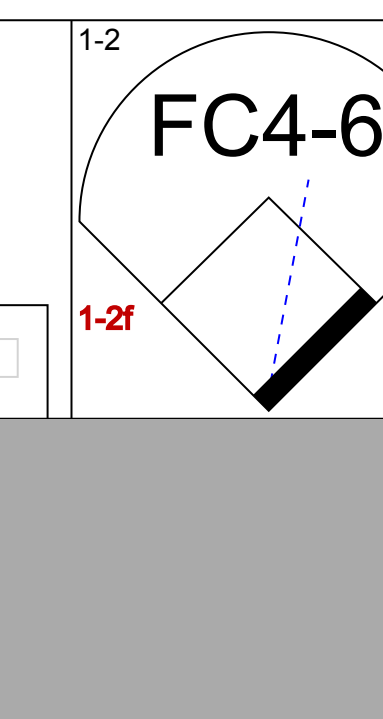
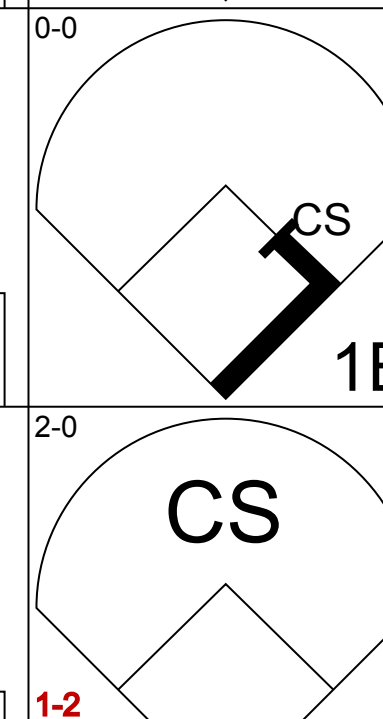
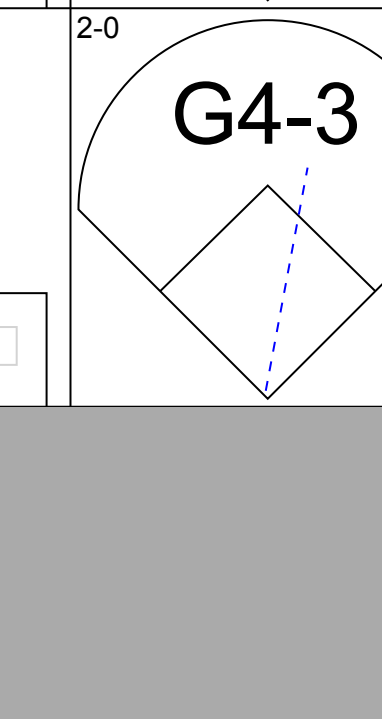

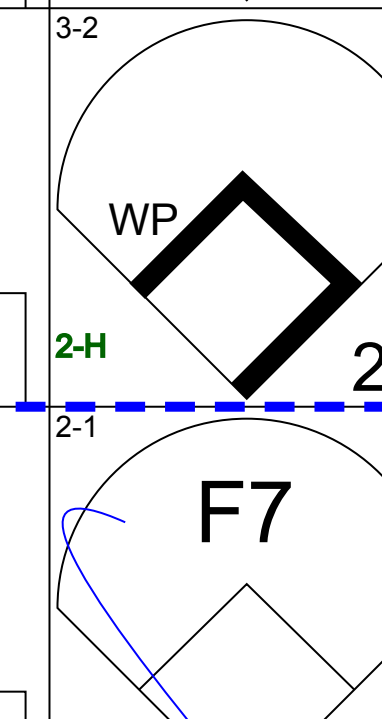



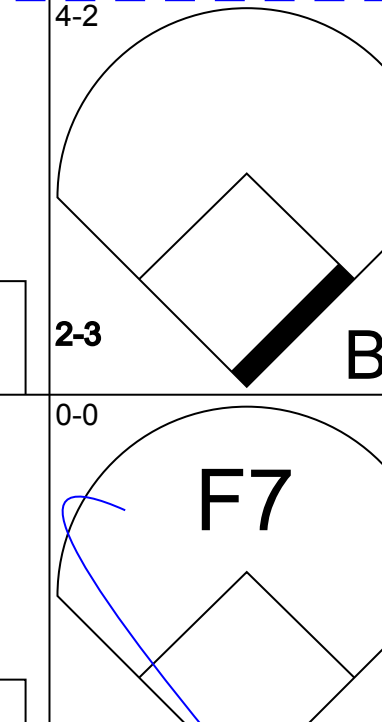

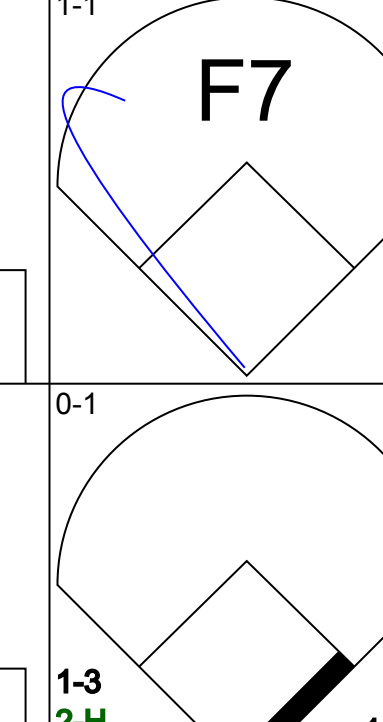
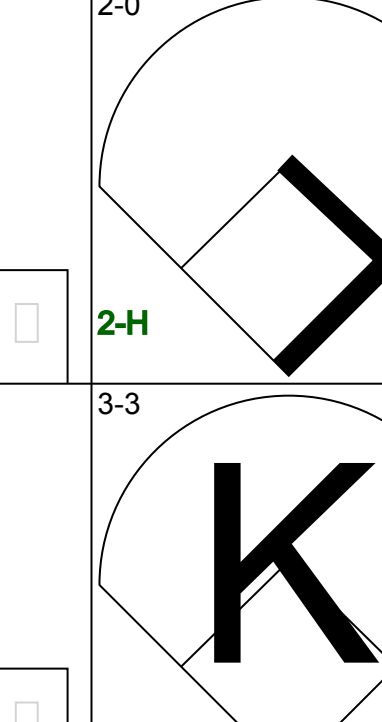


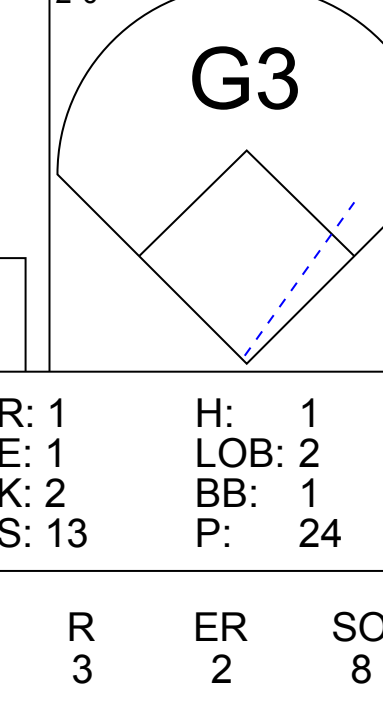
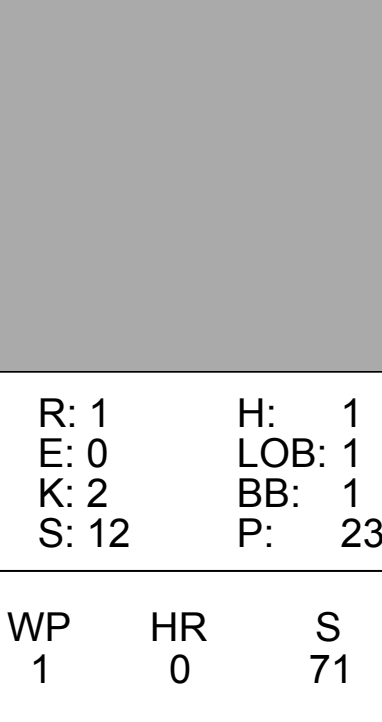
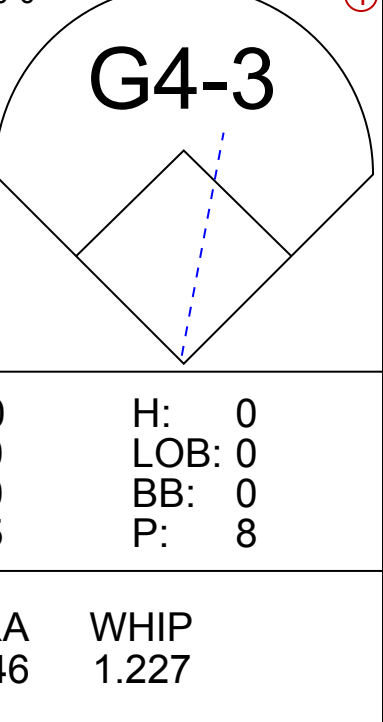
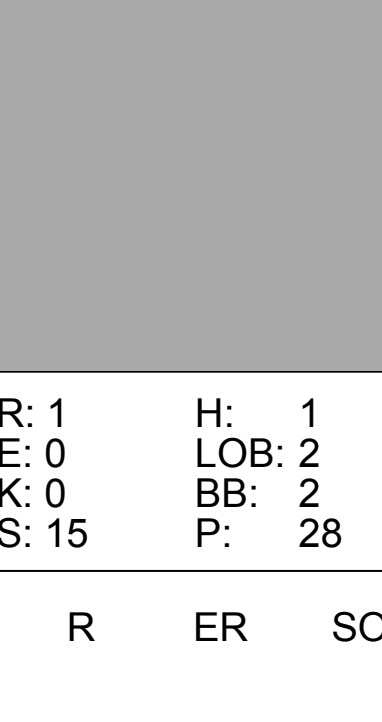


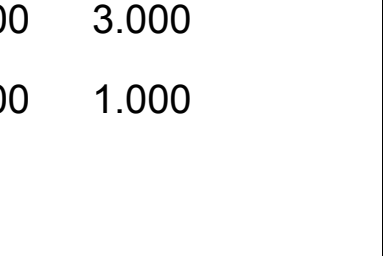

Batter	1	2	3	4	5	6	7	8	9	AB	R	H	RBI	BB	SO	LOB	BOTTOM				
Jason Tyner L (1, 7) OBP: 0.341, SLG: 0.352										4	0	1	1	0	0	2	New York Yankees @ Tampa Bay Devil Rays Tropicana Field, St. Petersburg, FL Tue Aug 07 2001, 7:15 PM EDT Att: 22,429 - Dome - 72 F livebaseballscorecards.com				
Brent Abernathy R (1, 4) OBP: 0.382, SLG: 0.431										4	0	2	0	0	0	1					
Greg Vaughn R (1, 10) OBP: 0.325, SLG: 0.462										4	0	0	0	0	0	5					
Ben Grieve L (1, 9) OBP: 0.360, SLG: 0.368										2	1	0	0	2	1	1					
Toby Hall R (1, 2) OBP: 0.292, SLG: 0.435										4	0	2	0	0	1	4					
Randy Winn S (1, 8) OBP: 0.353, SLG: 0.429										4	1	1	1	0	0	1					
Aubrey Huff L (1, 3) OBP: 0.295, SLG: 0.361										4	0	1	0	0	3	1					
1B Jared Sandberg R (1, 5) OBP: 0.500, SLG: 0.750										4	1	2	1	0	1	0					
Chris Gomez R (1, 6) OBP: 0.257, SLG: 0.305										2	0	0	0	0	0	2					
Inning Stats	R: 0 E: 0 K: 0 S: 8	H: 0 LOB: 0 BB: 0 P: 8	R: 2 E: 0 K: 0 S: 14	H: 4 LOB: 2 BB: 1 P: 23	R: 0 E: 0 K: 1 S: 10	H: 1 LOB: 1 BB: 0 P: 15	R: 0 E: 0 K: 1 S: 12	H: 0 LOB: 0 BB: 0 P: 14	R: 0 E: 0 K: 2 S: 12	H: 1 LOB: 1 BB: 0 P: 16	R: 1 E: 1 K: 1 S: 15	H: 3 LOB: 3 BB: 1 P: 23	R: 0 E: 0 K: 2 S: 12	H: 0 LOB: 0 BB: 0 P: 14	R: 0 E: 0 K: 2 S: 12	H: 0 LOB: 0 BB: 0 P: 14	1B: 9 2B: 0 3B: 0 HR: 0	SF: 0 SAC: 1 DP: 1 HBP: 0	WP: 0 SB: 0 CS: 0	PA: 35	
PITCHER	IP	WLS	BF	H	R	ER	SO	BB	IBB	HBP	BLK	WP	HR	S	P	ERA	WHIP				
35 Mike Mussina R (1, 1) ERA: 3.91	7.0	L	32	9	3	3	4	1	1	0	0	0	0	80	112	3.86	1.429				
Mike Stanton L (8, 1) ERA: 1.79	1.0	S	3	0	0	0	2	0	0	0	0	0	0	12	14	0.00	0.000				

Batter	1	2	3	4	5	6	7	8	9	AB	R	H	RBI	BB	SO	LOB	TOP		
2 Derek Jeter, R OBP: 0.397, SLG: 0.459 (1, 6)										5	0	1	0	0	1	2			
20 Jorge Posada, S OBP: 0.394, SLG: 0.528 (1, 2)										4	0	0	0	0	2	2			
David Justice, L OBP: 0.327, SLG: 0.453 (1, 10)										4	0	1	0	0	0	1			
Bernie Williams, S OBP: 0.398, SLG: 0.509 (1, 8)										3	0	1	0	1	0	1			
Tino Martinez, L OBP: 0.308, SLG: 0.481 (1, 3)										4	1	2	0	0	0	1			
Paul O'Neill, L OBP: 0.336, SLG: 0.468 (1, 9)										4	1	0	0	0	1	3			
Shane Spencer, R OBP: 0.310, SLG: 0.434 (1, 7)										3	1	0	0	0	0	2			
Alfonso Soriano, R OBP: 0.306, SLG: 0.448 (1, 4)										4	1	1	2	0	0	2			
Clayton Kershaw, R OBP: 0.129, SLG: 0.207 (1, 5)										2	0	0	0	0	2	0			
Chuck Knoblauch, R (8, PH) OBP: 0.341, SLG: 0.355 (8, 5)										1	0	1	0	0	0	0			
Luis Sojo, R OBP: 0.232, SLG: 0.215 (8, 5)										1	0	1	2	0	0	0			
Inning Stats	R: 0 E: 0 K: 2 S: 8	H: 1 LOB: 1 BB: 0 P: 16	R: 0 E: 0 K: 0 S: 7	H: 0 LOB: 0 BB: 0 P: 11	R: 0 E: 0 K: 1 S: 10	H: 1 LOB: 1 BB: 0 P: 18	R: 0 E: 0 K: 0 S: 3	H: 0 LOB: 0 BB: 1 P: 9	R: 0 E: 0 K: 1 S: 7	H: 0 LOB: 0 BB: 0 P: 9	R: 0 E: 0 K: 0 S: 6	H: 2 LOB: 2 BB: 0 P: 14	R: 1 E: 0 K: 1 S: 12	H: 2 LOB: 1 BB: 0 P: 17	R: 3 E: 1 K: 0 S: 11	H: 2 LOB: 1 BB: 0 P: 17	1B: 5 2B: 2 HR: 1	SF: 0 SAC: 0 DP: 1 HBP: 1	WP: 0 PA: 37
PITCHER	IP	WLS	BF	H	R	ER	SO	BB	IBB	HBP	BLK	WP	HR	S	P	ERA	WHIP		
Jason Standridge, R (1, 1) ERA: 3.25	6.1		23	4	0	0	5	1	0	0	0	0	0	48	80	0.00	0.789		
Travis Phelps, R (7, 1) ERA: 3.25	0.2	H	2	0	0	0	0	0	0	0	0	0	0	4	5	0.00	0.000		
Esteban Yan, R (8, 1) ERA: 4.43	2.0	L	12	4	4	1	1	0	0	1	0	0	1	23	34	4.50	2.000		

New York Yankees @ Tampa Bay Devil Rays
Tropicana Field, St. Petersburg, FL
Thu Aug 09 2001, 7:15 PM EDT
Att: 21,223 - Dome - 72 F

AB 35
R 4
H 8
RBI 4
BB 1
SO 6
LOB 14



Batter	1	2	3	4	5	6	7	8	9	AB	R	H	RBI	BB	SO	LOB	BOTTOM				
Jason Tyner, L OBP: 0.336, SLG: 0.344 (1, 7)										4	1	0	0	1	0	1					
Brent Abernathy, R OBP: 0.358, SLG: 0.431 (1, 4)										3	0	0	0	0	1	0					
Greg Vaughn, R OBP: 0.326, SLG: 0.463 (1, 10)										4	0	2	1	0	1	0					
Ben Grieve, L OBP: 0.355, SLG: 0.361 (1, 9)										3	1	0	0	1	2	1					
Toby Hall, R OBP: 0.344, SLG: 0.467 (1, 2)										3	1	1	0	1	1	1					
Randy Winn, S OBP: 0.354, SLG: 0.425 (1, 8)										3	0	1	0	1	1	3					
Aubrey Huff, L OBP: 0.297, SLG: 0.363 (1, 3)										4	0	1	1	0	0	2					
18 Jared Sandberg, R OBP: 0.250, SLG: 0.250 (1, 5)										4	0	1	1	0	3	1					
Felix Martinez, S OBP: 0.277, SLG: 0.286 (1, 6)										3	0	0	0	0	0	2					
Russ Johnson, R (8, PH) OBP: 0.373, SLG: 0.402 (8, 5)										1	0	1	0	0	0	0					
Inning Stats	R: 0 E: 0 K: 0 S: 4	H: 1 LOB: 2 BB: 1 P: 8	R: 1 E: 1 K: 2 S: 13	H: 1 LOB: 2 BB: 1 P: 24	R: 0 E: 0 K: 1 S: 6	H: 0 LOB: 0 BB: 0 P: 11	R: 1 E: 0 K: 2 S: 12	H: 1 LOB: 1 BB: 1 P: 23	R: 0 E: 0 K: 0 S: 5	H: 0 LOB: 0 BB: 0 P: 8	R: 0 E: 0 K: 2 S: 12	H: 2 LOB: 2 BB: 0 P: 19	R: 0 E: 0 K: 1 S: 10	H: 0 LOB: 0 BB: 0 P: 14	R: 1 E: 0 K: 0 S: 15	H: 1 LOB: 2 BB: 2 P: 28	R: 0 E: 0 K: 1 S: 11	H: 1 LOB: 1 BB: 0 P: 15	1B: 4 2B: 3 HR: 0	SF: 0 SAC: 1 DP: 0 HBP: 0	WP: 2 PA: 38
PITCHER	IP	WLS	BF	H	R	ER	SO	BB	IBB	HBP	BLK	WP	HR	S	P	ERA	WHIP				
Roger Clemens, R (1, 1) ERA: 3.5	7.1		30	6	3	2	8	3	0	0	0	0	0	71	123	2.46	1.227				
Mike Stanton, L (8, 1) ERA: 1.79	0.1		1	0	0	0	0	0	0	0	0	0	0	2	4	0.00	0.000				
Ramiro Mendoza, R (8, 1) ERA: 3.89	0.1	W	2	0	0	0	0	1	0	0	0	1	0	4	8	0.00	3.000				
42 Mariano Rivera, R (9, 1) ERA: 2.47	1.0	S	4	1	0	0	1	0	0	0	0	0	0	11	15	0.00	1.000				

New York Yankees @ Tampa Bay Devil Rays
Tropicana Field, St. Petersburg, FL
Thu Aug 09 2001, 7:15 PM EDT
Att: 21,223 - Dome - 72 F

AB 32
R 3
H 7
RBI 3
BB 4
SO 9
LOB 11



Batter	1	2	3	4	5	6	7	8	9	AB	R	H	RBI	BB	SO	LOB	TOP							
Chuck Knoblauch R (1,7) OBP: 0.338, SLG: 0.352	1-1 G6-3			1-1 G6-3		3-3 K			0-0 G1-3	4	0	0	0	0	1	1								
2 Derek Jeter R (1,6) OBP: 0.394, SLG: 0.455	1-1 G4-3			2-0 G4-3			1-0 G5-3		0-1 G4-3	4	0	0	0	0	0	0								
David Justice L (1,10) OBP: 0.323, SLG: 0.446	2-0 F7			2-0 L3			2-3 K		1-3 K	4	0	0	0	0	2	0								
Bernie Williams S (1,8) OBP: 0.397, SLG: 0.506		1-0 G4-3			2-3 K2-3			4-1 BB		2	0	0	0	1	1	0								
Tino Martinez L (1,3) OBP: 0.311, SLG: 0.482		0-0 G4-6-3 1B			0-0 G4-6-3 1B			0-0 G4-3		3	0	2	0	0	0	1								
Paul O'Neill L (1,9) OBP: 0.335, SLG: 0.474		3-0 G4-6-3 1-2f			3-1 G4-6-3 1-2f				0-1 HR	3	1	1	1	0	0	2								
20 Jorge Posada S (1,2) OBP: 0.391, SLG: 0.524			2-2 G5-3			0-0 G4-3			1-1 G4-3	3	0	0	0	0	0	0								
Luis Sojo R (1,5) OBP: 0.236, SLG: 0.209			0-3 K			2-2 G4-3			4-0 P4-3 BB	2	0	0	0	1	1	0								
Alfonso Soriano R (1,4) OBP: 0.306, SLG: 0.447			1-2 G5-3			0-2 S 1B			3-1 P4-3 1-2f	3	0	1	0	0	0	1								
Inning Stats	R: 0 E: 0 K: 0 S: 5	H: 0 LOB: 0 BB: 0 P: 9	R: 0 E: 0 K: 0 S: 3	H: 1 LOB: 0 BB: 0 P: 7	R: 0 E: 0 K: 1 S: 10	H: 0 LOB: 0 BB: 0 P: 13	R: 0 E: 0 K: 0 S: 4	H: 0 LOB: 0 BB: 0 P: 9	R: 0 E: 0 K: 1 S: 6	H: 1 LOB: 0 BB: 0 P: 11	R: 0 E: 0 K: 1 S: 10	H: 1 LOB: 1 BB: 0 P: 15	R: 0 E: 0 K: 1 S: 6	H: 0 LOB: 1 BB: 1 P: 13	R: 1 E: 0 K: 0 S: 6	H: 1 LOB: 0 BB: 1 P: 14	R: 0 E: 0 K: 1 S: 7	H: 0 LOB: 0 BB: 0 P: 8	1B: 3 2B: 1 3B: 0 HR: 1	SF: 0 SAC: 0 DP: 3 HBP: 0	WP: 0 PB: 0 SB: 1 CS: 0	PA: 30		
PITCHER	IP WLS BF H R ER SO BB IBB HBP BLK WP HR S P ERA WHIP	8.0 W 27 4 1 1 4 2 0 0 0 0 1 50 91 1.12 0.750	1.0 3 0 0 0 1 0 0 0 0 0 0 7 8 0.00 0.000																					

New York Yankees @ Oakland Athletics
Network Associates Coliseum, Oakland, CA
Fri Aug 10 2001, 10:05 PM EDT
Att: 38,728 - Sunny - 69 F

AB 28
R 1
H 4
RBI 1
BB 2
SO 5
LOB 5



Batter	1	2	3	4	5	6	7	8	9	AB	R	H	RBI	BB	SO	LOB	BOTTOM						
Johnny Damon L (1,8) OBP: 0.324, SLG: 0.374	0-2 G4-3	0-0 FC1-5 BB		4-1 G4-6-3 BB		1-3 K		2-3 K		4	0	0	0	1	2	2							
Frank Menechino R (1,4) OBP: 0.397, SLG: 0.398	4-1 FC5-4 1B	1 SAFE 4-2 HR		4-1 G4-6-3 BB		4-1 HR		2-2 F8		1	3	0	0	4	0	0							
Jason Giambi L (1,3) OBP: 0.460, SLG: 0.636	2-2 FC5-4 1B	1-0 HR		3-2 G4-6-3 1-2f 2-3		4-0 HR		2-2 L7		4	2	2	3	1	0	2							
Jermaine Dye R (1,9) OBP: 0.337, SLG: 0.437	2-2 FC5-4 1B	0-0 F8		2-1 G5-3		2-2 HR				4	2	1	3	0	0	3							
Olmedo Saenz R (1,5) OBP: 0.296, SLG: 0.365	4-1 1B		0-0 G4-3		0-1 G1-3		0-1 1B			3	0	2	0	1	0	0							
Miguel Tejada R (1,6) OBP: 0.323, SLG: 0.471	1-2 BB		0-0 G4-3		3-1 G6-3		0-0 F2			4	0	1	2	0	0	2							
Terrence Long L (1,7) OBP: 0.332, SLG: 0.422	1-2 2H 3H K		4-2 BB		4-2 BB		1-3 K			2	0	0	0	2	2	2							
Ron Gant R (1,10) OBP: 0.328, SLG: 0.447		4-1 FC1-5 BB		3-3 K		0-3 K		2-1 F9		3	0	0	0	1	2	3							
Ramon Hernandez R (1,2) OBP: 0.318, SLG: 0.365		4-2 FC1-5 HR		2-3 K		1-3 K		2-2 G5-3		3	1	0	0	1	2	2							
Inning Stats	R: 2 E: 0 K: 1 S: 17	H: 2 LOB: 2 BB: 2 P: 29	R: 3 E: 0 K: 0 S: 8	H: 1 LOB: 0 BB: 3 P: 21	R: 0 E: 0 K: 2 S: 11	H: 1 LOB: 2 BB: 1 P: 20	R: 0 E: 0 K: 0 S: 7	H: 0 LOB: 1 BB: 2 P: 20	R: 0 E: 0 K: 1 S: 11	H: 0 LOB: 1 BB: 1 P: 18	R: 3 E: 0 K: 2 S: 15	H: 2 LOB: 1 BB: 2 P: 27	R: 0 E: 0 K: 1 S: 8	H: 0 LOB: 0 BB: 0 P: 13	R: 0 E: 0 K: 1 S: 11	H: 0 LOB: 0 BB: 0 P: 17	1B: 3 2B: 1 3B: 0 HR: 2	SF: 0 SAC: 0 DP: 1 HBP: 0	WP: 0 PB: 0 SB: 0 CS: 0	PA: 39			
PITCHER	IP WLS BF H R ER SO BB IBB HBP BLK WP HR S P ERA WHIP	2.0 L 13 3 3 3 5 6 0 0 0 0 1 43 84 7.36 2.455	3.2 19 3 3 3 5 6 0 0 0 0 0 1 43 84 7.36 2.455	2.1 7 0 0 0 2 0 0 0 0 0 0 20 31 0.00 0.000																			

New York Yankees @ Oakland Athletics
Network Associates Coliseum, Oakland, CA
Fri Aug 10 2001, 10:05 PM EDT
Att: 38,728 - Sunny - 69 F

AB 28
R 8
H 6
RBI 8
BB 11
SO 8
LOB 16



Batter	1	2	3	4	5	6	7	8	9	AB	R	H	RBI	BB	SO	LOB	TOP								
2 Derek Jeter, R OBP: 0.388, SLG: 0.465 (1, 6)	0-0 HR		1-0 2B 1B		2-1 FC6-4 1B 1-3 1B		2-2 20 1B BB 1B	2-2 G4-3		5	2	4	1	0	0	1									
David Justice, L OBP: 0.324, SLG: 0.449 (1, 10)	1-0 P2		0-0 2B		2-2 FC6-4 1B 1-2 3-H 1B		0-1 F7		3-2 L8	5	0	2	1	0	0	1									
Bernie Williams, S OBP: 0.393, SLG: 0.500 (1, 8)	1-0 G3		1-0 F9		0-2 F9		0-3 K		0-2 E6 1B	5	1	0	0	0	1	5									
Tino Martinez, L OBP: 0.312, SLG: 0.480 (1, 3)	2-3 K		0-3 K		0-1 FC6-4 1-2 2-3		4-1 20 1B BB		1-0 20 G4-6-3 1B 2-H	4	0	1	1	1	2	4									
20 Jorge Posada, S OBP: 0.389, SLG: 0.519 (1, 2)		3-1 G3		2-3 K		0-0 F7		1-2 2-H 1B	2-2 G4-6-3	5	0	1	1	0	1	1									
Paul O'Neill, L OBP: 0.335, SLG: 0.474 (1, 9)		2-3 K		1-1 G6-3		2-2 1B 2B		2-1 G4-3		4	1	1	0	0	1	2									
Shane Spencer, R OBP: 0.303, SLG: 0.423 (1, 7)		0-3 K		2-3 K		2-3 K		1-2 G4-3		4	0	0	0	0	3	1									
Alfonso Soriano, R OBP: 0.310, SLG: 0.457 (1, 4)			1-0 HR		0-2 2 1B 2 S 1B		2-2 E S 1B 2-H		0-0 G5-3	4	2	3	2	0	0	0									
Clayton Kershaw, R OBP: 0.121, SLG: 0.194 (1, 5) Enrique Wilson, S OBP: 0.196, SLG: 0.226 (6, PH) Jeff Tam, R ERA: 3.22 (6, 5)			0-3 K		1-2 F8		2-2 G5-3 1-3		0-0 1B	2	0	0	0	0	1	1									
Inning Stats	R: 1 E: 0 K: 1 S: 7	H: 1 LOB: 0 BB: 0 P: 11	R: 0 E: 0 K: 2 S: 8	H: 0 LOB: 0 BB: 0 P: 13	R: 1 E: 0 K: 2 S: 11	H: 3 LOB: 2 BB: 0 P: 14	R: 0 E: 0 K: 2 S: 8	H: 0 LOB: 0 BB: 0 P: 13	R: 1 E: 0 K: 0 S: 18	H: 2 LOB: 1 BB: 0 P: 21	R: 1 E: 0 K: 1 S: 14	H: 2 LOB: 2 BB: 1 P: 22	R: 1 E: 0 K: 1 S: 12	H: 2 LOB: 2 BB: 1 P: 20	R: 0 E: 0 K: 0 S: 10	H: 1 LOB: 1 BB: 0 P: 13	R: 1 E: 1 K: 0 S: 12	H: 1 LOB: 0 BB: 0 P: 18	1B: 9 2B: 2 3B: 0 HR: 2	SF: 0 SAC: 0 DP: 1 HBP: 0	WP: 0 PB: 0 SB: 2 CS: 0	PA: 41			
PITCHER	IP	WLS	BF	H	R	ER	SO	BB	IBB	HBP	BLK	WP	HR	S	P	ERA	WHIP								
Erik Hiljus, R ERA: 3.41 (1, 1)	4.1		20	7	3	3	7	0	0	0	0	0	0	2	47	6.23	1.615								
Mike Magnante, L ERA: 2.72 (5, 1)	1.0	W	4	1	1	1	0	0	0	0	0	0	0	9	11	9.00	1.000								
Chad Bradford, R ERA: 2.93 (6, 1)	0.2		4	2	1	1	1	0	0	0	0	0	0	13	21	13.50	3.000								
Mark Guthrie, L ERA: 5.01 (7, 1)	1.0	H	5	1	0	0	1	1	0	0	0	0	0	9	15	0.00	2.000								
Jeff Tam, R ERA: 3.22 (8, 1)	1.0	H	4	1	0	0	0	0	0	0	0	0	0	10	13	0.00	1.000								

New York Yankees @ Oakland Athletics
Network Associates Coliseum, Oakland, CA

AB 40
R 6
H 13
RBI 6
BB 1
SO 9
LOB 17



Sat Aug 11 2001, 10:05 PM EDT
Att: 45,253 - Cloudy - 65 F

Batter	1	2	3	4	5	6	7	8	9	AB	R	H	RBI	BB	SO	LOB	BOTTOM								
Johnny Damon, L OBP: 0.327, SLG: 0.377 (1, 8)	2-2 HR 1B		1-1 BB 1B 1B		1-1 FC4-6 1B BB 1-2		1-1 L5		1-2 1B 2-3 1B	5	2	3	0	0	0	2									
Frank Menechino, R OBP: 0.369, SLG: 0.399 (1, 4)	0-1 P6		0-0 BB 1B 1B		4-2 1B 1-2 BB		0-2 G5-3		1-2 G4-6-3 1B 3-H 1B	4	1	2	1	1	0	1									
Jason Giambi, L OBP: 0.464, SLG: 0.644 (1, 3)	3-2 1-H HR		4-0 1B 1-2 2-3 BB		0-0 1-2 2-3 1B		4-2 G5-4-3 BB		1-1 G4-6-3 1-2	3	1	2	2	2	0	2									
Jermaine Dye, R OBP: 0.336, SLG: 0.435 (1, 9)	3-1 G5-3		1-0 1B 1-2 2-H 3-H 1B		2-3 K		1-2 G5-4-3 1-2		1-2 G4-6-3 1-2	4	0	1	2	0	1	4									
Terrence Long, L OBP: 0.329, SLG: 0.418 (1, 7)	3-0 F9		0-1 G1-3		3-1 G4-3		1-1 F9		1-1 F9	4	0	0	0	0	0	5									
Miguel Tejada, R OBP: 0.321, SLG: 0.467 (1, 6)		0-1 P4	0-1 L8		0-2 F5		0-0 G6-3		0-0 G6-3	4	0	0	0	0	0	0									
3 Eric Chavez, L OBP: 0.318, SLG: 0.475 (1, 5)		0-1 G4-3	2-1 G3-1		0-1 SH5-3 2B 1B		1-2 G1-3		1-2 G1-3	4	1	1	0	0	0	0									
Ramon Hernandez, R OBP: 0.321, SLG: 0.369 (1, 2)		4-2 HR BB	2-1 F9		0-0 SH5-3		1-0 1B BB 2B		1-0 1B BB 2B	2	2	1	0	1	0	0									
Jeremy Giambi, L OBP: 0.384, SLG: 0.450 (1, 10)		1-0 HR		1-2 FC4-6 HBP		1-2 2B		1-1 F7		3	1	2	3	0	0	1									
Inning Stats	R: 2 E: 0 K: 0 S: 11	H: 2 LOB: 0 BB: 0 P: 22	R: 4 E: 0 K: 0 S: 13	H: 4 LOB: 2 BB: 2 P: 24	R: 0 E: 0 K: 0 S: 6	H: 0 LOB: 0 BB: 0 P: 10	R: 0 E: 0 K: 1 S: 14	H: 1 LOB: 3 BB: 1 P: 25	R: 1 E: 0 K: 0 S: 11	H: 2 LOB: 1 BB: 0 P: 13	R: 0 E: 0 K: 0 S: 9	H: 0 LOB: 0 BB: 1 P: 14	R: 0 E: 0 K: 0 S: 6	H: 0 LOB: 0 BB: 0 P: 8	R: 1 E: 0 K: 0 S: 11	H: 3 LOB: 1 BB: 0 P: 16	R: 1 E: 0 K: 0 S: 12	H: 3 LOB: 1 BB: 0 P: 18	1B: 8 2B: 2 3B: 0 HR: 2	SF: 0 SAC: 1 DP: 2 HBP: 1	WP: 0 PB: 0 SB: 0 CS: 0	PA: 39			
PITCHER	IP	WLS	BF	H	R	ER	SO	BB	IBB	HBP	BLK	WP	HR	S	P	ERA	WHIP								
Sterling Hitchcock, L ERA: 5.9 (1, 1)	3.2	L	22	7	6	6	1	3	0	1	0	0	0	28	40	2.70	0.900								
Ramiro Mendoza, R ERA: 3.84 (4, 1)	3.1		12	2	1	1	0	1	0	0	0	0	0	11	16	9.00	3.000								
Mike Stanton, L ERA: 1.9 (8, 1)	1.0		5	3	1	1	0	0	0	0	0	0	0	11	16	9.00	3.000								

New York Yankees @ Oakland Athletics
Network Associates Coliseum, Oakland, CA

AB 33
R 8
H 12
RBI 8
BB 4
SO 1
LOB 15



Sat Aug 11 2001, 10:05 PM EDT
Att: 45,253 - Cloudy - 65 F

Batter	1	2	3	4	5	6	7	8	9	AB	R	H	RBI	BB	SO	LOB	TOP			
Chuck Knoblauch R (1, 7) OBP: 0.335, SLG: 0.349	G4-3		F9			K		L9		4	0	0	0	0	1	1	New York Yankees @ Oakland Athletics Network Associates Coliseum, Oakland, CA Sun Aug 12 2001, 4:05 PM EDT Att: 47,725 - Sunny - 64 F			
2 Derek Jeter R (1, 6) OBP: 0.365, SLG: 0.461	F8				K	K		G5-3		4	0	0	0	0	2	1				
Bernie Williams S (1, 8) OBP: 0.394, SLG: 0.503					G1-3					4	0	2	0	0	0	0				
Tino Martinez L (1, 3) OBP: 0.309, SLG: 0.476	G5-3				P4					4	0	0	0	0	0	2				
20 Jorge Posada S (1, 2) OBP: 0.390, SLG: 0.519										4	0	2	0	0	2	1				
David Justice L (1, 10) OBP: 0.320, SLG: 0.442										4	0	0	0	0	2	3				
Shane Spencer R (1, 9) OBP: 0.298, SLG: 0.416										3	0	0	0	0	0	1				
Alfonso Soriano R (1, 4) OBP: 0.310, SLG: 0.456										3	1	1	0	0	0	1				
Clay Bellinger R (1, 5) OBP: 0.167, SLG: 0.324										3	1	2	2	0	0	0				
Inning Stats	R: 0 H: 1 E: 0 K: 0 S: 10	H: 1 LOB: 1 BB: 0 P: 14	R: 0 H: 0 E: 0 K: 1 S: 7	H: 0 LOB: 0 BB: 0 P: 10	R: 0 H: 0 E: 0 K: 1 S: 5	H: 0 LOB: 0 BB: 0 P: 8	R: 0 H: 0 E: 0 K: 1 S: 7	H: 0 LOB: 1 BB: 0 P: 9	R: 0 H: 1 E: 0 K: 2 S: 7	H: 1 LOB: 1 BB: 0 P: 11	R: 0 H: 1 E: 0 K: 0 S: 10	H: 1 LOB: 1 BB: 0 P: 15	R: 2 H: 2 E: 0 K: 2 S: 10	H: 2 LOB: 0 BB: 0 P: 15	R: 0 H: 1 E: 0 K: 2 S: 10	H: 1 LOB: 0 BB: 0 P: 16	1B: 5 2B: 1 3B: 0 HR: 1	SF: 0 SAC: 0 DP: 0 HBP: 0	WP: 0 PB: 0 SB: 0 CS: 1	PA: 33
PITCHER Mark Mulder L (1, 1) ERA: 3.2	IP: 9.0 WLS: W BF: 33 H: 7 R: 2 ER: 2 SO: 7 BB: 0 IBB: 0 HBP: 0 BLK: 0 WP: 0 HR: 1 S: 74 P: 110 ERA: 2.00 WHIP: 0.778															PITCHER				

AB	33
R	2
H	7
RBI	2
BB	0
SO	7
LOB	10



Batter	1	2	3	4	5	6	7	8	9	AB	R	H	RBI	BB	SO	LOB	BOTTOM					
Johnny Damon L (1, 8) OBP: 0.326, SLG: 0.374	F5					K				3	1	0	0	1	1	0	New York Yankees @ Oakland Athletics Network Associates Coliseum, Oakland, CA Sun Aug 12 2001, 4:05 PM EDT Att: 47,725 - Sunny - 64 F					
Jeremy Giambi L (1, 10) OBP: 0.380, SLG: 0.445	L9					F8				3	0	0	0	0	1	0						
Olmedo Saenz R (9, PH) OBP: 0.295, SLG: 0.364										1	0	0	0	0	1	1						
Jason Giambi L (1, 3) OBP: 0.462, SLG: 0.647	F8					K				4	1	1	2	0	1	0						
Jermaine Dye R (1, 9) OBP: 0.334, SLG: 0.432										3	0	0	0	0	2	0						
Terrence Long L (1, 7) OBP: 0.327, SLG: 0.416										3	0	0	0	0	0	0						
Miguel Tejada R (1, 6) OBP: 0.321, SLG: 0.473										3	1	1	1	0	1	0						
3 Eric Chavez L (1, 5) OBP: 0.318, SLG: 0.482										3	1	1	1	0	0	0						
Greg Myers L (1, 2) OBP: 0.299, SLG: 0.413										3	0	0	0	0	2	0						
F.P. Santangelo S (1, 4) OBP: 0.188, SLG: 0.143										2	0	0	0	0	1	0						
Frank Menechino R (9, PH) OBP: 0.369, SLG: 0.398										1	0	0	0	0	1	0						
Inning Stats	R: 0 H: 0 E: 0 K: 0 S: 8	H: 0 LOB: 0 BB: 0 P: 11	R: 0 H: 0 E: 0 K: 2 S: 10	H: 0 LOB: 0 BB: 0 P: 16	R: 0 H: 0 E: 0 K: 1 S: 8	H: 0 LOB: 0 BB: 0 P: 15	R: 0 H: 0 E: 0 K: 2 S: 12	H: 0 LOB: 0 BB: 0 P: 19	R: 2 H: 2 E: 0 K: 2 S: 11	H: 2 LOB: 0 BB: 0 P: 15	R: 0 H: 0 E: 0 K: 1 S: 8	H: 0 LOB: 0 BB: 0 P: 12	R: 0 H: 0 E: 0 K: 1 S: 7	H: 0 LOB: 0 BB: 0 P: 12	R: 0 H: 0 E: 0 K: 1 S: 8	H: 0 LOB: 0 BB: 0 P: 10	R: 2 H: 1 E: 0 K: 2 S: 9	H: 1 LOB: 1 BB: 1 P: 19	1B: 0 2B: 0 3B: 0 HR: 3	SF: 0 SAC: 0 DP: 0 HBP: 0	WP: 0 PB: 0 SB: 0 CS: 0	PA: 30
PITCHER 35 Mike Mussina R (1, 1) ERA: 3.83	IP: 8.0 WLS: L BF: 26 H: 2 R: 2 ER: 2 SO: 9 BB: 0 IBB: 0 HBP: 0 BLK: 0 WP: 0 HR: 2 S: 72 P: 110 ERA: 2.25 WHIP: 0.250															PITCHER						
Mike Stanton L (9, 1) ERA: 2.17	IP: 0.2 WLS: L BF: 4 H: 1 R: 2 ER: 2 SO: 2 BB: 1 IBB: 0 HBP: 0 BLK: 0 WP: 0 HR: 1 S: 9 P: 19 ERA: 27.00 WHIP: 3.000															PITCHER						



Batter	1	2	3	4	5	6	7	8	9	AB	R	H	RBI	BB	SO	LOB	TOP					
Jason Tyner, L (1, 8) OBP: 0.316, SLG: 0.322	G5-3		L6		FC6-4 1B		G3			4	1	0	0	0	0	3	<p>Tampa Bay Devil Rays @ New York Yankees</p> <p>Yankee Stadium, Bronx, NY</p> <p>Tue Aug 14 2001, 7:05 PM EDT</p> <p>Att: 34,521 - Cloudy - 81 F</p> <p>livebaseballscores.com</p>					
Brent Abernathy, R (1, 4) OBP: 0.376, SLG: 0.453	G5-3		2B		1B			G5-4-3 BB		2	0	1	2	2	0	0						
Ben Grieve, L (1, 10) OBP: 0.358, SLG: 0.369	F7		G5-3							4	0	1	1	0	1	2						
Greg Vaughn, R (1, 7) OBP: 0.324, SLG: 0.452		P3		F5	F5			G5-4-3		4	0	0	0	0	0	3						
Toby Hall, R (1, 2) OBP: 0.386, SLG: 0.450				F5		F7			G6-3 1B	4	0	1	0	0	1	0						
Randy Winn, S (1, 9) OBP: 0.352, SLG: 0.420	G4-3				1B		F7		G6-3	4	0	1	0	0	0	1						
1B Jared Sandberg, R (1, 5) OBP: 0.357, SLG: 0.462			1B 2B		K				G6-3	4	1	1	0	0	2	1						
Aubrey Huff, L (1, 3) OBP: 0.291, SLG: 0.350			F7		K			G5-3		3	0	0	0	0	1	1						
Chris Gomez, R (1, 6) OBP: 0.271, SLG: 0.349			1B 2B		FC6-4 1B			G5-3		3	1	2	0	0	0	0						
Inning Stats	R: 0 E: 0 K: 0 S: 6	H: 0 LOB: 0 BB: 0 P: 9	R: 0 E: 0 K: 1 S: 6	H: 0 LOB: 0 BB: 0 P: 10	R: 2 E: 0 K: 0 S: 14	H: 3 LOB: 1 BB: 0 P: 20	R: 0 E: 0 K: 1 S: 14	H: 1 LOB: 1 BB: 0 P: 19	R: 1 E: 0 K: 1 S: 10	H: 2 LOB: 2 BB: 1 P: 16	R: 0 E: 0 K: 1 S: 8	H: 0 LOB: 0 BB: 0 P: 10	R: 0 E: 0 K: 0 S: 7	H: 0 LOB: 0 BB: 0 P: 7	R: 0 E: 0 K: 1 S: 7	H: 0 LOB: 0 BB: 1 P: 12	R: 0 E: 0 K: 0 S: 5	H: 1 LOB: 0 BB: 0 P: 7	1B: 6 2B: 1 3B: 0 HR: 0	SF: 0 SAC: 0 DP: 2 HBP: 0	WP: 0 PB: 0 CS: 1	PA: 34
PITCHER	IP	WLS	BF	H	R	ER	SO	BB	IBB	HBP	BLK	WP	HR	S	P	ERA	WHIP					
Andy Pettitte, L (1, 1) ERA: 3.3	7.1	W	30	6	3	3	5	2	0	0	0	0	0	71	102	3.68	1.091					
Ramiro Mendoza, R (8, 1) ERA: 3.81	0.2	H	1	0	0	0	0	0	0	0	0	0	0	1	1	0.00	0.000					
42 Mariano Rivera, R (9, 1) ERA: 2.43	1.0	S	3	1	0	0	0	0	0	0	0	0	0	5	7	0.00	1.000					

Batter	1	2	3	4	5	6	7	8	9	AB	R	H	RBI	BB	SO	LOB	BOTTOM				
2 Derek Jeter, R (1, 6) OBP: 0.386, SLG: 0.466	HR		K		G6-3			FC6 BB		3	1	1	1	1	1	2	<p>Tampa Bay Devil Rays @ New York Yankees</p> <p>Yankee Stadium, Bronx, NY</p> <p>Tue Aug 14 2001, 7:05 PM EDT</p> <p>Att: 34,521 - Cloudy - 81 F</p> <p>livebaseballscores.com</p>				
Paul O'Neill, L (1, 9) OBP: 0.338, SLG: 0.474	F7		G6-4-3 BB			1B HR	FC6 BB			2	1	1	0	2	0	0					
Bernie Williams, S (1, 8) OBP: 0.393, SLG: 0.500	G5-3		G6-4-3			1B HR	FC6			4	1	1	0	0	0	3					
Tino Martinez, L (1, 3) OBP: 0.311, SLG: 0.483	G3-1			G3-1		HR				4	1	2	3	0	0	0					
20 Jorge Posada, S (1, 2) OBP: 0.389, SLG: 0.516		2B 1B			G5-3			G3-6		4	1	1	0	0	1	1					
David Justice, L (1, 10) OBP: 0.315, SLG: 0.436	F5					K		F7		4	0	0	0	0	2	1					
Shane Spencer, R (1, 7) OBP: 0.304, SLG: 0.426						FC2-5 1B	G5-3			3	0	2	1	0	0	0					
Alfonso Soriano, R (1, 4) OBP: 0.311, SLG: 0.456					CS FC2-5 1B			P4		3	0	1	0	0	1	1					
Clay Bellinger, R (1, 5) OBP: 0.154, SLG: 0.297	F2				FC2-5			G6-3		3	0	0	0	0	0	3					
Inning Stats	R: 1 E: 0 K: 0 S: 9	H: 1 LOB: 0 BB: 0 P: 12	R: 1 E: 0 K: 1 S: 12	H: 2 LOB: 1 BB: 0 P: 16	R: 0 E: 0 K: 1 S: 6	H: 0 LOB: 0 BB: 1 P: 12	R: 0 E: 0 K: 2 S: 9	H: 0 LOB: 0 BB: 0 P: 11	R: 0 E: 0 K: 0 S: 10	H: 2 LOB: 1 BB: 0 P: 15	R: 3 E: 0 K: 1 S: 13	H: 3 LOB: 0 BB: 0 P: 18	R: 0 E: 0 K: 0 S: 8	H: 0 LOB: 2 BB: 2 P: 21	R: 0 E: 0 K: 0 S: 6	H: 1 LOB: 0 BB: 0 P: 6	1B: 6 2B: 1 3B: 0 HR: 2	SF: 0 SAC: 0 DP: 2 HBP: 0	WP: 0 PB: 0 CS: 1	PA: 33	
PITCHER	IP	WLS	BF	H	R	ER	SO	BB	IBB	HBP	BLK	WP	HR	S	P	ERA	WHIP				
Joe Kennedy, L (1, 1) ERA: 5.18	6.0	L	25	8	5	5	5	1	0	0	0	0	0	84	84	7.50	1.500				
Jason Standridge, R (7, 1) ERA:	1.0		5	0	0	0	0	2	0	0	0	0	0	8	21	0.00	2.000				
Bobby Seay, L (8, 1) ERA:	1.0		3	1	0	0	0	0	0	0	0	0	0	6	6	0.00	1.000				

Batter	1	2	3	4	5	6	7	8	9	AB	R	H	RBI	BB	SO	LOB	TOP								
Jason Tyner, L (1, 8) OBP: 0.315, SLG: 0.321										4	0	1	0	0	2	0	<p>Tampa Bay Devil Rays @ New York Yankees Yankee Stadium, Bronx, NY Wed Aug 15 2001, 7:05 PM EDT Att: 32,103 - Sunny - 77 F</p> <p>livebaseballscores.com</p>								
Brent Abernathy, R (1, 4) OBP: 0.373, SLG: 0.444										3	0	0	0	1	0	3									
Greg Vaughn, R (1, 7) OBP: 0.322, SLG: 0.448										3	0	0	0	0	2	1									
Damian Rolls, R (8, 7) OBP: 0.300, SLG: 0.342										0	0	0	0	1	0	0									
Ben Grieve, L (1, 10) OBP: 0.357, SLG: 0.367										4	1	1	0	0	1	1									
Toby Hall, R (1, 2) OBP: 0.396, SLG: 0.477										4	1	2	1	0	0	1									
Randy Winn, S (1, 9) OBP: 0.351, SLG: 0.415										3	1	0	0	1	1	1									
Aubrey Huff, L (1, 3) OBP: 0.288, SLG: 0.346										4	0	0	0	0	1	3									
1B Jared Sandberg, R (1, 5) OBP: 0.355, SLG: 0.429										2	0	0	0	1	1	0									
Chris Gomez, R (1, 6) OBP: 0.272, SLG: 0.349										3	0	1	2	0	0	0									
Inning Stats	R: 0 E: 0 K: 1 S: 6	H: 0 LOB: 0 BB: 0 P: 8	R: 0 E: 0 K: 1 S: 12	H: 0 LOB: 0 BB: 0 P: 17	R: 0 E: 0 K: 0 S: 5	H: 0 LOB: 0 BB: 0 P: 8	R: 0 E: 0 K: 2 S: 6	H: 0 LOB: 0 BB: 1 P: 11	R: 2 E: 0 K: 1 S: 20	H: 3 LOB: 3 BB: 2 P: 34	R: 0 E: 0 K: 1 S: 7	H: 1 LOB: 0 BB: 0 P: 11	R: 0 E: 0 K: 2 S: 11	H: 0 LOB: 0 BB: 0 P: 13	R: 0 E: 0 K: 0 S: 8	H: 0 LOB: 0 BB: 1 P: 10	R: 1 E: 0 K: 0 S: 13	H: 1 LOB: 1 BB: 1 P: 21	1B: 4 2B: 1 3B: 0 HR: 0	SF: 0 SAC: 0 DP: 1 HBP: 0	WP: 0 PB: 0 CS: 1	PA: 34			
PITCHER	IP	WLS	BF	H	R	ER	SO	BB	IBB	HBP	BLK	WP	HR	S	P	ERA	WHIP								
Roger Clemens, R (1, 1) ERA: 3.46	7.0	W	26	4	2	2	8	3	0	0	0	0	0	67	102	2.57	1.000								
Mark Wohlers, R (8, 1) ERA: 4.56	1.0		3	0	0	0	0	0	0	0	0	0	0	8	10	0.00	0.000								
Randy Choate, L (9, 1) ERA: 3.4	1.0		5	1	1	1	0	1	0	0	0	0	0	13	21	9.00	2.000								

Batter	1	2	3	4	5	6	7	8	9	AB	R	H	RBI	BB	SO	LOB	BOTTOM								
2 Derek Jeter, R (1, 6) OBP: 0.388, SLG: 0.478										5	2	3	1	0	1	0	<p>Tampa Bay Devil Rays @ New York Yankees Yankee Stadium, Bronx, NY Wed Aug 15 2001, 7:05 PM EDT Att: 32,103 - Sunny - 77 F</p> <p>livebaseballscores.com</p>								
Paul O'Neill, L (1, 9) OBP: 0.343, SLG: 0.478										3	2	2	1	2	0	1									
Gerald Williams, R (7, FR) OBP: 0.265, SLG: 0.315										0	1	0	0	0	0	0									
Bernie Williams, S (1, 8) OBP: 0.389, SLG: 0.494										5	0	0	0	0	0	5									
Tino Martinez, L (1, 3) OBP: 0.312, SLG: 0.483										4	1	1	1	1	1	4									
2D Jorge Posada, S (1, 2) OBP: 0.387, SLG: 0.516										4	0	1	2	0	2	3									
David Justice, L (1, 10) OBP: 0.320, SLG: 0.432										2	1	0	0	3	1	1									
Shane Spencer, R (1, 7) OBP: 0.312, SLG: 0.424										3	1	1	1	2	0	2									
Alfonso Soriano, R (1, 4) OBP: 0.307, SLG: 0.450										5	0	0	0	0	1	8									
Clay Bellinger, R (1, 5) OBP: 0.182, SLG: 0.452										5	2	2	4	0	0	6									
Inning Stats	R: 2 E: 1 K: 0 S: 12	H: 2 LOB: 1 BB: 0 P: 19	R: 1 E: 0 K: 1 S: 9	H: 1 LOB: 0 BB: 0 P: 13	R: 2 E: 0 K: 0 S: 16	H: 2 LOB: 2 BB: 2 P: 31	R: 0 E: 0 K: 0 S: 5	H: 1 LOB: 1 BB: 0 P: 9	R: 0 E: 0 K: 0 S: 12	H: 0 LOB: 2 BB: 2 P: 23	R: 0 E: 0 K: 1 S: 8	H: 0 LOB: 1 BB: 1 P: 15	R: 5 E: 1 K: 2 S: 24	H: 3 LOB: 3 BB: 3 P: 46	R: 0 E: 0 K: 2 S: 19	H: 1 LOB: 1 BB: 0 P: 26	1B: 2 2B: 5 3B: 0 HR: 3	SF: 1 SAC: 0 DP: 0 HBP: 0	WP: 2 PB: 0 CS: 0	PA: 45					
PITCHER	IP	WLS	BF	H	R	ER	SO	BB	IBB	HBP	BLK	WP	HR	S	P	ERA	WHIP								
Paul Wilson, R (1, 1) ERA: 6.07	6.2	L	36	7	8	7	3	6	0	0	0	0	1	71	130	9.45	1.950								
Bobby Seay, L (7, 1) ERA: 3.96	1.1		9	3	2	1	3	1	0	0	0	0	1	34	52	6.75	3.000								

AB 30
R 3
H 5
RBI 3
BB 4
SO 8
LOB 10



AB 36
R 10
H 10
RBI 10
BB 8
SO 6
LOB 30



Batter	1	2	3	4	5	6	7	8	9	AB	R	H	RBI	BB	SO	LOB	TOP											
Damian Rolls, R OBP: 0.302, SLG: 0.340 (1, 8)										4	0	1	0	1	1	1	Tampa Bay Devil Rays @ New York Yankees Yankee Stadium, Bronx, NY Thu Aug 16 2001, 1:05 PM EDT Att: 43,600 - Sunny - 81 F											
Brent Abernathy, R OBP: 0.370, SLG: 0.439 (1, 4)										5	0	1	0	0	0	4												
Ben Grieve, L OBP: 0.358, SLG: 0.369 (1, 9)										4	0	2	0	0	0	0												
Greg Vaughn, R OBP: 0.323, SLG: 0.448 (1, 10)										3	2	1	0	1	1	2												
Toby Hall, R OBP: 0.404, SLG: 0.500 (1, 2)										4	1	2	0	0	1	1												
18 Jared Sandberg, R OBP: 0.314, SLG: 0.375 (1, 5)										4	0	0	0	0	1	3												
Aubrey Huff, L OBP: 0.290, SLG: 0.351 (1, 3)										4	2	2	2	0	1	0												
Felix Martinez, S OBP: 0.286, SLG: 0.287 (1, 6)										3	0	2	1	1	1	0												
Jason Tyner, L OBP: 0.310, SLG: 0.316 (1, 7)										4	0	0	0	0	1	4												
Inning Stats	R: 0 E: 0 K: 1 S: 7	H: 1 LOB: 1 BB: 0 P: 9	R: 2 E: 0 K: 0 S: 13	H: 2 LOB: 1 BB: 1 P: 19	R: 0 E: 0 K: 0 S: 6	H: 1 LOB: 0 BB: 0 P: 10	R: 1 E: 0 K: 1 S: 11	H: 2 LOB: 0 BB: 0 P: 14	R: 0 E: 0 K: 0 S: 10	H: 0 LOB: 1 BB: 0 P: 15	R: 0 E: 0 K: 2 S: 6	H: 0 LOB: 0 BB: 0 P: 7	R: 0 E: 0 K: 2 S: 7	H: 0 LOB: 0 BB: 0 P: 8	R: 0 E: 0 K: 2 S: 10	H: 2 LOB: 2 BB: 0 P: 18	R: 2 E: 0 K: 0 S: 8	H: 2 LOB: 2 BB: 2 P: 21	1B: 9 2B: 2 3B: 0 HR: 0	SF: 0 SAC: 0 DP: 2 HBP: 0	WP: 1 PB: 2 CS: 1	PA: 38						
PITCHER	IP	WLS	BF	H	R	ER	SO	BB	IBB	HBP	BLK	WP	HR	S	P	ERA	WHIP											
Sterling Hitchcock, L ERA: 5.49	(1, 1)	5.0	W	20	7	3	3	2	1	0	0	0	0	0	47	67	5.40	1.600										
Ramiro Mendoza, R ERA: 3.72	(6, 1)	2.0		6	0	0	0	3	0	0	0	0	0	0	13	15	0.00	0.000										
Mike Stanton, L ERA: 2.13	(8, 1)	1.0		5	2	0	0	2	0	0	0	0	0	10	18	0.00	2.000											
Randy Choate, L ERA: 3.57	(9, 1)	0.2		6	2	2	1	0	2	0	0	0	1	0	8	20	13.50	6.000										
Mark Wohlers, R ERA: 6.53	(9, 1)	0.1		1	0	0	0	0	0	0	0	0	0	0	1	0.00	0.000											

Batter	1	2	3	4	5	6	7	8	9	AB	R	H	RBI	BB	SO	LOB	BOTTOM											
2 Derek Jeter, R OBP: 0.387, SLG: 0.477 (1, 6)										3	2	1	0	0	2	0	Tampa Bay Devil Rays @ New York Yankees Yankee Stadium, Bronx, NY Thu Aug 16 2001, 1:05 PM EDT Att: 43,600 - Sunny - 81 F											
Enrique Wilson, S OBP: 0.201, SLG: 0.226 (7, PH)										0	0	0	0	1	0	0												
Paul O'Neill, L OBP: 0.342, SLG: 0.483 (1, 9)										4	1	1	4	0	1	3												
Gerald Williams, R OBP: 0.264, SLG: 0.314 (7, PH)										1	0	0	0	0	1	1												
Bernie Williams, S OBP: 0.389, SLG: 0.495 (1, 8)										5	1	2	3	0	1	0												
Tino Martinez, L OBP: 0.313, SLG: 0.482 (6, PH)										3	1	1	0	1	0	0												
Luis Sojo, R OBP: 0.233, SLG: 0.206 (9, 3)										1	0	0	0	0	0	0												
David Justice, L OBP: 0.325, SLG: 0.442 (1, 10)										3	2	1	3	2	1	0												
Shane Spencer, R OBP: 0.316, SLG: 0.432 (1, 7)										4	0	2	1	0	1	2												
Alfonso Soriano, R OBP: 0.307, SLG: 0.451 (1, 4)										4	1	1	0	0	1	2												
Todd Greene, R OBP: 0.313, SLG: 0.365 (1, 2)										4	2	2	0	0	0	1												
Clay Bellinger, R OBP: 0.208, SLG: 0.432 (8, 6)										2	2	0	1	1	0	0												
Inning Stats	R: 3 E: 0 K: 2 S: 13	H: 3 LOB: 1 BB: 1 P: 24	R: 4 E: 0 K: 1 S: 18	H: 3 LOB: 0 BB: 0 P: 26	R: 0 E: 0 K: 1 S: 7	H: 0 LOB: 0 BB: 0 P: 10	R: 0 E: 0 K: 1 S: 10	H: 0 LOB: 0 BB: 0 P: 14	R: 1 E: 1 K: 0 S: 14	H: 1 LOB: 1 BB: 1 P: 23	R: 3 E: 1 K: 1 S: 20	H: 3 LOB: 2 BB: 2 P: 36	R: 1 E: 0 K: 1 S: 15	H: 1 LOB: 1 BB: 1 P: 26	R: 0 E: 0 K: 1 S: 7	H: 0 LOB: 0 BB: 0 P: 10	1B: 6 2B: 3 3B: 0 HR: 2	SF: 0 SAC: 1 DP: 0 HBP: 1	WP: 0 PB: 0 CS: 0	PA: 41								
PITCHER	IP	WLS	BF	H	R	ER	SO	BB	IBB	HBP	BLK	WP	HR	S	P	ERA	WHIP											
Ryan Rupe, R ERA: 6.95	(1, 1)	5.2	L	30	9	11	10	3	0	1	0	0	0	2	70	112	15.88	2.118										
Jason Standridge, R ERA: 0.75	(6, 1)	2.1		11	2	1	1	2	2	0	0	0	0	34	57	3.86	1.714											

Batter	1	2	3	4	5	6	7	8	9	AB	R	H	RBI	BB	SO	LOB	TOP										
2 Derek Jeter, R OBP: 0.388, SLG: 0.483 (1, 6)	G6-3		P4				G4-3	FC6-4		5	0	1	1	0	0	1											
Paul O'Neill, L OBP: 0.337, SLG: 0.478 (1, 9)	G3		F8					HR	G3	5	1	1	1	0	1	1											
Bernie Williams, S OBP: 0.389, SLG: 0.493 (1, 8)	K			F7				HR	G6-3	5	1	1	0	0	1	0											
Tino Martinez, L OBP: 0.319, SLG: 0.489 (1, 3)										5	2	3	2	0	1	0											
Luis Sojo, R OBP: 0.233, SLG: 0.206 (9, 3)									G4-1	0	0	0	0	0	0	0											
David Justice, L OBP: 0.327, SLG: 0.454 (1, 10)		HR		FC3-6				HR		4	2	2	2	0	1	1											
20 Jorge Posada, S OBP: 0.383, SLG: 0.512 (1, 2)										2	1	1	1	1	1	1											
Shane Spencer, R OBP: 0.311, SLG: 0.438 (1, 7)										4	0	0	0	0	1	2											
Alfonso Soriano, R OBP: 0.305, SLG: 0.453 (1, 4)										4	2	2	1	0	2	1											
Clayton Kershaw, R OBP: 0.200, SLG: 0.393 (1, 5)										2	0	0	0	0	1	1											
Chuck Knoblauch, R OBP: 0.335, SLG: 0.349 (7, PH)										1	0	0	0	0	1	0											
Enrique Wilson, S OBP: 0.206, SLG: 0.231 (7, 5)										1	0	1	1	0	0	0											
Inning Stats	R: 0 E: 0 K: 1 S: 10	H: 0 LOB: 0 BB: 0 P: 16	R: 1 E: 0 K: 2 S: 19	H: 2 LOB: 1 BB: 0 P: 25	R: 0 E: 0 K: 1 S: 9	H: 0 LOB: 0 BB: 0 P: 15	R: 0 E: 0 K: 1 S: 12	H: 1 LOB: 1 BB: 0 P: 18	R: 1 E: 0 K: 1 S: 12	H: 2 LOB: 1 BB: 0 P: 16	R: 2 E: 0 K: 1 S: 15	H: 2 LOB: 0 BB: 0 P: 24	R: 0 E: 0 K: 2 S: 8	H: 0 LOB: 0 BB: 0 P: 8	R: 5 E: 1 K: 1 S: 23	H: 5 LOB: 1 BB: 1 P: 37	R: 0 E: 0 K: 0 S: 7	H: 0 LOB: 0 BB: 0 P: 12	1B: 7 2B: 1 3B: 1 HR: 3	SF: 1 SAC: 0 DP: 0 HBP: 0	WP: 0 PB: 0 SB: 1 CS: 0	PA: 40					
PITCHER	IP	WLS	BF	H	R	ER	SO	BB	IBB	HBP	BLK	WP	HR	S	P	ERA	WHIP										
Rick Helling, R ERA: 5.31 (1, 1)	5.1		23	7	4	4	6	0	0	0	0	0	1	73	108	6.75	1.312										
Dan Kolb, R ERA: 5.31 (6, 1)	1.2	H	5	0	0	0	3	0	0	0	0	0	0	12	14	0.00	0.000										
Juan Moreno, L ERA: 4.41 (8, 1)	0.1	L	5	3	4	4	1	1	0	0	0	0	2	14	26	108.00	12.000										
Mark Petkovsek, R ERA: 6.08 (8, 1)	0.2		4	2	1	1	0	0	0	0	0	0	0	9	11	13.50	3.000										
Pat Mahomes, R ERA: 6.4 (9, 1)	1.0		3	0	0	0	0	0	0	0	0	0	0	7	12	0.00	0.000										

New York Yankees @ Texas Rangers
The Ballpark at Arlington, Arlington, TX
Mon Aug 20 2001, 8:05 PM EDT
Att: 35,125 - Sunny - 94 F

livebaseballscores.com

AB 38
R 9
H 12
RBI 9
BB 1
SO 10
LOB 8



Batter	1	2	3	4	5	6	7	8	9	AB	R	H	RBI	BB	SO	LOB	BOTTOM										
Frank Catalanotto, L OBP: 0.405, SLG: 0.506 (1, 7)	F8		K	CS					G4-3	4	0	1	0	1	1	3											
Mike Lamb, L OBP: 0.394, SLG: 0.438 (1, 5)	P6		1B						G1-3	5	1	1	1	0	0	4											
Alex Rodriguez, R OBP: 0.402, SLG: 0.617 (1, 6)										3	1	2	0	2	0	1											
Rafael Palmeiro, L OBP: 0.372, SLG: 0.530 (1, 3)	F7									4	0	0	1	1	0	7											
Ivan Rodriguez, R OBP: 0.348, SLG: 0.542 (1, 2)										4	1	3	2	0	0	0											
Ruben Sierra, S OBP: 0.307, SLG: 0.558 (1, 10)										4	0	0	0	0	0	5											
Ricky Ledee, L OBP: 0.299, SLG: 0.386 (1, 9)										4	0	1	0	0	1	2											
Gabe Kapler, R OBP: 0.341, SLG: 0.415 (1, 8)										3	1	2	0	0	0	0											
10 Michael Young, R OBP: 0.287, SLG: 0.396 (1, 4)										4	1	2	1	0	0	1											
Inning Stats	R: 0 E: 0 K: 0 S: 9	H: 0 LOB: 1 BB: 1 P: 17	R: 0 E: 0 K: 0 S: 8	H: 1 LOB: 0 BB: 0 P: 13	R: 2 E: 1 K: 1 S: 16	H: 5 LOB: 3 BB: 0 P: 24	R: 0 E: 0 K: 1 S: 6	H: 0 LOB: 0 BB: 0 P: 13	R: 3 E: 0 K: 0 S: 14	H: 3 LOB: 0 BB: 0 P: 21	R: 0 E: 0 K: 0 S: 8	H: 0 LOB: 0 BB: 1 P: 13	R: 0 E: 0 K: 0 S: 8	H: 1 LOB: 1 BB: 1 P: 14	R: 0 E: 0 K: 0 S: 15	H: 2 LOB: 3 BB: 1 P: 28	1B: 9 2B: 2 3B: 0 HR: 1	SF: 0 SAC: 0 DP: 2 HBP: 1	WP: 0 PB: 0 SB: 1 CS: 1	PA: 41							
PITCHER	IP	WLS	BF	H	R	ER	SO	BB	IBB	HBP	BLK	WP	HR	S	P	ERA	WHIP										
Roger Clemens, R ERA: 3.6 (1, 1)	6.0		27	9	5	5	2	1	0	0	0	0	1	61	97	7.50	1.667										
Mike Stanton, L ERA: 2.03 (7, 1)	1.0	W	4	0	0	0	2	2	0	0	0	0	0	10	19	0.00	2.000										
Ramiro Mendoza, R ERA: 3.61 (8, 1)	1.0		3	1	0	0	0	0	0	0	0	0	0	6	8	0.00	1.000										
42 Mariano Rivera, R ERA: 2.39 (9, 1)	1.0		6	2	0	0	0	1	0	0	0	0	0	15	28	0.00	3.000										

New York Yankees @ Texas Rangers
The Ballpark at Arlington, Arlington, TX
Mon Aug 20 2001, 8:05 PM EDT
Att: 35,125 - Sunny - 94 F

livebaseballscores.com

AB 35
R 5
H 12
RBI 5
BB 4
SO 2
LOB 23



Batter	1	2	3	4	5	6	7	8	9	AB	R	H	RBI	BB	SO	LOB	TOP				
2 Derek Jeter, R OBP: 0.385, SLG: 0.480 Enrique Wilson, S OBP: 0.204, SLG: 0.228 (7, 6)										3	0	0	0	0	1	1	New York Yankees @ Texas Rangers The Ballpark at Arlington, Arlington, TX Tue Aug 21 2001, 8:05 PM EDT Att: 34,940 - Cloudy - 94 F				
Paul O'Neill, L OBP: 0.337, SLG: 0.476 Luis Sojo, R OBP: 0.230, SLG: 0.203 (1, 9)										2	0	0	0	1	0	0					
Bernie Williams, S OBP: 0.389, SLG: 0.495 Gerald Williams, R OBP: 0.266, SLG: 0.313 (7, 8)										2	0	1	0	1	0	0					
David Justice, L OBP: 0.329, SLG: 0.465 (1, 10)										4	1	2	2	0	0	2					
20 Jorge Posada, S OBP: 0.381, SLG: 0.508 Todd Greene, R OBP: 0.309, SLG: 0.359 (1, 2)										3	0	0	0	0	0	4					
Shane Spencer, R OBP: 0.315, SLG: 0.436 (1, 7)										3	1	1	0	1	1	1					
Nick Johnson, L OBP: 0.500, SLG: 0.500 (1, 3)										4	0	2	1	0	0	1					
Alfonso Soriano, R OBP: 0.304, SLG: 0.450 (1, 4)										3	0	0	0	1	0	3					
Clay Bellinger, R OBP: 0.219, SLG: 0.390 (7, 9)										3	0	1	0	1	0	1					
Inning Stats	R: 0 E: 0 K: 1 S: 11	H: 1 LOB: 2 BB: 1 P: 22	R: 1 E: 0 K: 0 S: 10	H: 2 LOB: 1 BB: 1 P: 22	R: 0 E: 0 K: 0 S: 8	H: 0 LOB: 0 BB: 0 P: 11	R: 0 E: 0 K: 0 S: 8	H: 1 LOB: 1 BB: 1 P: 14	R: 0 E: 0 K: 0 S: 3	H: 1 LOB: 0 BB: 0 P: 4	R: 0 E: 0 K: 0 S: 11	H: 1 LOB: 0 BB: 0 P: 14	R: 2 E: 1 K: 1 S: 14	H: 1 LOB: 0 BB: 2 P: 20	R: 0 E: 0 K: 0 S: 8	H: 0 LOB: 1 BB: 2 P: 17	1B: 5 2B: 1 3B: 0 HR: 1	SF: 0 SAC: 0 DP: 3 HBP: 0	WP: 1 PB: 0 CS: 0	PA: 37	
PITCHER	IP	WLS	BF	H	R	ER	SO	BB	IBB	HBP	BLK	WP	HR	S	P	ERA	WHIP				
Doug Davis, L ERA: 4.23	7.0	W	28	6	1	1	1	3	0	0	0	1	0	59	100	1.29	1.286				
Mark Petkovsek, R ERA: 6.13	1.0		5	1	2	1	1	0	0	0	0	0	1	14	20	9.00	1.000				
Kevin Foster, R ERA: 6.62	1.0		4	0	0	0	0	2	0	0	0	0	0	8	17	0.00	2.000				

Batter	1	2	3	4	5	6	7	8	9	AB	R	H	RBI	BB	SO	LOB	BOTTOM				
Frank Catalanotto, L OBP: 0.405, SLG: 0.514 (1, 7)										5	2	2	2	0	1	1	New York Yankees @ Texas Rangers The Ballpark at Arlington, Arlington, TX Tue Aug 21 2001, 8:05 PM EDT Att: 34,940 - Cloudy - 94 F				
Mike Lamb, L OBP: 0.365, SLG: 0.439 (1, 5)										4	2	2	3	0	0	0					
Alex Rodriguez, R OBP: 0.401, SLG: 0.620 Scott Sheldon, R OBP: 0.247, SLG: 0.351 (7, 6)										4	1	1	2	0	0	1					
Rafael Palmeiro, L OBP: 0.375, SLG: 0.538 Randy Velarde, R OBP: 0.372, SLG: 0.451 (8, 3)										3	3	2	1	1	0	1					
Ivan Rodriguez, R OBP: 0.347, SLG: 0.540 Bill Haselman, R OBP: 0.233, SLG: 0.238 (8, 2)										4	0	1	1	0	1	2					
Ruben Sierra, S OBP: 0.321, SLG: 0.597 (1, 10)										5	2	5	3	0	0	0					
Ricky Ledee, L OBP: 0.302, SLG: 0.387 (1, 9)										5	0	2	1	0	1	3					
Gabe Kapler, R OBP: 0.337, SLG: 0.410 (1, 8)										4	0	0	0	0	1	2					
10 Michael Young, R OBP: 0.294, SLG: 0.403 (1, 4)										3	3	2	0	1	0	1					
Inning Stats	R: 3 E: 0 K: 1 S: 19	H: 3 LOB: 1 BB: 1 P: 30	R: 2 E: 0 K: 0 S: 10	H: 2 LOB: 0 BB: 0 P: 19	R: 2 E: 0 K: 0 S: 16	H: 3 LOB: 1 BB: 0 P: 20	R: 0 E: 0 K: 0 S: 6	H: 0 LOB: 0 BB: 0 P: 8	R: 1 E: 0 K: 0 S: 15	H: 3 LOB: 1 BB: 0 P: 19	R: 3 E: 0 K: 0 S: 22	H: 4 LOB: 2 BB: 1 P: 36	R: 1 E: 0 K: 2 S: 11	H: 1 LOB: 1 BB: 0 P: 17	R: 1 E: 0 K: 2 S: 12	H: 1 LOB: 0 BB: 0 P: 18	1B: 10 2B: 2 3B: 0 HR: 5	SF: 1 SAC: 0 DP: 0 HBP: 0	WP: 1 PB: 0 CS: 0	PA: 43	
PITCHER	IP	WLS	BF	H	R	ER	SO	BB	IBB	HBP	BLK	WP	HR	S	P	ERA	WHIP				
Orlando Hernandez, R ERA: 6.0	5.0	L	26	11	8	8	1	1	0	0	0	1	0	33	53	18.00	3.000				
Jay Witasick, R ERA: 3.71	2.0		13	5	4	4	2	1	0	0	0	0	1	12	18	9.00	1.000				
Mark Wohlers, R ERA: 4.5	1.0		4	1	1	1	2	0	0	0	0	0	1	12	18	9.00	1.000				

Batter	1	2	3	4	5	6	7	8	9	AB	R	H	RBI	BB	SO	LOB	TOP				
Chuck Knoblauch R (1, 7) OBP: 0.337, SLG: 0.356	1-2 F7		2-2 F7	1-0 HR		0-3 K		1-1 G5-3		5	1	1	1	0	1	0					
2 Derek Jeter R (1, 6) OBP: 0.392, SLG: 0.480	0-1 F8		0-0 HR		0-2 S	0-0 F8			2-2 F8	5	1	2	1	0	0	0					
Paul O'Neill L (1, 9) OBP: 0.333, SLG: 0.471	1-3 K		1-2 G4-3	0-1 L8			1-2 G3		3-2 P6	5	0	0	0	0	1	1					
Bernie Williams S (1, 8) OBP: 0.396, SLG: 0.502		1-1 BB	0-0		0-0 FC6-4		3-0		1-1 G4-3	5	1	4	0	0	0	0					
David Justice L (1, 10) OBP: 0.330, SLG: 0.457		4-0 BB	0-0 G3		2-2 L7		4-2			2	0	0	0	2	0	2					
Nick Johnson L (1, 3) OBP: 0.417, SLG: 0.300					2-2 FC6-4		2-3			3	1	1	0	1	2	4					
Alfonso Soriano R (1, 4) OBP: 0.305, SLG: 0.448					0-1 WP		3-2			4	1	1	1	0	1	6					
Todd Greene R (1, 2) OBP: 0.306, SLG: 0.353	1-1				0-0 G5-3		0-3		1-1 G6-3	4	0	1	1	0	1	3					
Enrique Wilson S (1, 5) OBP: 0.202, SLG: 0.223	0-0 F7				1-0 SF7		0-1		1-2 F9	3	0	0	1	0	0	2					
Inning Stats	R: 0 E: 0 K: 1 S: 11	H: 0 LOB: 0 BB: 0 P: 13	R: 1 E: 0 K: 2 S: 11	H: 2 LOB: 2 BB: 1 P: 17	R: 1 E: 0 K: 0 S: 9	H: 2 LOB: 1 BB: 0 P: 12	R: 3 E: 0 K: 0 S: 10	H: 3 LOB: 1 BB: 1 P: 16	R: 0 E: 0 K: 1 S: 15	H: 0 LOB: 0 BB: 0 P: 6	R: 0 E: 0 K: 1 S: 13	H: 1 LOB: 2 BB: 1 P: 26	R: 0 E: 0 K: 0 S: 8	H: 0 LOB: 0 BB: 0 P: 11	R: 0 E: 0 K: 0 S: 9	H: 0 LOB: 0 BB: 0 P: 15	1B: 5 2B: 3 3B: 0 HR: 2	SF: 1 SAC: 0 DP: 0 HBP: 0	WP: 1 PB: 0 SB: 1 CS: 0	PA: 40	
PITCHER	IP	WLS	BF	H	R	ER	SO	BB	IBB	HBP	BLK	WP	HR	S	P	ERA	WHIP				
Rob Bell, R (1, 1) ERA: 6.65	6.1	L	31	10	5	5	5	2	0	0	0	1	2	66	93	7.11	1.895				
Juan Moreno, L (7, 1) ERA: 4.35	0.1		2	0	0	0	1	1	0	0	0	0	0	6	12	0.00	3.000				
Mark Petkovsek, R (7, 1) ERA: 6.0	1.1		4	0	0	0	0	0	0	0	0	0	0	11	17	0.00	0.000				
59 Jeff Zimmerman, R (9, 1) ERA: 2.91	1.0		3	0	0	0	0	0	0	0	0	0	0	9	15	0.00	0.000				

New York Yankees @ Texas Rangers
The Ballpark at Arlington, Arlington, TX
Thu Aug 23 2001, 8:05 PM EDT
Att: 36,158 - Sunny - 95 F

AB	36
R	5
H	10
RBI	5
BB	3
SO	6
LOB	18



Batter	1	2	3	4	5	6	7	8	9	AB	R	H	RBI	BB	SO	LOB	BOTTOM				
Frank Catalanotto L (1, 7) OBP: 0.407, SLG: 0.516	2-3 K		1-0		0-1 1B		1-1 FC3-6		1-1	5	0	3	0	0	1	1					
Randy Velarde R (1, 3) OBP: 0.370, SLG: 0.453	2-1 F3		2-1 1B		0-1 1B		2-3 K		2-3 1B	5	0	2	0	0	1	3					
Alex Rodriguez R (1, 6) OBP: 0.401, SLG: 0.614	4-1		2-0 G5-3		3-2 F3		0-3 K			3	0	0	0	1	1	4					
Rafael Palmeiro L (1, 10) OBP: 0.375, SLG: 0.539	1-3 K			1-1 HR	0-0 P4			0-1 L3		4	1	1	1	0	1	3					
Chad Curtis R (1, 9) OBP: 0.366, SLG: 0.422		0-0 G5-3		3-3 K	2-2 F9			2-3 K		4	0	0	0	0	2	2					
Gabe Kapler R (1, 8) OBP: 0.336, SLG: 0.411		1-1		2-2 G4-3		2-1 F9		1-2 F8		4	0	1	0	0	0	0					
Mike Lamb L (1, 5) OBP: 0.374, SLG: 0.441		1-1 F2		4-1 2B	BB		0-1 G3		1-1 10	3	1	1	0	1	0	1					
Bill Haselman R (1, 2) OBP: 0.260, SLG: 0.286		0-0 G4-3		2-2		1-3 K			0-1 F2	3	0	1	1	0	1	1					
Ricky Ledee L (9, PH) OBP: 0.299, SLG: 0.378				1-H	2B					1	0	0	0	0	0	1					
10 Michael Young R (1, 4) OBP: 0.294, SLG: 0.401			2-1 F8		1-3 K		2-1 FC3-6		2-1 G3	4	0	1	0	0	1	2					
Inning Stats	R: 0 E: 0 K: 2 S: 10	H: 0 LOB: 1 BB: 1 P: 19	R: 0 E: 0 K: 0 S: 6	H: 1 LOB: 0 BB: 0 P: 8	R: 0 E: 0 K: 0 S: 6	H: 2 LOB: 1 BB: 0 P: 13	R: 2 E: 0 K: 2 S: 15	H: 2 LOB: 1 BB: 1 P: 28	R: 0 E: 0 K: 1 S: 8	H: 0 LOB: 0 BB: 0 P: 11	R: 0 E: 0 K: 2 S: 11	H: 1 LOB: 1 BB: 0 P: 16	R: 0 E: 0 K: 1 S: 8	H: 0 LOB: 0 BB: 0 P: 11	R: 0 E: 0 K: 0 S: 12	H: 2 LOB: 2 BB: 0 P: 17	1B: 6 2B: 3 3B: 0 HR: 1	SF: 0 SAC: 0 DP: 0 HBP: 0	WP: 0 PB: 0 SB: 0 CS: 0	PA: 38	
PITCHER	IP	WLS	BF	H	R	ER	SO	BB	IBB	HBP	BLK	WP	HR	S	P	ERA	WHIP				
Sterling Hitchcock L (1, 1) ERA: 5.12	6.1	W	28	8	2	2	5	2	0	0	0	0	1	64	106	2.84	1.579				
Ramiro Mendoza R (7, 1) ERA: 3.54	1.2	H	5	0	0	0	3	0	0	0	0	0	0	15	20	0.00	0.000				
42 Mariano Rivera R (9, 1) ERA: 2.35	1.0	S	5	2	0	0	0	0	0	0	0	0	0	12	17	0.00	2.000				

New York Yankees @ Texas Rangers
The Ballpark at Arlington, Arlington, TX
Thu Aug 23 2001, 8:05 PM EDT
Att: 36,158 - Sunny - 95 F

AB	36
R	2
H	10
RBI	2
BB	2
SO	8
LOB	18



Batter	1	2	3	4	5	6	7	8	9	AB	R	H	RBI	BB	SO	LOB	TOP	
Chuck Knoblauch, R OBP: 0.337, SLG: 0.355	F8	K		CS	1B		G4-6-3 BB		FC6-5 DI	4	0	1	0	1	1	2	New York Yankees @ Anaheim Angels Edison International Field, Anaheim, CA Fri Aug 24, 2001, 10:05 PM EDT Att: 43,489 - Sunny - 74 F	
Nick Johnson, L OBP: 0.353, SLG: 0.267	K		P6		1B		G4-6-3		K	5	0	1	0	0	2	2		
2 Derek Jeter, R OBP: 0.383, SLG: 0.481	2B 1B		2B 1B		1B		F8			4	0	2	0	0	0	2		
Bernie Williams, S OBP: 0.397, SLG: 0.507	1B 2B		2B		2B		G3			4	0	2	0	0	0	2		
David Justice, L OBP: 0.332, SLG: 0.468	K		P6				1B			4	1	2	1	0	1	4		
20 Jorge Posada, S OBP: 0.376, SLG: 0.500		P4	G5-3				K		F8	4	0	0	0	0	1	3		
Paul O'Neill, L OBP: 0.336, SLG: 0.472		S 3B 1B		FC3-6 HBP			1B		G3	3	1	2	0	0	0	1		
Alfonso Soriano, R OBP: 0.305, SLG: 0.446	F9		FC3-6 CS		F9		F9		FC6-5 G4-3 1B	4	0	1	0	0	0	3		
Clay Bellinger, R OBP: 0.224, SLG: 0.419 Enrique Wilson, S OBP: 0.201, SLG: 0.222		1-H 3B		K			K		G4-3	3	0	1	1	0	2	2		
Inning Stats	R: 0 H: 2 E: 0 LOB: 2 K: 2 S: 14	H: 2 R: 1 E: 0 LOB: 1 K: 1 S: 12	H: 2 R: 2 E: 0 LOB: 2 K: 0 S: 7	H: 2 R: 0 E: 0 LOB: 0 K: 1 S: 9	H: 0 R: 1 E: 0 LOB: 1 K: 0 S: 16	H: 2 R: 0 E: 0 LOB: 1 K: 2 S: 16	H: 0 R: 1 E: 0 LOB: 0 K: 0 S: 6	H: 0 R: 0 E: 0 LOB: 1 K: 0 S: 12	H: 1 R: 0 E: 0 LOB: 1 K: 1 S: 10	H: 1 R: 0 E: 0 LOB: 1 K: 1 S: 15	1B: 8 2B: 2 3B: 1 HR: 1	SF: 0 SAC: 0 DP: 2 HBP: 1	WP: 0 PB: 0 SB: 1 CS: 1	PA: 39				
PITCHER	IP	WLS	BF	H	R	ER	SO	BB	IBB	HBP	BLK	WP	HR	S	P	ERA	WHIP	
Jarrod Washburn, L ERA: 3.51	6.0		27	10	2	2	6	0	0	1	0	0	1	67	104	3.00	1.667	
Shigetoshi Hasegawa, R ERA: 3.7	1.2	W	6	1	0	0	0	1	0	0	0	0	0	12	21	0.00	1.200	
Mike Holtz, L ERA: 4.5	0.1	H	1	0	0	0	0	0	0	0	0	0	0	3	6	0.00	0.000	
Al Levine, R ERA: 2.24	1.0		4	1	0	0	1	0	0	0	0	0	0	10	15	0.00	1.000	

AB	36
R	2
H	12
RBI	2
BB	1
SO	7
LOB	22



Batter	1	2	3	4	5	6	7	8	9	AB	R	H	RBI	BB	SO	LOB	BOTTOM	
David Eckstein, R OBP: 0.359, SLG: 0.367	L8		G6-3		F8		L6	G1-3 PB 1B		5	0	1	0	0	0	4	New York Yankees @ Anaheim Angels Edison International Field, Anaheim, CA Fri Aug 24, 2001, 10:05 PM EDT Att: 43,489 - Sunny - 74 F	
Darin Erstad, L OBP: 0.337, SLG: 0.367	G3		F8		G4-3		16 1B	G1-3		5	1	1	1	0	0	3		
Troy Glaus, R OBP: 0.348, SLG: 0.511	K			P4		16 G6-3 2B	16 1B	K		4	1	1	0	1	2	1		
16 Garret Anderson, L OBP: 0.304, SLG: 0.462		S 1B 1B		F2		G6-3	1B	1B		4	0	2	2	0	0	1		
Shawn Wooten, R OBP: 0.333, SLG: 0.469 Orlando Palmeiro, L OBP: 0.327, SLG: 0.337		1B		F9		K	1B	S		3	0	1	0	0	1	1		
Tim Salmon, R OBP: 0.359, SLG: 0.372 Jorge Fabregas, L OBP: 0.232, SLG: 0.292	K	1B			K		P4	BB		0	0	0	0	0	0	0		
Scott Spiezio, S OBP: 0.344, SLG: 0.460	K		1B 1B					F8		4	2	2	0	0	1	5		
Bengie Molina, R OBP: 0.324, SLG: 0.363 Jeff DaVanon, S OBP: 0.308, SLG: 0.511	F9				1B 1B		2B 16 1B	1B	HR	3	0	2	0	0	0	2		
Benji Gil, R OBP: 0.339, SLG: 0.518			K		1B		L5	K		4	0	1	1	0	2	2		
Inning Stats	R: 0 H: 0 E: 0 LOB: 0 K: 1 S: 10	H: 2 R: 1 E: 0 LOB: 0 K: 2 S: 14	H: 2 R: 0 E: 0 LOB: 0 K: 1 S: 8	H: 0 R: 0 E: 0 LOB: 0 K: 0 S: 4	H: 0 R: 1 E: 0 LOB: 2 K: 1 S: 16	H: 1 R: 0 E: 0 LOB: 1 K: 1 S: 11	H: 5 R: 4 E: 0 LOB: 3 K: 0 S: 18	H: 2 R: 1 E: 0 LOB: 1 K: 2 S: 18	H: 2 R: 0 E: 0 LOB: 1 K: 1 S: 15	1B: 9 2B: 3 3B: 0 HR: 1	SF: 0 SAC: 0 DP: 0 HBP: 0	WP: 0 PB: 1 SB: 2 CS: 0	PA: 39					
PITCHER	IP	WLS	BF	H	R	ER	SO	BB	IBB	HBP	BLK	WP	HR	S	P	ERA	WHIP	
Andy Pettitte, L ERA: 3.74	6.2	L	31	10	5	5	6	1	0	0	0	0	0	73	117	6.75	1.500	
Ramiro Mendoza, R ERA: 3.53	0.1		3	1	0	0	0	1	0	0	0	0	0	8	13	0.00	6.000	
Jay Witasick, R ERA: 3.78	1.0		5	2	1	1	2	0	0	0	0	0	1	18	26	9.00	2.000	

AB	37
R	6
H	13
RBI	6
BB	2
SO	8
LOB	22



Batter	1	2	3	4	5	6	7	8	9	AB	R	H	RBI	BB	SO	LOB	TOP								
2 Derek Jeter, R OBP: 0.391, SLG: 0.478 (1, 6)										5	0	1	0	0	3	1	New York Yankees @ Anaheim Angels Edison International Field, Anaheim, CA Sat Aug 25 2001, 4:05 PM EDT Att: 43,398 - Sunny - 83 F								
Paul O'Neill, L OBP: 0.337, SLG: 0.476 (1, 9)										4	2	1	1	1	1	2									
Bernie Williams, S OBP: 0.399, SLG: 0.516 (1, 8)										4	2	2	2	1	0	0									
Tino Martinez, L OBP: 0.320, SLG: 0.487 (1, 10)										4	1	1	0	0	2	1									
David Justice, L OBP: 0.331, SLG: 0.465 Shane Spencer, R OBP: 0.313, SLG: 0.434 (9, PH) (9, 7)										4	1	1	0	0	0	3									
20 Jorge Posada, S OBP: 0.376, SLG: 0.501 (1, 2)										3	1	1	2	2	2	0									
Nick Johnson, L OBP: 0.333, SLG: 0.222 (1, 3)										3	0	0	1	1	0	3									
Alfonso Soriano, R OBP: 0.305, SLG: 0.445 (1, 4)										4	0	1	0	0	2	4									
Enrique Wilson, S OBP: 0.208, SLG: 0.224 (1, 5)										3	0	1	1	1	0	4									
Inning Stats	R: 0 E: 0 K: 1 S: 11	H: 0 LOB: 0 BB: 0 P: 14	R: 3 E: 0 K: 1 S: 20	H: 5 LOB: 2 BB: 0 P: 30	R: 0 E: 0 K: 0 S: 8	H: 1 LOB: 2 BB: 1 P: 16	R: 0 E: 0 K: 1 S: 5	H: 0 LOB: 0 BB: 1 P: 12	R: 2 E: 0 K: 1 S: 15	H: 1 LOB: 3 BB: 3 P: 34	R: 2 E: 0 K: 2 S: 13	H: 1 LOB: 1 BB: 1 P: 21	R: 0 E: 0 K: 1 S: 11	H: 0 LOB: 0 BB: 0 P: 11	R: 0 E: 0 K: 1 S: 9	H: 0 LOB: 0 BB: 0 P: 13		R: 0 E: 0 K: 2 S: 10	H: 0 LOB: 0 BB: 0 P: 14	1B: 5 2B: 2 3B: 0 HR: 2	SF: 0 SAC: 0 DP: 0 HBP: 1	WP: 1 PB: 0 SB: 0 CS: 1	PA: 42		
PITCHER	IP	WLS	BF	H	R	ER	SO	BB	IBB	HBP	BLK	WP	HR	S	P	ERA	WHIP								
Ismael Valdez, R ERA: 4.03 47 Mark Lukasiewicz, L ERA: 6.04 Lou Pote, R ERA: 2.85 Mike Holtz, L ERA: 4.45	4.0	L	22	7	5	5	3	2	1	1	0	0	1	49	86	11.25	2.250								
	0.1		3	0	0	0	0	1	1	0	0	1	0	5	14	0.00	3.000								
	3.2		14	2	2	2	5	1	0	0	0	0	1	38	51	4.91	0.818								
	1.0		3	0	0	0	2	0	0	0	0	0	0	10	14	0.00	0.000								

Batter	1	2	3	4	5	6	7	8	9	AB	R	H	RBI	BB	SO	LOB	BOTTOM								
David Eckstein, R OBP: 0.362, SLG: 0.368 (1, 6)										4	1	2	0	1	0	1	New York Yankees @ Anaheim Angels Edison International Field, Anaheim, CA Sat Aug 25 2001, 4:05 PM EDT Att: 43,398 - Sunny - 83 F								
Darin Erstad, L OBP: 0.340, SLG: 0.369 Shawn Wooten, R OBP: 0.336, SLG: 0.472 Benji Gil, R OBP: 0.339, SLG: 0.518 (9, PR)										3	1	2	0	1	0	0									
Troy Glaus, R OBP: 0.348, SLG: 0.511 (1, 5)										4	1	1	1	1	2	5									
16 Garret Anderson, L OBP: 0.302, SLG: 0.459 (1, 10)										4	0	0	0	0	1	4									
Scott Spiezio, S OBP: 0.343, SLG: 0.462 (8, 7)										3	1	1	1	0	0	1									
Adam Kennedy, L OBP: 0.348, SLG: 0.406 (1, 4)										4	0	1	1	0	1	0									
Orlando Palmeiro, L OBP: 0.325, SLG: 0.532 (8, 9)										3	1	0	0	1	1	1									
Jorge Fabregas, L OBP: 0.233, SLG: 0.290 (1, 2)										4	0	1	0	0	0	2									
Jeff DaVanon, S OBP: 0.286, SLG: 0.480 (8, 8)										3	0	0	1	0	0	1									
Inning Stats	R: 1 E: 0 K: 1 S: 13	H: 3 LOB: 1 BB: 0 P: 20	R: 0 E: 0 K: 1 S: 7	H: 0 LOB: 0 BB: 0 P: 10	R: 0 E: 0 K: 1 S: 19	H: 0 LOB: 0 BB: 2 P: 31	R: 0 E: 0 K: 0 S: 9	H: 0 LOB: 0 BB: 0 P: 14	R: 0 E: 0 K: 0 S: 11	H: 2 LOB: 2 BB: 0 P: 18	R: 1 E: 0 K: 1 S: 10	H: 2 LOB: 1 BB: 0 P: 17	R: 0 E: 0 K: 0 S: 6	H: 0 LOB: 0 BB: 0 P: 8	R: 1 E: 0 K: 0 S: 8	H: 0 LOB: 0 BB: 1 P: 16		R: 2 E: 0 K: 1 S: 13	H: 2 LOB: 2 BB: 1 P: 23	1B: 6 2B: 3 3B: 0 HR: 0	SF: 2 SAC: 0 DP: 0 HBP: 0	WP: 1 PB: 0 SB: 0 CS: 1	PA: 39		
PITCHER	IP	WLS	BF	H	R	ER	SO	BB	IBB	HBP	BLK	WP	HR	S	P	ERA	WHIP								
Roger Clemens, R ERA: 3.56 Mark Weathers, R ERA: 4.74 42 Mariano Rivera, R ERA: 2.34	7.0	W	29	7	2	2	4	2	0	0	0	0	0	13	27	16.20	1.800								
	1.2		8	1	3	3	0	2	0	0	0	0	0	8	12	0.00	3.000								
	0.1	S	2	1	0	0	1	0	0	0	0	1	0	8	12	0.00	3.000								



Batter	1	2	3	4	5	6	7	8	9	AB	R	H	RBI	BB	SO	LOB	TOP										
10 Vernon Wells, R OBP: 0.350, SLG: 0.487	2-2 FC1-4 S 1B		3-3 K			1-2 G4-3 2B		2-2 L3		4	0	2	0	0	1	0											
Alex Gonzalez, R OBP: 0.298, SLG: 0.390	1-1 FC1-6-5 CS 1-3			0-3 K		0-0 G4-3 2-3		2-1 F2		4	0	0	0	0	1	2											
Shannon Stewart, R OBP: 0.375, SLG: 0.464	3-1 5-3 1-2			4-2 2B BB		4-2 BB		3-1 G4-3		2	0	0	0	2	0	1											
Carlos Delgado, L OBP: 0.408, SLG: 0.558		2-3 K		1-2 2B		3-1 F9			2-2 1B DI 1B	4	0	2	0	0	1	2											
Raul Mondesi, R OBP: 0.337, SLG: 0.458		1-0 CS 1B		2-1 F7			1-2 G6-3		3-1 P4	4	0	1	0	0	0	2											
Brad Fullmer, L OBP: 0.333, SLG: 0.459 José Cruz Jr., S OBP: 0.324, SLG: 0.516	1-1 FC4-6 HBP 1-2				0-0 G4-3		1-1 FC6-5 2B		0-0 F7	2	0	1	0	0	0	0											
Felipe Lopez, S OBP: 0.273, SLG: 0.370	0-0 FC4-6 1-2				1-3 K		0-2 FC6-5 1B		2-2 DI 1B	4	0	1	0	0	1	2											
Darrin Fletcher, L OBP: 0.278, SLG: 0.347 Chris Latham, S OBP: 0.439, SLG: 0.510			0-1 F9		2-3 K		2-1 1B		1-2 G1-3	3	0	1	0	0	1	0											
Homer Bush, R OBP: 0.336, SLG: 0.401			1-0 F8			0-0 G5-3		1-3 K		3	0	0	0	0	1	2											
Inning Stats	R: 0 E: 0 K: 0 S: 7	H: 1 LOB: 0 BB: 0 P: 13	R: 0 E: 0 K: 1 S: 6	H: 1 LOB: 1 BB: 0 P: 10	R: 0 E: 0 K: 1 S: 6	H: 0 LOB: 0 BB: 0 P: 10	R: 0 E: 0 K: 1 S: 10	H: 1 LOB: 1 BB: 1 P: 17	R: 0 E: 0 K: 2 S: 8	H: 0 LOB: 0 BB: 0 P: 11	R: 0 E: 0 K: 0 S: 11	H: 1 LOB: 2 BB: 1 P: 19	R: 0 E: 0 K: 1 S: 14	H: 2 LOB: 2 BB: 0 P: 19	R: 0 E: 0 K: 0 S: 7	H: 0 LOB: 0 BB: 0 P: 14	R: 0 E: 0 K: 0 S: 15	H: 2 LOB: 2 BB: 0 P: 23	1B: 5 2B: 3 3B: 0 HR: 0	SF: 0 SAC: 0 DP: 0 HBP: 1	WP: 0 PB: 0 SB: 1 CS: 2	PA: 35					
PITCHER	IP	WLS	BF	H	R	ER	SO	BB	IBB	HBP	BLK	WP	HR	S	P	ERA	WHIP										
35 Mike Mussina, R ERA: 3.55	8.0	W	30	6	0	0	6	2	0	1	0	0	0	69	113	0.00	1.000										
Mike Stanton, L ERA: 2.55	0.2		4	2	0	0	0	0	0	0	0	0	0	12	19	0.00	3.000										
42 Mariano Rivera, R ERA: 2.42	0.1	S	1	0	0	0	0	0	0	0	0	0	0	3	4	0.00	0.000										

Toronto Blue Jays @ New York Yankees
 Yankee Stadium, Bronx, NY
 Tue Aug 28 2001, 7:05 PM EDT
 Att: 37,450 - Cloudy - 85 F

AB 32
 R 0
 H 8
 RBI 0
 BB 2
 SO 6
 LOB 14



Batter	1	2	3	4	5	6	7	8	9	AB	R	H	RBI	BB	SO	LOB	BOTTOM										
2 Derek Jeter, R OBP: 0.384, SLG: 0.478	0-1 2B 1B	3-2 G6-3			2-0 G4-6-3 1B		2-2 G6-4-3 1B			4	1	3	0	0	0	1											
Paul O'Neill, L OBP: 0.335, SLG: 0.473	1-1 G1-3 1-H 2B		0-1 F8		2-1 F7		0-3 K			4	0	1	1	0	1	2											
Bernie Williams, S OBP: 0.404, SLG: 0.515	1-0 G1-3 HBP		0-0 G3 20 1B 1B		1-0 G4-6-3 1-2		0-2 G6-4-3 1-2			3	1	1	0	0	0	2											
Tino Martinez, L OBP: 0.321, SLG: 0.492	0-1 G1-3		0-0 20 1B G3 1B		1-2 2-3		2-1 HR		0-1 G5-3	4	1	2	1	0	0	2											
David Justice, L OBP: 0.335, SLG: 0.464 Gerald Williams, R OBP: 0.265, SLG: 0.312	1-0 P3		3-1 G3		1-2 2-3		0-0 20 1B E 1B		1-2 S 1B	4	1	2	0	0	0	4											
20 Jorge Posada, S OBP: 0.376, SLG: 0.496	0-0 F8		1-1 1B		0-0 E8 1-H 1B		0-0 E8 1B		3-2 F9	4	0	2	1	0	0	3											
Shane Spencer, R OBP: 0.309, SLG: 0.441		2-0 F8		1-1 G6-3		0-0 F8		2-2 G6-3		4	0	0	0	0	0	2											
Alfonso Soriano, R OBP: 0.303, SLG: 0.442		0-1 F7		2-1 F9		0-3 K				3	0	0	0	0	1	1											
Enrique Wilson, S OBP: 0.216, SLG: 0.232		2-1 1B		2-1 F7		0-1 G4-3				3	0	1	0	0	0	1											
Inning Stats	R: 1 E: 0 K: 0 S: 8	H: 2 LOB: 2 BB: 0 P: 11	R: 0 E: 0 K: 0 S: 9	H: 1 LOB: 1 BB: 0 P: 16	R: 1 E: 0 K: 0 S: 8	H: 3 LOB: 2 BB: 0 P: 12	R: 0 E: 0 K: 0 S: 6	H: 0 LOB: 0 BB: 0 P: 11	R: 0 E: 0 K: 1 S: 10	H: 1 LOB: 1 BB: 0 P: 12	R: 2 E: 1 K: 1 S: 10	H: 3 LOB: 1 BB: 0 P: 12	R: 0 E: 0 K: 1 S: 12	H: 1 LOB: 0 BB: 0 P: 14	R: 0 E: 0 K: 0 S: 13	H: 1 LOB: 2 BB: 0 P: 19	1B: 10 2B: 1 3B: 0 HR: 1	SF: 0 SAC: 0 DP: 2 HBP: 1	WP: 0 PB: 0 SB: 1 CS: 0	PA: 34							
PITCHER	IP	WLS	BF	H	R	ER	SO	BB	IBB	HBP	BLK	WP	HR	S	P	ERA	WHIP										
Esteban Loaiza, R ERA: 5.33	5.0	L	24	10	4	4	3	0	0	1	0	0	0	10	12	5.40	2.000										
Bob Fife, R ERA: 2.73	1.0		4	1	0	0	1	0	0	0	0	0	0	10	12	0.00	1.000										
Pedro Borbon, L ERA: 3.77	1.2		5	1	0	0	1	0	0	0	0	0	0	17	21	0.00	0.600										
Billy Koch, R ERA: 5.2	0.1		1	0	0	0	0	0	0	0	0	0	0	4	6	0.00	0.000										

Toronto Blue Jays @ New York Yankees
 Yankee Stadium, Bronx, NY
 Tue Aug 28 2001, 7:05 PM EDT
 Att: 37,450 - Cloudy - 85 F

AB 33
 R 4
 H 12
 RBI 3
 BB 0
 SO 2
 LOB 18



Batter	1	2	3	4	5	6	7	8	9	AB	R	H	RBI	BB	SO	LOB	TOP											
10 Vernon Wells, R OBP: 0.378, SLG: 0.512										4	1	2	0	1	0	0	Toronto Blue Jays @ New York Yankees Yankee Stadium, Bronx, NY Wed Aug 29 2001, 7:05 PM EDT Att: 36,855 - Sunny - 79 F											
Alex Gonzalez, R OBP: 0.295, SLG: 0.386										5	0	0	0	0	0	4												
Shannon Stewart, R OBP: 0.375, SLG: 0.463 Chris Latham, S OBP: 0.439, SLG: 0.510										4	1	1	1	0	1	1												
Carlos Delgado, L OBP: 0.407, SLG: 0.562										4	1	1	2	0	0	2												
Raul Mondesi, R OBP: 0.340, SLG: 0.460										3	0	2	0	0	0	0												
Brad Fullmer, L OBP: 0.333, SLG: 0.457										4	0	1	0	0	1	2												
Felipe Lopez, S OBP: 0.263, SLG: 0.355										3	0	0	0	0	1	1												
Alberto Castillo, R OBP: 0.267, SLG: 0.270										3	0	0	0	1	0	2												
Homer Bush, R OBP: 0.335, SLG: 0.398										4	0	1	0	0	1	4												
Inning Stats	R: 0 E: 0 K: 0 S: 10	H: 1 LOB: 1 BB: 0 P: 16	R: 0 E: 0 K: 0 S: 9	H: 2 LOB: 2 BB: 0 P: 16	R: 3 E: 0 K: 0 S: 12	H: 3 LOB: 0 BB: 0 P: 21	R: 0 E: 0 K: 1 S: 11	H: 0 LOB: 0 BB: 0 P: 14	R: 0 E: 1 K: 0 S: 8	H: 0 LOB: 1 BB: 1 P: 11	R: 0 E: 0 K: 1 S: 8	H: 0 LOB: 0 BB: 0 P: 9	R: 0 E: 0 K: 0 S: 9	H: 1 LOB: 0 BB: 0 P: 13	R: 0 E: 0 K: 1 S: 12	H: 1 LOB: 2 BB: 1 P: 17		1B: 6 2B: 1 3B: 0 HR: 1	SF: 0 SAC: 1 DP: 1 HBP: 1	WP: 0 PB: 0 SB: 3 CS: 0	PA: 38							
PITCHER	IP	WLS	BF	H	R	ER	SO	BB	IBB	HBP	BLK	WP	HR	S	P	ERA	WHIP											
Sterling Hitchcock, L ERA: 5.05	(1, 1)	6.0	L	27	6	3	3	2	1	0	1	0	0	1	57	94	4.50	1.167										
Ramiro Mendoza, R ERA: 3.45	(7, 1)	3.0		11	2	0	0	2	1	0	0	0	0	0	29	39	0.00	1.000										

Batter	1	2	3	4	5	6	7	8	9	AB	R	H	RBI	BB	SO	LOB	BOTTOM											
2 Derek Jeter, R OBP: 0.385, SLG: 0.480										4	1	2	0	0	1	0	Toronto Blue Jays @ New York Yankees Yankee Stadium, Bronx, NY Wed Aug 29 2001, 7:05 PM EDT Att: 36,855 - Sunny - 79 F											
Paul O'Neill, L OBP: 0.337, SLG: 0.474 Chuck Knoblauch, R OBP: 0.337, SLG: 0.354										3	0	2	1	0	0	1												
Bernie Williams, S OBP: 0.405, SLG: 0.517										4	1	2	0	0	0	1												
Tino Martinez, L OBP: 0.319, SLG: 0.488										4	0	0	0	0	1	4												
David Justice, L OBP: 0.337, SLG: 0.463 Gerald Williams, R OBP: 0.265, SLG: 0.312										3	0	1	1	1	2	0												
Shane Spencer, R OBP: 0.304, SLG: 0.433										4	0	0	0	0	2	2												
Alfonso Soriano, R OBP: 0.302, SLG: 0.440										4	0	1	0	0	1	1												
Todd Greene, R OBP: 0.293, SLG: 0.338										3	0	0	0	0	1	2												
Enrique Wilson, S OBP: 0.213, SLG: 0.228										3	0	0	0	0	1	0												
Inning Stats	R: 0 E: 1 K: 0 S: 12	H: 1 LOB: 1 BB: 0 P: 14	R: 0 E: 0 K: 2 S: 8	H: 0 LOB: 0 BB: 0 P: 11	R: 0 E: 0 K: 1 S: 9	H: 1 LOB: 1 BB: 0 P: 11	R: 1 E: 0 K: 2 S: 19	H: 3 LOB: 2 BB: 0 P: 27	R: 1 E: 0 K: 0 S: 8	H: 3 LOB: 1 BB: 0 P: 11	R: 0 E: 0 K: 1 S: 6	H: 0 LOB: 0 BB: 0 P: 9	R: 0 E: 0 K: 1 S: 8	H: 0 LOB: 0 BB: 0 P: 10	R: 0 E: 0 K: 1 S: 10	H: 0 LOB: 0 BB: 0 P: 13		R: 0 E: 0 K: 1 S: 10	H: 0 LOB: 1 BB: 1 P: 14	1B: 6 2B: 2 3B: 0 HR: 0	SF: 0 SAC: 0 DP: 2 HBP: 0	WP: 0 PB: 0 SB: 0 CS: 0	PA: 34					
PITCHER	IP	WLS	BF	H	R	ER	SO	BB	IBB	HBP	BLK	WP	HR	S	P	ERA	WHIP											
32 Roy Halladay, R ERA: 4.05	(1, 1)	7.0	W	28	8	2	2	7	0	0	0	0	0	0	10	93	2.57	1.143										
Dan Plesac, L ERA: 3.4	(8, 1)	1.0	H	3	0	0	0	1	0	0	0	0	0	10	13	0.00	0.000											
Billy Koch, R ERA: 5.11	(9, 1)	1.0	S	3	0	0	0	1	1	0	0	0	0	10	14	0.00	1.000											

Batter	1	2	3	4	5	6	7	8	9	AB	R	H	RBI	BB	SO	LOB	TOP								
2 Derek Jeter, R OBP: 0.385, SLG: 0.481	G6-3		G6-3			L6		2H 1B		4	0	1	0	0	0	0									
Paul O'Neill, L OBP: 0.332, SLG: 0.467	G4-3			P6			F9		K	4	0	0	0	0	1	0									
Bernie Williams, S OBP: 0.401, SLG: 0.517	P6			F5			G4-3		HR	4	1	1	1	0	0	0									
Tino Martinez, L OBP: 0.319, SLG: 0.485		F3		P4			G3-1		P5	4	0	0	0	0	0	0									
David Justice, L OBP: 0.339, SLG: 0.460		F9			G5-3			20 HR 1B		3	0	1	0	0	0	0									
Gerald Williams, R OBP: 0.263, SLG: 0.309									P6	1	1	0	0	0	0	0									
20 Jorge Posada, S OBP: 0.376, SLG: 0.500						K				3	1	2	2	0	1	0									
Nick Johnson, L OBP: 0.294, SLG: 0.172										3	0	0	0	0	1	2									
Alfonso Soriano, R OBP: 0.304, SLG: 0.439										3	0	2	0	0	1	0									
Enrique Wilson, S OBP: 0.219, SLG: 0.250										3	0	1	0	0	1	1									
Inning Stats	R: 0 E: 0 K: 0 S: 7	H: 0 LOB: 0 BB: 0 P: 10	R: 0 E: 0 K: 1 S: 9	H: 1 LOB: 1 BB: 0 P: 15	R: 0 E: 0 K: 0 S: 3	H: 1 LOB: 0 BB: 0 P: 7	R: 0 E: 0 K: 0 S: 12	H: 0 LOB: 0 BB: 0 P: 17	R: 0 E: 0 K: 1 S: 9	H: 0 LOB: 0 BB: 0 P: 14	R: 0 E: 0 K: 2 S: 8	H: 0 LOB: 0 BB: 0 P: 12	R: 0 E: 0 K: 0 S: 8	H: 0 LOB: 0 BB: 0 P: 14	R: 2 E: 0 K: 0 S: 19	H: 5 LOB: 2 BB: 0 P: 25	R: 1 E: 0 K: 1 S: 11	H: 1 LOB: 0 BB: 0 P: 18	1B: 6 2B: 0 3B: 0 HR: 2	SF: 0 SAC: 0 DP: 0 HBP: 0	WP: 0 PB: 0 SB: 1 CS: 1	PA: 32			
PITCHER	IP	WLS	BF	H	R	ER	SO	BB	IBB	HBP	BLK	WP	HR	S	P	ERA	WHIP								
Frank Castillo, R ERA: 4.28	7.0		22	2	0	0	4	0	0	0	0	0	0	56	89	0.00	0.286								
Derek Lowe, R ERA: 4.0	1.0	L	6	5	2	2	0	0	0	0	0	0	1	19	25	18.00	5.000								
Allen McDill, L ERA: 4.15	0.2		3	1	1	1	0	0	0	0	0	0	1	10	17	13.50	1.500								
49 Tim Wakefield, R ERA: 3.71	0.1		1	0	0	0	0	0	0	0	0	0	0	1	1	0.00	0.000								

New York Yankees @ Boston Red Sox
Fenway Park, Boston, MA
Fri Aug 31 2001, 7:05 PM EDT
Att: 33,501 - Cloudy - 81 F

AB 32
R 3
H 8
RBI 3
BB 0
SO 5
LOB 3

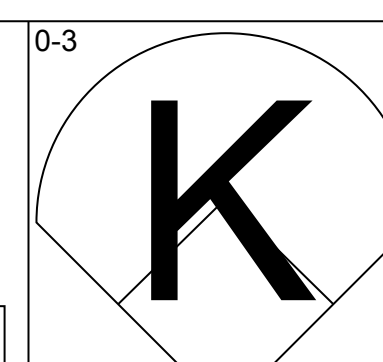
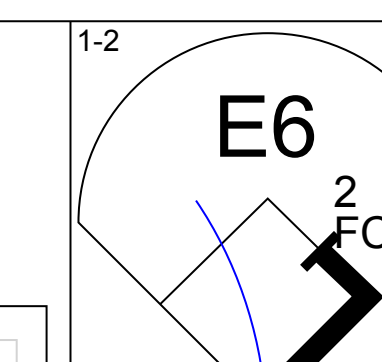
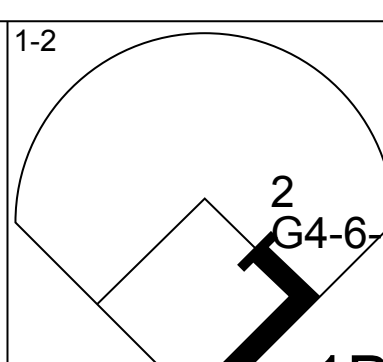
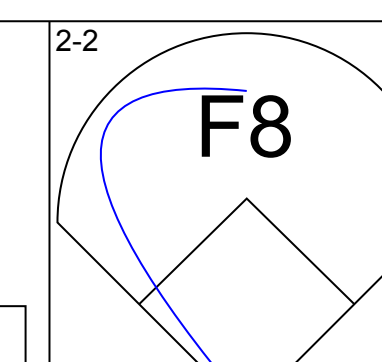
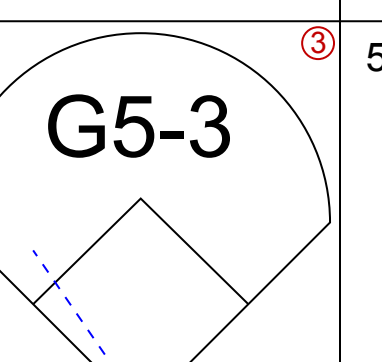
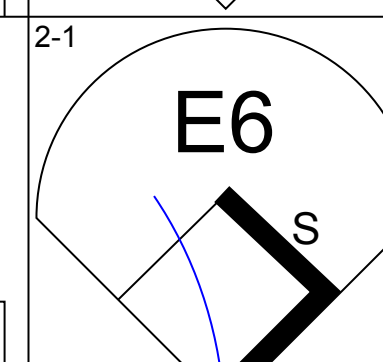
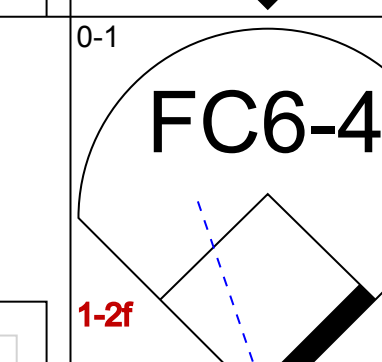
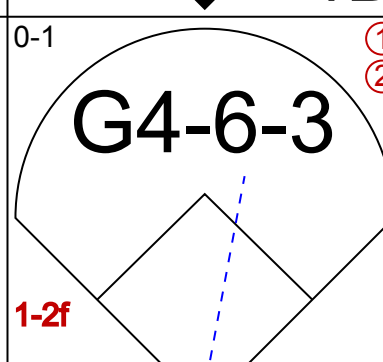
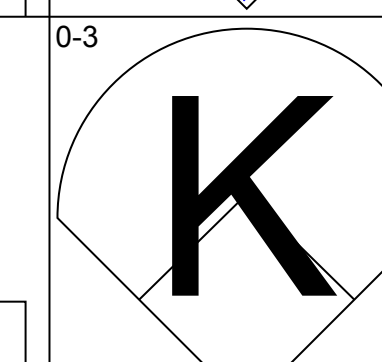
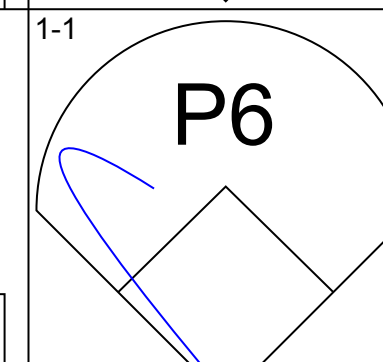
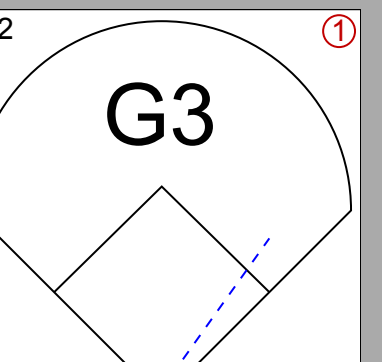
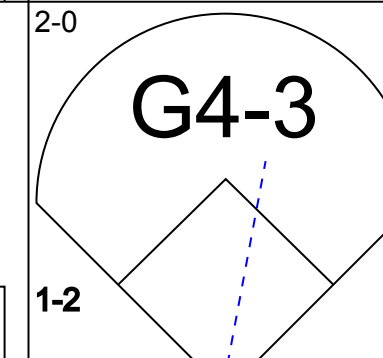
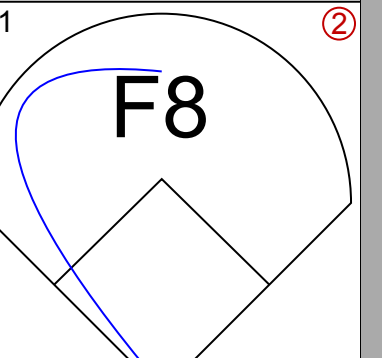
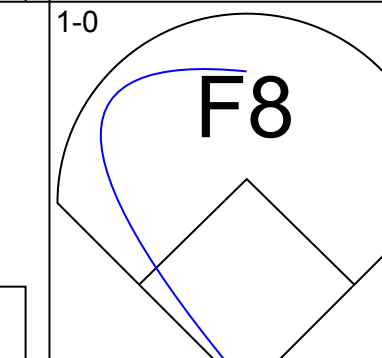
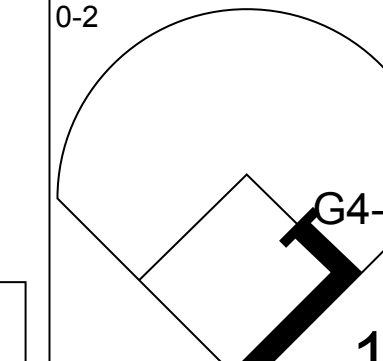
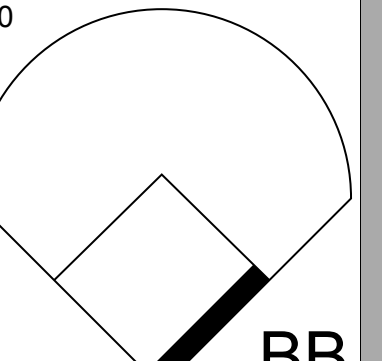
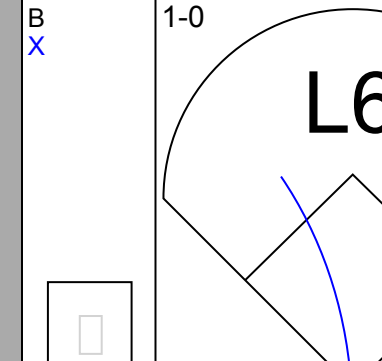
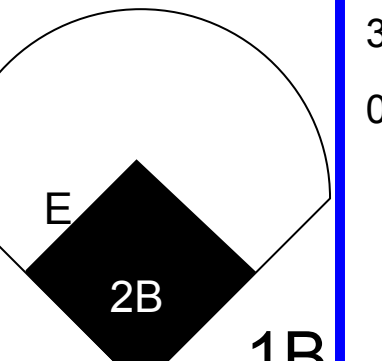
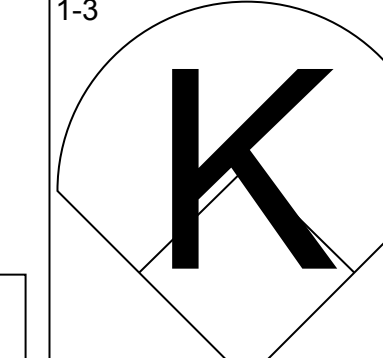
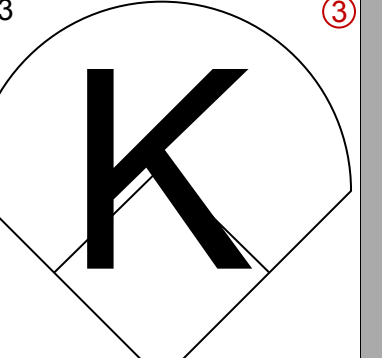
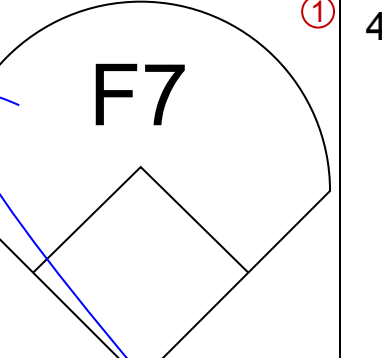
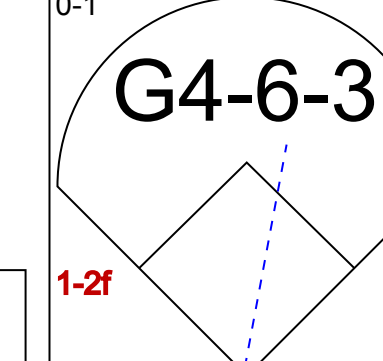
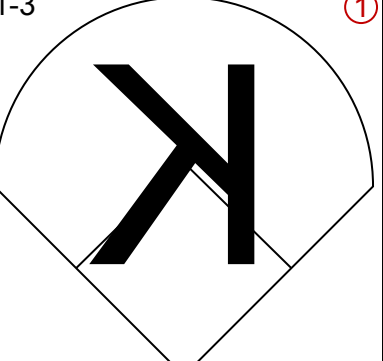
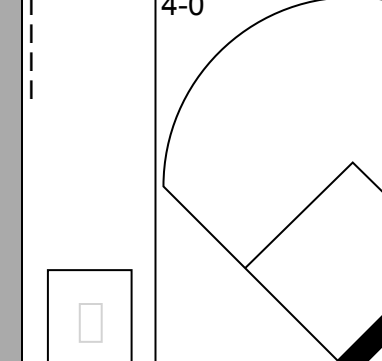
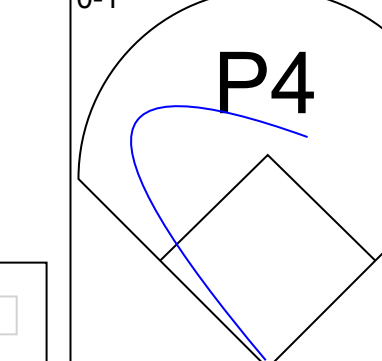
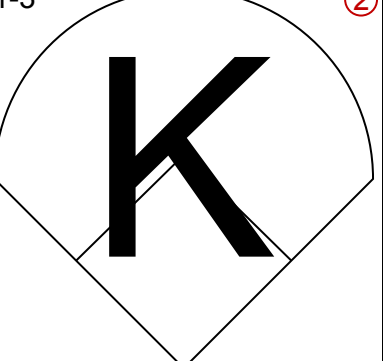
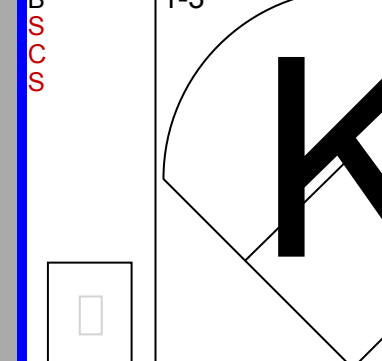
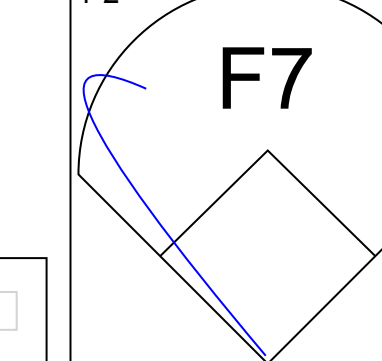
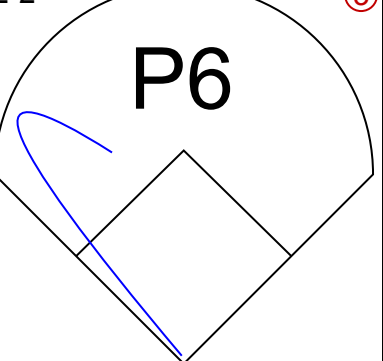
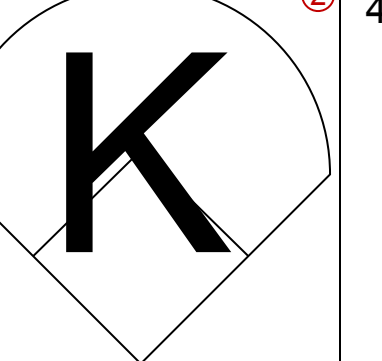


Batter	1	2	3	4	5	6	7	8	9	AB	R	H	RBI	BB	SO	LOB	BOTTOM								
Trot Nixon, L OBP: 0.366, SLG: 0.478	G4-3		L4			2B				4	1	1	0	0	1	1									
Chris Stynes, R OBP: 0.327, SLG: 0.420	G6-3									4	0	2	1	0	1	0									
Carl Everett, S OBP: 0.322, SLG: 0.447	G1-3									4	0	0	0	0	0	3									
Manny Ramirez, R OBP: 0.406, SLG: 0.628		G6-3								4	0	0	0	0	1	0									
Dante Bichette, R OBP: 0.337, SLG: 0.478										4	0	2	0	0	1	0									
Izzy Alcantara, R OBP: 0.500, SLG: 0.500										4	0	2	0	0	1	2									
Shea Hillenbrand, R OBP: 0.304, SLG: 0.410										4	0	0	0	0	2	5									
Mike Lansing, R OBP: 0.299, SLG: 0.398										4	0	1	0	0	1	2									
Doug Mirabeli, R ERA: 3.48										3	0	1	0	0	2	0									
Troy O'Leary, L OBP: 0.309, SLG: 0.450										1	0	0	0	0	2										
Inning Stats	R: 0 E: 0 K: 0 S: 7	H: 0 LOB: 0 BB: 0 P: 12	R: 0 E: 0 K: 2 S: 8	H: 1 LOB: 1 BB: 0 P: 9	R: 0 E: 0 K: 1 S: 11	H: 2 LOB: 2 BB: 0 P: 15	R: 0 E: 0 K: 2 S: 10	H: 0 LOB: 1 BB: 0 P: 13	R: 1 E: 0 K: 1 S: 15	H: 2 LOB: 1 BB: 0 P: 25	R: 0 E: 0 K: 1 S: 10	H: 2 LOB: 2 BB: 0 P: 17	R: 0 E: 0 K: 3 S: 9	H: 0 LOB: 0 BB: 0 P: 13	R: 0 E: 0 K: 0 S: 12	H: 0 LOB: 0 BB: 0 P: 14	R: 0 E: 0 K: 0 S: 10	H: 2 LOB: 1 BB: 0 P: 14	1B: 4 2B: 5 3B: 0 HR: 0	SF: 0 SAC: 0 DP: 1 HBP: 0	WP: 1 PB: 0 SB: 1 CS: 0	PA: 36			
PITCHER	IP	WLS	BF	H	R	ER	SO	BB	IBB	HBP	BLK	WP	HR	S	P	ERA	WHIP								
Roger Clemens, R ERA: 3.48	7.0		29	7	1	1	10	0	0	0	0	0	0	70	104	1.29	1.000								
Ramiro Mendoza, R ERA: 3.41	1.0	H	3	0	0	0	0	0	0	0	0	0	0	12	14	0.00	0.000								
42 Mariano Rivera, R ERA: 2.31	1.0	S	4	2	0	0	0	0	0	0	0	0	0	10	14	0.00	2.000								

New York Yankees @ Boston Red Sox
Fenway Park, Boston, MA
Fri Aug 31 2001, 7:05 PM EDT
Att: 33,501 - Cloudy - 81 F

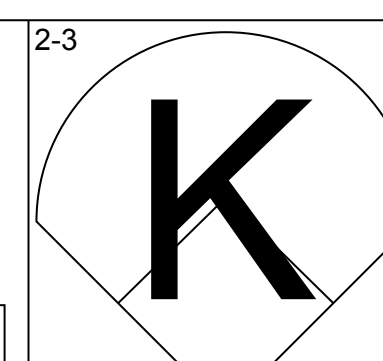
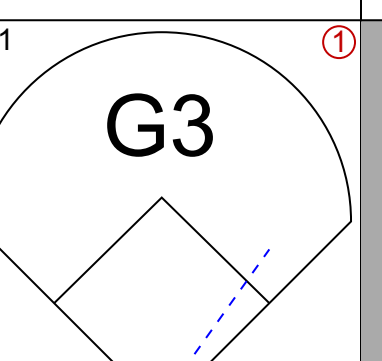
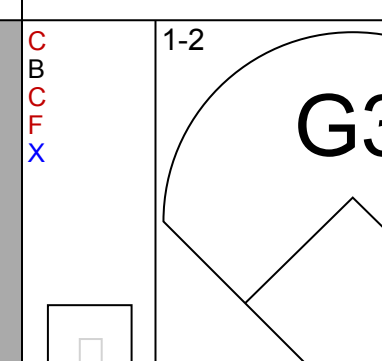
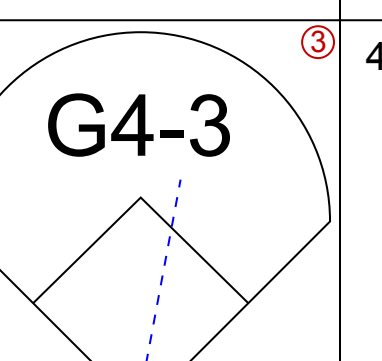
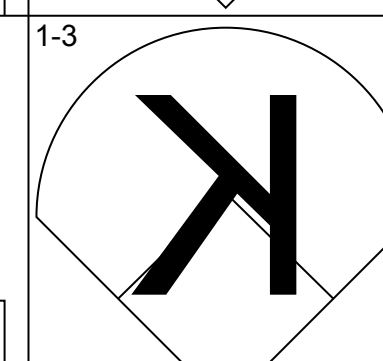
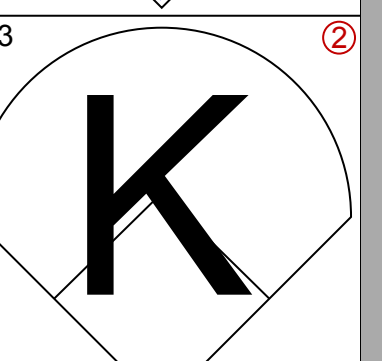
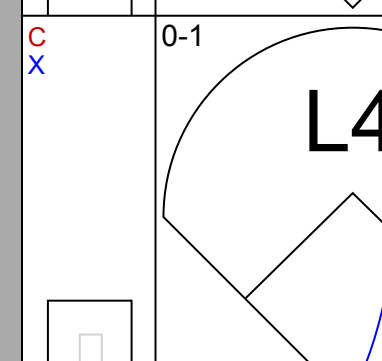
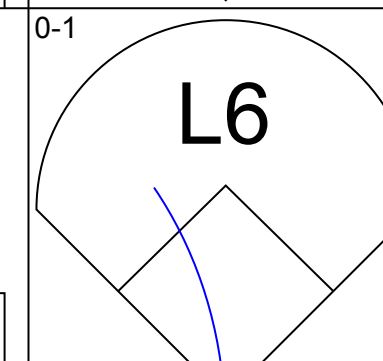
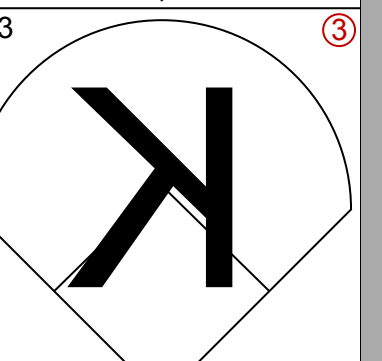
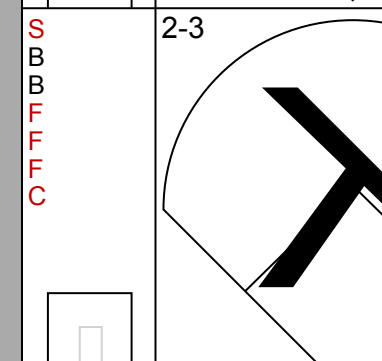
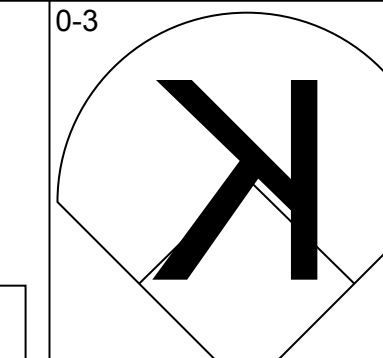
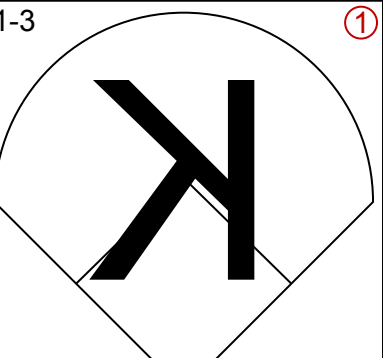
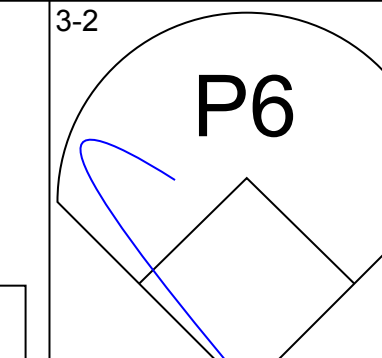
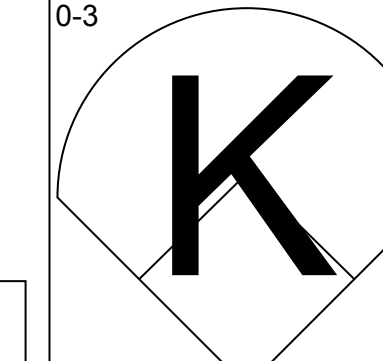
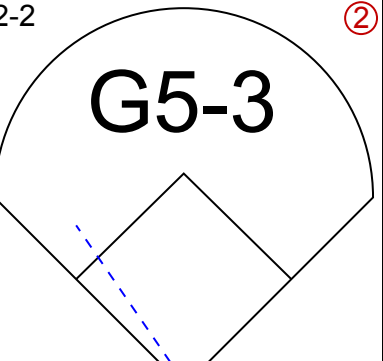
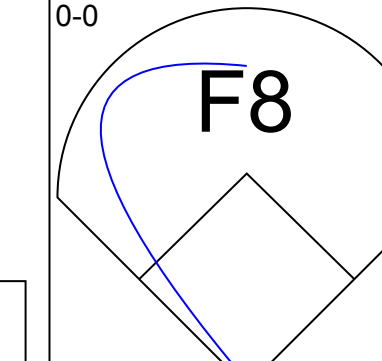
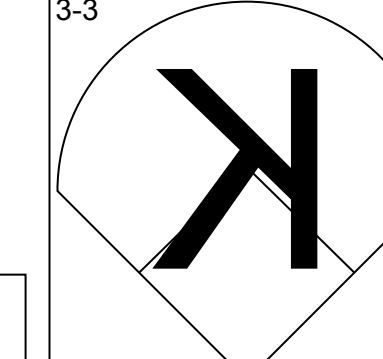
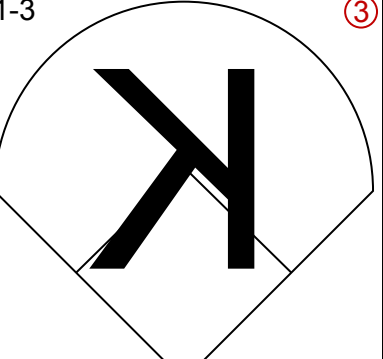
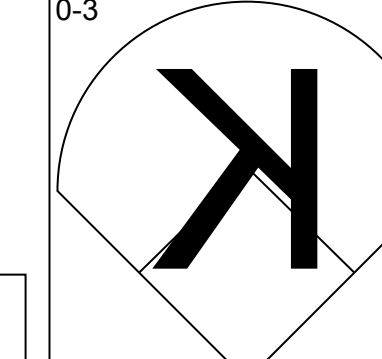
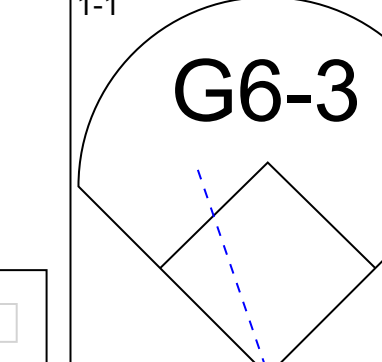
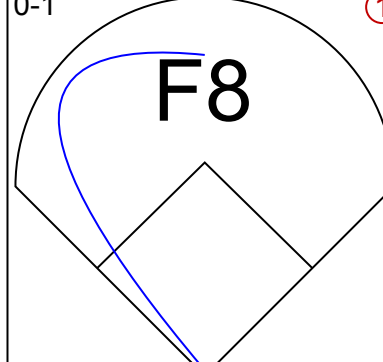
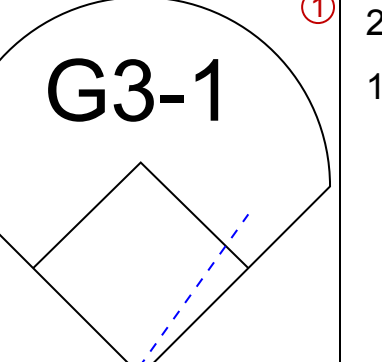
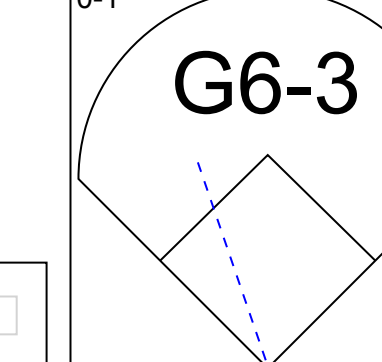
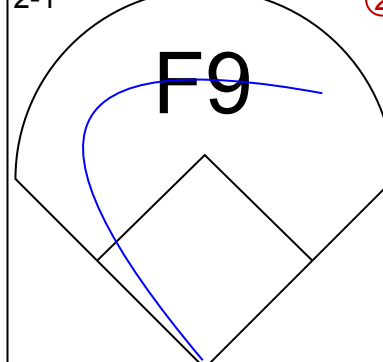
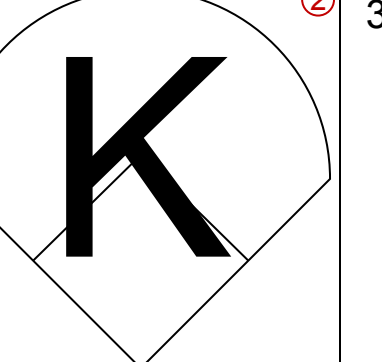
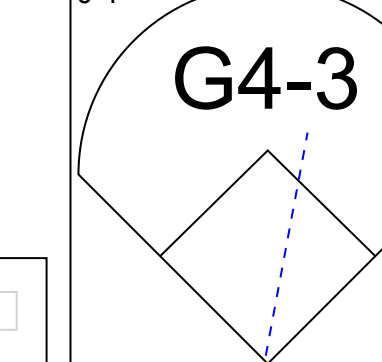
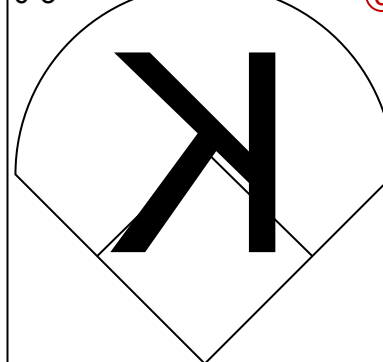
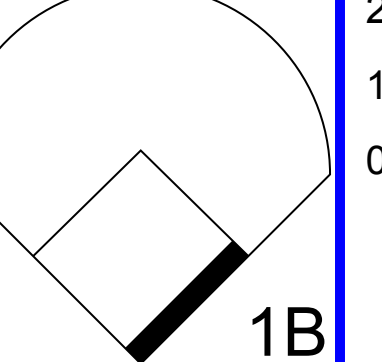
AB 36
R 1
H 9
RBI 1
BB 0
SO 10
LOB 15



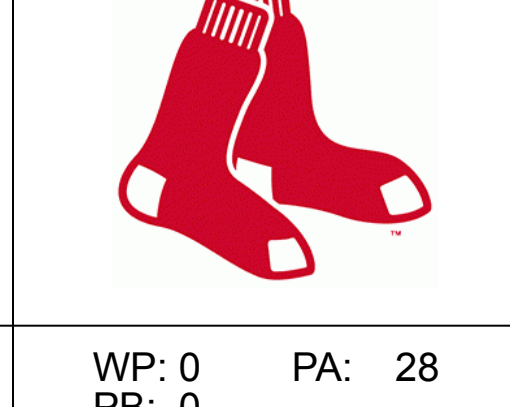
Batter	1	2	3	4	5	6	7	8	9	AB	R	H	RBI	BB	SO	LOB	TOP					
Chuck Knoblauch R (1, 7) OBP: 0.338, SLG: 0.354										5	0	1	0	0	1	3	New York Yankees @ Boston Red Sox Fenway Park, Boston, MA Sun Sep 02 2001, 8:05 PM EDT Att: 33,734 - Sunny - 65 F					
2 Derek Jeter R (1, 6) OBP: 0.391, SLG: 0.475										4	0	0	0	0	1	3						
David Justice L (1, 10) OBP: 0.337, SLG: 0.455										3	0	0	0	1	1	1						
Bernie Williams S (1, 8) OBP: 0.397, SLG: 0.517										4	0	0	0	0	0	3						
Tino Martinez L (1, 3) OBP: 0.320, SLG: 0.483 Clay Bellinger R (9, PR) OBP: 0.229, SLG: 0.415										3	0	2	0	1	0	0						
20 Jorge Posada S (1, 2) OBP: 0.373, SLG: 0.495										4	0	1	0	0	2	3						
Paul O'Neill L (1, 9) OBP: 0.331, SLG: 0.462										3	0	0	0	1	1	2						
Randy Velarde R (1, 5) OBP: 0.366, SLG: 0.453 Nick Johnson L (7, PH) OBP: 0.296, SLG: 0.167 Enrique Wilson S (7, 5) OBP: 0.226, SLG: 0.262										2	0	0	0	0	1	0						
Alfonso Soriano R (1, 4) OBP: 0.303, SLG: 0.439										4	0	1	0	0	1	2						
Inning Stats	R: 0 E: 1 K: 1 S: 8	H: 0 LOB: 1 BB: 0 P: 13	R: 0 E: 0 K: 1 S: 8	H: 1 LOB: 0 BB: 0 P: 9	R: 0 E: 1 K: 0 S: 10	H: 0 LOB: 1 BB: 0 P: 12	R: 0 E: 0 K: 1 S: 11	H: 0 LOB: 1 BB: 1 P: 19	R: 0 E: 0 K: 2 S: 10	H: 0 LOB: 0 BB: 0 P: 14	R: 0 E: 0 K: 1 S: 8	H: 1 LOB: 0 BB: 0 P: 11	R: 0 E: 0 K: 1 S: 8	H: 1 LOB: 2 BB: 1 P: 15	R: 0 E: 0 K: 1 S: 11	H: 1 LOB: 2 BB: 1 P: 17		R: 1 E: 1 K: 1 S: 12	H: 2 LOB: 2 BB: 0 P: 18	1B: 4 2B: 2 3B: 0 HR: 0	SF: 0 SAC: 0 DP: 2 HBP: 0	WP: 0 PB: 0 SB: 2 CS: 0
PITCHER	IP WLS BF H R ER SO BB IBB HBP BLK WP HR S P ERA WHIP																					
David Cone R (1, 1) ERA: 4.13	8.1 L 35 6 1 0 8 2 1 0 0 0 0 0 80 120 0.00 0.960																					
Derek Lowe R (9, 1) ERA: 3.96	0.2 2 0 0 0 1 0 0 0 0 0 0 0 6 8 0.00 0.000																					

AB	34
R	1
H	6
RBI	1
BB	3
SO	9
LOB	19



Batter	1	2	3	4	5	6	7	8	9	AB	R	H	RBI	BB	SO	LOB	BOTTOM					
Trot Nixon L (1, 8) OBP: 0.363, SLG: 0.480										4	0	0	0	0	1	1	New York Yankees @ Boston Red Sox Fenway Park, Boston, MA Sun Sep 02 2001, 8:05 PM EDT Att: 33,734 - Sunny - 65 F					
Mike Lansing R (1, 6) OBP: 0.297, SLG: 0.394										3	0	0	0	0	2	0						
Izzy Alcantara R (1, 7) OBP: 0.375, SLG: 0.375										3	0	0	0	0	2	0						
Manny Ramirez R (1, 10) OBP: 0.405, SLG: 0.623										3	0	0	0	0	2	0						
Dante Bichette R (1, 9) OBP: 0.331, SLG: 0.469										3	0	0	0	0	1	0						
Brian Daubach L (1, 3) OBP: 0.348, SLG: 0.503										3	0	0	0	0	3	0						
Shea Hillenbrand R (1, 5) OBP: 0.299, SLG: 0.404 Troy O'Leary L (9, PH) OBP: 0.308, SLG: 0.448										2	0	0	0	0	0	0						
Lou Merloni R (1, 4) OBP: 0.292, SLG: 0.310										3	0	0	0	0	1	0						
Joe Oliver R (1, 2) OBP: 0.250, SLG: 0.342 Carl Everett S (9, PH) OBP: 0.323, SLG: 0.445 Darren Lewis R (9, PR) OBP: 0.284, SLG: 0.360										2	0	0	0	0	1	0						
Inning Stats	R: 0 E: 0 K: 2 S: 8	H: 0 LOB: 0 BB: 0 P: 11	R: 0 E: 0 K: 3 S: 11	H: 0 LOB: 0 BB: 0 P: 14	R: 0 E: 0 K: 0 S: 6	H: 0 LOB: 0 BB: 0 P: 7	R: 0 E: 0 K: 2 S: 8	H: 0 LOB: 0 BB: 0 P: 13	R: 0 E: 0 K: 2 S: 12	H: 0 LOB: 0 BB: 0 P: 16	R: 0 E: 0 K: 1 S: 8	H: 0 LOB: 0 BB: 0 P: 10	R: 0 E: 0 K: 1 S: 11	H: 0 LOB: 0 BB: 0 P: 14	R: 0 E: 0 K: 1 S: 7	H: 0 LOB: 0 BB: 0 P: 10		R: 0 E: 0 K: 1 S: 14	H: 1 LOB: 1 BB: 0 P: 21	1B: 1 2B: 0 3B: 0 HR: 0	SF: 0 SAC: 0 DP: 0 HBP: 0	WP: 0 PB: 0 SB: 0 CS: 0
PITCHER	IP WLS BF H R ER SO BB IBB HBP BLK WP HR S P ERA WHIP																					
35 Mike Mussina R (1, 1) ERA: 3.39	9.0 W 28 1 0 0 13 0 0 0 0 0 0 0 85 116 0.00 0.111																					


AB	28
R	0
H	1
RBI	0
BB	0
SO	13
LOB	1



Batter	1	2	3	4	5	6	7	8	9	AB	R	H	RBI	BB	SO	LOB	TOP					
Chuck Knoblauch R (1, 7) OBP: 0.338, SLG: 0.352 Bernie Williams S (8, PH) OBP: 0.395, SLG: 0.515 (8, 8)	L6		K				G1-3	F7	G1-3	3	0	0	0	1	1	2						
Nick Johnson L (1, 3) OBP: 0.275, SLG: 0.171	G6-3			G4-3			G4-3	K		5	0	1	1	0	1	3						
Derek Jeter R (1, 6) OBP: 0.382, SLG: 0.474	K			G5-3					HBP BB 1B BB	3	1	1	1	2	1	0						
David Justice L (1, 10) OBP: 0.338, SLG: 0.455		K			1B 2B		G4-3		HBP BB 1B BB	4	2	1	0	1	1	4						
Shane Spencer R (1, 9) OBP: 0.315, SLG: 0.432	K								2B BB 1B HBP	3	1	2	1	0	1	0						
Alfonso Soriano R (1, 4) OBP: 0.304, SLG: 0.441	F9			K			K		WP 1B	5	1	2	2	0	2	2						
Todd Greene R (1, 2) OBP: 0.295, SLG: 0.351 Jorge Posada S (8, PH) OBP: 0.372, SLG: 0.493 (8, 2)							F8		2B BB 1B	3	0	1	0	0	0	1						
Bobby Estalella R (9, 2) OBP: 0.295, SLG: 0.376			SH4-3 2B				F8		K	2	0	0	0	0	2	4						
Enrique Wilson S (1, 5) OBP: 0.232, SLG: 0.272			SH4-3				G4-3			4	1	2	2	0	0	3						
Gerald Williams R (1, 8) OBP: 0.264, SLG: 0.313 Tino Martinez L (8, PH) OBP: 0.321, SLG: 0.483 Clayton Kershaw R (8, 7) OBP: 0.238, SLG: 0.415 (8, 7)									2B IBB	3	1	1	0	0	1	2						
Inning Stats	R: 0 E: 0 K: 1 S: 8	H: 0 LOB: 0 BB: 0 P: 12	R: 0 E: 0 K: 2 S: 11	H: 0 LOB: 0 BB: 0 P: 13	R: 0 E: 0 K: 1 S: 9	H: 1 LOB: 1 BB: 0 P: 12	R: 1 E: 0 K: 1 S: 14	H: 2 LOB: 1 BB: 0 P: 21	R: 1 E: 0 K: 1 S: 22	H: 2 LOB: 3 BB: 2 P: 34	R: 0 E: 0 K: 1 S: 12	H: 0 LOB: 1 BB: 0 P: 17	R: 1 E: 0 K: 0 S: 11	H: 2 LOB: 1 BB: 0 P: 19	R: 2 E: 0 K: 2 S: 15	H: 3 LOB: 2 BB: 1 P: 28	R: 2 E: 0 K: 1 S: 21	H: 1 LOB: 3 BB: 3 P: 44	1B: 6 2B: 5 3B: 0 HR: 0	SF: 0 SAC: 1 DP: 0 HBP: 2	WP: 1 PB: 0 SB: 3 CS: 0	PA: 46
PITCHER	IP	WLS	BF	H	R	ER	SO	BB	IBB	HBP	BLK	WP	HR	S	P	ERA	WHIP					
32 Roy Halladay R (1, 1) ERA: 3.96 Bob Fife R (7, 1) ERA: 3.06 Pedro Borbon L (7, 1) ERA: 3.83 Paul Quantrill R (8, 1) ERA: 2.66 Billy Koch R (8, 1) ERA: 5.31	6.0		26	5	2	2	7	2	0	1	1	0	0	8	109	3.00	1.167					
Scott Eyre L (9, 1) ERA: 1.93	0.1		1	0	0	0	0	0	0	0	0	0	0	3	6	0.00	0.000					

New York Yankees @ Toronto Blue Jays
 SkyDome, Toronto, ON
 Mon Sep 03 2001, 1:05 PM EDT
 Att: 28,404 - Sunny - 73 F


AB 37
 R 7
 H 11
 RBI 7
 BB 6
 SO 10
 LOB 26



Batter	1	2	3	4	5	6	7	8	9	AB	R	H	RBI	BB	SO	LOB	BOTTOM					
José Cruz Jr. S (1, 7) OBP: 0.316, SLG: 0.506	F7		K					G4-3		5	0	1	1	0	1	2						
Alex Gonzalez R (1, 6) OBP: 0.292, SLG: 0.380	K2-3		L4				G6-3		F9	5	0	1	1	0	1	0						
Shannon Stewart R (1, 10) OBP: 0.380, SLG: 0.466				F8					F8	3	1	1	0	2	0	0						
Carlos Delgado L (1, 3) OBP: 0.407, SLG: 0.563	F8						G3-1			4	1	0	1	1	1	4						
Raul Mondesi R (1, 9) OBP: 0.350, SLG: 0.467		G6-3								3	0	1	0	2	0	3						
10 Vernon Wells R (1, 8) OBP: 0.386, SLG: 0.500							F3			5	1	3	1	0	0	1						
Felipe Lopez S (1, 5) OBP: 0.253, SLG: 0.319 Chris Latham S (9, PH) OBP: 0.419, SLG: 0.537 Brad Fullmer L (9, PH) OBP: 0.334, SLG: 0.460										4	0	2	0	0	0	2						
Darrin Fletcher L (1, 2) OBP: 0.275, SLG: 0.359										4	1	1	1	0	2	3						
Cesar Izturis S (1, 4) OBP: 0.271, SLG: 0.400										4	1	2	0	0	0	1						
Inning Stats	R: 0 E: 0 K: 1 S: 8	H: 0 LOB: 1 BB: 1 P: 16	R: 1 E: 0 K: 1 S: 11	H: 3 LOB: 2 BB: 0 P: 16	R: 1 E: 0 K: 0 S: 13	H: 1 LOB: 2 BB: 2 P: 25	R: 0 E: 0 K: 0 S: 10	H: 0 LOB: 0 BB: 0 P: 12	R: 1 E: 0 K: 0 S: 10	H: 2 LOB: 1 BB: 0 P: 14	R: 2 E: 0 K: 1 S: 16	H: 4 LOB: 3 BB: 1 P: 31	R: 0 E: 0 K: 1 S: 13	H: 1 LOB: 1 BB: 0 P: 16	R: 0 E: 0 K: 0 S: 6	H: 0 LOB: 0 BB: 0 P: 9	R: 0 E: 0 K: 1 S: 10	H: 1 LOB: 2 BB: 1 P: 19	1B: 9 2B: 2 3B: 1 HR: 0	SF: 1 SAC: 0 DP: 0 HBP: 0	WP: 0 PB: 1 SB: 1 CS: 0	PA: 44
PITCHER	IP	WLS	BF	H	R	ER	SO	BB	IBB	HBP	BLK	WP	HR	S	P	ERA	WHIP					
Sterling Hitchcock L (1, 1) ERA: 5.37 Jay Witasick R (8, 1) ERA: 3.69 Mark Wohlers R (7, 1) ERA: 4.58 Mike Stanton L (9, 1) ERA: 2.63 Ramiro Mendoza R (9, 1) ERA: 3.38	5.1		28	9	5	5	2	3	0	0	0	0	0	8	19	0.00	3.000					
Scott Eyre L (9, 1) ERA: 1.93	0.2		2	0	0	0	1	0	0	0	0	0	0	4	7	0.00	0.000					

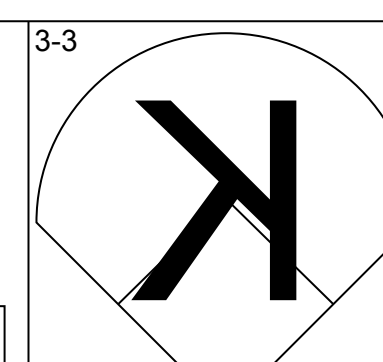
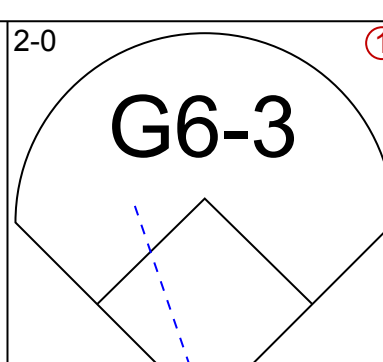
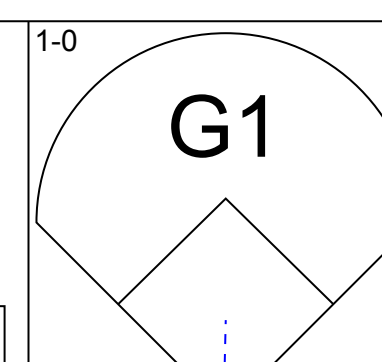
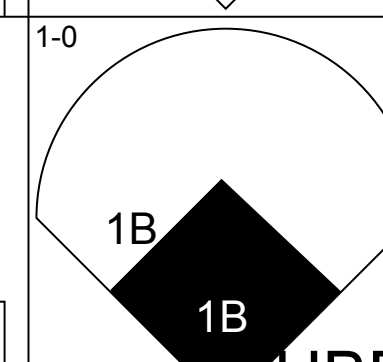
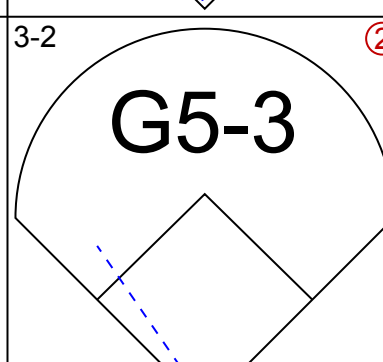
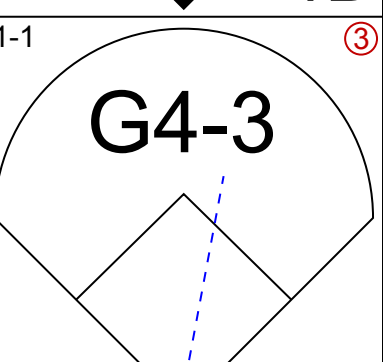
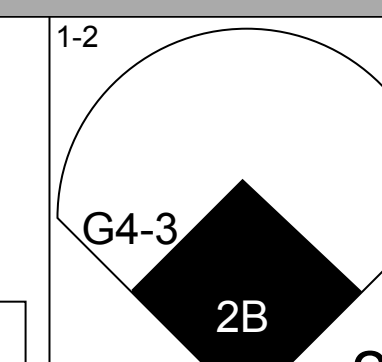
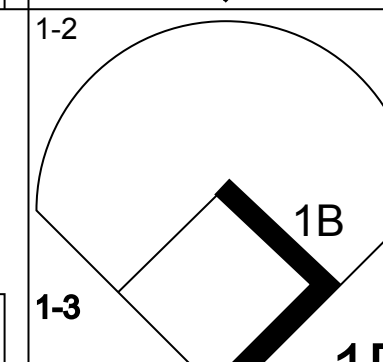
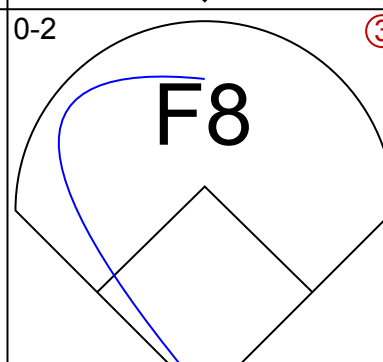
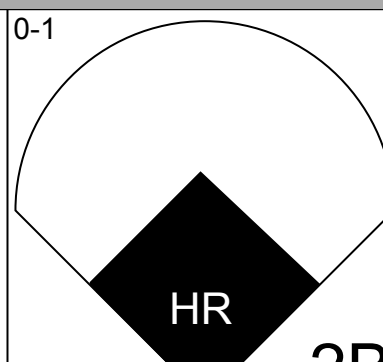
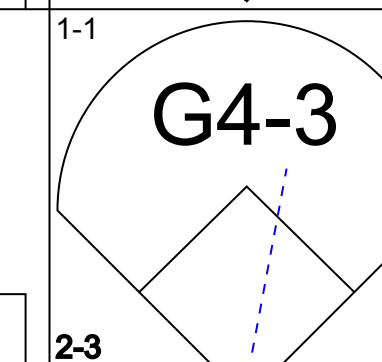
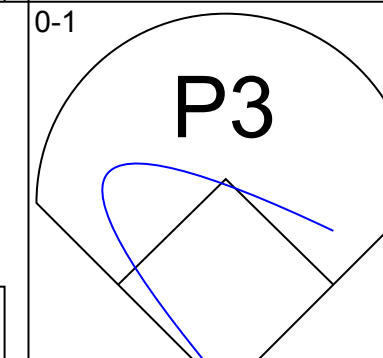
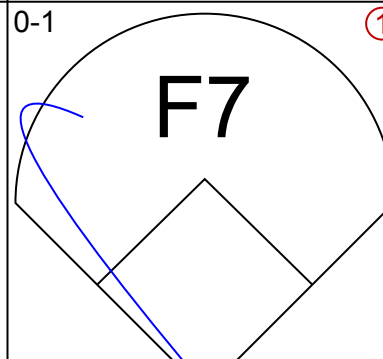
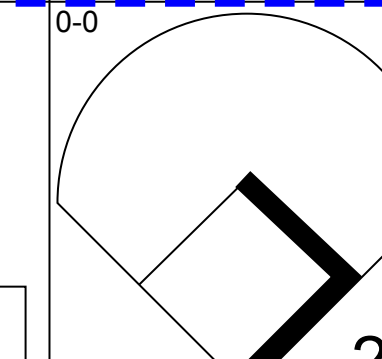
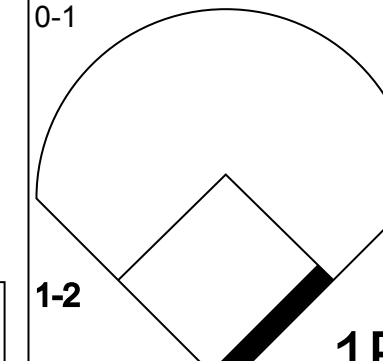
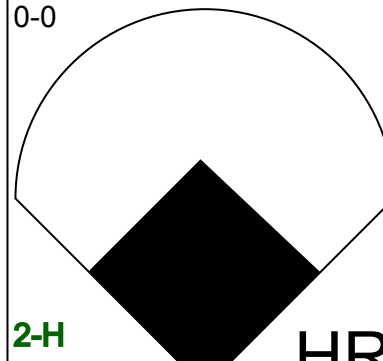
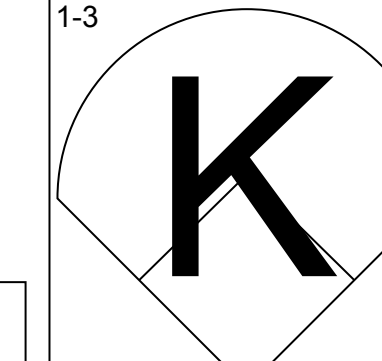
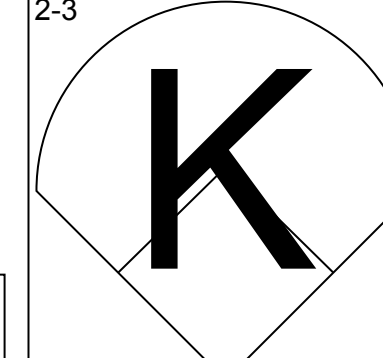
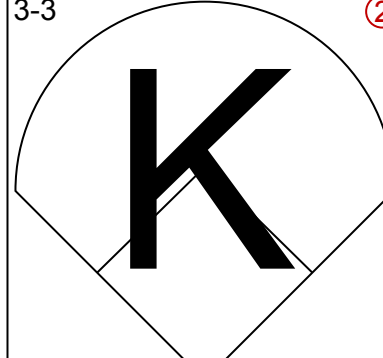
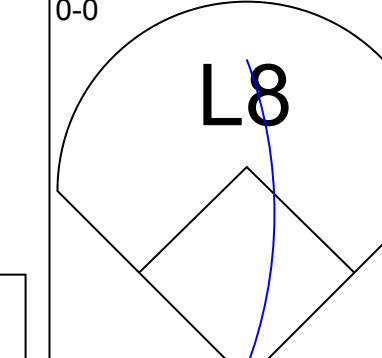
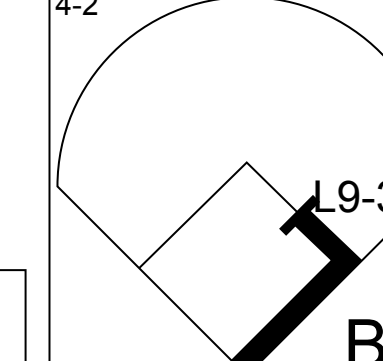
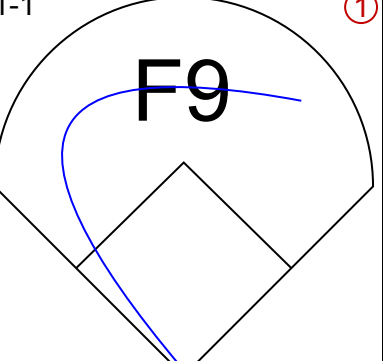
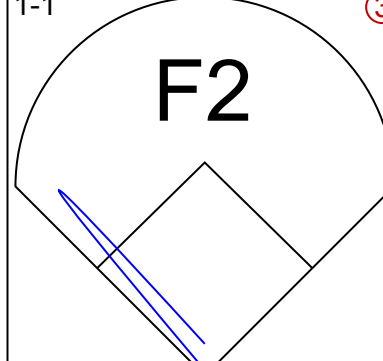
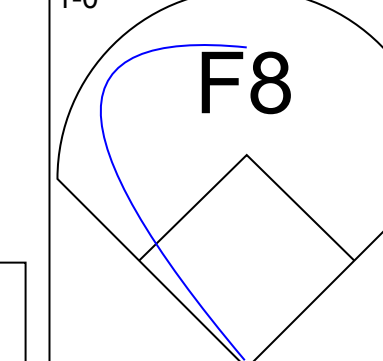
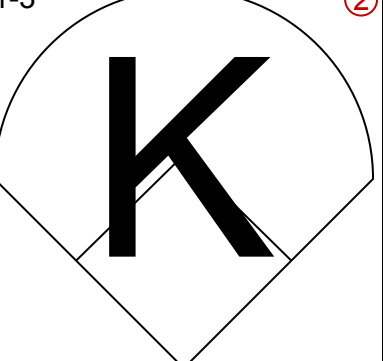
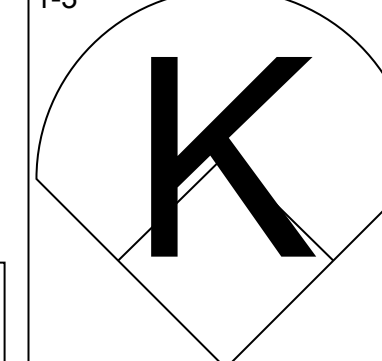
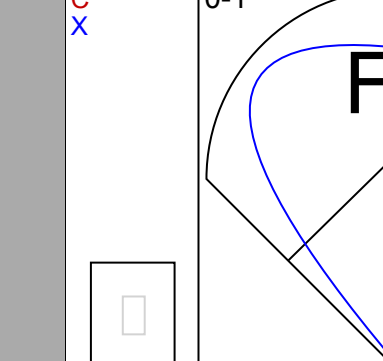
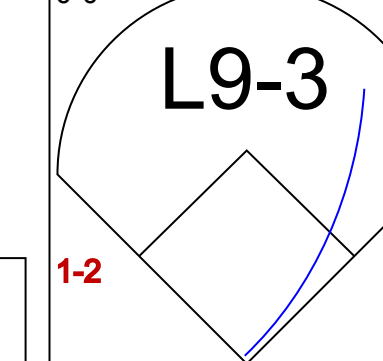
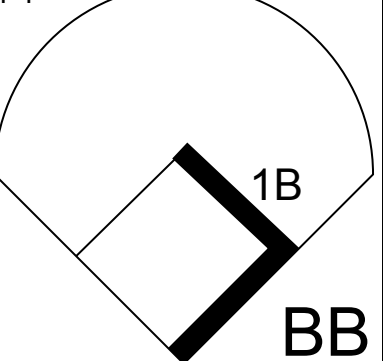
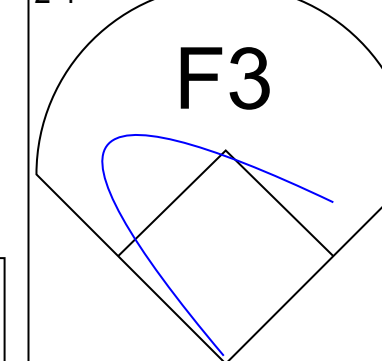
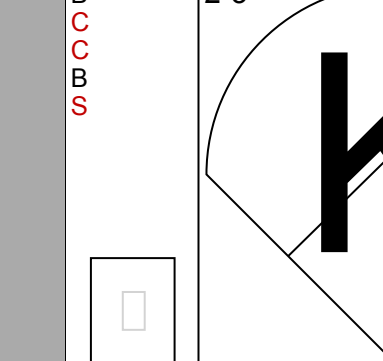
New York Yankees @ Toronto Blue Jays
 SkyDome, Toronto, ON
 Mon Sep 03 2001, 1:05 PM EDT
 Att: 28,404 - Sunny - 73 F

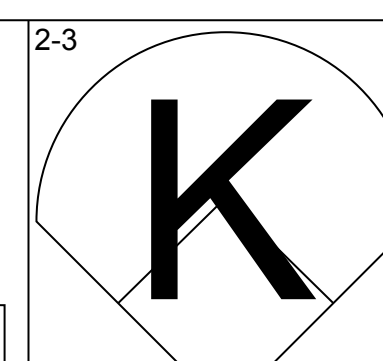
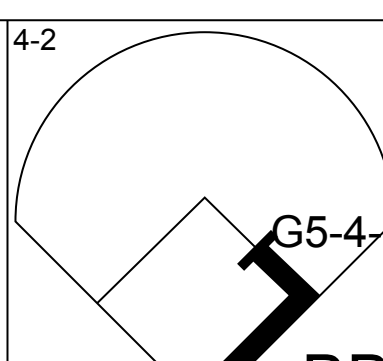
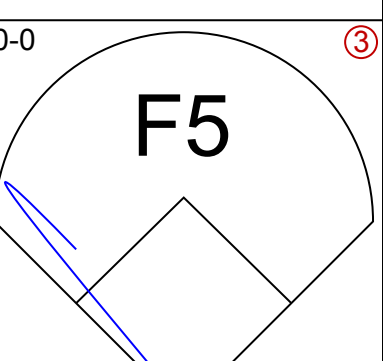
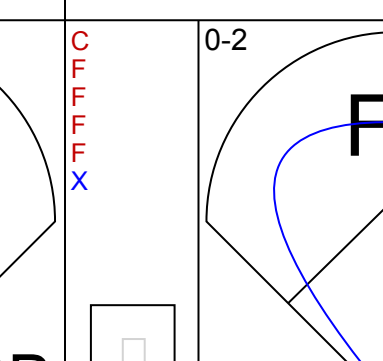
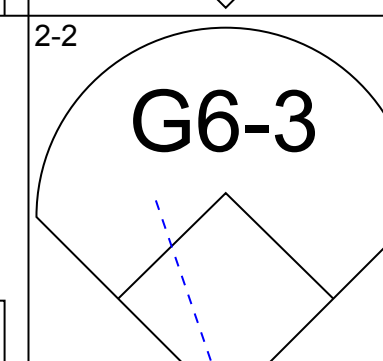
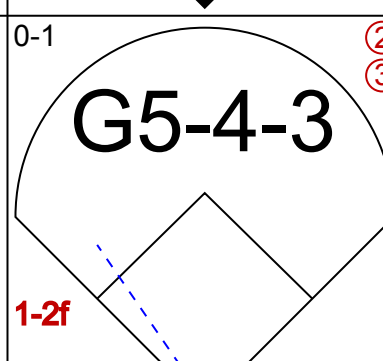
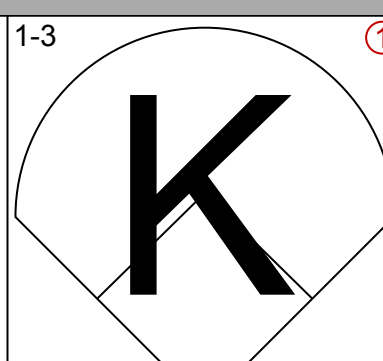
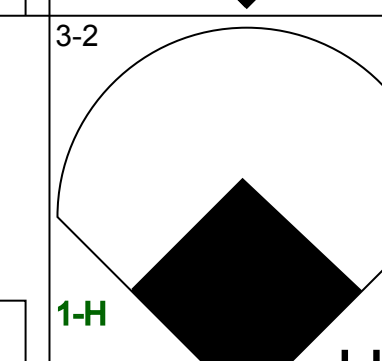
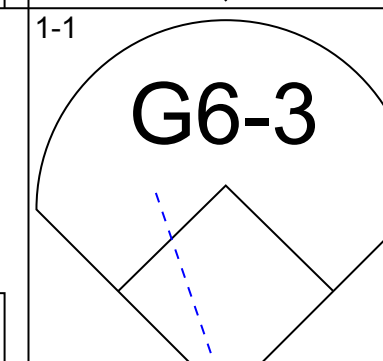
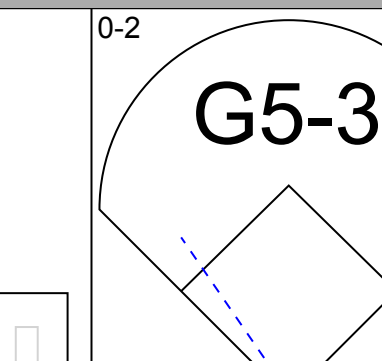
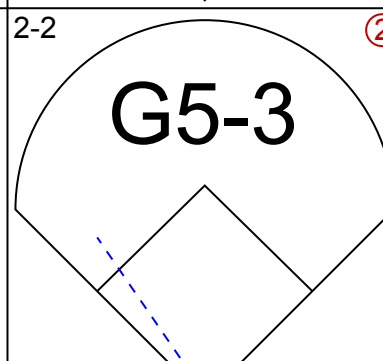
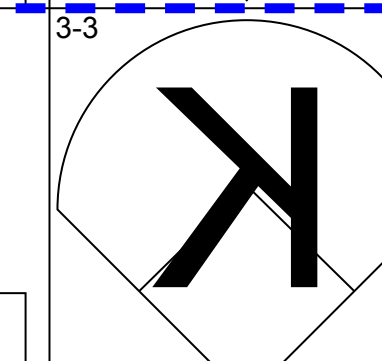
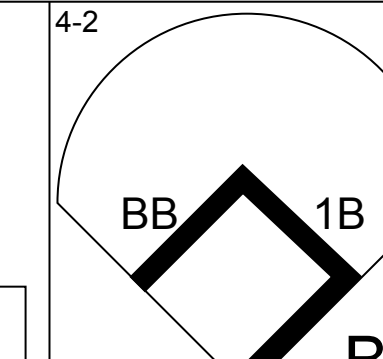
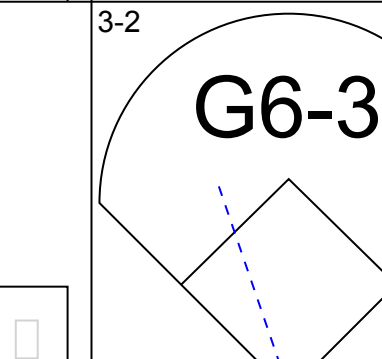
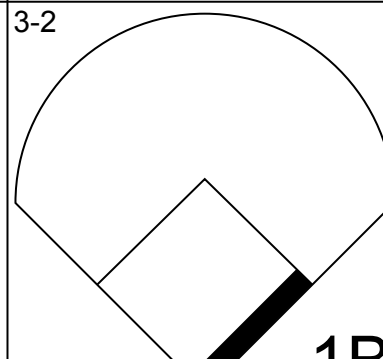
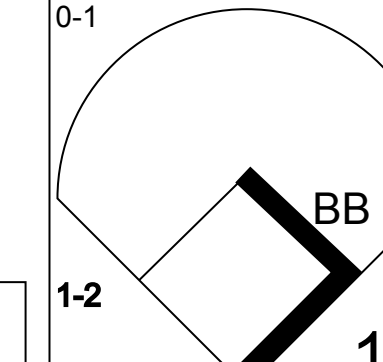
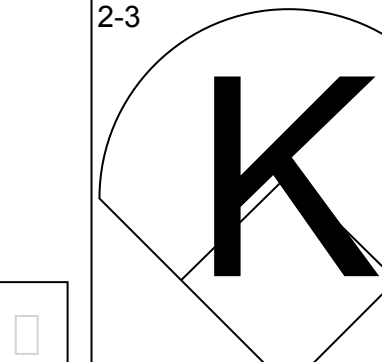
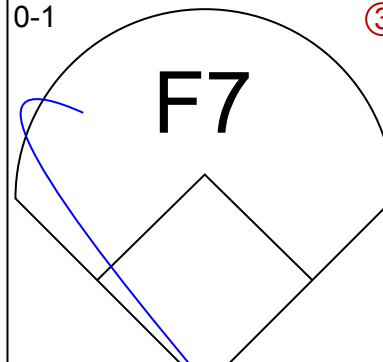
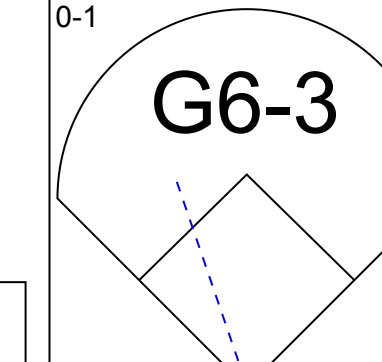
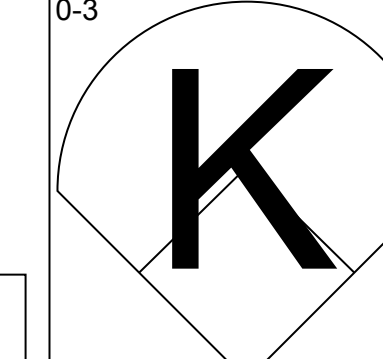
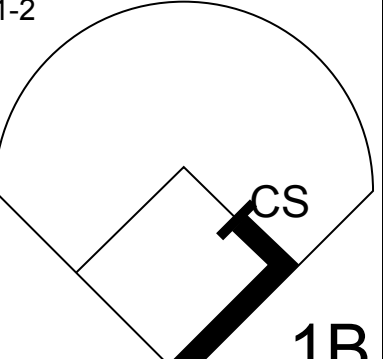
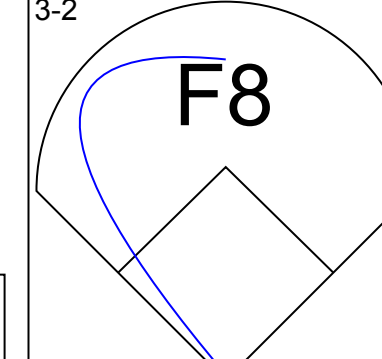
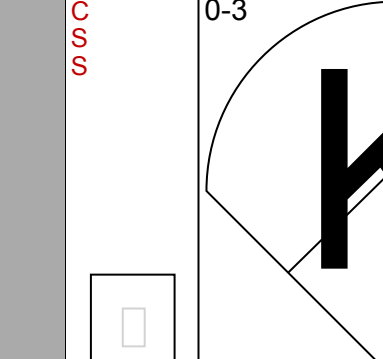
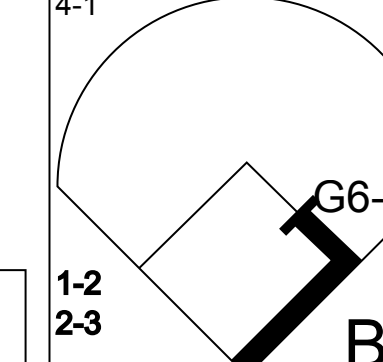
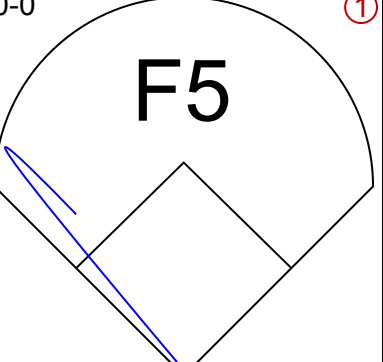
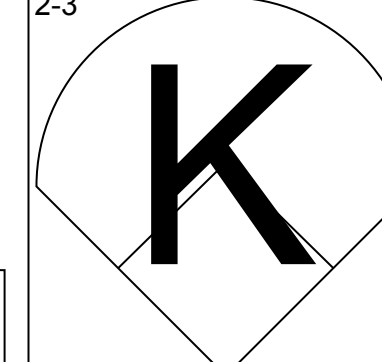
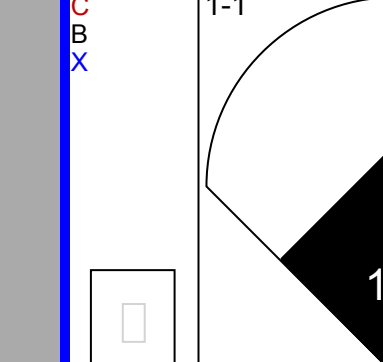
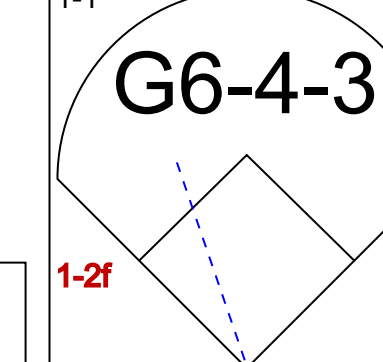
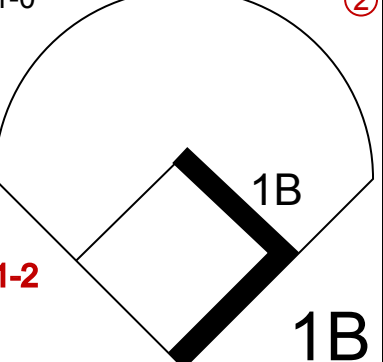
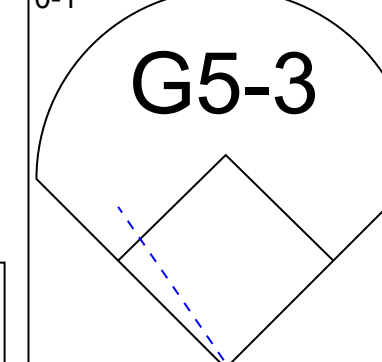
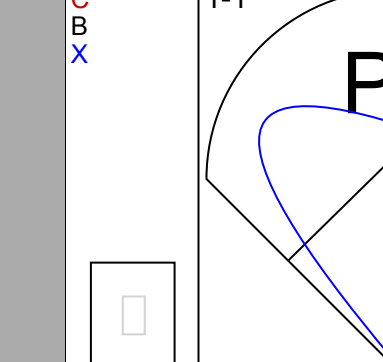

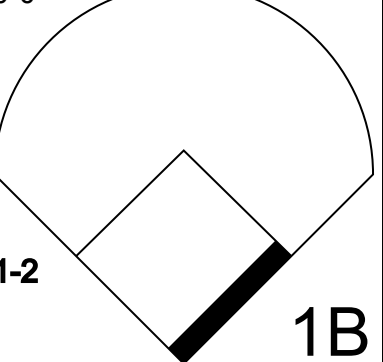

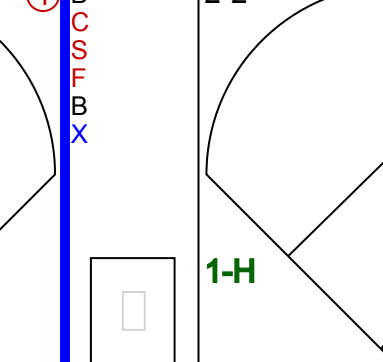
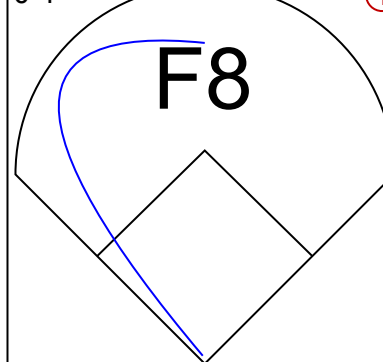
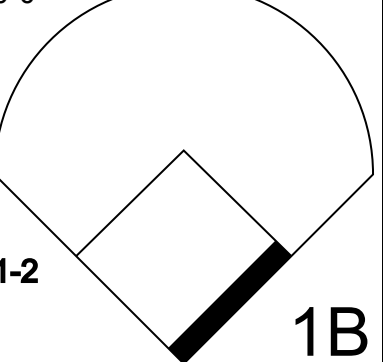

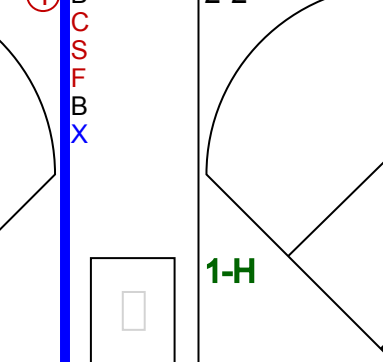
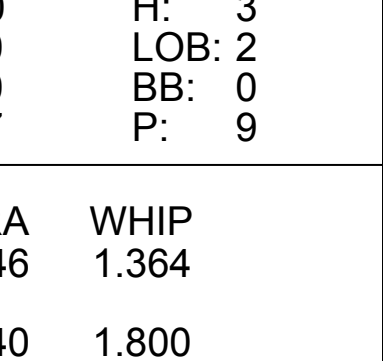
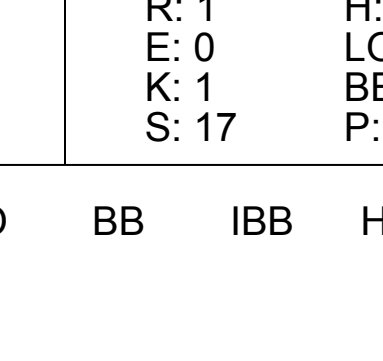


AB 38
 R 5
 H 12
 RBI 5
 BB 5
 SO 5
 LOB 18



Batter	1	2	3	4	5	6	7	8	9	AB	R	H	RBI	BB	SO	LOB	TOP			
2 Derek Jeter, R OBP: 0.382, SLG: 0.473 Clayton Kershaw, R OBP: 0.230, SLG: 0.397	G4-3		F7			K		P3		1	0	0	0	0	0	0	New York Yankees @ Toronto Blue Jays SkyDome, Toronto, ON Tue Sep 04 2001, 7:05 PM EDT Att: 20,036 - Cloudy - 70 F			
Paul O'Neill, L OBP: 0.329, SLG: 0.460 Juan Rivera, R	F8		K			K		P3		3	0	0	0	0	2	1				
Bernie Williams, S OBP: 0.394, SLG: 0.513 Gerald Williams, R OBP: 0.266, SLG: 0.315	K				K			G5-3		2	0	0	0	0	2	0				
Tino Martinez, L OBP: 0.321, SLG: 0.483 Nick Johnson, L OBP: 0.202, SLG: 0.162		FC4-6 1B			K			K		2	0	1	0	0	1	0				
David Justice, L OBP: 0.336, SLG: 0.452 Randy Velarde, R OBP: 0.367, SLG: 0.453		FC4-6 1-2F			K			FC6-4 1B		2	0	0	0	0	1	1				
20 Jorge Posada, S OBP: 0.370, SLG: 0.491 Bobby Estalella, R OBP: 0.290, SLG: 0.368		F7			K			F9		2	0	0	0	0	1	1				
Shane Spencer, R OBP: 0.315, SLG: 0.431		K				F7				3	0	1	0	0	1	1				
Alfonso Soriano, R OBP: 0.303, SLG: 0.439 Erick Almonte, R OBP: 1.000, SLG: 1.000			G5-3			K				2	0	0	0	0	1	0				
Enrique Wilson, S OBP: 0.233, SLG: 0.273								G4-3		3	0	1	0	0	0	2				
Inning Stats	R: 0 E: 0 K: 1 S: 9	H: 0 LOB: 0 BB: 0 P: 12	R: 0 E: 0 K: 1 S: 14	H: 1 LOB: 1 BB: 0 P: 24	R: 0 E: 0 K: 1 S: 7	H: 1 LOB: 1 BB: 0 P: 13	R: 0 E: 0 K: 3 S: 10	H: 0 LOB: 0 BB: 0 P: 17	R: 0 E: 0 K: 2 S: 8	H: 0 LOB: 0 BB: 0 P: 10	R: 0 E: 0 K: 1 S: 8	H: 1 LOB: 1 BB: 0 P: 9	R: 0 E: 0 K: 0 S: 9	H: 2 LOB: 2 BB: 0 P: 12	R: 0 E: 0 K: 1 S: 9	H: 1 LOB: 1 BB: 0 P: 11	1B: 6 2B: 0 3B: 0 HR: 0	SF: 0 SAC: 0 DP: 0 HBP: 0	WP: 0 PB: 0 SB: 0 CS: 0	PA: 33
PITCHER Chris Carpenter, R ERA: 4.11	IP: 9.0 W: 7 L: 3 BF: 33	H: 6 R: 0 ER: 0 SO: 12	BB: 0 IBB: 0 HBP: 0 BLK: 0	WP: 0 HR: 0 S: 81 P: 116	ERA: 0.00 WHIP: 0.667	PITCHER	IP: 9.0 W: 7 L: 3 BF: 33	H: 6 R: 0 ER: 0 SO: 12	BB: 0 IBB: 0 HBP: 0 BLK: 0	WP: 0 HR: 0 S: 81 P: 116	ERA: 0.00 WHIP: 0.667									

Batter	1	2	3	4	5	6	7	8	9	AB	R	H	RBI	BB	SO	LOB	BOTTOM			
José Cruz Jr., S OBP: 0.319, SLG: 0.516 Chris Latham, S OBP: 0.429, SLG: 0.545	HR		PB 1B		K			BB HR 1B		4	1	3	2	0	1	1	New York Yankees @ Toronto Blue Jays SkyDome, Toronto, ON Tue Sep 04 2001, 7:05 PM EDT Att: 20,036 - Cloudy - 70 F			
Alex Gonzalez, R OBP: 0.295, SLG: 0.379	F7 1B 1B		3H 1B		K			HR BB		3	2	1	0	2	2	2				
Shannon Stewart, R OBP: 0.379, SLG: 0.464 Tony Fernandez, S OBP: 0.328, SLG: 0.355	10 1B 3B 1B		G5-3 L3		FC6			HR		4	1	1	0	0	0	5				
Carlos Delgado, L OBP: 0.406, SLG: 0.559 Luis Lopez, R OBP: 0.297, SLG: 0.357	K		K		G3			G5-4-3 BB		3	0	0	0	1	2	3				
Raul Mondesi, R OBP: 0.349, SLG: 0.467 Brian Simmons, S OBP: 0.295, SLG: 0.302	F7				P6			F3		4	1	1	0	0	0	3				
10 Vernon Wells, R OBP: 0.403, SLG: 0.500	3B 1B		F7		HR 1B			BB		4	2	2	1	1	1	1				
Felipe Lopez, S OBP: 0.269, SLG: 0.414	1H 2H 1B 3B		F3		HR			G5-3		5	3	3	5	0	0	2				
Cesar Izturis, S OBP: 0.287, SLG: 0.420	PB 1B		E 1B 2B		K			BB HR 1B		5	2	3	2	0	2	0				
Alberto Castillo, R OBP: 0.262, SLG: 0.265	K		E5 PB 1B		FC6 1B			G4-3		5	0	1	0	0	2	3				
Inning Stats	R: 5 E: 0 K: 2 S: 25	H: 6 LOB: 1 BB: 0 P: 38	R: 0 E: 0 K: 2 S: 10	H: 1 LOB: 1 BB: 0 P: 14	R: 2 E: 1 K: 0 S: 21	H: 3 LOB: 3 BB: 1 P: 29	R: 2 E: 0 K: 1 S: 9	H: 2 LOB: 0 BB: 0 P: 15	R: 0 E: 0 K: 2 S: 15	H: 1 LOB: 1 BB: 0 P: 21	R: 0 E: 0 K: 0 S: 5	H: 0 LOB: 1 BB: 2 P: 14	R: 4 E: 0 K: 2 S: 16	H: 3 LOB: 0 BB: 1 P: 27	R: 1 E: 0 K: 2 S: 13	H: 1 LOB: 0 BB: 0 P: 18	1B: 9 2B: 3 3B: 1 HR: 4	SF: 0 SAC: 0 DP: 1 HBP: 0	WP: 0 PB: 2 SB: 0 CS: 0	PA: 45
PITCHER Andy Pettitte, L ERA: 4.01 Ted Lilly, L ERA: 5.64 Mike Stanton, L ERA: 2.73	IP: 3.0 W: 4 L: 1 BF: 21	H: 10 R: 7 ER: 6 SO: 4	BB: 1 IBB: 0 HBP: 0 BLK: 0	WP: 0 HR: 1 S: 56 P: 81	ERA: 18.00 WHIP: 3.667	PITCHER	IP: 4.0 W: 20 L: 6 BF: 20	H: 6 R: 6 ER: 6 SO: 5	BB: 3 IBB: 0 HBP: 0 BLK: 0	WP: 0 HR: 2 S: 45 P: 77	ERA: 13.50 WHIP: 2.250									

Batter	1	2	3	4	5	6	7	8	9	AB	R	H	RBI	BB	SO	LOB	TOP					
Chuck Knoblauch, R OBP: 0.337, SLG: 0.351										4	0	1	0	0	1	0	New York Yankees @ Toronto Blue Jays SkyDome, Toronto, ON Wed Sep 05 2001, 7:05 PM EDT Att: 29,235 - Sunny - 70 F					
Randy Velarde, R OBP: 0.369, SLG: 0.455										3	2	1	0	0	0	2						
Bernie Williams, S OBP: 0.396, SLG: 0.515										4	1	2	0	0	0	1						
Tino Martinez, L OBP: 0.321, SLG: 0.483										4	0	1	1	0	1	3						
David Justice, L OBP: 0.338, SLG: 0.462										4	1	2	3	0	2	1						
20 Jorge Posada, S OBP: 0.367, SLG: 0.486										4	0	0	0	0	2	3						
Shane Spencer, R OBP: 0.314, SLG: 0.425										3	0	0	0	1	1	0						
Alfonso Soriano, R OBP: 0.301, SLG: 0.435										4	0	0	0	0	2	1						
Enrique Wilson, S OBP: 0.233, SLG: 0.269										3	0	0	0	1	1	1						
Inning Stats	R: 1 E: 0 K: 2 S: 15	H: 2 LOB: 2 BB: 0 P: 22	R: 0 E: 0 K: 0 S: 4	H: 0 LOB: 0 BB: 1 P: 9	R: 0 E: 0 K: 0 S: 8	H: 0 LOB: 0 BB: 0 P: 13	R: 0 E: 0 K: 2 S: 9	H: 0 LOB: 2 BB: 1 P: 13	R: 0 E: 0 K: 1 S: 10	H: 2 LOB: 0 BB: 0 P: 16	R: 0 E: 0 K: 1 S: 6	H: 0 LOB: 1 BB: 0 P: 10	R: 1 E: 0 K: 1 S: 12	H: 2 LOB: 1 BB: 0 P: 15	R: 0 E: 0 K: 2 S: 8	H: 0 LOB: 0 BB: 0 P: 12	1B: 3 2B: 4 3B: 0 HR: 1	SF: 0 SAC: 0 DP: 1 HBP: 1	WP: 0 PB: 0 SB: 0 CS: 0	PA: 36		
PITCHER	IP	WLS	BF	H	R	ER	SO	BB	IBB	HBP	BLK	WP	HR	S	P	ERA	WHIP					
Kelvin Escobar, R ERA: 3.16	(1, 1)	7.1	L	30	6	4	4	7	2	0	1	0	0	1	70	108	4.91	1.091				
Pedro Borbon, L ERA: 3.79	(8, 1)	0.2		3	1	0	0	1	0	0	0	0	0	6	7	0.00	1.500					
Paul Quantrill, R ERA: 2.63	(9, 1)	1.0		3	0	0	0	2	0	0	0	0	0	8	12	0.00	0.000					

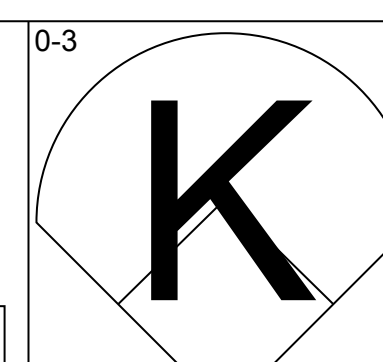
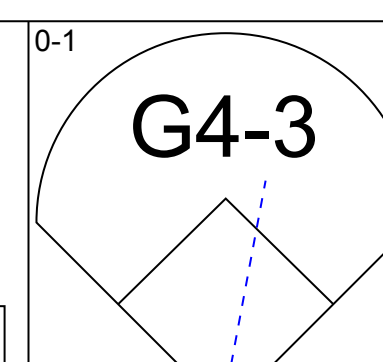
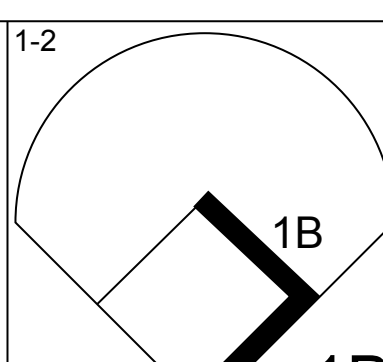
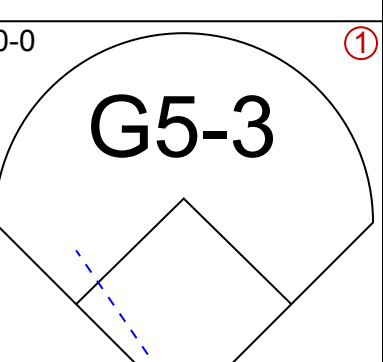
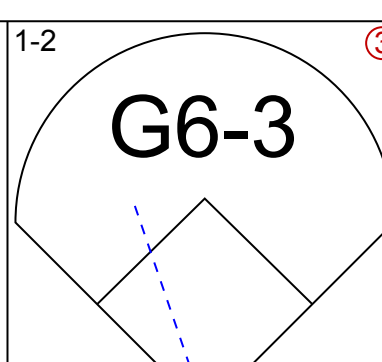
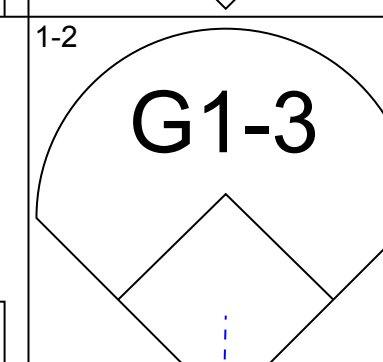
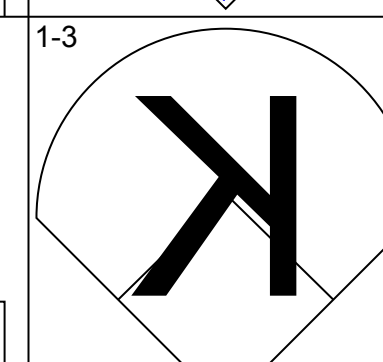
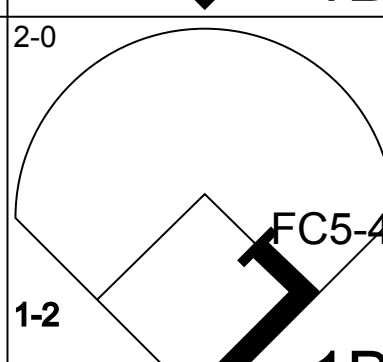
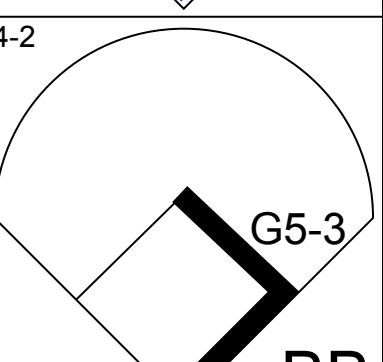
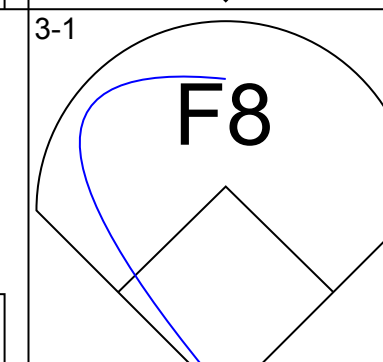
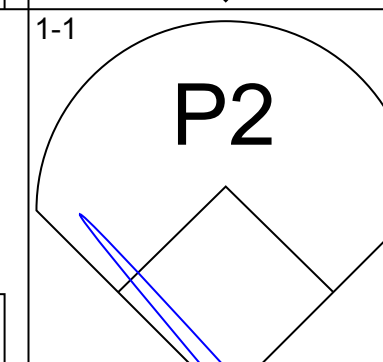
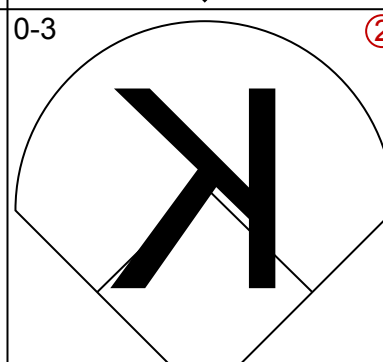
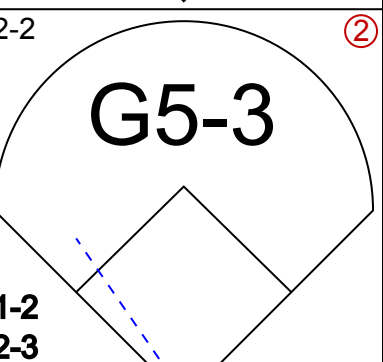
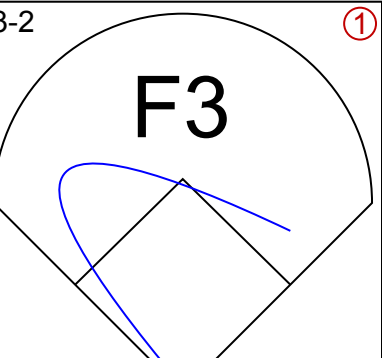
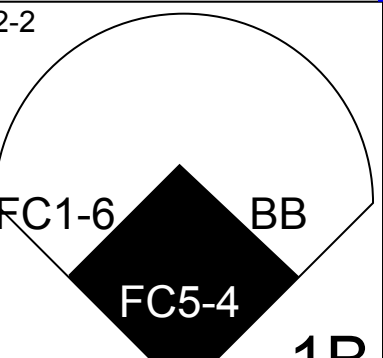
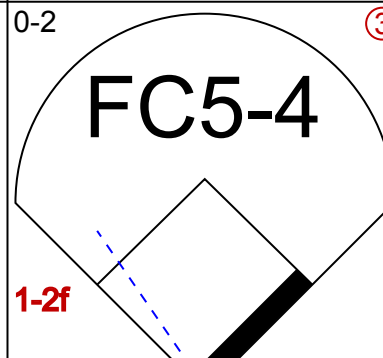
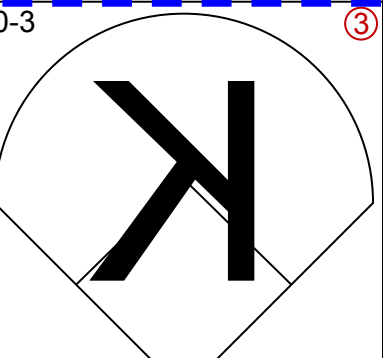
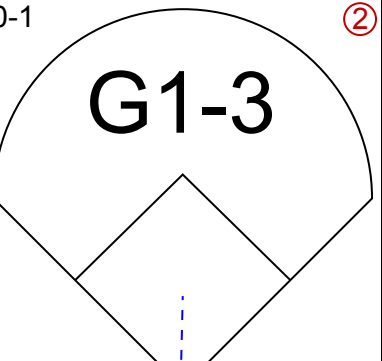
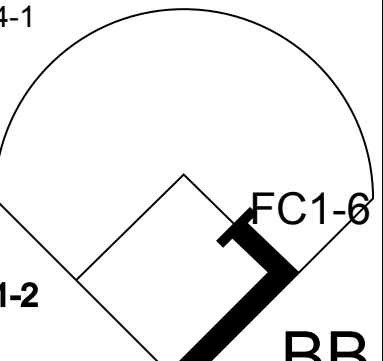
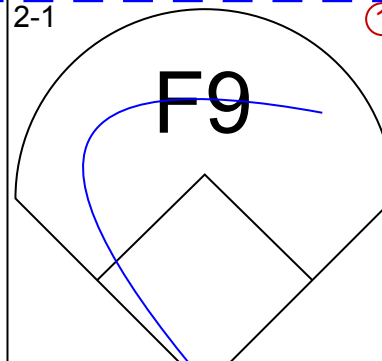
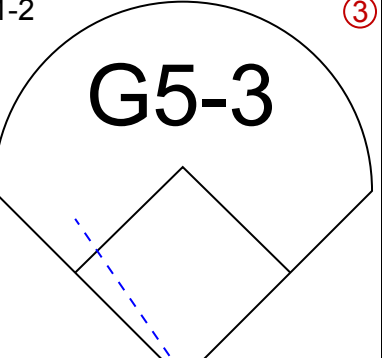
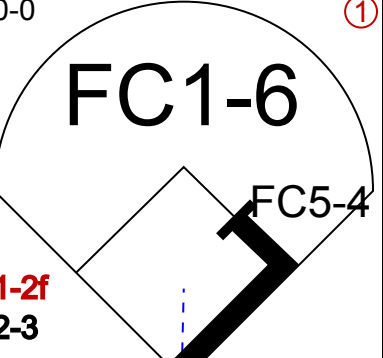
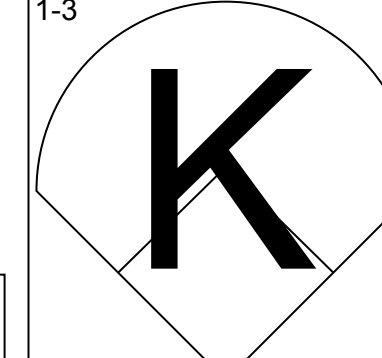
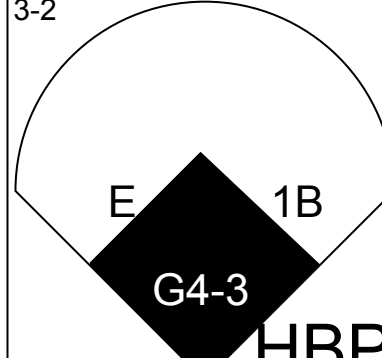
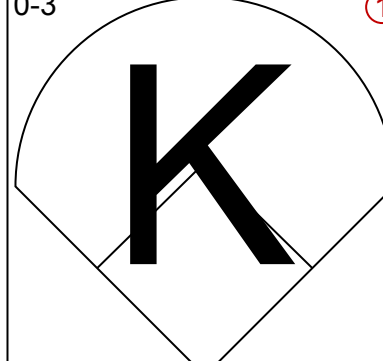
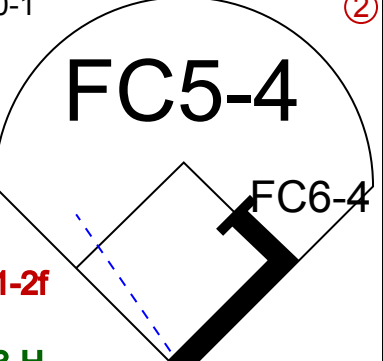
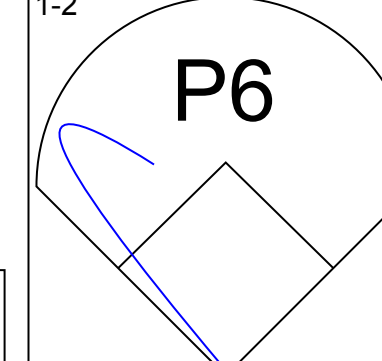
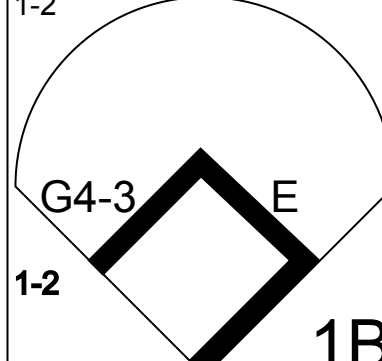
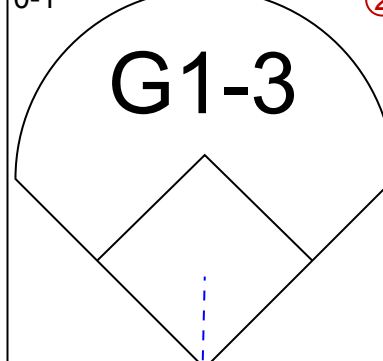
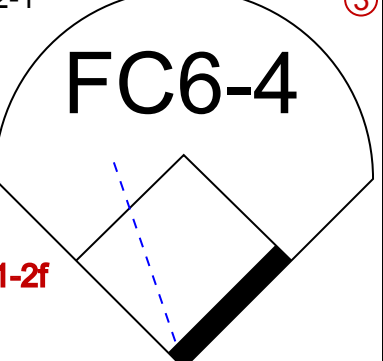
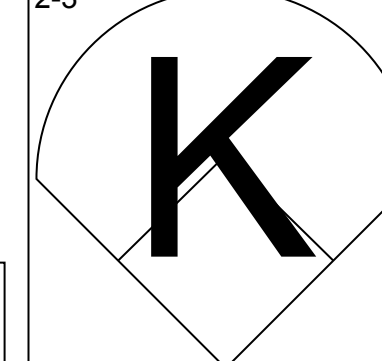
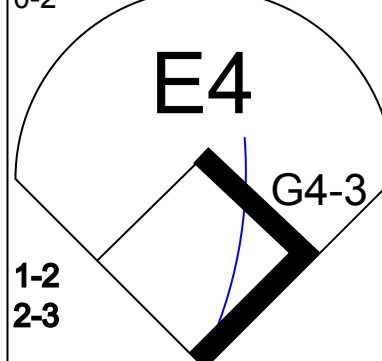
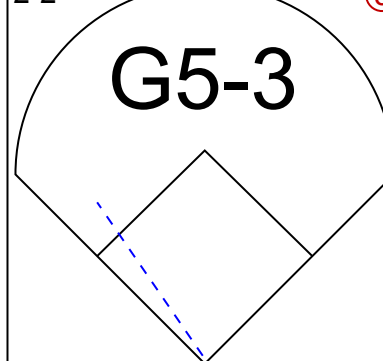
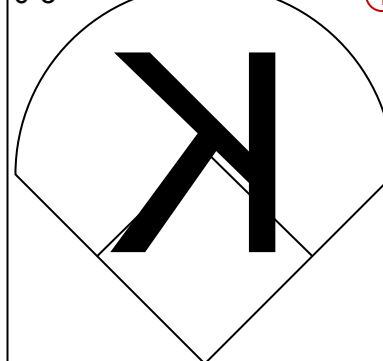
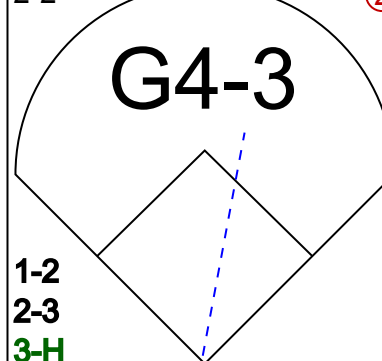
Batter	1	2	3	4	5	6	7	8	9	AB	R	H	RBI	BB	SO	LOB	BOTTOM					
José Cruz Jr., S OBP: 0.320, SLG: 0.513										3	1	0	0	2	1	3	New York Yankees @ Toronto Blue Jays SkyDome, Toronto, ON Wed Sep 05 2001, 7:05 PM EDT Att: 29,235 - Sunny - 70 F					
Alex Gonzalez, R OBP: 0.294, SLG: 0.384										4	1	1	2	0	1	1						
Shannon Stewart, R OBP: 0.377, SLG: 0.461										4	0	0	0	0	1	0						
Carlos Delgado, L OBP: 0.409, SLG: 0.562										3	0	2	0	1	0	0						
Brad Fullmer, L OBP: 0.333, SLG: 0.458										4	0	1	0	0	1	2						
Chris Latham, S OBP: 0.418, SLG: 0.525										4	0	1	0	0	2	2						
Felipe Lopez, S OBP: 0.271, SLG: 0.417										2	0	0	0	1	1	1						
Tony Fernandez, S OBP: 0.333, SLG: 0.360										1	1	1	0	0	0	0						
Darrin Fletcher, L OBP: 0.275, SLG: 0.358										4	0	1	0	0	0	4						
Cesar Izturis, S OBP: 0.288, SLG: 0.417										3	0	1	0	0	0	0						
Luis Lopez, R OBP: 0.293, SLG: 0.362										1	0	1	1	0	0	0						
Chris Woodward, R OBP: 0.200, SLG: 0.417										0	0	0	0	0	0	0						
Inning Stats	R: 0 E: 0 K: 1 S: 8	H: 0 LOB: 0 BB: 0 P: 13	R: 0 E: 0 K: 1 S: 10	H: 1 LOB: 2 BB: 2 P: 19	R: 0 E: 0 K: 0 S: 6	H: 0 LOB: 0 BB: 1 P: 10	R: 0 E: 0 K: 1 S: 12	H: 0 LOB: 0 BB: 0 P: 17	R: 0 E: 0 K: 0 S: 7	H: 3 LOB: 2 BB: 0 P: 9	R: 0 E: 0 K: 1 S: 11	H: 1 LOB: 1 BB: 0 P: 17	R: 0 E: 0 K: 1 S: 8	H: 0 LOB: 0 BB: 0 P: 13	R: 2 E: 0 K: 1 S: 15	H: 2 LOB: 1 BB: 1 P: 27	R: 1 E: 0 K: 1 S: 17	H: 2 LOB: 1 BB: 0 P: 21	1B: 7 2B: 1 3B: 0 HR: 1	SF: 0 SAC: 0 DP: 2 HBP: 0	WP: 0 PB: 0 SB: 1 CS: 1	PA: 37
PITCHER	IP	WLS	BF	H	R	ER	SO	BB	IBB	HBP	BLK	WP	HR	S	P	ERA	WHIP					
Roger Clemens, R ERA: 3.44	(1, 1)	7.1	W	29	6	2	2	5	4	0	0	0	0	1	71	116	2.46	1.364				
42 Mariano Rivera, R ERA: 2.35	(8, 1)	1.2	S	8	3	1	1	2	0	0	0	0	0	23	30	5.40	1.800					

Batter	1	2	3	4	5	6	7	8	9	AB	R	H	RBI	BB	SO	LOB	TOP				
Jose Offerman, S (1, 4) OBP: 0.323, SLG: 0.348	F8		F9		F9			F8		4	0	0	0	0	0	0	Boston Red Sox @ New York Yankees Yankee Stadium, Bronx, NY Fri Sep 07 2001, 7:05 PM EDT Att: 55,524 - Cloudy - 79 F				
Trot Nixon, L (1, 8) OBP: 0.364, SLG: 0.484	F7		G5-3		L3			G6-3		4	0	0	0	0	0						
Carl Everett, S (1, 9) OBP: 0.326, SLG: 0.442	1B		F9						P4	4	1	1	0	0	1						
Manny Ramirez, R (1, 10) OBP: 0.406, SLG: 0.620	2B				F8				G6-3	4	1	2	1	0	0						
Brian Daubach, L (1, 3) OBP: 0.353, SLG: 0.503	1B				F8				K	4	0	1	1	0	2						
Troy O'Leary, L (1, 7) OBP: 0.305, SLG: 0.444	F7				K					3	0	0	0	0	2						
Scott Hatteberg, L (1, 2) OBP: 0.341, SLG: 0.363										2	0	0	0	1	0						
Shea Hillenbrand, R (1, 5) OBP: 0.295, SLG: 0.395										3	0	0	0	0	0						
Mike Lansing, R (1, 6) OBP: 0.295, SLG: 0.386										3	0	0	0	0	1						
Inning Stats	R: 2 E: 0 K: 0 S: 16	H: 3 LOB: 1 BB: 0 P: 23	R: 0 E: 0 K: 1 S: 9	H: 0 LOB: 0 BB: 0 P: 11	R: 0 E: 0 K: 0 S: 6	H: 0 LOB: 0 BB: 0 P: 8	R: 0 E: 0 K: 1 S: 10	H: 1 LOB: 2 BB: 1 P: 21	R: 0 E: 0 K: 0 S: 7	H: 0 LOB: 0 BB: 0 P: 10	R: 0 E: 0 K: 1 S: 9	H: 0 LOB: 0 BB: 0 P: 14	R: 0 E: 0 K: 0 S: 8	H: 0 LOB: 0 BB: 0 P: 11	R: 0 E: 0 K: 1 S: 8	H: 0 LOB: 0 BB: 0 P: 8	1B: 1 2B: 3 3B: 0 HR: 0	SF: 0 SAC: 0 DP: 0 HBP: 0	WP: 0 PB: 0 SB: 0 CS: 0	PA: 32	
PITCHER	IP	WLS	BF	H	R	ER	SO	BB	IBB	HBP	BLK	WP	HR	S	P	ERA	WHIP				
Orlando Hernandez, R (1, 1) ERA: 5.16	7.0	W	26	4	2	2	5	1	0	0	0	0	0	67	105	2.57	0.714				
Ramiro Mendoza, R (8, 1) ERA: 3.35	1.0	H	3	0	0	0	0	0	0	0	0	0	0	8	11	0.00	0.000				
42 Mariano Rivera, R (9, 1) ERA: 2.32	1.0	S	3	0	0	0	1	0	0	0	0	0	0	8	8	0.00	0.000				

Batter	1	2	3	4	5	6	7	8	9	AB	R	H	RBI	BB	SO	LOB	BOTTOM				
Chuck Knoblauch, R (1, 7) OBP: 0.338, SLG: 0.350	G6-3									2	0	0	0	1	1	1	Boston Red Sox @ New York Yankees Yankee Stadium, Bronx, NY Fri Sep 07 2001, 7:05 PM EDT Att: 55,524 - Cloudy - 79 F				
Randy Velarde, R (1, 5) OBP: 0.367, SLG: 0.453	F8									4	0	1	0	0	1	5					
Bernie Williams, S (1, 8) OBP: 0.394, SLG: 0.511	G4-3									3	0	0	0	1	0	5					
Tino Martinez, L (1, 3) OBP: 0.320, SLG: 0.481										4	1	1	0	0	0	1					
David Justice, L (1, 10) OBP: 0.342, SLG: 0.467										3	1	2	0	1	0	1					
20 Jorge Posada, S (1, 2) OBP: 0.367, SLG: 0.483										3	0	0	1	1	1	4					
Paul O'Neill, L (1, 9) OBP: 0.328, SLG: 0.458										4	1	1	1	0	1	4					
Alfonso Soriano, R (1, 4) OBP: 0.302, SLG: 0.436										4	0	2	0	0	2	1					
Enrique Wilson, S (1, 6) OBP: 0.234, SLG: 0.268										4	0	1	1	0	0	3					
Inning Stats	R: 0 E: 0 K: 0 S: 6	H: 0 LOB: 0 BB: 0 P: 8	R: 3 E: 1 K: 1 S: 21	H: 4 LOB: 3 BB: 1 P: 33	R: 0 E: 0 K: 2 S: 7	H: 0 LOB: 1 BB: 1 P: 13	R: 0 E: 0 K: 0 S: 10	H: 1 LOB: 2 BB: 0 P: 17	R: 0 E: 0 K: 2 S: 8	H: 1 LOB: 1 BB: 0 P: 13	R: 0 E: 0 K: 2 S: 9	H: 1 LOB: 1 BB: 1 P: 13	R: 0 E: 0 K: 1 S: 12	H: 0 LOB: 1 BB: 1 P: 21	R: 0 E: 0 K: 1 S: 12	H: 0 LOB: 1 BB: 1 P: 21	1B: 7 2B: 1 3B: 0 HR: 0	SF: 0 SAC: 0 DP: 0 HBP: 1	WP: 0 PB: 0 SB: 0 CS: 2	PA: 36	
PITCHER	IP	WLS	BF	H	R	ER	SO	BB	IBB	HBP	BLK	WP	HR	S	P	ERA	WHIP				
Pedro Martinez, R (1, 1) ERA: 2.39	3.0	L	16	4	3	3	3	2	0	0	0	0	0	34	54	9.00	2.000				
49 Tim Wakefield, R (4, 1) ERA: 3.57	4.0		16	4	0	0	2	1	0	1	0	0	0	36	56	0.00	1.250				
Rod Beck, R (8, 1) ERA: 3.94	1.0		4	0	0	0	1	1	0	0	0	0	0	12	21	0.00	1.000				

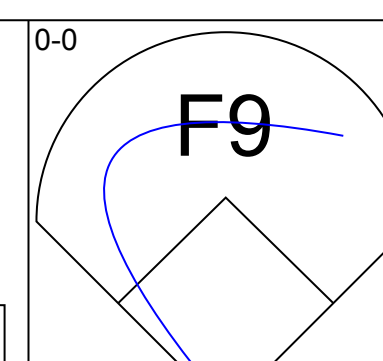
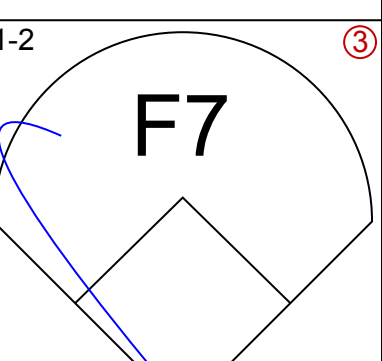
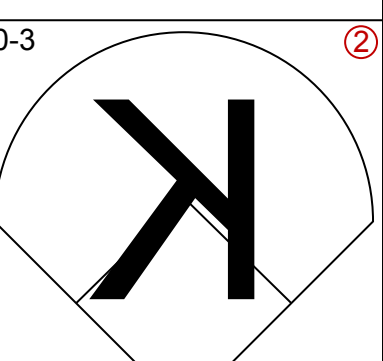
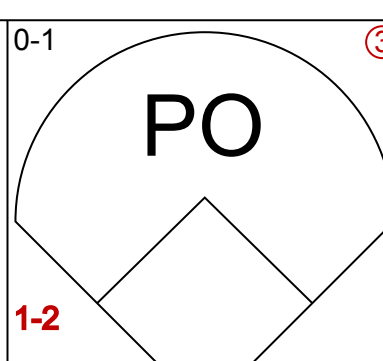
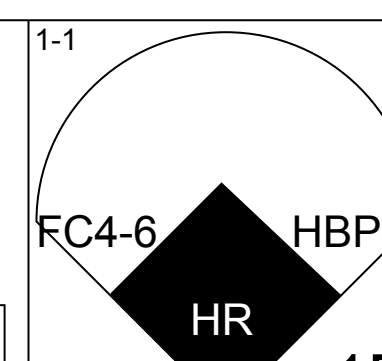
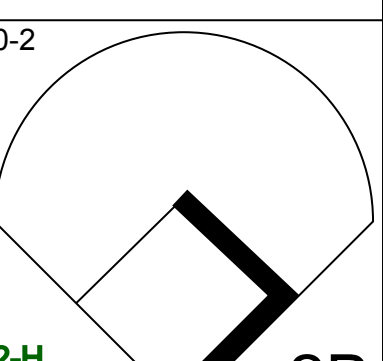

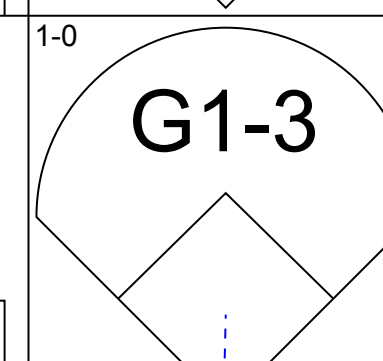
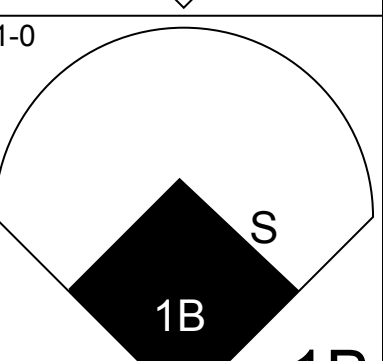
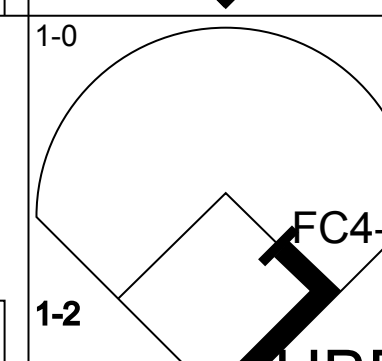
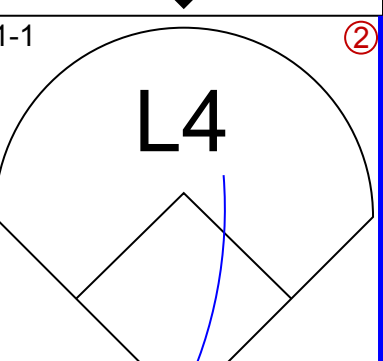

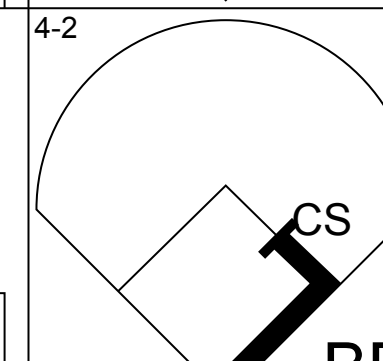
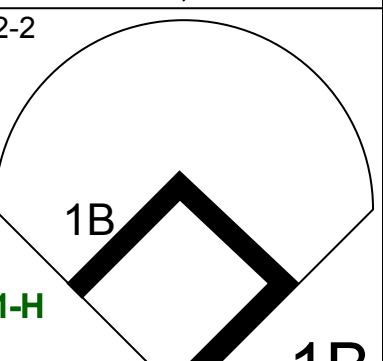
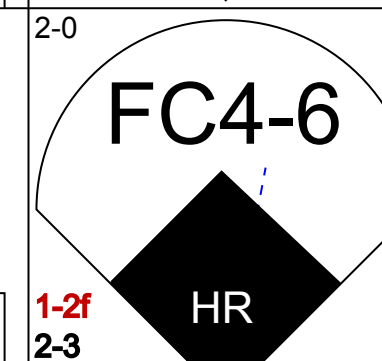
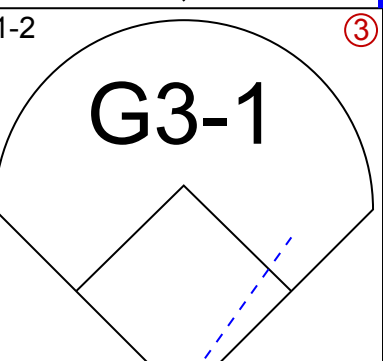

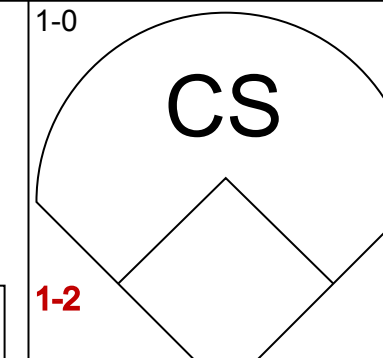
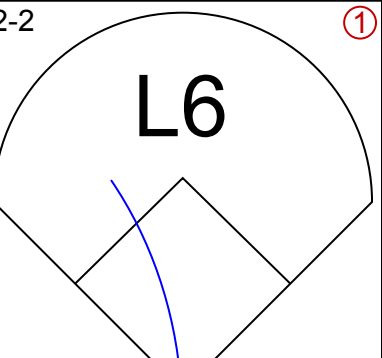
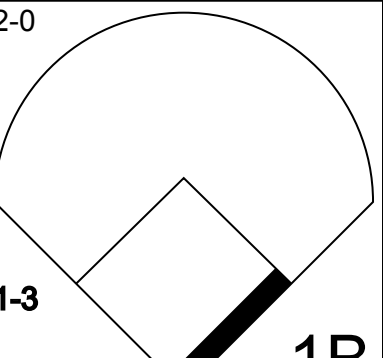
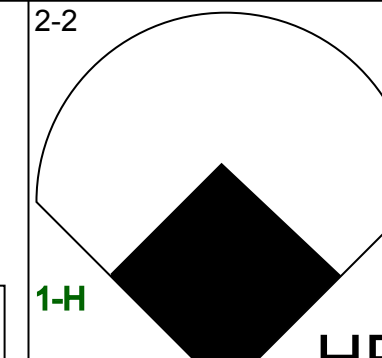
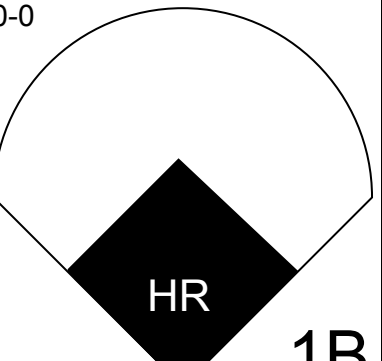
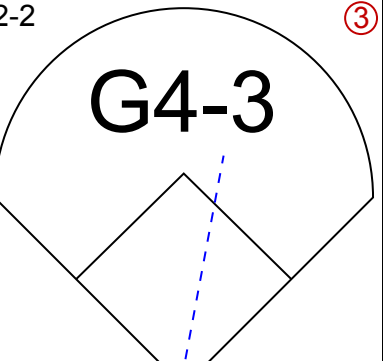
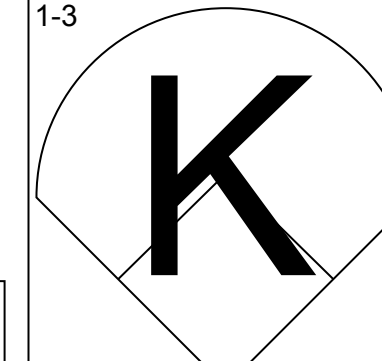
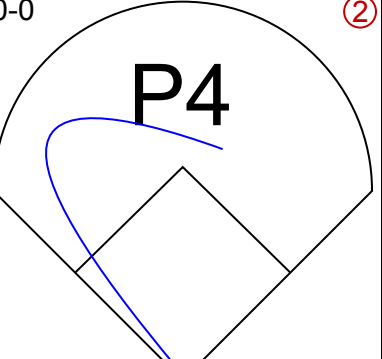
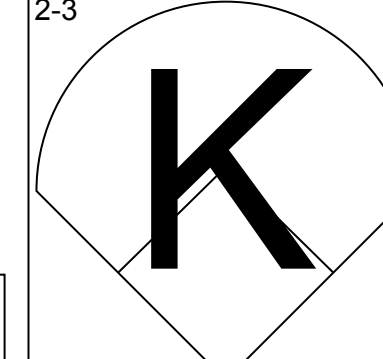
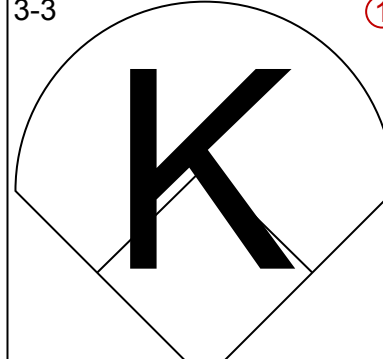
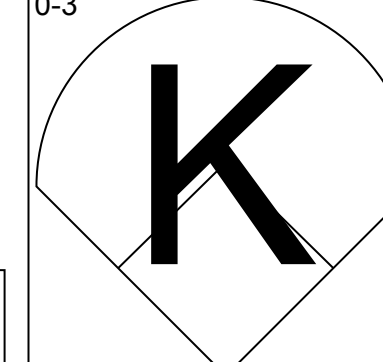
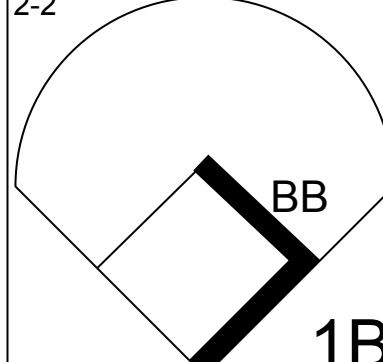

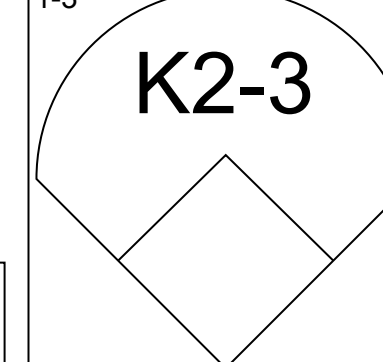
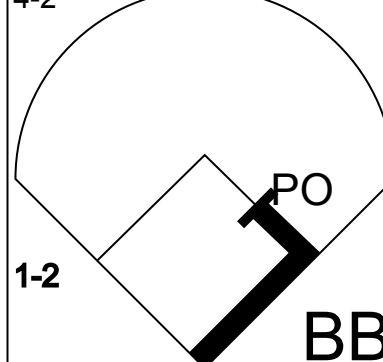
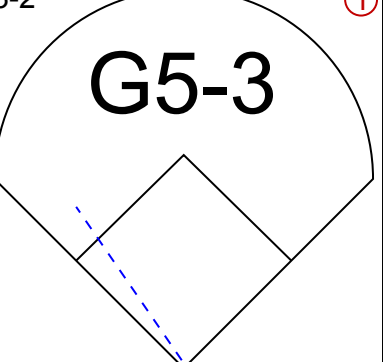
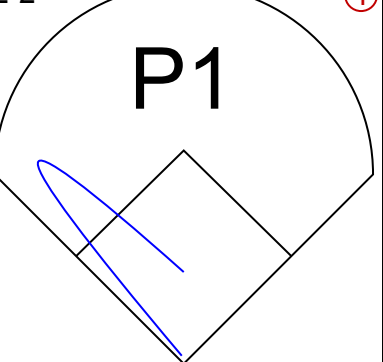
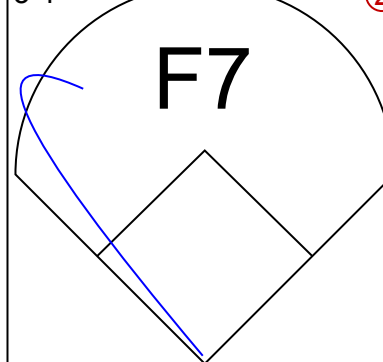
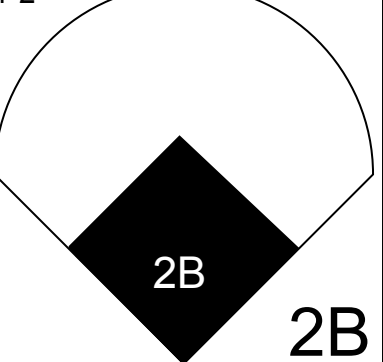
Batter	1	2	3	4	5	6	7	8	9	AB	R	H	RBI	BB	SO	LOB	TOP					
Jose Offerman, S (1,4) OBP: 0.324, SLG: 0.349										5	0	2	0	0	2	0	Boston Red Sox @ New York Yankees Yankee Stadium, Bronx, NY Sat Sep 08 2001, 1:15 PM EDT Att: 55,316 - Sunny - 75 F					
Trot Nixon, L (1,8) OBP: 0.365, SLG: 0.486										4	0	2	2	0	1	2						
Carl Everett, S (1,9) OBP: 0.323, SLG: 0.438										4	0	0	0	0	2	5						
Manny Ramirez, R (1,10) OBP: 0.403, SLG: 0.615										4	0	0	0	0	2	1						
Brian Daubach, L (1,3) OBP: 0.353, SLG: 0.500										2	0	0	0	1	0	0						
Izzy Alcantara, R (8,PH) OBP: 0.333, SLG: 0.389										1	0	0	0	0	1	0						
Troy O'Leary, L (1,7) OBP: 0.305, SLG: 0.441										2	0	0	0	1	0	2						
Darren Lewis, R (8,PH) OBP: 0.291, SLG: 0.366										1	0	1	0	0	0	0						
Chris Stynes, R (1,5) OBP: 0.329, SLG: 0.415										3	1	0	0	1	0	2						
Mike Lansing, R (1,6) OBP: 0.294, SLG: 0.384										2	0	0	0	0	0	0						
Lou Merloni, R (5,FR) OBP: 0.286, SLG: 0.303										2	1	0	0	0	2	1						
Joe Oliver, R (1,2) OBP: 0.244, SLG: 0.310										2	0	0	0	1	0	1						
53 Angel Santos, S (9,PH)										1	0	0	0	0	1	0						
Inning Stats	R: 0 E: 0 K: 3 S: 12	H: 0 LOB: 0 BB: 0 P: 19	R: 0 E: 0 K: 0 S: 7	H: 0 LOB: 1 BB: 1 P: 14	R: 0 E: 0 K: 0 S: 10	H: 0 LOB: 0 BB: 0 P: 14	R: 0 E: 0 K: 2 S: 12	H: 1 LOB: 2 BB: 1 P: 17	R: 1 E: 1 K: 0 S: 15	H: 2 LOB: 2 BB: 0 P: 22	R: 0 E: 0 K: 0 S: 9	H: 0 LOB: 0 BB: 0 P: 13	R: 1 E: 0 K: 1 S: 15	H: 1 LOB: 2 BB: 2 P: 29	R: 0 E: 0 K: 2 S: 8	H: 1 LOB: 1 BB: 0 P: 10	R: 0 E: 0 K: 3 S: 11	H: 0 LOB: 0 BB: 0 P: 16	1B: 4 2B: 1 3B: 0 HR: 0	SF: 0 SAC: 0 DP: 0 HBP: 0	WP: 0 PB: 0 SB: 0 CS: 0	PA: 37
PITCHER	IP WLS BF H R ER SO BB IBB HBP BLK WP HR S P ERA WHIP																					
35 Mike Mussina, R (1,1) ERA: 3.29	6.0 W 24 3 1 0 5 2 0 0 0 0 0 0 65 99 0.00 0.833																					
Mark Wohlers, R (7,1) ERA: 4.7	0.1 4 1 1 1 1 2 0 0 0 0 0 0 10 22 27.00 9.000																					
Mike Stanton, L (7,1) ERA: 2.66	1.2 6 1 0 0 2 0 0 0 0 0 0 0 13 17 0.00 0.600																					
Jay Witasick, R (9,1) ERA: 3.64	1.0 3 0 0 0 3 0 0 0 0 0 0 0 11 16 0.00 0.000																					

Batter	1	2	3	4	5	6	7	8	9	AB	R	H	RBI	BB	SO	LOB	BOTTOM			
Chuck Knoblauch, R (1,7) OBP: 0.339, SLG: 0.349										4	1	1	0	1	0	1	Boston Red Sox @ New York Yankees Yankee Stadium, Bronx, NY Sat Sep 08 2001, 1:15 PM EDT Att: 55,316 - Sunny - 75 F			
Randy Velarde, R (1,5) OBP: 0.365, SLG: 0.452										5	0	1	1	0	2	2				
Bernie Williams, S (1,8) OBP: 0.394, SLG: 0.509										2	2	0	0	2	1	2				
Tino Martinez, L (1,3) OBP: 0.323, SLG: 0.494										4	2	3	5	0	0	0				
David Justice, L (1,9) OBP: 0.339, SLG: 0.461										4	0	0	0	0	1	1				
Gerald Williams, R (8,9) OBP: 0.266, SLG: 0.315										0	0	0	0	0	0	0				
20 Jorge Posada, S (1,2) OBP: 0.368, SLG: 0.482										3	1	1	0	1	1	1				
Nick Johnson, L (1,10) OBP: 0.261, SLG: 0.150										3	1	0	0	1	0	2				
Alfonso Soriano, R (1,4) OBP: 0.306, SLG: 0.440										4	1	3	2	0	0	0				
Enrique Wilson, S (1,6) OBP: 0.239, SLG: 0.282										4	1	2	1	0	0	2				
Inning Stats	R: 2 E: 0 K: 0 S: 13	H: 1 LOB: 1 BB: 1 P: 22	R: 0 E: 0 K: 0 S: 11	H: 1 LOB: 1 BB: 1 P: 18	R: 0 E: 0 K: 1 S: 9	H: 0 LOB: 0 BB: 0 P: 12	R: 0 E: 0 K: 1 S: 9	H: 0 LOB: 0 BB: 0 P: 13	R: 0 E: 0 K: 0 S: 8	H: 1 LOB: 0 BB: 0 P: 10	R: 7 E: 0 K: 1 S: 30	H: 6 LOB: 2 BB: 3 P: 53	R: 0 E: 0 K: 1 S: 9	H: 1 LOB: 1 BB: 0 P: 15	R: 0 E: 0 K: 1 S: 8	H: 1 LOB: 1 BB: 0 P: 17	1B: 6 2B: 2 3B: 1 HR: 2	SF: 0 SAC: 0 DP: 1 HBP: 0	WP: 1 PB: 0 SB: 1 CS: 1	PA: 38
PITCHER	IP WLS BF H R ER SO BB IBB HBP BLK WP HR S P ERA WHIP																			
David Cone, R (1,1) ERA: 4.4	5.2 L 24 6 6 6 3 3 0 0 0 0 0 0 65 101 9.53 1.588																			
Rich Garces, R (6,1) ERA: 3.27	0.1 6 3 3 3 0 2 0 0 0 0 0 0 15 27 81.00 15.000																			
Sun-Woo Kim, R (7,1) ERA: 4.97	2.0 8 2 0 0 2 0 0 0 0 0 0 0 17 32 0.00 1.000																			

Batter	1	2	3	4	5	6	7	8	9	AB	R	H	RBI	BB	SO	LOB	TOP			
Chris Stynes, R OBP: 0.327, SLG: 0.411										5	0	1	0	0	1	3	Boston Red Sox @ New York Yankees Yankee Stadium, Bronx, NY Sun Sep 09 2001, 1:05 PM EDT Att: 55,318 - Sunny - 84 F			
Lou Merton, R OBP: 0.294, SLG: 0.304										3	0	1	0	1	1	0				
Izzy Alcantara, R OBP: 0.300, SLG: 0.350 Brian Daubach, L OBP: 0.351, SLG: 0.497										2	0	0	0	0	0	0				
Manny Ramirez, R OBP: 0.402, SLG: 0.612										4	1	1	0	0	1	4				
Dante Bichette, R OBP: 0.331, SLG: 0.461										2	0	0	0	2	0	0				
Troy O'Leary, L OBP: 0.305, SLG: 0.437										3	1	0	0	0	1	3				
Shea Hillenbrand, R OBP: 0.295, SLG: 0.394										4	0	1	1	0	1	2				
Doug Mirabeli, R OBP: 0.328, SLG: 0.408 Scott Hatteberg, L OBP: 0.361, SLG: 0.361										3	0	0	0	0	1	2				
Darren Lewis, R OBP: 0.292, SLG: 0.374 Calvin Pickering, L OBP: 0.250, SLG: 0.200										3	0	1	0	0	1	0				
Inning Stats	R: 0 E: 0 K: 1 S: 11	H: 0 LOB: 0 BB: 0 P: 15	R: 0 E: 0 K: 0 S: 8	H: 0 LOB: 0 BB: 0 P: 12	R: 0 E: 0 K: 1 S: 8	H: 0 LOB: 0 BB: 0 P: 10	R: 0 E: 0 K: 1 S: 10	H: 0 LOB: 0 BB: 0 P: 12	R: 1 E: 0 K: 2 S: 15	H: 2 LOB: 2 BB: 0 P: 18	R: 0 E: 0 K: 2 S: 11	H: 0 LOB: 1 BB: 1 P: 19	R: 0 E: 0 K: 1 S: 13	H: 1 LOB: 2 BB: 1 P: 20	R: 1 E: 1 K: 0 S: 18	H: 1 LOB: 2 BB: 0 P: 27		1B: 4 2B: 1 3B: 0 HR: 0	SF: 0 SAC: 0 DP: 0 HBP: 1	WP: 0 PB: 0 SB: 0 CS: 0
PITCHER	IP WLS BF H R ER SO BB IBB HBP BLK WP HR S P ERA WHIP																			
Andy Pettite, L ERA: 3.89	(1, 1) 7.2 W 30 4 1 1 7 3 0 0 0 0 0 0 83 121 1.17 0.913																			
Ramiro Mendoza, R ERA: 3.34	(8, 1) 0.1 1 0 0 0 1 0 0 0 0 0 0 0 3 3 0.00 0.000																			
Jay Witasick, R ERA: 3.59	(9, 1) 1.0 6 1 1 0 0 0 0 0 1 0 0 0 0 18 27 0.00 1.000																			

AB	33
R	2
H	5
RBI	2
BB	3
SO	8
LOB	22



Batter	1	2	3	4	5	6	7	8	9	AB	R	H	RBI	BB	SO	LOB	BOTTOM			
Chuck Knoblauch, R OBP: 0.338, SLG: 0.347 Shane Spencer, R OBP: 0.318, SLG: 0.432										2	0	0	0	0	0	2	Boston Red Sox @ New York Yankees Yankee Stadium, Bronx, NY Sun Sep 09 2001, 1:05 PM EDT Att: 55,318 - Sunny - 84 F			
Randy Velarde, R OBP: 0.388, SLG: 0.453 Clay Bellinger, R OBP: 0.230, SLG: 0.397										4	1	2	0	0	0	1				
Bernie Williams, S OBP: 0.394, SLG: 0.507										4	1	1	1	1	1	4				
Tino Martinez, L OBP: 0.325, SLG: 0.500										4	1	2	3	0	1	1				
David Justice, L OBP: 0.338, SLG: 0.459 Gerald Williams, R OBP: 0.266, SLG: 0.315										4	1	1	0	0	2	3				
20 Jorge Posada, S OBP: 0.397, SLG: 0.479										3	0	0	0	1	2	1				
Nick Johnson, L OBP: 0.280, SLG: 0.250										4	1	2	2	0	1	1				
Alfonso Soriano, R OBP: 0.307, SLG: 0.439										2	0	0	0	2	1	0				
Enrique Wilson, S OBP: 0.243, SLG: 0.288										3	1	1	0	1	0	2				
Inning Stats	R: 0 E: 0 K: 0 S: 6	H: 0 LOB: 1 BB: 1 P: 12	R: 2 E: 0 K: 0 S: 13	H: 2 LOB: 2 BB: 2 P: 24	R: 0 E: 0 K: 3 S: 12	H: 1 LOB: 1 BB: 0 P: 13	R: 0 E: 0 K: 3 S: 12	H: 0 LOB: 0 BB: 0 P: 15	R: 1 E: 0 K: 1 S: 17	H: 3 LOB: 2 BB: 0 P: 26	R: 0 E: 0 K: 1 S: 13	H: 1 LOB: 1 BB: 1 P: 25	R: 3 E: 0 K: 1 S: 16	H: 2 LOB: 1 BB: 1 P: 30	R: 1 E: 0 K: 0 S: 14	H: 2 LOB: 1 BB: 0 P: 20		1B: 7 2B: 2 3B: 0 HR: 2	SF: 0 SAC: 0 DP: 0 HBP: 1	WP: 0 PB: 0 SB: 0 CS: 1
PITCHER	IP WLS BF H R ER SO BB IBB HBP BLK WP HR S P ERA WHIP																			
Hideo Nomo, R ERA: 4.33	(1, 1) 5.1 L 26 7 3 3 3 0 4 0 0 0 0 0 1 70 109 5.06 2.062																			
Rolando Arrojo, R ERA: 3.44	(6, 1) 1.0 5 2 3 3 0 0 0 0 1 0 0 0 1 11 20 27.00 2.000																			
Allen McDill, L ERA: 2.7	(7, 1) 0.2 3 0 0 0 0 1 1 0 0 0 0 0 0 8 16 0.00 1.500																			
Derek Lowe, R ERA: 4.04	(8, 1) 1.0 5 2 1 1 0 0 0 0 0 0 0 0 0 14 20 9.00 2.000																			

AB	33
R	7
H	11
RBI	7
BB	5
SO	9
LOB	15



Batter	1	2	3	4	5	6	7	8	9	AB R H RBI BB SO LOB	TOP																								
												Boston Red Sox @ New York Yankees Yankee Stadium, Bronx, NY Mon Sep 10 2001, 7:05 PM EDT livebaseballscorecards.com																							
Inning Stats																																			
PITCHER	IP	WLS	BF	H	R	ER	SO	BB	IBB	HBP	BLK	WP	HR	S	P	ERA	WHIP	PITCHER	IP	WLS	BF	H	R	ER	SO	BB	IBB	HBP	BLK	WP	HR	S	P	ERA	WHIP

Boston Red Sox @ New York Yankees
 Yankee Stadium, Bronx, NY
 Mon Sep 10 2001, 7:05 PM EDT

AB 0
 R 0
 H 0
 RBI 0
 BB 0
 SO 0
 LOB 0



1B: 0 SF: 0 WP: 0 PA: 0
 2B: 0 SAC: 0 FB: 0
 3B: 0 DP: 0 SB: 0
 HR: 0 HBP: 0 CS: 0


Batter	1	2	3	4	5	6	7	8	9	AB R H RBI BB SO LOB	BOTTOM																								
												Boston Red Sox @ New York Yankees Yankee Stadium, Bronx, NY Mon Sep 10 2001, 7:05 PM EDT livebaseballscorecards.com																							
Inning Stats																																			
PITCHER	IP	WLS	BF	H	R	ER	SO	BB	IBB	HBP	BLK	WP	HR	S	P	ERA	WHIP	PITCHER	IP	WLS	BF	H	R	ER	SO	BB	IBB	HBP	BLK	WP	HR	S	P	ERA	WHIP


Boston Red Sox @ New York Yankees
 Yankee Stadium, Bronx, NY
 Mon Sep 10 2001, 7:05 PM EDT


AB 0
 R 0
 H 0
 RBI 0
 BB 0
 SO 0
 LOB 0





1B: 0 SF: 0 WP: 0 PA: 0
 2B: 0 SAC: 0 FB: 0
 3B: 0 DP: 0 SB: 0
 HR: 0 HBP: 0 CS: 0


Batter	1	2	3	4	5	6	7	8	9	AB R H RBI BB SO LOB	TOP																								
											<p>Chicago White Sox @ New York Yankees Yankee Stadium, Bronx, NY Tue Sep 11 2001, 7:05 PM EDT</p> <p>livebaseballscorecards.com</p> <p>AB 0 R 0 H 0 RBI 0 BB 0 SO 0 LOB 0</p> 																								
Inning Stats										1B: 0 SF: 0 WP: 0 PA: 0 2B: 0 SAC: 0 FB: 0 3B: 0 DP: 0 SB: 0 HR: 0 HBP: 0 CS: 0																									
PITCHER	IP	WLS	BF	H	R	ER	SO	BB	IBB	HBP	BLK	WP	HR	S	P	ERA	WHIP	PITCHER	IP	WLS	BF	H	R	ER	SO	BB	IBB	HBP	BLK	WP	HR	S	P	ERA	WHIP


Batter	1	2	3	4	5	6	7	8	9	AB R H RBI BB SO LOB	BOTTOM																								
											<p>Chicago White Sox @ New York Yankees Yankee Stadium, Bronx, NY Tue Sep 11 2001, 7:05 PM EDT</p> <p>livebaseballscorecards.com</p> <p>AB 0 R 0 H 0 RBI 0 BB 0 SO 0 LOB 0</p> 																								
Inning Stats										1B: 0 SF: 0 WP: 0 PA: 0 2B: 0 SAC: 0 FB: 0 3B: 0 DP: 0 SB: 0 HR: 0 HBP: 0 CS: 0																									
PITCHER	IP	WLS	BF	H	R	ER	SO	BB	IBB	HBP	BLK	WP	HR	S	P	ERA	WHIP	PITCHER	IP	WLS	BF	H	R	ER	SO	BB	IBB	HBP	BLK	WP	HR	S	P	ERA	WHIP


Batter	1	2	3	4	5	6	7	8	9	AB R H RBI BB SO LOB	TOP																								
											<p>Chicago White Sox @ New York Yankees Yankee Stadium, Bronx, NY Wed Sep 12 2001, 7:05 PM EDT</p> <p>livebaseballscorecards.com</p> <p>AB 0 R 0 H 0 RBI 0 BB 0 SO 0 LOB 0</p> 																								
Inning Stats										1B: 0 SF: 0 WP: 0 PA: 0 2B: 0 SAC: 0 FB: 0 3B: 0 DP: 0 SB: 0 HR: 0 HBP: 0 CS: 0																									
PITCHER	IP	WLS	BF	H	R	ER	SO	BB	IBB	HBP	BLK	WP	HR	S	P	ERA	WHIP	PITCHER	IP	WLS	BF	H	R	ER	SO	BB	IBB	HBP	BLK	WP	HR	S	P	ERA	WHIP


Batter	1	2	3	4	5	6	7	8	9	AB R H RBI BB SO LOB	BOTTOM																								
											<p>Chicago White Sox @ New York Yankees Yankee Stadium, Bronx, NY Wed Sep 12 2001, 7:05 PM EDT</p> <p>livebaseballscorecards.com</p> <p>AB 0 R 0 H 0 RBI 0 BB 0 SO 0 LOB 0</p> 																								
Inning Stats										1B: 0 SF: 0 WP: 0 PA: 0 2B: 0 SAC: 0 FB: 0 3B: 0 DP: 0 SB: 0 HR: 0 HBP: 0 CS: 0																									
PITCHER	IP	WLS	BF	H	R	ER	SO	BB	IBB	HBP	BLK	WP	HR	S	P	ERA	WHIP	PITCHER	IP	WLS	BF	H	R	ER	SO	BB	IBB	HBP	BLK	WP	HR	S	P	ERA	WHIP


Batter	1	2	3	4	5	6	7	8	9	AB R H RBI BB SO LOB	TOP																								
											<p>Chicago White Sox @ New York Yankees Yankee Stadium, Bronx, NY Thu Sep 13 2001, 7:05 PM EDT</p> <p>livebaseballscorecards.com</p> <p>AB 0 R 0 H 0 RBI 0 BB 0 SO 0 LOB 0</p> 																								
Inning Stats										1B: 0 SF: 0 2B: 0 SAC: 0 3B: 0 DP: 0 HR: 0 HBP: 0	WP: 0 PA: 0 FB: 0 SB: 0 CS: 0																								
PITCHER	IP	WLS	BF	H	R	ER	SO	BB	IBB	HBP	BLK	WP	HR	S	P	ERA	WHIP	PITCHER	IP	WLS	BF	H	R	ER	SO	BB	IBB	HBP	BLK	WP	HR	S	P	ERA	WHIP

Batter	1	2	3	4	5	6	7	8	9	AB R H RBI BB SO LOB	BOTTOM																								
											<p>Chicago White Sox @ New York Yankees Yankee Stadium, Bronx, NY Thu Sep 13 2001, 7:05 PM EDT</p> <p>livebaseballscorecards.com</p> <p>AB 0 R 0 H 0 RBI 0 BB 0 SO 0 LOB 0</p> 																								
Inning Stats										1B: 0 SF: 0 2B: 0 SAC: 0 3B: 0 DP: 0 HR: 0 HBP: 0	WP: 0 PA: 0 FB: 0 SB: 0 CS: 0																								
PITCHER	IP	WLS	BF	H	R	ER	SO	BB	IBB	HBP	BLK	WP	HR	S	P	ERA	WHIP	PITCHER	IP	WLS	BF	H	R	ER	SO	BB	IBB	HBP	BLK	WP	HR	S	P	ERA	WHIP

Batter	1	2	3	4	5	6	7	8	9	AB R H RBI BB SO LOB	TOP																								
											<p>New York Yankees @ Tampa Bay Devil Rays Tropicana Field, St. Petersburg, FL Sat Sep 15 2001, 1:15 PM EDT</p> <p>livebaseballscorecards.com</p> <p>AB 0 R 0 H 0 RBI 0 BB 0 SO 0 LOB 0</p> 																								
Inning Stats										1B: 0 SF: 0 WP: 0 PA: 0 2B: 0 SAC: 0 FB: 0 3B: 0 DP: 0 SB: 0 HR: 0 HBP: 0 CS: 0																									
PITCHER	IP	WLS	BF	H	R	ER	SO	BB	IBB	HBP	BLK	WP	HR	S	P	ERA	WHIP	PITCHER	IP	WLS	BF	H	R	ER	SO	BB	IBB	HBP	BLK	WP	HR	S	P	ERA	WHIP

Batter	1	2	3	4	5	6	7	8	9	AB R H RBI BB SO LOB	BOTTOM																								
											<p>New York Yankees @ Tampa Bay Devil Rays Tropicana Field, St. Petersburg, FL Sat Sep 15 2001, 1:15 PM EDT</p> <p>livebaseballscorecards.com</p> <p>AB 0 R 0 H 0 RBI 0 BB 0 SO 0 LOB 0</p> 																								
Inning Stats										1B: 0 SF: 0 WP: 0 PA: 0 2B: 0 SAC: 0 FB: 0 3B: 0 DP: 0 SB: 0 HR: 0 HBP: 0 CS: 0																									
PITCHER	IP	WLS	BF	H	R	ER	SO	BB	IBB	HBP	BLK	WP	HR	S	P	ERA	WHIP	PITCHER	IP	WLS	BF	H	R	ER	SO	BB	IBB	HBP	BLK	WP	HR	S	P	ERA	WHIP

Batter	1	2	3	4	5	6	7	8	9	AB R H RBI BB SO LOB	TOP																								
											<p>New York Yankees @ Tampa Bay Devil Rays Tropicana Field, St. Petersburg, FL Sun Sep 16 2001, 1:15 PM EDT</p> <p>livebaseballscorecards.com</p> <p>AB 0 R 0 H 0 RBI 0 BB 0 SO 0 LOB 0</p> 																								
Inning Stats										1B: 0 SF: 0 WP: 0 PA: 0 2B: 0 SAC: 0 FB: 0 3B: 0 DP: 0 SB: 0 HR: 0 HBP: 0 CS: 0																									
PITCHER	IP	WLS	BF	H	R	ER	SO	BB	IBB	HBP	BLK	WP	HR	S	P	ERA	WHIP	PITCHER	IP	WLS	BF	H	R	ER	SO	BB	IBB	HBP	BLK	WP	HR	S	P	ERA	WHIP

Batter	1	2	3	4	5	6	7	8	9	AB R H RBI BB SO LOB	BOTTOM																								
											<p>New York Yankees @ Tampa Bay Devil Rays Tropicana Field, St. Petersburg, FL Sun Sep 16 2001, 1:15 PM EDT</p> <p>livebaseballscorecards.com</p> <p>AB 0 R 0 H 0 RBI 0 BB 0 SO 0 LOB 0</p> 																								
Inning Stats										1B: 0 SF: 0 WP: 0 PA: 0 2B: 0 SAC: 0 FB: 0 3B: 0 DP: 0 SB: 0 HR: 0 HBP: 0 CS: 0																									
PITCHER	IP	WLS	BF	H	R	ER	SO	BB	IBB	HBP	BLK	WP	HR	S	P	ERA	WHIP	PITCHER	IP	WLS	BF	H	R	ER	SO	BB	IBB	HBP	BLK	WP	HR	S	P	ERA	WHIP

Batter	1	2	3	4	5	6	7	8	9	AB	R	H	RBI	BB	SO	LOB	TOP																		
																													New York Yankees @ Tampa Bay Devil Rays Tropicana Field, St. Petersburg, FL Mon Sep 17 2001, 7:15 PM EDT livebaseballscorecards.com						
Inning Stats																																			
PITCHER	IP	WLS	BF	H	R	ER	SO	BB	IBB	HBP	BLK	WP	HR	S	P	ERA	WHIP	PITCHER	IP	WLS	BF	H	R	ER	SO	BB	IBB	HBP	BLK	WP	HR	S	P	ERA	WHIP

New York Yankees @ Tampa Bay Devil Rays
 Tropicana Field, St. Petersburg, FL
 Mon Sep 17 2001, 7:15 PM EDT

AB 0
 R 0
 H 0
 RBI 0
 BB 0
 SO 0
 LOB 0



1B: 0 SF: 0
 2B: 0 SAC: 0
 3B: 0 DP: 0
 HR: 0 HBP: 0
 WP: 0 PA: 0
 FB: 0
 SB: 0
 CS: 0

Batter	1	2	3	4	5	6	7	8	9	AB	R	H	RBI	BB	SO	LOB	BOTTOM																		
Inning Stats																																			
PITCHER	IP	WLS	BF	H	R	ER	SO	BB	IBB	HBP	BLK	WP	HR	S	P	ERA	WHIP	PITCHER	IP	WLS	BF	H	R	ER	SO	BB	IBB	HBP	BLK	WP	HR	S	P	ERA	WHIP

New York Yankees @ Tampa Bay Devil Rays
 Tropicana Field, St. Petersburg, FL
 Mon Sep 17 2001, 7:15 PM EDT

AB 0
 R 0
 H 0
 RBI 0
 BB 0
 SO 0
 LOB 0



1B: 0 SF: 0
 2B: 0 SAC: 0
 3B: 0 DP: 0
 HR: 0 HBP: 0
 WP: 0 PA: 0
 FB: 0
 SB: 0
 CS: 0


Batter	1	2	3	4	5	6	7	8	9	AB	R	H	RBI	BB	SO	LOB	TOP
Chuck Knoblauch, R (1, 7) <small>OBP: 0.338, SLG: 0.348</small>										5	1	2	1	0	0	2	New York Yankees @ Chicago White Sox Comiskey Park, Chicago, IL Tue Sep 18 2001, 8:05 PM EDT Att: 22,785 - Sunny - 66 F
2 Derek Jeter, R (1, 6) Enrique Wilson, S (7, 6) <small>OBP: 0.247, SLG: 0.296</small>										4	2	3	0	0	0	1	
Bernie Williams, S (1, 8) Gerald Williams, R (8, PH) <small>OBP: 0.265, SLG: 0.313</small>										4	2	1	0	0	0	4	
Tino Martinez, L (1, 3) Nick Johnson, L (7, 3) <small>OBP: 0.326, SLG: 0.499</small> <small>OBP: 0.294, SLG: 0.250</small>										3	1	1	1	1	1	0	
20 Jorge Posada, S (1, 2) Todd Greene, R (9, 2) <small>OBP: 0.365, SLG: 0.482</small> <small>OBP: 0.295, SLG: 0.351</small>										5	1	1	5	0	1	3	
Shane Spencer, R (1, 9) <small>OBP: 0.320, SLG: 0.445</small>										5	1	2	1	0	0	0	
Randy Velarde, R (1, 10) <small>OBP: 0.366, SLG: 0.452</small>										5	0	1	0	0	1	2	
Scott Brosius, R (1, 5) <small>OBP: 0.353, SLG: 0.461</small>										5	1	1	0	0	2	1	
Alfonso Soriano, R (1, 4) <small>OBP: 0.311, SLG: 0.449</small>										4	2	3	1	1	1	1	
Inning Stats	R: 2 H: 3 E: 0 LOB: 0 K: 0 BB: 0 S: 13 P: 20	R: 0 H: 0 E: 0 LOB: 0 K: 1 BB: 0 S: 7 P: 10	R: 0 H: 1 E: 0 LOB: 1 K: 0 BB: 1 S: 8 P: 15	R: 0 H: 0 E: 1 LOB: 1 K: 1 BB: 0 S: 6 P: 9	R: 1 H: 2 E: 0 LOB: 1 K: 0 BB: 0 S: 7 P: 11	R: 0 H: 1 E: 0 LOB: 1 K: 0 BB: 0 S: 6 P: 9	R: 6 H: 5 E: 0 LOB: 0 K: 2 BB: 1 S: 24 P: 40	R: 2 H: 3 E: 0 LOB: 2 K: 1 BB: 0 S: 12 P: 19	R: 0 H: 1 E: 0 LOB: 1 K: 1 BB: 0 S: 8 P: 12	1B: 8 SF: 0 2B: 5 SAC: 0 3B: 0 DP: 1 HR: 3 HBP: 1	WP: 0 PA: 46 FB: 0 CS: 1						
PITCHER	IP WLS BF H R ER SO BB IBB HBP BLK WP HR S P ERA WHIP	PITCHER										IP WLS BF H R ER SO BB IBB HBP BLK WP HR S P ERA WHIP					
56 Mark Buehrle, L (1, 1) <small>ERA: 3.41</small>	6.2 L 30 10 6 6 3 1 0 0 0 0 0 1 60 95 8.10 1.650																
Alan Embree, L (7, 1) <small>ERA: 7.85</small>	0.1 4 2 3 3 1 1 0 0 0 0 0 2 11 19 81.00 9.000																
Josh Fogg, R (8, 1) <small>ERA: 4.5</small>	1.0 7 3 2 2 1 0 0 0 1 0 0 0 12 19 18.00 3.000																
Matt Ginter, R (9, 1) <small>ERA: 6.16</small>	1.0 4 1 0 0 1 0 0 0 0 0 0 0 8 12 0.00 1.000																

Batter	1	2	3	4	5	6	7	8	9	AB	R	H	RBI	BB	SO	LOB	BOTTOM
Ray Durham, S (1, 4) <small>OBP: 0.335, SLG: 0.452</small>										2	0	0	0	1	1	2	New York Yankees @ Chicago White Sox Comiskey Park, Chicago, IL Tue Sep 18 2001, 8:05 PM EDT Att: 22,785 - Sunny - 66 F
Tony Graffanino, R (7, 4) <small>OBP: 0.377, SLG: 0.409</small>										3	0	0	0	0	2		
Jose Valentin, S (1, 5) 24 Joe Crede, R (8, PH) <small>OBP: 0.250, SLG: 0.314</small>										4	0	0	0	0	2		
Magglio Ordonez, R (1, 9) <small>OBP: 0.377, SLG: 0.530</small>										4	0	0	0	0	2		
14 Paul Konerko, R (1, 3) <small>OBP: 0.349, SLG: 0.520</small>										4	0	0	0	1	0		
Jose Canseco, R (1, 10) <small>OBP: 0.394, SLG: 0.535</small>										3	1	1	0	1	0		
Jeff Liefer, L (1, 7) <small>OBP: 0.306, SLG: 0.532</small>										3	0	1	0	1	0		
Chris Singleton, L (1, 8) <small>OBP: 0.330, SLG: 0.430</small>										4	0	0	0	1	4		
Royce Clayton, R (1, 6) <small>OBP: 0.313, SLG: 0.403</small>										4	1	2	1	0	2		
Mark Johnson, L (1, 2) <small>OBP: 0.347, SLG: 0.363</small>										3	1	2	0	1	2		
Inning Stats	R: 0 H: 0 E: 0 LOB: 0 K: 0 BB: 1 S: 4 P: 12	R: 0 H: 1 E: 0 LOB: 2 K: 0 BB: 1 S: 15 P: 22	R: 0 H: 0 E: 0 LOB: 0 K: 1 BB: 1 S: 13 P: 23	R: 0 H: 0 E: 0 LOB: 0 K: 0 BB: 0 S: 11 P: 17	R: 0 H: 0 E: 0 LOB: 0 K: 0 BB: 0 S: 7 P: 9	R: 0 H: 1 E: 0 LOB: 1 K: 2 BB: 0 S: 13 P: 17	R: 0 H: 0 E: 0 LOB: 0 K: 2 BB: 0 S: 8 P: 8	R: 2 H: 3 E: 0 LOB: 1 K: 0 BB: 0 S: 9 P: 11	R: 1 H: 2 E: 0 LOB: 2 K: 2 BB: 1 S: 12 P: 19	1B: 7 SF: 0 2B: 1 SAC: 0 3B: 0 DP: 2 HR: 0 HBP: 0	WP: 2 PA: 36 FB: 0 CS: 0						
PITCHER	IP WLS BF H R ER SO BB IBB HBP BLK WP HR S P ERA WHIP	PITCHER										IP WLS BF H R ER SO BB IBB HBP BLK WP HR S P ERA WHIP					
Orlando Hernandez, R (1, 1) <small>ERA: 4.72</small>	7.0 W 24 10 0 0 5 3 0 0 0 0 0 0 71 108 0.00 0.714																
Mike Stanton, L (8, 1) <small>ERA: 2.88</small>	1.0 6 3 2 2 0 0 0 0 0 0 1 0 9 11 18.00 3.000																
Mark Wohlers, R (9, 1) <small>ERA: 4.77</small>	1.0 6 2 1 1 2 1 0 0 0 0 1 0 12 19 9.00 3.000																

Batter	1	2	3	4	5	6	7	8	9	AB	R	H	RBI	BB	SO	LOB	TOP					
Chuck Knoblauch, R (1, 7) OBP: 0.339, SLG: 0.348	G6-3		G6-3		2 HR		G1-3		2 G6-3	5	1	2	2	0	0	0						
2 Derek Jeter, R (1, 6) OBP: 0.394, SLG: 0.487	F8		HR		1B			G1-3	2 G6-3	5	2	2	3	0	0	2						
Bernie Williams, S (1, 8) OBP: 0.392, SLG: 0.503	P5		K		F8				G3	4	0	0	0	1	1	2						
Tino Martinez, L (1, 3) OBP: 0.325, SLG: 0.497		K	G4-3					L7		4	0	1	0	0	1	1						
David Justice, L (1, 10) OBP: 0.334, SLG: 0.453	G6-3			K				P6		4	0	0	0	0	1	2						
20 Jorge Posada, S (1, 2) OBP: 0.366, SLG: 0.481		1B		K				F7		3	1	1	0	1	1	1						
Shane Spencer, R (1, 9) OBP: 0.323, SLG: 0.450		1B		G1-3				K		4	1	2	0	0	1	1						
Scott Brosius, R (1, 5) OBP: 0.355, SLG: 0.460		1B		G6-3				G5-3		3	1	1	1	1	0	0						
Alfonso Soriano, R (1, 4) OBP: 0.309, SLG: 0.445		K		K				K		4	0	0	0	0	3	5						
Inning Stats	R: 0 H: 0 E: 0 K: 0 S: 7	H: 0 LOB: 0 BB: 0 P: 13	R: 1 H: 2 E: 0 K: 2 S: 19	H: 2 LOB: 2 BB: 1 P: 30	R: 1 H: 1 E: 0 K: 1 S: 12	H: 1 LOB: 0 BB: 0 P: 18	R: 0 H: 0 E: 0 K: 2 S: 9	H: 0 LOB: 0 BB: 0 P: 9	R: 2 H: 2 E: 0 K: 1 S: 12	H: 2 LOB: 0 BB: 0 P: 21	R: 0 H: 1 E: 0 K: 1 S: 9	H: 1 LOB: 1 BB: 0 P: 12	R: 0 H: 0 E: 0 K: 1 S: 5	H: 0 LOB: 0 BB: 0 P: 9	R: 0 H: 0 E: 0 K: 0 S: 7	H: 0 LOB: 1 BB: 1 P: 12	R: 2 H: 3 E: 0 K: 0 S: 13	H: 3 LOB: 2 BB: 1 P: 24	1B: 6 2B: 1 3B: 0 HR: 2	SF: 0 SAC: 0 DP: 0 HBP: 0	WP: 0 PB: 0 CS: 0	PA: 39
PITCHER	IP	WLS	BF	H	R	ER	SO	BB	IBB	HBP	BLK	WP	HR	S	P	ERA	WHIP					
Gary Glover, R (1, 1) ERA: 4.78	6.0	L	25	6	4	4	7	1	0	0	0	0	2	68	103	6.00	1.167					
Sean Lowe, R (7, 1) ERA: 3.8	1.1		5	0	0	0	1	1	0	0	0	0	0	9	18	0.00	0.750					
Bill Pulsipher, L (8, 1) ERA: 5.88	0.2		2	0	0	0	0	0	0	0	0	0	0	3	3	0.00	0.000					
Bob Howry, R (9, 1) ERA: 4.77	1.0		7	3	2	2	0	1	0	0	0	0	0	13	24	18.00	4.000					

New York Yankees @ Chicago White Sox
Comiskey Park, Chicago, IL
Wed Sep 19 2001, 8:05 PM EDT
Att: 18,465 - Overcast - 64 F


AB 36
R 6
H 9
RBI 6
BB 3
SO 8
LOB 14



Batter	1	2	3	4	5	6	7	8	9	AB	R	H	RBI	BB	SO	LOB	BOTTOM					
Ray Durham, S (1, 4) OBP: 0.334, SLG: 0.451	G4-3		G6-3					G5-3		4	0	1	0	0	0	0						
Jose Valentin, S (1, 5) OBP: 0.339, SLG: 0.511	F9				F7			E3		3	0	0	0	0	0	0						
Jose Canseco, R (8, PH) OBP: 0.392, SLG: 0.532								FC5-4		1	0	0	0	0	1	1						
Josh Paul, R (9, 2) OBP: 0.288, SLG: 0.353								K		0	0	0	0	0	0	0						
Magglio Ordonez, R (1, 9) OBP: 0.376, SLG: 0.530	F8			14 1B	1B			FC5-4		4	1	1	0	0	0	1						
14 Paul Konerko, R (1, 3) OBP: 0.352, SLG: 0.528		HR		1B	1B			K		4	1	3	1	0	1	1						
Jeff Liefer, L (1, 10) OBP: 0.309, SLG: 0.529	F7			1B	1B			G3-1		3	1	1	1	1	0	1						
Carlos Lee, R (1, 7) OBP: 0.320, SLG: 0.467				G4-6-3	1B			G3-1		2	0	0	0	1	0	3						
Chris Singleton, L (1, 8) OBP: 0.330, SLG: 0.429	L5-3			G4-6-3	1B			G3-1		3	0	1	1	0	0	1						
Royce Clayton, R (1, 6) OBP: 0.311, SLG: 0.400				G4-3	G4-3			G6-4-3		3	0	0	0	0	0	1						
Mark Johnson, L (1, 2) OBP: 0.343, SLG: 0.358				G4-3	G4-3					2	0	0	0	0	0	0						
Tony Graffanino, R (8, PH) OBP: 0.375, SLG: 0.406				G4-3	F8			K		1	0	0	0	0	1	0						
Inning Stats	R: 0 H: 0 E: 0 K: 0 S: 6	H: 1 LOB: 0 BB: 1 P: 10	R: 1 H: 1 E: 0 K: 0 S: 10	H: 1 LOB: 1 BB: 1 P: 18	R: 0 H: 0 E: 0 K: 0 S: 7	H: 0 LOB: 0 BB: 0 P: 10	R: 1 H: 3 E: 0 K: 0 S: 15	H: 3 LOB: 1 BB: 0 P: 26	R: 0 H: 0 E: 0 K: 1 S: 12	H: 0 LOB: 0 BB: 0 P: 19	R: 1 H: 1 E: 0 K: 0 S: 10	H: 1 LOB: 0 BB: 1 P: 16	R: 0 H: 1 E: 0 K: 2 S: 10	H: 1 LOB: 0 BB: 0 P: 15	R: 0 H: 1 E: 0 K: 0 S: 9	H: 1 LOB: 0 BB: 0 P: 11	1B: 5 2B: 2 3B: 0 HR: 1	SF: 0 SAC: 0 DP: 4 HBP: 0	WP: 0 PB: 1 CS: 1	PA: 32		
PITCHER	IP	WLS	BF	H	R	ER	SO	BB	IBB	HBP	BLK	WP	HR	S	P	ERA	WHIP					
Roger Clemens, R (1, 1) ERA: 3.42	6.1	W	25	5	3	2	1	2	0	0	0	0	1	64	106	2.84	1.105					
Jay Witasick, R (7, 1) ERA: 3.56	0.2	H	1	0	0	0	0	0	0	0	0	0	0	2	2	0.00	0.000					
Mike Stanton, L (8, 1) ERA: 2.86	0.1	H	2	1	0	0	1	0	0	0	0	0	0	6	9	0.00	3.000					
42 Mariano Rivera, R (8, 1) ERA: 2.27	1.2	S	4	1	0	0	1	0	0	0	0	0	0	13	17	0.00	0.600					

New York Yankees @ Chicago White Sox
Comiskey Park, Chicago, IL
Wed Sep 19 2001, 8:05 PM EDT
Att: 18,465 - Overcast - 64 F

AB 30
R 3
H 7
RBI 3
BB 2
SO 3
LOB 9



Batter	1	2	3	4	5	6	7	8	9	AB	R	H	RBI	BB	SO	LOB	TOP
Chuck Knoblauch, R <small>OBP: 0.338, SLG: 0.346</small> 										4	0	0	0	1	1	0	New York Yankees @ Chicago White Sox Comiskey Park, Chicago, IL Thu Sep 20 2001, 8:05 PM EDT Att: 22,284 - Sunny - 72 F
2 Derek Jeter, R <small>OBP: 0.392, SLG: 0.483</small> 										4	0	0	0	0	2	2	
Bernie Williams, S <small>OBP: 0.393, SLG: 0.593</small> Gerald Williams, R <small>OBP: 0.265, SLG: 0.314</small> 										0	0	0	0	0	0	0	
Tino Martinez, L <small>OBP: 0.328, SLG: 0.506</small> 										4	1	3	3	0	1	0	
David Justice, L <small>OBP: 0.336, SLG: 0.451</small> 										2	1	0	0	2	1	0	
20 Jorge Posada, S <small>OBP: 0.365, SLG: 0.479</small> 										4	0	1	0	0	0	3	
Shane Spencer, R <small>OBP: 0.322, SLG: 0.447</small> 										4	1	1	1	0	2	3	
Scott Brosius, R <small>OBP: 0.354, SLG: 0.458</small> 										4	0	1	1	0	1	0	
Alfonso Soriano, R <small>OBP: 0.309, SLG: 0.444</small> 										4	0	1	0	0	2	1	
Inning Stats <small>R: 1 H: 1 E: 0 LOB: 2 K: 2 S: 10</small>	<small>R: 0 H: 0 E: 0 LOB: 0 K: 2 S: 8</small>	<small>R: 0 H: 1 E: 0 LOB: 1 K: 0 S: 9</small>	<small>R: 3 H: 3 E: 0 LOB: 1 K: 1 S: 15</small>	<small>R: 0 H: 0 E: 0 LOB: 0 K: 1 S: 9</small>	<small>R: 0 H: 1 E: 0 LOB: 1 K: 1 S: 13</small>	<small>R: 0 H: 0 E: 0 LOB: 0 K: 0 S: 7</small>	<small>R: 1 H: 2 E: 0 LOB: 2 K: 1 S: 13</small>	<small>R: 0 H: 0 E: 0 LOB: 0 K: 0 S: 10</small>	<small>1B: 6 SF: 0 2B: 1 SAC: 0 3B: 0 DP: 1 HR: 1 HBP: 1</small>	<small>WP: 0 PA: 37</small>							
PITCHER Kip Wells, R <small>ERA: 4.33</small> Josh Fogg, R <small>ERA: 3.39</small> Alan Embree, L <small>ERA: 7.74</small> Sean Lowe, R <small>ERA: 3.82</small> Bill Pulsipher, L <small>ERA: 5.89</small>	<small>IP: 3.2 WLS: 16 BF: 4 H: 4 R: 4 ER: 4 SO: 2 BB: 0 IBB: 0 HBP: 1 BLK: 0 WP: 0 HR: 1 S: 37 P: 69 ERA: 9.82 WHIP: 1.636</small>	<small>IP: 1.2 WLS: 5 BF: 0 H: 0 R: 0 ER: 0 SO: 3 BB: 0 IBB: 0 HBP: 0 BLK: 0 WP: 0 HR: 0 S: 15 P: 23 ERA: 0.00 WHIP: 0.000</small>															
Batter	1	2	3	4	5	6	7	8	9	AB	R	H	RBI	BB	SO	LOB	BOTTOM
Ray Durham, S <small>OBP: 0.335, SLG: 0.454</small> 										3	2	2	1	0	1	0	New York Yankees @ Chicago White Sox Comiskey Park, Chicago, IL Thu Sep 20 2001, 8:05 PM EDT Att: 22,284 - Sunny - 72 F
Aaron Rowand, R <small>OBP: 0.381, SLG: 0.455</small> 										3	0	0	0	0	1	2	
Magglio Ordonez, R <small>OBP: 0.377, SLG: 0.534</small> 										3	2	1	2	0	0	0	
14 Paul Konerko, R <small>OBP: 0.351, SLG: 0.526</small> 										4	0	1	1	0	0	1	
Jose Canseco, R <small>OBP: 0.394, SLG: 0.527</small> 										2	1	0	0	2	1	1	
Carlos Lee, R <small>OBP: 0.322, SLG: 0.470</small> Chris Singleton, L <small>OBP: 0.330, SLG: 0.429</small> 										3	1	2	1	0	0	0	
Herbert Perry, R <small>OBP: 0.326, SLG: 0.490</small> 										0	0	0	0	0	0	0	
Royce Clayton, R <small>OBP: 0.311, SLG: 0.397</small> 										3	1	0	0	1	2	1	
Josh Paul, R <small>OBP: 0.287, SLG: 0.358</small> 										4	0	1	2	0	0	1	
Inning Stats <small>R: 2 H: 1 E: 1 LOB: 2 K: 1 S: 10</small>	<small>R: 0 H: 0 E: 0 LOB: 0 K: 2 S: 12</small>	<small>R: 0 H: 1 E: 0 LOB: 1 K: 1 S: 8</small>	<small>R: 0 H: 0 E: 0 LOB: 0 K: 1 S: 10</small>	<small>R: 2 H: 2 E: 0 LOB: 1 K: 1 S: 16</small>	<small>R: 0 H: 2 E: 0 LOB: 2 K: 1 S: 14</small>	<small>R: 0 H: 0 E: 0 LOB: 0 K: 1 S: 6</small>	<small>R: 0 H: 1 E: 0 LOB: 1 K: 2 S: 15</small>	<small>1B: 3 SF: 2 2B: 3 SAC: 1 3B: 0 DP: 0 HR: 1 HBP: 1</small>	<small>WP: 0 PA: 36</small>								
PITCHER Andy Pettitte, L <small>ERA: 4.09</small> Mark Wohlers, R <small>ERA: 4.62</small>	<small>IP: 6.0 WLS: 29 BF: 6 H: 7 R: 7 ER: 7 SO: 6 BB: 2 IBB: 1 HBP: 0 BLK: 0 WP: 0 HR: 1 S: 70 P: 114 ERA: 10.50 WHIP: 1.333</small>	<small>IP: 2.0 WLS: 7 BF: 1 H: 0 R: 0 ER: 0 SO: 3 BB: 0 IBB: 0 HBP: 0 BLK: 0 WP: 0 HR: 0 S: 21 P: 31 ERA: 0.00 WHIP: 0.500</small>															

Batter	1	2	3	4	5	6	7	8	9	AB R H RBI BB SO LOB	TOP																		
Chuck Knoblauch R (1, 7) OBP: 0.338, SLG: 0.345	4-2 G4-3 2 PB 1B BB		2-1 G6-3		1-0 F9			2-2 G3	1-2 1B	4 1 1 0 1 0 1	New York Yankees @ Baltimore Orioles Oriole Park at Camden Yards, Baltimore, MD Fri Sep 21 2001, 7:05 PM EDT Att: 47,099 - Cloudy - 79 F																		
2 Derek Jeter R (1, 6) OBP: 0.375, SLG: 0.479	2-1 G4-3		0-1 G6-3			0-1 G6-3		0-3 K	1-2 F9	5 0 0 0 0 1 3																			
David Justice L (1, 10) OBP: 0.333, SLG: 0.446	0-0 L3		2-2 G1-3			2-1 G4-3		1-1 F7		4 0 0 0 0 0 1																			
Tino Martinez L (1, 3) OBP: 0.329, SLG: 0.512	3-2 1B			1-2 L9		2-1 F7			1-0 HR	4 1 2 2 0 0 0																			
20 Jorge Posada S (1, 2) Erick Almonte R (9, PR) Todd Greene R (9, 2) OBP: 0.295, SLG: 0.351	1-2 G6-3			0-1 F8			3-3 K		1-0 FC5-4 1B	4 0 1 0 0 1 1 0 0 0 0 0 0 0 0 0 0 0 0 0 0																			
Shane Spencer R (1, 9) OBP: 0.321, SLG: 0.444		1-2 E S 1B		2-2 L8			2-2 G6-3		1-0 FC5-4 HR	4 1 1 0 0 0 1																			
Scott Brosius R (1, 5) OBP: 0.357, SLG: 0.470		1-3 K			0-0 2B		1-2 HR HBP		1-2 HR	3 2 2 2 0 1 1																			
Alfonso Soriano R (1, 4) OBP: 0.308, SLG: 0.448		1-1 L9			0-2 G6-3		0-1 HR		1-2 G6-3	4 1 1 2 0 0 3																			
Gerald Williams R (1, 8) OBP: 0.265, SLG: 0.313		2-3 K			2-3 K		2-2 G6-3		1-2 1B	4 0 1 0 0 2 2																			
Inning Stats	R: 1 E: 0 K: 0 S: 13	H: 1 LOB: 1 BB: 1 P: 23	R: 0 E: 0 K: 2 S: 13	H: 1 LOB: 1 BB: 0 P: 18	R: 0 E: 0 K: 0 S: 8	H: 0 LOB: 0 BB: 0 P: 12	R: 0 E: 0 K: 0 S: 8	H: 1 LOB: 1 BB: 0 P: 11	R: 0 E: 0 K: 1 S: 6	H: 0 LOB: 0 BB: 0 P: 10	R: 2 E: 0 K: 1 S: 15	H: 1 LOB: 0 BB: 0 P: 23	R: 0 E: 0 K: 1 S: 9	H: 0 LOB: 0 BB: 0 P: 12	R: 3 E: 0 K: 0 S: 24	H: 5 LOB: 2 BB: 0 P: 31	1B: 5 2B: 1 3B: 0 HR: 3	SF: 0 SAC: 0 DP: 0 HBP: 1	WP: 0 PB: 1 SB: 1 CS: 0	PA: 38									
PITCHER	IP WLS BF H R ER SO BB IBB HBP BLK WP HR S P ERA WHIP											IP WLS BF H R ER SO BB IBB HBP BLK WP HR S P ERA WHIP																	
Rick Bauer R (1, 1) ERA: 3.38	7.0		27	4	3	2	4	1	0	1	0	0	0	0	1	71	108	2.57	0.714										
John Waddell R (8, 1) ERA: 4.87	1.0	H	3	0	0	0	1	0	0	0	0	0	0	0	9	12	0.00	0.000											
Willis Roberts R (9, 1) ERA: 4.9	1.0	W	8	5	3	3	0	0	0	0	0	0	0	2	24	31	27.00	5.000											

Batter	1	2	3	4	5	6	7	8	9	AB R H RBI BB SO LOB	BOTTOM																	
Luis Matos R (1, 9) OBP: 0.350, SLG: 0.556	0-0 FC1-5 2B		3-2 HR							4 1 2 1 0 1 0	New York Yankees @ Baltimore Orioles Oriole Park at Camden Yards, Baltimore, MD Fri Sep 21 2001, 7:05 PM EDT Att: 47,099 - Cloudy - 79 F																	
Willie Harris L (1, 8) OBP: 0.125, SLG: 0.167	1-0 FC1-5 L5-3		1-1 2B		1-2 1B SF9					4 2 2 0 0 1 1																		
Jeff Conine R (1, 3) OBP: 0.391, SLG: 0.449	0-0 L5-3		0-0 F9		2-2 1B					4 0 1 0 0 0 2																		
Chris Richard L (1, 10) OBP: 0.338, SLG: 0.429		2-1 G4-3 1B	4-2 2B		0-0 SF9			1-3 K		2 2 1 1 1 1 0																		
Cal Ripken Jr. R (1, 5) OBP: 0.291, SLG: 0.391		1-2 G4-3	1-2 2B		3-H F9			1-1 G4-3		4 0 1 2 0 0 2																		
Tony Batista R (1, 6) OBP: 0.289, SLG: 0.413 1 Brian Roberts S (9, PR) OBP: 0.283, SLG: 0.341		0-1 1B	0-0 G1-3			2-3 K			0-2 SH1-4 1B	4 0 2 1 0 1 1 0 1 0 0 0 0 0																		
Brady Anderson L (1, 7) OBP: 0.307, SLG: 0.295		3-H K		2-3 K		1-0 F7			1-2 SH1-4 1B	4 1 1 0 0 2 1																		
Geronimo Gil R (1, 2) OBP: 0.308, SLG: 0.273		0-0 G5-3		2-2 G4-3		2-3 K			0-0 SH1-4	3 0 0 0 0 1 1																		
Jerry Hairston R (1, 4) OBP: 0.306, SLG: 0.358			3-3 K		1-2 P4				2-3 1B	4 0 1 2 0 1 0																		
Inning Stats	R: 0 E: 0 K: 0 S: 3	H: 1 LOB: 0 BB: 0 P: 4	R: 1 E: 0 K: 1 S: 13	H: 2 LOB: 1 BB: 0 P: 16	R: 3 E: 0 K: 1 S: 23	H: 3 LOB: 1 BB: 1 P: 35	R: 0 E: 0 K: 1 S: 15	H: 0 LOB: 0 BB: 0 P: 20	R: 1 E: 0 K: 1 S: 11	H: 2 LOB: 1 BB: 0 P: 15	R: 0 E: 0 K: 2 S: 8	H: 0 LOB: 0 BB: 0 P: 13	R: 0 E: 0 K: 1 S: 8	H: 0 LOB: 0 BB: 0 P: 14	R: 0 E: 0 K: 1 S: 9	H: 0 LOB: 0 BB: 0 P: 13	R: 2 E: 0 K: 0 S: 6	H: 3 LOB: 1 BB: 0 P: 6	1B: 6 2B: 5 3B: 0 HR: 1	SF: 1 SAC: 1 DP: 1 HBP: 0	WP: 0 PB: 0 SB: 0 CS: 0	PA: 36						
PITCHER	IP WLS BF H R ER SO BB IBB HBP BLK WP HR S P ERA WHIP											IP WLS BF H R ER SO BB IBB HBP BLK WP HR S P ERA WHIP																
35 Mike Mussina R (1, 1) ERA: 3.41	6.0		26	8	5	5	6	1	0	0	0	0	0	1	73	103	7.50	1.500										
Jay Witaslick R (7, 1) ERA: 3.46	2.0		6	0	0	0	2	0	0	0	0	0	0	17	27	0.00	0.000											
42 Mariano Rivera R (9, 1) ERA: 2.5	0.1	L	4	3	2	2	0	0	0	0	0	0	0	6	6	54.00	9.000											



Batter	1	2	3	4	5	6	7	8	9	AB	R	H	RBI	BB	SO	LOB	TOP										
Chuck Knoblauch, R (1, 7) OBP: 0.339, SLG: 0.358	F8			G6-3		HR		HR		4	2	2	2	0	0	0	New York Yankees @ Baltimore Orioles Oriole Park at Camden Yards, Baltimore, MD Sat Sep 22 2001, 1:25 PM EDT Att: 47,068 - Cloudy - 86 F										
Enrique Wilson, S (1, 6) OBP: 0.247, SLG: 0.295	F9			G4-3				G5-3		4	0	1	0	0	0	0											
Bernie Williams, S (1, 8) OBP: 0.392, SLG: 0.502										3	0	1	0	0	1	1											
Juan Rivera, R (6, 8)	K			BB				F9		1	0	0	0	0	0	0											
Tino Martinez, L (1, 3) OBP: 0.330, SLG: 0.511										1	0	0	0	1	0	0											
Nick Johnson, L (6, PH) OBP: 0.321, SLG: 0.304										2	0	2	0	0	0	0											
David Justice, L (1, 10) OBP: 0.333, SLG: 0.443										2	0	0	0	1	1	1											
Randy Velarde, R (9, PH) OBP: 0.368, SLG: 0.452										0	0	0	0	1	0	0											
Shane Spencer, R (1, 9) OBP: 0.316, SLG: 0.436										4	0	0	0	0	2	5											
Scott Brosius, R (1, 5) OBP: 0.354, SLG: 0.465										4	0	0	0	0	3	2											
Todd Greene, R (1, 2) OBP: 0.280, SLG: 0.333										4	0	0	0	0	1	2											
Alfonso Soriano, R (1, 4) OBP: 0.307, SLG: 0.446										2	0	0	0	0	2	0											
Erick Almonte, R (6, 6) OBP: 0.500, SLG: 0.500										1	0	0	0	0	0	0											
Inning Stats	R: 0 H: 0 E: 0 K: 1 S: 6	H: 0 LOB: 0 BB: 0 P: 9	R: 0 H: 0 E: 0 K: 0 S: 7	H: 0 LOB: 0 BB: 0 P: 13	R: 0 H: 0 E: 0 K: 3 S: 14	H: 0 LOB: 0 BB: 0 P: 19	R: 0 H: 1 E: 0 K: 1 S: 17	H: 3 LOB: 1 BB: 0 P: 33	R: 0 H: 0 E: 0 K: 0 S: 9	H: 0 LOB: 0 BB: 0 P: 11	R: 1 H: 3 E: 0 K: 0 S: 16	H: 0 LOB: 1 BB: 0 P: 27	R: 0 H: 0 E: 0 K: 0 S: 7	H: 0 LOB: 0 BB: 0 P: 11	R: 1 H: 1 E: 0 K: 2 S: 10	H: 1 LOB: 0 BB: 0 P: 15	R: 0 H: 1 E: 0 K: 2 S: 11	H: 1 LOB: 2 BB: 1 P: 19	1B: 3 2B: 1 3B: 0 HR: 2	SF: 0 SAC: 0 DP: 1 HBP: 0	WP: 0 PB: 0 SB: 0 CS: 0	PA: 35					
PITCHER	IP	WLS	BF	H	R	ER	SO	BB	IBB	HBP	BLK	WP	HR	S	P	ERA	WHIP										
Sean Dougllass, R (1, 1) ERA: 7.27	5.0	W	20	3	1	1	7	2	0	0	0	0	1	58	96	1.80	1.000										
John Bale, L (6, 1) ERA: 2.59	3.0		10	2	1	1	1	0	0	0	0	0	1	28	42	3.00	0.667										
John Parrish, L (9, 1) ERA: 5.68	1.0		5	1	0	0	2	1	0	0	0	0	0	11	19	0.00	2.000										

Batter	1	2	3	4	5	6	7	8	9	AB	R	H	RBI	BB	SO	LOB	BOTTOM										
Luis Matos, R (1, 8) OBP: 0.333, SLG: 0.500	P6	FC6-4	K		G6-4-3 HBP					4	0	0	0	0	2	3	New York Yankees @ Baltimore Orioles Oriole Park at Camden Yards, Baltimore, MD Sat Sep 22 2001, 1:25 PM EDT Att: 47,068 - Cloudy - 86 F										
Brian Roberts, S (1, 6) OBP: 0.285, SLG: 0.350	1B		G4-6-3 BLK	F7	F6		G3			5	2	2	0	0	0	2											
Jeff Conine, R (1, 3) OBP: 0.389, SLG: 0.446	BB		G4-6-3	K	G6-4-3			K		5	0	1	1	0	2	2											
Cal Ripken Jr., R (1, 10) OBP: 0.296, SLG: 0.393	3H									3	2	2	1	2	0	0											
Casey Blake, R (6, PR) OBP: 0.400, SLG: 0.364	1-2		2B	G4-3	1B			2B		0	1	0	0	0	0	0											
Tony Batista, R (1, 5) OBP: 0.270, SLG: 0.414	P6		G4-3	1B	1B			P6		5	2	2	0	0	0	3											
Mike Kinkade, R (1, 7) OBP: 0.347, SLG: 0.384	G4-3		G4-3	1B	1B			1B		5	2	2	2	0	1	4											
Geronimo Gil, R (1, 2) OBP: 0.389, SLG: 0.438			G5-3	1B	2B					5	1	3	5	0	1	1											
Larry Bigbie, L (1, 9) OBP: 0.308, SLG: 0.316			G4-3	2B	1B					5	1	2	1	0	1	1											
Jerry Hairston, R (1, 4) OBP: 0.310, SLG: 0.362			FC6-4	2B	2B					3	0	2	1	1	1	2											
Inning Stats	R: 1 H: 2 E: 0 K: 0 S: 16	H: 2 LOB: 2 BB: 1 P: 28	R: 0 H: 1 E: 0 K: 0 S: 8	H: 1 LOB: 0 BB: 0 P: 14	R: 5 H: 6 E: 0 K: 1 S: 16	H: 6 LOB: 1 BB: 0 P: 25	R: 3 H: 5 E: 0 K: 2 S: 15	H: 0 LOB: 0 BB: 0 P: 9	R: 0 H: 0 E: 1 K: 2 S: 11	H: 0 LOB: 1 BB: 0 P: 14	R: 0 H: 0 E: 0 K: 1 S: 11	H: 0 LOB: 1 BB: 1 P: 19	R: 2 H: 2 E: 0 K: 2 S: 15	H: 2 LOB: 1 BB: 1 P: 28	R: 2 H: 2 E: 0 K: 2 S: 15	H: 2 LOB: 1 BB: 1 P: 28	1B: 10 2B: 5 3B: 1 HR: 0	SF: 0 SAC: 0 DP: 1 HBP: 1	WP: 0 PB: 0 SB: 0 CS: 0	PA: 44							
PITCHER	IP	WLS	BF	H	R	ER	SO	BB	IBB	HBP	BLK	WP	HR	S	P	ERA	WHIP										
Sterling Hitchcock, L (1, 1) ERA: 6.03	2.2	L	18	9	6	6	0	1	0	0	0	0	0	37	63	20.25	3.750										
Brandon Knight, R (3, 1) ERA: 12.79	1.1		9	5	3	3	3	0	0	0	0	0	0	18	34	20.25	3.750										
65 Adrian Hernandez, R (5, 1) ERA: 3.6	3.0		11	0	0	0	3	1	0	1	0	0	0	27	42	0.00	0.333										
Randy Choate, L (8, 1) ERA: 3.68	1.0		6	2	2	2	2	1	0	0	0	0	0	15	28	18.00	3.000										



Batter	1	2	3	4	5	6	7	8	9	10	AB	R	H	RBI	BB	SO	LOB	TOP	
Alfonso Soriano, R OBP: 0.311, SLG: 0.447 (1, 4)	K		E S 1B		G6-3 1B		F8		1B SF8 BB	BB 1B BB	4	1	2	0	2	1	0		
Randy Velarde, R OBP: 0.364, SLG: 0.446 (1, 10)	K		G6-3		G6-3		E4 S		2B 1B	BB 1B BB	4	0	0	0	0	1	3		
Tino Martinez, L OBP: 0.331, SLG: 0.512 (9, PH)	K		G6-3		G6-3		E4 S		2B 1B	BB 1B BB	1	0	1	0	0	0	0		
Clay Bellinger, R OBP: 0.230, SLG: 0.397 (9, PR)	K		G6-3		G6-3		E4 S		2B 1B	BB 1B BB	0	0	0	0	0	0	0		
Chuck Knoblauch, R OBP: 0.340, SLG: 0.359 (10, PH)	K		G6-3		G6-3		E4 S		2B 1B	BB 1B BB	1	0	1	0	0	0	0		
Bernie Williams, S OBP: 0.392, SLG: 0.499 (1, 8)	K		G6-3		G6-3		E4 S		2B 1B	BB 1B BB	3	0	0	2	2	2	3		
David Justice, L OBP: 0.333, SLG: 0.441 (1, 9)			FC5-4 1B		FC5-2 BB		F7		K	K	6	0	2	0	0	3	6		
20 Jorge Posada, S OBP: 0.355, SLG: 0.477 (1, 2)			K		P6		G3-1		1B 2B	BB	4	1	1	0	1	1	3		
Shane Spencer, R OBP: 0.317, SLG: 0.433 (1, 7)			FC5-4 1B		FC5-2 BB		F7		2B	BB	4	1	1	0	1	1	3		
Nick Johnson, L OBP: 0.345, SLG: 0.412 (1, 3)			K		FC5-2 BB		HR		1B	BB	5	2	3	3	0	1	4		
Scott Brosius, R OBP: 0.351, SLG: 0.461 (1, 5)			G1-3		FC6-4		F9		F3	SH3-4 1B	4	0	0	0	0	0	4		
Enrique Wilson, S OBP: 0.246, SLG: 0.290 (1, 6)			K		G6-3 1B BB		L6		P3	K2-3	4	0	0	0	1	2	2		
Inning Stats	R: 0 E: 0 K: 3 S: 9	H: 0 LOB: 0 BB: 0 P: 11	R: 0 E: 0 K: 2 S: 16	H: 1 LOB: 1 BB: 0 P: 20	R: 0 E: 0 K: 1 S: 6	H: 1 LOB: 1 BB: 0 P: 11	R: 0 E: 0 K: 1 S: 8	H: 1 LOB: 3 BB: 2 P: 18	R: 0 E: 0 K: 1 S: 11	H: 0 LOB: 1 BB: 0 P: 20	R: 1 E: 0 K: 2 S: 19	H: 1 LOB: 2 BB: 2 P: 33	R: 1 E: 0 K: 2 S: 18	H: 2 LOB: 3 BB: 2 P: 33	1B: 8 2B: 2 3B: 0 HR: 1	SF: 1 SAC: 1 DP: 0 HBP: 0	WP: 0 PB: 0 SB: 2 CS: 0	PA: 49	
PITCHER	IP WLS BF H R ER SO BB IBB HBP BLK WP HR S P ERA WHIP	IP WLS BF H R ER SO BB IBB HBP BLK WP HR S P ERA WHIP	IP WLS BF H R ER SO BB IBB HBP BLK WP HR S P ERA WHIP	IP WLS BF H R ER SO BB IBB HBP BLK WP HR S P ERA WHIP	IP WLS BF H R ER SO BB IBB HBP BLK WP HR S P ERA WHIP	IP WLS BF H R ER SO BB IBB HBP BLK WP HR S P ERA WHIP	IP WLS BF H R ER SO BB IBB HBP BLK WP HR S P ERA WHIP	IP WLS BF H R ER SO BB IBB HBP BLK WP HR S P ERA WHIP	IP WLS BF H R ER SO BB IBB HBP BLK WP HR S P ERA WHIP	IP WLS BF H R ER SO BB IBB HBP BLK WP HR S P ERA WHIP	IP WLS BF H R ER SO BB IBB HBP BLK WP HR S P ERA WHIP	IP WLS BF H R ER SO BB IBB HBP BLK WP HR S P ERA WHIP	IP WLS BF H R ER SO BB IBB HBP BLK WP HR S P ERA WHIP	IP WLS BF H R ER SO BB IBB HBP BLK WP HR S P ERA WHIP	IP WLS BF H R ER SO BB IBB HBP BLK WP HR S P ERA WHIP	IP WLS BF H R ER SO BB IBB HBP BLK WP HR S P ERA WHIP	IP WLS BF H R ER SO BB IBB HBP BLK WP HR S P ERA WHIP	IP WLS BF H R ER SO BB IBB HBP BLK WP HR S P ERA WHIP	
Jason Johnson, R ERA: 3.8 (1, 1)	6.2	0	29	5	1	1	7	3	0	0	0	0	0	0	0	0	0	0	0
B.J. Ryan, L ERA: 4.82 (7, 1)	0.1	H	1	0	0	0	0	0	0	0	0	0	0	0	0	0	0	0	0
Buddy Groom, L ERA: 3.51 (8, 1)	0.2	S	3	2	2	1	0	0	0	0	0	0	0	0	0	0	0	0	0
John Wasdin, R ERA: 4.85 (8, 1)	0.1	H	1	0	0	0	0	0	0	0	0	0	0	0	0	0	0	0	0
Willis Roberts, R ERA: 4.93 (9, 1)	1.0	B	6	1	1	1	2	2	0	0	0	0	0	0	0	0	0	0	0

New York Yankees @ Baltimore Orioles
 Oriole Park at Camden Yards, Baltimore, MD
 Sun Sep 23 2001, 7:05 PM EDT
 Att: 46,071 - Cloudy - 83 F

AB 40
 R 5
 H 11
 RBI 5
 BB 7
 SO 12
 LOB 28



Batter	1	2	3	4	5	6	7	8	9	10	AB	R	H	RBI	BB	SO	LOB	BOTTOM
Luis Matos, R OBP: 0.300, SLG: 0.444 (1, 8)	G6-3		K		K		G6-3		G6-3		5	0	0	0	0	2	5	
Larry Bigbie, L OBP: 0.308, SLG: 0.323 (1, 9)	K		K		K		G3		G4-3		4	0	1	1	0	2	1	
Mike Kinkade, R OBP: 0.345, SLG: 0.381 (10, 9)	K		K		K		G3		G4-3		1	0	0	0	0	0	0	
Jeff Conine, R OBP: 0.385, SLG: 0.441 (1, 3)	F9		F9		P2		G1-3		G1-3		5	0	0	0	0	0	1	
Chris Richard, L OBP: 0.340, SLG: 0.435 (1, 10)			S 1B		SF7 3B		HR BB		K		4	2	2	0	1	1	0	
Cal Ripken Jr., R OBP: 0.295, SLG: 0.399 (1, 5)			F7		SF7		HR		G1-3		4	1	1	3	0	1	1	
Tony Batista, R OBP: 0.272, SLG: 0.415 (1, 6)			K		1B BB		HR		F9		4	0	2	0	0	1	1	
Brady Anderson, L OBP: 0.306, SLG: 0.293 (1, 7)			F8		1B BB		K		F8		3	0	0	0	1	1	2	
Geronimo Gil, R OBP: 0.409, SLG: 0.450 (1, 2)			FC1-4 1B		FC1-4 1B		G6-3		P6		4	0	2	0	0	0	0	
Jerry Hairston, R OBP: 0.309, SLG: 0.363 (1, 4)			FC1-4 2B		P5		G6-3 2B		G6-3		4	1	1	0	0	0	4	
Inning Stats	R: 0 E: 0 K: 1 S: 7	H: 0 LOB: 0 BB: 0 P: 10	R: 0 E: 0 K: 1 S: 10	H: 1 LOB: 1 BB: 0 P: 16	R: 1 E: 0 K: 1 S: 12	H: 2 LOB: 1 BB: 0 P: 17	R: 1 E: 0 K: 1 S: 16	H: 3 LOB: 3 BB: 1 P: 27	R: 2 E: 0 K: 2 S: 13	H: 2 LOB: 1 BB: 0 P: 19	R: 0 E: 0 K: 1 S: 9	H: 0 LOB: 0 BB: 0 P: 13	R: 0 E: 0 K: 1 S: 7	H: 0 LOB: 0 BB: 0 P: 9	1B: 5 2B: 2 3B: 1 HR: 1	SF: 1 SAC: 0 DP: 0 HBP: 0	WP: 0 PB: 0 SB: 2 CS: 0	PA: 41
PITCHER	IP WLS BF H R ER SO BB IBB HBP BLK WP HR S P ERA WHIP	IP WLS BF H R ER SO BB IBB HBP BLK WP HR S P ERA WHIP	IP WLS BF H R ER SO BB IBB HBP BLK WP HR S P ERA WHIP	IP WLS BF H R ER SO BB IBB HBP BLK WP HR S P ERA WHIP	IP WLS BF H R ER SO BB IBB HBP BLK WP HR S P ERA WHIP	IP WLS BF H R ER SO BB IBB HBP BLK WP HR S P ERA WHIP	IP WLS BF H R ER SO BB IBB HBP BLK WP HR S P ERA WHIP	IP WLS BF H R ER SO BB IBB HBP BLK WP HR S P ERA WHIP	IP WLS BF H R ER SO BB IBB HBP BLK WP HR S P ERA WHIP	IP WLS BF H R ER SO BB IBB HBP BLK WP HR S P ERA WHIP	IP WLS BF H R ER SO BB IBB HBP BLK WP HR S P ERA WHIP	IP WLS BF H R ER SO BB IBB HBP BLK WP HR S P ERA WHIP	IP WLS BF H R ER SO BB IBB HBP BLK WP HR S P ERA WHIP	IP WLS BF H R ER SO BB IBB HBP BLK WP HR S P ERA WHIP	IP WLS BF H R ER SO BB IBB HBP BLK WP HR S P ERA WHIP	IP WLS BF H R ER SO BB IBB HBP BLK WP HR S P ERA WHIP	IP WLS BF H R ER SO BB IBB HBP BLK WP HR S P ERA WHIP	IP WLS BF H R ER SO BB IBB HBP BLK WP HR S P ERA WHIP
Orlando Hernandez, R ERA: 4.75 (1, 1)	7.0	0	32	9	4	4	7	2	0	0	0	0	0	0	0	0	0	0
Mark Wohlers, R ERA: 4.6 (8, 1)	0.1	S	1	0	0	0	0	0	0	0	0	0	0	0	0	0	0	0
Mike Stanton, L ERA: 3.8 (8, 1)	1.2	W	5	0	0	0	0	0	0	0	0	0	0	0	0	0	0	0
42 Mariano Rivera, R ERA: 2.47 (10, 1)	1.0	S	3	0	0	0	1	0	0	0	0	0	0	0	0	0	0	0

New York Yankees @ Baltimore Orioles
 Oriole Park at Camden Yards, Baltimore, MD
 Sun Sep 23 2001, 7:05 PM EDT
 Att: 46,071 - Cloudy - 83 F

AB 38
 R 4
 H 9
 RBI 4
 BB 2
 SO 8
 LOB 15



Batter	1	2	3	4	5	6	7	8	9	AB	R	H	RBI	BB	SO	LOB	TOP					
Jason Tyner, L OBP: 0.309, SLG: 0.330	1-3 K	1-0 G5-3			0-0 SH5-3		1-3 K		0-0 P6	4	0	0	0	0	2	1	Tampa Bay Devil Rays @ New York Yankees Yankee Stadium, Bronx, NY Tue Sep 25 2001, 7:05 PM EDT Att: 33,777 - Sunny - 67 F					
Brent Abernathy, R OBP: 0.332, SLG: 0.395	0-0 1B		3-1 G4-3		2-2 G5-3		3-2 1B		1-1 F9	5	2	2	1	0	0	1						
Steve Cox, L OBP: 0.310, SLG: 0.421	1 SAFE K	0-3 K	1-3 K		0-0 G1-3		0-1 1B		2-2 BB	5	0	2	0	0	2	1						
Ben Grieve, L OBP: 0.365, SLG: 0.378	2-1 1B		2-3 K		3-0 G3-1		2-0 FC6-4		4-2 BB	4	1	2	2	1	1	0						
Toby Hall, R OBP: 0.315, SLG: 0.433	3-1 S			0-3 K		2-1 S		0-2 FC6-4	0-1 G1-3	5	0	2	1	0	1	4						
Randy Winn, S OBP: 0.349, SLG: 0.415	4-0 BB			2-3 K		4-2 BB		1-1 G4-6-3		2	0	1	0	2	1	1						
Aubrey Huff, L OBP: 0.294, SLG: 0.370	0-0 F9			0-1 G4-6-3		1-2 G4-3		2-1 G4-6-3		4	0	0	0	0	0	6						
18 Jared Sandberg, R OBP: 0.267, SLG: 0.287		3-3 K			3-3 K		2-2 P3		0-0 BB	4	0	1	0	0	2	0						
Felix Martinez, S OBP: 0.290, SLG: 0.312		0-0 G2-3			2-0 SH5-3		2-1 WP		0-3 K	4	1	2	0	0	1	1						
Inning Stats	R: 2 E: 1 K: 2 S: 12	H: 3 LOB: 2 BB: 1 P: 22	R: 0 E: 0 K: 1 S: 7	H: 0 LOB: 0 BB: 0 P: 11	R: 0 E: 0 K: 2 S: 8	H: 0 LOB: 0 BB: 0 P: 14	R: 0 E: 0 K: 2 S: 8	H: 1 LOB: 1 BB: 0 P: 15	R: 0 E: 0 K: 0 S: 11	H: 1 LOB: 2 BB: 1 P: 21	R: 2 E: 0 K: 1 S: 18	H: 4 LOB: 2 BB: 0 P: 28	R: 0 E: 0 K: 1 S: 8	H: 2 LOB: 1 BB: 0 P: 11	R: 0 E: 0 K: 0 S: 10	H: 1 LOB: 2 BB: 1 P: 17		1B: 11 2B: 1 3B: 0 HR: 0	SF: 0 SAC: 1 DP: 2 HBP: 0	WP: 2 PB: 0 CS: 3	PA: 41	
PITCHER	IP WLS BF H R ER SO BB IBB HBP BLK WP HR S P ERA WHIP	6.2 L 30 8 4 4 9 2 0 0 0 2 0 68 115 5.40 1.500	1.1 6 3 0 0 1 0 0 0 0 0 0 0 12 17 0.00 2.250	1.0 5 1 0 0 0 1 0 0 0 0 0 0 10 17 0.00 2.000	PITCHER										IP WLS BF H R ER SO BB IBB HBP BLK WP HR S P ERA WHIP							
Roger Clemens, R ERA: 3.48											6.2 L 30 8 4 4 9 2 0 0 0 2 0 68 115 5.40 1.500											
Mike Stanton, L ERA: 2.75											1.1 6 3 0 0 1 0 0 0 0 0 0 0 12 17 0.00 2.250											
Randy Choate, L ERA: 3.6											1.0 5 1 0 0 0 1 0 0 0 0 0 0 10 17 0.00 2.000											
Batter	1	2	3	4	5	6	7	8	9	AB	R	H	RBI	BB	SO	LOB	BOTTOM					
2 Derek Jeter, R OBP: 0.377, SLG: 0.476	0-2 E5			1-2 F8		2-2 G4-3		1-0 F9		4	0	0	0	0	0	0	Tampa Bay Devil Rays @ New York Yankees Yankee Stadium, Bronx, NY Tue Sep 25 2001, 7:05 PM EDT Att: 33,777 - Sunny - 67 F					
Nick Johnson, L OBP: 0.339, SLG: 0.389	1-0 L3			4-1 F8		1-3 K		0-0 G4-3		3	0	0	0	1	1	1						
Bernie Williams, S OBP: 0.393, SLG: 0.499	3-2 CS			1-1 BB		0-0 L1-6		1-3 K		4	0	2	0	0	1	0						
Tino Martinez, L OBP: 0.329, SLG: 0.508	1-0 CS	1-1 G5-3		2-0 F8		2-1 F8		2-1 F8		4	0	0	0	0	0	2						
David Justice, L OBP: 0.333, SLG: 0.440		2-1 G4-3		4-1 BB		2-0 F9		1-1 F8		1	0	0	0	1	0	0						
Chuck Knoblauch, R OBP: 0.341, SLG: 0.359				1-2 BB		1-1 HBP		1-1 F8		1	0	0	0	0	0	0						
20 Jorge Posada, S OBP: 0.394, SLG: 0.476	2-1 F9			2-2 F9		1-1 BB		1-2 BB		3	0	1	0	0	0	3						
Shane Spencer, R OBP: 0.314, SLG: 0.428			1-2 P4		0-0 E5		2-3 F9			3	0	0	0	0	0	2						
Scott Brosius, R OBP: 0.351, SLG: 0.460			0-1 G4-3		1-0 FC6-4		2-1 F8			3	0	1	0	0	0	3						
Alfonso Soriano, R OBP: 0.309, SLG: 0.444			3-2 G4-3		0-0 G5-4-3		0-3 K			3	0	0	0	0	1	2						
Inning Stats	R: 0 E: 1 K: 0 S: 7	H: 1 LOB: 0 BB: 0 P: 12	R: 0 E: 0 K: 0 S: 6	H: 0 LOB: 0 BB: 0 P: 11	R: 0 E: 0 K: 0 S: 8	H: 1 LOB: 3 BB: 2 P: 12	R: 0 E: 0 K: 0 S: 11	H: 1 LOB: 2 BB: 0 P: 25	R: 0 E: 1 K: 0 S: 3	H: 0 LOB: 0 BB: 0 P: 4	R: 0 E: 0 K: 1 S: 10	H: 0 LOB: 0 BB: 0 P: 13	R: 0 E: 0 K: 0 S: 7	H: 1 LOB: 2 BB: 0 P: 14	R: 0 E: 0 K: 1 S: 6	H: 0 LOB: 0 BB: 0 P: 7	R: 0 E: 0 K: 1 S: 7	H: 0 LOB: 0 BB: 0 P: 11	1B: 4 2B: 1 3B: 0 HR: 0	SF: 0 SAC: 0 DP: 3 HBP: 1	WP: 0 PB: 0 CS: 1	PA: 33
PITCHER	IP WLS BF H R ER SO BB IBB HBP BLK WP HR S P ERA WHIP	7.0 W 26 4 0 0 1 2 0 0 0 0 0 13 18 0.00 0.857	2.0 6 0 0 0 2 0 0 0 0 0 0 0 13 18 0.00 0.000	PITCHER										IP WLS BF H R ER SO BB IBB HBP BLK WP HR S P ERA WHIP								
Tanyon Sturtze, R ERA: 4.54											7.0 W 26 4 0 0 1 2 0 0 0 0 0 13 18 0.00 0.857											
Victor Zambrano, R ERA: 3.35											2.0 6 0 0 0 2 0 0 0 0 0 0 0 13 18 0.00 0.000											

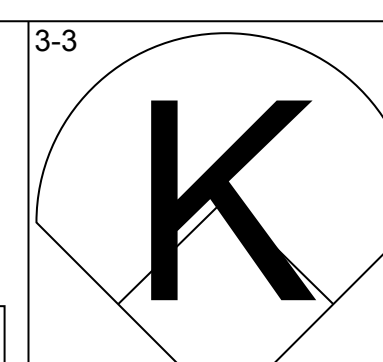
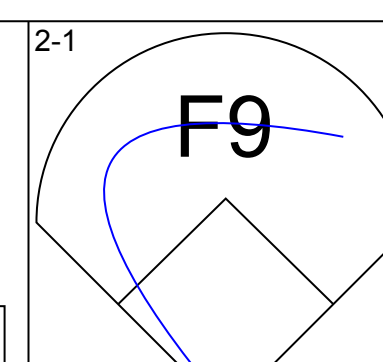
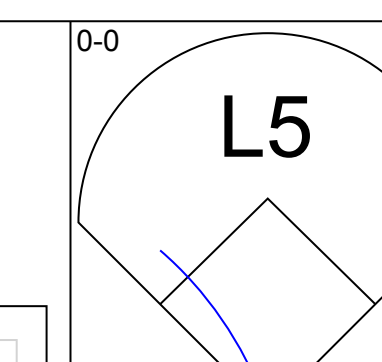
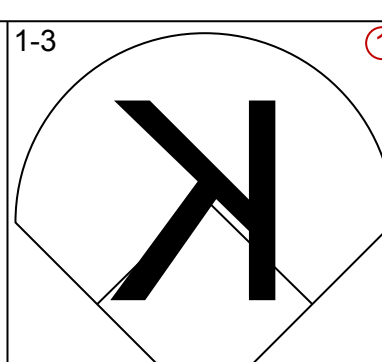
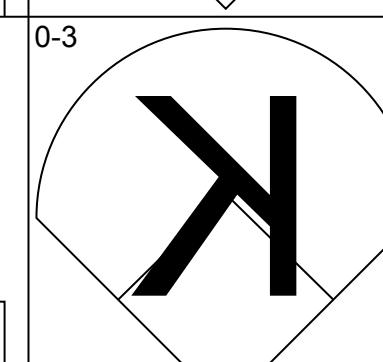
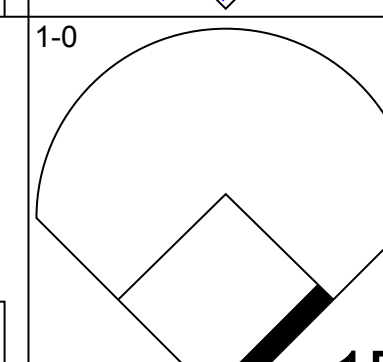
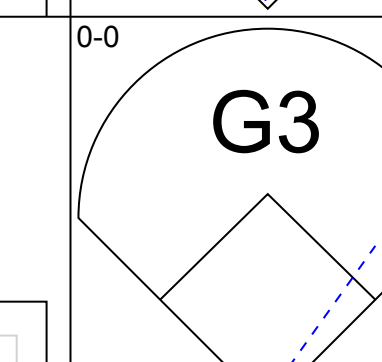
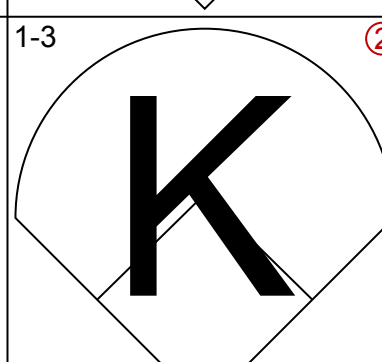
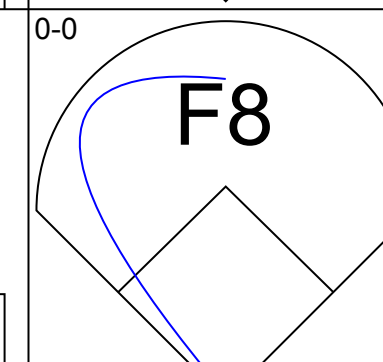
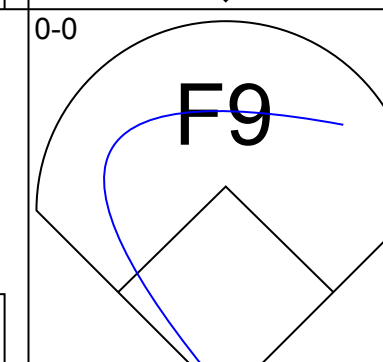
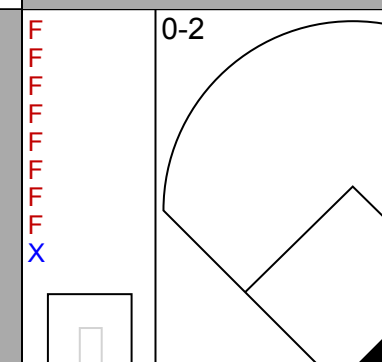
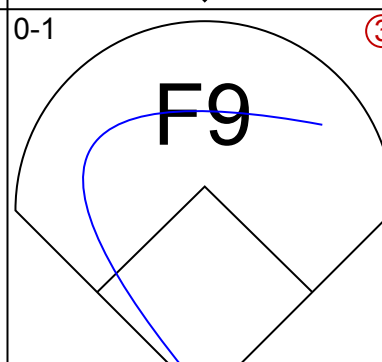
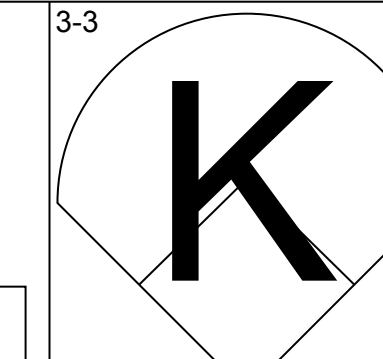
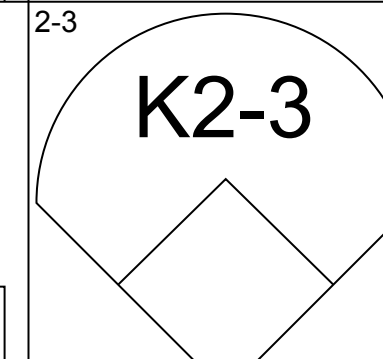
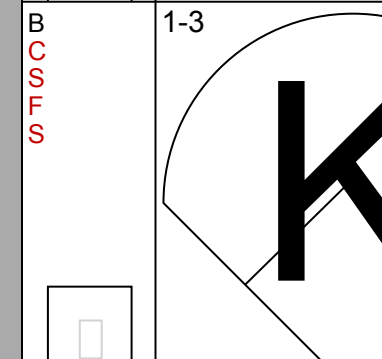
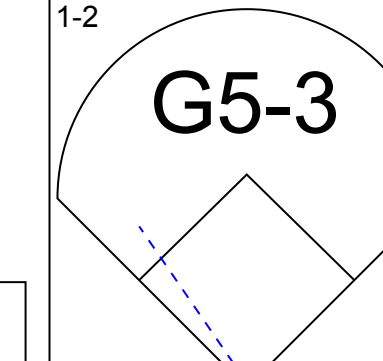
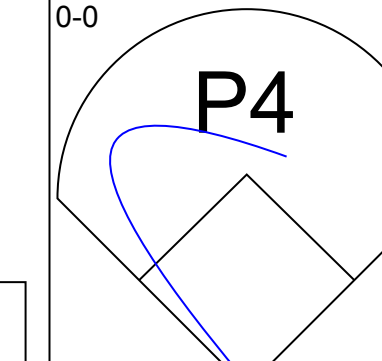
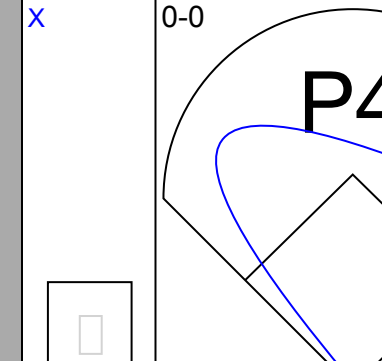
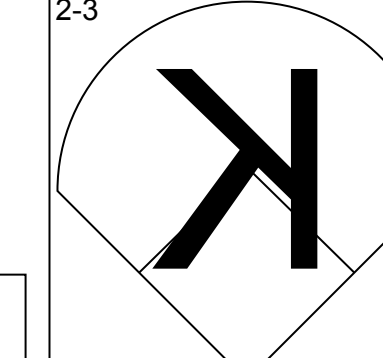
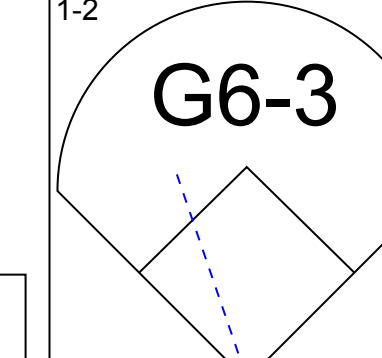
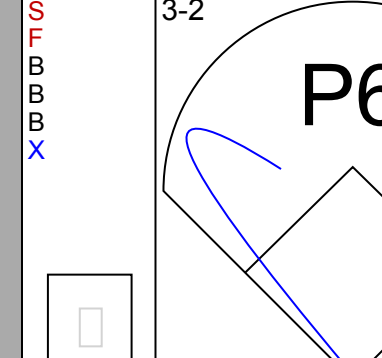
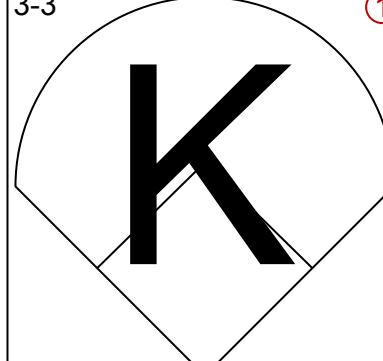
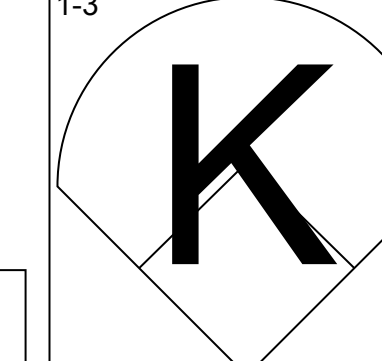
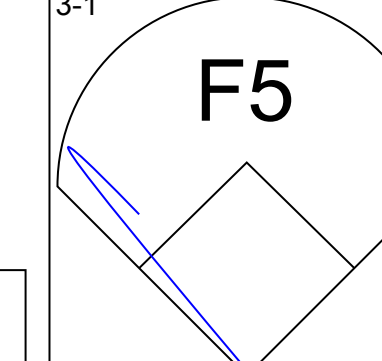
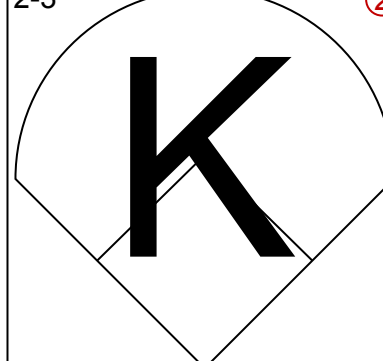
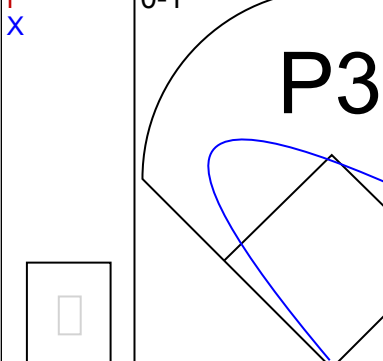
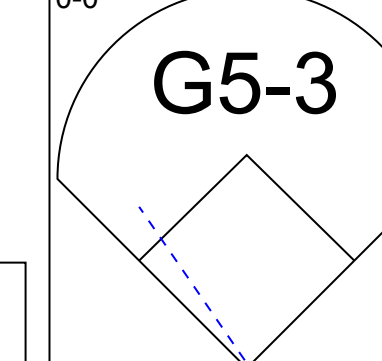

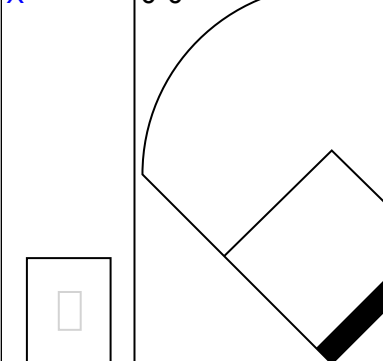
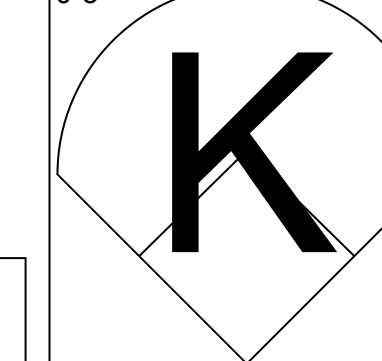
Batter	1	2	3	4	5	6	7	8	9	AB	R	H	RBI	BB	SO	LOB	TOP										
Brent Abernathy, R OBP: 0.334, SLG: 0.396										4	0	2	0	0	0	0	Tampa Bay Devil Rays @ New York Yankees Yankee Stadium, Bronx, NY Wed Sep 26 2001, 7:05 PM EDT Att: 23,352 - Sunny - 63 F										
Ben Grievie, L OBP: 0.367, SLG: 0.383										4	0	3	0	0	1	0											
Toby Hall, R OBP: 0.313, SLG: 0.428										4	0	1	0	0	0	5											
Steve Cox, L OBP: 0.306, SLG: 0.415										4	0	0	0	0	1	4											
Randy Winn, S OBP: 0.348, SLG: 0.414										4	0	1	0	0	1	1											
Jose Guillen, R OBP: 0.315, SLG: 0.385										3	1	1	1	0	1	1											
1B Jared Sandberg, R OBP: 0.267, SLG: 0.286										4	0	1	0	0	2	2											
Felix Martinez, S OBP: 0.284, SLG: 0.306											4	0	0	0	0	2											
Damian Rolls, R OBP: 0.290, SLG: 0.333										3	0	0	0	0	2	0											
Inning Stats	R: 0 E: 0 K: 0 S: 8	H: 2 LOB: 1 BB: 0 P: 13	R: 0 E: 0 K: 1 S: 8	H: 1 LOB: 1 BB: 0 P: 11	R: 0 E: 0 K: 0 S: 17	H: 2 LOB: 2 BB: 0 P: 24	R: 1 E: 0 K: 0 S: 8	H: 1 LOB: 0 BB: 0 P: 14	R: 0 E: 0 K: 1 S: 9	H: 1 LOB: 1 BB: 0 P: 12	R: 0 E: 0 K: 1 S: 9	H: 0 LOB: 0 BB: 0 P: 13	R: 0 E: 0 K: 3 S: 10	H: 1 LOB: 1 BB: 0 P: 12	R: 0 E: 0 K: 1 S: 7	H: 0 LOB: 0 BB: 0 P: 13	1B: 7 2B: 2 3B: 0 HR: 1	SF: 0 SAC: 0 DP: 2 HBP: 1	WP: 0 PB: 0 CS: 2	PA: 35							
PITCHER	IP	WLS	BF	H	R	ER	SO	BB	IBB	HBP	BLK	WP	HR	S	P	ERA	WHIP										
Andy Pettitte, L ERA: 4.09	(1, 1)	0.0	2	2	0	0	0	0	0	0	0	0	0	2	3	∞	∞										
Ted Lilly, L ERA: 5.34	(1, 1)	7.2	29	7	1	1	6	0	0	0	0	0	1	72	103	1.17	0.913										
Jay Witasick, R ERA: 3.45	(8, 1)	0.1	H	1	0	0	1	0	0	0	0	0	0	3	3	0.00	0.000										
42 Mariano Rivera, R ERA: 2.43	(9, 1)	1.0	3	0	0	0	1	0	0	1	0	0	0	7	13	0.00	0.000										

Batter	1	2	3	4	5	6	7	8	9	AB	R	H	RBI	BB	SO	LOB	BOTTOM										
Alfonso Soriano, R OBP: 0.307, SLG: 0.441										4	0	0	0	0	1	2	Tampa Bay Devil Rays @ New York Yankees Yankee Stadium, Bronx, NY Wed Sep 26 2001, 7:05 PM EDT Att: 23,352 - Sunny - 63 F										
Nick Johnson, L OBP: 0.318, SLG: 0.362										4	0	0	0	0	1	0											
2 Derek Jeter, R OBP: 0.377, SLG: 0.478										4	1	2	0	0	0	0											
Enrique Wilson, S OBP: 0.246, SLG: 0.290										0	0	0	0	0	0	0											
Bernie Williams, S OBP: 0.392, SLG: 0.499										4	2	1	0	0	0	2											
Tino Martinez, L OBP: 0.330, SLG: 0.507										3	1	1	0	1	0	3											
Shane Spencer, R OBP: 0.317, SLG: 0.445										4	1	2	3	0	1	3											
Scott Brosius, R OBP: 0.352, SLG: 0.460										4	0	2	1	0	1	2											
Todd Greene, R OBP: 0.267, SLG: 0.317										4	0	0	1	0	1	5											
Clay Bellinger, R OBP: 0.218, SLG: 0.375										4	0	0	0	0	2	4											
Inning Stats	R: 0 E: 0 K: 1 S: 10	H: 0 LOB: 0 BB: 0 P: 16	R: 2 E: 2 K: 2 S: 22	H: 2 LOB: 2 BB: 1 P: 30	R: 0 E: 0 K: 0 S: 12	H: 1 LOB: 1 BB: 0 P: 17	R: 1 E: 0 K: 1 S: 10	H: 1 LOB: 0 BB: 0 P: 16	R: 0 E: 0 K: 2 S: 12	H: 2 LOB: 2 BB: 0 P: 16	R: 0 E: 0 K: 1 S: 9	H: 0 LOB: 0 BB: 0 P: 14	R: 2 E: 2 K: 0 S: 19	H: 2 LOB: 2 BB: 0 P: 30	1B: 4 2B: 3 3B: 0 HR: 1	SF: 0 SAC: 0 DP: 0 HBP: 0	WP: 0 PB: 0 CS: 0	PA: 36									
PITCHER	IP	WLS	BF	H	R	ER	SO	BB	IBB	HBP	BLK	WP	HR	S	P	ERA	WHIP										
Paul Wilson, R ERA: 5.24	(1, 1)	7.0	L	29	4	3	2	7	1	0	0	0	0	10	115	2.57	1.000										
Doug Creek, L ERA: 4.45	(8, 1)	0.0	3	1	2	1	0	0	0	0	0	0	0	10	16	∞	∞										
Travis Phelps, R ERA: 3.72	(8, 1)	1.0	4	1	0	0	0	0	0	0	0	0	0	9	14	0.00	1.000										

livebaseballscores.com

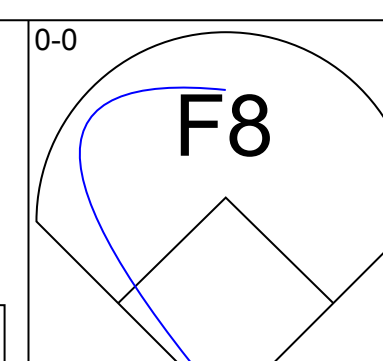
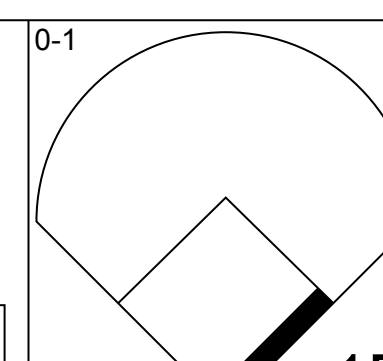
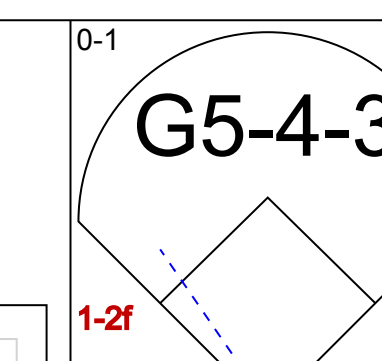
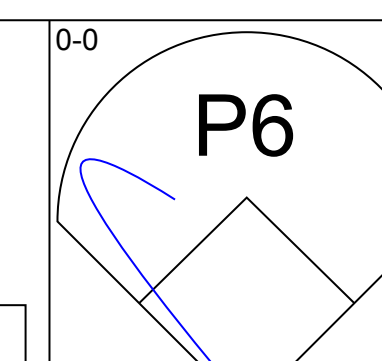
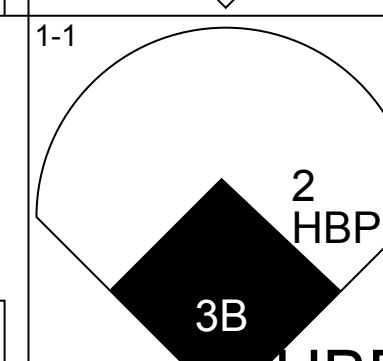

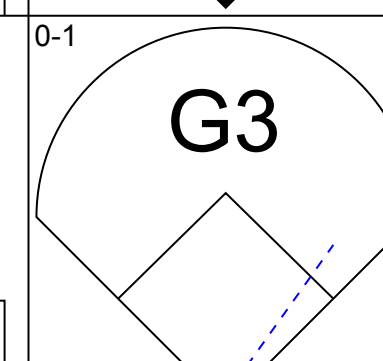


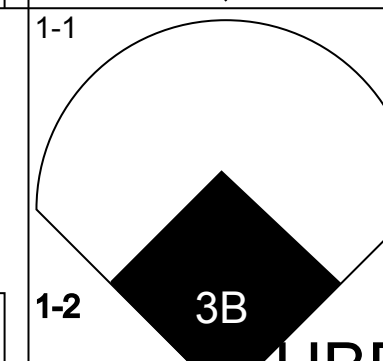
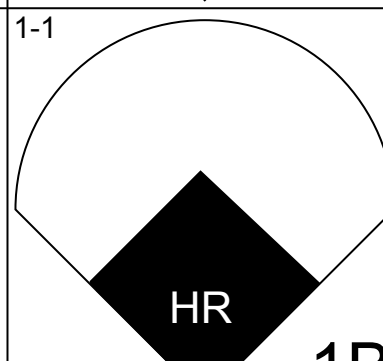

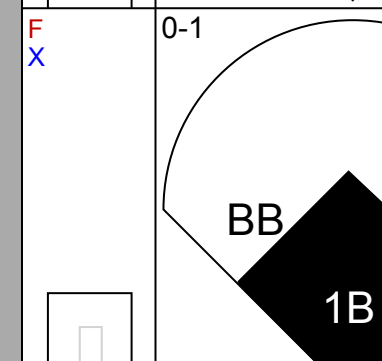
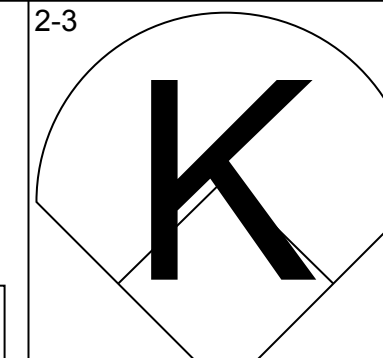
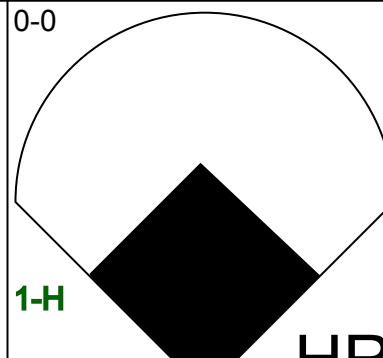

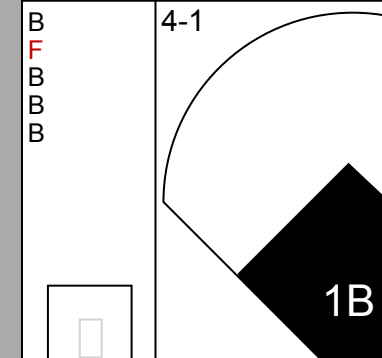
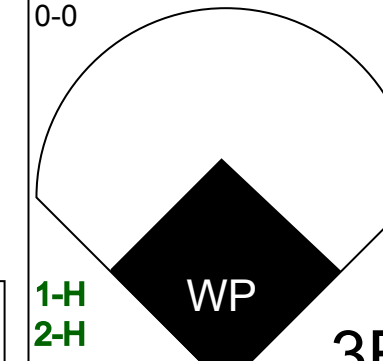
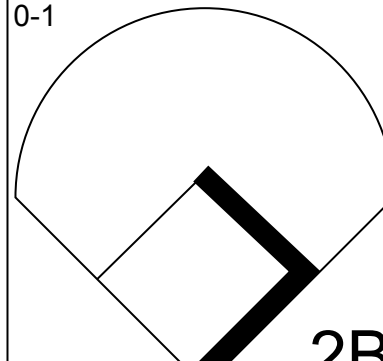
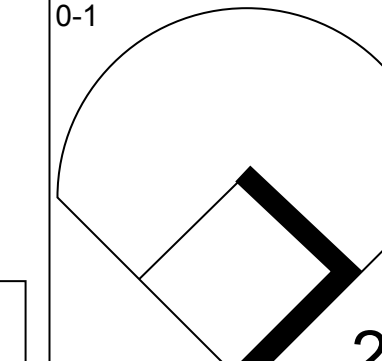
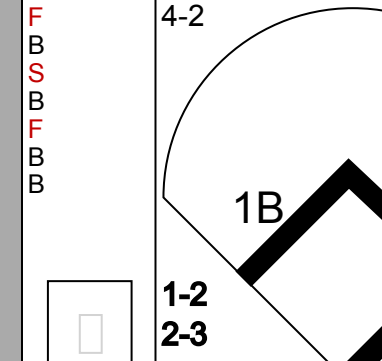
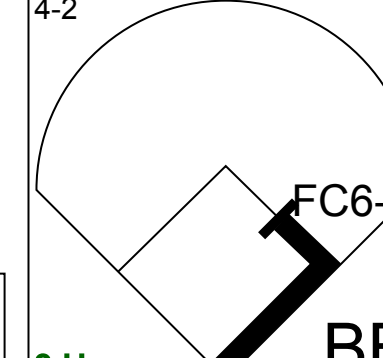
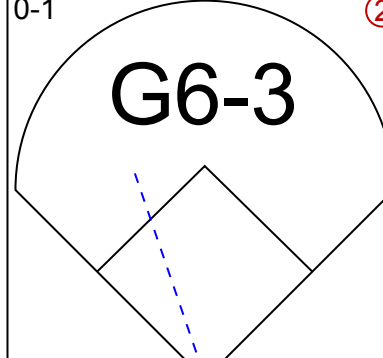
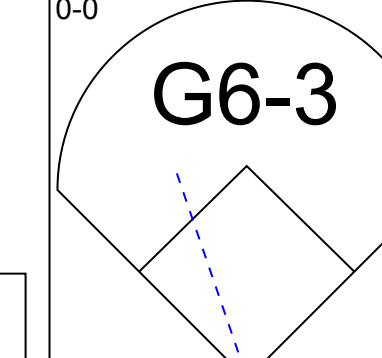
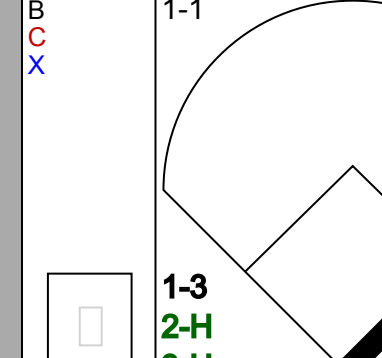
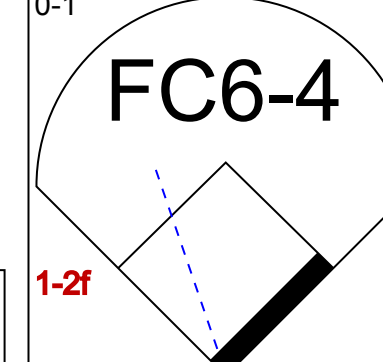
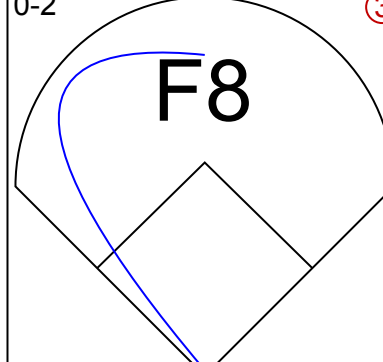

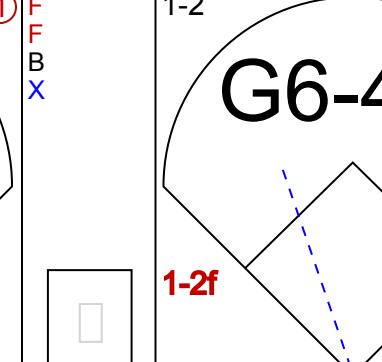







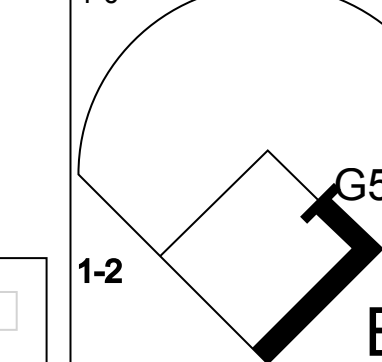
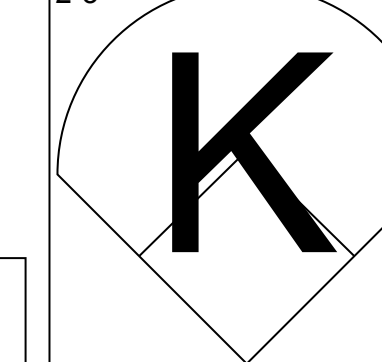
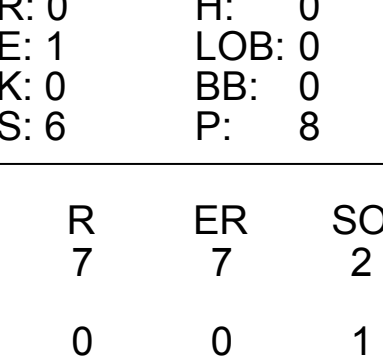
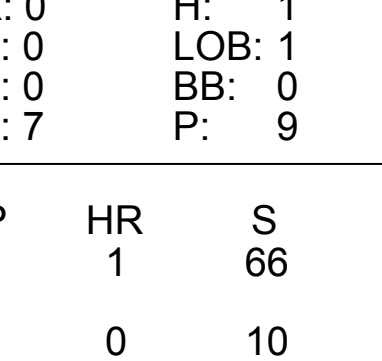
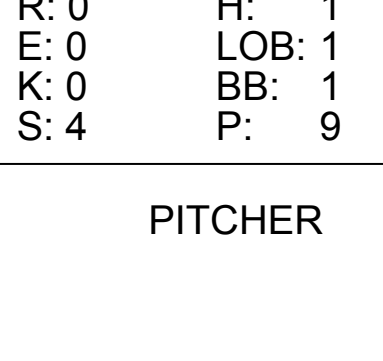
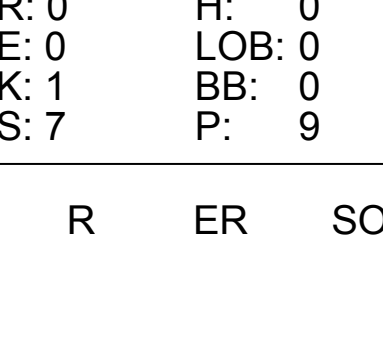




livebaseballscores.com



Batter	1	2	3	4	5	6	7	8	9	AB	R	H	RBI	BB	SO	LOB	TOP			
Luis Matos, R OBP: 0.292, SLG: 0.469 (1, 8)										4	0	0	0	0	2	1	Baltimore Orioles @ New York Yankees Yankee Stadium, Bronx, NY Fri Sep 28 2001, 7:05 PM EDT Att: 42,066 - Cloudy - 61 F			
Larry Bigbie, L OBP: 0.323, SLG: 0.331 (1, 9)										4	0	1	0	0	2	1				
Jeff Conine, R OBP: 0.385, SLG: 0.446 (1, 3)										4	0	1	0	0	0	1				
Chris Richard, L OBP: 0.340, SLG: 0.437 (1, 10)										3	0	0	0	0	3	2				
Cal Ripken Jr., R OBP: 0.293, SLG: 0.387 (1, 5)										3	0	0	0	0	0	1				
Tony Batista, R OBP: 0.279, SLG: 0.433 (1, 6)										3	0	0	0	0	1	1				
Brady Anderson, L OBP: 0.310, SLG: 0.297 (1, 7)										3	0	0	0	0	2	0				
Geronimo Gil, R OBP: 0.289, SLG: 0.286 (1, 2)										3	0	0	0	0	1	0				
Jerry Hairston, R OBP: 0.306, SLG: 0.355 (1, 4)										3	0	1	0	0	2	0				
Inning Stats	R: 0 H: 0 E: 0 K: 2 S: 8	H: 0 LOB: 0 BB: 0 P: 11	R: 0 H: 0 E: 0 K: 2 S: 13	H: 0 LOB: 0 BB: 0 P: 19	R: 0 H: 0 E: 0 K: 3 S: 11	H: 1 LOB: 1 BB: 0 P: 16	R: 0 H: 0 E: 0 K: 1 S: 7	H: 0 LOB: 0 BB: 0 P: 9	R: 0 H: 1 E: 0 K: 1 S: 5	H: 1 LOB: 1 BB: 0 P: 5	R: 0 H: 1 E: 0 K: 1 S: 17	H: 1 LOB: 1 BB: 0 P: 21	R: 0 H: 0 E: 0 K: 1 S: 6	H: 0 LOB: 0 BB: 0 P: 9	R: 0 H: 0 E: 0 K: 2 S: 10	H: 0 LOB: 0 BB: 0 P: 12	1B: 3 2B: 0 3B: 0 HR: 0	SF: 0 SAC: 0 DP: 0 HBP: 0	WP: 0 PB: 0 SB: 0 CS: 0	PA: 30
PITCHER 35 Mike Mussina, R ERA: 3.27 (1, 1)	IP: 9.0 WLS: W BF: 30 H: 3 R: 0 ER: 0 SO: 13 BB: 0 IBB: 0 HBP: 0 BLK: 0 WP: 0 HR: 0 S: 84 P: 114 ERA: 0.00 WHIP: 0.333																			

AB	30
R	0
H	3
RBI	0
BB	0
SO	13
LOB	7



Batter	1	2	3	4	5	6	7	8	9	AB	R	H	RBI	BB	SO	LOB	BOTTOM			
Chuck Knoblauch, R OBP: 0.341, SLG: 0.358 (1, 7)										3	0	1	0	0	0	1	Baltimore Orioles @ New York Yankees Yankee Stadium, Bronx, NY Fri Sep 28 2001, 7:05 PM EDT Att: 42,066 - Cloudy - 61 F			
Clay Bellinger, R OBP: 0.213, SLG: 0.365 (6, FH) (7, 7)										2	0	0	0	0	0	2				
Nick Johnson, L OBP: 0.314, SLG: 0.344 (1, 10)										3	1	0	0	0	0	1				
2 Derek Jeter, R OBP: 0.380, SLG: 0.480 (6, FH)										3	3	2	0	0	1	0				
Enrique Wilson, S OBP: 0.246, SLG: 0.290 (8, 6)										0	0	0	0	0	0	0				
Bernie Williams, S OBP: 0.392, SLG: 0.504 (1, 8)										3	2	1	2	1	1	2				
Tino Martinez, L OBP: 0.334, SLG: 0.517 (1, 3)										3	1	3	2	1	0	0				
Shane Spencer, R OBP: 0.319, SLG: 0.444 (1, 9)										3	0	1	2	1	0	2				
Scott Brosius, R OBP: 0.349, SLG: 0.455 (1, 5)										4	0	0	0	0	0	4				
Todd Greene, R OBP: 0.267, SLG: 0.314 (1, 2)										4	0	1	0	0	0	0				
Alfonso Soriano, R OBP: 0.307, SLG: 0.439 (1, 4)										3	0	0	0	1	1	1				
Inning Stats	R: 3 H: 1 E: 0 K: 1 S: 14	H: 1 LOB: 1 BB: 1 P: 22	R: 0 H: 0 E: 1 K: 0 S: 6	H: 0 LOB: 0 BB: 0 P: 8	R: 2 H: 3 E: 0 K: 0 S: 17	H: 3 LOB: 1 BB: 0 P: 20	R: 0 H: 1 E: 0 K: 0 S: 7	H: 1 LOB: 1 BB: 0 P: 9	R: 0 H: 1 E: 0 K: 0 S: 4	H: 1 LOB: 1 BB: 1 P: 9	R: 2 H: 2 E: 0 K: 0 S: 13	H: 2 LOB: 1 BB: 2 P: 23	R: 0 H: 0 E: 0 K: 1 S: 7	H: 0 LOB: 0 BB: 0 P: 9	R: 0 H: 0 E: 0 K: 2 S: 10	H: 0 LOB: 0 BB: 0 P: 12	1B: 4 2B: 3 3B: 1 HR: 1	SF: 0 SAC: 0 DP: 3 HBP: 2	WP: 1 PB: 0 SB: 0 CS: 0	PA: 37
PITCHER Jason Johnson, R ERA: 4.01 (1, 1)	IP: 6.1 WLS: L BF: 33 H: 9 R: 7 ER: 7 SO: 2 BB: 4 IBB: 0 HBP: 2 BLK: 0 WP: 1 HR: 1 S: 66 P: 97 ERA: 9.95 WHIP: 2.053																			
PITCHER Ryan Kohlmeier, R ERA: 8.16 (7, 1)	IP: 1.2 WLS: L BF: 4 H: 0 R: 0 ER: 0 SO: 1 BB: 0 IBB: 0 HBP: 0 BLK: 0 WP: 0 HR: 0 S: 10 P: 13 ERA: 0.00 WHIP: 0.000																			

AB	31
R	7
H	9
RBI	6
BB	4
SO	3
LOB	13



Batter	1	2	3	4	5	6	7	8	9	10	11	12	13	14	15	AB	R	H	RBI	BB	SO	LOB	TOP													
Luis Matos, R OBP: 0.286, SLG: 0.419 (1, 8)																6	0	1	0	1	3	8														
Larry Bieble, L OBP: 0.319, SLG: 0.315 (1, 9)																6	0	0	0	1	3	6														
Jeff Conine, R OBP: 0.382, SLG: 0.444 (1, 7)																7	0	1	0	0	0	5														
Chris Richard, L OBP: 0.339, SLG: 0.439 (1, 10)																6	1	1	1	1	1	2														
Cal Ripken Jr., R OBP: 0.286, SLG: 0.378 (1, 5)																7	0	0	0	0	4	2														
Tony Batista, R OBP: 0.281, SLG: 0.436 (1, 6)																7	0	2	0	0	1	1														
Casey Blake, R OBP: 0.316, SLG: 0.371 (1, 3)																7	0	1	0	0	3	3														
Gerónimo Gil, R OBP: 0.354, SLG: 0.310 (1, 2)																4	0	2	0	2	0	0														
6 Melvin Mora, R OBP: 0.329, SLG: 0.362 (13, PR)																0	0	0	0	0	0	0														
Fernando Lunar, R OBP: 0.287, SLG: 0.287 (13, 2)																1	0	0	0	0	0	0														
Jerry Hairston, R OBP: 0.308, SLG: 0.351 (1, 4)																2	0	0	0	2	0	1														
Inning Stats	R: 0 E: 0 K: 1 S: 12	H: 0 LOB: 1 BB: 1 P: 19	R: 0 E: 0 K: 0 S: 4	H: 0 LOB: 0 BB: 0 P: 7	R: 0 E: 1 K: 1 S: 12	H: 0 LOB: 2 BB: 1 P: 20	R: 0 E: 0 K: 2 S: 15	H: 0 LOB: 1 BB: 1 P: 26	R: 0 E: 0 K: 1 S: 14	H: 1 LOB: 2 BB: 1 P: 22	R: 0 E: 0 K: 0 S: 6	H: 0 LOB: 0 BB: 0 P: 8	R: 0 E: 0 K: 2 S: 13	H: 1 LOB: 3 BB: 1 P: 20	R: 0 E: 0 K: 1 S: 7	H: 1 LOB: 1 BB: 0 P: 9	R: 0 E: 0 K: 1 S: 10	H: 0 LOB: 0 BB: 0 P: 11	R: 0 E: 0 K: 1 S: 7	H: 1 LOB: 1 BB: 0 P: 8	R: 0 E: 0 K: 1 S: 9	H: 0 LOB: 0 BB: 0 P: 17	R: 0 E: 0 K: 1 S: 7	H: 0 LOB: 0 BB: 0 P: 11	R: 0 E: 0 K: 1 S: 7	H: 0 LOB: 0 BB: 0 P: 13	R: 0 E: 0 K: 1 S: 9	H: 0 LOB: 0 BB: 0 P: 13	1B: 7 2B: 0 3B: 0 HR: 1	SF: 0 SAC: 1 DP: 0 HBP: 1	WP: 1 PB: 0 SB: 1 CS: 0	PA: 62				
PITCHER	IP ERA WLS BF H R ER SO BB IBB HBP BLK WP HR S P ERA WHIP	6.0 3.43 1.0 3 0 0 0 0 0 0 0 0 0 0 0 6 8 0.00 0.000	6.0 3.45 1.0 6 1 0 0 0 1 0 0 0 0 0 0 13 20 0.00 2.000	6.0 3.31 2.0 8 2 0 0 2 0 0 0 0 0 0 0 17 23 0.00 1.000	6.0 3.36 2.0 7 1 0 0 3 0 0 0 0 0 0 0 16 19 0.00 0.500	PITCHER	IP ERA WLS BF H R ER SO BB IBB HBP BLK WP HR S P ERA WHIP	13.1 4.39 1.0 3 0 0 0 1 0 0 0 0 0 0 0 0 9 13 0.00 0.000	15.1 3.36 1.0 3 0 0 0 1 0 0 0 0 0 0 0 0 9 13 0.00 0.000																											

Baltimore Orioles @ New York Yankees
Yankee Stadium, Bronx, NY
Sun Sep 30 2001, 1:05 PM EDT
Att: 55,351 - Cloudy - 54 F

AB 53
R 1
H 8
RBI 1
BB 7
SO 15
LOB 28



Batter	1	2	3	4	5	6	7	8	9	10	11	12	13	14	15	AB	R	H	RBI	BB	SO	LOB	BOTTOM											
Alfonso Soriano, R OBP: 0.304, SLG: 0.434 (1, 4)																5	0	1	0	0	3	0												
2 Derek Jeter, R OBP: 0.376, SLG: 0.475 (1, 6)																5	0	0	0	0	1	1												
Gerard Williams, R OBP: 0.263, SLG: 0.310 (11, PR)																2	0	0	0	0	1	3												
Bernie Williams, S OBP: 0.394, SLG: 0.510 (1, 8)																4	1	1	1	2	0	2												
Tino Martínez, L OBP: 0.331, SLG: 0.510 (1, 3)																5	0	1	0	0	2	2												
Enrique Wilson, S OBP: 0.245, SLG: 0.288 (12, 6)																1	0	0	0	0	1	2												
David Justice, L OBP: 0.333, SLG: 0.438 (1, 10)																2	0	0	0	1	0	0												
Erick Almonte, R OBP: 0.300, SLG: 0.500 (7, PR)																0	0	0	0	0	0	0												
Randy Velarde, R OBP: 0.362, SLG: 0.439 (8, PH)																6	0	0	0	0	4	2												
Shane Spencer, R OBP: 0.312, SLG: 0.431 (1, 9)																																		
Scott Brosius, R OBP: 0.350, SLG: 0.454 (1, 5)																6	0	2	0	0	1	1												
Todd Greene, R OBP: 0.240, SLG: 0.281 (1, 2)																6	0	0	0	0	1	3												
Clay Bellinger, R OBP: 0.205, SLG: 0.351 (1, 7)																3	0	0	0	0	1	0												
Nick Johnson, L OBP: 0.333, SLG: 0.344 (11, PH)																0	0	0	0	1	0	0												
Chuck Knoblauch, R OBP: 0.341, SLG: 0.358 (13, PR)																0	0	0	0	0	0	0												
Luis Sojo, R OBP: 0.218, SLG: 0.192 (14, 3)																1	0	0	0	0	1	0												
Inning Stats	R: 0 E: 0 K: 0 S: 8	H: 0 LOB: 0 BB: 0 P: 9	R: 0 E: 0 K: 1 S: 8	H: 0 LOB: 0 BB: 0 P: 10	R: 0 E: 0 K: 0 S: 7	H: 0 LOB: 0 BB: 0 P: 9	R: 0 E: 0 K: 1 S: 11	H: 1 LOB: 1 BB: 0 P: 17	R: 0 E: 0 K: 1 S: 10	H: 0 LOB: 0 BB: 0 P: 11	R: 0 E: 0 K: 3 S: 10	H: 0 LOB: 2 BB: 1 P: 16	R: 0 E: 0 K: 1 S: 9	H: 0 LOB: 0 BB: 0 P: 16	R: 0 E: 0 K: 2 S: 13	H: 1 LOB: 1 BB: 0 P: 22	R: 0 E: 0 K: 1 S: 5	H: 0 LOB: 0 BB: 0 P: 8	R: 0 E: 0 K: 1 S: 11	H: 0 LOB: 2 BB: 1 P: 17	R: 0 E: 0 K: 1 S: 7	H: 1 LOB: 1 BB: 0 P: 20	R: 0 E: 0 K: 1 S: 8	H: 0 LOB: 0 BB: 0 P: 13	R: 0 E: 0 K: 1 S: 14	H: 1 LOB: 1 BB: 0 P: 20	R: 0 E: 0 K: 1 S: 8	H: 0 LOB: 0 BB: 0 P: 13	1B: 4 2B: 0 3B: 0 HR: 1	SF: 0 SAC: 2 DP: 0 HBP: 1	WP: 0 PB: 0 SB: 1 CS: 1	PA: 56		
PITCHER	IP ERA WLS BF H R ER SO BB IBB HBP BLK WP HR S P ERA WHIP	6.0 5.89 0.2 3 0 0 0 0 1 0 0 0 0 0 0 6 12 0.00 1.500	7.1 4.56 2.0 7 0 0 0 6 1 0 0 0 0 0 0 19 31 0.00 0.500	9.1 5.0 0.1 2 1 0 0 0 0 0 0 0 0 0 8 11 0.00 3.000	10.1 3.34 2.0 8 0 0 0 2 1 0 0 0 0 0 0 15 25 0.00 0.500	PITCHER	IP ERA WLS BF H R ER SO BB IBB HBP BLK WP HR S P ERA WHIP	12.1 7.25 4.0 16 2 0 0 5 1 0 0 0 0 0 0 1 65 0.00 0.750																										

Baltimore Orioles @ New York Yankees
Yankee Stadium, Bronx, NY
Sun Sep 30 2001, 1:05 PM EDT
Att: 55,351 - Cloudy - 54 F

AB 48
R 1
H 5
RBI 1
BB 5
SO 17
LOB 18



Batter	1	2	3	4	5	6	7	8	9	AB	R	H	RBI	BB	SO	LOB	TOP			
Ray Durham, S OBP: 0.336, SLG: 0.458	G6-3		SF8		F9			FC1-4 1B		3	0	1	1	0	0	1	Chicago White Sox @ New York Yankees Yankee Stadium, Bronx, NY Mon Oct 01 2001, 7:05 PM EDT Att: 8,112 - Cloudy - 57 F			
Aaron Rowand, R OBP: 0.385, SLG: 0.440	1B		FC5-4		BB			FC1-4 BB		3	0	1	0	1	0	2				
Magglio Ordonez, R OBP: 0.379, SLG: 0.529	L7		K		F3			BB		3	0	0	0	1	1	3				
14 Paul Konerko, R OBP: 0.350, SLG: 0.508	G4-3			K	FC5-4			K		4	0	0	0	0	2	4				
Jose Canseco, R OBP: 0.369, SLG: 0.478		P6		K2-3				F7		4	0	0	0	0	2	1				
Carlos Lee, R OBP: 0.324, SLG: 0.470	F7			G5-3				F7		4	0	0	0	0	0	0				
Herbert Perry, R OBP: 0.326, SLG: 0.401	K				G6-3		F8	L7		4	0	0	0	0	1	0				
Royce Clayton, R OBP: 0.323, SLG: 0.402			S SF8 1B				F3			3	1	2	0	0	0	0				
Josh Paul, R OBP: 0.315, SLG: 0.396			FC5-4 BB		K			K		2	0	0	0	1	2	1				
Inning Stats	R: 0 E: 0 K: 0 S: 5	H: 1 LOB: 1 BB: 0 P: 8	R: 0 E: 0 K: 1 S: 8	H: 0 LOB: 2 BB: 0 P: 10	R: 1 E: 0 K: 1 S: 12	H: 1 LOB: 1 BB: 1 P: 19	R: 0 E: 0 K: 2 S: 8	H: 0 LOB: 0 BB: 0 P: 14	R: 0 E: 0 K: 1 S: 8	H: 1 LOB: 1 BB: 0 P: 10	R: 0 E: 0 K: 0 S: 11	H: 0 LOB: 0 BB: 0 P: 16	R: 0 E: 0 K: 2 S: 13	H: 1 LOB: 2 BB: 1 P: 24	R: 0 E: 0 K: 0 S: 8	H: 0 LOB: 0 BB: 0 P: 14	1B: 4 2B: 0 3B: 0 HR: 0	SF: 1 SAC: 0 DP: 0 HBP: 0	WP: 0 PB: 0 SB: 1 CS: 0	PA: 34
PITCHER Sterling Hitchcock, L ERA: 5.37	IP: 9.0 WLS: W BF: 34 H: 4 R: 1 ER: 1 SO: 8 BB: 3 IBB: 0 HBP: 0 BLK: 0 WP: 0 HR: 0 S: 78 P: 126 ERA: 1.00 WHIP: 0.778																			

Batter	1	2	3	4	5	6	7	8	9	AB	R	H	RBI	BB	SO	LOB	BOTTOM			
2 Derek Jeter, R OBP: 0.376, SLG: 0.477	F8		G4-3		F3			2B		5	0	2	3	0	0	3	Chicago White Sox @ New York Yankees Yankee Stadium, Bronx, NY Mon Oct 01 2001, 7:05 PM EDT Att: 8,112 - Cloudy - 57 F			
Randy Velarde, R OBP: 0.383, SLG: 0.435	G4-3 BB				G4-3			K		3	0	0	0	1	1	1				
Clay Bellinger, R OBP: 0.205, SLG: 0.351		HBP								0	0	0	0	0	0	0				
Bernie Williams, S OBP: 0.391, SLG: 0.505	G4-3	G3-1			F8			G4-3		5	0	0	0	0	0	4				
Tino Martinez, L OBP: 0.331, SLG: 0.509	K		BB 2B 1B		P5			G4-3		4	1	1	0	0	1	1				
David Justice, L OBP: 0.334, SLG: 0.436		BB 1B BB	BB 2B E BB		G3			G4-3		2	2	0	0	2	0	0				
Shane Spencer, R OBP: 0.321, SLG: 0.439		BB 1B 2B BB	E7 BB 2B 2B		HBP 1B BB			1B		2	3	2	1	2	0	0				
Alfonso Soriano, R OBP: 0.306, SLG: 0.436		BB 1B 2B 1B	F8 2B 2B		F9			K		4	1	2	2	0	1	1				
Bobby Estellella, R OBP: 0.297, SLG: 0.361		K	K		1B HBP			2B BB		2	1	0	0	1	2	3				
Luis Sojo, R OBP: 0.220, SLG: 0.195		K	F8		1B			F9		4	0	1	1	0	1	4				
Inning Stats	R: 0 E: 0 K: 1 S: 10	H: 0 LOB: 1 BB: 1 P: 20	R: 3 E: 0 K: 2 S: 17	H: 2 LOB: 2 BB: 2 P: 30	R: 3 E: 1 K: 1 S: 15	H: 3 LOB: 1 BB: 1 P: 27	R: 0 E: 0 K: 0 S: 4	H: 0 LOB: 0 BB: 0 P: 4	R: 1 E: 0 K: 0 S: 9	H: 1 LOB: 2 BB: 1 P: 15	R: 0 E: 0 K: 0 S: 8	H: 0 LOB: 0 BB: 0 P: 10	R: 0 E: 0 K: 1 S: 10	H: 1 LOB: 0 BB: 0 P: 11	R: 1 E: 0 K: 1 S: 13	H: 1 LOB: 1 BB: 1 P: 21	1B: 4 2B: 4 3B: 0 HR: 0	SF: 0 SAC: 0 DP: 0 HBP: 2	WP: 0 PB: 0 SB: 0 CS: 0	PA: 39
PITCHER Kip Wells, R ERA: 4.69 Matt Ginter, R ERA: 5.26 Bill Pulsipher, L ERA: 6.26	IP: 2.0 WLS: L BF: 16 H: 5 R: 2 ER: 1 SO: 3 BB: 4 IBB: 0 HBP: 1 BLK: 0 WP: 0 HR: 0 S: 35 P: 66 ERA: 27.00 WHIP: 4.500	IP: 3.1 WLS: L BF: 18 H: 2 R: 1 ER: 1 SO: 2 BB: 1 IBB: 0 HBP: 1 BLK: 0 WP: 0 HR: 0 S: 38 P: 51 ERA: 1.80 WHIP: 0.600	IP: 8.1 WLS: L BF: 5 H: 1 R: 1 ER: 1 SO: 1 BB: 0 IBB: 0 HBP: 0 BLK: 0 WP: 0 HR: 0 S: 13 P: 21 ERA: 9.00 WHIP: 2.000																	

Batter	1	2	3	4	5	6	7	8	9	AB	R	H	RBI	BB	SO	LOB	TOP										
Ray Durham, S (1,4) OBP: 0.336, SLG: 0.460	4-1 1B 14 SF9 BB		1-1 G6-3 3B		2-2 F9		2-1 F8		2-3 K	4	2	1	1	1	1	2											
24 Joe Crede, R (1,5) OBP: 0.294, SLG: 0.304	1-3 K		0-3 K		1-2 G6-3		0-1 F7		2-3 K	5	0	0	0	0	3	4											
Magglio Ordonez, R (1,9) OBP: 0.381, SLG: 0.530	1-2 S 14 S 1B		0-2 G6-3		2-2 14 CS 1B		1-0 1B			4	0	3	2	0	0	0											
14 Paul Konerko, R (1,3) OBP: 0.348, SLG: 0.505	3-2 SF9		3-0 G4-3		3-1 CS		2-3 K			3	0	0	1	0	1	2											
Jose Canseco, R (1,10) OBP: 0.367, SLG: 0.472	1-0 P4			2-3 K		4-1 1B BB		3-1 L7		3	0	0	0	1	1	1											
Carlos Lee, R (1,7) OBP: 0.321, SLG: 0.467		1-1 P4		1-1 G6-3		0-2 F2		2-2 G1-3		4	0	0	0	0	0	1											
Aaron Rowand, R (1,8) OBP: 0.396, SLG: 0.445		1-3 K		0-0 1B		1-0 1B		4-2 BB		3	0	2	0	1	1	0											
Royce Clayton, R (1,6) OBP: 0.320, SLG: 0.398		0-1 F8		1-0 F9		0-3 K		0-3 K		4	0	0	0	0	2	4											
Josh Paul, R (1,2) OBP: 0.329, SLG: 0.407			4-1 3B BB		1-2 F9 1B 2B				0-3 K	1	2	1	0	2	0	0											
Jose Valentin, S (9, PH) OBP: 0.336, SLG: 0.502										1	0	0	0	0	1	0											
Inning Stats	R: 1 E: 0 K: 1 S: 16	H: 1 LOB: 1 BB: 1 P: 26	R: 0 E: 0 K: 1 S: 10	H: 0 LOB: 0 BB: 0 P: 12	R: 2 E: 0 K: 1 S: 10	H: 1 LOB: 0 BB: 1 P: 15	R: 0 E: 0 K: 1 S: 7	H: 1 LOB: 1 BB: 0 P: 11	R: 1 E: 0 K: 0 S: 14	H: 2 LOB: 0 BB: 0 P: 23	R: 0 E: 0 K: 1 S: 10	H: 1 LOB: 2 BB: 1 P: 16	R: 0 E: 0 K: 1 S: 9	H: 1 LOB: 2 BB: 1 P: 18	R: 0 E: 0 K: 1 S: 10	H: 0 LOB: 1 BB: 1 P: 19	R: 0 E: 0 K: 3 S: 11	H: 0 LOB: 0 BB: 0 P: 15	1B: 5 2B: 1 3B: 1 HR: 0	SF: 1 SAC: 0 DP: 0 HBP: 0	WP: 0 PB: 0 SB: 2 CS: 1	PA: 39					
PITCHER	IP	WLS	BF	H	R	ER	SO	BB	IBB	HBP	BLK	WP	HR	S	P	ERA	WHIP										
Ted Lilly, L (1,1) ERA: 5.37	6.0	W	26	6	4	4	5	3	0	0	0	0	0	67	103	6.00	1.500										
Jay Witasick, R (7,1) ERA: 3.32	1.0	H	5	1	0	0	1	1	0	0	0	0	0	9	18	0.00	2.000										
Mark Wohlers, R (8,1) ERA: 4.32	1.0	H	4	0	0	0	1	1	0	0	0	0	0	10	19	0.00	1.000										
42 Mariano Rivera, R (9,1) ERA: 2.4	1.0	S	3	0	0	0	3	0	0	0	0	0	0	11	15	0.00	0.000										

Chicago White Sox @ New York Yankees
Yankee Stadium, Bronx, NY
Tue Oct.02.2001, 7:05 PM EDT
Att: 10,480 - Cloudy - 71 F

AB 32
R 4
H 7
RBI 4
BB 5
SO 10
LOB 14



Batter	1	2	3	4	5	6	7	8	9	AB	R	H	RBI	BB	SO	LOB	BOTTOM										
Chuck Knoblauch, R (1,7) OBP: 0.341, SLG: 0.358	4-2 2 HR BB		1-2 L6		1-0 2B 1B		0-2 F2		2-0 F8	4	2	1	0	1	0	1											
2 Derek Jeter, R (1,6) OBP: 0.376, SLG: 0.486	1-0 HR		0-0 G4-3 2B		2-0 BB 20 SF9 1B		0-1 G3			4	2	3	2	0	0	1											
Bernie Williams, S (1,8) OBP: 0.393, SLG: 0.508	4-2 BB		2-1 G4-3		0-0 20 SF9 BB 1B		2-1 G4-3 2B			3	0	2	1	1	0	1											
Tino Martinez, L (1,3) OBP: 0.330, SLG: 0.506	1-3 K		3-1 G3		4-0 BB 1B		0-0 G4-3			3	0	0	0	1	1	3											
David Justice, L (1,10) OBP: 0.331, SLG: 0.431	1-3 K			0-1 F7		2-0 P4		2-3 K		4	0	0	0	0	2	5											
20 Jorge Posada, S (1,2) OBP: 0.385, SLG: 0.483	0-1 L4			1-2 HR		1-0 SF9		4-0 CS IBB		2	1	1	2	1	0	1											
Shane Spencer, R (1,9) OBP: 0.320, SLG: 0.440		0-1 F9		2-2 G6-3		2-0 K		2-2 CS		4	1	1	0	0	1	2											
Scott Brosius, R (1,5) OBP: 0.351, SLG: 0.457		1-1 G1-3		1-0 1B 2B		3-2 1B		2-2 G6-3		4	0	2	0	0	0	1											
Alfonso Soriano, R (1,4) OBP: 0.305, SLG: 0.436		1-2 G5-3		2-0 1B		0-3 K		0-0 SF8		3	0	1	1	0	1	1											
Inning Stats	R: 2 E: 0 K: 2 S: 14	H: 1 LOB: 1 BB: 2 P: 25	R: 0 E: 0 K: 0 S: 7	H: 0 LOB: 0 BB: 0 P: 9	R: 0 E: 0 K: 0 S: 9	H: 1 LOB: 0 BB: 0 P: 15	R: 1 E: 0 K: 0 S: 13	H: 3 LOB: 2 BB: 0 P: 19	R: 2 E: 0 K: 1 S: 8	H: 3 LOB: 2 BB: 1 P: 18	R: 0 E: 0 K: 1 S: 13	H: 1 LOB: 0 BB: 0 P: 16	R: 0 E: 0 K: 1 S: 8	H: 1 LOB: 1 BB: 1 P: 18	R: 1 E: 0 K: 0 S: 11	H: 1 LOB: 0 BB: 0 P: 18	R: 0 E: 0 K: 0 S: 11	H: 0 LOB: 0 BB: 0 P: 18	1B: 5 2B: 4 3B: 0 HR: 2	SF: 2 SAC: 0 DP: 0 HBP: 0	WP: 0 PB: 0 SB: 0 CS: 1	PA: 38					
PITCHER	IP	WLS	BF	H	R	ER	SO	BB	IBB	HBP	BLK	WP	HR	S	P	ERA	WHIP										
Dan Wright, R (1,1) ERA: 5.7	4.0	L	22	8	5	5	2	3	0	0	0	0	0	46	78	11.25	2.750										
Alan Embree, L (5,1) ERA: 7.52	0.2		2	0	0	0	0	0	0	0	0	0	0	2	5	0.00	0.000										
Josh Fogg, R (5,1) ERA: 2.25	3.1		13	3	1	1	3	0	1	0	0	0	0	35	55	2.70	0.900										

Chicago White Sox @ New York Yankees
Yankee Stadium, Bronx, NY
Tue Oct.02.2001, 7:05 PM EDT
Att: 10,480 - Cloudy - 71 F

AB 31
R 6
H 11
RBI 6
BB 4
SO 5
LOB 16



Batter	1	2	3	4	5	6	7	8	9	AB	R	H	RBI	BB	SO	LOB	TOP								
Ray Durham, S (1, 4) OBP: 0.339, SLG: 0.463	1-0 1B		1-2 1B			0-0 SH5-3 2B		2-0 G6-3		4	0	3	0	0	0	0	Chicago White Sox @ New York Yankees Yankee Stadium, Bronx, NY Wed Oct 03 2001, 7:05 PM EDT Att: 14,895 - Sunny - 78 F								
Jose Valentin, S (1, 6) OBP: 0.336, SLG: 0.500	0-2 F8		1-2 F8			4-2 SH5-3 BB		1-3 K		2	0	0	0	1	0	2									
Magglio Ordonez, R (8, PH) OBP: 0.381, SLG: 0.529										1	0	0	0	0	1	0									
Josh Paul, R (8, 2) OBP: 0.329, SLG: 0.407										0	0	0	0	0	0	0									
Aaron Rowand, R (1, 9) OBP: 0.387, SLG: 0.434	2-3 K			2-3 K		0-0 SH5-3			2-1 G4-3	3	0	0	0	0	2	1									
14 Paul Konerko, R (1, 3) OBP: 0.347, SLG: 0.504		2-2 F9		1-0 P3		1-2 P4			1-0 1B	4	0	1	0	0	0	2									
Royce Clayton, R (9, PR) OBP: 0.326, SLG: 0.398										0	0	0	0	0	0	0									
Jose Canseco, R (1, 10) OBP: 0.369, SLG: 0.484		1-1 HR		2-2 1B		1-2 P3			2-2 P4	4	1	2	1	0	0	3									
Carlos Lee, R (1, 7) OBP: 0.319, SLG: 0.463		0-0 G3-1		1-3 K			1-1 G5-3		1-2 L6	4	0	0	0	0	1	2									
Chris Singleton, L (1, 8) OBP: 0.335, SLG: 0.438		0-3 K			0-0 B2-3		1-2 G4-3			3	0	0	0	0	1	0									
24 Joe Crede, R (1, 5) OBP: 0.278, SLG: 0.286			0-2 F3		0-1 F8		2-1 F9			3	0	0	0	0	0	0									
Mark Johnson, L (1, 2) OBP: 0.330, SLG: 0.375			2-1 G6-3		2-2 F9			2-2 G5-3		2	0	0	0	0	0	0									
Tony Graffanino, R (8, PH) OBP: 0.366, SLG: 0.403										1	0	0	0	0	0	0									
Inning Stats	R: 0 E: 0 K: 1 S: 8	H: 1 LOB: 1 BB: 0 P: 11	R: 1 E: 0 K: 1 S: 9	H: 1 LOB: 0 BB: 0 P: 12	R: 0 E: 0 K: 0 S: 14	H: 1 LOB: 1 BB: 0 P: 18	R: 0 E: 0 K: 2 S: 14	H: 1 LOB: 1 BB: 0 P: 20	R: 0 E: 0 K: 0 S: 6	H: 0 LOB: 0 BB: 0 P: 8	R: 0 E: 0 K: 0 S: 15	H: 1 LOB: 2 BB: 1 P: 21	R: 0 E: 0 K: 1 S: 7	H: 0 LOB: 0 BB: 0 P: 11	R: 0 E: 0 K: 1 S: 7	H: 0 LOB: 0 BB: 0 P: 12	R: 0 E: 0 K: 0 S: 10	H: 1 LOB: 1 BB: 0 P: 16	1B: 4 2B: 1 3B: 0 HR: 1	SF: 0 SAC: 1 DP: 0 HBP: 0	WP: 0 PB: 0 SB: 0 CS: 0	PA: 33			
PITCHER	IP	WLS	BF	H	R	ER	SO	BB	IBB	HBP	BLK	WP	HR	S	P	ERA	WHIP								
35 Mike Mussina, R (1, 1) ERA: 3.2	7.0	W	26	5	1	1	4	1	0	0	0	0	1	73	101	1.29	0.857								
Mike Stanton, L (8, 1) ERA: 2.51	1.0	H	3	0	0	0	1	0	0	0	0	0	0	7	12	0.00	0.000								
42 Mariano Rivera, R (9, 1) ERA: 2.37	1.0	S	4	1	0	0	0	0	0	0	0	0	0	10	16	0.00	1.000								

Batter	1	2	3	4	5	6	7	8	9	AB	R	H	RBI	BB	SO	LOB	BOTTOM								
Chuck Knoblauch, R (1, 7) OBP: 0.339, SLG: 0.355	1-2 P6		2-1 L5			0-0 F9	2-2 L5			4	0	0	0	0	0	1	Chicago White Sox @ New York Yankees Yankee Stadium, Bronx, NY Wed Oct 03 2001, 7:05 PM EDT Att: 14,895 - Sunny - 78 F								
2 Derek Jeter, R (1, 6) OBP: 0.379, SLG: 0.485	2-1 G4-3		1-2 G1-3			0-0 HR 1B		4-1 G3-6-3 BB		3	1	1	0	1	0	0									
Paul O'Neill, L (1, 10) OBP: 0.330, SLG: 0.464	3-2 1B		2-2 F9			1-0 HR 1B		1-2 F9		4	1	2	2	0	0	1									
Bernie Williams, S (1, 8) OBP: 0.392, SLG: 0.506	1-3 K			2-0 F8		2-1 1B 1B		1-1 G3-6-3		4	0	1	0	0	1	2									
Tino Martinez, L (1, 3) OBP: 0.332, SLG: 0.507		0-0 G2-3 20 BB 1B		3-1 F5		1-1 E8		1-3 1B		3	0	2	0	0	0	0									
20 Jorge Posada, S (1, 2) OBP: 0.365, SLG: 0.481		4-2 G2-3 BB		2-3 K		0-3 K				2	0	0	0	1	2	2									
Shane Spencer, R (1, 9) OBP: 0.317, SLG: 0.435		1-3 K			1-0 L6	1-0 G5-3				3	0	0	0	0	1	4									
Scott Brosius, R (1, 5) OBP: 0.349, SLG: 0.454		1-2 G2-3			1-1 F9		2-2 G6-3			3	0	0	0	0	0	2									
Alfonso Soriano, R (1, 4) OBP: 0.306, SLG: 0.434		2-3 K			1-0 G1-3		4-0 CS BB			2	0	0	0	1	1	2									
Inning Stats	R: 0 E: 0 K: 1 S: 13	H: 1 LOB: 1 BB: 0 P: 20	R: 0 E: 0 K: 2 S: 12	H: 1 LOB: 2 BB: 1 P: 20	R: 0 E: 0 K: 0 S: 9	H: 0 LOB: 0 BB: 0 P: 14	R: 0 E: 0 K: 1 S: 6	H: 0 LOB: 0 BB: 0 P: 13	R: 0 E: 0 K: 0 S: 4	H: 0 LOB: 0 BB: 0 P: 7	R: 2 E: 1 K: 1 S: 11	H: 4 LOB: 2 BB: 0 P: 16	R: 0 E: 0 K: 0 S: 8	H: 0 LOB: 0 BB: 1 P: 15	R: 0 E: 0 K: 0 S: 6	H: 0 LOB: 0 BB: 1 P: 12		1B: 5 2B: 0 3B: 0 HR: 1	SF: 0 SAC: 0 DP: 1 HBP: 0	WP: 0 PB: 0 SB: 0 CS: 1	PA: 31				
PITCHER	IP	WLS	BF	H	R	ER	SO	BB	IBB	HBP	BLK	WP	HR	S	P	ERA	WHIP								
Jon Garland, R (1, 1) ERA: 3.69	5.1	L	22	5	2	2	4	1	0	0	0	0	0	5	6	0.00	3.000								
Alan Embree, L (6, 1) ERA: 7.47	0.1		2	1	0	0	1	0	0	0	0	0	0	5	6	0.00	3.000								
Sean Lowe, R (6, 1) ERA: 3.67	1.1		4	0	0	0	0	1	0	0	0	0	0	9	17	0.00	0.750								
Bob Howry, R (8, 1) ERA: 4.5	1.0		3	0	0	0	0	1	0	0	0	0	0	6	12	0.00	1.000								

AB	31
R	1
H	6
RBI	1
BB	1
SO	5
LOB	10

AB	28
R	2
H	6
RBI	2
BB	3
SO	5
LOB	14




Batter	1	2	3	4	5	6	7	8	9	AB	R	H	RBI	BB	SO	LOB	TOP										
Chuck Knoblauch R (1, 7) OBP: 0.340, SLG: 0.353	4-0 CS 2 S 2 BB		1-1 F8			4-2 20 BB E S 2 BB	0-2 G4-3			2	1	0	0	2	0	0	New York Yankees @ Tampa Bay Devil Rays Tropicana Field, St. Petersburg, FL Thu Oct 04 2001, 7:15 PM EDT Att: 15,265 - Dome - 72 F livebaseballscorecards.com										
2 Derek Jeter R (1, 6) OBP: 0.376, SLG: 0.483	4-2 BB			1-1 G6-3		1-3 K		0-0 G6-3		3	0	0	0	1	1	1											
Luis Sojo R (8, 4) OBP: 0.220, SLG: 0.195	1-3 BB					1-2				0	0	0	0	0	0	0											
Paul O'Neill L (1, 10) OBP: 0.330, SLG: 0.462	2-2 F5			2-2 F8		4-2 E 20 BB BB		0-0 G6-3		2	0	0	0	1	0	1											
Erick Almonte R (6, PR) OBP: 0.667, SLG: 1.000										1	0	1	0	0	0	0											
Bernie Williams S (1, 8) OBP: 0.392, SLG: 0.505	3-3 K			1-1		2-3 K		1-2 G6-3		3	0	1	0	0	2	3											
Clay Bellinger R (7, 8) OBP: 0.202, SLG: 0.346								2-3 G6-3		1	0	0	0	0	0	1											
20 Jorge Posada S (1, 2) OBP: 0.366, SLG: 0.480		2-1 1B		0-0 F9		4-1 E BB		1-1 L8		3	0	1	0	1	0	2											
Todd Greene R (8, 2) OBP: 0.240, SLG: 0.281						1-2 2-3 BB				0	0	0	0	0	0	0											
Shane Spencer R (1, 9) OBP: 0.313, SLG: 0.429	2-2 F8			1-2 E5 FC6-4		2-1 E5		1-6 G6-3		4	0	0	0	0	0	2											
Randy Velarde R (1, 3) OBP: 0.359, SLG: 0.430	2-2 G5-3			0-2 FC6-4		1-2 2-3 3-H K		0-2 L1		4	0	0	0	0	1	4											
Scott Brosius R (1, 5) OBP: 0.348, SLG: 0.452			3-3 K		0-0 F7		0-1 G6-3		1-2 F7	2	0	0	0	0	1	1											
Nick Johnson L (7, PH) ERA: 3.23										2	0	0	0	0	0	0											
Enrique Wilson S (1, 4) OBP: 0.242, SLG: 0.284		2-0 P4		1-0 L7		1-2 P6				3	0	0	0	0	0	1											
Inning Stats	R: 0 E: 0 K: 1 S: 9	H: 0 LOB: 1 BB: 2 P: 22	R: 0 E: 0 K: 0 S: 9	H: 1 LOB: 0 BB: 0 P: 15	R: 0 E: 0 K: 1 S: 7	H: 0 LOB: 0 BB: 0 P: 13	R: 0 E: 0 K: 0 S: 8	H: 1 LOB: 1 BB: 0 P: 12	R: 0 E: 1 K: 0 S: 14	H: 0 LOB: 1 BB: 0 P: 16	R: 1 E: 1 K: 3 S: 17	H: 0 LOB: 3 BB: 3 P: 37	R: 0 E: 0 K: 0 S: 9	H: 0 LOB: 1 BB: 0 P: 10	R: 0 E: 0 K: 0 S: 7	H: 1 LOB: 1 BB: 0 P: 10		R: 0 E: 0 K: 0 S: 8	H: 0 LOB: 0 BB: 0 P: 10	1B: 2 2B: 1 3B: 0 HR: 0	SF: 0 SAC: 0 DP: 0 HBP: 0	WP: 0 SB: 0 CS: 2	PA: 35				
PITCHER	IP	WLS	BF	H	R	ER	SO	BB	IBB	HBP	BLK	WP	HR	S	P	ERA	WHIP										
Nick Bierbrodt L (1, 1) ERA: 5.55	6.0	W	25	2	1	0	5	5	0	0	0	0	0	64	115	0.00	1.167										
Jesus Colome R (7, 1) ERA: 3.23	2.0	H	7	1	0	0	0	0	0	0	0	0	0	16	19	0.00	0.500										
Esteban Yan R (9, 1) ERA: 3.98	1.0	S	3	0	0	0	0	0	0	0	0	0	0	8	10	0.00	0.000										

Batter	1	2	3	4	5	6	7	8	9	AB	R	H	RBI	BB	SO	LOB	BOTTOM											
Jason Tyner L (1, 8) OBP: 0.301, SLG: 0.317	2-1 G3		0-0 F8		1-0 WP E6 HBP		1-0 1B			3	0	1	0	0	0	1	New York Yankees @ Tampa Bay Devil Rays Tropicana Field, St. Petersburg, FL Thu Oct 04 2001, 7:15 PM EDT Att: 15,265 - Dome - 72 F livebaseballscorecards.com											
Brent Abernathy R (1, 4) OBP: 0.335, SLG: 0.390	3-1 G5-3		1-2 G5-3		2-1 E6		0-0 L5			4	0	0	0	0	0	4												
Steve Cox L (1, 3) OBP: 0.325, SLG: 0.437	1-0 F8			3-2 HR		0-0 G4-3		0-0 G3		4	1	1	1	0	0	2												
Ben Grieve L (1, 7) OBP: 0.372, SLG: 0.390		2-0 1B		1-1 G3		1-0 F7		0-1 G6-3		4	0	2	0	0	0	0												
Toby Hall R (1, 2) OBP: 0.324, SLG: 0.452	0-2 L9			2-0 G4-3		0-2 HR		2-2 G6-3		4	1	1	1	0	0	2												
Aubrey Huff L (1, 10) OBP: 0.286, SLG: 0.374	2-0 F2			1-0 HR		1-2 G3-1		2-3 K		4	1	1	1	0	1	2												
Russ Johnson R (1, 5) OBP: 0.379, SLG: 0.437	3-1 F8			2-3 K				3-2 E5 G4-3 2B		4	1	1	0	0	1	2												
Jose Guillen R (1, 9) OBP: 0.317, SLG: 0.378			4-2 WP G4-3 BB		3-2 G6-3		0-0 G4-3			2	0	0	0	1	0	1												
Chris Gomez R (1, 6) OBP: 0.295, SLG: 0.385			2-1 G4-3		0-0 G4-3		0-0 1B			3	0	1	1	0	0	1												
Inning Stats	R: 0 E: 0 K: 0 S: 5	H: 0 LOB: 0 BB: 0 P: 11	R: 0 E: 0 K: 0 S: 7	H: 1 LOB: 1 BB: 0 P: 14	R: 0 E: 0 K: 0 S: 10	H: 0 LOB: 1 BB: 1 P: 17	R: 2 E: 0 K: 1 S: 10	H: 2 LOB: 0 BB: 0 P: 19	R: 0 E: 1 K: 0 S: 6	H: 0 LOB: 2 BB: 0 P: 12	R: 1 E: 0 K: 0 S: 10	H: 1 LOB: 0 BB: 0 P: 12	R: 1 E: 1 K: 0 S: 6	H: 3 LOB: 2 BB: 0 P: 7	R: 0 E: 0 K: 1 S: 11	H: 1 LOB: 1 BB: 0 P: 18		R: 0 E: 0 K: 0 S: 8	H: 1 LOB: 1 BB: 0 P: 10	1B: 4 2B: 1 3B: 0 HR: 3	SF: 0 SAC: 0 DP: 0 HBP: 1	WP: 2 SB: 0 CS: 0	PA: 34					
PITCHER	IP	WLS	BF	H	R	ER	SO	BB	IBB	HBP	BLK	WP	HR	S	P	ERA		WHIP										
65 Adrian Hernandez R (1, 1) ERA: 3.68	6.0	L	24	4	3	3	1	1	0	1	0	0	0	6	7	4.50		0.833										
Ramiro Mendoza R (7, 1) ERA: 3.36	1.0		6	3	1	1	0	0	0	0	0	0	0	6	7	9.00		3.000										
Randy Choate L (8, 1) ERA: 3.36	1.0		4	1	0	0	1	0	0	0	0	0	0	11	18	0.00		1.000										

Batter	1	2	3	4	5	6	7	8	9	AB	R	H	RBI	BB	SO	LOB	TOP					
Chuck Knoblauch R (1, 7) OBP: 0.339, SLG: 0.351	2-1 F8		0-0 F8		2-1 F3		4-0 BB		1-1 P3	4	0	0	0	1	0	2						
2 Derek Jeter R (1, 6) OBP: 0.375, SLG: 0.483	0-3 K		2-0 1B		0-1 1B		3-1 P6			4	0	2	0	0	1	1						
David Justice L (1, 10) OBP: 0.333, SLG: 0.432	2-1 HR 1B		0-2 1B		0-0 G4-3				0-1 F8	4	1	2	0	0	0	1						
Bernie Williams S (1, 8) OBP: 0.393, SLG: 0.516	3-2 HR		1-3 K				2-1 HR		1-0 G3-1	4	2	2	3	0	1	2						
Gerald Williams R (8, 8) OBP: 0.293, SLG: 0.310	1-H HR									0	0	0	0	0	0	0						
Tino Martinez L (1, 3) OBP: 0.330, SLG: 0.503	2-1 F3		1-3 K				0-0 P4		0-3 K	4	0	0	0	0	2	2						
20 Jorge Posada S (1, 2) OBP: 0.365, SLG: 0.480		1-0 SH3 SF9 2B		2-2 F7			1-3 K		2-3 K	4	1	1	0	0	2	0						
Randy Velarde R (1, 9) OBP: 0.359, SLG: 0.428		0-0 SH3		3-3 K			2-0 F9		4-0 FC4-6 BB	2	0	0	0	1	1	0						
Scott Brosius R (1, 5) OBP: 0.345, SLG: 0.449		1-2 SF9		0-0 F7					0-0 FC4-6 1B	2	0	0	1	0	0	0						
Luis Sojo R (7, 5) OBP: 0.217, SLG: 0.192		3-H							1-2	1	0	0	0	0	0	1						
Alfonso Soriano R (1, 4) OBP: 0.307, SLG: 0.436		3-3 K		3-2 F7			2-2 BB 2B		3-1	4	0	2	0	0	1	0						
Inning Stats	R: 2 E: 0 K: 1 S: 16	H: 2 LOB: 0 BB: 0 P: 25	R: 1 E: 0 K: 1 S: 11	H: 1 LOB: 0 BB: 0 P: 16	R: 0 E: 0 K: 2 S: 13	H: 2 LOB: 2 BB: 0 P: 17	R: 0 E: 0 K: 1 S: 8	H: 0 LOB: 0 BB: 0 P: 13	R: 0 E: 0 K: 0 S: 8	H: 1 LOB: 1 BB: 0 P: 13	R: 1 E: 0 K: 1 S: 7	H: 1 LOB: 0 BB: 0 P: 12	R: 0 E: 0 K: 0 S: 7	H: 1 LOB: 1 BB: 1 P: 17	R: 0 E: 0 K: 1 S: 8	H: 0 LOB: 0 BB: 0 P: 9	R: 0 E: 0 K: 1 S: 8	H: 1 LOB: 2 BB: 1 P: 18	1B: 5 2B: 2 3B: 0 HR: 2	SF: 1 SAC: 1 DP: 0 HBP: 0	WP: 0 SB: 0 CS: 0	PA: 37
PITCHER	IP	WLS	BF	H	R	ER	SO	BB	IBB	HBP	BLK	WP	HR	S	P	ERA	WHIP					
Joe Kennedy L (1, 1) ERA: 4.44	6.0	W	25	7	4	4	6	0	0	0	0	0	2	63	96	6.00	1.167					
Victor Zambrano R (7, 1) ERA: 3.16	3.0	S	12	2	0	0	2	2	0	0	0	0	0	23	44	0.00	1.333					

New York Yankees @ Tampa Bay Devil Rays
Tropicana Field, St. Petersburg, FL
Fri Oct 05 2001, 7:15 PM EDT
Att: 22,028 - Dome - 72 F


AB 33
R 4
H 9
RBI 4
BB 2
SO 8
LOB 9



Batter	1	2	3	4	5	6	7	8	9	AB	R	H	RBI	BB	SO	LOB	BOTTOM				
Jason Tyner L (1, 7) OBP: 0.305, SLG: 0.322	4-1 FC5-4 BB		0-1 S 2B		2-1 F7		0-0 WP 2B 1B			3	1	2	2	1	0	0					
Brent Abernathy R (1, 4) OBP: 0.331, SLG: 0.385	0-2 FC5-4 G4-3 1-2		3-1 G5-3				1-1 P4			4	0	0	0	0	1	4					
Steve Cox L (1, 3) OBP: 0.324, SLG: 0.433	2-1 G4-3		1-1 G4-3				3-2 F8			3	0	0	0	1	0	4					
Ben Grieve L (1, 9) OBP: 0.371, SLG: 0.388	2-3 K		1-0 G5-3				4-2 2B BB			3	1	0	0	1	2	2					
Toby Hall R (1, 2) OBP: 0.323, SLG: 0.453		1-1 L8		3-2 G5-3			2-2 G6-3			4	0	1	3	0	0	1					
Randy Winn S (1, 8) OBP: 0.340, SLG: 0.400		4-2 1B 2B BB		1-3 K			1-1 F7			3	1	0	0	1	2	1					
Aubrey Huff L (1, 10) OBP: 0.290, SLG: 0.375		1-2 HBP 2B 1B		1-2 E3 1B 1B			1-1 G3			4	2	2	0	0	0	0					
Russ Johnson R (1, 5) OBP: 0.380, SLG: 0.435		2-2 2B 2B HBP		1-2 CS 1B			2-2 G4-3			3	1	1	1	0	0	0					
Chris Gomez R (1, 6) OBP: 0.298, SLG: 0.393		0-1 2B 2B		1-3 2H 3H 2B			1-2 1B 2B 2B			4	2	2	2	0	1	1					
Inning Stats	R: 0 E: 0 K: 1 S: 9	H: 0 LOB: 1 BB: 1 P: 17	R: 4 E: 0 K: 0 S: 17	H: 3 LOB: 1 BB: 1 P: 29	R: 0 E: 0 K: 1 S: 8	H: 0 LOB: 0 BB: 0 P: 13	R: 1 E: 1 K: 1 S: 12	H: 2 LOB: 0 BB: 0 P: 17	R: 0 E: 0 K: 2 S: 12	H: 0 LOB: 1 BB: 1 P: 20	R: 0 E: 0 K: 1 S: 8	H: 0 LOB: 0 BB: 0 P: 12	R: 3 E: 0 K: 0 S: 16	H: 3 LOB: 1 BB: 1 P: 28	R: 0 E: 0 K: 0 S: 5	H: 0 LOB: 0 BB: 0 P: 9	1B: 4 2B: 5 3B: 0 HR: 0	SF: 0 SAC: 0 DP: 1 HBP: 1	WP: 1 SB: 2 CS: 1	PA: 36	
PITCHER	IP	WLS	BF	H	R	ER	SO	BB	IBB	HBP	BLK	WP	HR	S	P	ERA	WHIP				
Roger Clemens R (1, 1) ERA: 3.51	5.0	L	23	5	5	4	5	3	0	1	0	0	58	96	7.20	1.600					
Sterling Hitchcock L (6, 1) ERA: 5.63	1.2		8	2	3	3	1	1	0	0	0	1	0	19	32	16.20	1.800				
Jay Witasick R (7, 1) ERA: 3.3	0.1		2	1	0	0	0	0	0	0	0	0	0	5	8	0.00	3.000				
Mike Stanton L (8, 1) ERA: 2.58	1.0		3	0	0	0	0	0	0	0	0	0	0	5	9	0.00	0.000				

New York Yankees @ Tampa Bay Devil Rays
Tropicana Field, St. Petersburg, FL
Fri Oct 05 2001, 7:15 PM EDT
Att: 22,028 - Dome - 72 F

AB 31
R 8
H 8
RBI 8
BB 4
SO 6
LOB 13




Batter	1	2	3	4	5	6	7	8	9	AB	R	H	RBI	BB	SO	LOB	TOP										
Alfonso Soriano, R OBP: 0.306, SLG: 0.434	G4-3		G5-3						P1	5	0	1	1	0	1	0	New York Yankees @ Tampa Bay Devil Rays Tropicana Field, St. Petersburg, FL Sat Oct 06 2001, 4:05 PM EDT Att: 25,511 - Dome - 72 F livebaseballscorecards.com										
Paul O'Neill, L OBP: 0.331, SLG: 0.462 Gerald Williams, R OBP: 0.263, SLG: 0.310	FC4-6 1B			G3-1	G4-3					3	0	1	0	1	0	3											
Bernie Williams, S OBP: 0.395, SLG: 0.522	K			F8-4-6 1B						3	1	2	1	1	1	1											
Tino Martinez, L OBP: 0.329, SLG: 0.501	FC4-6			F8-4-6						3	0	0	0	1	0	4											
David Justice, L OBP: 0.332, SLG: 0.430										4	1	1	0	0	2	1											
20 Jorge Posada, S OBP: 0.365, SLG: 0.478 Todd Greene, R OBP: 0.240, SLG: 0.281	F7									4	0	1	0	0	1	1											
Shane Spencer, R OBP: 0.315, SLG: 0.428	P3									3	0	1	0	1	1	0											
Scott Brosius, R OBP: 0.343, SLG: 0.446 Nick Johnson, L OBP: 0.320, SLG: 0.328				F7						3	0	0	0	0	1	5											
Enrique Wilson, S OBP: 0.238, SLG: 0.281 Erick Almonte, R OBP: 0.500, SLG: 0.750				G3						1	0	0	0	0	0	0											
										3	0	0	0	0	2	3											
Inning Stats	R: 0 E: 0 K: 1 S: 11	H: 1 LOB: 1 BB: 0 P: 17	R: 0 E: 0 K: 0 S: 6	H: 0 LOB: 0 BB: 0 P: 11	R: 0 E: 0 K: 0 S: 10	H: 0 LOB: 0 BB: 0 P: 13	R: 0 E: 0 K: 0 S: 5	H: 1 LOB: 0 BB: 0 P: 9	R: 1 E: 0 K: 3 S: 18	H: 3 LOB: 3 BB: 1 P: 30	R: 1 E: 0 K: 3 S: 18	H: 2 LOB: 2 BB: 1 P: 27	R: 0 E: 0 K: 2 S: 12	H: 0 LOB: 0 BB: 2 P: 24	R: 0 E: 0 K: 1 S: 8	H: 0 LOB: 0 BB: 0 P: 9	R: 0 E: 0 K: 1 S: 8	H: 0 LOB: 0 BB: 0 P: 8	1B: 6 2B: 1 3B: 0 HR: 1	SF: 0 SAC: 0 DP: 1 HBP: 0	WP: 0 SB: 0 CS: 0	PA: 37					
PITCHER	IP	WLS	BF	H	R	ER	SO	BB	IBB	HBP	BLK	WP	HR	S	P	ERA	WHIP										
Tanyon Sturtze, R ERA: 4.42	6.0	W	26	7	2	2	5	2	0	0	0	0	1	68	107	3.00	1.500										
Travis Phelps, R ERA: 3.45	0.2	H	2	0	0	0	2	0	0	0	0	0	0	6	10	0.00	0.000										
Doug Creek, L ERA: 4.31	1.0	H	5	0	0	0	1	2	0	0	0	0	0	11	19	0.00	2.000										
Esteban Yan, R ERA: 3.9	1.1	S	4	0	0	0	2	0	0	0	0	0	0	11	12	0.00	0.000										

Batter	1	2	3	4	5	6	7	8	9	AB	R	H	RBI	BB	SO	LOB	BOTTOM										
Jason Tyner, L OBP: 0.309, SLG: 0.326	G1-3									5	1	3	0	0	0	0	New York Yankees @ Tampa Bay Devil Rays Tropicana Field, St. Petersburg, FL Sat Oct 06 2001, 4:05 PM EDT Att: 25,511 - Dome - 72 F livebaseballscorecards.com										
Brent Abernathy, R OBP: 0.332, SLG: 0.387	1B BB									4	1	1	0	1	1	2											
Steve Cox, L OBP: 0.326, SLG: 0.432	1B									3	0	1	0	1	1	2											
Toby Hall, R OBP: 0.326, SLG: 0.454	L5									4	0	2	2	0	0	4											
Randy Winn, S OBP: 0.339, SLG: 0.399	F7									4	1	1	0	0	1	4											
Ben Grievie, L OBP: 0.373, SLG: 0.390										3	1	2	0	1	1	0											
Chris Gomez, R OBP: 0.301, SLG: 0.406										3	1	2	3	0	0	2											
18 Jared Sandberg, R OBP: 0.264, SLG: 0.284	G6-4-3									4	0	0	0	0	2	3											
Damian Rolls, R OBP: 0.291, SLG: 0.342										4	0	0	0	0	1	2											
Inning Stats	R: 0 E: 0 K: 0 S: 12	H: 1 LOB: 2 BB: 1 P: 21	R: 0 E: 0 K: 1 S: 10	H: 1 LOB: 0 BB: 0 P: 14	R: 0 E: 0 K: 0 S: 10	H: 1 LOB: 2 BB: 1 P: 17	R: 0 E: 0 K: 1 S: 11	H: 2 LOB: 2 BB: 0 P: 15	R: 0 E: 0 K: 0 S: 8	H: 0 LOB: 0 BB: 0 P: 12	R: 3 E: 0 K: 2 S: 12	H: 3 LOB: 0 BB: 0 P: 19	R: 2 E: 0 K: 2 S: 13	H: 3 LOB: 2 BB: 1 P: 21	R: 0 E: 0 K: 1 S: 13	H: 1 LOB: 1 BB: 0 P: 18		1B: 10 2B: 1 3B: 0 HR: 1	SF: 0 SAC: 1 DP: 1 HBP: 0	WP: 0 SB: 1 CS: 0	PA: 38						
PITCHER	IP	WLS	BF	H	R	ER	SO	BB	IBB	HBP	BLK	WP	HR	S	P	ERA	WHIP										
Andy Pettitte, L ERA: 3.99	5.0		21	5	0	0	2	2	0	0	0	0	1	21	30	27.00	3.600										
Ramiro Mendoza, R ERA: 3.75	1.2	L	11	6	5	5	4	0	0	0	0	0	0	4	10	0.00	3.000										
Randy Choate, L ERA: 3.35	0.1		2	0	0	0	0	1	0	0	0	0	0	4	10	0.00	3.000										
Mark Wohlers, R ERA: 4.26	1.0		4	1	0	0	1	0	0	0	0	0	0	13	18	0.00	1.000										

Batter	1	2	3	4	5	6	7	8	9	AB	R	H	RBI	BB	SO	LOB	TOP					
Chuck Knoblauch, R (1, 7) Gerald Williams, R (3, 7)	F7		FC6-4 1B			K			K	2	0	1	0	0	0	0						
2 Derek Jeter, R (1, 6) Luis Sojo, R (6, 6)	K		FC6-4 1-2			F8			P4	3	0	0	0	0	1	1						
Paul O'Neill, L (1, 10) Erick Almonte, R (9, PR)	L6					F9			F9 BB	3	0	0	0	1	1	0						
David Justice, L (1, 9) Juan Rivera, R (4, 9)						G5-3			F9	2	0	1	0	0	0	0						
20 Jorge Posada, S (1, 2) Todd Greene, R (9, 2)	K					L3			F9	3	0	0	0	0	1	1						
Nick Johnson, L (1, 3)																						
Randy Velarde, R (1, 5)																						
Clay Bellinger, R (1, 8)																						
Alfonso Soriano, R (1, 4) Enrique Wilson, S (8, 4)																						
Inning Stats	R: 0 H: 0 E: 0 S: 9	H: 0 LOB: 0 BB: 0 P: 15	R: 0 H: 1 E: 0 S: 12	LOB: 1 BB: 0 P: 18	R: 0 H: 1 E: 0 S: 11	LOB: 1 BB: 0 P: 12	R: 0 H: 0 E: 0 S: 6	H: 0 LOB: 0 BB: 0 P: 10	R: 0 H: 0 E: 0 S: 9	H: 0 LOB: 0 BB: 0 P: 15	R: 0 H: 0 E: 0 S: 10	H: 0 LOB: 0 BB: 0 P: 14	R: 0 H: 0 E: 0 S: 6	H: 0 LOB: 0 BB: 0 P: 9	R: 1 H: 1 E: 0 S: 13	H: 1 LOB: 0 BB: 0 P: 19	R: 0 H: 0 E: 0 S: 11	H: 0 LOB: 2 BB: 1 P: 21	1B: 2 2B: 0 3B: 0 HR: 1	SF: 0 SAC: 0 DP: 0 HBP: 0	WP: 0 SB: 0 CS: 1	PA: 31
PITCHER	IP	WLS	BF	H	R	ER	SO	BB	IBB	HBP	BLK	WP	HR	S	P	ERA	WHIP					
Paul Wilson, R (1, 1) Jesus Colome, R (8, 1)	7.0		23	2	0	0	6	0	0	0	0	0	0	63	93	0.00	0.286					
	2.0	L	8	1	1	1	2	1	0	0	0	0	1	24	40	4.50	1.000					

New York Yankees @ Tampa Bay Devil Rays
Tropicana Field, St. Petersburg, FL
Sun Oct 07 2001, 1:15 PM EDT
Att: 24,075 - Dome - 72 F


AB 30
R 1
H 3
RBI 1
BB 1
SO 8
LOB 5



Batter	1	2	3	4	5	6	7	8	9	AB	R	H	RBI	BB	SO	LOB	BOTTOM					
Jason Tyner, L (1, 7)																						
Brent Abernathy, R (1, 4)																						
Steve Cox, L (1, 3)																						
Ben Grieve, L (1, 9)																						
Toby Hall, R (1, 2)																						
Randy Winn, S (1, 8)																						
Aubrey Huff, L (1, 10)																						
Chris Gomez, R (1, 6)																						
1B Jared Sandberg, R (1, 5)																						
Inning Stats	R: 0 H: 1 E: 0 S: 8	H: 0 LOB: 0 BB: 0 P: 13	R: 0 H: 0 E: 0 S: 7	LOB: 0 BB: 0 P: 11	R: 0 H: 0 E: 0 S: 11	LOB: 0 BB: 0 P: 15	R: 0 H: 0 E: 0 S: 10	H: 0 LOB: 0 BB: 0 P: 13	R: 0 H: 0 E: 0 S: 7	H: 0 LOB: 0 BB: 0 P: 10	R: 0 H: 0 E: 0 S: 7	H: 0 LOB: 2 BB: 1 P: 15	R: 0 H: 1 E: 0 S: 17	H: 1 LOB: 2 BB: 1 P: 26	R: 0 H: 0 E: 0 S: 7	H: 0 LOB: 0 BB: 0 P: 10	R: 0 H: 0 E: 0 S: 11	H: 0 LOB: 0 BB: 0 P: 14	1B: 1 2B: 1 3B: 0 HR: 0	SF: 0 SAC: 0 DP: 0 HBP: 1	WP: 0 SB: 0 CS: 1	PA: 31
PITCHER	IP	WLS	BF	H	R	ER	SO	BB	IBB	HBP	BLK	WP	HR	S	P	ERA	WHIP					
35 Mike Mussina, R (1, 1) Orlando Hernandez, R (5, 1) 42 Mariano Rivera, R (9, 1)	4.0		16	1	0	0	4	2	0	1	0	0	0	38	61	0.00	0.750					
	1.0	S	3	0	0	0	1	0	0	0	0	0	0	11	14	0.00	0.000					

New York Yankees @ Tampa Bay Devil Rays
Tropicana Field, St. Petersburg, FL
Sun Oct 07 2001, 1:15 PM EDT
Att: 24,075 - Dome - 72 F

AB 28
R 0
H 2
RBI 0
BB 2
SO 9
LOB 6



Batter	1	2	3	4	5	6	7	8	9	AB	R	H	RBI	BB	SO	LOB	TOP					
Johnny Damon, L (1, 8) OBP: 1.000, SLG: 1.000										4	1	4	0	1	0	0	Oakland Athletics @ New York Yankees Yankee Stadium, Bronx, NY Wed Oct 10 2001, 8:05 PM EDT Att: 56,697 - Cloudy - 63 F					
Miguel Tejada, R (1, 6) OBP: 0.400, SLG: 0.500										4	0	0	1	0	0	6						
Jason Giambi, L (1, 3) OBP: 0.400, SLG: 1.333										3	1	1	2	1	0	1						
Jermaine Dye, R (1, 9) OBP: 0.400, SLG: 0.500										4	0	1	0	1	1	1						
3 Eric Chavez, L (1, 5) OBP: 0.200, SLG: 0.200										5	0	1	0	0	1	4						
Jeremy Giambi, L (1, 10) OBP: 0.250, SLG: 0.500 Ron Gant, R (9, PH)										4	0	1	0	0	0	4						
Terrence Long, L (1, 7) OBP: 0.500, SLG: 2.000										4	2	2	2	0	1	3						
Ramon Hernandez, R (1, 2)										2	0	0	0	1	0	0						
Frank Menechino, R (1, 4)										4	1	0	0	0	0	3						
Inning Stats	R: 1 E: 0 K: 0 S: 13	H: 1 LOB: 1 BB: 1 P: 21	R: 0 E: 0 K: 1 S: 16	H: 1 LOB: 3 BB: 1 P: 23	R: 0 E: 1 K: 0 S: 10	H: 0 LOB: 0 BB: 0 P: 16	R: 1 E: 0 K: 0 S: 13	H: 2 LOB: 1 BB: 0 P: 17	R: 0 E: 0 K: 1 S: 12	H: 1 LOB: 1 BB: 1 P: 19	R: 0 E: 0 K: 1 S: 15	H: 1 LOB: 1 BB: 0 P: 21	R: 1 E: 0 K: 1 S: 14	H: 2 LOB: 0 BB: 0 P: 23	R: 2 E: 0 K: 0 S: 14	H: 2 LOB: 1 BB: 1 P: 22	R: 0 E: 0 K: 0 S: 5	H: 0 LOB: 0 BB: 0 P: 6	1B: 5 2B: 3 3B: 0 HR: 3	SF: 2 SAC: 0 DP: 1 HBP: 1	WP: 0 PB: 0 SB: 2 CS: 0	PA: 42
PITCHER	IP WLS BF H R ER SO BB IBB HBP BLK WP HR S P ERA WHIP																					
Roger Clemens, R (1, 1) ERA: 4.5	4.0 L 21 4 2 2 1 3 0 0 0 0 1 53 82 4.50 1.750																					
Sterling Hitchcock, L (5, 1) ERA: 6.0	3.0 13 5 2 2 2 0 0 0 0 0 2 42 60 6.00 1.667																					
Jay Witasick, R (8, 1) ERA: 13.5	0.2 4 1 1 1 0 1 0 0 0 0 0 11 19 13.50 3.000																					
Mike Stanton, L (8, 1) ERA:	1.1 4 0 0 0 0 0 0 0 0 0 0 6 7 0.00 0.000																					

Batter	1	2	3	4	5	6	7	8	9	AB	R	H	RBI	BB	SO	LOB	BOTTOM					
Chuck Knoblauch, R (1, 7) OBP: 0.250, SLG: 0.250										4	0	1	1	0	0	1	Oakland Athletics @ New York Yankees Yankee Stadium, Bronx, NY Wed Oct 10 2001, 8:05 PM EDT Att: 56,697 - Cloudy - 63 F					
2 Derek Jeter, R (1, 6) OBP: 0.750, SLG: 0.750										4	0	3	0	0	0	1						
Bernie Williams, S (1, 8)										4	1	0	0	0	1	4						
Tino Martinez, L (1, 3) OBP: 0.250, SLG: 1.000										4	1	1	2	0	1	1						
20 Jorge Posada, S (1, 2) OBP: 0.750, SLG: 1.000										4	0	3	0	0	0	0						
Paul O'Neill, L (1, 10)										4	0	0	0	0	0	3						
David Justice, L (1, 9)										4	0	0	0	0	3	1						
Scott Brosius, R (1, 5)										4	0	0	0	0	1	1						
Alfonso Soriano, R (1, 4) OBP: 0.500, SLG: 0.500										4	1	2	0	0	1	0						
Inning Stats	R: 0 E: 1 K: 1 S: 10	H: 1 LOB: 0 BB: 0 P: 14	R: 0 E: 0 K: 2 S: 14	H: 1 LOB: 0 BB: 0 P: 21	R: 0 E: 0 K: 1 S: 12	H: 2 LOB: 1 BB: 0 P: 17	R: 0 E: 0 K: 0 S: 7	H: 0 LOB: 0 BB: 0 P: 10	R: 1 E: 0 K: 0 S: 13	H: 2 LOB: 1 BB: 0 P: 18	R: 0 E: 0 K: 0 S: 12	H: 1 LOB: 1 BB: 0 P: 19	R: 0 E: 0 K: 1 S: 9	H: 0 LOB: 0 BB: 0 P: 14	R: 2 E: 0 K: 0 S: 20	H: 3 LOB: 1 BB: 0 P: 31	R: 0 E: 0 K: 2 S: 9	H: 0 LOB: 0 BB: 0 P: 13	1B: 8 2B: 1 3B: 0 HR: 1	SF: 0 SAC: 0 DP: 1 HBP: 0	WP: 0 PB: 0 SB: 1 CS: 1	PA: 36
PITCHER	IP WLS BF H R ER SO BB IBB HBP BLK WP HR S P ERA WHIP																					
Mark Mulder, L (1, 1) ERA: 1.35	6.2 W 26 7 1 1 5 0 0 0 0 0 0 75 110 1.35 1.050																					
Jim Mecir, R (7, 1) ERA: 13.5	1.1 H 7 3 2 2 0 0 0 0 0 0 1 22 34 13.50 2.250																					
Jason Isringhausen, R (9, 1) ERA:	1.0 S 3 0 0 0 2 0 0 0 0 0 0 9 13 0.00 0.000																					



Batter	1	2	3	4	5	6	7	8	9	AB	R	H	RBI	BB	SO	LOB	TOP																						
Chuck Knoblauch R (1,7) OBP: 0.250, SLG: 0.250	E6		P3			F8		F7		4	0	0	0	0	0	0	New York Yankees @ Oakland Athletics Network Associates Coliseum, Oakland, CA Sat Oct 13 2001, 7:30 PM EDT Att: 55,861 - Sunny - 82 F																						
Alfonso Soriano R (1,4) OBP: 0.182, SLG: 0.182	B3			K		P3		K		4	0	0	0	0	2	1																							
2 Derek Jeter R (1,6) OBP: 0.500, SLG: 0.455	P9			L4			BB HBP		F8	3	0	0	0	0	0	1																							
Bernie Williams S (1,8) OBP: 0.167, SLG: 0.182	K			G5-3			BB HBP		F8	3	0	0	0	1	1	1																							
Tino Martinez L (1,3)		HBP				L8			K2-3	3	0	0	0	0	1	2																							
20 Jorge Posada S (1,2) OBP: 0.455, SLG: 0.800		G5-4-3					HR			3	1	1	1	0	0	1																							
Shane Spencer R (1,9) OBP: 0.333, SLG: 0.667		K					2B			3	0	1	0	0	2	0																							
Randy Velarde R (1,10)				F8			L8			3	0	0	0	0	1	1																							
Scott Brosius R (1,5)				P4			F8		F7	3	0	0	0	0	0	1																							
Inning Stats	R: 0 H: 0 E: 1 LOB: 1 K: 1 S: 9	H: 0 LOB: 1 BB: 0 P: 11	R: 0 H: 0 E: 0 LOB: 0 K: 1 S: 5	H: 0 LOB: 0 BB: 0 P: 11	R: 0 H: 0 E: 0 LOB: 0 K: 0 S: 10	H: 0 LOB: 0 BB: 0 P: 14	R: 0 H: 0 E: 0 LOB: 0 K: 0 S: 11	H: 2 LOB: 1 BB: 0 P: 14	R: 1 H: 2 E: 0 LOB: 1 K: 0 S: 10	H: 0 LOB: 2 BB: 1 P: 19	R: 0 H: 0 E: 0 LOB: 0 K: 2 S: 12	H: 0 LOB: 0 BB: 0 P: 19	R: 0 H: 0 E: 0 LOB: 0 K: 1 S: 5	H: 0 LOB: 0 BB: 0 P: 8	R: 0 H: 0 E: 0 LOB: 0 K: 1 S: 8	H: 0 LOB: 0 BB: 0 P: 11	1B: 0 2B: 1 3B: 0 HR: 1	SF: 0 SAC: 0 DP: 1 HBP: 2	WP: 0 PB: 0 SB: 0 CS: 0	PA: 32																			
PITCHER	IP	WLS	BF	H	R	ER	SO	BB	IBB	HBP	BLK	WP	HR	S	P	ERA	WHIP	PITCHER				IP	WLS	BF	H	R	ER	SO	BB	IBB	HBP	BLK	WP	HR	S	P	ERA	WHIP	
Barry Zito, L (1,1) ERA: 1.13	8.0	L	29	2	1	1	6	1	0	2	0	0	1	74	110	1.12	0.375					8.0	L	29	2	1	1	6	1	0	0	2	0	0	1	74	110	1.12	0.375
Mark Guthrie, L (9,1) ERA:	1.0		3	0	0	0	1	0	0	0	0	0	0	8	11	0.00	0.000					1.0		3	0	0	0	1	0	0	0	0	0	0	8	11	0.00	0.000	

AB 29
R 1
H 2
RBI 1
BB 1
SO 7
LOB 8



Batter	1	2	3	4	5	6	7	8	9	AB	R	H	RBI	BB	SO	LOB	BOTTOM																					
Johnny Damon L (1,8) OBP: 0.500, SLG: 0.692	G3		G4-3			L5		F3		4	0	0	0	0	0	1	New York Yankees @ Oakland Athletics Network Associates Coliseum, Oakland, CA Sat Oct 13 2001, 7:30 PM EDT Att: 55,861 - Sunny - 82 F																					
Miguel Tejada R (1,6) OBP: 0.143, SLG: 0.308	G5-3			F7		P4		L7		4	0	0	0	0	0	1																						
Jason Giambi L (1,3) OBP: 0.357, SLG: 0.500				FC3-6 1B		F7			G4-3	4	0	1	0	0	1	0																						
Jermaine Dye R (1,9) OBP: 0.385, SLG: 0.455		G6-3					P6			4	0	2	0	0	0	0																						
3 Eric Chavez L (1,5) OBP: 0.077, SLG: 0.077		G6-3		FC3-6 1B			F8			4	0	0	0	0	1	3																						
Jeremy Giambi L (1,10) OBP: 0.333, SLG: 0.375					G4-3				G4-3	3	0	1	0	1	0	3																						
Terrence Long L (1,7) OBP: 0.455, SLG: 1.182						P6				3	0	1	0	0	1	1																						
Ramon Hernandez R (1,2)										2	0	0	0	0	1	0																						
Olmedo Saenz R (8,PH) F.P. Santangelo, S (9,4)					G5-3			F9		1	0	0	0	0	0	0																						
Frank Menechino R (1,4) OBP: 0.100, SLG: 0.100 Greg Myers L (8,PH) OBP: 1.000, SLG: 1.000					F8					2	0	0	0	0	1	0																						
Inning Stats	R: 0 H: 0 E: 0 LOB: 0 K: 1 S: 7	H: 0 LOB: 0 BB: 0 P: 9	R: 0 H: 0 E: 0 LOB: 1 K: 1 S: 12	H: 0 LOB: 0 BB: 1 P: 20	R: 0 H: 0 E: 0 LOB: 0 K: 0 S: 10	H: 0 LOB: 0 BB: 0 P: 15	R: 0 H: 2 E: 0 LOB: 2 K: 0 S: 12	H: 2 LOB: 0 BB: 0 P: 21	R: 0 H: 0 E: 0 LOB: 0 K: 2 S: 9	H: 0 LOB: 0 BB: 0 P: 12	R: 0 H: 0 E: 0 LOB: 2 K: 0 S: 6	H: 2 LOB: 0 BB: 0 P: 7	R: 0 H: 2 E: 0 LOB: 2 K: 0 S: 12	H: 1 LOB: 1 BB: 0 P: 19	R: 0 H: 1 E: 0 LOB: 1 K: 1 S: 8	H: 1 LOB: 0 BB: 0 P: 12	1B: 4 2B: 2 3B: 0 HR: 0	SF: 0 SAC: 0 DP: 0 HBP: 0	WP: 0 PB: 0 SB: 0 CS: 0	PA: 33																		
PITCHER	IP	WLS	BF	H	R	ER	SO	BB	IBB	HBP	BLK	WP	HR	S	P	ERA	WHIP	PITCHER				IP	WLS	BF	H	R	ER	SO	BB	IBB	HBP	BLK	WP	HR	S	P	ERA	WHIP
35 Mike Mussina R (1,1) ERA:	7.0		25	4	0	0	4	1	0	0	0	0	0	68	100	0.00	0.714					7.0		25	4	0	0	0	4	1	0	0	0	68	100	0.00	0.714	
42 Mariano Rivera R (8,1) ERA:	2.0	S	8	2	0	0	1	0	0	0	0	0	0	21	31	0.00	1.000					2.0	S	8	2	0	0	1	0	0	0	0	21	31	0.00	1.000		


AB 32
R 0
H 6
RBI 0
BB 1
SO 5
LOB 9



Batter	1	2	3	4	5	6	7	8	9	AB	R	H	RBI	BB	SO	LOB	TOP		
Chuck Knoblauch, R (1, 7) OBP: 0.235, SLG: 0.235	0-1 FC5-4 1B		1-2 G5-3	0-2 P3	3-2 P4			0-1 G3		5	0	1	0	0	0	3			
2 Derek Jeter, R (1, 6) OBP: 0.471, SLG: 0.400	1-2 FC5-4 CS		0-1 BB 2B	4-1 BB 1B		0-0 L9		0-0 F3		4	2	1	0	1	0	1			
David Justice, L (1, 10) OBP: 0.308, SLG: 0.364	3-2 P4		4-2 BB 2B	4-2 BB 1B		1-3 K		1-2 BB 3B		3	2	1	0	2	1	1			
Bernie Williams, S (1, 8) OBP: 0.353, SLG: 0.467	3-2 CS	4-1 BB E G3	0-0 F9 2B	0-0 BB 1B		2-1 G5-3		1-1 BB G4-3 20 1B		4	2	3	5	1	0	0			
Tino Martinez, L (1, 3) OBP: 0.235, SLG: 0.333		2-2 BB G3	2-2 F9	2-3 K			0-0 F7	2-1 BB G4-3		5	0	0	0	0	1	5			
20 Jorge Posada, S (1, 2) OBP: 0.500, SLG: 0.714		4-1 BB E G1-4-3	0-0 F7		1-0 BB G3 1B		3-2 G5-3	0-1 BB 1B		4	1	2	1	1	0	1			
Paul O'Neill, L (1, 9) OBP: 0.091, SLG: 0.182 Shane Spencer, R (7, PH) OBP: 0.200, SLG: 0.400	1-0 E4 G1-4-3		1-0 SH1-4 BB 2B	2-1 G3		1-2 G6-3		3-H BB G6-3		3	1	1	0	0	0	2	AB 36 R 9 H 11 RBI 8 BB 6 SO 3 LOB 16		
Scott Brosius, R (1, 5) OBP: 0.071, SLG: 0.071	0-0 G1-4-3		0-1 SH1-4	1-2 BB 1B		0-2 G4-3				3	0	1	1	0	0	1			
Alfonso Soriano, R (1, 4) OBP: 0.267, SLG: 0.214	1-2 G6-3		2-0 BB 1B	4-2 BB 1B		2-3 K				3	1	1	1	1	1	1			
Inning Stats	R: 0 E: 0 K: 0 S: 11	H: 1 LOB: 0 BB: 0 P: 18	R: 2 E: 1 K: 0 S: 10	H: 0 LOB: 1 BB: 2 P: 22	R: 2 E: 0 K: 0 S: 15	H: 2 LOB: 1 BB: 1 P: 22	R: 3 E: 0 K: 1 S: 15	H: 3 LOB: 2 BB: 2 P: 28	R: 0 E: 0 K: 0 S: 6	H: 0 LOB: 0 BB: 0 P: 9	R: 0 E: 0 K: 0 S: 7	H: 0 LOB: 0 BB: 0 P: 11	R: 0 E: 0 K: 1 S: 9	H: 0 LOB: 0 BB: 0 P: 11	R: 2 E: 0 K: 0 S: 11	H: 3 LOB: 1 BB: 0 P: 17	1B: 7 2B: 3 3B: 1 HR: 0	SF: 0 SAC: 1 DP: 0 HBP: 0	WP: 0 PA: 44 PB: 0 SB: 1 CS: 1
PITCHER	IP WLS BF H R ER SO BB IBB HBP BLK WP HR S P ERA WHIP	IP WLS BF H R ER SO BB IBB HBP BLK WP HR S P ERA WHIP	IP WLS BF H R ER SO BB IBB HBP BLK WP HR S P ERA WHIP	IP WLS BF H R ER SO BB IBB HBP BLK WP HR S P ERA WHIP	IP WLS BF H R ER SO BB IBB HBP BLK WP HR S P ERA WHIP	IP WLS BF H R ER SO BB IBB HBP BLK WP HR S P ERA WHIP	IP WLS BF H R ER SO BB IBB HBP BLK WP HR S P ERA WHIP	IP WLS BF H R ER SO BB IBB HBP BLK WP HR S P ERA WHIP	IP WLS BF H R ER SO BB IBB HBP BLK WP HR S P ERA WHIP	IP WLS BF H R ER SO BB IBB HBP BLK WP HR S P ERA WHIP	IP WLS BF H R ER SO BB IBB HBP BLK WP HR S P ERA WHIP	IP WLS BF H R ER SO BB IBB HBP BLK WP HR S P ERA WHIP	IP WLS BF H R ER SO BB IBB HBP BLK WP HR S P ERA WHIP	IP WLS BF H R ER SO BB IBB HBP BLK WP HR S P ERA WHIP	IP WLS BF H R ER SO BB IBB HBP BLK WP HR S P ERA WHIP	IP WLS BF H R ER SO BB IBB HBP BLK WP HR S P ERA WHIP	IP WLS BF H R ER SO BB IBB HBP BLK WP HR S P ERA WHIP		
Cory Lidle, R (1, 1) ERA: 10.8	3.1 L 18 5 6 4 0 3 0 0 0 0 0 0 40 69 10.80 2.400																		
Erik Hiljus, R (4, 1) ERA: 27.0	0.1 3 0 0 0 0 2 0 0 0 0 0 0 7 15 0.00 6.000																		
Mike Magnante, L (4, 1) ERA: 27.0	1.1 7 3 1 1 1 1 0 0 0 0 0 0 19 32 6.75 3.000																		
Mark Guthrie, L (6, 1) ERA: 27.0	2.0 6 0 0 0 1 0 0 0 0 0 0 0 13 20 0.00 0.000																		
Chad Bradford, R (8, 1) ERA: 27.0	1.0 3 0 0 0 1 0 0 0 0 0 0 0 9 11 0.00 0.000																		
PITCHER	IP WLS BF H R ER SO BB IBB HBP BLK WP HR S P ERA WHIP	IP WLS BF H R ER SO BB IBB HBP BLK WP HR S P ERA WHIP	IP WLS BF H R ER SO BB IBB HBP BLK WP HR S P ERA WHIP	IP WLS BF H R ER SO BB IBB HBP BLK WP HR S P ERA WHIP	IP WLS BF H R ER SO BB IBB HBP BLK WP HR S P ERA WHIP	IP WLS BF H R ER SO BB IBB HBP BLK WP HR S P ERA WHIP	IP WLS BF H R ER SO BB IBB HBP BLK WP HR S P ERA WHIP	IP WLS BF H R ER SO BB IBB HBP BLK WP HR S P ERA WHIP	IP WLS BF H R ER SO BB IBB HBP BLK WP HR S P ERA WHIP	IP WLS BF H R ER SO BB IBB HBP BLK WP HR S P ERA WHIP	IP WLS BF H R ER SO BB IBB HBP BLK WP HR S P ERA WHIP	IP WLS BF H R ER SO BB IBB HBP BLK WP HR S P ERA WHIP	IP WLS BF H R ER SO BB IBB HBP BLK WP HR S P ERA WHIP	IP WLS BF H R ER SO BB IBB HBP BLK WP HR S P ERA WHIP	IP WLS BF H R ER SO BB IBB HBP BLK WP HR S P ERA WHIP	IP WLS BF H R ER SO BB IBB HBP BLK WP HR S P ERA WHIP	IP WLS BF H R ER SO BB IBB HBP BLK WP HR S P ERA WHIP		
Jeff Tam, R (9, 1) ERA: 18.0	1.0 6 3 2 2 0 0 0 0 0 0 0 0 11 17 18.00 3.000																		
Jeff Tam, R (9, 1) ERA: 18.0	1.0 6 3 2 2 0 0 0 0 0 0 0 0 11 17 18.00 3.000																		
PITCHER	IP WLS BF H R ER SO BB IBB HBP BLK WP HR S P ERA WHIP	IP WLS BF H R ER SO BB IBB HBP BLK WP HR S P ERA WHIP	IP WLS BF H R ER SO BB IBB HBP BLK WP HR S P ERA WHIP	IP WLS BF H R ER SO BB IBB HBP BLK WP HR S P ERA WHIP	IP WLS BF H R ER SO BB IBB HBP BLK WP HR S P ERA WHIP	IP WLS BF H R ER SO BB IBB HBP BLK WP HR S P ERA WHIP	IP WLS BF H R ER SO BB IBB HBP BLK WP HR S P ERA WHIP	IP WLS BF H R ER SO BB IBB HBP BLK WP HR S P ERA WHIP	IP WLS BF H R ER SO BB IBB HBP BLK WP HR S P ERA WHIP	IP WLS BF H R ER SO BB IBB HBP BLK WP HR S P ERA WHIP	IP WLS BF H R ER SO BB IBB HBP BLK WP HR S P ERA WHIP	IP WLS BF H R ER SO BB IBB HBP BLK WP HR S P ERA WHIP	IP WLS BF H R ER SO BB IBB HBP BLK WP HR S P ERA WHIP	IP WLS BF H R ER SO BB IBB HBP BLK WP HR S P ERA WHIP	IP WLS BF H R ER SO BB IBB HBP BLK WP HR S P ERA WHIP	IP WLS BF H R ER SO BB IBB HBP BLK WP HR S P ERA WHIP	IP WLS BF H R ER SO BB IBB HBP BLK WP HR S P ERA WHIP		
Jeff Tam, R (9, 1) ERA: 18.0	1.0 6 3 2 2 0 0 0 0 0 0 0 0 11 17 18.00 3.000																		
Jeff Tam, R (9, 1) ERA: 18.0	1.0 6 3 2 2 0 0 0 0 0 0 0 0 11 17 18.00 3.000																		
PITCHER	IP WLS BF H R ER SO BB IBB HBP BLK WP HR S P ERA WHIP	IP WLS BF H R ER SO BB IBB HBP BLK WP HR S P ERA WHIP	IP WLS BF H R ER SO BB IBB HBP BLK WP HR S P ERA WHIP	IP WLS BF H R ER SO BB IBB HBP BLK WP HR S P ERA WHIP	IP WLS BF H R ER SO BB IBB HBP BLK WP HR S P ERA WHIP	IP WLS BF H R ER SO BB IBB HBP BLK WP HR S P ERA WHIP	IP WLS BF H R ER SO BB IBB HBP BLK WP HR S P ERA WHIP	IP WLS BF H R ER SO BB IBB HBP BLK WP HR S P ERA WHIP	IP WLS BF H R ER SO BB IBB HBP BLK WP HR S P ERA WHIP	IP WLS BF H R ER SO BB IBB HBP BLK WP HR S P ERA WHIP	IP WLS BF H R ER SO BB IBB HBP BLK WP HR S P ERA WHIP	IP WLS BF H R ER SO BB IBB HBP BLK WP HR S P ERA WHIP	IP WLS BF H R ER SO BB IBB HBP BLK WP HR S P ERA WHIP	IP WLS BF H R ER SO BB IBB HBP BLK WP HR S P ERA WHIP	IP WLS BF H R ER SO BB IBB HBP BLK WP HR S P ERA WHIP	IP WLS BF H R ER SO BB IBB HBP BLK WP HR S P ERA WHIP	IP WLS BF H R ER SO BB IBB HBP BLK WP HR S P ERA WHIP		


New York Yankees @ Oakland Athletics
Network Associates Coliseum, Oakland, CA
Sun Oct 14 2001, 4:05 PM EDT
Att: 43,681 - Cloudy - 89 F

AB 36
R 9
H 11
RBI 8
BB 6
SO 3
LOB 16



New York Yankees @ Oakland Athletics
Network Associates Coliseum, Oakland, CA
Sun Oct 14 2001, 4:05 PM EDT
Att: 43,681 - Cloudy - 89 F

AB 37
R 2
H 11
RBI 2
BB 2
SO 9
LOB 28



Batter	1	2	3	4	5	6	7	8	9	AB	R	H	RBI	BB	SO	LOB	TOP										
Johnny Damon, L (1, 8) OBP: 0.435, SLG: 0.591	1-1 1B 2B		3-2 G1-6-3		2-2 F7		1-2 F5			4	1	1	0	0	0	1	Oakland Athletics @ New York Yankees Yankee Stadium, Bronx, NY Mon Oct 15 2001, 8:05 PM EDT Att: 56,642 - Sunny - 63 F										
Miguel Tejada, R (1, 6) OBP: 0.394, SLG: 0.429	2-3 K		1-3 K		3-2 F9 1B HBP		2-1 G1-3			3	0	0	0	0	2	1											
Jason Giambi, L (1, 3) OBP: 0.455, SLG: 0.529	1-1 3 G6-3 2-H 1B		3-2 1B		0-0 1-2 2-H 1B			1-1 3 FC3-6 1B		4	0	4	2	0	0	0											
Eric Chavez, L (1, 5) OBP: 0.143, SLG: 0.190	1-2 G6-3		0-0 G3		1-0 F9			0-2 FC3-6 F6 1-2		4	0	0	0	0	0	5											
Terrence Long, L (1, 9) OBP: 0.421, SLG: 0.889		1-1 1B 2B		2-1 F9		1-2 F8		1-1 F6 1-2		4	1	1	0	0	0	3											
Ron Gant, R (1, 7) OBP: 0.182, SLG: 0.455		2-3 K		1-1 G5-3		1-1 G1-3		0-1 G5-3		4	0	0	0	0	1	2											
Jeremy Giambi, L (1, 10) OBP: 0.357, SLG: 0.385 Olmedo Saenz, R (6, PH)		3-2 S 1B		1-2 E5		2-0 F9		1-1 G4-3		2	0	1	1	0	0	0											
Ramon Hernandez, R (1, 2) Greg Myers, L (3, 2) OBP: 0.143, SLG: 0.143		3-3 K		2-1 L7		2-0 F7		0-3 K		1	0	0	0	0	1	1											
Frank Menechino, R (1, 4) OBP: 0.154, SLG: 0.083 Eric Byrnes, R (9, PH)		1-3 K		4-1 WP 1B BB		2-3 K		2-3 K		2	1	0	0	1	2	1											
Inning Stats	R: 1 E: 0 K: 1 S: 10	H: 2 LOB: 0 BB: 0 P: 15	R: 1 E: 0 K: 3 S: 15	H: 2 LOB: 1 BB: 0 P: 25	R: 0 E: 0 K: 1 S: 11	H: 1 LOB: 1 BB: 0 P: 18	R: 0 E: 1 K: 0 S: 9	H: 0 LOB: 1 BB: 0 P: 15	R: 1 E: 0 K: 0 S: 13	H: 1 LOB: 2 BB: 1 P: 24	R: 0 E: 0 K: 0 S: 4	H: 0 LOB: 0 BB: 0 P: 9	R: 0 E: 0 K: 1 S: 10	H: 1 LOB: 1 BB: 0 P: 15	R: 0 E: 0 K: 2 S: 10	H: 0 LOB: 0 BB: 0 P: 12		R: 0 E: 0 K: 2 S: 8	H: 0 LOB: 0 BB: 0 P: 11	1B: 5 2B: 2 3B: 0 HR: 0	SF: 0 SAC: 0 DP: 1 HBP: 1	WP: 1 PB: 0 SB: 1 CS: 0	PA: 36				
PITCHER	IP	WLS	BF	H	R	ER	SO	BB	IBB	HBP	BLK	WP	HR	S	P	ERA	WHIP										
Roger Clemens, R (1, 1) ERA: 5.4	4.1		20	5	3	3	5	1	0	1	0	1	0	53	90	6.23	1.385										
Mike Stanton, L (5, 1) ERA:	1.2	W	6	1	0	0	0	0	0	0	0	0	0	9	16	0.00	0.600										
Ramiro Mendoza, R (7, 1) ERA:	1.0	H	3	0	0	0	1	0	0	0	0	0	0	10	15	0.00	0.000										
42 Mariano Rivera, R (8, 1) ERA:	2.0	S	7	1	0	0	2	0	0	0	0	0	0	18	23	0.00	0.500										

Batter	1	2	3	4	5	6	7	8	9	AB	R	H	RBI	BB	SO	LOB	BOTTOM										
Chuck Knoblauch, R (1, 7) OBP: 0.273, SLG: 0.318	1-1 L6	1-2 F9		0-0 SH3-4 2 SF7 1B CS		0-1 G6-3		2-2 S 2B		5	1	2	0	0	0	2	Oakland Athletics @ New York Yankees Yankee Stadium, Bronx, NY Mon Oct 15 2001, 8:05 PM EDT Att: 56,642 - Sunny - 63 F										
Randy Velarde, R (1, 10) OBP: 0.200, SLG: 0.200 David Justice, L (6, PH) OBP: 0.333, SLG: 0.615	2-2 2 1B	0-0 FC4-6 1-2		1-0 SH3-4 1-3		1-1 HR		2-3 K		2	0	1	0	0	0	2											
2 Derek Jeter, R (1, 6) OBP: 0.476, SLG: 0.500	1-2 G4-6-3 1B		1-1 G6-3		0-0 SF7		3-1 2B			3	0	2	1	0	0	0											
Bernie Williams, S (1, 8) OBP: 0.333, SLG: 0.389	0-0 G4-6-3 1-2		0-3 K 20 F8 HBP E		4-1 CS BB		0-1 G6-3			3	1	0	0	1	1	3											
Tino Martinez, L (1, 3) OBP: 0.238, SLG: 0.278		2-2 G4-3		1-0 E BB HBP		1-3 K		3-3 K		3	0	0	0	0	2	0											
20 Jorge Posada, S (1, 2) OBP: 0.500, SLG: 0.667		2-2 HBP 1B 1B		0-1 F8		1-2 S 1B		0-0 F7		4	1	2	0	0	0	2											
Shane Spencer, R (1, 9) OBP: 0.333, SLG: 0.375		3-2 HBP 1B 1B		4-2 E BB		3-3 K		1-3 K		3	1	1	0	1	2	1											
Scott Brosius, R (1, 5) OBP: 0.111, SLG: 0.059		1-0 1B HBP		2-2 E5 FC5-4		0-0 P6		1-3 K		3	0	0	0	0	1	3											
Alfonso Soriano, R (1, 4) OBP: 0.263, SLG: 0.222		2-2 FC4-6 1B		2-2 FC5-4 1-2		0-3 K		2-0 G5-3		4	0	1	2	0	1	3											
Inning Stats	R: 0 E: 0 K: 0 S: 9	H: 2 LOB: 1 BB: 0 P: 13	R: 2 E: 0 K: 0 S: 20	H: 3 LOB: 2 BB: 0 P: 31	R: 1 E: 2 K: 1 S: 16	H: 0 LOB: 3 BB: 1 P: 25	R: 1 E: 0 K: 0 S: 4	H: 1 LOB: 0 BB: 1 P: 9	R: 0 E: 0 K: 2 S: 12	H: 2 LOB: 1 BB: 0 P: 17	R: 1 E: 0 K: 1 S: 12	H: 2 LOB: 1 BB: 0 P: 16	R: 0 E: 0 K: 2 S: 7	H: 0 LOB: 0 BB: 0 P: 11	R: 0 E: 0 K: 2 S: 11	H: 1 LOB: 1 BB: 0 P: 18		1B: 7 2B: 2 3B: 0 HR: 1	SF: 1 SAC: 1 DP: 1 HBP: 2	WP: 0 PB: 0 SB: 2 CS: 2	PA: 39						
PITCHER	IP	WLS	BF	H	R	ER	SO	BB	IBB	HBP	BLK	WP	HR	S	P	ERA	WHIP										
Mark Mulder, L (1, 1) ERA: 2.45	4.1	L	24	7	4	2	2	2	0	2	0	0	0	55	86	4.15	2.077										
Tim Hudson, R (5, 1) ERA: 0.93	1.2		7	2	1	1	2	0	0	0	0	0	1	18	25	5.40	1.200										
Jim Mecir, R (7, 1) ERA: 5.4	2.0		7	1	0	0	4	0	0	0	0	0	0	18	29	0.00	0.500										

AB 34
R 3
H 7
RBI 3
BB 1
SO 8
LOB 15



AB 32
R 5
H 10
RBI 4
BB 2
SO 8
LOB 17



Batter	1	2	3	4	5	6	7	8	9	AB	R	H	RBI	BB	SO	LOB	TOP		
Chuck Knoblauch, R (1, 7) <small>OBP: 0.333, SLG: 0.407</small>										5	0	3	1	0	0	2	New York Yankees @ Seattle Mariners Safeco Field, Seattle, WA Wed Oct 17 2001, 1:00 PM PDT Att: 47,644 - Cloudy - 53 F		
2 Derek Jeter, R (1, 6) <small>OBP: 0.365, SLG: 0.391</small>										5	0	0	0	0	1	5			
David Justice, L (1, 10) <small>OBP: 0.350, SLG: 0.529</small>										4	0	1	1	1	0	1			
Bernie Williams, S (1, 8) <small>OBP: 0.346, SLG: 0.333</small>										3	0	0	0	2	1	2			
Tino Martinez, L (1, 3) <small>OBP: 0.200, SLG: 0.227</small>										4	0	0	0	0	2	4			
20 Jorge Posada, S (1, 2) <small>OBP: 0.500, SLG: 0.667</small>										3	2	1	0	1	1	1			
Paul O'Neill, L (1, 9) Shane Spencer, R (8, PH) <small>OBP: 0.300, SLG: 0.333</small>										3	1	2	2	0	0	1			
Scott Brosius, R (1, 5) <small>OBP: 0.095, SLG: 0.050</small>										3	0	0	0	0	0	1			
Alfonso Soriano, R (1, 4) <small>OBP: 0.304, SLG: 0.273</small>										4	1	2	0	0	0	1			
Inning Stats	R: 0 E: 0 K: 1 S: 10	H: 1 LOB: 2 BB: 1 P: 19	R: 1 E: 0 K: 0 S: 12	H: 2 LOB: 2 BB: 1 P: 22	R: 0 E: 0 K: 2 S: 12	H: 0 LOB: 0 BB: 0 P: 18	R: 2 E: 0 K: 0 S: 10	H: 3 LOB: 1 BB: 0 P: 19	R: 0 E: 0 K: 0 S: 9	H: 0 LOB: 1 BB: 1 P: 16	R: 0 E: 0 K: 1 S: 10	H: 0 LOB: 1 BB: 1 P: 16	R: 0 E: 0 K: 1 S: 10	H: 0 LOB: 0 BB: 0 P: 14	R: 0 E: 0 K: 1 S: 14	H: 0 LOB: 0 BB: 0 P: 16		1B: 6 2B: 2 3B: 0 HR: 1 SF: 0 SAC: 1 DP: 0 HBP: 0	WP: 0 PB: 0 SB: 1 CS: 0
PITCHER	IP WLS BF H R ER SO BB IBB HBP BLK WP HR S P ERA WHIP																		
Aaron Sele, R (1, 1) <small>ERA: 5.63</small>	6.0 L 28 7 3 3 3 3 0 0 0 0 0 1 63 109 4.50 1.667																		
Norm Charlton, L (7, 1) <small>ERA:</small>	1.1 5 0 0 0 2 1 0 0 0 0 0 0 11 20 0.00 0.750																		
Jose Paniagua, R (8, 1) <small>ERA: 17.18</small>	1.2 7 2 1 1 0 0 0 0 0 0 0 0 21 26 5.40 1.200																		

Batter	1	2	3	4	5	6	7	8	9	AB	R	H	RBI	BB	SO	LOB	BOTTOM		
51 Ichiro Suzuki, L (1, 9) <small>OBP: 0.560, SLG: 0.625</small>										4	1	1	0	0	1	0	New York Yankees @ Seattle Mariners Safeco Field, Seattle, WA Wed Oct 17 2001, 1:00 PM PDT Att: 47,644 - Cloudy - 53 F		
Carlos Guillen, S (1, 6) Stan Javier, S (8, PH) <small>OBP: 0.364, SLG: 0.333</small>										3	0	0	0	0	1	0			
Bret Boone, R (1, 4) <small>OBP: 0.192, SLG: 0.125</small>										3	0	1	0	1	0	0			
Edgar Martinez, R (1, 10) <small>OBP: 0.440, SLG: 0.650</small>										4	1	1	0	0	2	2			
Mike Cameron, R (1, 8) <small>OBP: 0.375, SLG: 0.600</small>										2	0	1	0	1	0	1			
John Olerud, L (1, 3) <small>OBP: 0.261, SLG: 0.150</small>										3	0	0	1	0	0	2			
Jay Buhner, R (1, 7)										3	0	0	0	0	2	1			
Dan Wilson, R (1, 2) <small>OBP: 0.167, SLG: 0.222</small>										3	0	0	0	0	1	1			
David Bell, R (1, 5) Mark McLemore, S (8, PH) <small>OBP: 0.200, SLG: 0.158</small>										2	0	0	0	0	0	0			
Inning Stats	R: 0 E: 0 K: 0 S: 8	H: 0 LOB: 0 BB: 0 P: 11	R: 0 E: 0 K: 1 S: 6	H: 0 LOB: 0 BB: 1 P: 13	R: 0 E: 0 K: 1 S: 8	H: 0 LOB: 0 BB: 0 P: 12	R: 0 E: 0 K: 1 S: 6	H: 0 LOB: 0 BB: 0 P: 9	R: 1 E: 0 K: 2 S: 12	H: 2 LOB: 1 BB: 0 P: 19	R: 0 E: 0 K: 1 S: 6	H: 0 LOB: 0 BB: 0 P: 9	R: 0 E: 0 K: 0 S: 7	H: 0 LOB: 0 BB: 0 P: 9	R: 1 E: 0 K: 0 S: 8	H: 1 LOB: 1 BB: 1 P: 14		1B: 2 2B: 2 3B: 0 HR: 0 SF: 0 SAC: 0 DP: 2 HBP: 0	WP: 2 PB: 0 SB: 0 CS: 0
PITCHER	IP WLS BF H R ER SO BB IBB HBP BLK WP HR S P ERA WHIP																		
Andy Pettitte, L (1, 1) <small>ERA: 1.26</small>	8.0 W 26 3 1 1 7 1 0 0 0 0 1 0 62 99 1.12 0.500																		
42 Mariano Rivera, R (9, 1) <small>ERA: 1.5</small>	1.0 S 5 1 1 1 0 1 0 0 0 0 1 0 8 14 9.00 2.000																		

Batter	1	2	3	4	5	6	7	8	9	AB	R	H	RBI	BB	SO	LOB	TOP			
Chuck Knoblauch, R (1, 7) OBP: 0.387, SLG: 0.433										3	0	2	1	1	0	0	New York Yankees @ Seattle Mariners Safeco Field, Seattle, WA Thu Oct 18 2001, 5:00 PM PDT Att: 47,791 - Dome - 72 F			
2 Derek Jeter, R (1, 6) OBP: 0.414, SLG: 0.400										2	0	1	0	1	0	0				
David Justice, L (1, 10) OBP: 0.333, SLG: 0.450										3	0	0	0	1	0	4				
Bernie Williams, S (1, 8) OBP: 0.333, SLG: 0.320										4	0	1	0	0	1	2				
Tino Martinez, L (1, 3) OBP: 0.235, SLG: 0.269										4	1	2	0	0	0	3				
20 Jorge Posada, S (1, 2) OBP: 0.464, SLG: 0.583										3	1	0	0	1	3	1				
Paul O'Neill, L (1, 9) Shane Spencer, R (7, 9) OBP: 0.364, SLG: 0.500										3	0	1	0	0	0	2				
Scott Brosius, R (1, 5) OBP: 0.120, SLG: 0.125										4	1	1	2	0	3	2				
Alfonso Soriano, R (1, 4) OBP: 0.259, SLG: 0.231										4	0	0	0	0	1	2				
Inning Stats	R: 0 E: 0 K: 0 S: 8	H: 1 LOB: 1 BB: 0 P: 12	R: 3 E: 0 K: 0 S: 10	H: 3 LOB: 0 BB: 1 P: 19	R: 0 E: 0 K: 0 S: 9	H: 0 LOB: 1 BB: 1 P: 16	R: 0 E: 0 K: 2 S: 8	H: 1 LOB: 0 BB: 0 P: 12	R: 0 E: 0 K: 1 S: 7	H: 1 LOB: 1 BB: 1 P: 16	R: 0 E: 0 K: 1 S: 9	H: 0 LOB: 0 BB: 0 P: 14	R: 0 E: 0 K: 0 S: 9	H: 1 LOB: 2 BB: 1 P: 19	R: 0 E: 0 K: 2 S: 17	H: 1 LOB: 1 BB: 0 P: 23	1B: 7 2B: 3 3B: 0 HR: 0	SF: 0 SAC: 1 DP: 2 HBP: 0	WP: 0 PB: 0 SB: 1 CS: 2	PA: 37
PITCHER	IP WLS BF H R ER SO BB IBB HBP BLK WP HR S P ERA WHIP	7.1 L 29 7 3 3 6 4 0 0 0 0 0 65 109 3.68 1.500	1.0 H 4 1 0 0 1 0 0 0 0 0 8 15 0.00 1.000	0.2 S 3 1 0 0 1 0 0 0 0 0 14 19 0.00 1.500	PITCHER															

Batter	1	2	3	4	5	6	7	8	9	AB	R	H	RBI	BB	SO	LOB	BOTTOM			
51 Ichiro Suzuki, L (1, 9) OBP: 0.592, SLG: 0.593										3	0	1	0	1	0	0	New York Yankees @ Seattle Mariners Safeco Field, Seattle, WA Thu Oct 18 2001, 5:00 PM PDT Att: 47,791 - Dome - 72 F			
Mark McLemore, S (1, 6) OBP: 0.167, SLG: 0.130										4	0	0	0	0	0	4				
Bret Boone, R (1, 4) OBP: 0.200, SLG: 0.143										4	0	1	0	0	0	1				
Edgar Martinez, R (1, 10) Charles Gipson, R (8, PR) OBP: 0.414, SLG: 0.583										4	0	1	0	0	1	3				
John Olerud, L (1, 3) OBP: 0.222, SLG: 0.125										4	0	0	0	0	0	1				
Mike Cameron, R (1, 8) OBP: 0.357, SLG: 0.522										3	1	0	0	0	2	1				
Stan Javier, S (1, 7) OBP: 0.400, SLG: 0.583										3	1	1	2	1	1	0				
Dan Wilson, R (1, 2) Al Martin, L (9, PH) OBP: 0.238, SLG: 0.286										3	0	2	0	0	0	0				
David Bell, R (1, 5) OBP: 0.250, SLG: 0.409										4	0	0	0	0	2	3				
Inning Stats	R: 0 E: 0 K: 0 S: 11	H: 2 LOB: 1 BB: 0 P: 14	R: 0 E: 0 K: 1 S: 20	H: 1 LOB: 1 BB: 1 P: 29	R: 0 E: 1 K: 0 S: 14	H: 0 LOB: 0 BB: 0 P: 20	R: 2 E: 0 K: 0 S: 8	H: 1 LOB: 0 BB: 0 P: 18	R: 0 E: 0 K: 2 S: 9	H: 0 LOB: 0 BB: 0 P: 14	R: 0 E: 0 K: 0 S: 13	H: 1 LOB: 2 BB: 1 P: 22	R: 0 E: 0 K: 1 S: 11	H: 1 LOB: 1 BB: 0 P: 13	R: 0 E: 0 K: 2 S: 7	H: 0 LOB: 0 BB: 0 P: 10	1B: 5 2B: 0 3B: 0 HR: 1	SF: 0 SAC: 0 DP: 1 HBP: 1	WP: 0 PB: 0 SB: 0 CS: 0	PA: 36
PITCHER	IP WLS BF H R ER SO BB IBB HBP BLK WP HR S P ERA WHIP	6.0 W 24 4 2 2 3 1 0 1 0 0 0 18 28 0.00 1.500	1.1 H 7 2 0 0 0 0 1 0 0 0 0 18 28 0.00 1.500	1.2 S 5 0 0 0 3 0 0 0 0 0 0 13 17 0.00 0.000	PITCHER															

Batter	1	2	3	4	5	6	7	8	9	AB	R	H	RBI	BB	SO	LOB	TOP				
51 Ichiro Suzuki, L (1, 9) OBP: 0.526, SLG: 0.515	1-3 K		4-2 WP S BB		0-3 K2-3			2-1 G6-3		3	0	0	0	1	2	0	Seattle Mariners @ New York Yankees Yankee Stadium, Bronx, NY Sun Oct 21 2001, 7:30 PM EDT Att: 56,375 - Sunny - 68 F				
Mark McLemore, S (1, 6) OBP: 0.206, SLG: 0.194	2-1 G6-3		3-1 G1-3		3-1 F9			2-2 L4		4	0	0	0	0	0	1					
Bret Boone, R (1, 4) OBP: 0.282, SLG: 0.389	0-3 K		4-0 BB		1-2 G6-3			0-1 HR		3	1	1	1	1	0						
Edgar Martinez, R (1, 10)		4-2 FC4-6 BB	1-1 F2		0-1 G5-3			0-3 K		3	0	0	0	1	1	2					
John Olerud, L (1, 3)		3-1 FC4-6 BB		0-0 1B		2-3 K		0-0 G3-1		4	0	1	0	0	1	1					
Stan Javier, S (1, 7)		0-3 K		1-3 K			1-2 G6-3		0-0 B4-3	4	0	0	0	0	2	2					
Mike Cameron, R (1, 8)		4-2 BB		2-1 L7			0-3 K		0-0 P3	3	0	0	0	1	1	1					
Tom Lampkin, L (1, 2)		0-3 K		3-2 L8			4-1 BB			2	0	0	0	1	1	3					
David Bell, R (1, 5)			1-3 K		0-1 L5			2-2 L1		3	0	0	0	0	1	1					
Inning Stats	R: 0 H: 0 E: 0 S: 11	H: 0 LOB: 0 BB: 0 P: 14	R: 0 H: 0 E: 0 S: 14	H: 0 LOB: 2 BB: 2 P: 25	R: 0 H: 0 E: 0 S: 9	H: 1 LOB: 1 BB: 0 P: 15	R: 0 H: 0 E: 0 S: 10	H: 0 LOB: 0 BB: 0 P: 13	R: 0 H: 0 E: 0 S: 9	H: 0 LOB: 0 BB: 0 P: 12	R: 0 H: 0 E: 0 S: 10	H: 0 LOB: 1 BB: 1 P: 17	R: 1 H: 1 E: 0 S: 11	H: 1 LOB: 0 BB: 0 P: 15	R: 0 H: 0 E: 0 S: 3	H: 0 LOB: 0 BB: 0 P: 3	1B: 1 2B: 0 3B: 0 HR: 1	SF: 0 SAC: 0 DP: 0 HBP: 0	WP: 1 PB: 0 CS: 0	PA: 34	
PITCHER	IP	WLS	BF	H	R	ER	SO	BB	IBB	HBP	BLK	WP	HR	S	P	ERA	WHIP				
Roger Clemens, R (1, 1) ERA: 3.38	5.0		20	1	0	0	7	4	0	0	0	1	0	53	89	0.00	1.000				
Ramiro Mendoza, R (6, 1) ERA: 1.04	3.0		11	1	1	1	3	1	0	0	0	0	1	30	44	3.00	0.667				
42 Mariano Rivera, R (9, 1) ERA: 1.04	1.0	W	3	0	0	0	0	0	0	0	0	0	0	3	3	0.00	0.000				

AB	29
R	1
H	2
RBI	1
BB	5
SO	10
LOB	11



Batter	1	2	3	4	5	6	7	8	9	AB	R	H	RBI	BB	SO	LOB	BOTTOM					
Chuck Knoblauch, R (1, 7) OBP: 0.342, SLG: 0.361	1-3 K		1-1 F3		4-2 1-2 BB		1-2 G5-3			3	0	0	0	1	1	2	Seattle Mariners @ New York Yankees Yankee Stadium, Bronx, NY Sun Oct 21 2001, 7:30 PM EDT Att: 56,375 - Sunny - 68 F					
2 Derek Jeter, R (1, 6) OBP: 0.361, SLG: 0.344	1-2 F7		1-1 G5-3		2-2 F9		3-3 K			4	0	0	0	0	1	4						
David Justice, L (1, 10) OBP: 0.344, SLG: 0.385	2-1 G3			1-1 F7	2-2 G4-3			0-3 K		4	0	0	0	0	1	2						
Bernie Williams, S (1, 8) OBP: 0.368, SLG: 0.516		4-2 CS BB		4-2 20 BB BB		2-1 F8		3-2 HR		2	1	1	1	2	0	0						
Tino Martinez, L (1, 3) OBP: 0.222, SLG: 0.273		2-1 G3		1-3 K		2-1 BB		1-0 L3		4	0	1	0	0	1	2						
20 Jorge Posada, S (1, 2) OBP: 0.497, SLG: 0.500		4-2 2-6 BB		4-1 BB	1-2 BB		4-0 BB		1-2 G5-3	1	0	0	0	3	0	0						
Paul O'Neill, L (1, 9) OBP: 0.238, SLG: 0.400		1-0 2-6 BB		4-0 SH1-3 BB	1-2 G3		4-2 G4-6-3 BB		1-0 G5-3	1	0	0	0	1	0	2						
Shane Spencer, R (6, PH) OBP: 0.400, SLG: 0.462							1-2 2-3 BB			1	0	0	0	1	0	0						
Scott Brosius, R (1, 5) OBP: 0.133, SLG: 0.138			0-1 SH1-3		0-1 G1-3		2-2 G4-6-3		0-0 HR	3	1	1	0	0	0	3						
Alfonso Soriano, R (1, 4) OBP: 0.353, SLG: 0.387			4-2 BB		4-2 S BB		1-3 K		1-0 HR	2	1	1	2	2	1	0						
Inning Stats	R: 0 H: 0 E: 0 S: 8	H: 0 LOB: 0 BB: 0 P: 12	R: 0 H: 0 E: 0 S: 6	H: 0 LOB: 2 BB: 2 P: 17	R: 0 H: 0 E: 0 S: 8	H: 0 LOB: 2 BB: 2 P: 18	R: 0 H: 0 E: 0 S: 13	H: 0 LOB: 2 BB: 2 P: 24	R: 0 H: 1 E: 0 S: 14	H: 0 LOB: 2 BB: 2 P: 26	R: 0 H: 1 E: 0 S: 9	H: 0 LOB: 0 BB: 0 P: 23	R: 0 H: 0 E: 0 S: 16	H: 0 LOB: 0 BB: 0 P: 21	R: 1 H: 1 E: 0 S: 11	H: 1 LOB: 0 BB: 0 P: 16	R: 2 H: 2 E: 0 S: 3	H: 2 LOB: 0 BB: 0 P: 5	1B: 1 2B: 1 3B: 0 HR: 2	SF: 0 SAC: 1 DP: 1 HBP: 0	WP: 0 PB: 0 CS: 1	PA: 36
PITCHER	IP	WLS	BF	H	R	ER	SO	BB	IBB	HBP	BLK	WP	HR	S	P	ERA	WHIP					
Paul Abbott, R (1, 1) ERA: 9.0	5.0		22	0	0	0	0	8	0	0	0	0	0	49	97	0.00	1.600					
Norm Charlton, L (6, 1) ERA	0.1		3	1	0	0	0	0	1	0	0	0	0	4	12	0.00	3.000					
Jeff Nelson, R (6, 1) ERA	1.2		5	0	0	0	2	1	0	0	0	0	0	21	32	0.00	0.600					
Arthur Rhodes, L (8, 1) ERA: 1.93	1.0	B	4	1	1	1	1	0	0	0	0	0	1	11	16	9.00	1.000					
Kazuhito Sasaki, R (9, 1) ERA: 5.4	0.1	L	3	2	2	2	0	0	0	0	0	0	1	3	5	54.00	6.000					


AB	25
R	3
H	4
RBI	3
BB	10
SO	5
LOB	15



Batter	1	2	3	4	5	6	7	8	9	AB	R	H	RBI	BB	SO	LOB	TOP										
51 Ichiro Suzuki, L (1, 7) OBP: 0.498, SLG: 0.474	G1-3		G3			F7			FC5-4	5	0	1	1	0	0	2	Seattle Mariners @ New York Yankees Yankee Stadium, Bronx, NY Mon Oct 22 2001, 8:00 PM EDT Att: 56,370 - Cloudy - 63 F										
Mike Cameron, R (1, 8) OBP: 0.345, SLG: 0.429	2B		L8			1B	P6		L9	5	0	2	0	0	0	4											
Bret Boone, R (1, 4) OBP: 0.256, SLG: 0.350	F9				E4	F7	K			4	0	0	0	0	1	4											
Edgar Martinez, R (1, 10) OBP: 0.333, SLG: 0.444	L7				L3	L5			G5-3	4	0	0	0	0	0	3											
Jay Buhner, R (1, 9) OBP: 0.417, SLG: 0.556 Stan Javier, S (8, PH) OBP: 0.320, SLG: 0.409	K						1B		L5	2	1	1	0	1	1	0											
John Olerud, L (1, 3) OBP: 0.293, SLG: 0.278	G3				G6-3		1B			1	0	0	0	0	0	0											
Dan Wilson, R (1, 2) OBP: 0.179, SLG: 0.214	G5-3					F9	P5		F8	4	0	0	0	0	0	3											
Carlos Guillen, S (1, 6) OBP: 0.250, SLG: 0.250			51 G3 SH1-4			F8	1B		G3	4	1	2	0	0	0	0											
David Bell, R (1, 5) OBP: 0.265, SLG: 0.375 Mark McLemore, S (9, PH) OBP: 0.229, SLG: 0.219	SH1-4					G4-3	51 1B			2	0	1	2	0	0	0											
										1	0	1	0	0	0	0											
Inning Stats	R: 0 E: 0 K: 0 S: 9	H: 1 LOB: 1 BB: 0 P: 15	R: 0 E: 0 K: 1 S: 9	H: 0 LOB: 0 BB: 0 P: 13	R: 0 E: 0 K: 0 S: 6	H: 1 LOB: 1 BB: 0 P: 9	R: 0 E: 1 K: 0 S: 8	H: 0 LOB: 1 BB: 1 P: 17	R: 0 E: 0 K: 0 S: 5	H: 0 LOB: 0 BB: 0 P: 6	R: 0 E: 0 K: 0 S: 9	H: 1 LOB: 1 BB: 0 P: 14	R: 3 E: 0 K: 1 S: 13	H: 5 LOB: 2 BB: 0 P: 18	R: 0 E: 0 K: 0 S: 4	H: 0 LOB: 1 BB: 1 P: 9	R: 0 E: 0 K: 0 S: 8	H: 1 LOB: 1 BB: 0 P: 12	1B: 8 2B: 2 3B: 0 HR: 0	SF: 0 SAC: 1 DP: 1 HBP: 0	WP: 0 PB: 0 CS: 0	PA: 38					
PITCHER	IP	WLS	BF	H	R	ER	SO	BB	IBB	HBP	BLK	WP	HR	S	P	ERA	WHIP										
Andy Pettitte, L (1, 1) ERA: 2.18	6.1	W	28	8	3	3	1	1	0	0	0	0	0	54	85	4.26	1.421										
Ramiro Mendoza, R (7, 1) ERA: 0.93	1.0		3	0	0	0	1	0	0	0	0	0	0	6	9	0.00	0.000										
Mike Stanton, L (8, 1) ERA: 4.76	0.2		3	0	0	0	0	1	0	0	0	0	0	3	7	0.00	1.500										
42 Mariano Rivera, R (9, 1) ERA: 0.93	1.0		4	1	0	0	0	0	0	0	0	0	0	8	12	0.00	1.000										


Batter	1	2	3	4	5	6	7	8	9	AB	R	H	RBI	BB	SO	LOB	BOTTOM										
Chuck Knoblauch, R (1, 7) OBP: 0.333, SLG: 0.350	F8		SH5-4			1B	G5-3			4	0	1	1	0	0	3	Seattle Mariners @ New York Yankees Yankee Stadium, Bronx, NY Mon Oct 22 2001, 8:00 PM EDT Att: 56,370 - Cloudy - 63 F										
2 Derek Jeter, R (1, 6) OBP: 0.341, SLG: 0.314	F8		SF8		G6-3	1B			L9	3	0	0	2	1	0	0											
David Justice, L (1, 10) OBP: 0.378, SLG: 0.452	G6-3		HR		L4	1B			WP	5	2	3	2	0	0	0											
Bernie Williams, S (1, 8) OBP: 0.372, SLG: 0.571		K	HR		F3	K			HR	4	2	1	2	1	2	3											
Tino Martinez, L (1, 3) OBP: 0.244, SLG: 0.368	G4-3		P6			K			HR	5	2	2	3	0	1	3											
20 Jorge Posada, S (1, 2) OBP: 0.475, SLG: 0.500					K	WP	1B		K	4	1	2	0	1	2	0											
Paul O'Neill, L (1, 9) OBP: 0.292, SLG: 0.565 Shane Spencer, R (6, PR) OBP: 0.353, SLG: 0.400	G5-3				HR	1B	WP		G1-3	3	1	2	1	0	0	1											
Scott Brosius, R (1, 5) OBP: 0.147, SLG: 0.182			E5		G4-3	K				4	1	1	0	0	1	3											
Alfonso Soriano, R (1, 4) OBP: 0.395, SLG: 0.394			SH5-4			2B	1B			2	2	1	0	1	1	2											
						2B	1B			2	2	1	0	1	1	2											
Inning Stats	R: 0 E: 0 K: 0 S: 4	H: 0 LOB: 0 BB: 0 P: 6	R: 0 E: 0 K: 1 S: 9	H: 0 LOB: 1 BB: 1 P: 19	R: 4 E: 1 K: 0 S: 14	H: 3 LOB: 0 BB: 0 P: 27	R: 1 E: 0 K: 1 S: 13	H: 1 LOB: 1 BB: 0 P: 19	R: 0 E: 0 K: 0 S: 5	H: 0 LOB: 0 BB: 0 P: 9	R: 4 E: 0 K: 3 S: 24	H: 5 LOB: 3 BB: 2 P: 41	R: 0 E: 0 K: 2 S: 18	H: 2 LOB: 2 BB: 0 P: 26	R: 3 E: 0 K: 1 S: 17	H: 2 LOB: 0 BB: 1 P: 25	1B: 8 2B: 2 3B: 0 HR: 3	SF: 1 SAC: 1 DP: 0 HBP: 1	WP: 2 PB: 0 CS: 0	PA: 43							
PITCHER	IP	WLS	BF	H	R	ER	SO	BB	IBB	HBP	BLK	WP	HR	S	P	ERA	WHIP										
Aaron Sele, R (1, 1) ERA: 4.5	4.0	L	19	4	5	1	2	1	0	1	0	0	0	11	18	27.00	3.000										
John Halama, L (5, 1) ERA: 5.4	1.0		6	3	3	3	0	0	0	0	0	0	0	1	1	27.00	3.000										
Joel Pineiro, R (6, 1) ERA: 4.5	2.0		12	4	1	1	5	2	0	0	0	1	0	36	58	4.50	3.000										
Jose Paniagua, R (8, 1) ERA: 17.47	1.0		6	2	3	3	1	1	0	0	0	1	1	17	25	27.00	3.000										


AB 35
R 3
H 9
RBI 3
BB 2
SO 2
LOB 17



AB 36
R 12
H 13
RBI 11
BB 4
SO 8
LOB 16



Batter	1	2	3	4	5	6	7	8	9	AB	R	H	RBI	BB	SO	LOB	TOP
Chuck Knoblauch R (1,7) OBP: 0.280, SLG: 0.292	1-3 K			0-0 F7		1-2 P6			0-1 F9	4	0	0	0	0	1	0	New York Yankees @ Arizona Diamondbacks Bank One Ballpark, Phoenix, AZ Sun Oct 28 2001, 7:30 PM EST Att: 49,646 - Sunny - 88 F livebaseballscorecards.com
Randy Velarde R (1,3) OBP: 0.200, SLG: 0.111	1-0 G1-3			4-0 FC6-4 BB		2-2 G5-3			0-3 K	3	0	0	0	1	1	0	
Derek Jeter R (1,6) OBP: 0.306, SLG: 0.262	2-2 K			1-0 FC6-4 1-2					1-1 L4	4	0	0	0	0	1	1	
Bernie Williams S (1,8) OBP: 0.340, SLG: 0.524		3-3 K		3-2 G6-3						3	0	0	0	0	1	1	
Jorge Posada S (1,2) OBP: 0.468, SLG: 0.474		2-3 K			1-1 1B				0-1 G6-3	3	0	1	0	0	1	0	
Shane Spencer R (1,9) OBP: 0.333, SLG: 0.368		0-1 G5-3			2-3 K				1-2 1B	3	0	1	0	0	1	1	
Alfonso Soriano R (1,4) OBP: 0.364, SLG: 0.359			3-3 K		0-3 K				1-1 G5-4-3 1B	3	0	1	0	0	2	1	
Scott Brosius R (1,5) OBP: 0.150, SLG: 0.205			1-3 K		0-0 F7				1-3 K	3	0	0	0	0	2	3	
Andy Pettitte L (1,1) Luis Sojo R (8,PH) Mike Stanton L (8,1)			0-3 K			0-0 B5-3			1-2 G5-4-3	2	0	0	0	0	1	0	AB 29 R 0 H 3 RBI 0 BB 1 SO 11 LOB 9 
Inning Stats	R: 0 H: 0 E: 0 K: 2 S: 8	H: 0 LOB: 0 BB: 0 P: 12	R: 0 H: 0 E: 0 K: 2 S: 8	H: 0 LOB: 0 BB: 0 P: 13	R: 0 H: 0 E: 0 K: 3 S: 10	H: 0 LOB: 1 BB: 1 P: 14	R: 0 H: 0 E: 0 K: 0 S: 6	H: 1 LOB: 1 BB: 0 P: 14	R: 0 H: 0 E: 0 K: 0 S: 7	H: 0 LOB: 0 BB: 0 P: 10	R: 0 H: 0 E: 0 K: 0 S: 8	H: 2 LOB: 1 BB: 0 P: 15	R: 0 H: 0 E: 0 K: 1 S: 8	H: 0 LOB: 0 BB: 0 P: 9	1B: 3 2B: 0 3B: 0 HR: 0	SF: 0 SAC: 0 DP: 1 HBP: 0	
PITCHER Randy Johnson L (1,1) ERA: 1.36	IP: 9.0 WLS: W BF: 30 H: 3 R: 0 ER: 0 SO: 11 BB: 1 IBB: 0 HBP: 0 BLK: 0 WP: 0 HR: 0 S: 76 P: 110 ERA: 0.00 WHIP: 0.444															PITCHER	

Batter	1	2	3	4	5	6	7	8	9	AB	R	H	RBI	BB	SO	LOB	BOTTOM
Tony Womack L (1,6) OBP: 0.265, SLG: 0.244	0-1 B1-3		2-3 K			0-0 G5-3			2-2 G4-3	4	0	0	0	0	1	0	New York Yankees @ Arizona Diamondbacks Bank One Ballpark, Phoenix, AZ Sun Oct 28 2001, 7:30 PM EST Att: 49,646 - Sunny - 88 F livebaseballscorecards.com
Craig Counsell L (1,4) OBP: 0.298, SLG: 0.467	0-3 K		0-3 K			2-2 G4-3			2-2 F7	4	0	0	0	0	2	0	
Luis Gonzalez L (1,7) OBP: 0.346, SLG: 0.467	0-3 K			2-3 K					2-2 FC5-4 HBP	2	0	0	0	0	2	0	
Reggie Sanders R (1,9) OBP: 0.413, SLG: 0.378		2-2 2B 1B		1-0 P3		2-0 FC5-4 1B HR			1-2 HR	3	2	1	0	0	0	1	
Danny Bautista R (1,8) Steve Finley L (8,8) OBP: 0.286, SLG: 0.308 OBP: 0.400, SLG: 0.405		0-0 FC4-2 2B		1-2 P4		1-2 HR			1-2 HR	3	1	2	1	0	0	0	
Matt Williams R (1,5) OBP: 0.319, SLG: 0.350		0-0 G5-3			0-1 G5-4-3 1B				1-1 HR	3	1	2	3	0	0	1	
Mark Grace L (1,3) OBP: 0.366, SLG: 0.333		1-0 FC4-2 FC5-4			0-3 K				0-1 G4-3	3	0	0	0	0	1	2	
Damian Miller R (1,2) OBP: 0.302, SLG: 0.256		3-H FC5-4		0-1 G5-4-3					0-3 K	3	0	0	0	0	1	2	
Randy Johnson R (1,1)			0-2 G6-3			0-3 K			1-0 G6-3	3	0	0	0	0	1	0	AB 28 R 4 H 5 RBI 4 BB 0 SO 8 LOB 6 
Inning Stats	R: 0 H: 0 E: 0 K: 2 S: 8	H: 2 LOB: 1 BB: 0 P: 11	R: 1 H: 2 E: 0 K: 0 S: 8	H: 2 LOB: 1 BB: 0 P: 11	R: 0 H: 0 E: 0 K: 2 S: 10	H: 0 LOB: 0 BB: 0 P: 12	R: 0 H: 0 E: 0 K: 1 S: 8	H: 1 LOB: 0 BB: 0 P: 8	R: 0 H: 0 E: 0 K: 1 S: 7	H: 0 LOB: 0 BB: 0 P: 9	R: 3 H: 2 E: 0 K: 1 S: 15	H: 2 LOB: 0 BB: 0 P: 20	R: 0 H: 0 E: 0 K: 0 S: 7	H: 0 LOB: 0 BB: 0 P: 12	1B: 3 2B: 1 3B: 0 HR: 1	SF: 0 SAC: 0 DP: 1 HBP: 1	
PITCHER Andy Pettitte L (1,1) Mike Stanton L (8,1) ERA: 2.93 ERA: 3.52	IP: 7.0 WLS: L BF: 26 H: 5 R: 4 ER: 4 SO: 8 BB: 0 IBB: 0 HBP: 0 BLK: 0 WP: 0 HR: 1 S: 64 P: 80 ERA: 5.14 WHIP: 0.714															PITCHER	

Batter	1	2	3	4	5	6	7	8	9	AB	R	H	RBI	BB	SO	LOB	TOP		
Craig Counsell, L (1,4) OBP: 0.275, SLG: 0.429	E4 BB		G4-3		K			B1		4	0	0	0	0	1	0			
Steve Finley, L (1,8) OBP: 0.405, SLG: 0.385	SAFE CS BB			F9 1B SF9 BB		P3		K		2	1	0	0	2	1	0			
Luis Gonzalez, L (1,7) OBP: 0.339, SLG: 0.449	K			SF9 BB 1B		K		K		4	0	1	0	0	3	1			
Reggie Sanders, R (1,9) OBP: 0.400, SLG: 0.350		K		F9		1B S HBP		K		3	0	0	0	0	2	2			
Erubiel Durazo, L (1,10) OBP: 0.500, SLG: 0.857	FC3-6 1B			1-2 BB		1-3 1B		K		3	0	2	0	1	1	0			
Matt Williams, R (1,5) OBP: 0.294, SLG: 0.326	K			SF9		L7		G6-3		3	0	0	1	0	1	3			
Mark Grace, L (1,3) OBP: 0.341, SLG: 0.308	FC3-6 1-2			G4-3				F8		3	0	0	0	0	0	3			
Damian Miller, R (1,2) OBP: 0.283, SLG: 0.238			K		G1-3			K		3	0	0	0	0	2	0			
Tony Womack, L (1,6) OBP: 0.250, SLG: 0.229			K		G1-3			K		3	0	0	0	0	2	0			
Inning Stats	R: 0 H: 0 E: 1 K: 1 S: 10	H: 0 LOB: 1 BB: 1 P: 17	R: 0 H: 1 E: 0 K: 2 S: 8	LOB: 1 BB: 0 P: 12	R: 0 H: 0 E: 0 K: 2 S: 10	LOB: 0 BB: 0 P: 13	R: 1 H: 1 E: 0 K: 0 S: 10	LOB: 2 BB: 2 P: 18	R: 0 H: 0 E: 0 K: 1 S: 8	LOB: 0 BB: 0 P: 13	R: 0 H: 0 E: 0 K: 2 S: 9	LOB: 0 BB: 0 P: 13	R: 0 H: 0 E: 0 K: 2 S: 13	LOB: 0 BB: 0 P: 18	R: 0 H: 0 E: 0 K: 2 S: 13	LOB: 0 BB: 0 P: 18	1B: 3 2B: 1 3B: 0 HR: 0	SF: 1 SAC: 0 DP: 1 HBP: 1	WP: 0 PA: 33 SB: 0 CS: 1
PITCHER	IP	WLS	BF	H	R	ER	SO	BB	IBB	HBP	BLK	WP	HR	S	P	ERA	WHIP		
Roger Clemens, R (1,1) ERA: 2.66	7.0	W	27	3	1	1	9	3	0	1	0	0	0	68	109	1.29	0.857		
42 Mariano Rivera, R (8,1) ERA: 0.77	2.0	S	6	0	0	0	4	0	0	0	0	0	0	21	29	0.00	0.000		

Arizona Diamondbacks @ New York Yankees
Yankee Stadium, Bronx, NY
Tue Oct 30 2001, 8:00 PM EST
Att: 55,820 - Sunny - 52 F

AB 28
R 1
H 3
RBI 1
BB 3
SO 13
LOB 9



Batter	1	2	3	4	5	6	7	8	9	AB	R	H	RBI	BB	SO	LOB	BOTTOM		
Chuck Knoblauch, R (1,10) OBP: 0.259, SLG: 0.269	P6	F8			G4-3		G6-3			4	0	0	0	0	0	1			
2 Derek Jeter, R (1,6) OBP: 0.302, SLG: 0.261	K			G4-3 1B		G6-3		G6-3		4	0	1	0	0	1	0			
Paul O'Neill, L (1,9) OBP: 0.310, SLG: 0.536	S 1B			G4-3		F7		WP 1B		4	0	2	0	0	0	1			
Clay Bellinger, R (7,PR) (8,7)				1-2						0	0	0	0	0	0	0			
Bernie Williams, S (1,8) OBP: 0.352, SLG: 0.511	BB			G5-3		20 WP 1B		F9		3	1	1	0	1	0	1			
Tino Martinez, L (1,3) OBP: 0.224, SLG: 0.311	F8				G6-3		F9		F8	4	0	0	0	0	0	3			
20 Jorge Posada, S (1,2) OBP: 0.471, SLG: 0.537		HR			G4-3		WP 1B BB		F8	3	1	1	1	1	0	0			
Shane Spencer, R (1,7) OBP: 0.348, SLG: 0.350					G6-3		K		K	1	0	0	0	1	0	0			
David Justice, L (6,PH) (7,7) (8,9)					E BB				K	2	0	0	0	0	2	2			
Scott Brosius, R (1,5) OBP: 0.163, SLG: 0.214		G4-3			E6		WP 1B			3	0	1	1	0	0	1			
Alfonso Soriano, R (1,4) OBP: 0.362, SLG: 0.357					F8		G6-3			3	0	1	0	0	0	4			
Inning Stats	R: 0 H: 1 E: 0 K: 1 S: 15	H: 1 LOB: 2 BB: 1 P: 22	R: 1 H: 2 E: 0 K: 0 S: 15	LOB: 1 BB: 0 P: 25	R: 0 H: 1 E: 0 K: 0 S: 4	LOB: 0 BB: 0 P: 5	R: 0 H: 0 E: 1 K: 0 S: 19	LOB: 2 BB: 1 P: 26	R: 0 H: 2 E: 0 K: 1 S: 11	LOB: 2 BB: 1 P: 22	R: 0 H: 1 E: 0 K: 0 S: 11	LOB: 0 BB: 0 P: 19	R: 0 H: 0 E: 0 K: 1 S: 12	LOB: 0 BB: 0 P: 17	R: 0 H: 0 E: 0 K: 2 S: 12	LOB: 0 BB: 0 P: 17	1B: 6 2B: 0 3B: 0 HR: 1	SF: 0 SAC: 0 DP: 1 HBP: 0	WP: 3 PA: 34 SB: 0 CS: 0
PITCHER	IP	WLS	BF	H	R	ER	SO	BB	IBB	HBP	BLK	WP	HR	S	P	ERA	WHIP		
Brian Anderson, L (1,1) ERA: 2.84	5.1	L	24	5	2	2	1	3	0	0	0	0	0	70	107	3.38	1.500		
Mike Morgan, R (6,1) ERA: 7.71	1.1		5	1	0	0	1	0	0	0	0	1	0	10	17	0.00	0.750		
Greg Swindell, L (7,1) ERA: 2.08	1.1		5	1	0	0	1	0	0	0	0	1	0	18	28	0.00	0.750		

Arizona Diamondbacks @ New York Yankees
Yankee Stadium, Bronx, NY
Tue Oct 30 2001, 8:00 PM EST
Att: 55,820 - Sunny - 52 F

AB 31
R 2
H 7
RBI 2
BB 3
SO 3
LOB 13



Batter	1	2	3	4	5	6	7	8	9	10	11	12	AB	R	H	RBI	BB	SO	LOB	TOP		
Tony Womack, L OBP: 0.270, SLG: 0.259	F9		F7		K			E S 1B		G4-3		F7	6	0	1	0	0	1	2			
Craig Counsell, L OBP: 0.237, SLG: 0.368	K		K			G4-3		G3		G1-3		F8	6	0	0	0	0	2	3			
Luis Gonzalez, L OBP: 0.338, SLG: 0.411 Danny Bautista, R OBP: 0.313, SLG: 0.333	G3			P4		F8		K				SH3-4 1B	4	0	0	0	0	1	1			
Erubiel Durazo, L OBP: 0.471, SLG: 0.643		L8		K		G1		IBB				FC5 SH3-4 1B	4	0	1	0	1	1	0			
Matt Williams, R OBP: 0.254, SLG: 0.275		K		L5				P4		SH3-4			4	0	0	0	0	1	2			
Steve Finley, L OBP: 0.434, SLG: 0.468		K						WP 1B		FC5-4 1B		FC5 IBB	4	1	3	1	1	1	0			
Reggie Sanders, R OBP: 0.339, SLG: 0.286			K					K		FC5-4 G4-6-3		L4	5	0	0	0	0	3	5			
Mark Grace, L OBP: 0.358, SLG: 0.356				1B BB		G3				G4-6-3		FC5	3	0	0	0	2	0	4			
Rod Barajas, R OBP: 0.400, SLG: 1.000								L7				P4	5	1	2	1	0	0	2			
Inning Stats	R: 0 E: 0 K: 1 S: 8	H: 0 LOB: 0 BB: 13	R: 0 E: 0 K: 2 S: 10	H: 0 LOB: 0 BB: 15	R: 0 E: 0 K: 2 S: 12	H: 1 LOB: 2 BB: 1 P: 19	R: 0 E: 0 K: 1 S: 9	H: 0 LOB: 0 BB: 13	R: 2 E: 0 K: 2 S: 14	H: 2 LOB: 0 BB: 0 P: 18	R: 0 E: 0 K: 1 S: 12	H: 1 LOB: 2 BB: 1 P: 19	R: 0 E: 0 K: 0 S: 6	H: 1 LOB: 0 BB: 0 P: 11	R: 0 E: 0 K: 0 S: 6	H: 2 LOB: 3 BB: 1 P: 13	R: 0 E: 0 K: 0 S: 9	H: 0 LOB: 0 BB: 10	1B: 6 2B: 0 3B: 0 HR: 2	SF: 0 SAC: 1 DP: 1 HBP: 0	WP: 1 PB: 0 SB: 0 CS: 0	PA: 47
PITCHER	IP	WLS	BF	H	R	ER	SO	BB	IBB	HBP	BLK	WP	HR	S	P	ERA	WHIP					
35 Mike Mussina, R ERA: 2.53	(1.1)	8.0	32	5	2	2	10	1	2	0	0	1	2	82	125	2.25	0.750					
Ramiro Mendoza, R ERA: 0.73	(9.1)	1.0	3	1	0	0	0	0	0	0	0	0	0	8	11	0.00	1.000					
42 Mariano Rivera, R ERA: 0.61	(10.1)	2.0	9	2	0	0	0	0	1	0	0	0	0	15	23	0.00	1.000					
Sterling Hitchcock, L ERA: 2.27	(12.1)	1.0	W	3	0	0	0	0	0	0	0	0	0	9	10	0.00	0.000					

Arizona Diamondbacks @ New York Yankees
Yankee Stadium, Bronx, NY
Thu Nov 01 2001, 8:00 PM EST
Alt. 56,018 - Cloudy - 61 F

AB 42
R 2
H 8
RBI 2
BB 4
SO 10
LOB 19



Batter	1	2	3	4	5	6	7	8	9	10	11	12	AB	R	H	RBI	BB	SO	LOB	BOTTOM				
2 Derek Jeter, R OBP: 0.286, SLG: 0.304	F9		K			G4-3 1B		K		G6-3			5	0	1	0	0	2	1					
Paul O'Neill, L OBP: 0.316, SLG: 0.457	1B BB		G6-3			G4-3		1B BB		G4-3			3	0	0	0	2	0	1					
Bernie Williams, S OBP: 0.349, SLG: 0.472	F7					G4-3		20 G6-4-3 BB		G2-3			4	0	1	0	1	0	1					
Tino Martinez, L OBP: 0.241, SLG: 0.358						F3		F7				F7	5	0	1	0	0	0	3					
20 Jorge Posada, S OBP: 0.433, SLG: 0.490	K		G6-4-3					K		HR		F5	5	1	1	0	0	2	3					
Shane Spencer, R OBP: 0.344, SLG: 0.429								WP 1B		G5-3		P4	4	0	1	0	1	1	1					
David Justice, L OBP: 0.327, SLG: 0.357 Chuck Knoblauch, R OBP: 0.268, SLG: 0.278			G6-3			K		K		K		SH3 1B	2	0	0	0	1	1	1					
Scott Brosius, R OBP: 0.176, SLG: 0.300			G4-3			F9		BB		HR		SH3	4	1	1	2	0	0	3					
Alfonso Soriano, R OBP: 0.339, SLG: 0.333						G5-3		G4-3		F7		1B	5	0	2	1	0	0	1					
Inning Stats	R: 0 E: 0 K: 1 S: 9	H: 1 LOB: 2 BB: 1 P: 18	R: 0 E: 0 K: 1 S: 6	H: 0 LOB: 0 BB: 0 P: 7	R: 0 E: 0 K: 1 S: 8	H: 1 LOB: 0 BB: 0 P: 13	R: 0 E: 0 K: 1 S: 13	H: 0 LOB: 0 BB: 1 P: 10	R: 0 E: 0 K: 1 S: 13	H: 1 LOB: 1 BB: 1 P: 21	R: 0 E: 0 K: 0 S: 9	H: 1 LOB: 0 BB: 0 P: 13	R: 2 E: 0 K: 1 S: 10	H: 2 LOB: 0 BB: 0 P: 17	R: 0 E: 0 K: 0 S: 5	H: 0 LOB: 0 BB: 0 P: 9	R: 0 E: 0 K: 0 S: 11	H: 0 LOB: 0 BB: 0 P: 18	R: 1 E: 0 K: 0 S: 6	H: 2 LOB: 1 BB: 0 P: 7	1B: 7 2B: 1 3B: 0 HR: 1	SF: 0 SAC: 1 DP: 2 HBP: 0	WP: 1 PB: 0 SB: 0 CS: 1	PA: 45
PITCHER	IP	WLS	BF	H	R	ER	SO	BB	IBB	HBP	BLK	WP	HR	S	P	ERA	WHIP							
Miguel Batista, R ERA: 2.33	(1.1)	7.2	30	5	0	0	6	5	0	0	0	1	0	71	126	0.00	1.304							
Greg Swindell, L ERA: 1.93	(8.1)	0.1	H	1	0	0	0	0	0	0	0	0	0	4	4	0.00	0.000							
Byung-Hyun Kim, R ERA: 4.66	(9.1)	0.2	B	4	2	2	1	0	0	0	0	0	1	9	15	27.00	3.000							
Mike Morgan, R ERA: 5.14	(9.1)	2.1	L	7	0	0	0	0	0	0	0	0	0	17	29	0.00	0.000							
Albie Lopez, R ERA: 9.99	(12.1)	0.1	L	3	2	1	1	0	0	0	0	0	0	5	7	27.00	6.000							

Arizona Diamondbacks @ New York Yankees
Yankee Stadium, Bronx, NY
Thu Nov 01 2001, 8:00 PM EST
Alt. 56,018 - Cloudy - 61 F

AB 39
R 3
H 9
RBI 3
BB 5
SO 7
LOB 16



Batter	1	2	3	4	5	6	7	8	9	AB	R	H	RBI	BB	SO	LOB	TOP					
Chuck Knoblauch, R (1, 7) <small>OBP: 0.267, SLG: 0.263</small> Mike Stanton, L (7, 1)	F7		FC6-4		G6-3		F7			3	0	0	0	1	0	0	New York Yankees @ Arizona Diamondbacks Bank One Ballpark, Phoenix, AZ Sat Nov 03 2001, 7:30 PM EST Att: 49,707 - Cloudy - 91 F					
2 Derek Jeter, R (1, 6) <small>OBP: 0.277, SLG: 0.293</small> Enrique Wilson, S (5, 6)	K		FC6-4			P3	P4			2	0	0	0	0	1	2						
Bernie Williams, S (1, 8) <small>OBP: 0.373, SLG: 0.473</small>	F3					2B 1B		G5-4-3		2	1	1	0	2	0	0						
20 Jorge Posada, S (1, 2) <small>OBP: 0.419, SLG: 0.471</small> Todd Greene, R (5, 2) <small>OBP: 0.333, SLG: 0.667</small>		F8	K			1B 1B		G5-4-3		2	0	0	0	0	1	3						
Shane Spencer, R (1, 9) <small>OBP: 0.333, SLG: 0.406</small>	F8			K		1B				4	0	1	1	0	2	0						
Tino Martinez, L (1, 3) <small>OBP: 0.250, SLG: 0.364</small> Luis Sojo, R (5, 3) <small>OBP: 0.250, SLG: 0.250</small>				F8		1B			G1-3	2	0	1	0	0	0	0						
Alfonso Soriano, R (1, 4) <small>OBP: 0.333, SLG: 0.327</small>	L4			F9		K				4	0	1	0	0	1	3						
Scott Brosius, R (1, 5) <small>OBP: 0.164, SLG: 0.278</small>			K		P4		P4			4	0	0	0	0	1	3						
Andy Pettitte, L (1, 1) <small>OBP: 0.333, SLG: 0.333</small> Jay Witasick, R (3, 1) Randy Choate, L (4, 1) Clay Bellinger, R (7, PH) (7, 7)			FC6-4		K		K			1	0	1	0	0	0	0						
Inning Stats	R: 0 E: 0 K: 1 S: 5	H: 0 LOB: 0 BB: 0 P: 8	R: 0 E: 0 K: 0 S: 7	H: 1 LOB: 1 BB: 0 P: 9	R: 0 E: 0 K: 2 S: 16	H: 1 LOB: 3 BB: 2 P: 28	R: 0 E: 0 K: 1 S: 7	H: 0 LOB: 0 BB: 0 P: 12	R: 0 E: 0 K: 1 S: 9	H: 0 LOB: 0 BB: 0 P: 12	R: 2 E: 0 K: 1 S: 14	H: 4 LOB: 2 BB: 0 P: 23	R: 0 E: 0 K: 1 S: 8	H: 0 LOB: 0 BB: 0 P: 12	R: 0 E: 0 K: 1 S: 10	H: 0 LOB: 0 BB: 0 P: 16		R: 0 E: 0 K: 1 S: 11	H: 1 LOB: 1 BB: 0 P: 14	1B: 6 2B: 1 3B: 0 HR: 0	SF: 0 SAC: 0 DP: 1 HBP: 0	WP: 0 PB: 0 CS: 0
PITCHER	IP	WLS	BF	H	R	ER	SO	BB	IBB	HBP	BLK	WP	HR	S	P	ERA	WHIP					
Randy Johnson, L (1, 1) ERA: 1.58	7.0	W	29	6	2	2	7	2	0	0	0	0	0	66	104	2.57	1.143					
Bobby Witt, R (8, 1) ERA: 8.75	1.0		3	0	0	0	1	1	0	0	0	0	0	10	16	0.00	1.000					
Troy Brohawn, L (9, 1) ERA:	1.0		4	1	0	0	1	0	0	0	0	0	0	11	14	0.00	1.000					

AB	33
R	2
H	7
RBI	2
BB	3
SO	9
LOB	13



Batter	1	2	3	4	5	6	7	8	9	AB	R	H	RBI	BB	SO	LOB	BOTTOM				
Tony Womack, L (1, 6) <small>OBP: 0.290, SLG: 0.297</small>	1B 2B	1B	K	E 1B		G3		G6-3		6	2	3	2	0	1	3	New York Yankees @ Arizona Diamondbacks Bank One Ballpark, Phoenix, AZ Sat Nov 03 2001, 7:30 PM EST Att: 49,707 - Cloudy - 91 F				
Danny Bautista, R (1, 8) <small>OBP: 0.400, SLG: 0.421</small> Steve Finley, L (6, PH) (7, 8)	G4-3-6			E4		F8				4	0	3	5	0	0	1					
Luis Gonzalez, L (1, 7) <small>OBP: 0.348, SLG: 0.433</small> David Dellucci, L (4, PR) (5, 7)	G4-3-6									4	1	2	2	0	1	3					
Greg Colbrunn, R (1, 3) <small>OBP: 0.429, SLG: 0.333</small>	G6-3									5	2	2	1	1	1	3					
Matt Williams, R (1, 5) <small>OBP: 0.281, SLG: 0.339</small>										5	1	3	1	0	0	4					
Reggie Sanders, R (1, 9) <small>OBP: 0.375, SLG: 0.352</small>										5	2	4	1	0	1	1					
Jay Bell, R (1, 4) <small>OBP: 0.143, SLG: 0.143</small>										5	2	1	1	0	1	4					
Damian Miller, R (1, 2) <small>OBP: 0.309, SLG: 0.265</small> Rod Barajas, R (8, 2) <small>OBP: 0.400, SLG: 1.000</small>										4	3	2	1	1	2	2					
Randy Johnson, R (1, 1) <small>OBP: 0.067, SLG: 0.067</small> Erubiel Durazo, L (7, PH) (8, 1) <small>OBP: 0.444, SLG: 0.600</small> Bobby Witt, R (8, 1) Troy Brohawn, L (9, 1) <small>OBP: 0.250, SLG: 0.250</small>										4	2	1	1	0	1	5					
Inning Stats	R: 1 E: 0 K: 0 S: 10	H: 2 LOB: 0 BB: 0 P: 15	R: 3 E: 0 K: 1 S: 19	H: 4 LOB: 2 BB: 1 P: 32	R: 8 E: 0 K: 2 S: 34	H: 9 LOB: 1 BB: 1 P: 45	R: 3 E: 1 K: 2 S: 20	H: 3 LOB: 2 BB: 0 P: 31	R: 0 E: 0 K: 0 S: 12	H: 1 LOB: 1 BB: 0 P: 13	R: 0 E: 0 K: 2 S: 10	H: 2 LOB: 2 BB: 0 P: 12	R: 0 E: 0 K: 2 S: 12	H: 1 LOB: 1 BB: 0 P: 18	R: 0 E: 0 K: 1 S: 7	H: 0 LOB: 1 BB: 1 P: 15		1B: 16 2B: 6 3B: 0 HR: 0	SF: 0 SAC: 0 DP: 1 HBP: 0	WP: 1 PB: 0 CS: 0	PA: 49
PITCHER	IP	WLS	BF	H	R	ER	SO	BB	IBB	HBP	BLK	WP	HR	S	P	ERA	WHIP				
Andy Pettitte, L (1, 1) ERA: 4.55	2.0	L	14	7	6	6	1	1	0	0	0	1	0	39	62	27.00	4.000				
Jay Witasick, R (3, 1) ERA: 21.6	1.1		14	10	9	8	4	0	0	0	0	0	0	36	49	54.00	7.500				
Randy Choate, L (4, 1) ERA: 2.45	2.2		13	4	0	0	1	0	0	0	0	0	0	30	37	0.00	1.500				
Mike Stanton, L (7, 1) ERA: 4.22	2.0		8	1	0	0	3	1	0	0	0	0	0	19	33	0.00	1.000				

AB	46
R	15
H	22
RBI	15
BB	3
SO	9
LOB	28

