

New York Yankees - 2002

| Batter | 1 | 2 | 3 | 4 | 5 | 6 | 7 | 8 | 9 | AB | R | H | RBI | BB | SO | LOB |
|--|-------------|---|----|---|---|--------------------------------|---|-------------------|---|----|---|---|-----|----|----|-----|
| Jerry Hairston, R OBP: 0.200, SLG: 0.200 (1, 4) | L7 | | F8 | E5 1B | | G5-3 | | FC4-6 1B | | 5 | 0 | 1 | 0 | 0 | 0 | 2 |
| Chris Singleton, L (1, 8) | G3 | | | G3-1 B2-3 | | K | | K | | 5 | 0 | 0 | 0 | 0 | 2 | 4 |
| David Segui, S OBP: 0.600, SLG: 0.600 (1, 10) | FC5-4 1B | | | 31 BB WP HR 1B | | K | | K | | 5 | 1 | 3 | 1 | 0 | 2 | 0 |
| Jeff Conine, R (1, 3) | FC5-4 | | | 4-1 1-2 HR BB | | 31 BB 6 2B BB | | G5-3 | | 2 | 2 | 0 | 0 | 2 | 0 | 1 |
| 31 Jay Gibbons, L OBP: 0.500, SLG: 0.333 (1, 9) | | | | 4-2 1-2 HR BB | | 1-2 6 2B 1B | | G3 | | 3 | 2 | 1 | 0 | 1 | 1 | 0 |
| Tony Batista, R OBP: 0.500, SLG: 1.333 (1, 5) | | | | 0-0 1-H 2-H 3-H HR | | 4-2 1-2 6 2B BB | | F7 | | 3 | 2 | 1 | 4 | 1 | 0 | 0 |
| 6 Melvin Mora, R OBP: 0.750, SLG: 1.000 (1, 7) | | | | 4-2 1-H 2-H 3-H S 1B BB | | 0-0 1-H 2-H 3-H 2B | | | | 2 | 2 | 1 | 3 | 2 | 0 | 0 |
| Geronimo Gil, R OBP: 0.500, SLG: 0.750 (1, 2) | | | | 2-2 1-H E 1B | | 0-0 F7 | | F7 | | 4 | 1 | 2 | 2 | 0 | 1 | 1 |
| Mike Bordick, R (1, 6) | | | | 0-2 F7 | | 2-0 P3 | | FC4-6 1B 2B | | 3 | 0 | 0 | 0 | 1 | 1 | 2 |

| Inning Stats | R: 0 | H: 1 | E: 0 | K: 0 | S: 9 | LOB: 1 | BB: 0 | P: 12 | R: 0 | H: 0 | E: 0 | K: 1 | S: 9 | LOB: 0 | BB: 0 | P: 16 | R: 0 | H: 0 | E: 0 | K: 2 | S: 13 | LOB: 0 | BB: 0 | P: 17 | R: 5 | H: 4 | E: 1 | K: 0 | S: 24 | LOB: 2 | BB: 3 | P: 43 | R: 3 | H: 2 | E: 0 | K: 1 | S: 15 | LOB: 1 | BB: 2 | P: 27 | R: 0 | H: 0 | E: 0 | K: 2 | S: 8 | LOB: 0 | BB: 0 | P: 10 | R: 0 | H: 0 | E: 0 | K: 0 | S: 4 | LOB: 0 | BB: 0 | P: 7 | R: 2 | H: 2 | E: 0 | K: 1 | S: 20 | LOB: 2 | BB: 2 | P: 34 |
|--------------|------|------|------|------|------|--------|-------|-------|------|------|------|------|------|--------|-------|-------|------|------|------|------|-------|--------|-------|-------|------|------|------|------|-------|--------|-------|-------|------|------|------|------|-------|--------|-------|-------|------|------|------|------|------|--------|-------|-------|------|------|------|------|------|--------|-------|------|------|------|------|------|-------|--------|-------|-------|
|--------------|------|------|------|------|------|--------|-------|-------|------|------|------|------|------|--------|-------|-------|------|------|------|------|-------|--------|-------|-------|------|------|------|------|-------|--------|-------|-------|------|------|------|------|-------|--------|-------|-------|------|------|------|------|------|--------|-------|-------|------|------|------|------|------|--------|-------|------|------|------|------|------|-------|--------|-------|-------|

| PITCHER | IP | WLS | BF | H | R | ER | SO | BB | IBB | HBP | BLK | WP | HR | S | P | ERA | WHIP |
|---------------------------------------|-----|-----|----|---|---|----|----|----|-----|-----|-----|----|----|----|-----|-------|-------|
| Roger Clemens, R ERA: 16.62 (1, 1) | 4.1 | L | 25 | 7 | 8 | 8 | 4 | 5 | 0 | 0 | 0 | 2 | 1 | 68 | 111 | 16.61 | 2.769 |
| Jay Tessmer, R ERA: (5, 1) | 1.0 | | 3 | 0 | 0 | 0 | 0 | 0 | 0 | 0 | 0 | 0 | 0 | 4 | 7 | 0.00 | 0.000 |
| Ted Lilly, L ERA: (6, 1) | 1.2 | | 5 | 0 | 0 | 0 | 2 | 0 | 0 | 0 | 0 | 0 | 0 | 10 | 14 | 0.00 | 0.000 |
| Steve Karsay, R ERA: 18.0 (8, 1) | 1.0 | | 7 | 2 | 2 | 2 | 1 | 2 | 0 | 0 | 0 | 0 | 0 | 20 | 34 | 18.00 | 4.000 |


BOTTOM

New York Yankees @ Baltimore Orioles
Oriole Park at Camden Yards, Baltimore, MD

Mon Apr 01 2002, 3:05 PM EST
 Att: 48,058 - Cloudy - 62 F

| | |
|-----|----|
| AB | 32 |
| R | 10 |
| H | 9 |
| RBI | 10 |
| BB | 7 |
| SO | 7 |
| LOB | 10 |

WP: 2 PA: 39
 PB: 0
 SB: 2
 CS: 0



| PITCHER | IP | WLS | BF | H | R | ER | SO | BB | IBB | HBP | BLK | WP | HR | S | P | ERA | WHIP |
|---------|----|-----|----|---|---|----|----|----|-----|-----|-----|----|----|---|---|-----|------|
|---------|----|-----|----|---|---|----|----|----|-----|-----|-----|----|----|---|---|-----|------|

New York Yankees @ Baltimore Orioles
Oriole Park at Camden Yards, Baltimore, MD

Wed Apr 03 2002, 7:05 PM EST
 Att. 32,142 - Cloudy - 53 F

livebaseballscorecards.com



| Batter | 1 | 2 | 3 | 4 | 5 | 6 | 7 | 8 | 9 | AB R H RBI BB SO LOB | TOP | | | | | | | | | | | |
|---|---|---------------------------------|-------------------------------|----------------------------------|-------------------------------|----------------------------------|------------------------------|----------------------------------|------------------------------|---------------------------------|------------------------------|---------------------------------|-------------------------------|----------------------------------|------------------------------|----------------------------------|-------------------------------|----------------------------------|----------------------------------|------------------------------------|----------------------------------|--------|
| Alfonso Soriano, R (1, 4) OBP: 0.333, SLG: 0.375 | 1-3 K | | 2-2 1B | | 0-2 FC5-4 | | | 2-0 2B | | 4 0 2 0 0 1 1 | | | | | | | | | | | | |
| 2 Derek Jeter, R (1, 6) OBP: 0.333, SLG: 0.571 | 0-2 G4-3 | | 0-0 F9 | | | 0-0 L5 | | 0-0 G4-3 | | 4 0 0 0 0 0 2 | | | | | | | | | | | | |
| 25 Jason Giambi, L (1, 3) OBP: 0.222, SLG: 0.125 | 1-0 G4-3 | | | 0-3 K | | 2-3 K | | 2-3 K | | 4 0 0 0 0 3 1 | | | | | | | | | | | | |
| Bernie Williams, S (1, 8) OBP: 0.625, SLG: 0.250 | | 2-2 1B | | 2-1 G3 | | 0-0 P4 | | | 4-2 FC3-6 20 BB | 3 0 1 0 1 0 0 | | | | | | | | | | | | |
| Robin Ventura, L (1, 5) OBP: 0.500, SLG: 0.833 | | 4-2 BB | | 1-2 1B | | | 0-1 HR | | 2-3 K | 3 1 2 1 1 1 1 | | | | | | | | | | | | |
| 20 Jorge Posada, S (1, 2) | | 0-0 L7 | | 0-0 L6 | | | 3-3 K | | 1-2 E4 FC3-6 | 4 0 0 0 0 1 4 | | | | | | | | | | | | |
| Rondell White, R (1, 7) OBP: 0.250, SLG: 0.250 | | 1-2 G6-4-3 | | | 0-1 G5-4-3 1B | | 3-1 F9 | | 0-0 FC3-6 | 4 0 1 0 0 0 4 | | | | | | | | | | | | |
| Shane Spencer, R (1, 9) OBP: 0.375, SLG: 0.500 | | | 2-2 F9 | | 1-0 G5-4-3 | | 1-3 K | | 1-2 F8 | 4 0 0 0 0 1 3 | | | | | | | | | | | | |
| Nick Johnson, L (1, 10) | | | 1-0 P4 | | 1-0 FC5-4 HBP | | | 1-3 K | | 2 0 0 0 0 1 0 | | | | | | | | | | | | |
| Inning Stats | R: 0 E: 0 K: 1 S: 7 | H: 0 LOB: 0 BB: 0 P: 9 | R: 0 E: 0 K: 0 S: 13 | H: 1 LOB: 1 BB: 1 P: 20 | R: 0 E: 0 K: 0 S: 11 | H: 1 LOB: 1 BB: 0 P: 16 | R: 0 E: 0 K: 1 S: 9 | H: 1 LOB: 1 BB: 0 P: 12 | R: 0 E: 0 K: 0 S: 6 | H: 1 LOB: 1 BB: 0 P: 8 | R: 0 E: 0 K: 1 S: 5 | H: 0 LOB: 0 BB: 0 P: 7 | R: 1 E: 0 K: 2 S: 10 | H: 1 LOB: 0 BB: 0 P: 17 | R: 0 E: 0 K: 2 S: 9 | H: 1 LOB: 1 BB: 0 P: 14 | R: 0 E: 1 K: 1 S: 14 | H: 0 LOB: 2 BB: 1 P: 22 | 1B: 4 2B: 1 3B: 0 HR: 1 | SF: 0 SAC: 0 DP: 2 HBP: 1 | WP: 0 PB: 0 SB: 0 CS: 0 | PA: 35 |
| PITCHER | IP WLS BF H R ER SO BB IBB HBP BLK WP HR S P ERA WHIP | | | | | | | | | | | | | | | | | | | | | |
| Jason Johnson, R (1, 1) ERA: 1.17 | 7.2 L 29 6 1 1 6 1 0 1 0 0 0 1 67 98 1.17 0.913 | | | | | | | | | | | | | | | | | | | | | |
| Buddy Groom, L (8, 1) ERA: | 0.2 4 0 0 0 2 1 0 0 0 0 0 0 11 20 0.00 1.500 | | | | | | | | | | | | | | | | | | | | | |
| Willis Roberts, R (9, 1) ERA: | 0.2 2 0 0 0 0 0 0 0 0 0 0 0 6 7 0.00 0.000 | | | | | | | | | | | | | | | | | | | | | |

BOTTOM

New York Yankees @ Baltimore Orioles
Oriole Park at Camden Yards, Baltimore, MD

Wed Apr 03 2002, 7:05 PM EST
Att. 32,142 - Cloudy - 53 F

livebaseballscores.com

| | |
|-----|----|
| AB | 31 |
| R | 0 |
| H | 5 |
| RBI | 0 |
| BB | 1 |
| SO | 2 |
| LOB | 12 |



| | | | |
|-----|---|-----|----|
| WP: | 0 | PA: | 33 |
| PB: | 0 | | |
| SB: | 0 | | |
| CS: | 0 | | |

AB R H RBI BB SO LOB

4 0 0 0 0 0 2

4 0 1 0 0 0 1

4 0 0 0 0 1 1

4 0 1 0 0 1 1

4 0 0 0 0 0 2

3 0 1 0 1 0 1

3 0 1 0 0 0 3

2 0 0 0 0 0 0

3 0 1 0 0 0 1

| | | | |
|-----|---|------|---|
| 1B: | 4 | SF: | 0 |
| 2B: | 1 | SAC: | 1 |
| 3B: | 0 | DP: | 1 |
| HR: | 0 | HBP: | 0 |

| Batter | 1 | 2 | 3 | 4 | 5 | 6 | 7 | 8 | 9 |
|--|------|---|----|----|---|------|---|----|----|
| Jerry Hairston, R OBP: 0.111, SLG: 0.111 (1, 4) | F7 | | L8 | | | L8 | | F9 | |
| Chris Singleton, L OBP: 0.111, SLG: 0.111 (1, 8) | G1-3 | | | 1B | | G3 | | F8 | |
| David Segui, S OBP: 0.333, SLG: 0.333 (1, 10) | G6-3 | | | | | F8 | | | K |
| Jeff Conine, R OBP: 0.375, SLG: 0.167 (1, 3) | | | K | | | F2 | | F7 | |
| Tony Batista, R OBP: 0.250, SLG: 0.571 (1, 5) | | | P6 | | | G5-3 | | E8 | |
| 6 Melvin Mora, R OBP: 0.625, SLG: 0.600 (1, 7) | | | F8 | | | | | | F7 |
| 31 Jay Gibbons, L OBP: 0.429, SLG: 0.333 (1, 9) | | | | | | | | | L4 |
| Geronimo Gil, R OBP: 0.333, SLG: 0.500 (1, 2) | | | | | | | | | |
| Mike Bordick, R OBP: 0.286, SLG: 0.333 (1, 6) | | | | | | | | | |

| Inning Stats | R: 0 | H: 0 | E: 0 | K: 0 | S: 6 | LOB: 0 | BB: 0 | P: 10 | R: 0 | H: 0 | E: 0 | K: 1 | S: 9 | LOB: 0 | BB: 0 | P: 16 | R: 0 | H: 1 | E: 0 | K: 0 | S: 5 | LOB: 1 | BB: 0 | P: 7 | R: 0 | H: 1 | E: 0 | K: 0 | S: 8 | LOB: 1 | BB: 0 | P: 13 | R: 0 | H: 1 | E: 0 | K: 0 | S: 8 | LOB: 0 | BB: 0 | P: 10 | R: 0 | H: 0 | E: 0 | K: 0 | S: 12 | LOB: 0 | BB: 0 | P: 19 | R: 0 | H: 0 | E: 1 | K: 0 | S: 11 | LOB: 2 | BB: 1 | P: 17 | R: 0 | H: 1 | E: 0 | K: 0 | S: 6 | LOB: 1 | BB: 0 | P: 10 | R: 0 | H: 1 | E: 0 | K: 1 | S: 11 | LOB: 1 | BB: 0 | P: 16 | 1B: 4 | SF: 0 | 2B: 1 | SAC: 1 | 3B: 0 | DP: 1 | HR: 0 | HBP: 0 | WP: 0 | PA: 33 |
|--------------|------|------|------|------|------|--------|-------|-------|------|------|------|------|------|--------|-------|-------|------|------|------|------|------|--------|-------|------|------|------|------|------|------|--------|-------|-------|------|------|------|------|------|--------|-------|-------|------|------|------|------|-------|--------|-------|-------|------|------|------|------|-------|--------|-------|-------|------|------|------|------|------|--------|-------|-------|------|------|------|------|-------|--------|-------|-------|-------|-------|-------|--------|-------|-------|-------|--------|-------|--------|
|--------------|------|------|------|------|------|--------|-------|-------|------|------|------|------|------|--------|-------|-------|------|------|------|------|------|--------|-------|------|------|------|------|------|------|--------|-------|-------|------|------|------|------|------|--------|-------|-------|------|------|------|------|-------|--------|-------|-------|------|------|------|------|-------|--------|-------|-------|------|------|------|------|------|--------|-------|-------|------|------|------|------|-------|--------|-------|-------|-------|-------|-------|--------|-------|-------|-------|--------|-------|--------|

| PITCHER | IP | WLS | BF | H | R | ER | SO | BB | IBB | HBP | BLK | WP | HR | S | P | ERA | WHIP |
|------------------------------|--------|-----|----|---|---|----|----|----|-----|-----|-----|----|----|----|----|------|-------|
| David Wells, L ERA: 7.1 | (1, 1) | W | 27 | 4 | 0 | 0 | 1 | 1 | 0 | 0 | 0 | 0 | 0 | 61 | 95 | 0.00 | 0.682 |
| Steve Karsay, R ERA: 13.5 | (8, 1) | H | 1 | 0 | 0 | 0 | 0 | 0 | 0 | 0 | 0 | 0 | 0 | 1 | 2 | 0.00 | 0.000 |
| Mike Stanton, L ERA: | (8, 1) | H | 1 | 0 | 0 | 0 | 0 | 0 | 0 | 0 | 0 | 0 | 0 | 3 | 5 | 0.00 | 0.000 |
| 42 Mariano Rivera, R ERA: | (9, 1) | S | 4 | 1 | 0 | 0 | 1 | 0 | 0 | 0 | 0 | 0 | 0 | 11 | 16 | 0.00 | 1.000 |

| Batter | 1 | 2 | 3 | 4 | 5 | 6 | 7 | 8 | 9 | AB R H RBI BB SO LOB | TOP | |
|--|--|--|---|---|--|---|---|--|--|--|--|--|
| Alfonso Soriano, R (1, 4) OBP: 0.308, SLG: 0.333 | 0-0 G4-3 25 BB 1B | | 1-2 G1-3 | | 0-2 G6-3 | | 1-0 F8 | | | 4 0 1 0 0 0 0 | | |
| 2 Derek Jeter, R (1, 6) OBP: 0.308, SLG: 0.455 | 0-0 F2 | | 1-1 G4-3 | | 2-0 G1-3 | | | 1-1 25 G6-4-3 1B | | 4 0 1 0 0 0 1 | | |
| 25 Jason Giambi, L (1, 10) OBP: 0.308, SLG: 0.182 | 4-0 G4-3 1-2 BB | | | 0-2 20 1B HR 1B | 1-2 F7 | | | 2-1 G6-4-3 1-2f | | 3 1 1 0 1 0 1 | | |
| Bernie Williams, S (1, 8) OBP: 0.417, SLG: 0.125 | 3-2 G4-3 1-2 2-3 | | | 3-2 F7 | | 2-1 F8 | | 2-3 K | | 4 0 0 0 0 1 3 | | |
| Rondell White, R (1, 7) OBP: 0.167, SLG: 0.167 | 0-0 G5-3 | | | 2-3 K | | 2-2 L5 | | 1-1 G4-3 | | 4 0 0 0 0 1 3 | | |
| 20 Jorge Posada, S (1, 2) OBP: 0.167, SLG: 0.167 | | 3-3 K | | 0-1 1-2 HR 1B | | 2-2 1B | | 1-0 F8 | | 4 1 2 0 0 1 0 | | |
| Robin Ventura, L (1, 5) OBP: 0.417, SLG: 0.900 | | 1-1 F8 | | 0-2 1-H 2-H HR | | 2-3 K | | 2-2 F8 | | 4 1 1 3 0 1 1 | | |
| Shane Spencer, R (1, 9) OBP: 0.273, SLG: 0.364 | | 0-0 G1-3 | | 3-3 K | | | 0-0 P6 | | | 3 0 0 0 0 1 0 | | |
| Nick Johnson, L (1, 3) OBP: 0.400, SLG: 0.625 | | | 0-1 1B | | 1-1 HR | | 2-2 G3-1 | | | 3 1 2 1 0 0 0 | | |
| Inning Stats | R: 0 E: 0 K: 0 S: 7 H: 1 LOB: 2 BB: 1 P: 14 | R: 0 E: 0 K: 1 S: 8 H: 0 LOB: 0 BB: 0 P: 12 | R: 0 E: 0 K: 0 S: 7 H: 1 LOB: 0 BB: 0 P: 9 | R: 3 E: 0 K: 2 S: 23 H: 3 LOB: 0 BB: 0 P: 31 | R: 1 E: 0 K: 0 S: 9 H: 1 LOB: 0 BB: 0 P: 13 | R: 0 E: 0 K: 1 S: 11 H: 1 LOB: 1 BB: 0 P: 19 | R: 0 E: 0 K: 0 S: 5 H: 0 LOB: 0 BB: 0 P: 8 | R: 0 E: 0 K: 1 S: 8 H: 1 LOB: 0 BB: 0 P: 13 | R: 0 E: 0 K: 0 S: 6 H: 0 LOB: 0 BB: 0 P: 10 | 1B: 6 2B: 0 3B: 0 HR: 2 SF: 0 SAC: 0 DP: 1 HBP: 0 | WP: 0 PB: 0 SB: 0 CS: 0 PA: 34 | |
| PITCHER | IP WLS BF H R ER SO BB IBB HBP BLK WP HR S P ERA WHIP | | | | | | | | | | | |
| Sidney Ponson, R (1, 1) ERA: 6.0 | 6.0 L 25 7 4 4 4 1 0 0 0 0 0 2 65 98 6.00 1.333 | | | | | | | | | | | |
| Chris Brock, R (7, 1) ERA: | 2.0 6 1 0 0 1 0 0 0 0 0 0 0 13 21 0.00 0.500 | | | | | | | | | | | |
| Jorge Julio, R (9, 1) ERA: | 1.0 3 0 0 0 0 0 0 0 0 0 0 0 6 10 0.00 0.000 | | | | | | | | | | | |

New York Yankees @ Baltimore Orioles
Oriole Park at Camden Yards, Baltimore, MD

| | |
|-----|----|
| AB | 33 |
| R | 4 |
| H | 8 |
| RBI | 4 |
| BB | 1 |
| SO | 5 |
| LOB | 9 |



Thu Apr 04 2002, 7:05 PM EST
Att. 33,317 - Cloudy - 54 F

livebaseballscorecards.com

| Batter | 1 | 2 | 3 | 4 | 5 | 6 | 7 | 8 | 9 | AB | R | H | RBI | BB | SO | LOB |
|--|------|---------------|---------------|---|------|---|-----------|----|---------------------|--------------------------------------|---|---|-----|----|----|--------|
| Jerry Hairston, R OBP: 0.154, SLG: 0.154 (1, 4) | F7 | | WP G2-3 1B | | G5-3 | | | P5 | | 4 | 0 | 1 | 0 | 0 | 0 | 0 |
| Chris Singleton, L OBP: 0.077, SLG: 0.077 (1, 8) | K | | G2-3 | | K | | | K | | 4 | 0 | 0 | 0 | 0 | 3 | 1 |
| David Segui, S OBP: 0.308, SLG: 0.308 (1, 10) | G1-3 | | F5 | | | | | F8 | | 4 | 0 | 1 | 0 | 0 | 0 | 2 |
| Jeff Conine, R OBP: 0.250, SLG: 0.100 (1, 3) | | F7 | F9 | | | | L7 | | F8 | 4 | 0 | 0 | 0 | 0 | 0 | 2 |
| 31 Jay Gibbons, L OBP: 0.455, SLG: 0.333 (1, 9) | | 6 2B 1B | | | F9 | | K | | 6 1B BB BB | 3 | 1 | 1 | 0 | 1 | 1 | 1 |
| Tony Batista, R OBP: 0.250, SLG: 0.400 (1, 5) | | F5 | | | G5-3 | | F9 | | 6 1B BB | 3 | 0 | 0 | 0 | 1 | 0 | 2 |
| 6 Melvin Mora, R OBP: 0.667, SLG: 0.750 (1, 7) | | 1-3 2B | | | HBP | | F9 | | 1-2 2-H 1B | 3 | 0 | 2 | 1 | 0 | 0 | 0 |
| Geronimo Gil, R OBP: 0.333, SLG: 0.375 (1, 2) Brook Fordyce, R (9, PH) | | 4-2 BB | | | G5-3 | | G6-3 | | K | 2 0 0 0 1 0 1 1 | 1 | 0 | 0 | 0 | 0 | 1 2 |
| Mike Bordick, R OBP: 0.182, SLG: 0.200 (1, 6) | | 0-0 F5 | | | | | 3-2 F8 | | F9 | 4 | 0 | 0 | 0 | 0 | 0 | 5 |

| Inning Stats | R: 0 | H: 0 | E: 0 | K: 1 | S: 8 | H: 0 | LOB: 0 | BB: 0 | P: 10 | R: 0 | H: 2 | E: 0 | K: 0 | S: 10 | H: 1 | LOB: 1 | BB: 1 | P: 16 | R: 0 | H: 0 | E: 0 | K: 0 | S: 10 | H: 0 | LOB: 1 | BB: 0 | P: 14 | R: 0 | H: 0 | E: 0 | K: 1 | S: 11 | H: 1 | LOB: 1 | BB: 0 | P: 16 | R: 0 | H: 0 | E: 0 | K: 0 | S: 9 | H: 0 | LOB: 0 | BB: 0 | P: 14 | R: 0 | H: 0 | E: 1 | K: 1 | S: 8 | H: 0 | LOB: 0 | BB: 0 | P: 12 | R: 1 | H: 1 | E: 0 | K: 1 | S: 15 | H: 1 | LOB: 2 | BB: 2 | P: 27 | 1B: 4 | 2B: 1 | 3B: 0 | HR: 0 | SF: 0 | SAC: 0 | DP: 0 | HBP: 1 | WP: 1 | PB: 0 | SB: 0 | CS: 1 | PA: 36 |
|--------------|------|------|------|------|------|------|--------|-------|-------|------|------|------|------|-------|------|--------|-------|-------|------|------|------|------|-------|------|--------|-------|-------|------|------|------|------|-------|------|--------|-------|-------|------|------|------|------|------|------|--------|-------|-------|------|------|------|------|------|------|--------|-------|-------|------|------|------|------|-------|------|--------|-------|-------|-------|-------|-------|-------|-------|--------|-------|--------|-------|-------|-------|-------|--------|
|--------------|------|------|------|------|------|------|--------|-------|-------|------|------|------|------|-------|------|--------|-------|-------|------|------|------|------|-------|------|--------|-------|-------|------|------|------|------|-------|------|--------|-------|-------|------|------|------|------|------|------|--------|-------|-------|------|------|------|------|------|------|--------|-------|-------|------|------|------|------|-------|------|--------|-------|-------|-------|-------|-------|-------|-------|--------|-------|--------|-------|-------|-------|-------|--------|

| PITCHER | IP | WLS | BF | H | R | ER | SO | BB | IBB | HBP | BLK | WP | HR | S | P | ERA | WHIP |
|-----------------------------|-----|-----|----|---|---|----|----|----|-----|-----|-----|----|----|----|----|-------|-------|
| 35 Mike Mussina, R (1, 1) | 7.0 | | 27 | 4 | 0 | 0 | 3 | 1 | 0 | 0 | 0 | 1 | 0 | 67 | 99 | 0.00 | 0.714 |
| Mike Stanton, L (8, 1) | 1.0 | | 3 | 0 | 0 | 0 | 1 | 0 | 0 | 0 | 0 | 0 | 0 | 8 | 12 | 0.00 | 0.000 |
| Jay Tessmer, R (9, 1) | 0.1 | | 3 | 0 | 1 | 1 | 0 | 2 | 0 | 0 | 0 | 0 | 0 | 7 | 16 | 27.00 | 6.000 |
| 42 Mariano Rivera, R (9, 1) | 0.2 | S | 3 | 1 | 0 | 0 | 1 | 0 | 0 | 0 | 0 | 0 | 0 | 8 | 11 | 0.00 | 1.500 |


BOTTOM

New York Yankees @ Baltimore Orioles
Oriole Park at Camden Yards, Baltimore, MD

Thu Apr 04 2002, 7:05 PM EST
 Att: 33,317 - Cloudy - 54 F

livebaseballscorecards.com

| | |
|-----|----|
| AB | 32 |
| R | 1 |
| H | 5 |
| RBI | 1 |
| BB | 3 |
| SO | 5 |
| LOB | 16 |



| Batter | 1 | 2 | 3 | 4 | 5 | 6 | 7 | 8 | 9 | AB R H RBI BB SO LOB | TOP | | | | | | | | | | | |
|---|---|----------------------------------|-------------------------------|----------------------------------|-------------------------------|----------------------------------|------------------------------|----------------------------------|------------------------------|----------------------------------|--|----------------------------------|------------------------------|----------------------------------|-------------------------------|----------------------------------|-------------------------------|----------------------------------|----------------------------------|------------------------------------|----------------------------------|--------|
| Jason Tyner, L (1, 7) OBP: 0.278, SLG: 0.133 | 2-3 K | | 1-2 G1-3 | | | 2-3 K | | 1-2 1B | | 4 0 1 0 0 2 1 | Tampa Bay Devil Rays @ New York Yankees Yankee Stadium, Bronx, NY Fri Apr 05 2002, 1:05 PM EST Att. 55,771 - Cloudy - 41 F livebaseballscorecards.com | | | | | | | | | | | |
| Randy Winn, S (1, 8) OBP: 0.118, SLG: 0.294 | 3-2 F9 | | 1-2 F7 | | | 2-2 E1 | | 1-2 F8 | | 4 0 0 0 0 0 2 | | | | | | | | | | | | |
| Steve Cox, L (1, 3) OBP: 0.368, SLG: 0.353 | 2-3 K | | | 0-1 L6 | | 1-1 L8 | | | 2-3 K | 4 0 0 0 0 2 1 | | | | | | | | | | | | |
| Greg Vaughn, R (1, 10) OBP: 0.389, SLG: 0.286 | | 3-2 F7 | | 2-3 K | | 1-2 L5 | | | 1-0 G1-3 | 4 0 0 0 0 1 1 | | | | | | | | | | | | |
| Toby Hall, R (1, 2) OBP: 0.444, SLG: 0.471 | | 1-0 2B | | 0-1 E5 | | | 0-1 G6-3 | | 0-2 F2 | 4 0 1 0 0 0 0 | | | | | | | | | | | | |
| Ben Grieve, L (1, 9) OBP: 0.412, SLG: 0.571 | | 1-3 K | | 0-0 F7 | | | 0-1 G5-3 | | | 3 0 0 0 0 1 2 | | | | | | | | | | | | |
| Bobby Smith, R (1, 5) OBP: 0.118, SLG: 0.125 | | 1-2 G5-3 | | | 1-2 G6-3 | | 3-2 F8 | | | 3 0 0 0 0 0 1 | | | | | | | | | | | | |
| Brent Abernathy, R (1, 4) OBP: 0.412, SLG: 0.688 | | | 0-1 2B | | 3-2 F2 | | | 0-0 B5-3 | | 3 0 1 0 0 0 0 | | | | | | | | | | | | |
| Chris Gomez, R (1, 6) OBP: 0.286, SLG: 0.571 | | | 1-3 K | | 1-1 G6-3 | | | 0-3 K | | 3 0 0 0 0 2 1 | | | | | | | | | | | | |
| Inning Stats | R: 0 E: 0 K: 2 S: 12 | H: 0 LOB: 0 BB: 0 P: 19 | R: 0 E: 0 K: 1 S: 14 | H: 1 LOB: 1 BB: 0 P: 20 | R: 0 E: 0 K: 1 S: 15 | H: 1 LOB: 1 BB: 0 P: 18 | R: 0 E: 1 K: 1 S: 8 | H: 0 LOB: 1 BB: 0 P: 10 | R: 0 E: 0 K: 0 S: 9 | H: 0 LOB: 0 BB: 0 P: 14 | R: 0 E: 1 K: 1 S: 11 | H: 0 LOB: 1 BB: 0 P: 17 | R: 0 E: 0 K: 0 S: 7 | H: 0 LOB: 0 BB: 0 P: 10 | R: 0 E: 0 K: 1 S: 11 | H: 1 LOB: 1 BB: 0 P: 13 | R: 0 E: 0 K: 1 S: 10 | H: 0 LOB: 0 BB: 0 P: 13 | 1B: 1 2B: 2 3B: 0 HR: 0 | SF: 0 SAC: 0 DP: 0 HBP: 0 | WP: 0 PB: 0 SB: 0 CS: 0 | PA: 32 |
| PITCHER | IP WLS BF H R ER SO BB IBB HBP BLK WP HR S P ERA WHIP | | | | | | | | | | | | | | | | | | | | | |
| Andy Pettitte, L (1, 1) ERA: | 6.0 W 22 2 0 0 6 0 0 0 0 0 0 69 98 0.00 0.333 | | | | | | | | | | | | | | | | | | | | | |
| Steve Karsay, R (7, 1) ERA: 5.4 | 2.0 7 1 0 0 1 0 0 0 0 0 0 18 23 0.00 0.500 | | | | | | | | | | | | | | | | | | | | | |
| Randy Choate, L (9, 1) ERA: | 1.0 3 0 0 0 1 0 0 0 0 0 0 10 13 0.00 0.000 | | | | | | | | | | | | | | | | | | | | | |

Tampa Bay Devil Rays @ New York Yankees
 Yankee Stadium, Bronx, NY

Fri Apr 05 2002, 1:05 PM EST
 Att. 55,771 - Cloudy - 41 F

| | |
|-----|----|
| AB | 32 |
| R | 0 |
| H | 3 |
| RBI | 0 |
| BB | 0 |
| SO | 8 |
| LOB | 9 |



| Batter | 1 | 2 | 3 | 4 | 5 | 6 | 7 | 8 | 9 | AB R H RBI BB SO LOB | TOP | | | | | | | | | | | | | | | | | | | | | | | | | | | | |
|--|-------------------------------|----------------------------------|------------------------------|---------------------------------|------------------------------|----------------------------------|------------------------------|---------------------------------|------------------------------|----------------------------------|---|----------------------------------|-------------------------------|----------------------------------|-------------------------------|----------------------------------|-------------------------------|----------------------------------|----------------------------------|------------------------------------|----------------------------------|--------|-----------------------------|----------|---------|--------|--------|---------|---------|---------|----------|----------|----------|---------|---------|---------|---------|-------------|---------------|
| Jason Tyner, L (1, 7) OBP: 0.269, SLG: 0.136 | 1-3 K | | | 1-0 G3 | | 1-0 FC4-6 1B | | 4-2 FC5 BB | | 3 1 0 0 1 1 1 | Tampa Bay Devil Rays @ New York Yankees Yankee Stadium, Bronx, NY Sun Apr 07 2002, 1:05 PM EDT Att. 37,343 - Sunny - 42 F livebaseballscorecards.com | | | | | | | | | | | | | | | | | | | | | | | | | | | | |
| Randy Winn, S (1, 8) OBP: 0.120, SLG: 0.240 | 1-3 K | | | 2-1 L7 | | 2-1 CS 1B | | 0-1 FC5 | | 4 0 1 1 0 1 2 | | | | | | | | | | | | | | | | | | | | | | | | | | | | | |
| Steve Cox, L (1, 3) OBP: 0.296, SLG: 0.280 | 0-1 G4-3 | | | 0-1 G4-3 | | 1-0 CS 1-2 | 0-3 K | | 0-1 F2 | 4 0 0 0 0 1 0 | | | | | | | | | | | | | | | | | | | | | | | | | | | | | |
| Greg Vaughn, R (1, 10) OBP: 0.308, SLG: 0.227 | | 2-3 K | | | 1-3 K | | 1-3 K | | 3-1 1B WP 1B | 4 0 1 0 0 3 0 | | | | | | | | | | | | | | | | | | | | | | | | | | | | | |
| Ben Grieve, L (1, 9) OBP: 0.375, SLG: 0.524 | | 0-0 G4-3 | | | 2-2 2B | | 2-2 G3-1 | | 2-2 1B | 4 0 2 0 0 0 0 | | | | | | | | | | | | | | | | | | | | | | | | | | | | | |
| Jason Smith, L (1, 5) | | 0-3 K | | | 0-0 P6 | | | 1-2 G4-3 | 2-3 K | 4 0 0 0 0 2 3 | | | | | | | | | | | | | | | | | | | | | | | | | | | | | |
| Brent Abernathy, R (1, 4) | | | 0-0 F9 | | 2-0 G1-3 | | | 1-0 2B 2B | 0-3 K | 4 1 1 0 0 1 3 | | | | | | | | | | | | | | | | | | | | | | | | | | | | | |
| John Flaherty, R (1, 2) OBP: 0.333, SLG: 0.667 | | | 1-3 K | | | 0-0 E4 FC4-6 | | 2-1 FC5 2B | | 3 0 1 1 0 1 0 | | | | | | | | | | | | | | | | | | | | | | | | | | | | | |
| Felix Escalona, R (1, 6) OBP: 0.250, SLG: 0.250 | | | 3-2 G6-3 | | | 1-3 K | | 1-0 L8 | | 3 0 0 0 0 1 2 | | | | | | | | | | | | | | | | | | | | | | | | | | | | | |
| Inning Stats | R: 0 E: 0 K: 2 S: 11 | H: 0 LOB: 0 BB: 0 P: 13 | R: 0 E: 0 K: 2 S: 7 | H: 0 LOB: 0 BB: 0 P: 9 | R: 0 E: 0 K: 1 S: 8 | H: 0 LOB: 0 BB: 0 P: 12 | R: 0 E: 0 K: 0 S: 5 | H: 0 LOB: 0 BB: 0 P: 8 | R: 0 E: 0 K: 1 S: 8 | H: 1 LOB: 1 BB: 0 P: 13 | R: 1 E: 1 K: 2 S: 7 | H: 1 LOB: 0 BB: 0 P: 12 | R: 0 E: 0 K: 2 S: 10 | H: 0 LOB: 0 BB: 0 P: 13 | R: 1 E: 0 K: 2 S: 12 | H: 2 LOB: 2 BB: 1 P: 21 | R: 0 E: 0 K: 2 S: 14 | H: 2 LOB: 2 BB: 0 P: 21 | 1B: 3 2B: 3 3B: 0 HR: 0 | SF: 0 SAC: 0 DP: 0 HBP: 0 | WP: 1 PB: 0 SB: 1 CS: 1 | PA: 35 | | | | | | | | | | | | | | | | | |
| PITCHER Roger Clemens, R (1, 1) ERA: 6.94 Mike Stanton, L (8, 1) ERA: | IP 7.1 | WLS W | BF 26 | H 4 | R 2 | ER 1 | SO 9 | BB 0 | IBB 0 | HBP 0 | BLK 0 | WP 0 | HR 0 | S 63 | P 91 | ERA 1.23 | WHIP 0.545 | | | | | | PITCHER IP 1.2 | WLS W | BF 8 | H 2 | R 0 | ER 0 | SO 2 | BB 1 | IBB 0 | HBP 0 | BLK 0 | WP 1 | HR 0 | S 19 | P 31 | ERA 0.00 | WHIP 1.800 |



| Batter | 1 | 2 | 3 | 4 | 5 | 6 | 7 | 8 | 9 |
|--|-------------|-------------|-----------|-----------|-------------|-------------|-----------|-----------|---|
| Alfonso Soriano, R OBP: 0.296, SLG: 0.333 (1, 4) | 2-2 2B | 0-1 G5-3 | | 2-2 1B | | 0-0 G6-3 | | 1-2 1B | |
| 2 Derek Jeter, R OBP: 0.407, SLG: 0.478 (1, 6) | 1-1 2B | 0-0 G5-3 | | 0-0 1B | | 1-0 1B | | 4-0 BB | |
| 25 Jason Giambi, L OBP: 0.333, SLG: 0.143 Ron Coomer, R OBP: 0.500, SLG: 1.250 (1, 10) (8, PR) | 2-3 K | | 4-2 BB | 0-0 1B | | 3-2 F7 | | 1-1 1B | |
| Bernie Williams, S OBP: 0.320, SLG: 0.105 (1, 8) | 4-2 BB | | 0-0 F7 | | 2-0 G4-3 | | 1-1 F9 | 3-1 F7 | |
| Robin Ventura, L OBP: 0.350, SLG: 0.588 (1, 5) | 4-1 BB | | 0-3 K | | 2-2 G3 | | 0-0 F8 | | |
| 20 Jorge Posada, S OBP: 0.450, SLG: 0.375 (1, 2) | 0-0 1B | | 4-2 BB | | 2-2 F9 | | 4-0 BB | | |
| Rondell White, R OBP: 0.292, SLG: 0.333 (1, 7) | 1-0 G5-3 | | 2-3 K | | | 3-2 1B | 2-1 F7 | | |
| John Vander Wal, L OBP: 0.333, SLG: 0.333 Gerald Williams, R (8, 9) | 2-1 F7 | | | 0-1 1B | | 2-2 P6 | | 1-0 L9 | |
| Nick Johnson, L OBP: 0.409, SLG: 0.444 (1, 3) | | 0-0 F7 | | 3-1 F8 | | 1-1 1B | | 1-1 F7 | |

| Inning Stats | R: 3 | H: 3 | LOB: 2 | K: 1 | S: 17 | P: 33 | R: 0 | H: 0 | LOB: 0 | K: 0 | S: 4 | R: 0 | H: 0 | LOB: 2 | K: 2 | S: 14 | R: 1 | H: 3 | LOB: 1 | K: 0 | S: 10 | R: 0 | H: 0 | LOB: 0 | K: 0 | S: 7 | R: 2 | H: 3 | LOB: 1 | K: 0 | S: 14 | R: 0 | H: 0 | LOB: 1 | K: 0 | S: 5 | R: 1 | H: 2 | LOB: 2 | K: 0 | S: 11 | P: 22 |
|--------------|-------|-------|--------|-------|-------|-------|--------|-------|--------|-------|-------|-------|------|--------|------|-------|------|------|--------|------|-------|------|------|--------|------|------|------|------|--------|------|-------|------|------|--------|------|------|------|------|--------|------|-------|-------|
| 1B: 8 | SF: 0 | 2B: 3 | SAC: 0 | 3B: 0 | DP: 1 | HR: 0 | HBP: 0 | WP: 1 | PA: 40 | PB: 0 | SB: 3 | CS: 0 | | | | | | | | | | | | | | | | | | | | | | | | | | | | | | |

| PITCHER | IP | WLS | BF | H | R | ER | SO | BB | IBB | HBP | BLK | WP | HR | S | P | ERA | WHIP |
|--|-----|-----|----|---|---|----|----|----|-----|-----|-----|----|----|----|-----|------|-------|
| Tanyon Sturtze, R ERA: 8.49 (1, 1) | 6.0 | L | 30 | 9 | 6 | 6 | 3 | 4 | 0 | 0 | 0 | 1 | 0 | 66 | 113 | 9.00 | 2.167 |
| Steve Kent, L ERA: (7, 1) | 1.0 | | 4 | 0 | 0 | 0 | 0 | 1 | 0 | 0 | 0 | 0 | 0 | 5 | 12 | 0.00 | 1.000 |
| Jorge Sosa, R ERA: 13.5 (8, 1) | 1.0 | | 6 | 2 | 1 | 1 | 0 | 1 | 0 | 0 | 0 | 0 | 0 | 11 | 22 | 9.00 | 3.000 |

AB R H RBI BB SO LOB

| | | | | | | |
|---|---|---|---|---|---|---|
| 5 | 2 | 3 | 0 | 0 | 0 | 1 |
| 4 | 1 | 3 | 3 | 1 | 0 | 0 |
| 4 | 0 | 1 | 1 | 1 | 1 | 4 |
| 0 | 0 | 0 | 0 | 0 | 0 | 0 |
| 4 | 1 | 0 | 0 | 1 | 0 | 3 |
| 3 | 0 | 0 | 0 | 1 | 1 | 1 |
| 2 | 0 | 1 | 2 | 2 | 0 | 0 |
| 4 | 1 | 1 | 0 | 0 | 1 | 5 |
| 3 | 1 | 1 | 0 | 0 | 0 | 3 |
| 1 | 0 | 0 | 0 | 0 | 0 | 0 |
| 4 | 1 | 1 | 1 | 0 | 0 | 1 |

| | |
|-----|----|
| AB | 34 |
| R | 7 |
| H | 11 |
| RBI | 7 |
| BB | 6 |
| SO | 3 |
| LOB | 18 |



| WP | HR | S | P | ERA | WHIP |
|----|----|----|----|------|-------|
| 1 | 0 | 11 | 22 | 9.00 | 3.000 |

Tampa Bay Devil Rays @ New York Yankees
 Yankee Stadium, Bronx, NY
 Sun Apr 07 2002, 1:05 PM EDT
 Att: 37,343 - Sunny - 42 F

livebaseballscores.com

| Batter | 1 | 2 | 3 | 4 | 5 | 6 | 7 | 8 | 9 | AB R H RBI BB SO LOB | TOP | | | | | | | | | | | | | | | | | |
|---|---|----------------------------------|-------------------------------|----------------------------------|------------------------------|----------------------------------|------------------------------|----------------------------------|------------------------------|----------------------------------|-------------------------------|----------------------------------|------------------------------|---|-------------------------------|----------------------------------|-------------------------------|----------------------------------|----------------------------------|------------------------------------|----------------------------------|--------|--|--|--|--|--|--|
| Alfonso Soriano, R (1, 4) OBP: 0.385, SLG: 0.556 | 1-3 K | | 0-0 G5-3 | | | 1-1 1B | 0-1 F7 | | 2-1 2B | 5 2 2 0 0 1 1 | | | | | | | | | | | | | | | | | | |
| 2 Derek Jeter, R (1, 6) OBP: 0.410, SLG: 0.457 | 2-3 K | | 2-3 K | | | 1-1 1B | 2-2 L9 | | 1-1 1B | 5 1 2 1 0 2 1 | | | | | | | | | | | | | | | | | | |
| Bernie Williams, S (1, 8) OBP: 0.444, SLG: 0.259 | 1-2 1B | | | | 0-0 1B | 1-2 1B | | 4-1 BB | 4-1 BB | 3 0 3 1 2 0 0 | | | | | | | | | | | | | | | | | | |
| 25 Jason Giambi, L (1, 3) OBP: 0.361, SLG: 0.207 | 1-1 G4-3 | | | | 2-0 F8 | 2-0 1B | | 2-2 F9 | 3-2 G3 | 5 0 1 1 0 0 5 | | | | | | | | | | | | | | | | | | |
| 20 Jorge Posada, S (1, 2) OBP: 0.433, SLG: 0.333 | | 1-3 K | | | 3-3 K | 4-2 BB | | 2-1 FC5-4 | | 3 1 0 0 1 2 2 | | | | | | | | | | | | | | | | | | |
| Rondell White, R (1, 7) OBP: 0.344, SLG: 0.452 | | 2-2 G4-3 | | | 1-3 K | 1-0 FC5-2 | | 0-1 HR | | 4 1 1 2 0 1 4 | | | | | | | | | | | | | | | | | | |
| Robin Ventura, L (1, 5) OBP: 0.357, SLG: 0.680 | | 0-3 K | | | | 0-2 G3 | | 1-3 K | | 4 0 0 0 0 2 3 | | | | | | | | | | | | | | | | | | |
| Shane Spencer, R (1, 9) OBP: 0.310, SLG: 0.370 | | | 0-0 2B | | | 3-3 K | | 1-2 F9 | 3-1 F7 | 4 0 1 0 0 1 3 | | | | | | | | | | | | | | | | | | |
| Nick Johnson, L (1, 10) OBP: 0.438, SLG: 0.500 | | | 1-2 G3 | | | 2-0 F9 | | 2-1 G3 | 1-0 HBP | 3 0 0 0 0 0 1 | | | | | | | | | | | | | | | | | | |
| Inning Stats | R: 0 E: 0 K: 2 S: 12 | H: 1 LOB: 1 BB: 0 P: 17 | R: 0 E: 0 K: 2 S: 10 | H: 0 LOB: 0 BB: 0 P: 13 | R: 0 E: 0 K: 1 S: 9 | H: 1 LOB: 1 BB: 0 P: 12 | R: 0 E: 0 K: 2 S: 8 | H: 1 LOB: 1 BB: 0 P: 14 | R: 0 E: 0 K: 1 S: 7 | H: 0 LOB: 0 BB: 0 P: 12 | R: 2 E: 1 K: 0 S: 20 | H: 4 LOB: 3 BB: 1 P: 31 | R: 0 E: 0 K: 0 S: 7 | H: 0 LOB: 0 BB: 0 P: 11 | R: 2 E: 0 K: 1 S: 12 | H: 1 LOB: 0 BB: 1 P: 21 | R: 1 E: 0 K: 0 S: 10 | H: 2 LOB: 2 BB: 1 P: 24 | 1B: 7 2B: 2 3B: 0 HR: 1 | SF: 0 SAC: 0 DP: 0 HBP: 1 | WP: 0 PB: 0 SB: 2 CS: 1 | PA: 40 | | | | | | |
| PITCHER | IP WLS BF H R ER SO BB IBB HBP BLK WP HR S P ERA WHIP | | | | | | | | | | | | PITCHER | IP WLS BF H R ER SO BB IBB HBP BLK WP HR S P ERA WHIP | | | | | | | | | | | | | | |
| 32 Roy Halladay, R (1, 1) ERA: 1.8 | 7.0 | | 29 | 7 | 2 | 2 | 8 | 1 | 0 | 0 | 0 | 0 | 0 | 73 | 110 | 2.57 | 1.143 | | | | | | | | | | | |
| Dan Plesac, L (8, 1) ERA: 6.0 | 0.2 | L | 3 | 0 | 1 | 1 | 0 | 1 | 0 | 0 | 0 | 0 | 0 | 7 | 15 | 13.50 | 1.500 | | | | | | | | | | | |
| Kelvim Escobar, R (8, 1) ERA: 5.4 | 1.1 | | 8 | 3 | 2 | 2 | 1 | 1 | 0 | 1 | 0 | 0 | 1 | 15 | 30 | 13.50 | 3.000 | | | | | | | | | | | |

New York Yankees @ Toronto Blue Jays
 SkyDome, Toronto, ON
 Tue Apr 09 2002, 7:05 PM EDT
 Att: 18,003 - Dome - 72 F

livebaseballscorecards.com

| | |
|------------|-----------|
| AB | 36 |
| R | 5 |
| H | 10 |
| RBI | 5 |
| BB | 3 |
| SO | 9 |
| LOB | 20 |



| Batter | 1 | 2 | 3 | 4 | 5 | 6 | 7 | 8 | 9 | AB R H RBI BB SO LOB |
|---|-------------|-----------|-------------|---|-------------|-------------|---|-----------|-------------|----------------------|
| 10 Vernon Wells, R OBP: 0.100, SLG: 0.167 (1, 9) | 0-0 G6-3 | | 3-1 G5-3 | | | 0-0 B1-3 | | 0-0 P4 | | 4 0 0 0 0 0 0 |
| Eric Hinske, L OBP: 0.407, SLG: 0.500 (1, 5) | 1-3 K | | 0-3 K | | | 0-2 F5 | | | 2-3 K | 4 0 0 0 0 3 0 |
| Raul Mondesi, R OBP: 0.394, SLG: 0.759 (1, 10) | 0-3 K | | | | 0-0 G5-3 | 1-0 HR | | | 0-1 G4-3 | 4 1 1 1 0 1 0 |
| Carlos Delgado, L OBP: 0.516, SLG: 0.625 (1, 3) | | 3-3 K | | | 2-2 F7 | 0-1 F8 | | | 1-0 F8 | 4 0 0 0 0 1 0 |
| José Cruz Jr., S OBP: 0.258, SLG: 0.185 (1, 8) | | 3-3 K | | | 0-1 E4 | | | | 1-1 G3-1 | 3 0 0 0 0 1 0 |
| Brian Leshar, R OBP: 0.444, SLG: 0.286 (1, 7) | | 4-1 BB | | | 2-0 G5-3 | | | | 2-2 G6-3 | 2 0 0 0 1 0 1 |
| Tom Wilson, R OBP: 0.294, SLG: 0.267 (1, 2) | | 0-3 K | | | 3-2 F9 | | | | 2-3 K | 3 0 0 0 0 2 1 |
| Homer Bush, R OBP: 0.280, SLG: 0.333 (1, 4) | | | 0-0 F8 | | | 0-1 G4-3 | | | 1-3 K | 3 0 0 0 0 1 0 |
| Felipe Lopez, S OBP: 0.316, SLG: 0.667 (1, 6) | | | 3-2 HR | | | 3-3 K | | | 0-3 K | 3 1 1 1 0 2 0 |

| Inning Stats | R: 0 | H: 0 | E: 0 | K: 2 | S: 7 | R: 0 | H: 0 | E: 0 | K: 3 | S: 11 | R: 1 | H: 1 | E: 0 | K: 1 | S: 9 | R: 0 | H: 0 | E: 0 | K: 1 | S: 8 | R: 1 | H: 1 | E: 0 | K: 0 | S: 7 | R: 0 | H: 0 | E: 0 | K: 1 | S: 8 | R: 0 | H: 0 | E: 0 | K: 2 | S: 10 | R: 0 | H: 0 | E: 0 | K: 1 | S: 7 | R: 0 | H: 0 | E: 0 | K: 1 | S: 10 | R: 0 | H: 0 | E: 0 | K: 1 | S: 7 | 1B: 0 | 2B: 0 | 3B: 0 | HR: 2 | SF: 0 | SAC: 0 | DP: 0 | HBP: 0 | WP: 0 | PB: 0 | SB: 0 | CS: 0 | PA: 31 |
|--------------|------|------|------|------|------|------|------|------|------|-------|------|------|------|------|------|------|------|------|------|------|------|------|------|------|------|------|------|------|------|------|------|------|------|------|-------|------|------|------|------|------|------|------|------|------|-------|------|------|------|------|------|-------|-------|-------|-------|-------|--------|-------|--------|-------|-------|-------|-------|--------|
|--------------|------|------|------|------|------|------|------|------|------|-------|------|------|------|------|------|------|------|------|------|------|------|------|------|------|------|------|------|------|------|------|------|------|------|------|-------|------|------|------|------|------|------|------|------|------|-------|------|------|------|------|------|-------|-------|-------|-------|-------|--------|-------|--------|-------|-------|-------|-------|--------|


| PITCHER | IP | WLS | BF | H | R | ER | SO | BB | IBB | HBP | BLK | WP | HR | S | P | ERA | WHIP |
|---------------------------------------|-----|-----|----|---|---|----|----|----|-----|-----|-----|----|----|----|-----|------|-------|
| 35 Mike Mussina, R ERA: 1.2 (1, 1) | 8.0 | W | 28 | 2 | 2 | 2 | 10 | 1 | 0 | 0 | 0 | 0 | 2 | 67 | 101 | 2.25 | 0.375 |
| 42 Mariano Rivera, R ERA: (9, 1) | 1.0 | S | 3 | 0 | 0 | 0 | 1 | 0 | 0 | 0 | 0 | 0 | 0 | 7 | 10 | 0.00 | 0.000 |

BOTTOM

New York Yankees @ Toronto Blue Jays
SkyDome, Toronto, ON
 Tue Apr 09 2002, 7:05 PM EDT
 Att: 18,003 - Dome - 72 F

livebaseballscorecards.com

| | |
|------------|-----------|
| AB | 30 |
| R | 2 |
| H | 2 |
| RBI | 2 |
| BB | 1 |
| SO | 11 |
| LOB | 2 |



| Batter | 1 | 2 | 3 | 4 | 5 | 6 | 7 | 8 | 9 | AB | R | H | RBI | BB | SO | LOB | TOP | | | | | | | | | | | | | | | | |
|---|---|----------------------------------|------------------------------|----------------------------------|-------------------------------|----------------------------------|------------------------------|---------------------------------|-------------------------------|----------------------------------|-------------------------------|----------------------------------|-------------------------------|----------------------------------|-------------------------------|----------------------------------|------------------------------|----------------------------------|---|------------------------------------|----------------------------------|--------|--|--|--|--|--|--|--|--|--|--|--|
| Alfonso Soriano, R (1, 4) OBP: 0.341, SLG: 0.488 | 0-3 K | 1-1 L6 | | 0-1 F8 | | | 1-3 K | 2-2 FC1 | | 5 | 0 | 0 | 0 | 0 | 2 | 3 | | | | | | | | | | | | | | | | | |
| 2 Derek Jeter, R (1, 6) OBP: 0.386, SLG: 0.425 | 1-3 K | 2-3 K | | 1-1 G3 | | | 0-0 1B 20 2B | 0-3 K | | 5 | 1 | 1 | 0 | 0 | 3 | 2 | | | | | | | | | | | | | | | | | |
| Bernie Williams, S (1, 8) OBP: 0.439, SLG: 0.313 | 1-2 25 PB 25 HR 2B | | | 3-2 F7 | | 1-0 G4-3 | 1-1 20 2B 1B | 3-2 P4 | | 5 | 1 | 2 | 0 | 0 | 0 | 2 | | | | | | | | | | | | | | | | | |
| 25 Jason Giambi, L (1, 3) OBP: 0.366, SLG: 0.412 | 3-2 2B HR | | | 3-1 HR | | 2-3 K | 3-3 K | | 2-3 K | 5 | 2 | 2 | 3 | 0 | 3 | 3 | | | | | | | | | | | | | | | | | |
| 20 Jorge Posada, S (1, 2) OBP: 0.429, SLG: 0.414 | 1-1 2B 2B | | | 1-2 L8 | | 1-2 F7 | 1-0 2B | | 0-0 G3 | 5 | 1 | 2 | 2 | 0 | 0 | 0 | | | | | | | | | | | | | | | | | |
| Rondell White, R (1, 7) OBP: 0.378, SLG: 0.486 | 0-0 2B 2B | | | 0-1 BB 1B | | 3-2 P4 | 4-0 IBB | | 1-3 K | 4 | 1 | 2 | 1 | 1 | 1 | 0 | | | | | | | | | | | | | | | | | |
| Robin Ventura, L (1, 5) OBP: 0.375, SLG: 0.679 | 0-0 2B | | | 4-1 BB | | 3-2 F8 | 1-3 K | | | 3 | 0 | 1 | 1 | 1 | 1 | 3 | | | | | | | | | | | | | | | | | |
| Shane Spencer, R (1, 9) OBP: 0.303, SLG: 0.333 | 0-3 K | | | 0-0 P3 | | 1-1 F9 | | 4-1 1B FC1 BB | | 3 | 0 | 0 | 0 | 1 | 1 | 3 | | | | | | | | | | | | | | | | | |
| Nick Johnson, L (1, 10) OBP: 0.444, SLG: 0.500 | | | | 0-1 G4-3 | | | 1-0 1B 20 2B 1B | 0-1 FC1 1B | | 4 | 1 | 2 | 0 | 0 | 0 | 0 | | | | | | | | | | | | | | | | | |
| Inning Stats | R: 4 E: 0 K: 3 S: 21 | H: 5 LOB: 1 BB: 0 P: 27 | R: 0 E: 0 K: 1 S: 7 | H: 0 LOB: 0 BB: 0 P: 13 | R: 1 E: 0 K: 0 S: 13 | H: 2 LOB: 2 BB: 1 P: 24 | R: 0 E: 0 K: 0 S: 6 | H: 0 LOB: 0 BB: 0 P: 7 | R: 0 E: 0 K: 1 S: 10 | H: 0 LOB: 0 BB: 0 P: 14 | R: 0 E: 0 K: 0 S: 10 | H: 0 LOB: 0 BB: 0 P: 17 | R: 2 E: 0 K: 3 S: 15 | H: 4 LOB: 3 BB: 1 P: 27 | R: 0 E: 0 K: 1 S: 13 | H: 1 LOB: 2 BB: 1 P: 22 | R: 0 E: 0 K: 2 S: 7 | H: 0 LOB: 0 BB: 0 P: 10 | 1B: 5 2B: 5 3B: 0 HR: 2 | SF: 0 SAC: 0 DP: 0 HBP: 0 | WP: 0 PB: 1 SB: 0 CS: 0 | PA: 42 | | | | | | | | | | | |
| PITCHER | IP WLS BF H R ER SO BB IBB HBP BLK WP HR S P ERA WHIP | | | | | | | | | | | | | | | | | PITCHER | IP WLS BF H R ER SO BB IBB HBP BLK WP HR S P ERA WHIP | | | | | | | | | | | | | | |
| Brandon Lyon, R (1, 1) ERA: 8.71 | 6.1 | | 29 | 9 | 7 | 7 | 6 | 1 | 0 | 0 | 0 | 0 | 2 | 72 | 109 | 9.95 | 1.579 | | | | | | | | | | | | | | | | |
| Pedro Borbon, L (7, 1) ERA: 1.93 | 0.2 | W | 5 | 2 | 0 | 0 | 2 | 0 | 1 | 0 | 0 | 0 | 0 | 10 | 20 | 0.00 | 3.000 | | | | | | | | | | | | | | | | |
| Corey Thurman, R (8, 1) ERA: 3.86 | 1.0 | H | 5 | 1 | 0 | 0 | 1 | 1 | 0 | 0 | 0 | 0 | 0 | 13 | 22 | 0.00 | 2.000 | | | | | | | | | | | | | | | | |
| Kelvin Escobar, R (9, 1) ERA: 4.5 | 1.0 | S | 3 | 0 | 0 | 0 | 2 | 0 | 0 | 0 | 0 | 0 | 0 | 7 | 10 | 0.00 | 0.000 | | | | | | | | | | | | | | | | |

New York Yankees @ Toronto Blue Jays
SkyDome, Toronto, ON
 Wed Apr 10 2002, 7:05 PM EDT
 Att: 19,124 - Dome - 72 F

| | |
|-----|----|
| AB | 39 |
| R | 7 |
| H | 12 |
| RBI | 7 |
| BB | 3 |
| SO | 11 |
| LOB | 16 |



| Batter | 1 | 2 | 3 | 4 | 5 | 6 | 7 | 8 | 9 | AB R H RBI BB SO LOB | TOP | |
|---|---|---|--|--|---|--|---|--|---|--|---|--|
| Alfonso Soriano, R (1, 4) OBP: 0.375, SLG: 0.511 | 0-1 1B | | 1-0 1B | | | 1-1 F7 | | 2-2 1B | | 4 0 3 0 0 0 0 | | |
| 2 Derek Jeter, R (1, 6) OBP: 0.354, SLG: 0.386 | 3-3 1-2 | | 2-0 FC1-6 | | | 1-0 G6-3 | | 2-0 F9 | | 4 0 0 0 0 1 3 | | |
| Bernie Williams, S (1, 8) OBP: 0.422, SLG: 0.286 | 4-1 BB | | 2-2 G6-4-3 | | | 2-3 K | | 2-1 G3 | | 3 0 0 0 1 1 2 | | |
| 25 Jason Giambi, L (1, 10) OBP: 0.333, SLG: 0.368 | 3-3 K | | | | 0-2 G5-3 | | 0-3 K | | 1-3 K | 4 0 0 0 0 3 1 | | |
| 20 Jorge Posada, S (1, 2) Alberto Castillo, R (8, 2) | | | | | 1-1 F9 | | 0-0 HR 1B | | 1-0 G6-3 | 3 1 1 0 0 0 0 1 0 0 0 0 0 0 | | |
| Rondell White, R (1, 7) OBP: 0.366, SLG: 0.538 | | | | | 2-3 K | | 3-2 HR 1-H | | 0-3 K | 4 1 1 2 0 2 0 | | |
| Robin Ventura, L (1, 5) OBP: 0.371, SLG: 0.742 | | | | | | 1-2 G3-1 | | 0-2 F7 | | 3 1 1 1 0 0 0 | | |
| Shane Spencer, R (1, 9) OBP: 0.306, SLG: 0.364 | | | | | | 1-3 K | | 2-1 G6-3 | | 3 0 1 0 0 1 0 | | |
| Nick Johnson, L (1, 3) OBP: 0.410, SLG: 0.452 | | | | | | 3-1 F7 | | 3-2 G1-3 | | 3 0 0 0 0 1 1 | | |
| Inning Stats | R: 0 H: 1 E: 0 LOB: 1 K: 2 BB: 1 S: 9 P: 19 | R: 1 H: 2 E: 0 LOB: 1 K: 1 BB: 0 S: 10 P: 20 | R: 0 H: 1 E: 0 LOB: 0 K: 0 BB: 0 S: 6 P: 10 | R: 0 H: 0 E: 0 LOB: 0 K: 1 BB: 0 S: 8 P: 11 | R: 0 H: 0 E: 0 LOB: 0 K: 1 BB: 0 S: 11 P: 16 | R: 0 H: 0 E: 0 LOB: 0 K: 1 BB: 0 S: 6 P: 10 | R: 2 H: 2 E: 0 LOB: 0 K: 1 BB: 0 S: 13 P: 18 | R: 0 H: 1 E: 0 LOB: 1 K: 0 BB: 0 S: 9 P: 18 | R: 0 H: 0 E: 0 LOB: 0 K: 2 BB: 0 S: 7 P: 9 | 1B: 4 SF: 0 2B: 1 SAC: 0 3B: 0 DP: 1 HR: 2 HBP: 0 | WP: 0 PA: 33 PB: 0 SB: 0 CS: 1 | |
| PITCHER | IP WLS BF H R ER SO BB IBB HBP BLK WP HR S P ERA WHIP | | | | | | | | | | | |
| Scott Eyre, L (1, 1) ERA: 8.36 | 7.0 W 26 6 3 3 7 1 0 0 0 0 2 63 104 3.86 1.000 | | | | | | | | | | | |
| Felix Heredia, L (8, 1) ERA: 6.48 | 2.0 7 1 0 0 2 0 0 0 0 0 0 16 27 0.00 0.500 | | | | | | | | | | | |

New York Yankees @ Toronto Blue Jays
SkyDome, Toronto, ON
 Thu Apr 11 2002, 12:35 PM EDT
 Att: 20,091 - Dome - 72 F

| | |
|-----|----|
| AB | 32 |
| R | 3 |
| H | 7 |
| RBI | 3 |
| BB | 1 |
| SO | 9 |
| LOB | 7 |



| Batter | 1 | 2 | 3 | 4 | 5 | 6 | 7 | 8 | 9 | AB R H RBI BB SO LOB |
|---|-----------------------|-----------------|-------------------------------|------------------------|-----------|-----------------------|-------------------------|---|---|----------------------|
| Shannon Stewart, R (1, 7) OBP: 0.429, SLG: 0.531 | 2-2 G5-3 | 2-3 K | | 2-3 K | | 2-1 G6-3 | 1-1 2B | | | 5 0 1 0 0 2 2 |
| Eric Hinske, L (1, 5) OBP: 0.400, SLG: 0.500 | 1-1 1B 2B | | 3-3 K | 1-0 PB SF6 1B | | 0-3 K | 3-3 K | | | 5 2 2 0 0 3 1 |
| Raul Mondesi, R (1, 10) OBP: 0.442, SLG: 0.722 | 3-1 S 2-H 1B | | 4-2 BB 1B BB | 1-0 SF6 PB 1B | | 4-2 BB 1B BB | 2-0 10 HR 2B | | | 3 3 3 1 2 0 0 |
| Carlos Delgado, L (1, 3) OBP: 0.537, SLG: 0.710 | 3-2 F7 | | 4-1 1B E BB | 4-0 1B IBB | | 4-2 1B BB | 3-3 K | | | 2 2 0 0 3 1 2 |
| Brian Leshar, R (9, 3) OBP: 0.444, SLG: 0.286 | | | 1-2 E BB | 1-2 2-3 IBB | | 1-2 1B BB | | | | 0 0 0 0 0 0 0 |
| José Cruz Jr., S (1, 8) OBP: 0.268, SLG: 0.176 | 1-3 K 1-2 | | 1-2 E 10 2B 1B | 3-2 SF6 | | 4-2 1B BB | 2-1 L4 | | | 3 1 1 2 1 1 2 |
| Darrin Fletcher, L (1, 2) OBP: 0.316, SLG: 0.438 | | 0-0 1B 1B | 1-1 E4 10 2B G4-3 | 1-0 F9 | | 1-0 1B | 4-0 10 HR BB | | | 4 2 2 2 1 0 3 |
| 10 Vernon Wells, R (1, 9) OBP: 0.175, SLG: 0.425 | | 1-3 K | 0-1 G4-3 2B | | 1-2 F7 | 2-2 F3 | 1-1 1-H 2-H HR | | | 5 1 2 4 0 1 3 |
| Homer Bush, R (1, 4) OBP: 0.250, SLG: 0.290 | | 0-0 F9 | 1-0 G4-3 | | 1-1 P6 | | 0-0 G6-3 | | | 5 0 0 1 0 0 2 |
| Felipe Lopez, S (1, 6) OBP: 0.333, SLG: 0.692 | | 1-2 1B | 2-3 K | | 2-3 K | | 2-2 F9 | | | 4 0 1 0 0 2 1 |


| Inning Stats | R: 1 E: 0 K: 1 S: 13 | H: 2 LOB: 1 BB: 0 P: 23 | R: 0 E: 0 K: 2 S: 12 | H: 2 LOB: 2 BB: 0 P: 16 | R: 4 E: 1 K: 2 S: 19 | H: 2 LOB: 1 BB: 2 P: 35 | R: 1 E: 0 K: 1 S: 11 | H: 2 LOB: 2 BB: 1 P: 23 | R: 0 E: 0 K: 1 S: 10 | H: 0 LOB: 0 BB: 0 P: 14 | R: 2 E: 0 K: 1 S: 16 | H: 1 LOB: 2 BB: 3 P: 33 | R: 0 E: 0 K: 1 S: 10 | H: 1 LOB: 1 BB: 0 P: 16 | R: 3 E: 0 K: 1 S: 10 | H: 2 LOB: 0 BB: 1 P: 22 |
|--------------|-------------------------------|----------------------------------|-------------------------------|----------------------------------|-------------------------------|----------------------------------|-------------------------------|----------------------------------|-------------------------------|----------------------------------|-------------------------------|----------------------------------|-------------------------------|----------------------------------|-------------------------------|----------------------------------|
|--------------|-------------------------------|----------------------------------|-------------------------------|----------------------------------|-------------------------------|----------------------------------|-------------------------------|----------------------------------|-------------------------------|----------------------------------|-------------------------------|----------------------------------|-------------------------------|----------------------------------|-------------------------------|----------------------------------|

| PITCHER | IP | WLS | BF | H | R | ER | SO | BB | IBB | HBP | BLK | WP | HR | S | P | ERA | WHIP |
|--------------------------------------|-----|-----|----|---|---|----|----|----|-----|-----|-----|----|----|----|-----|-------|-------|
| Roger Clemens, R (1, 1) ERA: 7.56 | 5.0 | L | 27 | 8 | 6 | 5 | 7 | 2 | 1 | 0 | 0 | 0 | 0 | 65 | 111 | 9.00 | 2.000 |
| Randy Choate, L (6, 1) ERA: 8.44 | 3.0 | | 17 | 4 | 5 | 5 | 3 | 4 | 0 | 0 | 0 | 0 | 1 | 36 | 71 | 15.00 | 2.667 |

BOTTOM

New York Yankees @ Toronto Blue Jays
SkyDome, Toronto, ON
 Thu Apr 11 2002, 12:35 PM EDT
 Att: 20,091 - Dome - 72 F

| | |
|-----|----|
| AB | 36 |
| R | 11 |
| H | 12 |
| RBI | 10 |
| BB | 7 |
| SO | 10 |
| LOB | 16 |



| WP | HR | S | P | ERA | WHIP |
|-------|--------|-------|--------|-----|------|
| 1B: 7 | SF: 1 | WP: 0 | PA: 44 | | |
| 2B: 4 | SAC: 0 | PB: 1 | | | |
| 3B: 0 | DP: 0 | SB: 1 | | | |
| HR: 1 | HBP: 0 | CS: 0 | | | |

| Batter | 1 | 2 | 3 | 4 | 5 | 6 | 7 | 8 | 9 | AB R H RBI BB SO LOB | TOP | | | | | | | | | |
|--|---|----------------------------------|------------------------------|----------------------------------|------------------------------|----------------------------------|-------------------------------|----------------------------------|-------------------------------|----------------------------------|------------------------------|----------------------------------|-------------------------------|----------------------------------|-------------------------------|----------------------------------|----------------------------------|------------------------------------|----------------------------------|--------|
| Alfonso Soriano, R (1, 4) OBP: 0.377, SLG: 0.520 | 1-3 K | | 1-3 K | | 0-0 1B | | 1-1 2B | | 0-3 K | 5 0 2 0 0 3 0 | | | | | | | | | | |
| 2 Derek Jeter, R (1, 6) OBP: 0.321, SLG: 0.347 | 0-0 G6-3 | | 0-2 G1-3 | | 2-3 K | | 0-0 G5-3 | | 3-2 F9 | 5 0 0 0 0 1 2 | | | | | | | | | | |
| Bernie Williams, S (1, 8) OBP: 0.408, SLG: 0.263 | 4-2 25 1B BB | | 2-1 G6-3 | | 2-1 G5-3 | | 1-3 K | | | 3 0 0 0 1 1 0 | | | | | | | | | | |
| 25 Jason Giambi, L (1, 3) OBP: 0.388, SLG: 0.476 | 0-1 FC6-4 1B | | | 2-2 G4-3 G5-3 1B | | 0-1 2B | | 2-1 1B 2B | | 4 1 4 0 0 0 0 | | | | | | | | | | |
| Rondell White, R (1, 7) OBP: 0.333, SLG: 0.488 | 0-0 FC6-4 | | | 0-1 G5-3 | | 3-2 G5-3 | | 3-3 K | | 4 0 0 0 0 1 5 | | | | | | | | | | |
| Ron Coomer, R (1, 5) OBP: 0.571, SLG: 1.167 | | 2-0 2B | | 1-0 G4-3 | | 4-1 BB | | 1-2 1B | | 2 0 1 0 1 0 1 | | | | | | | | | | |
| Robin Ventura, L (8, PH) OBP: 0.389, SLG: 0.750 | | | | 2-3 G4-3 | | | | 2-H 1B | | 1 0 1 1 0 0 0 | | | | | | | | | | |
| Enrique Wilson, S (8, PR) (8, 5) | | | | 3-2 G6-3 | | 1-2 G6-3 | | 0-3 K | | 0 0 0 0 0 0 0 | | | | | | | | | | |
| Shane Spencer, R (1, 9) OBP: 0.308, SLG: 0.343 | | 4-2 G5-4-3 BB | | | | | | | | 2 0 0 0 1 0 3 | | | | | | | | | | |
| John Vander Wal, L (8, PH) OBP: 0.333, SLG: 0.500 (8, 9) | | | | | | | | | | 1 0 0 0 0 1 1 | | | | | | | | | | |
| Nick Johnson, L (1, 10) OBP: 0.385, SLG: 0.514 | | 2-1 F7 | | | 2-3 K | | 2-3 K | | 2-2 HR | 4 1 1 1 0 2 2 | | | | | | | | | | |
| Alberto Castillo, R (1, 2) 20 Jorge Posada, S (9, PH) OBP: 0.410, SLG: 0.394 | | 2-1 G5-4-3 | | | 1-2 F9 | | 1-0 G6-3 | | 2-2 L6 | 3 0 0 0 0 0 2 | | | | | | | | | | |
| | | 1-2f | | | | | | | | 1 0 0 0 0 0 0 | | | | | | | | | | |
| Inning Stats | R: 0 E: 0 K: 1 S: 11 | H: 1 LOB: 2 BB: 1 P: 16 | R: 0 E: 0 K: 0 S: 7 | H: 1 LOB: 1 BB: 1 P: 17 | R: 0 E: 0 K: 1 S: 8 | H: 0 LOB: 0 BB: 0 P: 11 | R: 0 E: 0 K: 0 S: 12 | H: 1 LOB: 1 BB: 0 P: 18 | R: 0 E: 0 K: 2 S: 10 | H: 1 LOB: 1 BB: 0 P: 15 | R: 0 E: 0 K: 1 S: 7 | H: 1 LOB: 1 BB: 0 P: 11 | R: 1 E: 0 K: 3 S: 14 | H: 2 LOB: 1 BB: 0 P: 21 | R: 1 E: 0 K: 1 S: 12 | H: 1 LOB: 0 BB: 0 P: 19 | 1B: 4 2B: 4 3B: 0 HR: 1 | SF: 0 SAC: 0 DP: 1 HBP: 0 | WP: 0 PB: 0 SB: 0 CS: 0 | PA: 38 |
| PITCHER | IP WLS BF H R ER SO BB IBB HBP BLK WP HR S P ERA WHIP | | | | | | | | | | | | | | | | | | | |
| Darren Oliver, L (1, 1) ERA: 3.68 | 5.2 W 24 5 0 0 4 3 0 0 0 0 0 0 56 94 0.00 1.412 | | | | | | | | | | | | | | | | | | | |
| Sun-Woo Kim, R (6, 1) ERA: 3.0 | 2.0 H 8 2 1 1 3 0 0 0 0 0 0 0 18 29 4.50 1.000 | | | | | | | | | | | | | | | | | | | |
| Casey Fossum, L (8, 1) ERA: 1.5 | 0.0 1 1 0 0 0 0 0 0 0 0 0 0 3 4 ∞ ∞ | | | | | | | | | | | | | | | | | | | |
| Rich Garces, R (8, 1) ERA: 10.8 | 0.1 H 1 0 0 0 1 0 0 0 0 0 0 0 3 3 0.00 0.000 | | | | | | | | | | | | | | | | | | | |
| Ugueth Urbina, R (9, 1) ERA: 8.44 | 1.0 S 4 1 1 1 1 0 0 0 0 0 0 1 12 19 9.00 1.000 | | | | | | | | | | | | | | | | | | | |

New York Yankees @ Boston Red Sox
 Fenway Park, Boston, MA
 Fri Apr 12 2002, 6:05 PM EDT
 Att. 32,812 - Sunny - 65 F

livebaseballscorecards.com

| | |
|------------|-----------|
| AB | 35 |
| R | 2 |
| H | 9 |
| RBI | 2 |
| BB | 3 |
| SO | 9 |
| LOB | 16 |



| Batter | 1 | 2 | 3 | 4 | 5 | 6 | 7 | 8 | 9 | AB | R | H | RBI | BB | SO | LOB |
|---|------------------|-----------------|------------------|-----------|-------------------------|-----------------|-----------|-------------------------|---|----|---|---|-----|----|----|-----|
| 18 Johnny Damon, L OBP: 0.368, SLG: 0.438 (1, 8) | 0-3 K | 1-2 F8 | | | 0-1 2B G6-3 1B | | 1-0 G3 | | | 4 | 1 | 1 | 0 | 0 | 1 | 2 |
| Jose Offerman, S OBP: 0.357, SLG: 0.583 (1, 10) | 2-2 G4-3 | | 0-0 CS 1B | | 1-2 2B | | 0-1 F9 | | | 4 | 0 | 2 | 1 | 0 | 0 | 0 |
| Shea Hillenbrand, R OBP: 0.382, SLG: 0.677 (1, 5) | 2-2 1B 1B | | 3-2 F9 1-2 | | 1-0 G6-3 | | 2-2 F7 | | | 4 | 0 | 1 | 1 | 0 | 0 | 2 |
| Manny Ramirez, R OBP: 0.429, SLG: 0.423 (1, 7) | 0-0 1-2 1B | | 3-1 G1-3 | | 4-0 IBB | | | 0-2 G4-3 2B 2B | | 3 | 1 | 2 | 0 | 1 | 0 | 0 |
| Tony Clark, S OBP: 0.226, SLG: 0.310 (1, 3) | 2-3 K | | | 1-3 K | 0-1 F7 | | | 1-2 G4-3 | | 4 | 0 | 0 | 0 | 0 | 2 | 5 |
| Trot Nixon, L OBP: 0.273, SLG: 0.355 (1, 9) | | | | 3-1 F8 | 1-0 F5 | | | 2-2 F8 | | 4 | 0 | 0 | 0 | 0 | 1 | 3 |
| Carlos Baerga, S OBP: 0.444, SLG: 0.500 Lou Merloni, R OBP: 0.600, SLG: 0.750 (6, PR) (7, 4) | | 1-1 G1 | | 2-2 1B | | 3-1 CS 1B | | 1-2 2B | | 3 | 0 | 2 | 0 | 0 | 0 | 0 |
| Doug Mirabelli, R (1, 2) | | 4-2 1B BB | | 1-2 G1 | | 2-3 K | | 3-H 2-0 F7 | | 3 | 0 | 0 | 0 | 1 | 1 | 3 |
| Rey Sanchez, R OBP: 0.370, SLG: 0.385 (1, 6) | | 2-1 1B | | | 0-0 18 2B 1B | | 1-0 F9 | | | 3 | 1 | 2 | 0 | 0 | 0 | 1 |

| Inning Stats | R: 0 | H: 2 | E: 0 | K: 2 | S: 13 | H: 2 | LOB: 2 | BB: 0 | P: 19 | R: 0 | H: 1 | E: 0 | K: 1 | S: 13 | H: 1 | LOB: 2 | BB: 1 | P: 22 | R: 0 | H: 1 | E: 0 | K: 0 | S: 6 | H: 1 | LOB: 1 | BB: 0 | P: 12 | R: 0 | H: 3 | E: 0 | K: 1 | S: 10 | H: 1 | LOB: 1 | BB: 0 | P: 12 | R: 0 | H: 0 | E: 0 | K: 0 | S: 6 | H: 0 | LOB: 0 | BB: 0 | P: 9 | R: 1 | H: 2 | E: 0 | K: 0 | S: 14 | H: 2 | LOB: 1 | BB: 0 | P: 20 |
|--------------|-------|-------|--------|-------|-------|-------|--------|-------|--------|-------|-------|-------|--------|-------|-------|--------|--------|-------|--------|-------|-------|-------|--------|-------|--------|-------|--------|-------|--------|-------|-------|-------|--------|--------|-------|-------|--------|-------|--------|-------|-------|-------|--------|-------|-------|-------|--------|-------|--------|-------|------|--------|-------|-------|
| 1B: 8 | SF: 0 | 2B: 3 | SAC: 0 | 3B: 0 | DP: 0 | HR: 0 | HBP: 0 | WP: 0 | PA: 35 | 1B: 8 | SF: 0 | 2B: 3 | SAC: 0 | 3B: 0 | DP: 0 | HR: 0 | HBP: 0 | WP: 0 | PA: 35 | 1B: 8 | SF: 0 | 2B: 3 | SAC: 0 | 3B: 0 | DP: 0 | HR: 0 | HBP: 0 | WP: 0 | PA: 35 | 1B: 8 | SF: 0 | 2B: 3 | SAC: 0 | 3B: 0 | DP: 0 | HR: 0 | HBP: 0 | WP: 0 | PA: 35 | 1B: 8 | SF: 0 | 2B: 3 | SAC: 0 | 3B: 0 | DP: 0 | HR: 0 | HBP: 0 | WP: 0 | PA: 35 | | | | | |

| PITCHER | IP | WLS | BF | H | R | ER | SO | BB | IBB | HBP | BLK | WP | HR | S | P | ERA | WHIP |
|--|-----|-----|----|---|---|----|----|----|-----|-----|-----|----|----|----|-----|-------|-------|
| Orlando Hernandez, R ERA: 1.2 (1, 1) | 7.0 | L | 30 | 9 | 2 | 2 | 5 | 1 | 1 | 0 | 0 | 0 | 0 | 68 | 111 | 2.57 | 1.429 |
| Mike Stanton, L ERA: 2.45 (8, 1) | 0.2 | | 4 | 2 | 1 | 1 | 0 | 0 | 0 | 0 | 0 | 0 | 0 | 13 | 17 | 13.50 | 3.000 |
| Steve Karsay, R ERA: 5.4 (8, 1) | 0.1 | | 1 | 0 | 0 | 0 | 0 | 0 | 0 | 0 | 0 | 0 | 0 | 1 | 3 | 0.00 | 0.000 |


BOTTOM

New York Yankees @ Boston Red Sox
Fenway Park, Boston, MA

Fri Apr 12 2002, 6:05 PM EDT
Att: 32,812 - Sunny - 65 F

livebaseballscorecards.com

| | |
|------------|-----------|
| AB | 33 |
| R | 3 |
| H | 11 |
| RBI | 3 |
| BB | 2 |
| SO | 5 |
| LOB | 16 |



| Batter | 1 | 2 | 3 | 4 | 5 | 6 | 7 | 8 | 9 | AB R H RBI BB SO LOB | TOP | | | | | | | | | | | | | | | | |
|--|---|----------------------------------|-------------------------------|----------------------------------|-------------------------------|----------------------------------|-------------------------------|----------------------------------|------------------------------|----------------------------------|-------------------------------|----------------------------------|-------------------------------|----------------------------------|-------------------------------|----------------------------------|-------------------------------|----------------------------------|----------------------------------|------------------------------------|----------------------------------|--------|--|--|--|--|--|
| 2 Derek Jeter, R OBP: 0.328, SLG: 0.370 (1, 6) X | 0-0 25 HBP 20 3B 2B | 2-1 G6-3 | | 1-3 K | | 0-2 2-H 1B | | 0-1 F9 | | 5 1 2 1 0 1 2 | | | | | | | | | | | | | | | | | |
| Nick Johnson, L OBP: 0.375, SLG: 0.475 (1, 10) B C C B B B | 3-3 K | 3-2 S 1B | | 0-1 G5-3 | | 2-2 F9 | | 1-2 F7 | | 5 0 1 0 0 1 4 | | | | | | | | | | | | | | | | | |
| Bernie Williams, S OBP: 0.389, SLG: 0.238 (1, 8) C C C B B B B | 4-2 25 HBP 20 3B BB | 3-2 G3-1 | | 1-3 K | | 3-1 P6 | | 2-2 G3-1 | | 4 1 0 0 1 1 1 | | | | | | | | | | | | | | | | | |
| 25 Jason Giambi, L OBP: 0.389, SLG: 0.444 (1, 3) B H | 2-0 20 3B 1-2 2-3 HBP | | 2-1 20 WP HBP | | 2-3 K | | 1-2 G6-3 | | 2-2 G3-1 | 3 1 0 0 0 1 0 | | | | | | | | | | | | | | | | | |
| 20 Jorge Posada, S OBP: 0.432, SLG: 0.459 (1, 2) C F F X | 0-2 E 1-H 2-H 3-H 3B | | 1-3 K | | 0-3 K | | 4-2 BB BB | | 3-2 CS 1B | 4 1 2 3 1 2 1 0 0 0 0 0 0 0 | | | | | | | | | | | | | | | | | |
| Robin Ventura, L OBP: 0.375, SLG: 0.686 (1, 5) X | 0-0 E4 3-H | | 2-3 K | | 3-1 F9 | | 4-2 BB BB | | 2-2 CS 1-2 | 3 0 0 0 1 1 1 | | | | | | | | | | | | | | | | | |
| Rondell White, R OBP: 0.327, SLG: 0.457 (1, 7) B X | 1-0 P6 | | 1-1 F8 | | 4-2 1B 1B BB | | 1-0 F8 | | | 3 1 0 0 1 0 4 | | | | | | | | | | | | | | | | | |
| John Vander Wal, L OBP: 0.400, SLG: 0.444 (1, 9) B X | 1-0 G5-3 | | 4-2 G4-3 BB | | 2-1 1B 1-2 1B | | 2-2 G6-3 | | | 3 0 1 0 1 0 1 0 0 0 0 0 0 0 | | | | | | | | | | | | | | | | | |
| Gerald Williams, R (8, 9) | | | | | | | | | | | | | | | | | | | | | | | | | | | |
| Enrique Wilson, S OBP: 0.500, SLG: 0.400 (1, 4) S B B B X | | 2-2 F2 | | 3-1 G4-3 | | 0-2 1-3 2-H 2 1B 1B | | 0-0 1B | | 4 1 2 1 0 0 1 | | | | | | | | | | | | | | | | | |
| Inning Stats | R: 4 E: 1 K: 1 S: 14 | H: 2 LOB: 1 BB: 1 P: 25 | R: 0 E: 0 K: 2 S: 13 | H: 1 LOB: 1 BB: 0 P: 23 | R: 0 E: 0 K: 2 S: 10 | H: 0 LOB: 1 BB: 0 P: 16 | R: 0 E: 0 K: 1 S: 10 | H: 0 LOB: 1 BB: 1 P: 18 | R: 0 E: 0 K: 3 S: 9 | H: 0 LOB: 0 BB: 0 P: 12 | R: 2 E: 0 K: 0 S: 15 | H: 3 LOB: 1 BB: 1 P: 26 | R: 0 E: 0 K: 0 S: 10 | H: 0 LOB: 2 BB: 2 P: 23 | R: 0 E: 0 K: 0 S: 10 | H: 1 LOB: 1 BB: 0 P: 13 | R: 0 E: 0 K: 0 S: 12 | H: 1 LOB: 1 BB: 0 P: 21 | 1B: 6 2B: 1 3B: 1 HR: 0 | SF: 0 SAC: 0 DP: 0 HBP: 2 | WP: 1 PB: 0 SB: 1 CS: 1 | PA: 42 | | | | | |
| PITCHER | IP WLS BF H R ER SO BB IBB HBP BLK WP HR S P ERA WHIP | | | | | | | | | | | | | | | | | | | | | | | | | | |
| Pedro Martinez, R ERA: 6.91 (1, 1) | 5.1 | | 25 | 3 | 5 | 4 | 7 | 3 | 0 | 2 | 0 | 1 | 0 | 60 | 105 | 6.75 | 1.125 | | | | | | | | | | |
| Rolando Arrojo, R ERA: 3.86 (6, 1) | 2.2 | W | 13 | 4 | 1 | 1 | 0 | 2 | 0 | 0 | 0 | 0 | 0 | 31 | 51 | 3.38 | 2.250 | | | | | | | | | | |
| Ugueth Urbina, R ERA: 7.11 (9, 1) | 1.0 | S | 3 | 1 | 0 | 0 | 0 | 0 | 0 | 0 | 0 | 0 | 0 | 12 | 21 | 0.00 | 1.000 | | | | | | | | | | |

New York Yankees @ Boston Red Sox
Fenway Park, Boston, MA
 Sat Apr 13 2002, 1:05 PM EDT
 Att. 33,756 - Sunny - 75 F

| | |
|-----|----|
| AB | 34 |
| R | 6 |
| H | 8 |
| RBI | 5 |
| BB | 5 |
| SO | 7 |
| LOB | 15 |



livebaseballscorecards.com

| Batter | 1 | 2 | 3 | 4 | 5 | 6 | 7 | 8 | 9 |
|--|--------------------------------|-------------|-------------|-----------------------------------|-----------|----------------------|-------------|-------------------------|---|
| Rickey Henderson, R OBP: 0.375, SLG: 0.286 (1, 7) | 3-2 FC6-4 1B | | | 4-2 18 S 1B BB | 2-3 K | | | 2-1 F3 | |
| 18 Johnny Damon, L OBP: 0.381, SLG: 0.472 (1, 8) | 2-2 FC6-4 G1-4-3 1-2f | | | 1-2 1B 1B | | 2-2 F7 | | 3-2 1B 2B | |
| Nomar Garciaparra, R OBP: 0.333, SLG: 0.606 (1, 6) | 0-0 G1-4-3 1-2f | | | 0-2 FC6-4 1B 1B | | 0-0 P4 | | 1-0 1B G3 HBP | |
| Manny Ramirez, R OBP: 0.462, SLG: 0.448 (1, 10) | | 1-0 F9 | | 1-0 FC6-4 1B | | 4-2 FC6-4 BB | | 2-2 G3 HR 1B | |
| Tony Clark, S OBP: 0.200, SLG: 0.273 (1, 3) | | 0-3 K | | 0-0 FC6-4 1B 1-2f 2-3 | | 0-2 FC6-4 1-2f | | 0-1 G3 1-2 3-H | |
| Shea Hillenbrand, R OBP: 0.421, SLG: 0.771 (1, 5) | | 2-2 G6-3 | | 0-1 G4-6-3 1B | | 1-0 1B | | 2-2 2-H HR | |
| Jason Varitek, S OBP: 0.357, SLG: 0.538 (1, 2) | | | 0-2 G6-3 | 0-0 G4-6-3 1-2f | | 0-2 P4 | | 2-2 G3 | |
| Trot Nixon, L OBP: 0.250, SLG: 0.324 (1, 9) | | | 3-1 G3 | | 0-3 K | | 2-2 P3 | | |
| Rey Sanchez, R OBP: 0.333, SLG: 0.345 (1, 4) | | | 0-0 G4-3 | | 1-1 G3 | | 0-1 G4-3 | | |

| Inning Stats | R: 0 E: 0 K: 0 S: 7 | H: 1 LOB: 0 BB: 0 P: 12 | R: 0 E: 0 K: 1 S: 7 | H: 0 LOB: 0 BB: 0 P: 10 | R: 0 E: 0 K: 0 S: 6 | H: 0 LOB: 0 BB: 0 P: 9 | R: 3 E: 0 K: 0 S: 16 | H: 4 LOB: 1 BB: 1 P: 22 | R: 0 E: 0 K: 2 S: 8 | H: 0 LOB: 0 BB: 0 P: 11 | R: 0 E: 0 K: 0 S: 15 | H: 0 LOB: 1 BB: 1 P: 21 | R: 0 E: 0 K: 0 S: 10 | H: 1 LOB: 1 BB: 0 P: 13 | R: 4 E: 0 K: 0 S: 20 | H: 3 LOB: 0 BB: 0 P: 32 |
|--------------|------------------------------|----------------------------------|------------------------------|----------------------------------|------------------------------|---------------------------------|-------------------------------|----------------------------------|------------------------------|----------------------------------|-------------------------------|----------------------------------|-------------------------------|----------------------------------|-------------------------------|----------------------------------|
|--------------|------------------------------|----------------------------------|------------------------------|----------------------------------|------------------------------|---------------------------------|-------------------------------|----------------------------------|------------------------------|----------------------------------|-------------------------------|----------------------------------|-------------------------------|----------------------------------|-------------------------------|----------------------------------|


| PITCHER | IP | WLS | BF | H | R | ER | SO | BB | IBB | HBP | BLK | WP | HR | S | P | ERA | WHIP |
|---|-----|-----|----|---|---|----|----|----|-----|-----|-----|----|----|----|-----|-------|-------|
| David Wells, L ERA: 3.05 (1, 1) | 7.1 | | 29 | 7 | 4 | 4 | 3 | 2 | 0 | 0 | 0 | 0 | 0 | 75 | 109 | 4.91 | 1.227 |
| Ramiro Mendoza, R ERA: 13.5 (8, 1) | 0.0 | | 2 | 1 | 0 | 0 | 0 | 0 | 0 | 1 | 0 | 0 | 0 | 5 | 8 | ∞ | ∞ |
| 42 Mariano Rivera, R ERA: 2.08 (8, 1) | 0.2 | L | 3 | 1 | 3 | 3 | 0 | 0 | 0 | 0 | 0 | 0 | 1 | 9 | 13 | 40.50 | 1.500 |

BOTTOM

AB R H RBI BB SO LOB

| | | | | | | |
|---|---|---|---|---|---|---|
| 3 | 1 | 1 | 0 | 1 | 1 | 0 |
| 4 | 2 | 2 | 1 | 0 | 0 | 1 |
| 3 | 2 | 1 | 0 | 0 | 0 | 1 |
| 3 | 1 | 2 | 2 | 1 | 0 | 0 |
| 4 | 0 | 0 | 1 | 0 | 1 | 4 |
| 4 | 1 | 3 | 3 | 0 | 0 | 0 |
| 4 | 0 | 0 | 0 | 0 | 0 | 3 |
| 3 | 0 | 0 | 0 | 0 | 1 | 1 |
| 3 | 0 | 0 | 0 | 0 | 0 | 1 |

AB 31
R 7
H 9
RBI 7
BB 2
SO 3
LOB 11



WP: 0 PA: 34
PB: 0
SB: 1
CS: 0

New York Yankees @ Boston Red Sox
Fenway Park, Boston, MA
Sat Apr 13 2002, 1:05 PM EDT
Att. 33,756 - Sunny - 75 F

livebaseballscorecards.com

| Batter | 1 | 2 | 3 | 4 | 5 | 6 | 7 | 8 | 9 | AB R H RBI BB SO LOB | TOP | | | | | | | | | |
|---|---|----------------------------------|-------------------------------|----------------------------------|-------------------------------|----------------------------------|------------------------------|---------------------------------|-------------------------------|----------------------------------|-------------------------------|----------------------------------|-------------------------------|----------------------------------|------------------------------|----------------------------------|----------------------------------|------------------------------------|----------------------------------|--------|
| 2 Derek Jeter, R OBP: 0.349, SLG: 0.368 (1, 6) | 1-2 G4-3 | | 4-0 S BB | | 1-1 1B | | 4-1 1B BB | | 0-2 G6-3 | 3 0 1 0 2 0 0 | | | | | | | | | | |
| Nick Johnson, L OBP: 0.358, SLG: 0.444 (1, 10) | 1-3 K | | 3-3 K | | 2-2 F8 | | 1-2 1-2 2-H 1B | | 1-3 K | 5 0 1 1 0 3 2 | | | | | | | | | | |
| Bernie Williams, S OBP: 0.356, SLG: 0.213 (1, 8) | 3-3 K | | 1-1 F7 | | | 2-2 P6 | 1-3 K | | 2-0 G4-3 | 5 0 0 0 0 2 3 | | | | | | | | | | |
| 25 Jason Giambi, L OBP: 0.397, SLG: 0.438 (1, 3) | | 1-2 K SF8 1B | 0-3 K | | | 4-2 PB BB | 2-1 F9 | | | 3 1 1 0 1 1 3 | | | | | | | | | | |
| 20 Jorge Posada, S OBP: 0.417, SLG: 0.439 (1, 2) | | 2-1 PB 1B | | 0-2 F5 | | 0-1 F8 | 2-3 K | | | 4 0 1 0 0 1 3 | | | | | | | | | | |
| Robin Ventura, L OBP: 0.364, SLG: 0.718 (1, 5) | | 1-3 K | | 0-1 L4 | | 0-3 K | | 3-2 HR | | 4 1 1 1 0 2 3 | | | | | | | | | | |
| Rondell White, R OBP: 0.321, SLG: 0.510 (1, 7) | | 0-1 SF8 | | 1-0 G6-3 | | | 3-1 HR | 0-2 G3 | | 3 1 1 2 0 0 0 | | | | | | | | | | |
| Shane Spencer, R OBP: 0.302, SLG: 0.316 (1, 9) | | 3-H 2-0 G5-3 | | | 1-3 K | | 4-0 2B BB | 2-2 P4 | | 3 1 0 0 1 1 1 | | | | | | | | | | |
| Alfonso Soriano, R OBP: 0.386, SLG: 0.593 (1, 4) | | | 1-2 HR | | 3-2 F9 | | 3-1 1-H 1B 2B | 1-0 F8 | | 4 2 2 2 0 0 0 | | | | | | | | | | |
| Inning Stats | R: 0 E: 0 K: 2 S: 10 | H: 0 LOB: 0 BB: 0 P: 15 | R: 1 E: 0 K: 1 S: 11 | H: 2 LOB: 1 BB: 0 P: 17 | R: 1 E: 0 K: 2 S: 13 | H: 1 LOB: 1 BB: 1 P: 22 | R: 0 E: 0 K: 0 S: 7 | H: 0 LOB: 0 BB: 0 P: 8 | R: 0 E: 0 K: 1 S: 10 | H: 0 LOB: 1 BB: 1 P: 16 | R: 3 E: 0 K: 2 S: 16 | H: 3 LOB: 2 BB: 2 P: 36 | R: 1 E: 0 K: 0 S: 11 | H: 1 LOB: 0 BB: 0 P: 17 | R: 0 E: 0 K: 1 S: 8 | H: 0 LOB: 0 BB: 0 P: 11 | 1B: 4 2B: 1 3B: 0 HR: 3 | SF: 1 SAC: 0 DP: 0 HBP: 0 | WP: 0 PB: 2 SB: 1 CS: 0 | PA: 39 |
| PITCHER | IP WLS BF H R ER SO BB IBB HBP BLK WP HR S P ERA WHIP | | | | | | | | | | | | | | | | | | | |
| 49 Tim Wakefield, R ERA: 4.09 (1, 1) | 6.0 L 24 4 2 1 7 2 0 0 0 0 0 1 63 96 1.50 1.000 | | | | | | | | | | | | | | | | | | | |
| Willie Banks, R ERA: 10.13 (7, 1) | 0.0 5 3 3 3 0 2 0 0 0 0 0 1 8 23 ∞ ∞ | | | | | | | | | | | | | | | | | | | |
| Sun-Woo Kim, R ERA: 3.6 (7, 1) | 2.0 7 1 1 1 2 0 0 0 0 0 0 1 19 30 4.50 0.500 | | | | | | | | | | | | | | | | | | | |
| Casey Fossum, L ERA: 1.29 (9, 1) | 1.0 3 0 0 0 1 0 0 0 0 0 0 0 8 11 0.00 0.000 | | | | | | | | | | | | | | | | | | | |

New York Yankees @ Boston Red Sox
Fenway Park, Boston, MA
 Sun Apr 14 2002, 1:05 PM EDT
 Att. 33,742 - Sunny - 72 F

livebaseballscorecards.com

| | |
|------------|-----------|
| AB | 34 |
| R | 6 |
| H | 8 |
| RBI | 6 |
| BB | 4 |
| SO | 10 |
| LOB | 15 |



| Batter | 1 | 2 | 3 | 4 | 5 | 6 | 7 | 8 | 9 | AB | R | H | RBI | BB | SO | LOB |
|---|-------------|---|-----------|-----------|-------------|-------------|-------------|-------------|-----------|----|---|---|-----|----|----|-----|
| 18 Johnny Damon, L (1, 8) OBP: 0.348, SLG: 0.425 | 2-2 G1-3 | | | 1-0 F8 | | 2-1 G5-3 | | 1-1 G6-3 | | 4 | 0 | 0 | 0 | 0 | 0 | 1 |
| Jose Offerman, S (1, 10) OBP: 0.278, SLG: 0.438 | 0-1 G4-3 | | | 1-3 K | | | 1-0 L4 | 1-0 E4 | | 4 | 0 | 0 | 0 | 0 | 1 | 0 |
| Nomar Garciaparra, R (1, 6) OBP: 0.350, SLG: 0.595 | 0-2 F8 | | | 0-0 F9 | | | 1-0 HR | 0-2 1B | 1-3 1B | 4 | 1 | 2 | 0 | 0 | 0 | 0 |
| Manny Ramirez, R (1, 7) OBP: 0.442, SLG: 0.515 | | | 3-2 F9 | | 3-2 G4-3 | | 0-1 HR | 0-3 K | | 4 | 1 | 1 | 2 | 0 | 1 | 2 |
| Brian Daubach, L (1, 3) OBP: 0.333, SLG: 0.650 | | | 1-3 K | | 2-3 K | | 1-2 G1-3 | | 0-2 L1 | 4 | 0 | 0 | 0 | 0 | 2 | 0 |
| Shea Hillenbrand, R (1, 5) OBP: 0.405, SLG: 0.718 | | | 2-3 K | | 3-2 F7 | | 1-0 2B | 1B | 2-1 F9 | 4 | 0 | 1 | 0 | 0 | 1 | 0 |
| Trot Nixon, L (1, 9) OBP: 0.275, SLG: 0.351 | | | 1-0 F8 | | 1-0 F8 | | 2-2 L8 | 3-2 2B | 4-0 BB | 3 | 0 | 1 | 0 | 1 | 0 | 0 |
| Doug Mirabelli, R (1, 2) OBP: 0.200, SLG: 0.111 | | | 1-3 K | | 1-3 K | | 1-1 1B | 1-1 G3 | 2-1 P6 | 2 | 0 | 1 | 0 | 0 | 1 | 0 |
| Carlos Baerga, S (7, PH) OBP: 0.400, SLG: 0.444 | | | | | | | | | | 1 | 0 | 0 | 0 | 0 | 0 | 2 |
| Jason Varitek, S (8, 2) OBP: 0.345, SLG: 0.519 | | | | | | | | | | 1 | 0 | 0 | 0 | 0 | 0 | 1 |
| Lou Merloni, R (1, 4) OBP: 0.375, SLG: 0.429 | | | 2-0 F9 | | 2-0 F9 | | 1-1 F9 | 2-2 G5-3 | | 3 | 0 | 0 | 0 | 0 | 0 | 1 |

| Inning Stats | R: 0 | H: 0 | E: 0 | K: 0 | S: 9 | H: 0 | LOB: 0 | BB: 0 | P: 11 | R: 0 | H: 0 | E: 0 | K: 2 | S: 10 | H: 0 | LOB: 0 | BB: 0 | P: 16 | R: 0 | H: 0 | E: 0 | K: 1 | S: 5 | R: 0 | H: 0 | E: 0 | K: 1 | S: 6 | H: 0 | LOB: 0 | BB: 0 | P: 8 | R: 0 | H: 0 | E: 0 | K: 1 | S: 10 | H: 1 | LOB: 1 | BB: 0 | P: 15 | R: 2 | H: 4 | E: 0 | K: 0 | S: 13 | H: 1 | LOB: 2 | BB: 0 | P: 21 | R: 0 | H: 1 | E: 1 | K: 1 | S: 12 | H: 0 | LOB: 1 | BB: 1 | P: 15 | 1B: 4 | SF: 0 | 2B: 1 | SAC: 0 | 3B: 0 | DP: 0 | HR: 1 | HBP: 0 | WP: 0 | PA: 35 |
|--------------|------|------|------|------|------|------|--------|-------|-------|------|------|------|------|-------|------|--------|-------|-------|------|------|------|------|------|------|------|------|------|------|------|--------|-------|------|------|------|------|------|-------|------|--------|-------|-------|------|------|------|------|-------|------|--------|-------|-------|------|------|------|------|-------|------|--------|-------|-------|-------|-------|-------|--------|-------|-------|-------|--------|-------|--------|
|--------------|------|------|------|------|------|------|--------|-------|-------|------|------|------|------|-------|------|--------|-------|-------|------|------|------|------|------|------|------|------|------|------|------|--------|-------|------|------|------|------|------|-------|------|--------|-------|-------|------|------|------|------|-------|------|--------|-------|-------|------|------|------|------|-------|------|--------|-------|-------|-------|-------|-------|--------|-------|-------|-------|--------|-------|--------|

| PITCHER | IP | WLS | BF | H | R | ER | SO | BB | IBB | HBP | BLK | WP | HR | S | P | ERA | WHIP |
|--|-----|-----|----|---|---|----|----|----|-----|-----|-----|----|----|----|----|------|-------|
| 35 Mike Mussina, R (1, 1) ERA: 1.66 | 6.2 | W | 25 | 5 | 2 | 2 | 5 | 0 | 0 | 0 | 0 | 0 | 1 | 60 | 95 | 2.70 | 0.750 |
| Ramiro Mendoza, R (7, 1) ERA: 9.0 | 1.0 | H | 5 | 1 | 0 | 0 | 0 | 0 | 0 | 0 | 0 | 0 | 0 | 11 | 16 | 0.00 | 1.000 |
| 42 Mariano Rivera, R (8, 1) ERA: 1.59 | 1.1 | S | 5 | 0 | 0 | 0 | 1 | 1 | 0 | 0 | 0 | 0 | 0 | 10 | 18 | 0.00 | 0.750 |


BOTTOM

New York Yankees @ Boston Red Sox
Fenway Park, Boston, MA

Sun Apr 14 2002, 1:05 PM EDT
Att: 33,742 - Sunny - 72 F

livebaseballscorecards.com

| | |
|------------|-----------|
| AB | 34 |
| R | 2 |
| H | 6 |
| RBI | 2 |
| BB | 1 |
| SO | 6 |
| LOB | 7 |



| Batter | 1 | 2 | 3 | 4 | 5 | 6 | 7 | 8 | 9 | AB R H RBI BB SO LOB | TOP | | | |
|--|--|--|---|---|--|--|--|---|---|--|--|--|--|--|
| 2 Derek Jeter, R OBP: 0.343, SLG: 0.410 (1, 6) | 2-2 G1-3 | | 0-0 G5-3 | | | 3-2 G5-3 | | 3-1 HR | | 4 1 1 2 0 0 0 | | | | |
| Nick Johnson, L OBP: 0.351, SLG: 0.417 (1, 3) | 1-0 HBP | | | 0-1 F7 | | 0-1 G4-3 | | 2-3 K | | 3 0 0 0 0 1 0 | | | | |
| Bernie Williams, S OBP: 0.349, SLG: 0.200 (1, 8) | 2-2 F7 | | | 4-1 25 1B 20 FC3-6 BB | | 3-1 G5-3 | | 1-2 G3 | | 3 1 0 0 1 0 1 | | | | |
| 25 Jason Giambi, L OBP: 0.387, SLG: 0.423 (1, 10) | 1-0 G4-3 | | | 1-2 20 FC3-6 1B | | | 3-3 K | | 2-2 G6-3 | 4 0 1 0 0 1 1 | | | | |
| 20 Jorge Posada, S OBP: 0.404, SLG: 0.422 Gerald Williams, R (9, PR) | | | 0-2 G3 | | 0-0 FC3-6 | | 0-0 F8 | | 0-0 2B 1B | 4 0 1 1 0 0 1 0 0 0 0 0 0 0 | | | | |
| Robin Ventura, L OBP: 0.375, SLG: 0.721 Enrique Wilson, S OBP: 0.500, SLG: 0.400 (9, PR) | | | 3-2 G6-3 | | 2-3 K | | 1-1 1B | | 2-0 1-3 2B | 4 0 2 0 0 1 1 0 0 0 0 0 0 0 | | | | |
| Rondell White, R OBP: 0.298, SLG: 0.472 (1, 7) | | | 2-3 K | | | 3-3 K | | 1-3 K | 1-3 K | 4 0 0 0 0 4 4 | | | | |
| Shane Spencer, R OBP: 0.289, SLG: 0.300 John Vander Wal, L OBP: 0.333, SLG: 0.364 (8, PH) (8, 9) | | | 1-3 K | | | 1-3 K | | 0-0 L3 | 3-3 K | 2 0 0 0 0 2 0 2 0 0 0 0 1 3 | | | | |
| Alfonso Soriano, R OBP: 0.383, SLG: 0.596 (1, 4) | | | 1-3 K | | | 0-3 K | | 2-0 2 HR 2B | | 3 1 1 0 0 2 0 | | | | |
| Inning Stats | R: 0 E: 0 K: 0 S: 7 H: 0 LOB: 1 BB: 0 P: 13 | R: 0 E: 0 K: 1 S: 9 H: 0 LOB: 0 BB: 0 P: 14 | R: 0 E: 0 K: 2 S: 7 H: 0 LOB: 0 BB: 0 P: 9 | R: 1 E: 0 K: 1 S: 10 H: 1 LOB: 1 BB: 1 P: 17 | R: 0 E: 0 K: 3 S: 9 H: 0 LOB: 0 BB: 0 P: 13 | R: 0 E: 0 K: 0 S: 8 H: 0 LOB: 0 BB: 0 P: 14 | R: 0 E: 0 K: 2 S: 9 H: 1 LOB: 1 BB: 0 P: 14 | R: 2 E: 0 K: 1 S: 12 H: 2 LOB: 0 BB: 0 P: 20 | R: 0 E: 0 K: 2 S: 13 H: 2 LOB: 3 BB: 0 P: 21 | 1B: 3 2B: 2 3B: 0 HR: 1 SF: 0 SAC: 0 DP: 0 HBP: 1 | WP: 0 PB: 0 SB: 1 CS: 0 PA: 35 | | | |
| PITCHER Derek Lowe, R ERA: 1.29 Rich Garces, R ERA: 12.46 Ugueth Urbina, R ERA: 6.14 | IP WLS BF H R ER SO BB IBB HBP BLK WP HR S P ERA WHIP | 7.0 W 25 2 1 1 9 1 0 1 0 0 0 0 59 94 1.29 0.429 | 1.0 H 5 2 2 2 1 0 0 0 0 0 0 1 12 20 18.00 2.000 | 1.0 S 5 2 0 0 0 2 0 0 0 0 0 0 0 13 21 0.00 2.000 | PITCHER IP WLS BF H R ER SO BB IBB HBP BLK WP HR S P ERA WHIP | | | | | | | | | |

New York Yankees @ Boston Red Sox
Fenway Park, Boston, MA
Mon Apr 15 2002, 11:05 AM EDT
Att. 33,864 - Cloudy - 55 F

| | |
|-----|----|
| AB | 33 |
| R | 3 |
| H | 6 |
| RBI | 3 |
| BB | 1 |
| SO | 12 |
| LOB | 11 |



| Batter | 1 | 2 | 3 | 4 | 5 | 6 | 7 | 8 | 9 |
|--|--------------------------------------|-------------|-----------------|------------------|---------------------------|--------------------------|-----------|-----------------------------|---|
| Rickey Henderson, R OBP: 0.385, SLG: 0.333 (1, 7) | 3-2 18 SH3 2B 1B | 1-0 G4-3 | | 0-3 K | | 1-1 G3 18 BB 1B | 0-2 F3 | | |
| 18 Johnny Damon, L OBP: 0.360, SLG: 0.419 (1, 8) | 0-0 SH3 1-2 | 1-2 F8 | | 0-1 F7 | | 4-0 G3 1-2 BB | | 2-2 G6-4-3 1B | |
| Nomar Garciaparra, R OBP: 0.333, SLG: 0.571 (1, 6) | 0-1 E 2-H BB 2B | | 0-2 P4 | 2-3 K | | 2-0 G3 1-2 2-3 | | 1-1 G6-4-3 1-2f 1B | |
| Manny Ramirez, R OBP: 0.438, SLG: 0.472 (1, 10) | 4-0 BB E IBB | | 3-2 G3-1 | | 1-3 K | 4-0 FC6-4 IBB | | 1-0 F9 | |
| Tony Clark, S OBP: 0.231, SLG: 0.278 (1, 3) | 2-2 E6 BB 1-2 2-3 | | 2-2 1B 1B | | 4-2 WP 2B BB | 1-3 K | | | |
| Shea Hillenbrand, R OBP: 0.435, SLG: 0.738 (1, 5) | 4-0 1B BB 1-2 2-3 3-H | | 3-1 1B 1B | | 2-2 1B 2B 1-H | 2-2 FC6-4 1-2f | | | |
| Jason Varitek, S OBP: 0.364, SLG: 0.516 (1, 2) | 0-0 1B 1-1 | | 0-3 K | | 2-2 FC4-6 1B 2-H | | 0-0 F9 | | |
| Trot Nixon, L OBP: 0.295, SLG: 0.350 (1, 9) | 0-1 P6 | | | 2-1 1B 1B | | 0-0 FC4-6 1-2f | | 4-2 BB | |
| Rey Sanchez, R OBP: 0.324, SLG: 0.333 (1, 4) | | 0-1 G4-3 | | 0-0 1B 1-2 | | 0-3 K | | 0-0 F8 | |

| Inning Stats | R: 2 E: 1 K: 0 S: 14 | H: 3 LOB: 3 BB: 2 P: 27 | R: 0 E: 0 K: 0 S: 7 | H: 0 LOB: 0 BB: 0 P: 9 | R: 0 E: 0 K: 1 S: 16 | H: 2 LOB: 2 BB: 0 P: 24 | R: 0 E: 0 K: 2 S: 13 | H: 2 LOB: 2 BB: 0 P: 17 | R: 2 E: 0 K: 1 S: 18 | H: 1 LOB: 3 BB: 2 P: 23 | R: 0 E: 0 K: 0 S: 7 | H: 1 LOB: 1 BB: 1 P: 11 | R: 0 E: 0 K: 0 S: 9 | H: 1 LOB: 0 BB: 0 P: 13 |
|--------------|-------------------------------|----------------------------------|------------------------------|---------------------------------|-------------------------------|----------------------------------|-------------------------------|----------------------------------|-------------------------------|----------------------------------|------------------------------|----------------------------------|------------------------------|----------------------------------|
|--------------|-------------------------------|----------------------------------|------------------------------|---------------------------------|-------------------------------|----------------------------------|-------------------------------|----------------------------------|-------------------------------|----------------------------------|------------------------------|----------------------------------|------------------------------|----------------------------------|

| PITCHER | IP | WLS | BF | H | R | ER | SO | BB | IBB | HBP | BLK | WP | HR | S | P | ERA | WHIP |
|--|-----|-----|----|---|---|----|----|----|-----|-----|-----|----|----|----|----|------|-------|
| Andy Pettitte, L ERA: 3.09 (1, 1) | 3.0 | L | 16 | 5 | 2 | 1 | 1 | 1 | 1 | 0 | 0 | 0 | 0 | 37 | 60 | 3.00 | 2.000 |
| 65 Adrian Hernandez, R ERA: 9.0 (4, 1) | 2.0 | | 13 | 5 | 2 | 2 | 4 | 2 | 0 | 0 | 0 | 1 | 0 | 33 | 51 | 9.00 | 3.500 |
| Steve Karsay, R ERA: 3.86 (6, 1) | 2.0 | | 8 | 0 | 0 | 0 | 1 | 1 | 1 | 0 | 0 | 0 | 0 | 14 | 27 | 0.00 | 0.500 |
| Mike Stanton, L ERA: 1.93 (8, 1) | 1.0 | | 3 | 1 | 0 | 0 | 0 | 0 | 0 | 0 | 0 | 0 | 0 | 9 | 13 | 0.00 | 1.000 |

AB R H RBI BB SO LOB

| | | | | | | |
|---|---|---|---|---|---|---|
| 5 | 1 | 2 | 0 | 0 | 1 | 3 |
| 3 | 0 | 1 | 0 | 1 | 0 | 2 |
| 5 | 1 | 1 | 1 | 0 | 1 | 5 |
| 3 | 0 | 0 | 0 | 2 | 1 | 0 |
| 3 | 1 | 1 | 0 | 1 | 1 | 5 |
| 3 | 1 | 2 | 2 | 1 | 0 | 3 |
| 4 | 0 | 2 | 1 | 0 | 1 | 2 |
| 3 | 0 | 1 | 0 | 1 | 0 | 4 |
| 4 | 0 | 1 | 0 | 0 | 1 | 2 |

| | |
|-----|----|
| AB | 33 |
| R | 4 |
| H | 11 |
| RBI | 4 |
| BB | 6 |
| SO | 6 |
| LOB | 26 |



| WP | HR | S | P | ERA | WHIP |
|----|----|---|----|-----|------|
| 1 | 0 | 1 | 40 | | |

New York Yankees @ Boston Red Sox
 Fenway Park, Boston, MA
 Mon Apr 15 2002, 11:05 AM EDT
 Att: 33,864 - Cloudy - 55 F

livebaseballscorecards.com

| Batter | 1 | 2 | 3 | 4 | 5 | 6 | 7 | 8 | 9 | AB R H RBI BB SO LOB | TOP | | | | | | |
|--|--|---|---|---|---|---|---|---|---|--|--|---|---|----|----|------|-------|
| 6 Melvin Mora, R OBP: 0.537, SLG: 0.500 (1, 4) | 1-2 L9 | | 2-2 1B S | | 2-1 G1-3 HBP | | 2-1 G6-3 | | 3-2 DI 2B | 4 1 2 0 0 0 0 | | | | | | | |
| Chris Singleton, L OBP: 0.135, SLG: 0.122 (1, 8) | 0-1 B3 | | 4-2 1B 31 1B BB | | 1-3 K | | 0-0 F7 | | 1-3 K | 4 1 0 0 1 2 2 | | | | | | | |
| David Segui, S OBP: 0.386, SLG: 0.400 (1, 3) | 4-2 BB | | 0-0 31 1B 1-3 2-H 1B | | 1-2 G1-3 | | 1-0 HR | | 2-2 G6-3 | 4 1 2 2 1 0 2 | | | | | | | |
| Jeff Conine, R OBP: 0.222, SLG: 0.255 (1, 7) | 1-1 F7 | | 0-3 K | | 0-0 G5-3 | | 2-1 31 1B SF9 1B | | | 4 1 1 0 0 1 4 | | | | | | | |
| 31 Jay Gibbons, L OBP: 0.396, SLG: 0.689 (1, 9) | | 0-0 F8 | 0-0 FC6-4 1B | | 1-2 G4-3 | | 0-0 1B | | | 4 0 2 1 0 0 0 | | | | | | | |
| Tony Batista, R OBP: 0.283, SLG: 0.478 (1, 5) | | 3-2 HR | 0-1 FC6-4 | | 1-3 K | | 1-0 SF9 | | | 3 1 1 2 0 1 2 | | | | | | | |
| 21 Marty Cordova, R OBP: 0.471, SLG: 0.538 (1, 10) | | 1-1 G6-3 | | 1-0 G6-4-3 1B | | 1-2 1B | | 0-3 K | | 4 0 2 0 0 1 1 | | | | | | | |
| Geronimo Gil, R OBP: 0.222, SLG: 0.294 (1, 2) | | 2-3 K | | 2-0 G6-4-3 | | 0-3 K | | 1-3 K | | 4 0 0 0 0 3 3 | | | | | | | |
| Mike Bordick, R OBP: 0.227, SLG: 0.308 (1, 6) | | | 1-0 G6-3 | | 1-3 K | | 0-1 B1-3 | | 0-0 F8 | 4 0 0 0 0 1 0 | | | | | | | |
| Inning Stats | R: 0 E: 0 K: 0 S: 9 H: 0 LOB: 1 BB: 1 P: 15 | R: 1 E: 0 K: 1 S: 10 H: 1 LOB: 0 BB: 0 P: 16 | R: 2 E: 0 K: 1 S: 15 H: 3 LOB: 2 BB: 1 P: 22 | R: 0 E: 0 K: 1 S: 5 H: 1 LOB: 0 BB: 0 P: 9 | R: 0 E: 0 K: 1 S: 11 H: 0 LOB: 1 BB: 0 P: 15 | R: 0 E: 0 K: 2 S: 12 H: 1 LOB: 1 BB: 0 P: 15 | R: 0 E: 0 K: 0 S: 5 H: 0 LOB: 0 BB: 0 P: 7 | R: 2 E: 0 K: 2 S: 12 H: 3 LOB: 1 BB: 0 P: 17 | R: 0 E: 0 K: 1 S: 10 H: 1 LOB: 1 BB: 0 P: 16 | 1B: 7 2B: 1 3B: 0 HR: 2 SF: 1 SAC: 0 DP: 1 HBP: 1 | WP: 0 PB: 0 SB: 1 CS: 0 PA: 39 | | | | | | |
| PITCHER | IP WLS BF H R ER SO BB IBB HBP BLK WP HR S P ERA WHIP | | | | | | | | | | | | | | | | |
| Roger Clemens, R ERA: 6.46 (1, 1) | 7.0 | | 29 | 6 | 3 | 3 | 6 | 2 | 0 | 1 | 0 | 0 | 1 | 67 | 99 | 3.86 | 1.143 |
| Ramiro Mendoza, R ERA: 15.0 (8, 1) | 0.0 | L | 3 | 3 | 2 | 2 | 0 | 0 | 0 | 0 | 0 | 0 | 1 | 4 | 7 | ∞ | ∞ |
| Steve Karsay, R ERA: 3.24 (8, 1) | 1.1 | | 5 | 1 | 0 | 0 | 2 | 0 | 0 | 0 | 0 | 0 | 0 | 12 | 17 | 0.00 | 0.750 |
| Mike Stanton, L ERA: 1.69 (9, 1) | 0.2 | | 2 | 0 | 0 | 0 | 1 | 0 | 0 | 0 | 0 | 0 | 0 | 6 | 9 | 0.00 | 0.000 |

Baltimore Orioles @ New York Yankees
 Yankee Stadium, Bronx, NY
 Tue Apr 16 2002, 7:05 PM EDT
 Att. 33,721 - Sunny - 84 F

livebaseballscorecards.com

| | |
|-----|----|
| AB | 35 |
| R | 5 |
| H | 10 |
| RBI | 5 |
| BB | 2 |
| SO | 9 |
| LOB | 14 |



BOTTOM

Baltimore Orioles @ New York Yankees
Yankee Stadium, Bronx, NY

livebaseballscores.com

| | |
|-----|----|
| AB | 34 |
| R | 4 |
| H | 9 |
| RBI | 4 |
| BB | 5 |
| SO | 8 |
| LOB | 16 |



| | | | |
|-----|---|-----|----|
| WP: | 0 | PA: | 39 |
| PB: | 0 | | |
| SB: | 2 | | |
| CS: | 0 | | |

Tue Apr 16 2002, 7:05 PM EDT
Att. 33,721 - Sunny - 84 F

AB R H RBI BB SO LOB

| | | | | | | |
|---|---|---|---|---|---|---|
| 5 | 0 | 2 | 2 | 0 | 0 | 0 |
| 3 | 0 | 0 | 0 | 2 | 1 | 0 |
| 5 | 0 | 2 | 0 | 0 | 1 | 5 |
| 3 | 0 | 0 | 0 | 1 | 2 | 5 |
| 4 | 1 | 1 | 0 | 0 | 2 | 2 |
| 4 | 1 | 1 | 1 | 0 | 0 | 1 |
| 4 | 1 | 3 | 1 | 0 | 0 | 0 |
| 2 | 1 | 0 | 0 | 1 | 1 | 1 |
| 1 | 0 | 0 | 0 | 0 | 0 | 1 |
| 3 | 0 | 0 | 0 | 1 | 1 | 1 |

| Batter | 1 | 2 | 3 | 4 | 5 | 6 | 7 | 8 | 9 |
|---|-------------------|-------------------|-----------|---------------------|----------------------|-------------|------------------------------|----------------------|-------------|
| Alfonso Soriano, R OBP: 0.385, SLG: 0.597 (1, 4) | 0-0 G4-3 1B | 0-2 2B | | 1-2 G5-3 1B | | | 3-1 G6-4-3 1B | | 1-2 F9 |
| Nick Johnson, L OBP: 0.355, SLG: 0.392 (1, 10) | 0-3 K | 4-2 BB | | 3-2 G3 | | | 4-2 G6-4-3 BB | | 1-0 F7 |
| 2 Derek Jeter, R OBP: 0.347, SLG: 0.409 (1, 6) | 3-2 25 S 1B | 2-3 K | | | 1-1 25 G6-3 1B | | 2-0 G6-4-3 1-2f 2-3 | | 1-0 G1-3 |
| 25 Jason Giambi, L OBP: 0.379, SLG: 0.400 (1, 3) | 3-3 K | 1-3 K | | 2-1 G6-3 1-2f | | | 4-0 IBB | | |
| 20 Jorge Posada, S OBP: 0.393, SLG: 0.429 (1, 2) | | 2-0 G4-3 2B | 1-3 K | | 1-3 K | | 3-2 P4 | | |
| Robin Ventura, L OBP: 0.365, SLG: 0.745 (1, 5) | | 1-1 G4-3 | 0-1 L4 | | | 3-2 HR | | 1-0 L9 | |
| Rondell White, R OBP: 0.328, SLG: 0.526 (1, 7) | | 0-0 BB 2B | 1-0 2B | | | 1-2 F8 | | 2-2 FC4-6 1B | |
| John Vander Wal, L OBP: 0.333, SLG: 0.308 Shane Spencer, R OBP: 0.283, SLG: 0.293 (8, PH) (9, 9) | | 4-2 BB 2B | 0-3 K | | | 1-2 G6-3 | | 0-2 FC4-6 1-2f | |
| Gerald Williams, R (1, 8) | | 4-1 2B BB | | 0-2 F9 | | | 0-0 G5-3 | | 0-3 K |

| Inning Stats | R: 0 | H: 1 | E: 0 | LOB: 1 | K: 2 | S: 10 | P: 16 | R: 3 | H: 3 | E: 0 | LOB: 3 | K: 2 | S: 20 | P: 38 | R: 0 | H: 1 | E: 0 | LOB: 1 | K: 2 | S: 9 | P: 11 | R: 0 | H: 0 | E: 0 | LOB: 0 | K: 1 | S: 9 | P: 13 | R: 0 | H: 1 | E: 0 | LOB: 0 | K: 1 | S: 7 | P: 11 | R: 1 | H: 1 | E: 0 | LOB: 0 | K: 0 | S: 10 | P: 15 | R: 0 | H: 1 | E: 0 | LOB: 2 | K: 0 | S: 11 | P: 27 | R: 0 | H: 1 | E: 0 | LOB: 1 | K: 1 | S: 13 | P: 16 | R: 0 | H: 0 | E: 0 | LOB: 0 | K: 0 | S: 6 | P: 9 | 1B: 4 | SF: 0 | 2B: 4 | SAC: 0 | 3B: 0 | DP: 2 | HR: 1 | HBP: 0 | WP: 0 | PA: 39 |
|--------------|------|------|------|--------|------|-------|-------|------|------|------|--------|------|-------|-------|------|------|------|--------|------|------|-------|------|------|------|--------|------|------|-------|------|------|------|--------|------|------|-------|------|------|------|--------|------|-------|-------|------|------|------|--------|------|-------|-------|------|------|------|--------|------|-------|-------|------|------|------|--------|------|------|------|-------|-------|-------|--------|-------|-------|-------|--------|-------|--------|
|--------------|------|------|------|--------|------|-------|-------|------|------|------|--------|------|-------|-------|------|------|------|--------|------|------|-------|------|------|------|--------|------|------|-------|------|------|------|--------|------|------|-------|------|------|------|--------|------|-------|-------|------|------|------|--------|------|-------|-------|------|------|------|--------|------|-------|-------|------|------|------|--------|------|------|------|-------|-------|-------|--------|-------|-------|-------|--------|-------|--------|

| PITCHER | IP | WLS | BF | H | R | ER | SO | BB | IBB | HBP | BLK | WP | HR | S | P | ERA | WHIP |
|---|-----|-----|----|---|---|----|----|----|-----|-----|-----|----|----|----|-----|------|-------|
| Sidney Ponson, R ERA: 7.88 (1, 1) | 6.0 | | 27 | 7 | 4 | 4 | 7 | 3 | 0 | 0 | 0 | 0 | 1 | 65 | 104 | 6.00 | 1.667 |
| Rick Bauer, R ERA: (7, 1) | 1.0 | W | 5 | 1 | 0 | 0 | 0 | 1 | 1 | 0 | 0 | 0 | 0 | 11 | 27 | 0.00 | 2.000 |
| Buddy Groom, L ERA: (8, 1) | 0.1 | H | 2 | 1 | 0 | 0 | 0 | 0 | 0 | 0 | 0 | 0 | 0 | 6 | 9 | 0.00 | 3.000 |
| Jorge Julio, R ERA: (8, 1) | 1.2 | S | 5 | 0 | 0 | 0 | 1 | 0 | 0 | 0 | 0 | 0 | 0 | 13 | 16 | 0.00 | 0.000 |

| Batter | 1 | 2 | 3 | 4 | 5 | 6 | 7 | 8 | 9 | AB R H RBI BB SO LOB | TOP |
|---|---|---|---|--|---|---|--|--|--|--|--|
| 6 Melvin Mora, R OBP: 0.534, SLG: 0.488 (1, 8) | 4-2 S BB | 0-2 F7 | | | 0-1 E S 1B | | 1-2 G6-3 | | | 3 0 1 0 1 0 2 | |
| Mike Bordick, R OBP: 0.208, SLG: 0.279 (1, 6) | 0-3 K 1-2 | | 2-2 F7 | | 2-1 F3 | | 1-0 G6-3 | | | 4 0 0 0 0 1 2 | |
| David Segui, S OBP: 0.393, SLG: 0.396 (1, 3) | 4-1 BB | | 2-2 1B 1B | | 2-3 K 1-3 | | | 3-3 K | | 3 0 1 0 1 2 1 | |
| Jeff Conine, R OBP: 0.224, SLG: 0.255 (1, 7) | 2-3 K | | 1-0 1B | | 2-3 K | | | 3-2 F8 | | 4 0 1 0 0 2 3 | |
| 31 Jay Gibbons, L OBP: 0.385, SLG: 0.714 (1, 9) | 2-3 K | | 1-0 F8 | | 0-0 HR | | | 3-1 G4-3 | | 4 1 1 1 0 1 4 | |
| Tony Batista, R OBP: 0.281, SLG: 0.460 (1, 5) | | 3-1 21 CS 1B | 3-2 F2 | | 0-2 F9 | | | 1-3 K | | 4 0 1 0 0 1 2 | |
| 21 Marty Cordova, R OBP: 0.429, SLG: 0.471 (1, 10) | | 2-2 BB 1B | | 1-2 G5-3 | | 0-0 F7 | | 2-0 P3 | | 4 0 1 0 0 0 0 | |
| Geronimo Gil, R OBP: 0.225, SLG: 0.289 (1, 2) | | 1-2 F2 | | 2-3 K | | 1-3 K | | 0-0 1B | | 4 0 1 0 0 2 1 | |
| Jerry Hairston, R OBP: 0.211, SLG: 0.171 (1, 4) | | 4-1 BB | | 0-0 F9 | | | 2-2 L4 | | 0-2 L5 | 3 0 0 0 1 0 1 | |
| Inning Stats | R: 0 E: 0 K: 3 S: 16 H: 0 LOB: 2 BB: 2 P: 28 | R: 0 E: 0 K: 0 S: 12 H: 2 LOB: 2 BB: 1 P: 22 | R: 0 E: 0 K: 0 S: 14 H: 2 LOB: 2 BB: 0 P: 23 | R: 0 E: 0 K: 1 S: 8 H: 0 LOB: 0 BB: 0 P: 11 | R: 0 E: 0 K: 2 S: 10 H: 1 LOB: 1 BB: 0 P: 16 | R: 1 E: 0 K: 1 S: 8 H: 1 LOB: 0 BB: 0 P: 9 | R: 0 E: 0 K: 0 S: 7 H: 0 LOB: 0 BB: 0 P: 11 | R: 0 E: 0 K: 1 S: 8 H: 0 LOB: 0 BB: 0 P: 17 | R: 0 E: 0 K: 1 S: 9 H: 1 LOB: 1 BB: 0 P: 12 | 1B: 6 2B: 0 3B: 0 HR: 1 SF: 0 SAC: 0 DP: 0 HBP: 0 | WP: 0 PB: 0 SB: 2 CS: 1 PA: 36 |
| PITCHER | IP WLS BF H R ER SO BB IBB HBP BLK WP HR S P ERA WHIP | | | | | | | | | | |
| Orlando Hernandez, R ERA: 1.29 (1, 1) | 6.0 W 26 6 1 1 7 3 0 0 0 0 1 68 109 1.50 1.500 | | | | | | | | | | |
| Steve Karsay, R ERA: 2.61 (7, 1) | 2.0 H 6 0 0 0 1 0 0 0 0 0 0 15 28 0.00 0.000 | | | | | | | | | | |
| Mike Stanton, L ERA: 1.42 (9, 1) | 1.0 4 1 0 0 1 0 0 0 0 0 0 9 12 0.00 1.000 | | | | | | | | | | |

Baltimore Orioles @ New York Yankees
 Yankee Stadium, Bronx, NY
 Wed Apr 17 2002, 7:05 PM EDT
 Att. 27,912 - Sunny - 89 F

| | |
|-----|----|
| AB | 33 |
| R | 1 |
| H | 7 |
| RBI | 1 |
| BB | 3 |
| SO | 9 |
| LOB | 16 |



| Batter | 1 | 2 | 3 | 4 | 5 | 6 | 7 | 8 | 9 |
|--|-------------|--------------------|-------------|--------------------|-----------|-----------------------|----------------------|------------------|---|
| Alfonso Soriano, R (1, 4) OBP: 0.406, SLG: 0.667 | 0-1 HR | | 0-1 1B | | 2-1 F7 | | 1-2 2B | | |
| Nick Johnson, L (1, 10) OBP: 0.364, SLG: 0.389 | 1-3 K | | 0-0 1B | | 1-2 P6 | | 4-0 2 FC5-4 BB | | |
| 2 Derek Jeter, R (1, 6) OBP: 0.329, SLG: 0.386 | 1-3 K | | 0-2 G3 | | 1-1 F9 | | 1-0 FC5-4 1-2f | | |
| 25 Jason Giambi, L (1, 3) OBP: 0.400, SLG: 0.492 | 0-2 G6-3 | | | 1-0 20 HR 2B | | 3-1 HR | | 0-0 HR 1B | |
| 20 Jorge Posada, S (1, 2) OBP: 0.400, SLG: 0.491 | | 1-1 F8-3 1B | | 1-0 HR | | 0-3 K1-3 | | 1-0 P2 | |
| Robin Ventura, L (1, 5) OBP: 0.339, SLG: 0.686 | | 0-2 F8-3 1-2 | | 1-0 G3-1 | | 1-0 F1 | | 1-3 K | |
| Rondell White, R (1, 7) OBP: 0.338, SLG: 0.574 | | 0-0 F8 | | 2-2 1B | | 0-1 G6-3 | | 0-0 HR 1-H | |
| John Vander Wal, L (1, 9) Shane Spencer, R (7, PR) OBP: 0.298, SLG: 0.381 (8, 9) | | | 0-0 G3-1 | 0-2 F7 | | 4-2 G1-6-3 BB | | 3-2 HR | |
| Gerald Williams, R (1, 8) OBP: 0.338, SLG: 0.574 | | | 1-2 L9 | 0-0 P5 | | 0-0 G1-6-3 1-2f | | 0-1 F2 | |

| AB | R | H | RBI | BB | SO | LOB |
|----|---|---|-----|----|----|-----|
| 4 | 1 | 3 | 1 | 0 | 0 | 0 |
| 3 | 0 | 1 | 0 | 1 | 1 | 0 |
| 4 | 0 | 0 | 0 | 0 | 1 | 4 |
| 4 | 3 | 3 | 1 | 0 | 0 | 0 |
| 4 | 1 | 2 | 2 | 0 | 1 | 1 |
| 4 | 0 | 0 | 0 | 0 | 1 | 2 |
| 4 | 1 | 2 | 2 | 0 | 0 | 0 |
| 2 | 0 | 0 | 0 | 1 | 0 | 1 |
| 1 | 1 | 1 | 1 | 0 | 0 | 0 |
| 4 | 0 | 0 | 0 | 0 | 0 | 2 |


BOTTOM

Baltimore Orioles @ New York Yankees
 Yankee Stadium, Bronx, NY

Wed Apr 17 2002, 7:05 PM EDT
 Att: 27,912 - Sunny - 89 F

| | |
|------------|-----------|
| AB | 34 |
| R | 7 |
| H | 12 |
| RBI | 7 |
| BB | 2 |
| SO | 4 |
| LOB | 10 |

WP: 0 PA: 36
 PB: 0
 SB: 0
 CS: 0



| Inning Stats | | R: 1 | H: 1 | R: 0 | H: 1 | R: 0 | H: 2 | R: 2 | H: 3 | R: 0 | H: 0 | R: 1 | H: 1 | R: 0 | H: 1 | R: 3 | H: 3 |
|--------------|--|-------|--------|------|--------|-------|--------|-------|--------|------|--------|------|--------|------|--------|-------|--------|
| | | E: 0 | LOB: 0 | E: 0 | LOB: 0 | E: 0 | LOB: 2 | E: 0 | LOB: 1 | E: 0 | LOB: 0 | E: 0 | LOB: 0 | E: 0 | LOB: 2 | E: 0 | LOB: 0 |
| | | K: 2 | BB: 0 | K: 0 | BB: 0 | K: 0 | BB: 0 | K: 0 | BB: 0 | K: 0 | BB: 0 | K: 1 | BB: 0 | K: 0 | BB: 2 | K: 1 | BB: 0 |
| | | S: 11 | P: 13 | S: 7 | P: 8 | S: 10 | P: 11 | S: 12 | P: 17 | S: 7 | P: 11 | S: 8 | P: 12 | S: 9 | P: 19 | S: 11 | P: 16 |

| PITCHER | | IP | WLS | BF | H | R | ER | SO | BB | IBB | HBP | BLK | WP | HR | S | P | ERA | WHIP |
|--------------------------|-----------|-----|-----|----|---|---|----|----|----|-----|-----|-----|----|----|----|----|-------|-------|
| Josh Towers, R (1, 1) | ERA: 5.59 | 7.0 | L | 30 | 9 | 4 | 4 | 3 | 2 | 0 | 0 | 0 | 0 | 3 | 64 | 91 | 5.14 | 1.571 |
| Erik Bedard, L (8, 1) | ERA: 13.5 | 0.2 | | 3 | 1 | 1 | 1 | 1 | 0 | 0 | 0 | 0 | 0 | 5 | 7 | | 13.50 | 1.500 |
| Willis Roberts, R (8, 1) | ERA: 3.86 | 0.1 | | 3 | 2 | 2 | 2 | 0 | 0 | 0 | 0 | 0 | 0 | 6 | 9 | | 54.00 | 6.000 |

| Batter | 1 | 2 | 3 | 4 | 5 | 6 | 7 | 8 | 9 | AB R H RBI BB SO LOB | TOP | | | | | | | | | | | |
|--|-------------------------------|----------------------------------|------------------------------|---------------------------------------|-------------------------------|----------------------------------|-------------------------------|----------------------------------|------------------------------|----------------------------------|--|----------------------------------|------------------------------|----------------------------------|-------------------------------|----------------------------------|----------------------------------|------------------------------------|----------------------------------|--------|--|--|
| 6 Melvin Mora, R OBP: 0.500, SLG: 0.444 (1, 6) | 1-2 G5-3 ① | | 1-0 F9 ③ | | 1-1 L5 ② | | | 0-1 B5-3 ② | | 4 0 0 0 0 0 1 | <p>Baltimore Orioles @ New York Yankees Yankee Stadium, Bronx, NY</p> <p>Thu Apr 18 2002, 7:05 PM EDT Att. 35,212 - Cloudy - 83 F</p> <p>livebaseballscorecards.com</p> | | | | | | | | | | | |
| Gary Matthews, S OBP: 0.263, SLG: 0.133 (1, 8) (7, 7) | 1-0 G6-3 ② | | | 2-2 E 1B HR 1B | 0-1 F7 ③ | | | 3-1 S 1B | | 4 1 2 0 0 0 0 | | | | | | | | | | | | |
| David Segui, S OBP: 0.391, SLG: 0.393 Chris Singleton, L OBP: 0.132, SLG: 0.120 (1, 3) (7, 8) | 1-2 G4-3 ③ | | | 0-1 E7 1-3 HR 1B | | 1-1 G5-3 ① | | 0-1 G3 ③ 1-2 | | 3 1 1 0 0 0 0 1 0 0 0 0 0 1 | | | | | | | | | | | | |
| Jeff Conine, R OBP: 0.226, SLG: 0.305 (1, 7) (7, 3) | | 0-3 K ① | | 0-0 1-H 3-H HR | | 2-1 F9 ② | | 0-3 K ① | | 4 1 1 3 0 2 0 | | | | | | | | | | | | |
| Tony Batista, R OBP: 0.279, SLG: 0.463 (1, 5) | | 1-1 F7 ② | | 1-1 31 G4-3 21 G5-3 2B | | 0-2 F2 ③ | | 1-1 F8 ② | | 4 1 1 0 0 0 0 | | | | | | | | | | | | |
| 31 Jay Gibbons, L OBP: 0.357, SLG: 0.660 (1, 9) | | 0-3 K ③ | | 0-0 G4-3 ① 2-3 | | | 2-3 K ① | | 0-2 G3-1 ③ | 4 0 0 0 0 2 1 | | | | | | | | | | | | |
| 21 Marty Cordova, R OBP: 0.417, SLG: 0.450 (1, 10) | | | 2-2 G1-3 ① | 0-2 G5-3 ② 3-H | | 2-2 G5-4-3 1B | | | | 3 0 1 1 0 0 0 | | | | | | | | | | | | |
| Brook Fordyce, R (1, 2) | | | 2-1 G4-3 ② | 0-3 K ③ | | 0-1 G5-4-3 ② ③ 1-2f | | | | 3 0 0 0 0 1 1 | | | | | | | | | | | | |
| Jerry Hairston, R OBP: 0.220, SLG: 0.211 (1, 4) | | | 3-2 2B | | 2-3 K ① | | | 2-1 F7 ① | | 3 0 1 0 0 1 0 | | | | | | | | | | | | |
| Inning Stats | R: 0 E: 0 K: 0 S: 9 | H: 0 LOB: 0 BB: 0 P: 12 | R: 0 E: 0 K: 2 S: 8 | H: 0 LOB: 0 BB: 0 P: 9 | R: 0 E: 0 K: 0 S: 12 | H: 1 LOB: 1 BB: 0 P: 20 | R: 4 E: 1 K: 1 S: 15 | H: 4 LOB: 0 BB: 0 P: 18 | R: 0 E: 0 K: 1 S: 7 | H: 0 LOB: 0 BB: 0 P: 10 | R: 0 E: 0 K: 1 S: 8 | H: 1 LOB: 0 BB: 0 P: 12 | R: 0 E: 0 K: 0 S: 8 | H: 1 LOB: 1 BB: 0 P: 13 | R: 0 E: 0 K: 1 S: 10 | H: 0 LOB: 0 BB: 0 P: 11 | 1B: 4 2B: 2 3B: 0 HR: 1 | SF: 0 SAC: 0 DP: 1 HBP: 0 | WP: 0 PB: 0 SB: 1 CS: 0 | PA: 33 | | |
| PITCHER David Wells, L ERA: 3.45 42 Mariano Rivera, R ERA: 1.35 | IP 8.0 (1, 1) (9, 1) | WLS W 3 | BF 30 0 | H 7 0 | R 4 0 | ER 4 0 | SO 5 1 | BB 0 0 | IBB 0 0 | HBP 0 0 | BLK 0 0 | WP 0 0 | HR 1 0 | S 74 10 | P 104 11 | ERA 4.50 0.00 | WHIP 0.875 0.000 | | | | | |

| | |
|-----|----|
| AB | 33 |
| R | 4 |
| H | 7 |
| RBI | 4 |
| BB | 0 |
| SO | 6 |
| LOB | 4 |



| Batter | 1 | 2 | 3 | 4 | 5 | 6 | 7 | 8 | 9 |
|--|-----------------------------|-------------|-----------|-------------------------|-----------------|------------------------------|-----------------|----------------------------------|---|
| Alfonso Soriano, R OBP: 0.405, SLG: 0.648 (1, 4) | 0-0 1B S 1B | 0-1 G5-3 | | 0-3 K | | 0-0 G4-6-3 1B | 2-3 K | | |
| Nick Johnson, L OBP: 0.380, SLG: 0.386 (1, 10) | 2-0 1B 20 1B 1B | | 3-3 K | 4-2 BB | | 0-1 G4-6-3 1-2f 3-H | | 4-2 FC6-4 BB | |
| 2 Derek Jeter, R OBP: 0.333, SLG: 0.387 (1, 6) | 0-1 1B 3-H | | 3-3 K | 3-2 G6-3 | | 2-2 25 S 1B | | 1-0 FC6-4 20 2B 1-2f | |
| 25 Jason Giambi, L OBP: 0.400, SLG: 0.476 (1, 3) | 3-1 G4-3 | | 4-0 BB | | 3-2 G3-1 | 3-2 1B 1-H | | 3-3 K | |
| 20 Jorge Posada, S OBP: 0.415, SLG: 0.509 (1, 2) | 3-1 1B 3-H | | 3-3 K | | 4-1 1B BB | 2-3 K | | 1-0 2B 2-H | |
| Robin Ventura, L OBP: 0.344, SLG: 0.655 (1, 5) | 3-1 G1-3 | | | 4-2 1B HR BB | 0-0 1B | | 3-1 G3 | 1-3 K | |
| Rondell White, R OBP: 0.319, SLG: 0.538 (1, 8) (8, 7) | | 0-2 G6-3 | | 1-3 K | 1-1 F8 | | 1-0 E4 BB | | |
| John Vander Wal, L OBP: 0.318, SLG: 0.263 Gerald Williams, R (8, 8) | | 2-3 K | | 3-2 1B HR | 1-1 F8 | | 2-2 P6 | | |
| Shane Spencer, R OBP: 0.353, SLG: 0.500 (8, 9) | | 2-0 2B | | 3-1 HR 1-H 2-H | | 4-1 1B G4-6-3 BB | 4-2 BB | | |

| Inning Stats | R: 2 E: 0 K: 0 S: 10 | H: 4 LOB: 1 BB: 0 P: 21 | R: 0 E: 0 K: 1 S: 9 | H: 1 LOB: 1 BB: 0 P: 13 | R: 0 E: 0 K: 3 S: 10 | H: 0 LOB: 1 BB: 1 P: 23 | R: 3 E: 0 K: 2 S: 20 | H: 2 LOB: 1 BB: 2 P: 38 | R: 0 E: 0 K: 0 S: 11 | H: 1 LOB: 2 BB: 1 P: 20 | R: 2 E: 0 K: 1 S: 14 | H: 3 LOB: 1 BB: 1 P: 25 | R: 0 E: 1 K: 1 S: 13 | H: 0 LOB: 2 BB: 1 P: 25 | R: 1 E: 0 K: 2 S: 10 | H: 1 LOB: 1 BB: 1 P: 20 |
|--------------|-------------------------------|----------------------------------|------------------------------|----------------------------------|-------------------------------|----------------------------------|-------------------------------|----------------------------------|-------------------------------|----------------------------------|-------------------------------|----------------------------------|-------------------------------|----------------------------------|-------------------------------|----------------------------------|
|--------------|-------------------------------|----------------------------------|------------------------------|----------------------------------|-------------------------------|----------------------------------|-------------------------------|----------------------------------|-------------------------------|----------------------------------|-------------------------------|----------------------------------|-------------------------------|----------------------------------|-------------------------------|----------------------------------|

| PITCHER | IP | WLS | BF | H | R | ER | SO | BB | IBB | HBP | BLK | WP | HR | S | P | ERA | WHIP |
|--|-----|-----|----|---|---|----|----|----|-----|-----|-----|----|----|----|-----|-------|-------|
| Scott Erickson, R ERA: 3.91 (1, 1) | 4.1 | L | 24 | 8 | 5 | 5 | 6 | 4 | 0 | 0 | 0 | 0 | 1 | 56 | 109 | 10.38 | 2.769 |
| Rick Bauer, R ERA: 2.7 (5, 1) | 2.2 | | 13 | 3 | 2 | 2 | 2 | 2 | 0 | 0 | 0 | 0 | 0 | 31 | 56 | 6.75 | 1.875 |
| B.J. Ryan, L ERA: 6.75 (8, 1) | 1.0 | | 5 | 1 | 1 | 1 | 2 | 1 | 0 | 0 | 0 | 0 | 0 | 10 | 20 | 9.00 | 2.000 |

BOTTOM


Baltimore Orioles @ New York Yankees
 Yankee Stadium, Bronx, NY

Thu Apr 18 2002, 7:05 PM EDT
 Att: 35,212 - Cloudy - 83 F

| AB | R | H | RBI | BB | SO | LOB |
|----|---|---|-----|----|----|-----|
| 5 | 1 | 2 | 0 | 0 | 2 | 3 |
| 3 | 1 | 1 | 0 | 2 | 1 | 1 |
| 5 | 2 | 2 | 1 | 0 | 1 | 2 |
| 4 | 0 | 1 | 1 | 1 | 1 | 2 |
| 4 | 0 | 2 | 2 | 1 | 2 | 2 |
| 4 | 1 | 1 | 0 | 1 | 1 | 2 |
| 4 | 0 | 0 | 0 | 0 | 1 | 3 |
| 4 | 1 | 1 | 0 | 0 | 1 | 3 |
| 0 | 0 | 0 | 0 | 0 | 0 | 0 |
| 2 | 2 | 2 | 3 | 2 | 0 | 0 |

| AB | 35 |
|-----|----|
| R | 8 |
| H | 12 |
| RBI | 7 |
| BB | 7 |
| SO | 10 |
| LOB | 18 |

WP: 0 PA: 42
 PB: 0
 SB: 3
 CS: 0



| Batter | 1 | 2 | 3 | 4 | 5 | 6 | 7 | 8 | 9 | AB R H RBI BB SO LOB | TOP | | | | | | | | | | | | | | | | |
|---|---|----------------------------------|------------------------------|---------------------------------|------------------------------|---------------------------------|------------------------------|----------------------------------|------------------------------|---------------------------------|------------------------------|----------------------------------|-------------------------------|----------------------------------|------------------------------|----------------------------------|-------------------------------|----------------------------------|----------------------------------|------------------------------------|----------------------------------|--------|--|--|--|--|--|
| Shannon Stewart, R (1, 7) OBP: 0.359, SLG: 0.450 | 2-2 F8 | | 0-0 G4-3 | | 2-2 G1-3 | | 1-0 3B | | 0-0 G3 | 5 0 1 2 0 0 1 | | | | | | | | | | | | | | | | | |
| Eric Hinske, L (1, 5) OBP: 0.373, SLG: 0.392 | 0-1 BB | | 0-3 K | | 3-1 G1-3 | | 1-3 K | | 1-2 3-H WP | 3 0 1 0 0 1 0 | | | | | | | | | | | | | | | | | |
| Brian Leshar, R (7, PH) OBP: 0.400, SLG: 0.250 | | | | | | | | | BB | 1 0 0 0 0 1 1 | | | | | | | | | | | | | | | | | |
| Dave Berg, R (7, 5) OBP: 0.429, SLG: 0.579 | | | | | | | | | BB | 0 0 0 0 1 0 0 | | | | | | | | | | | | | | | | | |
| Raul Mondesi, R (1, 10) OBP: 0.333, SLG: 0.565 | 0-2 F2 | | | 0-1 G5-3 | | 0-3 K | | 1-0 G1-3 | 2-2 FC9-2 | 5 0 0 0 0 1 3 | | | | | | | | | | | | | | | | | |
| Carlos Delgado, L (1, 3) OBP: 0.559, SLG: 0.787 | 4-2 BB | | | 0-1 HR | | 2-2 G6-3 | | 4-1 BB | 1-2 2-H | 2 1 1 1 2 0 0 | | | | | | | | | | | | | | | | | |
| José Cruz Jr., S (1, 8) OBP: 0.309, SLG: 0.356 | 1-3 K | | | 4-0 BB | | | 1-2 G3-1 | 0-0 BB | | 3 0 1 0 1 1 2 | | | | | | | | | | | | | | | | | |
| Darrin Fletcher, L (1, 2) OBP: 0.238, SLG: 0.270 | | 0-1 F8 | | 2-2 F2 | | | 0-2 F8 | 1-2 BB | | 4 0 0 0 0 0 3 | | | | | | | | | | | | | | | | | |
| 10 Vernon Wells, R (1, 9) OBP: 0.224, SLG: 0.409 | | 0-0 G6-3 | | 3-1 L7 | | | 1-1 HR | 0-2 F9 | | 4 1 1 0 0 0 3 | | | | | | | | | | | | | | | | | |
| Felipe Lopez, S (1, 6) OBP: 0.383, SLG: 0.619 | | 1-3 K | | | 1-1 G1-3 | | 1-0 HR | | 0-2 SH | 4 2 2 2 0 1 0 | | | | | | | | | | | | | | | | | |
| Homer Bush, R (1, 4) OBP: 0.255, SLG: 0.265 | | | 2-1 G6-3 | | 0-0 G4-3 | | 1-1 3B | | 0-1 SH | 3 1 1 0 0 0 0 | | | | | | | | | | | | | | | | | |
| | | | | | | | | | FC9-2 | | | | | | | | | | | | | | | | | | |
| Inning Stats | R: 0 E: 0 K: 1 S: 15 | H: 1 LOB: 2 BB: 1 P: 22 | R: 0 E: 0 K: 1 S: 6 | H: 0 LOB: 0 BB: 0 P: 7 | R: 0 E: 0 K: 1 S: 6 | H: 0 LOB: 0 BB: 0 P: 8 | R: 1 E: 0 K: 0 S: 9 | H: 1 LOB: 1 BB: 1 P: 18 | R: 0 E: 0 K: 0 S: 6 | H: 0 LOB: 0 BB: 0 P: 9 | R: 0 E: 0 K: 1 S: 9 | H: 0 LOB: 0 BB: 0 P: 14 | R: 3 E: 0 K: 1 S: 16 | H: 4 LOB: 1 BB: 0 P: 22 | R: 0 E: 0 K: 0 S: 9 | H: 1 LOB: 2 BB: 1 P: 15 | R: 1 E: 1 K: 0 S: 12 | H: 1 LOB: 1 BB: 1 P: 18 | 1B: 5 2B: 1 3B: 1 HR: 2 | SF: 0 SAC: 1 DP: 1 HBP: 0 | WP: 1 PB: 0 SB: 1 CS: 0 | PA: 39 | | | | | |
| PITCHER | IP WLS BF H R ER SO BB IBB HBP BLK WP HR S P ERA WHIP | | | | | | | | | | | | | | | | | | | | | | | | | | |
| 35 Mike Mussina, R (1, 1) ERA: 2.54 | 6.2 | | 28 | 6 | 4 | 4 | 4 | 2 | 0 | 0 | 0 | 0 | 2 | 64 | 96 | 5.40 | 1.200 | | | | | | | | | | |
| Mike Stanton, L (7, 1) ERA: 1.23 | 1.0 | H | 5 | 1 | 0 | 0 | 1 | 1 | 0 | 0 | 0 | 0 | 0 | 9 | 16 | 0.00 | 2.000 | | | | | | | | | | |
| 42 Mariano Rivera, R (8, 1) ERA: 2.25 | 1.1 | W | 6 | 1 | 1 | 1 | 0 | 1 | 0 | 0 | 0 | 1 | 0 | 15 | 21 | 6.75 | 1.500 | | | | | | | | | | |

Toronto Blue Jays @ New York Yankees
 Yankee Stadium, Bronx, NY
 Fri Apr 19 2002, 7:05 PM EDT
 Att. 36,136 - Sunny - 70 F

livebaseballscores.com

| | |
|-----|----|
| AB | 34 |
| R | 5 |
| H | 8 |
| RBI | 5 |
| BB | 4 |
| SO | 5 |
| LOB | 13 |



| Batter | 1 | 2 | 3 | 4 | 5 | 6 | 7 | 8 | 9 | AB R H RBI BB SO LOB |
|---|-------------------------|-------------|-----------------------|------------------------------|----------|-------------|-----------------------|--------------------------|------------------|--------------------------------|
| Alfonso Soriano, R OBP: 0.405, SLG: 0.645 (1, 4) | 0-0 G4-3 2B 2B | 0-2 F7 | | 0-0 G6-3 | | 0-2 G6-3 | | | 1-2 2-H 1B | 5 1 2 1 0 0 2 |
| Bernie Williams, S OBP: 0.358, SLG: 0.208 (1, 8) | 1-2 G4-3 2-3 | | 1-2 F7 | 0-0 2B 1B | | | 4-1 BB BB | | | 3 0 1 1 1 0 1 |
| 2 Derek Jeter, R OBP: 0.353, SLG: 0.418 (1, 6) | 0-2 25 1B 2B | | 1-0 20 1B 1B | 0-1 25 G6-4-3 1B | | | 0-0 G6-4-3 1-2f | | | 4 1 3 1 0 0 1 |
| 25 Jason Giambi, L OBP: 0.392, SLG: 0.463 (1, 3) | 0-2 2-H 1B | | 2-3 K | 2-1 G6-4-3 1-2f | | | 0-0 P4 | | | 4 0 1 1 0 1 3 |
| 20 Jorge Posada, S OBP: 0.406, SLG: 0.492 (1, 2) | 1-0 F8 1B | | 3-2 1-3 1B | | 2-3 K | | | 3-3 K | | 4 0 1 0 0 2 1 |
| Robin Ventura, L OBP: 0.323, SLG: 0.610 (1, 5) | 0-1 F7 | | 1-2 G4-3 | | 2-3 K | | | 1-3 K | | 4 0 0 0 0 2 3 |
| Shane Spencer, R OBP: 0.327, SLG: 0.458 (1, 7) | | 1-3 K | | 0-2 E5 2B E | | 1-3 K | | 3-3 K | | 4 1 0 0 0 3 0 |
| John Vander Wal, L OBP: 0.320, SLG: 0.318 (1, 9) | | 1-0 G4-3 | | 1-0 E9 2B 1-H 2B | | 1-1 F8 | | 4-1 SH2-4 1B BB | | 3 1 1 0 0 0 0 0 1 0 0 1 0 0 |
| Gerald Williams, R (9, 9) | | | | | | | | | | |
| Nick Johnson, L OBP: 0.392, SLG: 0.417 (1, 10) | | 0-1 1B | | 3-2 2-H 1B 2B | | 0-2 F7 | | | 0-0 SH2-4 | 3 1 2 1 0 0 0 |

BOTTOM

Toronto Blue Jays @ New York Yankees
 Yankee Stadium, Bronx, NY
 Fri Apr 19 2002, 7:05 PM EDT
 Att. 36,136 - Sunny - 70 F

livebaseballscorecards.com

| | |
|------------|-----------|
| AB | 34 |
| R | 6 |
| H | 11 |
| RBI | 5 |
| BB | 2 |
| SO | 8 |
| LOB | 11 |



| Inning Stats | R: 2 | H: 3 | E: 0 | K: 0 | S: 13 | H: 3 | LOB: 1 | BB: 0 | P: 15 | R: 0 | H: 1 | E: 0 | K: 1 | S: 9 | H: 1 | LOB: 1 | BB: 0 | P: 11 | R: 0 | H: 2 | E: 0 | K: 1 | S: 14 | H: 2 | LOB: 2 | BB: 0 | P: 22 | R: 3 | H: 4 | E: 2 | K: 0 | S: 14 | H: 4 | LOB: 1 | BB: 0 | P: 20 | R: 0 | H: 0 | E: 0 | K: 3 | S: 10 | H: 0 | LOB: 0 | BB: 0 | P: 15 | R: 0 | H: 0 | E: 0 | K: 0 | S: 8 | H: 0 | LOB: 0 | BB: 0 | P: 9 | R: 0 | H: 0 | E: 0 | K: 0 | S: 3 | H: 0 | LOB: 0 | BB: 1 | P: 7 | R: 0 | H: 0 | E: 0 | K: 3 | S: 9 | H: 0 | LOB: 0 | BB: 0 | P: 16 | R: 1 | H: 1 | E: 0 | K: 0 | S: 6 | H: 1 | LOB: 1 | BB: 1 | P: 11 | 1B: 7 | SF: 0 | 2B: 4 | SAC: 1 | 3B: 0 | DP: 2 | HR: 0 | HBP: 0 | WP: 0 | PA: 37 |
|--------------|------|------|------|------|-------|------|--------|-------|-------|------|------|------|------|------|------|--------|-------|-------|------|------|------|------|-------|------|--------|-------|-------|------|------|------|------|-------|------|--------|-------|-------|------|------|------|------|-------|------|--------|-------|-------|------|------|------|------|------|------|--------|-------|------|------|------|------|------|------|------|--------|-------|------|------|------|------|------|------|------|--------|-------|-------|------|------|------|------|------|------|--------|-------|-------|-------|-------|-------|--------|-------|-------|-------|--------|-------|--------|
|--------------|------|------|------|------|-------|------|--------|-------|-------|------|------|------|------|------|------|--------|-------|-------|------|------|------|------|-------|------|--------|-------|-------|------|------|------|------|-------|------|--------|-------|-------|------|------|------|------|-------|------|--------|-------|-------|------|------|------|------|------|------|--------|-------|------|------|------|------|------|------|------|--------|-------|------|------|------|------|------|------|------|--------|-------|-------|------|------|------|------|------|------|--------|-------|-------|-------|-------|-------|--------|-------|-------|-------|--------|-------|--------|

| PITCHER | IP | WLS | BF | H | R | ER | SO | BB | IBB | HBP | BLK | WP | HR | S | P | ERA | WHIP |
|--------------------------------------|-----|-----|----|----|---|----|----|----|-----|-----|-----|----|----|----|----|-------|-------|
| Luke Prokopec, R ERA: 8.31 (1, 1) | 6.0 | | 28 | 10 | 5 | 4 | 5 | 0 | 0 | 0 | 0 | 0 | 0 | 68 | 92 | 6.00 | 1.667 |
| Felix Heredia, L ERA: 4.63 (7, 1) | 1.2 | | 5 | 0 | 0 | 0 | 2 | 1 | 0 | 0 | 0 | 0 | 0 | 9 | 17 | 0.00 | 0.600 |
| Bob File, R ERA: 23.63 (8, 1) | 0.2 | L | 4 | 1 | 1 | 1 | 1 | 1 | 0 | 0 | 0 | 0 | 0 | 9 | 17 | 13.50 | 3.000 |

| Batter | 1 | 2 | 3 | 4 | 5 | 6 | 7 | 8 | 9 | 10 | AB R H RBI BB SO LOB | TOP | | | | | | | | | | | |
|---|---|--------------------------------------|-------------------------------|----------------------------------|-------------------------------|--------------------------------------|------------------------------------|--|-------------------------------|----------------------------------|-------------------------------|---|----------------------------------|------------------------------|----------------------------------|------------------------------|---------------------------------|------------------------------|----------------------------------|----------------------------------|------------------------------------|----------------------------------|--------|
| Shannon Stewart, R (1, 7) OBP: 0.377, SLG: 0.453 | 1-1 F3 | | 3-1 1B 1B | | H 1-0 HBP | | | X 0-0 1B 1B | | B F C 1-3 1B | 4 1 2 0 0 1 0 | Toronto Blue Jays @ New York Yankees Yankee Stadium, Bronx, NY Sat Apr 20 2002, 1:05 PM EDT Att: 39,265 - Overcast - 59 F | | | | | | | | | | | |
| Dave Berg, R (1, 5) OBP: 0.375, SLG: 0.500 Eric Hinske, L (8, PH) OBP: 0.393, SLG: 0.472 | 2-1 F3 | | 1-1 P4 | | F 2-3 K | | X 0-0 1B 1B | | C B B X 2-1 HR | 3 0 0 0 0 1 2 2 2 2 1 0 0 0 | | | | | | | | | | | | | |
| Raul Mondesi, R (1, 10) OBP: 0.325, SLG: 0.537 | 1-1 P6 | | 2-1 1B | | C C C C 1-3 K | | X 0-0 F9 | | F X 0-1 G6-3 | 5 0 1 0 0 1 2 | | | | | | | | | | | | | |
| Carlos Delgado, L (1, 3) OBP: 0.548, SLG: 0.750 | | B C 1-3 K | 0-1 F7 | | B C C C 1-3 K | | X 0-0 1B 10 G3-6-4-6-1 | | X 0-0 1B | 5 1 2 1 0 2 2 | | | | | | | | | | | | | |
| José Cruz Jr., S (1, 8) OBP: 0.306, SLG: 0.349 | | F C 1-3 K | | 0-3 K | | F C X 0-2 P6 | | B B X 3-0 10 G3-6-4-6-1 | | 4 0 1 1 0 2 0 | | | | | | | | | | | | | |
| 10 Vernon Wells, R (1, 9) OBP: 0.225, SLG: 0.391 | | S B B B 4-1 HBP BB | | 2-2 G6-3 | | X 0-0 G6-3 | | B X 2-0 G3-6-4-6-1 | | 3 0 0 0 1 0 1 | | | | | | | | | | | | | |
| Felipe Lopez, S (1, 6) OBP: 0.373, SLG: 0.578 | | C B H 2-1 1-2 HBP | | 1-1 F7 | | S P T T C 0-3 K2-3 | | X 0-0 G4-3 | | 3 0 0 0 0 1 0 | | | | | | | | | | | | | |
| Tom Wilson, R (1, 2) OBP: 0.423, SLG: 0.476 | | B C B X 2-1 F7 | | 1-3 K | | X 0-0 HR | | C F C 0-3 K | | 4 1 1 1 0 2 2 | | | | | | | | | | | | | |
| Homer Bush, R (1, 4) OBP: 0.236, SLG: 0.245 | | B B F F 3-3 K | | 0-1 F2 | | S X 1-2 G6-3 | | F F X 0-2 G1-3 | | 4 0 0 0 0 1 0 | | | | | | | | | | | | | |
| Inning Stats | R: 0 E: 0 K: 0 S: 6 | H: 0 LOB: 0 BB: 0 P: 10 | R: 0 E: 0 K: 2 S: 10 | H: 0 LOB: 2 BB: 1 P: 20 | R: 0 E: 0 K: 1 S: 11 | H: 2 LOB: 2 BB: 0 P: 20 | R: 0 E: 0 K: 1 S: 10 | H: 0 LOB: 0 BB: 0 P: 13 | R: 0 E: 0 K: 2 S: 9 | H: 0 LOB: 0 BB: 0 P: 11 | R: 1 E: 0 K: 1 S: 11 | | H: 1 LOB: 0 BB: 0 P: 12 | R: 3 E: 0 K: 0 S: 6 | H: 4 LOB: 0 BB: 0 P: 11 | R: 0 E: 0 K: 1 S: 7 | H: 0 LOB: 0 BB: 0 P: 7 | R: 1 E: 0 K: 1 S: 8 | H: 2 LOB: 1 BB: 0 P: 11 | 1B: 7 2B: 0 3B: 0 HR: 2 | SF: 0 SAC: 0 DP: 1 HBP: 2 | WP: 0 PB: 0 SB: 0 CS: 0 | PA: 40 |
| PITCHER | IP WLS BF H R ER SO BB IBB HBP BLK WP HR S P ERA WHIP | | | | | | | | | | | | | | | | | | | | | | |
| Ted Lilly, L (1, 1) ERA: 1.5 | 6.2 | | | | | | | | | | | | | | | | | | | | | | |
| Steve Karsay, R (7, 1) ERA: 4.09 | 0.2 | | | | | | | | | | | | | | | | | | | | | | |
| Mike Stanton, L (8, 1) ERA: 2.25 | 0.2 | | | | | | | | | | | | | | | | | | | | | | |
| Ramiro Mendoza, R (9, 1) ERA: 10.8 | 2.0 | L | | | | | | | | | | | | | | | | | | | | | |

livebaseballscorecards.com

| | |
|-----|----|
| AB | 37 |
| R | 5 |
| H | 9 |
| RBI | 4 |
| BB | 1 |
| SO | 11 |
| LOB | 9 |




| Batter | 1 | 2 | 3 | 4 | 5 | 6 | 7 | 8 | 9 | 10 | AB R H RBI BB SO LOB |
|---|-----------|-------------|-------------|------------------|-------------|-----------------|------------------|-------------|--------------------------|-------------|--------------------------------|
| Alfonso Soriano, R OBP: 0.393, SLG: 0.617 (1, 4) | 1-3 K | | 0-3 K | | 1-3 K | | | 1-3 K | 0-0 2 WP 1B | | 5 0 1 1 0 4 0 |
| Bernie Williams, S OBP: 0.361, SLG: 0.276 (1, 8) | 1-1 HR | | 2-2 G4-3 | | | 1-1 L7 | | 0-3 K | 1-1 2 WP 1B | | 5 1 2 2 0 1 1 |
| 2 Derek Jeter, R OBP: 0.356, SLG: 0.402 (1, 6) | 4-2 BB | | | 0-0 F9 | | 2-1 F9 | | 0-0 F3 | 4-1 1-2 2-3 IBB | | 3 0 0 0 2 0 1 |
| 25 Jason Giambi, L OBP: 0.369, SLG: 0.431 (1, 10) | 0-2 F8 | | | 0-1 G6-3 | | 0-0 F7 | | 0-3 K | 2-3 K | | 5 0 0 0 0 2 5 |
| Rondell White, R OBP: 0.311, SLG: 0.507 (1, 7) | 0-3 K | | | 4-2 1B BB | | | 3-3 K | | 2-2 G1-3 | 2-1 G6-3 | 4 0 0 0 1 2 1 |
| Nick Johnson, L OBP: 0.380, SLG: 0.400 (1, 3) | | 0-0 G4-3 | | 1-1 1-2 1B | | 1-2 G4-3 | | 1-0 G6-3 | 1-0 G6-3 | 1-3 K | 5 0 1 0 0 1 0 |
| Ron Coomer, R OBP: 0.500, SLG: 0.875 Enrique Wilson, S OBP: 0.500, SLG: 0.857 (7, PR) (8, 5) | | 0-1 G1-3 | | 1-3 K | | 4-2 1B BB | | 1-2 HR | 1-2 HR | 1-3 K | 2 0 0 0 1 1 2 2 1 1 1 0 1 0 |
| Shane Spencer, R OBP: 0.339, SLG: 0.451 (1, 9) | | 3-3 K | | | 0-3 K | | 2-2 1-2 1B | | 4-2 20 BB 1B BB | | 3 1 1 0 1 2 0 |
| Alberto Castillo, R 20 Jorge Posada, S OBP: 0.408, SLG: 0.484 (7, PH) (8, 2) | | | 1-2 F3 | | 0-2 G1-3 | | 1-1 G4-3 | | 4-2 1B BB | | 2 0 0 0 0 0 0 1 1 0 0 1 0 2 |

| Inning Stats | R: 1 E: 0 K: 2 S: 14 | H: 1 LOB: 1 BB: 1 P: 20 | R: 0 E: 0 K: 1 S: 8 | H: 0 LOB: 0 BB: 0 P: 11 | R: 0 E: 0 K: 1 S: 10 | H: 0 LOB: 0 BB: 0 P: 13 | R: 0 E: 0 K: 1 S: 10 | H: 1 LOB: 2 BB: 1 P: 16 | R: 0 E: 0 K: 2 S: 12 | H: 0 LOB: 0 BB: 0 P: 13 | R: 0 E: 0 K: 0 S: 5 | H: 0 LOB: 0 BB: 0 P: 8 | R: 0 E: 0 K: 1 S: 15 | H: 1 LOB: 2 BB: 1 P: 25 | R: 0 E: 0 K: 3 S: 11 | H: 0 LOB: 1 BB: 0 P: 12 | R: 3 E: 0 K: 1 S: 18 | H: 3 LOB: 3 BB: 3 P: 37 | R: 0 E: 0 K: 2 S: 8 | H: 0 LOB: 0 BB: 0 P: 12 | 1B: 4 2B: 0 3B: 0 HR: 2 | SF: 0 SAC: 0 DP: 0 HBP: 0 | WP: 2 PB: 0 SB: 0 CS: 0 | PA: 43 |
|--------------|-------------------------------|----------------------------------|------------------------------|----------------------------------|-------------------------------|----------------------------------|-------------------------------|----------------------------------|-------------------------------|----------------------------------|------------------------------|---------------------------------|-------------------------------|----------------------------------|-------------------------------|----------------------------------|-------------------------------|----------------------------------|------------------------------|----------------------------------|----------------------------------|------------------------------------|----------------------------------|--------|
|--------------|-------------------------------|----------------------------------|------------------------------|----------------------------------|-------------------------------|----------------------------------|-------------------------------|----------------------------------|-------------------------------|----------------------------------|------------------------------|---------------------------------|-------------------------------|----------------------------------|-------------------------------|----------------------------------|-------------------------------|----------------------------------|------------------------------|----------------------------------|----------------------------------|------------------------------------|----------------------------------|--------|

| PITCHER | IP | WLS | BF | H | R | ER | SO | BB | IBB | HBP | BLK | WP | HR | S | P | ERA | WHIP |
|---|-----|-----|----|---|---|----|----|----|-----|-----|-----|----|----|----|-----|-------|-------|
| 32 Roy Halladay, R ERA: 2.48 (1, 1) | 7.0 | | 27 | 3 | 1 | 1 | 8 | 3 | 0 | 0 | 0 | 0 | 1 | 74 | 106 | 1.29 | 0.857 |
| Kelvim Escobar, R ERA: 5.06 (8, 1) | 1.2 | B | 12 | 3 | 3 | 3 | 3 | 2 | 1 | 0 | 0 | 2 | 1 | 26 | 44 | 16.20 | 3.000 |
| Dan Plesac, L ERA: 3.38 (9, 1) | 1.1 | W | 4 | 0 | 0 | 0 | 3 | 0 | 0 | 0 | 0 | 0 | 0 | 11 | 17 | 0.00 | 0.000 |

Toronto Blue Jays @ New York Yankees
 Yankee Stadium, Bronx, NY
 Sat Apr 20 2002, 1:05 PM EDT
 Att. 39,265 - Overcast - 59 F

| | |
|------------|-----------|
| AB | 37 |
| R | 4 |
| H | 6 |
| RBI | 4 |
| BB | 6 |
| SO | 14 |
| LOB | 12 |



Toronto Blue Jays @ New York Yankees
 Yankee Stadium, Bronx, NY
 Sun Apr 21 2002, 1:05 PM EDT
 Att. 43,309 - Cloudy - 53 F

livebaseballscorecards.com

| | |
|-----|----|
| AB | 31 |
| R | 2 |
| H | 4 |
| RBI | 2 |
| BB | 3 |
| SO | 10 |
| LOB | 13 |



| | | | |
|-----|---|-----|----|
| WP: | 0 | PA: | 34 |
| PB: | 0 | | |
| SB: | 0 | | |
| CS: | 0 | | |

| Batter | 1 | 2 | 3 | 4 | 5 | 6 | 7 | 8 | 9 | AB | R | H | RBI | BB | SO | LOB | | | | | |
|---|------------------------------|---------------------------------|------------------------------|---------------------------------|-------------------------------|----------------------------------|------------------------------|----------------------------------|------------------------------|----------------------------------|-------------------------------|----------------------------------|------------------------------|----------------------------------|-------------------------------|----------------------------------|------------------------------|----------------------------------|----------------------------------|------------------------------------|-----------------|
| Shannon Stewart, R (1, 10) OBP: 0.384, SLG: 0.471 | F9 | | E 1B | | | G4-3 | | 1B FC5-4 2B | | 4 | 1 | 2 | 1 | 0 | 0 | 0 | | | | | |
| Eric Hinske, L (1, 5) OBP: 0.385, SLG: 0.456 | G5-3 | | E4 | | | K | | FC5-4 1B | | 4 | 0 | 1 | 0 | 0 | 1 | 2 | | | | | |
| Raul Mondesi, R (1, 9) OBP: 0.309, SLG: 0.507 | G6-3 | | K | | | K | | FC5-4 1-2f 3-H | | 4 | 0 | 0 | 1 | 0 | 2 | 4 | | | | | |
| Carlos Delgado, L (1, 3) OBP: 0.532, SLG: 0.709 | | F7 | | F8 | | | BB | K | | 3 | 0 | 0 | 0 | 1 | 1 | 1 | | | | | |
| José Cruz Jr., S (1, 7) OBP: 0.293, SLG: 0.333 Chris Woodward, R (8, 4) OBP: 0.231, SLG: 0.364 | | K | | K | | | | | K | 3 | 0 | 0 | 0 | 0 | 3 | 1 | | | | | |
| Darrin Fletcher, L (1, 2) OBP: 0.217, SLG: 0.244 | | G3 | | P6 | | | | | G3 | 4 | 0 | 0 | 0 | 0 | 0 | 1 | | | | | |
| 10 Vernon Wells, R (1, 8) OBP: 0.227, SLG: 0.375 | | | P4 | | | G6-3 BB | | | G6-3 | 3 | 0 | 0 | 0 | 1 | 1 | 1 | | | | | |
| Felipe Lopez, S (1, 6) OBP: 0.389, SLG: 0.596 | | | E 1B BB | | | G6-3 1-2f | | 2B 2B | | 2 | 1 | 1 | 0 | 1 | 0 | 1 | | | | | |
| Dave Berg, R (1, 4) OBP: 0.333, SLG: 0.440 (8, 7) | | | K | | L9 | | | L9 | | 3 | 0 | 0 | 0 | 0 | 1 | 2 | | | | | |
| Inning Stats | R: 0 E: 0 K: 0 S: 5 | H: 0 LOB: 0 BB: 0 P: 6 | R: 0 E: 0 K: 1 S: 6 | H: 0 LOB: 0 BB: 0 P: 9 | R: 0 E: 1 K: 2 S: 10 | H: 1 LOB: 3 BB: 1 P: 22 | R: 0 E: 0 K: 1 S: 7 | H: 0 LOB: 0 BB: 0 P: 12 | R: 0 E: 0 K: 0 S: 4 | H: 0 LOB: 0 BB: 1 P: 10 | R: 0 E: 0 K: 2 S: 10 | H: 0 LOB: 0 BB: 0 P: 15 | R: 0 E: 0 K: 2 S: 8 | H: 0 LOB: 1 BB: 1 P: 14 | R: 2 E: 0 K: 1 S: 23 | H: 3 LOB: 1 BB: 0 P: 33 | R: 0 E: 0 K: 1 S: 8 | H: 0 LOB: 0 BB: 0 P: 10 | 1B: 2 2B: 2 3B: 0 HR: 0 | SF: 0 SAC: 0 DP: 1 HBP: 0 | WP: 0 PA: 34 |

| Batter | 1 | 2 | 3 | 4 | 5 | 6 | 7 | 8 | 9 |
|---|------|----|---------------|----|----|--------------|----|----------------------|------|
| Shannon Stewart, R (1, 10) OBP: 0.384, SLG: 0.471 | F9 | | E 1B | | | G4-3 | | 1B FC5-4 2B | |
| Eric Hinske, L (1, 5) OBP: 0.385, SLG: 0.456 | G5-3 | | E4 | | | K | | FC5-4 1B | |
| Raul Mondesi, R (1, 9) OBP: 0.309, SLG: 0.507 | G6-3 | | K | | | K | | FC5-4 1-2f 3-H | |
| Carlos Delgado, L (1, 3) OBP: 0.532, SLG: 0.709 | | F7 | | F8 | | | BB | K | |
| José Cruz Jr., S (1, 7) OBP: 0.293, SLG: 0.333 Chris Woodward, R (8, 4) OBP: 0.231, SLG: 0.364 | | K | | K | | | | | K |
| Darrin Fletcher, L (1, 2) OBP: 0.217, SLG: 0.244 | | G3 | | P6 | | | | | G3 |
| 10 Vernon Wells, R (1, 8) OBP: 0.227, SLG: 0.375 | | | P4 | | | G6-3 BB | | | G6-3 |
| Felipe Lopez, S (1, 6) OBP: 0.389, SLG: 0.596 | | | E 1B BB | | | G6-3 1-2f | | 2B 2B | |
| Dave Berg, R (1, 4) OBP: 0.333, SLG: 0.440 (8, 7) | | | K | | L9 | | | L9 | |

| PITCHER | IP | WLS | BF | H | R | ER | SO | BB | IBB | HBP | BLK | WP | HR | S | P | ERA | WHIP |
|--------------------------------------|-----|-----|----|---|---|----|----|----|-----|-----|-----|----|----|----|-----|------|-------|
| Roger Clemens, R (1, 1) ERA: 5.52 | 7.1 | W | 28 | 3 | 2 | 2 | 8 | 3 | 0 | 0 | 0 | 0 | 0 | 62 | 107 | 2.46 | 0.818 |
| Steve Karsay, R (8, 1) ERA: 3.97 | 0.1 | | 2 | 1 | 0 | 0 | 0 | 0 | 0 | 0 | 0 | 0 | 0 | 8 | 11 | 0.00 | 3.000 |
| Mike Stanton, L (8, 1) ERA: 1.93 | 1.1 | | 4 | 0 | 0 | 0 | 2 | 0 | 0 | 0 | 0 | 0 | 0 | 11 | 13 | 0.00 | 0.000 |

BOTTOM

Toronto Blue Jays @ New York Yankees
Yankee Stadium, Bronx, NY
Sun Apr 21 2002, 1:05 PM EDT
Att. 43,309 - Cloudy - 53 F

livebaseballscorecards.com

AB 32
R 9
H 10
RBI 8
BB 12
SO 4
LOB 26



WP: 1 PA: 45
PB: 0
SB: 1
CS: 0

AB R H RBI BB SO LOB

5 2 3 1 0 1 3

2 2 1 2 2 0 0

3 1 1 0 2 1 2

4 1 1 1 1 0 5

3 1 1 0 2 0 2

2 1 1 1 3 1 0

5 0 1 3 0 0 6

0 0 0 0 0 0 0

3 1 1 0 0 0 2
0 0 0 0 2 0 0

5 0 0 0 0 1 6

1B: 5 SF: 1
2B: 3 SAC: 0
3B: 0 DP: 1
HR: 2 HBP: 0

WP: 1 PA: 45
PB: 0
SB: 1
CS: 0

| Batter | 1 | 2 | 3 | 4 | 5 | 6 | 7 | 8 | 9 |
|---|--------------------------------------|-----------------------|---|-------------|---|-------------------|---------------------------|-----------------------|---|
| Alfonso Soriano, R OBP: 0.404, SLG: 0.663 (1, 4) | 0-1 HR | 0-0 1B | | 1-3 K | | 3-2 SF7 2B | 3-1 F9 | | |
| Bernie Williams, S OBP: 0.377, SLG: 0.283 (1, 8) | 4-0 25 BB 20 G4-6-3 BB | 1-0 1B | | | 4-1 25 F8 2 BB 1B | 3-2 SF7 2-H | | 2-2 G4-3 | |
| 2 Derek Jeter, R OBP: 0.368, SLG: 0.400 (1, 6) | 4-1 20 G4-6-3 1-2 BB | 0-3 1B | | | 4-1 1B 25 F8 FC3-6 BB | 2-2 1B | | 3-2 L9 | |
| 25 Jason Giambi, L OBP: 0.371, SLG: 0.461 (1, 3) | 4-0 20 G4-6-3 1-2 2-3 BB | 3-2 F8 | | | 2-2 F8 | 0-1 F5 | | 2-2 HR | |
| 20 Jorge Posada, S OBP: 0.421, SLG: 0.492 (1, 2) | 2-2 G4-6-3 1-2f 2-3 3-H | | | | 4-0 FC3-6 1B IBB | | 1-0 G4-3 2B | 4-1 WP 1B BB | |
| Robin Ventura, L OBP: 0.357, SLG: 0.607 (1, 5) | 4-0 FC6-4 BB | | | 2-3 K | 0-2 FC3-6 1-2 2-3 3-H 1B | | 4-1 G4-3 BB | 4-2 1B WP BB | |
| Rondell White, R OBP: 0.304, SLG: 0.486 (8, PR) Gerald Williams, R (9, 7) | 3-1 FC6-4 1-2f | | | 1-1 F7 | 0-1 FC3-6 1-2f 2-3 3-H | | 0-2 G4-3 1-2 2-3 | 3-1 BB 1B | |
| John Vander Wal, L OBP: 0.321, SLG: 0.360 Shane Spencer, R OBP: 0.361, SLG: 0.451 (7, PH) (8, 9) | | 0-0 G3 1B 2B | | 1-1 F7 | 0-0 F7 | | 4-0 IBB | 4-1 1-2 BB | |
| Nick Johnson, L OBP: 0.357, SLG: 0.371 (1, 10) | | 1-0 G3 2-3 | | 1-2 G1-3 | | 2-3 K | 3-2 F7 | 1-0 F5 | |

| Inning Stats | R: 2 | H: 1 | E: 0 | K: 0 | S: 8 | LOB: 2 | BB: 4 | P: 29 | R: 1 | H: 3 | E: 0 | K: 1 | S: 10 | LOB: 2 | BB: 0 | P: 15 | R: 0 | H: 0 | E: 0 | K: 1 | S: 11 | LOB: 0 | BB: 0 | P: 17 | R: 0 | H: 0 | E: 0 | K: 1 | S: 9 | LOB: 0 | BB: 0 | P: 12 | R: 2 | H: 1 | E: 0 | K: 0 | S: 14 | LOB: 2 | BB: 3 | P: 28 | R: 1 | H: 2 | E: 0 | K: 1 | S: 15 | LOB: 1 | BB: 0 | P: 25 | R: 0 | H: 1 | E: 0 | K: 0 | S: 10 | LOB: 3 | BB: 2 | P: 25 | R: 3 | H: 2 | E: 0 | K: 0 | S: 18 | LOB: 2 | BB: 3 | P: 41 |
|--------------|------|------|------|------|------|--------|-------|-------|------|------|------|------|-------|--------|-------|-------|------|------|------|------|-------|--------|-------|-------|------|------|------|------|------|--------|-------|-------|------|------|------|------|-------|--------|-------|-------|------|------|------|------|-------|--------|-------|-------|------|------|------|------|-------|--------|-------|-------|------|------|------|------|-------|--------|-------|-------|
|--------------|------|------|------|------|------|--------|-------|-------|------|------|------|------|-------|--------|-------|-------|------|------|------|------|-------|--------|-------|-------|------|------|------|------|------|--------|-------|-------|------|------|------|------|-------|--------|-------|-------|------|------|------|------|-------|--------|-------|-------|------|------|------|------|-------|--------|-------|-------|------|------|------|------|-------|--------|-------|-------|

| PITCHER | IP | WLS | BF | H | R | ER | SO | BB | IBB | HBP | BLK | WP | HR | S | P | ERA | WHIP |
|--|-----|-----|----|---|---|----|----|----|-----|-----|-----|----|----|----|----|-------|-------|
| Chris Carpenter, R ERA: 15.19 (1, 1) | 3.0 | L | 16 | 4 | 3 | 3 | 2 | 4 | 0 | 0 | 0 | 0 | 1 | 29 | 61 | 9.00 | 2.667 |
| Scott Eyre, L ERA: 11.21 (4, 1) | 2.1 | | 11 | 1 | 2 | 2 | 2 | 2 | 1 | 0 | 0 | 0 | 0 | 26 | 45 | 7.71 | 1.286 |
| Scott Cassidy, R ERA: 4.5 (6, 1) | 0.1 | | 3 | 2 | 1 | 1 | 0 | 0 | 0 | 0 | 0 | 0 | 0 | 10 | 18 | 27.00 | 6.000 |
| Pedro Borbon, L ERA: 1.04 (6, 1) | 1.0 | | 6 | 1 | 0 | 0 | 0 | 1 | 1 | 0 | 0 | 0 | 0 | 10 | 22 | 0.00 | 2.000 |
| Corey Thurman, R ERA: 3.75 (7, 1) | 1.0 | | 8 | 2 | 3 | 3 | 0 | 3 | 0 | 0 | 0 | 1 | 1 | 19 | 44 | 27.00 | 5.000 |

| PITCHER | IP | WLS | BF | H | R | ER | SO | BB | IBB | HBP | BLK | WP | HR | S | P | ERA | WHIP |
|------------------------------------|-----|-----|----|---|---|----|----|----|-----|-----|-----|----|----|---|---|------|-------|
| Bob File, R ERA: 21.0 (8, 1) | 0.1 | | 1 | 0 | 0 | 0 | 0 | 0 | 0 | 0 | 0 | 0 | 0 | 1 | 2 | 0.00 | 0.000 |

| Batter | 1 | 2 | 3 | 4 | 5 | 6 | 7 | 8 | 9 | AB R H RBI BB SO LOB | TOP |
|--|--|---|--|--|--|--|--|---|--|--|---|
| Alfonso Soriano, R (1, 4) OBP: 0.387, SLG: 0.633 | 1-1 F7 | | 1-2 G6-3 | | | 0-1 F2 | | 1-0 L9 | | 4 0 0 0 0 0 0 | |
| Bernie Williams, S (1, 8) OBP: 0.358, SLG: 0.266 | 3-3 K | | 0-1 G1-3 | | | 1-3 K | | 0-0 L7 | | 4 0 0 0 0 2 0 | |
| 2 Derek Jeter, R (1, 6) OBP: 0.354, SLG: 0.382 | 1-1 G6-3 | | | | 0-0 F8 | | 1-1 L4 | | 2-0 G4-3 | 4 0 0 0 0 0 0 | |
| 25 Jason Giambi, L (1, 3) OBP: 0.376, SLG: 0.475 | | 2-1 G4-3 | | | 1-3 K | | 3-2 20 HR 2B | | 3-2 1B | 4 1 2 0 0 1 0 | |
| 20 Jorge Posada, S (1, 2) OBP: 0.438, SLG: 0.559 | | 1-2 WP 2B | | | 4-1 BB | | 2-0 2-H HR | | 2-3 K | 3 1 2 2 1 1 1 | |
| Robin Ventura, L (1, 5) OBP: 0.351, SLG: 0.578 | | 4-2 BB 2-3 BB | | | 1-0 G4-3 | | 0-0 F5 | | 2-1 G4-3 | 3 0 0 0 1 0 2 | |
| Rondell White, R (1, 7) OBP: 0.305, SLG: 0.474 | | 4-2 G6-4-3 1-2 BB | | | 3-3 K | | 1-1 G4-3 | | | 2 0 0 0 1 1 0 | AB 30 R 2 H 4 RBI 2 BB 3 SO 6 LOB 6 |
| John Vander Wal, L (1, 9) OBP: 0.290, SLG: 0.321 Shane Spencer, R (7, 9) OBP: 0.361, SLG: 0.451 | | 2-0 G6-4-3 1-2f | | | 1-1 G4-3 | | 0-0 G4-3 | | | 3 0 0 0 0 0 3 0 0 0 0 0 0 0 | |
| Nick Johnson, L (1, 10) OBP: 0.345, SLG: 0.356 | | | 1-3 K | | 2-0 L7 | | | 1-1 G4-3 | | 3 0 0 0 0 1 0 | |
| Inning Stats | R: 0 E: 0 K: 1 S: 7 H: 0 LOB: 0 BB: 0 P: 12 | R: 0 E: 0 K: 0 S: 10 H: 1 LOB: 2 BB: 2 P: 23 | R: 0 E: 0 K: 1 S: 8 H: 0 LOB: 0 BB: 0 P: 10 | R: 0 E: 0 K: 1 S: 6 H: 0 LOB: 1 BB: 1 P: 12 | R: 0 E: 0 K: 1 S: 6 H: 0 LOB: 0 BB: 0 P: 12 | R: 0 E: 0 K: 1 S: 8 H: 0 LOB: 0 BB: 0 P: 10 | R: 2 E: 0 K: 0 S: 8 H: 2 LOB: 0 BB: 0 P: 14 | R: 0 E: 0 K: 0 S: 4 H: 0 LOB: 0 BB: 0 P: 6 | R: 0 E: 0 K: 1 S: 9 H: 1 LOB: 1 BB: 0 P: 18 | 1B: 1 2B: 2 3B: 0 HR: 1 SF: 0 SAC: 0 DP: 1 HBP: 0 | WP: 1 PB: 0 SB: 0 CS: 0 PA: 33 |
| PITCHER Tim Hudson, R (1, 1) ERA: 2.29 | IP 9.0 WLS L BF 33 H 4 R 2 ER 2 SO 6 BB 3 IBB 0 HBP 0 BLK 0 WP 1 HR 1 S 66 P 117 ERA 2.00 WHIP 0.778 | PITCHER IP WLS BF H R ER SO BB IBB HBP BLK WP HR S P ERA WHIP | | | | | | | | | |

New York Yankees @ Oakland Athletics
Network Associates Coliseum, Oakland, CA

Tue Apr 23 2002, 10:05 PM EDT
Att. 40,360 - Sunny - 62 F

livebaseballscorecards.com



| Batter | 1 | 2 | 3 | 4 | 5 | 6 | 7 | 8 | 9 | AB | R | H | RBI | BB | SO | LOB | TOP | | | | | | | | |
|--|-------------------------------|----------------------------------|-------------------------------|----------------------------------|------------------------------|----------------------------------|-------------------------------|----------------------------------|------------------------------|---------------------------------|------------------------------|----------------------------------|-------------------------------|----------------------------------|-------------------------------|----------------------------------|------------------------------|----------------------------------|----------------------------------|------------------------------------|----------------------------------|--------|--|--|--|
| Alfonso Soriano, R OBP: 0.388, SLG: 0.642 (1, 4) | 1-0 25 1B 2B | 2-3 K | | 1-3 K | | | 0-1 F3 | 0-0 2B | | 5 | 1 | 2 | 1 | 0 | 2 | 2 | | | | | | | | | |
| Bernie Williams, S OBP: 0.372, SLG: 0.294 (1, 8) | 3-3 K | 1-1 2 HR 1B | | 3-2 G3 | | | 1-1 25 2B 2B | 1-3 3-H 4-0 IBB | | 4 | 2 | 2 | 1 | 1 | 1 | 1 | | | | | | | | | |
| 2 Derek Jeter, R OBP: 0.365, SLG: 0.419 (1, 6) | 0-2 25 1B 1B | 1-0 HR | | | 0-3 K | | 4-2 25 2B BB | 0-3 K | | 4 | 2 | 2 | 3 | 1 | 2 | 3 | | | | | | | | | |
| 25 Jason Giambi, L OBP: 0.388, SLG: 0.488 (1, 3) | 1-0 1B | 4-1 HR | | | 0-1 G6-3 | | 3-2 1-H 2-H 2B | 2-1 G3-1 | | 4 | 0 | 2 | 3 | 1 | 0 | 3 | | | | | | | | | |
| 20 Jorge Posada, S OBP: 0.424, SLG: 0.534 Alberto Castillo, R (9, PR) (9, 2) | 2-3 K | 1-2 F9 | | | 0-2 L9 | | 1-1 F5 | | 0-0 G4-3 1B | 5 | 0 | 1 | 0 | 0 | 1 | 4 | | | | | | | | | |
| Robin Ventura, L OBP: 0.329, SLG: 0.536 (1, 5) | 2-3 K | | | 3-2 G3-1 | | | 0-0 G4-3 | 2-3 K | 1-0 G4-3 1-2 | 5 | 0 | 0 | 0 | 0 | 2 | 4 | | | | | | | | | |
| Rondell White, R OBP: 0.299, SLG: 0.457 (1, 7) | | 0-0 1B 1B | | 0-1 F8 | | | 3-3 K | | 2-2 G3 | 5 | 1 | 1 | 0 | 0 | 2 | 2 | | | | | | | | | |
| John Vander Wal, L OBP: 0.343, SLG: 0.375 Gerald Williams, R (8, PR) (8, 9) | | 1-2 1B 2 HR 1B | | 1-1 F5 | | | 3-1 1B | | 0-0 1B 2B 1B | 4 | 1 | 3 | 0 | 0 | 0 | 0 | | | | | | | | | |
| Nick Johnson, L OBP: 0.341, SLG: 0.351 (1, 10) | | 1-3 K | | 1-1 F8 | | | 3-2 P6 | | 0-0 2B 1B | 4 | 0 | 1 | 0 | 0 | 1 | 3 | | | | | | | | | |
| Inning Stats | R: 1 E: 0 K: 3 S: 16 | H: 3 LOB: 2 BB: 0 P: 25 | R: 4 E: 0 K: 2 S: 18 | H: 4 LOB: 1 BB: 1 P: 29 | R: 0 E: 0 K: 0 S: 7 | H: 0 LOB: 0 BB: 0 P: 11 | R: 0 E: 0 K: 1 S: 11 | H: 0 LOB: 0 BB: 0 P: 16 | R: 0 E: 0 K: 1 S: 9 | H: 0 LOB: 0 BB: 0 P: 9 | R: 0 E: 0 K: 1 S: 9 | H: 1 LOB: 1 BB: 0 P: 18 | R: 2 E: 0 K: 1 S: 18 | H: 2 LOB: 1 BB: 1 P: 29 | R: 1 E: 0 K: 1 S: 13 | H: 3 LOB: 3 BB: 1 P: 21 | R: 0 E: 0 K: 1 S: 7 | H: 1 LOB: 2 BB: 0 P: 12 | 1B: 9 2B: 4 3B: 0 HR: 1 | SF: 0 SAC: 0 DP: 0 HBP: 0 | WP: 0 PB: 0 SB: 0 CS: 0 | PA: 44 | | | |
| PITCHER | IP | WLS | BF | H | R | ER | SO | BB | IBB | HBP | BLK | WP | HR | S | P | ERA | WHIP | | | | | | | | |
| Erik Hijus, R ERA: 4.74 (1, 1) | 6.0 | | 27 | 8 | 5 | 5 | 8 | 1 | 0 | 0 | 0 | 0 | 1 | 70 | 108 | 7.50 | 1.500 | | | | | | | | |
| Mike Magnante, L ERA: 8.53 (7, 1) | 0.1 | L | 2 | 1 | 1 | 1 | 0 | 0 | 0 | 0 | 0 | 0 | 0 | 4 | 5 | 27.00 | 3.000 | | | | | | | | |
| Jim Mecir, R ERA: 6.0 (7, 1) | 0.2 | | 4 | 1 | 1 | 1 | 1 | 1 | 0 | 0 | 0 | 0 | 0 | 14 | 24 | 13.50 | 3.000 | | | | | | | | |
| Jeff Tam, R ERA: 7.71 (8, 1) | 0.2 | | 6 | 3 | 1 | 1 | 1 | 0 | 1 | 0 | 0 | 0 | 0 | 11 | 17 | 13.50 | 4.500 | | | | | | | | |
| Mike Holtz, L ERA: 4.26 (8, 1) | 1.1 | | 5 | 1 | 0 | 0 | 1 | 0 | 0 | 0 | 0 | 0 | 0 | 9 | 16 | 0.00 | 0.750 | | | | | | | | |

New York Yankees @ Oakland Athletics
Network Associates Coliseum, Oakland, CA

Wed Apr 24 2002, 10:05 PM EDT
Att. 54,513 - Sunny - 65 F

livebaseballscorecards.com

AB 41
R 8
H 14
RBI 8
BB 3
SO 11
LOB 24



| Batter | 1 | 2 | 3 | 4 | 5 | 6 | 7 | 8 | 9 | AB | R | H | RBI | BB | SO | LOB |
|--|-------------|-------------|-----------|-------------|-------------|------------|---|-------------|-------------|----|---|---|-----|----|----|-----|
| Jeremy Giambi, L (1, 7) OBP: 0.444, SLG: 0.513 | 2-2 G5-3 | | 3-1 G3 | | 0-0 G4-3 | 4-0 BB | | | 0-3 K | 4 | 0 | 0 | 2 | 1 | 1 | 1 |
| Frank Menechino, R (1, 4) OBP: 0.319, SLG: 0.350 | 2-1 G3 | | 1-2 L1 | | 3-2 P4 | 0-2 F7 | | | 3-3 K | 5 | 0 | 0 | 0 | 0 | 1 | 4 |
| Scott Hatteberg, L (1, 10) OBP: 0.351, SLG: 0.403 | 1-1 2B | | 3-1 L8 | | 0-3 K | | | 2-2 G6-3 | 3-2 G4-3 | 5 | 0 | 1 | 0 | 0 | 1 | 1 |
| David Justice, L (1, 9) OBP: 0.412, SLG: 0.472 | 0-3 K | | | 1-2 HR | | 4-2 1B | | 2-1 F9 | | 2 | 2 | 1 | 0 | 1 | 1 | 1 |
| Mike Colangelo, R (7, 9) OBP: 0.211, SLG: 0.222 | | | | | | 3 BB | | | | 1 | 0 | 0 | 0 | 0 | 0 | 0 |
| Miguel Tejada, R (1, 6) OBP: 0.264, SLG: 0.435 | | 0-1 G6-3 | | 0-1 HR | | 0-3 K | | 2-2 G5-3 | | 4 | 1 | 1 | 2 | 0 | 1 | 1 |
| 3 Eric Chavez, L (1, 5) OBP: 0.324, SLG: 0.667 | | 0-1 G3 | | 2-2 F8 | | 4-2 FC5 | | 2-2 P5 | | 3 | 0 | 0 | 0 | 1 | 0 | 0 |
| Terrence Long, L (1, 8) OBP: 0.259, SLG: 0.325 | | 0-1 G3 | | 2-1 G4-3 | | 0-2 BB | | 1-2 L4 | | 4 | 1 | 1 | 1 | 0 | 0 | 0 |
| Ramon Hernandez, R (1, 2) OBP: 0.224, SLG: 0.241 | | | 1-1 2B | 1-1 1B | | 0-2 FC5 | | 1-0 1B | | 4 | 1 | 3 | 0 | 0 | 0 | 2 |
| Carlos Pena, L (1, 3) OBP: 0.299, SLG: 0.569 | | | 2-1 G3 | 2-1 L5 | | 4-1 BB | | 3-3 K | | 3 | 0 | 1 | 0 | 1 | 1 | 2 |

| Inning Stats | R: 0 | H: 1 | E: 0 | K: 1 | S: 11 | R: 0 | H: 0 | E: 0 | K: 0 | S: 6 | R: 1 | H: 2 | E: 0 | K: 0 | S: 11 | R: 2 | H: 3 | E: 0 | K: 0 | S: 16 | R: 0 | H: 0 | E: 0 | K: 1 | S: 7 | R: 2 | H: 1 | E: 0 | K: 1 | S: 18 | R: 0 | H: 0 | E: 0 | K: 0 | S: 8 | R: 0 | H: 1 | E: 0 | K: 1 | S: 13 | R: 0 | H: 0 | E: 0 | K: 2 | S: 9 | 1B: 5 | 2B: 2 | 3B: 0 | HR: 1 | SF: 0 | SAC: 0 | DP: 0 | HBP: 0 | WP: 0 | PB: 0 | SB: 1 | CS: 0 | PA: 39 |
|--------------|------|------|------|------|-------|------|------|------|------|------|------|------|------|------|-------|------|------|------|------|-------|------|------|------|------|------|------|------|------|------|-------|------|------|------|------|------|------|------|------|------|-------|------|------|------|------|------|-------|-------|-------|-------|-------|--------|-------|--------|-------|-------|-------|-------|--------|
|--------------|------|------|------|------|-------|------|------|------|------|------|------|------|------|------|-------|------|------|------|------|-------|------|------|------|------|------|------|------|------|------|-------|------|------|------|------|------|------|------|------|------|-------|------|------|------|------|------|-------|-------|-------|-------|-------|--------|-------|--------|-------|-------|-------|-------|--------|

| PITCHER | IP | WLS | BF | H | R | ER | SO | BB | IBB | HBP | BLK | WP | HR | S | P | ERA | WHIP |
|---|-----|-----|----|---|---|----|----|----|-----|-----|-----|----|----|----|----|------|-------|
| David Wells, L (1, 1) ERA: 4.24 | 5.1 | | 25 | 7 | 5 | 5 | 3 | 2 | 0 | 0 | 0 | 0 | 1 | 62 | 96 | 8.44 | 1.688 |
| Ramiro Mendoza, R (6, 1) ERA: 10.13 | 0.1 | H | 1 | 0 | 0 | 0 | 0 | 0 | 0 | 0 | 0 | 0 | 0 | 3 | 3 | 0.00 | 0.000 |
| Mike Stanton, L (6, 1) ERA: 1.54 | 2.1 | W | 10 | 1 | 0 | 0 | 1 | 2 | 0 | 0 | 0 | 0 | 0 | 25 | 46 | 0.00 | 1.286 |
| 42 Mariano Rivera, R (9, 1) ERA: 1.8 | 1.0 | S | 3 | 0 | 0 | 0 | 2 | 0 | 0 | 0 | 0 | 0 | 0 | 9 | 15 | 0.00 | 0.000 |

BOTTOM

New York Yankees @ Oakland Athletics
Network Associates Coliseum, Oakland, CA

livebaseballscores.com

| | |
|-----|----|
| AB | 35 |
| R | 5 |
| H | 8 |
| RBI | 5 |
| BB | 4 |
| SO | 6 |
| LOB | 12 |



Wed Apr 24 2002, 10:05 PM EDT
Att. 54,513 - Sunny - 65 F

| Batter | 1 | 2 | 3 | 4 | 5 | 6 | 7 | 8 | 9 | AB R H RBI BB SO LOB | TOP | | | | | | | | | | | |
|--|---|----------------------------------|------------------------------|----------------------------------|------------------------------|----------------------------------|------------------------------|--------------------------------------|-------------------------------|----------------------------------|--|----------------------------------|------------------------------|----------------------------------|-------------------------------|----------------------------------|------------------------------|----------------------------------|----------------------------------|------------------------------------|----------------------------------|--------|
| Alfonso Soriano, R (1, 4) OBP: 0.392, SLG: 0.633 | 4-1 CS G6-3 BB | | 1-3 K | | 2-3 K | | | 0-1 1B 2 FC6-4 1B | | 3 1 1 0 1 2 3 | | | | | | | | | | | | |
| Bernie Williams, S (1, 8) OBP: 0.378, SLG: 0.306 | 1-2 G6-3 | | 0-0 G5-3 | | | 3-2 2 BB 1B | | 1-2 2 FC6-4 1B | | 4 0 2 0 0 0 2 | | | | | | | | | | | | |
| 2 Derek Jeter, R (1, 6) OBP: 0.361, SLG: 0.406 | 1-2 F8 2-3 | | | 0-3 K | | 4-1 20 G6-4-3 1-2 BB | | 2-1 FC6-4 25 G6-5-3 1-2f | | 3 0 0 1 1 1 2 | | | | | | | | | | | | |
| 25 Jason Giambi, L (1, 3) OBP: 0.373, SLG: 0.466 | | 2-2 L9 | | 2-3 K | | 3-2 F9 | | 0-1 G6-5-3 1-2f | | 4 0 0 0 0 1 3 | | | | | | | | | | | | |
| 20 Jorge Posada, S (1, 2) OBP: 0.404, SLG: 0.506 | | 2-1 P6 | | 2-3 K | | 1-1 G6-4-3 1-2f | | 0-1 G3-1 | | 4 0 0 0 0 1 2 | | | | | | | | | | | | |
| Rondell White, R (1, 7) OBP: 0.319, SLG: 0.476 | | 1-0 FC5-4 HBP | | | 3-2 1B 1B | | 2-1 F8 SF8 2B | 2-2 F3 | | 3 1 2 0 0 0 0 | | | | | | | | | | | | |
| Ron Coomer, R (1, 10) OBP: 0.385, SLG: 0.636 | | 0-1 FC5-4 1-2f | | | 0-0 F8 | | 0-1 F8 2-3 | 0-3 K | | 3 0 0 0 0 0 3 | | | | | | | | | | | | |
| John Vander Wal, L (9, PH) OBP: 0.333, SLG: 0.364 | | | | | | | | | | 1 0 0 0 0 1 0 | AB 29 R 2 H 7 RBI 2 BB 2 SO 7 LOB 17 | | | | | | | | | | | |
| Shane Spencer, R (1, 9) OBP: 0.375, SLG: 0.472 | | | 3-2 SH1-3 1B | | 0-0 1B | | 2-1 SF8 3-H | | | 2 0 2 1 0 0 0 | | | | | | | | | | | | |
| Enrique Wilson, S (1, 5) OBP: 0.400, SLG: 0.667 | | | 0-0 SH1-3 1-2 | | 3-3 K | | 1-2 G3 | | | 2 0 0 0 0 1 2 | | | | | | | | | | | | |
| Inning Stats | R: 0 E: 0 K: 0 S: 9 | H: 0 LOB: 0 BB: 1 P: 15 | R: 0 E: 0 K: 0 S: 9 | H: 0 LOB: 1 BB: 0 P: 14 | R: 0 E: 0 K: 1 S: 9 | H: 1 LOB: 1 BB: 0 P: 13 | R: 0 E: 0 K: 3 S: 9 | H: 0 LOB: 0 BB: 0 P: 13 | R: 0 E: 0 K: 2 S: 13 | H: 2 LOB: 2 BB: 0 P: 21 | R: 0 E: 0 K: 0 S: 11 | H: 1 LOB: 1 BB: 1 P: 22 | R: 1 E: 0 K: 0 S: 9 | H: 1 LOB: 0 BB: 0 P: 14 | R: 1 E: 0 K: 0 S: 10 | H: 2 LOB: 0 BB: 0 P: 13 | R: 0 E: 0 K: 1 S: 8 | H: 0 LOB: 0 BB: 0 P: 10 | 1B: 6 2B: 1 3B: 0 HR: 0 | SF: 1 SAC: 1 DP: 2 HBP: 1 | WP: 0 PB: 0 SB: 0 CS: 1 | PA: 34 |
| PITCHER | IP WLS BF H R ER SO BB IBB HBP BLK WP HR S P ERA WHIP | | | | | | | | | | | | | | | | | | | | | |
| Barry Zito, L (1, 1) ERA: 3.64 | 7.0 W 27 5 1 1 6 2 0 1 0 0 0 0 69 112 1.29 1.000 | | | | | | | | | | | | | | | | | | | | | |
| Chad Bradford, R (8, 1) ERA: 1.86 | 0.1 3 2 1 1 0 0 0 0 0 0 0 0 8 11 27.00 6.000 | | | | | | | | | | | | | | | | | | | | | |
| Mike Magnante, L (8, 1) ERA: 7.71 | 0.2 1 0 0 0 0 0 0 0 0 0 0 0 2 2 0.00 0.000 | | | | | | | | | | | | | | | | | | | | | |
| Billy Koch, R (9, 1) ERA: 1.74 | 1.0 3 0 0 0 0 1 0 0 0 0 0 0 8 10 0.00 0.000 | | | | | | | | | | | | | | | | | | | | | |

New York Yankees @ Oakland Athletics
Network Associates Coliseum, Oakland, CA

| | |
|-----|----|
| AB | 29 |
| R | 2 |
| H | 7 |
| RBI | 2 |
| BB | 2 |
| SO | 7 |
| LOB | 17 |



Thu Apr 25 2002, 3:35 PM EDT
Att. 31,870 - Cloudy - 60 F

livebaseballscorecards.com

| Batter | 1 | 2 | 3 | 4 | 5 | 6 | 7 | 8 | 9 | AB | R | H | RBI | BB | SO | LOB |
|--|--------|-------------|--------|--------------|-----------|-----------|---|---|---|----|---|---|-----|----|----|-----|
| Jeremy Giambi, L (1, 7) OBP: 0.436, SLG: 0.494 | 1-2 F8 | | 1-3 K | | | | | | | 3 | 0 | 0 | 0 | 1 | 2 | 2 |
| Frank Menechino, R (1, 4) OBP: 0.327, SLG: 0.361 | 2-3 K | | | 4-2 1B HR BB | 0-2 2B | | | | | 3 | 1 | 1 | 1 | 1 | 1 | 1 |
| Scott Hatteberg, L (1, 10) OBP: 0.358, SLG: 0.408 | 1-2 1B | | | 2-1 1B HR | 2-2 G4-3 | | | | | 4 | 1 | 2 | 0 | 0 | 0 | 3 |
| 3 Eric Chavez, L (1, 5) OBP: 0.306, SLG: 0.625 | 2-3 K | | | 1-3 K | 0-0 F7 | | | | | 4 | 0 | 0 | 0 | 0 | 3 | 6 |
| Miguel Tejada, R (1, 6) OBP: 0.297, SLG: 0.489 | | 1-0 G6-3 1B | | 2-2 1B HR | | 4-0 HR BB | | | | 3 | 2 | 3 | 3 | 1 | 0 | 0 |
| Terrence Long, L (1, 8) OBP: 0.247, SLG: 0.309 | | 3-1 G6-3 | | 0-0 L9 | | 0-3 K | | | | 4 | 0 | 0 | 0 | 0 | 2 | 3 |
| Greg Myers, L (1, 2) OBP: 0.517, SLG: 0.792 | | 2-3 K | | 1-3 K | | 0-0 HR | | | | 4 | 1 | 1 | 2 | 0 | 2 | 1 |
| Mike Colangelo, R (1, 9) OBP: 0.217, SLG: 0.227 | | | 1-1 P4 | | 0-0 2B 1B | 3-2 G6-3 | | | | 4 | 1 | 1 | 0 | 0 | 0 | 1 |
| Carlos Pena, L (1, 3) OBP: 0.300, SLG: 0.554 | | | 0-3 K | | 4-2 2B BB | 1-2 L9 | | | | 2 | 0 | 0 | 0 | 1 | 1 | 0 |

| Inning Stats | R: 0 | H: 1 | E: 0 | K: 2 | S: 13 | LOB: 1 | BB: 0 | P: 19 | R: 0 | H: 1 | E: 0 | K: 1 | S: 6 | LOB: 0 | BB: 0 | P: 12 | R: 0 | H: 0 | E: 0 | K: 2 | S: 8 | LOB: 0 | BB: 0 | P: 10 | R: 3 | H: 2 | E: 0 | K: 2 | S: 16 | LOB: 0 | BB: 1 | P: 26 | R: 1 | H: 2 | E: 0 | K: 1 | S: 15 | LOB: 2 | BB: 1 | P: 24 | R: 2 | H: 1 | E: 0 | K: 1 | S: 11 | LOB: 0 | BB: 1 | P: 19 | R: 0 | H: 0 | E: 0 | K: 1 | S: 11 | LOB: 1 | BB: 1 | P: 17 | R: 0 | H: 1 | E: 0 | K: 1 | S: 12 | LOB: 1 | BB: 0 | P: 15 |
|--------------|-------|-------|--------|-------|-------|--------|--------|-------|--------|------|------|------|------|--------|-------|-------|------|------|------|------|------|--------|-------|-------|------|------|------|------|-------|--------|-------|-------|------|------|------|------|-------|--------|-------|-------|------|------|------|------|-------|--------|-------|-------|------|------|------|------|-------|--------|-------|-------|------|------|------|------|-------|--------|-------|-------|
| 1B: 5 | SF: 0 | 2B: 1 | SAC: 0 | 3B: 0 | DP: 1 | HR: 2 | HBP: 0 | WP: 0 | PA: 35 | | | | | | | | | | | | | | | | | | | | | | | | | | | | | | | | | | | | | | | | | | | | | | | | | | | | | | | |

| PITCHER | IP | WLS | BF | H | R | ER | SO | BB | IBB | HBP | BLK | WP | HR | S | P | ERA | WHIP |
|--|-----|-----|----|---|---|----|----|----|-----|-----|-----|----|----|----|-----|------|-------|
| 35 Mike Mussina, R (1, 1) ERA: 3.71 | 5.2 | L | 26 | 7 | 6 | 6 | 9 | 3 | 0 | 0 | 0 | 0 | 2 | 66 | 106 | 9.53 | 1.765 |
| Randy Choate, L (6, 1) ERA: 6.75 | 1.1 | | 5 | 0 | 0 | 0 | 1 | 1 | 0 | 0 | 0 | 0 | 0 | 14 | 21 | 0.00 | 0.750 |
| Steve Karsay, R (8, 1) ERA: 3.65 | 1.0 | | 4 | 1 | 0 | 0 | 1 | 0 | 0 | 0 | 0 | 0 | 0 | 12 | 15 | 0.00 | 1.000 |

BOTTOM

New York Yankees @ Oakland Athletics
Network Associates Coliseum, Oakland, CA

livebaseballscores.com

| | |
|-----|----|
| AB | 31 |
| R | 6 |
| H | 8 |
| RBI | 6 |
| BB | 4 |
| SO | 11 |
| LOB | 17 |



Thu Apr 25 2002, 3:35 PM EDT
Att: 31,870 - Cloudy - 60 F

| Batter | 1 | 2 | 3 | 4 | 5 | 6 | 7 | 8 | 9 | AB | R | H | RBI | BB | SO | LOB | TOP | | | | | | | | |
|---|------------------------------|----------------------------------|------------------------------|----------------------------------|-------------------------------|----------------------------------|-------------------------------|----------------------------------|-------------------------------|----------------------------------|------------------------------|----------------------------------|------------------------------|----------------------------------|-------------------------------|----------------------------------|-------------------------------|----------------------------------|-----------------------------------|------------------------------------|----------------------------------|--------|--|--|--|
| Alfonso Soriano, R (1, 4) OBP: 0.402, SLG: 0.637 | 2-2 G4-3 HBP | | 0-0 2B | 1-2 F8 | 0-1 FC5-4 1B | | | 1-3 K | | 4 | 1 | 2 | 2 | 0 | 1 | 1 | | | | | | | | | |
| Bernie Williams, S (1, 8) OBP: 0.368, SLG: 0.299 | 2-2 G4-3 1-2f | | 0-2 G6-3 | 1-1 1B | 0-0 FC5-4 1-2f | | | 2-2 G1-3 | | 5 | 0 | 1 | 0 | 0 | 0 | 4 | | | | | | | | | |
| 2 Derek Jeter, R (1, 6) OBP: 0.372, SLG: 0.426 | 0-0 G5-3 | | 0-1 2B | 2-1 1B | | | | 0-2 25 1B | | 5 | 1 | 3 | 2 | 0 | 0 | 0 | | | | | | | | | |
| 25 Jason Giambi, L (1, 3) OBP: 0.374, SLG: 0.462 Nick Johnson, L (8, PR) OBP: 0.341, SLG: 0.351 (8, 3) | | 0-1 20 G4-6-3 1B | 1-3 K | 0-0 F8 | | | | 1-2 1B | | 5 | 0 | 2 | 0 | 0 | 2 | 3 | | | | | | | | | |
| 20 Jorge Posada, S (1, 2) OBP: 0.404, SLG: 0.494 | | 2-1 G4-6-3 1-2f | 2-1 1B | | 4-1 1B BB | | | 1-0 G4-3 | | 4 | 1 | 1 | 1 | 1 | 1 | 3 | | | | | | | | | |
| Robin Ventura, L (1, 5) OBP: 0.369, SLG: 0.597 | | 1-1 HR | 3-2 1B | | 1-0 1B 1B | | | 4-1 BB | | 3 | 2 | 3 | 1 | 2 | 0 | 0 | | | | | | | | | |
| Rondell White, R (1, 7) OBP: 0.313, SLG: 0.455 | | 4-2 BB | 1-0 P4 | | 0-3 K | | | 0-3 K | | 4 | 0 | 0 | 0 | 1 | 2 | 6 | | | | | | | | | |
| Ron Coomer, R (1, 10) OBP: 0.333, SLG: 0.563 | | 0-0 G4-3 | | 0-2 1B 2B | 1-1 L9 | | | 1-2 F9 | | 5 | 1 | 1 | 0 | 0 | 0 | 5 | | | | | | | | | |
| John Vander Wal, L (1, 9) OBP: 0.350, SLG: 0.378 Gerald Williams, R (7, 9) | | | 2-1 2B 1B | 2-1 L8 | 0-0 1B 1B | | | 1-0 G3 | | 4 | 1 | 2 | 1 | 0 | 0 | 2 | | | | | | | | | |
| | | | | | 1-2 2-H | | | | | 1 | 0 | 0 | 0 | 0 | 0 | 1 | | | | | | | | | |
| Inning Stats | R: 0 E: 0 K: 0 S: 6 | H: 0 LOB: 0 BB: 0 P: 10 | R: 1 E: 0 K: 0 S: 9 | H: 2 LOB: 1 BB: 1 P: 16 | R: 3 E: 0 K: 1 S: 20 | H: 5 LOB: 2 BB: 0 P: 29 | R: 1 E: 0 K: 0 S: 14 | H: 3 LOB: 2 BB: 0 P: 20 | R: 2 E: 0 K: 1 S: 11 | H: 3 LOB: 2 BB: 1 P: 17 | R: 0 E: 0 K: 2 S: 7 | H: 0 LOB: 0 BB: 0 P: 13 | R: 0 E: 0 K: 1 S: 9 | H: 0 LOB: 1 BB: 1 P: 15 | R: 0 E: 0 K: 1 S: 15 | H: 2 LOB: 2 BB: 0 P: 20 | R: 0 E: 0 K: 0 S: 11 | H: 0 LOB: 1 BB: 1 P: 21 | 1B: 11 2B: 3 3B: 0 HR: 1 | SF: 0 SAC: 0 DP: 2 HBP: 1 | WP: 1 PB: 0 SB: 0 CS: 0 | PA: 45 | | | |
| PITCHER | IP | WLS | BF | H | R | ER | SO | BB | IBB | HBP | BLK | WP | HR | S | P | ERA | WHIP | | | | | | | | |
| James Baldwin, R (1, 1) ERA: 5.46 | 4.2 | L | 28 | 13 | 7 | 7 | 2 | 2 | 0 | 1 | 0 | 0 | 1 | 59 | 91 | 13.50 | 3.214 | | | | | | | | |
| Joel Pineiro, R (5, 1) ERA: 0.5 | 3.1 | | 13 | 2 | 0 | 0 | 4 | 1 | 0 | 0 | 0 | 0 | 0 | 32 | 49 | 0.00 | 0.900 | | | | | | | | |
| Jeff Nelson, R (9, 1) ERA: 6.0 | 1.0 | | 4 | 0 | 0 | 0 | 0 | 1 | 0 | 0 | 0 | 1 | 0 | 11 | 21 | 0.00 | 1.000 | | | | | | | | |

New York Yankees @ Seattle Mariners
Safeco Field, Seattle, WA
 Fri Apr 26 2002, 7:05 PM PDT
 Att: 45,814 - Dome - 72 F

livebaseballscorecards.com

| | |
|------------|----|
| AB | 40 |
| R | 7 |
| H | 15 |
| RBI | 7 |
| BB | 4 |
| SO | 6 |
| LOB | 25 |



| Batter | 1 | 2 | 3 | 4 | 5 | 6 | 7 | 8 | 9 | AB R H RBI BB SO LOB | TOP |
|--|---|--|--|--|---|--|---|---|---|--|--|
| Alfonso Soriano, R (1, 4) OBP: 0.387, SLG: 0.613 | 1-2 G6-3 | | 3-3 K | | | 0-2 E9 | | 1-3 K | | 4 0 0 0 0 2 1 | |
| Bernie Williams, S (1, 8) OBP: 0.374, SLG: 0.300 | 0-0 1B | | 3-2 L7 | | | 4-1 BB | | | 1-2 G3-1 | 3 0 1 0 1 0 0 | |
| 2 Derek Jeter, R (1, 6) OBP: 0.368, SLG: 0.419 | 1-2 L4 | | | 3-3 K | | 1-0 G6-4-3 | | | 3-2 BB | 4 0 1 0 0 1 3 | |
| 25 Jason Giambi, L (1, 3) OBP: 0.369, SLG: 0.454 | 3-2 1B | | | 1-1 F8 | | | 0-0 P6 | | 1-1 F7 | 4 0 1 0 0 0 1 | |
| Robin Ventura, L (1, 5) Enrique Wilson, S (9, PR) OBP: 0.364, SLG: 0.573 OBP: 0.400, SLG: 0.667 | 2-2 G3 | | | 0-1 L7 | | | 0-1 F8 | | 4-1 BB | 3 0 0 0 1 0 2 0 0 0 0 0 0 0 | |
| Rondell White, R (1, 7) OBP: 0.300, SLG: 0.435 | | | | | 0-3 K | | | 0-1 G5-3 | 2-3 K | 4 0 0 0 0 2 2 | |
| John Vander Wal, L (1, 9) Gerald Williams, R (8, PR) (8, 9) | | | | | 1-1 K | | | | 0-0 2B | 3 0 2 0 0 1 0 0 0 0 0 0 0 0 | AB 31 R 0 H 5 RBI 0 BB 2 SO 9 LOB 12 |
| Nick Johnson, L (1, 10) OBP: 0.330, SLG: 0.338 | | | | | 2-2 K | | | | 0-3 K | 3 0 0 0 0 2 2 | |
| Alberto Castillo, R (1, 2) | | | | | 1-0 G5-3 | | | | 0-3 K | 3 0 0 0 0 1 1 | |
| Inning Stats | R: 0 E: 0 K: 0 S: 16 H: 2 LOB: 2 BB: 0 P: 23 | R: 0 E: 0 K: 0 S: 9 H: 1 LOB: 0 BB: 0 P: 12 | R: 0 E: 0 K: 1 S: 9 H: 0 LOB: 0 BB: 0 P: 16 | R: 0 E: 0 K: 1 S: 8 H: 0 LOB: 0 BB: 0 P: 12 | R: 0 E: 0 K: 3 S: 11 H: 0 LOB: 0 BB: 0 P: 17 | R: 0 E: 1 K: 0 S: 7 H: 0 LOB: 1 BB: 1 P: 14 | R: 0 E: 0 K: 0 S: 5 H: 0 LOB: 0 BB: 0 P: 5 | R: 0 E: 0 K: 3 S: 10 H: 1 LOB: 1 BB: 0 P: 11 | R: 0 E: 0 K: 1 S: 12 H: 1 LOB: 2 BB: 1 P: 23 | 1B: 4 2B: 1 3B: 0 HR: 0 SF: 0 SAC: 0 DP: 2 HBP: 0 | WP: 0 PB: 0 SB: 0 CS: 0 PA: 33 |
| PITCHER Freddy Garcia, R (1, 1) ERA: 3.93 Kazuhiro Sasaki, R (9, 1) ERA: | IP WLS BF H R ER SO BB IBB HBP BLK WP HR S P ERA WHIP | 8.0 W 28 4 0 0 8 1 0 0 0 0 0 0 75 110 0.00 0.625 | 1.0 S 5 1 0 0 1 1 0 0 0 0 0 0 12 23 0.00 2.000 | | | | | | | | |

New York Yankees @ Seattle Mariners
Safeco Field, Seattle, WA
Sat Apr 27 2002, 6:05 PM PDT
Att. 46,047 - Cloudy - 50 F

livebaseballscorecards.com



| Batter | 1 | 2 | 3 | 4 | 5 | 6 | 7 | 8 | 9 | AB | R | H | RBI | BB | SO | LOB |
|--------|---|---|---|---|---|---|---|---|---|----|---|---|-----|----|----|-----|
|--------|---|---|---|---|---|---|---|---|---|----|---|---|-----|----|----|-----|

| | | | | | | | | | | | | | | | | |
|--|------------------------|------------------------|------------------------|------------------------|------------------------|------------------------|------------------------|------------------------|--|---|---|---|---|---|---|---|
| Mike Cameron, R <small>(1, 8)</small> <small>OBP: 0.366, SLG: 0.488</small> | <small>1-1</small> | | <small>3-3</small> | | | <small>3-3</small> | | | | 3 | 0 | 0 | 0 | 0 | 2 | 0 |
| Jeff Cirillo, R <small>(1, 5)</small> <small>OBP: 0.284, SLG: 0.345</small> | <small>1-0</small> | | | <small>2-0</small> | | | <small>2-1</small> | | | 1 | 0 | 0 | 0 | 0 | 0 | 0 |
| Bret Boone, R <small>(1, 4)</small> <small>OBP: 0.291, SLG: 0.390</small> | <small>0-3</small> | | | <small>1-2</small> | | | <small>1-2</small> | | | 3 | 0 | 0 | 0 | 0 | 1 | 2 |
| Ruben Sierra, S <small>(1, 10)</small> <small>OBP: 0.434, SLG: 0.559</small> | <small>1-1</small> | | | <small>0-1</small> | | | <small>1-0</small> | | | 3 | 0 | 0 | 0 | 0 | 0 | 2 |
| John Olerud, L <small>(1, 3)</small> <small>OBP: 0.427, SLG: 0.534</small> | | <small>0-1</small> | | | <small>3-1</small> | | | <small>1-1</small> | | 3 | 0 | 0 | 0 | 0 | 0 | 1 |
| Carlos Guillen, S <small>(1, 6)</small> <small>OBP: 0.411, SLG: 0.500</small> | | <small>2-3</small> | | | <small>3-2</small> | | | <small>0-3</small> | | 3 | 0 | 0 | 0 | 0 | 2 | 0 |
| Dan Wilson, R <small>(1, 2)</small> <small>OBP: 0.406, SLG: 0.456</small> 23 Luis Ugueto, S <small>(8, PR)</small> <small>OBP: 0.500, SLG: 0.500</small> Mark McLemore, S <small>(9, 7)</small> <small>OBP: 0.382, SLG: 0.500</small> | | <small>2-3</small> | | | <small>1-1</small> | | | <small>4-1</small> | | 2 | 0 | 0 | 0 | 1 | 1 | 0 |
| Desi Relaford, S <small>(1, 7)</small> <small>OBP: 0.238, SLG: 0.316</small> Ben Davis, S <small>(9, 2)</small> <small>OBP: 0.310, SLG: 0.296</small> | | <small>1-0</small> | | | <small>1-0</small> | | | <small>2-2</small> | | 3 | 0 | 1 | 1 | 0 | 0 | 0 |
| Charles Gipson, R <small>(1, 9)</small> <small>OBP: 0.333, SLG: 0.375</small> | | <small>1-3</small> | | | <small>0-0</small> | | | <small>1-3</small> | | 0 | 0 | 0 | 0 | 0 | 2 | 1 |

| Inning Stats | R: 0 | H: 0 | E: 0 | LOB: 1 | K: 1 | BB: 0 | S: 7 | P: 10 |
|--------------|------|------|------|--------|------|-------|-------|-------|
| | R: 0 | H: 0 | E: 0 | LOB: 0 | K: 2 | BB: 0 | S: 9 | P: 13 |
| | R: 0 | H: 0 | E: 0 | LOB: 0 | K: 2 | BB: 0 | S: 8 | P: 13 |
| | R: 0 | H: 0 | E: 0 | LOB: 0 | K: 0 | BB: 0 | S: 6 | P: 9 |
| | R: 0 | H: 0 | E: 0 | LOB: 0 | K: 0 | BB: 0 | S: 10 | P: 17 |
| | R: 0 | H: 0 | E: 0 | LOB: 0 | K: 1 | BB: 0 | S: 5 | P: 9 |
| | R: 0 | H: 0 | E: 0 | LOB: 1 | K: 0 | BB: 0 | S: 8 | P: 12 |
| | R: 1 | H: 1 | E: 0 | LOB: 1 | K: 2 | BB: 1 | S: 10 | P: 17 |
| | R: 3 | H: 0 | E: 0 | LOB: 0 | K: 0 | BB: 0 | S: 10 | P: 17 |

| PITCHER | IP | WLS | BF | H | R | ER | SO | BB | IBB | HBP | BLK | WP | HR | S | P | ERA | WHIP |
|---|-----|-----|----|---|---|----|----|----|-----|-----|-----|----|----|----|-----|------|-------|
| Ted Lilly, L <small>ERA: 1.35</small> | 8.0 | L | 27 | 1 | 1 | 1 | 8 | 1 | 0 | 2 | 0 | 1 | 0 | 63 | 100 | 1.12 | 0.250 |

BOTTOM

New York Yankees @ Seattle Mariners
Safeco Field, Seattle, WA
 Sat Apr 27 2002, 6:05 PM PDT
 Att: 46,047 - Cloudy - 50 F

| | |
|-----|----|
| AB | 24 |
| R | 1 |
| H | 1 |
| RBI | 1 |
| BB | 1 |
| SO | 8 |
| LOB | 6 |



| | | | |
|-------|--------|-------|--------|
| 1B: 1 | SF: 0 | WP: 1 | PA: 27 |
| 2B: 0 | SAC: 0 | PB: 0 | |
| 3B: 0 | DP: 0 | SB: 2 | |
| HR: 0 | HBP: 2 | CS: 1 | |

| Batter | 1 | 2 | 3 | 4 | 5 | 6 | 7 | 8 | 9 | AB | R | H | RBI | BB | SO | LOB |
|--|---------------------------|------------------|------------------|------------------|------------------|------------------------|-----------------|-------------------|------------------|----|---|---|-----|----|----|-----|
| Mark McLemore, S OBP: 0.383, SLG: 0.478 (1, 8) C B F X (9, 7) | 1-2 G1-3 ① | | 0-0 F8 ② | | | 4-2 S 1B BB | 4-1 BB | | 0-2 G4-3 ③ | 3 | 1 | 0 | 0 | 2 | 0 | 2 |
| Jeff Cirillo, R OBP: 0.283, SLG: 0.333 (1, 5) B F B B S | 3-3 K ② | | 3-3 K ③ | | | 4-1 1B SF7 BB | 0-0 6 ③ X | 0-0 F8 ① | | 3 | 1 | 0 | 0 | 1 | 2 | 0 |
| Ruben Sierra, S OBP: 0.450, SLG: 0.597 Charles Gipson, R OBP: 0.333, SLG: 0.375 (1, 7) C B C X (8, PR) (9, 8) | 2-2 1B 2B | | | 0-0 F9 ① | | 1-1 1B | | 1-1 G6-3 2B | | 4 | 1 | 3 | 1 | 0 | 0 | 0 |
| John Olerud, L OBP: 0.419, SLG: 0.526 (1, 3) B B X | 2-0 FC6-4 1B 2-H | | | 1-1 P6 ② | | 0-0 SF7 ① | | 3-1 G6-3 ② | | 3 | 0 | 1 | 2 | 0 | 0 | 1 |
| Bret Boone, R OBP: 0.281, SLG: 0.375 (1, 10) S B X | 0-2 FC6-4 ③ | | | 1-2 G4-3 ③ | | 0-1 F8 ② | | 1-1 G6-3 ③ | | 4 | 0 | 0 | 0 | 0 | 0 | 4 |
| Carlos Guillen, S OBP: 0.394, SLG: 0.476 (1, 6) | | 2-2 G3-1 ① | | | 0-1 G3 ① | 2-2 L9 ③ | | | 1-3 K ① | 4 | 0 | 0 | 0 | 0 | 1 | 1 |
| Desi Relaford, S OBP: 0.261, SLG: 0.317 (1, 9) | | 0-0 G2-3 ② | | | 0-0 1B | | 1-1 F9 ① | | 1-2 HBP | 3 | 0 | 1 | 0 | 0 | 0 | 0 |
| Ben Davis, S OBP: 0.281, SLG: 0.267 Mike Cameron, R OBP: 0.373, SLG: 0.488 (1, 2) (9, PH) | | 3-1 L7 ③ | | | 1-0 P1 ② | | 3-1 F5 ② | | 4-2 BB | 3 | 0 | 0 | 0 | 0 | 0 | 1 |
| 23 Luis Ugueto, S OBP: 0.400, SLG: 0.250 51 Ichiro Suzuki, L OBP: 0.383, SLG: 0.457 (1, 4) (9, PH) | | | 2-2 G6-3 ① | | 2-1 G3-1 ③ | | 4-1 BB BB | | 0-3 K ② | 2 | 0 | 0 | 0 | 1 | 0 | 1 |
| | | | | | | | | | | 1 | 0 | 0 | 0 | 0 | 1 | 2 |

| Inning Stats | R: 1 | H: 2 | E: 0 | K: 13 | H: 2 | LOB: 1 | BB: 0 | P: 21 | R: 0 | H: 0 | E: 0 | K: 0 | S: 6 | R: 0 | H: 0 | E: 0 | K: 1 | S: 9 | R: 0 | H: 0 | E: 0 | K: 10 | S: 10 | R: 0 | H: 1 | E: 0 | K: 6 | S: 6 | R: 2 | H: 1 | E: 0 | K: 11 | S: 11 | R: 0 | H: 0 | E: 0 | K: 6 | S: 6 | R: 0 | H: 1 | E: 0 | K: 7 | S: 13 | R: 0 | H: 0 | E: 0 | K: 13 | S: 19 | R: 0 | H: 0 | E: 0 | K: 13 | S: 19 |
|--------------|------|------|------|-------|------|--------|-------|-------|------|------|------|------|------|------|------|------|------|------|------|------|------|-------|-------|------|------|------|------|------|------|------|------|-------|-------|------|------|------|------|------|------|------|------|------|-------|------|------|------|-------|-------|------|------|------|-------|-------|
|--------------|------|------|------|-------|------|--------|-------|-------|------|------|------|------|------|------|------|------|------|------|------|------|------|-------|-------|------|------|------|------|------|------|------|------|-------|-------|------|------|------|------|------|------|------|------|------|-------|------|------|------|-------|-------|------|------|------|-------|-------|

| PITCHER | IP | WLS | BF | H | R | ER | SO | BB | IBB | HBP | BLK | WP | HR | S | P | ERA | WHIP |
|--|-----|-----|----|---|---|----|----|----|-----|-----|-----|----|----|----|-----|------|-------|
| Orlando Hernandez, R ERA: 1.75 (1, 1) | 7.0 | | 29 | 4 | 3 | 3 | 2 | 4 | 0 | 0 | 0 | 0 | 0 | 61 | 107 | 3.86 | 1.143 |
| Mike Stanton, L ERA: 1.46 (8, 1) | 0.2 | | 3 | 1 | 0 | 0 | 0 | 0 | 0 | 0 | 0 | 0 | 0 | 5 | 9 | 0.00 | 1.500 |
| Steve Karsay, R ERA: 3.55 (8, 1) | 0.1 | W | 1 | 0 | 0 | 0 | 0 | 0 | 0 | 0 | 0 | 0 | 0 | 2 | 3 | 0.00 | 0.000 |
| 42 Mariano Rivera, R ERA: 1.64 (9, 1) | 1.0 | S | 5 | 0 | 0 | 0 | 2 | 1 | 0 | 1 | 0 | 0 | 0 | 13 | 19 | 0.00 | 1.000 |

BOTTOM

New York Yankees @ Seattle Mariners
Safeco Field, Seattle, WA

Sun Apr 28 2002, 1:35 PM PDT
Att: 46,115 - Sunny - 59 F

| | |
|------------|-----------|
| AB | 30 |
| R | 3 |
| H | 5 |
| RBI | 3 |
| BB | 5 |
| SO | 4 |
| LOB | 12 |



| WP | PA | ERA | WHIP |
|----|----|-----|------|
| 0 | 37 | | |
| 0 | | | |
| 2 | | | |
| 0 | | | |

| Batter | 1 | 2 | 3 | 4 | 5 | 6 | 7 | 8 | 9 | AB R H RBI BB SO LOB | TOP | | | | | | | | | | | |
|--|---|----------------------------------|-------------------------------|----------------------------------|-------------------------------|----------------------------------|------------------------------|----------------------------------|-------------------------------|----------------------------------|------------------------------|----------------------------------|-------------------------------|----------------------------------|------------------------------|----------------------------------|------------------------------|----------------------------------|----------------------------------|------------------------------------|----------------------------------|--------|
| Jeremy Giambi, L (1, 7) OBP: 0.456, SLG: 0.489 | 2-2 L3 | | 1-3 K | | 1-0 G4-3 | | 1-2 F5 | | 1-0 P6 | 5 0 0 0 0 1 1 | | | | | | | | | | | | |
| Frank Menechino, R (1, 4) OBP: 0.347, SLG: 0.394 | 2-2 F9 | | 0-0 L9 | | 2-1 BB 1B | | 3-2 G6-3 | | | 4 1 1 0 0 0 1 | | | | | | | | | | | | |
| Scott Hatteberg, L (1, 10) OBP: 0.384, SLG: 0.460 | 2-0 2B | | 1-2 1B | | 4-2 1B BB | | 1-1 F8 | | | 3 0 2 0 1 0 0 | | | | | | | | | | | | |
| Jermaine Dye, R (1, 9) OBP: 0.368, SLG: 0.250 | 3-3 K | | 2-3 K | | 0-0 1B | | | 0-1 G6-3 | | 4 0 1 1 0 2 3 | | | | | | | | | | | | |
| 3 Eric Chavez, L (1, 5) OBP: 0.352, SLG: 0.713 | | 2-2 F8 | | 1-0 HR | 3-3 K | | | 0-0 2B | | 4 1 2 1 0 1 2 | | | | | | | | | | | | |
| Miguel Tejada, R (1, 6) OBP: 0.327, SLG: 0.486 | | 1-0 1B | | 1-2 F7 | | 2-2 L5 | | 0-3 K | | 4 0 1 0 0 1 1 | | | | | | | | | | | | |
| Terrence Long, L (1, 8) OBP: 0.231, SLG: 0.340 | | 0-1 P6 | | 0-0 G6-3 | | 2-1 L8 | | 2-1 G1-3 | | 4 0 0 0 0 0 2 | | | | | | | | | | | | |
| Ramon Hernandez, R (1, 2) OBP: 0.227, SLG: 0.319 | | 2-2 G6-3 | | 2-1 G1-3 | | 4-0 BB | | | 0-2 G3 | 3 0 0 0 1 0 1 | | | | | | | | | | | | |
| Carlos Pena, L (1, 3) OBP: 0.323, SLG: 0.552 | | | 4-2 1B BB | | 0-0 F7 | 1-1 G3 | | | 2-3 K | 3 0 0 0 1 1 1 | | | | | | | | | | | | |
| Inning Stats | R: 0 E: 0 K: 1 S: 10 | H: 1 LOB: 1 BB: 0 P: 19 | R: 0 E: 0 K: 0 S: 10 | H: 1 LOB: 1 BB: 0 P: 15 | R: 0 E: 0 K: 2 S: 13 | H: 1 LOB: 2 BB: 1 P: 21 | R: 1 E: 0 K: 0 S: 7 | H: 1 LOB: 0 BB: 0 P: 11 | R: 1 E: 0 K: 1 S: 12 | H: 2 LOB: 2 BB: 1 P: 22 | R: 0 E: 0 K: 0 S: 8 | H: 0 LOB: 1 BB: 1 P: 17 | R: 0 E: 0 K: 0 S: 10 | H: 0 LOB: 0 BB: 0 P: 15 | R: 0 E: 0 K: 1 S: 8 | H: 1 LOB: 1 BB: 0 P: 10 | R: 0 E: 0 K: 1 S: 7 | H: 0 LOB: 0 BB: 0 P: 10 | 1B: 4 2B: 2 3B: 0 HR: 1 | SF: 0 SAC: 0 DP: 0 HBP: 0 | WP: 0 PB: 0 SB: 0 CS: 0 | PA: 37 |
| PITCHER | IP WLS BF H R ER SO BB IBB HBP BLK WP HR S P ERA WHIP | | | | | | | | | | | | | | | | | | | | | |
| David Wells, L (1, 1) ERA: 4.15 | 5.0 W 23 6 2 2 4 2 0 0 0 0 0 1 52 88 3.60 1.600 | | | | | | | | | | | | | | | | | | | | | |
| Ramiro Mendoza, R (6, 1) ERA: 5.79 | 3.0 11 1 0 0 1 1 0 0 0 0 0 0 26 42 0.00 0.667 | | | | | | | | | | | | | | | | | | | | | |
| Mike Stanton, L (9, 1) ERA: 1.35 | 1.0 3 0 0 0 1 0 0 0 0 0 0 0 7 10 0.00 0.000 | | | | | | | | | | | | | | | | | | | | | |

Oakland Athletics @ New York Yankees
Yankee Stadium, Bronx, NY
Tue Apr 30 2002, 7:05 PM EDT
Att. 32,888 - Cloudy - 52 F

livebaseballscorecards.com

| | |
|-----|----|
| AB | 34 |
| R | 2 |
| H | 7 |
| RBI | 2 |
| BB | 3 |
| SO | 6 |
| LOB | 12 |



| Batter | 1 | 2 | 3 | 4 | 5 | 6 | 7 | 8 | 9 | AB | R | H | RBI | BB | SO | LOB |
|--|---------------------------------------|-------------|---------------------------------|-----------|-------------|----------|----------------------------------|---------------|---|----|---|---|-----|----|----|-----|
| Alfonso Soriano, R OBP: 0.372, SLG: 0.600 (1, 4) | 0-1 F8 | 1-1 F3 | | 2-3 K | | 1-3 K | | 2-2 G5-4-3 | | 5 | 0 | 0 | 0 | 0 | 2 | 2 |
| Bernie Williams, S OBP: 0.367, SLG: 0.292 (1, 8) | 2-2 25 BB 20 1B 1B | 2-2 G6-3 | | 1-3 K | | | 3-1 G1-3 | 0-0 G3 | | 5 | 1 | 1 | 0 | 0 | 1 | 2 |
| 2 Derek Jeter, R OBP: 0.368, SLG: 0.416 (1, 6) | 1-3 K | 2-3 K | | 1-1 1B | | | 2-2 G1-3 | | | 4 | 0 | 1 | 0 | 0 | 2 | 1 |
| 25 Jason Giambi, L OBP: 0.378, SLG: 0.456 Nick Johnson, L OBP: 0.327, SLG: 0.345 (1, 3) (7, PR) (8, 3) | 4-0 20 BB 20 1B 1B 1-2 BB | | 4-0 FC2-5 20 BB BB | 0-1 F7 | | | 3-1 1B | | | 2 | 1 | 1 | 0 | 2 | 0 | 1 |
| 20 Jorge Posada, S OBP: 0.412, SLG: 0.477 (1, 2) | 2-2 BB 1B 1-2 2-H | | 4-2 1B FC2-5 BB 1-2 | | 2-3 K | | 0-2 P6 | | | 3 | 1 | 1 | 1 | 1 | 1 | 1 |
| Rondell White, R OBP: 0.287, SLG: 0.404 Gerald Williams, R (8, PR) (9, 7) | 4-2 1B HR BB 1-2 2-3 | | 1-0 FC2-5 1B 1-2 2-3f | | 2-3 K | | 0-1 E6 1B | | | 3 | 1 | 0 | 0 | 1 | 1 | 2 |
| Shane Spencer, R OBP: 0.403, SLG: 0.508 (1, 9) | 1-0 HR 1B 1-3 2-H 3-H | | 0-3 K | | 0-2 G3-1 | | 0-0 1B 1B 2-H | | | 4 | 2 | 2 | 3 | 0 | 1 | 2 |
| Ron Coomer, R OBP: 0.375, SLG: 0.682 (1, 10) | 3-1 HR 1-H 3-H | | 0-0 1B 1-2 2-3 | | 0-1 G3 | | 2-2 G5-4-3 1B 1B 1-2 | | | 4 | 1 | 3 | 3 | 0 | 0 | 0 |
| Enrique Wilson, S OBP: 0.357, SLG: 0.538 (1, 5) | 2-2 G6-3 | | 1-3 K | | 1-2 L5 | | 0-1 G5-4-3 1B 1-2 2-H | | | 4 | 0 | 1 | 1 | 0 | 1 | 3 |

| Inning Stats | R: 6 | H: 4 | E: 0 | LOB: 0 | K: 1 | S: 24 | P: 43 | R: 0 | H: 0 | E: 0 | LOB: 0 | K: 1 | S: 11 | P: 16 | R: 0 | H: 1 | E: 0 | LOB: 3 | K: 2 | S: 12 | P: 22 | R: 0 | H: 1 | E: 0 | LOB: 1 | K: 2 | S: 11 | P: 15 | R: 0 | H: 0 | E: 0 | LOB: 0 | K: 2 | S: 10 | P: 14 | R: 0 | H: 0 | E: 0 | LOB: 0 | K: 1 | S: 8 | P: 10 | R: 0 | H: 1 | E: 0 | LOB: 1 | K: 0 | S: 10 | P: 18 | R: 2 | H: 3 | E: 1 | LOB: 2 | K: 0 | S: 14 | P: 18 |
|---|------|------|------|--------|------|-------|-------|------|------|------|--------|------|-------|-------|------|------|-------|--------|------|-------|-------|------|------|------|--------|------|-------|-------|------|------|------|--------|------|-------|-------|------|------|------|--------|------|------|-------|------|------|------|--------|------|-------|-------|------|------|------|--------|------|-------|-------|
| Barry Zito, L ERA: 4.81 (1, 1) | IP | WLS | BF | H | R | ER | SO | BB | IBB | HBP | BLK | WP | HR | S | P | ERA | WHIP | | | | | | | | | | | | | | | | | | | | | | | | | | | | | | | | | | | | | | | |
| Chad Bradford, R ERA: 1.42 (5, 1) | 3.0 | | 10 | 1 | 0 | 0 | 3 | 0 | 0 | 0 | 0 | 0 | 0 | 28 | 42 | 0.00 | 0.333 | | | | | | | | | | | | | | | | | | | | | | | | | | | | | | | | | | | | | | | |
| Jeff Tam, R ERA: 7.15 (8, 1) | 1.0 | | 6 | 3 | 2 | 1 | 0 | 0 | 0 | 0 | 0 | 0 | 0 | 14 | 18 | 9.00 | 3.000 | | | | | | | | | | | | | | | | | | | | | | | | | | | | | | | | | | | | | | | |

BOTTOM

Oakland Athletics @ New York Yankees
 Yankee Stadium, Bronx, NY
 Tue Apr 30 2002, 7:05 PM EDT
 Att: 32,888 - Cloudy - 52 F

livebaseballscorecards.com

| | |
|-----|----|
| AB | 34 |
| R | 8 |
| H | 10 |
| RBI | 8 |
| BB | 4 |
| SO | 9 |
| LOB | 14 |



| | |
|-------|--------|
| WP: 0 | PA: 38 |
| PB: 0 | |
| SB: 0 | |
| CS: 0 | |

| Batter | 1 | 2 | 3 | 4 | 5 | 6 | 7 | 8 | 9 | AB R H RBI BB SO LOB | TOP |
|--|---|---|--|--|---|--|--|--|---|--|---|
| Jeremy Giambi, L (1, 7) <small>OBP: 0.437, SLG: 0.464</small> Mike Colangelo, R (9, 7) <small>OBP: 0.208, SLG: 0.217</small> | 1-0 | 1-2 | | 1-3 | | | 2-2 | | 1-3 | 5 0 0 1 0 2 3 0 0 0 0 0 0 0 | |
| Frank Menechino, R (1, 4) <small>OBP: 0.336, SLG: 0.379</small> | 2-2 | 3-3 | | | 0-1 | | 2-2 | | | 4 1 0 0 0 1 2 | |
| Scott Hatteberg, L (1, 10) <small>OBP: 0.379, SLG: 0.451</small> | 3-2 | | | 2-1 | | 1-2 | | 2-3 | | 4 0 1 1 0 1 0 | |
| Jermaine Dye, R (1, 9) <small>OBP: 0.348, SLG: 0.400</small> | 0-0 | | | 2-2 | | 0-1 | | 2-3 | | 4 1 1 1 0 1 1 | |
| 3 Eric Chavez, L (1, 5) <small>OBP: 0.337, SLG: 0.679</small> | 1-1 | | | 0-1 | | 0-0 | | 2-1 | | 4 0 0 0 0 0 1 | |
| Miguel Tejada, R (1, 6) <small>OBP: 0.342, SLG: 0.491</small> | | 0-1 | | 0-1 | | 0-2 | | 1-1 | | 3 2 2 0 0 0 0 | |
| Terrence Long, L (1, 8) <small>OBP: 0.241, SLG: 0.350</small> | | 4-1 | | 1-0 | | 1-2 | | 0-0 | | 3 0 1 1 1 0 1 | AB 33 R 4 H 5 RBI 4 BB 3 SO 6 LOB 12 |
| Greg Myers, L (1, 2) <small>OBP: 0.469, SLG: 0.704</small> Ramon Hernandez, R (8, 2) <small>OBP: 0.224, SLG: 0.314</small> | | 0-3 | | 2-0 | | 0-1 | | 0-2 | | 3 0 0 0 0 1 3 1 0 0 0 0 0 0 | |
| Carlos Pena, L (1, 3) <small>OBP: 0.330, SLG: 0.539</small> | | 4-1 | | 4-1 | | 1-1 | | 3-2 | | 2 0 0 0 2 0 1 | |
| Inning Stats | R: 1 H: 1 E: 1 LOB: 1 K: 0 BB: 0 S: 13 P: 20 | R: 1 H: 1 E: 0 LOB: 2 K: 2 BB: 2 S: 15 P: 27 | R: 1 H: 1 E: 0 LOB: 0 K: 0 BB: 0 S: 9 P: 13 | R: 0 H: 0 E: 0 LOB: 1 K: 1 BB: 1 S: 6 P: 14 | R: 0 H: 0 E: 0 LOB: 0 K: 0 BB: 0 S: 7 P: 8 | R: 1 H: 2 E: 0 LOB: 1 K: 0 BB: 0 S: 12 P: 14 | R: 0 H: 0 E: 0 LOB: 0 K: 1 BB: 0 S: 9 P: 15 | R: 0 H: 0 E: 0 LOB: 1 K: 1 BB: 0 S: 7 P: 12 | R: 0 H: 0 E: 0 LOB: 0 K: 1 BB: 0 S: 12 P: 16 | 1B: 3 SF: 0 2B: 1 SAC: 0 3B: 0 DP: 0 HR: 1 HBP: 1 | WP: 0 PA: 37 PB: 0 SB: 1 CS: 0 |
| PITCHER 35 Mike Mussina, R (1, 1) <small>ERA: 3.73</small> Steve Karsay, R (8, 1) <small>ERA: 3.38</small> Mike Stanton, L (8, 1) <small>ERA: 1.23</small> | IP WLS BF H R ER SO BB IBB HBP BLK WP HR S P ERA WHIP 7.0 L 30 5 4 3 4 3 0 0 0 0 0 1 71 111 3.86 1.143 | | | | | PITCHER IP WLS BF H R ER SO BB IBB HBP BLK WP HR S P ERA WHIP 0.2 3 0 0 0 1 0 0 1 0 0 0 6 11 0.00 0.000 1.1 4 0 0 0 1 0 0 0 0 0 0 13 17 0.00 0.000 | | | | | |

Oakland Athletics @ New York Yankees
 Yankee Stadium, Bronx, NY
 Wed May 01 2002, 7:05 PM EDT
 Att. 31,006 - Cloudy - 66 F

livebaseballscorecards.com



| Batter | 1 | 2 | 3 | 4 | 5 | 6 | 7 | 8 | 9 | AB R H RBI BB SO LOB |
|--|------------------|------------------|----------------|----------------|---------------------|---------------------------------------|---------------------------------|------------------|---|--|
| Alfonso Soriano, R OBP: 0.376, SLG: 0.605 (1, 4) | 0-1 F9 ① | | 2-3 K ② | | 1-2 2B K ③ | | 0-1 G1-6-3 1B ① | | | 4 0 2 0 0 1 1 |
| Bernie Williams, S OBP: 0.372, SLG: 0.293 (1, 8) | 0-0 1B ① | | 4-0 BB ② | | 1-3 K ③ | | 0-0 G1-6-3 1-2f ② ③ | | | 3 0 1 0 1 1 2 |
| 2 Derek Jeter, R OBP: 0.364, SLG: 0.419 (1, 6) | 0-0 F9 ② | | 1-3 K ③ | | | 1-0 25 G4-3 G6-3 2B ① | | 1-1 G6-3 ① | | 4 1 1 0 0 1 3 |
| 25 Jason Giambi, L OBP: 0.374, SLG: 0.443 (1, 3) | 3-2 G6-3 ③ | | | 4-2 BB ① | | 0-0 G4-3 2-3 ① | | 0-1 G1-3 ② | | 3 0 0 0 1 0 2 |
| 20 Jorge Posada, S OBP: 0.406, SLG: 0.461 (1, 2) | | 1-2 G2-3 ① | | 2-3 K ① | | 4-2 G6-3 BB BB ① | | 2-0 G6-3 ③ | | 3 0 0 0 1 1 1 |
| Robin Ventura, L OBP: 0.366, SLG: 0.551 (1, 5) | | 0-3 K ② | | 3-2 F9 ② | | 4-0 G6-3 1-2 BB ① | | 0-3 K ① | | 3 0 0 0 1 2 1 |
| Shane Spencer, R OBP: 0.382, SLG: 0.477 (1, 7) | | 2-0 P6 ③ | | 2-3 K ③ | | 0-0 G6-3 1-2 2-3 3-H ② | | 0-1 G5-3 ② | | 4 0 0 1 0 1 3 |
| John Vander Wal, L OBP: 0.378, SLG: 0.452 Ron Coomer, R OBP: 0.360, SLG: 0.652 Gerald Williams, R (6, PH) Enrique Wilson, S OBP: 0.333, SLG: 0.500 (9, PH) | | | 2-1 2B ① | | 1-3 K ① | 0-3 K ③ | | 0-2 G4-3 ③ | | 2 0 1 0 0 1 0 1 0 0 0 0 1 2 0 0 0 0 0 0 0 1 0 0 0 0 0 0 |
| Nick Johnson, L OBP: 0.317, SLG: 0.333 (1, 10) | | | 3-3 K ① | | 2-3 K ② | | 1-1 G5-3 ① | | | 3 0 0 0 0 2 1 |

| Inning Stats | R: 0 | H: 1 | E: 0 | LOB: 1 | K: 0 | BB: 0 | S: 7 | R: 0 | H: 0 | E: 0 | LOB: 0 | K: 1 | BB: 0 | S: 7 | R: 0 | H: 1 | E: 0 | LOB: 2 | K: 3 | BB: 1 | S: 12 | R: 0 | H: 0 | E: 0 | LOB: 1 | K: 2 | BB: 1 | S: 17 | R: 1 | H: 1 | E: 0 | LOB: 2 | K: 1 | BB: 2 | S: 8 | R: 0 | H: 1 | E: 0 | LOB: 0 | K: 0 | BB: 0 | S: 5 | R: 0 | H: 0 | E: 0 | LOB: 0 | K: 1 | BB: 0 | S: 9 | R: 0 | H: 0 | E: 0 | LOB: 0 | K: 1 | BB: 0 | S: 9 | 1B: 2 | SF: 0 | 2B: 3 | SAC: 0 | 3B: 0 | DP: 1 | HR: 0 | HBP: 0 | WP: 0 | PA: 35 |
|--------------|------|------|------|--------|------|-------|------|------|------|------|--------|------|-------|------|------|------|------|--------|------|-------|-------|------|------|------|--------|------|-------|-------|------|------|------|--------|------|-------|------|------|------|------|--------|------|-------|------|------|------|------|--------|------|-------|------|------|------|------|--------|------|-------|------|-------|-------|-------|--------|-------|-------|-------|--------|-------|--------|
|--------------|------|------|------|--------|------|-------|------|------|------|------|--------|------|-------|------|------|------|------|--------|------|-------|-------|------|------|------|--------|------|-------|-------|------|------|------|--------|------|-------|------|------|------|------|--------|------|-------|------|------|------|------|--------|------|-------|------|------|------|------|--------|------|-------|------|-------|-------|-------|--------|-------|-------|-------|--------|-------|--------|

| PITCHER | IP | WLS | BF | H | R | ER | SO | BB | IBB | HBP | BLK | WP | HR | S | P | ERA | WHIP |
|---|-----|-----|----|---|---|----|----|----|-----|-----|-----|----|----|----|----|------|-------|
| Erik Hijus, R ERA: 4.25 (1, 1) | 5.0 | W | 21 | 4 | 1 | 1 | 9 | 2 | 0 | 0 | 0 | 0 | 0 | 58 | 93 | 1.80 | 1.200 |
| Mike Magnante, L ERA: 7.36 (6, 1) | 0.1 | | 3 | 0 | 0 | 0 | 0 | 2 | 0 | 0 | 0 | 0 | 0 | 3 | 11 | 0.00 | 6.000 |
| Jeff Tam, R ERA: 6.94 (6, 1) | 0.1 | H | 1 | 0 | 0 | 0 | 0 | 0 | 0 | 0 | 0 | 0 | 0 | 1 | 1 | 0.00 | 0.000 |
| Mike Venafro, L ERA: 3.72 (6, 1) | 1.1 | H | 4 | 1 | 0 | 0 | 1 | 0 | 0 | 0 | 0 | 0 | 0 | 8 | 9 | 0.00 | 0.750 |
| Jim Mecir, R ERA: 6.35 (8, 1) | 1.0 | H | 3 | 0 | 0 | 0 | 0 | 0 | 0 | 0 | 0 | 0 | 0 | 5 | 8 | 0.00 | 0.000 |

BOTTOM

Oakland Athletics @ New York Yankees
 Yankee Stadium, Bronx, NY

Wed May 01 2002, 7:05 PM EDT
 Att. 31,006 - Cloudy - 66 F

livebaseballscorecards.com

| | |
|-----|----|
| AB | 31 |
| R | 1 |
| H | 5 |
| RBI | 1 |
| BB | 4 |
| SO | 11 |
| LOB | 16 |



| Batter | 1 | 2 | 3 | 4 | 5 | 6 | 7 | 8 | 9 | AB R H RBI BB SO LOB | TOP |
|---|--|---|---|---|--|---|---|---|--|--|---|
| Jeremy Giambi, L (1, 7) OBP: 0.431, SLG: 0.450 Mike Colangelo, R (9, PH) OBP: 0.240, SLG: 0.217 | 2-1 | | 0-1 G6-4-3 1-2f 2-3 3-H | | 2-3 K | | 4-2 | | 1-0 | 3 0 0 0 1 1 2 0 0 0 0 0 0 0 | Oakland Athletics @ New York Yankees Yankee Stadium, Bronx, NY Thu May 02 2002, 7:05 PM EDT Att. 30,463 - Overcast - 55 F |
| Frank Menechino, R (1, 4) OBP: 0.331, SLG: 0.370 | 1-3 K | | 2-2 | | | 2-3 | | 2-2 P4 | 5 0 1 1 0 2 5 | | |
| Scott Hatteberg, L (1, 10) OBP: 0.374, SLG: 0.436 | 0-1 G3 | | 1-1 P6 | | | 4-1 | | 2-0 F7 | 3 0 0 0 1 0 1 | | |
| Jermaine Dye, R (1, 9) OBP: 0.370, SLG: 0.417 | | 2-2 F8 | | 0-1 | | 1-3 K | | 1-2 | 4 0 2 0 0 1 1 | | |
| 3 Eric Chavez, L (1, 5) OBP: 0.323, SLG: 0.648 | | 3-2 F7 | | 0-1 G3 | | 0-0 G4-3 | | 1-3 K | 4 0 0 0 0 1 3 | | |
| Miguel Tejada, R (1, 6) OBP: 0.339, SLG: 0.482 | | 0-3 K | | 3-3 K | | 0-1 | | 1-2 L7 | 4 0 1 0 0 2 2 | | |
| Terrence Long, L (1, 8) OBP: 0.250, SLG: 0.349 | | | 0-1 | 1-3 K | | 4-2 | | 1-0 G3-1 | 3 1 1 0 1 1 1 | | |
| Ramon Hernandez, R (1, 2) OBP: 0.238, SLG: 0.315 | | | 0-0 | | 0-0 G6-3 | 2-3 | | 4-1 | 3 1 1 0 1 1 2 | | |
| Carlos Pena, L (1, 3) OBP: 0.330, SLG: 0.527 Olmedo Saenz, R (9, PH) OBP: 0.345, SLG: 0.375 | | | 4-0 | | 1-3 | 0-0 G5-3 | | 0-0 | 2 0 0 0 1 1 2 1 0 0 0 0 0 1 | | |
| Inning Stats | R: 0 H: 0 E: 0 LOB: 0 K: 1 BB: 0 S: 7 P: 10 | R: 0 H: 0 E: 0 LOB: 0 K: 1 BB: 0 S: 11 P: 16 | R: 2 H: 3 E: 0 LOB: 1 K: 0 BB: 1 S: 10 P: 17 | R: 0 H: 1 E: 0 LOB: 1 K: 2 BB: 0 S: 12 P: 16 | R: 0 H: 0 E: 0 LOB: 0 K: 2 BB: 0 S: 7 P: 10 | R: 0 H: 0 E: 0 LOB: 1 K: 2 BB: 1 S: 10 P: 17 | R: 0 H: 1 E: 0 LOB: 3 K: 1 BB: 2 S: 12 P: 23 | R: 0 H: 1 E: 0 LOB: 1 K: 1 BB: 0 S: 10 P: 15 | R: 0 H: 0 E: 0 LOB: 2 K: 0 BB: 1 S: 8 P: 16 | 1B: 6 SF: 0 2B: 0 SAC: 0 3B: 0 DP: 1 HR: 0 HBP: 1 | WP: 0 PA: 38 PB: 0 SB: 0 CS: 0 |
| PITCHER Roger Clemens, R (1, 1) ERA: 4.34 Steve Karsay, R (7, 1) ERA: 3.07 Randy Choate, L (9, 1) ERA: 5.87 | IP WLS BF H R ER SO BB IBB HBP BLK WP HR S P ERA WHIP 6.2 W 28 5 2 2 9 4 0 0 0 0 0 0 68 107 2.70 1.350 1.1 H 5 1 0 0 1 0 0 0 0 0 0 0 11 17 0.00 0.750 1.0 5 0 0 0 0 1 0 0 1 0 0 0 8 16 0.00 1.000 | PITCHER IP WLS BF H R ER SO BB IBB HBP BLK WP HR S P ERA WHIP | | | | | | | | | |

livebaseballscorecards.com

| | |
|------------|----|
| AB | 32 |
| R | 2 |
| H | 6 |
| RBI | 1 |
| BB | 5 |
| SO | 10 |
| LOB | 20 |



| Batter | 1 | 2 | 3 | 4 | 5 | 6 | 7 | 8 | 9 |
|--|-----------------------|-------------|----------------------|-----------------------|---------------------------|---------------------------|------------------------|------------------------------|---|
| Alfonso Soriano, R (1, 4) OBP: 0.369, SLG: 0.589 | 0-0 F8 | | 1-0 F9 | | 0-1 G5-4-3 | | 2-3 K | 1-1 G4-6-3 1B | |
| Bernie Williams, S (1, 8) OBP: 0.373, SLG: 0.330 | 3-2 F7 | | 2-0 2 2B 1B | | 0-1 F7 | | 2-1 HR | 0-0 G4-6-3 1-2f 3-H | |
| 2 Derek Jeter, R (1, 6) OBP: 0.381, SLG: 0.446 | 4-2 25 1B BB | | 1-1 1-H 2B | | | 0-0 25 HR 1B | 0-0 25 2B | 3-2 F8 | |
| 25 Jason Giambi, L (1, 3) OBP: 0.386, SLG: 0.491 | 1-2 1B | | 0-1 G4-3 | | | 1-1 1-H HR | 0-1 2-H 1B 2B | | |
| 20 Jorge Posada, S (1, 2) OBP: 0.400, SLG: 0.462 | 3-2 G3 | | | 0-1 G3-1 | | 1-1 1B 2B | 2-1 G5-3 | | |
| Robin Ventura, L (1, 5) OBP: 0.381, SLG: 0.561 | | 0-1 G1-3 | | 2-1 G1-6-3 1B | | 0-0 2-H 1B | 1-1 2-H BB 1B | | |
| Rondell White, R (1, 7) OBP: 0.286, SLG: 0.392 | | 0-1 G6-3 | | 0-0 G1-6-3 1-2f | | 3-2 E5 1-2 | 4-2 BB | | |
| Nick Johnson, L (1, 10) OBP: 0.314, SLG: 0.330 | | 1-2 G3 | | | 1-2 1B G5-4-3 1B | 1-3 K | 2-1 G4-3 | | |
| John Vander Wal, L (1, 9) OBP: 0.375, SLG: 0.444 Shane Spencer, R (7, 9) OBP: 0.390, SLG: 0.485 | | | 2-1 F8 | | | 3-2 1B G5-4-3 1B | 1-3 K | 2-2 1B G4-6-3 1B | |

| Inning Stats | R: 0 | H: 1 | E: 0 | K: 0 | S: 15 | LOB: 2 | BB: 1 | P: 26 | R: 0 | H: 0 | E: 0 | K: 0 | S: 7 | LOB: 0 | BB: 0 | P: 8 | R: 1 | H: 2 | E: 0 | K: 0 | S: 8 | LOB: 1 | BB: 0 | P: 14 | R: 0 | H: 1 | E: 0 | K: 0 | S: 5 | LOB: 0 | BB: 0 | P: 7 | R: 1 | H: 2 | E: 0 | K: 0 | S: 11 | LOB: 0 | BB: 0 | P: 15 | R: 3 | H: 4 | E: 1 | K: 2 | S: 16 | LOB: 1 | BB: 0 | P: 23 | R: 3 | H: 4 | E: 0 | K: 1 | S: 16 | LOB: 2 | BB: 1 | P: 29 | R: 1 | H: 2 | E: 0 | K: 0 | S: 11 | LOB: 0 | BB: 0 | P: 17 |
|--------------|-------|-------|--------|-------|-------|--------|--------|-------|--------|------|------|------|------|--------|-------|------|------|------|------|------|------|--------|-------|-------|------|------|------|------|------|--------|-------|------|------|------|------|------|-------|--------|-------|-------|------|------|------|------|-------|--------|-------|-------|------|------|------|------|-------|--------|-------|-------|------|------|------|------|-------|--------|-------|-------|
| 1B: 10 | SF: 0 | 2B: 4 | SAC: 0 | 3B: 0 | DP: 3 | HR: 2 | HBP: 0 | WP: 0 | PA: 39 | | | | | | | | | | | | | | | | | | | | | | | | | | | | | | | | | | | | | | | | | | | | | | | | | | | | | | | |

| PITCHER | IP | WLS | BF | H | R | ER | SO | BB | IBB | HBP | BLK | WP | HR | S | P | ERA | WHIP |
|--------------------------------------|-----|-----|----|----|---|----|----|----|-----|-----|-----|----|----|----|----|-------|-------|
| Cory Lidle, R (1, 1) ERA: 4.58 | 6.0 | L | 27 | 10 | 5 | 5 | 2 | 1 | 0 | 0 | 0 | 0 | 1 | 62 | 93 | 7.50 | 1.833 |
| Mike Holtz, L (7, 1) ERA: 7.04 | 1.0 | | 8 | 4 | 3 | 3 | 1 | 1 | 0 | 0 | 0 | 0 | 1 | 16 | 29 | 27.00 | 5.000 |
| Mike Magnante, L (8, 1) ERA: 7.56 | 1.0 | | 4 | 2 | 1 | 1 | 0 | 0 | 0 | 0 | 0 | 0 | 0 | 11 | 17 | 9.00 | 2.000 |

BOTTOM

Oakland Athletics @ New York Yankees
 Yankee Stadium, Bronx, NY

Thu May 02 2002, 7:05 PM EDT
 Att. 30,463 - Overcast - 55 F

livebaseballscorecards.com

| | |
|-----|----|
| AB | 37 |
| R | 9 |
| H | 16 |
| RBI | 7 |
| BB | 2 |
| SO | 3 |
| LOB | 12 |



| Batter | 1 | 2 | 3 | 4 | 5 | 6 | 7 | 8 | 9 | AB R H RBI BB SO LOB | | | | | | | | | | | | |
|---|---|----------------------------------|------------------------------|---------------------------------|-------------------------------|----------------------------------|-------------------------------|----------------------------------|------------------------------|----------------------------------|-------------------------------|----------------------------------|-------------------------------|----------------------------------|------------------------------|----------------------------------|------------------------------|----------------------------------|----------------------------------|------------------------------------|----------------------------------|--------|
| 51 Ichiro Suzuki, L (1, 9) OBP: 0.400, SLG: 0.464 | 0-0 3B 1B | | 0-0 G4-3 1B | 2-2 G5-3 | | 1-0 1B | | 3-2 FC3-6 1-2f | | 5 1 3 0 0 0 1 | | | | | | | | | | | | |
| Bret Boone, R (1, 4) OBP: 0.293, SLG: 0.430 | 1-0 1-H WP 3B | | 3-2 G4-3 1B | 3-3 K | | 2-3 K | | 0-0 G5-3 | | 5 1 2 1 0 2 2 | | | | | | | | | | | | |
| Mike Cameron, R (1, 8) OBP: 0.388, SLG: 0.590 | 2-2 G1-3 3-H | | 1-0 P3 | | 1-1 F8 | | 4-2 1B SF7 BB | | 1-2 P5 | 4 1 0 0 1 0 2 | | | | | | | | | | | | |
| John Olerud, L (1, 3) OBP: 0.411, SLG: 0.500 | 4-2 3-H BB | | 1-0 G4-3 | | 2-2 G5-3 | | 0-1 1-3 1B | | 2-3 K | 4 0 1 0 1 1 2 | | | | | | | | | | | | |
| Ruben Sierra, S (1, 10) OBP: 0.434, SLG: 0.575 | 2-1 L8 | | 4-1 IBB | | 4-0 BB | | 1-0 SF7 | | 0-1 G4-3 | 2 0 0 1 2 0 1 | | | | | | | | | | | | |
| Carlos Guillen, S (1, 6) OBP: 0.385, SLG: 0.479 | 1-0 F8 | | 2-3 K | | 0-0 L8 | | 3-H 2-3 K | | | 4 0 0 0 0 2 6 | | | | | | | | | | | | |
| Desi Relaford, S (1, 7) OBP: 0.288, SLG: 0.386 | | 0-0 F8 | | 4-1 WP HR BB | | 2-1 HR | | 1-0 G4-3 | | 3 2 1 1 1 0 1 | | | | | | | | | | | | |
| Dan Wilson, R (1, 2) OBP: 0.365, SLG: 0.394 | | 0-2 G1-3 | | 1-3 K | | 2-2 F7 | | 1-0 51 FC3-6 HBP | | 3 0 0 0 0 1 1 | | | | | | | | | | | | |
| Jeff Cirillo, R (1, 5) OBP: 0.287, SLG: 0.385 | | 2-3 K | | 2-1 2-H HR | | 0-2 G6-3 | | 0-0 F2 | | 4 1 1 2 0 1 1 | | | | | | | | | | | | |
| Inning Stats | R: 2 E: 0 K: 0 S: 13 | H: 2 LOB: 1 BB: 1 P: 23 | R: 0 E: 0 K: 1 S: 7 | H: 0 LOB: 0 BB: 0 P: 9 | R: 0 E: 0 K: 1 S: 12 | H: 2 LOB: 3 BB: 1 P: 23 | R: 2 E: 0 K: 2 S: 13 | H: 1 LOB: 0 BB: 1 P: 25 | R: 0 E: 0 K: 0 S: 6 | H: 0 LOB: 1 BB: 1 P: 13 | R: 1 E: 0 K: 1 S: 15 | H: 2 LOB: 1 BB: 0 P: 22 | R: 1 E: 0 K: 1 S: 12 | H: 1 LOB: 1 BB: 1 P: 20 | R: 0 E: 0 K: 0 S: 6 | H: 0 LOB: 1 BB: 0 P: 10 | R: 0 E: 0 K: 1 S: 8 | H: 0 LOB: 0 BB: 0 P: 11 | 1B: 5 2B: 0 3B: 1 HR: 2 | SF: 1 SAC: 0 DP: 0 HBP: 1 | WP: 2 PB: 0 SB: 0 CS: 0 | PA: 41 |
| PITCHER | IP WLS BF H R ER SO BB IBB HBP BLK WP HR S P ERA WHIP | | | | | | | | | | | | | | | | | | | | | |
| Ted Lilly, L (1, 1) ERA: 2.84 | 5.1 L 26 6 5 5 4 3 1 0 0 2 2 58 104 8.44 1.688 | | | | | | | | | | | | | | | | | | | | | |
| Ramiro Mendoza, R (6, 1) ERA: 5.25 | 2.2 12 2 1 1 2 1 0 1 0 0 0 26 41 3.38 1.125 | | | | | | | | | | | | | | | | | | | | | |
| Randy Choate, L (9, 1) ERA: 5.19 | 1.0 3 0 0 0 1 0 0 0 0 0 0 8 11 0.00 0.000 | | | | | | | | | | | | | | | | | | | | | |

Seattle Mariners @ New York Yankees
 Yankee Stadium, Bronx, NY
 Fri May 03 2002, 7:05 PM EDT
 Att. 47,918 - Sunny - 58 F

livebaseballscorecards.com

| | |
|-----|----|
| AB | 34 |
| R | 6 |
| H | 8 |
| RBI | 5 |
| BB | 5 |
| SO | 7 |
| LOB | 17 |



| Batter | 1 | 2 | 3 | 4 | 5 | 6 | 7 | 8 | 9 | AB R H RBI BB SO LOB |
|--|-----------|--------------------------|-----------|-------------|-------------|-------------|---|-------------------|---|----------------------|
| Alfonso Soriano, R (1, 4) OBP: 0.366, SLG: 0.575 | 2-3 K | | 0-0 L7 | | 1-1 G4-3 | | | 4-2 G3-1 BB | | 3 0 0 0 1 1 0 |
| Bernie Williams, S (1, 8) OBP: 0.361, SLG: 0.317 | 3-2 P5 | | 1-1 G3 | | | 1-2 F8 | | 1-0 G3-1 | | 4 0 0 0 0 0 1 |
| 2 Derek Jeter, R (1, 6) OBP: 0.377, SLG: 0.440 | 2-3 K | | 2-3 K | | | 0-0 1B | | 0-1 G4-3 | | 4 0 1 0 0 2 1 |
| 25 Jason Giambi, L (1, 10) OBP: 0.369, SLG: 0.509 | | 0-0 G4-3 SF9 2B | | 3-2 F9 | | 0-0 L4 | | 2-2 2B | | 4 1 2 0 0 0 1 |
| 20 Jorge Posada, S (1, 2) OBP: 0.395, SLG: 0.448 | | 4-2 SF9 G4-3 BB | | 2-1 G5-3 | | 3-2 G4-3 | | 1-3 K | | 3 0 0 0 1 1 2 |
| Robin Ventura, L (1, 5) OBP: 0.376, SLG: 0.541 | | 1-1 G4-3 | | 4-1 BB | | 0-1 F7 | | 0-1 F9 | | 3 0 0 0 1 0 3 |
| Rondell White, R (1, 7) OBP: 0.276, SLG: 0.381 | | 3-2 SF9 | | 0-3 K | | 1-3 K | | 1-3 K | | 3 0 0 1 0 3 2 |
| John Vander Wal, L (1, 9) OBP: 0.353, SLG: 0.417 | | 2-2 G3 | | 0-0 F8 | | 3-3 K | | | | 3 0 0 0 0 1 1 |
| Nick Johnson, L (1, 3) OBP: 0.315, SLG: 0.362 | | | 0-0 HR | | 0-1 G4-3 | | | 0-1 G3-1 | | 3 1 1 1 0 0 0 |

| Inning Stats | R: 0 | H: 0 | E: 0 | K: 2 | S: 11 | LOB: 0 | BB: 0 | P: 18 | R: 1 | H: 1 | E: 0 | K: 0 | S: 12 | LOB: 1 | BB: 1 | P: 22 | R: 1 | H: 1 | E: 0 | K: 1 | S: 7 | LOB: 0 | BB: 0 | P: 10 | R: 0 | H: 0 | E: 0 | K: 1 | S: 9 | LOB: 1 | BB: 1 | P: 18 | R: 0 | H: 1 | E: 0 | K: 0 | S: 5 | LOB: 0 | BB: 0 | P: 6 | R: 0 | H: 1 | E: 0 | K: 2 | S: 9 | LOB: 0 | BB: 0 | P: 13 | R: 0 | H: 0 | E: 0 | K: 0 | S: 8 | LOB: 1 | BB: 0 | P: 12 | R: 0 | H: 0 | E: 0 | K: 2 | S: 9 | LOB: 0 | BB: 0 | P: 13 | R: 0 | H: 0 | E: 0 | K: 0 | S: 8 | LOB: 1 | BB: 1 | P: 15 | 1B: 1 | SF: 1 | 2B: 2 | SAC: 0 | 3B: 0 | DP: 0 | HR: 1 | HBP: 0 | WP: 0 | PA: 34 |
|--------------|------|------|------|------|-------|--------|-------|-------|------|------|------|------|-------|--------|-------|-------|------|------|------|------|------|--------|-------|-------|------|------|------|------|------|--------|-------|-------|------|------|------|------|------|--------|-------|------|------|------|------|------|------|--------|-------|-------|------|------|------|------|------|--------|-------|-------|------|------|------|------|------|--------|-------|-------|------|------|------|------|------|--------|-------|-------|-------|-------|-------|--------|-------|-------|-------|--------|-------|--------|
|--------------|------|------|------|------|-------|--------|-------|-------|------|------|------|------|-------|--------|-------|-------|------|------|------|------|------|--------|-------|-------|------|------|------|------|------|--------|-------|-------|------|------|------|------|------|--------|-------|------|------|------|------|------|------|--------|-------|-------|------|------|------|------|------|--------|-------|-------|------|------|------|------|------|--------|-------|-------|------|------|------|------|------|--------|-------|-------|-------|-------|-------|--------|-------|-------|-------|--------|-------|--------|

| PITCHER | IP | WLS | BF | H | R | ER | SO | BB | IBB | HBP | BLK | WP | HR | S | P | ERA | WHIP |
|--------------------------------------|-----|-----|----|---|---|----|----|----|-----|-----|-----|----|----|----|-----|------|-------|
| Freddy Garcia, R (1, 1) ERA: 3.63 | 8.0 | W | 30 | 3 | 2 | 2 | 6 | 3 | 0 | 0 | 0 | 0 | 1 | 69 | 112 | 2.25 | 0.750 |
| Kazuhiro Sasaki, R (9, 1) ERA: | 1.0 | | 4 | 1 | 0 | 0 | 2 | 0 | 0 | 0 | 0 | 0 | 0 | 11 | 15 | 0.00 | 1.000 |


BOTTOM


Seattle Mariners @ New York Yankees
 Yankee Stadium, Bronx, NY

Fri May 03 2002, 7:05 PM EDT
 Att. 47,918 - Sunny - 58 F

livebaseballscorecards.com

| | |
|------------|-----------|
| AB | 30 |
| R | 2 |
| H | 4 |
| RBI | 2 |
| BB | 3 |
| SO | 8 |
| LOB | 11 |



| Batter | 1 | 2 | 3 | 4 | 5 | 6 | 7 | 8 | 9 | AB R H RBI BB SO LOB | TOP | | | | | | | | | | | | | | | | |
|--|---|----------------------------------|------------------------------|----------------------------------|------------------------------|----------------------------------|------------------------------|----------------------------------|--------------------------------|---|---|----------------------------------|------------------------------|----------------------------------|-------------------------------|----------------------------------|-------------------------------|----------------------------------|----------------------------------|------------------------------------|----------------------------------|--------|--|--|--|--|--|
| 51 Ichiro Suzuki, L (1, 9) OBP: 0.400, SLG: 0.456 | 1-0 F2 | | 1-1 F5 | | | 1-3 K | | 1-0 WP S 1B | 4-0 1B 1B IBB | 4 1 1 0 1 1 0 | | | | | | | | | | | | | | | | | |
| Jeff Cirillo, R (1, 5) OBP: 0.292, SLG: 0.413 | 1-3 K | | 3-2 F3 | | | 0-0 HR | | 3-2 F8 1B | 1-2 1B 1B | 5 2 2 2 0 1 1 | | | | | | | | | | | | | | | | | |
| Ruben Sierra, S (1, 10) OBP: 0.423, SLG: 0.554 | 2-2 L8 | | | | 0-1 P4 | 1-3 K | | 1-3 K | 2-2 1B 1B | 5 0 1 1 0 2 2 | | | | | | | | | | | | | | | | | |
| John Olerud, L (1, 3) OBP: 0.419, SLG: 0.531 | | 1-3 K | | 0-1 HR | | 2-0 F7 | | 4-0 BB IBB | 1-1 G4-6-3 1B | 4 1 2 3 1 1 0 | | | | | | | | | | | | | | | | | |
| Mike Cameron, R (1, 8) OBP: 0.397, SLG: 0.592 | | 0-0 G3 2B | | 4-1 CS BB | | | 2-2 F8 | 4-2 BB | 1-1 G4-6-3 | 3 0 1 0 2 0 2 | | | | | | | | | | | | | | | | | |
| Carlos Guillen, S (1, 6) OBP: 0.381, SLG: 0.500 | | 3-2 G3 | | 1-1 F8 | | | 2-2 HR | 1-2 BB | | 4 1 1 1 0 0 5 | | | | | | | | | | | | | | | | | |
| Desi Relaford, S (1, 4) OBP: 0.286, SLG: 0.375 (8, 7) | | 3-0 L9 | | 2-0 CS | 1-2 L8 | | 0-0 G6-3 | | 3-1 23 FC5-6 1B 1B | 4 1 1 0 0 0 1 | AB 37 R 9 H 11 RBI 8 BB 4 SO 6 LOB 14 | | | | | | | | | | | | | | | | |
| Ben Davis, S (1, 2) OBP: 0.288, SLG: 0.333 | | | 0-0 HR | | 2-1 F9 | | 1-0 G5-3 | | 0-0 E1 23 FC5-6 | 4 1 1 1 0 0 1 | | | | | | | | | | | | | | | | | |
| Mark McLemore, S (1, 7) OBP: 0.344, SLG: 0.418 Bret Boone, R (8, PH) OBP: 0.299, SLG: 0.434 23 Luis Ugueto, S (8, PR) OBP: 0.286, SLG: 0.167 (8, 4) | | | 0-3 K | | 0-0 G3 | | | 2-1 51 1B WP 1B | 0-1 FC5-6 1B | 2 0 0 0 0 1 0 1 0 1 0 0 0 0 1 2 0 0 0 0 2 |  | | | | | | | | | | | | | | | | |
| Inning Stats | R: 0 E: 0 K: 1 S: 7 | H: 0 LOB: 0 BB: 0 P: 11 | R: 0 E: 0 K: 1 S: 9 | H: 1 LOB: 1 BB: 0 P: 16 | R: 1 E: 0 K: 1 S: 9 | H: 1 LOB: 0 BB: 0 P: 13 | R: 1 E: 0 K: 0 S: 7 | H: 1 LOB: 0 BB: 1 P: 14 | R: 0 E: 0 K: 0 S: 7 | H: 0 LOB: 0 BB: 0 P: 10 | R: 1 E: 0 K: 2 S: 10 | H: 1 LOB: 0 BB: 0 P: 14 | R: 1 E: 0 K: 0 S: 9 | H: 1 LOB: 0 BB: 0 P: 14 | R: 1 E: 0 K: 1 S: 25 | H: 2 LOB: 3 BB: 2 P: 41 | R: 4 E: 1 K: 0 S: 15 | H: 4 LOB: 1 BB: 1 P: 27 | 1B: 6 2B: 1 3B: 0 HR: 4 | SF: 0 SAC: 0 DP: 1 HBP: 0 | WP: 1 PB: 0 SB: 1 CS: 1 | PA: 42 | | | | | |
| PITCHER | IP WLS BF H R ER SO BB IBB HBP BLK WP HR S P ERA WHIP | | | | | | | | | | | | | | | | | | | | | | | | | | |
| Oriando Hernandez, R (1, 1) ERA: 2.3 | 7.0 | | 26 | 5 | 4 | 4 | 5 | 1 | 0 | 0 | 0 | 0 | 4 | 58 | 92 | 5.14 | 0.857 | | | | | | | | | | |
| Mike Stanton, L (8, 1) ERA: 1.84 | 0.0 | | 2 | 2 | 1 | 1 | 0 | 0 | 0 | 0 | 0 | 0 | 0 | 3 | 6 | ∞ | ∞ | | | | | | | | | | |
| Steve Karsay, R (8, 1) ERA: 3.45 | 1.0 | L | 6 | 1 | 1 | 1 | 1 | 1 | 1 | 0 | 0 | 1 | 0 | 24 | 40 | 9.00 | 2.000 | | | | | | | | | | |
| 42 Mariano Rivera, R (9, 1) ERA: 3.0 | 1.0 | | 7 | 3 | 3 | 2 | 0 | 0 | 1 | 0 | 0 | 0 | 0 | 13 | 22 | 18.00 | 3.000 | | | | | | | | | | |

Seattle Mariners @ New York Yankees
 Yankee Stadium, Bronx, NY
 Sat May 04 2002, 1:05 PM EDT
 Att. 52,081 - Sunny - 61 F

livebaseballscorecards.com

BOTTOM

Seattle Mariners @ New York Yankees
Yankee Stadium, Bronx, NY
Sat May 04 2002, 1:05 PM EDT
Att. 52,081 - Sunny - 61 F

livebaseballscores.com

AB 35
R 5
H 9
RBI 5
BB 7
SO 6
LOB 17



WP: 0 PA: 42
PB: 0
SB: 1
CS: 0

AB R H RBI BB SO LOB

5 1 1 2 0 1 2

2 1 1 0 3 0 0

4 1 1 0 1 1 5

5 0 1 0 0 1 3

5 1 1 3 0 1 2

5 0 2 0 0 2 0

4 0 1 0 0 0 2

3 0 1 0 1 0 1

0 0 0 0 0 0 0

1 1 0 0 1 0 2

1 0 0 0 0 0 0

0 0 0 0 1 0 0


1B: 7 SF: 0
2B: 0 SAC: 0
3B: 0 DP: 1
HR: 2 HBP: 0

| Batter | 1 | 2 | 3 | 4 | 5 | 6 | 7 | 8 | 9 |
|--|---------------------------------------|-------------------------------|-----------------------------|-------------------|----------------------------|-----------------|----------|------------------------|-----------------|
| Alfonso Soriano, R (1, 4) OBP: 0.360, SLG: 0.583 | 1-1 F7 1B | 0-0 HR | | 2-1 L7 1B | | 1-1 P6 1B | | 0-3 K | |
| Bernie Williams, S (1, 8) OBP: 0.378, SLG: 0.320 | 0-1 25 G3-1 20 HR 2 1B 1B | 4-0 2 FC4-6 BB | | 3-2 G3-1 1B | | 4-2 BB | | 4-2 1-2 2-3 BB | |
| 2 Derek Jeter, R (1, 6) OBP: 0.378, SLG: 0.434 | 1-1 25 G3-1 20 HR 1B | 2-2 FC4-6 25 1B 1-2f | | 4-2 BB | | 1-1 L8 BB | | 3-3 K | |
| 25 Jason Giambi, L (1, 3) OBP: 0.382, SLG: 0.496 | 3-2 G3-1 1-2 2-3 1B | 1-2 1B | | 1-1 L8 BB | | | 1-3 K | | 0-0 F7 1B |
| 20 Jorge Posada, S (1, 2) OBP: 0.387, SLG: 0.465 | 1-0 HR | 3-2 G1-3 | | | 1-0 G6-3 | | 1-3 K | | 1-2 G4-3 |
| Robin Ventura, L (1, 5) OBP: 0.377, SLG: 0.533 | 1-2 1B | | 0-0 FC4-6 1B | | 0-3 K | | 0-3 K | | 0-1 F8 |
| Shane Spencer, R (1, 9) OBP: 0.383, SLG: 0.471 | 1-2 G5-3 1B | | 1-1 FC4-6 1B 1-2f | | 0-1 FC6-4 1B | | | 1-2 P4 | |
| Rondell White, R (1, 7) OBP: 0.283, SLG: 0.380 Gerald Williams, R (8, PR) (9, 7) | | 1-1 G5-3 1B | 0-0 G3-6-1 1B 1-2 | | 1-0 FC6-4 1B 1-2f | | | 4-2 BB S BB | |
| Nick Johnson, L (1, 10) OBP: 0.318, SLG: 0.358 Ron Coomer, R (6, PH) (8, PH) John Vander Wal, L (8, PH) OBP: 0.365, SLG: 0.417 | | 4-2 HR BB | 2-2 G3-6-1 1B 1-2f | | | 0-1 G4-3 | | 4-1 BB 1-2 BB | |

| Inning Stats | R: 3 E: 0 K: 0 S: 17 | H: 4 LOB: 1 BB: 0 P: 25 | R: 2 E: 0 K: 0 S: 16 | H: 2 LOB: 2 BB: 31 | R: 0 E: 0 K: 0 S: 8 | H: 2 LOB: 1 BB: 0 P: 11 | R: 0 E: 0 K: 0 S: 9 | H: 0 LOB: 1 BB: 1 P: 19 | R: 0 E: 0 K: 1 S: 7 | H: 1 LOB: 1 BB: 0 P: 9 | R: 0 E: 0 K: 0 S: 8 | H: 0 LOB: 1 BB: 1 P: 14 | R: 0 E: 0 K: 3 S: 11 | H: 0 LOB: 0 BB: 0 P: 13 | R: 0 E: 0 K: 2 S: 17 | H: 0 LOB: 3 BB: 3 P: 33 | R: 0 E: 0 K: 0 S: 6 | H: 0 LOB: 0 BB: 0 P: 7 |
|--------------|-------------------------------|----------------------------------|-------------------------------|--------------------------|------------------------------|----------------------------------|------------------------------|----------------------------------|------------------------------|---------------------------------|------------------------------|----------------------------------|-------------------------------|----------------------------------|-------------------------------|----------------------------------|------------------------------|---------------------------------|
|--------------|-------------------------------|----------------------------------|-------------------------------|--------------------------|------------------------------|----------------------------------|------------------------------|----------------------------------|------------------------------|---------------------------------|------------------------------|----------------------------------|-------------------------------|----------------------------------|-------------------------------|----------------------------------|------------------------------|---------------------------------|

| PITCHER | IP | WLS | BF | H | R | ER | SO | BB | IBB | HBP | BLK | WP | HR | S | P | ERA | WHIP |
|--|-----|-----|----|---|---|----|----|----|-----|-----|-----|----|----|----|-----|------|-------|
| Jamie Moyer, L (1, 1) ERA: 4.6 | 6.0 | | 30 | 9 | 5 | 5 | 1 | 4 | 0 | 0 | 0 | 0 | 2 | 65 | 109 | 7.50 | 2.167 |
| Arthur Rhodes, L (7, 1) ERA: 2.92 | 1.0 | | 3 | 0 | 0 | 0 | 3 | 0 | 0 | 0 | 0 | 0 | 0 | 11 | 13 | 0.00 | 0.000 |
| Jeff Nelson, R (8, 1) ERA: 5.06 | 1.0 | W | 6 | 0 | 0 | 0 | 2 | 3 | 0 | 0 | 0 | 0 | 0 | 17 | 33 | 0.00 | 3.000 |
| Shigetoshi Hasegawa, R (9, 1) ERA: 0.54 | 1.0 | | 3 | 0 | 0 | 0 | 0 | 0 | 0 | 0 | 0 | 0 | 0 | 6 | 7 | 0.00 | 0.000 |

| WP | HR | S | P | ERA | WHIP |
|----|----|----|----|------|-------|
| 0 | 2 | 17 | 33 | 0.00 | 3.000 |
| 0 | 0 | 6 | 7 | 0.00 | 0.000 |

| Batter | 1 | 2 | 3 | 4 | 5 | 6 | 7 | 8 | 9 | AB R H RBI BB SO LOB | TOP | | | | | | | | | | | |
|--|---|----------------------------------|------------------------------|---------------------------------|-------------------------------|----------------------------------|-------------------------------|----------------------------------|------------------------------|----------------------------------|---|----------------------------------|-------------------------------|----------------------------------|-------------------------------|----------------------------------|------------------------------|----------------------------------|-----------------------------------|------------------------------------|----------------------------------|--------|
| 51 Ichiro Suzuki, L (1, 9) OBP: 0.407, SLG: 0.458 | 0-2 FC6 2B 1B | | 4-1 G4-3 1B BB | 1 SAFE 0-0 CS 1-2 | 1-1 E9 CS SF8 1B | 2-0 L5 | | 1-0 E5 1-2 2-3 | | 4 3 2 0 1 0 3 | | | | | | | | | | | | |
| Bret Boone, R (1, 4) Charles Gipson, R (8, 7) OBP: 0.309, SLG: 0.448 OBP: 0.333, SLG: 0.368 | 0-0 FC6 1-3 2B | | 1-1 G4-3 1B 1B | | 4-0 CS BB | | 3-3 K | 1-0 SF8 | | 3 1 2 1 1 1 0 0 0 0 0 0 0 0 | | | | | | | | | | | | |
| Mike Cameron, R (1, 8) OBP: 0.382, SLG: 0.570 | 1-3 K | | 1-3 K | | 1-1 SF8 | | 2-2 P6 | 3-2 F9 | | 4 0 0 1 0 2 6 | | | | | | | | | | | | |
| John Olerud, L (1, 3) OBP: 0.410, SLG: 0.515 | 1-0 FC6 1B 2-3 3-H | | 0-2 G4-3 1-2 2-3 | | 1-1 G1-3 | | 1-1 HR 1B | 1-1 F8 | | 5 1 1 1 0 0 3 | | | | | | | | | | | | |
| Ruben Sierra, S (1, 10) OBP: 0.431, SLG: 0.588 | 0-1 1-2 1B | | 0-0 1-2 3-H 1B | | 0-2 G4-3 | | 1-2 HR | 0-1 L8 | | 5 1 3 4 0 0 0 | | | | | | | | | | | | |
| Carlos Guillen, S (1, 6) OBP: 0.373, SLG: 0.514 | 0-2 F7 | | 0-3 K | | 0-1 G4-3 | | 0-0 F8 | 2-1 HR | | 5 1 1 1 0 1 3 | | | | | | | | | | | | |
| Desi Relaford, S (1, 7) OBP: 0.295, SLG: 0.365 (8, 4) | | 0-1 G5-3 | | 3-3 K | | 4-1 2B 1B BB | | 2-2 51 E 1B SF8 1B | 1-0 F2 | 4 2 1 0 1 1 0 | AB 38 R 10 H 14 RBI 10 BB 3 SO 5 LOB 16 | | | | | | | | | | | |
| Dan Wilson, R (1, 2) OBP: 0.359, SLG: 0.400 | | 1-0 G5-3 | | 1-2 G6-3 | | 0-1 1B 2B | | 2-1 F7 | | 4 1 1 0 0 0 1 | | | | | | | | | | | | |
| Jeff Cirillo, R (1, 5) OBP: 0.306, SLG: 0.425 | | 2-2 G5-3 | | 0-0 51 CS 1B | | 0-1 2-H 3-H 1B | | 0-2 51 E 1B | | 4 0 3 2 0 0 0 |  | | | | | | | | | | | |
| Inning Stats | R: 1 E: 0 K: 1 S: 13 | H: 3 LOB: 2 BB: 0 P: 15 | R: 0 E: 0 K: 0 S: 6 | H: 0 LOB: 0 BB: 0 P: 9 | R: 2 E: 0 K: 2 S: 16 | H: 2 LOB: 1 BB: 1 P: 22 | R: 0 E: 0 K: 1 S: 10 | H: 1 LOB: 0 BB: 0 P: 14 | R: 1 E: 1 K: 0 S: 6 | H: 1 LOB: 0 BB: 1 P: 13 | R: 2 E: 0 K: 0 S: 12 | H: 2 LOB: 1 BB: 1 P: 18 | R: 2 E: 0 K: 1 S: 13 | H: 2 LOB: 0 BB: 0 P: 20 | R: 1 E: 1 K: 0 S: 19 | H: 2 LOB: 2 BB: 0 P: 28 | R: 1 E: 0 K: 0 S: 7 | H: 1 LOB: 0 BB: 0 P: 11 | 1B: 10 2B: 2 3B: 0 HR: 2 | SF: 2 SAC: 0 DP: 0 HBP: 0 | WP: 0 PB: 0 SB: 0 CS: 3 | PA: 44 |
| PITCHER | IP WLS BF H R ER SO BB IBB HBP BLK WP HR S P ERA WHIP | | | | | | | | | | | | | | | | | | | | | |
| David Wells, L (1, 1) ERA: 4.8 | 6.0 L 28 9 6 6 4 3 0 0 0 0 0 0 63 91 9.00 2.000 | | | | | | | | | | | | | | | | | | | | | |
| Ramiro Mendoza, R (7, 1) ERA: 6.08 | 1.1 8 4 3 2 1 0 0 0 0 0 0 1 23 34 13.50 3.000 | | | | | | | | | | | | | | | | | | | | | |
| Mike Stanton, L (8, 1) ERA: 2.2 | 1.2 7 1 1 1 0 0 0 0 0 0 0 1 16 25 5.40 0.600 | | | | | | | | | | | | | | | | | | | | | |

Seattle Mariners @ New York Yankees
 Yankee Stadium, Bronx, NY
 Sun May 05 2002, 1:05 PM EDT
 Att. 48,176 - Sunny - 67 F

livebaseballscorecards.com

| Batter | 1 | 2 | 3 | 4 | 5 | 6 | 7 | 8 | 9 | AB R H RBI BB SO LOB |
|---|--------------------|------------------|-------------|-----------|-------------|-------------|-----------------------------------|----------|-------------------------------|----------------------|
| Alfonso Soriano, R OBP: 0.361, SLG: 0.584 (1, 4) C F X | 0-2 G1-3 1B | | 0-0 G6-3 | | 0-0 L8 | | 1-2 FC3-6 DI 1-2f 2-3 | | 1-2 HR 2-H 3-H 2B | 5 1 2 2 0 0 3 |
| Bernie Williams, S OBP: 0.379, SLG: 0.380 (1, 8) B F X | 1-1 L8 | | 2-3 K | | | 1-1 HR | 2-1 G3-1 1-2 | | 1-0 HR 2-H | 5 2 2 3 0 1 3 |
| 2 Derek Jeter, R OBP: 0.365, SLG: 0.418 (1, 6) X | 0-0 G1-3 1-2 | | 2-1 G4-3 | | | 0-2 G4-3 | | 0-3 K | 2-3 K | 5 0 0 0 0 2 1 |
| 25 Jason Giambi, L OBP: 0.371, SLG: 0.480 (1, 3) C F B X | 1-2 G1-3 | | | 0-3 K | | 1-3 K | | 2-3 K | | 4 0 0 0 0 3 1 |
| 20 Jorge Posada, S OBP: 0.382, SLG: 0.467 (1, 2) C B B B B | | 2-3 K | | 0-0 L6 | | 1-0 2B | | 2-3 K | | 4 0 1 0 0 2 0 |
| Robin Ventura, L OBP: 0.364, SLG: 0.511 (1, 5) X C B B B B | | 0-2 P5 | | 2-3 K | | 0-0 F9 | | | 0-0 G6-3 | 4 0 0 0 0 1 1 |
| Shane Spencer, R OBP: 0.400, SLG: 0.507 (1, 9) B B B B B F X | | 1-2 1B 3B | | | 0-0 G1-3 | | 4-0 FC3-6 1B BB | | 1-1 G4-3 BB 2B 1B | 3 2 2 0 1 0 0 |
| Rondell White, R OBP: 0.298, SLG: 0.387 (1, 7) C B B B B C X | | 2-2 1B 3-H | | | 1-1 G6-3 | | 0-1 FC3-6 1B | | 4-0 G4-3 2B BB | 3 1 2 1 1 0 0 |
| John Vander Wal, L OBP: 0.357, SLG: 0.392 (1, 10) B B B B B C B B B X | | 3-1 G4-3 | | | 4-2 BB | | 2-3 K | | 2-2 G4-3 1-2 2-3 | 3 0 0 0 1 1 5 |

| Inning Stats | R: 0 E: 0 K: 9 S: 9 | H: 1 LOB: 1 BB: 0 P: 11 | R: 1 E: 0 K: 15 S: 15 | H: 2 LOB: 1 BB: 0 P: 23 | R: 0 E: 0 K: 6 S: 6 | H: 0 LOB: 0 BB: 0 P: 10 | R: 0 E: 0 K: 7 S: 7 | H: 0 LOB: 0 BB: 0 P: 9 | R: 0 E: 0 K: 7 S: 7 | H: 0 LOB: 1 BB: 1 P: 12 | R: 1 E: 0 K: 11 S: 11 | H: 2 LOB: 1 BB: 0 P: 14 | R: 0 E: 0 K: 10 S: 10 | H: 1 LOB: 2 BB: 1 P: 19 | R: 0 E: 0 K: 9 S: 9 | H: 0 LOB: 0 BB: 0 P: 13 | R: 4 E: 0 K: 13 S: 13 | H: 3 LOB: 0 BB: 1 P: 24 | 1B: 4 2B: 2 3B: 1 HR: 2 | SF: 0 SAC: 0 DP: 0 HBP: 0 |
|--------------|------------------------------|----------------------------------|--------------------------------|----------------------------------|------------------------------|----------------------------------|------------------------------|---------------------------------|------------------------------|----------------------------------|--------------------------------|----------------------------------|--------------------------------|----------------------------------|------------------------------|----------------------------------|--------------------------------|----------------------------------|----------------------------------|------------------------------------|
|--------------|------------------------------|----------------------------------|--------------------------------|----------------------------------|------------------------------|----------------------------------|------------------------------|---------------------------------|------------------------------|----------------------------------|--------------------------------|----------------------------------|--------------------------------|----------------------------------|------------------------------|----------------------------------|--------------------------------|----------------------------------|----------------------------------|------------------------------------|

| PITCHER | IP | WLS | BF | H | R | ER | SO | BB | IBB | HBP | BLK | WP | HR | S | P | ERA | WHIP |
|--|-----|-----|----|---|---|----|----|----|-----|-----|-----|----|----|----|----|-------|-------|
| Joel Pineiro, R ERA: 2.08 (1, 1) | 6.0 | W | 24 | 5 | 2 | 2 | 5 | 1 | 0 | 0 | 0 | 0 | 1 | 55 | 79 | 3.00 | 1.000 |
| Jeff Nelson, R ERA: 4.63 (7, 1) | 1.0 | | 5 | 1 | 0 | 0 | 1 | 1 | 0 | 0 | 0 | 0 | 0 | 10 | 19 | 0.00 | 2.000 |
| Arthur Rhodes, L ERA: 2.7 (8, 1) | 1.0 | | 3 | 0 | 0 | 0 | 3 | 0 | 0 | 0 | 0 | 0 | 0 | 9 | 13 | 0.00 | 0.000 |
| Paul Abbott, R ERA: 11.96 (9, 1) | 1.0 | | 7 | 3 | 4 | 4 | 1 | 1 | 0 | 0 | 0 | 0 | 1 | 13 | 24 | 36.00 | 4.000 |


BOTTOM

Seattle Mariners @ New York Yankees
 Yankee Stadium, Bronx, NY

Sun May 05 2002, 1:05 PM EDT
 Att. 48,176 - Sunny - 67 F

| AB | R | H | RBI | BB | SO | LOB |
|----|---|---|-----|----|----|-----|
| 36 | 6 | 9 | 6 | 3 | 10 | 14 |

WP: 0 PA: 39
 PB: 0 SB: 0
 CS: 0



| PITCHER | IP | WLS | BF | H | R | ER | SO | BB | IBB | HBP | BLK | WP | HR | S | P | ERA | WHIP |
|---------|----|-----|----|---|---|----|----|----|-----|-----|-----|----|----|---|---|-----|------|
|---------|----|-----|----|---|---|----|----|----|-----|-----|-----|----|----|---|---|-----|------|

| Batter | 1 | 2 | 3 | 4 | 5 | 6 | 7 | 8 | 9 | AB R H RBI BB SO LOB | TOP | |
|--|---|---|--|--|--|--|---|---|---|--|---|--|
| Alfonso Soriano, R (1, 4) OBP: 0.376, SLG: 0.596 | 4-2 BB | | 3-2 1B | | 2-2 F8 | | 0-0 2B | | 1-1 WP 1B | 4 2 3 2 1 0 0 | | |
| 2 Derek Jeter, R (1, 6) OBP: 0.366, SLG: 0.417 | 0-0 F8 | | 0-1 G1-3 | | 2-3 K | | 1-2 1B | | 1-2 1B | 5 0 2 1 0 1 2 | | |
| Bernie Williams, S (1, 8) OBP: 0.380, SLG: 0.384 | 0-0 F7 | | | 0-0 2B | | 4-0 BB | 0-0 G4-3 | | 3-3 K | 4 1 1 0 0 1 4 | | |
| 25 Jason Giambi, L (1, 10) OBP: 0.368, SLG: 0.480 | 2-0 F7 | | | 2-1 2B | | 2-0 F2 | | 0-2 L3 | | 4 0 1 1 0 0 2 | | |
| 20 Jorge Posada, S (1, 2) OBP: 0.386, SLG: 0.458 | | 1-3 K | | 4-0 1B BB | | 2-0 F7 | | 4-1 BB | | 2 0 0 0 2 1 1 | | |
| Robin Ventura, L (1, 5) OBP: 0.351, SLG: 0.490 | | 1-2 F5 | | 0-1 F9-4-6 2B | | 1-3 K | | 0-0 G3-6-1 | | 4 0 0 0 0 1 4 | | |
| Rondell White, R (1, 7) OBP: 0.297, SLG: 0.383 | | 1-3 K | | 1-1 1B | | 1-2 L4 | | 0-0 G6-3 | | 4 0 1 0 0 1 0 | | |
| John Vander Wal, L (1, 9) OBP: 0.367, SLG: 0.418 Gerald Williams, R (9, PR) (9, 9) | | | 0-1 G6-4-3 1B | | 0-1 G4-3 | | 1-3 K | | 1-1 1B 2B | 4 0 2 0 0 1 2 0 1 0 0 0 0 0 | | |
| Nick Johnson, L (1, 3) OBP: 0.316, SLG: 0.364 | | | 1-1 G6-4-3 | | 3-1 F8 | | 0-1 2B | | 3-2 F7 | 4 1 1 0 0 0 2 | | |
| Inning Stats | R: 0 H: 0 E: 0 LOB: 1 K: 0 BB: 1 S: 6 P: 12 | R: 0 H: 0 E: 0 LOB: 0 K: 2 BB: 0 S: 10 P: 13 | R: 0 H: 2 E: 0 LOB: 1 K: 0 BB: 0 S: 9 P: 13 | R: 1 H: 3 E: 0 LOB: 2 K: 0 BB: 1 S: 9 P: 16 | R: 0 H: 0 E: 0 LOB: 0 K: 1 BB: 0 S: 8 P: 15 | R: 0 H: 0 E: 0 LOB: 1 K: 1 BB: 1 S: 5 P: 14 | R: 2 H: 3 E: 0 LOB: 1 K: 1 BB: 0 S: 15 P: 18 | R: 0 H: 0 E: 0 LOB: 0 K: 0 BB: 1 S: 5 P: 9 | R: 2 H: 3 E: 0 LOB: 1 K: 1 BB: 0 S: 16 P: 24 | 1B: 6 SF: 0 2B: 6 SAC: 0 3B: 0 DP: 3 HR: 0 HBP: 0 | WP: 1 PA: 39 PB: 0 SB: 1 CS: 0 | |
| PITCHER | IP WLS BF H R ER SO BB IBB HBP BLK WP HR S P ERA WHIP | | | | | | | | | | | |
| Paul Wilson, R (1, 1) ERA: 3.77 | 8.2 L 37 10 5 5 5 4 0 0 0 0 0 0 76 124 5.19 1.615 | | | | | | | | | | | |
| Jesus Colome, R (9, 1) ERA: 8.1 | 0.1 2 1 0 0 1 0 0 0 0 0 1 0 7 10 0.00 3.000 | | | | | | | | | | | |

New York Yankees @ Tampa Bay Devil Rays
Tropicana Field, St. Petersburg, FL

Tue May 07 2002, 7:15 PM EDT
Att. 15,031 - Dome - 72 F

| | |
|-----|----|
| AB | 35 |
| R | 5 |
| H | 11 |
| RBI | 4 |
| BB | 4 |
| SO | 6 |
| LOB | 17 |



| Batter | 1 | 2 | 3 | 4 | 5 | 6 | 7 | 8 | 9 | AB | R | H | RBI | BB | SO | LOB |
|--|-------------|-------------|-----------|-------------|-----------|--------------------------|-----------|--------------------|-------------|----|---|---|-----|----|----|-----|
| Brent Abernathy, R (1, 4) OBP: 0.302, SLG: 0.346 | 2-2 G6-3 | | 0-0 F7 | | | 1-0 SH1-4 | | 0-0 SH2-4 | | 2 | 0 | 0 | 0 | 0 | 0 | 1 |
| Jason Tyner, L (1, 7) OBP: 0.256, SLG: 0.246 | 1-1 G6-3 | | | 0-0 G4-3 | | 3-1 G4-3 1B | | 1-1 G4-3 | | 4 | 0 | 1 | 2 | 0 | 0 | 1 |
| Randy Winn, S (1, 9) OBP: 0.299, SLG: 0.380 | 2-3 K | | | 1-2 F7 | | 0-0 G4-3 | | 1-1 G4-3 | | 4 | 0 | 0 | 0 | 0 | 1 | 2 |
| Steve Cox, L (1, 3) OBP: 0.388, SLG: 0.467 | | 2-1 F7 | | 2-1 P2 | | 1-2 F9 | | | 0-0 L4 | 4 | 0 | 0 | 0 | 0 | 0 | 1 |
| Greg Vaughn, R (1, 10) OBP: 0.197, SLG: 0.134 | | 3-3 K | | | 3-3 K | | 0-3 K | | 4-2 BB | 3 | 0 | 0 | 0 | 1 | 3 | 0 |
| Toby Hall, R (1, 2) OBP: 0.243, SLG: 0.280 | | 0-1 G5-3 | | | 0-2 F7 | | 0-2 1B | | 2-2 F9 | 4 | 0 | 1 | 0 | 0 | 0 | 1 |
| Chris Gomez, R (1, 6) OBP: 0.305, SLG: 0.429 | | | 0-1 1B | | 2-3 K | | 0-2 F8 | | 2-1 G4-3 | 4 | 0 | 1 | 0 | 0 | 1 | 2 |
| Jason Conti, L (1, 8) OBP: 0.348, SLG: 0.316 | | | 1-0 L9 | | | 4-1 SH1-4 1B BB | | 2-1 F5 | | 2 | 1 | 0 | 0 | 1 | 0 | 2 |
| Russ Johnson, R (1, 5) OBP: 0.313, SLG: 0.276 | | | 0-0 F9 | | | 0-1 SH1-4 1B 1B | | 4-2 SH2-4 BB | | 2 | 1 | 1 | 0 | 1 | 0 | 1 |

| Inning Stats | R: 0 | H: 0 | E: 0 | K: 1 | S: 11 | LOB: 0 | BB: 0 | P: 16 | R: 0 | H: 0 | E: 0 | K: 1 | S: 8 | LOB: 0 | BB: 0 | P: 13 | R: 0 | H: 1 | E: 0 | K: 0 | S: 5 | LOB: 1 | BB: 0 | P: 6 | R: 0 | H: 0 | E: 0 | K: 0 | S: 7 | LOB: 0 | BB: 0 | P: 10 | R: 0 | H: 0 | E: 0 | K: 2 | S: 9 | LOB: 0 | BB: 0 | P: 14 | R: 2 | H: 2 | E: 0 | K: 0 | S: 10 | LOB: 1 | BB: 1 | P: 19 | R: 0 | H: 1 | E: 0 | K: 1 | S: 13 | LOB: 1 | BB: 0 | P: 15 | R: 0 | H: 0 | E: 0 | K: 0 | S: 7 | LOB: 1 | BB: 1 | P: 13 | R: 0 | H: 0 | E: 0 | K: 0 | S: 9 | LOB: 1 | BB: 1 | P: 17 | 1B: 4 | 2B: 0 | 3B: 0 | HR: 0 | SF: 0 | SAC: 2 | DP: 0 | HBP: 0 | WP: 0 | PB: 0 | SB: 0 | CS: 0 | PA: 34 |
|--------------|------|------|------|------|-------|--------|-------|-------|------|------|------|------|------|--------|-------|-------|------|------|------|------|------|--------|-------|------|------|------|------|------|------|--------|-------|-------|------|------|------|------|------|--------|-------|-------|------|------|------|------|-------|--------|-------|-------|------|------|------|------|-------|--------|-------|-------|------|------|------|------|------|--------|-------|-------|------|------|------|------|------|--------|-------|-------|-------|-------|-------|-------|-------|--------|-------|--------|-------|-------|-------|-------|--------|
|--------------|------|------|------|------|-------|--------|-------|-------|------|------|------|------|------|--------|-------|-------|------|------|------|------|------|--------|-------|------|------|------|------|------|------|--------|-------|-------|------|------|------|------|------|--------|-------|-------|------|------|------|------|-------|--------|-------|-------|------|------|------|------|-------|--------|-------|-------|------|------|------|------|------|--------|-------|-------|------|------|------|------|------|--------|-------|-------|-------|-------|-------|-------|-------|--------|-------|--------|-------|-------|-------|-------|--------|

| PITCHER | IP | WLS | BF | H | R | ER | SO | BB | IBB | HBP | BLK | WP | HR | S | P | ERA | WHIP |
|---|-----|-----|----|---|---|----|----|----|-----|-----|-----|----|----|----|----|------|-------|
| 35 Mike Mussina, R (1, 1) ERA: 3.56 | 7.0 | W | 26 | 4 | 2 | 2 | 5 | 1 | 0 | 0 | 0 | 0 | 0 | 63 | 93 | 2.57 | 0.714 |
| Steve Karsay, R (8, 1) ERA: 3.24 | 1.0 | H | 4 | 0 | 0 | 0 | 0 | 1 | 0 | 0 | 0 | 0 | 0 | 7 | 13 | 0.00 | 1.000 |
| 42 Mariano Rivera, R (9, 1) ERA: 2.77 | 1.0 | S | 4 | 0 | 0 | 0 | 0 | 1 | 0 | 0 | 0 | 0 | 0 | 9 | 17 | 0.00 | 1.000 |


BOTTOM

New York Yankees @ Tampa Bay Devil Rays
Tropicana Field, St. Petersburg, FL

Tue May 07 2002, 7:15 PM EDT
Att. 15,031 - Dome - 72 F

livebaseballscorecards.com

| | |
|------------|-----------|
| AB | 29 |
| R | 2 |
| H | 4 |
| RBI | 2 |
| BB | 3 |
| SO | 5 |
| LOB | 11 |



| Batter | 1 | 2 | 3 | 4 | 5 | 6 | 7 | 8 | 9 | AB R H RBI BB SO LOB | TOP | | | | | | | | | | | |
|---|---|----------------------------------|------------------------------|----------------------------------|------------------------------|----------------------------------|-------------------------------|----------------------------------|-------------------------------|----------------------------------|--|----------------------------------|------------------------------|----------------------------------|------------------------------|----------------------------------|------------------------------|----------------------------------|----------------------------------|------------------------------------|----------------------------------|--------|
| Alfonso Soriano, R (1, 4) OBP: 0.377, SLG: 0.630 | 0-0 HR | 1-0 HR | | 0-3 K | | 3-1 F9 | | | 1-1 G5-3 | 5 2 2 2 0 1 0 | | | | | | | | | | | | |
| 2 Derek Jeter, R (1, 6) OBP: 0.361, SLG: 0.406 | 4-2 25 BB 20 2B 1B BB | 3-1 F8 | | | 1-3 K | | 1-3 K | | 2-3 K | 4 1 0 0 1 3 0 | | | | | | | | | | | | |
| Bernie Williams, S (1, 8) OBP: 0.380, SLG: 0.385 | 1-2 25 BB 20 2B 1B | 1-1 G4-3 | | | 3-2 20 WP 25 E 1B | | 2-3 K | | 1-2 G6-3 | 5 1 2 0 0 1 0 | | | | | | | | | | | | |
| 25 Jason Giambi, L (1, 3) OBP: 0.365, SLG: 0.469 | 4-1 20 2B 1B BB | | 2-1 F7 | | 2-1 E1 20 WP 1B | | 1-0 F7 | | | 3 1 0 0 1 0 1 | | | | | | | | | | | | |
| 20 Jorge Posada, S (1, 2) OBP: 0.382, SLG: 0.459 | 2-0 1B G4-6-3 2B | | 2-2 G4-3 | | 2-1 F8 | | 2-3 K | | | 4 1 1 2 0 1 2 | | | | | | | | | | | | |
| Robin Ventura, L (1, 5) OBP: 0.356, SLG: 0.485 | 1-1 G4-6-3 1B | | 1-1 F8 | | 4-1 BB | | 1-0 G3 | | | 3 0 1 1 1 0 0 | | | | | | | | | | | | |
| Rondell White, R (1, 7) OBP: 0.295, SLG: 0.378 Gerald Williams, R (8, PR) (8, 7) | 2-0 G4-6-3 | | | 1-3 K | 3-3 K | | 3-1 BB 1B | | | 4 0 1 0 0 2 4 0 0 0 0 0 0 0 | AB 35 R 7 H 8 RBI 6 BB 4 SO 10 LOB 9 | | | | | | | | | | | |
| John Vander Wal, L (1, 9) OBP: 0.375, SLG: 0.466 | 1-1 F7 | | | 1-1 HR | | 1-1 G3 | | 4-2 BB | | 3 1 1 1 1 0 0 | | | | | | | | | | | | |
| Nick Johnson, L (1, 10) OBP: 0.305, SLG: 0.350 | | 0-0 G4-3 | | 1-3 K | | 2-3 K | | 0-0 F7 | | 4 0 0 0 0 2 2 | | | | | | | | | | | | |
| Inning Stats | R: 5 E: 0 K: 0 S: 14 | H: 4 LOB: 0 BB: 2 P: 29 | R: 1 E: 0 K: 0 S: 6 | H: 1 LOB: 0 BB: 0 P: 11 | R: 0 E: 0 K: 0 S: 9 | H: 0 LOB: 0 BB: 0 P: 14 | R: 1 E: 0 K: 3 S: 11 | H: 1 LOB: 0 BB: 0 P: 14 | R: 0 E: 1 K: 2 S: 14 | H: 1 LOB: 3 BB: 1 P: 29 | R: 0 E: 0 K: 1 S: 7 | H: 0 LOB: 0 BB: 0 P: 13 | R: 0 E: 0 K: 2 S: 7 | H: 0 LOB: 0 BB: 0 P: 11 | R: 0 E: 0 K: 1 S: 9 | H: 1 LOB: 2 BB: 1 P: 19 | R: 0 E: 0 K: 1 S: 8 | H: 0 LOB: 0 BB: 0 P: 12 | 1B: 4 2B: 1 3B: 0 HR: 3 | SF: 0 SAC: 0 DP: 1 HBP: 0 | WP: 1 PB: 0 SB: 0 CS: 0 | PA: 39 |
| PITCHER | IP WLS BF H R ER SO BB IBB HBP BLK WP HR S P ERA WHIP | | | | | | | | | | | | | | | | | | | | | |
| 48 Delvin James, R (1, 1) ERA: 6.46 | 3.2 L 18 6 7 7 2 2 0 0 0 0 0 3 37 65 17.18 2.182 | | | | | | | | | | | | | | | | | | | | | |
| Travis Harper, R (4, 1) ERA: 1.23 | 4.1 18 2 0 0 7 2 0 0 0 0 1 0 40 75 0.00 0.923 | | | | | | | | | | | | | | | | | | | | | |
| Doug Creek, L (9, 1) ERA: 4.35 | 1.0 3 0 0 0 1 0 0 0 0 0 0 0 8 12 0.00 0.000 | | | | | | | | | | | | | | | | | | | | | |

New York Yankees @ Tampa Bay Devil Rays
Tropicana Field, St. Petersburg, FL
Wed May 08 2002, 7:15 PM EDT
Att. 15,263 - Dome - 72 F

livebaseballscores.com



| Batter | 1 | 2 | 3 | 4 | 5 | 6 | 7 | 8 | 9 | AB | R | H | RBI | BB | SO | LOB | | | | |
|---|-------------------------------|----------------------------------|------------------------------|----------------------------------|-------------------------------|----------------------------------|------------------------------|----------------------------------|-------------------------------|----------------------------------|------------------------------|---------------------------------|-------------------------------|----------------------------------|------------------------------|----------------------------------|----------------------------------|------------------------------------|----------------------------------|--------|
| Brent Abernathy, R OBP: 0.308, SLG: 0.351 (1, 4) | 1-2 G1-3 | | 0-0 FC6-4 1B | | 1-1 FC6-4 1B | | | 1-2 G5-3 | | 4 | 0 | 2 | 0 | 0 | 0 | 0 | | | | |
| Jason Tyner, L OBP: 0.255, SLG: 0.240 (1, 7) | 1-0 G6-3 | | 2-1 FC6-4 1-2f 2-3 | | 1-0 FC6-4 1-2f | | | 4-2 1B BB | | 3 | 1 | 0 | 0 | 1 | 0 | 4 | | | | |
| Randy Winn, S OBP: 0.313, SLG: 0.411 (1, 9) | 4-2 S BB | | 3-3 K | | | | 2-1 IHR | 0-2 1B 1B | | 3 | 1 | 2 | 1 | 1 | 1 | 2 | | | | |
| Steve Cox, L OBP: 0.383, SLG: 0.459 (1, 3) | 1-3 K 1-2 | | | 1-1 G5-3 | | 0-1 F7 | | 0-0 G6-4-3 1B | | 4 | 0 | 1 | 1 | 0 | 1 | 1 | | | | |
| Ben Grieve, L OBP: 0.367, SLG: 0.495 (1, 10) | | 1-0 F9 | | 4-2 G5-4-3 BB | | 1-3 K | | 0-1 G6-4-3 | | 3 | 0 | 0 | 0 | 1 | 1 | 2 | | | | |
| Toby Hall, R OBP: 0.234, SLG: 0.269 (1, 2) | | 2-1 P5 | | 1-0 G5-4-3 1-2f | | 2-2 G4-3 | | | 0-1 F7 | 4 | 0 | 0 | 0 | 0 | 0 | 1 | | | | |
| Jason Conti, L OBP: 0.370, SLG: 0.348 (1, 8) | | 1-2 G6-3 | | | 1-2 1B 1B | | | | 0-1 E9 G5-3 1B | 4 | 0 | 2 | 0 | 0 | 0 | 0 | | | | |
| Chris Gomez, R OBP: 0.299, SLG: 0.420 Felix Escalona, R OBP: 0.242, SLG: 0.267 (1, 6) (6, 6) | | | 0-1 G6-3 | | 3-1 F9 | | | 0-0 P4 | 0-1 G5-3 | 2 | 0 | 0 | 0 | 0 | 0 | 1 | | | | |
| 18 Jared Sandberg, R OBP: 0.250, SLG: 0.250 (1, 5) | | | 0-0 FC6-4 1B 1B | | 0-3 K | | | 0-1 G5-3 | 2-3 K | 2 | 0 | 0 | 0 | 0 | 0 | 1 | | | | |
| Inning Stats | R: 0 E: 0 K: 1 S: 10 | H: 0 LOB: 1 BB: 1 P: 17 | R: 0 E: 0 K: 0 S: 6 | H: 0 LOB: 0 BB: 0 P: 10 | R: 0 E: 0 K: 1 S: 12 | H: 2 LOB: 2 BB: 0 P: 16 | R: 0 E: 0 K: 1 S: 5 | H: 2 LOB: 2 BB: 0 P: 18 | R: 1 E: 0 K: 1 S: 10 | H: 1 LOB: 0 BB: 0 P: 15 | R: 0 E: 0 K: 0 S: 5 | H: 0 LOB: 0 BB: 0 P: 7 | R: 1 E: 0 K: 0 S: 12 | H: 2 LOB: 1 BB: 1 P: 17 | R: 0 E: 1 K: 1 S: 9 | H: 1 LOB: 1 BB: 0 P: 10 | 1B: 7 2B: 0 3B: 0 HR: 1 | SF: 0 SAC: 0 DP: 2 HBP: 0 | WP: 0 PB: 0 SB: 1 CS: 0 | PA: 36 |

BOTTOM

New York Yankees @ Tampa Bay Devil Rays
Tropicana Field, St. Petersburg, FL

livebaseballscorecards.com

| | |
|------------|-----------|
| AB | 33 |
| R | 2 |
| H | 8 |
| RBI | 2 |
| BB | 3 |
| SO | 5 |
| LOB | 14 |



Wed May 08 2002, 7:15 PM EDT
Att. 15,263 - Dome - 72 F

| Batter | 1 | 2 | 3 | 4 | 5 | 6 | 7 | 8 | 9 | AB R H RBI BB SO LOB |
|---|-----------|-------------|-------------|-------------|-----------|-------------|-----------------|-----------|--------------------|--------------------------------|
| Alfonso Soriano, R (1, 4) OBP: 0.367, SLG: 0.613 | 0-3 K | | 0-3 K | | | 1-3 K | | 2-0 F9 | | 4 0 0 0 0 3 0 |
| 2 Derek Jeter, R (1, 6) OBP: 0.370, SLG: 0.435 | 1-0 1B | | | 1-2 HR | | 1-0 G6-3 | | 3-1 1B | | 4 1 3 1 0 0 0 |
| Bernie Williams, S (1, 8) OBP: 0.370, SLG: 0.372 | 1-1 F8 | | | 3-2 G5-3 | | 0-3 K | | 2-0 G3 | | 4 0 0 0 0 1 2 |
| 25 Jason Giambi, L (1, 3) OBP: 0.368, SLG: 0.489 Gerald Williams, R (9, PR) (9, 7) | 0-3 K | | | 1-1 P3 | | | 1-0 HR | | 4-1 20 BB FC | 3 1 1 1 1 1 1 0 1 0 0 0 0 0 |
| 20 Jorge Posada, S (1, 2) OBP: 0.393, SLG: 0.469 | | 3-3 K | | 4-0 BB | | | 0-0 F8 2B | | 4-1 FC BB | 2 0 1 0 2 1 0 |
| Shane Spencer, R (1, 9) OBP: 0.386, SLG: 0.487 | | 1-2 F7 | | 2-3 K | | | 0-1 P3 | | 0-0 FC G4-3 | 4 0 0 0 0 1 3 |
| Ron Coomer, R (1, 10) OBP: 0.300, SLG: 0.536 | | 1-0 G4-1 | | | 1-3 K | | 0-0 F8 | | 0-2 G4-3 | 4 0 0 0 0 1 3 |
| Rondell White, R (1, 7) OBP: 0.294, SLG: 0.369 Nick Johnson, L (9, 3) OBP: 0.305, SLG: 0.350 | | | 0-3 K | | 3-3 K | | 1-0 HBP | | 2-2 P4 | 3 0 0 0 0 2 2 0 0 0 0 0 0 0 |
| Enrique Wilson, S (1, 5) OBP: 0.278, SLG: 0.412 | | | 0-0 G5-3 | | 3-2 F7 | | 2-2 F5 | | | 3 0 0 0 0 0 2 |

| Inning Stats | R: 0 E: 0 K: 2 S: 9 | H: 1 LOB: 1 BB: 0 P: 11 | R: 0 E: 0 K: 1 S: 7 | H: 0 LOB: 0 BB: 0 P: 12 | R: 0 E: 0 K: 2 S: 8 | H: 0 LOB: 0 BB: 0 P: 8 | R: 1 E: 0 K: 1 S: 11 | H: 1 LOB: 1 BB: 1 P: 22 | R: 0 E: 0 K: 2 S: 11 | H: 0 LOB: 0 BB: 0 P: 18 | R: 0 E: 0 K: 2 S: 10 | H: 0 LOB: 0 BB: 0 P: 12 | R: 1 E: 0 K: 0 S: 9 | H: 2 LOB: 2 BB: 0 P: 13 | R: 0 E: 0 K: 0 S: 4 | H: 1 LOB: 0 BB: 0 P: 11 | R: 1 E: 1 K: 0 S: 10 | H: 0 LOB: 2 BB: 2 P: 20 | 1B: 2 2B: 2 3B: 0 HR: 2 | SF: 0 SAC: 1 DP: 1 HBP: 1 | WP: 0 PB: 0 SB: 0 CS: 0 | PA: 35 |
|--------------|------------------------------|----------------------------------|------------------------------|----------------------------------|------------------------------|---------------------------------|-------------------------------|----------------------------------|-------------------------------|----------------------------------|-------------------------------|----------------------------------|------------------------------|----------------------------------|------------------------------|----------------------------------|-------------------------------|----------------------------------|----------------------------------|------------------------------------|----------------------------------|--------|
|--------------|------------------------------|----------------------------------|------------------------------|----------------------------------|------------------------------|---------------------------------|-------------------------------|----------------------------------|-------------------------------|----------------------------------|-------------------------------|----------------------------------|------------------------------|----------------------------------|------------------------------|----------------------------------|-------------------------------|----------------------------------|----------------------------------|------------------------------------|----------------------------------|--------|

| PITCHER | IP | WLS | BF | H | R | ER | SO | BB | IBB | HBP | BLK | WP | HR | S | P | ERA | WHIP |
|--|-----|-----|----|---|---|----|----|----|-----|-----|-----|----|----|----|----|------|-------|
| Joe Kennedy, L (1, 1) ERA: 3.53 | 7.0 | L | 27 | 4 | 2 | 2 | 10 | 1 | 0 | 1 | 0 | 0 | 2 | 65 | 96 | 2.57 | 0.714 |
| Victor Zambrano, R (8, 1) ERA: 5.12 | 2.0 | | 8 | 1 | 1 | 0 | 0 | 2 | 0 | 0 | 0 | 0 | 0 | 14 | 31 | 0.00 | 1.500 |

New York Yankees @ Tampa Bay Devil Rays
Tropicana Field, St. Petersburg, FL
Thu May 09 2002, 7:15 PM EDT
Att. 16,013 - Dome - 72 F

| | |
|-----|----|
| AB | 31 |
| R | 3 |
| H | 5 |
| RBI | 2 |
| BB | 3 |
| SO | 10 |
| LOB | 13 |



| Batter | 1 | 2 | 3 | 4 | 5 | 6 | 7 | 8 | 9 | AB R H RBI BB SO LOB | TOP | | | | | | | | | | | |
|---|---|----------------------------------|------------------------------|----------------------------------|-------------------------------|----------------------------------|-------------------------------|----------------------------------|-------------------------------|----------------------------------|-------------------------------|----------------------------------|------------------------------|----------------------------------|------------------------------|----------------------------------|------------------------------|----------------------------------|----------------------------------|------------------------------------|----------------------------------|--------|
| Alfonso Soriano, R (1, 4) OBP: 0.368, SLG: 0.606 | 1-0 F8 | | 1-1 1B 2B | | 3-2 1B 2 HR | 2-2 F9 | | | 1-3 K | 5 2 2 0 0 1 0 | | | | | | | | | | | | |
| 2 Derek Jeter, R (1, 6) OBP: 0.377, SLG: 0.457 | 2-2 1B HBP | | 2-2 1B 25 1B | | 3-1 HR | 0-3 K | | | 1-0 F3 | 4 1 2 2 0 1 0 | | | | | | | | | | | | |
| Bernie Williams, S (1, 8) OBP: 0.377, SLG: 0.381 | 2-2 1B | | 0-0 1B 25 1B | | 2-1 1B 20 2B 25 BB | 2-3 K | | | 3-1 G6-3 | 5 1 3 1 0 1 0 | | | | | | | | | | | | |
| 25 Jason Giambi, L (1, 3) OBP: 0.372, SLG: 0.485 | 2-3 K | | 0-1 1B 20 G5-4-3 | | 4-1 BB 20 2B | 1-1 F7 | | | | 3 1 1 0 1 1 2 | | | | | | | | | | | | |
| 20 Jorge Posada, S (1, 2) OBP: 0.388, SLG: 0.470 | 2-3 K | | 2-0 G5-4-3 | | 3-2 2B BB | 0-3 K | | | | 4 0 1 1 0 2 5 | | | | | | | | | | | | |
| Shane Spencer, R (1, 9) OBP: 0.391, SLG: 0.481 | | 0-1 G1-3 | | 3-2 1B | 3-2 HBP BB | 1-3 K | | | | 3 0 1 0 0 1 0 | | | | | | | | | | | | |
| Robin Ventura, L (1, 5) OBP: 0.352, SLG: 0.471 | | 4-2 BB G6-3 | | 1-1 P6 | 2-3 K | 2-1 G3 | | | | 3 0 0 0 1 1 4 | | | | | | | | | | | | |
| Ron Coomer, R (1, 10) OBP: 0.281, SLG: 0.500 John Vander Wal, L (5, PH) OBP: 0.379, SLG: 0.458 | | 2-1 G6-3 | | 2-2 P6 | 4-2 BB G4-6-3 | 1-3 K | | | | 2 0 0 0 0 0 2 1 0 0 1 1 1 0 | | | | | | | | | | | | |
| Rondell White, R (1, 7) OBP: 0.286, SLG: 0.357 | | | 1-2 F9 | 3-2 G5-3 | 0-2 G4-6-3 | 0-1 F8 | | | | 4 0 0 0 0 0 4 | | | | | | | | | | | | |
| Inning Stats | R: 0 E: 0 K: 2 S: 13 | H: 1 LOB: 2 BB: 0 P: 22 | R: 0 E: 0 K: 0 S: 7 | H: 0 LOB: 0 BB: 1 P: 13 | R: 1 E: 0 K: 0 S: 12 | H: 4 LOB: 2 BB: 0 P: 18 | R: 0 E: 0 K: 0 S: 13 | H: 1 LOB: 1 BB: 0 P: 22 | R: 4 E: 0 K: 1 S: 23 | H: 4 LOB: 2 BB: 2 P: 47 | R: 0 E: 0 K: 2 S: 10 | H: 0 LOB: 0 BB: 0 P: 14 | R: 0 E: 0 K: 2 S: 8 | H: 0 LOB: 0 BB: 0 P: 10 | R: 0 E: 0 K: 1 S: 8 | H: 0 LOB: 0 BB: 0 P: 11 | R: 0 E: 0 K: 1 S: 7 | H: 0 LOB: 0 BB: 0 P: 12 | 1B: 8 2B: 1 3B: 0 HR: 1 | SF: 0 SAC: 0 DP: 3 HBP: 2 | WP: 0 PB: 0 SB: 0 CS: 0 | PA: 39 |
| PITCHER | IP WLS BF H R ER SO BB IBB HBP BLK WP HR S P ERA WHIP | | | | | | | | | | | | | | | | | | | | | |
| Eric Milton, L (1, 1) ERA: 5.32 | 4.0 L 23 10 5 5 2 2 0 1 0 0 1 56 101 11.25 3.000 | | | | | | | | | | | | | | | | | | | | | |
| Tony Fiore, R (5, 1) ERA: 0.52 | 3.0 10 0 0 0 5 1 0 1 0 0 0 30 45 0.00 0.333 | | | | | | | | | | | | | | | | | | | | | |
| J.C. Romero, L (8, 1) ERA: 0.47 | 0.2 2 0 0 0 1 0 0 0 0 0 0 6 9 0.00 0.000 | | | | | | | | | | | | | | | | | | | | | |
| LaTroy Hawkins, R (8, 1) ERA: 1.66 | 1.1 4 0 0 0 1 0 0 0 0 0 0 9 14 0.00 0.000 | | | | | | | | | | | | | | | | | | | | | |

New York Yankees @ Minnesota Twins
 Hubert H. Humphrey Metrodome, Minneapolis, MN

Fri May 10 2002, 8:05 PM EDT
 Att. 35,727 - Dome - 72 F

livebaseballscorecards.com

AB 34
R 5
H 10
RBI 5
BB 3
SO 9
LOB 17



| Batter | 1 | 2 | 3 | 4 | 5 | 6 | 7 | 8 | 9 | AB | R | H | RBI | BB | SO | LOB |
|---|-------------------------|-------------------|-----------------|-----------|-----------|-----------|-----------------------|-------------|-------------|----|---|---|-----|----|----|-----|
| Jacque Jones, L (1, 7) OBP: 0.354, SLG: 0.486 | 3-3 K | 0-0 G4-3 | | 2-3 K | | | 0-0 G5-4-3 1B | | 0-1 1B | 5 | 0 | 2 | 0 | 0 | 2 | 1 |
| Cristian Guzman, S (1, 6) OBP: 0.248, SLG: 0.285 | 2-0 BB E 1B | | 3-1 G5-3 | | 0-3 K | | 0-0 G5-4-3 1-2f | | 0-1 G4-3 | 5 | 1 | 1 | 0 | 0 | 1 | 2 |
| Doug Mientkiewicz, L (1, 3) OBP: 0.385, SLG: 0.416 | 4-2 E 1-2 BB | | 0-1 HR 1B | | 1-0 1B | | 2-1 1B | | | 3 | 1 | 3 | 0 | 1 | 0 | 0 |
| Brian Buchanan, R (1, 9) OBP: 0.339, SLG: 0.463 | 2-1 E6 1-2 2-H | | 0-0 HR | | 3-2 F9 | | 2-2 F8 | | | 4 | 1 | 1 | 2 | 0 | 0 | 3 |
| Torii Hunter, R (1, 8) OBP: 0.396, SLG: 0.615 | 1-3 K | | 0-1 2B | | 1-1 P6 | | | 0-1 G5-3 | | 4 | 0 | 1 | 0 | 0 | 1 | 3 |
| Dustan Mohr, R (1, 10) OBP: 0.367, SLG: 0.478 | 1-0 F8 | | 3-3 K | | 1-1 P6 | | | 0-2 G6-3 | | 4 | 0 | 0 | 0 | 0 | 1 | 3 |
| Casey Blake, R (1, 5) OBP: 0.250, SLG: 0.250 | | 0-0 G4-3 1B | | 2-3 K | | 0-1 L9 | | 2-3 K | | 4 | 0 | 1 | 0 | 0 | 2 | 1 |
| A.J. Pierzynski, L (1, 2) OBP: 0.343, SLG: 0.420 | | 0-0 G4-3 | | 0-0 F7 | | 1-2 1B | | 2-3 K2-3 | | 4 | 0 | 1 | 0 | 0 | 1 | 1 |
| Jay Canizaro, R (1, 4) OBP: 0.286, SLG: 0.294 Bobby Kielty, S (9, PH) OBP: 0.386, SLG: 0.511 | | 0-0 F8 | | 0-2 P3 | | 1-2 F7 | | 2-2 F8 | | 3 | 0 | 0 | 0 | 0 | 0 | 2 |

| Inning Stats | R: 1 | H: 1 | E: 1 | K: 2 | S: 13 | LOB: 2 | BB: 1 | P: 26 | R: 0 | H: 1 | E: 0 | K: 0 | S: 4 | LOB: 1 | BB: 0 | P: 4 | R: 2 | H: 3 | E: 0 | K: 2 | S: 16 | LOB: 1 | BB: 0 | P: 24 | R: 0 | H: 0 | E: 0 | K: 1 | S: 7 | LOB: 0 | BB: 0 | P: 9 | R: 0 | H: 1 | E: 0 | K: 1 | S: 12 | LOB: 1 | BB: 0 | P: 17 | R: 0 | H: 1 | E: 0 | K: 0 | S: 11 | LOB: 1 | BB: 0 | P: 14 | R: 0 | H: 2 | E: 0 | K: 0 | S: 7 | LOB: 1 | BB: 0 | P: 11 | R: 0 | H: 0 | E: 0 | K: 1 | S: 9 | LOB: 0 | BB: 0 | P: 11 | R: 0 | H: 1 | E: 0 | K: 1 | S: 13 | LOB: 1 | BB: 0 | P: 17 | 1B: 8 | SF: 0 | 2B: 1 | SAC: 0 | 3B: 0 | DP: 1 | HR: 1 | HBP: 0 | WP: 0 | PA: 38 |
|--------------|------|------|------|------|-------|--------|-------|-------|------|------|------|------|------|--------|-------|------|------|------|------|------|-------|--------|-------|-------|------|------|------|------|------|--------|-------|------|------|------|------|------|-------|--------|-------|-------|------|------|------|------|-------|--------|-------|-------|------|------|------|------|------|--------|-------|-------|------|------|------|------|------|--------|-------|-------|------|------|------|------|-------|--------|-------|-------|-------|-------|-------|--------|-------|-------|-------|--------|-------|--------|
|--------------|------|------|------|------|-------|--------|-------|-------|------|------|------|------|------|--------|-------|------|------|------|------|------|-------|--------|-------|-------|------|------|------|------|------|--------|-------|------|------|------|------|------|-------|--------|-------|-------|------|------|------|------|-------|--------|-------|-------|------|------|------|------|------|--------|-------|-------|------|------|------|------|------|--------|-------|-------|------|------|------|------|-------|--------|-------|-------|-------|-------|-------|--------|-------|-------|-------|--------|-------|--------|

| PITCHER | IP | WLS | BF | H | R | ER | SO | BB | IBB | HBP | BLK | WP | HR | S | P | ERA | WHIP |
|--|-----|-----|----|---|---|----|----|----|-----|-----|-----|----|----|----|-----|------|-------|
| David Wells, L (1, 1) ERA: 4.53 | 6.2 | W | 30 | 9 | 3 | 2 | 6 | 1 | 0 | 0 | 0 | 0 | 1 | 67 | 100 | 2.70 | 1.500 |
| Steve Karsay, R (7, 1) ERA: 3.0 | 1.1 | H | 4 | 0 | 0 | 0 | 1 | 0 | 0 | 0 | 0 | 0 | 0 | 12 | 16 | 0.00 | 0.000 |
| 42 Mariano Rivera, R (9, 1) ERA: 2.35 | 1.0 | S | 4 | 1 | 0 | 0 | 1 | 0 | 0 | 0 | 0 | 0 | 0 | 13 | 17 | 0.00 | 1.000 |

BOTTOM

New York Yankees @ Minnesota Twins
 Hubert H. Humphrey Metrodome, Minneapolis, MN
 Fri May 10 2002, 8:05 PM EDT
 Att: 35,727 - Dome - 72 F

livebaseballscores.com

| | |
|-----|----|
| AB | 37 |
| R | 3 |
| H | 10 |
| RBI | 2 |
| BB | 1 |
| SO | 8 |
| LOB | 16 |



| Batter | 1 | 2 | 3 | 4 | 5 | 6 | 7 | 8 | 9 | AB R H RBI BB SO LOB | TOP | | | | | | | | | | | | | | | |
|--|---|----------------------------------|-------------------------------|----------------------------------|------------------------------|----------------------------------|------------------------------|----------------------------------|------------------------------|----------------------------------|------------------------------|----------------------------------|------------------------------|---------------------------------|------------------------------|----------------------------------|-------------------------------|----------------------------------|----------------------------------|------------------------------------|----------------------------------|--------|--|--|--|--|
| Alfonso Soriano, R (1, 4) OBP: 0.365, SLG: 0.604 | 0-2 P4 | | 1-2 P6 | | | 1-2 G6-3 | | 0-1 2B | | 4 0 1 0 0 0 1 | | | | | | | | | | | | | | | | |
| Nick Johnson, L (1, 3) OBP: 0.295, SLG: 0.336 | 3-1 F7 | | 2-1 F9 | | | 1-0 F7 | | 2-1 FC4-2 | | 4 0 0 0 0 0 4 | | | | | | | | | | | | | | | | |
| 2 Derek Jeter, R (1, 6) OBP: 0.374, SLG: 0.452 | 0-3 K | | | | 0-0 25 WP G4-6-3 1B | 2-3 K | | 3-H 1-0 G4-3 | | 4 1 1 0 0 2 2 | | | | | | | | | | | | | | | | |
| 25 Jason Giambi, L (1, 10) OBP: 0.369, SLG: 0.475 | | 2-2 G4-3 | | | 4-2 G4-6-3 1-3 BB | | 0-0 F9 | | 2-3 K | 3 0 0 0 1 1 0 | | | | | | | | | | | | | | | | |
| Bernie Williams, S (1, 8) OBP: 0.387, SLG: 0.415 | | 0-0 FC3-6 1B | | | 0-0 G4-6-3 1-2f | | 1-0 1B 3B | | 1-1 HR 2B | 4 2 3 0 0 0 1 | | | | | | | | | | | | | | | | |
| Robin Ventura, L (1, 5) OBP: 0.357, SLG: 0.500 | | 1-2 FC3-6 1-2f | | | 3-3 K | | 1-1 G4-6-3 1B | | 1-1 HR | 4 1 2 3 0 1 1 | | | | | | | | | | | | | | | | |
| Shane Spencer, R (1, 7) OBP: 0.375, SLG: 0.458 | | 1-2 F8 | | | 3-2 P6 | | 0-0 G4-6-3 1-2f | | 1-2 P4 | 4 0 0 0 0 0 2 | | | | | | | | | | | | | | | | |
| John Vander Wal, L (1, 9) OBP: 0.391, SLG: 0.459 Gerald Williams, R (8, PR) (8, 9) | | | 4-2 SH1-3 BB | | 3-3 K | | 1-1 2B FC4-2 1B | | 0-3 K | 2 0 1 0 1 1 0 1 0 0 0 0 1 0 | | | | | | | | | | | | | | | | |
| Alberto Castillo, R (1, 2) | | | 1-1 SH1-3 1-2 | | 0-3 K | | 0-1 F3 | | | 2 0 0 0 0 1 1 | | | | | | | | | | | | | | | | |
| Inning Stats | R: 0 E: 0 K: 1 S: 8 | H: 0 LOB: 0 BB: 0 P: 11 | R: 0 E: 0 K: 0 S: 12 | H: 1 LOB: 1 BB: 0 P: 16 | R: 0 E: 0 K: 0 S: 9 | H: 0 LOB: 1 BB: 1 P: 17 | R: 1 E: 0 K: 1 S: 8 | H: 1 LOB: 0 BB: 1 P: 15 | R: 0 E: 0 K: 2 S: 9 | H: 0 LOB: 0 BB: 0 P: 15 | R: 0 E: 0 K: 1 S: 7 | H: 0 LOB: 0 BB: 0 P: 11 | R: 1 E: 0 K: 0 S: 5 | H: 2 LOB: 0 BB: 0 P: 7 | R: 0 E: 0 K: 0 S: 9 | H: 2 LOB: 2 BB: 0 P: 13 | R: 2 E: 0 K: 2 S: 13 | H: 2 LOB: 0 BB: 0 P: 18 | 1B: 4 2B: 2 3B: 1 HR: 1 | SF: 0 SAC: 1 DP: 2 HBP: 0 | WP: 2 PB: 0 SB: 0 CS: 0 | PA: 35 | | | | |
| PITCHER | IP WLS BF H R ER SO BB IBB HBP BLK WP HR S P ERA WHIP | | | | | | | | | | | | | | | | | | | | | | | | | |
| Kyle Lohse, R (1, 1) ERA: 5.54 | 6.1 | | 3 | 2 | 2 | 5 | 2 | 0 | 0 | 0 | 1 | 0 | 55 | 88 | 2.84 | 0.789 | | | | | | | | | | |
| J.C. Romero, L (7, 1) ERA: 0.45 | 1.0 | B | 4 | 2 | 0 | 0 | 0 | 0 | 0 | 0 | 0 | 0 | 7 | 9 | 0.00 | 2.000 | | | | | | | | | | |
| Michael Jackson, R (8, 1) ERA: 1.32 | 0.2 | | 3 | 1 | 0 | 0 | 0 | 0 | 0 | 0 | 0 | 0 | 5 | 8 | 0.00 | 1.500 | | | | | | | | | | |
| Eddie Guardado, L (9, 1) ERA: 2.12 | 1.0 | L | 5 | 2 | 2 | 2 | 0 | 0 | 0 | 0 | 0 | 1 | 13 | 18 | 18.00 | 2.000 | | | | | | | | | | |

New York Yankees @ Minnesota Twins
 Hubert H. Humphrey Metrodome, Minneapolis, MN
 Sat May 11 2002, 7:05 PM EDT
 Att. 43,465 - Dome - 72 F

| | |
|-----|----|
| AB | 32 |
| R | 4 |
| H | 8 |
| RBI | 3 |
| BB | 2 |
| SO | 7 |
| LOB | 12 |



| Batter | 1 | 2 | 3 | 4 | 5 | 6 | 7 | 8 | 9 | AB | R | H | RBI | BB | SO | LOB |
|--|---------------|------|----|----------|----|-------------------|----------------|---------------|------|----|---|---|-----|----|----|-----|
| Dustan Mohr, R OBP: 0.363, SLG: 0.468 (1, 7) | G5-3 WP 1B | | F7 | | F8 | | G6-4-3 1-2f | | | 4 | 0 | 1 | 0 | 0 | 0 | 2 |
| Cristian Guzman, S OBP: 0.240, SLG: 0.276 (1, 6) | K | | | F9 | | F8 | | P6 | | 4 | 0 | 0 | 0 | 0 | 1 | 1 |
| Torii Hunter, R OBP: 0.392, SLG: 0.612 (1, 8) | G5-3 1-3 | | F7 | | F7 | G5-3 1B 2B | | G4-3 | | 4 | 1 | 1 | 0 | 0 | 0 | 1 |
| Matthew LeCroy, R OBP: 0.350, SLG: 0.545 (1, 3) Doug Mientkiewicz, L OBP: 0.385, SLG: 0.416 (8, PR) (9, 3) | G4-3 | | | E 2B | | G5-3 2-3 | | FC6-4 1B | | 4 | 1 | 2 | 0 | 0 | 0 | 2 |
| Bobby Kielty, S OBP: 0.393, SLG: 0.500 (1, 9) | | F7 | | E8 1B | | E 1B BB | | FC6-4 1-2f | | 3 | 0 | 1 | 1 | 1 | 0 | 1 |
| Brian Buchanan, R OBP: 0.333, SLG: 0.448 (1, 10) | | G6-3 | | G5-3 | | E5 1B | | F3 | | 4 | 0 | 1 | 1 | 0 | 0 | 1 |
| Casey Blake, R OBP: 0.286, SLG: 0.167 (1, 5) Jacque Jones, L OBP: 0.352, SLG: 0.483 (9, PH) | G4-3 | | | | | G5-3 1-2 BB | | E3 | | 2 | 0 | 0 | 0 | 1 | 0 | 2 |
| Tom Prince, R OBP: 0.371, SLG: 0.677 (1, 2) | | | F8 | | L8 | | G5-3 | | K | 4 | 0 | 0 | 0 | 0 | 1 | 2 |
| Denny Hocking, S OBP: 0.274, SLG: 0.222 (1, 4) A.J. Pierzynski, L OBP: 0.339, SLG: 0.416 (9, PH) | | | P3 | | F9 | | G6-4-3 BB | | G4-3 | 2 | 0 | 0 | 0 | 1 | 0 | 1 |

| Inning Stats | R: 0 | H: 1 | E: 0 | K: 1 | S: 14 | R: 0 | H: 0 | E: 0 | K: 0 | S: 7 | R: 0 | H: 0 | E: 0 | K: 0 | S: 5 | R: 1 | H: 2 | E: 1 | K: 0 | S: 11 | R: 0 | H: 0 | E: 0 | K: 0 | S: 12 | R: 1 | H: 2 | E: 1 | K: 0 | S: 18 | R: 0 | H: 0 | E: 0 | K: 0 | S: 6 | R: 0 | H: 1 | E: 0 | K: 0 | S: 11 | R: 0 | H: 0 | E: 1 | K: 1 | S: 13 | 1B: 4 | 2B: 2 | 3B: 0 | HR: 0 | SF: 0 | SAC: 0 | DP: 1 | HBP: 0 | WP: 1 | PB: 0 | SB: 1 | CS: 0 | PA: 36 |
|--------------|------|------|------|------|-------|------|------|------|------|------|------|------|------|------|------|------|------|------|------|-------|------|------|------|------|-------|------|------|------|------|-------|------|------|------|------|------|------|------|------|------|-------|------|------|------|------|-------|-------|-------|-------|-------|-------|--------|-------|--------|-------|-------|-------|-------|--------|
|--------------|------|------|------|------|-------|------|------|------|------|------|------|------|------|------|------|------|------|------|------|-------|------|------|------|------|-------|------|------|------|------|-------|------|------|------|------|------|------|------|------|------|-------|------|------|------|------|-------|-------|-------|-------|-------|-------|--------|-------|--------|-------|-------|-------|-------|--------|

| PITCHER | IP | WLS | BF | H | R | ER | SO | BB | IBB | HBP | BLK | WP | HR | S | P | ERA | WHIP |
|---|-----|-----|----|---|---|----|----|----|-----|-----|-----|----|----|----|----|------|-------|
| Ted Lilly, L ERA: 2.9 (1, 1) | 5.2 | | 23 | 4 | 2 | 2 | 1 | 2 | 0 | 0 | 0 | 1 | 0 | 61 | 91 | 3.18 | 1.059 |
| Ramiro Mendoza, R ERA: 5.52 (6, 1) | 0.1 | | 2 | 1 | 0 | 0 | 0 | 0 | 0 | 0 | 0 | 0 | 0 | 6 | 9 | 0.00 | 3.000 |
| Mike Stanton, L ERA: 1.89 (7, 1) | 2.0 | W | 7 | 1 | 0 | 0 | 0 | 1 | 0 | 0 | 0 | 0 | 0 | 17 | 25 | 0.00 | 1.000 |
| 42 Mariano Rivera, R ERA: 2.2 (9, 1) | 1.0 | S | 4 | 0 | 0 | 0 | 1 | 0 | 0 | 0 | 0 | 0 | 0 | 13 | 18 | 0.00 | 0.000 |

BOTTOM

New York Yankees @ Minnesota Twins
Hubert H. Humphrey Metrodome, Minneapolis, MN

Sat May 11 2002, 7:05 PM EDT
 Att. 43,465 - Dome - 72 F

livebaseballscorecards.com

| | |
|------------|-----------|
| AB | 33 |
| R | 2 |
| H | 6 |
| RBI | 2 |
| BB | 3 |
| SO | 2 |
| LOB | 14 |



New York Yankees @ Minnesota Twins
 Hubert H. Humphrey Metrodome, Minneapolis, MN

Sun May 12 2002, 2:05 PM EDT
 Att. 26,165 - Dome - 72 F

livebaseballscorecards.com

| | |
|-----|----|
| AB | 45 |
| R | 10 |
| H | 18 |
| RBI | 10 |
| BB | 0 |
| SO | 9 |
| LOB | 18 |



| | | | |
|-----|---|-----|----|
| WP: | 0 | PA: | 46 |
| PB: | 0 | | |
| SB: | 0 | | |
| CS: | 0 | | |

| Batter | 1 | 2 | 3 | 4 | 5 | 6 | 7 | 8 | 9 | AB | R | H | RBI | BB | SO | LOB |
|--|---------------------------|-----------|-------------|-----------|--------------------|-------------|-------------------------------|----------------------|------------------------|----|---|---|-----|----|----|-----|
| Alfonso Soriano, R (1, 4) OBP: 0.360, SLG: 0.598 | 0-0 1B 2B | | 0-0 L5 | | 1-3 K2-3 | | 2-3 K | 3-2 F2 | | 5 | 1 | 1 | 0 | 0 | 2 | 1 |
| 2 Derek Jeter, R (1, 6) OBP: 0.377, SLG: 0.472 Enrique Wilson, S (7, 6) OBP: 0.316, SLG: 0.444 | 1-2 G5-3 | | 2-2 G1-3 | | 0-1 HR | | 0-0 25 1B 1B | 2-2 FC6-4 1B | | 4 | 2 | 2 | 1 | 0 | 0 | 1 |
| Bernie Williams, S (1, 8) OBP: 0.390, SLG: 0.418 Gerald Williams, R (7, 8) OBP: 0.316, SLG: 0.444 | 2-2 20 PO 1B 2-H | | | 3-3 K | 1-2 25 HR 1B | | 1-2 E5 20 2B 1B | 0-0 FC6-4 1-2f | | 4 | 2 | 2 | 1 | 0 | 1 | 1 |
| 25 Jason Giambi, L (1, 10) OBP: 0.376, SLG: 0.500 | 1-3 K | | | 1-3 K | 2-2 HR 1-H | | 3-2 20 2B 1B 1-2 2-H | | 3-1 20 2B 1B | 5 | 2 | 3 | 3 | 0 | 2 | 1 |
| 20 Jorge Posada, S (1, 2) OBP: 0.403, SLG: 0.525 | 2-1 PO 1-2 | 2-2 F7 | | 1-1 HR | 0-0 1B | | 2-2 1-3 2-H 2B | | 2-2 1B 1-3 2B | 5 | 1 | 4 | 2 | 0 | 0 | 0 |
| Robin Ventura, L (1, 5) OBP: 0.359, SLG: 0.522 | | 2-2 F8 | | 2-2 HR | 1-3 K | | 1-1 G1-3 | | 2-1 2-3 3-H 1B | 5 | 1 | 2 | 2 | 0 | 1 | 3 |
| John Vander Wal, L (1, 9) OBP: 0.378, SLG: 0.470 | | 2-2 3B | | 1-3 K | | 1-3 K | 1-1 G3 | | 2-1 F7 | 5 | 0 | 1 | 0 | 0 | 2 | 4 |
| Shane Spencer, R (1, 7) OBP: 0.356, SLG: 0.432 | | 1-2 P6 | | | 1-2 G6-3 | 3-2 G6-3 | | 0-0 G4-3 | 1-1 F9 | 5 | 0 | 0 | 0 | 0 | 0 | 3 |
| Nick Johnson, L (1, 3) OBP: 0.299, SLG: 0.366 | | | 3-3 K | | 3-1 HR | 2-0 F7 | | 3-2 1B 1B | 2-2 G4-3 | 5 | 1 | 2 | 1 | 0 | 1 | 2 |

| Inning Stats | R: 1 | H: 2 | R: 0 | H: 1 | R: 0 | H: 0 | R: 2 | H: 2 | R: 4 | H: 5 | R: 0 | H: 0 | R: 2 | H: 3 | R: 0 | H: 2 | R: 1 | H: 3 | 1B: 9 | SF: 0 | WP: 0 | PA: 46 |
|--------------|-------|--------|-------|--------|-------|--------|-------|--------|-------|--------|-------|--------|-------|--------|-------|--------|-------|--------|---|----------------------------------|-----------------|--------|
| | E: 0 | LOB: 0 | E: 0 | LOB: 1 | E: 0 | LOB: 0 | E: 0 | LOB: 0 | E: 0 | LOB: 1 | E: 1 | LOB: 2 | E: 1 | LOB: 2 | E: 0 | LOB: 2 | E: 0 | LOB: 2 | 2B: 3 <td>SAC: 0 <td>PB: 0 <td></td> </td></td> | SAC: 0 <td>PB: 0 <td></td> </td> | PB: 0 <td></td> | |
| | K: 1 | BB: 0 | K: 0 | BB: 0 | K: 1 | BB: 0 | K: 3 | BB: 0 | K: 2 | BB: 0 | K: 1 | BB: 0 | K: 1 | BB: 0 | K: 0 | BB: 0 | K: 0 | BB: 0 | 3B: 1 | DP: 0 <td>SB: 0</td> <td></td> | SB: 0 | |
| | S: 11 | P: 17 | S: 14 | P: 21 | S: 10 | P: 15 | S: 15 | P: 23 | S: 22 | P: 31 | S: 10 | P: 16 | S: 18 | P: 28 | S: 14 | P: 22 | S: 14 | P: 26 | HR: 5 | HBP: 0 | CS: 0 | |

| PITCHER | IP | WLS | BF | H | R | ER | SO | BB | IBB | HBP | BLK | WP | HR | S | P | ERA | WHIP |
|--------------------------------------|-----|-----|----|---|---|----|----|----|-----|-----|-----|----|----|----|----|-------|-------|
| Rick Reed, R (1, 1) ERA: 4.25 | 4.2 | L | 20 | 7 | 5 | 5 | 6 | 0 | 0 | 0 | 0 | 0 | 4 | 61 | 92 | 9.64 | 1.500 |
| Jack Cressend, R (5, 1) ERA: 8.82 | 1.2 | | 11 | 5 | 4 | 3 | 3 | 0 | 0 | 0 | 0 | 0 | 1 | 31 | 47 | 16.20 | 3.000 |
| Bob Wells, R (7, 1) ERA: 7.02 | 1.2 | | 11 | 6 | 1 | 1 | 0 | 0 | 0 | 0 | 0 | 0 | 0 | 29 | 48 | 5.40 | 3.600 |
| Tony Fiore, R (9, 1) ERA: 0.49 | 1.0 | | 3 | 0 | 0 | 0 | 0 | 0 | 0 | 0 | 0 | 0 | 0 | 7 | 12 | 0.00 | 0.000 |

| Batter | 1 | 2 | 3 | 4 | 5 | 6 | 7 | 8 | 9 | AB R H RBI BB SO LOB | TOP | | |
|--|--|--|---|---|---|---|---|--|---|--|--|----------------|---|
| Brent Abernathy, R (1, 4) OBP: 0.324, SLG: 0.386 | 0-1 F8 | | | 1-0 F9 | | 2-2 G6-3 | | 0-0 F9 | | 4 0 0 0 0 0 1 | Tampa Bay Devil Rays @ New York Yankees Yankee Stadium, Bronx, NY Tue May 14 2002, 7:05 PM EDT Att. 29,503 - Cloudy - 58 F | | |
| Jason Tyner, L (1, 7) OBP: 0.255, SLG: 0.241 | 2-3 K | | | 1-2 S 1B | | 2-2 F7 | | 0-2 FC6-4 WP | | 4 1 1 0 0 1 1 | | | |
| Randy Winn, S (1, 8) OBP: 0.307, SLG: 0.414 | 0-3 K | | | 3-2 S 1B | | 1-2 F7 | | 1-3 K | | 4 0 1 1 0 2 1 | | | |
| Steve Cox, L (1, 3) OBP: 0.376, SLG: 0.466 | | | 3-3 K | 2-3 K | | 0-1 FC4-6 1B | | 0-1 HR | | 4 1 2 1 0 2 1 | | | |
| Ben Grieve, L (1, 9) OBP: 0.371, SLG: 0.458 | | | 3-2 F9 | 4-2 1-2 BB | | 1-1 FC4-6 BB | | 4-2 2B G6-3 BB | | 2 1 0 0 2 0 1 | | | |
| Greg Vaughn, R (1, 10) OBP: 0.236, SLG: 0.148 | | | 0-3 K | 1-2 G4-3 | | 3-3 K | | 1-1 1-3 2B | | 4 0 1 0 0 2 3 | | | |
| Toby Hall, R (1, 2) OBP: 0.230, SLG: 0.254 | | | 2-0 G5-3 | | 0-1 G6-3 | | 4-1 1-2 BB | 0-1 G6-3 | | 3 0 0 1 1 0 1 | | | |
| Chris Gomez, R (1, 6) OBP: 0.301, SLG: 0.404 | | | 1-0 F9 | | 2-2 G6-3 | | 1-1 G6-3 | 3-H 2-2 F7 | | 4 0 0 0 0 0 3 | | | |
| 18 Jared Sandberg, R (1, 5) OBP: 0.125, SLG: 0.130 | | | 0-3 K | | 1-3 K | | 0-0 E8 FC6-4 | 2-3 K | | 4 0 0 0 0 3 1 | | | |
| Inning Stats | R: 0 E: 0 K: 2 S: 8 H: 0 LOB: 0 BB: 0 P: 10 | R: 0 E: 0 K: 2 S: 9 H: 0 LOB: 0 BB: 0 P: 15 | R: 0 E: 0 K: 1 S: 5 H: 0 LOB: 0 BB: 0 P: 8 | R: 1 E: 0 K: 1 S: 20 H: 2 LOB: 2 BB: 1 P: 32 | R: 0 E: 0 K: 1 S: 10 H: 0 LOB: 0 BB: 0 P: 13 | R: 0 E: 0 K: 0 S: 10 H: 0 LOB: 0 BB: 0 P: 15 | R: 0 E: 0 K: 1 S: 10 H: 1 LOB: 2 BB: 1 P: 19 | R: 0 E: 1 K: 1 S: 9 H: 0 LOB: 1 BB: 0 P: 10 | R: 2 E: 0 K: 1 S: 16 H: 2 LOB: 1 BB: 1 P: 25 | 1B: 3 2B: 1 3B: 0 HR: 1 SF: 0 SAC: 0 DP: 0 HBP: 0 | WP: 1 PB: 0 SB: 2 CS: 0 PA: 36 | | |
| PITCHER | IP WLS BF H R ER SO BB IBB HBP BLK WP HR S P ERA WHIP | | | | | | | | | | | PITCHER | IP WLS BF H R ER SO BB IBB HBP BLK WP HR S P ERA WHIP |
| Roger Clemens, R (1, 1) ERA: 3.77 | 6.2 W 25 3 1 1 8 2 0 0 0 0 0 0 70 109 1.35 0.750 | | | | | | | | | | | | |
| Steve Karsay, R (7, 1) ERA: 2.7 | 0.2 H 3 0 0 0 0 0 0 0 0 0 0 0 4 5 0.00 0.000 | | | | | | | | | | | | |
| Mike Stanton, L (8, 1) ERA: 1.83 | 0.2 H 2 0 0 0 1 0 0 0 0 0 1 0 7 8 0.00 0.000 | | | | | | | | | | | | |
| Ramiro Mendoza, R (9, 1) ERA: 6.32 | 1.0 6 2 2 2 1 1 0 0 0 0 0 1 16 25 18.00 3.000 | | | | | | | | | | | | |

| | |
|------------|----|
| AB | 33 |
| R | 3 |
| H | 5 |
| RBI | 3 |
| BB | 3 |
| SO | 10 |
| LOB | 13 |



Tampa Bay Devil Rays @ New York Yankees
 Yankee Stadium, Bronx, NY
 Wed May 15 2002, 7:05 PM EDT
 Att. 26,571 - Sunny - 66 F

| | |
|-----|----|
| AB | 38 |
| R | 10 |
| H | 12 |
| RBI | 10 |
| BB | 5 |
| SO | 5 |
| LOB | 18 |

| | | | |
|----|---|----|----|
| WP | 0 | PA | 44 |
| PB | 0 | | |
| SB | 0 | | |
| CS | 0 | | |



AB R H RBI BB SO LOB

| | | | | | | |
|---|---|---|---|---|---|---|
| 5 | 1 | 1 | 0 | 0 | 1 | 4 |
| 4 | 1 | 2 | 0 | 0 | 0 | 0 |
| 2 | 2 | 0 | 0 | 3 | 0 | 1 |
| 5 | 2 | 3 | 4 | 0 | 2 | 4 |
| 5 | 1 | 1 | 1 | 0 | 2 | 3 |
| 3 | 1 | 0 | 0 | 2 | 0 | 2 |
| 5 | 1 | 2 | 2 | 0 | 0 | 1 |
| 5 | 1 | 2 | 3 | 0 | 0 | 1 |
| 4 | 0 | 1 | 0 | 0 | 0 | 2 |
| 0 | 0 | 0 | 0 | 0 | 0 | 0 |

| Batter | 1 | 2 | 3 | 4 | 5 | 6 | 7 | 8 | 9 |
|--|--------------|----------------------|--------------|----------|------------|------------|----------|------------|---|
| Brent Abernathy, R (1, 4) OBP: 0.320, SLG: 0.380 | 0-2 P4 | 1-1 G3-1 SH2-3 HR 1B | 0-1 F8 | | 1-3 K | | | 2-2 G4-3 | |
| Jason Tyner, L (1, 7) OBP: 0.262, SLG: 0.255 | 2-2 1B 2B | 1-1 SH2-3 | | 0-0 G6-3 | | 0-2 BB 1B | | 0-0 G3 | |
| Randy Winn, S (1, 8) OBP: 0.316, SLG: 0.408 | 4-2 1B BB | 1-2 G3-1 | | 2-1 F8 | | 4-1 1-2 BB | | 4-2 2B BB | |
| Steve Cox, L (1, 3) OBP: 0.384, SLG: 0.522 | 2-3 K | 0-2 HR | | 1-0 HR | | 1-3 K | | 2-1 1-H 2B | |
| Ben Grieve, L (1, 9) OBP: 0.366, SLG: 0.448 | 0-1 1B BB 1B | 3-2 L4 | | 3-2 L4 | | 3-3 K | | 1-3 K | |
| Greg Vaughn, R (1, 10) OBP: 0.242, SLG: 0.144 | 4-2 1B HR BB | | 4-1 FC6-4 BB | | 3-2 F5 | 3-1 F7 | | 1-0 F8 | |
| Toby Hall, R (1, 2) OBP: 0.236, SLG: 0.261 | 0-1 HR 1B | | 0-1 FC6-4 1B | | 0-2 1B 1B | | 1-0 G6-3 | 0-0 F7 | |
| Chris Gomez, R (1, 6) OBP: 0.305, SLG: 0.429 | 3-2 1-H HR | | 0-2 1-2 1B | | 3-1 F9 | | 3-2 G5-3 | 3-2 G6-3 | |
| Russ Johnson, R (1, 5) OBP: 0.319, SLG: 0.274 | 0-1 G6-3 | | 2-0 F9 | | 2-1 1-2 1B | | 0-0 G5-3 | | |
| 18 Jared Sandberg, R (9, 5) OBP: 0.125, SLG: 0.130 | | | | | | | | | |

| Inning Stats | R: 6 | H: 4 | E: 0 | K: 1 | S: 26 | P: 41 | R: 2 | H: 2 | E: 0 | K: 0 | S: 15 | P: 21 | R: 0 | H: 1 | E: 0 | K: 0 | S: 9 | P: 15 | R: 1 | H: 1 | E: 0 | K: 0 | S: 7 | P: 13 | R: 0 | H: 2 | E: 0 | K: 1 | S: 15 | P: 24 | R: 0 | H: 1 | E: 0 | K: 2 | S: 12 | P: 23 | R: 0 | H: 0 | E: 0 | K: 0 | S: 5 | P: 9 | R: 1 | H: 1 | E: 0 | K: 1 | S: 12 | P: 21 | R: 0 | H: 0 | E: 0 | K: 0 | S: 5 | P: 9 | R: 0 | H: 0 | E: 0 | K: 0 | S: 5 | P: 9 | 1B: 7 | SF: 0 | 2B: 2 | SAC: 1 | 3B: 0 | DP: 0 | HR: 3 | HBP: 0 | WP: 0 | PA: 44 |
|--------------|------|------|------|------|-------|-------|------|------|------|------|-------|-------|------|------|------|------|------|-------|------|------|------|------|------|-------|------|------|------|------|-------|-------|------|------|------|------|-------|-------|------|------|------|------|------|------|------|------|------|------|-------|-------|------|------|------|------|------|------|------|------|------|------|------|------|-------|-------|-------|--------|-------|-------|-------|--------|-------|--------|
|--------------|------|------|------|------|-------|-------|------|------|------|------|-------|-------|------|------|------|------|------|-------|------|------|------|------|------|-------|------|------|------|------|-------|-------|------|------|------|------|-------|-------|------|------|------|------|------|------|------|------|------|------|-------|-------|------|------|------|------|------|------|------|------|------|------|------|------|-------|-------|-------|--------|-------|-------|-------|--------|-------|--------|

| PITCHER | IP | WLS | BF | H | R | ER | SO | BB | IBB | HBP | BLK | WP | HR | S | P | ERA | WHIP |
|--|-----|-----|----|---|---|----|----|----|-----|-----|-----|----|----|----|----|-------|-------|
| Orlando Hernandez, R (1, 1) ERA: 3.44 | 1.2 | L | 13 | 6 | 8 | 8 | 1 | 2 | 0 | 0 | 0 | 0 | 2 | 38 | 56 | 43.20 | 4.800 |
| Sterling Hitchcock, L (2, 1) ERA: 2.25 | 4.0 | | 19 | 5 | 1 | 1 | 3 | 2 | 0 | 0 | 0 | 0 | 1 | 44 | 76 | 2.25 | 1.750 |
| Ramiro Mendoza, R (6, 1) ERA: 5.82 | 1.1 | | 4 | 0 | 0 | 0 | 0 | 0 | 0 | 0 | 0 | 0 | 0 | 7 | 14 | 0.00 | 0.000 |
| Mike Stanton, L (8, 1) ERA: 2.18 | 1.0 | | 5 | 1 | 1 | 1 | 1 | 1 | 0 | 0 | 0 | 0 | 0 | 12 | 21 | 9.00 | 2.000 |
| Steve Karsay, R (9, 1) ERA: 2.57 | 1.0 | | 3 | 0 | 0 | 0 | 0 | 0 | 0 | 0 | 0 | 0 | 0 | 5 | 9 | 0.00 | 0.000 |

| PITCHER | IP | WLS | BF | H | R | ER | SO | BB | IBB | HBP | BLK | WP | HR | S | P | ERA | WHIP |
|---------|----|-----|----|---|---|----|----|----|-----|-----|-----|----|----|---|---|-----|------|
|---------|----|-----|----|---|---|----|----|----|-----|-----|-----|----|----|---|---|-----|------|

| Batter | 1 | 2 | 3 | 4 | 5 | 6 | 7 | 8 | 9 | AB | R | H | RBI | BB | SO | LOB |
|---|----|----------|----|------|---|-------------|---|---|---------------------|----|---|---|-----|----|----|-----|
| Alfonso Soriano, R OBP: 0.357, SLG: 0.578 (1, 4) | L8 | | F9 | | | K | | | F9 | 5 | 0 | 1 | 1 | 0 | 1 | 0 |
| 2 Derek Jeter, R OBP: 0.378, SLG: 0.461 (1, 6) | K | | | G4-3 | | HBP 1B | | | F8 | 4 | 0 | 1 | 0 | 1 | 1 | 0 |
| Bernie Williams, S OBP: 0.385, SLG: 0.423 (1, 8) | K | | | HR | | HBP | | | G4-3 | 4 | 1 | 1 | 1 | 0 | 1 | 1 |
| 25 Jason Giambi, L OBP: 0.379, SLG: 0.510 (1, 3) | | L7 | | F8 | | K | | | G3-6-1 | 3 | 1 | 0 | 0 | 1 | 1 | 3 |
| 20 Jorge Posada, S OBP: 0.421, SLG: 0.563 (1, 2) | | F8 2B | | G6-3 | | | | | 20 1B E BB | 3 | 0 | 2 | 0 | 1 | 0 | 0 |
| Rondell White, R OBP: 0.291, SLG: 0.348 (1, 7) | | F8 | | | | FC6-4 BB | | | WP 1B | 3 | 2 | 0 | 0 | 1 | 0 | 3 |
| Robin Ventura, L OBP: 0.353, SLG: 0.508 Ron Coomer, R OBP: 0.314, SLG: 0.515 (1, 5) (5, 5) | | G3 | | | | G3 BB | | | L9 | 1 | 0 | 0 | 0 | 0 | 0 | 1 |
| Shane Spencer, R OBP: 0.346, SLG: 0.409 (1, 9) | | | K | | | 1B 1B | | | K | 3 | 2 | 2 | 0 | 0 | 1 | 0 |
| Nick Johnson, L OBP: 0.304, SLG: 0.392 (1, 10) | | | K | | | P4 1B | | | F7 | 4 | 0 | 0 | 0 | 0 | 1 | 4 |
| | | | | G3 | | G3 1B | | | K | 4 | 1 | 1 | 4 | 0 | 2 | 1 |
| | | | | | | HR | | | K | | | | | | | |

| Inning Stats | R: 0 | H: 0 | E: 0 | K: 2 | S: 7 | H: 0 | LOB: 0 | BB: 0 | P: 10 | R: 0 | H: 1 | E: 0 | K: 0 | S: 5 | H: 0 | LOB: 1 | BB: 0 | P: 9 | R: 0 | H: 0 | E: 0 | K: 2 | S: 9 | H: 0 | LOB: 0 | BB: 0 | P: 12 | R: 1 | H: 1 | E: 0 | K: 0 | S: 7 | H: 1 | LOB: 0 | BB: 0 | P: 9 | R: 2 | H: 3 | E: 0 | K: 1 | S: 17 | H: 3 | LOB: 3 | BB: 1 | P: 28 | R: 3 | H: 2 | E: 0 | K: 0 | S: 14 | H: 2 | LOB: 0 | BB: 1 | P: 22 | R: 1 | H: 1 | E: 0 | K: 0 | S: 8 | H: 1 | LOB: 1 | BB: 1 | P: 18 | R: 0 | H: 0 | E: 0 | K: 2 | S: 9 | H: 0 | LOB: 0 | BB: 0 | P: 12 | R: 0 | H: 0 | E: 0 | K: 0 | S: 6 | H: 0 | LOB: 0 | BB: 1 | P: 11 | 1B: 5 | SF: 0 | 2B: 1 | SAC: 0 | 3B: 0 | DP: 1 | HR: 2 | HBP: 1 | WP: 2 | PA: 39 |
|--------------|------|------|------|------|------|------|--------|-------|-------|------|------|------|------|------|------|--------|-------|------|------|------|------|------|------|------|--------|-------|-------|------|------|------|------|------|------|--------|-------|------|------|------|------|------|-------|------|--------|-------|-------|------|------|------|------|-------|------|--------|-------|-------|------|------|------|------|------|------|--------|-------|-------|------|------|------|------|------|------|--------|-------|-------|------|------|------|------|------|------|--------|-------|-------|-------|-------|-------|--------|-------|-------|-------|--------|-------|--------|
|--------------|------|------|------|------|------|------|--------|-------|-------|------|------|------|------|------|------|--------|-------|------|------|------|------|------|------|------|--------|-------|-------|------|------|------|------|------|------|--------|-------|------|------|------|------|------|-------|------|--------|-------|-------|------|------|------|------|-------|------|--------|-------|-------|------|------|------|------|------|------|--------|-------|-------|------|------|------|------|------|------|--------|-------|-------|------|------|------|------|------|------|--------|-------|-------|-------|-------|-------|--------|-------|-------|-------|--------|-------|--------|

| PITCHER | IP | WLS | BF | H | R | ER | SO | BB | IBB | HBP | BLK | WP | HR | S | P | ERA | WHIP |
|---|-----|-----|----|---|---|----|----|----|-----|-----|-----|----|----|----|----|------|-------|
| Joe Kennedy, L ERA: 4.04 (1, 1) | 5.2 | W | 26 | 6 | 5 | 5 | 5 | 2 | 0 | 1 | 0 | 0 | 1 | 54 | 84 | 7.94 | 1.412 |
| Doug Creek, L ERA: 4.38 (6, 1) | 1.0 | | 6 | 2 | 2 | 1 | 1 | 1 | 0 | 0 | 0 | 0 | 1 | 11 | 19 | 9.00 | 3.000 |
| Victor Zambrano, R ERA: 4.57 (7, 1) | 1.1 | H | 4 | 0 | 0 | 0 | 2 | 0 | 0 | 0 | 0 | 1 | 0 | 11 | 17 | 0.00 | 0.000 |
| Esteban Yan, R ERA: 5.51 (9, 1) | 1.0 | S | 3 | 0 | 0 | 0 | 0 | 1 | 0 | 0 | 0 | 0 | 0 | 6 | 11 | 0.00 | 1.000 |

BOTTOM

Tampa Bay Devil Rays @ New York Yankees
 Yankee Stadium, Bronx, NY

Wed May 15 2002, 7:05 PM EDT
 Att. 26,571 - Sunny - 66 F

livebaseballscorecards.com

| | |
|-----|----|
| AB | 34 |
| R | 7 |
| H | 8 |
| RBI | 6 |
| BB | 4 |
| SO | 8 |
| LOB | 13 |



| Batter | 1 | 2 | 3 | 4 | 5 | 6 | 7 | 8 | 9 | AB R H RBI BB SO LOB | TOP | | | | | | | | | |
|--|---|---------------------------------|------------------------------|----------------------------------|-------------------------------|----------------------------------|-------------------------------|----------------------------------|------------------------------|----------------------------------|--|--|-------------------------------|----------------------------------|------------------------------|----------------------------------|----------------------------------|------------------------------------|----------------------------------|--------|
| Brent Abernathy, R (1, 4) OBP: 0.311, SLG: 0.369 | 0-1 L9 | | | 0-2 L9 | | 3-3 K | | 0-1 G6-3 | | 4 0 0 0 0 1 2 | Tampa Bay Devil Rays @ New York Yankees Yankee Stadium, Bronx, NY Thu May 16 2002, 7:05 PM EDT Att. 32,695 - Cloudy - 78 F | | | | | | | | | |
| Jason Tyner, L (1, 7) OBP: 0.261, SLG: 0.255 | 1-0 G1-3 | | | 1-1 1B | | 0-0 F7 | | 0-0 G1-3 | 4 0 1 0 0 0 1 | | | | | | | | | | | |
| Steve Cox, L (1, 3) OBP: 0.373, SLG: 0.507 | 0-0 L5 | | | 1-0 L1 | | 0-0 P6 | | 2-3 K | 4 0 0 0 0 1 2 | | | | | | | | | | | |
| Greg Vaughn, R (1, 10) OBP: 0.235, SLG: 0.140 | | 2-2 P6 | | 2-3 K | | 0-0 G6-3 | | 2-0 G6-3 | 4 0 0 0 0 1 1 | | | | | | | | | | | |
| Ben Grieve, L (1, 9) OBP: 0.358, SLG: 0.438 | | 1-3 K | | 3-2 G1-3 | | 1-3 K | | | 3 0 0 0 0 2 0 | | | | | | | | | | | |
| Toby Hall, R (1, 2) OBP: 0.231, SLG: 0.254 | | 0-2 P4 | | 1-1 L9 | | 0-1 G5-3 | | | 3 0 0 0 0 0 0 | | | | | | | | | | | |
| Chris Gomez, R (1, 6) OBP: 0.302, SLG: 0.425 | | | 2-2 G5-3 | | 2-1 HBP | | 2-1 F9 | | 1 0 0 0 0 0 0 | | | | | | | | | | | |
| Felix Escalona, R (4, 6) OBP: 0.263, SLG: 0.265 | | | | | | | | | 1 0 0 0 0 0 0 | | | | | | | | | | | |
| 18 Jared Sandberg, R (1, 5) OBP: 0.111, SLG: 0.115 | | | 0-0 L4 | | 0-1 L7 | | 2-3 K | | 3 0 0 0 0 1 1 | | | | | | | | | | | |
| Jason Conti, L (1, 8) OBP: 0.295, SLG: 0.400 | | | 3-2 L7 | | 0-2 2B | | 2-2 2B | | 3 0 2 0 0 0 0 | | | | | | | | | | | |
| Inning Stats | R: 0 E: 0 K: 0 S: 4 | H: 0 LOB: 0 BB: 0 P: 5 | R: 0 E: 0 K: 1 S: 9 | H: 0 LOB: 0 BB: 0 P: 12 | R: 0 E: 0 K: 0 S: 14 | H: 0 LOB: 0 BB: 0 P: 19 | R: 0 E: 0 K: 1 S: 10 | H: 1 LOB: 1 BB: 0 P: 14 | R: 0 E: 0 K: 1 S: 8 | H: 0 LOB: 1 BB: 0 P: 14 | R: 0 E: 0 K: 1 S: 6 | H: 0 LOB: 0 BB: 0 P: 7 | R: 0 E: 0 K: 1 S: 14 | H: 1 LOB: 1 BB: 0 P: 20 | R: 0 E: 0 K: 1 S: 6 | H: 0 LOB: 0 BB: 0 P: 10 | 1B: 1 2B: 2 3B: 0 HR: 0 | SF: 0 SAC: 0 DP: 0 HBP: 1 | WP: 0 PB: 0 SB: 0 CS: 0 | PA: 31 |
| PITCHER David Wells, L (1, 1) ERA: 3.86 | IP: 9.0 WLS: W BF: 31 H: 3 R: 0 ER: 0 SO: 6 BB: 0 IBB: 0 HBP: 1 BLK: 0 WP: 0 HR: 0 S: 79 P: 112 ERA: 0.00 WHIP: 0.333 | | | | | | | | | | | PITCHER IP: WLS: BF: H: R: ER: SO: BB: IBB: HBP: BLK: WP: HR: S: P: ERA: WHIP: | | | | | | | | |

| | |
|------------|-----------|
| AB | 30 |
| R | 0 |
| H | 3 |
| RBI | 0 |
| BB | 0 |
| SO | 6 |
| LOB | 7 |



| Batter | 1 | 2 | 3 | 4 | 5 | 6 | 7 | 8 | 9 | AB | R | H | RBI | BB | SO | LOB |
|---|----------------------|------|------|----------|-------------|--------------|------|---------------------|---|----|---|---|-----|----|----|-----|
| Alfonso Soriano, R OBP: 0.351, SLG: 0.581 (1, 4) | | | G5-3 | | | F7 | | L5 | | 6 | 1 | 1 | 1 | 0 | 0 | 6 |
| 2 Derek Jeter, R OBP: 0.381, SLG: 0.459 Enrique Wilson, S OBP: 0.286, SLG: 0.400 (1, 6) (7, 6) | G6-3 | G5-3 | | HR | 2B | | K | F7 | | 3 | 2 | 1 | 0 | 1 | 0 | 0 |
| Bernie Williams, S OBP: 0.387, SLG: 0.452 Gerald Williams, R (1, 8) (7, 8) | E6 20 BB 25 1B | G3 | | HR | 2B | | G5-3 | | | 4 | 2 | 2 | 3 | 0 | 0 | 0 |
| 25 Jason Ciambi, L OBP: 0.385, SLG: 0.506 Ron Coomer, R OBP: 0.314, SLG: 0.515 (1, 10) (7, PR) | E 20 BB 1B | F8 | | F9 | 20 L3 BB | | | HBP | | 3 | 1 | 1 | 0 | 1 | 0 | 0 |
| 20 Jorge Posada, S OBP: 0.420, SLG: 0.576 (1, 2) | E 2B BB | | | K | L3 | | P6 | | | 4 | 2 | 1 | 1 | 1 | 1 | 3 |
| Robin Ventura, L OBP: 0.362, SLG: 0.512 (1, 5) | E9 2B 1B | | G5-3 | 1B 1B | | G3 | | F8 WP E 1B | | 5 | 2 | 3 | 2 | 0 | 0 | 0 |
| John Vander Wal, L OBP: 0.420, SLG: 0.543 (1, 9) | E 1B 2B | | HR | 1B 1B | | 1B BB | | E 1B BB | | 2 | 2 | 2 | 2 | 3 | 0 | 0 |
| Rondell White, R OBP: 0.294, SLG: 0.350 (1, 7) | E6 1B | | L7 | 1B 1B | | BB 1B | | F8 | | 5 | 0 | 2 | 0 | 0 | 0 | 4 |
| Nick Johnson, L OBP: 0.314, SLG: 0.419 (1, 3) | | | HR | G3-1 | | G6-4-3 BB | | E6 | | 4 | 1 | 2 | 4 | 1 | 0 | 4 |

| Inning Stats | R: 6 | H: 5 | E: 3 | LOB: 1 | K: 0 | P: 30 | R: 0 | H: 0 | E: 0 | LOB: 0 | K: 0 | P: 17 | R: 3 | H: 2 | E: 0 | LOB: 0 | K: 0 | P: 22 | R: 2 | H: 5 | E: 0 | LOB: 3 | K: 1 | P: 30 | R: 1 | H: 1 | E: 0 | LOB: 1 | K: 0 | P: 20 | R: 0 | H: 1 | E: 0 | LOB: 2 | K: 0 | P: 15 | R: 0 | H: 0 | E: 0 | LOB: 1 | K: 1 | P: 20 | R: 1 | H: 1 | E: 1 | LOB: 2 | K: 0 | P: 26 |
|--------------|------|------|------|--------|------|-------|------|------|------|--------|------|-------|------|------|------|--------|------|-------|------|------|------|--------|------|-------|------|------|------|--------|------|-------|------|------|------|--------|------|-------|------|------|------|--------|------|-------|------|------|------|--------|------|-------|
|--------------|------|------|------|--------|------|-------|------|------|------|--------|------|-------|------|------|------|--------|------|-------|------|------|------|--------|------|-------|------|------|------|--------|------|-------|------|------|------|--------|------|-------|------|------|------|--------|------|-------|------|------|------|--------|------|-------|

| PITCHER | IP | WLS | BF | H | R | ER | SO | BB | IBB | HBP | BLK | WP | HR | S | P | ERA | WHIP |
|---|-----|-----|----|---|---|----|----|----|-----|-----|-----|----|----|----|----|-------|-------|
| Ryan Rupe, R ERA: 5.85 (1, 1) | 3.0 | L | 19 | 7 | 9 | 7 | 0 | 2 | 0 | 0 | 0 | 0 | 3 | 39 | 69 | 21.00 | 3.000 |
| Jason Standridge, R ERA: 9.0 (4, 1) | 3.0 | | 18 | 7 | 3 | 3 | 1 | 4 | 0 | 0 | 0 | 0 | 1 | 34 | 65 | 9.00 | 3.667 |
| Jorge Sosa, R ERA: 3.71 (7, 1) | 2.0 | | 10 | 1 | 1 | 1 | 1 | 1 | 0 | 1 | 0 | 1 | 0 | 26 | 46 | 4.50 | 1.000 |

BOTTOM

Tampa Bay Devil Rays @ New York Yankees
 Yankee Stadium, Bronx, NY

Thu May 16 2002, 7:05 PM EDT
 Att: 32,695 - Cloudy - 78 F

| | |
|-----|----|
| AB | 39 |
| R | 13 |
| H | 15 |
| RBI | 13 |
| BB | 7 |
| SO | 2 |
| LOB | 19 |

WP: 1 PA: 47
 PB: 0
 SB: 0
 CS: 0

| PITCHER | IP | WLS | BF | H | R | ER | SO | BB | IBB | HBP | BLK | WP | HR | S | P | ERA | WHIP |
|---------|----|-----|----|---|---|----|----|----|-----|-----|-----|----|----|---|---|-----|------|
|---------|----|-----|----|---|---|----|----|----|-----|-----|-----|----|----|---|---|-----|------|

| Batter | 1 | 2 | 3 | 4 | 5 | 6 | 7 | 8 | 9 | 10 | 11 | 12 | 13 | 14 | AB R H RBI BB SO LOB | TOP | | | | | | | | | | | | | | | | | |
|---|---|----------------------------------|-------------------------------|----------------------------------|-------------------------------|----------------------------------|------------------------------|---------------------------------|------------------------------|----------------------------------|-------------------------------|----------------------------------|-------------------------------|----------------------------------|--------------------------------|----------------------------------|-------------------------------|----------------------------------|------------------------------|----------------------------------|------------------------------|----------------------------------|-------------------------------|----------------------------------|-----------------------------------|------------------------------------|----------------------------------|--------|--|--|--|--|--|
| Jacque Jones, L OBP: 0.337, SLG: 0.497 (1, 7) | G3 | 1B | | K | | 1B | | F7 | | G3 | | | FC1-6 | 1B | 8 1 3 3 0 1 1 | | | | | | | | | | | | | | | | | | |
| Cristian Guzman, S OBP: 0.231, SLG: 0.278 (1, 6) | K | F8 | | | L7 | SH1-4 | | G3 | | K | | | F7 | G5-3 | 7 0 0 0 0 2 4 | | | | | | | | | | | | | | | | | | |
| Tori Hunter, R OBP: 0.389, SLG: 0.604 (1, 8) | 1B | F5 | | | F9 | 1B | | 1B | | | | | FC6-4 | | 6 0 2 0 1 1 2 | | | | | | | | | | | | | | | | | | |
| David Ortiz, L OBP: 0.314, SLG: 0.479 Casey Blake, R OBP: 0.333, SLG: 0.313 (1, 3) (8, 3) | BB | | | | K | SF8 | | K | | | | | | E 1B | 2 0 0 1 2 2 1 1 1 0 0 1 0 0 | | | | | | | | | | | | | | | | | | |
| Brian Buchanan, R OBP: 0.330, SLG: 0.470 (1, 10) | K | | | | FC6-4 | G1-3 | | | | | | | K | E5 | 7 1 4 1 0 2 3 | | | | | | | | | | | | | | | | | | |
| Bobby Kielty, S OBP: 0.438, SLG: 0.537 (1, 9) | | 1B | | | G1-3 | 1B | | G4-3 | | | | | F8 | FC1-5 | 7 3 4 2 0 0 2 | | | | | | | | | | | | | | | | | | |
| Jay Canizaro, R OBP: 0.294, SLG: 0.330 (1, 5) | | 1B | | | 1B | 2B | | FC5-2-6 | | | | | F7 | FC1-5 | 7 3 2 0 0 2 5 | | | | | | | | | | | | | | | | | | |
| A.J. Pierzynski, L OBP: 0.344, SLG: 0.425 (1, 2) | | G4-3 | | | K | 1B | | G4-3 | | | | | K | F7 | 7 2 2 2 0 2 4 | | | | | | | | | | | | | | | | | | |
| Denny Hocking, S OBP: 0.292, SLG: 0.258 (1, 4) | | G4-3 | | | G1-3 | 1B | | F8 | | | | | FC1-6 | 1B | 7 1 3 3 0 1 2 | | | | | | | | | | | | | | | | | | |
| Inning Stats | R: 0 E: 0 K: 2 S: 11 | H: 1 LOB: 2 BB: 1 P: 19 | R: 3 E: 0 K: 0 S: 13 | H: 4 LOB: 0 BB: 0 P: 15 | R: 0 E: 0 K: 1 S: 13 | H: 0 LOB: 1 BB: 1 P: 22 | R: 0 E: 0 K: 2 S: 8 | H: 0 LOB: 0 BB: 0 P: 9 | R: 0 E: 0 K: 1 S: 8 | H: 0 LOB: 0 BB: 0 P: 12 | R: 6 E: 0 K: 0 S: 16 | H: 7 LOB: 2 BB: 1 P: 28 | R: 0 E: 0 K: 1 S: 10 | H: 1 LOB: 1 BB: 0 P: 15 | R: 0 E: 0 K: 1 S: 8 | H: 1 LOB: 1 BB: 0 P: 12 | R: 0 E: 0 K: 2 S: 12 | H: 0 LOB: 0 BB: 0 P: 17 | R: 0 E: 0 K: 1 S: 8 | H: 0 LOB: 0 BB: 0 P: 11 | R: 0 E: 0 K: 0 S: 6 | H: 1 LOB: 1 BB: 0 P: 10 | R: 3 E: 1 K: 0 S: 21 | H: 4 LOB: 2 BB: 1 P: 30 | 1B: 17 2B: 3 3B: 0 HR: 0 | SF: 1 SAC: 1 DP: 0 HBP: 0 | WP: 1 PB: 0 SB: 1 CS: 0 | PA: 65 | | | | | |
| PITCHER | IP WLS BF H R ER SO BB IBB HBP BLK WP HR S P ERA WHIP | | | | | | | | | | | | | | | | | | | | | | | | | | | | | | | | |
| 35 Mike Mussina, R ERA: 4.45 (1, 1) | 5.0 | 26 | 9 | 7 | 7 | 6 | 2 | 0 | 0 | 0 | 0 | 0 | 0 | 0 | 0 | 0 | 12.60 | 2.200 | | | | | | | | | | | | | | | |
| Mike Stanton, L ERA: 2.95 (6, 1) | 0.2 | 5 | 2 | 1 | 1 | 0 | 0 | 1 | 0 | 0 | 0 | 0 | 0 | 0 | 0 | 0 | 13.50 | 3.000 | | | | | | | | | | | | | | | |
| Ramiro Mendoza, R ERA: 5.12 (6, 1) | 2.1 | 9 | 3 | 1 | 1 | 2 | 0 | 0 | 0 | 0 | 0 | 0 | 0 | 0 | 0 | 0 | 3.86 | 1.286 | | | | | | | | | | | | | | | |
| Steve Karsay, R ERA: 2.35 (9, 1) | 2.0 | 7 | 1 | 0 | 0 | 2 | 0 | 0 | 0 | 0 | 1 | 0 | 0 | 0 | 0 | 0 | 0.00 | 0.500 | | | | | | | | | | | | | | | |
| 42 Mariano Rivera, R ERA: 1.96 (11, 1) | 2.0 | 6 | 0 | 0 | 0 | 3 | 0 | 0 | 0 | 0 | 0 | 0 | 0 | 0 | 0 | 0 | 0.00 | 0.000 | | | | | | | | | | | | | | | |
| PITCHER | IP WLS BF H R ER SO BB IBB HBP BLK WP HR S P ERA WHIP | | | | | | | | | | | | | | | | | | | | | | | | | | | | | | | | |
| Sterling Hitchcock, L ERA: 6.0 (13, 1) | 2.0 | 12 | 5 | 3 | 3 | 0 | 1 | 0 | 0 | 0 | 0 | 0 | 0 | 0 | 0 | 0 | 13.50 | 3.000 | | | | | | | | | | | | | | | |

Minnesota Twins @ New York Yankees
 Yankee Stadium, Bronx, NY
 Fri May 17 2002, 7:05 PM EDT
 Att. 39,470 - Cloudy - 72 F

| | |
|-----|----|
| AB | 59 |
| R | 12 |
| H | 20 |
| RBI | 12 |
| BB | 4 |
| SO | 13 |
| LOB | 24 |




| Batter | 1 | 2 | 3 | 4 | 5 | 6 | 7 | 8 | 9 | 10 | 11 | 12 | 13 | 14 | AB | R | H | RBI | BB | SO | LOB |
|--|------|----|----|----------|----------------|------|----|------|------|------|------------|----|----------|----------|----|---|---|-----|----|----|-----|
| Alfonso Soriano, R OBP: 0.347, SLG: 0.583 | F9 | | K | HR | | G5-3 | | K | | | G4-3 | F3 | | F7 | 8 | 1 | 2 | 3 | 0 | 2 | 4 |
| 2 Derek Jeter, R OBP: 0.378, SLG: 0.458 | K | | 2B | G6-3 | | F9 | | | G5-3 | | SH2-3 | P6 | | BB | 7 | 1 | 2 | 0 | 0 | 1 | 2 |
| Bernie Williams, S OBP: 0.392, SLG: 0.487 | HR | | K | K | | | K | | HR | | 25 G4-3 | | G1-3 | 25 HR | 6 | 3 | 2 | 2 | 2 | 3 | 1 |
| 25 Jason Giambi, L OBP: 0.390, SLG: 0.531 | 2B | | F7 | | E4 20 HR | | F5 | | K | | G4-3 | | 20 2B | HR | 8 | 2 | 4 | 4 | 0 | 1 | 3 |
| 20 Jorge Posada, S OBP: 0.427, SLG: 0.601 | G4-3 | | | E1 HR | HR | | WP | | P4 | | | | HR | | 6 | 2 | 3 | 2 | 1 | 0 | 1 |
| Robin Ventura, L OBP: 0.358, SLG: 0.519 | | F7 | | HR | F7 | | K | | | G4-3 | G4-3 | | BB | IBB | 6 | 1 | 1 | 2 | 1 | 1 | 4 |
| John Vander Wal, L OBP: 0.417, SLG: 0.534 | | K | | 1B | K | | | F8 | | F7 | | 1B | BB | BB | 3 | 1 | 1 | 0 | 0 | 2 | 0 |
| Enrique Wilson, S OBP: 0.320, SLG: 0.364 | | | | 1B | K | | | | | | | | 1-2 | BB | 2 | 0 | 0 | 0 | 2 | 0 | 0 |
| Rondell White, R OBP: 0.300, SLG: 0.361 | | | | HR | K | | | G4-3 | | | | F8 | 1-1 | L7 | 7 | 1 | 3 | 0 | 0 | 1 | 4 |
| Nick Johnson, L OBP: 0.313, SLG: 0.409 | | F5 | | K | | | | | | | | | | | | | | | | | |
| Gerald Williams, R | | | | | | | | | | | | | | | | | | | | | |
| Shane Spencer, R OBP: 0.355, SLG: 0.417 | | | | | | | | | WP | | | | | 25 HR | 3 | 0 | 0 | 0 | 0 | 2 | 3 |
| | | | | | | | | | HBP | | | | | 1B | 0 | 0 | 0 | 0 | 0 | 0 | 0 |
| | | | | | | | | | | | | | | | 3 | 1 | 2 | 0 | 0 | 1 | 1 |

| Inning Stats | R: 1 | H: 2 | E: 0 | LOB: 1 | K: 1 | BB: 0 | S: 14 | P: 24 | R: 0 | H: 1 | E: 0 | LOB: 1 | K: 2 | BB: 0 | S: 13 | P: 17 | R: 0 | H: 1 | E: 0 | LOB: 1 | K: 2 | BB: 0 | S: 10 | P: 12 | R: 5 | H: 4 | E: 1 | LOB: 0 | K: 2 | BB: 0 | S: 18 | P: 28 | R: 2 | H: 2 | E: 1 | LOB: 0 | K: 2 | BB: 0 | S: 23 | P: 31 | R: 0 | H: 0 | E: 0 | LOB: 0 | K: 1 | BB: 0 | S: 9 | P: 13 | R: 0 | H: 1 | E: 0 | LOB: 1 | K: 2 | BB: 0 | S: 11 | P: 20 | R: 0 | H: 0 | E: 0 | LOB: 2 | K: 1 | BB: 0 | S: 6 | P: 12 | R: 1 | H: 1 | E: 0 | LOB: 0 | K: 1 | BB: 0 | S: 11 | P: 15 | R: 0 | H: 1 | E: 0 | LOB: 1 | K: 1 | BB: 0 | S: 12 | P: 16 | R: 0 | H: 1 | E: 0 | LOB: 3 | K: 0 | BB: 2 | S: 13 | P: 27 | R: 0 | H: 1 | E: 0 | LOB: 2 | K: 0 | BB: 1 | S: 15 | P: 20 | R: 0 | H: 2 | E: 0 | LOB: 3 | K: 0 | BB: 2 | S: 7 | P: 17 | R: 4 | H: 3 | E: 0 | LOB: 0 | K: 0 | BB: 1 | S: 6 | P: 12 | 1B: 10 | SF: 0 | 2B: 4 | SAC: 1 | 3B: 0 | DP: 0 | HR: 6 | HBP: 1 | WP: 2 | PA: 67 |
|--------------------------------|---------|------|------|--------|------|-------|-------|-------|------|------|------|--------|------|-------|-------|--------|--------|------|------|--------|------|-------|-------|-------|------|------|------|--------|------|-------|-------|-------|------|------|------|--------|------|-------|-------|-------|------|------|------|--------|------|-------|------|-------|------|------|------|--------|------|-------|-------|-------|------|------|------|--------|------|-------|------|-------|------|------|------|--------|------|-------|-------|-------|------|------|------|--------|------|-------|-------|-------|------|------|------|--------|------|-------|-------|-------|------|------|------|--------|------|-------|-------|-------|------|------|------|--------|------|-------|------|-------|------|------|------|--------|------|-------|------|-------|--------|-------|-------|--------|-------|-------|-------|--------|-------|--------|
| PITCHER | IP | WLS | BF | H | R | ER | SO | BB | IBB | HBP | BLK | WP | HR | S | P | ERA | WHIP | | | | | | | | | | | | | | | | | | | | | | | | | | | | | | | | | | | | | | | | | | | | | | | | | | | | | | | | | | | | | | | | | | | | | | | | | | | | | | | | | | | | | | | | | | | | | | | | | | | | | | | | | |
| Rick Reed, R ERA: 4.86 | (1, 1) | | 21 | 8 | 6 | 5 | 6 | 0 | 0 | 0 | 0 | 0 | 1 | 23 | 31 | 11.25 | 2.000 | | | | | | | | | | | | | | | | | | | | | | | | | | | | | | | | | | | | | | | | | | | | | | | | | | | | | | | | | | | | | | | | | | | | | | | | | | | | | | | | | | | | | | | | | | | | | | | | | | | | | | | | | |
| LaTroy Hawkins, R ERA: 2.19 | (5, 1) | 1.0 | | 5 | 2 | 2 | 2 | 0 | 0 | 0 | 0 | 0 | 1 | 23 | 31 | 18.00 | 2.000 | | | | | | | | | | | | | | | | | | | | | | | | | | | | | | | | | | | | | | | | | | | | | | | | | | | | | | | | | | | | | | | | | | | | | | | | | | | | | | | | | | | | | | | | | | | | | | | | | | | | | | | | | |
| Bob Wells, R ERA: 6.86 | (6, 1) | 1.0 | H | 3 | 0 | 0 | 1 | 0 | 0 | 0 | 0 | 0 | 0 | 9 | 13 | 0.00 | 0.000 | | | | | | | | | | | | | | | | | | | | | | | | | | | | | | | | | | | | | | | | | | | | | | | | | | | | | | | | | | | | | | | | | | | | | | | | | | | | | | | | | | | | | | | | | | | | | | | | | | | | | | | | | |
| J.C. Romero, L ERA: 0.37 | (7, 1) | 1.2 | H | 7 | 1 | 0 | 2 | 0 | 0 | 1 | 0 | 1 | 0 | 14 | 28 | 0.00 | 0.600 | | | | | | | | | | | | | | | | | | | | | | | | | | | | | | | | | | | | | | | | | | | | | | | | | | | | | | | | | | | | | | | | | | | | | | | | | | | | | | | | | | | | | | | | | | | | | | | | | | | | | | | | | |
| Michael Jackson, R ERA: 1.1 | (8, 1) | 0.2 | H | 2 | 0 | 0 | 1 | 0 | 0 | 0 | 0 | 1 | 0 | 6 | 7 | 0.00 | 0.000 | | | | | | | | | | | | | | | | | | | | | | | | | | | | | | | | | | | | | | | | | | | | | | | | | | | | | | | | | | | | | | | | | | | | | | | | | | | | | | | | | | | | | | | | | | | | | | | | | | | | | | | | | |
| PITCHER | IP | WLS | BF | H | R | ER | SO | BB | IBB | HBP | BLK | WP | HR | S | P | ERA | WHIP | | | | | | | | | | | | | | | | | | | | | | | | | | | | | | | | | | | | | | | | | | | | | | | | | | | | | | | | | | | | | | | | | | | | | | | | | | | | | | | | | | | | | | | | | | | | | | | | | | | | | | | | | |
| Eddie Guardado, L ERA: 2.18 | (9, 1) | 1.2 | B | 7 | 2 | 1 | 2 | 0 | 0 | 0 | 0 | 0 | 0 | 35 | 64 | 0.00 | 2.000 | | | | | | | | | | | | | | | | | | | | | | | | | | | | | | | | | | | | | | | | | | | | | | | | | | | | | | | | | | | | | | | | | | | | | | | | | | | | | | | | | | | | | | | | | | | | | | | | | | | | | | | | | |
| Jack Cressend, R ERA: 6.55 | (11, 1) | 3.0 | | 17 | 4 | 0 | 0 | 2 | 3 | 0 | 0 | 0 | 0 | 35 | 64 | 0.00 | 2.000 | | | | | | | | | | | | | | | | | | | | | | | | | | | | | | | | | | | | | | | | | | | | | | | | | | | | | | | | | | | | | | | | | | | | | | | | | | | | | | | | | | | | | | | | | | | | | | | | | | | | | | | | | |
| Mike Trombley, R ERA: 32.4 | (14, 1) | 0.1 | L | 5 | 3 | 4 | 4 | 1 | 0 | 0 | 0 | 0 | 1 | 6 | 12 | 108.00 | 12.000 | | | | | | | | | | | | | | | | | | | | | | | | | | | | | | | | | | | | | | | | | | | | | | | | | | | | | | | | | | | | | | | | | | | | | | | | | | | | | | | | | | | | | | | | | | | | | | | | | | | | | | | | | |

Minnesota Twins @ New York Yankees
 Yankee Stadium, Bronx, NY
 Fri May 17 2002, 7:05 PM EDT
 Att. 39,470 - Cloudy - 72 F

| | |
|-----|----|
| AB | 59 |
| R | 13 |
| H | 20 |
| RBI | 13 |
| BB | 6 |
| SO | 14 |
| LOB | 23 |



| Batter | 1 | 2 | 3 | 4 | 5 | 6 | 7 | 8 | 9 | AB R H RBI BB SO LOB | TOP |
|---|---|---|---|---|---|---|---|---|--|--|---|
| Jacque Jones, L (1, 7) OBP: 0.335, SLG: 0.497 | 1-1 G3-1 2B | | 3-2 F7 | | 0-3 K | | 0-3 K | | | 4 0 1 0 0 2 0 | Minnesota Twins @ New York Yankees Yankee Stadium, Bronx, NY Sat May 18 2002, 1:05 PM EDT Att. 46,057 - Overcast - 44 F |
| Cristian Guzman, S (1, 6) OBP: 0.232, SLG: 0.278 | 2-2 G3-1 | | 0-0 F7 | | | 1-3 K | | 1-1 G1-3 1B | 4 0 1 0 0 1 1 | | |
| Torii Hunter, R (1, 8) OBP: 0.386, SLG: 0.595 | 0-3 K | | 0-0 G5-3 | | | 1-0 E6 2B | | 0-2 G1-3 1B | 4 1 1 0 0 1 1 | | |
| Brian Buchanan, R (1, 10) OBP: 0.315, SLG: 0.448 | 1-2 G4-3 | | | 3-3 K | | 3-3 K | | 0-3 K | 4 0 0 0 0 3 4 | | |
| Dustan Mohr, R (1, 9) OBP: 0.371, SLG: 0.467 | | 2-0 G5-3 | | 2-2 FC5-4 1B | | 1-2 2B | | 2-2 G1-3 | 4 0 2 1 0 0 2 | | |
| Bobby Kielty, S (1, 3) OBP: 0.440, SLG: 0.543 | | 2-1 1B 2B | | 2-2 FC5-4 1-2f | | 4-1 BB | | 0-3 K | 3 1 1 0 1 1 3 | | |
| Casey Blake, R (1, 5) OBP: 0.273, SLG: 0.250 | | 0-2 G5-3 | | 3-2 P4 | | 1-3 K | | 2-3 K | 4 0 0 0 0 2 4 | | |
| Tom Prince, R (1, 2) OBP: 0.396, SLG: 0.690 | | 1-1 2-H 1B | | 0-0 P6 | | 2-3 K | | 2-3 K | 4 0 1 1 0 2 0 | | |
| Denny Hocking, S (1, 4) OBP: 0.282, SLG: 0.247 | | 2-3 K | | 0-1 G6-3 | | 3-2 F9 | | 1-0 F7 | 4 0 0 0 0 1 1 | | |
| Inning Stats | R: 0 H: 1 E: 0 LOB: 1 K: 1 BB: 0 S: 11 P: 15 | R: 1 H: 2 E: 0 LOB: 1 K: 1 BB: 0 S: 11 P: 18 | R: 0 H: 0 E: 0 LOB: 0 K: 0 BB: 0 S: 5 P: 8 | R: 0 H: 1 E: 0 LOB: 1 K: 1 BB: 0 S: 16 P: 26 | R: 0 H: 0 E: 0 LOB: 0 K: 1 BB: 0 S: 6 P: 6 | R: 1 H: 1 E: 2 LOB: 2 K: 3 BB: 1 S: 15 P: 26 | R: 0 H: 0 E: 0 LOB: 0 K: 2 BB: 0 S: 10 P: 15 | R: 0 H: 2 E: 0 LOB: 2 K: 2 BB: 0 S: 14 P: 17 | R: 0 H: 0 E: 0 LOB: 0 K: 2 BB: 0 S: 8 P: 13 | 1B: 4 SF: 0 2B: 3 SAC: 0 3B: 0 DP: 0 HR: 0 HBP: 0 | WP: 0 PA: 36 PB: 0 SB: 1 CS: 0 |
| PITCHER | IP WLS BF H R ER SO BB IBB HBP BLK WP HR S P ERA WHIP | | | | | | | | | | |
| Ted Lilly, L (1, 1) ERA: 2.61 | 7.0 W 28 5 2 1 9 1 0 0 0 0 0 0 74 114 1.29 0.857 | | | | | | | | | | |
| Steve Karsay, R (8, 1) ERA: 2.16 | 2.0 8 2 0 0 4 0 0 0 0 0 0 0 22 30 0.00 1.000 | | | | | | | | | | |

livebaseballscorecards.com

| | |
|-----|----|
| AB | 35 |
| R | 2 |
| H | 7 |
| RBI | 2 |
| BB | 1 |
| SO | 13 |
| LOB | 16 |



| Batter | 1 | 2 | 3 | 4 | 5 | 6 | 7 | 8 | 9 | AB R H RBI BB SO LOB | TOP | | | | | | | | | | |
|---|------------------------------|----------------------------------|-------------------------------|----------------------------------|-------------------------------|----------------------------------|-------------------------------|----------------------------------|------------------------------|----------------------------------|------------------------------|----------------------------------|-------------------------------|----------------------------------|------------------------------|----------------------------------|----------------------------------|------------------------------------|----------------------------------|--------|--|
| Jacque Jones, L (1, 7) OBP: 0.333, SLG: 0.489 | 4-2 BB G4-6-3 | | 2-2 G3-1 | | 3-1 G4-3 | | | 0-1 E4 G1-3 | | 3 0 0 0 1 0 0 | | | | | | | | | | | |
| Cristian Guzman, S (1, 6) OBP: 0.232, SLG: 0.277 | 0-2 G4-6-3 1-2f | | 0-1 1B | | 0-1 G5-3 | | | 0-1 G1-3 1-2 | | 4 0 1 0 0 0 2 | | | | | | | | | | | |
| Torii Hunter, R (1, 8) OBP: 0.378, SLG: 0.581 | 1-3 K | | 1-3 K | | | | 0-0 F8 | 2-3 K | | 4 0 0 0 0 3 2 | | | | | | | | | | | |
| David Ortiz, L (1, 10) OBP: 0.311, SLG: 0.468 | | 2-2 G3 1B 1B | | 2-2 L8 | | 1-0 G3 | | 0-1 L6 | | 4 0 1 0 0 0 0 | | | | | | | | | | | |
| Bobby Kielty, S (1, 3) OBP: 0.432, SLG: 0.527 | | 1-3 K | | 2-3 K | | 3-3 K | | 2-1 FC5-4 1B | | 4 0 1 0 0 3 1 | | | | | | | | | | | |
| Dustin Mohr, R (1, 9) OBP: 0.375, SLG: 0.468 | | 0-0 G3 1-2 1B | | 1-0 E BB 1B | | | 2-3 K | 3-1 FC5-4 HBP 1-2f | | 4 0 2 0 0 1 1 | | | | | | | | | | | |
| A.J. Pierzynski, L (1, 2) OBP: 0.348, SLG: 0.418 | | 2-1 G3 | | 4-1 E2 1-3 BB | | 0-3 K | | 2-0 HBP 1-2 | | 2 0 0 0 1 1 2 | | | | | | | | | | | |
| Jay Canizaro, R (1, 5) OBP: 0.286, SLG: 0.319 Brian Buchanan, R (9, PH) OBP: 0.312, SLG: 0.443 | | 3-3 K | | 1-3 K | | 0-0 F8 | | 0-3 HBP K | | 3 0 0 0 0 2 4 1 0 0 0 0 1 2 | | | | | | | | | | | |
| Denny Hocking, S (1, 4) OBP: 0.274, SLG: 0.240 | | | 2-3 K | | 2-3 K | | | 0-3 K | | 3 0 0 0 0 3 0 | | | | | | | | | | | |
| Inning Stats | R: 0 E: 0 K: 1 S: 9 | H: 0 LOB: 0 BB: 1 P: 14 | R: 0 E: 0 K: 2 S: 17 | H: 2 LOB: 2 BB: 0 P: 25 | R: 0 E: 0 K: 2 S: 12 | H: 1 LOB: 1 BB: 0 P: 16 | R: 0 E: 1 K: 2 S: 14 | H: 1 LOB: 2 BB: 1 P: 24 | R: 0 E: 0 K: 1 S: 9 | H: 0 LOB: 0 BB: 0 P: 14 | R: 0 E: 0 K: 2 S: 9 | H: 0 LOB: 0 BB: 0 P: 11 | R: 0 E: 1 K: 2 S: 10 | H: 0 LOB: 1 BB: 0 P: 12 | R: 0 E: 0 K: 1 S: 9 | H: 1 LOB: 2 BB: 0 P: 16 | 1B: 5 2B: 0 3B: 0 HR: 0 | SF: 0 SAC: 0 DP: 1 HBP: 1 | WP: 0 PB: 0 SB: 0 CS: 0 | PA: 35 | |
| PITCHER Roger Clemens, R (1, 1) ERA: 3.33 42 Mariano Rivera, R (9, 1) ERA: 1.86 | IP 8.0 | WLS W | BF 30 | H 4 | R 0 | ER 0 | SO 13 | BB 2 | IBB 0 | HBP 0 | BLK 0 | WP 0 | HR 0 | S 85 | P 125 | ERA 0.00 | WHIP 0.750 | | | | |
| PITCHER | IP | WLS | BF | H | R | ER | SO | BB | IBB | HBP | BLK | WP | HR | S | P | ERA | WHIP | | | | |

Minnesota Twins @ New York Yankees
 Yankee Stadium, Bronx, NY
 Sun May 19 2002, 1:05 PM EDT
 Att. 53,662 - Cloudy - 52 F

| | |
|-----|----|
| AB | 32 |
| R | 0 |
| H | 5 |
| RBI | 0 |
| BB | 2 |
| SO | 14 |
| LOB | 14 |



| Batter | 1 | 2 | 3 | 4 | 5 | 6 | 7 | 8 | 9 | AB R H RBI BB SO LOB | TOP | | | | | | | | | | |
|--|---|----------------------------------|-------------------------------|----------------------------------|------------------------------|----------------------------------|------------------------------|----------------------------------|------------------------------|----------------------------------|------------------------------|----------------------------------|-------------------------------|----------------------------------|-------------------------------|----------------------------------|----------------------------------|------------------------------------|----------------------------------|--------|--|
| Shannon Stewart, R (1, 10) OBP: 0.341, SLG: 0.437 | 1-2 F8 | 0-1 F8 | | | 4-0 FC1-5 1-2 BB | | 1-1 F3 | | | 3 0 0 0 1 0 3 | | | | | | | | | | | |
| Dave Berg, R (1, 4) OBP: 0.295, SLG: 0.424 | 2-2 G5-3 | 3-3 K | | | 2-2 FC1-5 1-2 2-3f | | 1-0 G5-3 | | | 4 0 0 0 0 1 5 | | | | | | | | | | | |
| José Cruz Jr., S (1, 7) OBP: 0.310, SLG: 0.377 | 1-3 K | | | | 2-2 F9 | | 2-1 S 1B | | | 4 0 1 0 0 1 2 | | | | | | | | | | | |
| Carlos Delgado, L (1, 3) OBP: 0.422, SLG: 0.578 | | 2-0 F7 | | | 1-1 P6 | | 0-3 K 1-2 | | | 4 0 0 0 0 1 3 | | | | | | | | | | | |
| Raul Mondesi, R (1, 9) OBP: 0.272, SLG: 0.385 | | 2-2 S 1B | | | 1-1 F7 | | 1-0 P6 | | | 4 1 1 0 0 1 1 | | | | | | | | | | | |
| Eric Hinske, L (1, 5) OBP: 0.371, SLG: 0.527 | | 4-2 S 1B | | | 1-0 G4-3 | | 1-3 K | | | 3 1 0 0 1 2 1 | | | | | | | | | | | |
| Tom Wilson, R (1, 2) OBP: 0.433, SLG: 0.475 | | 0-1 S 1B | | | 2-3 K | | 2-3 K | | | 4 1 1 1 0 2 0 | | | | | | | | | | | |
| Felipe Lopez, S (1, 6) OBP: 0.322, SLG: 0.500 | | 2-1 F8 10 1B | | | 2-3 K | | 3-1 S 10 G4-3 1B | | | 4 0 2 1 0 1 0 | | | | | | | | | | | |
| 10 Vernon Wells, R (1, 8) OBP: 0.294, SLG: 0.382 | | 1-2 S 1B | | | 4-2 FC1-5 BB | | 1-2 G4-3 | | | 3 0 1 1 1 0 1 | | | | | | | | | | | |
| Inning Stats | R: 0 E: 0 K: 1 S: 9 | H: 0 LOB: 0 BB: 0 P: 13 | R: 3 E: 0 K: 1 S: 21 | H: 4 LOB: 2 BB: 1 P: 35 | R: 0 E: 0 K: 0 S: 9 | H: 0 LOB: 0 BB: 0 P: 14 | R: 0 E: 0 K: 2 S: 9 | H: 0 LOB: 0 BB: 0 P: 14 | R: 0 E: 0 K: 3 S: 9 | H: 0 LOB: 2 BB: 2 P: 14 | R: 0 E: 0 K: 0 S: 8 | H: 1 LOB: 1 BB: 0 P: 14 | R: 0 E: 0 K: 2 S: 10 | H: 1 LOB: 1 BB: 0 P: 15 | R: 0 E: 0 K: 0 S: 10 | H: 0 LOB: 0 BB: 0 P: 13 | 1B: 6 2B: 0 3B: 0 HR: 0 | SF: 0 SAC: 0 DP: 0 HBP: 0 | WP: 0 PB: 0 SB: 2 CS: 0 | PA: 36 | |
| PITCHER | IP WLS BF H R ER SO BB IBB HBP BLK WP HR S P ERA WHIP | | | | | | | | | | | | | | | | | | | | |
| Sterling Hitchcock, L (1, 1) ERA: 6.3 | 4.0 | | 19 | 4 | 3 | 3 | 4 | 3 | 0 | 0 | 0 | 0 | 0 | 50 | 86 | 6.75 | 1.750 | | | | |
| Ramiro Mendoza, R (5, 1) ERA: 4.43 | 3.0 | W | 10 | 1 | 0 | 0 | 3 | 0 | 0 | 0 | 0 | 0 | 0 | 25 | 41 | 0.00 | 0.333 | | | | |
| Mike Stanton, L (8, 1) ERA: 2.82 | 1.0 | H | 4 | 1 | 0 | 0 | 2 | 0 | 0 | 0 | 0 | 0 | 0 | 10 | 15 | 0.00 | 1.000 | | | | |
| 42 Mariano Rivera, R (9, 1) ERA: 1.77 | 1.0 | S | 3 | 0 | 0 | 0 | 0 | 0 | 0 | 0 | 0 | 0 | 0 | 10 | 13 | 0.00 | 0.000 | | | | |

Toronto Blue Jays @ New York Yankees
 Yankee Stadium, Bronx, NY
 Mon May 20 2002, 7:05 PM EDT
 Att. 30,657 - Cloudy - 56 F

livebaseballscorecards.com

| | |
|-----|----|
| AB | 33 |
| R | 3 |
| H | 6 |
| RBI | 3 |
| BB | 3 |
| SO | 9 |
| LOB | 16 |



| Batter | 1 | 2 | 3 | 4 | 5 | 6 | 7 | 8 | 9 | AB R H RBI BB SO LOB | TOP | | | | | | | | | | | |
|--|---|----------------------------------|------------------------------|----------------------------------|-------------------------------|----------------------------------|------------------------------|---------------------------------|------------------------------|----------------------------------|------------------------------|----------------------------------|-------------------------------|----------------------------------|------------------------------|----------------------------------|------------------------------|----------------------------------|----------------------------------|------------------------------------|----------------------------------|--------|
| Shannon Stewart, R (1, 10) OBP: 0.338, SLG: 0.426 | 1-0 F9 | | 4-1 2B 1-2 BB | | 0-2 F9 | | | 0-0 G6-3 | | 3 0 0 0 1 0 0 | | | | | | | | | | | | |
| Eric Hinske, L (1, 5) OBP: 0.374, SLG: 0.520 | 4-1 BB | | 2-3 K | | | 0-3 K | | 4-2 FC6-4 BB | | 2 0 0 0 2 2 2 | | | | | | | | | | | | |
| Raul Mondesi, R (1, 9) OBP: 0.277, SLG: 0.393 | 0-0 F7 | | 0-0 2B | | | 3-2 G4-6-3 1B | | 2-1 FC6-4 1-2f | | 4 0 2 1 0 0 2 | | | | | | | | | | | | |
| Carlos Delgado, L (1, 3) OBP: 0.414, SLG: 0.563 | 2-0 F7 | | 3-3 K | | | 1-0 G4-6-3 1-2f | | | 2-3 K | 4 0 0 0 0 2 4 | | | | | | | | | | | | |
| José Cruz Jr., S (1, 7) OBP: 0.303, SLG: 0.367 | | 2-2 G4-3 | | 1-1 F8 | | | 3-1 G4-3 | | 1-3 K | 4 0 0 0 0 1 0 | | | | | | | | | | | | |
| Darrin Fletcher, L (1, 2) OBP: 0.211, SLG: 0.271 | | 1-1 G3 | | 1-0 L8 | | | 0-1 G4-3 | | 2-1 F7 | 4 0 0 0 0 0 0 | | | | | | | | | | | | |
| 10 Vernon Wells, R (1, 8) OBP: 0.294, SLG: 0.381 | | 3-3 K | | 1-0 G4-3 | | | 0-2 1B | | | 3 0 1 0 0 1 0 | | | | | | | | | | | | |
| Felipe Lopez, S (1, 6) OBP: 0.322, SLG: 0.496 | | | 0-1 2B 1B | | 3-3 K | | 2-3 K | | | 3 1 1 0 0 2 1 | | | | | | | | | | | | |
| Chris Woodward, R (1, 4) OBP: 0.219, SLG: 0.310 | | | 3-2 F7 | | 0-0 F9 | | | 2-1 G6-3 | | 3 0 0 0 0 0 1 | | | | | | | | | | | | |
| Inning Stats | R: 0 E: 0 K: 0 S: 4 | H: 0 LOB: 1 BB: 1 P: 11 | R: 0 E: 0 K: 1 S: 8 | H: 0 LOB: 0 BB: 0 P: 14 | R: 1 E: 0 K: 2 S: 17 | H: 2 LOB: 2 BB: 1 P: 29 | R: 0 E: 0 K: 0 S: 4 | H: 0 LOB: 0 BB: 0 P: 7 | R: 0 E: 0 K: 1 S: 7 | H: 0 LOB: 0 BB: 0 P: 10 | R: 0 E: 0 K: 1 S: 8 | H: 1 LOB: 0 BB: 0 P: 12 | R: 0 E: 0 K: 1 S: 10 | H: 1 LOB: 1 BB: 0 P: 15 | R: 0 E: 0 K: 0 S: 7 | H: 0 LOB: 1 BB: 1 P: 15 | R: 0 E: 0 K: 2 S: 8 | H: 0 LOB: 0 BB: 0 P: 13 | 1B: 3 2B: 1 3B: 0 HR: 0 | SF: 0 SAC: 0 DP: 1 HBP: 0 | WP: 0 PB: 0 SB: 1 CS: 0 | PA: 33 |
| PITCHER | IP WLS BF H R ER SO BB IBB HBP BLK WP HR S P ERA WHIP | | | | | | | | | | | | | | | | | | | | | |
| 35 Mike Mussina, R (1, 1) ERA: 4.14 | 6.2 W 25 4 1 1 5 2 0 0 0 0 0 0 55 93 1.35 0.900 | | | | | | | | | | | | | | | | | | | | | |
| Steve Karsay, R (7, 1) ERA: 1.98 | 2.1 S 8 0 0 0 3 1 0 0 0 0 0 0 18 33 0.00 0.429 | | | | | | | | | | | | | | | | | | | | | |

Toronto Blue Jays @ New York Yankees
 Yankee Stadium, Bronx, NY
 Tue May 21 2002, 7:05 PM EDT
 Att. 26,531 - Cloudy - 59 F

livebaseballscorecards.com

| | |
|-----|----|
| AB | 30 |
| R | 1 |
| H | 4 |
| RBI | 1 |
| BB | 3 |
| SO | 8 |
| LOB | 10 |



| Batter | 1 | 2 | 3 | 4 | 5 | 6 | 7 | 8 | 9 | AB | R | H | RBI | BB | SO | LOB |
|--|----------|----------------------------|--------------------|-----------------------------|--------|------------|--------|----------|---|----|---|---|-----|----|----|-----|
| Alfonso Soriano, R (1, 4) OBP: 0.341, SLG: 0.583 | 0-2 F7 | | 0-0 G1-3 | | 2-0 F8 | | 1-2 E5 | | | 4 | 0 | 0 | 0 | 0 | 0 | 0 |
| 2 Derek Jeter, R (1, 6) OBP: 0.379, SLG: 0.451 | 0-0 G5-3 | | 0-1 G4-6-3 1B | | 4-2 BB | | 3-2 F9 | | | 3 | 0 | 1 | 0 | 1 | 0 | 1 |
| Bernie Williams, S (1, 8) OBP: 0.399, SLG: 0.494 | 1-3 K | | 0-2 G4-6-3 1-2f | | 1-0 F7 | | 2-2 F7 | | | 4 | 0 | 0 | 0 | 0 | 1 | 3 |
| 25 Jason Giambi, L (1, 3) OBP: 0.397, SLG: 0.542 | | 0-1 HR | | 2-2 F7 20 E SF7 1B | | 0-2 G1-6-3 | | 3-2 G4-3 | | 4 | 2 | 2 | 1 | 0 | 0 | 0 |
| 20 Jorge Posada, S (1, 2) OBP: 0.412, SLG: 0.564 | | 4-2 G3 BB G6-3 BB | | 0-0 FC4 | | 1-3 K | | 2-3 K | | 3 | 1 | 0 | 0 | 1 | 2 | 1 |
| Robin Ventura, L (1, 5) OBP: 0.363, SLG: 0.543 | | 4-2 G3 BB | | 2-1 F7 | | 4-2 BB | | 0-1 F7 | | 2 | 0 | 0 | 0 | 2 | 0 | 2 |
| John Vander Wal, L (1, 9) Gerald Williams, R (9, 9) OBP: 0.388, SLG: 0.488 | | 0-0 G3 | | 3-2 SF7 | | 2-2 G1-3 | | | | 2 | 0 | 0 | 1 | 0 | 0 | 3 |
| Rondell White, R (1, 7) OBP: 0.295, SLG: 0.373 | | 1-1 G6-3 | | 0-0 F9 | | | | 1-1 HR | | 3 | 1 | 1 | 2 | 0 | 0 | 2 |
| Nick Johnson, L (1, 10) OBP: 0.304, SLG: 0.390 | | 1-1 P4 | | | | 1-1 F8 | | 0-0 P4 | | 3 | 0 | 0 | 0 | 0 | 0 | 1 |

| Inning Stats | R: 0 | H: 0 | E: 0 | K: 1 | S: 7 | P: 8 | R: 2 | H: 1 | E: 0 | K: 0 | S: 11 | R: 0 | H: 1 | E: 0 | K: 0 | S: 6 | R: 1 | H: 1 | E: 1 | K: 0 | S: 11 | R: 0 | H: 0 | E: 0 | K: 0 | S: 6 | R: 0 | H: 0 | E: 0 | K: 1 | S: 14 | R: 1 | H: 1 | E: 1 | K: 0 | S: 14 | R: 0 | H: 0 | E: 0 | K: 1 | S: 9 | R: 0 | H: 0 | E: 0 | K: 1 | S: 9 |
|--------------|--------|-------|-------|-------|--------|-------|--------|-------|--------|-------|-------|--------|-------|--------|-------|------|--------|-------|--------|-------|-------|--------|-------|-------|--------|-------|-------|--------|-------|-------|--------|-------|-------|--------|-------|-------|--------|-------|-------|------|------|------|------|------|------|------|
| | LOB: 0 | BB: 0 | BB: 0 | BB: 0 | LOB: 1 | BB: 2 | LOB: 1 | BB: 2 | LOB: 0 | BB: 0 | P: 21 | LOB: 1 | BB: 0 | LOB: 1 | BB: 0 | P: 6 | LOB: 1 | BB: 0 | LOB: 1 | BB: 0 | P: 18 | LOB: 1 | BB: 1 | P: 14 | LOB: 1 | BB: 1 | P: 21 | LOB: 1 | BB: 0 | P: 20 | LOB: 0 | BB: 0 | P: 14 | LOB: 0 | BB: 0 | P: 14 | LOB: 0 | BB: 0 | P: 14 | | | | | | | |

| PITCHER | IP | WLS | BF | H | R | ER | SO | BB | IBB | HBP | BLK | WP | HR | S | P | ERA | WHIP |
|--------------------------------------|-----|-----|----|---|---|----|----|----|-----|-----|-----|----|----|----|-----|------|-------|
| Luke Prokopec, R (1, 1) ERA: 6.55 | 7.0 | L | 30 | 4 | 4 | 3 | 2 | 4 | 0 | 0 | 0 | 0 | 2 | 69 | 108 | 3.86 | 1.143 |
| Dan Plesac, L (8, 1) ERA: 3.75 | 1.0 | | 3 | 0 | 0 | 0 | 1 | 0 | 0 | 0 | 0 | 0 | 0 | 9 | 14 | 0.00 | 0.000 |


BOTTOM

Toronto Blue Jays @ New York Yankees
 Yankee Stadium, Bronx, NY

Tue May 21 2002, 7:05 PM EDT
 Att. 26,531 - Cloudy - 59 F

| | |
|-----|----|
| AB | 28 |
| R | 4 |
| H | 4 |
| RBI | 4 |
| BB | 4 |
| SO | 3 |
| LOB | 13 |

WP: 0 PA: 33
 PB: 0
 SB: 0
 CS: 0



| 1B | 2B | 3B | HR | SF | SAC | DP | HBP | WP | HR | S | P | ERA | WHIP |
|----|----|----|----|----|-----|----|-----|----|----|---|---|------|-------|
| 2 | 0 | 0 | 2 | 1 | 0 | 1 | 0 | 0 | 0 | 0 | 0 | 3.86 | 1.143 |

| Batter | 1 | 2 | 3 | 4 | 5 | 6 | 7 | 8 | 9 | AB R H RBI BB SO LOB | TOP | |
|---|--|--|---|--|---|---|--|---|---|--|--|--|
| Shannon Stewart, R (1, 10) OBP: 0.326, SLG: 0.409 | 2-1 F7 | | 0-0 G5-3 | 1-2 G5-3 | | 1-1 P4 | | 0-3 K | | 5 0 0 0 0 1 3 | | |
| Eric Hinske, L (1, 5) OBP: 0.375, SLG: 0.532 | 1-1 HR | | 4-1 BB 2B | 0-0 F7 | | 1-2 F9 | | 0-0 L7 | | 4 2 1 1 1 0 1 | | |
| Raul Mondesi, R (1, 9) OBP: 0.280, SLG: 0.407 | 1-1 G5-3 | | 4-0 BB 2B | | 0-0 HR | 0-0 G5-3 | | 0-1 G5-3 | | 4 2 1 1 1 0 0 | | |
| Carlos Delgado, L (1, 3) OBP: 0.413, SLG: 0.561 | 1-3 K | | 3-2 2B 1-H 2-H 3-H | | 4-0 1B 2B | | 2-3 K | 0-3 K | | 4 1 1 3 1 3 0 | | |
| José Cruz Jr., S (1, 7) OBP: 0.302, SLG: 0.365 | | 1-3 K | 3-3 K | | 1-1 1B 2B | | 2-1 G6-3 | | | 4 1 1 0 0 2 1 | | |
| Tom Wilson, R (1, 2) OBP: 0.426, SLG: 0.458 | | 4-1 BB | 1-2 G5-3 | | 2-3 K | | 0-3 K | | | 3 0 0 0 1 2 3 | | |
| Felipe Lopez, S (1, 6) OBP: 0.327, SLG: 0.489 | | 1-3 K | | 4-0 BB 2B | 2-2 P3 | | | 4-2 10 WP BB | | 2 1 0 0 2 1 3 | | |
| 10 Vernon Wells, R (1, 8) OBP: 0.293, SLG: 0.384 | 1-0 P4 | | 1-3 K | 1-3 K | 1-0 2B | | | 1-2 F7 | | 4 0 1 2 0 1 3 | | |
| Joe Lawrence, R (1, 4) OBP: 0.282, SLG: 0.273 | | | 0-1 BB G5-3 2B 1B | 0-0 G5-3 2B | 1-2 F8 | | | 0-0 P5 | | 4 1 2 1 0 0 2 | | |
| Inning Stats | R: 1 E: 0 K: 1 S: 9 H: 1 LOB: 0 BB: 0 P: 14 | R: 0 E: 0 K: 2 S: 8 H: 0 LOB: 1 BB: 1 P: 15 | R: 3 E: 0 K: 1 S: 14 H: 2 LOB: 1 BB: 2 P: 29 | R: 1 E: 0 K: 1 S: 8 H: 1 LOB: 1 BB: 1 P: 14 | R: 3 E: 0 K: 1 S: 13 H: 3 LOB: 1 BB: 1 P: 24 | R: 0 E: 0 K: 0 S: 6 H: 0 LOB: 0 BB: 0 P: 8 | R: 0 E: 0 K: 2 S: 9 H: 0 LOB: 0 BB: 0 P: 13 | R: 0 E: 0 K: 1 S: 10 H: 0 LOB: 1 BB: 1 P: 15 | R: 0 E: 0 K: 1 S: 6 H: 0 LOB: 0 BB: 0 P: 6 | 1B: 2 2B: 3 3B: 0 HR: 2 SF: 0 SAC: 0 DP: 0 HBP: 0 | WP: 1 PB: 0 SB: 0 CS: 0 PA: 40 | |
| PITCHER 65 Adrian Hernandez, R (1, 1) ERA: 12.0 Randy Choate, L (5, 1) ERA: 4.61 | IP WLS BF H R ER SO BB IBB HBP BLK WP HR S P ERA WHIP | 4.0 L 21 5 6 6 5 4 0 0 0 0 2 40 73 13.50 2.250 | 5.0 19 2 2 2 5 2 0 0 0 1 0 43 65 3.60 0.800 | PITCHER IP WLS BF H R ER SO BB IBB HBP BLK WP HR S P ERA WHIP | | | | | | | | |

Toronto Blue Jays @ New York Yankees
 Yankee Stadium, Bronx, NY
 Wed May 22 2002, 1:05 PM EDT
 Att. 44,284 - Cloudy - 62 F

livebaseballscorecards.com

AB 34
 R 8
 H 7
 RBI 8
 BB 6
 SO 10
 LOB 16



| Batter | 1 | 2 | 3 | 4 | 5 | 6 | 7 | 8 | 9 | AB R H RBI BB SO LOB |
|---|-------------------------------------|--------------------------------|-------------|-------------|-----------------------|-------------------------|-----------|-----------------------|------------------------------|--------------------------------|
| Alfonso Soriano, R (1, 4) OBP: 0.347, SLG: 0.582 | 0-0 1B S 2 1B 1B | 2-0 HBP | | 0-3 K | | 1-3 K | | | 2-2 25 2B 1-2 1B | 4 1 2 0 0 2 3 |
| Nick Johnson, L (1, 3) OBP: 0.307, SLG: 0.390 | 1-0 25 1B 1-3 1B | 0-1 F3 | | | 0-2 F7 | | 0-2 1B | | 1-3 1B | 5 0 2 0 0 1 5 |
| 2 Derek Jeter, R (1, 6) OBP: 0.374, SLG: 0.444 | 1-0 25 1B 1-2 1B 3-H | 1-3 K | | | 0-1 G6-3 | | 2-3 K | | 1-1 L9 | 5 0 1 1 0 2 6 |
| 25 Jason Giambi, L (1, 10) OBP: 0.397, SLG: 0.544 | 1-0 1-3 2-H 1B | | 2-2 F8 | | 1-1 G1-3 | | 0-3 K | | 0-0 1-3 2-H 2B | 5 0 2 1 0 1 1 |
| Bernie Williams, S (1, 8) OBP: 0.394, SLG: 0.485 | 2-3 K | | 0-3 K | | 0-1 1B BB 1B | | 2-1 L7 | | 2-3 K | 5 1 1 0 0 3 5 |
| Robin Ventura, L (1, 5) OBP: 0.354, SLG: 0.528 | 1-0 G3 | | 0-0 G6-3 | | 0-0 F8 | | 2-3 K | | | 4 0 0 0 0 1 3 |
| John Vander Wal, L (1, 9) OBP: 0.402, SLG: 0.506 | | 1-0 SH3 E 1B | | 0-1 2B | | 4-1 1B BB | | 1-1 G6-3 | | 3 0 2 0 1 0 0 |
| Rondell White, R (1, 7) OBP: 0.288, SLG: 0.364 | | 2-2 E5 SH3 1-2 1B | | 1-2 G6-3 | | 1-2 L4 | | 3-1 G3-1 | | 4 0 0 0 0 0 4 |
| Alberto Castillo, R (1, 2) Enrique Wilson, S (9, PH) OBP: 0.158, SLG: 0.111 OBP: 0.346, SLG: 0.364 | | 0-0 SH3 1-2 2-3 1B | | 0-3 K | | 2-2 1-2 2-H 1B | | 4-2 25 2B BB | | 2 0 1 1 0 1 1 0 1 0 0 1 0 0 |

| Inning Stats | R: 1 | H: 4 | E: 0 | LOB: 2 | K: 1 | S: 8 | P: 14 | R: 0 | H: 1 | E: 1 | LOB: 3 | K: 1 | S: 10 | P: 16 | R: 0 | H: 0 | E: 0 | LOB: 0 | K: 1 | S: 9 | P: 11 | R: 0 | H: 1 | E: 0 | LOB: 1 | K: 2 | S: 13 | P: 14 | R: 0 | H: 0 | E: 0 | LOB: 0 | K: 0 | S: 7 | P: 8 | R: 1 | H: 2 | E: 0 | LOB: 2 | K: 1 | S: 14 | P: 22 | R: 0 | H: 1 | E: 0 | LOB: 1 | K: 2 | S: 12 | P: 16 | R: 0 | H: 0 | E: 0 | LOB: 0 | K: 1 | S: 7 | P: 13 | R: 1 | H: 2 | E: 0 | LOB: 2 | K: 2 | S: 16 | P: 26 | 1B: 9 | 2B: 2 | 3B: 0 | HR: 0 | SF: 0 | SAC: 1 | DP: 0 | HBP: 1 | WP: 0 | PA: 41 |
|--------------|------|------|------|--------|------|------|-------|------|------|------|--------|------|-------|-------|------|------|------|--------|------|------|-------|------|------|------|--------|------|-------|-------|------|------|------|--------|------|------|------|------|------|------|--------|------|-------|-------|------|------|------|--------|------|-------|-------|------|------|------|--------|------|------|-------|------|------|------|--------|------|-------|-------|-------|-------|-------|-------|-------|--------|-------|--------|-------|--------|
|--------------|------|------|------|--------|------|------|-------|------|------|------|--------|------|-------|-------|------|------|------|--------|------|------|-------|------|------|------|--------|------|-------|-------|------|------|------|--------|------|------|------|------|------|------|--------|------|-------|-------|------|------|------|--------|------|-------|-------|------|------|------|--------|------|------|-------|------|------|------|--------|------|-------|-------|-------|-------|-------|-------|-------|--------|-------|--------|-------|--------|

| PITCHER | IP | WLS | BF | H | R | ER | SO | BB | IBB | HBP | BLK | WP | HR | S | P | ERA | WHIP |
|--|-----|-----|----|---|---|----|----|----|-----|-----|-----|----|----|----|----|------|-------|
| 32 Roy Halladay, R (1, 1) ERA: 3.15 | 6.1 | W | 30 | 9 | 2 | 2 | 7 | 1 | 0 | 1 | 0 | 0 | 0 | 67 | 93 | 2.84 | 1.579 |
| Dan Plesac, L (7, 1) ERA: 3.38 | 1.1 | | 4 | 0 | 0 | 0 | 2 | 0 | 0 | 0 | 0 | 0 | 0 | 11 | 16 | 0.00 | 0.000 |
| Pete Walker, R (8, 1) ERA: 2.08 | 0.1 | | 1 | 0 | 0 | 0 | 0 | 0 | 0 | 0 | 0 | 0 | 0 | 2 | 5 | 0.00 | 0.000 |
| Kelvim Escobar, R (9, 1) ERA: 4.81 | 1.0 | | 6 | 2 | 1 | 1 | 2 | 1 | 0 | 0 | 0 | 0 | 0 | 16 | 26 | 9.00 | 3.000 |

BOTTOM

Toronto Blue Jays @ New York Yankees
 Yankee Stadium, Bronx, NY

Wed May 22 2002, 1:05 PM EDT
 Att. 44,284 - Cloudy - 62 F

livebaseballscorecards.com

| | |
|-----|----|
| AB | 37 |
| R | 3 |
| H | 11 |
| RBI | 3 |
| BB | 2 |
| SO | 11 |
| LOB | 28 |



| Batter | 1 | 2 | 3 | 4 | 5 | 6 | 7 | 8 | 9 | AB R H RBI BB SO LOB | TOP | | | | | | | | | | | |
|---|---|---------------------------------|-------------------------------|----------------------------------|-------------------------------|----------------------------------|-------------------------------|----------------------------------|------------------------------|----------------------------------|---|----------------------------------|-------------------------------|----------------------------------|------------------------------|---------------------------------|-------------------------------|----------------------------------|----------------------------------|------------------------------------|----------------------------------|--------|
| Alfonso Soriano, R (1, 4) OBP: 0.341, SLG: 0.571 | 2-1 F9 | | | 3-3 K | | 0-1 F8 | | 2-3 K | | 4 0 0 0 0 2 1 | New York Yankees @ Boston Red Sox Fenway Park, Boston, MA Thu May 23 2002, 7:05 PM EDT Att. 33,884 - Sunny - 74 F | | | | | | | | | | | |
| 2 Derek Jeter, R (1, 6) OBP: 0.377, SLG: 0.446 | 0-0 G5-4-3 1B | | | 3-2 G5-3 | | 0-0 FC3-6 1B | | 0-3 K | | 4 0 2 0 0 1 0 | | | | | | | | | | | | |
| Bernie Williams, S (1, 8) OBP: 0.391, SLG: 0.477 | 0-1 G5-4-3 1-2f | | | 4-1 BB | | 1-1 FC3-6 25 CS | | 3-3 K | | 3 0 0 1 1 1 2 | | | | | | | | | | | | |
| 25 Jason Giambi, L (1, 3) OBP: 0.394, SLG: 0.543 | | 0-3 K | | 0-3 K | | 2-2 CS 1-2 | 0-1 G3-1 | 1-1 2B | | 4 0 1 0 0 2 1 | | | | | | | | | | | | |
| 20 Jorge Posada, S (1, 2) OBP: 0.409, SLG: 0.562 | | 3-3 K | | | 0-2 2B | | 1-3 K | 0-3 K | | 4 0 1 0 0 3 1 | | | | | | | | | | | | |
| Robin Ventura, L (1, 5) OBP: 0.353, SLG: 0.521 | | 3-3 K | | | 0-0 P4 2B | | 4-2 BB | | | 2 0 0 0 1 1 1 | | | | | | | | | | | | |
| Rondell White, R (1, 7) OBP: 0.283, SLG: 0.357 | | | 1-0 G6-3 | | 1-0 G1-3 | | 0-3 K | | | 3 0 0 0 0 1 2 | | | | | | | | | | | | |
| John Vander Wal, L (1, 9) OBP: 0.390, SLG: 0.489 | | | 3-3 K | | 2-3 K | | 1-1 G4-3 | | | 3 0 0 0 0 2 1 | | | | | | | | | | | | |
| Nick Johnson, L (1, 10) OBP: 0.309, SLG: 0.392 | | | 3-3 K | | | 3-2 2 1B FC3-6 1B | | 0-0 F7 | | 2 1 1 0 0 1 0 | | | | | | | | | | | | |
| Ron Coomer, R (8, PH) OBP: 0.325, SLG: 0.500 | | | | | | | | | | 1 0 0 0 0 0 0 | | | | | | | | | | | | |
| Inning Stats | R: 0 E: 0 K: 0 S: 5 | H: 1 LOB: 0 BB: 0 P: 7 | R: 0 E: 0 K: 3 S: 10 | H: 0 LOB: 0 BB: 0 P: 16 | R: 0 E: 0 K: 2 S: 12 | H: 0 LOB: 0 BB: 0 P: 19 | R: 0 E: 0 K: 2 S: 10 | H: 0 LOB: 1 BB: 1 P: 20 | R: 0 E: 0 K: 1 S: 8 | H: 1 LOB: 1 BB: 0 P: 11 | R: 1 E: 0 K: 0 S: 10 | H: 2 LOB: 0 BB: 0 P: 16 | R: 0 E: 0 K: 2 S: 10 | H: 0 LOB: 1 BB: 1 P: 15 | R: 0 E: 0 K: 1 S: 6 | H: 0 LOB: 0 BB: 0 P: 9 | R: 0 E: 0 K: 3 S: 13 | H: 1 LOB: 1 BB: 0 P: 17 | 1B: 3 2B: 2 3B: 0 HR: 0 | SF: 0 SAC: 0 DP: 1 HBP: 0 | WP: 0 PB: 0 SB: 0 CS: 1 | PA: 33 |
| PITCHER | IP WLS BF H R ER SO BB IBB HBP BLK WP HR S P ERA WHIP | | | | | | | | | | | | | | | | | | | | | |
| Pedro Martinez, R (1, 1) ERA: 2.63 | 7.0 W 25 4 1 1 10 2 0 0 0 0 0 0 65 104 1.29 0.857 | | | | | | | | | | | | | | | | | | | | | |
| 49 Tim Wakefield, R (8, 1) ERA: 2.27 | 1.0 H 3 0 0 0 1 0 0 0 0 0 0 0 6 9 0.00 0.000 | | | | | | | | | | | | | | | | | | | | | |
| Ugueth Urbina, R (9, 1) ERA: 3.12 | 1.0 S 4 1 0 0 3 0 0 0 0 0 0 0 13 17 0.00 1.000 | | | | | | | | | | | | | | | | | | | | | |

livebaseballscorecards.com

| | |
|------------|----|
| AB | 30 |
| R | 1 |
| H | 5 |
| RBI | 1 |
| BB | 2 |
| SO | 14 |
| LOB | 9 |



| Batter | 1 | 2 | 3 | 4 | 5 | 6 | 7 | 8 | 9 |
|---|-------------|-------------|-----------|-------------|-------------------------|----------------------|-------------|-----------|---|
| Rickey Henderson, R (1, 7) OBP: 0.333, SLG: 0.329 | 2-3 K | | 0-1 G3 | | 2-2 CS 1B | | 3-3 K | | |
| 18 Johnny Damon, L (1, 8) OBP: 0.385, SLG: 0.477 | 1-1 2B | | 1-1 F7 | | 1 SAFE 0-0 CS 1-2 | 4-1 G3 1B BB | | 0-3 K | |
| Shea Hillenbrand, R (1, 5) OBP: 0.369, SLG: 0.547 | 1-2 F9 | | | 0-1 G6-3 | | 0-1 G3 1B | | 1-3 K | |
| Nomar Garciaparra, R (1, 6) OBP: 0.352, SLG: 0.518 | 0-1 2B | | | 2-3 K | | 1-2 F9 | | 0-0 1B | |
| Jason Varitek, S (1, 2) OBP: 0.321, SLG: 0.423 | 1-2 G1-3 | | | 0-0 G4-3 | | 1-2 G3 1-2 2-3 | | 2-2 F8 | |
| Jose Offerman, S (1, 10) | | 3-2 F9 | | | 0-0 F9 SF7 2B | 2-1 G4-3 | | | |
| Tony Clark, S (1, 3) OBP: 0.258, SLG: 0.277 | | 2-3 K | | | 0-2 F9 | | 0-1 F9 | | |
| Trot Nixon, L (1, 9) OBP: 0.342, SLG: 0.440 | | 0-0 G6-3 | | | 1-0 SF7 | | 0-1 G6-3 | | |
| Rey Sanchez, R (1, 4) OBP: 0.338, SLG: 0.404 | | | 1-2 F8 | | 1-2 1B 2B | | 1-0 1B | | |

| Inning Stats | R: 1 | H: 2 | E: 0 | K: 1 | S: 18 | R: 0 | H: 0 | E: 0 | K: 1 | S: 8 | R: 0 | H: 0 | E: 0 | K: 0 | S: 8 | R: 2 | H: 3 | E: 0 | K: 0 | S: 11 | R: 0 | H: 1 | E: 0 | K: 1 | S: 11 | R: 0 | H: 1 | E: 0 | K: 2 | S: 13 |
|--------------|--------|-------|--------|-------|-------|--------|-------|--------|-------|-------|--------|-------|--------|-------|-------|--------|-------|--------|-------|-------|--------|-------|--------|-------|-------|--------|-------|--------|-------|-------|
| | LOB: 1 | BB: 0 | LOB: 0 | BB: 0 | P: 23 | LOB: 0 | BB: 0 | LOB: 0 | BB: 0 | P: 13 | LOB: 0 | BB: 0 | LOB: 0 | BB: 0 | P: 10 | LOB: 0 | BB: 0 | LOB: 2 | BB: 1 | P: 19 | LOB: 1 | BB: 0 | LOB: 1 | BB: 0 | P: 16 | LOB: 1 | BB: 0 | LOB: 0 | BB: 0 | |

| PITCHER | IP | WLS | BF | H | R | ER | SO | BB | IBB | HBP | BLK | WP | HR | S | P | ERA | WHIP |
|---------------------------------------|-----|-----|----|---|---|----|----|----|-----|-----|-----|----|----|----|----|------|-------|
| Ted Lilly, L (1, 1) ERA: 2.93 | 5.0 | L | 21 | 6 | 3 | 3 | 3 | 1 | 0 | 0 | 0 | 0 | 0 | 54 | 76 | 5.40 | 1.400 |
| Ramiro Mendoza, R (6, 1) ERA: 3.91 | 3.0 | | 11 | 2 | 0 | 0 | 3 | 0 | 0 | 0 | 0 | 0 | 0 | 29 | 40 | 0.00 | 0.667 |

AB R H RBI BB SO LOB

| | | | | | | |
|---|---|---|---|---|---|---|
| 4 | 0 | 1 | 1 | 0 | 2 | 1 |
| 3 | 1 | 1 | 0 | 1 | 1 | 0 |
| 4 | 0 | 1 | 0 | 0 | 1 | 1 |
| 4 | 0 | 2 | 1 | 0 | 1 | 2 |
| 4 | 0 | 0 | 0 | 0 | 0 | 4 |
| 3 | 1 | 1 | 0 | 0 | 0 | 2 |
| 3 | 0 | 0 | 0 | 0 | 1 | 1 |
| 2 | 0 | 0 | 1 | 0 | 0 | 0 |
| 3 | 1 | 2 | 0 | 0 | 0 | 0 |

| WP | HR | S | P | ERA | WHIP |
|----|----|---|---|-----|------|
| 0 | 0 | 0 | 0 | 0 | 0 |

New York Yankees @ Boston Red Sox
 Fenway Park, Boston, MA
 Thu May 23 2002, 7:05 PM EDT
 Att. 33,884 - Sunny - 74 F

livebaseballscorecards.com

| | |
|-----|----|
| AB | 30 |
| R | 3 |
| H | 8 |
| RBI | 3 |
| BB | 1 |
| SO | 6 |
| LOB | 11 |



| | | | | | | | |
|-----|---|------|---|-----|---|-----|----|
| 1B: | 4 | SF: | 1 | WP: | 0 | PA: | 33 |
| 2B: | 4 | SAC: | 0 | PB: | 0 | | |
| 3B: | 0 | DP: | 0 | SB: | 0 | | |
| HR: | 0 | HBP: | 0 | CS: | 1 | | |

| Batter | 1 | 2 | 3 | 4 | 5 | 6 | 7 | 8 | 9 | 10 | 11 | AB R H RBI BB SO LOB | TOP | | | | | | | | | | | | | | |
|--|------------------------------|----------------------------------|-------------------------------|----------------------------------|------------------------------|---------------------------------|--------------------------------|----------------------------------|-------------------------------|----------------------------------|------------------------------|----------------------------------|-------------------------------|----------------------------------|-------------------------------|----------------------------------|-------------------------------|----------------------------------|------------------------------|----------------------------------|-------------------------------|----------------------------------|-----------------------------------|------------------------------------|----------------------------------|--------|--|
| Alfonso Soriano, R OBP: 0.345, SLG: 0.583 (1, 4) | 1-3 K2-3 | | 1-0 G6-4-3 1B | | 1-2 2B 1B | | 1-0 HR | | 1-3 K | | | 6 2 3 1 0 2 2 | | | | | | | | | | | | | | | |
| 2 Derek Jeter, R OBP: 0.376, SLG: 0.442 (1, 6) | 1-3 K | | 1-1 G6-4-3 1-2f | | 2-0 25 BB 1B | | 0-2 BB 1B | | 2-3 K | | 3-2 G5-3 | 6 1 2 0 0 2 1 | | | | | | | | | | | | | | | |
| Bernie Williams, S OBP: 0.399, SLG: 0.486 (1, 8) | 0-0 2B | | 1-1 G3 | | 0-1 25 BB 1B | | 3-1 BB 1B | | 4-2 20 PB 20 SF7 BB | | 2-2 G6-3 | 5 2 3 1 1 0 0 | | | | | | | | | | | | | | | |
| 25 Jason Giambi, L OBP: 0.399, SLG: 0.556 Enrique Wilson, S OBP: 0.333, SLG: 0.348 (1, 3) (8, PR) (8, 5) | 1-0 P4 | | | 0-0 HR | 4-2 1-2 2-3 BB | | 0-0 F5 | | 4-1 20 PB BB | | 2-1 F7 | 3 1 1 1 2 0 3 1 0 0 0 0 0 0 | | | | | | | | | | | | | | | |
| 20 Jorge Posada, S OBP: 0.396, SLG: 0.544 (1, 2) | | 2-3 K | | 1-0 G4-3 | 2-1 G3 | | 0-0 F9 | | 2-2 SF7 | | 3-2 F7 | 5 0 0 1 0 1 5 | | | | | | | | | | | | | | | |
| Robin Ventura, L OBP: 0.353, SLG: 0.507 (1, 5) (8, 3) | | 3-3 K | | 1-3 K | | 3-1 G3 | 4-0 1-2 2-3 BB | | 4-0 FC6-4 IBB | | 0-1 G3-1 | 4 1 0 0 2 2 0 | | | | | | | | | | | | | | | |
| John Vander Wal, L OBP: 0.389, SLG: 0.484 Shane Spencer, R OBP: 0.372, SLG: 0.429 (1, 9) (7, PH) (7, 9) | | 0-0 1B | | 0-3 K | | 2-2 F8 | 4-1 1-2 2-3 3-H BB | | 0-0 FC6-4 | | 2-2 F7 | 3 0 1 0 0 1 0 2 1 0 1 1 0 2 | | | | | | | | | | | | | | | |
| Rondell White, R OBP: 0.292, SLG: 0.364 (1, 7) | | 0-0 1B | | | 2-2 G5-3 | 1-0 1B | 2-2 1-3 2-H 3-H 1B | | | | 1-2 G6-3 | 5 0 3 2 0 0 0 | | | | | | | | | | | | | | | |
| Nick Johnson, L OBP: 0.306, SLG: 0.386 (1, 10) | | 2-3 K | | | 1-2 P6 | 1-1 G3 | 0-1 1-2 1B | | 3-2 F5 | | | 5 0 1 1 0 1 3 | | | | | | | | | | | | | | | |
| Inning Stats | R: 0 E: 0 K: 2 S: 9 | H: 1 LOB: 1 BB: 0 P: 12 | R: 0 E: 0 K: 3 S: 11 | H: 2 LOB: 2 BB: 0 P: 18 | R: 0 E: 0 K: 0 S: 5 | H: 1 LOB: 0 BB: 0 P: 8 | R: 1 E: 0 K: 2 S: 8 | H: 1 LOB: 0 BB: 0 P: 10 | R: 1 E: 0 K: 0 S: 17 | H: 3 LOB: 3 BB: 1 P: 29 | R: 0 E: 0 K: 0 S: 8 | H: 1 LOB: 1 BB: 0 P: 15 | R: 5 E: 0 K: 0 S: 15 | H: 5 LOB: 2 BB: 2 P: 29 | R: 1 E: 0 K: 1 S: 16 | H: 0 LOB: 2 BB: 3 P: 32 | R: 0 E: 0 K: 1 S: 12 | H: 0 LOB: 0 BB: 0 P: 17 | R: 0 E: 0 K: 0 S: 9 | H: 0 LOB: 0 BB: 0 P: 16 | R: 0 E: 0 K: 0 S: 11 | H: 0 LOB: 0 BB: 0 P: 16 | 1B: 11 2B: 1 3B: 0 HR: 2 | SF: 1 SAC: 0 DP: 1 HBP: 0 | WP: 0 PB: 2 SB: 0 CS: 0 | PA: 52 | |
| PITCHER | IP | WLS | BF | H | R | ER | SO | BB | IBB | HBP | BLK | WP | HR | S | P | ERA | WHIP | | | | | | | | | | |
| John Burkett, R ERA: 3.07 (1, 1) | 6.0 | | 29 | 11 | 4 | 4 | 7 | 1 | 0 | 0 | 0 | 0 | 2 | 62 | 97 | 6.00 | 2.000 | | | | | | | | | | |
| Casey Fossum, L ERA: 2.25 (7, 1) | 0.2 | | 4 | 1 | 0 | 0 | 0 | 1 | 0 | 0 | 0 | 0 | 0 | 4 | 11 | 0.00 | 3.000 | | | | | | | | | | |
| Rich Garces, R ERA: 8.03 (7, 1) | 0.1 | H | 4 | 2 | 3 | 3 | 0 | 1 | 0 | 0 | 0 | 0 | 0 | 7 | 13 | 81.00 | 9.000 | | | | | | | | | | |
| 49 Tim Wakefield, R ERA: 2.21 (8, 1) | 1.0 | B | 6 | 0 | 1 | 0 | 1 | 2 | 1 | 0 | 0 | 0 | 0 | 16 | 32 | 0.00 | 2.000 | | | | | | | | | | |
| Ugueth Urbina, R ERA: 2.95 (9, 1) | 1.0 | | 3 | 0 | 0 | 0 | 1 | 0 | 0 | 0 | 0 | 0 | 0 | 12 | 17 | 0.00 | 0.000 | | | | | | | | | | |
| PITCHER | IP | WLS | BF | H | R | ER | SO | BB | IBB | HBP | BLK | WP | HR | S | P | ERA | WHIP | | | | | | | | | | |
| Rolando Arrojo, R ERA: 4.31 (10, 1) | 2.0 | W | 6 | 0 | 0 | 0 | 0 | 0 | 0 | 0 | 0 | 0 | 0 | 20 | 32 | 0.00 | 0.000 | | | | | | | | | | |

New York Yankees @ Boston Red Sox
Fenway Park, Boston, MA
Fri May 24 2002, 7:05 PM EDT
Att. 34,175 - Overcast - 84 F

| | |
|-----|----|
| AB | 45 |
| R | 8 |
| H | 14 |
| RBI | 8 |
| BB | 6 |
| SO | 9 |
| LOB | 16 |



| Batter | 1 | 2 | 3 | 4 | 5 | 6 | 7 | 8 | 9 | 10 | 11 | AB R H RBI BB SO LOB | BOTTOM | | | | | | | | | | | | | | | | |
|--|--|----------------------------------|-------------------------------|----------------------------------|------------------------------|----------------------------------|-------------------------------|----------------------------------|------------------------------|----------------------------------|---------------------------------|----------------------------------|---|----------------------------------|-------------------------------|----------------------------------|-------------------------------|----------------------------------|------------------------------|---------------------------------|------------------------------|----------------------------------|-----------------------------------|------------------------------------|----------------------------------|--------|--|--|--|
| 18 Johnny Damon, L OBP: 0.393, SLG: 0.483 | 4-0 S 1B BB | 4-2 E SF4 BB | | 1-1 G4-3 | 1-1 FC6-4 | | | 2-1 BB FC3-2 2B | | 0-2 G5-4-3 1B | | 4 2 2 0 2 0 2 | <p>New York Yankees @ Boston Red Sox Fenway Park, Boston, MA</p> <p>Fri May 24 2002, 7:05 PM EDT Att. 34,175 - Overcast - 84 F</p> | | | | | | | | | | | | | | | | |
| Jose Offerman, S OBP: 0.331, SLG: 0.407 | 1-3 K | 1-1 E5 | | 1-2 G4-3 | | 0-0 F8 | | 4-2 FC3-2 BB | | 0-0 F9 | | 5 0 0 0 1 1 4 | | | | | | | | | | | | | | | | | |
| Nomar Garciaparra, R OBP: 0.356, SLG: 0.538 | 1-0 1B 2-H | 0-1 SF4 | | 3-2 2B 1B | | 0-0 HR | | 0-1 L5 | | 0-0 G5-4-3 | | 5 2 3 4 0 0 3 | | | | | | | | | | | | | | | | | |
| Brian Daubach, L OBP: 0.426, SLG: 0.592 | 2-2 1B | 1-3 K | | 0-0 2B | | 3-2 F7 | | 4-2 FC3-2 BB | | | 3-2 SH1-4 1B SF8 1B | 4 1 2 0 1 1 1 1 1 1 0 0 0 0 | | | | | | | | | | | | | | | | | |
| Rickey Henderson, R OBP: 0.341, SLG: 0.338 | 1-3 G6-3 1B | | | 1-3 2B | | 1-1 2B | | 1-2 2-3 FC3-2 | | | | 5 1 4 1 1 0 3 | | | | | | | | | | | | | | | | | |
| Shea Hillenbrand, R OBP: 0.363, SLG: 0.559 | 0-2 G6-3 1B | | 1-0 2B 1B | 4-0 IBB | | 1-1 2B | | 0-1 FC3-2 | | | 0-0 SH1-4 1B | 5 0 1 2 0 0 8 | | | | | | | | | | | | | | | | | |
| Trot Nixon, L OBP: 0.337, SLG: 0.438 | 3-2 G6-3 | | 1-0 2B | 3-2 F8 | | 1-1 G3 | | 0-2 G3 | | | 0-1 SH1-4 | 5 0 1 2 0 0 8 | | | | | | | | | | | | | | | | | |
| Jason Varitek, S OBP: 0.322, SLG: 0.415 | 3-2 G6-3 | | 1-0 2B | 3-2 F8 | | 1-1 G3 | | 0-2 G3 | | | 0-1 SH1-4 | 5 0 1 2 0 0 8 | | | | | | | | | | | | | | | | | |
| Carlos Baerga, S OBP: 0.320, SLG: 0.356 | 2-2 G4-3 | | 0-2 G3-1 | | 1-1 FC6-4 1B | | 1-3 K | | 1-3 K | | 4-0 IBB | 5 0 1 0 1 2 1 | | | | | | | | | | | | | | | | | |
| Rey Sanchez, R OBP: 0.333, SLG: 0.404 | | 2-1 E 1B | 2-1 G4-3 | | 3-3 K | | 1-1 F8 | | 0-2 G3-1 | | 0-2 SF8 | 5 1 1 1 0 1 1 | | | | | | | | | | | | | | | | | |
| | | 1-2 F8 | | 0-0 G4-3 1B | | 0-0 F9 | | 2-1 L3 | | 3-2 G4-3 | | 5 1 1 0 0 0 2 | | | | | | | | | | | | | | | | | |
| Inning Stats | R: 3 E: 0 K: 1 S: 20 | H: 3 LOB: 1 BB: 1 P: 33 | R: 2 E: 1 K: 1 S: 16 | H: 1 LOB: 1 BB: 1 P: 25 | R: 1 E: 0 K: 0 S: 7 | H: 2 LOB: 0 BB: 0 P: 11 | R: 1 E: 0 K: 0 S: 15 | H: 3 LOB: 3 BB: 1 P: 27 | R: 0 E: 0 K: 1 S: 8 | H: 1 LOB: 1 BB: 0 P: 13 | R: 1 E: 0 K: 0 S: 9 | H: 2 LOB: 1 BB: 0 P: 14 | R: 0 E: 0 K: 1 S: 8 | H: 0 LOB: 0 BB: 0 P: 12 | R: 0 E: 0 K: 0 S: 14 | H: 1 LOB: 3 BB: 2 P: 24 | R: 0 E: 0 K: 1 S: 11 | H: 0 LOB: 0 BB: 0 P: 15 | R: 0 E: 0 K: 0 S: 5 | H: 1 LOB: 0 BB: 0 P: 5 | R: 1 E: 0 K: 0 S: 9 | H: 2 LOB: 2 BB: 1 P: 16 | 1B: 10 2B: 5 3B: 0 HR: 1 | SF: 2 SAC: 1 DP: 1 HBP: 0 | WP: 0 PB: 0 SB: 1 CS: 0 | PA: 53 | | | |
| PITCHER | IP WLS BF H R ER SO BB IBB HBP BLK WP HR S P ERA WHIP | | | | | | | | | | | | | | | | | | | | | | | | | | | | |
| Roger Clemens, R ERA: 3.79 | (1, 1) 3.2 22 9 7 5 2 2 0 0 0 0 0 0 54 85 12.27 3.000 | | | | | | | | | | | | | | | | | | | | | | | | | | | | |
| Sterling Hitchcock, L ERA: 5.84 | (4, 1) 2.1 11 3 1 1 1 0 1 0 0 0 0 1 21 38 3.86 1.286 | | | | | | | | | | | | | | | | | | | | | | | | | | | | |
| Mike Stanton, L ERA: 2.7 | (7, 1) 1.0 5 1 0 0 1 1 0 0 0 0 0 0 12 22 0.00 2.000 | | | | | | | | | | | | | | | | | | | | | | | | | | | | |
| Steve Karsay, R ERA: 2.03 | (8, 1) 3.2 L 15 3 1 1 1 1 1 0 0 0 0 0 35 50 2.46 1.091 | | | | | | | | | | | | | | | | | | | | | | | | | | | | |

| | |
|-----|----|
| AB | 44 |
| R | 9 |
| H | 16 |
| RBI | 8 |
| BB | 6 |
| SO | 5 |
| LOB | 25 |



| Batter | 1 | 2 | 3 | 4 | 5 | 6 | 7 | 8 | 9 | AB R H RBI BB SO LOB | TOP | | | | | | | | | | | |
|--|---|----------------------------------|-------------------------------|----------------------------------|-------------------------------|----------------------------------|------------------------------|----------------------------------|------------------------------|---------------------------------|-------------------------------|----------------------------------|-------------------------------|----------------------------------|-------------------------------|----------------------------------|-------------------------------|----------------------------------|----------------------------------|------------------------------------|----------------------------------|--------|
| Alfonso Soriano, R (1, 4) OBP: 0.343, SLG: 0.577 | 2-2 P4 | 0-0 1B | | 1-3 K | | | 1-2 F9 | | | 4 0 1 1 0 1 1 | | | | | | | | | | | | |
| 2 Derek Jeter, R (1, 6) OBP: 0.373, SLG: 0.439 | 0-0 1B | 3-1 G4-3 | | | 0-0 G3 | | 2-2 G5-4-3 | | | 4 0 1 0 0 0 2 | | | | | | | | | | | | |
| Bernie Williams, S (1, 8) OBP: 0.396, SLG: 0.481 | 3-1 1B | 1-3 K | | | 0-0 L5 | | | 3-1 1B | | 4 0 1 0 0 1 2 | | | | | | | | | | | | |
| 25 Jason Giambi, L (1, 10) OBP: 0.396, SLG: 0.547 | 4-1 BB | | | | 2-2 F7 | | | 3-2 F8 | | 3 0 0 0 1 0 1 | | | | | | | | | | | | |
| 20 Jorge Posada, S (1, 2) OBP: 0.387, SLG: 0.531 | 2-3 K | | | | 2-3 K | | | 3-1 F7 | | 4 0 0 0 0 3 3 | | | | | | | | | | | | |
| Robin Ventura, L (1, 5) OBP: 0.356, SLG: 0.513 | | | | | 1-0 2B | | | 2-3 K | | 4 1 2 0 0 1 1 | | | | | | | | | | | | |
| John Vander Wal, L (1, 9) OBP: 0.396, SLG: 0.495 | | | | | 0-2 G3-1 | | | | | 2 1 1 0 1 0 1 | | | | | | | | | | | | |
| Enrique Wilson, S (9, PH) OBP: 0.321, SLG: 0.333 | | | | | | | | | | 1 0 0 0 0 1 0 | | | | | | | | | | | | |
| Gerald Williams, R (9, 9) | | | | | | | | | | 0 0 0 0 0 0 0 | | | | | | | | | | | | |
| Shane Spencer, R (1, 7) OBP: 0.368, SLG: 0.431 | | | | | 2-1 G4-3 | | | | | 4 1 1 2 0 1 1 | | | | | | | | | | | | |
| Nick Johnson, L (1, 3) OBP: 0.305, SLG: 0.382 | | | | | 1-0 G4-3 | | | | | 4 0 1 0 0 0 1 | | | | | | | | | | | | |
| Inning Stats | R: 0 E: 0 K: 1 S: 13 | H: 1 LOB: 2 BB: 1 P: 24 | R: 3 E: 0 K: 1 S: 14 | H: 4 LOB: 1 BB: 0 P: 27 | R: 0 E: 0 K: 1 S: 10 | H: 1 LOB: 1 BB: 0 P: 16 | R: 0 E: 0 K: 1 S: 6 | H: 0 LOB: 0 BB: 0 P: 10 | R: 0 E: 0 K: 0 S: 7 | H: 0 LOB: 0 BB: 0 P: 9 | R: 0 E: 0 K: 1 S: 11 | H: 0 LOB: 1 BB: 1 P: 21 | R: 0 E: 0 K: 0 S: 11 | H: 1 LOB: 0 BB: 0 P: 16 | R: 0 E: 0 K: 1 S: 10 | H: 1 LOB: 1 BB: 0 P: 21 | R: 0 E: 0 K: 2 S: 11 | H: 0 LOB: 0 BB: 0 P: 15 | 1B: 5 2B: 3 3B: 0 HR: 0 | SF: 0 SAC: 0 DP: 1 HBP: 0 | WP: 0 PB: 0 SB: 3 CS: 0 | PA: 36 |
| PITCHER | IP WLS BF H R ER SO BB IBB HBP BLK WP HR S P ERA WHIP | | | | | | | | | | | | | | | | | | | | | |
| Derek Lowe, R (1, 1) ERA: 2.12 | 6.0 L 26 6 3 3 5 2 0 0 0 0 0 0 61 107 4.50 1.333 | | | | | | | | | | | | | | | | | | | | | |
| Casey Fossum, L (7, 1) ERA: 1.89 | 3.0 10 2 0 0 3 0 0 0 0 0 0 0 32 52 0.00 0.667 | | | | | | | | | | | | | | | | | | | | | |

New York Yankees @ Boston Red Sox
 Fenway Park, Boston, MA
 Sat May 25 2002, 1:05 PM EDT
 Att. 33,743 - Sunny - 66 F

livebaseballscorecards.com

| | |
|------------|-----------|
| AB | 34 |
| R | 3 |
| H | 8 |
| RBI | 3 |
| BB | 2 |
| SO | 8 |
| LOB | 13 |



| Batter | 1 | 2 | 3 | 4 | 5 | 6 | 7 | 8 | 9 |
|--|-------------------------------|-----------------------------------|-------------|----------------------------|-------------|-------------|-------------|------------------------------|-------------|
| Rickey Henderson, R (1, 7) OBP: 0.348, SLG: 0.329 Brian Daubach, L (9, PH) OBP: 0.423, SLG: 0.587 | 4-2 FC3-6 BB | 1-3 K | | 4-1 18 S BB | | | 0-3 K | | 0-0 G4-3 |
| 18 Johnny Damon, L (1, 8) OBP: 0.390, SLG: 0.475 | 2-2 FC3-6 FC5-4 1-2f | | 1-2 F7 | 4-2 1-2 BB | | | 0-0 G5-3 | | |
| Shea Hillenbrand, R (1, 5) OBP: 0.381, SLG: 0.558 | 2-2 FC5-4 1-2f | | 1-1 2B | 0-2 L4 | | | 2-3 K | | |
| Nomar Garciaparra, R (1, 6) OBP: 0.354, SLG: 0.531 | 0-0 F3 | | 2-3 K | | 0-1 G5-3 | | | 1-1 G6-4-3 1B | |
| Jason Varitek, S (1, 2) | | 3-2 FC3-6 1B HBP | 0-0 G6-3 | | 0-2 G4-3 | | | 0-0 E1 G6-4-3 | |
| Jose Offerman, S (1, 3) | | 1-1 F9 | | 4-2 1B G6-3 BB | 2-1 F8 | | | 3-2 G6-4-3 1-2f 2-3 | |
| Carlos Baerga, S (1, 10) OBP: 0.333, SLG: 0.367 | | 0-1 FC3-6 1-2 1B | | 2-0 G6-3 1-3 1B | | 0-1 G4-3 | | 1-1 G3 | |
| Trot Nixon, L (1, 9) OBP: 0.329, SLG: 0.427 | | 2-2 FC3-6 1B 1-2f 2-3 | | 0-1 G6-3 1-2f 3-H | | 3-1 G3 | | 0-2 F7 | |
| Rey Sanchez, R (1, 4) OBP: 0.338, SLG: 0.421 | | 3-2 1-3 3-H 1B | | 0-0 3B | | 2-1 G1-3 | | 0-1 L3 | |

| Inning Stats | R: 0 E: 0 K: 0 S: 12 | H: 0 LOB: 1 BB: 1 P: 20 | R: 1 E: 0 K: 1 S: 18 | H: 2 LOB: 2 BB: 0 P: 28 | R: 0 E: 0 K: 1 S: 18 | H: 1 LOB: 1 BB: 0 P: 22 | R: 1 E: 0 K: 0 S: 12 | H: 2 LOB: 3 BB: 3 P: 26 | R: 0 E: 0 K: 0 S: 7 | H: 0 LOB: 0 BB: 0 P: 9 | R: 0 E: 0 K: 2 S: 14 | H: 0 LOB: 0 BB: 0 P: 16 | R: 0 E: 1 K: 0 S: 8 | H: 1 LOB: 1 BB: 0 P: 13 | R: 0 E: 0 K: 0 S: 6 | H: 0 LOB: 0 BB: 0 P: 6 | 1B: 4 2B: 1 3B: 1 HR: 0 | SF: 0 SAC: 0 DP: 2 HBP: 1 |
|--------------|-------------------------------|----------------------------------|-------------------------------|----------------------------------|-------------------------------|----------------------------------|-------------------------------|----------------------------------|------------------------------|---------------------------------|-------------------------------|----------------------------------|------------------------------|----------------------------------|------------------------------|---------------------------------|----------------------------------|------------------------------------|
|--------------|-------------------------------|----------------------------------|-------------------------------|----------------------------------|-------------------------------|----------------------------------|-------------------------------|----------------------------------|------------------------------|---------------------------------|-------------------------------|----------------------------------|------------------------------|----------------------------------|------------------------------|---------------------------------|----------------------------------|------------------------------------|

| PITCHER | IP | WLS | BF | H | R | ER | SO | BB | IBB | HBP | BLK | WP | HR | S | P | ERA | WHIP |
|--|-----|-----|----|---|---|----|----|----|-----|-----|-----|----|----|----|----|------|-------|
| David Wells, L (1, 1) ERA: 3.92 | 3.2 | | 20 | 5 | 2 | 2 | 2 | 4 | 0 | 1 | 0 | 0 | 0 | 57 | 93 | 4.91 | 2.455 |
| Ramiro Mendoza, R (4, 1) ERA: 3.45 | 3.1 | W | 11 | 1 | 0 | 0 | 2 | 0 | 0 | 0 | 0 | 0 | 0 | 32 | 42 | 0.00 | 0.300 |
| Mike Stanton, L (8, 1) ERA: 2.63 | 0.2 | H | 2 | 0 | 0 | 0 | 0 | 0 | 0 | 0 | 0 | 0 | 0 | 4 | 7 | 0.00 | 0.000 |
| 42 Mariano Rivera, R (8, 1) ERA: 1.66 | 1.1 | S | 4 | 0 | 0 | 0 | 0 | 0 | 0 | 0 | 0 | 0 | 0 | 8 | 9 | 0.00 | 0.000 |

BOTTOM

| AB | R | H | RBI | BB | SO | LOB |
|----|---|---|-----|----|----|-----|
| 2 | 0 | 0 | 0 | 2 | 2 | 2 |
| 1 | 0 | 0 | 0 | 0 | 0 | 0 |
| 3 | 0 | 0 | 0 | 1 | 0 | 1 |
| 4 | 0 | 1 | 0 | 0 | 1 | 4 |
| 4 | 0 | 1 | 0 | 0 | 1 | 2 |
| 3 | 1 | 0 | 0 | 0 | 0 | 2 |
| 3 | 1 | 0 | 0 | 1 | 0 | 3 |
| 4 | 0 | 2 | 0 | 0 | 0 | 1 |
| 4 | 0 | 0 | 0 | 0 | 0 | 3 |
| 4 | 0 | 2 | 1 | 0 | 0 | 0 |

New York Yankees @ Boston Red Sox
Fenway Park, Boston, MA
 Sat May 25 2002, 1:05 PM EDT
 Att. 33,743 - Sunny - 66 F

livebaseballscorecards.com

| | |
|------------|-----------|
| AB | 32 |
| R | 2 |
| H | 6 |
| RBI | 1 |
| BB | 4 |
| SO | 4 |
| LOB | 18 |



| WP | PA |
|----|----|
| 0 | 37 |
| 0 | 0 |
| 0 | 0 |

| Batter | 1 | 2 | 3 | 4 | 5 | 6 | 7 | 8 | 9 | AB R H RBI BB SO LOB | TOP | | | | | | | | | | | |
|--|---|----------------------------------|------------------------------|----------------------------------|-------------------------------|----------------------------------|------------------------------|----------------------------------|-------------------------------|----------------------------------|---|----------------------------------|-------------------------------|---|-------------------------------|----------------------------------|------------------------------|----------------------------------|----------------------------------|------------------------------------|----------------------------------|--------|
| Alfonso Soriano, R (1, 4) OBP: 0.347, SLG: 0.601 | 3-2 F7 | | 3-3 K | | 2-1 HR | 1-1 HR | | 0-0 1B | 2-1 P5 | 6 3 3 2 0 1 2 | | | | | | | | | | | | |
| 2 Derek Jeter, R (1, 6) OBP: 0.377, SLG: 0.433 | 0-2 G6-3 | | 4-0 BB | | 4-2 1B | 2-1 G5-3 | | 4-1 1B | 2-3 K | 3 2 0 0 3 1 0 | | | | | | | | | | | | |
| Bernie Williams, S (1, 8) OBP: 0.401, SLG: 0.481 | 2-2 G5-3 | | 0-1 F9 | | 1-1 1B | 4-0 BB | | 0-1 1B | | 4 2 2 1 1 0 3 | | | | | | | | | | | | |
| 25 Jason Giambi, L (1, 3) OBP: 0.410, SLG: 0.565 | | 4-1 BB | | 2-1 HR | 0-2 HR | 4-0 BB | | 4-1 HR | | 1 3 1 3 3 0 0 | | | | | | | | | | | | |
| 20 Jorge Posada, S (1, 2) OBP: 0.388, SLG: 0.548 | | 2-2 G4-6-3 | | 1-1 HR | 1-2 HR | 1-0 G3-6-1 | | 3-2 SF9 | | 4 2 2 3 0 0 3 | | | | | | | | | | | | |
| Ron Coomer, R (1, 5) Robin Ventura, L (8, PH) OBP: 0.360, SLG: 0.536 | | 2-2 G4-3 | | 2-0 1B | 1-0 HR | | 3-1 E4 | 0-0 HR | | 4 1 3 2 0 0 0 1 1 1 3 0 0 0 | | | | | | | | | | | | |
| Rondell White, R (1, 7) Gerald Williams, R (8, 7) | | | 2-1 1B | 0-0 1B | 0-0 1B | | 3-2 G6-3 | 0-2 F9 | | 4 0 2 0 0 0 1 0 0 0 0 0 0 0 | AB 37 R 14 H 15 RBI 14 BB 7 SO 5 LOB 17 | | | | | | | | | | | |
| Shane Spencer, R (1, 9) OBP: 0.354, SLG: 0.412 | | | 3-2 F8 | 0-0 G6-4-3 | 1-3 K | | 1-3 K | 1-1 G6-3 | | 5 0 0 0 0 2 5 | | | | | | | | | | | | |
| Nick Johnson, L (1, 10) OBP: 0.302, SLG: 0.377 | | | 1-1 1B | 1-3 K | 0-0 G4-6-3 | | 3-1 G4-3 | 2-0 F9 | | 5 0 1 0 0 1 3 | | | | | | | | | | | | |
| Inning Stats | R: 0 E: 0 K: 0 S: 12 | H: 0 LOB: 0 BB: 0 P: 17 | R: 0 E: 0 K: 0 S: 8 | H: 0 LOB: 0 BB: 1 P: 16 | R: 0 E: 0 K: 1 S: 14 | H: 1 LOB: 3 BB: 1 P: 27 | R: 2 E: 0 K: 1 S: 9 | H: 3 LOB: 1 BB: 0 P: 15 | R: 6 E: 0 K: 1 S: 20 | H: 6 LOB: 0 BB: 1 P: 30 | R: 1 E: 0 K: 0 S: 5 | H: 1 LOB: 1 BB: 2 P: 17 | R: 0 E: 1 K: 1 S: 10 | H: 1 LOB: 1 BB: 0 P: 20 | R: 5 E: 0 K: 0 S: 16 | H: 3 LOB: 0 BB: 2 P: 28 | R: 0 E: 0 K: 1 S: 6 | H: 0 LOB: 0 BB: 0 P: 12 | 1B: 9 2B: 0 3B: 0 HR: 6 | SF: 1 SAC: 0 DP: 4 HBP: 2 | WP: 0 PB: 0 SB: 1 CS: 0 | PA: 47 |
| PITCHER | IP WLS BF H R ER SO BB IBB HBP BLK WP HR S P ERA WHIP | | | | | | | | | | | | PITCHER | IP WLS BF H R ER SO BB IBB HBP BLK WP HR S P ERA WHIP | | | | | | | | |
| Darren Oliver, L (1, 1) ERA: 5.14 | 4.0 L 23 8 7 7 2 3 0 2 0 0 3 57 97 15.75 2.750 | | | | | | | | | | | | | | | | | | | | | |
| 49 Tim Wakefield, R (5, 1) ERA: 2.5 | 3.0 13 4 2 2 2 2 0 0 0 0 2 21 45 6.00 2.000 | | | | | | | | | | | | | | | | | | | | | |
| Sun-Woo Kim, R (8, 1) ERA: 7.36 | 2.0 11 3 5 5 1 2 0 0 0 0 1 22 40 22.50 2.500 | | | | | | | | | | | | | | | | | | | | | |

New York Yankees @ Boston Red Sox
Fenway Park, Boston, MA
Sun May 26 2002, 8:05 PM EDT
Att. 34,096 - Cloudy - 65 F

livebaseballscorecards.com



| Batter | 1 | 2 | 3 | 4 | 5 | 6 | 7 | 8 | 9 | AB | R | H | RBI | BB | SO | LOB |
|--|----------------|----------------|-----------------------|--|-----------------------------------|------------------|----------------|------------------|----------------|----|---|---|-----|----|----|-----|
| 18 Johnny Damon, L OBP: 0.388, SLG: 0.471 (1, 8) | 3-2 G3 ① | | 2-2 F8 ① | | 0-2 G4-6-3 1B ① | | 1-0 F9 ③ | | | 4 | 0 | 1 | 1 | 0 | 0 | 1 |
| Jose Offerman, S OBP: 0.326, SLG: 0.392 (1, 3) | 3-3 K ② | | 0-0 CS 1B ② | | 0-0 G4-6-3 1-2f 3-H ② | | | 1-2 G5-3 ① | | 4 | 0 | 1 | 0 | 0 | 1 | 1 |
| Nomar Garciaparra, R OBP: 0.352, SLG: 0.530 58 Bryant Nelson, S (8, PR) (9, 4) | 0-0 F9 ③ | | 1-3 K ② | | 0-0 G5-3 ③ | | | 1-0 2B ② | | 4 | 0 | 1 | 0 | 0 | 1 | 1 |
| Brian Daubach, L OBP: 0.417, SLG: 0.602 (1, 7) | | 3-2 HR ① | 1-2 CS 1-2 ③ | 2-3 K ① | | 3-3 K ① | | 3-1 L3 ② | | 4 | 1 | 1 | 1 | 0 | 2 | 1 |
| Shea Hillenbrand, R OBP: 0.378, SLG: 0.568 (1, 5) | | 0-1 HR ① | | 0-0 F8 ② | | 1-0 F8 ② | | 0-2 G5-3 ③ | | 4 | 1 | 1 | 1 | 0 | 0 | 1 |
| Trot Nixon, L OBP: 0.322, SLG: 0.416 (1, 9) | | 2-2 F7 ① | | 2-0 G3-1 ③ | | 2-1 F7 ③ | | | 3-1 F8 ① | 4 | 0 | 0 | 0 | 0 | 0 | 0 |
| Carlos Baerga, S OBP: 0.362, SLG: 0.404 (1, 10) | | 4-0 BB ② | | 2-2 2B 1B 1B ② | | 3-2 G5-3 ① | | 1-1 2B ② | | 3 | 1 | 2 | 0 | 1 | 0 | 0 |
| Doug Mirabelli, R OBP: 0.292, SLG: 0.386 (1, 2) | | 1-0 F8 ② | | 0-1 1B 18 1B 2B ② | | 2-2 G4-3 ② | | 1-3 K ② | | 4 | 1 | 1 | 0 | 0 | 1 | 2 |
| Rey Sanchez, R OBP: 0.344, SLG: 0.426 Lou Merloni, R OBP: 0.296, SLG: 0.250 (8, 4) (9, 6) | | 2-3 K ③ | | 0-2 18 1B G4-6-3 1B 2-3 3-H ③ | | 1-0 1B ③ | | 1-2 F2 ③ | | 3 | 1 | 2 | 1 | 0 | 1 | 1 |

| Inning Stats | R: 0 | H: 0 | E: 0 | K: 1 | S: 12 | LOB: 0 | BB: 0 | P: 18 | R: 2 | H: 2 | E: 0 | K: 1 | S: 20 | LOB: 1 | BB: 1 | P: 32 | R: 0 | H: 1 | E: 0 | K: 1 | S: 9 | LOB: 0 | BB: 0 | P: 13 | R: 0 | H: 0 | E: 0 | K: 1 | S: 5 | LOB: 0 | BB: 0 | P: 9 | R: 3 | H: 4 | E: 0 | K: 0 | S: 15 | LOB: 0 | BB: 0 | P: 17 | R: 0 | H: 0 | E: 0 | K: 1 | S: 6 | LOB: 0 | BB: 0 | P: 12 | R: 0 | H: 1 | E: 0 | K: 0 | S: 8 | LOB: 1 | BB: 0 | P: 15 | R: 0 | H: 1 | E: 0 | K: 0 | S: 10 | LOB: 1 | BB: 0 | P: 15 | R: 0 | H: 1 | E: 0 | K: 1 | S: 10 | LOB: 1 | BB: 0 | P: 16 | 1B: 5 | SF: 0 | 2B: 3 | SAC: 0 | 3B: 0 | DP: 1 | HR: 2 | HBP: 0 | WP: 0 | PA: 37 |
|--------------|------|------|------|------|-------|--------|-------|-------|------|------|------|------|-------|--------|-------|-------|------|------|------|------|------|--------|-------|-------|------|------|------|------|------|--------|-------|------|------|------|------|------|-------|--------|-------|-------|------|------|------|------|------|--------|-------|-------|------|------|------|------|------|--------|-------|-------|------|------|------|------|-------|--------|-------|-------|------|------|------|------|-------|--------|-------|-------|-------|-------|-------|--------|-------|-------|-------|--------|-------|--------|
|--------------|------|------|------|------|-------|--------|-------|-------|------|------|------|------|-------|--------|-------|-------|------|------|------|------|------|--------|-------|-------|------|------|------|------|------|--------|-------|------|------|------|------|------|-------|--------|-------|-------|------|------|------|------|------|--------|-------|-------|------|------|------|------|------|--------|-------|-------|------|------|------|------|-------|--------|-------|-------|------|------|------|------|-------|--------|-------|-------|-------|-------|-------|--------|-------|-------|-------|--------|-------|--------|


| PITCHER | IP | WLS | BF | H | R | ER | SO | BB | IBB | HBP | BLK | WP | HR | S | P | ERA | WHIP |
|---|-----|-----|----|---|---|----|----|----|-----|-----|-----|----|----|----|-----|------|-------|
| 35 Mike Mussina, R ERA: 4.42 (1, 1) | 6.0 | | 24 | 7 | 5 | 5 | 5 | 1 | 0 | 0 | 0 | 0 | 2 | 67 | 101 | 7.50 | 1.333 |
| Mike Stanton, L ERA: 2.42 (7, 1) | 2.0 | | 8 | 2 | 0 | 0 | 0 | 0 | 0 | 0 | 0 | 0 | 0 | 18 | 30 | 0.00 | 1.000 |
| Randy Choate, L ERA: 4.3 (9, 1) | 1.0 | | 4 | 1 | 0 | 0 | 1 | 0 | 0 | 0 | 0 | 0 | 0 | 10 | 16 | 0.00 | 1.000 |

BOTTOM

New York Yankees @ Boston Red Sox
Fenway Park, Boston, MA
 Sun May 26 2002, 8:05 PM EDT
 Att. 34,096 - Cloudy - 65 F

livebaseballscorecards.com

| | |
|------------|-----------|
| AB | 35 |
| R | 5 |
| H | 10 |
| RBI | 4 |
| BB | 1 |
| SO | 6 |
| LOB | 9 |



| Batter | 1 | 2 | 3 | 4 | 5 | 6 | 7 | 8 | 9 | AB R H RBI BB SO LOB | TOP | | | | | | | | | | | |
|--|---|----------------------------------|-------------------------------|----------------------------------|------------------------------|----------------------------------|------------------------------|----------------------------------|------------------------------|----------------------------------|------------------------------|----------------------------------|------------------------------|----------------------------------|------------------------------|---------------------------------|------------------------------|---------------------------------|----------------------------------|------------------------------------|----------------------------------|--------|
| 2 Derek Jeter, R OBP: 0.377, SLG: 0.436 (1, 6) | | | | | | | | | | 5 1 2 0 0 1 1 | | | | | | | | | | | | |
| Enrique Wilson, S OBP: 0.273, SLG: 0.276 (1, 4) | | | | | | | | | | 5 1 0 0 0 0 2 | | | | | | | | | | | | |
| 25 Jason Giambi, L OBP: 0.414, SLG: 0.574 (1, 10) | | | | | | | | | | 4 3 2 0 1 1 0 | | | | | | | | | | | | |
| Bernie Williams, S OBP: 0.410, SLG: 0.508 (1, 8) | | | | | | | | | | 4 2 3 4 1 0 0 | | | | | | | | | | | | |
| Robin Ventura, L OBP: 0.350, SLG: 0.522 (1, 5) | | | | | | | | | | 4 0 0 1 0 1 3 | | | | | | | | | | | | |
| Rondell White, R OBP: 0.309, SLG: 0.374 (1, 7) | | | | | | | | | | 5 1 3 2 0 2 0 | | | | | | | | | | | | |
| John Vander Wal, L OBP: 0.391, SLG: 0.480 (1, 9) | | | | | | | | | | 3 1 0 0 1 0 3 | | | | | | | | | | | | |
| Gerald Williams, R (7, 9) | | | | | | | | | | 0 0 0 0 0 0 0 | | | | | | | | | | | | |
| Nick Johnson, L OBP: 0.306, SLG: 0.394 (1, 3) | | | | | | | | | | 3 1 1 3 1 2 1 | | | | | | | | | | | | |
| Alberto Castillo, R OBP: 0.174, SLG: 0.136 (1, 2) | | | | | | | | | | 4 0 1 0 0 1 4 | | | | | | | | | | | | |
| Inning Stats | R: 6 E: 0 K: 1 S: 23 | H: 5 LOB: 1 BB: 2 P: 39 | R: 1 E: 0 K: 1 S: 12 | H: 1 LOB: 0 BB: 0 P: 18 | R: 0 E: 0 K: 2 S: 7 | H: 0 LOB: 0 BB: 0 P: 10 | R: 0 E: 0 K: 2 S: 9 | H: 0 LOB: 0 BB: 0 P: 11 | R: 1 E: 0 K: 0 S: 9 | H: 2 LOB: 3 BB: 2 P: 21 | R: 2 E: 0 K: 0 S: 8 | H: 3 LOB: 0 BB: 0 P: 13 | R: 0 E: 0 K: 1 S: 8 | H: 1 LOB: 1 BB: 0 P: 12 | R: 0 E: 0 K: 0 S: 5 | H: 0 LOB: 0 BB: 0 P: 6 | R: 0 E: 0 K: 1 S: 5 | H: 0 LOB: 0 BB: 0 P: 6 | 1B: 6 2B: 4 3B: 0 HR: 2 | SF: 1 SAC: 0 DP: 1 HBP: 0 | WP: 0 PB: 1 SB: 0 CS: 0 | PA: 42 |
| PITCHER | IP WLS BF H R ER SO BB IBB HBP BLK WP HR S P ERA WHIP | | | | | | | | | | | | | | | | | | | | | |
| Dan Wright, R ERA: 6.08 (1, 1) | 4.1 L 24 8 8 8 6 3 0 0 0 0 0 2 55 89 16.61 2.538 | | | | | | | | | | | | | | | | | | | | | |
| Bob Howry, R ERA: 3.86 (5, 1) | 2.2 12 4 2 2 1 1 0 0 0 0 0 0 21 35 6.75 1.875 | | | | | | | | | | | | | | | | | | | | | |
| Matt Ginter, R ERA: 2.93 (8, 1) | 2.0 6 0 0 0 0 1 0 0 0 0 0 0 10 12 0.00 0.000 | | | | | | | | | | | | | | | | | | | | | |

New York Yankees @ Chicago White Sox
 Comiskey Park, Chicago, IL
 Mon May 27 2002, 8:05 PM EDT
 Att. 43,781 - Overcast - 73 F

| | |
|-----|----|
| AB | 37 |
| R | 10 |
| H | 12 |
| RBI | 10 |
| BB | 4 |
| SO | 8 |
| LOB | 14 |



| Batter | 1 | 2 | 3 | 4 | 5 | 6 | 7 | 8 | 9 | AB R H RBI BB SO LOB | TOP | | | | | | | | | |
|---|---|---------------------------------|------------------------------|----------------------------------|------------------------------|----------------------------------|-------------------------------|----------------------------------|-------------------------------|----------------------------------|------------------------------|----------------------------------|-------------------------------|----------------------------------|-------------------------------|----------------------------------|----------------------------------|------------------------------------|----------------------------------|--------|
| Alfonso Soriano, R (1, 4) OBP: 0.344, SLG: 0.592 | 0-0 G4-3 | | 1-0 G5-3 | | | 0-1 G1-3 | | 1-2 1B 1B | 1-2 G5-3 | 5 1 1 0 0 0 0 | | | | | | | | | | |
| 2 Derek Jeter, R (1, 6) OBP: 0.378, SLG: 0.433 | 1-3 K | | | 1-2 G5-3 | | 2-2 G1-3 | | 0-1 BB 1B 1B | 4-2 BB BB | 4 1 1 1 1 1 0 | | | | | | | | | | |
| Bernie Williams, S (1, 8) OBP: 0.418, SLG: 0.513 | 0-0 1B | | | 2-2 G6-3 | | 0-0 1B | | 2-1 BB 1B | 4-2 25 G3-6-1 BB | 4 1 3 1 1 0 0 | | | | | | | | | | |
| 25 Jason Giambi, L (1, 10) OBP: 0.405, SLG: 0.559 | 1-0 F7 | | | 3-2 P4 | | 0-3 K | | 0-0 L7 | 1-1 G3-6-1 | 5 0 0 0 0 1 6 | | | | | | | | | | |
| 20 Jorge Posada, S (1, 2) OBP: 0.390, SLG: 0.544 | | 2-3 K | | | 4-2 BB BB | | 1-2 G6-3 1B | 1-3 K | | 3 0 1 0 1 2 2 | | | | | | | | | | |
| Robin Ventura, L (1, 5) OBP: 0.348, SLG: 0.513 | | 1-2 F9 | | | 0-3 K | | 0-0 G6-3 1-2f | 4-2 2B BB | | 3 0 0 0 1 1 2 | | | | | | | | | | |
| Rondell White, R (1, 7) OBP: 0.318, SLG: 0.385 | | 1-0 G4-3 | | | 4-0 FC4-6 BB | | 2-1 1B | 2-1 1-3 2-H 3-H 2B | | 3 0 2 2 1 0 0 | | | | | | | | | | |
| John Vander Wal, L (1, 9) OBP: 0.381, SLG: 0.466 | | | 2-3 K | | 0-1 P6 | | 1-1 G6-3 | 4-0 IBB | | 3 0 0 0 0 1 3 | | | | | | | | | | |
| Shane Spencer, R (8, PH) OBP: 0.359, SLG: 0.412 (8, 9) | | | | | | | | | | 0 0 0 0 1 0 0 | | | | | | | | | | |
| Nick Johnson, L (1, 3) OBP: 0.305, SLG: 0.387 | | | 3-1 G4-3 | | 2-2 FC4-6 | | | | | 3 1 0 0 1 0 5 | | | | | | | | | | |
| Inning Stats | R: 0 E: 0 K: 1 S: 6 | H: 1 LOB: 1 BB: 0 P: 8 | R: 0 E: 0 K: 1 S: 7 | H: 0 LOB: 0 BB: 0 P: 11 | R: 0 E: 0 K: 1 S: 6 | H: 0 LOB: 0 BB: 0 P: 12 | R: 0 E: 0 K: 0 S: 12 | H: 0 LOB: 0 BB: 0 P: 18 | R: 0 E: 0 K: 1 S: 11 | H: 1 LOB: 1 BB: 0 P: 21 | R: 0 E: 0 K: 0 S: 8 | H: 2 LOB: 1 BB: 0 P: 12 | R: 4 E: 0 K: 1 S: 18 | H: 4 LOB: 3 BB: 3 P: 37 | R: 0 E: 0 K: 0 S: 11 | H: 0 LOB: 1 BB: 2 P: 21 | 1B: 7 2B: 1 3B: 0 HR: 0 | SF: 0 SAC: 0 DP: 2 HBP: 0 | WP: 0 PB: 0 SB: 0 CS: 0 | PA: 40 |
| PITCHER | IP WLS BF H R ER SO BB IBB HBP BLK WP HR S P ERA WHIP | | | | | | | | | | | | | | | | | | | |
| Jon Garland, R (1, 1) ERA: 4.96 | 7.0 L 29 6 3 3 5 3 0 0 0 0 0 0 65 104 3.86 1.286 | | | | | | | | | | | | | | | | | | | |
| Damaso Marte, L (8, 1) ERA: 4.19 | 0.2 B 4 1 0 0 1 1 0 0 0 0 0 0 8 15 0.00 3.000 | | | | | | | | | | | | | | | | | | | |
| Rocky Biddle, R (8, 1) ERA: 3.72 | 0.0 1 1 1 1 0 0 0 0 0 0 0 0 2 4 ∞ ∞ | | | | | | | | | | | | | | | | | | | |
| Kelly Wunsch, L (8, 1) ERA: 5.4 | 0.1 2 0 0 0 0 0 0 1 0 0 0 0 2 7 0.00 0.000 | | | | | | | | | | | | | | | | | | | |
| Antonio Osuna, R (9, 1) ERA: 4.44 | 1.0 4 0 0 0 0 0 2 0 0 0 0 0 0 11 21 0.00 2.000 | | | | | | | | | | | | | | | | | | | |

New York Yankees @ Chicago White Sox
 Comiskey Park, Chicago, IL
 Tue May 28 2002, 8:05 PM EDT
 Att. 27,859 - Sunny - 70 F

| | |
|-----|----|
| AB | 33 |
| R | 4 |
| H | 8 |
| RBI | 4 |
| BB | 7 |
| SO | 6 |
| LOB | 18 |



livebaseballscorecards.com

| Batter | 1 | 2 | 3 | 4 | 5 | 6 | 7 | 8 | 9 |
|--|-----------------------|-----------------------|------------------|---------------------------|----------------------|----------------|------------------|----------------|---|
| Kenny Lofton, L OBP: 0.382, SLG: 0.427 (1, 8) | 3-3 K ① | 0-1 F7 ③ | | | 0-2 G3 ② | | | 0-3 K ① | |
| Ray Durham, S OBP: 0.374, SLG: 0.387 (1, 4) | 2-2 E5 S ② | | 3-1 G3 ① | | 1-2 S HBP ③ | | | 2-3 K ② | |
| Magglio Ordonez, R OBP: 0.366, SLG: 0.547 (1, 9) | 2-3 K ② | | 3-2 G4-3 ② | | 3-2 F9 ③ | | | 0-0 1B ③ | |
| 14 Paul Konerko, R OBP: 0.370, SLG: 0.510 (1, 3) | 4-2 1-2 BB ③ | | 2-2 G5-3 ③ | | 2-1 L7 ① | | | 3-3 K ③ | |
| Frank Thomas, R OBP: 0.363, SLG: 0.511 (1, 10) | 2-1 F7 ③ | | | 3-2 F3 ① | | 0-0 F7 ② | | 1-3 K ① | |
| Carlos Lee, R OBP: 0.284, SLG: 0.444 (1, 7) | | | | 1-0 2B ③ | | 1-1 P5 ③ | | 0-0 F7 ② | |
| Tony Graffanino, R OBP: 0.386, SLG: 0.534 (1, 5) | | 2-2 HR 1B ③ | | 4-1 G4-3 BB ③ | | 3-1 P4 ① | | 2-3 K ③ | |
| Sandy Alomar Jr., R OBP: 0.291, SLG: 0.424 (1, 2) | | 0-1 1-H HR ③ | | 0-0 G4-3 1-2f ②③ | | 1-2 F7 ② | | | |
| Royce Clayton, R OBP: 0.237, SLG: 0.360 (1, 6) | | 0-0 B1-3 ② | | | 2-1 G6-3 ① | | 3-2 G4-3 ③ | | |

| Inning Stats | R: 0 | H: 0 | E: 1 | LOB: 2 | K: 2 | BB: 1 | S: 14 | R: 2 | H: 2 | E: 0 | LOB: 0 | K: 0 | BB: 0 | S: 13 | R: 0 | H: 0 | E: 0 | LOB: 0 | K: 0 | BB: 0 | S: 9 | R: 0 | H: 1 | E: 0 | LOB: 1 | K: 0 | BB: 1 | S: 6 | R: 0 | H: 0 | E: 0 | LOB: 1 | K: 0 | BB: 0 | S: 10 | R: 0 | H: 0 | E: 0 | LOB: 0 | K: 0 | BB: 0 | S: 5 | R: 0 | H: 0 | E: 0 | LOB: 0 | K: 0 | BB: 0 | S: 9 | R: 0 | H: 1 | E: 0 | LOB: 1 | K: 3 | BB: 0 | S: 11 | R: 0 | H: 0 | E: 0 | LOB: 0 | K: 2 | BB: 0 | S: 8 | R: 0 | H: 0 | E: 0 | LOB: 0 | K: 2 | BB: 0 | S: 11 | 1B: 2 | SF: 0 | 2B: 1 | SAC: 0 | 3B: 0 | DP: 1 | HR: 1 | HBP: 1 |
|--------------|------|------|------|--------|------|-------|-------|------|------|------|--------|------|-------|-------|------|------|------|--------|------|-------|------|------|------|------|--------|------|-------|------|------|------|------|--------|------|-------|-------|------|------|------|--------|------|-------|------|------|------|------|--------|------|-------|------|------|------|------|--------|------|-------|-------|------|------|------|--------|------|-------|------|------|------|------|--------|------|-------|-------|-------|-------|-------|--------|-------|-------|-------|--------|
|--------------|------|------|------|--------|------|-------|-------|------|------|------|--------|------|-------|-------|------|------|------|--------|------|-------|------|------|------|------|--------|------|-------|------|------|------|------|--------|------|-------|-------|------|------|------|--------|------|-------|------|------|------|------|--------|------|-------|------|------|------|------|--------|------|-------|-------|------|------|------|--------|------|-------|------|------|------|------|--------|------|-------|-------|-------|-------|-------|--------|-------|-------|-------|--------|

| PITCHER | IP | WLS | BF | H | R | ER | SO | BB | IBB | HBP | BLK | WP | HR | S | P | ERA | WHIP |
|--|-----|-----|----|---|---|----|----|----|-----|-----|-----|----|----|----|-----|------|-------|
| Ted Lilly, L ERA: 2.88 (1, 1) | 7.0 | W | 27 | 3 | 2 | 2 | 2 | 2 | 2 | 0 | 0 | 0 | 1 | 66 | 114 | 2.57 | 0.714 |
| Steve Karsay, R ERA: 1.95 (8, 1) | 1.0 | H | 4 | 1 | 0 | 0 | 3 | 0 | 0 | 0 | 0 | 0 | 0 | 11 | 16 | 0.00 | 1.000 |
| 42 Mariano Rivera, R ERA: 1.59 (9, 1) | 1.0 | S | 3 | 0 | 0 | 0 | 2 | 0 | 0 | 0 | 0 | 0 | 0 | 8 | 11 | 0.00 | 0.000 |

BOTTOM

New York Yankees @ Chicago White Sox
Comiskey Park, Chicago, IL
Tue May 28 2002, 8:05 PM EDT
Att. 27,859 - Sunny - 70 F

| AB | 31 |
|-----|----|
| R | 2 |
| H | 4 |
| RBI | 2 |
| BB | 2 |
| SO | 7 |
| LOB | 7 |



| WP | 0 | PA | 34 |
|----|---|----|----|
| PB | 0 | SB | 2 |
| CS | 0 | | |

BOTTOM

New York Yankees @ Chicago White Sox
Comiskey Park, Chicago, IL
Wed May 29 2002, 8:05 PM EDT
Att. 27,572 - Sunny - 77 F

livebaseballscores.com

AB 36
R 3
H 10
RBI 3
BB 1
SO 11
LOB 13



WP: 0 PA: 38
PB: 0
SB: 2
CS: 0

AB R H RBI BB SO LOB

4 0 1 1 1 0 2

5 0 1 0 0 3 3

4 1 1 0 0 1 3

4 0 1 1 0 1 0

4 0 1 0 0 2 1

4 0 1 0 0 2 1

3 1 1 0 0 1 1
1 0 0 0 0 0 2

4 0 1 0 0 0 0

3 1 2 1 0 1 0

1B: 5 SF: 1
2B: 4 SAC: 0
3B: 1 DP: 0
HR: 0 HBP: 0

| Batter | 1 | 2 | 3 | 4 | 5 | 6 | 7 | 8 | 9 |
|---|--------------|----------|----------|-------|---------------|----------|-----------|----------|-------------|
| Kenny Lofton, L (1, 8) OBP: 0.383, SLG: 0.434 | 1-1 F7 | | 4-2 S BB | | 0-2 F7 | | 2-2 K 3B | | 0-0 G4-3 |
| Ray Durham, S (1, 4) | 2-3 K | | 2-3 K | | 0-0 1B | | 1-3 K | | 0-2 G5-3 |
| Magglio Ordonez, R (1, 9) | 1-0 14 2B 1B | | 3-3 K | | 0-0 G6-3 | | | 2-2 G5-3 | |
| 14 Paul Konerko, R (1, 3) | 0-1 1-H 2B | | | 1-3 K | | 2-2 G6-3 | | 2-2 G5-3 | |
| Frank Thomas, R (1, 10) | 0-1 F9 | | | 2-3 K | | 1-3 K | | 2-2 E 1B | |
| Jose Valentin, S (1, 5) | | 0-3 K | | 2-3 K | | 3-2 S 2B | | 0-1 E4 | |
| Jeff Liefer, L (1, 7) | | 3-3 K | | | 2-0 1B SF8 1B | | 2-1 G4-3 | | 1-1 G4-3 |
| Aaron Rowand, R (8, 7) | | | | | | | | | |
| Mark Johnson, L (1, 2) | | 2-2 G1-3 | | | 1-1 1B 1B | | 1-2 G6-3 | | 1-2 L3 |
| Royce Clayton, R (1, 6) | | | 2-3 K | | 1-2 SF8 3-H | | 1-1 3B 2B | | 0-2 G4-3 2B |

| Inning Stats | R: 1 | H: 2 | E: 0 | K: 1 | S: 10 | H: 0 | LOB: 1 | BB: 0 | P: 14 | R: 0 | H: 0 | E: 0 | K: 2 | S: 9 | H: 0 | LOB: 0 | BB: 0 | P: 14 | R: 0 | H: 0 | E: 0 | K: 3 | S: 15 | H: 0 | LOB: 1 | BB: 1 | P: 25 | R: 0 | H: 0 | E: 0 | K: 3 | S: 9 | R: 1 | H: 3 | E: 0 | K: 0 | S: 12 | R: 0 | H: 1 | E: 0 | K: 1 | S: 14 | R: 1 | H: 2 | E: 0 | K: 1 | S: 11 | R: 0 | H: 1 | E: 1 | K: 0 | S: 14 | R: 0 | H: 1 | E: 0 | K: 0 | S: 13 | 1B: 5 | SF: 1 | 2B: 4 | SAC: 0 | 3B: 1 | DP: 0 | HR: 0 | HBP: 0 | WP: 0 | PA: 38 |
|--------------|------|------|------|------|-------|------|--------|-------|-------|------|------|------|------|------|------|--------|-------|-------|------|------|------|------|-------|------|--------|-------|-------|------|------|------|------|------|------|------|------|------|-------|------|------|------|------|-------|------|------|------|------|-------|------|------|------|------|-------|------|------|------|------|-------|-------|-------|-------|--------|-------|-------|-------|--------|-------|--------|
|--------------|------|------|------|------|-------|------|--------|-------|-------|------|------|------|------|------|------|--------|-------|-------|------|------|------|------|-------|------|--------|-------|-------|------|------|------|------|------|------|------|------|------|-------|------|------|------|------|-------|------|------|------|------|-------|------|------|------|------|-------|------|------|------|------|-------|-------|-------|-------|--------|-------|-------|-------|--------|-------|--------|

| PITCHER | IP | WLS | BF | H | R | ER | SO | BB | IBB | HBP | BLK | WP | HR | S | P | ERA | WHIP |
|---|-----|-----|----|---|---|----|----|----|-----|-----|-----|----|----|----|-----|------|-------|
| Roger Clemens, R (1, 1) ERA: 3.79 | 7.0 | | 29 | 8 | 3 | 3 | 11 | 1 | 0 | 0 | 0 | 0 | 0 | 80 | 121 | 3.86 | 1.286 |
| Steve Karsay, R (8, 1) ERA: 1.89 | 1.0 | W | 5 | 1 | 0 | 0 | 0 | 0 | 0 | 0 | 0 | 0 | 0 | 14 | 21 | 0.00 | 1.000 |
| 42 Mariano Rivera, R (9, 1) ERA: 1.52 | 1.0 | S | 4 | 1 | 0 | 0 | 0 | 0 | 0 | 0 | 0 | 0 | 0 | 13 | 14 | 0.00 | 1.000 |

| Batter | 1 | 2 | 3 | 4 | 5 | 6 | 7 | 8 | 9 | AB R H RBI BB SO LOB | TOP | | | | | | | | | | | |
|---|---|----------------------------------|-------------------------------|---------------------------------|-------------------------------|----------------------------------|------------------------------|----------------------------------|------------------------------|----------------------------------|------------------------------|----------------------------------|-------------------------------|----------------------------------|-------------------------------|----------------------------------|-------------------------------|----------------------------------|----------------------------------|------------------------------------|----------------------------------|--------|
| Rickey Henderson, R OBP: 0.374, SLG: 0.356 (1, 7) | 1-2 2B 1B | | 4-1 BB E BB | | 2-2 G6-4-3 1B | | 1-2 G4-3 | | 4-1 BB | 3 0 2 0 2 0 1 | | | | | | | | | | | | |
| 18 Johnny Damon, L OBP: 0.384, SLG: 0.455 (1, 8) | 2-1 L3 | | 2-3 K | | 2-1 P6 | | 0-2 G6-3 | | 0-1 F5 | 5 0 0 0 0 1 5 | | | | | | | | | | | | |
| Shea Hillenbrand, R OBP: 0.366, SLG: 0.550 (1, 5) | 2-3 K | | 0-0 E5 BB 1-2 | | 1-0 G6-4-3 1-2f | | | 3-2 BB 2B 1B | 1-3 K | 5 1 1 0 0 2 4 | | | | | | | | | | | | |
| Nomar Garciaparra, R OBP: 0.366, SLG: 0.561 (1, 6) | 0-2 2B | | 4-1 BB 1-2 2-3 BB | | 0-0 WP 3B | | | 0-0 F7 | 0-0 G1-3 | 4 1 2 0 1 0 2 | | | | | | | | | | | | |
| Brian Daubach, L OBP: 0.393, SLG: 0.568 Trot Nixon, L OBP: 0.319, SLG: 0.394 (1, 9) (7, 9) | 0-3 K | | 1-1 L1 | | 1-0 G3 | | | 1-1 F8 | | 3 0 0 0 0 1 6 1 0 0 0 0 0 1 | | | | | | | | | | | | |
| Jose Offerman, S OBP: 0.336, SLG: 0.400 (1, 10) | | 0-1 F9 | | 4-0 BB | | 2-2 G5-3 | | 4-2 2B BB | | 2 1 0 0 2 0 0 | | | | | | | | | | | | |
| Jason Varitek, S OBP: 0.329, SLG: 0.413 (1, 2) | | 0-0 G5-3 | | 0-2 F8 | | 1-3 K | | 0-1 1-H 2-H HR 2B | | 4 1 1 2 0 1 1 | | | | | | | | | | | | |
| Tony Clark, S OBP: 0.248, SLG: 0.289 (1, 3) | | 1-0 P4 | | 0-3 K | | 0-3 K | | 3-1 2-H HR | | 4 1 1 2 0 2 1 | | | | | | | | | | | | |
| Lou Merloni, R OBP: 0.341, SLG: 0.410 (1, 4) | | | 2-3 K | | 0-0 F8 | | 2-0 3B | 1-3 K | | 4 0 1 0 0 2 1 | | | | | | | | | | | | |
| Inning Stats | R: 0 E: 0 K: 2 S: 16 | H: 2 LOB: 2 BB: 0 P: 21 | R: 0 E: 0 K: 0 S: 4 | H: 0 LOB: 0 BB: 0 P: 5 | R: 0 E: 1 K: 2 S: 12 | H: 0 LOB: 3 BB: 2 P: 25 | R: 0 E: 0 K: 1 S: 7 | H: 0 LOB: 1 BB: 1 P: 11 | R: 0 E: 0 K: 0 S: 7 | H: 1 LOB: 0 BB: 0 P: 12 | R: 1 E: 0 K: 1 S: 9 | H: 1 LOB: 0 BB: 0 P: 13 | R: 0 E: 0 K: 1 S: 14 | H: 1 LOB: 1 BB: 0 P: 17 | R: 4 E: 0 K: 1 S: 15 | H: 3 LOB: 0 BB: 1 P: 27 | R: 0 E: 0 K: 1 S: 10 | H: 0 LOB: 1 BB: 1 P: 15 | 1B: 3 2B: 2 3B: 2 HR: 1 | SF: 0 SAC: 0 DP: 1 HBP: 0 | WP: 1 PB: 0 SB: 0 CS: 0 | PA: 40 |
| PITCHER | IP WLS BF H R ER SO BB IBB HBP BLK WP HR S P ERA WHIP | | | | | | | | | | | | | | | | | | | | | |
| David Wells, L ERA: 3.66 (1, 1) | 7.0 L 29 5 1 1 7 3 0 0 0 0 1 0 69 104 1.29 1.143 | | | | | | | | | | | | | | | | | | | | | |
| Steve Karsay, R ERA: 2.14 (8, 1) | 0.1 2 1 1 1 0 0 0 0 0 0 0 0 4 7 27.00 3.000 | | | | | | | | | | | | | | | | | | | | | |
| Mike Stanton, L ERA: 3.38 (8, 1) | 0.2 5 2 3 3 1 1 0 0 0 0 1 11 20 40.50 4.500 | | | | | | | | | | | | | | | | | | | | | |
| Randy Choate, L ERA: 4.02 (9, 1) | 1.0 4 0 0 0 0 1 1 0 0 0 0 0 10 15 0.00 1.000 | | | | | | | | | | | | | | | | | | | | | |

Boston Red Sox @ New York Yankees
 Yankee Stadium, Bronx, NY
 Fri May 31 2002, 7:05 PM EDT
 Att. 52,941 - Overcast - 79 F

livebaseballscorecards.com

| | |
|------------|-----------|
| AB | 35 |
| R | 5 |
| H | 8 |
| RBI | 4 |
| BB | 5 |
| SO | 9 |
| LOB | 22 |



| Batter | 1 | 2 | 3 | 4 | 5 | 6 | 7 | 8 | 9 | AB | R | H | RBI | BB | SO | LOB |
|---|---------------|--------------|--------------|---------------|--------------|---------------|-----------|-------------|-------------|----|---|---|-----|----|----|-----|
| Alfonso Soriano, R (1, 4) OBP: 0.344, SLG: 0.585 | 0-2 2B | | 0-2 P4 | | 0-1 FC5-4 | | | 4-0 BB | | 3 | 0 | 1 | 0 | 1 | 0 | 2 |
| 2 Derek Jeter, R (1, 6) OBP: 0.376, SLG: 0.424 | 4-2 BB | | 0-0 FC5-4 | | 2-1 CS | 2-2 G5-3 | | 3-3 K | | 3 | 0 | 0 | 0 | 1 | 1 | 2 |
| Bernie Williams, S (1, 8) OBP: 0.415, SLG: 0.505 | 1-3 K | | 0-0 G3 | | | 1-0 1B | | 2-1 G4-3 | | 4 | 0 | 1 | 0 | 0 | 1 | 4 |
| 25 Jason Giambi, L (1, 3) OBP: 0.415, SLG: 0.589 | 1-0 G6-4-3 | | | 4-2 BB | | 4-2 BB | | | 3-2 1B | 2 | 1 | 1 | 0 | 2 | 0 | 2 |
| 20 Jorge Posada, S (1, 2) OBP: 0.392, SLG: 0.554 | | 1-1 1B | | 4-2 BB | | 0-0 G4-6-3 | | | 1-0 HR | 3 | 1 | 2 | 2 | 1 | 0 | 2 |
| Robin Ventura, L (1, 5) OBP: 0.339, SLG: 0.497 | | 2-2 FC3-6 | | 2-2 G4-6-3 | | | 3-2 F8 | | 0-2 G4-3 | 4 | 0 | 0 | 0 | 0 | 0 | 3 |
| John Vander Wal, L (1, 9) OBP: 0.369, SLG: 0.449 | | 1-2 F7 | | 1-0 G4-3 | | | 0-3 K | | 2-2 F9 | 3 | 0 | 0 | 0 | 0 | 1 | 2 |
| Rondell White, R (9, PH) OBP: 0.323, SLG: 0.382 | | | | | | | | | | 1 | 0 | 0 | 0 | 0 | 0 | 0 |
| Shane Spencer, R (1, 7) OBP: 0.341, SLG: 0.388 | | 2-2 F9 | | | 0-0 F3 | | 2-2 F8 | | 3-2 F3 | 4 | 0 | 0 | 0 | 0 | 0 | 1 |
| Nick Johnson, L (1, 10) OBP: 0.314, SLG: 0.393 | | | 1-0 1B | | 4-1 BB | | | 2-2 F5 | | 2 | 0 | 1 | 0 | 1 | 0 | 0 |

| Inning Stats | R: 0 | H: 1 | E: 0 | LOB: 1 | K: 1 | P: 17 | R: 0 | H: 1 | E: 0 | LOB: 1 | K: 0 | P: 19 | R: 0 | H: 1 | E: 0 | LOB: 1 | K: 0 | P: 7 | R: 0 | H: 0 | E: 0 | LOB: 0 | K: 0 | P: 11 | R: 0 | H: 1 | E: 0 | LOB: 1 | K: 0 | P: 14 | R: 0 | H: 0 | E: 0 | LOB: 0 | K: 1 | P: 15 | R: 0 | H: 0 | E: 0 | LOB: 1 | K: 1 | P: 21 | R: 2 | H: 2 | E: 0 | LOB: 0 | K: 0 | P: 26 | 1B: 4 | SF: 0 | 2B: 1 | SAC: 0 | 3B: 0 | DP: 3 | HR: 1 | HBP: 0 | WP: 0 | PA: 36 |
|--------------|------|------|------|--------|------|-------|------|------|------|--------|------|-------|------|------|------|--------|------|------|------|------|------|--------|------|-------|------|------|------|--------|------|-------|------|------|------|--------|------|-------|------|------|------|--------|------|-------|------|------|------|--------|------|-------|-------|-------|-------|--------|-------|-------|-------|--------|-------|--------|
|--------------|------|------|------|--------|------|-------|------|------|------|--------|------|-------|------|------|------|--------|------|------|------|------|------|--------|------|-------|------|------|------|--------|------|-------|------|------|------|--------|------|-------|------|------|------|--------|------|-------|------|------|------|--------|------|-------|-------|-------|-------|--------|-------|-------|-------|--------|-------|--------|

| PITCHER | IP | WLS | BF | H | R | ER | SO | BB | IBB | HBP | BLK | WP | HR | S | P | ERA | WHIP |
|---|-----|-----|----|---|---|----|----|----|-----|-----|-----|----|----|----|----|-------|-------|
| Derek Lowe, R (1, 1) ERA: 1.95 | 6.0 | W | 23 | 4 | 0 | 0 | 1 | 5 | 0 | 0 | 0 | 0 | 0 | 52 | 87 | 0.00 | 1.500 |
| 49 Tim Wakefield, R (7, 1) ERA: 2.27 | 2.0 | H | 7 | 0 | 0 | 0 | 2 | 1 | 0 | 0 | 0 | 0 | 0 | 20 | 36 | 0.00 | 0.500 |
| Casey Fossum, L (9, 1) ERA: 2.49 | 0.1 | | 3 | 2 | 2 | 2 | 0 | 0 | 0 | 0 | 0 | 0 | 1 | 9 | 13 | 54.00 | 6.000 |
| Ugueth Urbina, R (9, 1) ERA: 2.61 | 0.2 | | 2 | 0 | 0 | 0 | 0 | 0 | 0 | 0 | 0 | 0 | 0 | 8 | 13 | 0.00 | 0.000 |

BOTTOM

Boston Red Sox @ New York Yankees
 Yankee Stadium, Bronx, NY

Fri May 31 2002, 7:05 PM EDT
 Att. 52,941 - Overcast - 79 F

livebaseballscorecards.com

| | |
|------------|-----------|
| AB | 29 |
| R | 2 |
| H | 6 |
| RBI | 2 |
| BB | 6 |
| SO | 3 |
| LOB | 18 |



| Batter | 1 | 2 | 3 | 4 | 5 | 6 | 7 | 8 | 9 | AB R H RBI BB SO LOB | TOP | | |
|---|---|---|--|--|--|--|---|---|---|--|---|----------------|---|
| 18 Johnny Damon, L (1, 8) OBP: 0.377, SLG: 0.448 | 1-0 L9 | | 2-1 F7 | | 0-0 SF8 | | | 1-2 P6 | | 3 0 0 1 0 0 1 | | | |
| Jose Offerman, S (1, 3) OBP: 0.327, SLG: 0.388 | 3-2 P6 | | 0-3 K | | 0-0 G4-3 | | | 2-2 L7 | | 4 0 0 0 0 1 1 | | | |
| Nomar Garciaparra, R (1, 6) OBP: 0.368, SLG: 0.562 | 0-1 2B | | 0-0 FC5-4 | | | 1-1 G5-3 | | 4-2 BB | | 3 0 1 0 1 0 1 | | | |
| Brian Daubach, L (1, 7) OBP: 0.383, SLG: 0.550 | 3-3 K | | | 2-3 K | | 2-0 F7 | | 2-3 K | | 4 0 0 0 0 3 2 | | | |
| Shea Hillenbrand, R (1, 5) OBP: 0.364, SLG: 0.544 | | | | 0-1 G6-3 | | 1-3 K | | 0-3 K | | 4 0 1 0 0 2 0 | | | |
| Jason Varitek, S (1, 2) OBP: 0.321, SLG: 0.403 | | | | 1-1 G6-3 | | | 3-2 F8 | 2-2 F9 | | 4 0 0 0 0 0 1 | | | |
| Carlos Baerga, S (1, 10) OBP: 0.343, SLG: 0.377 | | | | 1-1 G3-1 | | 1-1 WP BB SF9 1B | 1-0 F7 | 0-0 G3 | | 4 1 1 0 0 0 1 | | | |
| Trot Nixon, L (1, 9) OBP: 0.330, SLG: 0.398 | | | | 4-1 HBP | | 4-0 SF9 18 WP SF8 BB | 2-1 1B | | | 1 1 1 0 1 0 0 | | | |
| Rey Sanchez, R (1, 4) OBP: 0.344, SLG: 0.427 | | | 1-2 CS | | 2-1 SF9 | | 3-3 K | | | 2 0 1 1 0 1 1 | | | |
| 58 Bryant Nelson, S (7, 4) OBP: 0.444, SLG: 0.286 | | | 0-1 FC5-4 1B | | 1-3 2-H | | | | | 0 0 0 0 0 0 0 | | | |
| Inning Stats | R: 0 H: 1 E: 0 LOB: 1 K: 1 BB: 0 S: 12 P: 19 | R: 0 H: 1 E: 0 LOB: 1 K: 0 BB: 0 S: 14 P: 24 | R: 0 H: 1 E: 0 LOB: 1 K: 1 BB: 0 S: 9 P: 11 | R: 0 H: 0 E: 0 LOB: 0 K: 1 BB: 0 S: 7 P: 10 | R: 2 H: 1 E: 0 LOB: 0 K: 0 BB: 1 S: 6 P: 13 | R: 0 H: 0 E: 0 LOB: 0 K: 1 BB: 0 S: 6 P: 10 | R: 0 H: 1 E: 0 LOB: 1 K: 1 BB: 0 S: 10 P: 19 | R: 0 H: 0 E: 0 LOB: 1 K: 1 BB: 1 S: 15 P: 24 | R: 0 H: 0 E: 0 LOB: 0 K: 1 BB: 0 S: 7 P: 9 | 1B: 4 SF: 2 2B: 1 SAC: 0 3B: 0 DP: 0 HR: 0 HBP: 1 | WP: 1 PA: 35 PB: 0 SB: 0 CS: 1 | | |
| PITCHER | IP WLS BF H R ER SO BB IBB HBP BLK WP HR S P ERA WHIP | | | | | | | | | | | PITCHER | IP WLS BF H R ER SO BB IBB HBP BLK WP HR S P ERA WHIP |
| 35 Mike Mussina, R (1, 1) ERA: 4.26 | 7.0 W 27 5 2 2 5 1 0 1 0 1 0 64 106 2.57 0.857 | | | | | | | | | | | | |
| Randy Choate, L (8, 1) ERA: 3.78 | 1.0 4 0 0 0 1 1 0 0 0 0 0 15 24 0.00 1.000 | | | | | | | | | | | | |
| Sterling Hitchcock, L (9, 1) ERA: 6.0 | 1.0 3 0 0 0 1 0 0 0 0 0 0 7 9 0.00 0.000 | | | | | | | | | | | | |

Boston Red Sox @ New York Yankees
 Yankee Stadium, Bronx, NY
 Sat Jun 01 2002, 1:15 PM EDT
 Att. 55,699 - Sunny - 82 F

livebaseballscorecards.com

AB 29
R 2
H 5
RBI 2
BB 2
SO 7
LOB 8



| Batter | 1 | 2 | 3 | 4 | 5 | 6 | 7 | 8 | 9 | AB | R | H | RBI | BB | SO | LOB |
|--|-------------|-------------|-----------|-------------|--------------------|--------------------------|--------------------------|-----------|---|----|---|---|-----|----|----|-----|
| 2 Derek Jeter, R OBP: 0.380, SLG: 0.438 (1, 6) X | 0-0 HR | 3-2 G4-3 | | | 4-1 SH2-3 BB | 1-0 HR HBP | 1-1 SF8 | | | 2 | 2 | 1 | 2 | 1 | 0 | 1 |
| Enrique Wilson, S OBP: 0.297, SLG: 0.394 (1, 4) B X | 1-0 G1-3 | | 1-3 K | | 0-1 SH2-3 | 0-2 HR | 2-2 1B | | | 4 | 1 | 2 | 4 | 0 | 1 | 0 |
| Bernie Williams, S OBP: 0.415, SLG: 0.500 (1, 8) B B B B | 4-0 BB | | 0-2 L7 | | 2-2 L9 | 3-1 25 HR 1B | 2-1 F8 | | | 4 | 1 | 1 | 0 | 1 | 0 | 3 |
| 25 Jason Ciambi, L OBP: 0.418, SLG: 0.601 (1, 10) X | 0-0 F9 | | 1-1 1B | | 4-0 IBB | 1-1 HR | | 2-1 L8 | | 4 | 1 | 2 | 2 | 1 | 0 | 1 |
| 20 Jorge Posada, S OBP: 0.383, SLG: 0.538 (1, 2) C S S | 0-3 K | | 3-3 K | | 1-1 F7 | 0-0 F8 | | 0-0 F7 | | 5 | 0 | 0 | 0 | 0 | 2 | 4 |
| Robin Ventura, L OBP: 0.345, SLG: 0.497 (1, 5) B B B C | | 2-3 K | | 0-1 F8 | | 4-0 2 HBP HR BB | 0-0 1B 1B | 2-2 1B | | 4 | 2 | 2 | 0 | 1 | 1 | 0 |
| Ron Coomer, R OBP: 0.383, SLG: 0.600 (8, PR) (9, 5) | | | | | | | | | | 0 | 0 | 0 | 0 | 0 | 0 | 0 |
| Rondell White, R OBP: 0.325, SLG: 0.399 (1, 7) B C | | 1-2 HR | | 0-0 G5-3 | | 3-2 G5-3 | 1-1 1B 2 SF8 1B | 1-3 K | | 5 | 2 | 2 | 1 | 0 | 1 | 2 |
| John Vander Wal, L OBP: 0.365, SLG: 0.450 (1, 9) B B B C T B | | 2-3 K | | 1-2 2B | | 2-3 K | | | | 4 | 0 | 1 | 0 | 0 | 3 | 3 |
| Gerald Williams, R (8, 9) B C T C T B | | | | | | | | | | 0 | 0 | 0 | 0 | 0 | 0 | 0 |
| Nick Johnson, L OBP: 0.323, SLG: 0.403 (1, 3) C T C C X | | 0-2 2B | | 0-3 K | | 4-1 2 HBP HR BB | 1-1 1B | | | 3 | 1 | 2 | 1 | 1 | 1 | 1 |

| Inning Stats | R: 1 | H: 1 | E: 0 | K: 1 | S: 6 | H: 1 | LOB: 1 | BB: 1 | P: 11 | R: 1 | H: 2 | E: 0 | K: 2 | S: 17 | H: 1 | LOB: 1 | BB: 0 | P: 25 | R: 0 | H: 1 | E: 0 | K: 2 | S: 12 | H: 1 | LOB: 1 | BB: 0 | P: 17 | R: 0 | H: 1 | E: 0 | K: 1 | S: 10 | R: 0 | H: 0 | E: 0 | K: 0 | S: 8 | H: 3 | LOB: 0 | E: 0 | K: 1 | S: 18 | H: 4 | LOB: 2 | E: 0 | K: 1 | S: 16 | R: 0 | H: 1 | E: 0 | K: 1 | S: 11 | H: 1 | LOB: 1 | BB: 0 | P: 16 | 1B: 7 | SF: 1 | 2B: 2 | SAC: 1 | 3B: 0 | DP: 0 | HR: 4 | HBP: 1 | WP: 0 | PA: 43 |
|--------------|------|------|------|------|------|------|--------|-------|-------|------|------|------|------|-------|------|--------|-------|-------|------|------|------|------|-------|------|--------|-------|-------|------|------|------|------|-------|------|------|------|------|------|------|--------|------|------|-------|------|--------|------|------|-------|------|------|------|------|-------|------|--------|-------|-------|-------|-------|-------|--------|-------|-------|-------|--------|-------|--------|
|--------------|------|------|------|------|------|------|--------|-------|-------|------|------|------|------|-------|------|--------|-------|-------|------|------|------|------|-------|------|--------|-------|-------|------|------|------|------|-------|------|------|------|------|------|------|--------|------|------|-------|------|--------|------|------|-------|------|------|------|------|-------|------|--------|-------|-------|-------|-------|-------|--------|-------|-------|-------|--------|-------|--------|

| PITCHER | IP | WLS | BF | H | R | ER | SO | BB | IBB | HBP | BLK | WP | HR | S | P | ERA | WHIP |
|--|-----|-----|----|---|---|----|----|----|-----|-----|-----|----|----|----|----|--------|-------|
| Rolando Arrojo, R ERA: 3.89 (1, 1) | 5.0 | | 23 | 5 | 2 | 2 | 6 | 2 | 1 | 0 | 0 | 0 | 2 | 53 | 83 | 3.60 | 1.400 |
| Darren Oliver, L ERA: 5.44 (6, 1) | 0.2 | L | 4 | 0 | 2 | 2 | 1 | 2 | 0 | 0 | 0 | 0 | 0 | 10 | 23 | 27.00 | 3.000 |
| Rich Garces, R ERA: 11.77 (6, 1) | 0.1 | | 5 | 3 | 4 | 4 | 0 | 0 | 0 | 1 | 0 | 0 | 2 | 8 | 13 | 108.00 | 9.000 |
| Sun-Woo Kim, R ERA: 7.52 (7, 1) | 2.0 | | 11 | 5 | 2 | 2 | 2 | 0 | 0 | 0 | 0 | 0 | 0 | 27 | 41 | 9.00 | 2.500 |

BOTTOM

Boston Red Sox @ New York Yankees
Yankee Stadium, Bronx, NY

Sat Jun 01 2002, 1:15 PM EDT
Att. 55,699 - Sunny - 82 F

livebaseballscores.com

| | |
|------------|-----------|
| AB | 35 |
| R | 10 |
| H | 13 |
| RBI | 10 |
| BB | 5 |
| SO | 9 |
| LOB | 15 |



| Batter | 1 | 2 | 3 | 4 | 5 | 6 | 7 | 8 | 9 | AB R H RBI BB SO LOB | TOP | |
|---|---|--|--|--|---|--|---|---|--|--|---|--|
| Rickey Henderson, R OBP: 0.382, SLG: 0.391 Brian Daubach, L OBP: 0.377, SLG: 0.542 | 4-1 18 2B SF8 BB | | 1-0 HR | | 1-3 K | 2-1 G3 | | | 0-3 K | 2 2 1 1 1 1 0 2 0 0 0 0 1 0 | | |
| 18 Johnny Damon, L OBP: 0.378, SLG: 0.452 | 2-2 WP 1-3 G5-3 2B | | 2-1 G3 | | 2-1 L6 | 1-1 G1-3 | | | 1-0 FC5-4 1B | 5 1 2 0 0 0 0 | | |
| Shea Hillenbrand, R OBP: 0.364, SLG: 0.548 | 1-1 SF8 | | 0-1 G3-1 | | 1-2 HR 2B | | | 0-2 G6-3 1B | 0-1 FC5-4 1-2f | 4 1 2 1 0 0 1 | | |
| Nomar Garciaparra, R OBP: 0.371, SLG: 0.574 | 3-H 4-0 WP IBB | | 1-2 F7 | | 0-0 HR 2-H | | | 1-0 G6-3 1-2f | | 3 1 1 2 1 0 1 | | |
| Carlos Baerga, S OBP: 0.338, SLG: 0.385 | 3-1 G5-3 1-2 2-H | | | 2-0 G5-3 | 2-2 1B 2B | | | 1-2 L3 | | 4 1 1 1 0 0 1 | | |
| Tony Clark, S OBP: 0.248, SLG: 0.288 | 1-1 F8 | | | 1-2 F8 | 2-2 1B 1B 2-H | | | 0-0 G6-3 | | 4 0 1 1 0 0 1 | | |
| Doug Mirabelli, R OBP: 0.304, SLG: 0.442 | | | 3-1 G4-6-3 1B | | 1-0 HR | 0-2 1-2 1B | | 2-0 F8 | | 4 1 3 1 0 0 0 | | |
| Trot Nixon, L OBP: 0.328, SLG: 0.400 | | | 1-3 K | | 1-1 2B | 3-3 K | | 1-3 K | | 4 0 1 0 0 3 3 | | |
| Rey Sanchez, R OBP: 0.338, SLG: 0.418 Lou Merloni, R OBP: 0.333, SLG: 0.400 | | | 1-0 G4-6-3 1-2f | | 1-1 G6-3 | | | 1-2 G6-3 | 0-1 F9 | 3 0 0 0 0 0 2 1 0 0 0 0 0 0 | | |
| Inning Stats | R: 2 H: 1 E: 0 LOB: 1 K: 0 BB: 2 S: 10 P: 25 | R: 0 H: 1 E: 0 LOB: 0 K: 1 BB: 0 S: 6 P: 11 | R: 1 H: 1 E: 0 LOB: 0 K: 0 BB: 0 S: 8 P: 12 | R: 1 H: 2 E: 0 LOB: 1 K: 0 BB: 0 S: 9 P: 15 | R: 3 H: 5 E: 0 LOB: 2 K: 2 BB: 0 S: 23 P: 34 | R: 0 H: 0 E: 0 LOB: 0 K: 0 BB: 0 S: 7 P: 11 | R: 0 H: 1 E: 0 LOB: 0 K: 0 BB: 0 S: 7 P: 9 | R: 0 H: 0 E: 0 LOB: 0 K: 1 BB: 0 S: 5 P: 8 | R: 0 H: 1 E: 0 LOB: 1 K: 1 BB: 0 S: 9 P: 10 | 1B: 5 SF: 1 2B: 4 SAC: 0 3B: 0 DP: 2 HR: 3 HBP: 0 | WP: 1 PA: 39 PB: 0 SB: 0 CS: 0 | |
| PITCHER | IP WLS BF H R ER SO BB IBB HBP BLK WP HR S P ERA WHIP | | | | | | | | | | | |
| Ted Lilly, L ERA: 3.33 | (1, 1) 4.0 L 18 5 4 4 1 1 1 0 0 1 2 33 63 9.00 1.500 | | | | | | | | | | | |
| Ramiro Mendoza, R ERA: 3.98 | (5, 1) 3.0 14 6 3 3 2 0 0 0 0 0 1 37 54 9.00 2.000 | | | | | | | | | | | |
| Mike Stanton, L ERA: 3.14 | (8, 1) 2.0 7 1 0 0 2 0 0 0 0 0 0 14 18 0.00 0.500 | | | | | | | | | | | |

Boston Red Sox @ New York Yankees
 Yankee Stadium, Bronx, NY
 Sun Jun 02 2002, 1:05 PM EDT
 Att. 55,602 - Cloudy - 78 F

livebaseballscorecards.com

| | |
|------------|----|
| AB | 36 |
| R | 7 |
| H | 12 |
| RBI | 7 |
| BB | 2 |
| SO | 5 |
| LOB | 9 |



| Batter | 1 | 2 | 3 | 4 | 5 | 6 | 7 | 8 | 9 | AB | R | H | RBI | BB | SO | LOB |
|--|------------------------------|-----------|-----------------|-----------|-----------|---|-------------|-----------------------|---------------------------|----|---|---|-----|----|----|-----|
| 2 Derek Jeter, R OBP: 0.382, SLG: 0.436 (1, 6) | 2-2 L9 S G4-3 1B | | 4-0 BB | | 1-1 F8 | | | 1-0 L6 | | 3 | 1 | 1 | 0 | 1 | 0 | 1 |
| Enrique Wilson, S OBP: 0.268, SLG: 0.351 (1, 4) | 2-2 L9 1-3 | | 1-0 F8 | | 2-1 F7 | | | 1-0 G4-3 | | 4 | 0 | 0 | 0 | 0 | 0 | 4 |
| Bernie Williams, S OBP: 0.408, SLG: 0.491 (1, 8) | 1-1 G4-3 | | 2-2 G4-3 | | | | 2-1 G4-3 | | 0-0 G4-3 | 4 | 0 | 0 | 1 | 0 | 0 | 2 |
| 25 Jason Giambi, L OBP: 0.420, SLG: 0.597 (1, 10) | 1-3 K | | | 4-0 BB | | | 2-1 F5 | | 2-1 G1-2-3 1B 1B | 3 | 0 | 1 | 0 | 1 | 1 | 0 |
| 20 Jorge Posada, S OBP: 0.376, SLG: 0.527 (1, 2) | | 3-1 L7 | | 3-3 K | | | 2-1 F7 | | 1-3 K | 4 | 0 | 0 | 0 | 0 | 2 | 2 |
| Rondell White, R OBP: 0.324, SLG: 0.396 (1, 7) | | 0-1 F9 | | 0-2 P4 | | | | 0-1 G3-1 | 1-0 G1-2-3 1B | 4 | 0 | 1 | 0 | 0 | 0 | 1 |
| John Vander Wal, L OBP: 0.357, SLG: 0.439 (1, 9) | | 1-0 F7 | | 1-3 K | | | | 0-1 E6 CS 1B | 2-2 G1-2-3 | 3 | 0 | 0 | 0 | 0 | 1 | 1 |
| Shane Spencer, R OBP: 0.338, SLG: 0.385 (9, PH) | | | | | | | | | 1-2 2-3 | 1 | 0 | 0 | 0 | 0 | 0 | 2 |
| Ron Coomer, R OBP: 0.392, SLG: 0.592 (1, 5) | | | 0-1 G3 1B | | 0-3 K | | | 3-1 1-2 1B | 2-1 G6-3 | 4 | 0 | 2 | 0 | 0 | 1 | 2 |
| Nick Johnson, L OBP: 0.323, SLG: 0.402 (1, 3) | | | 2-2 G3 | | 3-2 1B | | | 3-3 K | | 3 | 0 | 1 | 0 | 0 | 1 | 3 |

| Inning Stats | R: 1 | H: 1 | E: 0 | K: 1 | S: 14 | LOB: 0 | BB: 0 | P: 20 | R: 0 | H: 0 | E: 0 | K: 0 | S: 5 | LOB: 0 | BB: 0 | P: 9 | R: 0 | H: 1 | E: 0 | K: 0 | S: 11 | LOB: 2 | BB: 1 | P: 20 | R: 0 | H: 0 | E: 0 | K: 2 | S: 9 | LOB: 1 | BB: 1 | P: 17 | R: 0 | H: 1 | E: 0 | K: 1 | S: 10 | LOB: 1 | BB: 0 | P: 16 | R: 0 | H: 0 | E: 0 | K: 0 | S: 6 | LOB: 0 | BB: 0 | P: 12 | R: 0 | H: 1 | E: 1 | K: 1 | S: 10 | LOB: 2 | BB: 0 | P: 16 | R: 0 | H: 0 | E: 0 | K: 0 | S: 3 | LOB: 0 | BB: 0 | P: 5 | R: 0 | H: 2 | E: 0 | K: 1 | S: 11 | LOB: 2 | BB: 0 | P: 19 | 1B: 6 | SF: 0 | 2B: 1 | SAC: 0 | 3B: 0 | DP: 1 | HR: 0 | HBP: 0 | WP: 0 | PA: 35 | PB: 0 | SB: 1 | CS: 1 |
|---------------------------------------|------|------|------|------|-------|--------|-------|-------|------|------|------|------|------|--------|-------|------|-------|------|------|------|-------|--------|-------|-------|------|------|------|------|------|--------|-------|-------|------|------|------|------|-------|--------|-------|-------|------|------|------|------|------|--------|-------|-------|------|------|------|------|-------|--------|-------|-------|------|------|------|------|------|--------|-------|------|------|------|------|------|-------|--------|-------|-------|-------|-------|-------|--------|-------|-------|-------|--------|-------|--------|-------|-------|-------|
| PITCHER | IP | WLS | BF | H | R | ER | SO | BB | IBB | HBP | BLK | WP | HR | S | P | ERA | WHIP | | | | | | | | | | | | | | | | | | | | | | | | | | | | | | | | | | | | | | | | | | | | | | | | | | | | | | | | | | | | | | | | | | | | |
| Frank Castillo, R ERA: 3.61 (1, 1) | 8.0 | W | 30 | 4 | 1 | 1 | 5 | 2 | 0 | 0 | 0 | 0 | 0 | 68 | 115 | 1.12 | 0.750 | | | | | | | | | | | | | | | | | | | | | | | | | | | | | | | | | | | | | | | | | | | | | | | | | | | | | | | | | | | | | | | | | | | | |
| Casey Fossum, L ERA: 2.38 (9, 1) | 1.0 | | 5 | 2 | 0 | 0 | 1 | 0 | 0 | 0 | 0 | 0 | 0 | 11 | 19 | 0.00 | 2.000 | | | | | | | | | | | | | | | | | | | | | | | | | | | | | | | | | | | | | | | | | | | | | | | | | | | | | | | | | | | | | | | | | | | | |

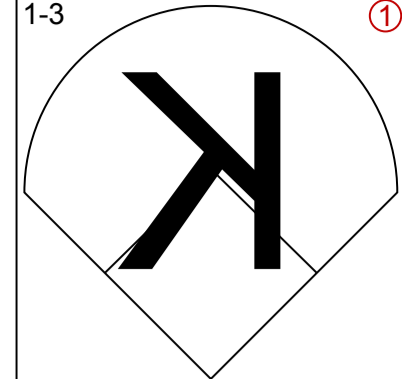
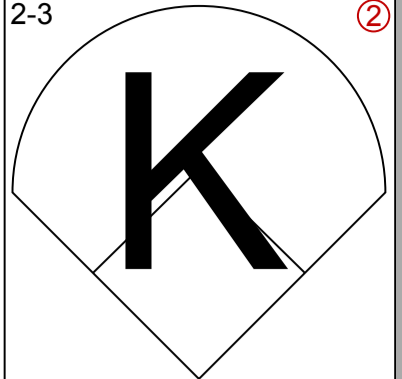
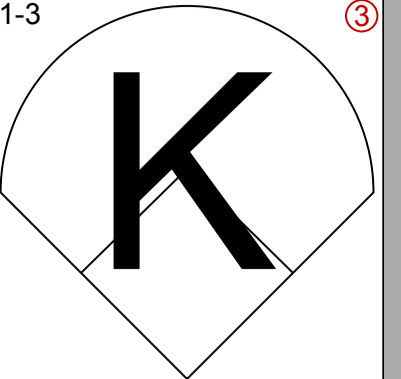
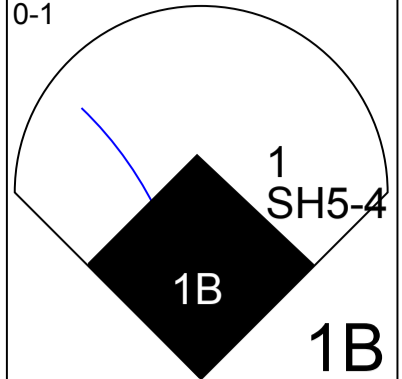
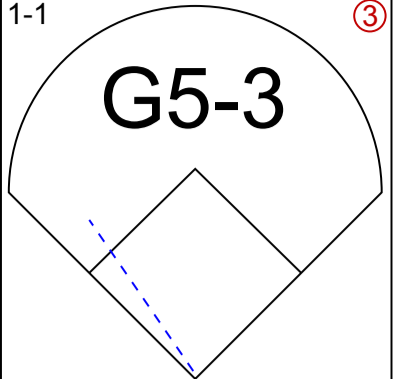
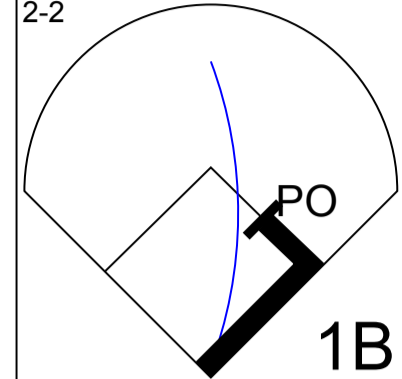
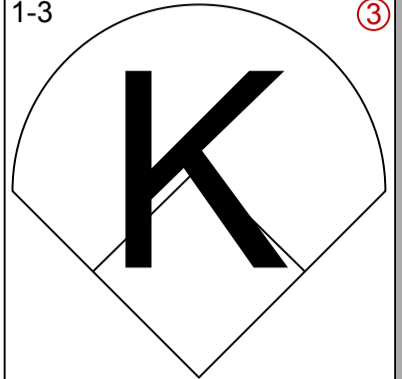
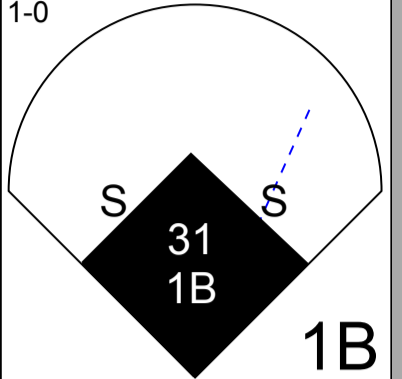
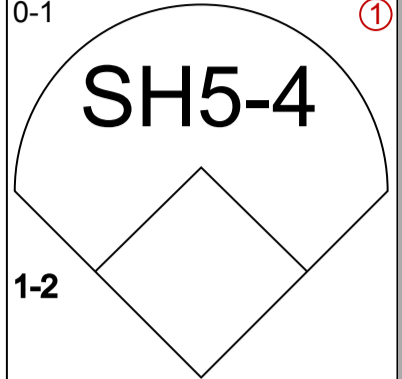
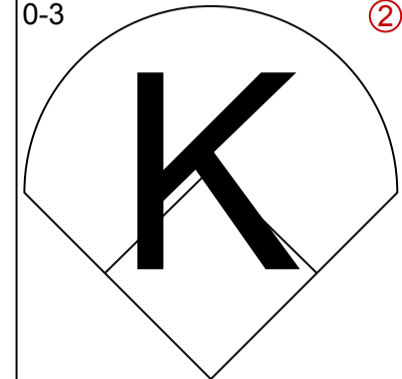
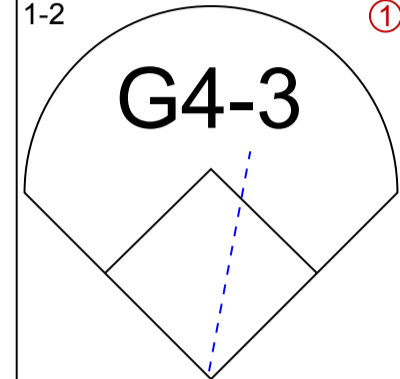
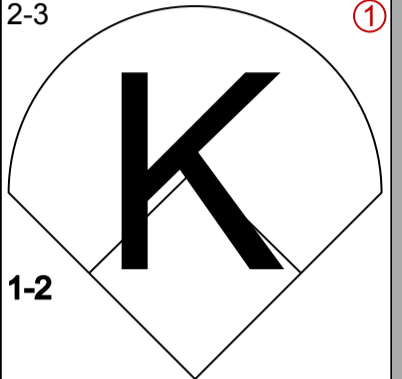
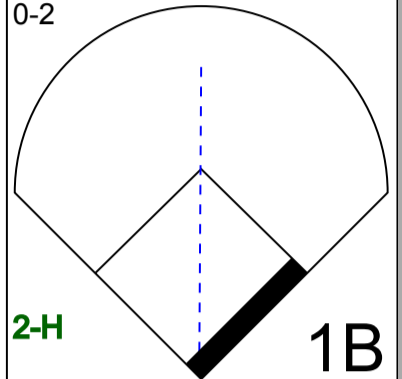
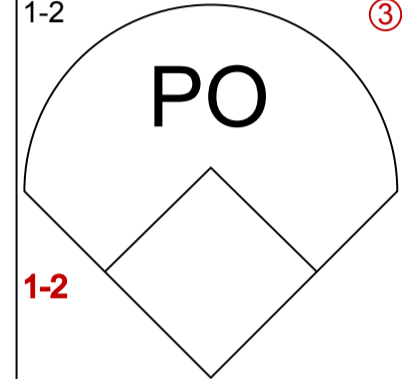
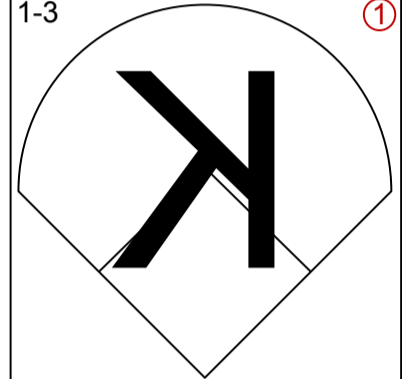
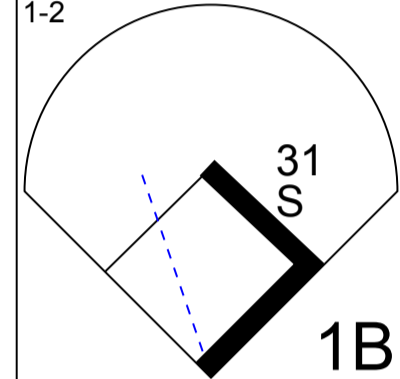
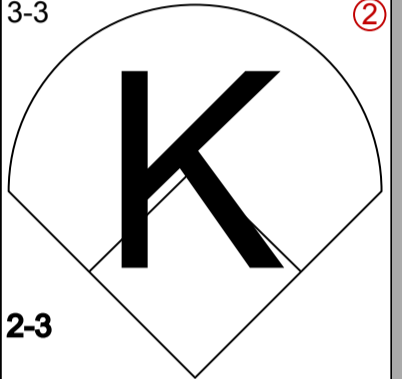
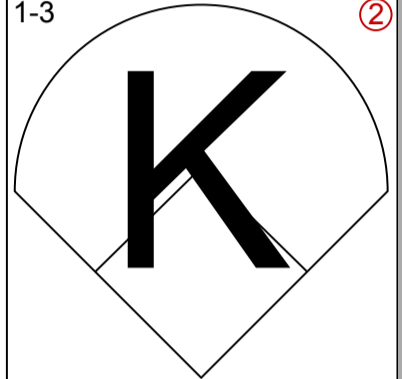
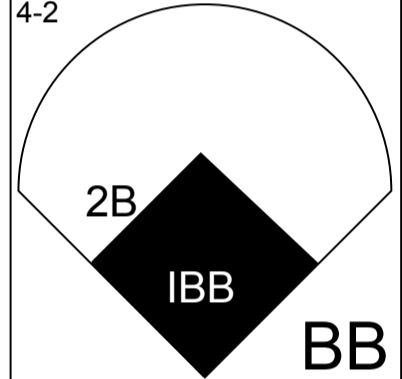
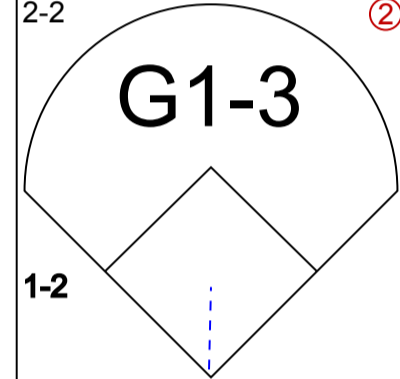
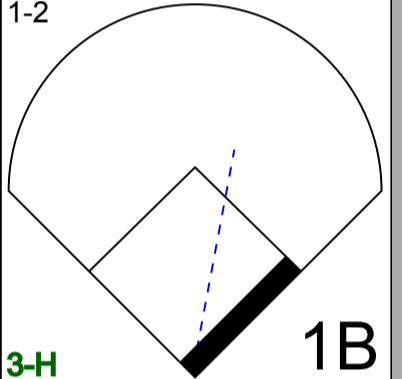
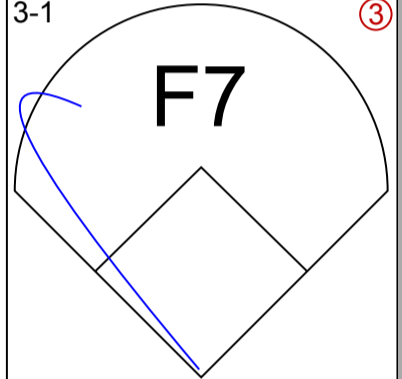
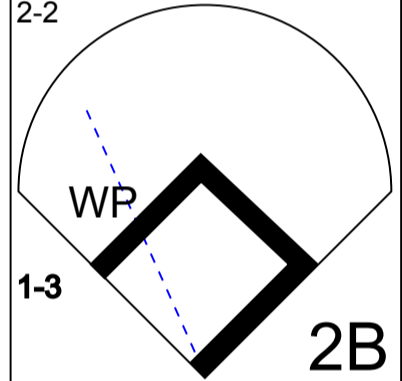
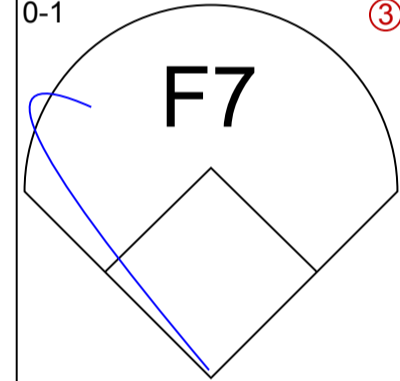
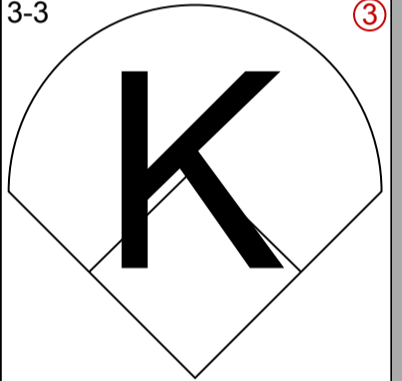
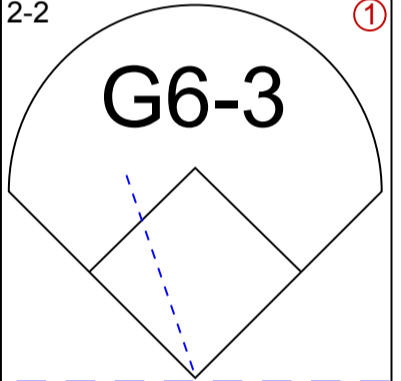
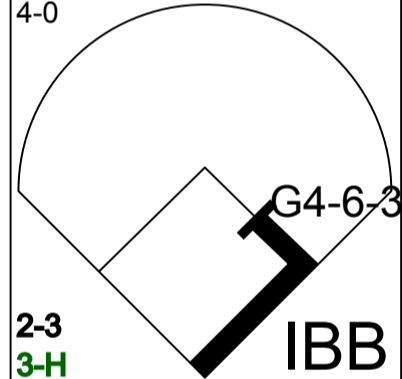
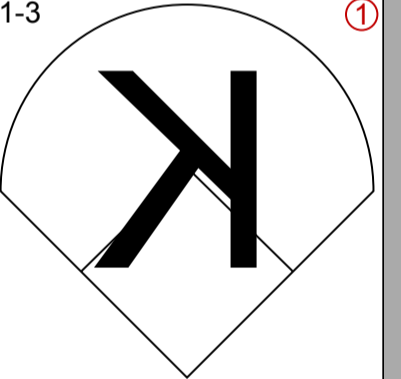
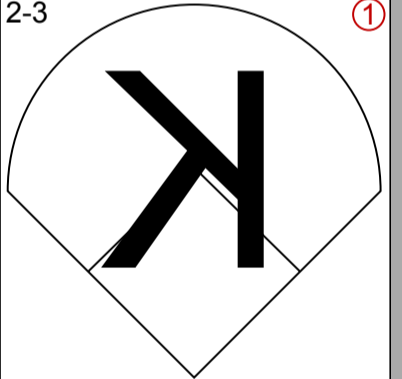
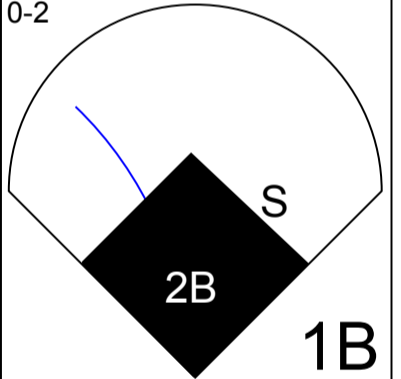
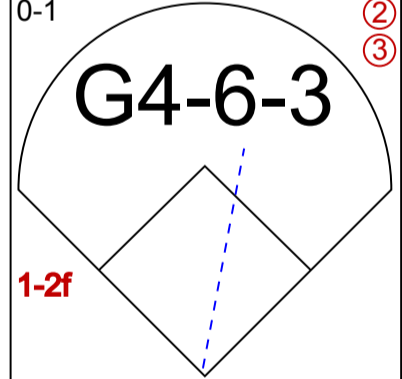
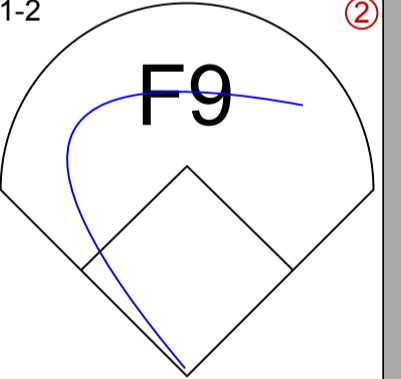
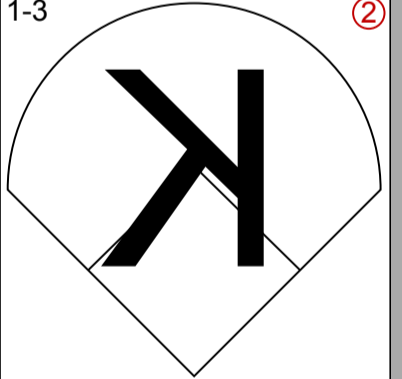
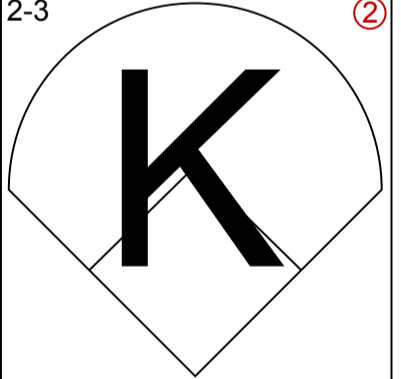
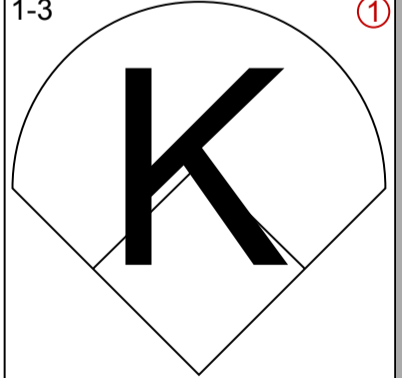
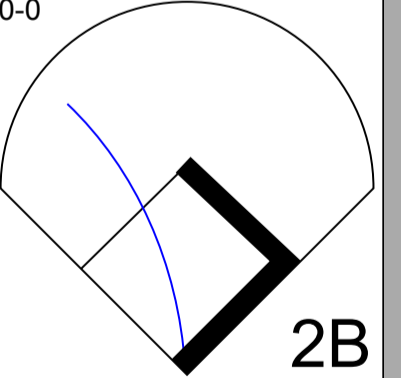
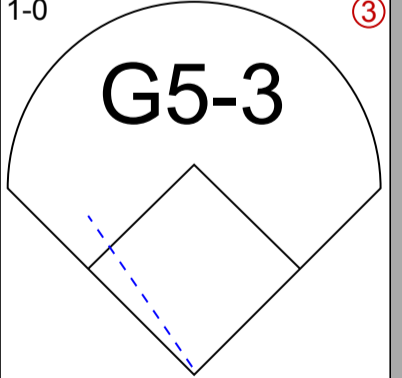
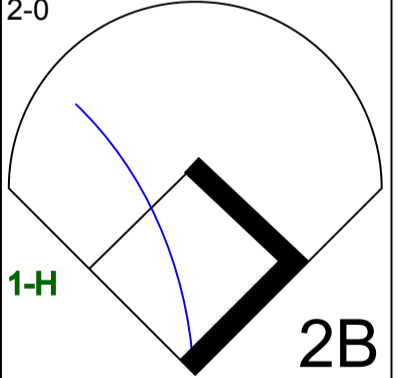
BOTTOM

Boston Red Sox @ New York Yankees
 Yankee Stadium, Bronx, NY
 Sun Jun 02 2002, 1:05 PM EDT
 Att: 55,602 - Cloudy - 78 F

livebaseballscorecards.com

| | |
|------------|-----------|
| AB | 33 |
| R | 1 |
| H | 6 |
| RBI | 1 |
| BB | 2 |
| SO | 6 |
| LOB | 18 |



| Batter | 1 | 2 | 3 | 4 | 5 | 6 | 7 | 8 | 9 | AB R H RBI BB SO LOB | TOP | | | | | | | | | | | | | |
|---|--|--|--|--|--|--|--|--|--|----------------------------------|-------------------------------|----------------------------------|------------------------------|----------------------------------|-------------------------------|----------------------------------|-------------------------------|----------------------------------|----------------------------------|------------------------------------|----------------------------------|--------|--|--|
| 6 Melvin Mora, R OBP: 0.351, SLG: 0.378 (1, 7) | 1-3  | | 2-3  | | 1-3  | | | 0-1  | 1-1  | 5 1 1 0 0 3 2 | | | | | | | | | | | | | | |
| 1 Brian Roberts, S OBP: 0.325, SLG: 0.286 (1, 4) | 2-2  | | 1-3  | | | 1-0  | | 0-1  | | 3 1 2 0 0 1 0 | | | | | | | | | | | | | | |
| Chris Singleton, L OBP: 0.291, SLG: 0.406 (1, 8) | 0-3  | | | 1-2  | | 2-3  | | 0-2  | | 4 0 1 1 0 2 2 | | | | | | | | | | | | | | |
| Jeff Conine, R OBP: 0.284, SLG: 0.445 (1, 3) | 1-2  | 1-3  | | 1-2  | | 3-3  | | 1-3  | | 4 0 1 0 0 3 2 | | | | | | | | | | | | | | |
| 31 Jay Gibbons, L OBP: 0.333, SLG: 0.481 (1, 10) | | | 4-2  | | 2-2  | 1-2  | | 3-1  | | 3 1 1 1 1 0 2 | | | | | | | | | | | | | | |
| Tony Batista, R OBP: 0.332, SLG: 0.534 (1, 5) | | | 2-2  | | 0-1  | | 3-3  | | 2-2  | 4 0 1 0 0 1 2 | | | | | | | | | | | | | | |
| Gary Matthews, S OBP: 0.373, SLG: 0.443 (1, 9) | | | 4-0  | | 1-3  | | 2-3  | | 0-2  | 3 1 1 0 1 2 0 | | | | | | | | | | | | | | |
| Geronimo Gil, R OBP: 0.293, SLG: 0.457 (1, 2) | | | 0-1  | | 1-2  | | 1-3  | | 2-3  | 4 0 0 0 0 2 3 | | | | | | | | | | | | | | |
| Mike Bordick, R OBP: 0.303, SLG: 0.373 (1, 6) | | | 1-3  | | 0-0  | | 1-0  | | 2-0  | 4 0 2 1 0 1 0 | | | | | | | | | | | | | | |
| Inning Stats | R: 0 E: 0 K: 2 S: 12 | H: 1 LOB: 0 BB: 0 P: 15 | R: 1 E: 0 K: 1 S: 12 | H: 1 LOB: 1 BB: 2 P: 23 | R: 0 E: 0 K: 3 S: 10 | H: 0 LOB: 0 BB: 0 P: 14 | R: 0 E: 0 K: 0 S: 14 | H: 1 LOB: 1 BB: 0 P: 18 | R: 0 E: 0 K: 2 S: 10 | H: 1 LOB: 1 BB: 0 P: 13 | R: 1 E: 0 K: 3 S: 18 | H: 2 LOB: 1 BB: 0 P: 28 | R: 0 E: 0 K: 2 S: 9 | H: 0 LOB: 0 BB: 0 P: 13 | R: 1 E: 0 K: 1 S: 14 | H: 2 LOB: 1 BB: 0 P: 17 | R: 1 E: 0 K: 1 S: 12 | H: 2 LOB: 1 BB: 0 P: 19 | 1B: 7 2B: 3 3B: 0 HR: 0 | SF: 0 SAC: 1 DP: 1 HBP: 0 | WP: 1 PB: 0 SB: 4 CS: 0 | PA: 38 | | |
| PITCHER | IP | WLS | BF | H | R | ER | SO | BB | IBB | HBP | BLK | WP | HR | S | P | ERA | WHIP | | | | | | | |
| Roger Clemens, R ERA: 3.69 (1, 1) | 7.0 | | 27 | 6 | 2 | 2 | 13 | 1 | 1 | 0 | 0 | 1 | 0 | 85 | 124 | 2.57 | 1.000 | | | | | | | |
| Steve Karsay, R ERA: 2.34 (8, 1) | 1.0 | | 5 | 2 | 1 | 1 | 1 | 0 | 0 | 0 | 0 | 0 | 0 | 14 | 17 | 9.00 | 2.000 | | | | | | | |
| 42 Mariano Rivera, R ERA: 1.82 (9, 1) | 1.0 | L | 5 | 2 | 1 | 1 | 1 | 0 | 0 | 0 | 0 | 0 | 0 | 12 | 19 | 9.00 | 2.000 | | | | | | | |

Baltimore Orioles @ New York Yankees
 Yankee Stadium, Bronx, NY
 Mon Jun 03 2002, 7:05 PM EDT
 Att. 31,476 - Cloudy - 72 F

livebaseballscorecards.com

| | |
|-----|----|
| AB | 34 |
| R | 4 |
| H | 10 |
| RBI | 3 |
| BB | 2 |
| SO | 15 |
| LOB | 13 |



| Batter | 1 | 2 | 3 | 4 | 5 | 6 | 7 | 8 | 9 | AB | R | H | RBI | BB | SO | LOB |
|--|------------------|----------------|------------------|--------------------|------------------|------------------|------------------|----------------------------------|----------------|----|---|---|-----|----|----|-----|
| Alfonso Soriano, R OBP: 0.341, SLG: 0.581 (1, 4) | 0-1 G6-3 ① | | 2-2 G5-3 ③ | | 0-1 G4-3 ③ | | | 0-0 BB 20 SF8 1-H 2B | 1-0 F8 ③ | 5 | 1 | 1 | 1 | 0 | 0 | 2 |
| 2 Derek Jeter, R OBP: 0.380, SLG: 0.431 (1, 6) | 0-1 G4-3 ② | | | 0-0 F9 ① | | 1-1 G6-3 ① | | 4-0 20 SF8 BB BB | | 3 | 0 | 0 | 0 | 1 | 0 | 0 |
| Bernie Williams, S OBP: 0.409, SLG: 0.488 (1, 8) | 1-1 1B | | | 2-3 K | | 2-1 G3 ② | | 4-0 BB 1-2 2-3 BB | | 3 | 0 | 1 | 0 | 1 | 1 | 0 |
| 25 Jason Giambi, L OBP: 0.421, SLG: 0.592 (1, 3) | 2-2 F8 ③ | | | 4-1 20 BB BB | | 4-2 BB | | 1-3 K | | 2 | 0 | 0 | 0 | 2 | 1 | 4 |
| 20 Jorge Posada, S OBP: 0.374, SLG: 0.521 (1, 2) | | 0-1 F7 ① | | 4-2 BB 1-2 | | 1-3 K ③ | | 0-0 SF8 2-3 3-H | | 2 | 0 | 0 | 1 | 1 | 1 | 1 |
| Robin Ventura, L OBP: 0.345, SLG: 0.491 Enrique Wilson, S OBP: 0.262, SLG: 0.342 (7, PR) (8, 5) | | 2-2 F8 ② | | 2-2 P1 ③ | | | 4-1 CS BB | 2-0 F9 ③ | | 2 | 0 | 0 | 0 | 1 | 0 | 2 |
| Rondell White, R OBP: 0.322, SLG: 0.393 Gerald Williams, R (9, PR) | | 0-2 F9 ③ | | | 0-1 G6-3 ① | | 0-0 F9 ① | | 0-1 1B | 4 | 0 | 1 | 0 | 0 | 0 | 1 |
| John Vander Wal, L OBP: 0.346, SLG: 0.424 (1, 9) | | | 0-3 K ① | | 2-3 K ② | | 1-3 K ② | | 0-0 B1 ① | 4 | 0 | 0 | 0 | 0 | 3 | 2 |
| Nick Johnson, L OBP: 0.327, SLG: 0.421 (1, 10) | | | 2-2 G4-3 ② | | 3-2 HR | | 0-1 CS 1-2 | 2-2 2B 1B | 3-3 K ② | 4 | 2 | 2 | 1 | 0 | 1 | 1 |

| Inning Stats | R: 0 | H: 1 | E: 0 | LOB: 1 | K: 0 | BB: 0 | S: 9 | R: 0 | H: 0 | E: 0 | LOB: 0 | K: 0 | BB: 0 | S: 10 | R: 0 | H: 0 | E: 0 | LOB: 2 | K: 1 | BB: 2 | S: 15 | R: 1 | H: 1 | E: 0 | LOB: 0 | K: 1 | BB: 0 | S: 12 | R: 0 | H: 0 | E: 0 | LOB: 1 | K: 1 | BB: 1 | S: 12 | R: 0 | H: 0 | E: 0 | LOB: 1 | K: 1 | BB: 1 | S: 6 | R: 2 | H: 2 | E: 0 | LOB: 2 | K: 1 | BB: 2 | S: 9 | R: 0 | H: 1 | E: 0 | LOB: 2 | K: 1 | BB: 0 | S: 8 | R: 0 | H: 1 | E: 0 | LOB: 2 | K: 1 | BB: 0 | S: 8 | 1B: 3 | SF: 1 | 2B: 1 | SAC: 0 | 3B: 0 | DP: 0 | HR: 1 | HBP: 0 | WP: 0 | PA: 38 |
|--------------|------|------|------|--------|------|-------|------|------|------|------|--------|------|-------|-------|------|------|------|--------|------|-------|-------|------|------|------|--------|------|-------|-------|------|------|------|--------|------|-------|-------|------|------|------|--------|------|-------|------|------|------|------|--------|------|-------|------|------|------|------|--------|------|-------|------|------|------|------|--------|------|-------|------|-------|-------|-------|--------|-------|-------|-------|--------|-------|--------|
|--------------|------|------|------|--------|------|-------|------|------|------|------|--------|------|-------|-------|------|------|------|--------|------|-------|-------|------|------|------|--------|------|-------|-------|------|------|------|--------|------|-------|-------|------|------|------|--------|------|-------|------|------|------|------|--------|------|-------|------|------|------|------|--------|------|-------|------|------|------|------|--------|------|-------|------|-------|-------|-------|--------|-------|-------|-------|--------|-------|--------|

| PITCHER | IP | WLS | BF | H | R | ER | SO | BB | IBB | HBP | BLK | WP | HR | S | P | ERA | WHIP |
|--|-----|-----|----|---|---|----|----|----|-----|-----|-----|----|----|----|-----|------|-------|
| Sidney Ponson, R ERA: 4.72 (1, 1) | 7.0 | | 29 | 4 | 3 | 3 | 5 | 5 | 0 | 0 | 0 | 0 | 1 | 78 | 123 | 3.86 | 1.286 |
| Willis Roberts, R ERA: 1.91 (8, 1) | 0.0 | | 1 | 0 | 0 | 0 | 1 | 0 | 0 | 0 | 0 | 0 | 0 | 4 | 4 | ∞ | ∞ |
| B.J. Ryan, L ERA: 5.12 (8, 1) | 0.1 | H | 1 | 0 | 0 | 0 | 1 | 0 | 0 | 0 | 0 | 0 | 0 | 3 | 4 | 0.00 | 0.000 |
| Jorge Julio, R ERA: 3.62 (8, 1) | 1.2 | W | 6 | 1 | 0 | 0 | 1 | 0 | 0 | 0 | 0 | 0 | 0 | 10 | 16 | 0.00 | 0.600 |


BOTTOM

Baltimore Orioles @ New York Yankees
 Yankee Stadium, Bronx, NY

Mon Jun 03 2002, 7:05 PM EDT
 Att: 31,476 - Cloudy - 72 F

livebaseballscores.com

| | |
|------------|-----------|
| AB | 30 |
| R | 3 |
| H | 5 |
| RBI | 3 |
| BB | 6 |
| SO | 7 |
| LOB | 15 |



| Batter | 1 | 2 | 3 | 4 | 5 | 6 | 7 | 8 | 9 | AB | R | H | RBI | BB | SO | LOB |
|--|----------------------|-----------------|---|------------------|-----------------------|-------------------------|------|---|---|----|---|---|-----|----|----|-----|
| Alfonso Soriano, R OBP: 0.342, SLG: 0.590 (1, 4) | F9 | K | | G6-3 | | BB 2B 1B | HR | | | 5 | 2 | 2 | 1 | 0 | 1 | 1 |
| Nick Johnson, L OBP: 0.329, SLG: 0.417 (1, 10) | E7 25 2B 1B | K | | | F7 | 2B 25 HR BB | G4-3 | | | 4 | 2 | 1 | 0 | 1 | 1 | 1 |
| 2 Derek Jeter, R OBP: 0.380, SLG: 0.430 (1, 6) | E4 25 2B | G4-3 | | | 25 CS 1B | 25 HR 1B | E5 | | | 5 | 2 | 2 | 2 | 0 | 0 | 2 |
| 25 Jason Ciambi, L OBP: 0.428, SLG: 0.613 (1, 3) | G6-3 1-H 2B | | | PB G1-3 BB | 2-0 BB 1B | 3-2 1-H HR | K | | | 4 | 1 | 3 | 5 | 1 | 1 | 1 |
| Ron Coomer, R OBP: 0.392, SLG: 0.592 (9, 3) | | | | | 1-2 BB 1B | 3-2 1-H HR | | | | 0 | 0 | 0 | 0 | 0 | 0 | 0 |
| Bernie Williams, S OBP: 0.411, SLG: 0.486 (1, 8) | G6-3 | | | G1-3 | 4-2 BB 1B | 1-1 HR 1B | | | | 3 | 1 | 1 | 0 | 1 | 0 | 2 |
| Gerald Williams, R OBP: 0.329, SLG: 0.410 (8, 8) | G6-3 | | | G1-3 | 1-2 BB | HR 1B | | | | 1 | 0 | 0 | 0 | 0 | 0 | 0 |
| Robin Ventura, L OBP: 0.343, SLG: 0.503 (1, 5) | K | | | F7 | 1-1 G4-3 | 0-1 1-H HR | | | | 4 | 1 | 1 | 2 | 0 | 1 | 4 |
| Enrique Wilson, S OBP: 0.256, SLG: 0.333 (7, 5) | K | | | F7 | 1-1 G4-3 | 0-1 1-H HR | | | | 1 | 0 | 0 | 0 | 0 | 0 | 0 |
| Rondell White, R OBP: 0.329, SLG: 0.410 (1, 7) | | 1B 2B 1B | | G5-3 | 3-2 1B 2B 1B | K HR | | | | 4 | 2 | 2 | 1 | 1 | 1 | 1 |
| Shane Spencer, R OBP: 0.340, SLG: 0.386 (1, 9) | | 1-2 2B 1B | | K | 1-3 K | L5 | | | | 5 | 1 | 2 | 0 | 0 | 1 | 1 |
| Alberto Castillo, R OBP: 0.185, SLG: 0.192 (1, 2) | | 1-0 2B | | F7 | 0-2 F7 | FC3-6 BB 2B 1B | K | | | 4 | 1 | 1 | 2 | 0 | 1 | 1 |

| Inning Stats | R: 2 | H: 2 | E: 2 | K: 1 | S: 12 | H: 2 | LOB: 1 | BB: 0 | P: 16 | R: 2 | H: 3 | E: 0 | K: 2 | S: 13 | H: 0 | LOB: 1 | BB: 0 | P: 18 | R: 0 | H: 0 | E: 0 | K: 0 | S: 8 | H: 0 | LOB: 0 | BB: 0 | P: 8 | R: 0 | H: 2 | E: 0 | K: 0 | S: 12 | H: 7 | LOB: 0 | BB: 1 | P: 39 | R: 1 | H: 1 | E: 1 | K: 2 | S: 12 | H: 0 | LOB: 1 | BB: 0 | P: 22 | R: 0 | H: 0 | E: 0 | K: 0 | S: 8 | H: 0 | LOB: 1 | BB: 1 | P: 16 |
|--------------|------|------|------|------|-------|------|--------|-------|-------|------|------|------|------|-------|------|--------|-------|-------|------|------|------|------|------|------|--------|-------|------|------|------|------|------|-------|------|--------|-------|-------|------|------|------|------|-------|------|--------|-------|-------|------|------|------|------|------|------|--------|-------|-------|
|--------------|------|------|------|------|-------|------|--------|-------|-------|------|------|------|------|-------|------|--------|-------|-------|------|------|------|------|------|------|--------|-------|------|------|------|------|------|-------|------|--------|-------|-------|------|------|------|------|-------|------|--------|-------|-------|------|------|------|------|------|------|--------|-------|-------|


| PITCHER | IP | WLS | BF | H | R | ER | SO | BB | IBB | HBP | BLK | WP | HR | S | P | ERA | WHIP |
|---------------------------------------|-----|-----|----|----|---|----|----|----|-----|-----|-----|----|----|----|-----|-------|-------|
| Scott Erickson, R ERA: 5.01 (1, 1) | 5.2 | L | 30 | 10 | 8 | 7 | 5 | 3 | 0 | 0 | 0 | 0 | 0 | 69 | 106 | 11.12 | 2.294 |
| B.J. Ryan, L ERA: 6.52 (6, 1) | 0.0 | | 3 | 3 | 3 | 3 | 0 | 0 | 0 | 0 | 0 | 0 | 2 | 7 | 11 | ∞ | ∞ |
| Calvin Maduro, R ERA: 5.56 (6, 1) | 2.1 | | 11 | 2 | 2 | 2 | 2 | 1 | 0 | 0 | 0 | 0 | 2 | 23 | 41 | 7.71 | 1.286 |

BOTTOM

Baltimore Orioles @ New York Yankees
Yankee Stadium, Bronx, NY

Tue Jun 04 2002, 7:05 PM EDT
Att: 32,214 - Cloudy - 68 F

| | |
|-----|----|
| AB | 40 |
| R | 13 |
| H | 15 |
| RBI | 13 |
| BB | 4 |
| SO | 7 |
| LOB | 14 |



| WP | HR | S | P | ERA | WHIP |
|----|----|---|---|-------|-------|
| 0 | 2 | 0 | 1 | 11.12 | 2.294 |
| 0 | 0 | 0 | 0 | ∞ | ∞ |
| 0 | 2 | 0 | 1 | 7.71 | 1.286 |

BOTTOM

Baltimore Orioles @ New York Yankees
Yankee Stadium, Bronx, NY
Wed Jun 05 2002, 7:05 PM EDT
Att. 26,506 - Sunny - 81 F

livebaseballscorecards.com

AB 33
R 3
H 7
RBI 3
BB 3
SO 6
LOB 11



WP: 0 PA: 37
PB: 1
SB: 0
CS: 0

AB R H RBI BB SO LOB

5 0 1 1 0 1 1

4 0 0 0 0 3 2

4 0 1 0 0 0 2

4 1 2 0 0 0 1

3 1 1 2 0 1 1

3 0 0 0 1 0 2

4 0 1 0 0 1 1

3 1 0 0 1 0 1

3 0 1 0 1 0 0

1B: 5 SF: 0
2B: 1 SAC: 0
3B: 0 DP: 1
HR: 1 HBP: 1

| Batter | 1 | 2 | 3 | 4 | 5 | 6 | 7 | 8 | 9 |
|--|------|--------|----|----|----------|-------|------|----------|------|
| Alfonso Soriano, R (1, 4) OBP: 0.340, SLG: 0.582 | G5-3 | | K | | K | | G1-3 | | G1-3 |
| 2 Derek Jeter, R (1, 6) OBP: 0.375, SLG: 0.423 | K | | K | | K | | | G4-3 | |
| 25 Jason Giambi, L (1, 10) OBP: 0.425, SLG: 0.606 | 1B | | | G3 | F8 | | | G6-3 | |
| Bernie Williams, S (1, 8) OBP: 0.412, SLG: 0.486 | G4-3 | | | 1B | | G4-3 | | 20 HR 1B | |
| 20 Jorge Posada, S (1, 2) | | HBP | | K | | G3 | | 1-H HR | |
| Robin Ventura, L (1, 5) OBP: 0.341, SLG: 0.494 | | G4-6-3 | | F8 | | PB BB | | G4-3 | |
| Rondell White, R (1, 7) OBP: 0.327, SLG: 0.407 | | 1B | | | K | G2-3 | | G4-3 | |
| Nick Johnson, L (1, 3) OBP: 0.327, SLG: 0.411 | | G4-3 | | | 2B 1B BB | | G4-3 | F8 | |
| Juan Rivera, R (1, 9) OBP: 0.500, SLG: 0.667 | | | F8 | | 1B 2B | | F7 | BB | |

| Inning Stats | R: 0 | H: 1 | E: 0 | LOB: 1 | K: 1 | BB: 0 | S: 13 | R: 0 | H: 1 | E: 0 | LOB: 1 | K: 0 | BB: 0 | S: 5 | R: 0 | H: 0 | E: 0 | LOB: 0 | K: 2 | BB: 0 | S: 9 | R: 0 | H: 1 | E: 0 | LOB: 1 | K: 1 | BB: 0 | S: 8 | R: 1 | H: 2 | E: 0 | LOB: 2 | K: 2 | BB: 1 | S: 14 | R: 0 | H: 0 | E: 0 | LOB: 1 | K: 0 | BB: 1 | S: 4 | R: 0 | H: 0 | E: 0 | LOB: 0 | K: 0 | BB: 0 | S: 9 | R: 2 | H: 2 | E: 0 | LOB: 0 | K: 0 | BB: 0 | S: 14 | R: 0 | H: 0 | E: 0 | LOB: 1 | K: 0 | BB: 1 | S: 13 | R: 0 | H: 0 | E: 0 | LOB: 1 | K: 0 | BB: 1 | S: 24 | R: 0 | H: 0 | E: 0 | LOB: 0 | K: 0 | BB: 0 | S: 12 | R: 0 | H: 2 | E: 0 | LOB: 0 | K: 0 | BB: 0 | S: 24 |
|--------------|------|------|------|--------|------|-------|-------|------|------|------|--------|------|-------|------|------|------|------|--------|------|-------|------|------|------|------|--------|------|-------|------|------|------|------|--------|------|-------|-------|------|------|------|--------|------|-------|------|------|------|------|--------|------|-------|------|------|------|------|--------|------|-------|-------|------|------|------|--------|------|-------|-------|------|------|------|--------|------|-------|-------|------|------|------|--------|------|-------|-------|------|------|------|--------|------|-------|-------|
|--------------|------|------|------|--------|------|-------|-------|------|------|------|--------|------|-------|------|------|------|------|--------|------|-------|------|------|------|------|--------|------|-------|------|------|------|------|--------|------|-------|-------|------|------|------|--------|------|-------|------|------|------|------|--------|------|-------|------|------|------|------|--------|------|-------|-------|------|------|------|--------|------|-------|-------|------|------|------|--------|------|-------|-------|------|------|------|--------|------|-------|-------|------|------|------|--------|------|-------|-------|

| PITCHER | IP | WLS | BF | H | R | ER | SO | BB | IBB | HBP | BLK | WP | HR | S | P | ERA | WHIP |
|--|-----|-----|----|---|---|----|----|----|-----|-----|-----|----|----|----|-----|------|-------|
| Travis Driskill, R (1, 1) ERA: 3.77 | 7.2 | W | 32 | 7 | 3 | 3 | 6 | 2 | 0 | 1 | 0 | 0 | 1 | 74 | 121 | 3.52 | 1.174 |
| Buddy Groom, L (8, 1) ERA: 2.57 | 0.1 | H | 1 | 0 | 0 | 0 | 0 | 0 | 0 | 0 | 0 | 0 | 0 | 2 | 4 | 0.00 | 0.000 |
| Jorge Julio, R (9, 1) ERA: 3.49 | 1.0 | S | 4 | 0 | 0 | 0 | 0 | 1 | 0 | 0 | 0 | 0 | 0 | 13 | 24 | 0.00 | 1.000 |

| PITCHER | IP | WLS | BF | H | R | ER | SO | BB | IBB | HBP | BLK | WP | HR | S | P | ERA | WHIP |
|---------|----|-----|----|---|---|----|----|----|-----|-----|-----|----|----|---|---|-----|------|
|---------|----|-----|----|---|---|----|----|----|-----|-----|-----|----|----|---|---|-----|------|

| Batter | 1 | 2 | 3 | 4 | 5 | 6 | 7 | 8 | 9 | AB R H RBI BB SO LOB | TOP | | | | | | | | | | | |
|---|---|----------------------------------|------------------------------|----------------------------------|------------------------------|----------------------------------|------------------------------|----------------------------------|-------------------------------|----------------------------------|---|-------------------------------|----------------------------------|-------------------------------|----------------------------------|------------------------------|----------------------------------|-------------------------------|----------------------------------|----------------------------------|------------------------------------|----------------------------------|
| David Bell, R (1, 5) OBP: 0.324, SLG: 0.427 | 2-3 K | | 2-1 P4 | | 2-2 2-1 | 0-1 G5-4-3 1B | 1-2 L4 | | | 4 0 1 0 0 1 2 | San Francisco Giants @ New York Yankees Yankee Stadium, Bronx, NY Fri Jun 07 2002, 7:05 PM EDT Att. 55,053 - Sunny - 67 F | | | | | | | | | | | |
| Rich Aurilia, R (1, 6) OBP: 0.299, SLG: 0.438 | 1-2 F7 | | | 2-3 K | 3-H | 0-2 G5-4-3 1-2f | | 2-1 F8 | | 4 0 0 0 0 1 1 | | | | | | | | | | | | |
| Barry Bonds, L (1, 7) OBP: 0.562, SLG: 0.816 | 1-0 1B | | | 3-3 K | | 2-2 1B | | 4-0 S BB | | 3 0 2 0 1 1 0 | | | | | | | | | | | | |
| Jeff Kent, R (1, 4) OBP: 0.337, SLG: 0.448 | 1-3 K | | | 0-3 K | | 0-2 F9 | | 4-1 G5-4-3 1-2 BB | | 3 0 0 0 1 2 2 | | | | | | | | | | | | |
| Benito Santiago, R (1, 2) OBP: 0.342, SLG: 0.511 | | 1-1 L4 | | | 2-2 F9 | | 1-1 1B 1B | 0-0 G5-4-3 1-2f | | 4 1 1 0 0 0 2 | | | | | | | | | | | | |
| J.T. Snow, L (1, 3) OBP: 0.318, SLG: 0.310 | | 1-0 F8 | | | 0-0 F2 | | 1-0 1B 1-2 1B | | 1-3 K | 4 0 1 0 0 1 0 | | | | | | | | | | | | |
| Reggie Sanders, R (1, 9) OBP: 0.332, SLG: 0.403 | | 2-2 P4 | | | 4-1 1B 2-1 BB | | 2-2 1-2 2-H 1B | | 0-3 K | 3 0 1 1 1 1 0 | | | | | | | | | | | | |
| Damon Minor, L (1, 10) Shawon Dunston, R (7, PH) OBP: 0.333, SLG: 0.462 OBP: 0.152, SLG: 0.244 | | | 0-3 K | | 2-2 1B 1-2 1B | | 0-0 P3 | | 3-2 P4 | 2 0 1 0 0 1 0 2 0 0 0 0 0 2 | | | | | | | | | | | | |
| Tsuyoshi Shinjo, R (1, 8) OBP: 0.299, SLG: 0.353 | | | 1-2 G4-3 | | 0-0 1-2 2-3 1B | | 0-2 P3 | | | 3 0 1 0 0 0 2 | | | | | | | | | | | | |
| Inning Stats | R: 0 E: 0 K: 2 S: 12 | H: 1 LOB: 1 BB: 0 P: 17 | R: 0 E: 0 K: 0 S: 6 | H: 0 LOB: 0 BB: 0 P: 10 | R: 0 E: 0 K: 1 S: 9 | H: 0 LOB: 0 BB: 0 P: 12 | R: 0 E: 0 K: 3 S: 9 | H: 0 LOB: 0 BB: 0 P: 14 | R: 0 E: 0 K: 0 S: 12 | H: 2 LOB: 3 BB: 1 P: 22 | | R: 0 E: 0 K: 0 S: 11 | H: 2 LOB: 1 BB: 0 P: 13 | R: 1 E: 0 K: 0 S: 15 | H: 3 LOB: 2 BB: 0 P: 20 | R: 0 E: 0 K: 0 S: 4 | H: 0 LOB: 1 BB: 2 P: 14 | R: 0 E: 0 K: 2 S: 11 | H: 0 LOB: 0 BB: 0 P: 15 | 1B: 8 2B: 0 3B: 0 HR: 0 | SF: 0 SAC: 0 DP: 2 HBP: 0 | WP: 0 PB: 0 SB: 1 CS: 0 |
| PITCHER | IP WLS BF H R ER SO BB IBB HBP BLK WP HR S P ERA WHIP | | | | | | | | | | | | | | | | | | | | | |
| 35 Mike Mussina, R (1, 1) ERA: 4.07 | 6.0 W 26 8 1 1 6 1 0 0 0 0 0 0 65 98 1.50 1.500 | | | | | | | | | | | | | | | | | | | | | |
| Mike Stanton, L (7, 1) ERA: 3.0 | 0.1 H 1 0 0 0 0 0 0 0 0 0 0 0 1 1 0.00 0.000 | | | | | | | | | | | | | | | | | | | | | |
| Steve Karsay, R (7, 1) ERA: 2.11 | 1.2 H 6 0 0 0 0 2 0 0 0 0 0 0 12 23 0.00 1.200 | | | | | | | | | | | | | | | | | | | | | |
| 42 Mariano Rivera, R (9, 1) ERA: 1.75 | 1.0 S 3 0 0 0 2 0 0 0 0 0 0 0 11 15 0.00 0.000 | | | | | | | | | | | | | | | | | | | | | |

livebaseballscorecards.com

| | |
|------------|----|
| AB | 32 |
| R | 1 |
| H | 8 |
| RBI | 1 |
| BB | 3 |
| SO | 8 |
| LOB | 11 |



| Batter | 1 | 2 | 3 | 4 | 5 | 6 | 7 | 8 | 9 | AB | R | H | RBI | BB | SO | LOB |
|--|-------------------------------|----------------------|--------------------|----------|---------------------------|-------------|-----------|----------|---|----|---|---|-----|----|----|-----|
| Alfonso Soriano, R OBP: 0.338, SLG: 0.577 (1, 4) | 3-2 E5 25 1B | 1-1 FC6-4 1B | | 3-3 K | | 0-2 G5-3 | | | | 4 | 1 | 1 | 0 | 0 | 1 | 0 |
| 2 Derek Jeter, R OBP: 0.377, SLG: 0.425 (1, 6) | 1-2 BB 25 1B 1-3 1B | 2-1 FC6-4 1-2f | | | 1-2 1B 20 1B 1B | | 1-0 F8 | | | 4 | 1 | 2 | 0 | 0 | 0 | 1 |
| 25 Jason Giambi, L OBP: 0.426, SLG: 0.603 (1, 3) | 2-2 BB 1-2 3-H 1B | | 1-2 L7 | | 2-1 F9 | | 4-2 BB | | | 3 | 0 | 1 | 1 | 1 | 0 | 1 |
| Bernie Williams, S OBP: 0.414, SLG: 0.487 (1, 8) | 2-3 K | | 1-2 20 BB 1B | | 1-1 20 1B 1-3 1B | | 1-0 F8 | | | 4 | 0 | 2 | 0 | 0 | 1 | 3 |
| 20 Jorge Posada, S OBP: 0.378, SLG: 0.531 (1, 2) | 1-3 K | | 4-2 BB | | 0-0 1-2 3-H 1B | | 1-3 K | | | 3 | 0 | 1 | 1 | 1 | 2 | 3 |
| Robin Ventura, L OBP: 0.340, SLG: 0.486 (1, 5) | 4-2 1-2 2-3 BB | | 1-3 K | | 1-0 F7 | | 3-2 F7 | | | 3 | 0 | 0 | 0 | 1 | 1 | 4 |
| Rondell White, R OBP: 0.321, SLG: 0.399 Shane Spencer, R OBP: 0.340, SLG: 0.386 (1, 7) (9, 7) | 2-1 F9 | | 2-0 F8 | | 0-1 P4 | | 1-2 F8 | | | 4 | 0 | 0 | 0 | 0 | 0 | 7 |
| Nick Johnson, L OBP: 0.321, SLG: 0.402 (1, 10) | | 3-3 K | | 2-3 K | | 2-0 F3 | | 2-3 K | | 0 | 0 | 0 | 0 | 0 | 3 | 0 |
| Juan Rivera, R OBP: 0.286, SLG: 0.333 (1, 9) | | 2-0 L9 | | 1-3 K | | 0-0 F8 | | | | 3 | 0 | 0 | 0 | 0 | 1 | 0 |

| Inning Stats | R: 1 | H: 2 | E: 1 | K: 2 | S: 20 | LOB: 3 | BB: 1 | P: 35 | R: 0 | H: 1 | E: 0 | K: 1 | S: 10 | LOB: 1 | BB: 0 | P: 17 | R: 0 | H: 1 | E: 0 | K: 1 | S: 14 | LOB: 2 | BB: 1 | P: 23 | R: 0 | H: 0 | E: 0 | K: 3 | S: 11 | LOB: 0 | BB: 0 | P: 17 | R: 1 | H: 3 | E: 0 | K: 0 | S: 11 | LOB: 2 | BB: 0 | P: 16 | R: 0 | H: 0 | E: 0 | K: 1 | S: 5 | LOB: 0 | BB: 0 | P: 7 | R: 0 | H: 0 | E: 0 | K: 1 | S: 8 | LOB: 1 | BB: 1 | P: 15 | R: 0 | H: 0 | E: 0 | K: 1 | S: 9 | LOB: 0 | BB: 0 | P: 15 |
|--------------|------|------|------|------|-------|--------|-------|-------|------|------|------|------|-------|--------|-------|-------|------|------|------|------|-------|--------|-------|-------|------|------|------|------|-------|--------|-------|-------|------|------|------|------|-------|--------|-------|-------|------|------|------|------|------|--------|-------|------|------|------|------|------|------|--------|-------|-------|------|------|------|------|------|--------|-------|-------|
|--------------|------|------|------|------|-------|--------|-------|-------|------|------|------|------|-------|--------|-------|-------|------|------|------|------|-------|--------|-------|-------|------|------|------|------|-------|--------|-------|-------|------|------|------|------|-------|--------|-------|-------|------|------|------|------|------|--------|-------|------|------|------|------|------|------|--------|-------|-------|------|------|------|------|------|--------|-------|-------|

| PITCHER | IP | WLS | BF | H | R | ER | SO | BB | IBB | HBP | BLK | WP | HR | S | P | ERA | WHIP |
|---|-----|-----|----|---|---|----|----|----|-----|-----|-----|----|----|----|-----|------|-------|
| Livan Hernandez, R ERA: 3.71 (1, 1) | 7.0 | L | 32 | 7 | 2 | 1 | 8 | 3 | 0 | 0 | 0 | 0 | 0 | 79 | 130 | 1.29 | 1.429 |
| Felix Rodriguez, R ERA: 4.44 (8, 1) | 1.0 | | 3 | 0 | 0 | 0 | 1 | 0 | 0 | 0 | 0 | 0 | 0 | 9 | 15 | 0.00 | 0.000 |

BOTTOM

San Francisco Giants @ New York Yankees
 Yankee Stadium, Bronx, NY
 Fri Jun 07 2002, 7:05 PM EDT
 Att: 55,053 - Sunny - 67 F

| | |
|-----|----|
| AB | 32 |
| R | 2 |
| H | 7 |
| RBI | 2 |
| BB | 3 |
| SO | 9 |
| LOB | 19 |



| WP | HR | S | P | ERA | WHIP |
|----|----|---|----|------|-------|
| 3 | 0 | 9 | 15 | 0.00 | 0.000 |

| Batter | 1 | 2 | 3 | 4 | 5 | 6 | 7 | 8 | 9 | AB R H RBI BB SO LOB | TOP | | | | | | | | | | | | | | | | | | | | | | | | | |
|---|---|----------------------------------|---------------------------------|-----------------------------------|-------------------------------|----------------------------------|------------------------------|----------------------------------|-------------------------------|----------------------------------|------------------------------|---------------------------------|------------------------------|----------------------------------|-------------------------------|----------------------------------|----------------------------------|------------------------------------|----------------------------------|--------|--|--|--|--|--|--|--|--|--|--|--|--|--|--|--|--|
| David Bell, R (1, 5) OBP: 0.325, SLG: 0.423 | 4-1 HR BB | 0-0 G6-3 | | 0-1 FC3-6 1-2f | | 1-2 1B | | | 1-2 L5 | 4 1 1 0 1 0 1 | | | | | | | | | | | | | | | | | | | | | | | | | | |
| Rich Aurilia, R (1, 6) OBP: 0.302, SLG: 0.433 | 0-1 HR 1B | | 0-1 L9 | 1-3 K | | 1-0 F3 | | | 4-2 1B E BB | 4 2 1 0 1 1 2 | | | | | | | | | | | | | | | | | | | | | | | | | | |
| Barry Bonds, L (1, 10) OBP: 0.563, SLG: 0.827 | 1-1 HR 1-H 2-H | | 4-0 G6-3 1B BB | | 0-1 FC1-4 1B | | 0-0 F3 | | 2-3 K | 4 1 2 3 1 1 1 | | | | | | | | | | | | | | | | | | | | | | | | | | |
| Jeff Kent, R (1, 4) OBP: 0.339, SLG: 0.447 | 2-2 G6-3 | | 0-0 G6-3 1B | 1-2 FC1-4 1B 1-2f | | 2-2 E5 G6-4-3 | | 2-2 E 1B | 2-2 E 1B | 5 0 2 0 0 0 1 | | | | | | | | | | | | | | | | | | | | | | | | | | |
| Benito Santiago, R (1, 2) OBP: 0.338, SLG: 0.503 | 0-0 G1-3 | | 0-2 G6-3 1B 1-2 2-3 | 1-2 FC5-4 1B 1-2f | | 0-0 G6-4-3 1-2f | | 0-2 E4 1B 1-2 3-H | 0-2 E4 1B 1-2 3-H | 5 0 1 0 0 0 4 | | | | | | | | | | | | | | | | | | | | | | | | | | |
| Reggie Sanders, R (1, 9) OBP: 0.333, SLG: 0.400 | 0-1 1B | | 4-1 IBB | 1-2 FC5-4 1B 1-2f 2-3 | | 0-1 K | | 3-3 K | 2-3 K | 4 0 1 0 1 2 4 | | | | | | | | | | | | | | | | | | | | | | | | | | |
| J.T. Snow, L (1, 3) OBP: 0.312, SLG: 0.304 | 1-3 K | | 1-2 G4-3 | 0-2 G1-3 | | 1-0 F7 | | 1-0 F7 | | 4 0 0 0 0 1 6 | | | | | | | | | | | | | | | | | | | | | | | | | | |
| Shawon Dunston, R (1, 7) OBP: 0.160, SLG: 0.245 | | 2-3 K | | 0-1 F7 | | 0-1 F9 | | 1-1 E6 1B | | 4 0 1 0 0 1 0 0 0 0 0 0 0 0 | | | | | | | | | | | | | | | | | | | | | | | | | | |
| Tom Goodwin, L (9, 7) OBP: 0.371, SLG: 0.267 | | | | | | | | | | | | | | | | | | | | | | | | | | | | | | | | | | | | |
| Tsuyoshi Shinjo, R (1, 8) OBP: 0.298, SLG: 0.351 | | 1-0 G6-3 | | 1-0 FC3-6 1B | | 1-1 F9 | | 0-1 G1-3 | | 4 0 1 0 0 0 1 | | | | | | | | | | | | | | | | | | | | | | | | | | |
| Inning Stats | R: 3 E: 0 K: 1 S: 15 | H: 3 LOB: 1 BB: 1 P: 23 | R: 0 E: 0 K: 1 S: 5 | H: 0 LOB: 0 BB: 0 P: 8 | R: 0 E: 0 K: 0 S: 10 | H: 1 LOB: 3 BB: 2 P: 19 | R: 0 E: 0 K: 1 S: 9 | H: 1 LOB: 1 BB: 0 P: 11 | R: 0 E: 0 K: 0 S: 13 | H: 2 LOB: 2 BB: 0 P: 15 | R: 0 E: 1 K: 0 S: 5 | H: 0 LOB: 0 BB: 0 P: 7 | R: 0 E: 1 K: 1 S: 9 | H: 1 LOB: 1 BB: 0 P: 14 | R: 1 E: 1 K: 2 S: 23 | H: 1 LOB: 2 BB: 1 P: 34 | 1B: 9 2B: 0 3B: 0 HR: 1 | SF: 0 SAC: 0 DP: 1 HBP: 0 | WP: 0 PB: 0 SB: 0 CS: 0 | PA: 42 | | | | | | | | | | | | | | | | |
| PITCHER | IP WLS BF H R ER SO BB IBB HBP BLK WP HR S P ERA WHIP | | | | | | | | | | | | | | | | | | | | | | | | | | | | | | | | | | | |
| Ted Lilly, L (1, 1) ERA: 3.39 | 7.0 | | 32 | 8 | 3 | 3 | 3 | 2 | 1 | 0 | 0 | 0 | 1 | 65 | 94 | 3.86 | 1.429 | | | | | | | | | | | | | | | | | | | |
| Steve Karsay, R (8, 1) ERA: 2.06 | 1.0 | | 4 | 1 | 0 | 0 | 1 | 0 | 0 | 0 | 0 | 0 | 0 | 9 | 14 | 0.00 | 1.000 | | | | | | | | | | | | | | | | | | | |
| 42 Mariano Rivera, R (9, 1) ERA: 1.69 | 1.0 | L | 6 | 1 | 1 | 0 | 2 | 1 | 0 | 0 | 0 | 0 | 0 | 23 | 34 | 0.00 | 2.000 | | | | | | | | | | | | | | | | | | | |

San Francisco Giants @ New York Yankees
 Yankee Stadium, Bronx, NY

Sat Jun 08 2002, 1:15 PM EDT
 Att. 55,194 - Sunny - 69 F

| | |
|-----|----|
| AB | 38 |
| R | 4 |
| H | 10 |
| RBI | 3 |
| BB | 4 |
| SO | 6 |
| LOB | 20 |



| Batter | 1 | 2 | 3 | 4 | 5 | 6 | 7 | 8 | 9 | AB R H RBI BB SO LOB |
|--|-------|----------------|----------|----------------|-------|-----------|--------|----------|---|----------------------|
| Alfonso Soriano, R (1, 4) OBP: 0.333, SLG: 0.568 | 2-3 K | | 0-1 P3 | | 1-3 K | | | 0-0 G5-3 | | 4 0 0 0 0 2 0 |
| 2 Derek Jeter, R (1, 6) OBP: 0.372, SLG: 0.418 | 2-3 K | | 1-2 G1-3 | | | 2-3 K | | 0-0 G5-3 | | 4 0 0 0 0 2 0 |
| 25 Jason Giambi, L (1, 10) OBP: 0.424, SLG: 0.595 | 2-3 K | | 1-3 K | | | 4-1 CS BB | | 0-2 G3-1 | | 3 0 0 0 1 2 0 |
| Bernie Williams, S (1, 8) OBP: 0.415, SLG: 0.482 | | 4-2 1B HR BB | | 4-2 20 G6-3 BB | | 3-3 K 1-2 | | 1-1 G3 | | 2 1 0 0 2 1 1 |
| 20 Jorge Posada, S (1, 2) OBP: 0.372, SLG: 0.520 | | 2-3 K | | 3-2 G6-3 | | | 3-3 K | 2-2 F7 | | 4 0 0 0 0 2 2 |
| Robin Ventura, L (1, 5) OBP: 0.344, SLG: 0.486 | | 0-0 | | 0-0 F8 | | | 4-1 BB | | | 2 1 1 0 1 0 1 |
| Enrique Wilson, S (7, PR) OBP: 0.256, SLG: 0.333 (8, 5) | | 1-2 1B HR | | 1-1 G4-3 | | | 0-3 K | 1-0 F5 | | 0 0 0 0 0 0 0 |
| John Vander Wal, L (1, 9) OBP: 0.338, SLG: 0.413 | | 1-3 K | | 1-1 G4-3 | | | 3-2 F7 | | | 3 0 0 0 0 2 4 |
| Nick Johnson, L (1, 3) OBP: 0.321, SLG: 0.416 | | 2-2 1-H 2-H HR | | | | | 0-3 K | | | 3 1 1 3 0 0 1 |
| Shane Spencer, R (1, 7) OBP: 0.333, SLG: 0.377 | | 0-3 K | | | | | 2-1 F3 | | | 3 0 0 0 0 2 0 |

| Inning Stats | R: 0 | H: 0 | E: 0 | LOB: 0 | K: 3 | BB: 0 | S: 10 | P: 16 | R: 3 | H: 2 | E: 0 | LOB: 0 | K: 3 | BB: 1 | S: 19 | P: 28 | R: 0 | H: 0 | E: 0 | LOB: 1 | K: 1 | BB: 0 | S: 8 | P: 10 | R: 0 | H: 0 | E: 0 | LOB: 0 | K: 2 | BB: 0 | S: 9 | P: 13 | R: 0 | H: 0 | E: 0 | LOB: 1 | K: 2 | BB: 1 | S: 10 | P: 19 | R: 0 | H: 0 | E: 0 | LOB: 1 | K: 2 | BB: 1 | S: 8 | P: 16 | R: 0 | H: 0 | E: 0 | LOB: 0 | K: 0 | BB: 0 | S: 4 | P: 6 | R: 0 | H: 0 | E: 0 | LOB: 0 | K: 0 | BB: 0 | S: 8 | P: 11 | 1B: 1 | SF: 0 | 2B: 1 | SAC: 0 | 3B: 0 | DP: 1 | HR: 1 | HBP: 0 | WP: 0 | PA: 32 |
|--------------|------|------|------|--------|------|-------|-------|-------|------|------|------|--------|------|-------|-------|-------|------|------|------|--------|------|-------|------|-------|------|------|------|--------|------|-------|------|-------|------|------|------|--------|------|-------|-------|-------|------|------|------|--------|------|-------|------|-------|------|------|------|--------|------|-------|------|------|------|------|------|--------|------|-------|------|-------|-------|-------|-------|--------|-------|-------|-------|--------|-------|--------|
|--------------|------|------|------|--------|------|-------|-------|-------|------|------|------|--------|------|-------|-------|-------|------|------|------|--------|------|-------|------|-------|------|------|------|--------|------|-------|------|-------|------|------|------|--------|------|-------|-------|-------|------|------|------|--------|------|-------|------|-------|------|------|------|--------|------|-------|------|------|------|------|------|--------|------|-------|------|-------|-------|-------|-------|--------|-------|-------|-------|--------|-------|--------|

| PITCHER | IP | WLS | BF | H | R | ER | SO | BB | IBB | HBP | BLK | WP | HR | S | P | ERA | WHIP |
|--------------------------------------|-----|-----|----|---|---|----|----|----|-----|-----|-----|----|----|----|-----|------|-------|
| Jason Schmidt, R (1, 1) ERA: 3.54 | 8.0 | W | 29 | 2 | 3 | 3 | 13 | 4 | 0 | 0 | 0 | 0 | 1 | 76 | 124 | 3.38 | 0.750 |
| Robb Nen, R (9, 1) ERA: 2.05 | 1.0 | S | 3 | 0 | 0 | 0 | 0 | 0 | 0 | 0 | 0 | 0 | 0 | 8 | 11 | 0.00 | 0.000 |


BOTTOM

San Francisco Giants @ New York Yankees
 Yankee Stadium, Bronx, NY

Sat Jun 08 2002, 1:15 PM EDT
 Att. 55,194 - Sunny - 69 F

livebaseballscorecards.com

| | |
|------------|-----------|
| AB | 28 |
| R | 3 |
| H | 2 |
| RBI | 3 |
| BB | 4 |
| SO | 13 |
| LOB | 9 |



| Batter | 1 | 2 | 3 | 4 | 5 | 6 | 7 | 8 | 9 | AB R H RBI BB SO LOB | TOP |
|---|---|---|---|--|---|---|--|---|---|--|--|
| Tom Goodwin, L (1, 8) OBP: 0.342, SLG: 0.242 | 3-2 G4-3 | | 0-3 K | | 0-0 SH3-4 | | 1-1 SH1-4 | | 1-2 G4-3 | 3 0 0 0 0 1 0 | San Francisco Giants @ New York Yankees Yankee Stadium, Bronx, NY Sun Jun 09 2002, 1:05 PM EDT Att. 55,335 - Cloudy - 73 F |
| Rich Aurilia, R (1, 6) OBP: 0.305, SLG: 0.435 | 0-1 G5-3 | | 1-1 G6-3 | | 1-1 2B | | 1-0 G5-3 | | 4-2 IBB BB | 4 0 1 1 1 0 1 | |
| Barry Bonds, L (1, 10) OBP: 0.572, SLG: 0.827 | 4-1 2B WP BB | | 1-1 1B HBP | | 4-0 IBB | | 4-0 IBB | | 4-1 FC5-4 IBB | 0 1 0 0 4 0 0 | |
| Benito Santiago, R (1, 2) OBP: 0.340, SLG: 0.505 | 0-0 WP 1-3 2B | | 2-1 1B | | 0-3 K | | 0-1 L5 | | 0-1 FC5-4 | 5 0 2 0 0 1 6 | |
| Reggie Sanders, R (1, 9) OBP: 0.327, SLG: 0.392 | 2-3 K | | 1-1 F7 | | 0-3 K | | | 2-1 P4 | | 4 0 0 0 0 2 5 | |
| Marvin Benard, L (1, 7) OBP: 0.302, SLG: 0.375 | | 1-2 G4-3 | | 1-3 K | | 2-3 K | | 2-2 S 1B | | 4 0 1 0 0 2 0 | |
| Tsuyoshi Shinjo, R (8, 8) OBP: 0.298, SLG: 0.351 | | | | | | | | | | 0 0 0 0 0 0 0 | |
| David Bell, R (1, 4) OBP: 0.324, SLG: 0.420 | | | | | 2-1 G6-3 | | 1-3 K | | 2-3 K | 4 0 1 0 0 2 1 | |
| J.T. Snow, L (1, 3) OBP: 0.307, SLG: 0.297 | | | | | 2-3 K | | 3-2 F7 | | 3-2 G1-3 | 4 0 0 0 0 1 2 | |
| Pedro Feliz, R (1, 5) OBP: 0.290, SLG: 0.333 | | | | | 0-2 SH3-4 2B 1B | | 0-2 SH1-4 1B | | 0-0 F9 | 4 1 2 0 0 0 1 | |
| Inning Stats | R: 1 H: 1 E: 0 LOB: 1 K: 1 BB: 1 S: 13 P: 22 | R: 0 H: 1 E: 0 LOB: 1 K: 0 BB: 0 S: 8 P: 9 | R: 0 H: 1 E: 0 LOB: 2 K: 1 BB: 0 S: 10 P: 15 | R: 0 H: 0 E: 0 LOB: 0 K: 2 BB: 0 S: 9 P: 14 | R: 1 H: 2 E: 0 LOB: 2 K: 2 BB: 1 S: 13 P: 18 | R: 0 H: 0 E: 0 LOB: 0 K: 2 BB: 0 S: 10 P: 16 | R: 0 H: 1 E: 0 LOB: 2 K: 0 BB: 1 S: 8 P: 14 | R: 0 H: 1 E: 0 LOB: 1 K: 1 BB: 0 S: 13 P: 22 | R: 0 H: 0 E: 0 LOB: 2 K: 0 BB: 2 S: 11 P: 20 | 1B: 5 SF: 0 2B: 2 SAC: 2 3B: 0 DP: 0 HR: 0 HBP: 1 | WP: 1 PA: 40 PB: 0 SB: 1 CS: 0 |
| PITCHER Roger Clemens, R (1, 1) ERA: 3.57 Steve Karsay, R (9, 1) ERA: 2.01 | IP WLS BF H R ER SO BB IBB HBP BLK WP HR S P ERA WHIP | | | | | | | | | | |

livebaseballscorecards.com

| | |
|------------|-----------|
| AB | 32 |
| R | 2 |
| H | 7 |
| RBI | 1 |
| BB | 5 |
| SO | 9 |
| LOB | 16 |



| Batter | 1 | 2 | 3 | 4 | 5 | 6 | 7 | 8 | 9 | AB R H RBI BB SO LOB | TOP | | | | | | | | | | | | | | | | | |
|--|---|----------------------------------|------------------------------|----------------------------------|-------------------------------|----------------------------------|-------------------------------|----------------------------------|-------------------------------|----------------------------------|-------------------------------|----------------------------------|------------------------------|----------------------------------|-------------------------------|----------------------------------|-------------------------------|----------------------------------|----------------------------------|------------------------------------|----------------------------------|--------|--|--|--|--|--|--|
| Craig Counsell, L OBP: 0.352, SLG: 0.358 (1, 5) (6, 4) | 1-3 K | | 0-2 G6-3 | | 1-2 1B CS 1B | | 2-0 G5-3 | | 1-3 K | 5 0 1 0 0 2 3 | | | | | | | | | | | | | | | | | | |
| Junior Spivey, R OBP: 0.426, SLG: 0.571 Chris Donnels, L OBP: 0.314, SLG: 0.500 (1, 4) (6, 5) | 2-2 L4 | | 3-2 P6 | | 2-2 1B CS 1B | | 1-2 G3-1 | | 3-2 HR | 3 1 1 1 0 0 2 2 1 1 1 0 0 1 | | | | | | | | | | | | | | | | | | |
| Luis Gonzalez, L OBP: 0.420, SLG: 0.542 (1, 7) | 3-3 K | | | 2-3 K | 1-2 G4-6-3 1B | | | 4-2 1B 1B BB | 1-2 G4-3 | 4 0 1 1 1 2 0 | | | | | | | | | | | | | | | | | | |
| Greg Colbrunn, R OBP: 0.377, SLG: 0.515 (1, 10) | | 1-0 F8 | | 4-1 G5-3 1B BB | 0-1 G4-6-3 1B | | | 1-2 1B 1B | | 3 1 1 0 1 0 1 | | | | | | | | | | | | | | | | | | |
| Erubiel Durazo, L OBP: 0.406, SLG: 0.690 (1, 3) | | 3-3 K | | 2-1 G5-3 1B | | 0-2 G4-3 | | 1-0 1B | | 4 1 2 0 0 1 0 | | | | | | | | | | | | | | | | | | |
| Jose Guillen, R OBP: 0.276, SLG: 0.370 (1, 9) | | 1-1 P6 | | 0-1 G5-3 | | 2-2 G5-3 | | 1-2 F2 | | 4 0 0 0 0 0 5 | | | | | | | | | | | | | | | | | | |
| Steve Finley, L OBP: 0.374, SLG: 0.500 (1, 8) | | | 0-0 P4 | 1-2 2B | | 0-3 K | | 0-3 K | | 4 0 1 2 0 2 3 | | | | | | | | | | | | | | | | | | |
| Damian Miller, R OBP: 0.364, SLG: 0.509 (1, 2) | | | 4-0 G6-3 1B BB | 1-3 K | | | 0-0 SH2-4 1B | 0-3 K | | 3 0 1 0 1 2 4 | | | | | | | | | | | | | | | | | | |
| Tony Womack, L OBP: 0.317, SLG: 0.345 (1, 6) | | | 2-2 G6-3 1B | | 2-2 1B 1B 2B | | 0-1 SH2-4 | | 3-2 P6 | 3 1 2 0 0 0 0 | | | | | | | | | | | | | | | | | | |
| Inning Stats | R: 0 E: 0 K: 2 S: 10 | H: 0 LOB: 0 BB: 0 P: 16 | R: 0 E: 0 K: 1 S: 6 | H: 0 LOB: 0 BB: 0 P: 11 | R: 0 E: 0 K: 0 S: 15 | H: 1 LOB: 2 BB: 1 P: 24 | R: 2 E: 0 K: 2 S: 17 | H: 2 LOB: 1 BB: 1 P: 27 | R: 2 E: 0 K: 0 S: 14 | H: 4 LOB: 0 BB: 0 P: 20 | R: 0 E: 0 K: 1 S: 10 | H: 0 LOB: 0 BB: 0 P: 12 | R: 0 E: 0 K: 0 S: 7 | H: 1 LOB: 1 BB: 0 P: 10 | R: 0 E: 0 K: 2 S: 21 | H: 2 LOB: 3 BB: 1 P: 28 | R: 1 E: 0 K: 1 S: 14 | H: 1 LOB: 0 BB: 0 P: 22 | 1B: 8 2B: 2 3B: 0 HR: 1 | SF: 0 SAC: 1 DP: 1 HBP: 0 | WP: 0 PB: 0 SB: 0 CS: 2 | PA: 39 | | | | | | |
| PITCHER | IP WLS BF H R ER SO BB IBB HBP BLK WP HR S P ERA WHIP | | | | | | | | | | | | | | | | | | | | | | | | | | | |
| Sterling Hitchcock, L ERA: 6.52 (1, 1) | 4.1 | | 21 | 7 | 4 | 4 | 5 | 2 | 0 | 0 | 0 | 0 | 0 | 0 | 60 | 96 | 8.31 | 2.077 | | | | | | | | | | |
| Ramiro Mendoza, R ERA: 3.75 (5, 1) | 2.2 | | 8 | 1 | 0 | 0 | 1 | 0 | 0 | 0 | 0 | 0 | 0 | 0 | 19 | 24 | 0.00 | 0.375 | | | | | | | | | | |
| Mike Stanton, L ERA: 3.09 (8, 1) | 2.0 | W | 10 | 3 | 1 | 1 | 3 | 1 | 0 | 0 | 0 | 0 | 1 | 1 | 35 | 50 | 4.50 | 2.000 | | | | | | | | | | |

Arizona Diamondbacks @ New York Yankees
 Yankee Stadium, Bronx, NY
 Mon Jun 10 2002, 7:05 PM EDT
 Att. 45,698 - Cloudy - 74 F

| | |
|-----|----|
| AB | 35 |
| R | 5 |
| H | 11 |
| RBI | 5 |
| BB | 3 |
| SO | 9 |
| LOB | 19 |



| Batter | 1 | 2 | 3 | 4 | 5 | 6 | 7 | 8 | 9 | AB | R | H | RBI | BB | SO | LOB |
|---|-------------|-------------|-----------------------|-----------|-------------|-----------|-----------------------------|------------------|-----------|----|---|---|-----|----|----|-----|
| 2 Derek Jeter, R OBP: 0.368, SLG: 0.422 (1, 6) | 0-1 F9 | | 1-3 K | | 0-0 HR | | 2-1 G5-3 | | | 4 | 1 | 1 | 1 | 0 | 1 | 0 |
| Enrique Wilson, S OBP: 0.234, SLG: 0.302 (1, 5) | 0-0 F8 | | 1-3 K | | 0-1 G3 | | 3-2 F7 | | | 4 | 0 | 0 | 0 | 0 | 1 | 0 |
| Bernie Williams, S OBP: 0.414, SLG: 0.474 (1, 8) | 4-2 BB | | 0-1 25 1B | | 1-2 G1-3 | | 1-3 K | | | 3 | 0 | 1 | 0 | 1 | 1 | 0 |
| 25 Jason Ciambi, L OBP: 0.433, SLG: 0.593 (1, 10) John Vander Wal, L OBP: 0.338, SLG: 0.413 (8, PR) | 3-1 G5-3 | | 3-1 20 BB 1B | | 3-2 HBP | | 4-2 20 2B HR BB | | | 2 | 0 | 1 | 0 | 1 | 0 | 1 |
| 20 Jorge Posada, S OBP: 0.376, SLG: 0.520 (1, 2) | | 2-3 K | 4-0 1B | | 0-3 K | | 3-0 HR 2B | | | 3 | 1 | 1 | 0 | 1 | 2 | 1 |
| Alfonso Soriano, R OBP: 0.327, SLG: 0.555 (1, 4) | | 0-2 G5-3 | 1-3 K | | 2-2 G5-3 | | 2-1 G3 | | | 4 | 0 | 0 | 0 | 0 | 1 | 6 |
| Ron Coomer, R OBP: 0.370, SLG: 0.558 (1, 3) Robin Ventura, L OBP: 0.350, SLG: 0.484 (8, PH) Nick Johnson, L OBP: 0.320, SLG: 0.418 (9, 3) | | 3-3 K | | 1-0 P4 | | 1-0 F9 | | 4-0 HR IBB | | 3 | 0 | 0 | 0 | 0 | 1 | 0 |
| Shane Spencer, R OBP: 0.335, SLG: 0.406 (1, 7) | | | 3-2 HR 2B | | 3-1 F8 | | 2-0 CS 1B | | 3-2 HR | 4 | 2 | 3 | 4 | 0 | 0 | 0 |
| Marcus Thames, R OBP: 0.250, SLG: 1.000 (1, 9) | | | 0-0 2-H HR | | 3-3 K | | 1-0 CS | | 1-2 L6 | 4 | 1 | 1 | 2 | 0 | 1 | 1 |


| Inning Stats | R: 0 | H: 0 | E: 0 | K: 0 | S: 8 | LOB: 1 | BB: 1 | P: 15 |
|--------------|------|------|------|------|-------|--------|-------|-------|
| | R: 0 | H: 0 | E: 0 | K: 2 | S: 10 | LOB: 0 | BB: 0 | P: 15 |
| | R: 2 | H: 4 | E: 0 | K: 3 | S: 17 | LOB: 3 | BB: 1 | P: 30 |
| | R: 0 | H: 0 | E: 0 | K: 1 | S: 7 | LOB: 0 | BB: 0 | P: 14 |
| | R: 1 | H: 1 | E: 0 | K: 1 | S: 12 | LOB: 1 | BB: 0 | P: 16 |
| | R: 0 | H: 1 | E: 0 | K: 0 | S: 7 | LOB: 0 | BB: 0 | P: 13 |
| | R: 0 | H: 0 | E: 0 | K: 0 | S: 7 | LOB: 0 | BB: 0 | P: 13 |
| | R: 4 | H: 2 | E: 0 | K: 1 | S: 14 | LOB: 1 | BB: 2 | P: 32 |

| PITCHER | IP | WLS | BF | H | R | ER | SO | BB | IBB | HBP | BLK | WP | HR | S | P | ERA | WHIP |
|---|-----|-----|----|---|---|----|----|----|-----|-----|-----|----|----|----|-----|-------|-------|
| Randy Johnson, L ERA: 2.81 (1, 1) | 7.2 | L | 33 | 7 | 6 | 6 | 8 | 3 | 0 | 1 | 0 | 0 | 2 | 76 | 134 | 7.04 | 1.304 |
| Bret Prinz, R ERA: 12.0 (8, 1) | 0.1 | B | 3 | 1 | 1 | 1 | 0 | 0 | 1 | 0 | 0 | 0 | 1 | 6 | 14 | 27.00 | 3.000 |

BOTTOM

Arizona Diamondbacks @ New York Yankees
Yankee Stadium, Bronx, NY
 Mon Jun 10 2002, 7:05 PM EDT
 Att. 45,698 - Cloudy - 74 F

| | |
|-----|----|
| AB | 31 |
| R | 7 |
| H | 8 |
| RBI | 7 |
| BB | 4 |
| SO | 8 |
| LOB | 9 |



| WP | HR | S | P | ERA | WHIP |
|----|----|---|---|-----|------|
| 3 | 2 | 0 | 0 | 0 | 0 |
| 2 | 0 | 0 | 0 | 0 | 0 |
| 0 | 0 | 0 | 0 | 0 | 0 |
| 3 | 0 | 1 | 0 | 0 | 0 |

| Batter | 1 | 2 | 3 | 4 | 5 | 6 | 7 | 8 | 9 | AB R H RBI BB SO LOB | TOP | | | | | | | | | | | |
|---|---|---------------------------------|------------------------------|---------------------------------|------------------------------|----------------------------------|------------------------------|----------------------------------|-------------------------------|----------------------------------|-------------------------------|----------------------------------|------------------------------|----------------------------------|-------------------------------|----------------------------------|------------------------------|---------------------------------|----------------------------------|------------------------------------|----------------------------------|--------|
| Craig Counsell, L (1, 5) OBP: 0.347, SLG: 0.352 | 1-0 F8 | | 2-2 G6-3 | | | 1-3 K | | 0-0 FC4 HR | | 4 1 0 0 0 1 4 | | | | | | | | | | | | |
| Quinton McCracken, S (1, 8) OBP: 0.373, SLG: 0.500 | 0-3 K | | | 2-2 F7 | | 1-1 2B 1B | | 1-0 F9 | | 4 0 1 0 0 1 2 | | | | | | | | | | | | |
| Luis Gonzalez, L (1, 7) OBP: 0.421, SLG: 0.559 | 0-0 F2 | | | 3-2 P6 | | 1-2 2B | | 1-1 HR | | 4 1 2 4 0 0 0 | | | | | | | | | | | | |
| Jose Guillen, R (1, 9) OBP: 0.269, SLG: 0.360 Steve Finley, L (8, PH) OBP: 0.372, SLG: 0.497 | | 1-1 G4-3 | | 0-0 G4-3 | | 0-1 G1-3 | | 1-3 K | | 3 0 0 0 0 0 2 1 0 0 0 0 1 0 | | | | | | | | | | | | |
| Greg Colbrunn, R (1, 10) OBP: 0.375, SLG: 0.521 David Dellucci, L (8, PH) OBP: 0.364, SLG: 0.500 | | 0-0 F9 | | | 3-1 L5 | | 0-1 2B | 0-0 G3-1 | | 3 0 1 0 0 0 0 1 0 0 0 0 0 0 | | | | | | | | | | | | |
| Erubiel Durazo, L (1, 3) OBP: 0.384, SLG: 0.645 | | 0-1 L4 | | | 3-2 F7 | | 0-0 P5 | | 0-3 K | 4 0 0 0 0 1 1 | | | | | | | | | | | | |
| Damian Miller, R (1, 2) OBP: 0.358, SLG: 0.500 Chris Donnels, L (9, PH) OBP: 0.308, SLG: 0.489 | | | 2-1 G6-3 | | 2-2 G5-3 | | 0-1 G1-3 | | 1-1 G6-3 | 3 0 0 0 0 0 1 1 0 0 0 0 0 0 | | | | | | | | | | | | |
| Tony Womack, L (1, 6) OBP: 0.316, SLG: 0.340 | | | 0-1 G3 | | | 4-0 1B BB | | 1-2 G5-3 | | 3 0 0 0 1 0 1 | | | | | | | | | | | | |
| Alex Cintron, S (1, 4) OBP: 0.600, SLG: 0.500 | | | 1-1 1B | | | 4-2 1B 2B BB | | 1-2 F9 HR 1B | | 2 2 2 0 1 0 0 | | | | | | | | | | | | |
| Inning Stats | R: 0 E: 0 K: 1 S: 5 | H: 0 LOB: 0 BB: 0 P: 6 | R: 0 E: 0 K: 0 S: 5 | H: 0 LOB: 0 BB: 0 P: 6 | R: 0 E: 0 K: 0 S: 9 | H: 1 LOB: 1 BB: 0 P: 14 | R: 0 E: 0 K: 0 S: 7 | H: 0 LOB: 0 BB: 0 P: 12 | R: 0 E: 0 K: 0 S: 11 | H: 0 LOB: 0 BB: 0 P: 19 | R: 1 E: 0 K: 1 S: 12 | H: 2 LOB: 2 BB: 2 P: 23 | R: 0 E: 0 K: 0 S: 9 | H: 1 LOB: 1 BB: 0 P: 10 | R: 3 E: 1 K: 1 S: 11 | H: 2 LOB: 0 BB: 0 P: 15 | R: 0 E: 0 K: 1 S: 8 | H: 0 LOB: 0 BB: 0 P: 9 | 1B: 3 2B: 2 3B: 0 HR: 1 | SF: 0 SAC: 0 DP: 0 HBP: 0 | WP: 0 PB: 0 SB: 0 CS: 0 | PA: 35 |
| PITCHER | IP WLS BF H R ER SO BB IBB HBP BLK WP HR S P ERA WHIP | | | | | | | | | | | | | | | | | | | | | |
| David Wells, L (1, 1) ERA: 3.74 | 7.1 W 30 6 4 3 2 2 0 0 0 0 0 1 65 100 3.68 1.091 | | | | | | | | | | | | | | | | | | | | | |
| Ramiro Mendoza, R (8, 1) ERA: 3.58 | 1.2 S 5 0 0 0 2 0 0 0 0 0 0 0 12 14 0.00 0.000 | | | | | | | | | | | | | | | | | | | | | |

Arizona Diamondbacks @ New York Yankees
 Yankee Stadium, Bronx, NY
 Tue Jun 11 2002, 7:05 PM EDT
 Att. 44,374 - Cloudy - 87 F

livebaseballscorecards.com

| | |
|------------|-----------|
| AB | 33 |
| R | 4 |
| H | 6 |
| RBI | 4 |
| BB | 2 |
| SO | 4 |
| LOB | 11 |



| Batter | 1 | 2 | 3 | 4 | 5 | 6 | 7 | 8 | 9 | AB | R | H | RBI | BB | SO | LOB |
|--|-------------|-------------|--------------------|-----------------------------|----------------------|---|---------------------------|-------------|---|----|---|---|-----|----|----|-----|
| 2 Derek Jeter, R OBP: 0.367, SLG: 0.419 (1, 6) | 0-2 G6-3 | | 1-1 F8 | | 1-2 FC6-4 1B | | 0-1 G6-3 | | | 4 | 0 | 1 | 0 | 0 | 0 | 1 |
| Enrique Wilson, S OBP: 0.235, SLG: 0.298 (1, 4) | 2-2 F8 | | 2-1 P4 | | 0-2 F8 | | 3-2 25 G4-6-3 1B | | | 4 | 0 | 1 | 0 | 0 | 0 | 2 |
| 25 Jason Giambi, L OBP: 0.431, SLG: 0.600 (1, 3) | 0-0 HR | | | 1-0 F2 | 1-2 P6 | | 1-0 G4-6-3 1-2f | | | 4 | 1 | 1 | 1 | 0 | 0 | 2 |
| Bernie Williams, S OBP: 0.411, SLG: 0.471 (1, 8) | 2-0 F9 | | | 3-2 20 1B 2B 1B | 0-1 FC6-4 1-2f | | | 0-0 G3 | | 4 | 1 | 1 | 0 | 0 | 0 | 1 |
| 20 Jorge Posada, S OBP: 0.374, SLG: 0.514 (1, 2) | | 1-0 L6 | | 2-2 2B HR 1B | 2-1 F3 | | | 0-0 G4-3 | | 4 | 1 | 1 | 0 | 0 | 0 | 0 |
| Robin Ventura, L OBP: 0.357, SLG: 0.508 (1, 5) | | 2-1 G4-3 | | 2-0 HR 2B | 1-1 HR | | | 4-1 BB | | 3 | 2 | 2 | 2 | 1 | 0 | 0 |
| Shane Spencer, R OBP: 0.327, SLG: 0.394 (1, 7) | | 0-3 K | | 0-0 G5-3 | 1-3 K | | | 0-0 F9 | | 4 | 0 | 0 | 0 | 0 | 2 | 3 |
| Nick Johnson, L OBP: 0.329, SLG: 0.446 (1, 10) | | | 3-2 G6-3 2B | 3-1 HR | 2-1 FC6-4 1B | | | | | 3 | 1 | 3 | 3 | 0 | 0 | 0 |
| Marcus Thames, R OBP: 0.143, SLG: 0.571 (1, 9) | | | 0-0 G6-3 2-3 | 2-3 K | 0-0 FC6-4 1-2f | | | | | 3 | 0 | 0 | 0 | 0 | 1 | 2 |

| Inning Stats | R: 1 | H: 1 | E: 0 | K: 0 | S: 9 | LOB: 0 | BB: 0 | P: 13 | R: 0 | H: 0 | E: 0 | K: 1 | S: 6 | LOB: 0 | BB: 0 | P: 9 | R: 0 | H: 1 | E: 0 | K: 0 | S: 9 | LOB: 1 | BB: 0 | P: 15 | R: 4 | H: 4 | E: 0 | K: 1 | S: 15 | LOB: 0 | BB: 0 | P: 28 | R: 0 | H: 1 | E: 0 | K: 0 | S: 11 | LOB: 1 | BB: 0 | P: 13 | R: 1 | H: 2 | E: 0 | K: 1 | S: 10 | LOB: 1 | BB: 0 | P: 16 | R: 0 | H: 1 | E: 0 | K: 0 | S: 8 | LOB: 0 | BB: 0 | P: 12 | R: 0 | H: 0 | E: 0 | K: 0 | S: 4 | LOB: 1 | BB: 1 | P: 8 |
|--------------|-------|-------|--------|-------|-------|--------|--------|-------|--------|------|------|------|------|--------|-------|------|------|------|------|------|------|--------|-------|-------|------|------|------|------|-------|--------|-------|-------|------|------|------|------|-------|--------|-------|-------|------|------|------|------|-------|--------|-------|-------|------|------|------|------|------|--------|-------|-------|------|------|------|------|------|--------|-------|------|
| 1B: 5 | SF: 0 | 2B: 2 | SAC: 0 | 3B: 0 | DP: 1 | HR: 3 | HBP: 0 | WP: 0 | PA: 34 | | | | | | | | | | | | | | | | | | | | | | | | | | | | | | | | | | | | | | | | | | | | | | | | | | | | | | | |

| PITCHER | IP | WLS | BF | H | R | ER | SO | BB | IBB | HBP | BLK | WP | HR | S | P | ERA | WHIP |
|--|-----|-----|----|---|---|----|----|----|-----|-----|-----|----|----|----|----|-------|-------|
| Brian Anderson, L ERA: 5.37 (1, 1) | 5.1 | L | 24 | 8 | 6 | 6 | 2 | 0 | 0 | 0 | 0 | 0 | 3 | 54 | 85 | 10.12 | 1.500 |
| Mike Morgan, R ERA: 5.4 (6, 1) | 2.2 | | 10 | 2 | 0 | 0 | 1 | 1 | 0 | 0 | 0 | 0 | 0 | 18 | 29 | 0.00 | 1.125 |

BOTTOM

Arizona Diamondbacks @ New York Yankees
Yankee Stadium, Bronx, NY

Tue Jun 11 2002, 7:05 PM EDT
Att. 44,374 - Cloudy - 87 F

livebaseballscorecards.com

| | |
|------------|-----------|
| AB | 33 |
| R | 6 |
| H | 10 |
| RBI | 6 |
| BB | 1 |
| SO | 3 |
| LOB | 11 |



| Batter | 1 | 2 | 3 | 4 | 5 | 6 | 7 | 8 | 9 | AB R H RBI BB SO LOB | TOP | | | | | | | | | | | |
|--|---|----------------------------------|------------------------------|----------------------------------|------------------------------|----------------------------------|-------------------------------|----------------------------------|-------------------------------|----------------------------------|--|------------------------------|----------------------------------|-------------------------------|----------------------------------|-------------------------------|----------------------------------|-------------------------------|----------------------------------|-----------------------------------|------------------------------------|----------------------------------|
| Craig Counsell, L (1, 5) OBP: 0.341, SLG: 0.345 | 3-2 F9 | | 1-0 FC2-5 1B | | 0-1 G1-3 | 3-1 G3-1 | | 0-0 G1-3 | | 5 0 0 0 0 0 4 | Arizona Diamondbacks @ New York Yankees Yankee Stadium, Bronx, NY Wed Jun 12 2002, 1:05 PM EDT Att. 50,864 - Cloudy - 85 F | | | | | | | | | | | |
| Quinton McCracken, S (1, 9) OBP: 0.388, SLG: 0.507 | 1-3 K | | 0-2 G4-6-3 1B | | 1-0 HR 1B | | 0-1 1B | 1-0 L8 | | 5 1 3 0 0 1 2 | | | | | | | | | | | | |
| Luis Gonzalez, L (1, 7) OBP: 0.414, SLG: 0.547 | 2-1 F9 | | 2-2 G4-6-3 | | 1-2 L4 | | 2-2 F8 | | 1-3 K | 5 0 0 0 0 1 4 | | | | | | | | | | | | |
| Erubiel Durazo, L (1, 10) OBP: 0.385, SLG: 0.627 | | 0-1 HR 1B | | 1-2 G4-3 | 2-2 HR 1B | | 1-2 F7 | | 0-0 E4 HR | 5 3 2 0 0 0 1 | | | | | | | | | | | | |
| Steve Finley, L (1, 8) OBP: 0.377, SLG: 0.531 | | 3-2 F8 | | 3-1 2B 1B | 2-0 HR | | 1-2 G3 | | 1-1 HR | 5 3 3 5 0 0 2 | | | | | | | | | | | | |
| Mark Grace, L (1, 3) OBP: 0.362, SLG: 0.418 | | 2-1 L8 | | 1-1 1B 2B | 0-1 G6-3 | | | 4-2 1B BB | 0-0 1B | 4 1 2 0 1 0 1 | | | | | | | | | | | | |
| Rod Barajas, R (1, 2) OBP: 0.231, SLG: 0.243 | | 2-0 HR | | 0-1 G6-3 | | 1-0 G4-3 | | 1-2 F9 | 2-1 F9 | 5 1 1 2 0 0 4 | | | | | | | | | | | | |
| Tony Womack, L (1, 6) OBP: 0.317, SLG: 0.341 | | 0-0 F9 | | 3-2 2B 1B | | 3-2 F2 | | 0-0 1B 1B | 0-2 G3 | 5 0 2 1 0 0 1 | | | | | | | | | | | | |
| Alex Cintron, S (1, 4) OBP: 0.667, SLG: 0.875 | | | 0-0 FC2-5 2B | | 1-2 G1-3 | | 1-2 2B | | 0-1 1B | 4 0 3 1 0 0 2 | | | | | | | | | | | | |
| Inning Stats | R: 0 E: 0 K: 1 S: 9 | H: 0 LOB: 0 BB: 0 P: 15 | R: 2 E: 0 K: 0 S: 9 | H: 2 LOB: 0 BB: 0 P: 16 | R: 0 E: 0 K: 0 S: 9 | H: 2 LOB: 1 BB: 0 P: 12 | R: 1 E: 0 K: 0 S: 16 | H: 3 LOB: 2 BB: 0 P: 25 | R: 3 E: 0 K: 0 S: 12 | H: 3 LOB: 0 BB: 0 P: 18 | | R: 0 E: 0 K: 0 S: 9 | H: 1 LOB: 1 BB: 0 P: 17 | R: 0 E: 0 K: 0 S: 11 | H: 1 LOB: 1 BB: 0 P: 15 | R: 1 E: 0 K: 0 S: 12 | H: 2 LOB: 2 BB: 1 P: 18 | R: 2 E: 1 K: 1 S: 12 | H: 2 LOB: 1 BB: 0 P: 16 | 1B: 10 2B: 3 3B: 0 HR: 3 | SF: 0 SAC: 0 DP: 1 HBP: 0 | WP: 0 PB: 0 SB: 0 CS: 0 |
| PITCHER | IP WLS BF H R ER SO BB IBB HBP BLK WP HR S P ERA WHIP | | | | | | | | | | | | | | | | | | | | | |
| 35 Mike Mussina, R (1, 1) ERA: 4.43 | 5.0 L 24 10 6 6 1 0 0 0 0 0 0 2 55 86 10.80 2.000 | | | | | | | | | | | | | | | | | | | | | |
| Ted Lilly, L (6, 1) ERA: 3.41 | 2.1 11 3 1 1 0 1 0 0 0 0 0 0 28 45 3.86 1.714 | | | | | | | | | | | | | | | | | | | | | |
| Steve Karsay, R (8, 1) ERA: 2.14 | 1.2 9 3 2 1 1 0 0 0 0 0 0 1 16 21 5.40 1.800 | | | | | | | | | | | | | | | | | | | | | |

livebaseballscorecards.com

| | |
|------------|----|
| AB | 43 |
| R | 9 |
| H | 16 |
| RBI | 9 |
| BB | 1 |
| SO | 2 |
| LOB | 21 |



| Batter | 1 | 2 | 3 | 4 | 5 | 6 | 7 | 8 | 9 | AB R H RBI BB SO LOB |
|---|---------------------|-------------|--------------------|-------------------------------|-----------------------|-----------------------|-------------------------|----------|-----------------------|----------------------|
| 2 Derek Jeter, R OBP: 0.365, SLG: 0.415 (1, 6) | 4-2 G6-3 BB | | 0-1 G3 | | | 0-3 K | 0-0 L4 | | | 3 0 0 0 1 1 1 |
| Nick Johnson, L OBP: 0.328, SLG: 0.440 (1, 3) | 1-2 F7 | | | 4-1 2B 25 G4-3 BB | | 1-1 G4-3 | 2-2 G3 | | | 3 1 0 0 1 0 1 |
| Bernie Williams, S OBP: 0.413, SLG: 0.479 (1, 8) | 2-2 G6-3 1-2f | | | 1-0 25 G4-3 2B | | 0-0 25 1B 2B | | 1-3 K | | 4 1 2 0 0 1 1 |
| 25 Jason Giambi, L OBP: 0.428, SLG: 0.594 (1, 10) | | 0-1 G4-3 | | 2-1 G4-3 | | 2-1 2-H 1B | | 2-3 K | | 4 0 1 2 0 1 1 |
| 20 Jorge Posada, S OBP: 0.368, SLG: 0.505 (1, 2) | | 1-1 F7 | | 3-2 G3 | | 1-1 L8 | | 0-3 K | | 4 0 0 0 0 1 2 |
| Robin Ventura, L OBP: 0.360, SLG: 0.505 (1, 5) | | 2-2 L7 | | 1-2 G4-3 | | 1-0 1B HR 1B | | | | 3 1 1 0 1 0 1 |
| Alfonso Soriano, R OBP: 0.333, SLG: 0.558 (1, 4) | | | 1-1 G6-3 | | 1-0 G1-6-3 1B | | 1-0 1B HR 1B | | 2-1 G4-6-3 1B | 4 1 3 0 0 0 0 |
| John Vander Wal, L OBP: 0.341, SLG: 0.415 (1, 9) | | | 1-0 G4-3 1B | | 0-1 G1-6-3 1-2f | | 0-1 F8 | | 1-3 K | 2 0 1 0 0 0 1 |
| Marcus Thames, R OBP: 0.111, SLG: 0.444 (7, PH) (8, 9) | | | | | | | | | | 2 0 0 0 0 1 4 |
| Shane Spencer, R OBP: 0.325, SLG: 0.411 (1, 7) | | | 3-2 G4-3 1-3 | | 0-0 L9 | | 1-0 1-H 2-H HR | | 2-2 G4-6-3 1-2f | 4 1 1 3 0 0 3 |

| Inning Stats | R: 0 E: 0 K: 8 | H: 0 LOB: 0 BB: 15 | R: 0 E: 0 K: 10 | H: 0 LOB: 0 BB: 13 | R: 0 E: 0 K: 10 | H: 1 LOB: 1 BB: 15 | R: 1 E: 0 K: 13 | H: 1 LOB: 1 BB: 24 | R: 0 E: 0 K: 4 | H: 1 LOB: 0 BB: 5 | R: 1 E: 0 K: 10 | H: 2 LOB: 1 BB: 14 | R: 3 E: 0 K: 10 | H: 3 LOB: 0 BB: 15 | R: 0 E: 0 K: 11 | H: 0 LOB: 0 BB: 14 | R: 0 E: 0 K: 10 | H: 1 LOB: 1 BB: 19 | 1B: 6 2B: 2 3B: 0 HR: 1 | SF: 0 SAC: 0 DP: 3 HBP: 0 |
|--------------|----------------------|--------------------------|-----------------------|--------------------------|-----------------------|--------------------------|-----------------------|--------------------------|----------------------|-------------------------|-----------------------|--------------------------|-----------------------|--------------------------|-----------------------|--------------------------|-----------------------|--------------------------|----------------------------------|------------------------------------|
|--------------|----------------------|--------------------------|-----------------------|--------------------------|-----------------------|--------------------------|-----------------------|--------------------------|----------------------|-------------------------|-----------------------|--------------------------|-----------------------|--------------------------|-----------------------|--------------------------|-----------------------|--------------------------|----------------------------------|------------------------------------|

BOTTOM

Arizona Diamondbacks @ New York Yankees
 Yankee Stadium, Bronx, NY

Wed Jun 12 2002, 1:05 PM EDT
 Att: 50,864 - Cloudy - 85 F

| | |
|-----|----|
| AB | 33 |
| R | 5 |
| H | 9 |
| RBI | 5 |
| BB | 3 |
| SO | 5 |
| LOB | 15 |

WP: 0 PA: 36
 PB: 0
 SB: 1
 CS: 0



| PITCHER | IP | WLS | BF | H | R | ER | SO | BB | IBB | HBP | BLK | WP | HR | S | P | ERA | WHIP |
|---------------------------------------|-----|-----|----|---|---|----|----|----|-----|-----|-----|----|----|----|----|------|-------|
| Miguel Batista, R ERA: 4.66 (1, 1) | 6.0 | W | 23 | 5 | 2 | 2 | 1 | 2 | 0 | 0 | 0 | 0 | 0 | 55 | 86 | 3.00 | 1.167 |
| Mike Myers, L ERA: 4.0 (7, 1) | 0.0 | | 2 | 2 | 2 | 2 | 0 | 0 | 0 | 0 | 0 | 0 | 0 | 2 | 4 | ∞ | ∞ |
| Mike Morgan, R ERA: 5.53 (7, 1) | 1.0 | H | 4 | 1 | 1 | 1 | 0 | 0 | 0 | 0 | 0 | 0 | 1 | 8 | 11 | 9.00 | 1.000 |
| Byung-Hyun Kim, R ERA: 1.34 (8, 1) | 2.0 | S | 7 | 1 | 0 | 0 | 4 | 1 | 0 | 0 | 0 | 0 | 0 | 21 | 33 | 0.00 | 1.000 |

New York Yankees @ New York Mets
 Shea Stadium, Flushing, NY

Sat Jun 15 2002, 1:15 PM EDT
 Att. 54,347 - Cloudy - 59 F

livebaseballscorecards.com



| Batter | 1 | 2 | 3 | 4 | 5 | 6 | 7 | 8 | 9 | AB | R | H | RBI | BB | SO | LOB | TOP | | | | | | | | |
|---|------------------------------|----------------------------------|------------------------------|----------------------------------|------------------------------|----------------------------------|-------------------------------|----------------------------------|------------------------------|----------------------------------|-------------------------------|----------------------------------|-------------------------------|----------------------------------|------------------------------|----------------------------------|------------------------------|---------------------------------|----------------------------------|------------------------------------|----------------------------------|--------|--|--|--|
| Alfonso Soriano, R (1, 4) OBP: 0.326, SLG: 0.542 | 0-0 F3 | | 1-2 G5-3 | | | 3-1 20 FC5 25 S 1B | | 1-2 G5-3 | | 4 | 0 | 1 | 0 | 0 | 0 | 0 | | | | | | | | | |
| 2 Derek Jeter, R (1, 6) OBP: 0.367, SLG: 0.414 | 1-3 K | | | 2-0 20 S 1B | | 3-2 F9 | | 1-1 G6-3 | | 4 | 0 | 1 | 0 | 0 | 1 | 2 | | | | | | | | | |
| 25 Jason Giambi, L (1, 3) OBP: 0.432, SLG: 0.588 | 3-3 K | | | 0-1 F7 | | 3-3 K | | 4-0 BB | | 3 | 0 | 0 | 0 | 1 | 2 | 3 | | | | | | | | | |
| Bernie Williams, S (1, 8) OBP: 0.410, SLG: 0.476 | | 0-1 S 2B | | 3-3 K | | 4-1 20 FC5 BB | | 2-0 F7 | | 3 | 0 | 1 | 0 | 1 | 1 | 2 | | | | | | | | | |
| 20 Jorge Posada, S (1, 2) OBP: 0.363, SLG: 0.495 | | 0-0 F9 | | 2-3 K2-3 | | 1-0 FC5 | | 0-0 F8 | | 4 | 0 | 0 | 0 | 0 | 1 | 5 | | | | | | | | | |
| Rondell White, R (1, 7) OBP: 0.315, SLG: 0.389 | | 3-3 K | | 1-3 K | | | 1-3 K | | 1-2 E6 G5-4-3 | | 4 | 0 | 0 | 0 | 0 | 3 | 1 | | | | | | | | |
| Ron Coomer, R (1, 5) OBP: 0.356, SLG: 0.544 | | 2-3 K | | 2-3 K | | | 2-2 2B | | 0-1 G5-4-3 1-2f | | 4 | 0 | 1 | 0 | 0 | 2 | 2 | | | | | | | | |
| Shane Spencer, R (1, 9) OBP: 0.322, SLG: 0.399 | | | 1-2 G5-3 | | | 2-0 G5-3 | | 2-1 G5-3 | | 3 | 0 | 0 | 0 | 0 | 0 | 1 | | | | | | | | | |
| Roger Clemens, R (1, 1) OBP: 0.500, SLG: 1.000 | | | 3-3 K | | | 2-2 1B 2B | | 0-0 F7 | | 2 | 0 | 1 | 0 | 0 | 1 | 0 | | | | | | | | | |
| Ted Lilly, L (6, 1) | | | | | | | | | | 0 | 0 | 0 | 0 | 0 | 0 | 0 | | | | | | | | | |
| Robin Ventura, L (7, PH) OBP: 0.363, SLG: 0.515 | | | | | | | | | | 1 | 0 | 0 | 0 | 0 | 0 | 1 | | | | | | | | | |
| Sterling Hitchcock, L (7, 1) | | | | | | | | | | 0 | 0 | 0 | 0 | 0 | 0 | 0 | | | | | | | | | |
| Mike Thurman, R (8, 1) | | | | | | | | | | 0 | 0 | 0 | 0 | 0 | 0 | 0 | | | | | | | | | |
| Inning Stats | R: 0 E: 0 K: 2 S: 9 | H: 0 LOB: 0 BB: 0 P: 13 | R: 0 E: 0 K: 2 S: 9 | H: 1 LOB: 1 BB: 0 P: 14 | R: 0 E: 0 K: 1 S: 9 | H: 0 LOB: 0 BB: 0 P: 14 | R: 0 E: 0 K: 2 S: 10 | H: 1 LOB: 1 BB: 0 P: 17 | R: 0 E: 0 K: 2 S: 7 | H: 0 LOB: 0 BB: 0 P: 12 | R: 0 E: 0 K: 1 S: 14 | H: 2 LOB: 3 BB: 1 P: 30 | R: 0 E: 0 K: 1 S: 11 | H: 1 LOB: 1 BB: 0 P: 16 | R: 0 E: 0 K: 0 S: 7 | H: 0 LOB: 1 BB: 1 P: 15 | R: 0 E: 1 K: 0 S: 6 | H: 0 LOB: 0 BB: 0 P: 7 | 1B: 2 2B: 3 3B: 0 HR: 0 | SF: 0 SAC: 0 DP: 1 HBP: 0 | WP: 0 PB: 0 SB: 4 CS: 0 | PA: 34 | | | |
| PITCHER | IP | WLS | BF | H | R | ER | SO | BB | IBB | HBP | BLK | WP | HR | S | P | ERA | WHIP | | | | | | | | |
| Shawn Estes, L (1, 1) ERA: 4.38 | 7.0 | W | 27 | 5 | 0 | 0 | 11 | 1 | 0 | 0 | 0 | 0 | 0 | 69 | 116 | 0.00 | 0.857 | | | | | | | | |
| Scott Strickland, R (8, 1) ERA: 3.56 | 0.2 | | 3 | 0 | 0 | 0 | 0 | 1 | 0 | 0 | 0 | 0 | 0 | 6 | 12 | 0.00 | 1.500 | | | | | | | | |
| Mark Guthrie, L (8, 1) ERA: 2.3 | 1.1 | | 4 | 0 | 0 | 0 | 0 | 0 | 0 | 0 | 0 | 0 | 0 | 7 | 10 | 0.00 | 0.000 | | | | | | | | |

BOTTOM

New York Yankees @ New York Mets
Shea Stadium, Flushing, NY
Sat Jun 15 2002, 1:15 PM EDT
Att. 54,347 - Cloudy - 59 F

livebaseballscorecards.com

AB 34
R 8
H 10
RBI 7
BB 2
SO 5
LOB 9



WP: 1 PA: 37
PB: 1
SB: 1
CS: 0

| Batter | 1 | 2 | 3 | 4 | 5 | 6 | 7 | 8 | 9 | AB | R | H | RBI | BB | SO | LOB | | | | | |
|---|---------------------------------------|-----------------------------------|-----------------------------------|----------------------------------|---------------------------------|----------------------------------|----------------------------------|----------------------------------|-----------------------------------|-----------------------------------|-----------------------------------|----------------------------------|----------------------------------|----------------------------------|-------------------------------|--------------------------------------|--|------------------------------------|----------------------------------|--------|--|
| Timo Perez, L (1, 8) OBP: 0.336, SLG: 0.500 | K | | PB 1B | | G6-3 | | F7 | K | | 5 | 0 | 1 | 0 | 0 | 2 | 2 | | | | | |
| Edgardo Alfonzo, R (1, 5) OBP: 0.418, SLG: 0.399 | K | | P4 | | BB | | F8 | | | 3 | 0 | 0 | 0 | 1 | 1 | 2 | | | | | |
| Roberto Alomar, S (1, 4) OBP: 0.317, SLG: 0.363 | G4-3 | | K | | G4-3 | | | G6-3 | | 4 | 0 | 0 | 0 | 0 | 1 | 2 | | | | | |
| 31 Mike Piazza, R (1, 2) OBP: 0.378, SLG: 0.533 | | F9 | | G4-3 | | HR | | 1B 1B BB | | 3 | 2 | 1 | 1 | 1 | 0 | 0 | | | | | |
| Mo Vaughn, L (1, 3) OBP: 0.332, SLG: 0.323 | | K | | F9 | | G3 | | 1B 1B 1B | | 4 | 0 | 1 | 0 | 0 | 1 | 0 | | | | | |
| Joe McEwing, R (8, PR) OBP: 0.243, SLG: 0.351 | | | | | | | | 1B 3B 1B | | 0 | 1 | 0 | 0 | 0 | 0 | 0 | | | | | |
| Jeromy Burnitz, L (1, 9) OBP: 0.319, SLG: 0.333 | | 1B | | G3-1 | | G3-1 | | 1B 3B 1B | | 4 | 1 | 2 | 1 | 0 | 0 | 0 | | | | | |
| Roger Cedeno, S (1, 7) OBP: 0.310, SLG: 0.329 | | F7 | | | HR 2B | F7 | | 1B 3B 1B | | 4 | 2 | 2 | 0 | 0 | 0 | 1 | | | | | |
| Rey Ordenez, R (1, 6) OBP: 0.271, SLG: 0.333 | | | SH2-4 2B | | F8 | | P4 | 3B | | 4 | 1 | 2 | 3 | 0 | 0 | 1 | | | | | |
| Shawn Estes, R (1, 1) OBP: 0.053, SLG: 0.211 | | | SH2-4 | | | HR | | | | 1 | 1 | 1 | 2 | 0 | 0 | 0 | | | | | |
| John Valentin, R (7, PH) OBP: 0.327, SLG: 0.372 | | | | | | | E6 WP | G3 | | 1 | 0 | 0 | 0 | 0 | 0 | 0 | | | | | |
| Scott Strickland, R (8, 1) | | | | | | | | | | 0 | 0 | 0 | 0 | 0 | 0 | 0 | | | | | |
| Mark Guthrie, R (8, 1) | | | | | | | | | | 1 | 0 | 0 | 0 | 0 | 0 | 1 | | | | | |
| Inning Stats | R: 0 E: 0 K: 2 S: 14 | H: 0 LOB: 0 BB: 0 P: 16 | R: 0 E: 0 K: 1 S: 9 | H: 1 LOB: 1 BB: 0 P: 11 | R: 1 E: 0 K: 1 S: 10 | H: 2 LOB: 1 BB: 0 P: 15 | R: 0 E: 0 K: 0 S: 5 | H: 0 LOB: 0 BB: 0 P: 5 | R: 2 E: 0 K: 0 S: 12 | H: 2 LOB: 1 BB: 1 P: 23 | R: 1 E: 0 K: 0 S: 8 | H: 1 LOB: 0 BB: 0 P: 11 | R: 0 E: 1 K: 0 S: 12 | H: 0 LOB: 1 BB: 0 P: 18 | R: 4 E: 0 K: 1 S: 15 | H: 4 LOB: 1 BB: 1 P: 25 | 1B: 5 2B: 2 3B: 1 HR: 2 | SF: 0 SAC: 1 DP: 0 HBP: 0 | WP: 1 PB: 1 SB: 1 CS: 0 | PA: 37 | |
| PITCHER | IP WLS BF H R ER SO | WLS L 1 0 0 0 0 | BF 24 6 4 4 4 4 | H 0 0 0 0 0 0 | R 0 0 0 0 0 0 | ER 4 0 4 0 0 0 | SO 4 0 0 0 0 0 | BB 1 0 0 0 0 0 | IBB 0 0 0 0 0 0 | HBP 0 0 0 0 0 0 | BLK 0 0 0 0 0 0 | WP 0 0 1 0 0 0 | HR 2 0 0 0 0 0 | S 55 3 20 7 10 | P 75 6 33 10 | ERA 6.35 0.00 27.00 0.00 | WHIP 1.235 0.000 3.000 1.500 | | | | |
| Roger Clemens, R (1, 1) ERA: 3.73 | 5.2 | L | 24 | 6 | 4 | 4 | 4 | 1 | 0 | 0 | 0 | 0 | 0 | 0 | 0 | 0 | 6.35 | 1.235 | | | |
| Ted Lilly, L (6, 1) ERA: 3.39 | 0.1 | | 1 | 0 | 0 | 0 | 0 | 0 | 0 | 0 | 0 | 0 | 0 | 0 | 0 | 0 | 0.00 | 0.000 | | | |
| Sterling Hitchcock, L (7, 1) ERA: 7.48 | 1.1 | | 9 | 3 | 4 | 4 | 0 | 1 | 0 | 0 | 0 | 0 | 0 | 0 | 0 | 0 | 27.00 | 3.000 | | | |
| Mike Thurman, R (8, 1) ERA: 4.5 | 0.2 | | 3 | 1 | 0 | 0 | 1 | 0 | 0 | 0 | 0 | 0 | 0 | 0 | 0 | 0 | 0.00 | 1.500 | | | |

| Batter | 1 | 2 | 3 | 4 | 5 | 6 | 7 | 8 | 9 | AB R H RBI BB SO LOB | TOP | | | | | |
|---|--|---|---|--|--|---|---|--|--|--|--|--|----|-----|------|-------|
| Alfonso Soriano, R (1, 4) OBP: 0.328, SLG: 0.540 | 1-0 G5-3 | | 1-1 HBP | | 2-2 2-H 2 CS 1B | | 0-1 P6 | | | 3 0 1 1 0 0 0 | New York Yankees @ New York Mets Shea Stadium, Flushing, NY Sun Jun 16 2002, 8:05 PM EDT Att. 55,141 - Cloudy - 67 F | | | | | |
| 2 Derek Jeter, R (1, 6) OBP: 0.369, SLG: 0.415 Enrique Wilson, S (8, 6) OBP: 0.231, SLG: 0.292 | 1-2 G6-3 | | 0-1 L9 | | 1-0 CS | 0-2 25 BB 1B | | 1-1 25 BB 1B | 4 1 2 0 0 0 2 0 0 0 0 0 0 0 | | | | | | | |
| 25 Jason Giambi, L (1, 3) OBP: 0.433, SLG: 0.585 | 1-3 K | | 2-2 F7 | | | 4-2 FC3-6 1B 1-2 BB | | 1-0 G6-4-3 1B | 3 0 1 0 0 1 1 2 | | | | | | | |
| Bernie Williams, S (1, 8) OBP: 0.415, SLG: 0.482 | | 1-1 20 F9 2B | | 4-1 20 G4-6-3 BB | | 2-0 FC3-6 1B 1-2 2-H | | 2-3 K | 3 0 2 1 1 1 2 | | | | | | | |
| Robin Ventura, L (1, 5) OBP: 0.357, SLG: 0.505 | | 2-3 K | | 2-3 K | | 1-2 FC3-6 1-2f 2-3 | | 2-2 G6-4-3 1-2f | 4 0 0 0 0 2 6 | | | | | | | |
| 20 Jorge Posada, S (1, 2) OBP: 0.357, SLG: 0.487 | | 0-0 F9 | | 0-0 G4-6-3 1-2f | | 2-3 K | | 1-1 F8 | 4 0 0 0 0 1 4 | | | | | | | |
| Rondell White, R (1, 7) OBP: 0.314, SLG: 0.386 | | 1-2 G6-3 | | | 0-1 SH1-4 1B | | 0-1 G6-3 | | 1-2 G5-3 | 4 1 1 0 0 0 3 | | | | | | |
| Shane Spencer, R (1, 9) OBP: 0.320, SLG: 0.391 | | | 4-2 BLK BB | | 1-1 F8 | | 0-0 G5-3 | | 3-3 K | 3 0 0 0 0 1 1 1 | | | | | | |
| David Wells, L (1, 1) Mike Stanton, L (8, 1) Ramiro Mendoza, R (8, 1) | | | 1-3 K | | 1-0 SH1-4 | | 0-3 K | | | 2 0 0 0 0 2 1 0 0 0 0 0 0 0 0 0 0 0 0 0 0 | | | | | | |
| Inning Stats | R: 0 E: 0 K: 1 S: 7 H: 0 LOB: 0 BB: 0 P: 10 | R: 0 E: 0 K: 1 S: 10 H: 1 LOB: 1 BB: 0 P: 14 | R: 0 E: 0 K: 1 S: 12 H: 0 LOB: 2 BB: 1 P: 20 | R: 0 E: 0 K: 1 S: 5 H: 0 LOB: 0 BB: 1 P: 11 | R: 1 E: 0 K: 0 S: 8 H: 2 LOB: 0 BB: 0 P: 13 | R: 1 E: 0 K: 1 S: 18 H: 2 LOB: 2 BB: 1 P: 27 | R: 0 E: 0 K: 1 S: 8 H: 0 LOB: 0 BB: 0 P: 8 | R: 0 E: 0 K: 1 S: 9 H: 2 LOB: 1 BB: 0 P: 15 | R: 0 E: 0 K: 1 S: 8 H: 0 LOB: 0 BB: 0 P: 13 | 1B: 6 2B: 1 3B: 0 HR: 0 SF: 0 SAC: 1 DP: 2 HBP: 1 | | WP: 0 PB: 0 SB: 0 CS: 1 PA: 36 | | | | |
| PITCHER | IP WLS BF H R ER SO BB IBB HBP BLK WP HR S P ERA WHIP | | | | | | | | | | | | | | | |
| Pedro Astacio, R (1, 1) ERA: 2.71 | 7.0 | 28 | 5 | 2 | 2 | 6 | 3 | 0 | 1 | 1 | 0 | 0 | 68 | 103 | 2.57 | 1.143 |
| Mark Guthrie, L (8, 1) ERA: 2.16 | 1.0 | W | 4 | 2 | 0 | 0 | 1 | 0 | 0 | 0 | 0 | 0 | 9 | 15 | 0.00 | 2.000 |
| Armando Benitez, R (9, 1) ERA: 2.7 | 1.0 | S | 3 | 0 | 0 | 0 | 1 | 0 | 0 | 0 | 0 | 0 | 8 | 13 | 0.00 | 0.000 |

livebaseballscorecards.com

| | |
|------------|----|
| AB | 30 |
| R | 2 |
| H | 7 |
| RBI | 2 |
| BB | 3 |
| SO | 8 |
| LOB | 21 |



BOTTOM

New York Yankees @ New York Mets
 Shea Stadium, Flushing, NY
 Sun Jun 16 2002, 8:05 PM EDT
 Att. 55,141 - Cloudy - 67 F

livebaseballscorecards.com

| | |
|------------|-----------|
| AB | 32 |
| R | 3 |
| H | 8 |
| RBI | 3 |
| BB | 4 |
| SO | 7 |
| LOB | 18 |



| | |
|-------|--------|
| WP: 0 | PA: 37 |
| PB: 0 | |
| SB: 2 | |
| CS: 0 | |

| AB | R | H | RBI | BB | SO | LOB |
|-------|--------|-------|--------|----|----|-----|
| 5 | 0 | 1 | 0 | 0 | 0 | 2 |
| 4 | 0 | 2 | 0 | 0 | 0 | 1 |
| 3 | 1 | 1 | 0 | 1 | 2 | 2 |
| 3 | 1 | 0 | 0 | 1 | 0 | 4 |
| 4 | 1 | 2 | 3 | 0 | 1 | 2 |
| 3 | 0 | 1 | 0 | 1 | 0 | 0 |
| 3 | 0 | 1 | 0 | 0 | 1 | 2 |
| 0 | 0 | 0 | 0 | 0 | 0 | 0 |
| 4 | 0 | 0 | 0 | 0 | 1 | 4 |
| 2 | 0 | 0 | 0 | 0 | 1 | 1 |
| 1 | 0 | 0 | 0 | 0 | 1 | 0 |
| 0 | 0 | 0 | 0 | 0 | 0 | 0 |
| 0 | 0 | 0 | 0 | 1 | 0 | 0 |
| 0 | 0 | 0 | 0 | 0 | 0 | 0 |
| 1B: 6 | SF: 0 | WP: 0 | PA: 37 | | | |
| 2B: 1 | SAC: 1 | PB: 0 | | | | |
| 3B: 0 | DP: 1 | SB: 2 | | | | |
| HR: 1 | HBP: 0 | CS: 0 | | | | |

| Batter | 1 | 2 | 3 | 4 | 5 | 6 | 7 | 8 | 9 |
|---|----------------|-------------|--------------------------|--------------------------|--------------------------|-------------|----------------------------|-----------|---|
| Roger Cedeno, S (1, 7) OBP: 0.308, SLG: 0.326 | 1-0 S 1B | | 0-1 F F8 | | 0-2 G6-3 | | 0-1 G6-3 | 0-1 L4 | |
| Edgardo Alfonzo, R (1, 5) OBP: 0.419, SLG: 0.401 | 0-1 P4 | | 2-0 31 FC6-4 1B | | 1-2 E S 1B | | 2-2 P4 | | |
| Roberto Alomar, S (1, 4) OBP: 0.320, SLG: 0.366 | 0-3 K | | 1-3 K | | 4-1 31 FC6-4 BB | | 1-2 31 E HR 2B | | |
| 31 Mike Piazza, R (1, 2) OBP: 0.376, SLG: 0.525 | 4-0 IBB | | 1-2 FC6-4 | | 0-2 FC6-4 | | 0-1 E3 HR | | |
| Mo Vaughn, L (1, 3) OBP: 0.335, SLG: 0.342 | 2-3 K | | | 1-0 1B | | 0-1 G3 | 0-1 1-H 3-H HR | | |
| Jay Payton, R (1, 8) OBP: 0.301, SLG: 0.361 | | 2-2 G4-3 | | 0-1 1-2 G6-3 1B | | 1-1 G5-3 | 4-1 G2-3 SH1-4 BB | | |
| Jeremy Burnitz, L (1, 9) OBP: 0.319, SLG: 0.333 | | 0-0 F7 | | 0-3 K | | 1-0 1B | 3-1 SH1-4 | | |
| Timo Perez, L (8, PH) OBP: 0.336, SLG: 0.500 | | | | | | | 1-2 | | |
| Rey Ordonez, R (1, 6) OBP: 0.266, SLG: 0.327 | | 1-0 E5 | | 0-0 G6-3 | | 1-3 K | 1-1 G2-3 | | |
| Pedro Astacio, R (1, 1) OBP: 0.121, SLG: 0.125 | | 0-3 K | | | 0-2 G3 | | 1-3 K | 4-2 BB | |
| Joe McEwing, R (7, PH) OBP: 0.240, SLG: 0.347 | | | | | | | | | |
| Mark Guthrie, R (8, 1) | | | | | | | | | |
| John Valentin, R (8, PH) OBP: 0.333, SLG: 0.372 | | | | | | | | | |
| Armando Benitez, R (9, 1) | | | | | | | | | |

| Inning Stats | R: 0 | H: 1 | E: 0 | K: 2 | S: 10 | H: 0 | LOB: 2 | BB: 1 | P: 17 | R: 0 | H: 0 | E: 1 | K: 1 | S: 9 | H: 0 | LOB: 1 | BB: 0 | P: 12 | R: 0 | H: 1 | E: 0 | K: 1 | S: 9 | H: 2 | LOB: 1 | BB: 0 | P: 13 | R: 0 | H: 1 | E: 0 | K: 1 | S: 7 | H: 2 | LOB: 2 | BB: 1 | P: 18 | R: 0 | H: 1 | E: 0 | K: 1 | S: 8 | H: 1 | LOB: 1 | BB: 0 | P: 11 | R: 0 | H: 0 | E: 0 | K: 1 | S: 10 | H: 0 | LOB: 0 | BB: 0 | P: 13 | R: 3 | H: 2 | E: 1 | K: 0 | S: 22 | H: 2 | LOB: 2 | BB: 2 | P: 35 |
|--------------|------|------|------|------|-------|------|--------|-------|-------|------|------|------|------|------|------|--------|-------|-------|------|------|------|------|------|------|--------|-------|-------|------|------|------|------|------|------|--------|-------|-------|------|------|------|------|------|------|--------|-------|-------|------|------|------|------|-------|------|--------|-------|-------|------|------|------|------|-------|------|--------|-------|-------|
|--------------|------|------|------|------|-------|------|--------|-------|-------|------|------|------|------|------|------|--------|-------|-------|------|------|------|------|------|------|--------|-------|-------|------|------|------|------|------|------|--------|-------|-------|------|------|------|------|------|------|--------|-------|-------|------|------|------|------|-------|------|--------|-------|-------|------|------|------|------|-------|------|--------|-------|-------|

| PITCHER | IP | WLS | BF | H | R | ER | SO | BB | IBB | HBP | BLK | WP | HR | S | P | ERA | WHIP |
|---------------------------------------|-----|-----|----|---|---|----|----|----|-----|-----|-----|----|----|----|-----|------|-------|
| David Wells, L (1, 1) ERA: 3.65 | 7.0 | L | 33 | 8 | 3 | 2 | 7 | 2 | 1 | 0 | 0 | 0 | 1 | 77 | 108 | 2.57 | 1.429 |
| Mike Stanton, L (8, 1) ERA: 2.91 | 0.1 | | 1 | 0 | 0 | 0 | 0 | 0 | 0 | 0 | 0 | 0 | 0 | 2 | 5 | 0.00 | 0.000 |
| Ramiro Mendoza, R (8, 1) ERA: 3.35 | 0.2 | | 3 | 0 | 0 | 0 | 0 | 1 | 0 | 0 | 0 | 0 | 0 | 9 | 14 | 0.00 | 1.500 |

New York Yankees @ Colorado Rockies
 Coors Field, Denver, CO
 Tue Jun 18 2002, 7:05 PM MDT
 Att. 48,738 - Overcast - 92 F

livebaseballscorecards.com

| | |
|------------|-----------|
| AB | 41 |
| R | 10 |
| H | 17 |
| RBI | 10 |
| BB | 2 |
| SO | 8 |
| LOB | 17 |



AB R H RBI BB SO LOB

| | | | | | | |
|---|---|---|---|---|---|---|
| 4 | 2 | 3 | 0 | 1 | 0 | 0 |
| 5 | 1 | 3 | 3 | 0 | 1 | 4 |
| 4 | 1 | 1 | 2 | 1 | 0 | 5 |
| 5 | 1 | 2 | 0 | 0 | 2 | 3 |
| 5 | 1 | 2 | 3 | 0 | 0 | 0 |
| 5 | 1 | 1 | 0 | 0 | 1 | 2 |
| 4 | 0 | 1 | 1 | 0 | 2 | 0 |
| 0 | 0 | 0 | 0 | 0 | 0 | 0 |
| 1 | 0 | 0 | 0 | 0 | 0 | 0 |
| 5 | 2 | 3 | 1 | 0 | 1 | 1 |
| 2 | 1 | 1 | 0 | 0 | 0 | 1 |
| 1 | 0 | 0 | 0 | 0 | 1 | 1 |

| Batter | 1 | 2 | 3 | 4 | 5 | 6 | 7 | 8 | 9 |
|---|--------------------------|-----------------|---------------|------------------|--------|--------------------------|--------|-----------|------------|
| Alfonso Soriano, R (1, 4) OBP: 0.336, SLG: 0.553 | 2-2 F8 | 0-2 25 1B 2B | | 2-2 2 1B 3B | | 0-0 25 FC3-6 2 1B | | 4-2 BB | |
| 2 Derek Jeter, R (1, 6) OBP: 0.373, SLG: 0.429 | 1-1 HR | 1-2 G5-3 | | 0-1 25 G4-6-3 1B | | 2-2 25 FC3-6 1B | | 1-3 K | |
| 25 Jason Giambi, L (1, 3) OBP: 0.432, SLG: 0.580 | 4-2 1B BB | 1-1 1B | | 0-1 G4-6-3 1-2f | | 2-0 FC3-6 FC5-4 1-2f 2-3 | | 3-2 G4-3 | |
| Bernie Williams, S (1, 8) OBP: 0.414, SLG: 0.481 | 0-0 1B 1-2 1B | 0-3 K | | 3-3 K | | 2-1 FC5-4 1-2f | | 0-1 HR 1B | |
| Robin Ventura, L (1, 5) OBP: 0.358, SLG: 0.517 | 3-2 20 G3-6-3 1-3 2-H 1B | | 0-0 G4-3 | | 0-1 F8 | | 0-1 F5 | | 0-0 1-H HR |
| 20 Jorge Posada, S (1, 2) OBP: 0.354, SLG: 0.480 | 0-0 G3-6-3 1-2f | | 2-2 WP E 1B | | 0-0 L7 | | 1-3 K | | 0-1 F7 |
| Nick Johnson, L (1, 7) OBP: 0.325, SLG: 0.439 | | 2-2 G4-3 | 3-2 E4 1-H 2B | | 3-3 K | | 2-3 K | | 0-1 G1-3 |
| Ramiro Mendoza, R (7, 1) | | | | | | | | | |
| Mike Stanton, L (8, 1) | | | | | | | | | |
| Shane Spencer, R (1, 9) OBP: 0.328, SLG: 0.416 | | 3-2 HR | 1-1 F9 | | | 0-0 35 SH3-4 2 1B 1B | | 1-2 BB 1B | 0-3 K |
| 35 Mike Mussina, L (1, 1) OBP: 0.500, SLG: 0.500 | | 0-1 2B 25 1B 1B | 0-2 G6-3 | | | 0-0 SH3-4 1-2 | | 1-3 K | |
| Marcus Thames, R (7, 7) OBP: 0.231, SLG: 0.538 | | | | | | | | | |

| Inning Stats | R: 2 | H: 3 | E: 0 | K: 0 | S: 15 | P: 25 | R: 3 | H: 4 | E: 0 | K: 1 | S: 20 | P: 27 | R: 1 | H: 2 | E: 1 | K: 0 | S: 14 | P: 20 | R: 1 | H: 2 | E: 0 | K: 1 | S: 11 | P: 16 | R: 0 | H: 0 | E: 0 | K: 1 | S: 7 | P: 10 | R: 1 | H: 3 | E: 0 | K: 0 | S: 9 | P: 15 | R: 0 | H: 0 | E: 0 | K: 2 | S: 8 | P: 11 | R: 0 | H: 1 | E: 0 | K: 2 | S: 19 | P: 29 | R: 2 | H: 2 | E: 0 | K: 1 | S: 10 | P: 10 |
|--------------|------|------|------|------|-------|-------|------|------|------|------|-------|-------|------|------|------|------|-------|-------|------|------|------|------|-------|-------|------|------|------|------|------|-------|------|------|------|------|------|-------|------|------|------|------|------|-------|------|------|------|------|-------|-------|------|------|------|------|-------|-------|
|--------------|------|------|------|------|-------|-------|------|------|------|------|-------|-------|------|------|------|------|-------|-------|------|------|------|------|-------|-------|------|------|------|------|------|-------|------|------|------|------|------|-------|------|------|------|------|------|-------|------|------|------|------|-------|-------|------|------|------|------|-------|-------|

| PITCHER | IP | WLS | BF | H | R | ER | SO | BB | IBB | HBP | BLK | WP | HR | S | P | ERA | WHIP |
|---------------------------------------|-----|-----|----|---|---|----|----|----|-----|-----|-----|----|----|----|----|-------|-------|
| Jason Jennings, R (1, 1) ERA: 4.73 | 3.0 | L | 18 | 9 | 6 | 6 | 1 | 1 | 0 | 0 | 0 | 1 | 2 | 49 | 72 | 18.00 | 3.333 |
| Chris Nichting, R (4, 1) ERA: 3.3 | 2.1 | | 11 | 5 | 2 | 2 | 2 | 0 | 0 | 0 | 0 | 0 | 0 | 24 | 34 | 7.71 | 2.143 |
| Dennys Reyes, L (6, 1) ERA: 3.25 | 0.2 | | 2 | 0 | 0 | 0 | 0 | 0 | 0 | 0 | 0 | 0 | 0 | 3 | 7 | 0.00 | 0.000 |
| Justin Speier, R (7, 1) ERA: 3.06 | 1.1 | | 6 | 1 | 0 | 0 | 3 | 1 | 0 | 0 | 0 | 0 | 0 | 19 | 28 | 0.00 | 1.500 |
| Denny Stark, R (8, 1) ERA: 3.34 | 0.2 | | 2 | 0 | 0 | 0 | 1 | 0 | 0 | 0 | 0 | 0 | 0 | 8 | 12 | 0.00 | 0.000 |

| PITCHER | IP | WLS | BF | H | R | ER | SO | BB | IBB | HBP | BLK | WP | HR | S | P | ERA | WHIP |
|------------------------------------|-----|-----|----|---|---|----|----|----|-----|-----|-----|----|----|----|----|-------|-------|
| Jose Jimenez, R (9, 1) ERA: 2.8 | 1.0 | | 5 | 2 | 2 | 2 | 1 | 0 | 0 | 0 | 0 | 0 | 1 | 10 | 10 | 18.00 | 2.000 |


| | |
|-------|--------|
| WP: 1 | PA: 44 |
| PB: 0 | |
| SB: 0 | |
| CS: 0 | |

BOTTOM

New York Yankees @ Colorado Rockies
Coors Field, Denver, CO
 Tue Jun 18 2002, 7:05 PM MDT
 Att. 48,738 - Overcast - 92 F

livebaseballscorecards.com

| | |
|------------|-----------|
| AB | 38 |
| R | 5 |
| H | 12 |
| RBI | 5 |
| BB | 2 |
| SO | 5 |
| LOB | 16 |



| | | | |
|------------|---|------------|----|
| WP: | 1 | PA: | 41 |
| PB: | 0 | | |
| SB: | 0 | | |
| CS: | 0 | | |

AB R H RBI BB SO LOB

| | | | | | | |
|---|---|---|---|---|---|---|
| 5 | 0 | 0 | 0 | 0 | 1 | 1 |
| 5 | 2 | 3 | 2 | 0 | 1 | 1 |
| 5 | 2 | 3 | 0 | 0 | 0 | 1 |
| 3 | 0 | 2 | 1 | 1 | 0 | 1 |
| 5 | 0 | 0 | 1 | 0 | 1 | 4 |
| 3 | 0 | 1 | 0 | 1 | 0 | 2 |
| 4 | 1 | 2 | 0 | 0 | 1 | 1 |
| 4 | 0 | 1 | 0 | 0 | 1 | 2 |
| 1 | 0 | 0 | 1 | 0 | 0 | 1 |
| 1 | 0 | 0 | 0 | 0 | 0 | 0 |
| 0 | 0 | 0 | 0 | 0 | 0 | 0 |
| 1 | 0 | 0 | 0 | 0 | 0 | 0 |
| 0 | 0 | 0 | 0 | 0 | 0 | 0 |
| 0 | 0 | 0 | 0 | 0 | 0 | 0 |
| 1 | 0 | 0 | 0 | 0 | 0 | 2 |
| 0 | 0 | 0 | 0 | 0 | 0 | 0 |

| | | | |
|-----|---|------|---|
| 1B: | 6 | SF: | 1 |
| 2B: | 3 | SAC: | 0 |
| 3B: | 1 | DP: | 0 |
| HR: | 2 | HBP: | 0 |

| Batter | 1 | 2 | 3 | 4 | 5 | 6 | 7 | 8 | 9 |
|---|-----------------|-----------------|---------------|----------|-------------|----------|-----------------|---|--------------|
| Juan Pierre, L OBP: 0.317, SLG: 0.312 (1, 8) | 1-3 K | 0-0 F5 | | 0-2 G4-3 | | | 1-0 G6-3 | | 1-2 G6-3 |
| Brent Butler, R OBP: 0.378, SLG: 0.651 (1, 4) | 1-2 HR | 0-2 F9 | | | 1-0 HR | | 1-3 K | | 0-1 G4-3 2B |
| Larry Walker, L OBP: 0.416, SLG: 0.603 (1, 9) | 1-0 17 1B G4 2B | | 1-1 17 SF8 3B | | 1-1 F7 | | 0-0 17 FC4-6 1B | | 2-2 G4-3 2-3 |
| 17 Todd Helton, L OBP: 0.433, SLG: 0.633 (1, 3) | 1-2 WP G4 1B | | 3-1 SF8 | | 1-1 G6-3 1B | | 2-0 FC4-6 1-2f | | 4-0 BB |
| Todd Zeile, R OBP: 0.364, SLG: 0.495 (1, 5) | 2-2 G4 | | 1-3 K | | 0-0 G6-3 | | 1-2 G6-3 | | 1-1 F7 |
| Todd Hollandsworth, L OBP: 0.341, SLG: 0.470 (1, 7) | 2-2 G4-3 | | 4-0 BB | | 1-1 G6-3 | | 0-0 1B | | |
| Juan Uribe, R OBP: 0.310, SLG: 0.348 (1, 6) | | 0-2 2B G4-3 1B | 0-3 K | | | 0-2 G5-3 | 0-0 G6-4 1B | | |
| Bobby Estalella, R OBP: 0.320, SLG: 0.560 (1, 2) | | 2-2 G4-3 1-3 2B | | 0-0 F8 | | 1-0 F7 | 1-3 K | | |
| Jason Jennings, L OBP: 0.296, SLG: 0.360 (4, 1) | | 0-0 G4-3 | | 0-1 F8 | | 0-0 F9 | 1-0 FC6-4 1-2f | | |
| Chris Niekirk, R OBP: 0.333, SLG: 0.333 (6, 1) | | | | | | | | | |
| Denny Reyes, R OBP: 0.300, SLG: 0.305 (6, PH) | | | | | | | | | |
| Mark Little, R OBP: 0.300, SLG: 0.305 (7, 1) | | | | | | | | | |
| Justin Speier, R OBP: 0.250, SLG: 0.545 (8, 1) | | | | | | | | | |
| Denny Stark, R OBP: 0.287, SLG: 0.373 (8, PH) | | | | | | | | | |
| Greg Norton, S OBP: 0.287, SLG: 0.373 (9, 1) | | | | | | | | | |
| Jose Jimenez, R | | | | | | | | | |

| Inning Stats | R: 2 | H: 3 | E: 0 | LOB: 1 | K: 1 | P: 19 | R: 1 | H: 2 | E: 0 | LOB: 1 | K: 0 | P: 13 | R: 1 | H: 1 | E: 0 | LOB: 1 | K: 2 | P: 21 | R: 0 | H: 0 | E: 0 | LOB: 0 | K: 0 | P: 6 | R: 1 | H: 2 | E: 0 | LOB: 1 | K: 0 | P: 12 | R: 0 | H: 0 | E: 0 | LOB: 0 | K: 1 | P: 6 | R: 0 | H: 1 | E: 0 | LOB: 1 | K: 1 | P: 12 | R: 0 | H: 2 | E: 0 | LOB: 2 | K: 1 | P: 12 | R: 0 | H: 1 | E: 0 | LOB: 2 | K: 0 | P: 19 | 1B: 6 | SF: 1 | 2B: 3 | SAC: 0 | 3B: 1 | DP: 0 | HR: 2 | HBP: 0 | WP: 1 | PA: 41 |
|--------------|------|------|------|--------|------|-------|------|------|------|--------|------|-------|------|------|------|--------|------|-------|------|------|------|--------|------|------|------|------|------|--------|------|-------|------|------|------|--------|------|------|------|------|------|--------|------|-------|------|------|------|--------|------|-------|------|------|------|--------|------|-------|-------|-------|-------|--------|-------|-------|-------|--------|-------|--------|
|--------------|------|------|------|--------|------|-------|------|------|------|--------|------|-------|------|------|------|--------|------|-------|------|------|------|--------|------|------|------|------|------|--------|------|-------|------|------|------|--------|------|------|------|------|------|--------|------|-------|------|------|------|--------|------|-------|------|------|------|--------|------|-------|-------|-------|-------|--------|-------|-------|-------|--------|-------|--------|

| PITCHER | IP | WLS | BF | H | R | ER | SO | BB | IBB | HBP | BLK | WP | HR | S | P | ERA | WHIP |
|---|-----|-----|----|---|---|----|----|----|-----|-----|-----|----|----|----|----|------|-------|
| 35 Mike Mussina, R ERA: 4.62 (1, 1) | 6.0 | W | 27 | 8 | 5 | 5 | 3 | 1 | 0 | 0 | 0 | 1 | 2 | 61 | 85 | 7.50 | 1.500 |
| Ramiro Mendoza, R ERA: 3.21 (7, 1) | 1.2 | H | 8 | 3 | 0 | 0 | 2 | 0 | 0 | 0 | 0 | 0 | 0 | 16 | 22 | 0.00 | 1.800 |
| Mike Stanton, L ERA: 2.8 (8, 1) | 1.1 | S | 6 | 1 | 0 | 0 | 0 | 1 | 0 | 0 | 0 | 0 | 0 | 12 | 21 | 0.00 | 1.500 |

TOP

New York Yankees @ Colorado Rockies

Coors Field, Denver, CO

Wed Jun 19 2002, 7:05 PM MDT

Att. 48,821 - Cloudy - 81 F

| | |
|-----|----|
| AB | 45 |
| R | 20 |
| H | 18 |
| RBI | 19 |
| BB | 8 |
| SO | 7 |
| LOB | 27 |



| | | | |
|-----|---|-----|----|
| WP: | 0 | PA: | 58 |
| PB: | 0 | | |
| SB: | 2 | | |
| CS: | 0 | | |

AB R H RBI BB SO LOB

| | | | | | | |
|---|---|---|---|---|---|---|
| 6 | 2 | 2 | 2 | 0 | 2 | 5 |
| 5 | 2 | 2 | 0 | 0 | 1 | 1 |
| 0 | 0 | 0 | 1 | 0 | 0 | 0 |
| 3 | 3 | 1 | 2 | 1 | 0 | 2 |
| 2 | 0 | 1 | 1 | 0 | 0 | 1 |
| 5 | 3 | 3 | 1 | 2 | 1 | 1 |
| 6 | 4 | 3 | 1 | 0 | 1 | 5 |
| 5 | 2 | 2 | 4 | 1 | 0 | 4 |
| 2 | 2 | 0 | 2 | 3 | 1 | 0 |
| 2 | 1 | 0 | 0 | 1 | 0 | 1 |
| 1 | 0 | 0 | 0 | 0 | 1 | 3 |
| 1 | 0 | 0 | 0 | 0 | 0 | 2 |
| 0 | 0 | 0 | 0 | 0 | 0 | 0 |
| 1 | 1 | 1 | 0 | 0 | 0 | 0 |
| 2 | 0 | 1 | 1 | 0 | 0 | 0 |
| 0 | 0 | 0 | 0 | 0 | 0 | 0 |
| 4 | 0 | 2 | 4 | 0 | 0 | 2 |

| | | | |
|-----|---|------|---|
| 1B: | 8 | SF: | 2 |
| 2B: | 7 | SAC: | 0 |
| 3B: | 0 | DP: | 0 |
| HR: | 3 | HBP: | 3 |

| Batter | 1 | 2 | 3 | 4 | 5 | 6 | 7 | 8 | 9 |
|---|--------------------------|-----------|-------------|------------------|---------------------------|--------------------------|----------------------------|-------------|------------------------|
| Alfonso Soriano, R (1, 4) OBP: 0.338, SLG: 0.562 | 2-3 K | | 1-0 HBP | 0-3 K | | 1-1 HR | 1-2 P6 | | 1-0 2B |
| 2 Derek Jeter, R (1, 6) OBP: 0.375, SLG: 0.432 Ron Coomer, R (9, PH) OBP: 0.350, SLG: 0.544 | 2-2 25 G4-3 1B HBP | | 3-3 K | | 0-1 F8 | 1-1 25 HR 1B | 0-1 F8 | 2-0 2B | 3-2 SF8 |
| 25 Jason Giambi, L (1, 3) OBP: 0.435, SLG: 0.588 Nick Johnson, L (8, PH) OBP: 0.326, SLG: 0.444 | 3-2 G4-3 | | 2-2 G4-3 | | 1-0 2B 20 1B HBP | 3-2 1-H HR | 4-2 20 E BB G3 | 0-2 G6-3 | 1-2 2B |
| Bernie Williams, S (1, 8) OBP: 0.421, SLG: 0.487 | 3-1 2-H 1B | | | 0-0 G6-3 | 2-1 20 1B 1B | 0-2 20 2B BB 1B | 4-2 G3 20 E BB | 4-1 BB | 0-3 K |
| 20 Jorge Posada, S (1, 2) OBP: 0.358, SLG: 0.485 | 0-0 G1-3 | | | 0-0 HR 1B | 0-2 1B SF8 1B | 1-1 BB 1B 2B | 1-0 E4 E G3 2B | 2-3 K | |
| Robin Ventura, L (1, 5) OBP: 0.361, SLG: 0.529 | | 2-1 F8 | | 3-1 HR | 3-2 1-H HR 1B | 4-0 BB 1B IBB | 1-1 G3 | 2-2 G3 | |
| Shane Spencer, R (1, 9) OBP: 0.333, SLG: 0.411 | | 0-3 K | | 0-0 G5-3 | 0-0 SF8 | 4-2 1B BB | 4-0 E 2B IBB | | 4-2 1B 2B BB |
| Rondell White, R (1, 7) OBP: 0.314, SLG: 0.382 Ramiro Mendoza, R (5, 1) Mike Stanton, L (6, 1) Steve Karsay, R (8, 1) Enrique Wilson, S (8, 9) OBP: 0.245, SLG: 0.306 | | 3-2 F9 | | 4-2 2B BB | 2-2 FC6-4 | 0-3 K | 0-0 E6 2B | | 1-0 2B SF8 1B |
| Andy Pettitte, L (1, 1) OBP: 0.333, SLG: 0.667 Randy Choate, L (4, 1) John Vander Wal, L (5, 9) OBP: 0.340, SLG: 0.419 | | | 0-0 G3-1 | 0-0 1-H 2B | | 0-3 F8 | 1-2 2B | | 2-0 L6 |

| Inning Stats | R: 1 | H: 1 | E: 0 | K: 1 | S: 17 | P: 27 | R: 0 | H: 0 | E: 0 | K: 1 | S: 10 | P: 15 | R: 0 | H: 0 | E: 0 | K: 1 | S: 7 | P: 13 | R: 3 | H: 3 | E: 0 | K: 1 | S: 12 | P: 19 | R: 3 | H: 3 | E: 0 | K: 0 | S: 16 | P: 24 | R: 6 | H: 6 | E: 0 | K: 1 | S: 26 | P: 44 | R: 4 | H: 1 | E: 2 | K: 0 | S: 19 | P: 35 | R: 0 | H: 1 | E: 0 | K: 1 | S: 11 | P: 21 | R: 3 | H: 3 | E: 0 | K: 1 | S: 21 | P: 32 | 1B: 8 | 2B: 7 | 3B: 0 | HR: 3 | SF: 2 | SAC: 0 | DP: 0 | HBP: 3 | WP: 0 | PB: 0 | SB: 2 | CS: 0 |
|--------------|------|------|------|------|-------|-------|------|------|------|------|-------|-------|------|------|------|------|------|-------|------|------|------|------|-------|-------|------|------|------|------|-------|-------|------|------|------|------|-------|-------|------|------|------|------|-------|-------|------|------|------|------|-------|-------|------|------|------|------|-------|-------|-------|-------|-------|-------|-------|--------|-------|--------|-------|-------|-------|-------|
|--------------|------|------|------|------|-------|-------|------|------|------|------|-------|-------|------|------|------|------|------|-------|------|------|------|------|-------|-------|------|------|------|------|-------|-------|------|------|------|------|-------|-------|------|------|------|------|-------|-------|------|------|------|------|-------|-------|------|------|------|------|-------|-------|-------|-------|-------|-------|-------|--------|-------|--------|-------|-------|-------|-------|

| PITCHER | IP | WLS | BF | H | R | ER | SO | BB | IBB | HBP | BLK | WP | HR | S | P | ERA | WHIP |
|-------------------------------------|-----|-----|----|---|---|----|----|----|-----|-----|-----|----|----|----|----|-------|--------|
| Mike Hampton, L (1, 1) ERA: 7.07 | 5.0 | | 26 | 7 | 7 | 7 | 4 | 1 | 0 | 3 | 0 | 0 | 1 | 62 | 98 | 12.60 | 1.600 |
| Rick White, R (6, 1) ERA: 6.14 | 0.1 | L | 4 | 3 | 3 | 3 | 0 | 0 | 0 | 0 | 0 | 0 | 2 | 11 | 17 | 81.00 | 9.000 |
| Justin Speier, R (6, 1) ERA: 4.5 | 0.1 | | 6 | 3 | 3 | 3 | 1 | 1 | 1 | 0 | 0 | 0 | 0 | 13 | 24 | 81.00 | 12.000 |
| Denny Stark, R (6, 1) ERA: 3.22 | 1.1 | | 10 | 1 | 4 | 0 | 0 | 2 | 1 | 0 | 0 | 0 | 0 | 21 | 38 | 0.00 | 2.250 |
| Dennys Reyes, L (8, 1) ERA: 3.14 | 1.0 | | 5 | 1 | 0 | 0 | 1 | 1 | 0 | 0 | 0 | 0 | 0 | 11 | 21 | 0.00 | 2.000 |

| PITCHER | IP | WLS | BF | H | R | ER | SO | BB | IBB | HBP | BLK | WP | HR | S | P | ERA | WHIP |
|-----------------------------------|-----|-----|----|---|---|----|----|----|-----|-----|-----|----|----|----|----|-------|-------|
| Todd Jones, R (9, 1) ERA: 4.62 | 1.0 | | 7 | 3 | 3 | 3 | 1 | 1 | 0 | 0 | 0 | 0 | 0 | 21 | 32 | 27.00 | 4.000 |

BOTTOM

New York Yankees @ Colorado Rockies
Coors Field, Denver, CO
 Wed Jun 19 2002, 7:05 PM MDT
 Att: 48,821 - Cloudy - 81 F

livebaseballscorecards.com

| | |
|------------|-----------|
| AB | 36 |
| R | 10 |
| H | 11 |
| RBI | 9 |
| BB | 5 |
| SO | 1 |
| LOB | 17 |



| | |
|-------|--------|
| WP: 0 | PA: 41 |
| PB: 0 | |
| SB: 0 | |
| CS: 0 | |

AB R H RBI BB SO LOB

| | | | | | | |
|---|---|---|---|---|---|---|
| 4 | 2 | 2 | 1 | 1 | 1 | 1 |
| 5 | 0 | 1 | 0 | 0 | 0 | 4 |
| 3 | 1 | 2 | 3 | 1 | 0 | 0 |
| 1 | 0 | 0 | 0 | 0 | 0 | 0 |
| 4 | 1 | 0 | 1 | 1 | 0 | 3 |
| 4 | 1 | 0 | 0 | 1 | 0 | 3 |
| 3 | 1 | 2 | 2 | 0 | 0 | 0 |
| 0 | 0 | 0 | 0 | 0 | 0 | 0 |
| 0 | 0 | 0 | 0 | 0 | 0 | 0 |
| 1 | 0 | 0 | 0 | 0 | 0 | 1 |
| 0 | 0 | 0 | 0 | 0 | 0 | 0 |
| 0 | 0 | 0 | 0 | 0 | 0 | 0 |
| 4 | 1 | 2 | 2 | 0 | 0 | 1 |
| 4 | 1 | 1 | 0 | 0 | 0 | 3 |
| 2 | 1 | 0 | 0 | 0 | 0 | 1 |
| 0 | 0 | 0 | 0 | 0 | 0 | 0 |
| 1 | 1 | 1 | 0 | 1 | 0 | 0 |

| Batter | 1 | 2 | 3 | 4 | 5 | 6 | 7 | 8 | 9 |
|--|-----------------------------|---------------------|-------------|----------------------------------|-------------|---------------------------|-----------------|-------------------|---|
| Mark Little, R OBP: 0.320, SLG: 0.317 (1, 8) | 0-1 BB 1B FC3-6 1B | | 1-2 L6 | 4-0 1B G5-3 BB | | 0-1 G5-4-3 1B | | 1-3 K | |
| Brent Butler, R OBP: 0.360, SLG: 0.604 (1, 4) | 2-1 FC3-6 BB 1B | | 2-0 L4 | 1-2 G5-3 | | 1-1 G5-4-3 | | 1-0 L1-3 | |
| Larry Walker, L OBP: 0.421, SLG: 0.618 Greg Norton, S OBP: 0.284, SLG: 0.368 (9, PH) | 4-2 FC3-6 BB | | | 0-1 HR | | 0-0 L4 | | 1-2 G3 | |
| 17 Todd Helton, L OBP: 0.430, SLG: 0.624 (1, 3) | 0-0 FC3-6 G5-4-3 | | | 2B G4-3 | | 3-1 F7 | | 0-1 G3-1 | |
| Todd Zeile, R OBP: 0.360, SLG: 0.487 (1, 5) | 2-1 G5-4-3 | | | 1-1 E3 2B | 1-2 G5-3 | | 4-2 1B BB | 0-0 G4-3 | |
| Benny Agbayani, R OBP: 0.287, SLG: 0.351 Justin Speier, R OBP: 0.250, SLG: 0.545 Denny Stark, R OBP: 0.310, SLG: 0.354 Terry Shumpert, R OBP: 0.310, SLG: 0.354 Dennys Reyes, R Todd Jones, L | | 0-1 G6-4-3 1B | | 1-0 HR 2B | 2-2 G1-3 | | 0-1 F7 | | |
| Juan Uribe, R OBP: 0.312, SLG: 0.362 (1, 6) | | 1-0 F8 | | 0-0 HR | 0-2 G5-3 | | 2-2 1B | | |
| Gary Bennett, R OBP: 0.287, SLG: 0.286 (1, 2) | | 0-0 G6-4-3 | | 0-0 FC1-6 1B | | 1-1 E3 2B 1B | | 0-2 F8 | |
| Mike Hampton, R OBP: 0.345, SLG: 0.448 Rick White, R Todd Hollandsworth, L OBP: 0.347, SLG: 0.477 | | | 0-1 G6-3 | 0-2 FC1-6 G5-3 BB 1B | | 1-0 1B G5-4-3 2B | | 4-2 L1-3 BB | |

| Inning Stats | R: 1 | H: 2 | E: 0 | K: 0 | S: 11 | R: 0 | H: 1 | E: 0 | K: 0 | S: 4 | R: 0 | H: 0 | E: 0 | K: 0 | S: 6 | R: 7 | H: 5 | E: 1 | K: 0 | S: 17 | R: 0 | H: 0 | E: 0 | K: 0 | S: 10 | R: 2 | H: 2 | E: 1 | K: 0 | S: 8 | R: 0 | H: 1 | E: 0 | K: 0 | S: 15 | R: 0 | H: 0 | E: 0 | K: 1 | S: 10 | R: 0 | H: 0 | E: 0 | K: 0 | S: 6 | 1B: 7 | 2B: 3 | 3B: 0 | HR: 2 | SF: 0 | SAC: 0 | DP: 4 | HBP: 0 | WP: 0 | PA: 41 |
|--------------|------|------|------|------|-------|------|------|------|------|------|------|------|------|------|------|------|------|------|------|-------|------|------|------|------|-------|------|------|------|------|------|------|------|------|------|-------|------|------|------|------|-------|------|------|------|------|------|-------|-------|-------|-------|-------|--------|-------|--------|-------|--------|
|--------------|------|------|------|------|-------|------|------|------|------|------|------|------|------|------|------|------|------|------|------|-------|------|------|------|------|-------|------|------|------|------|------|------|------|------|------|-------|------|------|------|------|-------|------|------|------|------|------|-------|-------|-------|-------|-------|--------|-------|--------|-------|--------|

| PITCHER | IP | WLS | BF | H | R | ER | SO | BB | IBB | HBP | BLK | WP | HR | S | P | ERA | WHIP |
|---|-----|-----|----|---|---|----|----|----|-----|-----|-----|----|----|----|----|-------|-------|
| Andy Pettitte, L ERA: 4.66 (1, 1) | 3.2 | | 21 | 8 | 8 | 5 | 0 | 3 | 0 | 0 | 0 | 0 | 2 | 37 | 60 | 12.27 | 3.000 |
| Randy Choate, L ERA: 3.5 (4, 1) | 0.1 | | 1 | 0 | 0 | 0 | 0 | 0 | 0 | 0 | 0 | 0 | 0 | 1 | 1 | 0.00 | 0.000 |
| Ramiro Mendoza, R ERA: 3.09 (5, 1) | 1.2 | W | 7 | 2 | 2 | 0 | 0 | 0 | 0 | 0 | 0 | 0 | 0 | 17 | 23 | 0.00 | 1.200 |
| Mike Stanton, L ERA: 2.7 (6, 1) | 1.1 | H | 7 | 1 | 0 | 0 | 0 | 2 | 0 | 0 | 0 | 0 | 0 | 19 | 32 | 0.00 | 2.250 |
| Steve Karsay, R ERA: 1.99 (8, 1) | 2.0 | | 5 | 0 | 0 | 0 | 1 | 0 | 0 | 0 | 0 | 0 | 0 | 13 | 16 | 0.00 | 0.000 |

| Batter | 1 | 2 | 3 | 4 | 5 | 6 | 7 | 8 | 9 | 10 | AB | R | H | RBI | BB | SO | LOB |
|--|-------------------------------|-------------|-------------|----------|-------------------------------|-------------------------------|---------------------------------|-------------------|-------------|-----------------------------|----|---|---|-----|----|----|-----|
| Juan Pierre, L OBP: 0.324, SLG: 0.319 (1, 8) | 1-1 1B 1B | 0-2 G2-3 | | | 1-0 1-2 1B 1B | 1-2 1-3 1B 1B | 0-0 SH3-4 1B | | 2-2 G4-3 | | 6 | 1 | 4 | 1 | 0 | 0 | 0 |
| Brent Butler, R OBP: 0.382, SLG: 0.604 (1, 4) | 2-1 17 WP 1B 1B | | 0-0 G6-3 | | 0-2 1-3 2-H 1B 1B | 1-0 1-2 3-H HR 1B | 0-0 SH3-4 | | 0-0 F9 | | 5 | 2 | 3 | 2 | 0 | 0 | 0 |
| Larry Walker, L OBP: 0.419, SLG: 0.613 (1, 9) | 1-0 P5 | | 0-0 G3-1 | | 1-3 K | 0-1 1-2 2-H HR 1B | 1-1 SF9 | | | 0-0 17 1B HR 1B | 5 | 2 | 2 | 2 | 0 | 1 | 3 |
| 17 Todd Helton, L OBP: 0.431, SLG: 0.618 (1, 3) | 4-1 1B 1-2 BB | | 3-3 K2-3 | | 4-2 1-2 G6-4-3 BB | 2-0 1-2 2-3 G3 | 2-3 K | | | 0-1 1-3 HR 1B | 4 | 1 | 1 | 0 | 2 | 2 | 3 |
| Todd Zeile, R OBP: 0.367, SLG: 0.502 (1, 5) | 3-2 1-3 2-H BB 1B | | 2-1 G6-3 | | 1-1 1-2 G6-4-3 | 4-2 HR BB | | 2-0 G4-3 1B | | 0-2 1-H 3-H HR | 5 | 2 | 3 | 4 | 1 | 0 | 3 |
| Todd Hollandsworth, L OBP: 0.348, SLG: 0.488 (1, 7) | 4-2 1-2 BB | | 0-0 G4-3 | | | | P5 HR | 0-3 K | | | 4 | 1 | 1 | 4 | 1 | 1 | 1 |
| Juan Uribe, R OBP: 0.317, SLG: 0.367 (1, 6) | 0-0 F9 | | 2-0 1B | | | | 4-0 1B BB | 1-1 G4-3 | | 1-2 G4-3 | 4 | 1 | 2 | 0 | 1 | 0 | 4 |
| Bobby Estalella, R OBP: 0.314, SLG: 0.534 (1, 2) | | 2-2 F9 | | 3-3 K | | | 4-1 1B BB | 0-0 F8 | | | 4 | 1 | 0 | 0 | 1 | 2 | 3 |
| John Thomson, R Mark Little, R Chris Nunez, R Terry Strumpf, R Rick White, R Dennys Reyes, R Mike Hargraves, R Toshi Jorjic, R Jose Jimenez, R Greg Norton, S Denny Stark, R | | 0-0 G1-3 | | | 4-1 1B BB | 1-2 1-3 2-H 1B 1B | 2-2 SH3-4 1B SF9 1B | | 3-1 F7 | | 1 | 0 | 0 | 0 | 0 | 0 | 0 |

| Inning Stats | R: 1 | H: 3 | E: 0 | K: 0 | S: 14 | R: 0 | H: 0 | E: 0 | K: 1 | S: 6 | R: 0 | H: 1 | E: 0 | K: 1 | S: 8 | R: 1 | H: 2 | E: 0 | K: 1 | S: 12 | R: 8 | H: 6 | E: 0 | K: 1 | S: 27 | R: 1 | H: 2 | E: 0 | K: 1 | S: 10 | R: 0 | H: 1 | E: 0 | K: 0 | S: 8 | R: 0 | H: 0 | E: 0 | K: 0 | S: 6 | R: 3 | H: 3 | E: 0 | K: 0 | S: 8 | 1B: 15 | SF: 1 | 2B: 1 | 3B: 0 | HR: 2 | WP: 1 | PA: 50 |
|--------------|------|------|------|------|-------|------|------|------|------|------|------|------|------|------|------|------|------|------|------|-------|------|------|------|------|-------|------|------|------|------|-------|------|------|------|------|------|------|------|------|------|------|------|------|------|------|------|--------|-------|-------|-------|-------|-------|--------|
|--------------|------|------|------|------|-------|------|------|------|------|------|------|------|------|------|------|------|------|------|------|-------|------|------|------|------|-------|------|------|------|------|-------|------|------|------|------|------|------|------|------|------|------|------|------|------|------|------|--------|-------|-------|-------|-------|-------|--------|


| PITCHER | IP | WLS | BF | H | R | ER | SO | BB | IBB | HBP | BLK | WP | HR | S | P | ERA | WHIP |
|--------------------------------------|-----|-----|----|---|---|----|----|----|-----|-----|-----|----|----|----|----|-------|-------|
| Roger Clemens, R ERA: 3.76 (1, 1) | 4.0 | | 19 | 5 | 2 | 2 | 2 | 3 | 0 | 0 | 0 | 1 | 0 | 37 | 69 | 4.50 | 2.000 |
| Randy Choate, L ERA: 5.12 (5, 1) | 1.1 | | 9 | 3 | 4 | 4 | 1 | 3 | 0 | 0 | 0 | 0 | 0 | 22 | 39 | 27.00 | 4.500 |
| Mike Thurman, R ERA: 7.62 (6, 1) | 1.0 | B | 10 | 6 | 5 | 5 | 1 | 1 | 0 | 0 | 0 | 0 | 1 | 20 | 32 | 45.00 | 7.000 |
| Mike Stanton, L ERA: 2.58 (7, 1) | 1.2 | | 6 | 1 | 0 | 0 | 2 | 0 | 0 | 0 | 0 | 0 | 0 | 13 | 19 | 0.00 | 0.600 |
| Steve Karsay, R ERA: 2.53 (9, 1) | 1.0 | L | 6 | 3 | 3 | 3 | 0 | 0 | 0 | 0 | 0 | 0 | 1 | 14 | 19 | 27.00 | 3.000 |

BOTTOM

New York Yankees @ Colorado Rockies
Coors Field, Denver, CO
 Thu Jun 20 2002, 1:05 PM MDT
 Att: 48,916 - Sunny - 80 F

livebaseballscorecards.com

| | |
|-----|----|
| AB | 41 |
| R | 14 |
| H | 18 |
| RBI | 14 |
| BB | 7 |
| SO | 6 |
| LOB | 17 |



New York Yankees @ San Diego Padres
Qualcomm Stadium, San Diego, CA

Fri Jun 21 2002, 10:05 PM EDT
 Att. 55,858 - Sunny - 70 F

livebaseballscorecards.com



| | |
|-----|----|
| AB | 29 |
| R | 1 |
| H | 6 |
| RBI | 1 |
| BB | 6 |
| SO | 3 |
| LOB | 18 |

| | | | |
|-----|---|-----|----|
| WP: | 0 | PA: | 36 |
| PB: | 1 | | |
| SB: | 1 | | |
| CS: | 0 | | |

AB R H RBI BB SO LOB

| | | | | | | |
|---|---|---|---|---|---|---|
| 3 | 0 | 2 | 0 | 1 | 1 | 0 |
| 4 | 0 | 0 | 0 | 0 | 0 | 3 |
| 3 | 1 | 1 | 0 | 1 | 0 | 2 |
| 3 | 0 | 1 | 0 | 0 | 0 | 3 |
| 1 | 0 | 0 | 0 | 0 | 0 | 0 |
| 3 | 0 | 1 | 0 | 1 | 0 | 2 |
| 2 | 0 | 1 | 0 | 2 | 0 | 1 |
| 3 | 0 | 0 | 1 | 0 | 0 | 3 |
| 3 | 0 | 0 | 0 | 1 | 0 | 1 |
| 2 | 0 | 0 | 0 | 0 | 1 | 3 |
| 1 | 0 | 0 | 0 | 0 | 1 | 0 |
| 0 | 0 | 0 | 0 | 0 | 0 | 0 |
| 0 | 0 | 0 | 0 | 0 | 0 | 0 |
| 1 | 0 | 0 | 0 | 0 | 0 | 0 |

| Batter | 1 | 2 | 3 | 4 | 5 | 6 | 7 | 8 | 9 |
|---|-----------------------|-------------------------|-------------|---------------------------|-------------------|--------------------|-------------|-------------|---|
| Alfonso Soriano, R (1, 4) OBP: 0.349, SLG: 0.581 | 0-0 1B S 1B | | 2-3 K | | 4-2 G4-3 BB | | 0-2 1B | | |
| 2 Derek Jeter, R (1, 6) OBP: 0.373, SLG: 0.430 | 0-1 L7 | | 1-2 F7 | | 2-1 E4 G4-3 | | 3-2 G6-3 | | |
| Bernie Williams, S (1, 8) OBP: 0.422, SLG: 0.483 | 1-2 G4-6-3 1B | | | 4-2 1B PB SF7 BB | 3-1 G4-3 | | | 1-1 G4-3 | |
| Ron Coomer, R (1, 5) OBP: 0.359, SLG: 0.541 Robin Ventura, L (8, PH) OBP: 0.365, SLG: 0.546 | 1-1 G4-6-3 1-2f | | | 3-1 BB G1-3 1B | 1-2 G5-3 | | | 0-1 G4-3 | |
| 20 Jorge Posada, S (1, 2) OBP: 0.361, SLG: 0.483 | | 2-2 L5-4 BB 1B | | 2-1 G1-3 | | 0-1 L6 | | 4-0 BB | |
| Shane Spencer, R (1, 9) OBP: 0.333, SLG: 0.400 | | 4-2 1-2 BB | | 4-1 BB BB | | 0-0 G6-3 1B | | 2-2 F8 | |
| Rondell White, R (1, 7) OBP: 0.311, SLG: 0.380 | | 0-0 L5-4 2-3 | | 1-2 SF7 3-H | | 2-2 G6-3 1-2 | | 2-2 G5-3 | |
| Nick Johnson, L (1, 3) OBP: 0.322, SLG: 0.434 | | 0-1 G4-3 | | 4-0 1-2 2-3 BB | | | 3-2 F8 | 1-2 F7 | |
| David Wells, L (1, 1) Enrique Wilson, S (7, PH) OBP: 0.241, SLG: 0.300 Ramiro Mendoza, R (7, 1) Randy Choate, L (8, 1) John Vander Wal, L (9, PH) OBP: 0.338, SLG: 0.421 | | | 1-0 G4-3 | 1-3 K | | | 1-3 K | 0-2 G4-3 | |

| Inning Stats | R: 0 | H: 2 | E: 0 | LOB: 1 | K: 0 | BB: 0 | S: 8 | P: 10 | R: 0 | H: 1 | E: 0 | LOB: 1 | K: 0 | BB: 1 | S: 9 | P: 15 | R: 0 | H: 0 | E: 0 | LOB: 0 | K: 1 | BB: 0 | S: 10 | P: 14 | R: 1 | H: 1 | E: 0 | LOB: 3 | K: 1 | BB: 3 | S: 13 | P: 32 | R: 0 | H: 0 | E: 1 | LOB: 1 | K: 0 | BB: 0 | S: 10 | P: 20 | R: 0 | H: 1 | E: 0 | LOB: 1 | K: 0 | BB: 0 | S: 7 | P: 9 | R: 0 | H: 1 | E: 0 | LOB: 1 | K: 1 | BB: 0 | S: 14 | P: 21 | R: 0 | H: 0 | E: 0 | LOB: 1 | K: 0 | BB: 1 | S: 7 | P: 14 | R: 0 | H: 0 | E: 0 | LOB: 0 | K: 0 | BB: 0 | S: 10 | P: 13 | 1B: 6 | SF: 1 | 2B: 1 | SAC: 0 | 3B: 0 | DP: 3 | HR: 0 | HBP: 0 |
|--------------|------|------|------|--------|------|-------|------|-------|------|------|------|--------|------|-------|------|-------|------|------|------|--------|------|-------|-------|-------|------|------|------|--------|------|-------|-------|-------|------|------|------|--------|------|-------|-------|-------|------|------|------|--------|------|-------|------|------|------|------|------|--------|------|-------|-------|-------|------|------|------|--------|------|-------|------|-------|------|------|------|--------|------|-------|-------|-------|-------|-------|-------|--------|-------|-------|-------|--------|
|--------------|------|------|------|--------|------|-------|------|-------|------|------|------|--------|------|-------|------|-------|------|------|------|--------|------|-------|-------|-------|------|------|------|--------|------|-------|-------|-------|------|------|------|--------|------|-------|-------|-------|------|------|------|--------|------|-------|------|------|------|------|------|--------|------|-------|-------|-------|------|------|------|--------|------|-------|------|-------|------|------|------|--------|------|-------|-------|-------|-------|-------|-------|--------|-------|-------|-------|--------|

| PITCHER | IP | WLS | BF | H | R | ER | SO | BB | IBB | HBP | BLK | WP | HR | S | P | ERA | WHIP |
|--|-----|-----|----|---|---|----|----|----|-----|-----|-----|----|----|----|-----|------|-------|
| Oliver Pérez, L (1, 1) ERA: 2.31 | 6.2 | W | 28 | 6 | 1 | 1 | 3 | 5 | 0 | 0 | 0 | 0 | 0 | 67 | 114 | 1.35 | 1.650 |
| Steve Reed, R (7, 1) ERA: 1.74 | 1.1 | H | 5 | 0 | 0 | 0 | 0 | 1 | 0 | 0 | 0 | 0 | 0 | 11 | 21 | 0.00 | 0.750 |
| Jeremy Fikac, R (9, 1) ERA: 4.01 | 1.0 | | 3 | 0 | 0 | 0 | 0 | 0 | 0 | 0 | 0 | 0 | 0 | 10 | 13 | 0.00 | 0.000 |

| PITCHER | IP | WLS | BF | H | R | ER | SO | BB | IBB | HBP | BLK | WP | HR | S | P | ERA | WHIP |
|---------|----|-----|----|---|---|----|----|----|-----|-----|-----|----|----|---|---|-----|------|
|---------|----|-----|----|---|---|----|----|----|-----|-----|-----|----|----|---|---|-----|------|

| Batter | 1 | 2 | 3 | 4 | 5 | 6 | 7 | 8 | 9 | AB | R | H | RBI | BB | SO | LOB | BOTTOM | | | |
|---|---------------------------------------|---------------------------------------|---------------------------------------|---------------------------------------|---------------------------------------|---------------------------------------|---------------------------------------|---------------------------------------|---------------------------------------|---------------------------------------|---------------------------------------|---------------------------------------|---------------------------------------|---------------------------------------|---------------------------------------|---------------------------------------|----------------------------------|------------------------------------|----------------------------------|--------|
| Mark Kotsay, L OBP: 0.371, SLG: 0.456 (1, 8) | 0-1 G4-3 | 0-2 G5-3 | | 3-2 SF8 | | | 1-0 G3 | 2-2 P5 | | 4 | 0 | 0 | 1 | 0 | 0 | 1 | | | | |
| Deivi Cruz, R OBP: 0.291, SLG: 0.362 (1, 6) | 0-0 2B 1B | | 1-3 K | 2-2 F5 | | | 0-1 E 1B 2B 1B | 4-0 1B WP BB | | 4 | 3 | 2 | 0 | 1 | 1 | 1 | | | | |
| Ron Gant, R OBP: 0.349, SLG: 0.472 (1, 7) | 2-0 1B 2B | | 2-1 F8 | | 0-3 K | | 1-1 E 2B 1B | 3-1 1B | | 5 | 2 | 3 | 2 | 0 | 1 | 0 | | | | |
| Bubba Trammell, R OBP: 0.330, SLG: 0.372 (1, 9) Gene Kingsale, S OBP: 0.455, SLG: 0.400 (8, 9) | 3-1 BB 1B | | 2-1 1B 2B | | 4-0 FC4-6 BB | | 0-0 E5 2B | 1-0 HBP | | 3 | 1 | 2 | 2 | 1 | 0 | 2 | | | | |
| Wiki Gonzalez, R OBP: 0.396, SLG: 0.384 (1, 2) | 4-1 1B BB | | 0-1 1B | | 1-1 FC4-6 | | 0-2 FC3 2B | 2-2 P5 | | 4 | 1 | 2 | 3 | 1 | 0 | 2 | | | | |
| D'Angelo Jimenez, S OBP: 0.300, SLG: 0.301 (1, 5) | 1-3 K | | 1-3 K | | 3-2 G5-3 | | 1-1 FC3 | | | 4 | 0 | 0 | 1 | 0 | 2 | 5 | | | | |
| Julius Matos, R OBP: 0.250, SLG: 0.350 (1, 4) | 0-1 G3-1 | | | 0-0 E SF8 1B | | | 0-3 K | 0-3 K | | 4 | 1 | 1 | 0 | 0 | 2 | 3 | | AB 34 | | |
| Kevin Barker, L OBP: 0.200, SLG: 0.111 (1, 3) | | 0-0 G1-3 | | 1-2 E1 SH1-4 | | | 0-3 K | 0-3 K | | 4 | 0 | 0 | 0 | 0 | 2 | 2 | | R 9 | | |
| Oliver Pérez, L (1, 1) Steve Reed, R (7, 1) Ramón Vázquez, L (8, PH) Jeremy Fikac, R (9, 1) | | 3-2 G6-3 | | 1-0 SH1-4 | | | 0-3 K | | 4-1 WP BB 1B BB | 2 | 0 | 0 | 0 | 0 | 1 | 0 | | H 10 | | |
| Inning Stats | R: 2 E: 0 K: 1 S: 12 | H: 3 LOB: 2 BB: 1 P: 22 | R: 0 E: 0 K: 0 S: 8 | H: 0 LOB: 0 BB: 0 P: 11 | R: 0 E: 0 K: 2 S: 12 | H: 2 LOB: 2 BB: 0 P: 18 | R: 1 E: 1 K: 0 S: 11 | H: 1 LOB: 1 BB: 0 P: 18 | R: 0 E: 0 K: 1 S: 8 | H: 0 LOB: 1 BB: 1 P: 16 | R: 0 E: 0 K: 3 S: 9 | H: 0 LOB: 0 BB: 0 P: 10 | R: 4 E: 1 K: 2 S: 17 | H: 3 LOB: 1 BB: 0 P: 20 | R: 2 E: 0 K: 0 S: 11 | H: 1 LOB: 1 BB: 2 P: 27 | 1B: 7 2B: 3 3B: 0 HR: 0 | SF: 1 SAC: 1 DP: 0 HBP: 1 | WP: 1 PB: 0 SB: 0 CS: 0 | PA: 41 |
| PITCHER | IP WLS BF H R ER SO | IP WLS BF H R ER SO | IP WLS BF H R ER SO | IP WLS BF H R ER SO | IP WLS BF H R ER SO | IP WLS BF H R ER SO | IP WLS BF H R ER SO | IP WLS BF H R ER SO | IP WLS BF H R ER SO | IP WLS BF H R ER SO | IP WLS BF H R ER SO | IP WLS BF H R ER SO | IP WLS BF H R ER SO | IP WLS BF H R ER SO | IP WLS BF H R ER SO | IP WLS BF H R ER SO | ERA WHIP | ERA WHIP | | |
| David Wells, L (1, 1) ERA: 3.61 | 6.0 L | 27 | 6 | 3 | 2 | 7 | 2 | 0 | 0 | 0 | 0 | 0 | 0 | 0 | 0 | 0 | 3.00 | 1.333 | | |
| Ramiro Mendoza, R (7, 1) ERA: 3.43 | 1.0 | 8 | 3 | 4 | 2 | 2 | 0 | 0 | 0 | 0 | 0 | 0 | 0 | 0 | 0 | 0 | 18.00 | 3.000 | | |
| Randy Choate, L (8, 1) ERA: 5.75 | 1.0 | 6 | 1 | 2 | 2 | 0 | 2 | 0 | 1 | 0 | 1 | 0 | 11 | 27 | 18.00 | 3.000 | | | | |

New York Yankees @ San Diego Padres
Qualcomm Stadium, San Diego, CA

Fri Jun 21 2002, 10:05 PM EDT
Att: 55,858 - Sunny - 70 F

livebaseballscores.com



| Batter | 1 | 2 | 3 | 4 | 5 | 6 | 7 | 8 | 9 | AB R H RBI BB SO LOB | TOP | |
|---|---|--|--|---|---|---|---|---|--|--|---|--|
| Alfonso Soriano, R (1, 4) OBP: 0.351, SLG: 0.582 | 0-0 25 2B | | 2-3 K | | | 4-2 2 G5-3 BB | | 0-3 K | | 3 1 1 0 1 2 0 | | |
| 2 Derek Jeter, R (1, 6) OBP: 0.368, SLG: 0.425 | 0-3 K | | | 1-2 G5-3 | | 2-1 G5-3 | | 1-3 K | | 4 0 0 0 0 2 2 | | |
| 25 Jason Giambi, L (1, 3) OBP: 0.428, SLG: 0.591 Marcus Thames, R (9, 7) OBP: 0.231, SLG: 0.538 | 2-1 2B | | | 3-1 F7 | | 3-2 G4-3 | | | 1-3 K | 4 0 1 1 0 1 1 0 0 0 0 0 0 0 | | |
| Bernie Williams, S (1, 8) OBP: 0.420, SLG: 0.484 | 2-1 G3 | | | 0-1 F7 | | | 3-2 2B | | 1-3 K | 4 0 1 0 0 1 0 | | |
| Robin Ventura, L (1, 5) OBP: 0.359, SLG: 0.536 | | | 2-1 P6 | | 2-1 F5 | | 1-2 G6-3 | | 1-3 K2-3 | 4 0 0 0 0 1 1 | | |
| Shane Spencer, R (1, 9) OBP: 0.333, SLG: 0.395 | | | 2-3 K | | 1-1 F7 | | 4-0 IBB | | | 2 0 0 0 1 1 0 | | |
| John Vander Wal, L (1, 7) OBP: 0.340, SLG: 0.418 Rondell White, R (7, PH) OBP: 0.310, SLG: 0.378 Nick Johnson, L (9, 3) OBP: 0.322, SLG: 0.434 | | | 3-2 F9 | | 4-2 FC5-4 BB | | 0-3 K | | | 1 0 0 0 1 0 0 1 0 0 0 0 1 2 0 0 0 0 0 0 0 | | |
| Alberto Castillo, R (1, 2) OBP: 0.182, SLG: 0.250 | | | 1-0 G5-3 | | 1-2 FC5-4 | | 1-1 G4-3 | | | 3 0 0 0 0 0 3 | | |
| Ted Lilly, L (1, 1) | | | 1-3 K | | | 0-2 L7 | | 3-3 K | | 3 0 0 0 0 2 0 | | |
| Inning Stats | R: 1 H: 2 E: 0 LOB: 0 K: 1 BB: 0 S: 8 P: 12 | R: 0 H: 0 E: 0 LOB: 0 K: 1 BB: 0 S: 9 P: 16 | R: 0 H: 0 E: 0 LOB: 0 K: 2 BB: 0 S: 8 P: 12 | R: 0 H: 0 E: 0 LOB: 0 K: 0 BB: 0 S: 8 P: 12 | R: 0 H: 0 E: 0 LOB: 1 K: 0 BB: 1 S: 11 P: 19 | R: 0 H: 0 E: 0 LOB: 1 K: 0 BB: 1 S: 13 P: 21 | R: 0 H: 1 E: 0 LOB: 2 K: 1 BB: 1 S: 13 P: 22 | R: 0 H: 0 E: 0 LOB: 0 K: 3 BB: 0 S: 10 P: 14 | R: 0 H: 0 E: 0 LOB: 0 K: 3 BB: 0 S: 9 P: 12 | 1B: 0 SF: 0 2B: 3 SAC: 0 3B: 0 DP: 0 HR: 0 HBP: 0 | WP: 0 PA: 32 PB: 0 SB: 0 CS: 0 | |
| PITCHER 44 Jake Peavy, R (1, 1) ERA: 1.5 Alan Embree, L (7, 1) ERA: 1.26 | IP WLS BF H R ER SO BB IBB HBP BLK WP HR S P ERA WHIP | 6.0 L 22 3 1 1 4 2 0 0 0 0 0 0 60 98 1.50 0.833 | 3.0 10 0 0 0 7 0 1 0 0 0 0 0 29 42 0.00 0.000 | PITCHER IP WLS BF H R ER SO BB IBB HBP BLK WP HR S P ERA WHIP | | | | | | | | |

New York Yankees @ San Diego Padres
Qualcomm Stadium, San Diego, CA
 Sat Jun 22 2002, 3:15 PM EDT
 Att. 60,021 - Sunny - 75 F

| | |
|-----|----|
| AB | 29 |
| R | 1 |
| H | 3 |
| RBI | 1 |
| BB | 3 |
| SO | 11 |
| LOB | 9 |



| Batter | 1 | 2 | 3 | 4 | 5 | 6 | 7 | 8 | 9 | AB R H RBI BB SO LOB | TOP | | | | | | | | | | | | | | | | | | |
|--|---|----------------------------------|------------------------------|----------------------------------|-------------------------------|----------------------------------|----------------------------------|------------------------------------|---|---------------------------------|---|------------------------------|----------------------------------|---|----------------------------------|-------------------------------|----------------------------------|-------------------------------|----------------------------------|----------------------------------|------------------------------------|----------------------------------|--------|--|--|--|--|--|--|
| Alfonso Soriano, R (1, 4) OBP: 0.351, SLG: 0.582 | 0-3 K | | 2-2 P4 | | 0-0 1-H 2B | | 2-2 2B 1B | | 0-3 K | 5 0 2 0 0 2 1 | New York Yankees @ San Diego Padres Qualcomm Stadium, San Diego, CA Sun Jun 23 2002, 5:00 PM EDT Att. 50,050 - Sunny - 75 F | | | | | | | | | | | | | | | | | | |
| 2 Derek Jeter, R (1, 6) OBP: 0.372, SLG: 0.426 | 4-0 25 BB BB | | 2-3 K | | 0-0 G6-3 | | 3-2 1-2 3-H 1B | 1-2 G3-1 BB 1B | 4 0 2 1 1 1 1 | | | | | | | | | | | | | | | | | | | | |
| 25 Jason Giambi, L (1, 3) OBP: 0.426, SLG: 0.585 Nick Johnson, L (7, 3) OBP: 0.325, SLG: 0.434 | 4-1 1-2 BB | | 1-1 L8 | | | 1-0 F8 | 0-1 F7 | 4-1 G3-1 BB | 3 0 0 0 1 0 2 0 0 0 0 1 0 0 | | | | | | | | | | | | | | | | | | | | |
| Bernie Williams, S (1, 8) OBP: 0.413, SLG: 0.475 | 0-3 K | | | 0-0 G4-3 | | 0-1 F7 | 1-3 K | 0-0 G3-1 | 5 0 0 1 0 2 6 | | | | | | | | | | | | | | | | | | | | |
| Robin Ventura, L (1, 5) OBP: 0.360, SLG: 0.533 | 0-0 G4-3 | | | 2-2 20 G1-3 1B | | 0-0 1B | | 3-2 F8 | 5 0 2 0 0 1 4 | | | | | | | | | | | | | | | | | | | | |
| 20 Jorge Posada, S (1, 2) OBP: 0.356, SLG: 0.475 | | 0-0 G3 | | 2-0 G1-3 1-2 1B | | 2-2 L7 | | 2-1 G4-3 | 4 0 0 0 0 0 2 | | | | | | | | | | | | | | | | | | | | |
| John Vander Wal, L (1, 9) OBP: 0.333, SLG: 0.409 Shane Spencer, R (7, 9) OBP: 0.337, SLG: 0.399 | | 1-0 G4-3 | | 0-1 G5-3 | | | 0-0 G3 | 2-1 1B | 3 0 0 0 0 0 1 1 0 1 0 0 0 0 | | | | | | | | | | | | | | | | | | | | |
| Rondell White, R (1, 7) OBP: 0.309, SLG: 0.389 | | 3-2 E6 35 FC4-6 | | 2-1 G5-3 | | | 3-2 HR | 3-1 F7 | 4 1 1 1 0 0 1 | | | | | | | | | | | | | | | | | | | | |
| 35 Mike Mussina, L (1, 1) OBP: 0.600, SLG: 0.600 Mike Stanton, L (7, 1) Ramiro Mendoza, R (7, 1) Enrique Wilson, S (9, PH) OBP: 0.255, SLG: 0.300 Steve Karsay, R (9, 1) | | 1-1 FC4-6 | | 1-1 2B 1B | | | 1-1 E9 1B 2 1B 1B | 4-1 BB 2 1B G3-1 BB | 3 1 2 0 0 0 1 0 0 0 0 0 0 0 0 0 0 0 0 0 0 0 1 0 0 1 0 0 0 0 0 0 0 0 0 | | | | | | | | | | | | | | | | | | | | |
| Inning Stats | R: 0 E: 0 K: 2 S: 11 | H: 0 LOB: 2 BB: 2 P: 19 | R: 0 E: 1 K: 0 S: 7 | H: 0 LOB: 1 BB: 0 P: 12 | R: 0 E: 0 K: 1 S: 11 | H: 0 LOB: 0 BB: 0 P: 16 | R: 0 E: 0 K: 0 S: 8 | H: 1 LOB: 1 BB: 0 P: 12 | R: 0 E: 0 K: 0 S: 6 | H: 2 LOB: 1 BB: 0 P: 9 | | R: 0 E: 0 K: 0 S: 7 | H: 1 LOB: 1 BB: 0 P: 10 | R: 2 E: 1 K: 1 S: 20 | H: 4 LOB: 2 BB: 0 P: 30 | R: 0 E: 0 K: 0 S: 12 | H: 1 LOB: 1 BB: 0 P: 22 | R: 1 E: 0 K: 2 S: 12 | H: 1 LOB: 2 BB: 2 P: 22 | 1B: 8 2B: 1 3B: 0 HR: 1 | SF: 0 SAC: 0 DP: 0 HBP: 0 | WP: 0 PB: 0 SB: 0 CS: 0 | PA: 41 | | | | | | |
| PITCHER | IP WLS BF H R ER SO BB IBB HBP BLK WP HR S P ERA WHIP | | | | | | | | | | | | PITCHER | IP WLS BF H R ER SO BB IBB HBP BLK WP HR S P ERA WHIP | | | | | | | | | | | | | | | |
| Brian Lawrence, R (1, 1) ERA: 3.19 | 6.1 | | 29 | 8 | 2 | 2 | 3 | 2 | 0 | 0 | 0 | 0 | 0 | 1 | 64 | 101 | 2.84 | 1.579 | | | | | | | | | | | |
| 49 Eric Cyr, L (7, 1) ERA: | 1.0 | | 3 | 0 | 0 | 0 | 1 | 0 | 0 | 0 | 0 | 0 | 0 | 0 | 12 | 16 | 0.00 | 0.000 | | | | | | | | | | | |
| Steve Reed, R (8, 1) ERA: 1.97 | 1.0 | L | 6 | 2 | 1 | 1 | 1 | 1 | 0 | 0 | 0 | 0 | 0 | 0 | 13 | 25 | 9.00 | 3.000 | | | | | | | | | | | |
| Trevor Hoffman, R (9, 1) ERA: 1.33 | 0.2 | | 3 | 0 | 0 | 0 | 1 | 1 | 0 | 0 | 0 | 0 | 0 | 0 | 5 | 10 | 0.00 | 1.500 | | | | | | | | | | | |

livebaseballscorecards.com

| | |
|------------|----|
| AB | 37 |
| R | 3 |
| H | 10 |
| RBI | 3 |
| BB | 4 |
| SO | 6 |
| LOB | 19 |



| Batter | 1 | 2 | 3 | 4 | 5 | 6 | 7 | 8 | 9 | AB | R | H | RBI | BB | SO | LOB |
|---|-----------------|----------|-------------|---|-------------|---|-------------|---|-------------|----|---|---|-----|----|----|-----|
| Gene Kingsale, S OBP: 0.333, SLG: 0.286 Ron Gant, R OBP: 0.339, SLG: 0.453 (1, 9) (7, PH) (8, 9) (8, 7) | 1-1 G4-3 | | 3-3 K | | 1-1 P3 | | 1-2 G1-3 | | 0-2 F8 | 3 | 0 | 0 | 0 | 0 | 1 | 0 |
| Deivi Cruz, R OBP: 0.285, SLG: 0.353 (1, 6) | 0-3 K | | 0-0 G5-3 | | 1-1 G5-3 | | 0-1 2B | | 2-1 G4-3 | 5 | 0 | 1 | 2 | 0 | 1 | 0 |
| Mark Kotsay, L OBP: 0.373, SLG: 0.459 (1, 8) | 4-0 CS BB | | | | 0-1 F8 | | 0-0 2B | | 1-1 G4-3 | 4 | 0 | 2 | 0 | 1 | 0 | 0 |
| Ray Lankford, L OBP: 0.335, SLG: 0.327 Steve Reed, R D'Angelo Jimenez, S OBP: 0.297, SLG: 0.298 (1, 7) (8, 1) (9, 5) | 2-2 CS | 3-3 K | | | 2-3 K | | 2-3 K | | 4-0 IBB | 3 | 0 | 0 | 0 | 1 | 3 | 1 |
| Kevin Barker, L OBP: 0.235, SLG: 0.188 (1, 3) | | | 0-1 G3-1 | | 0-1 F8 | | 1-0 1B | | 1-0 G3-1 | 4 | 0 | 2 | 0 | 0 | 0 | 4 |
| Tom Lampkin, L OBP: 0.289, SLG: 0.302 49 Eric Cyr, R Bubba Trammell, R OBP: 0.324, SLG: 0.365 (1, 2) (7, 1) (8, 9) | | | 0-1 G3-1 | | 4-1 BB | | 0-0 F8 | | 1-3 K | 2 | 0 | 1 | 0 | 1 | 0 | 1 |
| Ramón Vázquez, L OBP: 0.322, SLG: 0.318 (1, 4) | | | 3-2 G3-1 | | 4-2 BB | | | | 0-1 G5-3 | 2 | 1 | 0 | 0 | 2 | 0 | 2 |
| Julius Matos, R OBP: 0.234, SLG: 0.319 Trevor Hoffman, R (1, 5) (9, 1) | | | 0-2 G4-3 | | 0-0 G5-3 | | 1-3 K | | 1-1 1B | 4 | 0 | 1 | 0 | 0 | 1 | 6 |
| Brian Lawrence, R OBP: 0.263, SLG: 0.212 Wiki Gonzalez, R OBP: 0.412, SLG: 0.390 (1, 1) (7, 2) | | | 1-2 F8 | | 0-3 K | | 3-2 1B | | 0-1 1B | 2 | 0 | 0 | 0 | 0 | 1 | 0 |

| Inning Stats | R: 0 | H: 0 | E: 0 | K: 1 | S: 7 | H: 0 | LOB: 0 | BB: 1 | P: 14 | R: 0 | H: 2 | E: 0 | K: 1 | S: 14 | H: 0 | LOB: 2 | BB: 0 | P: 20 | R: 0 | H: 0 | E: 0 | K: 1 | S: 7 | H: 1 | LOB: 3 | BB: 2 | P: 21 | R: 0 | H: 0 | E: 0 | K: 1 | S: 9 | H: 1 | LOB: 1 | BB: 0 | P: 12 | R: 2 | H: 2 | E: 0 | K: 1 | S: 16 | H: 2 | LOB: 3 | BB: 2 | P: 30 | R: 0 | H: 2 | E: 0 | K: 1 | S: 9 | H: 2 | LOB: 1 | BB: 0 | P: 11 | R: 0 | H: 0 | E: 0 | K: 0 | S: 8 | H: 0 | LOB: 0 | BB: 0 | P: 11 | 1B: 6 | SF: 0 | 2B: 2 | SAC: 0 | 3B: 0 | DP: 0 | HR: 0 | HBP: 1 | WP: 0 | PA: 40 |
|--------------|------|------|------|------|------|------|--------|-------|-------|------|------|------|------|-------|------|--------|-------|-------|------|------|------|------|------|------|--------|-------|-------|------|------|------|------|------|------|--------|-------|-------|------|------|------|------|-------|------|--------|-------|-------|------|------|------|------|------|------|--------|-------|-------|------|------|------|------|------|------|--------|-------|-------|-------|-------|-------|--------|-------|-------|-------|--------|-------|--------|
|--------------|------|------|------|------|------|------|--------|-------|-------|------|------|------|------|-------|------|--------|-------|-------|------|------|------|------|------|------|--------|-------|-------|------|------|------|------|------|------|--------|-------|-------|------|------|------|------|-------|------|--------|-------|-------|------|------|------|------|------|------|--------|-------|-------|------|------|------|------|------|------|--------|-------|-------|-------|-------|-------|--------|-------|-------|-------|--------|-------|--------|


| PITCHER | IP | WLS | BF | H | R | ER | SO | BB | IBB | HBP | BLK | WP | HR | S | P | ERA | WHIP |
|---------------------------------|--------|-----|----|---|---|----|----|----|-----|-----|-----|----|----|----|-----|------|-------|
| 35 Mike Mussina, R ERA: 4.51 | (1, 1) | 6.1 | 27 | 4 | 2 | 2 | 7 | 4 | 0 | 1 | 0 | 0 | 0 | 62 | 104 | 2.84 | 1.263 |
| Mike Stanton, L ERA: 2.56 | (7, 1) | 0.1 | 1 | 0 | 0 | 0 | 0 | 0 | 0 | 0 | 0 | 0 | 0 | 3 | 4 | 0.00 | 0.000 |
| Ramiro Mendoza, R ERA: 3.33 | (7, 1) | 1.1 | 8 | 4 | 0 | 0 | 1 | 0 | 1 | 0 | 0 | 0 | 0 | 13 | 20 | 0.00 | 3.000 |
| Steve Karsay, R ERA: 2.47 | (9, 1) | 1.0 | 3 | 0 | 0 | 0 | 0 | 0 | 0 | 0 | 0 | 0 | 0 | 8 | 11 | 0.00 | 0.000 |

BOTTOM

New York Yankees @ San Diego Padres
Qualcomm Stadium, San Diego, CA

Sun Jun 23 2002, 5:00 PM EDT
Att: 50,050 - Sunny - 75 F

| | |
|-----|----|
| AB | 33 |
| R | 2 |
| H | 8 |
| RBI | 2 |
| BB | 5 |
| SO | 8 |
| LOB | 16 |



| Batter | 1 | 2 | 3 | 4 | 5 | 6 | 7 | 8 | 9 | AB R H RBI BB SO LOB | TOP | | | | | | | | | | | | | | | |
|--|---|----------------------------------|------------------------------|----------------------------------|-------------------------------------|----------------------------------|------------------------------|---------------------------------|-------------------------------|----------------------------------|-------------------------------|----------------------------------|-------------------------------|----------------------------------|------------------------------|----------------------------------|-------------------------------|----------------------------------|----------------------------------|------------------------------------|----------------------------------|--------|--|--|--|--|
| Alfonso Soriano, R (1, 4) OBP: 0.349, SLG: 0.586 | 0-1 HR | 0-1 L7 | | | 0-2 G5-3 | 0-2 F7 | | | 1-2 FC5-4 G6-3 1-2f | 5 1 1 1 0 0 3 | | | | | | | | | | | | | | | | |
| 2 Derek Jeter, R (1, 6) OBP: 0.372, SLG: 0.435 | 1-0 G5-3 | | 2-1 HR | | 2-2 1B 25 BB | | 1-1 G4-3 | | 2-0 G6-3 1-3 | 5 2 2 1 0 0 1 | | | | | | | | | | | | | | | | |
| 25 Jason Giambi, L (1, 10) OBP: 0.431, SLG: 0.584 | 4-2 BB BB | | 3-2 S 1B | | 4-1 1B 1-2 BB | | 4-2 G3 BB | | 1-1 G4-3 | 2 0 1 0 3 0 1 | | | | | | | | | | | | | | | | |
| Bernie Williams, S (1, 8) OBP: 0.408, SLG: 0.468 | 1-3 K | | 1-2 L9 | | 1-0 F7 | | 3-2 G3 1-2 | | | 4 0 0 0 0 1 5 | | | | | | | | | | | | | | | | |
| Robin Ventura, L (1, 5) OBP: 0.362, SLG: 0.531 | 4-2 1-2 BB | | 3-3 K 1-2 | | 1-0 1-3 2-H 20 FC4-6 1B | | 1-0 G4-3 | | | 3 0 1 1 1 1 2 | | | | | | | | | | | | | | | | |
| 20 Jorge Posada, S (1, 2) OBP: 0.351, SLG: 0.468 | 1-2 P6 | | 3-3 K | | 0-0 FC4-6 1-2f | | | 3-3 K | | 4 0 0 0 0 2 5 | | | | | | | | | | | | | | | | |
| Rondell White, R (1, 7) OBP: 0.312, SLG: 0.389 | | 0-1 G6-3 1B | | 4-1 L3 BB | | 1-1 G5-3 | | 0-1 G6-3 | | 3 0 1 0 1 0 0 | | | | | | | | | | | | | | | | |
| Nick Johnson, L (1, 3) OBP: 0.320, SLG: 0.426 | | 3-1 G6-3 1-2 | | 0-0 L3 1-2 | | 2-3 K | | 1-2 G1-3 | | 4 0 0 0 0 1 2 | | | | | | | | | | | | | | | | |
| Shane Spencer, R (1, 9) OBP: 0.340, SLG: 0.401 | | 0-0 G5-3 | | 1-0 F9 | | 0-2 1B | | 2-1 FC5-4 1B | | 4 0 2 0 0 0 1 | | | | | | | | | | | | | | | | |
| Inning Stats | R: 1 E: 0 K: 1 S: 16 | H: 1 LOB: 2 BB: 2 P: 27 | R: 0 E: 0 K: 0 S: 7 | H: 1 LOB: 1 BB: 0 P: 10 | R: 1 E: 0 K: 2 S: 15 | H: 2 LOB: 1 BB: 0 P: 27 | R: 0 E: 0 K: 0 S: 3 | H: 0 LOB: 0 BB: 1 P: 8 | R: 1 E: 0 K: 0 S: 12 | H: 2 LOB: 2 BB: 1 P: 20 | R: 0 E: 0 K: 1 S: 11 | H: 1 LOB: 1 BB: 0 P: 14 | R: 0 E: 0 K: 0 S: 11 | H: 0 LOB: 1 BB: 1 P: 20 | R: 0 E: 0 K: 1 S: 8 | H: 0 LOB: 0 BB: 0 P: 12 | R: 0 E: 0 K: 0 S: 10 | H: 1 LOB: 1 BB: 0 P: 16 | 1B: 6 2B: 1 3B: 0 HR: 2 | SF: 0 SAC: 0 DP: 1 HBP: 0 | WP: 0 PB: 0 SB: 2 CS: 0 | PA: 39 | | | | |
| PITCHER | IP WLS BF H R ER SO BB IBB HBP BLK WP HR S P ERA WHIP | | | | | | | | | | | | | | | | | | | | | | | | | |
| Sidney Ponson, R (1, 1) ERA: 4.1 | 6.0 | 28 | 7 | 3 | 3 | 4 | 4 | 0 | 0 | 0 | 0 | 2 | 64 | 106 | 4.50 | 1.833 | | | | | | | | | | |
| Willis Roberts, R (7, 1) ERA: 1.73 | 1.2 | W | 6 | 0 | 0 | 0 | 1 | 1 | 0 | 0 | 0 | 0 | 16 | 28 | 0.00 | 0.600 | | | | | | | | | | |
| Buddy Groom, L (8, 1) ERA: 2.05 | 0.1 | H | 1 | 0 | 0 | 0 | 0 | 0 | 0 | 0 | 0 | 0 | 3 | 4 | 0.00 | 0.000 | | | | | | | | | | |
| Jorge Julio, R (9, 1) ERA: 2.72 | 1.0 | S | 4 | 1 | 0 | 0 | 0 | 0 | 0 | 0 | 0 | 0 | 10 | 16 | 0.00 | 1.000 | | | | | | | | | | |

New York Yankees @ Baltimore Orioles
Oriole Park at Camden Yards, Baltimore, MD

| | |
|-----|----|
| AB | 34 |
| R | 3 |
| H | 8 |
| RBI | 3 |
| BB | 5 |
| SO | 5 |
| LOB | 20 |



Tue Jun 25 2002, 7:05 PM EDT
 Att. 41,583 - Sunny - 97 F

livebaseballscorecards.com

| Batter | 1 | 2 | 3 | 4 | 5 | 6 | 7 | 8 | 9 | AB | R | H | RBI | BB | SO | LOB | | | | | |
|--|-------------------------------|----------------------------------|------------------------------|---------------------------------|-------------------------------|----------------------------------|-----------------------------------|----------------------------------|------------------------------|----------------------------------|-------------------------------|----------------------------------|-------------------------------|----------------------------------|-------------------------------|----------------------------------|-----------------------------------|------------------------------------|----------------------------------|-------------|--|
| 6 Melvin Mora, R OBP: 0.355, SLG: 0.424 (1, 8) BB BB (9, 7) | 4-0 1B BB | 0-1 CS 1-2 | 4-1 G6-4-3 BB | 0-1 G6-4-3 1-2f | | | 0-1 FC3-6 1B 1-3 | | | 2 | 1 | 1 | 0 | 2 | 0 | 2 | | | | | |
| Jerry Hairston, R OBP: 0.309, SLG: 0.316 (1, 4) BB BB BB X | 3-2 21 S 1B 1-3 | | 3-2 G6-4-3 1-2f | | | 2-3 K | 1-1 FC3-6 1B 1-2 | | | 4 | 1 | 2 | 1 | 0 | 1 | 1 | | | | | |
| Gary Matthews, S OBP: 0.351, SLG: 0.428 (1, 9) X | 0-0 21 1B 1-2 3-H | | 4-0 1B 21 1B BB | | | 1-2 G1-3 | 1-0 FC3-6 1B 1-2f 2-3 | | | 3 | 1 | 1 | 1 | 1 | 0 | 2 | | | | | |
| Tony Batista, R OBP: 0.331, SLG: 0.529 (1, 5) X | 0-0 F9 | | 1-2 21 1B 1-3 | | | 3-0 F8 | 1-3 K | | | 4 | 0 | 1 | 0 | 0 | 1 | 4 | | | | | |
| 21 Marty Cordova, R OBP: 0.335, SLG: 0.473 Chris Singleton, L OBP: 0.279, SLG: 0.386 (1, 7) (9, 8) BB BB X | 2-1 1-3 2-H 1B | | 0-2 1-2 1B | | | 0-0 CS 1B | | | 3-2 G5-3 | 4 | 0 | 3 | 2 | 0 | 0 | 0 | | | | | |
| Jose Leon, R OBP: 0.267, SLG: 0.267 (1, 3) BB BB X | 1-2 G6-3 | | 2-1 F7 | | | 0-3 K 1-2 | | | 1-1 G5-3 | 4 | 0 | 0 | 0 | 0 | 1 | 4 | | | | | |
| Geronimo Gil, R OBP: 0.274, SLG: 0.410 (1, 2) X | | | | | | 0-2 FC5 1B | | | 0-3 K | 4 | 0 | 2 | 0 | 0 | 1 | 0 | | | | | |
| Mike Bordick, R OBP: 0.309, SLG: 0.366 (1, 6) X | | | | | | 0-1 FC5 1B 1-2 | | | 1-2 F8 | 3 | 0 | 1 | 0 | 0 | 0 | 1 | | | | | |
| 1 Brian Roberts, S OBP: 0.336, SLG: 0.323 (1, 10) X | | | | | | 1-1 FC5 6 G6-4-3 | | | 0-2 6 1B 1B | 3 | 1 | 1 | 0 | 0 | 0 | 3 | | | | | |
| Inning Stats | R: 2 E: 0 K: 0 S: 10 | H: 3 LOB: 1 BB: 1 P: 20 | R: 0 E: 0 K: 0 S: 8 | H: 1 LOB: 0 BB: 0 P: 8 | R: 1 E: 0 K: 0 S: 16 | H: 2 LOB: 2 BB: 2 P: 30 | R: 0 E: 0 K: 0 S: 10 | H: 2 LOB: 1 BB: 0 P: 11 | R: 0 E: 0 K: 1 S: 7 | H: 0 LOB: 0 BB: 0 P: 13 | R: 0 E: 0 K: 1 S: 11 | H: 1 LOB: 0 BB: 0 P: 14 | R: 1 E: 0 K: 1 S: 16 | H: 3 LOB: 2 BB: 0 P: 20 | R: 0 E: 0 K: 1 S: 10 | H: 0 LOB: 0 BB: 0 P: 14 | 1B: 12 2B: 0 3B: 0 HR: 0 | SF: 0 SAC: 0 DP: 2 HBP: 0 | WP: 0 PB: 0 SB: 1 CS: 2 | PA: 35 | |
| PITCHER | IP WLS L | WLS L | H R | ER LOB | SO BB | BB IBB | HBP BLK | WP HR | S P | ERA WHIP | PITCHER | IP WLS L | BF H | R ER | SO BB | BB IBB | HBP BLK | WP HR | S P | ERA WHIP | |
| Andy Pettitte, L ERA: 4.91 (1, 1) | 6.1 | 28 | 11 | 4 | 2 | 3 | 0 | 0 | 70 | 5.68 | 2.211 | | | | | | | | | | |
| Ramiro Mendoza, R ERA: 3.21 (7, 1) | 1.2 | 6 | 1 | 0 | 2 | 0 | 0 | 0 | 18 | 0.00 | 0.600 | | | | | | | | | | |

BOTTOM

New York Yankees @ Baltimore Orioles
Oriole Park at Camden Yards, Baltimore, MD

Tue Jun 25 2002, 7:05 PM EDT
 Att: 41,583 - Sunny - 97 F

livebaseballscores.com

| | |
|------------|-----------|
| AB | 31 |
| R | 4 |
| H | 12 |
| RBI | 4 |
| BB | 3 |
| SO | 4 |
| LOB | 17 |



New York Yankees @ Baltimore Orioles
Oriole Park at Camden Yards, Baltimore, MD

Wed Jun 26 2002, 7:05 PM EDT
 Att. 42,670 - Cloudy - 95 F

livebaseballscorecards.com



| | |
|------------|-----------|
| AB | 34 |
| R | 7 |
| H | 10 |
| RBI | 7 |
| BB | 3 |
| SO | 5 |
| LOB | 16 |

| | | | |
|-----|---|-----|----|
| WP: | 1 | PA: | 40 |
| PB: | 0 | | |
| SB: | 0 | | |
| CS: | 1 | | |

| AB | R | H | RBI | BB | SO | LOB |
|-----|---|------|-----|----|----|-----|
| 5 | 1 | 2 | 1 | 0 | 1 | 2 |
| 4 | 1 | 1 | 0 | 1 | 0 | 4 |
| 5 | 0 | 1 | 1 | 0 | 1 | 4 |
| 4 | 0 | 1 | 1 | 0 | 0 | 1 |
| 2 | 2 | 1 | 0 | 2 | 0 | 1 |
| 4 | 1 | 2 | 2 | 0 | 0 | 3 |
| 4 | 1 | 1 | 2 | 0 | 1 | 1 |
| 4 | 1 | 1 | 0 | 0 | 0 | 0 |
| 2 | 0 | 0 | 0 | 0 | 2 | 0 |
| 1B: | 6 | SF: | 0 | | | |
| 2B: | 2 | SAC: | 1 | | | |
| 3B: | 0 | DP: | 2 | | | |
| HR: | 2 | HBP: | 1 | | | |

| Batter | 1 | 2 | 3 | 4 | 5 | 6 | 7 | 8 | 9 | | | | | | | | | | | | | | | | | | |
|---|--------------------------------------|----------------------------------|------------------------------|---------------------------------|-------------------------------|----------------------------------|---------------------------------|----------------------------------|------------------------------|----------------------------------|-------------------------------|----------------------------------|------------------------------|----------------------------------|------------------------------|----------------------------------|------------------------------|----------------------------------|--|--|--|--|--|--|--|--|--|
| Alfonso Soriano, R OBP: 0.350, SLG: 0.583 (1, 4) | 1-0 2 WP 25 1B 1B | | 1-2 G5-3 | | 0-0 G4-3 | | 0-1 G4-6-3 1B | | 1-3 K | | | | | | | | | | | | | | | | | | |
| 2 Derek Jeter, R OBP: 0.373, SLG: 0.433 (1, 6) | 4-2 25 1B FC6-4 BB | | 0-0 1B | | 3-1 F8 | | 3-1 G4-6-3 1B | | 0-0 FC6-2 | | | | | | | | | | | | | | | | | | |
| 25 Jason Giambi, L OBP: 0.428, SLG: 0.577 (1, 10) | 1-1 FC6-4 1B | | 3-2 F8 | | | | 1-0 F8 | | 1-0 G3 | | | | | | | | | | | | | | | | | | |
| Bernie Williams, S OBP: 0.407, SLG: 0.469 (1, 8) | 0-2 FC6-4 20 CS 1-2f 3-H | | | 2-2 F8 | | 1-1 G4-3 | | 0-1 G4-6-3 2B | | | | | | | | | | | | | | | | | | | |
| Robin Ventura, L OBP: 0.368, SLG: 0.530 (1, 5) | 1-1 F7 | | | 4-1 HR BB | | 3-1 20 HR 1B | | 4-0 20 G4-6-3 BB | | | | | | | | | | | | | | | | | | | |
| 20 Jorge Posada, S OBP: 0.353, SLG: 0.480 (1, 2) | 1-2 CS 1-2 | 1-0 1B | | 0-0 F8 | | 2-2 1-H HR | | 1-1 G4-6-3 1-2f 2-3 | | | | | | | | | | | | | | | | | | | |
| Rondell White, R OBP: 0.311, SLG: 0.399 (1, 7) | | 1-2 F2 | | 0-0 1-H HR | | 0-1 F8 | | 3-3 K | | | | | | | | | | | | | | | | | | | |
| Nick Johnson, L OBP: 0.319, SLG: 0.427 (1, 3) | | 0-1 F7 | | 1-1 G4-3 | | | 1-0 E1 1B HBP | | 3-1 SH 2 FC6-2 2B | | | | | | | | | | | | | | | | | | |
| Shane Spencer, R OBP: 0.340, SLG: 0.397 (1, 9) | | | 1-3 K | | | | 1-0 G4-6-3 2 1B HBP | | 0-1 SH 2 FC6-2 2B | | | | | | | | | | | | | | | | | | |
| Inning Stats | R: 2 E: 0 K: 0 S: 12 | H: 2 LOB: 0 BB: 1 P: 20 | R: 0 E: 0 K: 0 S: 7 | H: 1 LOB: 0 BB: 0 P: 9 | R: 0 E: 0 K: 1 S: 12 | H: 1 LOB: 1 BB: 0 P: 17 | R: 2 E: 0 K: 0 S: 8 | H: 1 LOB: 0 BB: 1 P: 15 | R: 0 E: 0 K: 1 S: 6 | H: 0 LOB: 0 BB: 0 P: 10 | R: 2 E: 0 K: 1 S: 14 | H: 2 LOB: 0 BB: 0 P: 21 | R: 1 E: 1 K: 0 S: 6 | H: 1 LOB: 1 BB: 0 P: 12 | R: 0 E: 0 K: 1 S: 9 | H: 1 LOB: 1 BB: 1 P: 17 | R: 0 E: 0 K: 1 S: 9 | H: 1 LOB: 2 BB: 0 P: 14 | | | | | | | | | |
| PITCHER | IP | WLS | BF | H | R | ER | SO | BB | IBB | HBP | BLK | WP | HR | S | P | ERA | WHIP | | | | | | | | | | |
| Rodrigo Lopez, R ERA: 3.11 (1, 1) | 6.0 | | 25 | 7 | 6 | 6 | 3 | 2 | 0 | 0 | 0 | 1 | 2 | 59 | 92 | 9.00 | 1.500 | | | | | | | | | | |
| Yorkis Perez, L ERA: (7, 1) | 0.0 | | 1 | 0 | 1 | 0 | 0 | 0 | 0 | 0 | 0 | 0 | 0 | 1 | 2 | ∞ | ∞ | | | | | | | | | | |
| Rick Bauer, R ERA: 5.11 (7, 1) | 0.2 | B | 3 | 1 | 0 | 0 | 0 | 0 | 0 | 1 | 0 | 0 | 0 | 4 | 8 | 0.00 | 1.500 | | | | | | | | | | |
| Buddy Groom, L ERA: 2.03 (7, 1) | 0.1 | | 1 | 0 | 0 | 0 | 0 | 0 | 0 | 0 | 0 | 0 | 0 | 1 | 2 | 0.00 | 0.000 | | | | | | | | | | |
| Willis Roberts, R ERA: 1.65 (8, 1) | 2.0 | W | 9 | 2 | 0 | 0 | 2 | 1 | 0 | 0 | 0 | 0 | 0 | 18 | 31 | 0.00 | 1.500 | | | | | | | | | | |

| Batter | 1 | 2 | 3 | 4 | 5 | 6 | 7 | 8 | 9 | AB | R | H | RBI | BB | SO | LOB |
|---|--------------|---|------------------|---|------|---------------------|---|---|----------------------|----|---|---|-----|----|----|-----|
| 6 Melvin Mora, R OBP: 0.355, SLG: 0.421 (1, 7) | F8 | | G6-3 1S BB | | P4 | 1-1 2B 1B | | | F9 | 4 | 0 | 1 | 1 | 1 | 0 | 1 |
| 1 Brian Roberts, S OBP: 0.330, SLG: 0.327 (1, 4) | G4-3 | | K | | K | 1-3 2H 2B | | | F3 | 5 | 0 | 1 | 1 | 0 | 2 | 2 |
| Gary Matthews, S OBP: 0.358, SLG: 0.449 (1, 9) | HR | | G6-3 | | | G6-3 | | | 1B | 4 | 2 | 2 | 1 | 1 | 0 | 3 |
| Tony Batista, R OBP: 0.332, SLG: 0.525 (1, 5) | 31 HR HBP | | K | | F7 | | | | 1B | 4 | 1 | 1 | 1 | 0 | 2 | 3 |
| 31 Jay Gibbons, L OBP: 0.335, SLG: 0.472 (1, 3) | HR | | | | G4-3 | F9 1B 1B | | | K | 4 | 2 | 2 | 2 | 0 | 1 | 0 |
| 21 Marty Cordova, R OBP: 0.329, SLG: 0.464 (1, 10) | G6-3 | | K | | K | K | | | K | 4 | 0 | 0 | 0 | 0 | 3 | 1 |
| Chris Singleton, L OBP: 0.287, SLG: 0.405 (1, 8) | | | K | | HR | 1B 6 1B 1B | | | G5-4-3 1B | 4 | 2 | 3 | 1 | 0 | 1 | 0 |
| Geronimo Gil, R OBP: 0.269, SLG: 0.401 (1, 2) | | | G5-3 | | F9 | F9 | | | F8 | 4 | 0 | 0 | 0 | 0 | 0 | 3 |
| Mike Bordick, R OBP: 0.312, SLG: 0.368 (1, 6) | | | K | | | 6S 1B | | | G5-4-3 1-2f 1B | 4 | 1 | 2 | 1 | 0 | 1 | 1 |

| Inning Stats | R: 3 | H: 2 | E: 0 | K: 0 | S: 9 | LOB: 0 | BB: 0 | P: 16 | R: 0 | H: 0 | E: 0 | K: 2 | S: 8 | LOB: 0 | BB: 0 | P: 12 | R: 0 | H: 0 | E: 0 | K: 2 | S: 11 | LOB: 1 | BB: 1 | P: 22 | R: 1 | H: 1 | E: 0 | K: 1 | S: 10 | LOB: 0 | BB: 0 | P: 15 | R: 0 | H: 1 | E: 0 | K: 1 | S: 15 | LOB: 2 | BB: 1 | P: 24 | R: 3 | H: 5 | E: 0 | K: 1 | S: 16 | LOB: 2 | BB: 0 | P: 23 | R: 0 | H: 0 | E: 0 | K: 3 | S: 12 | LOB: 0 | BB: 0 | P: 15 | R: 0 | H: 1 | E: 0 | K: 0 | S: 8 | LOB: 0 | BB: 0 | P: 11 | R: 1 | H: 2 | E: 0 | K: 0 | S: 8 | LOB: 1 | BB: 0 | P: 14 | 1B: 8 | 2B: 1 | 3B: 0 | HR: 3 | SF: 0 | SAC: 0 | DP: 1 | HBP: 1 | WP: 0 | PA: 40 |
|--------------|------|------|------|------|------|--------|-------|-------|------|------|------|------|------|--------|-------|-------|------|------|------|------|-------|--------|-------|-------|------|------|------|------|-------|--------|-------|-------|------|------|------|------|-------|--------|-------|-------|------|------|------|------|-------|--------|-------|-------|------|------|------|------|-------|--------|-------|-------|------|------|------|------|------|--------|-------|-------|------|------|------|------|------|--------|-------|-------|-------|-------|-------|-------|-------|--------|-------|--------|-------|--------|
|--------------|------|------|------|------|------|--------|-------|-------|------|------|------|------|------|--------|-------|-------|------|------|------|------|-------|--------|-------|-------|------|------|------|------|-------|--------|-------|-------|------|------|------|------|-------|--------|-------|-------|------|------|------|------|-------|--------|-------|-------|------|------|------|------|-------|--------|-------|-------|------|------|------|------|------|--------|-------|-------|------|------|------|------|------|--------|-------|-------|-------|-------|-------|-------|-------|--------|-------|--------|-------|--------|

| PITCHER | IP | WLS | BF | H | R | ER | SO | BB | IBB | HBP | BLK | WP | HR | S | P | ERA | WHIP |
|--|-----|-----|----|---|---|----|----|----|-----|-----|-----|----|----|----|-----|-------|-------|
| Roger Clemens, R ERA: 4.14 (1, 1) | 5.2 | | 27 | 7 | 7 | 7 | 7 | 2 | 0 | 1 | 0 | 0 | 3 | 64 | 106 | 11.12 | 1.588 |
| Ramiro Mendoza, R ERA: 3.19 (6, 1) | 0.1 | B | 3 | 2 | 0 | 0 | 0 | 0 | 0 | 0 | 0 | 0 | 0 | 5 | 6 | 0.00 | 6.000 |
| 42 Mariano Rivera, R ERA: 1.63 (7, 1) | 1.0 | | 3 | 0 | 0 | 0 | 3 | 0 | 0 | 0 | 0 | 0 | 0 | 12 | 15 | 0.00 | 0.000 |
| Mike Stanton, L ERA: 2.68 (8, 1) | 1.2 | L | 6 | 2 | 1 | 1 | 0 | 0 | 0 | 0 | 0 | 0 | 0 | 13 | 21 | 5.40 | 1.200 |
| Steve Karsay, R ERA: 2.47 (9, 1) | 0.0 | | 1 | 1 | 0 | 0 | 0 | 0 | 0 | 0 | 0 | 0 | 0 | 3 | 4 | ∞ | ∞ |


BOTTOM

New York Yankees @ Baltimore Orioles
 Oriole Park at Camden Yards, Baltimore, MD

Wed Jun 26 2002, 7:05 PM EDT
 Att: 42,670 - Cloudy - 95 F

livebaseballscorecards.com

| | |
|-----|----|
| AB | 37 |
| R | 8 |
| H | 12 |
| RBI | 8 |
| BB | 2 |
| SO | 10 |
| LOB | 14 |



| Batter | 1 | 2 | 3 | 4 | 5 | 6 | 7 | 8 | 9 | AB R H RBI BB SO LOB | TOP | | | | | | | | | | | |
|--|---|----------------------------------|-------------------------------|----------------------------------|------------------------------|----------------------------------|-------------------------------|----------------------------------|------------------------------|----------------------------------|------------------------------|----------------------------------|------------------------------|----------------------------------|-------------------------------|----------------------------------|------------------------------|---------------------------------|----------------------------------|------------------------------------|----------------------------------|---|
| Alfonso Soriano, R (1, 4) OBP: 0.351, SLG: 0.580 | 2-2 F9 25 2 S 1B | | 3-1 F2 | | 2-3 K | | 2-3 K | | 0-0 G6-4-3 2 1B | 5 0 2 0 0 2 0 | | | | | | | | | | | | |
| 2 Derek Jeter, R (1, 6) OBP: 0.370, SLG: 0.429 | 1-3 K 1-2 | | 1-1 G4-3 | | | 1-1 25 S HR 1B | 0-1 G5-3 | | 0-2 G6-4-3 1-2f | 5 1 1 0 0 1 3 | | | | | | | | | | | | |
| 25 Jason Giambi, L (1, 10) OBP: 0.429, SLG: 0.597 | 3-1 F9 2-3 | | | 0-0 HR | | 2-1 HR 1-H | 1-1 L5 | | | 4 2 2 3 0 0 1 | | | | | | | | | | | | |
| Bernie Williams, S (1, 8) OBP: 0.405, SLG: 0.469 | 0-1 P5 | | | 2-2 2B | | 1-0 G3-1 | | 2-3 K | | 4 0 1 0 0 1 1 | | | | | | | | | | | | |
| Robin Ventura, L (1, 5) OBP: 0.366, SLG: 0.526 | | 2-1 G6-3 | | 0-1 F5 | | 2-0 G4-3 | | 0-0 20 S 1B | | 4 0 1 0 0 0 1 | | | | | | | | | | | | |
| 20 Jorge Posada, S (1, 2) OBP: 0.355, SLG: 0.478 | | 4-2 BB | | 3-3 K | | 1-0 BB HBP 1B | | 2-3 K | | 3 0 1 0 0 1 2 2 | | | | | | | | | | | | |
| Shane Spencer, R (1, 9) OBP: 0.338, SLG: 0.390 | | 1-3 K | | 3-3 K | | 1-0 BB HBP 1-2 | | 2-3 K | | 3 0 0 0 0 3 3 | | | | | | | | | | | | |
| Nick Johnson, L (1, 3) OBP: 0.318, SLG: 0.422 | | 3-3 K | | | 0-1 F9 | 4-1 FC5-4 BB | | | 0-0 F7 | 3 0 0 0 0 1 1 1 | | | | | | | | | | | | |
| Rondell White, R (1, 7) OBP: 0.310, SLG: 0.394 | | | 1-0 G4-3 | | 3-2 G5-3 | 0-0 FC5-4 1-2f | | | 2-2 1B HBP | 3 0 0 0 0 0 3 | | | | | | | | | | | | |
| Inning Stats | R: 0 E: 0 K: 1 S: 11 | H: 1 LOB: 1 BB: 0 P: 17 | R: 0 E: 0 K: 2 S: 13 | H: 0 LOB: 1 BB: 1 P: 23 | R: 0 E: 0 K: 0 S: 5 | H: 0 LOB: 0 BB: 0 P: 10 | R: 1 E: 0 K: 2 S: 13 | H: 2 LOB: 1 BB: 0 P: 21 | R: 0 E: 0 K: 1 S: 9 | H: 0 LOB: 0 BB: 0 P: 14 | R: 2 E: 0 K: 0 S: 9 | H: 3 LOB: 3 BB: 1 P: 21 | R: 0 E: 0 K: 1 S: 7 | H: 0 LOB: 0 BB: 0 P: 10 | R: 0 E: 0 K: 3 S: 11 | H: 1 LOB: 1 BB: 0 P: 17 | R: 0 E: 0 K: 0 S: 7 | H: 1 LOB: 1 BB: 0 P: 9 | 1B: 5 2B: 1 3B: 0 HR: 2 | SF: 0 SAC: 0 DP: 1 HBP: 2 | WP: 0 PB: 0 SB: 3 CS: 0 | PA: 38 |
| PITCHER | IP WLS BF H R ER SO BB IBB HBP BLK WP HR S P ERA WHIP | | | | | | | | | | | | | | | | | | | | PITCHER | IP WLS BF H R ER SO BB IBB HBP BLK WP HR S P ERA WHIP |
| Scott Erickson, R (1, 1) ERA: 4.66 | 8.0 L 34 7 3 3 10 2 0 1 0 0 2 78 133 3.38 1.125 | | | | | | | | | | | | | | | | | | | | | |
| B.J. Ryan, L (9, 1) ERA: 7.61 | 0.1 1 0 0 0 0 0 0 0 0 0 0 0 1 1 0.00 0.000 | | | | | | | | | | | | | | | | | | | | | |
| Rick Bauer, R (9, 1) ERA: 5.02 | 0.2 3 1 0 0 0 0 0 0 1 0 0 0 6 8 0.00 1.500 | | | | | | | | | | | | | | | | | | | | | |

New York Yankees @ Baltimore Orioles
Oriole Park at Camden Yards, Baltimore, MD

| | |
|-----|----|
| AB | 34 |
| R | 3 |
| H | 8 |
| RBI | 3 |
| BB | 2 |
| SO | 10 |
| LOB | 15 |



Thu Jun 27 2002, 7:05 PM EDT
 Att. 48,057 - Cloudy - 95 F

livebaseballscorecards.com

| Batter | 1 | 2 | 3 | 4 | 5 | 6 | 7 | 8 | 9 | AB | R | H | RBI | BB | SO | LOB |
|---|-------------|----------|----------------|--------------|-----------|-----------|-------------|-------------|---|----|---|---|-----|----|----|-----|
| 6 Melvin Mora, R OBP: 0.357, SLG: 0.423 (1, 7) (9, 4) | 1-0 F9 | | 3-1 1B | | 1-2 1B | | 1-2 G5-3 | | | 4 | 0 | 2 | 1 | 0 | 0 | 1 |
| Jerry Hairston, R OBP: 0.302, SLG: 0.309 Chris Singleton, L OBP: 0.287, SLG: 0.405 (1, 4) (9, 8) | 1-0 B1-3 | | 1-1 F7 | | 1-0 F9 | | | 2-3 K | | 4 | 0 | 0 | 0 | 0 | 1 | 3 |
| Gary Matthews, S OBP: 0.350, SLG: 0.438 (1, 8) (9, 7) | 0-2 F9 | | 2-2 L6 | | 0-0 F5 | | | 0-3 K | | 4 | 0 | 0 | 0 | 0 | 1 | 2 |
| Tony Batista, R OBP: 0.331, SLG: 0.521 (1, 5) | | 0-3 K | | 0-0 21 1B | | 0-1 P5 | | 2-2 G4-3 | | 4 | 0 | 1 | 0 | 0 | 1 | 0 |
| 21 Marty Cordova, R OBP: 0.328, SLG: 0.461 (1, 10) | | 2-3 K | | 0-0 1B | | 2-3 K | | 0-2 G6-3 | | 4 | 0 | 1 | 0 | 0 | 2 | 0 |
| 31 Jay Gibbons, L OBP: 0.330, SLG: 0.464 (1, 9) | | 0-3 K | | 0-0 F2 | | 1-1 G3 | | 0-0 G4-3 | | 4 | 0 | 0 | 0 | 0 | 1 | 2 |
| Jose Leon, R OBP: 0.263, SLG: 0.263 (1, 3) | | | 0-1 2B 6 1B | 0-3 K | | 0-1 L9 | | 1-0 G6-3 | | 4 | 1 | 1 | 0 | 0 | 1 | 2 |
| Mike Bordick, R OBP: 0.308, SLG: 0.363 (1, 6) | | | 1-1 P4 | 1-2 F8 | | 2-2 P6 | | | | 3 | 0 | 0 | 0 | 0 | 0 | 3 |
| Brook Fordyce, R OBP: 0.277, SLG: 0.284 (1, 2) | | | 0-0 E WP | | 3-2 F3 | | 4-1 6 S | | | 2 | 1 | 1 | 0 | 1 | 0 | 0 |

| Inning Stats | | R: 0 | H: 0 | E: 0 | LOB: 0 | K: 0 | BB: 0 | S: 6 | P: 8 | R: 0 | H: 0 | E: 0 | LOB: 0 | K: 3 | BB: 0 | S: 9 | P: 11 | R: 2 | H: 3 | E: 1 | LOB: 2 | K: 0 | BB: 0 | S: 12 | P: 19 | R: 0 | H: 2 | E: 0 | LOB: 2 | K: 1 | BB: 0 | S: 9 | P: 10 | R: 0 | H: 1 | E: 0 | LOB: 1 | K: 0 | BB: 0 | S: 8 | P: 13 | R: 0 | H: 0 | E: 0 | LOB: 0 | K: 1 | BB: 0 | S: 7 | P: 10 | R: 0 | H: 0 | E: 0 | LOB: 1 | K: 0 | BB: 1 | S: 10 | P: 17 | R: 0 | H: 0 | E: 0 | LOB: 0 | K: 2 | BB: 0 | S: 10 | P: 14 | R: 0 | H: 0 | E: 0 | LOB: 0 | K: 0 | BB: 0 | S: 5 | P: 6 | 1B: 5 | SF: 0 | 2B: 1 | SAC: 0 | 3B: 0 | DP: 0 | HR: 0 | HBP: 0 |
|-----------------------------------|--------|------|------|------|--------|------|-------|------|------|------|------|------|--------|------|-------|------|-------|------|------|------|--------|------|-------|-------|-------|------|------|------|--------|------|-------|------|-------|------|------|------|--------|------|-------|------|-------|------|------|------|--------|------|-------|------|-------|------|------|------|--------|------|-------|-------|-------|------|------|------|--------|------|-------|-------|-------|------|------|------|--------|------|-------|------|------|-------|-------|-------|--------|-------|-------|-------|--------|
| PITCHER | IP | WLS | BF | H | R | ER | SO | BB | IBB | HBP | BLK | WP | HR | S | P | ERA | WHIP | | | | | | | | | | | | | | | | | | | | | | | | | | | | | | | | | | | | | | | | | | | | | | | | | | | | | | | | | | | | | | | | |
| David Wells, L ERA: 3.47 | (1, 1) | 6.2 | W | 27 | 6 | 2 | 1 | 5 | 1 | 0 | 0 | 1 | 0 | 57 | 83 | 1.35 | 1.050 | | | | | | | | | | | | | | | | | | | | | | | | | | | | | | | | | | | | | | | | | | | | | | | | | | | | | | | | | | | | | | | | |
| Steve Karsay, R ERA: 2.4 | (7, 1) | 1.1 | H | 4 | 0 | 0 | 2 | 0 | 0 | 0 | 0 | 0 | 0 | 14 | 19 | 0.00 | 0.000 | | | | | | | | | | | | | | | | | | | | | | | | | | | | | | | | | | | | | | | | | | | | | | | | | | | | | | | | | | | | | | | | |
| 42 Mariano Rivera, R ERA: 1.57 | (9, 1) | 1.0 | S | 3 | 0 | 0 | 0 | 0 | 0 | 0 | 0 | 0 | 0 | 5 | 6 | 0.00 | 0.000 | | | | | | | | | | | | | | | | | | | | | | | | | | | | | | | | | | | | | | | | | | | | | | | | | | | | | | | | | | | | | | | | |

BOTTOM


New York Yankees @ Baltimore Orioles
Oriole Park at Camden Yards, Baltimore, MD

Thu Jun 27 2002, 7:05 PM EDT
 Att: 48,057 - Cloudy - 95 F

livebaseballscorecards.com

| | |
|------------|-----------|
| AB | 33 |
| R | 2 |
| H | 6 |
| RBI | 1 |
| BB | 1 |
| SO | 7 |
| LOB | 13 |

WP: 1 PA: 34
PB: 0 SB: 2 CS: 0



| Batter | 1 | 2 | 3 | 4 | 5 | 6 | 7 | 8 | 9 | AB R H RBI BB SO LOB | TOP | | | | | | | | | | | |
|--|---|----------------------------------|-------------------------------|----------------------------------|------------------------------|----------------------------------|-------------------------------|----------------------------------|-------------------------------|----------------------------------|------------------------------|----------------------------------|------------------------------|----------------------------------|------------------------------|----------------------------------|-------------------------------|----------------------------------|----------------------------------|------------------------------------|----------------------------------|--------|
| Timo Perez, L (1, 8) OBP: 0.333, SLG: 0.491 | 1-1 B1 | | 0-0 G4-3 | | 0-1 HR | | 3-2 P4 | | 0-0 F9 | 5 1 1 1 0 0 2 | | | | | | | | | | | | |
| Roberto Alomar, S (1, 4) OBP: 0.321, SLG: 0.360 | 1-1 F8 | | | 1-3 K | 2-2 1B | | | 0-1 L9 | | 4 0 1 0 0 1 0 | | | | | | | | | | | | |
| 31 Mike Piazza, R (1, 10) OBP: 0.373, SLG: 0.515 | 1-2 G1-3 | | | 1-2 HR 1B | 2-3 K | | | 0-1 E3 | | 4 1 1 0 0 1 1 | | | | | | | | | | | | |
| Mo Vaughn, L (1, 3) OBP: 0.332, SLG: 0.378 | | 3-1 F7 | | 2-0 HR 1-H | 1-1 G5-3 | | | 2-1 F9 | | 4 1 1 2 0 0 2 | | | | | | | | | | | | |
| Edgardo Alfonzo, R (1, 5) OBP: 0.401, SLG: 0.399 | | 1-2 G3-1 | | 1-1 1B FC3-6 1B | | 1-1 P4 | | 2-2 G1-3 | | 4 1 1 0 0 0 1 | | | | | | | | | | | | |
| Jeremy Burnitz, L (1, 9) OBP: 0.327, SLG: 0.350 | | 2-3 K | | 3-2 FC3-6 1B | | 2-3 K | | | 1-1 1B | 4 0 2 0 0 2 0 | | | | | | | | | | | | |
| Roger Cedeno, S (1, 7) OBP: 0.301, SLG: 0.335 | | | 2-0 HR | 1-1 FC3-6 | | 0-1 F8 | | | 1-1 F8 | 4 1 1 2 0 0 2 | | | | | | | | | | | | |
| Vance Wilson, R (1, 2) OBP: 0.284, SLG: 0.351 | | | 3-2 F9 | 1-1 G4-3 | | | 1-0 F5 | | 2-2 1B | 4 0 1 0 0 0 1 | | | | | | | | | | | | |
| Rey Ordonez, R (1, 6) OBP: 0.267, SLG: 0.321 | | | 2-0 F8 | | 2-2 G3-1 | | | | 3-2 P3 | 3 0 0 0 0 0 0 | | | | | | | | | | | | |
| Tony Tarasco, L (9, PH) OBP: 0.265, SLG: 0.469 | | | | | | | 2-1 G1-3 | | | 1 0 0 0 0 0 2 | | | | | | | | | | | | |
| Inning Stats | R: 0 E: 0 K: 0 S: 9 | H: 0 LOB: 0 BB: 0 P: 12 | R: 0 E: 0 K: 1 S: 10 | H: 0 LOB: 0 BB: 0 P: 16 | R: 1 E: 0 K: 0 S: 8 | H: 1 LOB: 0 BB: 0 P: 15 | R: 3 E: 0 K: 1 S: 19 | H: 4 LOB: 1 BB: 0 P: 28 | R: 1 E: 0 K: 1 S: 14 | H: 2 LOB: 1 BB: 0 P: 21 | R: 0 E: 0 K: 1 S: 9 | H: 0 LOB: 0 BB: 0 P: 12 | R: 0 E: 0 K: 0 S: 9 | H: 0 LOB: 0 BB: 0 P: 15 | R: 0 E: 1 K: 0 S: 9 | H: 0 LOB: 1 BB: 0 P: 13 | R: 0 E: 0 K: 0 S: 12 | H: 2 LOB: 2 BB: 0 P: 19 | 1B: 6 2B: 0 3B: 0 HR: 3 | SF: 0 SAC: 0 DP: 0 HBP: 0 | WP: 0 PB: 0 SB: 0 CS: 0 | PA: 37 |
| PITCHER | IP WLS BF H R ER SO BB IBB HBP BLK WP HR S P ERA WHIP | | | | | | | | | | | | | | | | | | | | | |
| 35 Mike Mussina, R (1, 1) ERA: 4.72 | 5.0 W 22 7 5 5 3 0 0 0 0 0 3 60 92 9.00 1.400 | | | | | | | | | | | | | | | | | | | | | |
| Orlando Hernandez, R (6, 1) ERA: 3.2 | 4.0 S 15 2 0 0 1 0 0 0 0 0 0 39 59 0.00 0.500 | | | | | | | | | | | | | | | | | | | | | |

New York Mets @ New York Yankees
Yankee Stadium, Bronx, NY
 Fri Jun 28 2002, 7:05 PM EDT
 Att. 55,739 - Sunny - 84 F

livebaseballscorecards.com

| | |
|------------|----|
| AB | 37 |
| R | 5 |
| H | 9 |
| RBI | 5 |
| BB | 0 |
| SO | 4 |
| LOB | 11 |



| Batter | 1 | 2 | 3 | 4 | 5 | 6 | 7 | 8 | 9 |
|--|-----------|-----------------|-----------------------------|-------------|-----------------------|---------------------------------|----------|------------------------------|---|
| Alfonso Soriano, R OBP: 0.346, SLG: 0.571 (1, 4) | 0-3 K | | 1-3 K | 1-2 F8 | | 0-2 F8 | | 0-1 F9 | |
| 2 Derek Jeter, R OBP: 0.373, SLG: 0.430 (1, 6) | 2-2 P4 | | 1-2 25 2B | 3-2 G5-3 | | 2-1 25 E SF8 | | 4-1 BB 25 1B SF9 | |
| 25 Jason Giambi, L OBP: 0.434, SLG: 0.606 (1, 10) | 4-2 BB | | 1-0 2B | | 3-2 20 HR 2B | 1-1 SF8 | | 1-0 BB 1B | |
| Bernie Williams, S OBP: 0.408, SLG: 0.466 (1, 8) | 2-0 F9 | | 4-2 2B 20 HR BB | | 0-3 K | 4-0 IBB | | 4-1 20 FC6 BB | |
| Robin Ventura, L OBP: 0.363, SLG: 0.527 (1, 5) | | 3-2 L3 | 2-2 20 HR 2B | | 2-3 K | 3-2 SF8 | | 0-2 SF9 | |
| 20 Jorge Posada, S OBP: 0.355, SLG: 0.500 (1, 2) | | 1-3 K | 1-2 2-H 3-H HR | | 1-0 HR | 0-0 F9 | | 1-0 FC6 | |
| John Vander Wal, L OBP: 0.338, SLG: 0.418 (1, 9) | | 1-0 E7 1B | 0-2 F7 | | 2-2 2B | | 1-3 K | | |
| Nick Johnson, L OBP: 0.317, SLG: 0.419 (1, 3) | | 1-2 1B | 3-1 F9 | | 3-2 F8 | | 1-3 K | | |
| Karim Garcia, L OBP: 0.250, SLG: 0.250 (1, 7) | | 0-1 G3 | | 1-0 G3 | | 1-0 2 1B 25 E 1B | | 2-3 K | |

| Inning Stats | R: 0 | H: 0 | E: 0 | K: 1 | S: 9 | LOB: 1 | BB: 1 | P: 17 |
|--------------|------|------|------|------|-------|--------|-------|-------|
| | R: 1 | H: 2 | E: 1 | K: 1 | S: 12 | LOB: 1 | BB: 0 | P: 18 |
| | R: 5 | H: 4 | E: 0 | K: 1 | S: 26 | LOB: 0 | BB: 1 | P: 39 |
| | R: 0 | H: 0 | E: 0 | K: 0 | S: 7 | LOB: 0 | BB: 0 | P: 12 |
| | R: 2 | H: 3 | E: 0 | K: 2 | S: 18 | LOB: 1 | BB: 0 | P: 29 |
| | R: 2 | H: 2 | E: 1 | K: 0 | S: 12 | LOB: 2 | BB: 1 | P: 23 |
| | R: 0 | H: 0 | E: 0 | K: 3 | S: 10 | LOB: 0 | BB: 0 | P: 14 |
| | R: 1 | H: 1 | E: 0 | K: 0 | S: 9 | LOB: 2 | BB: 2 | P: 19 |

| PITCHER | IP | WLS | BF | H | R | ER | SO | BB | IBB | HBP | BLK | WP | HR | S | P | ERA | WHIP |
|--|-----|-----|----|---|---|----|----|----|-----|-----|-----|----|----|----|----|-------|-------|
| Jeff D'Amico, R ERA: 4.59 (1, 1) | 4.0 | L | 21 | 7 | 7 | 6 | 3 | 2 | 0 | 0 | 0 | 0 | 1 | 57 | 92 | 13.50 | 2.250 |
| Bobby Jones, L ERA: 3.38 (5, 1) | 1.1 | | 10 | 4 | 3 | 2 | 2 | 0 | 1 | 0 | 0 | 0 | 1 | 23 | 39 | 13.50 | 3.000 |
| Jaime Cerda, L ERA: (6, 1) | 1.2 | | 5 | 0 | 0 | 0 | 3 | 0 | 0 | 0 | 0 | 0 | 0 | 14 | 21 | 0.00 | 0.000 |
| Satoru Komiyama, R ERA: 4.63 (8, 1) | 1.0 | | 6 | 1 | 1 | 1 | 0 | 2 | 0 | 0 | 0 | 0 | 0 | 9 | 19 | 9.00 | 3.000 |

BOTTOM


New York Mets @ New York Yankees
 Yankee Stadium, Bronx, NY

Fri Jun 28 2002, 7:05 PM EDT
 Att: 55,739 - Sunny - 84 F

| AB | R | H | RBI | BB | SO | LOB |
|----|---|---|-----|----|----|-----|
| 5 | 0 | 0 | 0 | 0 | 2 | 1 |
| 4 | 3 | 2 | 0 | 1 | 0 | 0 |
| 4 | 2 | 3 | 1 | 1 | 0 | 1 |
| 2 | 1 | 0 | 0 | 3 | 1 | 2 |
| 3 | 1 | 1 | 4 | 0 | 1 | 1 |
| 5 | 2 | 2 | 5 | 0 | 1 | 4 |
| 4 | 1 | 2 | 0 | 0 | 1 | 0 |
| 4 | 0 | 1 | 1 | 0 | 1 | 1 |
| 4 | 1 | 1 | 0 | 0 | 1 | 1 |

| AB | 35 |
|-----|----|
| R | 11 |
| H | 12 |
| RBI | 11 |
| BB | 5 |
| SO | 8 |
| LOB | 11 |

WP: 0 PA: 42
 PB: 0
 SB: 0
 CS: 0



| 1B | 6 | SF | 2 | WP | 0 | PA | 42 |
|----|---|-----|---|----|---|----|----|
| 2B | 4 | SAC | 0 | PB | 0 | | |
| 3B | 0 | DP | 0 | SB | 0 | | |
| HR | 2 | HBP | 0 | CS | 0 | | |

New York Mets @ New York Yankees
 Yankee Stadium, Bronx, NY

Sat Jun 29 2002, 1:15 PM EDT
 Att. 55,615 - Sunny - 83 F

livebaseballscorecards.com

| | |
|------------|-----------|
| AB | 42 |
| R | 11 |
| H | 16 |
| RBI | 9 |
| BB | 3 |
| SO | 4 |
| LOB | 17 |



| | |
|-------|--------|
| WP: 0 | PA: 47 |
| PB: 1 | |
| SB: 1 | |
| CS: 1 | |

| Batter | 1 | 2 | 3 | 4 | 5 | 6 | 7 | 8 | 9 | AB R H RBI BB SO LOB | TOP | | | | | | | | | | |
|--|---|----------------------------------|-------------------------------|----------------------------------|-------------------------------|----------------------------------|-------------------------------|------------------------------------|-------------------------------|----------------------------------|------------------------------|----------------------------------|------------------------------|----------------------------------|------------------------------|---------------------------------|-------------------------------|----------------------------------|----------------------------------|------------------------------------|--|
| Roger Cedeno, S (1, 7) OBP: 0.305, SLG: 0.346 | 3-3 K | 1-3 K | | 2-2 S 3B | | 2-2 E1 CS | | 0-0 FC4-6 1B | 0-2 1B | 6 1 3 2 0 2 0 | | | | | | | | | | | |
| Edgardo Alfonzo, R (1, 5) OBP: 0.399, SLG: 0.396 | 1-2 P5 | | 3-2 PB SF7 1B | 4-1 3-H BB | | 2-1 F8 | | 0-1 FC4-6 31 G6-4-3 1B | 0-0 G4-3 | 5 1 1 1 1 0 4 | | | | | | | | | | | |
| 31 Mike Piazza, R (1, 10) OBP: 0.377, SLG: 0.531 | 2-2 1B 2B | | 4-1 SF7 PB BB | 2-1 F3 | | 2-0 HR | | 1-2 G6-4-3 | | 4 2 2 1 1 0 2 | | | | | | | | | | | |
| Mo Vaughn, L (1, 3) OBP: 0.337, SLG: 0.397 | 4-2 1B BB | | 1-1 P6 | 1-2 2-3 | | 3-1 HR | | 1-0 2B | | 4 1 2 1 1 1 2 | | | | | | | | | | | |
| John Valentin, R (1, 4) OBP: 0.333, SLG: 0.388 | 0-1 1-2 2-H 1B | | 0-0 SF7 | 2-3 3-H | | 2-1 P6 | | 0-1 P6 | | 4 1 2 2 0 0 1 | | | | | | | | | | | |
| Jeremy Burnitz, L (1, 9) OBP: 0.321, SLG: 0.344 | 2-2 G3 | | 0-2 P5 | | | 2-3 K | | 3-2 G3 | | 5 0 0 0 0 1 4 | | | | | | | | | | | |
| Jay Payton, R (1, 8) OBP: 0.315, SLG: 0.389 | | | 1-0 G6-3 3B | | | 0-1 F8 | | 2-1 F2 | | 5 2 3 0 0 0 0 | | | | | | | | | | | |
| Vance Wilson, R (1, 2) OBP: 0.302, SLG: 0.395 | | | 1-2 G6-3 | | | 0-0 HR | | 2-1 L3 | | 4 2 2 2 0 0 0 | | | | | | | | | | | |
| Rey Ordonez, R (1, 6) OBP: 0.266, SLG: 0.319 | | | 3-H 2-2 F8 | | | 2-2 G5-3 | | 0-0 F8 | | 5 1 1 0 0 0 4 | | | | | | | | | | | |
| Inning Stats | R: 1 E: 0 K: 1 S: 21 | H: 2 LOB: 2 BB: 1 P: 33 | R: 1 E: 0 K: 1 S: 11 | H: 1 LOB: 0 BB: 0 P: 16 | R: 1 E: 0 K: 0 S: 10 | H: 1 LOB: 1 BB: 1 P: 18 | R: 2 E: 0 K: 0 S: 12 | H: 2 LOB: 1 BB: 1 P: 22 | R: 1 E: 0 K: 1 S: 12 | H: 3 LOB: 2 BB: 0 P: 20 | R: 1 E: 1 K: 0 S: 9 | H: 2 LOB: 1 BB: 0 P: 16 | R: 0 E: 0 K: 0 S: 7 | H: 0 LOB: 0 BB: 0 P: 14 | R: 1 E: 0 K: 0 S: 8 | H: 2 LOB: 0 BB: 0 P: 9 | R: 3 E: 1 K: 1 S: 12 | H: 3 LOB: 2 BB: 0 P: 17 | 1B: 9 2B: 2 3B: 2 HR: 3 | SF: 1 SAC: 0 DP: 1 HBP: 1 | WP: 0 PA: 47 PB: 1 SB: 1 CS: 1 |
| PITCHER | IP WLS BF H R ER SO BB IBB HBP BLK WP HR S P ERA WHIP | | | | | | | | | | | | | | | | | | | | |
| Ted Lilly, L (1, 1) ERA: 3.4 | 4.0 L 22 7 6 5 2 3 0 0 0 0 0 2 56 94 11.25 2.500 | | | | | | | | | | | | | | | | | | | | |
| Ramiro Mendoza, R (5, 1) ERA: 3.24 | 2.0 10 4 1 1 1 0 0 0 0 0 1 19 31 4.50 2.000 | | | | | | | | | | | | | | | | | | | | |
| Mike Stanton, L (7, 1) ERA: 2.76 | 2.0 7 2 1 1 0 0 0 0 0 0 0 0 15 23 4.50 1.000 | | | | | | | | | | | | | | | | | | | | |
| Randy Choate, L (9, 1) ERA: 5.48 | 1.0 8 3 3 0 1 0 0 0 1 0 0 0 12 17 0.00 3.000 | | | | | | | | | | | | | | | | | | | | |

BOTTOM

New York Mets @ New York Yankees
Yankee Stadium, Bronx, NY
Sat Jun 29 2002, 1:15 PM EDT
Att. 55,615 - Sunny - 83 F

livebaseballscorecards.com

AB 33
R 2
H 9
RBI 2
BB 3
SO 6
LOB 17



WP: 0 PA: 36
PB: 0
SB: 1
CS: 1

AB R H RBI BB SO LOB

| | | | | | | |
|---|---|---|---|---|---|---|
| 3 | 1 | 2 | 0 | 1 | 0 | 0 |
| 4 | 0 | 1 | 1 | 0 | 1 | 2 |
| 3 | 1 | 2 | 1 | 1 | 0 | 1 |
| 4 | 0 | 1 | 0 | 0 | 0 | 2 |
| 4 | 0 | 1 | 0 | 0 | 1 | 3 |
| 3 | 0 | 0 | 0 | 0 | 2 | 1 |
| 1 | 0 | 0 | 0 | 0 | 0 | 2 |
| 3 | 0 | 0 | 0 | 1 | 0 | 1 |
| 4 | 0 | 2 | 0 | 0 | 1 | 1 |
| 4 | 0 | 0 | 0 | 0 | 1 | 4 |

1B: 6 SF: 0
2B: 2 SAC: 0
3B: 0 DP: 2
HR: 1 HBP: 0

| Batter | 1 | 2 | 3 | 4 | 5 | 6 | 7 | 8 | 9 |
|---|-----------------|---|-----------------------|---|---|-----------------------|---|---------------------------------|---|
| Alfonso Soriano, R (1, 4) OBP: 0.350, SLG: 0.578 | 0-0 CS 2B | | 4-2 S BB | | | 1-0 F9 | | 1-1 1B 2B | |
| Enrique Wilson, S (1, 9) OBP: 0.254, SLG: 0.296 | 1-2 L3 | | 3-3 K | | | 0-0 G5-3 | | 2-2 FC5-4 25 1B 2-H | |
| 2 Derek Jeter, R (1, 6) OBP: 0.377, SLG: 0.441 | 3-2 HR | | | | | 2-2 1B | | 0-1 L9 | |
| 25 Jason Ciambi, L (1, 3) OBP: 0.432, SLG: 0.601 | 1-1 F9 | | | | | 3-1 L6 | | 2-1 FC5-4 1B 1-2 | |
| Bernie Williams, S (1, 8) OBP: 0.406, SLG: 0.463 | | | 3-3 K | | | 2-2 G5-4-3 1-2f | | 2-0 FC5-4 1-2f 2-3 | |
| 20 Jorge Posada, S (1, 10) OBP: 0.352, SLG: 0.494 Nick Johnson, L (8, PH) OBP: 0.316, SLG: 0.417 | | | 1-1 G5-3 | | | 3-3 K | | 2-1 F8 | |
| Robin Ventura, L (1, 5) OBP: 0.361, SLG: 0.521 | | | 1-1 F8 | | | 4-2 BB | | 0-1 FC3-6 1B 1-2f | |
| Rondell White, R (1, 7) OBP: 0.313, SLG: 0.396 | | | 3-1 G5-4-3 1B | | | 1-3 K | | 0-1 G6-3 | |
| Alberto Castillo, R (1, 2) OBP: 0.162, SLG: 0.222 | | | 1-2 G5-4-3 1-2f | | | 0-1 G4-3 | | 2-2 F8 | |

| Inning Stats | R: 1 | H: 2 | E: 0 | LOB: 0 | K: 0 | S: 9 | R: 0 | H: 0 | E: 0 | LOB: 0 | K: 1 | S: 10 | R: 0 | H: 1 | E: 0 | LOB: 1 | K: 1 | S: 12 | R: 0 | H: 0 | E: 0 | LOB: 0 | K: 0 | S: 8 | R: 0 | H: 0 | E: 0 | LOB: 1 | K: 2 | S: 11 | R: 0 | H: 1 | E: 0 | LOB: 1 | K: 0 | S: 8 | R: 0 | H: 2 | E: 0 | LOB: 2 | K: 1 | S: 16 | R: 1 | H: 3 | E: 0 | LOB: 2 | K: 0 | S: 14 | R: 0 | H: 0 | E: 0 | LOB: 0 | K: 1 | S: 7 | 1B: 6 | SF: 0 | 2B: 2 | SAC: 0 | 3B: 0 | DP: 2 | HR: 1 | HBP: 0 | WP: 0 | PA: 36 |
|--------------|------|------|------|--------|------|------|------|------|------|--------|------|-------|------|------|------|--------|------|-------|------|------|------|--------|------|------|------|------|------|--------|------|-------|------|------|------|--------|------|------|------|------|------|--------|------|-------|------|------|------|--------|------|-------|------|------|------|--------|------|------|-------|-------|-------|--------|-------|-------|-------|--------|-------|--------|
|--------------|------|------|------|--------|------|------|------|------|------|--------|------|-------|------|------|------|--------|------|-------|------|------|------|--------|------|------|------|------|------|--------|------|-------|------|------|------|--------|------|------|------|------|------|--------|------|-------|------|------|------|--------|------|-------|------|------|------|--------|------|------|-------|-------|-------|--------|-------|-------|-------|--------|-------|--------|

| PITCHER | IP | WLS | BF | H | R | ER | SO | BB | IBB | HBP | BLK | WP | HR | S | P | ERA | WHIP |
|---------------------------------------|-----|-----|----|---|---|----|----|----|-----|-----|-----|----|----|----|-----|-------|-------|
| Al Leiter, L (1, 1) ERA: 2.95 | 7.0 | | 27 | 6 | 1 | 1 | 5 | 3 | 0 | 0 | 0 | 0 | 1 | 74 | 122 | 1.29 | 1.286 |
| David Weathers, R (8, 1) ERA: 2.61 | 0.1 | | 4 | 3 | 1 | 1 | 0 | 0 | 0 | 0 | 0 | 0 | 0 | 11 | 16 | 27.00 | 9.000 |
| Mark Guthrie, L (8, 1) ERA: 1.8 | 0.2 | | 2 | 0 | 0 | 0 | 0 | 0 | 0 | 0 | 0 | 0 | 0 | 3 | 7 | 0.00 | 0.000 |
| Jaime Cerda, L (9, 1) ERA: | 1.0 | | 3 | 0 | 0 | 0 | 1 | 0 | 0 | 0 | 0 | 0 | 0 | 7 | 9 | 0.00 | 0.000 |

| Batter | 1 | 2 | 3 | 4 | 5 | 6 | 7 | 8 | 9 | AB R H RBI BB SO LOB | TOP | | | | | | | | | | | |
|--|---|--------------------------------------|------------------------------|----------------------------------|------------------------------|----------------------------------|------------------------------|----------------------------------|------------------------------|---------------------------------|---|----------------------------------|---|----------------------------------|------------------------------|----------------------------------|-------------------------------|----------------------------------|----------------------------------|------------------------------------|----------------------------------|--------|
| Roger Cedeño, S OBP: 0.301, SLG: 0.341 (1, 7) | 1-3 K | | 1-3 K | | | 0-1 G4-3 | | | 0-3 K | 4 0 0 0 0 3 0 | New York Mets @ New York Yankees Yankee Stadium, Bronx, NY Sun Jun 30 2002, 8:05 PM EDT Att. 55,700 - Sunny - 81 F | | | | | | | | | | | |
| Roberto Alomar, S OBP: 0.321, SLG: 0.359 (1, 4) | 1-3 K | | | 1-0 L9 | | 3-2 G4-3 | | 1-1 DI 1B | 4 0 1 0 0 1 0 | | | | | | | | | | | | | |
| 31 Mike Piazza, R OBP: 0.371, SLG: 0.523 (1, 10) | 0-1 P4 | | | 0-0 G5-3 | | | 1-2 F8 | 2-3 K | 4 0 0 0 0 1 1 | | | | | | | | | | | | | |
| Mo Vaughn, L OBP: 0.343, SLG: 0.405 (1, 3) | | 4-2 FC5-4 BB | | 3-2 2B | | 2-2 FC5-4 1B | | 1-1 G4-3 | 3 0 2 0 0 1 0 1 | | | | | | | | | | | | | |
| Jay Payton, R OBP: 0.310, SLG: 0.383 (1, 8) | | 1-0 FC5-4 FC4-6 BLK 1-2f | | 1-3 K | | 1-1 FC5-4 FC5-4 1-2f | | | 3 0 0 0 0 1 3 | | | | | | | | | | | | | |
| John Valentin, R OBP: 0.333, SLG: 0.380 (1, 5) | | 4-2 FC4-6 BB | | 0-3 K | | 0-2 FC5-4 1-2f | | | 2 0 0 0 1 1 1 | | | | | | | | | | | | | |
| Jeremy Burnitz, L OBP: 0.319, SLG: 0.341 (1, 9) | | 1-0 FC4-6 PO 1-2f 2-3 | | 1-0 P1 | | | 2-2 G1-3 | | 2 0 0 0 0 0 2 | | | | | | | | | | | | | |
| Joe McEwing, R OBP: 0.227, SLG: 0.327 (8, PH) | | | | | | | | | 1 0 0 0 0 0 0 | | | | | | | | | | | | | |
| Vance Wilson, R OBP: 0.292, SLG: 0.381 (1, 2) | | 1-1 PO SAFE 1-2 | 0-2 F8 | | 1-2 F8 | | 0-2 P6 | | 3 0 0 0 0 0 0 | | | | | | | | | | | | | |
| Rey Ordonez, R OBP: 0.262, SLG: 0.315 (1, 6) | | | 2-0 G6-3 | | | 1-3 K | | 1-2 L5 | 3 0 0 0 0 1 0 | | | | | | | | | | | | | |
| Inning Stats | R: 0 E: 0 K: 2 S: 9 | H: 0 LOB: 0 BB: 0 P: 11 | R: 0 E: 0 K: 0 S: 8 | H: 0 LOB: 1 BB: 2 P: 19 | R: 0 E: 0 K: 1 S: 8 | H: 0 LOB: 0 BB: 0 P: 11 | R: 0 E: 0 K: 1 S: 9 | H: 1 LOB: 1 BB: 0 P: 14 | R: 0 E: 0 K: 1 S: 7 | H: 0 LOB: 0 BB: 0 P: 9 | R: 0 E: 0 K: 1 S: 9 | H: 0 LOB: 0 BB: 0 P: 13 | R: 0 E: 0 K: 0 S: 11 | H: 1 LOB: 1 BB: 0 P: 15 | R: 0 E: 0 K: 0 S: 9 | H: 0 LOB: 0 BB: 0 P: 12 | R: 0 E: 0 K: 2 S: 12 | H: 1 LOB: 1 BB: 0 P: 16 | 1B: 2 2B: 1 3B: 0 HR: 0 | SF: 0 SAC: 0 DP: 0 HBP: 0 | WP: 0 PB: 0 SB: 0 CS: 0 | PA: 32 |
| PITCHER Andy Pettitte, L ERA: 3.63 (1, 1) | IP: 9.0 WLS: W BF: 31 H: 3 R: 0 ER: 0 SO: 8 BB: 2 IBB: 0 HBP: 0 BLK: 1 WP: 0 HR: 0 S: 82 P: 120 ERA: 0.00 WHIP: 0.556 | | | | | | | | | | | PITCHER | IP: 9.0 WLS: W BF: 31 H: 3 R: 0 ER: 0 SO: 8 BB: 2 IBB: 0 HBP: 0 BLK: 1 WP: 0 HR: 0 S: 82 P: 120 ERA: 0.00 WHIP: 0.556 | | | | | | | | | |

livebaseballscorecards.com

| | |
|------------|----|
| AB | 29 |
| R | 0 |
| H | 3 |
| RBI | 0 |
| BB | 2 |
| SO | 8 |
| LOB | 8 |



BOTTOM

New York Mets @ New York Yankees
Yankee Stadium, Bronx, NY

| | |
|-----|----|
| AB | 32 |
| R | 8 |
| H | 11 |
| RBI | 7 |
| BB | 8 |
| SO | 7 |
| LOB | 16 |



| | | | |
|----|---|----|----|
| WP | 0 | PA | 42 |
| PB | 0 | | |
| SB | 1 | | |
| CS | 0 | | |

Sun Jun 30 2002, 8:05 PM EDT
Att. 55,700 - Sunny - 81 F

livebaseballscores.com

| AB | R | H | RBI | BB | SO | LOB |
|----|---|---|-----|----|----|-----|
| 4 | 2 | 2 | 2 | 0 | 1 | 0 |
| 4 | 1 | 2 | 0 | 1 | 0 | 1 |
| 3 | 0 | 1 | 0 | 2 | 0 | 0 |
| 4 | 0 | 1 | 1 | 1 | 0 | 4 |
| 2 | 1 | 1 | 1 | 2 | 1 | 0 |
| 4 | 1 | 0 | 0 | 1 | 3 | 5 |
| 3 | 0 | 1 | 0 | 1 | 0 | 2 |
| 4 | 1 | 1 | 1 | 0 | 1 | 4 |
| 3 | 2 | 2 | 2 | 0 | 1 | 0 |
| 1 | 0 | 0 | 0 | 0 | 0 | 0 |

| | | | |
|----|---|-----|---|
| 1B | 6 | SF | 2 |
| 2B | 3 | SAC | 0 |
| 3B | 0 | DP | 1 |
| HR | 2 | HBP | 0 |

| Batter | 1 | 2 | 3 | 4 | 5 | 6 | 7 | 8 | 9 |
|--|--------|------------------|-------------|-----------------|-----------|--------------|--------|------------------|---|
| Alfonso Soriano, R (1, 4) OBP: 0.351, SLG: 0.589 | 2-3 K | | 0-1 HR | 2-2 SF7 | | 0-0 G1-3 | | 2-1 BB | |
| 2 Derek Jeter, R (1, 6) OBP: 0.380, SLG: 0.445 | 1-0 F7 | | 2-1 25 S 1B | 1-1 E9 2B | | 4-0 25 1B BB | | 1-2 E5 25 BB SF8 | |
| 25 Jason Giambi, L (1, 10) OBP: 0.434, SLG: 0.599 | 0-2 P6 | | 4-2 BB | | 1-1 F2 | 2-2 1B | | 4-2 SF8 BB | |
| Bernie Williams, S (1, 8) OBP: 0.406, SLG: 0.464 | | 2-1 P5 | 1-0 G4-3 | | 1-0 BB 2B | 0-0 F8 | | 4-2 SF8 BB | |
| Robin Ventura, L (1, 5) OBP: 0.366, SLG: 0.521 | | 2-1 20 G3-6-1 1B | | 4-0 G3 20 BB 1B | 4-1 BB | | 2-3 K | 1-2 SF8 | |
| 20 Jorge Posada, S (1, 2) OBP: 0.350, SLG: 0.487 | | 3-1 G3-6-1 | | 4-1 1B G3 BB | 0-3 K | | 3-3 K | 1-2 2-3 3-H K | |
| Nick Johnson, L (1, 3) OBP: 0.318, SLG: 0.416 | | | 1-1 G3-1 | 0-0 G3 | 4-1 BB | | 3-2 1B | | |
| Rondell White, R (1, 7) OBP: 0.312, SLG: 0.393 | | | 3-3 K | 2-1 1B SF7 1B | 3-1 P5 | | 3-2 F7 | | |
| John Vander Wal, L (1, 9) OBP: 0.344, SLG: 0.444 | | | 3-2 HR | 1-1 2 2B 2 E 1B | | 0-3 K | | 1-1 P6 | |
| Karim Garcia, L (8, PH) OBP: 0.200, SLG: 0.200 | | | | | | | | | |

| | | | | | | | | | | | | | | | | |
|---------------------|------------------------------|----------------------------------|------------------------------|----------------------------------|-------------------------------|----------------------------------|-------------------------------|----------------------------------|-------------------------------|----------------------------------|------------------------------|----------------------------------|-------------------------------|----------------------------------|-------------------------------|----------------------------------|
| Inning Stats | R: 0 E: 0 K: 1 S: 7 | H: 0 LOB: 0 BB: 0 P: 10 | R: 0 E: 0 K: 0 S: 6 | H: 1 LOB: 0 BB: 0 P: 13 | R: 2 E: 0 K: 1 S: 15 | H: 3 LOB: 2 BB: 1 P: 29 | R: 4 E: 1 K: 0 S: 12 | H: 3 LOB: 1 BB: 2 P: 26 | R: 0 E: 0 K: 1 S: 10 | H: 1 LOB: 3 BB: 2 P: 23 | R: 0 E: 0 K: 1 S: 8 | H: 1 LOB: 2 BB: 1 P: 14 | R: 0 E: 0 K: 2 S: 13 | H: 1 LOB: 1 BB: 0 P: 24 | R: 2 E: 1 K: 1 S: 23 | H: 1 LOB: 2 BB: 2 P: 39 |
|---------------------|------------------------------|----------------------------------|------------------------------|----------------------------------|-------------------------------|----------------------------------|-------------------------------|----------------------------------|-------------------------------|----------------------------------|------------------------------|----------------------------------|-------------------------------|----------------------------------|-------------------------------|----------------------------------|

| PITCHER | IP | WLS | BF | H | R | ER | SO | BB | IBB | HBP | BLK | WP | HR | S | P | ERA | WHIP |
|---|-----|-----|----|---|---|----|----|----|-----|-----|-----|----|----|----|----|-------|-------|
| Steve Trachsel, R (1, 1) ERA: 3.87 | 3.1 | L | 18 | 6 | 6 | 5 | 2 | 3 | 0 | 0 | 0 | 0 | 2 | 34 | 69 | 13.50 | 2.700 |
| Grant Roberts, R (4, 1) ERA: 1.39 | 0.2 | | 2 | 1 | 0 | 0 | 0 | 0 | 0 | 0 | 0 | 0 | 0 | 6 | 9 | 0.00 | 1.500 |
| Bobby Jones, L (5, 1) ERA: 2.7 | 2.0 | | 11 | 2 | 0 | 0 | 2 | 3 | 0 | 0 | 0 | 0 | 0 | 18 | 37 | 0.00 | 2.500 |
| Scott Strickland, R (7, 1) ERA: 3.72 | 1.0 | | 4 | 1 | 0 | 0 | 2 | 0 | 0 | 0 | 0 | 0 | 0 | 13 | 24 | 0.00 | 1.000 |
| Armando Benitez, R (8, 1) ERA: 2.56 | 0.2 | | 6 | 1 | 2 | 0 | 0 | 2 | 0 | 0 | 0 | 0 | 0 | 20 | 33 | 0.00 | 4.500 |

| PITCHER | IP | WLS | BF | H | R | ER | SO | BB | IBB | HBP | BLK | WP | HR | S | P | ERA | WHIP |
|-------------------------------|-----|-----|----|---|---|----|----|----|-----|-----|-----|----|----|---|---|------|-------|
| Jaime Cerda, L (8, 1) ERA: | 0.1 | | 1 | 0 | 0 | 0 | 1 | 0 | 0 | 0 | 0 | 0 | 0 | 3 | 6 | 0.00 | 0.000 |

Cleveland Indians @ New York Yankees
 Yankee Stadium, Bronx, NY
 Tue Jul 02 2002, 7:05 PM EDT
 Att. 45,589 - Sunny - 95 F

| | |
|-----|----|
| AB | 33 |
| R | 5 |
| H | 7 |
| RBI | 5 |
| BB | 3 |
| SO | 5 |
| LOB | 13 |



| | | | |
|----|---|----|----|
| WP | 1 | PA | 36 |
| PB | 0 | | |
| SB | 1 | | |
| CS | 1 | | |

AB R H RBI BB SO LOB

| | | | | | | |
|---|---|---|---|---|---|---|
| 3 | 1 | 2 | 1 | 1 | 0 | 0 |
| 3 | 1 | 1 | 0 | 1 | 0 | 2 |
| 4 | 0 | 0 | 0 | 0 | 2 | 2 |
| 3 | 1 | 1 | 2 | 0 | 0 | 0 |
| 1 | 1 | 1 | 0 | 0 | 0 | 0 |
| 3 | 1 | 1 | 0 | 1 | 0 | 0 |
| 3 | 0 | 0 | 0 | 0 | 1 | 1 |
| 1 | 0 | 1 | 1 | 0 | 0 | 0 |
| 4 | 0 | 0 | 0 | 0 | 1 | 4 |
| 4 | 0 | 0 | 1 | 0 | 1 | 3 |
| 3 | 0 | 0 | 0 | 0 | 0 | 0 |
| 1 | 0 | 0 | 0 | 0 | 0 | 1 |

| Batter | 1 | 2 | 3 | 4 | 5 | 6 | 7 | 8 | 9 |
|---|------------------|---|-----------------|-----------|-------------|-----------------------|---------------------------|------------------------|-------------------------|
| Matt Lawton, L (1, 9) OBP: 0.356, SLG: 0.416 | 1-2 HR | | 4-0 CS BB | | | 0-1 B2-6-3 1B | | 0-0 F9 | |
| Omar Vizquel, S (1, 6) OBP: 0.381, SLG: 0.483 | 2-1 HR 1B | | 3-2 F9 | | | 0-0 B2-6-3 1-2f | | 4-2 BB | |
| Ellis Burks, R (1, 10) OBP: 0.337, SLG: 0.469 | 1-1 F9 1-2 | | 2-3 K | | | 2-2 F8 | | 1-3 K | |
| Jim Thome, L (1, 3) OBP: 0.422, SLG: 0.608 Lee Stevens, L (8, 3) OBP: 0.316, SLG: 0.371 | 2-1 HR | | | 1-0 F8 | | | 1-1 G3-1 | | 0-0 2B 1B |
| Travis Fryman, R (1, 5) OBP: 0.298, SLG: 0.353 | 2-2 G5-3 | | | 1-1 F9 | | | 4-2 FC5-2 BB | | 1-1 WP G5-3 2B |
| Ben Broussard, L (1, 7) OBP: 0.238, SLG: 0.350 Jolbert Cabrera, R (7, PR) OBP: 0.179, SLG: 0.127 | 1-1 G6-3 | | | 2-3 K | | | 0-0 E3 FC5-2 1-3 | | 1-2 G5-3 WP 1B |
| Milton Bradley, S (1, 8) OBP: 0.299, SLG: 0.349 | | | | | 2-1 F8 | | | 0-1 FC5-2 | 3-H 1-3 K |
| Ricky Gutierrez, R (1, 4) OBP: 0.290, SLG: 0.296 | | | | | 2-2 G5-3 | | | 1-2 3-H 1-3 K | 1-2 2-3 K |
| Einar Diaz, R (1, 2) OBP: 0.266, SLG: 0.308 Chris Magruder, S (9, PH) OBP: 0.262, SLG: 0.372 | | | | | 3-2 P3 | | | 1-3 K | 3-2 F7 2-1 F8 |

| Inning Stats | R: 3 | H: 3 | E: 0 | K: 0 | S: 14 | P: 23 | R: 0 | H: 0 | E: 0 | K: 0 | S: 7 | P: 8 | R: 0 | H: 0 | E: 0 | K: 1 | S: 9 | P: 18 | R: 0 | H: 0 | E: 0 | K: 0 | S: 8 | P: 15 | R: 0 | H: 1 | E: 0 | K: 0 | S: 7 | P: 9 | R: 0 | H: 0 | E: 1 | K: 1 | S: 12 | P: 18 | R: 0 | H: 0 | E: 0 | K: 1 | S: 11 | P: 19 | R: 2 | H: 3 | E: 0 | K: 1 | S: 15 | P: 23 | 1B: 4 | SF: 0 | 2B: 1 | SAC: 0 | 3B: 0 | DP: 1 | HR: 2 | HBP: 0 | WP: 1 | PA: 36 |
|--------------|------|------|------|------|-------|-------|------|------|------|------|------|------|------|------|------|------|------|-------|------|------|------|------|------|-------|------|------|------|------|------|------|------|------|------|------|-------|-------|------|------|------|------|-------|-------|------|------|------|------|-------|-------|-------|-------|-------|--------|-------|-------|-------|--------|-------|--------|
|--------------|------|------|------|------|-------|-------|------|------|------|------|------|------|------|------|------|------|------|-------|------|------|------|------|------|-------|------|------|------|------|------|------|------|------|------|------|-------|-------|------|------|------|------|-------|-------|------|------|------|------|-------|-------|-------|-------|-------|--------|-------|-------|-------|--------|-------|--------|

| PITCHER | IP | WLS | BF | H | R | ER | SO | BB | IBB | HBP | BLK | WP | HR | S | P | ERA | WHIP |
|--|-----|-----|----|---|---|----|----|----|-----|-----|-----|----|----|----|----|------|-------|
| Roger Clemens, R (1, 1) ERA: 4.2 | 5.0 | | 18 | 3 | 3 | 3 | 2 | 1 | 0 | 0 | 0 | 0 | 2 | 44 | 74 | 5.40 | 0.800 |
| Ramiro Mendoza, R (6, 1) ERA: 3.12 | 2.0 | W | 8 | 1 | 0 | 0 | 1 | 1 | 0 | 0 | 0 | 0 | 0 | 19 | 27 | 0.00 | 1.000 |
| Mike Stanton, L (8, 1) ERA: 2.7 | 1.0 | | 4 | 0 | 0 | 0 | 1 | 1 | 0 | 0 | 0 | 0 | 0 | 11 | 19 | 0.00 | 1.000 |
| Randy Choate, L (9, 1) ERA: 6.33 | 0.0 | | 3 | 3 | 2 | 2 | 0 | 0 | 0 | 0 | 0 | 0 | 0 | 7 | 9 | ∞ | ∞ |
| Steve Karsay, R (9, 1) ERA: 2.36 | 1.0 | | 3 | 0 | 0 | 0 | 1 | 0 | 0 | 0 | 0 | 1 | 0 | 8 | 14 | 0.00 | 0.000 |

| Batter | 1 | 2 | 3 | 4 | 5 | 6 | 7 | 8 | 9 |
|---|----------------------|------------------|-------------|---|-------------|----------------------|------------------------------|-------------|---|
| Alfonso Soriano, R OBP: 0.349, SLG: 0.583 (1, 4) | 3-2 L7 | | 1-2 G6-3 | | 1-1 F8 | | 2-0 1B | 0-0 G6-3 | |
| 2 Derek Jeter, R OBP: 0.383, SLG: 0.447 (1, 6) | 0-0 FC4-6 1B | | | 2-2 25 FC3-6 1B | 1-1 G4-3 | | 1-2 1B | 2-2 G1-3 | |
| 25 Jason Giambi, L OBP: 0.429, SLG: 0.591 (1, 10) | 1-0 F8 | | | 2-1 FC3-6 HBP BB 1B 1-2f | 3-2 F9 | | 3-H 2-3 K | | |
| Bernie Williams, S OBP: 0.407, SLG: 0.462 (1, 8) | 1-1 FC4-6 1-2f | | | 4-0 HBP 1B BB | | 1-0 G3-1 | 0-1 1B 20 HR 1B | | |
| Raul Mondesi, R OBP: 0.307, SLG: 0.435 (1, 9) | | 4-1 CS BB | | 1-0 20 BB 1B SF8 HBP | | 0-0 E5 FC3-6 | 0-1 20 HR 1B | | |
| Robin Ventura, L OBP: 0.367, SLG: 0.520 (1, 5) | | 1-2 F7 1-2 | | 2-2 20 BB 1B | | 0-1 FC3-6 1-2f | 1-2 20 HR 1B | | |
| 20 Jorge Posada, S OBP: 0.351, SLG: 0.496 (1, 2) | | 3-1 F7 | | 4-2 1B BB | | 2-3 K | 0-0 1B HR | | |
| John Vander Wal, L OBP: 0.340, SLG: 0.441 Rondell White, R OBP: 0.314, SLG: 0.392 (7, PH) (8, 7) | | | 0-3 K2-3 | 2-0 SF8 | | | 1B 2 1B SH2-3 BB | 0-0 G5-3 | |
| Nick Johnson, L OBP: 0.315, SLG: 0.411 (1, 3) | | | 3-3 K | 1-2 G3 | | | 0-0 SH2-3 | 1-2 G4-3 | |

| Inning Stats | R: 0 | H: 1 | E: 0 | K: 0 | S: 10 | R: 0 | H: 0 | E: 0 | K: 0 | S: 6 | R: 0 | H: 0 | E: 0 | K: 2 | S: 10 | R: 3 | H: 2 | E: 0 | K: 0 | S: 17 | R: 0 | H: 0 | E: 0 | K: 1 | S: 7 | R: 7 | H: 6 | E: 0 | K: 1 | S: 25 | R: 0 | H: 0 | E: 0 | K: 0 | S: 7 | |
|--------------|--------|-------|-------|------|-------|--------|-------|------|------|------|--------|-------|------|--------|-------|--------|-------|------|------|-------|--------|-------|------|--------|-------|------|--------|-------|------|--------|-------|------|------|------|------|--|
| | LOB: 1 | BB: 0 | P: 15 | | | LOB: 0 | BB: 1 | | | | LOB: 2 | BB: 2 | | LOB: 0 | BB: 0 | LOB: 0 | BB: 0 | | | | LOB: 0 | BB: 0 | | LOB: 0 | BB: 1 | | LOB: 0 | BB: 0 | | LOB: 0 | BB: 0 | | | | | |

| PITCHER | IP | WLS | BF | H | R | ER | SO | BB | IBB | HBP | BLK | WP | HR | S | P | ERA | WHIP |
|---|-----|-----|----|---|---|----|----|----|-----|-----|-----|----|----|----|-----|--------|--------|
| Ryan Drese, R ERA: 5.76 (1, 1) | 6.0 | | 25 | 3 | 3 | 3 | 3 | 3 | 3 | 0 | 0 | 0 | 0 | 60 | 103 | 4.50 | 1.000 |
| Ricardo Rincon, L ERA: 3.3 (7, 1) | 0.1 | L | 2 | 0 | 1 | 1 | 0 | 1 | 0 | 0 | 0 | 0 | 0 | 5 | 9 | 27.00 | 3.000 |
| Mark Wohlers, R ERA: 6.75 (7, 1) | 0.0 | | 2 | 2 | 0 | 0 | 0 | 0 | 0 | 0 | 0 | 0 | 0 | 6 | 9 | ∞ | ∞ |
| Heath Murray, L ERA: 3.6 (7, 1) | 0.1 | | 1 | 0 | 0 | 0 | 1 | 0 | 0 | 0 | 0 | 0 | 0 | 5 | 7 | 0.00 | 0.000 |
| Jerrod Riggan, R ERA: 6.63 (7, 1) | 0.1 | | 5 | 4 | 6 | 6 | 0 | 0 | 0 | 0 | 0 | 0 | 1 | 9 | 10 | 162.00 | 12.000 |

BOTTOM


Cleveland Indians @ New York Yankees
Yankee Stadium, Bronx, NY

Tue Jul 02 2002, 7:05 PM EDT
Att. 45,589 - Sunny - 95 F

| | | | | | | |
|----|---|---|-----|----|----|-----|
| AB | R | H | RBI | BB | SO | LOB |
| 5 | 1 | 1 | 0 | 0 | 0 | 0 |
| 5 | 1 | 3 | 1 | 0 | 0 | 0 |
| 4 | 1 | 0 | 0 | 0 | 1 | 4 |
| 3 | 2 | 1 | 1 | 1 | 0 | 1 |
| 2 | 2 | 1 | 1 | 1 | 0 | 0 |
| 4 | 1 | 2 | 2 | 0 | 0 | 2 |
| 3 | 1 | 1 | 4 | 1 | 1 | 1 |
| 1 | 0 | 0 | 1 | 0 | 1 | 0 |
| 1 | 1 | 0 | 0 | 1 | 0 | 0 |
| 3 | 0 | 0 | 0 | 0 | 1 | 2 |

| | |
|-----|----|
| AB | 31 |
| R | 10 |
| H | 9 |
| RBI | 10 |
| BB | 4 |
| SO | 4 |
| LOB | 10 |

WP: 0 PA: 38
PB: 0
SB: 0
CS: 1



| PITCHER | IP | WLS | BF | H | R | ER | SO | BB | IBB | HBP | BLK | WP | HR | S | P | ERA | WHIP |
|---------------------------------------|-----|-----|----|---|---|----|----|----|-----|-----|-----|----|----|---|----|------|-------|
| Chad Paronto, R ERA: 5.0 (8, 1) | 1.0 | | 3 | 0 | 0 | 0 | 0 | 0 | 0 | 0 | 0 | 0 | 0 | 7 | 10 | 0.00 | 0.000 |

| Batter | 1 | 2 | 3 | 4 | 5 | 6 | 7 | 8 | 9 | AB R H RBI BB SO LOB | TOP | | | | | | | | | |
|---|---|----------------------------------|-------------------------------|----------------------------------|------------------------------|----------------------------------|-------------------------------|----------------------------------|------------------------------|---------------------------------|-------------------------------|----------------------------------|-------------------------------|----------------------------------|------------------------------|----------------------------------|----------------------------------|------------------------------------|----------------------------------|--------|
| Matt Lawton, L (1, 9) OBP: 0.356, SLG: 0.414 | 4-1 BB | 0-3 K | | 0-2 1B | | 0-1 P5 | | 0-1 G4-3 | | 4 0 1 2 1 1 3 | | | | | | | | | | |
| Omar Vizquel, S (1, 6) OBP: 0.378, SLG: 0.478 | 3-1 F5 | | 0-0 F7 | 1-3 K | | | 1-2 G4-3 | 1-0 1B | | 5 0 1 1 0 1 3 | | | | | | | | | | |
| Ellis Burks, R (1, 10) OBP: 0.333, SLG: 0.464 | 0-1 F8 | | 0-1 G5-3 | 1-2 F5 | | | 0-2 G6-3 | 0-0 L6 | | 3 0 0 0 0 0 3 | | | | | | | | | | |
| Jolbert Cabrera, R (7, PH) OBP: 0.177, SLG: 0.125 | | | | | | | | | | 1 0 0 0 0 0 0 | | | | | | | | | | |
| Ben Broussard, L (8, PH) OBP: 0.227, SLG: 0.333 | | | | | | | | | | 1 0 0 0 0 0 1 | | | | | | | | | | |
| Jim Thome, L (1, 3) OBP: 0.419, SLG: 0.611 | 2-0 G4-3 | | 3-3 K | | 3-2 F8 | | 3-2 HR | | 2-2 F7 | 5 1 1 1 0 1 1 | | | | | | | | | | |
| Travis Fryman, R (1, 5) OBP: 0.303, SLG: 0.370 | | 2-0 HR | | 1-2 1B | 2-1 G5-3 | | 2-0 G5-3 | | 0-2 G3 | 5 2 3 1 0 0 0 | | | | | | | | | | |
| Milton Bradley, S (1, 8) OBP: 0.302, SLG: 0.357 | | 1-1 F3 | | 2-0 1B | 0-2 1B | | | 1-2 F7 | 1-0 G3 | 5 1 2 0 0 0 1 | | | | | | | | | | |
| Chris Magruder, S (1, 7) OBP: 0.269, SLG: 0.384 | | 0-2 2B | | 0-2 P5 | 0-0 F8 | | | 2-1 1B | 1-0 G6-3 | 5 1 2 0 0 0 4 | | | | | | | | | | |
| Ricky Gutierrez, R (1, 4) OBP: 0.297, SLG: 0.300 | | 4-2 BB | | 0-0 1B | | 0-0 F9 | | 0-0 2B | | 3 2 2 2 1 0 0 | | | | | | | | | | |
| Einar Diaz, R (1, 2) OBP: 0.267, SLG: 0.308 | | 0-1 L6 | | 3-1 1B | | 0-0 F7 | | 1-0 G4-3 | | 3 0 1 0 0 0 2 | | | | | | | | | | |
| Lee Stevens, L (8, PH) OBP: 0.319, SLG: 0.379 | | | | 1-2 1B | | | | 1-2 1B | | 1 1 1 1 0 0 0 | | | | | | | | | | |
| Eddie Pérez, R (8, 2) OBP: 0.263, SLG: 0.339 | | | | | | | | 1-3 2B | | 0 0 0 0 0 0 0 | | | | | | | | | | |
| Inning Stats | R: 0 E: 0 K: 0 S: 6 | H: 0 LOB: 1 BB: 1 P: 15 | R: 1 E: 0 K: 1 S: 15 | H: 2 LOB: 2 BB: 1 P: 22 | R: 0 E: 0 K: 1 S: 7 | H: 0 LOB: 0 BB: 0 P: 10 | R: 3 E: 0 K: 1 S: 21 | H: 5 LOB: 2 BB: 0 P: 29 | R: 0 E: 0 K: 0 S: 4 | H: 0 LOB: 0 BB: 0 P: 4 | R: 1 E: 0 K: 0 S: 12 | H: 1 LOB: 1 BB: 0 P: 17 | R: 3 E: 0 K: 0 S: 12 | H: 4 LOB: 1 BB: 0 P: 17 | R: 0 E: 0 K: 0 S: 9 | H: 1 LOB: 1 BB: 0 P: 13 | 1B: 9 2B: 3 3B: 0 HR: 2 | SF: 0 SAC: 0 DP: 0 HBP: 0 | WP: 0 PB: 0 SB: 0 CS: 0 | PA: 43 |
| PITCHER | IP WLS BF H R ER SO BB IBB HBP BLK WP HR S P ERA WHIP | | | | | | | | | | | | | | | | | | | |
| David Wells, L (1, 1) ERA: 3.66 | 6.2 W 31 9 5 5 3 2 0 0 0 0 0 2 76 112 6.75 1.650 | | | | | | | | | | | | | | | | | | | |
| Steve Karsay, R (7, 1) ERA: 2.86 | 0.2 H 5 3 3 3 0 0 0 0 0 0 0 0 9 15 40.50 4.500 | | | | | | | | | | | | | | | | | | | |
| Mike Stanton, L (8, 1) ERA: 2.68 | 0.1 H 2 1 0 0 0 0 0 0 0 0 0 0 3 4 0.00 3.000 | | | | | | | | | | | | | | | | | | | |
| 42 Mariano Rivera, R (8, 1) ERA: 1.5 | 1.1 S 5 1 0 0 0 0 0 0 0 0 0 0 10 14 0.00 0.750 | | | | | | | | | | | | | | | | | | | |

Cleveland Indians @ New York Yankees
 Yankee Stadium, Bronx, NY
 Wed Jul 03 2002, 7:05 PM EDT
 Att. 39,879 - Sunny - 93 F

livebaseballscorecards.com

| | |
|-----|----|
| AB | 41 |
| R | 8 |
| H | 14 |
| RBI | 8 |
| BB | 2 |
| SO | 3 |
| LOB | 18 |



BOTTOM

Cleveland Indians @ New York Yankees
Yankee Stadium, Bronx, NY
Wed Jul 03 2002, 7:05 PM EDT
Att: 39,879 - Sunny - 93 F

livebaseballscorecards.com

AB 34
R 11
H 12
RBI 11
BB 3
SO 5
LOB 11



WP: 0 PA: 39
PB: 0 SB: 0
CS: 0

AB R H RBI BB SO LOB

4 1 1 3 0 1 0

4 2 2 0 1 1 0

5 1 1 0 0 1 2

3 1 1 1 0 1 2
0 0 0 0 0 0 0

4 1 1 0 0 0 1

4 1 1 2 2 0 1 2

4 1 1 2 0 0 2

4 2 2 1 0 0 1

1B: 6 SF: 2
2B: 3 SAC: 0
3B: 2 DP: 0
HR: 1 HBP: 0

| Batter | 1 | 2 | 3 | 4 | 5 | 6 | 7 | 8 | 9 |
|---|---------------|--------------------|-------------|---------------|--------------------------|---------------|-------------------------------|---------------|---|
| Alfonso Soriano, R (1, 4) OBP: 0.347, SLG: 0.588 | 0-1 F9 X | 0-0 HR | | 1-3 K | | | 0-1 G4-3 X | 0-0 SF8 1 | |
| 2 Derek Jeter, R (1, 6) OBP: 0.386, SLG: 0.451 | 0-2 G6-3 X | 0-0 1B | | | 1-0 G4-3 25 SF7 2B | | 4-2 1B 20 1B BB | 3-3 K 2 | |
| Bernie Williams, S (1, 8) OBP: 0.404, SLG: 0.458 | 1-1 P6 X | 2-3 K 3 | | | 0-0 G4-3 2-3 | | 1-0 20 1B 1B | 0-2 F8 3 | |
| 25 Jason Giambi, L (1, 3) OBP: 0.427, SLG: 0.588 Nick Johnson, L (9, 3) OBP: 0.315, SLG: 0.411 | | 0-0 2B 1B 1B | 2-1 F9 1 | | 1-1 SF7 2 | | 1-3 K 2 | | |
| Raul Mondesi, R (1, 9) OBP: 0.306, SLG: 0.433 | | 1-0 P5 1 | 3-1 F8 2 | | 0-0 G6-3 3 | | 3-2 20 1B 2B 1B | | |
| 20 Jorge Posada, S (1, 2) OBP: 0.356, SLG: 0.496 | | 3-0 F3 2 | 4-2 BB | | | 4-1 G3 BB | 0-1 2B 1B 1-3 2H 3H 3-H | | |
| Ron Coomer, R (1, 10) OBP: 0.368, SLG: 0.569 | | 0-1 1B 2B 1-3 | 1-3 K 3 | | | 2-1 G3 1-2 | 2-0 2B 2H 3H | | |
| Rondell White, R (1, 7) OBP: 0.313, SLG: 0.390 | | 1-1 3B 1B 2H 3H | | 0-1 G6-3 1 | | 1-1 F9 2 | 0-0 G1-3 3 | | |
| Enrique Wilson, S (1, 5) OBP: 0.270, SLG: 0.379 | | 3-2 HR 1H | | 1-0 G5-3 2 | | 0-0 F7 3 | | 0-0 SF8 3B | |

| Inning Stats | R: 0 | H: 0 | E: 0 | K: 0 | S: 8 | H: 0 | LOB: 0 | BB: 0 | P: 9 | R: 5 | H: 6 | E: 0 | K: 1 | S: 17 | H: 0 | LOB: 1 | BB: 0 | P: 27 | R: 0 | H: 0 | E: 0 | K: 1 | S: 9 | R: 0 | H: 0 | E: 0 | K: 0 | S: 6 | H: 1 | LOB: 0 | BB: 0 | P: 7 | R: 0 | H: 0 | E: 0 | K: 0 | S: 6 | H: 0 | LOB: 1 | BB: 1 | P: 13 | R: 4 | H: 4 | E: 0 | K: 1 | S: 17 | H: 1 | LOB: 0 | BB: 1 | P: 28 | R: 1 | H: 1 | E: 0 | K: 1 | S: 8 | H: 1 | LOB: 0 | BB: 0 | P: 11 |
|--------------|------|------|------|------|------|------|--------|-------|------|------|------|------|------|-------|------|--------|-------|-------|------|------|------|------|------|------|------|------|------|------|------|--------|-------|------|------|------|------|------|------|------|--------|-------|-------|------|------|------|------|-------|------|--------|-------|-------|------|------|------|------|------|------|--------|-------|-------|
|--------------|------|------|------|------|------|------|--------|-------|------|------|------|------|------|-------|------|--------|-------|-------|------|------|------|------|------|------|------|------|------|------|------|--------|-------|------|------|------|------|------|------|------|--------|-------|-------|------|------|------|------|-------|------|--------|-------|-------|------|------|------|------|------|------|--------|-------|-------|

| PITCHER | IP | WLS | BF | H | R | ER | SO | BB | IBB | HBP | BLK | WP | HR | S | P | ERA | WHIP |
|---------------------------------------|-----|-----|----|---|---|----|----|----|-----|-----|-----|----|----|----|----|-------|-------|
| CC Sabathia, L (1, 1) ERA: 4.95 | 6.0 | L | 27 | 7 | 6 | 6 | 3 | 2 | 0 | 0 | 1 | 0 | 1 | 51 | 83 | 9.00 | 1.500 |
| Mark Wohlers, R (7, 1) ERA: 7.26 | 0.1 | | 3 | 1 | 2 | 2 | 0 | 1 | 0 | 0 | 0 | 0 | 0 | 5 | 10 | 54.00 | 6.000 |
| Ricardo Rincon, L (7, 1) ERA: 3.26 | 0.1 | | 1 | 0 | 0 | 0 | 1 | 0 | 0 | 0 | 0 | 0 | 0 | 3 | 4 | 0.00 | 0.000 |
| Paul Shuey, R (7, 1) ERA: 2.96 | 0.1 | | 4 | 3 | 2 | 2 | 0 | 0 | 0 | 0 | 0 | 0 | 0 | 9 | 14 | 54.00 | 9.000 |
| Chad Paronto, R (8, 1) ERA: 5.14 | 1.0 | | 4 | 1 | 1 | 1 | 1 | 0 | 0 | 0 | 0 | 0 | 0 | 8 | 11 | 9.00 | 1.000 |

| Batter | 1 | 2 | 3 | 4 | 5 | 6 | 7 | 8 | 9 | AB R H RBI BB SO LOB | TOP | | | | | | | | | |
|--|---|----------------------------------|------------------------------|----------------------------------|-------------------------------|----------------------------------|------------------------------|---------------------------------|------------------------------|---------------------------------|--|----------------------------------|------------------------------|----------------------------------|------------------------------|----------------------------------|----------------------------------|------------------------------------|----------------------------------|--------|
| Matt Lawton, L (1, 9) OBP: 0.354, SLG: 0.410 | 3-1 G4-3 | | 0-0 2B 1-2 1B | | 2-2 G3 | | 2-1 E6 FC1-2 | | 1-2 L6 | 5 0 1 0 0 0 2 | Cleveland Indians @ New York Yankees Yankee Stadium, Bronx, NY Thu Jul 04 2002, 1:05 PM EDT Att. 42,909 - Sunny - 94 F livebaseballscorecards.com | | | | | | | | | |
| Omar Vizquel, S (1, 6) OBP: 0.375, SLG: 0.477 | 2-3 K | | 1-1 1-3 2-H 2B | | 0-3 K | | 0-1 FC1-2 | 0-0 G6-3 | 5 0 1 1 0 2 3 | | | | | | | | | | | |
| Lee Stevens, L (1, 3) OBP: 0.319, SLG: 0.376 | 4-2 BB | | 0-0 G1-3 | | 0-0 G3 | | 2-1 P6 | | 2 0 0 0 1 0 2 | | | | | | | | | | | |
| Ellis Burks, R (7, PH) OBP: 0.332, SLG: 0.462 | | | | | | | | | 1 0 0 0 0 0 3 | | | | | | | | | | | |
| Jolbert Cabrera, R (7, 7) OBP: 0.177, SLG: 0.125 | | | | | | | | | 0 0 0 0 0 0 0 | | | | | | | | | | | |
| Jim Thome, L (1, 10) OBP: 0.417, SLG: 0.604 | 1-2 G4-3 | | 4-0 IBB | | | | 0-2 F8 | | 3 0 0 0 1 1 4 | | | | | | | | | | | |
| Travis Fryman, R (1, 5) OBP: 0.299, SLG: 0.364 | | 1-1 G5-3 | 3-2 F7 | | | 2-1 F8 | | 2-2 F8 | 4 0 0 0 0 0 3 | | | | | | | | | | | |
| Ben Broussard, L (1, 7) OBP: 0.231, SLG: 0.320 | | 1-2 G4-3 | | 0-0 G1-3 | | 2-2 1B | | 1-0 F8 | 4 0 1 0 0 0 0 | | | | | | | | | | | |
| Chris Magruder, S (1, 8) OBP: 0.268, SLG: 0.379 | | 1-3 K | | 1-3 K | | 0-0 G4-3 | | 0-0 1B | 4 0 1 0 0 2 1 | | | | | | | | | | | |
| John McDonald, R (1, 4) OBP: 0.304, SLG: 0.391 | | | 2-2 FC2-6 1B | 0-2 2B | | | 0-1 E FC1-2 1B | 1-3 K | 4 0 3 0 0 1 1 | | | | | | | | | | | |
| Eddie Pérez, R (1, 2) OBP: 0.262, SLG: 0.333 | | | 0-0 FC2-6 1B 2B | 0-0 G5-3 | | | 1-1 FC1-2 E 1B | 2-3 K | 4 1 1 0 0 1 2 | | | | | | | | | | | |
| Inning Stats | R: 0 E: 0 K: 1 S: 11 | H: 0 LOB: 1 BB: 1 P: 21 | R: 0 E: 0 K: 1 S: 9 | H: 0 LOB: 0 BB: 0 P: 12 | R: 1 E: 0 K: 0 S: 17 | H: 3 LOB: 3 BB: 1 P: 27 | R: 0 E: 0 K: 1 S: 8 | H: 1 LOB: 1 BB: 0 P: 9 | R: 0 E: 0 K: 1 S: 7 | H: 0 LOB: 0 BB: 0 P: 9 | R: 0 E: 1 K: 0 S: 14 | H: 2 LOB: 3 BB: 0 P: 19 | R: 0 E: 0 K: 1 S: 8 | H: 1 LOB: 1 BB: 0 P: 12 | R: 0 E: 0 K: 1 S: 8 | H: 0 LOB: 0 BB: 0 P: 11 | 1B: 6 2B: 2 3B: 0 HR: 0 | SF: 0 SAC: 0 DP: 0 HBP: 0 | WP: 0 PB: 0 SB: 0 CS: 0 | PA: 38 |
| PITCHER | IP WLS BF H R ER SO BB IBB HBP BLK WP HR S P ERA WHIP | | | | | | | | | | | | | | | | | | | |
| 35 Mike Mussina, R (1, 1) ERA: 4.54 | 6.1 W 29 7 1 1 5 1 1 0 0 0 0 0 69 103 1.42 1.263 | | | | | | | | | | | | | | | | | | | |
| Mike Stanton, L (7, 1) ERA: 2.58 | 1.2 H 6 1 0 0 1 0 0 0 0 0 0 0 14 20 0.00 0.600 | | | | | | | | | | | | | | | | | | | |
| Brandon Knight, R (9, 1) ERA: | 1.0 3 0 0 0 1 0 0 0 0 0 0 0 8 11 0.00 0.000 | | | | | | | | | | | | | | | | | | | |



| Batter | 1 | 2 | 3 | 4 | 5 | 6 | 7 | 8 | 9 |
|---|-------------------|-----------|---------------------|---------------------|-----------------|---------------------------|-------------|--------------------------|---|
| Alfonso Soriano, R OBP: 0.346, SLG: 0.587 (1, 4) | 3-2 G4-3 2B | | 0-1 F9 | | | 1-1 G5-3 | 2-3 K | | |
| 2 Derek Jeter, R OBP: 0.385, SLG: 0.449 Enrique Wilson, S OBP: 0.288, SLG: 0.383 (1, 6) (3, 6) | 0-1 G4-3 | | 0-2 G4-6-3 | | | 2-2 2B 25 SF9 1B | | 4-2 1B 25 HR BB | |
| Bernie Williams, S OBP: 0.405, SLG: 0.462 (1, 8) | 0-0 G4-3 | | | 0-0 L8 | | 3-1 2B | | 0-0 25 HR 1B | |
| 25 Jason Ciambi, L OBP: 0.428, SLG: 0.599 Nick Johnson, L OBP: 0.315, SLG: 0.411 (1, 3) (9, 3) | 3-3 K | | | 0-0 BB 1B | | 0-0 SF9 | | 2-2 HR | |
| Raul Mondesi, R OBP: 0.314, SLG: 0.450 (1, 9) | | 2-2 HR | | 4-2 BB G6-4-3 | | 1-2 2B | | 4-2 1B BB | |
| Ron Coomer, R OBP: 0.361, SLG: 0.544 (1, 10) | | 2-3 K | | 0-2 G6-4-3 | | 4-0 IBB | | 3-3 K | |
| Robin Ventura, L OBP: 0.366, SLG: 0.516 (1, 5) | | 3-2 P5 | | | 2-2 L3 1B | 1-3 K | | 0-0 F8 | |
| Shane Spencer, R OBP: 0.336, SLG: 0.387 (1, 7) | | 2-2 F8 | | | 1-1 L3 | | 2-2 G5-3 | 1-1 1B | |
| Chris Widger, R OBP: 0.250, SLG: 0.250 (1, 2) | | | 2-1 G4-6-3 1B | | 1-1 G1-3 | | 2-2 G4-3 | 1-1 F8 | |

| AB | R | H | RBI | BB | SO | LOB |
|----|---|---|-----|----|----|-----|
| 4 | 1 | 1 | 0 | 0 | 1 | 1 |
| 1 | 0 | 0 | 0 | 0 | 0 | 1 |
| 2 | 2 | 1 | 0 | 1 | 0 | 1 |
| 4 | 2 | 2 | 1 | 0 | 0 | 0 |
| 3 | 1 | 2 | 4 | 0 | 1 | 0 |
| 0 | 0 | 0 | 0 | 0 | 0 | 0 |
| 2 | 1 | 2 | 2 | 2 | 0 | 0 |
| 3 | 0 | 0 | 0 | 1 | 2 | 3 |
| 4 | 0 | 1 | 0 | 0 | 1 | 3 |
| 4 | 0 | 1 | 0 | 0 | 0 | 1 |
| 4 | 0 | 1 | 0 | 0 | 0 | 2 |

| BOTTOM | |
|---|--------|
| Cleveland Indians @ New York Yankees Yankee Stadium, Bronx, NY Thu Jul 04 2002, 1:05 PM EDT Att. 42,909 - Sunny - 94 F | |
| AB | 31 |
| R | 7 |
| H | 11 |
| RBI | 7 |
| BB | 4 |
| SO | 5 |
| LOB | 12 |
| WP: 0 | PA: 36 |
| PB: 0 | CS: 0 |
| SB: 0 | |
| CS: 0 | |

| Inning Stats | | R: 1 | H: 1 | R: 1 | H: 1 | R: 0 | H: 1 | R: 0 | H: 1 | R: 2 | H: 3 | R: 0 | H: 0 | R: 3 | H: 3 |
|--------------|--|-------|--------|-------|--------|------|--------|------|--------|-------|--------|-------|--------|-------|--------|
| | | E: 0 | LOB: 0 | E: 0 | LOB: 0 | E: 0 | LOB: 1 | E: 0 | LOB: 2 | E: 0 | LOB: 0 | E: 0 | LOB: 0 | E: 0 | LOB: 2 |
| | | K: 1 | BB: 0 | K: 1 | BB: 0 | K: 0 | BB: 1 | K: 1 | BB: 1 | K: 1 | BB: 0 | K: 1 | BB: 0 | K: 1 | BB: 2 |
| | | S: 11 | P: 17 | S: 14 | P: 23 | S: 7 | P: 11 | S: 7 | P: 11 | S: 14 | P: 26 | S: 10 | P: 16 | S: 19 | P: 34 |

| PITCHER | | IP | WLS | BF | H | R | ER | SO | BB | IBB | HBP | BLK | WP | HR | S | P | ERA | WHIP |
|------------------|--------|-----|-----|----|---|---|----|----|----|-----|-----|-----|----|----|----|-----|-------|-------|
| Chuck Finley, L | (1, 1) | 7.0 | L | 28 | 8 | 4 | 4 | 4 | 1 | 1 | 0 | 0 | 0 | 1 | 70 | 113 | 5.14 | 1.286 |
| Jerrod Riggan, R | (8, 1) | 1.0 | | 8 | 3 | 3 | 3 | 1 | 2 | 0 | 0 | 0 | 0 | 1 | 19 | 34 | 27.00 | 5.000 |



| Batter | 1 | 2 | 3 | 4 | 5 | 6 | 7 | 8 | 9 | AB R H RBI BB SO LOB | TOP | |
|--|---|--|---|---|--|---|--|---|---|--|--|--|
| Dave Berg, R (1, 4) OBP: 0.291, SLG: 0.379 | 2-1 1B | | 2-1 G3 | | | 1-0 G6-3 | | 0-2 F7 | 0-0 G4-3 | 5 0 1 0 0 0 3 | | |
| Eric Hinske, L (1, 5) OBP: 0.366, SLG: 0.507 | 0-3 K | | | 1-3 K | | 4-1 FC5-4 BB | | 0-1 G3 | | 3 0 0 0 1 2 2 | | |
| Shannon Stewart, R (1, 7) OBP: 0.344, SLG: 0.419 | 2-3 K | | | 2-0 BB HBP | | 0-2 FC5-4 1-2f | | 0-3 K | | 3 0 0 0 0 2 3 | | |
| Carlos Delgado, L (1, 3) OBP: 0.381, SLG: 0.482 | 3-2 F7 | | | 4-2 G4-6-3 BB | | 2-3 K | | | 2-3 K | 3 0 0 0 1 2 2 | | |
| José Cruz Jr., S (1, 9) OBP: 0.307, SLG: 0.417 | | | 1-3 K | 1-2 G4-6-3 1-2f | | | 0-0 10 SF7 3B | | 2-1 HR | 4 2 2 1 0 1 2 | | |
| 10 Vernon Wells, R (1, 8) OBP: 0.302, SLG: 0.410 | | | 1-3 K | | 0-2 WP 2B | | 0-2 SF7 | | 1-2 1B 2B 1B | 3 1 2 1 0 1 0 | | |
| Josh Phelps, R (1, 10) OBP: 0.368, SLG: 0.368 | | | 0-3 K | | 1-0 P4 | | 0-0 G6-3 | | 0-0 2B 1B | 4 0 1 0 0 1 1 | | |
| Tom Wilson, R (1, 2) OBP: 0.344, SLG: 0.379 Pedro Swann, L (9, PH) | | | 3-2 P4 | | 3-3 K | | 1-3 K | | 1-3 K | 3 0 0 0 0 2 1 1 0 0 0 0 1 2 | | |
| Felipe Lopez, S (1, 6) OBP: 0.299, SLG: 0.412 | | | 2-3 K | | 1-0 F8 | | | 0-1 G3 1B | 2-1 1-3 2-H 2B | 4 0 2 1 0 1 1 | | |
| Inning Stats | R: 0 E: 0 K: 2 S: 11 H: 1 LOB: 1 BB: 0 P: 18 | R: 0 E: 0 K: 3 S: 9 H: 0 LOB: 0 BB: 0 P: 11 | R: 0 E: 0 K: 1 S: 12 H: 0 LOB: 0 BB: 0 P: 19 | R: 0 E: 0 K: 1 S: 10 H: 0 LOB: 1 BB: 1 P: 18 | R: 0 E: 0 K: 1 S: 8 H: 1 LOB: 1 BB: 0 P: 13 | R: 0 E: 0 K: 1 S: 10 H: 0 LOB: 1 BB: 1 P: 17 | R: 1 E: 0 K: 1 S: 9 H: 1 LOB: 0 BB: 0 P: 10 | R: 0 E: 0 K: 1 S: 10 H: 1 LOB: 1 BB: 0 P: 10 | R: 2 E: 0 K: 2 S: 15 H: 4 LOB: 2 BB: 0 P: 23 | 1B: 4 2B: 2 3B: 1 HR: 1 SF: 1 SAC: 0 DP: 1 HBP: 1 | WP: 1 PB: 0 SB: 0 CS: 0 PA: 37 | |
| PITCHER | IP WLS BF H R ER SO BB IBB HBP BLK WP HR S P ERA WHIP | | | | | | | | | | | |
| Oriando Hernandez, R (1, 1) ERA: 2.89 | 6.0 W 22 2 0 0 9 2 0 1 0 1 0 60 96 0.00 0.667 | | | | | | | | | | | |
| Ramiro Mendoza, R (7, 1) ERA: 3.17 | 2.0 8 2 1 1 2 0 0 0 0 0 0 19 20 4.50 1.000 | | | | | | | | | | | |
| Steve Karsay, R (9, 1) ERA: 3.2 | 0.1 4 3 2 2 1 0 0 0 0 0 1 9 14 54.00 9.000 | | | | | | | | | | | |
| 42 Mariano Rivera, R (9, 1) ERA: 1.47 | 0.2 S 3 1 0 0 1 0 0 0 0 0 0 6 9 0.00 1.500 | | | | | | | | | | | |

Toronto Blue Jays @ New York Yankees
 Yankee Stadium, Bronx, NY
 Fri Jul 05 2002, 7:05 PM EDT
 Att. 46,788 - Cloudy - 80 F

| | |
|-----|----|
| AB | 33 |
| R | 3 |
| H | 8 |
| RBI | 3 |
| BB | 2 |
| SO | 13 |
| LOB | 17 |



| Batter | 1 | 2 | 3 | 4 | 5 | 6 | 7 | 8 | 9 | AB | R | H | RBI | BB | SO | LOB |
|---|------------------|--------------------|--------------------|------------------|--|---------------|---------------------|-------------------------|---|----|---|---|-----|----|----|-----|
| Alfonso Soriano, R OBP: 0.345, SLG: 0.582 (1, 4) | 0-2 F9 ① | | 2-3 K ① | 1-1 F9 ③ | | 4-2 BB | | | | 3 | 0 | 0 | 0 | 1 | 1 | 2 |
| Bernie Williams, S OBP: 0.409, SLG: 0.473 (1, 8) | 3-2 HR | | 4-2 25 1B BB | | 1-0 25 1B FC6 1B | 2-3 K ② | | | | 3 | 2 | 2 | 1 | 1 | 1 | 1 |
| 25 Jason Giambi, L OBP: 0.429, SLG: 0.597 (1, 10) | 2-2 F7 ② | | 3-2 FC6 1B | | 3-1 FC6 1B | 2-3 K ③ | | | | 4 | 1 | 2 | 0 | 0 | 1 | 1 |
| Raul Mondesi, R OBP: 0.311, SLG: 0.444 (1, 9) | 3-2 G6-3 ③ | | 1-0 F7 ② | | 0-0 FC6 1B FC4-6 | | 1-0 F8 ① | | | 4 | 1 | 0 | 1 | 0 | 0 | 3 |
| Robin Ventura, L OBP: 0.368, SLG: 0.520 (1, 5) | | 2-1 20 HR 2B | 0-1 FC6 ③ | | 3-2 FC4-6 20 BB 1B | | 3-2 G3-1 ② | | | 4 | 1 | 2 | 1 | 0 | 0 | 2 |
| 20 Jorge Posada, S OBP: 0.358, SLG: 0.505 (1, 2) | | 3-2 HR 2-H | | 3-1 F8 ① | 4-2 FC4-6 BB | | 1-3 K ③ | | | 3 | 1 | 1 | 2 | 1 | 1 | 0 |
| Nick Johnson, L OBP: 0.310, SLG: 0.404 (1, 3) | | 1-1 G4-3 ① | | 2-1 G5-3 ② | 0-2 FC4-6 L5-3 1-2f 2-3 3-H | | 2-2 G1-3 ① | | | 4 | 0 | 0 | 1 | 0 | 0 | 2 |
| Rondell White, R OBP: 0.315, SLG: 0.391 (1, 7) | | 1-1 E1 CS | | 0-2 1B 1B | 0-2 L5-3 ③ | | 1-1 G4-6-3 1B | | | 4 | 0 | 2 | 0 | 0 | 0 | 2 |
| Enrique Wilson, S OBP: 0.286, SLG: 0.375 (1, 6) | | 3-3 K ② ③ | | 1-1 1B 1-2 | | 2-3 K ① | | 1-0 G4-6-3 ② ③ | | 4 | 0 | 1 | 0 | 0 | 2 | 2 |

| Inning Stats | R: 1 | H: 1 | E: 0 | K: 0 | S: 13 | H: 1 | LOB: 0 | BB: 0 | P: 21 | R: 2 | H: 2 | E: 1 | K: 1 | S: 13 | H: 1 | LOB: 1 | BB: 0 | P: 23 | R: 0 | H: 1 | E: 0 | K: 1 | S: 12 | H: 1 | LOB: 2 | BB: 1 | P: 22 | R: 0 | H: 2 | E: 0 | K: 0 | S: 11 | H: 2 | LOB: 2 | BB: 0 | P: 18 | R: 3 | H: 3 | E: 0 | K: 0 | S: 16 | H: 3 | LOB: 1 | BB: 1 | P: 27 | R: 0 | H: 0 | E: 0 | K: 3 | S: 13 | H: 0 | LOB: 1 | BB: 1 | P: 23 | R: 0 | H: 0 | E: 0 | K: 1 | S: 7 | H: 0 | LOB: 0 | BB: 0 | P: 12 | R: 0 | H: 1 | E: 0 | K: 0 | S: 8 | H: 1 | LOB: 0 | BB: 0 | P: 12 | 1B: 7 | SF: 0 | 2B: 3 | SAC: 0 | 3B: 0 | DP: 3 | HR: 2 | HBP: 0 | WP: 0 | PA: 36 | PB: 0 | SB: 0 | CS: 1 |
|--------------|------|------|------|------|-------|------|--------|-------|-------|------|------|------|------|-------|------|--------|-------|-------|------|------|------|------|-------|------|--------|-------|-------|------|------|------|------|-------|------|--------|-------|-------|------|------|------|------|-------|------|--------|-------|-------|------|------|------|------|-------|------|--------|-------|-------|------|------|------|------|------|------|--------|-------|-------|------|------|------|------|------|------|--------|-------|-------|-------|-------|-------|--------|-------|-------|-------|--------|-------|--------|-------|-------|-------|
|--------------|------|------|------|------|-------|------|--------|-------|-------|------|------|------|------|-------|------|--------|-------|-------|------|------|------|------|-------|------|--------|-------|-------|------|------|------|------|-------|------|--------|-------|-------|------|------|------|------|-------|------|--------|-------|-------|------|------|------|------|-------|------|--------|-------|-------|------|------|------|------|------|------|--------|-------|-------|------|------|------|------|------|------|--------|-------|-------|-------|-------|-------|--------|-------|-------|-------|--------|-------|--------|-------|-------|-------|

| PITCHER | IP | WLS | BF | H | R | ER | SO | BB | IBB | HBP | BLK | WP | HR | S | P | ERA | WHIP |
|--|-----|-----|----|---|---|----|----|----|-----|-----|-----|----|----|----|----|-------|-------|
| Esteban Loaiza, R ERA: 5.78 (1, 1) | 4.0 | L | 23 | 9 | 6 | 6 | 2 | 1 | 0 | 0 | 0 | 0 | 2 | 57 | 99 | 13.50 | 2.500 |
| Corey Thurman, R ERA: 2.63 (5, 1) | 2.0 | | 7 | 0 | 0 | 0 | 3 | 2 | 0 | 0 | 0 | 0 | 0 | 21 | 35 | 0.00 | 1.000 |
| Brian Bowles, R ERA: (7, 1) | 2.0 | | 6 | 1 | 0 | 0 | 1 | 0 | 0 | 0 | 0 | 0 | 0 | 15 | 24 | 0.00 | 0.500 |

BOTTOM

Toronto Blue Jays @ New York Yankees
 Yankee Stadium, Bronx, NY
 Fri Jul 05 2002, 7:05 PM EDT
 Att: 46,788 - Cloudy - 80 F

| | |
|-----|----|
| AB | 33 |
| R | 6 |
| H | 10 |
| RBI | 6 |
| BB | 3 |
| SO | 6 |
| LOB | 15 |



| WP | PA | ERA | WHIP |
|----|----|-----|------|
| 0 | 36 | | |

BOTTOM

Toronto Blue Jays @ New York Yankees
Yankee Stadium, Bronx, NY

livebaseballscorecards.com

| | |
|-----|----|
| AB | 38 |
| R | 10 |
| H | 15 |
| RBI | 10 |
| BB | 6 |
| SO | 3 |
| LOB | 21 |



| | | | |
|-----|---|-----|----|
| WP: | 1 | PA: | 45 |
| PB: | 1 | SB: | 1 |
| CS: | 0 | | |

Sun Jul 07 2002, 1:05 PM EDT
Att. 46,922 - Overcast - 79 F

| AB | R | H | RBI | BB | SO | LOB |
|-----|----|------|-----|----|----|-----|
| 5 | 2 | 2 | 0 | 0 | 0 | 3 |
| 4 | 2 | 1 | 3 | 1 | 0 | 3 |
| 3 | 2 | 2 | 2 | 2 | 0 | 0 |
| 0 | 0 | 0 | 0 | 0 | 0 | 0 |
| 4 | 1 | 2 | 2 | 1 | 0 | 1 |
| 4 | 0 | 2 | 1 | 1 | 0 | 3 |
| 5 | 0 | 0 | 1 | 0 | 1 | 5 |
| 4 | 1 | 3 | 0 | 1 | 1 | 1 |
| 5 | 2 | 2 | 1 | 0 | 0 | 3 |
| 4 | 0 | 1 | 0 | 0 | 1 | 2 |
| 1B: | 10 | SF: | 0 | | | |
| 2B: | 3 | SAC: | 1 | | | |
| 3B: | 1 | DP: | 0 | | | |
| HR: | 1 | HBP: | 0 | | | |

| Batter | 1 | 2 | 3 | 4 | 5 | 6 | 7 | 8 | 9 |
|--|------------------|----------------|---------------------------|-------------------------|------------------|-------------------|-----------------------------|----------------|---|
| Alfonso Soriano, R OBP: 0.342, SLG: 0.576 (1, 4) | 2-0 B2-3 ① | | 0-0 1B 2 G5-3 | 0-1 F9 ② | | 1-2 2 HR 2B | 1-2 G6-3 ② | | |
| 2 Derek Jeter, R OBP: 0.385, SLG: 0.456 (1, 10) | 1-2 G6-3 ② | | 2-2 G5-3 ② | 1-2 G4-3 ③ | | 1-0 HR 2-H | 4-0 25 2B BB | | |
| 25 Jason Giambi, L OBP: 0.430, SLG: 0.602 Nick Johnson, L OBP: 0.313, SLG: 0.406 (1, 3) (7, PR) (8, 3) | 2-2 F9 ③ | | 4-1 1B 1B BB | | 2-1 2B 3B | 4-2 G1-3 BB | 2-2 1-H 2-H 2B | | |
| Bernie Williams, S OBP: 0.412, SLG: 0.478 (1, 8) | | 1-0 G3 ① | 2-0 1B 1B | 3-2 WP G4-3 2B | 0-0 G1-3 ② | 1-2 1B | 4-0 IBB | | |
| Raul Mondesi, R OBP: 0.314, SLG: 0.440 (1, 9) | | 2-1 1B S | 0-0 1B 1B | 3-H G5-3 | 1-0 G5-3 ① | 4-1 BB | 1-0 F8 ③ | | |
| Robin Ventura, L OBP: 0.367, SLG: 0.511 (1, 5) | 1-2 F8 ② | | 3-2 F2 ③ | | 2-2 G4-3 ② | 2-2 G4-3 ③ | | 3-3 K ① | |
| 20 Jorge Posada, S OBP: 0.362, SLG: 0.504 (1, 2) | 1-3 K ③ | | | 2-1 1B 1B | 0-1 1B 1B | | 0-0 PB 1B 1B | 4-2 BB | |
| Rondell White, R OBP: 0.313, SLG: 0.387 (1, 7) | | | 0-0 1B 2 G5-3 1B | 2-1 F9 ① | 0-0 F7 ③ | | 2-2 SH1-4 25 2B 1B | 3-2 F9 ② | |
| Enrique Wilson, S OBP: 0.273, SLG: 0.352 (1, 6) | | | 0-3 K ① | 0-0 1B 1-2 | | 0-0 G3 ① | 1-1 SH1-4 ① | 1-2 F7 ③ | |

| Inning Stats | R: 0 | H: 0 | E: 0 | K: 0 | S: 9 | H: 0 | LOB: 0 | BB: 0 | P: 14 | R: 0 | H: 1 | E: 0 | K: 1 | S: 10 | R: 3 | H: 4 | E: 0 | K: 1 | S: 19 | R: 0 | H: 2 | E: 0 | K: 0 | S: 10 | R: 2 | H: 3 | E: 0 | K: 0 | S: 12 | R: 2 | H: 2 | E: 0 | K: 0 | S: 12 | R: 3 | H: 3 | E: 0 | K: 0 | S: 13 | R: 0 | H: 0 | E: 0 | K: 1 | S: 12 | R: 0 | H: 0 | E: 0 | K: 1 | S: 23 | 1B: 10 | 2B: 3 | 3B: 1 | HR: 1 | SF: 0 | SAC: 1 | DP: 0 | HBP: 0 | WP: 1 | PB: 1 | SB: 1 | CS: 0 | PA: 45 |
|--------------|------|------|------|------|------|------|--------|-------|-------|------|------|------|------|-------|------|------|------|------|-------|------|------|------|------|-------|------|------|------|------|-------|------|------|------|------|-------|------|------|------|------|-------|------|------|------|------|-------|------|------|------|------|-------|--------|-------|-------|-------|-------|--------|-------|--------|-------|-------|-------|-------|--------|
|--------------|------|------|------|------|------|------|--------|-------|-------|------|------|------|------|-------|------|------|------|------|-------|------|------|------|------|-------|------|------|------|------|-------|------|------|------|------|-------|------|------|------|------|-------|------|------|------|------|-------|------|------|------|------|-------|--------|-------|-------|-------|-------|--------|-------|--------|-------|-------|-------|-------|--------|

| PITCHER | IP | WLS | BF | H | R | ER | SO | BB | IBB | HBP | BLK | WP | HR | S | P | ERA | WHIP |
|---|-----|-----|----|----|---|----|----|----|-----|-----|-----|----|----|----|----|-------|-------|
| Chris Carpenter, R ERA: 6.59 (1, 1) | 5.0 | | 26 | 10 | 5 | 5 | 2 | 1 | 0 | 0 | 0 | 1 | 0 | 60 | 94 | 9.00 | 2.200 |
| Corey Thurman, R ERA: 3.02 (6, 1) | 0.2 | L | 6 | 2 | 2 | 2 | 0 | 2 | 0 | 0 | 0 | 0 | 1 | 9 | 19 | 27.00 | 6.000 |
| Scott Eyre, L ERA: 5.14 (6, 1) | 0.1 | | 1 | 0 | 0 | 0 | 0 | 0 | 0 | 0 | 0 | 0 | 0 | 3 | 5 | 0.00 | 0.000 |
| Cliff Politte, R ERA: 4.82 (7, 1) | 1.0 | | 8 | 3 | 3 | 3 | 0 | 1 | 1 | 0 | 0 | 0 | 0 | 13 | 28 | 27.00 | 4.000 |
| Brian Bowles, R ERA: (8, 1) | 1.0 | | 4 | 0 | 0 | 0 | 1 | 1 | 0 | 0 | 0 | 0 | 0 | 12 | 23 | 0.00 | 1.000 |

| PITCHER | IP | WLS | BF | H | R | ER | SO | BB | IBB | HBP | BLK | WP | HR | S | P | ERA | WHIP |
|---------|----|-----|----|---|---|----|----|----|-----|-----|-----|----|----|---|---|-----|------|
|---------|----|-----|----|---|---|----|----|----|-----|-----|-----|----|----|---|---|-----|------|

BOTTOM

New York Yankees @ Cleveland Indians
Jacobs Field, Cleveland, OH
Thu Jul 11 2002, 7:05 PM EDT
Att. 41,192 - Sunny - 70 F

livebaseballscorecards.com

AB 36
R 4
H 10
RBI 3
BB 2
SO 5
LOB 16



WP: 0 PA: 38
PB: 0
SB: 0
CS: 0

AB R H RBI BB SO LOB
4 0 0 0 0 0 3
1 0 1 1 0 0 0

5 0 1 0 0 0 1

4 0 2 0 0 0 1

4 0 0 0 0 1 3

3 2 1 0 1 1 1

4 1 1 0 0 0 1

4 0 1 2 0 0 1

4 1 3 0 0 1 2

3 0 0 0 1 2 3

1B: 9 SF: 0
2B: 1 SAC: 0
3B: 0 DP: 2
HR: 0 HBP: 0

| Batter | 1 | 2 | 3 | 4 | 5 | 6 | 7 | 8 | 9 |
|--|----------|----------|----------|----------|----------|----------|------------|------------|----------|
| Matt Lawton, L (1, 9) OBP: 0.351, SLG: 0.410 Ben Broussard, L (8, 7) OBP: 0.263, SLG: 0.286 | 2-1 P6 | 0-0 G3 | | | 2-2 F8 | | 3-2 F9 | | 2-0 G3 |
| Omar Vizquel, S (1, 6) OBP: 0.367, SLG: 0.461 | 0-1 G6-3 | | 1-1 G4-3 | | 0-0 E8 | | | 1-0 L8 | 1-1 G3 |
| Ellis Burks, R (1, 10) OBP: 0.337, SLG: 0.484 | 2-1 G1-3 | | 0-0 | | 1-2 G5-3 | | | 1-1 G6-4-3 | |
| Lee Stevens, L (1, 3) OBP: 0.307, SLG: 0.358 | | 3-2 G4-3 | 2-0 L9 | | 2-3 K | | | 1-2 G6-4-3 | |
| Travis Fryman, R (1, 5) OBP: 0.315, SLG: 0.369 | | 2-1 E | 1-3 K | | | 2-1 L4 | | | 4-1 2B |
| Milton Bradley, S (1, 8) OBP: 0.301, SLG: 0.383 | | 1-2 E5 | | 2-0 G5-3 | | 1-1 F9 | | | 2-2 E |
| Ricky Gutierrez, R (1, 4) OBP: 0.293, SLG: 0.301 | | 3-1 BB | | 2-2 F7 | | 3-2 G1-3 | | | 1-1 G6-3 |
| Chris Magruder, S (1, 7) OBP: 0.282, SLG: 0.386 (8, 9) | | 0-3 K | | 0-0 | | | 0-0 G6-4-3 | | 3-2 E6 |
| Einar Diaz, R (1, 2) OBP: 0.266, SLG: 0.299 | | 4-0 | | 0-3 K | | | 0-1 G6-4-3 | | 1-3 K2-3 |

| Inning Stats | R: 0 | H: 0 | E: 0 | K: 0 | S: 6 | R: 1 | H: 2 | E: 1 | K: 1 | S: 16 | R: 0 | H: 1 | E: 0 | K: 1 | S: 8 | R: 0 | H: 1 | E: 0 | K: 1 | S: 8 | R: 0 | H: 0 | E: 0 | K: 0 | S: 7 | R: 0 | H: 1 | E: 0 | K: 0 | S: 9 | R: 0 | H: 1 | E: 0 | K: 0 | S: 6 | R: 3 | H: 3 | E: 1 | K: 1 | S: 17 | 1B: 9 | SF: 0 | 2B: 1 | SAC: 0 | 3B: 0 | DP: 2 | HR: 0 | HBP: 0 | WP: 0 | PA: 38 |
|--------------|------|------|------|------|------|------|------|------|------|-------|------|------|------|------|------|------|------|------|------|------|------|------|------|------|------|------|------|------|------|------|------|------|------|------|------|------|------|------|------|-------|-------|-------|-------|--------|-------|-------|-------|--------|-------|--------|
|--------------|------|------|------|------|------|------|------|------|------|-------|------|------|------|------|------|------|------|------|------|------|------|------|------|------|------|------|------|------|------|------|------|------|------|------|------|------|------|------|------|-------|-------|-------|-------|--------|-------|-------|-------|--------|-------|--------|

| PITCHER | IP | WLS | BF | H | R | ER | SO | BB | IBB | HBP | BLK | WP | HR | S | P | ERA | WHIP |
|--|-----|-----|----|---|---|----|----|----|-----|-----|-----|----|----|----|-----|-------|-------|
| Andy Pettitte, L (1, 1) ERA: 4.0 | 7.0 | | 28 | 6 | 1 | 0 | 4 | 1 | 0 | 0 | 0 | 0 | 0 | 64 | 103 | 0.00 | 1.000 |
| Steve Karsay, R (8, 1) ERA: 3.14 | 1.0 | | 3 | 1 | 0 | 0 | 0 | 0 | 0 | 0 | 0 | 0 | 0 | 6 | 9 | 0.00 | 1.000 |
| Brandon Knight, R (9, 1) ERA: 7.2 | 0.1 | | 4 | 2 | 3 | 2 | 0 | 1 | 0 | 0 | 0 | 0 | 0 | 11 | 21 | 54.00 | 9.000 |
| Mike Stanton, L (9, 1) ERA: 2.36 | 0.1 | | 2 | 1 | 0 | 0 | 1 | 0 | 0 | 0 | 0 | 0 | 0 | 4 | 7 | 0.00 | 3.000 |
| 42 Mariano Rivera, R (9, 1) ERA: 1.45 | 0.1 | S | 1 | 0 | 0 | 0 | 0 | 0 | 0 | 0 | 0 | 0 | 0 | 2 | 3 | 0.00 | 0.000 |

BOTTOM

New York Yankees @ Cleveland Indians
Jacobs Field, Cleveland, OH
Fri Jul 12 2002, 7:05 PM EDT
Att. 42,518 - Cloudy - 71 F

livebaseballscorecards.com

AB 36
R 2
H 7
RBI 2
BB 2
SO 6
LOB 14



WP: 0 PA: 38
PB: 1
SB: 2
CS: 0

AB R H RBI BB SO LOB

5 0 2 0 0 0 1

5 0 2 2 0 1 1

4 0 0 0 0 3 5

4 0 0 0 0 0 1

3 0 0 0 1 0 0

4 0 0 0 0 1 1

3 0 2 0 0 0 0

0 1 0 0 1 0 0

2 0 0 0 0 1 1

1 0 0 0 0 0 1

1 0 0 0 0 0 2

4 1 1 0 0 0 1

1B: 5 SF: 0
2B: 1 SAC: 0
3B: 1 DP: 0
HR: 0 HBP: 0

| Batter | 1 | 2 | 3 | 4 | 5 | 6 | 7 | 8 | 9 | 10 |
|---|--------|----------|----------|-----------------|---|----------|----------|----------------------|--------|-------------------|
| Chris Magruder, S (1, 9) OBP: 0.287, SLG: 0.387 | 1-2 F8 | | | 3-2 S 1B | | 1-2 F5 | | 2-2 E 1B 1-2 1B | | 0-0 B3 |
| Omar Vizquel, S (1, 6) OBP: 0.368, SLG: 0.467 | 0-0 F8 | | | 1-2 P6 | | 1-3 K | | 2-1 E7 1-3 2-H 1B | | 3-2 1-H 3B |
| Ellis Burks, R (1, 10) OBP: 0.332, SLG: 0.477 | 3-3 K | | | 1-3 K | | 0-1 L9 | | 1-3 K | | |
| Lee Stevens, L (1, 3) OBP: 0.303, SLG: 0.352 | | 0-0 P4 | | 3-2 G4-3 1-2 | | | 1-0 G4-3 | | 0-1 F5 | |
| Travis Fryman, R (1, 5) OBP: 0.314, SLG: 0.365 | | 1-2 G5-3 | | | | 3-2 G6-3 | | 2-1 F8 | | 4-2 FC3-6 BB |
| Milton Bradley, S (1, 8) OBP: 0.294, SLG: 0.374 | | 3-2 L6 | | | | 2-3 K | | 2-0 G4-3 | | 2-2 FC3-6 1-2f |
| Ricky Gutierrez, R (1, 4) OBP: 0.297, SLG: 0.310 | | | 0-1 G5-3 | | | 3-1 2B | | 0-1 1B 1B | | 4-2 1-2 BB |
| John McDonald, R (8, PR) OBP: 0.309, SLG: 0.385 | | | | | | | | | | |
| Ben Broussard, L (1, 7) OBP: 0.250, SLG: 0.270 | | | 0-2 G4-3 | | | 3-3 K | | 0-0 F7 | | 2-1 G3 |
| Jim Thome, L (8, PH) OBP: 0.416, SLG: 0.602 | | | | | | | | | | |
| Bill Selby, L (9, 7) OBP: 0.306, SLG: 0.313 | | | | | | | | | | |
| Einar Diaz, R (1, 2) OBP: 0.266, SLG: 0.298 | | | 0-1 P4 | | | | 2-0 G5-3 | | | 0-0 P5 |
| | | | | | | | | | | 1-1 3B 1B |

| Inning Stats | R: 0 | H: 0 | E: 0 | K: 1 | S: 10 | R: 0 | H: 0 | E: 0 | K: 0 | S: 8 | R: 0 | H: 0 | E: 0 | K: 0 | S: 7 | R: 0 | H: 1 | E: 0 | K: 1 | S: 16 | R: 0 | H: 1 | E: 0 | K: 2 | S: 11 | R: 0 | H: 0 | E: 0 | K: 1 | S: 9 | R: 0 | H: 0 | E: 0 | K: 0 | S: 4 | R: 1 | H: 3 | E: 1 | K: 1 | S: 15 | R: 0 | H: 0 | E: 0 | K: 0 | S: 13 | R: 1 | H: 2 | E: 0 | K: 0 | S: 6 | R: 1 | H: 2 | E: 0 | K: 0 | S: 6 | 1B: 5 | SF: 0 | 2B: 1 | SAC: 0 | 3B: 1 | DP: 0 | HR: 0 | HBP: 0 | WP: 0 | PA: 38 |
|--------------|------|------|------|------|-------|------|------|------|------|------|------|------|------|------|------|------|------|------|------|-------|------|------|------|------|-------|------|------|------|------|------|------|------|------|------|------|------|------|------|------|-------|------|------|------|------|-------|------|------|------|------|------|------|------|------|------|------|-------|-------|-------|--------|-------|-------|-------|--------|-------|--------|
|--------------|------|------|------|------|-------|------|------|------|------|------|------|------|------|------|------|------|------|------|------|-------|------|------|------|------|-------|------|------|------|------|------|------|------|------|------|------|------|------|------|------|-------|------|------|------|------|-------|------|------|------|------|------|------|------|------|------|------|-------|-------|-------|--------|-------|-------|-------|--------|-------|--------|

| PITCHER | IP | WLS | BF | H | R | ER | SO | BB | IBB | HBP | BLK | WP | HR | S | P | ERA | WHIP |
|--|-----|-----|----|---|---|----|----|----|-----|-----|-----|----|----|----|----|-------|-------|
| Roger Clemens, R (1, 1) ERA: 4.02 | 5.0 | | 17 | 2 | 0 | 0 | 4 | 0 | 0 | 0 | 0 | 0 | 0 | 52 | 79 | 0.00 | 0.400 |
| Ramiro Mendoza, R (6, 1) ERA: 3.21 | 2.0 | H | 8 | 1 | 1 | 1 | 1 | 0 | 0 | 0 | 0 | 0 | 0 | 15 | 24 | 4.50 | 0.500 |
| Mike Stanton, L (8, 1) ERA: 2.32 | 0.2 | H | 3 | 1 | 0 | 0 | 0 | 0 | 0 | 0 | 0 | 0 | 0 | 8 | 10 | 0.00 | 1.500 |
| 42 Mariano Rivera, R (8, 1) ERA: 1.39 | 1.1 | B | 7 | 1 | 0 | 0 | 1 | 2 | 0 | 0 | 0 | 0 | 0 | 18 | 33 | 0.00 | 2.250 |
| Steve Karsay, R (10, 1) ERA: 3.29 | 0.1 | L | 3 | 2 | 1 | 1 | 0 | 0 | 0 | 0 | 0 | 0 | 0 | 6 | 10 | 27.00 | 6.000 |

| Batter | 1 | 2 | 3 | 4 | 5 | 6 | 7 | 8 | 9 | AB R H RBI BB SO LOB | TOP | | | | | | | | | | | |
|---|---|----------------------------------|----------------------------------|----------------------------------|-------------------------------|----------------------------------|------------------------------|---------------------------------|------------------------------|----------------------------------|------------------------------|----------------------------------|-------------------------------|----------------------------------|-------------------------------|----------------------------------|-------------------------------|----------------------------------|-----------------------------------|------------------------------------|----------------------------------|--------|
| Alfonso Soriano, R (1, 4) OBP: 0.338, SLG: 0.580 | 1-0 HR | 0-2 1-H 3-H HR | 0-3 K | 0-1 G6-4-3 1-2f | | | 1-2 G1-3 | | 0-1 FC6-4 1-2f | 6 2 2 4 0 1 3 | | | | | | | | | | | | |
| 2 Derek Jeter, R (1, 6) OBP: 0.390, SLG: 0.454 Enrique Wilson, S (7, 6) OBP: 0.269, SLG: 0.347 | 4-0 S BB | 4-2 25 1B 1B | 0-2 G1 20 HR 1B | | | 1-0 G6-3 | 1-1 G6-3 | | | 3 2 1 0 2 0 0 0 0 0 0 0 0 0 | | | | | | | | | | | | |
| 25 Jason Giambi, L (1, 10) OBP: 0.431, SLG: 0.596 | 3-2 F7 | 1-2 1B 2B 1B | 4-1 G1 20 HR BB | | | 2-1 G3 | | 2-2 F7 | | 4 2 1 0 1 0 1 | | | | | | | | | | | | |
| Bernie Williams, S (1, 8) OBP: 0.413, SLG: 0.473 | 3-3 K 1-2 | 0-0 2B 20 2B 1B 3-H | 1-1 G1 1-2 2-3 3-H | | | 4-0 BB | | 1-3 K | | 4 1 1 2 1 2 3 | | | | | | | | | | | | |
| Robin Ventura, L (1, 5) OBP: 0.369, SLG: 0.507 | 4-1 BB | 1-2 20 2B 2B | 4-0 20 HR BB | | | 0-2 P6 | | 3-2 G4-3 | | 3 2 1 1 2 0 1 | | | | | | | | | | | | |
| 20 Jorge Posada, S (1, 2) OBP: 0.360, SLG: 0.512 | 3-1 F8 | 2-2 2B 2B 2-H 3-H | 3-2 HR 1-H 2-H 3-H | | | 0-0 G6-3 | | 2-2 G6-4-3 1B 1B | | 5 2 3 6 0 0 2 | | | | | | | | | | | | |
| John Vander Wal, L (1, 9) OBP: 0.335, SLG: 0.433 | | | 1-1 F9 | | | 3-3 K | | 2-1 E4 G6-4-3 | | 5 0 1 0 0 2 2 | | | | | | | | | | | | |
| Rondell White, R (1, 7) OBP: 0.317, SLG: 0.397 | | | | 1-1 G6-4-3 1B | | 0-1 F9 | | 0-0 G6-4-3 1-2f 2-3 | | 5 1 2 0 0 1 3 | | | | | | | | | | | | |
| Nick Johnson, L (1, 3) OBP: 0.316, SLG: 0.405 | | 2-2 HR 1B 2-3 | 0-0 25 BB 2 1B G1 1B | 1-1 F8 | | | 3-3 K | 1-1 FC6-4 1B 3-H | | 5 2 3 1 0 1 1 | | | | | | | | | | | | |
| Inning Stats | R: 1 E: 0 K: 1 S: 12 | H: 1 LOB: 2 BB: 2 P: 30 | R: 7 E: 0 K: 2 S: 32 | H: 8 LOB: 1 BB: 1 P: 44 | R: 5 E: 0 K: 1 S: 19 | H: 3 LOB: 0 BB: 2 P: 32 | R: 0 E: 0 K: 0 S: 6 | H: 1 LOB: 0 BB: 0 P: 8 | R: 0 E: 0 K: 0 S: 7 | H: 0 LOB: 1 BB: 1 P: 14 | R: 0 E: 0 K: 1 S: 8 | H: 0 LOB: 0 BB: 0 P: 11 | R: 0 E: 0 K: 1 S: 10 | H: 0 LOB: 0 BB: 0 P: 15 | R: 0 E: 0 K: 1 S: 11 | H: 0 LOB: 0 BB: 0 P: 17 | R: 1 E: 1 K: 0 S: 10 | H: 2 LOB: 1 BB: 0 P: 15 | 1B: 10 2B: 2 3B: 0 HR: 3 | SF: 0 SAC: 0 DP: 2 HBP: 0 | WP: 0 PB: 0 SB: 1 CS: 0 | PA: 46 |
| PITCHER | IP WLS BF H R ER SO BB IBB HBP BLK WP HR S P ERA WHIP | | | | | | | | | | | | | | | | | | | | | |
| Ryan Drese, R (1, 1) ERA: 6.27 | 1.1 L 14 8 8 8 1 3 0 0 0 0 0 2 34 60 54.00 8.250 | | | | | | | | | | | | | | | | | | | | | |
| 37 Jake Westbrook, R (2, 1) ERA: 9.64 | 4.2 21 5 5 5 4 3 0 0 0 0 1 50 79 9.64 1.714 | | | | | | | | | | | | | | | | | | | | | |
| Heath Murray, L (7, 1) ERA: 3.38 | 3.0 11 2 1 1 2 0 0 0 0 0 0 31 47 3.00 0.667 | | | | | | | | | | | | | | | | | | | | | |

New York Yankees @ Cleveland Indians
 Jacobs Field, Cleveland, OH
 Sat Jul 13 2002, 7:05 PM EDT
 Att. 42,631 - Cloudy - 76 F

| | |
|-----|----|
| AB | 40 |
| R | 14 |
| H | 15 |
| RBI | 14 |
| BB | 6 |
| SO | 7 |
| LOB | 16 |



| | |
|-------|--------|
| WP: 0 | PA: 46 |
| PB: 0 | |
| SB: 1 | |
| CS: 0 | |

| | |
|-----|------|
| ERA | WHIP |
| | |

| Batter | 1 | 2 | 3 | 4 | 5 | 6 | 7 | 8 | 9 | AB | R | H | RBI | BB | SO | LOB |
|---|-------------|---------------------------|-------------------------------|-----------|-----------------------|---------------------------|----------------------|---------------------------|-----------|----|---|---|-----|----|----|-----|
| Chris Magruder, S OBP: 0.284, SLG: 0.379 | 1-0 G5-3 | 2-1 FC6-4 2-H 1B | | 0-1 F7 | | 0-0 FC6-4 1-2f | | 2-3 K | | 5 | 0 | 1 | 1 | 0 | 1 | 3 |
| Omar Vizquel, S OBP: 0.364, SLG: 0.461 John McDonald, R OBP: 0.306, SLG: 0.380 | 2-2 F8 | 0-1 FC6-4 1-2f | | 1-0 F9 | | | 0-1 G4-3 | | 1-2 F8 | 4 | 0 | 0 | 0 | 0 | 0 | 1 |
| Ellis Burks, R OBP: 0.333, SLG: 0.476 | 1-2 1B | | 1-2 G6-3 | | 3-2 G6-3 | | 3-2 FC4-5 1B | | 0-3 K | 5 | 0 | 2 | 0 | 0 | 1 | 0 |
| Jim Thome, L OBP: 0.411, SLG: 0.594 Lee Stevens, L OBP: 0.301, SLG: 0.351 | 1-1 G3 | | 2-1 E3 1B | | 1-1 F8 | | 2-2 FC4-5 1-2f | | 1-3 K | 4 | 1 | 0 | 0 | 0 | 0 | 2 |
| Travis Fryman, R OBP: 0.313, SLG: 0.363 Bill Selby, L OBP: 0.306, SLG: 0.313 | | 0-3 K | 1-2 G1-2-3 1B | | 1-0 L6 | | 0-3 K | | | 4 | 0 | 1 | 0 | 0 | 2 | 1 |
| Milton Bradley, S OBP: 0.298, SLG: 0.377 | | 0-1 HR 1B | 2-1 1B 1-2 2-H 1B | | 3-3 K | | | 2-3 K | | 4 | 1 | 2 | 1 | 0 | 2 | 0 |
| Ricky Gutierrez, R OBP: 0.308, SLG: 0.332 | | 2-1 HR 1-H 1B | 1-2 1B 1-2 2-3 1B | | 3-2 WP 1B 1B | | | 0-0 G5-4-3 BB 1B | | 4 | 2 | 4 | 2 | 0 | 0 | 0 |
| Ben Broussard, L OBP: 0.273, SLG: 0.300 | | 0-0 1B 2B | 1-0 G1-2-3 3-Hf | | 0-1 F8 | | | 4-2 G5-4-3 BB | | 3 | 1 | 1 | 0 | 1 | 0 | 4 |
| Einar Diaz, R OBP: 0.266, SLG: 0.297 | | 0-2 F7 | | 0-0 F7 | | 2-2 FC6-4 1-H 1B | | 0-0 G5-4-3 | | 4 | 0 | 1 | 1 | 0 | 0 | 3 |

| Inning Stats | R: 0 | H: 1 | E: 0 | LOB: 1 | K: 0 | S: 10 | R: 3 | H: 4 | E: 0 | LOB: 1 | K: 1 | S: 15 | R: 1 | H: 3 | E: 1 | LOB: 2 | K: 0 | S: 15 | R: 0 | H: 0 | E: 0 | LOB: 0 | K: 0 | S: 6 | R: 1 | H: 2 | E: 0 | LOB: 1 | K: 1 | S: 16 | R: 0 | H: 1 | E: 0 | LOB: 1 | K: 1 | S: 15 | R: 0 | H: 1 | E: 0 | LOB: 2 | K: 2 | S: 14 | R: 0 | H: 0 | E: 0 | LOB: 0 | K: 2 | S: 9 | 1B: 10 | SF: 0 | 2B: 1 | SAC: 0 | 3B: 0 | DP: 1 | HR: 1 | HBP: 0 | WP: 1 | PA: 40 |
|--------------|------|------|------|--------|------|-------|------|------|------|--------|------|-------|------|------|------|--------|------|-------|------|------|------|--------|------|------|------|------|------|--------|------|-------|------|------|------|--------|------|-------|------|------|------|--------|------|-------|------|------|------|--------|------|------|--------|-------|-------|--------|-------|-------|-------|--------|-------|--------|
|--------------|------|------|------|--------|------|-------|------|------|------|--------|------|-------|------|------|------|--------|------|-------|------|------|------|--------|------|------|------|------|------|--------|------|-------|------|------|------|--------|------|-------|------|------|------|--------|------|-------|------|------|------|--------|------|------|--------|-------|-------|--------|-------|-------|-------|--------|-------|--------|

| PITCHER | IP | WLS | BF | H | R | ER | SO | BB | IBB | HBP | BLK | WP | HR | S | P | ERA | WHIP |
|-----------------------------|--------|-----|----|----|---|----|----|----|-----|-----|-----|----|----|----|-----|------|-------|
| David Wells, L ERA: 3.75 | (1, 1) | 7.0 | 32 | 11 | 5 | 4 | 3 | 0 | 0 | 0 | 0 | 1 | 1 | 81 | 117 | 5.14 | 1.571 |
| Mike Thurman, R ERA: 6.6 | (8, 1) | 2.0 | 8 | 1 | 0 | 0 | 4 | 1 | 0 | 0 | 0 | 0 | 0 | 23 | 33 | 0.00 | 1.000 |

BOTTOM

New York Yankees @ Cleveland Indians
 Jacobs Field, Cleveland, OH
 Sat Jul 13 2002, 7:05 PM EDT
 Att: 42,631 - Cloudy - 76 F

livebaseballscorecards.com

| | |
|-----|----|
| AB | 39 |
| R | 5 |
| H | 12 |
| RBI | 5 |
| BB | 1 |
| SO | 7 |
| LOB | 14 |



BOTTOM

New York Yankees @ Cleveland Indians
Jacobs Field, Cleveland, OH

livebaseballscorecards.com

AB 38
R 10
H 13
RBI 10
BB 4
SO 6
LOB 18



WP: 1 PA: 42
PB: 0
SB: 0
CS: 0

ERA WHIP

Sun Jul 14 2002, 1:05 PM EDT
Att. 42,573 - Sunny - 75 F

AB R H RBI BB SO LOB

5 1 1 1 0 1 3

5 2 3 1 0 0 1

5 2 2 1 0 0 3

4 2 2 3 1 2 1

3 0 0 0 1 0 1
1 0 0 0 0 1 3

5 1 2 4 0 1 1

2 0 0 0 1 1 0
1 0 0 0 0 0 1

4 2 2 0 0 0 2

3 0 1 0 1 0 2
0 0 0 0 0 0 0

1B: 9 SF: 0
2B: 2 SAC: 0
3B: 0 DP: 1
HR: 2 HBP: 0

1-2

2-0

3-1

4-0

0-3

2-2

1-1

1-1

2-1

1-3

1-2

2-0

1-1

2-0

0-2

3-1

0-1

4-1

1-3

1-2

2-0

1-1

0-1

3-2

0-2

0-1

4-1

2-2

1-2

1-0

1-0

0-1

3-2

4-2

1-0

0-2

2-1

3-1

3-2

3-3

4-1

0-3

1-2

1-0

0-2

3-1

3-1

3-2

3-3

4-1

0-3

4-2

1-0

0-2

2-1

3-1

3-2

3-3

4-1

0-3

1-2

1-0

0-2

3-1

2-2

0-0

3-3

0-0

2-1

1-3

0-1

1-2

3-1

2-2

0-0

3-3

0-0

2-1

1-3

0-1

1-2

3-1

2-2

0-0

3-3

0-0

2-1

1-3

0-1

1-2

(1, 8)
OBP: 0.281, SLG: 0.372

(1, 6)
OBP: 0.367, SLG: 0.466

(1, 10)
OBP: 0.334, SLG: 0.478

(1, 3)
OBP: 0.414, SLG: 0.603

(1, 9)
OBP: 0.301, SLG: 0.346
(9, PH)
OBP: 0.312, SLG: 0.362

(1, 5)
OBP: 0.317, SLG: 0.405
(9, 7)

(1, 7)
OBP: 0.277, SLG: 0.286
(8, PH)
OBP: 0.307, SLG: 0.331
(9, 4)

(1, 4)
OBP: 0.314, SLG: 0.385
(9, 5)

(1, 2)
OBP: 0.304, SLG: 0.373
(9, PR)
OBP: 0.266, SLG: 0.297

Batter

Omar Vizquel, S

Ellis Burks, R

Jim Thome, L

Lee Stevens, L
Travis Fryman, R

Bill Selby, L

Ben Broussard, L
Ricky Gutierrez, R

John McDonald, R

Eddie Pérez, R
Einar Díaz, R

Inning Stats

PITCHER

35 Mike Mussina, R

Ramiro Mendoza, R

Mike Stanton, L

Steve Karsay, R

42 Mariano Rivera, R

R: 0 H: 0
E: 0 LOB: 0
K: 0 BB: 0
S: 6 P: 11

R: 0 H: 0
E: 0 LOB: 0
K: 1 BB: 0
S: 8 P: 13

R: 0 H: 0
E: 0 LOB: 0
K: 1 BB: 0
S: 9 P: 11

R: 0 H: 0
E: 0 LOB: 0
K: 1 BB: 0
S: 9 P: 11

R: 0 H: 0
E: 0 LOB: 0
K: 1 BB: 0
S: 9 P: 11

R: 0 H: 0
E: 0 LOB: 0
K: 1 BB: 0
S: 9 P: 11

R: 0 H: 1
E: 0 LOB: 1
K: 1 BB: 0
S: 12 P: 23

R: 0 H: 0
E: 0 LOB: 2
K: 1 BB: 2
S: 13 P: 22

R: 0 H: 0
E: 0 LOB: 2
K: 1 BB: 2
S: 13 P: 22

R: 0 H: 0
E: 0 LOB: 2
K: 1 BB: 2
S: 13 P: 22

R: 3 H: 3
E: 0 LOB: 0
K: 0 BB: 0
S: 16 P: 24

R: 1 H: 2
E: 0 LOB: 2
K: 1 BB: 1
S: 14 P: 22

R: 0 H: 2
E: 0 LOB: 1
K: 0 BB: 0
S: 8 P: 14

R: 6 H: 5
E: 0 LOB: 1
K: 1 BB: 1
S: 17 P: 32

R: 0 H: 2
E: 0 LOB: 1
K: 0 BB: 0
S: 8 P: 14

R: 0 H: 2
E: 0 LOB: 1
K: 0 BB: 0
S: 8 P: 14

F7

F7

F8

K

G3

G1-3

K

L7

G4-3

F7

F7

F8

K

G3

G1-3

K

L7

G4-3

F7

F7

F8

K

G3

G1-3

K

L7

G4-3

WP
1B

F9

F9

K

BB
BB

K

FC6-4
BB

L5

FC6-4

F8

1B
HR
1B

F9

K

BB
BB

K

FC6-4
BB

L5

FC6-4

F8

1B
HR
1B

F9

K

BB
BB

K

FC6-4
BB

L5

FC6-4

F8

1B
HR
1B

F9

K

BB
BB

K

FC6-4
BB

L5

FC6-4

K

1B
HR
2B

F8

K

BB
BB

K

FC6-4
BB

L5

FC6-4

K

1B
HR
2B

F8

K

BB
BB

K

FC6-4
BB

L5

FC6-4

FC1-6
1B
2B

2B
HR
1B

F8

K

G4-6-3
1B

K

G4-6-3
1B

K

K

5 1 1 1 0 1 3

5 2 3 1 0 0 1

5 2 2 1 0 0 3

4 2 2 3 1 2 1

3 0 0 0 1 0 1
1 0 0 0 0 1 3

5 1 2 4 0 1 1

2 0 0 0 1 1 0
1 0 0 0 0 0 1

4 2 2 0 0 0 2

3 0 1 0 1 0 2
0 0 0 0 0 0 0

1B: 9 SF: 0
2B: 2 SAC: 0
3B: 0 DP: 1
HR: 2 HBP: 0

WP: 1 PA: 42
PB: 0
SB: 0
CS: 0

R: 0 H: 2
E: 0 LOB: 1
K: 0 BB: 0
S: 8 P: 14

R: 6 H: 5
E: 0 LOB: 1
K: 1 BB: 1
S: 17 P: 32

R: 0 H: 2
E: 0 LOB: 1
K: 0 BB: 0
S: 8 P: 14

R: 0 H: 2
E: 0 LOB: 1
K: 0 BB: 0
S: 8 P: 14

R: 0 H: 2
E: 0 LOB: 1
K: 0 BB: 0
S: 8 P: 14

| Batter | 1 | 2 | 3 | 4 | 5 | 6 | 7 | 8 | 9 | AB R H RBI BB SO LOB | TOP | | | | | | | | | | | |
|--|---|----------------------------------|-------------------------------|----------------------------------|-------------------------------|----------------------------------|-------------------------------|----------------------------------|------------------------------|----------------------------------|--|----------------------------------|------------------------------|----------------------------------|-------------------------------|----------------------------------|-------------------------------|----------------------------------|----------------------------------|------------------------------------|----------------------------------|--------|
| Alfonso Soriano, R (1, 4) OBP: 0.339, SLG: 0.580 | 0-1 F8 | 2-3 K | | 1-3 K | | 0-0 HR | 2-2 G5-3 | | 0-2 F2 | 6 1 1 2 0 2 5 | | | | | | | | | | | | |
| 2 Derek Jeter, R (1, 6) OBP: 0.392, SLG: 0.452 | 0-0 1B | 1-3 K | | 0-2 1B | | 4-0 25 1B BB | | 1-2 G5-3 | 3-2 G6-3 | 5 2 2 0 1 1 2 | | | | | | | | | | | | |
| 25 Jason Giambi, L (1, 10) OBP: 0.433, SLG: 0.602 | 1-0 FC6-4 1B HBP | | 2-2 G6-3 | 3-1 F9 | | 2-1 1B | | 3-2 HR | | 4 1 2 1 0 0 2 | | | | | | | | | | | | |
| Bernie Williams, S (1, 8) OBP: 0.417, SLG: 0.475 | 0-0 FC6-4 1B | | 3-1 G6-3 | | 2-2 F8 | 1-2 1B | | 0-0 G5-3 1B | | 5 0 3 2 0 0 0 | | | | | | | | | | | | |
| Raul Mondesi, R (1, 9) OBP: 0.307, SLG: 0.426 | 2-2 FC6-4 BB | | 4-2 1B BB | | 3-2 F8 | 2-1 G5-3 | | 2-2 G5-3 | | 4 0 0 0 1 0 5 | | | | | | | | | | | | |
| Robin Ventura, L (1, 5) OBP: 0.373, SLG: 0.502 | 4-1 1-2 BB | | 2-0 1-3 1B | | 0-1 F8 | | 1-3 K | 4-2 FC6-4 BB | | 3 0 1 0 2 1 0 | | | | | | | | | | | | |
| John Vander Wal, L (1, 7) OBP: 0.329, SLG: 0.425 | 2-3 K | | 2-3 K | | | 1-3 K | 1-0 F8 1B | 0-1 FC6-4 | | 3 0 0 0 0 3 5 | | | | | | | | | | | | |
| Shane Spencer, R (7, PH) OBP: 0.327, SLG: 0.371 | | | | | | | | 1-2 1B | 0-1 FC6-4 | 2 0 1 0 0 0 2 | AB 38 R 5 H 11 RBI 5 BB 7 SO 10 LOB 24 | | | | | | | | | | | |
| Chris Widger, R (1, 2) OBP: 0.500, SLG: 0.417 | | 3-2 HBP | | 0-0 G5-3 | | 2-3 K2-3 | 0-0 1-2 1B | | 1-3 K | 4 0 1 0 0 2 0 | | | | | | | | | | | | |
| Nick Johnson, L (1, 3) OBP: 0.321, SLG: 0.402 | | 3-3 K | | 4-2 2 1B BB | | 4-2 HR BB | 2-0 F8 | | 4-2 2 DI BB | 2 1 0 0 3 1 3 | | | | | | | | | | | | |
| Inning Stats | R: 1 E: 0 K: 1 S: 12 | H: 2 LOB: 3 BB: 1 P: 21 | R: 0 E: 0 K: 3 S: 13 | H: 0 LOB: 1 BB: 0 P: 22 | R: 0 E: 0 K: 1 S: 11 | H: 1 LOB: 2 BB: 1 P: 24 | R: 0 E: 0 K: 1 S: 13 | H: 1 LOB: 2 BB: 1 P: 21 | R: 0 E: 0 K: 0 S: 9 | H: 0 LOB: 0 BB: 0 P: 14 | R: 3 E: 0 K: 2 S: 18 | H: 3 LOB: 2 BB: 2 P: 34 | R: 0 E: 0 K: 1 S: 9 | H: 2 LOB: 2 BB: 0 P: 15 | R: 1 E: 0 K: 0 S: 17 | H: 2 LOB: 2 BB: 1 P: 27 | R: 0 E: 0 K: 1 S: 11 | H: 0 LOB: 1 BB: 1 P: 19 | 1B: 8 2B: 1 3B: 0 HR: 2 | SF: 0 SAC: 0 DP: 0 HBP: 2 | WP: 0 PB: 0 SB: 0 CS: 0 | PA: 47 |
| PITCHER | IP WLS BF H R ER SO BB IBB HBP BLK WP HR S P ERA WHIP | | | | | | | | | | | | | | | | | | | | | |
| Steve Parris, R (1, 1) ERA: 3.21 | 5.0 W 24 4 1 1 6 3 0 2 0 0 0 58 102 1.80 1.400 | | | | | | | | | | | | | | | | | | | | | |
| Corey Thurman, R (6, 1) ERA: 3.63 | 1.0 8 3 3 3 2 2 0 0 0 0 1 18 34 27.00 5.000 | | | | | | | | | | | | | | | | | | | | | |
| Scott Eyre, L (7, 1) ERA: 5.08 | 0.2 H 4 2 0 0 1 0 0 0 0 0 0 6 10 0.00 3.000 | | | | | | | | | | | | | | | | | | | | | |
| Scott Cassidy, R (7, 1) ERA: 5.09 | 1.1 H 7 2 1 1 0 1 0 0 0 0 1 20 32 6.75 2.250 | | | | | | | | | | | | | | | | | | | | | |
| Kelvim Escobar, R (9, 1) ERA: 5.04 | 1.0 S 4 0 0 0 1 1 0 0 0 0 0 0 11 19 0.00 1.000 | | | | | | | | | | | | | | | | | | | | | |

New York Yankees @ Toronto Blue Jays
 SkyDome, Toronto, ON
 Mon Jul 15 2002, 7:05 PM EDT
 Att. 25,371 - Sunny - 88 F

livebaseballscorecards.com



| Batter | 1 | 2 | 3 | 4 | 5 | 6 | 7 | 8 | 9 |
|---|-----------------------|--|---|---|------------------------------|--|---|--|---|
| Dave Berg, R OBP: 0.297, SLG: 0.374 (1, 9) C X | 1-1 G6-3 C X | 1-1 F3 C X | | 1-1 1B SF7 1B S B X | | 1-3 K C B F S | | 0-1 1B 2B 1-3 2-H C X | |
| Eric Hinske, L OBP: 0.378, SLG: 0.528 (1, 5) C S X | 0-2 G5-3 C X | | 1-1 F8 10 SF9 1B B C X | 0-1 1B 1-2 2-3 3-H F X | | 2-1 G3 B B F X | | 4-0 1B IBB C X | |
| Shannon Stewart, R OBP: 0.342, SLG: 0.409 (1, 7) F X | 0-1 G5-3 C X | | 1-1 10 SF9 1B 1-2 F X | 0-0 1B 1-2 2-3 3-H F X | | 1-3 K C B F S | | 0-0 G4-6-3 1B 1-2 2-3 3-H C X | |
| Carlos Delgado, L OBP: 0.385, SLG: 0.498 (1, 3) B B C C B B B B H | | 4-2 HR BB B B C C B B B B H | 1-1 F8 2-3 F B X | 2-2 SF7 3-H C B F S X | | 4-1 FC5-4 HBP B B B B H | | 0-0 G4-6-3 1-2 F X | |
| 10 Vernon Wells, R OBP: 0.305, SLG: 0.426 (1, 8) F X | | 0-1 F7 1-2 3-H F X | 0-0 SF9 1-2 3-H C B X | 1-1 F7 1-1 F X | | 1-1 F9 1-1 F X | | | |
| Chris Woodward, R OBP: 0.342, SLG: 0.597 (1, 6) C X | | 0-1 HR 1-H C X | 2-2 F2 2-2 F C B B X | | 0-3 K C C C C | | 2-2 FC5-4 1-2 F B B X | | |
| Josh Phelps, R OBP: 0.318, SLG: 0.372 (1, 10) Felipe Lopez, S OBP: 0.290, SLG: 0.397 (8, PR) | | 1-2 F8 C B B X | | 2-2 G6-3 C B B X | | 1-0 F9 C B C X | | 1-2 1B 2B 1B C X | |
| Ken Huckaby, R OBP: 0.366, SLG: 0.372 (1, 2) C X | | 0-1 BB 1B C X | | 0-0 1B 1B 1B B X | | 1-0 F9 C B C X | | 0-0 2B 1B 1B 1-2 C X | |
| Joe Lawrence, R OBP: 0.260, SLG: 0.252 (1, 4) B B C C B B X | | 4-2 BB 1-2 C X | | 2-0 1B 1B 1B 1-2 B B X | | 2-1 F9 B B X | | 0-0 B1 C X | |

| Inning Stats | R: 0 | H: 0 | E: 0 | K: 0 | S: 7 | R: 2 | H: 2 | E: 0 | K: 0 | S: 17 | R: 1 | H: 2 | E: 0 | K: 0 | S: 10 | R: 3 | H: 5 | E: 0 | K: 0 | S: 18 | R: 0 | H: 0 | E: 0 | K: 1 | S: 5 | R: 0 | H: 0 | E: 0 | K: 1 | S: 9 | R: 2 | H: 4 | E: 0 | K: 0 | S: 9 |
|--------------|------|------|------|------|------|------|------|------|------|-------|------|------|------|------|-------|------|------|------|------|-------|------|------|------|------|------|------|------|------|------|------|------|------|------|------|------|
| | 0 | 0 | 0 | 0 | 8 | 2 | 2 | 0 | 0 | 17 | 1 | 2 | 0 | 0 | 10 | 3 | 5 | 0 | 0 | 18 | 0 | 0 | 0 | 1 | 5 | 0 | 0 | 2 | 4 | 0 | 0 | 0 | 9 | | |


| PITCHER | IP | WLS | BF | H | R | ER | SO | BB | IBB | HBP | BLK | WP | HR | S | P | ERA | WHIP |
|---|-----|-----|----|---|---|----|----|----|-----|-----|-----|----|----|----|-----|-------|-------|
| Orlando Hernandez, R ERA: 3.41 (1, 1) | 6.1 | L | 31 | 9 | 6 | 6 | 3 | 2 | 0 | 0 | 0 | 0 | 1 | 68 | 104 | 8.53 | 1.737 |
| Steve Karsay, R ERA: 3.54 (7, 1) | 1.0 | | 8 | 4 | 2 | 2 | 0 | 0 | 1 | 0 | 0 | 0 | 0 | 13 | 21 | 18.00 | 4.000 |
| Mike Stanton, L ERA: 2.26 (8, 1) | 0.2 | | 1 | 0 | 0 | 0 | 0 | 0 | 0 | 0 | 0 | 0 | 0 | 1 | 1 | 0.00 | 0.000 |

BOTTOM

| AB | R | H | RBI | BB | SO | LOB |
|----|---|---|-----|----|----|-----|
| 5 | 1 | 2 | 1 | 0 | 1 | 2 |
| 4 | 1 | 2 | 1 | 1 | 0 | 0 |
| 5 | 0 | 3 | 2 | 0 | 1 | 0 |
| 2 | 1 | 0 | 1 | 1 | 0 | 5 |
| 3 | 0 | 0 | 1 | 0 | 0 | 4 |
| 4 | 1 | 1 | 2 | 0 | 1 | 2 |
| 4 | 0 | 1 | 0 | 0 | 0 | 0 |
| 0 | 1 | 0 | 0 | 0 | 0 | 0 |
| 4 | 2 | 3 | 0 | 0 | 0 | 0 |
| 3 | 1 | 1 | 0 | 1 | 0 | 2 |

AB 34
R 8
H 13
RBI 8
BB 3
SO 3
LOB 15

WP: 0 PA: 40
PB: 0
SB: 0
CS: 0



New York Yankees @ Toronto Blue Jays
SkyDome, Toronto, ON
 Mon Jul 15 2002, 7:05 PM EDT
 Att: 25,371 - Sunny - 88 F

TOP

New York Yankees @ Toronto Blue Jays

SkyDome, Toronto, ON

Tue Jul 16 2002, 7:05 PM EDT

Att. 27,197 - Sunny - 88 F

| | |
|-----|----|
| AB | 32 |
| R | 7 |
| H | 7 |
| RBI | 7 |
| BB | 7 |
| SO | 7 |
| LOB | 13 |



| | |
|-------|--------|
| WP: 0 | PA: 40 |
| PB: 0 | |
| SB: 1 | |
| CS: 1 | |

AB R H RBI BB SO LOB

5 2 3 2 0 0 0

5 0 0 0 0 2 3

3 1 1 3 2 1 0

5 0 0 0 0 0 2

3 0 0 0 1 1 0

1 1 1 0 3 0 0

4 1 1 0 0 0 4

2 0 0 0 0 1 3

1 0 0 1 0 1 1

3 2 1 1 1 1 0

1B: 2 SF: 1
2B: 2 SAC: 0
3B: 0 DP: 0
HR: 3 HBP: 0

| Batter | 1 | 2 | 3 | 4 | 5 | 6 | 7 | 8 | 9 |
|--|-------------|-----------------------|-------------|-----------|-----------------------|---|----------------------------------|---|-----------|
| Alfonso Soriano, R (1, 4) OBP: 0.342, SLG: 0.588 | 0-2 G6-3 | | 0-1 HR | | 0-0 CS 2S 1B | | 2-2 1-2 2-H 25 HR 1B | | 1-2 L9 |
| 2 Derek Jeter, R (1, 6) OBP: 0.387, SLG: 0.446 | 0-1 P4 | | 0-2 G4-3 | | 1-3 1-3 | | 0-3 K | | 2-2 F9 |
| 25 Jason Giambi, L (1, 3) OBP: 0.435, SLG: 0.609 | 0-2 F8 | | 4-1 BB | | | | 3-2 1-H 2-H HR | | 4-1 BB |
| Bernie Williams, S (1, 8) OBP: 0.412, SLG: 0.469 | | 0-0 F8 | 1-0 G3 | | | | 1-2 F8 | | 3-0 F8 |
| Robin Ventura, L (1, 5) OBP: 0.371, SLG: 0.496 | | 4-1 20 2B BB | | 2-1 G3 | | | 1-3 K | | 0-0 F7 |
| 20 Jorge Posada, S (1, 2) OBP: 0.367, SLG: 0.517 | | 0-2 1-3 2B | | 4-2 BB | | | 4-0 2B SF7 BB | | 4-2 BB |
| Raul Mondesi, R (1, 9) OBP: 0.307, SLG: 0.426 | | 2-0 G1-3 | | 0-0 F9 | | | 3-1 1-3 1B 2B | | 0-0 F9 |
| John Vander Wal, L (1, 7) OBP: 0.326, SLG: 0.419 Shane Spencer, R (7, PH) OBP: 0.325, SLG: 0.369 (7, 7) | | 2-3 K | | 1-0 F7 | | | 1-1 SF7 3-H | | 1-3 K |
| Nick Johnson, L (1, 10) OBP: 0.323, SLG: 0.413 | | | 3-2 F5 | | 2-3 K | | 4-0 25 HR 1B BB | | 2-2 HR |

| Inning Stats | R: 0 | H: 0 | E: 0 | K: 0 | S: 8 | P: 8 | R: 0 | H: 1 | E: 0 | K: 1 | S: 11 | P: 19 | R: 1 | H: 1 | E: 0 | K: 0 | S: 10 | P: 18 | R: 0 | H: 0 | E: 0 | K: 0 | S: 7 | P: 14 | R: 0 | H: 1 | E: 0 | K: 2 | S: 8 | P: 10 | R: 0 | H: 0 | E: 0 | K: 2 | S: 13 | P: 18 | R: 5 | H: 3 | E: 0 | K: 1 | S: 18 | P: 35 | R: 0 | H: 0 | E: 0 | K: 1 | S: 8 | P: 13 | R: 1 | H: 1 | E: 0 | K: 0 | S: 12 | P: 24 | 1B: 2 | SF: 1 | 2B: 2 | SAC: 0 | 3B: 0 | DP: 0 | HR: 3 | HBP: 0 | WP: 0 | PA: 40 |
|--------------|------|------|------|------|------|------|------|------|------|------|-------|-------|------|------|------|------|-------|-------|------|------|------|------|------|-------|------|------|------|------|------|-------|------|------|------|------|-------|-------|------|------|------|------|-------|-------|------|------|------|------|------|-------|------|------|------|------|-------|-------|-------|-------|-------|--------|-------|-------|-------|--------|-------|--------|
|--------------|------|------|------|------|------|------|------|------|------|------|-------|-------|------|------|------|------|-------|-------|------|------|------|------|------|-------|------|------|------|------|------|-------|------|------|------|------|-------|-------|------|------|------|------|-------|-------|------|------|------|------|------|-------|------|------|------|------|-------|-------|-------|-------|-------|--------|-------|-------|-------|--------|-------|--------|

| PITCHER | IP | WLS | BF | H | R | ER | SO | BB | IBB | HBP | BLK | WP | HR | S | P | ERA | WHIP |
|--------------------------------------|-----|-----|----|---|---|----|----|----|-----|-----|-----|----|----|----|----|-------|-------|
| Pete Walker, R (1, 1) ERA: 4.17 | 6.0 | | 25 | 4 | 3 | 3 | 5 | 4 | 0 | 0 | 0 | 0 | 1 | 59 | 96 | 4.50 | 1.333 |
| Scott Eyre, L (7, 1) ERA: 5.21 | 0.1 | H | 2 | 0 | 0 | 0 | 0 | 1 | 0 | 0 | 0 | 0 | 0 | 2 | 7 | 0.00 | 3.000 |
| Scott Cassidy, R (7, 1) ERA: 5.44 | 0.2 | B | 4 | 2 | 3 | 3 | 1 | 0 | 0 | 0 | 0 | 0 | 1 | 14 | 19 | 40.50 | 3.000 |
| Cliff Politte, R (8, 1) ERA: 4.57 | 2.0 | L | 9 | 1 | 1 | 1 | 1 | 2 | 0 | 0 | 0 | 0 | 1 | 20 | 37 | 4.50 | 1.500 |

| PITCHER | IP | WLS | BF | H | R | ER | SO | BB | IBB | HBP | BLK | WP | HR | S | P | ERA | WHIP |
|---------|----|-----|----|---|---|----|----|----|-----|-----|-----|----|----|---|---|-----|------|
|---------|----|-----|----|---|---|----|----|----|-----|-----|-----|----|----|---|---|-----|------|

| Batter | 1 | 2 | 3 | 4 | 5 | 6 | 7 | 8 | 9 | AB | R | H | RBI | BB | SO | LOB |
|---|----|----|----|-------|----|-----|---|------|---|----|---|---|-----|----|----|-----|
| Dave Berg, R OBP: 0.304, SLG: 0.376 (1, 9) | F8 | | K | | 2B | 1B | | G5-3 | | 4 | 1 | 2 | 1 | 1 | 1 | 0 |
| Eric Hinske, L OBP: 0.381, SLG: 0.531 (1, 5) | 2B | | | K | 2B | 1B | | G5-3 | | 4 | 0 | 2 | 0 | 1 | 1 | 2 |
| Shannon Stewart, R OBP: 0.343, SLG: 0.410 (1, 7) | L4 | | | K | 2B | | | G5-3 | | 4 | 1 | 1 | 1 | 1 | 1 | 3 |
| Carlos Delgado, L OBP: 0.388, SLG: 0.500 (1, 10) | K | | | 10 HR | 2B | IBB | | IBB | | 3 | 1 | 1 | 0 | 2 | 1 | 2 |
| 10 Vernon Wells, R OBP: 0.309, SLG: 0.438 (1, 8) | | L3 | | HR | K | | | G4-3 | | 5 | 2 | 3 | 2 | 0 | 1 | 5 |
| Chris Woodward, R OBP: 0.345, SLG: 0.584 (1, 3) (8, 6) | | P6 | | 1B | F7 | | | L8 | | 5 | 0 | 2 | 0 | 0 | 0 | 4 |
| Ken Huckaby, R OBP: 0.356, SLG: 0.361 (1, 2) Josh Phelps, R OBP: 0.333, SLG: 0.386 (7, PH) Darrin Fletcher, L OBP: 0.239, SLG: 0.339 (8, 2) | | L3 | | G6-3 | | E1 | | G1-3 | | 3 | 0 | 0 | 0 | 0 | 0 | 2 |
| Felipe Lopez, S OBP: 0.287, SLG: 0.392 (1, 6) Tom Wilson, R OBP: 0.344, SLG: 0.374 (7, PH) (8, 3) | | | K | | K | K | | F9 | | 3 | 0 | 0 | 0 | 0 | 3 | 1 |
| Joe Lawrence, R OBP: 0.259, SLG: 0.259 (1, 4) | | | G3 | | 1B | 2B | | F9 | | 2 | 0 | 0 | 0 | 0 | 1 | 2 |
| | | | | | | | | | | 4 | 1 | 1 | 0 | 0 | 1 | 3 |

| Inning Stats | R: 0 | H: 1 | E: 0 | LOB: 1 | K: 1 | P: 14 | R: 0 | H: 1 | E: 0 | LOB: 0 | K: 0 | P: 7 | R: 0 | H: 0 | E: 0 | LOB: 0 | K: 2 | P: 10 | R: 2 | H: 3 | E: 0 | LOB: 1 | K: 2 | P: 19 | R: 2 | H: 4 | E: 0 | LOB: 3 | K: 2 | P: 32 | R: 0 | H: 0 | E: 1 | LOB: 2 | K: 1 | P: 23 | R: 2 | H: 3 | E: 0 | LOB: 2 | K: 1 | P: 20 | R: 0 | H: 1 | E: 0 | LOB: 2 | K: 0 | P: 17 | R: 0 | H: 0 | E: 0 | LOB: 0 | K: 0 | P: 7 | 1B: 8 | SF: 0 | 2B: 5 | SAC: 0 | 3B: 0 | DP: 2 | HR: 1 | HBP: 0 | WP: 0 | PA: 44 |
|--------------|------|------|------|--------|------|-------|------|------|------|--------|------|------|------|------|------|--------|------|-------|------|------|------|--------|------|-------|------|------|------|--------|------|-------|------|------|------|--------|------|-------|------|------|------|--------|------|-------|------|------|------|--------|------|-------|------|------|------|--------|------|------|-------|-------|-------|--------|-------|-------|-------|--------|-------|--------|
|--------------|------|------|------|--------|------|-------|------|------|------|--------|------|------|------|------|------|--------|------|-------|------|------|------|--------|------|-------|------|------|------|--------|------|-------|------|------|------|--------|------|-------|------|------|------|--------|------|-------|------|------|------|--------|------|-------|------|------|------|--------|------|------|-------|-------|-------|--------|-------|-------|-------|--------|-------|--------|

| PITCHER | IP | WLS | BF | H | R | ER | SO | BB | IBB | HBP | BLK | WP | HR | S | P | ERA | WHIP |
|---|-----|-----|----|---|---|----|----|----|-----|-----|-----|----|----|----|-----|-------|-------|
| Jeff Weaver, R ERA: 3.54 (1, 1) | 6.0 | | 29 | 9 | 4 | 4 | 9 | 1 | 1 | 0 | 0 | 0 | 1 | 69 | 105 | 6.00 | 1.667 |
| Mike Stanton, L ERA: 2.6 (7, 1) | 0.1 | H | 4 | 2 | 2 | 2 | 0 | 1 | 0 | 0 | 0 | 0 | 0 | 8 | 12 | 54.00 | 9.000 |
| Steve Karsay, R ERA: 3.44 (7, 1) | 1.2 | W | 8 | 2 | 0 | 0 | 1 | 1 | 1 | 0 | 0 | 0 | 0 | 14 | 25 | 0.00 | 1.800 |
| 42 Mariano Rivera, R ERA: 2.91 (9, 1) | 1.0 | S | 3 | 0 | 0 | 0 | 0 | 0 | 0 | 0 | 0 | 0 | 0 | 4 | 7 | 0.00 | 0.000 |

BOTTOM

New York Yankees @ Toronto Blue Jays
 SkyDome, Toronto, ON
 Tue Jul 16 2002, 7:05 PM EDT
 Att: 27,197 - Sunny - 88 F

livebaseballscorecards.com

| | |
|-----|----|
| AB | 39 |
| R | 6 |
| H | 13 |
| RBI | 6 |
| BB | 5 |
| SO | 10 |
| LOB | 24 |



| Batter | 1 | 2 | 3 | 4 | 5 | 6 | 7 | 8 | 9 | AB R H RBI BB SO LOB | TOP | | | | | | | | | | | |
|--|--|----------------------------------|------------------------------|---------------------------------|-------------------------------|----------------------------------|------------------------------|----------------------------------|-------------------------------|----------------------------------|------------------------------|--|-------------------------------|----------------------------------|------------------------------|---------------------------------|------------------------------|----------------------------------|----------------------------------|------------------------------------|----------------------------------|--------|
| Damian Jackson, R (1, 10) OBP: 0.339, SLG: 0.399 | 2-1 F8 | | 0-0 L4 | | 1-3 K | | 1-2 1B | | | 4 0 1 0 0 1 1 | | | | | | | | | | | | |
| Damion Easley, R (1, 4) OBP: 0.310, SLG: 0.315 | 0-0 F9 | | 1-1 1B | | 1-1 2B | | 0-0 G5-3 | | | 4 0 2 1 0 0 2 | | | | | | | | | | | | |
| Bobby Higginson, L (1, 7) OBP: 0.362, SLG: 0.448 | 1-2 1B | | 0-0 F8 | | 1-2 P6 | | | 0-1 G3 | | 4 0 1 0 0 0 2 | | | | | | | | | | | | |
| Shane Halter, R (1, 5) OBP: 0.326, SLG: 0.391 | 3-3 K | | | 0-0 1B | | 1-0 F8 | | 0-1 1B | | 4 0 2 0 0 1 1 | | | | | | | | | | | | |
| Robert Fick, L (1, 9) OBP: 0.349, SLG: 0.463 | | 1-1 F8 | | 2-2 1B | | 0-3 K | | 2-1 G4-6-3 | | 4 0 1 0 0 1 1 | | | | | | | | | | | | |
| Carlos Pena, L (1, 3) OBP: 0.309, SLG: 0.421 | | 0-1 1B | | 1-1 F7 | | 0-2 L7 | | 2-2 G3-1 | | 4 0 1 0 0 0 1 | | | | | | | | | | | | |
| Wendell Magee, R (1, 8) OBP: 0.289, SLG: 0.391 | | 1-0 G5-4-3 | | 0-0 1B | | 0-3 K | | 3-1 F7 | | 4 0 1 0 0 1 1 | | | | | | | | | | | | |
| 15 Brandon Inge, R (1, 2) OBP: 0.307, SLG: 0.437 | | | 3-2 1B | | 0-1 F9 | | 1-2 1B | | 2-2 P4 | 4 1 2 0 0 0 2 | | | | | | | | | | | | |
| Ramon Santiago, S (1, 6) OBP: 0.304, SLG: 0.375 | | | 0-2 P5 | | 1-3 K | | 2-3 K | | | 3 0 0 0 0 2 2 | | | | | | | | | | | | |
| Inning Stats | R: 0 E: 0 K: 1 S: 10 | H: 1 LOB: 1 BB: 0 P: 16 | R: 0 E: 0 K: 0 S: 5 | H: 1 LOB: 0 BB: 0 P: 7 | R: 1 E: 0 K: 0 S: 10 | H: 2 LOB: 1 BB: 0 P: 14 | R: 0 E: 0 K: 0 S: 9 | H: 3 LOB: 2 BB: 0 P: 12 | R: 0 E: 0 K: 2 S: 11 | H: 1 LOB: 1 BB: 0 P: 15 | R: 0 E: 0 K: 1 S: 7 | H: 0 LOB: 0 BB: 0 P: 8 | R: 0 E: 0 K: 2 S: 18 | H: 2 LOB: 2 BB: 0 P: 22 | R: 0 E: 0 K: 0 S: 6 | H: 1 LOB: 0 BB: 0 P: 8 | R: 0 E: 0 K: 0 S: 8 | H: 0 LOB: 0 BB: 0 P: 15 | 1B: 9 2B: 2 3B: 0 HR: 0 | SF: 0 SAC: 0 DP: 2 HBP: 0 | WP: 0 PB: 0 SB: 1 CS: 0 | PA: 35 |
| PITCHER Andy Pettitte, L (1, 1) ERA: 3.5 | IP: 9.0 WLS: W BF: 35 H: 11 R: 1 ER: 1 SO: 6 BB: 0 IBB: 0 HBP: 0 BLK: 0 WP: 0 HR: 0 S: 84 P: 117 ERA: 1.00 WHIP: 1.222 | | | | | | | | | | | PITCHER IP: WLS: BF: H: R: ER: SO: BB: IBB: HBP: BLK: WP: HR: S: P: ERA: WHIP: | | | | | | | | | | |

Detroit Tigers @ New York Yankees
Yankee Stadium, Bronx, NY
 Wed Jul 17 2002, 7:05 PM EDT
 Att. 49,116 - Cloudy - 87 F

livebaseballscorecards.com

| | |
|------------|-----------|
| AB | 35 |
| R | 1 |
| H | 11 |
| RBI | 1 |
| BB | 0 |
| SO | 6 |
| LOB | 13 |




| Batter | 1 | 2 | 3 | 4 | 5 | 6 | 7 | 8 | 9 | AB R H RBI BB SO LOB |
|---|-------------|-----------|-------------|-----------------|-------------|-----------------------|-----------------|-------------|----------------------------------|----------------------|
| Alfonso Soriano, R OBP: 0.341, SLG: 0.587 (1, 4) | 2-2 G6-3 | | 2-3 K | | | 0-2 P4 | | | 0-0 25 1B 2B | 4 1 1 0 0 1 1 |
| 2 Derek Jeter, R OBP: 0.386, SLG: 0.443 (1, 6) | 0-1 G3 | | | 3-3 K | | 0-1 G5-4-3 1-2f | | | 4-2 25 1B 20 1B BB | 3 1 0 0 1 1 1 |
| Bernie Williams, S OBP: 0.411, SLG: 0.466 (1, 8) | 2-1 F3 | | | 0-0 G6-3 | | | 0-0 E1 1B | | 0-0 F8 | 4 0 1 0 0 0 2 |
| 25 Jason Giambi, L OBP: 0.436, SLG: 0.608 (1, 10) | | 2-1 1B | | 0-3 K | | | 0-0 F5 | | 0-1 20 1B 1B 1-2 2-H | 4 0 2 1 0 1 1 |
| Raul Mondesi, R OBP: 0.304, SLG: 0.421 (1, 9) | | 1-0 P4 | | 1-2 G4-3 | | | 0-1 G2-3 | | 1-1 F3 | 4 0 0 0 0 0 4 |
| 20 Jorge Posada, S OBP: 0.369, SLG: 0.520 (1, 2) | | 1-1 F8 | | 3-1 G3 2B | | | 2-3 K | | 2-0 1B 1-2 2-H | 4 0 2 1 0 1 2 |
| Robin Ventura, L OBP: 0.368, SLG: 0.491 (1, 5) | | 3-3 K | | 0-0 G3 | | | | 3-2 G3 | | 3 0 0 0 0 1 2 |
| Rondell White, R OBP: 0.318, SLG: 0.396 (1, 7) | | | 2-0 F9 | | 1-2 G5-3 | | | 3-2 G6-3 | | 3 0 0 0 0 0 1 |
| Nick Johnson, L OBP: 0.323, SLG: 0.410 (1, 3) | | | 1-1 G3-1 | | | 3-1 G5-4-3 HBP | | 3-2 G4-3 | | 2 0 0 0 0 0 0 |

| | | | | | | | | | | | | | | | | | | | | | | | | | | | | | | | | | |
|---|------------------------------|----------------------------------|------------------------------|----------------------------------|------------------------------|----------------------------------|------------------------------|----------------------------------|-------------------------------|----------------------------------|------------------------------|---------------------------------|------------------------------|----------------------------------|-------------------------------|----------------------------------|------------------------------|----------------------------------|----------------------------------|------------------------------------|----------------------------------|----------|---------|---------|---------|----------|-------------|---------------|--|--|--|--|--|
| Inning Stats | R: 0 E: 0 K: 0 S: 7 | H: 0 LOB: 0 BB: 0 P: 11 | R: 0 E: 0 K: 1 S: 8 | H: 1 LOB: 1 BB: 0 P: 15 | R: 0 E: 0 K: 1 S: 6 | H: 0 LOB: 0 BB: 0 P: 11 | R: 0 E: 0 K: 2 S: 9 | H: 0 LOB: 0 BB: 0 P: 12 | R: 0 E: 0 K: 0 S: 12 | H: 1 LOB: 1 BB: 0 P: 17 | R: 0 E: 0 K: 0 S: 6 | H: 0 LOB: 0 BB: 0 P: 9 | R: 0 E: 1 K: 1 S: 8 | H: 1 LOB: 1 BB: 0 P: 10 | R: 0 E: 0 K: 0 S: 10 | H: 0 LOB: 0 BB: 0 P: 19 | R: 2 E: 0 K: 0 S: 9 | H: 3 LOB: 2 BB: 1 P: 16 | 1B: 4 2B: 2 3B: 0 HR: 0 | SF: 0 SAC: 0 DP: 1 HBP: 1 | WP: 0 PB: 0 SB: 0 CS: 0 | PA: 33 | | | | | | | | | | | |
| PITCHER Mark Redman, L ERA: 3.46 (1, 1) | IP 8.2 | WLS L | BF 33 | H 6 | R 2 | ER 2 | SO 5 | BB 1 | IBB 0 | HBP 1 | BLK 0 | WP 0 | HR 0 | S 75 | P 120 | ERA 2.08 | WHIP 0.808 | | | | | | | | | | | | | | | | |
| | | | | | | | | | | | PITCHER | IP 8.2 | WLS L | BF 33 | H 6 | R 2 | ER 2 | SO 5 | BB 1 | IBB 0 | HBP 1 | BLK 0 | WP 0 | HR 0 | S 75 | P 120 | ERA 2.08 | WHIP 0.808 | | | | | |

DETROIT TIGERS @ NEW YORK YANKEES
Yankee Stadium, Bronx, NY
 Wed Jul 17 2002, 7:05 PM EDT
 Att: 49,116 - Cloudy - 87 F

| | |
|------------|-----------|
| AB | 31 |
| R | 2 |
| H | 6 |
| RBI | 2 |
| BB | 1 |
| SO | 5 |
| LOB | 14 |



| Batter | 1 | 2 | 3 | 4 | 5 | 6 | 7 | 8 | 9 | AB R H RBI BB SO LOB | TOP | | | | | | | | | | | | | | | | | |
|---|---|----------------------------------|------------------------------|----------------------------------|-------------------------------|----------------------------------|------------------------------|----------------------------------|-------------------------------|----------------------------------|-------------------------------|----------------------------------|------------------------------|----------------------------------|-------------------------------|----------------------------------|----------------------------------|------------------------------------|----------------------------------|--------|--|--|--|--|--|--|--|--|
| George Lombard, L (1, 8) OBP: 0.354, SLG: 0.566 | 1-2 G4-3 | | 2-3 K | | 0-3 K | | 1-3 K | | 2-3 K | 5 0 0 0 0 4 3 | | | | | | | | | | | | | | | | | | |
| Damion Easley, R (1, 4) OBP: 0.319, SLG: 0.333 | 1-2 G5-3 | | 2-1 2B | | 0-0 1B | | 0-2 G5-3 | | 1-1 1B | 5 0 3 1 0 0 1 | | | | | | | | | | | | | | | | | | |
| Bobby Higginson, L (1, 7) OBP: 0.359, SLG: 0.447 | 2-2 G3 | | 2-0 L8 | | 1-2 L7 | | 0-2 HR | | 1-3 K | 5 1 1 1 0 1 4 | | | | | | | | | | | | | | | | | | |
| Randall Simon, L (1, 10) OBP: 0.305, SLG: 0.432 | | 1-0 G2-3 | | 2-1 G4-3 | | 1-1 2B | | 0-2 HR | | 4 2 2 2 0 0 0 | | | | | | | | | | | | | | | | | | |
| Robert Fick, L (1, 9) OBP: 0.348, SLG: 0.463 | | 0-2 G3 | | 0-1 2B | | 2-3 K | | 0-1 L7 | | 4 0 1 0 0 1 1 | | | | | | | | | | | | | | | | | | |
| Carlos Pena, L (1, 3) OBP: 0.308, SLG: 0.414 | | 1-1 HBP | | 0-0 F7 | | 1-3 K | | 2-3 K | | 3 0 0 0 0 2 2 | | | | | | | | | | | | | | | | | | |
| Shane Halter, R (1, 5) OBP: 0.324, SLG: 0.393 | | 1-3 K | | 3-2 G4-3 | | 3-2 2B | | 2-2 L4 | | 4 0 1 1 0 1 2 | | | | | | | | | | | | | | | | | | |
| Matt Walbeck, S (1, 2) OBP: 0.186, SLG: 0.175 | | | 0-1 G5-3 | | 0-3 K | | 1-2 G6-3 | | 1-0 G3 | 4 0 0 0 0 1 1 | | | | | | | | | | | | | | | | | | |
| Ramon Santiago, S (1, 6) OBP: 0.313, SLG: 0.385 | | | 4-2 2B | | 1-0 1B | | 0-0 2B | | 2-3 K | 3 2 2 0 1 1 0 | | | | | | | | | | | | | | | | | | |
| Inning Stats | R: 0 E: 0 K: 0 S: 9 | H: 0 LOB: 0 BB: 0 P: 13 | R: 0 E: 0 K: 1 S: 8 | H: 0 LOB: 1 BB: 0 P: 11 | R: 1 E: 1 K: 1 S: 12 | H: 1 LOB: 1 BB: 1 P: 22 | R: 0 E: 0 K: 0 S: 8 | H: 1 LOB: 1 BB: 0 P: 13 | R: 0 E: 0 K: 2 S: 14 | H: 2 LOB: 2 BB: 0 P: 22 | R: 3 E: 0 K: 1 S: 16 | H: 3 LOB: 0 BB: 0 P: 17 | R: 0 E: 0 K: 1 S: 8 | H: 0 LOB: 0 BB: 0 P: 13 | R: 0 E: 0 K: 3 S: 12 | H: 1 LOB: 1 BB: 0 P: 18 | 1B: 4 2B: 5 3B: 0 HR: 1 | SF: 0 SAC: 0 DP: 0 HBP: 1 | WP: 0 PB: 0 SB: 1 CS: 0 | PA: 39 | | | | | | | | |
| PITCHER | IP WLS BF H R ER SO BB IBB HBP BLK WP HR S P ERA WHIP | | | | | | | | | | | | | | | | | | | | | | | | | | | |
| David Wells, L (1, 1) ERA: 3.78 | 6.1 | | 28 | 7 | 3 | 3 | 7 | 1 | 0 | 1 | 0 | 0 | 0 | 66 | 99 | 4.26 | 1.263 | | | | | | | | | | | |
| Steve Karsay, R (7, 1) ERA: 3.42 | 0.1 | H | 1 | 0 | 0 | 0 | 0 | 0 | 0 | 0 | 0 | 0 | 0 | 4 | 4 | 0.00 | 0.000 | | | | | | | | | | | |
| Mike Stanton, L (7, 1) ERA: 2.91 | 0.2 | B | 4 | 2 | 2 | 2 | 1 | 0 | 0 | 0 | 0 | 1 | 11 | 13 | 27.00 | 3.000 | | | | | | | | | | | | |
| Ramiro Mendoza, R (8, 1) ERA: 3.28 | 0.2 | W | 2 | 0 | 0 | 0 | 0 | 0 | 0 | 0 | 0 | 0 | 5 | 8 | 0.00 | 0.000 | | | | | | | | | | | | |
| 42 Mariano Rivera, R (9, 1) ERA: 2.83 | 1.0 | S | 4 | 1 | 0 | 0 | 3 | 0 | 0 | 0 | 0 | 0 | 12 | 18 | 0.00 | 1.000 | | | | | | | | | | | | |

Detroit Tigers @ New York Yankees
Yankee Stadium, Bronx, NY

Thu Jul 18 2002, 1:05 PM EDT
Att. 54,725 - Sunny - 93 F

livebaseballscorecards.com

| | |
|-----|----|
| AB | 37 |
| R | 5 |
| H | 10 |
| RBI | 5 |
| BB | 1 |
| SO | 11 |
| LOB | 14 |




| Batter | 1 | 2 | 3 | 4 | 5 | 6 | 7 | 8 | 9 | AB | R | H | RBI | BB | SO | LOB |
|--|-----------------------|---|-------------|-------------|---|---|--------------------------------|----------------------|---|----|---|---|-----|----|----|-----|
| Alfonso Soriano, R (1, 4) OBP: 0.344, SLG: 0.594 | 2-2 HR | | 2-0 P4 | 0-2 G4-3 | | | 0-0 25 SF7 1B | 4-0 FC6-4 IBB | | 4 | 2 | 2 | 1 | 1 | 0 | 2 |
| 2 Derek Jeter, R (1, 6) OBP: 0.386, SLG: 0.442 | 0-2 G5-4-3 1B | | 1-3 K | 2-3 K | | | 0-1 1-3 1B | 0-0 FC6-4 1-2f | | 5 | 0 | 2 | 0 | 0 | 2 | 5 |
| 25 Jason Giambi, L (1, 3) OBP: 0.434, SLG: 0.605 | 0-1 L9 | | 2-2 G1-3 | | | | 2-1 SF7 3-H | | | 3 | 0 | 1 | 1 | 0 | 0 | 1 |
| Bernie Williams, S (1, 8) OBP: 0.407, SLG: 0.461 | 2-0 G5-4-3 1-2f | | | 3-3 K | | | 1-0 FC5-4 G6-4-3 1-2f | | | 4 | 0 | 0 | 0 | 0 | 1 | 3 |
| Raul Mondesi, R (1, 9) OBP: 0.303, SLG: 0.428 | | | | 1-0 HR | | | 0-0 G6-4-3 1-2f | | | 4 | 1 | 1 | 1 | 0 | 0 | 1 |
| Rondell White, R (1, 10) OBP: 0.321, SLG: 0.401 | | | | 1-2 2B | | | 2-1 P3 | | | 4 | 2 | 2 | 0 | 0 | 0 | 0 |
| Ron Coomer, R (1, 5) OBP: 0.365, SLG: 0.519 Robin Ventura, L (8, PH) OBP: 0.370, SLG: 0.491 | | | | 0-0 2B | | | 0-1 F8 | | | 3 | 1 | 2 | 1 | 0 | 0 | 0 |
| Shane Spencer, R (1, 7) OBP: 0.332, SLG: 0.383 | | | | 1-2 2B | | | 0-0 G4-3 | | | 0 | 0 | 0 | 0 | 1 | 0 | 0 |
| Chris Widger, R (1, 2) OBP: 0.471, SLG: 0.467 20 Jorge Posada, S (8, PH) OBP: 0.368, SLG: 0.518 | | | | 0-0 2B | | | 0-3 K | | | 3 | 0 | 1 | 1 | 0 | 1 | 2 |
| | | | | 1-3 2-H | | | | | | 1 | 0 | 0 | 0 | 0 | 1 | 2 |


| Inning Stats | R: 1 | H: 2 | E: 0 | K: 0 | S: 12 | R: 0 | H: 2 | E: 0 | K: 0 | S: 12 | R: 0 | H: 0 | E: 0 | K: 1 | S: 10 | R: 3 | H: 4 | E: 0 | K: 2 | S: 21 | R: 0 | H: 1 | E: 0 | K: 0 | S: 4 | R: 0 | H: 0 | E: 0 | K: 0 | S: 5 | R: 1 | H: 2 | E: 0 | K: 1 | S: 11 | R: 1 | H: 2 | E: 0 | K: 1 | S: 9 | R: 1 | H: 2 | E: 0 | K: 1 | S: 9 | 1B: 6 | 2B: 5 | 3B: 0 | HR: 2 | SF: 1 | SAC: 0 | DP: 2 | HBP: 0 | WP: 0 | PB: 1 | SB: 0 | CS: 0 | PA: 38 |
|--------------|------|------|------|------|-------|------|------|------|------|-------|------|------|------|------|-------|------|------|------|------|-------|------|------|------|------|------|------|------|------|------|------|------|------|------|------|-------|------|------|------|------|------|------|------|------|------|------|-------|-------|-------|-------|-------|--------|-------|--------|-------|-------|-------|-------|--------|
|--------------|------|------|------|------|-------|------|------|------|------|-------|------|------|------|------|-------|------|------|------|------|-------|------|------|------|------|------|------|------|------|------|------|------|------|------|------|-------|------|------|------|------|------|------|------|------|------|------|-------|-------|-------|-------|-------|--------|-------|--------|-------|-------|-------|-------|--------|

| PITCHER | IP | WLS | BF | H | R | ER | SO | BB | IBB | HBP | BLK | WP | HR | S | P | ERA | WHIP |
|---------------------------------------|-----|-----|----|---|---|----|----|----|-----|-----|-----|----|----|----|----|-------|-------|
| Mike Maroth, L (1, 1) ERA: 4.74 | 3.1 | | 18 | 8 | 4 | 4 | 2 | 1 | 0 | 0 | 0 | 0 | 2 | 46 | 72 | 10.80 | 2.700 |
| Julio Santana, R (4, 1) ERA: 2.51 | 2.2 | | 8 | 1 | 0 | 0 | 1 | 0 | 0 | 0 | 0 | 0 | 0 | 18 | 26 | 0.00 | 0.375 |
| Fernando Rodney, R (7, 1) ERA: 9.0 | 1.1 | L | 8 | 3 | 2 | 2 | 1 | 0 | 1 | 0 | 0 | 0 | 0 | 13 | 21 | 13.50 | 2.250 |
| Oscar Henriquez, R (8, 1) ERA: 4.5 | 0.2 | | 4 | 1 | 0 | 0 | 1 | 0 | 1 | 0 | 0 | 0 | 0 | 7 | 16 | 0.00 | 1.500 |

DETROIT TIGERS @ NEW YORK YANKEES
Yankee Stadium, Bronx, NY
 Thu Jul 18 2002, 1:05 PM EDT
 Att: 54,725 - Sunny - 93 F

| | |
|------------|-----------|
| AB | 34 |
| R | 6 |
| H | 13 |
| RBI | 6 |
| BB | 3 |
| SO | 5 |
| LOB | 16 |



| Batter | 1 | 2 | 3 | 4 | 5 | 6 | 7 | 8 | 9 | AB R H RBI BB SO LOB | TOP | | | | | | | | | | | |
|---|---|---------------------------------|-------------------------------|----------------------------------|------------------------------|----------------------------------|------------------------------|----------------------------------|------------------------------|---------------------------------|---|---------------------------------|-------------------------------|----------------------------------|-------------------------------|----------------------------------|------------------------------|----------------------------------|----------------------------------|------------------------------------|----------------------------------|--------|
| 18 Johnny Damon, L (1, 8) OBP: 0.369, SLG: 0.435 | 1-3 K | | | 2-2 SH1-3 SF3 1B | | 1-1 F9 | | 0-1 G3 | | 4 1 1 0 0 1 1 | | | | | | | | | | | | |
| Rey Sanchez, R (1, 4) OBP: 0.347, SLG: 0.412 | 0-1 G1-4-3 1B | | | 2-0 SH1-3 1-3 | | 0-0 G5-3 | | 2-2 G6-3 | | 3 0 1 0 0 0 1 | | | | | | | | | | | | |
| Nomar Garciaparra, R (1, 6) OBP: 0.339, SLG: 0.500 | 0-0 G1-4-3 1-2f | | | 1-1 SF3 3-H 1-1 L7 | | | 2-1 P4 | 0-1 L7 | | 3 0 0 1 0 0 2 | | | | | | | | | | | | |
| Manny Ramirez, R (1, 7) OBP: 0.449, SLG: 0.573 | | 1-2 P4 | | | | | 4-2 FC5-4 BB | 1-1 L7 | | 3 0 0 0 1 0 0 | | | | | | | | | | | | |
| Jason Varitek, S (1, 2) OBP: 0.353, SLG: 0.411 | | 1-1 F8 | | | 0-0 1B | | 1-2 FC5-4 1-2f 2B | 1-0 1B 3B | | 4 2 2 0 0 0 1 | | | | | | | | | | | | |
| Shea Hillenbrand, R (1, 5) OBP: 0.335, SLG: 0.483 | | 3-3 K | | | 0-0 F9 1B | | 1-2 2B | 1-0 L8-4 WP 1B | | 4 0 2 2 0 1 1 | | | | | | | | | | | | |
| Brian Daubach, L (1, 10) OBP: 0.350, SLG: 0.480 Doug Mirabelli, R (9, PH) OBP: 0.295, SLG: 0.430 | | | 3-2 L3 | | 2-0 L7 | | 2-1 F8 | 4-1 1-2 BB | | 3 0 0 0 0 0 2 0 0 0 0 1 0 0 | AB 30 R 4 H 7 RBI 3 BB 2 SO 4 LOB 11 | | | | | | | | | | | |
| Trot Nixon, L (1, 9) OBP: 0.330, SLG: 0.449 | | | 1-3 K | | 1-3 K | | | 0-1 SH 2B | 0-0 L8-4 | 4 1 1 0 0 2 3 | | | | | | | | | | | | |
| Jose Offerman, S (1, 3) OBP: 0.333, SLG: 0.338 | | | 0-0 G4-3 | | | 1-2 F8 | | 0-0 SH 18 G3 2-H | | 2 0 0 0 0 0 0 |  | | | | | | | | | | | |
| Inning Stats | R: 0 E: 0 K: 1 S: 7 | H: 1 LOB: 0 BB: 0 P: 8 | R: 0 E: 0 K: 1 S: 15 | H: 0 LOB: 0 BB: 0 P: 20 | R: 0 E: 0 K: 1 S: 9 | H: 0 LOB: 0 BB: 0 P: 13 | R: 1 E: 0 K: 0 S: 9 | H: 1 LOB: 0 BB: 0 P: 15 | R: 0 E: 0 K: 1 S: 6 | H: 1 LOB: 1 BB: 0 P: 9 | R: 0 E: 0 K: 0 S: 7 | H: 0 LOB: 0 BB: 0 P: 9 | R: 1 E: 0 K: 0 S: 15 | H: 1 LOB: 1 BB: 1 P: 25 | R: 1 E: 1 K: 0 S: 11 | H: 1 LOB: 1 BB: 0 P: 13 | R: 1 E: 0 K: 0 S: 6 | H: 2 LOB: 1 BB: 1 P: 13 | 1B: 4 2B: 3 3B: 1 HR: 0 | SF: 1 SAC: 2 DP: 2 HBP: 0 | WP: 1 PB: 0 SB: 1 CS: 0 | PA: 35 |
| PITCHER | IP WLS BF H R ER SO BB IBB HBP BLK WP HR S P ERA WHIP | | | | | | | | | | | | | | | | | | | | | |
| 35 Mike Mussina, R (1, 1) ERA: 4.4 | 8.0 L 30 5 3 2 4 1 0 0 0 0 0 0 79 112 2.25 0.750 | | | | | | | | | | | | | | | | | | | | | |
| Steve Karsay, R (9, 1) ERA: 3.56 | 0.1 3 2 1 1 0 0 0 0 0 0 0 0 4 7 27.00 6.000 | | | | | | | | | | | | | | | | | | | | | |
| Mike Stanton, L (9, 1) ERA: 2.87 | 0.2 2 0 0 0 0 0 1 0 0 0 1 0 2 6 0.00 1.500 | | | | | | | | | | | | | | | | | | | | | |

Boston Red Sox @ New York Yankees
 Yankee Stadium, Bronx, NY
 Fri Jul 19 2002, 7:05 PM EDT
 Att. 55,510 - Cloudy - 72 F

livebaseballscorecards.com

| Batter | 1 | 2 | 3 | 4 | 5 | 6 | 7 | 8 | 9 | AB | R | H | RBI | BB | SO | LOB |
|--|--------------|--------|----------|---------|--------|------------------|----------|---------------------|--------|----|---|---|-----|----|----|-----|
| Alfonso Soriano, R OBP: 0.341, SLG: 0.588 (1, 4) | 1-2 P4 | | 1-0 F9 | | 2-3 K | | | 0-0 L7 | | 4 | 0 | 0 | 0 | 0 | 1 | 1 |
| 2 Derek Jeter, R OBP: 0.389, SLG: 0.442 (1, 6) | 4-2 25 WP BB | | 1-0 G4-3 | | | 2-1 25 G3-6-3 1B | | 4-2 25 1B BB | | 2 | 1 | 1 | 0 | 2 | 0 | 0 |
| 25 Jason Giambi, L OBP: 0.432, SLG: 0.601 (1, 10) | 3-3 K | | | 3-2 P5 | | 2-1 G3-6-3 1-2f | | 1-1 2B G4-3 1B | | 4 | 1 | 1 | 0 | 0 | 1 | 2 |
| Bernie Williams, S OBP: 0.408, SLG: 0.463 (1, 8) | 1-3 K | | | 0-1 G3 | | 4-1 HBP BB | | 0-0 G4-3 1-3 2-H 2B | | 3 | 0 | 1 | 1 | 1 | 1 | 1 |
| Robin Ventura, L OBP: 0.374, SLG: 0.491 (1, 5) | | 1-2 1B | | 1-0 HBP | | 1-0 HBP | | 1-1 G4-3 | | 2 | 0 | 1 | 1 | 0 | 0 | 1 |
| 20 Jorge Posada, S OBP: 0.363, SLG: 0.511 (1, 2) | | 0-3 K | | 2-3 K | | 3-3 K | | 2-3 3-H 1-3 K | | 4 | 0 | 0 | 0 | 0 | 4 | 5 |
| Rondell White, R OBP: 0.316, SLG: 0.396 (1, 7) | | 1-1 F2 | | 1-3 K | | | 2-2 G5-3 | | 0-2 P4 | 4 | 0 | 0 | 0 | 0 | 1 | 1 |
| Nick Johnson, L OBP: 0.319, SLG: 0.404 (1, 3) | | 1-0 P6 | | 1-3 K | | | 1-1 G3 | | 2-3 K | 4 | 0 | 0 | 0 | 0 | 2 | 1 |
| Shane Spencer, R OBP: 0.331, SLG: 0.385 (1, 9) | | | 0-3 K | | 0-0 2B | | 2-0 F8 | | 2-3 K | 4 | 0 | 1 | 0 | 0 | 2 | 0 |

| Inning Stats | R: 0 | H: 0 | E: 0 | K: 2 | S: 11 | LOB: 1 | BB: 1 | P: 20 | R: 0 | H: 1 | E: 0 | K: 1 | S: 9 | LOB: 1 | BB: 0 | P: 12 | R: 0 | H: 0 | E: 0 | K: 1 | S: 5 | LOB: 0 | BB: 0 | P: 7 | R: 0 | H: 0 | E: 0 | K: 1 | S: 10 | LOB: 1 | BB: 1 | P: 16 | R: 0 | H: 1 | E: 0 | K: 3 | S: 13 | LOB: 1 | BB: 0 | P: 17 | R: 0 | H: 1 | E: 0 | K: 1 | S: 8 | LOB: 2 | BB: 1 | P: 20 | R: 0 | H: 0 | E: 0 | K: 0 | S: 6 | LOB: 0 | BB: 0 | P: 11 | R: 2 | H: 2 | E: 0 | K: 1 | S: 11 | LOB: 1 | BB: 1 | P: 18 | R: 0 | H: 0 | E: 0 | K: 2 | S: 9 | LOB: 0 | BB: 0 | P: 13 | 1B: 3 | SF: 0 | 2B: 2 | SAC: 0 | 3B: 0 | DP: 1 | HR: 0 | HBP: 2 | WP: 1 | PA: 36 |
|--------------|------|------|------|------|-------|--------|-------|-------|------|------|------|------|------|--------|-------|-------|------|------|------|------|------|--------|-------|------|------|------|------|------|-------|--------|-------|-------|------|------|------|------|-------|--------|-------|-------|------|------|------|------|------|--------|-------|-------|------|------|------|------|------|--------|-------|-------|------|------|------|------|-------|--------|-------|-------|------|------|------|------|------|--------|-------|-------|-------|-------|-------|--------|-------|-------|-------|--------|-------|--------|
|--------------|------|------|------|------|-------|--------|-------|-------|------|------|------|------|------|--------|-------|-------|------|------|------|------|------|--------|-------|------|------|------|------|------|-------|--------|-------|-------|------|------|------|------|-------|--------|-------|-------|------|------|------|------|------|--------|-------|-------|------|------|------|------|------|--------|-------|-------|------|------|------|------|-------|--------|-------|-------|------|------|------|------|------|--------|-------|-------|-------|-------|-------|--------|-------|-------|-------|--------|-------|--------|

| PITCHER | IP | WLS | BF | H | R | ER | SO | BB | IBB | HBP | BLK | WP | HR | S | P | ERA | WHIP |
|---------------------------------------|-----|-----|----|---|---|----|----|----|-----|-----|-----|----|----|----|-----|------|-------|
| Pedro Martinez, R ERA: 2.65 (1, 1) | 7.1 | W | 31 | 5 | 2 | 2 | 9 | 3 | 0 | 2 | 0 | 1 | 0 | 68 | 114 | 2.46 | 1.091 |
| Chris Haney, L ERA: 2.0 (8, 1) | 0.1 | H | 1 | 0 | 0 | 0 | 0 | 0 | 0 | 0 | 0 | 0 | 0 | 2 | 3 | 0.00 | 0.000 |
| Ugueth Urbina, R ERA: 2.88 (8, 1) | 1.1 | S | 4 | 0 | 0 | 0 | 3 | 0 | 0 | 0 | 0 | 0 | 0 | 12 | 17 | 0.00 | 0.000 |

BOTTOM

Boston Red Sox @ New York Yankees
 Yankee Stadium, Bronx, NY

Fri Jul 19 2002, 7:05 PM EDT
 Att: 55,510 - Cloudy - 72 F

livebaseballscorecards.com

| | |
|-----|----|
| AB | 31 |
| R | 2 |
| H | 5 |
| RBI | 2 |
| BB | 3 |
| SO | 12 |
| LOB | 12 |



| Batter | 1 | 2 | 3 | 4 | 5 | 6 | 7 | 8 | 9 | 10 | 11 | AB R H RBI BB SO LOB | TOP | |
|---|---|---|--|--|--|--|---|---|--|---|---|--|--|---|
| 18 Johnny Damon, L OBP: 0.364, SLG: 0.428 | (1, 8) F9 | | (1) G3 | | (3) G4-3 | | (3) G4-3 | (3) P4 | | (3) F8 | | 6 0 0 0 0 0 4 | Boston Red Sox @ New York Yankees Yankee Stadium, Bronx, NY Sat Jul 20 2002, 1:15 PM EDT Att. 55,526 - Overcast - 79 F | |
| Rey Sanchez, R OBP: 0.342, SLG: 0.404 | (1, 4) G4-3 | | (2) F3 | | | (1) F7 | | (1) 2B 1B | (1) G1-3 | | (1) G6-3 | 6 1 1 0 0 0 0 | | |
| Nomar Garciaparra, R OBP: 0.339, SLG: 0.503 | (1, 6) G1-3 | | (3) F3 | | | (2) K | | (1) 1B 2B | (2) G3-1 2B | | (2) F7 | 6 1 2 0 0 1 0 | | |
| Manny Ramirez, R OBP: 0.450, SLG: 0.564 | (1, 10) | | (1) L8 | | (3) G5-3 | | | (1) K | | | (2) 1B | 3 0 0 0 3 1 2 | | |
| Jason Varitek, S OBP: 0.355, SLG: 0.410 Rickey Henderson, R OBP: 0.361, SLG: 0.382 | (1, 2) (8, PR) (8, 7) | | (1) 2B HBP | | (1) G1-3 | | (1) L4 | (2) 1B 1B | (2) G3-1 | | (2) 1B | 3 1 1 2 0 0 1 2 1 1 0 0 0 2 | | |
| Shea Hillenbrand, R OBP: 0.340, SLG: 0.486 | (1, 5) | | (2) E9 2B | | (2) F8 | | (2) 1B 2B | (2) 1B SF4 | | | (2) 1B | 4 3 2 0 2 0 2 | | |
| Brian Daubach, L OBP: 0.352, SLG: 0.480 Doug Mirabelli, R OBP: 0.289, SLG: 0.420 | (1, 7) (8, 2) | | (2) P6 | | (3) G3 | | (2) 2B 1B | (3) 1B SF4 | (3) P6 | | (3) G1-3 | 4 1 2 2 0 0 3 2 0 0 0 0 0 6 | | |
| Trot Nixon, L OBP: 0.331, SLG: 0.456 | (1, 9) | | (2) 2B | | (1) G3 | | (2) 2B | (2) SF4 | | | (1) G4-3 | 4 0 2 3 0 0 0 | | |
| Jose Offerman, S OBP: 0.331, SLG: 0.335 | (1, 3) | | (3) G1-3 | | (2) G1-3 | | (2) K | (2) 1B | | (2) L4 | | 5 0 1 1 0 1 3 | | |
| Inning Stats | R: 0 H: 0 E: 0 LOB: 0 K: 0 BB: 0 S: 10 P: 14 | R: 2 H: 1 E: 1 LOB: 1 K: 0 BB: 0 S: 14 P: 22 | R: 0 H: 0 E: 0 LOB: 0 K: 0 BB: 0 S: 8 P: 13 | R: 0 H: 0 E: 0 LOB: 1 K: 0 BB: 1 S: 7 P: 14 | R: 0 H: 0 E: 0 LOB: 0 K: 0 BB: 0 S: 9 P: 13 | R: 0 H: 0 E: 0 LOB: 0 K: 1 BB: 0 S: 9 P: 14 | R: 1 H: 3 E: 0 LOB: 2 K: 1 BB: 0 S: 16 P: 23 | R: 5 H: 6 E: 0 LOB: 2 K: 1 BB: 0 S: 18 P: 26 | R: 0 H: 1 E: 0 LOB: 3 K: 0 BB: 2 S: 9 P: 21 | R: 0 H: 0 E: 0 LOB: 0 K: 0 BB: 0 S: 4 P: 9 | R: 0 H: 1 E: 0 LOB: 3 K: 0 BB: 2 S: 13 P: 25 | 1B: 7 SF: 1 2B: 5 SAC: 0 3B: 0 DP: 0 HR: 0 HBP: 1 | | WP: 0 PA: 52 PB: 0 SB: 0 CS: 0 |
| PITCHER | IP WLS BF H R ER SO BB IBB HBP BLK WP HR S P ERA WHIP | | | | | | | | | | | | | |
| Orlando Hernandez, R ERA: 3.45 | (1, 1) 7.0 30 6 5 3 2 1 0 1 0 0 0 0 0 76 118 3.86 1.000 | | | | | | | | | | | | | |
| 42 Mariano Rivera, R ERA: 3.06 | (8, 1) 0.1 H 2 1 0 0 1 0 0 0 0 0 0 0 4 4 0.00 3.000 | | | | | | | | | | | | | |
| Ramiro Mendoza, R ERA: 3.59 | (8, 1) 0.0 B 2 2 1 1 0 0 0 0 0 0 0 0 4 8 ∞ ∞ | | | | | | | | | | | | | |
| Mike Stanton, L ERA: 2.83 | (8, 1) 0.2 3 1 2 2 0 0 0 0 0 0 0 0 7 9 27.00 1.500 | | | | | | | | | | | | | |
| Steve Karsay, R ERA: 3.36 | (9, 1) 3.0 W 15 2 0 0 0 1 3 0 0 0 0 0 26 55 0.00 1.000 | | | | | | | | | | | | | |

| | |
|-----|----|
| AB | 45 |
| R | 8 |
| H | 12 |
| RBI | 8 |
| BB | 5 |
| SO | 3 |
| LOB | 23 |



| Batter | 1 | 2 | 3 | 4 | 5 | 6 | 7 | 8 | 9 | AB R H RBI BB SO LOB | TOP | |
|--|---|---|---|---|--|--|---|--|--|--|---|--|
| Trot Nixon, L OBP: 0.332, SLG: 0.453 Lou Merloni, R OBP: 0.333, SLG: 0.362 | 3-2 L4 | | 1-1 1B | 4-1 BB | | | 1-3 K | | 2-3 K | 4 0 1 0 1 2 1 0 0 0 0 0 0 0 | | |
| Shea Hillenbrand, R OBP: 0.339, SLG: 0.483 | 2-2 F2 | | 1-1 P6 | 1-1 P4 | | | 2-1 HR 1B | | | 4 1 1 0 0 0 2 | | |
| Nomar Garciaparra, R OBP: 0.341, SLG: 0.519 | 1-0 L8 | | | 2-0 HR | 0-0 F3 | | 0-1 HR | | | 4 2 2 3 0 0 0 | | |
| Manny Ramirez, R OBP: 0.455, SLG: 0.598 | | 0-1 HR | | 3-1 HR | 1-2 G1-6-3 1B | | 0-1 G5-3 | | | 4 2 3 2 0 0 0 | | |
| Jason Varitek, S OBP: 0.354, SLG: 0.408 | | 3-1 G4-3 | | 1-1 HR 1B | 1-2 G1-6-3 | | 0-2 F9 | | | 4 1 1 0 0 0 1 | | |
| Brian Daubach, L OBP: 0.337, SLG: 0.481 18 Johnny Damon, L OBP: 0.364, SLG: 0.428 | | 4-2 G1-6-3 BB | | 2-1 HR 1B | | 0-3 K | 4-2 G6-4-3 BB | | | 2 1 1 0 2 1 0 0 0 0 0 0 0 0 | | |
| Tony Clark, S OBP: 0.268, SLG: 0.322 | | 2-2 G1-6-3 | | 1-1 HR | | 3-2 G6-3 | 3-1 G6-4-3 | | | 4 1 1 3 0 0 2 | | |
| Jose Offerman, S OBP: 0.330, SLG: 0.333 | | | 1-3 K | 0-3 K | | 0-0 F8 | | 0-2 CS SH1-4 1B | | 4 0 1 0 0 2 0 | | |
| Rey Sanchez, R OBP: 0.337, SLG: 0.398 | | | 1-1 G4-3 | 0-1 P6 | | 0-2 F3 | | 0-0 SH1-4 | | 3 0 0 0 0 0 0 | | |
| Inning Stats | R: 0 H: 0 E: 0 LOB: 0 K: 0 BB: 0 S: 7 P: 13 | R: 1 H: 1 E: 0 LOB: 0 K: 0 BB: 1 S: 10 P: 19 | R: 0 H: 1 E: 0 LOB: 1 K: 1 BB: 0 S: 10 P: 14 | R: 5 H: 5 E: 0 LOB: 1 K: 1 BB: 1 S: 17 P: 31 | R: 0 H: 1 E: 0 LOB: 0 K: 0 BB: 0 S: 8 P: 10 | R: 0 H: 0 E: 0 LOB: 0 K: 1 BB: 0 S: 7 P: 10 | R: 2 H: 2 E: 0 LOB: 0 K: 1 BB: 0 S: 12 P: 15 | R: 0 H: 0 E: 0 LOB: 1 K: 0 BB: 1 S: 7 P: 14 | R: 0 H: 1 E: 0 LOB: 0 K: 1 BB: 0 S: 8 P: 10 | 1B: 6 SF: 0 2B: 0 SAC: 1 3B: 0 DP: 3 HR: 5 HBP: 0 | WP: 0 PA: 37 PB: 0 SB: 0 CS: 1 | |
| PITCHER Jeff Weaver, R ERA: 3.88 Mike Stanton, L ERA: 2.73 | IP WLS BF H R ER SO BB IBB HBP BLK WP HR S P ERA WHIP | 7.0 31 10 8 8 4 2 0 0 0 0 5 71 112 10.29 1.714 | 2.0 W 6 1 0 0 1 1 0 0 0 0 0 0 15 24 0.00 1.000 | | | | | | | | | |

Boston Red Sox @ New York Yankees
 Yankee Stadium, Bronx, NY
 Sun Jul 21 2002, 1:05 PM EDT
 Att. 55,581 - Sunny - 78 F

| | |
|-----|----|
| AB | 33 |
| R | 8 |
| H | 11 |
| RBI | 8 |
| BB | 3 |
| SO | 5 |
| LOB | 6 |



| Batter | 1 | 2 | 3 | 4 | 5 | 6 | 7 | 8 | 9 | AB | R | H | RBI | BB | SO | LOB |
|---|--------------------------|-----------|-----------------|-------------|-----------------|----------|-----------------|------------|--------------------------|----|---|---|-----|----|----|-----|
| Alfonso Soriano, R OBP: 0.342, SLG: 0.587 (1, 4) | 0-2 2B 1B | 1-2 L7 | | 1-2 2B | | 1-3 K | | 0-1 F9 | | 5 | 2 | 2 | 1 | 0 | 1 | 1 |
| 2 Derek Jeter, R OBP: 0.391, SLG: 0.441 (1, 6) | 1-1 E7 25 HR 1B | | 0-0 E6 1B | 3-1 2B | | 2-3 K | | 2-3 K | | 5 | 2 | 2 | 1 | 0 | 2 | 1 |
| 25 Jason Giambi, L OBP: 0.432, SLG: 0.602 (1, 10) Enrique Wilson, S OBP: 0.269, SLG: 0.347 (9, PR) | 0-0 HR | | 2-2 P6 | 2-3 K | | | 1-1 F7 | | 3-2 1B 1B | 5 | 1 | 2 | 2 | 0 | 1 | 2 |
| Bernie Williams, S OBP: 0.411, SLG: 0.478 (1, 8) | 0-0 HR | | 0-2 S 1B | 2-3 K | | | 2-1 P3 | | 0-2 E9 20 BB 1B | 5 | 2 | 3 | 2 | 0 | 1 | 1 |
| Robin Ventura, L OBP: 0.377, SLG: 0.486 (1, 5) | 0-2 L7 | | 0-0 F9 | | 4-1 WP BB | | 4-2 1B BB | | 4-0 20 BB IBB | 2 | 0 | 0 | 0 | 3 | 0 | 1 |
| Raul Mondesi, R OBP: 0.307, SLG: 0.427 (1, 9) | 2-3 K | | 4-2 1B BB | 1-2 BB | | 2-3 K | | 0-0 1B | 4-0 20 BB IBB | 3 | 0 | 1 | 0 | 2 | 2 | 1 |
| 20 Jorge Posada, S OBP: 0.359, SLG: 0.498 (1, 2) | 3-3 K | | 1-0 G3 | | 0-1 F8 | | 1-1 G3 | | 4-2 1B BB | 4 | 0 | 0 | 1 | 1 | 1 | 5 |
| Nick Johnson, L OBP: 0.329, SLG: 0.415 (1, 3) | | | 1-3 K | 3-2 2B | | 2-3 K | | 3-2 HBP | | 3 | 1 | 1 | 0 | 0 | 2 | 1 |
| Shane Spencer, R OBP: 0.327, SLG: 0.388 (1, 7) | | | 1-3 K | 1-2 G5-3 | | 1-3 K | | 0-0 B5 | | 4 | 0 | 0 | 0 | 0 | 2 | 2 |

| Inning Stats | R: 4 | H: 4 | E: 1 | LOB: 0 | K: 2 | S: 16 | P: 22 | R: 0 | H: 0 | E: 0 | LOB: 0 | K: 2 | S: 9 | P: 12 | R: 1 | H: 1 | E: 1 | LOB: 2 | K: 0 | S: 13 | P: 19 | R: 2 | H: 3 | E: 0 | LOB: 1 | K: 2 | S: 19 | P: 31 | R: 0 | H: 0 | E: 0 | LOB: 1 | K: 2 | S: 10 | P: 18 | R: 0 | H: 0 | E: 0 | LOB: 0 | K: 3 | S: 10 | P: 14 | R: 0 | H: 1 | E: 0 | LOB: 2 | K: 0 | S: 10 | P: 18 | R: 0 | H: 0 | E: 0 | LOB: 1 | K: 1 | S: 9 | P: 14 | R: 2 | H: 2 | E: 1 | LOB: 3 | K: 0 | S: 15 | P: 30 | 1B: 7 | SF: 0 | 2B: 2 | SAC: 0 | 3B: 0 | DP: 0 | HR: 2 | HBP: 1 | WP: 1 | PA: 43 |
|--------------|------|------|------|--------|------|-------|-------|------|------|------|--------|------|------|-------|------|------|------|--------|------|-------|-------|------|------|------|--------|------|-------|-------|------|------|------|--------|------|-------|-------|------|------|------|--------|------|-------|-------|------|------|------|--------|------|-------|-------|------|------|------|--------|------|------|-------|------|------|------|--------|------|-------|-------|-------|-------|-------|--------|-------|-------|-------|--------|-------|--------|
|--------------|------|------|------|--------|------|-------|-------|------|------|------|--------|------|------|-------|------|------|------|--------|------|-------|-------|------|------|------|--------|------|-------|-------|------|------|------|--------|------|-------|-------|------|------|------|--------|------|-------|-------|------|------|------|--------|------|-------|-------|------|------|------|--------|------|------|-------|------|------|------|--------|------|-------|-------|-------|-------|-------|--------|-------|-------|-------|--------|-------|--------|

| PITCHER | IP | WLS | BF | H | R | ER | SO | BB | IBB | HBP | BLK | WP | HR | S | P | ERA | WHIP |
|--------------------------------------|-----|-----|----|---|---|----|----|----|-----|-----|-----|----|----|----|-----|-------|-------|
| John Burkett, R ERA: 4.09 (1, 1) | 5.0 | | 26 | 8 | 7 | 6 | 8 | 2 | 0 | 0 | 0 | 1 | 2 | 67 | 102 | 10.80 | 2.000 |
| Frank Castillo, R ERA: 4.7 (6, 1) | 2.1 | | 10 | 1 | 0 | 0 | 3 | 1 | 0 | 1 | 0 | 0 | 0 | 23 | 38 | 0.00 | 0.857 |
| Ugueth Urbina, R ERA: 3.34 (8, 1) | 0.2 | L | 7 | 2 | 2 | 2 | 1 | 1 | 2 | 0 | 0 | 0 | 0 | 21 | 38 | 27.00 | 4.500 |

BOTTOM

Boston Red Sox @ New York Yankees
Yankee Stadium, Bronx, NY

Sun Jul 21 2002, 1:05 PM EDT
Att. 55,581 - Sunny - 78 F

| | |
|------------|-----------|
| AB | 36 |
| R | 9 |
| H | 11 |
| RBI | 7 |
| BB | 6 |
| SO | 12 |
| LOB | 15 |




livebaseballscorecards.com

| Batter | 1 | 2 | 3 | 4 | 5 | 6 | 7 | 8 | 9 | AB R H RBI BB SO LOB | TOP | | | | | | | | | | | |
|--|---|----------------------------------|------------------------------|----------------------------------|------------------------------|----------------------------------|------------------------------|---------------------------------------|------------------------------|----------------------------------|------------------------------|----------------------------------|------------------------------|---------------------------------|------------------------------|----------------------------------|-------------------------------|----------------------------------|----------------------------------|------------------------------------|----------------------------------|--------|
| Alfonso Soriano, R (1, 4) OBP: 0.341, SLG: 0.584 | 1-1 L7 | | 1-3 K | | | 3-1 2B 2S 1B | | 0-0 F8 | | 4 0 1 0 0 1 0 | | | | | | | | | | | | |
| 2 Derek Jeter, R (1, 6) OBP: 0.390, SLG: 0.439 | 2-2 G1-3 | | | 2-1 G6-3 | | 1-1 E6 | | 1-0 25 WP 2B 1B | | 4 1 1 0 0 0 1 | | | | | | | | | | | | |
| 25 Jason Giambi, L (1, 10) OBP: 0.430, SLG: 0.597 | 3-3 K | | | 2-2 G6-3 | | 3-1 P6 | | 4-1 2B BB | | 3 1 0 0 1 1 2 | | | | | | | | | | | | |
| Bernie Williams, S (1, 8) OBP: 0.410, SLG: 0.479 | | 2-0 F7 | | 3-3 K | | 0-0 L9 | | 0-0 G4-3 1-H 2-H 1B 2B | | 4 1 1 2 0 1 2 | | | | | | | | | | | | |
| Robin Ventura, L (1, 5) OBP: 0.375, SLG: 0.486 | | 1-1 2B | | | 0-1 G4-3 | | 0-1 G6-3 | 3-1 G4-3 | | 4 0 1 0 0 0 1 | | | | | | | | | | | | |
| 20 Jorge Posada, S (1, 2) OBP: 0.360, SLG: 0.498 | | 2-3 K2-3 | | | 3-1 FC6 1B | | 1-2 P6 | 0-2 1B | | 2 0 1 0 0 1 1 | | | | | | | | | | | | |
| Chris Widger, R (5, 2) OBP: 0.474, SLG: 0.471 | | | | | | | | 3-H 1B | | 2 0 1 1 0 0 0 | | | | | | | | | | | | |
| Raul Mondesi, R (1, 9) OBP: 0.304, SLG: 0.422 | | 0-0 G3 | | | 2-2 F9 | | 0-0 G5-3 | 0-0 P6 | | 4 0 0 0 0 0 3 | | | | | | | | | | | | |
| Nick Johnson, L (1, 3) OBP: 0.325, SLG: 0.409 | | | 2-2 G1-3 | | 0-1 FC6 1-2f | | | 3-2 G5-3 | 2-1 G4-3 | 4 0 0 0 0 0 2 | | | | | | | | | | | | |
| Rondell White, R (1, 7) OBP: 0.316, SLG: 0.393 | | | 0-1 F9 | | | 0-0 G5-3 | | 0-2 G6-3 | | 3 0 0 0 0 0 0 | | | | | | | | | | | | |
| Inning Stats | R: 0 E: 0 K: 1 S: 8 | H: 0 LOB: 0 BB: 0 P: 14 | R: 0 E: 0 K: 1 S: 8 | H: 1 LOB: 1 BB: 0 P: 13 | R: 0 E: 0 K: 1 S: 8 | H: 0 LOB: 0 BB: 0 P: 11 | R: 0 E: 0 K: 1 S: 9 | H: 0 LOB: 0 BB: 0 P: 16 | R: 0 E: 0 K: 0 S: 9 | H: 1 LOB: 1 BB: 0 P: 14 | R: 0 E: 1 K: 0 S: 8 | H: 1 LOB: 2 BB: 0 P: 15 | R: 0 E: 0 K: 0 S: 6 | H: 0 LOB: 0 BB: 0 P: 7 | R: 0 E: 0 K: 0 S: 7 | H: 0 LOB: 0 BB: 0 P: 10 | R: 3 E: 0 K: 0 S: 11 | H: 3 LOB: 1 BB: 1 P: 21 | 1B: 4 2B: 2 3B: 0 HR: 0 | SF: 0 SAC: 0 DP: 0 HBP: 0 | WP: 1 PB: 0 SB: 1 CS: 0 | PA: 35 |
| PITCHER | IP WLS BF H R ER SO BB IBB HBP BLK WP HR S P ERA WHIP | | | | | | | | | | | | | | | | | | | | | |
| Danys Baez, R (1, 1) ERA: 4.17 | 8.0 W 31 5 3 3 4 1 0 0 0 1 0 66 108 3.38 0.750 | | | | | | | | | | | | | | | | | | | | | |
| Chad Paronto, R (9, 1) ERA: 4.32 | 1.0 4 1 0 0 0 0 0 0 0 0 0 8 13 0.00 1.000 | | | | | | | | | | | | | | | | | | | | | |

New York Yankees @ Cleveland Indians
Jacobs Field, Cleveland, OH
 Tue Jul 23 2002, 7:05 PM EDT
 Att. 38,520 - Cloudy - 77 F

| | |
|-----|----|
| AB | 34 |
| R | 3 |
| H | 6 |
| RBI | 3 |
| BB | 1 |
| SO | 4 |
| LOB | 12 |



| Batter | 1 | 2 | 3 | 4 | 5 | 6 | 7 | 8 | 9 | AB R H RBI BB SO LOB | TOP | |
|---|--|---|--|---|--|---|---|---|--|--|---|--|
| Alfonso Soriano, R (1, 4) OBP: 0.338, SLG: 0.573 | 1-1 F9 | | | 1-1 SF8 2 SF8 1B | 1-3 K | 1-3 K | 0-3 K | | 2-2 F8 | 6 1 1 0 0 3 5 | | |
| 2 Derek Jeter, R (1, 6) OBP: 0.389, SLG: 0.437 | 1-2 F9 | | | 0-1 SF8 1-H | 1-0 G5-3 | | 0-0 F9 25 S 20 1B 1B | 2-1 F9 | | 4 1 1 1 0 0 0 | | |
| 25 Jason Giambi, L (1, 3) OBP: 0.435, SLG: 0.605 | 1-1 F5 | | | 4-1 G4-3 2B | 3-2 G4-3 | | 4-0 BB 20 1B BB | 3-2 G6-3 | | 3 2 0 0 2 0 0 | | |
| Bernie Williams, S (1, 8) OBP: 0.413, SLG: 0.484 | | | 0-3 K | 2-0 G4-3 1-3 2B | | 1-1 20 BB HBP BB 1B | 0-0 F9 | 4-1 HR BB | | 4 3 2 0 1 1 2 | | |
| Robin Ventura, L (1, 5) OBP: 0.380, SLG: 0.493 | | | 3-1 20 CS 1B | 0-0 G4-3 | | 4-2 HBP 20 BB BB | 4-2 20 1B BB | 3-1 HR | | 3 1 2 3 2 0 1 | | |
| 20 Jorge Posada, S (1, 2) OBP: 0.363, SLG: 0.497 | | | 3-3 K | 4-2 2B BB | | 4-1 HBP BB | 2-2 WP BB 1B | 3-1 L7 | | 3 2 1 2 2 1 1 | | |
| Raul Mondesi, R (1, 9) OBP: 0.310, SLG: 0.437 | | | 3-3 K | 0-0 1-H 3-H 2B | | 3-1 HBP | 4-2 WP 1B BB | | 1-0 HR | 3 2 2 4 1 1 0 | AB 34 R 12 H 10 RBI 12 BB 10 SO 9 LOB 17 | |
| Nick Johnson, L (1, 10) OBP: 0.336, SLG: 0.420 | | | 0-3 K | 4-1 BB | | 0-3 K | 4-0 1B BB | | 0-0 P6 | 3 0 0 0 2 2 3 | | |
| Rondell White, R (1, 7) OBP: 0.317, SLG: 0.395 | | | 1-0 G5-3 | 0-2 L7 | | 0-3 K | 2-1 1B | | 1-1 G5-3 | 5 0 1 2 0 1 5 |  | |
| Inning Stats | R: 0 E: 0 K: 0 S: 7 H: 0 LOB: 0 BB: 0 P: 10 | R: 0 E: 0 K: 2 S: 10 H: 1 LOB: 1 BB: 0 P: 16 | R: 0 E: 0 K: 2 S: 8 H: 0 LOB: 0 BB: 0 P: 12 | R: 4 E: 0 K: 0 S: 15 H: 3 LOB: 2 BB: 3 P: 30 | R: 0 E: 0 K: 1 S: 7 H: 0 LOB: 0 BB: 0 P: 12 | R: 1 E: 0 K: 3 S: 15 H: 1 LOB: 3 BB: 2 P: 28 | R: 4 E: 0 K: 1 S: 15 H: 3 LOB: 2 BB: 4 P: 35 | R: 2 E: 0 K: 0 S: 11 H: 1 LOB: 0 BB: 1 P: 26 | R: 1 E: 0 K: 0 S: 7 H: 1 LOB: 0 BB: 0 P: 11 | 1B: 6 2B: 3 3B: 0 HR: 2 SF: 1 SAC: 0 DP: 1 HBP: 1 | WP: 1 PB: 0 SB: 2 CS: 1 PA: 46 | |
| PITCHER | IP WLS BF H R ER SO BB IBB HBP BLK WP HR S P ERA WHIP | | | | | | | | | | | |
| Jorge Sosa, R (1, 1) ERA: 5.72 | 5.0 L 24 5 5 5 5 5 0 0 0 0 0 0 52 94 9.00 2.000 | | | | | | | | | | | |
| Travis Phelps, R (6, 1) ERA: 7.98 | 1.0 6 1 2 2 3 1 0 1 0 0 0 0 11 19 18.00 2.000 | | | | | | | | | | | |
| Victor Zambrano, R (7, 1) ERA: 6.07 | 1.2 11 3 4 4 1 4 0 0 0 1 1 23 51 21.60 4.200 | | | | | | | | | | | |
| Brandon Backe, R (8, 1) ERA: 12.71 | 1.1 5 1 1 1 0 0 0 0 0 0 0 1 9 16 6.75 0.750 | | | | | | | | | | | |

New York Yankees @ Tampa Bay Devil Rays
Tropicana Field, St. Petersburg, FL
Fri Jul 26 2002, 7:15 PM EDT
Att: 22,527 - Dome - 72 F

livebaseballscores.com

| Batter | 1 | 2 | 3 | 4 | 5 | 6 | 7 | 8 | 9 | AB | R | H | RBI | BB | SO | LOB |
|--|------|---|----|---|------|---|------|---|------|----|---|---|-----|----|----|-----|
| Randy Winn, S OBP: 0.370, SLG: 0.493 (1, 8) | K2-3 | | 1B | | 1B | | 1B | | | 5 | 2 | 3 | 1 | 0 | 2 | 0 |
| Andy Sheets, R OBP: 0.393, SLG: 0.600 (1, 5) | 1B | | 1B | | L8 | | F9 | | F8 | 5 | 0 | 2 | 1 | 0 | 0 | 2 |
| Aubrey Huff, L OBP: 0.350, SLG: 0.456 (1, 3) | F8 | | P6 | | 1B | | 2B | | 1B | 5 | 2 | 3 | 0 | 0 | 0 | 2 |
| Steve Cox, L OBP: 0.332, SLG: 0.422 (1, 10) | G4-3 | | | | G3 | | 1B | | K | 5 | 1 | 2 | 2 | 0 | 1 | 4 |
| Toby Hall, R OBP: 0.245, SLG: 0.316 (1, 2) | | | | | L4-3 | | F8 | | F8 | 5 | 0 | 1 | 0 | 0 | 0 | 2 |
| Ben Grieve, L OBP: 0.345, SLG: 0.409 (1, 9) | | | | | G3 | | 3B | | 1B | 3 | 2 | 0 | 0 | 2 | 2 | 2 |
| Brent Abernathy, R OBP: 0.290, SLG: 0.316 (1, 4) | | | | | | | G1-3 | | 1B | 5 | 0 | 3 | 3 | 0 | 1 | 0 |
| Chris Gomez, R OBP: 0.298, SLG: 0.396 (1, 6) | | | | | L9 | | L1 | | G5-3 | 5 | 1 | 2 | 1 | 0 | 0 | 3 |
| 13 Carl Crawford, L OBP: 0.269, SLG: 0.423 (1, 7) | | | | | K | | L4 | | G1-3 | 5 | 1 | 1 | 1 | 0 | 2 | 3 |

| Inning Stats | R: 0 | H: 1 | E: 0 | K: 1 | S: 9 | H: 1 | LOB: 1 | BB: 0 | P: 14 | R: 0 | H: 0 | E: 0 | K: 2 | S: 10 | H: 0 | LOB: 0 | BB: 0 | P: 14 | R: 1 | H: 2 | E: 0 | K: 1 | S: 12 | H: 2 | LOB: 1 | BB: 0 | P: 16 | R: 0 | H: 1 | E: 0 | K: 0 | S: 9 | H: 1 | LOB: 0 | BB: 0 | P: 17 | R: 2 | H: 4 | E: 0 | K: 0 | S: 15 | H: 4 | LOB: 2 | BB: 0 | P: 19 | R: 1 | H: 1 | E: 0 | K: 0 | S: 9 | H: 1 | LOB: 1 | BB: 1 | P: 17 | R: 3 | H: 5 | E: 0 | K: 1 | S: 20 | H: 5 | LOB: 2 | BB: 0 | P: 31 | R: 0 | H: 0 | E: 0 | K: 1 | S: 9 | H: 0 | LOB: 0 | BB: 0 | P: 13 | R: 2 | H: 3 | E: 0 | K: 2 | S: 17 | H: 3 | LOB: 2 | BB: 1 | P: 26 | 1B: 12 | 2B: 4 | 3B: 2 | HR: 0 | SF: 0 | SAC: 0 | DP: 1 | HBP: 0 | WP: 1 | PB: 0 | SB: 1 | CS: 0 | PA: 45 |
|--------------|------|------|------|------|------|------|--------|-------|-------|------|------|------|------|-------|------|--------|-------|-------|------|------|------|------|-------|------|--------|-------|-------|------|------|------|------|------|------|--------|-------|-------|------|------|------|------|-------|------|--------|-------|-------|------|------|------|------|------|------|--------|-------|-------|------|------|------|------|-------|------|--------|-------|-------|------|------|------|------|------|------|--------|-------|-------|------|------|------|------|-------|------|--------|-------|-------|--------|-------|-------|-------|-------|--------|-------|--------|-------|-------|-------|-------|--------|
|--------------|------|------|------|------|------|------|--------|-------|-------|------|------|------|------|-------|------|--------|-------|-------|------|------|------|------|-------|------|--------|-------|-------|------|------|------|------|------|------|--------|-------|-------|------|------|------|------|-------|------|--------|-------|-------|------|------|------|------|------|------|--------|-------|-------|------|------|------|------|-------|------|--------|-------|-------|------|------|------|------|------|------|--------|-------|-------|------|------|------|------|-------|------|--------|-------|-------|--------|-------|-------|-------|-------|--------|-------|--------|-------|-------|-------|-------|--------|

| PITCHER | IP | WLS | BF | H | R | ER | SO | BB | IBB | HBP | BLK | WP | HR | S | P | ERA | WHIP |
|--|-----|-----|----|---|---|----|----|----|-----|-----|-----|----|----|----|----|-------|-------|
| 35 Mike Mussina, R ERA: 4.47 (1, 1) | 6.0 | W | 27 | 9 | 4 | 4 | 4 | 1 | 0 | 0 | 0 | 1 | 0 | 64 | 97 | 6.00 | 1.667 |
| Mike Stanton, L ERA: 3.2 (7, 1) | 0.1 | | 4 | 3 | 3 | 3 | 0 | 0 | 0 | 0 | 0 | 0 | 0 | 8 | 12 | 81.00 | 9.000 |
| Ramiro Mendoza, R ERA: 3.63 (7, 1) | 2.1 | H | 12 | 4 | 2 | 2 | 3 | 1 | 0 | 0 | 0 | 0 | 0 | 32 | 50 | 7.71 | 2.143 |
| Steve Karsay, R ERA: 3.36 (9, 1) | 0.1 | S | 2 | 1 | 0 | 0 | 1 | 0 | 0 | 0 | 0 | 0 | 0 | 6 | 8 | 0.00 | 3.000 |

BOTTOM

New York Yankees @ Tampa Bay Devil Rays
Tropicana Field, St. Petersburg, FL

livebaseballscores.com

| | |
|-----|----|
| AB | 43 |
| R | 9 |
| H | 17 |
| RBI | 9 |
| BB | 2 |
| SO | 8 |
| LOB | 18 |



Fri Jul 26 2002, 7:15 PM EDT
Att: 22,527 - Dome - 72 F

| Batter | 1 | 2 | 3 | 4 | 5 | 6 | 7 | 8 | 9 | AB R H RBI BB SO LOB | TOP | | |
|---|---|--|--|---|--|--|---|--|--|--|---|----------------|---|
| Alfonso Soriano, R (1, 4) OBP: 0.337, SLG: 0.568 | 1-1 G4-3 25 2 S HBP | | X 0-0 G6-3 | | B X 1-0 G4-3 | | X 0-0 G5-3 | | C X 0-1 F9 | 4 0 0 0 0 0 3 | | | |
| 2 Derek Jeter, R (1, 6) OBP: 0.385, SLG: 0.433 | 3-2 F9 | | F B C B X 2-2 P4 | | B B B X 2-0 L3 | | C B B X 2-2 SF7 | | B X 1-0 G6-3 | 4 0 0 1 0 0 2 | | | |
| 25 Jason Giambi, L (1, 3) OBP: 0.436, SLG: 0.602 | 2-1 G4-3 | | | B B B B 4-1 HR BB | | X 0-0 F8 | | B H 2-0 1B HBP | | 2 1 0 0 1 0 1 | | | |
| Bernie Williams, S (1, 8) OBP: 0.414, SLG: 0.485 | 3-0 G6-3 | | X 0-0 F9 | | C B B X 2-1 20 BB 1B | | C B B X 1-1 1-3 2-H 1B | | | 4 0 2 1 0 0 2 | | | |
| Robin Ventura, L (1, 5) OBP: 0.379, SLG: 0.500 | | X 0-0 F8 | | B X 1-0 1-H HR | | B B X 2-0 P3 | | C B B X 1-3 K | | 4 1 1 2 0 1 3 | | | |
| 20 Jorge Posada, S (1, 2) OBP: 0.364, SLG: 0.498 | | C B B C B 2-3 K | | X 0-0 2B | | B B B C B 4-1 FC6-4 1-2 BB | | B C C F C 1-3 K | | 3 0 1 0 1 2 0 | | | |
| Raul Mondesi, R (1, 9) OBP: 0.307, SLG: 0.432 | | B C B C 2-1 G5-3 | | B B B C B 2-3 K | | X 0-0 FC6-4 1-2 | | X 0-0 G6-3 | | 4 0 0 0 0 1 3 | | | |
| John Vander Wal, L (1, 7) OBP: 0.330, SLG: 0.428 | | X B B C 1-2 G4-3 2B | | B B B C B 2-3 K | | B B B C B 1-1 G5-3 2 SF7 1B | | B B B C F C 2-3 K | | 4 1 2 0 0 2 1 | | | |
| Nick Johnson, L (1, 10) OBP: 0.335, SLG: 0.417 | | C X 0-1 G4-3 | | B B B C B 2-2 G4-1 | | B B B C B 3-2 G5-3 1B | | C C C B B B 3-2 F8 | | 4 1 1 0 0 0 1 | | | |
| Inning Stats | R: 0 H: 0 E: 0 LOB: 1 K: 0 BB: 0 S: 7 P: 16 | R: 0 H: 0 E: 0 LOB: 0 K: 1 BB: 0 S: 7 P: 11 | R: 0 H: 1 E: 0 LOB: 1 K: 0 BB: 0 S: 9 P: 12 | R: 2 H: 2 E: 0 LOB: 1 K: 2 BB: 1 S: 11 P: 20 | R: 0 H: 0 E: 0 LOB: 0 K: 0 BB: 0 S: 6 P: 11 | R: 0 H: 1 E: 0 LOB: 2 K: 0 BB: 1 S: 6 P: 14 | R: 2 H: 3 E: 0 LOB: 2 K: 1 BB: 0 S: 14 P: 24 | R: 0 H: 0 E: 0 LOB: 0 K: 2 BB: 0 S: 7 P: 10 | R: 0 H: 0 E: 0 LOB: 0 K: 0 BB: 0 S: 7 P: 11 | 1B: 4 SF: 1 2B: 2 SAC: 0 3B: 0 DP: 0 HR: 1 HBP: 2 | WP: 0 PA: 38 PB: 0 SB: 1 CS: 0 | | |
| PITCHER | IP WLS BF H R ER SO BB IBB HBP BLK WP HR S P ERA WHIP | | | | | | | | | | | PITCHER | IP WLS BF H R ER SO BB IBB HBP BLK WP HR S P ERA WHIP |
| Travis Harper, R (1, 1) ERA: 3.75 | 6.2 W 30 6 4 4 3 2 0 2 0 0 0 1 55 101 5.40 1.200 | | | | | | | | | | | | |
| Jesus Colome, R (7, 1) ERA: 6.91 | 0.1 H 2 1 0 0 1 0 0 0 0 0 0 0 5 7 0.00 3.000 | | | | | | | | | | | | |
| Esteban Yan, R (8, 1) ERA: 4.22 | 2.0 S 6 0 0 0 2 0 0 0 0 0 0 0 14 21 0.00 0.000 | | | | | | | | | | | | |

New York Yankees @ Tampa Bay Devil Rays
Tropicana Field, St. Petersburg, FL

Sat Jul 27 2002, 6:15 PM EDT
Att: 35,021 - Dome - 72 F

| | |
|-----|----|
| AB | 33 |
| R | 4 |
| H | 7 |
| RBI | 4 |
| BB | 2 |
| SO | 6 |
| LOB | 16 |



| Batter | 1 | 2 | 3 | 4 | 5 | 6 | 7 | 8 | 9 |
|---|-------------|-------------------------|------------------|-------------|---------------------------|-----------------------|--------------------------|--------------------------------|---|
| Randy Winn, S OBP: 0.370, SLG: 0.491 (1, 8) | 1-2 G5-3 | | 0-2 G3 1B | | 1-1 FC4-6 1B 3-H | | 2-3 K | 0-0 L9 | |
| Brent Abernathy, R OBP: 0.289, SLG: 0.314 (1, 4) | 0-0 P4 | | 1-1 G3 1-2 | | 0-1 F5 | | 2-2 1B FC4 1B | 1-0 G5-3 | |
| Aubrey Huff, L OBP: 0.348, SLG: 0.452 (1, 3) | 1-2 F9 | | 2-2 F7 | | 0-0 FC4-6 1-2f | | 0-1 FC4 1B 1-3 | | |
| Steve Cox, L OBP: 0.333, SLG: 0.424 (1, 10) | | 1-1 G4-3 2B 2B | | 3-3 K | | 1-0 3B HBP | 2-0 FC4 1-2 3-H | | |
| Toby Hall, R OBP: 0.245, SLG: 0.325 (1, 2) | | 0-0 G4-3 2-3 | | 2-0 G5-3 | | 1-1 18 HR 3B | 2-1 P4 | | |
| Ben Grieve, L OBP: 0.344, SLG: 0.410 (1, 9) | | 1-1 2B 3-H | | 0-0 G3 | | 3-3 K | 3-3 K | | |
| 18 Jared Sandberg, R OBP: 0.289, SLG: 0.466 (1, 5) | | 1-3 K | | | 4-0 13 1B BB | 0-1 HR | | 1-1 SH1-4 13 3B 2B | |
| Chris Gomez, R OBP: 0.296, SLG: 0.393 (1, 6) | | 2-1 G5-3 | | | 0-3 K | 1-2 F7 | | 0-0 SH1-4 2-3 | |
| 13 Carl Crawford, L OBP: 0.300, SLG: 0.500 (1, 7) | | | 0-1 G6-3 | | 0-0 1B 1-3 | 0-2 F7 | | 0-0 3B | |

| Inning Stats | R: 0 | H: 0 | E: 0 | K: 0 | S: 8 | R: 1 | H: 2 | E: 0 | K: 1 | S: 10 | R: 0 | H: 0 | E: 0 | K: 1 | S: 6 | R: 1 | H: 2 | E: 0 | K: 1 | S: 9 | R: 3 | H: 2 | E: 0 | K: 1 | S: 13 | R: 1 | H: 2 | E: 0 | K: 2 | S: 16 | R: 1 | H: 2 | E: 0 | K: 0 | S: 6 |
|--------------|--------|-------|-------|--------|-------|-------|--------|-------|-------|--------|-------|-------|--------|-------|-------|--------|-------|-------|--------|-------|------|--------|--------|-------|--------|-------|--------|-------|--------|-------|--------|-------|--------|------|------|
| | LOB: 0 | BB: 0 | P: 10 | LOB: 1 | BB: 0 | P: 15 | LOB: 0 | BB: 0 | P: 11 | LOB: 2 | BB: 1 | P: 14 | LOB: 0 | BB: 0 | P: 19 | LOB: 2 | BB: 0 | P: 27 | LOB: 1 | BB: 0 | P: 8 | LOB: 0 | SAC: 1 | DP: 0 | HBP: 1 | SF: 0 | SAC: 1 | DP: 0 | HBP: 1 | SF: 0 | SAC: 1 | DP: 0 | HBP: 1 | | |

| PITCHER | IP | WLS | BF | H | R | ER | SO | BB | IBB | HBP | BLK | WP | HR | S | P | ERA | WHIP |
|-------------------------------------|-----|-----|----|---|---|----|----|----|-----|-----|-----|----|----|----|-----|------|-------|
| Jeff Weaver, R ERA: 4.06 (1, 1) | 7.0 | L | 33 | 9 | 6 | 6 | 6 | 1 | 0 | 1 | 0 | 0 | 1 | 72 | 109 | 7.71 | 1.429 |
| Steve Karsay, R ERA: 3.45 (8, 1) | 1.0 | | 5 | 2 | 1 | 1 | 0 | 0 | 0 | 0 | 0 | 0 | 0 | 6 | 8 | 9.00 | 2.000 |

AB R H RBI BB SO LOB

| | | | | | | |
|---|---|---|---|---|---|---|
| 5 | 0 | 2 | 1 | 0 | 1 | 1 |
| 5 | 1 | 1 | 0 | 0 | 0 | 4 |
| 4 | 0 | 1 | 0 | 0 | 0 | 3 |
| 3 | 2 | 1 | 1 | 0 | 1 | 1 |
| 4 | 1 | 1 | 1 | 0 | 0 | 3 |
| 4 | 0 | 1 | 1 | 0 | 2 | 3 |
| 3 | 3 | 2 | 2 | 1 | 1 | 1 |
| 3 | 0 | 0 | 0 | 0 | 1 | 2 |
| 4 | 0 | 2 | 1 | 0 | 0 | 0 |


| | |
|-----|----|
| AB | 35 |
| R | 7 |
| H | 11 |
| RBI | 7 |
| BB | 1 |
| SO | 6 |
| LOB | 18 |



| WP | HR | S | P | ERA | WHIP |
|----|----|---|---|-----|------|
| 0 | 0 | 0 | 0 | 0 | 0 |

New York Yankees @ Tampa Bay Devil Rays
Tropicana Field, St. Petersburg, FL
Sat Jul 27 2002, 6:15 PM EDT
Att: 35,021 - Dome - 72 F

livebaseballscores.com

| Batter | 1 | 2 | 3 | 4 | 5 | 6 | 7 | 8 | 9 | AB R H RBI BB SO LOB | TOP | | |
|--|---|--|---|---|--|--|--|---|---|--|---|---------|---|
| Alfonso Soriano, R (1, 4) OBP: 0.337, SLG: 0.567 | 1-1 G5-3 | | 2-3 K | 1-1 F9 | | 1-0 F7 | | 3-2 1B 25 G4-3 | 1-1 FC6-4 | 6 1 2 2 0 1 4 | | | |
| 2 Derek Jeter, R (1, 6) Enrique Wilson, S (9, PR) OBP: 0.384, SLG: 0.430 OBP: 0.269, SLG: 0.347 | 0-1 G4-3 | | 0-0 HR 25 BB 1B | | 1-0 G6-3 | 0-0 FC6-4 | | 4-2 1B 25 G4-3 BB | 0-0 FC6-4 | 5 1 1 0 1 0 4 0 0 0 0 0 0 0 | | | |
| 25 Jason Giambi, L (1, 10) OBP: 0.434, SLG: 0.597 | 1-1 FC6 1B | | 4-1 HR BB | | 0-0 F7 | | 2-1 L7 | 1-1 G4-3 | 1-1 F9 | 5 1 1 0 1 0 4 | | | |
| Bernie Williams, S (1, 8) OBP: 0.416, SLG: 0.486 | 0-0 FC6 1-2f | | 0-3 K | | 1-2 1B | | 0-0 G4-3 1B | 1-2 1B 2-3 3-H | | 5 1 3 1 0 1 4 | | | |
| Robin Ventura, L (1, 5) OBP: 0.379, SLG: 0.506 | | 4-2 F8 20 BB BB | 3-1 HR 1-H 2-H 3-H | | 2-2 F7 | | 0-0 G4-3 | 1-3 K | | 4 1 1 4 1 1 4 | | | |
| 20 Jorge Posada, S (1, 2) OBP: 0.367, SLG: 0.506 | | 4-2 G5-4-3 BB | 0-3 K | | | 0-0 HR | 4-0 1B IBB | 1-3 K | | 3 1 1 1 2 2 2 | | | |
| Raul Mondesi, R (1, 9) OBP: 0.308, SLG: 0.430 | | 3-0 F8 | | 1-0 P4 | | 3-2 F8 | 1-2 1B 1-3 2-H | | 4-1 BB 1B BB | 4 1 1 1 1 0 2 | AB 38 R 9 H 12 RBI 9 BB 9 SO 6 LOB 29 | | |
| Rondell White, R (1, 7) OBP: 0.316, SLG: 0.390 | | 0-0 G5-4-3 | | 4-2 CS BB | | 1-0 E5 BB | 0-0 F7 | | 0-3 K | 4 0 0 0 1 1 5 | | | |
| Nick Johnson, L (1, 3) OBP: 0.345, SLG: 0.421 | | | 1-1 HR 2 1B 1B | | 3-2 1B | | 4-1 FC6-4 BB | | 4-2 WP 2B HBP | 2 2 2 0 2 0 0 |  | | |
| Inning Stats | R: 0 H: 1 E: 0 LOB: 1 K: 0 BB: 0 S: 7 P: 9 | R: 0 H: 0 E: 0 LOB: 1 K: 0 BB: 2 S: 9 P: 20 | R: 4 H: 3 E: 0 LOB: 0 K: 3 BB: 1 S: 16 P: 26 | R: 0 H: 1 E: 0 LOB: 1 K: 0 BB: 1 S: 10 P: 19 | R: 0 H: 1 E: 0 LOB: 1 K: 0 BB: 0 S: 8 P: 12 | R: 1 H: 1 E: 1 LOB: 2 K: 0 BB: 1 S: 9 P: 18 | R: 1 H: 2 E: 0 LOB: 2 K: 0 BB: 1 S: 8 P: 15 | R: 2 H: 2 E: 0 LOB: 2 K: 2 BB: 1 S: 19 P: 31 | R: 1 H: 1 E: 0 LOB: 2 K: 1 BB: 2 S: 11 P: 21 | 1B: 9 SF: 0 2B: 1 SAC: 0 3B: 0 DP: 1 HR: 2 HBP: 1 | WP: 1 PA: 48 PB: 0 SB: 0 CS: 1 | | |
| PITCHER | IP WLS BF H R ER SO BB IBB HBP BLK WP HR S P ERA WHIP | | | | | | | | | | | PITCHER | IP WLS BF H R ER SO BB IBB HBP BLK WP HR S P ERA WHIP |
| Tanyon Sturtze, R (1, 1) ERA: 4.91 | 7.0 L 35 9 6 6 3 5 1 0 0 0 2 67 119 7.71 2.000 | | | | | | | | | | | | |
| Steve Kent, L (8, 1) ERA: 4.87 | 2.0 13 3 3 3 3 3 0 1 0 1 0 30 52 13.50 3.000 | | | | | | | | | | | | |

New York Yankees @ Tampa Bay Devil Rays
Tropicana Field, St. Petersburg, FL
Sun Jul 28 2002, 1:15 PM EDT
Att. 29,144 - Dome - 72 F

livebaseballscores.com

| Batter | 1 | 2 | 3 | 4 | 5 | 6 | 7 | 8 | 9 | AB | R | H | RBI | BB | SO | LOB |
|--|-------------|-----------|----------|-------------|-----------------------|---------------------|--------------------------------|---------------------------|-------------|----|---|---|-----|----|----|-----|
| Randy Winn, S (1, 8) OBP: 0.371, SLG: 0.489 | 1-1 G4-3 | | 1-3 K | | | 4-1 E G5-3 BB | | 4-1 WP BB | | 2 | 0 | 0 | 0 | 2 | 1 | 0 |
| Andy Sheets, R (1, 6) OBP: 0.344, SLG: 0.517 | 0-3 K | | | 2-2 L4 | | 0-0 G5-3 | | 2-2 G6-3 | | 4 | 0 | 0 | 0 | 0 | 1 | 2 |
| Aubrey Huff, L (1, 3) OBP: 0.346, SLG: 0.446 | 1-3 K | | | 0-2 G4-3 | | 1-1 E6 PO | | 4-2 18 G5-4-3 BB | | 3 | 0 | 0 | 0 | 1 | 1 | 1 |
| 18 Jared Sandberg, R (1, 10) OBP: 0.283, SLG: 0.456 | | 1-3 K | | 1-3 K | | 2-3 K | | 3-2 G5-4-3 | | 4 | 0 | 0 | 0 | 0 | 3 | 4 |
| Ben Grieve, L (1, 9) OBP: 0.343, SLG: 0.407 | | 1-3 K | | | 1-3 K | 0-0 PO | | 1-3 K | | 3 | 0 | 0 | 0 | 1 | 3 | 0 |
| John Flaherty, R (1, 2) OBP: 0.294, SLG: 0.384 | | 2-2 2B | | | 0-0 F8 | | 0-0 2B 1B | | 2-2 L7 | 4 | 1 | 2 | 0 | 0 | 0 | 1 |
| Brent Abernathy, R (1, 4) OBP: 0.288, SLG: 0.316 | | 0-2 P4 | | | 0-2 E5 13 1B | | 0-1 13 G4-3 1-H 2B | | 0-3 K | 4 | 0 | 1 | 1 | 0 | 1 | 2 |
| 13 Carl Crawford, L (1, 7) OBP: 0.294, SLG: 0.471 | | | 2-3 K | | 0-0 1-2 1B | | 0-2 G4-3 | | 1-3 K2-3 | 4 | 0 | 1 | 0 | 0 | 2 | 2 |
| Felix Escalona, R (1, 5) OBP: 0.295, SLG: 0.333 | | | 1-3 K | | 2-0 P6 | | 0-3 K | | | 3 | 0 | 0 | 0 | 0 | 2 | 3 |

| Inning Stats | R: 0 | H: 0 | E: 0 | K: 2 | S: 8 | R: 0 | H: 1 | E: 0 | K: 2 | S: 14 | R: 0 | H: 0 | E: 0 | K: 3 | S: 9 | R: 0 | H: 0 | E: 0 | K: 1 | S: 12 | R: 0 | H: 1 | E: 1 | K: 1 | S: 9 | R: 1 | H: 2 | E: 0 | K: 2 | S: 12 | R: 0 | H: 0 | E: 0 | K: 0 | S: 9 | R: 0 | H: 0 | E: 0 | K: 2 | S: 9 | 1B: 2 | 2B: 2 | 3B: 0 | HR: 0 | SF: 0 | SAC: 0 | DP: 1 | HBP: 0 | WP: 1 | PA: 36 |
|--------------|------|------|------|------|------|------|------|------|------|-------|------|------|------|------|------|------|------|------|------|-------|------|------|------|------|------|------|------|------|------|-------|------|------|------|------|------|------|------|------|------|------|-------|-------|-------|-------|-------|--------|-------|--------|-------|--------|
|--------------|------|------|------|------|------|------|------|------|------|-------|------|------|------|------|------|------|------|------|------|-------|------|------|------|------|------|------|------|------|------|-------|------|------|------|------|------|------|------|------|------|------|-------|-------|-------|-------|-------|--------|-------|--------|-------|--------|

| PITCHER | IP | WLS | BF | H | R | ER | SO | BB | IBB | HBP | BLK | WP | HR | S | P | ERA | WHIP |
|---------------------------------------|-----|-----|----|---|---|----|----|----|-----|-----|-----|----|----|----|-----|------|-------|
| Andy Pettitte, L (1, 1) ERA: 3.53 | 7.1 | W | 30 | 4 | 1 | 1 | 12 | 3 | 0 | 0 | 0 | 1 | 0 | 77 | 111 | 1.23 | 0.955 |
| Ramiro Mendoza, R (8, 1) ERA: 3.59 | 0.2 | | 1 | 0 | 0 | 0 | 0 | 0 | 0 | 0 | 0 | 0 | 0 | 3 | 6 | 0.00 | 0.000 |
| Brandon Knight, R (9, 1) ERA: 5.14 | 1.0 | | 4 | 0 | 0 | 0 | 2 | 1 | 0 | 0 | 0 | 0 | 0 | 9 | 16 | 0.00 | 1.000 |


BOTTOM

New York Yankees @ Tampa Bay Devil Rays
Tropicana Field, St. Petersburg, FL

Sun Jul 28 2002, 1:15 PM EDT
Att. 29,144 - Dome - 72 F

livebaseballscorecards.com

| | |
|-----|----|
| AB | 31 |
| R | 1 |
| H | 4 |
| RBI | 1 |
| BB | 4 |
| SO | 14 |
| LOB | 15 |



| Batter | 1 | 2 | 3 | 4 | 5 | 6 | 7 | 8 | 9 | AB | R | H | RBI | BB | SO | LOB |
|---|------|---|--------------|-----------|---|----------|---|----------|------|----|---|---|-----|----|----|-----|
| Frank Catalanotto, L (1, 10) OBP: 0.354, SLG: 0.444 | F7 | | | K | | G6-3 | | SF7 | L7 | 5 | 1 | 1 | 0 | 0 | 1 | 1 |
| Carl Everett, S (1, 7) OBP: 0.267, SLG: 0.384 | K | | | 1B HBP | | HR | | SF7 | | 2 | 1 | 1 | 2 | 0 | 1 | 0 |
| Alex Rodriguez, R (1, 6) Mike Lamb, L (8, 4) OBP: 0.403, SLG: 0.622 OBP: 0.333, SLG: 0.389 | G5-3 | | | 1B | | WP 1B | | G6-3 | | 3 | 0 | 2 | 0 | 0 | 0 | 0 |
| Juan Gonzalez, R (1, 9) Kevin Mench, R (8, 9) OBP: 0.329, SLG: 0.458 OBP: 0.338, SLG: 0.516 | | | G6-3 | K | | K | | 1B BB | | 3 | 0 | 0 | 0 | 0 | 2 | 3 |
| Rafael Palmeiro, L (1, 3) Gabe Kapler, R (8, PH) OBP: 0.384, SLG: 0.569 OBP: 0.286, SLG: 0.333 | | | G5-4-3 1B | K | | G3 | | 1B | | 3 | 0 | 1 | 0 | 0 | 1 | 3 |
| Ivan Rodriguez, R (1, 2) Bill Haselman, R (8, 2) OBP: 0.314, SLG: 0.463 OBP: 0.294, SLG: 0.331 | | | G5-4-3 | | | F8 | | G4-3 | G6-3 | 3 | 0 | 0 | 0 | 0 | 0 | 1 |
| Herbert Perry, R (1, 5) OBP: 0.331, SLG: 0.455 | | | | P4 | | 1B | | F9 2B | | 4 | 0 | 2 | 0 | 0 | 0 | 0 |
| Ruben Rivera, R (1, 8) OBP: 0.230, SLG: 0.316 | | | | G5-3 | | F7 | | F9 | K | 4 | 0 | 0 | 0 | 0 | 1 | 2 |
| 10 Michael Young, R (1, 4) OBP: 0.294, SLG: 0.376 | | | | G4-3 | | G5-3 | | K | 2B | 4 | 0 | 1 | 0 | 0 | 1 | 2 |

| Inning Stats | | R: 0 | H: 0 | R: 0 | H: 1 | R: 0 | H: 0 | R: 0 | H: 1 | R: 0 | H: 1 | R: 1 | H: 2 | R: 0 | H: 1 | R: 1 | H: 2 | R: 0 | H: 1 | R: 0 | H: 1 | R: 0 | H: 1 | 1B: 5 | SF: 1 | WP: 1 | PA: 37 | | | | | | | | |
|---|-----|------|--------|-------|--------|------|--------|-------|--------|------|--------|-------|--------|------|--------|-------|--------|-------|--------|------|--------|------|--------|-------|--------|-------|--------|--|--|--|--|--|--|--|--|
| | | E: 0 | LOB: 0 | E: 0 | LOB: 0 | E: 0 | LOB: 0 | E: 0 | LOB: 1 | E: 0 | LOB: 1 | E: 0 | LOB: 1 | E: 0 | LOB: 1 | E: 0 | LOB: 2 | E: 0 | LOB: 1 | E: 0 | LOB: 1 | E: 0 | LOB: 1 | 2B: 2 | SAC: 0 | PB: 0 | | | | | | | | | |
| | | K: 1 | BB: 0 | K: 0 | BB: 0 | K: 0 | BB: 0 | K: 3 | BB: 0 | K: 0 | BB: 0 | K: 1 | BB: 0 | K: 1 | BB: 0 | K: 0 | BB: 1 | K: 1 | BB: 0 | K: 1 | BB: 0 | K: 1 | BB: 0 | 3B: 1 | DP: 1 | SB: 0 | | | | | | | | | |
| | | S: 7 | P: 11 | S: 10 | P: 14 | S: 5 | P: 10 | S: 12 | P: 19 | S: 8 | P: 12 | S: 16 | P: 27 | S: 6 | P: 10 | S: 10 | P: 17 | S: 8 | P: 13 | S: 8 | P: 13 | S: 8 | P: 13 | HR: 1 | HBP: 1 | CS: 0 | | | | | | | | | |
| PITCHER | | IP | WLS | BF | H | R | ER | SO | BB | IBB | HBP | BLK | WP | HR | S | P | ERA | WHIP | | | | | | | | | | | | | | | | | |
| Orlando Hernandez, R (1, 1) ERA: 3.31 | 6.0 | | 23 | 5 | 1 | 1 | 5 | 5 | 0 | 0 | 0 | 0 | 1 | 1 | 58 | 93 | 1.50 | 0.833 | | | | | | | | | | | | | | | | | |
| Ramiro Mendoza, R (7, 1) ERA: 3.62 | 2.0 | | 10 | 3 | 1 | 1 | 1 | 1 | 0 | 0 | 0 | 0 | 0 | 0 | 16 | 27 | 4.50 | 2.000 | | | | | | | | | | | | | | | | | |
| Sterling Hitchcock, L (9, 1) ERA: 7.15 | 1.0 | | 4 | 1 | 0 | 0 | 1 | 0 | 0 | 0 | 0 | 0 | 0 | 0 | 8 | 13 | 0.00 | 1.000 | | | | | | | | | | | | | | | | | |

BOTTOM

New York Yankees @ Texas Rangers
The Ballpark at Arlington, Arlington, TX
Mon Jul 29 2002, 8:05 PM EDT
Att: 44,006 - Cloudy - 86 F

livebaseballscores.com

| | |
|-----|----|
| AB | 34 |
| R | 2 |
| H | 9 |
| RBI | 2 |
| BB | 1 |
| SO | 7 |
| LOB | 14 |



| Batter | 1 | 2 | 3 | 4 | 5 | 6 | 7 | 8 | 9 | AB R H RBI BB SO LOB | TOP | | | | | | | | | | | |
|--|---|----------------------------------|------------------------------|----------------------------------|----------------------------------|----------------------------------|-------------------------------|----------------------------------|------------------------------|----------------------------------|-------------------------------|----------------------------------|-------------------------------|----------------------------------|------------------------------|----------------------------------|------------------------------|----------------------------------|----------------------------------|------------------------------------|----------------------------------|--------|
| Alfonso Soriano, R (1, 4) OBP: 0.338, SLG: 0.575 | 1-3 K | | 2-3 K | 0-0 P4 | | 0-2 25 HR 1B | | 3-1 HR | | 5 2 2 1 0 2 2 | | | | | | | | | | | | |
| 2 Derek Jeter, R (1, 6) OBP: 0.385, SLG: 0.430 | 1-3 K | | 1-1 2B | 3-2 25 S 1B | | 3-1 L9 | | 2-3 K | | 5 1 2 2 0 2 1 | | | | | | | | | | | | |
| 25 Jason Giambi, L (1, 10) OBP: 0.438, SLG: 0.601 | 4-1 HR BB | | 2-2 L1 | 4-0 1-2 BB | | 2-2 1-H HR | | | 0-3 K | 3 2 1 2 2 1 1 | | | | | | | | | | | | |
| Bernie Williams, S (1, 8) OBP: 0.415, SLG: 0.494 | 3-1 1-H HR | | 0-1 2-H 2B | 0-3 K2-3 | | 1-3 K | | | 0-1 G5-3 | 5 1 2 3 0 2 2 | | | | | | | | | | | | |
| Robin Ventura, L (1, 5) OBP: 0.378, SLG: 0.502 | 1-2 G3-1 | | 3-2 P5 | | 0-1 FC5-4 20 BB K 1B | | | | 2-2 G4-3 | 5 0 1 0 0 1 1 | | | | | | | | | | | | |
| 20 Jorge Posada, S (1, 2) OBP: 0.374, SLG: 0.514 | | 1-3 K | | 2-3 K | 4-0 FC5-4 BB | | 4-2 G6-4-3 BB | | | 2 0 0 0 2 2 0 | | | | | | | | | | | | |
| Raul Mondesi, R (1, 9) OBP: 0.307, SLG: 0.433 | | 2-0 G5-3 | | 3-2 HR | 3-2 FC5-4 1-2f 2-3 | | 3-2 G6-4-3 1-2f | | | 4 1 1 1 0 0 3 | | | | | | | | | | | | |
| Nick Johnson, L (1, 3) OBP: 0.347, SLG: 0.420 | | 3-2 1B | | 4-1 2 WP 2 1B BB | 2-3 SAFE K | | | 0-3 K | | 3 1 1 0 1 2 2 | | | | | | | | | | | | |
| Rondell White, R (1, 7) OBP: 0.314, SLG: 0.396 | | 0-1 F9 | | 0-1 2 WP 2 1B 1B | | 0-0 P4 | | 1-0 G4-3 | | 4 1 1 0 0 0 1 | | | | | | | | | | | | |
| Inning Stats | R: 2 E: 0 K: 2 S: 12 | H: 1 LOB: 0 BB: 1 P: 22 | R: 0 E: 0 K: 1 S: 9 | H: 1 LOB: 1 BB: 0 P: 15 | R: 1 E: 0 K: 1 S: 21 | H: 2 LOB: 1 BB: 0 P: 29 | R: 3 E: 0 K: 2 S: 23 | H: 3 LOB: 2 BB: 2 P: 39 | R: 0 E: 0 K: 1 S: 8 | H: 1 LOB: 2 BB: 1 P: 17 | R: 2 E: 0 K: 1 S: 15 | H: 2 LOB: 0 BB: 0 P: 21 | R: 0 E: 0 K: 1 S: 10 | H: 0 LOB: 0 BB: 1 P: 18 | R: 1 E: 0 K: 2 S: 9 | H: 1 LOB: 0 BB: 0 P: 15 | R: 0 E: 0 K: 1 S: 9 | H: 0 LOB: 0 BB: 0 P: 11 | 1B: 5 2B: 2 3B: 0 HR: 4 | SF: 0 SAC: 0 DP: 1 HBP: 0 | WP: 1 PB: 0 SB: 1 CS: 0 | PA: 41 |
| PITCHER | IP WLS BF H R ER SO BB IBB HBP BLK WP HR S P ERA WHIP | | | | | | | | | | | | | | | | | | | | | |
| Aaron Myette, R (1, 1) ERA: 10.42 | 3.2 L 20 7 6 6 5 2 0 0 0 1 2 62 98 14.73 2.455 | | | | | | | | | | | | | | | | | | | | | |
| Todd Van Poppel, R (4, 1) ERA: 4.69 | 2.0 9 2 1 1 2 2 0 0 0 0 0 17 33 4.50 2.000 | | | | | | | | | | | | | | | | | | | | | |
| Juan Alvarez, L (6, 1) ERA: 4.01 | 1.2 6 1 1 1 3 1 0 0 0 0 1 22 33 5.40 1.200 | | | | | | | | | | | | | | | | | | | | | |
| Jay Powell, R (8, 1) ERA: 5.95 | 0.2 3 1 1 1 1 0 0 0 0 0 1 6 12 13.50 1.500 | | | | | | | | | | | | | | | | | | | | | |
| Dan Kolb, R (9, 1) ERA: 1.42 | 1.0 3 0 0 0 1 0 0 0 0 0 0 9 11 0.00 0.000 | | | | | | | | | | | | | | | | | | | | | |

New York Yankees @ Texas Rangers
The Ballpark at Arlington, Arlington, TX

Tue Jul 30 2002, 8:05 PM EDT
Att. 42,818 - Cloudy - 82 F

livebaseballscorecards.com

| | |
|-----|----|
| AB | 36 |
| R | 9 |
| H | 11 |
| RBI | 9 |
| BB | 5 |
| SO | 12 |
| LOB | 13 |



BOTTOM

New York Yankees @ Texas Rangers
The Ballpark at Arlington, Arlington, TX
Tue Jul 30 2002, 8:05 PM EDT
Att. 42,818 - Cloudy - 82 F

livebaseballscores.com

| | |
|-----|----|
| AB | 38 |
| R | 6 |
| H | 10 |
| RBI | 6 |
| BB | 0 |
| SO | 6 |
| LOB | 10 |



| | | | |
|-----|---|-----|----|
| WP: | 0 | PA: | 38 |
| PB: | 0 | | |
| SB: | 0 | | |
| CS: | 0 | | |

AB R H RBI BB SO LOB

| | | | | | | |
|---|---|---|---|---|---|---|
| 5 | 2 | 2 | 1 | 0 | 1 | 2 |
| 5 | 1 | 1 | 1 | 0 | 0 | 3 |
| 4 | 1 | 2 | 2 | 0 | 0 | 2 |
| 4 | 1 | 0 | 0 | 0 | 2 | 1 |
| 4 | 1 | 1 | 2 | 0 | 1 | 0 |
| 4 | 0 | 2 | 0 | 0 | 0 | 0 |
| 4 | 0 | 0 | 0 | 0 | 1 | 2 |
| 3 | 0 | 1 | 0 | 0 | 0 | 0 |
| 0 | 0 | 0 | 0 | 0 | 0 | 0 |
| 1 | 0 | 0 | 0 | 0 | 1 | 0 |
| 4 | 0 | 1 | 0 | 0 | 0 | 0 |

| | | | | | | | |
|----|----|------|----|-----|---|------|---|
| R: | 0 | H: | 1 | 1B: | 6 | SF: | 0 |
| E: | 0 | LOB: | 1 | 2B: | 1 | SAC: | 0 |
| K: | 1 | BB: | 0 | 3B: | 0 | DP: | 0 |
| S: | 10 | P: | 14 | HR: | 3 | HBP: | 0 |

| | | | |
|-----|---|------|---|
| 1B: | 6 | SF: | 0 |
| 2B: | 1 | SAC: | 0 |
| 3B: | 0 | DP: | 0 |
| HR: | 3 | HBP: | 0 |

| | | | |
|-----|---|-----|----|
| WP: | 0 | PA: | 38 |
| PB: | 0 | | |
| SB: | 0 | | |
| CS: | 0 | | |

| Batter | 1 | 2 | 3 | 4 | 5 | 6 | 7 | 8 | 9 |
|---|------------------------|-----------------|-----------|-------------|-------------|-----------|-------------|--------------------|-------------|
| Kevin Mench, R OBP: 0.340, SLG: 0.529 (1, 7) | 2-2 E5 2B | 2-3 K | | 2-2 F7 | | | 0-1 HR | | 0-2 1B |
| Herbert Perry, R OBP: 0.329, SLG: 0.454 (1, 5) | 2-2 1-H HR 2B | 2-2 F7 | | | 0-1 G6-3 | | 0-0 F9 | | 2-1 G1-3 |
| Alex Rodriguez, R OBP: 0.404, SLG: 0.628 (1, 6) | 2-2 2-H HR | 1-2 F8 | | | 0-1 F7 | | | 1-0 FC4-6 1B | |
| Juan Gonzalez, R OBP: 0.324, SLG: 0.451 (1, 9) | 2-3 K | | 0-3 K | | 1-2 G6-3 | | | 1-1 FC4-6 HR | |
| Rafael Palmeiro, L OBP: 0.383, SLG: 0.574 (1, 3) | 0-0 F8 | | 3-1 G3 | | | 1-3 K | | 1-0 1-H HR | |
| Ivan Rodriguez, R OBP: 0.317, SLG: 0.464 (1, 2) | 1-1 1B | | 2-2 1B | | | 0-1 F7 | | 0-0 F8 | |
| Carl Everett, S OBP: 0.262, SLG: 0.376 (1, 10) | 0-0 G6-3 | | 1-1 L5 | | | 0-3 K | | 0-0 G4-3 | |
| Ruben Rivera, R OBP: 0.234, SLG: 0.317 Mike Lamb, L (9, PH) OBP: 0.333, SLG: 0.389 Gabe Kapler, R (9, PH) OBP: 0.285, SLG: 0.332 | | 0-0 10 1B | | 2-2 G5-3 | | | 1-0 B5-3 | | 0-3 K |
| 10 Michael Young, R OBP: 0.293, SLG: 0.374 (1, 4) | | 2-2 1B | | 1-2 L9 | | | 0-0 F9 | | 2-1 G6-3 |

| | | | | | | | | | | | | | | | |
|-------|--------|-------|--------|-------|--------|-------|--------|------|--------|------|--------|------|--------|-------|--------|
| R: 3 | H: 3 | R: 0 | H: 2 | R: 0 | H: 1 | R: 0 | H: 0 | R: 0 | H: 0 | R: 1 | H: 1 | R: 2 | H: 2 | R: 0 | H: 1 |
| E: 1 | LOB: 1 | E: 0 | LOB: 2 | E: 0 | LOB: 1 | E: 0 | LOB: 0 | E: 0 | LOB: 0 | E: 0 | LOB: 0 | E: 0 | LOB: 0 | E: 0 | LOB: 1 |
| K: 1 | BB: 0 | K: 1 | BB: 0 | K: 0 | BB: 0 | K: 0 | BB: 0 | K: 2 | BB: 0 | K: 0 | BB: 0 | K: 0 | BB: 0 | K: 1 | BB: 0 |
| S: 24 | P: 33 | S: 14 | P: 21 | S: 11 | P: 17 | S: 12 | P: 17 | S: 7 | P: 8 | S: 8 | P: 9 | S: 6 | P: 9 | S: 10 | P: 14 |

| PITCHER | IP | WLS | BF | H | R | ER | SO | BB | IBB | HBP | BLK | WP | HR | S | P | ERA | WHIP |
|---|-----|-----|----|---|---|----|----|----|-----|-----|-----|----|----|----|-----|-------|-------|
| David Wells, L ERA: 3.66 (1, 1) | 7.0 | W | 29 | 7 | 4 | 3 | 5 | 0 | 0 | 0 | 0 | 0 | 2 | 81 | 111 | 3.86 | 1.000 |
| Steve Karsay, R ERA: 3.69 (8, 1) | 1.0 | | 5 | 2 | 2 | 2 | 0 | 0 | 0 | 0 | 0 | 0 | 1 | 6 | 9 | 18.00 | 2.000 |
| Mike Stanton, L ERA: 3.16 (9, 1) | 0.2 | H | 3 | 1 | 0 | 0 | 1 | 0 | 0 | 0 | 0 | 0 | 0 | 8 | 10 | 0.00 | 1.500 |
| Ramiro Mendoza, R ERA: 3.6 (9, 1) | 0.1 | S | 1 | 0 | 0 | 0 | 0 | 0 | 0 | 0 | 0 | 0 | 0 | 2 | 4 | 0.00 | 0.000 |

New York Yankees @ Texas Rangers

The Ballpark at Arlington, Arlington, TX

Wed Jul 31 2002, 8:05 PM EDT
 Att. 41,133 - Cloudy - 95 F

livebaseballscorecards.com



| | |
|-----|----|
| AB | 38 |
| R | 6 |
| H | 11 |
| RBI | 6 |
| BB | 4 |
| SO | 8 |
| LOB | 15 |

| | | | |
|-----|---|-----|----|
| WP: | 0 | PA: | 42 |
| PB: | 0 | | |
| SB: | 0 | | |
| CS: | 0 | | |

| Batter | 1 | 2 | 3 | 4 | 5 | 6 | 7 | 8 | 9 | AB | R | H | RBI | BB | SO | LOB |
|--|----|---|------|---|----------|-------------|---|------|---|----|---|---|-----|----|----|-----|
| Alfonso Soriano, R OBP: 0.341, SLG: 0.584 (1, 4) | K | | G6-3 | | HR | 2 BB 1B | | 2B | | 5 | 1 | 3 | 1 | 0 | 1 | 0 |
| 2 Derek Jeter, R OBP: 0.384, SLG: 0.427 Enrique Wilson, S OBP: 0.266, SLG: 0.342 (8, PH) (8, 6) | K | | L1 | | G5-3 | BB | | K | | 3 | 0 | 0 | 0 | 1 | 1 | 0 |
| 25 Jason Giambi, L OBP: 0.440, SLG: 0.613 Brandon Knight, L (8, 1) Shane Spencer, R OBP: 0.324, SLG: 0.381 (9, PH) | HR | | | | 2B 1B | 2B | | | | 4 | 2 | 3 | 1 | 0 | 0 | 2 |
| Bernie Williams, S OBP: 0.411, SLG: 0.488 (1, 8) | G3 | | | | L8 | G6-3 | | P4 | | 5 | 0 | 0 | 0 | 0 | 0 | 3 |
| 20 Jorge Posada, S OBP: 0.376, SLG: 0.511 Chris Widger, R OBP: 0.360, SLG: 0.348 (8, 2) | | | F7 | | 2B 1B | BB | | K | | 2 | 0 | 0 | 0 | 2 | 1 | 0 |
| John Vander Wal, L OBP: 0.324, SLG: 0.420 Rondell White, R OBP: 0.315, SLG: 0.400 (7, PH) (7, 7) | K | | | | P6 | FC4-6 HR | | 2B | | 3 | 1 | 0 | 0 | 0 | 1 | 3 |
| Raul Mondesi, R OBP: 0.311, SLG: 0.442 (1, 9) | | | | | 2B | HR | | K | | 4 | 1 | 3 | 1 | 0 | 1 | 1 |
| Nick Johnson, L OBP: 0.346, SLG: 0.428 (8, 3) (1, 10) | F7 | | | | K | | | G6-3 | | 4 | 1 | 1 | 3 | 0 | 1 | 3 |
| Ron Coomer, R OBP: 0.348, SLG: 0.494 (1, 5) | | | G4-3 | | | P3 | | G6-3 | | 4 | 0 | 0 | 0 | 0 | 0 | 0 |

| Batter | 1 | 2 | 3 | 4 | 5 | 6 | 7 | 8 | 9 | | | | | | | | |
|-------------------------------|----------------------------------|-------------------------------|----------------------------------|------------------------------|---------------------------------|-------------------------------|----------------------------------|-------------------------------|----------------------------------|-------------------------------|----------------------------------|-------------------------------|----------------------------------|------------------------------|----------------------------------|------------------------------|----------------------------------|
| R: 1 E: 0 K: 2 S: 11 | H: 1 LOB: 0 BB: 0 P: 17 | R: 0 E: 0 K: 1 S: 10 | H: 1 LOB: 1 BB: 0 P: 12 | R: 0 E: 0 K: 0 S: 5 | H: 0 LOB: 0 BB: 0 P: 6 | R: 1 E: 0 K: 1 S: 15 | H: 2 LOB: 2 BB: 1 P: 26 | R: 1 E: 0 K: 0 S: 11 | H: 2 LOB: 1 BB: 0 P: 18 | R: 3 E: 0 K: 0 S: 18 | H: 3 LOB: 2 BB: 2 P: 28 | R: 0 E: 0 K: 2 S: 10 | H: 1 LOB: 1 BB: 0 P: 15 | R: 0 E: 0 K: 1 S: 8 | H: 1 LOB: 1 BB: 0 P: 14 | R: 0 E: 0 K: 1 S: 9 | H: 0 LOB: 1 BB: 1 P: 18 |

| PITCHER | IP | WLS | BF | H | R | ER | SO | BB | IBB | HBP | BLK | WP | HR | S | P | ERA | WHIP |
|---|-----|-----|----|---|---|----|----|----|-----|-----|-----|----|----|----|----|-------|-------|
| Rob Bell, R ERA: 6.43 (1, 1) | 5.1 | W | 26 | 8 | 6 | 6 | 4 | 2 | 0 | 0 | 0 | 0 | 3 | 61 | 94 | 10.12 | 1.875 |
| Jay Powell, R ERA: 5.85 (6, 1) | 0.1 | | 3 | 1 | 0 | 0 | 0 | 1 | 0 | 0 | 0 | 0 | 0 | 8 | 12 | 0.00 | 6.000 |
| Rich Rodriguez, L ERA: 9.0 (6, 1) | 1.0 | | 4 | 1 | 0 | 0 | 1 | 0 | 0 | 0 | 0 | 0 | 0 | 7 | 10 | 0.00 | 1.000 |
| Francisco Cordero, R ERA: 2.78 (7, 1) | 1.1 | | 5 | 1 | 0 | 0 | 2 | 0 | 0 | 0 | 0 | 0 | 0 | 12 | 20 | 0.00 | 0.750 |
| Todd Van Poppel, R ERA: 4.59 (9, 1) | 1.0 | | 4 | 0 | 0 | 0 | 1 | 1 | 0 | 0 | 0 | 0 | 0 | 9 | 18 | 0.00 | 1.000 |

| Batter | 1 | 2 | 3 | 4 | 5 | 6 | 7 | 8 | 9 | AB | R | H | RBI | BB | SO | LOB |
|---|--------------------|------------------------------|-------------|-------------------------------|---------------------|---------------------|--------------------------------------|-----------------------------|---|----|---|---|-----|----|----|-----|
| Frank Catalanotto, L OBP: 0.363, SLG: 0.455 (1, 3) (9, 4) | 1-0 CS 1B | 2-2 2-H 2B | 1-1 L7 | | 4-0 1B BB | | 3-2 F9 1-2 2-3 SF9 1B | 3-2 L4 | | 5 | 2 | 3 | 1 | 1 | 0 | 1 |
| Kevin Mench, R OBP: 0.349, SLG: 0.544 (1, 9) | 3-2 G6-3 1-2 | 2-1 2-H HR 2B | | 1-1 1B 2B | 1-2 G6-4-3 1B | | 0-0 1-2 2-H 3-H 1B | 1-2 L1 | | 6 | 2 | 4 | 3 | 0 | 0 | 1 |
| Alex Rodriguez, R OBP: 0.406, SLG: 0.635 Herbert Perry, R OBP: 0.329, SLG: 0.454 (1, 6) (9, 5) | 2-0 1B | 2-2 2-H HR | | 1-0 2-3 HR 1B | 0-1 G6-4-3 | | 2-1 F9 2-3 | | | 5 | 2 | 3 | 2 | 0 | 0 | 4 |
| Rafael Palmeiro, L OBP: 0.386, SLG: 0.578 (1, 10) | 1-1 G3 | 2-2 2B | | 2-0 1-2 3-H HR 1B | | 4-2 G4-6-3 BB | 0-1 SF9 | | | 3 | 1 | 2 | 2 | 1 | 0 | 1 |
| Ivan Rodriguez, R OBP: 0.322, SLG: 0.484 Bill Haselman, R OBP: 0.294, SLG: 0.331 (1, 2) (9, 2) | | | | 0-1 1-H 2-H HR | | 1-2 G4-6-3 | 2-1 1-2 1B | | | 5 | 2 | 3 | 3 | 0 | 0 | 2 |
| Carl Everett, S OBP: 0.257, SLG: 0.367 (1, 7) | | 0-0 F8 | 0-1 G4-3 | 2-1 L7 | | 2-3 K | 1-1 P6 | | | 5 | 0 | 0 | 0 | 0 | 1 | 3 |
| Mike Lamb, L OBP: 0.339, SLG: 0.411 (1, 5) (9, 3) | | 0-0 2-H 10 2B 2B | 0-2 HR | 2-2 G4-3 | | | 0-0 E9 1B | 4-2 10 WP HR BB | | 4 | 4 | 2 | 2 | 1 | 0 | 0 |
| 10 Michael Young, R OBP: 0.295, SLG: 0.377 (1, 4) (9, 6) | | 3-2 2-H 2B 2B | 2-1 1B | 2-1 G4-3 | | | 1-1 E3 1B 1B 1B | 1-3 K | | 5 | 2 | 2 | 1 | 0 | 1 | 2 |
| Ruben Rivera, R OBP: 0.246, SLG: 0.369 (1, 8) | | 3-3 K | 0-0 P3 | | 3-2 G5-3 | | 1-0 1-2 3-H 1B 1B | 0-0 HR | | 5 | 2 | 2 | 3 | 0 | 1 | 2 |

| Inning Stats | R: 0 | H: 2 | E: 0 | K: 0 | S: 7 | L: 1 | LOB: 1 | BB: 0 | P: 14 | R: 6 | H: 7 | E: 0 | K: 1 | S: 22 | L: 1 | LOB: 1 | BB: 0 | P: 36 | R: 1 | H: 2 | E: 0 | K: 0 | S: 10 | L: 1 | LOB: 1 | BB: 0 | P: 13 | R: 4 | H: 4 | E: 0 | K: 0 | S: 14 | L: 1 | LOB: 0 | BB: 0 | P: 24 | R: 0 | H: 1 | E: 0 | K: 0 | S: 8 | L: 1 | LOB: 1 | BB: 1 | P: 16 | R: 0 | H: 0 | E: 0 | K: 1 | S: 8 | L: 0 | LOB: 0 | BB: 1 | P: 15 | R: 4 | H: 4 | E: 2 | K: 0 | S: 16 | L: 2 | LOB: 2 | BB: 0 | P: 26 | R: 2 | H: 1 | E: 0 | K: 1 | S: 12 | L: 0 | LOB: 0 | BB: 1 | P: 21 | 1B: 10 | SF: 1 | 2B: 7 | SAC: 0 | 3B: 0 | DP: 2 | HR: 4 | HBP: 0 | WP: 1 | PA: 47 |
|--------------|------|------|------|------|------|------|--------|-------|-------|------|------|------|------|-------|------|--------|-------|-------|------|------|------|------|-------|------|--------|-------|-------|------|------|------|------|-------|------|--------|-------|-------|------|------|------|------|------|------|--------|-------|-------|------|------|------|------|------|------|--------|-------|-------|------|------|------|------|-------|------|--------|-------|-------|------|------|------|------|-------|------|--------|-------|-------|--------|-------|-------|--------|-------|-------|-------|--------|-------|--------|
|--------------|------|------|------|------|------|------|--------|-------|-------|------|------|------|------|-------|------|--------|-------|-------|------|------|------|------|-------|------|--------|-------|-------|------|------|------|------|-------|------|--------|-------|-------|------|------|------|------|------|------|--------|-------|-------|------|------|------|------|------|------|--------|-------|-------|------|------|------|------|-------|------|--------|-------|-------|------|------|------|------|-------|------|--------|-------|-------|--------|-------|-------|--------|-------|-------|-------|--------|-------|--------|

| PITCHER | IP | WLS | BF | H | R | ER | SO | BB | IBB | HBP | BLK | WP | HR | S | P | ERA | WHIP |
|--|-----|-----|----|----|---|----|----|----|-----|-----|-----|----|----|----|----|-------|-------|
| 35 Mike Mussina, R ERA: 4.83 (1, 1) | 3.0 | L | 19 | 11 | 7 | 7 | 1 | 0 | 0 | 0 | 0 | 0 | 2 | 39 | 63 | 21.00 | 3.667 |
| Mike Thurman, R ERA: 8.05 (4, 1) | 2.0 | | 11 | 5 | 4 | 4 | 0 | 1 | 0 | 0 | 0 | 0 | 1 | 22 | 40 | 18.00 | 3.000 |
| Sterling Hitchcock, L ERA: 6.93 (6, 1) | 2.0 | | 12 | 4 | 4 | 1 | 1 | 1 | 0 | 0 | 0 | 0 | 0 | 24 | 41 | 4.50 | 2.500 |
| Brandon Knight, R ERA: 6.75 (8, 1) | 1.0 | | 5 | 1 | 2 | 2 | 1 | 1 | 0 | 0 | 0 | 1 | 1 | 12 | 21 | 18.00 | 2.000 |

BOTTOM

New York Yankees @ Texas Rangers
The Ballpark at Arlington, Arlington, TX
 Wed Jul 31 2002, 8:05 PM EDT
 Att: 41,133 - Cloudy - 95 F

livebaseballscorecards.com

| | |
|------------|-----------|
| AB | 43 |
| R | 17 |
| H | 21 |
| RBI | 17 |
| BB | 3 |
| SO | 3 |
| LOB | 16 |



| Batter | 1 | 2 | 3 | 4 | 5 | 6 | 7 | 8 | 9 | AB R H RBI BB SO LOB | TOP | | | | | | | | | | | |
|--|---|----------------------------------|-------------------------------|----------------------------------|------------------------------|----------------------------------|-------------------------------|----------------------------------|------------------------------|----------------------------------|------------------------------|----------------------------------|------------------------------|----------------------------------|------------------------------|----------------------------------|------------------------------|----------------------------------|----------------------------------|------------------------------------|----------------------------------|--------|
| Alfonso Soriano, R (1, 4) OBP: 0.340, SLG: 0.580 | 2-1 F3 | | | 4-2 1B BB | | 1-0 P4 | 1-2 FC5-4 | | | 3 0 0 0 1 0 2 | | | | | | | | | | | | |
| 2 Derek Jeter, R (1, 6) OBP: 0.384, SLG: 0.427 | 3-3 K | | | 1-3 K | | 4-0 BB | | 1-1 1B 1B | | 3 0 1 0 1 2 1 | | | | | | | | | | | | |
| 25 Jason Giambi, L (1, 3) OBP: 0.437, SLG: 0.606 | 1-2 G1-3 | | | 2-0 F9 | | 1-3 K | | 2-3 K | | 4 0 0 0 0 2 3 | | | | | | | | | | | | |
| Bernie Williams, S (1, 8) OBP: 0.412, SLG: 0.488 | | 1-2 F9 | | 0-0 1B | | 0-0 G4-3 | | 0-0 20 G4-6-3 1B | | 4 0 2 0 0 0 1 | | | | | | | | | | | | |
| 20 Jorge Posada, S (1, 10) OBP: 0.374, SLG: 0.506 | | 3-2 F8 | | 1-3 K | | 4-1 1B BB | | 2-1 G4-6-3 1-2f | | 3 1 0 0 1 1 4 | | | | | | | | | | | | |
| Raul Mondesi, R (1, 9) OBP: 0.310, SLG: 0.440 | | 1-2 F8 | | | 1-0 F8 | | 1-1 1B 1B | | 0-2 G6-3 | 4 0 1 0 0 0 0 | | | | | | | | | | | | |
| Rondell White, R (1, 7) OBP: 0.312, SLG: 0.395 | | | 0-0 F7 | | 0-1 F8 | | 0-0 P4 | | 0-0 P4 | 4 0 0 0 0 0 2 | | | | | | | | | | | | |
| Ron Coomer, R (1, 5) OBP: 0.359, SLG: 0.500 Robin Ventura, L (9, PH) OBP: 0.377, SLG: 0.500 | | | 2-1 F9 | | 2-2 1B | | 0-0 FC5-4 1B | | 3-2 F9 | 3 0 2 1 0 0 0 1 0 0 0 0 0 0 | | | | | | | | | | | | |
| Chris Widger, R (1, 2) OBP: 0.321, SLG: 0.308 | | | 2-3 K | | 1-1 P3 | | 0-0 F7 | | | 3 0 0 0 0 1 3 | | | | | | | | | | | | |
| Inning Stats | R: 0 E: 0 K: 1 S: 9 | H: 0 LOB: 0 BB: 0 P: 15 | R: 0 E: 0 K: 0 S: 10 | H: 0 LOB: 0 BB: 0 P: 15 | R: 0 E: 0 K: 1 S: 8 | H: 0 LOB: 0 BB: 0 P: 12 | R: 0 E: 0 K: 2 S: 10 | H: 1 LOB: 2 BB: 1 P: 18 | R: 0 E: 0 K: 0 S: 8 | H: 1 LOB: 1 BB: 0 P: 12 | R: 0 E: 0 K: 1 S: 6 | H: 0 LOB: 1 BB: 1 P: 12 | R: 1 E: 0 K: 0 S: 9 | H: 2 LOB: 2 BB: 1 P: 15 | R: 0 E: 0 K: 1 S: 9 | H: 2 LOB: 1 BB: 0 P: 14 | R: 0 E: 0 K: 0 S: 8 | H: 0 LOB: 0 BB: 0 P: 11 | 1B: 6 2B: 0 3B: 0 HR: 0 | SF: 0 SAC: 0 DP: 1 HBP: 0 | WP: 0 PB: 0 SB: 0 CS: 0 | PA: 35 |
| PITCHER | IP WLS BF H R ER SO BB IBB HBP BLK WP HR S P ERA WHIP | | | | | | | | | | | | | | | | | | | | | |
| Jarrod Washburn, L (1, 1) ERA: 3.14 | 7.0 W 28 4 1 1 5 3 0 0 0 0 0 0 60 99 1.29 1.000 | | | | | | | | | | | | | | | | | | | | | |
| Brendan Donnelly, R (8, 1) ERA: 2.33 | 0.0 1 1 0 0 0 0 0 0 0 0 0 0 2 3 ∞ ∞ | | | | | | | | | | | | | | | | | | | | | |
| Scott Schoeneweis, L (8, 1) ERA: 5.4 | 0.1 H 1 0 0 0 1 0 0 0 0 0 0 0 4 6 0.00 0.000 | | | | | | | | | | | | | | | | | | | | | |
| Ben Weber, R (8, 1) ERA: 2.59 | 0.2 H 2 1 0 0 0 0 0 0 0 0 0 0 3 5 0.00 1.500 | | | | | | | | | | | | | | | | | | | | | |
| Troy Percival, R (9, 1) ERA: 1.95 | 1.0 S 3 0 0 0 0 0 0 0 0 0 0 0 8 11 0.00 0.000 | | | | | | | | | | | | | | | | | | | | | |

New York Yankees @ Anaheim Angels
Edison International Field, Anaheim, CA

Thu Aug 01 2002, 10:05 PM EDT
Att. 42,897 - Sunny - 72 F

livebaseballscorecards.com

| | |
|------------|----|
| AB | 32 |
| R | 1 |
| H | 6 |
| RBI | 1 |
| BB | 3 |
| SO | 6 |
| LOB | 16 |



| Batter | 1 | 2 | 3 | 4 | 5 | 6 | 7 | 8 | 9 | AB R H RBI BB SO LOB |
|--|---------------------------|------------------|--------------------|------------------|------------------|--------------------------|--------------------------------|---------------------------------|---|---|
| David Eckstein, R OBP: 0.363, SLG: 0.378 (1, 6) C X | 0-1 F8 ① | | 1-2 P4 ① | | 2-2 G1-3 ① | | 1-2 G5-3 ② 1-2 2-3 | | | 4 0 0 0 0 0 2 |
| Darin Erstad, L OBP: 0.322, SLG: 0.390 (1, 8) B B B B | 4-0 1B 16 SF9 BB | | 0-1 F5 ② | | 2-0 L9 ② | | 4-0 IBB | | | 2 1 0 0 2 0 0 |
| Tim Salmon, R OBP: 0.375, SLG: 0.504 (1, 9) B X | 1-0 1B 1-3 1B | | 0-0 16 BB 1B | | 0-1 L4 ③ | | 1-3 K ③ | | | 4 0 2 0 0 1 3 |
| 16 Garret Anderson, L OBP: 0.321, SLG: 0.522 (1, 7) X | 0-0 SF9 ② 3-H | | 4-2 1-2 BB | | 0-0 G4-3 ① | | 2-0 SH1-4 1B 1B | | | 2 0 1 1 1 0 0 |
| Troy Glaus, R OBP: 0.353, SLG: 0.429 (1, 5) C B S X | 1-2 1B 1-2 | | 3-3 K ③ | | 2-2 G6-3 ② | | 2-1 SH1-4 1B 1-2 | | | 4 0 2 0 0 1 2 |
| Brad Fullmer, L OBP: 0.336, SLG: 0.505 Benji Gil, R OBP: 0.299, SLG: 0.405 Orlando Palmeiro, L OBP: 0.349, SLG: 0.351 (1, 10) S B F B B B X | 3-2 F8 ③ | | | 1-2 HR | | 1-0 F9 ③ | | 1-0 SH1-4 ① 1-2 2-3 | | 3 1 1 1 0 0 2 0 0 0 0 0 0 0 0 0 0 0 0 0 0 |
| Scott Spiezio, S OBP: 0.369, SLG: 0.424 (1, 3) F X | | 0-1 G6-3 ① | | 2-2 F7 ① | | 0-0 G4-3 ① | | 4-0 IBB | | 3 0 0 0 1 0 0 |
| Bengie Molina, R OBP: 0.289, SLG: 0.331 (1, 2) B X | | 1-0 G5-3 ② | | 0-2 G6-3 ② | | 2-0 G5-3 1B 1B | | 1-3 K ② | | 4 0 1 0 0 1 3 |
| Adam Kennedy, L OBP: 0.326, SLG: 0.414 (1, 4) C B X | | 1-1 G3 ③ | | 3-1 F9 ③ | | 2-2 G5-3 1B 1-2 | | 3-3 K ③ | | 4 0 1 0 0 1 3 |

| Inning Stats | R: 1 | H: 2 | E: 0 | K: 10 | S: 10 | LOB: 2 | BB: 1 | P: 19 | R: 0 | H: 0 | E: 0 | K: 0 | S: 5 | LOB: 0 | BB: 0 | P: 7 | R: 0 | H: 1 | E: 0 | K: 1 | S: 14 | LOB: 2 | BB: 1 | P: 22 | R: 1 | H: 1 | E: 0 | K: 0 | S: 11 | LOB: 0 | BB: 0 | P: 17 | R: 0 | H: 0 | E: 0 | K: 0 | S: 6 | LOB: 0 | BB: 0 | P: 10 | R: 0 | H: 0 | E: 0 | K: 0 | S: 5 | LOB: 0 | BB: 0 | P: 8 | R: 0 | H: 2 | E: 0 | K: 1 | S: 14 | LOB: 3 | BB: 1 | P: 24 | R: 0 | H: 2 | E: 0 | K: 2 | S: 10 | LOB: 3 | BB: 1 | P: 23 | 1B: 7 | 2B: 0 | 3B: 0 | HR: 1 | SF: 1 | SAC: 1 | DP: 0 | HBP: 0 | WP: 0 | PB: 0 | SB: 0 | CS: 0 | PA: 36 |
|--------------|------|------|------|-------|-------|--------|-------|-------|------|------|------|------|------|--------|-------|------|------|------|------|------|-------|--------|-------|-------|------|------|------|------|-------|--------|-------|-------|------|------|------|------|------|--------|-------|-------|------|------|------|------|------|--------|-------|------|------|------|------|------|-------|--------|-------|-------|------|------|------|------|-------|--------|-------|-------|-------|-------|-------|-------|-------|--------|-------|--------|-------|-------|-------|-------|--------|
|--------------|------|------|------|-------|-------|--------|-------|-------|------|------|------|------|------|--------|-------|------|------|------|------|------|-------|--------|-------|-------|------|------|------|------|-------|--------|-------|-------|------|------|------|------|------|--------|-------|-------|------|------|------|------|------|--------|-------|------|------|------|------|------|-------|--------|-------|-------|------|------|------|------|-------|--------|-------|-------|-------|-------|-------|-------|-------|--------|-------|--------|-------|-------|-------|-------|--------|

| PITCHER | IP | WLS | BF | H | R | ER | SO | BB | IBB | HBP | BLK | WP | HR | S | P | ERA | WHIP |
|--|-----|-----|----|---|---|----|----|----|-----|-----|-----|----|----|----|-----|------|-------|
| Jeff Weaver, R ERA: 3.99 (1, 1) | 7.0 | L | 30 | 6 | 2 | 2 | 2 | 2 | 2 | 0 | 0 | 0 | 1 | 65 | 107 | 2.57 | 1.143 |
| Mike Stanton, L ERA: 3.16 (8, 1) | 0.0 | | 2 | 2 | 0 | 0 | 0 | 0 | 0 | 0 | 0 | 0 | 0 | 3 | 7 | ∞ | ∞ |
| Steve Karsay, R ERA: 3.63 (8, 1) | 1.0 | | 4 | 0 | 0 | 0 | 2 | 0 | 1 | 0 | 0 | 0 | 0 | 7 | 16 | 0.00 | 0.000 |


BOTTOM

New York Yankees @ Anaheim Angels
Edison International Field, Anaheim, CA

Thu Aug 01 2002, 10:05 PM EDT
Att: 42,897 - Sunny - 72 F

| | |
|------------|-----------|
| AB | 30 |
| R | 2 |
| H | 8 |
| RBI | 2 |
| BB | 4 |
| SO | 4 |
| LOB | 15 |

livebaseballscores.com



| Batter | 1 | 2 | 3 | 4 | 5 | 6 | 7 | 8 | 9 | AB R H RBI BB SO LOB | TOP |
|--|---|---|---|---|---|---|---|--|--|--|---|
| Alfonso Soriano, R (1, 4) OBP: 0.337, SLG: 0.575 | 1-3 K | 2-2 F8 | | | 1-3 K2-3 | | 2-1 FC7-4 | | | 4 0 0 0 0 2 2 | |
| 2 Derek Jeter, R (1, 6) OBP: 0.385, SLG: 0.432 | 3-1 G6-3 | | 0-0 1B 2B | | 3-2 F9 | | | 2-2 25 F8 2B | | 4 1 2 0 0 0 0 | |
| 25 Jason Giambi, L (1, 10) OBP: 0.437, SLG: 0.603 | 4-2 BB | | 1-2 F2 | | 4-2 1B SF9 BB | | | 1-2 F8 | | 2 1 0 0 2 0 2 | |
| Bernie Williams, S (1, 8) OBP: 0.413, SLG: 0.488 | 0-0 F7 | | 3-2 G4-6-3 1B | | 3-2 1B | | | 1-0 G5-3 | | 4 0 2 1 0 0 2 | |
| Robin Ventura, L (1, 5) OBP: 0.373, SLG: 0.495 | | 0-3 K | 2-2 G4-6-3 | | 1-1 SF9 | | | 0-0 G3 | | 3 0 0 1 0 1 2 | |
| 20 Jorge Posada, S (1, 2) OBP: 0.371, SLG: 0.500 | | 1-0 G3 | | 3-3 K | | 2-3 K | | 2-3 K | | 4 0 0 0 0 3 1 | |
| Raul Mondesi, R (1, 9) OBP: 0.310, SLG: 0.438 | | 0-0 2B PB 1B | | 1-3 K2-3 | | 0-1 F8 | | 1-1 F7 | | 4 1 1 0 0 1 1 | |
| Nick Johnson, L (1, 3) OBP: 0.348, SLG: 0.432 | | 0-1 PB 1B 2B | | 3-2 CS 1B | | 2-0 F9 | | 1-1 F8 | | 4 1 2 0 0 0 0 | |
| Rondell White, R (1, 7) OBP: 0.315, SLG: 0.401 | | 1-0 2-H 3-H 1B | | 1-0 CS 1-2 | | 1-3 K | | 0-0 FC7-4 2B | | 3 0 2 1 0 1 0 | |
| Inning Stats | R: 0 H: 0 E: 0 LOB: 1 K: 1 BB: 1 S: 10 P: 18 | R: 2 H: 3 E: 0 LOB: 1 K: 1 BB: 0 S: 11 P: 15 | R: 1 H: 2 E: 0 LOB: 0 K: 0 BB: 0 S: 11 P: 17 | R: 0 H: 1 E: 0 LOB: 0 K: 2 BB: 0 S: 10 P: 18 | R: 0 H: 0 E: 0 LOB: 0 K: 2 BB: 0 S: 10 P: 15 | R: 1 H: 1 E: 0 LOB: 1 K: 1 BB: 1 S: 13 P: 23 | R: 0 H: 1 E: 0 LOB: 0 K: 0 BB: 0 S: 4 P: 8 | R: 0 H: 1 E: 0 LOB: 1 K: 0 BB: 0 S: 8 P: 12 | R: 0 H: 0 E: 0 LOB: 0 K: 1 BB: 0 S: 7 P: 11 | 1B: 5 SF: 1 2B: 5 SAC: 0 3B: 0 DP: 2 HR: 0 HBP: 0 | WP: 0 PA: 36 PB: 1 SB: 0 CS: 1 |
| PITCHER | IP WLS BF H R ER SO BB IBB HBP BLK WP HR S P ERA WHIP | | | | | | | | | | |
| Kevin Appier, R (1, 1) ERA: 4.22 | 6.0 L 25 7 4 3 7 2 0 0 0 0 0 0 65 106 4.50 1.500 | | | | | | | | | | |
| Al Levine, R (7, 1) ERA: 3.6 | 2.0 7 2 0 0 0 0 0 0 0 0 0 0 12 20 0.00 1.000 | | | | | | | | | | |
| 62 Scot Shields, R (9, 1) ERA: 2.55 | 1.0 3 0 0 0 0 1 0 0 0 0 0 0 7 11 0.00 0.000 | | | | | | | | | | |

New York Yankees @ Anaheim Angels
Edison International Field, Anaheim, CA

Fri Aug 02 2002, 10:05 PM EDT
Att. 43,668 - Sunny - 73 F

livebaseballscorecards.com

AB 32
R 4
H 9
RBI 3
BB 2
SO 8
LOB 10



| Batter | 1 | 2 | 3 | 4 | 5 | 6 | 7 | 8 | 9 | AB | R | H | RBI | BB | SO | LOB |
|---|-----------|-------------|-------------|-------------|-------------------|-----------|-----------|-------------|-------------------|----|---|---|-----|----|----|-----|
| David Eckstein, R (1, 6) OBP: 0.360, SLG: 0.374 | 0-2 L9 | | | 0-1 F7 | | 3-2 F8 | | 2-2 G4-3 | | 4 | 0 | 0 | 0 | 0 | 0 | 0 |
| Darin Erstad, L (1, 8) OBP: 0.321, SLG: 0.388 | 1-3 K | | | 1-2 G4-3 | | 0-1 F8 | | | 0-1 G1-3 1B | 4 | 0 | 1 | 0 | 0 | 1 | 0 |
| Tim Salmon, R (1, 10) OBP: 0.374, SLG: 0.504 | 2-1 F9 | | | 0-0 2B | | | 2-3 K | | 1-3 K | 4 | 0 | 1 | 0 | 0 | 2 | 1 |
| 16 Garret Anderson, L (1, 7) OBP: 0.323, SLG: 0.524 | | | 0-2 G3 | 0-1 F9 | | | 1-0 2B | | 0-0 G1-3 1B | 4 | 0 | 2 | 0 | 0 | 0 | 1 |
| Troy Glaus, R (1, 5) OBP: 0.352, SLG: 0.426 | | 1-3 K | | | 2-2 L5 | | 4-1 BB | | 1-0 G1-3 | 3 | 0 | 0 | 0 | 1 | 1 | 2 |
| Alex Ochoa, R (1, 9) OBP: 0.357, SLG: 0.378 Orlando Palmeiro, L (9, PH) OBP: 0.347, SLG: 0.349 | | 0-2 G5-3 | | | 4-2 G5-3 BB | | 1-0 F7 | | 2-2 F8 | 2 | 0 | 0 | 0 | 1 | 0 | 2 |
| Scott Spiezio, S (1, 3) OBP: 0.366, SLG: 0.420 | | | 2-2 F8 | | 3-2 G5-3 | | 3-2 F8 | | | 3 | 0 | 0 | 0 | 0 | 0 | 3 |
| Bengie Molina, R (1, 2) OBP: 0.286, SLG: 0.328 | | | 0-1 G1-3 | | 0-0 G5-3 | | | 1-0 G6-3 | | 3 | 0 | 0 | 0 | 0 | 0 | 1 |
| Benji Gil, R (1, 4) OBP: 0.289, SLG: 0.391 | | | 2-3 K | | | 1-3 K | | 0-0 G1-3 | | 3 | 0 | 0 | 0 | 0 | 2 | 0 |

| Inning Stats | R: 0 | H: 0 | E: 0 | K: 1 | S: 9 | R: 0 | H: 0 | E: 0 | K: 1 | S: 9 | R: 0 | H: 0 | E: 0 | K: 1 | S: 8 | R: 0 | H: 1 | E: 0 | K: 0 | S: 8 | R: 0 | H: 0 | E: 0 | K: 0 | S: 11 | R: 0 | H: 0 | E: 0 | K: 1 | S: 9 | R: 0 | H: 1 | E: 0 | K: 1 | S: 9 | R: 0 | H: 0 | E: 0 | K: 0 | S: 5 | R: 0 | H: 2 | E: 0 | K: 1 | S: 13 | R: 0 | H: 0 | E: 0 | K: 0 | S: 13 | R: 0 | H: 2 | E: 0 | K: 1 | S: 17 | 1B: 2 | 2B: 2 | 3B: 0 | HR: 0 | SF: 0 | SAC: 0 | DP: 0 | HBP: 0 | WP: 0 | PB: 0 | SB: 0 | CS: 0 | PA: 33 |
|--------------|------|------|------|------|------|------|------|------|------|------|------|------|------|------|------|------|------|------|------|------|------|------|------|------|-------|------|------|------|------|------|------|------|------|------|------|------|------|------|------|------|------|------|------|------|-------|------|------|------|------|-------|------|------|------|------|-------|-------|-------|-------|-------|-------|--------|-------|--------|-------|-------|-------|-------|--------|
|--------------|------|------|------|------|------|------|------|------|------|------|------|------|------|------|------|------|------|------|------|------|------|------|------|------|-------|------|------|------|------|------|------|------|------|------|------|------|------|------|------|------|------|------|------|------|-------|------|------|------|------|-------|------|------|------|------|-------|-------|-------|-------|-------|-------|--------|-------|--------|-------|-------|-------|-------|--------|


| PITCHER | IP | WLS | BF | H | R | ER | SO | BB | IBB | HBP | BLK | WP | HR | S | P | ERA | WHIP |
|---------------------------------------|-----|-----|----|---|---|----|----|----|-----|-----|-----|----|----|----|-----|------|-------|
| Andy Pettitte, L (1, 1) ERA: 3.13 | 8.1 | W | 31 | 4 | 0 | 0 | 6 | 2 | 0 | 0 | 0 | 0 | 0 | 74 | 111 | 0.00 | 0.720 |
| Ramiro Mendoza, R (9, 1) ERA: 3.56 | 0.2 | S | 2 | 0 | 0 | 0 | 0 | 0 | 0 | 0 | 0 | 0 | 0 | 7 | 10 | 0.00 | 0.000 |

BOTTOM

New York Yankees @ Anaheim Angels
Edison International Field, Anaheim, CA

Fri Aug 02 2002, 10:05 PM EDT
Att. 43,668 - Sunny - 73 F

| | |
|------------|-----------|
| AB | 31 |
| R | 0 |
| H | 4 |
| RBI | 0 |
| BB | 2 |
| SO | 6 |
| LOB | 12 |



livebaseballscorecards.com

| Batter | 1 | 2 | 3 | 4 | 5 | 6 | 7 | 8 | 9 | AB R H RBI BB SO LOB | TOP | | | | | | | | | | | | | | | | | | | |
|---|---|----------------------------------|------------------------------|----------------------------------|------------------------------|----------------------------------|-------------------------------|----------------------------------|-------------------------------|----------------------------------|------------------------------|---------------------------------|-------------------------------|----------------------------------|-------------------------------|----------------------------------|------------------------------|----------------------------------|----------------------------------|------------------------------------|----------------------------------|--------|--|--|--|--|--|--|--|--|
| Alfonso Soriano, R (1, 4) OBP: 0.335, SLG: 0.570 | 2-3 K | | 0-3 K | | | 0-1 F9 | | 0-0 FC6-4 2 FC6-4 | | 4 0 0 0 0 2 2 | | | | | | | | | | | | | | | | | | | | |
| 2 Derek Jeter, R (1, 6) OBP: 0.384, SLG: 0.430 | 0-0 G5-3 | | | 3-2 FC6-4 1B | | 2-1 G1-3 | | 0-1 FC6-4 25 1B HR | | 4 1 1 1 0 0 1 | | | | | | | | | | | | | | | | | | | | |
| 25 Jason Giambi, L (1, 3) OBP: 0.436, SLG: 0.599 | 1-3 K | | | 2-2 P5 | | 1-0 F9 | | 1-0 HR 1B | | 4 1 1 0 0 1 1 | | | | | | | | | | | | | | | | | | | | |
| Bernie Williams, S (1, 8) OBP: 0.411, SLG: 0.493 | | 0-0 F8 | | 1-1 FC6-4 1-2f | | 3-2 F8 | | 0-2 HR | | 4 1 1 3 0 0 1 | | | | | | | | | | | | | | | | | | | | |
| Robin Ventura, L (1, 5) OBP: 0.370, SLG: 0.489 | | 2-2 G4-3 | | 3-3 K | | 2-0 G3 | | 1-3 K | | 4 0 0 0 0 2 1 | | | | | | | | | | | | | | | | | | | | |
| 20 Jorge Posada, S (1, 2) OBP: 0.372, SLG: 0.499 | | 4-0 BB | | | 1-3 K | | 2-2 1B | | 2-3 K | 3 0 1 0 1 2 0 | | | | | | | | | | | | | | | | | | | | |
| Raul Mondesi, R (1, 9) OBP: 0.307, SLG: 0.433 | | 0-0 F8 | | | 3-2 G5-3 | | 1-3 K | | 0-1 F5 | 4 0 0 0 0 1 2 | | | | | | | | | | | | | | | | | | | | |
| Nick Johnson, L (1, 10) OBP: 0.349, SLG: 0.431 | | | 0-3 K | | 4-2 BB | | 0-1 FC6-4 2 FC6-4 1B | | 2-2 F7 | 3 1 1 0 1 1 0 | | | | | | | | | | | | | | | | | | | | |
| Rondell White, R (1, 7) OBP: 0.315, SLG: 0.400 | | | 2-1 G6-3 | | 2-1 F9 | | 1-1 FC6-4 1B | | | 3 0 1 0 0 0 1 | | | | | | | | | | | | | | | | | | | | |
| Inning Stats | R: 0 E: 0 K: 2 S: 7 | H: 0 LOB: 0 BB: 0 P: 10 | R: 0 E: 0 K: 0 S: 5 | H: 0 LOB: 1 BB: 1 P: 11 | R: 0 E: 0 K: 2 S: 8 | H: 0 LOB: 0 BB: 0 P: 10 | R: 0 E: 0 K: 1 S: 18 | H: 1 LOB: 1 BB: 0 P: 27 | R: 0 E: 0 K: 1 S: 13 | H: 0 LOB: 1 BB: 1 P: 23 | R: 0 E: 0 K: 0 S: 5 | H: 0 LOB: 0 BB: 0 P: 8 | R: 0 E: 0 K: 1 S: 11 | H: 1 LOB: 1 BB: 0 P: 19 | R: 4 E: 0 K: 1 S: 14 | H: 4 LOB: 0 BB: 0 P: 17 | R: 0 E: 0 K: 1 S: 8 | H: 0 LOB: 0 BB: 0 P: 12 | 1B: 5 2B: 0 3B: 0 HR: 1 | SF: 0 SAC: 0 DP: 0 HBP: 0 | WP: 0 PB: 0 SB: 0 CS: 0 | PA: 35 | | | | | | | | |
| PITCHER | IP WLS BF H R ER SO BB IBB HBP BLK WP HR S P ERA WHIP | | | | | | | | | | | | | | | | | | | | | | | | | | | | | |
| Aaron Sele, R (1, 1) ERA: 4.61 | 7.0 | | 26 | 3 | 1 | 1 | 7 | 2 | 0 | 0 | 0 | 0 | 0 | 0 | 69 | 110 | 1.29 | 0.714 | | | | | | | | | | | | |
| Ben Weber, R (8, 1) ERA: 2.74 | 0.2 | | 3 | 1 | 0 | 0 | 0 | 0 | 0 | 0 | 0 | 0 | 0 | 5 | 6 | 0.00 | 1.500 | | | | | | | | | | | | | |
| Scott Schoeneweis, L (8, 1) ERA: 5.49 | 0.0 | | 1 | 1 | 0 | 0 | 0 | 0 | 0 | 0 | 0 | 0 | 0 | 1 | 2 | ∞ | ∞ | | | | | | | | | | | | | |
| Troy Percival, R (8, 1) ERA: 2.14 | 1.1 | W | 5 | 1 | 3 | 3 | 2 | 0 | 0 | 0 | 0 | 0 | 1 | 14 | 19 | 20.25 | 0.750 | | | | | | | | | | | | | |

New York Yankees @ Anaheim Angels
Edison International Field, Anaheim, CA

Sat Aug 03 2002, 10:05 PM EDT
Att. 43,619 - Sunny - 72 F

livebaseballscorecards.com

| | |
|-----|----|
| AB | 33 |
| R | 4 |
| H | 6 |
| RBI | 4 |
| BB | 2 |
| SO | 9 |
| LOB | 9 |



| Batter | 1 | 2 | 3 | 4 | 5 | 6 | 7 | 8 | 9 | AB | R | H | RBI | BB | SO | LOB |
|--|------|---|------|---|------|----|------|---|---|----|---|---|-----|----|----|-----|
| David Eckstein, R (1, 6) OBP: 0.359, SLG: 0.372 | | | G4-3 | | | | P3 | | | 4 | 0 | 1 | 0 | 0 | 1 | 3 |
| Darin Erstad, L (1, 8) OBP: 0.320, SLG: 0.387 | G1-3 | | G4-3 | | | CS | G3-1 | | | 4 | 1 | 1 | 0 | 0 | 0 | 3 |
| Tim Salmon, R (1, 9) OBP: 0.378, SLG: 0.517 | | | | | G6-3 | | | | | 4 | 2 | 3 | 2 | 0 | 0 | 0 |
| 16 Garret Anderson, L (1, 7) OBP: 0.322, SLG: 0.524 | K | | | | G4-3 | | G3 | | | 4 | 0 | 1 | 0 | 0 | 1 | 2 |
| Troy Glaus, R (1, 5) OBP: 0.351, SLG: 0.425 | | | K | | | | SF8 | | | 3 | 1 | 1 | 1 | 0 | 1 | 1 |
| Brad Fullmer, L (1, 10) OBP: 0.336, SLG: 0.514 | | | F7 | | | | G3 | | | 3 | 1 | 1 | 2 | 0 | 0 | 0 |
| Shawn Wooten, R (8, PH) OBP: 0.270, SLG: 0.303 | | | | | | | | | | 0 | 0 | 0 | 0 | 1 | 0 | 0 |
| Scott Spiezio, S (1, 3) OBP: 0.362, SLG: 0.415 | | | G4-3 | | | | L9 | | | 4 | 0 | 0 | 0 | 0 | 0 | 2 |
| Adam Kennedy, L (1, 4) OBP: 0.329, SLG: 0.416 | | | B1-3 | | | | | | | 3 | 0 | 2 | 0 | 0 | 0 | 0 |
| Benji Gil, R (8, PH) OBP: 0.289, SLG: 0.391 | | | | | | | | | | 0 | 0 | 0 | 0 | 0 | 0 | 0 |
| José Molina, R (1, 2) OBP: 0.452, SLG: 0.444 | | | | | | | | | | 2 | 0 | 1 | 0 | 1 | 0 | 1 |

| Inning Stats | | R: 0 | H: 1 | R: 0 | H: 0 | R: 0 | H: 1 | R: 2 | H: 2 | R: 0 | H: 2 | R: 2 | H: 2 | R: 0 | H: 1 | R: 1 | H: 2 | | |
|--------------|--|--------|------|------|------|--------|------|------|------|--------|------|------|------|--------|------|-------|------|--------|--|
| E: 0 | | LOB: 1 | | E: 0 | | LOB: 0 | | E: 0 | | LOB: 0 | | E: 0 | | LOB: 2 | | E: 0 | | LOB: 1 | |
| K: 2 | | BB: 0 | | K: 1 | | BB: 0 | | K: 0 | | BB: 0 | | K: 0 | | BB: 1 | | K: 0 | | BB: 1 | |
| S: 8 | | P: 17 | | S: 8 | | P: 13 | | S: 9 | | P: 12 | | S: 8 | | P: 12 | | S: 10 | | P: 19 | |

BOTTOM

New York Yankees @ Anaheim Angels
Edison International Field, Anaheim, CA


Sat Aug 03 2002, 10:05 PM EDT
Att. 43,619 - Sunny - 72 F

| | |
|-----|----|
| AB | 31 |
| R | 5 |
| H | 11 |
| RBI | 5 |
| BB | 2 |
| SO | 3 |
| LOB | 12 |

livebaseballscorecards.com

| | | | |
|-------|--------|-------|--------|
| 1B: 6 | SF: 1 | WP: 0 | PA: 36 |
| 2B: 4 | SAC: 0 | PB: 0 | |
| 3B: 0 | DP: 1 | SB: 2 | |
| HR: 2 | HBP: 0 | CS: 2 | |

| PITCHER | | IP | WLS | BF | H | R | ER | SO | BB | IBB | HBP | BLK | WP | HR | S | P | ERA | WHIP |
|--|--|-----|-----|----|---|---|----|----|----|-----|-----|-----|----|----|----|-------|-------|-------|
| Orlando Hernandez, R (1, 1) ERA: 3.45 | | 7.0 | | 29 | 9 | 4 | 4 | 3 | 1 | 0 | 0 | 0 | 0 | 1 | 57 | 94 | 5.14 | 1.429 |
| Ramiro Mendoza, R (8, 1) ERA: 3.68 | | 0.1 | L | 3 | 2 | 1 | 1 | 0 | 0 | 0 | 0 | 0 | 0 | 4 | 7 | 27.00 | 6.000 | |
| Mike Stanton, L (8, 1) ERA: 3.12 | | 0.2 | | 2 | 0 | 0 | 0 | 0 | 0 | 1 | 0 | 0 | 0 | 3 | 10 | 0.00 | 0.000 | |

| Batter | 1 | 2 | 3 | 4 | 5 | 6 | 7 | 8 | 9 | 10 | 11 | 12 | AB R H RBI BB SO LOB | TOP | | | | | | | | | | | | | | | | |
|--|-----------------------|----------------------------------|-----------------------|----------------------------------|-----------------------|----------------------------------|----------------------|----------------------------------|----------------------|----------------------------------|----------------------|----------------------------------|---|---|----------------------|---------------------------------|-----------------------|---|----------------------|----------------------------------|-----------------------|----------------------------------|-----------------------|----------------------------------|----------------------|----------------------------------|----------------------------------|------------------------------------|----------------------------------|--------|
| 2 Derek Jeter, R OBP: 0.381, SLG: 0.426 (1, 6) | F9 | 1B | | K | | K | | G6-3 | | G6-3 | | K | 7 1 1 1 0 3 4 | | | | | | | | | | | | | | | | | |
| Enrique Wilson, S OBP: 0.279, SLG: 0.354 Ramiro Mendoza, R (12, 1) | 2B | 1B | | P4 | | G4-3 | | | F8 | | G4-3 | 1B | 6 1 2 1 1 0 0 0 0 0 0 0 0 0 | | | | | | | | | | | | | | | | | |
| 25 Jason Giambi, L OBP: 0.434, SLG: 0.598 John Vander Wal, L OBP: 0.328, SLG: 0.423 Alfonso Soriano, R OBP: 0.337, SLG: 0.572 (12, 4) | G1-3 | P5 | | K | | F9 | | | S | 1B | 1B | 1B | 4 0 1 1 0 1 2 1 0 1 0 0 0 0 2 0 2 1 0 0 0 | | | | | | | | | | | | | | | | | |
| Bernie Williams, S OBP: 0.409, SLG: 0.488 (1, 8) | G1-3 | 1B | | | | K | | G6-3 | | F8 | | 1B | 6 0 1 1 1 1 4 | | | | | | | | | | | | | | | | | |
| Robin Ventura, L OBP: 0.369, SLG: 0.485 (1, 5) | L3 | G4-3 | | BB | BLK | 1B | | G3-1 | | FC5-4 | BB | F7 | 5 0 1 0 1 0 5 | | | | | | | | | | | | | | | | | |
| Raul Mondesi, R OBP: 0.309, SLG: 0.441 (1, 9) | | HR | | F8 | G4-3 | 1B | | G6-3 | | FC5-4 | 1-2f | L5 | 5 1 2 1 1 0 4 | | | | | | | | | | | | | | | | | |
| Nick Johnson, L OBP: 0.346, SLG: 0.424 (1, 3) | F9 | G4-3 | | BB | BB | BB | | G4-3 | | K | | G4-3 | 5 0 0 0 1 1 1 | AB 50 R 7 H 13 RBI 6 BB 7 SO 6 LOB 29 | | | | | | | | | | | | | | | | |
| Rondell White, R OBP: 0.315, SLG: 0.395 (1, 7) | E5 | 2B | | L4 | | L4 | | P4 | | 20 | FC4-6 | BB | 4 2 0 0 1 0 4 | | | | | | | | | | | | | | | | | |
| Chris Widger, R OBP: 0.344, SLG: 0.367 20 Jorge Posada, S OBP: 0.373, SLG: 0.497 (10, 2) | 1B | 2B | | G4-3 | | G4-3 | | 1B | | FC4-6 | 1-2f | BB | 4 1 2 0 0 0 4 1 1 0 0 1 0 1 |  | | | | | | | | | | | | | | | | |
| Inning Stats | R: 1 E: 0 K: 10 | H: 2 LOB: 1 BB: 0 P: 16 | R: 4 E: 1 K: 14 | H: 5 LOB: 2 BB: 0 P: 22 | R: 0 E: 0 K: 12 | H: 1 LOB: 1 BB: 0 P: 18 | R: 0 E: 0 K: 2 | H: 0 LOB: 0 BB: 0 P: 18 | R: 0 E: 0 K: 1 | H: 1 LOB: 3 BB: 2 P: 33 | R: 0 E: 0 K: 1 | H: 0 LOB: 0 BB: 0 P: 16 | R: 0 E: 0 K: 1 | H: 1 LOB: 1 BB: 0 P: 22 | R: 0 E: 0 K: 9 | H: 0 LOB: 0 BB: 0 P: 9 | R: 0 E: 0 K: 13 | H: 1 LOB: 1 BB: 0 P: 22 | R: 0 E: 0 K: 9 | H: 1 LOB: 2 BB: 1 P: 19 | R: 0 E: 0 K: 17 | H: 0 LOB: 0 BB: 0 P: 27 | R: 0 E: 0 K: 11 | H: 1 LOB: 2 BB: 1 P: 22 | R: 2 E: 0 K: 1 | H: 1 LOB: 2 BB: 3 P: 26 | 1B: 9 2B: 3 3B: 0 HR: 1 | SF: 0 SAC: 0 DP: 0 HBP: 1 | WP: 0 PB: 0 SB: 2 CS: 0 | PA: 58 |
| PITCHER | IP | WLS | BF | H | R | ER | SO | BB | IBB | HBP | BLK | WP | HR | S | P | ERA | WHIP | PITCHER | | | | | | | | | | | | |
| Ramon Ortiz, R ERA: 4.0 (1, 1) | 4.1 | | 25 | 9 | 5 | 3 | 3 | 2 | 0 | 0 | 1 | 0 | 1 | 61 | 96 | 6.23 | 2.538 | 62 Scot Shields, R ERA: 3.04 (11, 1) | | | | | | | | | | | | |
| Brendan Donnelly, R ERA: 2.14 (5, 1) | 1.2 | | 5 | 0 | 0 | 0 | 1 | 0 | 0 | 0 | 0 | 0 | 0 | 17 | 27 | 0.00 | 0.000 | | | | | | | | | | | | | |
| Ben Weber, R ERA: 2.63 (7, 1) | 2.0 | | 7 | 1 | 0 | 0 | 0 | 0 | 0 | 0 | 0 | 0 | 0 | 19 | 31 | 0.00 | 0.500 | | | | | | | | | | | | | |
| Troy Percival, R ERA: 2.08 (9, 1) | 1.0 | | 5 | 1 | 0 | 0 | 0 | 1 | 0 | 0 | 0 | 0 | 0 | 9 | 19 | 0.00 | 2.000 | | | | | | | | | | | | | |
| Al Levine, R ERA: 3.51 (10, 1) | 1.0 | | 4 | 0 | 0 | 0 | 1 | 0 | 0 | 1 | 0 | 0 | 0 | 17 | 27 | 0.00 | 0.000 | | | | | | | | | | | | | |

New York Yankees @ Anaheim Angels
Edison International Field, Anaheim, CA

Sun Aug 04 2002, 4:05 PM EDT
Att. 43,455 - Sunny - 84 F

livebaseballscorecards.com

| Batter | 1 | 2 | 3 | 4 | 5 | 6 | 7 | 8 | 9 | 10 | 11 | 12 | AB | R | H | RBI | BB | SO | LOB |
|--|-----------------------|---------------------------|-----------|-------------|-------------|------------------------|-------------|-------------|--------------------------------|-----------|--------------------|----------|----|---|---|-----|----|----|-----|
| David Eckstein, R OBP: 0.358, SLG: 0.372 (1, 6) | 0-1 BB HR 1B | 1-1 SH1-3 E 1B | | 0-1 G5-3 | | 2-2 G5-3 | | | 1-1 L1 | 3-2 F8 | | | 6 | 2 | 2 | 0 | 0 | 0 | 2 |
| Darin Erstad, L OBP: 0.319, SLG: 0.385 (1, 10) | 1-2 P5 | 0-0 SH1-3 | | 0-2 F7 | | | 0-1 G6-3 | | 3-1 BB S 1B | | 2-1 F8 | | 5 | 0 | 1 | 0 | 0 | 0 | 1 |
| Tim Salmon, R OBP: 0.379, SLG: 0.514 (1, 9) | 4-2 HR BB | 0-1 SF8 | | 1-0 F9 | | | 4-2 BB | | 4-2 FC5 BB 1-2 BB | | 3-1 G5-3 | | 2 | 1 | 0 | 1 | 3 | 0 | 0 |
| Shawn Wooten, R OBP: 0.268, SLG: 0.297 16 Garret Anderson, L (9, PH) OBP: 0.321, SLG: 0.523 Scott Spiezio, S OBP: 0.361, SLG: 0.413 (1, 3) | 2-0 F9 | 1-2 E9 1B | | 2-3 K | | | 0-2 F7 | | 0-3 K | | 2-2 F7 | | 4 | 0 | 1 | 1 | 0 | 1 | 3 |
| Troy Glaus, R OBP: 0.351, SLG: 0.430 (1, 5) | 0-0 HR | 0-0 L7 | | 1-1 G5-3 | | | 1-0 F7 | | 4-2 FC5 BB 1-2 2-3 | | | 2-3 K | 5 | 1 | 1 | 3 | 1 | 1 | 2 |
| Alex Ochoa, R OBP: 0.354, SLG: 0.378 Brad Fulmer, L (12, PH) OBP: 0.335, SLG: 0.512 (1, 7) | 2-0 S 2B | | 2-3 K | | 0-0 G6-3 | | | 2-1 G5-3 | 2-2 FC5 | | 1-2 2-3f F8 | | 5 | 0 | 1 | 0 | 0 | 1 | 3 |
| Benji Gil, R OBP: 0.293, SLG: 0.386 Adam Kennedy, L (6, PH) OBP: 0.331, SLG: 0.417 (7, 4) | 4-2 BB | | 1-0 F3 | | | 2-2 G3-1 S 1B | | 1-0 F8 | | | 1-2 SH3-4 1B | | 1 | 0 | 0 | 0 | 1 | 0 | 0 |
| Bengie Molina, R OBP: 0.289, SLG: 0.330 (1, 2) | 2-2 F8 | | 0-0 1B | | | 1-0 F8 | | 1-1 1B | | | 1-0 SH3-4 | | 4 | 0 | 2 | 0 | 0 | 0 | 3 |
| Orlando Palmeiro, L OBP: 0.343, SLG: 0.344 (1, 8) | | 0-1 SH1-3 SF8 1B | | 2-2 L8 | | 1-2 G3-1 | | 3-2 F8 | | | 2-1 F7 | | 5 | 1 | 1 | 0 | 0 | 0 | 4 |

| Inning Stats | R: 3 | H: 3 | E: 0 | K: 0 | S: 15 | P: 30 | R: 2 | H: 3 | E: 1 | K: 0 | S: 12 | P: 14 | R: 0 | H: 1 | E: 0 | K: 1 | S: 10 | R: 0 | H: 0 | E: 0 | K: 0 | S: 6 | R: 0 | H: 0 | E: 0 | K: 1 | S: 6 | R: 0 | H: 1 | E: 0 | K: 0 | S: 11 | R: 0 | H: 0 | E: 0 | K: 0 | S: 8 | R: 0 | H: 1 | E: 0 | K: 0 | S: 9 | R: 0 | H: 1 | E: 0 | K: 1 | S: 15 | R: 0 | H: 1 | E: 0 | K: 0 | S: 10 | R: 0 | H: 0 | E: 0 | K: 2 | S: 7 | R: 0 | H: 0 | E: 0 | K: 2 | S: 11 | 1B: 9 | 2B: 1 | 3B: 0 | HR: 1 | SF: 1 | SAC: 2 | DP: 0 | HBP: 0 | WP: 0 | PA: 52 |
|--------------|------|------|------|------|-------|-------|------|------|------|------|-------|-------|------|------|------|------|-------|------|------|------|------|------|------|------|------|------|------|------|------|------|------|-------|------|------|------|------|------|------|------|------|------|------|------|------|------|------|-------|------|------|------|------|-------|------|------|------|------|------|------|------|------|------|-------|-------|-------|-------|-------|-------|--------|-------|--------|-------|--------|
|--------------|------|------|------|------|-------|-------|------|------|------|------|-------|-------|------|------|------|------|-------|------|------|------|------|------|------|------|------|------|------|------|------|------|------|-------|------|------|------|------|------|------|------|------|------|------|------|------|------|------|-------|------|------|------|------|-------|------|------|------|------|------|------|------|------|------|-------|-------|-------|-------|-------|-------|--------|-------|--------|-------|--------|

| PITCHER | IP | WLS | BF | H | R | ER | SO | BB | IBB | HBP | BLK | WP | HR | S | P | ERA | WHIP |
|------------------------------|--------|-----|------|---|---|----|----|----|-----|-----|-----|----|----|----|----|-------|-------|
| David Wells, L ERA: 3.92 | (1, 1) | 2.0 | 14 | 6 | 5 | 5 | 0 | 2 | 0 | 0 | 0 | 0 | 1 | 27 | 44 | 22.50 | 4.000 |
| Mike Thurman, R ERA: 6.65 | (3, 1) | 4.0 | 14 | 2 | 0 | 0 | 2 | 0 | 0 | 0 | 0 | 0 | 0 | 33 | 48 | 0.00 | 0.500 |
| Jeff Weaver, R ERA: 3.94 | (7, 1) | 2.0 | 8 | 1 | 0 | 0 | 0 | 1 | 0 | 0 | 0 | 0 | 0 | 17 | 29 | 0.00 | 1.000 |
| Steve Karsay, R ERA: 3.61 | (9, 1) | 0.1 | 3 | 1 | 0 | 0 | 0 | 1 | 0 | 0 | 0 | 0 | 0 | 6 | 14 | 0.00 | 6.000 |
| Mike Stanton, L ERA: 2.98 | (9, 1) | 2.2 | W 10 | 1 | 0 | 0 | 1 | 1 | 0 | 0 | 0 | 0 | 0 | 26 | 46 | 0.00 | 0.750 |


BOTTOM

New York Yankees @ Anaheim Angels
Edison International Field, Anaheim, CA

Sun Aug 04 2002, 4:05 PM EDT
Att: 43,455 - Sunny - 84 F

livebaseballscorecards.com

| | |
|-----|----|
| AB | 44 |
| R | 5 |
| H | 11 |
| RBI | 5 |
| BB | 5 |
| SO | 5 |
| LOB | 20 |



| Batter | 1 | 2 | 3 | 4 | 5 | 6 | 7 | 8 | 9 | AB R H RBI BB SO LOB | TOP |
|--------|---|---|---|---|---|---|---|---|---|----------------------|-----|
|--------|---|---|---|---|---|---|---|---|---|----------------------|-----|

| | | | | | | | | | | | |
|--|--|--|--|--|--|--|--|--|--|---------------|--|
| Chuck Knoblauch, R (1, 7) OBP: 0.277, SLG: 0.274 | | | | | | | | | | 5 1 2 0 0 0 1 | |
| Aaron Guiel, L (1, 9) OBP: 0.297, SLG: 0.324 | | | | | | | | | | 5 0 1 0 0 0 2 | |
| Carlos Beltrán, S (1, 8) OBP: 0.340, SLG: 0.501 | | | | | | | | | | 5 2 3 1 0 1 1 | |
| Raul Ibanez, L (1, 3) OBP: 0.328, SLG: 0.537 | | | | | | | | | | 5 2 4 2 0 0 1 | |
| Joe Randa, R (1, 5) OBP: 0.344, SLG: 0.440 | | | | | | | | | | 5 0 1 0 0 0 5 | |
| Michael Tucker, L (1, 10) OBP: 0.338, SLG: 0.415 | | | | | | | | | | 4 1 3 2 0 0 0 | |
| Neifi Perez, S (1, 6) OBP: 0.258, SLG: 0.303 | | | | | | | | | | 4 0 2 1 0 0 1 | |
| Brent Mayne, L (1, 2) OBP: 0.328, SLG: 0.317 | | | | | | | | | | 4 0 1 0 0 2 3 | |
| Carlos Febles, R (1, 4) OBP: 0.321, SLG: 0.330 | | | | | | | | | | 4 0 0 0 0 2 2 | |

| Inning Stats | R: 0 | H: 0 | E: 0 | K: 1 | S: 13 | P: 20 | R: 1 | H: 2 | E: 0 | K: 1 | S: 14 | P: 20 | R: 3 | H: 5 | E: 0 | K: 1 | S: 26 | P: 38 | R: 0 | H: 1 | E: 0 | K: 0 | S: 7 | P: 10 | R: 1 | H: 3 | E: 0 | K: 0 | S: 7 | P: 10 | R: 0 | H: 1 | E: 0 | K: 0 | S: 8 | P: 13 | R: 0 | H: 2 | E: 0 | K: 0 | S: 14 | P: 20 | R: 1 | H: 2 | E: 0 | K: 2 | S: 12 | P: 16 | R: 0 | H: 1 | E: 0 | K: 0 | S: 9 | P: 14 | 1B: 13 | SF: 0 | 2B: 3 | SAC: 0 | 3B: 1 | DP: 0 | HR: 0 | HBP: 0 | WP: 0 | PA: 42 |
|--------------|------|------|------|------|-------|-------|------|------|------|------|-------|-------|------|------|------|------|-------|-------|------|------|------|------|------|-------|------|------|------|------|------|-------|------|------|------|------|------|-------|------|------|------|------|-------|-------|------|------|------|------|-------|-------|------|------|------|------|------|-------|--------|-------|-------|--------|-------|-------|-------|--------|-------|--------|
|--------------|------|------|------|------|-------|-------|------|------|------|------|-------|-------|------|------|------|------|-------|-------|------|------|------|------|------|-------|------|------|------|------|------|-------|------|------|------|------|------|-------|------|------|------|------|-------|-------|------|------|------|------|-------|-------|------|------|------|------|------|-------|--------|-------|-------|--------|-------|-------|-------|--------|-------|--------|

| PITCHER | IP | WLS | BF | H | R | ER | SO | BB | IBB | HBP | BLK | WP | HR | S | P | ERA | WHIP |
|--|-----|-----|----|----|---|----|----|----|-----|-----|-----|----|----|----|-----|------|-------|
| 35 Mike Mussina, R (1, 1) ERA: 4.9 | 7.0 | L | 32 | 14 | 5 | 5 | 3 | 0 | 0 | 0 | 0 | 0 | 0 | 89 | 131 | 6.43 | 2.000 |
| Sterling Hitchcock, L (8, 1) ERA: 6.75 | 2.0 | | 9 | 3 | 1 | 1 | 2 | 0 | 0 | 0 | 0 | 0 | 0 | 21 | 30 | 4.50 | 1.500 |

Kansas City Royals @ New York Yankees
 Yankee Stadium, Bronx, NY
 Tue Aug 06 2002, 7:05 PM EDT
 Att. 48,275 - Cloudy - 76 F

| | |
|-----|----|
| AB | 41 |
| R | 6 |
| H | 17 |
| RBI | 6 |
| BB | 0 |
| SO | 5 |
| LOB | 16 |



| Batter | 1 | 2 | 3 | 4 | 5 | 6 | 7 | 8 | 9 | AB R H RBI BB SO LOB |
|--|--------------|--------------|---------------|--------------|-----------------|--------------|----------|-------------------|----------|----------------------|
| Alfonso Soriano, R OBP: 0.336, SLG: 0.567 (1, 4) | 1-2 P6 | | 1-1 BB HBP | | 2-2 G5-3 | | 2-3 K | | 2-3 K | 4 0 0 0 0 2 0 |
| 2 Derek Jeter, R OBP: 0.380, SLG: 0.423 (1, 6) | 1-3 K | | 1-1 L5 | | 4-2 FC6 BB | | 1-2 G4-3 | | | 3 0 0 0 1 1 1 |
| 25 Jason Giambi, L OBP: 0.433, SLG: 0.594 (1, 10) | 4-0 WP BB | | 0-1 F8 | | 0-1 P5 | | 3-2 F8 | | | 3 0 0 0 1 0 2 |
| Bernie Williams, S OBP: 0.408, SLG: 0.485 (1, 8) | 3-3 K | | 4-0 BB | | 0-1 FC6 1-2f | | | 1-2 G1-3 | | 3 0 0 0 1 1 2 |
| Robin Ventura, L OBP: 0.370, SLG: 0.482 (1, 5) | | 4-2 1B BB | 0-1 G5-3 | | | 0-0 F9 | | 4-0 FC6-4 BB | | 2 0 0 0 2 0 2 |
| 20 Jorge Posada, S OBP: 0.371, SLG: 0.494 (1, 2) | | 2-1 F7 | | 3-3 K | | 0-0 HR 1B | | 2-3 K | | 4 1 1 0 0 2 2 |
| Raul Mondesi, R OBP: 0.311, SLG: 0.449 (1, 9) | | 2-2 P6 | | 0-0 G3 1B | | 2-2 HR 1H | | 3-1 FC6-4 1-2f | | 4 1 2 2 0 0 2 |
| Nick Johnson, L OBP: 0.345, SLG: 0.422 (1, 3) | | 3-2 G3 1B | | 3-1 G3 | | 2-2 G3 | | | 0-1 G3-1 | 4 0 1 0 0 0 1 |
| Rondell White, R OBP: 0.312, SLG: 0.391 (1, 7) | | 0-0 F7 | | 2-0 G6-3 | | 0-1 L5 | | | 2-3 K | 4 0 0 0 0 1 3 |

| Inning Stats | R: 0 E: 0 K: 2 S: 9 | H: 0 LOB: 1 BB: 1 P: 18 | R: 0 E: 0 K: 0 S: 13 | H: 1 LOB: 2 BB: 1 P: 24 | R: 0 E: 0 K: 0 S: 7 | H: 0 LOB: 2 BB: 1 P: 13 | R: 0 E: 0 K: 1 S: 7 | H: 1 LOB: 1 BB: 0 P: 15 | R: 0 E: 0 K: 0 S: 12 | H: 0 LOB: 1 BB: 1 P: 18 | R: 2 E: 0 K: 0 S: 10 | H: 2 LOB: 0 BB: 0 P: 14 | R: 0 E: 0 K: 1 S: 10 | H: 0 LOB: 0 BB: 0 P: 16 | R: 0 E: 0 K: 1 S: 9 | H: 0 LOB: 1 BB: 1 P: 19 | R: 0 E: 0 K: 2 S: 10 | H: 0 LOB: 0 BB: 0 P: 14 | 1B: 3 2B: 0 3B: 0 HR: 1 | SF: 0 SAC: 0 DP: 0 HBP: 1 |
|--------------|------------------------------|----------------------------------|-------------------------------|----------------------------------|------------------------------|----------------------------------|------------------------------|----------------------------------|-------------------------------|----------------------------------|-------------------------------|----------------------------------|-------------------------------|----------------------------------|------------------------------|----------------------------------|-------------------------------|----------------------------------|----------------------------------|------------------------------------|
|--------------|------------------------------|----------------------------------|-------------------------------|----------------------------------|------------------------------|----------------------------------|------------------------------|----------------------------------|-------------------------------|----------------------------------|-------------------------------|----------------------------------|-------------------------------|----------------------------------|------------------------------|----------------------------------|-------------------------------|----------------------------------|----------------------------------|------------------------------------|

BOTTOM

Kansas City Royals @ New York Yankees
Yankee Stadium, Bronx, NY

Tue Aug 06 2002, 7:05 PM EDT
Att: 48,275 - Cloudy - 76 F

livebaseballscorecards.com

| | |
|-----|----|
| AB | 31 |
| R | 2 |
| H | 4 |
| RBI | 2 |
| BB | 5 |
| SO | 7 |
| LOB | 15 |



| PITCHER | IP | WLS | BF | H | R | ER | SO | BB | IBB | HBP | BLK | WP | HR | S | P | ERA | WHIP |
|---|-----|-----|----|---|---|----|----|----|-----|-----|-----|----|----|----|-----|------|-------|
| Runelvys Hernandez, R ERA: 3.65 (1, 1) | 6.0 | W | 27 | 4 | 2 | 2 | 3 | 4 | 0 | 1 | 0 | 1 | 1 | 58 | 102 | 3.00 | 1.333 |
| Ryan Bukvich, R ERA: 5.73 (7, 1) | 1.0 | H | 3 | 0 | 0 | 0 | 1 | 0 | 0 | 0 | 0 | 0 | 0 | 10 | 16 | 0.00 | 0.000 |
| Jeremy Affeldt, L ERA: 4.17 (8, 1) | 1.0 | | 4 | 0 | 0 | 0 | 1 | 1 | 0 | 0 | 0 | 0 | 0 | 9 | 19 | 0.00 | 1.000 |
| Jason Grimsley, R ERA: 3.8 (9, 1) | 1.0 | | 3 | 0 | 0 | 0 | 2 | 0 | 0 | 0 | 0 | 0 | 0 | 10 | 14 | 0.00 | 0.000 |

| Batter | 1 | 2 | 3 | 4 | 5 | 6 | 7 | 8 | 9 | AB R H RBI BB SO LOB | TOP |
|--|---|---|---|--|--|---|---|--|--|--|--|
| Chuck Knoblauch, R (1, 7) OBP: 0.276, SLG: 0.273 | 2-2 F8 | | | 1-0 F9 | | 1-1 E9 2B 1B | | 1-2 G6-3 | | 4 1 1 0 0 0 0 | Kansas City Royals @ New York Yankees Yankee Stadium, Bronx, NY Wed Aug 07 2002, 7:05 PM EDT Att. 40,184 - Cloudy - 78 F |
| Aaron Guiel, L (1, 9) OBP: 0.302, SLG: 0.336 | 3-2 FC2-6 1B | | | 2-2 G3-1 | | 0-1 G3-1 1H 2B | | 2-0 F7 | | 4 0 2 1 0 0 0 | |
| Carlos Beltrán, S (1, 8) OBP: 0.339, SLG: 0.501 | 1-1 FC2-6 1-2f PO | | | 0-1 2B | | 0-0 G3-1 2-3 | | 3-1 G3 | | 4 0 1 0 0 0 2 | |
| Raul Ibanez, L (1, 3) OBP: 0.325, SLG: 0.530 | 0-1 PO 1-2 | 1-1 L3 | | 2-3 K | | 0-0 G4-3 | | 1-2 G3 | | 4 0 0 0 0 1 2 | |
| Joe Randa, R (1, 5) OBP: 0.340, SLG: 0.435 | | 0-1 L9 | | 2-1 G3 | | 0-3 K | | 1-1 G4-3 | | 4 0 0 0 0 1 0 | |
| Michael Tucker, L (1, 10) OBP: 0.334, SLG: 0.410 | | 0-3 K | | 2-3 K | | 2-3 K | | 1-3 K | | 4 0 0 0 0 4 0 | |
| Neifi Perez, S (1, 6) OBP: 0.256, SLG: 0.303 | | | 2-2 G3-1 | | 0-3 K | | 1-2 BB 1B | | | 3 0 1 0 0 1 0 | |
| Brent Mayne, L (1, 2) OBP: 0.328, SLG: 0.314 | | | 1-3 K | | 1-2 F7 | | 4-2 BB | | | 2 0 0 0 1 1 0 | |
| Carlos Febles, R (1, 4) OBP: 0.322, SLG: 0.331 Luis Alicea, S (7, PH) OBP: 0.320, SLG: 0.294 (7, 4) | | | 2-0 G4-3 | | 0-1 E5 E 1B | | 2-3 K | | | 2 1 1 0 0 0 0 1 0 0 0 0 1 2 | |
| Inning Stats | R: 0 H: 1 E: 0 LOB: 0 K: 0 BB: 0 S: 10 P: 16 | R: 0 H: 0 E: 0 LOB: 0 K: 1 BB: 0 S: 7 P: 8 | R: 0 H: 0 E: 0 LOB: 0 K: 1 BB: 0 S: 10 P: 15 | R: 0 H: 1 E: 0 LOB: 1 K: 1 BB: 0 S: 9 P: 14 | R: 0 H: 0 E: 0 LOB: 0 K: 2 BB: 0 S: 8 P: 12 | R: 2 H: 3 E: 2 LOB: 1 K: 0 BB: 0 S: 12 P: 14 | R: 0 H: 1 E: 0 LOB: 2 K: 3 BB: 1 S: 17 P: 26 | R: 0 H: 0 E: 0 LOB: 0 K: 0 BB: 0 S: 6 P: 12 | R: 0 H: 0 E: 0 LOB: 0 K: 1 BB: 0 S: 8 P: 11 | 1B: 4 SF: 0 2B: 2 SAC: 0 3B: 0 DP: 0 HR: 0 HBP: 0 | WP: 0 PA: 34 PB: 0 SB: 0 CS: 0 |
| PITCHER | IP WLS BF H R ER SO BB IBB HBP BLK WP HR S P ERA WHIP | | | | | | | | | | |
| Roger Clemens, R (1, 1) ERA: 3.94 | 7.0 W 27 6 2 2 8 1 0 0 0 0 0 0 73 105 2.57 1.000 | | | | | | | | | | |
| Steve Karsay, R (8, 1) ERA: 3.5 | 2.0 6 0 0 0 1 0 0 0 0 0 0 0 14 23 0.00 0.000 | | | | | | | | | | |

| | |
|------------|----|
| AB | 32 |
| R | 2 |
| H | 6 |
| RBI | 1 |
| BB | 1 |
| SO | 9 |
| LOB | 6 |



| Batter | 1 | 2 | 3 | 4 | 5 | 6 | 7 | 8 | 9 |
|--|-----------|-------------|-----------|---------------|-------------|-----------|-------------|-------------|---|
| Alfonso Soriano, R (1, 4) OBP: 0.335, SLG: 0.565 | 2-2 2B | 2-3 K | | | 1-3 K | | 0-0 G5-3 | 3-1 G4-3 | |
| 2 Derek Jeter, R (1, 6) OBP: 0.381, SLG: 0.429 | 3-2 P6 | | 2-3 K | | 3-2 HR | | 4-2 BB | | |
| 25 Jason Giambi, L (1, 10) OBP: 0.433, SLG: 0.595 | 1-2 2B | | 0-0 G3 | | 3-2 G4-3 | | 4-1 BB | | |
| Bernie Williams, S (1, 8) OBP: 0.407, SLG: 0.483 | 2-0 F8 | | 3-1 1B | | 2-1 G4-3 | | 1-3 K | | |
| Robin Ventura, L (1, 5) OBP: 0.372, SLG: 0.479 | 4-2 BB | | 2-3 K | | | 2-2 L9 | 4-1 BB | | |
| 20 Jorge Posada, S (1, 2) OBP: 0.375, SLG: 0.504 | 0-0 HR | | | 0-0 1B | | 1-1 F9 | 4-2 BB | | |
| Raul Mondesi, R (1, 9) OBP: 0.311, SLG: 0.447 | 1-3 K | | | 1-1 F9 | | 0-0 1B | 0-3 K | | |
| John Vander Wal, L (1, 7) Shane Spencer, R (9, 7) OBP: 0.332, SLG: 0.425 OBP: 0.324, SLG: 0.381 | | 1-2 G4-3 | | 1-1 1B | | 0-0 1B | | 0-2 P4 | |
| Nick Johnson, L (1, 3) Ron Coomer, R (4, 3) OBP: 0.344, SLG: 0.421 OBP: 0.347, SLG: 0.483 | | 1-3 K | | 1-1 G4-6-3 | | 1-3 K | | 0-0 F8 | |

| Inning Stats | R: 4 | H: 3 | E: 0 | K: 1 | S: 23 | LOB: 0 | BB: 1 | P: 36 | R: 0 | H: 0 | E: 0 | K: 2 | S: 9 | LOB: 0 | BB: 0 | P: 13 | R: 0 | H: 1 | E: 0 | K: 2 | S: 9 | LOB: 1 | BB: 0 | P: 16 | R: 0 | H: 2 | E: 0 | K: 0 | S: 7 | LOB: 1 | BB: 0 | P: 10 | R: 1 | H: 1 | E: 0 | K: 1 | S: 12 | LOB: 0 | BB: 0 | P: 21 | R: 0 | H: 2 | E: 0 | K: 1 | S: 10 | LOB: 2 | BB: 0 | P: 14 | R: 1 | H: 0 | E: 0 | K: 2 | S: 16 | LOB: 3 | BB: 4 | P: 33 | R: 0 | H: 0 | E: 0 | K: 0 | S: 6 | LOB: 0 | BB: 0 | P: 9 |
|--------------|------|------|------|------|-------|--------|-------|-------|------|------|------|------|------|--------|-------|-------|------|------|------|------|------|--------|-------|-------|------|------|------|------|------|--------|-------|-------|------|------|------|------|-------|--------|-------|-------|------|------|------|------|-------|--------|-------|-------|------|------|------|------|-------|--------|-------|-------|------|------|------|------|------|--------|-------|------|
|--------------|------|------|------|------|-------|--------|-------|-------|------|------|------|------|------|--------|-------|-------|------|------|------|------|------|--------|-------|-------|------|------|------|------|------|--------|-------|-------|------|------|------|------|-------|--------|-------|-------|------|------|------|------|-------|--------|-------|-------|------|------|------|------|-------|--------|-------|-------|------|------|------|------|------|--------|-------|------|

| PITCHER | IP | WLS | BF | H | R | ER | SO | BB | IBB | HBP | BLK | WP | HR | S | P | ERA | WHIP |
|------------------------------------|-----|-----|----|---|---|----|----|----|-----|-----|-----|----|----|----|-----|------|-------|
| Jeff Suppan, R (1, 1) ERA: 5.11 | 6.1 | L | 29 | 9 | 6 | 6 | 7 | 2 | 0 | 0 | 0 | 0 | 2 | 74 | 118 | 8.53 | 1.737 |
| Scott Mullen, L (7, 1) ERA: 3.0 | 0.1 | | 4 | 0 | 0 | 0 | 1 | 3 | 0 | 0 | 0 | 0 | 0 | 9 | 22 | 0.00 | 9.000 |
| Blake Stein, R (7, 1) ERA: 9.0 | 1.1 | | 4 | 0 | 0 | 0 | 1 | 0 | 0 | 0 | 0 | 0 | 0 | 9 | 12 | 0.00 | 0.000 |

BOTTOM

Kansas City Royals @ New York Yankees
 Yankee Stadium, Bronx, NY

Wed Aug 07 2002, 7:05 PM EDT
 Att: 40,184 - Cloudy - 78 F

| AB | R | H | RBI | BB | SO | LOB |
|----|---|---|-----|----|----|-----|
| 5 | 1 | 1 | 0 | 0 | 2 | 0 |
| 3 | 2 | 1 | 1 | 1 | 1 | 1 |
| 3 | 1 | 1 | 1 | 1 | 0 | 0 |
| 4 | 0 | 1 | 0 | 0 | 1 | 3 |
| 2 | 1 | 0 | 0 | 2 | 1 | 1 |
| 3 | 1 | 2 | 4 | 1 | 0 | 0 |
| 4 | 0 | 1 | 0 | 0 | 2 | 4 |
| 4 | 0 | 2 | 0 | 0 | 0 | 0 |
| 0 | 0 | 0 | 0 | 0 | 0 | 0 |
| 1 | 0 | 0 | 0 | 0 | 1 | 0 |
| 3 | 0 | 0 | 0 | 0 | 1 | 4 |

| AB | 32 |
|-----|----|
| R | 6 |
| H | 9 |
| RBI | 6 |
| BB | 5 |
| SO | 9 |
| LOB | 13 |

WP: 0 PA: 37
 PB: 0
 SB: 1
 CS: 0



| Batter | 1 | 2 | 3 | 4 | 5 | 6 | 7 | 8 | 9 | AB R H RBI BB SO LOB | TOP | | | | | | | | | |
|--|---|----------------------------------|------------------------------|----------------------------------|-------------------------------|----------------------------------|------------------------------|---------------------------------|-------------------------------|----------------------------------|---|----------------------------------|-------------------------------|----------------------------------|------------------------------|---------------------------------|----------------------------------|------------------------------------|----------------------------------|--------|
| Chuck Knoblauch, R (1, 7) OBP: 0.280, SLG: 0.278 | 2-2 L6 | | 0-1 E S 1B | | | 2-1 G1-3 1B | | 1-2 F7 | | 4 0 2 0 0 0 0 | Kansas City Royals @ New York Yankees Yankee Stadium, Bronx, NY Thu Aug 08 2002, 1:05 PM EDT Att. 55,142 - Sunny - 78 F livebaseballscorecards.com | | | | | | | | | |
| Luis Alicea, S (1, 5) OBP: 0.315, SLG: 0.288 | 0-1 G4-3 | | 1-2 F7 | | | 3-2 G1-3 | | 0-0 P4 | | 4 0 0 0 0 0 2 | | | | | | | | | | |
| Carlos Beltrán, S (1, 8) OBP: 0.341, SLG: 0.503 | 1-3 K2-3 | | | | 0-0 G4-3 1B | 1-2 E5 G4-6-3 | | 1-2 1B 2B | | 4 1 2 0 0 1 1 | | | | | | | | | | |
| Raul Ibanez, L (1, 3) OBP: 0.327, SLG: 0.533 | | 2-1 G3 1B 2B | | 3-2 G4-3 | | 2-2 G4-6-3 | | 2-1 1B | | 4 1 2 1 0 0 3 | | | | | | | | | | |
| Joe Randa, R (1, 10) OBP: 0.342, SLG: 0.436 | | 1-1 G3 | | 0-1 1B | | | 1-0 2B 1B | 2-3 K | | 4 1 2 0 0 1 2 | | | | | | | | | | |
| Aaron Guiel, L (1, 9) OBP: 0.301, SLG: 0.333 | | 3-1 G5-4-3 1B | | 1-1 F7 | | | 1-0 F9 | 0-0 F7 | | 4 0 1 1 0 0 2 | | | | | | | | | | |
| Neifi Perez, S (1, 6) OBP: 0.256, SLG: 0.300 | | 0-0 G5-4-3 | | | | | 0-1 F7 | 1-0 L8 | | 4 0 0 0 0 0 2 | | | | | | | | | | |
| A.J. Hinch, R (1, 2) OBP: 0.303, SLG: 0.389 Brent Mayne, L (9, PH) OBP: 0.326, SLG: 0.313 | | | 2-1 G6-3 | | 0-0 G3-1 | | 3-2 1-H 2B | 1-2 G1-3 | | 3 0 1 1 0 0 0 1 0 0 0 0 0 0 | | | | | | | | | | |
| Carlos Febles, R (1, 4) OBP: 0.319, SLG: 0.328 | | | 2-2 G5-3 | | 1-1 F8 | | 1-2 P4 | | | 3 0 0 0 0 0 1 | | | | | | | | | | |
| Inning Stats | R: 0 E: 0 K: 1 S: 11 | H: 0 LOB: 0 BB: 0 P: 14 | R: 1 E: 0 K: 0 S: 7 | H: 2 LOB: 0 BB: 0 P: 13 | R: 0 E: 0 K: 0 S: 13 | H: 1 LOB: 1 BB: 0 P: 18 | R: 0 E: 0 K: 0 S: 4 | H: 0 LOB: 0 BB: 0 P: 7 | R: 0 E: 1 K: 0 S: 11 | H: 1 LOB: 1 BB: 0 P: 19 | R: 1 E: 0 K: 0 S: 11 | H: 2 LOB: 1 BB: 0 P: 17 | R: 1 E: 0 K: 1 S: 12 | H: 2 LOB: 1 BB: 0 P: 18 | R: 0 E: 0 K: 0 S: 5 | H: 0 LOB: 0 BB: 0 P: 7 | 1B: 7 2B: 3 3B: 0 HR: 0 | SF: 0 SAC: 0 DP: 2 HBP: 0 | WP: 0 PB: 0 SB: 1 CS: 0 | PA: 35 |
| PITCHER | IP WLS BF H R ER SO BB IBB HBP BLK WP HR S P ERA WHIP | | | | | | | | | | | | | | | | | | | |
| Andy Pettitte, L (1, 1) ERA: 3.17 | 7.2 W 31 10 3 3 1 0 0 0 0 0 0 0 74 113 3.52 1.304 | | | | | | | | | | | | | | | | | | | |
| Steve Karsay, R (8, 1) ERA: 3.48 | 0.1 H 1 0 0 0 1 0 0 0 0 0 0 0 3 5 0.00 0.000 | | | | | | | | | | | | | | | | | | | |
| 42 Mariano Rivera, R (9, 1) ERA: 2.97 | 1.0 S 3 0 0 0 0 0 0 0 0 0 0 0 5 7 0.00 0.000 | | | | | | | | | | | | | | | | | | | |

Kansas City Royals @ New York Yankees
 Yankee Stadium, Bronx, NY
 Thu Aug 08 2002, 1:05 PM EDT
 Att. 55,142 - Sunny - 78 F

| | |
|-----|----|
| AB | 35 |
| R | 3 |
| H | 10 |
| RBI | 3 |
| BB | 0 |
| SO | 2 |
| LOB | 13 |



| Batter | 1 | 2 | 3 | 4 | 5 | 6 | 7 | 8 | 9 |
|---|-----------|-----------------|-----------------|-----------|-------------------------|--------------------|-------------|-------------|---|
| Alfonso Soriano, R (1, 4) OBP: 0.334, SLG: 0.569 | 1-3 K | | 2-3 K | | 0-0 HR | | 3-3 K | | |
| 2 Derek Jeter, R (1, 6) OBP: 0.380, SLG: 0.426 | 2-2 P4 | | 4-0 CS BB | | 1-3 K | | 3-2 G4-3 | | |
| 25 Jason Giambi, L (1, 10) OBP: 0.430, SLG: 0.589 | 1-2 L9 | | 0-1 F8 | | 1-1 F8 | | 1-3 K | | |
| Bernie Williams, S (1, 8) OBP: 0.406, SLG: 0.481 | | 1-0 F8 | 3-2 CS | 1-1 P4 | | 2-2 BB 1B | | 2-2 G5-3 | |
| Robin Ventura, L (1, 5) OBP: 0.373, SLG: 0.488 | | 1-0 HR | | 1-3 K | | 0-0 BB 1B | | 1-1 F8 | |
| 20 Jorge Posada, S (1, 2) OBP: 0.374, SLG: 0.504 | | 1-1 HR 2B | | 2-3 K | | 3-0 F5 | | 2-1 G3 | |
| Raul Mondesi, R (1, 9) OBP: 0.315, SLG: 0.457 | | 2-2 HR | | | 0-1 G4-3 HR 1B | 4-1 FC6-4 BB | | | |
| Rondell White, R (1, 7) OBP: 0.309, SLG: 0.387 | | 0-2 L6 | | | 1-2 G4-3 | 2-3 K | | | |
| Ron Coomer, R (1, 3) OBP: 0.337, SLG: 0.467 | | 0-0 G5-3 | | | 1-1 E5 HR | 1-2 FC6-4 | | | |

| Inning Stats | R: 0 E: 0 K: 1 S: 12 | H: 0 LOB: 0 BB: 0 P: 16 | R: 3 E: 0 K: 0 S: 13 | H: 3 LOB: 0 BB: 0 P: 18 | R: 0 E: 0 K: 1 S: 7 | H: 0 LOB: 0 BB: 1 P: 16 | R: 0 E: 0 K: 2 S: 8 | H: 0 LOB: 0 BB: 0 P: 12 | R: 3 E: 1 K: 1 S: 14 | H: 2 LOB: 0 BB: 0 P: 18 | R: 0 E: 0 K: 1 S: 12 | H: 2 LOB: 3 BB: 1 P: 24 | R: 0 E: 0 K: 2 S: 11 | H: 0 LOB: 0 BB: 0 P: 18 | R: 0 E: 0 K: 0 S: 8 | H: 0 LOB: 0 BB: 0 P: 13 |
|--------------|-------------------------------|----------------------------------|-------------------------------|----------------------------------|------------------------------|----------------------------------|------------------------------|----------------------------------|-------------------------------|----------------------------------|-------------------------------|----------------------------------|-------------------------------|----------------------------------|------------------------------|----------------------------------|
|--------------|-------------------------------|----------------------------------|-------------------------------|----------------------------------|------------------------------|----------------------------------|------------------------------|----------------------------------|-------------------------------|----------------------------------|-------------------------------|----------------------------------|-------------------------------|----------------------------------|------------------------------|----------------------------------|

| PITCHER | | | | | | | | | | | | | | PITCHER | | | | | | | | | | | | | | | | | | | |
|---|-----|----|----|---|----|----|----|-----|-----|-----|----|----|----|---------|------|-------|----|-----|----|---|---|----|----|----|-----|-----|-----|----|----|---|---|-----|------|
| IP | WLS | BF | H | R | ER | SO | BB | IBB | HBP | BLK | WP | HR | S | P | ERA | WHIP | IP | WLS | BF | H | R | ER | SO | BB | IBB | HBP | BLK | WP | HR | S | P | ERA | WHIP |
| Paul Byrd, R (1, 1) ERA: 3.59 | 5.1 | L | 25 | 7 | 6 | 5 | 5 | 2 | 0 | 0 | 0 | 3 | 60 | 95 | 8.44 | 1.688 | | | | | | | | | | | | | | | | | |
| Ryan Bukvich, R (6, 1) ERA: 5.11 | 1.1 | | 4 | 0 | 0 | 2 | 0 | 0 | 0 | 0 | 0 | 0 | 12 | 21 | 0.00 | 0.000 | | | | | | | | | | | | | | | | | |
| Darrell May, L (7, 1) ERA: 5.51 | 0.1 | | 1 | 0 | 0 | 1 | 0 | 0 | 0 | 0 | 0 | 0 | 5 | 6 | 0.00 | 0.000 | | | | | | | | | | | | | | | | | |
| Roberto Hernandez, R (8, 1) ERA: 4.5 | 1.0 | | 3 | 0 | 0 | 0 | 0 | 0 | 0 | 0 | 0 | 0 | 8 | 13 | 0.00 | 0.000 | | | | | | | | | | | | | | | | | |

BOTTOM

Kansas City Royals @ New York Yankees
Yankee Stadium, Bronx, NY

Thu Aug 08 2002, 1:05 PM EDT
Att. 55,142 - Sunny - 78 F

| | | | | | | |
|----|---|---|-----|----|----|-----|
| AB | R | H | RBI | BB | SO | LOB |
| 4 | 1 | 1 | 3 | 0 | 3 | 0 |
| 3 | 0 | 0 | 0 | 1 | 1 | 0 |
| 4 | 0 | 0 | 0 | 0 | 1 | 1 |
| 4 | 0 | 1 | 0 | 0 | 0 | 0 |
| 4 | 1 | 2 | 1 | 0 | 1 | 0 |
| 4 | 1 | 1 | 0 | 0 | 1 | 2 |
| 2 | 2 | 2 | 2 | 1 | 0 | 0 |
| 3 | 0 | 0 | 0 | 0 | 1 | 4 |
| 3 | 1 | 0 | 0 | 0 | 0 | 4 |

| | |
|-----|----|
| AB | 31 |
| R | 6 |
| H | 7 |
| RBI | 6 |
| BB | 2 |
| SO | 8 |
| LOB | 11 |

WP: 0 PA: 34
PB: 0 SB: 1
CS: 1



livebaseballscorecards.com

| Batter | 1 | 2 | 3 | 4 | 5 | 6 | 7 | 8 | 9 | 10 | 11 | 12 | 13 | 14 | 15 | 16 | AB | R | H | RBI | BB | SO | LOB | TOP | | | | | | | | |
|---|---|---|-------------------------------|----------------------------------|-------------------------------|----------------------------------|--------------------------------|----------------------------------|------------------------------|---------------------------------|------------------------------|----------------------------------|------------------------------|---------------------------------|-------------------------------|----------------------------------|------------------------------|----------------------------------|------------------------------|----------------------------------|-------------------------------|----------------------------------|-------------------------------|----------------------------------|-------------------------------|----------------------------------|-------------------------------|----------------------------------|-----------------------------------|------------------------------------|----------------------------------|--------|
| Mark Ellis, R OBP: 0.358, SLG: 0.422 (1, 4) | | | | | | | | | | | | | | | | | 7 | 0 | 2 | 1 | 0 | 1 | 2 | | | | | | | | | |
| Ray Durham, S OBP: 0.385, SLG: 0.444 (1, 10) | | | | | | | | | | | | | | | | | 3 | 1 | 1 | 0 | 0 | 1 | 1 | | | | | | | | | |
| Olmedo Saenz, R OBP: 0.366, SLG: 0.504 (10, PH) | | | | | | | | | | | | | | | | | 2 | 0 | 0 | 0 | 0 | 0 | | | | | | | | | | |
| Randy Valdes, R OBP: 0.338, SLG: 0.372 (13, PR) | | | | | | | | | | | | | | | | 2 | 0 | 1 | 0 | 0 | 0 | 0 | | | | | | | | | | |
| Miguel Tejada, R OBP: 0.342, SLG: 0.511 (1, 6) | | | | | | | | | | | | | | | | | 8 | 0 | 3 | 1 | 0 | 1 | 4 | | | | | | | | | |
| 3 Eric Chavez, L OBP: 0.341, SLG: 0.516 (1, 5) | | | | | | | | | | | | | | | | | 6 | 0 | 2 | 0 | 1 | 1 | 3 | | | | | | | | | |
| David Justice, L OBP: 0.388, SLG: 0.395 (1, 9) | | | | | | | | | | | | | | | | | 4 | 0 | 0 | 0 | 0 | 2 | 5 | | | | | | | | | |
| Greg Myers, L OBP: 0.333, SLG: 0.381 (8, 2) | | | | | | | | | | | | | | | | 1 | 0 | 0 | 0 | 2 | 0 | 2 | | | | | | | | | | |
| Terrence Long, L OBP: 0.307, SLG: 0.365 (1, 8) | | | | | | | | | | | | | | | | | 7 | 0 | 0 | 0 | 0 | 2 | 7 | | | | | | | | | |
| John Mabry, L OBP: 0.335, SLG: 0.506 (1, 7) | | | | | | | | | | | | | | | | | 3 | 0 | 0 | 0 | 0 | 0 | 2 | | | | | | | | | |
| Jermaine Dye, R OBP: 0.330, SLG: 0.420 (9, PH) | | | | | | | | | | | | | | | | | 4 | 1 | 1 | 0 | 0 | 2 | 0 | | | | | | | | | |
| Scott Hatteberg, L OBP: 0.356, SLG: 0.423 (1, 3) | | | | | | | | | | | | | | | | | 7 | 0 | 3 | 0 | 0 | 0 | 1 | | | | | | | | | |
| Ramon Hernandez, R OBP: 0.313, SLG: 0.343 (1, 2) | | | | | | | | | | | | | | | | | | 3 | 0 | 1 | 0 | 0 | 0 | 0 | | | | | | | | |
| Eric Byrnes, R OBP: 0.308, SLG: 0.449 (8, PR) | | | | | | | | | | | | | | | | | 4 | 1 | 0 | 0 | 0 | 1 | 3 | | | | | | | | | |
| Inning Stats | R: 0 E: 0 K: 3 S: 12 | H: 1 LOB: 1 BB: 0 P: 18 | R: 0 E: 0 K: 1 S: 10 | H: 0 LOB: 0 BB: 0 P: 13 | R: 0 E: 1 K: 1 S: 19 | H: 1 LOB: 1 BB: 0 P: 28 | R: 0 E: 0 K: 12 S: 12 | H: 2 LOB: 2 BB: 0 P: 16 | R: 0 E: 0 K: 0 S: 7 | H: 1 LOB: 0 BB: 0 P: 9 | R: 0 E: 0 K: 0 S: 7 | H: 0 LOB: 0 BB: 0 P: 14 | R: 0 E: 0 K: 0 S: 5 | H: 0 LOB: 0 BB: 0 P: 7 | R: 2 E: 1 K: 0 S: 16 | H: 2 LOB: 2 BB: 0 P: 23 | R: 0 E: 0 K: 1 S: 7 | H: 0 LOB: 0 BB: 0 P: 15 | R: 0 E: 0 K: 0 S: 7 | H: 0 LOB: 1 BB: 1 P: 16 | R: 0 E: 2 K: 0 S: 12 | H: 0 LOB: 2 BB: 1 P: 22 | R: 0 E: 0 K: 1 S: 11 | H: 1 LOB: 1 BB: 0 P: 17 | R: 0 E: 0 K: 1 S: 12 | H: 1 LOB: 2 BB: 1 P: 21 | R: 1 E: 0 K: 1 S: 16 | H: 3 LOB: 2 BB: 0 P: 26 | 1B: 11 2B: 3 3B: 0 HR: 0 | SF: 0 SAC: 1 DP: 0 HBP: 1 | WP: 2 PB: 0 SB: 0 CS: 0 | PA: 66 |
| PITCHER | IP WLS BF H R ER SO BB IBB HBP BLK WP HR S P ERA WHIP | IP WLS BF H R ER SO BB IBB HBP BLK WP HR S P ERA WHIP | | | | | | | | | | | | | | | | | | | | | | | | | | | | | | |
| Orlando Hernandez, R ERA: 3.41 (1, 1) | 1.0 | 4 | 1 | 0 | 0 | 3 | 0 | 0 | 0 | 0 | 0 | 0 | 0 | 0 | 0 | 0 | 0 | 0 | 0 | 0 | 0 | 0 | 0 | 0 | 0 | 0 | 0 | 0 | 0.00 | 1.000 | | |
| Jeff Weaver, R ERA: 3.5 (2, 1) | 6.1 | 26 | 7 | 2 | 2 | 3 | 0 | 0 | 1 | 0 | 2 | 0 | 0 | 0 | 0 | 0 | 0 | 0 | 0 | 0 | 0 | 0 | 0 | 0 | 0 | 0 | 0 | 0 | 2.84 | 1.105 | | |
| Mike Stanton, L ERA: 2.59 (8, 1) | 1.0 | 3 | 0 | 0 | 0 | 1 | 0 | 0 | 0 | 0 | 0 | 0 | 0 | 0 | 0 | 0 | 0 | 0 | 0 | 0 | 0 | 0 | 0 | 0 | 0 | 0 | 0 | 0.00 | 0.000 | | | |
| 42 Mariano Rivera, R ERA: 2.84 (9, 1) | 1.2 | 5 | 0 | 0 | 0 | 1 | 0 | 0 | 0 | 0 | 0 | 0 | 0 | 0 | 0 | 0 | 0 | 0 | 0 | 0 | 0 | 0 | 0 | 0 | 0 | 0 | 0 | 0.00 | 0.000 | | | |
| Ramiro Mendoza, R ERA: 3.47 (11, 1) | 3.0 | 13 | 1 | 0 | 0 | 0 | 1 | 1 | 0 | 0 | 0 | 0 | 0 | 0 | 0 | 0 | 0 | 0 | 0 | 0 | 0 | 0 | 0 | 0 | 0 | 0 | 0 | 0.00 | 0.667 | | | |
| Steve Karsay, R ERA: 3.43 (14, 1) | 1.0 | 4 | 1 | 0 | 0 | 1 | 0 | 0 | 0 | 0 | 0 | 0 | 0 | 0 | 0 | 0 | 0 | 0 | 0 | 0 | 0 | 0 | 0 | 0 | 0 | 0 | 0 | 0.00 | 1.000 | | | |
| Sterling Hitchcock, L ERA: 6.59 (15, 1) | 2.0 | L | 11 | 4 | 1 | 1 | 2 | 1 | 0 | 0 | 0 | 0 | 0 | 0 | 0 | 0 | 0 | 0 | 0 | 0 | 0 | 0 | 0 | 0 | 0 | 0 | 0 | 4.50 | 2.500 | | | |

Oakland Athletics @ New York Yankees
 Yankee Stadium, Bronx, NY
 Fri Aug 09 2002, 7:05 PM EDT
 Att: 54,316 - Sunny - 82 F

livebaseballscores.com

| | |
|-----|----|
| AB | 61 |
| R | 3 |
| H | 14 |
| RBI | 2 |
| BB | 3 |
| SO | 11 |
| LOB | 30 |



| Batter | 1 | 2 | 3 | 4 | 5 | 6 | 7 | 8 | 9 | 10 | 11 | 12 | 13 | 14 | 15 | 16 | AB | R | H | RBI | BB | SO | LOB |
|--|------|------|---|--------------|---|------------------|------|------------------|-------------|------|----|----|------|------|----|----|----|---|---|-----|----|----|-----|
| Alfonso Soriano, R OBP: 0.330, SLG: 0.561 (1, 4) | G6-3 | | K | | | G5-3 | | G4-3 | | G6-3 | | | G6-3 | | F9 | | 7 | 0 | 0 | 1 | 0 | 1 | 1 |
| 2 Derek Jeter, R OBP: 0.379, SLG: 0.423 (1, 6) | G5-3 | | | G6-3 | | G5-3 25 1B | | G4-3 25 BB | | K | | | F9 | | | L9 | 6 | 1 | 1 | 0 | 1 | 1 | 0 |
| 25 Jason Giambi, L OBP: 0.430, SLG: 0.587 Enrique Wilson, S OBP: 0.270, SLG: 0.341 (8, PR) (9, 5) | G4-3 | | | G4-3 1B | | G5-3 1-2f | | G4-3 2B BB | | | L8 | | | G6-3 | | K | 3 | 0 | 1 | 0 | 1 | 0 | 1 |
| Bernie Williams, S OBP: 0.410, SLG: 0.486 (1, 8) | | G3-1 | | G6-3 1B | | | G4-3 | G4-3 2B | | | L8 | | | G6-3 | | K | 5 | 0 | 3 | 1 | 2 | 0 | 0 |
| 20 Jorge Posada, S OBP: 0.375, SLG: 0.504 (1, 2) | | G1-3 | | G6-3 1-2f | | | K | | FC1-6 1B | | | | | G6-3 | | K | 6 | 0 | 2 | 0 | 1 | 2 | 3 |
| Robin Ventura, L OBP: 0.369, SLG: 0.481 (9, 3) | | F8 | | | | | K | | FC1-6 1B | | | | | G6-3 | | F2 | 7 | 0 | 1 | 0 | 0 | 3 | 5 |
| Raul Mondesi, R OBP: 0.313, SLG: 0.453 (1, 9) | | | | | | | K | | F8 | | | | | G6-3 | | F7 | 6 | 0 | 1 | 0 | 0 | 1 | 4 |
| John Vander Wal, L OBP: 0.337, SLG: 0.435 Ron Coomer, R OBP: 0.327, SLG: 0.453 (9, PH) | | | | | | | K | | F8 | | | | | G6-3 | | F7 | 3 | 1 | 2 | 0 | 0 | 0 | 1 |
| Rondell White, R OBP: 0.304, SLG: 0.380 (1, 7) | | | | | | | K | | F7 | | | | | G6-3 | | L8 | 3 | 0 | 0 | 0 | 0 | 1 | 1 |
| | | | | | | | K | | F7 | | | | | G6-3 | | F8 | 3 | 0 | 0 | 0 | 0 | 1 | 1 |
| | | | | | | | K | | F7 | | | | | G6-3 | | F8 | 6 | 0 | 0 | 0 | 0 | 1 | 3 |

| Inning Stats | R: 0 | H: 0 | E: 0 | LOB: 0 | K: 7 | P: 11 | R: 0 | H: 0 | E: 0 | LOB: 0 | K: 3 | P: 5 | R: 0 | H: 1 | E: 0 | LOB: 1 | K: 13 | P: 18 | R: 0 | H: 2 | E: 0 | LOB: 1 | K: 9 | P: 12 | R: 0 | H: 1 | E: 0 | LOB: 1 | K: 14 | P: 23 | R: 0 | H: 1 | E: 0 | LOB: 0 | K: 6 | P: 12 | R: 0 | H: 1 | E: 0 | LOB: 1 | K: 12 | P: 17 | R: 2 | H: 2 | E: 0 | LOB: 3 | K: 13 | P: 27 | R: 0 | H: 1 | E: 0 | LOB: 1 | K: 6 | P: 9 | R: 0 | H: 0 | E: 0 | LOB: 0 | K: 11 | P: 11 | R: 0 | H: 0 | E: 0 | LOB: 0 | K: 7 | P: 14 | R: 0 | H: 0 | E: 0 | LOB: 0 | K: 9 | P: 12 | R: 0 | H: 1 | E: 0 | LOB: 2 | K: 8 | P: 13 | R: 0 | H: 0 | E: 0 | LOB: 0 | K: 6 | P: 6 | R: 0 | H: 1 | E: 0 | LOB: 2 | K: 16 | P: 27 | 1B: 7 | 2B: 4 | 3B: 0 | HR: 0 | SF: 0 | SAC: 0 | DP: 2 | HBP: 0 | WP: 0 | PA: 61 |
|---|------|------|------|--------|------|-------|------|------|------|--------|------|------|------|------|------|--------|-------|-------|------|------|------|--------|------|-------|------|------|------|--------|-------|-------|------|------|------|--------|------|-------|------|------|------|--------|-------|-------|------|------|------|--------|-------|-------|------|------|------|--------|------|------|------|------|------|--------|-------|-------|------|------|------|--------|------|-------|------|------|------|--------|------|-------|------|------|------|--------|------|-------|------|------|------|--------|------|------|------|------|------|--------|-------|-------|-------|-------|-------|-------|-------|--------|-------|--------|-------|--------|
| PITCHER | IP | WLS | BF | H | R | ER | SO | BB | IBB | HBP | BLK | WP | HR | S | P | ERA | WHIP | | | | | | | | | | | | | | | | | | | | | | | | | | | | | | | | | | | | | | | | | | | | | | | | | | | | | | | | | | | | | | | | | | | | | | | | | | | | | | | | | | | |
| Tim Hudson, R ERA: 3.44 (1, 1) | 7.0 | | 25 | 6 | 0 | 0 | 5 | 0 | 0 | 0 | 0 | 0 | 0 | 64 | 98 | 0.00 | 0.857 | | | | | | | | | | | | | | | | | | | | | | | | | | | | | | | | | | | | | | | | | | | | | | | | | | | | | | | | | | | | | | | | | | | | | | | | | | | | | | | | | | | |
| Chad Bradford, R ERA: 2.29 (8, 1) | 0.2 | H | 4 | 1 | 2 | 2 | 0 | 1 | 0 | 0 | 0 | 0 | 0 | 8 | 16 | 27.00 | 3.000 | | | | | | | | | | | | | | | | | | | | | | | | | | | | | | | | | | | | | | | | | | | | | | | | | | | | | | | | | | | | | | | | | | | | | | | | | | | | | | | | | | | |
| Ricardo Rincon, L ERA: 4.5 (8, 1) | 1.0 | B | 5 | 2 | 0 | 0 | 0 | 1 | 0 | 0 | 0 | 0 | 0 | 10 | 19 | 0.00 | 3.000 | | | | | | | | | | | | | | | | | | | | | | | | | | | | | | | | | | | | | | | | | | | | | | | | | | | | | | | | | | | | | | | | | | | | | | | | | | | | | | | | | | | |
| Jeff Tam, R ERA: 4.85 (9, 1) | 1.1 | | 4 | 0 | 0 | 0 | 1 | 0 | 0 | 0 | 0 | 0 | 0 | 7 | 12 | 0.00 | 0.000 | | | | | | | | | | | | | | | | | | | | | | | | | | | | | | | | | | | | | | | | | | | | | | | | | | | | | | | | | | | | | | | | | | | | | | | | | | | | | | | | | | | |
| Billy Koch, R ERA: 3.14 (11, 1) | 3.0 | | 9 | 0 | 0 | 0 | 3 | 1 | 0 | 0 | 0 | 0 | 0 | 23 | 35 | 0.00 | 0.333 | | | | | | | | | | | | | | | | | | | | | | | | | | | | | | | | | | | | | | | | | | | | | | | | | | | | | | | | | | | | | | | | | | | | | | | | | | | | | | | | | | | |
| PITCHER | IP | WLS | BF | H | R | ER | SO | BB | IBB | HBP | BLK | WP | HR | S | P | ERA | WHIP | | | | | | | | | | | | | | | | | | | | | | | | | | | | | | | | | | | | | | | | | | | | | | | | | | | | | | | | | | | | | | | | | | | | | | | | | | | | | | | | | | | |
| Michah Bowie, L ERA: (14, 1) | 3.0 | W | 13 | 2 | 0 | 0 | 2 | 1 | 1 | 0 | 0 | 0 | 0 | 30 | 46 | 0.00 | 1.000 | | | | | | | | | | | | | | | | | | | | | | | | | | | | | | | | | | | | | | | | | | | | | | | | | | | | | | | | | | | | | | | | | | | | | | | | | | | | | | | | | | | |

BOTTOM

Oakland Athletics @ New York Yankees
 Yankee Stadium, Bronx, NY
 Fri Aug 09 2002, 7:05 PM EDT
 Att: 54,316 - Sunny - 82 F

livebaseballscores.com

AB 55
 R 2
 H 11
 RBI 2
 BB 5
 SO 11
 LOB 19



| Batter | 1 | 2 | 3 | 4 | 5 | 6 | 7 | 8 | 9 | AB | R | H | RBI | BB | SO | LOB | TOP | | | | | | | | | | |
|---|---|----------------------------------|------------------------------|----------------------------------|-------------------------------|----------------------------------|------------------------------|----------------------------------|--|----------------------------------|-------------------------------|----------------------------------|-------------------------------|----------------------------------|-------------------------------|----------------------------------|------------------------------|----------------------------------|----------------------------------|------------------------------------|----------------------------------|--------|--|--|--|--|--|
| Mark Ellis, R (1, 4) OBP: 0.359, SLG: 0.426 (9, 6) | 1-3 | | 1-2 | | 2-2 | 2-3 | | 0-1 | | 5 | 0 | 2 | 1 | 0 | 2 | 2 | | | | | | | | | | | |
| Ray Durham, S (1, 10) OBP: 0.385, SLG: 0.443 | 1-0 | | 2-3 | | 3-2 | | 0-1 | 0-1 | | 5 | 1 | 2 | 0 | 0 | 1 | 2 | | | | | | | | | | | |
| Miguel Tejada, R (1, 6) OBP: 0.344, SLG: 0.517 Randy Velarde, R (9, 4) OBP: 0.338, SLG: 0.372 | 2-2 | | 4-2 | | 3-2 | | 1-2 | 0-1 | | 4 | 2 | 2 | 3 | 1 | 0 | 2 | | | | | | | | | | | |
| Jermaine Dye, R (1, 9) OBP: 0.328, SLG: 0.417 | | 0-0 | 1-1 | | 0-1 | | 0-2 | 3-2 | | 5 | 0 | 1 | 1 | 0 | 0 | 4 | | | | | | | | | | | |
| Olmedo Saenz, R (1, 3) OBP: 0.366, SLG: 0.500 John Mabry, L (7, PH) OBP: 0.331, SLG: 0.500 (7, 3) | | 1-1 | | 1-1 | | 1-1 | 1-0 | 3-1 | | 3 | 1 | 1 | 0 | 0 | 0 | 0 | | | | | | | | | | | |
| Eric Chavez, L (1, 5) OBP: 0.343, SLG: 0.522 | | 4-0 | | 1-1 | | 0-0 | 4-0 | | 1-0 | 3 | 1 | 1 | 2 | 2 | 0 | 0 | | | | | | | | | | | |
| Eric Byrnes, R (1, 7) OBP: 0.313, SLG: 0.446 | | 2-3 | | 0-1 | | 0-0 | 2-2 | | 2-2 | 5 | 0 | 2 | 1 | 0 | 1 | 1 | | | | | | | | | | | |
| Terrence Long, L (1, 8) OBP: 0.306, SLG: 0.362 | | | 1-0 | 1-0 | | 2-2 | 3-1 | | 2-1 | 4 | 0 | 0 | 0 | 0 | 0 | 3 | | | | | | | | | | | |
| Ramon Hernandez, R (1, 2) OBP: 0.319, SLG: 0.350 | | | 2-0 | | 0-0 | 0-2 | | 1-0 | | 3 | 3 | 2 | 0 | 0 | 0 | 1 | | | | | | | | | | | |
| Inning Stats | R: 0 E: 0 K: 1 S: 10 | H: 0 LOB: 0 BB: 0 P: 14 | R: 0 E: 0 K: 1 S: 9 | H: 0 LOB: 1 BB: 1 P: 16 | R: 1 E: 0 K: 1 S: 15 | H: 2 LOB: 2 BB: 1 P: 26 | R: 0 E: 0 K: 0 S: 7 | H: 1 LOB: 1 BB: 0 P: 10 | R: 2 E: 0 K: 0 S: 14 | H: 2 LOB: 0 BB: 0 P: 22 | R: 2 E: 0 K: 1 S: 12 | H: 2 LOB: 1 BB: 0 P: 17 | R: 2 E: 0 K: 0 S: 14 | H: 4 LOB: 2 BB: 1 P: 25 | R: 1 E: 0 K: 0 S: 12 | H: 2 LOB: 2 BB: 0 P: 19 | R: 0 E: 0 K: 0 S: 8 | H: 0 LOB: 0 BB: 0 P: 13 | 1B: 9 2B: 2 3B: 0 HR: 2 | SF: 0 SAC: 0 DP: 1 HBP: 2 | WP: 0 PB: 1 SB: 0 CS: 0 | PA: 44 | | | | | |
| PITCHER David Wells, L (1, 1) ERA: 4.19 Mike Thurman, R (7, 1) ERA: 6.23 | IP: 6.0 WLS: L BF: 31 H: 10 R: 7 ER: 7 SO: 4 BB: 2 IBB: 0 HBP: 1 BLK: 0 WP: 0 HR: 2 S: 75 P: 114 ERA: 10.50 WHIP: 2.000 | | | | | | | | PITCHER IP: 3.0 WLS: L BF: 13 H: 3 R: 1 ER: 1 SO: 0 BB: 0 IBB: 1 HBP: 1 BLK: 0 WP: 0 HR: 0 S: 26 P: 48 ERA: 3.00 WHIP: 1.000 | | | | | | | | | | | | | | | | | | |

Oakland Athletics @ New York Yankees
 Yankee Stadium, Bronx, NY
 Sat Aug 10 2002, 4:05 PM EDT
 Att. 54,439 - Cloudy - 87 F

livebaseballscorecards.com

| | |
|------------|-----------|
| AB | 39 |
| R | 8 |
| H | 13 |
| RBI | 8 |
| BB | 3 |
| SO | 4 |
| LOB | 19 |



| Batter | 1 | 2 | 3 | 4 | 5 | 6 | 7 | 8 | 9 | AB | R | H | RBI | BB | SO | LOB |
|--|-------------------|--------------------------|--------------|------------------------|----------------------|-------------|-----------|-----------------------|---------------------|----|---|---|-----|----|----|-----|
| Alfonso Soriano, R (1, 4) OBP: 0.331, SLG: 0.560 | 2-2 1B 2 CS | | 1-1 FC5-2 | | 3-2 1B 1-2 2-3 | | 1-1 F8 | | | 4 | 0 | 2 | 0 | 0 | 0 | 3 |
| 2 Derek Jeter, R (1, 6) OBP: 0.376, SLG: 0.419 | 3-3 K 1-2 | | 1-3 K | | 1-2 G4-3 | | | 3-1 G6-3 | | 4 | 0 | 0 | 0 | 0 | 2 | 6 |
| 25 Jason Giambi, L (1, 3) OBP: 0.427, SLG: 0.581 | 2-1 F8 | | | 1-1 F7 | | 0-2 G6-3 | | 2-1 L8 | | 4 | 0 | 0 | 0 | 0 | 0 | 0 |
| Bernie Williams, S (1, 8) OBP: 0.411, SLG: 0.487 | | 0-0 L8 | | 2-1 P6 | | 1-0 1B | | 3-1 1B | | 4 | 0 | 2 | 0 | 0 | 0 | 0 |
| Raul Mondesi, R (1, 9) OBP: 0.310, SLG: 0.448 | | 3-2 G6-3 | | 1-0 F8 | | 0-1 F9 | | 2-0 G5-3 | | 4 | 0 | 0 | 0 | 0 | 0 | 2 |
| John Vander Wal, L (1, 10) OBP: 0.335, SLG: 0.431 | | 1-3 K | | 1-3 K | | 0-1 F9 | | | 0-0 G6-4-3 1B | 4 | 0 | 1 | 0 | 0 | 2 | 1 |
| Ron Coomer, R (1, 5) OBP: 0.324, SLG: 0.444 | | 2-2 G5-3 | | 1-1 1B 1B 1B | | 1-0 G6-3 | | 2-2 G6-4-3 1-2f | | 4 | 0 | 1 | 0 | 0 | 0 | 1 |
| Shane Spencer, R (1, 7) OBP: 0.327, SLG: 0.383 | | 1-1 1B FC5-2 1B | | 2-3 K | | 1-2 1B | | 1-2 F8 | | 4 | 0 | 2 | 0 | 0 | 1 | 1 |
| Chris Widger, R (1, 2) OBP: 0.371, SLG: 0.394 | | 1-2 FC5-2 1B | | 0-0 1B 1-2 1B | | 1-0 F6 | | | | 3 | 0 | 2 | 0 | 0 | 0 | 1 |

| Inning Stats | R: 0 | H: 1 | R: 0 | H: 0 | R: 0 | H: 2 | R: 0 | H: 3 | R: 0 | H: 1 | R: 0 | H: 1 | R: 0 | H: 1 | R: 0 | H: 1 | 1B: 10 | SF: 0 | WP: 0 | PA: 35 |
|--------------|-------|--------|------|--------|-------|--------|-------|--------|------|--------|------|--------|------|--------|------|--------|--------|--------|-------|--------|
| | E: 0 | LOB: 0 | E: 0 | LOB: 0 | E: 0 | LOB: 2 | E: 0 | LOB: 3 | E: 0 | LOB: 1 | E: 0 | LOB: 1 | E: 0 | LOB: 1 | E: 0 | LOB: 0 | 2B: 0 | SAC: 0 | PB: 0 | |
| | K: 1 | BB: 0 | K: 1 | BB: 0 | K: 0 | BB: 0 | K: 2 | BB: 0 | K: 0 | BB: 0 | K: 0 | BB: 0 | K: 0 | BB: 0 | K: 0 | BB: 0 | 3B: 0 | DP: 1 | SB: 0 | |
| | S: 12 | P: 19 | S: 8 | P: 12 | S: 14 | P: 20 | S: 17 | P: 25 | S: 8 | P: 9 | S: 7 | P: 11 | S: 7 | P: 17 | S: 7 | P: 10 | HR: 0 | HBP: 0 | CS: 1 | |

| PITCHER | IP | WLS | BF | H | R | ER | SO | BB | IBB | HBP | BLK | WP | HR | S | P | ERA | WHIP |
|-----------------------------------|-----|-----|----|---|---|----|----|----|-----|-----|-----|----|----|----|-----|------|-------|
| Cory Lidle, R (1, 1) ERA: 4.55 | 8.0 | W | 32 | 9 | 0 | 0 | 5 | 0 | 0 | 0 | 0 | 0 | 0 | 78 | 122 | 0.00 | 1.125 |
| Jeff Tam, R (9, 1) ERA: 4.7 | 1.0 | | 3 | 1 | 0 | 0 | 0 | 0 | 0 | 0 | 0 | 0 | 0 | 7 | 10 | 0.00 | 1.000 |

| PITCHER | IP | WLS | BF | H | R | ER | SO | BB | IBB | HBP | BLK | WP | HR | S | P | ERA | WHIP |
|---------|----|-----|----|---|---|----|----|----|-----|-----|-----|----|----|---|---|-----|------|
| | | | | | | | | | | | | | | | | | |

BOTTOM

Oakland Athletics @ New York Yankees
Yankee Stadium, Bronx, NY
Sat Aug 10 2002, 4:05 PM EDT
Att: 54,439 - Cloudy - 87 F

livebaseballscorecards.com

| | |
|-----|----|
| AB | 35 |
| R | 0 |
| H | 10 |
| RBI | 0 |
| BB | 0 |
| SO | 5 |
| LOB | 15 |



| Batter | 1 | 2 | 3 | 4 | 5 | 6 | 7 | 8 | 9 | AB R H RBI BB SO LOB | TOP | | | | | | | | | | | |
|---|---|----------------------------------|-------------------------------|----------------------------------|------------------------------|---------------------------------|------------------------------|----------------------------------|------------------------------|---|-------------------------------|----------------------------------|-------------------------------|----------------------------------|-------------------------------|----------------------------------|-------------------------------|----------------------------------|-----------------------------------|------------------------------------|----------------------------------|--------|
| Mark Ellis, R (1, 4) OBP: 0.360, SLG: 0.425 | P6 | 1B | | F8 | | | HBP 1B | | G3 | 5 0 2 0 0 0 1 | | | | | | | | | | | | |
| Ray Durham, S (1, 10) OBP: 0.385, SLG: 0.443 | K | 1B | | | CS 1B | | K | | G6-3 | 5 0 2 0 0 2 2 | | | | | | | | | | | | |
| Miguel Tejada, R (1, 6) OBP: 0.345, SLG: 0.515 | P5 | F7 | | | K | | HBP | | 1B | 4 0 1 1 0 1 4 | | | | | | | | | | | | |
| 3 Eric Chavez, L (1, 5) OBP: 0.342, SLG: 0.518 | | K | 1B | | K | | L6 | | P4 | 5 0 1 0 0 2 3 | | | | | | | | | | | | |
| David Justice, L (1, 7) OBP: 0.390, SLG: 0.402 Olmedo Saenz, R (7, PH) OBP: 0.364, SLG: 0.497 Eric Byrnes, R (7, 8) OBP: 0.313, SLG: 0.446 | | 1B | P4 | | G1-6-3 1B | | G5-3 | | | 3 2 2 0 0 0 1 1 0 0 0 0 0 2 0 0 0 0 0 0 0 | | | | | | | | | | | | |
| Jermaine Dye, R (1, 9) OBP: 0.332, SLG: 0.421 | | HR | G4-6-3 1B | | G1-6-3 1B | | G1-3 | | | 4 1 3 1 0 0 0 | | | | | | | | | | | | |
| Terrence Long, L (1, 8) OBP: 0.306, SLG: 0.368 John Mabry, L (7, 7) OBP: 0.329, SLG: 0.497 | | HR | G4-6-3 | | G1-6-3 | | G6-3 | | | 3 1 1 2 0 0 4 1 0 0 0 0 0 0 | | | | | | | | | | | | |
| Scott Hatteberg, L (1, 3) OBP: 0.355, SLG: 0.421 | | F7 | | F8 | | 1B | | K | | 4 0 1 1 0 1 0 | | | | | | | | | | | | |
| Ramon Hernandez, R (1, 2) OBP: 0.321, SLG: 0.350 | | 1B | | G6-3 | | G1-3 | | G6-3 1B | | 3 1 1 0 1 0 1 | | | | | | | | | | | | |
| Inning Stats | R: 0 E: 0 K: 1 S: 15 | H: 0 LOB: 0 BB: 0 P: 21 | R: 3 E: 0 K: 1 S: 18 | H: 5 LOB: 3 BB: 1 P: 33 | R: 0 E: 0 K: 0 S: 6 | H: 2 LOB: 1 BB: 0 P: 9 | R: 0 E: 0 K: 0 S: 8 | H: 0 LOB: 0 BB: 0 P: 14 | R: 0 E: 0 K: 2 S: 9 | H: 1 LOB: 0 BB: 0 P: 13 | R: 1 E: 0 K: 0 S: 12 | H: 3 LOB: 1 BB: 0 P: 20 | R: 0 E: 0 K: 1 S: 16 | H: 1 LOB: 2 BB: 0 P: 27 | R: 0 E: 0 K: 1 S: 11 | H: 0 LOB: 0 BB: 0 P: 12 | R: 1 E: 0 K: 0 S: 12 | H: 2 LOB: 1 BB: 0 P: 13 | 1B: 12 2B: 2 3B: 0 HR: 1 | SF: 0 SAC: 0 DP: 3 HBP: 1 | WP: 0 PB: 0 SB: 0 CS: 1 | PA: 40 |
| PITCHER | IP WLS BF H R ER SO BB IBB HBP BLK WP HR S P ERA WHIP | | | | | | | | | | | | | | | | | | | | | |
| 35 Mike Mussina, R (1, 1) ERA: 4.95 | 6.0 W 27 11 4 4 4 1 0 0 0 0 0 1 68 110 6.00 2.000 | | | | | | | | | | | | | | | | | | | | | |
| Steve Karsay, R (7, 1) ERA: 3.41 | 0.1 3 1 0 0 1 0 0 1 0 0 0 0 11 18 0.00 3.000 | | | | | | | | | | | | | | | | | | | | | |
| Mike Stanton, L (7, 1) ERA: 2.92 | 0.1 H 1 0 0 0 0 0 0 0 0 0 0 2 3 0.00 0.000 | | | | | | | | | | | | | | | | | | | | | |
| Ramiro Mendoza, R (7, 1) ERA: 3.41 | 1.1 H 4 0 0 0 1 0 0 0 0 0 0 0 14 18 0.00 0.000 | | | | | | | | | | | | | | | | | | | | | |
| 42 Mariano Rivera, R (9, 1) ERA: 3.0 | 1.0 5 2 1 1 0 0 0 0 0 0 0 0 12 13 9.00 2.000 | | | | | | | | | | | | | | | | | | | | | |

Oakland Athletics @ New York Yankees
 Yankee Stadium, Bronx, NY
 Sun Aug 11 2002, 1:05 PM EDT
 Att. 54,703 - Sunny - 85 F

livebaseballscorecards.com

| | |
|-----|----|
| AB | 38 |
| R | 5 |
| H | 14 |
| RBI | 5 |
| BB | 1 |
| SO | 6 |
| LOB | 18 |



BOTTOM

Oakland Athletics @ New York Yankees
Yankee Stadium, Bronx, NY
Sun Aug 11 2002, 1:05 PM EDT
Att. 54,703 - Sunny - 85 F

livebaseballscores.com

AB 36
R 8
H 12
RBI 8
BB 1
SO 10
LOB 10



WP: 0 PA: 37
PB: 0
SB: 0
CS: 0

AB R H RBI BB SO LOB

5 3 3 1 0 1 2

3 2 2 1 1 0 0

4 1 2 2 0 1 1

4 0 2 3 0 0 1

4 0 0 0 0 4 3

4 0 0 0 0 2 1

4 0 0 0 0 1 1

4 1 2 1 0 1 0

1B: 8 SF: 0
2B: 2 SAC: 0
3B: 0 DP: 0
HR: 2 HBP: 0

| Batter | 1 | 2 | 3 | 4 | 5 | 6 | 7 | 8 | 9 |
|---|-----------------------------------|-----------------------------|---|------------------------|----------|-------------|-----------|-------------------|---|
| Alfonso Soriano, R (1, 4) OBP: 0.333, SLG: 0.569 | 0-1 1B 2B | 1-1 1B 2B | | 1-2 P2 1B | | 0-1 HR | | 1-3 K | |
| 2 Derek Jeter, R (1, 6) OBP: 0.379, SLG: 0.421 | 1-1 E 1B 1B | 4-2 1B 25 1B BB | | 3-2 E5 1B 2-H | | 0-0 G6-3 | | | |
| Bernie Williams, S (1, 8) OBP: 0.411, SLG: 0.487 | 2-0 E8 1B 1B 25 1B | 0-0 1B 25 1B | | 0-3 K | | 2-2 G4-3 | | | |
| 25 Jason Giambi, L (1, 3) OBP: 0.427, SLG: 0.580 | 2-2 1B 2-H 3-H | 0-0 1B 2-H | | 3-2 P4 | | | 2-2 P5 | | |
| Raul Mondesi, R (1, 9) OBP: 0.308, SLG: 0.444 | 1-3 K | 2-3 K | | | 2-3 K | | 1-3 K | | |
| Rondell White, R (1, 10) OBP: 0.301, SLG: 0.376 | 1-3 K | | | 1-2 G4-3 | | 1-3 K | | 1-2 G4-3 | |
| Ron Coomer, R (1, 5) OBP: 0.312, SLG: 0.427 | 1-3 K | | | 1-2 F8 | | 1-0 G1-3 | | 0-1 G1-3 | |
| Shane Spencer, R (1, 7) OBP: 0.329, SLG: 0.398 | | 0-3 K | | 0-0 G5-3 | | 0-0 HR | | 2-2 G2-3 1B | |
| Chris Widger, R (1, 2) OBP: 0.359, SLG: 0.405 | | 0-0 P4 | | 2-0 E 2B | | 1-1 F8 | | 1-2 G2-3 | |

| Inning Stats | R | H | E | K | S | H | LOB | BB | P | R | H | E | K | S | H | LOB | BB | P |
|--------------|---|---|---|---|----|---|-----|----|----|---|---|---|---|---|---|-----|----|---|
| 1 | 3 | 4 | 1 | 3 | 18 | 4 | 1 | 0 | 26 | | | | | | | | | |
| 2 | 2 | 3 | 0 | 2 | 14 | 3 | 2 | 1 | 21 | | | | | | | | | |
| 3 | 0 | 0 | 0 | 0 | 7 | 0 | 0 | 0 | 9 | | | | | | | | | |
| 4 | 1 | 2 | 1 | 1 | 15 | 2 | 1 | 0 | 24 | | | | | | | | | |
| 5 | 0 | 0 | 0 | 2 | 7 | 0 | 0 | 0 | 11 | | | | | | | | | |
| 6 | 2 | 2 | 0 | 1 | 9 | 2 | 0 | 0 | 12 | | | | | | | | | |
| 7 | 0 | 0 | 0 | 1 | 11 | 0 | 0 | 0 | 15 | | | | | | | | | |
| 8 | 0 | 1 | 0 | 1 | 14 | 1 | 1 | 0 | 18 | | | | | | | | | |
| 9 | 0 | 0 | 0 | 0 | 15 | 0 | 0 | 0 | 15 | | | | | | | | | |

| PITCHER | IP | WLS | BF | H | R | ER | SO | BB | IBB | HBP | BLK | WP | HR | S | P | ERA | WHIP |
|--------------------------------------|-----|-----|----|----|---|----|----|----|-----|-----|-----|----|----|----|-----|-------|-------|
| Mark Mulder, L (1, 1) ERA: 3.87 | 6.0 | L | 30 | 11 | 8 | 7 | 8 | 1 | 0 | 0 | 0 | 0 | 2 | 70 | 103 | 10.50 | 2.000 |
| Chad Bradford, R (7, 1) ERA: 2.25 | 1.0 | | 3 | 0 | 0 | 0 | 1 | 0 | 0 | 0 | 0 | 0 | 0 | 11 | 15 | 0.00 | 0.000 |
| Jim Mecir, R (8, 1) ERA: 4.55 | 1.0 | | 4 | 1 | 0 | 0 | 1 | 0 | 0 | 0 | 0 | 0 | 0 | 14 | 18 | 0.00 | 1.000 |

New York Yankees @ Kansas City Royals

Kauffman Stadium, Kansas City, MO

Tue Aug 13 2002, 7:05 PM CDT
Att. 28,834 - Cloudy - 70 F

livebaseballscorecards.com

AB 40
R 10
H 14
RBI 9
BB 9
SO 9
LOB 21



WP: 2 PA: 50
PB: 0
SB: 0
CS: 0

| Batter | 1 | 2 | 3 | 4 | 5 | 6 | 7 | 8 | 9 | AB | R | H | RBI | BB | SO | LOB |
|--|------|----|------|------|---|-------|----|---|------|----|---|---|-----|----|----|-----|
| Alfonso Soriano, R (1, 4) OBP: 0.337, SLG: 0.571 | G6-3 | PO | 2B | BB | | K | 1B | | 2B | 5 | 1 | 3 | 2 | 1 | 1 | 0 |
| 2 Derek Jeter, R (1, 6) OBP: 0.378, SLG: 0.419 | G4-3 | | K | 1B | | 1B | K | | K | 6 | 0 | 2 | 0 | 0 | 3 | 4 |
| 25 Jason Giambi, L (1, 3) OBP: 0.428, SLG: 0.576 | HR | | 2B | BB | | 1B | F8 | | K | 3 | 2 | 0 | 0 | 3 | 1 | 5 |
| Bernie Williams, S (1, 8) OBP: 0.412, SLG: 0.495 | HR | | 2B | | | FC6-4 | BB | | G5-3 | 5 | 1 | 2 | 4 | 1 | 0 | 3 |
| Robin Ventura, L (1, 5) OBP: 0.369, SLG: 0.489 | 1B | | K | | | G4-3 | | | | 5 | 1 | 2 | 1 | 0 | 1 | 4 |
| 20 Jorge Posada, S (1, 2) OBP: 0.375, SLG: 0.501 | F7 | | F8 | | | BB | 1B | | F7 | 4 | 1 | 1 | 0 | 1 | 0 | 2 |
| Raul Mondesi, R (1, 9) OBP: 0.309, SLG: 0.442 | | F7 | | G4-3 | | G3 | 1B | | 1B | 4 | 1 | 1 | 0 | 1 | 0 | 1 |
| John Vander Wal, L (1, 10) OBP: 0.335, SLG: 0.446 Rondell White, R (7, PH) OBP: 0.302, SLG: 0.375 | K | | G4-3 | | | HR | 1B | | K | 3 | 1 | 1 | 1 | 0 | 1 | 0 |
| Shane Spencer, R (1, 7) OBP: 0.335, SLG: 0.400 | PO | | BB | 1B | | K | 1B | | L7 | 4 | 1 | 2 | 1 | 1 | 1 | 1 |

| Batter | 1 | 2 | 3 | 4 | 5 | 6 | 7 | 8 | 9 |
|--|------|----|------|------|---|-------|----|---|------|
| Alfonso Soriano, R (1, 4) OBP: 0.337, SLG: 0.571 | G6-3 | PO | 2B | BB | | K | 1B | | 2B |
| 2 Derek Jeter, R (1, 6) OBP: 0.378, SLG: 0.419 | G4-3 | | K | 1B | | 1B | K | | K |
| 25 Jason Giambi, L (1, 3) OBP: 0.428, SLG: 0.576 | HR | | 2B | BB | | 1B | F8 | | K |
| Bernie Williams, S (1, 8) OBP: 0.412, SLG: 0.495 | HR | | 2B | | | FC6-4 | BB | | G5-3 |
| Robin Ventura, L (1, 5) OBP: 0.369, SLG: 0.489 | 1B | | K | | | G4-3 | | | |
| 20 Jorge Posada, S (1, 2) OBP: 0.375, SLG: 0.501 | F7 | | F8 | | | BB | 1B | | F7 |
| Raul Mondesi, R (1, 9) OBP: 0.309, SLG: 0.442 | | F7 | | G4-3 | | G3 | 1B | | 1B |
| John Vander Wal, L (1, 10) OBP: 0.335, SLG: 0.446 Rondell White, R (7, PH) OBP: 0.302, SLG: 0.375 | K | | G4-3 | | | HR | 1B | | K |
| Shane Spencer, R (1, 7) OBP: 0.335, SLG: 0.400 | PO | | BB | 1B | | K | 1B | | L7 |

| Inning Stats | 1 | 2 | 3 | 4 | 5 | 6 | 7 | 8 | 9 | | | | | | | | | | |
|-------------------------------|----------------------------------|-------------------------------|----------------------------------|-------------------------------|----------------------------------|-------------------------------|----------------------------------|------------------------------|----------------------------------|-------------------------------|----------------------------------|-------------------------------|----------------------------------|-------------------------------|----------------------------------|-------------------------------|----------------------------------|----------------------------------|------------------------------------|
| R: 2 E: 0 K: 0 S: 17 | H: 2 LOB: 1 BB: 1 P: 31 | R: 0 E: 0 K: 1 S: 11 | H: 0 LOB: 0 BB: 1 P: 16 | R: 2 E: 1 K: 2 S: 11 | H: 2 LOB: 2 BB: 1 P: 20 | R: 1 E: 1 K: 0 S: 12 | H: 2 LOB: 2 BB: 1 P: 20 | R: 0 E: 0 K: 0 S: 4 | H: 0 LOB: 1 BB: 1 P: 12 | R: 1 E: 0 K: 2 S: 10 | H: 2 LOB: 2 BB: 1 P: 18 | R: 4 E: 0 K: 1 S: 34 | H: 4 LOB: 3 BB: 3 P: 60 | R: 0 E: 0 K: 1 S: 13 | H: 1 LOB: 1 BB: 0 P: 20 | R: 0 E: 0 K: 2 S: 10 | H: 1 LOB: 1 BB: 0 P: 13 | 1B: 9 2B: 2 3B: 0 HR: 3 | SF: 0 SAC: 0 DP: 0 HBP: 0 |

| PITCHER | IP | WLS | BF | H | R | ER | SO | BB | IBB | HBP | BLK | WP | HR | S | P | ERA | WHIP |
|---------------------------------------|-----|-----|----|---|---|----|----|----|-----|-----|-----|----|----|----|-----|-------|--------|
| Jeff Suppan, R (1, 1) ERA: 5.2 | 5.2 | L | 29 | 8 | 6 | 5 | 5 | 5 | 0 | 0 | 0 | 1 | 2 | 63 | 109 | 7.94 | 2.294 |
| Jeremy Affeldt, L (6, 1) ERA: 4.66 | 0.1 | | 5 | 2 | 3 | 3 | 0 | 2 | 0 | 0 | 0 | 0 | 1 | 11 | 26 | 81.00 | 12.000 |
| Ryan Bukvich, R (7, 1) ERA: 6.14 | 0.1 | | 4 | 2 | 1 | 1 | 1 | 1 | 0 | 0 | 0 | 0 | 0 | 18 | 28 | 27.00 | 9.000 |
| Scott Mullen, L (7, 1) ERA: 2.92 | 0.2 | | 3 | 0 | 0 | 0 | 0 | 1 | 0 | 0 | 0 | 1 | 0 | 7 | 14 | 0.00 | 1.500 |
| Darrell May, L (8, 1) ERA: 5.26 | 2.0 | | 8 | 2 | 0 | 0 | 3 | 0 | 0 | 0 | 0 | 0 | 0 | 23 | 33 | 0.00 | 1.000 |

| PITCHER | IP | WLS | BF | H | R | ER | SO | BB | IBB | HBP | BLK | WP | HR | S | P | ERA | WHIP |
|---------------------------------------|-----|-----|----|---|---|----|----|----|-----|-----|-----|----|----|----|-----|-------|--------|
| Jeff Suppan, R (1, 1) ERA: 5.2 | 5.2 | L | 29 | 8 | 6 | 5 | 5 | 5 | 0 | 0 | 0 | 1 | 2 | 63 | 109 | 7.94 | 2.294 |
| Jeremy Affeldt, L (6, 1) ERA: 4.66 | 0.1 | | 5 | 2 | 3 | 3 | 0 | 2 | 0 | 0 | 0 | 0 | 1 | 11 | 26 | 81.00 | 12.000 |
| Ryan Bukvich, R (7, 1) ERA: 6.14 | 0.1 | | 4 | 2 | 1 | 1 | 1 | 1 | 0 | 0 | 0 | 0 | 0 | 18 | 28 | 27.00 | 9.000 |
| Scott Mullen, L (7, 1) ERA: 2.92 | 0.2 | | 3 | 0 | 0 | 0 | 0 | 1 | 0 | 0 | 0 | 1 | 0 | 7 | 14 | 0.00 | 1.500 |
| Darrell May, L (8, 1) ERA: 5.26 | 2.0 | | 8 | 2 | 0 | 0 | 3 | 0 | 0 | 0 | 0 | 0 | 0 | 23 | 33 | 0.00 | 1.000 |

| PITCHER | IP | WLS | BF | H | R | ER | SO | BB | IBB | HBP | BLK | WP | HR | S | P | ERA | WHIP |
|---------------------------------------|-----|-----|----|---|---|----|----|----|-----|-----|-----|----|----|----|-----|-------|--------|
| Jeff Suppan, R (1, 1) ERA: 5.2 | 5.2 | L | 29 | 8 | 6 | 5 | 5 | 5 | 0 | 0 | 0 | 1 | 2 | 63 | 109 | 7.94 | 2.294 |
| Jeremy Affeldt, L (6, 1) ERA: 4.66 | 0.1 | | 5 | 2 | 3 | 3 | 0 | 2 | 0 | 0 | 0 | 0 | 1 | 11 | 26 | 81.00 | 12.000 |
| Ryan Bukvich, R (7, 1) ERA: 6.14 | 0.1 | | 4 | 2 | 1 | 1 | 1 | 1 | 0 | 0 | 0 | 0 | 0 | 18 | 28 | 27.00 | 9.000 |
| Scott Mullen, L (7, 1) ERA: 2.92 | 0.2 | | 3 | 0 | 0 | 0 | 0 | 1 | 0 | 0 | 0 | 1 | 0 | 7 | 14 | 0.00 | 1.500 |
| Darrell May, L (8, 1) ERA: 5.26 | 2.0 | | 8 | 2 | 0 | 0 | 3 | 0 | 0 | 0 | 0 | 0 | 0 | 23 | 33 | 0.00 | 1.000 |

| Batter | 1 | 2 | 3 | 4 | 5 | 6 | 7 | 8 | 9 | AB R H RBI BB SO LOB |
|--|---------|---------|---------|---------|---------|---------|---|---------|---------|----------------------|
| Chuck Knoblauch, R (1, 7) <small>OBP: 0.292, SLG: 0.292</small> | 2-2 | | 1-3 | 0-2 | | 0-1 | | | 0-0 | 5 1 1 2 0 1 3 |
| Neifi Perez, S (1, 6) <small>OBP: 0.258, SLG: 0.302</small> | 3-2 | | 0-1 | | | 0-1 | | | 2-2 | 5 0 1 1 0 1 3 |
| Carlos Beltrán, S (1, 8) <small>OBP: 0.340, SLG: 0.492</small> | 3-2 | | 4-2 | | 0-1 | 0-0 | | | 4-1 | 3 0 0 0 2 0 2 |
| 29 Mike Sweeney, R (1, 10) <small>OBP: 0.426, SLG: 0.596</small> | 0-1 | | 1-2 | | 2-2 | | | | 0-2 | 5 0 2 0 0 1 1 |
| Raul Ibanez, L (1, 3) <small>OBP: 0.323, SLG: 0.529</small> | 0-1 | | 0-3 | | 1-2 | 2-2 | | | 2-2 | 4 1 2 0 0 1 4 |
| Joe Randa, R (1, 5) <small>OBP: 0.351, SLG: 0.451</small> | | 4-2 | | 0-1 | 1-1 | | | 3-2 | | 3 1 2 1 1 0 1 |
| Aaron Guiel, L (1, 9) <small>OBP: 0.311, SLG: 0.366</small> | | 2-1 | | 1-0 | | 4-2 | | 3-2 | | 3 2 1 0 1 0 1 |
| Brent Mayne, L (1, 2) <small>OBP: 0.323, SLG: 0.303</small> | | 1-0 | | 0-0 | | 0-0 | | 0-1 | | 4 0 1 0 0 0 2 |
| Luis Ordaz, R (1, 4) <small>OBP: 0.500, SLG: 0.333</small> | | | 0-2 | 1-1 | | 4-2 | | 0-1 | | 3 0 1 1 1 0 0 |

| Inning Stats | R: 1 | H: 2 | R: 0 | H: 0 | R: 0 | H: 2 | R: 2 | H: 3 | R: 1 | H: 2 | R: 0 | H: 1 | R: 0 | H: 0 | R: 0 | H: 0 | R: 0 | H: 0 | R: 0 | H: 0 | 1B: 8 | SF: 0 | WP: 1 | PA: 40 |
|--------------|-------|--------|------|--------|-------|--------|-------|--------|-------|--------|-------|--------|-------|--------|------|--------|------|--------|------|--------|---|----------------------------------|-----------------|--------|
| | E: 0 | LOB: 1 | E: 0 | LOB: 0 | E: 0 | LOB: 3 | E: 0 | LOB: 1 | E: 0 | LOB: 1 | E: 0 | LOB: 2 | E: 0 | LOB: 0 | E: 0 | LOB: 1 | E: 0 | LOB: 0 | E: 0 | LOB: 1 | 2B: 3 <td>SAC: 0 <td>PB: 1 <td></td> </td></td> | SAC: 0 <td>PB: 1 <td></td> </td> | PB: 1 <td></td> | |
| | K: 16 | BB: 0 | K: 0 | BB: 1 | K: 2 | BB: 1 | K: 1 | BB: 0 | K: 1 | BB: 0 | K: 0 | BB: 2 | K: 1 | BB: 0 | K: 0 | BB: 1 | K: 0 | BB: 0 | K: 0 | BB: 1 | 3B: 0 <td>DP: 2 <td>SB: 0</td> <td></td> </td> | DP: 2 <td>SB: 0</td> <td></td> | SB: 0 | |
| | S: 16 | P: 24 | S: 6 | P: 13 | S: 18 | P: 24 | S: 12 | P: 16 | S: 13 | P: 17 | S: 12 | P: 20 | S: 13 | P: 19 | S: 7 | P: 10 | S: 8 | P: 14 | S: 8 | P: 14 | HR: 0 <td>HBP: 0 <td>CS: 0</td> <td></td> </td> | HBP: 0 <td>CS: 0</td> <td></td> | CS: 0 | |

| PITCHER | IP | WLS | BF | H | R | ER | SO | BB | IBB | HBP | BLK | WP | HR | S | P | ERA | WHIP |
|---|-----|-----|----|----|---|----|----|----|-----|-----|-----|----|----|----|-----|------|-------|
| Roger Clemens, R (1, 1) <small>ERA: 4.13</small> | 5.0 | W | 27 | 10 | 5 | 5 | 3 | 4 | 0 | 0 | 0 | 1 | 0 | 72 | 109 | 9.00 | 2.800 |
| Steve Karsay, R (6, 1) <small>ERA: 3.31</small> | 2.0 | H | 6 | 1 | 0 | 0 | 1 | 0 | 0 | 0 | 0 | 0 | 0 | 18 | 24 | 0.00 | 0.500 |
| Sterling Hitchcock, L (8, 1) <small>ERA: 6.16</small> | 2.0 | | 7 | 0 | 0 | 0 | 0 | 1 | 0 | 0 | 0 | 0 | 0 | 15 | 24 | 0.00 | 0.500 |

BOTTOM

New York Yankees @ Kansas City Royals
Kauffman Stadium, Kansas City, MO

Tue Aug 13 2002, 7:05 PM CDT
 Att. 28,834 - Cloudy - 70 F

livebaseballscorecards.com

| | |
|------------|-----------|
| AB | 35 |
| R | 5 |
| H | 11 |
| RBI | 5 |
| BB | 5 |
| SO | 4 |
| LOB | 17 |



| Batter | 1 | 2 | 3 | 4 | 5 | 6 | 7 | 8 | 9 | 10 | 11 | 12 | 13 | 14 | AB R H RBI BB SO LOB | TOP | | | | | | | | | | | | | | | |
|---|---|----------------------------------|-------------------------------|----------------------------------|-------------------------------|----------------------------------|------------------------------|---------------------------------|-------------------------------|----------------------------------|-------------------------------|----------------------------------|-------------------------------|----------------------------------|--------------------------------|----------------------------------|-------------------------------|----------------------------------|-------------------------------|----------------------------------|------------------------------|----------------------------------|------------------------------|----------------------------------|-------------------------------|----------------------------------|-----------------------------------|------------------------------------|----------------------------------|--------|--|
| Alfonso Soriano, R (1, 4) OBP: 0.335, SLG: 0.565 | 0-0 F8 | | 1-0 F9 | | 1-2 G4-3 | | 2-3 K | | | 2-2 F9 | | 1-0 G6-3 | | 0-2 25 1B | 7 1 1 0 0 1 1 | | | | | | | | | | | | | | | | |
| 2 Derek Jeter, R (1, 6) OBP: 0.381, SLG: 0.422 | 1-2 F8 | | 2-1 1B | | | 1-1 G3 1B | | 0-3 K | | 3-1 25 WP 1B | | 2-0 1B | | 1-0 F9 | 7 0 4 0 0 1 1 | | | | | | | | | | | | | | | | |
| 25 Jason Giambi, L (1, 3) OBP: 0.426, SLG: 0.578 | 3-2 HR | | 1-2 F9 | | | 0-1 L7 | | 0-3 K | | 2-3 K | | 0-1 L7 | | 3-2 1B | 7 1 2 1 0 2 4 | | | | | | | | | | | | | | | | |
| Bernie Williams, S (1, 8) OBP: 0.412, SLG: 0.492 | 0-2 G4-3 | | | 0-2 FC6-4 1B | | 1-1 G3 | | 0-0 G4-3 | | | 1-3 K | | 4-0 SH1-4 BB | 0-0 1B | 6 0 2 1 1 1 1 | | | | | | | | | | | | | | | | |
| Robin Ventura, L (1, 5) OBP: 0.371, SLG: 0.492 Enrique Wilson, S (9, PR) OBP: 0.264, SLG: 0.333 (9, 5) | | 3-1 2B | | 0-0 F8 | | 2-2 F8 | | | 0-2 20 G6-3 1B | | 1-1 G4-3 | | 1-1 SH1-4 | 3-2 F7 | 4 0 2 0 0 0 2 2 0 0 0 0 0 2 | | | | | | | | | | | | | | | | |
| 20 Jorge Posada, S (1, 2) OBP: 0.374, SLG: 0.497 | | 2-3 K | | 0-0 L7 | | 0-1 G4-3 | | 1-0 G6-3 | | 1-1 WP 1B | | 4-0 IBB | | | 5 0 1 0 1 1 3 | | | | | | | | | | | | | | | | |
| Raul Mondesi, R (1, 9) OBP: 0.311, SLG: 0.442 | | 2-0 G5-3 | | 0-0 FC6-4 | | 0-0 E SF8 1B | | 2-1 S 1B | | 4-1 BB | | 1-0 F8 | | | 5 1 2 0 1 0 4 | | | | | | | | | | | | | | | | |
| Rondell White, R (1, 10) OBP: 0.298, SLG: 0.370 John Vander Wal, L (13, PH) OBP: 0.333, SLG: 0.444 | | 0-3 K | | | 0-0 F8 | | 1-2 E6 SF8 | | 3-2 G6-3 | | 2-2 F8 | | 1-0 F7 | | 5 0 0 0 0 1 5 1 0 0 0 0 0 2 | | | | | | | | | | | | | | | | |
| Shane Spencer, R (1, 7) OBP: 0.327, SLG: 0.391 | | | 2-2 G1-3 | | 1-0 G5-3 | | 1-2 SF8 | | | 1-1 L6 | | 3-2 G6-3 | | 3-2 F9 | 5 0 0 1 0 0 0 | | | | | | | | | | | | | | | | |
| Inning Stats | R: 1 E: 0 K: 0 S: 10 | H: 1 LOB: 0 BB: 0 P: 14 | R: 0 E: 0 K: 2 S: 10 | H: 1 LOB: 1 BB: 0 P: 17 | R: 0 E: 0 K: 0 S: 12 | H: 1 LOB: 1 BB: 0 P: 18 | R: 0 E: 0 K: 0 S: 6 | H: 0 LOB: 0 BB: 0 P: 7 | R: 0 E: 0 K: 0 S: 10 | H: 1 LOB: 1 BB: 0 P: 14 | R: 1 E: 0 K: 1 S: 17 | H: 1 LOB: 1 BB: 0 P: 21 | R: 0 E: 0 K: 2 S: 10 | H: 0 LOB: 0 BB: 0 P: 10 | R: 0 E: 0 K: 0 S: 9 | H: 2 LOB: 2 BB: 0 P: 15 | R: 0 E: 0 K: 1 S: 10 | H: 1 LOB: 1 BB: 0 P: 18 | R: 0 E: 0 K: 1 S: 11 | H: 1 LOB: 2 BB: 1 P: 20 | R: 0 E: 0 K: 0 S: 7 | H: 1 LOB: 1 BB: 0 P: 13 | R: 0 E: 0 K: 0 S: 4 | H: 0 LOB: 2 BB: 2 P: 15 | R: 1 E: 0 K: 0 S: 17 | H: 3 LOB: 2 BB: 0 P: 27 | 1B: 12 2B: 1 3B: 0 HR: 1 | SF: 1 SAC: 1 DP: 1 HBP: 0 | WP: 2 PB: 0 SB: 2 CS: 0 | PA: 59 | |
| PITCHER | IP WLS BF H R ER SO BB IBB HBP BLK WP HR S P ERA WHIP | | | | | | | | | | | | | | | | | | | | | | | | | | | | | | |
| Paul Byrd, R (1, 1) ERA: 3.45 | 9.0 | 35 | 8 | 2 | 1 | 5 | 0 | 0 | 0 | 0 | 0 | 1 | 89 | 122 | 1.00 | 0.889 | | | | | | | | | | | | | | | |
| Roberto Hernandez, R (10, 1) ERA: 4.15 | 1.0 | 4 | 1 | 0 | 0 | 1 | 0 | 0 | 0 | 0 | 1 | 0 | 10 | 18 | 0.00 | 1.000 | | | | | | | | | | | | | | | |
| Jason Grimsley, R (11, 1) ERA: 3.58 | 2.0 | 9 | 2 | 0 | 0 | 1 | 1 | 0 | 0 | 0 | 1 | 0 | 18 | 33 | 0.00 | 1.500 | | | | | | | | | | | | | | | |
| Ryan Bukvich, R (13, 1) ERA: 5.74 | 1.0 | 5 | 0 | 0 | 0 | 0 | 1 | 1 | 0 | 0 | 0 | 0 | 4 | 15 | 0.00 | 1.000 | | | | | | | | | | | | | | | |
| Blake Stein, R (14, 1) ERA: 8.49 | 1.0 | L 6 | 3 | 1 | 1 | 0 | 0 | 0 | 0 | 0 | 0 | 0 | 17 | 27 | 9.00 | 3.000 | | | | | | | | | | | | | | | |

New York Yankees @ Kansas City Royals
Kauffman Stadium, Kansas City, MO
 Wed Aug 14 2002, 7:05 PM CDT
 Att. 26,383 - Sunny - 78 F

| | |
|-----|----|
| AB | 54 |
| R | 3 |
| H | 14 |
| RBI | 3 |
| BB | 3 |
| SO | 7 |
| LOB | 25 |



| Batter | 1 | 2 | 3 | 4 | 5 | 6 | 7 | 8 | 9 | 10 | 11 | 12 | 13 | 14 | AB R H RBI BB SO LOB | BOTTOM |
|---|-------------|-----------|--------------------------|-----------|-------------|--------------------|--------------------|-------------|------------|-------------|-------------|--------------------------|---------------------|--------------------|----------------------|--|
| Chuck Knoblauch, R (1, 7) OBP: 0.292, SLG: 0.289 | 3-2 1B | | 0-2 F7 | | 2-3 K | | 1-2 F7 | | 4-0 IBB | | | 2-2 G4-3 | | 0-3 K | 6 0 1 0 1 2 3 | New York Yankees @ Kansas City Royals Kauffman Stadium, Kansas City, MO Wed Aug 14 2002, 7:05 PM CDT Att. 26,383 - Sunny - 78 F livebaseballscorecards.com |
| Neifi Perez, S (1, 6) OBP: 0.259, SLG: 0.302 | 0-1 F7 | | 2-2 1B | | 0-1 G6-3 | | 0-0 G5-3 | | 0-0 F8 | | | 0-1 29 FC6-4 1B | | 2-2 L6 | 7 0 2 0 0 0 6 | |
| Carlos Beltrán, S (1, 8) OBP: 0.340, SLG: 0.493 | 0-3 K | | 1-2 29 FC6-4 1B | | | 0-1 29 2B | | 1-0 P5 | | 2-3 K | | 1-3 K | | | 6 1 2 0 0 3 2 | |
| 29 Mike Sweeney, R (1, 10) OBP: 0.425, SLG: 0.594 | 3-1 G5-3 | | 1-0 FC6-4 | | | 0-0 SH5-3 2B | | 3-2 G1-3 | | 1-2 K | | 0-1 FC6-4 | | | 6 1 2 1 0 0 4 | |
| Joe Randa, R (1, 5) OBP: 0.356, SLG: 0.453 | | 1-0 1B | | 1-1 1B | | 0-0 SH5-3 | | 4-2 BB | | 1-3 K | | | 4-1 G4-6-3 BB | | 3 0 2 0 2 1 1 | |
| Kit Pellow, R (1, 3) | | 1-1 F7 | | 0-2 P4 | | 1-3 K | | 3-2 F8 | | 1-2 G6-3 | | | 1-0 G4-6-3 | | 4 0 0 0 0 1 4 | |
| Raul Ibanez, L (10, PH) (11, 3) | | | | | | | | | | | | | 1-2 G4-6-3 | | 2 0 0 0 0 0 2 | |
| Aaron Guiel, L (1, 9) OBP: 0.302, SLG: 0.354 | | 1-3 K | | 1-1 F9 | | 2-3 K | | 1-1 G3 | | | 2-2 G4-3 | | 2-1 G4-3 | | 6 0 0 0 0 2 2 | |
| Brent Mayne, L (1, 2) Michael Tucker, L (14, PR) OBP: 0.319, SLG: 0.300 OBP: 0.340, SLG: 0.419 | | 1-1 L9 | | 0-3 K | | | 0-0 E4 FC5-6 | | 0-0 L4 | | 1-0 G4-3 | | | 0-0 SH1-4 1B | 6 0 1 0 0 1 2 | |
| Luis Ordez, R (1, 4) OBP: 0.333, SLG: 0.375 | | | 1-1 G1-3 | | 1-1 G1-3 | | 1-0 FC5-6 | | 3-2 2B | | 0-3 K2-3 | | | 0-1 SH1-4 | 0 0 0 0 0 0 0 | |
| | | | | | | | 1-2 2B | | | | | | | 1-2 SH1-4 | 5 0 1 0 0 1 1 | |

| Inning Stats | R: 0 | H: 1 | E: 0 | LOB: 1 | K: 1 | BB: 0 | S: 12 | P: 18 | R: 0 | H: 1 | E: 0 | LOB: 1 | K: 1 | BB: 0 | S: 9 | P: 13 | R: 0 | H: 2 | E: 0 | LOB: 2 | K: 0 | BB: 0 | S: 15 | P: 20 | R: 0 | H: 1 | E: 0 | LOB: 1 | K: 1 | BB: 0 | S: 10 | P: 12 | R: 0 | H: 0 | E: 0 | LOB: 0 | K: 2 | BB: 0 | S: 8 | P: 11 | R: 2 | H: 2 | E: 0 | LOB: 0 | K: 2 | BB: 0 | S: 12 | P: 15 | R: 0 | H: 0 | E: 1 | LOB: 1 | K: 0 | BB: 0 | S: 6 | P: 8 | R: 0 | H: 0 | E: 0 | LOB: 1 | K: 0 | BB: 1 | S: 10 | P: 21 | R: 0 | H: 1 | E: 0 | LOB: 2 | K: 2 | BB: 1 | S: 8 | P: 16 | R: 0 | H: 1 | E: 0 | LOB: 1 | K: 1 | BB: 0 | S: 14 | P: 19 | R: 0 | H: 0 | E: 0 | LOB: 0 | K: 1 | BB: 0 | S: 8 | P: 11 | R: 0 | H: 1 | E: 0 | LOB: 1 | K: 1 | BB: 0 | S: 11 | P: 14 | R: 0 | H: 0 | E: 0 | LOB: 0 | K: 0 | BB: 1 | S: 4 | P: 11 | R: 0 | H: 1 | E: 0 | LOB: 0 | K: 1 | BB: 0 | S: 9 | P: 11 | 1B: 8 | SF: 0 | 2B: 3 | SAC: 2 | 3B: 0 | DP: 1 | HR: 0 | HBP: 0 | WP: 0 | PA: 56 |
|---|------|------|------|--------|------|-------|-------|-------|------|------|------|--------|------|-------|------|-------|-------|---------|------|--------|------|-------|-------|-------|------|------|------|--------|------|-------|-------|-------|------|------|------|--------|------|-------|------|-------|------|------|------|--------|------|-------|-------|-------|------|-------|-------|--------|------|-------|------|------|------|------|------|--------|------|-------|-------|-------|------|------|------|--------|------|-------|------|-------|------|------|------|--------|------|-------|-------|-------|------|------|------|--------|------|-------|------|-------|------|------|------|--------|------|-------|-------|-------|------|------|------|--------|------|-------|------|-------|------|------|------|--------|------|-------|------|-------|-------|-------|-------|--------|-------|-------|-------|--------|-------|--------|
| PITCHER | IP | WLS | BF | H | R | ER | SO | BB | IBB | HBP | BLK | WP | HR | S | P | ERA | WHIP | PITCHER | | | | | | | | | | | | | | | | | | IP | WLS | BF | H | R | ER | SO | BB | IBB | HBP | BLK | WP | HR | S | P | ERA | WHIP | | | | | | | | | | | | | | | | | | | | | | | | | | | | | | | | | | | | | | | | | | | | | | | | | | | | | | | | | | | | | | | | | | | | | | |
| Andy Pettitte, L (1, 1) ERA: 3.09 | 8.0 | | 33 | 7 | 2 | 2 | 6 | 1 | 0 | 0 | 0 | 0 | 0 | 11 | 21 | 0.00 | 0.750 | | | | | | | | | | | | | | | | | | | 8.0 | | 33 | 7 | 2 | 2 | 6 | 1 | 0 | 0 | 0 | 0 | 0 | 0 | 0 | 11 | 21 | 0.00 | 0.750 | | | | | | | | | | | | | | | | | | | | | | | | | | | | | | | | | | | | | | | | | | | | | | | | | | | | | | | | | | | | | | | | | | | | |
| Mike Stanton, L (9, 1) ERA: 2.88 | 1.1 | | 6 | 1 | 0 | 0 | 1 | 0 | 1 | 0 | 0 | 0 | 0 | 11 | 21 | 0.00 | 0.750 | | | | | | | | | | | | | | | | | | | 1.1 | | 6 | 1 | 0 | 0 | 1 | 0 | 1 | 0 | 0 | 0 | 0 | 11 | 21 | 0.00 | 0.750 | | | | | | | | | | | | | | | | | | | | | | | | | | | | | | | | | | | | | | | | | | | | | | | | | | | | | | | | | | | | | | | | | | | | | | |
| Steve Karsay, R (10, 1) ERA: 3.28 | 0.2 | | 3 | 1 | 0 | 0 | 1 | 0 | 0 | 0 | 0 | 0 | 0 | 11 | 14 | 0.00 | 1.500 | | | | | | | | | | | | | | | | | | | 0.2 | | 3 | 1 | 0 | 0 | 1 | 0 | 0 | 0 | 0 | 0 | 11 | 14 | 0.00 | 1.500 | | | | | | | | | | | | | | | | | | | | | | | | | | | | | | | | | | | | | | | | | | | | | | | | | | | | | | | | | | | | | | | | | | | | | | | |
| Ramiro Mendoza, R (11, 1) ERA: 3.27 | 3.0 | W | 10 | 1 | 0 | 0 | 2 | 1 | 0 | 0 | 0 | 0 | 0 | 23 | 36 | 0.00 | 0.667 | | | | | | | | | | | | | | | | | | | 3.0 | W | 10 | 1 | 0 | 0 | 2 | 1 | 0 | 0 | 0 | 0 | 23 | 36 | 0.00 | 0.667 | | | | | | | | | | | | | | | | | | | | | | | | | | | | | | | | | | | | | | | | | | | | | | | | | | | | | | | | | | | | | | | | | | | | | | | |
| 42 Mariano Rivera, R (14, 1) ERA: 2.93 | 1.0 | S | 4 | 1 | 0 | 0 | 1 | 0 | 0 | 0 | 0 | 0 | 0 | 9 | 11 | 0.00 | 1.000 | | | | | | | | | | | | | | | | | | | 1.0 | S | 4 | 1 | 0 | 0 | 1 | 0 | 0 | 0 | 0 | 9 | 11 | 0.00 | 1.000 | | | | | | | | | | | | | | | | | | | | | | | | | | | | | | | | | | | | | | | | | | | | | | | | | | | | | | | | | | | | | | | | | | | | | | | | |



New York Yankees @ Kansas City Royals

Kauffman Stadium, Kansas City, MO

Thu Aug 15 2002, 7:05 PM CDT
Att. 27,565 - Cloudy - 87 F

| | |
|-----|----|
| AB | 42 |
| R | 7 |
| H | 18 |
| RBI | 7 |
| BB | 4 |
| SO | 4 |
| LOB | 28 |



| | | | |
|-----|---|-----|----|
| WP: | 0 | PA: | 47 |
| PB: | 0 | | |
| SB: | 2 | | |
| CS: | 0 | | |

| Batter | 1 | 2 | 3 | 4 | 5 | 6 | 7 | 8 | 9 | AB | R | H | RBI | BB | SO | LOB | | | | | | | | | | | |
|---|-------------------------------|----------------------------------|------------------------------|---------------------------------|-------------------------------|----------------------------------|------------------------------|----------------------------------|------------------------------|----------------------------------|-------------------------------|----------------------------------|-------------------------------|----------------------------------|-------------------------------|----------------------------------|-----------------------------------|------------------------------------|----------------------------------|--------|--|--|--|--|--|--|--|
| Alfonso Soriano, R (1, 4) OBP: 0.331, SLG: 0.560 | 1-2 L9 | 0-0 SF8 | | 1-0 G6-4-3 | | 1-1 G6-3 | | 1-2 FC5-4 | 0-1 P6 | 5 | 0 | 0 | 1 | 0 | 0 | 5 | | | | | | | | | | | |
| 2 Derek Jeter, R (1, 6) OBP: 0.378, SLG: 0.419 | 2-2 F8 | 0-1 F9 | | | 1-0 G4-3 | 1-2 G6-3 | | 1-2 G1-3 | 1-0 FC5-4 | 6 | 0 | 1 | 1 | 0 | 0 | 4 | | | | | | | | | | | |
| 25 Jason Giambi, L (1, 10) OBP: 0.426, SLG: 0.575 | 4-1 BB 1B BB | | 2-3 K | | 1-0 2B BB 1B | 1-1 F5 | | 1-3 K | | 4 | 1 | 1 | 0 | 1 | 2 | 2 | | | | | | | | | | | |
| Bernie Williams, S (1, 8) OBP: 0.418, SLG: 0.500 | 0-0 BB 1-2 1B | | 0-1 S 1B | | 2-1 BB 1-3 2B | | 1-0 FC6-8-5 1B | | 0-1 G4-3 HR 1B | 5 | 1 | 5 | 0 | 0 | 0 | 0 | | | | | | | | | | | |
| Robin Ventura, L (1, 5) OBP: 0.371, SLG: 0.487 | 4-1 BB 1-2 2-3 BB | | 3-3 K | | 4-0 BB IBB | | 0-3 K | | 3-2 G4-3 | 3 | 0 | 0 | 0 | 2 | 2 | 3 | | | | | | | | | | | |
| Raul Mondesi, R (1, 9) OBP: 0.314, SLG: 0.449 | 3-1 F9 | | 2-0 G5-3 | | 4-1 G6-4-3 BB | | 1-1 FC6-8-5 1B | | 1-2 HR | 4 | 1 | 2 | 3 | 1 | 0 | 4 | | | | | | | | | | | |
| John Vander Wal, L (1, 3) OBP: 0.338, SLG: 0.464 | | 0-1 1B SF8 1B | | 1-0 HR | | 1-0 G6-4-3 | | 0-1 FC6-8-5 | | 3 | 2 | 2 | 1 | 0 | 0 | 3 | | | | | | | | | | | |
| Ron Coomer, R (7, PH) OBP: 0.315, SLG: 0.429 | | | | | | | | 1-2 2-3f FC6-4 | | 2 | 1 | 1 | 0 | 0 | 0 | 2 | | | | | | | | | | | |
| Shane Spencer, R (1, 7) OBP: 0.332, SLG: 0.396 | | 0-0 1B | | 2-2 G6-4-3 1B | | 0-0 G6-3 | | 0-1 FC6-4 | | 5 | 0 | 3 | 0 | 0 | 0 | 2 | | | | | | | | | | | |
| Chris Widger, R (1, 2) OBP: 0.357, SLG: 0.425 | | 0-1 P6 | | 0-0 B2 | | 1-0 2 1B 2B | | | | 3 | 1 | 1 | 0 | 0 | 0 | 3 | | | | | | | | | | | |
| 20 Jorge Posada, S (8, PH) OBP: 0.377, SLG: 0.500 | | | | | | | | 1-2 2-H FC5-4 1B | 2-0 2 FC5-4 1B | 2 | 0 | 2 | 1 | 0 | 0 | 0 | | | | | | | | | | | |
| Inning Stats | R: 0 E: 0 K: 0 S: 14 | H: 1 LOB: 3 BB: 2 P: 28 | R: 1 E: 0 K: 0 S: 8 | H: 2 LOB: 1 BB: 0 P: 8 | R: 0 E: 0 K: 2 S: 10 | H: 1 LOB: 1 BB: 0 P: 17 | R: 1 E: 0 K: 0 S: 6 | H: 2 LOB: 0 BB: 0 P: 10 | R: 1 E: 0 K: 0 S: 9 | H: 2 LOB: 2 BB: 2 P: 18 | R: 0 E: 0 K: 1 S: 10 | H: 2 LOB: 2 BB: 0 P: 12 | R: 0 E: 0 K: 1 S: 12 | H: 1 LOB: 1 BB: 0 P: 15 | R: 3 E: 0 K: 0 S: 18 | H: 5 LOB: 2 BB: 0 P: 28 | 1B: 14 2B: 2 3B: 0 HR: 2 | SF: 1 SAC: 0 DP: 2 HBP: 0 | WP: 0 PB: 0 SB: 2 CS: 0 | PA: 47 | | | | | | | |
| PITCHER | IP | WLS | BF | H | R | ER | SO | BB | IBB | HBP | BLK | WP | HR | S | P | ERA | WHIP | | | | | | | | | | |
| Miguel Asencio, R (1, 1) ERA: 5.75 | 5.2 | | 29 | 10 | 4 | 4 | 2 | 3 | 1 | 0 | 0 | 0 | 1 | 51 | 91 | 6.35 | 2.294 | | | | | | | | | | |
| Jeremy Affeldt, L (6, 1) ERA: 4.55 | 1.1 | | 6 | 2 | 0 | 0 | 1 | 0 | 0 | 0 | 0 | 0 | 0 | 12 | 15 | 0.00 | 1.500 | | | | | | | | | | |
| Jason Grimsley, R (8, 1) ERA: 3.53 | 0.2 | H | 3 | 1 | 0 | 0 | 0 | 0 | 0 | 0 | 0 | 0 | 0 | 9 | 11 | 0.00 | 1.500 | | | | | | | | | | |
| Scott Mullen, L (8, 1) ERA: 2.88 | 0.1 | H | 1 | 0 | 0 | 0 | 1 | 0 | 0 | 0 | 0 | 0 | 0 | 3 | 4 | 0.00 | 0.000 | | | | | | | | | | |
| Roberto Hernandez, R (9, 1) ERA: 4.73 | 1.0 | L | 8 | 5 | 3 | 3 | 0 | 0 | 0 | 0 | 0 | 0 | 1 | 18 | 28 | 27.00 | 5.000 | | | | | | | | | | |

| Batter | 1 | 2 | 3 | 4 | 5 | 6 | 7 | 8 | 9 | AB | R | H | RBI | BB | SO | LOB |
|--|-------------|-------------|---------------|-----------|-----------|--------------|---------------|-----------|---------------|----|---|---|-----|----|----|-----|
| Aaron Guiel, L (1, 9) OBP: 0.294, SLG: 0.344 | 1-1 G4-3 | | 1-0 G1-4-3 | | 0-1 P5 | | 2-1 G1-3 | | 1-3 K | 5 | 0 | 0 | 0 | 0 | 1 | 2 |
| Carlos Beltrán, S (1, 8) OBP: 0.341, SLG: 0.492 | 1-2 G3 | | 1-2 29 1B | | 0-0 G3 | | 2-2 29 SF8 | | 2-2 P3 | 5 | 1 | 2 | 0 | 0 | 0 | 2 |
| 29 Mike Sweeney, R (1, 10) OBP: 0.422, SLG: 0.590 | 0-0 F8 | | 0-0 1B | | 0-1 F7 | | 3-1 SF8 | | 2-1 L7 | 4 | 0 | 1 | 1 | 0 | 0 | 2 |
| Raul Ibanez, L (1, 3) OBP: 0.323, SLG: 0.533 | | 1-0 HR | 4-0 IBB | | | 3-2 F7 | 1-2 G6-3 | | | 3 | 1 | 1 | 1 | 1 | 0 | 0 |
| Joe Randa, R (1, 5) OBP: 0.355, SLG: 0.451 | | 3-2 G5-3 | 3-2 P4 | | | 0-1 1B | | 2-1 F8 | | 4 | 1 | 1 | 0 | 0 | 0 | 3 |
| Michael Tucker, L (1, 7) OBP: 0.344, SLG: 0.432 | | 3-1 HR | | 2-0 G3 | | 1-0 1B | | 0-1 1B | | 4 | 2 | 3 | 2 | 0 | 0 | 0 |
| Luis Alicea, S (1, 4) OBP: 0.314, SLG: 0.294 | | 1-2 F8 | | 1-3 K | | 1-3 K | | 2-0 F8 | | 4 | 0 | 0 | 0 | 0 | 2 | 2 |
| Luis Ordaz, R (9, 4) OBP: 0.333, SLG: 0.375 | | | | | | | | | | 0 | 0 | 0 | 0 | 0 | 0 | 0 |
| Neifi Perez, S (1, 6) OBP: 0.261, SLG: 0.304 | | 0-0 CS | | 1-1 F7 | | 0-0 FC6-4 | | 0-0 L8 | | 4 | 0 | 2 | 1 | 0 | 0 | 1 |
| A.J. Hinch, R (1, 2) OBP: 0.310, SLG: 0.390 | | 1-1 CS | 0-0 G6-3 | | 0-1 G3 | 3-1 FC6-4 | | | 2-2 29 BLK | 3 | 0 | 1 | 0 | 0 | 0 | 1 |
| Chuck Knoblauch, R (9, PH) OBP: 0.295, SLG: 0.292 | | | | | | | | | | 1 | 0 | 1 | 0 | 0 | 0 | 0 |

| Inning Stats | R: 0 | H: 0 | E: 0 | K: 0 | S: 6 | R: 2 | H: 3 | E: 0 | K: 0 | S: 13 | R: 0 | H: 2 | E: 0 | K: 0 | S: 9 | R: 0 | H: 0 | E: 0 | K: 1 | S: 6 | R: 0 | H: 1 | E: 0 | K: 0 | S: 7 | R: 2 | H: 3 | E: 0 | K: 1 | S: 14 | R: 1 | H: 1 | E: 0 | K: 0 | S: 10 | R: 0 | H: 1 | E: 0 | K: 0 | S: 6 | R: 0 | H: 1 | E: 0 | K: 1 | S: 18 | R: 0 | H: 1 | E: 0 | K: 1 | S: 18 | 1B: 10 | SF: 1 | 2B: 0 | SAC: 0 | 3B: 0 | DP: 0 | HR: 2 | HBP: 0 | WP: 2 | PA: 40 |
|--------------|------|------|------|------|------|------|------|------|------|-------|------|------|------|------|------|------|------|------|------|------|------|------|------|------|------|------|------|------|------|-------|------|------|------|------|-------|------|------|------|------|------|------|------|------|------|-------|------|------|------|------|-------|--------|-------|-------|--------|-------|-------|-------|--------|-------|--------|
|--------------|------|------|------|------|------|------|------|------|------|-------|------|------|------|------|------|------|------|------|------|------|------|------|------|------|------|------|------|------|------|-------|------|------|------|------|-------|------|------|------|------|------|------|------|------|------|-------|------|------|------|------|-------|--------|-------|-------|--------|-------|-------|-------|--------|-------|--------|

| PITCHER | IP | WLS | BF | H | R | ER | SO | BB | IBB | HBP | BLK | WP | HR | S | P | ERA | WHIP |
|--|-----|-----|----|----|---|----|----|----|-----|-----|-----|----|----|----|-----|------|-------|
| Orlando Hernandez, R (1, 1) ERA: 3.54 | 7.0 | | 31 | 10 | 5 | 4 | 2 | 0 | 0 | 0 | 0 | 2 | 2 | 65 | 105 | 5.14 | 1.429 |
| Mike Stanton, L (8, 1) ERA: 2.81 | 1.0 | W | 4 | 1 | 0 | 0 | 0 | 0 | 0 | 0 | 0 | 0 | 0 | 6 | 10 | 0.00 | 1.000 |
| 42 Mariano Rivera, R (9, 1) ERA: 2.85 | 1.0 | S | 4 | 1 | 0 | 0 | 1 | 0 | 0 | 0 | 1 | 0 | 0 | 18 | 25 | 0.00 | 1.000 |

BOTTOM

New York Yankees @ Kansas City Royals
Kauffman Stadium, Kansas City, MO

livebaseballscorecards.com

| | |
|-----|----|
| AB | 37 |
| R | 5 |
| H | 12 |
| RBI | 5 |
| BB | 1 |
| SO | 3 |
| LOB | 13 |



Thu Aug 15 2002, 7:05 PM CDT
Att: 27,565 - Cloudy - 87 F

| Batter | 1 | 2 | 3 | 4 | 5 | 6 | 7 | 8 | 9 | AB R H RBI BB SO LOB | TOP | |
|--|---|---|---|--|---|--|--|---|---|--|---|--|
| Alfonso Soriano, R (1, 4) OBP: 0.332, SLG: 0.558 | 1-1 25 G3 1B | 3-3 K | | | 3-2 L8 | 1-3 K | | | 2-1 2B | 5 2 2 0 0 2 1 | | |
| 2 Derek Jeter, R (1, 6) OBP: 0.378, SLG: 0.418 | 1-2 F9 | 0-2 F8 | | | 0-0 25 1B 1B | 1-1 F9 | | | 0-2 2B | 5 2 2 0 0 0 2 | | |
| 25 Jason Giambi, L (1, 10) OBP: 0.426, SLG: 0.572 | 3-2 G3 | | 2-3 K | | 2-1 20 BB 1B | | 1-1 G4-3 | | 4-0 2B | 4 2 1 0 1 1 1 | | |
| Bernie Williams, S (1, 8) OBP: 0.423, SLG: 0.506 | 0-0 20 2B | | 0-1 | | 2-1 SF8 20 BB 1B | | 4-0 20 L3 BB | | 0-0 2B | 4 2 4 4 1 0 0 | | |
| 20 Jorge Posada, S (1, 2) OBP: 0.380, SLG: 0.501 | 0-1 1-H 2B | | 3-1 F8 | | 4-1 SF8 BB | | 3-2 L3 | | 4-0 2B | 3 0 1 1 2 0 2 | | |
| Raul Mondesi, R (1, 9) OBP: 0.313, SLG: 0.450 | 0-3 K | | 2-3 K | | 0-1 SF8 | | | 1-2 F8 | 2-2 2B | 4 0 1 3 0 2 2 | | |
| Robin Ventura, L (1, 5) OBP: 0.374, SLG: 0.494 | | 2-2 HR | | 3-3 K | 4-0 IBB | | 4-2 G6-4-3 BB | | 3-3 K | 3 1 1 1 2 2 2 | | |
| Ron Coomer, R (1, 3) John Vander Wal, L (5, PH) OBP: 0.333, SLG: 0.457 | | 0-1 F7 | | 2-1 G6-3 | 0-1 G4-3 | | 2-1 G6-4-3 | | 2-3 K | 2 0 0 0 0 0 0 3 0 0 0 0 1 6 | | |
| Shane Spencer, R (1, 7) OBP: 0.331, SLG: 0.391 | | 4-0 BB | | 3-2 G6-3 | | 2-3 K | | 0-0 G6-3 | | 3 0 0 0 1 1 0 | | |
| Inning Stats | R: 2 H: 3 E: 0 LOB: 1 K: 1 BB: 0 S: 15 P: 20 | R: 1 H: 1 E: 0 LOB: 1 K: 1 BB: 1 S: 12 P: 21 | R: 0 H: 1 E: 0 LOB: 1 K: 2 BB: 0 S: 10 P: 17 | R: 0 H: 0 E: 0 LOB: 0 K: 1 BB: 0 S: 9 P: 17 | R: 2 H: 3 E: 0 LOB: 3 K: 0 BB: 2 S: 14 P: 29 | R: 0 H: 0 E: 0 LOB: 0 K: 2 BB: 0 S: 8 P: 12 | R: 0 H: 0 E: 0 LOB: 0 K: 0 BB: 1 S: 5 P: 13 | R: 0 H: 0 E: 0 LOB: 0 K: 0 BB: 1 S: 11 P: 17 | R: 4 H: 4 E: 0 LOB: 2 K: 2 BB: 2 S: 17 P: 34 | 1B: 8 SF: 1 2B: 4 SAC: 0 3B: 0 DP: 2 HR: 1 HBP: 0 | WP: 0 PA: 44 PB: 0 SB: 1 CS: 0 | |
| PITCHER | IP WLS BF H R ER SO BB IBB HBP BLK WP HR S P ERA WHIP | | | | | | | | | | | |
| John Halama, L (1, 1) ERA: 3.63 | 4.1 L 23 8 5 5 5 2 0 0 0 0 0 1 56 96 10.38 2.308 | | | | | | | | | | | |
| Jeff Nelson, R (5, 1) ERA: 4.94 | 1.2 6 0 0 0 2 0 1 0 0 0 0 0 12 20 0.00 0.000 | | | | | | | | | | | |
| Shigetoshi Hasegawa, R (7, 1) ERA: 2.83 | 2.1 13 4 4 4 0 2 2 0 0 0 0 0 26 52 15.43 2.571 | | | | | | | | | | | |
| Doug Creek, L (9, 1) ERA: 5.63 | 0.2 2 0 0 0 2 0 0 0 0 0 0 0 7 12 0.00 0.000 | | | | | | | | | | | |

New York Yankees @ Seattle Mariners
 Safeco Field, Seattle, WA
 Fri Aug 16 2002, 7:05 PM PDT
 Att. 46,033 - Sunny - 78 F

livebaseballscorecards.com

| | |
|-----|----|
| AB | 36 |
| R | 9 |
| H | 12 |
| RBI | 9 |
| BB | 7 |
| SO | 9 |
| LOB | 16 |



| Batter | 1 | 2 | 3 | 4 | 5 | 6 | 7 | 8 | 9 | AB | R | H | RBI | BB | SO | LOB |
|--|--------------------------|-----------------------|-------------------|------------------|-----------|----------------------------|-----------------|------------------|-----------|----|---|---|-----|----|----|-----|
| 51 Ichiro Suzuki, L OBP: 0.408, SLG: 0.454 (1, 9) | 4-1 SH1-3 1B BB | 1-2 FC5-4 1-2f | | 1-0 G4-3 | | 4-2 FC5-4 BB | 1-0 F7 | | | 3 | 1 | 0 | 0 | 2 | 0 | 3 |
| Jeff Cirillo, R OBP: 0.303, SLG: 0.340 (1, 5) | 0-0 SH1-3 1-2 | | 4-2 G2-3 BB | 1-2 2B 1B | | 2-1 FC5-4 BB 1-2f | | 1-1 G5-3 | | 3 | 0 | 1 | 0 | 1 | 0 | 1 |
| Bret Boone, R OBP: 0.323, SLG: 0.434 (1, 4) | 0-1 G5-3 1B 2-H | | 0-1 G2-3 | 0-1 2B | | 2-1 L8 | | 1-3 K | | 5 | 0 | 2 | 1 | 0 | 1 | 2 |
| Edgar Martinez, R OBP: 0.414, SLG: 0.530 Jose Offerman, S OBP: 0.321, SLG: 0.321 (1, 10) (8, PR) | 0-1 G5-3 1-2 | | 0-1 F6 | 4-0 IBB | | 4-2 BB 1-2 | | 2-0 E 1B | | 3 | 0 | 1 | 0 | 2 | 0 | 2 |
| John Olerud, L OBP: 0.404, SLG: 0.523 (1, 3) | 4-1 BB | | 4-0 BB | 0-0 G3 | | 1-0 G3 | | 1-1 E4 1-2 | | 3 | 0 | 0 | 0 | 2 | 0 | 6 |
| Ruben Sierra, S OBP: 0.325, SLG: 0.431 (1, 7) | 0-0 F7 | | 0-0 F8 | | 2-3 K | | 1-1 1B 1B | 0-2 G6-3 | | 5 | 0 | 1 | 0 | 0 | 1 | 6 |
| Mike Cameron, R OBP: 0.325, SLG: 0.429 Mark McLemore, S OBP: 0.383, SLG: 0.407 (1, 8) (7, PH) (8, 8) | | 1-2 F8 | | 2-3 K | 1-3 K | | 2-3 K | | 0-3 K | 3 | 0 | 0 | 0 | 0 | 2 | 0 |
| Dan Wilson, R OBP: 0.318, SLG: 0.409 Desi Relaford, S OBP: 0.336, SLG: 0.339 (1, 2) (9, PH) | | 2-0 G5-3 | | 0-1 HR 1B | 2-2 1B | | 1-2 1B | | 2-0 F7 | 4 | 1 | 3 | 0 | 0 | 0 | 0 |
| Carlos Guillen, S OBP: 0.358, SLG: 0.439 (1, 6) | | 1-2 51 FC5-4 1B | | 1-1 HR 1-H | 3-2 F8 | | 0-3 K | | 0-0 F6 | 1 | 0 | 0 | 0 | 0 | 0 | 0 |

| BOTTOM | |
|--------|----|
| AB | 37 |
| R | 3 |
| H | 10 |
| RBI | 3 |
| BB | 7 |
| SO | 7 |
| LOB | 24 |

New York Yankees @ Seattle Mariners
Safeco Field, Seattle, WA

Fri Aug 16 2002, 7:05 PM PDT
Att: 46,033 - Sunny - 78 F

livebaseballscorecards.com



| Inning Stats | | R | H | E | K | S | R | H | E | K | S | R | H | E | K | S | R | H | E | K | S | R | H | E | K | S | R | H | E | K | S | | | | | | | | |
|--------------|--|---|---|---|----|----|---|---|---|----|----|---|---|---|----|----|---|---|---|----|----|---|---|---|---|----|----|---|---|---|---|---|---|---|----|----|---|---|---|
| 1 | | 1 | 1 | 0 | 8 | 16 | 0 | 0 | 0 | 10 | 15 | 0 | 0 | 0 | 10 | 18 | 0 | 0 | 0 | 15 | 23 | 0 | 1 | 0 | 0 | 11 | 16 | 0 | 0 | 7 | 9 | 0 | 0 | 0 | 15 | 23 | | | |
| 2 | | 0 | 1 | 0 | 10 | 15 | 0 | 1 | 0 | 15 | 24 | 0 | 0 | 0 | 15 | 23 | 0 | 0 | 0 | 15 | 20 | 0 | 0 | 0 | 7 | 9 | 0 | 0 | 0 | 0 | 0 | 0 | 0 | 0 | 0 | 0 | 0 | | |
| 3 | | 0 | 0 | 0 | 10 | 18 | 0 | 0 | 0 | 10 | 18 | 0 | 0 | 0 | 10 | 18 | 0 | 0 | 0 | 10 | 23 | 0 | 1 | 0 | 0 | 11 | 16 | 0 | 0 | 0 | 0 | 0 | 0 | 0 | 0 | 0 | 0 | 0 | |
| 4 | | 2 | 4 | 0 | 15 | 24 | 0 | 1 | 0 | 15 | 24 | 0 | 0 | 0 | 15 | 24 | 0 | 0 | 0 | 15 | 23 | 0 | 1 | 0 | 0 | 11 | 16 | 0 | 0 | 0 | 0 | 0 | 0 | 0 | 0 | 0 | 0 | 0 | |
| 5 | | 0 | 1 | 0 | 15 | 23 | 0 | 0 | 0 | 15 | 23 | 0 | 0 | 0 | 15 | 23 | 0 | 0 | 0 | 15 | 20 | 0 | 0 | 0 | 7 | 9 | 0 | 0 | 0 | 0 | 0 | 0 | 0 | 0 | 0 | 0 | 0 | 0 | 0 |
| 6 | | 0 | 0 | 0 | 15 | 23 | 0 | 0 | 0 | 15 | 23 | 0 | 0 | 0 | 15 | 23 | 0 | 0 | 0 | 15 | 20 | 0 | 0 | 0 | 7 | 9 | 0 | 0 | 0 | 0 | 0 | 0 | 0 | 0 | 0 | 0 | 0 | 0 | 0 |
| 7 | | 0 | 2 | 0 | 15 | 20 | 0 | 0 | 0 | 15 | 20 | 0 | 0 | 0 | 15 | 20 | 0 | 0 | 0 | 15 | 16 | 0 | 0 | 0 | 7 | 9 | 0 | 0 | 0 | 0 | 0 | 0 | 0 | 0 | 0 | 0 | 0 | 0 | 0 |
| 8 | | 0 | 1 | 1 | 11 | 16 | 0 | 0 | 0 | 11 | 16 | 0 | 0 | 0 | 11 | 16 | 0 | 0 | 0 | 11 | 16 | 0 | 0 | 0 | 7 | 9 | 0 | 0 | 0 | 0 | 0 | 0 | 0 | 0 | 0 | 0 | 0 | 0 | 0 |
| 9 | | 0 | 0 | 0 | 7 | 9 | 0 | 0 | 0 | 7 | 9 | 0 | 0 | 0 | 7 | 9 | 0 | 0 | 0 | 7 | 9 | 0 | 0 | 0 | 7 | 9 | 0 | 0 | 0 | 0 | 0 | 0 | 0 | 0 | 0 | 0 | 0 | 0 | 0 |

| PITCHER | | IP | WLS | BF | H | R | ER | SO | BB | IBB | HBP | BLK | WP | HR | S | P | ERA | WHIP |
|--|--|-----|-----|----|---|---|----|----|----|-----|-----|-----|----|----|----|-----|------|-------|
| David Wells, L ERA: 4.22 (1, 1) | | 5.1 | W | 29 | 7 | 3 | 3 | 3 | 5 | 1 | 0 | 0 | 0 | 1 | 62 | 106 | 5.06 | 2.250 |
| Ramiro Mendoza, R ERA: 3.24 (6, 1) | | 0.2 | H | 3 | 0 | 0 | 0 | 0 | 1 | 0 | 0 | 0 | 0 | 0 | 6 | 13 | 0.00 | 1.500 |
| Jeff Weaver, R ERA: 3.83 (7, 1) | | 3.0 | S | 13 | 3 | 0 | 0 | 4 | 0 | 0 | 0 | 0 | 0 | 0 | 33 | 45 | 0.00 | 1.000 |

| WP | PA | ERA | WHIP |
|----|----|-----|------|
| 0 | 45 | | |

| Batter | 1 | 2 | 3 | 4 | 5 | 6 | 7 | 8 | 9 | AB R H RBI BB SO LOB | TOP | | | | | | | | | |
|--|---|----------------------------------|------------------------------|----------------------------------|------------------------------|---------------------------------|-------------------------------|----------------------------------|------------------------------|----------------------------------|------------------------------|----------------------------------|------------------------------|----------------------------------|------------------------------|----------------------------------|----------------------------------|------------------------------------|----------------------------------|--------|
| Alfonso Soriano, R (1, 4) OBP: 0.332, SLG: 0.562 | 1-1 F8 | 0-0 F8 | | 3-1 2 1B | | | 2-2 HR | | 0-0 G5-3 | 5 2 2 1 0 0 2 | | | | | | | | | | |
| 2 Derek Jeter, R (1, 6) OBP: 0.380, SLG: 0.426 | 0-0 25 FC6-4 1B | | 0-1 G6-3 | 2-1 25 CS 1B | | | 1-1 G4-3 | | 0-1 HR | 5 1 3 3 0 0 0 | | | | | | | | | | |
| 25 Jason Giambi, L (1, 10) OBP: 0.424, SLG: 0.567 | 2-0 FC6-4 1B | | 0-1 G2-3 | 0-1 CS | 0-0 L9 | | 3-2 F3 | | 4-1 BB | 4 1 0 0 1 0 1 | | | | | | | | | | |
| Bernie Williams, S (1, 8) OBP: 0.423, SLG: 0.507 | 2-2 1B | | 0-1 G5-3 | | 1-2 F8 | | 3-0 G4-3 2B | | 0-0 F7 | 5 0 2 0 0 0 1 | | | | | | | | | | |
| Robin Ventura, L (1, 5) OBP: 0.375, SLG: 0.495 | 3-1 1-3 2-H 1B | | | 1-2 20 HR 1B | 3-2 G3-1 | | 1-0 G4-3 | | | 4 1 2 1 0 0 1 | | | | | | | | | | |
| 20 Jorge Posada, S (1, 2) OBP: 0.379, SLG: 0.507 | 2-1 F8 | | 2-2 HR | | 2-3 K | | 0-3 K | | | 4 1 1 2 0 2 3 | | | | | | | | | | |
| Raul Mondesi, R (1, 9) OBP: 0.310, SLG: 0.445 | | 0-1 F7 | | 1-1 F8 | | 0-0 F8 | | 0-2 P6 | | 4 0 0 0 0 0 1 | | | | | | | | | | |
| John Vander Wal, L (1, 3) OBP: 0.337, SLG: 0.479 | | 2-3 K | | 1-1 HR | | 3-3 K | | | 1-0 F8 2 HR 2B | 4 2 2 1 0 2 0 | | | | | | | | | | |
| Rondell White, R (1, 7) OBP: 0.298, SLG: 0.368 | | 2-2 1B | | 0-0 G4-3 | | | 2-0 G5-3 | | 2-2 F8 | 4 0 1 0 0 0 1 | | | | | | | | | | |
| Inning Stats | R: 1 E: 0 K: 0 S: 13 | H: 3 LOB: 2 BB: 0 P: 23 | R: 0 E: 0 K: 1 S: 9 | H: 1 LOB: 1 BB: 0 P: 13 | R: 0 E: 0 K: 0 S: 6 | H: 0 LOB: 0 BB: 0 P: 6 | R: 4 E: 0 K: 0 S: 17 | H: 5 LOB: 0 BB: 0 P: 26 | R: 0 E: 0 K: 2 S: 7 | H: 0 LOB: 0 BB: 0 P: 12 | R: 1 E: 0 K: 0 S: 9 | H: 1 LOB: 0 BB: 0 P: 17 | R: 0 E: 0 K: 1 S: 8 | H: 1 LOB: 1 BB: 0 P: 12 | R: 2 E: 0 K: 0 S: 9 | H: 2 LOB: 1 BB: 1 P: 16 | 1B: 7 2B: 2 3B: 0 HR: 4 | SF: 0 SAC: 0 DP: 0 HBP: 0 | WP: 0 PB: 0 SB: 1 CS: 1 | PA: 41 |
| PITCHER | IP WLS BF H R ER SO BB IBB HBP BLK WP HR S P ERA WHIP | | | | | | | | | | | | | | | | | | | |
| Ryan Franklin, R (1, 1) ERA: 4.54 | 5.0 L 23 9 5 5 1 0 0 0 0 0 0 2 53 80 9.00 1.800 | | | | | | | | | | | | | | | | | | | |
| James Baldwin, R (6, 1) ERA: 5.1 | 4.0 17 4 3 3 3 1 0 0 0 0 0 2 33 57 6.75 1.250 | | | | | | | | | | | | | | | | | | | |

New York Yankees @ Seattle Mariners
Safeco Field, Seattle, WA
 Sat Aug 17 2002, 1:05 PM PDT
 Att. 46,174 - Sunny - 76 F

livebaseballscorecards.com

| | |
|------------|-----------|
| AB | 39 |
| R | 8 |
| H | 13 |
| RBI | 8 |
| BB | 1 |
| SO | 4 |
| LOB | 10 |



| Batter | 1 | 2 | 3 | 4 | 5 | 6 | 7 | 8 | 9 |
|---|-------------|-------------|-------------------------|--------------------|---|--------------------------|---|------------------|---|
| 51 Ichiro Suzuki, L OBP: 0.408, SLG: 0.454 (1, 8) | 3-1 G4-3 | | 1-1 L5-3 | | | 0-1 G4-3 2B | | 2-0 SF8 | |
| Mark McLemore, S OBP: 0.385, SLG: 0.410 Jose Offerman, S OBP: 0.320, SLG: 0.320 (8, PH) (9, 9) | 1-1 F8 | | | 4-1 FC4-6 BB | | 3-2 G4-3 SF9 2B | | 3-2 E4 | |
| John Olerud, L OBP: 0.403, SLG: 0.521 (1, 3) | 4-2 BB | | | 2-2 F7 | | 0-1 G4-3 | | 1-1 SF8 | |
| Edgar Martinez, R OBP: 0.407, SLG: 0.522 (1, 10) | 0-3 K | | | 0-1 FC4-6 2B | | 2-3 3-H SF9 | | 3-H 0-0 F9 | |
| Bret Boone, R OBP: 0.322, SLG: 0.434 (1, 4) | | 0-1 G6-3 | | 2-2 2B | | 3-H 0-2 G4-3 | | 1-2 F8 | |
| Ruben Sierra, S OBP: 0.324, SLG: 0.429 (1, 7) | | 3-3 K | | 2-1 F8 | | 1-0 G6-4-3 1B | | 1-1 G6-3 | |
| Carlos Guillen, S OBP: 0.354, SLG: 0.434 (1, 6) | | 1-0 G4-3 | | 2-1 L7 | | 0-0 G6-4-3 | | 0-3 K | |
| Ben Davis, S OBP: 0.321, SLG: 0.353 (1, 2) | | | 1-3 K | 3-3 K | | 3-2 2B | | 0-0 E5 | |
| Jeff Cirillo, R OBP: 0.302, SLG: 0.338 (1, 5) | | | 4-2 51 L5-3 BB | 0-3 K | | 2-2 F8 | | 0-1 G1-3 | |

| Inning Stats | R: 0 | H: 0 | E: 0 | K: 1 | S: 11 | R: 0 | H: 0 | E: 0 | K: 1 | S: 8 | R: 0 | H: 0 | E: 0 | K: 1 | S: 7 | R: 0 | H: 1 | E: 0 | K: 0 | S: 11 | R: 0 | H: 0 | E: 0 | K: 2 | S: 8 | R: 2 | H: 2 | E: 0 | K: 0 | S: 15 | R: 0 | H: 2 | E: 0 | K: 0 | S: 12 | R: 1 | H: 1 | E: 1 | K: 0 | S: 10 | R: 0 | H: 0 | E: 1 | K: 1 | S: 8 | R: 0 | H: 0 | E: 1 | K: 1 | S: 9 | 1B: 3 | SF: 2 | 2B: 4 | SAC: 0 | 3B: 0 | DP: 2 | HR: 0 | HBP: 0 | WP: 0 | PA: 36 |
|--------------|------|------|------|------|-------|------|------|------|------|------|------|------|------|------|------|------|------|------|------|-------|------|------|------|------|------|------|------|------|------|-------|------|------|------|------|-------|------|------|------|------|-------|------|------|------|------|------|------|------|------|------|------|-------|-------|-------|--------|-------|-------|-------|--------|-------|--------|
|--------------|------|------|------|------|-------|------|------|------|------|------|------|------|------|------|------|------|------|------|------|-------|------|------|------|------|------|------|------|------|------|-------|------|------|------|------|-------|------|------|------|------|-------|------|------|------|------|------|------|------|------|------|------|-------|-------|-------|--------|-------|-------|-------|--------|-------|--------|

| PITCHER | IP | WLS | BF | H | R | ER | SO | BB | IBB | HBP | BLK | WP | HR | S | P | ERA | WHIP |
|---|-----|-----|----|---|---|----|----|----|-----|-----|-----|----|----|----|-----|------|-------|
| 35 Mike Mussina, R ERA: 4.84 (1, 1) | 7.0 | W | 27 | 5 | 2 | 2 | 5 | 3 | 0 | 0 | 0 | 0 | 0 | 72 | 114 | 2.57 | 1.143 |
| Mike Stanton, L ERA: 2.8 (8, 1) | 0.1 | | 3 | 1 | 1 | 0 | 0 | 0 | 0 | 0 | 0 | 0 | 0 | 6 | 12 | 0.00 | 3.000 |
| Steve Karsay, R ERA: 3.2 (8, 1) | 1.2 | S | 6 | 0 | 0 | 0 | 1 | 0 | 0 | 0 | 0 | 0 | 0 | 12 | 14 | 0.00 | 0.000 |

BOTTOM

New York Yankees @ Seattle Mariners
Safeco Field, Seattle, WA
Sat Aug 17 2002, 1:05 PM PDT
Att: 46,174 - Sunny - 76 F

livebaseballscorecards.com

| | |
|-----|----|
| AB | 31 |
| R | 3 |
| H | 6 |
| RBI | 3 |
| BB | 3 |
| SO | 6 |
| LOB | 13 |



| Batter | 1 | 2 | 3 | 4 | 5 | 6 | 7 | 8 | 9 | AB R H RBI BB SO LOB | TOP | | | | | | | | | | | |
|--|---|---------------------------------|------------------------------|----------------------------------|-------------------------------|-----------------------------------|-------------------------------|----------------------------------|-------------------------------|----------------------------------|-------------------------------|----------------------------------|-------------------------------|----------------------------------|------------------------------|----------------------------------|-------------------------------|----------------------------------|----------------------------------|------------------------------------|----------------------------------|--------|
| Alfonso Soriano, R (1, 4) OBP: 0.330, SLG: 0.558 | 0-2 L4 | | 1-0 E6 | | 0-1 FC6-4 2 WP 1-2f | | 1-3 K | | | 4 0 0 0 0 1 2 | | | | | | | | | | | | |
| 2 Derek Jeter, R (1, 6) OBP: 0.378, SLG: 0.423 | 0-0 G5-3 | | 2-2 F9 | | 1-3 K | | | 2-1 F8 | | 4 0 0 0 0 1 2 | | | | | | | | | | | | |
| 25 Jason Giambi, L (1, 3) OBP: 0.424, SLG: 0.576 | 1-2 P6 | | | 2-2 HR | | 2-3 K | | 0-2 G5-3 2B | | 4 1 2 1 0 1 0 | | | | | | | | | | | | |
| Bernie Williams, S (1, 8) OBP: 0.424, SLG: 0.507 | | 1-1 20 G3 1B | | 0-2 1B | | 0-3 K | | 2-0 G5-3 | | 4 0 2 0 0 1 1 | | | | | | | | | | | | |
| Robin Ventura, L (1, 5) OBP: 0.371, SLG: 0.489 | | 2-3 K | | 2-2 F9 | | 2-2 F5 | | 3-2 F5 | | 4 0 0 0 0 1 3 | | | | | | | | | | | | |
| 20 Jorge Posada, S (1, 10) OBP: 0.377, SLG: 0.503 (7, 2) | | 3-2 G3 | | 3-3 K | | | 4-2 FC6-4 BB | | 2-2 F6 | 3 0 0 0 1 1 2 | | | | | | | | | | | | |
| Raul Mondesi, R (1, 9) OBP: 0.308, SLG: 0.441 | | 0-0 F9 | | 2-1 L1 | | 0-0 FC6-4 1B 1-2f SF7 | | 1-3 K | | 4 1 0 0 0 1 3 | | | | | | | | | | | | |
| Rondell White, R (1, 7) OBP: 0.297, SLG: 0.367 | | | 1-0 G5-3 | | 3-2 L8 | | 0-1 1-3 1B | | 1-3 K | 4 0 1 0 0 1 0 | | | | | | | | | | | | |
| Chris Widger, R (1, 2) OBP: 0.364, SLG: 0.429 | | | 1-2 L6 | | 1-0 FC6-4 1B | | 1-2 SF7 3-H | | | 2 0 1 0 0 0 0 | | | | | | | | | | | | |
| John Vander Wal, L (7, PH) OBP: 0.335, SLG: 0.479 | | | | | | | | | | 0 0 0 1 0 0 0 | | | | | | | | | | | | |
| Roger Clemens, R (7, 1) OBP: 0.500, SLG: 1.000 | | | | | | | | | | 0 0 0 0 0 0 0 | | | | | | | | | | | | |
| Ramiro Mendoza, R (8, 1) | | | | | | | | | | 0 0 0 0 0 0 0 | | | | | | | | | | | | |
| Inning Stats | R: 0 E: 0 K: 0 S: 7 | H: 0 LOB: 0 BB: 0 P: 8 | R: 0 E: 0 K: 1 S: 9 | H: 1 LOB: 1 BB: 0 P: 15 | R: 0 E: 1 K: 0 S: 11 | H: 0 LOB: 1 BB: 0 P: 15 | R: 1 E: 0 K: 1 S: 15 | H: 2 LOB: 1 BB: 0 P: 24 | R: 0 E: 0 K: 1 S: 10 | H: 1 LOB: 1 BB: 0 P: 15 | R: 0 E: 0 K: 2 S: 14 | H: 0 LOB: 0 BB: 0 P: 18 | R: 1 E: 0 K: 1 S: 11 | H: 1 LOB: 1 BB: 1 P: 17 | R: 0 E: 0 K: 0 S: 9 | H: 1 LOB: 1 BB: 0 P: 16 | R: 0 E: 0 K: 2 S: 11 | H: 0 LOB: 0 BB: 0 P: 15 | 1B: 4 2B: 1 3B: 0 HR: 1 | SF: 1 SAC: 0 DP: 0 HBP: 0 | WP: 1 PB: 0 SB: 0 CS: 0 | PA: 35 |
| PITCHER | IP WLS BF H R ER SO BB IBB HBP BLK WP HR S P ERA WHIP | | | | | | | | | | | | | | | | | | | | | |
| Joel Pineiro, R (1, 1) ERA: 3.2 | 6.1 W 26 5 2 2 5 1 0 0 0 1 1 71 104 2.84 0.947 | | | | | | | | | | | | | | | | | | | | | |
| Jeff Nelson, R (7, 1) ERA: 4.78 | 1.0 H 3 0 0 0 1 0 0 0 0 0 0 8 12 0.00 0.000 | | | | | | | | | | | | | | | | | | | | | |
| Arthur Rhodes, L (8, 1) ERA: 2.37 | 0.2 3 1 0 0 0 0 0 0 0 0 0 7 12 0.00 1.500 | | | | | | | | | | | | | | | | | | | | | |
| Kazuhiro Sasaki, R (9, 1) ERA: 1.84 | 1.0 S 3 0 0 0 2 0 0 0 0 0 0 11 15 0.00 0.000 | | | | | | | | | | | | | | | | | | | | | |

New York Yankees @ Seattle Mariners
Safeco Field, Seattle, WA
 Sun Aug 18 2002, 12:05 PM PDT
 Att. 46,086 - Cloudy - 61 F

livebaseballscorecards.com

| | |
|------------|----|
| AB | 33 |
| R | 2 |
| H | 6 |
| RBI | 2 |
| BB | 1 |
| SO | 8 |
| LOB | 13 |



| Batter | 1 | 2 | 3 | 4 | 5 | 6 | 7 | 8 | 9 |
|---|------------------|------------------|------------------------------------|---------------|------------------|--------------------|------------------|------------------|---|
| 51 Ichiro Suzuki, L OBP: 0.410, SLG: 0.452 (1, 8) C C X (8, 9) | 0-2 G6-3 ① | | 4-0 2B BB 1-2 | 4-0 IBB | | 4-0 IBB | | 1-2 G1-3 ③ | |
| Mark McLemore, S OBP: 0.381, SLG: 0.405 Charles Gipson, R OBP: 0.371, SLG: 0.444 (1, 7) B B B X (9, 7) | 3-1 L4 ② | | 2-3 K ① | 2-3 K ③ | | 1-3 K ③ | | | |
| John Olerud, L OBP: 0.400, SLG: 0.517 (1, 3) C S F B B C | 2-3 K ③ | | 1-0 SF7 ② | | 0-1 G4-3 ① | | 0-0 F7 ① | | |
| Edgar Martinez, R OBP: 0.413, SLG: 0.551 (1, 10) | | 2-1 HR | 1-1 1B 2B 1-H 2-H | | 0-1 2B | | 0-1 G5-3 ② | | |
| Bret Boone, R OBP: 0.324, SLG: 0.435 (1, 4) | | 2-2 G4-3 ① | 1-2 1B 2-H | | 1-3 K ② | | 1-2 1B | | |
| Desi Relaford, S OBP: 0.331, SLG: 0.333 Mike Cameron, R OBP: 0.325, SLG: 0.429 (1, 9) (8, 8) | | 2-3 K ② | 0-0 F5 ③ | | 0-3 K ③ | | 2-0 P5 ③ | | |
| Carlos Guillen, S OBP: 0.353, SLG: 0.432 (1, 6) | 0-1 G3 ③ | | | 2-3 K ① | | 3-2 SH1-3 1B | | 1-1 G2-3 ① | |
| Dan Wilson, R OBP: 0.319, SLG: 0.412 (1, 2) | | | 2-2 1B SF7 2B | 1-3 K ② | | 0-0 SH1-3 ① | | 1-0 F4 ② | |
| Jeff Cirillo, R OBP: 0.306, SLG: 0.344 (1, 5) | | | 0-0 51 BB 2B 1B 2-3 | 1-1 2B | | 0-0 F7 ② | | 0-2 1B | |

| Inning Stats | R: 0 E: 0 K: 1 S: 9 | H: 0 LOB: 0 BB: 0 P: 14 | R: 1 E: 0 K: 1 S: 14 | H: 1 LOB: 0 BB: 0 P: 20 | R: 4 E: 0 K: 1 S: 19 | H: 4 LOB: 1 BB: 1 P: 30 | R: 0 E: 0 K: 3 S: 12 | H: 1 LOB: 2 BB: 1 P: 22 | R: 0 E: 0 K: 2 S: 11 | H: 1 LOB: 1 BB: 0 P: 12 | R: 0 E: 0 K: 1 S: 8 | H: 1 LOB: 2 BB: 1 P: 16 | R: 0 E: 0 K: 0 S: 8 | H: 1 LOB: 1 BB: 0 P: 11 | R: 0 E: 0 K: 0 S: 9 | H: 1 LOB: 1 BB: 0 P: 12 |
|--------------|------------------------------|----------------------------------|-------------------------------|----------------------------------|-------------------------------|----------------------------------|-------------------------------|----------------------------------|-------------------------------|----------------------------------|------------------------------|----------------------------------|------------------------------|----------------------------------|------------------------------|----------------------------------|
|--------------|------------------------------|----------------------------------|-------------------------------|----------------------------------|-------------------------------|----------------------------------|-------------------------------|----------------------------------|-------------------------------|----------------------------------|------------------------------|----------------------------------|------------------------------|----------------------------------|------------------------------|----------------------------------|

| PITCHER | IP | WLS | BF | H | R | ER | SO | BB | IBB | HBP | BLK | WP | HR | S | P | ERA | WHIP |
|---|-----|-----|----|---|---|----|----|----|-----|-----|-----|----|----|----|-----|------|-------|
| Roger Clemens, R ERA: 4.25 (1, 1) | 7.0 | L | 33 | 9 | 5 | 5 | 9 | 1 | 2 | 0 | 0 | 0 | 1 | 81 | 125 | 6.43 | 1.429 |
| Roger Clemens, R ERA: 4.25 (7, 1) | 7.0 | L | 33 | 9 | 5 | 5 | 9 | 1 | 2 | 0 | 0 | 0 | 1 | 81 | 125 | 6.43 | 1.429 |
| Ramiro Mendoza, R ERA: 3.2 (8, 1) | 1.0 | | 4 | 1 | 0 | 0 | 0 | 0 | 0 | 0 | 0 | 0 | 0 | 9 | 12 | 0.00 | 1.000 |

AB R H RBI BB SO LOB

| | | | | | | |
|---|---|---|---|---|---|---|
| 2 | 1 | 0 | 0 | 3 | 0 | 1 |
| 4 | 0 | 0 | 0 | 0 | 3 | 7 |
| 0 | 0 | 0 | 0 | 0 | 0 | 0 |
| 3 | 0 | 0 | 1 | 0 | 1 | 0 |
| 4 | 2 | 3 | 3 | 0 | 0 | 0 |
| 4 | 0 | 2 | 1 | 0 | 1 | 1 |
| 4 | 0 | 0 | 0 | 0 | 2 | 3 |
| 0 | 0 | 0 | 0 | 0 | 0 | 0 |
| 4 | 0 | 1 | 0 | 0 | 1 | 0 |
| 3 | 1 | 1 | 0 | 0 | 1 | 0 |
| 4 | 1 | 3 | 0 | 0 | 0 | 1 |

| | |
|-----|----|
| AB | 32 |
| R | 5 |
| H | 10 |
| RBI | 5 |
| BB | 3 |
| SO | 9 |
| LOB | 13 |



| WP | PA | ERA | WHIP |
|----|----|-----|------|
| 0 | 37 | | |
| 0 | | | |
| 0 | | | |

New York Yankees @ Seattle Mariners
 Safeco Field, Seattle, WA
 Sun Aug 18 2002, 12:05 PM PDT
 Att. 46,086 - Cloudy - 61 F

livebaseballscorecards.com

| Batter | 1 | 2 | 3 | 4 | 5 | 6 | 7 | 8 | 9 | AB R H RBI BB SO LOB |
|--|-------------|----------------------|--------------------|-------------|---|-------------|--------------------|-------------------|-----------------------|--------------------------------|
| David Eckstein, R (1, 6) OBP: 0.365, SLG: 0.396 | 1-1 P6 | | 2-1 F7 | 2-2 P4 | | | 2-1 1B HBP | | 1-2 G6-4-3 1B | 4 0 1 0 0 0 1 |
| Darin Erstad, L (1, 8) OBP: 0.321, SLG: 0.396 | 0-2 G2-3 | | 0-0 1B 16 HR | 0-1 1B | | | 1-0 F8 | | 2-1 F8 | 5 1 2 0 0 0 3 |
| Scott Spiezio, S (1, 3) OBP: 0.379, SLG: 0.429 | 3-2 1B | | 0-1 1B 16 HR | 0-0 F2 | | | 1-1 1B FC6-4 | | 0-2 G6-4-3 1-2f | 5 1 3 1 0 0 3 |
| 16 Garret Anderson, L (1, 7) OBP: 0.331, SLG: 0.536 | 0-0 G3 | | 0-1 HR | | | | 1-3 K | | | 4 1 1 3 0 1 3 |
| Troy Glaus, R (1, 5) OBP: 0.347, SLG: 0.434 | | 1-1 L4 | 2-2 G5-3 | | | 1-1 G3-1 | 2-2 K | | 2-2 FC6-4 1-2f | 4 0 0 0 0 1 2 |
| Shawn Wooten, R (1, 10) OBP: 0.313, SLG: 0.381 Orlando Palmeiro, L (8, PH) OBP: 0.357, SLG: 0.344 | | 1-2 1B FC6-4 | 0-2 1B 2B | | | 2-3 K | 1-3 K | | 1-1 1B L5-3 | 3 1 2 0 0 1 0 1 0 1 0 0 0 0 |
| Benji Gil, R (1, 4) OBP: 0.291, SLG: 0.404 Adam Kennedy, L (8, PH) OBP: 0.333, SLG: 0.425 | | 0-3 K | 0-2 2B 1-H | | | 2-3 K | | 1-1 1B L5-3 | | 3 0 1 1 0 2 1 1 0 0 0 0 0 1 |
| Bengie Molina, R (1, 2) OBP: 0.285, SLG: 0.328 | | 1-0 FC6-4 1-2f | 1-1 F5 | | | 0-0 G5-3 | | 1-0 F9 | | 4 0 0 0 0 0 2 |
| Alex Ochoa, R (1, 9) OBP: 0.361, SLG: 0.384 | | | 1-1 1B 1B | 0-2 G6-3 | | 0-2 F8 | | | 4-2 1B BB | 3 1 1 0 1 0 0 |

Anaheim Angels @ New York Yankees
Yankee Stadium, Bronx, NY
Tue Aug 20 2002, 7:05 PM EDT
Att. 41,619 - Sunny - 81 F

livebaseballscorecards.com

| | |
|-----|----|
| AB | 37 |
| R | 5 |
| H | 12 |
| RBI | 5 |
| BB | 1 |
| SO | 5 |
| LOB | 16 |



| Inning Stats | R: 0 | H: 1 | E: 0 | K: 0 | S: 9 | P: 13 | R: 0 | H: 1 | E: 0 | K: 1 | S: 9 | P: 12 | R: 5 | H: 6 | E: 0 | K: 0 | S: 22 | P: 28 | R: 0 | H: 1 | E: 0 | K: 2 | S: 9 | P: 11 | R: 0 | H: 0 | E: 0 | K: 1 | S: 9 | P: 13 | R: 0 | H: 0 | E: 0 | K: 1 | S: 9 | P: 11 | R: 0 | H: 1 | E: 0 | K: 1 | S: 10 | P: 17 | R: 0 | H: 1 | E: 0 | K: 0 | S: 4 | P: 6 | R: 0 | H: 1 | E: 0 | K: 0 | S: 12 | P: 19 | 1B: 10 | SF: 0 | 2B: 2 | SAC: 0 | 3B: 0 | DP: 2 | HR: 1 | HBP: 1 | WP: 0 | PA: 39 |
|--------------|------|------|------|------|------|-------|------|------|------|------|------|-------|------|------|------|------|-------|-------|------|------|------|------|------|-------|------|------|------|------|------|-------|------|------|------|------|------|-------|------|------|------|------|-------|-------|------|------|------|------|------|------|------|------|------|------|-------|-------|--------|-------|-------|--------|-------|-------|-------|--------|-------|--------|
|--------------|------|------|------|------|------|-------|------|------|------|------|------|-------|------|------|------|------|-------|-------|------|------|------|------|------|-------|------|------|------|------|------|-------|------|------|------|------|------|-------|------|------|------|------|-------|-------|------|------|------|------|------|------|------|------|------|------|-------|-------|--------|-------|-------|--------|-------|-------|-------|--------|-------|--------|

| PITCHER | IP | WLS | BF | H | R | ER | SO | BB | IBB | HBP | BLK | WP | HR | S | P | ERA | WHIP |
|---------------------------------------|-----|-----|----|----|---|----|----|----|-----|-----|-----|----|----|----|-----|------|-------|
| Andy Pettitte, L (1, 1) ERA: 3.34 | 6.2 | W | 31 | 10 | 5 | 5 | 5 | 0 | 0 | 1 | 0 | 0 | 1 | 74 | 100 | 6.75 | 1.500 |
| Ramiro Mendoza, R (7, 1) ERA: 3.14 | 1.1 | H | 6 | 2 | 0 | 0 | 0 | 1 | 0 | 0 | 0 | 0 | 0 | 14 | 23 | 0.00 | 2.250 |
| Mike Stanton, L (9, 1) ERA: 2.76 | 1.0 | S | 2 | 0 | 0 | 0 | 0 | 0 | 0 | 0 | 0 | 0 | 0 | 5 | 7 | 0.00 | 0.000 |

| PITCHER | IP | WLS | BF | H | R | ER | SO | BB | IBB | HBP | BLK | WP | HR | S | P | ERA | WHIP |
|---------|----|-----|----|---|---|----|----|----|-----|-----|-----|----|----|---|---|-----|------|
|---------|----|-----|----|---|---|----|----|----|-----|-----|-----|----|----|---|---|-----|------|

| Batter | 1 | 2 | 3 | 4 | 5 | 6 | 7 | 8 | 9 |
|---|--------------------|-----------|-----------|-----------------|---------------------|---------------------------|-----------|-----------------|---|
| Alfonso Soriano, R OBP: 0.329, SLG: 0.554 (1, 4) | 1-2 F9 | 0-0 F8 | | | 0-2 F3 | 4-0 25 1B BB | | 1-0 P6 | |
| 2 Derek Jeter, R OBP: 0.378, SLG: 0.421 (1, 6) | 4-1 25 HR BB | 0-0 L5 | | | 0-0 25 1B BB | 0-0 FC5 25 1B 1B | | 2-3 K | |
| 25 Jason Giambi, L OBP: 0.428, SLG: 0.583 (1, 3) | 2-0 1-H HR | | 1-1 P6 | | 4-0 20 1B BB | 0-1 1B | | 4-2 1B BB | |
| Bernie Williams, S OBP: 0.425, SLG: 0.508 (1, 8) | 1-3 K | | 1-1 1B | | 0-3 K | 2-1 G4-3 1B | | 1-0 1B | |
| Robin Ventura, L OBP: 0.372, SLG: 0.485 (1, 5) | 4-1 20 S BB | | 0-0 F8 | | 4-1 20 1B BB | 1-0 G4-3 | | 0-0 F7 | |
| 20 Jorge Posada, S OBP: 0.379, SLG: 0.501 (1, 2) | 4-2 1-2 BB | | 1-3 K | | 0-0 1B | | 1-1 F8 | | |
| Raul Mondesi, R OBP: 0.310, SLG: 0.442 (1, 9) | 1-0 F2 | | | 3-2 CS 1B | 2-0 1B | | 2-3 K | | |
| John Vander Wal, L OBP: 0.338, SLG: 0.474 (1, 10) | | 1-2 F7 | | 3-2 F2 | 4-0 FC6-4 1BB | | 4-2 BB | | |
| Rondell White, R OBP: 0.297, SLG: 0.369 (1, 7) | | 3-1 2B | | 1-1 G4-3 | 0-2 FC6-4 | | 0-1 L7 | | |

| Inning Stats | R: 2 | H: 1 | E: 0 | K: 1 | S: 12 | LOB: 2 | BB: 3 | P: 29 |
|--------------|------|------|------|------|-------|--------|-------|-------|
| | R: 0 | H: 1 | E: 0 | K: 0 | S: 7 | LOB: 1 | BB: 0 | P: 11 |
| | R: 0 | H: 1 | E: 0 | K: 1 | S: 8 | LOB: 0 | BB: 0 | P: 11 |
| | R: 0 | H: 1 | E: 0 | K: 0 | S: 8 | LOB: 0 | BB: 0 | P: 15 |
| | R: 3 | H: 3 | E: 0 | K: 1 | S: 14 | LOB: 3 | BB: 3 | P: 28 |
| | R: 2 | H: 2 | E: 1 | K: 0 | S: 6 | LOB: 0 | BB: 1 | P: 13 |
| | R: 0 | H: 0 | E: 0 | K: 1 | S: 10 | LOB: 1 | BB: 1 | P: 17 |
| | R: 0 | H: 1 | E: 0 | K: 1 | S: 10 | LOB: 2 | BB: 1 | P: 18 |

| PITCHER | IP | WLS | BF | H | R | ER | SO | BB | IBB | HBP | BLK | WP | HR | S | P | ERA | WHIP |
|---|-----|-----|----|---|---|----|----|----|-----|-----|-----|----|----|----|----|-------|-------|
| Aaron Sele, R ERA: 4.91 (1, 1) | 5.0 | L | 29 | 7 | 7 | 6 | 3 | 6 | 1 | 0 | 0 | 0 | 1 | 50 | 99 | 10.80 | 2.600 |
| Scott Schoeneweis, L ERA: 5.21 (6, 1) | 1.0 | | 3 | 2 | 0 | 0 | 0 | 0 | 0 | 0 | 0 | 0 | 0 | 5 | 8 | 0.00 | 2.000 |
| Al Levine, R ERA: 3.22 (7, 1) | 2.0 | | 9 | 1 | 0 | 0 | 2 | 2 | 0 | 0 | 0 | 0 | 0 | 20 | 35 | 0.00 | 1.500 |


BOTTOM

Anaheim Angels @ New York Yankees
 Yankee Stadium, Bronx, NY

Tue Aug 20 2002, 7:05 PM EDT
 Att. 41,619 - Sunny - 81 F

livebaseballscorecards.com

| | |
|-----|----|
| AB | 32 |
| R | 7 |
| H | 10 |
| RBI | 7 |
| BB | 9 |
| SO | 5 |
| LOB | 17 |



| 1B | 2B | 3B | HR | SF | SAC | DP | HBP | WP | PA |
|----|----|----|----|----|-----|----|-----|----|----|
| 8 | 1 | 0 | 1 | 0 | 0 | 1 | 0 | 0 | 41 |

| WP | HR | S | P | ERA | WHIP |
|----|----|---|---|------|-------|
| 0 | 0 | 0 | 0 | 0.00 | 1.500 |

| Batter | 1 | 2 | 3 | 4 | 5 | 6 | 7 | 8 | 9 | 10 | 11 | AB R H RBI BB SO LOB | TOP | | | | |
|---|---|---|---|--|---|--|---|--|--|--|---|--|---|---|-----|-------|-------|
| David Eckstein, R OBP: 0.368, SLG: 0.399 (1, 6) | G4-3 1B | | G1-3 1B | | G1-3 1B | | F7 | | | G1-3 | FC3 1B | 6 2 4 0 0 0 0 | <p>Anaheim Angels @ New York Yankees</p> <p>Yankee Stadium, Bronx, NY</p> <p>Wed Aug 21 2002, 1:05 PM EDT</p> <p>Att: 46,423 - Sunny - 79 F</p> | | | | |
| Darin Erstad, L OBP: 0.317, SLG: 0.391 (1, 8) | F7 | | G1-3 | | L8 | | | | G6-3 | F8 | FC3 1B | 6 0 0 1 0 0 4 | | | | | |
| Orlando Palmeiro, L OBP: 0.361, SLG: 0.345 Alex Ochoa, R OBP: 0.358, SLG: 0.379 (8, PH) (8, 9) | G4-3 | | E S 2-H 1B | | BB | | | | F7 | E6 | F3 | 2 0 1 1 1 0 1 3 0 0 0 0 0 2 | | | | | |
| 16 Garret Anderson, L OBP: 0.333, SLG: 0.535 (1, 7) | G4-3 | | L7 | | F3 | | | | FC4-6 1B | IBB | 1B | 5 0 2 1 1 0 4 | | | | | |
| Troy Glaus, R OBP: 0.345, SLG: 0.431 (1, 5) | | FC6-4 BB 1B | F8 | | K | | | | FC4-6 1-2f | F9 | F8 | 6 0 1 0 0 1 6 | | | | | |
| Brad Fullmer, L OBP: 0.342, SLG: 0.518 (1, 10) | | F8 | | G3 | | G3 | | | G1-3 SH3-4 BB | | HR 2B | 4 1 1 0 1 0 1 | | | | | |
| Scott Spiezio, S OBP: 0.380, SLG: 0.437 (1, 3) | | FC6-4 BB | | K | | F9 | | | SH3-4 | | HR | 3 1 1 2 1 1 0 | | | | | |
| Adam Kennedy, L OBP: 0.332, SLG: 0.422 (1, 4) | | FC6-4 1-2f 2-3 | | G6-3 | | F7 | | | G1-3 | | 1B FC3 G6-3 1B | 5 1 1 0 0 0 3 | | | | | |
| José Molina, R OBP: 0.380, SLG: 0.386 Bengie Molina, R OBP: 0.283, SLG: 0.326 (9, PH) (9, 2) | | F8 | | B5-3 | | F8 | | | F3 | | G6-3 | 3 0 0 0 0 0 2 2 0 0 0 0 0 2 | | | | | |
| Inning Stats | R: 0 H: 1 E: 0 LOB: 1 K: 0 BB: 0 S: 10 P: 18 | R: 0 H: 1 E: 0 LOB: 2 K: 0 BB: 1 S: 10 P: 18 | R: 1 H: 2 E: 0 LOB: 1 K: 0 BB: 0 S: 12 P: 20 | R: 0 H: 0 E: 0 LOB: 0 K: 1 BB: 0 S: 7 P: 10 | R: 0 H: 1 E: 0 LOB: 2 K: 0 BB: 1 S: 11 P: 21 | R: 0 H: 0 E: 0 LOB: 0 K: 1 BB: 0 S: 8 P: 16 | R: 0 H: 0 E: 0 LOB: 0 K: 0 BB: 0 S: 10 P: 15 | R: 0 H: 1 E: 0 LOB: 1 K: 0 BB: 0 S: 7 P: 12 | R: 0 H: 0 E: 0 LOB: 1 K: 0 BB: 1 S: 8 P: 14 | R: 0 H: 0 E: 1 LOB: 2 K: 0 BB: 1 S: 9 P: 19 | R: 4 H: 5 E: 0 LOB: 2 K: 0 BB: 0 S: 14 P: 19 | 1B: 9 SF: 0 2B: 1 SAC: 1 3B: 0 DP: 0 HR: 1 HBP: 0 | | WP: 0 PA: 50 PB: 0 SB: 2 CS: 0 | | | |
| PITCHER | IP WLS BF H R ER SO BB IBB HBP BLK WP HR S P ERA WHIP | | | | | | | | | | | | | | | | |
| Orlando Hernandez, R ERA: 3.39 (1, 1) | 7.0 | 28 | 5 | 1 | 1 | 2 | 2 | 0 | 0 | 0 | 0 | 0 | 0 | 68 | 118 | 1.29 | 1.000 |
| Mike Stanton, L ERA: 2.73 (8, 1) | 0.2 | 3 | 1 | 0 | 0 | 0 | 0 | 0 | 0 | 0 | 0 | 0 | 0 | 5 | 9 | 0.00 | 1.500 |
| Steve Karsay, R ERA: 3.14 (8, 1) | 1.1 | 5 | 0 | 0 | 0 | 0 | 1 | 0 | 0 | 0 | 0 | 0 | 0 | 10 | 17 | 0.00 | 0.750 |
| Jeff Weaver, R ERA: 3.99 (10, 1) | 2.0 | L 14 | 5 | 4 | 4 | 0 | 0 | 1 | 0 | 0 | 0 | 0 | 1 | 23 | 38 | 18.00 | 2.500 |

livebaseballscorecards.com

| | |
|-----|----|
| AB | 45 |
| R | 5 |
| H | 11 |
| RBI | 5 |
| BB | 4 |
| SO | 2 |
| LOB | 25 |



| Batter | 1 | 2 | 3 | 4 | 5 | 6 | 7 | 8 | 9 | 10 | 11 | AB R H RBI BB SO LOB | BOTTOM | | | | | | | |
|--|---|----------------------------------|-------------------------------|----------------------------------|-------------------------------|------------------------------------|-------------------------------|----------------------------------|-------------------------------|---------------------------------|------------------------------|----------------------------------|--|--------------------------------|----------------------------------|-------------------------------|----------------------------------|----------------------------------|------------------------------------|----------------------------------|
| Alfonso Soriano, R OBP: 0.329, SLG: 0.554 (1, 4) | 1-1 G5-3 1B 2B | | 2-3 K | | | 1-2 CS 1B | | 0-3 K | | 0-0 G5-3 | | 5 1 2 0 0 2 0 | Anaheim Angels @ New York Yankees Yankee Stadium, Bronx, NY Wed Aug 21 2002, 1:05 PM EDT Att. 46,423 - Sunny - 79 F | | | | | | | |
| 2 Derek Jeter, R OBP: 0.376, SLG: 0.418 (1, 6) | 0-0 G5-3 | | 3-3 K | | | 4-1 FC4-6 25 BB 1-2 BB | | 0-0 G4-3 | | 3-2 G6-3 | | 4 0 0 0 1 1 1 | | | | | | | | |
| 25 Jason Giambi, L OBP: 0.428, SLG: 0.579 (1, 3) | 3-2 G5-3 2-3 | | 1-1 G4-3 | | | 4-1 FC4-6 1-2 BB | | 2-1 BB HBP | | 1-1 G5-3 | | 3 0 0 0 1 0 1 | | | | | | | | |
| Bernie Williams, S OBP: 0.427, SLG: 0.507 (1, 8) | 2-0 1B 3-H | | | 0-1 P5 | | 1-0 FC4-6 1-2f 2-3 BB | | 4-0 1-2 BB | | 4-1 20 1B 1B BB | | 3 0 1 1 2 0 2 | | | | | | | | |
| Robin Ventura, L OBP: 0.372, SLG: 0.483 (1, 5) | 3-3 K | | 1-0 G4-3 | | | 4-2 1-2 BB | | 2-3 K | | 1-2 20 1B 1B | | 4 0 1 0 1 2 3 | | | | | | | | |
| 20 Jorge Posada, S OBP: 0.379, SLG: 0.503 (1, 2) | | 0-1 G4-3 | | 2-2 G1-3 | | 1-1 G3 | | | 3-2 2B | | 2-2 1-2 2-3 1B | | | 5 0 2 0 0 0 3 | | | | | | |
| Raul Mondesi, R OBP: 0.308, SLG: 0.439 (1, 9) | | 3-2 1B | | | 0-3 K | | 0-0 P6 | | 0-1 G6-3 | | 1-2 P4 | | | 5 0 1 0 0 1 4 | | | | | | |
| Shane Spencer, R OBP: 0.327, SLG: 0.386 John Vander Wal, L OBP: 0.340, SLG: 0.471 (9, PH) (10, 7) | | 0-1 F8 | | | 3-2 F8 | | 1-3 K | | 4-0 G6-4-3 IBB | | 2-3 K | | | 3 0 0 0 0 1 1 1 0 0 0 1 1 3 | | | | | | |
| Rondell White, R OBP: 0.293, SLG: 0.364 (1, 10) | | 1-2 L6 | | | 3-3 K | | 0-2 G6-3 | | 3-2 G6-4-3 1-2f | | 1-3 K | | | 5 0 0 0 0 2 6 | | | | | | |
| Inning Stats | R: 1 E: 0 K: 1 S: 10 | H: 2 LOB: 1 BB: 0 P: 19 | R: 0 E: 0 K: 0 S: 13 | H: 1 LOB: 1 BB: 0 P: 17 | R: 0 E: 0 K: 2 S: 10 | H: 0 LOB: 0 BB: 0 P: 16 | R: 0 E: 0 K: 2 S: 10 | H: 0 LOB: 0 BB: 0 P: 16 | R: 0 E: 0 K: 1 S: 13 | H: 0 LOB: 0 BB: 0 P: 9 | R: 0 E: 0 K: 2 S: 8 | H: 1 LOB: 1 BB: 1 P: 18 | | R: 0 E: 0 K: 0 S: 6 | H: 0 LOB: 0 BB: 0 P: 10 | R: 0 E: 0 K: 2 S: 18 | H: 2 LOB: 3 BB: 1 P: 29 | 1B: 5 2B: 2 3B: 0 HR: 0 | SF: 0 SAC: 0 DP: 1 HBP: 1 | WP: 0 PB: 0 SB: 0 CS: 1 |
| PITCHER | IP WLS BF H R ER SO BB IBB HBP BLK WP HR S P ERA WHIP | | | | | | | | | | | | | | | | | | | |
| Ramon Ortiz, R ERA: 4.1 (1, 1) | 7.0 27 4 1 1 6 3 0 0 0 0 0 0 71 114 1.29 1.000 | | | | | | | | | | | | | | | | | | | |
| Brendan Donnelly, R ERA: 2.76 (8, 1) | 0.2 2 0 0 0 0 1 0 0 0 0 0 0 4 4 0.00 0.000 | | | | | | | | | | | | | | | | | | | |
| Scott Schoeneweis, L ERA: 5.2 (8, 1) | 0.1 3 0 0 0 0 1 1 0 0 1 0 0 4 12 0.00 3.000 | | | | | | | | | | | | | | | | | | | |
| Ben Weber, R ERA: 2.75 (9, 1) | 2.0 W 7 1 0 0 0 0 0 1 0 0 0 0 14 28 0.00 0.500 | | | | | | | | | | | | | | | | | | | |
| Troy Percival, R ERA: 1.73 (11, 1) | 1.0 6 2 0 0 0 2 1 0 0 0 0 0 0 18 29 0.00 3.000 | | | | | | | | | | | | | | | | | | | |

livebaseballscores.com

| | |
|-----|----|
| AB | 38 |
| R | 1 |
| H | 7 |
| RBI | 1 |
| BB | 6 |
| SO | 10 |
| LOB | 24 |



| Batter | 1 | 2 | 3 | 4 | 5 | 6 | 7 | 8 | 9 | AB R H RBI BB SO LOB | TOP | | | | | | | | | | | |
|--|---|----------------------------------|------------------------------|----------------------------------|-------------------------------|----------------------------------|-------------------------------|----------------------------------|-------------------------------|------------------------------------|--|----------------------------------|------------------------------|---------------------------------|-------------------------------|----------------------------------|------------------------------|---------------------------------|----------------------------------|------------------------------------|----------------------------------|--------|
| David Eckstein, R (1, 6) OBP: 0.365, SLG: 0.396 | 0-1 F7 | | 2-2 F9-3 | | 1-2 G6-3 | | | 0-2 F8 | | 4 0 0 0 0 0 1 | | | | | | | | | | | | |
| Darin Erstad, L (1, 8) OBP: 0.318, SLG: 0.394 | 2-1 16 S 1B | | | 0-0 FC1 2B | 0-2 G2-3 | | | 2-1 F8 | | 4 0 2 0 0 0 0 | | | | | | | | | | | | |
| Scott Spiezio, S (1, 3) OBP: 0.379, SLG: 0.437 | 1-3 K | | | 1-1 FC1 16 1B 2B | | 2-2 P4 | | 3-2 2B | | 4 1 1 0 0 1 2 | | | | | | | | | | | | |
| 16 Garret Anderson, L (1, 7) OBP: 0.335, SLG: 0.535 | 3-2 G1-3 | | | 0-2 2B 1-3 1B | | 1-2 1B | | 1-0 F8 | | 4 0 2 0 0 0 2 | | | | | | | | | | | | |
| Troy Glaus, R (1, 5) OBP: 0.345, SLG: 0.431 | | 1-1 F3 | | 0-2 2B 1-3 3-H | | 1-1 P4 | | 0-0 G6-3 | | 4 0 1 1 0 0 1 | | | | | | | | | | | | |
| Shawn Wooten, R (1, 10) Orlando Palmeiro, L (9, PH) OBP: 0.300, SLG: 0.364 OBP: 0.359, SLG: 0.344 | | 2-1 G5-3 | | 1-3 K | | 1-2 F8 | | 1-3 K | | 3 0 0 0 0 0 1 3 1 0 0 0 0 0 1 0 | | | | | | | | | | | | |
| Benji Gil, R (1, 4) Adam Kennedy, L (9, PH) OBP: 0.283, SLG: 0.393 OBP: 0.331, SLG: 0.421 | | 2-2 G4-3 | | 3-3 K | | | 0-0 G5-3 | | 1-0 F5 | 3 0 0 0 0 0 1 2 1 0 0 0 0 0 0 0 | AB 34 R 2 H 8 RBI 2 BB 0 SO 4 LOB 12 | | | | | | | | | | | |
| Bengie Molina, R (1, 2) OBP: 0.284, SLG: 0.326 | | | 0-1 FC6-4 1B | | 0-1 L5 | | 2-2 G6-3 | | | 3 0 1 0 0 0 0 | | | | | | | | | | | | |
| Alex Ochoa, R (1, 9) OBP: 0.357, SLG: 0.390 | | | 2-2 FC6-4 F9-3 | | 0-1 HR | | 0-1 G6-3 | | | 3 1 1 1 0 0 1 | | | | | | | | | | | | |
| Inning Stats | R: 0 E: 0 K: 1 S: 10 | H: 1 LOB: 1 BB: 0 P: 16 | R: 0 E: 0 K: 0 S: 8 | H: 0 LOB: 0 BB: 0 P: 13 | R: 0 E: 0 K: 0 S: 13 | H: 1 LOB: 0 BB: 0 P: 17 | R: 1 E: 0 K: 2 S: 16 | H: 3 LOB: 2 BB: 0 P: 21 | R: 1 E: 0 K: 0 S: 11 | H: 1 LOB: 0 BB: 0 P: 12 | R: 0 E: 0 K: 0 S: 13 | H: 1 LOB: 1 BB: 0 P: 18 | R: 0 E: 0 K: 0 S: 6 | H: 0 LOB: 0 BB: 0 P: 8 | R: 0 E: 0 K: 0 S: 12 | H: 1 LOB: 1 BB: 0 P: 18 | R: 0 E: 0 K: 1 S: 5 | H: 0 LOB: 0 BB: 0 P: 7 | 1B: 4 2B: 4 3B: 0 HR: 1 | SF: 0 SAC: 0 DP: 1 HBP: 0 | WP: 0 PB: 0 SB: 1 CS: 0 | PA: 34 |
| PITCHER | IP WLS BF H R ER SO BB IBB HBP BLK WP HR S P ERA WHIP | | | | | | | | | | | | | | | | | | | | | |
| David Wells, L (1, 1) ERA: 4.13 | 7.2 W 30 8 2 2 3 0 0 0 0 0 0 1 88 121 2.35 1.043 | | | | | | | | | | | | | | | | | | | | | |
| Mike Stanton, L (8, 1) ERA: 2.71 | 0.1 H 1 0 0 0 0 0 0 0 0 0 0 0 1 2 0.00 0.000 | | | | | | | | | | | | | | | | | | | | | |
| Steve Karsay, R (9, 1) ERA: 3.1 | 1.0 S 3 0 0 0 1 0 0 0 0 0 0 0 5 7 0.00 0.000 | | | | | | | | | | | | | | | | | | | | | |

Anaheim Angels @ New York Yankees
Yankee Stadium, Bronx, NY
Thu Aug 22 2002, 7:05 PM EDT
Att. 43,222 - Cloudy - 79 F

livebaseballscorecards.com



| Batter | 1 | 2 | 3 | 4 | 5 | 6 | 7 | 8 | 9 |
|---|--------------------------------|-------------|------------------------------------|-------------|---------------------------|-----------|------------------|---|---|
| Alfonso Soriano, R OBP: 0.330, SLG: 0.556 (1, 4) | 3-3 K | 1-0 G4-3 | | | 1-1 2E 2B | | 0-1 2CS 1B | | |
| 2 Derek Jeter, R OBP: 0.379, SLG: 0.423 (1, 6) | 0-2 BB 25 HBP 1B | | 0-1 25 1B 20 G6-4-3 2B | | 0-0 E2 20 1B 1B | | 3-3 K 1-2 | | |
| 25 Jason Giambi, L OBP: 0.428, SLG: 0.577 (1, 3) | 1-0 BB 1-2 1B HBP | | 2-2 20 G6-4-3 1B | | 0-0 F2 | | 0-2 L3 | | |
| 20 Jorge Posada, S OBP: 0.378, SLG: 0.500 (1, 10) | 1-3 K | | 1-1 G6-4-3 1-2f 1B | | 1-1 G6-3 1-2 1B | | 2-0 G3 | | |
| Robin Ventura, L OBP: 0.375, SLG: 0.484 (1, 5) | 4-2 1B 1-2 2-3 BB | | 0-1 1B | | 0-2 G6-3 1-2f 1B | | 0-0 1B | | |
| Raul Mondesi, R OBP: 0.308, SLG: 0.438 (1, 8) | 0-0 1-3 2-H 3-H 1B | | 3-3 K | | 0-1 G5-3 | | 2-0 F8 | | |
| Shane Spencer, R OBP: 0.324, SLG: 0.382 (1, 9) | | 0-1 G6-3 | | 0-0 F7 | | 0-1 F8 | | | |
| Rondell White, R OBP: 0.293, SLG: 0.363 (1, 7) | | 1-1 1B | | 1-1 G6-3 | | 3-1 F8 | | | |
| Chris Widger, R OBP: 0.340, SLG: 0.400 (1, 2) | | 2-1 F2 | | 2-0 L4 | | 2-0 F8 | | | |

| Inning Stats | R: 2 | H: 2 | E: 0 | LOB: 2 | K: 2 | S: 14 | P: 23 | R: 0 | H: 1 | E: 0 | LOB: 1 | K: 0 | S: 8 | P: 11 | R: 1 | H: 3 | E: 0 | LOB: 1 | K: 1 | S: 12 | P: 18 | R: 0 | H: 0 | E: 0 | LOB: 0 | K: 0 | S: 4 | P: 7 | R: 1 | H: 3 | E: 1 | LOB: 1 | K: 0 | S: 9 | P: 11 | R: 0 | H: 0 | E: 0 | LOB: 0 | K: 0 | S: 6 | P: 9 | R: 0 | H: 1 | E: 0 | LOB: 0 | K: 1 | S: 7 | P: 11 | R: 0 | H: 1 | E: 0 | LOB: 1 | K: 0 | S: 6 | P: 10 |
|--------------|------|------|------|--------|------|-------|-------|------|------|------|--------|------|------|-------|------|------|------|--------|------|-------|-------|------|------|------|--------|------|------|------|------|------|------|--------|------|------|-------|------|------|------|--------|------|------|------|------|------|------|--------|------|------|-------|------|------|------|--------|------|------|-------|
|--------------|------|------|------|--------|------|-------|-------|------|------|------|--------|------|------|-------|------|------|------|--------|------|-------|-------|------|------|------|--------|------|------|------|------|------|------|--------|------|------|-------|------|------|------|--------|------|------|------|------|------|------|--------|------|------|-------|------|------|------|--------|------|------|-------|

| PITCHER | IP | WLS | BF | H | R | ER | SO | BB | IBB | HBP | BLK | WP | HR | S | P | ERA | WHIP |
|--|-----|-----|----|----|---|----|----|----|-----|-----|-----|----|----|----|-----|------|-------|
| 41 John Lackey, R ERA: 3.27 (1, 1) | 8.0 | L | 33 | 11 | 4 | 4 | 4 | 1 | 0 | 1 | 0 | 0 | 0 | 66 | 100 | 4.50 | 1.500 |

BOTTOM

AB R H RBI BB SO LOB

| | | | | | | |
|---|---|---|---|---|---|---|
| 4 | 1 | 2 | 0 | 0 | 1 | 1 |
| 4 | 2 | 3 | 0 | 0 | 1 | 1 |
| 3 | 1 | 1 | 0 | 0 | 0 | 1 |
| 4 | 0 | 1 | 0 | 0 | 1 | 3 |
| 3 | 0 | 2 | 0 | 1 | 0 | 2 |
| 4 | 0 | 1 | 2 | 0 | 1 | 2 |
| 3 | 0 | 0 | 0 | 0 | 0 | 0 |
| 3 | 0 | 1 | 0 | 0 | 0 | 0 |
| 3 | 0 | 0 | 0 | 0 | 0 | 1 |

AB 31
R 4
H 11
RBI 2
BB 1
SO 4
LOB 11


WP: 0 **PA: 33**
PB: 0
SB: 0
CS: 1

1B: 9 **SF: 0**
2B: 2 **SAC: 0**
3B: 0 **DP: 2**
HR: 0 **HBP: 1**

WP: 0 **PA: 33**
ERA **WHIP**

livebaseballscorecards.com

Anaheim Angels @ New York Yankees
Yankee Stadium, Bronx, NY
Thu Aug 22 2002, 7:05 PM EDT
Att: 43,222 - Cloudy - 79 F



| Batter | 1 | 2 | 3 | 4 | 5 | 6 | 7 | 8 | 9 | AB R H RBI BB SO LOB | TOP | | | | | | | | | | | |
|---|---|---------------------------------|-------------------------------|----------------------------------|-------------------------------|----------------------------------|-------------------------------|----------------------------------|------------------------------|---------------------------------|-------------------------------|----------------------------------|------------------------------|----------------------------------|-------------------------------|----------------------------------|-------------------------------|----------------------------------|----------------------------------|------------------------------------|----------------------------------|--------|
| Todd Hollandsworth, L (1, 8) OBP: 0.347, SLG: 0.491 Ruben Rivera, R (7, PH) OBP: 0.282, SLG: 0.351 | 1-0 G6-3 | | 0-1 1B | | 1-0 P5 | | 0-0 SH5-3 | | 1-2 F9 | 3 0 1 0 0 0 0 1 0 0 0 0 0 0 | | | | | | | | | | | | |
| Kevin Mench, R (1, 7) OBP: 0.344, SLG: 0.517 | 0-3 K | | 1-1 F9 | | 0-0 F3 | | 3-2 P4 | | 0-0 1B | 5 0 1 0 0 1 2 | | | | | | | | | | | | |
| Alex Rodriguez, R (1, 6) OBP: 0.402, SLG: 0.642 | 1-2 F9 | | 3-2 F9 | | 1-2 G1-3 | | 4-0 IBB | | 2-2 F9 | 4 0 0 0 1 0 2 | | | | | | | | | | | | |
| Rafael Palmeiro, L (1, 3) OBP: 0.386, SLG: 0.595 | | 2-2 HR | | 2-0 HR | | 1-2 HR 1B | | 1-0 G3 | 1-1 F8 | 5 3 3 2 0 0 3 | | | | | | | | | | | | |
| Ivan Rodriguez, R (1, 2) OBP: 0.333, SLG: 0.495 | | 1-3 K | | 2-3 K | | 0-0 F9 | | 2-1 G1-3 1B 2B | | 4 1 1 0 0 2 1 | | | | | | | | | | | | |
| Carl Everett, S (1, 9) OBP: 0.298, SLG: 0.420 | | 0-0 FC6 1B | | 3-3 K | | 1-0 HR | | 2-2 G1-3 | | 4 1 2 2 0 1 1 | | | | | | | | | | | | |
| Herbert Perry, R (1, 5) OBP: 0.318, SLG: 0.455 | | 1-3 K | | 1-0 HR | | 1-3 K | | 0-2 G6-3 | | 4 1 1 1 0 2 2 | | | | | | | | | | | | |
| Mike Lamb, L (1, 10) OBP: 0.337, SLG: 0.408 | | 1-1 FC6 1-2f 1B | | 0-0 1B | | 2-2 F7 | | 1-1 1B | | 4 0 2 1 0 0 1 | | | | | | | | | | | | |
| 10 Michael Young, R (1, 4) OBP: 0.307, SLG: 0.376 | | | 2-2 G1-3 | | 3-3 K | | 1-0 SH5-3 2B | | 3-3 K | 4 0 1 0 0 2 2 | | | | | | | | | | | | |
| Inning Stats | R: 0 E: 0 K: 1 S: 7 | H: 0 LOB: 0 BB: 0 P: 9 | R: 1 E: 0 K: 2 S: 13 | H: 2 LOB: 1 BB: 0 P: 18 | R: 0 E: 0 K: 0 S: 11 | H: 1 LOB: 1 BB: 0 P: 17 | R: 2 E: 0 K: 3 S: 15 | H: 3 LOB: 1 BB: 0 P: 26 | R: 0 E: 0 K: 0 S: 5 | H: 0 LOB: 0 BB: 0 P: 7 | R: 2 E: 0 K: 1 S: 11 | H: 2 LOB: 0 BB: 0 P: 16 | R: 0 E: 0 K: 0 S: 6 | H: 1 LOB: 2 BB: 1 P: 15 | R: 1 E: 0 K: 1 S: 14 | H: 2 LOB: 1 BB: 0 P: 22 | R: 0 E: 0 K: 0 S: 10 | H: 1 LOB: 1 BB: 0 P: 14 | 1B: 6 2B: 2 3B: 0 HR: 4 | SF: 0 SAC: 1 DP: 0 HBP: 0 | WP: 0 PB: 0 SB: 0 CS: 0 | PA: 40 |
| PITCHER | IP WLS BF H R ER SO BB IBB HBP BLK WP HR S P ERA WHIP | | | | | | | | | | | | | | | | | | | | | |
| 35 Mike Mussina, R (1, 1) ERA: 4.94 | 6.0 L 26 8 5 5 7 0 0 0 0 0 4 62 93 7.50 1.333 | | | | | | | | | | | | | | | | | | | | | |
| Sterling Hitchcock, L (7, 1) ERA: 6.06 | 2.0 10 3 1 1 1 0 1 0 0 0 0 20 37 4.50 1.500 | | | | | | | | | | | | | | | | | | | | | |
| Mike Thurman, R (9, 1) ERA: 6.0 | 1.0 4 1 0 0 0 0 0 0 0 0 0 10 14 0.00 1.000 | | | | | | | | | | | | | | | | | | | | | |

Texas Rangers @ New York Yankees
Yankee Stadium, Bronx, NY
Fri Aug 23 2002, 7:05 PM EDT
Att. 50,871 - Cloudy - 75 F

livebaseballscorecards.com

| | |
|-----|----|
| AB | 38 |
| R | 6 |
| H | 12 |
| RBI | 6 |
| BB | 1 |
| SO | 8 |
| LOB | 14 |



| Batter | 1 | 2 | 3 | 4 | 5 | 6 | 7 | 8 | 9 | AB R H RBI BB SO LOB |
|--|-----------------------|----------------|------------------------|-----------|----------------------------|-------------|-----------------------|-----------|-------------|----------------------|
| Alfonso Soriano, R (1, 4) OBP: 0.329, SLG: 0.553 | 0-1 25 2B 1B | 0-1 L4 | | 1-2 F8 | | 1-0 F7 | | | 1-1 G5-3 | 5 1 1 0 0 0 3 |
| 2 Derek Jeter, R (1, 6) OBP: 0.378, SLG: 0.427 | 2-3 H | | 0-0 HR | 1-0 F9 | | | 0-0 L5 | | | 4 1 1 1 0 1 2 |
| 25 Jason Giambi, L (1, 3) OBP: 0.430, SLG: 0.580 | 1-0 1-H 2B | | 2-1 F9 | | 2-2 FC4-6 1B | | 4-2 G5-4-3 BB | | | 3 0 2 1 1 0 0 |
| Bernie Williams, S (1, 10) OBP: 0.426, SLG: 0.505 | 2-2 F7 | | 3-2 20 HBP 1B | | 1-0 FC4-6 1B 1-2f | | 0-0 G5-4-3 1-2f | | | 4 0 1 0 0 0 3 |
| Robin Ventura, L (1, 5) OBP: 0.374, SLG: 0.482 | 3-2 F7 | | 3-2 P6 | | 2-2 1-2 1B | | 2-3 K | | | 4 0 1 0 0 1 2 |
| 20 Jorge Posada, S (1, 2) OBP: 0.377, SLG: 0.496 | | 3-3 K | 3-2 1-2 HBP | | 2-3 K | | 2-3 K | | | 3 0 0 0 0 3 2 |
| Raul Mondesi, R (1, 8) OBP: 0.306, SLG: 0.434 | | 3-3 H | 0-2 F7 | | 1-3 K | | 2-1 F8 | | | 4 0 0 0 0 2 4 |
| Shane Spencer, R (1, 9) OBP: 0.326, SLG: 0.385 | | 4-0 E BB | | 3-2 2B | | 3-3 H | | 2-1 F9 | | 3 0 1 0 1 1 0 |
| Rondell White, R (1, 7) OBP: 0.291, SLG: 0.360 | | 0-0 FC5 | | 0-0 F9 | | 1-1 G4-3 | | 1-3 K | | 4 0 0 0 0 1 2 |

| Inning Stats | R: 1 | H: 2 | E: 0 | K: 1 | S: 13 | H: 2 | LOB: 1 | BB: 0 | P: 21 | R: 0 | H: 0 | E: 1 | K: 2 | S: 13 | R: 1 | H: 2 | E: 0 | K: 0 | S: 15 | R: 0 | H: 1 | E: 0 | K: 0 | S: 8 | R: 0 | H: 2 | E: 0 | K: 2 | S: 14 | R: 0 | H: 0 | E: 0 | K: 1 | S: 6 | R: 0 | H: 0 | E: 0 | K: 0 | S: 7 | R: 0 | H: 0 | E: 0 | K: 2 | S: 8 | R: 0 | H: 0 | E: 0 | K: 1 | S: 7 | R: 0 | H: 0 | E: 0 | K: 1 | S: 7 | 1B: 4 | SF: 0 | 2B: 2 | SAC: 0 | 3B: 0 | DP: 1 | HR: 1 | HBP: 1 | WP: 0 | PA: 37 |
|--------------|------|------|------|------|-------|------|--------|-------|-------|------|------|------|------|-------|------|------|------|------|-------|------|------|------|------|------|------|------|------|------|-------|------|------|------|------|------|------|------|------|------|------|------|------|------|------|------|------|------|------|------|------|------|------|------|------|------|-------|-------|-------|--------|-------|-------|-------|--------|-------|--------|
|--------------|------|------|------|------|-------|------|--------|-------|-------|------|------|------|------|-------|------|------|------|------|-------|------|------|------|------|------|------|------|------|------|-------|------|------|------|------|------|------|------|------|------|------|------|------|------|------|------|------|------|------|------|------|------|------|------|------|------|-------|-------|-------|--------|-------|-------|-------|--------|-------|--------|

| PITCHER | IP | WLS | BF | H | R | ER | SO | BB | IBB | HBP | BLK | WP | HR | S | P | ERA | WHIP |
|--|-----|-----|----|---|---|----|----|----|-----|-----|-----|----|----|----|-----|------|-------|
| Chan Ho Park, R (1, 1) ERA: 6.89 | 6.0 | W | 28 | 7 | 2 | 2 | 6 | 1 | 0 | 0 | 0 | 0 | 1 | 69 | 116 | 3.00 | 1.333 |
| Juan Alvarez, L (7, 1) ERA: 3.38 | 1.2 | H | 5 | 0 | 0 | 0 | 2 | 1 | 0 | 0 | 0 | 0 | 0 | 13 | 21 | 0.00 | 0.600 |
| Dan Kolb, R (8, 1) ERA: 1.84 | 0.1 | | 1 | 0 | 0 | 0 | 0 | 0 | 0 | 0 | 0 | 0 | 0 | 2 | 4 | 0.00 | 0.000 |
| Francisco Cordero, R (9, 1) ERA: 2.27 | 1.0 | | 3 | 0 | 0 | 0 | 1 | 0 | 0 | 0 | 0 | 0 | 0 | 7 | 11 | 0.00 | 0.000 |


BOTTOM

Texas Rangers @ New York Yankees
 Yankee Stadium, Bronx, NY

Fri Aug 23 2002, 7:05 PM EDT
 Att: 50,871 - Cloudy - 75 F

livebaseballscorecards.com

| | |
|------------|-----------|
| AB | 34 |
| R | 2 |
| H | 7 |
| RBI | 2 |
| BB | 2 |
| SO | 9 |
| LOB | 18 |



| Batter | 1 | 2 | 3 | 4 | 5 | 6 | 7 | 8 | 9 | AB R H RBI BB SO LOB | TOP | | | | | | | | | | | | | |
|---|---|----------------------------------|-------------------------------|----------------------------------|-------------------------------|----------------------------------|------------------------------|---------------------------------|-------------------------------|----------------------------------|------------------------------|----------------------------------|------------------------------|---|------------------------------|----------------------------------|------------------------------|---------------------------------|------------------------------|---------------------------------|----------------------------------|------------------------------------|----------------------------------|--------|
| Todd Hollandsworth, L OBP: 0.346, SLG: 0.486 (1, 8) | F7 1-2 | | K 1-3 | | G4-3 3-2 | | | G1-3 SH5-4 BB 4-1 | | 3 0 0 0 1 1 1 | | | | | | | | | | | | | | |
| Kevin Mench, R OBP: 0.343, SLG: 0.519 (1, 7) | L5 1-2 | | 2B 2-H 2-2 | | | L7 0-0 | | SH5-4 1-2 | | 3 0 1 1 0 0 0 | | | | | | | | | | | | | | |
| Alex Rodriguez, R OBP: 0.403, SLG: 0.649 (1, 6) | HR 2-1 | | P4 0-1 | | | 2B 1-0 | | G1-3 2-3 | | 4 1 2 1 0 0 2 | | | | | | | | | | | | | | |
| Rafael Palmeiro, L OBP: 0.387, SLG: 0.592 (1, 3) Donnie Sadler, R OBP: 0.218, SLG: 0.219 (8, PR) (8, 5) | K 0-3 | | K 3-3 | | | BB 4-0 | | S IBB 4-0 | | 2 0 0 0 2 2 1 0 0 0 0 0 0 0 | | | | | | | | | | | | | | |
| Ivan Rodriguez, R OBP: 0.332, SLG: 0.492 (1, 2) | | WP 1B 0-0 | | K 3-3 | | K 2-3 | | G6-3 1-1 | | 4 0 1 0 0 2 4 | | | | | | | | | | | | | | |
| Carl Everett, S OBP: 0.294, SLG: 0.414 (1, 9) | | F7 1-2 | | G6-3 0-1 | | G1-3 0-0 | | P6 0-0 | | 4 0 0 0 0 0 3 | | | | | | | | | | | | | | |
| Herbert Perry, R OBP: 0.318, SLG: 0.451 (1, 5) (8, 3) | | K 2-3 | | F9 0-0 | | | CS BB 4-2 | | G3 2-1 | 3 0 0 0 1 1 1 | | | | | | | | | | | | | | |
| Mike Lamb, L OBP: 0.332, SLG: 0.401 (1, 10) | | K 3-3 | | K 1-3 | | | K 1-2 | | F7 1-2 | 4 0 0 0 0 3 2 | | | | | | | | | | | | | | |
| 10 Michael Young, R OBP: 0.307, SLG: 0.378 (1, 4) | | | 2B 2B 3-2 | | G5-3 2-2 | | G5-3 1-1 | | | 3 1 1 0 0 0 0 | | | | | | | | | | | | | | |
| Inning Stats | R: 1 E: 0 K: 1 S: 11 | H: 1 LOB: 0 BB: 0 P: 15 | R: 0 E: 0 K: 2 S: 11 | H: 1 LOB: 1 BB: 0 P: 17 | R: 1 E: 0 K: 2 S: 16 | H: 2 LOB: 1 BB: 0 P: 25 | R: 0 E: 0 K: 1 S: 6 | H: 0 LOB: 0 BB: 0 P: 9 | R: 0 E: 0 K: 1 S: 10 | H: 0 LOB: 0 BB: 0 P: 16 | R: 0 E: 0 K: 1 S: 6 | H: 1 LOB: 2 BB: 1 P: 13 | R: 0 E: 0 K: 1 S: 9 | H: 0 LOB: 0 BB: 1 P: 17 | R: 0 E: 0 K: 0 S: 6 | H: 0 LOB: 3 BB: 2 P: 17 | R: 0 E: 0 K: 0 S: 6 | H: 0 LOB: 0 BB: 0 P: 9 | R: 0 E: 0 K: 0 S: 6 | H: 0 LOB: 0 BB: 0 P: 9 | 1B: 1 2B: 4 3B: 0 HR: 1 | SF: 0 SAC: 1 DP: 1 HBP: 0 | WP: 2 PB: 0 SB: 1 CS: 1 | PA: 35 |
| PITCHER | IP WLS BF H R ER SO BB IBB HBP BLK WP HR S P ERA WHIP | | | | | | | | | | | | PITCHER | IP WLS BF H R ER SO BB IBB HBP BLK WP HR S P ERA WHIP | | | | | | | | | | |
| Roger Clemens, R ERA: 4.17 (1, 1) | 7.0 W 27 5 2 2 9 2 0 0 0 0 2 1 69 112 2.57 1.000 | | | | | | | | | | | | | | | | | | | | | | | |
| Steve Karsay, R ERA: 3.01 (8, 1) | 2.0 S 8 0 0 0 0 1 1 0 0 0 0 0 12 26 0.00 0.500 | | | | | | | | | | | | | | | | | | | | | | | |

Texas Rangers @ New York Yankees
Yankee Stadium, Bronx, NY
Sat Aug 24 2002, 4:05 PM EDT
Att. 53,494 - Cloudy - 68 F

livebaseballscorecards.com

| | |
|-----|----|
| AB | 30 |
| R | 2 |
| H | 5 |
| RBI | 2 |
| BB | 4 |
| SO | 9 |
| LOB | 14 |



| Batter | 1 | 2 | 3 | 4 | 5 | 6 | 7 | 8 | 9 | AB | R | H | RBI | BB | SO | LOB | BOTTOM |
|--------|---|---|---|---|---|---|---|---|---|----|---|---|-----|----|----|-----|--------|
|--------|---|---|---|---|---|---|---|---|---|----|---|---|-----|----|----|-----|--------|

| | | | | | | | | | | | | | | | | | |
|--|-------------------------------|------------------------|-------------------------------|--|------------------------------|------------------------|-------------------------------|-------------------------|--|---|---|---|---|---|---|---|--|
| Alfonso Soriano, R (1, 4) <small>OBP: 0.328, SLG: 0.549</small> | 0-0 G6-3 | 2-0 | | 0-2 FC1-6 <small>25 PO, 2 HBP</small> | | 1-1 G5-3 | | 1-3 K | | 4 | 0 | 0 | 0 | 0 | 1 | 3 | |
| 2 Derek Jeter, R (1, 6) <small>OBP: 0.377, SLG: 0.425</small> | 1-2 F9 | 2-2 G3 | | 1-0 | | | 1-1 G5-3 | | | 3 | 0 | 0 | 0 | 0 | 0 | 1 | |
| 25 Jason Giambi, L (1, 3) <small>OBP: 0.433, SLG: 0.586</small> | 4-2 BB 20 BB 1B | | 4-2 20 FC6-4 BB | 1-1 PO | 1-1 L4 | | 3-2 | | | 2 | 2 | 1 | 1 | 2 | 0 | 0 | |
| Bernie Williams, S (1, 10) <small>OBP: 0.428, SLG: 0.508</small> | 0-1 20 BB BB 1B | | 4-1 20 FC6-4 BB | | 1-1 2B 2B | | 3-3 K | | | 3 | 1 | 2 | 0 | 1 | 1 | 0 | |
| Robin Ventura, L (1, 5) <small>OBP: 0.375, SLG: 0.483</small> | 4-1 20 BB BB | | 1-3 K | | 2-1 20 G1-3 2B | | 3-2 P4 | | | 3 | 0 | 1 | 1 | 1 | 1 | 2 | |
| 20 Jorge Posada, S (1, 2) <small>OBP: 0.378, SLG: 0.495</small> | 4-2 | | 1-1 FC6-4 | | 1-0 G1-3 | | 1-2 FC4-6 BB 1B | | | 3 | 0 | 1 | 1 | 1 | 0 | 3 | |
| Raul Mondesi, R (1, 8) <small>OBP: 0.305, SLG: 0.431</small> | 1-3 K | | 2-2 F7 | | 1-3 K | | 4-2 FC4-6 BB | | | 3 | 0 | 0 | 0 | 1 | 2 | 6 | |
| John Vander Wal, L (1, 9) <small>OBP: 0.335, SLG: 0.464</small> Rondell White, R (8, 7) <small>OBP: 0.290, SLG: 0.359</small> | | 0-2 G4-3 | | 1-2 P6 | | 3-2 F5 | | 0-1 B5 | | 3 | 0 | 0 | 0 | 0 | 0 | 0 | |
| | | 0-1 F9 | | 3-2 E1 FC1-6 | | 0-2 F8 | | 0-1 FC4-6 | | 1 | 0 | 0 | 0 | 0 | 0 | 2 | |
| Shane Spencer, R (1, 7) <small>OBP: 0.322, SLG: 0.379</small> (8, 9) | | | | | | | | | | 4 | 0 | 0 | 0 | 0 | 0 | 2 | |

| Inning Stats | R: 1 | H: 1 | E: 0 | K: 1 | S: 19 | R: 0 | H: 0 | E: 0 | K: 10 | S: 10 | R: 0 | H: 0 | E: 0 | K: 1 | S: 12 | R: 0 | H: 0 | E: 1 | K: 0 | S: 13 | R: 1 | H: 2 | E: 0 | K: 1 | S: 10 | R: 0 | H: 0 | E: 0 | K: 0 | S: 8 | R: 1 | H: 1 | E: 0 | K: 1 | S: 15 | R: 0 | H: 1 | E: 0 | K: 1 | S: 12 | 1B: 2 | 2B: 2 | 3B: 0 | HR: 1 | SF: 0 | SAC: 0 | DP: 0 | HBP: 2 | WP: 0 | PB: 0 | SB: 0 | CS: 0 | PA: 38 | ERA | WHIP |
|--------------|------|------|------|------|-------|------|------|------|-------|-------|------|------|------|------|-------|------|------|------|------|-------|------|------|------|------|-------|------|------|------|------|------|------|------|------|------|-------|------|------|------|------|-------|-------|-------|-------|-------|-------|--------|-------|--------|-------|-------|-------|-------|--------|-----|------|
|--------------|------|------|------|------|-------|------|------|------|-------|-------|------|------|------|------|-------|------|------|------|------|-------|------|------|------|------|-------|------|------|------|------|------|------|------|------|------|-------|------|------|------|------|-------|-------|-------|-------|-------|-------|--------|-------|--------|-------|-------|-------|-------|--------|-----|------|

| PITCHER | IP | WLS | BF | H | R | ER | SO | BB | IBB | HBP | BLK | WP | HR | S | P | ERA | WHIP |
|---|-----|-----|----|---|---|----|----|----|-----|-----|-----|----|----|----|-----|------|-------|
| Aaron Myette, R (1, 1) <small>ERA: 8.15</small> | 6.0 | | 28 | 3 | 2 | 2 | 3 | 5 | 0 | 2 | 0 | 0 | 0 | 72 | 118 | 3.00 | 1.333 |
| Juan Alvarez, L (7, 1) <small>ERA: 3.56</small> | 1.0 | L | 4 | 1 | 1 | 1 | 1 | 0 | 0 | 0 | 0 | 0 | 1 | 15 | 25 | 9.00 | 1.000 |
| Dan Kolb, R (8, 1) <small>ERA: 1.72</small> | 1.0 | | 5 | 1 | 0 | 0 | 1 | 1 | 0 | 0 | 0 | 0 | 0 | 12 | 18 | 0.00 | 2.000 |

Texas Rangers @ New York Yankees
 Yankee Stadium, Bronx, NY
 Sat Aug 24 2002, 4:05 PM EDT
 Att: 53,494 - Cloudy - 68 F

AB 29
R 3
H 5
RBI 3
BB 6
SO 5
LOB 19



| | | | |
|-------|--------|-------|--------|
| 1B: 2 | SF: 0 | WP: 0 | PA: 38 |
| 2B: 2 | SAC: 0 | PB: 0 | |
| 3B: 0 | DP: 0 | SB: 0 | |
| HR: 1 | HBP: 2 | CS: 0 | |

| ERA | WHIP |
|-----|------|
|-----|------|

| Batter | 1 | 2 | 3 | 4 | 5 | 6 | 7 | 8 | 9 | AB R H RBI BB SO LOB | TOP | | | | | | | | | | | |
|--|---|----------------------------------|-------------------------------|----------------------------------|------------------------------|---|-------------------------------|----------------------------------|-------------------------------|----------------------------------|-------------------------------|----------------------------------|------------------------------|---------------------------------|------------------------------|----------------------------------|-------------------------------|----------------------------------|-----------------------------------|------------------------------------|----------------------------------|--------|
| Kevin Mench, R (1, 9) OBP: 0.344, SLG: 0.517 | 2-2 E5 10 1B 1B | 0-2 10 1B 1-2 1B | | 0-3 K | | 1-2 10 2B FC1-2 1-3 2-H 1B | | 1-3 K 2 | | 5 1 2 1 0 2 1 | | | | | | | | | | | | |
| 10 Michael Young, R (1, 4) OBP: 0.310, SLG: 0.383 | 2-2 1B 1-2 SF7 1B | 2-2 FC6-4 1-2 2-H 1B | | | 1-1 G6-3 | 0-0 FC1-2 1-3 3-H 2B | | 0-3 K 3 | | 5 1 3 2 0 1 1 | | | | | | | | | | | | |
| Alex Rodriguez, R (1, 6) OBP: 0.401, SLG: 0.645 | 0-0 F9 SF7 1-3 2-H 1B | 0-0 FC6-4 1-2f | | | 2-1 F8 | 2-2 FC1-2 2-3 3-H | | 1-2 L7 | 1 | 5 0 1 1 0 0 4 | | | | | | | | | | | | |
| Rafael Palmeiro, L (1, 3) OBP: 0.387, SLG: 0.591 | 0-0 SF7 1-2 3-H | | 3-3 K 1 | | 3-2 BB 1B | 0-1 G3 3 | | 3-2 BB 1B | | 4 0 2 1 0 1 2 | | | | | | | | | | | | |
| Ivan Rodriguez, R (1, 2) OBP: 0.330, SLG: 0.485 | 1-0 F9 2-3 | | 0-2 G5-3 2 | | 4-0 1-2 BB | | 1-1 G6-3 1 | 1-3 K 2 | | 4 0 0 0 1 1 2 | | | | | | | | | | | | |
| Carl Everett, S (1, 10) OBP: 0.293, SLG: 0.408 | 1-2 G6-3 3 | | 1-2 L5 3 | | 2-3 K 3 | | 0-1 G4-3 2 | 4-2 1-2 BB | | 4 0 0 0 1 1 3 | | | | | | | | | | | | |
| Herbert Perry, R (1, 5) OBP: 0.319, SLG: 0.459 | | 0-0 G1-3 1 | | 1-2 HR | | 1-1 FC1-5 1B 1B | 0-1 F9 3 | 1-3 K 3 | | 5 1 2 1 0 1 2 | | | | | | | | | | | | |
| Todd Hollandsworth, L (1, 7) OBP: 0.350, SLG: 0.489 | | 0-1 10 1B 1B 1B | | 0-1 P4 | | 1-0 FC1-5 1B 1B | | 1-0 SH1-3 1B | | 4 2 3 0 0 0 0 | | | | | | | | | | | | |
| Ruben Rivera, R (1, 8) OBP: 0.274, SLG: 0.340 | | 1-3 K 2 | | 3-2 G6-3 2 | | 0-0 FC1-5 1B 10 2B 1-2 2-3f | | 0-0 SH1-3 1 | | 3 1 0 0 0 1 3 | | | | | | | | | | | | |
| Inning Stats | R: 2 E: 1 K: 0 S: 14 | H: 2 LOB: 1 BB: 0 P: 20 | R: 1 E: 0 K: 1 S: 15 | H: 3 LOB: 2 BB: 0 P: 18 | R: 0 E: 0 K: 1 S: 9 | H: 0 LOB: 0 BB: 0 P: 13 | R: 1 E: 0 K: 1 S: 15 | H: 1 LOB: 0 BB: 0 P: 19 | R: 0 E: 0 K: 1 S: 11 | H: 1 LOB: 2 BB: 1 P: 23 | R: 2 E: 0 K: 0 S: 13 | H: 4 LOB: 2 BB: 0 P: 18 | R: 0 E: 0 K: 0 S: 6 | H: 0 LOB: 0 BB: 0 P: 7 | R: 0 E: 0 K: 2 S: 8 | H: 1 LOB: 1 BB: 0 P: 10 | R: 0 E: 0 K: 2 S: 16 | H: 1 LOB: 2 BB: 1 P: 26 | 1B: 11 2B: 1 3B: 0 HR: 1 | SF: 1 SAC: 1 DP: 0 HBP: 0 | WP: 0 PB: 0 SB: 0 CS: 0 | PA: 43 |
| PITCHER | IP WLS BF H R ER SO BB IBB HBP BLK WP HR S P ERA WHIP | | | | | | | | | | | | | | | | | | | | | |
| Andy Pettitte, L (1, 1) ERA: 3.61 | 5.1 L 27 9 6 5 4 1 0 0 0 0 0 1 68 99 8.44 1.875 | | | | | | | | | | | | | | | | | | | | | |
| Ramiro Mendoza, R (6, 1) ERA: 3.08 | 1.2 7 2 0 0 0 0 0 0 0 0 0 0 15 19 0.00 1.200 | | | | | | | | | | | | | | | | | | | | | |
| Mike Thurman, R (8, 1) ERA: 5.59 | 2.0 9 2 0 0 0 4 1 0 0 0 0 0 24 36 0.00 1.500 | | | | | | | | | | | | | | | | | | | | | |

Texas Rangers @ New York Yankees
 Yankee Stadium, Bronx, NY
 Sun Aug 25 2002, 1:05 PM EDT
 Att. 50,037 - Sunny - 76 F

| | |
|-----|----|
| AB | 39 |
| R | 6 |
| H | 13 |
| RBI | 6 |
| BB | 2 |
| SO | 8 |
| LOB | 18 |



BOTTOM

Texas Rangers @ New York Yankees
Yankee Stadium, Bronx, NY
Sun Aug 25 2002, 1:05 PM EDT
Att: 50,037 - Sunny - 76 F

livebaseballscores.com

AB 34
R 2
H 8
RBI 2
BB 3
SO 6
LOB 12



WP: 0 PA: 37
PB: 0
SB: 0
CS: 0

AB R H RBI BB SO LOB

5 0 2 1 0 1 3

4 0 0 1 0 1 2

2 0 0 0 2 0 1

4 0 1 0 0 0 1

4 0 0 0 0 2 3

4 0 0 0 0 1 1

4 0 1 0 0 1 0

3 1 1 0 1 0 1

4 1 3 0 0 0 0
1B: 7 SF: 0
2B: 2 SAC: 0
3B: 0 DP: 1
HR: 0 HBP: 0

| Batter | 1 | 2 | 3 | 4 | 5 | 6 | 7 | 8 | 9 |
|--|--------------------|------------------|-----------|-------------|-------------|-----------|---------------------------------|-------------|-------------|
| Alfonso Soriano, R (1, 4) OBP: 0.329, SLG: 0.549 | 0-0 1B 1-3 | 2-1 F8 | | | 2-1 G6-3 | | 2-1 G6-3 2B 1-3 2-H | | 0-3 K |
| 2 Derek Jeter, R (1, 6) OBP: 0.375, SLG: 0.421 | 0-2 L1-3 1-2 | | 0-0 F9 | | 1-3 K | | 1-0 G6-3 2-3 3-H | | |
| 25 Jason Giambi, L (1, 10) OBP: 0.433, SLG: 0.584 | 4-1 1B BB | | 0-0 P5 | | | 4-1 BB | 2-1 F8 | | |
| Bernie Williams, S (1, 8) OBP: 0.427, SLG: 0.506 | 1-1 1-2 1B | | 0-2 G3 | | | 1-0 F8 | | 1-0 G3-1 | |
| Robin Ventura, L (1, 5) OBP: 0.372, SLG: 0.478 | 1-3 K | | | 0-3 K | | 0-2 F8 | | 1-0 P6 | |
| Shane Spencer, R (1, 7) OBP: 0.318, SLG: 0.373 | | 2-1 P4 | | 3-2 G5-3 | | 1-3 K | | 1-0 F8 | |
| Raul Mondesi, R (1, 9) OBP: 0.305, SLG: 0.429 | | 2-3 K | | 0-0 1B | | | 1-0 L8 | | 0-1 L6 |
| Ron Coomer, R (1, 3) OBP: 0.316, SLG: 0.418 | | 4-1 1B BB | | 0-2 L1 | | | 1-0 1B 2B 1B | | 3-2 G4-3 |
| Chris Widger, R (1, 2) OBP: 0.373, SLG: 0.429 | | 2-1 1-2 1B | | | 2-1 F8 | | 0-2 2B 2 G6-3 1B | | 2-2 1B |

| Inning Stats | R: 0 | H: 2 | E: 0 | K: 1 | S: 10 | H: 2 | LOB: 2 | BB: 1 | P: 16 | R: 0 | H: 1 | E: 0 | K: 1 | S: 10 | H: 0 | LOB: 0 | BB: 0 | P: 5 | R: 0 | H: 1 | E: 0 | K: 1 | S: 13 | H: 0 | LOB: 0 | BB: 0 | P: 12 | R: 0 | H: 0 | E: 0 | K: 1 | S: 7 | H: 0 | LOB: 1 | BB: 1 | P: 14 | R: 2 | H: 3 | E: 0 | K: 0 | S: 10 | H: 0 | LOB: 1 | BB: 0 | P: 17 | R: 0 | H: 0 | E: 0 | K: 0 | S: 3 | H: 0 | LOB: 0 | BB: 0 | P: 6 | R: 0 | H: 1 | E: 0 | K: 1 | S: 12 | H: 1 | LOB: 1 | BB: 0 | P: 17 | 1B: 7 | SF: 0 | 2B: 2 | SAC: 0 | 3B: 0 | DP: 1 | HR: 0 | HBP: 0 | WP: 0 | PA: 37 |
|--------------|------|------|------|------|-------|------|--------|-------|-------|------|------|------|------|-------|------|--------|-------|------|------|------|------|------|-------|------|--------|-------|-------|------|------|------|------|------|------|--------|-------|-------|------|------|------|------|-------|------|--------|-------|-------|------|------|------|------|------|------|--------|-------|------|------|------|------|------|-------|------|--------|-------|-------|-------|-------|-------|--------|-------|-------|-------|--------|-------|--------|
|--------------|------|------|------|------|-------|------|--------|-------|-------|------|------|------|------|-------|------|--------|-------|------|------|------|------|------|-------|------|--------|-------|-------|------|------|------|------|------|------|--------|-------|-------|------|------|------|------|-------|------|--------|-------|-------|------|------|------|------|------|------|--------|-------|------|------|------|------|------|-------|------|--------|-------|-------|-------|-------|-------|--------|-------|-------|-------|--------|-------|--------|

| PITCHER | IP | WLS | BF | H | R | ER | SO | BB | IBB | HBP | BLK | WP | HR | S | P | ERA | WHIP |
|--|-----|-----|----|---|---|----|----|----|-----|-----|-----|----|----|----|----|------|-------|
| 53 Joaquin Benoit, R (1, 1) ERA: 4.24 | 6.2 | W | 29 | 7 | 2 | 2 | 5 | 3 | 0 | 0 | 0 | 0 | 0 | 61 | 98 | 2.70 | 1.500 |
| Rich Rodriguez, L (7, 1) ERA: 7.0 | 1.0 | | 3 | 0 | 0 | 0 | 0 | 0 | 0 | 0 | 0 | 0 | 0 | 4 | 8 | 0.00 | 0.000 |
| Jay Powell, R (8, 1) ERA: 4.02 | 0.1 | | 1 | 0 | 0 | 0 | 0 | 0 | 0 | 0 | 0 | 0 | 0 | 1 | 2 | 0.00 | 0.000 |
| Francisco Cordero, R (9, 1) ERA: 2.2 | 1.0 | | 4 | 1 | 0 | 0 | 1 | 0 | 0 | 0 | 0 | 0 | 0 | 12 | 17 | 0.00 | 1.000 |

| Batter | 1 | 2 | 3 | 4 | 5 | 6 | 7 | 8 | 9 | AB R H RBI BB SO LOB | TOP | |
|--|---|---|---|--|---|---|---|---|--|--|---|--|
| Todd Hollandsworth, L OBP: 0.348, SLG: 0.485 (1, 8) | 2-2 WP 1B | | 1-2 G2-3 | | 0-0 G4-3 | | 0-1 G3 | | 0-3 K | 5 0 1 0 0 1 1 | | |
| Kevin Mench, R OBP: 0.342, SLG: 0.515 (1, 7) | 2-3 K | | 3-3 K | | | 2-3 K | | 0-0 BB 1B 2B | 2-2 F2 | 5 1 1 0 0 3 2 | | |
| Alex Rodriguez, R OBP: 0.404, SLG: 0.650 (1, 6) | 2-2 F4 | | 4-1 BB | | | 1-0 HR | | 4-1 1B BB BB | | 2 1 1 1 2 0 1 0 0 0 0 0 0 0 | | |
| Donnie Sadler, R OBP: 0.218, SLG: 0.219 (8, 6) | | | | | | | | | | | | |
| Rafael Palmeiro, L OBP: 0.388, SLG: 0.596 (1, 10) | 3-3 K | | 2-2 F5 | | | 3-1 HR | | 4-0 1B BB | | 3 1 1 1 1 1 3 | | |
| Carl Everett, S OBP: 0.296, SLG: 0.413 (1, 9) | | 2-2 G5-3 | | 2-0 F9 | | 2-2 2B | | 2-1 1B | | 4 0 2 1 0 0 0 | | |
| Herbert Perry, R OBP: 0.318, SLG: 0.457 (1, 5) | | 2-1 1B | | 0-1 F8 | | 3-2 F7 | | 0-3 K | | 4 0 1 0 0 1 4 | | |
| Travis Hafner, L OBP: 0.296, SLG: 0.367 (1, 3) | | 1-3 K | | 3-3 K | | 2-3 K | | 3-3 K | | 4 0 0 0 0 4 5 | | |
| Bill Haselman, R OBP: 0.287, SLG: 0.320 (1, 2) | | 0-3 K | | | 0-1 F2 | | 1-2 10 G5-4-3 1B | 0-3 K | | 4 0 1 0 0 2 4 | | |
| 10 Michael Young, R OBP: 0.309, SLG: 0.382 (1, 4) | | | 1-1 G2-3 1B | | 1-0 G6-3 | | 0-1 G5-4-3 | | 1-3 K | 4 0 1 0 0 1 1 | | |
| Inning Stats | R: 0 H: 1 E: 0 LOB: 1 K: 2 BB: 0 S: 13 P: 22 | R: 0 H: 1 E: 0 LOB: 1 K: 2 BB: 0 S: 12 P: 17 | R: 0 H: 1 E: 0 LOB: 2 K: 1 BB: 1 S: 13 P: 24 | R: 0 H: 0 E: 0 LOB: 0 K: 1 BB: 0 S: 6 P: 11 | R: 0 H: 0 E: 0 LOB: 0 K: 0 BB: 0 S: 4 P: 5 | R: 2 H: 3 E: 0 LOB: 1 K: 2 BB: 0 S: 19 P: 32 | R: 0 H: 1 E: 0 LOB: 0 K: 0 BB: 0 S: 7 P: 8 | R: 1 H: 2 E: 0 LOB: 3 K: 3 BB: 2 S: 14 P: 27 | R: 0 H: 0 E: 0 LOB: 0 K: 2 BB: 0 S: 9 P: 12 | 1B: 5 SF: 0 2B: 2 SAC: 0 3B: 0 DP: 1 HR: 2 HBP: 0 | WP: 1 PA: 38 PB: 0 SB: 0 CS: 0 | |
| PITCHER | IP WLS BF H R ER SO BB IBB HBP BLK WP HR S P ERA WHIP | | | | | | | | | | | |
| Orlando Hernandez, R ERA: 3.36 (1, 1) | 6.0 W 25 6 2 2 8 1 0 0 0 1 2 67 111 3.00 1.167 | | | | | | | | | | | |
| Jeff Weaver, R ERA: 3.98 (7, 1) | 3.0 S 13 3 1 1 5 2 0 0 0 0 0 30 47 3.00 1.667 | | | | | | | | | | | |

Texas Rangers @ New York Yankees
Yankee Stadium, Bronx, NY
Mon Aug 26 2002, 1:05 PM EDT
Att. 42,785 - Cloudy - 78 F

livebaseballscorecards.com

| | |
|-----|----|
| AB | 35 |
| R | 3 |
| H | 9 |
| RBI | 3 |
| BB | 3 |
| SO | 13 |
| LOB | 21 |



| Batter | 1 | 2 | 3 | 4 | 5 | 6 | 7 | 8 | 9 | AB | R | H | RBI | BB | SO | LOB | BOTTOM | | | | | | | | | | | | | | | | | | | | |
|--|------------------------------|----------------------------------|-------------------------------|----------------------------------|-------------------------------|----------------------------------|------------------------------|----------------------------------|-------------------------------|----------------------------------|-------------------------------|----------------------------------|-------------------------------|----------------------------------|-------------------------------|----------------------------------|---|------------------------------------|----------------------------------|--------|--|--|--|--|--|--|--|--|--|--|--|--|--|--|--|--|--|
| Alfonso Soriano, R OBP: 0.331, SLG: 0.554 (1, 4) | F9 | FC6-4 1B | | HR | FC5-4 | FC6-4 1B | | F7 | | 6 | 1 | 3 | 3 | 0 | 0 | 2 | <p>Texas Rangers @ New York Yankees</p> <p>Yankee Stadium, Bronx, NY</p> <p>Mon Aug 26 2002, 1:05 PM EDT</p> <p>Att. 42,785 - Cloudy - 78 F</p> | | | | | | | | | | | | | | | | | | | | |
| 2 Derek Jeter, R OBP: 0.376, SLG: 0.423 (1, 6) | L9 | FC6-4 | | BB | | | | 25 1B | 2B | 5 | 2 | 2 | 0 | 1 | 0 | 4 | | | | | | | | | | | | | | | | | | | | | |
| 25 Jason Giambi, L OBP: 0.436, SLG: 0.583 (1, 3) | 20 1B | BB | | P5 | P5 | 20 FC2 | 1B | BB | 1B | 4 | 1 | 2 | 1 | 2 | 0 | 1 | | | | | | | | | | | | | | | | | | | | | |
| Bernie Williams, S OBP: 0.427, SLG: 0.506 (1, 8) | 20 1B | 1B | | G6-3 | L9 | 20 FC2 | 1B | BB | 1B | 6 | 1 | 3 | 0 | 0 | 0 | 2 | | | | | | | | | | | | | | | | | | | | | |
| 20 Jorge Posada, S OBP: 0.378, SLG: 0.496 (1, 2) | 1B | | | 1B | 2B | F9 | FC2 | K | | 5 | 2 | 2 | 1 | 0 | 1 | 4 | | | | | | | | | | | | | | | | | | | | | |
| Raul Mondesi, R OBP: 0.308, SLG: 0.432 (1, 10) | | F7 | | 1B | BB | 1B | 1B | F3 | | 4 | 2 | 2 | 2 | 1 | 0 | 2 | | | | | | | | | | | | | | | | | | | | | |
| Shane Spencer, R OBP: 0.322, SLG: 0.373 (1, 9) | | G4-3 | | 1B | 1B | F9 | 1B | BB | BB | 3 | 0 | 1 | 1 | 2 | 0 | 1 | | | | | | | | | | | | | | | | | | | | | |
| Rondell White, R OBP: 0.291, SLG: 0.362 (1, 7) | | 1B | | 2B | F8 | 1B | 1B | K | K | 5 | 1 | 2 | 0 | 0 | 2 | 8 | | | | | | | | | | | | | | | | | | | | | |
| Ron Coomer, R OBP: 0.320, SLG: 0.417 (1, 5) | | 1B | | 1B | L7 | FC5-4 1B | K | K | | 5 | 0 | 2 | 2 | 0 | 2 | 3 | | | | | | | | | | | | | | | | | | | | | |
| Inning Stats | R: 0 E: 0 K: 8 S: 8 | H: 2 LOB: 2 BB: 1 P: 17 | R: 1 E: 0 K: 0 S: 14 | H: 3 LOB: 2 BB: 0 P: 22 | R: 1 E: 0 K: 0 S: 13 | H: 2 LOB: 2 BB: 1 P: 25 | R: 1 E: 0 K: 0 S: 8 | H: 1 LOB: 1 BB: 1 P: 15 | R: 1 E: 0 K: 0 S: 14 | H: 3 LOB: 2 BB: 0 P: 21 | R: 5 E: 0 K: 2 S: 18 | H: 4 LOB: 2 BB: 2 P: 29 | R: 0 E: 0 K: 2 S: 17 | H: 2 LOB: 3 BB: 1 P: 27 | R: 1 E: 0 K: 1 S: 13 | H: 2 LOB: 1 BB: 0 P: 19 | 1B: 14 2B: 4 3B: 0 HR: 1 | SF: 0 SAC: 0 DP: 0 HBP: 0 | WP: 0 PB: 0 SB: 0 CS: 0 | PA: 49 | | | | | | | | | | | | | | | | | |
| PITCHER | IP | WLS | BF | H | R | ER | SO | BB | IBB | HBP | BLK | WP | HR | S | P | ERA | WHIP | | | | | | | | | | | | | | | | | | | | |
| Kenny Rogers, L ERA: 3.95 (1, 1) | 5.0 | L | 31 | 13 | 7 | 7 | 0 | 4 | 0 | 0 | 0 | 0 | 0 | 1 | 60 | 107 | 12.60 | 3.400 | | | | | | | | | | | | | | | | | | | |
| Dan Kolb, R ERA: 2.7 (6, 1) | 1.0 | | 7 | 2 | 2 | 2 | 2 | 1 | 0 | 0 | 0 | 0 | 0 | 0 | 15 | 22 | 18.00 | 3.000 | | | | | | | | | | | | | | | | | | | |
| C.J. Nitkowski, L ERA: (7, 1) | 0.2 | | 5 | 2 | 0 | 0 | 1 | 1 | 0 | 0 | 0 | 0 | 0 | 0 | 14 | 23 | 0.00 | 4.500 | | | | | | | | | | | | | | | | | | | |
| Todd Van Poppel, R ERA: 5.49 (7, 1) | 1.1 | | 6 | 2 | 1 | 1 | 2 | 0 | 0 | 0 | 0 | 0 | 0 | 0 | 16 | 23 | 6.75 | 1.500 | | | | | | | | | | | | | | | | | | | |

livebaseballscorecards.com

AB 43
R 10
H 19
RBI 10
BB 6
SO 5
LOB 27



| Batter | 1 | 2 | 3 | 4 | 5 | 6 | 7 | 8 | 9 | AB R H RBI BB SO LOB | TOP | | | | | | | | | | | |
|---|---|----------------------------------|-------------------------------|----------------------------------|-------------------------------|----------------------------------|------------------------------|----------------------------------|-------------------------------|----------------------------------|-------------------------------|----------------------------------|------------------------------|----------------------------------|------------------------------|----------------------------------|-------------------------------|----------------------------------|-----------------------------------|------------------------------------|----------------------------------|--------|
| Alfonso Soriano, R (1, 4) OBP: 0.331, SLG: 0.554 | 0-3 K2-3 | | | 0-0 F8 | 0-2 2B 1B | | 1-1 F8 | | 3-2 2B 1B SF8 | 5 2 2 1 0 1 0 | | | | | | | | | | | | |
| 2 Derek Jeter, R (1, 6) OBP: 0.378, SLG: 0.425 | 2-3 K | | | 0-0 G6-3 | 2-2 2B 1B | | 3-2 FC9-6 2B 1B | | 2-0 1B 1B | 5 1 3 2 0 1 0 | | | | | | | | | | | | |
| 25 Jason Giambi, L (1, 3) OBP: 0.437, SLG: 0.585 | 0-3 K | | | 4-1 1B BB | 0-0 2B | | 4-1 FC9-6 BB | | 1-0 SF8 | 2 0 1 2 2 1 0 | | | | | | | | | | | | |
| Bernie Williams, S (1, 8) OBP: 0.425, SLG: 0.503 | | 2-3 K | | 3-2 1B | 0-0 F9 | | 1-1 FC9-6 2B | | 1-2 F8 | 5 0 1 0 0 1 4 | | | | | | | | | | | | |
| 20 Jorge Posada, S (1, 2) OBP: 0.374, SLG: 0.490 | | 3-3 K | | 3-3 K | | 2-2 G3 | | 3-1 G3 | 3-3 K | 5 0 0 0 0 3 3 | | | | | | | | | | | | |
| Raul Mondesi, R (1, 9) OBP: 0.309, SLG: 0.435 | | 1-1 F9 | | | 2-1 1B SF9 2B | 1-1 F7 | | 1-2 G6-3 S 1B | | 4 1 2 0 0 0 0 | | | | | | | | | | | | |
| Shane Spencer, R (1, 7) OBP: 0.325, SLG: 0.375 | | | 2-3 K | | 2-1 2B 1B | 2-2 1B 1B | | 3-1 G6-3 | | 4 1 2 0 0 1 1 | | | | | | | | | | | | |
| Rondell White, R (1, 10) OBP: 0.291, SLG: 0.362 | | | 1-1 G6-3 | | 2-1 SF9 | 1-2 1B | | 0-0 P4 | | 3 0 1 1 0 0 1 | | | | | | | | | | | | |
| Ron Coomer, R (1, 5) OBP: 0.312, SLG: 0.407 | | | 2-3 K | | 0-0 F8 | 1-0 G4-3 | | | 3-2 1B 2B 1B | 3 0 0 0 0 1 3 | | | | | | | | | | | | |
| Robin Ventura, L (8, 5) OBP: 0.373, SLG: 0.480 | | | | | | | | | | 1 1 1 0 0 0 0 | | | | | | | | | | | | |
| Inning Stats | R: 0 E: 0 K: 3 S: 12 | H: 0 LOB: 0 BB: 0 P: 14 | R: 0 E: 0 K: 2 S: 10 | H: 0 LOB: 0 BB: 0 P: 16 | R: 0 E: 0 K: 2 S: 10 | H: 0 LOB: 0 BB: 0 P: 15 | R: 0 E: 0 K: 1 S: 9 | H: 1 LOB: 2 BB: 1 P: 19 | R: 4 E: 0 K: 0 S: 17 | H: 5 LOB: 1 BB: 0 P: 25 | R: 0 E: 0 K: 0 S: 12 | H: 2 LOB: 2 BB: 0 P: 19 | R: 0 E: 0 K: 0 S: 8 | H: 1 LOB: 1 BB: 1 P: 17 | R: 0 E: 0 K: 0 S: 9 | H: 1 LOB: 1 BB: 0 P: 15 | R: 2 E: 0 K: 1 S: 19 | H: 3 LOB: 1 BB: 0 P: 32 | 1B: 10 2B: 3 3B: 0 HR: 0 | SF: 2 SAC: 0 DP: 1 HBP: 0 | WP: 0 PB: 0 SB: 2 CS: 0 | PA: 41 |
| PITCHER | IP WLS BF H R ER SO BB IBB HBP BLK WP HR S P ERA WHIP | | | | | | | | | | | | | | | | | | | | | |
| Casey Fossum, L (1, 1) ERA: 3.44 | 4.2 L 21 6 4 4 8 1 0 0 0 0 0 0 57 88 7.71 1.500 | | | | | | | | | | | | | | | | | | | | | |
| Frank Castillo, R (5, 1) ERA: 5.37 | 3.1 16 6 2 2 0 1 0 0 0 0 0 0 38 66 5.40 2.100 | | | | | | | | | | | | | | | | | | | | | |
| Alan Embree, L (9, 1) ERA: 1.99 | 1.0 4 1 0 0 1 0 0 0 0 0 0 0 11 18 0.00 1.000 | | | | | | | | | | | | | | | | | | | | | |

New York Yankees @ Boston Red Sox
Fenway Park, Boston, MA
 Tue Aug 27 2002, 7:05 PM EDT
 Att. 33,810 - Cloudy - 71 F

livebaseballscorecards.com

| | |
|------------|----|
| AB | 37 |
| R | 6 |
| H | 13 |
| RBI | 6 |
| BB | 2 |
| SO | 9 |
| LOB | 12 |



| Batter | 1 | 2 | 3 | 4 | 5 | 6 | 7 | 8 | 9 | AB | R | H | RBI | BB | SO | LOB |
|---|-------------|--------------------|-----------------|-------------|---|-------------|-------------------|-------------|-------------|----|---|---|-----|----|----|-----|
| Rickey Henderson, R OBP: 0.374, SLG: 0.375 (1, 7) | 3-3 K | | 3-3 K | | | 3-2 G4-3 | | 2-2 G5-3 | | 4 | 0 | 0 | 0 | 0 | 2 | 1 |
| 18 Johnny Damon, L OBP: 0.357, SLG: 0.444 (1, 8) | 1-2 G4-3 | | 2-2 G4-3 | | | 1-1 F2 | | | 0-1 F9 | 4 | 0 | 1 | 0 | 0 | 0 | 0 |
| Nomar Garciaparra, R OBP: 0.347, SLG: 0.530 (1, 6) | 1-0 G6-3 | | | 1-2 F8 | | 0-3 K | | | 1-2 G6-3 | 4 | 0 | 0 | 0 | 0 | 1 | 1 |
| Manny Ramirez, R OBP: 0.449, SLG: 0.624 (1, 9) | | 2-1 E5 1B | | 2-2 G4-3 | | | 2-2 G4-3 2B | | 1-0 F9 | 4 | 0 | 1 | 0 | 0 | 0 | 1 |
| Shea Hillenbrand, R OBP: 0.339, SLG: 0.479 (1, 5) | | 0-2 FC1-2 1B | | 3-3 K | | | 2-2 G5-3 | | 1-3 K | 4 | 0 | 1 | 0 | 0 | 2 | 2 |
| Carlos Baerga, S OBP: 0.342, SLG: 0.413 (1, 10) | | 0-2 FC1-2 | | 1-2 K | | 1-2 G6-3 | | 3-2 G4-3 | | 3 | 0 | 0 | 0 | 0 | 0 | 3 |
| Jason Varitek, S OBP: 0.336, SLG: 0.405 (1, 2) | | 3-2 P6 | | | | 0-0 K | | 0-2 G1-3 | | 3 | 0 | 1 | 0 | 0 | 0 | 3 |
| Brian Daubach, L OBP: 0.338, SLG: 0.453 Lou Merloni, R OBP: 0.350, SLG: 0.406 (8, PH) (9, 3) | | 1-1 G4-3 | | | | 3-3 K | | | 1-3 K | 2 | 0 | 0 | 0 | 0 | 1 | 3 |
| Rey Sanchez, R OBP: 0.322, SLG: 0.357 (1, 4) | | | 1-0 CS 1B | | | 1-1 G6-3 | | | 1-0 G5-3 | 1 | 0 | 0 | 0 | 0 | 1 | 0 |

| Inning Stats | R: 0 | H: 0 | E: 0 | K: 1 | S: 9 | R: 0 | H: 1 | E: 1 | K: 0 | S: 17 | R: 0 | H: 1 | E: 0 | K: 1 | S: 7 | R: 0 | H: 0 | E: 0 | K: 1 | S: 12 | R: 0 | H: 1 | E: 0 | K: 1 | S: 9 | R: 0 | H: 0 | E: 0 | K: 1 | S: 9 | R: 0 | H: 1 | E: 0 | K: 0 | S: 14 | R: 0 | H: 0 | E: 0 | K: 1 | S: 7 | R: 0 | H: 1 | E: 0 | K: 1 | S: 9 | 1B: 2 | 2B: 4 | 3B: 0 | HR: 0 | SF: 0 | SAC: 0 | DP: 1 | HBP: 0 | WP: 0 | PB: 0 | SB: 0 | CS: 1 | PA: 32 |
|--------------|------|------|------|------|------|------|------|------|------|-------|------|------|------|------|------|------|------|------|------|-------|------|------|------|------|------|------|------|------|------|------|------|------|------|------|-------|------|------|------|------|------|------|------|------|------|------|-------|-------|-------|-------|-------|--------|-------|--------|-------|-------|-------|-------|--------|
|--------------|------|------|------|------|------|------|------|------|------|-------|------|------|------|------|------|------|------|------|------|-------|------|------|------|------|------|------|------|------|------|------|------|------|------|------|-------|------|------|------|------|------|------|------|------|------|------|-------|-------|-------|-------|-------|--------|-------|--------|-------|-------|-------|-------|--------|

| PITCHER | IP | WLS | BF | H | R | ER | SO | BB | IBB | HBP | BLK | WP | HR | S | P | ERA | WHIP |
|--|-----|-----|----|---|---|----|----|----|-----|-----|-----|----|----|----|-----|------|-------|
| David Wells, L ERA: 3.93 (1, 1) | 8.0 | W | 29 | 5 | 0 | 0 | 6 | 0 | 0 | 0 | 0 | 0 | 0 | 86 | 129 | 0.00 | 0.625 |
| Steve Karsay, R ERA: 2.97 (9, 1) | 1.0 | | 3 | 0 | 0 | 0 | 1 | 0 | 0 | 0 | 0 | 0 | 0 | 7 | 10 | 0.00 | 0.000 |


BOTTOM

New York Yankees @ Boston Red Sox
Fenway Park, Boston, MA

Tue Aug 27 2002, 7:05 PM EDT
Att: 33,810 - Cloudy - 71 F

livebaseballscorecards.com

| | |
|-----|----|
| AB | 32 |
| R | 0 |
| H | 5 |
| RBI | 0 |
| BB | 0 |
| SO | 7 |
| LOB | 15 |



| Batter | 1 | 2 | 3 | 4 | 5 | 6 | 7 | 8 | 9 | AB R H RBI BB SO LOB | TOP | | | | | | | | | | | |
|---|---|----------------------------------|-------------------------------|----------------------------------|------------------------------|----------------------------------|---------------------------------|----------------------------------|-------------------------------|----------------------------------|-------------------------------|----------------------------------|-------------------------------|----------------------------------|-------------------------------|----------------------------------|------------------------------|---------------------------------|----------------------------------|------------------------------------|----------------------------------|--------|
| Alfonso Soriano, R (1, 4) OBP: 0.332, SLG: 0.554 | 0-2 E5 1B 25 G4-6-3 | 0-3 K | | | 0-0 2S 2B | | 3-2 FC5-4 HBP | 1-0 G6-3 | | 4 1 1 0 0 1 3 | | | | | | | | | | | | |
| 2 Derek Jeter, R (1, 6) OBP: 0.380, SLG: 0.425 | 0-0 25 G4-6-3 1B | | 0-3 K | | 4-2 BB | | 0-1 FC5-4 HR | 1-2 1B | | 4 1 2 3 1 1 1 | | | | | | | | | | | | |
| 25 Jason Giambi, L (1, 3) OBP: 0.435, SLG: 0.580 | 0-1 G4-6-3 1-2f 3-H | | 2-1 F8 | | 2-3 K | | 4-1 HR BB | 1-0 F9 | | 4 1 0 0 1 1 4 | | | | | | | | | | | | |
| Bernie Williams, S (1, 8) OBP: 0.425, SLG: 0.508 | 3-1 E6 1B | | 1-1 G3 | | 2-3 K | | 1-1 HR | 1-0 20 FC5-4 1B | | 5 1 2 3 0 1 2 | | | | | | | | | | | | |
| Robin Ventura, L (1, 5) OBP: 0.372, SLG: 0.476 | 3-1 1B | | | 1-1 F7 | | 0-2 F8 | 2-3 K | 2-1 F9 | | 5 0 1 0 0 1 1 | | | | | | | | | | | | |
| 20 Jorge Posada, S (1, 2) OBP: 0.374, SLG: 0.488 | 0-3 K | | | 4-2 FC5-4 BB | | 0-0 1B | 2-0 G6-3 | 0-1 FC5-4 1-2f | | 4 0 1 0 1 1 3 | | | | | | | | | | | | |
| Raul Mondesi, R (1, 9) OBP: 0.308, SLG: 0.432 | | | 3-2 E 1B | | 0-2 F4 | | 1-3 K | 1-3 K | 0-0 F8 | 5 0 1 0 0 2 3 | | | | | | | | | | | | |
| Shane Spencer, R (1, 7) OBP: 0.324, SLG: 0.376 | | | SAFE 3-2 P4 | | 0-2 FC5-4 1-2f | | 3-3 K | 0-0 WP 2 1B 2B | | 4 1 1 0 0 1 3 | | | | | | | | | | | | |
| Rondell White, R (1, 10) OBP: 0.293, SLG: 0.360 | | | 0-3 K | | 2-3 K | | 4-2 2S FC5-4 HBP BB | 4-2 WP 2 1B HBP | | 2 2 0 0 1 2 1 | | | | | | | | | | | | |
| Inning Stats | R: 1 E: 2 K: 1 S: 13 | H: 2 LOB: 2 BB: 0 P: 19 | R: 0 E: 1 K: 2 S: 13 | H: 1 LOB: 1 BB: 0 P: 19 | R: 0 E: 0 K: 1 S: 7 | H: 0 LOB: 0 BB: 1 P: 10 | R: 0 E: 0 K: 0 S: 14 | H: 0 LOB: 1 BB: 1 P: 19 | R: 0 E: 0 K: 3 S: 16 | H: 1 LOB: 2 BB: 1 P: 26 | R: 0 E: 0 K: 2 S: 11 | H: 1 LOB: 1 BB: 0 P: 15 | R: 4 E: 0 K: 1 S: 13 | H: 1 LOB: 0 BB: 2 P: 29 | R: 2 E: 0 K: 1 S: 12 | H: 2 LOB: 1 BB: 0 P: 20 | R: 0 E: 0 K: 0 S: 6 | H: 1 LOB: 1 BB: 0 P: 9 | 1B: 6 2B: 2 3B: 0 HR: 1 | SF: 0 SAC: 0 DP: 1 HBP: 2 | WP: 1 PB: 0 SB: 3 CS: 0 | PA: 43 |
| PITCHER | IP WLS BF H R ER SO BB IBB HBP BLK WP HR S P ERA WHIP | | | | | | | | | | | | | | | | | | | | | |
| Pedro Martinez, R (1, 1) ERA: 2.22 | 6.1 L 30 5 4 3 9 4 0 1 0 0 0 81 126 4.26 1.421 | | | | | | | | | | | | | | | | | | | | | |
| Alan Embree, L (7, 1) ERA: 2.15 | 0.2 3 1 1 1 1 0 0 0 0 0 1 6 11 13.50 1.500 | | | | | | | | | | | | | | | | | | | | | |
| Bob Howry, R (8, 1) ERA: 4.31 | 1.0 6 2 2 2 1 0 0 1 0 1 0 12 20 18.00 2.000 | | | | | | | | | | | | | | | | | | | | | |
| Dustin Hermanson, R (9, 1) ERA: 5.4 | 1.0 4 1 0 0 0 0 0 0 0 0 0 6 9 0.00 1.000 | | | | | | | | | | | | | | | | | | | | | |

New York Yankees @ Boston Red Sox
Fenway Park, Boston, MA
 Wed Aug 28 2002, 7:05 PM EDT
 Att. 33,793 - Cloudy - 66 F

livebaseballscorecards.com

| | |
|------------|----|
| AB | 37 |
| R | 7 |
| H | 9 |
| RBI | 6 |
| BB | 4 |
| SO | 11 |
| LOB | 21 |



| Batter | 1 | 2 | 3 | 4 | 5 | 6 | 7 | 8 | 9 | AB R H RBI BB SO LOB |
|---|-------------|-----------|---------------------|---|---------------------|-----------|---|---|-------------|----------------------|
| 18 Johnny Damon, L (1, 8) OBP: 0.357, SLG: 0.442 | 2-2 G4-3 | | 4-0 BB | | | 1-0 F9 | | | 0-2 L5 | 3 0 0 0 1 0 1 |
| Shea Hillenbrand, R (1, 5) OBP: 0.336, SLG: 0.475 | 0-3 K | | 0-2 F7 | | | 0-0 F7 | | | 2-3 K | 4 0 0 0 0 2 3 |
| Nomar Garciaparra, R (1, 6) OBP: 0.345, SLG: 0.526 | 0-1 F8 | | | | 1-0 G5-3 | | | | 1-1 G5-3 | 4 0 0 0 0 1 1 |
| Manny Ramirez, R (1, 7) OBP: 0.446, SLG: 0.618 | | 1-3 K | | | 0-1 L3 | | | | | 3 0 0 0 0 1 0 |
| Brian Daubach, L (1, 3) OBP: 0.335, SLG: 0.449 | | 1-3 K | | | 0-1 F8 | | | | | 3 0 0 0 0 2 0 |
| Jason Varitek, S (1, 2) OBP: 0.333, SLG: 0.402 | | 0-2 F2 | | | 3-3 K | | | | | 3 0 0 0 0 2 0 |
| Carlos Baerga, S (1, 10) OBP: 0.348, SLG: 0.418 | | | 2-2 F9 SH1 1B | | 0-0 G6-3 1B | | | | 2-3 K | 3 0 2 0 0 1 0 |
| Trot Nixon, L (1, 9) OBP: 0.338, SLG: 0.470 | | | 0-0 SH1 | | 0-2 G6-3 1-2f | | | | 2-0 G1-3 | 2 0 0 0 0 0 1 |
| Rey Sanchez, R (1, 4) OBP: 0.322, SLG: 0.357 | | | 0-0 F9 | | | 2-0 F9 | | | 0-0 1B | 3 0 1 0 0 0 1 |

| Inning Stats | R: 0 E: 0 K: 1 S: 9 | H: 0 LOB: 0 BB: 0 P: 11 | R: 0 E: 0 K: 2 S: 9 | H: 0 LOB: 0 BB: 0 P: 11 | R: 0 E: 0 K: 0 S: 10 | H: 1 LOB: 2 BB: 1 P: 16 | R: 0 E: 0 K: 0 S: 5 | H: 0 LOB: 0 BB: 0 P: 6 | R: 0 E: 0 K: 1 S: 9 | H: 1 LOB: 0 BB: 0 P: 12 | R: 0 E: 0 K: 0 S: 3 | H: 0 LOB: 0 BB: 0 P: 6 | R: 0 E: 0 K: 2 S: 9 | H: 0 LOB: 0 BB: 0 P: 16 | R: 0 E: 0 K: 2 S: 7 | H: 0 LOB: 0 BB: 0 P: 11 | R: 0 E: 0 K: 1 S: 11 | H: 1 LOB: 1 BB: 0 P: 14 | 1B: 3 2B: 0 3B: 0 HR: 0 | SF: 0 SAC: 1 DP: 1 HBP: 0 |
|--------------|------------------------------|----------------------------------|------------------------------|----------------------------------|-------------------------------|----------------------------------|------------------------------|---------------------------------|------------------------------|----------------------------------|------------------------------|---------------------------------|------------------------------|----------------------------------|------------------------------|----------------------------------|-------------------------------|----------------------------------|----------------------------------|------------------------------------|
|--------------|------------------------------|----------------------------------|------------------------------|----------------------------------|-------------------------------|----------------------------------|------------------------------|---------------------------------|------------------------------|----------------------------------|------------------------------|---------------------------------|------------------------------|----------------------------------|------------------------------|----------------------------------|-------------------------------|----------------------------------|----------------------------------|------------------------------------|


| PITCHER | IP | WLS | BF | H | R | ER | SO | BB | IBB | HBP | BLK | WP | HR | S | P | ERA | WHIP | PITCHER | IP | WLS | BF | H | R | ER | SO | BB | IBB | HBP | BLK | WP | HR | S | P | ERA | WHIP | |
|--|-----|-----|----|---|---|----|----|----|-----|-----|-----|----|----|----|-----|------|-------|---------|----|-----|----|---|---|----|----|----|-----|-----|-----|----|----|---|---|-----|------|--|
| 35 Mike Mussina, R (1, 1) ERA: 4.68 | 9.0 | W | 30 | 3 | 0 | 0 | 9 | 1 | 0 | 0 | 0 | 0 | 0 | 72 | 103 | 0.00 | 0.444 | | | | | | | | | | | | | | | | | | | |

BOTTOM

New York Yankees @ Boston Red Sox
 Fenway Park, Boston, MA
 Wed Aug 28 2002, 7:05 PM EDT
 Att: 33,793 - Cloudy - 66 F

livebaseballscorecards.com

| | |
|------------|-----------|
| AB | 28 |
| R | 0 |
| H | 3 |
| RBI | 0 |
| BB | 1 |
| SO | 9 |
| LOB | 7 |



| | |
|--------------|---------------|
| WP: 0 | PA: 30 |
| PB: 0 | |
| SB: 0 | |
| CS: 0 | |

| Batter | 1 | 2 | 3 | 4 | 5 | 6 | 7 | 8 | 9 | AB R H RBI BB SO LOB | TOP | |
|--|--|--|---|--|---|---|---|--|---|--|--|--|
| Alfonso Soriano, R (1, 4) OBP: 0.331, SLG: 0.557 | 1-3 K | | 1-2 1-H HR | | 0-1 G1-3 | | 0-1 G5-3 | | | 4 1 1 2 0 1 0 | | |
| 2 Derek Jeter, R (1, 6) OBP: 0.380, SLG: 0.426 | 0-1 G3 | | 3-3 K | | | 3-2 F9 25 1B 1B | | 3-2 G6-4-3 25 BB 1B | | 4 1 2 0 0 1 0 | | |
| 25 Jason Giambi, L (1, 10) OBP: 0.435, SLG: 0.578 | 2-2 F7 | | 1-3 K | | | 0-0 20 1B 1B 1-2 1B | | 4-0 G6-4-3 BB 1-2 | | 3 0 1 0 1 1 0 | | |
| Bernie Williams, S (1, 8) OBP: 0.422, SLG: 0.504 | | 2-0 G4-3 | | 0-1 G3-1 | | 1-0 F9 | | 3-2 G6-4-3 1-2f 2-3 | | 4 0 0 0 0 0 4 | | |
| Robin Ventura, L (1, 5) OBP: 0.375, SLG: 0.476 | | 4-2 BB | | 4-2 20 2B BB | | 0-0 1-2 3-H 1B | | 0-0 F9 | | 2 0 1 1 2 0 1 | | |
| 20 Jorge Posada, S (1, 2) OBP: 0.375, SLG: 0.490 | | 1-3 K | | 0-1 FC9-2-5 1-3 2B | | 0-1 G6-4-3 1-2 2-3 1B | | 0-1 G6-3 | | 4 0 2 0 0 1 1 | | |
| Raul Mondesi, R (1, 9) OBP: 0.308, SLG: 0.437 | | 1-0 P4 | | 0-0 FC9-2-5 2-3 | | 0-1 G6-4-3 1-2f | | 0-0 HR | | 4 1 1 1 0 0 6 | | |
| John Vander Wal, L (1, 3) OBP: 0.329, SLG: 0.455 | | | 0-3 K | | 1-0 G4-3 | | 1-2 F8 | | 1-1 G6-3 | 4 0 0 0 0 1 0 | | |
| Shane Spencer, R (1, 7) OBP: 0.323, SLG: 0.375 | | | 1-2 HR 1B | | 0-1 G1-3 | | 1-0 F7 | | 0-0 G3-1 | 4 1 1 0 0 0 0 | | |
| Inning Stats | R: 0 E: 0 K: 1 S: 8 H: 0 LOB: 0 BB: 0 P: 11 | R: 0 E: 0 K: 1 S: 7 H: 0 LOB: 1 BB: 1 P: 15 | R: 2 E: 0 K: 3 S: 18 H: 2 LOB: 0 BB: 0 P: 24 | R: 0 E: 0 K: 0 S: 8 H: 1 LOB: 1 BB: 1 P: 12 | R: 0 E: 0 K: 0 S: 5 H: 0 LOB: 0 BB: 0 P: 6 | R: 1 E: 0 K: 0 S: 11 H: 4 LOB: 2 BB: 0 P: 15 | R: 0 E: 0 K: 0 S: 6 H: 0 LOB: 0 BB: 0 P: 8 | R: 0 E: 0 K: 0 S: 7 H: 1 LOB: 1 BB: 1 P: 17 | R: 1 E: 0 K: 0 S: 6 H: 1 LOB: 0 BB: 0 P: 7 | 1B: 6 2B: 2 3B: 0 HR: 2 SF: 0 SAC: 0 DP: 3 HBP: 0 | WP: 0 PB: 0 SB: 0 CS: 0 PA: 36 | |
| PITCHER Esteban Loaiza, R (1, 1) ERA: 5.3 | IP WLS BF H R ER SO BB IBB HBP BLK WP HR S P ERA WHIP | 9.0 W 36 9 4 4 5 3 0 0 0 0 0 2 76 115 4.00 1.333 | | | | | | | | | | |

New York Yankees @ Toronto Blue Jays
 SkyDome, Toronto, ON
 Thu Aug 29 2002, 7:05 PM EDT
 Att. 32,679 - Cloudy - 72 F

livebaseballscorecards.com

AB 33
R 4
H 9
RBI 4
BB 3
SO 5
LOB 12



| Batter | 1 | 2 | 3 | 4 | 5 | 6 | 7 | 8 | 9 |
|---|------------------|---------------------------------|-----------------|-------------|-----------------|-----------|-----------------|-----------|---|
| Shannon Stewart, R (1, 7) OBP: 0.362, SLG: 0.438 | 1-1 E S 1B | 4-2 2B BB | | 3-2 G5-3 | | 2-2 1B | | 1-2 F8 | |
| Dave Berg, R (1, 6) OBP: 0.308, SLG: 0.382 | 2-0 P4 1-3 | 1-2 2B | | 1-2 F2 | | 2-1 F9 | | 0-3 K | |
| Eric Hinske, L (1, 5) OBP: 0.366, SLG: 0.481 | 1-3 K | 0-2 F7 | | 1-3 K | | 1-2 F7 | | 1-3 K | |
| Carlos Delgado, L (1, 3) OBP: 0.364, SLG: 0.494 | 3-1 G4-3 | | 1-2 HR | | 1-3 K | | 2-1 2B | | |
| 10 Vernon Wells, R (1, 8) OBP: 0.305, SLG: 0.439 | | 1-2 F9 | 1-2 F8 | | 1-1 CS 1B | | 3-2 L4 | | |
| Josh Phelps, R (1, 10) OBP: 0.333, SLG: 0.489 | | 1-2 HR | 2-3 K | | 1-2 HR | | 2-3 K | | |
| Orlando Hudson, S (1, 4) OBP: 0.359, SLG: 0.529 | | 4-2 1B FC5-2 BB | 0-0 1B 2B | | 1-1 3B | | 1-1 P3 | | |
| Ken Huckaby, R (1, 2) OBP: 0.292, SLG: 0.332 | | 0-0 BB FC5-2 2B 1B | 1-1 1B | | 1-0 P6 | | 0-0 1B 1B | | |
| Dewayne Wise, L (1, 9) OBP: 0.238, SLG: 0.364 | | 0-2 FC5-2 BB 2B 3-H | 1-3 K | | | 0-1 G3 | | 1-1 1B | |

| Inning Stats | R: 0 | H: 1 | E: 0 | LOB: 1 | K: 1 | P: 15 | R: 4 | H: 3 | E: 0 | LOB: 1 | K: 0 | P: 20 | R: 2 | H: 3 | E: 0 | LOB: 1 | K: 2 | P: 23 | R: 0 | H: 0 | E: 0 | LOB: 0 | K: 1 | P: 16 | R: 1 | H: 3 | E: 0 | LOB: 1 | K: 1 | P: 16 | R: 0 | H: 1 | E: 0 | LOB: 1 | K: 1 | P: 16 | R: 0 | H: 1 | E: 0 | LOB: 1 | K: 2 | P: 18 | R: 0 | H: 2 | E: 0 | LOB: 2 | K: 1 | P: 18 |
|--------------|------|------|------|--------|------|-------|------|------|------|--------|------|-------|------|------|------|--------|------|-------|------|------|------|--------|------|-------|------|------|------|--------|------|-------|------|------|------|--------|------|-------|------|------|------|--------|------|-------|------|------|------|--------|------|-------|
| | 0 | 1 | 0 | 1 | 1 | 15 | 4 | 3 | 0 | 1 | 0 | 20 | 2 | 3 | 0 | 1 | 2 | 23 | 0 | 0 | 0 | 0 | 1 | 16 | 1 | 3 | 0 | 1 | 0 | 1 | 1 | 16 | 0 | 1 | 0 | 1 | 16 | 0 | 1 | 0 | 1 | 18 | 0 | 2 | 0 | 2 | 1 | 18 |

| PITCHER | IP | WLS | BF | H | R | ER | SO | BB | IBB | HBP | BLK | WP | HR | S | P | ERA | WHIP |
|---|-----|-----|----|----|---|----|----|----|-----|-----|-----|----|----|----|-----|-------|-------|
| Roger Clemens, R (1, 1) ERA: 4.45 | 5.0 | L | 26 | 10 | 7 | 7 | 5 | 2 | 0 | 0 | 0 | 0 | 3 | 68 | 101 | 12.60 | 2.400 |
| Sterling Hitchcock, L (6, 1) ERA: 5.55 | 3.0 | | 13 | 4 | 0 | 0 | 3 | 0 | 0 | 0 | 0 | 0 | 0 | 36 | 52 | 0.00 | 1.333 |

AB R H RBI BB SO LOB

| | | | | | | |
|---|---|---|---|---|---|---|
| 4 | 1 | 2 | 0 | 1 | 0 | 2 |
| 5 | 0 | 1 | 3 | 0 | 1 | 4 |
| 5 | 0 | 0 | 0 | 0 | 3 | 5 |
| 4 | 1 | 2 | 1 | 0 | 1 | 1 |
| 4 | 0 | 1 | 0 | 0 | 0 | 1 |
| 4 | 2 | 2 | 2 | 0 | 2 | 1 |
| 3 | 1 | 2 | 0 | 1 | 0 | 1 |
| 4 | 1 | 3 | 1 | 0 | 0 | 1 |
| 4 | 1 | 1 | 0 | 0 | 1 | 3 |

| | | | |
|-------|--------|-------|--------|
| 1B: 7 | SF: 0 | WP: 0 | PA: 39 |
| 2B: 3 | SAC: 0 | PB: 0 | |
| 3B: 1 | DP: 0 | SB: 1 | |
| HR: 3 | HBP: 0 | CS: 1 | |

NEW YORK YANKEES @ TORONTO BLUE JAYS
 SkyDome, Toronto, ON
 Thu Aug 29 2002, 7:05 PM EDT
 Att: 32,679 - Cloudy - 72 F

livebaseballscores.com

| | |
|-----|----|
| AB | 37 |
| R | 7 |
| H | 14 |
| RBI | 7 |
| BB | 2 |
| SO | 8 |
| LOB | 19 |



| Batter | 1 | 2 | 3 | 4 | 5 | 6 | 7 | 8 | 9 | AB R H RBI BB SO LOB | TOP | | | | | | | | | | | |
|---|---|----------------------------------|-------------------------------|----------------------------------|--------------------------------|----------------------------------|------------------------------|----------------------------------|-------------------------------|----------------------------------|-------------------------------|----------------------------------|------------------------------|----------------------------------|------------------------------|----------------------------------|-------------------------------|----------------------------------|----------------------------------|------------------------------------|----------------------------------|--------|
| Alfonso Soriano, R (1, 4) OBP: 0.333, SLG: 0.568 | 0-0 HR 1B | 1-0 HR | | | 2-1 G6-3 | 3-3 K | | | 2-2 HR | 5 3 3 3 0 1 0 | | | | | | | | | | | | |
| 2 Derek Jeter, R (1, 6) OBP: 0.379, SLG: 0.424 | 1-3 K | 1-2 G1-3 | | | 0-1 25 G3 20 2B 1B | | | 1-1 G4-3 | 0-1 G1-3 | 5 1 1 0 0 1 1 | | | | | | | | | | | | |
| 25 Jason Giambi, L (1, 3) OBP: 0.432, SLG: 0.572 | 2-2 P5 | | | | 3-2 G3 | | | 2-2 F8 | 1-1 G4-3 | 5 0 0 0 0 0 2 | | | | | | | | | | | | |
| Bernie Williams, S (1, 8) OBP: 0.423, SLG: 0.509 | 2-2 HR 1-H | | | | 4-2 20 2B BB | | | 1-1 G4-3 | | 3 2 1 2 1 0 0 | | | | | | | | | | | | |
| Robin Ventura, L (1, 5) OBP: 0.374, SLG: 0.473 | 0-0 G4-6-3 | | | | 4-1 20 2B BB | | | 2-1 F7 | | 3 1 0 0 1 1 0 | | | | | | | | | | | | |
| 20 Jorge Posada, S (1, 2) OBP: 0.376, SLG: 0.495 | | 2-1 1B 1B 2B | | | 2-2 G1-3 | 2-1 1-H 2-H 3-H 2B | | 2-0 G1-3 | | 4 1 2 3 0 0 0 | | | | | | | | | | | | |
| Raul Mondesi, R (1, 9) OBP: 0.309, SLG: 0.438 | | 0-0 G6-4-3 1B HR 1B | | | 2-0 F3 | 1-0 F7 | | 2-0 1B | | 4 1 2 0 0 0 1 | | | | | | | | | | | | |
| Shane Spencer, R (1, 7) OBP: 0.325, SLG: 0.380 | | 1-0 G6-4-3 1B | | | 0-0 2B | | | 0-0 P4 | | 4 0 2 1 0 0 1 | | | | | | | | | | | | |
| Rondell White, R (1, 10) OBP: 0.290, SLG: 0.356 | | 1-2 G6-4-3 | | | 3-2 F7 | 1-1 F7 | | 1-1 F2 | | 4 0 0 0 0 0 3 | | | | | | | | | | | | |
| Inning Stats | R: 2 E: 0 K: 1 S: 12 | H: 2 LOB: 0 BB: 0 P: 17 | R: 3 E: 0 K: 0 S: 12 | H: 4 LOB: 0 BB: 0 P: 18 | R: 0 E: 0 K: 1 S: 8 | H: 0 LOB: 0 BB: 0 P: 12 | R: 0 E: 0 K: 0 S: 9 | H: 1 LOB: 1 BB: 0 P: 16 | R: 3 E: 0 K: 0 S: 14 | H: 2 LOB: 1 BB: 2 P: 30 | R: 0 E: 0 K: 1 S: 10 | H: 0 LOB: 0 BB: 0 P: 15 | R: 0 E: 0 K: 0 S: 7 | H: 0 LOB: 0 BB: 0 P: 11 | R: 0 E: 0 K: 0 S: 5 | H: 1 LOB: 1 BB: 0 P: 11 | R: 1 E: 0 K: 0 S: 10 | H: 1 LOB: 0 BB: 0 P: 14 | 1B: 5 2B: 3 3B: 0 HR: 3 | SF: 0 SAC: 0 DP: 1 HBP: 0 | WP: 0 PB: 0 SB: 1 CS: 0 | PA: 39 |
| PITCHER | IP WLS BF H R ER SO BB IBB HBP BLK WP HR S P ERA WHIP | | | | | | | | | | | | | | | | | | | | | |
| Pete Walker, R (1, 1) ERA: 4.71 | 5.0 L 25 9 8 8 2 2 0 0 0 0 0 2 55 93 14.40 2.200 | | | | | | | | | | | | | | | | | | | | | |
| Brian Bowles, R (6, 1) ERA: 3.48 | 2.0 6 0 0 0 1 0 0 0 0 0 0 0 17 26 0.00 0.000 | | | | | | | | | | | | | | | | | | | | | |
| Mark Hendrickson, L (8, 1) ERA: 9.0 | 0.2 3 1 0 0 0 0 0 0 0 0 0 0 4 10 0.00 1.500 | | | | | | | | | | | | | | | | | | | | | |
| Scott Cassidy, R (8, 1) ERA: 5.67 | 1.1 5 1 1 1 0 0 0 0 0 0 0 1 11 15 6.75 0.750 | | | | | | | | | | | | | | | | | | | | | |

New York Yankees @ Toronto Blue Jays
 SkyDome, Toronto, ON
 Fri Aug 30 2002, 7:05 PM EDT
 Att. 24,301 - Sunny - 78 F

| | |
|-----|----|
| AB | 37 |
| R | 9 |
| H | 11 |
| RBI | 9 |
| BB | 2 |
| SO | 3 |
| LOB | 8 |



livebaseballscorecards.com

BOTTOM

New York Yankees @ Toronto Blue Jays
SkyDome, Toronto, ON
Fri Aug 30 2002, 7:05 PM EDT
Att. 24,301 - Sunny - 78 F

livebaseballscores.com

| | |
|-----|----|
| AB | 42 |
| R | 7 |
| H | 14 |
| RBI | 7 |
| BB | 0 |
| SO | 8 |
| LOB | 22 |



| | | | |
|-----|---|-----|----|
| WP: | 0 | PA: | 43 |
| PB: | 0 | | |
| SB: | 0 | | |
| CS: | 0 | | |

AB R H RBI BB SO LOB

4 1 1 0 0 0 0

5 2 4 0 0 0 1

5 1 2 1 0 0 4

5 2 3 1 0 1 2

5 1 1 1 0 1 6

5 0 3 4 0 1 1

5 0 0 0 0 1 5

4 0 0 0 0 3 3

| | | | |
|-----|----|------|---|
| 1B: | 10 | SF: | 0 |
| 2B: | 3 | SAC: | 0 |
| 3B: | 0 | DP: | 2 |
| HR: | 1 | HBP: | 1 |

| Batter | 1 | 2 | 3 | 4 | 5 | 6 | 7 | 8 | 9 |
|---|--------------------------------|------------------|---------------------------------|---|---|------------------|--|---------------------------------|---|
| Dave Berg, R OBP: 0.310, SLG: 0.381 (1, 7) CF BF X | 1-2 F3 ① | | H 1-0 1B HBP | | X 0-0 E FC1 1B | 3-2 G6-3 ③ | | C X 0-1 P6 ② | |
| Eric Hinske, L OBP: 0.370, SLG: 0.487 (1, 5) CB X | 1-1 G4-3 2B | | 1-2 G6-4-3 1B | | X 0-0 FC1 1B 1B 2B | | X 0-0 1B 10 FC5 1B | 1-1 1B | |
| Chris Woodward, R OBP: 0.357, SLG: 0.527 (1, 6) C X | 0-1 G4-3 1B | | 2-0 G6-4-3 ② ③ 1-2f | | C X 0-1 1B 2B 1B | | X 0-0 F3 ① F BF FF X | 2-2 G1-3 ③ | |
| Carlos Delgado, L OBP: 0.386, SLG: 0.502 (1, 3) B X | 1-0 G4-3 ② 1-2 2-3 | | 1-3 K ① X | | 0-0 2B 1B 1B | | X 0-0 10 FC5 1B 1B | 2-2 HR | |
| 10 Vernon Wells, R OBP: 0.304, SLG: 0.438 (1, 8) B BB B C C C C B B B B X | 3-3 K ③ | | 1-2 FC6-5 2B | | F F X 0-2 F3 ② | | B X 1-0 FC5 1B 1B | 1-1 L5 ① | |
| Josh Phelps, R OBP: 0.340, SLG: 0.497 (1, 10) C B T B B B B B B B X | | 2-3 K ① | 1-1 FC6-5 E | | 0-0 2B ③ 1-3 2-H 3-H | | X F F F X 0-2 2-H 3-H | 1-1 G4-6-3 1B | |
| Orlando Hudson, S OBP: 0.346, SLG: 0.508 (1, 4) C B C B X | | 1-1 F7 ② | 2-2 E4 | | B B F F C 2-3 K ③ | | C X 0-1 F9 ② | 1-1 G4-6-3 ② ③ 1-2f | |
| Tom Wilson, R OBP: 0.332, SLG: 0.372 (1, 2) F C B B B B X | | 2-2 G1-3 ③ | 2-3 K ③ | | B B F F C 2-3 K ③ | | B C S S 0-3 K ③ | | |
| Dewayne Wise, L OBP: 0.226, SLG: 0.346 (1, 9) C F F F X | | | 0-3 K ① | | B B X 2-0 F7 ① F F F X | | C S X 0-2 L3 ② | 0-2 L3 ① | |

| Inning Stats | R: 0 | H: 2 | E: 0 | LOB: 2 | K: 1 | S: 13 | R: 0 | H: 0 | E: 0 | LOB: 0 | K: 1 | S: 10 | R: 0 | H: 1 | E: 0 | LOB: 1 | K: 1 | S: 8 | R: 0 | H: 1 | E: 1 | LOB: 2 | K: 2 | S: 15 | R: 3 | H: 4 | E: 1 | LOB: 2 | K: 1 | S: 13 | R: 0 | H: 0 | E: 0 | LOB: 0 | K: 1 | S: 10 | R: 3 | H: 3 | E: 1 | LOB: 1 | K: 1 | S: 12 | R: 0 | H: 1 | E: 0 | LOB: 1 | K: 0 | S: 11 | R: 1 | H: 2 | E: 0 | LOB: 0 | K: 0 | S: 9 | 1B: 10 | 2B: 3 | 3B: 0 | HR: 1 | SF: 0 | SAC: 0 | DP: 2 | HBP: 1 |
|--------------|------|------|------|--------|------|-------|------|------|------|--------|------|-------|------|------|------|--------|------|------|------|------|------|--------|------|-------|------|------|------|--------|------|-------|------|------|------|--------|------|-------|------|------|------|--------|------|-------|------|------|------|--------|------|-------|------|------|------|--------|------|------|--------|-------|-------|-------|-------|--------|-------|--------|
|--------------|------|------|------|--------|------|-------|------|------|------|--------|------|-------|------|------|------|--------|------|------|------|------|------|--------|------|-------|------|------|------|--------|------|-------|------|------|------|--------|------|-------|------|------|------|--------|------|-------|------|------|------|--------|------|-------|------|------|------|--------|------|------|--------|-------|-------|-------|-------|--------|-------|--------|

| PITCHER | IP | WLS | BF | H | R | ER | SO | BB | IBB | HBP | BLK | WP | HR | S | P | ERA | WHIP |
|--|-----|-----|----|---|---|----|----|----|-----|-----|-----|----|----|----|----|-------|-------|
| Jeff Weaver, R ERA: 3.84 (1, 1) | 6.0 | W | 28 | 8 | 3 | 0 | 7 | 0 | 0 | 1 | 0 | 0 | 0 | 69 | 99 | 0.00 | 1.333 |
| Mike Stanton, L ERA: 2.84 (7, 1) | 0.1 | | 4 | 2 | 3 | 1 | 0 | 0 | 0 | 0 | 0 | 0 | 0 | 4 | 5 | 27.00 | 6.000 |
| Ramiro Mendoza, R ERA: 3.01 (7, 1) | 1.2 | H | 7 | 2 | 0 | 0 | 1 | 0 | 0 | 0 | 0 | 0 | 0 | 19 | 22 | 0.00 | 1.200 |
| Steve Karsay, R ERA: 3.05 (9, 1) | 1.0 | S | 4 | 2 | 1 | 1 | 0 | 0 | 0 | 0 | 0 | 0 | 1 | 9 | 14 | 9.00 | 2.000 |

| Batter | 1 | 2 | 3 | 4 | 5 | 6 | 7 | 8 | 9 | AB R H RBI BB SO LOB | TOP | | | | | | | | | | | |
|--|---|----------------------------------|------------------------------|----------------------------------|-------------------------------|----------------------------------|------------------------------|----------------------------------|------------------------------|----------------------------------|--|----------------------------------|------------------------------|----------------------------------|-------------------------------|----------------------------------|-------------------------------|----------------------------------|----------------------------------|------------------------------------|----------------------------------|--------|
| Alfonso Soriano, R (1, 4) OBP: 0.331, SLG: 0.564 | 0-3 K | | 1-2 F3 | | 0-1 G4-3 | | | 2-3 K | | 4 0 0 0 0 2 1 | <p>New York Yankees @ Toronto Blue Jays</p> <p>SkyDome, Toronto, ON</p> <p>Sat Aug 31 2002, 4:05 PM EDT</p> <p>Att. 36,021 - Sunny - 81 F</p> <p>livebaseballscorecards.com</p> | | | | | | | | | | | |
| 2 Derek Jeter, R (1, 6) OBP: 0.378, SLG: 0.423 | 3-2 G1-3 25 BB 1B | | 2-3 K | | | 3-2 P4 | | 2-3 K | | 4 0 1 0 0 2 0 | | | | | | | | | | | | |
| 25 Jason Giambi, L (1, 10) OBP: 0.430, SLG: 0.569 | 4-1 G1-3 1-2 BB | | | 2-1 G4-3 | | 3-2 F8 | | 2-3 K | | 3 0 0 0 1 1 0 | | | | | | | | | | | | |
| Bernie Williams, S (1, 8) OBP: 0.420, SLG: 0.505 | 1-1 G1-3 1-2 2-3 | | | 1-3 K | | 0-0 G4-3 | | 1-3 K2-3 | | 4 0 0 0 0 2 2 | | | | | | | | | | | | |
| 20 Jorge Posada, S (1, 2) OBP: 0.375, SLG: 0.492 | 2-3 K | | | 3-3 K | | | 0-0 L6 | 4-2 BB | | 3 0 0 0 1 2 2 | | | | | | | | | | | | |
| Raul Mondesi, R (1, 9) OBP: 0.311, SLG: 0.440 | | 1-2 G1-3 | | | 0-0 1B WP 2B | | 4-2 BB BB | 0-3 K | | 2 1 1 0 1 0 0 | | | | | | | | | | | | |
| Rondell White, R (8, 7) OBP: 0.289, SLG: 0.355 | | | | | | | | | | 1 0 0 0 0 1 1 | | | | | | | | | | | | |
| John Vander Wal, L (1, 3) OBP: 0.333, SLG: 0.455 | | 2-2 F8 | | | 0-0 WP 1B | | 4-2 G6-4-3 1-2 BB | | | 2 0 1 0 1 0 0 | | | | | | | | | | | | |
| Shane Spencer, R (1, 7) OBP: 0.324, SLG: 0.379 | | 0-1 G6-3 | | | 2-1 F9 | | 1-2 G6-4-3 | | | 1 0 0 0 0 0 0 | | | | | | | | | | | | |
| Juan Rivera, R (3, 7) OBP: 0.222, SLG: 0.250 | | | | | 1-2 3-H | | 1-2 1-2f | | | 2 0 0 0 0 0 3 | | | | | | | | | | | | |
| Enrique Wilson, S (1, 5) OBP: 0.255, SLG: 0.322 | | | | | 0-0 G4-3 | | 0-1 P6 | 3-3 K | | 3 0 0 0 0 1 1 | | | | | | | | | | | | |
| Inning Stats | R: 0 E: 0 K: 2 S: 13 | H: 1 LOB: 2 BB: 1 P: 23 | R: 0 E: 0 K: 0 S: 8 | H: 0 LOB: 0 BB: 0 P: 11 | R: 0 E: 0 K: 1 S: 10 | H: 0 LOB: 0 BB: 0 P: 13 | R: 0 E: 0 K: 2 S: 8 | H: 0 LOB: 0 BB: 0 P: 14 | R: 1 E: 0 K: 0 S: 8 | H: 2 LOB: 1 BB: 0 P: 10 | R: 0 E: 0 K: 0 S: 7 | H: 0 LOB: 0 BB: 0 P: 13 | R: 0 E: 0 K: 0 S: 9 | H: 0 LOB: 1 BB: 2 P: 18 | R: 0 E: 0 K: 3 S: 12 | H: 0 LOB: 0 BB: 0 P: 19 | R: 0 E: 0 K: 3 S: 12 | H: 0 LOB: 1 BB: 1 P: 19 | 1B: 2 2B: 1 3B: 0 HR: 0 | SF: 0 SAC: 0 DP: 1 HBP: 0 | WP: 1 PB: 0 SB: 0 CS: 0 | PA: 33 |
| PITCHER | IP WLS BF H R ER SO BB IBB HBP BLK WP HR S P ERA WHIP | | | | | | | | | | | | | | | | | | | | | |
| Justin Miller, R (1, 1) ERA: 5.59 | 7.0 W 26 3 1 1 5 3 0 0 0 1 0 63 102 1.29 0.857 | | | | | | | | | | | | | | | | | | | | | |
| Cliff Politte, R (8, 1) ERA: 4.02 | 1.0 3 0 0 0 3 0 0 0 0 0 0 12 19 0.00 0.000 | | | | | | | | | | | | | | | | | | | | | |
| Kelvim Escobar, R (9, 1) ERA: 4.66 | 1.0 4 0 0 0 3 1 0 0 0 0 0 12 19 0.00 1.000 | | | | | | | | | | | | | | | | | | | | | |



| Batter | 1 | 2 | 3 | 4 | 5 | 6 | 7 | 8 | 9 |
|--|-------------------------|-------------|--------------------------------|-------------|---|------------------|---------------------------------|-----------------|---|
| Shannon Stewart, R OBP: 0.365, SLG: 0.438 (1, 7) | 4-0 S 1B BB | | 0-1 F3 | 1-0 G5-3 | | | 1-0 10 BB SF7 1B BB | 4-2 BB BB | |
| Eric Hinske, L OBP: 0.372, SLG: 0.486 (1, 5) | 3-3 K 1-2 | | 1-0 FC4-6 10 1B PB | | | 0-1 P5 | 4-2 10 BB 1B BB | 4-2 BB BB | |
| 10 Vernon Wells, R OBP: 0.306, SLG: 0.438 (1, 8) | 4-2 1B BB | | 0-2 FC4-6 1B | | | 2-1 L4 | 4-0 1B BB | 1-1 F9 | |
| Carlos Delgado, L OBP: 0.387, SLG: 0.502 (1, 3) | 0-0 1-3 2-H 1B | | 0-0 FC4-6 PB | | | 4-2 3B BB | 2-0 SF7 | | |
| Josh Phelps, R OBP: 0.343, SLG: 0.505 (1, 10) | 3-3 K | | 4-2 1-2 3-H BB | | | 3-2 1-H 3B | 1-3 K | | |
| Chris Woodward, R OBP: 0.355, SLG: 0.522 (1, 6) | 2-3 K | | 2-3 K | | | 3-2 F3 | 1-2 1-3 2-H 1B | | |
| Orlando Hudson, S OBP: 0.336, SLG: 0.492 (1, 4) | | 2-0 P5 | | 3-1 F8 | | 2-2 G3 | 0-1 G5-3 | | |
| Ken Huckaby, R OBP: 0.286, SLG: 0.325 (1, 2) | | 0-1 L6 | | 1-3 K | | 2-3 K | 1-0 F9 | | |
| Dewayne Wise, L OBP: 0.227, SLG: 0.353 (1, 9) | | 2-1 G6-3 | | 2-2 2B | | 2-2 F8 | 1-2 G1-3 | | |

| Inning Stats | R: 1 | H: 1 | E: 0 | K: 3 | S: 12 | R: 0 | H: 0 | E: 0 | K: 0 | S: 5 | R: 1 | H: 2 | E: 0 | K: 1 | S: 12 | R: 0 | H: 1 | E: 0 | K: 1 | S: 10 | R: 1 | H: 1 | E: 0 | K: 0 | S: 15 | R: 0 | H: 0 | E: 0 | K: 1 | S: 9 | R: 2 | H: 2 | E: 0 | K: 1 | S: 12 | R: 0 | H: 0 | E: 0 | K: 0 | S: 12 | R: 0 | H: 0 | E: 0 | K: 0 | S: 12 | | | | | | |
|--------------|--------|-------|--------|-------|-------|--------|-------|--------|-------|------|--------|-------|--------|-------|-------|--------|-------|--------|-------|-------|--------|-------|--------|-------|-------|--------|-------|--------|-------|------|--------|-------|--------|--------|-------|--------|------|------|------|-------|------|------|------|------|-------|--|--|--|--|--|--|
| | LOB: 2 | BB: 2 | LOB: 0 | BB: 0 | | LOB: 2 | BB: 1 | LOB: 1 | BB: 0 | | LOB: 1 | BB: 1 | LOB: 0 | BB: 1 | | LOB: 0 | BB: 0 | LOB: 2 | BB: 2 | | LOB: 2 | BB: 2 | LOB: 2 | BB: 2 | | LOB: 0 | BB: 0 | LOB: 2 | BB: 2 | | LOB: 2 | BB: 2 | LOB: 0 | SAC: 0 | DP: 0 | HBP: 0 | | | | | | | | | | | | | | | |

| PITCHER | IP | WLS | BF | H | R | ER | SO | BB | IBB | HBP | BLK | WP | HR | S | P | ERA | WHIP |
|--|-----|-----|----|---|---|----|----|----|-----|-----|-----|----|----|----|-----|------|-------|
| Orlando Hernandez, R ERA: 3.5 (1, 1) | 6.0 | L | 30 | 6 | 5 | 4 | 6 | 6 | 0 | 0 | 0 | 0 | 0 | 66 | 127 | 6.00 | 2.000 |
| Mike Stanton, L ERA: 2.75 (7, 1) | 2.0 | | 9 | 1 | 0 | 0 | 1 | 2 | 0 | 0 | 0 | 0 | 0 | 21 | 36 | 0.00 | 1.500 |

AB R H RBI BB SO LOB

| | | | | | | |
|---|---|---|---|---|---|---|
| 3 | 2 | 1 | 0 | 2 | 0 | 1 |
| 3 | 2 | 1 | 0 | 2 | 1 | 1 |
| 3 | 0 | 1 | 0 | 2 | 0 | 2 |
| 2 | 1 | 1 | 2 | 1 | 0 | 2 |
| 3 | 0 | 1 | 1 | 1 | 2 | 4 |
| 4 | 0 | 1 | 1 | 0 | 2 | 5 |
| 4 | 0 | 0 | 0 | 0 | 0 | 2 |
| 4 | 0 | 0 | 0 | 0 | 2 | 0 |
| 4 | 0 | 1 | 0 | 0 | 0 | 0 |

| | |
|-----|----|
| AB | 30 |
| R | 5 |
| H | 7 |
| RBI | 4 |
| BB | 8 |
| SO | 7 |
| LOB | 17 |



| WP | HR | S | P | ERA | WHIP |
|----|----|---|---|------|-------|
| 0 | 0 | 0 | 0 | 0.00 | 1.500 |
| 0 | 0 | 0 | 0 | 0.00 | 1.500 |

NEW YORK YANKEES @ TORONTO BLUE JAYS
 SkyDome, Toronto, ON
 Sat Aug 31 2002, 4:05 PM EDT
 Att: 36,021 - Sunny - 81 F

livebaseballscorecards.com

| Batter | 1 | 2 | 3 | 4 | 5 | 6 | 7 | 8 | 9 | AB R H RBI BB SO LOB |
|--------|---|---|---|---|---|---|---|---|---|----------------------|
|--------|---|---|---|---|---|---|---|---|---|----------------------|

| | | | | | | | | | | |
|--|---------|---------|---------|---------|---------|---------|---------|---------|---------|--------------------------------|
| Alfonso Soriano, R (1, 4) <small>OBP: 0.330, SLG: 0.561</small> | 1-2 | | 1-3 | 1-0 | | | 1-1 | 1-3 | | 5 1 1 0 0 2 2 |
| 2 Derek Jeter, R (1, 6) <small>OBP: 0.380, SLG: 0.422</small> | 4-2 | | 4-2 | | 0-0 | | 1-1 | | 0-0 | 3 2 1 0 2 0 0 |
| 25 Jason Giambi, L (1, 3) <small>OBP: 0.432, SLG: 0.575</small> | 2-1 | | 3-3 | | 3-2 | | 1-1 | | 0-0 | 5 1 3 1 0 1 2 |
| Bernie Williams, S (1, 8) <small>OBP: 0.423, SLG: 0.509</small> | 1-0 | | 0-0 | | 0-0 | | 2-3 | | 4-0 | 4 0 3 2 1 1 0 |
| John Vander Wal, L (1, 10) <small>OBP: 0.335, SLG: 0.448</small> | 0-2 | | 0-0 | | 4-0 | | 4-2 | | 2-0 | 3 1 0 0 2 0 4 |
| Ron Coomer, R (1, 5) Enrique Wilson, S (8, PR) <small>OBP: 0.318, SLG: 0.418</small> <small>OBP: 0.253, SLG: 0.318</small> | | 2-2 | 0-0 | | 1-0 | | 0-0 | | 3-3 | 4 0 2 0 0 0 5 1 0 0 0 0 1 1 |
| Rondell White, R (1, 7) <small>OBP: 0.289, SLG: 0.362</small> | | 0-0 | | 0-1 | | 0-0 | | 2-1 | | 4 1 1 1 0 0 3 |
| Juan Rivera, R (1, 9) <small>OBP: 0.231, SLG: 0.250</small> | | 0-0 | | 3-2 | | 0-2 | | 0-0 | | 4 0 1 1 0 0 1 |
| Chris Widger, R (1, 2) 20 Jorge Posada, S (8, PH) <small>OBP: 0.352, SLG: 0.404</small> <small>OBP: 0.375, SLG: 0.491</small> | | 0-2 | | 0-0 | | 1-0 | | 2-1 | | 3 0 0 0 0 0 1 1 0 0 0 0 0 2 |

TOP

New York Yankees @ Toronto Blue Jays
 SkyDome, Toronto, ON
 Sun Sep 01 2002, 1:05 PM EDT
 Att. 32,577 - Sunny - 73 F

| | |
|-----|----|
| AB | 37 |
| R | 6 |
| H | 12 |
| RBI | 5 |
| BB | 5 |
| SO | 5 |
| LOB | 21 |



| Inning Stats | R: 1 | H: 2 | E: 0 | LOB: 1 | K: 0 | BB: 1 | S: 15 | P: 23 | R: 0 | H: 1 | E: 0 | LOB: 1 | K: 0 | BB: 0 | S: 9 | P: 11 | R: 1 | H: 1 | E: 1 | LOB: 2 | K: 2 | BB: 1 | S: 13 | P: 21 | R: 1 | H: 1 | E: 0 | LOB: 0 | K: 0 | BB: 0 | S: 7 | P: 11 | R: 0 | H: 2 | E: 0 | LOB: 2 | K: 0 | BB: 1 | S: 6 | P: 14 | R: 0 | H: 0 | E: 0 | LOB: 0 | K: 0 | BB: 0 | S: 5 | P: 6 | R: 1 | H: 2 | E: 1 | LOB: 0 | K: 1 | BB: 0 | S: 10 | P: 14 | R: 1 | H: 2 | E: 0 | LOB: 2 | K: 1 | BB: 1 | S: 14 | P: 23 | R: 1 | H: 1 | E: 0 | LOB: 1 | K: 1 | BB: 1 | S: 6 | P: 15 | 1B: 8 | SF: 0 | 2B: 2 | SAC: 0 | 3B: 0 | DP: 3 | HR: 2 | HBP: 0 | WP: 0 | PA: 42 |
|--------------|------|------|------|--------|------|-------|-------|-------|------|------|------|--------|------|-------|------|-------|------|------|------|--------|------|-------|-------|-------|------|------|------|--------|------|-------|------|-------|------|------|------|--------|------|-------|------|-------|------|------|------|--------|------|-------|------|------|------|------|------|--------|------|-------|-------|-------|------|------|------|--------|------|-------|-------|-------|------|------|------|--------|------|-------|------|-------|-------|-------|-------|--------|-------|-------|-------|--------|-------|--------|
|--------------|------|------|------|--------|------|-------|-------|-------|------|------|------|--------|------|-------|------|-------|------|------|------|--------|------|-------|-------|-------|------|------|------|--------|------|-------|------|-------|------|------|------|--------|------|-------|------|-------|------|------|------|--------|------|-------|------|------|------|------|------|--------|------|-------|-------|-------|------|------|------|--------|------|-------|-------|-------|------|------|------|--------|------|-------|------|-------|-------|-------|-------|--------|-------|-------|-------|--------|-------|--------|

| PITCHER | IP | WLS | BF | H | R | ER | SO | BB | IBB | HBP | BLK | WP | HR | S | P | ERA | WHIP |
|--|-----|-----|----|----|---|----|----|----|-----|-----|-----|----|----|----|-----|------|-------|
| 32 Roy Halladay, R (1, 1) <small>ERA: 3.02</small> | 7.0 | W | 33 | 10 | 5 | 5 | 3 | 3 | 1 | 0 | 0 | 0 | 1 | 68 | 107 | 6.43 | 1.857 |
| Cliff Politte, R (8, 1) <small>ERA: 3.96</small> | 1.0 | H | 4 | 1 | 0 | 0 | 1 | 0 | 0 | 0 | 0 | 0 | 0 | 11 | 16 | 0.00 | 1.000 |
| Kelvim Escobar, R (9, 1) <small>ERA: 4.73</small> | 1.0 | S | 5 | 1 | 1 | 1 | 1 | 1 | 0 | 0 | 0 | 0 | 1 | 6 | 15 | 9.00 | 2.000 |

| PITCHER | IP | WLS | BF | H | R | ER | SO | BB | IBB | HBP | BLK | WP | HR | S | P | ERA | WHIP |
|---------|----|-----|----|---|---|----|----|----|-----|-----|-----|----|----|---|---|-----|------|
|---------|----|-----|----|---|---|----|----|----|-----|-----|-----|----|----|---|---|-----|------|

| Batter | 1 | 2 | 3 | 4 | 5 | 6 | 7 | 8 | 9 |
|--|-------------|-------------|-----------------------|-----------|-----------|--------------------------|--|-----------|---|
| Shannon Stewart, R OBP: 0.365, SLG: 0.435 (1, 7) | 3-1 F9 | | 2-2 F8 | | | 4-2 1B 10 1B 2B BB | 4-2 1B 10 1B BB | 3-2 F9 | |
| Dave Berg, R OBP: 0.309, SLG: 0.379 (1, 5) | 1-0 G1-3 | | | 2-2 F9 | | 0-3 K | 0-2 FC6-5 10 1B 1-3 2-H 2B 1B | | |
| 10 Vernon Wells, R OBP: 0.312, SLG: 0.444 (1, 8) | 0-1 2B | | | 0-2 1B | | 0-0 1B 1B | 0-1 FC6-5 1B | | |
| Carlos Delgado, L OBP: 0.386, SLG: 0.500 (1, 3) | 0-0 L9 | | | 0-3 K | | 0-2 2B 1B | 1-1 FC6-5 2B | | |
| Josh Phelps, R OBP: 0.346, SLG: 0.516 (1, 10) | | 1-3 K | | 1-0 F9 | | 0-0 2B 2B | 0-0 2B | | |
| Chris Woodward, R OBP: 0.350, SLG: 0.513 (1, 6) | | 2-2 F9 | | | 3-3 K | 1-3 K | 0-0 F7 | | |
| Orlando Hudson, S OBP: 0.333, SLG: 0.493 (1, 4) | | 1-1 G6-3 | | | 1-0 F9 | 1-0 2B | 0-1 G6-3 | | |
| Ken Huckaby, R OBP: 0.290, SLG: 0.329 (1, 2) | | | 0-2 G5-4-3 1B | | 0-0 1B | 0-1 F7 | 0-1 F8 | | |
| Jayson Werth, R OBP: 0.500, SLG: 0.500 (1, 9) | | | 1-0 G5-4-3 1-2f | | 1-2 G3 | | 3-2 BB 1B | 2-2 1B | |

| Inning Stats | R: 0 | H: 1 | E: 0 | LOB: 1 | K: 0 | BB: 0 | S: 6 | R: 0 | H: 0 | E: 0 | LOB: 0 | K: 1 | BB: 0 | S: 8 | R: 0 | H: 1 | E: 0 | LOB: 0 | K: 0 | BB: 0 | S: 13 | R: 0 | H: 1 | E: 0 | LOB: 1 | K: 1 | BB: 0 | S: 12 | R: 0 | H: 1 | E: 0 | LOB: 1 | K: 1 | BB: 0 | S: 11 | R: 4 | H: 4 | E: 0 | LOB: 1 | K: 2 | BB: 1 | S: 19 | R: 3 | H: 4 | E: 0 | LOB: 1 | K: 0 | BB: 1 | S: 16 | R: 0 | H: 1 | E: 0 | LOB: 1 | K: 0 | BB: 0 | S: 10 |
|--------------|------|------|------|--------|------|-------|------|------|------|------|--------|------|-------|------|------|------|------|--------|------|-------|-------|------|------|------|--------|------|-------|-------|------|------|------|--------|------|-------|-------|------|------|------|--------|------|-------|-------|------|------|------|--------|------|-------|-------|------|------|------|--------|------|-------|-------|
| | 0 | 1 | 0 | 1 | 0 | 0 | 6 | 0 | 0 | 0 | 0 | 1 | 0 | 8 | 0 | 1 | 0 | 1 | 0 | 0 | 13 | 0 | 1 | 0 | 1 | 0 | 0 | 12 | 0 | 1 | 0 | 1 | 1 | 0 | 0 | 11 | 4 | 4 | 0 | 1 | 2 | 1 | 19 | 3 | 4 | 0 | 1 | 0 | 1 | 16 | 0 | 1 | 0 | 1 | 0 | 10 |

| PITCHER | IP | WLS | BF | H | R | ER | SO | BB | IBB | HBP | BLK | WP | HR | S | P | ERA | WHIP |
|---|-----|-----|----|----|---|----|----|----|-----|-----|-----|----|----|----|-----|-------|-------|
| David Wells, L ERA: 4.16 (1, 1) | 6.0 | L | 29 | 10 | 7 | 7 | 5 | 2 | 0 | 0 | 0 | 0 | 0 | 79 | 111 | 10.50 | 2.000 |
| Ramiro Mendoza, R ERA: 2.98 (7, 1) | 1.0 | | 4 | 2 | 0 | 0 | 0 | 0 | 0 | 0 | 0 | 0 | 0 | 6 | 7 | 0.00 | 2.000 |
| Sterling Hitchcock, L ERA: 5.4 (8, 1) | 1.0 | | 4 | 1 | 0 | 0 | 0 | 0 | 0 | 0 | 0 | 0 | 0 | 10 | 15 | 0.00 | 1.000 |


BOTTOM

New York Yankees @ Toronto Blue Jays
SkyDome, Toronto, ON
 Sun Sep 01 2002, 1:05 PM EDT
 Att: 32,577 - Sunny - 73 F

| AB | R | H | RBI | BB | SO | LOB |
|----|---|---|-----|----|----|-----|
| 3 | 2 | 0 | 0 | 2 | 0 | 1 |
| 4 | 0 | 1 | 1 | 0 | 1 | 1 |
| 4 | 2 | 4 | 1 | 0 | 0 | 0 |
| 4 | 1 | 1 | 0 | 0 | 1 | 4 |
| 4 | 1 | 2 | 3 | 0 | 1 | 1 |
| 4 | 0 | 0 | 0 | 0 | 2 | 3 |
| 4 | 0 | 1 | 2 | 0 | 0 | 0 |
| 4 | 0 | 2 | 0 | 0 | 0 | 1 |
| 4 | 1 | 2 | 0 | 0 | 0 | 2 |

| AB | 35 |
|-----|----|
| R | 7 |
| H | 13 |
| RBI | 7 |
| BB | 2 |
| SO | 5 |
| LOB | 13 |

WP: 0 PA: 37
 PB: 0
 SB: 0
 CS: 0



| PITCHER | IP | WLS | BF | H | R | ER | SO | BB | IBB | HBP | BLK | WP | HR | S | P | ERA | WHIP |
|---|-----|-----|----|----|---|----|----|----|-----|-----|-----|----|----|----|-----|-------|-------|
| David Wells, L ERA: 4.16 (1, 1) | 6.0 | L | 29 | 10 | 7 | 7 | 5 | 2 | 0 | 0 | 0 | 0 | 0 | 79 | 111 | 10.50 | 2.000 |
| Ramiro Mendoza, R ERA: 2.98 (7, 1) | 1.0 | | 4 | 2 | 0 | 0 | 0 | 0 | 0 | 0 | 0 | 0 | 0 | 6 | 7 | 0.00 | 2.000 |
| Sterling Hitchcock, L ERA: 5.4 (8, 1) | 1.0 | | 4 | 1 | 0 | 0 | 0 | 0 | 0 | 0 | 0 | 0 | 0 | 10 | 15 | 0.00 | 1.000 |

| Batter | 1 | 2 | 3 | 4 | 5 | 6 | 7 | 8 | 9 | AB R H RBI BB SO LOB | TOP | |
|---|---|--|---|---|---|---|---|---|---|--|---|--|
| 18 Johnny Damon, L (1, 8) OBP: 0.364, SLG: 0.447 | 1-3 K | | 4-2 WP 1B 1B BB | | 2-2 1B | | 1-0 P3 | 0-2 L8 | | 4 1 1 0 1 1 2 | | |
| Shea Hillenbrand, R (1, 5) OBP: 0.343, SLG: 0.483 | 1-2 1B | | 0-0 WP 1B 1B | | 1-0 G5-3 | | 0-0 1B 3B | 0-2 L6 | | 5 2 3 1 0 0 3 | | |
| Nomar Garciaparra, R (1, 6) OBP: 0.349, SLG: 0.531 | 2-3 K | | 2-2 G6-4-3 1B | | | 0-0 F9 | 2-0 BB 1B | | 2-0 G1-3 1B 2B | 5 1 3 3 0 1 1 | | |
| Manny Ramirez, R (1, 7) OBP: 0.440, SLG: 0.609 | 1-2 G2-3 | | 0-0 G6-4-3 1-2f | | | 1-3 K | 4-0 1-2 BB | | 4-0 G1-3 1B IBB | 3 1 0 0 2 1 2 | | |
| Brian Daubach, L (1, 3) OBP: 0.339, SLG: 0.464 | | 4-2 G5-4-3 BB | | 1-3 K | | 4-2 BB 1B BB | 3-3 K | | 0-3 K | 3 0 0 0 2 3 4 | | |
| Cliff Floyd, L (1, 10) OBP: 0.390, SLG: 0.531 | | 1-3 K | | 0-3 K | | 0-0 BB 1B | | 0-2 G5-3 | 1-1 G1-3 | 5 0 1 0 0 2 3 | | |
| Doug Mirabeli, R (1, 2) OBP: 0.287, SLG: 0.388 Rickey Henderson, R (8, PR) OBP: 0.374, SLG: 0.375 Jason Varitek, S (8, 2) OBP: 0.338, SLG: 0.403 | | 0-0 G5-4-3 1-2f | | 0-0 F7 | | 4-2 1-2 2-3 BB | | 4-0 2B 1B BB | 0-1 2-H 3-H 1B | 2 0 0 0 2 0 1 0 1 0 0 0 0 0 1 0 1 2 0 0 0 | | |
| Trot Nixon, L (1, 9) OBP: 0.340, SLG: 0.481 | | 4-1 SH1-3 1B BB | | | 1-1 G4-3 | 2-1 G3 | | 0-1 1B 2B | 2-3 K | 4 2 1 0 1 1 4 | | |
| Rey Sanchez, R (1, 4) OBP: 0.316, SLG: 0.349 | | 1-0 SH1-3 | | 2-3 K | | | 1-0 F7 | 0-1 2-H 3-H 1B | | 3 0 1 2 0 1 0 | | |
| Inning Stats | R: 0 H: 1 E: 0 LOB: 1 K: 2 BB: 0 S: 15 P: 20 | R: 0 H: 0 E: 0 LOB: 0 K: 1 BB: 1 S: 9 P: 14 | R: 3 H: 2 E: 0 LOB: 0 K: 0 BB: 2 S: 10 P: 21 | R: 0 H: 0 E: 0 LOB: 0 K: 2 BB: 0 S: 8 P: 9 | R: 0 H: 1 E: 0 LOB: 1 K: 1 BB: 0 S: 11 P: 17 | R: 0 H: 1 E: 0 LOB: 3 K: 1 BB: 2 S: 12 P: 23 | R: 1 H: 2 E: 0 LOB: 2 K: 1 BB: 1 S: 10 P: 21 | R: 2 H: 2 E: 0 LOB: 2 K: 0 BB: 1 S: 16 P: 20 | R: 2 H: 2 E: 0 LOB: 1 K: 2 BB: 1 S: 12 P: 21 | 1B: 8 SF: 0 2B: 2 SAC: 1 3B: 1 DP: 2 HR: 0 HBP: 0 | WP: 1 PA: 44 PB: 0 SB: 0 CS: 0 | |
| PITCHER 35 Mike Mussina, R (1, 1) ERA: 4.71 Mike Stanton, L (7, 1) ERA: 2.99 Steve Karsay, R (8, 1) ERA: 3.22 | IP WLS BF H R ER SO BB IBB HBP BLK WP HR S P ERA WHIP | 6.2 L 31 7 4 4 7 6 0 0 0 1 0 69 116 5.40 1.950 | 0.2 4 1 2 2 1 1 0 0 0 0 0 11 18 27.00 3.000 | 1.2 9 3 2 2 2 0 1 0 0 0 0 23 32 10.80 1.800 | PITCHER IP WLS BF H R ER SO BB IBB HBP BLK WP HR S P ERA WHIP | | | | | | | |

Boston Red Sox @ New York Yankees
Yankee Stadium, Bronx, NY
 Mon Sep 02 2002, 1:05 PM EDT
 Att. 55,169 - Cloudy - 64 F

livebaseballscorecards.com

| | |
|------------|-----------|
| AB | 35 |
| R | 8 |
| H | 11 |
| RBI | 8 |
| BB | 8 |
| SO | 10 |
| LOB | 20 |



| Batter | 1 | 2 | 3 | 4 | 5 | 6 | 7 | 8 | 9 | AB | R | H | RBI | BB | SO | LOB |
|--|-------------------------------|----------------|--|---|------------------------------------|-----------------------------------|--|--|---|----|---|---|-----|----|----|-----|
| Alfonso Soriano, R OBP: 0.332, SLG: 0.565 (1, 4) | 0-2 E5 WP 20 1B S | 0-3 K | | H 1-0 1-2 HBP | | | B X 1-0 HR | F B B B X 3-2 2-H 1B | | 4 | 2 | 2 | 2 | 0 | 1 | 1 |
| 2 Derek Jeter, R OBP: 0.377, SLG: 0.418 (1, 6) | 0-0 F7 | 2-2 F9 | | B B B B X 3-3 K | | | C X 0-1 F9 | B B B B X 2-3 K | | 5 | 0 | 0 | 0 | 0 | 2 | 6 |
| 25 Jason Giambi, L OBP: 0.432, SLG: 0.573 (1, 10) | 1-0 F5 | | B B B B X 1-2 20 G5-4-3 1B | | B B B B X 1-2 F8 | | C C C C X 1-3 K | B B B B B 4-0 G1-4-3 BB | | 4 | 0 | 1 | 0 | 1 | 1 | 1 |
| Bernie Williams, S OBP: 0.423, SLG: 0.507 (1, 8) | 4-1 20 1B 1-3 BB | | B B B B X 1-3 K | | B B B B X 2-1 F7 | | B B B B X 2-0 20 2B 1B | F C B B B X 1-2 G1-4-3 | | 4 | 1 | 1 | 0 | 1 | 1 | 2 |
| 20 Jorge Posada, S OBP: 0.377, SLG: 0.494 (1, 2) | 0-2 1B 1-2 3-H 1B | | B X 1-0 G5-4-3 | | B B B B X 3-0 1B | | F X 0-1 1B 1-3 2B | B B B B B 2-2 F9 | | 5 | 0 | 3 | 1 | 0 | 0 | 2 |
| Ron Coomer, R OBP: 0.321, SLG: 0.417 (1, 3) | 0-0 1-3 2-H 1B | | C X 0-1 FC6-4 1B 1B | | C X 0-3 K | | X 0-0 G6-3 | B B B B X 1-1 F8 | | 5 | 0 | 2 | 1 | 0 | 1 | 4 |
| Rondell White, R OBP: 0.286, SLG: 0.358 (1, 7) | 0-3 K | | B X 1-0 F3 | | C X 0-2 G6-3 | | B B B B B 2-3 K | | 4 | 0 | 0 | 0 | 0 | 2 | 3 | |
| Juan Rivera, R OBP: 0.294, SLG: 0.267 (1, 9) | | 4-2 2 BB | | X 0-0 FC6-4 1-2 1B | | B B B B B 2-3 K | B B B B X 0-1 L4 | | 3 | 0 | 1 | 0 | 1 | 1 | 0 | |
| Alex Arias, R (1, 5) | | 0-3 K | | X 0-0 FC6-4 1-2f 2-3 HBP | | B B B B B 2-3 K | B B B B X 3-1 WP 1B 2B | | 2 | 0 | 0 | 0 | 0 | 1 | 3 | |
| Robin Ventura, L (6, PH) (7, 5) | | | | | | | | | 2 | 1 | 1 | 0 | 0 | 1 | 0 | |

| Inning Stats | R: 2 | H: 2 | E: 1 | LOB: 2 | K: 1 | P: 19 | R: 0 | H: 0 | E: 0 | LOB: 1 | K: 2 | P: 19 | R: 0 | H: 1 | E: 0 | LOB: 0 | K: 1 | P: 10 | R: 0 | H: 2 | E: 0 | LOB: 3 | K: 1 | P: 13 | R: 0 | H: 1 | E: 0 | LOB: 1 | K: 1 | P: 15 | R: 0 | H: 0 | E: 0 | LOB: 0 | K: 2 | P: 14 | R: 1 | H: 3 | E: 0 | LOB: 2 | K: 1 | P: 15 | R: 1 | H: 2 | E: 0 | LOB: 1 | K: 2 | P: 24 | R: 0 | H: 0 | E: 0 | LOB: 1 | K: 0 | P: 17 | 1B: 8 | SF: 0 | 2B: 2 | SAC: 0 | 3B: 0 | DP: 1 | HR: 1 | HBP: 1 | WP: 2 | PA: 42 |
|--------------|------|------|------|--------|------|-------|------|------|------|--------|------|-------|------|------|------|--------|------|-------|------|------|------|--------|------|-------|------|------|------|--------|------|-------|------|------|------|--------|------|-------|------|------|------|--------|------|-------|------|------|------|--------|------|-------|------|------|------|--------|------|-------|-------|-------|-------|--------|-------|-------|-------|--------|-------|--------|
|--------------|------|------|------|--------|------|-------|------|------|------|--------|------|-------|------|------|------|--------|------|-------|------|------|------|--------|------|-------|------|------|------|--------|------|-------|------|------|------|--------|------|-------|------|------|------|--------|------|-------|------|------|------|--------|------|-------|------|------|------|--------|------|-------|-------|-------|-------|--------|-------|-------|-------|--------|-------|--------|

| PITCHER | IP | WLS | BF | H | R | ER | SO | BB | IBB | HBP | BLK | WP | HR | S | P | ERA | WHIP |
|----------------------------|-----|-----|----|---|---|----|----|----|-----|-----|-----|----|----|----|----|------|-------|
| Casey Fossum, L (1, 1) | 5.0 | W | 24 | 6 | 2 | 0 | 6 | 2 | 0 | 1 | 0 | 1 | 0 | 51 | 76 | 0.00 | 1.600 |
| Dustin Hermanson, R (6, 1) | 3.0 | H | 14 | 5 | 2 | 2 | 5 | 0 | 0 | 0 | 0 | 1 | 1 | 35 | 53 | 6.00 | 1.667 |
| Alan Embree, L (9, 1) | 1.0 | | 4 | 0 | 0 | 0 | 0 | 1 | 0 | 0 | 0 | 0 | 0 | 9 | 17 | 0.00 | 1.000 |

BOTTOM

Boston Red Sox @ New York Yankees
 Yankee Stadium, Bronx, NY

Mon Sep 02 2002, 1:05 PM EDT
 Att: 55,169 - Cloudy - 64 F

livebaseballscores.com

| | |
|-----|----|
| AB | 38 |
| R | 4 |
| H | 11 |
| RBI | 4 |
| BB | 3 |
| SO | 11 |
| LOB | 22 |



| Batter | 1 | 2 | 3 | 4 | 5 | 6 | 7 | 8 | 9 | AB R H RBI BB SO LOB | TOP | | | | | | | | | | |
|---|-------------------------------|----------------------------------|-------------------------------|----------------------------------|-------------------------------|----------------------------------|------------------------------|----------------------------------|------------------------------|----------------------------------|------------------------------|----------------------------------|------------------------------|----------------------------------|------------------------------|----------------------------------|----------------------------------|------------------------------------|----------------------------------|--------|--|
| 18 Johnny Damon, L (1, 8) OBP: 0.363, SLG: 0.447 | 2-3 K | | 0-1 1B 2B | | 2-2 P6 | | | 1-0 E6 1B | | 4 2 1 0 0 1 0 | | | | | | | | | | | |
| Shea Hillenbrand, R (1, 5) OBP: 0.343, SLG: 0.482 | 2-3 K | | 1-0 FC5-4 1B | | | 2-3 K | | 1-1 E6 1B | | 4 0 1 1 0 2 1 | | | | | | | | | | | |
| Nomar Garciaparra, R (1, 6) OBP: 0.349, SLG: 0.529 | 0-3 K | | 0-1 FC5-4 | | | 2-0 F8 | | 3-2 G5-4-3 1B | | 4 0 1 1 0 1 1 | | | | | | | | | | | |
| Manny Ramirez, R (1, 10) OBP: 0.440, SLG: 0.607 | | 1-3 K | | 0-0 FC3-6 1B | | 4-1 BB | | 0-0 G5-4-3 | | 3 0 1 0 0 1 1 2 | | | | | | | | | | | |
| Brian Daubach, L (1, 3) Rickey Henderson, R (9, PH) OBP: 0.336, SLG: 0.460 OBP: 0.377, SLG: 0.375 | | 1-1 G3 | | 0-3 K | | 1-3 K2-3 | | 4-2 F8 G1-3 BB | | 3 0 0 0 0 2 2 0 0 0 0 0 1 0 0 | | | | | | | | | | | |
| Cliff Floyd, L (1, 7) OBP: 0.388, SLG: 0.531 | | 2-2 2B | | 3-1 FC3-6 WP 1-2f | | 1-0 G5-3 | | 0-0 G1-3 | | 4 0 1 0 0 0 2 | | | | | | | | | | | |
| Jason Varitek, S (1, 2) OBP: 0.335, SLG: 0.399 | | 0-3 K | | 3-3 K 1-2 | | 1-2 F9 | | 2-0 F8 | | 4 0 0 0 0 2 3 | | | | | | | | | | | |
| Trot Nixon, L (1, 9) Carlos Baerga, S (9, PH) OBP: 0.338, SLG: 0.478 OBP: 0.343, SLG: 0.413 | | | 3-2 F5 | | 2-1 F7 | | 2-3 K | 1-1 L6 | | 3 0 0 0 0 1 0 1 0 0 0 0 0 1 | | | | | | | | | | | |
| Rey Sanchez, R (1, 4) OBP: 0.313, SLG: 0.346 | | | 3-2 P3 | | 2-2 F9 | | | 0-0 F2 | | 3 0 0 0 0 0 0 | | | | | | | | | | | |
| Inning Stats | R: 0 E: 0 K: 3 S: 10 | H: 0 LOB: 0 BB: 0 P: 14 | R: 0 E: 0 K: 2 S: 15 | H: 1 LOB: 1 BB: 0 P: 19 | R: 1 E: 0 K: 0 S: 13 | H: 2 LOB: 1 BB: 0 P: 20 | R: 0 E: 0 K: 2 S: 9 | H: 1 LOB: 1 BB: 0 P: 15 | R: 0 E: 0 K: 0 S: 9 | H: 0 LOB: 0 BB: 0 P: 15 | R: 0 E: 0 K: 1 S: 8 | H: 0 LOB: 0 BB: 0 P: 12 | R: 1 E: 2 K: 0 S: 9 | H: 1 LOB: 1 BB: 0 P: 14 | R: 0 E: 0 K: 0 S: 9 | H: 0 LOB: 1 BB: 1 P: 16 | 1B: 3 2B: 2 3B: 0 HR: 0 | SF: 0 SAC: 0 DP: 1 HBP: 0 | WP: 1 PB: 0 SB: 0 CS: 0 | PA: 35 | |
| PITCHER Roger Clemens, R (1, 1) ERA: 4.3 Ramiro Mendoza, R (8, 1) ERA: 2.95 Mike Stanton, L (9, 1) ERA: 2.94 | IP 7.1 0.2 1.0 | WLS W H S | BF 28 3 4 | H 4 1 0 | R 2 0 0 | ER 1 0 0 | SO 10 0 0 | BB 1 0 1 | IBB 0 0 0 | HBP 0 0 0 | BLK 0 0 0 | WP 1 0 0 | HR 0 0 0 | S 75 7 9 | P 116 11 16 | ERA 1.23 0.00 0.00 | WHIP 0.682 1.500 1.000 | | | | |
| PITCHER | IP | WLS | BF | H | R | ER | SO | BB | IBB | HBP | BLK | WP | HR | S | P | ERA | WHIP | | | | |

Boston Red Sox @ New York Yankees
 Yankee Stadium, Bronx, NY
 Tue Sep 03 2002, 7:05 PM EDT
 Att. 47,318 - Sunny - 76 F

livebaseballscorecards.com

| | |
|------------|----|
| AB | 33 |
| R | 2 |
| H | 5 |
| RBI | 2 |
| BB | 2 |
| SO | 10 |
| LOB | 12 |



| Batter | 1 | 2 | 3 | 4 | 5 | 6 | 7 | 8 | 9 | AB | R | H | RBI | BB | SO | LOB | | | | | |
|---|-------------------------------|----------------------------------|-------------------------------|----------------------------------|-------------------------------|----------------------------------|------------------------------|----------------------------------|------------------------------|----------------------------------|------------------------------|----------------------------------|------------------------------|----------------------------------|----------------------------------|------------------------------------|------------|----------|--------|-------------|--|
| Alfonso Soriano, R OBP: 0.330, SLG: 0.561 (1, 4) | 0-0 G6-3 | 3-2 G5-3 | | 1-0 G2-3 | | | 2-3 K | | | 4 | 0 | 0 | 0 | 0 | 1 | 1 | | | | | |
| 2 Derek Jeter, R OBP: 0.376, SLG: 0.422 (1, 6) | 2-2 HR | 0-1 F9 | | | 1-2 G1-3 | | 0-0 F9 | | | 4 | 1 | 1 | 1 | 0 | 0 | 1 | | | | | |
| 25 Jason Giambi, L OBP: 0.430, SLG: 0.572 (1, 3) | 2-2 20 BB FC6-4 2B | | 3-3 K | | 2-3 K | | 2-1 G4-3 | | | 4 | 1 | 1 | 0 | 0 | 2 | 0 | | | | | |
| Bernie Williams, S OBP: 0.423, SLG: 0.506 (1, 8) | 4-1 20 BB E BB | | 3-2 BB 1B | | 1-1 F8 | | | 2-2 F8 | | 3 | 1 | 1 | 0 | 1 | 0 | 0 | | | | | |
| 20 Jorge Posada, S OBP: 0.376, SLG: 0.491 (1, 2) | 4-2 FC6-4 BB | | 2-1 F9 | | 1-3 K | | | 0-0 L8 | | 3 | 0 | 0 | 0 | 1 | 1 | 1 | | | | | |
| Robin Ventura, L OBP: 0.375, SLG: 0.482 (1, 5) | 0-1 FC6-4 | | 4-0 BB | | 0-2 G3 | | | 0-0 HR | | 3 | 1 | 1 | 2 | 1 | 0 | 1 | | | | | |
| Raul Mondesi, R OBP: 0.310, SLG: 0.440 (1, 9) | 1-2 F7 | | 1-0 L7 | | 1-0 2B | | | 1-2 L6 | | 4 | 0 | 1 | 0 | 0 | 0 | 3 | | | | | |
| Nick Johnson, L OBP: 0.347, SLG: 0.421 (1, 10) | | 0-0 G5-3 1B | | 3-3 K | | 4-0 IBB | | | | 2 | 0 | 1 | 0 | 1 | 1 | 0 | | | | | |
| Juan Rivera, R OBP: 0.250, SLG: 0.222 (1, 7) | | 1-0 L9 | | 1-2 G4-3 | | 0-0 P6 | | | | 3 | 0 | 0 | 0 | 0 | 0 | 3 | | | | | |
| Inning Stats | R: 3 E: 1 K: 0 S: 17 | H: 2 LOB: 1 BB: 2 P: 30 | R: 0 E: 0 K: 0 S: 11 | H: 1 LOB: 1 BB: 0 P: 15 | R: 0 E: 0 K: 1 S: 13 | H: 1 LOB: 2 BB: 1 P: 25 | R: 0 E: 0 K: 1 S: 9 | H: 0 LOB: 0 BB: 0 P: 14 | R: 0 E: 0 K: 1 S: 8 | H: 1 LOB: 2 BB: 1 P: 14 | R: 0 E: 0 K: 1 S: 6 | H: 0 LOB: 0 BB: 0 P: 10 | R: 1 E: 0 K: 0 S: 9 | H: 1 LOB: 0 BB: 0 P: 12 | 1B: 2 2B: 2 3B: 0 HR: 2 | SF: 0 SAC: 0 DP: 0 HBP: 0 | | | | | |
| PITCHER | IP WLS L | WLS L | H R | R ER | SO BB | BB IBB | HBP BLK | WP HR | S P | ERA WHIP | IP WLS L | WLS L | H R | R ER | SO BB | BB IBB | HBP BLK | WP HR | S P | ERA WHIP | |
| Frank Castillo, R ERA: 5.21 (1, 1) | 6.0 | 27 | 5 | 3 | 2 | 4 | 3 | 1 | 67 | 111 | 3.00 | 1.333 | | | | | | | | | |
| Wayne Gomes, R ERA: 5.25 (7, 1) | 2.0 | 7 | 1 | 1 | 1 | 1 | 0 | 0 | 15 | 22 | 4.50 | 0.500 | | | | | | | | | |

BOTTOM

Boston Red Sox @ New York Yankees
 Yankee Stadium, Bronx, NY
 Tue Sep 03 2002, 7:05 PM EDT
 Att. 47,318 - Sunny - 76 F

livebaseballscorecards.com

| | |
|------------|-----------|
| AB | 30 |
| R | 4 |
| H | 6 |
| RBI | 3 |
| BB | 4 |
| SO | 5 |
| LOB | 10 |



| | |
|-------|--------|
| WP: 0 | PA: 34 |
| PB: 0 | |
| SB: 0 | |
| CS: 0 | |

| Batter | 1 | 2 | 3 | 4 | 5 | 6 | 7 | 8 | 9 | AB R H RBI BB SO LOB | TOP | |
|---|---|--|--|---|--|--|--|--|--|--|---|---|
| Rickey Henderson, R OBP: 0.370, SLG: 0.366 (1, 7) C X | 0-1 G6-3 1B | 1-1 L6 1B | | 0-2 FC5-4 1-2f | | | 3-2 G6-3 1B | | | 4 0 0 0 0 0 2 | Boston Red Sox @ New York Yankees Yankee Stadium, Bronx, NY Wed Sep 04 2002, 7:05 PM EDT Att. 50,006 - Sunny - 84 F livebaseballscorecards.com | |
| 18 Johnny Damon, L OBP: 0.363, SLG: 0.446 (1, 8) C X | 1-1 1B 1B | | 2-3 K | | 0-2 F9 | | 2-2 L8 | | | 4 1 1 0 0 1 0 | | |
| Nomar Garciaparra, R OBP: 0.351, SLG: 0.530 (1, 6) B X | 1-0 G3 1B 1-3 1B | | 1-0 F8 | | 4-1 BB | | 1-0 G6-4-3 1B | | | 3 0 2 0 1 0 0 | | |
| Manny Ramirez, R OBP: 0.441, SLG: 0.608 (1, 9) S B X | 1-1 G3 1B 1-2 3-H 1B | | 2-1 2B | | 1-1 L9 | | 0-2 G6-4-3 1-2f 1B | | | 4 0 2 1 0 0 2 | | |
| Shea Hillenbrand, R OBP: 0.344, SLG: 0.481 (1, 5) C S B F B F X | 2-2 G3 1-2 2-3 1B | | 1-1 HBP | | 1-0 F9 | | 0-0 1B | | | 3 0 1 0 0 0 3 | | |
| Carlos Baerga, S OBP: 0.335, SLG: 0.403 (1, 10) B X | 1-0 G6-3 1B | | 1-0 G1-3 | | 0-1 G6-3 | | 2-3 K | | | 4 0 0 0 0 1 5 | | |
| Jason Varitek, S OBP: 0.334, SLG: 0.398 (1, 2) C B B B X | | 3-1 P4 1B | | 0-1 FC5-4 1B | | 2-3 K | | 1-0 F9 | | 4 0 1 0 0 1 0 | | |
| Tony Clark, S OBP: 0.265, SLG: 0.302 Cliff Floyd, L OBP: 0.388, SLG: 0.529 (1, 3) (9, PH) | | 3-1 P6 | | 2-3 K | | 1-3 K | | 2-3 K | | 3 0 0 0 0 2 1 1 0 0 0 0 1 0 | | |
| Rey Sanchez, R OBP: 0.314, SLG: 0.345 Brian Daubach, L OBP: 0.336, SLG: 0.459 (1, 4) (9, PH) | | 1-0 1B | | 2-1 FC5-4 1-2f | | 1-1 F9 | | 1-3 K | | 3 0 1 0 0 0 1 1 0 0 0 0 1 0 | | |
| Inning Stats | R: 1 H: 3 E: 0 LOB: 2 K: 0 BB: 0 S: 13 P: 19 | R: 0 H: 1 E: 0 LOB: 1 K: 0 BB: 0 S: 7 P: 15 | R: 0 H: 1 E: 0 LOB: 2 K: 1 BB: 0 S: 8 P: 15 | R: 0 H: 1 E: 0 LOB: 1 K: 1 BB: 0 S: 10 P: 14 | R: 0 H: 0 E: 0 LOB: 1 K: 0 BB: 1 S: 7 P: 13 | R: 0 H: 0 E: 0 LOB: 0 K: 2 BB: 0 S: 8 P: 11 | R: 0 H: 0 E: 0 LOB: 0 K: 0 BB: 0 S: 9 P: 15 | R: 0 H: 2 E: 0 LOB: 1 K: 1 BB: 0 S: 8 P: 11 | R: 0 H: 0 E: 0 LOB: 0 K: 2 BB: 0 S: 7 P: 11 | 1B: 7 SF: 0 2B: 1 SAC: 0 3B: 0 DP: 1 HR: 0 HBP: 1 | | WP: 0 PA: 36 PB: 0 SB: 0 CS: 0 |
| PITCHER Andy Pettitte, L ERA: 3.46 Steve Karsay, R ERA: 3.14 (1, 1) (8, 1) | IP WLS BF H R ER SO BB IBB HBP BLK WP HR S P ERA WHIP | | | | | | | | | | | PITCHER IP WLS BF H R ER SO BB IBB HBP BLK WP HR S P ERA WHIP |



| Batter | 1 | 2 | 3 | 4 | 5 | 6 | 7 | 8 | 9 | AB R H RBI BB SO LOB |
|--------|---|---|---|---|---|---|---|---|---|----------------------|
|--------|---|---|---|---|---|---|---|---|---|----------------------|

| | | | | | | | | | | |
|--|--|--|--|--|--|--|--|--|--|---------------|
| Alfonso Soriano, R (1, 4) <small>OBP: 0.333, SLG: 0.562</small> | | | | | | | | | | 3 0 2 0 0 0 0 |
| 2 Derek Jeter, R (1, 6) <small>OBP: 0.375, SLG: 0.421</small> | | | | | | | | | | 4 0 1 0 0 0 3 |
| 25 Jason Giambi, L (1, 10) <small>OBP: 0.429, SLG: 0.575</small> | | | | | | | | | | 4 1 1 2 0 2 2 |
| Bernie Williams, S (1, 8) <small>OBP: 0.422, SLG: 0.503</small> | | | | | | | | | | 3 1 0 0 0 1 2 |
| 20 Jorge Posada, S (1, 2) <small>OBP: 0.375, SLG: 0.489</small> | | | | | | | | | | 4 0 1 1 0 1 2 |
| Robin Ventura, L (1, 5) <small>OBP: 0.375, SLG: 0.480</small> | | | | | | | | | | 3 0 1 0 0 0 1 |
| Raul Mondesi, R (1, 9) <small>OBP: 0.311, SLG: 0.439</small> | | | | | | | | | | 2 0 0 0 1 0 1 |
| Nick Johnson, L (1, 3) <small>OBP: 0.344, SLG: 0.417</small> | | | | | | | | | | 3 0 0 0 0 1 1 |
| Juan Rivera, R (1, 7) <small>OBP: 0.261, SLG: 0.286</small> | | | | | | | | | | 3 1 1 0 0 0 0 |

| Inning Stats | R: 0 | H: 2 | E: 0 | K: 10 | S: 10 | R: 0 | H: 0 | E: 0 | K: 10 | S: 10 | R: 3 | H: 3 | E: 0 | K: 15 | S: 15 | R: 0 | H: 0 | E: 0 | K: 0 | S: 4 | R: 0 | H: 0 | E: 0 | K: 6 | S: 6 | R: 0 | H: 1 | E: 0 | K: 1 | S: 13 | R: 0 | H: 1 | E: 0 | K: 1 | S: 8 | R: 0 | H: 0 | E: 0 | K: 2 | S: 9 | R: 0 | H: 0 | E: 0 | K: 1 | S: 12 | 1B: 5 | 2B: 1 | 3B: 0 | HR: 1 | SF: 0 | SAC: 0 | DP: 1 | HBP: 2 | WP: 1 | PB: 0 | SB: 0 | CS: 1 | PA: 32 |
|--------------|------|------|------|-------|-------|------|------|------|-------|-------|------|------|------|-------|-------|------|------|------|------|------|------|------|------|------|------|------|------|------|------|-------|------|------|------|------|------|------|------|------|------|------|------|------|------|------|-------|-------|-------|-------|-------|-------|--------|-------|--------|-------|-------|-------|-------|--------|
|--------------|------|------|------|-------|-------|------|------|------|-------|-------|------|------|------|-------|-------|------|------|------|------|------|------|------|------|------|------|------|------|------|------|-------|------|------|------|------|------|------|------|------|------|------|------|------|------|------|-------|-------|-------|-------|-------|-------|--------|-------|--------|-------|-------|-------|-------|--------|

| PITCHER | IP | WLS | BF | H | R | ER | SO | BB | IBB | HBP | BLK | WP | HR | S | P | ERA | WHIP |
|------------------------------------|-----|-----|----|---|---|----|----|----|-----|-----|-----|----|----|----|-----|------|-------|
| Derek Lowe, R (1, 1) ERA: 2.38 | 7.0 | L | 29 | 7 | 3 | 3 | 3 | 1 | 0 | 2 | 0 | 1 | 1 | 66 | 100 | 3.86 | 1.143 |
| Alan Embree, L (8, 1) ERA: 2.01 | 1.0 | | 3 | 0 | 0 | 0 | 2 | 0 | 0 | 0 | 0 | 0 | 0 | 9 | 12 | 0.00 | 0.000 |

BOTTOM

Boston Red Sox @ New York Yankees
 Yankee Stadium, Bronx, NY
 Wed Sep 04 2002, 7:05 PM EDT
 Att: 50,006 - Sunny - 84 F

livebaseballscorecards.com

| | |
|------------|-----------|
| AB | 29 |
| R | 3 |
| H | 7 |
| RBI | 3 |
| BB | 1 |
| SO | 5 |
| LOB | 12 |



| Batter | 1 | 2 | 3 | 4 | 5 | 6 | 7 | 8 | 9 | AB R H RBI BB SO LOB | TOP |
|---|---|--|---|---|---|--|---|--|---|--|--|
| Hiram Bocachica, R (1, 8) OBP: 0.264, SLG: 0.407 | 0-0 F7 | | 3-1 F7 | | 0-3 K | | 0-1 F9 | | | 4 0 0 0 0 1 2 | |
| Damion Easley, R (1, 4) OBP: 0.311, SLG: 0.351 | 2-3 K | | 1-2 1B 2B | | 1-2 2B | | | 0-0 G6-3 | | 4 1 2 2 0 1 0 | |
| Bobby Higginson, L (1, 7) OBP: 0.357, SLG: 0.433 | 0-0 G3 | | 2-0 1B | | 0-0 F8 | | | 2-1 G4-3 | | 4 0 1 1 0 0 1 | |
| Randall Simon, L (1, 10) OBP: 0.318, SLG: 0.459 | | 2-0 P3 | 1-2 G6-3 | | | 2-1 F8 | | 1-2 G6-3 | | 4 0 0 0 0 0 1 | |
| Robert Fick, L (1, 9) OBP: 0.328, SLG: 0.442 | | 3-2 1B | | 2-3 K | | 3-2 2B | | 1-2 G1-3 | | 4 0 2 0 0 1 0 | |
| Carlos Pena, L (1, 3) OBP: 0.312, SLG: 0.439 | | 0-0 F9 | | 2-2 G4-3 | | 2-3 K | | 0-3 K2-3 | | 4 0 0 0 0 2 2 | |
| Shane Halter, R (1, 6) OBP: 0.315, SLG: 0.397 | | 0-0 F8 | | 3-2 P4 | | 1-0 G5-3 | | 0-1 G5-3 | | 4 0 0 0 0 0 2 | |
| Chris Truby, R (1, 5) OBP: 0.246, SLG: 0.330 | | | 1-0 2B 2B | | 0-2 2B | | 1-2 F8 | | | 3 2 2 0 0 0 0 | |
| 15 Brandon Inge, R (1, 2) OBP: 0.282, SLG: 0.357 | | | 0-3 K | | 0-3 K | | 0-3 K | | | 3 0 0 0 0 3 2 | |
| Inning Stats | R: 0 E: 0 K: 1 S: 6 H: 0 LOB: 0 BB: 0 P: 8 | R: 0 E: 0 K: 0 S: 7 H: 1 LOB: 1 BB: 0 P: 12 | R: 2 E: 0 K: 1 S: 18 H: 3 LOB: 1 BB: 0 P: 25 | R: 0 E: 0 K: 1 S: 13 H: 0 LOB: 0 BB: 0 P: 20 | R: 1 E: 0 K: 2 S: 13 H: 2 LOB: 1 BB: 0 P: 14 | R: 0 E: 0 K: 1 S: 9 H: 1 LOB: 1 BB: 0 P: 17 | R: 0 E: 0 K: 1 S: 8 H: 0 LOB: 0 BB: 0 P: 9 | R: 0 E: 0 K: 0 S: 7 H: 0 LOB: 0 BB: 0 P: 10 | R: 0 E: 0 K: 1 S: 8 H: 0 LOB: 0 BB: 0 P: 9 | 1B: 2 2B: 5 3B: 0 HR: 0 SF: 0 SAC: 0 DP: 0 HBP: 0 | WP: 0 PB: 0 SB: 0 CS: 0 PA: 34 |
| PITCHER | IP WLS BF H R ER SO BB IBB HBP BLK WP HR S P ERA WHIP | | | | | | | | | | |
| Orlando Hernandez, R (1, 1) ERA: 3.52 | 7.0 W 28 7 3 3 7 0 0 0 0 0 0 74 105 3.86 1.000 | | | | | | | | | | |
| Mike Stanton, L (8, 1) ERA: 2.9 | 1.0 3 0 0 0 0 0 0 0 0 0 0 7 10 0.00 0.000 | | | | | | | | | | |
| Sterling Hitchcock, L (9, 1) ERA: 5.26 | 1.0 3 0 0 0 1 0 0 0 0 0 0 8 9 0.00 0.000 | | | | | | | | | | |

Detroit Tigers @ New York Yankees
 Yankee Stadium, Bronx, NY
 Thu Sep 05 2002, 7:05 PM EDT
 Att. 28,222 - Sunny - 78 F

livebaseballscorecards.com

| | |
|------------|----|
| AB | 34 |
| R | 3 |
| H | 7 |
| RBI | 3 |
| BB | 0 |
| SO | 8 |
| LOB | 10 |



| Batter | 1 | 2 | 3 | 4 | 5 | 6 | 7 | 8 | 9 |
|--|------|------|-----|----|---|--------|---|----|---|
| Alfonso Soriano, R (1, 4) OBP: 0.335, SLG: 0.562 | F7 | | HBP | 1B | | G5-4-3 | | 1B | |
| 2 Derek Jeter, R (1, 6) OBP: 0.376, SLG: 0.421 | F7 | | 1B | | | BB | | F7 | |
| 25 Jason Giambi, L (1, 3) OBP: 0.431, SLG: 0.575 Nick Johnson, L (8, PR) OBP: 0.344, SLG: 0.417 | G6-3 | | 1B | | | K | | BB | |
| Bernie Williams, S (1, 10) OBP: 0.422, SLG: 0.501 57 Drew Henson, R (8, PR) | | BB | 1B | | | F7 | | 1B | |
| 20 Jorge Posada, S (1, 2) OBP: 0.375, SLG: 0.490 | | G4-3 | | | | HR | | F8 | |
| Robin Ventura, L (1, 5) OBP: 0.376, SLG: 0.483 | | | 1B | | | FC4-6 | | K | |
| Raul Mondesi, R (1, 8) OBP: 0.312, SLG: 0.447 | | | | | | F8 | | HR | |
| Rondell White, R (1, 7) OBP: 0.286, SLG: 0.355 | | | | | | G6-3 | | K | |
| Juan Rivera, R (1, 9) OBP: 0.259, SLG: 0.280 | | | | | | | | K | |

| Inning Stats | R: 0 | H: 0 | E: 0 | K: 0 | S: 6 | P: 8 | R: 1 | H: 1 | E: 0 | K: 1 | S: 12 | R: 4 | H: 5 | E: 1 | K: 0 | S: 15 | R: 1 | H: 2 | E: 0 | K: 0 | S: 7 | R: 0 | H: 1 | E: 0 | K: 0 | S: 8 | R: 2 | H: 1 | E: 1 | K: 2 | S: 11 | R: 1 | H: 2 | E: 0 | K: 1 | S: 13 | 1B: 9 | 2B: 3 | 3B: 0 | HR: 1 | SF: 0 | SAC: 1 | DP: 2 | HBP: 1 | WP: 0 | PB: 0 | SB: 2 | CS: 0 |
|--------------|------|------|------|------|------|------|------|------|------|------|-------|------|------|------|------|-------|------|------|------|------|------|------|------|------|------|------|------|------|------|------|-------|------|------|------|------|-------|-------|-------|-------|-------|-------|--------|-------|--------|-------|-------|-------|-------|
|--------------|------|------|------|------|------|------|------|------|------|------|-------|------|------|------|------|-------|------|------|------|------|------|------|------|------|------|------|------|------|------|------|-------|------|------|------|------|-------|-------|-------|-------|-------|-------|--------|-------|--------|-------|-------|-------|-------|


| PITCHER | IP | WLS | BF | H | R | ER | SO | BB | IBB | HBP | BLK | WP | HR | S | P | ERA | WHIP |
|--|-----|-----|----|---|---|----|----|----|-----|-----|-----|----|----|----|----|-------|-------|
| Steve Sparks, R (1, 1) ERA: 5.92 | 2.1 | L | 16 | 6 | 5 | 5 | 1 | 2 | 0 | 1 | 0 | 0 | 0 | 29 | 50 | 19.29 | 3.429 |
| Jeff Farnsworth, R (3, 1) ERA: 5.79 | 3.1 | | 13 | 4 | 1 | 1 | 0 | 1 | 0 | 0 | 0 | 0 | 0 | 24 | 47 | 2.70 | 1.500 |
| Jamie Walker, L (6, 1) ERA: 4.19 | 1.0 | | 4 | 0 | 1 | 1 | 2 | 0 | 0 | 0 | 0 | 0 | 0 | 10 | 15 | 9.00 | 0.000 |
| Jose Paniagua, R (7, 1) ERA: 5.83 | 1.1 | | 8 | 3 | 2 | 1 | 2 | 1 | 0 | 0 | 0 | 0 | 1 | 17 | 32 | 6.75 | 3.000 |

AB R H RBI BB SO LOB

BOTTOM

Detroit Tigers @ New York Yankees
Yankee Stadium, Bronx, NY
 Thu Sep 05 2002, 7:05 PM EDT
 Att. 28,222 - Sunny - 78 F

AB 35
R 9
H 13
RBI 9
BB 4
SO 5
LOB 20



| Batter | 1 | 2 | 3 | 4 | 5 | 6 | 7 | 8 | 9 | AB R H RBI BB SO LOB | TOP | |
|---|---|---|---|---|---|--|---|---|--|--|---|--|
| Hiram Bocachica, R (1, 8) OBP: 0.265, SLG: 0.413 | 0-1 G4-3 2B | | 0-0 SH1-3 | | 2-3 K2-3 | | | 0-3 K | | 3 1 1 0 0 2 1 | | |
| Damion Easley, R (1, 4) OBP: 0.307, SLG: 0.346 | 1-1 G4-3 | | 0-0 L8 | | | 0-1 G1-3 | | 0-0 F7 | | 4 0 0 0 0 0 2 | | |
| Bobby Higginson, L (1, 7) OBP: 0.354, SLG: 0.429 | 1-2 G4-3 | | 0-0 F7 | | | 3-2 L8 | | | 0-1 G4-3 | 4 0 0 1 0 0 1 | | |
| Randall Simon, L (1, 10) OBP: 0.318, SLG: 0.457 | 0-1 F7 | | | 0-1 G5-3 | | 0-0 L3 | | | 1-2 1B | 4 0 1 0 0 0 0 | | |
| Robert Fick, L (1, 9) OBP: 0.329, SLG: 0.441 | | 2-2 1B | | 1-0 L3 HBP | | | 0-1 L9 | | 2-2 F8 | 3 0 1 0 0 0 1 | | |
| Carlos Pena, L (1, 3) OBP: 0.309, SLG: 0.434 | | 0-3 K | | 1-2 L3 | | | 0-3 K | | 0-0 G4-3 | 4 0 0 0 0 2 3 | | |
| Chris Truby, R (1, 5) OBP: 0.246, SLG: 0.333 | | 3-3 K | | | 1-2 G5-3 | | 0-0 2B | | | 3 0 1 0 0 1 1 | | |
| Ramon Santiago, S (1, 6) OBP: 0.305, SLG: 0.370 | | 0-2 P6 | | | 0-0 1B | | 0-0 L6 | | | 3 0 1 0 0 0 2 | | |
| 15 Brandon Inge, R (1, 2) OBP: 0.280, SLG: 0.354 | | | 1-2 E5 L8 SH1-3 | | 2-2 P5 | | | 1-2 G3-1 | | 3 0 0 0 0 0 1 | | |
| Inning Stats | R: 1 H: 1 E: 0 LOB: 0 K: 0 BB: 0 S: 9 P: 11 | R: 0 H: 1 E: 0 LOB: 1 K: 2 BB: 0 S: 17 P: 22 | R: 0 H: 0 E: 1 LOB: 1 K: 0 BB: 0 S: 7 P: 8 | R: 0 H: 0 E: 0 LOB: 0 K: 0 BB: 0 S: 6 P: 8 | R: 0 H: 1 E: 0 LOB: 1 K: 1 BB: 0 S: 12 P: 17 | R: 0 H: 0 E: 0 LOB: 0 K: 0 BB: 0 S: 9 P: 12 | R: 0 H: 1 E: 0 LOB: 1 K: 1 BB: 0 S: 7 P: 7 | R: 0 H: 0 E: 0 LOB: 0 K: 1 BB: 0 S: 7 P: 8 | R: 0 H: 1 E: 0 LOB: 1 K: 0 BB: 0 S: 9 P: 12 | 1B: 3 SF: 0 2B: 3 SAC: 1 3B: 0 DP: 1 HR: 0 HBP: 1 | WP: 0 PA: 33 PB: 0 SB: 1 CS: 0 | |
| PITCHER David Wells, L (1, 1) ERA: 4.0 | IP WLS BF H R ER SO BB IBB HBP BLK WP HR S P ERA WHIP | 9.0 W 33 5 1 1 5 0 0 1 0 0 0 0 83 105 1.00 0.556 | | | | | | | | | | |

Detroit Tigers @ New York Yankees
 Yankee Stadium, Bronx, NY

Fri Sep 06 2002, 7:05 PM EDT
 Att. 41,114 - Cloudy - 76 F

livebaseballscorecards.com

| | |
|-----|----|
| AB | 31 |
| R | 1 |
| H | 5 |
| RBI | 1 |
| BB | 0 |
| SO | 5 |
| LOB | 12 |



| Batter | 1 | 2 | 3 | 4 | 5 | 6 | 7 | 8 | 9 | AB | R | H | RBI | BB | SO | LOB |
|---|----|----|----|---------------|--------------------|----|---|------|---|----|---|---|-----|----|----|-----|
| Alfonso Soriano, R OBP: 0.334, SLG: 0.560 (1, 4) | K | | | F8 | 25 1B 1B | F3 | | | | 4 | 1 | 1 | 0 | 0 | 1 | 0 |
| 2 Derek Jeter, R OBP: 0.375, SLG: 0.420 (1, 6) | K | | | G6-3 | 25 1B 1B | | | G6-3 | | 4 | 1 | 1 | 1 | 0 | 1 | 0 |
| 25 Jason Giambi, L OBP: 0.433, SLG: 0.582 (1, 3) Nick Johnson, L OBP: 0.344, SLG: 0.417 (8, 3) | F2 | | | 20 1B 2B | 20 1B 1B | | | HR | | 4 | 3 | 3 | 2 | 0 | 0 | 0 |
| Bernie Williams, S OBP: 0.423, SLG: 0.501 (1, 10) | | K | | 20 2B 1B | 20 1B E | | | K | | 4 | 1 | 2 | 1 | 0 | 2 | 0 |
| 20 Jorge Posada, S OBP: 0.376, SLG: 0.492 (1, 2) | | P4 | | 1-3 2-H 2B | 1-H 2-H 1B | | | F7 | | 4 | 1 | 2 | 2 | 0 | 0 | 0 |
| Raul Mondesi, R OBP: 0.312, SLG: 0.446 (1, 8) | | P4 | | 0-0 P4 | 1-0 FC6-4 1B | | | G5-3 | | 4 | 0 | 1 | 1 | 0 | 0 | 2 |
| Ron Coomer, R OBP: 0.319, SLG: 0.412 (1, 5) | | | F9 | | FC5-4 1B | | | F8 | | 4 | 0 | 1 | 0 | 0 | 0 | 1 |
| Rondell White, R OBP: 0.286, SLG: 0.353 (1, 7) | | | F7 | | FC6-4 1B | | | G5-3 | | 3 | 1 | 0 | 0 | 0 | 0 | 1 |
| Juan Rivera, R OBP: 0.233, SLG: 0.250 (1, 9) | | | K | | FC6-4 1B | | | G5-3 | | 3 | 0 | 0 | 0 | 0 | 1 | 2 |

| Inning Stats | R: 0 | H: 0 | E: 0 | K: 2 | S: 10 | LOB: 0 | BB: 0 | P: 14 | R: 0 | H: 0 | E: 0 | K: 1 | S: 11 | LOB: 0 | BB: 0 | P: 16 | R: 0 | H: 0 | E: 0 | K: 1 | S: 7 | LOB: 0 | BB: 0 | P: 12 | R: 1 | H: 3 | E: 0 | K: 0 | S: 14 | LOB: 2 | BB: 0 | P: 21 | R: 6 | H: 7 | E: 1 | K: 0 | S: 23 | LOB: 1 | BB: 0 | P: 37 | R: 0 | H: 0 | E: 0 | K: 0 | S: 3 | LOB: 0 | BB: 0 | P: 5 | R: 1 | H: 1 | E: 0 | K: 1 | S: 9 | LOB: 0 | BB: 0 | P: 13 | R: 0 | H: 0 | E: 0 | K: 0 | S: 6 | LOB: 0 | BB: 0 | P: 9 |
|--------------|------|------|------|------|-------|--------|-------|-------|------|------|------|------|-------|--------|-------|-------|------|------|------|------|------|--------|-------|-------|------|------|------|------|-------|--------|-------|-------|------|------|------|------|-------|--------|-------|-------|------|------|------|------|------|--------|-------|------|------|------|------|------|------|--------|-------|-------|------|------|------|------|------|--------|-------|------|
|--------------|------|------|------|------|-------|--------|-------|-------|------|------|------|------|-------|--------|-------|-------|------|------|------|------|------|--------|-------|-------|------|------|------|------|-------|--------|-------|-------|------|------|------|------|-------|--------|-------|-------|------|------|------|------|------|--------|-------|------|------|------|------|------|------|--------|-------|-------|------|------|------|------|------|--------|-------|------|


| PITCHER | IP | WLS | BF | H | R | ER | SO | BB | IBB | HBP | BLK | WP | HR | S | P | ERA | WHIP |
|--|-----|-----|----|---|---|----|----|----|-----|-----|-----|----|----|----|----|-------|-------|
| Mark Redman, L ERA: 3.89 (1, 1) | 4.2 | L | 23 | 9 | 7 | 7 | 4 | 0 | 0 | 0 | 0 | 0 | 0 | 62 | 96 | 13.50 | 1.929 |
| Adam Bernero, R ERA: 6.14 (5, 1) | 2.1 | | 9 | 2 | 1 | 1 | 1 | 0 | 0 | 1 | 0 | 0 | 1 | 15 | 22 | 3.86 | 0.857 |
| Oscar Henriquez, R ERA: 3.81 (8, 1) | 1.0 | | 3 | 0 | 0 | 0 | 0 | 0 | 0 | 0 | 0 | 0 | 0 | 6 | 9 | 0.00 | 0.000 |

BOTTOM

Detroit Tigers @ New York Yankees
 Yankee Stadium, Bronx, NY

Fri Sep 06 2002, 7:05 PM EDT
 Att: 41,114 - Cloudy - 76 F

| | |
|-----|----|
| AB | 34 |
| R | 8 |
| H | 11 |
| RBI | 7 |
| BB | 0 |
| SO | 5 |
| LOB | 6 |



| WP | HR | S | P | ERA | WHIP |
|----|----|---|---|------|-------|
| 0 | 0 | 1 | 0 | 3.81 | 0.857 |

| Batter | 1 | 2 | 3 | 4 | 5 | 6 | 7 | 8 | 9 | AB R H RBI BB SO LOB | TOP | |
|---|--|---|---|--|--|---|---|---|---|--|--|--|
| George Lombard, L (1, 8) OBP: 0.343, SLG: 0.428 Hiram Bocachica, R (8, 8) OBP: 0.265, SLG: 0.413 | 2-3 K | | 1-3 K | | | 0-3 K | | 1-1 1B | | 4 0 1 0 0 3 0 0 0 0 0 0 0 0 | | |
| Damion Easley, R (1, 4) OBP: 0.306, SLG: 0.345 | 1-1 L8 | | | 0-2 G2-3 | | | 1-2 E7 G3-1 1B | 1-1 F8 | | 4 0 1 0 0 0 2 | | |
| Bobby Higginson, L (1, 7) OBP: 0.351, SLG: 0.424 | 3-3 K | | | 1-3 K | | | 3-3 K | | 1-0 G4-3 | 4 0 0 0 0 3 1 | | |
| Randall Simon, L (1, 10) OBP: 0.315, SLG: 0.453 | | 1-2 G5-3 | | 2-1 F8 | | | 0-0 G3-1 | | 1-1 G2-3 | 4 0 0 0 0 0 1 | | |
| Robert Fick, L (1, 9) OBP: 0.329, SLG: 0.439 | | 0-3 K | | | 2-2 F9 | | 1-3 K | | 2-1 1B 1B | 4 0 1 0 0 2 1 | | |
| Eric Munson, L (1, 3) OBP: 0.500, SLG: 1.250 | | 2-2 HR | | | 0-0 G6-3 | | | 0-1 G4-3 | 2-1 1B | 4 1 2 1 0 0 0 | | |
| Chris Truby, R (1, 5) OBP: 0.246, SLG: 0.332 | | 1-3 K | | | 2-1 F9 | | | 1-2 20 1B 1B | 2-2 P4 | 4 1 1 0 0 1 2 | | |
| 20 Omar Infante, R (1, 6) OBP: 0.333, SLG: 0.333 | | | 2-2 G1-3 | | | 1-2 F9 | | 3-1 1B 1B | | 3 0 1 1 0 0 0 | | |
| 15 Brandon Inge, R (1, 2) OBP: 0.277, SLG: 0.350 | | | 2-2 F2 | | | 1-0 F9 | | 2-3 K | | 3 0 0 0 0 1 1 | | |
| Inning Stats | R: 0 E: 0 K: 2 S: 8 H: 0 LOB: 0 BB: 0 P: 14 | R: 1 E: 0 K: 2 S: 12 H: 1 LOB: 0 BB: 0 P: 16 | R: 0 E: 0 K: 1 S: 10 H: 0 LOB: 0 BB: 0 P: 15 | R: 0 E: 0 K: 1 S: 9 H: 0 LOB: 0 BB: 0 P: 12 | R: 0 E: 0 K: 0 S: 6 H: 0 LOB: 0 BB: 0 P: 10 | R: 0 E: 0 K: 1 S: 7 H: 0 LOB: 0 BB: 0 P: 9 | R: 0 E: 1 K: 2 S: 12 H: 1 LOB: 1 BB: 0 P: 17 | R: 1 E: 1 K: 1 S: 15 H: 3 LOB: 2 BB: 0 P: 23 | R: 0 E: 0 K: 0 S: 10 H: 2 LOB: 2 BB: 0 P: 18 | 1B: 6 2B: 0 3B: 0 HR: 1 SF: 0 SAC: 0 DP: 0 HBP: 0 | WP: 0 PB: 0 SB: 0 CS: 0 PA: 34 | |
| PITCHER | IP WLS BF H R ER SO BB IBB HBP BLK WP HR S P ERA WHIP | | | | | | | | | | | |
| 35 Mike Mussina, R (1, 1) ERA: 4.6 | 8.0 L 29 5 2 2 10 0 0 0 0 0 0 1 79 116 2.25 0.625 | | | | | | | | | | | |
| Mike Stanton, L (9, 1) ERA: 2.88 | 0.2 4 2 0 0 0 0 0 0 0 0 0 0 7 13 0.00 3.000 | | | | | | | | | | | |
| Ramiro Mendoza, R (9, 1) ERA: 2.94 | 0.1 1 0 0 0 0 0 0 0 0 0 0 0 3 5 0.00 0.000 | | | | | | | | | | | |

Detroit Tigers @ New York Yankees
 Yankee Stadium, Bronx, NY
 Sat Sep 07 2002, 4:05 PM EDT
 Att. 40,541 - Sunny - 83 F

livebaseballscorecards.com

| | |
|------------|----|
| AB | 34 |
| R | 2 |
| H | 7 |
| RBI | 2 |
| BB | 0 |
| SO | 10 |
| LOB | 8 |



BOTTOM

Detroit Tigers @ New York Yankees
Yankee Stadium, Bronx, NY
Sat Sep 07 2002, 4:05 PM EDT
Att. 40,541 - Sunny - 83 F

livebaseballscorecards.com

AB 33
R 1
H 7
RBI 1
BB 5
SO 7
LOB 24



AB R H RBI BB SO LOB

| | | | | | | |
|---|---|---|---|---|---|---|
| 5 | 0 | 3 | 1 | 0 | 0 | 1 |
| 4 | 0 | 0 | 0 | 1 | 0 | 2 |
| 2 | 0 | 0 | 0 | 2 | 2 | 1 |
| 4 | 0 | 0 | 0 | 0 | 1 | 5 |
| 4 | 0 | 1 | 0 | 0 | 0 | 3 |
| 3 | 0 | 1 | 0 | 1 | 1 | 1 |
| 3 | 1 | 0 | 0 | 1 | 0 | 4 |
| 4 | 0 | 0 | 0 | 0 | 2 | 5 |
| 3 | 0 | 1 | 0 | 0 | 1 | 2 |
| 1 | 0 | 1 | 0 | 0 | 0 | 0 |
| 0 | 0 | 0 | 0 | 0 | 0 | 0 |

| Batter | 1 | 2 | 3 | 4 | 5 | 6 | 7 | 8 | 9 |
|---|------|---|--------------------|------------------|-------------|---|------------|---|------|
| Alfonso Soriano, R OBP: 0.336, SLG: 0.560 (1, 4) | L8 | | 25 WP 2 S 1B | 1-3 2-H 1B | | | 2 CS 1B | | G5-3 |
| 2 Derek Jeter, R OBP: 0.374, SLG: 0.417 (1, 6) | G5-3 | | 25 WP 1-2 BB | | F9 | | G4-3 | | F9 |
| 25 Jason Giambi, L OBP: 0.434, SLG: 0.580 (1, 10) | | | 1-2 2-3 BB | | K | | HBP | | K |
| Bernie Williams, S OBP: 0.420, SLG: 0.497 (1, 8) | L8 | | L6 | | G3-1 | | K | | |
| 20 Jorge Posada, S OBP: 0.375, SLG: 0.490 (1, 2) | | | G4-3 | | E3 1B | | G4-3 | | |
| Robin Ventura, L OBP: 0.377, SLG: 0.482 (1, 5) | | | K | | FC6-4 BB | | P4 | | |
| Raul Mondesi, R OBP: 0.311, SLG: 0.443 (1, 9) | | | L8 | | FC6-4 1B | | L7 | | BB |
| Nick Johnson, L OBP: 0.340, SLG: 0.412 (1, 3) | | | K | | P5 | | K | | F7 |
| Juan Rivera, R OBP: 0.242, SLG: 0.258 (9, PH) | | | K | | 1B | | G4-3 | | |
| John Vander Wal, L OBP: 0.338, SLG: 0.456 (9, PR) | | | | | 1B | | | | |
| Enrique Wilson, S OBP: 0.253, SLG: 0.318 (9, PR) | | | | | 1B | | | | 2B |

| Inning Stats | R: 0 | H: 0 | E: 0 | K: 0 | S: 9 | H: 1 | LOB: 1 | BB: 1 | P: 18 | R: 0 | H: 1 | E: 1 | K: 2 | S: 9 | R: 0 | H: 1 | E: 0 | K: 1 | S: 12 | R: 1 | H: 2 | E: 0 | K: 0 | S: 13 | R: 0 | H: 0 | E: 0 | K: 1 | S: 7 | R: 0 | H: 1 | E: 1 | K: 1 | S: 10 | R: 0 | H: 1 | E: 0 | K: 1 | S: 10 | R: 0 | H: 0 | E: 0 | K: 0 | S: 6 | R: 0 | H: 0 | E: 0 | K: 0 | S: 6 | R: 0 | H: 1 | E: 0 | K: 1 | S: 11 | 1B: 6 | SF: 0 | 2B: 1 | 3B: 0 | HR: 0 | WP: 1 | PB: 0 | SB: 1 | CS: 1 | PA: 39 |
|--------------|------|------|------|------|------|------|--------|-------|-------|------|------|------|------|------|------|------|------|------|-------|------|------|------|------|-------|------|------|------|------|------|------|------|------|------|-------|------|------|------|------|-------|------|------|------|------|------|------|------|------|------|------|------|------|------|------|-------|-------|-------|-------|-------|-------|-------|-------|-------|-------|--------|
|--------------|------|------|------|------|------|------|--------|-------|-------|------|------|------|------|------|------|------|------|------|-------|------|------|------|------|-------|------|------|------|------|------|------|------|------|------|-------|------|------|------|------|-------|------|------|------|------|------|------|------|------|------|------|------|------|------|------|-------|-------|-------|-------|-------|-------|-------|-------|-------|-------|--------|

| PITCHER | IP | WLS | BF | H | R | ER | SO | BB | IBB | HBP | BLK | WP | HR | S | P | ERA | WHIP |
|---|-----|-----|----|---|---|----|----|----|-----|-----|-----|----|----|----|----|------|-------|
| Brian Powell, R ERA: 4.82 (1, 1) | 5.1 | | 25 | 5 | 1 | 1 | 4 | 4 | 0 | 0 | 0 | 1 | 0 | 55 | 96 | 1.69 | 1.688 |
| Jamie Walker, L ERA: 4.15 (6, 1) | 0.1 | | 1 | 0 | 0 | 0 | 1 | 0 | 0 | 0 | 0 | 0 | 0 | 3 | 4 | 0.00 | 0.000 |
| Franklyn German, R ERA: (6, 1) | 1.1 | W | 5 | 1 | 0 | 0 | 1 | 0 | 0 | 1 | 0 | 0 | 0 | 12 | 16 | 0.00 | 0.750 |
| Oscar Henriquez, R ERA: 3.67 (8, 1) | 1.0 | H | 4 | 0 | 0 | 0 | 0 | 1 | 0 | 0 | 0 | 0 | 0 | 6 | 15 | 0.00 | 1.000 |
| Juan Acevedo, R ERA: 2.84 (9, 1) | 1.0 | S | 4 | 1 | 0 | 0 | 1 | 0 | 0 | 0 | 0 | 0 | 0 | 11 | 18 | 0.00 | 1.000 |


| Batter | 1 | 2 | 3 | 4 | 5 | 6 | 7 | 8 | 9 | AB | R | H | RBI | BB | SO | LOB |
|---|----------|-----------|--------------|----------|--------------|----------|--------------|-----------|-------|----|---|---|-----|----|----|-----|
| Alfonso Soriano, R (1, 4) OBP: 0.335, SLG: 0.557 | 0-1 P4 | | 0-0 F9 | | 0-0 G5-3 | | 0-0 SH1-3 | | | 3 | 0 | 0 | 0 | 0 | 0 | 1 |
| 2 Derek Jeter, R (1, 6) OBP: 0.373, SLG: 0.421 | 3-1 F8 | | 0-2 F8 | | 0-0 HR | | 0-0 G6-3 | | | 4 | 1 | 1 | 1 | 0 | 0 | 2 |
| 25 Jason Giambi, L (1, 3) OBP: 0.434, SLG: 0.584 | 4-2 BB | | 1-2 HR | | 3-2 F9 | | 3-3 K | | | 3 | 1 | 1 | 2 | 1 | 1 | 1 |
| Bernie Williams, S (1, 8) OBP: 0.420, SLG: 0.499 | 1-0 G4-3 | | 3-2 2B | | 3-2 FC6-4 1B | | 3-1 F9 | | | 4 | 0 | 2 | 0 | 0 | 0 | 1 |
| 20 Jorge Posada, S (1, 2) OBP: 0.376, SLG: 0.491 | | 2-1 F9 2B | 1-1 F7 | | 0-1 FC6-4 | | 4-2 F9 HR BB | | | 3 | 1 | 1 | 0 | 1 | 0 | 2 |
| Raul Mondesi, R (1, 9) OBP: 0.311, SLG: 0.440 | | 2-2 F9 2B | | 2-1 F5 | | 0-1 G4-3 | | 4-2 HR BB | | 3 | 1 | 0 | 0 | 1 | 0 | 1 |
| Ron Coomer, R (1, 5) OBP: 0.312, SLG: 0.403 | | 0-3 K | | 3-2 G6-3 | | 0-1 F7 | | 2-2 F9 | | 3 | 0 | 0 | 0 | 0 | 1 | 1 |
| Robin Ventura, L (8, PH) OBP: 0.376, SLG: 0.481 | | | | | | | | 1-2 2-3 | | 1 | 0 | 0 | 0 | 0 | 0 | 2 |
| Rondell White, R (1, 10) OBP: 0.288, SLG: 0.361 | | 0-1 F8 | | 1-2 1B | | 2-3 K | | 3-1 HR | | 4 | 1 | 2 | 3 | 0 | 1 | 1 |
| Juan Rivera, R (1, 7) OBP: 0.243, SLG: 0.286 | | | 2-1 E6 25 HR | | 1-0 F8 | | 0-0 SH1-3 2B | | 2-3 K | 4 | 1 | 1 | 0 | 0 | 1 | 1 |

| Inning Stats | R: 0 | H: 0 | E: 0 | K: 0 | S: 9 | H: 1 | LOB: 1 | BB: 1 | P: 17 | R: 0 | H: 1 | E: 0 | K: 1 | S: 10 | H: 2 | LOB: 1 | BB: 0 | P: 14 | R: 2 | H: 2 | E: 1 | K: 0 | S: 14 | H: 2 | LOB: 1 | BB: 0 | P: 21 | R: 0 | H: 1 | E: 0 | K: 0 | S: 9 | H: 0 | LOB: 0 | BB: 0 | P: 10 | R: 1 | H: 2 | E: 0 | K: 1 | S: 10 | H: 0 | LOB: 0 | BB: 0 | P: 9 | R: 0 | H: 1 | E: 0 | K: 1 | S: 6 | H: 1 | LOB: 1 | BB: 0 | P: 9 | R: 3 | H: 1 | E: 1 | K: 1 | S: 16 | H: 1 | LOB: 0 | BB: 2 | P: 34 |
|--------------|-------|-------|-------|-------|--------|-------|--------|-------|--------|------|------|------|------|-------|------|--------|-------|-------|------|------|------|------|-------|------|--------|-------|-------|------|------|------|------|------|------|--------|-------|-------|------|------|------|------|-------|------|--------|-------|------|------|------|------|------|------|------|--------|-------|------|------|------|------|------|-------|------|--------|-------|-------|
| 1B: 2 | 2B: 3 | 3B: 0 | HR: 3 | SF: 0 | SAC: 1 | DP: 0 | HBP: 0 | WP: 0 | PA: 36 | | | | | | | | | | | | | | | | | | | | | | | | | | | | | | | | | | | | | | | | | | | | | | | | | | | | | | |

| PITCHER | IP | WLS | BF | H | R | ER | SO | BB | IBB | HBP | BLK | WP | HR | S | P | ERA | WHIP |
|--|-----|-----|----|---|---|----|----|----|-----|-----|-----|----|----|----|------|-------|-------|
| 50 Andy Van Hekken, L (1, 1) ERA: 0.6 | 6.0 | | 26 | 6 | 3 | 1 | 2 | 1 | 0 | 0 | 0 | 0 | 2 | 60 | 94 | 1.50 | 1.167 |
| Franklyn German, R (7, 1) ERA: | 0.2 | | 3 | 1 | 0 | 0 | 0 | 0 | 0 | 0 | 0 | 0 | 3 | 3 | 0.00 | 1.500 | |
| Jamie Walker, L (7, 1) ERA: 4.12 | 0.1 | | 1 | 0 | 0 | 0 | 1 | 0 | 0 | 0 | 0 | 0 | 3 | 6 | 0.00 | 0.000 | |
| Oscar Henriquez, R (8, 1) ERA: 4.5 | 1.0 | L | 6 | 1 | 3 | 3 | 1 | 2 | 0 | 0 | 0 | 0 | 1 | 16 | 34 | 27.00 | 3.000 |

DETROIT TIGERS @ NEW YORK YANKEES
Yankee Stadium, Bronx, NY
 Sun Sep 08 2002, 1:05 PM EDT
 Att: 39,302 - Sunny - 78 F

| | |
|-----|----|
| AB | 32 |
| R | 6 |
| H | 8 |
| RBI | 6 |
| BB | 3 |
| SO | 4 |
| LOB | 13 |



| Batter | 1 | 2 | 3 | 4 | 5 | 6 | 7 | 8 | 9 | AB R H RBI BB SO LOB | TOP | | | | | | | | | | | |
|--|---|----------------------------------|-------------------------------|----------------------------------|-------------------------------|----------------------------------|------------------------------|----------------------------------|-------------------------------|----------------------------------|---|----------------------------------|------------------------------|----------------------------------|-------------------------------|----------------------------------|------------------------------|----------------------------------|----------------------------------|------------------------------------|----------------------------------|--------|
| 6 Melvin Mora, R OBP: 0.346, SLG: 0.417 (1, 8) | 1-2 F7 | | 3-2 F8 | | 3-2 SAFE G1 | | | 1-1 E3 | | 4 0 0 0 0 0 2 | <p>Baltimore Orioles @ New York Yankees Yankee Stadium, Bronx, NY</p> <p>Tue Sep 10 2002, 1:05 PM EDT Att: 8,875 - Cloudy - 84 F</p> | | | | | | | | | | | |
| Jerry Hairston, R OBP: 0.335, SLG: 0.389 (1, 4) | 2-2 G3 | | 1-3 K | | | 3-2 P4 | | 1-1 G5-4-3 | | 4 0 0 0 0 1 2 | | | | | | | | | | | | |
| Jeff Conine, R OBP: 0.308, SLG: 0.446 (1, 3) | 1-2 G3 | | | 3-2 P5 | | 0-0 F8 | | | 1-1 F9 | 4 0 0 0 0 0 0 | | | | | | | | | | | | |
| Tony Batista, R OBP: 0.324, SLG: 0.488 (1, 10) | | 1-0 G1-3 | | 0-1 21 G4-3 1B | | 3-1 F8 | | | 2-0 HR | 4 1 2 1 0 0 0 | | | | | | | | | | | | |
| 21 Marty Cordova, R OBP: 0.333, SLG: 0.454 (1, 7) | | 1-0 E HBP | | 0-0 G4-3 1-2f | | | 2-2 CS 1B | | 2-1 2B | 3 0 2 0 0 0 1 | | | | | | | | | | | | |
| Jose Leon, R OBP: 0.270, SLG: 0.352 (1, 5) | | 0-1 FC4 | | | 2-2 G4-3 | | 0-3 K | | 2-3 K | 3 0 0 0 0 1 2 1 0 0 0 0 1 1 | | | | | | | | | | | | |
| Luis Lopez, S OBP: 0.205, SLG: 0.247 (9, PH) | | 1-2 FC4 | | | | | | | | | | | | | | | | | | | | |
| Mike Bordick, R OBP: 0.307, SLG: 0.371 (1, 6) | | 2-2 F7 | | | 0-0 G4-3 | | 3-1 F8 1-2 | | 2-0 F9 | 3 0 0 0 0 0 3 1 0 0 0 0 0 1 | | | | | | | | | | | | |
| Chris Richard, L OBP: 0.308, SLG: 0.432 (9, PH) | | | | | | | | | | | | | | | | | | | | | | |
| Geronimo Gil, R OBP: 0.279, SLG: 0.369 (1, 2) | | 1-2 L5 | | | 1-2 1B 2B | | | 2-3 K | | 3 1 1 0 0 1 2 | | | | | | | | | | | | |
| Luis Matos, R OBP: 0.200, SLG: 0.300 (1, 9) | | | 2-1 G3 | | 0-0 6 E 6 S 1B | | | 2-2 CS 2B | | 3 0 2 1 0 0 0 | | | | | | | | | | | | |
| Inning Stats | R: 0 E: 0 K: 0 S: 9 | H: 0 LOB: 0 BB: 0 P: 13 | R: 0 E: 1 K: 0 S: 10 | H: 0 LOB: 2 BB: 0 P: 15 | R: 0 E: 0 K: 1 S: 11 | H: 0 LOB: 0 BB: 0 P: 17 | R: 0 E: 0 K: 0 S: 8 | H: 1 LOB: 0 BB: 0 P: 11 | R: 1 E: 0 K: 0 S: 11 | H: 2 LOB: 1 BB: 0 P: 17 | R: 0 E: 0 K: 1 S: 8 | H: 0 LOB: 0 BB: 0 P: 14 | R: 0 E: 0 K: 1 S: 9 | H: 1 LOB: 0 BB: 0 P: 14 | R: 0 E: 1 K: 1 S: 13 | H: 1 LOB: 1 BB: 0 P: 19 | R: 1 E: 0 K: 1 S: 9 | H: 2 LOB: 1 BB: 0 P: 18 | 1B: 3 2B: 3 3B: 0 HR: 1 | SF: 0 SAC: 0 DP: 2 HBP: 1 | WP: 0 PB: 0 SB: 1 CS: 1 | PA: 34 |
| PITCHER | IP WLS BF H R ER SO BB IBB HBP BLK WP HR S P ERA WHIP | | | | | | | | | | | | | | | | | | | | | |
| Andy Pettitte, L ERA: 3.32 (1, 1) | 7.1 W 27 5 1 1 3 0 0 1 0 0 0 0 75 114 1.23 0.682 | | | | | | | | | | | | | | | | | | | | | |
| Ramiro Mendoza, R ERA: 3.0 (8, 1) | 1.1 H 6 2 1 1 1 0 0 0 0 0 0 1 12 21 6.75 1.500 | | | | | | | | | | | | | | | | | | | | | |
| Mike Stanton, L ERA: 2.93 (9, 1) | 0.1 S 1 0 0 0 0 0 0 0 0 0 0 0 1 3 0.00 0.000 | | | | | | | | | | | | | | | | | | | | | |

livebaseballscores.com

| | |
|------------|----|
| AB | 33 |
| R | 2 |
| H | 7 |
| RBI | 2 |
| BB | 0 |
| SO | 4 |
| LOB | 14 |



| Batter | 1 | 2 | 3 | 4 | 5 | 6 | 7 | 8 | 9 | AB R H RBI BB SO LOB | TOP | | | | | | | | | | | |
|---|---|---|------------------------------|---------------------------------|-------------------------------|----------------------------------|------------------------------|----------------------------------|------------------------------|----------------------------------|-------------------------------|----------------------------------|------------------------------|----------------------------------|-------------------------------|----------------------------------|-------------------------------|----------------------------------|----------------------------------|------------------------------------|----------------------------------|--------|
| Chris Singleton, L (1, 8) OBP: 0.293, SLG: 0.399 | 0-0 1B | | 1-3 K | | 1-1 G4-3 | | | 1-2 L8 | | 4 0 1 0 0 1 1 | | | | | | | | | | | | |
| 6 Melvin Mora, R (1, 6) OBP: 0.343, SLG: 0.413 | 1-3 K | | 2-2 F8 | | | 2-2 G1-3 | | | 0-2 G6-3 | 4 0 0 0 0 1 1 | | | | | | | | | | | | |
| Jeff Conine, R (1, 10) OBP: 0.308, SLG: 0.444 | 2-2 P5 | | 3-2 G5-3 | | | 0-1 L4 | | | 0-2 1B | 4 0 1 0 0 0 1 | | | | | | | | | | | | |
| Tony Batista, R (1, 5) OBP: 0.322, SLG: 0.484 | 1-1 F9 | | | 0-1 G5-3 | | 3-1 G6-3 | | | 1-3 K | 4 0 0 0 0 1 2 | | | | | | | | | | | | |
| 31 Jay Gibbons, L (1, 9) OBP: 0.309, SLG: 0.461 | | 0-0 2B 1B | | 1-1 G3-1 | | | 0-0 F9 | | 1-2 G3 | 4 1 1 0 0 0 1 | | | | | | | | | | | | |
| 21 Marty Cordova, R (1, 7) OBP: 0.331, SLG: 0.451 | | 2-0 F9 | | 2-3 K | | | 3-3 K | | | 3 0 0 0 0 2 1 | | | | | | | | | | | | |
| Chris Richard, L (1, 3) OBP: 0.308, SLG: 0.438 | | 0-1 1-H 2B | | | 0-1 G4-3 | | 0-1 G4-3 | | | 3 0 1 1 0 0 0 | | | | | | | | | | | | |
| Luis Lopez, S (1, 4) OBP: 0.198, SLG: 0.239 | | 0-0 F7 | | | 0-3 K | | | 3-2 L9 | | 3 0 0 0 0 1 1 | | | | | | | | | | | | |
| Brook Fordyce, R (1, 2) OBP: 0.289, SLG: 0.295 | | 0-1 G6-3 | | | 1-0 1B | | | 2-0 G4-3 | | 3 0 1 0 0 0 1 | | | | | | | | | | | | |
| Inning Stats | R: 0 E: 0 K: 1 S: 10 | H: 1 LOB: 1 BB: 0 P: 14 | R: 1 E: 0 K: 0 S: 7 | H: 2 LOB: 1 BB: 0 P: 9 | R: 0 E: 0 K: 1 S: 12 | H: 0 LOB: 0 BB: 0 P: 18 | R: 0 E: 0 K: 1 S: 7 | H: 0 LOB: 0 BB: 0 P: 10 | R: 0 E: 0 K: 1 S: 8 | H: 1 LOB: 1 BB: 0 P: 10 | R: 0 E: 0 K: 0 S: 10 | H: 0 LOB: 0 BB: 0 P: 15 | R: 0 E: 0 K: 1 S: 7 | H: 0 LOB: 0 BB: 0 P: 10 | R: 0 E: 0 K: 0 S: 10 | H: 0 LOB: 0 BB: 0 P: 16 | R: 0 E: 0 K: 1 S: 13 | H: 1 LOB: 1 BB: 0 P: 15 | 1B: 4 2B: 1 3B: 0 HR: 0 | SF: 0 SAC: 0 DP: 0 HBP: 0 | WP: 0 PB: 0 SB: 0 CS: 0 | PA: 32 |
| PITCHER Jeff Weaver, R (1, 1) ERA: 3.73 Steve Karsay, R (9, 1) ERA: 3.07 | IP: 8.0 WLS: W BF: 28 H: 4 R: 1 ER: 1 SO: 5 BB: 0 IBB: 0 HBP: 0 BLK: 0 WP: 0 HR: 0 S: 71 P: 102 ERA: 1.12 WHIP: 0.500 | IP: 1.0 WLS: S BF: 4 H: 1 R: 0 ER: 0 SO: 1 BB: 0 IBB: 0 HBP: 0 BLK: 0 WP: 0 HR: 0 S: 13 P: 15 ERA: 0.00 WHIP: 1.000 | | | | | | | | | | | | | | | | | | | | |

Baltimore Orioles @ New York Yankees
 Yankee Stadium, Bronx, NY
 Tue Sep 10 2002, 7:05 PM EDT
 Att. 31,270 - Cloudy - 80 F

| | |
|-----|----|
| AB | 32 |
| R | 1 |
| H | 5 |
| RBI | 1 |
| BB | 0 |
| SO | 6 |
| LOB | 9 |



| Batter | 1 | 2 | 3 | 4 | 5 | 6 | 7 | 8 | 9 |
|---|----------------|----------------|-----------------------------|----------------|------------------|------------------|-------------------------|------------------|---|
| Enrique Wilson, S OBP: 0.242, SLG: 0.304 (1, 4) F X | 0-2 F9 ① | | 2-3 K ② 2-3 3-H | | 1-2 G3 ③ | | 2-2 F8 ③ | | |
| Alex Arias, R (1, 6) C X | 0-1 F9 ② | | 0-1 G6-3 ③ | | | 1-2 F3 ① | | 0-0 G3 ① | |
| Rondell White, R OBP: 0.285, SLG: 0.358 (1, 7) C S S | 1-3 K ③ | | | 1-3 K ① | | 2-1 P4 ② | | 0-0 F8 ② | |
| Raul Mondesi, R OBP: 0.315, SLG: 0.450 (1, 8) X T U S F | | 0-2 F7 ① | | 0-1 HR ② | | 2-1 G4-3 ③ | | 1-0 G6-3 ③ | |
| Nick Johnson, L OBP: 0.339, SLG: 0.413 (1, 3) X | | 0-0 G3 ② | | 1-2 G3 ② | | | 0-1 G6-3 1B 2B | | |
| Ron Coomer, R OBP: 0.306, SLG: 0.394 (1, 5) X S T U B F | | 1-2 P5 ③ | | 0-0 L9 ③ | | | 1-1 G6-3 ① 2-3 | | |
| John Vander Wal, L OBP: 0.342, SLG: 0.456 (1, 10) B X | | | 1-0 2B PB 1B | | 0-3 K ① | | 4-1 1B BB | | |
| Juan Rivera, R OBP: 0.279, SLG: 0.350 (1, 9) F F X | | | 0-2 PB 2B | | 0-1 G5-3 ② | | 0-0 1B | | |
| Chris Widger, R OBP: 0.351, SLG: 0.418 (1, 2) S B S S | | | 1-3 K ① | | 2-2 2B | | 0-2 F5 ② | | |

| AB | R | H | RBI | BB | SO | LOB |
|----|---|---|-----|----|----|-----|
| 4 | 0 | 0 | 0 | 0 | 1 | 4 |
| 4 | 0 | 0 | 0 | 0 | 0 | 1 |
| 4 | 0 | 0 | 0 | 0 | 2 | 0 |
| 4 | 1 | 1 | 1 | 0 | 0 | 0 |
| 3 | 1 | 1 | 0 | 0 | 0 | 0 |
| 3 | 0 | 0 | 0 | 0 | 0 | 1 |
| 2 | 1 | 1 | 0 | 1 | 1 | 0 |
| 3 | 0 | 2 | 1 | 0 | 0 | 0 |
| 3 | 0 | 1 | 0 | 0 | 1 | 4 |

BOTTOM

Baltimore Orioles @ New York Yankees
 Yankee Stadium, Bronx, NY
 Tue Sep 10 2002, 7:05 PM EDT
 Att. 31,270 - Cloudy - 80 F

livebaseballscorecards.com

| | |
|------------|-----------|
| AB | 30 |
| R | 3 |
| H | 6 |
| RBI | 2 |
| BB | 1 |
| SO | 5 |
| LOB | 10 |



| Inning Stats | R: 0 | H: 0 | E: 0 | LOB: 0 | K: 1 | BB: 0 | S: 8 | P: 9 |
|--------------|------|------|------|--------|------|-------|-------|-------|
| | R: 0 | H: 0 | E: 0 | LOB: 0 | K: 0 | BB: 0 | S: 8 | P: 9 |
| | R: 1 | H: 2 | E: 0 | LOB: 1 | K: 2 | BB: 0 | S: 14 | P: 18 |
| | R: 1 | H: 1 | E: 0 | LOB: 0 | K: 1 | BB: 0 | S: 9 | P: 11 |
| | R: 0 | H: 1 | E: 0 | LOB: 1 | K: 1 | BB: 0 | S: 11 | P: 14 |
| | R: 0 | H: 0 | E: 0 | LOB: 0 | K: 0 | BB: 0 | S: 8 | P: 13 |
| | R: 1 | H: 2 | E: 0 | LOB: 2 | K: 0 | BB: 1 | S: 14 | P: 21 |
| | R: 0 | H: 0 | E: 0 | LOB: 0 | K: 0 | BB: 0 | S: 3 | P: 4 |

| PITCHER | IP | WLS | BF | H | R | ER | SO | BB | IBB | HBP | BLK | WP | HR | S | P | ERA | WHIP |
|---|-----|-----|----|---|---|----|----|----|-----|-----|-----|----|----|----|----|------|-------|
| Sidney Ponson, R ERA: 4.04 (1, 1) | 8.0 | L | 31 | 6 | 3 | 2 | 5 | 1 | 0 | 0 | 0 | 0 | 1 | 75 | 99 | 2.25 | 0.875 |

| PITCHER | IP | WLS | BF | H | R | ER | SO | BB | IBB | HBP | BLK | WP | HR | S | P | ERA | WHIP |
|---------|----|-----|----|---|---|----|----|----|-----|-----|-----|----|----|---|---|-----|------|
| | | | | | | | | | | | | | | | | | |

| | |
|-------|--------|
| WP: 0 | PA: 31 |
| PB: 1 | SB: 0 |
| CS: 0 | |

| Batter | 1 | | 2 | | 3 | | 4 | | 5 | | 6 | | 7 | | 8 | | 9 | | 10 | | 11 | | AB | R | H | RBI | BB | SO | LOB | TOP | |
|--|------------------------------|----------------------------------|------------------------------|----------------------------------|------------------------------|----------------------------------|-------------------------------|----------------------------------|------------------------------|---------------------------------|-------------------------------|----------------------------------|-------------------------------|----------------------------------|-------------------------------|----------------------------------|------------------------------|----------------------------------|------------------------------|----------------------------------|------------------------------|----------------------------------|----------------------------------|------------------------------------|----------------------------------|--------|----|----|-----|-----|--|
| Chris Singleton, L OBP: 0.294, SLG: 0.400 (1, 8) | 2-2 HBP | | | | 1-1 F7 | | | | | | 0-1 1B 31 HR 2B | | 2-3 K | | | | | | 0-1 F8 | | | | 4 | 1 | 1 | 0 | 0 | 1 | 1 | | |
| Jerry Hairston, R OBP: 0.333, SLG: 0.386 (1, 4) | 0-1 B2 | | | | 0-2 P6 | | | | | | 1-2 31 HR 1B | | 0-0 F7 | | | | | | 2-1 G5-3 | | | | 5 | 1 | 1 | 1 | 0 | 0 | 2 | | |
| Chris Richard, L OBP: 0.307, SLG: 0.427 Luis Matos, R OBP: 0.182, SLG: 0.273 (1, 3) (8, PR) (8, 9) | 1-3 K | | | | | | | | 0-0 F7 | | 3-2 L9 | | | | 4-2 BB | | | | 1-3 K | | | | 3 | 0 | 0 | 0 | 1 | 1 | 3 | | |
| Tony Batista, R OBP: 0.319, SLG: 0.480 (1, 5) | 3-0 L7 | | | | | | | | 1-1 P6 | | 2-0 P6 | | | | 2-0 P5 | | | | | | 1-1 G6-3 | | 5 | | 0 | 0 | 0 | 0 | 0 | 4 | |
| 31 Jay Gibbons, L OBP: 0.308, SLG: 0.465 (1, 9) (8, 3) | | | 2-1 P1 | | | | | | 1-2 G6-3 | | 1-2 HR | | | | 2-3 K | | | | | | 0-3 K | | 5 | | 1 | 1 | 3 | 0 | 2 | 1 | |
| Jeff Conine, R OBP: 0.309, SLG: 0.449 (1, 10) | | | 2-1 P4 | | | | | | 0-0 P4 | | 2-2 3B | | | | 0-0 P4 | | | | | | 0-1 6S 1B | | 5 | | 0 | 2 | 0 | 0 | 0 | 1 | |
| Larry Bigbie, L OBP: 0.250, SLG: 0.267 6 Melvin Mora, R OBP: 0.344, SLG: 0.412 (1, 7) (9, PH) (9, 7) | | | 1-1 1B | | | | | | 0-0 G1-3 | | 1-3 K | | | | | | 0-1 F8 | | | | 4-0 IBB | | 3 | | 0 | 1 | 0 | 0 | 1 | 1 | |
| Geronimo Gil, R OBP: 0.278, SLG: 0.366 (1, 2) | | | 1-3 K | | | | | | 0-2 G4-3 | | | | | | 1-2 1B | | | | 0-0 G4-3 | | 1-2 G6-3 | | 5 | | 0 | 1 | 0 | 0 | 1 | 3 | |
| Mike Bordick, R OBP: 0.306, SLG: 0.370 (1, 6) | | | | | 2-3 K | | | | | | 1-2 2B 1B 1B | | 1-0 P5 | | | | 2-3 K | | | | | | 4 | | 1 | 1 | 0 | 0 | 2 | 1 | |
| Inning Stats | R: 0 E: 0 K: 1 S: 8 | H: 0 LOB: 1 BB: 0 P: 14 | R: 0 E: 0 K: 1 S: 9 | H: 1 LOB: 1 BB: 0 P: 15 | R: 0 E: 0 K: 1 S: 9 | H: 0 LOB: 0 BB: 0 P: 12 | R: 0 E: 0 K: 0 S: 12 | H: 0 LOB: 0 BB: 0 P: 14 | R: 0 E: 0 K: 0 S: 5 | H: 0 LOB: 0 BB: 0 P: 5 | R: 4 E: 0 K: 1 S: 22 | H: 5 LOB: 1 BB: 0 P: 33 | R: 0 E: 0 K: 1 S: 11 | H: 1 LOB: 1 BB: 0 P: 15 | R: 0 E: 0 K: 1 S: 11 | H: 0 LOB: 1 BB: 1 P: 19 | R: 0 E: 0 K: 1 S: 9 | H: 0 LOB: 0 BB: 0 P: 11 | R: 0 E: 0 K: 1 S: 7 | H: 0 LOB: 0 BB: 0 P: 10 | R: 0 E: 0 K: 1 S: 8 | H: 1 LOB: 2 BB: 1 P: 13 | 1B: 5 2B: 1 3B: 1 HR: 1 | SF: 0 SAC: 0 DP: 0 HBP: 1 | WP: 0 PB: 0 SB: 4 CS: 0 | PA: 44 | | | | | |
| PITCHER | IP | WLS | BF | H | R | ER | SO | BB | IBB | HBP | BLK | WP | HR | S | P | ERA | WHIP | | | | | | | | | | | | | | |
| Orlando Hernandez, R ERA: 3.6 (1, 1) | 7.1 | | 31 | 7 | 4 | 4 | 5 | 1 | 0 | 1 | 0 | 0 | 1 | 82 | 120 | 4.91 | 1.091 | | | | | | | | | | | | | | |
| Mike Stanton, L ERA: 2.91 (8, 1) | 0.2 | | 2 | 0 | 0 | 0 | 1 | 0 | 0 | 0 | 0 | 0 | 0 | 5 | 7 | 0.00 | 0.000 | | | | | | | | | | | | | | |
| Ramiro Mendoza, R ERA: 2.93 (9, 1) | 2.0 | | 6 | 0 | 0 | 0 | 2 | 0 | 0 | 0 | 0 | 0 | 0 | 16 | 21 | 0.00 | 0.000 | | | | | | | | | | | | | | |
| Steve Karsay, R ERA: 3.04 (11, 1) | 1.0 | W | 5 | 1 | 0 | 0 | 1 | 0 | 1 | 0 | 0 | 0 | 0 | 8 | 13 | 0.00 | 1.000 | | | | | | | | | | | | | | |

Baltimore Orioles @ New York Yankees
 Yankee Stadium, Bronx, NY
 Wed Sep 11 2002, 7:05 PM EDT
 Att: 35,183 - Sunny - 70 F

| | |
|-----|----|
| AB | 41 |
| R | 4 |
| H | 8 |
| RBI | 4 |
| BB | 2 |
| SO | 9 |
| LOB | 17 |



| Batter | 1 | 2 | 3 | 4 | 5 | 6 | 7 | 8 | 9 | 10 | 11 | AB R H RBI BB SO LOB |
|--|-------------|-------------|-----------------|-----------|------------------------|-------------|----------|--------------------|----------|-----------|-----------------------|---|
| Alfonso Soriano, R OBP: 0.333, SLG: 0.556 (1, 4) | 1-3 K | | 1-0 HR | | 3-2 25 1B HBP | | 3-3 K | | | 0-2 F8 | | 4 1 1 3 0 2 0 |
| 2 Derek Jeter, R OBP: 0.373, SLG: 0.419 (1, 6) | 2-1 G1-3 | | 1-0 F8 | | 2-0 F9 | | | 1-3 K | | 4-1 BB | | 4 0 0 0 1 1 1 |
| 25 Jason Giambi, L OBP: 0.435, SLG: 0.581 Enrique Wilson, S OBP: 0.242, SLG: 0.304 Ron Coomer, R OBP: 0.303, SLG: 0.391 (1, 3) (8, PR) (9, 3) | 1-1 P5 | | 0-1 F5 | | 0-1 1B | | | 0-2 FC6-4 1B | | 2-2 F7 | | 4 0 2 0 0 0 0 0 0 0 0 0 0 0 1 0 0 0 0 0 1 |
| Bernie Williams, S OBP: 0.418, SLG: 0.493 (1, 8) | | 3-3 K | 1-1 G3 | | 1-0 F7 | | | 3-0 FC6-4 | | | 3-3 K | 5 0 0 0 0 2 3 |
| 20 Jorge Posada, S OBP: 0.375, SLG: 0.486 (1, 2) | | 0-3 K2-3 | | 4-1 BB | | 1-3 K | | 0-0 G4-3 | | | 4-1 WP 1B BB | 3 1 0 0 2 2 1 |
| Robin Ventura, L OBP: 0.372, SLG: 0.481 Alex Arias, R John Vander Wal, L OBP: 0.341, SLG: 0.454 (1, 5) (10, 5) (11, PH) | | 2-1 HR | | 1-3 K | | 1-2 G4-3 | | | 2-3 K | | 1-3 K | 4 1 1 1 0 2 1 0 0 0 0 0 0 0 1 0 0 0 0 1 1 |
| Raul Mondesi, R OBP: 0.314, SLG: 0.446 (1, 9) | | 2-1 G5-3 | | 0-3 K | | 2-0 G5-3 | | | 1-3 K | | 4-0 1B WP BB | 4 0 0 0 1 2 1 |
| Nick Johnson, L OBP: 0.340, SLG: 0.412 (1, 10) | | | 0-1 1B HR | | 2-3 K | | | 0-1 G1-3 | | | 2-1 1B | 5 1 2 1 0 2 1 |
| Juan Rivera, R OBP: 0.277, SLG: 0.341 (1, 7) | | | 0-1 1B HR | | 1-0 F7 | | | 2-2 G1-3 | | 0-0 F7 | | 4 1 1 0 0 0 0 |

BOTTOM

Baltimore Orioles @ New York Yankees
Yankee Stadium, Bronx, NY
Wed Sep 11 2002, 7:05 PM EDT
Att. 35,183 - Sunny - 70 F

livebaseballscores.com

| | |
|-----|----|
| AB | 39 |
| R | 5 |
| H | 7 |
| RBI | 5 |
| BB | 4 |
| SO | 14 |
| LOB | 10 |



| Inning Stats | R: 0 | H: 0 | E: 0 | K: 1 | S: 8 | P: 12 | R: 1 | H: 1 | E: 0 | K: 2 | S: 10 | P: 17 | R: 3 | H: 3 | E: 0 | K: 0 | S: 10 | R: 0 | H: 0 | E: 0 | K: 3 | S: 11 | P: 18 | R: 0 | H: 1 | E: 0 | K: 0 | S: 9 | P: 15 | R: 0 | H: 0 | E: 0 | K: 1 | S: 8 | P: 12 | R: 0 | H: 0 | E: 0 | K: 1 | S: 9 | P: 14 | R: 0 | H: 1 | E: 0 | K: 1 | S: 8 | P: 12 | R: 0 | H: 0 | E: 0 | K: 3 | S: 9 | P: 13 | R: 0 | H: 0 | E: 0 | K: 0 | S: 9 | P: 15 | R: 1 | H: 1 | E: 0 | K: 2 | S: 10 | P: 24 | 1B: 5 | SF: 0 | 2B: 0 | SAC: 0 | 3B: 0 | DP: 0 | HR: 2 | HBP: 1 | WP: 1 | PA: 44 |
|---|------|------|------|------|------|-------|------|------|------|------|-------|-------|------|------|------|------|-------|------|------|------|------|-------|-------|------|------|------|------|------|-------|------|------|------|------|------|-------|------|------|------|------|------|-------|------|------|------|------|------|-------|------|------|------|------|------|-------|------|------|------|------|------|-------|------|------|------|------|-------|-------|-------|-------|-------|--------|-------|-------|-------|--------|-------|--------|
| PITCHER | IP | WLS | BF | H | R | ER | SO | BB | IBB | HBP | BLK | WP | HR | S | P | ERA | WHIP | | | | | | | | | | | | | | | | | | | | | | | | | | | | | | | | | | | | | | | | | | | | | | | | | | | | | | | | | | |
| John Stephens, R ERA: 6.0 (1, 1) | 7.0 | | 28 | 5 | 4 | 4 | 8 | 1 | 0 | 1 | 0 | 0 | 2 | 65 | 101 | 5.14 | 0.857 | | | | | | | | | | | | | | | | | | | | | | | | | | | | | | | | | | | | | | | | | | | | | | | | | | | | | | | | | | |
| Buddy Groom, L ERA: 1.57 (8, 1) | 2.0 | | 7 | 1 | 0 | 0 | 4 | 0 | 0 | 0 | 0 | 0 | 0 | 17 | 25 | 0.00 | 0.500 | | | | | | | | | | | | | | | | | | | | | | | | | | | | | | | | | | | | | | | | | | | | | | | | | | | | | | | | | | |
| Rick Bauer, R ERA: 4.42 (10, 1) | 1.1 | L | 6 | 0 | 1 | 1 | 1 | 2 | 0 | 0 | 0 | 0 | 0 | 14 | 27 | 6.75 | 1.500 | | | | | | | | | | | | | | | | | | | | | | | | | | | | | | | | | | | | | | | | | | | | | | | | | | | | | | | | | | |
| B.J. Ryan, L ERA: 4.8 (11, 1) | 0.1 | | 3 | 1 | 0 | 0 | 1 | 1 | 0 | 0 | 0 | 1 | 0 | 5 | 12 | 0.00 | 6.000 | | | | | | | | | | | | | | | | | | | | | | | | | | | | | | | | | | | | | | | | | | | | | | | | | | | | | | | | | | |

| Batter | 1 | 2 | 3 | 4 | 5 | 6 | 7 | 8 | 9 | AB R H RBI BB SO LOB | TOP | | | | | | | | | |
|---|---|----------------------------------|------------------------------|----------------------------------|-------------------------------|----------------------------------|------------------------------|---------------------------------|-------------------------------|----------------------------------|---|----------------------------------|-------------------------------|----------------------------------|-------------------------------|----------------------------------|----------------------------------|------------------------------------|----------------------------------|--------|
| 6 Melvin Mora, R OBP: 0.343, SLG: 0.417 | 2-3 K | | 1-0 HR | | 1-3 K | | | 0-3 K | | 4 1 1 1 0 3 1 | <p>Baltimore Orioles @ New York Yankees Yankee Stadium, Bronx, NY</p> <p>Thu Sep 12 2002, 7:05 PM EDT Att. 33,263 - Sunny - 72 F</p> | | | | | | | | | |
| Jerry Hairston, R OBP: 0.330, SLG: 0.382 | 0-0 P6 | | 0-2 P5 | | | 1-2 G6-3 | | 0-0 F7 | | 4 0 0 0 0 0 0 | | | | | | | | | | |
| Jeff Conine, R OBP: 0.313, SLG: 0.462 | 1-2 HR | | 1-1 F9 | | | 1-0 21 WP 1B | | 2-1 2B | | 4 1 3 1 0 0 0 | | | | | | | | | | |
| Tony Batista, R OBP: 0.317, SLG: 0.476 | 0-3 K | | | 0-1 F7 | | 1-2 P6 | | 2-1 F9 | | 4 0 0 0 0 1 2 | | | | | | | | | | |
| 21 Marty Cordova, R OBP: 0.330, SLG: 0.449 | | 0-0 G5-4-3 1B | | 0-0 L8 | | 3-2 F9 | | 0-3 K | | 4 0 1 0 0 1 1 | | | | | | | | | | |
| Jose Leon, R OBP: 0.269, SLG: 0.387 | | 0-2 F8 | | 1-2 P4 | | 2-3 K | | 2-1 HR | | 4 1 1 1 0 1 1 | | | | | | | | | | |
| Mike Bordick, R OBP: 0.306, SLG: 0.368 | | 0-0 G5-4-3 | | | 2-1 F9 | | 0-2 G6-3 | | 0-1 1B | 4 0 1 0 0 0 1 | | | | | | | | | | |
| Geronimo Gil, R OBP: 0.281, SLG: 0.368 | | 2-2 F8 | | | 2-0 1B | | 3-2 1B | | 1-3 K | 4 0 2 0 0 1 2 | | | | | | | | | | |
| Luis Matos, R OBP: 0.133, SLG: 0.200 | | | 2-3 K | | 1-2 P5 | | 1-1 F7 | | 1-1 G5-3 | 4 0 0 0 0 1 3 | | | | | | | | | | |
| Inning Stats | R: 1 E: 0 K: 2 S: 12 | H: 1 LOB: 0 BB: 0 P: 15 | R: 0 E: 0 K: 0 S: 9 | H: 1 LOB: 1 BB: 0 P: 11 | R: 1 E: 0 K: 1 S: 10 | H: 1 LOB: 0 BB: 0 P: 14 | R: 0 E: 0 K: 0 S: 6 | H: 0 LOB: 0 BB: 0 P: 7 | R: 0 E: 0 K: 1 S: 10 | H: 1 LOB: 1 BB: 0 P: 16 | R: 0 E: 0 K: 1 S: 13 | H: 1 LOB: 1 BB: 0 P: 19 | R: 0 E: 0 K: 1 S: 10 | H: 1 LOB: 1 BB: 0 P: 14 | R: 1 E: 0 K: 2 S: 13 | H: 2 LOB: 1 BB: 0 P: 17 | 1B: 5 2B: 1 3B: 0 HR: 3 | SF: 0 SAC: 0 DP: 0 HBP: 0 | WP: 1 PB: 0 SB: 1 CS: 0 | PA: 36 |
| PITCHER | IP WLS BF H R ER SO BB IBB HBP BLK WP HR S P ERA WHIP | | | | | | | | | | | | | | | | | | | |
| David Wells, L ERA: 3.93 | (1, 1) 8.0 W 31 7 2 2 6 0 0 0 0 1 2 80 112 2.25 0.875 | | | | | | | | | | | | | | | | | | | |
| Sterling Hitchcock, L ERA: 5.35 | (9, 1) 1.0 5 2 1 1 2 0 0 0 0 0 1 13 17 9.00 2.000 | | | | | | | | | | | | | | | | | | | |

| | |
|-----|----|
| AB | 36 |
| R | 3 |
| H | 9 |
| RBI | 3 |
| BB | 0 |
| SO | 8 |
| LOB | 11 |



| Batter | 1 | 2 | 3 | 4 | 5 | 6 | 7 | 8 | 9 | AB | R | H | RBI | BB | SO | LOB |
|---|---------------------------------|-------------|-----------------------|------------------|-----------------------|---|-------------------------------------|---|---|----|---|---|-----|----|----|-----|
| Alfonso Soriano, R OBP: 0.331, SLG: 0.553 (1, 4) | 1-3 K | 1-1 G6-3 | | | 2-3 K | | 2-1 G5-3 | | | 4 | 0 | 0 | 0 | 0 | 2 | 1 |
| 2 Derek Jeter, R OBP: 0.372, SLG: 0.418 (1, 6) | 0-2 G3 25 HBP 2B 1B | 0-0 G6-3 | | | 2-2 G1-3 | | 0-0 G4-3 | | | 4 | 1 | 1 | 0 | 0 | 0 | 1 |
| 25 Jason Giambi, L OBP: 0.435, SLG: 0.580 John Vander Wal, L (5, PH) OBP: 0.338, SLG: 0.450 (1, 10) | 3-2 G3 2B HBP | 2-3 K | | | 2-2 F8 | | 3-1 F8 | | | 1 | 1 | 0 | 0 | 0 | 1 | 0 |
| Bernie Williams, S OBP: 0.418, SLG: 0.493 (1, 8) | 0-2 G3 | | 1-1 G6-4-3 1B | | 0-2 G6-4-3 1B | | 0-0 F7 | | | 4 | 0 | 2 | 0 | 0 | 0 | 2 |
| Robin Ventura, L OBP: 0.371, SLG: 0.478 (1, 5) | 4-0 2B HR IBB | | 1-0 F7 | | 2-3 K | | 1-0 G4-3 | | | 3 | 1 | 0 | 0 | 1 | 1 | 2 |
| Rondell White, R OBP: 0.285, SLG: 0.359 (1, 7) | 0-0 HR 2B | | 2-0 G6-4-3 1-2f | | 0-2 G6-4-3 1-2f | | 1-1 F7 | | | 4 | 1 | 1 | 2 | 0 | 0 | 2 |
| Nick Johnson, L OBP: 0.343, SLG: 0.424 (1, 3) | 0-2 HR | | | 3-3 K | | | 0-1 1B E 1B | | | 3 | 2 | 2 | 3 | 0 | 1 | 0 |
| Juan Rivera, R OBP: 0.320, SLG: 0.383 (1, 9) | 0-2 FC5-4 1B | | | 0-0 CS 1B | | | 0-1 E 1-2 WP 1B | | | 3 | 1 | 3 | 0 | 0 | 0 | 0 |
| Chris Widger, R OBP: 0.350, SLG: 0.414 (1, 2) | 0-1 FC5-4 1-2f | | | 3-3 SAFE K | | | 2-2 E7 WP 1-3 2-H 1B | | | 3 | 0 | 1 | 0 | 0 | 1 | 2 |

| Inning Stats | R: 5 | H: 4 | R: 0 | H: 0 | R: 0 | H: 1 | R: 0 | H: 0 | R: 0 | H: 1 | R: 2 | H: 3 | R: 0 | H: 0 |
|--------------|-------|--------|------|--------|------|--------|-------|--------|-------|--------|-------|--------|------|--------|
| | E: 0 | LOB: 1 | E: 0 | LOB: 0 | E: 0 | LOB: 0 | E: 0 | LOB: 0 | E: 0 | LOB: 0 | E: 1 | LOB: 1 | E: 0 | LOB: 0 |
| | K: 1 | BB: 1 | K: 1 | BB: 0 | K: 0 | BB: 0 | K: 2 | BB: 0 | K: 1 | BB: 0 | K: 0 | BB: 0 | K: 0 | BB: 0 |
| | S: 21 | P: 29 | S: 6 | P: 9 | S: 4 | P: 8 | S: 10 | P: 16 | S: 10 | P: 16 | S: 12 | P: 19 | S: 4 | P: 6 |

| PITCHER | IP | WLS | BF | H | R | ER | SO | BB | IBB | HBP | BLK | WP | HR | S | P | ERA | WHIP |
|---|-----|-----|----|----|---|----|----|----|-----|-----|-----|----|----|----|----|------|-------|
| Sean Douglass, R ERA: 5.95 (1, 1) | 6.0 | L | 27 | 10 | 7 | 6 | 6 | 0 | 0 | 1 | 0 | 0 | 1 | 67 | 98 | 9.00 | 1.667 |
| Travis Driskill, R ERA: 4.91 (7, 1) | 2.0 | | 6 | 0 | 0 | 0 | 0 | 0 | 0 | 0 | 0 | 1 | 0 | 9 | 16 | 0.00 | 0.000 |

BOTTOM

Baltimore Orioles @ New York Yankees
 Yankee Stadium, Bronx, NY
 Thu Sep 12 2002, 7:05 PM EDT
 Att: 33,263 - Sunny - 72 F

livebaseballscores.com

| | |
|-----|----|
| AB | 31 |
| R | 7 |
| H | 10 |
| RBI | 5 |
| BB | 1 |
| SO | 6 |
| LOB | 11 |



| WP | HR | S | P | ERA | WHIP |
|----|----|---|---|------|-------|
| 1 | 0 | 1 | 2 | 0.00 | 0.000 |

| 1B | 2B | 3B | HR | SF | SAC | DP | HBP | WP | HR | S | P | ERA | WHIP |
|----|----|----|----|----|-----|----|-----|----|----|---|---|------|-------|
| 8 | 1 | 0 | 1 | 0 | 0 | 2 | 1 | 1 | 0 | 1 | 2 | 0.00 | 0.000 |

| Batter | 1 | 2 | 3 | 4 | 5 | 6 | 7 | 8 | 9 | AB R H RBI BB SO LOB | TOP | | | | | | | | | | | |
|--|---|----------------------------------|------------------------------|----------------------------------|------------------------------|----------------------------------|-------------------------------|----------------------------------|------------------------------|----------------------------------|---|----------------------------------|------------------------------|----------------------------------|-------------------------------|----------------------------------|-------------------------------|----------------------------------|-----------------------------------|------------------------------------|----------------------------------|--------|
| D'Angelo Jimenez, S OBP: 0.321, SLG: 0.335 (1, 4) | 4-2 1B S BB | | 4-2 BB | | 2-3 K | | | 1-0 P4 | 0-0 1B 1B 1B | 3 2 1 2 2 1 0 | | | | | | | | | | | | |
| Jose Valentin, S OBP: 0.316, SLG: 0.487 (1, 6) | 2-3 K | | 3-1 P6 | | 3-3 K | | | 2-2 FC5-4 1B | 1-2 1B 1B 1B | 5 1 2 0 0 2 2 | | | | | | | | | | | | |
| Frank Thomas, R OBP: 0.355, SLG: 0.459 (1, 10) | 3-3 K | | | 0-0 14 HBP E 2B | 1-0 P4 | | | 2-2 FC5-4 14 1B 1B | 1-1 14 BB 1B 1B | 5 3 2 0 0 1 2 | | | | | | | | | | | | |
| Magglio Ordonez, R OBP: 0.381, SLG: 0.579 (1, 9) | 3-2 1B | | | 4-2 14 HBP E BB | | 4-1 14 F7-4 BB | | 1-0 14 1B 1B | 0-1 14 BB 1B | 3 3 3 3 2 0 0 0 0 0 0 0 0 0 | | | | | | | | | | | | |
| Willie Harris, L OBP: 0.273, SLG: 0.293 (9, 8) | | | | | | | | 1-2 14 1B 1B | 1-2 2-H 3-H 1B | | | | | | | | | | | | | |
| 14 Paul Konerko, R OBP: 0.368, SLG: 0.513 (1, 3) | | 1-1 G4-3 | | 1-0 E 1-2 2-3 HBP | 0-2 F7-4 1-2 | | | 3-2 1-H 2-H 1B | 4-2 24 1B 1B 2B BB | 3 1 1 2 1 0 1 | | | | | | | | | | | | |
| Carlos Lee, R OBP: 0.355, SLG: 0.476 (1, 7) | | 2-1 F8 | | 2-1 P4 | 1-1 P6 | | | 0-2 G3-1 | 0-1 24 2B 1B | 4 0 0 0 0 0 4 1 1 1 2 0 0 0 | | | | | | | | | | | | |
| Joe Borchard, S OBP: 0.286, SLG: 0.550 (8, 7) | | | | | | | | | 1-2 2-H 3-H 1B | | | | | | | | | | | | | |
| Aaron Rowand, R OBP: 0.285, SLG: 0.395 (1, 8) | | 1-2 G6-3 | | 1-1 FC4 1-3 2-H 3-H | 1-1 F8 | | | 1-1 F8 | E5 24 1B 1B | 5 1 0 0 0 0 3 | AB 39 R 13 H 13 RBI 11 BB 5 SO 6 LOB 20 | | | | | | | | | | | |
| 24 Joe Crede, R OBP: 0.295, SLG: 0.483 (1, 5) | | | 1-0 CS 1B | 2-0 G1-3 | 1-2 L3 | | | 1-2 L3 | P3 | 5 1 3 2 0 0 2 | | | | | | | | | | | | |
| Josh Paul, R OBP: 0.308, SLG: 0.284 (1, 2) | | | 2-3 K | 2-2 G5-3 | 3-2 F9 | | | 3-2 F9 | G4-3 1B 2B | 5 0 0 0 0 2 6 | | | | | | | | | | | | |
| Inning Stats | R: 1 E: 0 K: 2 S: 13 | H: 1 LOB: 1 BB: 1 P: 25 | R: 0 E: 0 K: 0 S: 7 | H: 0 LOB: 0 BB: 0 P: 11 | R: 0 E: 0 K: 1 S: 8 | H: 1 LOB: 1 BB: 1 P: 18 | R: 2 E: 1 K: 0 S: 11 | H: 1 LOB: 2 BB: 1 P: 23 | R: 0 E: 0 K: 2 S: 8 | H: 0 LOB: 0 BB: 0 P: 14 | R: 0 E: 0 K: 0 S: 6 | H: 0 LOB: 0 BB: 1 P: 11 | R: 0 E: 0 K: 0 S: 9 | H: 0 LOB: 0 BB: 0 P: 14 | R: 2 E: 0 K: 0 S: 15 | H: 3 LOB: 1 BB: 0 P: 24 | R: 8 E: 1 K: 1 S: 27 | H: 7 LOB: 1 BB: 1 P: 39 | 1B: 11 2B: 3 3B: 0 HR: 0 | SF: 0 SAC: 0 DP: 1 HBP: 1 | WP: 0 PB: 0 SB: 1 CS: 1 | PA: 45 |
| PITCHER | IP WLS BF H R ER SO BB IBB HBP BLK WP HR S P ERA WHIP | | | | | | | | | | | | | | | | | | | | | |
| 35 Mike Mussina, R ERA: 4.48 (1, 1) | 7.0 L 27 3 3 1 5 4 0 1 0 0 0 0 62 116 1.29 1.000 | | | | | | | | | | | | | | | | | | | | | |
| Ramiro Mendoza, R ERA: 3.3 (8, 1) | 1.1 10 5 5 4 0 0 0 0 0 0 0 0 25 35 27.00 3.750 | | | | | | | | | | | | | | | | | | | | | |
| Brandon Knight, R ERA: 11.42 (9, 1) | 0.2 8 5 5 5 1 1 0 0 0 0 0 0 17 28 67.50 9.000 | | | | | | | | | | | | | | | | | | | | | |

Chicago White Sox @ New York Yankees
 Yankee Stadium, Bronx, NY
 Fri Sep 13 2002, 7:05 PM EDT
 Att. 45,935 - Cloudy - 81 F

livebaseballscorecards.com



| Batter | 1 | 2 | 3 | 4 | 5 | 6 | 7 | 8 | 9 | AB R H RBI BB SO LOB |
|---|--------|----------|----------|----------|------------|--------|----------|--------|-------|----------------------|
| Alfonso Soriano, R (1, 4) OBP: 0.329, SLG: 0.549 | 2-2 L5 | | 0-1 E6 | | 3-2 L7 | | | 2-3 K | | 4 1 0 0 0 1 1 |
| 2 Derek Jeter, R (1, 6) OBP: 0.371, SLG: 0.418 | 2-3 K | | 0-0 E8 | | 0-0 G6-4-3 | | | 1-3 K | | 4 1 1 1 0 2 1 |
| Bernie Williams, S (1, 8) OBP: 0.419, SLG: 0.495 | 1-0 2B | | 0-0 G4-3 | | | 2-2 1B | | 3-3 K | | 4 0 2 1 0 1 0 |
| Robin Ventura, L (1, 5) OBP: 0.371, SLG: 0.476 | 4-2 BB | | 1-3 K | | | 1-3 K | | 4-0 BB | | 2 0 0 0 0 1 2 1 |
| Enrique Wilson, S (9, PH) OBP: 0.250, SLG: 0.304 | | | | | | | | | | 0 0 0 0 0 1 0 0 |
| 20 Jorge Posada, S (1, 2) OBP: 0.373, SLG: 0.483 | 2-3 K | | 0-2 G3 | | | 1-2 P3 | | 2-3 K | | 3 0 0 0 0 0 1 3 |
| Alberto Castillo, R (9, PH) OBP: 0.158, SLG: 0.216 | | | | | | | | | | 1 0 0 0 0 0 1 1 |
| Raul Mondesi, R (1, 9) OBP: 0.312, SLG: 0.444 | | 1-3 K | | 1-3 K | | 1-3 K | | 2-3 K | | 3 0 0 0 0 0 3 1 |
| Alex Arias, R (9, PH) | | | | | | | | | | 1 0 0 0 0 0 1 1 |
| John Vander Wal, L (1, 10) OBP: 0.335, SLG: 0.445 | | 0-0 G3-1 | | 0-1 G6-3 | | | 1-1 F8 | | 1-3 K | 2 0 0 0 0 0 0 0 |
| Ron Coomer, R (7, PH) OBP: 0.299, SLG: 0.386 | | | | | | | | | | 2 0 0 0 0 0 1 1 |
| Nick Johnson, L (1, 3) OBP: 0.343, SLG: 0.421 | | 4-2 BB | | 0-2 G3 | | | 1-2 G4-3 | | | 2 0 0 0 0 1 0 0 |
| Juan Rivera, R (1, 7) OBP: 0.321, SLG: 0.367 | | 2-2 P4 | | | 4-0 BB | | 0-0 G5-3 | | | 2 0 0 0 0 1 0 1 |

| Inning Stats | R: 0 | H: 1 | E: 0 | K: 2 | S: 13 | H: 1 | LOB: 2 | BB: 1 | P: 24 | R: 0 | H: 0 | E: 0 | K: 1 | S: 11 | H: 1 | LOB: 0 | BB: 0 | P: 18 | R: 2 | H: 1 | E: 2 | K: 1 | S: 11 | R: 0 | H: 0 | E: 0 | K: 0 | S: 5 | H: 1 | LOB: 1 | BB: 0 | P: 22 | R: 0 | H: 0 | E: 0 | K: 0 | S: 7 | H: 0 | LOB: 0 | BB: 0 | P: 9 | R: 0 | H: 0 | E: 0 | K: 3 | S: 9 | H: 0 | LOB: 0 | BB: 0 | P: 15 | R: 0 | H: 0 | E: 0 | K: 3 | S: 11 | H: 0 | LOB: 1 | BB: 1 | P: 20 | 1B: 1 | SF: 0 | 2B: 2 | SAC: 0 | 3B: 0 | DP: 1 | HR: 0 | HBP: 0 |
|--------------|------|------|------|------|-------|------|--------|-------|-------|------|------|------|------|-------|------|--------|-------|-------|------|------|------|------|-------|------|------|------|------|------|------|--------|-------|-------|------|------|------|------|------|------|--------|-------|------|------|------|------|------|------|------|--------|-------|-------|------|------|------|------|-------|------|--------|-------|-------|-------|-------|-------|--------|-------|-------|-------|--------|
|--------------|------|------|------|------|-------|------|--------|-------|-------|------|------|------|------|-------|------|--------|-------|-------|------|------|------|------|-------|------|------|------|------|------|------|--------|-------|-------|------|------|------|------|------|------|--------|-------|------|------|------|------|------|------|------|--------|-------|-------|------|------|------|------|-------|------|--------|-------|-------|-------|-------|-------|--------|-------|-------|-------|--------|

| PITCHER | IP | WLS | BF | H | R | ER | SO | BB | IBB | HBP | BLK | WP | HR | S | P | ERA | WHIP |
|--------------------------------------|-----|-----|----|---|---|----|----|----|-----|-----|-----|----|----|----|----|------|-------|
| Rocky Biddle, R (1, 1) ERA: 4.32 | 5.0 | W | 21 | 3 | 2 | 0 | 5 | 3 | 0 | 0 | 0 | 0 | 0 | 54 | 83 | 0.00 | 1.200 |
| Mike Porzio, L (6, 1) ERA: 3.99 | 1.0 | H | 3 | 0 | 0 | 0 | 2 | 0 | 0 | 0 | 0 | 0 | 0 | 14 | 17 | 0.00 | 0.000 |
| Antonio Osuna, R (7, 1) ERA: 4.12 | 3.0 | S | 10 | 0 | 0 | 0 | 6 | 1 | 0 | 0 | 0 | 0 | 0 | 27 | 44 | 0.00 | 0.333 |


BOTTOM


Chicago White Sox @ New York Yankees
 Yankee Stadium, Bronx, NY

Fri Sep 13 2002, 7:05 PM EDT
 Att: 45,935 - Cloudy - 81 F

livebaseballscorecards.com

| | |
|-----|----|
| AB | 30 |
| R | 2 |
| H | 3 |
| RBI | 2 |
| BB | 4 |
| SO | 13 |
| LOB | 11 |



| Batter | 1 | 2 | 3 | 4 | 5 | 6 | 7 | 8 | 9 | AB R H RBI BB SO LOB | TOP | | |
|---|--|--|---|---|---|--|---|---|---|--|---|---------|---|
| D'Angelo Jimenez, S OBP: 0.320, SLG: 0.332 (1, 4) | 3-2 G3 | | 4-0 BB | 0-0 G4-3 | | 1-0 F7 | | 0-3 K | | 4 0 0 0 1 1 3 | | | |
| Jose Valentin, S OBP: 0.315, SLG: 0.486 (1, 6) | 2-3 K | | 0-3 K | | 0-2 P4 | 2-1 2B | | 1-3 K | | 5 0 1 0 0 3 3 | | | |
| Carlos Lee, R OBP: 0.355, SLG: 0.477 (1, 10) | 0-0 P5 | | | 4-2 1B 14 SF9 BB | 2-2 F7 | 1-1 G6-3 | | | 0-0 F8 2B | 4 1 1 0 1 0 1 | | | |
| Magglio Ordonez, R OBP: 0.381, SLG: 0.577 (1, 9) | | 3-2 G4-3 | | 3-2 E 2B 1B | 1-0 14 2B HR HBP | | 2-2 G5-3 | | 0-0 F8 | 4 2 1 0 0 0 1 | | | |
| 14 Paul Konerko, R OBP: 0.367, SLG: 0.513 Aaron Rowand, R OBP: 0.285, SLG: 0.395 (1, 3) (9, 7) | 2-3 K | | 0-0 SF9 | | 0-0 HR 2B | | 0-0 G6-3 | | 1-1 F2 | 4 1 1 1 0 1 1 0 0 0 0 0 0 0 | | | |
| Jeff Liefer, L OBP: 0.280, SLG: 0.343 (1, 7) (9, 3) | 0-0 G4-3 | | 1-0 3-H FC3 2B 1B | | 1-1 HR | | 1-3 K | | 2-0 G4-3 | 5 2 1 3 0 1 2 | | | |
| 24 Joe Crede, R OBP: 0.300, SLG: 0.503 (1, 5) | | | 1-1 L4 | | 1-3 K | | | 0-0 2B 1B | | 4 2 2 1 0 1 2 | AB 38 R 8 H 11 RBI 8 BB 2 SO 9 LOB 15 | | |
| Mark Johnson, L OBP: 0.300, SLG: 0.292 (1, 2) | | 2-2 BB 1B | | 0-2 1B 2B | | 2-3 K | | 0-0 G3-1 1-H 2B | | 4 0 3 2 0 1 0 | | | |
| Willie Harris, L OBP: 0.272, SLG: 0.292 (1, 8) | | | 1-3 K | | 2-2 1B | | 1-0 G6-3 | | 2-1 G3-1 | 4 0 1 1 0 1 2 |  | | |
| Inning Stats | R: 0 E: 0 K: 1 S: 8 H: 0 LOB: 0 BB: 0 P: 13 | R: 0 E: 0 K: 1 S: 7 H: 0 LOB: 0 BB: 0 P: 12 | R: 0 E: 0 K: 2 S: 11 H: 1 LOB: 2 BB: 1 P: 19 | R: 3 E: 1 K: 1 S: 20 H: 3 LOB: 2 BB: 1 P: 31 | R: 4 E: 0 K: 1 S: 14 H: 3 LOB: 0 BB: 0 P: 20 | R: 0 E: 0 K: 0 S: 6 H: 1 LOB: 1 BB: 0 P: 11 | R: 0 E: 0 K: 1 S: 10 H: 0 LOB: 0 BB: 0 P: 13 | R: 1 E: 0 K: 2 S: 10 H: 2 LOB: 1 BB: 0 P: 13 | R: 0 E: 0 K: 0 S: 5 H: 1 LOB: 1 BB: 0 P: 8 | 1B: 4 2B: 5 3B: 0 HR: 2 SF: 1 SAC: 0 DP: 0 HBP: 1 | WP: 0 PB: 0 SB: 0 CS: 0 PA: 42 | | |
| PITCHER | IP WLS BF H R ER SO BB IBB HBP BLK WP HR S P ERA WHIP | | | | | | | | | | | PITCHER | IP WLS BF H R ER SO BB IBB HBP BLK WP HR S P ERA WHIP |
| Roger Clemens, R ERA: 4.42 (1, 1) | 5.0 L 26 7 7 5 6 2 0 1 0 0 0 2 60 95 9.00 1.800 | | | | | | | | | | | | |
| Mike Thurman, R ERA: 5.18 (6, 1) | 4.0 16 4 1 1 3 0 0 0 0 0 0 0 31 45 2.25 1.000 | | | | | | | | | | | | |

Chicago White Sox @ New York Yankees
 Yankee Stadium, Bronx, NY
 Sat Sep 14 2002, 1:15 PM EDT
 Att. 44,795 - Sunny - 78 F

AB 38
 R 8
 H 11
 RBI 8
 BB 2
 SO 9
 LOB 15



| Batter | 1 | 2 | 3 | 4 | 5 | 6 | 7 | 8 | 9 | AB | R | H | RBI | BB | SO | LOB |
|--|--------|--------|----------|---|--------|---------------|---|--------|-----------|----|---|---|-----|----|----|-----|
| Alfonso Soriano, R (1, 4) OBP: 0.329, SLG: 0.552 | 0-0 F9 | | 2-3 K | | | 1-0 HR | | 1-2 F3 | | 4 | 1 | 1 | 1 | 0 | 1 | 2 |
| 2 Derek Jeter, R (1, 6) OBP: 0.372, SLG: 0.419 | 3-1 F8 | | 1-3 K | | | 2-1 25 1B | | 2-2 1B | | 4 | 0 | 2 | 0 | 0 | 1 | 2 |
| 25 Jason Giambi, L (1, 10) OBP: 0.434, SLG: 0.578 | 2-3 K | | | | 1-1 P4 | 2-2 G6-4-3 1B | | 3-3 K | | 4 | 0 | 1 | 0 | 0 | 2 | 1 |
| Bernie Williams, S (1, 8) OBP: 0.416, SLG: 0.491 | | 0-3 K | | | 1-0 F5 | 1-1 G6-4-3 1B | | | 3-2 G6-3 | 4 | 0 | 0 | 0 | 0 | 1 | 2 |
| 20 Jorge Posada, S (1, 2) OBP: 0.370, SLG: 0.479 | | 3-2 P6 | | | 1-0 F7 | | | | 3-3 K | 4 | 0 | 0 | 0 | 0 | 1 | 0 |
| Robin Ventura, L (1, 5) OBP: 0.371, SLG: 0.473 57 Drew Henson, R (9, PH) | | 3-2 F7 | | | 1-0 P4 | | | | 1-3 K | 2 | 0 | 0 | 0 | 1 | 0 | 0 |
| Raul Mondesi, R (1, 9) OBP: 0.313, SLG: 0.443 | | | 2-1 E 1B | | 0-0 F7 | | | | 4-1 WP BB | 1 | 0 | 0 | 0 | 0 | 1 | 0 |
| Nick Johnson, L (1, 3) OBP: 0.340, SLG: 0.417 | | | 0-1 FC4 | | 2-0 F3 | | | | 1-0 G3-1 | 3 | 0 | 0 | 0 | 0 | 0 | 2 |
| Juan Rivera, R (1, 7) OBP: 0.304, SLG: 0.346 | | | 2-3 K | | | 1-0 G6-3 | | | 1-2 G6-3 | 3 | 0 | 0 | 0 | 0 | 1 | 2 |

| Inning Stats | R: 0 | H: 0 | E: 0 | LOB: 0 | K: 1 | BB: 0 | S: 6 | P: 11 | R: 0 | H: 0 | E: 0 | LOB: 0 | K: 1 | BB: 0 | S: 9 | P: 15 | R: 0 | H: 1 | E: 1 | LOB: 2 | K: 3 | BB: 0 | S: 15 | P: 22 | R: 0 | H: 0 | E: 0 | LOB: 0 | K: 0 | BB: 0 | S: 4 | P: 7 | R: 0 | H: 0 | E: 0 | LOB: 0 | K: 0 | BB: 0 | S: 3 | P: 6 | R: 1 | H: 3 | E: 0 | LOB: 1 | K: 0 | BB: 0 | S: 9 | P: 16 | R: 0 | H: 0 | E: 0 | LOB: 1 | K: 0 | BB: 1 | S: 8 | P: 17 | R: 0 | H: 1 | E: 0 | LOB: 1 | K: 1 | BB: 0 | S: 12 | P: 19 | R: 0 | H: 0 | E: 0 | LOB: 0 | K: 2 | BB: 0 | S: 9 | P: 16 | 1B: 4 | SF: 0 | 2B: 0 | SAC: 0 | 3B: 0 | DP: 1 | HR: 1 | HBP: 0 | WP: 1 | PA: 33 | PB: 0 | SB: 0 | CS: 0 |
|--------------|------|------|------|--------|------|-------|------|-------|------|------|------|--------|------|-------|------|-------|------|------|------|--------|------|-------|-------|-------|------|------|------|--------|------|-------|------|------|------|------|------|--------|------|-------|------|------|------|------|------|--------|------|-------|------|-------|------|------|------|--------|------|-------|------|-------|------|------|------|--------|------|-------|-------|-------|------|------|------|--------|------|-------|------|-------|-------|-------|-------|--------|-------|-------|-------|--------|-------|--------|-------|-------|-------|
|--------------|------|------|------|--------|------|-------|------|-------|------|------|------|--------|------|-------|------|-------|------|------|------|--------|------|-------|-------|-------|------|------|------|--------|------|-------|------|------|------|------|------|--------|------|-------|------|------|------|------|------|--------|------|-------|------|-------|------|------|------|--------|------|-------|------|-------|------|------|------|--------|------|-------|-------|-------|------|------|------|--------|------|-------|------|-------|-------|-------|-------|--------|-------|-------|-------|--------|-------|--------|-------|-------|-------|

| PITCHER | IP | WLS | BF | H | R | ER | SO | BB | IBB | HBP | BLK | WP | HR | S | P | ERA | WHIP |
|-------------------------------------|-----|-----|----|---|---|----|----|----|-----|-----|-----|----|----|----|----|------|-------|
| Dan Wright, R (1, 1) ERA: 5.42 | 7.0 | W | 26 | 4 | 1 | 1 | 5 | 1 | 0 | 0 | 0 | 1 | 1 | 54 | 94 | 1.29 | 0.714 |
| Keith Foulke, R (8, 1) ERA: 3.13 | 1.0 | | 4 | 1 | 0 | 0 | 1 | 0 | 0 | 0 | 0 | 0 | 0 | 12 | 19 | 0.00 | 1.000 |
| Damaso Marte, L (9, 1) ERA: 2.98 | 1.0 | | 3 | 0 | 0 | 0 | 2 | 0 | 0 | 0 | 0 | 0 | 0 | 9 | 16 | 0.00 | 0.000 |

BOTTOM

Chicago White Sox @ New York Yankees
 Yankee Stadium, Bronx, NY
 Sat Sep 14 2002, 1:15 PM EDT
 Att. 44,795 - Sunny - 78 F

livebaseballscores.com

| | |
|-----|----|
| AB | 32 |
| R | 1 |
| H | 5 |
| RBI | 1 |
| BB | 1 |
| SO | 8 |
| LOB | 12 |



| Batter | 1 | 2 | 3 | 4 | 5 | 6 | 7 | 8 | 9 | AB R H RBI BB SO LOB | TOP | | | | | |
|--|--|----------------------------------|------------------------------|---------------------------------|-------------------------------|----------------------------------|------------------------------|----------------------------------|-------------------------------|----------------------------------|---|----------------------------------|--|------------------------------------|----------------------------------|--------|
| D'Angelo Jimenez, S OBP: 0.320, SLG: 0.334 (1, 6) | 3-2 F9 | | 2-0 1B E 2B | | 0-3 K | | | | | 3 1 1 0 0 1 0 | Chicago White Sox @ New York Yankees Yankee Stadium, Bronx, NY Sun Sep 15 2002, 1:05 PM EDT Att. 39,587 - Cloudy - 79 F | | | | | |
| Willie Harris, L OBP: 0.273, SLG: 0.293 (1, 4) | 2-3 K | | 1-0 E 1B | | 2-3 K | | | | | 3 0 1 0 0 2 0 | | | | | | |
| Frank Thomas, R OBP: 0.353, SLG: 0.456 (1, 10) | 2-1 F7 | | 0-1 E5 14 G5-4-3 | | | 3-2 F9 | | | | 3 0 0 1 0 0 1 | | | | | | |
| Magglio Ordonez, R OBP: 0.379, SLG: 0.574 (1, 9) | | 1-3 K | 0-3 K | | | 2-2 G5-3 | | | | 3 0 0 0 0 2 2 | | | | | | |
| 14 Paul Konerko, R OBP: 0.367, SLG: 0.512 (1, 3) | | 0-0 G6-4-3 1B | 1-1 G5-4-3 | | | 2-2 G5-3 | | | | 3 0 1 0 0 0 2 | | | | | | |
| Carlos Lee, R OBP: 0.356, SLG: 0.476 (1, 7) | | 0-1 G6-4-3 1-2f | | 4-2 G6-3 BB | | | | | | 1 0 0 0 1 0 1 | | | | | | |
| 24 Joe Crede, R OBP: 0.302, SLG: 0.510 (1, 5) | | | 0-1 HR 2B | 0-0 F8 | | | | | | 2 1 1 0 0 0 1 | | | | | | |
| Aaron Rowand, R OBP: 0.286, SLG: 0.393 (1, 8) | | | 4-2 HR BB | 1-1 G6-3 1-2f | | | | | | 1 1 0 0 1 0 1 | | | | | | |
| Miguel Olivo, R OBP: 0.500, SLG: 2.000 (1, 2) | | | 1-0 HR | | 1-0 G6-3 | | | | | 2 1 1 3 0 0 0 | | | | | | |
| Inning Stats | R: 0 E: 0 K: 1 S: 10 | H: 0 LOB: 0 BB: 0 P: 17 | R: 0 E: 0 K: 1 S: 6 | H: 1 LOB: 0 BB: 0 P: 7 | R: 4 E: 1 K: 1 S: 16 | H: 4 LOB: 1 BB: 1 P: 25 | R: 0 E: 0 K: 0 S: 5 | H: 0 LOB: 0 BB: 1 P: 10 | R: 0 E: 0 K: 2 S: 11 | H: 0 LOB: 0 BB: 0 P: 14 | R: 0 E: 0 K: 0 S: 11 | H: 0 LOB: 0 BB: 0 P: 18 | 1B: 2 2B: 2 3B: 0 HR: 1 | SF: 0 SAC: 0 DP: 3 HBP: 0 | WP: 0 PB: 0 SB: 0 CS: 0 | PA: 23 |
| PITCHER Andy Pettitte, L ERA: 3.45 (1, 1) | IP: 6.0 WLS: W BF: 23 H: 5 R: 4 ER: 4 SO: 5 BB: 2 IBB: 0 HBP: 0 BLK: 0 WP: 0 HR: 1 S: 59 P: 91 ERA: 6.00 WHIP: 1.167 | | | | | | | | | | | PITCHER | IP: WLS: BF: H: R: ER: SO: BB: IBB: HBP: BLK: WP: HR: S: P: ERA: WHIP: | | | |

livebaseballscorecards.com

| | |
|------------|----|
| AB | 21 |
| R | 4 |
| H | 5 |
| RBI | 4 |
| BB | 2 |
| SO | 5 |
| LOB | 8 |



| Batter | 1 | 2 | 3 | 4 | 5 | 6 | 7 | 8 | 9 | AB | R | H | RBI | BB | SO | LOB |
|---|-----------|-----------|-----------|--------------------|-----------|---------------------------|---|---|---|----|---|---|-----|----|----|-----|
| Alfonso Soriano, R OBP: 0.329, SLG: 0.556 (1, 4) | 1-0 F8 | | 1-1 F2 | | 0-1 HR | | | | | 3 | 1 | 1 | 1 | 0 | 0 | 1 |
| 2 Derek Jeter, R OBP: 0.372, SLG: 0.419 (1, 6) | 0-0 L4 | | | 0-0 25 HR 1B | 2-0 F9 | | | | | 3 | 1 | 1 | 0 | 0 | 0 | 0 |
| 25 Jason Giambi, L OBP: 0.435, SLG: 0.584 (1, 10) | 0-1 F5 | | | 1-0 1-H HR | | 0-0 20 1B 1B BLK | | | | 3 | 2 | 2 | 2 | 0 | 0 | 0 |
| Bernie Williams, S OBP: 0.417, SLG: 0.497 (1, 8) | | 2-0 L8 | | 2-2 HR | | 0-2 BLK 20 1B 1B | | | | 3 | 2 | 2 | 1 | 0 | 0 | 0 |
| 20 Jorge Posada, S OBP: 0.370, SLG: 0.478 (1, 2) | | 3-2 F7 | | 2-3 K | | 1-2 BLK 1B | | | | 3 | 1 | 1 | 0 | 0 | 1 | 0 |
| Robin Ventura, L OBP: 0.371, SLG: 0.471 (1, 5) | | 3-3 K | | 1-1 F6 | | 4-2 1B E BB | | | | 2 | 1 | 0 | 0 | 1 | 1 | 0 |
| Raul Mondesi, R OBP: 0.311, SLG: 0.441 (1, 9) | | | 2-3 K | 2-3 K | | 1-2 F3 | | | | 3 | 0 | 0 | 0 | 0 | 2 | 3 |
| Nick Johnson, L OBP: 0.343, SLG: 0.418 (1, 3) | | | 4-2 BB | | 1-1 L8 | 3-2 E9 1B | | | | 2 | 0 | 1 | 2 | 1 | 0 | 0 |
| Juan Rivera, R OBP: 0.293, SLG: 0.333 (1, 7) | | | 0-0 F9 | | 1-2 F8 | | | | | 2 | 0 | 0 | 0 | 0 | 0 | 1 |

| Inning Stats | R: 0 | H: 0 | E: 0 | LOB: 0 | K: 0 | BB: 0 | S: 4 | P: 5 | R: 0 | H: 0 | E: 0 | LOB: 0 | K: 1 | BB: 0 | S: 8 | P: 16 | R: 0 | H: 0 | E: 0 | LOB: 1 | K: 1 | BB: 1 | S: 8 | P: 15 | R: 3 | H: 3 | E: 0 | LOB: 0 | K: 2 | BB: 0 | S: 14 | P: 22 | R: 1 | H: 1 | E: 0 | LOB: 0 | K: 0 | BB: 0 | S: 8 | P: 12 | R: 4 | H: 4 | E: 1 | LOB: 1 | K: 0 | BB: 1 | S: 21 | P: 31 |
|--------------|------|------|------|--------|------|-------|------|------|------|------|------|--------|------|-------|------|-------|------|------|------|--------|------|-------|------|-------|------|------|------|--------|------|-------|-------|-------|------|------|------|--------|------|-------|------|-------|------|------|------|--------|------|-------|-------|-------|
|--------------|------|------|------|--------|------|-------|------|------|------|------|------|--------|------|-------|------|-------|------|------|------|--------|------|-------|------|-------|------|------|------|--------|------|-------|-------|-------|------|------|------|--------|------|-------|------|-------|------|------|------|--------|------|-------|-------|-------|

| PITCHER | IP | WLS | BF | H | R | ER | SO | BB | IBB | HBP | BLK | WP | HR | S | P | ERA | WHIP |
|---------------------------------------|-----|-----|----|---|---|----|----|----|-----|-----|-----|----|----|----|----|------|-------|
| Gary Glover, R ERA: 5.25 (1, 1) | 5.0 | | 20 | 4 | 4 | 4 | 4 | 1 | 0 | 0 | 0 | 0 | 3 | 42 | 70 | 7.20 | 1.000 |
| Mike Porzio, L ERA: 4.7 (6, 1) | 0.0 | L | 4 | 3 | 4 | 3 | 0 | 1 | 0 | 0 | 1 | 0 | 0 | 11 | 16 | ∞ | ∞ |
| Matt Ginter, R ERA: 4.5 (6, 1) | 0.1 | | 2 | 1 | 0 | 0 | 0 | 0 | 0 | 0 | 0 | 0 | 0 | 10 | 15 | 0.00 | 3.000 |

BOTTOM

Chicago White Sox @ New York Yankees
Yankee Stadium, Bronx, NY
 Sun Sep 15 2002, 1:05 PM EDT
 Att: 39,587 - Cloudy - 79 F

livebaseballscorecards.com

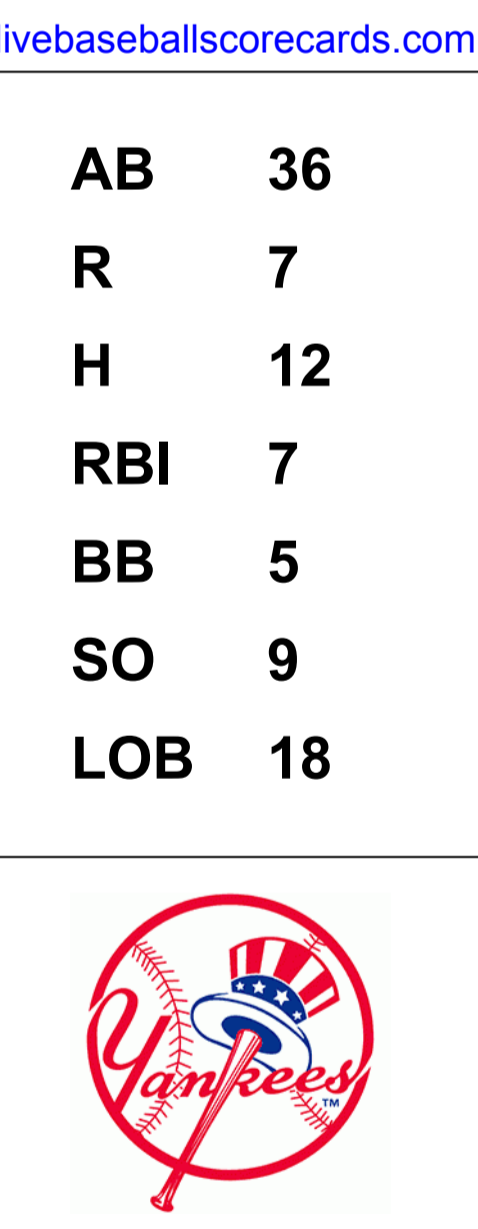
| | |
|------------|-----------|
| AB | 24 |
| R | 8 |
| H | 8 |
| RBI | 6 |
| BB | 2 |
| SO | 4 |
| LOB | 5 |



| | | | |
|-------|--------|-------|--------|
| 1B: 5 | SF: 0 | WP: 0 | PA: 26 |
| 2B: 0 | SAC: 0 | PB: 0 | |
| 3B: 0 | DP: 0 | SB: 0 | |
| HR: 3 | HBP: 0 | CS: 0 | |

| Batter | 1 | 2 | 3 | 4 | 5 | 6 | 7 | 8 | 9 | AB R H RBI BB SO LOB | TOP | | | | | | | | | | | |
|---|--|---|-------------------------------|----------------------------------|-------------------------------|----------------------------------|------------------------------|----------------------------------|------------------------------|----------------------------------|---|----------------------------------|-------------------------------|----------------------------------|-------------------------------|----------------------------------|------------------------------|----------------------------------|----------------------------------|------------------------------------|----------------------------------|--------|
| Alfonso Soriano, R OBP: 0.334, SLG: 0.565 (1, 4) | 3-2 BB 1B | | 1-1 HR | 0-1 2-3 1B | | | 1-0 2 HBP 3B 1B | 1-1 2B | | 5 2 5 1 0 0 0 | | | | | | | | | | | | |
| 2 Derek Jeter, R OBP: 0.371, SLG: 0.417 Alex Arias, R (7, 5) | 1-2 F9 | | 2-1 G6-3 | 0-0 G6-3 | | | 2-1 3B HBP 1-2 | 4-2 BB | | 3 1 0 1 0 0 2 0 0 0 0 1 0 0 | | | | | | | | | | | | |
| 25 Jason Giambi, L OBP: 0.434, SLG: 0.582 (1, 3) | 0-0 P6 | | 1-1 20 2B 2B | 1-0 G4-3 | | | 0-2 P5 | 0-1 G4-3 | | 5 1 1 0 0 0 6 | | | | | | | | | | | | |
| Bernie Williams, S OBP: 0.420, SLG: 0.502 (1, 8) | 4-1 1-2 BB | | 4-1 20 2B BB | | 0-3 K | | 2-1 1-H 2-H 3B | 1-1 20 G1-6-3 1B | | 3 1 2 2 2 1 0 | | | | | | | | | | | | |
| 20 Jorge Posada, S OBP: 0.371, SLG: 0.478 (1, 2) | 3-3 K | | 1-0 1-H 2-H 2B 2B | | 3-1 G4-3 | | 4-0 IBB | 1-1 G1-6-3 1-2f | | 4 1 1 2 1 1 3 | | | | | | | | | | | | |
| Raul Mondesi, R OBP: 0.312, SLG: 0.441 (1, 9) | | 1-2 P5 | 3-2 2-H 2B | | 1-2 F3 | | 2-3 K | 4-2 BB | | 4 0 1 1 1 1 2 | | | | | | | | | | | | |
| Shane Spencer, R OBP: 0.322, SLG: 0.375 (1, 7) | | 0-0 G6-3 | 2-2 F2 | | | 1-1 G4-6-3 1B | 2-3 K | 1-3 K | | 5 0 1 0 0 2 4 | AB 36 R 7 H 12 RBI 7 BB 5 SO 9 LOB 18 | | | | | | | | | | | |
| Nick Johnson, L OBP: 0.342, SLG: 0.416 (1, 10) | | 0-3 K | | 3-2 1B 2 G6-3 1B | | 1-2 G4-6-3 1-2f | | 0-3 K | | 4 1 1 0 0 2 1 | | | | | | | | | | | | |
| Enrique Wilson, S OBP: 0.243, SLG: 0.295 (7, 6) | | | 2-2 G3 | 0-0 SH1-3 1-2 | | 2-3 K | | 0-3 K | | 3 0 0 0 0 2 0 | | | | | | | | | | | | |
| Inning Stats | R: 0 E: 0 K: 1 S: 11 | H: 1 LOB: 2 BB: 1 P: 22 | R: 0 E: 0 K: 1 S: 9 | H: 0 LOB: 0 BB: 0 P: 10 | R: 4 E: 0 K: 0 S: 17 | H: 4 LOB: 1 BB: 1 P: 33 | R: 1 E: 0 K: 0 S: 9 | H: 2 LOB: 1 BB: 0 P: 13 | R: 0 E: 0 K: 1 S: 9 | H: 0 LOB: 0 BB: 0 P: 13 | R: 0 E: 0 K: 1 S: 8 | H: 1 LOB: 0 BB: 0 P: 12 | R: 2 E: 0 K: 2 S: 13 | H: 2 LOB: 2 BB: 1 P: 26 | R: 0 E: 0 K: 2 S: 12 | H: 1 LOB: 2 BB: 1 P: 17 | R: 0 E: 0 K: 1 S: 9 | H: 1 LOB: 1 BB: 1 P: 16 | 1B: 6 2B: 4 3B: 1 HR: 1 | SF: 0 SAC: 1 DP: 2 HBP: 1 | WP: 0 PB: 0 SB: 0 CS: 0 | PA: 43 |
| PITCHER | IP WLS BF H R ER SO BB IBB HBP BLK WP HR S P ERA WHIP | | | | | | | | | | | | | | | | | | | | | |
| Paul Wilson, R ERA: 4.48 Lance Carter, R ERA: 0.69 | (1, 1) 6.1 31 10 7 7 4 2 0 1 0 0 1 70 115 9.95 1.895 | (7, 1) 2.2 W 12 2 0 0 5 2 1 0 0 0 0 27 47 0.00 1.500 | | | | | | | | | | | | | | | | | | | | |

New York Yankees @ Tampa Bay Devil Rays
Tropicana Field, St. Petersburg, FL
Tue Sep 17 2002, 7:15 PM EDT
Att. 14,797 - Dome - 72 F



| Batter | 1 | 2 | 3 | 4 | 5 | 6 | 7 | 8 | 9 |
|---|------------------------|-------------|-----------------------------------|--------------------------|-------------------------|--------------------|-------------------|---|---|
| Damian Rolls, R OBP: 0.370, SLG: 0.489 (1, 9) | 2-1 13 CS 1B | | 0-0 13 FC4-6 1B | | 1-1 13 1B HR | 0-1 P3 | | 2-3 K | |
| 13 Carl Crawford, L OBP: 0.287, SLG: 0.373 (1, 7) | 2-2 WP 1-2 2B | | 1-0 FC4-6 BB 1-2f 3-H | | 2-2 1-2 HR 1B | 2-1 F8 | | 0-0 FC4-6 BB 1-2f 3-H 1B | |
| Randy Winn, S OBP: 0.362, SLG: 0.459 (1, 8) | 2-3 K | | 4-0 1-2 BB | | 1-1 1-H 2-H HR | | 1-2 2B 3B | 4-1 1-2 2B BB | |
| Aubrey Huff, L OBP: 0.378, SLG: 0.556 (1, 3) | 3-3 K | | 0-1 G1-3 | | 0-2 1B 1B | | 1-2 G3-1 2B | 1-0 BB 1-3 2-H 2B 1B | |
| Steve Cox, L OBP: 0.332, SLG: 0.404 (1, 10) | | 2-3 K | | 4-2 FC1-6 BB 1B | 0-0 1-2 1B | | 1-2 G3-1 | 4-1 2B BB | |
| John Flaherty, R OBP: 0.296, SLG: 0.374 (1, 2) | | 2-2 F4 | | 1-1 F7 | 0-3 K | | 1-3 K | 0-1 1-3 2-H 3-H 2B | |
| Russ Johnson, R OBP: 0.320, SLG: 0.288 (1, 5) | | 1-0 G5-3 | | 1-2 FC1-6 1-2f | 1-1 G6-3 | | 2-1 F7 | 0-0 G4-3 | |
| Brent Abernathy, R OBP: 0.283, SLG: 0.303 (1, 4) | | | 2-1 G6-3 | 2-2 G1-3 | | 0-0 FC6-4 1B | | 1-1 E5 1B 13 FC4-6 1B | |
| Felix Escalona, R OBP: 0.277, SLG: 0.312 (1, 6) | | | 1-0 1B 13 FC4-6 1B | | 0-0 F3 | 1-1 FC6-4 | | 1-1 1B | |

| Inning Stats | R: 0 E: 0 K: 2 S: 13 | H: 2 LOB: 1 BB: 0 P: 22 | R: 0 E: 0 K: 1 S: 8 | H: 0 LOB: 0 BB: 0 P: 13 | R: 1 E: 0 K: 0 S: 7 | H: 2 LOB: 2 BB: 1 P: 15 | R: 0 E: 0 K: 0 S: 11 | H: 0 LOB: 1 BB: 1 P: 19 | R: 3 E: 0 K: 1 S: 20 | H: 5 LOB: 2 BB: 0 P: 25 | R: 0 E: 1 K: 0 S: 7 | H: 1 LOB: 1 BB: 0 P: 10 | R: 1 E: 0 K: 1 S: 14 | H: 2 LOB: 1 BB: 0 P: 20 | R: 4 E: 1 K: 1 S: 14 | H: 4 LOB: 2 BB: 2 P: 27 |
|--------------|-------------------------------|----------------------------------|------------------------------|----------------------------------|------------------------------|----------------------------------|-------------------------------|----------------------------------|-------------------------------|----------------------------------|------------------------------|----------------------------------|-------------------------------|----------------------------------|-------------------------------|----------------------------------|
|--------------|-------------------------------|----------------------------------|------------------------------|----------------------------------|------------------------------|----------------------------------|-------------------------------|----------------------------------|-------------------------------|----------------------------------|------------------------------|----------------------------------|-------------------------------|----------------------------------|-------------------------------|----------------------------------|

| PITCHER | IP | WLS | BF | H | R | ER | SO | BB | IBB | HBP | BLK | WP | HR | S | P | ERA | WHIP |
|---|-----|-----|----|----|---|----|----|----|-----|-----|-----|----|----|----|-----|-------|-------|
| Orlando Hernandez, R ERA: 3.71 (1, 1) | 6.0 | | 29 | 10 | 4 | 4 | 4 | 2 | 0 | 0 | 0 | 1 | 1 | 66 | 104 | 6.00 | 2.000 |
| Mike Stanton, L ERA: 3.01 (7, 1) | 0.1 | H | 3 | 2 | 1 | 1 | 0 | 0 | 0 | 0 | 0 | 0 | 0 | 9 | 12 | 27.00 | 6.000 |
| Ramiro Mendoza, R ERA: 3.55 (7, 1) | 1.1 | L | 7 | 2 | 3 | 3 | 2 | 1 | 0 | 0 | 0 | 0 | 0 | 14 | 25 | 20.25 | 2.250 |
| Steve Karsay, R ERA: 3.13 (8, 1) | 0.1 | B | 4 | 2 | 1 | 1 | 0 | 1 | 0 | 0 | 0 | 0 | 0 | 5 | 10 | 27.00 | 9.000 |

BOTTOM


New York Yankees @ Tampa Bay Devil Rays
Tropicana Field, St. Petersburg, FL

Tue Sep 17 2002, 7:15 PM EDT
Att. 14,797 - Dome - 72 F

| AB | R | H | RBI | BB | SO | LOB |
|----|---|---|-----|----|----|-----|
| 5 | 1 | 3 | 0 | 0 | 1 | 3 |
| 5 | 2 | 2 | 2 | 0 | 0 | 3 |
| 3 | 3 | 2 | 3 | 2 | 1 | 1 |
| 5 | 1 | 3 | 2 | 0 | 1 | 3 |
| 3 | 0 | 1 | 0 | 2 | 1 | 1 |
| 5 | 0 | 1 | 2 | 0 | 2 | 4 |
| 5 | 0 | 0 | 0 | 0 | 0 | 6 |
| 4 | 1 | 2 | 0 | 0 | 0 | 1 |
| 4 | 1 | 2 | 0 | 0 | 0 | 1 |

| AB | 39 |
|-----|----|
| R | 9 |
| H | 16 |
| RBI | 9 |
| BB | 4 |
| SO | 6 |
| LOB | 23 |

WP: 1 PA: 43
PB: 0
SB: 0
CS: 1



| PITCHER | IP | WLS | BF | H | R | ER | SO | BB | IBB | HBP | BLK | WP | HR | S | P | ERA | WHIP |
|---------|----|-----|----|---|---|----|----|----|-----|-----|-----|----|----|---|---|-----|------|
|---------|----|-----|----|---|---|----|----|----|-----|-----|-----|----|----|---|---|-----|------|

| Batter | 1 | 2 | 3 | 4 | 5 | 6 | 7 | 8 | 9 | AB R H RBI BB SO LOB | TOP | | | | | | | | | | | |
|---|---|----------------------------------|------------------------------|---------------------------------|-------------------------------|----------------------------------|-------------------------------|----------------------------------|---------------------------------|----------------------------------|-------------------------------|----------------------------------|-------------------------------|----------------------------------|------------------------------|---------------------------------|-------------------------------|----------------------------------|-----------------------------------|------------------------------------|----------------------------------|--------|
| Alfonso Soriano, R (1, 4) OBP: 0.334, SLG: 0.564 | 2-3 K | | 2-1 S 1B | 1-2 FC5 | | 1-1 FC4-6 1B | | 1-0 F7 | | 5 0 2 2 0 1 3 | | | | | | | | | | | | |
| Nick Johnson, L (1, 3) OBP: 0.337, SLG: 0.410 | 1-3 K | | 3-3 K | | 2-3 K | 0-1 FC4-6 1B | | | 2-3 K | 5 0 0 0 0 4 3 | | | | | | | | | | | | |
| 2 Derek Jeter, R (1, 6) OBP: 0.371, SLG: 0.414 | 2-2 G3-1 | | 0-1 G5-3 | | 4-0 25 F7 BB | | 1-1 G6-3 | | 4-2 25 G3-4-1 20 1B BB | 3 1 0 0 2 0 1 | | | | | | | | | | | | |
| 25 Jason Giambi, L (1, 10) | | 1-1 G4-3 | | 0-0 HR | 2-0 F7 | | 0-1 G3 | | 1-1 G3-4-1 | 5 1 1 1 0 0 2 | | | | | | | | | | | | |
| 20 Jorge Posada, S (1, 2) OBP: 0.371, SLG: 0.477 | | 0-0 G6-3 | | 2-3 K | 2-0 F8 | | 3-2 1B | | 1-1 1B 2B 1B | 5 1 2 1 0 1 1 | | | | | | | | | | | | |
| Robin Ventura, L (1, 5) OBP: 0.371, SLG: 0.469 | | 2-3 K | | 4-1 1B BB | 0-0 G4-3 | | 2-1 G3 | | 0-0 2B 1B | 4 1 1 0 1 1 1 | | | | | | | | | | | | |
| Raul Mondesi, R (1, 8) OBP: 0.314, SLG: 0.443 | | | 4-2 1B S E BB | 0-2 FC5 E 1B | 2-0 F7 | | 0-0 P6 | | 2-0 1B 2B | 4 1 2 1 1 0 0 | | | | | | | | | | | | |
| Shane Spencer, R (1, 9) OBP: 0.324, SLG: 0.375 | | | 4-1 CS E BB | 2-2 P4 | 0-2 1B 2B | | 1-2 1B | | 0-0 G6-3 | 0 0 0 0 1 0 0 | | | | | | | | | | | | |
| Rondell White, R (3, 7) OBP: 0.287, SLG: 0.363 | | | 1-2 CS E BB | 0-1 E8 FC5 1B | 0-1 1B | | 0-0 F9 | | | 4 1 2 0 0 0 4 | | | | | | | | | | | | |
| Juan Rivera, R (1, 7) (3, 9) OBP: 0.323, SLG: 0.362 | | | 0-0 E9 CS 1B | 1-2 2-H 1B | 1-2 2-H 1B | | | | | 4 1 3 1 0 0 1 | | | | | | | | | | | | |
| Inning Stats | R: 0 E: 0 K: 2 S: 10 | H: 0 LOB: 0 BB: 0 P: 15 | R: 0 E: 0 K: 1 S: 6 | H: 0 LOB: 0 BB: 0 P: 9 | R: 2 E: 1 K: 1 S: 11 | H: 2 LOB: 1 BB: 2 P: 24 | R: 2 E: 1 K: 1 S: 17 | H: 3 LOB: 2 BB: 1 P: 26 | R: 0 E: 0 K: 1 S: 5 | H: 0 LOB: 1 BB: 1 P: 15 | R: 1 E: 0 K: 0 S: 11 | H: 3 LOB: 2 BB: 0 P: 14 | R: 0 E: 0 K: 0 S: 10 | H: 1 LOB: 1 BB: 0 P: 16 | R: 0 E: 0 K: 0 S: 6 | H: 1 LOB: 1 BB: 0 P: 8 | R: 2 E: 0 K: 1 S: 12 | H: 3 LOB: 2 BB: 1 P: 22 | 1B: 10 2B: 2 3B: 0 HR: 1 | SF: 0 SAC: 0 DP: 0 HBP: 0 | WP: 0 PB: 0 SB: 2 CS: 2 | PA: 44 |
| PITCHER | IP WLS BF H R ER SO BB IBB HBP BLK WP HR S P ERA WHIP | | | | | | | | | | | | | | | | | | | | | |
| Victor Zambrano, R (1, 1) ERA: 5.91 | 5.0 L 23 5 4 4 6 4 0 0 0 0 0 1 49 89 7.20 1.800 | | | | | | | | | | | | | | | | | | | | | |
| Travis Harper, R (6, 1) ERA: 5.0 | 3.0 14 5 1 1 0 0 0 0 0 0 0 0 27 38 3.00 1.667 | | | | | | | | | | | | | | | | | | | | | |
| Jorge Sosa, R (9, 1) ERA: 5.77 | 1.0 7 3 2 2 1 1 0 0 0 0 0 0 12 22 18.00 4.000 | | | | | | | | | | | | | | | | | | | | | |

New York Yankees @ Tampa Bay Devil Rays
Tropicana Field, St. Petersburg, FL
Wed Sep 18 2002, 7:05 PM EDT
Att. 14,993 - Dome - 72 F

| | |
|-----|----|
| AB | 39 |
| R | 7 |
| H | 13 |
| RBI | 6 |
| BB | 5 |
| SO | 7 |
| LOB | 16 |



| Batter | 1 | 2 | 3 | 4 | 5 | 6 | 7 | 8 | 9 | AB | R | H | RBI | BB | SO | LOB |
|--|-----------------------|---|-------------|------------------|-------------|-------------|--------------------|-------------|-----------------|----|---|---|-----|----|----|-----|
| Damian Rolls, R OBP: 0.380, SLG: 0.490 (1, 9) | 0-0 G6-4-3 1B | | | 1-1 G5-3 | | 2-2 G6-3 | | 1-1 1B | | 4 | 0 | 2 | 0 | 0 | 0 | 0 |
| 13 Carl Crawford, L OBP: 0.291, SLG: 0.380 (1, 7) | 1-1 F7 | | | 0-0 G3 2B | | | 1-2 G3-1 1B | 0-0 F7 | | 4 | 0 | 2 | 0 | 0 | 0 | 2 |
| Randy Winn, S OBP: 0.360, SLG: 0.455 (1, 8) | 0-1 G6-4-3 1-2f | | | 0-0 G3 2-3 | | | 1-2 F8 | | 3-1 F9 | 4 | 0 | 0 | 0 | 0 | 0 | 3 |
| Aubrey Huff, L OBP: 0.377, SLG: 0.552 (1, 3) | | | 3-0 F7 | 1-0 P6 | | | 3-2 G3-1 1-2 | | 4-1 BB BB | 3 | 0 | 0 | 0 | 1 | 0 | 2 |
| Steve Cox, L OBP: 0.333, SLG: 0.403 (1, 10) | | | 1-2 G5-3 | | 2-2 F7 | | 4-0 FC6 BB | | 4-2 BB BB | 2 | 0 | 0 | 0 | 2 | 0 | 0 |
| Toby Hall, R OBP: 0.280, SLG: 0.349 (1, 2) | | | 2-1 1B | | 1-2 F9 | | 0-0 FC6 1-2f | | 2-1 F7 | 4 | 0 | 1 | 0 | 0 | 0 | 4 |
| 18 Jared Sandberg, R OBP: 0.298, SLG: 0.446 (1, 5) | | | | | 1-0 G5-3 | | | 2-1 HR | 0-1 G3-1 | 4 | 1 | 1 | 1 | 0 | 1 | 2 |
| Brent Abernathy, R OBP: 0.281, SLG: 0.301 (1, 4) | | | 0-1 G4-3 | | | 0-0 G6-3 | | 1-0 G5-3 | | 3 | 0 | 0 | 0 | 0 | 0 | 0 |
| Felix Escalona, R OBP: 0.272, SLG: 0.305 (1, 6) | | | 0-0 G6-3 | | | | 3-2 G5-3 | | 1-3 K | 3 | 0 | 0 | 0 | 0 | 1 | 0 |

| Inning Stats | R: 0 | H: 1 | E: 0 | LOB: 0 | K: 0 | S: 5 | P: 6 | R: 0 | H: 1 | E: 0 | LOB: 1 | K: 0 | S: 8 | P: 14 | R: 0 | H: 0 | E: 0 | LOB: 0 | K: 1 | S: 6 | R: 0 | H: 1 | E: 0 | LOB: 1 | K: 0 | S: 5 | P: 7 | R: 0 | H: 0 | E: 0 | LOB: 0 | K: 0 | S: 9 | P: 13 | R: 0 | H: 0 | E: 0 | LOB: 0 | K: 0 | S: 10 | R: 0 | H: 1 | E: 0 | LOB: 2 | K: 0 | S: 12 | P: 21 | R: 1 | H: 2 | E: 0 | LOB: 1 | K: 1 | S: 9 | P: 14 | R: 0 | H: 0 | E: 0 | LOB: 2 | K: 0 | S: 9 | P: 22 | 1B: 4 | SF: 0 | 2B: 1 | SAC: 0 | 3B: 0 | DP: 1 | HR: 1 | HBP: 0 | WP: 0 | PA: 34 |
|--------------|------|------|------|--------|------|------|------|------|------|------|--------|------|------|-------|------|------|------|--------|------|------|------|------|------|--------|------|------|------|------|------|------|--------|------|------|-------|------|------|------|--------|------|-------|------|------|------|--------|------|-------|-------|------|------|------|--------|------|------|-------|------|------|------|--------|------|------|-------|-------|-------|-------|--------|-------|-------|-------|--------|-------|--------|
|--------------|------|------|------|--------|------|------|------|------|------|------|--------|------|------|-------|------|------|------|--------|------|------|------|------|------|--------|------|------|------|------|------|------|--------|------|------|-------|------|------|------|--------|------|-------|------|------|------|--------|------|-------|-------|------|------|------|--------|------|------|-------|------|------|------|--------|------|------|-------|-------|-------|-------|--------|-------|-------|-------|--------|-------|--------|


| PITCHER | IP | WLS | BF | H | R | ER | SO | BB | IBB | HBP | BLK | WP | HR | S | P | ERA | WHIP |
|--|-----|-----|----|---|---|----|----|----|-----|-----|-----|----|----|----|----|------|-------|
| Jeff Weaver, R ERA: 3.62 (1, 1) | 7.2 | W | 28 | 6 | 1 | 1 | 2 | 1 | 0 | 0 | 0 | 0 | 1 | 63 | 98 | 1.17 | 0.913 |
| Mike Stanton, L ERA: 2.96 (8, 1) | 1.1 | | 6 | 0 | 0 | 0 | 0 | 2 | 0 | 0 | 0 | 0 | 0 | 10 | 23 | 0.00 | 1.500 |

BOTTOM

New York Yankees @ Tampa Bay Devil Rays
Tropicana Field, St. Petersburg, FL

Wed Sep 18 2002, 7:05 PM EDT
Att. 14,993 - Dome - 72 F

| | |
|------------|-----------|
| AB | 31 |
| R | 1 |
| H | 6 |
| RBI | 1 |
| BB | 3 |
| SO | 2 |
| LOB | 13 |



| Batter | 1 | 2 | 3 | 4 | 5 | 6 | 7 | 8 | 9 | 10 | AB | R | H | RBI | BB | SO | LOB |
|--|-------------|---|----|---|------|---|------|----|------|-----------|----|---|---|-----|----|----|-----|
| Damian Rolls, R OBP: 0.382, SLG: 0.500 (1, 9) | G4-3 | K | | | K | | K | | K | | 5 | 0 | 2 | 0 | 0 | 2 | 2 |
| 13 Carl Crawford, L OBP: 0.289, SLG: 0.380 (1, 7) | FC6-5 2B | | G3 | | G6-3 | | F7 | | G4-3 | | 5 | 0 | 1 | 0 | 0 | 0 | 3 |
| Randy Winn, S OBP: 0.359, SLG: 0.458 (1, 8) | FC6-5 E | | K | | K2-3 | | | HR | | K | 5 | 2 | 1 | 1 | 0 | 3 | 3 |
| Aubrey Huff, L OBP: 0.377, SLG: 0.549 (1, 3) | E8 | | | | G1-3 | | | G3 | | 2B 1B | 4 | 0 | 1 | 0 | 1 | 0 | 2 |
| Jason Conti, L OBP: 0.316, SLG: 0.381 (10, PR) | 1-H | | | | BB | | | | | 1B 1B | 0 | 1 | 0 | 0 | 0 | 0 | 0 |
| Ben Grieve, L OBP: 0.350, SLG: 0.417 (1, 10) | F7 | | K | | | | | G3 | | 1B 2B | 5 | 0 | 2 | 0 | 0 | 1 | 2 |
| Toby Hall, R OBP: 0.282, SLG: 0.348 (1, 2) | | | | | B1-3 | | G6-3 | | 1B | 1B IBB | 4 | 0 | 1 | 0 | 1 | 0 | 1 |
| 18 Jared Sandberg, R OBP: 0.297, SLG: 0.441 (1, 5) | | | | | K | | G4-3 | | F3 | K | 4 | 0 | 0 | 0 | 1 | 2 | 5 |
| Andy Sheets, R OBP: 0.319, SLG: 0.386 (1, 4) | FC5 1B | | | | K | | P6 | | L7 | 1B | 5 | 0 | 2 | 1 | 0 | 1 | 1 |
| Chris Gomez, R OBP: 0.305, SLG: 0.411 (1, 6) | FC5 | | | | 2B | | K | | K | | 3 | 0 | 1 | 0 | 0 | 1 | 2 |
| Steve Cox, L OBP: 0.333, SLG: 0.402 (9, PH) | 1-2 2-3f | | | | 1B | | | | | | 1 | 0 | 0 | 0 | 0 | 1 | 0 |
| Felix Escalona, R OBP: 0.272, SLG: 0.305 (10, 6) | | | | | | | | | | | 0 | 0 | 0 | 0 | 0 | 0 | 0 |

| Inning Stats | R: 1 | H: 1 | R: 0 | H: 1 | R: 0 | H: 0 | R: 0 | H: 0 | R: 0 | H: 2 | R: 0 | H: 1 | R: 0 | H: 0 | R: 1 | H: 2 | R: 0 | H: 1 | R: 1 | H: 3 | R: 0 | H: 3 | 1B: 6 | SF: 0 | WP: 0 | PA: 44 |
|--------------|-------|--------|-------|--------|------|--------|------|--------|-------|--------|-------|--------|-------|--------|-------|--------|------|--------|-------|--------|-------|--------|--|--------|-------|--------|
| | E: 1 | LOB: 1 | E: 0 | LOB: 2 | E: 0 | LOB: 1 | E: 0 | LOB: 2 | E: 0 | LOB: 0 | E: 0 | LOB: 1 | E: 0 | LOB: 0 | E: 0 | LOB: 1 | E: 0 | LOB: 1 | E: 0 | LOB: 3 | E: 0 | LOB: 3 | 2B: 4 <td>SAC: 0</td> <td>FB: 0</td> <td></td> | SAC: 0 | FB: 0 | |
| | K: 0 | BB: 0 | K: 1 | BB: 1 | K: 2 | BB: 1 | K: 2 | BB: 0 | K: 1 | BB: 0 | K: 1 | BB: 0 | K: 2 | BB: 0 | K: 0 | BB: 0 | K: 1 | BB: 0 | K: 2 | BB: 1 | K: 1 | BB: 0 | 3B: 0 | DP: 0 | SB: 0 | |
| | S: 11 | P: 16 | S: 12 | P: 22 | S: 8 | P: 14 | S: 9 | P: 13 | S: 12 | P: 16 | S: 13 | P: 20 | S: 12 | P: 14 | S: 10 | P: 12 | S: 9 | P: 14 | S: 13 | P: 26 | S: 13 | P: 26 | HR: 1 | HBP: 0 | CS: 0 | |


| PITCHER | IP | WLS | BF | H | R | ER | SO | BB | IBB | HBP | BLK | WP | HR | S | P | ERA | WHIP |
|---|-----|-----|----|---|---|----|----|----|-----|-----|-----|----|----|----|-----|-------|-------|
| 35 Mike Mussina, R ERA: 4.33 (1, 1) | 7.0 | | 29 | 5 | 1 | 0 | 8 | 2 | 0 | 0 | 0 | 0 | 0 | 77 | 115 | 0.00 | 1.000 |
| Steve Karsay, R ERA: 3.16 (8, 1) | 2.0 | B | 9 | 3 | 1 | 1 | 1 | 0 | 0 | 0 | 0 | 0 | 1 | 19 | 26 | 4.50 | 1.500 |
| Sterling Hitchcock, L ERA: 5.49 (10, 1) | 0.2 | L | 6 | 3 | 1 | 1 | 2 | 0 | 1 | 0 | 0 | 0 | 0 | 13 | 26 | 13.50 | 4.500 |

BOTTOM

New York Yankees @ Tampa Bay Devil Rays
Tropicana Field, St. Petersburg, FL

Thu Sep 19 2002, 7:15 PM EDT
Att: 18,557 - Dome - 72 F

| | |
|------------|----|
| AB | 41 |
| R | 3 |
| H | 11 |
| RBI | 2 |
| BB | 3 |
| SO | 11 |
| LOB | 21 |



| Batter | 1 | 2 | 3 | 4 | 5 | 6 | 7 | 8 | 9 | AB R H RBI BB SO LOB | TOP | | | | | | | | | | | | | | | | | | | | | | | | | | | | | | | | | | |
|--|-------------------------------|----------------------------------|------------------------------|---------------------------------|--|---------------------------------|-------------------------------|----------------------------------|-------------------------------|----------------------------------|---|----------------------------------|-------------------------------|----------------------------------|-------------------------------|----------------------------------|------------------------------|----------------------------------|----------------------------------|------------------------------------|----------------------------------|--------|--|--|--|----|-----|----|---|---|----|----|----|-----|-----|-----|----|----|---|---|-----|------|--|--|--|
| Alfonso Soriano, R (1, 4) OBP: 0.337, SLG: 0.565 | 1-2 G4-6-3 1B | | | 0-0 SH1-3 2B | 2-2 SF8 | | 4-1 E BB | | 2-1 F9 | 3 2 2 1 1 0 0 | | | | | | | | | | | | | | | | | | | | | | | | | | | | | | | | | | | |
| Juan Rivera, R (1, 9) OBP: 0.343, SLG: 0.422 | 0-0 G4-6-3 1-2f | | | 0-0 SH1-3 2-3 | 0-0 FC5-4 1-2f | | 1-2 E7 2B | | 4-1 BB | 3 1 0 0 1 0 3 | | | | | | | | | | | | | | | | | | | | | | | | | | | | | | | | | | | |
| 2 Derek Jeter, R (1, 6) OBP: 0.372, SLG: 0.415 | 3-2 F9 | | | 1-0 1B | | 2-0 G6-3 | 2-2 2B | | 1-3 K | 5 0 2 2 0 1 1 | | | | | | | | | | | | | | | | | | | | | | | | | | | | | | | | | | | |
| Bernie Williams, S (1, 10) OBP: 0.418, SLG: 0.500 | | 1-1 G5-3 | | 1-2 2B | | 2-1 F9 | 1-2 G6-3 | | 1-0 G5-3 | 5 0 1 0 0 0 2 | | | | | | | | | | | | | | | | | | | | | | | | | | | | | | | | | | | |
| 20 Jorge Posada, S (1, 2) OBP: 0.369, SLG: 0.473 | | 1-1 F9 | | 2-2 F7 | | 2-0 1B | | 2-1 G4-3 WP 1B | | 4 0 2 0 0 0 1 | | | | | | | | | | | | | | | | | | | | | | | | | | | | | | | | | | | |
| Ron Coomer, R (1, 3) OBP: 0.298, SLG: 0.382 | | 1-1 G4-3 | | | 1-0 1B FC5-2 1B | 3-1 F9 | | 4-2 G4-3 BB | | 3 0 1 0 0 0 1 | | | | | | | | | | | | | | | | | | | | | | | | | | | | | | | | | | | |
| Nick Johnson, L (7, 3) OBP: 0.341, SLG: 0.411 | | | | | | | | | | 0 0 0 0 1 0 0 | | | | | | | | | | | | | | | | | | | | | | | | | | | | | | | | | | | |
| Raul Mondesi, R (1, 8) OBP: 0.313, SLG: 0.440 | | | 1-0 F8 | | 1-0 FC5-2 1B 1-2 SF8 1B | | 1-0 F2 | 2-3 K | | 4 1 1 0 0 1 2 | AB 35 R 5 H 11 RBI 3 BB 3 SO 2 LOB 17 | | | | | | | | | | | | | | | | | | | | | | | | | | | | | | | | | | |
| Rondell White, R (1, 7) OBP: 0.284, SLG: 0.359 | | | 2-1 G6-3 | | 0-1 FC5-2 1B 1-2 2-3 | | 2-2 L9 | 1-2 G4-3 | | 4 0 1 0 0 0 2 | | | | | | | | | | | | | | | | | | | | | | | | | | | | | | | | | | | |
| Enrique Wilson, S (1, 5) OBP: 0.243, SLG: 0.293 | | | 0-2 G6-3 | | 1-1 FC5-2 FC5-4 1-2 2-3 3-H | | 1-2 E 1B | 1-2 G4-3 | | 4 1 1 0 0 0 5 | | | | | | | | | | | | | | | | | | | | | | | | | | | | | | | | | | | |
| Inning Stats | R: 0 E: 0 K: 0 S: 11 | H: 1 LOB: 0 BB: 0 P: 15 | R: 0 E: 0 K: 0 S: 6 | H: 0 LOB: 0 BB: 0 P: 9 | R: 0 E: 0 K: 0 S: 6 | H: 0 LOB: 0 BB: 0 P: 9 | R: 1 E: 0 K: 0 S: 12 | H: 3 LOB: 1 BB: 0 P: 16 | R: 1 E: 0 K: 0 S: 10 | H: 3 LOB: 2 BB: 0 P: 15 | R: 0 E: 0 K: 0 S: 6 | H: 1 LOB: 1 BB: 0 P: 15 | R: 3 E: 1 K: 0 S: 19 | H: 2 LOB: 1 BB: 1 P: 31 | R: 0 E: 0 K: 1 S: 13 | H: 1 LOB: 2 BB: 1 P: 23 | R: 0 E: 0 K: 1 S: 7 | H: 0 LOB: 1 BB: 1 P: 15 | 1B: 8 2B: 3 3B: 0 HR: 0 | SF: 1 SAC: 1 DP: 1 HBP: 0 | WP: 1 PB: 0 SB: 1 CS: 0 | PA: 40 | | | | | | | | | | | | | | | | | | | | | | | |
| PITCHER | IP | WLS | BF | H | R | ER | SO | BB | IBB | HBP | BLK | WP | HR | S | P | ERA | WHIP | PITCHER | | | | | | | | IP | WLS | BF | H | R | ER | SO | BB | IBB | HBP | BLK | WP | HR | S | P | ERA | WHIP | | | |
| 50 Andy Van Hekken, L (1, 1) ERA: 2.31 | 6.2 | L | 27 | 9 | 3 | 2 | 0 | 0 | 0 | 0 | 0 | 0 | 0 | 59 | 91 | 2.70 | 1.350 | | | | | | | | | | | | | | | | | | | | | | | | | | | | |
| Fernando Rodney, R (7, 1) ERA: 6.75 | 0.0 | | 3 | 1 | 2 | 0 | 0 | 1 | 0 | 0 | 0 | 0 | 0 | 8 | 15 | ∞ | ∞ | | | | | | | | | | | | | | | | | | | | | | | | | | | | |
| Jamie Walker, L (7, 1) ERA: 3.95 | 0.1 | | 1 | 0 | 0 | 0 | 0 | 0 | 0 | 0 | 0 | 0 | 0 | 3 | 4 | 0.00 | 0.000 | | | | | | | | | | | | | | | | | | | | | | | | | | | | |
| Matt Anderson, R (8, 1) ERA: 6.75 | 1.0 | | 5 | 1 | 0 | 0 | 1 | 1 | 0 | 0 | 0 | 1 | 0 | 13 | 23 | 0.00 | 2.000 | | | | | | | | | | | | | | | | | | | | | | | | | | | | |
| Jeff Farnsworth, R (9, 1) ERA: 5.43 | 1.0 | | 4 | 0 | 0 | 0 | 1 | 1 | 0 | 0 | 0 | 0 | 0 | 7 | 15 | 0.00 | 1.000 | | | | | | | | | | | | | | | | | | | | | | | | | | | | |

New York Yankees @ Detroit Tigers
Comerica Park, Detroit, MI
Fri Sep 20 2002, 7:05 PM EDT
Att. 25,364 - Cloudy - 71 F

livebaseballscorecards.com



| Batter | 1 | 2 | 3 | 4 | 5 | 6 | 7 | 8 | 9 | AB R H RBI BB SO LOB |
|---|-------------|-------------|--------------------------|-------------|-------------------------|-----------------|-------------------------|-------------|-------------|----------------------|
| Ramon Santiago, S (1, 6) OBP: 0.306, SLG: 0.365 | 1-1 G4-3 | | 0-0 SH1-4 | | 4-2 BB | | 0-2 G4-3 20 1B | | 1-2 G6-3 | 3 0 1 0 1 0 0 |
| 20 Omar Infante, R (1, 4) OBP: 0.400, SLG: 0.512 | 0-0 F8 | | 1-3 K | | 0-1 L4-6 | | 3-2 G4-3 1B | | 1-0 2B | 5 0 2 0 0 1 4 |
| Robert Fick, L (1, 9) OBP: 0.329, SLG: 0.434 | 4-2 BB | | 4-2 BB | | | 0-0 HR | 0-1 F9 | | 0-0 G4-3 | 3 1 1 1 2 0 3 |
| Carlos Pena, L (1, 3) OBP: 0.320, SLG: 0.460 | 0-0 G5-3 | | 3-2 G3-1 | | | 3-2 1B 1B | 2-2 G4-3 | | | 4 0 1 0 0 0 6 |
| Mike Rivera, R (1, 2) OBP: 0.271, SLG: 0.348 | | 2-3 K | | 0-0 F9 | | 1-0 BB 1B | 3-1 G5-3 | | | 4 0 1 0 0 1 2 |
| Eric Munson, L (1, 10) OBP: 0.244, SLG: 0.341 | | 0-0 G4-3 | | 1-1 G4-3 | | 4-0 BB | 2-2 L3 | | | 3 0 0 0 1 0 0 |
| Craig Monroe, R (1, 7) | | 2-1 G4-3 | | 0-1 F9 | | 0-3 K | 2-3 K | | | 4 0 0 0 0 2 3 |
| Andres Torres, S (1, 8) OBP: 0.277, SLG: 0.293 | | | 4-2 SH1-4 1B BB | | 0-0 L4-6 20 1B | 2-1 P4 | 0-1 F8 | | | 3 0 1 0 1 0 3 |
| Chris Truby, R (1, 5) OBP: 0.236, SLG: 0.321 | | | 1-1 SH1-4 1B | | 0-0 F9 | 1-3 K | | 3-2 G5-3 | | 4 0 1 0 0 1 4 |

| Inning Stats | R: 0 E: 0 K: 0 S: 6 | H: 0 LOB: 1 BB: 1 P: 11 | R: 0 E: 0 K: 1 S: 8 | H: 0 LOB: 0 BB: 0 P: 12 | R: 0 E: 0 K: 1 S: 17 | H: 1 LOB: 3 BB: 2 P: 29 | R: 0 E: 0 K: 0 S: 5 | H: 0 LOB: 0 BB: 0 P: 6 | R: 0 E: 0 K: 0 S: 6 | H: 1 LOB: 1 BB: 1 P: 10 | R: 1 E: 0 K: 2 S: 13 | H: 3 LOB: 3 BB: 1 P: 24 | R: 0 E: 0 K: 0 S: 13 | H: 2 LOB: 2 BB: 0 P: 21 | R: 0 E: 0 K: 1 S: 8 | H: 0 LOB: 0 BB: 0 P: 12 | R: 0 E: 0 K: 0 S: 8 | H: 1 LOB: 1 BB: 0 P: 13 | 1B: 6 2B: 2 3B: 0 HR: 1 | SF: 0 SAC: 1 DP: 1 HBP: 0 | WP: 0 PB: 0 SB: 1 CS: 0 | PA: 39 |
|--------------|------------------------------|----------------------------------|------------------------------|----------------------------------|-------------------------------|----------------------------------|------------------------------|---------------------------------|------------------------------|----------------------------------|-------------------------------|----------------------------------|-------------------------------|----------------------------------|------------------------------|----------------------------------|------------------------------|----------------------------------|----------------------------------|------------------------------------|----------------------------------|--------|
|--------------|------------------------------|----------------------------------|------------------------------|----------------------------------|-------------------------------|----------------------------------|------------------------------|---------------------------------|------------------------------|----------------------------------|-------------------------------|----------------------------------|-------------------------------|----------------------------------|------------------------------|----------------------------------|------------------------------|----------------------------------|----------------------------------|------------------------------------|----------------------------------|--------|

| PITCHER | IP | WLS | BF | H | R | ER | SO | BB | IBB | HBP | BLK | WP | HR | S | P | ERA | WHIP |
|---------------------------------------|-----|-----|----|---|---|----|----|----|-----|-----|-----|----|----|----|----|------|-------|
| Roger Clemens, R (1, 1) ERA: 4.32 | 6.0 | W | 27 | 5 | 1 | 1 | 4 | 5 | 0 | 0 | 0 | 0 | 1 | 55 | 92 | 1.50 | 1.667 |
| Ramiro Mendoza, R (7, 1) ERA: 3.47 | 2.0 | | 8 | 2 | 0 | 0 | 1 | 0 | 0 | 0 | 0 | 0 | 0 | 21 | 33 | 0.00 | 1.000 |
| Randy Choate, L (9, 1) ERA: 6.04 | 1.0 | | 4 | 1 | 0 | 0 | 0 | 0 | 0 | 0 | 0 | 0 | 0 | 8 | 13 | 0.00 | 1.000 |

BOTTOM

New York Yankees @ Detroit Tigers
Comerica Park, Detroit, MI
Fri Sep 20 2002, 7:05 PM EDT
Att: 25,364 - Cloudy - 71 F

livebaseballscorecards.com

| | |
|------------|-----------|
| AB | 33 |
| R | 1 |
| H | 8 |
| RBI | 1 |
| BB | 5 |
| SO | 5 |
| LOB | 25 |



| Batter | 1 | 2 | 3 | 4 | 5 | 6 | 7 | 8 | 9 | AB R H RBI BB SO LOB | TOP | | | | | | | | | | | |
|---|---|----------------------------------|-------------------------------|----------------------------------|--------------------------------|----------------------------------|-------------------------------|----------------------------------|-------------------------------|----------------------------------|------------------------------|----------------------------------|------------------------------|---------------------------------|------------------------------|----------------------------------|------------------------------|---------------------------------|----------------------------------|------------------------------------|----------------------------------|--------|
| Alfonso Soriano, R (1, 4) OBP: 0.336, SLG: 0.562 | 1-2 F2 | | 3-1 F3 | | 4-0 2B BB | | 0-3 K | | | 3 0 0 0 1 1 0 | | | | | | | | | | | | |
| Nick Johnson, L (1, 3) OBP: 0.343, SLG: 0.414 | 2-2 P6 | | | 2-2 G6-3 | 0-2 2B | | | 1-0 G3-1 SH5-3 1B | | 4 0 2 2 0 0 0 | | | | | | | | | | | | |
| 2 Derek Jeter, R (1, 6) OBP: 0.370, SLG: 0.413 | 3-2 G3 | | | 2-2 G4-3 | 1-3 2-H 3-H K | | | 1-0 SH5-3 | | 3 0 0 0 0 1 2 | | | | | | | | | | | | |
| Bernie Williams, S (1, 10) | | 3-1 G4-3 | | 3-3 K | | 2-1 L9 | | 1-1 G3-1 | | 4 0 0 0 0 1 1 | | | | | | | | | | | | |
| 20 Jorge Posada, S (1, 2) OBP: 0.373, SLG: 0.481 | | 2-2 1B | | | 1-0 WP 1B 2B | 1-1 2B | | 4-0 IBB | | 3 1 3 0 1 0 0 | | | | | | | | | | | | |
| Robin Ventura, L (1, 5) OBP: 0.369, SLG: 0.464 | | 2-2 F9 | | | 3-2 G4-3 F7 2-H 1B | 0-0 G6-3 | | 3-0 P3 | | 4 1 1 1 0 0 4 | | | | | | | | | | | | |
| Raul Mondesi, R (1, 8) OBP: 0.311, SLG: 0.436 | | 1-2 F7 | | | 1-1 F7 | 2-1 G6-3 | | | 0-0 F8 | 4 0 0 0 0 0 3 | | | | | | | | | | | | |
| Juan Rivera, R (1, 7) OBP: 0.338, SLG: 0.412 | | | 3-2 G3 | | 1-2 G4-3 | | 0-0 G4-3 1B | | 0-0 G6-3 | 4 0 1 0 0 0 1 | | | | | | | | | | | | |
| John Vander Wal, L (1, 9) OBP: 0.333, SLG: 0.439 | | | 1-2 F7 | | 4-2 BB 2B BB | | 0-0 G4-3 | | 2-1 G4-3 | 3 1 0 0 1 0 1 | | | | | | | | | | | | |
| Inning Stats | R: 0 E: 0 K: 0 S: 18 | H: 0 LOB: 0 BB: 0 P: 24 | R: 0 E: 0 K: 0 S: 12 | H: 1 LOB: 1 BB: 0 P: 20 | R: 0 E: 0 K: 0 S: 10 | H: 0 LOB: 0 BB: 0 P: 17 | R: 0 E: 0 K: 1 S: 11 | H: 0 LOB: 0 BB: 0 P: 18 | R: 3 E: 0 K: 1 S: 19 | H: 3 LOB: 2 BB: 2 P: 34 | R: 0 E: 0 K: 0 S: 7 | H: 1 LOB: 1 BB: 0 P: 12 | R: 0 E: 0 K: 1 S: 5 | H: 1 LOB: 0 BB: 0 P: 5 | R: 0 E: 0 K: 0 S: 5 | H: 1 LOB: 2 BB: 1 P: 15 | R: 0 E: 0 K: 0 S: 4 | H: 0 LOB: 0 BB: 0 P: 6 | 1B: 4 2B: 3 3B: 0 HR: 0 | SF: 0 SAC: 1 DP: 1 HBP: 0 | WP: 1 PB: 0 SB: 0 CS: 0 | PA: 36 |
| PITCHER | IP WLS BF H R ER SO BB IBB HBP BLK WP HR S P ERA WHIP | | | | | | | | | | | | | | | | | | | | | |
| Jason Beverlin, R (1, 1) ERA: 8.59 | 4.2 L 19 3 3 3 1 2 0 0 0 1 0 62 104 5.79 1.071 | | | | | | | | | | | | | | | | | | | | | |
| Eric Eckenstahler, L (5, 1) ERA: 2.84 | 1.1 6 2 0 0 1 0 0 0 0 0 0 15 21 0.00 1.500 | | | | | | | | | | | | | | | | | | | | | |
| Adam Bernero, R (7, 1) ERA: 6.39 | 1.0 3 1 0 0 1 0 0 0 0 0 0 5 5 0.00 1.000 | | | | | | | | | | | | | | | | | | | | | |
| Franklyn German, R (8, 1) ERA: | 1.0 5 1 0 0 0 0 1 0 0 0 0 5 15 0.00 1.000 | | | | | | | | | | | | | | | | | | | | | |
| Juan Acevedo, R (9, 1) ERA: 2.69 | 1.0 3 0 0 0 0 0 0 0 0 0 0 4 6 0.00 0.000 | | | | | | | | | | | | | | | | | | | | | |

New York Yankees @ Detroit Tigers
Comerica Park, Detroit, MI
Sat Sep 21 2002, 1:25 PM EDT
Att. 25,432 - Cloudy - 81 F

livebaseballscorecards.com

| | |
|------------|-----------|
| AB | 32 |
| R | 3 |
| H | 7 |
| RBI | 3 |
| BB | 3 |
| SO | 3 |
| LOB | 12 |



BOTTOM

New York Yankees @ Detroit Tigers
Comerica Park, Detroit, MI
Sat Sep 21 2002, 1:25 PM EDT
Att. 25,432 - Cloudy - 81 F

livebaseballscorecards.com

AB 32
R 2
H 5
RBI 2
BB 2
SO 8
LOB 12



WP: 0 PA: 34
PB: 0
SB: 1
CS: 0

AB R H RBI BB SO LOB

4 1 1 0 0 0 2

4 0 1 1 0 1 1

3 0 0 0 1 0 2

4 0 1 1 0 1 1

4 0 0 0 0 3 1

4 0 2 0 0 1 0

2 1 0 0 1 1 2

1 0 0 0 0 0 1

2 0 0 0 0 0 2

1B: 4 SF: 0
2B: 0 SAC: 0
3B: 1 DP: 0
HR: 0 HBP: 0

| Batter | 1 | 2 | 3 | 4 | 5 | 6 | 7 | 8 | 9 |
|---|----------------------|-----------|---------------------------|---|------------------------|---|-------------|--------------|---|
| Andres Torres, S (1, 8) OBP: 0.275, SLG: 0.289 | 2-1 S 3B 1B | | 0-0 B5-3 | | 1-1 G1-3 | | 1-2 G5-3 | | |
| 20 Omar Infante, R (1, 6) OBP: 0.388, SLG: 0.489 | 2-3 K | | 2-2 G6-3 | | 0-1 E7 2-H 1B | | | 3-2 F7 | |
| Robert Fick, L (1, 9) OBP: 0.329, SLG: 0.432 | 1-1 F8 1-2 | | 4-2 BB | | 2-2 F9 | | | 1-1 F3 | |
| Carlos Pena, L (1, 3) OBP: 0.319, SLG: 0.463 | 3-1 2-H 3B | | 1-2 G1-3 | | 0-2 F7 | | | 2-3 K | |
| Mike Rivera, R (1, 10) OBP: 0.262, SLG: 0.336 | 2-3 K | | 0-3 K | | 2-3 K | | | 2-2 G6-3 | |
| Craig Monroe, R (1, 7) | | 0-0 L4 | 0-1 G6-3 | | 1-3 K | | | 1-1 G4-3 | |
| Damion Easley, R (1, 4) OBP: 0.310, SLG: 0.347 | | 2-2 1B | 1-2 G1-4-3 | | 1-1 FC5-4 1B | | | 0-3 K | |
| Chris Truby, R (1, 5) OBP: 0.237, SLG: 0.319 | | 0-0 P1 | 4-2 G1-3 20 E BB | | 0-3 K | | | 0-0 FC5-4 | |
| 15 Brandon Inge, R (1, 2) OBP: 0.268, SLG: 0.341 | | 2-1 L9 | | | 1-2 F5 | | | | |
| Matt Walbeck, S (5, 2) OBP: 0.258, SLG: 0.259 | | | | | | | | | |

| Inning Stats | R: 1 | H: 2 | E: 0 | K: 2 | S: 12 | H: 2 | LOB: 1 | BB: 0 | P: 22 | R: 0 | H: 1 | E: 0 | K: 0 | S: 7 | H: 1 | LOB: 1 | BB: 0 | P: 11 | R: 0 | H: 0 | E: 0 | K: 0 | S: 9 | H: 0 | LOB: 0 | BB: 0 | P: 13 | R: 1 | H: 1 | E: 1 | K: 0 | S: 16 | H: 0 | LOB: 0 | BB: 0 | P: 12 | R: 0 | H: 1 | E: 0 | K: 1 | S: 10 | H: 1 | LOB: 1 | BB: 0 | P: 12 | R: 0 | H: 0 | E: 0 | K: 1 | S: 10 | H: 0 | LOB: 0 | BB: 0 | P: 16 | R: 0 | H: 0 | E: 0 | K: 1 | S: 8 | H: 0 | LOB: 0 | BB: 0 | P: 11 | 1B: 4 | SF: 0 | 2B: 0 | SAC: 0 | 3B: 1 | DP: 0 | HR: 0 | HBP: 0 |
|--------------|------|------|------|------|-------|------|--------|-------|-------|------|------|------|------|------|------|--------|-------|-------|------|------|------|------|------|------|--------|-------|-------|------|------|------|------|-------|------|--------|-------|-------|------|------|------|------|-------|------|--------|-------|-------|------|------|------|------|-------|------|--------|-------|-------|------|------|------|------|------|------|--------|-------|-------|-------|-------|-------|--------|-------|-------|-------|--------|
|--------------|------|------|------|------|-------|------|--------|-------|-------|------|------|------|------|------|------|--------|-------|-------|------|------|------|------|------|------|--------|-------|-------|------|------|------|------|-------|------|--------|-------|-------|------|------|------|------|-------|------|--------|-------|-------|------|------|------|------|-------|------|--------|-------|-------|------|------|------|------|------|------|--------|-------|-------|-------|-------|-------|--------|-------|-------|-------|--------|

| PITCHER | IP | WLS | BF | H | R | ER | SO | BB | IBB | HBP | BLK | WP | HR | S | P | ERA | WHIP |
|--|-----|-----|----|---|---|----|----|----|-----|-----|-----|----|----|----|-----|------|-------|
| Andy Pettitte, L (1, 1) ERA: 3.4 | 7.0 | W | 28 | 5 | 2 | 2 | 6 | 2 | 0 | 0 | 0 | 0 | 0 | 75 | 110 | 2.57 | 1.000 |
| 42 Mariano Rivera, R (8, 1) ERA: 2.79 | 1.0 | H | 3 | 0 | 0 | 0 | 1 | 0 | 0 | 0 | 0 | 0 | 0 | 10 | 16 | 0.00 | 0.000 |
| Steve Karsay, R (9, 1) ERA: 3.13 | 1.0 | S | 3 | 0 | 0 | 0 | 1 | 0 | 0 | 0 | 0 | 0 | 0 | 8 | 11 | 0.00 | 0.000 |

| Batter | 1 | 2 | 3 | 4 | 5 | 6 | 7 | 8 | 9 | AB R H RBI BB SO LOB | TOP | | | | | | | | | | | |
|--|---|----------------------------------|------------------------------|---------------------------------|-------------------------------|----------------------------------|-------------------------------|----------------------------------|-------------------------------|----------------------------------|-------------------------------|----------------------------------|------------------------------|---------------------------------|------------------------------|----------------------------------|------------------------------|----------------------------------|----------------------------------|------------------------------------|----------------------------------|--------|
| Alfonso Soriano, R (1, 4) OBP: 0.335, SLG: 0.559 | 3-2 1B 2B HBP | 1-0 F8 | | 1-0 E5 BB | | | 0-0 G5-3 | | 1-2 F7 | 4 1 0 0 0 0 0 | | | | | | | | | | | | |
| Juan Rivera, R (1, 9) OBP: 0.346, SLG: 0.408 | 0-2 2B 1-2 G6-3 1B | 0-0 F8 | | 4-0 1-2 BB | | | 0-0 G5-3 | | | 3 1 1 0 1 0 0 | | | | | | | | | | | | |
| Raul Mondesi, R (1, 8) OBP: 0.312, SLG: 0.440 | 0-0 2B 1-3 2-H 2B | | 3-2 G1-3 2B 2B | 2-1 P6 | | | 0-0 G6-3 | | | 4 2 2 1 0 0 2 | | | | | | | | | | | | |
| Ron Coomer, R (1, 5) OBP: 0.290, SLG: 0.372 Alex Arias, R (9, 5) | 2-1 G6-3 | | 1-2 G1-3 | | 1-2 F9 | | | 0-2 G5-3 | | 4 0 0 1 0 0 2 0 0 0 0 0 0 0 | | | | | | | | | | | | |
| Rondell White, R (1, 7) OBP: 0.288, SLG: 0.369 | 2-1 2B 2-H | | 0-1 2B 3-H | | 0-3 K | | | 1-0 2B | | 4 0 3 2 0 1 0 | | | | | | | | | | | | |
| Nick Johnson, L (1, 3) OBP: 0.340, SLG: 0.410 | 3-2 F8 | | 2-3 K | | 1-2 F7 | | | 2-3 K | | 4 0 0 0 0 2 3 | | | | | | | | | | | | |
| Chris Widger, R (1, 2) OBP: 0.344, SLG: 0.393 | 1-2 HBP | | 1-0 G6-3 | | 1-2 G6-3 | | | 2-1 L7 | | 3 0 0 0 0 0 2 | | | | | | | | | | | | |
| John Vander Wal, L (1, 10) OBP: 0.328, SLG: 0.431 | 3-1 G4-3 | | 2-2 F2 | | 0-0 G4-3 | | | 0-3 K | | 4 0 0 0 0 1 2 | | | | | | | | | | | | |
| Enrique Wilson, S (1, 6) | | 1-2 L8 | | 1-3 K | | 1-2 G5-3 | | 2-0 G6-3 | | 4 0 0 0 0 1 0 | | | | | | | | | | | | |
| Inning Stats | R: 3 E: 0 K: 0 S: 18 | H: 3 LOB: 2 BB: 0 P: 32 | R: 0 E: 0 K: 0 S: 5 | H: 0 LOB: 0 BB: 0 P: 7 | R: 1 E: 0 K: 1 S: 13 | H: 2 LOB: 1 BB: 0 P: 20 | R: 0 E: 1 K: 1 S: 10 | H: 0 LOB: 2 BB: 1 P: 19 | R: 0 E: 0 K: 1 S: 10 | H: 0 LOB: 0 BB: 0 P: 12 | R: 0 E: 0 K: 0 S: 10 | H: 0 LOB: 0 BB: 0 P: 12 | R: 0 E: 0 K: 0 S: 3 | H: 0 LOB: 0 BB: 0 P: 3 | R: 0 E: 0 K: 1 S: 9 | H: 1 LOB: 1 BB: 0 P: 14 | R: 0 E: 0 K: 1 S: 7 | H: 0 LOB: 0 BB: 0 P: 10 | 1B: 1 2B: 5 3B: 0 HR: 0 | SF: 0 SAC: 0 DP: 0 HBP: 2 | WP: 0 PB: 0 SB: 0 CS: 0 | PA: 37 |
| PITCHER | IP WLS BF H R ER SO BB IBB HBP BLK WP HR S P ERA WHIP | | | | | | | | | | | | | | | | | | | | | |
| Mike Maroth, L (1, 1) ERA: 4.67 | 8.0 L 34 6 4 4 4 1 0 2 0 0 0 78 119 4.50 0.875 | | | | | | | | | | | | | | | | | | | | | |
| Jamie Walker, L (9, 1) ERA: 3.86 | 1.0 3 0 0 0 1 0 0 0 0 0 0 7 10 0.00 0.000 | | | | | | | | | | | | | | | | | | | | | |

New York Yankees @ Detroit Tigers
Comerica Park, Detroit, MI
Sun Sep 22 2002, 12:05 PM EDT
Att. 23,930 - Cloudy - 64 F

livebaseballscorecards.com

| | |
|-----|----|
| AB | 34 |
| R | 4 |
| H | 6 |
| RBI | 4 |
| BB | 1 |
| SO | 5 |
| LOB | 11 |



| Batter | 1 | 2 | 3 | 4 | 5 | 6 | 7 | 8 | 9 | AB R H RBI BB SO LOB |
|---|-----------------------|------------------------|------------------------------|-----------|-----------------------|---|-------------|-------------|---|----------------------|
| Andres Torres, S OBP: 0.255, SLG: 0.265 (1, 8) | 2-2 G5-3 | | 1-1 L8 | | 1-1 G6-3 | | | 1-3 K | | 4 0 0 0 0 1 2 |
| 20 Omar Infante, R OBP: 0.396, SLG: 0.490 (1, 6) | 2-1 G4-6-3 1B | | 0-1 CS 2-3 1B | | 2-3 K | | | 2-2 G4-3 | | 4 0 2 0 0 1 1 |
| Robert Fick, L OBP: 0.328, SLG: 0.431 (1, 9) | 1-0 G4-6-3 1-2f | | 1-1 SF8 | | 0-1 G4-6-3 1B | | | 2-1 G3-1 | | 3 0 1 1 0 0 1 |
| Carlos Pena, L OBP: 0.316, SLG: 0.458 (1, 3) | | 0-3 K | 3-1 CS 1-2 | 3-2 P5 | 0-1 G4-6-3 1-2f | | | 1-3 K | | 4 0 0 0 0 2 1 |
| Mike Rivera, R OBP: 0.262, SLG: 0.342 (1, 2) | | 1-0 G3 1B 2B | | 1-3 K | 1-2 L6 | | | 1-1 G3 | | 4 1 1 0 0 1 0 |
| Eric Munson, L OBP: 0.229, SLG: 0.318 (1, 10) | | 1-2 G3 2-3 | | 1-3 K | | | 1-0 G4-3 | | | 3 0 0 0 0 1 1 |
| Damion Easley, R OBP: 0.313, SLG: 0.361 (1, 4) | | 0-2 G3 3-H 1B | | | 0-1 HR | | 1-0 F8 | | | 3 1 2 2 0 0 0 |
| Shane Halter, R OBP: 0.313, SLG: 0.395 (1, 5) | | 0-2 F8 | | | 0-2 2B | | 0-0 G6-3 | | | 3 0 1 0 0 0 1 |
| Craig Monroe, R (1, 7) | | | 0-0 E5 20 1B SF8 | | 1-2 F9 | | 2-1 P4 | | | 3 1 0 0 0 0 1 |

| Inning Stats | R: 0 | H: 1 | E: 0 | LOB: 0 | K: 0 | BB: 0 | S: 6 | P: 11 | R: 1 | H: 2 | E: 0 | LOB: 1 | K: 1 | BB: 0 | S: 15 | R: 1 | H: 1 | E: 1 | LOB: 0 | K: 0 | BB: 0 | S: 8 | R: 0 | H: 0 | E: 0 | LOB: 0 | K: 2 | BB: 0 | S: 10 | R: 1 | H: 2 | E: 0 | LOB: 1 | K: 1 | BB: 0 | S: 13 | R: 0 | H: 1 | E: 0 | LOB: 0 | K: 0 | BB: 0 | S: 9 | R: 0 | H: 0 | E: 0 | LOB: 0 | K: 0 | BB: 0 | S: 3 | R: 0 | H: 0 | E: 0 | LOB: 0 | K: 1 | BB: 0 | S: 8 | R: 0 | H: 0 | E: 0 | LOB: 0 | K: 1 | BB: 0 | S: 7 | R: 0 | H: 0 | E: 0 | LOB: 0 | K: 1 | BB: 0 | S: 11 | 1B: 4 | SF: 1 | 2B: 2 | SAC: 0 | 3B: 0 | DP: 2 | HR: 1 | HBP: 0 | WP: 0 | PA: 33 |
|--------------|------|------|------|--------|------|-------|------|-------|------|------|------|--------|------|-------|-------|------|------|------|--------|------|-------|------|------|------|------|--------|------|-------|-------|------|------|------|--------|------|-------|-------|------|------|------|--------|------|-------|------|------|------|------|--------|------|-------|------|------|------|------|--------|------|-------|------|------|------|------|--------|------|-------|------|------|------|------|--------|------|-------|-------|-------|-------|-------|--------|-------|-------|-------|--------|-------|--------|
|--------------|------|------|------|--------|------|-------|------|-------|------|------|------|--------|------|-------|-------|------|------|------|--------|------|-------|------|------|------|------|--------|------|-------|-------|------|------|------|--------|------|-------|-------|------|------|------|--------|------|-------|------|------|------|------|--------|------|-------|------|------|------|------|--------|------|-------|------|------|------|------|--------|------|-------|------|------|------|------|--------|------|-------|-------|-------|-------|-------|--------|-------|-------|-------|--------|-------|--------|

| PITCHER | IP | WLS | BF | H | R | ER | SO | BB | IBB | HBP | BLK | WP | HR | S | P | ERA | WHIP |
|-------------------------------------|-----|-----|----|---|---|----|----|----|-----|-----|-----|----|----|----|-----|------|-------|
| David Wells, L ERA: 3.86 (1, 1) | 8.0 | W | 29 | 7 | 3 | 2 | 5 | 0 | 0 | 0 | 0 | 0 | 1 | 72 | 101 | 2.25 | 0.875 |
| Mike Stanton, L ERA: 2.92 (9, 1) | 1.0 | S | 3 | 0 | 0 | 0 | 1 | 0 | 0 | 0 | 0 | 0 | 0 | 7 | 11 | 0.00 | 0.000 |


BOTTOM

New York Yankees @ Detroit Tigers
Comerica Park, Detroit, MI

Sun Sep 22 2002, 12:05 PM EDT
Att: 23,930 - Cloudy - 64 F

livebaseballscorecards.com

| | |
|------------|-----------|
| AB | 31 |
| R | 3 |
| H | 7 |
| RBI | 3 |
| BB | 0 |
| SO | 6 |
| LOB | 8 |



| Batter | 1 | 2 | 3 | 4 | 5 | 6 | 7 | 8 | 9 | AB R H RBI BB SO LOB | TOP | | | | | | | | | | | |
|---|---|----------------------------------|-------------------------------|----------------------------------|------------------------------|----------------------------------|-------------------------------|----------------------------------|------------------------------|----------------------------------|--|---------------------------------|------------------------------|---------------------------------|------------------------------|----------------------------------|------------------------------|---------------------------------|----------------------------------|------------------------------------|----------------------------------|--------|
| Damian Rolls, R (1, 9) OBP: 0.370, SLG: 0.435 | 2-1 FC4-6 1B | 3-2 G6-3 | | 4-2 BB | | 0-0 G6-3 | | | 2-1 L1-3 1-2 | 4 1 1 0 1 0 2 | Tampa Bay Devil Rays @ New York Yankees Yankee Stadium, Bronx, NY Mon Sep 23 2002, 7:05 PM EDT Att. 31,937 - Cloudy - 72 F | | | | | | | | | | | |
| 13 Carl Crawford, L (1, 7) OBP: 0.300, SLG: 0.387 | 2-0 FC4-6 1B | | 0-3 K | 0-1 P6 | | | 2-3 K | | | 4 0 1 0 0 2 2 | | | | | | | | | | | | |
| Randy Winn, S (1, 8) OBP: 0.359, SLG: 0.456 | 0-0 F3 | | 3-1 1B BB HBP | | 1-2 2B 1B | | 0-1 F7 | | | 3 1 1 0 0 0 2 | | | | | | | | | | | | |
| Aubrey Huff, L (1, 5) OBP: 0.376, SLG: 0.540 | 0-1 FC4-6 2B 1-2f 3-H | | 4-0 1B BB | 1-2 BB | 0-1 2B 1-H | | 0-0 G3 | | | 3 1 1 2 1 0 1 | | | | | | | | | | | | |
| Ben Grieve, L (1, 10) OBP: 0.353, SLG: 0.429 | 0-1 2B 1-H | | 1-0 1B G6-4-3 | 1-2 2-3 1B | 0-0 P6 | | 1-3 K | | | 4 0 2 1 0 1 1 | | | | | | | | | | | | |
| Toby Hall, R (1, 2) OBP: 0.287, SLG: 0.355 | 1-3 K | | 1-2 G6-4-3 1-2f | | 0-0 F8 | | 3-2 P6 | | | 4 0 0 0 0 1 5 | | | | | | | | | | | | |
| Steve Cox, L (1, 3) OBP: 0.331, SLG: 0.399 | | | 0-3 K | 2-2 P5 | 1-1 G4-3 | | 3-0 G4-3 | | | 4 0 0 0 0 1 1 | | | | | | | | | | | | |
| Andy Sheets, R (1, 4) OBP: 0.314, SLG: 0.373 | | 0-1 1B S | | 3-3 K | | 0-3 K | | 0-0 G6-3 | | 4 0 1 0 0 2 0 | | | | | | | | | | | | |
| Chris Gomez, R (1, 6) OBP: 0.308, SLG: 0.414 | | 0-3 K | | 0-0 BB 1B | | 1-1 G5-3 | | 0-2 L1-3 1B | | 4 0 2 0 0 1 1 | | | | | | | | | | | | |
| Inning Stats | R: 2 E: 0 K: 1 S: 11 | H: 3 LOB: 1 BB: 0 P: 16 | R: 0 E: 0 K: 2 S: 15 | H: 1 LOB: 1 BB: 0 P: 18 | R: 0 E: 0 K: 1 S: 8 | H: 1 LOB: 2 BB: 1 P: 17 | R: 0 E: 0 K: 1 S: 13 | H: 1 LOB: 2 BB: 1 P: 22 | R: 1 E: 0 K: 0 S: 9 | H: 2 LOB: 1 BB: 0 P: 11 | R: 0 E: 0 K: 1 S: 6 | H: 0 LOB: 0 BB: 0 P: 7 | R: 0 E: 0 K: 1 S: 6 | H: 0 LOB: 0 BB: 0 P: 8 | R: 0 E: 0 K: 1 S: 9 | H: 0 LOB: 0 BB: 0 P: 16 | R: 0 E: 0 K: 0 S: 7 | H: 1 LOB: 0 BB: 0 P: 9 | 1B: 7 2B: 3 3B: 0 HR: 0 | SF: 0 SAC: 0 DP: 2 HBP: 1 | WP: 1 PB: 0 SB: 1 CS: 0 | PA: 37 |
| PITCHER | IP WLS BF H R ER SO BB IBB HBP BLK WP HR S P ERA WHIP | | | | | | | | | | | | | | | | | | | | | |
| Orlando Hernandez, R (1, 1) ERA: 3.69 | 8.0 L 34 8 3 3 8 2 0 1 0 1 0 77 115 3.38 1.250 | | | | | | | | | | | | | | | | | | | | | |
| 42 Mariano Rivera, R (9, 1) ERA: 2.72 | 1.0 3 1 0 0 0 0 0 0 0 0 0 7 9 0.00 1.000 | | | | | | | | | | | | | | | | | | | | | |

| | |
|------------|----|
| AB | 34 |
| R | 3 |
| H | 9 |
| RBI | 3 |
| BB | 2 |
| SO | 8 |
| LOB | 15 |



BOTTOM

Tampa Bay Devil Rays @ New York Yankees
Yankee Stadium, Bronx, NY
Mon Sep 23 2002, 7:05 PM EDT
Att. 31,937 - Cloudy - 72 F

livebaseballscores.com

AB 31
R 2
H 6
RBI 2
BB 5
SO 5
LOB 18



WP: 0 PA: 38
PB: 0
SB: 0
CS: 1

AB R H RBI BB SO LOB

3 1 2 0 1 0 1

3 0 0 0 1 0 3

4 1 0 0 0 2 3

3 0 2 0 1 0 0

4 0 1 2 0 1 2

3 0 1 0 1 0 1

4 0 0 0 0 0 5

3 0 0 0 1 1 2

0 0 0 0 0 0 0

3 0 0 0 0 1 0

1 0 0 0 0 0 1

1B: 6 SF: 0
2B: 0 SAC: 0
3B: 0 DP: 1
HR: 0 HBP: 1

| Batter | 1 | 2 | 3 | 4 | 5 | 6 | 7 | 8 | 9 |
|---|-----------------------|-----------------------------|--------------------------|-----------|---|---|------------------|-----------|-----------|
| Alfonso Soriano, R (1, 4) OBP: 0.338, SLG: 0.560 | 3-0 G4-6-3 HBP | | 1-2 FC3-6 20 1B | 0-0 1B | | | 4-1 CS BB | | 0-2 L9 |
| 2 Derek Jeter, R (1, 6) OBP: 0.369, SLG: 0.411 | 1-1 G4-6-3 1-2f | | 4-2 FC3-6 25 BB | 1-0 F9 | | | 1-0 P4 | | |
| 25 Jason Giambi, L (1, 10) OBP: 0.428, SLG: 0.577 | 2-3 K | | 0-0 FC3-6 20 1B | | | | 1-3 K | | |
| Bernie Williams, S (1, 8) OBP: 0.417, SLG: 0.497 | | 2-0 FC6-4 20 1B | 4-0 BB 20 1B | | | | 1-0 CS 1-2 | 3-2 F7 | |
| 20 Jorge Posada, S (1, 2) OBP: 0.373, SLG: 0.479 | | 0-0 FC6-4 FC6-5 1B | 0-1 BB 1B | | | | 3-0 F7 | 3-3 K | |
| Robin Ventura, L (1, 5) OBP: 0.370, SLG: 0.463 | | 3-1 FC6-5 1B | 4-2 BB 1B | | | | 3-1 G4-3 | 2-1 F5 | |
| Rondell White, R (1, 7) OBP: 0.285, SLG: 0.366 | | 1-0 FC6-5 1-2 2-3f | 1-1 F8 | | | | 0-0 F7 | 0-1 F8 | |
| Nick Johnson, L (1, 3) OBP: 0.339, SLG: 0.407 Enrique Wilson, S (9, PR) OBP: 0.234, SLG: 0.282 | 0-2 G1-3 | | 0-3 K | | | | 2-1 F8 | 4-0 BB | |
| Juan Rivera, R (1, 9) OBP: 0.333, SLG: 0.392 John Vander Wal, L (9, PH) OBP: 0.327, SLG: 0.429 | | | 2-1 G5-3 | | | | 1-3 K | 0-0 F9 | |

| Inning Stats | R: 0 | H: 0 | E: 0 | K: 1 | S: 5 | H: 0 | LOB: 0 | BB: 0 | P: 11 | R: 0 | H: 2 | E: 0 | K: 0 | S: 8 | R: 0 | H: 2 | E: 1 | K: 0 | S: 15 | R: 0 | H: 1 | E: 0 | K: 1 | S: 7 | R: 0 | H: 1 | E: 0 | K: 0 | S: 7 | R: 0 | H: 0 | E: 0 | K: 1 | S: 6 | R: 0 | H: 0 | E: 0 | K: 1 | S: 6 | R: 0 | H: 0 | E: 0 | K: 1 | S: 8 | R: 0 | H: 0 | E: 0 | K: 1 | S: 8 | R: 0 | H: 0 | E: 0 | K: 0 | S: 6 | R: 0 | H: 0 | E: 0 | K: 0 | S: 6 | R: 0 | H: 0 | E: 0 | K: 0 | S: 6 | R: 0 | H: 0 | E: 0 | K: 0 | S: 6 | R: 0 | H: 0 | E: 0 | K: 0 | S: 6 | R: 0 | H: 0 | E: 0 | K: 0 | S: 6 | R: 0 | H: 0 | E: 0 | K: 0 | S: 6 |
|--------------|------|------|------|------|------|------|--------|-------|-------|------|------|------|------|------|------|------|------|------|-------|------|------|------|------|------|------|------|------|------|------|------|------|------|------|------|------|------|------|------|------|------|------|------|------|------|------|------|------|------|------|------|------|------|------|------|------|------|------|------|------|------|------|------|------|------|------|------|------|------|------|------|------|------|------|------|------|------|------|------|------|------|------|------|------|------|
|--------------|------|------|------|------|------|------|--------|-------|-------|------|------|------|------|------|------|------|------|------|-------|------|------|------|------|------|------|------|------|------|------|------|------|------|------|------|------|------|------|------|------|------|------|------|------|------|------|------|------|------|------|------|------|------|------|------|------|------|------|------|------|------|------|------|------|------|------|------|------|------|------|------|------|------|------|------|------|------|------|------|------|------|------|------|------|------|

| PITCHER | IP | WLS | BF | H | R | ER | SO | BB | IBB | HBP | BLK | WP | HR | S | P | ERA | WHIP |
|--|-----|-----|----|---|---|----|----|----|-----|-----|-----|----|----|----|----|------|-------|
| Victor Zambrano, R (1, 1) ERA: 5.58 | 6.0 | W | 27 | 6 | 2 | 0 | 3 | 3 | 0 | 1 | 0 | 0 | 0 | 48 | 90 | 0.00 | 1.500 |
| Wilson Alvarez, L (7, 1) ERA: 4.96 | 2.0 | H | 6 | 0 | 0 | 0 | 2 | 1 | 0 | 0 | 0 | 0 | 0 | 14 | 29 | 0.00 | 0.500 |
| Esteban Yan, R (9, 1) ERA: 4.37 | 1.0 | S | 4 | 0 | 0 | 0 | 0 | 1 | 0 | 0 | 0 | 0 | 0 | 6 | 10 | 0.00 | 1.000 |

| Batter | 1 | 2 | 3 | 4 | 5 | 6 | 7 | 8 | 9 | AB R H RBI BB SO LOB | TOP | |
|--|--|---|--|---|---|--|--|--|---|--|--|--|
| Damian Rolls, R OBP: 0.351, SLG: 0.411 (1, 9) C B B B X | 2-2 G4-3 ① | | 0-3 K ③ | | | 3-2 L8 ① | | | 0-0 F8 ① | 4 0 0 0 0 1 0 | | |
| 13 Carl Crawford, L OBP: 0.295, SLG: 0.380 (1, 7) F F F B B X | 3-2 G4-3 ② | | | 0-0 F7 ① | | 0-3 K ② | | | 1-0 G6-3 ② | 4 0 0 0 0 1 0 | | |
| Randy Winn, S OBP: 0.357, SLG: 0.453 (1, 8) C S S | 0-3 K ③ | | | 2-1 G2-3 ② | | 2-1 G4-3 ③ | | | 1-3 K ③ | 4 0 0 0 0 2 0 | | |
| Aubrey Huff, L OBP: 0.376, SLG: 0.539 (1, 5) B B B B B X | | 2-2 1B ① | | 2-1 F7 ③ | | | 2-0 F8 ① | | | 3 0 1 0 0 0 0 | | |
| Ben Grieve, L OBP: 0.355, SLG: 0.428 (1, 10) B B B B B B | | 2-3 K ① | | | 4-1 1B BB ① | | 4-2 G4-6-3 BB ① | | | 1 0 0 0 2 1 1 | | |
| Toby Hall, R OBP: 0.287, SLG: 0.355 (1, 2) B B B B X | | 2-1 F7 ② | | | 0-0 1B BB ② | | 0-1 G4-6-3 1-2f ② ③ | | | 3 0 1 0 0 0 2 | | |
| Steve Cox, L OBP: 0.329, SLG: 0.397 (1, 3) G T C | | 1-3 K ③ | | | 0-3 K ① | | | 0-0 F2 ① | | 3 0 0 0 0 2 3 | | |
| Andy Sheets, R OBP: 0.308, SLG: 0.366 (1, 4) B B B B B X | | | 2-2 F7 ① | | 2-3 K ② | | | 3-3 K ② | | 3 0 0 0 0 2 2 | | |
| Chris Gomez, R OBP: 0.307, SLG: 0.414 (1, 6) Felix Escalona, R OBP: 0.269, SLG: 0.301 (4, 6) S T C | | | 1-3 K ② | | 1-3 K ③ | | | 0-3 K ③ | | 1 0 0 0 0 1 0 2 0 0 0 0 2 2 | | |
| Inning Stats | R: 0 E: 0 K: 1 S: 13 H: 0 LOB: 0 BB: 0 P: 18 | R: 0 E: 0 K: 2 S: 13 H: 1 LOB: 1 BB: 0 P: 20 | R: 0 E: 0 K: 2 S: 9 H: 0 LOB: 0 BB: 0 P: 12 | R: 0 E: 0 K: 0 S: 5 H: 0 LOB: 0 BB: 0 P: 9 | R: 0 E: 0 K: 3 S: 12 H: 1 LOB: 2 BB: 1 P: 19 | R: 0 E: 0 K: 1 S: 8 H: 0 LOB: 0 BB: 0 P: 13 | R: 0 E: 0 K: 0 S: 5 H: 0 LOB: 0 BB: 1 P: 11 | R: 0 E: 0 K: 2 S: 7 H: 0 LOB: 0 BB: 0 P: 10 | R: 0 E: 0 K: 1 S: 6 H: 0 LOB: 0 BB: 0 P: 8 | 1B: 2 2B: 0 3B: 0 HR: 0 SF: 0 SAC: 0 DP: 1 HBP: 0 | WP: 0 PB: 0 SB: 0 CS: 0 PA: 30 | |
| PITCHER 35 Mike Mussina, R ERA: 4.14 (1, 1) | IP: 9.0 WLS: W BF: 30 H: 2 R: 0 ER: 0 SO: 12 BB: 2 IBB: 0 HBP: 0 BLK: 0 WP: 0 HR: 0 S: 78 P: 120 ERA: 0.00 WHIP: 0.444 | | | | | | | | | | | PITCHER IP: WLS: BF: H: R: ER: SO: BB: IBB: HBP: BLK: WP: HR: S: P: ERA: WHIP: |

Tampa Bay Devil Rays @ New York Yankees
Yankee Stadium, Bronx, NY
 Tue Sep 24 2002, 7:05 PM EDT
 Att. 32,492 - Cloudy - 73 F

| | |
|------------|----|
| AB | 28 |
| R | 0 |
| H | 2 |
| RBI | 0 |
| BB | 2 |
| SO | 12 |
| LOB | 10 |



| Batter | 1 | 2 | 3 | 4 | 5 | 6 | 7 | 8 | 9 |
|---|---------------------|-------------|--------------------------------|-------------|----------------------------|---------------------|-----------------|-----------|---|
| Alfonso Soriano, R (1, 4) OBP: 0.336, SLG: 0.555 | 1-1 G6-3 | | 1-1 F8 | 2-3 K | | 0-2 G6-4-3 | | 3-0 L5 | |
| 2 Derek Jeter, R (1, 6) OBP: 0.370, SLG: 0.411 | 1-0 25 HR HBP | | 2-1 25 HR 1B | 0-1 G4-3 | | | 2-1 F8 | | |
| 25 Jason Giambi, L (1, 3) OBP: 0.432, SLG: 0.592 | 3-2 1-H HR | | 0-1 1-H HR | | 3-1 FC3-6 1B | | 1-2 G3 1B | | |
| Bernie Williams, S (1, 8) OBP: 0.416, SLG: 0.497 | 1-3 K | | 0-0 BB 2B | | 2-2 FC3-6 WP 1-2f | | 1-2 G3 | | |
| 20 Jorge Posada, S (1, 2) OBP: 0.373, SLG: 0.477 | 2-3 K | | 4-0 BB 2B | | 1-3 K | | 1-0 HBP | | |
| Robin Ventura, L (1, 5) OBP: 0.369, SLG: 0.460 | | 3-2 F9 | 4-1 2B 1-2 2-3 BB | | 3-2 F7 | | 0-0 G4-3 | | |
| Raul Mondesi, R (1, 9) OBP: 0.312, SLG: 0.441 | | 2-3 K | 0-0 1-3 2-H 3-H 2B | | 1-1 G1-3 | | 2-1 F8 | | |
| Rondell White, R (1, 7) OBP: 0.287, SLG: 0.368 | | 1-1 G6-3 | 0-0 G6-3 | | 4-2 1B BB | | 2-1 2B | | |
| Nick Johnson, L (1, 10) OBP: 0.338, SLG: 0.405 | | | 1-2 F7 | 1-0 L6 | | 2-0 G6-4-3 1B | | 0-3 K | |

| Inning Stats | R: 2 | H: 1 | E: 0 | K: 2 | S: 12 | LOB: 0 | BB: 0 | P: 20 | R: 0 | H: 0 | E: 0 | K: 1 | S: 8 | LOB: 0 | BB: 0 | P: 14 | R: 4 | H: 4 | E: 0 | K: 0 | S: 13 | LOB: 2 | BB: 2 | P: 25 | R: 0 | H: 0 | E: 0 | K: 1 | S: 6 | LOB: 0 | BB: 0 | P: 9 | R: 0 | H: 1 | E: 0 | K: 1 | S: 15 | LOB: 1 | BB: 0 | P: 24 | R: 0 | H: 1 | E: 0 | K: 0 | S: 10 | LOB: 1 | BB: 1 | P: 17 | R: 0 | H: 1 | E: 0 | K: 0 | S: 9 | LOB: 2 | BB: 0 | P: 14 | R: 0 | H: 1 | E: 0 | K: 1 | S: 8 | LOB: 1 | BB: 0 | P: 15 |
|--------------|------|------|------|------|-------|--------|-------|-------|------|------|------|------|------|--------|-------|-------|------|------|------|------|-------|--------|-------|-------|------|------|------|------|------|--------|-------|------|------|------|------|------|-------|--------|-------|-------|------|------|------|------|-------|--------|-------|-------|------|------|------|------|------|--------|-------|-------|------|------|------|------|------|--------|-------|-------|
|--------------|------|------|------|------|-------|--------|-------|-------|------|------|------|------|------|--------|-------|-------|------|------|------|------|-------|--------|-------|-------|------|------|------|------|------|--------|-------|------|------|------|------|------|-------|--------|-------|-------|------|------|------|------|-------|--------|-------|-------|------|------|------|------|------|--------|-------|-------|------|------|------|------|------|--------|-------|-------|

| PITCHER | IP | WLS | BF | H | R | ER | SO | BB | IBB | HBP | BLK | WP | HR | S | P | ERA | WHIP |
|--|-----|-----|----|---|---|----|----|----|-----|-----|-----|----|----|----|----|-------|-------|
| Travis Harper, R (1, 1) ERA: 5.46 | 3.0 | L | 17 | 5 | 6 | 6 | 3 | 2 | 0 | 1 | 0 | 0 | 2 | 33 | 59 | 18.00 | 2.333 |
| 48 Delvin James, R (4, 1) ERA: 5.76 | 5.0 | | 20 | 4 | 0 | 0 | 3 | 1 | 0 | 1 | 0 | 1 | 0 | 48 | 79 | 0.00 | 1.000 |

BOTTOM

Tampa Bay Devil Rays @ New York Yankees
Yankee Stadium, Bronx, NY

Tue Sep 24 2002, 7:05 PM EDT
Att. 32,492 - Cloudy - 73 F

| | |
|-----|----|
| AB | 32 |
| R | 6 |
| H | 9 |
| RBI | 6 |
| BB | 3 |
| SO | 6 |
| LOB | 12 |



| 1B: | 2B: | 3B: | HR: | SF: | SAC: | DP: | HBP: | WP: | PA: |
|-----|-----|-----|-----|-----|------|-----|------|-----|-----|
| 4 | 3 | 0 | 2 | 0 | 0 | 1 | 2 | 1 | 37 |

| PITCHER | IP | WLS | BF | H | R | ER | SO | BB | IBB | HBP | BLK | WP | HR | S | P | ERA | WHIP |
|---------|----|-----|----|---|---|----|----|----|-----|-----|-----|----|----|---|---|-----|------|
|---------|----|-----|----|---|---|----|----|----|-----|-----|-----|----|----|---|---|-----|------|

| Batter | 1 | 2 | 3 | 4 | 5 | 6 | 7 | 8 | 9 | AB R H RBI BB SO LOB | TOP | | | | | | | | | | |
|---|---|----------------------------------|------------------------------|---------------------------------|------------------------------|----------------------------------|------------------------------|----------------------------------|-------------------------------|----------------------------------|--|----------------------------------|-------------------------------|----------------------------------|------------------------------|---------------------------------|----------------------------------|------------------------------------|----------------------------------|--------|--|
| Damian Rolls, R OBP: 0.346, SLG: 0.403 (1, 9) X | 0-0 WP 1B 1B | 1-3 K | | | 3-2 F8 | | 0-2 F8 | | | 4 1 1 0 0 1 0 | Tampa Bay Devil Rays @ New York Yankees Yankee Stadium, Bronx, NY Wed Sep 25 2002, 7:05 PM EDT Att. 30,004 - Cloudy - 71 F | | | | | | | | | | |
| 13 Carl Crawford, L OBP: 0.295, SLG: 0.378 (1, 7) C B X | 1-1 1B WP 1B | 0-1 F5 | | | 1-1 G1-3 | | 1-0 G3-1 | | | 4 1 1 0 0 0 0 | | | | | | | | | | | |
| Randy Winn, S OBP: 0.360, SLG: 0.455 (1, 8) F S B X | 1-2 1B WP 1B | 1-1 G6-3 | | | 4-1 BB | | 1-2 2B | | | 3 1 2 1 1 0 0 | | | | | | | | | | | |
| Aubrey Huff, L OBP: 0.373, SLG: 0.534 (1, 5) B B C | 2-3 K | | 2-3 K | | 3-2 G4-3 | | 1-2 F8 | | | 4 0 0 0 0 2 4 | | | | | | | | | | | |
| Ben Grieve, L OBP: 0.354, SLG: 0.426 (1, 10) B B C C B | 4-2 1B BB | | 0-0 L6 | | 2-2 G4-1 | | 0-2 L8 | | | 3 0 0 0 1 0 1 | | | | | | | | | | | |
| Toby Hall, R OBP: 0.287, SLG: 0.353 (1, 2) C B F F B X | 2-2 HBP 1B | | 3-2 G5-3 | | 1-1 F8 | | 1-0 F7 | | | 4 0 1 1 0 0 1 | | | | | | | | | | | |
| Steve Cox, L OBP: 0.330, SLG: 0.396 (1, 3) C S H | 1-2 HBP | | | 3-2 G4-3 | | 2-2 1B | | 0-0 F8 | | 3 0 1 0 0 0 0 | | | | | | | | | | | |
| Andy Sheets, R OBP: 0.301, SLG: 0.356 (1, 4) B S C S | 1-3 K | | | 1-3 K | | 0-3 K | | 0-2 G5-3 | | 4 0 0 0 0 3 4 | | | | | | | | | | | |
| Chris Gomez, R OBP: 0.305, SLG: 0.410 (1, 6) X | 0-0 L7 | | | 1-0 G5-3 | | 2-3 K | | 1-2 F8 | | 4 0 0 0 0 1 3 | | | | | | | | | | | |
| Inning Stats | R: 3 E: 0 K: 2 S: 23 | H: 4 LOB: 3 BB: 1 P: 35 | R: 0 E: 0 K: 1 S: 7 | H: 0 LOB: 0 BB: 0 P: 9 | R: 0 E: 0 K: 1 S: 9 | H: 0 LOB: 0 BB: 0 P: 14 | R: 0 E: 0 K: 1 S: 7 | H: 0 LOB: 0 BB: 0 P: 12 | R: 0 E: 0 K: 0 S: 13 | H: 1 LOB: 1 BB: 0 P: 18 | R: 0 E: 0 K: 1 S: 9 | H: 0 LOB: 0 BB: 0 P: 12 | R: 0 E: 0 K: 0 S: 11 | H: 1 LOB: 1 BB: 0 P: 14 | R: 0 E: 0 K: 0 S: 8 | H: 0 LOB: 0 BB: 0 P: 9 | 1B: 5 2B: 1 3B: 0 HR: 0 | SF: 0 SAC: 0 DP: 0 HBP: 1 | WP: 2 PB: 0 SB: 0 CS: 0 | PA: 36 | |
| PITCHER | IP WLS BF H R ER SO BB IBB HBP BLK WP HR S P ERA WHIP | | | | | | | | | | | | | | | | | | | | |
| Roger Clemens, R ERA: 4.35 (1, 1) | 5.0 | 22 | 4 | 3 | 3 | 5 | 2 | 0 | 1 | 0 | 2 | 0 | 59 | 94 | 5.40 | 1.200 | | | | | |
| Jeff Weaver, R ERA: 3.57 (6, 1) | 3.0 | W | 11 | 2 | 0 | 2 | 0 | 0 | 0 | 0 | 0 | 0 | 33 | 44 | 0.00 | 0.667 | | | | | |
| 42 Mariano Rivera, R ERA: 2.66 (9, 1) | 1.0 | S | 3 | 0 | 0 | 0 | 0 | 0 | 0 | 0 | 0 | 0 | 8 | 9 | 0.00 | 0.000 | | | | | |

| | |
|------------|----|
| AB | 33 |
| R | 3 |
| H | 6 |
| RBI | 2 |
| BB | 2 |
| SO | 7 |
| LOB | 13 |



| Batter | 1 | 2 | 3 | 4 | 5 | 6 | 7 | 8 | 9 | AB | R | H | RBI | BB | SO | LOB |
|---|--------------------|----------------------|-------------------|-----------|-----------------------|--------------------------|---|-------------|---|----|---|---|-----|----|----|-----|
| Alfonso Soriano, R OBP: 0.337, SLG: 0.557 (1, 4) | 3-3 K | | 1-2 L8 | | 0-0 2B | 2-2 K | | 0-3 K | | 5 | 1 | 2 | 1 | 0 | 2 | 1 |
| 2 Derek Jeter, R OBP: 0.372, SLG: 0.414 (1, 6) | 3-2 E | | 1-0 25 S 1B | | 0-0 25 1B | 1-3 K | | 2-3 K | | 4 | 1 | 3 | 2 | 0 | 1 | 2 |
| 25 Jason Giambi, L OBP: 0.430, SLG: 0.589 (1, 10) | 1-3 K | | 1-3 K | | 0-0 1B | | | 1-0 F7 | | 4 | 0 | 1 | 0 | 0 | 2 | 2 |
| Bernie Williams, S OBP: 0.414, SLG: 0.494 (1, 8) | 0-0 E6 20 BB | | 3-2 F8 | | 1-0 F9 | | | 2-0 G6-3 | | 4 | 0 | 0 | 0 | 0 | 0 | 3 |
| 20 Jorge Posada, S OBP: 0.374, SLG: 0.476 (1, 2) | 4-2 BB | | | 0-0 F8 | 1-3 K | | | 2-1 1B | | 3 | 0 | 1 | 0 | 1 | 1 | 2 |
| Robin Ventura, L OBP: 0.368, SLG: 0.458 (1, 5) | 3-2 F8 | | | 2-2 F7 | | 1-1 FC6-4 2B 1B | | 3-2 G3 | | 4 | 1 | 1 | 0 | 0 | 0 | 3 |
| Raul Mondesi, R OBP: 0.310, SLG: 0.438 (1, 9) | | 2-3 K | | 3-2 L8 | | 1-0 F7 | | 0-0 F8 | | 4 | 0 | 0 | 0 | 0 | 1 | 1 |
| Nick Johnson, L OBP: 0.342, SLG: 0.405 (1, 3) | | 1-1 G4-6-3 HBP | | | 4-2 2B 2B BB | 0-0 FC6-4 1B | | 1-0 G6-3 | | 2 | 1 | 1 | 0 | 1 | 0 | 0 |
| Juan Rivera, R OBP: 0.329, SLG: 0.385 (1, 7) | | 1-2 G4-6-3 | | | 1-0 F8 | 1-0 FC6-4 2B | | 2-1 1B | | 4 | 0 | 1 | 0 | 0 | 0 | 4 |

| Inning Stats | R: 1 | H: 1 | E: 1 | K: 2 | S: 18 | H: 1 | LOB: 2 | BB: 1 | P: 32 | R: 0 | H: 0 | E: 0 | K: 1 | S: 10 | H: 0 | LOB: 0 | BB: 0 | P: 14 | R: 0 | H: 1 | E: 0 | K: 1 | S: 10 | H: 0 | LOB: 0 | BB: 0 | P: 16 | R: 2 | H: 3 | E: 0 | K: 1 | S: 12 | H: 3 | LOB: 2 | BB: 1 | P: 19 | R: 1 | H: 3 | E: 0 | K: 1 | S: 13 | H: 3 | LOB: 2 | BB: 0 | P: 20 | R: 0 | H: 1 | E: 0 | K: 1 | S: 9 | H: 1 | LOB: 1 | BB: 0 | P: 17 | R: 0 | H: 1 | E: 0 | K: 1 | S: 7 | H: 1 | LOB: 1 | BB: 0 | P: 10 |
|--------------|-------|-------|--------|-------|-------|-------|--------|-------|--------|-------|-------|-------|--------|-------|-------|--------|--------|-------|--------|-------|-------|-------|--------|-------|--------|-------|--------|-------|--------|-------|-------|-------|--------|--------|-------|-------|--------|-------|--------|-------|-------|-------|--------|-------|-------|-------|--------|-------|--------|------|------|--------|-------|-------|------|------|------|------|------|------|--------|-------|-------|
| 1B: 7 | SF: 0 | 2B: 3 | SAC: 0 | 3B: 0 | DP: 1 | HR: 0 | HBP: 1 | WP: 0 | PA: 37 | 1B: 7 | SF: 0 | 2B: 3 | SAC: 0 | 3B: 0 | DP: 1 | HR: 0 | HBP: 1 | WP: 0 | PA: 37 | 1B: 7 | SF: 0 | 2B: 3 | SAC: 0 | 3B: 0 | DP: 1 | HR: 0 | HBP: 1 | WP: 0 | PA: 37 | 1B: 7 | SF: 0 | 2B: 3 | SAC: 0 | 3B: 0 | DP: 1 | HR: 0 | HBP: 1 | WP: 0 | PA: 37 | 1B: 7 | SF: 0 | 2B: 3 | SAC: 0 | 3B: 0 | DP: 1 | HR: 0 | HBP: 1 | WP: 0 | PA: 37 | | | | | | | | | | | | | | |

| PITCHER | IP | WLS | BF | H | R | ER | SO | BB | IBB | HBP | BLK | WP | HR | S | P | ERA | WHIP |
|--|-----|-----|----|---|---|----|----|----|-----|-----|-----|----|----|----|-----|------|-------|
| Tanyon Sturtze, R ERA: 5.18 (1, 1) | 5.2 | L | 28 | 8 | 4 | 3 | 5 | 2 | 0 | 1 | 0 | 0 | 0 | 67 | 108 | 4.76 | 1.765 |
| Lance Carter, R ERA: 0.52 (6, 1) | 2.1 | | 9 | 2 | 0 | 0 | 2 | 0 | 0 | 0 | 0 | 0 | 0 | 20 | 33 | 0.00 | 0.857 |


BOTTOM


Tampa Bay Devil Rays @ New York Yankees
 Yankee Stadium, Bronx, NY

Wed Sep 25 2002, 7:05 PM EDT
 Att. 30,004 - Cloudy - 71 F

livebaseballscorecards.com

| | |
|-----|----|
| AB | 34 |
| R | 4 |
| H | 10 |
| RBI | 3 |
| BB | 2 |
| SO | 7 |
| LOB | 18 |



| Batter | 1 | 2 | 3 | 4 | 5 | 6 | 7 | 8 | 9 | AB R H RBI BB SO LOB | TOP | | | | | | | | | | | | | | | | | | | | | | | | |
|--------------|----|-----|----|---|---|----|----|----|-----|--|--|---|----|---|---|-----|------|---------|----|-----|----|---|---|----|----|----|-----|-----|-----|----|----|---|---|-----|------|
| | | | | | | | | | | | | <p>Tampa Bay Devil Rays @ New York Yankees Yankee Stadium, Bronx, NY Thu Sep 26 2002, 7:05 PM EDT</p> <p>livebaseballscorecards.com</p> <p>AB 0 R 0 H 0 RBI 0 BB 0 SO 0 LOB 0</p>  | | | | | | | | | | | | | | | | | | | | | | | |
| | | | | | | | | | | | | | | | | | | | | | | | | | | | | | | | | | | | |
| | | | | | | | | | | | | | | | | | | | | | | | | | | | | | | | | | | | |
| | | | | | | | | | | | | | | | | | | | | | | | | | | | | | | | | | | | |
| | | | | | | | | | | | | | | | | | | | | | | | | | | | | | | | | | | | |
| | | | | | | | | | | | | | | | | | | | | | | | | | | | | | | | | | | | |
| | | | | | | | | | | | | | | | | | | | | | | | | | | | | | | | | | | | |
| | | | | | | | | | | | | | | | | | | | | | | | | | | | | | | | | | | | |
| | | | | | | | | | | | | | | | | | | | | | | | | | | | | | | | | | | | |
| Inning Stats | | | | | | | | | | 1B: 0 SF: 0 2B: 0 SAC: 0 3B: 0 DP: 0 HR: 0 HBP: 0 | WP: 0 PA: 0 PB: 0 SB: 0 CS: 0 | | | | | | | | | | | | | | | | | | | | | | | | |
| PITCHER | IP | WLS | BF | H | R | ER | SO | BB | IBB | HBP | BLK | WP | HR | S | P | ERA | WHIP | PITCHER | IP | WLS | BF | H | R | ER | SO | BB | IBB | HBP | BLK | WP | HR | S | P | ERA | WHIP |

| Batter | 1 | 2 | 3 | 4 | 5 | 6 | 7 | 8 | 9 | AB R H RBI BB SO LOB |
|---|-------------|-----------|-------------------|--------------------|-------------|-----------------|---------------------|---|---|--------------------------------|
| Alfonso Soriano, R (1, 4) OBP: 0.334, SLG: 0.553 | 2-1 G6-3 | | 0-3 K | | | 2-3 K | 3-1 FC6-4 | | 0-0 F9 | 5 0 0 0 0 2 3 |
| 2 Derek Jeter, R (1, 6) OBP: 0.372, SLG: 0.420 | 0-0 F8 | | | 1-3 K | | 0-0 G6-3 | | 1-1 HR | 0-2 25 E 2B | 5 2 2 1 0 1 0 |
| 25 Jason Giambi, L (1, 3) OBP: 0.433, SLG: 0.590 | 3-2 P4 | | | 0-2 20 1B 1B | | 0-2 WP 1B | | 4-1 2B BB | 2-1 E7 G1-3 20 1B 2-H 1B | 4 3 3 1 1 0 0 |
| Bernie Williams, S (1, 8) OBP: 0.414, SLG: 0.493 | | 0-0 L8 | | 1-3 K | | 2-1 1B | | 4-2 2B FC6-4 BB | 1-1 G1-3 | 4 1 1 1 1 1 2 |
| 20 Jorge Posada, S (1, 2) OBP: 0.375, SLG: 0.475 | | 3-3 K | | 3-1 1B | | 0-2 G1-3 | | 1-3 K | 0-2 1B | 5 0 2 1 0 2 3 |
| Robin Ventura, L (1, 5) Enrique Wilson, S (7, PR) OBP: 0.239, SLG: 0.295 (7, 5) | | 1-3 K | | 3-2 F8 | | | 1-2 2B | 3-1 FC6-4 1-3 2-H 2B | 0-3 K | 3 0 1 0 0 1 2 2 0 1 1 0 1 1 |
| Raul Mondesi, R (1, 9) OBP: 0.310, SLG: 0.435 | | | 3-3 K | | 0-0 G1-3 | | 0-2 L6 | 4-0 FC6-4 IBB | | 3 0 0 0 1 1 1 |
| Nick Johnson, L (1, 10) Rondell White, R (8, PH) OBP: 0.287, SLG: 0.367 | | | 4-1 G1-3 BB | | 0-1 F7 | | 4-0 FC6-4 IBB | 1-0 FC6-4 1-2f 2-3 3-H IBB | | 1 0 0 0 2 0 0 1 0 0 1 0 0 2 |
| Juan Rivera, R (1, 7) OBP: 0.315, SLG: 0.366 | | | 0-0 G1-3 | | 2-2 L5 | | 0-0 F7 | 0-0 P5 | | 4 0 0 0 0 0 5 |

New York Yankees @ Baltimore Orioles
Oriole Park at Camden Yards, Baltimore, MD

Fri Sep 27 2002, 7:05 PM EDT
 Att. 40,975 - Cloudy - 83 F

| | |
|-----|----|
| AB | 37 |
| R | 6 |
| H | 10 |
| RBI | 6 |
| BB | 5 |
| SO | 9 |
| LOB | 19 |



| Inning Stats | R: 0 E: 0 K: 0 S: 7 | H: 0 LOB: 0 BB: 0 P: 12 | R: 0 E: 0 K: 2 S: 7 | H: 0 LOB: 0 BB: 0 P: 11 | R: 0 E: 0 K: 2 S: 8 | H: 0 LOB: 1 BB: 1 P: 15 | R: 0 E: 0 K: 2 S: 15 | H: 2 LOB: 2 BB: 0 P: 23 | R: 0 E: 0 K: 0 S: 6 | H: 0 LOB: 0 BB: 0 P: 8 | R: 1 E: 0 K: 1 S: 13 | H: 2 LOB: 1 BB: 0 P: 17 | R: 0 E: 0 K: 0 S: 11 | H: 1 LOB: 2 BB: 1 P: 19 | R: 3 E: 0 K: 1 S: 13 | H: 2 LOB: 2 BB: 3 P: 31 | R: 2 E: 1 K: 1 S: 15 | H: 3 LOB: 1 BB: 0 P: 18 | 1B: 6 2B: 3 3B: 0 HR: 1 | SF: 0 SAC: 0 DP: 0 HBP: 0 | WP: 1 PB: 0 SB: 0 CS: 0 | PA: 42 |
|--------------|------------------------------|----------------------------------|------------------------------|----------------------------------|------------------------------|----------------------------------|-------------------------------|----------------------------------|------------------------------|---------------------------------|-------------------------------|----------------------------------|-------------------------------|----------------------------------|-------------------------------|----------------------------------|-------------------------------|----------------------------------|----------------------------------|------------------------------------|----------------------------------|--------|
|--------------|------------------------------|----------------------------------|------------------------------|----------------------------------|------------------------------|----------------------------------|-------------------------------|----------------------------------|------------------------------|---------------------------------|-------------------------------|----------------------------------|-------------------------------|----------------------------------|-------------------------------|----------------------------------|-------------------------------|----------------------------------|----------------------------------|------------------------------------|----------------------------------|--------|

| PITCHER | IP | WLS | BF | H | R | ER | SO | BB | IBB | HBP | BLK | WP | HR | S | P | ERA | WHIP |
|---------------------------------------|-----|-----|----|---|---|----|----|----|-----|-----|-----|----|----|----|-----|-------|-------|
| Sidney Ponson, R (1, 1) ERA: 4.09 | 7.0 | L | 29 | 6 | 2 | 2 | 7 | 1 | 1 | 0 | 0 | 1 | 1 | 69 | 108 | 2.57 | 1.000 |
| B.J. Ryan, L (8, 1) ERA: 4.68 | 0.1 | | 5 | 1 | 1 | 1 | 1 | 2 | 1 | 0 | 0 | 0 | 0 | 9 | 25 | 27.00 | 9.000 |
| Rick Bauer, R (8, 1) ERA: 4.03 | 0.2 | | 2 | 0 | 1 | 1 | 0 | 0 | 0 | 0 | 0 | 0 | 0 | 2 | 3 | 13.50 | 0.000 |
| Willis Roberts, R (9, 1) ERA: 3.36 | 1.0 | | 6 | 3 | 2 | 2 | 1 | 0 | 0 | 0 | 0 | 0 | 0 | 15 | 18 | 18.00 | 3.000 |

| PITCHER | IP | WLS | BF | H | R | ER | SO | BB | IBB | HBP | BLK | WP | HR | S | P | ERA | WHIP |
|---------|----|-----|----|---|---|----|----|----|-----|-----|-----|----|----|---|---|-----|------|
|---------|----|-----|----|---|---|----|----|----|-----|-----|-----|----|----|---|---|-----|------|

| Batter | 1 | 2 | 3 | 4 | 5 | 6 | 7 | 8 | 9 | AB | R | H | RBI | BB | SO | LOB |
|---|-----------------------|-------------|-------------|-------------|----------------------------|-------------------|-------------|-------------|-----------------------------------|----|---|---|-----|----|----|-----|
| Luis Lopez, S (1, 4) OBP: 0.231, SLG: 0.304 | 0-2 G6-4-3 1B | | 2-2 P3 | | 0-0 L4 | | | 2-2 G3 | | 4 | 0 | 1 | 0 | 0 | 0 | 2 |
| Luis Matos, R (1, 8) OBP: 0.179, SLG: 0.185 Chris Singleton, L (8, PH) OBP: 0.297, SLG: 0.411 | 1-1 G6-4-3 1-2f | | | 4-2 BB | | 1-0 F9 | | 0-2 G4-3 | | 2 | 0 | 0 | 0 | 1 | 0 | 1 |
| Jeff Conine, R (1, 3) OBP: 0.308, SLG: 0.445 | 4-1 BB | | | 2-3 K | | 0-1 21 S 1B | | | 1-3 K | 3 | 0 | 1 | 0 | 1 | 2 | 1 |
| Tony Batista, R (1, 10) OBP: 0.310, SLG: 0.460 | 0-3 K | | | 0-3 K | | 0-0 F7 | | | 1-1 21 1B 31 WP 2B 1B | 4 | 1 | 1 | 0 | 0 | 2 | 3 |
| 21 Marty Cordova, R (1, 7) OBP: 0.327, SLG: 0.438 | | 2-0 F9 | | 0-0 G5-3 | | 2-3 K | | | 2-2 31 2B 6 SF8 1B | 4 | 1 | 1 | 0 | 0 | 1 | 2 |
| Jose Leon, R (1, 5) OBP: 0.280, SLG: 0.371 31 Jay Gibbons, L (9, PH) OBP: 0.308, SLG: 0.477 | | 3-3 K | | | 2-0 6 2B FC5-2 1B | | 1-1 G4-3 | | 1-1 6 SF8 2B | 3 | 0 | 1 | 0 | 0 | 1 | 0 |
| 6 Melvin Mora, R (1, 9) OBP: 0.338, SLG: 0.406 | | 2-2 G5-3 | | | 1-2 FC5-2 1-3 2B | | 1-0 L8 | | 1-0 SF8 | 3 | 0 | 1 | 1 | 0 | 0 | 0 |
| Geronimo Gil, R (1, 2) OBP: 0.271, SLG: 0.358 Chris Richard, L (7, PH) OBP: 0.287, SLG: 0.377 Brook Fordyce, R (8, 2) OBP: 0.301, SLG: 0.315 | | | 3-3 K | | 0-1 G1-3 | | 3-3 K2-3 | | 1-2 G6-3 | 2 | 0 | 0 | 0 | 0 | 1 | 2 |
| Mike Bordick, R (1, 6) OBP: 0.302, SLG: 0.366 Larry Bigbie, L (8, PH) OBP: 0.212, SLG: 0.226 | | | 0-2 G5-3 | | 2-2 FC5-2 2-3 3-H | | | 2-1 G6-3 | | 2 | 0 | 0 | 0 | 0 | 0 | 2 |

| Inning Stats | R: 0 | H: 1 | E: 0 | K: 1 | S: 9 | R: 0 | H: 0 | E: 0 | K: 1 | S: 7 | R: 0 | H: 0 | E: 0 | K: 1 | S: 11 | R: 0 | H: 0 | E: 0 | K: 2 | S: 10 | R: 0 | H: 2 | E: 0 | K: 0 | S: 10 | R: 0 | H: 1 | E: 0 | K: 1 | S: 7 | R: 0 | H: 0 | E: 0 | K: 1 | S: 6 | R: 0 | H: 0 | E: 0 | K: 0 | S: 8 | R: 2 | H: 3 | E: 0 | K: 1 | S: 15 | 1B: 5 | SF: 1 | 2B: 2 | SAC: 0 | 3B: 0 | DP: 1 | HR: 0 | HBP: 0 | WP: 1 | PA: 35 |
|--------------|------|------|------|------|------|------|------|------|------|------|------|------|------|------|-------|------|------|------|------|-------|------|------|------|------|-------|------|------|------|------|------|------|------|------|------|------|------|------|------|------|------|------|------|------|------|-------|-------|-------|-------|--------|-------|-------|-------|--------|-------|--------|
|--------------|------|------|------|------|------|------|------|------|------|------|------|------|------|------|-------|------|------|------|------|-------|------|------|------|------|-------|------|------|------|------|------|------|------|------|------|------|------|------|------|------|------|------|------|------|------|-------|-------|-------|-------|--------|-------|-------|-------|--------|-------|--------|

| PITCHER | IP | WLS | BF | H | R | ER | SO | BB | IBB | HBP | BLK | WP | HR | S | P | ERA | WHIP |
|--|-----|-----|----|---|---|----|----|----|-----|-----|-----|----|----|----|----|-------|-------|
| Andy Pettitte, L (1, 1) ERA: 3.27 | 5.0 | W | 19 | 3 | 0 | 0 | 5 | 2 | 0 | 0 | 0 | 0 | 0 | 47 | 75 | 0.00 | 1.000 |
| Orlando Hernandez, R (6, 1) ERA: 3.64 | 2.0 | H | 7 | 1 | 0 | 0 | 2 | 0 | 0 | 0 | 0 | 0 | 0 | 13 | 21 | 0.00 | 0.500 |
| 42 Mariano Rivera, R (8, 1) ERA: 2.6 | 1.0 | | 3 | 0 | 0 | 0 | 0 | 0 | 0 | 0 | 0 | 0 | 0 | 8 | 12 | 0.00 | 0.000 |
| Steve Karsay, R (9, 1) ERA: 3.3 | 1.0 | | 6 | 3 | 2 | 2 | 1 | 0 | 0 | 0 | 0 | 1 | 0 | 15 | 22 | 18.00 | 3.000 |

BOTTOM

New York Yankees @ Baltimore Orioles
 Oriole Park at Camden Yards, Baltimore, MD

Fri Sep 27 2002, 7:05 PM EDT
 Att: 40,975 - Cloudy - 83 F

livebaseballscores.com

| | |
|-----|----|
| AB | 32 |
| R | 2 |
| H | 7 |
| RBI | 2 |
| BB | 2 |
| SO | 8 |
| LOB | 14 |



New York Yankees @ Baltimore Orioles

Oriole Park at Camden Yards, Baltimore, MD

Sat Sep 28 2002, 7:05 PM EDT
 Att. 48,165 - Sunny - 78 F

livebaseballscorecards.com

| | |
|-----|----|
| AB | 34 |
| R | 4 |
| H | 9 |
| RBI | 4 |
| BB | 4 |
| SO | 6 |
| LOB | 14 |



| Batter | 1 | 2 | 3 | 4 | 5 | 6 | 7 | 8 | 9 | AB | R | H | RBI | BB | SO | LOB |
|--|-------|---|-------------|---|---|-----------------------------|---|---|----------------------------------|----|---|---|-----|----|----|-----|
| Alfonso Soriano, R (1, 4) OBP: 0.335, SLG: 0.551 | P6 | | K | | | 25 HBP 2 BB 2B | | | G6-3 | 4 | 1 | 1 | 1 | 1 | 1 | 0 |
| 2 Derek Jeter, R (1, 6) OBP: 0.374, SLG: 0.423 | 1B | | 2B | | | 25 HBP 2B | | | G6-3 | 4 | 1 | 2 | 0 | 1 | 0 | 2 |
| 25 Jason Giambi, L (1, 3) OBP: 0.434, SLG: 0.591 Nick Johnson, L (7, PR) OBP: 0.343, SLG: 0.403 | F8 | | H | | | 2B HBP | | | P5 | 3 | 0 | 1 | 1 | 0 | 1 | 2 |
| Bernie Williams, S (1, 8) OBP: 0.416, SLG: 0.496 | L8 | | | | | 20 G4-6-3 1B | | | 20 G5-3 1B | 4 | 0 | 3 | 2 | 0 | 0 | 1 |
| 20 Jorge Posada, S (1, 10) OBP: 0.372, SLG: 0.471 | | | G3-1 | | | 1-0 G4-6-3 1-2f 1B | | | 1-1 G5-3 1-2 2-3f 1B | 4 | 0 | 0 | 0 | 0 | 0 | 5 |
| Robin Ventura, L (1, 5) OBP: 0.367, SLG: 0.457 | | | FC6-4 BB | | | 2-1 F9 | | | G3 | 3 | 0 | 0 | 0 | 1 | 1 | 1 |
| Raul Mondesi, R (1, 9) OBP: 0.308, SLG: 0.432 | | | K | | | 2-0 G5-3 | | | 1-1 G5-3 | 4 | 0 | 0 | 0 | 0 | 1 | 1 |
| Rondell White, R (1, 7) OBP: 0.288, SLG: 0.373 Juan Rivera, R (9, 7) OBP: 0.315, SLG: 0.366 | FC6-4 | | FC6-4 | | | 0-0 2 BB 25 HBP 2B | | | 1-2 G6-3 | 4 | 2 | 2 | 0 | 0 | 0 | 1 |
| Chris Widger, R (1, 2) OBP: 0.338, SLG: 0.375 | | | K | | | 1-1 G5-3 | | | 0-3 K | 0 | 0 | 0 | 0 | 1 | 2 | 1 |

| Inning Stats | R: 0 E: 0 K: 0 S: 9 | H: 1 LOB: 1 BB: 0 P: 16 | R: 0 E: 0 K: 1 S: 7 | H: 0 LOB: 1 BB: 1 P: 18 | R: 0 E: 0 K: 3 S: 13 | H: 1 LOB: 1 BB: 0 P: 20 | R: 0 E: 0 K: 0 S: 4 | H: 1 LOB: 0 BB: 0 P: 7 | R: 3 E: 0 K: 0 S: 12 | H: 2 LOB: 2 BB: 2 P: 26 | R: 1 E: 0 K: 0 S: 13 | H: 2 LOB: 2 BB: 1 P: 24 | R: 0 E: 0 K: 1 S: 8 | H: 2 LOB: 1 BB: 0 P: 9 | R: 0 E: 0 K: 1 S: 11 | H: 0 LOB: 0 BB: 0 P: 13 | R: 0 E: 0 K: 0 S: 6 | H: 0 LOB: 0 BB: 0 P: 11 | 1B: 4 2B: 5 3B: 0 HR: 0 | SF: 0 SAC: 0 DP: 2 HBP: 1 | WP: 0 PB: 0 SB: 0 CS: 0 | PA: 39 |
|--------------|------------------------------|----------------------------------|------------------------------|----------------------------------|-------------------------------|----------------------------------|------------------------------|---------------------------------|-------------------------------|----------------------------------|-------------------------------|----------------------------------|------------------------------|---------------------------------|-------------------------------|----------------------------------|------------------------------|----------------------------------|----------------------------------|------------------------------------|----------------------------------|--------|
|--------------|------------------------------|----------------------------------|------------------------------|----------------------------------|-------------------------------|----------------------------------|------------------------------|---------------------------------|-------------------------------|----------------------------------|-------------------------------|----------------------------------|------------------------------|---------------------------------|-------------------------------|----------------------------------|------------------------------|----------------------------------|----------------------------------|------------------------------------|----------------------------------|--------|

| PITCHER | IP | WLS | BF | H | R | ER | SO | BB | IBB | HBP | BLK | WP | HR | S | P | ERA | WHIP |
|--|-----|-----|----|---|---|----|----|----|-----|-----|-----|----|----|----|----|------|-------|
| Travis Driskill, R (1, 1) ERA: 4.95 | 5.0 | L | 23 | 5 | 3 | 3 | 4 | 3 | 0 | 1 | 0 | 0 | 0 | 45 | 87 | 5.40 | 1.600 |
| Eric DuBose, L (6, 1) ERA: 3.0 | 2.0 | | 10 | 4 | 1 | 1 | 1 | 1 | 0 | 0 | 0 | 0 | 0 | 21 | 33 | 4.50 | 2.500 |
| Chris Brock, R (8, 1) ERA: 4.7 | 1.2 | | 5 | 0 | 0 | 0 | 1 | 0 | 0 | 0 | 0 | 0 | 0 | 15 | 19 | 0.00 | 0.000 |
| Buddy Groom, L (9, 1) ERA: 1.6 | 0.1 | | 1 | 0 | 0 | 0 | 0 | 0 | 0 | 0 | 0 | 0 | 0 | 2 | 5 | 0.00 | 0.000 |

| Batter | 1 | 2 | 3 | 4 | 5 | 6 | 7 | 8 | 9 | AB | R | H | RBI | BB | SO | LOB |
|--|-------------|---|-------------|-------------------|-------------|-----------|-----------|--------------------|------------------|----|---|---|-----|----|----|-----|
| Luis Lopez, S OBP: 0.231, SLG: 0.302 (1, 4) | 0-1 F7 | | | 0-0 F8 S 1B | | 1-2 F7 | | 1-3 K | | 4 | 0 | 1 | 0 | 0 | 1 | 1 |
| Luis Matos, R OBP: 0.156, SLG: 0.161 (1, 8) | 0-0 G6-3 | | | 0-1 P3 | | 2-1 F7 | | 0-2 FC6 1-2f | | 4 | 0 | 0 | 0 | 0 | 0 | 2 |
| Jeff Conine, R OBP: 0.308, SLG: 0.447 (1, 3) | 0-0 P4 | | | 1-1 F8 1-3 | | 2-1 F5 | | 0-0 SF8 3B | | 4 | 1 | 1 | 0 | 0 | 0 | 1 |
| Tony Batista, R OBP: 0.308, SLG: 0.458 (1, 5) | | | 0-3 K | 0-1 G5-3 | | 1-2 F7 | | 2-1 SF8 | | 3 | 0 | 0 | 1 | 0 | 1 | 1 |
| 31 Jay Gibbons, L OBP: 0.309, SLG: 0.479 (1, 10) | | | 0-1 G4-3 | | 3-2 2B | | 0-0 1B | | 3-H 2-2 P3 | | 4 | 0 | 2 | 0 | 0 | 0 |
| 21 Marty Cordova, R OBP: 0.325, SLG: 0.434 (1, 7) | | | 1-3 K | | 2-2 F9 | | 0-3 K | | 0-1 P3 | | 4 | 0 | 0 | 0 | 0 | 2 |
| 6 Melvin Mora, R OBP: 0.337, SLG: 0.404 (1, 9) | | | 0-0 F8 | | 0-3 K | | | | 1-1 G4-3 | | 3 | 0 | 0 | 0 | 0 | 1 |
| Geronimo Gil, R OBP: 0.271, SLG: 0.365 (1, 2) | | | 0-0 G4-3 | | 2-0 G4-3 | | | | 3-2 HR | | 3 | 1 | 1 | 1 | 0 | 0 |
| Mike Bordick, R OBP: 0.302, SLG: 0.365 (1, 6) | | | 2-2 F8 | | 1-1 G5-3 | | | | 0-0 FC6 1B | | 3 | 0 | 1 | 0 | 0 | 0 |

| Inning Stats | R: 0 | H: 0 | E: 0 | K: 0 | S: 4 | H: 0 | LOB: 0 | BB: 0 | P: 4 | R: 0 | H: 0 | E: 0 | K: 2 | S: 8 | H: 0 | LOB: 0 | BB: 0 | P: 9 | R: 0 | H: 0 | E: 0 | K: 0 | S: 5 | H: 1 | LOB: 1 | BB: 0 | P: 7 | R: 0 | H: 1 | E: 0 | K: 1 | S: 7 | H: 1 | LOB: 1 | BB: 0 | P: 21 | R: 0 | H: 0 | E: 0 | K: 0 | S: 7 | H: 0 | LOB: 0 | BB: 0 | P: 11 | R: 0 | H: 1 | E: 0 | K: 1 | S: 10 | H: 1 | LOB: 1 | BB: 0 | P: 13 | R: 1 | H: 2 | E: 0 | K: 1 | S: 16 | H: 1 | LOB: 1 | BB: 0 | P: 21 | R: 1 | H: 1 | E: 0 | K: 0 | S: 8 | H: 1 | LOB: 0 | BB: 0 | P: 12 | 1B: 3 | SF: 1 | 2B: 1 | 3B: 1 | HR: 1 | SAC: 0 | DP: 0 | HBP: 0 | WP: 0 | PA: 33 |
|--------------|------|------|------|------|------|------|--------|-------|------|------|------|------|------|------|------|--------|-------|------|------|------|------|------|------|------|--------|-------|------|------|------|------|------|------|------|--------|-------|-------|------|------|------|------|------|------|--------|-------|-------|------|------|------|------|-------|------|--------|-------|-------|------|------|------|------|-------|------|--------|-------|-------|------|------|------|------|------|------|--------|-------|-------|-------|-------|-------|-------|-------|--------|-------|--------|-------|--------|
|--------------|------|------|------|------|------|------|--------|-------|------|------|------|------|------|------|------|--------|-------|------|------|------|------|------|------|------|--------|-------|------|------|------|------|------|------|------|--------|-------|-------|------|------|------|------|------|------|--------|-------|-------|------|------|------|------|-------|------|--------|-------|-------|------|------|------|------|-------|------|--------|-------|-------|------|------|------|------|------|------|--------|-------|-------|-------|-------|-------|-------|-------|--------|-------|--------|-------|--------|

| PITCHER | IP | WLS | BF | H | R | ER | SO | BB | IBB | HBP | BLK | WP | HR | S | P | ERA | WHIP |
|--|-----|-----|----|---|---|----|----|----|-----|-----|-----|----|----|----|----|------|-------|
| David Wells, L ERA: 3.75 (1, 1) | 6.0 | W | 20 | 2 | 0 | 0 | 3 | 0 | 0 | 0 | 0 | 0 | 0 | 45 | 60 | 0.00 | 0.333 |
| Ramiro Mendoza, R ERA: 3.44 (7, 1) | 1.0 | | 4 | 1 | 0 | 0 | 1 | 0 | 0 | 0 | 0 | 0 | 0 | 10 | 13 | 0.00 | 1.000 |
| 42 Mariano Rivera, R ERA: 2.74 (8, 1) | 1.0 | | 5 | 2 | 1 | 1 | 1 | 0 | 0 | 0 | 0 | 0 | 1 | 16 | 21 | 9.00 | 2.000 |
| Mike Stanton, L ERA: 3.0 (9, 1) | 1.0 | S | 4 | 1 | 1 | 1 | 0 | 0 | 0 | 0 | 0 | 0 | 0 | 8 | 12 | 9.00 | 1.000 |

BOTTOM

New York Yankees @ Baltimore Orioles
Oriole Park at Camden Yards, Baltimore, MD

Sat Sep 28 2002, 7:05 PM EDT
 Att. 48,165 - Sunny - 78 F

livebaseballscores.com

| | |
|-----|----|
| AB | 32 |
| R | 2 |
| H | 6 |
| RBI | 2 |
| BB | 0 |
| SO | 5 |
| LOB | 9 |



| Batter | 1 | 2 | 3 | 4 | 5 | 6 | 7 | 8 | 9 | AB R H RBI BB SO LOB | TOP | |
|---|---|--|--|---|---|---|--|--|--|--|---|--|
| Alfonso Soriano, R (1, 4) OBP: 0.332, SLG: 0.547 | 3-1 G5-3 | | 2-2 F3 | | 0-1 F9 | 1-3 K | | | 0-3 K | 5 0 0 0 0 2 3 | | |
| 2 Derek Jeter, R (1, 6) OBP: 0.373, SLG: 0.421 | 0-1 G4-3 | | 0-0 F8 | | 1-2 25 HR 1B | 1-1 G4-3 | | | 0-3 K | 5 1 1 0 0 1 3 | | |
| 25 Jason Giambi, L (1, 10) OBP: 0.435, SLG: 0.598 | 2-2 2B | | | 4-1 HR BB | 0-0 1-H HR | | | | 3-3 K | 3 2 2 2 1 1 0 | | |
| Bernie Williams, S (1, 8) OBP: 0.415, SLG: 0.493 | 0-3 K | | | 2-1 L9 | 2-1 G4-3 | | | | 4-1 20 G4-3 BB | 3 0 0 0 1 1 2 | | |
| 20 Jorge Posada, S (1, 2) OBP: 0.370, SLG: 0.468 | | 2-3 K | | 0-2 F8 | 1-2 G3 | | | | 0-1 G4-3 | 4 0 0 0 0 1 2 | | |
| Robin Ventura, L (1, 5) OBP: 0.368, SLG: 0.458 | | 0-1 F7 | | 4-2 HR BB | | 0-1 G6-3 1B 2B | | | 2-0 G3 | 3 2 1 0 1 0 0 | | |
| Rondell White, R (1, 7) OBP: 0.288, SLG: 0.378 | | 1-1 F8 | | 0-0 1-H 2-H HR | | 1-0 G6-3 | | | 0-0 G4-3 | 4 1 1 3 0 0 1 | | |
| Nick Johnson, L (1, 3) OBP: 0.347, SLG: 0.402 | | | 4-1 WP BB | 4-2 BB | | 4-0 1B IBB | | | 3-2 G6-3 | 1 0 0 0 3 0 0 | | |
| Shane Spencer, R (1, 9) OBP: 0.324, SLG: 0.375 | | | 2-2 F7 | 0-0 F7 | | 0-2 1B | | | 2-3 K | 3 0 1 1 0 0 2 | | |
| Juan Rivera, R (6, PR) OBP: 0.311, SLG: 0.361 (6, 9) | | | | | | | | | | 1 0 0 0 0 1 0 | | |
| Inning Stats | R: 0 H: 1 E: 0 LOB: 1 K: 1 BB: 0 S: 12 P: 17 | R: 0 H: 0 E: 0 LOB: 0 K: 1 BB: 0 S: 7 P: 10 | R: 0 H: 0 E: 0 LOB: 1 K: 0 BB: 1 S: 9 P: 17 | R: 3 H: 1 E: 0 LOB: 1 K: 0 BB: 3 S: 14 P: 28 | R: 2 H: 2 E: 0 LOB: 0 K: 0 BB: 0 S: 13 P: 17 | R: 1 H: 2 E: 0 LOB: 2 K: 1 BB: 1 S: 13 P: 20 | R: 0 H: 0 E: 0 LOB: 0 K: 1 BB: 1 S: 6 P: 13 | R: 0 H: 0 E: 0 LOB: 0 K: 0 BB: 0 S: 5 P: 10 | R: 0 H: 0 E: 0 LOB: 0 K: 3 BB: 0 S: 9 P: 11 | 1B: 2 SF: 0 2B: 2 SAC: 0 3B: 0 DP: 1 HR: 2 HBP: 0 | WP: 1 PA: 38 PB: 0 SB: 0 CS: 0 | |
| PITCHER | IP WLS BF H R ER SO BB IBB HBP BLK WP HR S P ERA WHIP | | | | | | | | | | | |
| John Stephens, R (1, 1) ERA: 6.09 | 5.0 L 23 4 5 5 2 4 0 0 0 1 2 55 89 9.00 1.600 | | | | | | | | | | | |
| Sean Douglass, R (6, 1) ERA: 6.08 | 2.0 9 2 1 1 2 1 1 0 0 0 0 19 33 4.50 1.500 | | | | | | | | | | | |
| Rick Bauer, R (8, 1) ERA: 3.98 | 1.0 3 0 0 0 0 0 0 0 0 0 0 5 10 0.00 0.000 | | | | | | | | | | | |
| Jorge Julio, R (9, 1) ERA: 1.99 | 1.0 3 0 0 0 3 0 0 0 0 0 0 9 11 0.00 0.000 | | | | | | | | | | | |

New York Yankees @ Baltimore Orioles
Oriole Park at Camden Yards, Baltimore, MD

livebaseballscorecards.com

| | |
|-----|----|
| AB | 32 |
| R | 6 |
| H | 6 |
| RBI | 6 |
| BB | 6 |
| SO | 7 |
| LOB | 13 |



Sun Sep 29 2002, 1:35 PM EDT
 Att. 46,443 - Sunny - 70 F

BOTTOM

New York Yankees @ Baltimore Orioles
Oriole Park at Camden Yards, Baltimore, MD

Sun Sep 29 2002, 1:35 PM EDT
Att. 46,443 - Sunny - 70 F

livebaseballscorecards.com

| | |
|-----|----|
| AB | 34 |
| R | 1 |
| H | 9 |
| RBI | 0 |
| BB | 2 |
| SO | 8 |
| LOB | 21 |



| | | | |
|-----|---|-----|----|
| WP: | 1 | PA: | 37 |
| PB: | 0 | | |
| SB: | 0 | | |
| CS: | 1 | | |

AB R H RBI BB SO LOB

4 0 1 0 0 0 2

4 0 1 0 0 0 1

4 0 1 0 0 0 3

3 0 1 0 1 1 1

4 0 2 0 0 1 1

4 0 2 0 0 1 3

3 0 0 0 0 1 4
0 0 0 0 1 0 0

3 0 0 0 0 2 2
1 0 0 0 0 1 2

1B: 7 SF: 0
2B: 2 SAC: 0
3B: 0 DP: 1
HR: 0 HBP: 1

| Batter | 1 | 2 | 3 | 4 | 5 | 6 | 7 | 8 | 9 |
|--|-------------|-----------------|----------------------------|-------------------|---------------|-----------------|---------------|-------------------------|-----------------------|
| Jerry Hairston, R OBP: 0.329, SLG: 0.376 (1, 4) | 1-0 P4 ① | | 1-1 FC6-4 1-2 1B ② | | 1-1 1B HBP | | 2-2 G4-3 ② | | 0-2 G5-3 ③ |
| Chris Singleton, L OBP: 0.296, SLG: 0.410 (1, 8) | 0-1 F5 ② | | 1-0 FC6-4 1-2f 2-H ② | | 0-1 1B ② | | 1-1 G3 ③ | | |
| Jeff Conine, R OBP: 0.307, SLG: 0.448 (1, 3) | 2-0 2B ③ | | 2-1 G5-3 ③ | | 0-2 G4-3 ③ | | | 0-2 G5-3 ① | |
| Tony Batista, R OBP: 0.309, SLG: 0.457 (1, 5) | 2-3 K ③ | | | 0-1 F9 ① | | 4-2 31 2B BB | | 0-0 31 G3-6-3 1B | |
| 31 Jay Gibbons, L OBP: 0.311, SLG: 0.482 (1, 9) | | 3-3 K ① | | 0-1 FC4-6 1B | | 2-0 2B ① | | 0-0 G3-6-3 ② ③ | |
| Chris Richard, L OBP: 0.292, SLG: 0.381 (1, 10) | | 1-1 CS 1B | | 1-3 K ② | | 1-1 F9 ① | | 2-0 FC6-4 6 WP 1B | |
| Larry Bigbie, L OBP: 0.194, SLG: 0.206 6 Melvin Mora, R OBP: 0.338, SLG: 0.404 (9, PH) | | 3-2 G6-3 ② ③ | | 0-0 FC4-6 1-2f | | 2-3 K ② | | 4-1 FC6-4 1-2 BB | |
| Geronimo Gil, R OBP: 0.270, SLG: 0.363 Luis Lopez, S OBP: 0.230, SLG: 0.299 (9, PH) | | | 1-2 G5-3 ① | | 1-3 K ① | 0-3 K ③ | | 0-3 K ① | |
| Mike Bordick, R OBP: 0.302, SLG: 0.365 Ed Rogers, R (9, 6) | | | 3-2 1B E 1B | | 2-2 G4-3 ② | | 3-3 K ① | | 1-2 FC6-4 1-2f 2-3 |

| Inning Stats | R: 0 | H: 1 | E: 0 | LOB: 1 | K: 1 | S: 7 | R: 0 | H: 1 | E: 0 | LOB: 0 | K: 1 | S: 8 | R: 1 | H: 2 | E: 1 | LOB: 1 | K: 0 | S: 12 | R: 0 | H: 1 | E: 0 | LOB: 1 | K: 1 | S: 8 | R: 0 | H: 1 | E: 0 | LOB: 2 | K: 2 | S: 11 | R: 0 | H: 0 | E: 0 | LOB: 0 | K: 1 | S: 11 | R: 0 | H: 1 | E: 0 | LOB: 0 | K: 0 | S: 7 | R: 0 | H: 1 | E: 0 | LOB: 2 | K: 1 | S: 11 | R: 0 | H: 1 | E: 0 | LOB: 0 | K: 1 | S: 7 | R: 0 | H: 1 | E: 0 | LOB: 2 | K: 1 | S: 11 | 1B: 7 | SF: 0 | 2B: 2 | SAC: 0 | 3B: 0 | DP: 1 | HR: 0 | HBP: 1 | WP: 1 | PA: 37 |
|--------------|------|------|------|--------|------|------|------|------|------|--------|------|------|------|------|------|--------|------|-------|------|------|------|--------|------|------|------|------|------|--------|------|-------|------|------|------|--------|------|-------|------|------|------|--------|------|------|------|------|------|--------|------|-------|------|------|------|--------|------|------|------|------|------|--------|------|-------|-------|-------|-------|--------|-------|-------|-------|--------|-------|--------|
|--------------|------|------|------|--------|------|------|------|------|------|--------|------|------|------|------|------|--------|------|-------|------|------|------|--------|------|------|------|------|------|--------|------|-------|------|------|------|--------|------|-------|------|------|------|--------|------|------|------|------|------|--------|------|-------|------|------|------|--------|------|------|------|------|------|--------|------|-------|-------|-------|-------|--------|-------|-------|-------|--------|-------|--------|

| PITCHER | IP | WLS | BF | H | R | ER | SO | BB | IBB | HBP | BLK | WP | HR | S | P | ERA | WHIP |
|---------------------------------|--------|-----|----|---|---|----|----|----|-----|-----|-----|----|----|----|----|------|-------|
| 35 Mike Mussina, R ERA: 4.05 | (1, 1) | 5.0 | 21 | 6 | 1 | 0 | 4 | 0 | 0 | 0 | 0 | 0 | 0 | 47 | 72 | 0.00 | 1.200 |
| Jeff Weaver, R ERA: 3.52 | (6, 1) | 3.0 | 11 | 2 | 0 | 0 | 3 | 1 | 0 | 0 | 0 | 0 | 0 | 29 | 44 | 0.00 | 1.000 |
| Mike Stanton, L ERA: 3.0 | (9, 1) | 0.0 | 2 | 1 | 0 | 0 | 0 | 1 | 0 | 0 | 0 | 1 | 0 | 2 | 8 | ∞ | ∞ |
| Steve Karsay, R ERA: 3.26 | (9, 1) | 1.0 | 3 | 0 | 0 | 0 | 1 | 0 | 0 | 0 | 0 | 0 | 0 | 9 | 10 | 0.00 | 0.000 |

| Batter | 1 | 2 | 3 | 4 | 5 | 6 | 7 | 8 | 9 | AB | R | H | RBI | BB | SO | LOB |
|---|-----------------------|-----------|-----------------------|---------------------------|-------------|---------------------------|-----------|-----------------------------|-----------|----|---|---|-----|----|----|-----|
| Alfonso Soriano, R (1, 4) C X | 0-1 P4 | | 1-0 G6-4-3 1-2f | | 0-2 G5-3 | | | 4-2 25 1B BB | | 3 | 1 | 0 | 0 | 1 | 0 | 1 |
| 2 Derek Jeter, R (1, 6) OBP: 1.000, SLG: 2.500 F B C X | 2-2 HR | | | 4-2 25 HR BB | | 0-0 25 G3-5-3 1B | | 4-2 25 1B HR BB | | 2 | 3 | 2 | 1 | 2 | 0 | 0 |
| 25 Jason Giambi, L (1, 3) OBP: 0.750, SLG: 1.500 B C X | 3-1 G5-4-3 1B | | | 1-1 1-H HR | | 3-0 G3-5-3 1-2f | | 2-2 HR 1B | | 4 | 2 | 3 | 3 | 0 | 0 | 1 |
| Bernie Williams, S (1, 8) OBP: 0.500, SLG: 1.250 B X | 1-0 G5-4-3 1-2f | | | 2-0 20 G6-4-3 1B | | 1-0 F8 | | 2-2 1-H 3-H HR | | 4 | 1 | 2 | 3 | 0 | 0 | 1 |
| 20 Jorge Posada, S (1, 2) | | 1-0 F9 | | 2-1 G6-4-3 1-2f | | | 1-3 K | 0-0 F7 | | 4 | 0 | 0 | 0 | 0 | 1 | 1 |
| Raul Mondesi, R (1, 9) | | 2-3 K | | 0-0 P6 | | | 2-0 F8 | | | 3 | 0 | 0 | 0 | 0 | 1 | 0 |
| Robin Ventura, L (1, 5) | | 1-0 F8 | | | 1-1 P6 | | 1-0 P2 | | | 3 | 0 | 0 | 0 | 0 | 0 | 0 |
| Rondell White, R (1, 10) OBP: 0.333, SLG: 1.333 B X | | | 1-1 P6 | | 1-1 HR | | | 2-2 G5-3 | | 3 | 1 | 1 | 1 | 0 | 0 | 0 |
| Juan Rivera, R (1, 7) | | | 4-2 G6-4-3 BB | | | | 1-0 F8 | | 1-2 L7 | 1 | 0 | 0 | 0 | 1 | 0 | 0 |
| John Vander Wal, L (8, PH) | | | | | | | | | | 1 | 0 | 0 | 0 | 0 | 0 | 0 |
| Shane Spencer, R (9, 7) | | | | | | | | | | 0 | 0 | 0 | 0 | 0 | 0 | 0 |

| Inning Stats | R: 1 | H: 2 | E: 0 | K: 0 | S: 9 | R: 0 | H: 0 | E: 0 | K: 1 | S: 5 | R: 0 | H: 0 | E: 0 | K: 0 | S: 7 | R: 2 | H: 2 | E: 0 | K: 0 | S: 8 | R: 1 | H: 1 | E: 0 | K: 0 | S: 8 | R: 0 | H: 1 | E: 0 | K: 1 | S: 3 | R: 0 | H: 0 | E: 0 | K: 1 | S: 5 | R: 4 | H: 2 | E: 0 | K: 0 | S: 20 |
|--------------|--------|-------|-------|--------|-------|--------|-------|--------|-------|------|--------|-------|--------|-------|-------|--------|-------|--------|-------|-------|--------|-------|--------|-------|------|--------|-------|--------|-------|------|--------|-------|--------|-------|-------|-------|--------|-------|--------|-------|
| | LOB: 0 | BB: 0 | P: 15 | LOB: 0 | BB: 0 | LOB: 0 | BB: 1 | LOB: 0 | BB: 1 | P: 9 | LOB: 0 | BB: 0 | LOB: 0 | BB: 1 | P: 13 | LOB: 0 | BB: 1 | LOB: 0 | BB: 0 | P: 11 | LOB: 0 | BB: 0 | LOB: 0 | BB: 0 | P: 7 | LOB: 0 | BB: 0 | LOB: 0 | BB: 0 | P: 9 | LOB: 0 | BB: 2 | LOB: 0 | BB: 2 | P: 35 | SF: 0 | SAC: 0 | DP: 4 | HBP: 0 | |

| PITCHER | IP | WLS | BF | H | R | ER | SO | BB | IBB | HBP | BLK | WP | HR | S | P | ERA | WHIP |
|---|-----|-----|----|---|---|----|----|----|-----|-----|-----|----|----|----|----|-------|-------|
| Jarrod Washburn, L (1, 1) ERA: 5.14 | 7.0 | | 25 | 6 | 4 | 4 | 2 | 2 | 0 | 0 | 0 | 0 | 3 | 45 | 81 | 5.14 | 1.143 |
| Ben Weber, R (8, 1) ERA: 27.0 | 0.2 | L | 4 | 0 | 2 | 2 | 0 | 2 | 0 | 0 | 0 | 0 | 0 | 12 | 23 | 27.00 | 3.000 |
| Scott Schoeneweis, L (8, 1) ERA: | 0.0 | B | 1 | 1 | 0 | 0 | 0 | 0 | 0 | 0 | 0 | 0 | 0 | 3 | 5 | ∞ | ∞ |
| Brendan Donnelly, R (8, 1) ERA: 27.0 | 0.1 | | 2 | 1 | 2 | 2 | 0 | 0 | 0 | 0 | 0 | 0 | 1 | 5 | 7 | 54.00 | 3.000 |


BOTTOM

Anaheim Angels @ New York Yankees
 Yankee Stadium, Bronx, NY

Tue Oct 01 2002, 8:00 PM EDT
 Att: 56,710 - Cloudy - 77 F

livebaseballscorecards.com

| | |
|------------|-----------|
| AB | 28 |
| R | 8 |
| H | 8 |
| RBI | 8 |
| BB | 4 |
| SO | 2 |
| LOB | 4 |



| | |
|-------|--------|
| WP: 0 | PA: 32 |
| PB: 0 | |
| SB: 1 | |
| CS: 0 | |

| Batter | 1 | 2 | 3 | 4 | 5 | 6 | 7 | 8 | 9 | AB | R | H | RBI | BB | SO | LOB | TOP | | | | | | | | | | |
|--|-------------------------------|----------------------------------|-------------------------------|----------------------------------|-------------------------------|----------------------------------|------------------------------|---------------------------------|------------------------------|----------------------------------|------------------------------|----------------------------------|-------------------------------|----------------------------------|-------------------------------|----------------------------------|-------------------------------|----------------------------------|-----------------------------------|------------------------------------|----------------------------------|--------|--|--|--|--|--|
| David Eckstein, R (1, 6) OBP: 0.300, SLG: 0.300 | 1-1 F7 | 0-0 F8 | | 0-2 G6-3 | | | 0-1 G4-3 | 2-1 1B | | 5 | 0 | 1 | 0 | 0 | 0 | 2 | | | | | | | | | | | |
| Darin Erstad, L (1, 8) OBP: 0.444, SLG: 0.444 | 0-2 G6-3 | 0-0 F2 | | 2-1 G6-3 | | | 1-2 E6 1B | 0-1 F9 | | 5 | 0 | 1 | 0 | 0 | 0 | 4 | | | | | | | | | | | |
| Tim Salmon, R (1, 9) OBP: 0.300, SLG: 0.556 Alex Ochoa, R (9, 9) | 3-2 HR | | 3-2 G1-6-3 | | 1-3 K | | 2-1 G5-3 | | 0-1 G4-3 | 5 | 1 | 1 | 1 | 0 | 1 | 1 | | | | | | | | | | | |
| 16 Garret Anderson, L (1, 7) OBP: 0.500, SLG: 0.900 | 0-3 K | | 2-2 F7 1B | | 1-2 F8 | | | 0-1 HR | 1-2 1B 2B 1B | 5 | 3 | 3 | 1 | 0 | 1 | 0 | | | | | | | | | | | |
| Troy Glaus, R (1, 5) | | 1-2 F9 | 2-2 F7 | | 3-3 K | | | 3-1 HR | 2-1 2B 1B | 5 | 1 | 2 | 1 | 0 | 1 | 1 | | | | | | | | | | | |
| Scott Spiezio, S (1, 3) | | 3-1 HR | 2-1 1B | | | 2-0 F7 | | 1-1 G6-3 | 2-2 1B 2B | 5 | 1 | 3 | 3 | 0 | 0 | 0 | | | | | | | | | | | |
| Shawn Wooten, R (1, 10) 9 Chone Figgins, S (8, PR) Brad Fullmer, L (9, PH) | | 0-1 1B 1B | 1-0 FC6-4 1B | | 2-3 K | | | 0-2 1B S 1B | 4-0 G6-4-3 IBB | 4 | 1 | 3 | 0 | 0 | 1 | 0 | | | | | | | | | | | |
| Bengie Molina, R (1, 2) | | 0-2 1B 1B | 2-1 FC6-4 | | 1-2 F8 | | | 2-1 1B 1B | 1-1 G6-4-3 | 5 | 0 | 2 | 0 | 0 | 0 | 5 | | | | | | | | | | | |
| Benji Gil, R (1, 4) Adam Kennedy, L (7, PH) | | 3-2 1B | | 0-0 G1-3 | | | 1-3 K | 1-0 SF9 | | 2 | 0 | 1 | 1 | 0 | 0 | 0 | | | | | | | | | | | |
| | | 1-2 3-H 1B | | | | | | 3-H | | 1 | 0 | 0 | 1 | 0 | 1 | 0 | | | | | | | | | | | |
| Inning Stats | R: 1 E: 0 K: 1 S: 12 | H: 1 LOB: 0 BB: 0 P: 16 | R: 2 E: 0 K: 0 S: 16 | H: 4 LOB: 2 BB: 0 P: 23 | R: 1 E: 0 K: 0 S: 15 | H: 3 LOB: 2 BB: 0 P: 27 | R: 0 E: 0 K: 0 S: 6 | H: 0 LOB: 0 BB: 0 P: 8 | R: 0 E: 0 K: 2 S: 9 | H: 0 LOB: 0 BB: 0 P: 14 | R: 0 E: 0 K: 1 S: 8 | H: 0 LOB: 0 BB: 0 P: 13 | R: 0 E: 1 K: 1 S: 11 | H: 1 LOB: 1 BB: 0 P: 15 | R: 3 E: 0 K: 0 S: 17 | H: 5 LOB: 2 BB: 0 P: 25 | R: 1 E: 0 K: 0 S: 13 | H: 3 LOB: 2 BB: 1 P: 23 | 1B: 12 2B: 1 3B: 0 HR: 4 | SF: 1 SAC: 0 DP: 1 HBP: 0 | WP: 0 PB: 0 SB: 1 CS: 0 | PA: 44 | | | | | |
| PITCHER | IP | WLS | BF | H | R | ER | SO | BB | IBB | HBP | BLK | WP | HR | S | P | ERA | WHIP | | | | | | | | | | |
| Andy Pettitte, L (1, 1) ERA: 12.0 | 3.0 | | 17 | 8 | 4 | 4 | 1 | 0 | 0 | 0 | 0 | 0 | 2 | 43 | 66 | 12.00 | 2.667 | | | | | | | | | | |
| Orlando Hernandez, R (4, 1) ERA: 4.5 | 4.0 | L | 15 | 3 | 2 | 2 | 4 | 0 | 0 | 0 | 0 | 0 | 2 | 38 | 57 | 4.50 | 0.750 | | | | | | | | | | |
| Steve Karsay, R (8, 1) ERA: 6.75 | 0.1 | | 3 | 2 | 0 | 0 | 0 | 0 | 0 | 0 | 0 | 0 | 0 | 8 | 10 | 0.00 | 6.000 | | | | | | | | | | |
| Mike Stanton, L (8, 1) ERA: | 0.2 | | 3 | 1 | 1 | 1 | 0 | 0 | 0 | 0 | 0 | 0 | 0 | 5 | 8 | 13.50 | 1.500 | | | | | | | | | | |
| Jeff Weaver, R (9, 1) ERA: 9.0 | 1.0 | | 6 | 3 | 1 | 1 | 0 | 0 | 1 | 0 | 0 | 0 | 0 | 13 | 23 | 9.00 | 3.000 | | | | | | | | | | |

Anaheim Angels @ New York Yankees
 Yankee Stadium, Bronx, NY
 Wed Oct 02 2002, 8:00 PM EDT
 Att. 56,695 - Cloudy - 83 F

| | |
|-----|----|
| AB | 42 |
| R | 8 |
| H | 17 |
| RBI | 8 |
| BB | 1 |
| SO | 5 |
| LOB | 13 |



| Batter | 1 | 2 | 3 | 4 | 5 | 6 | 7 | 8 | 9 | AB | R | H | RBI | BB | SO | LOB |
|--|-----------------------|-------------|-------------|------------------------------|-----------------------|---------------------------|---|--------------------|---|----|---|---|-----|----|----|-----|
| Alfonso Soriano, R OBP: 0.333, SLG: 0.571 (1, 4) | 1-0 G1-3 | | 1-3 K | 1-0 G6-3 | | 0-2 HR | | 1-0 HBP | | 4 | 1 | 1 | 2 | 0 | 1 | 1 |
| 2 Derek Jeter, R OBP: 0.778, SLG: 1.571 (1, 6) | 1-1 F8 25 BB 1B | | 3-2 HR | | 0-0 F8 25 BB 1B | 3-1 F9 | | 1-3 K | | 5 | 1 | 3 | 1 | 0 | 1 | 3 |
| 25 Jason Giambi, L OBP: 0.667, SLG: 1.000 (1, 10) | 4-1 1-2 BB | | 1-1 L3 | | 4-1 1-2 BB | 3-1 F9 | | 0-0 1B 20 1B | | 3 | 1 | 1 | 0 | 2 | 0 | 0 |
| Bernie Williams, S OBP: 0.222, SLG: 0.556 (1, 8) | 2-2 F8 | | 0-1 G4-3 | | 2-2 F8 | 1-2 G3 | | 1-3 K | | 5 | 0 | 0 | 0 | 0 | 1 | 5 |
| Robin Ventura, L OBP: 0.250, SLG: 0.250 (1, 5) | 2-0 G3 | | | 0-0 1B 1B | 1-3 K | 1-0 G3 | | 0-1 1-3 1B | | 5 | 1 | 2 | 0 | 0 | 1 | 4 |
| 20 Jorge Posada, S OBP: 0.111, SLG: 0.111 (1, 2) | | 2-3 K | | 1-1 F9 | 0-0 L3 | | | 0-1 G4-3 | | 5 | 0 | 1 | 1 | 0 | 1 | 3 |
| Enrique Wilson, S (9, PR) | | | | | | | | | | 0 | 0 | 0 | 0 | 0 | 0 | 0 |
| Nick Johnson, L OBP: 0.400, SLG: 0.250 (1, 3) | | 3-1 P4 | | 4-2 1B 1-2 1B BB | | 2-3 K | | 0-1 HBP 1B | | 4 | 1 | 1 | 0 | 1 | 2 | 2 |
| Raul Mondesi, R OBP: 0.375, SLG: 0.286 (1, 9) | | 2-2 HBP | | 1-1 P3 | | 3-2 FC6-4 1B | | 1-0 HBP 1B | | 4 | 0 | 2 | 0 | 0 | 0 | 4 |
| Juan Rivera, R OBP: 0.400, SLG: 0.250 (1, 7) | | 2-1 G1-3 | | 2-0 1-1 1B | | 1-0 FC6-4 1-2 HR | | 2-3 K | | 3 | 1 | 1 | 2 | 0 | 0 | 2 |
| John Vander Wal, L (8, PH) (9, 7) | | | | | | | | | | 1 | 0 | 0 | 0 | 0 | 1 | 2 |

| Inning Stats | R: 0 | H: 1 | E: 0 | LOB: 2 | K: 0 | P: 18 | R: 0 | H: 0 | E: 0 | LOB: 1 | K: 1 | P: 18 | R: 1 | H: 1 | E: 0 | LOB: 0 | K: 1 | P: 15 | R: 2 | H: 2 | E: 0 | LOB: 1 | K: 0 | P: 21 | R: 0 | H: 1 | E: 0 | LOB: 2 | K: 1 | P: 19 | R: 2 | H: 2 | E: 1 | LOB: 0 | K: 1 | P: 22 | R: 0 | H: 0 | E: 0 | LOB: 0 | K: 0 | P: 11 | R: 0 | H: 2 | E: 0 | LOB: 3 | K: 2 | P: 17 | R: 1 | H: 3 | E: 0 | LOB: 2 | K: 2 | P: 18 | 1B: 10 | SF: 0 | 2B: 0 | SAC: 0 | 3B: 0 | DP: 0 | HR: 2 | HBP: 2 | WP: 0 | PA: 44 |
|--------------|------|------|------|--------|------|-------|------|------|------|--------|------|-------|------|------|------|--------|------|-------|------|------|------|--------|------|-------|------|------|------|--------|------|-------|------|------|------|--------|------|-------|------|------|------|--------|------|-------|------|------|------|--------|------|-------|------|------|------|--------|------|-------|--------|-------|-------|--------|-------|-------|-------|--------|-------|--------|
|--------------|------|------|------|--------|------|-------|------|------|------|--------|------|-------|------|------|------|--------|------|-------|------|------|------|--------|------|-------|------|------|------|--------|------|-------|------|------|------|--------|------|-------|------|------|------|--------|------|-------|------|------|------|--------|------|-------|------|------|------|--------|------|-------|--------|-------|-------|--------|-------|-------|-------|--------|-------|--------|

| PITCHER | IP | WLS | BF | H | R | ER | SO | BB | IBB | HBP | BLK | WP | HR | S | P | ERA | WHIP |
|--|-----|-----|----|---|---|----|----|----|-----|-----|-----|----|----|----|----|------|-------|
| Kevin Appier, R (1, 1) ERA: 5.4 | 5.0 | | 24 | 5 | 3 | 3 | 3 | 3 | 0 | 0 | 0 | 0 | 1 | 51 | 91 | 5.40 | 1.600 |
| Francisco Rodríguez, R (6, 1) ERA: 9.0 | 2.0 | W | 8 | 2 | 2 | 2 | 1 | 0 | 0 | 0 | 0 | 0 | 1 | 19 | 33 | 9.00 | 1.000 |
| Ben Weber, R (8, 1) ERA: 18.0 | 0.1 | H | 3 | 2 | 0 | 0 | 0 | 0 | 0 | 0 | 0 | 0 | 0 | 5 | 6 | 0.00 | 6.000 |
| Brendan Donnelly, R (8, 1) ERA: 13.5 | 0.1 | H | 1 | 0 | 0 | 0 | 1 | 0 | 0 | 0 | 0 | 0 | 0 | 4 | 6 | 0.00 | 0.000 |
| Troy Percival, R (8, 1) ERA: 6.75 | 1.1 | S | 8 | 3 | 1 | 1 | 3 | 0 | 0 | 1 | 0 | 0 | 0 | 17 | 23 | 6.75 | 2.250 |

BOTTOM

Anaheim Angels @ New York Yankees
Yankee Stadium, Bronx, NY
 Wed Oct 02 2002, 8:00 PM EDT
 Att: 56,695 - Cloudy - 83 F

| | |
|-----|----|
| AB | 39 |
| R | 6 |
| H | 12 |
| RBI | 6 |
| BB | 3 |
| SO | 8 |
| LOB | 26 |



| PITCHER | IP | WLS | BF | H | R | ER | SO | BB | IBB | HBP | BLK | WP | HR | S | P | ERA | WHIP |
|---------|----|-----|----|---|---|----|----|----|-----|-----|-----|----|----|---|---|-----|------|
|---------|----|-----|----|---|---|----|----|----|-----|-----|-----|----|----|---|---|-----|------|

| Batter | 1 | 2 | 3 | 4 | 5 | 6 | 7 | 8 | 9 | AB R H RBI BB SO LOB | TOP | | | | | | | | | | | | | | |
|---|---|----------------------------------|---------------------------------|----------------------------------|-------------------------------|----------------------------------|------------------------------|----------------------------------|------------------------------|---------------------------------|-------------------------------|----------------------------------|------------------------------|----------------------------------|-------------------------------|----------------------------------|------------------------------|----------------------------------|----------------------------------|------------------------------------|----------------------------------|--------|--|--|--|
| Alfonso Soriano, R (1, 4) OBP: 0.214, SLG: 0.333 | 0-0 F9 | 1-1 G5-3 | 0-3 K | | | 3-2 G6-3 | | | 3-2 G5-3 | 5 0 0 0 0 1 3 | | | | | | | | | | | | | | | |
| 2 Derek Jeter, R (1, 6) OBP: 0.571, SLG: 1.000 | 1-0 25 BB 2B 1B | 1-1 G4-3 | | | 0-0 G6-3 | 3-3 K | | | 0-1 F7 | 5 1 1 0 0 1 1 | | | | | | | | | | | | | | | |
| 25 Jason Giambi, L (1, 3) OBP: 0.571, SLG: 0.700 | 4-1 BB 2B 1-3 BB | | 4-1 2B SF8 BB | | 1-1 G4-3 | 1-1 G4-3 | | | 2-2 F7 | 3 2 0 0 2 0 1 | | | | | | | | | | | | | | | |
| Bernie Williams, S (1, 8) OBP: 0.385, SLG: 0.636 | 4-1 2B 20 SF9 1-2 BB | | 0-1 20 WP 1B 1-3 2B | | 4-2 BB | | | | 2-3 K | 2 2 1 0 2 1 0 | | | | | | | | | | | | | | | |
| Robin Ventura, L (1, 5) OBP: 0.250, SLG: 0.364 | 3-2 20 SF9 1-3 2-H 3-H 2B | | 0-0 SF8 | | 1-1 P4 | | | | 0-3 K | 3 0 1 3 0 1 1 | | | | | | | | | | | | | | | |
| 20 Jorge Posada, S (1, 2) OBP: 0.077, SLG: 0.083 | 2-1 SF9 | | 2-2 G5-3 | | 0-0 G3-1 | | | | 2-0 L4 | 3 0 0 1 0 0 1 | | | | | | | | | | | | | | | |
| Raul Mondesi, R (1, 9) OBP: 0.417, SLG: 0.222 | 3-1 HBP | | 4-2 1B 1B BB | | 0-0 L8 | | | | 1-2 F7 | 2 1 0 0 1 0 0 | | | | | | | | | | | | | | | |
| Nick Johnson, L (1, 10) OBP: 0.333, SLG: 0.250 | 1-1 F7 | | 2-0 1B 1B | | 3-3 K | | | | 1-3 K | 4 0 1 1 0 2 2 | | | | | | | | | | | | | | | |
| Juan Rivera, R (1, 7) OBP: 0.444, SLG: 0.375 | | | 2-3 K | | 3-2 1B | | | | 1-3 K | 4 0 2 1 0 2 0 | | | | | | | | | | | | | | | |
| Inning Stats | R: 3 E: 0 K: 0 S: 13 | H: 2 LOB: 2 BB: 2 P: 31 | R: 0 E: 0 K: 1 S: 10 | H: 0 LOB: 0 BB: 0 P: 14 | R: 3 E: 0 K: 1 S: 17 | H: 3 LOB: 2 BB: 2 P: 32 | R: 0 E: 0 K: 0 S: 7 | H: 0 LOB: 1 BB: 1 P: 13 | R: 0 E: 0 K: 1 S: 5 | H: 0 LOB: 0 BB: 0 P: 8 | R: 0 E: 0 K: 1 S: 11 | H: 1 LOB: 1 BB: 0 P: 19 | R: 0 E: 0 K: 2 S: 7 | H: 0 LOB: 0 BB: 0 P: 11 | R: 0 E: 0 K: 2 S: 10 | H: 0 LOB: 0 BB: 0 P: 13 | R: 0 E: 0 K: 0 S: 9 | H: 0 LOB: 0 BB: 0 P: 14 | 1B: 4 2B: 2 3B: 0 HR: 0 | SF: 2 SAC: 0 DP: 0 HBP: 1 | WP: 1 PB: 0 SB: 0 CS: 0 | PA: 39 | | | |
| PITCHER | IP WLS BF H R ER SO BB IBB HBP BLK WP HR S P ERA WHIP | | | | | | | | | | | | | | | | | | | | | | | | |
| Ramon Ortiz, R (1, 1) ERA: 20.25 | 2.2 | | 16 | 3 | 6 | 6 | 1 | 4 | 0 | 1 | 0 | 32 | 64 | 20.25 | 2.625 | | | | | | | | | | |
| 41 John Lackey, R (3, 1) ERA: | 3.0 | | 13 | 3 | 0 | 0 | 3 | 1 | 0 | 0 | 0 | 29 | 50 | 0.00 | 1.333 | | | | | | | | | | |
| Scott Schoeneweis, L (6, 1) ERA: 27.0 | 0.1 | | 1 | 0 | 0 | 0 | 0 | 0 | 0 | 0 | 0 | 2 | 3 | 0.00 | 0.000 | | | | | | | | | | |
| Francisco Rodríguez, R (7, 1) ERA: 4.5 | 2.0 | W | 6 | 0 | 0 | 0 | 4 | 0 | 0 | 0 | 0 | 17 | 24 | 0.00 | 0.000 | | | | | | | | | | |
| Troy Percival, R (9, 1) ERA: 3.86 | 1.0 | S | 3 | 0 | 0 | 0 | 0 | 0 | 0 | 0 | 0 | 9 | 14 | 0.00 | 0.000 | | | | | | | | | | |

New York Yankees @ Anaheim Angels
Edison International Field, Anaheim, CA

Fri Oct 04 2002, 8:00 PM EDT
Att. 45,072 - Sunny - 78 F

| | |
|-----|----|
| AB | 31 |
| R | 6 |
| H | 6 |
| RBI | 6 |
| BB | 5 |
| SO | 8 |
| LOB | 9 |



livebaseballscorecards.com

| Batter | 1 | 2 | 3 | 4 | 5 | 6 | 7 | 8 | 9 | AB R H RBI BB SO LOB | TOP | | | | | | | | | | | |
|---|---|----------------------------------|-------------------------------|----------------------------------|-------------------------------|----------------------------------|------------------------------|----------------------------------|-------------------------------|----------------------------------|-------------------------------|----------------------------------|-------------------------------|----------------------------------|------------------------------|----------------------------------|-------------------------------|----------------------------------|----------------------------------|------------------------------------|----------------------------------|--------|
| Alfonso Soriano, R (1, 4) OBP: 0.211, SLG: 0.353 | 2-3 K | 2-1 F9 | | | 1-1 2B | | 0-0 P4 | 0-3 K | | 5 0 1 0 0 2 2 | | | | | | | | | | | | |
| 2 Derek Jeter, R (1, 6) OBP: 0.526, SLG: 0.875 | 0-0 25 HBP 1B | | 3-2 G5-3 | | 1-1 SF7 | | 1-0 25 1B 20 WP 1B | | 1-3 K | 4 1 2 1 0 1 0 | | | | | | | | | | | | |
| 25 Jason Giambi, L (1, 3) OBP: 0.526, SLG: 0.571 | 3-2 G4-3 HBP | | 3-3 K | | 2-1 F7 | | 3-2 20 WP BB 1B | | 2-2 F8 | 4 0 1 0 0 1 1 | | | | | | | | | | | | |
| Bernie Williams, S (1, 8) OBP: 0.444, SLG: 0.600 | 1-1 G4-3 | | 1-0 1B | | 1-2 L5 | | 4-2 20 WP BB | | 1-2 20 1B 20 DI 1B | 4 1 2 0 1 0 3 | | | | | | | | | | | | |
| 20 Jorge Posada, S (1, 2) OBP: 0.222, SLG: 0.412 | | 2-1 1B 2B 1B | 1-1 G5-3 | | 2-1 HR | | 3-3 K | | 1-1 1B 1-3 1B | 5 2 3 1 0 1 3 | | | | | | | | | | | | |
| Raul Mondesi, R (1, 9) OBP: 0.471, SLG: 0.250 | | 1-0 F8 | | 4-2 G3-6-3 BB | | 0-0 F8 | | 4-0 BB | 0-0 1B 1-2 1B | 3 0 1 1 2 0 1 | | | | | | | | | | | | |
| Ron Coomer, R (1, 10) OBP: 0.500, SLG: 0.500 | | 3-2 2B 1B | | 0-0 F9 | | 2-3 K | | 1-0 G1-3 | 1-0 P6 | 2 0 1 0 0 0 1 3 0 0 0 0 1 5 | | | | | | | | | | | | |
| Nick Johnson, L (6, PH) OBP: 0.250, SLG: 0.182 | | 1-2 2B 1B | | 0-2 G3-6-3 | | 4-2 BB | | | | | | | | | | | | | | | | |
| Robin Ventura, L (1, 5) OBP: 0.313, SLG: 0.429 | | 1-2 2B | | 1-2 G5-3 | | 1-2 E5 2B SF7 | | | 2-3 K | 3 0 1 1 1 0 1 | | | | | | | | | | | | |
| Juan Rivera, R (1, 7) OBP: 0.308, SLG: 0.250 | | 2-2 G5-3 | | | 0-1 G5-3 | | | | | 4 1 0 0 0 1 3 | | | | | | | | | | | | |
| Inning Stats | R: 0 E: 0 K: 1 S: 12 | H: 1 LOB: 1 BB: 0 P: 18 | R: 1 E: 0 K: 0 S: 15 | H: 3 LOB: 2 BB: 0 P: 26 | R: 0 E: 0 K: 1 S: 11 | H: 1 LOB: 1 BB: 0 P: 19 | R: 0 E: 0 K: 0 S: 8 | H: 0 LOB: 0 BB: 1 P: 12 | R: 1 E: 1 K: 0 S: 13 | H: 1 LOB: 1 BB: 0 P: 19 | R: 1 E: 0 K: 1 S: 10 | H: 1 LOB: 1 BB: 1 P: 18 | R: 1 E: 0 K: 1 S: 11 | H: 2 LOB: 3 BB: 2 P: 27 | R: 0 E: 0 K: 2 S: 8 | H: 0 LOB: 0 BB: 0 P: 12 | R: 1 E: 0 K: 1 S: 15 | H: 3 LOB: 2 BB: 0 P: 21 | 1B: 9 2B: 2 3B: 0 HR: 1 | SF: 1 SAC: 0 DP: 2 HBP: 1 | WP: 1 PB: 0 SB: 0 CS: 0 | PA: 43 |
| PITCHER | IP WLS BF H R ER SO BB IBB HBP BLK WP HR S P ERA WHIP | | | | | | | | | | | | | | | | | | | | | |
| Jarrod Washburn, L (1, 1) ERA: 3.75 | 5.0 W 22 6 2 1 2 1 0 1 0 0 0 0 59 94 1.80 1.400 | | | | | | | | | | | | | | | | | | | | | |
| Brendan Donnelly, R (6, 1) ERA: 13.5 | 1.1 7 2 2 2 1 1 0 0 0 0 1 12 21 13.50 2.250 | | | | | | | | | | | | | | | | | | | | | |
| Scott Schoeneweis, L (7, 1) ERA: 27.0 | 0.0 1 1 0 0 0 0 0 0 0 0 0 3 6 ∞ ∞ | | | | | | | | | | | | | | | | | | | | | |
| Francisco Rodríguez, R (7, 1) ERA: 3.18 | 1.2 7 0 0 0 3 2 0 0 0 1 0 14 30 0.00 1.200 | | | | | | | | | | | | | | | | | | | | | |
| Troy Percival, R (9, 1) ERA: 5.4 | 1.0 6 3 1 1 1 0 0 0 0 0 0 15 21 9.00 3.000 | | | | | | | | | | | | | | | | | | | | | |

New York Yankees @ Anaheim Angels
Edison International Field, Anaheim, CA

Sat Oct 05 2002, 4:00 PM EDT
Att. 45,067 - Sunny - 81 F

livebaseballscorecards.com

| | |
|-----|----|
| AB | 37 |
| R | 5 |
| H | 12 |
| RBI | 4 |
| BB | 4 |
| SO | 7 |
| LOB | 20 |



| Batter | 1 | 2 | 3 | 4 | 5 | 6 | 7 | 8 | 9 |
|--|---------------------|-------------|-------------------------------|-------------|-------------------------------------|-----------|-----------|-------------|---|
| David Eckstein, R OBP: 0.316, SLG: 0.278 (1, 6) | 3-2 G3-6 1B | | 0-1 E4 G4-6-3 | | | | | 0-1 G6-3 | |
| Darin Erstad, L OBP: 0.421, SLG: 0.526 (1, 8) | 1-2 G3-6 1-2f | | 0-1 G4-6-3 1-2f | | 1-0 1B 16 1B 1B 3-H | 1-1 F8 | | 1-2 2B | |
| Tim Salmon, R OBP: 0.300, SLG: 0.632 Alex Ochoa, R (9, 9) | 0-1 F9 | | | 0-0 E1 | 1-1 16 1B 1B 1-3 2-H | 3-3 K | | 1-1 P3 | |
| 16 Garret Anderson, L OBP: 0.421, SLG: 0.667 (1, 7) | | 0-1 G4-3 | | 0-0 F8 | 0-0 1B 1B 1-3 3-H | 0-3 K | | | |
| Troy Glas, R OBP: 0.389, SLG: 0.875 (1, 5) | | 0-0 F8 | | 2-2 G5-3 | 0-0 F9 | | 3-3 K | | |
| Scott Spiezio, S OBP: 0.471, SLG: 0.667 (1, 3) | | 3-1 F9 | | 1-1 F8 | 0-0 1B 2B 1B 1-2 3-H | | 3-1 1B | | |
| Shawn Wooten, R OBP: 0.667, SLG: 1.000 (1, 10) | | | 0-2 1B SH2-4 E 1B | | | | 1-1 P4 | | |
| Bengie Molina, R OBP: 0.267, SLG: 0.400 (1, 2) | | | 0-0 SH2-4 | | | | 3-1 P4 | | |
| Benji Gil, R OBP: 0.800, SLG: 0.800 Adam Kennedy, L OBP: 0.455, SLG: 1.000 (8, PH) (9, 4) | | | 0-0 E 1B 2-3 | | | | | 0-2 F7 | |

| Inning Stats | R: 0 | H: 1 | E: 0 | LOB: 0 | K: 0 | S: 8 | P: 12 | R: 0 | H: 0 | E: 0 | LOB: 0 | K: 0 | S: 5 | R: 1 | H: 2 | E: 1 | LOB: 1 | K: 0 | S: 9 | R: 0 | H: 0 | E: 1 | LOB: 1 | K: 0 | S: 7 | R: 8 | H: 10 | E: 0 | LOB: 2 | K: 0 | S: 20 | R: 0 | H: 0 | E: 0 | LOB: 0 | K: 2 | S: 8 | R: 0 | H: 1 | E: 0 | LOB: 1 | K: 1 | S: 9 | R: 0 | H: 1 | E: 0 | LOB: 1 | K: 0 | S: 10 | |
|--------------|------|------|------|--------|------|------|-------|------|------|------|--------|------|------|------|------|------|--------|------|------|------|------|------|--------|------|------|------|-------|------|--------|------|-------|------|------|------|--------|------|------|------|------|------|--------|------|------|------|------|------|--------|------|-------|--|
| | | | | | | | | | | | | | | | | | | | | | | | | | | | | | | | | | | | | | | | | | | | | | | | | | | |

| AB | R | H | RBI | BB | SO | LOB |
|----|---|---|-----|----|----|-----|
| 5 | 1 | 2 | 1 | 0 | 0 | 3 |
| 5 | 1 | 2 | 1 | 0 | 0 | 3 |
| 5 | 1 | 1 | 1 | 0 | 1 | 1 |
| 0 | 0 | 0 | 0 | 0 | 0 | 0 |
| 4 | 1 | 1 | 1 | 0 | 1 | 1 |
| 4 | 0 | 0 | 0 | 0 | 1 | 3 |
| 4 | 1 | 2 | 1 | 0 | 0 | 1 |
| 4 | 3 | 3 | 2 | 0 | 0 | 1 |
| 3 | 0 | 1 | 2 | 0 | 0 | 1 |
| 3 | 1 | 3 | 0 | 0 | 0 | 0 |
| 1 | 0 | 0 | 0 | 0 | 0 | 0 |

| WP | HR | S | P | ERA | WHIP |
|----|----|----|----|-------|-------|
| 0 | 0 | 0 | 0 | 15.43 | 2.143 |
| 0 | 0 | 3 | 3 | ∞ | ∞ |
| 0 | 0 | 19 | 34 | 0.00 | 0.857 |
| 0 | 0 | 5 | 5 | 0.00 | 0.000 |
| 0 | 0 | 5 | 7 | 0.00 | 3.000 |

BOTTOM

New York Yankees @ Anaheim Angels
Edison International Field, Anaheim, CA

Sat Oct 05 2002, 4:00 PM EDT
Att. 45,067 - Sunny - 81 F

livebaseballscorecards.com

| | |
|------------|-----------|
| AB | 38 |
| R | 9 |
| H | 15 |
| RBI | 9 |
| BB | 0 |
| SO | 3 |
| LOB | 14 |



| PITCHER | IP | WLS | BF | H | R | ER | SO | BB | IBB | HBP | BLK | WP | HR | S | P | ERA | WHIP |
|---|-----|-----|----|----|---|----|----|----|-----|-----|-----|----|----|----|----|-------|-------|
| David Wells, L ERA: 15.43 (1, 1) | 4.2 | L | 24 | 10 | 8 | 8 | 0 | 0 | 0 | 0 | 0 | 0 | 1 | 44 | 59 | 15.43 | 2.143 |
| Ramiro Mendoza, R ERA: 13.5 (5, 1) | 0.0 | | 2 | 2 | 1 | 1 | 0 | 0 | 0 | 0 | 0 | 0 | 0 | 3 | 3 | ∞ | ∞ |
| Orlando Hernandez, R ERA: 2.84 (5, 1) | 2.1 | | 9 | 2 | 0 | 0 | 3 | 0 | 0 | 0 | 0 | 0 | 0 | 19 | 34 | 0.00 | 0.857 |
| Steve Karsay, R ERA: 6.75 (8, 1) | 0.2 | | 2 | 0 | 0 | 0 | 0 | 0 | 0 | 0 | 0 | 0 | 0 | 5 | 5 | 0.00 | 0.000 |
| Mike Stanton, L ERA: 10.13 (8, 1) | 0.1 | | 2 | 1 | 0 | 0 | 0 | 0 | 0 | 0 | 0 | 0 | 0 | 5 | 7 | 0.00 | 3.000 |