

# New York Yankees - 2002





Batter	1	2	3	4	5	6	7	8	9	AB	R	H	RBI	BB	SO	LOB	TOP										
Alfonso Soriano, R (1, 4) OBP: 0.333, SLG: 0.375	1-3 K		2-2 1B		0-2 FC5-4			2-0 2B		4	0	2	0	0	1	1	<b>New York Yankees @ Baltimore Orioles</b> Oriole Park at Camden Yards, Baltimore, MD Wed Apr 03 2002, 7:05 PM EST Att: 32,142 - Cloudy - 53 F										
2 Derek Jeter, R (1, 6) OBP: 0.333, SLG: 0.571	0-2 G4-3		0-0 F9			0-0 L5		0-0 G4-3		4	0	0	0	0	0	2											
25 Jason Giambi, L (1, 3) OBP: 0.222, SLG: 0.125	1-0 G4-3			0-3 K			2-3 K	2-3 K		4	0	0	0	0	3	1											
Bernie Williams, S (1, 8) OBP: 0.625, SLG: 0.250		2-2 1B		2-1 G3			0-0 P4		4-2 FC3-6 20 E BB	3	0	1	0	1	0	0											
Robin Ventura, L (1, 5) OBP: 0.500, SLG: 0.833		4-2 1B		1-2 BB					2-3 K	3	1	2	1	1	1	1											
20 Jorge Posada, S (1, 2)		0-0 BB		0-0 1B					0-1 HR	4	0	0	0	0	1	4											
Rondell White, R (1, 7) OBP: 0.250, SLG: 0.250		0-0 L7		0-0 L6					3-3 K	4	0	0	0	0	1	4											
Shane Spencer, R (1, 9) OBP: 0.375, SLG: 0.500		1-2 G6-4-3		1-2 1B	0-1 G5-4-3 1B				0-0 FC3-6	4	0	1	0	0	0	4											
Nick Johnson, L (1, 10)		1-2 G6-4-3		1-2 1B	1-0 G5-4-3 1B				1-2 F8	4	0	0	0	0	1	3											
		1-0 P4		1-0 P4	1-0 FC5-4 HBP				1-3 K	2	0	0	0	0	1	0											
<b>Inning Stats</b>	R: 0 E: 0 K: 1 S: 7	H: 0 LOB: 0 BB: 0 P: 9	R: 0 E: 0 K: 0 S: 13	H: 1 LOB: 1 BB: 1 P: 20	R: 0 E: 0 K: 0 S: 11	H: 1 LOB: 1 BB: 0 P: 16	R: 0 E: 0 K: 1 S: 9	H: 1 LOB: 1 BB: 0 P: 12	R: 0 E: 0 K: 0 S: 6	H: 0 LOB: 0 BB: 0 P: 8	R: 1 E: 0 K: 2 S: 10	H: 1 LOB: 0 BB: 0 P: 17	R: 0 E: 0 K: 2 S: 9	H: 1 LOB: 1 BB: 1 P: 14	R: 0 E: 1 K: 1 S: 14	H: 0 LOB: 2 BB: 1 P: 22	1B: 4 2B: 1 3B: 0 HR: 1	SF: 0 SAC: 0 DP: 2 HBP: 1	WP: 0 PB: 0 SB: 0 CS: 0	PA: 35							
<b>PITCHER</b>	IP	WLS	BF	H	R	ER	SO	BB	IBB	HBP	BLK	WP	HR	S	P	ERA	WHIP										
Jason Johnson, R (1, 1) ERA: 1.17	7.2	L	29	6	1	1	6	1	0	1	0	0	1	67	98	1.17	0.913										
Buddy Groom, L (8, 1) ERA:	0.2		4	0	0	0	2	1	0	0	0	0	0	11	20	0.00	1.500										
Willis Roberts, R (9, 1) ERA:	0.2		2	0	0	0	0	0	0	0	0	0	0	6	7	0.00	0.000										

AB	32
R	1
H	6
RBI	1
BB	2
SO	8
LOB	16



Batter	1	2	3	4	5	6	7	8	9	AB	R	H	RBI	BB	SO	LOB	BOTTOM										
Jerry Hairston, R (1, 4) OBP: 0.111, SLG: 0.111	3-2 F7		1-0 L8			3-2 L8		1-0 F9		4	0	0	0	0	0	2	<b>New York Yankees @ Baltimore Orioles</b> Oriole Park at Camden Yards, Baltimore, MD Wed Apr 03 2002, 7:05 PM EST Att: 32,142 - Cloudy - 53 F										
Chris Singleton, L (1, 8) OBP: 0.111, SLG: 0.111	0-1 G1-3			2-1 1B		2-1 G3		2-2 F8		4	0	1	0	0	0	1											
David Segui, S (1, 10) OBP: 0.333, SLG: 0.333	1-0 G6-3			0-0 F8			1-2 G5-3		3-3 K	4	0	0	0	0	1	1											
Jeff Conine, R (1, 3) OBP: 0.375, SLG: 0.167		1-3 K		1-2 F2			1-2 F7		0-0 1B	4	0	1	0	0	1	1											
Tony Batista, R (1, 5) OBP: 0.250, SLG: 0.571		3-1 P6		2-0 G5-3			0-1 E8 6 BB		0-2 F7	4	0	0	0	0	0	2											
6 Melvin Mora, R (1, 7) OBP: 0.625, SLG: 0.600		3-2 F8			1-1 31 G6-4-3 1B		4-1 1-2 BB		2-0 L4	3	0	1	0	1	0	1											
31 Jay Gibbons, L (1, 9) OBP: 0.429, SLG: 0.333			1-0 SH5-3 1B		0-0 G6-4-3 1-2		0-0 F5			3	0	1	0	0	0	3											
Geronimo Gil, R (1, 2) OBP: 0.333, SLG: 0.500			0-0 SH5-3		1-2 L4			1-0 P6		2	0	0	0	0	0	0											
Mike Bordick, R (1, 6) OBP: 0.286, SLG: 0.333			0-1 P4			2-2 F8		0-0 F9 2B		3	0	1	0	0	0	1											
<b>Inning Stats</b>	R: 0 E: 0 K: 0 S: 6	H: 0 LOB: 0 BB: 0 P: 10	R: 0 E: 0 K: 1 S: 9	H: 0 LOB: 0 BB: 0 P: 16	R: 0 E: 0 K: 0 S: 5	H: 1 LOB: 1 BB: 0 P: 7	R: 0 E: 0 K: 0 S: 8	H: 1 LOB: 1 BB: 0 P: 13	R: 0 E: 0 K: 0 S: 8	H: 0 LOB: 0 BB: 0 P: 10	R: 0 E: 0 K: 0 S: 12	H: 0 LOB: 0 BB: 0 P: 19	R: 0 E: 1 K: 0 S: 11	H: 0 LOB: 2 BB: 1 P: 17	R: 0 E: 0 K: 0 S: 6	H: 1 LOB: 1 BB: 0 P: 10		R: 0 E: 0 K: 1 S: 11	H: 1 LOB: 1 BB: 0 P: 16	1B: 4 2B: 1 3B: 0 HR: 0	SF: 0 SAC: 1 DP: 1 HBP: 0	WP: 0 PB: 0 SB: 0 CS: 0	PA: 33				
<b>PITCHER</b>	IP	WLS	BF	H	R	ER	SO	BB	IBB	HBP	BLK	WP	HR	S	P	ERA	WHIP										
David Wells, L (1, 1) ERA:	7.1	W	27	4	0	0	0	0	0	0	0	0	0	61	95	0.00	0.682										
Steve Karsay, R (8, 1) ERA: 13.5	0.1	H	1	0	0	0	0	0	0	0	0	0	0	1	2	0.00	0.000										
Mike Stanton, L (8, 1) ERA:	0.1	H	1	0	0	0	0	0	0	0	0	0	0	3	5	0.00	0.000										
42 Mariano Rivera, R (9, 1) ERA:	1.0	S	4	1	0	0	1	0	0	0	0	0	0	11	16	0.00	1.000										

AB	31
R	0
H	5
RBI	0
BB	1
SO	2
LOB	12





Batter	1	2	3	4	5	6	7	8	9	AB	R	H	RBI	BB	SO	LOB	TOP								
Alfonso Soriano, R OBP: 0.308, SLG: 0.333 (1, 4)										4	0	1	0	0	0	0	<b>New York Yankees @ Baltimore Orioles</b> Oriole Park at Camden Yards, Baltimore, MD Thu Apr 04 2002, 7:05 PM EST Att: 33,317 - Cloudy - 54 F								
2 Derek Jeter, R OBP: 0.308, SLG: 0.455 (1, 6)										4	0	1	0	0	0	1									
25 Jason Giambi, L OBP: 0.308, SLG: 0.182 (1, 10)										3	1	1	0	1	0	1									
Bernie Williams, S OBP: 0.417, SLG: 0.125 (1, 8)										4	0	0	0	0	1	3									
Rondell White, R OBP: 0.167, SLG: 0.167 (1, 7)										4	0	0	0	0	1	3									
20 Jorge Posada, S OBP: 0.167, SLG: 0.167 (1, 2)										4	1	2	0	0	1	0									
Robin Ventura, L OBP: 0.417, SLG: 0.990 (1, 5)										4	1	1	3	0	1	1									
Shane Spencer, R OBP: 0.273, SLG: 0.364 (1, 9)										3	0	0	0	0	1	0									
Nick Johnson, L OBP: 0.400, SLG: 0.625 (1, 3)										3	1	2	1	0	0	0									
<b>Inning Stats</b>	R: 0 E: 0 K: 0 S: 7	H: 1 LOB: 2 BB: 1 P: 14	R: 0 E: 0 K: 1 S: 8	H: 0 LOB: 0 BB: 0 P: 12	R: 0 E: 0 K: 0 S: 7	H: 1 LOB: 0 BB: 0 P: 9	R: 3 E: 0 K: 2 S: 23	H: 3 LOB: 0 BB: 0 P: 31	R: 1 E: 0 K: 0 S: 9	H: 1 LOB: 0 BB: 0 P: 13	R: 0 E: 0 K: 0 S: 11	H: 1 LOB: 1 BB: 0 P: 19	R: 0 E: 0 K: 0 S: 5	H: 0 LOB: 0 BB: 0 P: 8	R: 0 E: 0 K: 1 S: 8	H: 1 LOB: 0 BB: 0 P: 13	R: 0 E: 0 K: 0 S: 6	H: 0 LOB: 0 BB: 0 P: 10	1B: 6 2B: 0 3B: 0 HR: 2	SF: 0 SAC: 0 DP: 1 HBP: 0	WP: 0 PB: 0 SB: 0 CS: 0	PA: 34			
<b>PITCHER</b>	IP	WLS	BF	H	R	ER	SO	BB	IBB	HBP	BLK	WP	HR	S	P	ERA	WHIP								
Sidney Ponson, R ERA: 6.0 (1, 1)	6.0	L	25	7	4	4	4	1	0	0	0	0	2	65	98	6.00	1.333								
Chris Brock, R ERA: (7, 1)	2.0		6	1	0	0	1	0	0	0	0	0	0	13	21	0.00	0.500								
Jorge Julio, R ERA: (9, 1)	1.0		3	0	0	0	0	0	0	0	0	0	0	6	10	0.00	0.000								

Batter	1	2	3	4	5	6	7	8	9	AB	R	H	RBI	BB	SO	LOB	BOTTOM								
Jerry Hairston, R OBP: 0.154, SLG: 0.154 (1, 4)										4	0	1	0	0	0	0	<b>New York Yankees @ Baltimore Orioles</b> Oriole Park at Camden Yards, Baltimore, MD Thu Apr 04 2002, 7:05 PM EST Att: 33,317 - Cloudy - 54 F								
Chris Singleton, L OBP: 0.077, SLG: 0.077 (1, 8)										4	0	0	0	0	3	1									
David Segui, S OBP: 0.308, SLG: 0.308 (1, 10)										4	0	1	0	0	0	2									
Jeff Conine, R OBP: 0.250, SLG: 0.100 (1, 3)										4	0	0	0	0	0	2									
31 Jay Gibbons, L OBP: 0.455, SLG: 0.333 (1, 9)										3	1	1	0	1	1	1									
Tony Batieta, R OBP: 0.250, SLG: 0.400 (1, 5)										3	0	0	0	1	0	2									
6 Melvin Mora, R OBP: 0.667, SLG: 0.750 (1, 7)										3	0	2	1	0	0	0									
Geronimo Gil, R OBP: 0.333, SLG: 0.375 Brook Fordyce, R (9, PH)										2	0	0	0	1	0	1									
Mike Bordick, R OBP: 0.182, SLG: 0.200 (1, 6)										4	0	0	0	0	0	5									
<b>Inning Stats</b>	R: 0 E: 0 K: 1 S: 8	H: 0 LOB: 0 BB: 0 P: 10	R: 0 E: 0 K: 0 S: 10	H: 2 LOB: 3 BB: 1 P: 16	R: 0 E: 0 K: 0 S: 10	H: 1 LOB: 1 BB: 0 P: 14	R: 0 E: 0 K: 0 S: 8	H: 0 LOB: 0 BB: 0 P: 14	R: 0 E: 0 K: 1 S: 11	H: 1 LOB: 1 BB: 0 P: 16	R: 0 E: 0 K: 0 S: 9	H: 0 LOB: 0 BB: 0 P: 14	R: 0 E: 1 K: 1 S: 8	H: 0 LOB: 0 BB: 0 P: 12	R: 1 E: 0 K: 1 S: 15	H: 1 LOB: 2 BB: 2 P: 27	1B: 4 2B: 1 3B: 0 HR: 0	SF: 0 SAC: 0 DP: 0 HBP: 1	WP: 1 PB: 0 SB: 0 CS: 1	PA: 36					
<b>PITCHER</b>	IP	WLS	BF	H	R	ER	SO	BB	IBB	HBP	BLK	WP	HR	S	P	ERA	WHIP								
35 Mike Mussina, R ERA: (1, 1)	7.0		27	4	0	0	3	1	0	1	0	0	0	67	99	0.00	0.714								
Mike Stanton, L ERA: (8, 1)	1.0		3	0	0	0	1	0	0	0	0	0	0	8	12	0.00	0.000								
Jay Tessmer, R ERA: 6.75 (9, 1)	0.1		3	0	1	1	0	2	0	0	0	0	0	7	16	27.00	6.000								
42 Mariano Rivera, R ERA: (9, 1)	0.2	S	3	1	0	0	1	0	0	0	0	0	0	8	11	0.00	1.500								

AB 33  
R 4  
H 8  
RBI 4  
BB 1  
SO 5  
LOB 9



AB 32  
R 1  
H 5  
RBI 1  
BB 3  
SO 5  
LOB 16





Batter	1	2	3	4	5	6	7	8	9	AB	R	H	RBI	BB	SO	LOB	TOP										
Jason Tyner, L OBP: 0.278, SLG: 0.133										4	0	1	0	0	2	1	<p>Tampa Bay Devil Rays @ New York Yankees Yankee Stadium, Bronx, NY Fri Apr 05 2002, 1:05 PM EST Att: 55,771 - Cloudy - 41 F</p> <p>AB 32 R 0 H 3 RBI 0 BB 0 SO 8 LOB 9</p>										
Randy Winn, S OBP: 0.118, SLG: 0.294										4	0	0	0	0	0	2											
Steve Cox, L OBP: 0.368, SLG: 0.353										4	0	0	0	0	2	1											
Greg Vaughn, R OBP: 0.389, SLG: 0.286										4	0	0	0	0	1	1											
Toby Hall, R OBP: 0.444, SLG: 0.471										4	0	1	0	0	0	0											
Ben Griewe, L OBP: 0.412, SLG: 0.571										3	0	0	0	0	1	2											
Bobby Smith, R OBP: 0.118, SLG: 0.125										3	0	0	0	0	0	1											
Brent Abernathy, R OBP: 0.412, SLG: 0.688										3	0	1	0	0	0	0											
Chris Gomez, R OBP: 0.286, SLG: 0.571										3	0	0	0	0	2	1											
<b>Inning Stats</b>	R: 0 H: 0 E: 0 K: 2 S: 12	H: 0 LOB: 0 BB: 0 P: 19	R: 0 H: 1 E: 0 K: 1 S: 14	LOB: 1 BB: 0 P: 20	R: 0 H: 1 E: 0 K: 1 S: 15	LOB: 1 BB: 0 P: 18	R: 0 H: 0 E: 0 K: 1 S: 8	H: 0 LOB: 0 BB: 0 P: 10	R: 0 H: 0 E: 0 K: 0 S: 9	H: 0 LOB: 0 BB: 0 P: 14	R: 0 H: 0 E: 0 K: 1 S: 11	H: 0 LOB: 0 BB: 0 P: 17	R: 0 H: 0 E: 0 K: 0 S: 7	H: 0 LOB: 0 BB: 0 P: 10	R: 0 H: 1 E: 0 K: 1 S: 11	H: 1 LOB: 1 BB: 0 P: 13		R: 0 H: 0 E: 0 K: 1 S: 10	H: 0 LOB: 0 BB: 0 P: 13	1B: 1 2B: 2 3B: 0 HR: 0	SF: 0 SAC: 0 DP: 0 HBP: 0	WP: 0 PB: 0 CS: 0	PA: 32				
<b>PITCHER</b>	IP	WLS	BF	H	R	ER	SO	BB	IBB	HBP	BLK	WP	HR	S	P	ERA	WHIP										
Andy Pettitte, L ERA: 4.54	(1, 1)	6.0	W	22	2	0	6	0	0	0	0	0	0	69	98	0.00	0.333										
Steve Karsay, R ERA: 5.4	(7, 1)	2.0		7	1	0	1	0	0	0	0	0	0	18	23	0.00	0.500										
Randy Choate, L ERA: 4.54	(9, 1)	1.0		3	0	0	1	0	0	0	0	0	0	10	13	0.00	0.000										

Batter	1	2	3	4	5	6	7	8	9	AB	R	H	RBI	BB	SO	LOB	BOTTOM										
Alfonso Soriano, R OBP: 0.278, SLG: 0.267										3	1	0	1	1	0	4	<p>Tampa Bay Devil Rays @ New York Yankees Yankee Stadium, Bronx, NY Fri Apr 05 2002, 1:05 PM EST Att: 55,771 - Cloudy - 41 F</p> <p>AB 30 R 4 H 9 RBI 3 BB 6 SO 5 LOB 23</p>										
Derek Jeter, R OBP: 0.333, SLG: 0.438										5	0	2	1	0	0	2											
25 Jason Giambi, L OBP: 0.222, SLG: 0.125										5	0	0	0	0	2	4											
Bernie Williams, S OBP: 0.375, SLG: 0.091										3	0	0	0	1	0	0											
Rondell White, R OBP: 0.313, SLG: 0.313										4	1	3	0	0	1	1											
20 Jorge Posada, S OBP: 0.375, SLG: 0.357										2	1	2	0	2	0	0											
Robin Ventura, L OBP: 0.375, SLG: 0.714										4	0	1	0	0	1	7											
Shane Spencer, R OBP: 0.333, SLG: 0.308										2	1	0	0	2	0	4											
Nick Johnson, L OBP: 0.500, SLG: 0.600										2	0	1	1	0	1	1											
<b>Inning Stats</b>	R: 1 H: 1 E: 0 K: 1 S: 11	H: 1 LOB: 2 BB: 1 P: 22	R: 0 H: 1 E: 0 K: 0 S: 6	LOB: 2 BB: 1 P: 14	R: 0 H: 0 E: 0 K: 1 S: 6	LOB: 0 BB: 0 P: 10	R: 3 H: 4 E: 0 K: 2 S: 22	H: 4 LOB: 2 BB: 1 P: 35	R: 0 H: 2 E: 0 K: 0 S: 7	H: 2 LOB: 1 BB: 0 P: 14	R: 0 H: 0 E: 0 K: 1 S: 9	H: 0 LOB: 1 BB: 1 P: 16	R: 0 H: 1 E: 1 K: 0 S: 14	H: 1 LOB: 3 BB: 1 P: 19	R: 0 H: 0 E: 0 K: 0 S: 9	H: 0 LOB: 1 BB: 0 P: 10		1B: 8 2B: 1 3B: 0 HR: 0	SF: 1 SAC: 0 DP: 2 HBP: 2	WP: 0 PB: 0 CS: 0	PA: 39						
<b>PITCHER</b>	IP	WLS	BF	H	R	ER	SO	BB	IBB	HBP	BLK	WP	HR	S	P	ERA	WHIP										
Joe Kennedy, L ERA: 7.2	(1, 1)	5.0	L	25	8	4	4	4	4	4	1	0	0	0	0	7.20	2.400										
Steve Kent, L ERA: 7.2	(6, 1)	1.0		4	0	0	1	1	0	0	0	0	0	9	16	0.00	1.000										
Doug Creek, L ERA: 7.2	(7, 1)	1.0		6	1	0	0	1	0	0	0	0	0	14	19	0.00	2.000										
Travis Phelps, R ERA: 7.2	(8, 1)	1.0		4	0	0	0	0	0	1	0	0	0	9	10	0.00	0.000										



























Batter	1	2	3	4	5	6	7	8	9	AB	R	H	RBI	BB	SO	LOB	TOP					
Alfonso Soriano, R OBP: 0.377, SLG: 0.520 (1, 4)										5	0	2	0	0	3	0	<b>New York Yankees @ Boston Red Sox</b> Fenway Park, Boston, MA Fri Apr 12 2002, 6:05 PM EDT Att: 32,812 - Sunny - 65 F					
2 Derek Jeter, R OBP: 0.321, SLG: 0.347 (1, 6)										5	0	0	0	0	1	2						
Bernie Williams, S OBP: 0.408, SLG: 0.263 (1, 8)										3	0	0	0	1	1	0						
25 Jason Giambi, L OBP: 0.388, SLG: 0.476 (1, 3)										4	1	4	0	0	0	0						
Rondell White, R OBP: 0.333, SLG: 0.488 (1, 7)										4	0	0	0	0	1	5						
Ron Coomer, R OBP: 0.571, SLG: 1.167 (8, PH)										2	0	1	0	1	0	1						
Robin Ventura, L OBP: 0.389, SLG: 0.750 (8, PR)										1	0	1	1	0	0	0						
Enrique Wilson, S (8, 5)										0	0	0	0	0	0	0						
Shane Spencer, R OBP: 0.343 (8, PH)										2	0	0	0	1	0	3						
John Vander Wal, L OBP: 0.333, SLG: 0.500 (8, 9)										1	0	0	0	0	1	1						
Nick Johnson, L OBP: 0.395, SLG: 0.514 (1, 10)										4	1	1	1	0	2	2						
Alberto Castillo, R OBP: 0.410, SLG: 0.394 (9, PH)										3	0	0	0	0	0	2						
<b>Inning Stats</b>	R: 0 H: 1 E: 0 K: 1 S: 11	H: 1 LOB: 2 BB: 1 P: 16	R: 0 H: 1 E: 0 K: 0 S: 7	H: 1 LOB: 1 BB: 1 P: 17	R: 0 H: 0 E: 0 K: 1 S: 8	H: 0 LOB: 0 BB: 0 P: 11	R: 0 H: 1 E: 0 K: 0 S: 12	H: 1 LOB: 1 BB: 0 P: 18	R: 0 H: 1 E: 0 K: 2 S: 10	H: 1 LOB: 2 BB: 0 P: 15	R: 0 H: 1 E: 0 K: 1 S: 11	H: 1 LOB: 1 BB: 0 P: 21	R: 0 H: 1 E: 0 K: 1 S: 7	H: 1 LOB: 1 BB: 0 P: 11	R: 1 H: 2 E: 0 K: 3 S: 14	H: 2 LOB: 1 BB: 0 P: 21	R: 1 H: 1 E: 0 K: 1 S: 12	H: 1 LOB: 0 BB: 0 P: 19	1B: 4 2B: 4 3B: 0 HR: 1	SF: 0 SAC: 0 DP: 1 HBP: 0	WP: 0 PB: 0 SB: 0 CS: 0	PA: 38
<b>PITCHER</b>	IP WLS BF H R ER SO BB IBB HBP BLK WP HR S P ERA WHIP																					
Darren Oliver, L ERA: 3.68 (1, 1)	5.2 W 24 5 0 0 4 3 0 0 0 0 0 0 0 56 94 4.50 1.412																					
Sun-Woo Kim, R ERA: 3.0 (8, 1)	2.0 H 8 2 1 1 3 0 0 0 0 0 0 0 0 18 29 4.50 1.000																					
Casey Fossum, L ERA: 1.5 (8, 1)	0.0 H 1 1 0 0 0 0 0 0 0 0 0 0 0 3 4 ∞ ∞																					
Rich Garces, R ERA: 10.8 (9, 1)	0.1 H 1 0 0 0 1 0 0 0 0 0 0 0 0 3 3 0.00 0.000																					
Ugueth Urbina, R ERA: 8.44 (9, 1)	1.0 S 4 1 1 1 1 0 0 0 0 0 0 1 12 19 9.00 1.000																					

Batter	1	2	3	4	5	6	7	8	9	AB	R	H	RBI	BB	SO	LOB	BOTTOM	
18 Johnny Damon, L OBP: 0.368, SLG: 0.438 (1, 8)										4	1	1	0	0	1	2	<b>New York Yankees @ Boston Red Sox</b> Fenway Park, Boston, MA Fri Apr 12 2002, 6:05 PM EDT Att: 32,812 - Sunny - 65 F	
Jose Offerman, S OBP: 0.357, SLG: 0.583 (1, 10)										4	0	2	1	0	0	0		
Shea Hillenbrand, R OBP: 0.382, SLG: 0.677 (1, 5)										4	0	1	1	0	0	2		
Manny Ramirez, R OBP: 0.429, SLG: 0.423 (1, 7)										3	1	2	0	1	0	0		
Tony Clark, S OBP: 0.226, SLG: 0.310 (1, 3)										4	0	0	0	0	2	5		
Trot Nixon, L OBP: 0.273, SLG: 0.355 (1, 9)										4	0	0	0	0	1	3		
Carlos Baerga, S OBP: 0.444, SLG: 0.500 (6, PR)										3	0	2	0	0	0	0		
Lou Merloni, R OBP: 0.600, SLG: 0.750 (7, 4)										1	0	1	1	0	0	0		
Doug Mirabeli, R (1, 2)										3	0	0	0	1	1	3		
Rey Sanchez, R OBP: 0.370, SLG: 0.385 (1, 6)										3	1	2	0	0	0	1		
<b>Inning Stats</b>	R: 0 H: 2 E: 0 K: 2 S: 13	H: 1 LOB: 2 BB: 1 P: 22	R: 0 H: 1 E: 0 K: 0 S: 6	H: 1 LOB: 0 BB: 0 P: 12	R: 0 H: 1 E: 0 K: 1 S: 13	H: 1 LOB: 1 BB: 0 P: 20	R: 2 H: 3 E: 0 K: 0 S: 10	H: 3 LOB: 2 BB: 1 P: 17	R: 0 H: 1 E: 0 K: 1 S: 7	H: 1 LOB: 1 BB: 0 P: 12	R: 0 H: 0 E: 0 K: 0 S: 6	H: 0 LOB: 0 BB: 0 P: 9	R: 1 H: 2 E: 0 K: 0 S: 14	H: 2 LOB: 1 BB: 0 P: 20	1B: 8 2B: 3 3B: 0 HR: 0	SF: 0 SAC: 0 DP: 0 HBP: 0	WP: 0 PB: 0 SB: 0 CS: 2	PA: 35
<b>PITCHER</b>	IP WLS BF H R ER SO BB IBB HBP BLK WP HR S P ERA WHIP																	
Orlando Hernandez, R ERA: 1.2 (8, 1)	7.0 L 30 9 2 2 5 1 1 0 0 0 0 0 0 13 17 13.50 3.000																	
Mike Stanton, L ERA: 2.45 (8, 1)	0.2 4 2 1 1 0 0 0 0 0 0 0 0 1 3 0.00 0.000																	
Steve Karsay, R ERA: 6.4 (8, 1)	0.1 1 0 0 0 0 0 0 0 0 0 0 0 1 3 0.00 0.000																	

AB 35  
R 2  
H 9  
RBI 2  
BB 3  
SO 9  
LOB 16



AB 33  
R 3  
H 11  
RBI 3  
BB 2  
SO 5  
LOB 16





Batter	1	2	3	4	5	6	7	8	9	AB	R	H	RBI	BB	SO	LOB	TOP					
<b>2 Derek Jeter, R</b> OBP: 0.328, SLG: 0.370										5	1	2	1	0	1	2	<b>New York Yankees @ Boston Red Sox</b> Fenway Park, Boston, MA Sat Apr 13 2002, 1:05 PM EDT Att: 33,756 - Sunny - 75 F					
<b>Nick Johnson, L</b> OBP: 0.375, SLG: 0.475										5	0	1	0	0	1	4						
<b>Bernie Williams, S</b> OBP: 0.389, SLG: 0.238										4	1	0	0	1	1							
<b>25 Jason Giambi, L</b> OBP: 0.389, SLG: 0.444										3	1	0	0	0	1	0						
<b>20 Jorge Posada, S</b> OBP: 0.432, SLG: 0.459										4	1	2	3	1	2	1						
<b>Alfonso Soriano, R</b> OBP: 0.377, SLG: 0.520										0	0	0	0	0	0	0						
<b>Robin Ventura, L</b> OBP: 0.375, SLG: 0.686										3	0	0	0	1	1	1						
<b>Rondell White, R</b> OBP: 0.327, SLG: 0.457										3	1	0	0	1	0	4						
<b>John Vander Wal, L</b> OBP: 0.400, SLG: 0.444										3	0	1	0	1	0	1						
<b>Gerald Williams, R</b> OBP: 0.375, SLG: 0.686										0	0	0	0	0	0	0						
<b>Enrique Wilson, S</b> OBP: 0.500, SLG: 0.400										4	1	2	1	0	0	1						
<b>Inning Stats</b>	R: 4 E: 1 K: 1 S: 14	H: 2 LOB: 1 BB: 1 P: 25	R: 0 E: 0 K: 0 S: 13	H: 1 LOB: 1 BB: 0 P: 23	R: 0 E: 0 K: 2 S: 10	H: 0 LOB: 1 BB: 0 P: 16	R: 0 E: 0 K: 1 S: 10	H: 0 LOB: 0 BB: 1 P: 18	R: 0 E: 0 K: 3 S: 9	H: 0 LOB: 0 BB: 0 P: 12	R: 2 E: 0 K: 0 S: 15	H: 3 LOB: 1 BB: 1 P: 26	R: 0 E: 0 K: 0 S: 10	H: 0 LOB: 2 BB: 2 P: 23	R: 0 E: 0 K: 0 S: 10	H: 1 LOB: 1 BB: 0 P: 13	R: 0 E: 0 K: 0 S: 12	H: 1 LOB: 1 BB: 0 P: 21	1B: 6 2B: 1 3B: 1 HR: 0	SF: 0 SAC: 0 DP: 0 HBP: 2	WP: 1 PB: 0 SB: 1 CS: 1	PA: 42
<b>PITCHER</b>	IP	WLS	BF	H	R	ER	SO	BB	IBB	HBP	BLK	WP	HR	S	P	ERA	WHIP					
<b>Pedro Martinez, R</b> ERA: 6.91	5.1		25	3	5	4	7	3	0	2	0	1	0	60	105	6.75	1.125					
<b>Rolando Arrojo, R</b> ERA: 3.86	2.2	W	13	4	1	1	0	2	0	0	0	0	0	31	51	3.38	2.250					
<b>Ugueth Urbina, R</b> ERA: 7.11	1.0	S	3	1	0	0	0	0	0	0	0	0	0	12	21	0.00	1.000					

Batter	1	2	3	4	5	6	7	8	9	AB	R	H	RBI	BB	SO	LOB	BOTTOM				
<b>Rickey Henderson, R</b> OBP: 0.375, SLG: 0.286										3	1	1	0	1	1	0	<b>New York Yankees @ Boston Red Sox</b> Fenway Park, Boston, MA Sat Apr 13 2002, 1:05 PM EDT Att: 33,756 - Sunny - 75 F				
<b>18 Johnny Damon, L</b> OBP: 0.381, SLG: 0.472										4	2	2	1	0	0	1					
<b>Nomar Garciaparra, R</b> OBP: 0.333, SLG: 0.696										3	2	1	0	0	0	1					
<b>Manny Ramirez, R</b> OBP: 0.462, SLG: 0.448										3	1	2	2	1	0	0					
<b>Tony Clark, S</b> OBP: 0.200, SLG: 0.273										4	0	0	1	0	1	4					
<b>Sheg Hillenbrand, R</b> OBP: 0.421, SLG: 0.771										4	1	3	3	0	0	0					
<b>Jason Varitek, S</b> OBP: 0.357, SLG: 0.538										4	0	0	0	0	0	3					
<b>Trot Nixon, L</b> OBP: 0.250, SLG: 0.324										3	0	0	0	0	1	1					
<b>Rey Sanchez, R</b> OBP: 0.333, SLG: 0.345										3	0	0	0	0	0	1					
<b>Inning Stats</b>	R: 0 E: 0 K: 0 S: 7	H: 1 LOB: 0 BB: 0 P: 12	R: 0 E: 0 K: 1 S: 7	H: 0 LOB: 0 BB: 0 P: 10	R: 0 E: 0 K: 0 S: 6	H: 0 LOB: 0 BB: 0 P: 9	R: 3 E: 0 K: 0 S: 16	H: 4 LOB: 1 BB: 1 P: 22	R: 0 E: 0 K: 2 S: 8	H: 0 LOB: 0 BB: 0 P: 11	R: 0 E: 0 K: 0 S: 15	H: 0 LOB: 1 BB: 1 P: 21	R: 0 E: 0 K: 0 S: 10	H: 1 LOB: 1 BB: 0 P: 13	R: 4 E: 0 K: 0 S: 20	H: 3 LOB: 0 BB: 0 P: 32		1B: 7 2B: 1 3B: 0 HR: 1	SF: 0 SAC: 0 DP: 2 HBP: 1	WP: 0 PB: 0 SB: 1 CS: 0	PA: 34
<b>PITCHER</b>	IP	WLS	BF	H	R	ER	SO	BB	IBB	HBP	BLK	WP	HR	S	P	ERA	WHIP				
<b>David Wells, L</b> ERA: 3.05	7.1		29	7	4	4	3	2	0	0	0	0	0	75	109	4.91	1.227				
<b>Ramiro Mendoza, R</b> ERA: 13.5	0.0		2	1	0	0	0	0	0	1	0	0	0	5	8						
<b>42 Mariano Rivera, R</b> ERA: 2.08	0.2	L	3	1	3	3	0	0	0	0	0	0	1	9	13	40.50	1.500				





Batter	1	2	3	4	5	6	7	8	9	AB	R	H	RBI	BB	SO	LOB	TOP					
<b>2 Derek Jeter, R</b> OBP: 0.349, SLG: 0.368 (1, 6)	G4-3		S BB		1-1 1B		4-1 BB		G6-3	3	0	1	0	2	0	0						
<b>Nick Johnson, L</b> OBP: 0.358, SLG: 0.444 (1, 10)	K		K		2-2 F8		1-2 1B		K	5	0	1	1	0	3	2						
<b>Bernie Williams, S</b> OBP: 0.356, SLG: 0.213 (1, 8)	K		F7		2-2 P6		1-3 K		G4-3	5	0	0	0	0	2	3						
<b>25 Jason Giambi, L</b> OBP: 0.397, SLG: 0.438 (1, 3)		1-2 K 20 1B SF8	K		4-2 PB BB		2-1 F9			3	1	1	0	1	1	3						
<b>20 Jorge Posada, S</b> OBP: 0.417, SLG: 0.439 (1, 2)		2-1 PB 1B			0-1 F8		2-3 K			4	0	1	0	0	1	3						
<b>Robin Ventura, L</b> OBP: 0.384, SLG: 0.718 (1, 5)	K		L4		0-3 K		3-2 HR			4	1	1	1	0	2	3						
<b>Rondell White, R</b> OBP: 0.321, SLG: 0.510 (1, 7)	SF8		G6-3		3-1 HR		0-2 G3			3	1	1	2	0	0	0						
<b>Shane Spencer, R</b> OBP: 0.302, SLG: 0.316 (1, 9)	G5-3				1-3 K		2-2 P4			3	1	0	0	1	1	1						
<b>Alfonso Soriano, R</b> OBP: 0.386, SLG: 0.593 (1, 4)			HR		3-2 F9		1-0 F8			4	2	2	2	0	0	0						
<b>Inning Stats</b>	R: 0 E: 0 K: 2 S: 10	H: 0 LOB: 0 BB: 0 P: 15	R: 1 E: 0 K: 1 S: 11	H: 2 LOB: 1 BB: 0 P: 17	R: 1 E: 0 K: 2 S: 13	H: 1 LOB: 1 BB: 1 P: 22	R: 0 E: 0 K: 0 S: 7	H: 0 LOB: 0 BB: 0 P: 8	R: 0 E: 0 K: 1 S: 12	H: 1 LOB: 1 BB: 0 P: 18	R: 0 E: 0 K: 0 S: 10	H: 0 LOB: 1 BB: 1 P: 16	R: 3 E: 0 K: 2 S: 16	H: 3 LOB: 2 BB: 2 P: 36	R: 1 E: 0 K: 0 S: 11	H: 1 LOB: 0 BB: 0 P: 17	R: 0 E: 0 K: 1 S: 8	H: 0 LOB: 0 BB: 0 P: 11	1B: 4 2B: 1 3B: 0 HR: 3	SF: 1 SAC: 0 DP: 0 HBP: 0	WP: 0 PB: 2 SB: 1 CS: 0	PA: 39
<b>PITCHER</b>	IP	WLS	BF	H	R	ER	SO	BB	IBB	HBP	BLK	WP	HR	S	P	ERA	WHIP					
<b>49 Tim Wakefield, R</b> ERA: 4.09	6.0	L	24	4	2	1	7	2	0	0	0	0	1	63	96	1.50	1.000					
<b>Willie Banks, R</b> ERA: 10.13	0.0		5	3	3	3	0	2	0	0	0	0	1	8	23	∞	∞					
<b>Sun-Woo Kim, R</b> ERA: 3.6	2.0		7	1	1	1	2	0	0	0	0	0	1	19	30	4.50	0.500					
<b>Casey Fossum, L</b> ERA: 1.29	1.0		3	0	0	0	1	0	0	0	0	0	0	8	11	0.00	0.000					

**New York Yankees @ Boston Red Sox**  
Fenway Park, Boston, MA  
Sun Apr 14 2002, 1:05 PM EDT  
Att: 33,742 - Sunny - 72 F

AB 34  
R 6  
H 8  
RBI 6  
BB 4  
SO 10  
LOB 15



Batter	1	2	3	4	5	6	7	8	9	AB	R	H	RBI	BB	SO	LOB	BOTTOM				
<b>18 Johnny Damon, L</b> OBP: 0.348, SLG: 0.425 (1, 8)	G1-3			F8		G5-3		G6-3		4	0	0	0	0	0	1					
<b>Jose Offerman, S</b> OBP: 0.278, SLG: 0.438 (1, 10)	G4-3			K			L4	E4 1B		4	0	0	0	0	1	0					
<b>Nomar Garciaparra, R</b> OBP: 0.350, SLG: 0.595 (1, 6)	F8			F9			HR 1B	1B		4	1	2	0	0	0	0					
<b>Manny Ramirez, R</b> OBP: 0.442, SLG: 0.515 (1, 7)		F9			G4-3		HR 1B	K		4	1	1	2	0	1	2					
<b>Brian Daubach, L</b> OBP: 0.333, SLG: 0.650 (1, 3)	K			K		G1-3		L1		4	0	0	0	0	2	0					
<b>Shea Hillenbrand, R</b> OBP: 0.405, SLG: 0.718 (1, 5)	K			F7			2B 1B	F9		4	0	1	0	0	1	0					
<b>Trot Nixon, L</b> OBP: 0.275, SLG: 0.351 (1, 9)			F8			L8		BB		3	0	1	0	1	0	0					
<b>Doug Mirabeli, R</b> OBP: 0.200, SLG: 0.111 (1, 2)			K				G3	P6		2	0	1	0	0	1	0					
<b>Carlos Baeraga, S</b> OBP: 0.400, SLG: 0.444 (7, PH)							1B			1	0	0	0	0	0	2					
<b>Jason Varitek, S</b> OBP: 0.345, SLG: 0.519 (8, 2)										1	0	0	0	0	0	1					
<b>Lou Merloni, R</b> OBP: 0.375, SLG: 0.429 (1, 4)			F9			F9		G5-3		3	0	0	0	0	0	1					
<b>Inning Stats</b>	R: 0 E: 0 K: 0 S: 9	H: 0 LOB: 0 BB: 0 P: 11	R: 0 E: 0 K: 2 S: 10	H: 0 LOB: 0 BB: 0 P: 16	R: 0 E: 0 K: 1 S: 5	H: 0 LOB: 0 BB: 0 P: 9	R: 0 E: 0 K: 1 S: 6	H: 0 LOB: 0 BB: 0 P: 8	R: 0 E: 0 K: 0 S: 10	H: 1 LOB: 1 BB: 0 P: 15	R: 2 E: 0 K: 0 S: 13	H: 4 LOB: 2 BB: 0 P: 21	R: 0 E: 1 K: 1 S: 12	H: 1 LOB: 2 BB: 0 P: 16	R: 0 E: 0 K: 0 S: 7	H: 0 LOB: 1 BB: 1 P: 15	1B: 4 2B: 1 3B: 0 HR: 1	SF: 0 SAC: 0 DP: 0 HBP: 0	WP: 0 PB: 0 SB: 0 CS: 0	PA: 35	
<b>PITCHER</b>	IP	WLS	BF	H	R	ER	SO	BB	IBB	HBP	BLK	WP	HR	S	P	ERA	WHIP				
<b>35 Mike Mussina, R</b> ERA: 1.66	6.2	W	25	5	2	2	5	0	0	0	0	0	0	60	95	2.70	0.750				
<b>Ramiro Mendoza, R</b> ERA: 9.0	1.0	H	5	1	0	0	0	0	0	0	0	0	0	11	16	0.00	1.000				
<b>42 Mariano Rivera, R</b> ERA: 1.59	1.1	S	5	0	0	0	1	1	0	0	0	0	0	10	18	0.00	0.750				

**New York Yankees @ Boston Red Sox**  
Fenway Park, Boston, MA  
Sun Apr 14 2002, 1:05 PM EDT  
Att: 33,742 - Sunny - 72 F

AB 34  
R 2  
H 6  
RBI 2  
BB 1  
SO 6  
LOB 7





Batter	1	2	3	4	5	6	7	8	9	AB	R	H	RBI	BB	SO	LOB	TOP					
<b>2 Derek Jeter, R</b> OBP: 0.343, SLG: 0.410	G1-3		G5-3			G5-3		HR		4	1	1	2	0	0	0	<b>New York Yankees @ Boston Red Sox</b> Fenway Park, Boston, MA Mon Apr 15 2002, 11:05 AM EDT Att: 33,864 - Cloudy - 55 F					
<b>Nick Johnson, L</b> OBP: 0.351, SLG: 0.417	HBP			F7		G4-3		K		3	0	0	0	0	1	0						
<b>Bernie Williams, S</b> OBP: 0.349, SLG: 0.200	F7			FC3-6		G5-3		G3		3	1	0	0	1	0	1						
<b>25 Jason Giambi, L</b> OBP: 0.387, SLG: 0.423	G4-3			1B					G6-3	4	0	1	0	0	1	1						
<b>20 Jorge Posada, S</b> OBP: 0.404, SLG: 0.422 <b>Gerald Williams, R</b> (9, PR)		G3		FC3-6		F8		1B		4	0	1	1	0	0	1						
<b>Robin Ventura, L</b> OBP: 0.375, SLG: 0.721 <b>Enrique Wilson, S</b> (9, PR)		G6-3		K		1B		2B		4	0	2	0	0	1	1						
<b>Rondell White, R</b> OBP: 0.298, SLG: 0.472						1B		2B		4	0	0	0	0	4	4						
<b>Shane Spencer, R</b> OBP: 0.289, SLG: 0.300 <b>John Vander Wal, L</b> (8, PH)				K		K		L3		2	0	0	0	0	2	0						
<b>Alfonso Soriano, R</b> OBP: 0.383, SLG: 0.596				K		K		2B		2	0	0	0	0	1	3						
<b>Inning Stats</b>	R: 0 E: 0 K: 0 S: 7	H: 0 LOB: 1 BB: 0 P: 13	R: 0 E: 0 K: 1 S: 9	H: 0 LOB: 0 BB: 0 P: 14	R: 0 E: 0 K: 2 S: 7	H: 0 LOB: 0 BB: 0 P: 9	R: 1 E: 0 K: 1 S: 10	H: 1 LOB: 1 BB: 1 P: 17	R: 0 E: 0 K: 3 S: 9	H: 0 LOB: 0 BB: 0 P: 13	R: 0 E: 0 K: 2 S: 8	H: 0 LOB: 0 BB: 0 P: 14	R: 0 E: 0 K: 2 S: 9	H: 1 LOB: 1 BB: 0 P: 14	R: 2 E: 0 K: 1 S: 12	H: 2 LOB: 0 BB: 0 P: 20		R: 0 E: 0 K: 2 S: 13	H: 2 LOB: 3 BB: 0 P: 21	1B: 3 2B: 2 3B: 0 HR: 1	SF: 0 SAC: 0 DP: 0 HBP: 1	WP: 0 PB: 0 SB: 1 CS: 0
<b>PITCHER</b>	IP	WLS	BF	H	R	ER	SO	BB	IBB	HBP	BLK	WP	HR	S	P	ERA	WHIP					
<b>Derek Lowe, R</b> ERA: 1.29	7.0	W	25	2	1	1	9	1	0	1	0	0	0	59	94	1.29	0.429					
<b>Rich Garcés, R</b> ERA: 12.46	1.0	H	5	2	2	2	1	0	0	0	0	0	1	12	20	18.00	2.000					
<b>Ugueth Urbina, R</b> ERA: 6.14	1.0	S	5	2	0	0	2	0	0	0	0	0	0	13	21	0.00	2.000					

Batter	1	2	3	4	5	6	7	8	9	AB	R	H	RBI	BB	SO	LOB	BOTTOM				
<b>Rickey Henderson, R</b> OBP: 0.385, SLG: 0.333	SH3	G4-3		K		G3	F3			5	1	2	0	0	1	3	<b>New York Yankees @ Boston Red Sox</b> Fenway Park, Boston, MA Mon Apr 15 2002, 11:05 AM EDT Att: 33,864 - Cloudy - 55 F				
<b>18 Johnny Damon, L</b> OBP: 0.360, SLG: 0.419	SH3	F8		F7		G3		G6-4-3		3	0	1	0	1	0	2					
<b>Nomar Garciaparra, R</b> OBP: 0.333, SLG: 0.571	2B		P4	K		G3		G6-4-3		5	1	1	1	0	1	5					
<b>Manny Ramirez, R</b> OBP: 0.438, SLG: 0.472	IBB	G3-1		K		FC6-4		F9		3	0	0	0	2	1	0					
<b>Tony Clark, S</b> OBP: 0.231, SLG: 0.278	E6	1B		WP		K				3	1	1	0	1	1	5					
<b>Shea Hillenbrand, R</b> OBP: 0.435, SLG: 0.738	1B	1B		2B		FC6-4				3	1	2	2	1	0	3					
<b>Jason Varitek, S</b> OBP: 0.364, SLG: 0.516	1B			K		FC4-6		F9		4	0	2	1	0	1	2					
<b>Trot Nixon, L</b> OBP: 0.295, SLG: 0.350	P6			1B		FC4-6				3	0	1	0	1	0	4					
<b>Rey Sanchez, R</b> OBP: 0.324, SLG: 0.333	G4-3			1B		K		F8		4	0	1	0	0	1	2					
<b>Inning Stats</b>	R: 2 E: 1 K: 0 S: 14	H: 3 LOB: 3 BB: 2 P: 27	R: 0 E: 0 K: 0 S: 7	H: 0 LOB: 0 BB: 0 P: 9	R: 0 E: 0 K: 1 S: 16	H: 2 LOB: 2 BB: 0 P: 24	R: 0 E: 0 K: 2 S: 13	H: 2 LOB: 2 BB: 0 P: 17	R: 2 E: 0 K: 1 S: 18	H: 2 LOB: 1 BB: 1 P: 27	R: 0 E: 0 K: 1 S: 9	H: 1 LOB: 3 BB: 2 P: 23	R: 0 E: 0 K: 0 S: 7	H: 0 LOB: 1 BB: 1 P: 11	R: 0 E: 0 K: 0 S: 9	H: 1 LOB: 0 BB: 0 P: 13		1B: 9 2B: 2 3B: 0 HR: 0	SF: 0 SAC: 1 DP: 1 HBP: 0	WP: 1 PB: 0 SB: 0 CS: 0	PA: 40
<b>PITCHER</b>	IP	WLS	BF	H	R	ER	SO	BB	IBB	HBP	BLK	WP	HR	S	P	ERA	WHIP				
<b>Andy Pettite, L</b> ERA: 3.09	3.0	L	16	5	2	1	1	1	1	0	0	0	0	37	60	3.00	2.000				
<b>65 Adrian Hernandez, R</b> ERA: 9.0	2.0		13	5	2	2	4	2	0	0	0	1	0	33	51	9.00	3.500				
<b>Steve Karsay, R</b> ERA: 3.98	2.0		8	0	0	0	1	1	1	0	0	0	0	14	27	0.00	0.500				
<b>Mike Stanton, L</b> ERA: 1.93	1.0		3	1	0	0	0	0	0	0	0	0	0	9	13	0.00	1.000				



Batter	1	2	3	4	5	6	7	8	9	AB	R	H	RBI	BB	SO	LOB	TOP				
6 Melvin Mora, R OBP: 0.537, SLG: 0.500	1-2 L9		2-2 S 1B		2-1 G1-3 HBP		2-1 G6-3		3-2 DJ 2B	4	1	2	0	0	0	0	<b>Baltimore Orioles @ New York Yankees</b> Yankee Stadium, Bronx, NY Tue Apr 16 2002, 7:05 PM EDT Att: 33,721 - Sunny - 84 F				
Chris Singleton, L OBP: 0.135, SLG: 0.122	0-1 B3		4-2 1B 31 1B BB		1-3 K		0-0 F7		1-3 K	4	1	0	0	1	2	2					
David Segui, S OBP: 0.386, SLG: 0.400	4-2 BB		0-0 31 1B 1-3 2-H 1B		1-2 G1-3		1-0 HR		2-2 G6-3	4	1	2	2	1	0	2					
Jeff Conine, R OBP: 0.222, SLG: 0.255	1-1 F7		0-3 K		0-0 G5-3		2-1 31 1B SF9 1B			4	1	1	0	0	1	4					
31 Jay Gibbons, L OBP: 0.396, SLG: 0.689		0-0 F8	0-0 FC6-4 1B		1-2 G4-3		0-0 1B		1-3 1B	4	0	2	1	0	0	0					
Tony Batista, R OBP: 0.283, SLG: 0.478		3-2 HR	0-1 FC6-4 1-2		1-3 K		1-0 SF9			3	1	1	2	0	1	2					
21 Marty Cordova, R OBP: 0.471, SLG: 0.538		1-1 G6-3		1-0 G6-4-3 1B		1-2 1B		3-H K		4	0	2	0	0	1	1					
Geronomo Gil, R OBP: 0.222, SLG: 0.294		2-3 K		2-0 G6-4-3 1-2		0-3 K		1-3 K		4	0	0	0	0	3	3					
Mike Bordick, R OBP: 0.227, SLG: 0.308			1-0 G6-3	1-3 K			0-1 B1-3		0-0 F8	4	0	0	0	0	1	0					
<b>Inning Stats</b>	R: 0 E: 0 K: 0 S: 9	H: 0 LOB: 1 BB: 1 P: 15	R: 1 E: 0 K: 1 S: 10	H: 1 LOB: 3 BB: 0 P: 16	R: 2 E: 0 K: 1 S: 15	H: 3 LOB: 2 BB: 1 P: 22	R: 0 E: 0 K: 1 S: 5	H: 1 LOB: 1 BB: 0 P: 9	R: 0 E: 0 K: 2 S: 11	H: 0 LOB: 1 BB: 0 P: 15	R: 0 E: 0 K: 0 S: 5	H: 0 LOB: 0 BB: 0 P: 7	R: 2 E: 0 K: 2 S: 12	H: 3 LOB: 1 BB: 0 P: 17	R: 0 E: 0 K: 1 S: 10	H: 1 LOB: 1 BB: 0 P: 16	1B: 7 2B: 1 3B: 0 HR: 2	SF: 1 SAC: 0 DP: 1 HBP: 1	WP: 0 PB: 0 SB: 1 CS: 0	PA: 39	
<b>PITCHER</b>	IP	WLS	BF	H	R	ER	SO	BB	IBB	HBP	BLK	WP	HR	S	P	ERA	WHIP				
Roger Clemens, R ERA: 6.46	7.0		29	6	3	3	6	2	0	1	0	0	1	67	99	3.86	1.143				
Ramiro Mendoza, R ERA: 15.0	0.0	L	3	3	2	2	0	0	0	0	0	0	1	4	7	∞	∞				
Steve Karsay, R ERA: 3.24	1.1		5	1	0	0	2	0	0	0	0	0	0	12	17	0.00	0.750				
Mike Stanton, L ERA: 1.69	0.2		2	0	0	0	1	0	0	0	0	0	0	6	9	0.00	0.000				

Batter	1	2	3	4	5	6	7	8	9	AB	R	H	RBI	BB	SO	LOB	BOTTOM				
Alfonso Soriano, R OBP: 0.385, SLG: 0.597	0-0 G4-3	0-2 1-3 2-H 3-H 2B		1-2 G5-3			3-1 G6-4-3 S 1B		1-2 F9	5	0	2	2	0	0	0	<b>Baltimore Orioles @ New York Yankees</b> Yankee Stadium, Bronx, NY Tue Apr 16 2002, 7:05 PM EDT Att: 33,721 - Sunny - 84 F				
Nick Johnson, L OBP: 0.355, SLG: 0.392	0-3 K	4-2 BB		3-2 G3		4-2 2 G6-4-3 BB		1-0 F7	3	0	0	0	2	1	0						
2 Derek Jeter, R OBP: 0.347, SLG: 0.409	3-2 25 1B	2-3 K		1-1 25 G6-3 1B		2-0 G6-4-3 1-2 2-3		1-0 G1-3	5	0	2	0	0	1	5						
25 Jason Giambi, L OBP: 0.379, SLG: 0.400	3-3 K	1-3 K		2-1 G6-3 1-2		4-0 IBB			3	0	0	0	1	2	5						
20 Jorge Posada, S OBP: 0.393, SLG: 0.429		2-0 G4-3 2B 2B	1-3 K	1-3 K		3-2 P4			4	1	1	0	0	2	2						
Robin Ventura, L OBP: 0.365, SLG: 0.745		1-1 G4-3 2-3	0-1 L4			3-2 HR		1-0 L9	4	1	1	1	0	0	1						
Rondell White, R OBP: 0.328, SLG: 0.526		0-0 BB 2B 2B	1-0 2B 2B			1-2 F8		2-2 FC4-6 1B	4	1	3	1	0	0	0						
John Vander Wal, L OBP: 0.333, SLG: 0.308		4-2 BB 2B BB	0-3 K			1-2 G6-3		0-2 FC4-6 1-2	2	1	0	0	1	1	1						
Shane Spencer, R OBP: 0.293, SLG: 0.293									1	0	0	0	0	0	1						
Gerald Williams, R OBP: 0.293, SLG: 0.293		4-1 2B BB		0-2 F9			0-0 G5-3		0-3 K	3	0	0	0	1	1						
<b>Inning Stats</b>	R: 0 E: 0 K: 2 S: 10	H: 1 LOB: 1 BB: 0 P: 16	R: 3 E: 0 K: 2 S: 20	H: 3 LOB: 3 BB: 3 P: 38	R: 0 E: 0 K: 2 S: 9	H: 1 LOB: 0 BB: 0 P: 11	R: 0 E: 0 K: 0 S: 7	H: 1 LOB: 0 BB: 0 P: 11	R: 1 E: 0 K: 0 S: 10	H: 1 LOB: 2 BB: 2 P: 15	R: 0 E: 0 K: 0 S: 11	H: 1 LOB: 2 BB: 2 P: 27	R: 0 E: 0 K: 1 S: 13	H: 1 LOB: 1 BB: 0 P: 16	R: 0 E: 0 K: 0 S: 6	H: 0 LOB: 0 BB: 0 P: 9	1B: 4 2B: 4 3B: 0 HR: 1	SF: 0 SAC: 0 DP: 2 HBP: 0	WP: 0 PB: 0 SB: 2 CS: 0	PA: 39	
<b>PITCHER</b>	IP	WLS	BF	H	R	ER	SO	BB	IBB	HBP	BLK	WP	HR	S	P	ERA	WHIP				
Sidney Ponson, R ERA: 7.88	6.0		27	7	4	4	7	3	0	0	0	0	1	65	104	6.00	1.667				
Rick Bauer, R ERA: 7.88	1.0	W	5	1	0	0	0	1	1	0	0	0	0	11	27	0.00	2.000				
Buddy Groom, L ERA: 7.88	0.1	H	2	1	0	0	0	0	0	0	0	0	0	6	9	0.00	3.000				
Jorge Julio, R ERA: 7.88	1.2	S	5	0	0	0	1	0	0	0	0	0	0	13	16	0.00	0.000				

AB 35  
R 5  
H 10  
RBI 5  
BB 2  
SO 9  
LOB 14



AB 34  
R 4  
H 9  
RBI 4  
BB 5  
SO 8  
LOB 16













Batter	1	2	3	4	5	6	7	8	9	AB	R	H	RBI	BB	SO	LOB	TOP							
Shannon Stewart, R (1, 7) OBP: 0.359, SLG: 0.450	F8		G4-3		G1-3		1-H 3B		G3	5	0	1	2	0	0	1								
Eric Hinske, L (1, 5) OBP: 0.373, SLG: 0.392	0-1		0-3				G1-3		1-2 3-H	3	0	1	0	0	1	0								
Brian Leshar, R (7, PH) OBP: 0.400, SLG: 0.250	BB		K				K		WP	1	0	0	0	0	1	1								
Dave Berg, R (7, 5) OBP: 0.429, SLG: 0.579	1B								BB	0	0	0	0	1	0	0								
Raul Mondesi, R (1, 10) OBP: 0.333, SLG: 0.565	F2				G5-3				G1-3	5	0	0	0	0	1	3								
Carlos Delgado, L (1, 3) OBP: 0.559, SLG: 0.787	4-2				0-1				4-1	2	1	1	1	2	0	0								
José Cruz Jr., S (1, 8) OBP: 0.309, SLG: 0.356	1-2				HR				1B															
Darin Fletcher, L (1, 2) OBP: 0.238, SLG: 0.270	BB				10 S				BB	3	0	1	0	1	1	2								
10 Vernon Wells, R (1, 9) OBP: 0.224, SLG: 0.409	K				BB				1B															
Felipe Lopez, S (1, 6) OBP: 0.383, SLG: 0.619	1-3				F8				F5	4	0	0	0	0	3									
Homer Bush, R (1, 4) OBP: 0.255, SLG: 0.265	K				2-2				1-2	4	1	1	0	0	3									
					3-1				HR	4	1	1	0	0	3									
					1-2				F9	4	2	2	2	0	1	0								
					G1-3				SH	4	2	2	2	0	1	0								
					1-1				G3	3	1	1	0	0	0	0								
					G6-3				WP G3	3	1	1	0	0	0	0								
					1-1				FC9-2	1B														
					0-0				3B	1B														
<b>Inning Stats</b>	R: 0 E: 0 K: 1 S: 15	H: 1 LOB: 2 BB: 1 P: 22	R: 0 E: 0 K: 1 S: 6	H: 0 LOB: 0 BB: 0 P: 7	R: 0 E: 0 K: 1 S: 6	H: 0 LOB: 0 BB: 0 P: 8	R: 1 E: 0 K: 0 S: 9	H: 1 LOB: 1 BB: 1 P: 18	R: 0 E: 0 K: 0 S: 6	H: 0 LOB: 0 BB: 0 P: 9	R: 0 E: 0 K: 1 S: 9	H: 0 LOB: 0 BB: 0 P: 14	R: 3 E: 0 K: 1 S: 16	H: 4 LOB: 1 BB: 0 P: 22	R: 0 E: 0 K: 0 S: 9	H: 1 LOB: 2 BB: 1 P: 15	R: 1 E: 1 K: 0 S: 12	H: 1 LOB: 1 BB: 1 P: 18	1B: 5 2B: 1 3B: 1 HR: 2	SF: 0 SAC: 1 DP: 1 HBP: 0	WP: 1 PB: 0 SB: 1 CS: 0	PA: 39		
<b>PITCHER</b>	IP	WLS	BF	H	R	ER	SO	BB	IBB	HBP	BLK	WP	HR	S	P	ERA	WHIP							
35 Mike Mussina, R (1, 1) ERA: 2.54	6.2		28	6	4	4	4	2	0	0	0	0	2	64	96	5.40	1.200							
Mike Stanton, L (7, 1) ERA: 1.23	1.0	H	5	1	0	0	1	1	0	0	0	0	0	9	16	0.00	2.000							
42 Mariano Rivera, R (8, 1) ERA: 2.25	1.1	W	6	1	1	1	0	1	0	0	0	1	0	15	21	6.75	1.500							

Toronto Blue Jays @ New York Yankees  
Yankee Stadium, Bronx, NY  
Fri Apr 19 2002, 7:05 PM EDT  
Att: 36,136 - Sunny - 70 F

AB	34
R	5
H	8
RBI	5
BB	4
SO	5
LOB	13



Batter	1	2	3	4	5	6	7	8	9	AB	R	H	RBI	BB	SO	LOB	BOTTOM							
Alfonso Soriano, R (1, 4) OBP: 0.405, SLG: 0.645	G4-3 2 2B				G6-3				1-2	5	1	2	1	0	2									
Bernie Williams, S (1, 8) OBP: 0.358, SLG: 0.208	G4-3				F7				2-H	3	0	1	1	1	0	1								
2 Derek Jeter, R (1, 6) OBP: 0.353, SLG: 0.418	2-3				2-H				2 G6-4-3 BB	4	1	3	1	0	0	1								
25 Jason Giambi, L (1, 3) OBP: 0.392, SLG: 0.463	3-H				20 1B				G6-4-3	4	0	1	1	0	1	3								
20 Jorge Posada, S (1, 2) OBP: 0.406, SLG: 0.492	2-H				25 G6-4-3 1B				P4	4	0	1	1	0	1	3								
Robín Ventura, L (1, 5) OBP: 0.323, SLG: 0.610	2-H				1-2				1-2	4	0	1	0	0	2	1								
Shane Spencer, R (1, 7) OBP: 0.327, SLG: 0.458	F8				3-2				K	4	0	1	0	0	2	1								
John Vander Wal, L (1, 9) OBP: 0.320, SLG: 0.318	1-3				1-3				1B	4	0	0	0	0	2	3								
Gerald Williams, R (9, 9)	F7				G4-3				K	4	0	0	0	0	2	3								
Nick Johnson, L (1, 10) OBP: 0.392, SLG: 0.417	0-1				1-2				G4-3	4	1	0	0	0	3	0								
					K				E5	4	1	0	0	0	3	0								
					2B				E	4	1	1	0	0	0	0								
					1-1				1-3	3	1	1	0	0	0	0								
					1-0				K	3	1	1	0	0	0	0								
					G4-3				E9	0	1	0	0	1	0	0								
					1-H				2B	0	1	0	0	1	0	0								
					2B				2B	0	1	0	0	1	0	0								
					3-2				1B	3	1	2	1	0	0	0								
					2-H				2B	3	1	2	1	0	0	0								
					1B				1B	3	1	2	1	0	0	0								
					2-H				2B	3	1	2	1	0	0	0								
<b>Inning Stats</b>	R: 2 E: 0 K: 0 S: 13	H: 3 LOB: 1 BB: 0 P: 15	R: 0 E: 0 K: 1 S: 9	H: 1 LOB: 1 BB: 0 P: 11	R: 0 E: 0 K: 1 S: 14	H: 2 LOB: 2 BB: 0 P: 22	R: 3 E: 2 K: 0 S: 14	H: 4 LOB: 1 BB: 0 P: 20	R: 0 E: 0 K: 3 S: 10	H: 0 LOB: 0 BB: 0 P: 15	R: 0 E: 0 K: 0 S: 8	H: 0 LOB: 0 BB: 1 P: 9	R: 0 E: 0 K: 3 S: 9	H: 0 LOB: 0 BB: 0 P: 16	R: 0 E: 0 K: 3 S: 9	H: 0 LOB: 0 BB: 0 P: 11	R: 1 E: 0 K: 0 S: 6	H: 1 LOB: 1 BB: 1 P: 11	1B: 7 2B: 4 3B: 0 HR: 0	SF: 0 SAC: 1 DP: 2 HBP: 0	WP: 0 PB: 0 SB: 0 CS: 0	PA: 37		
<b>PITCHER</b>	IP	WLS	BF	H	R	ER	SO	BB	IBB	HBP	BLK	WP	HR	S	P	ERA	WHIP							
Luke Prokopec, R (1, 1) ERA: 8.31	6.0		28	10	5	4	5	0	0	0	0	0	0	9	17	6.00	1.667							
Felix Heredia, L (7, 1) ERA: 4.63	1.2		5	0	0	0	2	1	0	0	0	0	0	9	17	0.00	0.600							
Bob Fife, R (8, 1) ERA: 23.63	0.2	L	4	1	1	1	1	1	0	0	0	0	0	9	17	13.50	3.000							

Toronto Blue Jays @ New York Yankees  
Yankee Stadium, Bronx, NY  
Fri Apr 19 2002, 7:05 PM EDT  
Att: 36,136 - Sunny - 70 F

AB	34
R	6
H	11
RBI	5
BB	2
SO	8
LOB	11





Batter	1	2	3	4	5	6	7	8	9	10	AB	R	H	RBI	BB	SO	LOB	TOP					
<b>Shannon Stewart, R</b> OBP: 0.377, SLG: 0.453 (1, 7)	F3		1B					1B			4	1	2	0	0	1	0						
<b>Dave Berg, R</b> OBP: 0.375, SLG: 0.500 (1, 5)	F3		P4					1B			3	0	0	0	0	1	2						
<b>Eric Hinske, L</b> OBP: 0.393, SLG: 0.472 (8, PH)	F3							1B			2	2	2	1	0	0	0						
<b>Raul Mondesi, R</b> OBP: 0.325, SLG: 0.537 (1, 10)	P6		1B					F9			5	0	1	0	0	1	2						
<b>Carlos Delgado, L</b> OBP: 0.548, SLG: 0.750 (1, 3)											5	1	2	1	0	2	2						
<b>José Cruz Jr., S</b> OBP: 0.336, SLG: 0.349 (1, 8)											4	0	1	1	0	2	0						
<b>10 Vernon Wells, R</b> OBP: 0.225, SLG: 0.391 (1, 9)											3	0	0	0	1	0	1						
<b>Felipe Lopez, S</b> OBP: 0.373, SLG: 0.578 (1, 6)											3	0	0	0	0	1	0						
<b>Tom Wilson, R</b> OBP: 0.423, SLG: 0.476 (1, 2)											4	1	1	1	0	2	2						
<b>Homer Bush, R</b> OBP: 0.238, SLG: 0.245 (1, 4)											4	0	0	0	0	1	0						
<b>Inning Stats</b>	R: 0 E: 0 K: 0 S: 6	H: 0 LOB: 0 BB: 0 P: 10	R: 0 E: 0 K: 2 S: 10	H: 0 LOB: 2 BB: 1 P: 20	R: 0 E: 0 K: 1 S: 11	H: 2 LOB: 2 BB: 0 P: 20	R: 0 E: 0 K: 1 S: 10	H: 0 LOB: 0 BB: 0 P: 13	R: 0 E: 0 K: 2 S: 9	H: 0 LOB: 1 BB: 0 P: 13	R: 0 E: 0 K: 2 S: 9	H: 0 LOB: 0 BB: 0 P: 11	R: 1 E: 0 K: 1 S: 11	H: 1 LOB: 0 BB: 0 P: 12	R: 3 E: 0 K: 0 S: 6	H: 4 LOB: 0 BB: 0 P: 11	R: 0 E: 0 K: 1 S: 7	H: 0 LOB: 0 BB: 0 P: 7	R: 1 E: 0 K: 1 S: 8	H: 2 LOB: 1 BB: 0 P: 11	1B: 7 2B: 0 3B: 0 HR: 2	SF: 0 SAC: 0 DP: 1 HBP: 2	WP: 0 PA: 40 PB: 0 SB: 0 CS: 0
<b>PITCHER</b>	IP WLS BF H R ER SO BB IBB HBP BLK WP HR S P ERA WHIP																						
<b>Ted Lilly, L</b> ERA: 1.5 (1, 1)	6.2	0.2	4	2	2	2	0	0	0	0	0	0	0	0	6	7	27.00	3.000					
<b>Steve Karsay, R</b> ERA: 4.09 (7, 1)	0.2	3	2	1	1	0	0	0	0	0	0	0	0	3	8	13.50	3.000						
<b>Mike Stanton, L</b> ERA: 2.25 (8, 1)	2.0	L	7	2	1	1	2	0	0	0	0	0	0	1	15	18	4.50	1.000					
<b>Ramiro Mendoza, R</b> ERA: 10.8 (9, 1)																							

Toronto Blue Jays @ New York Yankees  
Yankee Stadium, Bronx, NY

Sat. Apr. 20 2002, 1:05 PM EDT  
Att: 39,265 - Overcast - 59 F

AB 37  
R 5  
H 9  
RBI 4  
BB 1  
SO 11  
LOB 9



Batter	1	2	3	4	5	6	7	8	9	10	AB	R	H	RBI	BB	SO	LOB	BOTTOM					
<b>Alfonso Soriano, R</b> OBP: 0.393, SLG: 0.617 (1, 4)	K		K					K			5	0	1	1	0	4	0						
<b>Bernie Williams, S</b> OBP: 0.361, SLG: 0.276 (1, 8)	HR		G4-3					K			5	1	2	2	0	1	1						
<b>2 Derek Jeter, R</b> OBP: 0.356, SLG: 0.402 (1, 6)	BB							F9			3	0	0	0	2	0	1						
<b>25 Jason Giambi, L</b> OBP: 0.369, SLG: 0.431 (1, 10)	F8							F3			5	0	0	0	0	2	5						
<b>Rondell White, R</b> OBP: 0.311, SLG: 0.507 (1, 7)	K							K			4	0	0	0	1	2	1						
<b>Nick Johnson, L</b> OBP: 0.380, SLG: 0.400 (1, 3)											5	0	1	0	0	1	0						
<b>Ron Coomer, R</b> OBP: 0.500, SLG: 0.875 (1, 5)											2	0	0	0	1	1	2						
<b>Enrique Wilson, S</b> OBP: 0.500, SLG: 0.857 (7, PR)											2	1	1	1	0	1	0						
<b>Shane Spencer, R</b> OBP: 0.339, SLG: 0.451 (1, 9)											3	1	1	0	1	2	0						
<b>Alberto Castillo, R</b> (1, 2)											2	0	0	0	0	0	0						
<b>20 Jorge Posada, S</b> OBP: 0.408, SLG: 0.484 (7, PH)											1	1	0	0	1	0	2						
<b>Inning Stats</b>	R: 1 E: 0 K: 2 S: 14	H: 1 LOB: 1 BB: 1 P: 20	R: 0 E: 0 K: 1 S: 8	H: 0 LOB: 0 BB: 0 P: 11	R: 0 E: 0 K: 1 S: 10	H: 0 LOB: 0 BB: 0 P: 13	R: 0 E: 0 K: 1 S: 10	H: 1 LOB: 2 BB: 1 P: 16	R: 0 E: 0 K: 2 S: 12	H: 0 LOB: 0 BB: 0 P: 13	R: 0 E: 0 K: 1 S: 5	H: 0 LOB: 0 BB: 0 P: 8	R: 0 E: 0 K: 3 S: 11	H: 1 LOB: 2 BB: 0 P: 25	R: 0 E: 0 K: 3 S: 11	H: 0 LOB: 1 BB: 0 P: 12	R: 3 E: 0 K: 1 S: 18	H: 3 LOB: 3 BB: 3 P: 37	R: 0 E: 0 K: 2 S: 8	H: 0 LOB: 0 BB: 0 P: 12	1B: 4 2B: 0 3B: 0 HR: 2	SF: 0 SAC: 0 DP: 0 HBP: 0	WP: 2 PA: 43 PB: 0 SB: 0 CS: 0
<b>PITCHER</b>	IP WLS BF H R ER SO BB IBB HBP BLK WP HR S P ERA WHIP																						
<b>32 Roy Halladay, R</b> ERA: 2.48 (1, 1)	7.0	1.2	B	12	3	3	3	3	2	1	0	0	2	1	74	44	16.20	3.000					
<b>Kelvin Escobar, R</b> ERA: 5.06 (8, 1)	1.1	W	4	0	0	0	3	0	0	0	0	0	0	0	11	17	0.00	0.000					
<b>Dan Plesac, L</b> ERA: 3.38 (9, 1)																							

Toronto Blue Jays @ New York Yankees  
Yankee Stadium, Bronx, NY

Sat. Apr. 20 2002, 1:05 PM EDT  
Att: 39,265 - Overcast - 59 F

AB 37  
R 4  
H 6  
RBI 4  
BB 6  
SO 14  
LOB 12





Batter	1	2	3	4	5	6	7	8	9	AB	R	H	RBI	BB	SO	LOB	TOP								
Shannon Stewart, R (1, 10) OBP: 0.384, SLG: 0.471	F9		E 1B			G4-3		1B FC5-4 2B		4	1	2	1	0	0	0	Toronto Blue Jays @ New York Yankees Yankee Stadium, Bronx, NY Sun Apr 21 2002, 1:05 PM EDT Att: 43,309 - Cloudy - 53 F								
Eric Hinske, L (1, 5) OBP: 0.385, SLG: 0.456	G5-3		E4			K		FC5-4 1B		4	0	1	0	0	1	2									
Raul Mondesi, R (1, 9) OBP: 0.309, SLG: 0.507	G6-3		K			K		FC5-4 1-2 3-H		4	0	0	1	0	2	4									
Carlos Delgado, L (1, 3) OBP: 0.532, SLG: 0.709		F7				F8		K		3	0	0	0	1	1	1									
José Cruz Jr., S (1, 7) OBP: 0.293, SLG: 0.333 Chris Woodward, R (8, 4) OBP: 0.231, SLG: 0.364		K				K			K	3	0	0	0	0	3	1									
Darin Fletcher, L (1, 2) OBP: 0.217, SLG: 0.244		G3				P6			G3	4	0	0	0	0	0	1									
10 Vernon Wells, R (1, 8) OBP: 0.227, SLG: 0.375			P4			G6-3 BB			G6-3	3	0	0	0	1	1	1									
Felipe Lopez, S (1, 6) OBP: 0.389, SLG: 0.596			E 1B BB			G6-3		2B 2B		2	1	1	0	1	0	1									
Dave Berg, R (1, 4) OBP: 0.333, SLG: 0.440 (8, 7)			K			L9		L9		3	0	0	0	0	1	2									
<b>Inning Stats</b>	R: 0 E: 0 K: 0 S: 5	H: 0 LOB: 0 BB: 0 P: 6	R: 0 E: 0 K: 1 S: 6	H: 0 LOB: 0 BB: 0 P: 9	R: 0 E: 1 K: 2 S: 10	H: 1 LOB: 3 BB: 1 P: 22	R: 0 E: 0 K: 1 S: 7	H: 0 LOB: 0 BB: 0 P: 12	R: 0 E: 0 K: 0 S: 4	H: 0 LOB: 0 BB: 0 P: 10	R: 0 E: 0 K: 2 S: 10	H: 0 LOB: 1 BB: 0 P: 15	R: 0 E: 0 K: 2 S: 8	H: 0 LOB: 1 BB: 1 P: 14	R: 2 E: 0 K: 1 S: 23	H: 3 LOB: 1 BB: 0 P: 33		R: 0 E: 0 K: 1 S: 8	H: 0 LOB: 0 BB: 0 P: 10	1B: 2 2B: 2 3B: 0 HR: 0	SF: 0 SAC: 0 DP: 1 HBP: 0	WP: 0 SB: 0 CS: 0	PA: 34		
<b>PITCHER</b>	IP	WLS	BF	H	R	ER	SO	BB	IBB	HBP	BLK	WP	HR	S	P	ERA	WHIP								
Roger Clemens, R (1, 1) ERA: 5.52	7.1	W	28	3	2	2	8	3	0	0	0	0	0	62	107	2.46	0.818								
Steve Karsay, R (8, 1) ERA: 3.97	0.1		2	1	0	0	0	0	0	0	0	0	0	8	11	0.00	3.000								
Mike Stanton, L (8, 1) ERA: 1.93	1.1		4	0	0	0	2	0	0	0	0	0	0	11	13	0.00	0.000								

Batter	1	2	3	4	5	6	7	8	9	AB	R	H	RBI	BB	SO	LOB	BOTTOM								
Alfonso Soriano, R (1, 4) OBP: 0.404, SLG: 0.663	HR	1B		K		S SF7 2B	F9			5	2	3	1	0	1	3	Toronto Blue Jays @ New York Yankees Yankee Stadium, Bronx, NY Sun Apr 21 2002, 1:05 PM EDT Att: 43,309 - Cloudy - 53 F								
Bernie Williams, S (1, 8) OBP: 0.377, SLG: 0.283	25 BB 20 G4-6-3 2 BB	1B			25 F8 2 BB 1B	SF7		G4-3		2	2	1	2	2	0	0									
2 Derek Jeter, R (1, 6) OBP: 0.368, SLG: 0.400	20 G4-6-3 1-2 BB	1B			1B 25 F8 1-2 FC3-6 BB		1B	L9		3	1	1	0	2	1	2									
25 Jason Giambi, L (1, 3) OBP: 0.371, SLG: 0.461	20 G4-6-3 1-2 2-3 BB	F8			F8	F5		HR		4	1	1	1	1	0	5									
20 Jorge Posada, S (1, 2) OBP: 0.421, SLG: 0.492	1-2 2-3 3-H G4-6-3	G4-6-3		F9	FC3-6 1B IBB		G4-3 2B	WP BB 1B BB		3	1	1	0	2	0	2									
Robin Ventura, L (1, 5) OBP: 0.357, SLG: 0.607	FC6-4 BB			K	FC3-6 1B		G4-3 BB	WP 1B BB		2	1	1	1	3	1	0									
Rondell White, R (1, 7) ERA: 11.21 Gerald Williams, R (8, PR) (9, 7)	FC6-4			F7	FC3-6		G4-3	BB 1B		5	0	1	3	0	0	6									
John Vander Wal, L (1, 9) OBP: 0.321, SLG: 0.360 Shane Spencer, R (7, PH) (8, 9)		G3 1B 2B			F7	F7				0	0	0	0	0	0	0									
Nick Johnson, L (1, 10) OBP: 0.357, SLG: 0.371		G3			G1-3		K	F7	F5	5	0	0	0	0	1	6									
<b>Inning Stats</b>	R: 2 E: 0 K: 0 S: 8	H: 1 LOB: 2 BB: 4 P: 29	R: 1 E: 0 K: 1 S: 10	H: 3 LOB: 0 BB: 0 P: 15	R: 0 E: 0 K: 1 S: 11	H: 0 LOB: 0 BB: 0 P: 17	R: 0 E: 0 K: 1 S: 9	H: 0 LOB: 0 BB: 0 P: 12	R: 2 E: 0 K: 0 S: 14	H: 1 LOB: 2 BB: 3 P: 28	R: 1 E: 0 K: 0 S: 15	H: 2 LOB: 1 BB: 0 P: 25	R: 0 E: 0 K: 0 S: 10	H: 1 LOB: 3 BB: 2 P: 25	R: 3 E: 0 K: 0 S: 18	H: 2 LOB: 2 BB: 3 P: 41		1B: 5 2B: 3 3B: 0 HR: 2	SF: 1 SAC: 0 DP: 1 HBP: 0	WP: 1 SB: 0 CS: 0	PA: 45				
<b>PITCHER</b>	IP	WLS	BF	H	R	ER	SO	BB	IBB	HBP	BLK	WP	HR	S	P	ERA	WHIP								
Chris Carpenter, R (1, 1) ERA: 15.19	3.0	L	16	4	3	3	2	4	0	0	0	0	0	29	61	9.00	2.667								
Scott Eyre, L (4, 1) ERA: 11.21	2.1		11	1	2	2	2	2	1	0	0	0	0	26	45	7.71	1.286								
Scott Cassidy, R (6, 1) ERA: 4.5	0.1		3	2	1	1	0	0	0	0	0	0	0	10	18	27.00	6.000								
Pedro Borbon, L (6, 1) ERA: 1.04	1.0		6	1	0	0	0	1	1	0	0	0	0	10	22	0.00	2.000								
Corey Thurman, R (7, 1) ERA: 3.75	1.0		8	2	3	3	0	3	0	0	0	1	1	19	44	27.00	5.000								
<b>PITCHER</b>	IP	WLS	BF	H	R	ER	SO	BB	IBB	HBP	BLK	WP	HR	S	P	ERA	WHIP								
Bob File, R (8, 1) ERA: 21.0	0.1		1	0	0	0	0	0	0	0	0	0	0	1	2	0.00	0.000								

AB	31
R	2
H	4
RBI	2
BB	3
SO	10
LOB	13



AB	32
R	9
H	10
RBI	8
BB	12
SO	4
LOB	26





Batter	1	2	3	4	5	6	7	8	9	AB	R	H	RBI	BB	SO	LOB	TOP			
Alfonso Soriano, R OBP: 0.397, SLG: 0.633 (1, 4)	1-1 F7		1-2 G6-3			0-1 F2		1-0 L9		4	0	0	0	0	0	0				
Bernie Williams, S OBP: 0.358, SLG: 0.266 (1, 8)	3-3 K		0-1 G1-3			1-3 K		0-0 L7		4	0	0	0	0	2	0				
2 Derek Jeter, R OBP: 0.354, SLG: 0.382 (1, 6)	1-1 G6-3			0-0 F8		1-1 L4			2-0 G4-3	4	0	0	0	0	0	0				
25 Jason Giambi, L OBP: 0.376, SLG: 0.475 (1, 3)		2-1 G4-3		1-3 K			3-2 2B 20 HR		3-2 1B	4	1	2	0	0	1	0				
20 Jorge Posada, S OBP: 0.438, SLG: 0.559 (1, 2)		1-2 WP 2B		4-1 BB			2-0 2H HR		2-3 K	3	1	2	2	1	1	1				
Robin Ventura, L OBP: 0.351, SLG: 0.578 (1, 5)		4-2 BB BB		1-0 G4-3			0-0 F5		2-1 G4-3	3	0	0	0	1	0	2				
Rondell White, R OBP: 0.305, SLG: 0.474 (1, 7)		4-2 G6-4-3 BB			3-3 K		1-1 G4-3			2	0	0	0	1	1	0				
John Vander Wal, L OBP: 0.290, SLG: 0.321 Shane Spencer, R OBP: 0.361, SLG: 0.451 (7, 9)		2-0 G6-4-3			1-1 G4-3		0-0 G4-3			3	0	0	0	0	0	3				
Nick Johnson, L OBP: 0.345, SLG: 0.356 (1, 10)			1-3 K		2-0 L7			1-1 G4-3		3	0	0	0	0	1	0				
<b>Inning Stats</b>	R: 0 E: 0 K: 1 S: 7	H: 0 LOB: 0 BB: 0 P: 12	R: 0 E: 0 K: 0 S: 10	H: 1 LOB: 2 BB: 2 P: 23	R: 0 E: 0 K: 1 S: 8	H: 0 LOB: 0 BB: 0 P: 10	R: 0 E: 0 K: 1 S: 6	H: 0 LOB: 1 BB: 1 P: 12	R: 0 E: 0 K: 1 S: 8	H: 0 LOB: 0 BB: 0 P: 10	R: 2 E: 0 K: 0 S: 8	H: 2 LOB: 0 BB: 0 P: 14	R: 0 E: 0 K: 1 S: 4	H: 0 LOB: 1 BB: 0 P: 6	R: 0 E: 0 K: 1 S: 9	H: 1 LOB: 1 BB: 0 P: 18	1B: 1 2B: 2 3B: 0 HR: 1	SF: 0 SAC: 0 DP: 1 HBP: 0	WP: 1 PB: 0 SB: 0 CS: 0	PA: 33
<b>PITCHER</b> Tim Hudson, R ERA: 2.29 (1, 1)	IP: 9.0 WLS: L BF: 33	H: 4 R: 2 ER: 2 SO: 6	BB: 3 IBB: 0 HBP: 0 BLK: 0	WP: 1 HR: 1 S: 66 P: 117	ERA: 2.00 WHIP: 0.778	<b>PITCHER</b> IP: WLS: BF: H: R: ER: SO: BB: IBB: HBP: BLK: WP: HR: S: P: ERA: WHIP														

New York Yankees @ Oakland Athletics  
Network Associates Coliseum, Oakland, CA  
Tue Apr 23 2002, 10:05 PM EDT  
Att: 40,360 - Sunny - 62 F

AB 30  
R 2  
H 4  
RBI 2  
BB 3  
SO 6  
LOB 6



Batter	1	2	3	4	5	6	7	8	9	AB	R	H	RBI	BB	SO	LOB	BOTTOM			
Jeremy Giambi, L OBP: 0.459, SLG: 0.542 (1, 7)	2-0 G3 1B		0-0 P6			0-1 1B		1-3 K		4	0	2	0	0	1	0				
Frank Menechino, R OBP: 0.337, SLG: 0.373 (1, 4)	2-3 K		1-0 F8			1-3 K		1-0 E4		4	0	0	0	0	2	2				
Scott Hatteberg, L OBP: 0.361, SLG: 0.403 (1, 10)	2-2 G3		3-2 2B			2-0 F9		3-2 G6-3		4	0	1	0	0	0	2				
David Justice, L OBP: 0.402, SLG: 0.471 (1, 9)	3-1 F7		2-0 G3			2-0 G4-3			4-0 1B BB	3	0	0	0	1	0	2				
3 Eric Chavez, L OBP: 0.328, SLG: 0.702 (1, 5)				0-2 G3		0-3 K			3-3 K	4	0	0	0	0	3	1				
Miguel Tejada, R OBP: 0.285, SLG: 0.407 (1, 6)		2-1 HR		2-3 K			0-1 G1-3		1-2 F7	4	1	1	1	0	1	1				
Terrence Long, L OBP: 0.260, SLG: 0.329 (1, 8)		1-1 L9		1-1 F7			2-3 K		1-1 K	4	0	1	0	0	1	0				
Ramon Hernandez, R OBP: 0.185, SLG: 0.200 Greg Myers, L OBP: 0.560, SLG: 0.750 (9, PH)		1-1 WP 1B			0-2 F9		0-3 K		3-2 P5	3	0	1	0	0	1	0				
Carlos Pena, L OBP: 0.288, SLG: 0.565 (1, 3)		2-3 K			1-3 K			0-3 K		3	0	0	0	0	3	1				
<b>Inning Stats</b>	R: 0 E: 0 K: 1 S: 11	H: 1 LOB: 1 BB: 0 P: 20	R: 1 E: 0 K: 2 S: 13	H: 2 LOB: 1 BB: 0 P: 19	R: 0 E: 0 K: 0 S: 6	H: 1 LOB: 1 BB: 0 P: 12	R: 0 E: 0 K: 1 S: 8	H: 0 LOB: 0 BB: 0 P: 11	R: 0 E: 0 K: 2 S: 12	H: 1 LOB: 1 BB: 0 P: 14	R: 0 E: 0 K: 1 S: 5	H: 0 LOB: 0 BB: 0 P: 9	R: 0 E: 1 K: 2 S: 10	H: 0 LOB: 1 BB: 0 P: 15	R: 0 E: 0 K: 1 S: 14	H: 1 LOB: 2 BB: 1 P: 26	1B: 4 2B: 1 3B: 0 HR: 1	SF: 0 SAC: 0 DP: 0 HBP: 0	WP: 1 PB: 0 SB: 0 CS: 0	PA: 35
<b>PITCHER</b> Orlando Hernandez, R ERA: 1.24 42 Mariano Rivera, R ERA: 2.0 (1, 1)	IP: 8.0 WLS: W BF: 30	H: 5 R: 1 ER: 1 SO: 11	BB: 1 IBB: 0 HBP: 0 BLK: 0	WP: 0 HR: 1 S: 73 P: 110	ERA: 1.12 WHIP: 0.625	<b>PITCHER</b> IP: WLS: BF: H: R: ER: SO: BB: IBB: HBP: BLK: WP: HR: S: P: ERA: WHIP														

New York Yankees @ Oakland Athletics  
Network Associates Coliseum, Oakland, CA  
Tue Apr 23 2002, 10:05 PM EDT  
Att: 40,360 - Sunny - 62 F

AB 34  
R 1  
H 6  
RBI 1  
BB 1  
SO 12  
LOB 11


















Batter	1	2	3	4	5	6	7	8	9	AB	R	H	RBI	BB	SO	LOB	TOP										
Alfonso Soriano, R OBP: 0.397, SLG: 0.613 (1, 4)	G6-3 ①		K ②			E9 ②		K ③		4	0	0	0	0	2	1	<b>New York Yankees @ Seattle Mariners</b> Safeco Field, Seattle, WA Sat Apr 27 2002, 6:05 PM PDT Att: 46,047 - Cloudy - 50 F										
Bernie Williams, S OBP: 0.374, SLG: 0.300 (1, 8)	25 1B ①		L7 ③			4-1 G6-4-3 BB ②			G3-1 ①	3	0	1	0	1	0	0											
2 Derek Jeter, R OBP: 0.368, SLG: 0.419 (1, 6)	L4 ②				3-3 K ①				3-2 BB 1B ②	4	0	1	0	0	1	3											
25 Jason Giambi, L OBP: 0.369, SLG: 0.454 (1, 3)	1B ①				1-1 F8 ②				1-1 F7 ②	4	0	1	0	0	0	1											
Robin Ventura, L OBP: 0.364, SLG: 0.573 Enrique Wilson, S OBP: 0.400, SLG: 0.667 (9, PR)	G3 ③				0-1 L7 ③				4-1 BB ③	3	0	0	0	1	0	2											
Rondell White, R OBP: 0.300, SLG: 0.435 (1, 7)					0-3 K ①				2-3 K ③	4	0	0	0	0	2	2											
John Vander Wal, L OBP: 0.372, SLG: 0.425 Gerald Williams, R (8, PR)					3-3 K ②				0-0 2B ①	3	0	2	0	0	1	0											
Nick Johnson, L OBP: 0.330, SLG: 0.338 (1, 10)					3-3 K ③				0-3 K ①	3	0	0	0	0	2	2											
Alberto Castillo, R (1, 2)					1-0 G5-3 ①				0-3 K ②	3	0	0	0	0	1	1											
<b>Inning Stats</b>	R: 0 H: 2 E: 0 K: 0 S: 16	H: 2 LOB: 2 BB: 0 P: 23	R: 0 H: 1 E: 0 K: 0 S: 9	H: 1 LOB: 0 BB: 0 P: 12	R: 0 H: 0 E: 0 K: 1 S: 9	H: 0 LOB: 0 BB: 0 P: 16	R: 0 H: 0 E: 0 K: 3 S: 8	H: 0 LOB: 0 BB: 0 P: 12	R: 0 H: 0 E: 1 K: 0 S: 7	H: 0 LOB: 1 BB: 1 P: 14	R: 0 H: 0 E: 0 K: 0 S: 5	H: 0 LOB: 0 BB: 0 P: 5	R: 0 H: 1 E: 0 K: 3 S: 10	H: 1 LOB: 1 BB: 0 P: 11	R: 0 H: 1 E: 0 K: 1 S: 12	H: 1 LOB: 2 BB: 1 P: 23		1B: 4 2B: 1 3B: 0 HR: 0	SF: 0 SAC: 0 DP: 2 HBP: 0	WP: 0 PB: 0 CS: 0	PA: 33						
<b>PITCHER</b>	IP	WLS	BF	H	R	ER	SO	BB	IBB	HBP	BLK	WP	HR	S	P	ERA	WHIP										
Freddy Garcia, R ERA: 3.93 (1, 1)	8.0	W	28	4	0	0	8	1	0	0	0	0	0	75	110	0.00	0.625										
Kazuhiro Sasaki, R ERA: (9, 1)	1.0	S	5	1	0	0	1	1	0	0	0	0	0	12	23	0.00	2.000										

AB	31
R	0
H	5
RBI	0
BB	2
SO	9
LOB	12



Batter	1	2	3	4	5	6	7	8	9	AB	R	H	RBI	BB	SO	LOB	BOTTOM										
Mike Cameron, R OBP: 0.366, SLG: 0.488 (1, 8)	B1-3 ①		K ③			K ③				3	0	0	0	0	2	0	<b>New York Yankees @ Seattle Mariners</b> Safeco Field, Seattle, WA Sat Apr 27 2002, 6:05 PM PDT Att: 46,047 - Cloudy - 50 F										
Jeff Cirillo, R OBP: 0.284, SLG: 0.345 (1, 5)	H S HBP ①				2-0 B1-3 ①				2-1 S HBP ①	1	0	0	0	0	0	0											
Bret Boone, R OBP: 0.291, SLG: 0.390 (1, 4)	0-3 K ②				1-2 F9 ②				1-2 L7 ①	3	0	0	0	0	1	2											
Ruben Sierra, S OBP: 0.434, SLG: 0.559 (1, 10)	1-1 P4 ③				0-1 F8 ③				1-0 F5 ②	3	0	0	0	0	0	2											
John Olerud, L OBP: 0.427, SLG: 0.534 (1, 3)					0-1 F8 ①				1-1 F9 ③	3	0	0	0	0	0	1											
Carlos Guillen, S OBP: 0.411, SLG: 0.500 (1, 6)					2-3 K ②				0-3 K ①	3	0	0	0	0	2	0											
Dan Wilson, R OBP: 0.406, SLG: 0.456 23 Luis Ugueto, S OBP: 0.500, SLG: 0.500 Mark McLemore, S OBP: 0.382, SLG: 0.500 (9, 7)					2-3 K ③				4-1 WP 1B BB ③	2	0	0	0	1	1	0											
Desi Relaford, S OBP: 0.238, SLG: 0.316 Ben Davis, S OBP: 0.310, SLG: 0.296 (9, 2)					1-0 L4 ①				2-2 CS 1B ③	3	0	1	1	0	0	0											
Charles Gipson, R OBP: 0.333, SLG: 0.375 (1, 9)					1-3 K ②				1-3 K ③	3	0	0	0	0	2	1											
<b>Inning Stats</b>	R: 0 H: 0 E: 0 K: 1 S: 7	H: 0 LOB: 1 BB: 0 P: 10	R: 0 H: 0 E: 0 K: 2 S: 9	H: 0 LOB: 0 BB: 0 P: 13	R: 0 H: 0 E: 0 K: 2 S: 8	H: 0 LOB: 0 BB: 0 P: 13	R: 0 H: 0 E: 0 K: 0 S: 6	H: 0 LOB: 0 BB: 0 P: 9	R: 0 H: 0 E: 0 K: 0 S: 5	H: 0 LOB: 0 BB: 0 P: 9	R: 0 H: 0 E: 0 K: 0 S: 8	H: 0 LOB: 1 BB: 0 P: 12	R: 1 H: 1 E: 0 K: 2 S: 10	H: 1 LOB: 1 BB: 1 P: 17	R: 0 H: 1 E: 0 K: 2 S: 10	H: 1 LOB: 1 BB: 1 P: 17		1B: 1 2B: 0 3B: 0 HR: 0	SF: 0 SAC: 0 DP: 0 HBP: 2	WP: 1 PB: 0 CS: 1	PA: 27						
<b>PITCHER</b>	IP	WLS	BF	H	R	ER	SO	BB	IBB	HBP	BLK	WP	HR	S	P	ERA	WHIP										
Ted Lilly, L ERA: 1.35 (1, 1)	8.0	L	27	1	1	1	8	1	0	2	0	1	0	63	100	1.12	0.250										

AB	24
R	1
H	1
RBI	1
BB	1
SO	8
LOB	6





Batter	1	2	3	4	5	6	7	8	9	AB	R	H	RBI	BB	SO	LOB	TOP		
Alfonso Soriano, R OBP: 0.388, SLG: 0.627 (1, 4)	0-2 HR		0-3 K			0-3 K	2-3 K		4-2 BB	4	1	1	1	1	3	2			
Bernie Williams, S OBP: 0.375, SLG: 0.298 (1, 8)	3-1 G6-3		2-1 G6-3			4-1 2B 25 2B		1-1 1B 25 G6-4-3	2-3 K	4	1	1	0	1	1	3			
2 Derek Jeter, R OBP: 0.372, SLG: 0.422 (1, 6)	3-0 1B			1-0 G6-3		3-2 1B 25 2B		0-1 F9		4	0	2	0	0	0	1			
25 Jason Giambi, L OBP: 0.365, SLG: 0.455 (1, 10)	2-1 F7			1-1 L7		2-0 1B 1-3 2-H 3-H		0-1 G6-4-3		4	0	1	2	0	0	2			
20 Jorge Posada, S OBP: 0.408, SLG: 0.482 (1, 2)	2-0 G1-3			2-1 G1-3		1-0 1B G1-4-3			4-0 WP SH1-4 2B	2	1	0	0	2	0	1			
Robin Ventura, L OBP: 0.371, SLG: 0.573 Ron Coomer, R OBP: 0.300, SLG: 0.500 (1, 5) (2, 5)		4-2 FC4-6 BB			0-0 G5-3	1-0 G1-4-3			0-0 SH1-4	0	0	0	0	1	0	0			
Rondell White, R OBP: 0.288, SLG: 0.417 (1, 7)		1-0 FC4-6 1-2f		3-3 K		1-2f		0-2 G5-3	3-2 P4	4	0	0	0	0	1	2			
Nick Johnson, L OBP: 0.327, SLG: 0.345 (1, 3)		1-0 G1-6-3		3-3 K				1-2 G6-3	3-1 1B	4	0	1	1	0	1	1			
Shane Spencer, R OBP: 0.397, SLG: 0.509 (1, 9)			0-1 F3			3-1 2B 25 2B		2-2 1B	1-1 BB	4	1	3	0	0	0	0			
<b>Inning Stats</b>	R: 1 E: 0 K: 0 S: 9	H: 2 LOB: 1 BB: 0 P: 19	R: 0 E: 0 K: 0 S: 4	H: 0 LOB: 0 BB: 1 P: 10	R: 0 E: 0 K: 1 S: 7	H: 0 LOB: 0 BB: 0 P: 9	R: 0 E: 0 K: 0 S: 5	H: 0 LOB: 0 BB: 0 P: 9	R: 0 E: 0 K: 2 S: 11	H: 3 LOB: 2 BB: 2 P: 28	R: 0 E: 0 K: 1 S: 12	H: 1 LOB: 1 BB: 0 P: 17	R: 0 E: 0 K: 0 S: 6	H: 1 LOB: 0 BB: 0 P: 7	R: 1 E: 0 K: 1 S: 14	H: 2 LOB: 3 BB: 2 P: 31	1B: 5 2B: 3 3B: 0 HR: 1	SF: 0 SAC: 1 DP: 3 HBP: 0	WP: 1 PA: 38 CS: 0
<b>PITCHER</b>	IP WLS BF H R ER SO BB IBB HBP BLK WP HR S P ERA WHIP	IP WLS BF H R ER SO BB IBB HBP BLK WP HR S P ERA WHIP	IP WLS BF H R ER SO BB IBB HBP BLK WP HR S P ERA WHIP	IP WLS BF H R ER SO BB IBB HBP BLK WP HR S P ERA WHIP	IP WLS BF H R ER SO BB IBB HBP BLK WP HR S P ERA WHIP	IP WLS BF H R ER SO BB IBB HBP BLK WP HR S P ERA WHIP	IP WLS BF H R ER SO BB IBB HBP BLK WP HR S P ERA WHIP	IP WLS BF H R ER SO BB IBB HBP BLK WP HR S P ERA WHIP	IP WLS BF H R ER SO BB IBB HBP BLK WP HR S P ERA WHIP	IP WLS BF H R ER SO BB IBB HBP BLK WP HR S P ERA WHIP	IP WLS BF H R ER SO BB IBB HBP BLK WP HR S P ERA WHIP	IP WLS BF H R ER SO BB IBB HBP BLK WP HR S P ERA WHIP	IP WLS BF H R ER SO BB IBB HBP BLK WP HR S P ERA WHIP	IP WLS BF H R ER SO BB IBB HBP BLK WP HR S P ERA WHIP	IP WLS BF H R ER SO BB IBB HBP BLK WP HR S P ERA WHIP	IP WLS BF H R ER SO BB IBB HBP BLK WP HR S P ERA WHIP	IP WLS BF H R ER SO BB IBB HBP BLK WP HR S P ERA WHIP	IP WLS BF H R ER SO BB IBB HBP BLK WP HR S P ERA WHIP	IP WLS BF H R ER SO BB IBB HBP BLK WP HR S P ERA WHIP

New York Yankees @ Seattle Mariners  
Safeco Field, Seattle, WA  
Sun Apr 28 2002, 1:35 PM PDT  
Att: 46,115 - Sunny - 59 F

AB 32  
R 4  
H 9  
RBI 4  
BB 5  
SO 6  
LOB 15



Batter	1	2	3	4	5	6	7	8	9	AB	R	H	RBI	BB	SO	LOB	BOTTOM				
Mark McLemore, S OBP: 0.383, SLG: 0.478 (1, 8) (9, 7)	1-2 G1-3		0-0 F8			4-2 S 1B BB	4-1 BB		0-2 G4-3	3	1	0	0	2	0	2					
Jeff Cirillo, R OBP: 0.283, SLG: 0.333 (1, 5)	3-3 K		3-3 K			4-1 1B SF7 BB	0-0 6	0-0 F8		3	1	0	0	1	2	0					
Ruben Sierra, S OBP: 0.450, SLG: 0.597 Charles Gipson, R OBP: 0.333, SLG: 0.375 (1, 7) (6, PR) (9, 8)	2-2 1B 2B			0-0 F9		1-1 1B 1-3 2-H		1-1 G6-3 2B		4	1	3	1	0	0	0					
John Olerud, L OBP: 0.419, SLG: 0.526 (1, 3)	2-0 FC6-4 1B			1-1 P6		0-0 SF7		3-1 G6-3		3	0	1	2	0	0	1					
Bret Boone, R OBP: 0.281, SLG: 0.375 (1, 10)	0-2 FC6-4			1-2 G4-3		0-1 F8		1-1 G6-3		4	0	0	0	0	0	4					
Carlos Guillen, S OBP: 0.394, SLG: 0.476 (1, 6)		2-2 G3-1			0-1 G3	2-2 L9			1-3 K	4	0	0	0	0	1	1					
Desi Relaford, S OBP: 0.281, SLG: 0.317 (1, 9)		0-0 G2-3			0-0 1B		1-1 F9		1-2 HBP	3	0	1	0	0	0	0					
Ben Davis, S OBP: 0.281, SLG: 0.267 Mike Cameron, R OBP: 0.373, SLG: 0.488 (1, 2) (9, PH)		3-1 L7			1-0 P1		3-1 F5		4-2 BB	3	0	0	0	0	0	1					
23 Luis Ugueto, S OBP: 0.400, SLG: 0.250 51 Ichiro Suzuki, L OBP: 0.383, SLG: 0.457 (1, 4) (9, PH)			2-2 G6-3		2-1 G3-1		4-1 BB		0-3 K	2	0	0	0	1	0	1					
<b>Inning Stats</b>	R: 1 E: 0 K: 1 S: 13	H: 2 LOB: 1 BB: 0 P: 21	R: 0 E: 0 K: 0 S: 6	H: 0 LOB: 0 BB: 0 P: 11	R: 0 E: 0 K: 1 S: 9	H: 0 LOB: 0 BB: 0 P: 14	R: 0 E: 0 K: 0 S: 10	H: 0 LOB: 0 BB: 0 P: 12	R: 0 E: 0 K: 0 S: 6	H: 1 LOB: 1 BB: 0 P: 9	R: 2 E: 0 K: 0 S: 11	H: 1 LOB: 1 BB: 2 P: 22	R: 0 E: 0 K: 0 S: 6	H: 0 LOB: 2 BB: 2 P: 18	R: 0 E: 0 K: 2 S: 7	H: 1 LOB: 2 BB: 0 P: 12	R: 0 E: 0 K: 2 S: 13	H: 0 LOB: 2 BB: 1 P: 19	1B: 3 2B: 2 3B: 0 HR: 0	SF: 1 SAC: 0 DP: 0 HBP: 1	WP: 0 PA: 37 CS: 0
<b>PITCHER</b>	IP WLS BF H R ER SO BB IBB HBP BLK WP HR S P ERA WHIP	IP WLS BF H R ER SO BB IBB HBP BLK WP HR S P ERA WHIP	IP WLS BF H R ER SO BB IBB HBP BLK WP HR S P ERA WHIP	IP WLS BF H R ER SO BB IBB HBP BLK WP HR S P ERA WHIP	IP WLS BF H R ER SO BB IBB HBP BLK WP HR S P ERA WHIP	IP WLS BF H R ER SO BB IBB HBP BLK WP HR S P ERA WHIP	IP WLS BF H R ER SO BB IBB HBP BLK WP HR S P ERA WHIP	IP WLS BF H R ER SO BB IBB HBP BLK WP HR S P ERA WHIP	IP WLS BF H R ER SO BB IBB HBP BLK WP HR S P ERA WHIP	IP WLS BF H R ER SO BB IBB HBP BLK WP HR S P ERA WHIP	IP WLS BF H R ER SO BB IBB HBP BLK WP HR S P ERA WHIP	IP WLS BF H R ER SO BB IBB HBP BLK WP HR S P ERA WHIP	IP WLS BF H R ER SO BB IBB HBP BLK WP HR S P ERA WHIP	IP WLS BF H R ER SO BB IBB HBP BLK WP HR S P ERA WHIP	IP WLS BF H R ER SO BB IBB HBP BLK WP HR S P ERA WHIP	IP WLS BF H R ER SO BB IBB HBP BLK WP HR S P ERA WHIP	IP WLS BF H R ER SO BB IBB HBP BLK WP HR S P ERA WHIP	IP WLS BF H R ER SO BB IBB HBP BLK WP HR S P ERA WHIP	IP WLS BF H R ER SO BB IBB HBP BLK WP HR S P ERA WHIP		

New York Yankees @ Seattle Mariners  
Safeco Field, Seattle, WA  
Sun Apr 28 2002, 1:35 PM PDT  
Att: 46,115 - Sunny - 59 F

AB 30  
R 3  
H 5  
RBI 3  
BB 5  
SO 4  
LOB 12





Batter	1	2	3	4	5	6	7	8	9	AB	R	H	RBI	BB	SO	LOB	TOP					
Jeremy Giambi, L (1, 7) OBP: 0.456, SLG: 0.489	L3		K		G4-3		F5		P6	5	0	0	0	0	1	1						
Frank Menechino, R (1, 4) OBP: 0.347, SLG: 0.394	F9		L9		BB 1B		G6-3			4	1	1	0	0	0	1						
Scott Hatteberg, L (1, 10) OBP: 0.384, SLG: 0.460	2B		1B		1B		F8			3	0	2	0	1	0	0						
Jermaine Dye, R (1, 9) OBP: 0.368, SLG: 0.250	K		K		1B 2H			G6-3		4	0	1	1	0	2	3						
3 Eric Chavez, L (1, 5) OBP: 0.352, SLG: 0.713		F8		HR	K					4	1	2	1	0	1	2						
Miguel Tejada, R (1, 6) OBP: 0.327, SLG: 0.486		1B				L5		K		4	0	1	0	0	1	1						
Terrence Long, L (1, 8) OBP: 0.231, SLG: 0.340	P6				G6-3		L8			4	0	0	0	0	0	2						
Ramon Hernandez, R (1, 2) OBP: 0.227, SLG: 0.319		G6-3			G1-3					3	0	0	0	1	0	1						
Carlos Pena, L (1, 3) OBP: 0.323, SLG: 0.552				1B BB		F7		G3		3	0	0	0	1	1	1						
<b>Inning Stats</b>	R: 0 E: 0 K: 1 S: 10	H: 1 LOB: 1 BB: 0 P: 19	R: 0 E: 0 K: 0 S: 10	H: 1 LOB: 1 BB: 0 P: 15	R: 0 E: 0 K: 2 S: 13	H: 1 LOB: 2 BB: 1 P: 21	R: 1 E: 0 K: 0 S: 7	H: 1 LOB: 0 BB: 0 P: 11	R: 1 E: 0 K: 1 S: 12	H: 2 LOB: 2 BB: 1 P: 22	R: 0 E: 0 K: 0 S: 8	H: 0 LOB: 1 BB: 1 P: 17	R: 0 E: 0 K: 0 S: 10	H: 0 LOB: 0 BB: 0 P: 15	R: 0 E: 0 K: 1 S: 8	H: 1 LOB: 1 BB: 0 P: 10	R: 0 E: 0 K: 1 S: 7	H: 0 LOB: 0 BB: 0 P: 10	1B: 4 2B: 2 3B: 0 HR: 1	SF: 0 SAC: 0 DP: 0 HBP: 0	WP: 0 PB: 0 SB: 0 CS: 0	PA: 37
<b>PITCHER</b>	IP	WLS	BF	H	R	ER	SO	BB	IBB	HBP	BLK	WP	HR	S	P	ERA	WHIP					
David Wells, L (1, 1) ERA: 4.15	5.0	W	23	6	2	2	4	2	0	0	0	0	1	52	88	3.60	1.600					
Ramiro Mendoza, R (6, 1) ERA: 5.79	3.0		11	1	0	0	1	1	0	0	0	0	0	26	42	0.00	0.667					
Mike Stanton, L (9, 1) ERA: 1.35	1.0		3	0	0	0	1	0	0	0	0	0	0	7	10	0.00	0.000					

Oakland Athletics @ New York Yankees  
 Yankee Stadium, Bronx, NY  
 Tue Apr 30 2002, 7:05 PM EDT  
 Att: 32,888 - Cloudy - 52 F

livebaseballscores.com

AB 34  
 R 2  
 H 7  
 RBI 2  
 BB 3  
 SO 6  
 LOB 12




Batter	1	2	3	4	5	6	7	8	9	AB	R	H	RBI	BB	SO	LOB	BOTTOM					
Alfonso Soriano, R (1, 4) OBP: 0.372, SLG: 0.600	F8	F3		K		K		G5-4-3		5	0	0	0	0	2	2						
Bernie Williams, S (1, 8) OBP: 0.367, SLG: 0.292	25 20 1B BB	G6-3		K			G1-3	G3		5	1	1	0	0	1	2						
2 Derek Jeter, R (1, 6) OBP: 0.368, SLG: 0.416	K	K		1B			G1-3			4	0	1	0	0	2	1						
25 Jason Giambi, L (1, 3) OBP: 0.378, SLG: 0.456 Nick Johnson, L (7, PR) OBP: 0.327, SLG: 0.345	20 1B BB		FC2-5 20 BB	F7			1B			2	1	1	0	2	0	1						
20 Jorge Posada, S (1, 2) OBP: 0.412, SLG: 0.477	BB 1B		1B FC2-5 BB		K		P6			3	1	1	1	1	1	1						
Rondell White, R (1, 7) OBP: 0.287, SLG: 0.404 Gerald Williams, R (8, PR) (9, 7)	1B HR		FC2-5 1B		K			E6 1B		3	1	0	0	1	1	2						
Shane Spencer, R (1, 9) OBP: 0.403, SLG: 0.508	HR		K		G3-1			1B 1B		4	2	2	3	0	1	2						
Ron Coomer, R (1, 10) OBP: 0.375, SLG: 0.682	HR					G3		G5-4-3 1B		4	1	3	3	0	0	0						
Enrique Wilson, S (1, 5) OBP: 0.357, SLG: 0.538	G6-3		K			L5		G5-4-3 1B		4	0	1	1	0	1	3						
<b>Inning Stats</b>	R: 6 E: 0 K: 1 S: 24	H: 4 LOB: 2 BB: 2 P: 43	R: 0 E: 0 K: 1 S: 11	H: 0 LOB: 0 BB: 0 P: 16	R: 0 E: 0 K: 2 S: 12	H: 1 LOB: 3 BB: 2 P: 22	R: 0 E: 0 K: 2 S: 11	H: 1 LOB: 1 BB: 0 P: 15	R: 0 E: 0 K: 2 S: 10	H: 0 LOB: 0 BB: 0 P: 14	R: 0 E: 0 K: 1 S: 8	H: 0 LOB: 0 BB: 0 P: 10	R: 0 E: 0 K: 0 S: 10	H: 1 LOB: 1 BB: 0 P: 18	R: 2 E: 1 K: 0 S: 14	H: 3 LOB: 2 BB: 0 P: 18	R: 2 E: 1 K: 0 S: 14	H: 3 LOB: 2 BB: 0 P: 18	1B: 9 2B: 0 3B: 0 HR: 1	SF: 0 SAC: 0 DP: 1 HBP: 0	WP: 0 PB: 0 SB: 0 CS: 0	PA: 38
<b>PITCHER</b>	IP	WLS	BF	H	R	ER	SO	BB	IBB	HBP	BLK	WP	HR	S	P	ERA	WHIP					
Barry Zito, L (1, 1) ERA: 4.81	4.0	L	22	6	6	6	6	4	0	0	0	0	1	58	96	13.50	2.500					
Chad Bradford, R (5, 1) ERA: 1.42	3.0		10	1	0	0	3	0	0	0	0	0	0	28	42	0.00	0.333					
Jeff Tam, R (8, 1) ERA: 7.15	1.0		6	3	2	1	0	0	0	0	0	0	0	14	18	9.00	3.000					

Oakland Athletics @ New York Yankees  
 Yankee Stadium, Bronx, NY  
 Tue Apr 30 2002, 7:05 PM EDT  
 Att: 32,888 - Cloudy - 52 F

livebaseballscores.com

AB 34  
 R 8  
 H 10  
 RBI 8  
 BB 4  
 SO 9  
 LOB 14





Batter	1	2	3	4	5	6	7	8	9	AB	R	H	RBI	BB	SO	LOB	TOP								
Jeremy Giambi, L (1, 7) OBP: 0.437, SLG: 0.464 Mike Colangelo, R (9, 7) OBP: 0.208, SLG: 0.217	G3-1	FC3-6		K			F7		K	5	0	0	1	0	2	3									
Frank Menechino, R (1, 4) OBP: 0.336, SLG: 0.379	E9 1B	K			F9		F9			4	1	0	0	0	1	2									
Scott Hatteberg, L (1, 10) OBP: 0.379, SLG: 0.451	2H 1B		F9		G1-3		K			4	0	1	1	0	1	0									
Jemaine Dye, R (1, 9) OBP: 0.348, SLG: 0.400	L8			HR	G5-3			K		4	1	1	1	0	1	1									
3 Eric Chavez, L (1, 5) OBP: 0.337, SLG: 0.679	F8		G4-3			G3-1		G5-3		4	0	0	0	0	0	1									
Miguel Tejada, R (1, 6) OBP: 0.342, SLG: 0.491		BB FC3-6 1B	G4-3			S 2B 1B		HBP		3	2	2	0	0	0	0									
Terrence Long, L (1, 8) OBP: 0.241, SLG: 0.350		FC3-6 BB 1-2		L1		G4-3 1-H 2B		P6		3	0	1	1	1	0	1									
Greg Myers, L (1, 2) OBP: 0.469, SLG: 0.704 Ramon Hernandez, R (8, 2) OBP: 0.226, SLG: 0.314		K		G3		G4-3		F8		3	0	0	0	0	1	3									
Carlos Pena, L (1, 3) OBP: 0.330, SLG: 0.539		FC3-6 BB 1-2 2-3				G4-3		F7		2	0	0	0	2	0	1									
<b>Inning Stats</b>	R: 1 E: 1 K: 0 S: 13	H: 1 LOB: 1 BB: 0 P: 20	R: 1 E: 0 K: 2 S: 15	H: 1 LOB: 2 BB: 2 P: 27	R: 1 E: 0 K: 1 S: 9	H: 1 LOB: 0 BB: 1 P: 13	R: 0 E: 0 K: 1 S: 6	H: 0 LOB: 1 BB: 1 P: 14	R: 0 E: 0 K: 0 S: 7	H: 0 LOB: 0 BB: 0 P: 8	R: 1 E: 0 K: 0 S: 12	H: 2 LOB: 1 BB: 0 P: 14	R: 0 E: 0 K: 1 S: 9	H: 0 LOB: 0 BB: 0 P: 15	R: 0 E: 0 K: 1 S: 7	H: 0 LOB: 1 BB: 0 P: 12	R: 0 E: 0 K: 1 S: 12	H: 0 LOB: 0 BB: 0 P: 16	1B: 3 2B: 1 3B: 0 HR: 1	SF: 0 SAC: 0 DP: 0 HBP: 1	WP: 0 PB: 0 SB: 1 CS: 0	PA: 37			
<b>PITCHER</b>	IP	WLS	BF	H	R	ER	SO	BB	IBB	HBP	BLK	WP	HR	S	P	ERA	WHIP								
35 Mike Mussina, R (1, 1) ERA: 3.73	7.0	L	30	5	4	3	4	3	0	0	0	0	1	71	111	3.86	1.143								
Steve Karsay, R (8, 1) ERA: 3.39	0.2		3	0	0	0	1	0	0	1	0	0	0	6	11	0.00	0.000								
Mike Stanton, L (8, 1) ERA: 1.23	1.1		4	0	0	0	1	0	0	0	0	0	0	13	17	0.00	0.000								

Oakland Athletics @ New York Yankees  
 Yankee Stadium, Bronx, NY  
 Wed May 01 2002, 7:05 PM EDT  
 Att: 31,006 - Cloudy - 66 F

AB	33
R	4
H	5
RBI	4
BB	3
SO	6
LOB	12



Batter	1	2	3	4	5	6	7	8	9	AB	R	H	RBI	BB	SO	LOB	BOTTOM								
Alfonso Soriano, R (1, 4) OBP: 0.376, SLG: 0.605	F9		K				G1-6-3			4	0	2	0	0	1	1									
Bernie Williams, S (1, 8) OBP: 0.372, SLG: 0.293		1B			2B		G1-6-3			3	0	1	0	1	1	2									
2 Derek Jeter, R (1, 6) OBP: 0.364, SLG: 0.419	F9		K					G6-3		4	1	1	0	0	1	3									
25 Jason Giambi, L (1, 3) OBP: 0.374, SLG: 0.443	G6-3					G4-3		G1-3		3	0	0	0	1	0	2									
20 Jorge Posada, S (1, 2) OBP: 0.406, SLG: 0.461		G2-3		K		G6-3		G6-3		3	0	0	0	1	1	1									
Robin Ventura, L (1, 5) OBP: 0.386, SLG: 0.551		K		F9		G6-3		K		3	0	0	0	1	2	1									
Shane Spencer, R (1, 7) OBP: 0.382, SLG: 0.477		P6		K		G6-3		G5-3		4	0	0	1	0	1	3									
John Vander Wal, L (1, 9) OBP: 0.378, SLG: 0.452 Ron Coomer, R (6, PH) OBP: 0.360, SLG: 0.652 Gerald Williams, R (7, 9)							K		G4-3		2	0	1	0	0	1	0								
Enrique Wilson, S (9, PH) OBP: 0.333, SLG: 0.500							K				1	0	0	0	0	0									
Nick Johnson, L (1, 10) OBP: 0.317, SLG: 0.333			K					G5-3		3	0	0	0	0	2	1									
<b>Inning Stats</b>	R: 0 E: 0 K: 0 S: 7	H: 1 LOB: 1 BB: 0 P: 10	R: 0 E: 0 K: 1 S: 7	H: 0 LOB: 0 BB: 0 P: 10	R: 0 E: 0 K: 3 S: 12	H: 1 LOB: 2 BB: 1 P: 24	R: 0 E: 0 K: 2 S: 17	H: 0 LOB: 1 BB: 1 P: 28	R: 0 E: 0 K: 3 S: 14	H: 1 LOB: 1 BB: 0 P: 19	R: 1 E: 0 K: 1 S: 8	H: 1 LOB: 2 BB: 2 P: 17	R: 0 E: 0 K: 0 S: 5	H: 1 LOB: 0 BB: 0 P: 6	R: 0 E: 0 K: 0 S: 5	H: 0 LOB: 0 BB: 0 P: 8	R: 0 E: 0 K: 1 S: 9	H: 0 LOB: 0 BB: 0 P: 9	1B: 2 2B: 3 3B: 0 HR: 0	SF: 0 SAC: 0 DP: 1 HBP: 0	WP: 0 PB: 0 SB: 0 CS: 0	PA: 35			
<b>PITCHER</b>	IP	WLS	BF	H	R	ER	SO	BB	IBB	HBP	BLK	WP	HR	S	P	ERA	WHIP								
Erik Hiljus, R (1, 1) ERA: 4.25	5.0	W	21	4	1	1	9	2	0	0	0	0	0	3	11	0.00	6.000								
Mike Magnante, L (6, 1) ERA: 7.36	0.1		3	0	0	0	0	2	0	0	0	0	0	3	11	0.00	6.000								
Jeff Tam, R (6, 1) ERA: 6.94	0.1	H	1	0	0	0	0	0	0	0	0	0	0	1	1	0.00	0.000								
Mike Venafro, L (6, 1) ERA: 3.72	1.1	H	4	1	0	0	1	0	0	0	0	0	0	8	9	0.00	0.750								
Jim Mecir, R (8, 1) ERA: 6.35	1.0	H	3	0	0	0	0	0	0	0	0	0	0	5	8	0.00	0.000								
<b>PITCHER</b>	IP	WLS	BF	H	R	ER	SO	BB	IBB	HBP	BLK	WP	HR	S	P	ERA	WHIP								
Billy Koch, R (9, 1) ERA: 1.42	1.0	S	3	0	0	0	1	0	0	0	0	0	0	9	9	0.00	0.000								

Oakland Athletics @ New York Yankees  
 Yankee Stadium, Bronx, NY  
 Wed May 01 2002, 7:05 PM EDT  
 Att: 31,006 - Cloudy - 66 F

AB	31
R	1
H	5
RBI	1
BB	4
SO	11
LOB	16









Batter	1	2	3	4	5	6	7	8	9	AB	R	H	RBI	BB	SO	LOB	TOP					
51 Ichiro Suzuki, L (1, 9) OBP: 0.400, SLG: 0.464										5	1	3	0	0	0	1	<b>Seattle Mariners @ New York Yankees</b> Yankee Stadium, Bronx, NY Fri May 03 2002, 7:05 PM EDT Att: 47,918 - Sunny - 58 F					
Bret Boone, R (1, 4) OBP: 0.293, SLG: 0.430										5	1	2	1	0	2	2						
Mike Cameron, R (1, 8) OBP: 0.388, SLG: 0.590										4	1	0	0	1	0	2						
John Olerud, L (1, 3) OBP: 0.411, SLG: 0.500										4	0	1	0	1	1	2						
Ruben Sierra, S (1, 10) OBP: 0.434, SLG: 0.575										2	0	0	1	2	0	1						
Carlos Guillen, S (1, 6) OBP: 0.385, SLG: 0.479										4	0	0	0	0	2	6						
Desi Relaford, S (1, 7) OBP: 0.288, SLG: 0.386										3	2	1	1	1	0	1						
Dan Wilson, R (1, 2) OBP: 0.365, SLG: 0.394										3	0	0	0	0	1	1						
Jeff Cirillo, R (1, 5) OBP: 0.287, SLG: 0.385										4	1	1	2	0	1	1						
<b>Inning Stats</b>	R: 2 E: 0 K: 0 S: 13	H: 2 LOB: 1 BB: 1 P: 23	R: 0 E: 0 K: 1 S: 7	H: 0 LOB: 0 BB: 0 P: 9	R: 0 E: 0 K: 1 S: 12	H: 2 LOB: 3 BB: 1 P: 23	R: 2 E: 0 K: 2 S: 13	H: 1 LOB: 0 BB: 1 P: 25	R: 0 E: 0 K: 0 S: 6	H: 0 LOB: 1 BB: 1 P: 13	R: 1 E: 0 K: 1 S: 15	H: 2 LOB: 1 BB: 0 P: 22	R: 1 E: 0 K: 1 S: 12	H: 1 LOB: 1 BB: 1 P: 20	R: 0 E: 0 K: 0 S: 6	H: 0 LOB: 0 BB: 0 P: 10	R: 0 E: 0 K: 1 S: 8	H: 0 LOB: 0 BB: 0 P: 11	1B: 5 2B: 0 3B: 1 HR: 2	SF: 1 SAC: 0 DP: 0 HBP: 1	WP: 2 PB: 0 CS: 0	PA: 41
<b>PITCHER</b>	IP WLS BF H R ER SO BB IBB HBP BLK WP HR S P ERA WHIP																					
Ted Lilly, L (1, 1) ERA: 2.84	5.1 L 26 6 5 5 4 3 1 0 0 2 2 58 104 8.44 1.688																					
Ramiro Mendoza, R (6, 1) ERA: 5.25	2.2 12 2 1 1 2 1 0 1 0 0 0 26 41 3.38 1.125																					
Randy Choate, L (9, 1) ERA: 5.19	1.0 3 0 0 0 1 0 0 0 0 0 0 8 11 0.00 0.000																					

Batter	1	2	3	4	5	6	7	8	9	AB	R	H	RBI	BB	SO	LOB	BOTTOM					
Alfonso Soriano, R (1, 4) OBP: 0.366, SLG: 0.575										3	0	0	0	1	1	0	<b>Seattle Mariners @ New York Yankees</b> Yankee Stadium, Bronx, NY Fri May 03 2002, 7:05 PM EDT Att: 47,918 - Sunny - 58 F					
Bernie Williams, S (1, 8) OBP: 0.361, SLG: 0.317										4	0	0	0	0	1							
2 Derek Jeter, R (1, 6) OBP: 0.377, SLG: 0.440										4	0	1	0	0	2	1						
25 Jason Giambi, L (1, 10) OBP: 0.389, SLG: 0.509										4	1	2	0	0	0	1						
20 Jorge Posada, S (1, 2) OBP: 0.395, SLG: 0.448										3	0	0	0	1	1	2						
Robin Ventura, L (1, 5) OBP: 0.376, SLG: 0.541										3	0	0	0	1	0	3						
Rondell White, R (1, 7) OBP: 0.276, SLG: 0.381										3	0	0	1	0	3	2						
John Vander Wal, L (1, 9) OBP: 0.353, SLG: 0.417										3	0	0	0	0	1	1						
Nick Johnson, L (1, 3) OBP: 0.315, SLG: 0.362										3	1	1	1	0	0	0						
<b>Inning Stats</b>	R: 0 E: 0 K: 2 S: 11	H: 0 LOB: 0 BB: 0 P: 18	R: 1 E: 0 K: 0 S: 12	H: 1 LOB: 1 BB: 1 P: 22	R: 1 E: 0 K: 1 S: 7	H: 1 LOB: 0 BB: 0 P: 10	R: 0 E: 0 K: 1 S: 9	H: 0 LOB: 1 BB: 1 P: 18	R: 0 E: 0 K: 0 S: 5	H: 0 LOB: 0 BB: 0 P: 6	R: 0 E: 0 K: 0 S: 8	H: 1 LOB: 1 BB: 0 P: 12	R: 0 E: 0 K: 2 S: 9	H: 0 LOB: 0 BB: 0 P: 13	R: 0 E: 0 K: 0 S: 8	H: 0 LOB: 1 BB: 1 P: 13	R: 0 E: 0 K: 2 S: 11	H: 1 LOB: 1 BB: 0 P: 15	1B: 1 2B: 2 3B: 0 HR: 1	SF: 1 SAC: 0 DP: 0 HBP: 0	WP: 0 PB: 0 CS: 0	PA: 34
<b>PITCHER</b>	IP WLS BF H R ER SO BB IBB HBP BLK WP HR S P ERA WHIP																					
Freddy Garcia, R (1, 1) ERA: 3.63	8.0 W 30 3 2 2 6 3 0 0 0 0 1 69 112 2.25 0.750																					
Kazuhiro Sasaki, R (9, 1) ERA:	1.0 4 1 0 0 2 0 0 0 0 0 0 11 15 0.00 1.000																					



Batter	1	2	3	4	5	6	7	8	9	AB	R	H	RBI	BB	SO	LOB	TOP								
51 Ichiro Suzuki, L (1, 9) OBP: 0.400, SLG: 0.456	F2		F5			K		WP S 1B	1B 1B	4	1	1	0	1	1	0	<b>Seattle Mariners @ New York Yankees</b> Yankee Stadium, Bronx, NY Sat May 04 2002, 1:05 PM EDT Att: 52,081 - Sunny - 61 F								
Jeff Cirillo, R (1, 5) OBP: 0.292, SLG: 0.413	K		F3			HR		F8 1B	1B 1B	5	2	2	2	0	1	1									
Ruben Sierra, S (1, 10) OBP: 0.423, SLG: 0.554	L8				P4	K		K	1B 1B	5	0	1	1	0	2	2									
John Olerud, L (1, 3) OBP: 0.419, SLG: 0.531		K			HR	F7		BB IBB	1B G4-6-3	4	1	2	3	1	1	0									
Mike Cameron, R (1, 8) OBP: 0.397, SLG: 0.592	G3 2B				CS BB			F8 1B	G4-6-3 1B	3	0	1	0	2	0	2									
Carlos Guillen, S (1, 6) OBP: 0.381, SLG: 0.500	G3				F8 BB			G4-3		4	1	1	1	0	0	5									
Desi Relaford, S (1, 4) OBP: 0.286, SLG: 0.375 (8, 7)	L9				CS 1-2	L8		G6-3	23 FC5-6 1B	4	1	1	0	0	0	1									
Ben Davis, S (1, 2) OBP: 0.268, SLG: 0.333			HR		F9			G5-3	E1 23 FC5-6 1B	4	1	1	1	0	0	1									
Mark McLemore, S (1, 7) OBP: 0.344, SLG: 0.418			K			G3			FC5-6 1B	2	0	0	0	0	1	0									
Bret Boone, R (8, PH) OBP: 0.299, SLG: 0.434										1	0	1	0	0	0	0									
23 Luis Ugueto, S (8, PH) OBP: 0.286, SLG: 0.167 (8, 4)								51 1B WP 1B	51 1B IBB 1B	1	2	0	0	0	0	2									
<b>Inning Stats</b>	R: 0 E: 0 K: 1 S: 7	H: 0 LOB: 0 BB: 0 P: 11	R: 0 E: 0 K: 1 S: 9	H: 1 LOB: 1 BB: 0 P: 16	R: 1 E: 0 K: 1 S: 9	H: 1 LOB: 0 BB: 0 P: 13	R: 1 E: 0 K: 0 S: 7	H: 1 LOB: 0 BB: 0 P: 14	R: 0 E: 0 K: 0 S: 7	H: 0 LOB: 0 BB: 0 P: 10	R: 1 E: 0 K: 2 S: 10	H: 1 LOB: 0 BB: 0 P: 14	R: 1 E: 0 K: 0 S: 9	H: 1 LOB: 0 BB: 0 P: 14	R: 1 E: 0 K: 1 S: 25	H: 2 LOB: 2 BB: 2 P: 41	R: 4 E: 1 K: 0 S: 15	H: 4 LOB: 1 BB: 1 P: 27	1B: 6 2B: 1 3B: 0 HR: 4	SF: 0 SAC: 0 DP: 1 HBP: 0	WP: 1 PB: 0 SB: 1 CS: 1	PA: 42			
<b>PITCHER</b>	IP	WLS	BF	H	R	ER	SO	BB	IBB	HBP	BLK	WP	HR	S	P	ERA	WHIP								
Orlando Hernandez, R (1, 1) ERA: 2.3	7.0	26	5	4	4	5	1	0	0	0	0	0	4	58	92	5.14	0.857								
Mike Stanton, L (8, 1) ERA: 1.84	0.0	2	2	1	1	0	0	0	0	0	0	0	0	3	6	∞	∞								
Steve Karsay, R (8, 1) ERA: 3.45	1.0	L 6	6	1	1	1	1	1	1	0	0	1	0	24	40	9.00	2.000								
42 Mariano Rivera, R (9, 1) ERA: 3.0	1.0	7	3	3	2	0	0	0	1	0	0	0	0	13	22	18.00	3.000								

AB	37
R	9
H	11
RBI	8
BB	4
SO	6
LOB	14



Batter	1	2	3	4	5	6	7	8	9	AB	R	H	RBI	BB	SO	LOB	BOTTOM								
Alfonso Soriano, R (1, 4) OBP: 0.360, SLG: 0.583	F7			L7		P6		K		5	1	1	2	0	1	2	<b>Seattle Mariners @ New York Yankees</b> Yankee Stadium, Bronx, NY Sat May 04 2002, 1:05 PM EDT Att: 52,081 - Sunny - 61 F								
Bernie Williams, S (1, 8) OBP: 0.378, SLG: 0.320	G3-1 20 HR 1B	FC4-6 2 BB		G3-1				BB		2	1	1	0	3	0	0									
2 Derek Jeter, R (1, 6) OBP: 0.378, SLG: 0.434	G3-1 20 HR 1B	FC4-6 25 1B				L8				4	1	1	0	1	1	5									
25 Jason Giambi, L (1, 3) OBP: 0.382, SLG: 0.496	G3-1			L8						5	0	1	0	0	1	3									
20 Jorge Posada, S (1, 2) OBP: 0.387, SLG: 0.465	HR	G1-3			G6-3					5	1	1	3	0	1	2									
Robin Ventura, L (1, 5) OBP: 0.377, SLG: 0.533	1B				K					5	0	2	0	0	2	0									
Shane Spencer, R (1, 9) OBP: 0.383, SLG: 0.471	G5-3			FC4-6 1B		K				4	0	1	0	0	0	2									
Rondell White, R (1, 7) OBP: 0.283, SLG: 0.380		G5-3				FC6-4 1B				3	0	1	0	1	0	1									
Gerald Williams, R (8, PH) ERA: 2.92				G3-6-1 1B				BB S BB		0	0	0	0	0	0	0									
Nick Johnson, L (1, 10) OBP: 0.318, SLG: 0.358				G3-6-1						1	1	0	0	1	0	2									
Ron Coomer, R (6, PH) OBP: 0.346, SLG: 0.625						G4-3				1	0	0	0	0	0	0									
John Vander Wal, L (6, PH) OBP: 0.365, SLG: 0.417										0	0	0	0	1	0	0									
<b>Inning Stats</b>	R: 3 E: 0 K: 0 S: 17	H: 4 LOB: 1 BB: 0 P: 25	R: 2 E: 0 K: 0 S: 16	H: 2 LOB: 2 BB: 2 P: 31	R: 0 E: 0 K: 0 S: 8	H: 0 LOB: 1 BB: 0 P: 11	R: 0 E: 0 K: 0 S: 9	H: 0 LOB: 1 BB: 1 P: 19	R: 0 E: 0 K: 0 S: 8	H: 0 LOB: 0 BB: 1 P: 14	R: 0 E: 0 K: 3 S: 11	H: 0 LOB: 0 BB: 0 P: 13	R: 0 E: 0 K: 2 S: 17	H: 0 LOB: 3 BB: 3 P: 33	R: 0 E: 0 K: 0 S: 6	H: 0 LOB: 0 BB: 0 P: 7	1B: 7 2B: 0 3B: 0 HR: 2	SF: 0 SAC: 0 DP: 1 HBP: 0	WP: 0 PB: 0 SB: 1 CS: 0	PA: 42					
<b>PITCHER</b>	IP	WLS	BF	H	R	ER	SO	BB	IBB	HBP	BLK	WP	HR	S	P	ERA	WHIP								
Jamie Moyer, L (1, 1) ERA: 4.8	6.0	30	9	5	5	1	4	0	0	0	0	0	0	11	13	0.00	0.000								
Jeff Nelson, R (8, 1) ERA: 5.06	1.0	W 6	6	0	0	0	2	3	0	0	0	0	0	17	33	0.00	3.000								
Shigetoshi Hasegawa, R (9, 1) ERA: 0.54	1.0	3	0	0	0	0	0	0	0	0	0	0	0	6	7	0.00	0.000								

AB	35
R	5
H	9
RBI	5
BB	7
SO	6
LOB	17





Batter	1	2	3	4	5	6	7	8	9	AB	R	H	RBI	BB	SO	LOB	TOP					
51 Ichiro Suzuki, L (1, 9) OBP: 0.407, SLG: 0.458										4	3	2	0	1	0	3	<b>Seattle Mariners @ New York Yankees</b> Yankee Stadium, Bronx, NY Sun May 05 2002, 1:05 PM EDT Att: 48,176 - Sunny - 67 F					
Bret Boone, R (1, 4) OBP: 0.369, SLG: 0.448 Charles Gipson, R (8, 7) OBP: 0.333, SLG: 0.368										3	1	2	1	1	1	0						
Mike Cameron, R (1, 8) OBP: 0.382, SLG: 0.570										4	0	0	1	0	2	6						
John Olerud, L (1, 3) OBP: 0.410, SLG: 0.515										5	1	1	1	0	0	3						
Ruben Sierra, S (1, 10) OBP: 0.431, SLG: 0.588										5	1	3	4	0	0	0						
Carlos Guillen, S (1, 6) OBP: 0.373, SLG: 0.514										5	1	1	1	0	1	3						
Desi Relaford, S (1, 7) OBP: 0.295, SLG: 0.365										4	2	1	0	1	1	0						
Dan Wilson, R (1, 2) OBP: 0.359, SLG: 0.400										4	1	1	0	0	0	1						
Jeff Cirillo, R (1, 5) OBP: 0.306, SLG: 0.425										4	0	3	2	0	0	0						
<b>Inning Stats</b>	R: 1 E: 0 K: 1 S: 13	H: 3 LOB: 2 BB: 0 P: 15	R: 0 E: 0 K: 0 S: 6	H: 0 LOB: 0 BB: 0 P: 9	R: 2 E: 0 K: 2 S: 16	H: 2 LOB: 1 BB: 1 P: 22	R: 0 E: 0 K: 1 S: 10	H: 1 LOB: 0 BB: 0 P: 14	R: 1 E: 1 K: 0 S: 6	H: 1 LOB: 0 BB: 1 P: 13	R: 2 E: 0 K: 0 S: 12	H: 2 LOB: 1 BB: 1 P: 18	R: 2 E: 0 K: 1 S: 13	H: 2 LOB: 0 BB: 0 P: 20	R: 1 E: 1 K: 0 S: 19	H: 2 LOB: 2 BB: 0 P: 28		R: 1 E: 0 K: 0 S: 7	H: 1 LOB: 0 BB: 0 P: 11	1B: 10 2B: 2 3B: 0 HR: 2	SF: 2 SAC: 0 DP: 0 HBP: 0	WP: 0 PB: 0 SB: 0 CS: 3
<b>PITCHER</b>	IP WLS BF H R ER SO BB IBB HBP BLK WP HR S P ERA WHIP																					
David Wells, L (1, 1) ERA: 4.8	6.0 L 28 9 6 6 4 3 0 0 0 0 0 0 63 91 9.00 2.000																					
Ramiro Mendoza, R (7, 1) ERA: 6.08	1.1 8 4 3 2 1 0 0 0 0 0 1 23 34 13.50 3.000																					
Mike Stanton, L (8, 1) ERA: 2.2	1.2 7 1 1 1 0 0 0 0 0 0 1 16 25 5.40 0.600																					

AB	38
R	10
H	14
RBI	10
BB	3
SO	5
LOB	16



Batter	1	2	3	4	5	6	7	8	9	AB	R	H	RBI	BB	SO	LOB	BOTTOM					
Alfonso Soriano, R (1, 4) OBP: 0.361, SLG: 0.584										5	1	2	2	0	0	3	<b>Seattle Mariners @ New York Yankees</b> Yankee Stadium, Bronx, NY Sun May 05 2002, 1:05 PM EDT Att: 48,176 - Sunny - 67 F					
Bernie Williams, S (1, 8) OBP: 0.379, SLG: 0.380										5	2	2	3	0	1	3						
2 Derek Jeter, R (1, 6) OBP: 0.365, SLG: 0.418										5	0	0	0	0	2	1						
25 Jason Giambi, L (1, 3) OBP: 0.371, SLG: 0.480										4	0	0	0	0	3	1						
20 Jorge Posada, S (1, 2) OBP: 0.382, SLG: 0.467										4	0	1	0	0	2	0						
Robin Ventura, L (1, 5) OBP: 0.384, SLG: 0.511										4	0	0	0	0	1	1						
Shane Spencer, R (1, 9) OBP: 0.400, SLG: 0.507										3	2	2	0	1	0	0						
Rondell White, R (1, 7) OBP: 0.298, SLG: 0.387										3	1	2	1	1	0	0						
John Vander Wal, L (1, 10) OBP: 0.357, SLG: 0.392										3	0	0	0	1	1	5						
<b>Inning Stats</b>	R: 0 E: 0 K: 0 S: 9	H: 1 LOB: 1 BB: 0 P: 11	R: 1 E: 0 K: 1 S: 15	H: 2 LOB: 1 BB: 0 P: 23	R: 0 E: 0 K: 1 S: 6	H: 0 LOB: 0 BB: 0 P: 10	R: 0 E: 0 K: 2 S: 7	H: 0 LOB: 0 BB: 0 P: 9	R: 0 E: 0 K: 0 S: 7	H: 0 LOB: 1 BB: 1 P: 12	R: 1 E: 0 K: 1 S: 11	H: 2 LOB: 1 BB: 0 P: 14	R: 0 E: 0 K: 3 S: 9	H: 1 LOB: 2 BB: 1 P: 19	R: 0 E: 0 K: 0 S: 9	H: 0 LOB: 0 BB: 0 P: 13		R: 1 E: 0 K: 1 S: 13	H: 3 LOB: 0 BB: 1 P: 24	1B: 4 2B: 2 3B: 1 HR: 2	SF: 0 SAC: 0 DP: 0 HBP: 0	WP: 0 PB: 0 SB: 0 CS: 0
<b>PITCHER</b>	IP WLS BF H R ER SO BB IBB HBP BLK WP HR S P ERA WHIP																					
Joel Pineiro, R (1, 1) ERA: 2.08	6.0 W 24 5 2 2 5 1 0 0 0 0 0 1 55 79 3.00 1.000																					
Jeff Nelson, R (7, 1) ERA: 4.63	1.0 5 1 0 0 1 1 0 0 0 0 0 10 19 0.00 2.000																					
Arthur Rhodes, L (8, 1) ERA: 2.7	1.0 3 0 0 0 3 0 0 0 0 0 0 9 13 0.00 0.000																					
Paul Abbott, R (9, 1) ERA: 11.96	1.0 7 3 4 4 1 1 0 0 0 0 1 13 24 36.00 4.000																					

AB	36
R	6
H	9
RBI	6
BB	3
SO	10
LOB	14





Batter	1	2	3	4	5	6	7	8	9	AB	R	H	RBI	BB	SO	LOB	TOP				
Alfonso Soriano, R (1,4) OBP: 0.376, SLG: 0.596	4-2 BB		3-2 1B		2-2 F8		0-0 2B		1-1 1B	4	2	3	2	1	0	0					
2 Derek Jeter, R (1,6) OBP: 0.366, SLG: 0.417	0-0 F8		0-1 G1-3		2-3 K		1-2 1B		1-2 1B	5	0	2	1	0	1	2					
Bernie Williams, S (1,8) OBP: 0.380, SLG: 0.384	0-0 F7			0-0 2B		4-0 BB		0-0 G4-3	3-3 K	4	1	1	0	1	1	4					
25 Jason Giambi, L (1,10) OBP: 0.368, SLG: 0.480	2-0 F7			2-1 2B		2-0 F2		0-2 L3		4	0	1	1	0	0	2					
20 Jorge Posada, S (1,2)		1-3 K		4-0 1B		2-0 F7		4-1 BB		2	0	0	0	2	1	1					
Robin Ventura, L (1,5) OBP: 0.351, SLG: 0.490		1-2 F5		0-1 BB		1-3 K		0-0 BB		4	0	0	0	0	1	4					
Rondell White, R (1,7) OBP: 0.297, SLG: 0.383		1-3 K		1-1 1B			1-2 L4		0-0 G6-3	4	0	1	0	0	1	0					
John Vander Wal, L (1,9) OBP: 0.367, SLG: 0.418			0-1 1B	0-1 G4-3			1-3 K		1-1 1B	4	0	2	0	0	1	2					
Gerald Williams, R (9,FR) (9,9)										0	1	0	0	0	0	0					
Nick Johnson, L (1,3) OBP: 0.316, SLG: 0.364			1-1 G6-4-3		3-1 F8		0-1 2B		3-2 F7	4	1	1	0	0	0	2					
<b>Inning Stats</b>	R: 0 H: 0 E: 0 K: 0 S: 6	H: 0 LOB: 1 BB: 1 P: 12	R: 0 H: 0 E: 0 K: 2 S: 10	H: 0 LOB: 0 BB: 0 P: 13	R: 0 H: 2 E: 0 K: 0 S: 9	H: 2 LOB: 1 BB: 0 P: 13	R: 1 H: 3 E: 0 K: 0 S: 9	H: 3 LOB: 2 BB: 1 P: 16	R: 0 H: 0 E: 0 K: 1 S: 8	H: 0 LOB: 0 BB: 0 P: 15	R: 0 H: 0 E: 0 K: 1 S: 5	H: 0 LOB: 1 BB: 1 P: 14	R: 2 H: 3 E: 0 K: 1 S: 15	H: 3 LOB: 1 BB: 0 P: 18	R: 0 H: 0 E: 0 K: 0 S: 5	H: 0 LOB: 1 BB: 1 P: 9	R: 2 H: 3 E: 0 K: 1 S: 16	H: 3 LOB: 1 BB: 0 P: 24	1B: 6 2B: 6 3B: 0 HR: 0	SF: 0 SAC: 0 DP: 3 HBP: 0	WP: 1 PA: 39 CS: 1
<b>PITCHER</b>	IP WLS BF H R ER SO BB IBB HBP BLK WP HR S P ERA WHIP	8.2 L 37 10 5 5 5 4 0 0 0 0 0 76 124 5.19 1.615	0.1 2 1 0 0 0 1 0 0 0 0 1 0 7 10 0.00 3.000																		

**New York Yankees @ Tampa Bay Devil Rays**  
Tropicana Field, St. Petersburg, FL  
Tue May 07 2002, 7:15 PM EDT  
Att: 15,031 - Dome - 72 F

AB	35
R	5
H	11
RBI	4
BB	4
SO	6
LOB	17



Batter	1	2	3	4	5	6	7	8	9	AB	R	H	RBI	BB	SO	LOB	BOTTOM				
Brent Abernathy, R (1,4) OBP: 0.302, SLG: 0.346	2-2 G6-3		0-0 F7			1-0 SH1-4		0-0 SH2-4		2	0	0	0	0	0	1					
Jason Tyner, L (1,7) OBP: 0.256, SLG: 0.246	1-1 G6-3			0-0 G4-3		3-1 G4-3		1-1 G4-3		4	0	1	2	0	0	1					
Randy Winn, S (1,9) OBP: 0.299, SLG: 0.380	2-3 K			1-2 F7		2-3 G4-3		1-1 G4-3		4	0	0	0	0	1	2					
Steve Cox, L (1,3) OBP: 0.388, SLG: 0.467		2-1 F7		2-1 P2		1-2 F9			0-0 L4	4	0	0	0	0	0	1					
Greg Vaughn, R (1,10) OBP: 0.197, SLG: 0.134		3-3 K			3-3 K		0-3 K		4-2 BB	3	0	0	0	1	3	0					
Toby Hall, R (1,2) OBP: 0.243, SLG: 0.280		0-1 G5-3			0-2 F7		0-2 1B		2-2 F9	4	0	1	0	0	0	1					
Chris Gomez, R (1,6) OBP: 0.305, SLG: 0.429			0-1 1B		2-3 K		0-2 F8		2-1 G4-3	4	0	1	0	0	1	2					
Jason Conti, L (1,8) OBP: 0.348, SLG: 0.316			1-0 L9			4-1 SH1-4		2-1 F5		2	1	0	0	1	0	2					
Russ Johnson, R (1,5) OBP: 0.313, SLG: 0.276			0-0 F9			0-1 SH1-4		4-2 SH2-4		2	1	1	0	1	0	1					
<b>Inning Stats</b>	R: 0 H: 0 E: 0 K: 1 S: 11	H: 0 LOB: 0 BB: 0 P: 16	R: 0 H: 0 E: 0 K: 1 S: 8	H: 0 LOB: 0 BB: 0 P: 13	R: 0 H: 1 E: 0 K: 0 S: 5	H: 1 LOB: 1 BB: 0 P: 6	R: 0 H: 0 E: 0 K: 0 S: 7	H: 0 LOB: 0 BB: 0 P: 10	R: 0 H: 2 E: 0 K: 2 S: 9	H: 0 LOB: 0 BB: 0 P: 14	R: 2 H: 2 E: 0 K: 0 S: 10	H: 2 LOB: 1 BB: 1 P: 19	R: 0 H: 1 E: 0 K: 1 S: 13	H: 1 LOB: 1 BB: 0 P: 15	R: 0 H: 0 E: 0 K: 0 S: 7	H: 0 LOB: 1 BB: 1 P: 13	R: 0 H: 0 E: 0 K: 0 S: 9	H: 0 LOB: 1 BB: 1 P: 17	1B: 4 2B: 0 3B: 0 HR: 0	SF: 0 SAC: 2 DP: 0 HBP: 0	WP: 0 PA: 34 CS: 0
<b>PITCHER</b>	IP WLS BF H R ER SO BB IBB HBP BLK WP HR S P ERA WHIP	7.0 W 26 4 2 2 5 4 2 2 5 0 0 63 93 2.57 0.714	1.0 H 4 0 0 0 0 1 0 0 0 0 0 7 13 0.00 1.000	1.0 S 4 0 0 0 0 1 0 0 0 0 0 9 17 0.00 1.000																	

**New York Yankees @ Tampa Bay Devil Rays**  
Tropicana Field, St. Petersburg, FL  
Tue May 07 2002, 7:15 PM EDT  
Att: 15,031 - Dome - 72 F

AB	29
R	2
H	4
RBI	2
BB	3
SO	5
LOB	11





Batter	1	2	3	4	5	6	7	8	9	AB	R	H	RBI	BB	SO	LOB	TOP			
<b>Alfonso Soriano, R</b> OBP: 0.377, SLG: 0.630 (1, 4)										5	2	2	2	0	1	0				
<b>2 Derek Jeter, R</b> OBP: 0.361, SLG: 0.406 (1, 6)										4	1	0	0	1	3	0				
<b>Bernie Williams, S</b> OBP: 0.380, SLG: 0.385 (1, 8)										5	1	2	0	0	1	0				
<b>25 Jason Giambi, L</b> OBP: 0.365, SLG: 0.469 (1, 3)										3	1	0	0	1	0	1				
<b>20 Jorge Posada, S</b> OBP: 0.382, SLG: 0.459 (1, 2)										4	1	1	2	0	1	2				
<b>Robin Ventura, L</b> OBP: 0.356, SLG: 0.485 (1, 5)										3	0	1	1	1	0	0				
<b>Rondell White, R</b> OBP: 0.295, SLG: 0.378 <b>Gerald Williams, R</b> (8, PR) (8, 7)										4	0	1	0	0	2	4				
<b>John Vander Wal, L</b> OBP: 0.375, SLG: 0.466 (1, 9)										3	1	1	1	1	0	0				
<b>Nick Johnson, L</b> OBP: 0.305, SLG: 0.350 (1, 10)										4	0	0	0	0	2	2				
<b>Inning Stats</b>	R: 5 E: 0 K: 0 S: 14	H: 4 LOB: 0 BB: 2 P: 29	R: 1 E: 0 K: 0 S: 6	H: 1 LOB: 0 BB: 11	R: 0 E: 0 K: 0 S: 9	H: 0 LOB: 0 BB: 14	R: 1 E: 0 K: 3 S: 11	H: 1 LOB: 0 BB: 0 P: 14	R: 0 E: 0 K: 2 S: 14	H: 0 LOB: 0 BB: 0 P: 29	R: 0 E: 0 K: 2 S: 7	H: 0 LOB: 0 BB: 0 P: 11	R: 0 E: 0 K: 1 S: 9	H: 1 LOB: 2 BB: 1 P: 19	R: 0 E: 0 K: 1 S: 8	H: 0 LOB: 0 BB: 0 P: 12	1B: 4 2B: 1 3B: 0 HR: 3	SF: 0 SAC: 0 DP: 1 HBP: 0	WP: 1 PB: 0 CS: 0	PA: 39
<b>PITCHER</b>	IP WLS BF H R ER SO BB IBB HBP BLK WP HR S P ERA WHIP																			
<b>48 Delvin James, R</b> ERA: 6.46 (1, 1)	3.2 L 18 6 7 7 2 2 0 0 0 0 3 37 65 17.18 2.182																			
<b>Travis Harper, R</b> ERA: 1.23 (4, 1)	4.1 18 2 0 0 7 2 0 0 0 1 0 40 75 0.00 0.923																			
<b>Doug Creek, L</b> ERA: 4.35 (9, 1)	1.0 3 0 0 0 1 0 0 0 0 0 0 8 12 0.00 0.000																			

**New York Yankees @ Tampa Bay Devil Rays**  
Tropicana Field, St. Petersburg, FL  
Wed May 08, 2002, 7:15 PM EDT  
Att: 15,263 - Dome - 72 F

AB	35
R	7
H	8
RBI	6
BB	4
SO	10
LOB	9



Batter	1	2	3	4	5	6	7	8	9	AB	R	H	RBI	BB	SO	LOB	BOTTOM					
<b>Brent Abernathy, R</b> OBP: 0.308, SLG: 0.351 (1, 4)										4	0	2	0	0	0	0						
<b>Jason Tyner, L</b> OBP: 0.255, SLG: 0.240 (1, 7)										3	1	0	0	1	0	4						
<b>Randy Winn, S</b> OBP: 0.313, SLG: 0.411 (1, 9)										3	1	2	1	1	1	2						
<b>Steve Cox, L</b> OBP: 0.383, SLG: 0.459 (1, 3)										4	0	1	1	0	1	1						
<b>Ben Grieve, L</b> OBP: 0.367, SLG: 0.495 (1, 10)										3	0	0	0	1	1	2						
<b>Toby Hall, R</b> OBP: 0.234, SLG: 0.269 (1, 2)										4	0	0	0	0	0	1						
<b>Jason Conti, L</b> OBP: 0.370, SLG: 0.348 (1, 8)										4	0	2	0	0	0	0						
<b>Chris Gomez, R</b> OBP: 0.299, SLG: 0.420 <b>Felix Escalona, R</b> OBP: 0.242, SLG: 0.267 (6, 6)										2	0	0	0	0	0	1						
<b>1B Jared Sandberg, R</b> OBP: 0.250, SLG: 0.250 (1, 5)										4	0	1	0	0	2	2						
<b>Inning Stats</b>	R: 0 E: 0 K: 1 S: 10	H: 0 LOB: 1 BB: 1 P: 17	R: 0 E: 0 K: 0 S: 6	H: 0 LOB: 0 BB: 0 P: 10	R: 0 E: 0 K: 1 S: 12	H: 2 LOB: 2 BB: 0 P: 16	R: 0 E: 0 K: 0 S: 5	H: 0 LOB: 0 BB: 1 P: 11	R: 0 E: 0 K: 1 S: 12	H: 2 LOB: 2 BB: 0 P: 18	R: 1 E: 0 K: 1 S: 10	H: 1 LOB: 0 BB: 0 P: 15	R: 0 E: 0 K: 0 S: 5	H: 0 LOB: 0 BB: 0 P: 7	R: 1 E: 0 K: 0 S: 12	H: 2 LOB: 1 BB: 1 P: 17	R: 0 E: 1 K: 1 S: 9	H: 1 LOB: 1 BB: 0 P: 10	1B: 7 2B: 0 3B: 0 HR: 1	SF: 0 SAC: 0 DP: 2 HBP: 0	WP: 0 PB: 0 CS: 0	PA: 36
<b>PITCHER</b>	IP WLS BF H R ER SO BB IBB HBP BLK WP HR S P ERA WHIP																					
<b>Roger Clemens, R</b> ERA: 4.08 (1, 1)	7.1 W 30 6 2 2 4 3 0 0 0 0 0 69 108 2.46 1.227																					
<b>Mike Stanton, L</b> ERA: 2.12 (8, 1)	0.2 2 1 0 0 0 0 0 0 0 0 0 3 3 0.00 1.500																					
<b>Ramiro Mendoza, R</b> ERA: 5.65 (9, 1)	1.0 4 1 0 0 1 0 0 0 0 0 0 9 10 0.00 1.000																					

**New York Yankees @ Tampa Bay Devil Rays**  
Tropicana Field, St. Petersburg, FL  
Wed May 08, 2002, 7:15 PM EDT  
Att: 15,263 - Dome - 72 F

AB	33
R	2
H	8
RBI	2
BB	3
SO	5
LOB	14





Batter	1	2	3	4	5	6	7	8	9	AB	R	H	RBI	BB	SO	LOB	TOP		
Alfonso Soriano, R OBP: 0.367, SLG: 0.613	0-3 K		0-3 K			1-3 K		2-0 F9		4	0	0	0	0	3	0			
2 Derek Jeter, R OBP: 0.370, SLG: 0.435	1-0 1B			1-2 HR		1-0 G6-3		3-1 1B		4	1	3	1	0	0	0			
Bernie Williams, S OBP: 0.370, SLG: 0.372	1-1 F8			3-2 G5-3		0-3 K		2-0 G3		4	0	0	0	0	1	2			
25 Jason Giambi, L OBP: 0.368, SLG: 0.489 Gerald Williams, R OBP: 0.370, SLG: 0.435	0-3 K			1-1 P3			1-0 HR		4-1 20 BB FC	3	1	1	1	1	1	1			
20 Jorge Posada, S OBP: 0.393, SLG: 0.469		3-3 K		4-0 BB			0-0 F8		4-1 FC	2	0	1	0	2	1	0			
Shane Spencer, R OBP: 0.386, SLG: 0.487	1-2 F7			2-3 K			0-1 P3		0-0 FC	4	0	0	0	0	1	3			
Ron Coomer, R OBP: 0.300, SLG: 0.536	1-0 G4-1				1-3 K		0-0 F8		0-2 G4-3	4	0	0	0	0	1	3			
Rondell White, R OBP: 0.294, SLG: 0.369 Nick Johnson, L OBP: 0.305, SLG: 0.350			0-3 K		3-3 K		1-0 HBP		2-2 P4	3	0	0	0	0	2	2			
Enrique Wilson, S OBP: 0.278, SLG: 0.412			0-0 G5-3		3-2 F7		2-2 F5			3	0	0	0	0	0	2			
<b>Inning Stats</b>	R: 0 H: 1 E: 0 K: 2 S: 9	H: 1 LOB: 1 BB: 0 P: 11	R: 0 H: 0 E: 0 K: 1 S: 7	H: 0 LOB: 0 BB: 0 P: 12	R: 0 H: 0 E: 0 K: 2 S: 8	H: 0 LOB: 0 BB: 0 P: 8	R: 1 H: 1 E: 0 K: 1 S: 11	H: 1 LOB: 1 BB: 0 P: 22	R: 0 H: 0 E: 0 K: 2 S: 10	H: 0 LOB: 0 BB: 0 P: 12	R: 1 H: 2 E: 0 K: 0 S: 9	H: 2 LOB: 2 BB: 0 P: 13	R: 0 H: 1 E: 0 K: 0 S: 4	H: 1 LOB: 0 BB: 0 P: 11	R: 1 H: 0 E: 1 K: 0 S: 10	H: 0 LOB: 2 BB: 2 P: 20	1B: 2 2B: 2 3B: 0 HR: 2	SF: 0 SAC: 1 DP: 1 HBP: 1	WP: 0 PA: 35 CS: 0
<b>PITCHER</b>	IP	WLS	BF	H	R	ER	SO	BB	IBB	HBP	BLK	WP	HR	S	P	ERA	WHIP		
Joe Kennedy, L ERA: 3.53	7.0	L	27	4	2	2	10	1	0	1	0	0	2	65	96	2.57	0.714		
Victor Zambrano, R ERA: 5.12	2.0		8	1	1	0	0	2	0	0	0	0	0	14	31	0.00	1.500		

**New York Yankees @ Tampa Bay Devil Rays**  
Tropicana Field, St. Petersburg, FL  
Thu May 09 2002, 7:15 PM EDT  
Att: 16,013 - Dome - 72 F

**AB 31**  
**R 3**  
**H 5**  
**RBI 2**  
**BB 3**  
**SO 10**  
**LOB 13**



Batter	1	2	3	4	5	6	7	8	9	AB	R	H	RBI	BB	SO	LOB	BOTTOM				
Brent Abernathy, R OBP: 0.298, SLG: 0.339	0-2 F8		0-1 P5		0-3 K			0-0 L6		4	0	0	0	0	1	1					
Jason Tyner, L OBP: 0.250, SLG: 0.235 Greg Vaughn, R OBP: 0.203, SLG: 0.134	3-2 P6		1-0 G3			1-2 F8		2-1 2B		3	0	0	0	0	0	0					
Randy Winn, S OBP: 0.311, SLG: 0.414	1-2 BB 1B		3-3 K			2-3 K2-3		0-1 2B		4	0	1	1	0	2	0					
Steve Cox, L OBP: 0.387, SLG: 0.456	0-1 FC5 BB 1B			0-3 K		2-0 G3		4-2 BB		3	0	1	0	1	1	0					
Ben Grieve, L OBP: 0.371, SLG: 0.486	4-2 FC5 BB			2-0 HBP		3-2 G6-3		1-2 G4-3		2	0	0	0	1	0	3					
Toby Hall, R OBP: 0.226, SLG: 0.259	0-1 FC5			2-2 L7		0-1 P4			1-0 F9	4	0	0	0	0	0	4					
Jason Conti, L OBP: 0.323, SLG: 0.296			0-1 G6-3		2-3 K		1-1 P2		2-3 K	4	0	0	0	0	2	1					
Chris Gomez, R OBP: 0.306, SLG: 0.417		3-2 F9			0-1 G5-3			4-2 HBP 2B BB	1-2 18 DI 1B	3	1	1	0	1	0	0					
1B Jared Sandberg, R OBP: 0.125, SLG: 0.125		0-0 G6-3			2-1 F8			3-2 F8	1-2 G3	4	0	0	0	0	0	2					
<b>Inning Stats</b>	R: 0 H: 1 E: 1 K: 0 S: 16	H: 1 LOB: 3 BB: 1 P: 24	R: 0 H: 0 E: 0 K: 0 S: 6	H: 0 LOB: 0 BB: 0 P: 9	R: 0 H: 0 E: 0 K: 1 S: 6	H: 0 LOB: 0 BB: 0 P: 10	R: 0 H: 0 E: 0 K: 2 S: 9	H: 0 LOB: 1 BB: 0 P: 15	R: 0 H: 0 E: 0 K: 1 S: 7	H: 0 LOB: 0 BB: 0 P: 9	R: 0 H: 0 E: 0 K: 1 S: 7	H: 0 LOB: 0 BB: 0 P: 12	R: 0 H: 0 E: 0 K: 0 S: 7	H: 0 LOB: 0 BB: 0 P: 11	R: 1 H: 1 E: 0 K: 0 S: 19	H: 1 LOB: 3 BB: 2 P: 33	R: 0 H: 1 E: 0 K: 1 S: 11	H: 1 LOB: 1 BB: 0 P: 16	1B: 2 2B: 1 3B: 0 HR: 0	SF: 0 SAC: 0 DP: 0 HBP: 2	WP: 0 PA: 36 CS: 0
<b>PITCHER</b>	IP	WLS	BF	H	R	ER	SO	BB	IBB	HBP	BLK	WP	HR	S	P	ERA	WHIP				
Orlando Hernandez, R ERA: 2.15	7.2	W	29	1	1	1	5	2	0	2	0	0	0	67	108	1.17	0.391				
42 Mariano Rivera, R ERA: 2.51	1.1	S	7	2	0	0	1	1	0	0	0	0	0	21	31	0.00	2.250				

**New York Yankees @ Tampa Bay Devil Rays**  
Tropicana Field, St. Petersburg, FL  
Thu May 09 2002, 7:15 PM EDT  
Att: 16,013 - Dome - 72 F

**AB 31**  
**R 1**  
**H 3**  
**RBI 1**  
**BB 3**  
**SO 6**  
**LOB 11**

















Batter	1	2	3	4	5	6	7	8	9	AB	R	H	RBI	BB	SO	LOB	TOP				
<b>Brent Abernathy, R</b> (1,4) OBP: 0.324, SLG: 0.386	F8			F9		G6-3		F9		4	0	0	0	0	0	1	<b>Tampa Bay Devil Rays @ New York Yankees</b> Yankee Stadium, Bronx, NY Tue May 14 2002, 7:05 PM EDT Att: 29,503 - Cloudy - 58 F				
<b>Jason Tyner, L</b> (1,7) OBP: 0.255, SLG: 0.241	K			1B		F7		FC6-4 WP		4	1	1	0	0	1	1					
<b>Randy Winn, S</b> (1,8) OBP: 0.307, SLG: 0.414	K			1B		F7		K		4	0	1	1	0	2	1					
<b>Steve Cox, L</b> (1,3)		K								4	1	2	1	0	2	1					
<b>Ben Grieve, L</b> (1,9) OBP: 0.371, SLG: 0.458	F9									2	1	0	0	2	0	1					
<b>Greg Vaughn, R</b> (1,10) OBP: 0.236, SLG: 0.148	K									4	0	1	0	0	2	3					
<b>Toby Hall, R</b> (1,2) OBP: 0.230, SLG: 0.254										3	0	0	1	1	0	1					
<b>Chris Gomez, R</b> (1,6) OBP: 0.301, SLG: 0.404										4	0	0	0	0	0	3					
<b>1B Jared Sandberg, R</b> (1,5) OBP: 0.125, SLG: 0.130										4	0	0	0	0	3	1					
<b>Inning Stats</b>	R: 0 E: 0 K: 2 S: 8	H: 0 LOB: 0 BB: 0 P: 10	R: 0 E: 0 K: 2 S: 9	H: 0 LOB: 0 BB: 0 P: 15	R: 0 E: 0 K: 1 S: 5	H: 0 LOB: 0 BB: 0 P: 8	R: 1 E: 0 K: 1 S: 20	H: 2 LOB: 2 BB: 1 P: 32	R: 0 E: 0 K: 0 S: 10	H: 0 LOB: 0 BB: 0 P: 13	R: 0 E: 0 K: 0 S: 10	H: 1 LOB: 2 BB: 1 P: 19	R: 0 E: 1 K: 1 S: 9	H: 0 LOB: 1 BB: 0 P: 10	R: 2 E: 0 K: 1 S: 16	H: 2 LOB: 1 BB: 1 P: 25	1B: 3 2B: 1 3B: 0 HR: 1	SF: 0 SAC: 0 DP: 0 HBP: 0	WP: 1 PB: 0 SB: 2 CS: 0	PA: 36	
<b>PITCHER</b>	IP	WLS	BF	H	R	ER	SO	BB	IBB	HBP	BLK	WP	HR	S	P	ERA	WHIP				
<b>Roger Clemens, R</b> (1,1) ERA: 3.77	6.2	W	25	3	1	1	8	2	0	0	0	0	0	70	109	1.35	0.750				
<b>Steve Karsay, R</b> (7,1) ERA: 2.7	0.2	H	3	0	0	0	0	0	0	0	0	0	0	4	5	0.00	0.000				
<b>Mike Stanton, L</b> (8,1) ERA: 1.83	0.2	H	2	0	0	0	1	0	0	0	0	1	0	7	8	0.00	0.000				
<b>Ramiro Mendoza, R</b> (9,1) ERA: 6.32	1.0		6	2	2	2	1	1	0	0	0	0	1	16	25	18.00	3.000				

Batter	1	2	3	4	5	6	7	8	9	AB	R	H	RBI	BB	SO	LOB	BOTTOM				
<b>Alfonso Soriano, R</b> (1,4) OBP: 0.362, SLG: 0.589	F9									4	0	1	0	1	0	0	<b>Tampa Bay Devil Rays @ New York Yankees</b> Yankee Stadium, Bronx, NY Tue May 14 2002, 7:05 PM EDT Att: 29,503 - Cloudy - 58 F				
<b>2 Derek Jeter, R</b> (1,6) OBP: 0.376, SLG: 0.466	G6-3									4	1	1	0	1	0	2					
<b>Bernie Williams, S</b> (1,8) OBP: 0.384, SLG: 0.406	G5-3									4	0	0	1	1	0	2					
<b>25 Jason Giambi, L</b> (1,3) OBP: 0.382, SLG: 0.520										4	2	2	1	1	1	3					
<b>Ramiro Mendoza, R</b> (9,1)										0	0	0	0	0	0	0					
<b>20 Jorge Posada, S</b> (1,2) OBP: 0.412, SLG: 0.552										3	2	2	2	1	1	0					
<b>Robin Ventura, L</b> (1,5) OBP: 0.356, SLG: 0.513										4	1	1	1	0	1	2					
<b>Enrique Wilson, S</b> (9,5) OBP: 0.316, SLG: 0.444										0	0	0	0	0	0	0					
<b>Rondell White, R</b> (1,7) OBP: 0.292, SLG: 0.357										3	1	1	0	1	0	4					
<b>John Vander Wal, L</b> (1,9) OBP: 0.382, SLG: 0.515										2	1	1	2	0	0	1					
<b>Shane Spencer, R</b> (7, PH) OBP: 0.359, SLG: 0.427										1	1	0	0	0	1	0					
<b>Nick Johnson, L</b> (1,10) OBP: 0.305, SLG: 0.371										4	1	2	2	0	1	0					
<b>Inning Stats</b>	R: 0 E: 0 K: 0 S: 3	H: 0 LOB: 0 BB: 0 P: 6	R: 0 E: 0 K: 2 S: 7	H: 0 LOB: 0 BB: 0 P: 12	R: 2 E: 0 K: 0 S: 14	H: 1 LOB: 0 BB: 1 P: 21	R: 2 E: 0 K: 0 S: 13	H: 3 LOB: 1 BB: 0 P: 21	R: 0 E: 0 K: 0 S: 9	H: 2 LOB: 1 BB: 1 P: 16	R: 0 E: 0 K: 2 S: 8	H: 0 LOB: 0 BB: 0 P: 12	R: 6 E: 0 K: 1 S: 20	H: 4 LOB: 3 BB: 4 P: 44	1B: 8 2B: 1 3B: 0 HR: 3	SF: 0 SAC: 0 DP: 2 HBP: 1	WP: 1 PB: 1 SB: 2 CS: 0	PA: 40			
<b>PITCHER</b>	IP	WLS	BF	H	R	ER	SO	BB	IBB	HBP	BLK	WP	HR	S	P	ERA	WHIP				
<b>Travis Harper, R</b> (1,1) ERA: 4.09	3.2	L	16	4	4	4	2	1	0	0	1	0	0	28	52	0.00	1.200				
<b>Steve Kent, L</b> (4,1) ERA: 3.18			12	3	0	0	2	1	0	0	1	0	0	17	39	81.00	10.500				
<b>Jesus Colome, R</b> (8,1) ERA: 11.57	0.2		11	4	6	6	0	3	1	1	0	1	0	3	5	0.00	0.000				
<b>Jorge Sosa, R</b> (8,1) ERA: 3.6	0.1		1	0	0	0	1	0	0	0	0	0	0	3	5	0.00	0.000				



Batter	1	2	3	4	5	6	7	8	9	AB	R	H	RBI	BB	SO	LOB	TOP					
<b>Brent Abernathy, R</b> OBP: 0.320, SLG: 0.380 (1, 4)	 P4 HR	 SH2-3 HR	 F8		 K			 G4-3		5	1	1	0	0	1	4						
<b>Jason Tyner, L</b> OBP: 0.292, SLG: 0.255 (1, 7)	 1B	 SH2-3 2B		 G6-3		 BB 1B		 G3		4	1	2	0	0	0	0						
<b>Randy Winn, S</b> OBP: 0.316, SLG: 0.408 (1, 8)	 1B BB	 G3-1		 F8		 BB 1B		 2B BB		2	2	0	0	3	0	1						
<b>Steve Cox, L</b> OBP: 0.384, SLG: 0.522 (1, 3)	 K	 HR		 HR		 K		 1-H 2B		5	2	3	4	0	2	4						
<b>Ben Grieve, L</b> OBP: 0.366, SLG: 0.448 (1, 9)	 1B BB	 L4		 L4		 K		 K		5	1	1	1	0	2	3						
<b>Greg Vaughn, R</b> OBP: 0.242, SLG: 0.144 (1, 10)	 1B HR BB		 FC6-4 BB		 F5	 F7		 F8		3	1	0	0	2	0	2						
<b>Toby Hall, R</b> OBP: 0.236, SLG: 0.261 (1, 2)	 HR 1B		 FC6-4 1B 1-2H		 1B		 G6-3		 F7	5	1	2	2	0	0	1						
<b>Chris Gomez, R</b> OBP: 0.305, SLG: 0.429 (1, 6)	 HR 1B		 1B		 F9		 G5-3		 G6-3	5	1	2	3	0	0	1						
<b>Russ Johnson, R</b> OBP: 0.319, SLG: 0.274 <b>1B Jared Sandberg, R</b> OBP: 0.125, SLG: 0.130 (1, 5)	 G6-3		 F9		 F9		 G5-3			4	0	1	0	0	0	2						
<b>Inning Stats</b>	R: 6 E: 0 K: 1 S: 26	H: 4 LOB: 0 BB: 2 P: 41	R: 2 E: 0 K: 0 S: 15	H: 2 LOB: 0 BB: 2 P: 21	R: 0 E: 0 K: 0 S: 9	H: 1 LOB: 2 BB: 1 P: 15	R: 1 E: 0 K: 0 S: 7	H: 1 LOB: 0 BB: 0 P: 13	R: 0 E: 0 K: 1 S: 15	H: 2 LOB: 2 BB: 0 P: 24	R: 0 E: 0 K: 0 S: 12	H: 1 LOB: 1 BB: 1 P: 23	R: 0 E: 0 K: 0 S: 5	H: 0 LOB: 0 BB: 0 P: 9	R: 1 E: 0 K: 1 S: 12	H: 1 LOB: 1 BB: 0 P: 21	R: 0 E: 0 K: 0 S: 5	H: 0 LOB: 0 BB: 0 P: 9	1B: 7 2B: 2 3B: 0 HR: 3	SF: 0 SAC: 1 DP: 0 HBP: 0	WP: 0 PB: 0 CS: 0	PA: 44
<b>PITCHER</b>	IP	WLS	BF	H	R	ER	SO	BB	IBB	HBP	BLK	WP	HR	S	P	ERA	WHIP					
<b>Orlando Hernandez, R</b> ERA: 3.44 (1, 1)	1.2	L	13	6	8	8	1	2	0	0	0	0	2	38	56	43.20	4.800					
<b>Sterling Hitchcock, L</b> ERA: 2.25 (2, 1)	4.0		19	5	1	1	3	2	0	0	0	0	1	44	76	2.25	1.750					
<b>Ramiro Mendoza, R</b> ERA: 5.92 (6, 1)	1.1		4	0	0	0	0	0	0	0	0	0	0	7	14	0.00	0.000					
<b>Mike Stanton, L</b> ERA: 2.18 (8, 1)	1.0		5	1	1	1	1	1	0	0	0	0	0	12	21	9.00	2.000					
<b>Steve Karsay, R</b> ERA: 2.97 (9, 1)	1.0		3	0	0	0	0	0	0	0	0	0	0	5	9	0.00	0.000					

Tampa Bay Devil Rays @ New York Yankees  
Yankee Stadium, Bronx, NY  
Wed May 15, 2002, 7:05 PM EDT  
Att: 26,571 - Sunny - 66 F

AB 38  
R 10  
H 12  
RBI 10  
BB 5  
SO 5  
LOB 18



Batter	1	2	3	4	5	6	7	8	9	AB	R	H	RBI	BB	SO	LOB	BOTTOM					
<b>Alfonso Soriano, R</b> OBP: 0.397, SLG: 0.578 (1, 4)	 L8		 F9		 2B 1B 2H	 K			 F9	5	0	1	1	0	1	0						
<b>2 Derek Jeter, R</b> OBP: 0.376, SLG: 0.461 (1, 6)	 K		 G4-3	 G4-3	 HBP 1B		 F8		 G3-6 BB	4	0	1	0	1	1	0						
<b>Bernie Williams, S</b> OBP: 0.385, SLG: 0.423 (1, 8)	 K		 HR	 HBP		 G4-3		 G3-6-1 1-2H	4	1	1	1	0	1	1							
<b>25 Jason Giambi, L</b> OBP: 0.379, SLG: 0.510 (1, 3)		 L7		 F8	 K		 20B BB E			3	1	0	0	1	1	3						
<b>20 Jorge Posada, S</b> OBP: 0.421, SLG: 0.563 (1, 2)		 F8 2B		 G6-3		 FC6-4 BB	 WP 1B			3	0	2	0	1	0	0						
<b>Rondell White, R</b> OBP: 0.291, SLG: 0.348 (1, 7)		 F8		 1B G3 BB	 FC6-4 1B 1-2H	 L9			3	2	0	0	1	0	3							
<b>Robin Ventura, L</b> OBP: 0.353, SLG: 0.508 <b>Ron Coomer, R</b> OBP: 0.314, SLG: 0.515 (1, 5)		 G3		 G3 1B	 HR 1B			 K	1	0	0	0	0	0	1							
<b>Shane Spencer, R</b> OBP: 0.346, SLG: 0.409 (1, 9)			 K		 P4	 F7		 G5-3	4	0	0	0	0	1	4							
<b>Nick Johnson, L</b> OBP: 0.304, SLG: 0.392 (1, 10)			 K		 G3	 HR 1-H 2H		 K	4	1	1	4	0	2	1							
<b>Inning Stats</b>	R: 0 E: 0 K: 2 S: 7	H: 0 LOB: 0 BB: 0 P: 10	R: 0 E: 0 K: 0 S: 5	H: 1 LOB: 1 BB: 0 P: 9	R: 0 E: 0 K: 2 S: 9	H: 0 LOB: 0 BB: 0 P: 12	R: 1 E: 0 K: 0 S: 7	H: 1 LOB: 0 BB: 0 P: 9	R: 2 E: 0 K: 1 S: 17	H: 3 LOB: 3 BB: 1 P: 28	R: 3 E: 0 K: 1 S: 14	H: 2 LOB: 1 BB: 1 P: 22	R: 1 E: 0 K: 0 S: 8	H: 1 LOB: 1 BB: 1 P: 18	R: 0 E: 0 K: 2 S: 9	H: 0 LOB: 0 BB: 0 P: 12	R: 0 E: 0 K: 0 S: 6	H: 0 LOB: 0 BB: 1 P: 11	1B: 5 2B: 1 3B: 0 HR: 2	SF: 0 SAC: 0 DP: 1 HBP: 1	WP: 2 PB: 0 CS: 0	PA: 39
<b>PITCHER</b>	IP	WLS	BF	H	R	ER	SO	BB	IBB	HBP	BLK	WP	HR	S	P	ERA	WHIP					
<b>Joe Kennedy, L</b> ERA: 4.04 (1, 1)	5.2	W	26	6	5	5	5	2	0	1	0	0	1	54	84	7.94	1.412					
<b>Doug Creek, L</b> ERA: 4.39 (6, 1)	1.0		6	2	2	1	1	1	0	0	0	0	1	11	19	9.00	3.000					
<b>Victor Zambrano, R</b> ERA: 4.57 (7, 1)	1.1	H	4	0	0	0	2	0	0	0	0	1	0	11	17	0.00	0.000					
<b>Esteban Yan, R</b> ERA: 5.51 (9, 1)	1.0	S	3	0	0	0	0	1	0	0	0	0	0	6	11	0.00	1.000					

Tampa Bay Devil Rays @ New York Yankees  
Yankee Stadium, Bronx, NY  
Wed May 15, 2002, 7:05 PM EDT  
Att: 26,571 - Sunny - 66 F

AB 34  
R 7  
H 8  
RBI 6  
BB 4  
SO 8  
LOB 13





Batter	1	2	3	4	5	6	7	8	9	AB	R	H	RBI	BB	SO	LOB	TOP	
<b>Brent Abernathy, R</b> OBP: 0.311, SLG: 0.369 (1, 4)	L9			L9		K		G6-3		4	0	0	0	0	1	2		
<b>Jason Tyner, L</b> OBP: 0.291, SLG: 0.255 (1, 7)	G1-3			1B		F7		G1-3		4	0	1	0	0	0	1		
<b>Steve Cox, L</b> OBP: 0.373, SLG: 0.507 (1, 3)	L5			L1		P6		K		4	0	0	0	0	1	2		
<b>Greg Vaughn, R</b> OBP: 0.235, SLG: 0.140 (1, 10)		P6		K				G6-3		4	0	0	0	0	1	1		
<b>Ben Grieve, L</b> OBP: 0.358, SLG: 0.438 (1, 9)		K				G1-3		K		3	0	0	0	0	2	0		
<b>Toby Hall, R</b> OBP: 0.231, SLG: 0.254 (1, 2)		P4				L9		G5-3		3	0	0	0	0	0	0		
<b>Chris Gomez, R</b> OBP: 0.302, SLG: 0.425 <b>Felix Escalona, R</b> OBP: 0.263, SLG: 0.265 (1, 6) (4, 6)				G5-3		HBP		F9		1	0	0	0	0	0	0		
<b>1B Jared Sandberg, R</b> OBP: 0.111, SLG: 0.115 (1, 5)				L4		L7		K		3	0	0	0	0	1	1		
<b>Jason Conti, L</b> OBP: 0.295, SLG: 0.400 (1, 8)				L7				2B		3	0	2	0	0	0	0		
<b>Inning Stats</b>	R: 0 E: 0 K: 0 S: 4	H: 0 LOB: 0 BB: 5	R: 0 E: 0 K: 1 S: 9	H: 0 LOB: 0 BB: 12	R: 0 E: 0 K: 1 S: 14	H: 0 LOB: 0 BB: 19	R: 0 E: 0 K: 1 S: 10	H: 1 LOB: 1 BB: 0	R: 0 E: 0 K: 1 S: 8	H: 0 LOB: 0 BB: 7	R: 0 E: 0 K: 1 S: 14	H: 1 LOB: 0 BB: 20	R: 0 E: 0 K: 1 S: 6	H: 0 LOB: 0 BB: 10	1B: 1 2B: 2 3B: 0 HR: 0	SF: 0 SAC: 0 DP: 0 HBP: 1	WP: 0 PB: 0 CS: 0	PA: 31
<b>PITCHER</b> <b>David Wells, L</b> ERA: 3.86 (1, 1)	IP: 9.0 WLS: W BF: 31 H: 3 R: 0 ER: 0 SO: 6 BB: 0 IBB: 0 HBP: 1 BLK: 0 WP: 0 HR: 0 S: 79 P: 112 ERA: 0.00 WHIP: 0.333																	

Tampa Bay Devil Rays @ New York Yankees  
Yankee Stadium, Bronx, NY  
Thu May 16 2002, 7:05 PM EDT  
Att: 32,695 - Cloudy - 78 F

AB 30  
R 0  
H 3  
RBI 0  
BB 0  
SO 6  
LOB 7



Batter	1	2	3	4	5	6	7	8	9	AB	R	H	RBI	BB	SO	LOB	BOTTOM	
<b>Alfonso Soriano, R</b> OBP: 0.351, SLG: 0.581 (1, 4)	HR			G5-3		F7		G6-4-3		6	1	1	1	0	0	6		
<b>2 Derek Jeter, R</b> OBP: 0.381, SLG: 0.459 <b>Enrique Wilson, S</b> OBP: 0.286, SLG: 0.400 (1, 6) (7, 6)	G6-3	G5-3		HR	2B			K	F7	3	2	1	0	1	0	0		
<b>Bernie Williams, S</b> OBP: 0.387, SLG: 0.452 <b>Gerald Williams, R</b> (1, 8) (7, 8)	E6	G3		HR	2B			G5-3		4	2	2	3	0	0	0		
<b>25 Jason Giambi, L</b> OBP: 0.385, SLG: 0.506 <b>Ron Coomer, R</b> OBP: 0.314, SLG: 0.515 (1, 10) (7, PR)	E	F8		HR	2B			G5-3		3	1	1	0	1	0	0		
<b>20 Jorge Posada, S</b> OBP: 0.420, SLG: 0.576 (1, 2)	2B			HR	L3			P6		4	2	1	1	1	1	3		
<b>Robin Ventura, L</b> OBP: 0.362, SLG: 0.512 (1, 5)	E9			G5-3	1B			G3		5	2	3	2	0	0	0		
<b>John Vander Wal, L</b> OBP: 0.420, SLG: 0.543 (1, 9)	E			HR	1B			1B		2	2	2	2	3	0	0		
<b>Rondell White, R</b> OBP: 0.294, SLG: 0.350 (1, 7)	E6			L7				F8		5	0	2	0	0	0	4		
<b>Nick Johnson, L</b> OBP: 0.314, SLG: 0.419 (1, 3)				HR	G3-1			E6		4	1	2	4	1	0	4		
<b>Inning Stats</b>	R: 6 E: 3 K: 0 S: 17	H: 5 LOB: 1 BB: 1	R: 0 E: 0 K: 0 S: 8	H: 0 LOB: 0 BB: 0	R: 3 E: 0 K: 0 S: 14	H: 2 LOB: 0 BB: 1	R: 2 E: 0 K: 1 S: 18	H: 5 LOB: 3 BB: 0	R: 1 E: 0 K: 0 S: 10	H: 1 LOB: 1 BB: 2	R: 0 E: 0 K: 1 S: 10	H: 0 LOB: 2 BB: 1	R: 1 E: 1 K: 0 S: 16	H: 1 LOB: 2 BB: 1	1B: 9 2B: 3 3B: 0 HR: 4	SF: 0 SAC: 0 DP: 2 HBP: 1	WP: 1 PB: 0 CS: 0	PA: 47
<b>PITCHER</b> <b>Ryan Rupe, R</b> ERA: 5.85 <b>Jason Standridge, R</b> ERA: 9.0 <b>Jorge Sosa, R</b> ERA: 3.71 (1, 1) (4, 1) (7, 1)	IP: 3.0 WLS: L BF: 19 H: 7 R: 3 ER: 3 SO: 7 BB: 2 IBB: 0 HBP: 0 BLK: 0 WP: 0 HR: 3 S: 39 P: 69 ERA: 21.00 WHIP: 3.000																	

Tampa Bay Devil Rays @ New York Yankees  
Yankee Stadium, Bronx, NY  
Thu May 16 2002, 7:05 PM EDT  
Att: 32,695 - Cloudy - 78 F

AB 39  
R 13  
H 15  
RBI 13  
BB 7  
SO 2  
LOB 19





Batter	1	2	3	4	5	6	7	8	9	10	11	12	13	14	AB	R	H	RBI	BB	SO	LOB	TOP		
<b>Jacque Jones, L</b> OBP: 0.337, SLG: 0.497 (1, 7)	G3					K			F7		G3		FC1-6 FC6-4		8	1	3	3	0	1	1			
<b>Cristian Guzman, S</b> OBP: 0.231, SLG: 0.278 (1, 6)	K	F8				L7			G3		K		F7	G5-3	7	0	0	0	0	2	4			
<b>Torii Hunter, R</b> OBP: 0.389, SLG: 0.604 (1, 9)		F5				F9							FC6-4		6	0	2	0	1	1	2			
<b>David Ortiz, L</b> OBP: 0.314, SLG: 0.479 <b>Casey Blake, R</b> OBP: 0.333, SLG: 0.313 (1, 3) (8, 3)						K			K						2	0	0	1	2	2	1			
<b>Brian Buchanan, R</b> OBP: 0.330, SLG: 0.470 (1, 10)	K					FC6-4 G1-3									2	0	0	1	2	2	1			
<b>Bobby Kielty, S</b> OBP: 0.438, SLG: 0.537 (1, 9)									G4-3						7	1	4	1	0	2	3			
<b>Jay Canizaro, R</b> OBP: 0.294, SLG: 0.330 (1, 5)															7	3	4	2	0	0	2			
<b>A.J. Pierzynski, L</b> OBP: 0.344, SLG: 0.425 (1, 2)															7	2	2	2	0	2	4			
<b>Denny Hocking, S</b> OBP: 0.292, SLG: 0.258 (1, 4)															7	1	3	3	0	1	2			
<b>Inning Stats</b>	R: 0 E: 0 K: 2 S: 11	H: 1 LOB: 2 BB: 1 P: 19	R: 3 E: 0 K: 0 S: 13	H: 4 LOB: 1 BB: 0 P: 15	R: 0 E: 0 K: 1 S: 13	H: 0 LOB: 0 BB: 1 P: 22	R: 0 E: 0 K: 2 S: 8	H: 0 LOB: 0 BB: 0 P: 12	R: 6 E: 0 K: 0 S: 16	H: 7 LOB: 2 BB: 1 P: 28	R: 0 E: 0 K: 1 S: 10	H: 1 LOB: 1 BB: 0 P: 15	R: 0 E: 0 K: 2 S: 12	H: 0 LOB: 0 BB: 0 P: 17	R: 0 E: 0 K: 0 S: 8	H: 0 LOB: 0 BB: 0 P: 12	R: 0 E: 0 K: 1 S: 6	H: 1 LOB: 1 BB: 0 P: 10	R: 3 E: 1 K: 0 S: 21	H: 4 LOB: 2 BB: 1 P: 30	1B: 17 2B: 3 3B: 0 HR: 0	SF: 1 SAC: 1 DP: 0 HBP: 0	WP: 1 PB: 0 SB: 1 CS: 0	PA: 65
<b>35 Mike Mussina, R</b> ERA: 4.45	IP: 5.0	WLS: 26	BF: 9	H: 7	R: 7	ER: 5	SO: 6	BB: 2	IBB: 0	HBP: 0	BLK: 0	WP: 0	HR: 0	S: 59	P: 87	ERA: 12.60	WHIP: 2.200							
<b>Mike Stanton, L</b> ERA: 2.95	IP: 6.1	WLS: 5	BF: 2	H: 1	R: 1	ER: 0	SO: 0	BB: 1	IBB: 0	HBP: 0	BLK: 0	WP: 0	HR: 0	S: 9	P: 16	ERA: 13.50	WHIP: 3.000							
<b>Ramiro Mendoza, R</b> ERA: 5.12	IP: 6.1	WLS: 9	BF: 3	H: 2	R: 1	ER: 1	SO: 0	BB: 0	IBB: 0	HBP: 0	BLK: 0	WP: 0	HR: 0	S: 19	P: 29	ERA: 3.86	WHIP: 1.286							
<b>Steve Karsay, R</b> ERA: 2.35	IP: 0.1	WLS: 7	BF: 1	H: 0	R: 0	ER: 0	SO: 2	BB: 0	IBB: 0	HBP: 0	BLK: 0	WP: 1	HR: 0	S: 22	P: 33	ERA: 0.00	WHIP: 0.500							
<b>42 Mariano Rivera, R</b> ERA: 1.95	IP: 11.1	WLS: 6	BF: 0	H: 0	R: 0	ER: 0	SO: 3	BB: 0	IBB: 0	HBP: 0	BLK: 0	WP: 0	HR: 0	S: 16	P: 23	ERA: 0.00	WHIP: 0.000							

Minnesota Twins @ New York Yankees  
Yankee Stadium, Bronx, NY  
Fri May 17 2002, 7:05 PM EDT  
Att: 39,470 - Cloudy - 72 F


AB: 59  
R: 12  
H: 20  
RBI: 12  
BB: 4  
SO: 13  
LOB: 24



Batter	1	2	3	4	5	6	7	8	9	10	11	12	13	14	AB	R	H	RBI	BB	SO	LOB	BOTTOM										
<b>Alfonso Soriano, R</b> OBP: 0.347, SLG: 0.583 (1, 4)	F9					G5-3									8	1	2	3	0	2	4											
<b>2 Derek Jeter, R</b> OBP: 0.378, SLG: 0.458 (1, 6)	K					F9									7	1	2	0	0	1	2											
<b>Bernie Williams, S</b> OBP: 0.392, SLG: 0.487 (1, 9)															6	3	2	2	2	3	1											
<b>25 Jason Giambi, L</b> OBP: 0.390, SLG: 0.531 (1, 10)															8	2	4	4	0	1	3											
<b>20 Jorge Posada, S</b> OBP: 0.427, SLG: 0.601 (1, 2)	G4-3														6	2	3	2	1	0	1											
<b>Robin Ventura, L</b> OBP: 0.368, SLG: 0.519 (1, 5) (0, 3)															6	1	1	2	1	1	4											
<b>John Vander Wal, L</b> OBP: 0.417, SLG: 0.534 <b>Enrique Wilson, S</b> OBP: 0.320, SLG: 0.364 (1, 9) (8, PH) (0, 5)															3	1	1	0	0	2	0											
<b>Rondell White, R</b> OBP: 0.300, SLG: 0.361 (1, 7)															7	1	3	0	0	1	4											
<b>Nick Johnson, L</b> OBP: 0.313, SLG: 0.409 <b>Gerard Williams, R</b> ERA: 6.86 (8, PR) (0, 9)															3	0	0	0	0	2	3											
<b>Shane Spencer, R</b> OBP: 0.358, SLG: 0.417 (10, PH) (11, 9)															3	1	2	0	0	1	1											
<b>Inning Stats</b>	R: 1 E: 0 K: 1 S: 14	H: 2 LOB: 1 BB: 0 P: 24	R: 0 E: 0 K: 1 S: 13	H: 1 LOB: 1 BB: 0 P: 17	R: 0 E: 0 K: 2 S: 10	H: 1 LOB: 1 BB: 0 P: 12	R: 5 E: 1 K: 2 S: 18	H: 4 LOB: 0 BB: 0 P: 28	R: 2 E: 1 K: 2 S: 23	H: 2 LOB: 0 BB: 0 P: 31	R: 0 E: 0 K: 1 S: 9	H: 0 LOB: 0 BB: 0 P: 13	R: 0 E: 0 K: 2 S: 11	H: 1 LOB: 1 BB: 0 P: 20	R: 0 E: 0 K: 1 S: 6	H: 0 LOB: 1 BB: 0 P: 12	R: 1 E: 0 K: 1 S: 11	H: 1 LOB: 0 BB: 0 P: 15	R: 0 E: 0 K: 1 S: 12	H: 1 LOB: 1 BB: 0 P: 16	R: 0 E: 0 K: 0 S: 13	H: 1 LOB: 3 BB: 2 P: 27	R: 0 E: 0 K: 0 S: 15	H: 1 LOB: 2 BB: 1 P: 20	R: 0 E: 0 K: 0 S: 7	H: 2 LOB: 3 BB: 2 P: 17	R: 4 E: 0 K: 0 S: 6	H: 3 LOB: 0 BB: 1 P: 12	1B: 10 2B: 4 3B: 0 HR: 6	SF: 0 SAC: 1 DP: 0 HBP: 1	WP: 2 PB: 0 SB: 0 CS: 0	PA: 67
<b>PITCHER</b>	IP	WLS	BF	H	R	ER	SO	BB	IBB	HBP	BLK	WP	HR	S	P	ERA	WHIP															
<b>Rick Reed, R</b> ERA: 4.86	4.0	21	8	6	6	5	6	0	0	0	0	0	0	55	81	11.25	2.000															
<b>LaTroy Hawkins, R</b> ERA: 2.19	1.0	5	2	2	2	2	2	0	0	0	0	0	1	23	31	18.00	2.000															
<b>Bob Wells, R</b> ERA: 6.86	1.0	H: 3	0	0	0	1	0	0	0	0	0	0	0	9	13	0.00	0.000															
<b>J.C. Romero, L</b> ERA: 0.37	1.2	H: 7	1	0	0	2	0	0	1	0	1	0	14	28	0.00	0.600																
<b>Michael Jackson, R</b> ERA: 1.1	0.2	H: 2	0	0	0	1	0	0	0	0	0	1	6	7	0.00	0.000																
<b>PITCHER</b>	IP	WLS	BF	H	R	ER	SO	BB	IBB	HBP	BLK	WP	HR	S	P	ERA	WHIP															
<b>Eddie Guardado, L</b> ERA: 2.18	1.2	7	2	1	1	1	2	0	0	0	0	0	20	28	5.40	1.200																
<b>Jack Cressend, R</b> ERA: 6.55	3.0	17	4	0	0	0	0	2	3	0	0	0	0	35	64	0.00	2.000															
<b>Mike Trombley, R</b> ERA: 32.4	0.1	L: 5	3	4	4	0	0	1	0	0	0	0	1	6	12	108.00	12.000															

Minnesota Twins @ New York Yankees  
Yankee Stadium, Bronx, NY  
Fri May 17 2002, 7:05 PM EDT  
Att: 39,470 - Cloudy - 72 F

AB: 59  
R: 13  
H: 20  
RBI: 13  
BB: 6  
SO: 14  
LOB: 23





Batter	1	2	3	4	5	6	7	8	9	AB	R	H	RBI	BB	SO	LOB	TOP					
Jacque Jones, L OBP: 0.335, SLG: 0.497	1-1 G3-1 2B		3-2 F7		0-3 K		0-3 K			4	0	1	0	0	2	0	<b>Minnesota Twins @ New York Yankees</b> Yankee Stadium, Bronx, NY Sat May 18 2002, 1:05 PM EDT Att. 46,057 - Overcast - 44 F					
Cristian Guzman, S OBP: 0.232, SLG: 0.278	2-2 G3-1 2-3		0-0 F7			1-3 K		1-1 G1-3 1B		4	0	1	0	0	1	1						
Tori Hunter, R OBP: 0.386, SLG: 0.595	0-3 K		0-0 G5-3			1-0 E6 2B		0-2 G1-3 1B		4	1	1	0	0	1	1						
Brian Buchanan, R OBP: 0.315, SLG: 0.448	1-2 G4-3			3-3 K		3-3 K		0-3 K		4	0	0	0	0	3	4						
Dustan Mohr, R OBP: 0.371, SLG: 0.467		2-0 G5-3		2-2 FC5-4 1B		1-2 2B		2-2 G1-3		4	0	2	1	0	0	2						
Bobby Kielty, S OBP: 0.440, SLG: 0.543		2-1 1B 2B		2-2 FC5-4 1-2		3-H 4-1 BB		0-3 K		3	1	1	0	1	1	3						
Casey Blake, R OBP: 0.273, SLG: 0.250		0-2 G5-3		3-2 P4		1-3 K				4	0	0	0	0	2	4						
Tom Prince, R OBP: 0.396, SLG: 0.690		1-1 2H 1B			0-0 P6		2-3 K		2-3 K	4	0	1	1	0	2	0						
Denny Hocking, S OBP: 0.282, SLG: 0.247		2-3 K			0-1 G6-3		3-2 F9		1-0 F7	4	0	0	0	0	1	1						
<b>Inning Stats</b>	R: 0 E: 0 K: 1 S: 11	H: 1 LOB: 1 BB: 0 P: 15	R: 1 E: 0 K: 1 S: 11	H: 2 LOB: 1 BB: 0 P: 18	R: 0 E: 0 K: 0 S: 5	H: 0 LOB: 0 BB: 0 P: 8	R: 0 E: 0 K: 1 S: 16	H: 1 LOB: 1 BB: 0 P: 26	R: 0 E: 0 K: 1 S: 6	H: 0 LOB: 0 BB: 0 P: 6	R: 1 E: 2 K: 3 S: 15	H: 1 LOB: 2 BB: 1 P: 26	R: 0 E: 0 K: 2 S: 10	H: 0 LOB: 0 BB: 0 P: 15	R: 0 E: 0 K: 2 S: 14	H: 2 LOB: 2 BB: 0 P: 17	R: 0 E: 0 K: 2 S: 8	H: 0 LOB: 0 BB: 0 P: 13	1B: 4 2B: 3 HR: 0	SF: 0 SAC: 0 DP: 0 HBP: 0	WP: 0 PB: 0 SB: 1 CS: 0	PA: 36
<b>PITCHER</b>	IP WLS BF H R ER SO BB IBB HBP BLK WP HR S P ERA WHIP	7.0 W 28 5 2 1 9 1 0 0 0 0 0 0 74 114 1.29 0.857	2.0 8 2 0 0 4 0 0 0 0 0 0 0 0 22 30 0.00 1.000											<b>PITCHER</b>	IP WLS BF H R ER SO BB IBB HBP BLK WP HR S P ERA WHIP							

Batter	1	2	3	4	5	6	7	8	9	AB	R	H	RBI	BB	SO	LOB	BOTTOM			
Alfonso Soriano, R OBP: 0.343, SLG: 0.589	1-3 K			1-3 K		2-0 HR		1-3 K		5	1	1	3	0	4	1	<b>Minnesota Twins @ New York Yankees</b> Yankee Stadium, Bronx, NY Sat May 18 2002, 1:05 PM EDT Att. 46,057 - Overcast - 44 F			
Nick Johnson, L OBP: 0.309, SLG: 0.402	0-0 2B 1B		3-1 G3	1-1 F8		1-1 F9		3-3 K		5	1	1	0	0	1	1				
Derek Jeter, R OBP: 0.378, SLG: 0.456	1-2 2B 1B		2-0 2B 1B		0-0 F9	0-3 K		1-2 F8		5	1	2	0	0	1	0				
25 Jason Giambi, L OBP: 0.398, SLG: 0.539	2-0 1B		0-0 1B	1-3 2B	4-2 G3 BB	3-3 K				3	0	2	1	1	1	0				
Bernie Williams, S OBP: 0.405, SLG: 0.494	2-1 1B		4-0 FC5-4 1BB		4-1 G3 BB		3-2 E5 F8 1B			2	1	2	1	2	0	0				
John Vander Wal, L OBP: 0.398, SLG: 0.506 Gerald Williams, R	1-3 2H 1B		1-0 L3		1-1 G3		2-1 F8			4	0	0	0	0	0	8				
Shane Spencer, R OBP: 0.351, SLG: 0.410	2-2 P6		2-1 FC5-4		3-2 F8		0-1 1B			4	0	1	1	0	0	7				
Ron Coomer, R OBP: 0.333, SLG: 0.514		3-2 F9		0-0 SH2-3 1B		2-1 1B HR 1B		1-2 F9		4	1	2	0	0	0	1				
Alberto Castillo, R OBP: 0.118, SLG: 0.063		1-3 K		0-0 SH2-3		2-0 HR 1B		1-3 K		3	1	1	0	0	2	1				
<b>Inning Stats</b>	R: 2 E: 0 K: 1 S: 15	H: 4 LOB: 2 BB: 0 P: 25	R: 0 E: 0 K: 2 S: 11	H: 0 LOB: 0 BB: 0 P: 16	R: 0 E: 0 K: 0 S: 7	H: 2 LOB: 3 BB: 1 P: 19	R: 0 E: 0 K: 1 S: 7	H: 1 LOB: 1 BB: 0 P: 9	R: 0 E: 0 K: 0 S: 10	H: 0 LOB: 2 BB: 2 P: 22	R: 3 E: 0 K: 2 S: 13	H: 3 LOB: 0 BB: 0 P: 23	R: 1 E: 1 K: 1 S: 14	H: 2 LOB: 1 BB: 0 P: 21	R: 0 E: 0 K: 2 S: 9	H: 0 LOB: 0 BB: 0 P: 14	1B: 10 2B: 1 3B: 0 HR: 1	SF: 0 SAC: 1 DP: 0 HBP: 0	WP: 0 PB: 0 SB: 0 CS: 0	PA: 39
<b>PITCHER</b>	IP WLS BF H R ER SO BB IBB HBP BLK WP HR S P ERA WHIP	5.0 L 27 4 4 4 4 2 1 0 0 0 0 1 24 37 4.50 1.500	2.0 9 3 2 1 3 0 0 0 0 0 0 0 0 9 14 0.00 0.000											<b>PITCHER</b>	IP WLS BF H R ER SO BB IBB HBP BLK WP HR S P ERA WHIP					

AB	35
R	2
H	7
RBI	2
BB	1
SO	13
LOB	16



AB	35
R	6
H	12
RBI	6
BB	3
SO	9
LOB	19






Batter	1	2	3	4	5	6	7	8	9	AB	R	H	RBI	BB	SO	LOB	TOP				
Jacque Jones, L (1, 7) OBP: 0.333, SLG: 0.489	4-2 G4-6-3 BB		2-2 G3-1		3-1 G4-3			0-1 E4 G1-3		3	0	0	0	1	0	0	<b>Minnesota Twins @ New York Yankees</b> Yankee Stadium, Bronx, NY Sun May 19 2002, 1:05 PM EDT Att: 53,662 - Cloudy - 52 F				
Cristian Guzman, S (1, 6) OBP: 0.232, SLG: 0.277	0-2 G4-6-3		0-1		0-1 G5-3			0-1 G1-3		4	0	1	0	0	0	2					
Tori Hunter, R (1, 8) OBP: 0.378, SLG: 0.581	1-3 K		1-3 K		0-0 F8			2-3 K		4	0	0	0	0	3	2					
David Ortiz, L (1, 10) OBP: 0.311, SLG: 0.468		2-2 G3 1B		2-2 L8		1-0 G3		0-1 L6		4	0	1	0	0	0	0					
Bobby Kielty, S (1, 3) OBP: 0.432, SLG: 0.527	1-3 K		2-3 K		3-3 K			2-1 FC5-4 1B		4	0	1	0	0	3	1					
Dustan Mohr, R (1, 9) OBP: 0.375, SLG: 0.468	0-0 G3 1B		1-0 E BB 1B		2-3 K			3-1 FC5-4 HBP		4	0	2	0	0	1	1					
A.J. Pierzynski, L (1, 2) OBP: 0.348, SLG: 0.418	2-1 G3		4-1 E2 BB		0-3 K			2-0 HBP		2	0	0	0	1	1	2					
Jay Canizaro, R (1, 5) OBP: 0.286, SLG: 0.319	3-3 K		1-3 K		0-0 F8			0-3 K		3	0	0	0	0	2	4					
Brian Buchanan, R (9, PH) OBP: 0.312, SLG: 0.443										1	0	0	0	0	1	2					
Denny Hocking, S (1, 4) OBP: 0.274, SLG: 0.240			2-3 K		2-3 K			0-3 K		3	0	0	0	0	3	0					
<b>Inning Stats</b>	R: 0 E: 0 K: 1 S: 9	H: 0 LOB: 0 BB: 1 P: 14	R: 0 E: 0 K: 2 S: 17	H: 2 LOB: 2 BB: 0 P: 25	R: 0 E: 0 K: 2 S: 12	H: 1 LOB: 1 BB: 0 P: 16	R: 0 E: 1 K: 2 S: 14	H: 1 LOB: 2 BB: 1 P: 24	R: 0 E: 0 K: 1 S: 9	H: 0 LOB: 0 BB: 0 P: 14	R: 0 E: 0 K: 2 S: 9	H: 0 LOB: 0 BB: 0 P: 11	R: 0 E: 1 K: 1 S: 10	H: 0 LOB: 1 BB: 0 P: 12	R: 0 E: 0 K: 1 S: 9	H: 1 LOB: 2 BB: 0 P: 16	1B: 5 2B: 0 3B: 0 HR: 0	SF: 0 SAC: 0 DP: 1 HBP: 1	WP: 0 PB: 0 CS: 0	PA: 35	
<b>PITCHER</b>	IP WLS BF H R ER SO BB IBB HBP BLK WP HR S P ERA WHIP	8.0 W 30 4 0 0 13 2 0 0 0 0 0 85 125 0.00 0.750	1.0 S 5 1 0 0 1 0 0 1 0 0 0 9 16 0.00 1.000																		

AB	32
R	0
H	5
RBI	0
BB	2
SO	14
LOB	14



Batter	1	2	3	4	5	6	7	8	9	AB	R	H	RBI	BB	SO	LOB	BOTTOM				
Alfonso Soriano, R (1, 4) OBP: 0.351, SLG: 0.602	1-1 2 E 2 S 1B		1-3 K		0-2 FC5-4 1B		0-0 K			4	1	3	0	0	1	0	<b>Minnesota Twins @ New York Yankees</b> Yankee Stadium, Bronx, NY Sun May 19 2002, 1:05 PM EDT Att: 53,662 - Cloudy - 52 F				
2 Derek Jeter, R (1, 6) OBP: 0.376, SLG: 0.452	2-2 25 BB 1B		0-1 G4-3		0-2 FC5-4		0-2 G1-3			4	0	1	1	0	0	3					
Bernie Williams, S (1, 8) OBP: 0.402, SLG: 0.487	2-2 F8		2-1 K		0-1 L8		0-1 G6-3			4	0	1	0	0	0	4					
25 Jason Giambi, L (1, 10) OBP: 0.395, SLG: 0.530	4-1 K		2-3 K		1-0 G3			2-0 F8		3	0	0	0	1	1	1					
20 Jorge Posada, S (1, 2) OBP: 0.423, SLG: 0.592	1-2 BB				2-1 F7		1-1 K		0-0 G5-3	4	1	1	0	0	1	2					
Robin Ventura, L (1, 5) OBP: 0.382, SLG: 0.538	3-3 K				3-1 F9		0-0 K		4-1 BB	3	1	1	2	1	1	2					
John Vander Wal, L (1, 9) OBP: 0.396, SLG: 0.590		3-3 K		1-3 K		1-2 HR		2-3 BB		3	0	1	0	0	2	0					
Gerald Williams, R (6, PR) (7, 9)										1	0	0	0	0	1	1					
Rondell White, R (1, 7) OBP: 0.294, SLG: 0.354	1-1 F3				0-2 F7		0-1 G5-4-3			3	0	0	0	0	0	1					
Nick Johnson, L (1, 3) OBP: 0.309, SLG: 0.400	3-2 G3-1				3-2 FC5-4 1B		3-2 L7			3	0	1	0	0	0	0					
<b>Inning Stats</b>	R: 1 E: 0 K: 2 S: 19	H: 2 LOB: 2 BB: 1 P: 32	R: 0 E: 0 K: 1 S: 8	H: 0 LOB: 0 BB: 0 P: 15	R: 0 E: 0 K: 2 S: 10	H: 1 LOB: 1 BB: 0 P: 15	R: 0 E: 0 K: 1 S: 7	H: 0 LOB: 0 BB: 0 P: 13	R: 0 E: 0 K: 0 S: 14	H: 2 LOB: 2 BB: 0 P: 17	R: 2 E: 0 K: 0 S: 10	H: 3 LOB: 1 BB: 0 P: 13	R: 0 E: 0 K: 0 S: 9	H: 1 LOB: 1 BB: 0 P: 12	R: 0 E: 0 K: 1 S: 6	H: 0 LOB: 1 BB: 1 P: 14	1B: 7 2B: 0 3B: 1 HR: 1	SF: 0 SAC: 0 DP: 1 HBP: 0	WP: 0 PB: 0 CS: 0	PA: 34	
<b>PITCHER</b>	IP WLS BF H R ER SO BB IBB HBP BLK WP HR S P ERA WHIP	5.1 L 25 8 3 2 6 1 0 0 0 0 0 66 103 3.38 1.688	1.2 5 1 0 0 0 0 0 0 0 0 0 0 11 14 0.00 0.600	1.0 4 0 0 0 0 1 1 0 0 0 0 0 6 14 0.00 1.000																	

AB	32
R	3
H	9
RBI	3
BB	2
SO	7
LOB	14





Batter	1	2	3	4	5	6	7	8	9	AB	R	H	RBI	BB	SO	LOB	TOP		
Shannon Stewart, R (1, 10) OBP: 0.341, SLG: 0.437										3	0	0	0	1	0	3	<p><b>Toronto Blue Jays @ New York Yankees</b>  Yankee Stadium, Bronx, NY  Mon May 20 2002, 7:05 PM EDT  Att: 30,657 - Cloudy - 56 F</p>		
Dave Berg, R (1, 4) OBP: 0.295, SLG: 0.424										4	0	0	0	0	1	5			
José Cruz Jr., S (1, 7) OBP: 0.310, SLG: 0.377										4	0	1	0	0	1	2			
Carlos Delgado, L (1, 3)										4	0	0	0	0	1	3			
Raul Mondesi, R (1, 9)										4	1	1	0	0	1	1			
Eric Hinske, L (1, 5)										3	1	0	0	1	2	1			
Tom Wilson, R (1, 2)										4	1	1	1	0	2	0			
Felipe Lopez, S (1, 6)										4	0	2	1	0	1	0			
10 Vernon Wells, R (1, 8) OBP: 0.294, SLG: 0.382										3	0	1	1	1	0	1			
<b>Inning Stats</b>	R: 0 E: 0 K: 1 S: 9	H: 0 LOB: 0 BB: 0 P: 13	R: 3 E: 0 K: 1 S: 21	H: 4 LOB: 2 BB: 1 P: 35	R: 0 E: 0 K: 0 S: 9	H: 0 LOB: 0 BB: 0 P: 14	R: 0 E: 0 K: 2 S: 9	H: 0 LOB: 2 BB: 2 P: 14	R: 0 E: 0 K: 3 S: 9	H: 1 LOB: 1 BB: 0 P: 14	R: 0 E: 0 K: 2 S: 10	H: 1 LOB: 1 BB: 0 P: 15	R: 0 E: 0 K: 0 S: 10	H: 0 LOB: 0 BB: 0 P: 13	1B: 6 2B: 0 3B: 0 HR: 0	SF: 0 SAC: 0 DP: 0 HBP: 0		WP: 0 PB: 0 SB: 2 CS: 0	PA: 36
<b>PITCHER</b>	IP	WLS	BF	H	R	ER	SO	BB	IBB	HBP	BLK	WP	HR	S	P	ERA	WHIP		
Sterling Hitchcock, L (1, 1) ERA: 6.3	4.0		19	4	3	3	4	3	0	0	0	0	0	50	86	6.75	1.750		
Ramiro Mendoza, R (5, 1) ERA: 4.43	3.0	W	10	1	0	0	3	0	0	0	0	0	0	25	41	0.00	0.333		
Mike Stanton, L (8, 1) ERA: 2.82	1.0	H	4	1	0	0	2	0	0	0	0	0	0	10	15	0.00	1.000		
42 Mariano Rivera, R (9, 1) ERA: 1.77	1.0	S	3	0	0	0	0	0	0	0	0	0	0	10	13	0.00	0.000		

Batter	1	2	3	4	5	6	7	8	9	AB	R	H	RBI	BB	SO	LOB	BOTTOM			
Alfonso Soriano, R (1, 4) OBP: 0.348, SLG: 0.595										4	1	1	1	0	1	2	<p><b>Toronto Blue Jays @ New York Yankees</b>  Yankee Stadium, Bronx, NY  Mon May 20 2002, 7:05 PM EDT  Att: 30,657 - Cloudy - 56 F</p>			
2 Derek Jeter, R (1, 6) OBP: 0.376, SLG: 0.453										4	0	1	0	1	1	2				
Bernie Williams, S (1, 8) OBP: 0.407, SLG: 0.506										4	1	2	2	1	0	3				
25 Jason Giambi, L (1, 3) OBP: 0.395, SLG: 0.526										5	0	2	0	0	0	2				
20 Jorge Posada, S (1, 2) OBP: 0.416, SLG: 0.575										4	0	0	0	1	1	5				
Robin Ventura, L (1, 5) OBP: 0.359, SLG: 0.551										4	2	1	1	0	2	2				
John Vander Wal, L (1, 9) OBP: 0.400, SLG: 0.500										4	0	2	0	0	0	1				
Gerald Williams, R (7, PR) (8, 9)										0	1	0	0	0	0	0				
Shane Spencer, R (1, 7) OBP: 0.373, SLG: 0.437										3	1	3	1	1	0	0				
Nick Johnson, L (1, 10) OBP: 0.310, SLG: 0.399										3	0	1	1	0	1	4				
<b>Inning Stats</b>	R: 2 E: 0 K: 3 S: 15	H: 3 LOB: 1 BB: 0 P: 24	R: 0 E: 0 K: 0 S: 6	H: 1 LOB: 0 BB: 0 P: 12	R: 0 E: 0 K: 0 S: 11	H: 2 LOB: 2 BB: 0 P: 19	R: 1 E: 1 K: 0 S: 12	H: 2 LOB: 3 BB: 1 P: 20	R: 0 E: 0 K: 2 S: 12	H: 1 LOB: 2 BB: 1 P: 26	R: 0 E: 0 K: 1 S: 10	H: 1 LOB: 1 BB: 1 P: 19	R: 3 E: 0 K: 0 S: 13	H: 3 LOB: 1 BB: 0 P: 20	R: 0 E: 0 K: 0 S: 7	H: 0 LOB: 0 BB: 0 P: 12	1B: 9 2B: 2 3B: 0 HR: 2	SF: 1 SAC: 1 DP: 1 HBP: 0	WP: 0 PB: 0 SB: 2 CS: 0	PA: 41
<b>PITCHER</b>	IP	WLS	BF	H	R	ER	SO	BB	IBB	HBP	BLK	WP	HR	S	P	ERA	WHIP			
Brandon Lyon, R (1, 1) ERA: 6.1	3.2		20	8	3	2	3	1	0	0	0	0	0	23	48	0.00	1.714			
Scott Eyre, L (4, 1) ERA: 5.98	2.1		12	2	0	0	3	2	1	0	0	0	0	10	16	81.00	9.000			
Felix Heredia, L (7, 1) ERA: 4.71	0.1	L	4	3	3	3	0	0	0	0	0	0	1	10	16	0.00	0.000			
Pete Walker, R (7, 1) ERA: 2.13	1.2		5	0	0	0	0	0	0	0	0	0	0	10	16	0.00	0.000			

AB 33  
R 3  
H 6  
RBI 3  
BB 3  
SO 9  
LOB 16

AB 35  
R 6  
H 13  
RBI 6  
BB 4  
SO 6  
LOB 21



Batter	1	2	3	4	5	6	7	8	9	AB	R	H	RBI	BB	SO	LOB	TOP					
Shannon Stewart, R (1, 10) OBP: 0.338, SLG: 0.426	F9		2B 1-2 BB		F9			G6-3		3	0	0	0	1	0	0	Toronto Blue Jays @ New York Yankees Yankee Stadium, Bronx, NY Tue May 21 2002, 7:05 PM EDT Att: 26,531 - Cloudy - 59 F					
Eric Hinske, L (1, 5) OBP: 0.374, SLG: 0.520			K			K		FC6-4 BB		2	0	0	0	2	2							
Raul Mondesi, R (1, 9) OBP: 0.277, SLG: 0.393	F7					G4-6-3 1B		FC6-4 1-2		4	0	2	1	0	0	2						
Carlos Delgado, L (1, 3) OBP: 0.414, SLG: 0.563	F7		K		G4-6-3 1-2					4	0	0	0	0	2	4						
José Cruz Jr., S (1, 7) OBP: 0.303, SLG: 0.367		G4-3			F8		G4-3			4	0	0	0	0	1	0						
Darwin Fletcher, L (1, 2) OBP: 0.211, SLG: 0.271		G3			L8		G4-3			4	0	0	0	0	0	0						
10 Vernon Wells, R (1, 8) OBP: 0.294, SLG: 0.381					G4-3					3	0	1	0	0	1	0						
Felipe Lopez, S (1, 6) OBP: 0.322, SLG: 0.496			S 2B 1B		K		K			3	1	1	0	0	2	1						
Chris Woodward, R (1, 4) OBP: 0.219, SLG: 0.310			F7		F9			G6-3		3	0	0	0	0	0	1						
<b>Inning Stats</b>	R: 0 E: 0 K: 0 S: 4	H: 0 LOB: 1 BB: 1 P: 11	R: 0 E: 0 K: 1 S: 8	H: 0 LOB: 0 BB: 0 P: 14	R: 1 E: 0 K: 2 S: 17	H: 2 LOB: 2 BB: 1 P: 29	R: 0 E: 0 K: 0 S: 4	H: 0 LOB: 0 BB: 0 P: 7	R: 0 E: 0 K: 1 S: 7	H: 1 LOB: 0 BB: 0 P: 12	R: 0 E: 0 K: 1 S: 10	H: 1 LOB: 1 BB: 0 P: 15	R: 0 E: 0 K: 0 S: 7	H: 0 LOB: 1 BB: 1 P: 15	R: 0 E: 0 K: 2 S: 8	H: 0 LOB: 0 BB: 0 P: 13	1B: 3 2B: 1 3B: 0 HR: 0	SF: 0 SAC: 0 DP: 1 HBP: 0	WP: 0 PB: 0 SB: 1 CS: 0	PA: 33		
<b>PITCHER</b>	IP WLS BF H R ER SO BB IBB HBP BLK WP HR S P ERA WHIP	6.2 W 25 4 1 1 5 2 0 0 0 0 0 55 93 1.35 0.900	2.1 S 8 0 0 0 3 1 0 0 0 0 0 18 33 0.00 0.429											IP WLS BF H R ER SO BB IBB HBP BLK WP HR S P ERA WHIP								
35 Mike Mussina, R (1, 1) ERA: 4.14											7.1											ERA: 1.98
Steve Karsay, R (7, 1) ERA: 1.98																						

Batter	1	2	3	4	5	6	7	8	9	AB	R	H	RBI	BB	SO	LOB	BOTTOM					
Alfonso Soriano, R (1, 4) OBP: 0.341, SLG: 0.583	F7		G1-3		F8		E5			4	0	0	0	0	0	0	Toronto Blue Jays @ New York Yankees Yankee Stadium, Bronx, NY Tue May 21 2002, 7:05 PM EDT Att: 26,531 - Cloudy - 59 F					
2 Derek Jeter, R (1, 6) OBP: 0.375, SLG: 0.451			G4-6-3 1B				F9			3	0	1	0	1	0	1						
Bernie Williams, S (1, 8) OBP: 0.399, SLG: 0.494			G4-6-3 1-2		F7		F7			4	0	0	0	0	1	3						
25 Jason Giambi, L (1, 3) OBP: 0.397, SLG: 0.542			HR		F7 20 E SF7 1B		G1-6-3			4	2	2	1	0	0	0						
20 Jorge Posada, S (1, 2) OBP: 0.412, SLG: 0.564		G3 BB G6-3 BB			FC4		K			3	1	0	0	1	2	1						
Robin Ventura, L (1, 5) OBP: 0.383, SLG: 0.543			G4-6-3 1-2		F7					2	0	0	0	2	0	2						
John Vander Wal, L (1, 9) OBP: 0.368, SLG: 0.488			G3		SF7		G1-3			2	0	0	1	0	0	3						
Gerald Williams, R (9, 9)			1-2 2-3		3-H 0-0					0	0	0	0	0	0	0						
Rondell White, R (1, 7) OBP: 0.295, SLG: 0.373		G6-3			F9					3	1	1	2	0	0	2						
Nick Johnson, L (1, 10) OBP: 0.304, SLG: 0.390		3-H 1-1 P4			F8					3	0	0	0	0	0	1						
<b>Inning Stats</b>	R: 0 E: 0 K: 1 S: 7	H: 0 LOB: 0 BB: 0 P: 8	R: 2 E: 0 K: 0 S: 11	H: 1 LOB: 2 BB: 2 P: 21	R: 0 E: 0 K: 0 S: 6	H: 1 LOB: 0 BB: 0 P: 6	R: 1 E: 1 K: 0 S: 11	H: 1 LOB: 1 BB: 0 P: 18	R: 0 E: 0 K: 0 S: 6	H: 0 LOB: 1 BB: 1 P: 14	R: 0 E: 0 K: 1 S: 14	H: 0 LOB: 1 BB: 1 P: 21	R: 1 E: 1 K: 0 S: 14	H: 1 LOB: 1 BB: 0 P: 20	R: 0 E: 0 K: 1 S: 9	H: 0 LOB: 0 BB: 0 P: 14	1B: 2 2B: 0 3B: 0 HR: 2	SF: 1 SAC: 0 DP: 1 HBP: 0	WP: 0 PB: 0 SB: 0 CS: 0	PA: 33		
<b>PITCHER</b>	IP WLS BF H R ER SO BB IBB HBP BLK WP HR S P ERA WHIP	7.0 L 30 4 4 3 2 4 0 0 0 0 0 2 69 108 3.86 1.143	8.1 3 0 0 0 1 0 0 0 0 0 0 0 9 14 0.00 0.000											IP WLS BF H R ER SO BB IBB HBP BLK WP HR S P ERA WHIP								
Luke Prokopec, R (1, 1) ERA: 6.55																						
Dan Plesac, L (8, 1) ERA: 3.75																						

AB	30
R	1
H	4
RBI	1
BB	3
SO	8
LOB	10



AB	28
R	4
H	4
RBI	4
BB	4
SO	3
LOB	13






Batter	1	2	3	4	5	6	7	8	9	AB	R	H	RBI	BB	SO	LOB	TOP								
Shannon Stewart, R (1, 10) OBP: 0.326, SLG: 0.409	F7		G5-3	G5-3		P4		K		5	0	0	0	0	1	3									
Eric Hinske, L (1, 5) OBP: 0.375, SLG: 0.532	HR		BB	F7		F9		L7		4	2	1	1	1	0	1									
Raul Mondesi, R (1, 9) OBP: 0.280, SLG: 0.407	G5-3		BB			G5-3		G5-3		4	2	1	1	1	0	0									
Carlos Delgado, L (1, 3) OBP: 0.413, SLG: 0.561	K		BB			10 2B		K		4	1	1	3	1	3	0									
José Cruz Jr., S (1, 7) OBP: 0.302, SLG: 0.365			K	K		10 2B		G6-3		4	1	1	0	0	2	1									
Tom Wilson, R (1, 2) OBP: 0.426, SLG: 0.458			G5-3			K		K		3	0	0	0	1	2	3									
Felipe Lopez, S (1, 6) OBP: 0.327, SLG: 0.489	K					P3		10 WP		2	1	0	0	2	1	3									
10 Vernon Wells, R (1, 8) OBP: 0.293, SLG: 0.384	P4					F7		F7		4	0	1	2	0	1	3									
Joe Lawrence, R (1, 4) OBP: 0.282, SLG: 0.273			BB	G5-3		F8		P5		4	1	2	1	0	0	2									
<b>Inning Stats</b>	R: 1 E: 0 K: 1 S: 9	H: 1 LOB: 0 BB: 0 P: 14	R: 0 E: 0 K: 2 S: 8	H: 0 LOB: 1 BB: 1 P: 15	R: 3 E: 0 K: 1 S: 14	H: 2 LOB: 1 BB: 2 P: 29	R: 1 E: 0 K: 1 S: 8	H: 1 LOB: 1 BB: 1 P: 14	R: 3 E: 0 K: 0 S: 13	H: 3 LOB: 0 BB: 0 P: 24	R: 0 E: 0 K: 2 S: 6	H: 0 LOB: 0 BB: 0 P: 8	R: 0 E: 0 K: 2 S: 9	H: 0 LOB: 0 BB: 0 P: 13	R: 0 E: 0 K: 1 S: 10	H: 0 LOB: 1 BB: 1 P: 15	R: 0 E: 0 K: 1 S: 6	H: 0 LOB: 0 BB: 0 P: 6	1B: 2 2B: 3 3B: 0 HR: 2	SF: 0 SAC: 0 DP: 0 HBP: 0	WP: 1 PB: 0 SB: 0 CS: 0	PA: 40			
<b>PITCHER</b>	IP	WLS	BF	H	R	ER	SO	BB	IBB	HBP	BLK	WP	HR	S	P	ERA	WHIP								
65 Adrian Hernandez, R (1, 1) ERA: 12.0	4.0	L	21	5	6	6	5	4	0	0	0	0	2	40	73	13.50	2.250								
Randy Choate, L (5, 1) ERA: 4.61	5.0		19	2	2	2	5	2	0	0	0	1	0	43	65	3.60	0.800								

Toronto Blue Jays @ New York Yankees  
 Yankee Stadium, Bronx, NY  
 Wed May 22 2002, 1:05 PM EDT  
 Att: 44,284 - Cloudy - 62 F

livebaseballscores.com

AB 34  
 R 8  
 H 7  
 RBI 8  
 BB 6  
 SO 10  
 LOB 16




Batter	1	2	3	4	5	6	7	8	9	AB	R	H	RBI	BB	SO	LOB	BOTTOM								
Alfonso Soriano, R (1, 4) OBP: 0.347, SLG: 0.582	1B	HBP		K		K			25 2B	4	1	2	0	0	2	3									
Nick Johnson, L (1, 3) OBP: 0.307, SLG: 0.390	1B	F3				F7		K	1B	5	0	2	0	0	1	5									
2 Derek Jeter, R (1, 6) OBP: 0.374, SLG: 0.444	1B	K				G6-3		K	1B	5	0	1	1	0	2	6									
25 Jason Giambi, L (1, 10) OBP: 0.397, SLG: 0.544	1B			F8		G1-3		K		5	0	2	1	0	1	1									
Bernie Williams, S (1, 8) OBP: 0.394, SLG: 0.485	K			K				1B	L7	5	1	1	0	0	3	5									
Robin Ventura, L (1, 5) OBP: 0.354, SLG: 0.528	G3			G6-3		F8		K		4	0	0	0	0	1	3									
John Vander Wal, L (1, 9) OBP: 0.402, SLG: 0.506		SH3				1B		G6-3		3	0	2	0	1	0	0									
Rondell White, R (1, 7) OBP: 0.288, SLG: 0.364		E5		G6-3		L4		G3-1		4	0	0	0	0	0	4									
Alberto Castillo, R (1, 2) OBP: 0.158, SLG: 0.111	SH3									2	0	1	1	0	1	1									
Enrique Wilson, S (9, PH) OBP: 0.346, SLG: 0.364				K		1B		25 2B	BB	0	1	0	0	1	0	0									
<b>Inning Stats</b>	R: 1 E: 0 K: 1 S: 8	H: 4 LOB: 2 BB: 0 P: 14	R: 0 E: 1 K: 1 S: 10	H: 1 LOB: 3 BB: 0 P: 16	R: 0 E: 0 K: 1 S: 9	H: 0 LOB: 0 BB: 0 P: 11	R: 0 E: 0 K: 2 S: 13	H: 1 LOB: 1 BB: 0 P: 14	R: 0 E: 0 K: 0 S: 7	H: 0 LOB: 0 BB: 0 P: 8	R: 1 E: 0 K: 1 S: 14	H: 2 LOB: 2 BB: 1 P: 22	R: 0 E: 0 K: 2 S: 12	H: 1 LOB: 1 BB: 0 P: 16	R: 0 E: 0 K: 1 S: 7	H: 0 LOB: 0 BB: 0 P: 13	R: 1 E: 0 K: 2 S: 16	H: 2 LOB: 2 BB: 1 P: 26	1B: 9 2B: 2 3B: 0 HR: 0	SF: 0 SAC: 1 DP: 0 HBP: 1	WP: 0 PB: 0 SB: 1 CS: 0	PA: 41			
<b>PITCHER</b>	IP	WLS	BF	H	R	ER	SO	BB	IBB	HBP	BLK	WP	HR	S	P	ERA	WHIP								
32 Roy Halladay, R (1, 1) ERA: 3.15	6.1	W	30	9	2	2	7	1	0	1	0	0	0	67	93	2.84	1.579								
Dan Plesac, L (7, 1) ERA: 3.39	1.1		4	0	0	0	2	0	0	0	0	0	0	11	16	0.00	0.000								
Pete Walker, R (8, 1) ERA: 2.08	0.1		1	0	0	0	0	0	0	0	0	0	0	2	5	0.00	0.000								
Kelvin Escobar, R (9, 1) ERA: 4.81	1.0		6	2	1	1	2	1	0	0	0	0	0	16	26	9.00	3.000								


Toronto Blue Jays @ New York Yankees  
 Yankee Stadium, Bronx, NY  
 Wed May 22 2002, 1:05 PM EDT  
 Att: 44,284 - Cloudy - 62 F


livebaseballscores.com

AB 37  
 R 3  
 H 11  
 RBI 3  
 BB 2  
 SO 11  
 LOB 28





Batter	1	2	3	4	5	6	7	8	9	AB	R	H	RBI	BB	SO	LOB	TOP								
Alfonso Soriano, R (1,4) OBP: 0.341, SLG: 0.571	F9			K		F8		K		4	0	0	0	0	2	1	<p><b>New York Yankees @ Boston Red Sox</b> Fenway Park, Boston, MA Thu May 23 2002, 7:05 PM EDT Att: 33,884 - Sunny - 74 F</p> <p>livebaseballscores.com</p> <p>AB 30 R 1 H 5 RBI 1 BB 2 SO 14 LOB 9</p> 								
2 Derek Jeter, R (1,6) OBP: 0.377, SLG: 0.446	G5-4-3 1B			G5-3		FC3-6 1B			K	4	0	2	0	0	1	0									
Bernie Williams, S (1,8) OBP: 0.391, SLG: 0.477	G5-4-3 1-2			BB		FC3-6 25 CS 1-2		K	3	0	0	1	1	1	2										
25 Jason Giambi, L (1,3) OBP: 0.394, SLG: 0.543		K		K		CS	G3-1			4	0	1	0	0	2	1									
20 Jorge Posada, S (1,2) OBP: 0.409, SLG: 0.562		K					K		K	4	0	1	0	0	3	1									
Robin Ventura, L (1,5) OBP: 0.353, SLG: 0.521										2	0	0	0	1	1	1									
Rondell White, R (1,7) OBP: 0.283, SLG: 0.357				G6-3		G1-3				3	0	0	0	0	1	2									
John Vander Wal, L (1,9) OBP: 0.390, SLG: 0.489				K		K				3	0	0	0	0	2	1									
Nick Johnson, L (1,10) OBP: 0.309, SLG: 0.392				K						2	1	1	0	0	1	0									
Ron Coomer, R (8,PH) OBP: 0.325, SLG: 0.500				K		FC3-6 2 1B			F7	1	0	0	0	0	0	0									
<b>Inning Stats</b>	R: 0 E: 0 K: 0 S: 5	H: 1 LOB: 0 BB: 0 P: 7	R: 0 E: 0 K: 3 S: 10	H: 0 LOB: 0 BB: 0 P: 16	R: 0 E: 0 K: 2 S: 12	H: 0 LOB: 0 BB: 1 P: 19	R: 0 E: 0 K: 2 S: 10	H: 0 LOB: 1 BB: 1 P: 20	R: 0 E: 0 K: 1 S: 8	H: 1 LOB: 1 BB: 0 P: 11	R: 1 E: 0 K: 0 S: 10	H: 2 LOB: 0 BB: 0 P: 16	R: 0 E: 0 K: 2 S: 10	H: 0 LOB: 1 BB: 1 P: 15	R: 0 E: 0 K: 1 S: 6	H: 0 LOB: 0 BB: 0 P: 9	R: 0 E: 0 K: 3 S: 13	H: 1 LOB: 1 BB: 0 P: 17	1B: 3 2B: 2 3B: 0 HR: 0	SF: 0 SAC: 0 DP: 1 HBP: 0	WP: 0 PB: 0 SB: 0 CS: 1	PA: 33			
<b>PITCHER</b>	IP	WLS	BF	H	R	ER	SO	BB	IBB	HBP	BLK	WP	HR	S	P	ERA	WHIP								
Pedro Martinez, R (1,1) ERA: 2.63	7.0	W	25	4	1	1	10	2	0	0	0	0	0	65	104	1.29	0.857								
49 Tim Wakefield, R (8,1) ERA: 2.27	1.0	H	3	0	0	0	1	0	0	0	0	0	0	6	9	0.00	0.000								
Ugueth Urbina, R (9,1) ERA: 3.12	1.0	S	4	1	0	0	3	0	0	0	0	0	0	13	17	0.00	1.000								

Batter	1	2	3	4	5	6	7	8	9	AB	R	H	RBI	BB	SO	LOB	BOTTOM								
Rickey Henderson, R (1,7) OBP: 0.333, SLG: 0.329	K		G3				K			4	0	1	1	0	2	1	<p><b>New York Yankees @ Boston Red Sox</b> Fenway Park, Boston, MA Thu May 23 2002, 7:05 PM EDT Att: 33,884 - Sunny - 74 F</p> <p>livebaseballscores.com</p> <p>AB 30 R 3 H 8 RBI 3 BB 1 SO 6 LOB 11</p> 								
18 Johnny Damon, L (1,8) OBP: 0.385, SLG: 0.477	2B		F7		CS	G3 1B BB		K		3	1	1	0	1	1	0									
Shea Hillenbrand, R (1,5) OBP: 0.369, SLG: 0.547	F9			G6-3		G3 1B		K		4	0	1	0	0	1	1									
Nomar Garciaparra, R (1,6) OBP: 0.352, SLG: 0.518	2B			K		F9				4	0	2	1	0	1	2									
Jason Varitek, S (1,2) OBP: 0.321, SLG: 0.423	G1-3			G4-3		G3		F8		4	0	0	0	0	0	4									
Jose Offerman, S (1,10) OBP: 0.339, SLG: 0.426		F9			F9 SF7 2B	G4-3				3	1	1	0	0	0	2									
Tony Clark, S (1,3) OBP: 0.258, SLG: 0.277		K			F9		F9			3	0	0	0	0	1	1									
Trot Nixon, L (1,9) OBP: 0.342, SLG: 0.440		G6-3			SF7		G6-3			2	0	0	1	0	0	0									
Rey Sanchez, R (1,4) OBP: 0.338, SLG: 0.404					F8					3	1	2	0	0	0	0									
<b>Inning Stats</b>	R: 1 E: 0 K: 1 S: 18	H: 2 LOB: 1 BB: 0 P: 23	R: 0 E: 0 K: 1 S: 8	H: 0 LOB: 0 BB: 0 P: 13	R: 0 E: 0 K: 0 S: 8	H: 0 LOB: 0 BB: 0 P: 10	R: 0 E: 0 K: 1 S: 6	H: 0 LOB: 0 BB: 0 P: 8	R: 2 E: 0 K: 0 S: 11	H: 3 LOB: 0 BB: 0 P: 15	R: 0 E: 0 K: 0 S: 11	H: 1 LOB: 2 BB: 1 P: 19	R: 0 E: 0 K: 1 S: 8	H: 1 LOB: 1 BB: 0 P: 12	R: 0 E: 0 K: 2 S: 13	H: 1 LOB: 1 BB: 0 P: 16	1B: 4 2B: 4 3B: 0 HR: 0	SF: 1 SAC: 0 DP: 0 HBP: 0	WP: 0 PB: 0 SB: 0 CS: 1	PA: 33					
<b>PITCHER</b>	IP	WLS	BF	H	R	ER	SO	BB	IBB	HBP	BLK	WP	HR	S	P	ERA	WHIP								
Ted Lilly, L (1,1) ERA: 2.93	5.0	L	21	6	3	3	3	1	0	0	0	0	0	54	76	5.40	1.400								
Ramiro Mendoza, R (6,1) ERA: 3.91	3.0		11	2	0	0	3	0	0	0	0	0	0	29	40	0.00	0.667								



Batter	1	2	3	4	5	6	7	8	9	10	11	AB	R	H	RBI	BB	SO	LOB	TOP								
Alfonso Soriano, R OBP: 0.345, SLG: 0.583 (1, 4)	K2-3 1-3		G6-4-3 1B 1-0		1B 1-2				K 1-3			6	2	3	1	0	2	2									
2 Derek Jeter, R OBP: 0.376, SLG: 0.442 (1, 6)	K 1-3		G6-4-3 1B 1-1		1B 2-0			K 2-3		G5-3 3-2		6	1	2	0	0	2	1									
Bernie Williams, S OBP: 0.399, SLG: 0.486 (1, 8)	2B 0-0		G3 1-1		1B 0-1			1B 4-2		G6-3 2-2		5	2	3	1	1	0	0									
25 Jason Giambi, L OBP: 0.399, SLG: 0.556 Enrique Wilson, S OBP: 0.333, SLG: 0.348 (8, PR) (8, 5)	P4 1-0				1B 1-2			1B 1-2		F7 2-1		3	1	1	1	2	0	3									
20 Jorge Posada, S OBP: 0.396, SLG: 0.544 (1, 2)			G4-3 1-0		G3 2-1			F9 0-0		SF7 2-2		5	0	0	1	0	1	5									
Robin Ventura, L OBP: 0.353, SLG: 0.507 (8, 3)			K 1-3		K 3-1			G3 4-0		1B 1-2		4	1	0	0	2	2	0									
John Vander Wal, L OBP: 0.389, SLG: 0.484 Shane Spencer, R OBP: 0.372, SLG: 0.429 (7, PH) (7, 9)			K 0-3		F8 2-2			1B 4-1		FC6-4 0-0		3	0	1	0	0	1	0									
Rondell White, R OBP: 0.292, SLG: 0.364 (1, 7)			G5-3 1-2		1B 2-2			1B 1-3		G6-3 3-2		5	0	3	2	0	0	0									
Nick Johnson, L OBP: 0.306, SLG: 0.386 (1, 10)			P6 1-2		G3 1-1			1B 1-2		F5 3-2		5	0	1	1	0	1	3									
<b>Inning Stats</b>	R: 0 E: 0 K: 2 S: 9	H: 1 LOB: 1 BB: 0 P: 12	R: 0 E: 0 K: 3 S: 11	H: 2 LOB: 2 BB: 0 P: 18	R: 0 E: 0 K: 0 S: 5	H: 1 LOB: 0 BB: 0 P: 8	R: 1 E: 0 K: 2 S: 8	H: 1 LOB: 0 BB: 0 P: 10	R: 1 E: 0 K: 0 S: 17	H: 3 LOB: 3 BB: 1 P: 29	R: 0 E: 0 K: 0 S: 8	H: 1 LOB: 1 BB: 0 P: 15	R: 5 E: 0 K: 0 S: 15	H: 5 LOB: 2 BB: 2 P: 29	R: 1 E: 0 K: 1 S: 16	H: 0 LOB: 2 BB: 0 P: 32	R: 0 E: 0 K: 1 S: 12	H: 0 LOB: 0 BB: 0 P: 17	R: 0 E: 0 K: 0 S: 9	H: 0 LOB: 0 BB: 0 P: 16	R: 0 E: 0 K: 0 S: 11	H: 0 LOB: 0 BB: 0 P: 16	1B: 11 2B: 1 3B: 0 HR: 2	SF: 1 SAC: 0 DP: 1 HBP: 0	WP: 0 PB: 3 SB: 0 CS: 0	PA: 52	
<b>PITCHER</b>	IP ERA: 3.07	WLS 29	BF 4	H 1	R 0	ER 0	SO 7	BB 1	IBB 0	HBP 0	BLK 0	WP 0	HR 0	S 62	P 97	ERA 6.00	WHIP 2.000										
Casey Fossum, L ERA: 2.25	0.2	4	1	0	0	0	0	1	0	0	0	0	0	4	11	0.00	3.000										
Rich Garces, R ERA: 6.03	0.1	H: 4	2	3	3	0	1	0	0	0	0	0	0	7	13	81.00	9.000										
49 Tim Wakefield, R ERA: 2.21	1.0	B: 6	0	1	0	1	2	1	0	0	0	0	0	16	32	0.00	2.000										
Ugueth Urbina, R ERA: 2.95	1.0	3	0	0	0	1	0	0	0	0	0	0	0	12	17	0.00	0.000										
<b>PITCHER</b>	IP ERA: 4.31	WLS 6	BF 6	H 0	R 0	ER 0	SO 0	BB 0	IBB 0	HBP 0	BLK 0	WP 0	HR 0	S 20	P 32	ERA 0.00	WHIP 0.000										
Rolando Arroyo, R ERA: 4.31	2.0	6	0	0	0	0	0	0	0	0	0	0	0	16	32	0.00	0.000										

New York Yankees @ Boston Red Sox  
Fenway Park, Boston, MA  
Fri May 24 2002, 7:05 PM EDT  
Alt. 34,175 - Overcast - 84 F

AB 45  
R 8  
H 14  
RBI 8  
BB 6  
SO 9  
LOB 16



Batter	1	2	3	4	5	6	7	8	9	10	11	AB	R	H	RBI	BB	SO	LOB	BOTTOM								
18 Johnny Damon, L OBP: 0.393, SLG: 0.483 (1, 8)	1B 4-0	S 4-2	BB 1-2	G4-3 2-3	FC6-4 1-2			2B 2-1		1B 0-2		4	2	2	0	2	0	2									
Jose Offerman, S OBP: 0.331, SLG: 0.407 (1, 3)	K 1-3	E5 1-1	BB 1-2	G4-3 1-2			F8 0-0	2B 4-2		F9 0-0		5	0	0	0	1	1	4									
Nomar Garciaparra, R OBP: 0.356, SLG: 0.538 (1, 6)	1B 1-0	SF4 0-1	1B 2-3	1B 3-2	HR 0-0			L5 0-1		G5-4-3 0-0		5	2	3	4	0	0	3									
Brian Daubach, L OBP: 0.425, SLG: 0.592 Rickey Henderson, R OBP: 0.341, SLG: 0.338 (8, PR) (8, 7)	1B 2-2	K 1-3	1B 1-3	2B 0-0	HR 3-2		F7 0-0	FC3-2 4-2		FC3-2 1-2		4	1	2	0	1	1	1									
Shea Hillenbrand, R OBP: 0.393, SLG: 0.559 (1, 5)	G6-3 1-3	1B 3-3	1B 1-0	1B 4-0	IBB 3-2		2B 1-1	FC3-2 0-1		FC3-2 1-2		5	1	4	1	1	0	3									
Tret Nixon, L OBP: 0.337, SLG: 0.438 (1, 9)	G6-3 3-2	1B 3-2	1B 1-0	F8 3-2	F8 1-1		G3 1-1	G3 0-2		G3 0-2		5	0	1	2	0	0	8									
Jason Varitek, S OBP: 0.322, SLG: 0.415 (1, 2)	G4-3 2-2	G3-1 2-2	G3-1 0-2	1B 1-1	FC6-4 1-1		K 1-3	K 1-3		K 1-3		5	0	1	0	1	2	1									
Carlos Baerga, S OBP: 0.320, SLG: 0.356 (1, 10)	1B 2-1	E 2-1	G4-3 2-1	G4-3 3-3	K 3-3		F8 1-1	F8 0-2		G3-1 0-2		5	1	1	1	0	1	1									
Rey Sanchez, R OBP: 0.333, SLG: 0.404 (1, 4)	F8 1-2	F8 1-2	2B 0-0	2B 0-0	F9 0-0		L3 2-1	L3 3-2		G4-3 3-2		5	1	1	0	0	0	2									
<b>Inning Stats</b>	R: 3 E: 0 K: 1 S: 20	H: 3 LOB: 1 BB: 1 P: 33	R: 2 E: 1 K: 1 S: 16	H: 1 LOB: 1 BB: 1 P: 25	R: 1 E: 0 K: 0 S: 7	H: 2 LOB: 0 BB: 0 P: 11	R: 1 E: 0 K: 0 S: 15	H: 3 LOB: 3 BB: 1 P: 27	R: 0 E: 0 K: 1 S: 8	H: 2 LOB: 1 BB: 0 P: 14	R: 0 E: 0 K: 1 S: 8	H: 0 LOB: 0 BB: 0 P: 12	R: 0 E: 0 K: 0 S: 14	H: 1 LOB: 3 BB: 2 P: 24	R: 0 E: 0 K: 1 S: 11	H: 0 LOB: 0 BB: 0 P: 15	R: 0 E: 0 K: 0 S: 5	H: 1 LOB: 0 BB: 0 P: 5	R: 1 E: 0 K: 0 S: 9	H: 2 LOB: 2 BB: 1 P: 16	1B: 10 2B: 5 3B: 0 HR: 1	SF: 2 SAC: 1 DP: 1 HBP: 0	WP: 0 PB: 0 SB: 1 CS: 0	PA: 53			
<b>PITCHER</b>	IP ERA: 3.79	WLS 7	BF 22	H 9	R 7	ER 5	SO 2	BB 2	IBB 0	HBP 0	BLK 0	WP 0	HR 0	S 54	P 85	ERA 12.27	WHIP 3.000										
Sterling Hitchcock, L ERA: 5.94	2.1	11	3	1	1	1	2	0	1	0	0	0	0	21	38	3.86	1.286										
Mike Stanton, L ERA: 2.7	1.0	5	1	0	0	1	1	0	0	0	0	0	0	12	22	0.00	2.000										
Steve Karsay, R ERA: 2.03	3.2	L: 15	3	1	1	1	1	1	1	0	0	0	0	35	50	2.46	1.091										
<b>PITCHER</b>	IP ERA: 4.31	WLS 6	BF 6	H 0	R 0	ER 0	SO 0	BB 0	IBB 0	HBP 0	BLK 0	WP 0	HR 0	S 20	P 32	ERA 0.00	WHIP 0.000										
Rolando Arroyo, R ERA: 4.31	2.0	6	0	0	0	0	0	0	0	0	0	0	0	16	32	0.00	0.000										

New York Yankees @ Boston Red Sox  
Fenway Park, Boston, MA  
Fri May 24 2002, 7:05 PM EDT  
Alt. 34,175 - Overcast - 84 F

AB 44  
R 9  
H 16  
RBI 8  
BB 6  
SO 5  
LOB 25





Batter	1	2	3	4	5	6	7	8	9	AB	R	H	RBI	BB	SO	LOB	TOP				
Alfonso Soriano, R OBP: 0.343, SLG: 0.577 (1, 4)										4	0	1	1	0	1	1					
2 Derek Jeter, R OBP: 0.373, SLG: 0.439 (1, 6)										4	0	1	0	0	0	2					
Bernie Williams, S OBP: 0.396, SLG: 0.481 (1, 8)										4	0	1	0	0	1	2					
25 Jason Giambi, L OBP: 0.396, SLG: 0.547 (1, 10)										3	0	0	0	1	0	1					
20 Jorge Posada, S OBP: 0.387, SLG: 0.531 (1, 2)										4	0	0	0	0	3	3					
Robin Ventura, L OBP: 0.356, SLG: 0.513 (1, 5)										4	1	2	0	0	1	1					
John Vander Wal, L OBP: 0.396, SLG: 0.495 (9, PH) Enrique Wilson, S OBP: 0.321, SLG: 0.333 (9, PH) Gerald Williams, R OBP: 0.368, SLG: 0.431 (9, 9)										2	1	1	0	1	0	1	AB 34				
Shane Spencer, R OBP: 0.368, SLG: 0.431 (1, 7)										4	1	1	2	0	1	1	R 3				
Nick Johnson, L OBP: 0.305, SLG: 0.382 (1, 3)										4	0	1	0	0	0	1	H 8				
<b>Inning Stats</b>	R: 0 E: 0 K: 1 S: 13	H: 1 LOB: 2 BB: 1 P: 24	R: 3 E: 0 K: 1 S: 14	H: 4 LOB: 1 BB: 0 P: 27	R: 0 E: 0 K: 1 S: 10	H: 1 LOB: 0 BB: 0 P: 16	R: 0 E: 0 K: 1 S: 6	H: 0 LOB: 0 BB: 0 P: 10	R: 0 E: 0 K: 0 S: 7	H: 0 LOB: 0 BB: 0 P: 9	R: 0 E: 0 K: 1 S: 11	H: 1 LOB: 0 BB: 0 P: 16	R: 0 E: 0 K: 0 S: 10	H: 1 LOB: 1 BB: 0 P: 21	R: 0 E: 0 K: 2 S: 10	H: 0 LOB: 0 BB: 0 P: 15	1B: 5 2B: 3 3B: 0 HR: 0	SF: 0 SAC: 0 DP: 1 HBP: 0	WP: 0 PB: 0 SB: 3 CS: 0	PA: 36	
<b>PITCHER</b>	IP	WLS	BF	H	R	ER	SO	BB	IBB	HBP	BLK	WP	HR	S	P	ERA	WHIP				
Derek Lowe, R ERA: 2.12 (1, 1)	6.0	L	26	6	3	3	5	2	0	0	0	0	0	61	107	4.50	1.333				
Casey Fossum, L ERA: 1.89 (7, 1)	3.0		10	2	0	0	3	0	0	0	0	0	0	32	52	0.00	0.667				

New York Yankees @ Boston Red Sox  
Fenway Park, Boston, MA  
Sat May 25 2002, 1:05 PM EDT  
Att: 33,743 - Sunny - 66 F

AB 34  
R 3  
H 8  
RBI 3  
BB 2  
SO 8  
LOB 13



Batter	1	2	3	4	5	6	7	8	9	AB	R	H	RBI	BB	SO	LOB	BOTTOM				
Rickey Henderson, R OBP: 0.348, SLG: 0.329 (1, 7) Brian Daubach, L OBP: 0.423, SLG: 0.587 (9, PH)										2	0	0	0	2	2	2					
18 Johnny Damon, L OBP: 0.390, SLG: 0.475 (1, 8)										3	0	0	0	1	0	1					
Shea Hillenbrand, R OBP: 0.381, SLG: 0.556 (1, 5)										4	0	1	0	0	1	4					
Nomar Garciaparra, R OBP: 0.354, SLG: 0.531 (1, 6)										4	0	1	0	0	1	2					
Jason Varitek, S OBP: 0.320, SLG: 0.406 (1, 2)										3	1	0	0	0	0	2					
Jose Offerman, S OBP: 0.328, SLG: 0.397 (1, 3)										3	1	0	0	1	0	3					
Carlos Baerga, S OBP: 0.333, SLG: 0.367 (1, 10)										4	0	2	0	0	0	1	AB 32				
Trot Nixon, L OBP: 0.329, SLG: 0.427 (1, 9)										4	0	0	0	0	0	3	R 2				
Rey Sanchez, R OBP: 0.338, SLG: 0.421 (1, 4)										4	0	2	1	0	0	0	H 6				
<b>Inning Stats</b>	R: 0 E: 0 K: 0 S: 12	H: 0 LOB: 1 BB: 1 P: 20	R: 1 E: 0 K: 1 S: 18	H: 2 LOB: 2 BB: 0 P: 28	R: 0 E: 0 K: 1 S: 18	H: 1 LOB: 1 BB: 0 P: 22	R: 1 E: 0 K: 0 S: 12	H: 2 LOB: 3 BB: 3 P: 26	R: 0 E: 0 K: 0 S: 7	H: 0 LOB: 0 BB: 0 P: 9	R: 0 E: 0 K: 2 S: 14	H: 0 LOB: 0 BB: 0 P: 16	R: 0 E: 1 K: 0 S: 8	H: 1 LOB: 1 BB: 0 P: 13	R: 0 E: 0 K: 0 S: 6	H: 0 LOB: 0 BB: 0 P: 6	1B: 4 2B: 1 3B: 1 HR: 0	SF: 0 SAC: 0 DP: 2 HBP: 1	WP: 0 PB: 0 SB: 1 CS: 0	PA: 37	
<b>PITCHER</b>	IP	WLS	BF	H	R	ER	SO	BB	IBB	HBP	BLK	WP	HR	S	P	ERA	WHIP				
David Wells, L ERA: 3.92 (1, 1)	3.2		20	5	2	2	2	4	0	1	0	0	0	32	42	0.00	0.300				
Ramiro Mendoza, R ERA: 3.45 (4, 1)	3.1	W	11	1	0	0	2	0	0	0	0	0	0	4	7	0.00	0.000				
Mike Stanton, L ERA: 2.63 (8, 1)	0.2	H	2	0	0	0	0	0	0	0	0	0	0	4	7	0.00	0.000				
42 Mariano Rivera, R ERA: 1.66 (8, 1)	1.1	S	4	0	0	0	0	0	0	0	0	0	0	8	9	0.00	0.000				

New York Yankees @ Boston Red Sox  
Fenway Park, Boston, MA  
Sat May 25 2002, 1:05 PM EDT  
Att: 33,743 - Sunny - 66 F

AB 32  
R 2  
H 6  
RBI 1  
BB 4  
SO 4  
LOB 18





Batter	1	2	3	4	5	6	7	8	9	AB	R	H	RBI	BB	SO	LOB	TOP					
Alfonso Soriano, R OBP: 0.347, SLG: 0.601 (1, 4)	F7		K			HR		1B	P5	6	3	3	2	0	1	2	<b>New York Yankees @ Boston Red Sox</b> Fenway Park, Boston, MA Sun May 26 2002, 8:05 PM EDT Att: 34,096 - Cloudy - 65 F					
2 Derek Jeter, R OBP: 0.377, SLG: 0.433 (1, 6)	G6-3					25 HR		25 BB	K	3	2	0	0	3	1	0						
Bernie Williams, S OBP: 0.401, SLG: 0.481 (1, 8)	G5-3		F9			25 HR		20 SF9		4	2	2	1	1	0	3						
25 Jason Giambi, L OBP: 0.410, SLG: 0.565 (1, 3)						20 HR		20 SF9		1	3	1	3	3	0	0						
20 Jorge Posada, S OBP: 0.388, SLG: 0.548 (1, 2)	G4-6-3					HR		SF9		4	2	2	3	0	0	3						
Ron Coomer, R OBP: 0.394, SLG: 0.595 Robin Ventura, L OBP: 0.360, SLG: 0.536 (8, FH) (8, 5)	G4-3					HR		HR		4	1	3	2	0	0	0						
Rondell White, R Gerald Williams, R (1, 7) (8, 7)						HR		HR		1	1	1	3	0	0	0						
Shane Spencer, R OBP: 0.354, SLG: 0.412 (1, 9)										4	0	2	0	0	0	1						
Nick Johnson, L OBP: 0.302, SLG: 0.377 (1, 10)										0	0	0	0	0	0	0						
Inning Stats	R: 0 E: 0 K: 0 S: 12	H: 0 LOB: 0 BB: 0 P: 17	R: 0 E: 0 K: 0 S: 8	H: 0 LOB: 0 BB: 1 P: 16	R: 0 E: 0 K: 1 S: 14	H: 1 LOB: 3 BB: 1 P: 27	R: 2 E: 0 K: 1 S: 9	H: 3 LOB: 1 BB: 0 P: 15	R: 6 E: 0 K: 1 S: 20	H: 6 LOB: 0 BB: 1 P: 30	R: 1 E: 0 K: 0 S: 5	H: 1 LOB: 1 BB: 2 P: 17	R: 0 E: 1 K: 1 S: 10	H: 1 LOB: 1 BB: 0 P: 20	R: 5 E: 0 K: 0 S: 16	H: 3 LOB: 0 BB: 2 P: 28		R: 0 E: 0 K: 1 S: 6	H: 0 LOB: 0 BB: 0 P: 12	1B: 9 2B: 0 3B: 0 HR: 6	SF: 1 SAC: 0 DP: 4 HBP: 2	WP: 0 PB: 0 SB: 1 CS: 0
PITCHER	IP	WLS	BF	H	R	ER	SO	BB	IBB	HBP	BLK	WP	HR	S	P	ERA	WHIP					
Darren Oliver, L ERA: 5.14 49 Tim Wakefield, R ERA: 2.5 Sun-Woo Kim, R ERA: 7.36	4.0	L	23	8	7	7	2	3	0	2	0	0	3	57	97	15.75	2.750					

Batter	1	2	3	4	5	6	7	8	9	AB	R	H	RBI	BB	SO	LOB	BOTTOM					
18 Johnny Damon, L OBP: 0.388, SLG: 0.471 (1, 8)	G3		F8						F9	4	0	1	1	0	0	1	<b>New York Yankees @ Boston Red Sox</b> Fenway Park, Boston, MA Sun May 26 2002, 8:05 PM EDT Att: 34,096 - Cloudy - 65 F					
Jose Offerman, S OBP: 0.326, SLG: 0.392 (1, 3)	K							G5-3		4	0	1	0	0	1	1						
Nomar Garciaparra, R OBP: 0.332, SLG: 0.530 58 Bryant Nelson, S (8, PR) (9, 4)	F9									4	0	1	0	0	1	1						
Brian Daubach, L OBP: 0.417, SLG: 0.602 (1, 7)								L3		4	1	1	1	0	2	1						
Shea Hillenbrand, R OBP: 0.378, SLG: 0.568 (1, 5)								G5-3		4	1	1	1	0	0	1						
Trot Nixon, L OBP: 0.322, SLG: 0.416 (1, 9)										4	0	0	0	0	0	0						
Carlos Baerga, S OBP: 0.362, SLG: 0.404 (1, 10)										3	1	2	0	1	0	0						
Doug Mirabeli, R OBP: 0.292, SLG: 0.386 (1, 2)										4	1	1	0	0	1	2						
Rey Sanchez, R OBP: 0.344, SLG: 0.426 Lou Merloni, R OBP: 0.296, SLG: 0.250 (7, PR) (8, 4) (9, 6)										3	1	2	1	0	1	1						
Inning Stats	R: 0 E: 0 K: 1 S: 12	H: 0 LOB: 0 BB: 0 P: 18	R: 2 E: 0 K: 1 S: 20	H: 2 LOB: 1 BB: 1 P: 32	R: 0 E: 0 K: 1 S: 9	H: 1 LOB: 0 BB: 0 P: 13	R: 0 E: 0 K: 1 S: 5	H: 0 LOB: 0 BB: 0 P: 9	R: 3 E: 0 K: 0 S: 15	H: 4 LOB: 0 BB: 0 P: 17	R: 0 E: 0 K: 1 S: 6	H: 0 LOB: 0 BB: 0 P: 12	R: 0 E: 0 K: 0 S: 8	H: 1 LOB: 1 BB: 0 P: 15	R: 0 E: 0 K: 0 S: 10	H: 1 LOB: 1 BB: 0 P: 15		R: 0 E: 0 K: 1 S: 10	H: 1 LOB: 1 BB: 0 P: 16	1B: 5 2B: 3 3B: 0 HR: 2	SF: 0 SAC: 0 DP: 1 HBP: 0	WP: 0 PB: 0 SB: 0 CS: 1
PITCHER	IP	WLS	BF	H	R	ER	SO	BB	IBB	HBP	BLK	WP	HR	S	P	ERA	WHIP					
35 Mike Mussina, R ERA: 4.42 Mike Stanton, L ERA: 2.42 Randy Choate, L ERA: 4.3	6.0	W	24	7	5	5	5	1	0	0	0	0	0	18	30	0.00	1.000					

AB	37
R	14
H	15
RBI	14
BB	7
SO	5
LOB	17

AB	35
R	5
H	10
RBI	4
BB	1
SO	6
LOB	9



Batter	1	2	3	4	5	6	7	8	9	AB	R	H	RBI	BB	SO	LOB	TOP						
<b>2 Derek Jeter, R</b> OBP: 0.377, SLG: 0.436										5	1	2	0	0	1	1	<b>New York Yankees @ Chicago White Sox</b> Comiskey Park, Chicago, IL Mon May 27 2002, 8:05 PM EDT Att: 43,781 - Overcast - 73 F						
<b>Enrique Wilson, S</b> OBP: 0.273, SLG: 0.276										5	1	0	0	0	0	2							
<b>25 Jason Giambi, L</b> OBP: 0.414, SLG: 0.574										4	3	2	0	1	1	0							
<b>Bernie Williams, S</b> OBP: 0.410, SLG: 0.508										4	2	3	4	1	0	0							
<b>Robin Ventura, L</b> OBP: 0.350, SLG: 0.522										4	0	0	1	0	1	3							
<b>Rondell White, R</b> OBP: 0.309, SLG: 0.374										5	1	3	2	0	2	0							
<b>John Vander Wal, L</b> OBP: 0.391, SLG: 0.480										3	1	0	0	1	0	3							
<b>Gerald Williams, R</b> OBP: 0.306, SLG: 0.394										3	1	1	3	1	2	1							
<b>Nick Johnson, L</b> OBP: 0.306, SLG: 0.394										4	0	1	0	0	1	4							
<b>Alberto Castillo, R</b> OBP: 0.174, SLG: 0.136										4	0	1	0	0	1	4							
<b>Inning Stats</b>	R: 6 E: 0 K: 1 S: 23	H: 5 LOB: 1 BB: 2 P: 39	R: 1 E: 0 K: 1 S: 12	H: 1 LOB: 0 BB: 0 P: 18	R: 0 E: 0 K: 2 S: 7	H: 0 LOB: 0 BB: 0 P: 10	R: 0 E: 0 K: 2 S: 9	H: 0 LOB: 0 BB: 0 P: 11	R: 1 E: 0 K: 0 S: 9	H: 2 LOB: 3 BB: 2 P: 21	R: 2 E: 0 K: 0 S: 8	H: 3 LOB: 0 BB: 0 P: 13	R: 0 E: 0 K: 1 S: 5	H: 0 LOB: 0 BB: 0 P: 6	R: 0 E: 0 K: 1 S: 5	H: 0 LOB: 0 BB: 0 P: 6	1B: 6 2B: 4 3B: 0 HR: 2	SF: 1 SAC: 0 DP: 1 HBP: 0	WP: 0 PB: 1 SB: 0 CS: 0	PA: 42			
<b>PITCHER</b>	IP WLS BF H R ER SO BB IBB HBP BLK WP HR S P ERA WHIP	IP WLS BF H R ER SO BB IBB HBP BLK WP HR S P ERA WHIP	IP WLS BF H R ER SO BB IBB HBP BLK WP HR S P ERA WHIP	IP WLS BF H R ER SO BB IBB HBP BLK WP HR S P ERA WHIP	IP WLS BF H R ER SO BB IBB HBP BLK WP HR S P ERA WHIP	IP WLS BF H R ER SO BB IBB HBP BLK WP HR S P ERA WHIP	IP WLS BF H R ER SO BB IBB HBP BLK WP HR S P ERA WHIP	IP WLS BF H R ER SO BB IBB HBP BLK WP HR S P ERA WHIP	IP WLS BF H R ER SO BB IBB HBP BLK WP HR S P ERA WHIP	IP WLS BF H R ER SO BB IBB HBP BLK WP HR S P ERA WHIP	IP WLS BF H R ER SO BB IBB HBP BLK WP HR S P ERA WHIP	IP WLS BF H R ER SO BB IBB HBP BLK WP HR S P ERA WHIP	IP WLS BF H R ER SO BB IBB HBP BLK WP HR S P ERA WHIP	IP WLS BF H R ER SO BB IBB HBP BLK WP HR S P ERA WHIP	IP WLS BF H R ER SO BB IBB HBP BLK WP HR S P ERA WHIP	IP WLS BF H R ER SO BB IBB HBP BLK WP HR S P ERA WHIP	IP WLS BF H R ER SO BB IBB HBP BLK WP HR S P ERA WHIP	IP WLS BF H R ER SO BB IBB HBP BLK WP HR S P ERA WHIP	IP WLS BF H R ER SO BB IBB HBP BLK WP HR S P ERA WHIP	IP WLS BF H R ER SO BB IBB HBP BLK WP HR S P ERA WHIP	IP WLS BF H R ER SO BB IBB HBP BLK WP HR S P ERA WHIP	IP WLS BF H R ER SO BB IBB HBP BLK WP HR S P ERA WHIP	IP WLS BF H R ER SO BB IBB HBP BLK WP HR S P ERA WHIP
<b>Dan Wright, R</b> ERA: 6.08	4.1 L 24 8 8 8 6 3 0 0 0 0 0 2 55 89 16.61 2.538	2.2 12 4 2 2 1 1 0 0 0 0 0 21 35 6.75 1.875	2.0 6 0 0 0 1 0 0 0 0 0 0 10 12 0.00 0.000																				
<b>Bob Howry, R</b> ERA: 3.86																							
<b>Matt Ginter, R</b> ERA: 2.93																							

AB	37
R	10
H	12
RBI	10
BB	4
SO	8
LOB	14



Batter	1	2	3	4	5	6	7	8	9	AB	R	H	RBI	BB	SO	LOB	BOTTOM						
<b>Kenny Lofton, L</b> OBP: 0.390, SLG: 0.436										4	0	1	0	0	0	2	<b>New York Yankees @ Chicago White Sox</b> Comiskey Park, Chicago, IL Mon May 27 2002, 8:05 PM EDT Att: 43,781 - Overcast - 73 F						
<b>Carlos Lee, R</b> OBP: 0.285, SLG: 0.443										4	2	3	1	1	0	0							
<b>Ray Durham, S</b> OBP: 0.377, SLG: 0.394										4	2	3	1	1	0	0							
<b>Magglio Ordonez, R</b> OBP: 0.368, SLG: 0.554										3	0	0	0	2	2	2							
<b>14 Paul Konerko, R</b> OBP: 0.373, SLG: 0.518										4	0	0	0	0	1	5							
<b>Frank Thomas, R</b> OBP: 0.369, SLG: 0.522										4	1	2	3	0	1	0							
<b>Jose Valentin, S</b> OBP: 0.303, SLG: 0.475										1	1	1	0	0	0	0							
<b>Tony Graffanino, R</b> OBP: 0.380, SLG: 0.543										3	0	1	0	0	1	1							
<b>Jeff Liefer, L</b> OBP: 0.266, SLG: 0.256										3	0	1	1	0	0	1							
<b>Aaron Rowand, R</b> OBP: 0.206, SLG: 0.324										1	0	0	0	0	1	0							
<b>Mark Johnson, L</b> OBP: 0.297, SLG: 0.272										4	0	1	0	0	0	0							
<b>Royce Clayton, R</b> OBP: 0.241, SLG: 0.367										4	1	0	0	0	0	2							
<b>Inning Stats</b>	R: 0 E: 0 K: 0 S: 11	H: 1 LOB: 1 BB: 2 P: 22	R: 1 E: 0 K: 0 S: 16	H: 3 LOB: 2 BB: 0 P: 23	R: 1 E: 0 K: 1 S: 12	H: 2 LOB: 1 BB: 1 P: 20	R: 0 E: 0 K: 0 S: 9	H: 0 LOB: 0 BB: 0 P: 13	R: 0 E: 0 K: 1 S: 10	H: 0 LOB: 0 BB: 0 P: 15	R: 0 E: 0 K: 1 S: 11	H: 1 LOB: 1 BB: 0 P: 15	R: 0 E: 0 K: 1 S: 6	H: 0 LOB: 0 BB: 0 P: 8	R: 2 E: 0 K: 1 S: 11	H: 2 LOB: 0 BB: 0 P: 15	R: 2 E: 1 K: 2 S: 14	H: 2 LOB: 1 BB: 0 P: 19	1B: 7 2B: 3 3B: 0 HR: 1	SF: 0 SAC: 0 DP: 2 HBP: 0	WP: 0 PB: 0 SB: 1 CS: 1	PA: 39	
<b>PITCHER</b>	IP WLS BF H R ER SO BB IBB HBP BLK WP HR S P ERA WHIP	IP WLS BF H R ER SO BB IBB HBP BLK WP HR S P ERA WHIP	IP WLS BF H R ER SO BB IBB HBP BLK WP HR S P ERA WHIP	IP WLS BF H R ER SO BB IBB HBP BLK WP HR S P ERA WHIP	IP WLS BF H R ER SO BB IBB HBP BLK WP HR S P ERA WHIP	IP WLS BF H R ER SO BB IBB HBP BLK WP HR S P ERA WHIP	IP WLS BF H R ER SO BB IBB HBP BLK WP HR S P ERA WHIP	IP WLS BF H R ER SO BB IBB HBP BLK WP HR S P ERA WHIP	IP WLS BF H R ER SO BB IBB HBP BLK WP HR S P ERA WHIP	IP WLS BF H R ER SO BB IBB HBP BLK WP HR S P ERA WHIP	IP WLS BF H R ER SO BB IBB HBP BLK WP HR S P ERA WHIP	IP WLS BF H R ER SO BB IBB HBP BLK WP HR S P ERA WHIP	IP WLS BF H R ER SO BB IBB HBP BLK WP HR S P ERA WHIP	IP WLS BF H R ER SO BB IBB HBP BLK WP HR S P ERA WHIP	IP WLS BF H R ER SO BB IBB HBP BLK WP HR S P ERA WHIP	IP WLS BF H R ER SO BB IBB HBP BLK WP HR S P ERA WHIP	IP WLS BF H R ER SO BB IBB HBP BLK WP HR S P ERA WHIP	IP WLS BF H R ER SO BB IBB HBP BLK WP HR S P ERA WHIP	IP WLS BF H R ER SO BB IBB HBP BLK WP HR S P ERA WHIP	IP WLS BF H R ER SO BB IBB HBP BLK WP HR S P ERA WHIP	IP WLS BF H R ER SO BB IBB HBP BLK WP HR S P ERA WHIP	IP WLS BF H R ER SO BB IBB HBP BLK WP HR S P ERA WHIP	IP WLS BF H R ER SO BB IBB HBP BLK WP HR S P ERA WHIP
<b>Mike Thurman, R</b> ERA: 2.57	7.0 W 28 7 2 2 3 3 0 0 0 0 0 1 22 30 10.80 2.400	1.2 10 4 4 2 2 0 0 0 0 0 0 3 4 0.00 0.000																					
<b>Sterling Hitchcock, L</b> ERA: 6.43																							
<b>Steve Karsay, R</b> ERA: 2.01																							

AB	36
R	6
H	11
RBI	6
BB	3
SO	6
LOB	13









Batter	1	2	3	4	5	6	7	8	9	AB	R	H	RBI	BB	SO	LOB	TOP																					
Alfonso Soriano, R (1,4) OBP: 0.341, SLG: 0.584	1-3 K		0-1 L6		0-0 P4		3-2 P6		2-1 1B	5	1	1	0	0	1	1	<b>New York Yankees @ Chicago White Sox</b> Comiskey Park, Chicago, IL Wed May 29, 2002, 8:05 PM EDT Att: 27,572 - Sunny - 77 F																					
2 Derek Jeter, R (1,6) OBP: 0.376, SLG: 0.430	0-0 G6-3		0-2 1B		1-2 G5-3		0-0 F8		4-2 1B	4	1	1	0	1	0	1																						
Bernie Williams, S (1,8) OBP: 0.418, SLG: 0.510	2-3 K		0-0 F9		1-1 F7				0-0 1B	5	1	2	2	0	1	1																						
25 Jason Giambi, L (1,3) OBP: 0.409, SLG: 0.589		1-2 HR	0-1 P5			0-2 1B			3-2 G4-3	5	2	3	4	0	0	2																						
20 Jorge Posada, S (1,2) OBP: 0.385, SLG: 0.534		0-1 F9		2-2 1B		0-0 G4-6-3			1-2 G4-3	5	0	1	0	0	0	2																						
Rondell White, R (1,7) OBP: 0.325, SLG: 0.384		4-2 1B		0-3 K		0-0 1B			1-0 G4-3	3	0	1	0	1	2	1																						
Ron Coomer, R (1,5) OBP: 0.351, SLG: 0.600		0-0 1B		1-2 K		0-3 K			3-3 HBP	3	0	2	0	0	1	1																						
Robin Ventura, L (8,5) OBP: 0.346, SLG: 0.509		1-2 1B		1-3 1B						1	0	0	0	0	1	2																						
Shane Spencer, R (1,9) OBP: 0.351, SLG: 0.402		1-3 K		1-0 F8			0-1 G5-3		0-1 G3-1	3	0	0	0	0	1	4																						
John Vander Wal, L (9,5) OBP: 0.376, SLG: 0.462		2-3 K		1-3 K			4-2 BB		3-1 1B	3	1	1	0	1	2	4																						
Nick Johnson, L (1,10) OBP: 0.309, SLG: 0.392																																						
<b>Inning Stats</b>	R: 0 E: 0 K: 2 S: 10	H: 0 LOB: 0 BB: 0 P: 13	R: 1 E: 0 K: 2 S: 20	H: 2 LOB: 2 BB: 1 P: 28	R: 0 E: 0 K: 0 S: 9	H: 1 LOB: 1 BB: 0 P: 9	R: 0 E: 0 K: 2 S: 15	H: 2 LOB: 2 BB: 0 P: 20	R: 0 E: 0 K: 1 S: 7	H: 0 LOB: 1 BB: 0 P: 9	R: 0 E: 0 K: 0 S: 8	H: 2 LOB: 1 BB: 0 P: 8	R: 0 E: 0 K: 1 S: 10	H: 0 LOB: 1 BB: 1 P: 17	R: 0 E: 0 K: 1 S: 11	H: 1 LOB: 2 BB: 0 P: 20	R: 5 E: 0 K: 1 S: 17	H: 4 LOB: 0 BB: 1 P: 30	1B: 9 2B: 1 3B: 0 HR: 2	SF: 0 SAC: 0 DP: 1 HBP: 1	WP: 0 PB: 0 CS: 1	PA: 42																
<b>PITCHER</b>	IP	WLS	BF	H	R	ER	SO	BB	IBB	HBP	BLK	WP	HR	S	P	ERA	WHIP	<b>PITCHER</b>				IP	WLS	BF	H	R	ER	SO	BB	IBB	HBP	BLK	WP	HR	S	P	ERA	WHIP
56 Mark Buehrle, L (1,1) ERA: 2.77	7.0		29	7	1	1	7	2	0	0	0	0	1	79	104	1.29	1.286																					
Keith Foulke, R (8,1) ERA: 5.59	1.1	L	11	5	5	5	1	1	0	1	0	0	1	23	43	33.75	4.500																					
Damaso Marte, L (9,1) ERA: 4.05	0.2		2	0	0	0	1	0	0	0	0	0	0	5	7	0.00	0.000																					

AB	38
R	6
H	12
RBI	6
BB	3
SO	9
LOB	19



Batter	1	2	3	4	5	6	7	8	9	AB	R	H	RBI	BB	SO	LOB	BOTTOM																					
Kenny Lofton, L (1,8) OBP: 0.383, SLG: 0.434	1-1 F7		4-2 S		0-2 F7		2-2 K		0-0 G4-3	4	0	1	1	1	0	2	<b>New York Yankees @ Chicago White Sox</b> Comiskey Park, Chicago, IL Wed May 29, 2002, 8:05 PM EDT Att: 27,572 - Sunny - 77 F																					
Ray Durham, S (1,4) OBP: 0.370, SLG: 0.382	2-3 K		2-3 K		0-0 1B		1-3 K		0-2 G5-3	5	0	1	0	0	3	3																						
Magglio Ordonez, R (1,9) OBP: 0.364, SLG: 0.541	1-0 14 2B		3-3 K		0-0 G6-3				2-2 G5-3	4	1	1	0	0	1	3																						
14 Paul Konerko, R (1,3) OBP: 0.368, SLG: 0.510	0-1 1H				1-3 K		2-2 G6-3		2-2 G5-3	4	0	1	1	0	1	0																						
Frank Thomas, R (1,10) OBP: 0.361, SLG: 0.505	0-1 F9				2-3 K		1-3 K		2-2 E	4	0	1	0	0	2	1																						
Jose Valentin, S (1,5) OBP: 0.302, SLG: 0.476		0-3 K		2-3 K		3-2 S		0-1 E4	1-2 E	4	0	1	0	0	2	1																						
Jeff Liefer, L (1,7) OBP: 0.273, SLG: 0.262		3-3 K			2-0 1B		2-1 G4-3		1-1 G4-3	3	1	1	0	0	1	1																						
Aaron Rowand, R (8,7) OBP: 0.200, SLG: 0.314					1-1 SF8		2-3 1B			1	0	0	0	0	0	2																						
Mark Johnson, L (1,2) OBP: 0.295, SLG: 0.271		2-2 G1-3			1-1 1B		1-3 1B		1-1 G6-3	4	0	1	0	0	0	0																						
Royce Clayton, R (1,6) OBP: 0.243, SLG: 0.378			2-3 K		1-2 SF8		1-1 3B		0-2 G4-3	3	1	2	1	0	1	0																						
<b>Inning Stats</b>	R: 1 E: 0 K: 1 S: 10	H: 2 LOB: 1 BB: 0 P: 14	R: 0 E: 0 K: 2 S: 9	H: 0 LOB: 0 BB: 0 P: 14	R: 0 E: 0 K: 3 S: 15	H: 0 LOB: 0 BB: 1 P: 25	R: 0 E: 0 K: 3 S: 9	H: 0 LOB: 0 BB: 0 P: 14	R: 1 E: 0 K: 1 S: 14	H: 3 LOB: 2 BB: 0 P: 16	R: 0 E: 0 K: 1 S: 11	H: 1 LOB: 2 BB: 0 P: 16	R: 1 E: 1 K: 0 S: 14	H: 2 LOB: 0 BB: 0 P: 21	R: 0 E: 0 K: 0 S: 13	H: 1 LOB: 1 BB: 0 P: 14	1B: 5 2B: 4 3B: 1 HR: 0	SF: 1 SAC: 0 DP: 0 HBP: 0	WP: 0 PB: 0 CS: 0	PA: 38																		
<b>PITCHER</b>	IP	WLS	BF	H	R	ER	SO	BB	IBB	HBP	BLK	WP	HR	S	P	ERA	WHIP	<b>PITCHER</b>				IP	WLS	BF	H	R	ER	SO	BB	IBB	HBP	BLK	WP	HR	S	P	ERA	WHIP
Roger Clemens, R (1,1) ERA: 3.79	7.0		29	8	3	3	11	1	0	0	0	0	0	80	121	3.86	1.286																					
Steve Karsay, R (8,1) ERA: 1.89	1.0	W	5	1	0	0	0	0	0	0	0	0	0	14	21	0.00	1.000																					
42 Mariano Rivera, R (9,1) ERA: 1.52	1.0	S	4	1	0	0	0	0	0	0	0	0	0	13	14	0.00	1.000																					

AB	36
R	3
H	10
RBI	3
BB	1
SO	11
LOB	13





Batter	1	2	3	4	5	6	7	8	9	AB	R	H	RBI	BB	SO	LOB	TOP								
Rickey Henderson, R OBP: 0.374, SLG: 0.356	1-2 2B 1B		4-1 BB E BB		2-2 G6-4-3 1B		1-2 G4-3		4-1 BB	3	0	2	0	2	0	1	<b>Boston Red Sox @ New York Yankees</b> Yankee Stadium, Bronx, NY Fri May 31 2002, 7:05 PM EDT Att: 52,941 - Overcast - 79 F								
18 Johnny Damon, L OBP: 0.384, SLG: 0.455	2-1 L3		2-3 K		2-1 P6		0-2 G6-3		0-1 F5	5	0	0	0	0	1	5									
Shea Hillenbrand, R OBP: 0.369, SLG: 0.350	2-3 K		0-0 E5 BB		1-0 G6-4-3 1-2		3-2 BB 1B		1-3 K	5	1	1	0	0	2	4									
Nomar Garciaparra, R OBP: 0.366, SLG: 0.561	0-2 2B		4-1 2-3 BB		0-0 WP 3B		0-0 F7		0-0 G1-3	4	1	2	0	1	0	2									
Brian Daubach, L OBP: 0.393, SLG: 0.568 Trot Nixon, L OBP: 0.319, SLG: 0.394	0-3 K		1-1 L1		1-0 G3		1-1 F8			3	0	0	0	0	1	6									
Jose Offerman, S OBP: 0.336, SLG: 0.400		0-1 F9		4-0 BB		2-2 G5-3		4-2 2B BB		2	1	0	0	2	0	0									
Jason Varitek, S OBP: 0.329, SLG: 0.413		0-0 G5-3		0-2 F8		3-H K		0-1 1-H 2-H HR 2B		4	1	1	2	0	1	1									
Tony Clark, S OBP: 0.248, SLG: 0.289		1-0 P4		0-3 K			0-3 K		3-1 2-H HR	4	1	1	2	0	2	1									
Lou Merloni, R OBP: 0.341, SLG: 0.410			2-3 K		0-0 F8		2-0 3B		1-3 K	4	0	1	0	0	2	1									
<b>Inning Stats</b>	R: 0 E: 0 K: 2 S: 16	H: 2 LOB: 2 BB: 0 P: 21	R: 0 E: 0 K: 0 S: 4	H: 0 LOB: 0 BB: 0 P: 5	R: 0 E: 1 K: 2 S: 12	H: 0 LOB: 3 BB: 2 P: 25	R: 0 E: 0 K: 1 S: 7	H: 0 LOB: 1 BB: 1 P: 11	R: 0 E: 0 K: 0 S: 7	H: 1 LOB: 0 BB: 0 P: 12	R: 1 E: 0 K: 1 S: 9	H: 1 LOB: 0 BB: 0 P: 13	R: 0 E: 0 K: 1 S: 14	H: 1 LOB: 0 BB: 0 P: 17	R: 4 E: 0 K: 1 S: 15	H: 3 LOB: 0 BB: 1 P: 27		R: 0 E: 0 K: 1 S: 10	H: 0 LOB: 1 BB: 1 P: 15	1B: 3 2B: 2 3B: 2 HR: 1	SF: 0 SAC: 0 DP: 1 HBP: 0	WP: 1 PB: 0 SB: 0 CS: 0	PA: 40		
<b>PITCHER</b>	IP	WLS	BF	H	R	ER	SO	BB	IBB	HBP	BLK	WP	HR	S	P	ERA	WHIP								
David Wells, L ERA: 3.66	7.0	L	29	5	1	1	7	3	0	0	0	1	0	69	104	1.29	1.143								
Steve Karsay, R ERA: 2.14	0.1		2	1	1	1	0	0	0	0	0	0	0	4	7	27.00	3.000								
Mike Stanton, L ERA: 3.38	0.2		5	2	3	3	1	1	0	0	0	0	1	11	20	40.50	4.500								
Randy Choate, L ERA: 4.02	1.0		4	0	0	0	1	1	0	0	0	0	0	10	15	0.00	1.000								

Batter	1	2	3	4	5	6	7	8	9	AB	R	H	RBI	BB	SO	LOB	BOTTOM								
Alfonso Soriano, R OBP: 0.344, SLG: 0.585	0-2 2B		0-2 P4		0-1 FC5-4 2 CS 1-2			4-0 2S BB		3	0	1	0	1	0	2	<b>Boston Red Sox @ New York Yankees</b> Yankee Stadium, Bronx, NY Fri May 31 2002, 7:05 PM EDT Att: 52,941 - Overcast - 79 F								
2 Derek Jeter, R OBP: 0.376, SLG: 0.424	4-2 25 G6-4-3 BB		0-0 FC5-4 1-2		2-1 CS 1-2	2-2 G5-3		3-3 K		3	0	0	0	1	1	2									
Bernie Williams, S OBP: 0.415, SLG: 0.505	2-3 K		0-0 G3		1-0 25 BB 1B		1-0 25 BB 1B		2-1 G4-3	4	0	1	0	0	1	4									
25 Jason Giambi, L OBP: 0.415, SLG: 0.589	1-0 G6-4-3 1-2			4-2 G4-6-3 20 BB		4-2 G4-6-3 20 G4-6-3 BB		4-2 G4-6-3 1-2 BB		3-2 20 HR 1B	2	1	1	0	2	2									
20 Jorge Posada, S OBP: 0.392, SLG: 0.554		1-1 FC3-6 1B		4-2 G4-6-3 1-2 BB		0-0 G4-6-3 1-2		1-0 1-H HR		3	1	2	2	1	0	2									
Robin Ventura, L OBP: 0.338, SLG: 0.497		2-2 FC3-6 1-2		2-2 G4-6-3 1-2 2-3		3-2 F8		0-2 G4-3		4	0	0	0	0	0	3									
John Vander Wal, L OBP: 0.369, SLG: 0.449 Rondell White, R OBP: 0.323, SLG: 0.382		1-2 F7		1-0 G4-3		0-3 K		2-2 F9		3	0	0	0	0	1	2									
Shane Spencer, R OBP: 0.341, SLG: 0.388		2-2 F9			0-0 F3		2-2 F8		3-2 F3	4	0	0	0	0	0	1									
Nick Johnson, L OBP: 0.314, SLG: 0.393			1-0 2 FC5-4 1B		4-1 FC5-4 BB		2-2 F5			2	0	1	0	1	0	0									
<b>Inning Stats</b>	R: 0 E: 0 K: 1 S: 11	H: 1 LOB: 1 BB: 1 P: 17	R: 0 E: 0 K: 0 S: 13	H: 1 LOB: 0 BB: 0 P: 19	R: 0 E: 0 K: 0 S: 8	H: 0 LOB: 1 BB: 2 P: 19	R: 0 E: 0 K: 0 S: 7	H: 0 LOB: 0 BB: 1 P: 11	R: 0 E: 0 K: 0 S: 7	H: 1 LOB: 1 BB: 1 P: 14	R: 0 E: 0 K: 1 S: 10	H: 0 LOB: 0 BB: 0 P: 15	R: 0 E: 0 K: 1 S: 10	H: 0 LOB: 1 BB: 1 P: 21	R: 2 E: 0 K: 0 S: 17	H: 2 LOB: 0 BB: 0 P: 26		1B: 4 2B: 1 3B: 0 HR: 1	SF: 0 SAC: 0 DP: 3 HBP: 0	WP: 0 PB: 0 SB: 0 CS: 1	PA: 36				
<b>PITCHER</b>	IP	WLS	BF	H	R	ER	SO	BB	IBB	HBP	BLK	WP	HR	S	P	ERA	WHIP								
Derek Lowe, R ERA: 1.95	6.0	W	23	4	0	0	2	5	0	0	0	0	0	52	87	0.00	1.500								
49 Tim Wakefield, R ERA: 2.27	2.0	H	7	0	0	0	2	1	0	0	0	0	0	20	36	0.00	0.500								
Casey Fossum, L ERA: 2.49	0.1		3	2	2	2	0	0	0	0	0	0	1	9	13	54.00	6.000								
Ugueth Urbina, R ERA: 2.61	0.2		2	0	0	0	0	0	0	0	0	0	0	8	13	0.00	0.000								



Batter	1	2	3	4	5	6	7	8	9	AB	R	H	RBI	BB	SO	LOB	TOP					
18 Johnny Damon, L (1, 8) OBP: 0.377, SLG: 0.448	L9		F7		SF8			P6		3	0	0	1	0	0	1	<b>Boston Red Sox @ New York Yankees</b> Yankee Stadium, Bronx, NY Sat Jun 01 2002, 1:15 PM EDT Att: 55,699 - Sunny - 82 F					
Jose Offerman, S (1, 3) OBP: 0.327, SLG: 0.388	P6		K		G4-3			L7		4	0	0	0	0	1							
Nomar Garciaparra, R (1, 6) OBP: 0.369, SLG: 0.562	2B		FC5-4		G5-3			BB		3	0	1	0	1	0							
Brian Daubach, L (1, 7) OBP: 0.383, SLG: 0.550	K			K	F7			K		4	0	0	0	0	3	2						
Shea Hillenbrand, R (1, 5)		G3-1 G4-3 CS 1B	G6-3		K				K	4	0	1	0	0	2	0						
Jason Varitek, S (1, 2) OBP: 0.321, SLG: 0.403	G4-3		G6-3				F8		F9	4	0	0	0	0	0	1						
Carlos Baerga, S (1, 10) OBP: 0.343, SLG: 0.377	G3-1				WP BB SF9 1B		F7		G3	4	1	1	0	0	0	1						
Trot Nixon, L (1, 9) OBP: 0.330, SLG: 0.398					SF9 18 SF8 WP BB					1	1	1	0	1	0	0						
Rey Sanchez, R (1, 4) OBP: 0.344, SLG: 0.427	CS				SF9					2	0	1	1	0	1	1						
58 Bryant Nelson, S (7, 4) OBP: 0.444, SLG: 0.286			FC5-4 1B		1-3 2-H		K			0	0	0	0	0	0	0						
<b>Inning Stats</b>	R: 0 E: 0 K: 1 S: 12	H: 1 LOB: 1 BB: 0 P: 19	R: 0 E: 0 K: 0 S: 14	H: 1 LOB: 1 BB: 0 P: 24	R: 0 E: 0 K: 1 S: 9	H: 1 LOB: 1 BB: 0 P: 11	R: 0 E: 0 K: 1 S: 7	H: 0 LOB: 0 BB: 0 P: 10	R: 2 E: 0 K: 0 S: 6	H: 1 LOB: 0 BB: 1 P: 13	R: 0 E: 0 K: 1 S: 6	H: 0 LOB: 0 BB: 0 P: 10	R: 0 E: 0 K: 1 S: 10	H: 1 LOB: 1 BB: 0 P: 19	R: 0 E: 0 K: 1 S: 15	H: 0 LOB: 1 BB: 1 P: 24	R: 0 E: 0 K: 1 S: 7	H: 0 LOB: 0 BB: 0 P: 9	1B: 4 2B: 1 3B: 0 HR: 0	SF: 2 SAC: 0 DP: 0 HBP: 1	WP: 1 PB: 0 SB: 0 CS: 1	PA: 35
<b>PITCHER</b>	IP WLS BF H R ER SO BB IBB HBP BLK WP HR S P ERA WHIP																					
35 Mike Mussina, R (1, 1) ERA: 4.26	7.0 W 27 5 2 2 5 1 0 1 0 1 0 64 106 2.57 0.857																					
Randy Choate, L (8, 1) ERA: 3.78	1.0 4 0 0 0 1 1 0 0 0 0 0 15 24 0.00 1.000																					
Sterling Hitchcock, L (9, 1) ERA: 6.0	1.0 3 0 0 0 1 0 0 0 0 0 0 7 9 0.00 0.000																					

Batter	1	2	3	4	5	6	7	8	9	AB	R	H	RBI	BB	SO	LOB	BOTTOM			
2 Derek Jeter, R (1, 6) OBP: 0.380, SLG: 0.438	HR	G4-3			SH2-3 BB	HR HBP	SF8			2	2	1	2	1	0	1	<b>Boston Red Sox @ New York Yankees</b> Yankee Stadium, Bronx, NY Sat Jun 01 2002, 1:15 PM EDT Att: 55,699 - Sunny - 82 F			
Enrique Wilson, S (1, 4) OBP: 0.297, SLG: 0.394	G1-3		K		SH2-3	HR				4	1	2	4	0	1	0				
Bernie Williams, S (1, 8) OBP: 0.415, SLG: 0.500	BB		L7		L9	25 HR 1B	F8			4	1	1	0	1	0	3				
25 Jason Giambi, L (1, 10) OBP: 0.418, SLG: 0.601	F9		1B		IBB	HR		L8		4	1	2	2	1	0	1				
20 Jorge Posada, S (1, 2) OBP: 0.383, SLG: 0.538	K		K		F7	F8		F7		5	0	0	0	0	2	4				
Robin Ventura, L (1, 5) OBP: 0.345, SLG: 0.497		K			F8	2 HBP HR G5-3 BB	1B			4	2	2	0	1	1	0				
Ron Coomer, R (8, FR) OBP: 0.383, SLG: 0.600							1B			0	0	0	0	0	0	0				
Rondell White, R (1, 7) OBP: 0.325, SLG: 0.399	HR				G5-3	G5-3	1B 2 SF8 1B	K		5	2	2	1	0	1	2				
John Vander Wal, L (1, 9) OBP: 0.365, SLG: 0.450		K								4	0	1	0	0	3	3				
Gerald Williams, R (8, 9)					2B					0	0	0	0	0	0	0				
Nick Johnson, L (1, 3) OBP: 0.323, SLG: 0.403	2B				K	2 HBP HR BB	1B			3	1	2	1	1	1	1				
<b>Inning Stats</b>	R: 1 E: 0 K: 1 S: 6	H: 1 LOB: 1 BB: 1 P: 11	R: 1 E: 0 K: 2 S: 17	H: 2 LOB: 1 BB: 0 P: 25	R: 0 E: 0 K: 2 S: 12	H: 1 LOB: 1 BB: 0 P: 17	R: 0 E: 0 K: 1 S: 10	H: 1 LOB: 1 BB: 0 P: 11	R: 0 E: 0 K: 0 S: 8	H: 0 LOB: 2 BB: 2 P: 19	R: 6 E: 0 K: 1 S: 18	H: 3 LOB: 0 BB: 2 P: 36	R: 2 E: 0 K: 1 S: 16	H: 4 LOB: 2 BB: 0 P: 25	R: 0 E: 0 K: 1 S: 11	H: 1 LOB: 1 BB: 0 P: 16	1B: 7 2B: 2 3B: 0 HR: 4	SF: 1 SAC: 1 DP: 0 HBP: 1	WP: 0 PB: 0 SB: 0 CS: 0	PA: 43
<b>PITCHER</b>	IP WLS BF H R ER SO BB IBB HBP BLK WP HR S P ERA WHIP																			
Rolando Arrojo, R (1, 1) ERA: 3.89	5.0 L 23 2 2 2 6 2 0 0 0 0 0 10 23 3.60 1.400																			
Darren Oliver, L (6, 1) ERA: 5.44	0.2 4 0 2 2 1 2 0 0 0 0 0 10 23 27.00 3.000																			
Rich Garces, R (6, 1) ERA: 11.77	0.1 5 3 4 4 0 0 0 1 0 0 2 8 13 108.00 9.000																			
Sun-Woo Kim, R (7, 1) ERA: 7.52	2.0 11 5 2 2 2 0 0 0 0 0 0 27 41 9.00 2.500																			

AB 29  
R 2  
H 5  
RBI 2  
BB 2  
SO 7  
LOB 8



AB 35  
R 10  
H 13  
RBI 10  
BB 5  
SO 9  
LOB 15













Batter	1	2	3	4	5	6	7	8	9	AB	R	H	RBI	BB	SO	LOB	TOP					
<b>1 Brian Roberts, S</b> OBP: 0.356, SLG: 0.325										5	1	3	0	0	0	4	<b>Baltimore Orioles @ New York Yankees</b> Yankee Stadium, Bronx, NY Tue Jun 04 2002, 7:05 PM EDT Att: 32,214 - Cloudy - 68 F					
<b>Gary Matthews, S</b> OBP: 0.374, SLG: 0.446									4	2	1	0	1	2	3							
<b>Chris Singleton, L</b> OBP: 0.294, SLG: 0.405									5	0	2	0	0	1	4							
<b>Jeff Conine, R</b> OBP: 0.283, SLG: 0.446 <b>Ryan McGuire, L</b> OBP: 0.338, SLG: 0.479										4	1	1	2	0	1	2						
<b>31 Jay Gibbons, L</b> OBP: 0.335, SLG: 0.479									5	1	2	1	0	3	0							
<b>Tony Batista, R</b> OBP: 0.338, SLG: 0.538									4	0	2	0	1	0	2							
<b>21 Marty Cordova, R</b> OBP: 0.335, SLG: 0.460										3	0	1	1	1	1	0						
<b>Geronimo Gil, R</b> OBP: 0.285, SLG: 0.444									4	0	0	0	0	1	5							
<b>Mike Bordick, R</b> OBP: 0.308, SLG: 0.377										4	0	2	0	0	0	0						
<b>Inning Stats</b>	R: 0 E: 0 K: 1 S: 11	H: 1 LOB: 1 BB: 0 P: 13	R: 0 E: 0 K: 2 S: 18	H: 1 LOB: 2 BB: 2 P: 33	R: 1 E: 1 K: 1 S: 12	H: 3 LOB: 1 BB: 0 P: 17	R: 0 E: 0 K: 1 S: 7	H: 0 LOB: 0 BB: 0 P: 8	R: 4 E: 0 K: 0 S: 16	H: 4 LOB: 1 BB: 1 P: 26	R: 0 E: 0 K: 2 S: 13	H: 1 LOB: 1 BB: 0 P: 19	R: 0 E: 0 K: 1 S: 12	H: 2 LOB: 2 BB: 0 P: 18	R: 0 E: 0 K: 0 S: 13	H: 2 LOB: 2 BB: 0 P: 17		R: 0 E: 0 K: 1 S: 6	H: 0 LOB: 0 BB: 0 P: 8	1B: 11 2B: 3 3B: 0 HR: 0	SF: 1 SAC: 0 DP: 1 HBP: 0	WP: 0 PB: 0 SB: 2 CS: 0
<b>PITCHER</b>	IP	WLS	BF	H	R	ER	SO	BB	IBB	HBP	BLK	WP	HR	S	P	ERA	WHIP					
<b>Mike Thurman, R</b> ERA: 4.76	4.1		22	7	4	4	5	3	0	0	0	0	0	57	86	8.31	2.308					
<b>Ramiro Mendoza, R</b> ERA: 4.05	1.2	W	8	3	1	1	2	0	0	0	0	0	0	20	30	5.40	1.800					
<b>Steve Karsay, R</b> ERA: 2.21	2.0		10	4	0	0	1	0	0	0	0	0	0	25	35	0.00	2.000					
<b>Randy Choate, L</b> ERA: 3.57	1.0		3	0	0	0	1	0	0	0	0	0	0	6	8	0.00	0.000					

Batter	1	2	3	4	5	6	7	8	9	AB	R	H	RBI	BB	SO	LOB	BOTTOM				
<b>Alfonso Soriano, R</b> OBP: 0.342, SLG: 0.590										5	2	2	1	0	1	1	<b>Baltimore Orioles @ New York Yankees</b> Yankee Stadium, Bronx, NY Tue Jun 04 2002, 7:05 PM EDT Att: 32,214 - Cloudy - 68 F				
<b>Nick Johnson, L</b> OBP: 0.329, SLG: 0.417										4	2	1	0	1	1	1					
<b>2 Derek Jeter, R</b> OBP: 0.380, SLG: 0.430										5	2	2	2	0	0	2					
<b>25 Jason Giambi, L</b> OBP: 0.428, SLG: 0.613 <b>Ron Coomer, R</b> OBP: 0.392, SLG: 0.592										4	1	3	5	1	1	1					
<b>Bernie Williams, S</b> OBP: 0.411, SLG: 0.486 <b>Gerald Williams, R</b>										3	1	1	0	1	0	2					
<b>Robin Ventura, L</b> OBP: 0.343, SLG: 0.503 <b>Enrique Wilson, S</b> OBP: 0.256, SLG: 0.333										4	1	1	2	0	1	4					
<b>Rondell White, R</b> OBP: 0.329, SLG: 0.410										4	2	2	1	1	1	1					
<b>Shane Spencer, R</b> OBP: 0.340, SLG: 0.386										5	1	2	0	0	1	1					
<b>Alberto Castillo, R</b> OBP: 0.185, SLG: 0.192										4	1	1	2	0	1	1					
<b>Inning Stats</b>	R: 2 E: 2 K: 1 S: 12	H: 2 LOB: 1 BB: 0 P: 16	R: 2 E: 0 K: 2 S: 13	H: 3 LOB: 1 BB: 0 P: 18	R: 0 E: 0 K: 0 S: 8	H: 0 LOB: 0 BB: 1 P: 16	R: 0 E: 0 K: 1 S: 7	H: 0 LOB: 0 BB: 0 P: 8	R: 8 E: 0 K: 1 S: 27	H: 7 LOB: 0 BB: 1 P: 39	R: 1 E: 1 K: 2 S: 12	H: 1 LOB: 1 BB: 0 P: 22	R: 0 E: 0 K: 0 S: 8	H: 0 LOB: 1 BB: 1 P: 16	R: 0 E: 0 K: 1 S: 6	H: 0 LOB: 1 BB: 1 P: 16		1B: 9 2B: 2 3B: 0 HR: 4	SF: 0 SAC: 0 DP: 0 HBP: 0	WP: 0 PB: 1 SB: 0 CS: 1	PA: 44
<b>PITCHER</b>	IP	WLS	BF	H	R	ER	SO	BB	IBB	HBP	BLK	WP	HR	S	P	ERA	WHIP				
<b>Scott Erickson, R</b> ERA: 5.01	5.2	L	30	10	8	7	5	3	0	0	0	0	0	69	106	11.12	2.294				
<b>B.J. Ryan, L</b> ERA: 6.52	0.0		3	3	3	3	0	0	0	0	0	0	2	7	11	∞	∞				
<b>Calvin Maduro, R</b> ERA: 5.56	2.1		11	2	2	2	2	1	0	0	0	0	2	23	41	7.71	1.286				







Batter	1	2	3	4	5	6	7	8	9	AB	R	H	RBI	BB	SO	LOB	TOP								
David Bell, R OBP: 0.324, SLG: 0.427 (1, 5)										4	0	1	0	0	1	2	<b>San Francisco Giants @ New York Yankees</b> Yankee Stadium, Bronx, NY Fri Jun 07 2002, 7:05 PM EDT Att: 55,053 - Sunny - 67 F								
Rich Aurilia, R OBP: 0.299, SLG: 0.438 (1, 6)										4	0	0	0	0	1										
Barry Bonds, L OBP: 0.562, SLG: 0.816 (1, 7)										3	0	2	0	1	1										
Jeff Kent, R OBP: 0.337, SLG: 0.448 (1, 4)										3	0	0	0	1	2										
Benito Santiago, R OBP: 0.342, SLG: 0.511 (1, 2)										4	1	1	0	0	0	2									
J.T. Snow, L OBP: 0.318, SLG: 0.310 (1, 3)										4	0	1	0	0	1	0									
Reggie Sanders, R OBP: 0.332, SLG: 0.403 (1, 9)										3	0	1	1	1	1	0									
Damon Minor, L OBP: 0.333, SLG: 0.462 (1, 10)										2	0	1	0	0	1	0									
Shawon Dunston, R OBP: 0.152, SLG: 0.244 (7, PH)										2	0	0	0	0	0	2									
Tsuyoshi Shinjo, R OBP: 0.299, SLG: 0.353 (1, 8)										3	0	1	0	0	0	2									
<b>Inning Stats</b>	R: 0 H: 1 E: 0 K: 2 S: 12	H: 1 LOB: 1 BB: 0 P: 17	R: 0 H: 0 E: 0 K: 0 S: 6	H: 0 LOB: 0 BB: 0 P: 10	R: 0 H: 0 E: 0 K: 1 S: 9	H: 0 LOB: 0 BB: 0 P: 12	R: 0 H: 0 E: 0 K: 3 S: 9	H: 0 LOB: 0 BB: 0 P: 14	R: 0 H: 2 E: 0 K: 0 S: 12	H: 2 LOB: 3 BB: 1 P: 22	R: 0 H: 2 E: 0 K: 0 S: 11	H: 2 LOB: 1 BB: 0 P: 13	R: 1 H: 3 E: 0 K: 0 S: 15	H: 3 LOB: 2 BB: 0 P: 20	R: 0 H: 0 E: 0 K: 2 S: 4	H: 0 LOB: 1 BB: 2 P: 14	R: 0 H: 0 E: 0 K: 2 S: 11	H: 0 LOB: 0 BB: 0 P: 15	1B: 8 2B: 0 3B: 0 HR: 0	SF: 0 SAC: 0 DP: 2 HBP: 0	WP: 0 PB: 0 SB: 1 CS: 0	PA: 35			
<b>PITCHER</b>	IP WLS BF H R ER SO BB IBB HBP BLK WP HR S P ERA WHIP	IP WLS BF H R ER SO BB IBB HBP BLK WP HR S P ERA WHIP	IP WLS BF H R ER SO BB IBB HBP BLK WP HR S P ERA WHIP	IP WLS BF H R ER SO BB IBB HBP BLK WP HR S P ERA WHIP	IP WLS BF H R ER SO BB IBB HBP BLK WP HR S P ERA WHIP	IP WLS BF H R ER SO BB IBB HBP BLK WP HR S P ERA WHIP	IP WLS BF H R ER SO BB IBB HBP BLK WP HR S P ERA WHIP	IP WLS BF H R ER SO BB IBB HBP BLK WP HR S P ERA WHIP	IP WLS BF H R ER SO BB IBB HBP BLK WP HR S P ERA WHIP	IP WLS BF H R ER SO BB IBB HBP BLK WP HR S P ERA WHIP	IP WLS BF H R ER SO BB IBB HBP BLK WP HR S P ERA WHIP	IP WLS BF H R ER SO BB IBB HBP BLK WP HR S P ERA WHIP	IP WLS BF H R ER SO BB IBB HBP BLK WP HR S P ERA WHIP	IP WLS BF H R ER SO BB IBB HBP BLK WP HR S P ERA WHIP	IP WLS BF H R ER SO BB IBB HBP BLK WP HR S P ERA WHIP	IP WLS BF H R ER SO BB IBB HBP BLK WP HR S P ERA WHIP	IP WLS BF H R ER SO BB IBB HBP BLK WP HR S P ERA WHIP	IP WLS BF H R ER SO BB IBB HBP BLK WP HR S P ERA WHIP	IP WLS BF H R ER SO BB IBB HBP BLK WP HR S P ERA WHIP	IP WLS BF H R ER SO BB IBB HBP BLK WP HR S P ERA WHIP	IP WLS BF H R ER SO BB IBB HBP BLK WP HR S P ERA WHIP	IP WLS BF H R ER SO BB IBB HBP BLK WP HR S P ERA WHIP	IP WLS BF H R ER SO BB IBB HBP BLK WP HR S P ERA WHIP	IP WLS BF H R ER SO BB IBB HBP BLK WP HR S P ERA WHIP	IP WLS BF H R ER SO BB IBB HBP BLK WP HR S P ERA WHIP

AB	32
R	1
H	8
RBI	1
BB	3
SO	8
LOB	11



Batter	1	2	3	4	5	6	7	8	9	AB	R	H	RBI	BB	SO	LOB	BOTTOM							
Alfonso Soriano, R OBP: 0.338, SLG: 0.577 (1, 4)										4	1	1	0	0	1	0	<b>San Francisco Giants @ New York Yankees</b> Yankee Stadium, Bronx, NY Fri Jun 07 2002, 7:05 PM EDT Att: 55,053 - Sunny - 67 F							
2 Derek Jeter, R OBP: 0.377, SLG: 0.425 (1, 6)										4	1	2	0	0	0	1								
25 Jason Giambi, L OBP: 0.426, SLG: 0.603 (1, 3)										3	0	1	1	1	0	1								
Bernie Williams, S OBP: 0.414, SLG: 0.487 (1, 8)										4	0	2	0	0	1	3								
20 Jorge Posada, S OBP: 0.378, SLG: 0.531 (1, 2)										3	0	1	1	1	2	3								
Robin Ventura, L OBP: 0.340, SLG: 0.486 (1, 5)										3	0	0	0	1	1	4								
Rondell White, R OBP: 0.321, SLG: 0.399 (1, 7)										4	0	0	0	0	0	7								
Shane Spencer, R OBP: 0.340, SLG: 0.386 (9, 7)										0	0	0	0	0	0	0								
Nick Johnson, L OBP: 0.321, SLG: 0.402 (1, 10)										4	0	0	0	0	3	0								
Juan Rivera, R OBP: 0.286, SLG: 0.333 (1, 9)										3	0	0	0	0	1	0								
<b>Inning Stats</b>	R: 1 H: 2 E: 1 K: 2 S: 20	H: 2 LOB: 3 BB: 1 P: 35	R: 0 H: 1 E: 0 K: 1 S: 10	H: 1 LOB: 1 BB: 0 P: 17	R: 0 H: 1 E: 0 K: 1 S: 14	H: 1 LOB: 2 BB: 1 P: 23	R: 0 H: 0 E: 0 K: 3 S: 11	H: 0 LOB: 0 BB: 0 P: 17	R: 1 H: 3 E: 0 K: 0 S: 11	H: 3 LOB: 2 BB: 0 P: 16	R: 0 H: 0 E: 0 K: 0 S: 5	H: 0 LOB: 0 BB: 0 P: 7	R: 0 H: 0 E: 0 K: 1 S: 8	H: 0 LOB: 1 BB: 1 P: 15	R: 0 H: 0 E: 0 K: 1 S: 9	H: 0 LOB: 0 BB: 0 P: 15	R: 0 H: 0 E: 0 K: 1 S: 9	H: 0 LOB: 0 BB: 0 P: 15	1B: 7 2B: 0 3B: 0 HR: 0	SF: 0 SAC: 0 DP: 0 HBP: 0	WP: 0 PB: 0 SB: 0 CS: 0	PA: 35		
<b>PITCHER</b>	IP WLS BF H R ER SO BB IBB HBP BLK WP HR S P ERA WHIP	IP WLS BF H R ER SO BB IBB HBP BLK WP HR S P ERA WHIP	IP WLS BF H R ER SO BB IBB HBP BLK WP HR S P ERA WHIP	IP WLS BF H R ER SO BB IBB HBP BLK WP HR S P ERA WHIP	IP WLS BF H R ER SO BB IBB HBP BLK WP HR S P ERA WHIP	IP WLS BF H R ER SO BB IBB HBP BLK WP HR S P ERA WHIP	IP WLS BF H R ER SO BB IBB HBP BLK WP HR S P ERA WHIP	IP WLS BF H R ER SO BB IBB HBP BLK WP HR S P ERA WHIP	IP WLS BF H R ER SO BB IBB HBP BLK WP HR S P ERA WHIP	IP WLS BF H R ER SO BB IBB HBP BLK WP HR S P ERA WHIP	IP WLS BF H R ER SO BB IBB HBP BLK WP HR S P ERA WHIP	IP WLS BF H R ER SO BB IBB HBP BLK WP HR S P ERA WHIP	IP WLS BF H R ER SO BB IBB HBP BLK WP HR S P ERA WHIP	IP WLS BF H R ER SO BB IBB HBP BLK WP HR S P ERA WHIP	IP WLS BF H R ER SO BB IBB HBP BLK WP HR S P ERA WHIP	IP WLS BF H R ER SO BB IBB HBP BLK WP HR S P ERA WHIP	IP WLS BF H R ER SO BB IBB HBP BLK WP HR S P ERA WHIP	IP WLS BF H R ER SO BB IBB HBP BLK WP HR S P ERA WHIP	IP WLS BF H R ER SO BB IBB HBP BLK WP HR S P ERA WHIP	IP WLS BF H R ER SO BB IBB HBP BLK WP HR S P ERA WHIP	IP WLS BF H R ER SO BB IBB HBP BLK WP HR S P ERA WHIP	IP WLS BF H R ER SO BB IBB HBP BLK WP HR S P ERA WHIP	IP WLS BF H R ER SO BB IBB HBP BLK WP HR S P ERA WHIP	IP WLS BF H R ER SO BB IBB HBP BLK WP HR S P ERA WHIP

AB	32
R	2
H	7
RBI	2
BB	3
SO	9
LOB	19





Batter	1	2	3	4	5	6	7	8	9	AB	R	H	RBI	BB	SO	LOB	TOP				
David Bell, R OBP: 0.325, SLG: 0.423	4-1 1B HR BB	0-0 G6-3		0-1 FC3-6		1-2 1B			1-2 L5	4	1	1	0	1	0	1					
Rich Aurilia, R OBP: 0.302, SLG: 0.433	0-1 1-2 HR		0-1 L9	1-3 K		1-0 F3			4-2 1B E BB	4	2	1	0	1	1	2					
Barry Bonds, L OBP: 0.563, SLG: 0.827	1-1 1H 2H HR		4-0 G6-3 1B BB		0-1 FC1-4 1B			0-0 F3	2-3 K	4	1	2	3	1	1	1					
Jeff Kent, R OBP: 0.339, SLG: 0.447	2-2 G6-3		0-0 G6-3 1B	1-2 FC1-4 FC5-4 1B			2-2 E5	2-2 G6-4-3 E 1B	5	0	2	0	0	0	1						
Benito Santiago, R OBP: 0.338, SLG: 0.503	0-0 G1-3		0-2 G6-3	1-2 FC5-4 1B			0-0 G6-4-3	0-2 E4	5	0	1	0	0	0	4						
Reggie Sanders, R OBP: 0.333, SLG: 0.400	0-1 1B		4-1 IBB	0-1 FC5-4				3-3 K	2-3 K	4	0	1	0	1	2	4					
J.T. Snow, L OBP: 0.312, SLG: 0.304	1-3 K		1-2 G4-3	0-2 G1-3				1-0 F7		4	0	0	0	0	1	6					
Shawon Dunston, R OBP: 0.160, SLG: 0.245		2-3 K		0-1 F7				1-1 E6		4	0	1	0	0	1	0					
Tom Goodwin, L OBP: 0.371, SLG: 0.267		1-0 G6-3		1-0 FC3-6 1B				0-1 F9		0	0	0	0	0	0	0					
Tsuyoshi Shinjo, R OBP: 0.298, SLG: 0.351								1-1 F9	0-1 G1-3	4	0	1	0	0	0	1					
<b>Inning Stats</b>	R: 3 E: 0 K: 1 S: 15	H: 3 LOB: 1 BB: 1 P: 23	R: 0 E: 0 K: 1 S: 5	H: 0 LOB: 0 BB: 0 P: 8	R: 0 E: 0 K: 0 S: 10	H: 1 LOB: 3 BB: 2 P: 19	R: 0 E: 0 K: 1 S: 9	H: 1 LOB: 1 BB: 0 P: 11	R: 0 E: 0 K: 0 S: 13	H: 2 LOB: 2 BB: 0 P: 15	R: 0 E: 1 K: 0 S: 5	H: 0 LOB: 0 BB: 0 P: 7	R: 0 E: 1 K: 1 S: 9	H: 1 LOB: 1 BB: 1 P: 14	R: 1 E: 1 K: 2 S: 23	H: 1 LOB: 2 BB: 1 P: 34	1B: 9 2B: 0 3B: 0 HR: 1	SF: 0 SAC: 0 DP: 1 HBP: 0	WP: 0 PB: 0 CS: 0	PA: 42	
<b>PITCHER</b>	IP WLS BF H R ER SO BB IBB HBP BLK WP HR S P ERA WHIP	7.0 32 8 3 3 3 2 1 0 0 0 1 65 94 3.86 1.429	1.0 4 1 0 0 1 0 0 0 0 0 0 9 14 0.00 1.000	1.0 L 6 1 1 0 2 1 0 0 0 0 23 34 0.00 2.000																	

**San Francisco Giants @ New York Yankees**  
 Yankee Stadium, Bronx, NY  
 Sat Jun 08 2002, 1:15 PM EDT  
 Att: 55,194 - Sunny - 69 F

AB	38
R	4
H	10
RBI	3
BB	4
SO	6
LOB	20

**GIANTS**

Batter	1	2	3	4	5	6	7	8	9	AB	R	H	RBI	BB	SO	LOB	BOTTOM				
Alfonso Soriano, R OBP: 0.333, SLG: 0.568	2-3 K		0-1 P3		1-3 K			0-0 G5-3		4	0	0	0	0	2	0					
Derek Jeter, R OBP: 0.372, SLG: 0.418	2-3 K		1-2 G1-3			2-3 K		0-0 G5-3		4	0	0	0	0	2	0					
25 Jason Giambi, L OBP: 0.424, SLG: 0.595	2-3 K		1-3 K			4-1 CS BB			0-2 G3-1	3	0	0	0	1	2	0					
Bernie Williams, S OBP: 0.415, SLG: 0.482		4-2 1B HR BB		4-2 20 G6-3 BB		3-3 K			1-1 G3	2	1	0	0	2	1	1					
20 Jorge Posada, S OBP: 0.372, SLG: 0.520		2-3 K		3-2 G6-3			3-3 K		2-2 F7	4	0	0	0	0	2	2					
Robin Ventura, L OBP: 0.344, SLG: 0.486		0-0		0-0 F8			4-1 BB			2	1	1	0	1	0	1					
Enrique Wilson, S OBP: 0.256, SLG: 0.333		1-2 HR 1B								0	0	0	0	0	0	0					
John Vander Wal, L OBP: 0.338, SLG: 0.413		1-3 K		1-1 G4-3			0-3 K			3	0	0	0	0	2	4					
Nick Johnson, L OBP: 0.321, SLG: 0.416		2-2 1H 2H HR			3-2 F7		1-0 F5			3	1	1	3	0	0	1					
Shane Spencer, R OBP: 0.333, SLG: 0.377		0-3 K			0-3 K			2-1 F3		3	0	0	0	0	2	0					
<b>Inning Stats</b>	R: 0 E: 0 K: 3 S: 10	H: 0 LOB: 0 BB: 0 P: 16	R: 3 E: 0 K: 3 S: 19	H: 2 LOB: 1 BB: 1 P: 28	R: 0 E: 0 K: 1 S: 8	H: 0 LOB: 0 BB: 0 P: 10	R: 0 E: 0 K: 0 S: 8	H: 0 LOB: 1 BB: 1 P: 16	R: 0 E: 0 K: 2 S: 10	H: 0 LOB: 0 BB: 1 P: 19	R: 0 E: 0 K: 2 S: 8	H: 0 LOB: 0 BB: 1 P: 16	R: 0 E: 0 K: 0 S: 4	H: 0 LOB: 0 BB: 0 P: 6	R: 0 E: 0 K: 0 S: 8	H: 0 LOB: 0 BB: 0 P: 11	1B: 1 2B: 1 3B: 0 HR: 1	SF: 0 SAC: 0 DP: 1 HBP: 0	WP: 0 PB: 0 CS: 1	PA: 32	
<b>PITCHER</b>	IP WLS BF H R ER SO BB IBB HBP BLK WP HR S P ERA WHIP	8.0 29 29 2 3 3 13 4 0 0 0 0 1 76 124 3.38 0.750	1.0 S 3 0 0 0 0 0 0 0 0 0 8 11 0.00 0.000																		

**San Francisco Giants @ New York Yankees**  
 Yankee Stadium, Bronx, NY  
 Sat Jun 08 2002, 1:15 PM EDT  
 Att: 55,194 - Sunny - 69 F

AB	28
R	3
H	2
RBI	3
BB	4
SO	13
LOB	9

**Yankees**

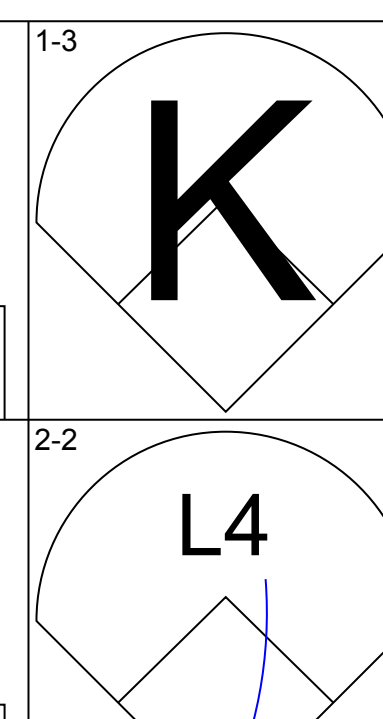
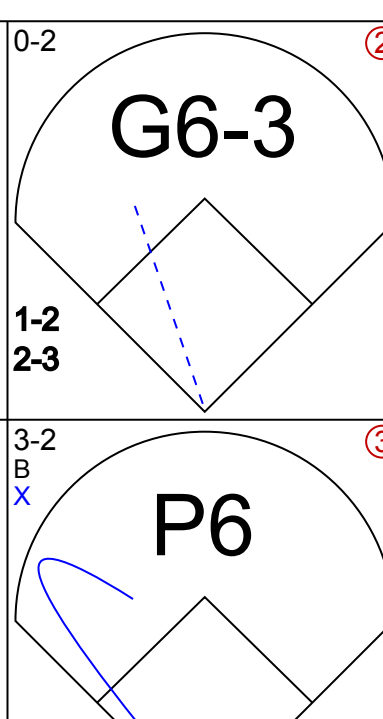
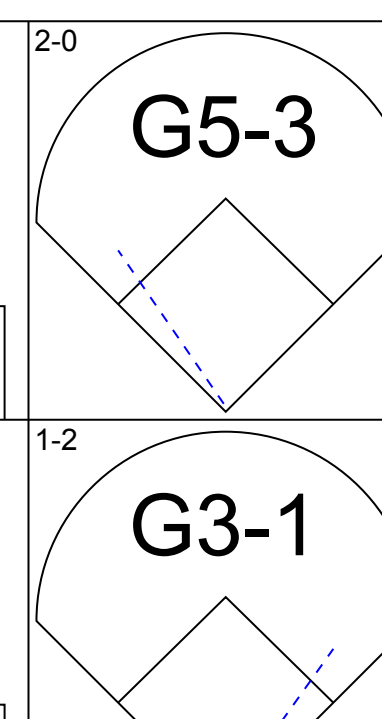
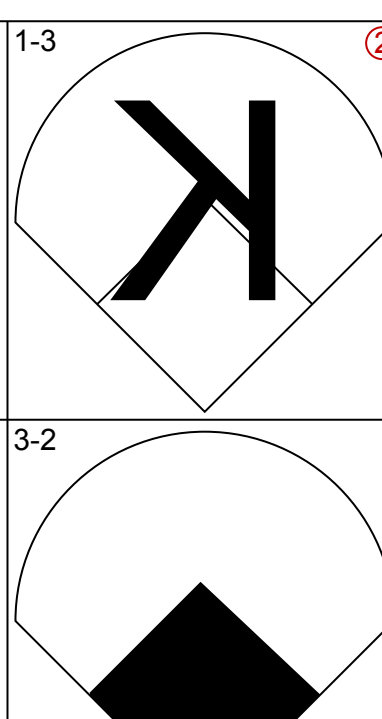
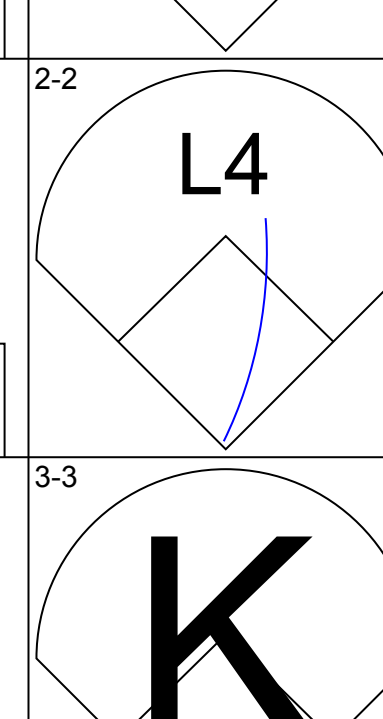
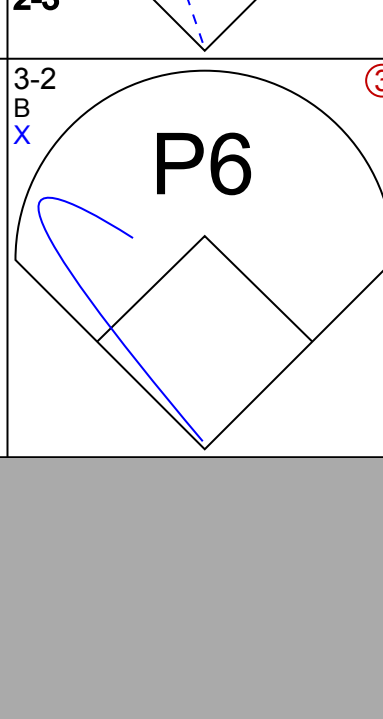
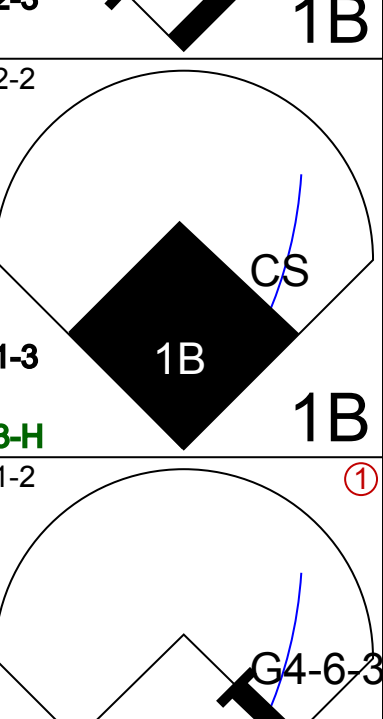
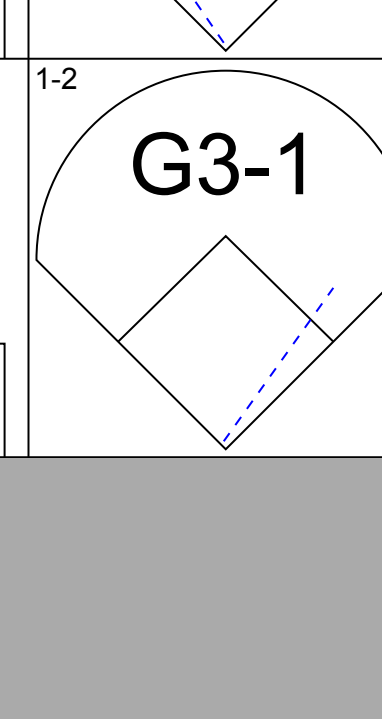
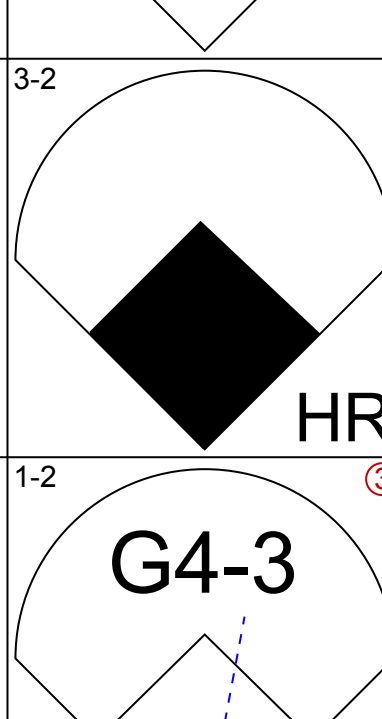
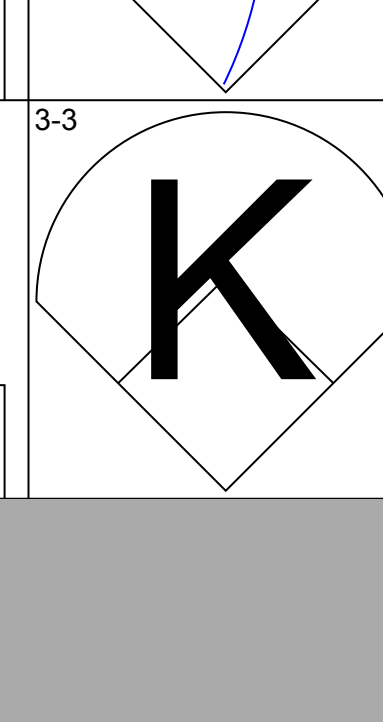
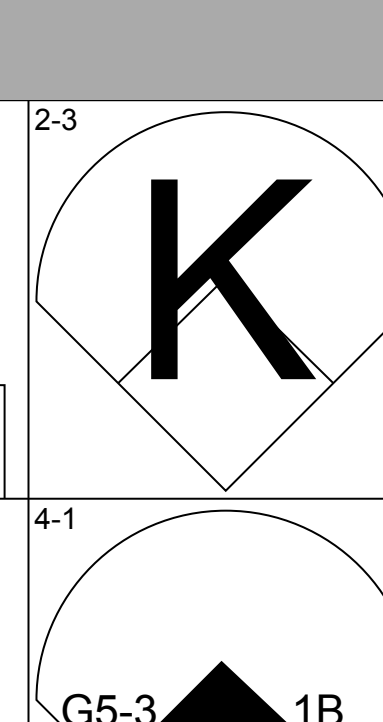
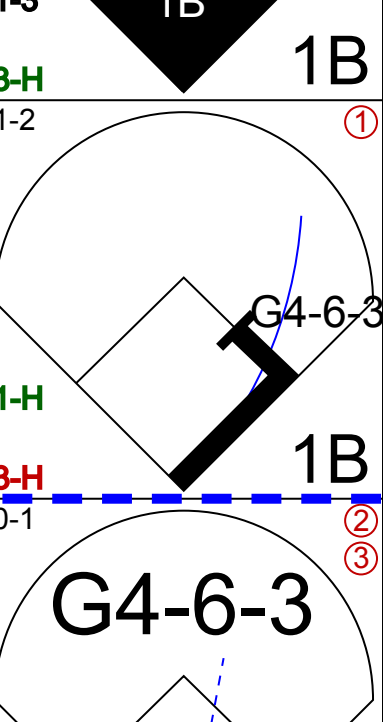
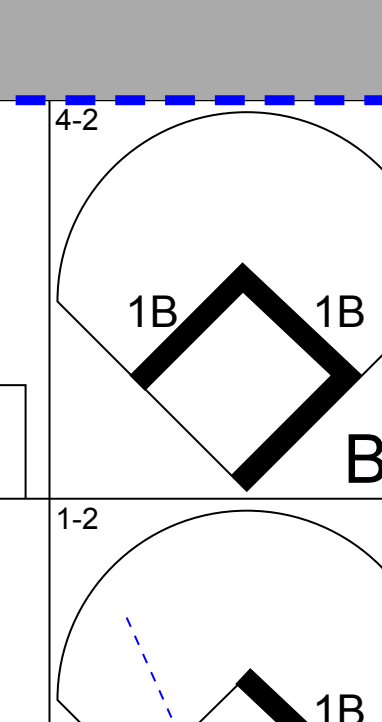
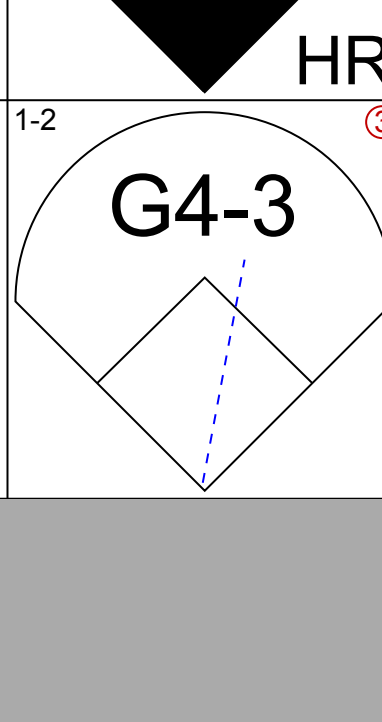
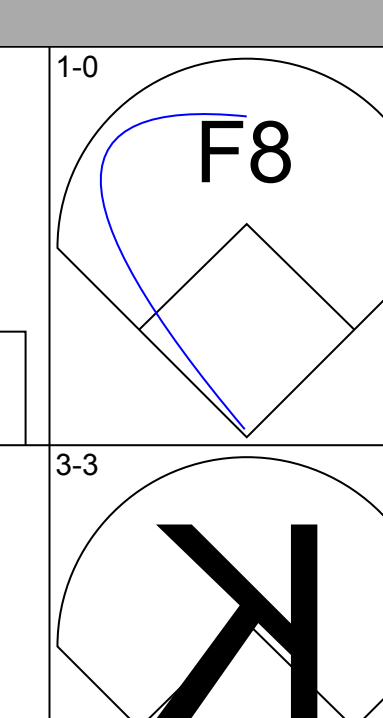
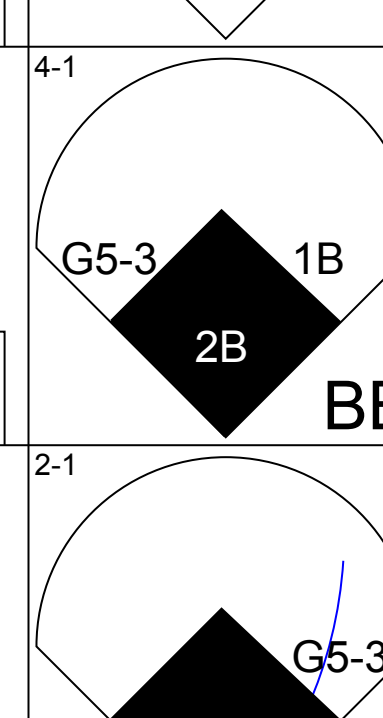
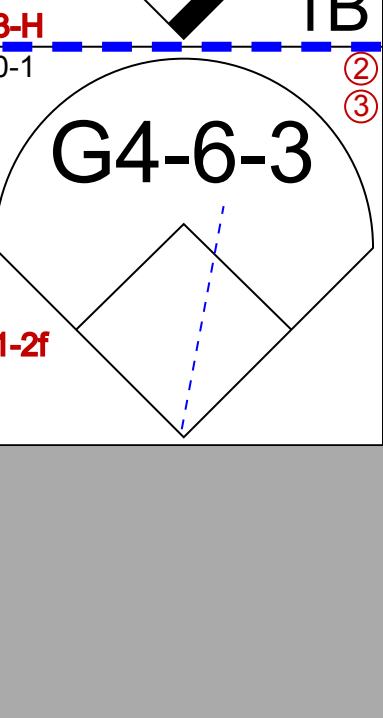
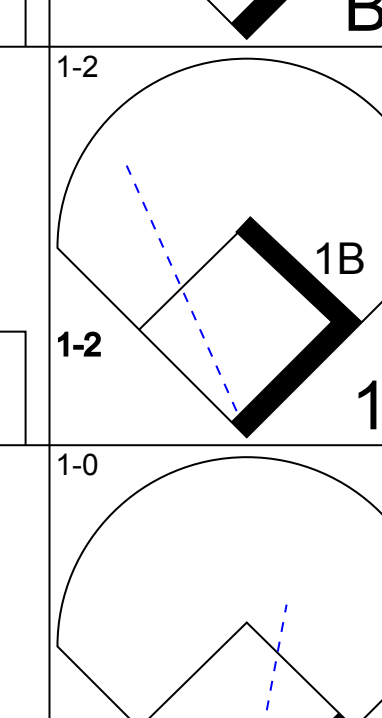
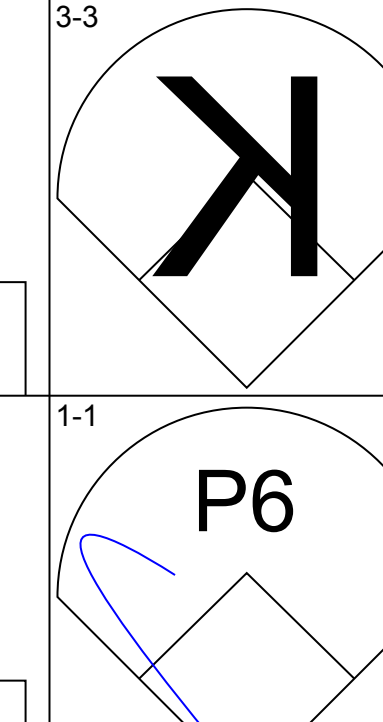
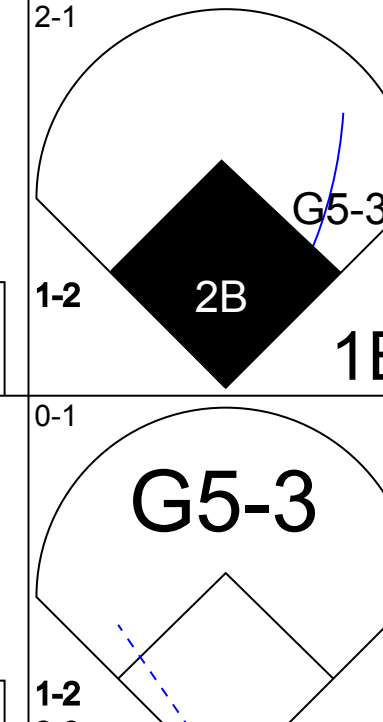
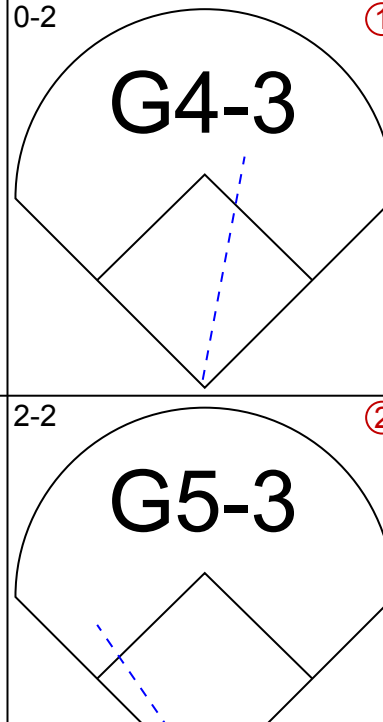
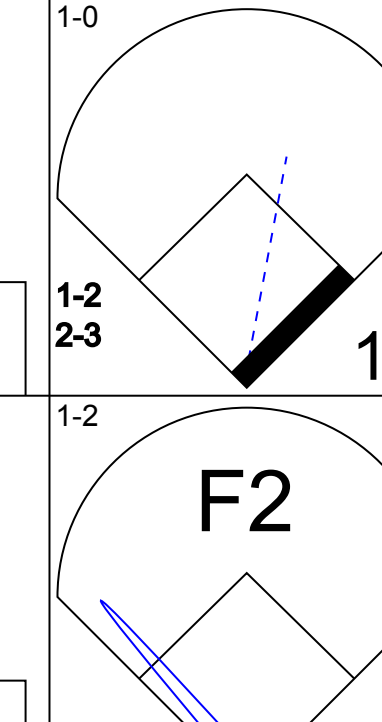
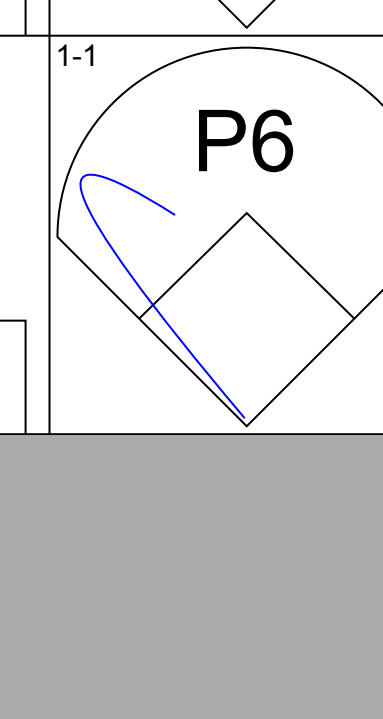
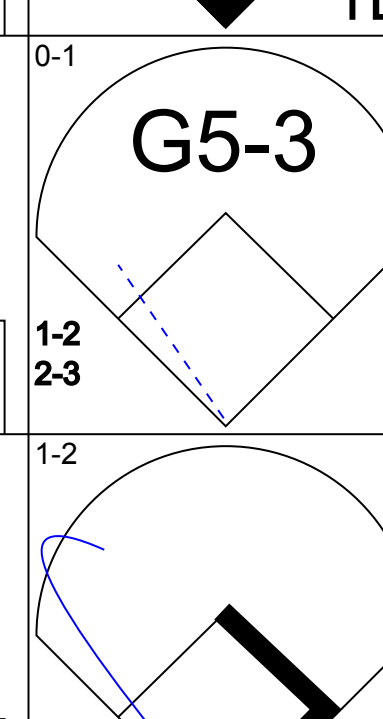
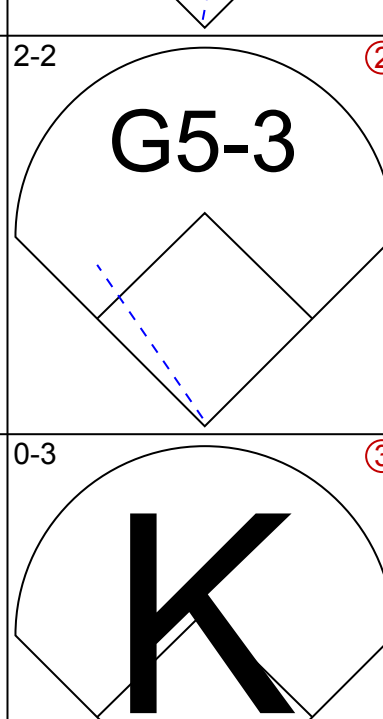
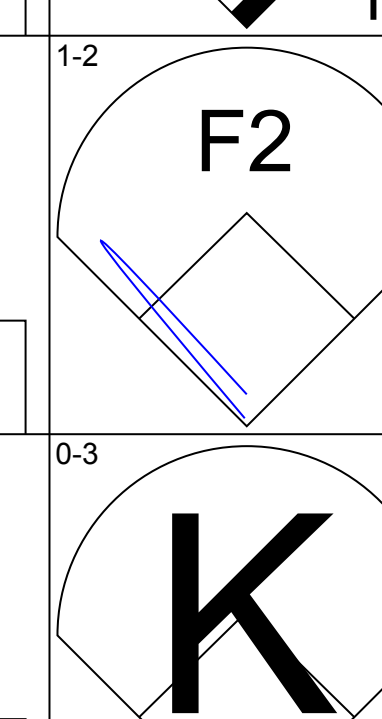
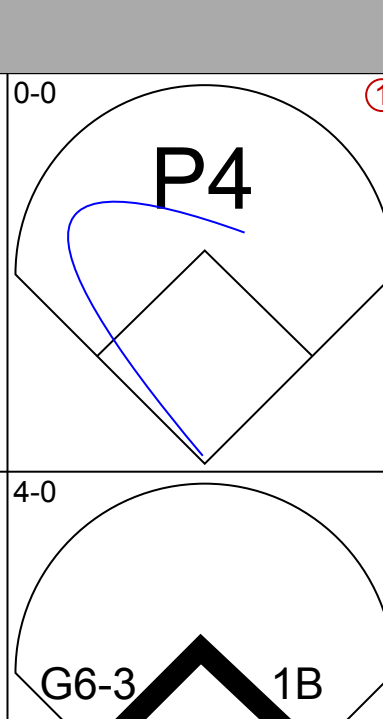
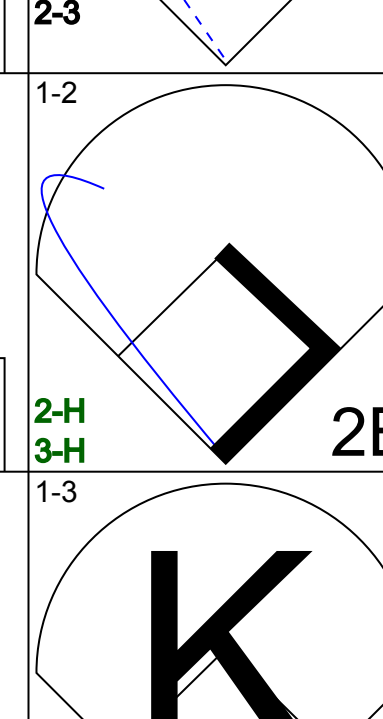
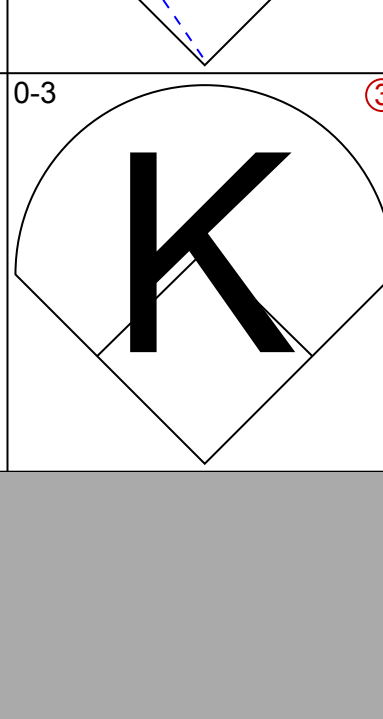
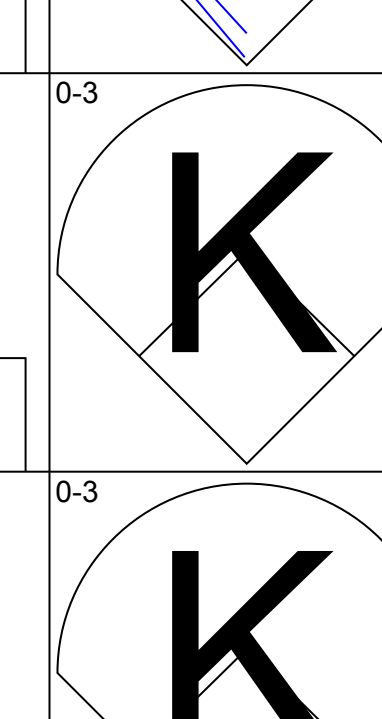
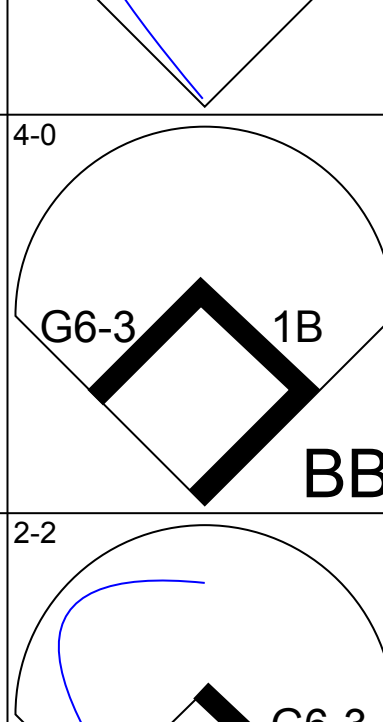
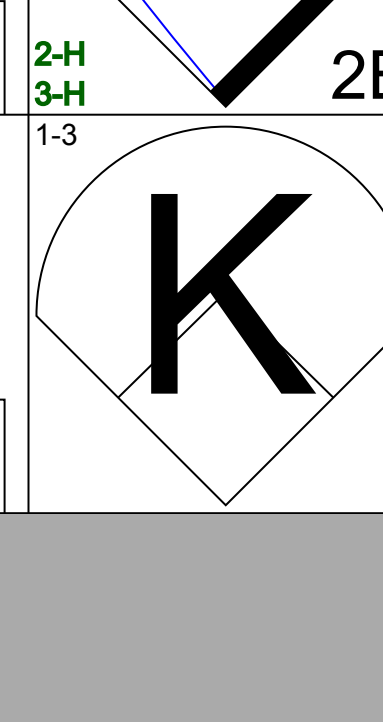
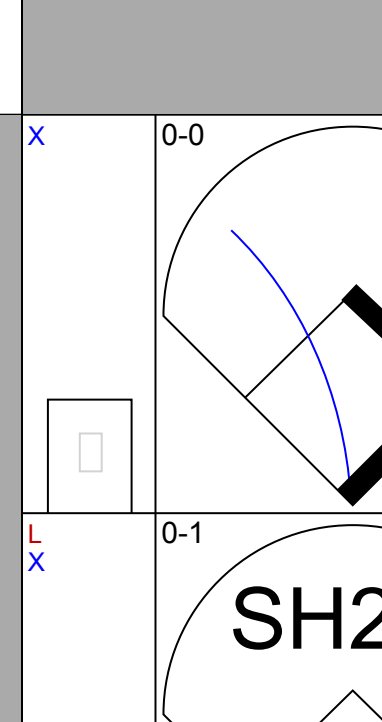
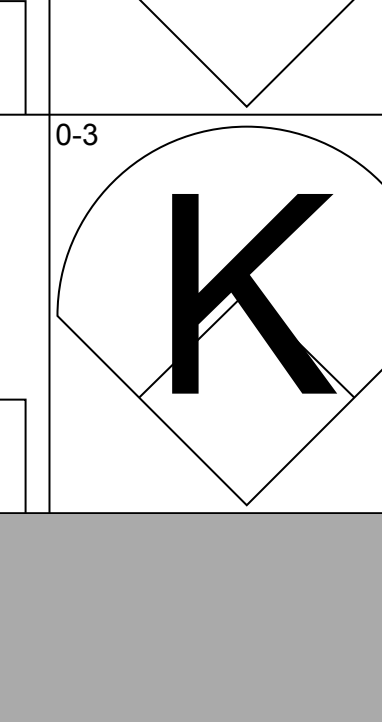
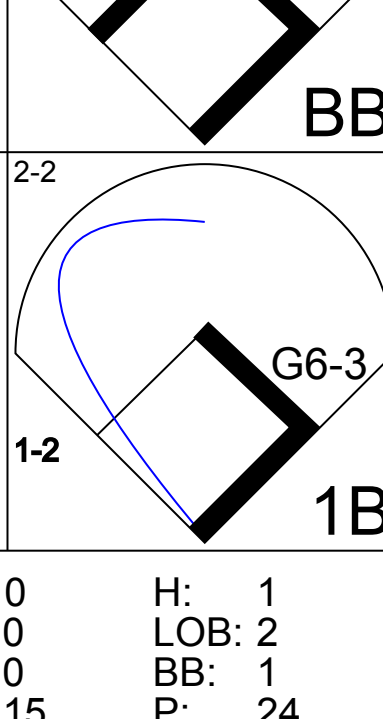
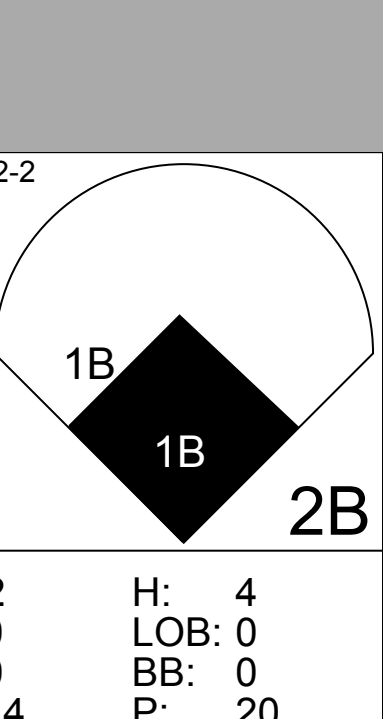
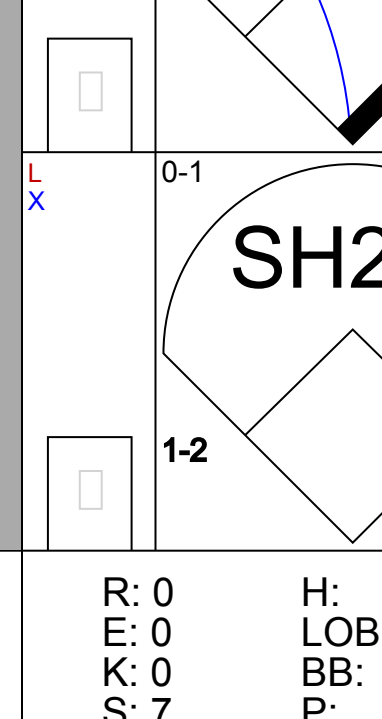
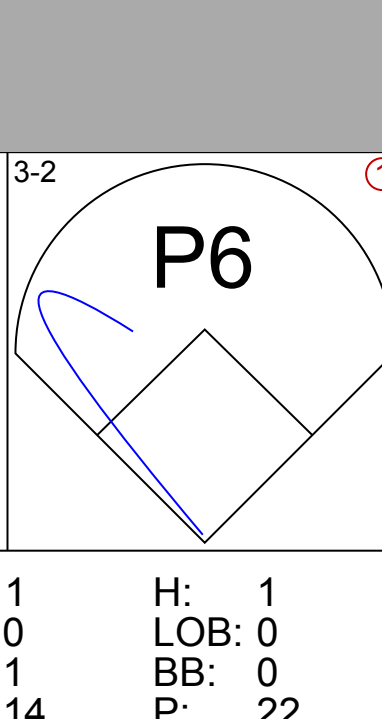


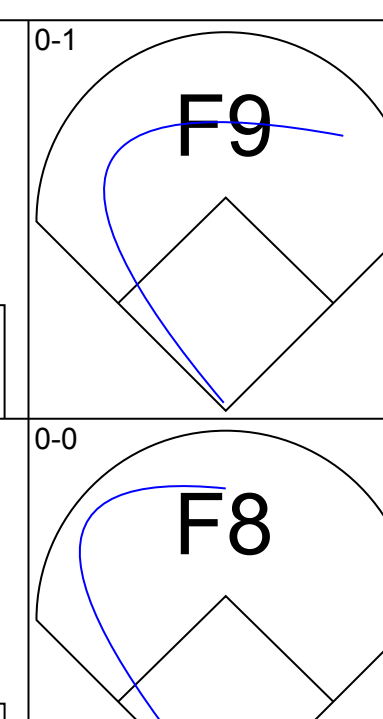
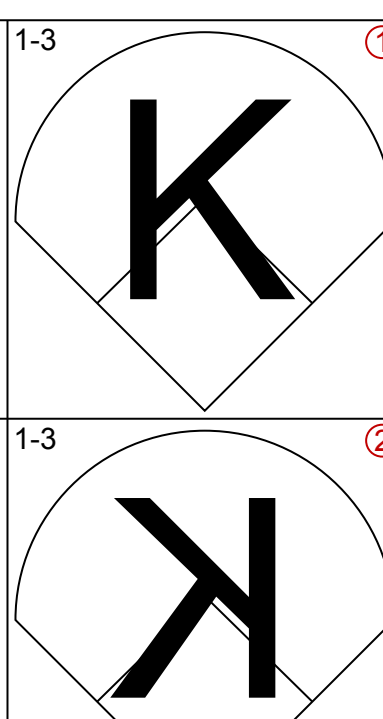
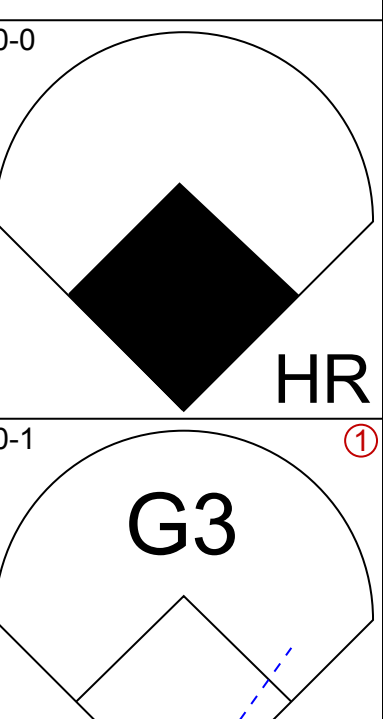
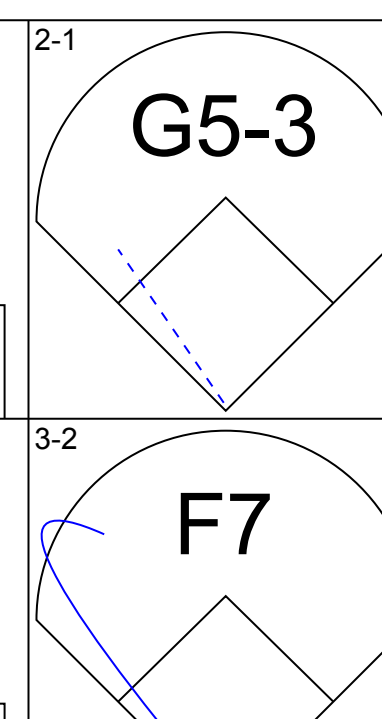
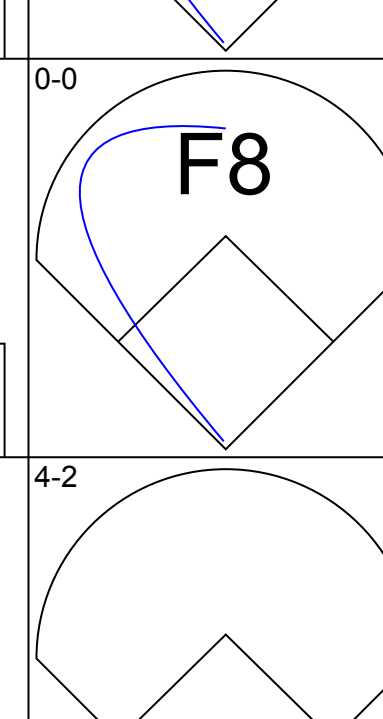
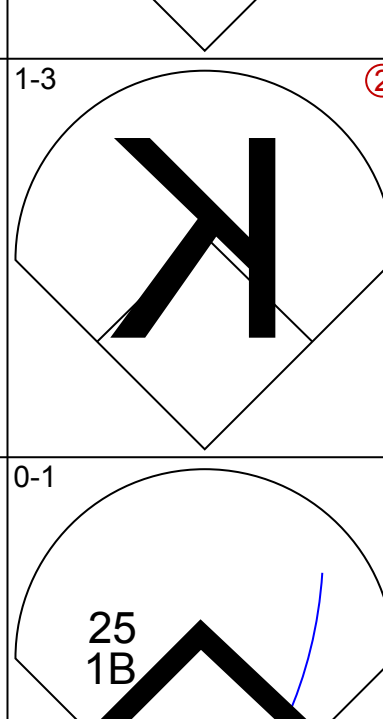
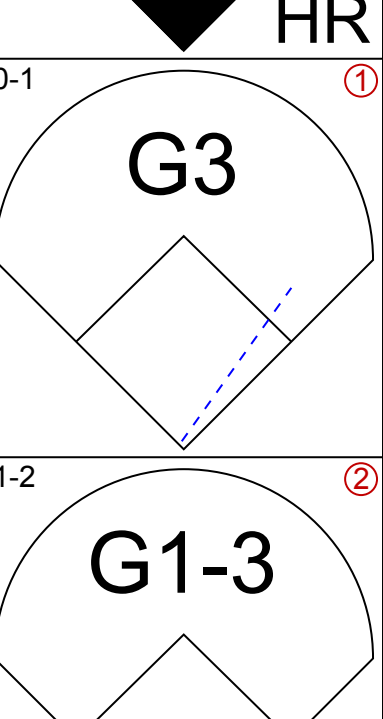
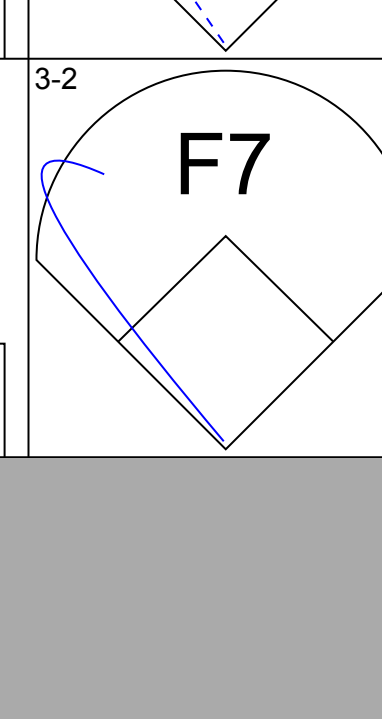
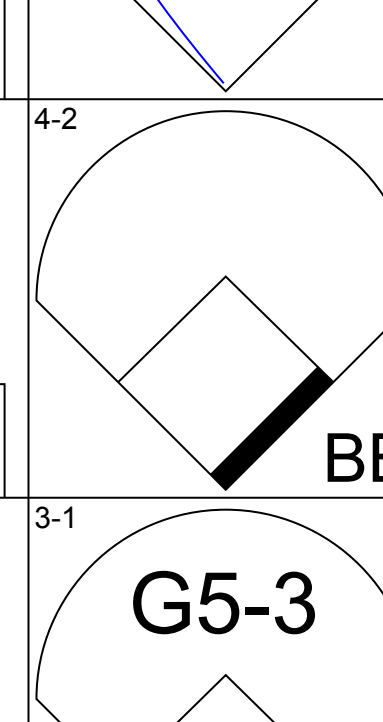
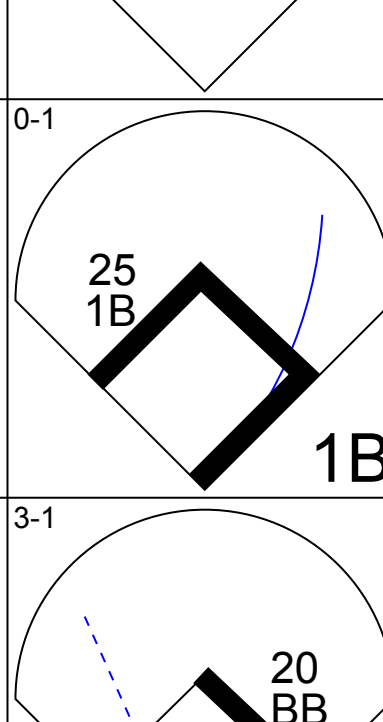
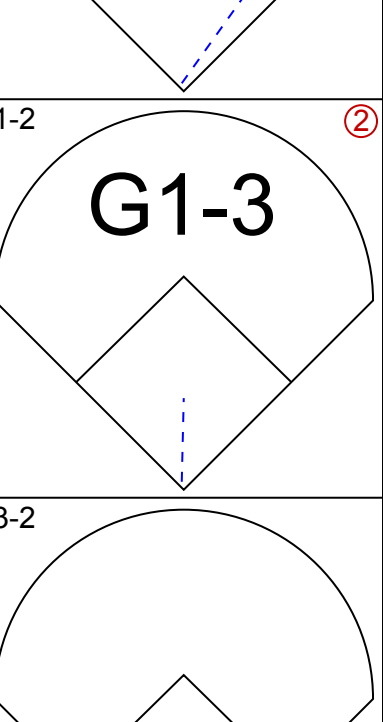
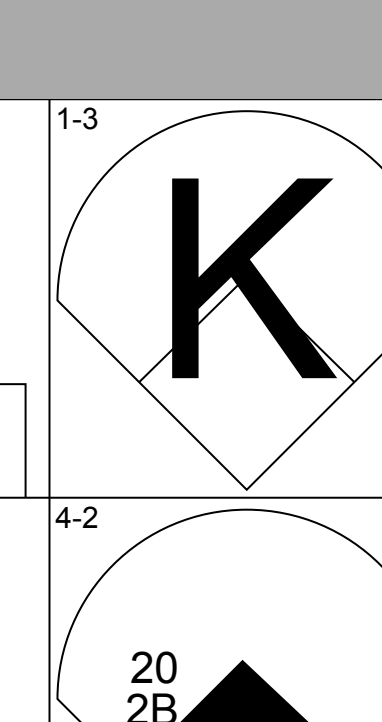
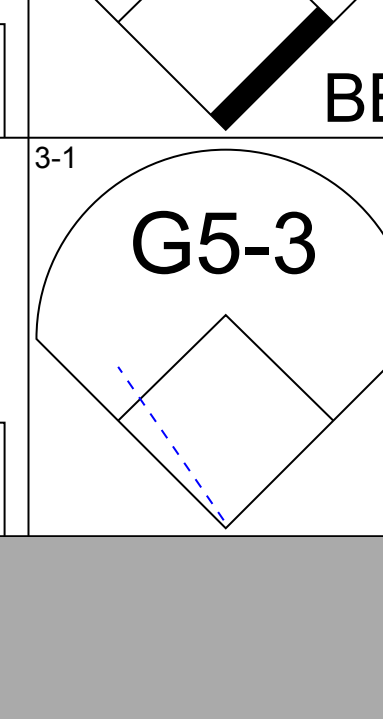
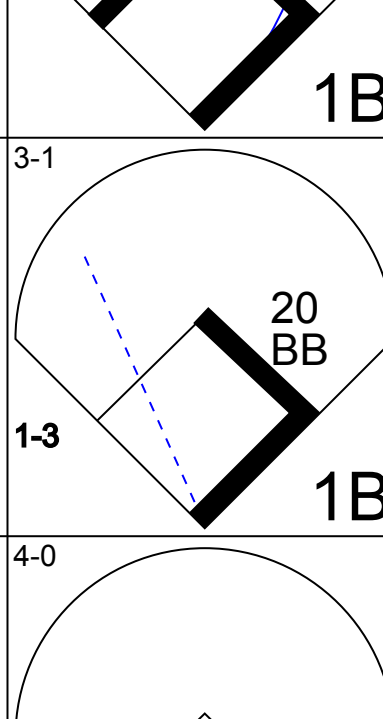

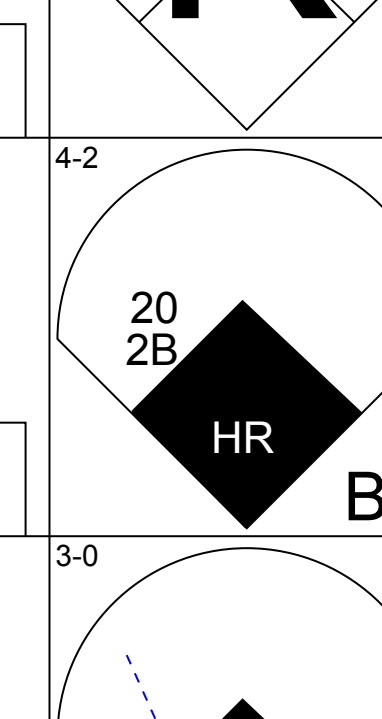
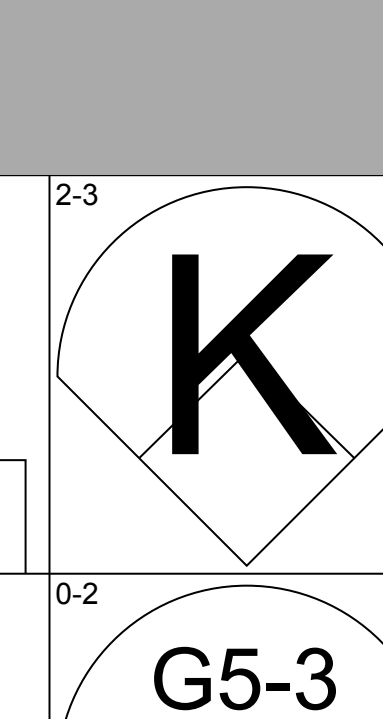
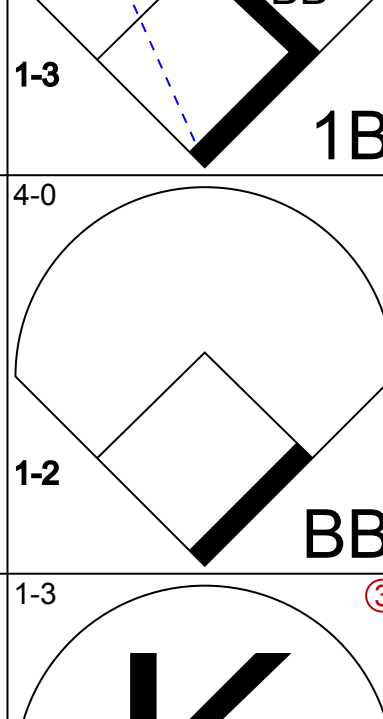
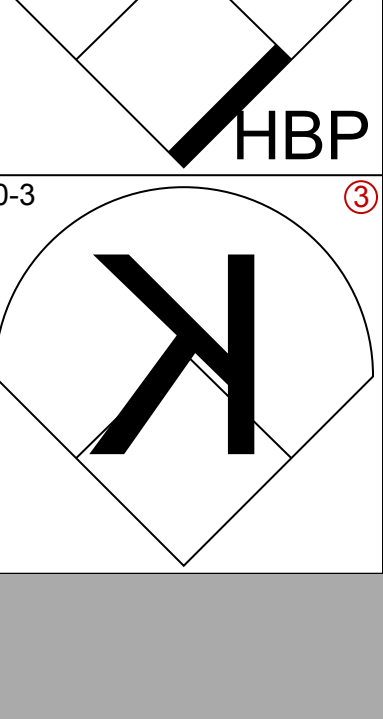
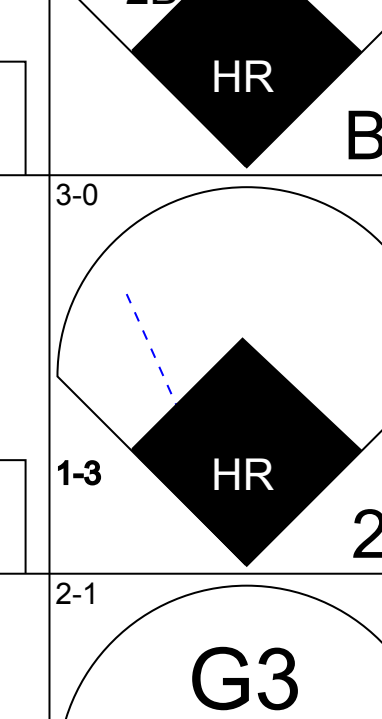
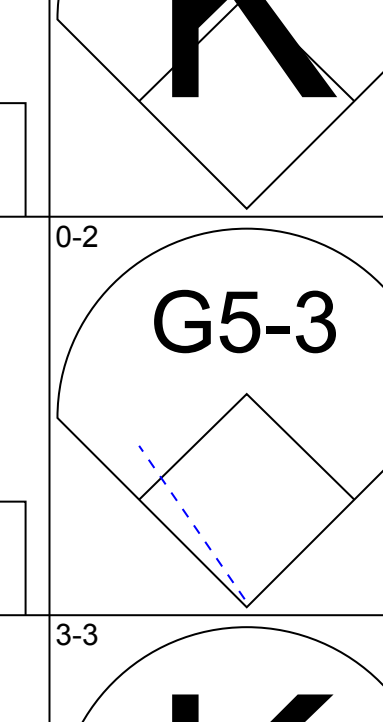
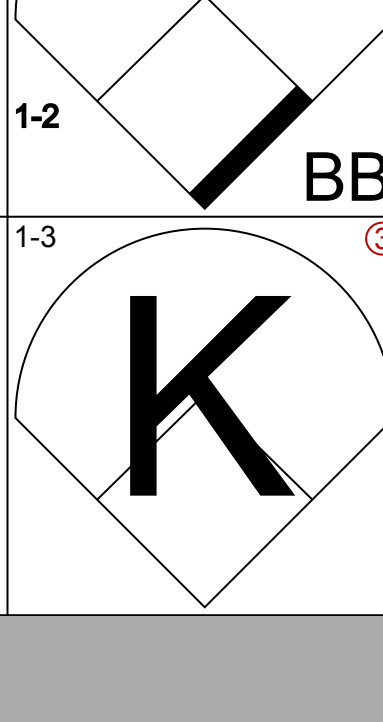
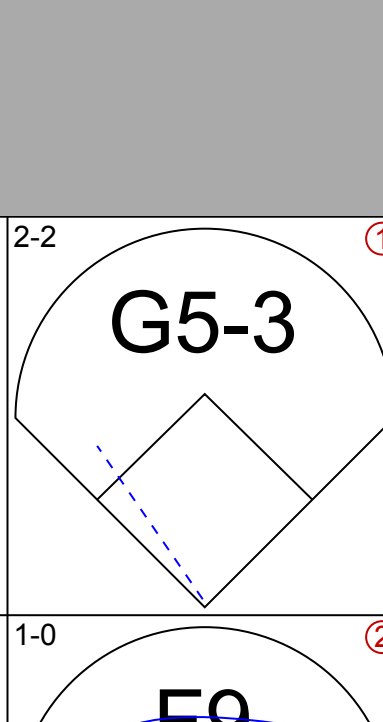
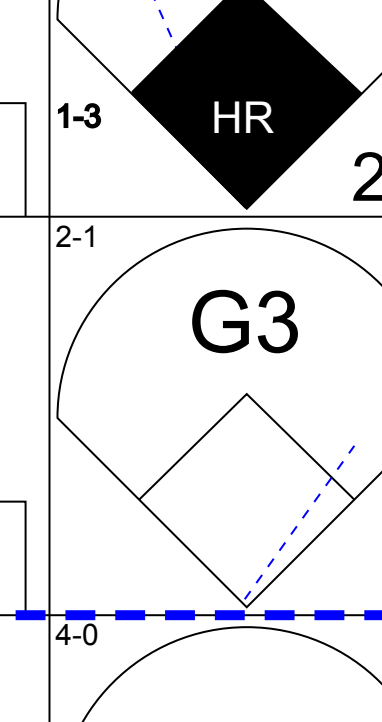
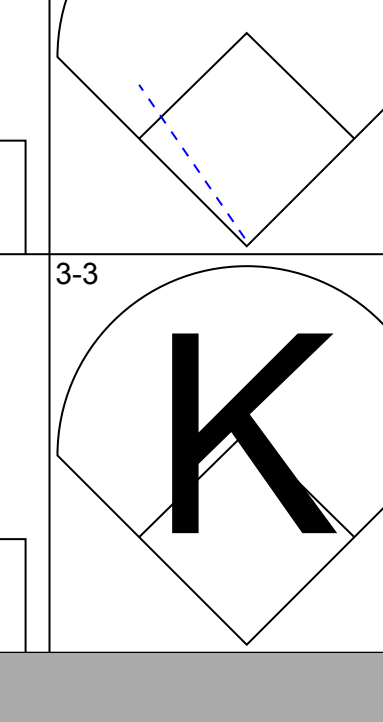
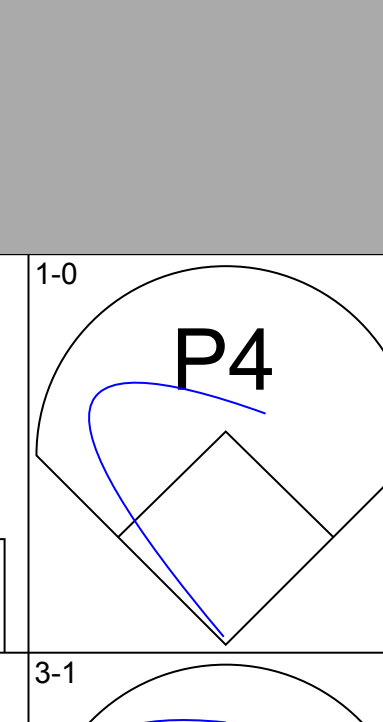
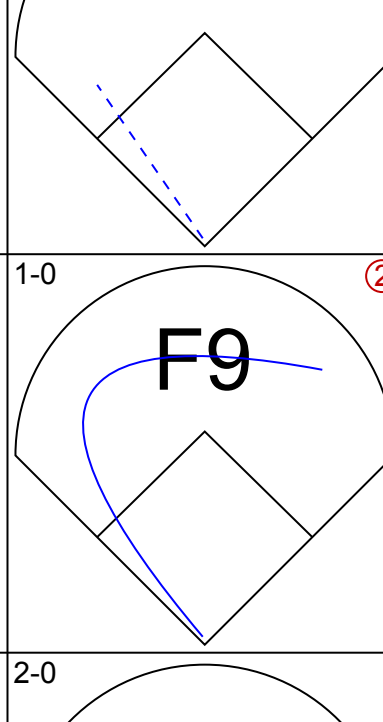
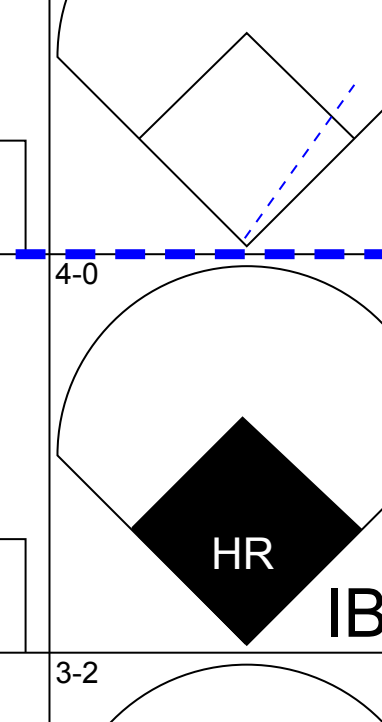
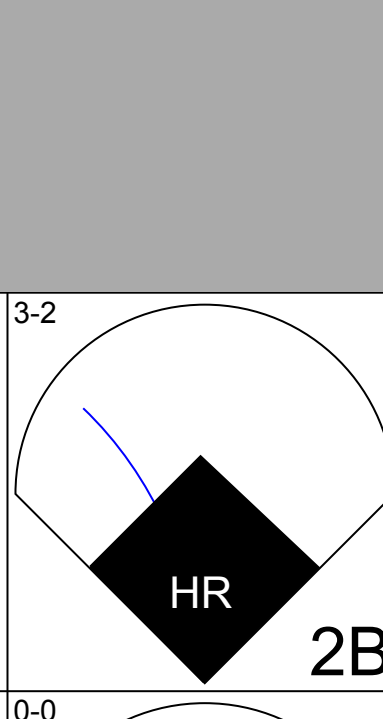
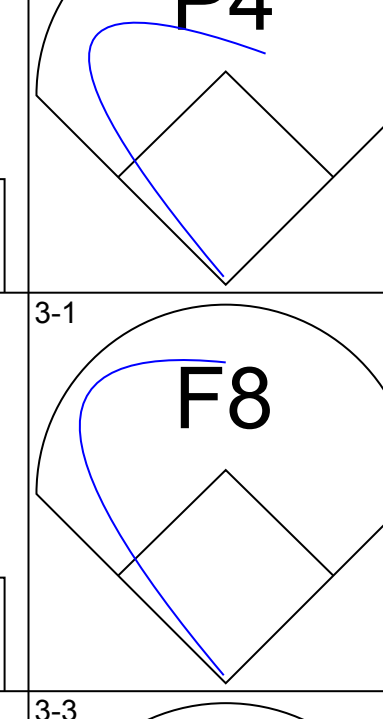
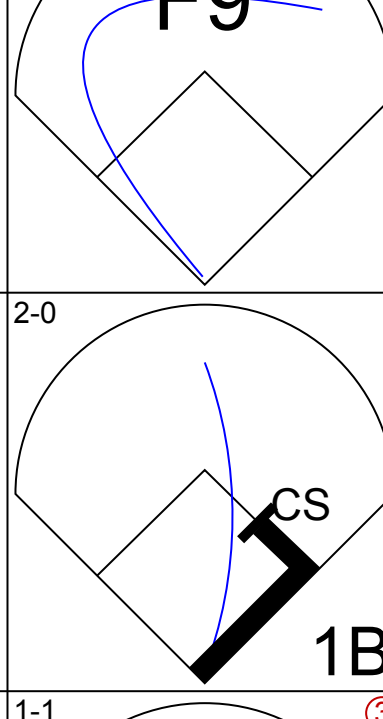
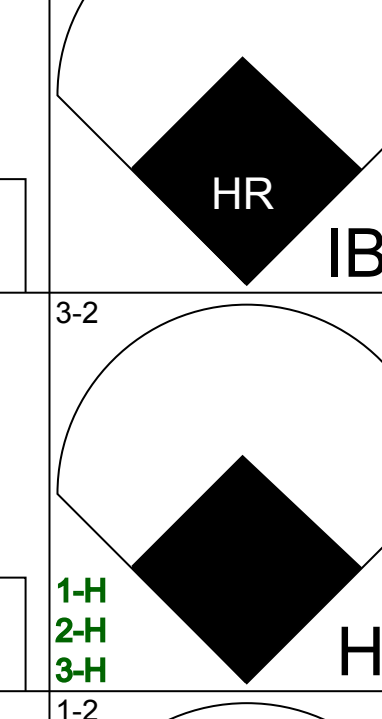
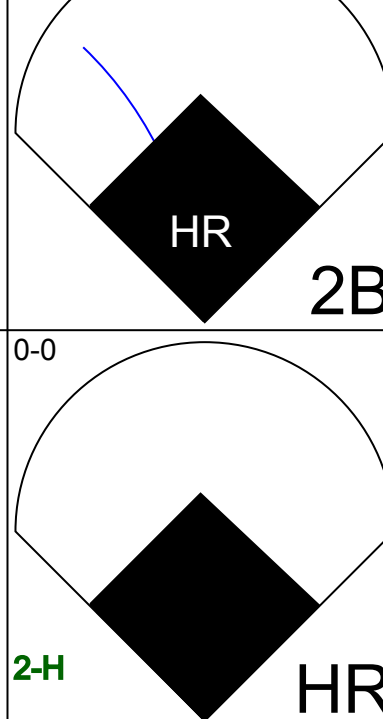
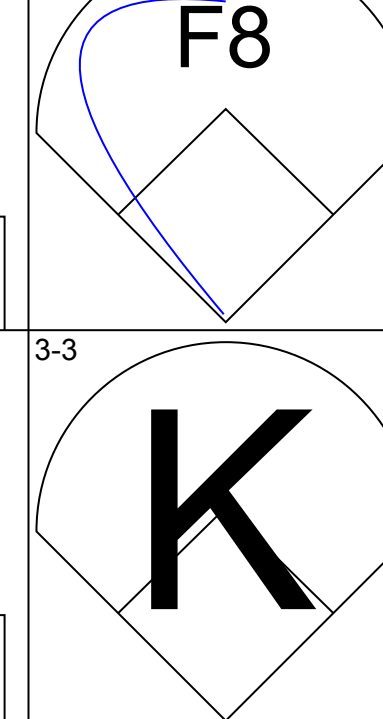
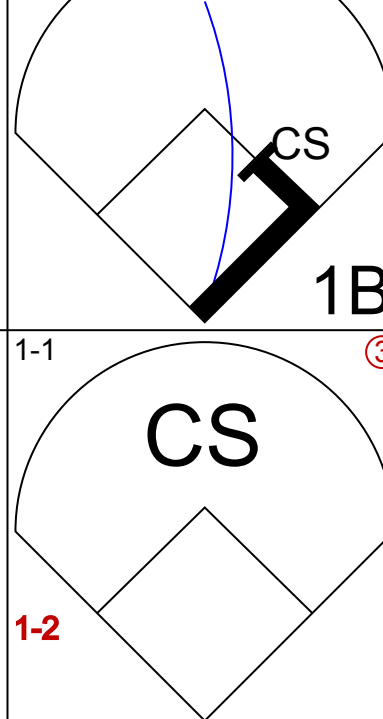
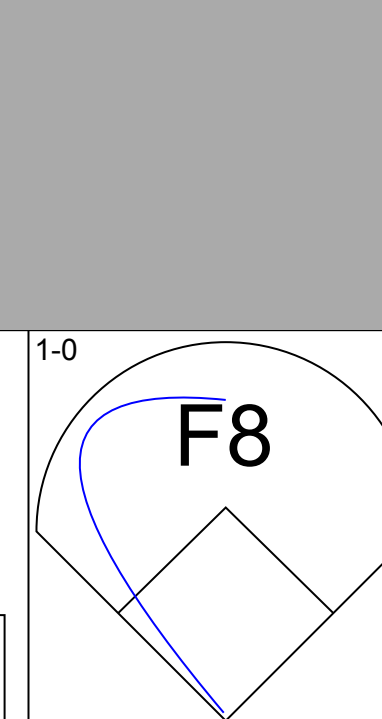
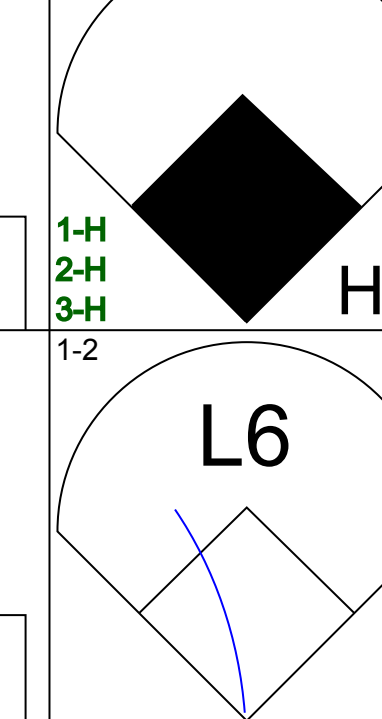
Batter	1	2	3	4	5	6	7	8	9	AB	R	H	RBI	BB	SO	LOB	TOP					
Tom Goodwin, L (1, 8) OBP: 0.342, SLG: 0.242	G4-3		K		SH3-4		SH1-4		G4-3	3	0	0	0	0	1	0	<b>San Francisco Giants @ New York Yankees</b> Yankee Stadium, Bronx, NY Sun Jun 09 2002, 1:05 PM EDT Att: 55,335 - Cloudy - 73 F					
Rich Aurilia, R (1, 6) OBP: 0.305, SLG: 0.435	G5-3		G6-3		2B		G5-3		IBB BB	4	0	1	1	1	0	1						
Barry Bonds, L (1, 10) OBP: 0.572, SLG: 0.827	2B WP BB		1B HBP		IBB		IBB		FC5-4 IBB	0	1	0	0	4	0	0						
Benito Santiago, R (1, 2) OBP: 0.340, SLG: 0.505	WP 1-3 2B		1-2 1B		K		L5		FC5-4 IBB	5	0	2	0	0	1	6						
Reggie Sanders, R (1, 9) OBP: 0.327, SLG: 0.392	K 2-3 3-H		F7		K				P4	4	0	0	0	0	2	5						
Marvin Benard, L (1, 7) OBP: 0.302, SLG: 0.375		G4-3		K		K			2-2 S 1B	4	0	1	0	0	2	0						
Tsuyoshi Shinjo, R (8, 8) OBP: 0.298, SLG: 0.351										0	0	0	0	0	0	0						
David Bell, R (1, 4) OBP: 0.324, SLG: 0.420			G6-3		G6-3		K		2-3 K	4	0	1	0	0	2	1						
J.T. Snow, L (1, 3) OBP: 0.307, SLG: 0.297			L8		K		F7		3-2 G1-3	4	0	0	0	0	1	2						
Pedro Feliz, R (1, 5) OBP: 0.290, SLG: 0.333			G4-3		SH3-4 2B 1B		SH1-4 1B		F9	4	1	2	0	0	0	1						
<b>Inning Stats</b>	R: 1 E: 0 K: 1 S: 13	H: 1 LOB: 1 BB: 1 P: 22	R: 0 E: 0 K: 0 S: 8	H: 1 LOB: 1 BB: 0 P: 9	R: 0 E: 0 K: 1 S: 10	H: 1 LOB: 2 BB: 0 P: 15	R: 0 E: 0 K: 2 S: 9	H: 0 LOB: 0 BB: 0 P: 14	R: 1 E: 0 K: 2 S: 13	H: 2 LOB: 2 BB: 1 P: 18	R: 0 E: 0 K: 2 S: 10	H: 0 LOB: 0 BB: 0 P: 16	R: 0 E: 0 K: 0 S: 8	H: 1 LOB: 2 BB: 1 P: 14	R: 0 E: 0 K: 1 S: 13	H: 1 LOB: 1 BB: 0 P: 22	R: 0 E: 0 K: 0 S: 11	H: 0 LOB: 2 BB: 2 P: 20	1B: 5 2B: 2 3B: 0 HR: 0	SF: 0 SAC: 0 DP: 0 HBP: 1	WP: 1 PB: 0 SB: 1 CS: 0	PA: 40
<b>PITCHER</b>	IP WLS BF H R ER SO BB IBB HBP BLK WP HR S P ERA WHIP	IP WLS BF H R ER SO BB IBB HBP BLK WP HR S P ERA WHIP	<b>PITCHER</b> IP WLS BF H R ER SO BB IBB HBP BLK WP HR S P ERA WHIP																			
Roger Clemens, R (1, 1) ERA: 3.57	8.0 W 35 7 2 2 9	1.0 S 5 0 0 0 0	<b>PITCHER</b> IP WLS BF H R ER SO BB IBB HBP BLK WP HR S P ERA WHIP																			
Steve Karsay, R (9, 1) ERA: 2.01	1.0 S 5 0 0 0 0	<b>PITCHER</b> IP WLS BF H R ER SO BB IBB HBP BLK WP HR S P ERA WHIP																				

Batter	1	2	3	4	5	6	7	8	9	AB	R	H	RBI	BB	SO	LOB	BOTTOM			
Alfonso Soriano, R (1, 4) OBP: 0.332, SLG: 0.563	G6-3		F8		G5-3		1B			4	0	1	0	0	0	0	<b>San Francisco Giants @ New York Yankees</b> Yankee Stadium, Bronx, NY Sun Jun 09 2002, 1:05 PM EDT Att: 55,335 - Cloudy - 73 F			
2 Derek Jeter, R (1, 6) OBP: 0.370, SLG: 0.413	F9		K			BB 25 HBP	G4-3			3	0	0	0	0	1	1				
25 Jason Giambi, L (1, 3) OBP: 0.429, SLG: 0.594										2	1	1	0	2	0	0				
Enrique Wilson, S (6, PR) OBP: 0.256, SLG: 0.333	BB 1B		F8						20 1B 2B BB	0	1	0	0	0	0	0				
Bernie Williams, S (1, 8) OBP: 0.412, SLG: 0.476	1B BB				G4-3		F8		K	3	0	0	0	1	1	3				
Robin Ventura, L (1, 5) OBP: 0.347, SLG: 0.484					K				F8	3	0	1	1	1	1	1				
20 Jorge Posada, S (1, 2) OBP: 0.374, SLG: 0.517					S BB		K		2B 1B	3	1	1	0	1	2	5				
Nick Johnson, L (1, 10) OBP: 0.320, SLG: 0.418			K		G6-3		K		1B 2B	4	1	1	2	0	2	4				
Rondell White, R (1, 7) OBP: 0.320, SLG: 0.396			K		G6-3		P6		2B 1B	4	0	1	1	0	1	0				
Shane Spencer, R (1, 9) OBP: 0.325, SLG: 0.366			K		G4-3		F5		K	4	0	0	0	0	2	1				
<b>Inning Stats</b>	R: 1 E: 0 K: 1 S: 14	H: 2 LOB: 2 BB: 1 P: 24	R: 0 E: 0 K: 3 S: 9	H: 0 LOB: 0 BB: 0 P: 14	R: 0 E: 0 K: 1 S: 7	H: 0 LOB: 0 BB: 0 P: 11	R: 0 E: 0 K: 1 S: 10	H: 0 LOB: 1 BB: 1 P: 15	R: 0 E: 0 K: 0 S: 10	H: 0 LOB: 0 BB: 0 P: 13	R: 0 E: 0 K: 2 S: 13	H: 0 LOB: 3 BB: 2 P: 26	R: 0 E: 0 K: 0 S: 12	H: 1 LOB: 1 BB: 0 P: 20	R: 3 E: 0 K: 2 S: 19	H: 3 LOB: 1 BB: 1 P: 31	1B: 5 2B: 1 3B: 0 HR: 0	SF: 0 SAC: 0 DP: 0 HBP: 1	WP: 0 PB: 0 SB: 1 CS: 0	PA: 36
<b>PITCHER</b>	IP WLS BF H R ER SO BB IBB HBP BLK WP HR S P ERA WHIP	IP WLS BF H R ER SO BB IBB HBP BLK WP HR S P ERA WHIP	<b>PITCHER</b> IP WLS BF H R ER SO BB IBB HBP BLK WP HR S P ERA WHIP																	
Russ Ortiz, R (1, 1) ERA: 3.53	7.0 L 29 3 1 1 8	<b>PITCHER</b> IP WLS BF H R ER SO BB IBB HBP BLK WP HR S P ERA WHIP																		
Felix Rodriguez, R (8, 1) ERA: 5.0	0.2 L 4 1 2 2 1	<b>PITCHER</b> IP WLS BF H R ER SO BB IBB HBP BLK WP HR S P ERA WHIP																		
Robb Nen, R (8, 1) ERA: 2.36	0.1 B 3 2 1 1 1	<b>PITCHER</b> IP WLS BF H R ER SO BB IBB HBP BLK WP HR S P ERA WHIP																		





Batter	1	2	3	4	5	6	7	8	9	AB	R	H	RBI	BB	SO	LOB	TOP					
<b>Craig Counsell, L</b> OBP: 0.352, SLG: 0.358 (1, 5)										5	0	1	0	0	2	3	<b>Arizona Diamondbacks @ New York Yankees</b> Yankee Stadium, Bronx, NY Mon Jun 10 2002, 7:05 PM EDT Att: 45,698 - Cloudy - 74 F					
<b>Junior Spivey, R</b> OBP: 0.426, SLG: 0.571 <b>Chris Donnels, L</b> OBP: 0.314, SLG: 0.500 (1, 4) (6, 5)										3	1	1	1	0	0	2						
<b>Luis Gonzalez, L</b> OBP: 0.420, SLG: 0.542 (1, 7)										4	0	1	1	1	2	0						
<b>Greg Colbrunn, R</b> OBP: 0.377, SLG: 0.515 (1, 10)										3	1	1	0	1	0	1						
<b>Erubiel Durazo, L</b> OBP: 0.406, SLG: 0.690 (1, 3)										4	1	2	0	0	1	0						
<b>Jose Guillen, R</b> OBP: 0.276, SLG: 0.370 (1, 9)										4	0	0	0	0	0	5						
<b>Steve Finley, L</b> OBP: 0.374, SLG: 0.500 (1, 8)										4	0	1	2	0	2	3						
<b>Damian Miller, R</b> OBP: 0.364, SLG: 0.509 (1, 2)										3	0	1	0	1	2	4						
<b>Tony Womack, L</b> OBP: 0.317, SLG: 0.345 (1, 6)										3	1	2	0	0	0	0						
<b>Inning Stats</b>	R: 0 E: 0 K: 2 S: 10	H: 0 LOB: 0 BB: 0 P: 16	R: 0 E: 0 K: 1 S: 6	H: 0 LOB: 0 BB: 0 P: 11	R: 0 E: 0 K: 0 S: 15	H: 1 LOB: 2 BB: 1 P: 24	R: 2 E: 0 K: 2 S: 17	H: 2 LOB: 1 BB: 1 P: 27	R: 2 E: 0 K: 0 S: 14	H: 4 LOB: 0 BB: 0 P: 20	R: 0 E: 0 K: 1 S: 10	H: 0 LOB: 0 BB: 0 P: 12	R: 0 E: 0 K: 0 S: 7	H: 1 LOB: 1 BB: 0 P: 10	R: 0 E: 0 K: 2 S: 21	H: 2 LOB: 3 BB: 1 P: 28		R: 1 E: 0 K: 1 S: 14	H: 1 LOB: 0 BB: 0 P: 22	1B: 8 2B: 2 3B: 0 HR: 1	SF: 0 SAC: 1 DP: 1 HBP: 0	WP: 0 PB: 0 SB: 0 CS: 2
<b>PITCHER</b>	IP	WLS	BF	H	R	ER	SO	BB	IBB	HBP	BLK	WP	HR	S	P	ERA	WHIP					
<b>Sterling Hitchcock, L</b> ERA: 6.52 <b>Ramiro Mendoza, R</b> ERA: 3.75 <b>Mike Stanton, L</b> ERA: 3.09	(1, 1) (5, 1) (8, 1)	4.1 2.2 2.0	21 8 W 10	7 1 3	4 0 1	4 0 1	5 1 3	2 0 1	0 0 0	0 0 0	0 0 0	0 0 0	0 0 1	60 19 35	96 24 50	8.31 0.00 4.50	2.077 0.375 2.000					

Batter	1	2	3	4	5	6	7	8	9	AB	R	H	RBI	BB	SO	LOB	BOTTOM					
<b>Derek Jeter, R</b> OBP: 0.368, SLG: 0.422 (1, 6)										4	1	1	1	0	1	0	<b>Arizona Diamondbacks @ New York Yankees</b> Yankee Stadium, Bronx, NY Mon Jun 10 2002, 7:05 PM EDT Att: 45,698 - Cloudy - 74 F					
<b>Enrique Wilson, S</b> OBP: 0.234, SLG: 0.302 (1, 5)										4	0	0	0	0	1	0						
<b>Bernie Williams, S</b> OBP: 0.414, SLG: 0.474 (1, 8)										3	0	1	0	1	1	0						
<b>25 Jason Giambi, L</b> OBP: 0.433, SLG: 0.593 <b>John Vander Wal, L</b> OBP: 0.336, SLG: 0.413 (1, 10) (8, PR)										2	0	1	0	1	0	1						
<b>20 Jorge Posada, S</b> OBP: 0.376, SLG: 0.520 (1, 2)										3	1	1	0	1	2	1						
<b>Alfonso Soriano, R</b> OBP: 0.327, SLG: 0.555 (1, 4)										4	0	0	0	0	1	6						
<b>Ron Coomer, R</b> OBP: 0.370, SLG: 0.558 <b>Robin Ventura, L</b> OBP: 0.350, SLG: 0.484 <b>Nick Johnson, L</b> OBP: 0.320, SLG: 0.418 (1, 3) (8, PH) (9, 3)										3	0	0	0	0	1	0						
<b>Shane Spencer, R</b> OBP: 0.335, SLG: 0.406 (1, 7)										4	2	3	4	0	0	0						
<b>Marcus Thames, R</b> OBP: 0.250, SLG: 1.000 (1, 9)										4	1	1	2	0	1	1						
<b>Inning Stats</b>	R: 0 E: 0 K: 0 S: 8	H: 0 LOB: 1 BB: 1 P: 15	R: 0 E: 0 K: 2 S: 10	H: 0 LOB: 0 BB: 0 P: 15	R: 2 E: 0 K: 3 S: 17	H: 4 LOB: 3 BB: 1 P: 30	R: 0 E: 0 K: 1 S: 7	H: 0 LOB: 0 BB: 0 P: 14	R: 1 E: 0 K: 1 S: 12	H: 1 LOB: 1 BB: 0 P: 16	R: 0 E: 0 K: 0 S: 7	H: 1 LOB: 0 BB: 0 P: 13	R: 0 E: 0 K: 0 S: 7	H: 0 LOB: 0 BB: 0 P: 13	R: 4 E: 0 K: 1 S: 14	H: 2 LOB: 1 BB: 2 P: 32		R: 4 E: 0 K: 1 S: 14	H: 2 LOB: 1 BB: 2 P: 32	1B: 3 2B: 2 3B: 0 HR: 3	SF: 0 SAC: 0 DP: 0 HBP: 1	WP: 0 PB: 0 SB: 0 CS: 1
<b>PITCHER</b>	IP	WLS	BF	H	R	ER	SO	BB	IBB	HBP	BLK	WP	HR	S	P	ERA	WHIP					
<b>Randy Johnson, L</b> ERA: 2.81 <b>Bret Prinz, R</b> ERA: 12.0	(1, 1) (8, 1)	7.2 0.1	33 B 3	7 1	6 1	6 1	8 0	3 0	0 1	0 0	0 0	0 0	0 1	76 6	134 14	7.04 27.00	1.304 3.000					



Batter	1	2	3	4	5	6	7	8	9	AB	R	H	RBI	BB	SO	LOB	TOP										
<b>Craig Counsell, L</b> (1, 5) OBP: 0.347, SLG: 0.352	F8		G6-3			K		FC4 HR		4	1	0	0	0	1	4	<b>Arizona Diamondbacks @ New York Yankees</b> Yankee Stadium, Bronx, NY Tue Jun 11 2002, 7:05 PM EDT Att: 44,374 - Cloudy - 87 F										
<b>Quinton McCracken, S</b> (1, 8) OBP: 0.373, SLG: 0.500	K			F7		2B 1-2 2-H	1B	F9		4	0	1	0	0	1	2											
<b>Luis Gonzalez, L</b> (1, 7) OBP: 0.421, SLG: 0.559	F2			P6		2B 1-3 2-H	2B	HR		4	1	2	4	0	0	0											
<b>Jose Guillen, R</b> (1, 9) OBP: 0.269, SLG: 0.360		G4-3		G4-3		G1-3		K		3	0	0	0	0	0	2											
<b>Steve Finley, L</b> (8, PH) OBP: 0.372, SLG: 0.497										1	0	0	0	0	1	0											
<b>Greg Colbrunn, R</b> (1, 10) OBP: 0.375, SLG: 0.521	F9				L5			G3-1		3	0	1	0	0	0	0											
<b>David Dellucci, L</b> (8, PH) OBP: 0.364, SLG: 0.500										1	0	0	0	0	0	0											
<b>Erubiel Durazo, L</b> (1, 3) OBP: 0.384, SLG: 0.645	L4				F7					4	0	0	0	0	1	1											
<b>Damian Miller, R</b> (1, 2) OBP: 0.358, SLG: 0.500			G6-3		G5-3			G6-3		3	0	0	0	0	0	1											
<b>Chris Donnels, L</b> (9, PH) OBP: 0.308, SLG: 0.489										1	0	0	0	0	0	0											
<b>Tony Womack, L</b> (1, 6) OBP: 0.316, SLG: 0.340			G3			1B BB		G1-3		3	0	0	0	1	0	1											
<b>Alex Cintron, S</b> (1, 4) OBP: 0.600, SLG: 0.500						1B 2B BB		F9 HR		2	2	2	0	1	0	0											
<b>Inning Stats</b>	R: 0 H: 0 E: 0 K: 1 S: 5	H: 0 LOB: 0 BB: 0 P: 6	R: 0 H: 0 E: 0 K: 0 S: 5	H: 0 LOB: 0 BB: 0 P: 6	R: 0 H: 1 E: 0 K: 0 S: 9	H: 1 LOB: 1 BB: 0 P: 14	R: 0 H: 0 E: 0 K: 0 S: 7	H: 0 LOB: 0 BB: 0 P: 12	R: 0 H: 0 E: 0 K: 0 S: 11	H: 0 LOB: 0 BB: 0 P: 19	R: 1 H: 2 E: 0 K: 1 S: 12	H: 2 LOB: 2 BB: 2 P: 23	R: 0 H: 1 E: 0 K: 0 S: 9	H: 1 LOB: 1 BB: 0 P: 10	R: 3 H: 2 E: 1 K: 1 S: 11	H: 2 LOB: 0 BB: 0 P: 15	R: 0 H: 0 E: 0 K: 1 S: 8	H: 0 LOB: 0 BB: 0 P: 9	1B: 3 2B: 2 3B: 0 HR: 1	SF: 0 SAC: 0 DP: 0 HBP: 0	WP: 0 PA: 35 PB: 0 CS: 0						
<b>PITCHER</b>	IP	WLS	BF	H	R	ER	SO	BB	IBB	HBP	BLK	WP	HR	S	P	ERA	WHIP										
<b>David Wells, L</b> (1, 1) ERA: 3.74	7.1	W	30	6	4	3	2	2	0	0	0	0	1	65	100	3.68	1.091										
<b>Ramiro Mendoza, R</b> (8, 1) ERA: 3.99	1.2	S	5	0	0	0	2	0	0	0	0	0	0	12	14	0.00	0.000										

Batter	1	2	3	4	5	6	7	8	9	AB	R	H	RBI	BB	SO	LOB	BOTTOM										
<b>2 Derek Jeter, R</b> (1, 6) OBP: 0.367, SLG: 0.419	G6-3		F8			FC6-4 1B		G6-3		4	0	1	0	0	0	1	<b>Arizona Diamondbacks @ New York Yankees</b> Yankee Stadium, Bronx, NY Tue Jun 11 2002, 7:05 PM EDT Att: 44,374 - Cloudy - 87 F										
<b>Enrique Wilson, S</b> (1, 4) OBP: 0.235, SLG: 0.298	F8		P4		F8			25 G4-6-3 1B		4	0	1	0	0	0	2											
<b>25 Jason Giambi, L</b> (1, 3) OBP: 0.431, SLG: 0.600					F2			G4-6-3		4	1	1	1	0	0	2											
<b>Bernie Williams, S</b> (1, 8) OBP: 0.411, SLG: 0.471	F9				2B 1B			G3		4	1	1	0	0	0	1											
<b>20 Jorge Posada, S</b> (1, 2) OBP: 0.374, SLG: 0.514		L6			2B HR			G4-3		4	1	1	0	0	0	0											
<b>Robin Ventura, L</b> (1, 5) OBP: 0.357, SLG: 0.508		G4-3			HR			BB		3	2	2	2	1	0	0											
<b>Shane Spencer, R</b> (1, 7) OBP: 0.327, SLG: 0.394					G5-3			F9		4	0	0	0	0	2	3											
<b>Nick Johnson, L</b> (1, 10) OBP: 0.329, SLG: 0.446			G6-3			FC6-4 1B				3	1	3	3	0	0	0											
<b>Marcus Thames, R</b> (1, 9) OBP: 0.143, SLG: 0.571			G6-3			FC6-4				3	0	0	0	0	1	2											
<b>Inning Stats</b>	R: 1 H: 1 E: 0 K: 0 S: 9	H: 1 LOB: 0 BB: 0 P: 13	R: 0 H: 0 E: 0 K: 1 S: 6	H: 0 LOB: 0 BB: 0 P: 9	R: 0 H: 1 E: 0 K: 0 S: 9	H: 1 LOB: 1 BB: 0 P: 15	R: 4 H: 4 E: 0 K: 1 S: 15	H: 4 LOB: 0 BB: 0 P: 28	R: 1 H: 2 E: 0 K: 1 S: 10	H: 2 LOB: 1 BB: 0 P: 16	R: 0 H: 1 E: 0 K: 0 S: 8	H: 1 LOB: 0 BB: 0 P: 12	R: 0 H: 0 E: 0 K: 0 S: 4	H: 0 LOB: 1 BB: 1 P: 8	R: 0 H: 0 E: 0 K: 0 S: 4	H: 0 LOB: 0 BB: 1 P: 8		1B: 5 2B: 2 3B: 0 HR: 3	SF: 0 SAC: 0 DP: 1 HBP: 0	WP: 0 PA: 34 PB: 0 CS: 0							
<b>PITCHER</b>	IP	WLS	BF	H	R	ER	SO	BB	IBB	HBP	BLK	WP	HR	S	P	ERA	WHIP										
<b>Brian Anderson, L</b> (1, 1) ERA: 5.37	5.1	L	24	8	6	6	2	0	0	0	0	0	0	18	29	0.00	1.125										
<b>Mike Morgan, R</b> (6, 1) ERA: 5.4	2.2		10	2	0	0	1	1	0	0	0	0	0	18	29	0.00	1.125										



Batter	1	2	3	4	5	6	7	8	9	AB	R	H	RBI	BB	SO	LOB	TOP					
<b>Craig Counsell, L</b> OBP: 0.341, SLG: 0.345 (1, 5)	F9		FC2-5 1B		G1-3	G3-1		G1-3		5	0	0	0	0	0	4	<b>Arizona Diamondbacks @ New York Yankees</b> <b>Yankee Stadium, Bronx, NY</b> Wed Jun 12 2002, 1:05 PM EDT Att: 50,864 - Cloudy - 85 F					
<b>Quinton McCracken, S</b> OBP: 0.388, SLG: 0.507 (1, 9)	K		G4-6-3 1B		HR			L8		5	1	3	0	0	1	2						
<b>Luis Gonzalez, L</b> OBP: 0.414, SLG: 0.547 (1, 7)	F9		G4-6-3 1B		L4			F8		5	0	0	0	0	1	4						
<b>Erubiel Durazo, L</b> OBP: 0.385, SLG: 0.627 (1, 10)		HR			G4-3			F7		5	3	2	0	0	0	1						
<b>Steve Finley, L</b> OBP: 0.377, SLG: 0.531 (1, 8)	F8				2B			G3		5	3	3	5	0	0	2						
<b>Mark Grace, L</b> OBP: 0.362, SLG: 0.418 (1, 3)	L8				1B					4	1	2	0	1	0	1						
<b>Rod Barajas, R</b> OBP: 0.231, SLG: 0.243 (1, 2)	HR				G6-3			F9		5	1	1	2	0	0	4						
<b>Tony Womack, L</b> OBP: 0.317, SLG: 0.341 (1, 6)	F9							1B		5	0	2	1	0	0	1						
<b>Alex Cintron, S</b> OBP: 0.667, SLG: 0.875 (1, 4)			FC2-5 2B		G1-3			1B		4	0	3	1	0	0	2						
<b>Inning Stats</b>	R: 0 E: 0 K: 1 S: 9	H: 0 LOB: 0 BB: 0 P: 15	R: 2 E: 0 K: 0 S: 9	H: 2 LOB: 0 BB: 0 P: 16	R: 0 E: 0 K: 0 S: 9	H: 2 LOB: 1 BB: 0 P: 12	R: 1 E: 0 K: 0 S: 16	H: 3 LOB: 2 BB: 0 P: 25	R: 3 E: 0 K: 0 S: 12	H: 3 LOB: 0 BB: 0 P: 18	R: 0 E: 0 K: 0 S: 9	H: 1 LOB: 1 BB: 0 P: 17	R: 0 E: 0 K: 0 S: 11	H: 1 LOB: 1 BB: 0 P: 15	R: 1 E: 0 K: 0 S: 12	H: 2 LOB: 2 BB: 1 P: 18	R: 2 E: 1 K: 1 S: 12	H: 2 LOB: 1 BB: 0 P: 16	1B: 10 2B: 3 3B: 0 HR: 3	SF: 0 SAC: 0 DP: 1 HBP: 0	WP: 0 PB: 0 SB: 0 CS: 0	PA: 44
<b>PITCHER</b>	IP	WLS	BF	H	R	ER	SO	BB	IBB	HBP	BLK	WP	HR	S	P	ERA	WHIP					
<b>35 Mike Mussina, R</b> ERA: 4.43 (1, 1)	5.0	L	24	10	6	6	1	0	0	0	0	0	2	55	86	10.80	2.000					
<b>Ted Lilly, L</b> ERA: 3.41 (6, 1)	2.1		11	3	1	1	0	1	0	0	0	0	0	28	45	3.86	1.714					
<b>Steve Karsay, R</b> ERA: 2.14 (8, 1)	1.2		9	3	2	1	1	0	0	0	0	0	1	16	21	5.40	1.800					

Batter	1	2	3	4	5	6	7	8	9	AB	R	H	RBI	BB	SO	LOB	BOTTOM					
<b>2 Derek Jeter, R</b> OBP: 0.365, SLG: 0.415 (1, 6)	G6-3 BB		G3			K	L4			3	0	0	0	1	1	1	<b>Arizona Diamondbacks @ New York Yankees</b> <b>Yankee Stadium, Bronx, NY</b> Wed Jun 12 2002, 1:05 PM EDT Att: 50,864 - Cloudy - 85 F					
<b>Nick Johnson, L</b> OBP: 0.328, SLG: 0.440 (1, 3)	F7				2B	G4-3	G3			3	1	0	0	1	0	1						
<b>Bernie Williams, S</b> OBP: 0.413, SLG: 0.479 (1, 8)	G6-3				25 G4-3					4	1	2	0	0	1	1						
<b>25 Jason Giambi, L</b> OBP: 0.428, SLG: 0.594 (1, 10)		G4-3			G4-3					4	0	1	2	0	1	1						
<b>20 Jorge Posada, S</b> OBP: 0.368, SLG: 0.505 (1, 2)	F7				G3					4	0	0	0	0	1	2						
<b>Robin Ventura, L</b> OBP: 0.380, SLG: 0.505 (1, 5)	L7				G4-3					3	1	1	0	1	0	1						
<b>Alfonso Soriano, R</b> OBP: 0.333, SLG: 0.558 (1, 4)			G6-3							4	1	3	0	0	0	0						
<b>John Vander Wal, L</b> OBP: 0.341, SLG: 0.415 <b>Marcus Thames, R</b> OBP: 0.111, SLG: 0.444 (7, PH) (8, 9)					G1-6-3 1B					2	0	1	0	0	0	1						
<b>Shane Spencer, R</b> OBP: 0.325, SLG: 0.411 (1, 7)			G4-3							4	1	1	3	0	0	3						
<b>Inning Stats</b>	R: 0 E: 0 K: 0 S: 8	H: 0 LOB: 1 BB: 1 P: 15	R: 0 E: 0 K: 0 S: 10	H: 0 LOB: 0 BB: 0 P: 13	R: 0 E: 0 K: 0 S: 10	H: 1 LOB: 1 BB: 0 P: 15	R: 1 E: 0 K: 0 S: 13	H: 1 LOB: 1 BB: 1 P: 24	R: 0 E: 0 K: 0 S: 4	H: 1 LOB: 0 BB: 0 P: 5	R: 1 E: 0 K: 1 S: 10	H: 2 LOB: 1 BB: 0 P: 14	R: 3 E: 0 K: 0 S: 10	H: 3 LOB: 0 BB: 0 P: 15	R: 0 E: 0 K: 3 S: 11	H: 0 LOB: 0 BB: 0 P: 14	R: 0 E: 0 K: 1 S: 10	H: 1 LOB: 1 BB: 1 P: 19	1B: 6 2B: 2 3B: 0 HR: 1	SF: 0 SAC: 0 DP: 3 HBP: 0	WP: 0 PB: 0 SB: 1 CS: 0	PA: 36
<b>PITCHER</b>	IP	WLS	BF	H	R	ER	SO	BB	IBB	HBP	BLK	WP	HR	S	P	ERA	WHIP					
<b>Miguel Batista, R</b> ERA: 4.66 (1, 1)	6.0	W	23	5	2	2	1	0	0	0	0	0	0	2	4	3.00	1.167					
<b>Mike Myers, L</b> ERA: 4.0 (7, 1)	0.0		2	2	2	2	0	0	0	0	0	0	0	2	4	∞	∞					
<b>Mike Morgan, R</b> ERA: 5.53 (7, 1)	1.0	H	4	1	1	1	0	0	0	0	0	0	1	8	11	9.00	1.000					
<b>Byung-Hyun Kim, R</b> ERA: 1.34 (8, 1)	2.0	S	7	1	0	0	4	1	0	0	0	0	0	21	33	0.00	1.000					







Batter	1	2	3	4	5	6	7	8	9	AB	R	H	RBI	BB	SO	LOB	TOP				
Alfonso Soriano, R (1,4) OBP: 0.328, SLG: 0.540	G5-3		HBP				P6			3	0	1	1	0	0	0	<b>New York Yankees @ New York Mets</b> Shea Stadium, Flushing, NY Sun Jun 16 2002, 8:05 PM EDT Att: 55,141 - Cloudy - 67 F				
2 Derek Jeter, R (1,6) OBP: 0.389, SLG: 0.415 Enrique Wilson, S (8,6) OBP: 0.231, SLG: 0.292	G6-3		L9			CS		25 BB 1B		4	1	2	0	0	0	2					
25 Jason Giambi, L (1,3) OBP: 0.433, SLG: 0.585	K		F7			1B		25 BB 1B		3	0	1	0	1	1	2					
Bernie Williams, S (1,8) OBP: 0.415, SLG: 0.482						FC3-6 1B		25 BB 1B		3	0	2	1	1	1	2					
Robin Ventura, L (1,5) OBP: 0.357, SLG: 0.505	K					FC3-6 1B		25 BB 1B		4	0	0	0	0	2	6					
20 Jorge Posada, S (1,2) OBP: 0.357, SLG: 0.487	F9					K		25 BB 1B		4	0	0	0	0	1	4					
Rondell White, R (1,7) OBP: 0.314, SLG: 0.386	G6-3					K		25 BB 1B		4	1	1	0	0	0	3					
Shane Spencer, R (1,9) OBP: 0.320, SLG: 0.391						SH1-4 1B		25 BB 1B		3	0	0	0	1	1	1					
David Wells, L (1,1) Mike Stanton, L (8,1) Ramiro Mendoza, R (8,1)			K			SH1-4 1B		25 BB 1B		2	0	0	0	0	2	1					
								25 BB 1B		0	0	0	0	0	0	0					
<b>Inning Stats</b>	R: 0 E: 0 K: 1 S: 7	H: 0 LOB: 0 BB: 0 P: 10	R: 0 E: 0 K: 1 S: 10	H: 1 LOB: 1 BB: 0 P: 14	R: 0 E: 0 K: 1 S: 12	H: 0 LOB: 0 BB: 1 P: 20	R: 0 E: 0 K: 1 S: 5	H: 0 LOB: 0 BB: 1 P: 11	R: 1 E: 0 K: 0 S: 8	H: 2 LOB: 0 BB: 0 P: 13	R: 1 E: 0 K: 1 S: 18	H: 2 LOB: 2 BB: 0 P: 27	R: 0 E: 0 K: 1 S: 9	H: 2 LOB: 1 BB: 0 P: 15	R: 0 E: 0 K: 1 S: 8	H: 0 LOB: 0 BB: 0 P: 13	1B: 6 2B: 1 3B: 0 HR: 0	SF: 0 SAC: 1 DP: 2 HBP: 1	WP: 0 PB: 0 CS: 1	PA: 36	
<b>PITCHER</b>	IP	WLS	BF	H	R	ER	SO	BB	IBB	HBP	BLK	WP	HR	S	P	ERA	WHIP				
Pedro Astacio, R (1,1) ERA: 2.71	7.0		28	5	2	2	6	3	0	1	1	0	0	68	103	2.57	1.143				
Mark Guthrie, L (8,1) ERA: 2.16	1.0	W	4	2	0	0	1	0	0	0	0	0	0	9	15	0.00	2.000				
Armando Benitez, R (9,1) ERA: 2.7	1.0	S	3	0	0	0	1	0	0	0	0	0	0	8	13	0.00	0.000				

Batter	1	2	3	4	5	6	7	8	9	AB	R	H	RBI	BB	SO	LOB	BOTTOM				
Roger Cedeno, S (1,7) OBP: 0.308, SLG: 0.326	S 1B		F8				G6-3			5	0	1	0	0	0	2	<b>New York Yankees @ New York Mets</b> Shea Stadium, Flushing, NY Sun Jun 16 2002, 8:05 PM EDT Att: 55,141 - Cloudy - 67 F				
Eduardo Alfonzo, R (1,5) OBP: 0.419, SLG: 0.401	P4 1B		FC6-4 1B				E S 1B			4	0	2	0	0	0	1					
Roberto Alomar, S (1,4) OBP: 0.320, SLG: 0.366	K		K				FC6-4 BB			3	1	1	0	1	2	2					
31 Mike Piazza, R (1,2) OBP: 0.376, SLG: 0.525	IBB		FC6-4 1B				FC6-4			3	1	0	0	1	0	4					
Mo Vaughn, L (1,3) OBP: 0.335, SLG: 0.342	K						G3 1B			4	1	2	3	0	1	2					
Jay Payton, R (1,8) OBP: 0.301, SLG: 0.361							G5-3			3	0	1	0	1	0	0					
Jeremy Burnitz, L (1,9) OBP: 0.319, SLG: 0.333 Timo Perez, L (8,PH) OBP: 0.240, SLG: 0.500 (9,9)			F7				1B			3	0	1	0	0	1	2					
Rey Ordenez, R (1,6) OBP: 0.266, SLG: 0.327	E5						G6-3			4	0	0	0	0	1	4					
Pedro Astacio, R (1,1) OBP: 0.121, SLG: 0.125 Joe McEwing, R (7,PH) OBP: 0.240, SLG: 0.347 Mark Guthrie, R (8,1) John Valentin, R (8,PH) OBP: 0.333, SLG: 0.372 Armando Benitez, R (9,1)	K						G3			2	0	0	0	0	1	1					
										1	0	0	0	0	1	0					
										0	0	0	0	0	0	0					
<b>Inning Stats</b>	R: 0 E: 0 K: 2 S: 10	H: 1 LOB: 2 BB: 1 P: 17	R: 0 E: 1 K: 1 S: 9	H: 0 LOB: 0 BB: 0 P: 12	R: 0 E: 0 K: 1 S: 9	H: 1 LOB: 1 BB: 0 P: 13	R: 0 E: 0 K: 1 S: 7	H: 2 LOB: 1 BB: 0 P: 8	R: 0 E: 0 K: 1 S: 13	H: 1 LOB: 1 BB: 1 P: 18	R: 0 E: 0 K: 1 S: 8	H: 1 LOB: 0 BB: 0 P: 11	R: 0 E: 0 K: 1 S: 10	H: 0 LOB: 0 BB: 0 P: 13	R: 3 E: 1 K: 0 S: 22	H: 2 LOB: 2 BB: 2 P: 35	1B: 6 2B: 1 3B: 0 HR: 1	SF: 0 SAC: 1 DP: 1 HBP: 0	WP: 0 PB: 0 CS: 0	PA: 37	
<b>PITCHER</b>	IP	WLS	BF	H	R	ER	SO	BB	IBB	HBP	BLK	WP	HR	S	P	ERA	WHIP				
David Wells, L (1,1) ERA: 3.65	7.0	L	33	8	3	2	7	2	1	0	0	0	0	77	108	2.57	1.429				
Mike Stanton, L (8,1) ERA: 2.91	0.1		1	0	0	0	0	0	0	0	0	0	0	2	5	0.00	0.000				
Ramiro Mendoza, R (8,1) ERA: 3.35	0.2		3	0	0	0	0	1	0	0	0	0	0	9	14	0.00	1.500				

AB 30  
R 2  
H 7  
RBI 2  
BB 3  
SO 8  
LOB 21



AB 32  
R 3  
H 8  
RBI 3  
BB 4  
SO 7  
LOB 18



WP: 0  
PB: 0  
CS: 0



Batter	1	2	3	4	5	6	7	8	9	AB	R	H	RBI	BB	SO	LOB	TOP					
<b>Alfonso Soriano, R</b> OBP: 0.336, SLG: 0.553 (1, 4)	F8 1-3	25 1B 2B		2 1B 3B		25 FC3-6 2 1B 1B		1-2 BB		4	2	3	0	1	0	0						
<b>2 Derek Jeter, R</b> OBP: 0.373, SLG: 0.429 (1, 6)	HR	G5-3		25 G4-6-3 1B		25 FC3-6 1-2 1B		1-3 K		5	1	3	3	0	1	4						
<b>25 Jason Giambi, L</b> OBP: 0.432, SLG: 0.580 (1, 3)	1B BB	1B		G4-6-3 1-2 1B		FC3-6 FC5-4 1-2 1B		3-2 G4-3		4	1	1	2	1	0	5						
<b>Bernie Williams, S</b> OBP: 0.414, SLG: 0.481 (1, 8)	1B 1-2 1B	K		K		FC5-4 1-2		0-1 HR 1B		5	1	2	0	0	2	3						
<b>Robin Ventura, L</b> OBP: 0.358, SLG: 0.517 (1, 5)	20 G3-6-3 1B			G4-3		F8		0-0 HR		5	1	2	3	0	0	0						
<b>20 Jorge Posada, S</b> OBP: 0.354, SLG: 0.480 (1, 2)	G3-6-3 1-2			WP E 1B		L7		0-1 F7		5	1	1	0	0	1	2						
<b>Nick Johnson, L</b> OBP: 0.325, SLG: 0.439 <b>Ramiro Mendoza, R</b> <b>Mike Stanton, L</b> (7, 1) (8, 1)		G4-3		E4 1-H 2B		K		0-1 G1-3		4	0	1	1	0	2	0						
<b>Shane Spencer, R</b> OBP: 0.328, SLG: 0.416 (1, 9)		HR		F9		K		1-2 BB 1B		5	2	3	1	0	1	1						
<b>35 Mike Mussina, L</b> OBP: 0.500, SLG: 0.500 <b>Marcus Thames, R</b> OBP: 0.231, SLG: 0.538 (7, 7)		2B 25 1B 1B		G6-3		SH3-4 1-2		1-3 K		2	1	1	0	0	0	1						
<b>Inning Stats</b>	R: 2 E: 0 K: 0 S: 15	H: 3 LOB: 1 BB: 1 P: 25	R: 3 E: 0 K: 1 S: 20	H: 4 LOB: 1 BB: 0 P: 27	R: 1 E: 1 K: 0 S: 14	H: 2 LOB: 1 BB: 0 P: 20	R: 1 E: 0 K: 1 S: 11	H: 2 LOB: 0 BB: 0 P: 16	R: 0 E: 0 K: 1 S: 7	H: 0 LOB: 0 BB: 0 P: 10	R: 1 E: 0 K: 0 S: 9	H: 3 LOB: 2 BB: 0 P: 15	R: 0 E: 0 K: 2 S: 8	H: 0 LOB: 0 BB: 0 P: 11	R: 0 E: 0 K: 2 S: 19	H: 1 LOB: 2 BB: 1 P: 29	R: 2 E: 0 K: 1 S: 10	H: 2 LOB: 0 BB: 0 P: 10	1B: 11 2B: 2 3B: 1 HR: 3	SF: 0 2B: 2 DP: 2 HBP: 0	WP: 1 PA: 44 PB: 0 SB: 0 CS: 0	
<b>PITCHER</b>	IP WLS BF H R ER SO BB IBB HBP BLK WP HR S P ERA WHIP	IP WLS BF H R ER SO BB IBB HBP BLK WP HR S P ERA WHIP	IP WLS BF H R ER SO BB IBB HBP BLK WP HR S P ERA WHIP	IP WLS BF H R ER SO BB IBB HBP BLK WP HR S P ERA WHIP	IP WLS BF H R ER SO BB IBB HBP BLK WP HR S P ERA WHIP	IP WLS BF H R ER SO BB IBB HBP BLK WP HR S P ERA WHIP	IP WLS BF H R ER SO BB IBB HBP BLK WP HR S P ERA WHIP	IP WLS BF H R ER SO BB IBB HBP BLK WP HR S P ERA WHIP	IP WLS BF H R ER SO BB IBB HBP BLK WP HR S P ERA WHIP	IP WLS BF H R ER SO BB IBB HBP BLK WP HR S P ERA WHIP	IP WLS BF H R ER SO BB IBB HBP BLK WP HR S P ERA WHIP	IP WLS BF H R ER SO BB IBB HBP BLK WP HR S P ERA WHIP	IP WLS BF H R ER SO BB IBB HBP BLK WP HR S P ERA WHIP	IP WLS BF H R ER SO BB IBB HBP BLK WP HR S P ERA WHIP	IP WLS BF H R ER SO BB IBB HBP BLK WP HR S P ERA WHIP	IP WLS BF H R ER SO BB IBB HBP BLK WP HR S P ERA WHIP	IP WLS BF H R ER SO BB IBB HBP BLK WP HR S P ERA WHIP	IP WLS BF H R ER SO BB IBB HBP BLK WP HR S P ERA WHIP	IP WLS BF H R ER SO BB IBB HBP BLK WP HR S P ERA WHIP	IP WLS BF H R ER SO BB IBB HBP BLK WP HR S P ERA WHIP	IP WLS BF H R ER SO BB IBB HBP BLK WP HR S P ERA WHIP	IP WLS BF H R ER SO BB IBB HBP BLK WP HR S P ERA WHIP

**New York Yankees @ Colorado Rockies**  
Coors Field, Denver, CO  
Tue Jun 18 2002, 7:05 PM MDT  
Att: 48,738 - Overcast - 92 F

AB	41
R	10
H	17
RBI	10
BB	2
SO	8
LOB	17



Batter	1	2	3	4	5	6	7	8	9	AB	R	H	RBI	BB	SO	LOB	BOTTOM					
<b>Juan Pierre, L</b> OBP: 0.317, SLG: 0.312 (1, 8)	K	F5		G4-3			G6-3		G6-3	5	0	0	0	0	1	1						
<b>Brent Butler, R</b> OBP: 0.378, SLG: 0.651 (1, 4)	HR	F9				HR	K		G4-3 2B	5	2	3	2	0	1	1						
<b>Larry Walker, L</b> OBP: 0.416, SLG: 0.603 (1, 9)	17 1B G4 2B			17 SF8 3B		F7	17 FC4-6 1B		G4-3	5	2	3	0	0	0	1						
<b>17 Todd Helton, L</b> OBP: 0.433, SLG: 0.633 (1, 3)	WP G4 1B		SF8			G6-3 1B	FC4-6 1-2		BB	3	0	2	1	1	0	1						
<b>Todd Zeile, R</b> OBP: 0.364, SLG: 0.495 (1, 5)	G4		K			G6-3			F7	5	0	0	1	0	1	4						
<b>Todd Hollandsworth, L</b> OBP: 0.341, SLG: 0.470 (1, 7)	G4-3					G6-3			1B	3	0	1	0	1	0	2						
<b>Juan Uribe, R</b> OBP: 0.310, SLG: 0.348 (1, 6)		2B G4-3 1B		K			G5-3		FC6-4 1B	4	1	2	0	0	1	1						
<b>Bobby Estalella, R</b> OBP: 0.320, SLG: 0.560 (1, 2)		G4-3 2B		F8			F7		K	4	0	1	0	0	1	2						
<b>Jason Jennings, L</b> OBP: 0.266, SLG: 0.360 <b>Chris Natchin, R</b> OBP: 0.330, SLG: 0.330 <b>Dennys Reyes, R</b> <b>Mark Little, R</b> OBP: 0.360, SLG: 0.305 <b>Justin Speier, R</b> <b>Denny Stark, R</b> OBP: 0.290, SLG: 0.545 <b>Greg Norton, S</b> OBP: 0.290, SLG: 0.373 <b>Jose Jimenez, R</b> (1, 1) (4, 1) (8, 1) (7, 1) (8, 1) (8, 1) (8, 1)		G4-3		F8			F9		FC6-4 1-2	1	0	0	1	0	0	1						
<b>Inning Stats</b>	R: 2 E: 0 K: 1 S: 19	H: 3 LOB: 1 BB: 0 P: 27	R: 1 E: 0 K: 0 S: 11	H: 2 LOB: 1 BB: 0 P: 13	R: 1 E: 0 K: 2 S: 12	H: 1 LOB: 1 BB: 1 P: 21	R: 0 E: 0 K: 0 S: 6	H: 0 LOB: 0 BB: 0 P: 6	R: 1 E: 0 K: 0 S: 8	H: 2 LOB: 1 BB: 0 P: 12	R: 0 E: 0 K: 1 S: 8	H: 1 LOB: 1 BB: 0 P: 12	R: 0 E: 0 K: 1 S: 9	H: 2 LOB: 2 BB: 0 P: 12	R: 0 E: 0 K: 1 S: 11	H: 1 LOB: 2 BB: 1 P: 19	1B: 6 2B: 3 3B: 1 HR: 2	SF: 1 SAC: 0 DP: 0 HBP: 0	WP: 1 PA: 41 PB: 0 SB: 0 CS: 0			
<b>PITCHER</b>	IP WLS BF H R ER SO BB IBB HBP BLK WP HR S P ERA WHIP	IP WLS BF H R ER SO BB IBB HBP BLK WP HR S P ERA WHIP	IP WLS BF H R ER SO BB IBB HBP BLK WP HR S P ERA WHIP	IP WLS BF H R ER SO BB IBB HBP BLK WP HR S P ERA WHIP	IP WLS BF H R ER SO BB IBB HBP BLK WP HR S P ERA WHIP	IP WLS BF H R ER SO BB IBB HBP BLK WP HR S P ERA WHIP	IP WLS BF H R ER SO BB IBB HBP BLK WP HR S P ERA WHIP	IP WLS BF H R ER SO BB IBB HBP BLK WP HR S P ERA WHIP	IP WLS BF H R ER SO BB IBB HBP BLK WP HR S P ERA WHIP	IP WLS BF H R ER SO BB IBB HBP BLK WP HR S P ERA WHIP	IP WLS BF H R ER SO BB IBB HBP BLK WP HR S P ERA WHIP	IP WLS BF H R ER SO BB IBB HBP BLK WP HR S P ERA WHIP	IP WLS BF H R ER SO BB IBB HBP BLK WP HR S P ERA WHIP	IP WLS BF H R ER SO BB IBB HBP BLK WP HR S P ERA WHIP	IP WLS BF H R ER SO BB IBB HBP BLK WP HR S P ERA WHIP	IP WLS BF H R ER SO BB IBB HBP BLK WP HR S P ERA WHIP	IP WLS BF H R ER SO BB IBB HBP BLK WP HR S P ERA WHIP	IP WLS BF H R ER SO BB IBB HBP BLK WP HR S P ERA WHIP	IP WLS BF H R ER SO BB IBB HBP BLK WP HR S P ERA WHIP	IP WLS BF H R ER SO BB IBB HBP BLK WP HR S P ERA WHIP	IP WLS BF H R ER SO BB IBB HBP BLK WP HR S P ERA WHIP	IP WLS BF H R ER SO BB IBB HBP BLK WP HR S P ERA WHIP

**New York Yankees @ Colorado Rockies**  
Coors Field, Denver, CO  
Tue Jun 18 2002, 7:05 PM MDT  
Att: 48,738 - Overcast - 92 F

AB	38
R	5
H	12
RBI	5
BB	2
SO	5
LOB	16









Batter	1	2	3	4	5	6	7	8	9	10	AB	R	H	RBI	BB	SO	LOB	TOP																	
Alfonso Soriano, R OBP: 0.344, SLG: 0.580 (1.4)											6	2	4	1	0	1	0																		
2 Derek Jeter, R OBP: 0.377, SLG: 0.436 (1.6)											6	1	3	0	0	0	3																		
25 Jason Giambi, L OBP: 0.430, SLG: 0.592 (1.3)											5	1	1	4	0	2	3																		
Bernie Williams, S OBP: 0.421, SLG: 0.485 (1.8)											5	2	2	0	0	2	2																		
Robin Ventura, L OBP: 0.366, SLG: 0.549 (9, PR)											5	1	3	1	0	0	1																		
Enrique Wilson, S OBP: 0.245, SLG: 0.306 (9, 5)											0	1	0	0	0	0																			
Shane Spencer, R OBP: 0.325, SLG: 0.399 (7, 9)											5	0	0	0	0	1	4																		
John Vander Wal, L OBP: 0.340, SLG: 0.424 (7, 9)											3	1	1	0	0	0	1																		
Mike Stanton, L OBP: 0.307, SLG: 0.503 (9, 9)											0	0	0	0	0	0																			
Alberto Castillo, R OBP: 0.200, SLG: 0.276 (7, PH)											3	1	1	1	0	2	2																		
Roger Clemens, R OBP: 0.500, SLG: 1.000 (5, 1)											1	1	1	1	0	0	0																		
Randy Choate, L (6, 1)											1	0	0	0	0	0																			
Mike Thurman, R (6, 1)											0	0	0	0	0	0																			
Nick Johnson, L OBP: 0.324, SLG: 0.440 (7, 7)											2	0	0	0	0	1																			
Steve Karsay, R (9, 1)											0	0	0	0	0	0																			
<b>Inning Stats</b>	R: 0 E: 0 K: 2 S: 9	H: 1 LOB: 1 P: 15	R: 0 E: 1 K: 1 S: 11	H: 0 LOB: 1 P: 16	R: 4 E: 0 K: 2 S: 19	H: 4 LOB: 0 P: 23	R: 3 E: 0 K: 1 S: 15	H: 4 LOB: 1 P: 25	R: 0 E: 0 K: 1 S: 10	H: 1 LOB: 1 P: 16	R: 1 E: 0 K: 0 S: 8	H: 1 LOB: 0 P: 15	R: 1 E: 0 K: 0 S: 12	H: 2 LOB: 1 P: 18	R: 0 E: 0 K: 3 S: 14	H: 1 LOB: 1 P: 19	R: 2 E: 0 K: 0 S: 10	H: 4 LOB: 0 P: 12	R: 0 E: 0 K: 0 S: 10	H: 1 LOB: 0 P: 15	1B: 10 2B: 5 3B: 1 HR: 3	SF: 2 SAC: 0 DP: 2 HBP: 0	WP: 2 PB: 0 SB: 0 CS: 0	PA: 48											
<b>PITCHER</b>	IP 5.0	WLS 26	BF 10	H 7	R 7	ER 6	SO 6	BB 0	IBB 0	HBP 0	BLK 0	WP 2	HR 2	S 64	P 95	ERA 12.60	WHIP 2.000	<b>PITCHER</b>	IP 1.0	WLS 6	BF 4	H 2	R 2	ER 0	SO 0	BB 0	IBB 0	HBP 0	BLK 0	WP 0	HR 0	S 10	P 12	ERA 18.00	WHIP 4.000
John Thomson, R ERA: 5.12																		Jose Jimenez, R ERA: 3.22																	
Chris Nichting, R ERA: 3.48																		Denny Stark, R ERA: 3.13																	
Rick White, R ERA: 6.35																																			
Dennys Reyes, L ERA: 3.1																																			
Todd Jones, R ERA: 4.5																																			

**New York Yankees @ Colorado Rockies**  
 Coors Field, Denver, CO  
 Thu Jun 20 2002, 1:05 PM MDT  
 Alt. 48.916 - Sunny - 80 F

livebaseballscorecards.com

AB 46  
 R 11  
 H 19  
 RBI 11  
 BB 0  
 SO 9  
 LOB 19

Batter	1	2	3	4	5	6	7	8	9	10	AB	R	H	RBI	BB	SO	LOB	BOTTOM																	
Juan Pierre, L OBP: 0.324, SLG: 0.319 (1.8)											6	1	4	1	0	0	0																		
Brent Butler, R OBP: 0.362, SLG: 0.604 (1.4)											5	2	3	2	0	0	0																		
Larry Walker, L OBP: 0.419, SLG: 0.613 (1.9)											5	2	2	2	0	1	3																		
17 Todd Helton, L OBP: 0.431, SLG: 0.618 (1.3)											4	1	1	0	2	2	3																		
Todd Zeile, R OBP: 0.367, SLG: 0.502 (1.5)											5	2	3	4	1	0	3																		
Todd Hollandsworth, L OBP: 0.348, SLG: 0.485 (1.7)											4	1	1	4	1	1	1																		
Juan Uribe, R OBP: 0.317, SLG: 0.367 (1.6)											4	1	2	0	1	0	4																		
Bobby Estalella, R OBP: 0.314, SLG: 0.534 (1.2)											4	1	0	0	1	2	3																		
John Thomson, R ERA: 3.76											1	0	0	0	0	0	0																		
Mark Lutz, R ERA: 5.12											0	1	1	1	0	0	0																		
Chris Hochstim, R ERA: 3.13											0	0	0	0	0	0	0																		
Tony Stewart, R ERA: 3.13											0	0	0	0	0	0	0																		
Rocky Elsom, R ERA: 3.13											0	0	0	0	0	0	0																		
Dennis Reyes, R ERA: 3.1											0	0	0	0	0	0	0																		
Mike Stanton, L ERA: 2.58											0	0	0	0	0	0	0																		
Steve Karsay, R ERA: 2.53											0	0	0	0	0	0	0																		
<b>Inning Stats</b>	R: 1 E: 0 K: 0 S: 14	H: 3 LOB: 3 BB: 2 P: 29	R: 0 E: 0 K: 0 S: 7	H: 0 LOB: 0 BB: 0 P: 9	R: 0 E: 0 K: 1 S: 6	H: 0 LOB: 0 BB: 0 P: 9	R: 0 E: 0 K: 1 S: 8	H: 1 LOB: 1 BB: 0 P: 15	R: 1 E: 0 K: 1 S: 12	H: 2 LOB: 2 BB: 2 P: 23	R: 8 E: 0 K: 1 S: 27	H: 6 LOB: 3 BB: 3 P: 48	R: 1 E: 0 K: 1 S: 10	H: 2 LOB: 1 BB: 0 P: 15	R: 0 E: 0 K: 1 S: 8	H: 1 LOB: 1 BB: 0 P: 11	R: 0 E: 0 K: 0 S: 6	H: 0 LOB: 0 BB: 0 P: 11	R: 3 E: 0 K: 0 S: 8	H: 3 LOB: 0 BB: 0 P: 8	1B: 15 2B: 1 3B: 0 HR: 2	SF: 1 SAC: 1 DP: 1 HBP: 0	WP: 1 PB: 1 SB: 0 CS: 0	PA: 50											
<b>PITCHER</b>	IP 4.0	WLS 19	BF 5	H 2	R 2	ER 2	SO 2	BB 3	IBB 0	HBP 0	BLK 0	WP 1	HR 0	S 37	P 69	ERA 4.50	WHIP 2.000	<b>PITCHER</b>	IP 1.2	WLS 1	BF 6	H 2	R 1	ER 0	SO 0	BB 0	IBB 0	HBP 0	BLK 0	WP 0	HR 0	S 10	P 15	ERA 27.00	WHIP 4.500
Roger Clemens, R ERA: 3.76																		Jose Jimenez, R ERA: 3.22																	
Randy Choate, L ERA: 5.12																		Denny Stark, R ERA: 3.13																	
Mike Thurman, R ERA: 7.62																																			
Mike Stanton, L ERA: 2.58																																			
Steve Karsay, R ERA: 2.53																																			

**New York Yankees @ Colorado Rockies**  
 Coors Field, Denver, CO  
 Thu Jun 20 2002, 1:05 PM MDT  
 Alt. 48.916 - Sunny - 80 F

livebaseballscorecards.com

AB 41  
 R 14  
 H 18  
 RBI 14  
 BB 7  
 SO 6  
 LOB 17



Batter	1	2	3	4	5	6	7	8	9	AB	R	H	RBI	BB	SO	LOB	TOP					
Alfonso Soriano, R OBP: 0.349, SLG: 0.581 (1, 4)										3	0	2	0	1	1	0	<b>New York Yankees @ San Diego Padres</b> Qualcomm Stadium, San Diego, CA Fri Jun 21 2002, 10:05 PM EDT Att: 55,868 - Sunny - 70 F					
2 Derek Jeter, R OBP: 0.375, SLG: 0.430 (1, 6)										4	0	0	0	0	0	3						
Bernie Williams, S OBP: 0.422, SLG: 0.483 (1, 8)										3	1	1	0	1	0	2						
Ron Coomer, R OBP: 0.359, SLG: 0.541 Robin Ventura, L OBP: 0.375, SLG: 0.546 (8, PH) (8, 5)										3	0	1	0	0	0	3						
20 Jorge Posada, S OBP: 0.361, SLG: 0.483 (1, 2)										3	0	1	0	1	0	2						
Shane Spencer, R OBP: 0.333, SLG: 0.400 (1, 9)										2	0	1	0	2	0	1						
Rondell White, R OBP: 0.311, SLG: 0.380 (1, 7)										3	0	0	1	0	0	3						
Nick Johnson, L OBP: 0.322, SLG: 0.434 (1, 3)										3	0	0	0	1	0	1						
David Wells, L (1, 1)										2	0	0	0	0	1	3						
Enrique Wilson, S OBP: 0.241, SLG: 0.300 Ramiro Mendoza, R Randy Choate, L John Vander Wal, L OBP: 0.338, SLG: 0.421 (7, PH) (7, 1) (8, 1) (9, PH)										1	0	0	0	0	1	0						
<b>Inning Stats</b>	R: 0 E: 0 K: 0 S: 8	H: 2 LOB: 1 BB: 0 P: 10	R: 0 E: 0 K: 0 S: 9	H: 1 LOB: 1 BB: 1 P: 15	R: 0 E: 0 K: 1 S: 10	H: 0 LOB: 0 BB: 0 P: 14	R: 1 E: 0 K: 1 S: 13	H: 1 LOB: 3 BB: 0 P: 32	R: 0 E: 1 K: 0 S: 10	H: 0 LOB: 1 BB: 1 P: 20	R: 0 E: 0 K: 0 S: 7	H: 1 LOB: 1 BB: 0 P: 9	R: 0 E: 0 K: 1 S: 14	H: 1 LOB: 0 BB: 0 P: 21	R: 0 E: 0 K: 0 S: 7	H: 0 LOB: 0 BB: 0 P: 14	R: 0 E: 0 K: 0 S: 10	H: 0 LOB: 0 BB: 0 P: 13	1B: 6 2B: 1 3B: 0 HR: 0	SF: 1 SAC: 0 DP: 3 HBP: 0	WP: 0 PB: 1 SB: 1 CS: 0	PA: 36
<b>PITCHER</b>	IP WLS BF H R ER SO BB IBB HBP BLK WP HR S P ERA WHIP																					
Oliver Pérez, L ERA: 2.31 Steve Reed, R ERA: 1.74 Jeremy Fikac, R ERA: 4.01 (1, 1) (7, 1) (9, 1)	6.2 W 28 6 1 1 3 5 0 0 0 0 0 0 0 0 0 0 1.35 1.650																					

Batter	1	2	3	4	5	6	7	8	9	AB	R	H	RBI	BB	SO	LOB	BOTTOM			
Mark Kotsay, L OBP: 0.371, SLG: 0.456 (1, 8)										4	0	0	1	0	0	1	<b>New York Yankees @ San Diego Padres</b> Qualcomm Stadium, San Diego, CA Fri Jun 21 2002, 10:05 PM EDT Att: 55,868 - Sunny - 70 F			
Deivi Cruz, R OBP: 0.291, SLG: 0.362 (1, 6)										4	3	2	0	1	1	1				
Ron Gant, R OBP: 0.349, SLG: 0.472 (1, 7)										5	2	3	2	0	1	0				
Bubba Trammell, R OBP: 0.330, SLG: 0.372 Gene Kingsale, S OBP: 0.455, SLG: 0.400 (1, 9) (8, 9)										3	1	2	2	1	0	2				
Wiki Gonzalez, R OBP: 0.396, SLG: 0.384 (1, 2)										4	1	2	3	1	0	2				
D'Angelo Jimenez, S OBP: 0.300, SLG: 0.301 (1, 5)										4	0	0	1	0	2	5				
Julius Matos, R OBP: 0.250, SLG: 0.350 (1, 4)										4	1	1	0	0	2	3				
Kevin Barker, L OBP: 0.200, SLG: 0.111 (1, 3)										4	0	0	0	0	2	2				
Oliver Pérez, L Steve Reed, R Ramón Vázquez, L OBP: 0.317, SLG: 0.323 Jeremy Fikac, R (1, 1) (7, 1) (8, PH) (9, 1)										2	0	0	0	0	1	0				
<b>Inning Stats</b>	R: 2 E: 0 K: 1 S: 12	H: 3 LOB: 2 BB: 1 P: 22	R: 0 E: 0 K: 0 S: 8	H: 0 LOB: 0 BB: 0 P: 11	R: 0 E: 0 K: 2 S: 12	H: 2 LOB: 2 BB: 0 P: 18	R: 1 E: 1 K: 0 S: 11	H: 1 LOB: 1 BB: 0 P: 18	R: 0 E: 0 K: 1 S: 8	H: 0 LOB: 1 BB: 1 P: 16	R: 0 E: 0 K: 3 S: 9	H: 0 LOB: 0 BB: 0 P: 10	R: 4 E: 1 K: 2 S: 17	H: 3 LOB: 1 BB: 0 P: 20	R: 2 E: 0 K: 0 S: 11	H: 1 LOB: 1 BB: 2 P: 27		1B: 7 2B: 3 3B: 0 HR: 0	SF: 1 SAC: 1 DP: 0 HBP: 1	WP: 1 PB: 0 SB: 0 CS: 0
<b>PITCHER</b>	IP WLS BF H R ER SO BB IBB HBP BLK WP HR S P ERA WHIP																			
David Wells, L ERA: 3.61 Ramiro Mendoza, R ERA: 3.43 Randy Choate, L ERA: 5.75 (1, 1) (7, 1) (8, 1)	6.0 L 27 6 3 2 7 2 0 0 0 0 0 0 0 0 0 0 3.00 1.333																			



Batter	1	2	3	4	5	6	7	8	9	AB	R	H	RBI	BB	SO	LOB	TOP
Alfonso Soriano, R (1,4) OBP: 0.391, SLG: 0.582										3	1	1	0	1	2	0	<p><b>New York Yankees @ San Diego Padres</b> Qualcomm Stadium, San Diego, CA</p> <p>Sat Jun 22 2002, 3:15 PM EDT Att: 60,021 - Sunny - 75 F</p> <p>livebaseballscores.com</p> <p>AB 29 R 1 H 3 RBI 1 BB 3 SO 11 LOB 9</p>
2 Derek Jeter, R (1,6) OBP: 0.368, SLG: 0.425										4	0	0	0	0	2	2	
25 Jason Giambi, L (1,3) OBP: 0.428, SLG: 0.591										4	0	1	1	0	1	1	
Marcus Thames, R (9,7) OBP: 0.231, SLG: 0.538										0	0	0	0	0	0	0	
Bernie Williams, S (1,8) OBP: 0.420, SLG: 0.484										4	0	1	0	0	1	0	
Robin Ventura, L (1,5) OBP: 0.359, SLG: 0.536										4	0	0	0	0	1	1	
Shane Spencer, R (1,9) OBP: 0.333, SLG: 0.395										2	0	0	0	1	1	0	
John Vander Wal, L (1,7) OBP: 0.340, SLG: 0.418										1	0	0	0	1	0	0	
Rondell White, R (7,7) OBP: 0.310, SLG: 0.378										1	0	0	0	0	1	2	
Nick Johnson, L (9,3) OBP: 0.322, SLG: 0.434										0	0	0	0	0	0	0	
Alberto Castillo, R (1,2) OBP: 0.182, SLG: 0.250										3	0	0	0	0	0	3	
Ted Lilly, L (1,1)										3	0	0	0	0	2	0	
<b>Inning Stats</b>	R: 1 H: 2 E: 0 K: 1 S: 8	H: 2 LOB: 0 BB: 0 P: 12	R: 0 H: 0 E: 0 K: 1 S: 9	H: 0 LOB: 0 BB: 0 P: 16	R: 0 H: 0 E: 0 K: 2 S: 8	H: 0 LOB: 0 BB: 0 P: 12	R: 0 H: 0 E: 0 K: 0 S: 8	H: 0 LOB: 1 BB: 1 P: 19	R: 0 H: 1 E: 0 K: 1 S: 13	H: 0 LOB: 2 BB: 1 P: 22	R: 0 H: 0 E: 0 K: 3 S: 10	H: 0 LOB: 0 BB: 0 P: 14	R: 0 H: 0 E: 0 K: 3 S: 9	H: 0 LOB: 0 BB: 0 P: 12	1B: 0 2B: 3 3B: 0 HR: 0	SF: 0 SAC: 0 DP: 0 HBP: 0	WP: 0 PA: 32 CS: 0
<b>PITCHER</b>	IP WLS BF H R ER SO BB IBB HBP BLK WP HR S P ERA WHIP	6.0 L 22 3 1 1 4 2 0 0 0 0 0 60 98 1.50 0.833	3.0 10 0 0 0 7 0 1 0 0 0 0 29 42 0.00 0.000														

Batter	1	2	3	4	5	6	7	8	9	AB	R	H	RBI	BB	SO	LOB	BOTTOM		
Mark Kotsay, L (1,8) OBP: 0.369, SLG: 0.451										3	0	0	0	1	1	1	<p><b>New York Yankees @ San Diego Padres</b> Qualcomm Stadium, San Diego, CA</p> <p>Sat Jun 22 2002, 3:15 PM EDT Att: 60,021 - Sunny - 75 F</p> <p>livebaseballscores.com</p> <p>AB 30 R 0 H 3 RBI 0 BB 2 SO 11 LOB 10</p>		
Deivi Cruz, R (1,6) OBP: 0.286, SLG: 0.356										4	0	0	0	0	2	1			
Ron Gant, R (1,7) OBP: 0.345, SLG: 0.462										4	0	1	0	0	1	1			
Bubba Trammell, R (1,9) OBP: 0.326, SLG: 0.366										3	0	0	0	0	1	2			
Wiki Gonzalez, R (1,2) OBP: 0.400, SLG: 0.382										3	0	1	0	1	1	1			
Julius Matos, R (1,4) OBP: 0.233, SLG: 0.326										3	0	0	0	0	0	3			
D'Angelo Jimenez, S (1,5) OBP: 0.297, SLG: 0.296										3	0	0	0	0	0	1			
Kevin Barker, L (1,3) OBP: 0.154, SLG: 0.083										3	0	0	0	0	3	0			
44 Jake Peavy, R (1,1) OBP: 0.500, SLG: 0.500										2	0	1	0	0	1	0			
Alan Embree, L (7,1)										0	0	0	0	0	0	0			
Gene Kingsale, S (7,9) OBP: 0.417, SLG: 0.364										1	0	0	0	0	1	0			
Ray Lankford, L (9,7) OBP: 0.337, SLG: 0.333										1	0	0	0	0	0	0			
<b>Inning Stats</b>	R: 0 H: 0 E: 0 K: 0 S: 6	H: 0 LOB: 1 BB: 1 P: 17	R: 0 H: 0 E: 0 K: 3 S: 10	H: 0 LOB: 1 BB: 1 P: 19	R: 0 H: 2 E: 0 K: 0 S: 9	H: 0 LOB: 1 BB: 0 P: 12	R: 0 H: 1 E: 0 K: 2 S: 9	H: 0 LOB: 1 BB: 0 P: 14	R: 0 H: 0 E: 0 K: 3 S: 11	H: 0 LOB: 0 BB: 0 P: 12	R: 0 H: 0 E: 0 K: 1 S: 6	H: 0 LOB: 0 BB: 0 P: 7	R: 0 H: 0 E: 0 K: 1 S: 8	H: 0 LOB: 0 BB: 0 P: 11	R: 0 H: 0 E: 0 K: 0 S: 8	H: 0 LOB: 0 BB: 0 P: 12	1B: 3 2B: 1 3B: 0 HR: 0	SF: 0 SAC: 0 DP: 1 HBP: 0	WP: 1 PA: 32 CS: 0
<b>PITCHER</b>	IP WLS BF H R ER SO BB IBB HBP BLK WP HR S P ERA WHIP	9.0 W 32 3 0 0 11 2 0 0 0 1 0 79 113 0.00 0.556																	



Batter	1	2	3	4	5	6	7	8	9	AB	R	H	RBI	BB	SO	LOB	TOP										
Alfonso Soriano, R (1.4) OBP: 0.391, SLG: 0.582	0-3 K		2-2 P4		0-0 1-H 2B		2-2 2B 1B		0-3 K	5	0	2	0	0	2	1	<b>New York Yankees @ San Diego Padres</b> Qualcomm Stadium, San Diego, CA Sun Jun 23 2002, 5:00 PM EDT Att: 50,050 - Sunny - 75 F										
2 Derek Jeter, R (1.6) OBP: 0.372, SLG: 0.426	4-0 25 BB		2-3 K		0-0 G6-3		3-2 1B		1-2 G3-1 BB 1B	4	0	2	1	1	1												
25 Jason Giambi, L (1.3) OBP: 0.333, SLG: 0.585 Nick Johnson, L (7.3) OBP: 0.325, SLG: 0.434	4-1 1-2 BB		1-1 L8		1-0 F8		0-1 F7		4-1 G3-1 BB	3	0	0	0	1	0	2											
Bernie Williams, S (1.8) OBP: 0.413, SLG: 0.475	0-3 K				0-0 G4-3		0-1 F7		0-0 G3-1	5	0	0	1	0	2	6											
Robin Ventura, L (1.5) OBP: 0.360, SLG: 0.533	0-0 G4-3				2-2 20 G1-3 1B		0-0 1B		3-2 F8	5	0	2	0	0	1	4											
20 Jorge Posada, S (1.2) OBP: 0.356, SLG: 0.475					0-0 G3		2-2 L7		2-1 G4-3	4	0	0	0	0	0	2											
John Vander Wal, L (1.9) Shane Spencer, R (7.9) OBP: 0.337, SLG: 0.399					1-0 G4-3				0-0 G3	3	0	0	0	0	0	1											
Rondell White, R (1.7) OBP: 0.309, SLG: 0.389					3-2 E6 35 FC4-6		2-1 G5-3		3-1 F7	4	1	1	1	0	0	1											
35 Mike Mussina, L (1.1) OBP: 0.600, SLG: 0.600 Mike Stanton, L (7.1) Ramiro Mendoza, R (7.1) Enrique Wilson, S (9, PH) OBP: 0.295, SLG: 0.300 Steve Karsay, R (9.1)					1-1 FC4-6		1-1 2B 1B		1-1 E9 1B 2 1B 1B	3	1	2	0	0	0	1											
<b>Inning Stats</b>	R: 0 E: 0 K: 2 S: 11	H: 0 LOB: 2 BB: 2 P: 19	R: 0 E: 1 K: 0 S: 7	H: 0 LOB: 1 BB: 0 P: 12	R: 0 E: 0 K: 1 S: 11	H: 0 LOB: 0 BB: 0 P: 16	R: 0 E: 0 K: 0 S: 8	H: 1 LOB: 1 BB: 0 P: 12	R: 0 E: 0 K: 0 S: 6	H: 2 LOB: 1 BB: 0 P: 9	R: 0 E: 0 K: 0 S: 7	H: 1 LOB: 1 BB: 0 P: 10	R: 2 E: 1 K: 1 S: 20	H: 4 LOB: 2 BB: 0 P: 30	R: 0 E: 0 K: 0 S: 12	H: 1 LOB: 1 BB: 0 P: 22		R: 1 E: 0 K: 2 S: 12	H: 1 LOB: 2 BB: 2 P: 22	1B: 8 2B: 1 3B: 0 HR: 1	SF: 0 SAC: 0 DP: 0 HBP: 0	WP: 0 PB: 0 SB: 0 CS: 0	PA: 41				
<b>PITCHER</b>	IP	WLS	BF	H	R	ER	SO	BB	IBB	HBP	BLK	WP	HR	S	P	ERA	WHIP										
Brian Lawrence, R (1.1) ERA: 3.19	6.1		29	8	2	2	3	2	0	0	0	0	1	64	101	2.84	1.579										
49 Eric Cyr, L (7.1) ERA:	1.0		3	0	0	0	1	0	0	0	0	0	0	12	16	0.00	0.000										
Steve Reed, R (8.1) ERA: 1.97	1.0	L	6	2	1	1	1	1	0	0	0	0	0	13	25	9.00	3.000										
Trevor Hoffman, R (9.1) ERA: 1.33	0.2		3	0	0	0	1	1	0	0	0	0	0	5	10	0.00	1.500										

AB	37
R	3
H	10
RBI	3
BB	4
SO	6
LOB	19



Batter	1	2	3	4	5	6	7	8	9	AB	R	H	RBI	BB	SO	LOB	BOTTOM										
Gene Kingsale, S (1.9) OBP: 0.333, SLG: 0.286 Ron Gant, R (7, PH) OBP: 0.339, SLG: 0.453	1-1 G4-3		3-3 K		1-1 P3		1-2 G1-3		0-2 F8	3	0	0	0	0	1	0	<b>New York Yankees @ San Diego Padres</b> Qualcomm Stadium, San Diego, CA Sun Jun 23 2002, 5:00 PM EDT Att: 50,050 - Sunny - 75 F										
Deivi Cruz, R (1.6) OBP: 0.285, SLG: 0.353	0-3 K		0-0 G5-3		1-1 G5-3		0-1 2B		2-1 G4-3	5	0	1	2	0	1	0											
Mark Kotsay, L (1.8) OBP: 0.373, SLG: 0.459	4-0 CS BB				0-1 F8		2-1 G5-3		0-0 G4-3	4	0	2	0	1	0	0											
Ray Lankford, L (1.7) OBP: 0.335, SLG: 0.327 Steve Reed, R (8.1) D'Angelo Jimenez, S (9.5) OBP: 0.297, SLG: 0.298	2-2 CS		3-3 K		2-3 K		2-3 K		4-0 IBB	3	0	0	0	1	3	1											
Kevin Barker, L (1.3) OBP: 0.235, SLG: 0.188					0-1 F8		1-0 G3-1		1-1 G4-3	4	0	2	0	0	0	4											
Tom Lampkin, L (1.2) OBP: 0.289, SLG: 0.302 49 Eric Cyr, R (7.1) Bubba Trammell, R (8.9) OBP: 0.324, SLG: 0.385					0-1 G3-1 1B		4-1 BB		0-0 F8	2	0	1	0	1	0	1											
Ramón Vázquez, L (1.4) OBP: 0.322, SLG: 0.318					4-1 BB		0-0 F8		1-3 K	0	0	0	0	0	0	0											
Julius Matos, R (1.5) OBP: 0.234, SLG: 0.319 Trevor Hoffman, R (9.1)					4-2 BB		4-2 G1-3 HBP 1B BB		0-1 G5-3	2	1	0	0	2	0	2											
Brian Lawrence, R (1.1) OBP: 0.263, SLG: 0.212 Wiki Gonzalez, R (7.2) OBP: 0.412, SLG: 0.390					0-0 G5-3		1-3 K		1-1 G4-3 1B 1B	4	0	1	0	0	1	6											
<b>Inning Stats</b>	R: 0 E: 0 K: 1 S: 7	H: 0 LOB: 1 BB: 1 P: 14	R: 0 E: 0 K: 1 S: 14	H: 2 LOB: 2 BB: 0 P: 20	R: 0 E: 0 K: 1 S: 7	H: 0 LOB: 0 BB: 0 P: 11	R: 0 E: 0 K: 1 S: 11	H: 1 LOB: 3 BB: 2 P: 21	R: 0 E: 0 K: 1 S: 7	H: 0 LOB: 0 BB: 0 P: 9	R: 0 E: 0 K: 1 S: 7	H: 1 LOB: 1 BB: 0 P: 12	R: 2 E: 0 K: 1 S: 16	H: 2 LOB: 3 BB: 2 P: 30	R: 0 E: 0 K: 1 S: 9	H: 2 LOB: 1 BB: 0 P: 11		R: 0 E: 0 K: 0 S: 8	H: 0 LOB: 0 BB: 0 P: 11	1B: 6 2B: 2 3B: 0 HR: 0	SF: 0 SAC: 0 DP: 0 HBP: 1	WP: 0 PB: 0 SB: 0 CS: 1	PA: 40				
<b>PITCHER</b>	IP	WLS	BF	H	R	ER	SO	BB	IBB	HBP	BLK	WP	HR	S	P	ERA	WHIP										
35 Mike Mussina, R (1.1) ERA: 4.51	6.1		27	4	2	2	7	4	0	1	0	0	0	62	104	2.84	1.263										
Mike Stanton, L (7.1) ERA: 2.59	0.1	H	1	0	0	0	0	0	0	0	0	0	0	3	4	0.00	0.000										
Ramiro Mendoza, R (7.1) ERA: 3.33	1.1	W	8	4	0	0	1	0	1	0	0	0	0	13	20	0.00	3.000										
Steve Karsay, R (9.1) ERA: 2.47	1.0	S	3	0	0	0	0	0	0	0	0	0	0	8	11	0.00	0.000										


AB	33
R	2
H	8
RBI	2
BB	5
SO	8
LOB	16












Batter	1	2	3	4	5	6	7	8	9	AB R H RBI BB SO LOB	TOP											
Alfonso Soriano, R OBP: 0.350, SLG: 0.583	1-0 25 WP 1B		1-2 G5-3		0-0 G4-3		0-1 2 G4-6-3 1B		1-3 K	5 1 2 1 0 1 2	<p><b>New York Yankees @ Baltimore Orioles</b> Oriole Park at Camden Yards, Baltimore, MD</p> <p>Wed Jun 26 2002, 7:05 PM EDT Att: 42,670 - Cloudy - 95 F</p> <p>livebaseballscores.com</p> <p>AB 34 R 7 H 10 RBI 7 BB 3 SO 5 LOB 16</p> 											
2 Derek Jeter, R OBP: 0.373, SLG: 0.433	4-2 25 1B FC6-4 BB		0-0		3-1 F8		3-1 G4-6-3		0-0 FC6-2	4 1 1 0 1 0 4												
25 Jason Giambi, L OBP: 0.428, SLG: 0.577	1-1 FC6-4 1B		3-2 F8			1-3 K	1-0 F8		1-0 3-H G3	5 0 1 1 0 1 4												
Bernie Williams, S OBP: 0.407, SLG: 0.469	0-2 FC6-4 20 CS 1-2 3-H			2-2 F8		1-1 G4-3		0-1 20 G4-6-3 2B		4 0 1 1 0 0 1												
Robin Ventura, L OBP: 0.368, SLG: 0.530	1-1 F7			4-1 HR BB		3-1 20 HR 1B		4-0 20 G4-6-3 BB		2 2 1 0 2 0 1												
20 Jorge Posada, S OBP: 0.353, SLG: 0.480	1-2 CS 1B	1-0		0-0 F8		2-2 1-H HR		1-1 G4-6-3		4 1 2 2 0 0 3												
Rondell White, R OBP: 0.311, SLG: 0.399		1-2 F2		0-0 1-H HR		0-1 F8		3-3 K		4 1 1 2 0 1 1												
Nick Johnson, L OBP: 0.319, SLG: 0.427		0-1 F7		1-1 G4-3			1-0 E1 HBP 1B		3-1 SH 2 FC6-2 2B	4 1 1 0 0 0 0												
Shane Spencer, R OBP: 0.340, SLG: 0.397						1-3 K		0-1 SH 2 FC6-2 2B		2 0 0 0 0 2 0												
<b>Inning Stats</b>	R: 2 E: 0 K: 0 S: 12	H: 2 LOB: 0 BB: 1 P: 20	R: 0 E: 0 K: 0 S: 7	H: 1 LOB: 0 BB: 0 P: 9	R: 0 E: 0 K: 1 S: 12	H: 1 LOB: 1 BB: 0 P: 17	R: 2 E: 0 K: 0 S: 8	H: 1 LOB: 0 BB: 1 P: 15	R: 0 E: 0 K: 1 S: 6	H: 0 LOB: 0 BB: 0 P: 10	R: 2 E: 0 K: 1 S: 14	H: 2 LOB: 2 BB: 0 P: 21	R: 1 E: 1 K: 0 S: 6	H: 1 LOB: 1 BB: 0 P: 12	R: 0 E: 0 K: 1 S: 9	H: 1 LOB: 1 BB: 1 P: 17	R: 0 E: 0 K: 1 S: 9	H: 1 LOB: 2 BB: 0 P: 14	1B: 6 2B: 2 3B: 0 HR: 2	SF: 0 SAC: 1 DP: 2 HBP: 1	WP: 1 PB: 0 SB: 0 CS: 1	PA: 40
<b>PITCHER</b>	IP WLS BF H R ER SO BB IBB HBP BLK WP HR S P ERA WHIP											<b>PITCHER</b>	IP WLS BF H R ER SO BB IBB HBP BLK WP HR S P ERA WHIP									
Rodrigo Lopez, R ERA: 3.11	(1, 1) 6.0 0 25 7 6 6 3 2 0 0 0 1 2 59 92 9.00 1.500																					
Yorkis Perez, L ERA:	(7, 1) 0.0 1 1 0 1 0 0 0 0 0 0 0 1 2 ∞ ∞																					
Rick Bauer, R ERA: 5.11	(7, 1) 0.2 B 3 1 0 0 0 0 0 0 0 1 0 0 4 8 0.00 1.500																					
Buddy Groom, L ERA: 2.03	(7, 1) 0.1 1 0 0 0 0 0 0 0 0 0 0 1 2 0.00 0.000																					
Willis Roberts, R ERA: 1.65	(8, 1) 2.0 W 9 2 0 0 2 1 0 0 0 0 0 0 18 31 0.00 1.500																					

Batter	1	2	3	4	5	6	7	8	9	AB R H RBI BB SO LOB	BOTTOM											
6 Melvin Mora, R OBP: 0.355, SLG: 0.421	0-1 F8		4-2 G6-3 1 S BB		3-2 P4	1-1 2B 1B			2-1 F9	4 0 1 1 1 0 1	<p><b>New York Yankees @ Baltimore Orioles</b> Oriole Park at Camden Yards, Baltimore, MD</p> <p>Wed Jun 26 2002, 7:05 PM EDT Att: 42,670 - Cloudy - 95 F</p> <p>livebaseballscores.com</p> <p>AB 37 R 8 H 12 RBI 8 BB 2 SO 10 LOB 14</p> 											
1 Brian Roberts, S OBP: 0.330, SLG: 0.327	2-1 G4-3		3-3 K		0-3 K	0-0 1-3 2-H 2B		2-1 F3		5 0 1 1 0 2 2												
Gary Matthews, S OBP: 0.358, SLG: 0.449	1-0 HR		1-0 G6-3		4-1 BB	0-1 G6-3		1-0 S 1B		4 2 2 1 1 0 3												
Tony Batista, R OBP: 0.332, SLG: 0.525	2-0 31 HR HBP		3-3 K		0-1 F7		1-3 K	1-2 1B		4 1 1 1 0 2 3												
31 Jay Gibbons, L OBP: 0.335, SLG: 0.472	0-0 1-H HR			1-1 G4-3		0-0 F9 1B 1B				4 2 2 2 0 1 0												
21 Marty Cordova, R OBP: 0.329, SLG: 0.464	2-2 G6-3			1-3 K		2-3 K		2-3 K		4 0 0 0 0 3 1												
Chris Singleton, L OBP: 0.287, SLG: 0.405		0-3 K		3-1 HR		2-2 1B 6 1B 1B		2-2 G5-4-3 1B		4 2 3 1 0 1 0												
Geronimo Gil, R OBP: 0.269, SLG: 0.401		1-1 G5-3		0-2 F9		1-1 F9		0-2 F8		4 0 0 0 0 0 3												
Mike Bordick, R OBP: 0.312, SLG: 0.368			3-3 K		2-2 6 S 1B	1-1 1-3 3-H 6 1B 1B		1-0 G5-4-3		4 1 2 1 0 1 1												
<b>Inning Stats</b>	R: 3 E: 0 K: 0 S: 9	H: 2 LOB: 0 BB: 0 P: 16	R: 0 E: 0 K: 2 S: 8	H: 0 LOB: 0 BB: 0 P: 12	R: 0 E: 0 K: 2 S: 11	H: 0 LOB: 1 BB: 1 P: 22	R: 1 E: 0 K: 1 S: 10	H: 1 LOB: 0 BB: 0 P: 15	R: 0 E: 0 K: 1 S: 15	H: 1 LOB: 2 BB: 1 P: 24	R: 3 E: 0 K: 1 S: 16	H: 5 LOB: 2 BB: 0 P: 23	R: 0 E: 0 K: 3 S: 12	H: 0 LOB: 0 BB: 0 P: 15	R: 0 E: 0 K: 0 S: 8	H: 1 LOB: 0 BB: 0 P: 11	R: 1 E: 0 K: 0 S: 8	H: 2 LOB: 1 BB: 0 P: 14	1B: 8 2B: 1 3B: 0 HR: 3	SF: 0 SAC: 0 DP: 1 HBP: 1	WP: 0 PB: 0 SB: 3 CS: 0	PA: 40
<b>PITCHER</b>	IP WLS BF H R ER SO BB IBB HBP BLK WP HR S P ERA WHIP											<b>PITCHER</b>	IP WLS BF H R ER SO BB IBB HBP BLK WP HR S P ERA WHIP									
Roger Clemens, R ERA: 4.14	(1, 1) 5.2 0 27 7 7 7 7 2 0 0 0 0 3 64 106 11.12 1.588																					
Ramiro Mendoza, R ERA: 3.19	(6, 1) 0.1 B 3 2 0 0 0 0 0 0 0 0 0 5 6 0.00 6.000																					
42 Mariano Rivera, R ERA: 1.63	(7, 1) 1.0 3 0 0 0 3 0 0 0 0 0 0 12 15 0.00 0.000																					
Mike Stanton, L ERA: 2.88	(8, 1) 1.2 L 6 2 1 1 0 0 0 0 0 0 0 0 13 21 5.40 1.200																					
Steve Karsay, R ERA: 2.47	(9, 1) 0.0 1 1 0 0 0 0 0 0 0 0 0 3 4 ∞ ∞																					



Batter	1	2	3	4	5	6	7	8	9	AB	R	H	RBI	BB	SO	LOB	TOP					
Alfonso Soriano, R OBP: 0.391, SLG: 0.580 (1, 4)	2-2 F9 2S 1B		3-1 F2		2-3 K		2-3 K		0-0 G6-4-3 1B	5	0	2	0	0	2	0	<p><b>New York Yankees @ Baltimore Orioles</b> Oriole Park at Camden Yards, Baltimore, MD</p> <p>Thu Jun 27 2002, 7:05 PM EDT Att: 48,057 - Cloudy - 95 F</p> <p>livebaseballscores.com</p> <p>AB 34 R 3 H 8 RBI 3 BB 2 SO 10 LOB 15</p> 					
2 Derek Jeter, R OBP: 0.370, SLG: 0.429 (1, 6)	1-3 K		1-1 G4-3			1-1 25S 1B	0-1 G5-3		0-2 G6-4-3 1B	5	1	1	0	0	1	3						
25 Jason Giambi, L OBP: 0.429, SLG: 0.597 (1, 10)	3-1 F9 2-3			0-0 HR		2-1 HR	1-1 L5			4	2	2	3	0	0	1						
Bernie Williams, S OBP: 0.405, SLG: 0.469 (1, 8)	0-1 P5			2-2 2B		1-0 G3-1		2-3 K		4	0	1	0	0	1	1						
Robin Ventura, L OBP: 0.366, SLG: 0.526 (1, 5)		2-1 G6-3		0-1 F5		2-0 G4-3		0-0 20S 1B		4	0	1	0	0	0	1						
20 Jorge Posada, S OBP: 0.355, SLG: 0.478 (1, 2)		4-2 BB		3-3 K		1-0 BB HBP 1B		2-3 K		3	0	1	0	1	2	2						
Shane Spencer, R OBP: 0.338, SLG: 0.390 (1, 9)		1-3 K		3-3 K		1-0 BB HBP		2-3 K		3	0	0	0	0	3	3						
Nick Johnson, L OBP: 0.318, SLG: 0.422 (1, 3)		3-3 K			0-1 F9	4-1 FC5-4 BB		0-0 F7		3	0	0	0	1	1	1						
Rondell White, R OBP: 0.310, SLG: 0.394 (1, 7)			1-0 G4-3		3-2 G5-3	0-0 FC5-4 1-2		2-2 1B HBP		3	0	0	0	0	0	3						
<b>Inning Stats</b>	R: 0 E: 0 K: 1 S: 11	H: 1 LOB: 1 BB: 0 P: 17	R: 0 E: 0 K: 2 S: 13	H: 0 LOB: 1 BB: 1 P: 23	R: 0 E: 0 K: 0 S: 5	H: 0 LOB: 0 BB: 0 P: 10	R: 1 E: 0 K: 2 S: 13	H: 2 LOB: 1 BB: 0 P: 21	R: 0 E: 0 K: 1 S: 9	H: 0 LOB: 0 BB: 0 P: 14	R: 2 E: 0 K: 0 S: 9	H: 3 LOB: 3 BB: 1 P: 21	R: 0 E: 0 K: 1 S: 7	H: 0 LOB: 0 BB: 0 P: 10	R: 0 E: 0 K: 3 S: 11	H: 1 LOB: 1 BB: 0 P: 17	R: 0 E: 0 K: 0 S: 7	H: 1 LOB: 1 BB: 0 P: 9	1B: 5 2B: 1 3B: 0 HR: 2	SF: 0 SAC: 0 DP: 1 HBP: 2	WP: 0 PB: 0 SB: 3 CS: 0	PA: 38
<b>PITCHER</b>	IP WLS BF H R ER SO BB IBB HBP BLK WP HR S P ERA WHIP	8.0 L 34 7 3 3 10 2 0 1 0 0 2 78 133 3.38 1.125	0.1 1 0 0 0 0 0 0 0 0 0 0 0 1 1 0.00 0.000	0.2 3 1 0 0 0 0 0 0 1 0 0 0 6 8 0.00 1.500											IP WLS BF H R ER SO BB IBB HBP BLK WP HR S P ERA WHIP	8.0 L 34 7 3 3 10 2 0 1 0 0 2 78 133 3.38 1.125	0.1 1 0 0 0 0 0 0 0 0 0 0 0 1 1 0.00 0.000	0.2 3 1 0 0 0 0 0 0 1 0 0 0 6 8 0.00 1.500				

Batter	1	2	3	4	5	6	7	8	9	AB	R	H	RBI	BB	SO	LOB	BOTTOM			
6 Melvin Mora, R OBP: 0.357, SLG: 0.423 (1, 7) (9, 4)	1-0 F9		3-1 S 1B		1-2 1B		1-2 G5-3			4	0	2	1	0	0	1	<p><b>New York Yankees @ Baltimore Orioles</b> Oriole Park at Camden Yards, Baltimore, MD</p> <p>Thu Jun 27 2002, 7:05 PM EDT Att: 48,057 - Cloudy - 95 F</p> <p>livebaseballscores.com</p> <p>AB 33 R 2 H 6 RBI 1 BB 1 SO 7 LOB 13</p> 			
Jerry Hairston, R OBP: 0.302, SLG: 0.309 Chris Singleton, L OBP: 0.287, SLG: 0.405 (1, 4) (9, 8)	1-0 B1-3		3-H F7		1-1 F9			2-3 K		4	0	0	0	0	1	3				
Gary Matthews, S OBP: 0.350, SLG: 0.438 (1, 8) (9, 7)	0-2 F9		2-2 L6		0-0 F5			0-3 K		4	0	0	0	0	1	2				
Tony Batista, R OBP: 0.331, SLG: 0.521 (1, 5)		0-3 K		0-0 21 1B		0-1 P5		2-2 G4-3		4	0	1	0	0	1	0				
21 Marty Cordova, R OBP: 0.328, SLG: 0.461 (1, 10)		2-3 K		0-0 1-2 1B		2-3 K		0-2 G6-3		4	0	1	0	0	2	0				
31 Jay Gibbons, L OBP: 0.330, SLG: 0.464 (1, 9)		0-3 K		0-0 F2		1-1 G3		0-0 G4-3		4	0	0	0	0	1	2				
Jose Leon, R OBP: 0.263, SLG: 0.263 (1, 3)			0-1 2B 6 1B		0-3 K		0-1 L9		1-0 G6-3	4	1	1	0	0	1	2				
Mike Bordick, R OBP: 0.308, SLG: 0.363 (1, 6)			1-1 P4		1-2 F8		2-2 P6			3	0	0	0	0	0	3				
Brook Fordyce, R OBP: 0.277, SLG: 0.284 (1, 2)			0-0 E WP		3-2 F3		4-1 6 S BB			2	1	1	0	1	0	0				
<b>Inning Stats</b>	R: 0 E: 0 K: 0 S: 6	H: 0 LOB: 0 BB: 0 P: 8	R: 0 E: 0 K: 3 S: 9	H: 0 LOB: 0 BB: 0 P: 11	R: 2 E: 1 K: 0 S: 12	H: 3 LOB: 2 BB: 0 P: 19	R: 0 E: 0 K: 1 S: 9	H: 2 LOB: 2 BB: 0 P: 10	R: 0 E: 0 K: 1 S: 7	H: 0 LOB: 0 BB: 0 P: 10	R: 0 E: 0 K: 0 S: 10	H: 0 LOB: 1 BB: 1 P: 17	R: 0 E: 0 K: 2 S: 10	H: 0 LOB: 0 BB: 0 P: 14	R: 0 E: 0 K: 0 S: 5	H: 0 LOB: 0 BB: 0 P: 6	1B: 5 2B: 1 3B: 0 HR: 0	SF: 0 SAC: 0 DP: 0 HBP: 0	WP: 1 PB: 0 SB: 2 CS: 0	PA: 34
<b>PITCHER</b>	IP WLS BF H R ER SO BB IBB HBP BLK WP HR S P ERA WHIP	6.2 W 27 6 2 1 5	1.1 H 4 0 0 0 2	1.0 S 3 0 0 0 0											IP WLS BF H R ER SO BB IBB HBP BLK WP HR S P ERA WHIP	6.2 W 27 6 2 1 5	1.1 H 4 0 0 0 2	1.0 S 3 0 0 0 0		



Batter	1	2	3	4	5	6	7	8	9	AB	R	H	RBI	BB	SO	LOB	TOP		
<b>Timo Perez, L</b> (1, 8) OBP: 0.333, SLG: 0.491	B1		G4-3		HR		P4		F9	5	1	1	1	0	0	2	<b>New York Mets @ New York Yankees</b> Yankee Stadium, Bronx, NY Fri Jun 28 2002, 7:05 PM EDT Att: 55,739 - Sunny - 84 F		
<b>Roberto Alomar, S</b> (1, 4) OBP: 0.321, SLG: 0.360	F8			K	1B			L9		4	0	1	0	0	1	0			
<b>31 Mike Piazza, R</b> (1, 10) OBP: 0.373, SLG: 0.515	G1-3			HR	1B			E3		4	1	1	0	0	1	1			
<b>Mo Vaughn, L</b> (1, 3) OBP: 0.332, SLG: 0.378		F7		HR				F9		4	1	1	2	0	0	2			
<b>Edgardo Alfonzo, R</b> (1, 5) OBP: 0.401, SLG: 0.399	G3-1			1B	FC3-6		P4	G1-3		4	1	1	0	0	0	1			
<b>Jeremy Burnitz, L</b> (1, 9) OBP: 0.327, SLG: 0.350	K			FC3-6	1B		K			4	0	2	0	0	2	0			
<b>Roger Cedeno, S</b> (1, 7) OBP: 0.301, SLG: 0.335				HR	FC3-6		F8		F8	4	1	1	2	0	0	2			
<b>Vance Wilson, R</b> (1, 2) OBP: 0.284, SLG: 0.351			F9	G4-3			F5			4	0	1	0	0	0	1			
<b>Rey Ordonez, R</b> (1, 6) OBP: 0.267, SLG: 0.321 <b>Tony Tarasco, L</b> (9, PH) OBP: 0.265, SLG: 0.469	F8				G3-1		G1-3		P3	3	0	0	0	0	0	0			
<b>Inning Stats</b>	R: 0 E: 0 K: 0 S: 9	H: 0 LOB: 0 BB: 0 P: 12	R: 0 E: 0 K: 1 S: 10	H: 0 LOB: 0 BB: 0 P: 16	R: 1 E: 0 K: 0 S: 8	H: 1 LOB: 0 BB: 0 P: 15	R: 3 E: 0 K: 1 S: 19	H: 4 LOB: 1 BB: 0 P: 28	R: 1 E: 0 K: 1 S: 14	H: 2 LOB: 1 BB: 0 P: 21	R: 0 E: 0 K: 0 S: 9	H: 0 LOB: 0 BB: 0 P: 15	R: 0 E: 0 K: 0 S: 9	H: 0 LOB: 0 BB: 0 P: 13	R: 0 E: 0 K: 0 S: 12	H: 2 LOB: 2 BB: 0 P: 19	1B: 6 2B: 0 3B: 0 HR: 3	SF: 0 SAC: 0 DP: 0 HBP: 0	WP: 0 PA: 37 PB: 0 SB: 0 CS: 0
<b>PITCHER</b>	IP	WLS	BF	H	R	ER	SO	BB	IBB	HBP	BLK	WP	HR	S	P	ERA	WHIP		
<b>35 Mike Mussina, R</b> (1, 1) ERA: 4.72 <b>Otlando Hernandez, R</b> (6, 1) ERA: 3.2	5.0	W	22	7	5	5	3	0	0	0	0	0	3	60	92	9.00	1.400		
<b>PITCHER</b>	IP	WLS	BF	H	R	ER	SO	BB	IBB	HBP	BLK	WP	HR	S	P	ERA	WHIP		

Batter	1	2	3	4	5	6	7	8	9	AB	R	H	RBI	BB	SO	LOB	BOTTOM		
<b>Alfonso Soriano, R</b> (1, 4) OBP: 0.346, SLG: 0.571	K		K	F8		F8		F9		5	0	0	0	0	2	1	<b>New York Mets @ New York Yankees</b> Yankee Stadium, Bronx, NY Fri Jun 28 2002, 7:05 PM EDT Att: 55,739 - Sunny - 84 F		
<b>2 Derek Jeter, R</b> (1, 6) OBP: 0.373, SLG: 0.430	P4		2B	G5-3		SF8		BB		4	3	2	0	1	0	0			
<b>25 Jason Giambi, L</b> (1, 10) OBP: 0.434, SLG: 0.606			BB		20 HR	E3		BB		4	2	3	1	1	0	1			
<b>Bernie Williams, S</b> (1, 8) OBP: 0.408, SLG: 0.466	F9		2B	20 HR	BB			1B		2	1	0	0	3	1	2			
<b>Robin Ventura, L</b> (1, 5) OBP: 0.363, SLG: 0.527		L3	20 HR	2B		K		SF9		3	1	1	4	0	1	1			
<b>20 Jorge Posada, S</b> (1, 2) OBP: 0.395, SLG: 0.500		K	HR		HR	F9		FC6		5	2	2	5	0	1	4			
<b>John Vander Wal, L</b> (1, 9) OBP: 0.338, SLG: 0.418		E7	F7		2B					4	1	2	0	0	1	0			
<b>Nick Johnson, L</b> (1, 3) OBP: 0.317, SLG: 0.419			F9		F8					4	0	1	1	0	1	1			
<b>Karim Garcia, L</b> (1, 7) OBP: 0.250, SLG: 0.250	G3			G3		2B				4	1	1	0	0	1	1			
<b>Inning Stats</b>	R: 0 E: 0 K: 1 S: 9	H: 2 LOB: 1 BB: 1 P: 17	R: 1 E: 1 K: 1 S: 12	H: 2 LOB: 1 BB: 0 P: 18	R: 5 E: 0 K: 1 S: 26	H: 4 LOB: 0 BB: 1 P: 39	R: 0 E: 0 K: 0 S: 7	H: 0 LOB: 0 BB: 0 P: 12	R: 2 E: 1 K: 0 S: 12	H: 3 LOB: 1 BB: 1 P: 23	R: 0 E: 0 K: 3 S: 10	H: 0 LOB: 0 BB: 0 P: 14	R: 1 E: 0 K: 0 S: 9	H: 1 LOB: 2 BB: 2 P: 19	1B: 6 2B: 4 3B: 0 HR: 2	SF: 2 SAC: 0 DP: 0 HBP: 0	WP: 0 PA: 42 PB: 0 SB: 0 CS: 0		
<b>PITCHER</b>	IP	WLS	BF	H	R	ER	SO	BB	IBB	HBP	BLK	WP	HR	S	P	ERA	WHIP		
<b>Jeff D'Amico, R</b> (1, 1) ERA: 4.59 <b>Bobby Jones, L</b> (5, 1) ERA: 3.39 <b>Jaime Cerda, L</b> (6, 1) ERA: <b>Satoru Komiya, R</b> (8, 1) ERA: 4.63	1.1	L	10	4	3	2	2	0	1	0	0	0	1	23	39	13.50	3.000		
<b>PITCHER</b>	IP	WLS	BF	H	R	ER	SO	BB	IBB	HBP	BLK	WP	HR	S	P	ERA	WHIP		



Batter	1	2	3	4	5	6	7	8	9	AB	R	H	RBI	BB	SO	LOB	TOP								
Roger Cedeno, S OBP: 0.305, SLG: 0.346 (1, 7)	K	K		S		E1		FC4-6 1B		6	1	3	2	0	2	0									
Eduardo Alfonso, R OBP: 0.399, SLG: 0.396 (1, 5)	P5		SF7 1B	BB		F8		FC4-6 31 G6-4-3	G4-3	5	1	1	1	1	0	4									
31 Mike Piazza, R OBP: 0.377, SLG: 0.531 (1, 10)	1B	2B	SF7 1B	F3			HR	G6-4-3		4	2	2	1	1	0	2									
Mo Vaughn, L OBP: 0.337, SLG: 0.397 (1, 3)	1B	BB	P6				HR		K	4	1	2	1	1	1	2									
John Valentin, R OBP: 0.333, SLG: 0.388 (1, 4)	1B	1B	SF7	P6		P6			1B E	4	1	2	2	0	0	1									
Jeremy Burnitz, L OBP: 0.321, SLG: 0.344 (1, 9)	G3		P5	K					F8	5	0	0	0	0	1	4									
Jay Payton, R OBP: 0.315, SLG: 0.389 (1, 8)		G6-3 3B		F8		1B			E HBP 1B	5	2	3	0	0	0	0									
Vance Wilson, R OBP: 0.302, SLG: 0.395 (1, 2)	G6-3			HR		1B			1B E	4	2	2	2	0	0	0									
Rey Ordonez, R OBP: 0.266, SLG: 0.319 (1, 6)	F8		G5-3	F8				1B FC4-6 1B	E6	5	1	1	0	0	0	4									
<b>Inning Stats</b>	R: 1 E: 0 K: 1 S: 21	H: 2 LOB: 2 BB: 1 P: 33	R: 1 E: 0 K: 1 S: 11	H: 1 LOB: 0 BB: 0 P: 16	R: 1 E: 0 K: 0 S: 10	H: 1 LOB: 1 BB: 1 P: 18	R: 2 E: 0 K: 0 S: 12	H: 2 LOB: 1 BB: 1 P: 22	R: 1 E: 0 K: 1 S: 12	H: 3 LOB: 2 BB: 0 P: 20	R: 1 E: 1 K: 0 S: 9	H: 2 LOB: 1 BB: 0 P: 16	R: 0 E: 0 K: 0 S: 7	H: 0 LOB: 0 BB: 0 P: 14	R: 1 E: 0 K: 0 S: 8	H: 2 LOB: 0 BB: 0 P: 9	R: 3 E: 1 K: 1 S: 12	H: 3 LOB: 2 BB: 0 P: 17	1B: 9 2B: 2 3B: 2 HR: 3	SF: 1 SAC: 0 DP: 1 HBP: 1	WP: 0 PB: 1 SB: 1 CS: 1	PA: 47			
<b>PITCHER</b>	IP	WLS	BF	H	R	ER	SO	BB	IBB	HBP	BLK	WP	HR	S	P	ERA	WHIP								
Ted Lilly, L ERA: 3.4 (1, 1)	4.0	L	22	7	6	5	2	3	0	0	0	0	2	56	94	11.25	2.500								
Ramiro Mendoza, R ERA: 3.24 (5, 1)	2.0	10	4	1	1	1	1	0	0	0	0	0	1	19	31	4.50	2.000								
Mike Stanton, L ERA: 2.76 (7, 1)	2.0	7	2	1	1	0	0	0	0	0	0	0	0	15	23	4.50	1.000								
Randy Choate, L ERA: 5.48 (9, 1)	1.0	8	3	3	0	1	0	0	0	1	0	0	0	12	17	0.00	3.000								
<b>Batter</b>	<b>1</b>	<b>2</b>	<b>3</b>	<b>4</b>	<b>5</b>	<b>6</b>	<b>7</b>	<b>8</b>	<b>9</b>	<b>AB</b>	<b>R</b>	<b>H</b>	<b>RBI</b>	<b>BB</b>	<b>SO</b>	<b>LOB</b>	<b>BOTTOM</b>								
Alfonso Soriano, R OBP: 0.350, SLG: 0.578 (1, 4)	2B		S BB			F9		1B		3	1	2	0	1	0	0									
Enrique Wilson, S OBP: 0.254, SLG: 0.296 (1, 9)	L3		K			G5-3		FC5-4 25 1B		4	0	1	1	0	1	2									
2 Derek Jeter, R OBP: 0.377, SLG: 0.441 (1, 6)	HR			G5-4-3 BB		1B		L9		3	1	2	1	1	0	1									
25 Jason Giambi, L OBP: 0.432, SLG: 0.601 (1, 3)	F9			P6		L6		FC5-4 1B		4	0	1	0	0	0	2									
Bernie Williams, S OBP: 0.406, SLG: 0.463 (1, 8)	K		G5-4-3			FC3-6 1B		FC5-4		4	0	1	0	0	1	3									
20 Jorge Posada, S OBP: 0.352, SLG: 0.494 (1, 10)	G5-3			K		K		F8		3	0	0	0	0	2	1									
Nick Johnson, L OBP: 0.316, SLG: 0.417 (8, FH)										1	0	0	0	0	0	2									
Robin Ventura, L OBP: 0.361, SLG: 0.521 (1, 5)	F8			BB		FC3-6 1B			F8	3	0	0	0	1	0	1									
Rondell White, R OBP: 0.313, SLG: 0.396 (1, 7)			G5-4-3 1B			1B		G6-3		4	0	2	0	0	1	1									
Alberto Castillo, R OBP: 0.162, SLG: 0.222 (1, 2)	G5-4-3			K		F8			K	4	0	0	0	0	1	4									
<b>Inning Stats</b>	R: 1 E: 0 K: 0 S: 9	H: 2 LOB: 0 BB: 0 P: 14	R: 0 E: 0 K: 1 S: 10	H: 0 LOB: 0 BB: 0 P: 15	R: 0 E: 0 K: 1 S: 12	H: 1 LOB: 1 BB: 1 P: 23	R: 0 E: 0 K: 0 S: 8	H: 0 LOB: 0 BB: 1 P: 14	R: 0 E: 0 K: 2 S: 11	H: 0 LOB: 1 BB: 1 P: 19	R: 0 E: 0 K: 0 S: 8	H: 1 LOB: 1 BB: 0 P: 14	R: 0 E: 0 K: 1 S: 16	H: 2 LOB: 2 BB: 0 P: 23	R: 1 E: 0 K: 0 S: 14	H: 3 LOB: 2 BB: 0 P: 23	R: 0 E: 0 K: 1 S: 7	H: 0 LOB: 0 BB: 0 P: 9	1B: 6 2B: 2 3B: 0 HR: 1	SF: 0 SAC: 0 DP: 2 HBP: 0	WP: 0 PB: 0 SB: 1 CS: 1	PA: 36			
<b>PITCHER</b>	IP	WLS	BF	H	R	ER	SO	BB	IBB	HBP	BLK	WP	HR	S	P	ERA	WHIP								
Al Leiter, L ERA: 2.95 (1, 1)	7.0	W	27	6	1	1	5	3	0	0	0	0	1	74	122	1.29	1.286								
David Weathers, R ERA: 2.61 (8, 1)	0.1	4	3	1	1	0	0	0	0	0	0	0	0	11	16	27.00	9.000								
Mark Guthrie, L ERA: 1.8 (8, 1)	0.2	2	0	0	0	0	0	0	0	0	0	0	0	3	7	0.00	0.000								
Jaime Cerda, L ERA: (9, 1)	1.0	3	0	0	0	0	1	0	0	0	0	0	0	7	9	0.00	0.000								

New York Mets @ New York Yankees  
Yankee Stadium, Bronx, NY  
Sat Jun 29 2002, 1:15 PM EDT  
Att: 55,615 - Sunny - 83 F

AB 42  
R 11  
H 16  
RBI 9  
BB 3  
SO 4  
LOB 17

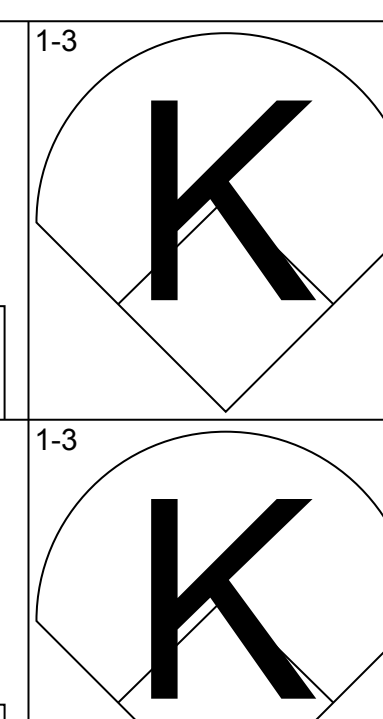
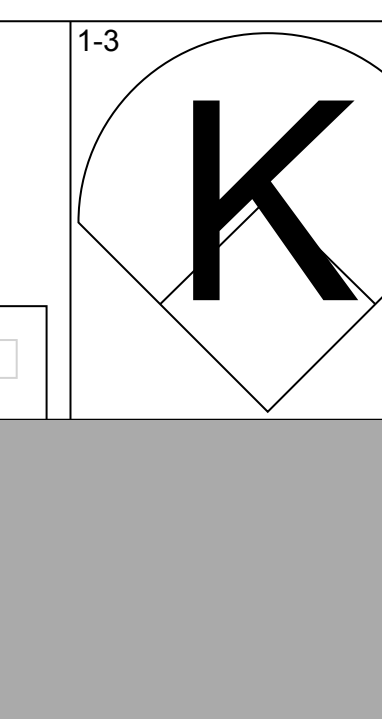
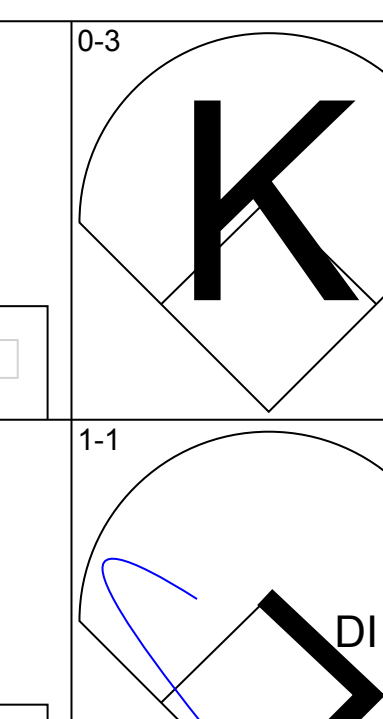
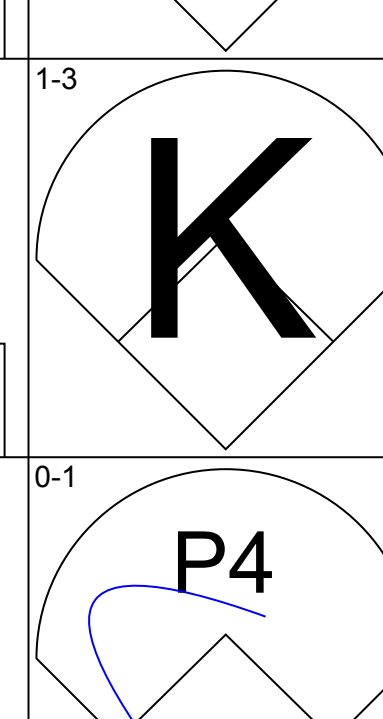
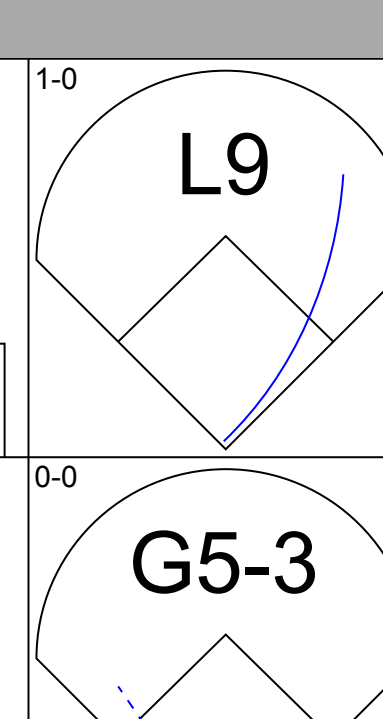
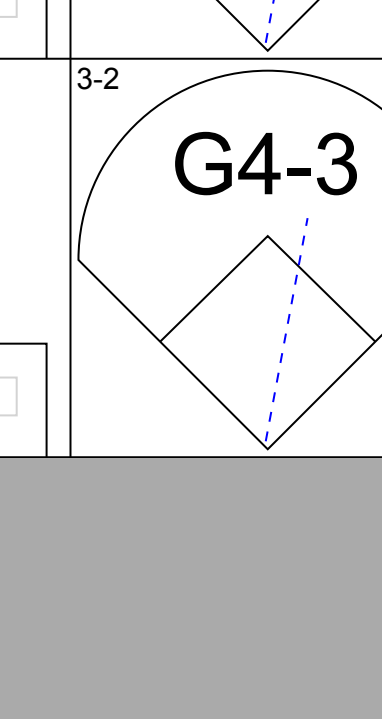
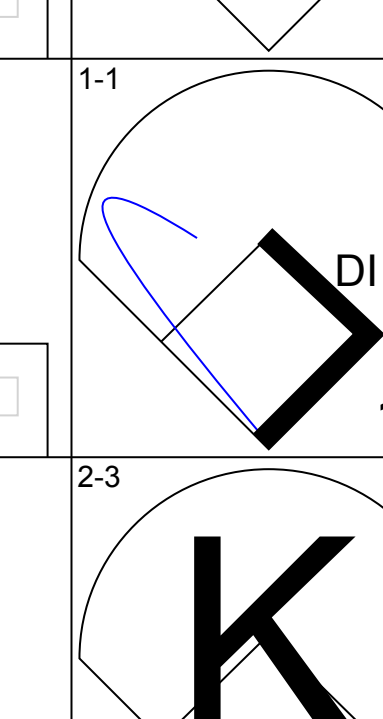
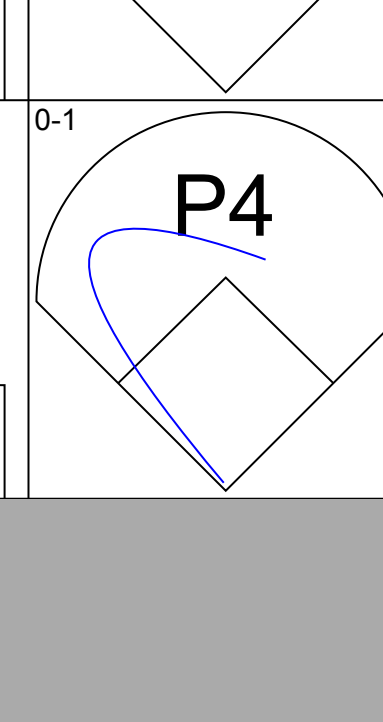
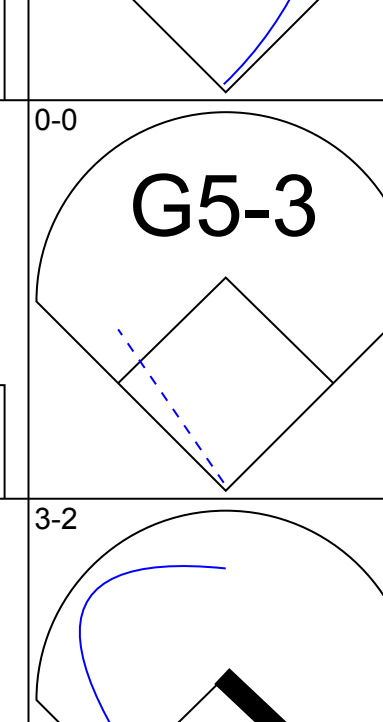
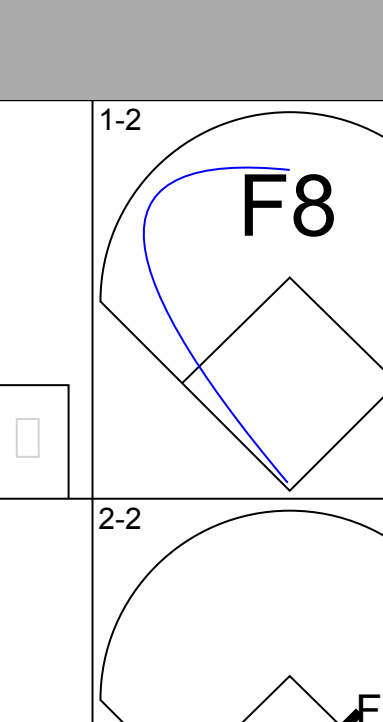
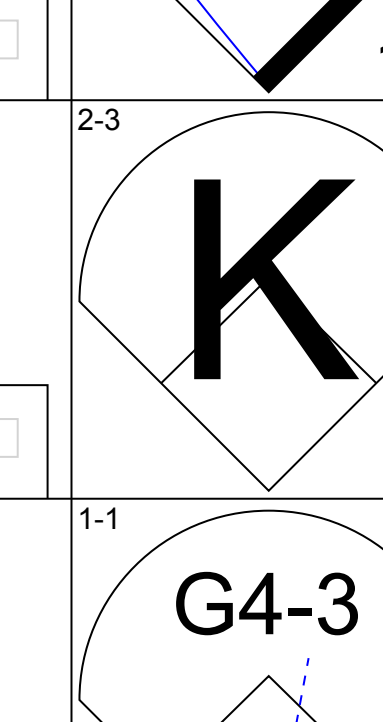
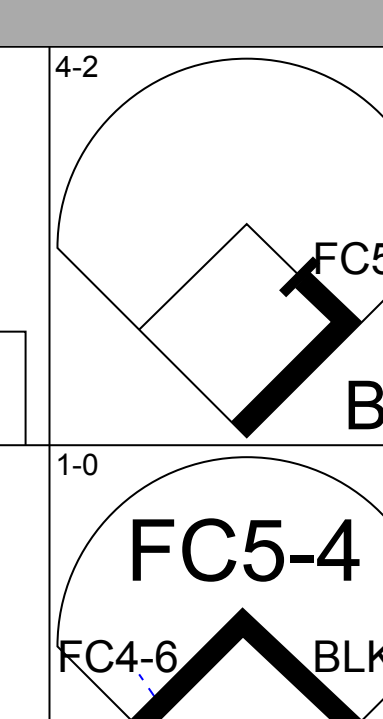
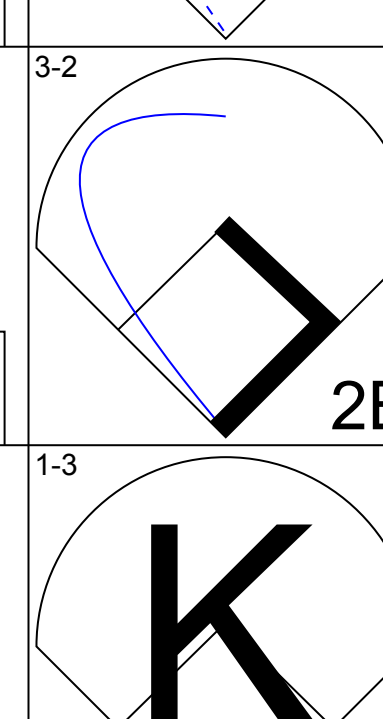
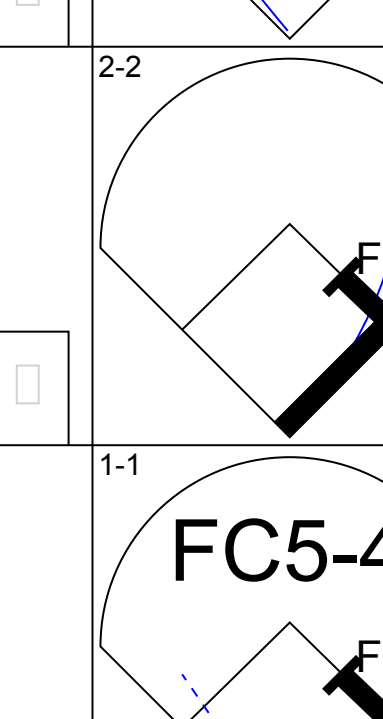
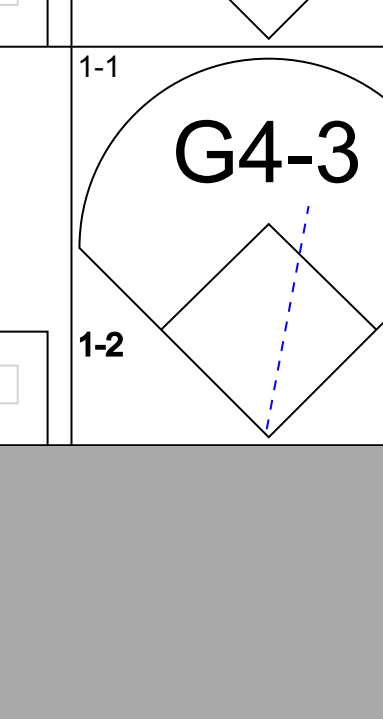
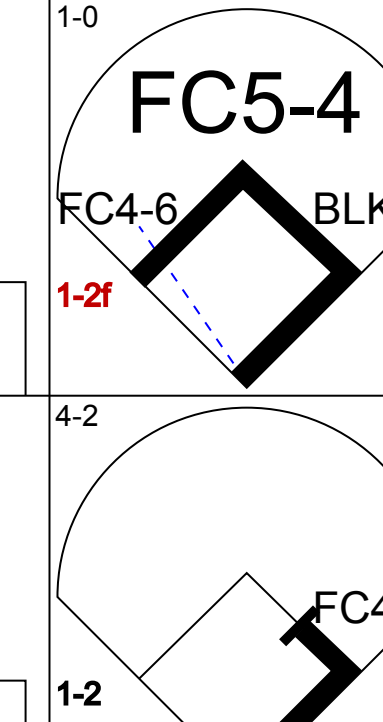
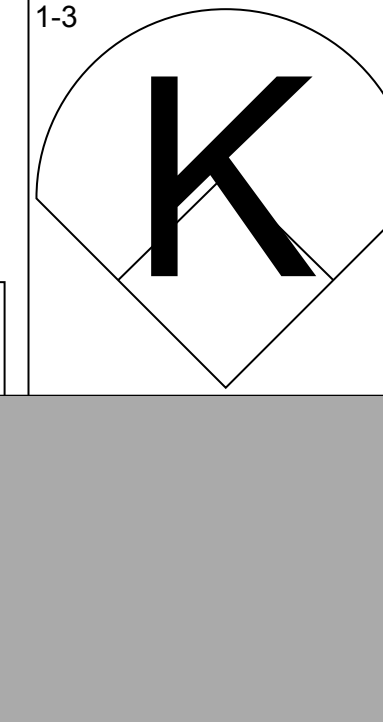
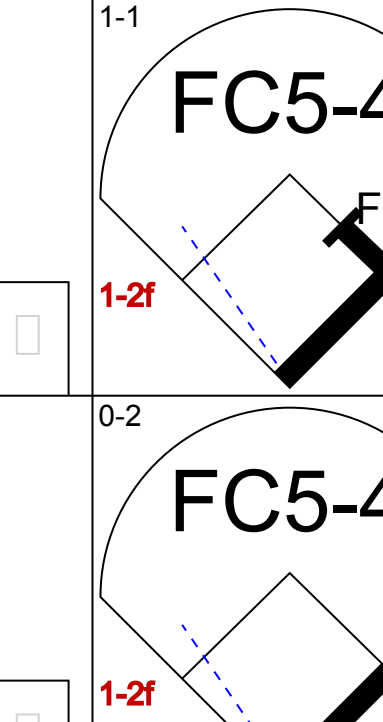
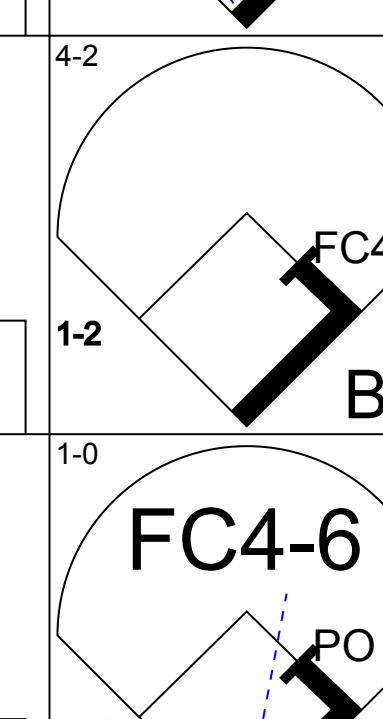
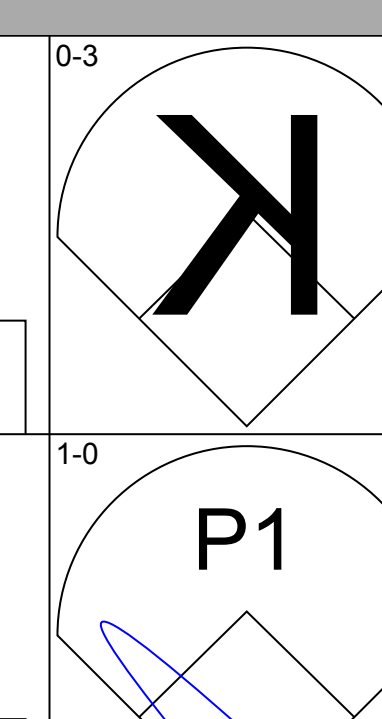
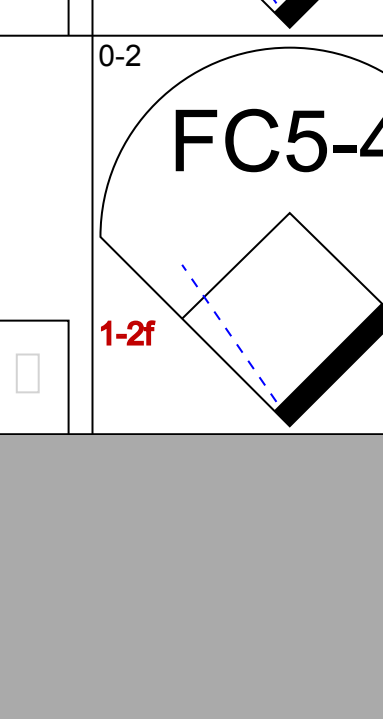
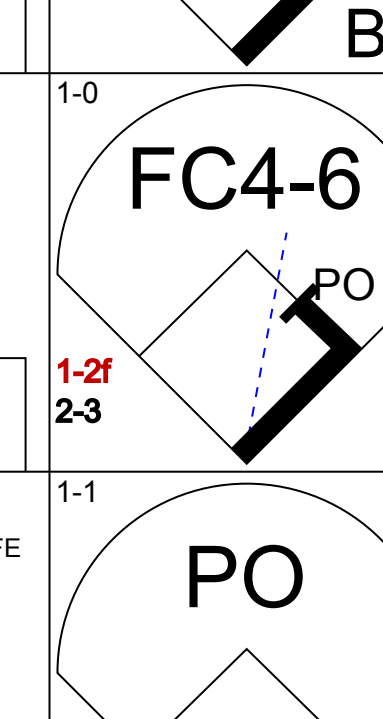
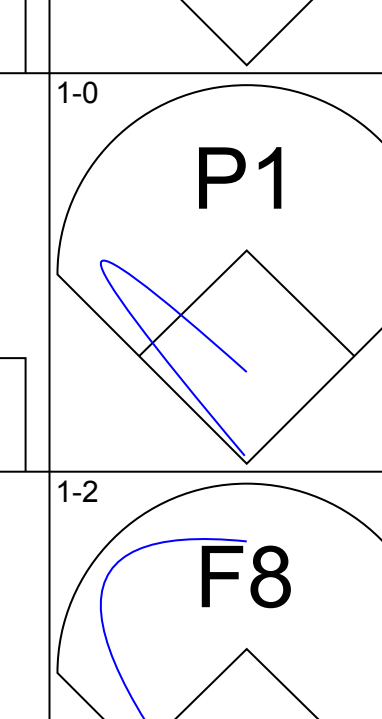
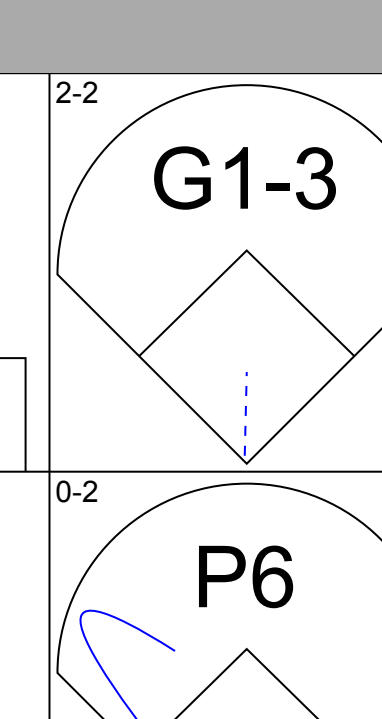
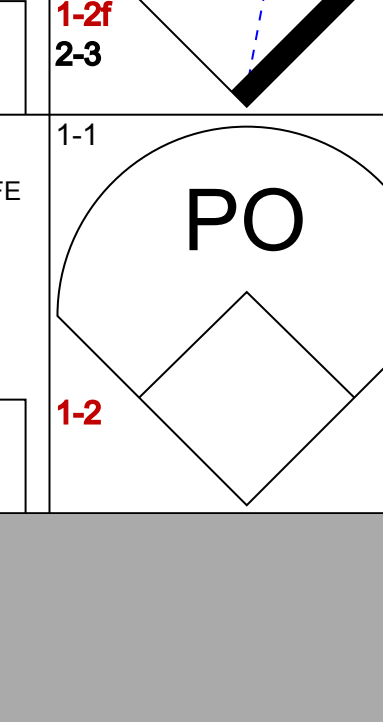
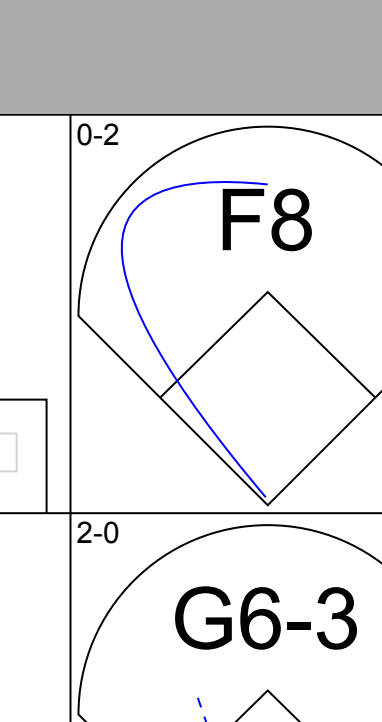
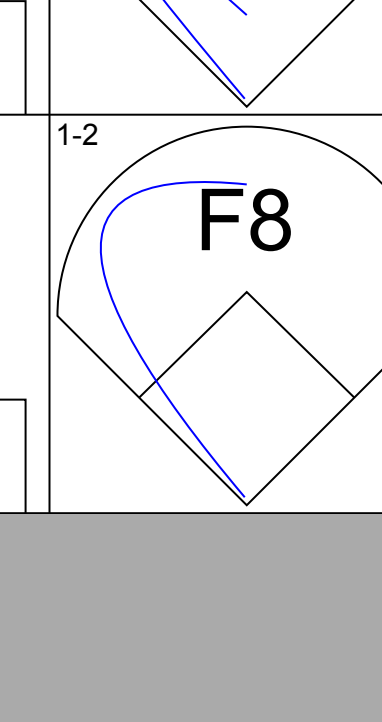
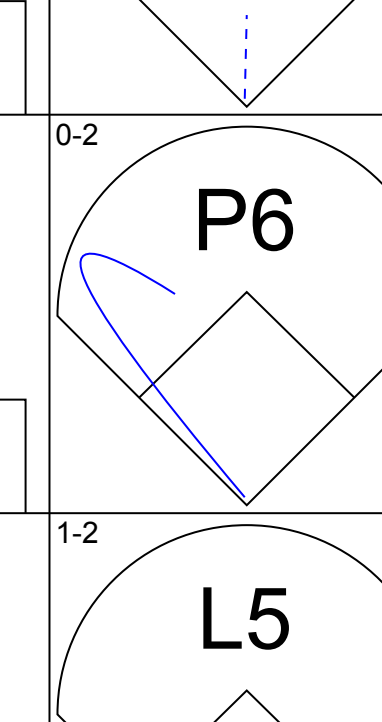
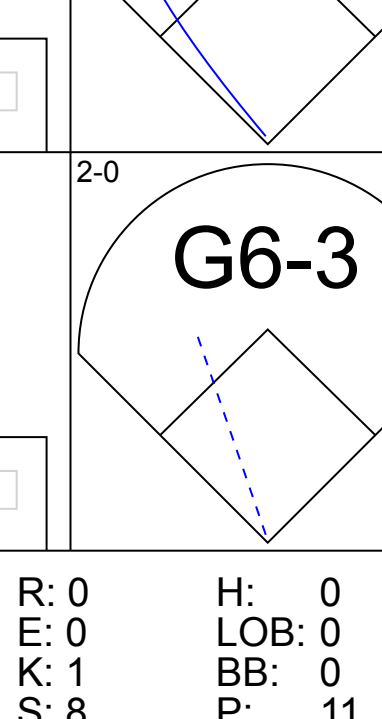
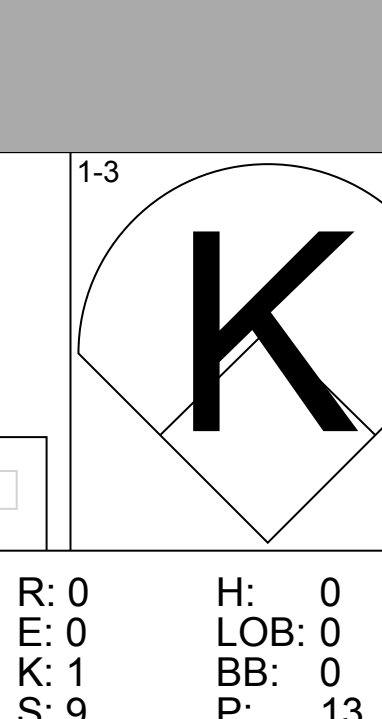
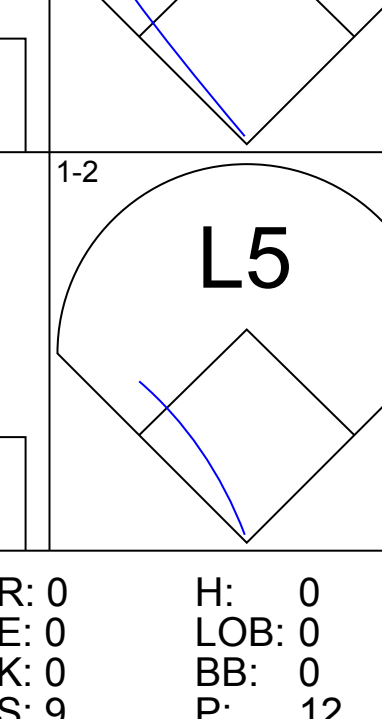


New York Mets @ New York Yankees  
Yankee Stadium, Bronx, NY  
Sat Jun 29 2002, 1:15 PM EDT  
Att: 55,615 - Sunny - 83 F

AB 33  
R 2  
H 9  
RBI 2  
BB 3  
SO 6  
LOB 17



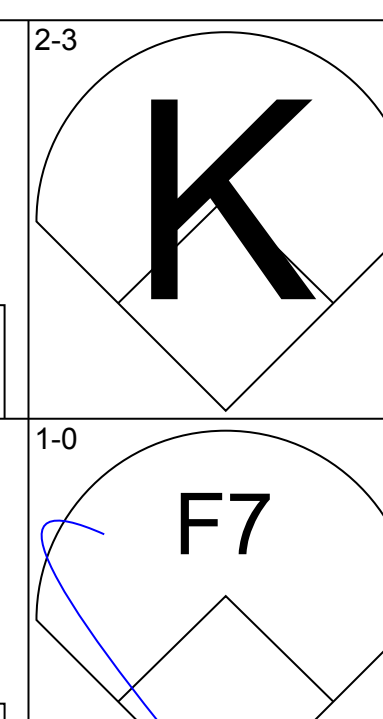
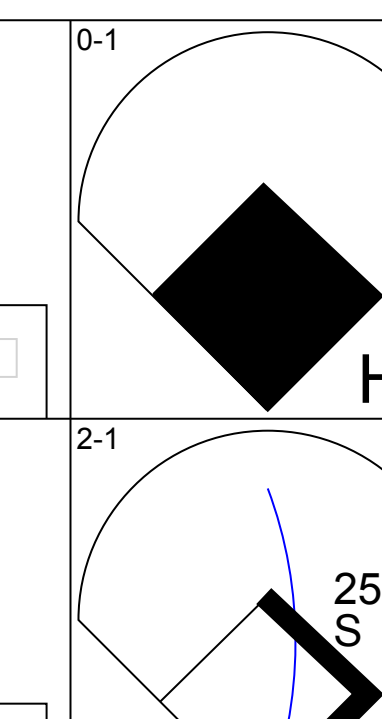
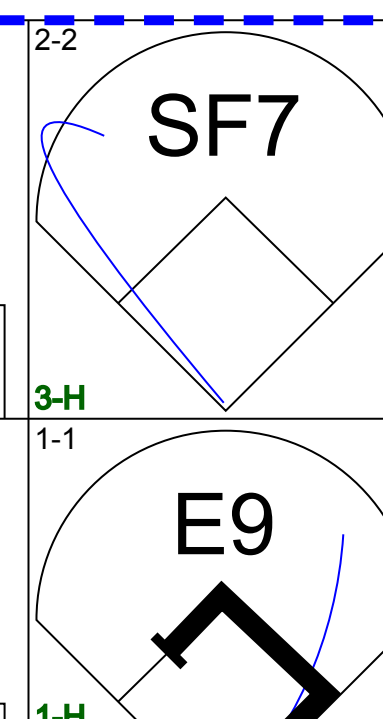
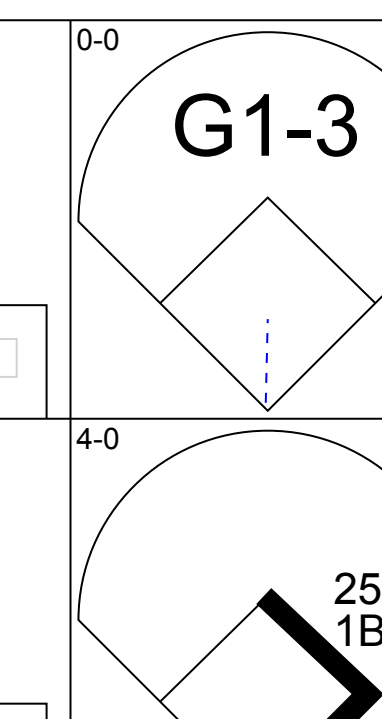
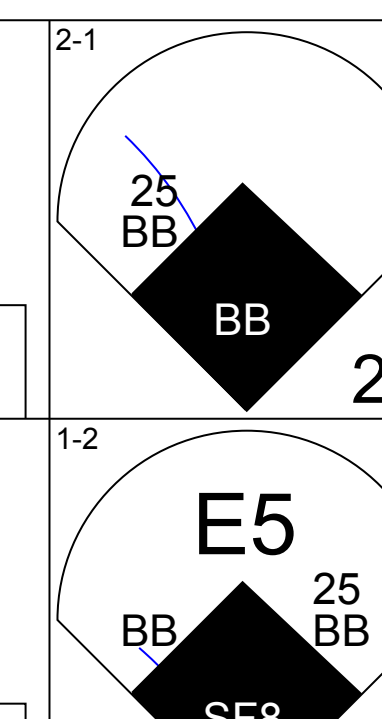
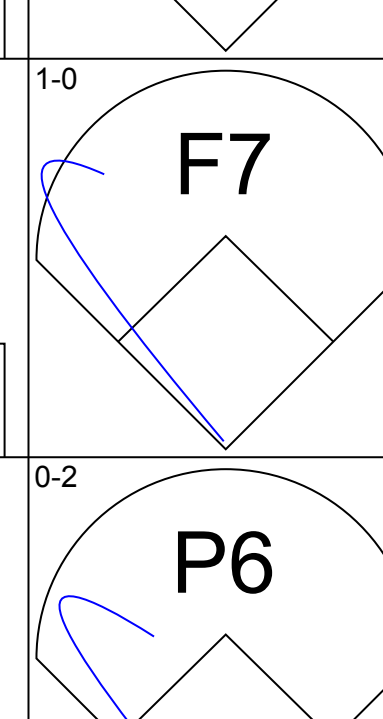
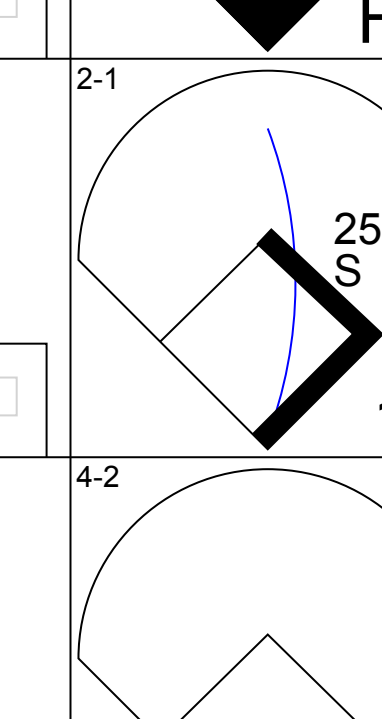
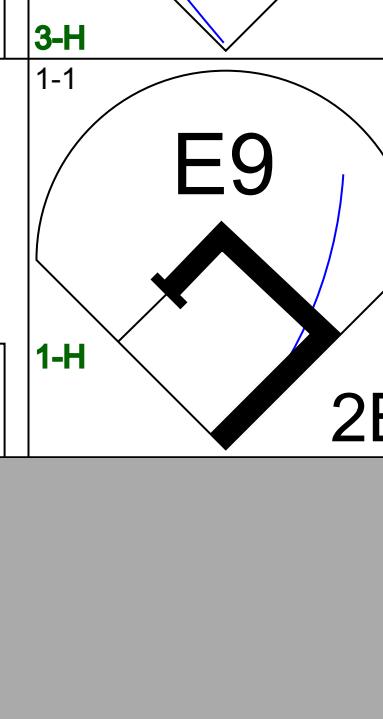
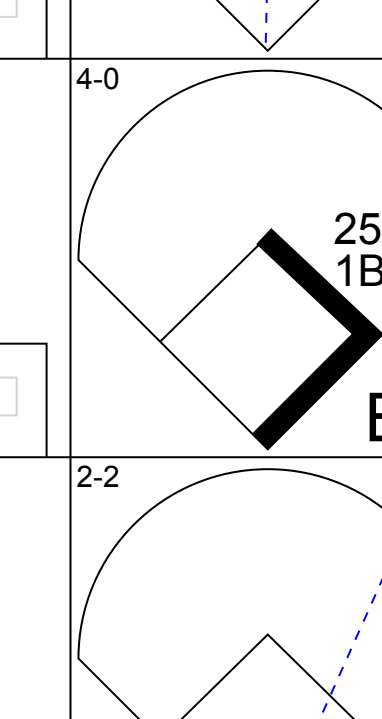
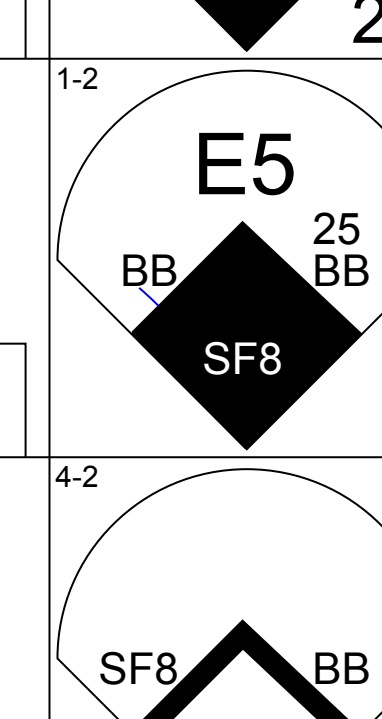
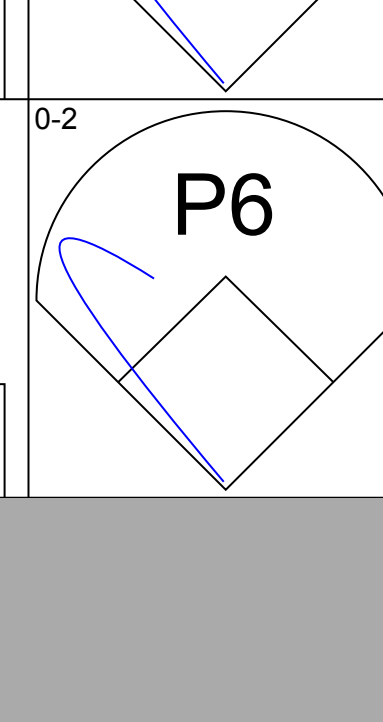
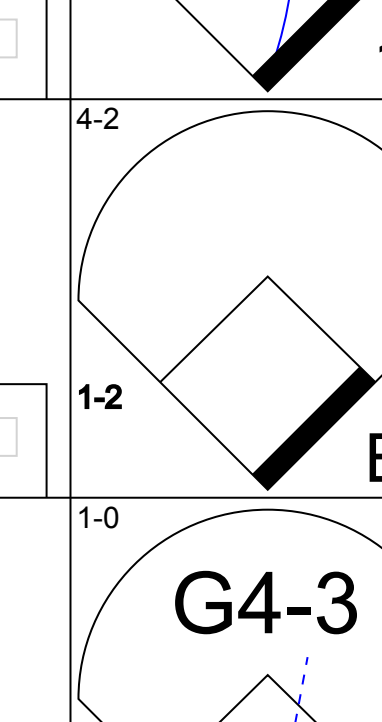
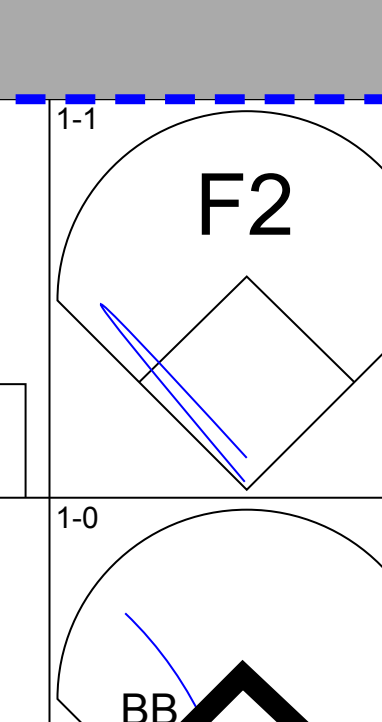
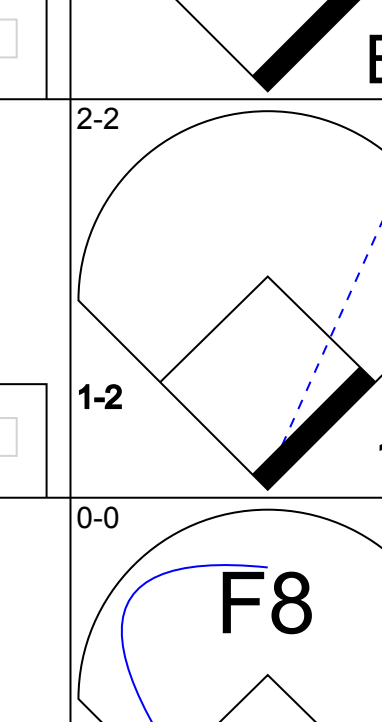
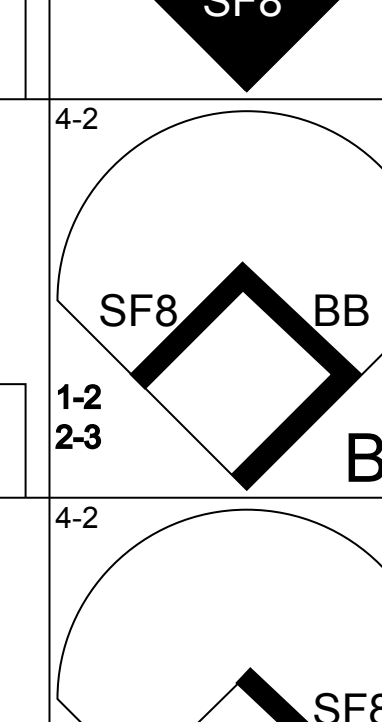
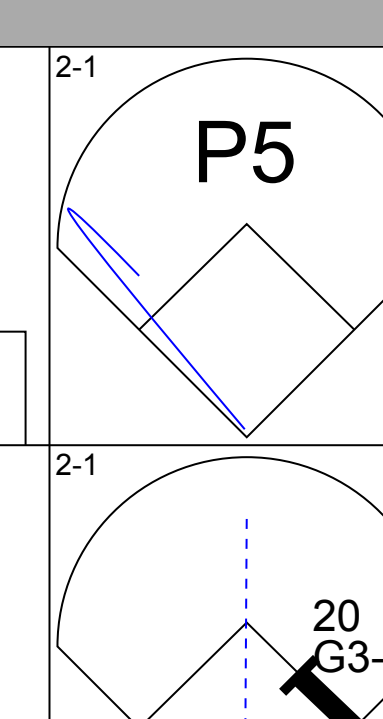
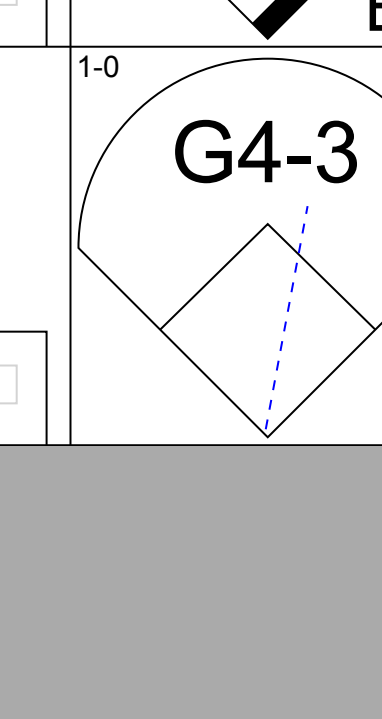
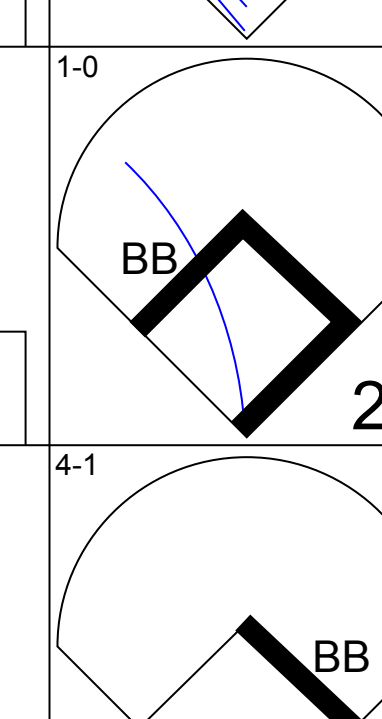
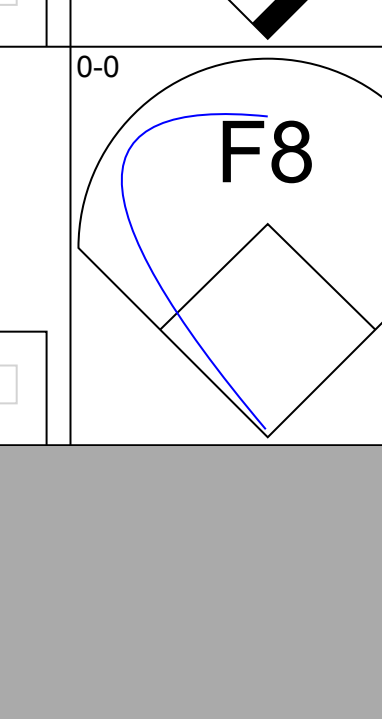
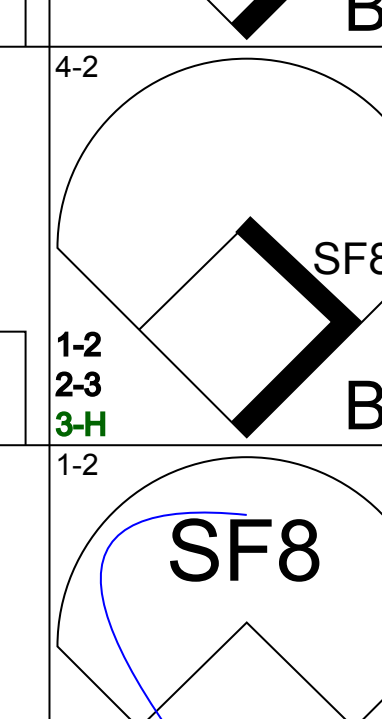
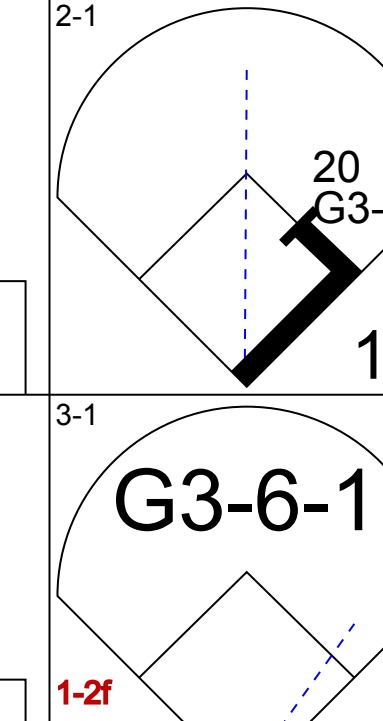
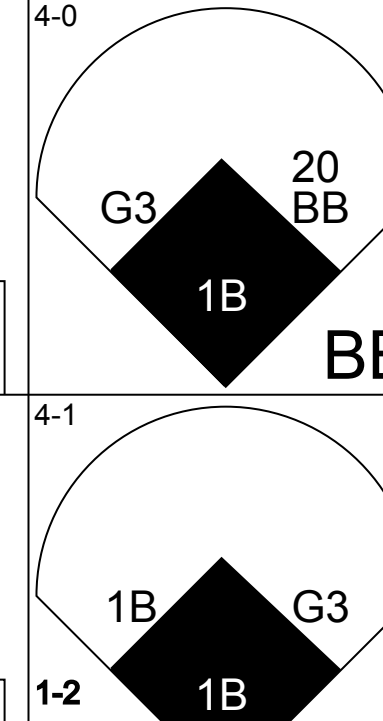
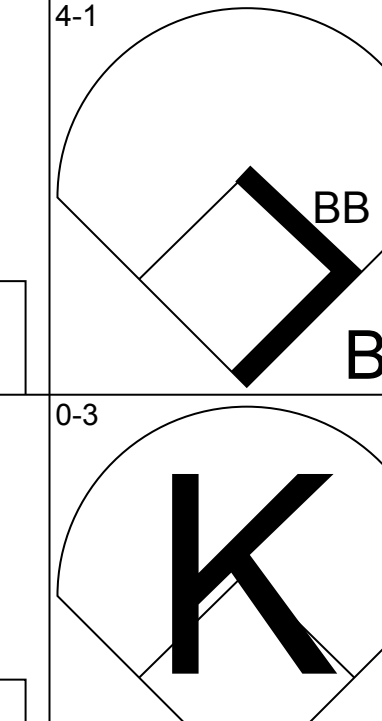
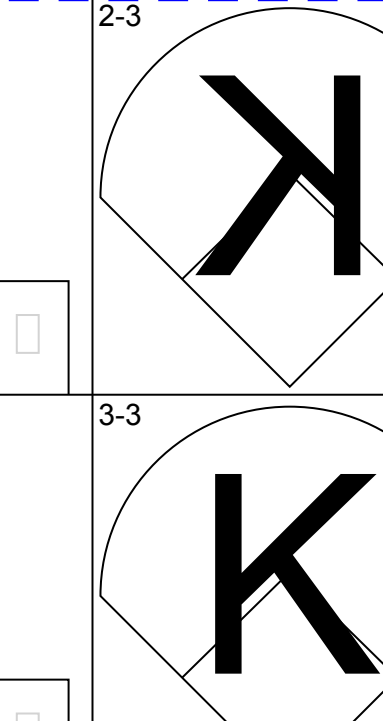
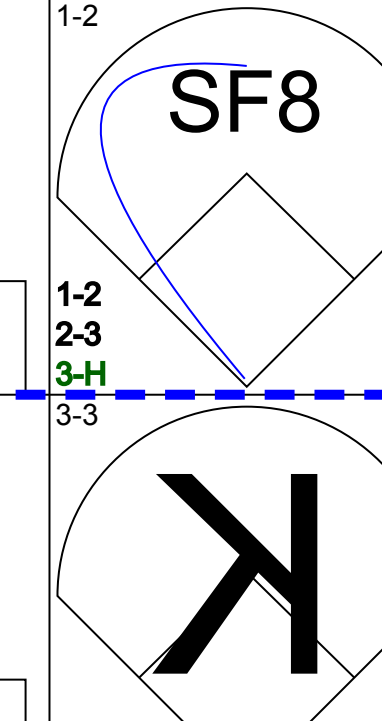
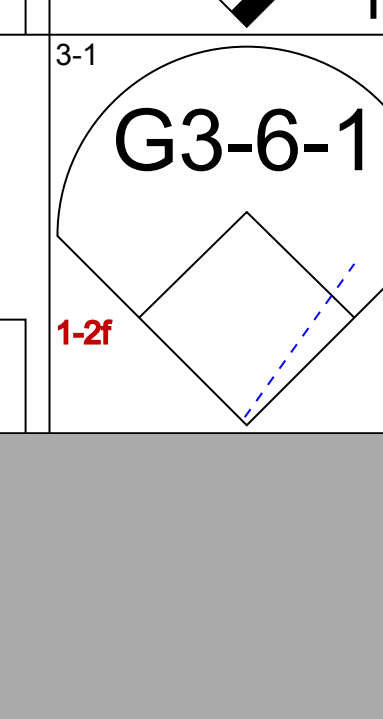
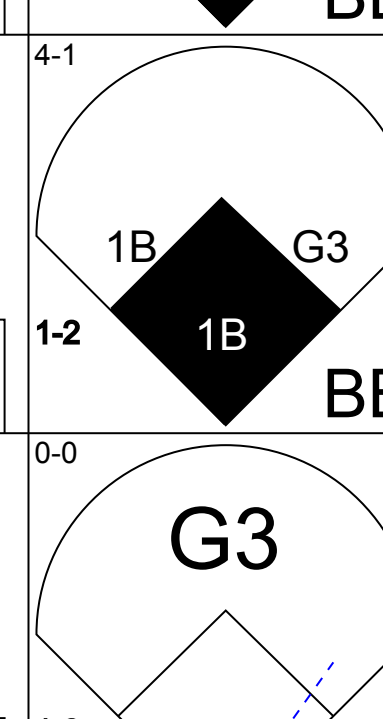
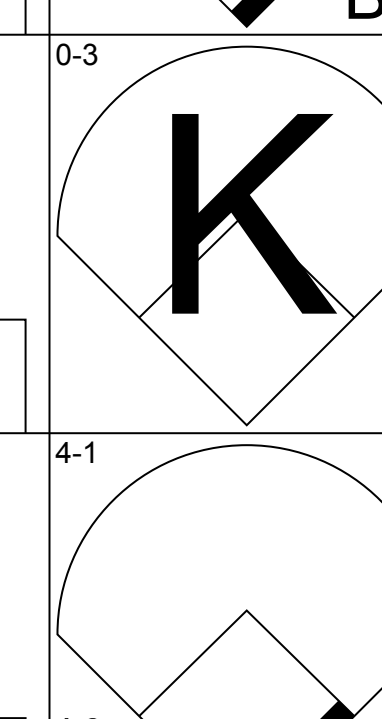
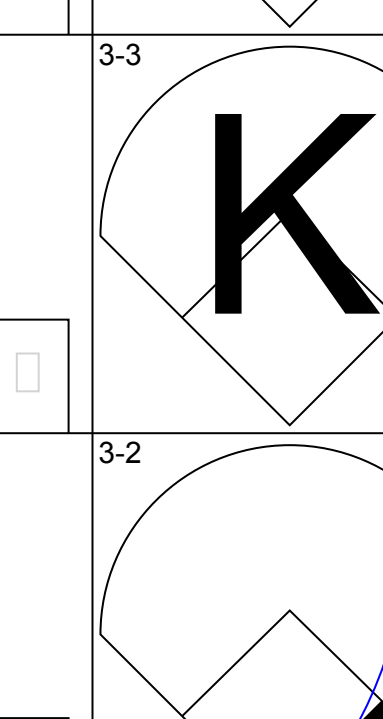
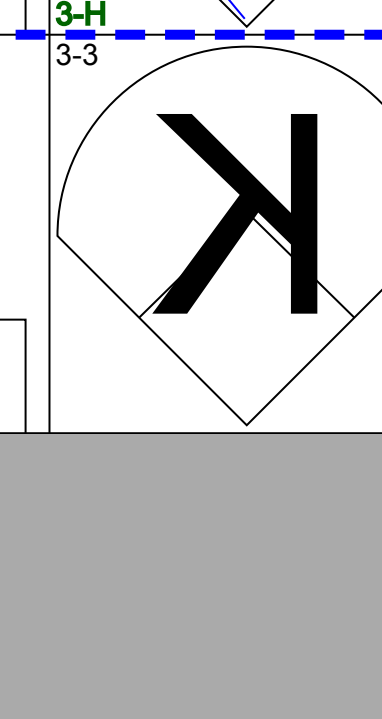
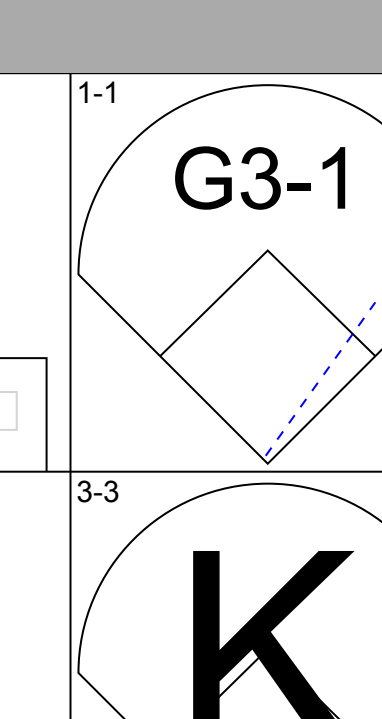
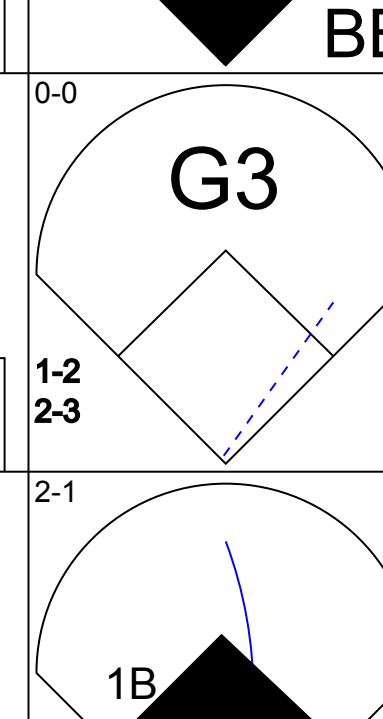
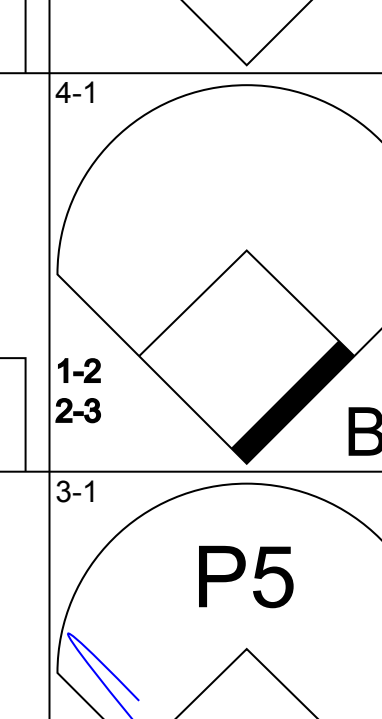
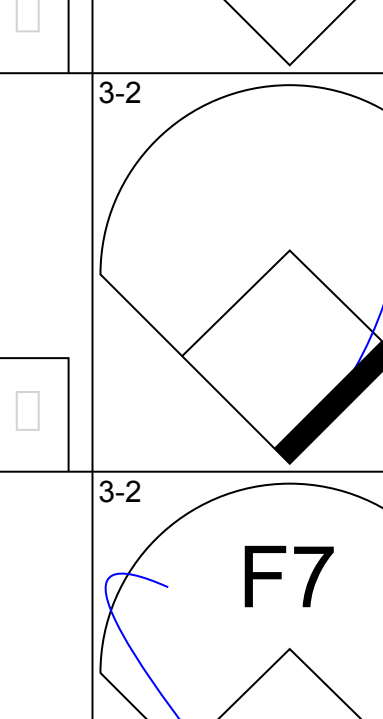
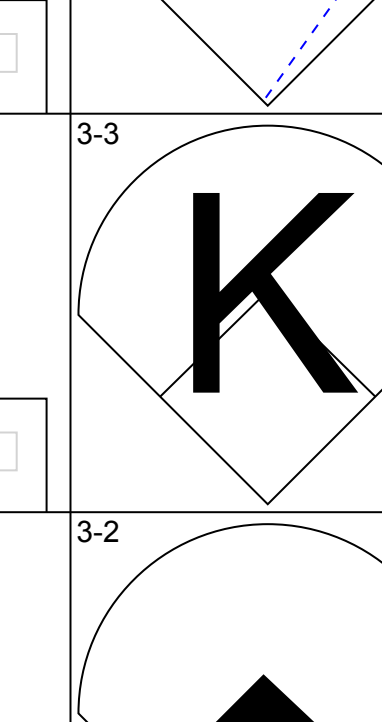
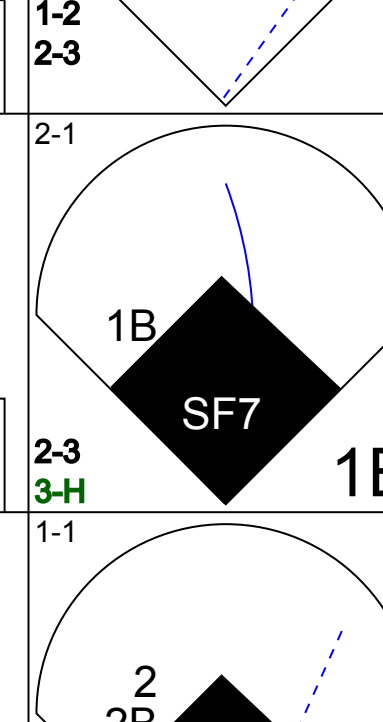
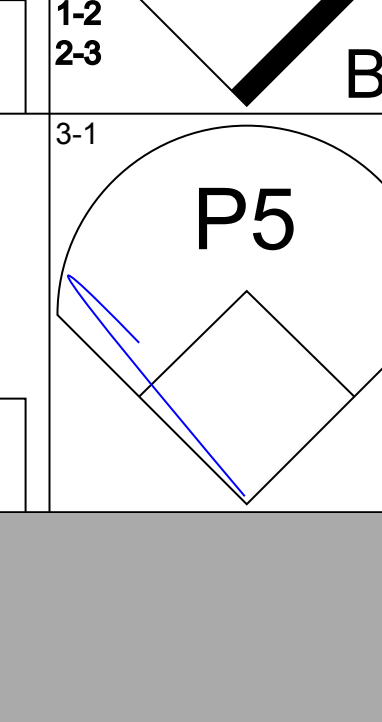
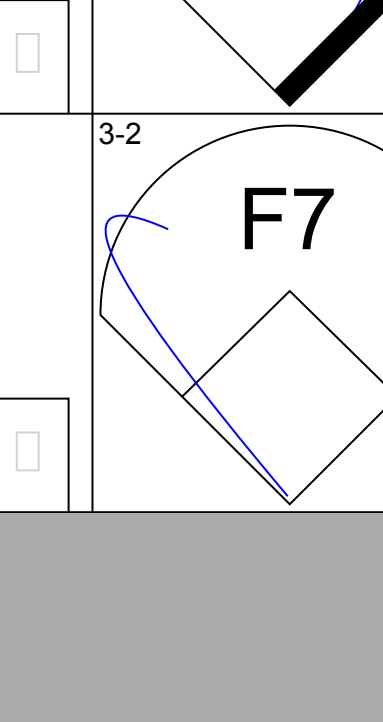
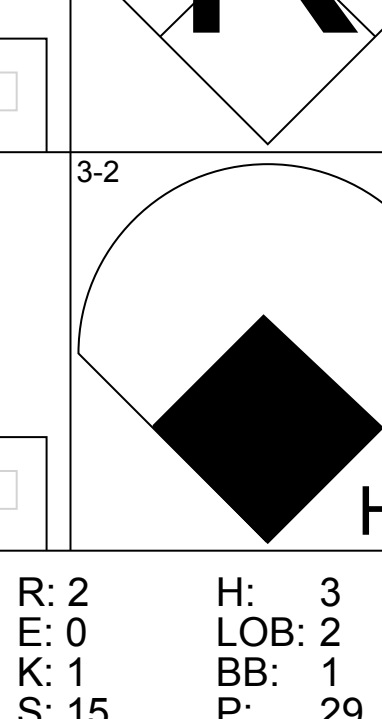
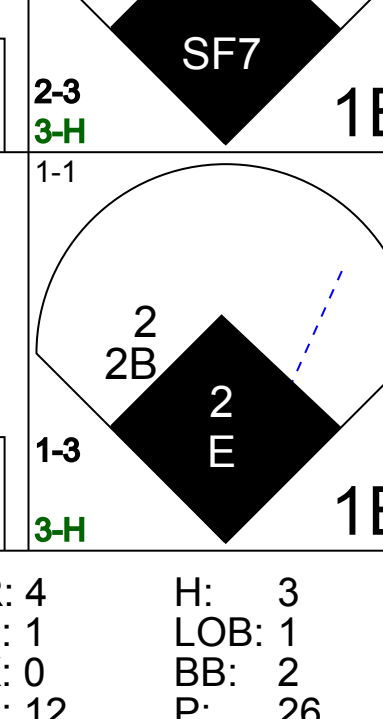
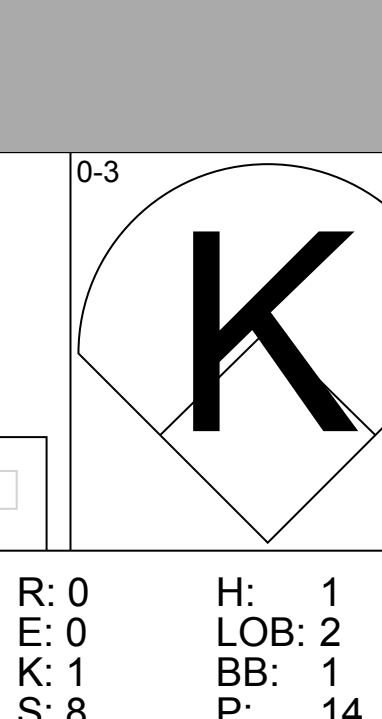
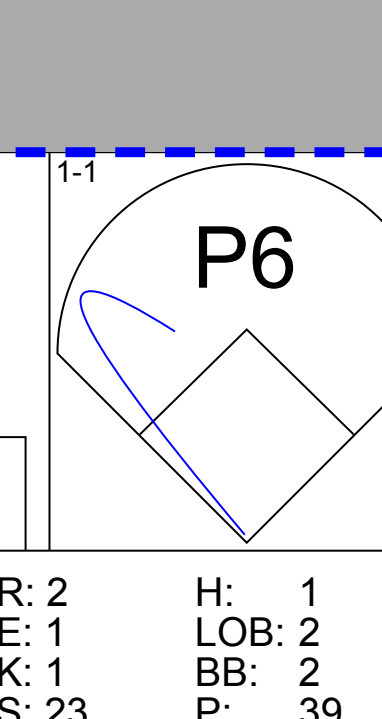


Batter	1	2	3	4	5	6	7	8	9	AB	R	H	RBI	BB	SO	LOB	TOP			
Roger Cedeno, S OBP: 0.301, SLG: 0.341 (1, 7)										4	0	0	0	0	3	0				
Roberto Alomar, S OBP: 0.321, SLG: 0.359 (1, 4)										4	0	1	0	0	1	0				
31 Mike Piazza, R OBP: 0.371, SLG: 0.523 (1, 10)										4	0	0	0	0	1	1				
Mo Vaughn, L OBP: 0.343, SLG: 0.405 (1, 3)										3	0	2	0	1	0	1				
Jay Payton, R OBP: 0.310, SLG: 0.383 (1, 8)										3	0	0	0	0	1	3				
John Valentin, R OBP: 0.333, SLG: 0.380 (1, 5)										2	0	0	0	1	1	1				
Jeremy Burnitz, L OBP: 0.319, SLG: 0.341 Joe McEwing, R OBP: 0.227, SLG: 0.327 (8, PH) (8, 9)										2	0	0	0	0	0	2				
Vance Wilson, R OBP: 0.292, SLG: 0.381 (1, 2)										3	0	0	0	0	0	0				
Rey Ordonez, R OBP: 0.262, SLG: 0.315 (1, 6)										3	0	0	0	0	1	0				
<b>Inning Stats</b>	R: 0 E: 0 K: 2 S: 9	H: 0 LOB: 0 BB: 0 P: 11	R: 0 E: 0 K: 0 S: 8	H: 0 LOB: 1 BB: 2 P: 19	R: 0 E: 0 K: 1 S: 8	H: 0 LOB: 0 BB: 0 P: 11	R: 0 E: 0 K: 1 S: 9	H: 1 LOB: 1 BB: 0 P: 14	R: 0 E: 0 K: 1 S: 7	H: 0 LOB: 0 BB: 0 P: 9	R: 0 E: 0 K: 1 S: 11	H: 1 LOB: 1 BB: 0 P: 15	R: 0 E: 0 K: 0 S: 9	H: 0 LOB: 0 BB: 0 P: 12	R: 0 E: 0 K: 2 S: 12	H: 1 LOB: 1 BB: 0 P: 16	1B: 2 2B: 1 3B: 0 HR: 0	SF: 0 SAC: 0 DP: 0 HBP: 0	WP: 0 PB: 0 SB: 0 CS: 0	PA: 32
<b>PITCHER</b> Andy Pettitte, L ERA: 3.63 (1, 1)	IP: 9.0 WLS: W BF: 31 H: 3 R: 0 ER: 0 SO: 8 BB: 2 IBB: 0 HBP: 0 BLK: 1 WP: 0 HR: 0 S: 82 P: 120 ERA: 0.00 WHIP: 0.556																			

New York Mets @ New York Yankees  
Yankee Stadium, Bronx, NY  
Sun Jun 30 2002, 8:05 PM EDT  
Att: 55,700 - Sunny - 81 F

AB 29  
R 0  
H 3  
RBI 0  
BB 2  
SO 8  
LOB 8



Batter	1	2	3	4	5	6	7	8	9	AB	R	H	RBI	BB	SO	LOB	BOTTOM			
Alfonso Soriano, R OBP: 0.351, SLG: 0.589 (1, 4)										4	2	2	2	0	1	0				
2 Derek Jeter, R OBP: 0.380, SLG: 0.445 (1, 6)										4	1	2	0	1	0	1				
25 Jason Giambi, L OBP: 0.434, SLG: 0.599 (1, 10)										3	0	1	0	2	0	0				
Bernie Williams, S OBP: 0.406, SLG: 0.464 (1, 8)										4	0	1	1	1	0	4				
Robin Ventura, L OBP: 0.366, SLG: 0.521 (1, 5)										2	1	1	1	2	1	0				
20 Jorge Posada, S OBP: 0.350, SLG: 0.487 (1, 2)										4	1	0	0	1	3	5				
Nick Johnson, L OBP: 0.318, SLG: 0.416 (1, 3)										3	0	1	0	1	0	2				
Rondell White, R OBP: 0.312, SLG: 0.393 (1, 7)										4	1	1	1	0	1	4				
John Vander Wal, L OBP: 0.344, SLG: 0.444 Karim Garcia, L OBP: 0.200, SLG: 0.200 (8, PH) (8, 9)										3	2	2	2	0	1	0				
<b>Inning Stats</b>	R: 0 E: 0 K: 1 S: 7	H: 0 LOB: 0 BB: 0 P: 10	R: 0 E: 0 K: 0 S: 6	H: 1 LOB: 0 BB: 0 P: 13	R: 2 E: 0 K: 1 S: 15	H: 3 LOB: 2 BB: 1 P: 29	R: 4 E: 1 K: 0 S: 12	H: 3 LOB: 1 BB: 2 P: 26	R: 0 E: 0 K: 1 S: 10	H: 1 LOB: 3 BB: 2 P: 23	R: 0 E: 0 K: 1 S: 8	H: 1 LOB: 2 BB: 1 P: 14	R: 0 E: 0 K: 2 S: 13	H: 1 LOB: 1 BB: 0 P: 24	R: 2 E: 1 K: 1 S: 23	H: 1 LOB: 2 BB: 2 P: 39	1B: 6 2B: 3 3B: 0 HR: 2	SF: 2 SAC: 0 DP: 1 HBP: 0	WP: 0 PB: 0 SB: 1 CS: 0	PA: 42
<b>PITCHER</b> Steve Trachsel, R ERA: 3.97 Grant Roberts, R ERA: 1.39 Bobby Jones, L ERA: 2.7 Scott Strickland, R ERA: 3.72 Armando Benitez, R ERA: 2.56 (1, 1) (4, 1) (5, 1) (7, 1) (8, 1)	IP: 3.1 WLS: L BF: 18 H: 6 R: 6 ER: 5 SO: 2 BB: 3 IBB: 0 HBP: 0 BLK: 0 WP: 0 HR: 2 S: 34 P: 69 ERA: 13.50 WHIP: 2.700																			
<b>PITCHER</b> Jaime Cerda, L ERA: (8, 1)	IP: 0.1 WLS: 1 BF: 0 H: 0 R: 0 ER: 0 SO: 1 BB: 0 IBB: 0 HBP: 0 BLK: 0 WP: 0 HR: 0 S: 3 P: 6 ERA: 0.00 WHIP: 0.000																			

New York Mets @ New York Yankees  
Yankee Stadium, Bronx, NY  
Sun Jun 30 2002, 8:05 PM EDT  
Att: 55,700 - Sunny - 81 F

AB 32  
R 8  
H 11  
RBI 7  
BB 8  
SO 7  
LOB 16





Batter	1	2	3	4	5	6	7	8	9	AB	R	H	RBI	BB	SO	LOB	TOP										
<b>Matt Lawton, L</b> OBP: 0.356, SLG: 0.416 (1, 9)	1-2 HR		4-0 CS BB			0-1 B2-6-3 1B		0-0 F9		3	1	2	1	1	0	0	<b>Cleveland Indians @ New York Yankees</b> Yankee Stadium, Bronx, NY Tue Jul 02 2002, 7:05 PM EDT Att: 45,589 - Sunny - 95 F										
<b>Omar Vizquel, S</b> OBP: 0.381, SLG: 0.483 (1, 6)	2-1 HR 1B		3-2 F9			0-0 B2-6-3 1-2		4-2 BB		3	1	1	0	1	0	2											
<b>Ellis Burks, R</b> OBP: 0.337, SLG: 0.469 (1, 10)	1-1 F9		2-3 K			2-2 F8		1-3 K		4	0	0	0	0	2	2											
<b>Jim Thome, L</b> OBP: 0.422, SLG: 0.608 <b>Lee Stevens, L</b> OBP: 0.316, SLG: 0.371 (8, 3)	2-1 HR			1-0 F8			1-1 G3-1		0-0 2B 1B	3	1	1	2	0	0	0											
<b>Travis Fryman, R</b> OBP: 0.298, SLG: 0.353 (1, 5)	2-2 G5-3			1-1 F9			4-2 FC5-2 BB		1-1 WP G5-3 2B	3	1	1	0	1	0	0											
<b>Ben Brissard, L</b> OBP: 0.238, SLG: 0.350 <b>Jolbert Cabrera, R</b> OBP: 0.179, SLG: 0.127 (7, PR) (7, 7)	1-1 G6-3			2-3 K			0-0 E3 FC5-2 1-3		1-2 G5-3 WP 1B	3	0	0	0	0	1	1											
<b>Milton Bradley, S</b> OBP: 0.299, SLG: 0.349 (1, 8)		0-0 G4-3			2-1 F8		0-1 FC5-2 1-2 3-H 1-3		1-3 K	4	0	0	0	0	1	4											
<b>Ricky Gutierrez, R</b> OBP: 0.290, SLG: 0.296 (1, 4)		0-2 F9			2-2 G5-3			3-2 G5-3	4	0	0	1	0	1	3												
<b>Einar Diaz, R</b> OBP: 0.266, SLG: 0.308 <b>Chris Magruder, S</b> OBP: 0.262, SLG: 0.372 (9, PH) (9, 1)	1-2 G2-3			3-2 P3			3-2 F7		2-1 F8	3	0	0	0	0	0	0											
<b>Inning Stats</b>	R: 3 E: 0 K: 0 S: 14	H: 3 LOB: 0 BB: 0 P: 23	R: 0 E: 0 K: 0 S: 7	H: 0 LOB: 0 BB: 0 P: 8	R: 0 E: 0 K: 1 S: 9	H: 0 LOB: 0 BB: 1 P: 18	R: 0 E: 0 K: 1 S: 6	H: 0 LOB: 0 BB: 0 P: 10	R: 0 E: 0 K: 0 S: 8	H: 1 LOB: 0 BB: 0 P: 15	R: 0 E: 0 K: 1 S: 12	H: 0 LOB: 2 BB: 1 P: 18	R: 0 E: 0 K: 1 S: 11	H: 0 LOB: 1 BB: 1 P: 19	R: 2 E: 0 K: 1 S: 15	H: 3 LOB: 1 BB: 0 P: 23	1B: 4 2B: 1 3B: 0 HR: 2	SF: 0 SAC: 0 DP: 1 HBP: 0	WP: 1 PB: 0 SB: 1 CS: 1	PA: 36							
<b>PITCHER</b>	IP	WLS	BF	H	R	ER	SO	BB	IBB	HBP	BLK	WP	HR	S	P	ERA	WHIP										
<b>Roger Clemens, R</b> ERA: 4.2	(1, 1)	5.0	18	3	3	3	2	1	0	0	0	0	2	44	74	5.40	0.800										
<b>Ramiro Mendoza, R</b> ERA: 3.12	(6, 1)	2.0	W	8	1	0	0	1	1	0	0	0	0	19	27	0.00	1.000										
<b>Mike Stanton, L</b> ERA: 2.7	(8, 1)	1.0		4	0	0	1	1	0	0	0	0	0	11	19	0.00	1.000										
<b>Randy Choate, L</b> ERA: 6.33	(9, 1)	0.0		3	3	2	0	0	0	0	0	0	0	7	9	∞	∞										
<b>Steve Karsay, R</b> ERA: 2.99	(9, 1)	1.0		3	0	0	0	0	0	0	0	1	0	8	14	0.00	0.000										

Batter	1	2	3	4	5	6	7	8	9	AB	R	H	RBI	BB	SO	LOB	BOTTOM										
<b>Alfonso Soriano, R</b> OBP: 0.349, SLG: 0.583 (1, 4)	3-2 L7		1-2 G6-3		1-1 F8		2-0 2B 1B	0-0 G6-3		5	1	1	0	0	0	0	<b>Cleveland Indians @ New York Yankees</b> Yankee Stadium, Bronx, NY Tue Jul 02 2002, 7:05 PM EDT Att: 45,589 - Sunny - 95 F										
<b>2 Derek Jeter, R</b> OBP: 0.383, SLG: 0.447 (1, 6)	0-0 FC4-6 1B			2-2 25 FC3-6 1B	1-1 G4-3		1-2 1B 1-3 3-H 2-3	2-2 G1-3		5	1	3	1	0	0	0											
<b>25 Jason Giambi, L</b> OBP: 0.429, SLG: 0.591 (1, 10)	1-0 F8			2-1 FC3-6 HBP BB 1B 1-2	3-2 F9		0-1 K		4	1	0	0	0	1	4												
<b>Bernie Williams, S</b> OBP: 0.407, SLG: 0.462 (1, 8)	1-1 FC4-6			4-0 HBP 1B 1-2 BB		1-0 G3-1	0-1 1B 20 HR 1B 3-H		3	2	1	1	1	0	1												
<b>Raul Mondesi, R</b> OBP: 0.307, SLG: 0.435 (1, 9)		4-1 CS BB		1-0 20 BB 1B SF8 HBP 1-2 2-3		0-0 E5 FC3-6	0-1 20 HR 1B 1-2 3-H		2	2	1	1	1	0	0												
<b>Robin Ventura, L</b> OBP: 0.367, SLG: 0.520 (1, 5)	1-2 F7			2-2 20 BB 1B 1-2 2-H 3-H		0-1 FC3-6	1-2 20 HR 1B 1-2 2-3		4	1	2	2	0	0	2												
<b>20 Jorge Posada, S</b> OBP: 0.351, SLG: 0.496 (1, 2)	3-1 F7			1-2 2-3 BB		2-3 K	0-0 1-H 2-H 3-H HR		3	1	1	4	1	1	1												
<b>John Vander Wal, L</b> OBP: 0.340, SLG: 0.441 <b>Rondell White, R</b> OBP: 0.314, SLG: 0.392 (7, PH) (8, 7)			0-3 K2-3	2-0 SF8			1-3 20 HR BB G5-3		1	0	0	1	0	1	0												
<b>Nick Johnson, L</b> OBP: 0.315, SLG: 0.411 (1, 3)			3-3 K	3-H G3			0-0 SH2-3	1-2 G4-3		3	0	0	0	0	1	2											
<b>Inning Stats</b>	R: 0 E: 0 K: 0 S: 10	H: 1 LOB: 1 BB: 0 P: 15	R: 0 E: 0 K: 0 S: 6	H: 0 LOB: 0 BB: 1 P: 14	R: 0 E: 0 K: 2 S: 10	H: 0 LOB: 0 BB: 0 P: 14	R: 3 E: 0 K: 0 S: 17	H: 2 LOB: 2 BB: 2 P: 35	R: 0 E: 0 K: 0 S: 10	H: 0 LOB: 0 BB: 0 P: 15	R: 0 E: 0 K: 1 S: 7	H: 0 LOB: 1 BB: 0 P: 10	R: 7 E: 0 K: 1 S: 25	H: 6 LOB: 0 BB: 1 P: 35	R: 0 E: 0 K: 0 S: 7	H: 0 LOB: 0 BB: 0 P: 10	1B: 8 2B: 0 3B: 0 HR: 1	SF: 1 SAC: 1 DP: 0 HBP: 1	WP: 0 PB: 0 SB: 0 CS: 1	PA: 38							
<b>PITCHER</b>	IP	WLS	BF	H	R	ER	SO	BB	IBB	HBP	BLK	WP	HR	S	P	ERA	WHIP										
<b>Ryan Drese, R</b> ERA: 5.76	(1, 1)	6.0		25	3	3	3	3	0	1	0	0	0	60	103	4.50	1.000										
<b>Ricardo Rincon, L</b> ERA: 3.3	(7, 1)	0.1	L	2	0	1	0	1	0	0	0	0	0	5	9	27.00	3.000										
<b>Mark Wohlers, R</b> ERA: 6.75	(7, 1)	0.0		2	2	0	0	0	0	0	0	0	0	6	9	∞	∞										
<b>Heath Murray, L</b> ERA: 3.6	(7, 1)	0.1		1	0	0	0	0	0	0	0	0	0	5	7	0.00	0.000										
<b>Jerrod Riggan, R</b> ERA: 6.63	(7, 1)	0.1		5	4	6	0	0	0	0	0	0	1	9	10	162.00	12.000										

AB	33
R	5
H	7
RBI	5
BB	3
SO	5
LOB	13

AB	31
R	10
H	9
RBI	10
BB	4
SO	4
LOB	10





Batter	1	2	3	4	5	6	7	8	9	AB	R	H	RBI	BB	SO	LOB	TOP			
<b>Matt Lawton, L</b> (1, 9) OBP: 0.356, SLG: 0.414	4-1 BB	0-3 K		0-2 1-3 2H 1B		0-1 P5		0-1 G4-3		4	0	1	2	1	1	3				
<b>Omar Vizquel, S</b> (1, 6) OBP: 0.376, SLG: 0.478	3-1 F5		0-0 F7	1-3 K			1-2 G4-3	1-0 2-3 3H 1B		5	0	1	1	0	1	3				
<b>Ellis Burks, R</b> (1, 10) OBP: 0.333, SLG: 0.464	0-1 F8		0-1 G5-3	1-2 F5			0-2 G6-3	0-0 L6		3	0	0	0	0	0	3				
<b>Jolbert Cabrera, R</b> (7, PH) OBP: 0.177, SLG: 0.125										1	0	0	0	0	0	0				
<b>Ben Broussard, L</b> (8, PH) OBP: 0.227, SLG: 0.333										1	0	0	0	0	0	1				
<b>Jim Thome, L</b> (1, 3) OBP: 0.419, SLG: 0.611	2-0 G4-3		3-3 K		3-2 F8		3-2 HR		2-2 F7	5	1	1	1	0	1	1				
<b>Travis Fryman, R</b> (1, 5) OBP: 0.303, SLG: 0.370		2-0 HR		1-2 2B 1B	2-1 G5-3		2-0 G5-3		0-2 G3 1B	5	2	3	1	0	0	0				
<b>Milton Bradley, S</b> (1, 8) OBP: 0.302, SLG: 0.357	1-1 F3		2-0 1B	0-2 1B	0-2 1B			1-2 F7	1-0 G3	5	1	2	0	0	0	1				
<b>Chris Magruder, S</b> (1, 7) OBP: 0.269, SLG: 0.384	0-2 2B		0-2 P5	0-0 F8				2-1 1B 2B	1-0 G6-3	5	1	2	0	0	0	4				
<b>Ricky Gutierrez, R</b> (1, 4) OBP: 0.297, SLG: 0.300	4-2 BB		0-0 1B 1B	0-0 F9		0-0 F9		0-0 2B G4-3 1B		3	2	2	2	1	0	0				
<b>Einar Diaz, R</b> (1, 2) OBP: 0.267, SLG: 0.308	0-1 L6		2-3 1B 1B	3-1 1B		0-0 F7		1-2 G4-3 1B 2B		3	0	1	0	0	0	2				
<b>Lee Stevens, L</b> (8, PH) OBP: 0.319, SLG: 0.379										1	1	1	1	0	0	0				
<b>Eddie Pérez, R</b> (8, 2) OBP: 0.263, SLG: 0.339										0	0	0	0	0	0	0				
<b>Inning Stats</b>	R: 0 E: 0 K: 0 S: 6	H: 0 LOB: 1 BB: 1 P: 15	R: 1 E: 0 K: 1 S: 15	H: 2 LOB: 2 BB: 1 P: 22	R: 0 E: 0 K: 1 S: 7	H: 0 LOB: 0 BB: 0 P: 10	R: 3 E: 0 K: 1 S: 21	H: 5 LOB: 2 BB: 0 P: 29	R: 0 E: 0 K: 0 S: 4	H: 0 LOB: 0 BB: 0 P: 4	R: 1 E: 0 K: 0 S: 12	H: 1 LOB: 0 BB: 0 P: 18	R: 3 E: 0 K: 0 S: 12	H: 4 LOB: 1 BB: 0 P: 17	R: 0 E: 0 K: 0 S: 9	H: 1 LOB: 1 BB: 0 P: 13	1B: 9 2B: 3 3B: 0 HR: 2	SF: 0 SAC: 0 DP: 0 HBP: 0	WP: 0 PB: 0 SB: 0 CS: 0	PA: 43
<b>PITCHER</b>	IP	WLS	BF	H	R	ER	SO	BB	IBB	HBP	BLK	WP	HR	S	P	ERA	WHIP			
<b>David Wells, L</b> (1, 1) ERA: 3.66	6.2	W	31	9	5	5	3	2	0	0	0	0	2	76	112	6.75	1.650			
<b>Steve Karsay, R</b> (7, 1) ERA: 2.96	0.2	H	5	3	3	3	0	0	0	0	0	0	0	9	15	40.50	4.500			
<b>Mike Stanton, L</b> (8, 1) ERA: 2.68	0.1	H	2	1	0	0	0	0	0	0	0	0	0	3	4	0.00	3.000			
<b>42 Mariano Rivera, R</b> (8, 1) ERA: 1.5	1.1	S	5	1	0	0	0	0	0	0	0	0	0	10	14	0.00	0.750			

Cleveland Indians @ New York Yankees  
 Yankee Stadium, Bronx, NY  
 Wed Jul 03 2002, 7:05 PM EDT  
 Att: 39,879 - Sunny - 93 F

AB	41
R	8
H	14
RBI	8
BB	2
SO	3
LOB	18



Batter	1	2	3	4	5	6	7	8	9	AB	R	H	RBI	BB	SO	LOB	BOTTOM			
<b>Alfonso Soriano, R</b> (1, 4) OBP: 0.347, SLG: 0.588	0-1 F9	0-0 HR		1-3 K			0-1 G4-3	0-0 SF8		4	1	1	3	0	1	0				
<b>2 Derek Jeter, R</b> (1, 6) OBP: 0.386, SLG: 0.451	0-2 G6-3	3-3 1B			1-0 G4-3 25 SF7 2B		4-2 1B 1B BB	3-3 K		4	2	2	0	1	1	0				
<b>Bernie Williams, S</b> (1, 8) OBP: 0.404, SLG: 0.458	1-1 P6	2-3 K			0-0 G4-3		1-0 20 1B 1B	0-2 F8		5	1	1	0	0	1	2				
<b>25 Jason Giambi, L</b> (1, 3) OBP: 0.427, SLG: 0.588		0-0 2B 1B		2-1 F9		1-1 SF7		1-3 K		3	1	1	1	0	1	2				
<b>Nick Johnson, L</b> (9, 3) OBP: 0.315, SLG: 0.411										0	0	0	0	0	0	0				
<b>Raul Mondesi, R</b> (1, 9) OBP: 0.306, SLG: 0.433	1-0 P5	1-0 F8		3-1 F8			3-2 20 1B 2B 1B			4	1	1	0	0	0	1				
<b>20 Jorge Posada, S</b> (1, 2) OBP: 0.356, SLG: 0.496	3-0 F3	4-2 BB		4-2 BB		4-1 G3 BB	0-1 2B 1B			2	1	1	2	2	0	1				
<b>Ron Coomer, R</b> (1, 10) OBP: 0.368, SLG: 0.569	0-1 1B 2B	1-3 K		1-3 K		2-1 G3	1-2 2B 1B			4	1	2	2	0	1	2				
<b>Rondell White, R</b> (1, 7) OBP: 0.313, SLG: 0.390	1-1 BLK 3B 1B			0-1 G6-3		1-1 F9	0-0 G1-3			4	1	1	2	0	0	2				
<b>Enrique Wilson, S</b> (1, 5) OBP: 0.270, SLG: 0.379	2-3 HR			1-0 G5-3		0-0 F7		0-0 SF8 3B		4	2	2	1	0	0	1				
<b>Inning Stats</b>	R: 0 E: 0 K: 0 S: 8	H: 6 LOB: 1 BB: 0 P: 27	R: 0 E: 0 K: 1 S: 9	H: 0 LOB: 1 BB: 1 P: 19	R: 0 E: 0 K: 1 S: 6	H: 0 LOB: 0 BB: 0 P: 8	R: 1 E: 0 K: 0 S: 5	H: 1 LOB: 0 BB: 0 P: 7	R: 0 E: 0 K: 0 S: 6	H: 0 LOB: 1 BB: 1 P: 13	R: 4 E: 0 K: 1 S: 17	H: 4 LOB: 1 BB: 1 P: 28	R: 1 E: 0 K: 1 S: 8	H: 1 LOB: 0 BB: 0 P: 11	R: 0 E: 0 K: 0 S: 9	H: 1 LOB: 0 BB: 0 P: 13	1B: 6 2B: 3 3B: 2 HR: 1	SF: 2 SAC: 0 DP: 0 HBP: 0	WP: 0 PB: 0 SB: 0 CS: 0	PA: 39
<b>PITCHER</b>	IP	WLS	BF	H	R	ER	SO	BB	IBB	HBP	BLK	WP	HR	S	P	ERA	WHIP			
<b>CC Sabathia, L</b> (1, 1) ERA: 4.95	6.0	L	27	7	6	6	3	2	0	0	0	0	1	51	83	9.00	1.500			
<b>Mark Weathers, R</b> (7, 1) ERA: 7.29	0.1		3	1	2	2	0	1	0	0	0	0	0	5	10	54.00	6.000			
<b>Ricardo Rincon, L</b> (7, 1) ERA: 3.26	0.1		1	0	0	0	1	0	0	0	0	0	0	3	4	0.00	0.000			
<b>Paul Shuey, R</b> (7, 1) ERA: 2.96	0.1		4	3	2	2	0	0	0	0	0	0	0	9	14	54.00	9.000			
<b>Chad Paronto, R</b> (8, 1) ERA: 5.14	1.0		4	1	1	1	1	0	0	0	0	0	0	8	11	9.00	1.000			

Cleveland Indians @ New York Yankees  
 Yankee Stadium, Bronx, NY  
 Wed Jul 03 2002, 7:05 PM EDT  
 Att: 39,879 - Sunny - 93 F

AB	34
R	11
H	12
RBI	11
BB	3
SO	5
LOB	11





Batter	1	2	3	4	5	6	7	8	9	AB	R	H	RBI	BB	SO	LOB	TOP				
<b>Matt Lawton, L</b> OBP: 0.354, SLG: 0.410 (1, 9)	G4-3		2B 1-2		G3		E6 FC1-2		L6	5	0	1	0	0	0	2	<b>Cleveland Indians @ New York Yankees</b> Yankee Stadium, Bronx, NY Thu Jul 04 2002, 1:05 PM EDT Att: 42,909 - Sunny - 94 F				
<b>Omar Vizquel, S</b> OBP: 0.375, SLG: 0.477 (1, 6)	K		1-1		K		FC1-2		G6-3	5	0	1	1	0	2	3					
<b>Lee Stevens, L</b> OBP: 0.319, SLG: 0.376 (7, PH)			1-3 2-H		G3					2	0	0	0	1	0	2					
<b>Ellis Burks, R</b> OBP: 0.332, SLG: 0.462 (7, 7)										1	0	0	0	0	0	3					
<b>Jolbert Cabrera, R</b> OBP: 0.177, SLG: 0.125 (7, 7)	BB									0	0	0	0	0	0	0					
<b>Jim Thome, L</b> OBP: 0.417, SLG: 0.604 (1, 10)	G4-3		4-0							3	0	0	0	1	1	4					
<b>Travis Fryman, R</b> OBP: 0.299, SLG: 0.364 (1, 5)			1-1							4	0	0	0	0	0	3					
<b>Ben Broussard, L</b> OBP: 0.231, SLG: 0.320 (7, 3)	G4-3				G1-3					4	0	1	0	0	0	0					
<b>Chris Magruder, S</b> OBP: 0.268, SLG: 0.379 (1, 8)	K		1-3		K					4	0	1	0	0	2	1					
<b>John McDonald, R</b> OBP: 0.304, SLG: 0.391 (1, 4)			2-2							4	0	3	0	0	1	1					
<b>Eddie Pérez, R</b> OBP: 0.262, SLG: 0.333 (1, 2)			1-2 2B		G5-3					4	1	1	0	0	1	2					
<b>Inning Stats</b>	R: 0 E: 0 K: 1 S: 11	H: 0 LOB: 1 BB: 1 P: 21	R: 0 E: 0 K: 1 S: 9	H: 0 LOB: 0 BB: 0 P: 12	R: 1 E: 0 K: 0 S: 17	H: 3 LOB: 3 BB: 1 P: 27	R: 0 E: 0 K: 1 S: 8	H: 1 LOB: 1 BB: 0 P: 9	R: 0 E: 0 K: 1 S: 7	H: 0 LOB: 0 BB: 0 P: 9	R: 0 E: 1 K: 1 S: 14	H: 2 LOB: 3 BB: 0 P: 19	R: 0 E: 0 K: 1 S: 8	H: 1 LOB: 1 BB: 0 P: 12	R: 0 E: 0 K: 1 S: 8	H: 0 LOB: 0 BB: 0 P: 11	1B: 6 2B: 2 3B: 0 HR: 0	SF: 0 SAC: 0 DP: 0 HBP: 0	WP: 0 PB: 0 SB: 0 CS: 0	PA: 38	
<b>PITCHER</b>	IP	WLS	BF	H	R	ER	SO	BB	IBB	HBP	BLK	WP	HR	S	P	ERA	WHIP				
<b>35 Mike Mussina, R</b> ERA: 4.54 (1, 1)	6.1	W	29	7	1	1	5	1	1	0	0	0	0	69	103	1.42	1.263				
<b>Mike Stanton, L</b> ERA: 2.59 (7, 1)	1.2	H	6	1	0	0	1	0	0	0	0	0	0	14	20	0.00	0.600				
<b>Brandon Knight, R</b> ERA: (9, 1)	1.0		3	0	0	0	1	0	0	0	0	0	0	8	11	0.00	0.000				

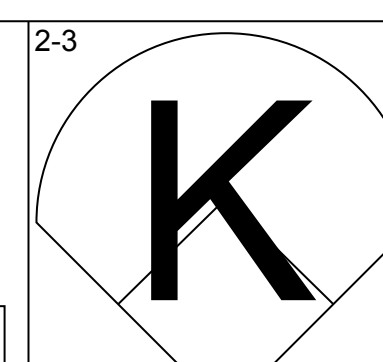
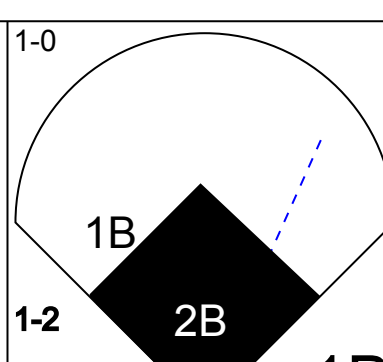
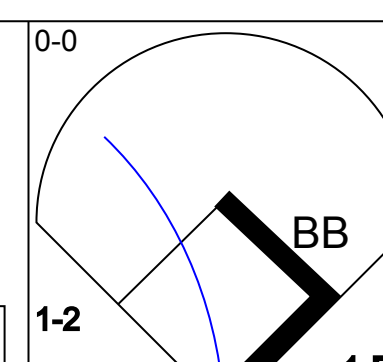
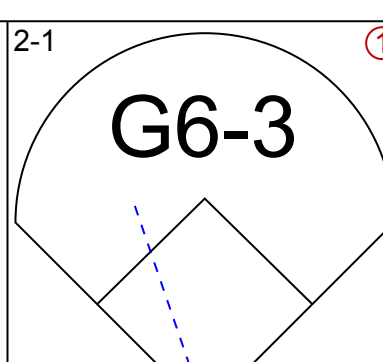
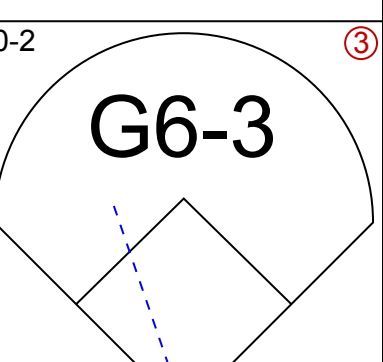

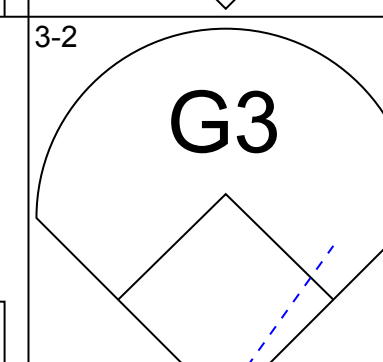
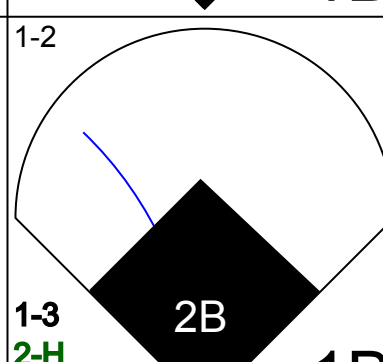
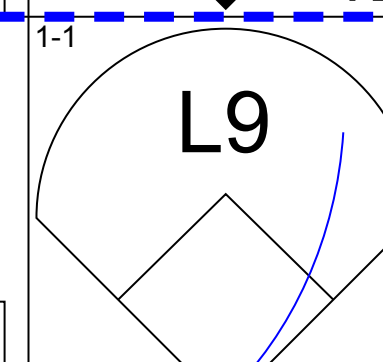
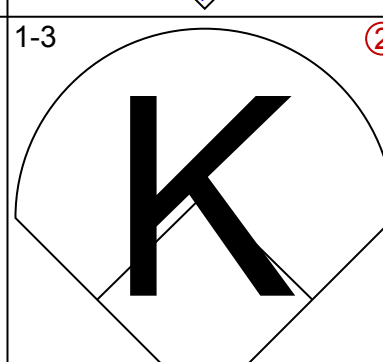

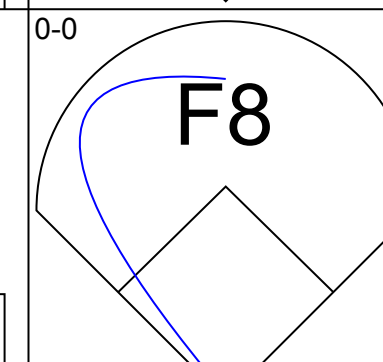
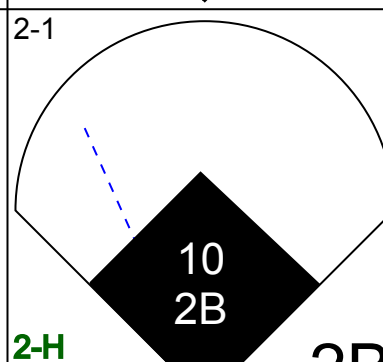
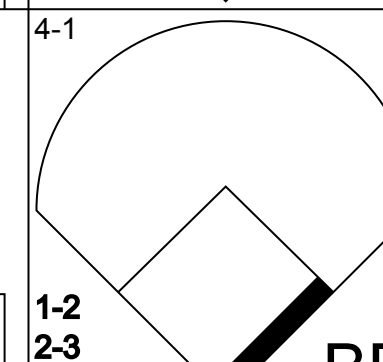
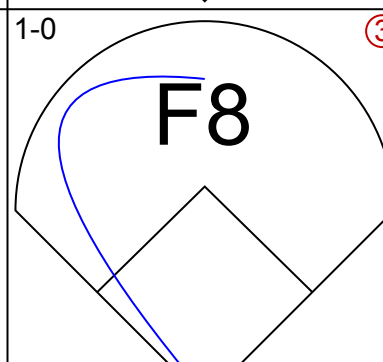

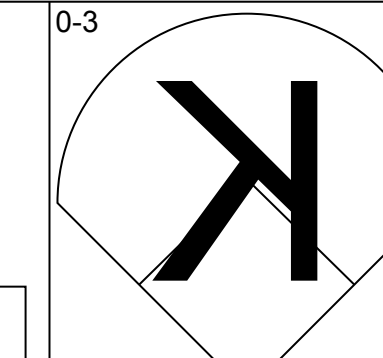
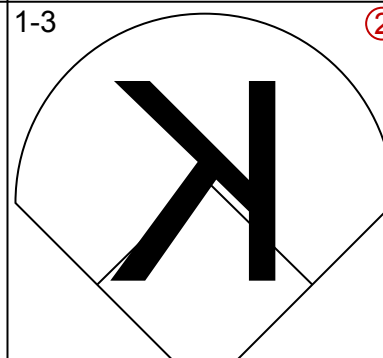
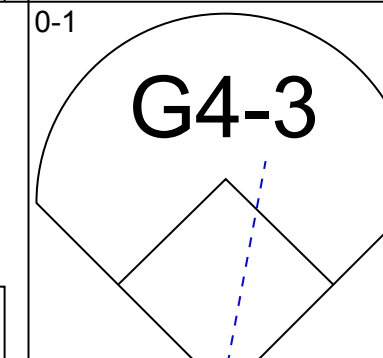
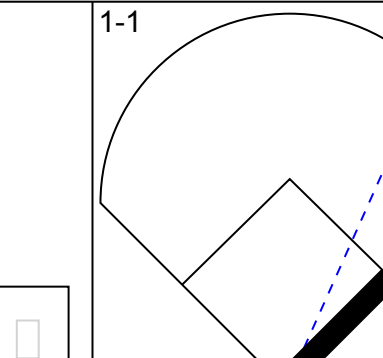

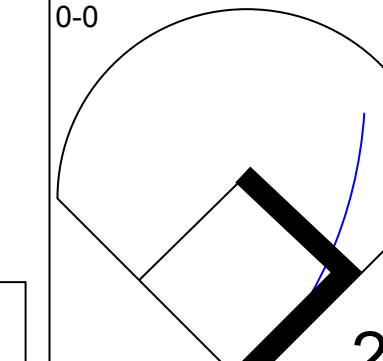
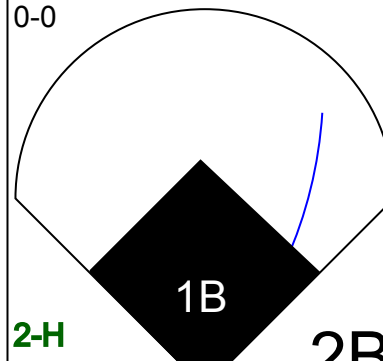
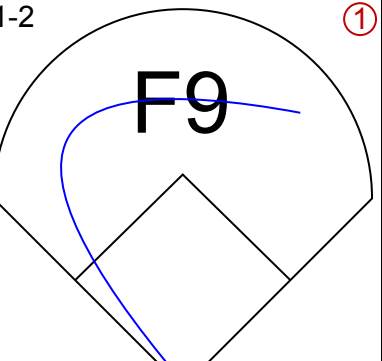
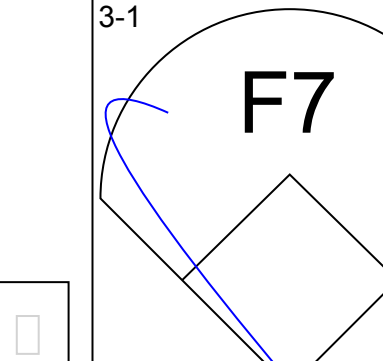


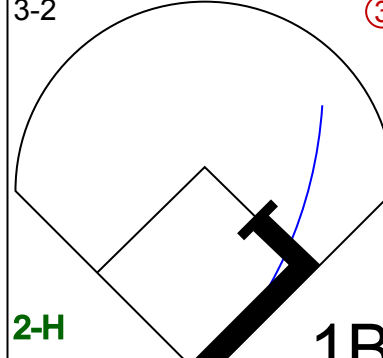
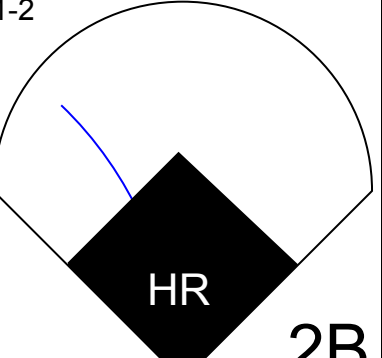
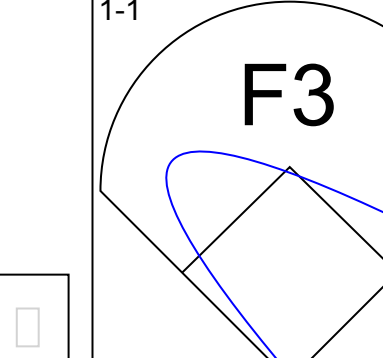

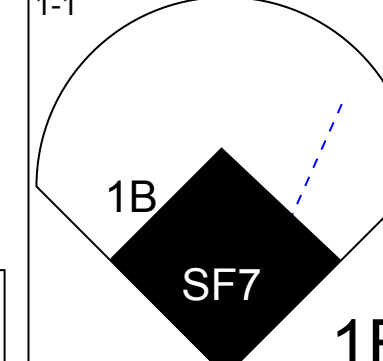


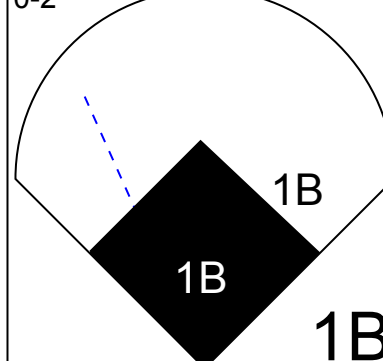
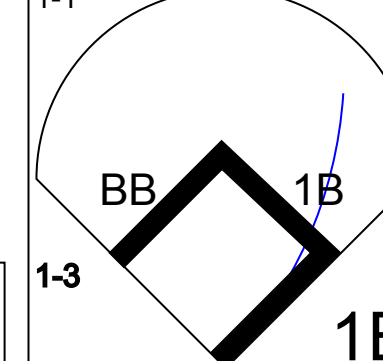
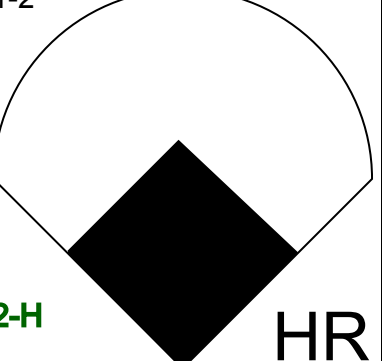


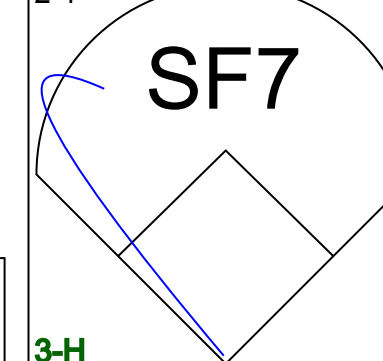
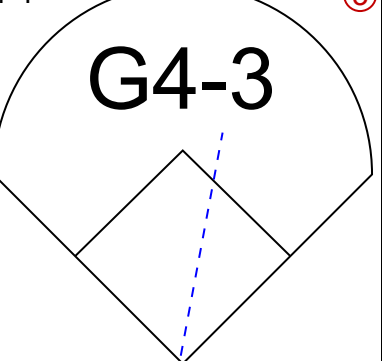
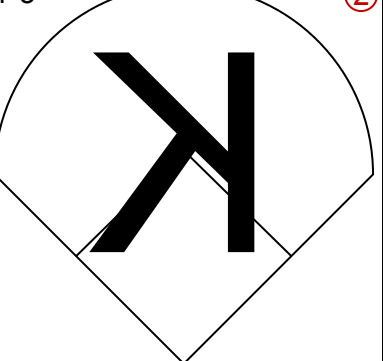
Batter	1	2	3	4	5	6	7	8	9	AB	R	H	RBI	BB	SO	LOB	BOTTOM				
<b>Alfonso Soriano, R</b> OBP: 0.346, SLG: 0.587 (1, 4)	G4-3 2B		F9			G5-3			K	4	1	1	0	0	1	1	<b>Cleveland Indians @ New York Yankees</b> Yankee Stadium, Bronx, NY Thu Jul 04 2002, 1:05 PM EDT Att: 42,909 - Sunny - 94 F				
<b>Derek Jeter, R</b> OBP: 0.385, SLG: 0.449 (1, 6)	G4-3		0-2			2B 25 SF9			1B 25 HR	1	0	0	0	0	0	1					
<b>Enrique Wilson, S</b> OBP: 0.288, SLG: 0.383 (3, 6)	G4-3		1-2			1B			BB	2	2	1	0	1	0	1					
<b>Bernie Williams, S</b> OBP: 0.405, SLG: 0.462 (1, 8)	G4-3				L8					4	2	2	1	0	0	0					
<b>25 Jason Giambi, L</b> OBP: 0.428, SLG: 0.599 (1, 3)						2B			1B	3	1	2	4	0	1	0					
<b>Nick Johnson, L</b> OBP: 0.315, SLG: 0.411 (9, 3)	K				BB				HR	0	0	0	0	0	0	0					
<b>Raul Mondesi, R</b> OBP: 0.314, SLG: 0.450 (1, 9)			2-2							2	1	2	2	2	0	0					
<b>Ron Coomer, R</b> OBP: 0.361, SLG: 0.544 (1, 10)	K		1-2		G6-4-3				1B	3	0	0	0	1	2	3					
<b>Robin Ventura, L</b> OBP: 0.366, SLG: 0.516 (1, 5)			3-2							4	0	1	0	0	1	3					
<b>Shane Spencer, R</b> OBP: 0.336, SLG: 0.387 (1, 7)	F8		2-2							4	0	1	0	0	0	1					
<b>Chris Widger, R</b> OBP: 0.250, SLG: 0.250 (1, 2)			2-1							4	0	1	0	0	0	2					
<b>Inning Stats</b>	R: 1 E: 0 K: 1 S: 11	H: 1 LOB: 0 BB: 0 P: 17	R: 1 E: 0 K: 1 S: 14	H: 1 LOB: 0 BB: 0 P: 23	R: 0 E: 0 K: 0 S: 7	H: 1 LOB: 0 BB: 0 P: 9	R: 0 E: 0 K: 0 S: 7	H: 1 LOB: 1 BB: 1 P: 11	R: 0 E: 0 K: 1 S: 14	H: 3 LOB: 2 BB: 1 P: 26	R: 0 E: 0 K: 1 S: 10	H: 0 LOB: 0 BB: 0 P: 16	R: 3 E: 0 K: 1 S: 19	H: 3 LOB: 2 BB: 2 P: 34	R: 0 E: 0 K: 1 S: 8	H: 0 LOB: 0 BB: 0 P: 11	1B: 6 2B: 4 3B: 0 HR: 2	SF: 1 SAC: 0 DP: 3 HBP: 0	WP: 0 PB: 0 SB: 0 CS: 0	PA: 36	
<b>PITCHER</b>	IP	WLS	BF	H	R	ER	SO	BB	IBB	HBP	BLK	WP	HR	S	P	ERA	WHIP				
<b>Chuck Finley, L</b> ERA: 3.97 (1, 1)	7.0	L	28	8	4	4	4	1	1	0	0	0	1	70	113	5.14	1.286				
<b>Jerrod Riggan, R</b> ERA: 7.65 (8, 1)	1.0		8	3	3	3	1	2	0	0	0	0	1	19	34	27.00	5.000				

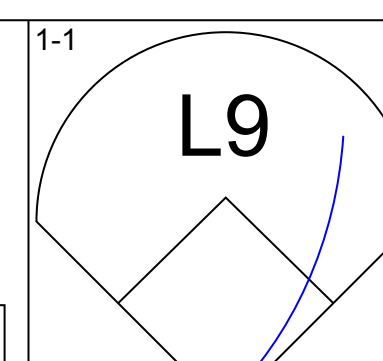
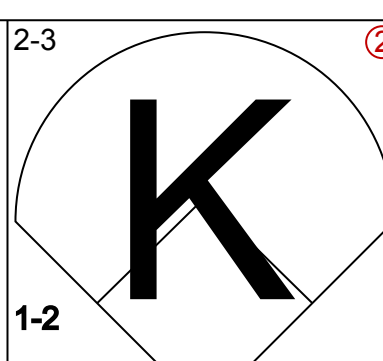
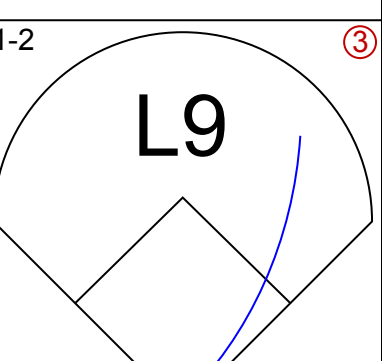
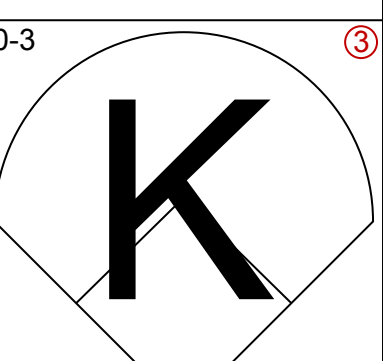

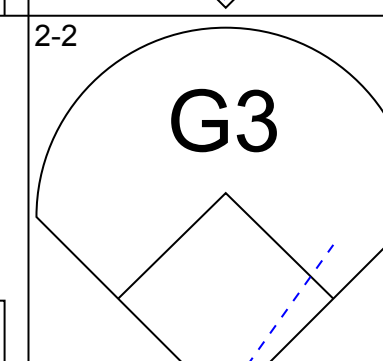
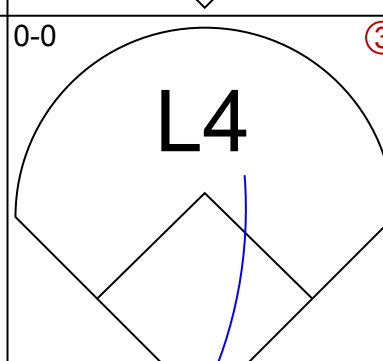
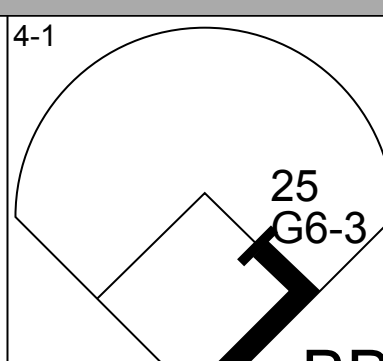

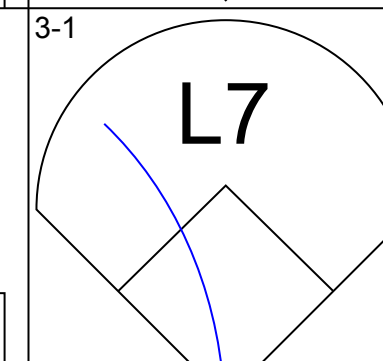
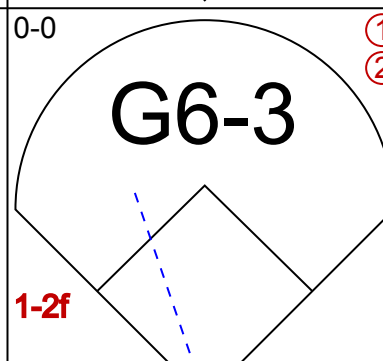

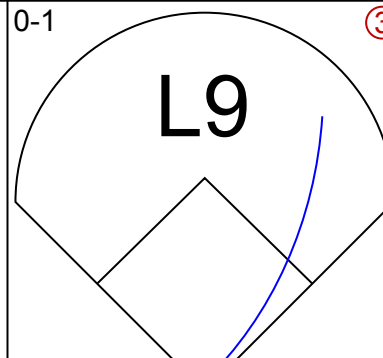
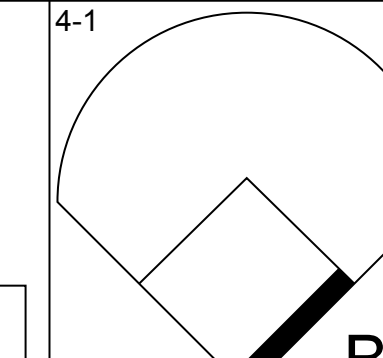
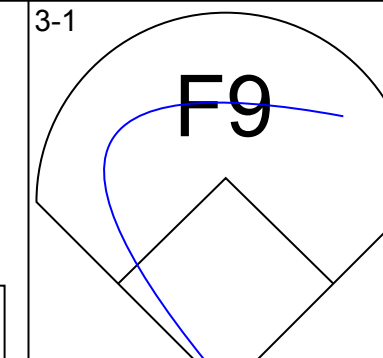
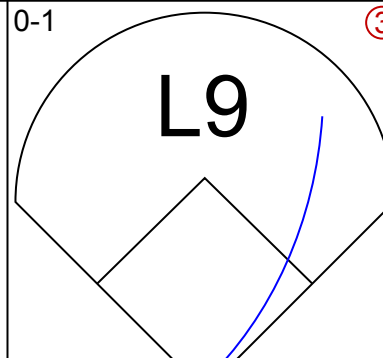


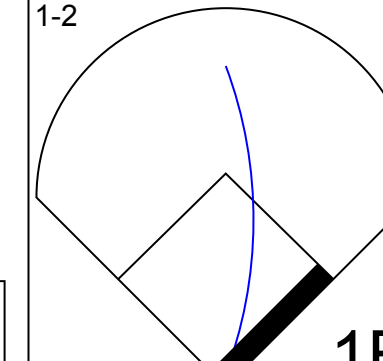
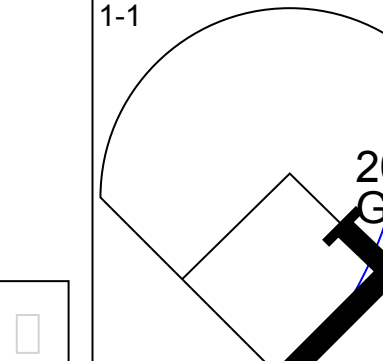

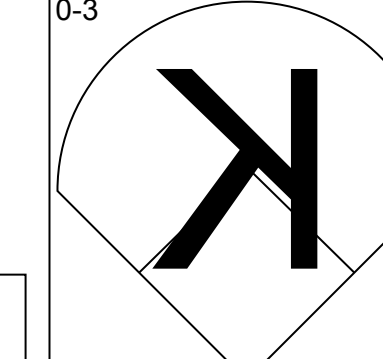
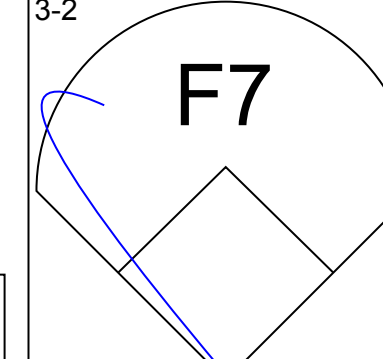





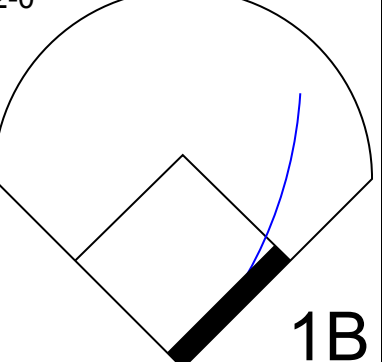

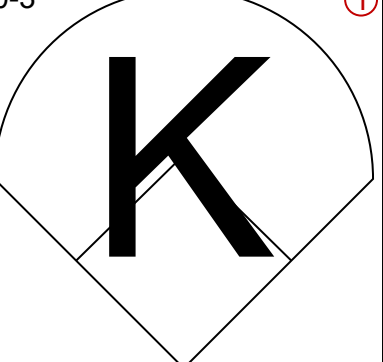
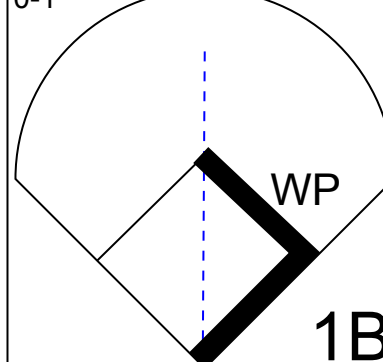
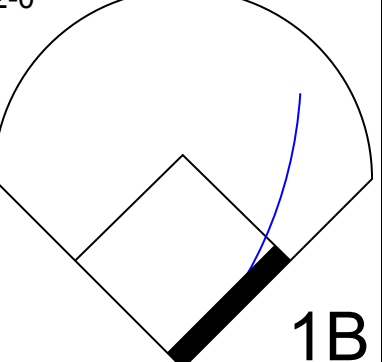
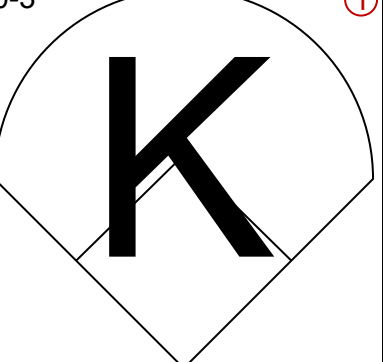

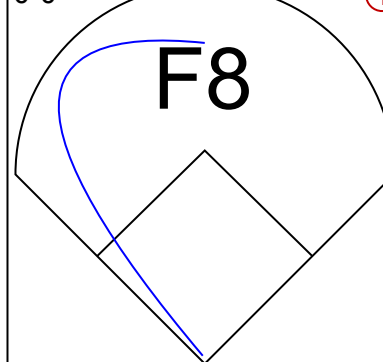
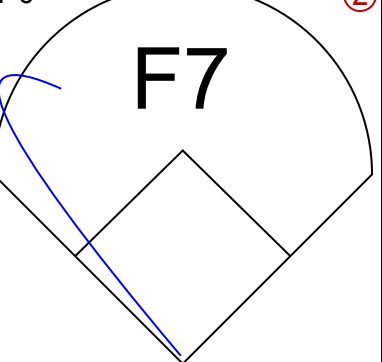
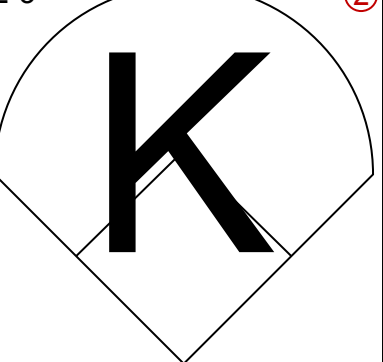


Batter	1	2	3	4	5	6	7	8	9	AB	R	H	RBI	BB	SO	LOB	TOP				
Dave Berg, R OBP: 0.291, SLG: 0.379 (1, 4)										5	0	1	0	0	0	3	<p>Toronto Blue Jays @ New York Yankees Yankee Stadium, Bronx, NY Fri Jul 05 2002, 7:05 PM EDT Att: 46,788 - Cloudy - 80 F</p> <p>livebaseballscores.com</p> <p>AB 33 R 3 H 8 RBI 3 BB 2 SO 13 LOB 17</p>				
Eric Hinske, L OBP: 0.366, SLG: 0.507 (1, 5)										3	0	0	0	1	2	2					
Shannon Stewart, R OBP: 0.344, SLG: 0.419 (1, 7)										3	0	0	0	0	2	3					
Carlos Delgado, L OBP: 0.381, SLG: 0.482 (1, 3)										3	0	0	0	1	2	2					
José Cruz Jr., S OBP: 0.307, SLG: 0.417 (1, 9)										4	2	2	1	0	1	2					
10 Vernon Wells, R OBP: 0.302, SLG: 0.410 (1, 8)										3	1	2	1	0	1	0					
Josh Phelps, R OBP: 0.368, SLG: 0.368 (1, 10)										4	0	1	0	0	1	1					
Tom Wilson, R OBP: 0.344, SLG: 0.379 Pedro Swann, L (9, PH)										3	0	0	0	0	2	1					
Felipe Lopez, S OBP: 0.299, SLG: 0.412 (1, 6)										4	0	2	1	0	1	1					
<b>Inning Stats</b>	R: 0 E: 0 K: 2 S: 11	H: 1 LOB: 1 BB: 0 P: 18	R: 0 E: 0 K: 3 S: 9	H: 0 LOB: 0 BB: 0 P: 11	R: 0 E: 0 K: 1 S: 12	H: 0 LOB: 0 BB: 0 P: 19	R: 0 E: 0 K: 1 S: 10	H: 0 LOB: 1 BB: 1 P: 18	R: 0 E: 0 K: 1 S: 8	H: 1 LOB: 1 BB: 0 P: 13	R: 0 E: 0 K: 1 S: 10	H: 0 LOB: 0 BB: 1 P: 17	R: 1 E: 0 K: 1 S: 9	H: 1 LOB: 0 BB: 0 P: 10	R: 0 E: 0 K: 1 S: 10	H: 1 LOB: 1 BB: 0 P: 10		R: 2 E: 0 K: 2 S: 15	H: 4 LOB: 2 BB: 0 P: 23	1B: 4 2B: 2 3B: 1 HR: 1	SF: 1 SAC: 0 DP: 1 HBP: 1
<b>PITCHER</b>	IP WLS BF H R ER SO BB IBB HBP BLK WP HR S P ERA WHIP																				
Orlando Hernandez, R ERA: 2.89	(1, 1) 6.0 W 22 2 0 0 9 2 0 1 0 1 0 60 96 0.00 0.667																				
Ramiro Mendoza, R ERA: 3.17	(7, 1) 2.0 8 2 1 1 2 0 0 0 0 0 0 19 20 4.50 1.000																				
Steve Karsay, R ERA: 3.2	(9, 1) 0.1 4 3 2 2 1 0 0 0 0 0 1 9 14 54.00 9.000																				
42 Mariano Rivera, R ERA: 1.47	(9, 1) 0.2 S 3 1 0 0 1 0 0 0 0 0 0 6 9 0.00 1.500																				

Batter	1	2	3	4	5	6	7	8	9	AB	R	H	RBI	BB	SO	LOB	BOTTOM		
Alfonso Soriano, R OBP: 0.345, SLG: 0.582 (1, 4)										3	0	0	0	1	1	2	<p>Toronto Blue Jays @ New York Yankees Yankee Stadium, Bronx, NY Fri Jul 05 2002, 7:05 PM EDT Att: 46,788 - Cloudy - 80 F</p> <p>livebaseballscores.com</p> <p>AB 33 R 6 H 10 RBI 6 BB 3 SO 6 LOB 15</p>		
Bernie Williams, S OBP: 0.409, SLG: 0.473 (1, 8)										3	2	2	1	1	1	1			
25 Jason Giambi, L OBP: 0.429, SLG: 0.597 (1, 10)										4	1	2	0	0	1	1			
Raul Mondesi, R OBP: 0.311, SLG: 0.444 (1, 9)										4	1	0	1	0	0	3			
Robin Ventura, L OBP: 0.368, SLG: 0.520 (1, 5)										4	1	2	1	0	0	2			
20 Jorge Posada, S OBP: 0.398, SLG: 0.505 (1, 2)										3	1	1	2	1	1	0			
Nick Johnson, L OBP: 0.310, SLG: 0.404 (1, 3)										4	0	0	1	0	0	2			
Rondell White, R OBP: 0.315, SLG: 0.391 (1, 7)										4	0	2	0	0	0	2			
Enrique Wilson, S OBP: 0.286, SLG: 0.375 (1, 6)										4	0	1	0	0	2	2			
<b>Inning Stats</b>	R: 1 E: 0 K: 0 S: 13	H: 1 LOB: 0 BB: 0 P: 21	R: 2 E: 1 K: 1 S: 13	H: 2 LOB: 1 BB: 0 P: 23	R: 0 E: 0 K: 1 S: 12	H: 1 LOB: 2 BB: 1 P: 22	R: 0 E: 0 K: 0 S: 11	H: 2 LOB: 2 BB: 0 P: 18	R: 3 E: 0 K: 0 S: 16	H: 3 LOB: 1 BB: 1 P: 27	R: 0 E: 0 K: 3 S: 13	H: 0 LOB: 1 BB: 1 P: 23	R: 0 E: 0 K: 1 S: 7	H: 0 LOB: 0 BB: 0 P: 12	R: 0 E: 0 K: 0 S: 8	H: 1 LOB: 0 BB: 0 P: 12		1B: 7 2B: 3 3B: 0 HR: 2	SF: 0 SAC: 0 DP: 3 HBP: 0
<b>PITCHER</b>	IP WLS BF H R ER SO BB IBB HBP BLK WP HR S P ERA WHIP																		
Esteban Loaiza, R ERA: 5.78	(1, 1) 4.0 L 23 9 6 6 2 1 0 0 0 0 0 57 99 13.50 2.500																		
Corey Thurman, R ERA: 2.63	(5, 1) 2.0 7 0 0 0 3 2 0 0 0 0 0 21 35 0.00 1.000																		
Brian Bowles, R ERA:	(7, 1) 2.0 6 1 0 0 1 0 0 0 0 0 0 15 24 0.00 0.500																		



Batter	1	2	3	4	5	6	7	8	9	AB R H RBI BB SO LOB	TOP											
Shannon Stewart, R (1, 7) OBP: 0.345, SLG: 0.419										5 1 2 0 0 1 0	<p>Toronto Blue Jays @ New York Yankees Yankee Stadium, Bronx, NY Sat Jul 06 2002, 4:05 PM EDT Att: 55,005 - Cloudy - 81 F</p> <p>livebaseballscorecards.com</p> <p>AB 38 R 8 H 13 RBI 8 BB 2 SO 10 LOB 16</p> 											
Dave Berg, R (1, 5) OBP: 0.294, SLG: 0.376									4 1 1 1 1 1 2													
José Cruz Jr., S (1, 9) OBP: 0.308, SLG: 0.418									4 1 1 2 1 0 1													
Carlos Delgado, L (1, 3) OBP: 0.379, SLG: 0.477									5 0 1 0 0 3 5													
10 Vernon Wells, R (1, 8) OBP: 0.303, SLG: 0.417									5 1 2 1 0 1 2													
Josh Phelps, R (1, 10) OBP: 0.391, SLG: 0.435									4 1 2 1 0 1 2													
Felipe Lopez, S (1, 6) OBP: 0.299, SLG: 0.409									4 1 1 0 0 1 3													
Ken Huckaby, R (1, 2) OBP: 0.341, SLG: 0.342									4 2 3 2 0 0 0													
Joe Lawrence, R (1, 4) OBP: 0.252, SLG: 0.252									3 0 0 1 0 2 1													
<b>Inning Stats</b>	R: 0 E: 0 K: 1 S: 7	H: 0 LOB: 0 BB: 0 P: 12	R: 0 E: 0 K: 2 S: 10	H: 1 LOB: 1 BB: 0 P: 10	R: 5 E: 0 K: 2 S: 22	H: 6 LOB: 1 BB: 0 P: 31	R: 1 E: 0 K: 0 S: 12	H: 3 LOB: 3 BB: 1 P: 21	R: 2 E: 0 K: 1 S: 18	H: 2 LOB: 0 BB: 0 P: 22		R: 0 E: 0 K: 1 S: 6	H: 0 LOB: 0 BB: 0 P: 10	R: 0 E: 0 K: 0 S: 11	H: 1 LOB: 1 BB: 0 P: 18	R: 0 E: 0 K: 1 S: 9	H: 0 LOB: 0 BB: 0 P: 10	R: 0 E: 0 K: 2 S: 13	H: 0 LOB: 1 BB: 1 P: 25	1B: 8 2B: 4 3B: 0 HR: 1	SF: 1 SAC: 0 DP: 0 HBP: 0	WP: 0 PB: 0 SB: 0 CS: 0
<b>PITCHER</b>	IP WLS BF H R ER SO BB IBB HBP BLK WP HR S P ERA WHIP											IP WLS BF H R ER SO BB IBB HBP BLK WP HR S P ERA WHIP										
Andy Pettitte, L (1, 1) ERA: 4.74	3.1 L 19 10 6 6 5 0 0 0 0 0 0 46 64 16.20 3.000																					
Brandon Knight, R (4, 1) ERA: 3.86	3.2 15 3 2 2 2 1 0 0 0 0 1 40 60 4.91 1.091																					
Mike Stanton, L (8, 1) ERA: 2.47	2.0 7 0 0 0 3 1 0 0 0 0 0 22 35 0.00 0.500																					

Batter	1	2	3	4	5	6	7	8	9	AB R H RBI BB SO LOB	BOTTOM											
Alfonso Soriano, R (1, 4) OBP: 0.341, SLG: 0.576										4 0 0 0 0 2 2	<p>Toronto Blue Jays @ New York Yankees Yankee Stadium, Bronx, NY Sat Jul 06 2002, 4:05 PM EDT Att: 55,005 - Cloudy - 81 F</p> <p>livebaseballscorecards.com</p> <p>AB 30 R 3 H 6 RBI 3 BB 4 SO 8 LOB 14</p> 											
Bernie Williams, S (1, 8) OBP: 0.410, SLG: 0.475									3 1 1 0 1 0 1													
25 Jason Giambi, L (1, 3) OBP: 0.426, SLG: 0.592									3 0 0 0 0 1 1													
Ron Coomer, R (9, 3) OBP: 0.370, SLG: 0.544									0 1 0 0 1 0 0													
Raul Mondesi, R (1, 9) OBP: 0.310, SLG: 0.439									3 0 0 0 1 0 2													
Robin Ventura, L (1, 5) OBP: 0.373, SLG: 0.521									3 1 2 0 1 1 1													
20 Jorge Posada, S (1, 2) OBP: 0.385, SLG: 0.500									3 0 0 0 0 1 3													
Chris Widger, R (9, 2) OBP: 0.400, SLG: 0.400									1 0 1 2 0 0 0													
Rondell White, R (1, 7) OBP: 0.311, SLG: 0.387									3 0 0 1 0 0 1													
Nick Johnson, L (1, 10) OBP: 0.313, SLG: 0.406									4 0 2 0 0 2 1													
Enrique Wilson, S (1, 6) OBP: 0.274, SLG: 0.358									3 0 0 0 0 1 2													
<b>Inning Stats</b>	R: 0 E: 0 K: 0 S: 8	H: 0 LOB: 0 BB: 0 P: 14	R: 0 E: 0 K: 2 S: 11	H: 0 LOB: 1 BB: 1 P: 17	R: 0 E: 0 K: 1 S: 7	H: 1 LOB: 0 BB: 0 P: 9	R: 0 E: 0 K: 1 S: 11	H: 1 LOB: 1 BB: 0 P: 19	R: 0 E: 0 K: 0 S: 11	H: 1 LOB: 0 BB: 0 P: 15	R: 0 E: 0 K: 0 S: 4	H: 0 LOB: 0 BB: 1 P: 8	R: 0 E: 0 K: 0 S: 6	H: 1 LOB: 0 BB: 0 P: 10	R: 0 E: 0 K: 3 S: 12	H: 0 LOB: 0 BB: 0 P: 14	R: 3 E: 0 K: 1 S: 12	H: 2 LOB: 1 BB: 2 P: 26	1B: 5 2B: 1 3B: 0 HR: 0	SF: 1 SAC: 0 DP: 2 HBP: 0	WP: 1 PB: 0 SB: 0 CS: 0	PA: 35
<b>PITCHER</b>	IP WLS BF H R ER SO BB IBB HBP BLK WP HR S P ERA WHIP											IP WLS BF H R ER SO BB IBB HBP BLK WP HR S P ERA WHIP										
Steve Parris, R (1, 1) ERA: 3.45	7.0 W 25 4 0 0 4 2 0 0 0 0 0 58 92 0.00 0.857																					
Scott Eyre, L (8, 1) ERA: 5.17	1.0 3 0 0 0 3 0 0 0 0 0 0 12 14 0.00 0.000																					
Scott Cassidy, R (9, 1) ERA: 5.03	1.0 7 2 3 3 1 2 0 0 0 0 0 12 26 27.00 4.000																					



Batter	1	2	3	4	5	6	7	8	9	AB	R	H	RBI	BB	SO	LOB	TOP											
<b>10 Vernon Wells, R</b> OBP: 0.306, SLG: 0.431	0-0 1B HR 2B	1-3 K			2-1 1-H 2-H HR		3-2 F7			4	2	2	3	0	1	0	<b>Toronto Blue Jays @ New York Yankees</b> Yankee Stadium, Bronx, NY Sun Jul 07 2002, 1:05 PM EDT Att. 46,922 - Overcast - 79 F <a href="http://livebaseballscores.com">livebaseballscores.com</a>											
<b>Eric Hinske, L</b> OBP: 0.362, SLG: 0.500	1-2 F7		2-0 F7		3-2 F8			3-2 G6-3	4	0	0	0	0	0	1													
<b>Shannon Stewart, R</b> OBP: 0.344, SLG: 0.417	1-1 HR 2-3 1B		1-1 L9		0-3 K			1-0 F8	4	1	1	0	0	1	0													
<b>Carlos Delgado, L</b> OBP: 0.377, SLG: 0.484	0-0 1-H 3-H HR		0-1 F2		1-2 G4-3			0-0 L7	4	1	1	3	0	0	0													
<b>José Cruz Jr., S</b> OBP: 0.305, SLG: 0.413	1-0 F8			2-3 K		1-2 F7			3-2 L9	4	0	0	0	0	1	0												
<b>Josh Phelps, R</b> OBP: 0.370, SLG: 0.444	3-2 2B		3-1 G6-3		2-3 K			0-1 G5-3	4	0	1	0	0	1	0													
<b>Felipe Lopez, S</b> OBP: 0.294, SLG: 0.403	1-1 G3		2-3 K		0-1 G1-3			0-0 L9	4	0	0	0	0	1	1													
<b>Ken Huckaby, R</b> OBP: 0.341, SLG: 0.342		0-0 L9			1-0 10 HR 1B		1-1 B1-3			3	1	1	0	0	0	0												
<b>Joe Lawrence, R</b> OBP: 0.254, SLG: 0.248	1-1 L8			4-2 10 HR BB		1-2 F3			2	1	0	0	1	0	0													
<b>Inning Stats</b>	R: 3 E: 0 K: 0 S: 13	H: 4 LOB: 1 BB: 0 P: 20	R: 0 E: 0 K: 1 S: 6	H: 0 LOB: 0 BB: 0 P: 8	R: 0 E: 0 K: 2 S: 5	H: 0 LOB: 0 BB: 0 P: 8	R: 0 E: 0 K: 2 S: 9	H: 0 LOB: 0 BB: 0 P: 16	R: 3 E: 0 K: 1 S: 14	H: 2 LOB: 0 BB: 1 P: 25	R: 0 E: 0 K: 1 S: 9	H: 0 LOB: 0 BB: 0 P: 12	R: 0 E: 0 K: 0 S: 9	H: 0 LOB: 0 BB: 0 P: 14	R: 0 E: 0 K: 0 S: 7	H: 0 LOB: 0 BB: 0 P: 11		R: 0 E: 0 K: 0 S: 8	H: 0 LOB: 0 BB: 0 P: 11	1B: 2 2B: 2 3B: 0 HR: 2	SF: 0 SAC: 0 DP: 0 HBP: 0	WP: 0 SB: 0 CS: 0	PA: 34					
<b>PITCHER</b>	IP	WLS	BF	H	R	ER	SO	BB	IBB	HBP	BLK	WP	HR	S	P	ERA	WHIP											
<b>Jeff Weaver, R</b> ERA: 3.43	(1, 1)	7.0	W	28	6	6	6	5	1	0	0	0	0	2	65	103	7.71	1.000										
<b>Mike Stanton, L</b> ERA: 2.37	(8, 1)	2.0		6	0	0	0	0	0	0	0	0	0	0	15	22	0.00	0.000										

Batter	1	2	3	4	5	6	7	8	9	AB	R	H	RBI	BB	SO	LOB	BOTTOM											
<b>Alfonso Soriano, R</b> OBP: 0.342, SLG: 0.576	2-0 B2-3		0-0 2 G5-3 1B	0-1 F9		1-2 2 HR 2B	1-2 G6-3			5	2	2	0	0	0	3	<b>Toronto Blue Jays @ New York Yankees</b> Yankee Stadium, Bronx, NY Sun Jul 07 2002, 1:05 PM EDT Att. 46,922 - Overcast - 79 F <a href="http://livebaseballscores.com">livebaseballscores.com</a>											
<b>2 Derek Jeter, R</b> OBP: 0.385, SLG: 0.456	1-2 G6-3		2-2 G5-3	1-2 G4-3		1-0 2H HR	4-0 25 2B BB			4	2	1	3	1	0	3												
<b>25 Jason Giambi, L</b> OBP: 0.430, SLG: 0.602	2-2 F9		4-1 1B BB		2-1 2B 3B	4-2 G1-3 BB	2-2 1-H 2-H 2B			3	2	2	2	2	0	0												
<b>Nick Johnson, L</b> OBP: 0.313, SLG: 0.406										0	0	0	0	0	0	0												
<b>Bernie Williams, S</b> OBP: 0.412, SLG: 0.478		1-0 G3	2-0 1B		3-2 WP G4-3 2B	0-0 G1-3	4-0 IBB			4	1	2	2	1	0	1												
<b>Raul Mondesi, R</b> OBP: 0.314, SLG: 0.440		2-1 S 1B	0-0 1B	1-2 3-H 1B		1-0 G5-3	4-1 BB	1-0 F8		4	0	2	1	1	0	3												
<b>Robin Ventura, L</b> OBP: 0.367, SLG: 0.511	1-2 F8		3-2 F2		2-2 G4-3	2-2 G4-3		3-3 K		5	0	0	1	0	1	5												
<b>20 Jorge Posada, S</b> OBP: 0.362, SLG: 0.504	1-3 K			2-1 1B 1B	0-1 1B 1B		0-0 PB 1B 1B	4-2 BB		4	1	3	0	1	1	1												
<b>Rondell White, R</b> OBP: 0.313, SLG: 0.387			0-0 1B 2 G5-3 1B	2-1 F9	0-0 F7		2-2 1-H 2B 1B	3-2 F9		5	2	2	1	0	0	3												
<b>Enrique Wilson, S</b> OBP: 0.273, SLG: 0.352			0-3 K		0-0 1B		0-0 G3	1-1 SH1-4 1B	1-2 F7	4	0	1	0	0	1	2												
<b>Inning Stats</b>	R: 0 E: 0 K: 0 S: 9	H: 0 LOB: 0 BB: 0 P: 14	R: 0 E: 0 K: 1 S: 10	H: 1 LOB: 1 BB: 0 P: 15	R: 3 E: 0 K: 1 S: 19	H: 4 LOB: 2 BB: 1 P: 30	R: 0 E: 0 K: 0 S: 10	H: 2 LOB: 2 BB: 0 P: 15	R: 2 E: 0 K: 0 S: 12	H: 3 LOB: 1 BB: 0 P: 20	R: 2 E: 0 K: 0 S: 12	H: 2 LOB: 2 BB: 2 P: 24	R: 3 E: 0 K: 0 S: 13	H: 3 LOB: 2 BB: 2 P: 28	R: 0 E: 0 K: 1 S: 12	H: 0 LOB: 1 BB: 1 P: 23	1B: 10 2B: 3 3B: 1 HR: 1	SF: 0 SAC: 1 DP: 0 HBP: 0	WP: 1 SB: 1 CS: 0	PA: 45								
<b>PITCHER</b>	IP	WLS	BF	H	R	ER	SO	BB	IBB	HBP	BLK	WP	HR	S	P	ERA	WHIP											
<b>Chris Carpenter, R</b> ERA: 6.59	(1, 1)	5.0	L	26	10	5	5	2	1	0	0	0	0	0	60	94	9.00	2.200										
<b>Corey Thurman, R</b> ERA: 3.02	(6, 1)	0.2		6	2	2	2	0	2	0	0	0	0	1	9	19	27.00	6.000										
<b>Scott Eyre, L</b> ERA: 5.14	(6, 1)	0.1		1	0	0	0	0	0	0	0	0	0	0	3	5	0.00	0.000										
<b>Cliff Politte, R</b> ERA: 4.82	(7, 1)	1.0		8	3	3	3	0	1	1	0	0	0	0	13	28	27.00	4.000										
<b>Brian Bowles, R</b> ERA:	(8, 1)	1.0		4	0	0	0	1	1	0	0	0	0	0	12	23	0.00	1.000										



Batter	1	2	3	4	5	6	7	8	9	AB	R	H	RBI	BB	SO	LOB	TOP									
Alfonso Soriano, R OBP: 0.343, SLG: 0.574 (1, 4)										5	1	2	0	0	0	2										
2 Derek Jeter, R OBP: 0.389, SLG: 0.457 Enrique Wilson, S OBP: 0.269, SLG: 0.347 (8, 6)										3	1	2	1	1	0	0										
Bernie Williams, S OBP: 0.412, SLG: 0.477 (1, 8)										5	0	2	1	0	1	3										
25 Jason Giambi, L OBP: 0.434, SLG: 0.604 Nick Johnson, L OBP: 0.312, SLG: 0.404 (8, PR)										2	0	1	0	2	0	0										
Raul Mondesi, R OBP: 0.312, SLG: 0.436 (1, 9)										3	1	0	1	1	1	2										
20 Jorge Posada, S OBP: 0.360, SLG: 0.503 (1, 2)										4	1	1	2	0	0	3										
Rondell White, R OBP: 0.315, SLG: 0.398 (1, 10)										3	1	1	1	1	0	1										
Ron Coomer, R OBP: 0.364, SLG: 0.528 (1, 5)										4	0	1	1	0	0	3										
Shane Spencer, R OBP: 0.335, SLG: 0.381 (1, 7)										3	1	0	0	1	0	2										
<b>Inning Stats</b>	R: 2 E: 0 K: 0 S: 17	H: 3 LOB: 3 BB: 2 P: 35	R: 0 E: 0 K: 1 S: 15	H: 0 LOB: 1 BB: 2 P: 22	R: 0 E: 0 K: 0 S: 3	H: 0 LOB: 0 BB: 1 P: 11	R: 1 E: 0 K: 0 S: 6	H: 1 LOB: 0 BB: 0 P: 7	R: 0 E: 0 K: 0 S: 6	H: 0 LOB: 0 BB: 0 P: 9	R: 0 E: 0 K: 0 S: 6	H: 0 LOB: 0 BB: 0 P: 8	R: 0 E: 0 K: 0 S: 6	H: 0 LOB: 0 BB: 0 P: 9	R: 1 E: 1 K: 0 S: 12	H: 2 LOB: 1 BB: 1 P: 22	R: 3 E: 0 K: 0 S: 24	H: 3 LOB: 2 BB: 1 P: 41	R: 0 E: 0 K: 2 S: 10	H: 1 LOB: 1 BB: 0 P: 17	1B: 7 2B: 3 3B: 0 HR: 1	SF: 1 SAC: 0 DP: 2 HBP: 0	WP: 1 PB: 0 SB: 0 CS: 0	PA: 41		
<b>PITCHER</b>	IP WLS BF H R ER SO BB IBB HBP BLK WP HR S P ERA WHIP	IP WLS BF H R ER SO BB IBB HBP BLK WP HR S P ERA WHIP	IP WLS BF H R ER SO BB IBB HBP BLK WP HR S P ERA WHIP	IP WLS BF H R ER SO BB IBB HBP BLK WP HR S P ERA WHIP	IP WLS BF H R ER SO BB IBB HBP BLK WP HR S P ERA WHIP	IP WLS BF H R ER SO BB IBB HBP BLK WP HR S P ERA WHIP	IP WLS BF H R ER SO BB IBB HBP BLK WP HR S P ERA WHIP	IP WLS BF H R ER SO BB IBB HBP BLK WP HR S P ERA WHIP	IP WLS BF H R ER SO BB IBB HBP BLK WP HR S P ERA WHIP	IP WLS BF H R ER SO BB IBB HBP BLK WP HR S P ERA WHIP	IP WLS BF H R ER SO BB IBB HBP BLK WP HR S P ERA WHIP	IP WLS BF H R ER SO BB IBB HBP BLK WP HR S P ERA WHIP	IP WLS BF H R ER SO BB IBB HBP BLK WP HR S P ERA WHIP	IP WLS BF H R ER SO BB IBB HBP BLK WP HR S P ERA WHIP	IP WLS BF H R ER SO BB IBB HBP BLK WP HR S P ERA WHIP	IP WLS BF H R ER SO BB IBB HBP BLK WP HR S P ERA WHIP	IP WLS BF H R ER SO BB IBB HBP BLK WP HR S P ERA WHIP	IP WLS BF H R ER SO BB IBB HBP BLK WP HR S P ERA WHIP	IP WLS BF H R ER SO BB IBB HBP BLK WP HR S P ERA WHIP	IP WLS BF H R ER SO BB IBB HBP BLK WP HR S P ERA WHIP	IP WLS BF H R ER SO BB IBB HBP BLK WP HR S P ERA WHIP	IP WLS BF H R ER SO BB IBB HBP BLK WP HR S P ERA WHIP	IP WLS BF H R ER SO BB IBB HBP BLK WP HR S P ERA WHIP	IP WLS BF H R ER SO BB IBB HBP BLK WP HR S P ERA WHIP	IP WLS BF H R ER SO BB IBB HBP BLK WP HR S P ERA WHIP	IP WLS BF H R ER SO BB IBB HBP BLK WP HR S P ERA WHIP

New York Yankees @ Cleveland Indians  
 Jacobs Field, Cleveland, OH  
 Thu Jul 11 2002, 7:05 PM EDT  
 Att: 41,192 - Sunny - 70 F

AB	34
R	7
H	10
RBI	7
BB	6
SO	3
LOB	17



Batter	1	2	3	4	5	6	7	8	9	AB	R	H	RBI	BB	SO	LOB	BOTTOM									
Matt Lawton, L OBP: 0.351, SLG: 0.410 Ben Broussard, L OBP: 0.263, SLG: 0.286 (8, 7)										4	0	0	0	0	0	3										
Omar Vizquel, S OBP: 0.397, SLG: 0.461 (1, 6)										5	0	1	0	0	0	1										
Ellis Burks, R OBP: 0.337, SLG: 0.484 (1, 10)										4	0	2	0	0	0	1										
Lee Stevens, L OBP: 0.307, SLG: 0.358 (1, 3)										4	0	0	0	0	1	3										
Travis Fryman, R OBP: 0.315, SLG: 0.369 (1, 5)										3	2	1	0	1	1	1										
Milton Bradley, S OBP: 0.301, SLG: 0.383 (1, 8)										4	1	1	0	0	0	1										
Ricky Gutierrez, R OBP: 0.293, SLG: 0.301 (1, 4)										4	0	1	2	0	0	1										
Chris Magruder, S OBP: 0.282, SLG: 0.386 (8, 9)										4	1	3	0	0	1	2										
Einar Diaz, R OBP: 0.266, SLG: 0.299 (1, 2)										3	0	0	0	1	2	3										
<b>Inning Stats</b>	R: 0 E: 0 K: 0 S: 6	H: 0 LOB: 0 BB: 0 P: 10	R: 1 E: 1 K: 1 S: 16	H: 2 LOB: 3 BB: 1 P: 29	R: 0 E: 0 K: 1 S: 8	H: 1 LOB: 1 BB: 0 P: 12	R: 0 E: 0 K: 1 S: 8	H: 1 LOB: 1 BB: 0 P: 12	R: 0 E: 0 K: 0 S: 7	H: 0 LOB: 0 BB: 0 P: 13	R: 0 E: 0 K: 0 S: 9	H: 1 LOB: 0 BB: 0 P: 12	R: 0 E: 0 K: 0 S: 6	H: 1 LOB: 0 BB: 0 P: 9	R: 3 E: 1 K: 1 S: 17	H: 3 LOB: 1 BB: 1 P: 31	1B: 9 2B: 1 3B: 0 HR: 0	SF: 0 SAC: 0 DP: 2 HBP: 0	WP: 0 PB: 0 SB: 0 CS: 0	PA: 38						
<b>PITCHER</b>	IP WLS BF H R ER SO BB IBB HBP BLK WP HR S P ERA WHIP	IP WLS BF H R ER SO BB IBB HBP BLK WP HR S P ERA WHIP	IP WLS BF H R ER SO BB IBB HBP BLK WP HR S P ERA WHIP	IP WLS BF H R ER SO BB IBB HBP BLK WP HR S P ERA WHIP	IP WLS BF H R ER SO BB IBB HBP BLK WP HR S P ERA WHIP	IP WLS BF H R ER SO BB IBB HBP BLK WP HR S P ERA WHIP	IP WLS BF H R ER SO BB IBB HBP BLK WP HR S P ERA WHIP	IP WLS BF H R ER SO BB IBB HBP BLK WP HR S P ERA WHIP	IP WLS BF H R ER SO BB IBB HBP BLK WP HR S P ERA WHIP	IP WLS BF H R ER SO BB IBB HBP BLK WP HR S P ERA WHIP	IP WLS BF H R ER SO BB IBB HBP BLK WP HR S P ERA WHIP	IP WLS BF H R ER SO BB IBB HBP BLK WP HR S P ERA WHIP	IP WLS BF H R ER SO BB IBB HBP BLK WP HR S P ERA WHIP	IP WLS BF H R ER SO BB IBB HBP BLK WP HR S P ERA WHIP	IP WLS BF H R ER SO BB IBB HBP BLK WP HR S P ERA WHIP	IP WLS BF H R ER SO BB IBB HBP BLK WP HR S P ERA WHIP	IP WLS BF H R ER SO BB IBB HBP BLK WP HR S P ERA WHIP	IP WLS BF H R ER SO BB IBB HBP BLK WP HR S P ERA WHIP	IP WLS BF H R ER SO BB IBB HBP BLK WP HR S P ERA WHIP	IP WLS BF H R ER SO BB IBB HBP BLK WP HR S P ERA WHIP	IP WLS BF H R ER SO BB IBB HBP BLK WP HR S P ERA WHIP	IP WLS BF H R ER SO BB IBB HBP BLK WP HR S P ERA WHIP	IP WLS BF H R ER SO BB IBB HBP BLK WP HR S P ERA WHIP	IP WLS BF H R ER SO BB IBB HBP BLK WP HR S P ERA WHIP	IP WLS BF H R ER SO BB IBB HBP BLK WP HR S P ERA WHIP	IP WLS BF H R ER SO BB IBB HBP BLK WP HR S P ERA WHIP

New York Yankees @ Cleveland Indians  
 Jacobs Field, Cleveland, OH  
 Thu Jul 11 2002, 7:05 PM EDT  
 Att: 41,192 - Sunny - 70 F

AB	36
R	4
H	10
RBI	3
BB	2
SO	5
LOB	16





Batter	1	2	3	4	5	6	7	8	9	10	AB	R	H	RBI	BB	SO	LOB	TOP				
Alfonso Soriano, R OBP: 0.338, SLG: 0.568 (1, 4)	G4-3		K2-3		SF9		K			F9	4	0	0	1	0	2	1	<b>New York Yankees @ Cleveland Indians</b> Jacobs Field, Cleveland, OH Fri Jul 12 2002, 7:05 PM EDT Att: 42,518 - Cloudy - 71 F				
2 Derek Jeter, R OBP: 0.388, SLG: 0.455 (1, 6)			K		CS		F8			G6-3	4	0	1	0	0	1	0					
25 Jason Giambi, L OBP: 0.432, SLG: 0.600 (1, 10)					F7		1B			K	4	0	1	0	0	2	1					
Bernie Williams, S OBP: 0.413, SLG: 0.476 (1, 8)					FC5-4		1B			K	3	0	1	0	1	1	1					
Raul Mondesi, R OBP: 0.315, SLG: 0.431 (1, 9)					FC5-4		K			G4-3	4	0	0	0	0	1	3					
Robin Ventura, L OBP: 0.365, SLG: 0.506 (1, 5)					F7		K			K	3	0	0	0	1	2	3					
20 Jorge Posada, S OBP: 0.356, SLG: 0.497 (1, 2)							K			F7	4	0	0	0	0	2	1					
Rondell White, R OBP: 0.315, SLG: 0.397 Shane Spencer, R OBP: 0.333, SLG: 0.379 (8, 7)					1B		E5			F8	3	1	1	0	0	0	1					
Nick Johnson, L OBP: 0.311, SLG: 0.402 (1, 3)					G4-3		G4-3			F2	4	0	1	0	0	0	1					
<b>Inning Stats</b>	R: 0 E: 0 K: 1 S: 9	H: 1 LOB: 1 BB: 0 P: 11	R: 0 E: 0 K: 1 S: 10	H: 0 LOB: 1 BB: 1 P: 15	R: 0 E: 0 K: 2 S: 8	H: 0 LOB: 0 BB: 1 P: 12	R: 0 E: 0 K: 0 S: 8	H: 0 LOB: 1 BB: 1 P: 16	R: 1 E: 0 K: 1 S: 13	H: 2 LOB: 2 BB: 0 P: 17	R: 0 E: 1 K: 1 S: 9	H: 0 LOB: 1 BB: 0 P: 15	R: 0 E: 0 K: 2 S: 9	H: 0 LOB: 0 BB: 0 P: 16	R: 0 E: 0 K: 1 S: 7	H: 0 LOB: 0 BB: 0 P: 13	R: 0 E: 0 K: 0 S: 6		H: 0 LOB: 0 BB: 0 P: 7	1B: 5 2B: 0 3B: 0 HR: 0	SF: 1 SAC: 0 DP: 0 HBP: 0	WP: 1 PB: 0 SB: 2 CS: 1
<b>PITCHER</b>	IP	WLS	BF	H	R	ER	SO	BB	IBB	HBP	BLK	WP	HR	S	P	ERA	WHIP					
Danys Baez, R ERA: 4.02 (1, 1)	7.0		28	5	1	1	8	2	0	0	0	0	0	70	109	1.29	1.000					
Paul Shuey, R ERA: 2.56 (8, 1)	1.0		3	0	0	0	2	0	0	0	0	0	0	9	16	0.00	0.000					
Bob Wickman, R ERA: 3.86 (9, 1)	1.0		3	0	0	0	1	0	0	0	0	0	0	7	13	0.00	0.000					
Mark Wohlers, R ERA: 7.08 (10, 1)	1.0	W	3	0	0	0	0	0	0	0	0	0	0	6	7	0.00	0.000					

Batter	1	2	3	4	5	6	7	8	9	10	AB	R	H	RBI	BB	SO	LOB	BOTTOM						
Chris Magruder, S OBP: 0.287, SLG: 0.387 (1, 9)	F8									B3	5	0	2	0	0	0	1	<b>New York Yankees @ Cleveland Indians</b> Jacobs Field, Cleveland, OH Fri Jul 12 2002, 7:05 PM EDT Att: 42,518 - Cloudy - 71 F						
Omar Vizquel, S OBP: 0.368, SLG: 0.467 (1, 6)										F8	5	0	2	2	0	1	1							
Ellis Burks, R OBP: 0.332, SLG: 0.477 (1, 10)										K	4	0	0	0	0	3	5							
Lee Stevens, L OBP: 0.303, SLG: 0.352 (1, 3)										P4	4	0	0	0	0	0	1							
Travis Fryman, R OBP: 0.314, SLG: 0.365 (1, 5)										G5-3	3	0	0	0	1	0	0							
Milton Bradley, S OBP: 0.294, SLG: 0.374 (1, 8)										L6	4	0	0	0	0	1	1							
Ricky Gutierrez, R OBP: 0.297, SLG: 0.310 John McDonald, R OBP: 0.309, SLG: 0.385 (9, 4)										G5-3	3	0	2	0	0	0	0							
Ben Broussard, L OBP: 0.250, SLG: 0.270 Jim Thome, L OBP: 0.416, SLG: 0.602 Bill Selby, L OBP: 0.306, SLG: 0.313 (9, 7)										G4-3	2	0	0	0	0	1	1							
Einar Diaz, R OBP: 0.266, SLG: 0.298 (1, 2)										P4	1	1	1	0	0	0	1							
<b>Inning Stats</b>	R: 0 E: 0 K: 1 S: 10	H: 0 LOB: 0 BB: 0 P: 14	R: 0 E: 0 K: 0 S: 8	H: 0 LOB: 0 BB: 0 P: 12	R: 0 E: 0 K: 0 S: 7	H: 0 LOB: 0 BB: 0 P: 7	R: 0 E: 0 K: 1 S: 16	H: 1 LOB: 1 BB: 0 P: 24	R: 0 E: 0 K: 2 S: 11	H: 1 LOB: 1 BB: 0 P: 22	R: 0 E: 0 K: 1 S: 9	H: 0 LOB: 0 BB: 0 P: 13	R: 0 E: 0 K: 0 S: 4	H: 0 LOB: 0 BB: 0 P: 9	R: 1 E: 1 K: 1 S: 15	H: 3 LOB: 3 BB: 0 P: 20	R: 0 E: 0 K: 0 S: 13		H: 0 LOB: 2 BB: 0 P: 25	R: 1 E: 0 K: 0 S: 6	H: 2 LOB: 1 BB: 0 P: 10	1B: 5 2B: 1 3B: 1 HR: 0	SF: 0 SAC: 0 DP: 0 HBP: 0	WP: 0 PB: 1 SB: 2 CS: 0
<b>PITCHER</b>	IP	WLS	BF	H	R	ER	SO	BB	IBB	HBP	BLK	WP	HR	S	P	ERA	WHIP							
Roger Clemens, R ERA: 4.02 (1, 1)	5.0		17	2	0	0	4	0	0	0	0	0	0	52	79	0.00	0.400							
Ramiro Mendoza, R ERA: 3.21 (6, 1)	2.0	H	8	1	1	1	1	0	0	0	0	0	0	15	24	4.50	0.500							
Mike Stanton, L ERA: 2.32 (8, 1)	0.2	H	3	1	0	0	0	0	0	0	0	0	0	8	10	0.00	1.500							
42 Mariano Rivera, R ERA: 1.39 (10, 1)	1.1	B	7	1	0	0	1	2	0	0	0	0	0	18	33	0.00	2.250							
Steve Karsay, R ERA: 3.29 (10, 1)	0.1	L	3	2	1	1	0	0	0	0	0	0	0	6	10	27.00	6.000							



Batter	1	2	3	4	5	6	7	8	9	AB	R	H	RBI	BB	SO	LOB	TOP				
Alfonso Soriano, R OBP: 0.338, SLG: 0.580	1-0 HR	0-2 HR	0-3 K	0-1 G6-4-3			1-2 G1-3		0-1 FC6-4	6	2	2	4	0	1	3					
2 Derek Jeter, R OBP: 0.390, SLG: 0.454 Enrique Wilson, S OBP: 0.269, SLG: 0.347	4-0 BB	4-2 1B BB	0-2 G1 20 HR 1B		1-0 G6-3		1-1 G6-3			3	2	1	0	2	0	0					
25 Jason Giambi, L OBP: 0.431, SLG: 0.596	3-2 F7	1-2 1B BB	4-1 G1 20 HR BB		2-1 G3			2-2 F7		4	2	1	0	1	0	1					
Bernie Williams, S OBP: 0.413, SLG: 0.473	3-3 K	0-0 2B 20 2B 1B	1-1 G1		4-0 BB			1-3 K		4	1	1	2	1	2	3					
Robin Ventura, L OBP: 0.369, SLG: 0.507	4-1 BB	1-2 2B 20 2B 2B	1-2 20 HR BB		0-2 P6			3-2 G4-3		3	2	1	1	2	0	1					
20 Jorge Posada, S OBP: 0.360, SLG: 0.512	3-1 F8	2-2 2B	3-2 HR		0-0 G6-3			2-2 G6-4-3 1B		5	2	3	6	0	0	2					
John Vander Wal, L OBP: 0.335, SLG: 0.433								2-1 E4 G6-4-3		5	0	1	0	0	2	2					
Rondell White, R OBP: 0.317, SLG: 0.397								0-1 F9		5	1	2	0	0	1	3					
Nick Johnson, L OBP: 0.316, SLG: 0.405		2-2 HR 1B	0-0 25 BB G1 1B		1-1 F8			1-1 FC6-4 1B		5	2	3	1	0	1	1					
<b>Inning Stats</b>	R: 1 E: 0 K: 1 S: 12	H: 1 LOB: 2 BB: 2 P: 30	R: 7 E: 0 K: 2 S: 32	H: 8 LOB: 1 BB: 1 P: 44	R: 5 E: 0 K: 1 S: 19	H: 3 LOB: 0 BB: 2 P: 32	R: 0 E: 0 K: 0 S: 6	H: 1 LOB: 0 BB: 0 P: 8	R: 0 E: 0 K: 1 S: 7	H: 0 LOB: 1 BB: 1 P: 14	R: 0 E: 0 K: 1 S: 10	H: 0 LOB: 0 BB: 0 P: 15	R: 0 E: 0 K: 1 S: 11	H: 0 LOB: 0 BB: 0 P: 17	R: 1 E: 1 K: 0 S: 10	H: 2 LOB: 1 BB: 0 P: 15	1B: 10 2B: 2 3B: 0 HR: 3	SF: 0 SAC: 0 DP: 2 HBP: 0	WP: 0 PB: 0 SB: 1 CS: 0	PA: 46	
<b>PITCHER</b>	IP WLS BF H R ER SO BB IBB HBP BLK WP HR S P ERA WHIP	IP WLS BF H R ER SO BB IBB HBP BLK WP HR S P ERA WHIP	IP WLS BF H R ER SO BB IBB HBP BLK WP HR S P ERA WHIP	IP WLS BF H R ER SO BB IBB HBP BLK WP HR S P ERA WHIP	IP WLS BF H R ER SO BB IBB HBP BLK WP HR S P ERA WHIP	IP WLS BF H R ER SO BB IBB HBP BLK WP HR S P ERA WHIP	IP WLS BF H R ER SO BB IBB HBP BLK WP HR S P ERA WHIP	IP WLS BF H R ER SO BB IBB HBP BLK WP HR S P ERA WHIP	IP WLS BF H R ER SO BB IBB HBP BLK WP HR S P ERA WHIP	IP WLS BF H R ER SO BB IBB HBP BLK WP HR S P ERA WHIP	IP WLS BF H R ER SO BB IBB HBP BLK WP HR S P ERA WHIP	IP WLS BF H R ER SO BB IBB HBP BLK WP HR S P ERA WHIP	IP WLS BF H R ER SO BB IBB HBP BLK WP HR S P ERA WHIP	IP WLS BF H R ER SO BB IBB HBP BLK WP HR S P ERA WHIP	IP WLS BF H R ER SO BB IBB HBP BLK WP HR S P ERA WHIP	IP WLS BF H R ER SO BB IBB HBP BLK WP HR S P ERA WHIP	IP WLS BF H R ER SO BB IBB HBP BLK WP HR S P ERA WHIP	IP WLS BF H R ER SO BB IBB HBP BLK WP HR S P ERA WHIP	IP WLS BF H R ER SO BB IBB HBP BLK WP HR S P ERA WHIP	IP WLS BF H R ER SO BB IBB HBP BLK WP HR S P ERA WHIP	IP WLS BF H R ER SO BB IBB HBP BLK WP HR S P ERA WHIP

New York Yankees @ Cleveland Indians  
 Jacobs Field, Cleveland, OH  
 Sat Jul 13 2002, 7:05 PM EDT  
 Att: 42,631 - Cloudy - 76 F

AB 40  
 R 14  
 H 15  
 RBI 14  
 BB 6  
 SO 7  
 LOB 16



Batter	1	2	3	4	5	6	7	8	9	AB	R	H	RBI	BB	SO	LOB	BOTTOM					
Chris Magruder, S OBP: 0.284, SLG: 0.379	1-0 G5-3									5	0	1	1	0	1	3						
Omar Vizquel, S OBP: 0.384, SLG: 0.461 John McDonald, R OBP: 0.306, SLG: 0.380	2-2 F8	2-1 FC6-4 1B								4	0	0	0	0	0	1						
Ellis Burks, R OBP: 0.333, SLG: 0.476	1-2 1B									5	0	2	0	0	1	0						
Jim Thome, L OBP: 0.411, SLG: 0.594 Lee Stevens, L OBP: 0.301, SLG: 0.351	1-1 G3									4	1	0	0	0	0	2						
Travis Fryman, R OBP: 0.313, SLG: 0.363 Bill Selby, L OBP: 0.306, SLG: 0.313										4	0	1	0	0	2	1						
Milton Bradley, S OBP: 0.298, SLG: 0.377										4	1	2	1	0	2	0						
Ricky Gutierrez, R OBP: 0.308, SLG: 0.332										4	2	4	2	0	0	0						
Ben Broussard, L OBP: 0.273, SLG: 0.300										3	1	1	0	1	0	4						
Einar Diaz, R OBP: 0.266, SLG: 0.297										4	0	1	1	0	0	3						
<b>Inning Stats</b>	R: 0 E: 0 K: 0 S: 10	H: 1 LOB: 1 BB: 0 P: 15	R: 3 E: 0 K: 1 S: 15	H: 4 LOB: 1 BB: 0 P: 19	R: 1 E: 1 K: 0 S: 15	H: 3 LOB: 2 BB: 0 P: 23	R: 0 E: 0 K: 0 S: 4	H: 0 LOB: 0 BB: 0 P: 5	R: 0 E: 0 K: 0 S: 6	H: 0 LOB: 0 BB: 0 P: 11	R: 1 E: 0 K: 1 S: 16	H: 2 LOB: 1 BB: 0 P: 24	R: 0 E: 0 K: 1 S: 15	H: 1 LOB: 1 BB: 0 P: 20	R: 0 E: 0 K: 2 S: 14	H: 1 LOB: 2 BB: 1 P: 22	R: 0 E: 0 K: 2 S: 9	H: 0 LOB: 0 BB: 0 P: 11	1B: 10 2B: 1 3B: 0 HR: 1	SF: 0 SAC: 0 DP: 1 HBP: 0	WP: 1 PB: 0 SB: 0 CS: 0	PA: 40
<b>PITCHER</b>	IP WLS BF H R ER SO BB IBB HBP BLK WP HR S P ERA WHIP	IP WLS BF H R ER SO BB IBB HBP BLK WP HR S P ERA WHIP	IP WLS BF H R ER SO BB IBB HBP BLK WP HR S P ERA WHIP	IP WLS BF H R ER SO BB IBB HBP BLK WP HR S P ERA WHIP	IP WLS BF H R ER SO BB IBB HBP BLK WP HR S P ERA WHIP	IP WLS BF H R ER SO BB IBB HBP BLK WP HR S P ERA WHIP	IP WLS BF H R ER SO BB IBB HBP BLK WP HR S P ERA WHIP	IP WLS BF H R ER SO BB IBB HBP BLK WP HR S P ERA WHIP	IP WLS BF H R ER SO BB IBB HBP BLK WP HR S P ERA WHIP	IP WLS BF H R ER SO BB IBB HBP BLK WP HR S P ERA WHIP	IP WLS BF H R ER SO BB IBB HBP BLK WP HR S P ERA WHIP	IP WLS BF H R ER SO BB IBB HBP BLK WP HR S P ERA WHIP	IP WLS BF H R ER SO BB IBB HBP BLK WP HR S P ERA WHIP	IP WLS BF H R ER SO BB IBB HBP BLK WP HR S P ERA WHIP	IP WLS BF H R ER SO BB IBB HBP BLK WP HR S P ERA WHIP	IP WLS BF H R ER SO BB IBB HBP BLK WP HR S P ERA WHIP	IP WLS BF H R ER SO BB IBB HBP BLK WP HR S P ERA WHIP	IP WLS BF H R ER SO BB IBB HBP BLK WP HR S P ERA WHIP	IP WLS BF H R ER SO BB IBB HBP BLK WP HR S P ERA WHIP	IP WLS BF H R ER SO BB IBB HBP BLK WP HR S P ERA WHIP	IP WLS BF H R ER SO BB IBB HBP BLK WP HR S P ERA WHIP	

New York Yankees @ Cleveland Indians  
 Jacobs Field, Cleveland, OH  
 Sat Jul 13 2002, 7:05 PM EDT  
 Att: 42,631 - Cloudy - 76 F

AB 39  
 R 5  
 H 12  
 RBI 5  
 BB 1  
 SO 7  
 LOB 14










Batter	1	2	3	4	5	6	7	8	9	AB	R	H	RBI	BB	SO	LOB	TOP										
<b>Alfonso Soriano, R</b> OBP: 0.339, SLG: 0.580 (1, 4)	F8	K		K		HR	G5-3		F2	6	1	1	2	0	2	5	<b>New York Yankees @ Toronto Blue Jays</b> SkyDome, Toronto, ON Mon Jul 15 2002, 7:05 PM EDT Att: 25,371 - Sunny - 88 F										
<b>2 Derek Jeter, R</b> OBP: 0.392, SLG: 0.452 (1, 6)	1B	K		1B		25 1B		G5-3	G6-3	5	2	2	0	1	1	2											
<b>25 Jason Giambi, L</b> OBP: 0.433, SLG: 0.602 (1, 10)	FC6-4		G6-3	F9		1B				4	1	2	1	0	0	2											
<b>Bernie Williams, S</b> OBP: 0.417, SLG: 0.475 (1, 8)	FC6-4		G6-3			F8		G5-3		5	0	3	2	0	0	0											
<b>Raul Mondesi, R</b> OBP: 0.307, SLG: 0.426 (1, 9)	FC6-4		1B	BB		F8		G5-3		4	0	0	0	1	0	5											
<b>Robin Ventura, L</b> OBP: 0.373, SLG: 0.502 (1, 5)	1B		1B	1B		F8			FC6-4	3	0	1	0	2	1	0											
<b>John Vander Wal, L</b> <b>Shane Spencer, R</b> OBP: 0.327, SLG: 0.371 (7, PH) (7, 7)	K		K	K		K		F8	FC6-4	3	0	0	0	0	3	5											
<b>Chris Widger, R</b> OBP: 0.500, SLG: 0.417 (1, 2)						G5-3			K	4	0	1	0	0	2	0											
<b>Nick Johnson, L</b> OBP: 0.321, SLG: 0.402 (1, 3)						2 1B			2 DI	2	1	0	0	3	1	3											
<b>Inning Stats</b>	R: 1 E: 0 K: 1 S: 12	H: 2 LOB: 3 BB: 1 P: 21	R: 0 E: 0 K: 3 S: 13	H: 0 LOB: 1 BB: 0 P: 22	R: 0 E: 0 K: 1 S: 11	H: 1 LOB: 2 BB: 1 P: 24	R: 0 E: 0 K: 1 S: 13	H: 1 LOB: 0 BB: 0 P: 21	R: 0 E: 0 K: 0 S: 9	H: 0 LOB: 0 BB: 0 P: 14	R: 3 E: 0 K: 2 S: 18	H: 3 LOB: 2 BB: 2 P: 34	R: 0 E: 0 K: 1 S: 9	H: 2 LOB: 2 BB: 0 P: 15	R: 1 E: 0 K: 0 S: 17	H: 2 LOB: 2 BB: 1 P: 27		R: 0 E: 0 K: 1 S: 11	H: 0 LOB: 1 BB: 1 P: 19	1B: 8 2B: 1 3B: 0 HR: 2	SF: 0 SAC: 0 DP: 0 HBP: 2	WP: 0 PB: 0 SB: 0 CS: 0	PA: 47				
<b>PITCHER</b>	IP	WLS	BF	H	R	ER	SO	BB	IBB	HBP	BLK	WP	HR	S	P	ERA	WHIP										
<b>Steve Parris, R</b> ERA: 3.21 (1, 1)	5.0	W	24	4	1	1	6	3	0	2	0	0	0	58	102	1.80	1.400										
<b>Corey Thurman, R</b> ERA: 3.53 (6, 1)	1.0		8	3	3	3	2	2	0	0	0	0	1	18	34	27.00	5.000										
<b>Scott Eyre, L</b> ERA: 5.08 (7, 1)	0.2	H	4	2	0	0	1	0	0	0	0	0	0	6	10	0.00	3.000										
<b>Scott Cassidy, R</b> ERA: 5.09 (7, 1)	1.1	H	7	2	1	1	0	1	0	0	0	0	1	20	32	6.75	2.250										
<b>Kelvin Escobar, R</b> ERA: 5.04 (9, 1)	1.0	S	4	0	0	0	1	1	0	0	0	0	0	11	19	0.00	1.000										
<b>Batter</b>	<b>1</b>	<b>2</b>	<b>3</b>	<b>4</b>	<b>5</b>	<b>6</b>	<b>7</b>	<b>8</b>	<b>9</b>	<b>AB</b>	<b>R</b>	<b>H</b>	<b>RBI</b>	<b>BB</b>	<b>SO</b>	<b>LOB</b>	<b>BOTTOM</b>										
<b>Dave Berg, R</b> OBP: 0.297, SLG: 0.374 (1, 9)	G6-3	F3		1B		K		1B		5	1	2	1	0	1	2	<b>New York Yankees @ Toronto Blue Jays</b> SkyDome, Toronto, ON Mon Jul 15 2002, 7:05 PM EDT Att: 25,371 - Sunny - 88 F										
<b>Eric Hinske, L</b> OBP: 0.376, SLG: 0.528 (1, 5)	G5-3		F8	1B		G3		1B		4	1	2	1	1	0	0											
<b>Shannon Stewart, R</b> OBP: 0.342, SLG: 0.409 (1, 7)	G5-3		10 SF9	1B				1B		5	0	3	2	0	1	0											
<b>Carlos Delgado, L</b> OBP: 0.385, SLG: 0.498 (1, 3)		HR	F8	SF7				1B		2	1	0	1	1	0	5											
<b>10 Vernon Wells, R</b> OBP: 0.305, SLG: 0.426 (1, 8)	F7		SF9	F7				F9		3	0	0	1	0	0	4											
<b>Chris Woodward, R</b> OBP: 0.342, SLG: 0.597 (1, 6)		HR	F2					FC5-4		4	1	1	2	0	1	2											
<b>Josh Phelps, R</b> OBP: 0.318, SLG: 0.372 ERA: 3.41 (1, 10)	F8			G6-3		F9		1B		4	0	1	0	0	0	0											
<b>Felipe Lopez, S</b> OBP: 0.290, SLG: 0.397 (6, PR)								2B		0	1	0	0	0	0	0											
<b>Ken Huckaby, R</b> OBP: 0.366, SLG: 0.372 (1, 2)				1B		F9		2B		4	2	3	0	0	0	0											
<b>Joe Lawrence, R</b> OBP: 0.260, SLG: 0.252 (1, 4)				1B		F9		B1		3	1	1	0	1	0	2											
<b>Inning Stats</b>	R: 0 E: 0 K: 0 S: 7	H: 0 LOB: 0 BB: 0 P: 8	R: 2 E: 0 K: 0 S: 17	H: 2 LOB: 2 BB: 2 P: 27	R: 1 E: 0 K: 0 S: 10	H: 2 LOB: 1 BB: 0 P: 15	R: 3 E: 0 K: 0 S: 18	H: 5 LOB: 2 BB: 0 P: 26	R: 0 E: 0 K: 1 S: 5	H: 0 LOB: 0 BB: 0 P: 7	R: 0 E: 0 K: 1 S: 7	H: 0 LOB: 0 BB: 0 P: 12	R: 0 E: 0 K: 1 S: 9	H: 0 LOB: 1 BB: 0 P: 17	R: 2 E: 0 K: 0 S: 9	H: 4 LOB: 3 BB: 1 P: 14	R: 0 E: 0 K: 1 S: 11	H: 0 LOB: 1 BB: 1 P: 19	1B: 11 2B: 1 3B: 0 HR: 1	SF: 2 SAC: 0 DP: 1 HBP: 1	WP: 0 PB: 0 SB: 0 CS: 0	PA: 40					
<b>PITCHER</b>	IP	WLS	BF	H	R	ER	SO	BB	IBB	HBP	BLK	WP	HR	S	P	ERA	WHIP										
<b>Orlando Hernandez, R</b> ERA: 3.41 (1, 1)	6.1	L	31	9	6	6	3	2	0	1	0	0	0	68	104	8.53	1.737										
<b>Steve Karsay, R</b> ERA: 3.54 (7, 1)	1.0		8	4	2	2	0	0	0	0	0	0	0	13	21	18.00	4.000										
<b>Mike Stanton, L</b> ERA: 2.26 (8, 1)	0.2		1	0	0	0	0	0	0	0	0	0	0	1	1	0.00	0.000										




Batter	1	2	3	4	5	6	7	8	9	AB	R	H	RBI	BB	SO	LOB	TOP								
Alfonso Soriano, R (1.4) OBP: 0.342, SLG: 0.588	G6-3		HR		1B		1B		L9	5	2	3	2	0	0	0	<b>New York Yankees @ Toronto Blue Jays</b> SkyDome, Toronto, ON Tue Jul 16 2002, 7:05 PM EDT Att: 27,197 - Sunny - 88 F								
2 Derek Jeter, R (1.6) OBP: 0.397, SLG: 0.446	P4		G4-3		K		K		F9	5	0	0	0	0	2	3									
25 Jason Giambi, L (1.3) OBP: 0.435, SLG: 0.609	F8						K			3	1	1	3	2	1	0									
Bernie Williams, S (1.8) OBP: 0.412, SLG: 0.469		F8	G3							5	0	0	0	0	2										
Robin Ventura, L (1.5) OBP: 0.371, SLG: 0.496		20 BB		G3			K		F7	3	0	0	0	1	1	0									
20 Jorge Posada, S (1.2) OBP: 0.397, SLG: 0.517										1	1	1	0	3	0	0									
Raul Mondesi, R (1.9) OBP: 0.307, SLG: 0.426		2B								4	1	1	0	0	4										
John Vander Wal, L (1.7) Shane Spencer, R (7.7) Shane Spencer, R (7.7)										2	0	0	0	0	1	3									
Nick Johnson, L (1.10) OBP: 0.323, SLG: 0.413										1	0	0	1	0	1										
										3	2	1	1	1	1	0									
<b>Inning Stats</b>	R: 0 E: 0 K: 0 S: 8	H: 0 LOB: 0 BB: 0 P: 8	R: 0 E: 0 K: 1 S: 11	H: 1 LOB: 2 BB: 1 P: 19	R: 1 E: 0 K: 0 S: 10	H: 1 LOB: 1 BB: 1 P: 18	R: 0 E: 0 K: 0 S: 7	H: 0 LOB: 1 BB: 0 P: 14	R: 0 E: 0 K: 2 S: 8	H: 0 LOB: 0 BB: 0 P: 10	R: 0 E: 0 K: 2 S: 13	H: 0 LOB: 0 BB: 0 P: 18	R: 5 E: 0 K: 1 S: 18	H: 3 LOB: 2 BB: 2 P: 35	R: 0 E: 0 K: 1 S: 8	H: 0 LOB: 1 BB: 1 P: 13	R: 1 E: 0 K: 0 S: 12	H: 1 LOB: 1 BB: 1 P: 24	1B: 2 2B: 2 HR: 3	SF: 1 SAC: 0 DP: 0 HBP: 0	WP: 0 PB: 0 SB: 1 CS: 1	PA: 40			
<b>PITCHER</b>	IP	WLS	BF	H	R	ER	SO	BB	IBB	HBP	BLK	WP	HR	S	P	ERA	WHIP								
Pete Walker, R (1.1) ERA: 4.17	6.0		25	4	3	3	5	4	0	0	0	0	1	59	96	4.50	1.333								
Scott Eyre, L (7.1) ERA: 5.21	0.1	H	2	0	0	0	0	1	0	0	0	0	0	2	7	0.00	3.000								
Scott Cassidy, R (7.1) ERA: 5.44	0.2	B	4	2	3	3	1	0	0	0	0	0	1	14	19	40.50	3.000								
Cliff Politte, R (8.1) ERA: 4.57	2.0	L	9	1	1	1	1	2	0	0	0	0	1	20	37	4.50	1.500								

AB	32
R	7
H	7
RBI	7
BB	7
SO	7
LOB	13



Batter	1	2	3	4	5	6	7	8	9	AB	R	H	RBI	BB	SO	LOB	BOTTOM								
Dave Berg, R (1.9) OBP: 0.304, SLG: 0.376	F8		K							4	1	2	1	1	1	0	<b>New York Yankees @ Toronto Blue Jays</b> SkyDome, Toronto, ON Tue Jul 16 2002, 7:05 PM EDT Att: 27,197 - Sunny - 88 F								
Eric Hinske, L (1.5) OBP: 0.381, SLG: 0.531										4	0	2	0	1	1	2									
Shannon Stewart, R (1.7) OBP: 0.343, SLG: 0.410										4	1	1	1	1	1	3									
Carlos Delgado, L (1.10) OBP: 0.388, SLG: 0.500										3	1	1	0	2	1	2									
10 Vernon Wells, R (1.8) OBP: 0.309, SLG: 0.438										5	2	3	2	0	1	5									
Chris Woodward, R (1.3) OBP: 0.345, SLG: 0.584										5	0	2	0	0	4										
Ken Huckaby, R (1.2) OBP: 0.356, SLG: 0.361										3	0	0	0	0	2										
Josh Phelps, R (7.7) OBP: 0.333, SLG: 0.386										1	0	1	2	0	0	0									
Darrin Fletcher, L (8.2) OBP: 0.239, SLG: 0.339										1	0	0	0	0	0	0									
Felipe Lopez, S (1.6) OBP: 0.287, SLG: 0.392										3	0	0	0	0	3	1									
Tom Wilson, R (7.7) OBP: 0.344, SLG: 0.374										2	0	0	0	0	1	2									
Joe Lawrence, R (1.4) OBP: 0.259, SLG: 0.259										4	1	1	0	0	1	3									
<b>Inning Stats</b>	R: 0 E: 0 K: 1 S: 10	H: 1 LOB: 1 BB: 0 P: 14	R: 0 E: 0 K: 0 S: 7	H: 1 LOB: 0 BB: 0 P: 7	R: 0 E: 0 K: 2 S: 8	H: 0 LOB: 0 BB: 0 P: 10	R: 2 E: 0 K: 2 S: 12	H: 3 LOB: 1 BB: 0 P: 19	R: 2 E: 0 K: 2 S: 18	H: 4 LOB: 3 BB: 1 P: 32	R: 0 E: 1 K: 2 S: 14	H: 0 LOB: 2 BB: 1 P: 23	R: 2 E: 0 K: 1 S: 14	H: 3 LOB: 2 BB: 1 P: 20	R: 0 E: 0 K: 0 S: 8	H: 1 LOB: 2 BB: 2 P: 17	R: 0 E: 0 K: 0 S: 4	H: 0 LOB: 0 BB: 0 P: 7	1B: 8 2B: 5 HR: 1	SF: 0 SAC: 0 DP: 2 HBP: 0	WP: 0 PB: 0 SB: 0 CS: 0	PA: 44			
<b>PITCHER</b>	IP	WLS	BF	H	R	ER	SO	BB	IBB	HBP	BLK	WP	HR	S	P	ERA	WHIP								
Jeff Weaver, R (1.1) ERA: 3.54	6.0		29	9	4	4	9	1	1	0	0	0	0	8	12	54.00	9.000								
Mike Stanton, L (7.1) ERA: 2.5	0.1	H	4	2	2	2	0	1	0	0	0	0	0	8	12	54.00	9.000								
Steve Karsay, R (7.1) ERA: 3.44	1.2	W	8	2	0	0	1	1	1	0	0	0	0	14	25	0.00	1.800								
42 Mariano Rivera, R (9.1) ERA: 2.91	1.0	S	3	0	0	0	0	0	0	0	0	0	0	4	7	0.00	0.000								

AB	39
R	6
H	13
RBI	6
BB	5
SO	10
LOB	24






Batter	1	2	3	4	5	6	7	8	9	AB	R	H	RBI	BB	SO	LOB	TOP			
<b>Damian Jackson, R</b> (1, 10) OBP: 0.339, SLG: 0.399										4	0	1	0	0	1	1				
<b>Damion Easley, R</b> (1, 4) OBP: 0.310, SLG: 0.315										4	0	2	1	0	0	2				
<b>Bobby Higginson, L</b> (1, 7) OBP: 0.362, SLG: 0.448										4	0	1	0	0	0	2				
<b>Shane Halter, R</b> (1, 5) OBP: 0.326, SLG: 0.391										4	0	2	0	0	1	1				
<b>Robert Fick, L</b> (1, 9)										4	0	1	0	0	1	1				
<b>Carlos Pena, L</b> (1, 3)										4	0	1	0	0	0	1				
<b>Wendell Magee, R</b> (1, 8) OBP: 0.289, SLG: 0.391										4	0	1	0	0	1	1				
<b>15 Brandon Inge, R</b> (1, 2) OBP: 0.307, SLG: 0.437										4	1	2	0	0	0	2				
<b>Ramon Santiago, S</b> (1, 6) OBP: 0.304, SLG: 0.375										3	0	0	0	0	2	2				
<b>Inning Stats</b>	R: 0 E: 0 K: 1 S: 10	H: 1 LOB: 1 BB: 0 P: 16	R: 0 E: 0 K: 0 S: 5	H: 1 LOB: 0 BB: 0 P: 7	R: 1 E: 0 K: 0 S: 10	H: 2 LOB: 1 BB: 0 P: 14	R: 0 E: 0 K: 0 S: 9	H: 3 LOB: 2 BB: 0 P: 12	R: 0 E: 0 K: 1 S: 7	H: 1 LOB: 1 BB: 0 P: 15	R: 0 E: 0 K: 1 S: 18	H: 2 LOB: 2 BB: 0 P: 22	R: 0 E: 0 K: 0 S: 6	H: 1 LOB: 0 BB: 0 P: 8	R: 0 E: 0 K: 0 S: 8	H: 0 LOB: 0 BB: 0 P: 15	1B: 9 2B: 2 3B: 0 HR: 0	SF: 0 SAC: 0 DP: 2 HBP: 0	WP: 0 PB: 0 SB: 1 CS: 0	PA: 35
<b>PITCHER</b> <b>Andy Pettitte, L</b> (1, 1) ERA: 3.5	IP: 9.0 WLS: W BF: 35 H: 11 R: 1 ER: 1 SO: 6 BB: 0 IBB: 0 HBP: 0 BLK: 0 WP: 0 HR: 0 S: 84 P: 117 ERA: 1.00 WHIP: 1.222																			

**Detroit Tigers @ New York Yankees**  
Yankee Stadium, Bronx, NY  
Wed Jul 17 2002, 7:05 PM EDT  
Att: 49,116 - Cloudy - 87 F


**AB 35**  
**R 1**  
**H 11**  
**RBI 1**  
**BB 0**  
**SO 6**  
**LOB 13**



Batter	1	2	3	4	5	6	7	8	9	AB	R	H	RBI	BB	SO	LOB	BOTTOM					
<b>Alfonso Soriano, R</b> (1, 4) OBP: 0.341, SLG: 0.587										4	1	1	0	0	1	1						
<b>2 Derek Jeter, R</b> (1, 6) OBP: 0.386, SLG: 0.443										3	1	0	0	1	1	1						
<b>Bernie Williams, S</b> (1, 8) OBP: 0.411, SLG: 0.466										4	0	1	0	0	0	2						
<b>25 Jason Giambi, L</b> (1, 10) OBP: 0.436, SLG: 0.608										4	0	2	1	0	1	1						
<b>Raul Mondesi, R</b> (1, 9) OBP: 0.304, SLG: 0.421										4	0	0	0	0	0	4						
<b>20 Jorge Posada, S</b> (1, 2) OBP: 0.369, SLG: 0.520										4	0	2	1	0	1	2						
<b>Robin Ventura, L</b> (1, 5) OBP: 0.368, SLG: 0.491										3	0	0	0	0	1	2						
<b>Rondell White, R</b> (1, 7) OBP: 0.318, SLG: 0.396										3	0	0	0	0	0	1						
<b>Nick Johnson, L</b> (1, 3) OBP: 0.323, SLG: 0.410										2	0	0	0	0	0	0						
<b>Inning Stats</b>	R: 0 E: 0 K: 0 S: 7	H: 0 LOB: 0 BB: 0 P: 11	R: 0 E: 0 K: 1 S: 8	H: 1 LOB: 0 BB: 0 P: 15	R: 0 E: 0 K: 1 S: 6	H: 0 LOB: 0 BB: 0 P: 11	R: 0 E: 0 K: 2 S: 9	H: 0 LOB: 0 BB: 0 P: 12	R: 0 E: 0 K: 0 S: 12	H: 1 LOB: 1 BB: 0 P: 17	R: 0 E: 0 K: 0 S: 6	H: 0 LOB: 0 BB: 0 P: 9	R: 0 E: 1 K: 1 S: 8	H: 1 LOB: 1 BB: 0 P: 10	R: 0 E: 0 K: 0 S: 10	H: 0 LOB: 0 BB: 0 P: 19	R: 2 E: 0 K: 0 S: 9	H: 3 LOB: 2 BB: 1 P: 16	1B: 4 2B: 2 3B: 0 HR: 0	SF: 0 SAC: 0 DP: 1 HBP: 1	WP: 0 PB: 0 SB: 0 CS: 0	PA: 33
<b>PITCHER</b> <b>Mark Redman, L</b> (1, 1) ERA: 3.46	IP: 8.2 WLS: L BF: 33 H: 6 R: 2 ER: 2 SO: 5 BB: 1 IBB: 0 HBP: 1 BLK: 0 WP: 0 HR: 0 S: 75 P: 120 ERA: 2.08 WHIP: 0.808																					

**Detroit Tigers @ New York Yankees**  
Yankee Stadium, Bronx, NY  
Wed Jul 17 2002, 7:05 PM EDT  
Att: 49,116 - Cloudy - 87 F

**AB 31**  
**R 2**  
**H 6**  
**RBI 2**  
**BB 1**  
**SO 5**  
**LOB 14**









Batter	1	2	3	4	5	6	7	8	9	AB	R	H	RBI	BB	SO	LOB	TOP			
18 Johnny Damon, L OBP: 0.369, SLG: 0.435										4	1	1	0	0	1	1	<b>Boston Red Sox @ New York Yankees</b> Yankee Stadium, Bronx, NY Fri Jul 19, 2002, 7:05 PM EDT Att: 55,510 - Cloudy - 72 F			
Rey Sanchez, R OBP: 0.347, SLG: 0.412										3	0	1	0	0	0	1				
Nomar Garciaparra, R OBP: 0.339, SLG: 0.590										3	0	0	1	0	0	2				
Manny Ramirez, R OBP: 0.449, SLG: 0.573										3	0	0	0	1	0	0				
Jason Varitek, S OBP: 0.353, SLG: 0.411										4	2	2	0	0	0	1				
Shea Hillenbrand, R OBP: 0.335, SLG: 0.483										4	0	2	2	0	1	1				
Brian Daubach, L OBP: 0.350, SLG: 0.480 Doug Mirabelli, R OBP: 0.295, SLG: 0.430										3	0	0	0	0	0	2				
Trot Nixon, L OBP: 0.330, SLG: 0.449										4	1	1	0	0	2	3				
Jose Offerman, S OBP: 0.333, SLG: 0.338										2	0	0	0	0	0	0				
<b>Inning Stats</b>	R: 0 E: 0 K: 1 S: 7	H: 1 LOB: 0 BB: 0 P: 8	R: 0 E: 0 K: 1 S: 15	H: 0 LOB: 0 BB: 0 P: 20	R: 0 E: 0 K: 1 S: 9	H: 0 LOB: 0 BB: 0 P: 13	R: 1 E: 0 K: 0 S: 9	H: 1 LOB: 0 BB: 0 P: 15	R: 0 E: 0 K: 1 S: 6	H: 1 LOB: 1 BB: 0 P: 9	R: 1 E: 0 K: 0 S: 15	H: 1 LOB: 1 BB: 1 P: 25	R: 1 E: 0 K: 0 S: 11	H: 1 LOB: 1 BB: 0 P: 13	R: 1 E: 0 K: 0 S: 6	H: 2 LOB: 1 BB: 1 P: 13		1B: 4 2B: 3 3B: 1 HR: 0	SF: 1 SAC: 2 DP: 2 HBP: 0	WP: 1 PB: 0 SB: 1 CS: 0
<b>PITCHER</b>	IP WLS BF H R ER SO BB IBB HBP BLK WP HR S P ERA WHIP																			
35 Mike Mussina, R ERA: 4.4	8.0 L 30 5 3 2 4 1 0 0 0 0 0 0 79 112 2.25 0.750																			
Steve Karsay, R ERA: 3.56	0.1 3 2 1 1 0 0 0 0 0 0 0 0 4 7 27.00 6.000																			
Mike Stanton, L ERA: 2.87	0.2 2 0 0 0 0 1 0 0 0 0 1 0 2 6 0.00 1.500																			

Batter	1	2	3	4	5	6	7	8	9	AB	R	H	RBI	BB	SO	LOB	BOTTOM					
Alfonso Soriano, R OBP: 0.341, SLG: 0.588										4	0	0	0	0	1	1	<b>Boston Red Sox @ New York Yankees</b> Yankee Stadium, Bronx, NY Fri Jul 19, 2002, 7:05 PM EDT Att: 55,510 - Cloudy - 72 F					
2 Derek Jeter, R OBP: 0.385, SLG: 0.442										2	1	1	0	2	0	0						
25 Jason Giambi, L OBP: 0.432, SLG: 0.601										4	1	1	0	0	1	2						
Bernie Williams, S OBP: 0.408, SLG: 0.463										3	0	1	1	1	1	1						
Robin Ventura, L OBP: 0.374, SLG: 0.491										2	0	1	1	0	0	1						
20 Jorge Posada, S OBP: 0.363, SLG: 0.511										4	0	0	0	0	4	5						
Rondell White, R OBP: 0.316, SLG: 0.396										4	0	0	0	0	1	1						
Nick Johnson, L OBP: 0.319, SLG: 0.404										4	0	0	0	0	2	1						
Shane Spencer, R OBP: 0.331, SLG: 0.385										4	0	1	0	0	2	0						
<b>Inning Stats</b>	R: 0 E: 0 K: 2 S: 11	H: 0 LOB: 1 BB: 1 P: 20	R: 0 E: 0 K: 1 S: 9	H: 1 LOB: 0 BB: 0 P: 12	R: 0 E: 0 K: 1 S: 5	H: 0 LOB: 0 BB: 0 P: 7	R: 0 E: 0 K: 1 S: 10	H: 0 LOB: 1 BB: 0 P: 16	R: 0 E: 0 K: 3 S: 13	H: 1 LOB: 1 BB: 0 P: 17	R: 0 E: 0 K: 1 S: 8	H: 1 LOB: 2 BB: 1 P: 20	R: 0 E: 0 K: 0 S: 6	H: 0 LOB: 0 BB: 0 P: 11	R: 2 E: 0 K: 1 S: 11	H: 2 LOB: 1 BB: 1 P: 18		R: 0 E: 0 K: 2 S: 9	H: 0 LOB: 0 BB: 0 P: 13	1B: 3 2B: 2 3B: 0 HR: 0	SF: 0 SAC: 0 DP: 1 HBP: 2	WP: 1 PB: 0 SB: 0 CS: 0
<b>PITCHER</b>	IP WLS BF H R ER SO BB IBB HBP BLK WP HR S P ERA WHIP																					
Pedro Martinez, R ERA: 2.65	7.1 W 31 5 2 2 9 3 0 2 0 0 1 0 68 114 2.46 1.091																					
Chris Haney, L ERA: 2.0	0.1 H 1 0 0 0 0 0 0 0 0 0 0 0 2 3 0.00 0.000																					
Ugueth Urbina, R ERA: 2.88	1.1 S 4 0 0 0 3 0 0 0 0 0 0 0 12 17 0.00 0.000																					







Batter	1	2	3	4	5	6	7	8	9	AB	R	H	RBI	BB	SO	LOB	TOP										
Trot Nixon, L OBP: 0.332, SLG: 0.453 (1, 8)	L4		1B	BB			K		K	4	0	1	0	1	2	1	<b>Boston Red Sox @ New York Yankees</b> Yankee Stadium, Bronx, NY Sun Jul 21 2002, 1:05 PM EDT Att: 55,581 - Sunny - 78 F										
Lou Merloni, R OBP: 0.333, SLG: 0.362 (8, 9)										0	0	0	0	0	0												
Shea Hillenbrand, R OBP: 0.339, SLG: 0.483 (1, 5)	F2		P6	P4			HR			4	1	1	0	0	0	2											
Nomar Garciaparra, R OBP: 0.341, SLG: 0.519 (1, 6)	L8			HR	F3		HR			4	2	2	3	0	0	0											
Manny Ramirez, R OBP: 0.455, SLG: 0.598 (1, 7)		HR		HR	G1-6-3		G5-3			4	2	3	2	0	0	0											
Jason Varitek, S OBP: 0.354, SLG: 0.408 (1, 2)	G4-3			HR	G1-6-3			F9		4	1	1	0	0	0	1											
Brian Daubach, L OBP: 0.357, SLG: 0.481 18 Johnny Damon, L (8, PR) OBP: 0.364, SLG: 0.428 (8, 8)	G1-6-3			HR	1B	K			G6-4-3	2	1	1	0	2	1	0											
Tony Clark, S OBP: 0.268, SLG: 0.322 (1, 3)	G1-6-3			HR	1B		G6-3		G6-4-3	4	1	1	3	0	0	2											
Jose Offerman, S OBP: 0.330, SLG: 0.333 (1, 10)			K	K			F8		CS	4	0	1	0	0	2	0											
Rey Sanchez, R OBP: 0.337, SLG: 0.398 (1, 4)	G4-3		P6				F3		SH1-4	3	0	0	0	0	0	0											
<b>Inning Stats</b>	R: 0 E: 0 K: 0 S: 7	H: 0 LOB: 0 BB: 0 P: 13	R: 1 E: 0 K: 0 S: 10	H: 1 LOB: 0 BB: 1 P: 19	R: 0 E: 0 K: 1 S: 10	H: 1 LOB: 1 BB: 0 P: 14	R: 5 E: 0 K: 1 S: 17	H: 5 LOB: 1 BB: 1 P: 31	R: 0 E: 0 K: 0 S: 8	H: 0 LOB: 0 BB: 0 P: 10	R: 2 E: 0 K: 1 S: 12	H: 2 LOB: 0 BB: 0 P: 15	R: 0 E: 0 K: 0 S: 7	H: 0 LOB: 1 BB: 0 P: 14	R: 0 E: 0 K: 1 S: 8	H: 1 LOB: 1 BB: 0 P: 10	1B: 6 2B: 0 3B: 0 HR: 5	SF: 0 SAC: 1 DP: 3 HBP: 0	WP: 0 PB: 0 SB: 0 CS: 1	PA: 37							
<b>PITCHER</b>	IP	WLS	BF	H	R	ER	SO	BB	IBB	HBP	BLK	WP	HR	S	P	ERA	WHIP										
Jeff Weaver, R ERA: 3.88 (1, 1)	7.0		31	10	8	8	4	2	0	0	0	0	5	71	112	10.29	1.714										
Mike Stanton, L ERA: 2.73 (8, 1)	2.0	W	6	1	0	0	1	1	0	0	0	0	0	15	24	0.00	1.000										

AB	33
R	8
H	11
RBI	8
BB	3
SO	5
LOB	6



Batter	1	2	3	4	5	6	7	8	9	AB	R	H	RBI	BB	SO	LOB	BOTTOM										
Alfonso Soriano, R OBP: 0.342, SLG: 0.587 (1, 4)	2B	L7		2B		K		F9		5	2	2	1	0	1	1	<b>Boston Red Sox @ New York Yankees</b> Yankee Stadium, Bronx, NY Sun Jul 21 2002, 1:05 PM EDT Att: 55,581 - Sunny - 78 F										
Derek Jeter, R OBP: 0.391, SLG: 0.441 (1, 6)	E7		E6	1B		K		K		5	2	2	1	0	2	1											
25 Jason Giambi, L OBP: 0.432, SLG: 0.602 Enrique Wilson, S (8, PR) OBP: 0.269, SLG: 0.347 (1, 10)	HR		P6	K			F7		1B	5	1	2	2	0	1	2											
Bernie Williams, S OBP: 0.411, SLG: 0.478 (1, 8)	HR		S	K			P3		E9	5	2	3	2	0	1	1											
Robin Ventura, L OBP: 0.377, SLG: 0.486 (1, 5)	L7		F9				1B		20 BB	2	0	0	0	3	0	1											
Raul Mondesi, R OBP: 0.307, SLG: 0.427 (1, 9)	K		BB	K			1B		20 BB	3	0	1	0	2	2	1											
20 Jorge Posada, S OBP: 0.359, SLG: 0.498 (1, 2)	K		G3				G3		1-2	4	0	0	1	1	1	5											
Nick Johnson, L OBP: 0.329, SLG: 0.415 (1, 3)			K	2B			K			3	1	1	0	0	2	1											
Shane Spencer, R OBP: 0.327, SLG: 0.388 (1, 7)	K		G5-3				K		B5	4	0	0	0	0	2	2											
<b>Inning Stats</b>	R: 4 E: 1 K: 2 S: 16	H: 4 LOB: 0 BB: 0 P: 22	R: 0 E: 0 K: 2 S: 9	H: 0 LOB: 0 BB: 0 P: 12	R: 1 E: 1 K: 0 S: 13	H: 1 LOB: 2 BB: 1 P: 19	R: 2 E: 0 K: 2 S: 19	H: 3 LOB: 1 BB: 0 P: 31	R: 0 E: 0 K: 2 S: 10	H: 0 LOB: 1 BB: 1 P: 18	R: 0 E: 0 K: 3 S: 10	H: 0 LOB: 0 BB: 0 P: 14	R: 0 E: 0 K: 1 S: 9	H: 0 LOB: 1 BB: 0 P: 14	R: 2 E: 1 K: 0 S: 15	H: 2 LOB: 3 BB: 3 P: 30		1B: 7 2B: 2 3B: 0 HR: 2	SF: 0 SAC: 0 DP: 0 HBP: 1	WP: 1 PB: 0 SB: 2 CS: 0	PA: 43						
<b>PITCHER</b>	IP	WLS	BF	H	R	ER	SO	BB	IBB	HBP	BLK	WP	HR	S	P	ERA	WHIP										
John Burkett, R ERA: 4.09 (1, 1)	5.0		26	8	7	6	8	2	0	0	0	0	0	23	38	0.00	0.857										
Frank Castillo, R ERA: 4.7 (6, 1)	2.1	L	10	1	0	0	3	1	0	1	0	0	0	21	38	27.00	4.500										
Ugueth Urbina, R ERA: 3.34 (8, 1)	0.2	L	7	2	2	2	1	1	2	0	0	0	0	0	0	0	0										

AB	36
R	9
H	11
RBI	7
BB	6
SO	12
LOB	15





Batter	1	2	3	4	5	6	7	8	9	AB	R	H	RBI	BB	SO	LOB	TOP				
Alfonso Soriano, R OBP: 0.341, SLG: 0.584 (1, 4)	L7		K					F8		4	0	1	0	0	1	0					
2 Derek Jeter, R OBP: 0.390, SLG: 0.439 (1, 6)	G1-3				G6-3			E6		4	1	1	0	0	0	1					
25 Jason Giambi, L OBP: 0.430, SLG: 0.597 (1, 10)	K				G6-3			P6		3	1	0	0	1	1	2					
Bernie Williams, S OBP: 0.410, SLG: 0.479 (1, 8)					K			L9		4	1	1	2	0	1	2					
Robin Ventura, L OBP: 0.375, SLG: 0.486 (1, 5)										4	0	1	0	0	0	1					
20 Jorge Posada, S OBP: 0.360, SLG: 0.498 Chris Widger, R OBP: 0.474, SLG: 0.471 (5, 2)										2	0	1	0	0	1	1					
Raul Mondesi, R OBP: 0.304, SLG: 0.422 (1, 9)										2	0	1	1	0	0	0					
Nick Johnson, L OBP: 0.325, SLG: 0.409 (1, 3)										4	0	0	0	0	0	2					
Rondell White, R OBP: 0.316, SLG: 0.393 (1, 7)										3	0	0	0	0	0	0					
<b>Inning Stats</b>	R: 0 E: 0 K: 1 S: 8	H: 0 LOB: 0 BB: 0 P: 14	R: 0 E: 0 K: 1 S: 8	H: 1 LOB: 1 BB: 0 P: 13	R: 0 E: 0 K: 1 S: 8	H: 0 LOB: 0 BB: 0 P: 11	R: 0 E: 0 K: 1 S: 9	H: 0 LOB: 0 BB: 0 P: 16	R: 0 E: 0 K: 0 S: 8	H: 1 LOB: 2 BB: 0 P: 15	R: 0 E: 0 K: 0 S: 6	H: 0 LOB: 0 BB: 0 P: 7	R: 0 E: 0 K: 0 S: 7	H: 0 LOB: 0 BB: 0 P: 10	R: 3 E: 0 K: 0 S: 11	H: 3 LOB: 1 BB: 1 P: 21	1B: 4 2B: 2 3B: 0 HR: 0	SF: 0 SAC: 0 DP: 0 HBP: 0	WP: 1 PB: 0 SB: 1 CS: 0	PA: 35	
<b>PITCHER</b>	IP	WLS	BF	H	R	ER	SO	BB	IBB	HBP	BLK	WP	HR	S	P	ERA	WHIP				
Danys Baez, R ERA: 4.17 Chad Paronto, R ERA: 4.32	(1, 1)	8.0	W	31	5	3	3	4	1	0	0	0	0	66	108	3.38	0.750				
(9, 1)	1.0	4	1	0	0	0	0	0	0	0	0	0	0	8	13	0.00	1.000				

New York Yankees @ Cleveland Indians  
Jacobs Field, Cleveland, OH  
Tue Jul 23 2002, 7:05 PM EDT  
Att: 38,520 - Cloudy - 77 F

AB 34  
R 3  
H 6  
RBI 3  
BB 1  
SO 4  
LOB 12



Batter	1	2	3	4	5	6	7	8	9	AB	R	H	RBI	BB	SO	LOB	BOTTOM				
Chris Magruder, S OBP: 0.280, SLG: 0.409 (1, 9)	G6-3									5	2	3	0	0	0	1					
Omar Vizquel, S OBP: 0.376, SLG: 0.485 (1, 6)	G6-3									4	3	2	0	1	0	2					
Ricky Gutierrez, R OBP: 0.310, SLG: 0.349 (1, 4)	G6-3									5	2	4	3	0	0	1					
Ellis Burks, R OBP: 0.337, SLG: 0.509 (1, 10)	BB									4	1	0	0	1	1	5					
Milton Bradley, S OBP: 0.323, SLG: 0.444 (1, 8)	BB									4	0	1	1	1	1	3					
Earl Snyder, R OBP: 0.368, SLG: 0.313 (1, 3)	BB									4	0	3	2	0	0	1					
Ben Broussard, L OBP: 0.310, SLG: 0.498 Bill Selby, L OBP: 0.315, SLG: 0.385 (8, 7)	G4-6-3									4	0	1	1	0	2	5					
John McDonald, R OBP: 0.314, SLG: 0.373 (1, 5)	G4-3									4	0	1	0	0	0	2					
Einar Diaz, R OBP: 0.265, SLG: 0.302 (1, 2)	F7									4	1	0	0	0	0	1					
<b>Inning Stats</b>	R: 3 E: 0 K: 0 S: 17	H: 3 LOB: 1 BB: 2 P: 29	R: 0 E: 0 K: 0 S: 15	H: 1 LOB: 1 BB: 0 P: 21	R: 0 E: 0 K: 3 S: 13	H: 2 LOB: 2 BB: 0 P: 18	R: 0 E: 0 K: 0 S: 10	H: 0 LOB: 0 BB: 0 P: 17	R: 2 E: 0 K: 1 S: 16	H: 3 LOB: 1 BB: 0 P: 25	R: 0 E: 0 K: 0 S: 12	H: 1 LOB: 1 BB: 0 P: 18	R: 1 E: 0 K: 0 S: 23	H: 3 LOB: 2 BB: 0 P: 34	R: 3 E: 2 K: 0 S: 8	H: 2 LOB: 0 BB: 1 P: 13	1B: 12 2B: 3 3B: 0 HR: 0	SF: 0 SAC: 0 DP: 2 HBP: 0	WP: 0 PB: 1 SB: 0 CS: 0	PA: 41	
<b>PITCHER</b>	IP	WLS	BF	H	R	ER	SO	BB	IBB	HBP	BLK	WP	HR	S	P	ERA	WHIP				
Andy Pettitte, L ERA: 3.81 Mike Thurman, R ERA: 6.89 Brandon Knight, R ERA: 6.0	(1, 1)	5.0	L	25	9	5	4	4	2	0	0	0	0	71	110	7.20	2.200				
(6, 1)	2.0	14	6	4	2	0	1	0	0	0	0	0	0	39	61	9.00	3.500				
(8, 1)	1.0	2	0	0	0	0	0	0	0	0	0	0	0	4	4	0.00	0.000				

New York Yankees @ Cleveland Indians  
Jacobs Field, Cleveland, OH  
Tue Jul 23 2002, 7:05 PM EDT  
Att: 38,520 - Cloudy - 77 F

AB 38  
R 9  
H 15  
RBI 7  
BB 3  
SO 4  
LOB 21









Batter	1	2	3	4	5	6	7	8	9	AB R H RBI BB SO LOB	TOP										
Alfonso Soriano, R OBP: 0.338, SLG: 0.573	1-1 F9			1-1 2 SF8 1B	1-3 K	1-3 K	0-3 K		2-2 F8	6 1 1 0 0 3 5	<b>New York Yankees @ Tampa Bay Devil Rays</b> Tropicana Field, St. Petersburg, FL Fri Jul 26 2002, 7:15 PM EDT Att: 22,527 - Dome - 72 F <a href="http://livebaseballscorecards.com">livebaseballscorecards.com</a>										
2 Derek Jeter, R OBP: 0.389, SLG: 0.437	1-2 F9			0-1 SF8 1-H	1-0 G5-3		0-0 F9 20 1B	2-1 F9	4 1 1 1 0 0 0												
25 Jason Giambi, L OBP: 0.435, SLG: 0.605	1-1 F5			4-1 2B G4-3 BB	3-2 G4-3		4-0 20 1B BB	3-2 G6-3	3 2 0 0 2 0 0												
Bernie Williams, S OBP: 0.413, SLG: 0.484		0-3 K		2-0 G4-3 2B		1-1 20 BB HBP 1B	0-0 F9	4-1 HR BB	4 3 2 0 1 1 2												
Robin Ventura, L OBP: 0.380, SLG: 0.493		3-1 20 CS 1B		0-0 G4-3		4-2 HBP 20 BB BB	4-2 20 1B BB	3-1 1-H HR	3 1 2 3 2 0 1												
20 Jorge Posada, S OBP: 0.363, SLG: 0.497		3-3 K 1-2		3-3 2B BB		4-1 HBP BB	2-2 WP BB 1B	3-1 L7	3 2 1 2 2 1 1												
Raul Mondesi, R OBP: 0.310, SLG: 0.437			3-3 K	0-0 1-H 3-H 2B		3-1 1-2 2-3 HBP	4-2 1B BB	1-0 HR	3 2 2 4 1 1 0												
Nick Johnson, L OBP: 0.336, SLG: 0.420			0-3 K	4-1 BB		0-3 K	4-0 1-2 2-3 BB	0-0 P6	3 0 0 0 2 2 3												
Rondell White, R OBP: 0.317, SLG: 0.395			1-0 G5-3	0-2 L7		0-3 K	2-1 1-2 2-H 3-H 1B	1-1 G5-3	5 0 1 2 0 1 5												
<b>Inning Stats</b>	R: 0 E: 0 K: 0 S: 7	H: 0 LOB: 0 BB: 0 P: 10	R: 0 E: 0 K: 2 S: 10	H: 1 LOB: 1 BB: 0 P: 16	R: 0 E: 0 K: 2 S: 8	H: 0 LOB: 0 BB: 0 P: 12	R: 4 E: 0 K: 0 S: 15	H: 3 LOB: 2 BB: 3 P: 30	R: 0 E: 0 K: 1 S: 7	H: 0 LOB: 0 BB: 0 P: 12	R: 1 E: 0 K: 3 S: 15	H: 1 LOB: 3 BB: 2 P: 28	R: 4 E: 0 K: 1 S: 15	H: 3 LOB: 2 BB: 4 P: 35	R: 2 E: 0 K: 0 S: 11	H: 1 LOB: 0 BB: 0 P: 26	R: 1 E: 0 K: 0 S: 7	H: 1 LOB: 0 BB: 0 P: 11	1B: 6 2B: 3 3B: 0 HR: 2	SF: 1 SAC: 0 DP: 1 HBP: 1	WP: 1 PA: 46 CS: 2
<b>PITCHER</b>	IP WLS BF H R ER SO BB IBB HBP BLK WP HR S P ERA WHIP											<b>PITCHER</b>	IP WLS BF H R ER SO BB IBB HBP BLK WP HR S P ERA WHIP								
Jorge Sosa, R ERA: 5.72	(1, 1) 5.0 L 24 5 5 5 5 5 0 0 0 0 0 0 52 94 9.00 2.000																				
Travis Phelps, R ERA: 7.99	(6, 1) 1.0 6 1 2 2 3 1 0 1 0 0 0 11 19 18.00 2.000																				
Victor Zambrano, R ERA: 6.07	(7, 1) 1.2 11 3 4 4 1 4 0 0 0 0 1 1 23 51 21.60 4.200																				
Brandon Backe, R ERA: 12.71	(8, 1) 1.1 5 1 1 1 0 0 0 0 0 0 0 1 9 16 6.75 0.750																				

Batter	1	2	3	4	5	6	7	8	9	AB R H RBI BB SO LOB	BOTTOM										
Randy Winn, S OBP: 0.370, SLG: 0.493	2-3 K2-3		0-1 S 1B		1-0 1B		2-2 1B 2B 1B	2-3 K		5 2 3 1 0 2 0	<b>New York Yankees @ Tampa Bay Devil Rays</b> Tropicana Field, St. Petersburg, FL Fri Jul 26 2002, 7:15 PM EDT Att: 22,527 - Dome - 72 F <a href="http://livebaseballscorecards.com">livebaseballscorecards.com</a>										
Andy Sheets, R OBP: 0.393, SLG: 0.600	1-0 WP 1B		3-2 1-H 1B		0-2 L8		1-1 F9	2-2 F8	5 0 2 1 0 0 2												
Aubrey Huff, L OBP: 0.350, SLG: 0.456	1-1 F8		0-1 P6		0-0 1-2 1B		0-0 2B 1B	0-1 1B 1B	5 2 3 0 0 0 2												
Steve Cox, L OBP: 0.332, SLG: 0.422	1-2 G4-3		1-2 1B		3-1 L4-3 1B		2-1 G3	1-1 1B 2B	5 1 2 2 0 1 4												
Toby Hall, R OBP: 0.245, SLG: 0.316		0-2 G6-3		2-2 L4-3 1-2		2-2 F8	1-2 1B 1B	1-1 F8	5 0 1 0 0 0 2												
Ben Grievie, L OBP: 0.345, SLG: 0.409		3-3 K		3-2 G3		4-0 3B BB	3-3 K	4-2 1B 2B BB	3 2 0 0 2 2 2												
Brent Abernathy, R OBP: 0.290, SLG: 0.316		1-3 K			0-2 G1-3		0-0 1-H 3B	3-2 1-2 3-H 1B	5 0 3 3 0 1 0												
Chris Gomez, R OBP: 0.298, SLG: 0.396			0-1 L9		1-1 13 3B 2B		1-0 L1	0-2 G5-3	5 1 2 1 0 0 3												
13 Carl Crawford, L OBP: 0.269, SLG: 0.423			1-3 K		0-0 1B 3B		1-2 L4	0-1 G1-3	5 1 1 1 0 2 3												
<b>Inning Stats</b>	R: 0 E: 0 K: 1 S: 9	H: 1 LOB: 1 BB: 0 P: 14	R: 0 E: 0 K: 2 S: 10	H: 0 LOB: 0 BB: 0 P: 14	R: 1 E: 0 K: 1 S: 12	H: 2 LOB: 1 BB: 0 P: 16	R: 0 E: 0 K: 0 S: 9	H: 1 LOB: 0 BB: 0 P: 17	R: 2 E: 0 K: 0 S: 15	H: 4 LOB: 2 BB: 0 P: 19	R: 1 E: 0 K: 0 S: 9	H: 1 LOB: 1 BB: 1 P: 17	R: 3 E: 0 K: 1 S: 20	H: 5 LOB: 2 BB: 0 P: 31	R: 0 E: 0 K: 1 S: 9	H: 0 LOB: 0 BB: 0 P: 13	R: 2 E: 0 K: 2 S: 17	H: 3 LOB: 2 BB: 1 P: 26	1B: 12 2B: 4 3B: 2 HR: 0	SF: 0 SAC: 0 DP: 1 HBP: 0	WP: 1 PA: 45 CS: 0
<b>PITCHER</b>	IP WLS BF H R ER SO BB IBB HBP BLK WP HR S P ERA WHIP											<b>PITCHER</b>	IP WLS BF H R ER SO BB IBB HBP BLK WP HR S P ERA WHIP								
35 Mike Mussina, R ERA: 4.47	(1, 1) 6.0 W 27 9 4 4 4 4 1 0 0 0 0 0 64 97 6.00 1.667																				
Mike Stanton, L ERA: 3.2	(7, 1) 0.1 4 3 3 3 0 0 0 0 0 0 0 8 12 81.00 9.000																				
Ramiro Mendoza, R ERA: 3.63	(7, 1) 2.1 H 12 4 2 2 3 1 0 0 0 0 0 32 50 7.71 2.143																				
Steve Karsay, R ERA: 3.36	(9, 1) 0.1 S 2 1 0 0 1 0 0 0 0 0 0 6 8 0.00 3.000																				



Batter	1	2	3	4	5	6	7	8	9	AB R H RBI BB SO LOB	TOP										
Alfonso Soriano, R (1,4) OBP: 0.337, SLG: 0.568	1-1 G4-3 25 2 S HBP		0-0 G6-3		1-0 G4-3		0-0 G5-3		0-1 F9	4 0 0 0 0 0 3	<b>New York Yankees @ Tampa Bay Devil Rays</b> Tropicana Field, St. Petersburg, FL Sat Jul 27 2002, 6:15 PM EDT Att: 35,021 - Dome - 72 F <a href="http://livebaseballscorecards.com">livebaseballscorecards.com</a>										
2 Derek Jeter, R (1,6) OBP: 0.365, SLG: 0.433	3-2 F9		2-2 P4		2-0 L3		2-2 SF7		1-0 G6-3	4 0 0 1 0 0 2											
25 Jason Giambi, L (1,3) OBP: 0.436, SLG: 0.602	2-1 G4-3			4-1 HR BB		0-0 F8		3-H 2-0 1B HBP		2 1 0 0 1 0 1											
Bernie Williams, S (1,8) OBP: 0.414, SLG: 0.485	3-0 G6-3			0-0 F9 BB		2-1 20 BB 1B		1-1 1B		4 0 2 1 0 0 2											
Robin Ventura, L (1,5) OBP: 0.379, SLG: 0.500		0-0 F8		1-0 HR		2-0 P3		1-3 1B		4 1 1 2 0 1 3											
20 Jorge Posada, S (1,2) OBP: 0.394, SLG: 0.498		2-3 K		0-0 2B		4-1 FC6-4 BB		1-3 K		3 0 1 0 1 2 0											
Raul Mondesi, R (1,9) OBP: 0.307, SLG: 0.432		2-1 G5-3		2-3 K		0-0 FC6-4 1-2		0-0 G6-3		4 0 0 0 0 1 3											
John Vander Wal, L (1,7) OBP: 0.330, SLG: 0.428			1-2 G4-3 2B		2-3 K		1-1 G5-3 2 SF7 1B		2-3 K	4 1 2 0 0 2 1											
Nick Johnson, L (1,10) OBP: 0.335, SLG: 0.417			0-1 G4-3 2-3		2-2 G4-1		3-2 G5-3 1B		3-2 F8	4 1 1 0 0 0 1											
<b>Inning Stats</b>	R: 0 E: 0 K: 0 S: 7	H: 0 LOB: 1 BB: 0 P: 16	R: 0 E: 0 K: 1 S: 7	H: 0 LOB: 0 BB: 0 P: 11	R: 0 E: 0 K: 2 S: 9	H: 1 LOB: 1 BB: 0 P: 12	R: 2 E: 0 K: 2 S: 11	H: 2 LOB: 1 BB: 1 P: 20	R: 0 E: 0 K: 0 S: 6	H: 0 LOB: 0 BB: 0 P: 11	R: 0 E: 0 K: 0 S: 6	H: 1 LOB: 2 BB: 1 P: 14	R: 2 E: 0 K: 1 S: 14	H: 3 LOB: 2 BB: 0 P: 24	R: 0 E: 0 K: 2 S: 7	H: 0 LOB: 0 BB: 0 P: 10	R: 0 E: 0 K: 0 S: 7	H: 0 LOB: 0 BB: 0 P: 11	1B: 4 2B: 2 3B: 0 HR: 1	SF: 1 SAC: 0 DP: 0 HBP: 2	WP: 0 PA: 38 SB: 0 CS: 1
<b>PITCHER</b>	IP WLS BF H R ER SO BB IBB HBP BLK WP HR S P ERA WHIP											<b>PITCHER</b>	IP WLS BF H R ER SO BB IBB HBP BLK WP HR S P ERA WHIP								
Travis Harper, R (1,1) ERA: 3.75	6.2 W 30 6 4 4 3 2 0 0 2 0 0 1 55 101 5.40 1.200																				
Jesus Colome, R (7,1) ERA: 6.91	0.1 H 2 1 0 0 1 0 0 0 0 0 0 5 7 0.00 3.000																				
Esteban Yan, R (8,1) ERA: 4.22	2.0 S 6 0 0 0 2 0 0 0 0 0 0 0 14 21 0.00 0.000																				

Batter	1	2	3	4	5	6	7	8	9	AB R H RBI BB SO LOB	BOTTOM								
Randy Winn, S (1,8) OBP: 0.370, SLG: 0.491	1-2 G5-3		0-2 G3 1B		1-1 FC4-6 1B		2-3 K		0-0 L9	5 0 2 1 0 1 1	<b>New York Yankees @ Tampa Bay Devil Rays</b> Tropicana Field, St. Petersburg, FL Sat Jul 27 2002, 6:15 PM EDT Att: 35,021 - Dome - 72 F <a href="http://livebaseballscorecards.com">livebaseballscorecards.com</a>								
Brent Abernathy, R (1,4) OBP: 0.288, SLG: 0.314	0-0 P4		1-1 G3		0-1 F5		2-2 1B FC4 1B		1-0 G5-3	5 1 1 0 0 0 4									
Aubrey Huff, L (1,3) OBP: 0.348, SLG: 0.452	1-2 F9		2-2 F7		0-0 FC4-6 1-2		0-1 FC4 1B			4 0 1 0 0 0 3									
Steve Cox, L (1,10) OBP: 0.333, SLG: 0.424		1-1 G4-3 2B 2B		3-3 K		1-0 3B HBP		2-0 FC4		3 2 1 1 0 1 1									
Toby Hall, R (1,2) OBP: 0.245, SLG: 0.325		0-0 G4-3		2-0 G5-3		1-1 1B HR 3B		2-1 P4		4 1 1 1 0 0 3									
Ben Griewe, L (1,9) OBP: 0.344, SLG: 0.410		1-1 3-H 2B		0-0 G3		3-3 K		3-3 K		4 0 1 1 0 2 3									
18 Jared Sandberg, R (1,5) OBP: 0.289, SLG: 0.466		1-3 K			4-0 13 1B BB		0-1 HR		1-1 SH1-4 13 3B 2B	3 3 2 2 1 1 1									
Chris Gomez, R (1,6) OBP: 0.296, SLG: 0.393		2-1 G5-3			0-3 K		1-2 F7		0-0 SH1-4	3 0 0 0 0 1 2									
13 Carl Crawford, L (1,7) OBP: 0.300, SLG: 0.500			0-1 G6-3		0-0 1B		0-2 F7		0-0 3B	4 0 2 1 0 0 0									
<b>Inning Stats</b>	R: 0 E: 0 K: 0 S: 8	H: 0 LOB: 0 BB: 0 P: 10	R: 1 E: 0 K: 1 S: 10	H: 2 LOB: 1 BB: 0 P: 15	R: 0 E: 0 K: 1 S: 10	H: 1 LOB: 0 BB: 0 P: 13	R: 0 E: 0 K: 1 S: 6	H: 0 LOB: 0 BB: 0 P: 11	R: 1 E: 0 K: 1 S: 9	H: 2 LOB: 2 BB: 1 P: 14	R: 3 E: 0 K: 1 S: 13	H: 2 LOB: 0 BB: 0 P: 19	R: 1 E: 0 K: 2 S: 16	H: 2 LOB: 2 BB: 0 P: 27	R: 1 E: 0 K: 0 S: 6	H: 2 LOB: 1 BB: 0 P: 8	1B: 5 2B: 3 3B: 2 HR: 1	SF: 0 SAC: 1 DP: 0 HBP: 1	WP: 0 PA: 38 SB: 0 CS: 0
<b>PITCHER</b>	IP WLS BF H R ER SO BB IBB HBP BLK WP HR S P ERA WHIP											<b>PITCHER</b>	IP WLS BF H R ER SO BB IBB HBP BLK WP HR S P ERA WHIP						
Jeff Weaver, R (1,1) ERA: 4.06	7.0 L 33 9 6 6 6 1 0 0 1 0 0 1 72 109 7.71 1.429																		
Steve Karsay, R (8,1) ERA: 3.45	1.0 5 2 1 1 0 0 0 0 0 0 0 6 8 9.00 2.000																		



Batter	1	2	3	4	5	6	7	8	9	AB	R	H	RBI	BB	SO	LOB	TOP				
Alfonso Soriano, R OBP: 0.337, SLG: 0.567	G5-3		K	F9		F7		25 G4-3 1B 2B	FC6-4 1B	6	1	2	2	0	1	4					
2 Derek Jeter, R OBP: 0.384, SLG: 0.430 Enrique Wilson, S OBP: 0.269, SLG: 0.347	G4-3		25 BB HR 1B			G6-3		25 G4-3 1B BB	FC6-4 1B	5	1	1	0	1	0	4					
25 Jason Giambi, L OBP: 0.434, SLG: 0.597	FC6 1B		HR BB			F7		G4-3 1B 1B	F9	5	1	1	0	1	0	4					
Bernie Williams, S OBP: 0.416, SLG: 0.486	FC6 1-2		K			1B		G4-3 1B 1B		5	1	3	1	0	1	4					
Robin Ventura, L OBP: 0.379, SLG: 0.506		F8 20 BB BB	HR			F7		G4-3 1B	K	4	1	1	4	1	1	4					
20 Jorge Posada, S OBP: 0.367, SLG: 0.506	G5-4-3 BB		K			HR		1B IBB	K	3	1	1	1	2	2	2					
Raul Mondesi, R OBP: 0.308, SLG: 0.430	F8					P4		F8 1-3 2-H 1B	BB BB 1B	4	1	1	1	1	0	2	AB 38				
Rondell White, R OBP: 0.316, SLG: 0.390	G5-4-3 1-2					E5 BB		F7	K	4	0	0	0	1	1	5	R 9				
Nick Johnson, L OBP: 0.345, SLG: 0.421			HR 1B					FC6-4 BB	WP HBP BB	2	2	2	0	2	0	0	H 12				
<b>Inning Stats</b>	R: 0 E: 0 K: 0 S: 7	H: 1 LOB: 1 BB: 0 P: 9	R: 0 E: 0 K: 0 S: 9	H: 0 LOB: 1 BB: 2 P: 20	R: 4 E: 0 K: 3 S: 16	H: 3 LOB: 0 BB: 1 P: 26	R: 0 E: 0 K: 0 S: 10	H: 1 LOB: 1 BB: 0 P: 19	R: 0 E: 0 K: 0 S: 8	H: 1 LOB: 1 BB: 0 P: 12	R: 1 E: 1 K: 0 S: 9	H: 1 LOB: 2 BB: 1 P: 18	R: 1 E: 0 K: 0 S: 8	H: 2 LOB: 2 BB: 1 P: 15	R: 2 E: 0 K: 2 S: 19	H: 2 LOB: 2 BB: 1 P: 31	R: 1 E: 0 K: 1 S: 11	H: 1 LOB: 2 BB: 2 P: 21	1B: 9 2B: 1 3B: 0 HR: 2	SF: 0 SAC: 0 DP: 1 HBP: 1	WP: 1 PA: 48 CS: 0
<b>PITCHER</b>	IP WLS BF H R ER SO	IP WLS BF H R ER SO	IP WLS BF H R ER SO	IP WLS BF H R ER SO	IP WLS BF H R ER SO	IP WLS BF H R ER SO	IP WLS BF H R ER SO	IP WLS BF H R ER SO	IP WLS BF H R ER SO	IP WLS BF H R ER SO	IP WLS BF H R ER SO	IP WLS BF H R ER SO	IP WLS BF H R ER SO	IP WLS BF H R ER SO	IP WLS BF H R ER SO	IP WLS BF H R ER SO	ERA WHIP	ERA WHIP			
Tanyon Sturtze, R ERA: 4.91	7.0	L	35	9	6	6	3	5	1	0	0	0	0	0	0	0	0	7.71	2.000		
Steve Kent, L ERA: 4.87	8.1	2.0	13	3	3	3	3	3	0	1	0	1	0	30	52	13.50	3.000				

New York Yankees @ Tampa Bay Devil Rays  
Tropicana Field, St. Petersburg, FL  
Sun Jul 28 2002, 1:15 PM EDT  
Att: 29,144 - Dome - 72 F

AB	38
R	9
H	12
RBI	9
BB	9
SO	6
LOB	29



Batter	1	2	3	4	5	6	7	8	9	AB	R	H	RBI	BB	SO	LOB	BOTTOM				
Randy Winn, S OBP: 0.371, SLG: 0.489	G4-3		K			E G5-3 BB		WP BB		2	0	0	0	2	1	0					
Andy Sheets, R OBP: 0.344, SLG: 0.517	K				L4	G5-3		G6-3		4	0	0	0	0	1	2					
Aubrey Huff, L OBP: 0.346, SLG: 0.446	K				G4-3	E6 PO		18 G5-4-3 BB		3	0	0	0	1	1	1					
18 Jared Sandberg, R OBP: 0.283, SLG: 0.456		K			K	K		G5-4-3		4	0	0	0	0	3	4					
Ben Grieve, L OBP: 0.343, SLG: 0.407		K			K	PO			13 DI BB	3	0	0	0	1	3	0					
John Flaherty, R OBP: 0.294, SLG: 0.384					F8			2B 1B	L7	4	1	2	0	0	0	1					
Brent Abernathy, R OBP: 0.288, SLG: 0.316		P4			E5 13 BB			13 G4-3 1-H 2B	K	4	0	1	1	0	1	2	AB 31				
13 Carl Crawford, L OBP: 0.294, SLG: 0.471			K					G4-3	K2-3	4	0	1	0	0	2	2	R 1				
Felix Escalona, R OBP: 0.295, SLG: 0.333			K							3	0	0	0	0	2	3	H 4				
<b>Inning Stats</b>	R: 0 E: 0 K: 2 S: 8	H: 0 LOB: 0 BB: 0 P: 10	R: 0 E: 0 K: 2 S: 14	H: 1 LOB: 1 BB: 0 P: 18	R: 0 E: 0 K: 3 S: 9	H: 0 LOB: 0 BB: 0 P: 13	R: 0 E: 0 K: 1 S: 12	H: 0 LOB: 0 BB: 0 P: 15	R: 0 E: 1 K: 1 S: 9	H: 1 LOB: 2 BB: 0 P: 12	R: 0 E: 1 K: 1 S: 7	H: 0 LOB: 1 BB: 1 P: 14	R: 1 E: 0 K: 2 S: 12	H: 2 LOB: 1 BB: 0 P: 13	R: 0 E: 0 K: 0 S: 9	H: 0 LOB: 1 BB: 2 P: 22	R: 0 E: 0 K: 2 S: 9	H: 0 LOB: 1 BB: 1 P: 16	1B: 2 2B: 2 3B: 0 HR: 0	SF: 0 SAC: 0 DP: 1 HBP: 0	WP: 1 PA: 36 CS: 0
<b>PITCHER</b>	IP WLS BF H R ER SO	IP WLS BF H R ER SO	IP WLS BF H R ER SO	IP WLS BF H R ER SO	IP WLS BF H R ER SO	IP WLS BF H R ER SO	IP WLS BF H R ER SO	IP WLS BF H R ER SO	IP WLS BF H R ER SO	IP WLS BF H R ER SO	IP WLS BF H R ER SO	IP WLS BF H R ER SO	IP WLS BF H R ER SO	IP WLS BF H R ER SO	IP WLS BF H R ER SO	IP WLS BF H R ER SO	ERA WHIP	ERA WHIP			
Andy Pettitte, L ERA: 3.53	7.1	W	30	4	1	1	12	3	0	0	0	0	0	0	0	0	1.23	0.955			
Ramiro Mendoza, R ERA: 3.59	8.1	0.2	1	0	0	0	0	0	0	0	0	0	0	3	6	0.00	0.000				
Brandon Knight, R ERA: 5.14	9.1	1.0	4	0	0	0	2	1	0	0	0	0	0	9	16	0.00	1.000				

New York Yankees @ Tampa Bay Devil Rays  
Tropicana Field, St. Petersburg, FL  
Sun Jul 28 2002, 1:15 PM EDT  
Att: 29,144 - Dome - 72 F

AB	31
R	1
H	4
RBI	1
BB	4
SO	14
LOB	15














Batter	1	2	3	4	5	6	7	8	9	AB	R	H	RBI	BB	SO	LOB	TOP					
Alfonso Soriano, R OBP: 0.341, SLG: 0.584 (1, 4)			G6-3			HR		2B		5	1	3	1	0	1	0	<p>New York Yankees @ Texas Rangers The Ballpark at Arlington, Arlington, TX Wed Jul 31 2002, 8:05 PM EDT Att: 41,133 - Cloudy - 95 F</p> <p>AB 38 R 6 H 11 RBI 6 BB 4 SO 8 LOB 15</p>					
2 Derek Jeter, R OBP: 0.384, SLG: 0.427 Enrique Wilson, S OBP: 0.266, SLG: 0.342 (8, PH) (8, 6)			L1							3	0	0	0	1	1	0						
25 Jason Giambi, L OBP: 0.440, SLG: 0.613 Brandon Knight, L OBP: 0.266, SLG: 0.342 (8, 1) Shane Spencer, R OBP: 0.324, SLG: 0.381 (9, PH)										4	2	3	1	0	0	2						
Bernie Williams, S OBP: 0.411, SLG: 0.488 (1, 8)	G3									5	0	0	0	0	0	3						
20 Jorge Posada, S OBP: 0.376, SLG: 0.511 Chris Widger, R OBP: 0.360, SLG: 0.348 (8, 2)		F7								2	0	0	0	2	1	0						
John Vander Wal, L OBP: 0.324, SLG: 0.420 Rondell White, R OBP: 0.315, SLG: 0.400 (7, PH) (7, 7)										3	1	0	0	0	1	3						
Raul Mondesi, R OBP: 0.311, SLG: 0.442 (1, 9)										4	1	3	1	0	1	1						
Nick Johnson, L OBP: 0.346, SLG: 0.428 (8, 3) (8, 3)										4	1	1	3	0	1	3						
Ron Coomer, R OBP: 0.348, SLG: 0.494 (1, 5)										4	0	0	0	0	0	0						
<b>Inning Stats</b>	R: 1 E: 0 K: 2 S: 11	H: 1 LOB: 0 BB: 0 P: 17	R: 0 E: 0 K: 1 S: 10	H: 1 LOB: 1 BB: 0 P: 12	R: 0 E: 0 K: 0 S: 5	H: 0 LOB: 0 BB: 0 P: 6	R: 1 E: 0 K: 1 S: 15	H: 2 LOB: 2 BB: 1 P: 26	R: 1 E: 0 K: 0 S: 11	H: 2 LOB: 1 BB: 0 P: 18	R: 3 E: 0 K: 0 S: 18	H: 3 LOB: 2 BB: 0 P: 28	R: 0 E: 0 K: 2 S: 10	H: 1 LOB: 1 BB: 0 P: 15	R: 0 E: 0 K: 1 S: 8	H: 1 LOB: 1 BB: 1 P: 14		R: 0 E: 0 K: 1 S: 9	H: 0 LOB: 1 BB: 1 P: 18	1B: 3 2B: 5 3B: 0 HR: 3	SF: 0 SAC: 0 DP: 0 HBP: 0	WP: 0 PB: 0 SB: 0 CS: 0
<b>PITCHER</b>	IP WLS BF H R ER SO BB IBB HBP BLK WP HR S P ERA WHIP																					
Rob Bell, R ERA: 6.43 Jay Powell, R ERA: 5.85 Rich Rodriguez, L ERA: 5.0 Francisco Cordero, R ERA: 2.78 Todd Van Poppel, R ERA: 4.58	(1, 1) (6, 1) (6, 1) (7, 1) (9, 1)	5.1 0.1 1.0 1.1 1.0	W 3 4 5 4	26 1 1 1 0	8 1 1 0 0	6 0 0 0 0	6 0 0 2 1	4 0 0 0 0	2 1 0 0 1	0 0 0 0 0	0 0 0 0 0	0 0 0 0 0	0 0 7 12 9	61 8 12 20 18	94 12 10 20 18	10.12 0.00 0.00 0.00 0.00	1.875 6.000 1.000 0.750 1.000					

Batter	1	2	3	4	5	6	7	8	9	AB	R	H	RBI	BB	SO	LOB	BOTTOM			
Frank Catalanotto, L OBP: 0.363, SLG: 0.455 (1, 3) (9, 4)			L7							5	2	3	1	1	0	1	<p>New York Yankees @ Texas Rangers The Ballpark at Arlington, Arlington, TX Wed Jul 31 2002, 8:05 PM EDT Att: 41,133 - Cloudy - 95 F</p> <p>AB 43 R 17 H 21 RBI 17 BB 3 SO 3 LOB 16</p>			
Kevin Mench, R OBP: 0.348, SLG: 0.544 (1, 9)	G6-3									6	2	4	3	0	0	1				
Alex Rodriguez, R OBP: 0.406, SLG: 0.635 Herbert Perry, R OBP: 0.329, SLG: 0.454 (1, 6) (9, 5)										5	2	3	2	0	0	4				
Rafael Palmeiro, L OBP: 0.386, SLG: 0.578 (1, 10)	G3									3	1	2	2	1	0	1				
Ivan Rodriguez, R OBP: 0.322, SLG: 0.484 Bill Haselman, R OBP: 0.294, SLG: 0.331 (1, 2) (9, 2)										5	2	3	3	0	0	2				
Carl Everett, S OBP: 0.297, SLG: 0.367 (1, 7)										5	0	0	0	0	1	3				
Mike Lamb, L OBP: 0.339, SLG: 0.411 (1, 5) (9, 3)										4	4	2	2	1	0	0				
10 Michael Young, R OBP: 0.295, SLG: 0.377 (1, 4) (9, 6)										5	2	2	1	0	1	2				
Ruben Rivera, R OBP: 0.246, SLG: 0.369 (1, 8)										5	2	3	0	1	2	2				
<b>Inning Stats</b>	R: 0 E: 0 K: 0 S: 7	H: 2 LOB: 1 BB: 0 P: 14	R: 6 E: 0 K: 1 S: 22	H: 7 LOB: 1 BB: 0 P: 36	R: 1 E: 0 K: 0 S: 10	H: 2 LOB: 1 BB: 0 P: 13	R: 4 E: 0 K: 0 S: 14	H: 4 LOB: 0 BB: 0 P: 24	R: 0 E: 0 K: 1 S: 8	H: 1 LOB: 1 BB: 1 P: 16	R: 0 E: 0 K: 1 S: 8	H: 0 LOB: 0 BB: 1 P: 15	R: 4 E: 2 K: 0 S: 16	H: 4 LOB: 2 BB: 0 P: 26	R: 2 E: 0 K: 1 S: 12	H: 1 LOB: 0 BB: 1 P: 21		1B: 10 2B: 7 3B: 0 HR: 4	SF: 1 SAC: 0 DP: 2 HBP: 0	WP: 1 PB: 0 SB: 0 CS: 1
<b>PITCHER</b>	IP WLS BF H R ER SO BB IBB HBP BLK WP HR S P ERA WHIP																			
35 Mike Mussina, R ERA: 4.83 Mike Thurman, R ERA: 8.05 Sterling Hitchcock, L ERA: 6.93 Brandon Knight, R ERA: 6.75	(1, 1) (4, 1) (6, 1) (8, 1)	3.0 2.0 2.0 1.0	L 11 12 5	19 5 4 2	7 4 4 2	7 4 1 2	1 0 1 0	0 0 0 0	0 1 0 1	0 0 0 0	0 0 0 1	0 1 24 12	39 22 41 21	63 40 25 21	21.00 18.00 4.50 18.00	3.667 3.000 2.500 2.000				



Batter	1	2	3	4	5	6	7	8	9	AB	R	H	RBI	BB	SO	LOB	TOP								
Alfonso Soriano, R (1,4) OBP: 0.340, SLG: 0.580	F3			1B BB		P4	FC5-4			3	0	0	0	1	0	2	<b>New York Yankees @ Anaheim Angels</b> Edison International Field, Anaheim, CA Thu Aug 01 2002, 10:05 PM EDT Att: 42,897 - Sunny - 72 F								
2 Derek Jeter, R (1,6) OBP: 0.394, SLG: 0.427	K			K				1B		3	0	1	0	1	2	1									
25 Jason Giambi, L (1,3) OBP: 0.437, SLG: 0.606	G1-3			F9		K		K		4	0	0	0	0	2	3									
Bernie Williams, S (1,8) OBP: 0.412, SLG: 0.488		F9				G4-3				4	0	2	0	0	0	1									
20 Jorge Posada, S (1,10) OBP: 0.374, SLG: 0.506		F8						G4-6-3		3	1	0	0	1	1	4									
Raul Mondesi, R (1,9) OBP: 0.310, SLG: 0.440		F8								4	0	1	0	0	0	0									
Rondell White, R (1,7) OBP: 0.312, SLG: 0.395				F7		F8		P4		4	0	0	0	0	0	2									
Ron Coomer, R (1,5) OBP: 0.359, SLG: 0.500 Robin Ventura, L (9, PH) OBP: 0.377, SLG: 0.500				F9						3	0	2	1	0	0	0									
Chris Widger, R (1,2) OBP: 0.321, SLG: 0.308				K		P3				3	0	0	0	0	1	3									
<b>Inning Stats</b>	R: 0 E: 0 K: 1 S: 9	H: 0 LOB: 0 BB: 0 P: 15	R: 0 E: 0 K: 0 S: 10	H: 0 LOB: 0 BB: 0 P: 15	R: 0 E: 0 K: 1 S: 8	H: 0 LOB: 0 BB: 0 P: 12	R: 0 E: 0 K: 2 S: 10	H: 1 LOB: 2 BB: 1 P: 18	R: 0 E: 0 K: 0 S: 8	H: 1 LOB: 1 BB: 0 P: 12	R: 0 E: 0 K: 1 S: 6	H: 0 LOB: 1 BB: 1 P: 12	R: 1 E: 0 K: 0 S: 9	H: 2 LOB: 2 BB: 1 P: 15	R: 0 E: 0 K: 1 S: 9	H: 2 LOB: 1 BB: 0 P: 14		R: 0 E: 0 K: 0 S: 8	H: 0 LOB: 0 BB: 0 P: 11	1B: 6 2B: 0 3B: 0 HR: 0	SF: 0 SAC: 0 DP: 1 HBP: 0	WP: 0 PB: 0 SB: 0 CS: 0	PA: 35		
<b>PITCHER</b>	IP	WLS	BF	H	R	ER	SO	BB	IBB	HBP	BLK	WP	HR	S	P	ERA	WHIP								
Jarrod Washburn, L (1,1) ERA: 3.14	7.0	W	28	4	1	1	5	3	0	0	0	0	0	60	99	1.29	1.000								
Brendan Donnelly, R (8,1) ERA: 2.33	0.0		1	1	0	0	0	0	0	0	0	0	0	2	3	∞	∞								
Scott Schoeneweis, L (8,1) ERA: 5.4	0.1	H	1	0	0	0	1	0	0	0	0	0	0	4	6	0.00	0.000								
Ben Weber, R (8,1) ERA: 2.59	0.2	H	2	1	0	0	0	0	0	0	0	0	0	3	5	0.00	1.500								
Troy Percival, R (9,1) ERA: 1.98	1.0	S	3	0	0	0	0	0	0	0	0	0	0	8	11	0.00	0.000								

AB	32
R	1
H	6
RBI	1
BB	3
SO	6
LOB	16

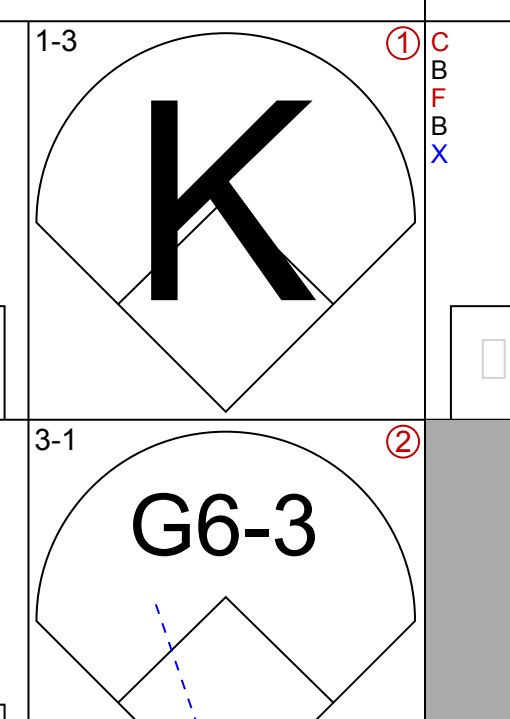
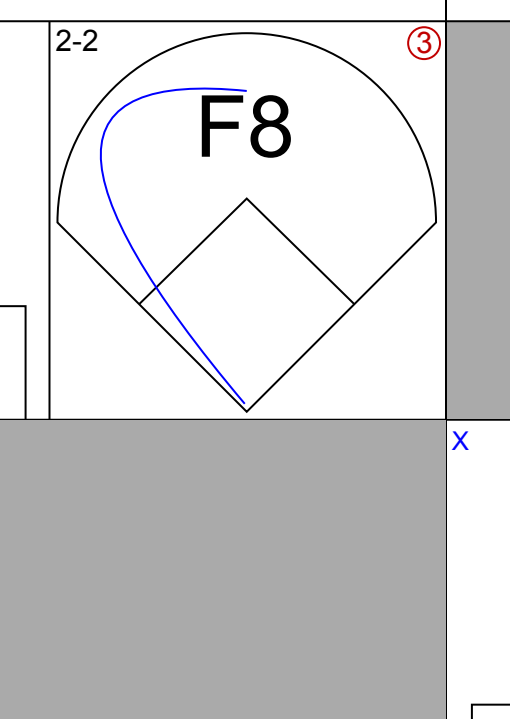
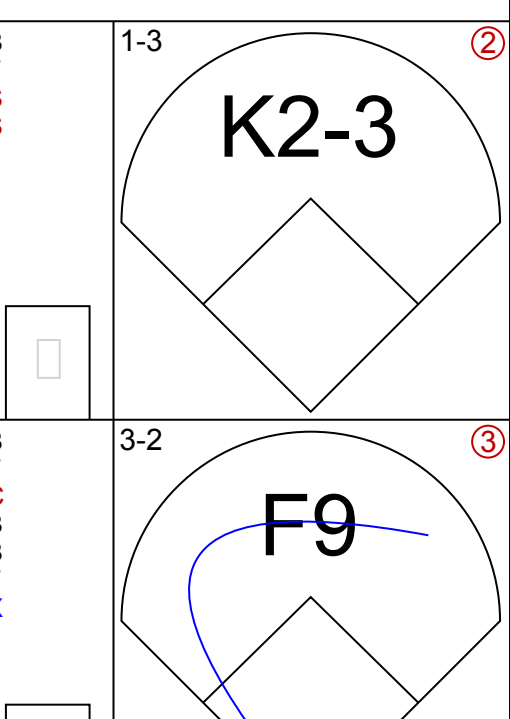
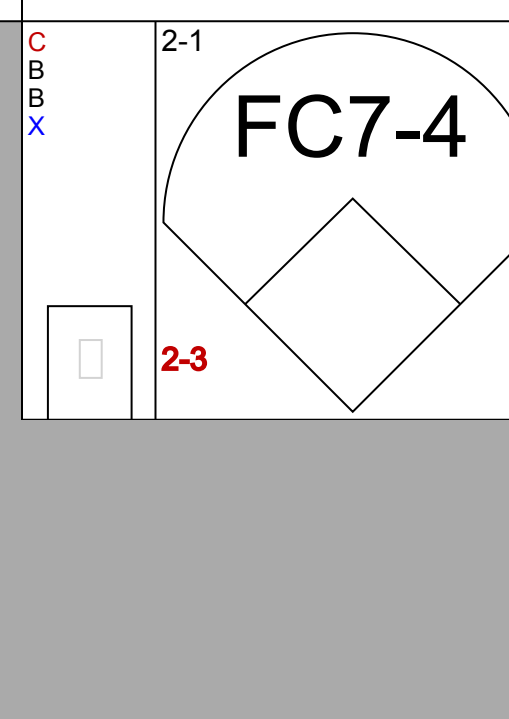
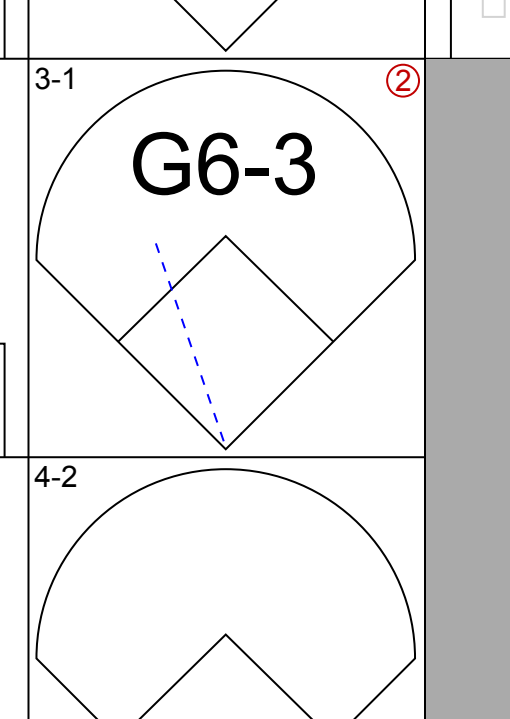
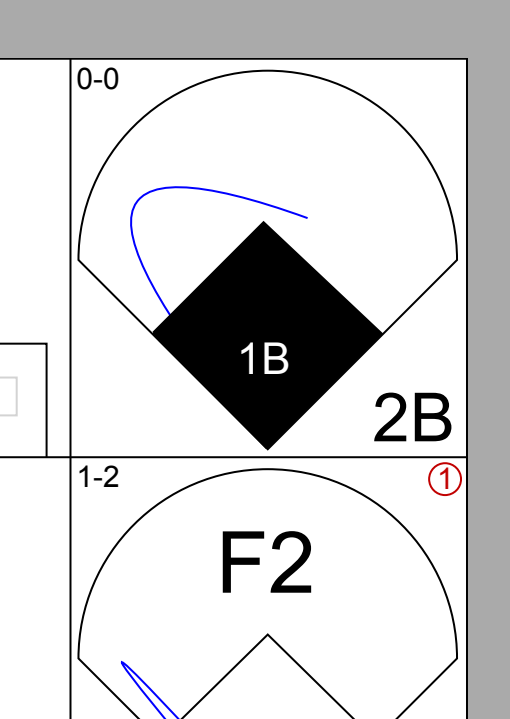
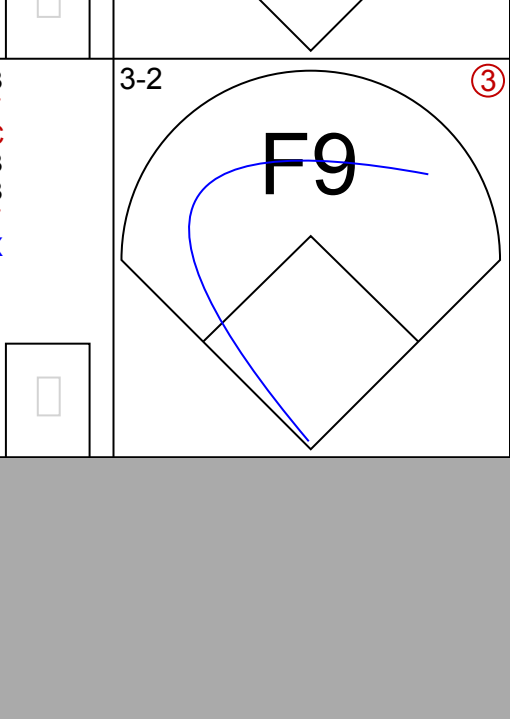
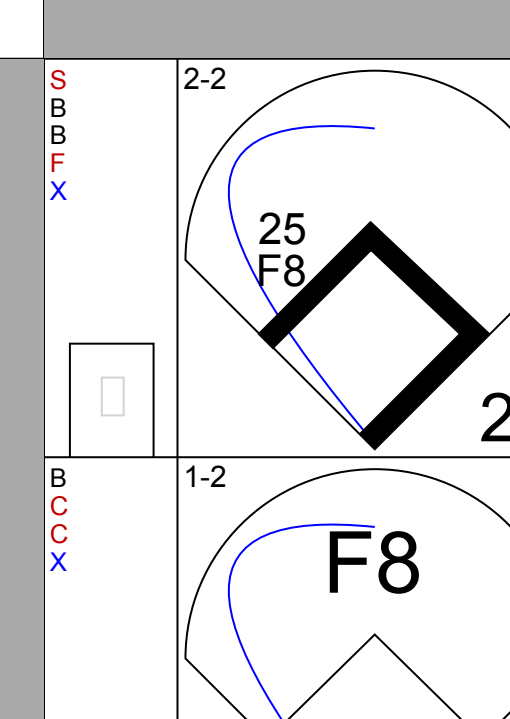
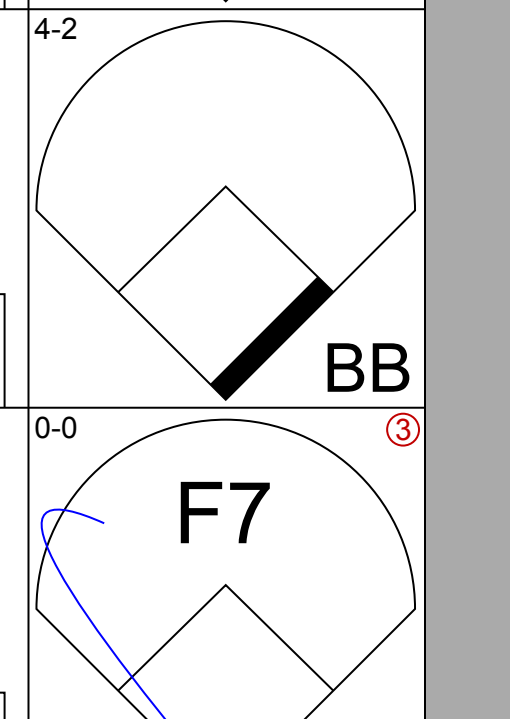
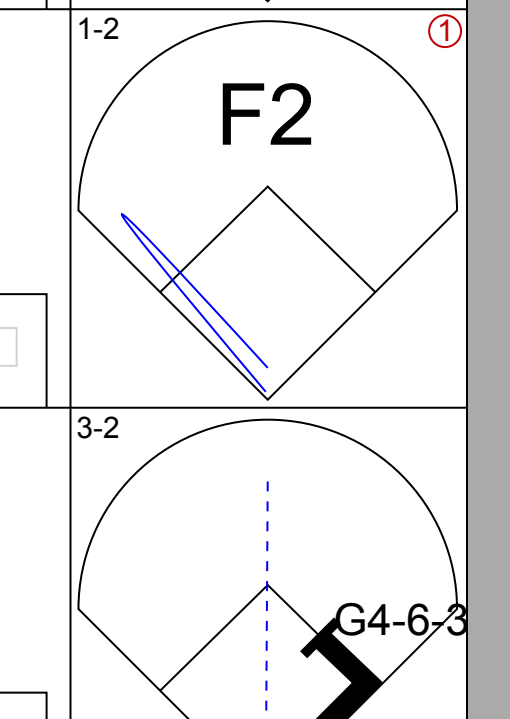
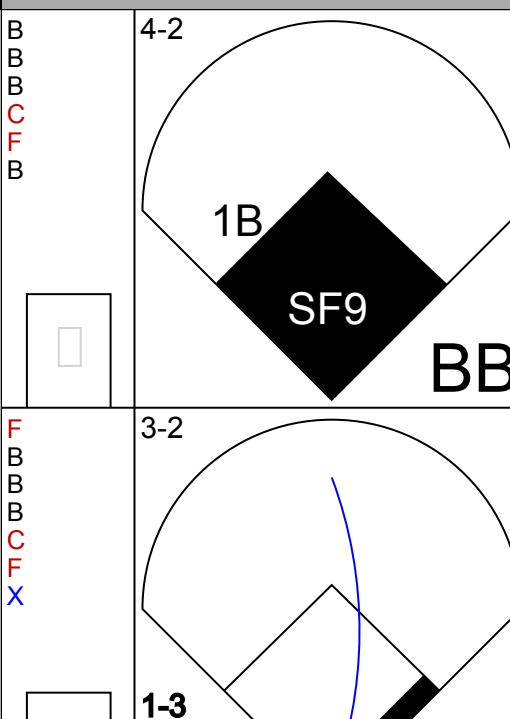
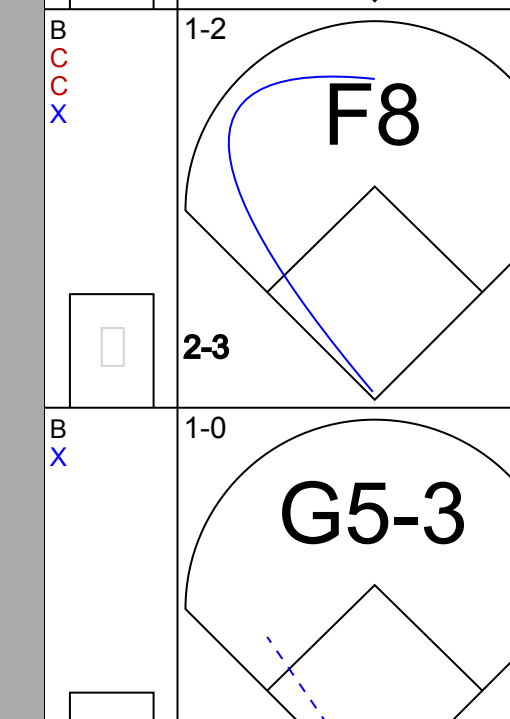
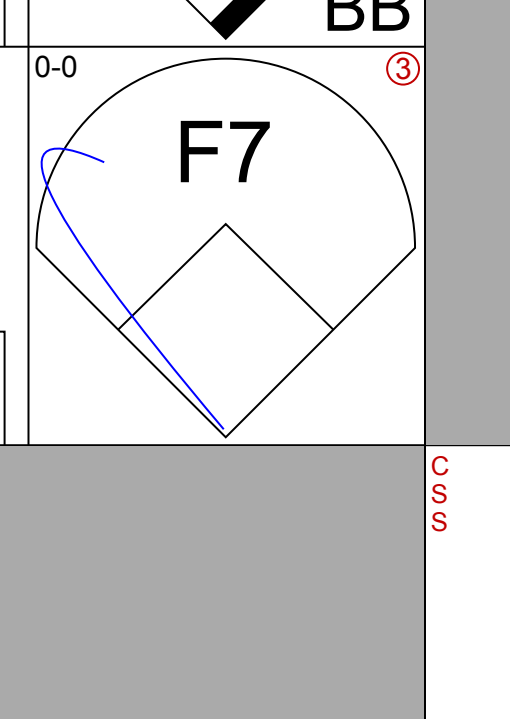
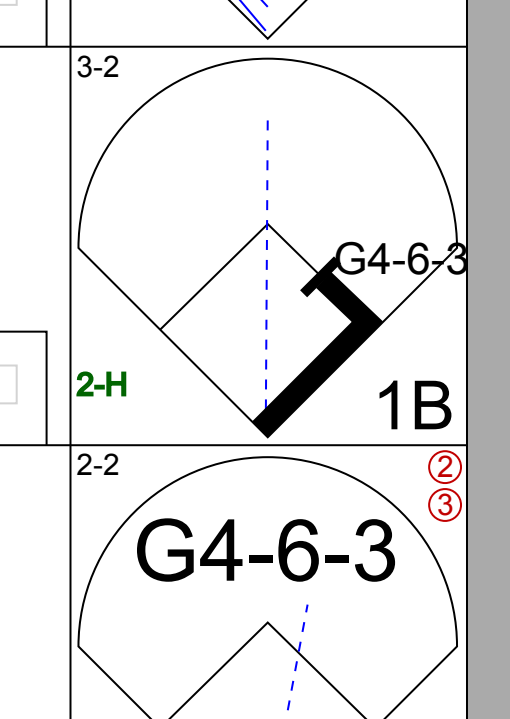
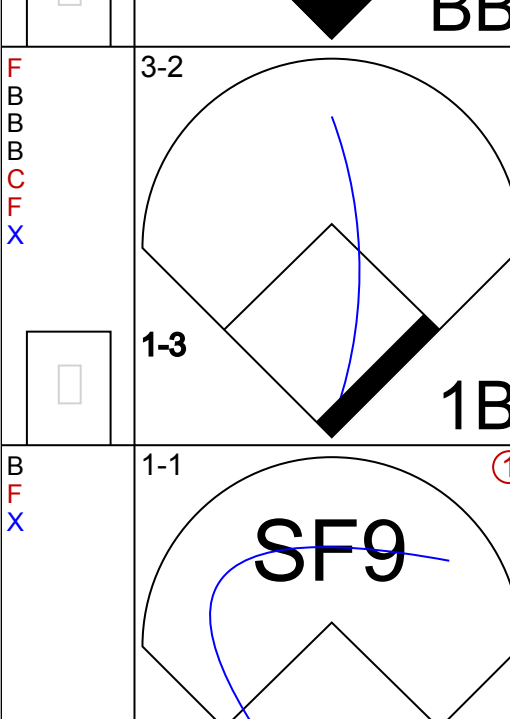
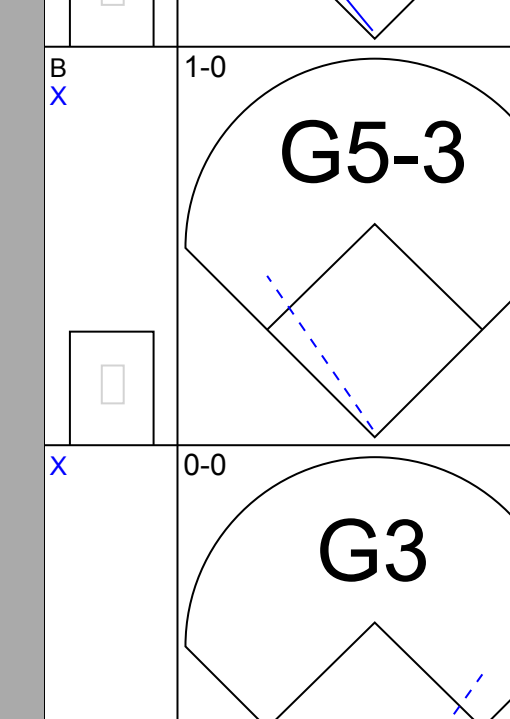
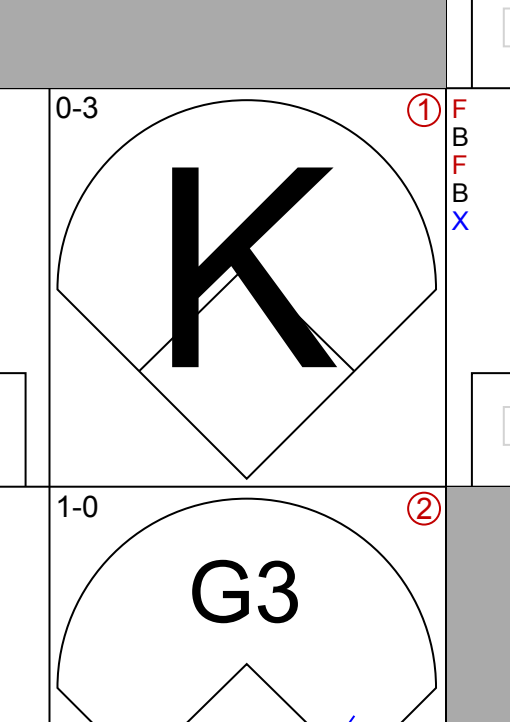
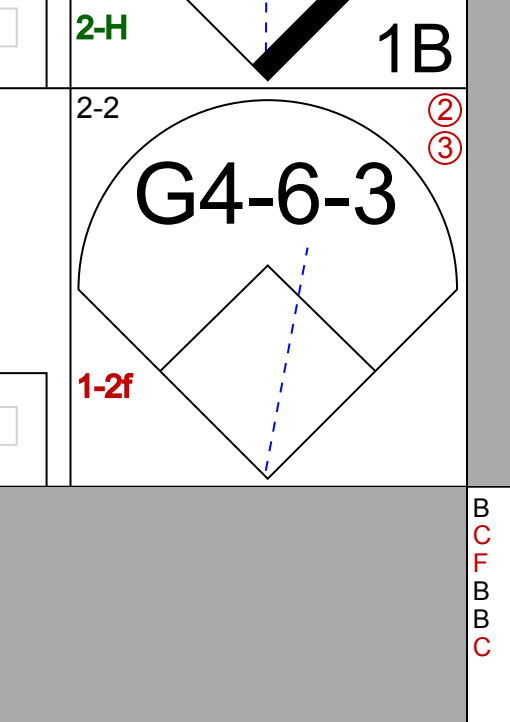
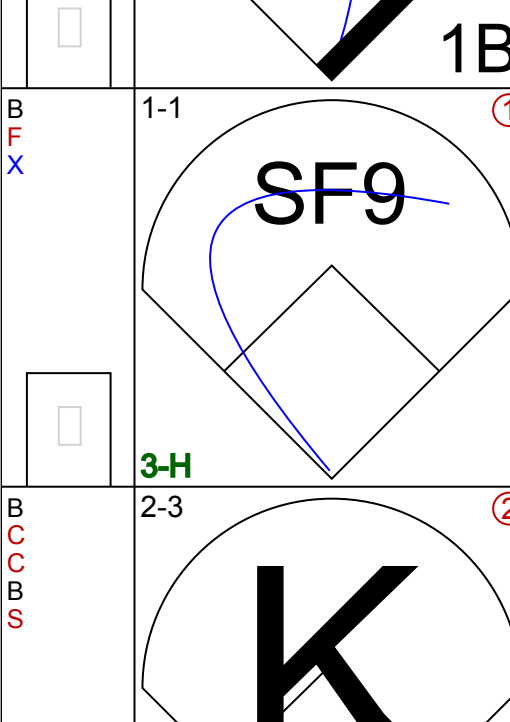
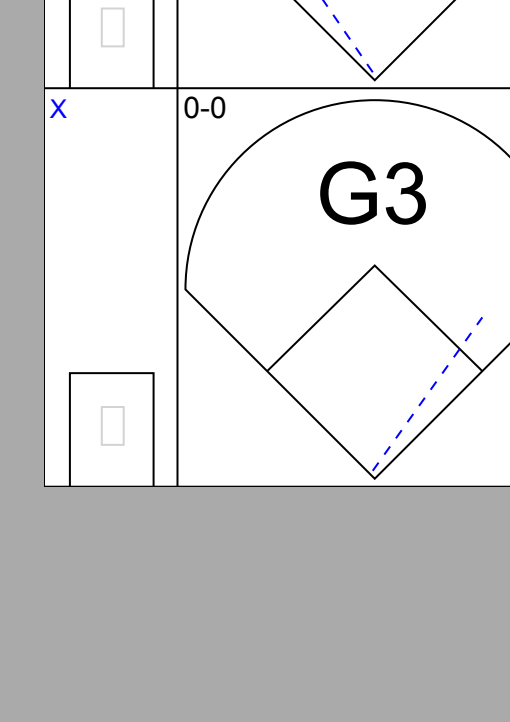
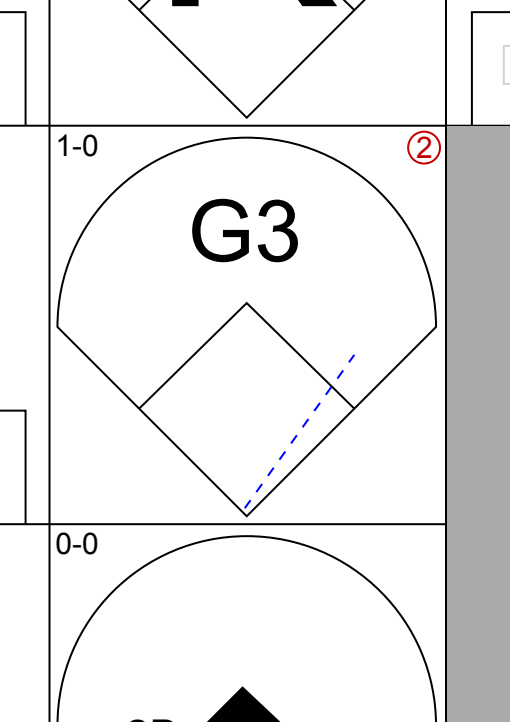
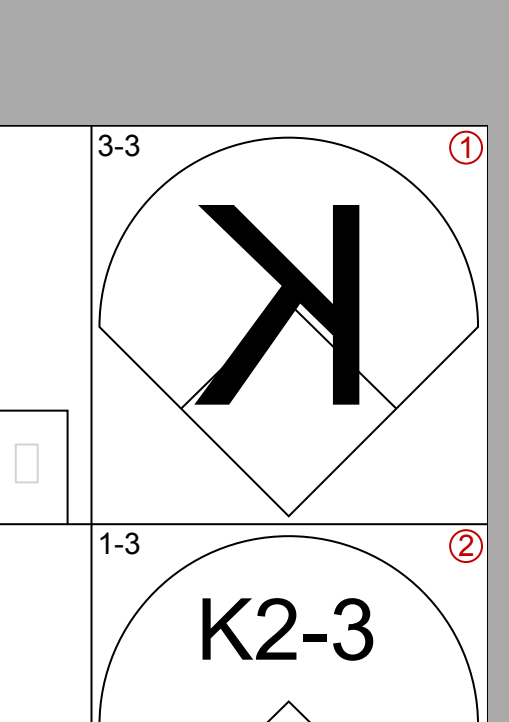
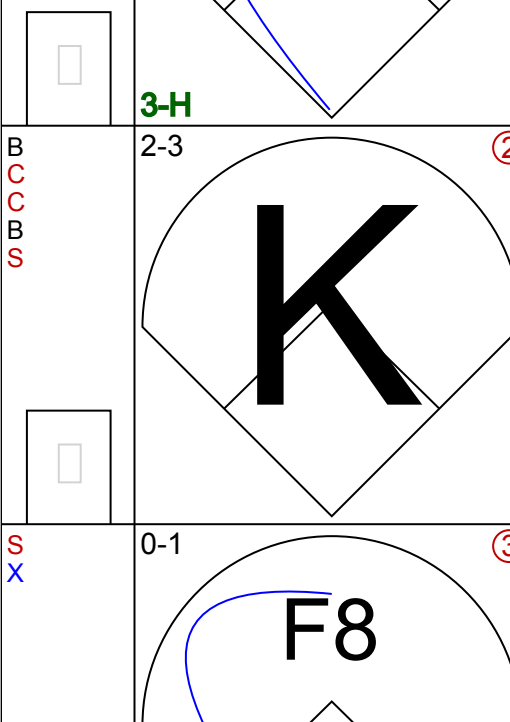
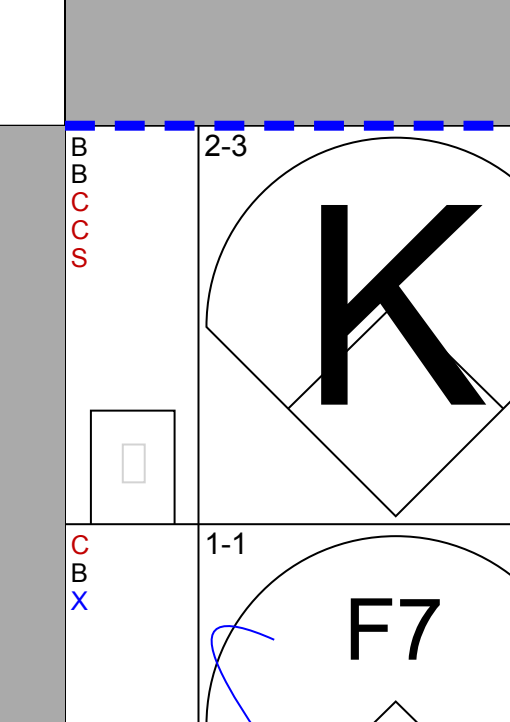
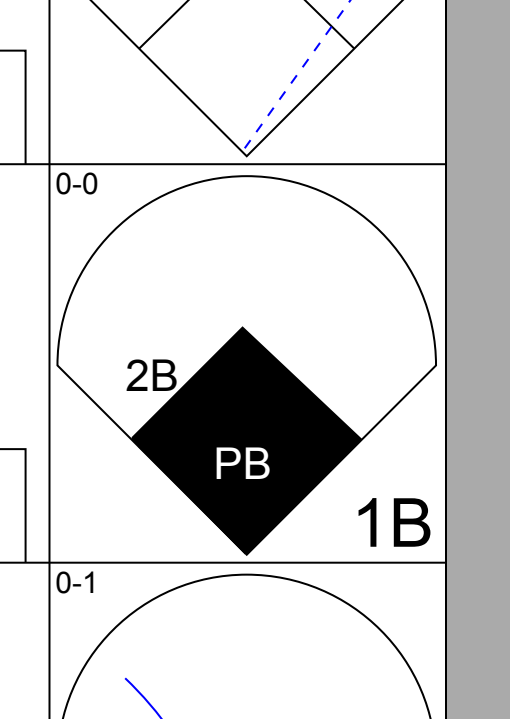
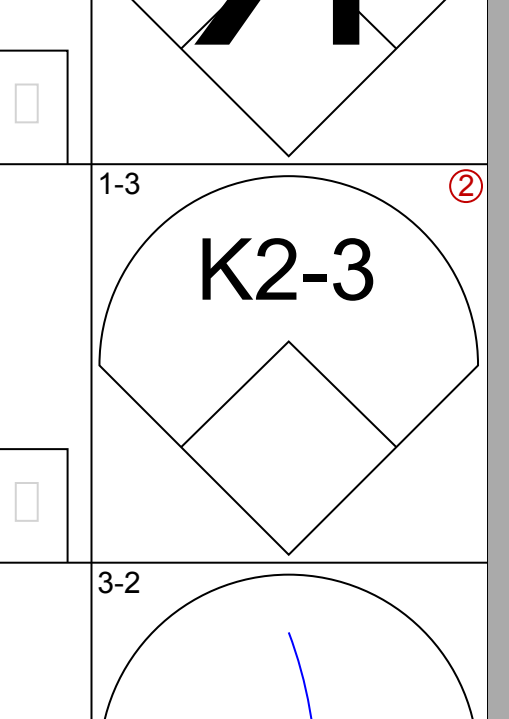
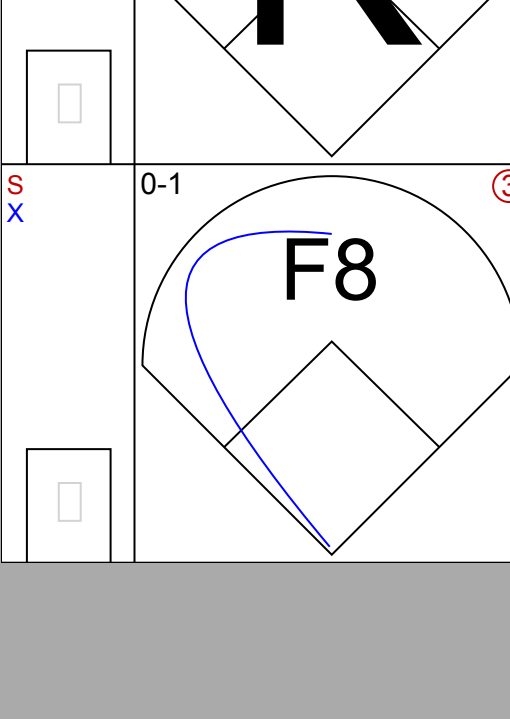
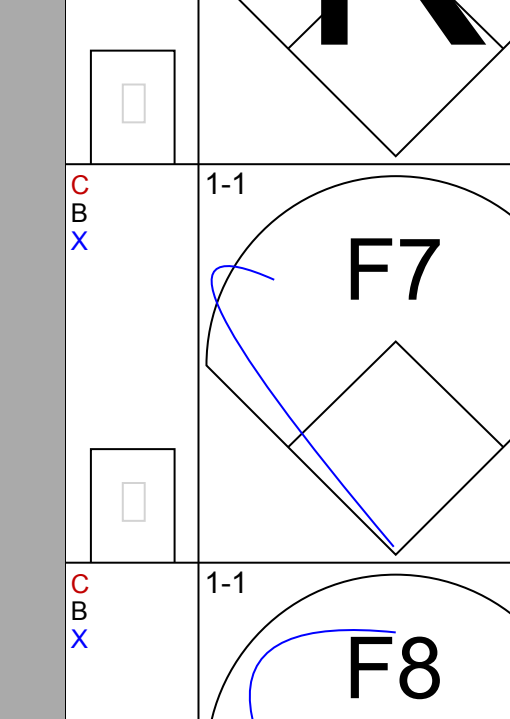
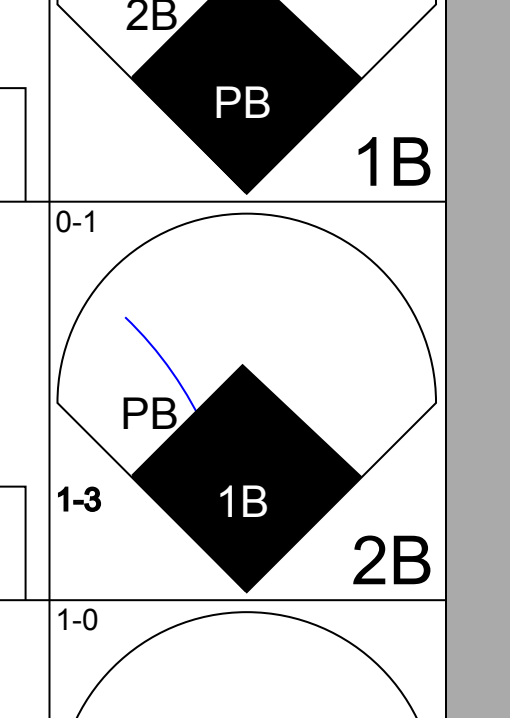
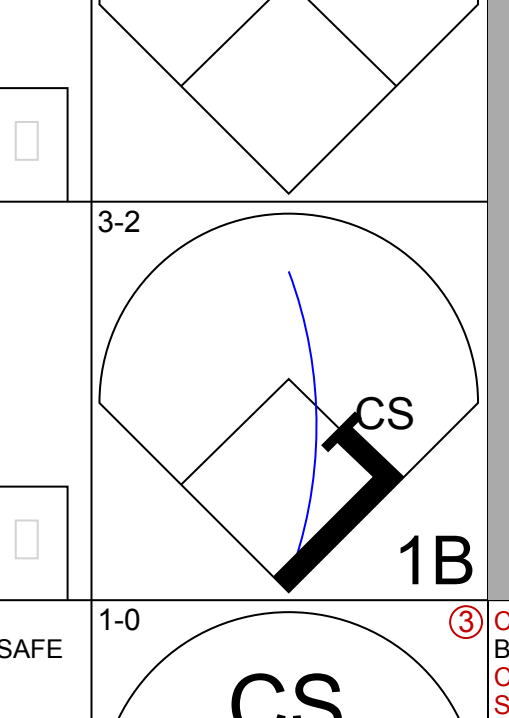
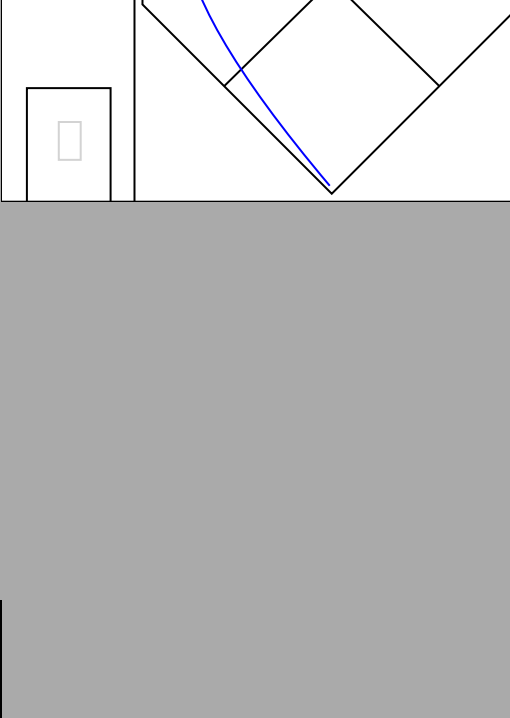
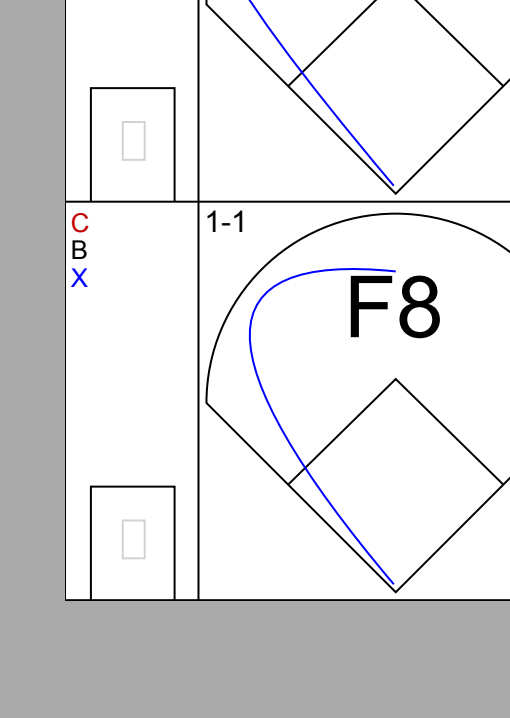
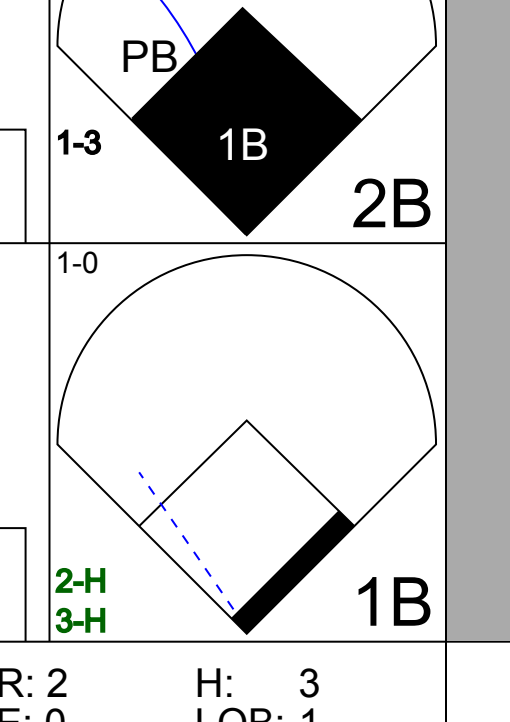
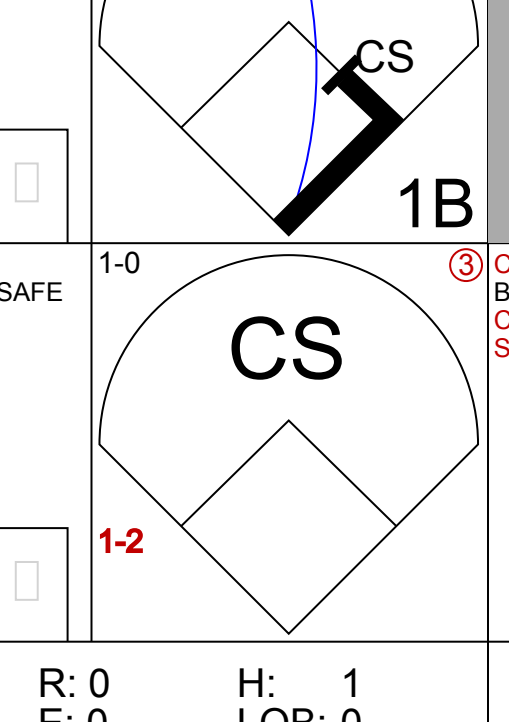



Batter	1	2	3	4	5	6	7	8	9	AB	R	H	RBI	BB	SO	LOB	BOTTOM								
David Eckstein, R (1,6) OBP: 0.363, SLG: 0.378	F8		P4		G1-3		G5-3			4	0	0	0	0	0	2	<b>New York Yankees @ Anaheim Angels</b> Edison International Field, Anaheim, CA Thu Aug 01 2002, 10:05 PM EDT Att: 42,897 - Sunny - 72 F								
Darin Erstad, L (1,8) OBP: 0.322, SLG: 0.390	1B SF9 BB		F5		L9		IBB			2	1	0	0	2	0	0									
Tim Salmon, R (1,9) OBP: 0.375, SLG: 0.504	1B		1B BB		L4		K			4	0	2	0	0	1	3									
16 Garret Anderson, L (1,7) OBP: 0.321, SLG: 0.522	SF9					G4-3		SH1-4 1B		2	0	1	1	1	0	0									
Troy Glaus, R (1,5) OBP: 0.353, SLG: 0.429	1B		K			G6-3		SH1-4 1B		4	0	2	0	0	1	2									
Brad Fuller, L (1,10) OBP: 0.336, SLG: 0.505 Benji Gil, R (8, PH) OBP: 0.299, SLG: 0.405 Orlando Palmeiro, L (8, PH) OBP: 0.349, SLG: 0.351	F8				HR		F9	SH1-4		3	1	1	1	0	0	2									
Scott Spiezio, S (1,3) OBP: 0.369, SLG: 0.424		G6-3		F7			G4-3			3	0	0	0	1	0	0									
Bengie Molina, R (1,2) OBP: 0.289, SLG: 0.331		G5-3		G6-3			G5-3 1B			4	0	1	0	0	1	3									
Adam Kennedy, L (1,4) OBP: 0.326, SLG: 0.414		G3		F9			G5-3 1B			4	0	1	0	0	1	3									
<b>Inning Stats</b>	R: 1 E: 0 K: 0 S: 10	H: 2 LOB: 2 BB: 1 P: 19	R: 0 E: 0 K: 0 S: 5	H: 0 LOB: 0 BB: 0 P: 7	R: 0 E: 0 K: 1 S: 14	H: 1 LOB: 2 BB: 1 P: 22	R: 1 E: 0 K: 0 S: 11	H: 1 LOB: 0 BB: 0 P: 17	R: 0 E: 0 K: 0 S: 6	H: 0 LOB: 0 BB: 0 P: 10	R: 0 E: 0 K: 0 S: 5	H: 0 LOB: 0 BB: 0 P: 8	R: 0 E: 0 K: 1 S: 14	H: 2 LOB: 3 BB: 1 P: 24	R: 0 E: 0 K: 2 S: 10	H: 2 LOB: 3 BB: 1 P: 23		R: 0 E: 0 K: 0 S: 8	H: 0 LOB: 0 BB: 0 P: 11	1B: 7 2B: 0 3B: 0 HR: 1	SF: 1 SAC: 1 DP: 0 HBP: 0	WP: 0 PB: 0 SB: 0 CS: 0	PA: 36		
<b>PITCHER</b>	IP	WLS	BF	H	R	ER	SO	BB	IBB	HBP	BLK	WP	HR	S	P	ERA	WHIP								
Jeff Weaver, R (1,1) ERA: 3.99	7.0	L	30	6	2	2	2	2	1	0	0	0	0	65	107	2.57	1.143								
Mike Stanton, L (8,1) ERA: 3.16	0.0		2	2	0	0	0	0	0	0	0	0	0	3	7	∞	∞								
Steve Karsay, R (8,1) ERA: 3.63	1.0		4	0	0	0	2	0	1	0	0	0	0	7	16	0.00	0.000								

AB	30
R	2
H	8
RBI	2
BB	4
SO	4
LOB	15



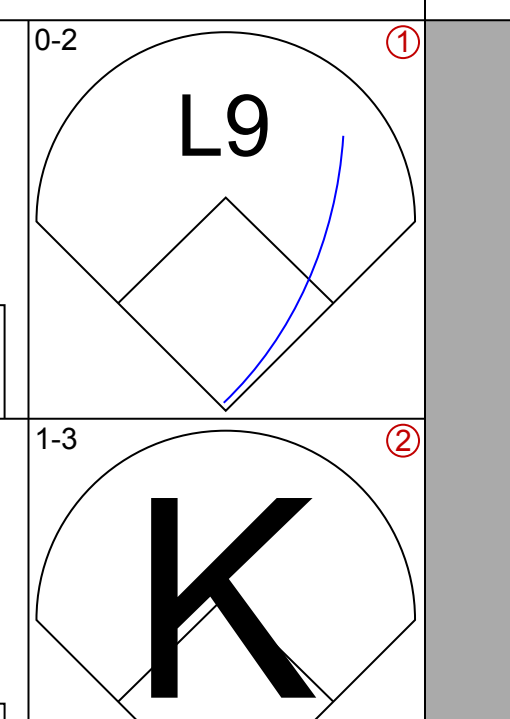
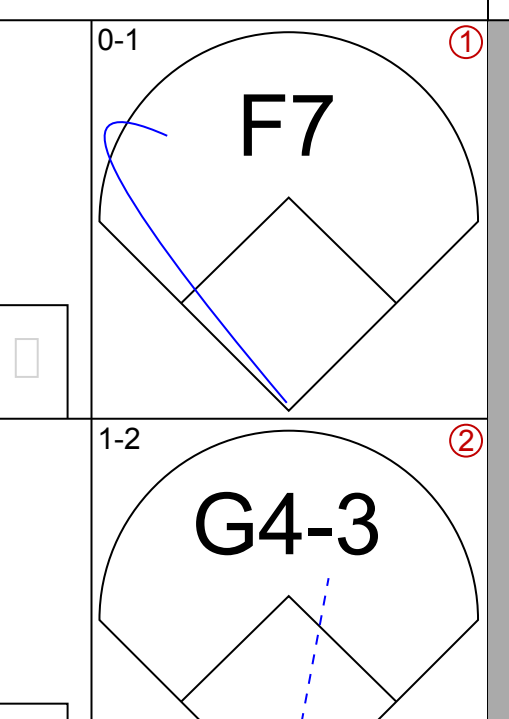
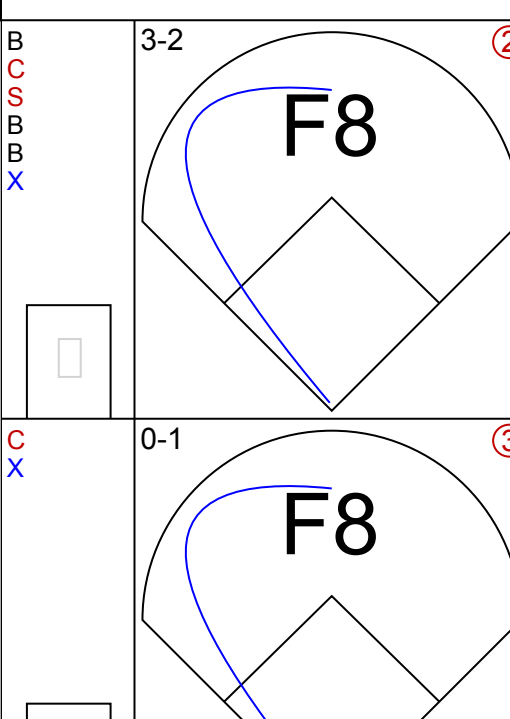
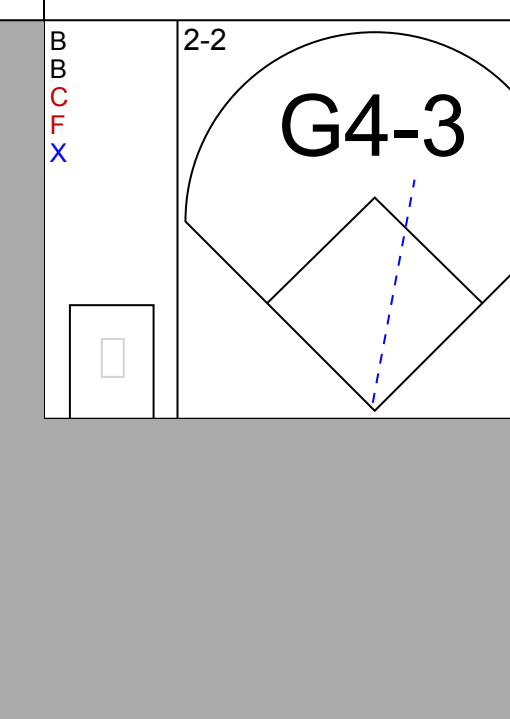
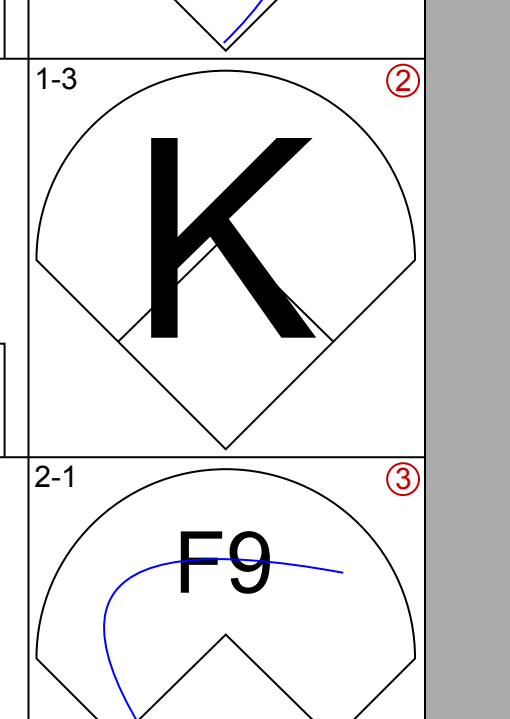
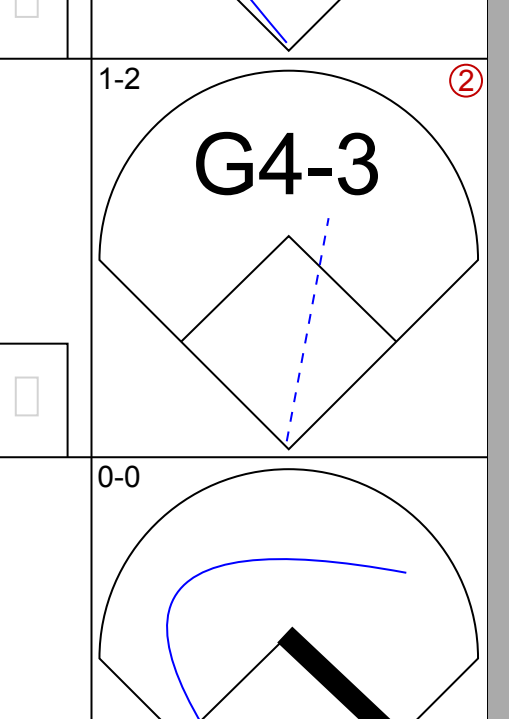
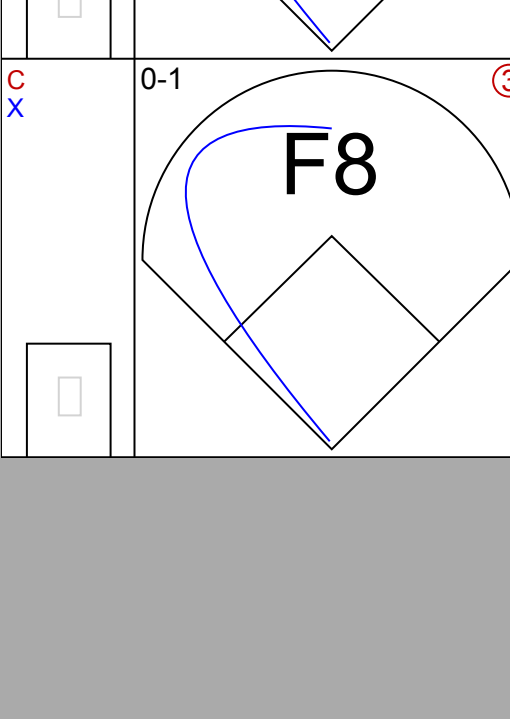
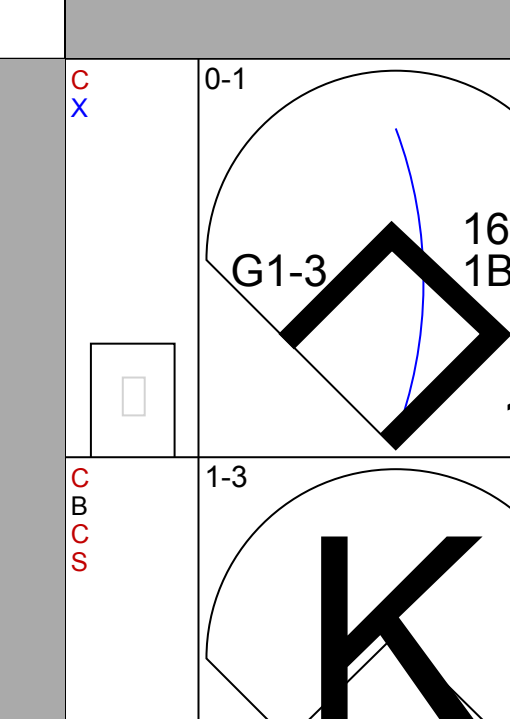
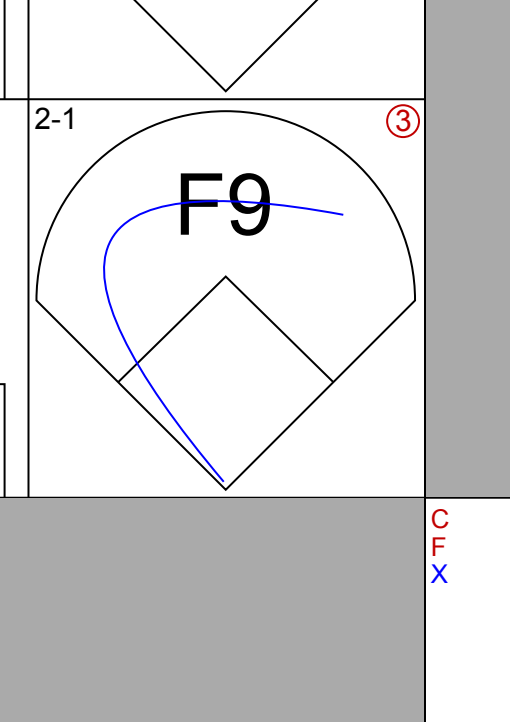
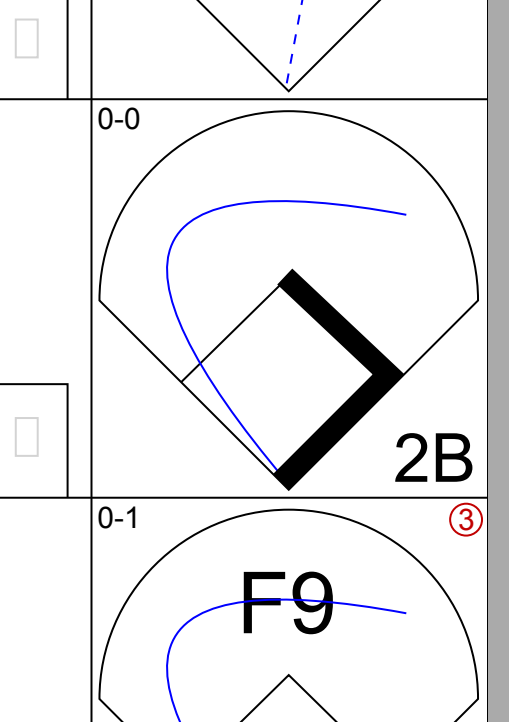

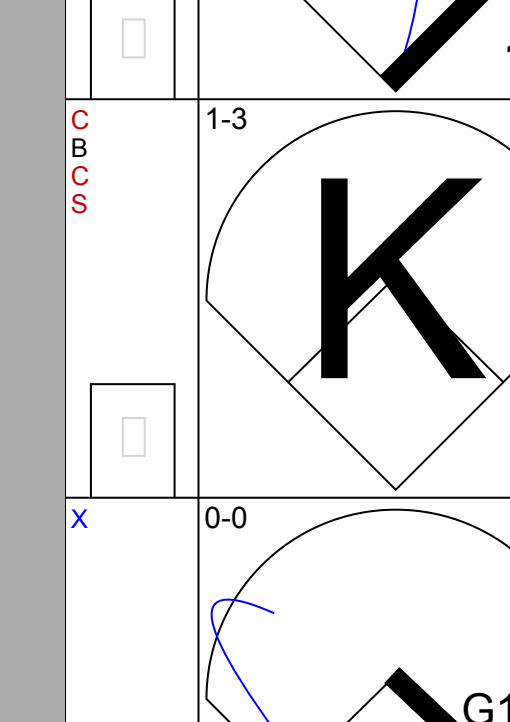
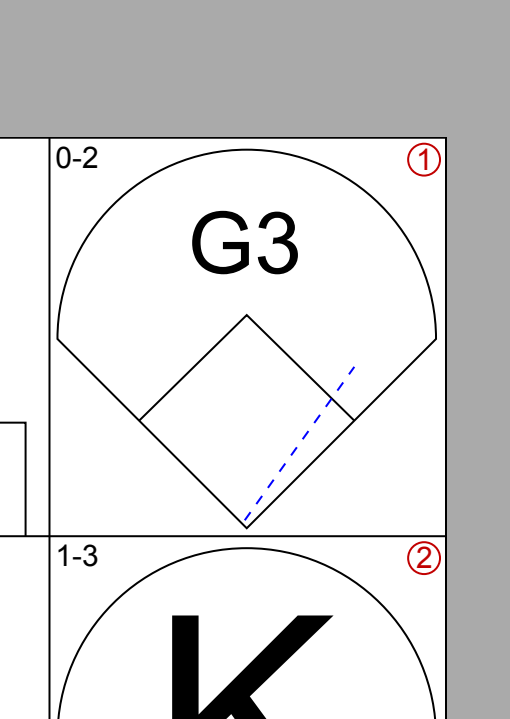
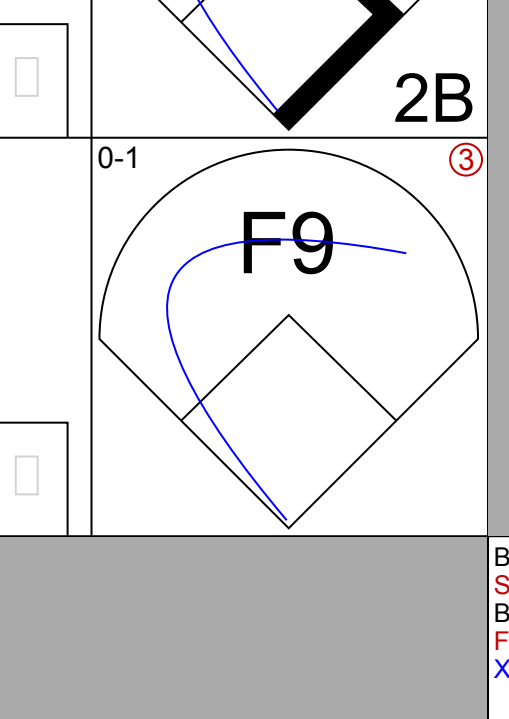

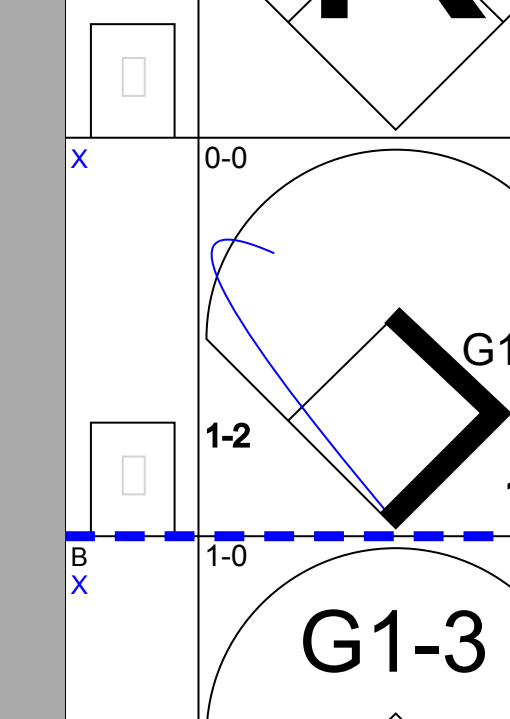
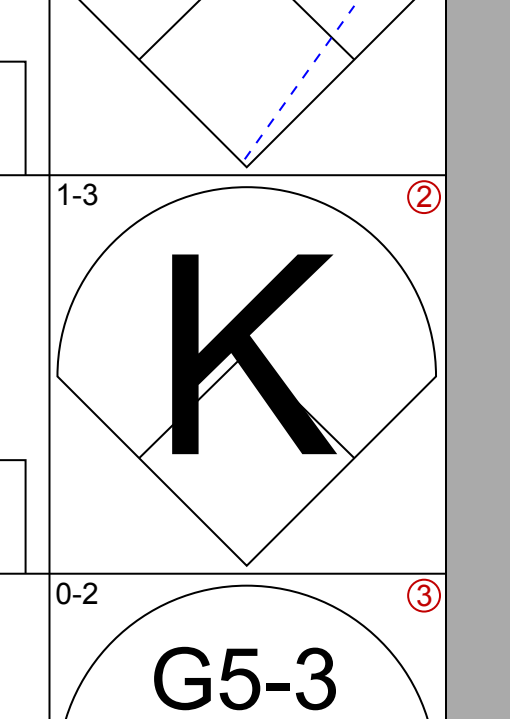
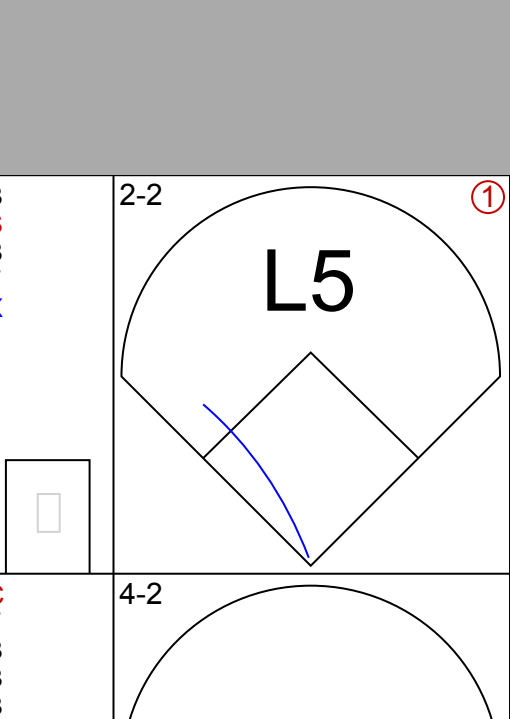

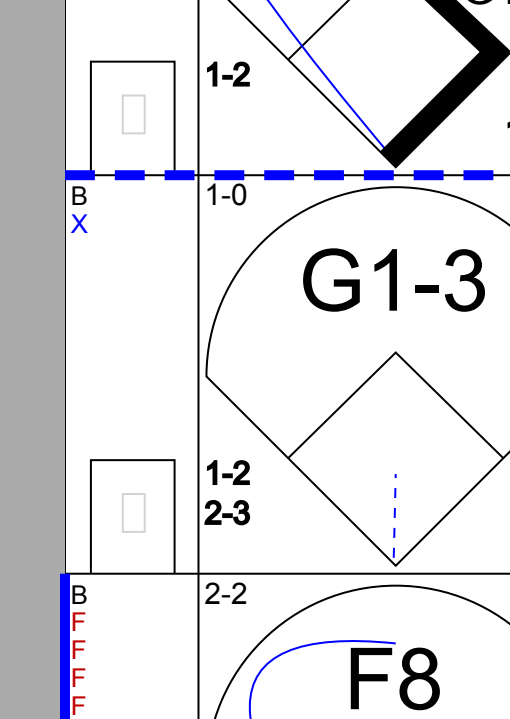
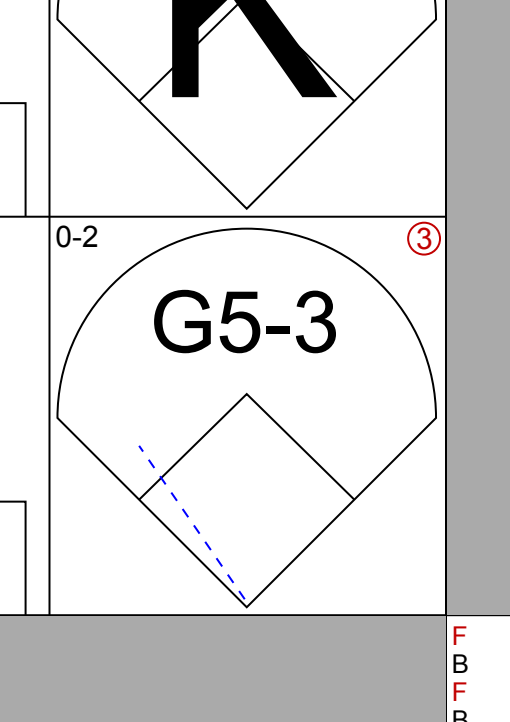
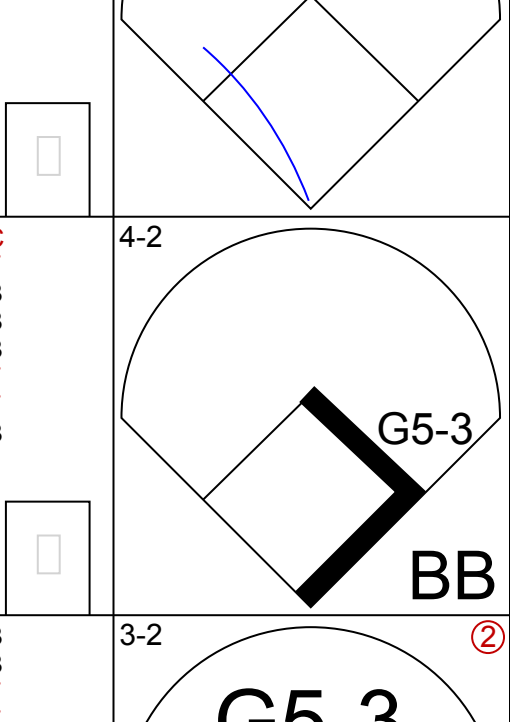

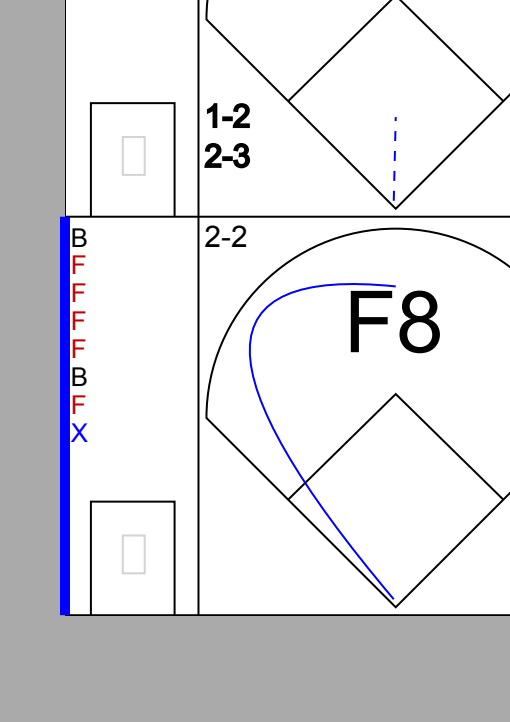
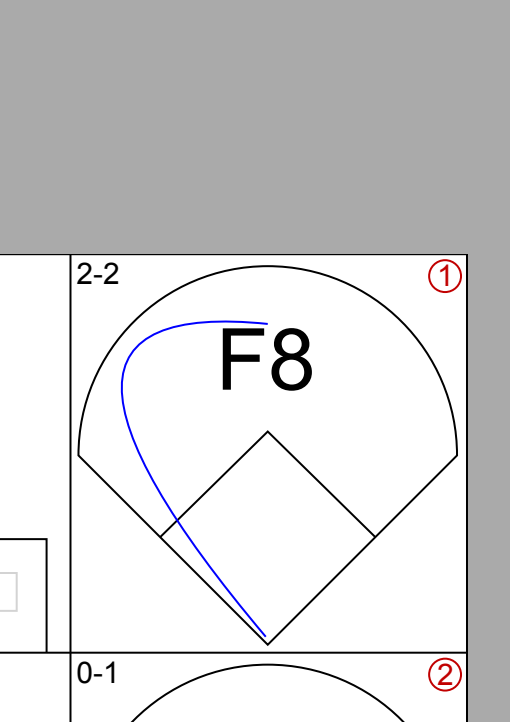
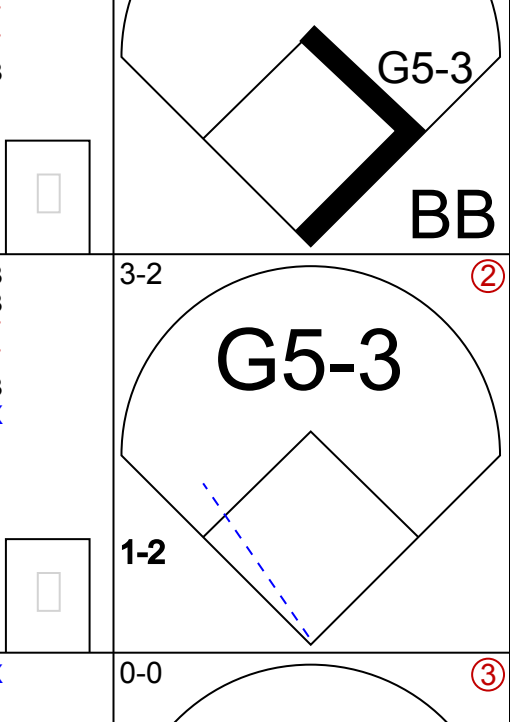

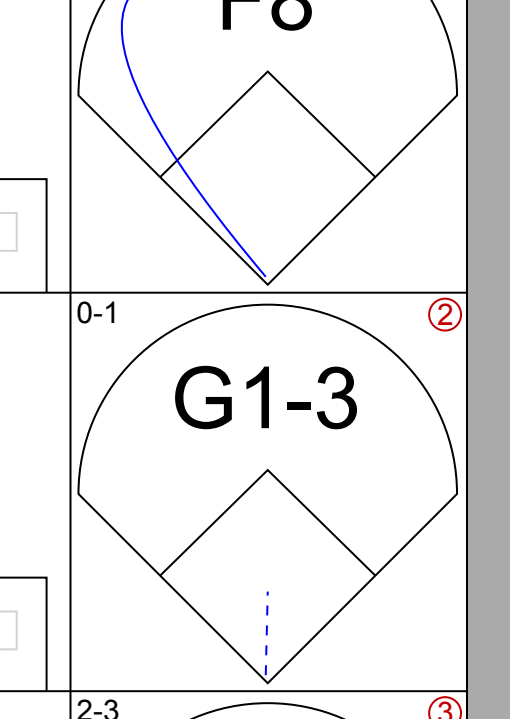
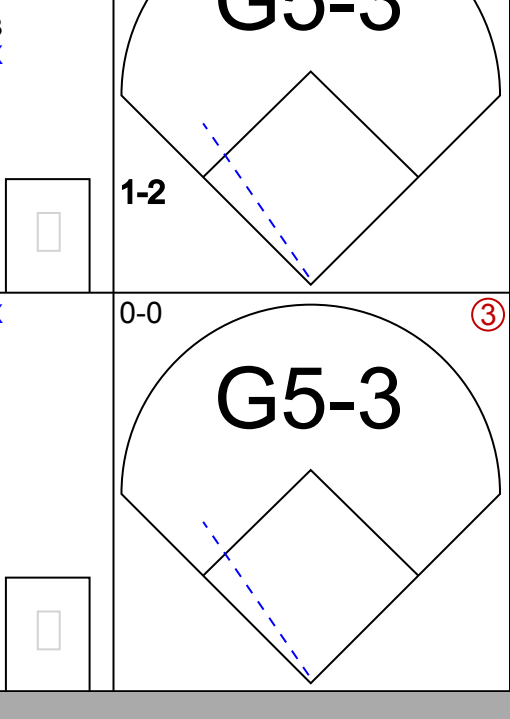
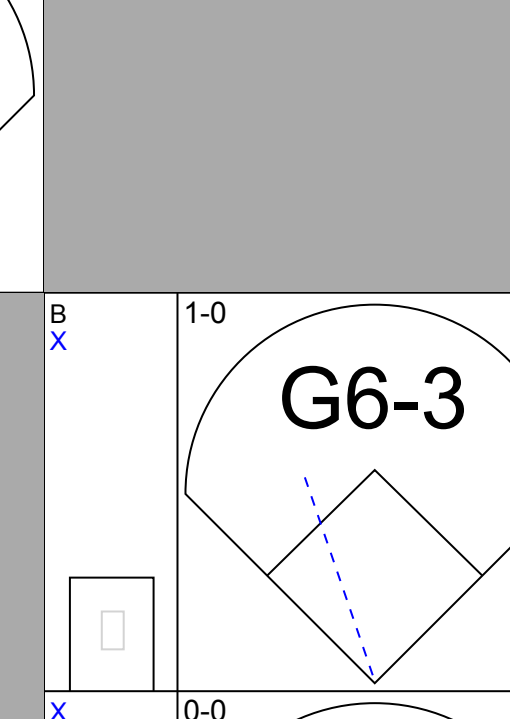
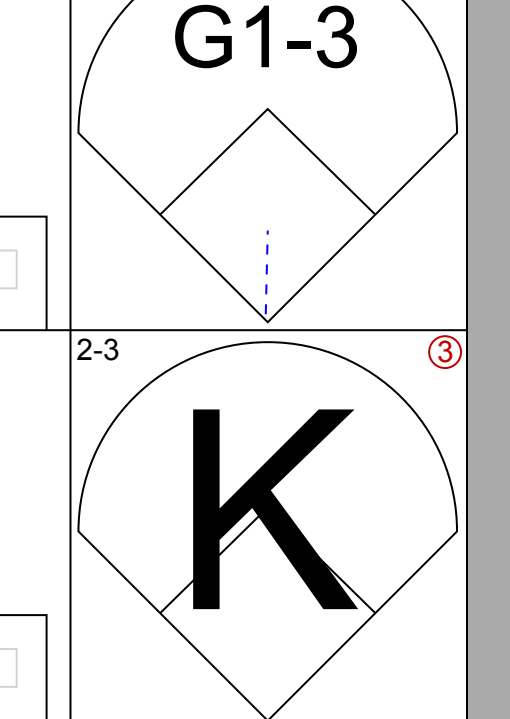
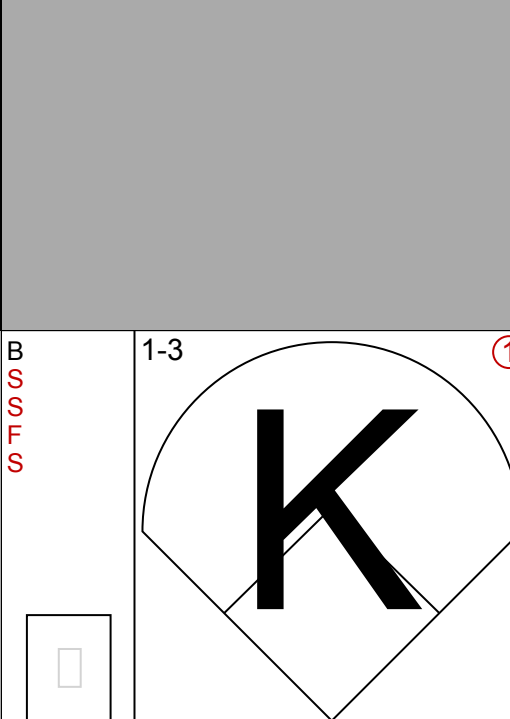
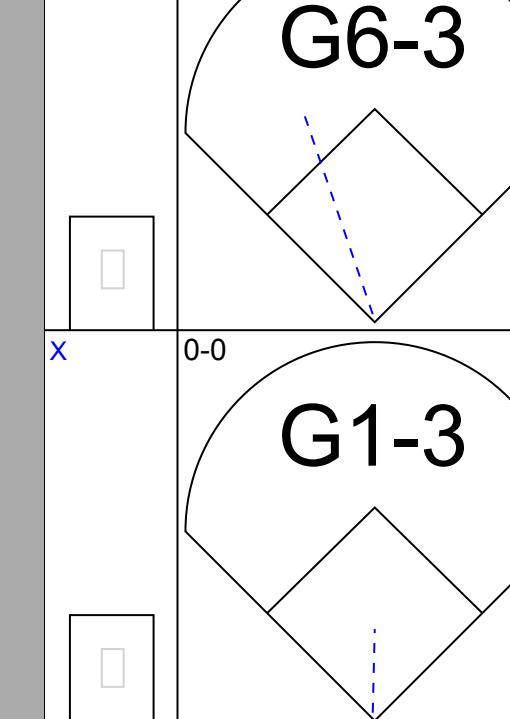


Batter	1	2	3	4	5	6	7	8	9	AB	R	H	RBI	BB	SO	LOB	TOP					
Alfonso Soriano, R (1,4) OBP: 0.337, SLG: 0.575										4	0	0	0	0	2	2						
2 Derek Jeter, R (1,6) OBP: 0.395, SLG: 0.432										4	1	2	0	0	0	0						
25 Jason Giambi, L (1,10) OBP: 0.437, SLG: 0.603										2	1	0	0	2	0	2						
Bernie Williams, S (1,8) OBP: 0.413, SLG: 0.488										4	0	2	1	0	0	2						
Robin Ventura, L (1,5) OBP: 0.373, SLG: 0.495										3	0	0	1	0	1	2						
20 Jorge Posada, S (1,2) OBP: 0.371, SLG: 0.500										4	0	0	0	0	3	1						
Raul Mondesi, R (1,9) OBP: 0.310, SLG: 0.438										4	1	1	0	0	1	1						
Nick Johnson, L (1,3) OBP: 0.348, SLG: 0.432										4	1	2	0	0	0	0						
Rondell White, R (1,7) OBP: 0.315, SLG: 0.401										3	0	2	1	0	1	0						
<b>Inning Stats</b>	R: 0 E: 0 K: 1 S: 10	H: 0 LOB: 1 BB: 1 P: 18	R: 2 E: 0 K: 1 S: 11	H: 3 LOB: 1 BB: 0 P: 15	R: 1 E: 0 K: 0 S: 11	H: 2 LOB: 0 BB: 0 P: 17	R: 0 E: 0 K: 2 S: 10	H: 1 LOB: 0 BB: 0 P: 18	R: 0 E: 0 K: 0 S: 10	H: 0 LOB: 0 BB: 0 P: 15	R: 1 E: 0 K: 1 S: 13	H: 1 LOB: 1 BB: 1 P: 23	R: 0 E: 0 K: 0 S: 4	H: 1 LOB: 0 BB: 0 P: 8	R: 0 E: 0 K: 0 S: 8	H: 1 LOB: 1 BB: 0 P: 12	R: 0 E: 0 K: 1 S: 7	H: 0 LOB: 0 BB: 0 P: 11	1B: 5 2B: 5 3B: 0 HR: 0	SF: 1 SAC: 0 DP: 2 HBP: 0	WP: 0 PB: 1 SB: 0 CS: 1	PA: 36
<b>PITCHER</b>	IP WLS BF H R ER SO BB IBB HBP BLK WP HR S P ERA WHIP																					
Kevin Appier, R (1,1) ERA: 4.22	6.0 L 25 7 4 3 7 2 0 0 0 0 0 0 65 106 4.50 1.500																					
Al Levine, R (7,1) ERA: 3.5	2.0 7 2 0 0 0 0 0 0 0 0 0 0 12 20 0.00 1.000																					
62 Scot Shields, R (9,1) ERA: 2.55	1.0 3 0 0 0 1 0 0 0 0 0 0 0 7 11 0.00 0.000																					

New York Yankees @ Anaheim Angels  
Edison International Field, Anaheim, CA  
Fri Aug 02 2002, 10:05 PM EDT  
Att: 43,668 - Sunny - 73 F

AB 32  
R 4  
H 9  
RBI 3  
BB 2  
SO 8  
LOB 10



Batter	1	2	3	4	5	6	7	8	9	AB	R	H	RBI	BB	SO	LOB	BOTTOM					
David Eckstein, R (1,6) OBP: 0.360, SLG: 0.374										4	0	0	0	0	0	0						
Darin Erstad, L (1,8) OBP: 0.321, SLG: 0.388										4	0	1	0	0	1	0						
Tim Salmon, R (1,10) OBP: 0.374, SLG: 0.504										4	0	1	0	0	2	1						
16 Garret Anderson, L (1,7) OBP: 0.323, SLG: 0.524										4	0	2	0	0	0	1						
Troy Glaus, R (1,5) OBP: 0.352, SLG: 0.426										3	0	0	0	1	1	2						
Alex Ochoa, R (1,9) OBP: 0.357, SLG: 0.378											2	0	0	0	1	0	2					
Orlando Palmeiro, L (9,PH) OBP: 0.347, SLG: 0.349										1	0	0	0	0	0	2						
Scott Spiezio, S (1,3) OBP: 0.366, SLG: 0.420										3	0	0	0	0	0	3						
Bengie Molina, R (1,2) OBP: 0.286, SLG: 0.328										3	0	0	0	0	0	1						
Benji Gil, R (1,4) OBP: 0.289, SLG: 0.391										3	0	0	0	0	2	0						
<b>Inning Stats</b>	R: 0 E: 0 K: 1 S: 9	H: 0 LOB: 0 BB: 0 P: 12	R: 0 E: 0 K: 1 S: 9	H: 0 LOB: 0 BB: 0 P: 10	R: 0 E: 0 K: 0 S: 8	H: 0 LOB: 0 BB: 0 P: 12	R: 0 E: 0 K: 0 S: 8	H: 1 LOB: 1 BB: 0 P: 9	R: 0 E: 0 K: 0 S: 11	H: 0 LOB: 0 BB: 1 P: 20	R: 0 E: 0 K: 1 S: 9	H: 0 LOB: 0 BB: 0 P: 13	R: 0 E: 0 K: 0 S: 9	H: 1 LOB: 2 BB: 1 P: 20	R: 0 E: 0 K: 0 S: 5	H: 0 LOB: 0 BB: 0 P: 8	R: 0 E: 0 K: 1 S: 13	H: 2 LOB: 2 BB: 0 P: 17	1B: 2 2B: 2 3B: 0 HR: 0	SF: 0 SAC: 0 DP: 0 HBP: 0	WP: 0 PB: 0 SB: 0 CS: 0	PA: 33
<b>PITCHER</b>	IP WLS BF H R ER SO BB IBB HBP BLK WP HR S P ERA WHIP																					
Andy Pettitte, L (1,1) ERA: 3.13	8.1 W 31 4 0 0 6 2 0 0 0 0 0 0 74 111 0.00 0.720																					
Ramiro Mendoza, R (9,1) ERA: 3.56	0.2 S 2 0 0 0 0 0 0 0 0 0 0 0 7 10 0.00 0.000																					

New York Yankees @ Anaheim Angels  
Edison International Field, Anaheim, CA  
Fri Aug 02 2002, 10:05 PM EDT  
Att: 43,668 - Sunny - 73 F

AB 31  
R 0  
H 4  
RBI 0  
BB 2  
SO 6  
LOB 12





Batter	1	2	3	4	5	6	7	8	9	AB	R	H	RBI	BB	SO	LOB	TOP			
Alfonso Soriano, R OBP: 0.335, SLG: 0.570										4	0	0	0	0	2	2	New York Yankees @ Anaheim Angels Edison International Field, Anaheim, CA Sat Aug 03 2002, 10:05 PM EDT Att: 43,619 - Sunny - 72 F			
2 Derek Jeter, R OBP: 0.394, SLG: 0.430										4	1	1	1	0	0	1				
25 Jason Giambi, L OBP: 0.436, SLG: 0.599										4	1	1	0	0	1	1				
Bernie Williams, S OBP: 0.411, SLG: 0.493										4	1	1	3	0	0	1				
Robin Ventura, L OBP: 0.370, SLG: 0.489										4	0	0	0	0	2	1				
20 Jorge Posada, S OBP: 0.372, SLG: 0.499										3	0	1	0	1	2	0				
Raul Mondesi, R OBP: 0.307, SLG: 0.433										4	0	0	0	0	1	2				
Nick Johnson, L OBP: 0.349, SLG: 0.431										3	1	1	0	1	1	0				
Rondell White, R OBP: 0.315, SLG: 0.400										3	0	1	0	0	0	1				
<b>Inning Stats</b>	R: 0 E: 0 K: 2 S: 7	H: 0 LOB: 0 BB: 0 P: 10	R: 0 E: 0 K: 0 S: 5	H: 0 LOB: 1 BB: 1 P: 11	R: 0 E: 0 K: 2 S: 8	H: 0 LOB: 0 BB: 0 P: 10	R: 0 E: 0 K: 1 S: 18	H: 1 LOB: 1 BB: 0 P: 27	R: 0 E: 0 K: 1 S: 13	H: 0 LOB: 1 BB: 1 P: 23	R: 0 E: 0 K: 1 S: 11	H: 1 LOB: 1 BB: 0 P: 19	R: 4 E: 0 K: 1 S: 14	H: 4 LOB: 0 BB: 0 P: 17	R: 0 E: 0 K: 1 S: 8	H: 0 LOB: 0 BB: 0 P: 12	1B: 5 2B: 0 3B: 0 HR: 1	SF: 0 SAC: 0 DP: 0 HBP: 0	WP: 0 PB: 0 SB: 0 CS: 0	PA: 35
<b>PITCHER</b>	IP WLS BF H R ER SO BB IBB HBP BLK WP HR S P ERA WHIP																			
Aaron Sele, R ERA: 4.61	(1, 1) 7.0 26 3 1 1 7 2 0 0 0 0 0 0 69 110 1.29 0.714																			
Ben Weber, R ERA: 2.74	(8, 1) 0.2 3 1 0 0 0 0 0 0 0 0 0 0 5 6 0.00 1.500																			
Scott Schoeneweis, L ERA: 5.49	(8, 1) 0.0 1 1 0 0 0 0 0 0 0 0 0 0 1 2 ∞ ∞																			
Troy Percival, R ERA: 2.14	(8, 1) 1.1 W 5 1 3 3 2 0 0 0 0 0 0 1 14 19 20.25 0.750																			

Batter	1	2	3	4	5	6	7	8	9	AB	R	H	RBI	BB	SO	LOB	BOTTOM			
David Eckstein, R OBP: 0.359, SLG: 0.372										4	0	1	0	0	1	3	New York Yankees @ Anaheim Angels Edison International Field, Anaheim, CA Sat Aug 03 2002, 10:05 PM EDT Att: 43,619 - Sunny - 72 F			
Darin Erstad, L OBP: 0.320, SLG: 0.387										4	1	1	0	0	0	3				
Tim Salmon, R OBP: 0.378, SLG: 0.517										4	2	3	2	0	0	0				
16 Garret Anderson, L OBP: 0.322, SLG: 0.524										4	0	1	0	0	1	2				
Troy Glaus, R OBP: 0.351, SLG: 0.425										3	1	1	1	0	1	1				
Brad Fullmer, L OBP: 0.336, SLG: 0.514										3	1	1	2	0	0	0				
Shawn Wooten, R OBP: 0.270, SLG: 0.303										0	0	0	0	1	0	0				
Scott Spiezio, S OBP: 0.362, SLG: 0.415										4	0	0	0	0	2					
Adam Kennedy, L OBP: 0.329, SLG: 0.416										3	0	2	0	0	0	0				
Benji Gil, R OBP: 0.289, SLG: 0.391										0	0	0	0	0	0	0				
José Molina, R OBP: 0.452, SLG: 0.444										2	0	1	0	1	0	1				
<b>Inning Stats</b>	R: 0 E: 0 K: 2 S: 8	H: 1 LOB: 1 BB: 0 P: 17	R: 0 E: 0 K: 1 S: 8	H: 0 LOB: 0 BB: 0 P: 13	R: 0 E: 0 K: 0 S: 8	H: 1 LOB: 1 BB: 0 P: 11	R: 2 E: 0 K: 0 S: 9	H: 2 LOB: 0 BB: 0 P: 12	R: 0 E: 0 K: 0 S: 6	H: 2 LOB: 0 BB: 0 P: 10	R: 2 E: 0 K: 0 S: 8	H: 2 LOB: 2 BB: 0 P: 12	R: 0 E: 0 K: 0 S: 10	H: 1 LOB: 2 BB: 1 P: 19	R: 1 E: 0 K: 0 S: 7	H: 2 LOB: 1 BB: 1 P: 17	1B: 6 2B: 4 3B: 0 HR: 2	SF: 1 SAC: 0 DP: 1 HBP: 0	WP: 0 PB: 0 SB: 2 CS: 2	PA: 36
<b>PITCHER</b>	IP WLS BF H R ER SO BB IBB HBP BLK WP HR S P ERA WHIP																			
Orlando Hernandez, R ERA: 3.45	(1, 1) 7.0 29 9 4 4 3 1 0 0 0 0 0 1 57 94 5.14 1.429																			
Ramiro Mendoza, R ERA: 3.68	(8, 1) 0.1 L 3 2 1 1 0 0 0 0 0 0 0 1 4 7 27.00 6.000																			
Mike Stanton, L ERA: 3.12	(8, 1) 0.2 2 0 0 0 0 0 0 1 0 0 0 0 3 10 0.00 0.000																			

AB 33  
R 4  
H 6  
RBI 4  
BB 2  
SO 9  
LOB 9



AB 31  
R 5  
H 11  
RBI 5  
BB 2  
SO 3  
LOB 12



WP: 0  
PB: 0  
SB: 0  
CS: 2



Batter	1	2	3	4	5	6	7	8	9	10	11	12	AB	R	H	RBI	BB	SO	LOB	TOP		
2 Derek Jeter, R OBP: 0.361, SLG: 0.426	1-1 F9	0-1 1B		0-3 K		2-3 K		3-2 G6-3		3-2 G6-3		2-3 K	7	1	1	1	0	3	4			
Enrique Wilson, S OBP: 0.279, SLG: 0.354	2-0 2B	2-0 1B		2-1 P4		2-2 G4-3			2-1 F8		2-2 G4-3	4-1 1B	6	1	2	1	1	0	0			
Ramiro Mendoza, R (12, 1)		1-3 2B		3-4 1B								1-2 BB	0	0	0	0	0	0	0			
25 Jason Giambi, L OBP: 0.434, SLG: 0.598	3-1 G1-3	0-1 2B		2-3 K		2-1 F9			3-2 1B		2-2 1B	0-1 1B	4	0	1	1	0	1	2			
John Vander Wal, L OBP: 0.328, SLG: 0.423												1-2 3H	1	0	1	0	0	0	0			
Alfonso Soriano, R OBP: 0.337, SLG: 0.572												1-2 2H	2	0	2	1	0	0	0			
Bernie Williams, S OBP: 0.409, SLG: 0.488	0-1 G1-3	1-0 1B				1-3 K		1-1 G6-3		1-0 F8		4-1 1B	6	0	1	1	1	1	4			
Robin Ventura, L OBP: 0.369, SLG: 0.485	0-2 L3	2-1 G4-3				2-2 BB		0-2 G3-1		4-1 FC5-4		1-1 F7	5	0	1	0	1	0	5			
Raul Mondesi, R OBP: 0.369, SLG: 0.441		2-0 HR				4-2 BB		2-0 G6-3		0-1 FC5-4		2-1 L5	5	1	2	1	1	0	4			
						1-2 BB				1-2 1B												
Nick Johnson, L OBP: 0.346, SLG: 0.424	1-1 F9			3-2 G4-3		4-1 BB			2-1 G4-3			0-1 G4-3	5	0	0	0	1	1				
				1-2 BB																		
Rondell White, R OBP: 0.315, SLG: 0.395	0-1 E5			0-2 F8		3-2 L4			2-2 P4		2-1 FC4-6	4-1 BB	4	2	0	0	1	0	4			
				2-3 1B							20 FC4-6	BB										
Chris Widger, R OBP: 0.344, SLG: 0.367	0-0 1B			1-2 F7		1-2 G4-3			2-2 1B			4-0 BB	4	1	2	0	0	0	4			
20 Jorge Posada, S OBP: 0.373, SLG: 0.497	1-3 2B									1-2 1B		1-2 BB	1	1	0	0	1	0	1			
<b>Inning Stats</b>	R: 1 E: 0 K: 0 S: 10	H: 2 LOB: 1 BB: 0 P: 16	R: 4 E: 1 K: 0 S: 14	H: 5 LOB: 2 BB: 0 P: 22	R: 0 E: 0 K: 2 S: 12	H: 1 LOB: 1 BB: 0 P: 18	R: 0 E: 0 K: 1 S: 18	H: 1 LOB: 0 BB: 2 P: 33	R: 0 E: 0 K: 1 S: 10	H: 0 LOB: 0 BB: 0 P: 9	R: 0 E: 0 K: 0 S: 13	H: 1 LOB: 2 BB: 1 P: 22	R: 0 E: 0 K: 1 S: 17	H: 0 LOB: 1 BB: 0 P: 27	R: 0 E: 0 K: 0 S: 11	H: 1 LOB: 2 BB: 1 P: 22	R: 2 E: 0 K: 1 S: 10	H: 1 LOB: 2 BB: 3 HR: 1	1B: 9 2B: 3 3B: 0 HR: 1	SF: 0 SAC: 0 DP: 0 HBP: 1	WP: 0 PB: 0 SB: 2 CS: 0	PA: 58
<b>PITCHER</b>	IP WLS BF H R ER SO BB IBB HBP BLK WP HR S P ERA WHIP	<b>PITCHER</b>												IP WLS BF H R ER SO BB IBB HBP BLK WP HR S P ERA WHIP								
Ramon Ortiz, R ERA: 4.0	1.1 4.1 25 9 5 3 3	62 Scot Shields, R ERA: 3.04												2.0 2.0 12 2 2 2 1	9.00 3.000							
Brendan Donnelly, R ERA: 2.14	5.1 1.2 5 0 0 0 1													0 0 0 0 0								
Ben Weber, R ERA: 2.63	7.1 2.0 7 1 0 0 0													0 0 0 0 0								
Troy Percival, R ERA: 2.08	9.1 1.0 5 1 0 0 0													1 0 0 0 0								
Al Levine, R ERA: 3.51	10.1 1.0 4 0 0 0 1													0 0 1 0 0								

New York Yankees @ Anaheim Angels  
Edison International Field, Anaheim, CA

Sun Aug 04 2002, 4:05 PM EDT  
Att. 43,455 - Sunny - 84 F

AB 50  
R 7  
H 13  
RBI 6  
BB 7  
SO 6  
LOB 29



Batter	1	2	3	4	5	6	7	8	9	10	11	12	AB	R	H	RBI	BB	SO	LOB	BOTTOM				
David Eckstein, R OBP: 0.356, SLG: 0.372	0-1 HR	1-1 SH1-3		0-1 G5-3		2-2 G5-3			1-1 L1	3-2 F8			6	2	2	0	0	0	2					
Darin Erstad, L OBP: 0.319, SLG: 0.385	1-2 P5	0-0 SH1-3		0-2 F7			0-1 G6-3		3-1 BB		2-1 F8		5	0	1	0	0	0	1					
Tim Lincecum, R OBP: 0.379, SLG: 0.514	4-2 HR	0-1 SF8		1-0 F9			4-2 BB		4-2 FC5	1-2 BB			2	1	0	1	3	0	0					
Shawn Wooten, R OBP: 0.289, SLG: 0.297	2-0 F9	3-4 E9			2-3 K		0-2 F7		0-3 K		2-2 F7		4	0	1	1	0	1	3					
16 Garret Anderson, L OBP: 0.321, SLG: 0.523		1-2 1B											1	0	0	0	0	1	2					
Scott Spiezio, S OBP: 0.361, SLG: 0.413		2-4 1B											1	0	0	0	0	0	0					
Troy Glaus, R OBP: 0.351, SLG: 0.430	0-0 HR	0-0 L7			1-1 G5-3		1-0 F7		4-2 FC5	1-2 BB			5	1	1	3	1	1	2					
Alex Ochoa, R OBP: 0.354, SLG: 0.378	2-0 2B								2-1 G5-3	2-2 FC5			5	0	1	0	0	1	3					
Brad Fullmer, L OBP: 0.335, SLG: 0.512				2-3 K						1-2 2-3F			1	0	0	0	0	0	0					
Benji Gil, R OBP: 0.293, SLG: 0.386	4-2 BB			1-0 F3		2-2 G3-1		1-0 F8	1-0 F8		1-2 SH3-4	2-3 K	1	0	0	0	1	0	0					
Adam Kennedy, L OBP: 0.331, SLG: 0.417				2-3 BB									4	0	2	0	0	1	0					
Bengie Molina, R OBP: 0.289, SLG: 0.330	2-2 F8								1-1 F8		1-0 SH3-4		4	0	2	0	0	0	3					
Orlando Palmeiro, L OBP: 0.343, SLG: 0.344		0-1 SH1-3		2-2 L8		1-2 G3-1		3-2 F8		2-1 F7			5	1	1	0	0	0	4					
<b>Inning Stats</b>	R: 3 E: 0 K: 0 S: 15	H: 3 LOB: 2 BB: 2 P: 30	R: 2 E: 1 K: 0 S: 12	H: 3 LOB: 1 BB: 0 P: 14	R: 0 E: 0 K: 1 S: 10	H: 1 LOB: 1 BB: 0 P: 15	R: 0 E: 0 K: 0 S: 6	H: 0 LOB: 0 BB: 7	R: 0 E: 0 K: 1 S: 6	H: 0 LOB: 0 BB: 0 P: 9	R: 0 E: 0 K: 0 S: 11	H: 1 LOB: 1 BB: 1 P: 17	R: 0 E: 0 K: 0 S: 15	H: 1 LOB: 3 BB: 2 P: 29	R: 0 E: 0 K: 0 S: 10	H: 1 LOB: 1 BB: 0 P: 17	R: 0 E: 0 K: 0 S: 7	H: 0 LOB: 0 BB: 0 P: 14	R: 0 E: 0 K: 0 S: 11	H: 0 LOB: 0 BB: 0 P: 16	1B: 9 2B: 1 3B: 0 HR: 1	SF: 1 SAC: 2 DP: 0 HBP: 0	WP: 0 PB: 0 SB: 3 CS: 0	PA: 52
<b>PITCHER</b>	IP WLS BF H R ER SO BB IBB HBP BLK WP HR S P ERA WHIP	<b>PITCHER</b>												IP WLS BF H R ER SO BB IBB HBP BLK WP HR S P ERA WHIP										
David Wells, L ERA: 3.62	1.1 2.0 14 6 5 5 0	Ramiro Mendoza, R ERA: 3.63												1.0 1.0 3 0 0 0 2	0.00 0.000									
Mike Thurman, R ERA: 6.65	3.1 4.0 14 2 0 0 2													0 0 0 0 0										
Jeff Weaver, R ERA: 3.94	7.1 2.0 8 1 0 0 0													1 0 0 0 0										
Steve Karsay, R ERA: 3.61	9.1 0.1 3 1 0 0 0													1 0 0 0 0										
Mike Stanton, L ERA: 2.98	9.1 2.2 W 10 1 0 0 1													1 0 0 0 0										

New York Yankees @ Anaheim Angels  
Edison International Field, Anaheim, CA

Sun Aug 04 2002, 4:05 PM EDT  
Att. 43,455 - Sunny - 84 F

AB 44  
R 5  
H 11  
RBI 5  
BB 5  
SO 5  
LOB 20






Batter	1	2	3	4	5	6	7	8	9	AB	R	H	RBI	BB	SO	LOB	TOP					
<b>Chuck Knoblauch, R</b> OBP: 0.277, SLG: 0.274 (1, 7)	F2		2B 1B		CS 1B		G3-1	F9		5	1	2	0	0	0	1						
<b>Aaron Guiel, L</b> OBP: 0.297, SLG: 0.324 (1, 9)	G4-3		F2		P4 1-2		1B 1B		F8	5	0	1	1	0	0	2						
<b>Carlos Beltrán, S</b> OBP: 0.340, SLG: 0.501 (1, 8)	K		1B 2B		3B 1B		F7		1B	5	2	3	1	0	1	1						
<b>Raul Ibanez, L</b> OBP: 0.328, SLG: 0.537 (1, 3)		G4-3 2B 1B	1B 1B		1H 3B		1B 1B		F5	5	2	4	2	0	0	1						
<b>Joe Randa, R</b> OBP: 0.344, SLG: 0.440 (1, 5)	G4-3		1B 1B		F9		F9		F7	5	0	1	0	0	5							
<b>Michael Tucker, L</b> OBP: 0.338, SLG: 0.415 (1, 10)		G4-3 2H 2B	1-3 2H 1B				P5		2B 1B	4	1	3	2	0	0	0						
<b>Neifi Perez, S</b> OBP: 0.258, SLG: 0.303 (1, 6)	G4-3		CS 1B		CS 1B		F5		1H 2B	4	0	2	1	0	0	1						
<b>Brent Mayne, L</b> OBP: 0.328, SLG: 0.317 (1, 2)	K				L3 1-2		1B		K	4	0	1	0	0	2	3						
<b>Carlos Febles, R</b> OBP: 0.321, SLG: 0.330 (1, 4)			K		G6-3		F9		K	4	0	0	0	0	2	2						
<b>Inning Stats</b>	R: 0 H: 0 E: 0 K: 1 S: 13	H: 0 LOB: 0 BB: 0 P: 20	R: 1 H: 2 E: 0 K: 1 S: 14	H: 2 LOB: 1 BB: 0 P: 20	R: 3 H: 5 E: 0 K: 1 S: 26	H: 5 LOB: 1 BB: 0 P: 38	R: 0 H: 1 E: 0 K: 0 S: 7	H: 1 LOB: 0 BB: 0 P: 10	R: 1 H: 3 E: 0 K: 0 S: 7	H: 3 LOB: 1 BB: 0 P: 10	R: 0 H: 1 E: 0 K: 0 S: 8	H: 1 LOB: 1 BB: 0 P: 13	R: 0 H: 2 E: 0 K: 0 S: 14	H: 2 LOB: 2 BB: 0 P: 20	R: 1 H: 2 E: 0 K: 2 S: 12	H: 2 LOB: 1 BB: 0 P: 16	R: 0 H: 1 E: 0 K: 0 S: 9	H: 1 LOB: 1 BB: 0 P: 14	1B: 13 2B: 3 3B: 1 HR: 0	SF: 0 SAC: 0 DP: 0 HBP: 0	WP: 0 PB: 0 CS: 3	PA: 42
<b>PITCHER</b>	IP	WLS	BF	H	R	ER	SO	BB	IBB	HBP	BLK	WP	HR	S	P	ERA	WHIP					
<b>35 Mike Mussina, R</b> ERA: 4.8 <b>Sterling Hitchcock, L</b> ERA: 6.75	(1, 1)	7.0	L	32	14	5	3	0	0	0	0	0	0	89	131	6.43	2.000					
<b>PITCHER</b>	IP	WLS	BF	H	R	ER	SO	BB	IBB	HBP	BLK	WP	HR	S	P	ERA	WHIP					

**Kansas City Royals @ New York Yankees**  
**Yankee Stadium, Bronx, NY**  
 Tue Aug 06 2002, 7:05 PM EDT  
 Att: 48,275 - Cloudy - 76 F

livebaseballscorecards.com

AB 41  
R 6  
H 17  
RBI 6  
BB 0  
SO 5  
LOB 16




Batter	1	2	3	4	5	6	7	8	9	AB	R	H	RBI	BB	SO	LOB	BOTTOM				
<b>Alfonso Soriano, R</b> OBP: 0.336, SLG: 0.567 (1, 4)	P6		BB HBP		G5-3		K		K	4	0	0	0	0	2	0					
<b>2 Derek Jeter, R</b> OBP: 0.380, SLG: 0.423 (1, 6)	K		L5		FC6 BB		G4-3			3	0	0	0	1	1	1					
<b>25 Jason Giambi, L</b> OBP: 0.433, SLG: 0.594 (1, 10)	WP BB		F8		P5		F8			3	0	0	0	1	0	2					
<b>Bernie Williams, S</b> OBP: 0.408, SLG: 0.485 (1, 8)	K		FC6		1-2		G1-3			3	0	0	0	1	1	2					
<b>Robin Ventura, L</b> OBP: 0.370, SLG: 0.482 (1, 5)		1B BB	G5-3				F9		FC6-4 BB	2	0	0	0	2	0	2					
<b>20 Jorge Posada, S</b> OBP: 0.371, SLG: 0.494 (1, 2)		F7			K		HR 1B		K	4	1	1	0	0	2	2					
<b>Raul Mondesi, R</b> OBP: 0.311, SLG: 0.449 (1, 9)		P6			G3 1B		1H HR		FC6-4	4	1	2	2	0	0	2					
<b>Nick Johnson, L</b> OBP: 0.345, SLG: 0.422 (1, 3)		1B			G3		G3		G3-1	4	0	1	0	0	0	1					
<b>Rondell White, R</b> OBP: 0.312, SLG: 0.391 (1, 7)		F7			G6-3		L5		K	4	0	0	0	0	1	3					
<b>Inning Stats</b>	R: 0 H: 0 E: 0 K: 2 S: 9	H: 1 LOB: 2 BB: 1 P: 24	R: 0 H: 1 E: 0 K: 0 S: 13	H: 0 LOB: 2 BB: 1 P: 13	R: 0 H: 1 E: 0 K: 1 S: 7	H: 1 LOB: 1 BB: 0 P: 15	R: 0 H: 0 E: 0 K: 0 S: 12	H: 0 LOB: 1 BB: 1 P: 18	R: 2 H: 2 E: 0 K: 0 S: 10	H: 2 LOB: 0 BB: 0 P: 14	R: 0 H: 0 E: 0 K: 1 S: 10	H: 0 LOB: 0 BB: 0 P: 16	R: 0 H: 0 E: 0 K: 1 S: 9	H: 0 LOB: 1 BB: 1 P: 19	R: 0 H: 0 E: 0 K: 2 S: 10	H: 0 LOB: 0 BB: 0 P: 14	1B: 3 2B: 0 3B: 0 HR: 1	SF: 0 SAC: 0 DP: 0 HBP: 1	WP: 1 PB: 0 CS: 0	PA: 37	
<b>PITCHER</b>	IP	WLS	BF	H	R	ER	SO	BB	IBB	HBP	BLK	WP	HR	S	P	ERA	WHIP				
<b>Rinelvis Hernandez, R</b> ERA: 3.65 <b>Ryan Bukvich, R</b> ERA: 5.73 <b>Jeremy Affeldt, L</b> ERA: 4.17 <b>Jason Grimsley, R</b> ERA: 3.8	(1, 1)	6.0	W	27	4	2	2	3	4	0	1	0	0	10	16	0.00	1.333				
<b>PITCHER</b>	IP	WLS	BF	H	R	ER	SO	BB	IBB	HBP	BLK	WP	HR	S	P	ERA	WHIP				

**Kansas City Royals @ New York Yankees**  
**Yankee Stadium, Bronx, NY**  
 Tue Aug 06 2002, 7:05 PM EDT  
 Att: 48,275 - Cloudy - 76 F

livebaseballscorecards.com

AB 31  
R 2  
H 4  
RBI 2  
BB 5  
SO 7  
LOB 15






Batter	1	2	3	4	5	6	7	8	9	AB	R	H	RBI	BB	SO	LOB	TOP										
Chuck Knoblauch R (1, 7) OBP: 0.276, SLG: 0.273	F8			F9		E9		G6-3		4	1	1	0	0	0	0	<b>Kansas City Royals @ New York Yankees</b> Yankee Stadium, Bronx, NY Wed Aug 07 2002, 7:05 PM EDT Att: 40,184 - Cloudy - 78 F										
Aaron Guiel L (1, 9) OBP: 0.302, SLG: 0.336	FC2-6 1B			G3-1		G3-1 2B		F7		4	0	2	1	0	0												
Carlos Beltrán S (1, 8) OBP: 0.339, SLG: 0.501	FC2-6 1-2			G3-1 2B		G3-1		G3		4	0	1	0	0	2												
Raul Ibanez L (1, 3) OBP: 0.325, SLG: 0.530	PO 1-2	L3		K		G4-3			G3	4	0	0	0	1	2												
Joe Randa R (1, 5) OBP: 0.340, SLG: 0.435		L9			G3				G4-3	4	0	0	0	1	0												
Michael Tucker L (1, 10) OBP: 0.334, SLG: 0.410				K		K			K	4	0	0	0	0	4	0											
Neifi Perez S (1, 6) OBP: 0.258, SLG: 0.303					K					3	0	1	0	0	1	0											
Brent Mayne L (1, 2) OBP: 0.328, SLG: 0.314				K		F7				2	0	0	0	1	1	0											
Carlos Febles R (1, 4) OBP: 0.322, SLG: 0.331						E5				2	1	1	0	0	0	0											
Luis Alica S (7, PH) OBP: 0.320, SLG: 0.294										1	0	0	0	0	1	2											
<b>Inning Stats</b>	R: 0 E: 0 K: 0 S: 10	H: 1 LOB: 0 BB: 0 P: 16	R: 0 E: 0 K: 1 S: 7	H: 0 LOB: 0 BB: 0 P: 8	R: 0 E: 0 K: 1 S: 10	H: 0 LOB: 0 BB: 0 P: 15	R: 0 E: 0 K: 1 S: 9	H: 1 LOB: 1 BB: 0 P: 14	R: 0 E: 0 K: 2 S: 8	H: 0 LOB: 0 BB: 0 P: 12	R: 2 E: 2 K: 0 S: 12	H: 3 LOB: 1 BB: 0 P: 14	R: 0 E: 0 K: 3 S: 17	H: 1 LOB: 2 BB: 1 P: 26	R: 0 E: 0 K: 0 S: 6	H: 0 LOB: 0 BB: 0 P: 12	R: 0 E: 0 K: 1 S: 8	H: 0 LOB: 0 BB: 0 P: 11	1B: 4 2B: 2 3B: 0 HR: 0	SF: 0 SAC: 0 DP: 0 HBP: 0	WP: 0 PB: 0 CS: 0	PA: 34					
<b>PITCHER</b>	IP	WLS	BF	H	R	ER	SO	BB	IBB	HBP	BLK	WP	HR	S	P	ERA	WHIP										
Roger Clemens R (1, 1) ERA: 3.94	7.0	W	27	6	2	2	8	1	0	0	0	0	0	73	105	2.57	1.000										
Steve Karsay R (8, 1) ERA: 3.5	2.0		6	0	0	0	1	0	0	0	0	0	0	14	23	0.00	0.000										

AB	32
R	2
H	6
RBI	1
BB	1
SO	9
LOB	6



Batter	1	2	3	4	5	6	7	8	9	AB	R	H	RBI	BB	SO	LOB	BOTTOM										
Alfonso Soriano R (1, 4) OBP: 0.335, SLG: 0.565	25 2B	K			K			G5-3	G4-3	5	1	1	0	0	2	0	<b>Kansas City Royals @ New York Yankees</b> Yankee Stadium, Bronx, NY Wed Aug 07 2002, 7:05 PM EDT Att: 40,184 - Cloudy - 78 F										
2 Derek Jeter R (1, 6) OBP: 0.381, SLG: 0.429	P6			K						3	2	1	1	1	1	1											
25 Jason Giambi L (1, 10) OBP: 0.433, SLG: 0.595	20 HR			G3						3	1	1	1	1	0	0											
Bernie Williams S (1, 8) OBP: 0.407, SLG: 0.483	F8									4	0	1	0	0	1	3											
Robin Ventura L (1, 5) OBP: 0.372, SLG: 0.479	20 HR			K						2	1	0	0	2	1	1											
20 Jorge Posada S (1, 2) OBP: 0.375, SLG: 0.504										3	1	2	4	1	0	0											
Raul Mondesi R (1, 9) OBP: 0.311, SLG: 0.447										4	0	1	0	0	2	4											
John Vander Wal L (1, 7) OBP: 0.332, SLG: 0.425										4	0	2	0	0	0	0											
Shane Spencer R (9, 7) ERA: 3.0										0	0	0	0	0	0	0											
Nick Johnson L (1, 3) OBP: 0.344, SLG: 0.421										1	0	0	0	0	1	0											
Ron Coomer R (4, 3) OBP: 0.347, SLG: 0.483										3	0	0	0	0	1	4											
<b>Inning Stats</b>	R: 4 E: 0 K: 1 S: 23	H: 3 LOB: 0 BB: 1 P: 36	R: 0 E: 0 K: 2 S: 9	H: 0 LOB: 0 BB: 0 P: 13	R: 0 E: 0 K: 2 S: 9	H: 1 LOB: 1 BB: 0 P: 16	R: 0 E: 0 K: 0 S: 7	H: 2 LOB: 1 BB: 0 P: 10	R: 1 E: 0 K: 1 S: 12	H: 1 LOB: 0 BB: 0 P: 21	R: 0 E: 0 K: 1 S: 10	H: 2 LOB: 2 BB: 0 P: 14	R: 1 E: 0 K: 2 S: 16	H: 0 LOB: 3 BB: 4 P: 33	R: 0 E: 0 K: 0 S: 6	H: 0 LOB: 0 BB: 0 P: 9	1B: 5 2B: 2 3B: 0 HR: 2	SF: 0 SAC: 0 DP: 1 HBP: 0	WP: 0 PB: 0 CS: 0	PA: 37							
<b>PITCHER</b>	IP	WLS	BF	H	R	ER	SO	BB	IBB	HBP	BLK	WP	HR	S	P	ERA	WHIP										
Jeff Suppan R (1, 1) ERA: 5.11	6.1	L	29	9	6	6	7	2	0	0	0	0	0	74	118	8.53	1.737										
Scott Mullen L (7, 1) ERA: 3.0	0.1		4	0	0	0	1	3	0	0	0	0	0	9	22	0.00	9.000										
Blake Stein R (7, 1) ERA: 9.0	1.1		4	0	0	0	1	0	0	0	0	0	0	9	12	0.00	0.000										






Batter	1	2	3	4	5	6	7	8	9	AB	R	H	RBI	BB	SO	LOB	TOP						
Chuck Knoblauch R (1,7) OBP: 0.280, SLG: 0.278	L6		E S 1B			G1-3 1B		F7		4	0	2	0	0	0	0	<b>Kansas City Royals @ New York Yankees</b> Yankee Stadium, Bronx, NY Thu Aug 08 2002, 1:05 PM EDT Att: 55,142 - Sunny - 78 F <a href="http://livebaseballscorecards.com">livebaseballscorecards.com</a>						
Luis Alica S (1,5) OBP: 0.315, SLG: 0.288	G4-3		F7			G1-3		P4		4	0	0	0	0	0	2							
Carlos Beltrán S (1,8) OBP: 0.341, SLG: 0.503	K2-3					E5 G4-6-3 1B		1B 2B		4	1	2	0	0	1	1							
Raul Ibanez L (1,3)		G3 1B 2B				G4-3 1-2		G4-6-3 1-2		4	1	2	1	0	0	3							
Joe Randa R (1,10) OBP: 0.342, SLG: 0.436	G3					1B		K		4	1	2	0	0	1	2							
Aaron Guiel L (1,9) OBP: 0.301, SLG: 0.333		G5-4-3 1B				F7		F9		4	0	1	1	0	0	2							
Neifi Perez S (1,6) OBP: 0.256, SLG: 0.300		G5-4-3 1-2				L8		F7		4	0	0	0	0	0	2							
A.J. Hinch R (1,2) OBP: 0.303, SLG: 0.389			G6-3			G3-1		G1-3		3	0	1	1	0	0	0							
Brent Mayne L (9,PH) OBP: 0.326, SLG: 0.313										1	0	0	0	0	0	0							
Carlos Febles R (1,4) OBP: 0.319, SLG: 0.328			G5-3			F8		P4		3	0	0	0	0	0	1							
<b>Inning Stats</b>	R: 0 E: 0 K: 1 S: 11	H: 0 LOB: 0 BB: 0 P: 14	R: 1 E: 0 K: 0 S: 7	H: 2 LOB: 0 BB: 0 P: 13	R: 0 E: 0 K: 0 S: 13	H: 1 LOB: 1 BB: 0 P: 18	R: 0 E: 0 K: 0 S: 8	H: 2 LOB: 1 BB: 0 P: 12	R: 0 E: 0 K: 0 S: 4	H: 0 LOB: 0 BB: 0 P: 7	R: 0 E: 1 K: 0 S: 11	H: 1 LOB: 1 BB: 0 P: 19	R: 1 E: 0 K: 0 S: 11	H: 2 LOB: 1 BB: 0 P: 17	R: 1 E: 0 K: 1 S: 12	H: 2 LOB: 1 BB: 0 P: 18		R: 0 E: 0 K: 0 S: 5	H: 0 LOB: 0 BB: 0 P: 7	1B: 7 2B: 3 3B: 0 HR: 0	SF: 0 SAC: 0 DP: 2 HBP: 0	WP: 0 PB: 0 SB: 1 CS: 0	PA: 35
<b>PITCHER</b>	IP WLS BF H R ER SO BB IBB HBP BLK WP HR S P ERA WHIP																						
Andy Pettitte L (1,1) ERA: 3.17	7.2 W 31 10 3 3 1 0 0 0 0 0 0 74 113 3.52 1.304																						
Steve Karsay R (8,1) ERA: 3.48	0.1 H 1 0 0 0 1 0 0 0 0 0 0 3 5 0.00 0.000																						
42 Mariano Rivera R (9,1) ERA: 2.97	1.0 S 3 0 0 0 0 0 0 0 0 0 0 5 7 0.00 0.000																						


Batter	1	2	3	4	5	6	7	8	9	AB	R	H	RBI	BB	SO	LOB	BOTTOM				
Alfonso Soriano R (1,4) OBP: 0.334, SLG: 0.569	K		K			1-H 3-H HR		K		4	1	1	3	0	3	0	<b>Kansas City Royals @ New York Yankees</b> Yankee Stadium, Bronx, NY Thu Aug 08 2002, 1:05 PM EDT Att: 55,142 - Sunny - 78 F <a href="http://livebaseballscorecards.com">livebaseballscorecards.com</a>				
2 Derek Jeter R (1,6) OBP: 0.380, SLG: 0.426	P4		CS BB			K		G4-3		3	0	0	0	1	1	0					
25 Jason Giambi L (1,10) OBP: 0.430, SLG: 0.589	L9		F8			F8		K		4	0	0	0	0	1	1					
Bernie Williams S (1,8) OBP: 0.406, SLG: 0.481		F8	CS			P4		G5-3		4	0	1	0	0	0	0					
Robin Ventura L (1,5) OBP: 0.373, SLG: 0.488		HR				K		F8		4	1	2	1	0	1	0					
20 Jorge Posada S (1,2) OBP: 0.374, SLG: 0.504		HR				K		G3		4	1	1	0	0	1	2					
Raul Mondesi R (1,9) OBP: 0.315, SLG: 0.457		HR								2	2	2	2	1	0	0					
Rondell White R (1,7) OBP: 0.309, SLG: 0.387						G4-3 1B		K		3	0	0	0	0	1	4					
Ron Coomer R (1,3) OBP: 0.337, SLG: 0.467						E5 HR		FC6-4		3	1	0	0	0	0	4					
<b>Inning Stats</b>	R: 0 E: 0 K: 1 S: 12	H: 0 LOB: 0 BB: 0 P: 16	R: 3 E: 0 K: 0 S: 13	H: 3 LOB: 0 BB: 0 P: 18	R: 0 E: 0 K: 1 S: 7	H: 0 LOB: 0 BB: 1 P: 16	R: 0 E: 0 K: 2 S: 8	H: 0 LOB: 0 BB: 0 P: 12	R: 3 E: 1 K: 1 S: 14	H: 2 LOB: 0 BB: 0 P: 18	R: 0 E: 0 K: 1 S: 12	H: 2 LOB: 3 BB: 1 P: 24	R: 0 E: 0 K: 2 S: 11	H: 0 LOB: 0 BB: 0 P: 18	R: 0 E: 0 K: 0 S: 8	H: 0 LOB: 0 BB: 0 P: 13		1B: 3 2B: 1 3B: 0 HR: 3	SF: 0 SAC: 0 DP: 0 HBP: 0	WP: 0 PB: 0 SB: 1 CS: 1	PA: 34
<b>PITCHER</b>	IP WLS BF H R ER SO BB IBB HBP BLK WP HR S P ERA WHIP																				
Paul Byrd R (1,1) ERA: 3.59	5.1 L 25 7 6 5 5 2 0 0 0 0 0 3 60 95 8.44 1.688																				
Ryan Bukvich R (6,1) ERA: 5.11	1.1 4 0 0 0 2 0 0 0 0 0 0 12 21 0.00 0.000																				
Darrell May L (7,1) ERA: 5.51	0.1 1 0 0 0 1 0 0 0 0 0 0 5 6 0.00 0.000																				
Roberto Hernandez R (8,1) ERA: 4.5	1.0 3 0 0 0 0 0 0 0 0 0 0 8 13 0.00 0.000																				







Batter	1	2	3	4	5	6	7	8	9	AB	R	H	RBI	BB	SO	LOB	TOP																
Mark Ellis, R OBP: 0.359, SLG: 0.426 (1, 4)	1-3 K		1-2 2B		2-2 P6	2-3 K		0-1 G4-3 1B		5	0	2	1	0	2	2	<p>Oakland Athletics @ New York Yankees Yankee Stadium, Bronx, NY Sat Aug 10 2002, 4:05 PM EDT Att: 54,439 - Cloudy - 87 F</p> <p>AB 39 R 8 H 13 RBI 8 BB 3 SO 4 LOB 19</p> 																
Ray Durham, S OBP: 0.365, SLG: 0.443 (1, 10)	1-0 L8		2-3 K		3-2 L9		0-1 1B	0-1 FC6 G4-3 1B		5	1	2	0	0	1	2																	
Miguel Tejada, R Randy Velarde, R OBP: 0.344, SLG: 0.517 OBP: 0.338, SLG: 0.372 (1, 6) (9, 4)	2-2 L4		4-2 BB		3-2 HR		1-2 G4-6-3 1B	0-1 G4-3		4	2	2	3	1	0	2																	
Jermaine Dye, R OBP: 0.328, SLG: 0.417 (1, 9)		0-0 L4	1-1 P3		0-1 F3		0-2 G4-6-3 1B	3-2 FC6		5	0	1	1	0	0	4																	
Olmedo Saenz, R John Mabry, L OBP: 0.366, SLG: 0.500 OBP: 0.331, SLG: 0.500 (1, 3) (7, PH) (7, 3)		1-1 G6-3		1-1 G6-3		1-1 3 HR 1B	1-0 G4-6-3	3-1 G5-3		3	1	1	0	0	0	0																	
3 Eric Chavez, L OBP: 0.343, SLG: 0.522 (1, 5)		4-0 BB		1-1 G5-3		0-0 HR	4-0 1B		1-0 F7	3	1	1	2	2	0	0																	
Eric Byrnes, R OBP: 0.313, SLG: 0.446 (1, 7)	2-3 K		0-1 1B		0-0 F9		1-2 3-H 1B	2-2 G4-3	2-2 G4-3	5	0	2	1	0	1	1																	
Terrence Long, L OBP: 0.306, SLG: 0.362 (1, 8)			1-0 G1-3		1-0 P4		2-2 G5-3 HBP	3-1 G4-3	2-1 F7	4	0	0	0	0	0	3																	
Ramon Hernandez, R OBP: 0.319, SLG: 0.350 (1, 2)		2-0 PB 2B		0-0 HR 1B		0-2 G5-3		1-0 1B G4-3 HBP		3	3	2	0	0	0	1																	
<b>Inning Stats</b>	R: 0 E: 0 K: 1 S: 10	H: 0 LOB: 0 BB: 0 P: 14	R: 0 E: 0 K: 1 S: 9	H: 0 LOB: 1 BB: 1 P: 16	R: 1 E: 0 K: 1 S: 15	H: 2 LOB: 2 BB: 1 P: 26	R: 0 E: 0 K: 0 S: 7	H: 1 LOB: 1 BB: 0 P: 10	R: 2 E: 0 K: 0 S: 14	H: 2 LOB: 0 BB: 0 P: 22	R: 2 E: 0 K: 1 S: 12	H: 2 LOB: 1 BB: 0 P: 17	R: 2 E: 0 K: 0 S: 14	H: 4 LOB: 2 BB: 1 P: 25	R: 1 E: 0 K: 0 S: 12	H: 2 LOB: 2 BB: 0 P: 19		R: 0 E: 0 K: 0 S: 8	H: 0 LOB: 0 BB: 0 P: 13	1B: 9 2B: 2 3B: 0 HR: 2	SF: 0 SAC: 0 DP: 1 HBP: 2	WP: 0 PB: 1 SB: 0 CS: 0	PA: 44										
<b>PITCHER</b>	IP WLS BF H R ER SO BB IBB HBP BLK WP HR S P ERA WHIP																																
David Wells, L ERA: 4.19 Mike Thurman, R ERA: 6.23	(1, 1) (7, 1)	6.0 13	31 3	10 1	7 1	7 1	4 0	2 0	0 1	1 1	0 0	0 0	0 0	26 48	114 48	10.50 3.00	2.000 1.000																

Batter	1	2	3	4	5	6	7	8	9	AB	R	H	RBI	BB	SO	LOB	BOTTOM																
Alfonso Soriano, R OBP: 0.331, SLG: 0.560 (1, 4)	2-2 2 CS 1B		1-1 FC5-2		3-2 1B		1-1 F8			4	0	2	0	0	0	3	<p>Oakland Athletics @ New York Yankees Yankee Stadium, Bronx, NY Sat Aug 10 2002, 4:05 PM EDT Att: 54,439 - Cloudy - 87 F</p> <p>AB 35 R 0 H 10 RBI 0 BB 0 SO 5 LOB 15</p> 																
2 Derek Jeter, R OBP: 0.376, SLG: 0.419 (1, 6)	3-3 K		1-2 3-H 1B		1-2 G4-3			3-1 G6-3		4	0	0	0	0	2	6																	
25 Jason Giambi, L OBP: 0.427, SLG: 0.581 (1, 3)	2-1 F8		1-1 F7		0-2 G6-3			2-1 L8		4	0	0	0	0	0	0																	
Bernie Williams, S OBP: 0.411, SLG: 0.487 (1, 8)		0-0 L8		2-1 P6		1-0 1B		3-1 1B		4	0	2	0	0	0	0																	
Raul Mondesi, R OBP: 0.310, SLG: 0.448 (1, 9)		3-2 G6-3		1-0 F8		0-1 F9		2-0 G5-3		4	0	0	0	0	0	2																	
John Vander Wal, L OBP: 0.335, SLG: 0.431 (1, 10)		1-3 K		1-3 K		0-1 F9		0-0 G6-4-3 1B		4	0	1	0	0	2	1																	
Ron Coomer, R OBP: 0.324, SLG: 0.444 (1, 5)			2-2 G5-3		1-1 1B 1B			1-0 G6-3		4	0	1	0	0	0	1																	
Shane Spencer, R OBP: 0.327, SLG: 0.383 (1, 7)			1-1 1B FC5-2 1B		2-3 K			1-2 1B		4	0	2	0	0	1	1																	
Chris Widger, R OBP: 0.371, SLG: 0.394 (1, 2)			1-2 1B FC5-2 1B		0-0 1B			1-0 F6		3	0	2	0	0	0	1																	
<b>Inning Stats</b>	R: 0 E: 0 K: 1 S: 12	H: 1 LOB: 0 BB: 0 P: 19	R: 0 E: 0 K: 1 S: 8	H: 0 LOB: 0 BB: 0 P: 12	R: 0 E: 0 K: 1 S: 14	H: 2 LOB: 2 BB: 0 P: 20	R: 0 E: 0 K: 0 S: 5	H: 0 LOB: 0 BB: 0 P: 9	R: 0 E: 0 K: 2 S: 17	H: 3 LOB: 3 BB: 0 P: 25	R: 0 E: 0 K: 0 S: 8	H: 1 LOB: 1 BB: 0 P: 9	R: 0 E: 0 K: 0 S: 7	H: 1 LOB: 1 BB: 0 P: 11	R: 0 E: 0 K: 0 S: 7	H: 1 LOB: 1 BB: 0 P: 17		R: 0 E: 0 K: 0 S: 7	H: 1 LOB: 0 BB: 0 P: 10	1B: 10 2B: 0 3B: 0 HR: 0	SF: 0 SAC: 0 DP: 1 HBP: 0	WP: 0 PB: 0 SB: 0 CS: 1	PA: 35										
<b>PITCHER</b>	IP WLS BF H R ER SO BB IBB HBP BLK WP HR S P ERA WHIP																																
Cory Lidle, R ERA: 4.55 Jeff Tam, R ERA: 4.7	(1, 1) (9, 1)	8.0 3	32 1	9 0	0 0	0 0	0 0	0 0	0 0	0 0	0 0	7 10	0 10	0 0	0 0	0 0	0.00 1.000																



Batter	1	2	3	4	5	6	7	8	9	AB	R	H	RBI	BB	SO	LOB	TOP					
Mark Ellis, R OBP: 0.360, SLG: 0.425 (1, 4)										5	0	2	0	0	0	1						
Ray Durham, S OBP: 0.355, SLG: 0.443 (1, 10)										5	0	2	0	0	2	2						
Miguel Tejada, R OBP: 0.345, SLG: 0.515 (1, 6)										4	0	1	1	0	1	4						
3 Eric Chavez, L OBP: 0.342, SLG: 0.518 (1, 5)										5	0	1	0	0	2	3						
David Justice, L OBP: 0.390, SLG: 0.402 (1, 7)										3	2	0	0	0	0	1						
Olmedo Saenz, R OBP: 0.364, SLG: 0.497 (7, PH)										1	0	0	0	0	0	2						
Eric Byrnes, R OBP: 0.313, SLG: 0.446 (7, 8)										0	0	0	0	0	0	0						
Jermaine Dye, R OBP: 0.332, SLG: 0.421 (1, 9)										4	1	3	1	0	0	0						
Terrence Long, L OBP: 0.306, SLG: 0.368 (1, 8)										3	1	1	2	0	0	4						
John Mabry, L OBP: 0.329, SLG: 0.497 (7, 7)										1	0	0	0	0	0	0						
Scott Hatteberg, L OBP: 0.355, SLG: 0.421 (1, 3)										4	0	1	1	0	1	0						
Ramon Hernandez, R OBP: 0.321, SLG: 0.350 (1, 2)										3	1	1	0	1	0	1						
<b>Inning Stats</b>	R: 0 E: 0 K: 1 S: 15	H: 0 LOB: 0 BB: 0 P: 21	R: 3 E: 0 K: 1 S: 18	H: 5 LOB: 1 BB: 3 P: 33	R: 0 E: 0 K: 0 S: 6	H: 2 LOB: 1 BB: 0 P: 9	R: 0 E: 0 K: 0 S: 8	H: 0 LOB: 0 BB: 0 P: 14	R: 0 E: 0 K: 2 S: 9	H: 1 LOB: 0 BB: 0 P: 13	R: 1 E: 0 K: 0 S: 12	H: 3 LOB: 1 BB: 0 P: 20	R: 0 E: 0 K: 1 S: 16	H: 1 LOB: 2 BB: 0 P: 27	R: 0 E: 0 K: 1 S: 11	H: 0 LOB: 0 BB: 0 P: 12	R: 1 E: 0 K: 0 S: 12	H: 2 LOB: 1 BB: 0 P: 13	1B: 12 2B: 2 3B: 0 HR: 1	SF: 0 SAC: 0 DP: 3 HBP: 1	WP: 0 PB: 0 SB: 0 CS: 1	PA: 40
<b>PITCHER</b>	IP	WLS	BF	H	R	ER	SO	BB	IBB	HBP	BLK	WP	HR	S	P	ERA	WHIP					
35 Mike Mussina, R ERA: 4.95 (1, 1)	6.0	W	27	11	4	4	4	1	0	0	0	0	1	68	110	6.00	2.000					
Steve Karsay, R ERA: 3.41 (7, 1)	0.1		3	1	0	0	1	0	0	1	0	0	0	11	18	0.00	3.000					
Mike Stanton, L ERA: 2.92 (7, 1)	0.1	H	1	0	0	0	1	0	0	0	0	0	0	2	3	0.00	0.000					
Ramiro Mendoza, R ERA: 3.41 (7, 1)	1.1	H	4	0	0	0	1	0	0	0	0	0	0	14	18	0.00	0.000					
42 Mariano Rivera, R ERA: 3.0 (9, 1)	1.0		5	2	1	1	0	0	0	0	0	0	0	12	13	9.00	2.000					

Oakland Athletics @ New York Yankees  
Yankee Stadium, Bronx, NY  
Sun Aug 11 2002, 1:05 PM EDT  
Att: 54,703 - Sunny - 85 F

AB 38  
R 5  
H 14  
RBI 5  
BB 1  
SO 6  
LOB 18



Batter	1	2	3	4	5	6	7	8	9	AB	R	H	RBI	BB	SO	LOB	BOTTOM				
Alfonso Soriano, R OBP: 0.333, SLG: 0.569 (1, 4)										5	3	3	1	0	1	2					
2 Derek Jeter, R OBP: 0.379, SLG: 0.421 (1, 6)										3	2	2	1	1	0	0					
Bernie Williams, S OBP: 0.411, SLG: 0.487 (1, 8)										4	1	2	2	0	1	1					
25 Jason Giambi, L OBP: 0.427, SLG: 0.580 (1, 3)										4	0	2	3	0	0	1					
Raul Mondesi, R OBP: 0.308, SLG: 0.444 (1, 9)										4	0	0	0	0	4	3					
Rondell White, R OBP: 0.301, SLG: 0.376 (1, 10)										4	0	0	0	0	2	1					
Ron Coomer, R OBP: 0.312, SLG: 0.427 (1, 5)										4	0	0	0	0	1	1					
Shane Spencer, R OBP: 0.329, SLG: 0.398 (1, 7)										4	1	2	1	0	1	0					
Chris Widger, R OBP: 0.359, SLG: 0.405 (1, 2)										4	1	1	0	0	0	1					
<b>Inning Stats</b>	R: 3 E: 1 K: 3 S: 18	H: 4 LOB: 1 BB: 0 P: 26	R: 2 E: 0 K: 2 S: 14	H: 3 LOB: 2 BB: 1 P: 21	R: 0 E: 0 K: 0 S: 7	H: 0 LOB: 0 BB: 0 P: 9	R: 1 E: 1 K: 1 S: 15	H: 2 LOB: 1 BB: 0 P: 24	R: 0 E: 0 K: 2 S: 7	H: 0 LOB: 0 BB: 0 P: 11	R: 2 E: 0 K: 0 S: 9	H: 2 LOB: 0 BB: 0 P: 12	R: 0 E: 0 K: 1 S: 11	H: 0 LOB: 0 BB: 0 P: 15	R: 0 E: 0 K: 1 S: 14	H: 1 LOB: 1 BB: 0 P: 18	1B: 8 2B: 2 3B: 0 HR: 2	SF: 0 SAC: 0 DP: 0 HBP: 0	WP: 0 PB: 0 SB: 0 CS: 0	PA: 37	
<b>PITCHER</b>	IP	WLS	BF	H	R	ER	SO	BB	IBB	HBP	BLK	WP	HR	S	P	ERA	WHIP				
Mark Mulder, L ERA: 3.87 (1, 1)	6.0	L	30	11	8	7	8	1	0	0	0	0	0	11	15	0.00	0.000				
Chad Bradford, R ERA: 2.25 (7, 1)	1.0		3	0	0	0	1	0	0	0	0	0	0	11	15	0.00	0.000				
Jim Mecir, R ERA: 4.55 (8, 1)	1.0		4	1	0	0	1	0	0	0	0	0	0	14	18	0.00	1.000				

Oakland Athletics @ New York Yankees  
Yankee Stadium, Bronx, NY  
Sun Aug 11 2002, 1:05 PM EDT  
Att: 54,703 - Sunny - 85 F

AB 36  
R 8  
H 12  
RBI 8  
BB 1  
SO 10  
LOB 10





Batter	1	2	3	4	5	6	7	8	9	AB	R	H	RBI	BB	SO	LOB	TOP										
Alfonso Soriano, R OBP: 0.337, SLG: 0.571 (1, 4)	G6-3 1-2	PO 1-2	WP 2B 1B	2E BB		K 0-3	WP 1B			5	1	3	2	1	1	0	<b>New York Yankees @ Kansas City Royals</b> Kauffman Stadium, Kansas City, MO Tue Aug 13 2002, 7:05 PM CDT Att: 28,834 - Cloudy - 70 F										
2 Derek Jeter, R OBP: 0.376, SLG: 0.419 (1, 6)	G4-3 2-1		K 2-3	E4 1-2		25 BB 1B	K 3-3		K 0-3	6	0	2	0	0	3	4											
25 Jason Giambi, L OBP: 0.428, SLG: 0.576 (1, 3)	HR 4-2		WP 2B BB	F8 2-2		FC6-4 BB 1-2	F8 3-1		K 2-3	3	2	0	0	3	1	5											
Bernie Williams, S OBP: 0.412, SLG: 0.495 (1, 8)	HR 2-2					FC6-4 1-2			G5-3 0-0	5	1	2	4	1	0	3											
Robin Ventura, L OBP: 0.369, SLG: 0.489 (1, 5)	1B 1-1		K 1-3				HR 0-0		G6-3 0-0	5	1	2	1	0	1	4											
20 Jorge Posada, S OBP: 0.375, SLG: 0.501 (1, 2)	F7 3-2		F8 0-0						F7 3-2	4	1	1	0	1	0	2											
Raul Mondesi, R OBP: 0.309, SLG: 0.442 (1, 9)		F7 0-0		G4-3 2-1	G3 2-0				1B 4-2	4	1	1	0	1	0	1											
John Vander Wal, L OBP: 0.335, SLG: 0.446 (7, PH) Rondell White, R OBP: 0.375, SLG: 0.375	K 0-3			G4-3 0-0		HR 1-0			1B 4-2	3	1	1	1	0	1	0											
Shane Spencer, R OBP: 0.335, SLG: 0.400 (1, 7)	PO BB 4-2			2E BB 1B 0-0		HR 1-3	WP 1B 2-2		L7 0-1	4	1	2	1	1	1	1											
<b>Inning Stats</b>	R: 2 E: 0 K: 0 S: 17	H: 2 LOB: 1 BB: 1 P: 31	R: 0 E: 0 K: 1 S: 11	H: 0 LOB: 0 BB: 1 P: 16	R: 2 E: 1 K: 2 S: 11	H: 2 LOB: 1 BB: 1 P: 20	R: 1 E: 1 K: 0 S: 12	H: 2 LOB: 2 BB: 1 P: 20	R: 0 E: 0 K: 0 S: 4	H: 0 LOB: 1 BB: 1 P: 12	R: 1 E: 0 K: 2 S: 10	H: 2 LOB: 2 BB: 1 P: 18	R: 4 E: 0 K: 1 S: 34	H: 4 LOB: 3 BB: 3 P: 60	R: 0 E: 0 K: 1 S: 13	H: 1 LOB: 1 BB: 0 P: 20		R: 0 E: 0 K: 2 S: 10	H: 1 LOB: 1 BB: 0 P: 13	1B: 9 2B: 2 3B: 0 HR: 3	SF: 0 SAC: 0 DP: 0 HBP: 0	WP: 2 PB: 2 SB: 0 CS: 0	PA: 50				
<b>PITCHER</b>	IP	WLS	BF	H	R	ER	SO	BB	IBB	HBP	BLK	WP	HR	S	P	ERA	WHIP	<b>PITCHER</b>									
Jeff Suppan, R ERA: 5.2 (1, 1)	5.2	L	29	8	6	5	5	5	0	0	0	1	2	63	109	7.94	2.294										
Jeremy Affeldt, L ERA: 4.66 (6, 1)	0.1		5	2	3	3	0	2	0	0	0	0	1	11	26	81.00	12.000										
Ryan Bukvich, R ERA: 6.14 (7, 1)	0.1		4	2	1	1	1	1	0	0	0	0	0	18	28	27.00	9.000										
Scott Mullen, L ERA: 2.92 (7, 1)	0.2		3	0	0	0	0	1	0	0	0	1	0	7	14	0.00	1.500										
Darrell May, L ERA: 5.29 (8, 1)	2.0		8	2	0	0	3	0	0	0	0	0	0	23	33	0.00	1.000										
<b>Inning Stats</b>	R: 1 E: 0 K: 0 S: 16	H: 2 LOB: 1 BB: 0 P: 24	R: 0 E: 0 K: 0 S: 6	H: 0 LOB: 0 BB: 1 P: 13	R: 0 E: 0 K: 2 S: 18	H: 2 LOB: 3 BB: 1 P: 24	R: 2 E: 0 K: 1 S: 12	H: 3 LOB: 1 BB: 0 P: 16	R: 1 E: 0 K: 0 S: 13	H: 2 LOB: 1 BB: 0 P: 17	R: 1 E: 0 K: 0 S: 12	H: 1 LOB: 2 BB: 2 P: 20	R: 0 E: 0 K: 1 S: 13	H: 1 LOB: 0 BB: 0 P: 19	R: 0 E: 0 K: 0 S: 7	H: 0 LOB: 0 BB: 0 P: 10	R: 0 E: 0 K: 0 S: 8	H: 0 LOB: 1 BB: 1 P: 14	1B: 8 2B: 3 3B: 0 HR: 0	SF: 0 SAC: 0 DP: 2 HBP: 0	WP: 1 PB: 1 SB: 0 CS: 0	PA: 40					
<b>PITCHER</b>	IP	WLS	BF	H	R	ER	SO	BB	IBB	HBP	BLK	WP	HR	S	P	ERA	WHIP	<b>PITCHER</b>									
Roger Clemens, R ERA: 4.13 (1, 1)	5.0	W	27	10	5	5	3	4	0	0	0	0	0	72	109	9.00	2.800										
Steve Karsay, R ERA: 3.31 (6, 1)	2.0	H	6	1	0	0	1	0	0	0	0	0	0	18	24	0.00	0.500										
Sterling Hitchcock, L ERA: 6.16 (8, 1)	2.0		7	0	0	0	0	1	0	0	0	0	0	15	24	0.00	0.500										
<b>Batter</b>	<b>1</b>	<b>2</b>	<b>3</b>	<b>4</b>	<b>5</b>	<b>6</b>	<b>7</b>	<b>8</b>	<b>9</b>	<b>AB</b>	<b>R</b>	<b>H</b>	<b>RBI</b>	<b>BB</b>	<b>SO</b>	<b>LOB</b>	<b>BOTTOM</b>										
Chuck Knoblauch, R OBP: 0.292, SLG: 0.292 (1, 7)	PB G3-1 2B		K 1-3	G5-3 1-2		FC6-5 G4-3 1-2			F9 0-0	5	1	1	2	0	1	3	<b>New York Yankees @ Kansas City Royals</b> Kauffman Stadium, Kansas City, MO Tue Aug 13 2002, 7:05 PM CDT Att: 28,834 - Cloudy - 70 F										
Neftali Pérez, S OBP: 0.258, SLG: 0.302 (1, 6)	G3-1 2H		29 1B WP 1B	K 2-3		G4-3 1-2			P6 2-2	5	0	1	1	0	1	3											
Carlos Beltrán, S OBP: 0.340, SLG: 0.492 (1, 8)	G6-3 2-2		29 1B BB 1-2		G3 0-1	G4-3 0-0			BB 4-1	3	0	0	0	2	0	2											
29 Mike Sweeney, R OBP: 0.426, SLG: 0.596 (1, 10)	2B 0-1		1-2	F8 2-2		K 1-3			G4-3 0-2	5	0	2	0	0	1	1											
Raul Ibanez, L OBP: 0.323, SLG: 0.529 (1, 3)	F7 0-1		K 0-3		1B 2B 1-2	G6-4-3 1B 1-2				4	1	2	0	0	1	4											
Joe Randa, R OBP: 0.351, SLG: 0.451 (1, 5)		G4-6-3 BB 1-2		1B 1B 1-2		G6-4-3 1-2				3	1	2	1	1	0	1											
Aaron Guiel, L OBP: 0.311, SLG: 0.366 (1, 9)		G4-6-3 1-2		1B G5-3 1B 1-2		1B FC6-5 BB 4-2			F8 3-2	3	2	1	0	1	0	1											
Brent Mayne, L OBP: 0.323, SLG: 0.303 (1, 2)	P5 1-0			L8 0-0		FC6-5 BB 1-3			F8 0-1	4	0	1	0	0	0	2											
Luis Orta, R OBP: 0.500, SLG: 0.333 (1, 4)			G3 0-2		G5-3 1-3	G4-3 FC6-5 BB 1-2			F8 0-1	3	0	1	1	1	0	0											
<b>Inning Stats</b>	R: 1 E: 0 K: 0 S: 16	H: 2 LOB: 1 BB: 0 P: 24	R: 0 E: 0 K: 0 S: 6	H: 0 LOB: 0 BB: 1 P: 13	R: 0 E: 0 K: 2 S: 18	H: 2 LOB: 3 BB: 1 P: 24	R: 2 E: 0 K: 1 S: 12	H: 3 LOB: 1 BB: 0 P: 16	R: 1 E: 0 K: 0 S: 13	H: 2 LOB: 1 BB: 0 P: 17	R: 1 E: 0 K: 0 S: 12	H: 1 LOB: 2 BB: 2 P: 20	R: 0 E: 0 K: 1 S: 13	H: 1 LOB: 0 BB: 0 P: 19	R: 0 E: 0 K: 0 S: 7	H: 0 LOB: 0 BB: 0 P: 10		R: 0 E: 0 K: 0 S: 8	H: 0 LOB: 1 BB: 1 P: 14	1B: 8 2B: 3 3B: 0 HR: 0	SF: 0 SAC: 0 DP: 2 HBP: 0	WP: 1 PB: 1 SB: 0 CS: 0	PA: 40				
<b>PITCHER</b>	IP	WLS	BF	H	R	ER	SO	BB	IBB	HBP	BLK	WP	HR	S	P	ERA	WHIP	<b>PITCHER</b>									
Roger Clemens, R ERA: 4.13 (1, 1)	5.0	W	27	10	5	5	3	4	0	0	0	0	0	72	109	9.00	2.800										
Steve Karsay, R ERA: 3.31 (6, 1)	2.0	H	6	1	0	0	1	0	0	0	0	0	0	18	24	0.00	0.500										
Sterling Hitchcock, L ERA: 6.16 (8, 1)	2.0		7	0	0	0	0	1	0	0	0	0	0	15	24	0.00	0.500										



Batter	1	2	3	4	5	6	7	8	9	10	11	12	13	14	AB	R	H	RBI	BB	SO	LOB	TOP
<b>Alfonso Soriano, R</b> OBP: 0.335, SLG: 0.565 (1, 4)	F8		F9		G4-3		K			F9		G6-3		25 1B	7	1	1	0	0	1	1	
<b>2 Derek Jeter, R</b> OBP: 0.381, SLG: 0.422 (1, 6)	F8		F9				G3 1B		K		25 WP 1B			F9	7	0	4	0	0	1	1	
<b>25 Jason Giambi, L</b> OBP: 0.426, SLG: 0.578 (1, 3)			F9				L7			K				L7	7	1	2	1	0	2	4	
<b>Bernie Williams, S</b> OBP: 0.412, SLG: 0.492 (1, 8)	HR									K												
	G4-3						G3		G4-3						6	0	2	1	1	1	1	
<b>Robin Ventura, L</b> OBP: 0.371, SLG: 0.492 (9, PR) <b>Enrique Wilson, S</b> OBP: 0.264, SLG: 0.333 (9, 5)							F8							SH1-4 BB	4	0	2	0	0	0	2	
							F8								2	0	0	0	0	0	2	
<b>20 Jorge Posada, S</b> OBP: 0.374, SLG: 0.497 (1, 2)							L7								5	0	1	0	1	1	3	
<b>Raul Mondesi, R</b> OBP: 0.311, SLG: 0.442 (1, 9)															5	1	2	0	1	0	4	
<b>Rondell White, R</b> OBP: 0.370, SLG: 0.370 (13, PH) <b>John Vander Wal, L</b> OBP: 0.333, SLG: 0.444 (13, PH)															5	0	0	0	0	1	5	
															1	0	0	0	0	0	2	
<b>Shane Spencer, R</b> OBP: 0.327, SLG: 0.391 (1, 7)															5	0	0	1	0	0	0	
<b>Inning Stats</b>	R: 1 E: 0 K: 0 S: 10	H: 1 LOB: 0 BB: 0 P: 14	R: 0 E: 0 K: 2 S: 10	H: 1 LOB: 1 BB: 0 P: 17	R: 0 E: 0 K: 0 S: 12	H: 1 LOB: 1 BB: 0 P: 18	R: 0 E: 0 K: 0 S: 5	H: 1 LOB: 0 BB: 0 P: 7	R: 0 E: 0 K: 0 S: 10	H: 0 LOB: 0 BB: 0 P: 10	R: 0 E: 0 K: 0 S: 9	H: 2 LOB: 2 BB: 0 P: 15	R: 0 E: 0 K: 0 S: 7	H: 1 LOB: 1 BB: 0 P: 13	R: 0 E: 0 K: 0 S: 4	H: 0 LOB: 2 BB: 2 P: 15	R: 0 E: 0 K: 0 S: 17	H: 3 LOB: 2 BB: 0 P: 27	1B: 12 2B: 1 3B: 0 HR: 1	SF: 1 SAC: 1 DP: 1 HBP: 0	WP: 2 PB: 0 CS: 0	PA: 59
<b>PITCHER</b>	IP	WLS	BF	H	R	ER	SO	BB	IBB	HBP	BLK	WP	HR	S	P	ERA	WHIP					
<b>Paul Byrd, R</b> ERA: 3.45 (11, 1)	9.0		35	8	2	1	5	0	0	0	0	0	1	89	122	1.00	0.889					
<b>Roberto Hernandez, R</b> ERA: 4.15 (10, 1)	1.0		4	1	0	0	1	0	0	0	0	1	0	10	18	0.00	1.000					
<b>Jason Grimsley, R</b> ERA: 3.58 (11, 1)	2.0		9	2	0	0	1	0	0	0	0	1	0	18	33	0.00	1.500					
<b>Ryan Bukovich, R</b> ERA: 5.74 (13, 1)	1.0		5	0	0	0	0	1	1	0	0	0	0	4	15	0.00	1.000					
<b>Blake Stein, R</b> ERA: 8.49 (14, 1)	1.0	L	6	3	1	1	0	0	0	0	0	0	0	17	27	9.00	3.000					

New York Yankees @ Kansas City Royals  
Kauffman Stadium, Kansas City, MO  
Wed Aug 14 2002, 7:05 PM CDT  
Att. 26,383 - Sunny - 78 F

AB 54  
R 3  
H 14  
RBI 3  
BB 3  
SO 7  
LOB 25



Batter	1	2	3	4	5	6	7	8	9	10	11	12	13	14	AB	R	H	RBI	BB	SO	LOB	BOTTOM		
<b>Chuck Knoblauch, R</b> OBP: 0.292, SLG: 0.289 (1, 7)			F7				F7					G4-3		K	6	0	1	0	1	2	3			
<b>Nelfi Perez, S</b> OBP: 0.259, SLG: 0.302 (1, 6)	F7						G6-3							L6	7	0	2	0	0	0	6			
<b>Carlos Beltrán, S</b> OBP: 0.340, SLG: 0.493 (1, 8)	K														6	1	2	0	0	3	2			
<b>29 Mike Sweeney, R</b> OBP: 0.425, SLG: 0.594 (1, 10)	G5-3														6	1	2	1	0	0	4			
<b>Joe Randa, R</b> OBP: 0.356, SLG: 0.453 (1, 5)															3	0	2	0	2	1	1			
<b>Kit Pellow, R</b> OBP: 0.321, SLG: 0.528 (10, PH) <b>Raul Ibanez, L</b> OBP: 0.321, SLG: 0.528 (11, 3)															4	0	0	0	0	1	4			
															2	0	0	0	0	0	2			
<b>Aaron Guiel, L</b> OBP: 0.302, SLG: 0.354 (1, 9)															6	0	0	0	0	2	2			
<b>Brent Mayne, L</b> OBP: 0.319, SLG: 0.300 (1, 2) <b>Michael Tucker, L</b> OBP: 0.340, SLG: 0.419 (14, PR)															6	0	1	0	0	1	2			
															0	0	0	0	0	0	0			
<b>Luis Ordez, R</b> OBP: 0.333, SLG: 0.375 (1, 4)															5	0	1	0	0	1	1			
<b>Inning Stats</b>	R: 0 E: 0 K: 1 S: 12	H: 1 LOB: 1 BB: 0 P: 18	R: 0 E: 0 K: 1 S: 9	H: 1 LOB: 1 BB: 0 P: 13	R: 0 E: 0 K: 0 S: 15	H: 2 LOB: 2 BB: 0 P: 20	R: 0 E: 0 K: 1 S: 8	H: 1 LOB: 1 BB: 0 P: 12	R: 0 E: 0 K: 1 S: 10	H: 0 LOB: 1 BB: 1 P: 21	R: 0 E: 0 K: 0 S: 8	H: 1 LOB: 1 BB: 0 P: 16	R: 0 E: 0 K: 1 S: 11	H: 0 LOB: 0 BB: 0 P: 11	R: 0 E: 0 K: 1 S: 11	H: 1 LOB: 1 BB: 0 P: 14	R: 0 E: 0 K: 0 S: 4	H: 0 LOB: 2 BB: 1 P: 11	R: 0 E: 0 K: 1 S: 9	H: 1 LOB: 2 BB: 0 P: 11	1B: 8 2B: 3 3B: 0 HR: 0	SF: 0 SAC: 2 DP: 1 HBP: 0	WP: 0 PB: 0 SB: 1 CS: 0	PA: 56
<b>PITCHER</b>	IP	WLS	BF	H	R	ER	SO	BB	IBB	HBP	BLK	WP	HR	S	P	ERA	WHIP							
<b>Andy Pettitte, L</b> ERA: 3.09 (11, 1)	8.0		33	7	2	2	6	1	0	0	0	0	0	82	118	2.25	1.000							
<b>Mike Stanton, L</b> ERA: 2.86 (9, 1)	1.1		6	1	0	0	1	0	1	0	0	0	0	11	21	0.00	0.750							
<b>Steve Karsay, R</b> ERA: 3.28 (10, 1)	0.2		3	1	0	0	1	0	0	0	0	0	0	11	14	0.00	1.500							
<b>Ramiro Mendoza, R</b> ERA: 3.27 (11, 1)	3.0	W	10	1	0	0	2	1	0	0	0	0	0	23	36	0.00	0.667							
<b>42 Mariano Rivera, R</b> ERA: 2.93 (14, 1)	1.0	S	4	1	0	0	1	0	0	0	0	0	0	9	11	0.00	1.000							

New York Yankees @ Kansas City Royals  
Kauffman Stadium, Kansas City, MO  
Wed Aug 14 2002, 7:05 PM CDT  
Att. 26,383 - Sunny - 78 F

AB 51  
R 2  
H 11  
RBI 1  
BB 3  
SO 11  
LOB 27





Batter	1	2	3	4	5	6	7	8	9	AB	R	H	RBI	BB	SO	LOB	TOP				
Alfonso Soriano, R OBP: 0.331, SLG: 0.560 (1, 4)	L9	SF8		G6-4-3		G6-3		FC5-4	P6	5	0	0	1	0	0	5					
2 Derek Jeter, R OBP: 0.376, SLG: 0.419 (1, 6)	F8	F9			G4-3			G1-3	FC5-4	6	0	1	1	0	0	4					
25 Jason Giambi, L OBP: 0.426, SLG: 0.575 (1, 10)	BB									4	1	1	0	1	2	2					
Bernie Williams, S OBP: 0.418, SLG: 0.500 (1, 8)	BB									5	1	5	0	0	0	0					
Robin Ventura, L OBP: 0.371, SLG: 0.487 (1, 5)										3	0	0	0	2	2	3					
Raul Mondesi, R OBP: 0.314, SLG: 0.449 (1, 9)	F9									4	1	2	3	1	0	4					
John Vander Wal, L OBP: 0.338, SLG: 0.464 Ron Coomer, R OBP: 0.315, SLG: 0.429 (7, PH) (7, 3)										3	2	2	1	0	0	3					
Shane Spencer, R OBP: 0.332, SLG: 0.396 (1, 7)										2	1	1	0	0	0	2					
Chris Widger, R OBP: 0.357, SLG: 0.425 20 Jorge Posada, S OBP: 0.377, SLG: 0.500 (8, PH) (8, 2)										3	1	1	0	0	0	3					
<b>Inning Stats</b>	R: 0 E: 0 K: 0 S: 14	H: 1 LOB: 3 BB: 2 P: 28	R: 1 E: 0 K: 0 S: 8	H: 2 LOB: 1 BB: 0 P: 8	R: 0 E: 0 K: 2 S: 10	H: 1 LOB: 0 BB: 0 P: 17	R: 1 E: 0 K: 0 S: 6	H: 2 LOB: 0 BB: 0 P: 10	R: 1 E: 0 K: 0 S: 6	H: 2 LOB: 1 BB: 2 P: 18	R: 0 E: 0 K: 1 S: 10	H: 2 LOB: 2 BB: 0 P: 12	R: 0 E: 0 K: 1 S: 12	H: 1 LOB: 1 BB: 0 P: 15	R: 3 E: 0 K: 0 S: 18	H: 5 LOB: 2 BB: 0 P: 28	1B: 14 2B: 2 3B: 0 HR: 2	SF: 1 SAC: 0 DP: 2 HBP: 0	WP: 0 PB: 0 SB: 2 CS: 0	PA: 47	
<b>PITCHER</b>	IP	WLS	BF	H	R	ER	SO	BB	IBB	HBP	BLK	WP	HR	S	P	ERA	WHIP				
Miguel Asencio, R ERA: 5.75 Jeremy Affeldt, L ERA: 4.55 Jason Grimsley, R ERA: 3.53 Scott Mullen, L ERA: 2.88 Roberto Hernandez, R ERA: 4.75	5.2	29	10	4	4	2	3	1	0	0	0	0	1	51	91	6.35	2.294				
	1.1	6	2	0	0	1	0	0	0	0	0	0	0	9	11	0.00	1.500				
	0.2	H	3	1	0	0	0	0	0	0	0	0	0	9	11	0.00	1.500				
	0.1	H	1	0	0	0	1	0	0	0	0	0	0	3	4	0.00	0.000				
	1.0	L	8	5	3	3	0	0	0	0	0	0	1	18	28	27.00	5.000				

New York Yankees @ Kansas City Royals  
Kauffman Stadium, Kansas City, MO  
Thu Aug 15 2002, 7:05 PM CDT  
Att: 27,565 - Cloudy - 87 F

AB	42
R	7
H	18
RBI	7
BB	4
SO	4
LOB	28



Batter	1	2	3	4	5	6	7	8	9	AB	R	H	RBI	BB	SO	LOB	BOTTOM				
Aaron Guiel, L OBP: 0.294, SLG: 0.344 (1, 9)	G4-3		G1-4-3							5	0	0	0	0	1	2					
Carlos Beltrán, S OBP: 0.341, SLG: 0.492 (1, 8)	G3									5	1	2	0	0	0	2					
29 Mike Sweeney, R OBP: 0.422, SLG: 0.590 (1, 10)	F8									4	0	1	1	0	0	2					
Raul Ibanez, L OBP: 0.323, SLG: 0.533 (1, 3)										3	1	1	1	1	0	0					
Joe Randa, R OBP: 0.355, SLG: 0.451 (1, 5)										4	1	1	0	0	0	3					
Michael Tucker, L OBP: 0.344, SLG: 0.432 (1, 7)										4	2	3	2	0	0	0					
Luis Alicaia, S OBP: 0.314, SLG: 0.294 Luis Ordaz, R OBP: 0.333, SLG: 0.375 (9, 4)										4	0	0	0	0	2	2					
Nelfi Perez, S OBP: 0.261, SLG: 0.304 (1, 6)										4	0	2	1	0	0	1					
A.J. Hinch, R OBP: 0.310, SLG: 0.390 Chuck Knoblauch, R OBP: 0.295, SLG: 0.292 (8, PH)										3	0	1	0	0	0	1					
<b>Inning Stats</b>	R: 0 E: 0 K: 0 S: 6	H: 0 LOB: 0 BB: 0 P: 8	R: 2 E: 0 K: 0 S: 13	H: 3 LOB: 0 BB: 0 P: 22	R: 0 E: 0 K: 1 S: 6	H: 0 LOB: 0 BB: 0 P: 10	R: 0 E: 0 K: 0 S: 7	H: 1 LOB: 1 BB: 0 P: 7	R: 2 E: 0 K: 1 S: 14	H: 3 LOB: 0 BB: 0 P: 22	R: 1 E: 0 K: 0 S: 10	H: 1 LOB: 0 BB: 0 P: 18	R: 0 E: 0 K: 0 S: 6	H: 1 LOB: 1 BB: 0 P: 10	R: 0 E: 0 K: 1 S: 18	H: 1 LOB: 0 BB: 0 P: 25	1B: 10 2B: 0 3B: 0 HR: 2	SF: 1 SAC: 0 DP: 0 HBP: 0	WP: 2 PB: 0 SB: 1 CS: 1	PA: 40	
<b>PITCHER</b>	IP	WLS	BF	H	R	ER	SO	BB	IBB	HBP	BLK	WP	HR	S	P	ERA	WHIP				
Orlando Hernandez, R ERA: 3.94 Mike Stanton, L ERA: 2.81 42 Mariano Rivera, R ERA: 2.85	7.0	31	10	5	4	2	0	1	0	0	0	0	2	65	105	5.14	1.429				
	1.0	W	4	1	0	0	0	0	0	0	0	0	0	6	10	0.00	1.000				
	1.0	S	4	1	0	0	1	0	0	0	1	0	0	18	25	0.00	1.000				

New York Yankees @ Kansas City Royals  
Kauffman Stadium, Kansas City, MO  
Thu Aug 15 2002, 7:05 PM CDT  
Att: 27,565 - Cloudy - 87 F

AB	37
R	5
H	12
RBI	5
BB	1
SO	3
LOB	13





Batter	1	2	3	4	5	6	7	8	9	AB	R	H	RBI	BB	SO	LOB	TOP				
Alfonso Soriano, R OBP: 0.332, SLG: 0.558 (1, 4)										5	2	2	0	0	2	1					
2 Derek Jeter, R OBP: 0.376, SLG: 0.418 (1, 6)										5	2	2	0	0	0	2					
25 Jason Giambi, L OBP: 0.426, SLG: 0.572 (1, 10)										4	2	1	0	1	1	1					
Bernie Williams, S OBP: 0.423, SLG: 0.506 (1, 8)										4	2	4	4	1	0	0					
20 Jorge Posada, S OBP: 0.380, SLG: 0.501 (1, 2)										3	0	1	1	2	0	2					
Raul Mondesi, R OBP: 0.313, SLG: 0.450 (1, 9)										4	0	1	3	0	2	2					
Robin Ventura, L OBP: 0.374, SLG: 0.494 (1, 5)										3	1	1	1	2	2	2					
Ron Coomer, R OBP: 0.310, SLG: 0.421 (5, PH)										2	0	0	0	0	0	0					
John Vander Wal, L OBP: 0.333, SLG: 0.457 (5, 3)										3	0	0	0	0	1	6					
Shane Spencer, R OBP: 0.331, SLG: 0.391 (1, 7)										3	0	0	0	1	1	0					
<b>Inning Stats</b>	R: 2 E: 0 K: 1 S: 15	H: 3 LOB: 1 BB: 0 P: 20	R: 1 E: 0 K: 1 S: 12	H: 1 LOB: 1 BB: 1 P: 21	R: 0 E: 0 K: 2 S: 10	H: 1 LOB: 0 BB: 0 P: 17	R: 0 E: 0 K: 1 S: 9	H: 0 LOB: 3 BB: 2 P: 17	R: 2 E: 0 K: 0 S: 14	H: 3 LOB: 3 BB: 2 P: 29	R: 0 E: 0 K: 0 S: 8	H: 0 LOB: 0 BB: 1 P: 13	R: 0 E: 0 K: 0 S: 11	H: 0 LOB: 0 BB: 1 P: 17	R: 4 E: 0 K: 2 S: 17	H: 4 LOB: 2 BB: 2 P: 34	1B: 8 2B: 4 3B: 0 HR: 1	SF: 1 SAC: 0 DP: 2 HBP: 0	WP: 0 PB: 0 SB: 1 CS: 1	PA: 44	
<b>PITCHER</b>	IP WLS BF H R ER SO	IP WLS BF H R ER SO	IP WLS BF H R ER SO	IP WLS BF H R ER SO	IP WLS BF H R ER SO	IP WLS BF H R ER SO	IP WLS BF H R ER SO	IP WLS BF H R ER SO	IP WLS BF H R ER SO	IP WLS BF H R ER SO	IP WLS BF H R ER SO	IP WLS BF H R ER SO	IP WLS BF H R ER SO	IP WLS BF H R ER SO	IP WLS BF H R ER SO	IP WLS BF H R ER SO	ERA WHIP	ERA WHIP			
John Halama, L ERA: 3.63 (1, 1)	4.1 L 23 8 5 5 5																10.38 2.308				
Jeff Nelson, R ERA: 4.94 (5, 1)	1.2 6 0 0 0 2																0.00 0.000				
Shigetoshi Hasegawa, R ERA: 2.83 (7, 1)	2.1 13 4 4 4 0																15.43 2.571				
Doug Creek, L ERA: 5.63 (9, 1)	0.2 2 0 0 0 2																0.00 0.000				

New York Yankees @ Seattle Mariners  
Safeco Field, Seattle, WA  
Fri Aug 16 2002, 7:05 PM PDT  
Att: 46,033 - Sunny - 78 F

AB	36
R	9
H	12
RBI	9
BB	7
SO	9
LOB	16



Batter	1	2	3	4	5	6	7	8	9	AB	R	H	RBI	BB	SO	LOB	BOTTOM				
51 Ichiro Suzuki, L OBP: 0.408, SLG: 0.454 (1, 9)										3	1	0	0	2	0	3					
Jeff Cirillo, R OBP: 0.303, SLG: 0.340 (1, 5)										3	0	1	0	1	0	1					
Bret Boone, R OBP: 0.323, SLG: 0.434 (1, 4)										5	0	2	1	0	1	2					
Edgar Martinez, R OBP: 0.414, SLG: 0.530 Jose Offerman, S OBP: 0.321, SLG: 0.321 (10, PR)										3	0	1	0	2	0	2					
John Olerud, L OBP: 0.404, SLG: 0.523 (1, 3)										3	0	0	0	2	0	6					
Ruben Sierra, S OBP: 0.325, SLG: 0.431 (1, 7)										5	0	1	0	0	1	6					
Mike Cameron, R OBP: 0.325, SLG: 0.429 Mark McLemore, S OBP: 0.383, SLG: 0.407 (8, 8)										3	0	0	0	0	2	0					
Dan Wilson, R OBP: 0.318, SLG: 0.409 Dest Relaford, S OBP: 0.336, SLG: 0.339 (9, PH)										4	1	3	0	0	0	0					
Carlos Guillen, S OBP: 0.358, SLG: 0.439 (1, 6)										5	1	2	2	0	1	3					
<b>Inning Stats</b>	R: 1 E: 0 K: 0 S: 8	H: 1 LOB: 2 BB: 2 P: 16	R: 0 E: 0 K: 0 S: 10	H: 1 LOB: 1 BB: 0 P: 15	R: 0 E: 0 K: 0 S: 10	H: 0 LOB: 2 BB: 2 P: 18	R: 2 E: 0 K: 1 S: 15	H: 4 LOB: 3 BB: 1 P: 24	R: 0 E: 0 K: 2 S: 10	H: 1 LOB: 1 BB: 0 P: 23	R: 0 E: 0 K: 0 S: 10	H: 2 LOB: 2 BB: 0 P: 20	R: 0 E: 1 K: 1 S: 11	H: 1 LOB: 2 BB: 0 P: 16	R: 0 E: 0 K: 1 S: 7	H: 0 LOB: 0 BB: 0 P: 9	1B: 8 2B: 1 3B: 0 HR: 1	SF: 0 SAC: 1 DP: 0 HBP: 0	WP: 0 PB: 0 SB: 0 CS: 0	PA: 45	
<b>PITCHER</b>	IP WLS BF H R ER SO	IP WLS BF H R ER SO	IP WLS BF H R ER SO	IP WLS BF H R ER SO	IP WLS BF H R ER SO	IP WLS BF H R ER SO	IP WLS BF H R ER SO	IP WLS BF H R ER SO	IP WLS BF H R ER SO	IP WLS BF H R ER SO	IP WLS BF H R ER SO	IP WLS BF H R ER SO	IP WLS BF H R ER SO	IP WLS BF H R ER SO	IP WLS BF H R ER SO	IP WLS BF H R ER SO	ERA WHIP	ERA WHIP			
David Wells, L ERA: 4.22 (1, 1)	5.1 W 29 7 3 3 3																5.06 2.250				
Ramiro Mendoza, R ERA: 3.24 (6, 1)	0.2 H 3 0 0 0 0																0.00 1.500				
Jeff Weaver, R ERA: 3.83 (7, 1)	3.0 S 13 3 0 0 4																0.00 1.000				

New York Yankees @ Seattle Mariners  
Safeco Field, Seattle, WA  
Fri Aug 16 2002, 7:05 PM PDT  
Att: 46,033 - Sunny - 78 F

AB	37
R	3
H	10
RBI	3
BB	7
SO	7
LOB	24





Batter	1	2	3	4	5	6	7	8	9	AB	R	H	RBI	BB	SO	LOB	TOP				
Alfonso Soriano, R OBP: 0.332, SLG: 0.562	1-1 F8	0-0 F8		3-1 2B			2-2 HR		0-0 G5-3	5	2	2	1	0	0	2					
2 Derek Jeter, R OBP: 0.380, SLG: 0.426	0-0 1B		0-1 G6-3	2-1 1B			1-1 G4-3		0-1 HR	5	1	3	3	0	0	0					
25 Jason Giambi, L OBP: 0.424, SLG: 0.567	2-0 1B		0-1 G2-3	0-1 CS	0-0 L9		3-2 F3		3-H 4-1 BB	4	1	0	0	1	0	1					
Bernie Williams, S OBP: 0.423, SLG: 0.507	2-2 1B		0-1 G5-3		1-2 F8			3-0 G4-3 2B	0-0 F7	5	0	2	0	0	0	1					
Robin Ventura, L OBP: 0.375, SLG: 0.495	3-1 1B			1-2 20 HR 1B	3-2 G3-1			1-0 G4-3		4	1	2	1	0	0	1					
20 Jorge Posada, S OBP: 0.379, SLG: 0.507	2-1 F8			2-2 HR		2-3 K		0-3 K		4	1	1	2	0	2	3					
Raul Mondesi, R OBP: 0.310, SLG: 0.445		0-1 F7		1-1 F8		0-0 F8		0-2 P6		4	0	0	0	0	0	1					
John Vander Wal, L OBP: 0.337, SLG: 0.479		2-3 K		1-1 HR		3-3 K			1-0 F8 2 HR 2B	4	2	2	1	0	2	0					
Rondell White, R OBP: 0.298, SLG: 0.368		2-2 1B		0-0 G4-3				2-0 G5-3	2-2 F8	4	0	1	0	0	0	1					
<b>Inning Stats</b>	R: 1 E: 0 K: 0 S: 13	H: 3 LOB: 2 BB: 0 P: 23	R: 0 E: 0 K: 1 S: 9	H: 1 LOB: 1 BB: 0 P: 13	R: 0 E: 0 K: 0 S: 6	H: 0 LOB: 0 BB: 0 P: 6	R: 4 E: 0 K: 0 S: 17	H: 5 LOB: 0 BB: 0 P: 26	R: 0 E: 0 K: 2 S: 7	H: 0 LOB: 0 BB: 0 P: 12	R: 1 E: 0 K: 0 S: 9	H: 1 LOB: 0 BB: 0 P: 17	R: 0 E: 0 K: 1 S: 8	H: 1 LOB: 1 BB: 0 P: 12	R: 2 E: 0 K: 0 S: 9	H: 2 LOB: 1 BB: 1 P: 16	1B: 7 2B: 2 3B: 0 HR: 4	SF: 0 SAC: 0 DP: 0 HBP: 0	WP: 0 PB: 0 SB: 1 CS: 1	PA: 41	
<b>PITCHER</b>	IP WLS BF H R ER SO BB IBB HBP BLK WP HR S P ERA WHIP	5.0 L 23 9 5 5 1 0 0 0 0 0 2 53 80 9.00 1.800	6.1 L 17 4 3 3 3 1 0 0 0 0 2 33 57 6.75 1.250																		

New York Yankees @ Seattle Mariners  
Safeco Field, Seattle, WA  
Sat Aug 17 2002, 1:05 PM PDT  
Att: 46,174 - Sunny - 76 F

AB 39  
R 8  
H 13  
RBI 8  
BB 1  
SO 4  
LOB 10



Batter	1	2	3	4	5	6	7	8	9	AB	R	H	RBI	BB	SO	LOB	BOTTOM					
51 Ichiro Suzuki, L OBP: 0.408, SLG: 0.454	3-1 G4-3		1-1 L5-3			0-1 2B G4-3 1B		2-0 E SF8 1B		4	2	2	0	0	0	1						
Mark McLemore, S OBP: 0.385, SLG: 0.410	1-1 F8			4-1 FC4-6 BB		3-2 G4-3 SF9 2B		3-2 E4 S		2	1	1	0	1	0	0						
Jose Offerman, S OBP: 0.320, SLG: 0.320						1-3 SF9		1-3 S		1	0	0	0	0	0	1						
John Olerud, L OBP: 0.403, SLG: 0.521	4-2 BB			2-2 F7		0-1 G4-3		1-1 SF8		2	0	0	2	1	0	2						
Edgar Martinez, R OBP: 0.407, SLG: 0.522	0-3 K			0-1 FC4-6 2B		2-3 3-H 0-2 SF9		0-0 F9		3	0	0	1	0	1	3						
Bret Boone, R OBP: 0.322, SLG: 0.434		0-1 G6-3		2-2 1-3 2B		0-2 G4-3		1-2 F8		4	0	1	0	0	0	1						
Ruben Sierra, S OBP: 0.324, SLG: 0.429		3-3 K		2-1 F8				1-2 G6-4-3 1B	1-1 G6-3	4	0	1	0	0	1	2						
Carlos Guillen, S OBP: 0.354, SLG: 0.434		1-0 G4-3				2-1 L7		0-0 G6-4-3 1B	0-3 K	4	0	0	0	0	1	1						
Ben Davis, S OBP: 0.321, SLG: 0.353			1-3 K			3-3 K		3-2 K	0-0 E5	4	0	1	0	0	2	0						
Jeff Cirillo, R OBP: 0.302, SLG: 0.338			4-2 51 L5-3 BB			0-3 K		2-2 F8	0-1 G1-3	3	0	0	0	1	1	2						
<b>Inning Stats</b>	R: 0 E: 0 K: 1 S: 11	H: 0 LOB: 1 BB: 1 P: 19	R: 0 E: 0 K: 1 S: 8	H: 0 LOB: 0 BB: 0 P: 12	R: 0 E: 0 K: 1 S: 7	H: 0 LOB: 1 BB: 1 P: 13	R: 0 E: 0 K: 0 S: 11	H: 1 LOB: 2 BB: 1 P: 21	R: 0 E: 0 K: 2 S: 8	H: 0 LOB: 0 BB: 0 P: 13	R: 2 E: 0 K: 0 S: 15	H: 2 LOB: 1 BB: 0 P: 18	R: 0 E: 0 K: 0 S: 12	H: 2 LOB: 1 BB: 0 P: 18	R: 1 E: 1 K: 0 S: 10	H: 1 LOB: 1 BB: 0 P: 17	R: 0 E: 1 K: 1 S: 8	H: 0 LOB: 1 BB: 0 P: 9	1B: 3 2B: 4 3B: 0 HR: 0	SF: 2 SAC: 0 DP: 2 HBP: 0	WP: 0 PB: 0 SB: 1 CS: 0	PA: 36
<b>PITCHER</b>	IP WLS BF H R ER SO BB IBB HBP BLK WP HR S P ERA WHIP	7.0 W 27 5 2 2 5 3 0 0 0 0 0 6 114 2.57 1.143	8.1 L 3 1 1 0 0 0 0 0 0 0 0 6 12 0.00 3.000	8.1 S 6 0 0 0 1 0 0 0 0 0 0 12 14 0.00 0.000																		

New York Yankees @ Seattle Mariners  
Safeco Field, Seattle, WA  
Sat Aug 17 2002, 1:05 PM PDT  
Att: 46,174 - Sunny - 76 F

AB 31  
R 3  
H 6  
RBI 3  
BB 3  
SO 6  
LOB 13





Batter	1	2	3	4	5	6	7	8	9	AB	R	H	RBI	BB	SO	LOB	TOP										
Alfonso Soriano, R (1.4) OBP: 0.330, SLG: 0.558	L4		E6		FC6-4 2 WP		K			4	0	0	0	0	1	2											
2 Derek Jeter, R (1.6) OBP: 0.376, SLG: 0.423	G5-3		F9		K			F8		4	0	0	0	0	1	2											
25 Jason Giambi, L (1.3) OBP: 0.424, SLG: 0.576	P6			HR				G5-3 2B		4	1	2	1	0	1	0											
Bernie Williams, S (1.8) OBP: 0.424, SLG: 0.507		1B 20 G3		1B				G5-3		4	0	2	0	0	1	1											
Robin Ventura, L (1.5) OBP: 0.371, SLG: 0.489		K		F9				F5		4	0	0	0	0	1	3											
20 Jorge Posada, S (1.10) OBP: 0.377, SLG: 0.503		G3		K						3	0	0	0	1	1	2											
Raul Mondesi, R (1.9) OBP: 0.308, SLG: 0.441		F9		L1				FC6-4 BB		4	1	0	0	0	1	3											
Rondell White, R (1.7) OBP: 0.297, SLG: 0.367			G5-3		L8					4	0	1	0	0	1	0											
Chris Widger, R (1.2) OBP: 0.364, SLG: 0.429			L6							2	0	1	0	0	0	0											
John Vander Wal, L (7, PH) OBP: 0.335, SLG: 0.479										0	0	0	1	0	0	0											
Roger Clemens, R (7.1) OBP: 0.500, SLG: 1.000										0	0	0	0	0	0	0											
Ramiro Mendoza, R (8.1) OBP: 0.308, SLG: 0.441										0	0	0	0	0	0	0											
<b>Inning Stats</b>	R: 0 E: 0 K: 0 S: 7	H: 0 LOB: 0 BB: 0 P: 8	R: 0 E: 0 K: 1 S: 9	H: 1 LOB: 1 BB: 0 P: 15	R: 0 E: 1 K: 0 S: 11	H: 0 LOB: 1 BB: 0 P: 15	R: 1 E: 0 K: 1 S: 15	H: 2 LOB: 1 BB: 0 P: 24	R: 0 E: 0 K: 1 S: 10	H: 0 LOB: 0 BB: 0 P: 18	R: 1 E: 0 K: 1 S: 11	H: 1 LOB: 1 BB: 1 P: 17	R: 0 E: 0 K: 0 S: 9	H: 1 LOB: 1 BB: 0 P: 16	R: 0 E: 0 K: 2 S: 11	H: 0 LOB: 0 BB: 0 P: 15	1B: 4 2B: 1 3B: 0 HR: 1	SF: 1 SAC: 0 DP: 0 HBP: 0	WP: 1 PB: 0 CS: 0	PA: 35							
<b>PITCHER</b>	IP	WLS	BF	H	R	ER	SO	BB	IBB	HBP	BLK	WP	HR	S	P	ERA	WHIP										
Joel Pineiro, R (1.1) ERA: 3.2	6.1	W	26	5	2	2	5	1	0	0	0	1	1	71	104	2.84	0.947										
Jeff Nelson, R (7.1) ERA: 4.73	1.0	H	3	0	0	0	1	0	0	0	0	0	0	8	12	0.00	0.000										
Arthur Rhodes, L (8.1) ERA: 2.37	0.2	S	3	1	0	0	0	0	0	0	0	0	0	7	12	0.00	1.500										
Kazuhiro Sasaki, R (9.1) ERA: 1.84	1.0	S	3	0	0	0	2	0	0	0	0	0	0	11	15	0.00	0.000										

**New York Yankees @ Seattle Mariners**  
**Safeco Field, Seattle, WA**  
 Sun Aug 18 2002, 12:05 PM PDT  
 Att: 46,086 - Cloudy - 61 F

AB 33  
 R 2  
 H 6  
 RBI 2  
 BB 1  
 SO 8  
 LOB 13



Batter	1	2	3	4	5	6	7	8	9	AB	R	H	RBI	BB	SO	LOB	BOTTOM										
51 Ichiro Suzuki, L (1.8) OBP: 0.410, SLG: 0.452	G6-3		2B					G1-3		2	1	0	0	3	0	1											
Mark McLemore, S (1.7) OBP: 0.381, SLG: 0.405	L4		K							4	0	0	0	0	3	7											
Charles Gipson, R (9.7) OBP: 0.371, SLG: 0.444										0	0	0	0	0	0	0											
John Olerud, L (1.3) OBP: 0.400, SLG: 0.517			SF7		G4-3			F7		3	0	0	1	0	1	0											
Edgar Martinez, R (1.10) OBP: 0.413, SLG: 0.551		HR	1B 2B		2B			G5-3		4	2	3	3	0	0	0											
Bret Boone, R (1.4) OBP: 0.324, SLG: 0.435		G4-3		1B				K		4	0	2	1	0	1	1											
Dest Relaford, S (1.9) OBP: 0.331, SLG: 0.333										4	0	0	0	0	2	3											
Mike Cameron, R (8.8) OBP: 0.325, SLG: 0.429		K		F5				K		0	0	0	0	0	0	0											
Carlos Guillen, S (1.6) OBP: 0.353, SLG: 0.432		G3		K						4	0	1	0	0	1	0											
Dan Wilson, R (1.2) OBP: 0.319, SLG: 0.412										3	1	1	0	0	1	0											
Jeff Cirillo, R (1.5) OBP: 0.306, SLG: 0.344										4	1	3	0	0	0	1											
<b>Inning Stats</b>	R: 0 E: 0 K: 1 S: 9	H: 0 LOB: 0 BB: 0 P: 14	R: 1 E: 0 K: 1 S: 14	H: 1 LOB: 0 BB: 0 P: 20	R: 4 E: 0 K: 1 S: 19	H: 4 LOB: 1 BB: 1 P: 30	R: 0 E: 0 K: 3 S: 12	H: 1 LOB: 2 BB: 1 P: 22	R: 0 E: 0 K: 2 S: 11	H: 1 LOB: 1 BB: 0 P: 12	R: 0 E: 0 K: 1 S: 8	H: 1 LOB: 2 BB: 1 P: 16	R: 0 E: 0 K: 0 S: 8	H: 1 LOB: 1 BB: 0 P: 11	R: 0 E: 0 K: 0 S: 9	H: 1 LOB: 0 BB: 0 P: 12	1B: 5 2B: 4 3B: 0 HR: 1	SF: 1 SAC: 1 DP: 0 HBP: 0	WP: 0 PB: 0 CS: 0	PA: 37							
<b>PITCHER</b>	IP	WLS	BF	H	R	ER	SO	BB	IBB	HBP	BLK	WP	HR	S	P	ERA	WHIP										
Roger Clemens, R (1.1) ERA: 4.25	7.0	L	33	9	5	5	9	1	2	0	0	0	1	81	125	6.43	1.429										
Roger Clemens, R (7.1) ERA: 4.25	7.0	L	33	9	5	5	9	1	2	0	0	0	1	81	125	6.43	1.429										
Ramiro Mendoza, R (8.1) ERA: 3.2	1.0		4	1	0	0	0	0	0	0	0	0	0	9	12	0.00	1.000										

**New York Yankees @ Seattle Mariners**  
**Safeco Field, Seattle, WA**  
 Sun Aug 18 2002, 12:05 PM PDT  
 Att: 46,086 - Cloudy - 61 F

AB 32  
 R 5  
 H 10  
 RBI 5  
 BB 3  
 SO 9  
 LOB 13









Batter	1	2	3	4	5	6	7	8	9	10	11	AB R H RBI BB SO LOB	TOP											
David Eckstein, R OBP: 0.368, SLG: 0.399	G4-3 1B		G1-3 1B				F7			G1-3	FC3 16 1B	6 2 4 0 0 0 0	<b>Anaheim Angels @ New York Yankees</b> Yankee Stadium, Bronx, NY Wed Aug 21 2002, 1:05 PM EDT Att. 46,423 - Sunny - 79 F											
Darin Erstad, L OBP: 0.317, SLG: 0.391	F7		G1-3						G6-3	F8	FC3 16 1B	6 0 0 1 0 0 4												
Orlando Palmeiro, L OBP: 0.361, SLG: 0.345 Alex Ochoa, R OBP: 0.358, SLG: 0.379	G4-3		G4-3						F7	E6	F3	2 0 1 1 1 0 1 3 0 0 0 0 0 2												
16 Garret Anderson, L OBP: 0.333, SLG: 0.535	G4-3		L7						F7		F3	5 0 2 1 1 0 4												
Troy Glaus, R OBP: 0.345, SLG: 0.431			F8						FC4-6 1B		F8	6 0 1 0 0 1 6												
Brad Fuller, L OBP: 0.342, SLG: 0.518			F8									4 1 1 0 1 0 1												
Scott Spiezio, S OBP: 0.380, SLG: 0.437												4 1 1 0 1 0 1												
Adam Kennedy, L OBP: 0.332, SLG: 0.422												3 1 1 2 1 1 0												
José Molina, R OBP: 0.390, SLG: 0.386 Benjie Molina, R OBP: 0.283, SLG: 0.326												5 1 1 0 0 0 3												
												3 0 0 0 0 0 2 2 0 0 0 0 0 2												
<b>Inning Stats</b>	R: 0 E: 0 K: 0 S: 10	H: 1 LOB: 1 BB: 0 P: 18	R: 0 E: 0 K: 0 S: 10	H: 1 LOB: 2 BB: 1 P: 18	R: 1 E: 0 K: 2 S: 12	H: 2 LOB: 0 BB: 0 P: 20	R: 0 E: 0 K: 1 S: 7	H: 0 LOB: 0 BB: 0 P: 10	R: 0 E: 0 K: 1 S: 8	H: 0 LOB: 0 BB: 0 P: 16	R: 0 E: 0 K: 0 S: 10	H: 0 LOB: 0 BB: 0 P: 15		R: 0 E: 0 K: 0 S: 7	H: 1 LOB: 1 BB: 0 P: 12	R: 0 E: 1 K: 0 S: 8	H: 0 LOB: 2 BB: 1 P: 14	R: 0 E: 1 K: 0 S: 9	H: 0 LOB: 2 BB: 1 P: 19	R: 4 E: 0 K: 0 S: 14	H: 5 LOB: 2 BB: 0 P: 19	1B: 9 2B: 1 3B: 0 HR: 1	SF: 0 SAC: 1 DP: 0 HBP: 0	WP: 0 PB: 0 SB: 2 CS: 0
<b>PITCHER</b>	IP WLS BF H R ER SO BB IBB HBP BLK WP HR S P ERA WHIP																							
Orlando Hernandez, R ERA: 3.39	(1, 1) 7.0 28 5 1 1 2 0 0 0 0 0 0 0 0 0 0 1.29 1.000																							
Mike Stanton, L ERA: 2.73	(8, 1) 0.2 3 1 0 0 0 0 0 0 0 0 0 0 5 9 0.00 1.500																							
Steve Karsay, R ERA: 3.14	(8, 1) 1.1 5 0 0 0 0 0 1 0 0 0 0 0 10 17 0.00 0.750																							
Jeff Weaver, R ERA: 3.99	(10, 1) 2.0 L 14 5 4 4 0 0 0 1 0 0 0 0 1 23 18.00 2.500																							

Batter	1	2	3	4	5	6	7	8	9	10	11	AB R H RBI BB SO LOB	BOTTOM												
Alfonso Soriano, R OBP: 0.329, SLG: 0.554	G5-3 25 1B 2B		K							G5-3		5 1 2 0 0 2 0	<b>Anaheim Angels @ New York Yankees</b> Yankee Stadium, Bronx, NY Wed Aug 21 2002, 1:05 PM EDT Att. 46,423 - Sunny - 79 F												
2 Derek Jeter, R OBP: 0.376, SLG: 0.418	G5-3		K						G4-3	G6-3		4 0 0 0 1 1 1													
25 Jason Giambi, L OBP: 0.428, SLG: 0.579	G5-3		G4-3						G4-3	G5-3		3 0 0 0 1 0 1													
Bernie Williams, S OBP: 0.427, SLG: 0.507												3 0 1 1 2 0 2													
Robin Ventura, L OBP: 0.372, SLG: 0.483												4 0 1 0 1 2 3													
20 Jorge Posada, S OBP: 0.379, SLG: 0.503												5 0 2 0 0 0 3													
Raul Mondesi, R OBP: 0.308, SLG: 0.439												5 0 1 0 0 1 4													
Shane Spencer, R OBP: 0.327, SLG: 0.386 John Vander Wal, L OBP: 0.340, SLG: 0.471												3 0 0 0 0 1 1 1 0 0 0 1 1 3													
Rondell White, R OBP: 0.293, SLG: 0.364												5 0 0 0 0 2 6													
<b>Inning Stats</b>	R: 1 E: 0 K: 1 S: 10	H: 2 LOB: 1 BB: 0 P: 19	R: 0 E: 0 K: 0 S: 13	H: 1 LOB: 1 BB: 0 P: 17	R: 0 E: 0 K: 2 S: 10	H: 0 LOB: 0 BB: 0 P: 16	R: 0 E: 0 K: 0 S: 7	H: 0 LOB: 0 BB: 0 P: 10	R: 0 E: 0 K: 2 S: 13	H: 1 LOB: 3 BB: 3 P: 27	R: 0 E: 0 K: 1 S: 8	H: 0 LOB: 0 BB: 0 P: 9		R: 0 E: 0 K: 2 S: 8	H: 0 LOB: 2 BB: 1 P: 16	R: 0 E: 0 K: 0 S: 6	H: 1 LOB: 1 BB: 1 P: 18	R: 0 E: 0 K: 0 S: 6	H: 0 LOB: 0 BB: 0 P: 10	R: 0 E: 0 K: 2 S: 18	H: 2 LOB: 3 BB: 1 P: 29	1B: 5 2B: 2 3B: 0 HR: 0	SF: 0 SAC: 0 DP: 1 HBP: 1	WP: 0 PB: 0 SB: 0 CS: 1	PA: 45
<b>PITCHER</b>	IP WLS BF H R ER SO BB IBB HBP BLK WP HR S P ERA WHIP																								
Ramen Ortiz, R ERA: 4.1	(1, 1) 7.0 27 4 0 1 1 6 3 0 0 0 0 0 0 0 0 1.29 1.000																								
Brendan Donnelly, R ERA: 2.76	(8, 1) 0.2 2 0 0 0 0 1 0 0 0 0 0 0 4 4 0.00 0.000																								
Scott Schoeneweis, L ERA: 5.2	(8, 1) 0.1 3 0 0 0 0 1 1 0 1 0 0 0 4 12 0.00 3.000																								
Ben Weber, R ERA: 2.75	(9, 1) 2.0 W 7 1 0 0 0 0 0 1 0 0 0 0 0 14 28 0.00 0.500																								
Troy Percival, R ERA: 1.73	(11, 1) 1.0 6 2 0 0 0 2 1 0 0 0 0 0 0 18 29 0.00 3.000																								



Batter	1	2	3	4	5	6	7	8	9	AB	R	H	RBI	BB	SO	LOB	TOP				
David Eckstein, R (1, 6) OBP: 0.365, SLG: 0.396	F7		F9-3		G6-3			F8		4	0	0	0	0	0	1	Anaheim Angels @ New York Yankees Yankee Stadium, Bronx, NY Thu Aug 22 2002, 7:05 PM EDT Att: 43,222 - Cloudy - 79 F				
Darin Erstad, L (1, 8) OBP: 0.318, SLG: 0.394	1B			FC1	G2-3			F8		4	0	2	0	0	0	0					
Scott Spiezio, S (1, 3) OBP: 0.379, SLG: 0.437				FC1		P4			2B	4	1	1	0	0	1	2					
16 Garret Anderson, L (1, 7) OBP: 0.335, SLG: 0.535	G1-3			2B				F8		4	0	2	0	0	0	2					
Troy Glaus, R (1, 5) OBP: 0.345, SLG: 0.431		F3				P4			G6-3	4	0	1	1	0	0	1					
Shawn Wooten, R (1, 10) OBP: 0.300, SLG: 0.364 Orlando Palmeiro, L (9, PH) OBP: 0.359, SLG: 0.344	G5-3					F8				3	0	0	0	0	1	3					
Benji Gil, R (1, 4) Adam Kennedy, L (9, PH) OBP: 0.331, SLG: 0.421	G4-3								F5	1	0	0	0	0	0	0					
Bengie Molina, R (1, 2) OBP: 0.284, SLG: 0.326					L5					3	0	1	0	0	0	0					
Alex Ochoa, R (1, 9) OBP: 0.357, SLG: 0.390				FC6-4						3	1	1	1	0	0	1					
Inning Stats	R: 0 E: 0 K: 10 S: 10	H: 1 LOB: 1 BB: 0 P: 16	R: 0 E: 0 K: 0 S: 8	H: 0 LOB: 0 BB: 0 P: 13	R: 0 E: 0 K: 0 S: 13	H: 1 LOB: 0 BB: 0 P: 17	R: 1 E: 0 K: 2 S: 16	H: 3 LOB: 2 BB: 0 P: 21	R: 1 E: 0 K: 0 S: 11	H: 1 LOB: 1 BB: 0 P: 12	R: 0 E: 0 K: 0 S: 13	H: 0 LOB: 1 BB: 0 P: 18	R: 0 E: 0 K: 0 S: 12	H: 1 LOB: 1 BB: 0 P: 18	R: 0 E: 0 K: 1 S: 5	H: 0 LOB: 0 BB: 0 P: 7		1B: 4 2B: 4 3B: 0 HR: 1	SF: 0 SAC: 0 DP: 1 HBP: 0	WP: 0 PB: 0 SB: 1 CS: 0	PA: 34
PITCHER	IP	WLS	BF	H	R	ER	SO	BB	IBB	HBP	BLK	WP	HR	S	P	ERA	WHIP				
David Wells, L (1, 1) ERA: 4.13	7.2	W	30	8	2	2	3	0	0	0	0	0	1	88	121	2.35	1.043				
Mike Stanton, L (8, 1) ERA: 2.71	0.1	H	1	0	0	0	0	0	0	0	0	0	0	1	2	0.00	0.000				
Steve Karsay, R (9, 1) ERA: 3.1	1.0	S	3	0	0	0	1	0	0	0	0	0	0	5	7	0.00	0.000				

Batter	1	2	3	4	5	6	7	8	9	AB	R	H	RBI	BB	SO	LOB	BOTTOM				
Alfonso Soriano, R (1, 4) OBP: 0.330, SLG: 0.556	K	G4-3								4	1	2	0	0	1	1	Anaheim Angels @ New York Yankees Yankee Stadium, Bronx, NY Thu Aug 22 2002, 7:05 PM EDT Att: 43,222 - Cloudy - 79 F				
2 Derek Jeter, R (1, 6) OBP: 0.375, SLG: 0.423	1B				2B					4	2	3	0	0	1	1					
25 Jason Giambi, L (1, 3) OBP: 0.428, SLG: 0.577	1B				1B					3	1	1	0	0	0	1					
20 Jorge Posada, S (1, 10) OBP: 0.378, SLG: 0.500	K				1B					4	0	1	0	0	1	3					
Robin Ventura, L (1, 5) OBP: 0.375, SLG: 0.484	1B				1B					3	0	2	0	1	0	2					
Raul Mondesi, R (1, 8) OBP: 0.308, SLG: 0.438	1B				K					4	0	1	2	0	1	2					
Shane Spencer, R (1, 9) OBP: 0.324, SLG: 0.382										3	0	0	0	0	0	0					
Rondell White, R (1, 7) OBP: 0.293, SLG: 0.363										3	0	1	0	0	0	0					
Chris Widger, R (1, 2) OBP: 0.340, SLG: 0.400	F2				L4					3	0	0	0	0	0	1					
Inning Stats	R: 2 E: 0 K: 2 S: 14	H: 2 LOB: 2 BB: 1 P: 23	R: 0 E: 0 K: 0 S: 8	H: 1 LOB: 1 BB: 0 P: 11	R: 1 E: 0 K: 1 S: 12	H: 3 LOB: 1 BB: 0 P: 18	R: 0 E: 0 K: 0 S: 4	H: 0 LOB: 0 BB: 0 P: 7	R: 1 E: 0 K: 0 S: 9	H: 3 LOB: 1 BB: 0 P: 11	R: 0 E: 0 K: 0 S: 6	H: 0 LOB: 0 BB: 0 P: 9	R: 0 E: 0 K: 1 S: 7	H: 1 LOB: 0 BB: 0 P: 11	R: 0 E: 0 K: 0 S: 6	H: 1 LOB: 1 BB: 0 P: 10		1B: 9 2B: 2 3B: 0 HR: 0	SF: 0 SAC: 0 DP: 2 HBP: 1	WP: 0 PB: 0 SB: 0 CS: 1	PA: 33
PITCHER	IP	WLS	BF	H	R	ER	SO	BB	IBB	HBP	BLK	WP	HR	S	P	ERA	WHIP				
41 John Lackey, R (1, 1) ERA: 3.27	8.0	L	33	11	4	4	4	1	0	1	0	0	0	66	100	4.50	1.500				







Batter	1	2	3	4	5	6	7	8	9	AB	R	H	RBI	BB	SO	LOB	TOP										
Todd Hollandsworth, L OBP: 0.349, SLG: 0.486 (1, 8)	F7 1-2		K 1-3		G4-3 3-2			G1-3 SH5-4 BB 4-1		3	0	0	0	1	1	1											
Kevin Mench, R OBP: 0.343, SLG: 0.519 (1, 7)	L5 1-2		2B 2-2		L7 0-0			SH5-4 0-0		3	0	1	1	0	0	0											
Alex Rodriguez, R OBP: 0.403, SLG: 0.649 (1, 6)	HR 2-1		P4 0-1		2B 1-0			G1-3 2-1		4	1	2	1	0	0	2											
Rafael Palmeiro, L OBP: 0.387, SLG: 0.592 Donnie Sadler, R OBP: 0.219, SLG: 0.219 (8, PR) (8, 5)	K 0-3		K 3-3		BB 4-0			IBB 4-0		2	0	0	0	2	2	1											
Ivan Rodriguez, R OBP: 0.332, SLG: 0.492 (1, 2)		WP 0-0		K 3-3		BB 2-3		G6-3 1-1		4	0	1	0	0	2	4											
Carl Everett, S OBP: 0.294, SLG: 0.414 (1, 9)	F7 2-2		G6-3 0-1		G1-3 0-0				P6 0-0	4	0	0	0	0	0	3											
Herbert Perry, R OBP: 0.318, SLG: 0.451 (8, 3)	K 1-3		F9 0-0				CS 4-2		G3 2-1	3	0	0	0	1	1	1											
Mike Lamb, L OBP: 0.332, SLG: 0.401 (1, 10)	K 3-3				K 1-3				F7 1-2	4	0	0	0	0	3	2											
10 Michael Young, R OBP: 0.307, SLG: 0.378 (1, 4)			2B 3-2		G5-3 2-2			G5-3 1-1		3	1	1	0	0	0	0											
<b>Inning Stats</b>	R: 1 E: 0 K: 1 S: 11	H: 1 LOB: 0 BB: 0 P: 15	R: 0 E: 0 K: 2 S: 11	H: 1 LOB: 1 BB: 0 P: 17	R: 1 E: 0 K: 2 S: 16	H: 2 LOB: 1 BB: 0 P: 25	R: 0 E: 0 K: 1 S: 6	H: 0 LOB: 0 BB: 0 P: 9	R: 0 E: 0 K: 1 S: 10	H: 1 LOB: 2 BB: 1 P: 13	R: 0 E: 0 K: 1 S: 9	H: 0 LOB: 0 BB: 1 P: 17	R: 0 E: 0 K: 0 S: 6	H: 0 LOB: 3 BB: 2 P: 17	R: 0 E: 0 K: 0 S: 6	H: 0 LOB: 0 BB: 0 P: 9	1B: 1 2B: 4 3B: 0 HR: 1	SF: 0 SAC: 1 DP: 1 HBP: 0	WP: 2 PB: 0 SB: 1 CS: 1	PA: 35							
<b>PITCHER</b>	IP	WLS	BF	H	R	ER	SO	BB	IBB	HBP	BLK	WP	HR	S	P	ERA	WHIP										
Roger Clemens, R ERA: 4.17 (1, 1)	7.0	W	27	5	2	2	9	2	0	0	0	2	1	69	112	2.57	1.000										
Steve Karsay, R ERA: 3.01 (8, 1)	2.0	S	8	0	0	0	0	1	1	0	0	0	0	12	26	0.00	0.500										

Texas Rangers @ New York Yankees  
Yankee Stadium, Bronx, NY  
Sat Aug 24 2002, 4:05 PM EDT  
Att: 53,494 - Cloudy - 68 F


AB 30  
R 2  
H 5  
RBI 2  
BB 4  
SO 9  
LOB 14



Batter	1	2	3	4	5	6	7	8	9	AB	R	H	RBI	BB	SO	LOB	BOTTOM										
Alfonso Soriano, R OBP: 0.328, SLG: 0.549 (1, 4)	G6-3 0-0			FC1-6 25 PC 2 HBP 1-2		G5-3 1-1		K 1-3		4	0	0	0	0	1	3											
2 Derek Jeter, R OBP: 0.377, SLG: 0.425 (1, 6)	F9 1-2		G3 2-2		HBP 1-0				G5-3 1-1	3	0	0	0	0	0	1											
25 Jason Giambi, L OBP: 0.433, SLG: 0.586 (1, 3)	BB 20 BB 4-2		BB 20 FC6-4 4-2		PO 1-1		L4 1-1		HR 3-2	2	2	1	1	2	0	0											
Bernie Williams, S OBP: 0.428, SLG: 0.508 (1, 10)	BB 20 BB 0-1		BB 20 FC6-4 4-1		2B 1-1				K 3-3	3	1	2	0	1	1	0											
Robin Ventura, L OBP: 0.375, SLG: 0.483 (1, 5)	BB 20 BB 4-1		K 1-3		2B 2-1				P4 3-2	3	0	1	1	1	1	2											
20 Jorge Posada, S OBP: 0.378, SLG: 0.495 (1, 2)	BB 1-2 2-3 4-2		FC6-4 1-1		G1-3 1-0				BB FC4-6 1-2	3	0	1	1	1	0	3											
Raul Mondesi, R OBP: 0.305, SLG: 0.431 (1, 8)	K 1-3		F7 2-2		K 1-3				BB FC4-6 4-2	3	0	0	0	1	2	6											
John Vander Wal, L OBP: 0.335, SLG: 0.464 Rondell White, R OBP: 0.230, SLG: 0.359 (8, 7)		G4-3 0-2		P6 1-2		F5 3-2		B5 0-1		3	0	0	0	0	0	0											
Shane Spencer, R OBP: 0.322, SLG: 0.379 (8, 9)	F9 0-1		E1 FC1-6 3-2		F8 0-2			FC4-6 1-2 2-3		4	0	0	0	0	0	2											
<b>Inning Stats</b>	R: 1 E: 0 K: 1 S: 19	H: 1 LOB: 3 BB: 3 P: 33	R: 0 E: 0 K: 0 S: 10	H: 0 LOB: 0 BB: 0 P: 14	R: 0 E: 0 K: 1 S: 12	H: 0 LOB: 2 BB: 2 P: 24	R: 0 E: 1 K: 0 S: 13	H: 0 LOB: 1 BB: 0 P: 19	R: 1 E: 0 K: 1 S: 10	H: 2 LOB: 1 BB: 0 P: 16	R: 0 E: 0 K: 0 S: 8	H: 0 LOB: 0 BB: 0 P: 12	R: 1 E: 0 K: 1 S: 15	H: 1 LOB: 0 BB: 0 P: 25	R: 0 E: 0 K: 1 S: 12	H: 1 LOB: 2 BB: 1 P: 18	1B: 2 2B: 2 3B: 0 HR: 1	SF: 0 SAC: 0 DP: 0 HBP: 2	WP: 0 PB: 0 SB: 0 CS: 0	PA: 38							
<b>PITCHER</b>	IP	WLS	BF	H	R	ER	SO	BB	IBB	HBP	BLK	WP	HR	S	P	ERA	WHIP										
Aaron Myette, R ERA: 8.15 (1, 1)	6.0	L	28	3	2	2	3	5	0	0	0	0	0	72	118	3.00	1.333										
Juan Alvarez, L ERA: 3.56 (7, 1)	1.0	L	4	1	1	1	1	0	0	0	0	0	1	15	25	9.00	1.000										
Dan Kolb, R ERA: 1.72 (8, 1)	1.0		5	1	0	0	1	1	0	0	0	0	0	12	18	0.00	2.000										

Texas Rangers @ New York Yankees  
Yankee Stadium, Bronx, NY  
Sat Aug 24 2002, 4:05 PM EDT  
Att: 53,494 - Cloudy - 68 F

AB 29  
R 3  
H 5  
RBI 3  
BB 6  
SO 5  
LOB 19









Batter	1	2	3	4	5	6	7	8	9	AB	R	H	RBI	BB	SO	LOB	TOP										
Todd Hollandsworth, L (1.8) OBP: 0.348, SLG: 0.485	2-2 WP 1B		1-2 G2-3		0-0 G4-3		0-1 G3		0-3 K	5	0	1	0	0	1	1											
Kevin Mench, R (1.7) OBP: 0.342, SLG: 0.515	2-3 K		3-3 K			2-3 K		0-0 BB 1B 2B	2-2 F2	5	1	1	0	0	3	2											
Alex Rodriguez, R (1.6) OBP: 0.404, SLG: 0.650	2-2 F4		4-1 BB			1-0 HR		4-1 1B BB BB		2	1	1	1	2	0	1											
Donnie Sadler, R (8.6) OBP: 0.218, SLG: 0.219										0	0	0	0	0	0	0											
Rafael Palmeiro, L (1.10) OBP: 0.388, SLG: 0.596	3-3 K		2-2 F5			3-1 HR		4-0 1B BB		3	1	1	1	1	1	3											
Carl Everett, S (1.9) OBP: 0.296, SLG: 0.413		2-2 G5-3		2-0 F9		2-2 2B		2-1 1B BB		4	0	2	1	0	0	0											
Herbert Perry, R (1.5) OBP: 0.318, SLG: 0.457		2-1 1B		0-1 F8		3-2 F7		0-3 K		4	0	1	0	0	1	4											
Travis Hafner, L (1.3) OBP: 0.296, SLG: 0.367		1-3 K		3-3 K		2-3 K		3-3 K		4	0	0	0	0	4	5											
Bill Haselman, R (1.2) OBP: 0.287, SLG: 0.320		0-3 K			0-1 F2		1-2 G5-4-3 1B	0-3 K		4	0	1	0	0	2	4											
10 Michael Young, R (1.4) OBP: 0.309, SLG: 0.382			1-1 G2-3 1B		1-0 G6-3		0-1 G5-4-3 1B	1-3 K		4	0	1	0	0	1	1											
<b>Inning Stats</b>	R: 0 E: 0 K: 2 S: 13	H: 1 LOB: 1 BB: 0 P: 22	R: 0 E: 0 K: 2 S: 12	H: 1 LOB: 1 BB: 0 P: 17	R: 0 E: 0 K: 1 S: 13	H: 1 LOB: 2 BB: 1 P: 24	R: 0 E: 0 K: 1 S: 6	H: 0 LOB: 0 BB: 0 P: 11	R: 0 E: 0 K: 0 S: 4	H: 0 LOB: 0 BB: 0 P: 5	R: 2 E: 0 K: 2 S: 19	H: 3 LOB: 1 BB: 0 P: 32	R: 0 E: 0 K: 0 S: 7	H: 1 LOB: 0 BB: 0 P: 8	R: 1 E: 0 K: 3 S: 14	H: 2 LOB: 3 BB: 2 P: 27	R: 0 E: 0 K: 2 S: 9	H: 0 LOB: 0 BB: 0 P: 12	1B: 5 2B: 2 3B: 0 HR: 2	SF: 0 SAC: 0 DP: 1 HBP: 0	WP: 1 PB: 0 SB: 0 CS: 0	PA: 38					
<b>PITCHER</b>	IP	WLS	BF	H	R	ER	SO	BB	IBB	HBP	BLK	WP	HR	S	P	ERA	WHIP										
Orlando Hernandez, R (1.1) ERA: 3.98	6.0	W	25	6	2	2	8	1	0	0	0	1	2	67	111	3.00	1.167										
Jeff Weaver, R (7.1) ERA: 3.98	3.0	S	13	3	1	1	5	2	0	0	0	0	0	30	47	3.00	1.667										

Texas Rangers @ New York Yankees  
Yankee Stadium, Bronx, NY  
Mon Aug 26 2002, 1:05 PM EDT  
Att: 42,785 - Cloudy - 78 F


AB 35  
R 3  
H 9  
RBI 3  
BB 3  
SO 13  
LOB 21



Batter	1	2	3	4	5	6	7	8	9	AB	R	H	RBI	BB	SO	LOB	BOTTOM										
Alfonso Soriano, R (1.4) OBP: 0.331, SLG: 0.554	3-2 F9	0-2 FC6-4 1B		1-0 HR	0-1 FC5-4	0-2 FC6-4 1B		0-1 F7		6	1	3	3	0	0	2											
2 Derek Jeter, R (1.6) OBP: 0.376, SLG: 0.423	1-0 L9	0-0 FC6-4		4-2 BB		1-2 2H 3H 1B		2-1 25 1B		5	2	2	0	1	0	4											
25 Jason Giambi, L (1.3) OBP: 0.436, SLG: 0.583	4-1 20 1B BB		3-2 P5	2-1 P5		4-1 20 FC2 1B 2B	1-0 BB 1B	3-2 2H 1B		4	1	2	1	2	0	1											
Bernie Williams, S (1.8) OBP: 0.427, SLG: 0.506	1-1 20 1B		2-1 G6-3	0-0 L9		0-0 20 FC2 2B	1-0 BB 1B	1-1 F7		6	1	3	0	0	0	2											
20 Jorge Posada, S (1.2) OBP: 0.378, SLG: 0.496	0-0 1-2 2H 1B		2-1 1B 2B		1-0 F9	3-1 FC2 1B	0-3 K			5	2	2	1	0	1	4											
Raul Mondesi, R (1.10) OBP: 0.308, SLG: 0.432		3-2 F7	4-2 1B BB		2-2 1B 1B	0-0 1-3 2H 3H 1B 2B	3-2 F3			4	2	2	2	1	0	2											
Shane Spencer, R (1.9) OBP: 0.322, SLG: 0.373		2-0 G4-3	1-2 1-2 2H 1B		2-1 F9	4-1 1B BB	4-2 BB			3	0	1	1	2	0	1											
Rondell White, R (1.7) OBP: 0.291, SLG: 0.362		0-1 1B 2B	0-0 F8		1-2 1B 1B	0-3 K	1-3 K			5	1	2	0	0	2	8											
Ron Coomer, R (1.5) OBP: 0.320, SLG: 0.417		3-1 1B 2H		0-0 L7	1-2 FC5-4 1B	0-3 K		0-3 K		5	0	2	2	0	2	3											
<b>Inning Stats</b>	R: 0 E: 0 K: 0 S: 8	H: 2 LOB: 2 BB: 1 P: 17	R: 1 E: 0 K: 0 S: 14	H: 3 LOB: 0 BB: 0 P: 22	R: 1 E: 0 K: 0 S: 13	H: 2 LOB: 1 BB: 1 P: 25	R: 1 E: 0 K: 0 S: 8	H: 1 LOB: 1 BB: 1 P: 15	R: 1 E: 0 K: 0 S: 14	H: 3 LOB: 2 BB: 0 P: 21	R: 5 E: 0 K: 2 S: 18	H: 4 LOB: 2 BB: 2 P: 29	R: 0 E: 0 K: 2 S: 17	H: 2 LOB: 3 BB: 1 P: 27	R: 1 E: 0 K: 1 S: 13	H: 2 LOB: 1 BB: 0 P: 19	1B: 14 2B: 4 3B: 0 HR: 1	SF: 0 SAC: 0 DP: 0 HBP: 0	WP: 0 PB: 0 SB: 0 CS: 0	PA: 49							
<b>PITCHER</b>	IP	WLS	BF	H	R	ER	SO	BB	IBB	HBP	BLK	WP	HR	S	P	ERA	WHIP										
Kenny Rogers, L (1.1) ERA: 3.95	5.0	L	31	13	7	7	0	4	0	0	0	0	0	15	22	12.60	3.400										
Dan Keib, R (6.1) ERA: 2.7	1.0		7	2	2	2	2	1	0	0	0	0	0	14	23	0.00	4.500										
C.J. Nitkowski, L (7.1) ERA:	0.2		5	2	0	0	1	1	0	0	0	0	0	14	23	0.00	4.500										
Todd Van Poppel, R (7.1) ERA: 5.49	1.1		6	2	1	1	2	0	0	0	0	0	0	16	23	6.75	1.500										

Texas Rangers @ New York Yankees  
Yankee Stadium, Bronx, NY  
Mon Aug 26 2002, 1:05 PM EDT  
Att: 42,785 - Cloudy - 78 F

AB 43  
R 10  
H 19  
RBI 10  
BB 6  
SO 5  
LOB 27





Batter	1	2	3	4	5	6	7	8	9	AB	R	H	RBI	BB	SO	LOB	TOP			
Alfonso Soriano, R (1, 4) OBP: 0.331, SLG: 0.554	K2-3			F8	2B		F8		2B	5	2	2	1	0	1	0	<b>New York Yankees @ Boston Red Sox</b> Fenway Park, Boston, MA Tue Aug 27 2002, 7:05 PM EDT Att: 33,810 - Cloudy - 71 F			
2 Derek Jeter, R (1, 6) OBP: 0.376, SLG: 0.425	K			G6-3	2B		25 S		1B	5	1	3	2	0	1	0				
25 Jason Giambi, L (1, 3) OBP: 0.437, SLG: 0.585	K			1B	2B		FC9-6		SF8	2	0	1	2	2	1	0				
Bernie Williams, S (1, 8) OBP: 0.425, SLG: 0.503		K		1B	F9		FC9-6		F8	5	0	1	0	0	1	4				
20 Jorge Posada, S (1, 2) OBP: 0.374, SLG: 0.490		K		1B			G3		K	5	0	0	0	0	3	3				
Raul Mondesi, R (1, 9) OBP: 0.309, SLG: 0.435							F7			4	1	2	0	0	0	0				
Shane Spencer, R (1, 7) OBP: 0.325, SLG: 0.375							2B			4	1	2	0	0	1	1				
Rondell White, R (1, 10) OBP: 0.291, SLG: 0.362							1B			3	0	1	1	0	0	1				
Ron Coomer, R (1, 5) OBP: 0.312, SLG: 0.407										3	0	0	0	0	1	3				
Robin Ventura, L (8, 5) OBP: 0.373, SLG: 0.480									1B	1	1	1	0	0	0	0				
<b>Inning Stats</b>	R: 0 H: 0 E: 0 K: 3 S: 12	H: 0 LOB: 0 BB: 0 P: 14	R: 0 H: 0 E: 0 K: 2 S: 10	H: 0 LOB: 0 BB: 0 P: 16	R: 0 H: 0 E: 0 K: 2 S: 10	H: 0 LOB: 0 BB: 0 P: 15	R: 0 H: 1 E: 0 K: 1 S: 9	H: 2 LOB: 2 BB: 1 P: 19	R: 4 H: 5 E: 0 K: 0 S: 17	H: 1 LOB: 1 BB: 0 P: 25	R: 0 H: 2 E: 0 K: 0 S: 12	H: 1 LOB: 1 BB: 0 P: 19	R: 0 H: 1 E: 0 K: 0 S: 9	H: 1 LOB: 1 BB: 0 P: 15	R: 2 H: 3 E: 0 K: 1 S: 19	H: 3 LOB: 0 BB: 0 P: 32	1B: 10 2B: 3 3B: 0 HR: 0	SF: 2 SAC: 0 DP: 1 HBP: 0	WP: 0 PB: 0 SB: 2 CS: 0	PA: 41
<b>PITCHER</b>	IP	WLS	BF	H	R	ER	SO	BB	IBB	HBP	BLK	WP	HR	S	P	ERA	WHIP			
Casey Fossum, L (1, 1) ERA: 3.44	4.2	L	21	6	4	4	8	1	0	0	0	0	0	57	88	7.71	1.500			
Frank Castillo, R (5, 1) ERA: 5.37	3.1		16	6	2	2	0	1	0	0	0	0	0	38	66	5.40	2.100			
Alan Embree, L (9, 1) ERA: 1.99	1.0		4	1	0	0	1	0	0	0	0	0	0	11	18	0.00	1.000			

AB	37
R	6
H	13
RBI	6
BB	2
SO	9
LOB	12



Batter	1	2	3	4	5	6	7	8	9	AB	R	H	RBI	BB	SO	LOB	BOTTOM			
Rickey Henderson, R (1, 7) OBP: 0.374, SLG: 0.375	K		K			G4-3		G5-3		4	0	0	0	0	2	1	<b>New York Yankees @ Boston Red Sox</b> Fenway Park, Boston, MA Tue Aug 27 2002, 7:05 PM EDT Att: 33,810 - Cloudy - 71 F			
18 Johnny Damon, L (1, 8) OBP: 0.357, SLG: 0.444	G4-3		G4-3			F2			F9	4	0	1	0	0	0	0				
Nomar Garciaparra, R (1, 6) OBP: 0.347, SLG: 0.530	G6-3				F8		K		G6-3	4	0	0	0	0	1	1				
Manny Ramirez, R (1, 9) OBP: 0.449, SLG: 0.624		E5		G4-3		G4-3			F9	4	0	1	0	0	0	1				
Shea Hillenbrand, R (1, 5) OBP: 0.339, SLG: 0.479		FC1-2		K		G5-3			K	4	0	1	0	0	2	2				
Carlos Baerga, S (1, 10) OBP: 0.342, SLG: 0.413		FC1-2				G6-3				3	0	0	0	0	0	3				
Jason Varitek, S (1, 2) OBP: 0.336, SLG: 0.405		P6				G1-3				3	0	1	0	0	0	3				
Brian Daubach, L (1, 3) OBP: 0.338, SLG: 0.453										2	0	0	0	0	1	3				
Lou Merloni, R (8, PH) OBP: 0.350, SLG: 0.406									K	1	0	0	0	0	1	0				
Rey Sanchez, R (1, 4) OBP: 0.322, SLG: 0.357					G6-3				G5-3	3	0	1	0	0	0	1				
<b>Inning Stats</b>	R: 0 H: 0 E: 0 K: 1 S: 9	H: 1 LOB: 2 BB: 0 P: 14	R: 0 H: 1 E: 1 K: 0 S: 17	H: 1 LOB: 0 BB: 0 P: 23	R: 0 H: 1 E: 0 K: 1 S: 7	H: 1 LOB: 0 BB: 0 P: 13	R: 0 H: 0 E: 0 K: 1 S: 12	H: 0 LOB: 0 BB: 0 P: 18	R: 0 H: 1 E: 0 K: 1 S: 9	H: 1 LOB: 1 BB: 0 P: 14	R: 0 H: 0 E: 0 K: 1 S: 14	H: 1 LOB: 1 BB: 0 P: 21	R: 0 H: 0 E: 0 K: 1 S: 7	H: 0 LOB: 0 BB: 0 P: 11	R: 0 H: 1 E: 0 K: 1 S: 9	H: 1 LOB: 1 BB: 0 P: 12	1B: 2 2B: 4 3B: 0 HR: 0	SF: 0 SAC: 0 DP: 1 HBP: 0	WP: 0 PB: 0 SB: 0 CS: 1	PA: 32
<b>PITCHER</b>	IP	WLS	BF	H	R	ER	SO	BB	IBB	HBP	BLK	WP	HR	S	P	ERA	WHIP			
David Wells, L (1, 1) ERA: 3.93	8.0	W	29	5	0	0	6	0	0	0	0	0	0	86	129	0.00	0.625			
Steve Karsay, R (9, 1) ERA: 2.97	1.0		3	0	0	0	1	0	0	0	0	0	0	7	10	0.00	0.000			






Batter	1	2	3	4	5	6	7	8	9	AB	R	H	RBI	BB	SO	LOB	TOP				
<b>Alfonso Soriano, R</b> OBP: 0.332, SLG: 0.554 (1, 4)	E5 2 1B 25 G4-6-3	K															4 1 1 0 0 1 3				
<b>2 Derek Jeter, R</b> OBP: 0.380, SLG: 0.425 (1, 6)																	4 1 2 3 1 1 1				
<b>25 Jason Giambi, L</b> OBP: 0.435, SLG: 0.580 (1, 3)	G4-6-3																4 1 0 0 1 1 4				
<b>Bernie Williams, S</b> OBP: 0.425, SLG: 0.508 (1, 8)	E6 1B																5 1 2 3 0 1 2				
<b>Robin Ventura, L</b> OBP: 0.372, SLG: 0.476 (1, 5)																	5 0 1 0 0 1 1				
<b>20 Jorge Posada, S</b> OBP: 0.374, SLG: 0.488 (1, 2)	K																4 0 1 0 1 1 3				
<b>Raul Mondesi, R</b> OBP: 0.308, SLG: 0.432 (1, 9)																	5 0 1 0 0 2 3				
<b>Shane Spencer, R</b> OBP: 0.324, SLG: 0.376 (1, 7)																	4 1 1 0 0 1 3				
<b>Rondell White, R</b> OBP: 0.293, SLG: 0.360 (1, 10)																	2 2 0 0 1 2 1				
<b>Inning Stats</b>	R: 1 E: 2 K: 1 S: 13	H: 2 LOB: 2 BB: 0 P: 19	R: 0 E: 1 K: 2 S: 13	H: 1 LOB: 1 BB: 0 P: 19	R: 0 E: 0 K: 1 S: 7	H: 0 LOB: 0 BB: 0 P: 10	R: 0 E: 0 K: 0 S: 14	H: 0 LOB: 1 BB: 1 P: 19	R: 0 E: 0 K: 3 S: 16	H: 1 LOB: 2 BB: 1 P: 26	R: 4 E: 0 K: 1 S: 13	H: 1 LOB: 0 BB: 2 P: 29	R: 2 E: 0 K: 1 S: 12	H: 2 LOB: 1 BB: 0 P: 20	R: 0 E: 0 K: 0 S: 6	H: 1 LOB: 1 BB: 0 P: 9	1B: 6 2B: 2 3B: 0 HR: 1	SF: 0 SAC: 0 DP: 1 HBP: 2	WP: 1 PB: 0 CS: 3	PA: 43	
<b>PITCHER</b>	IP	WLS	BF	H	R	ER	SO	BB	IBB	HBP	BLK	WP	HR	S	P	ERA	WHIP				
<b>Pedro Martinez, R</b> ERA: 2.22 (1, 1)	6.1	L	30	5	4	3	9	4	0	1	0	0	0	81	126	4.26	1.421				
<b>Alan Embree, L</b> ERA: 2.15 (7, 1)	0.2		3	1	1	1	1	0	0	0	0	0	1	6	11	13.50	1.500				
<b>Bob Howry, R</b> ERA: 4.31 (8, 1)	1.0		6	2	2	2	1	0	0	1	0	1	0	12	20	18.00	2.000				
<b>Dustin Hermanson, R</b> ERA: 5.4 (9, 1)	1.0		4	1	0	0	0	0	0	0	0	0	0	6	9	0.00	1.000				

**New York Yankees @ Boston Red Sox**  
Fenway Park, Boston, MA  
Wed Aug 28 2002, 7:05 PM EDT  
Att: 33,793 - Cloudy - 66 F


AB 37  
R 7  
H 9  
RBI 6  
BB 4  
SO 11  
LOB 21



Batter	1	2	3	4	5	6	7	8	9	AB	R	H	RBI	BB	SO	LOB	BOTTOM					
<b>18 Johnny Damon, L</b> OBP: 0.357, SLG: 0.442 (1, 8)	G4-3																3 0 0 0 1 0 1					
<b>Shea Hillenbrand, R</b> OBP: 0.330, SLG: 0.475 (1, 5)																	4 0 0 0 0 2 3					
<b>Nomar Garciaparra, R</b> OBP: 0.343, SLG: 0.526 (1, 6)	F8																4 0 0 0 0 1 1					
<b>Manny Ramirez, R</b> OBP: 0.446, SLG: 0.618 (1, 7)																	3 0 0 0 0 1 0					
<b>Brian Daubach, L</b> OBP: 0.335, SLG: 0.449 (1, 3)																	3 0 0 0 0 2 0					
<b>Jason Varitek, S</b> OBP: 0.333, SLG: 0.402 (1, 2)																	3 0 0 0 0 2 0					
<b>Carlos Baerga, S</b> OBP: 0.348, SLG: 0.418 (1, 10)																	3 0 2 0 0 1 0					
<b>Trot Nixon, L</b> OBP: 0.338, SLG: 0.470 (1, 9)																	2 0 0 0 0 0 1					
<b>Rey Sanchez, R</b> OBP: 0.322, SLG: 0.357 (1, 4)																	3 0 1 0 0 0 1					
<b>Inning Stats</b>	R: 0 E: 0 K: 1 S: 9	H: 0 LOB: 0 BB: 0 P: 11	R: 0 E: 0 K: 2 S: 9	H: 0 LOB: 0 BB: 0 P: 11	R: 0 E: 0 K: 0 S: 10	H: 1 LOB: 2 BB: 1 P: 16	R: 0 E: 0 K: 0 S: 5	H: 0 LOB: 0 BB: 0 P: 6	R: 0 E: 0 K: 1 S: 9	H: 1 LOB: 0 BB: 0 P: 12	R: 0 E: 0 K: 0 S: 3	H: 0 LOB: 0 BB: 0 P: 6	R: 0 E: 0 K: 2 S: 9	H: 0 LOB: 0 BB: 0 P: 16	R: 0 E: 0 K: 2 S: 7	H: 0 LOB: 0 BB: 0 P: 11	R: 0 E: 0 K: 1 S: 11	H: 1 LOB: 1 BB: 0 P: 14	1B: 3 2B: 0 3B: 0 HR: 0	SF: 0 SAC: 1 DP: 1 HBP: 0	WP: 0 PB: 0 CS: 0	PA: 30
<b>PITCHER</b>	IP	WLS	BF	H	R	ER	SO	BB	IBB	HBP	BLK	WP	HR	S	P	ERA	WHIP					
<b>35 Mike Mussina, R</b> ERA: 4.68 (1, 1)	9.0	W	30	3	0	0	9	1	0	0	0	0	0	72	103	0.00	0.444					

**New York Yankees @ Boston Red Sox**  
Fenway Park, Boston, MA  
Wed Aug 28 2002, 7:05 PM EDT  
Att: 33,793 - Cloudy - 66 F

AB 28  
R 0  
H 3  
RBI 0  
BB 1  
SO 9  
LOB 7





Batter	1	2	3	4	5	6	7	8	9	AB	R	H	RBI	BB	SO	LOB	TOP					
Alfonso Soriano, R OBP: 0.331, SLG: 0.557										4	1	1	2	0	1	0	<b>New York Yankees @ Toronto Blue Jays</b> SkyDome, Toronto, ON Thu Aug 29 2002, 7:05 PM EDT Att: 32,679 - Cloudy - 72 F					
2 Derek Jeter, R OBP: 0.380, SLG: 0.426										4	1	2	0	0	1	0						
25 Jason Giambi, L OBP: 0.435, SLG: 0.578										3	0	1	0	1	1	0						
Bernie Williams, S OBP: 0.422, SLG: 0.504										4	0	0	0	0	0	4						
Robin Ventura, L OBP: 0.375, SLG: 0.476										2	0	1	1	2	0	1						
20 Jorge Posada, S OBP: 0.375, SLG: 0.490										4	0	2	0	0	1	1						
Raul Mondesi, R OBP: 0.308, SLG: 0.437										4	1	1	1	0	0	6						
John Vander Wal, L OBP: 0.329, SLG: 0.455										4	0	0	0	0	1	0						
Shane Spencer, R OBP: 0.323, SLG: 0.375										4	1	1	0	0	0	0						
<b>Inning Stats</b>	R: 0 E: 0 K: 1 S: 8	H: 0 LOB: 0 BB: 0 P: 11	R: 0 E: 0 K: 1 S: 7	H: 0 LOB: 1 BB: 1 P: 15	R: 2 E: 0 K: 3 S: 18	H: 2 LOB: 0 BB: 0 P: 24	R: 0 E: 0 K: 0 S: 8	H: 1 LOB: 1 BB: 1 P: 12	R: 0 E: 0 K: 0 S: 5	H: 0 LOB: 0 BB: 0 P: 6	R: 1 E: 0 K: 0 S: 11	H: 4 LOB: 2 BB: 0 P: 15	R: 0 E: 0 K: 0 S: 6	H: 0 LOB: 0 BB: 0 P: 8	R: 0 E: 0 K: 0 S: 7	H: 1 LOB: 1 BB: 1 P: 17	R: 1 E: 0 K: 0 S: 6	H: 1 LOB: 0 BB: 0 P: 7	1B: 6 2B: 2 3B: 0 HR: 2	SF: 0 SAC: 0 DP: 3 HBP: 0	WP: 0 PB: 0 SB: 0 CS: 0	PA: 36
<b>PITCHER</b> Esteban Loaiza, R ERA: 5.3	IP: 9.0 WLS: W BF: 36 H: 9 R: 4 ER: 4 SO: 5 BB: 3 IBB: 0 HBP: 0 BLK: 0 WP: 0 HR: 2 S: 76 P: 115 ERA: 4.00 WHIP: 1.333															<b>PITCHER</b>	IP: 9.0 WLS: W BF: 36 H: 9 R: 4 ER: 4 SO: 5 BB: 3 IBB: 0 HBP: 0 BLK: 0 WP: 0 HR: 2 S: 76 P: 115 ERA: 4.00 WHIP: 1.333					

Batter	1	2	3	4	5	6	7	8	9	AB	R	H	RBI	BB	SO	LOB	BOTTOM			
Shannon Stewart, R OBP: 0.362, SLG: 0.438										4	1	2	0	1	0	2	<b>New York Yankees @ Toronto Blue Jays</b> SkyDome, Toronto, ON Thu Aug 29 2002, 7:05 PM EDT Att: 32,679 - Cloudy - 72 F			
Dave Berg, R OBP: 0.308, SLG: 0.382										5	0	1	3	0	1	4				
Eric Hinske, L OBP: 0.366, SLG: 0.481										5	0	0	0	0	3	5				
Carlos Delgado, L OBP: 0.384, SLG: 0.494										4	1	2	1	0	1	1				
10 Vernon Wells, R OBP: 0.305, SLG: 0.439										4	0	1	0	0	0	1				
Josh Phelps, R OBP: 0.333, SLG: 0.489										4	2	2	2	0	2	1				
Orlando Hudson, S OBP: 0.359, SLG: 0.529										3	1	2	0	1	0	1				
Ken Huckaby, R OBP: 0.292, SLG: 0.332										4	1	3	1	0	0	1				
Dewayne Wise, L OBP: 0.238, SLG: 0.364										4	1	1	0	0	1	3				
<b>Inning Stats</b>	R: 0 E: 0 K: 1 S: 8	H: 1 LOB: 1 BB: 0 P: 15	R: 4 E: 0 K: 0 S: 20	H: 3 LOB: 1 BB: 2 P: 31	R: 2 E: 0 K: 2 S: 17	H: 3 LOB: 1 BB: 0 P: 23	R: 0 E: 0 K: 1 S: 11	H: 0 LOB: 0 BB: 0 P: 16	R: 1 E: 0 K: 1 S: 12	H: 3 LOB: 1 BB: 0 P: 16	R: 0 E: 0 K: 0 S: 11	H: 1 LOB: 0 BB: 0 P: 16	R: 0 E: 0 K: 1 S: 10	H: 1 LOB: 1 BB: 0 P: 18	R: 0 E: 0 K: 2 S: 15	H: 2 LOB: 2 BB: 0 P: 18	1B: 7 2B: 3 3B: 1 HR: 3	SF: 0 SAC: 0 DP: 0 HBP: 0	WP: 0 PB: 0 SB: 1 CS: 1	PA: 39
<b>PITCHER</b> Roger Clemens, R ERA: 4.45 Sterling Hitchcock, L ERA: 5.55	IP: 5.0 WLS: L BF: 26 H: 10 R: 7 ER: 7 SO: 5 BB: 2 IBB: 0 HBP: 0 BLK: 0 WP: 0 HR: 3 S: 68 P: 101 ERA: 12.60 WHIP: 2.400															<b>PITCHER</b>	IP: 5.0 WLS: L BF: 26 H: 10 R: 7 ER: 7 SO: 5 BB: 2 IBB: 0 HBP: 0 BLK: 0 WP: 0 HR: 3 S: 68 P: 101 ERA: 12.60 WHIP: 2.400			



Batter	1	2	3	4	5	6	7	8	9	AB R H RBI BB SO LOB	TOP											
Alfonso Soriano, R OBP: 0.333, SLG: 0.568	0-0 E S HR 1B	1-0 HR			2-1 G6-3	3-3 K		2-2 HR	5 3 3 3 0 1 0	<b>New York Yankees @ Toronto Blue Jays</b> SkyDome, Toronto, ON Fri Aug 30 2002, 7:05 PM EDT Att: 24,301 - Sunny - 78 F												
2 Derek Jeter, R OBP: 0.375, SLG: 0.424	1-3 K	1-2 G1-3			0-1 25 G3 20 2B		1-1 G4-3	0-1 G1-3	5 1 1 0 0 1 1													
25 Jason Giambi, L OBP: 0.432, SLG: 0.572	2-2 P5		2-1 G4-1		3-2 G3		2-2 F8	1-1 G4-3	5 0 0 0 0 0 2													
Bernie Williams, S OBP: 0.423, SLG: 0.509	2-2 HR		1-2 G4-3		4-2 20 BB 2B		1-1 G4-3		3 2 1 2 1 0 0													
Robin Ventura, L OBP: 0.374, SLG: 0.473	0-0 G4-6-3		1-3 K		4-1 20 BB 2B		2-1 F7		3 1 0 0 1 1 0													
20 Jorge Posada, S OBP: 0.376, SLG: 0.495		2-1 1B 2B		2-2 G1-3	2-1 1H 2H 3H 2B		2-0 G1-3		4 1 2 3 0 0 0													
Raul Mondesi, R OBP: 0.309, SLG: 0.438		0-0 G6-4-3 1B HR		2-0 F3	1-0 F7		2-0 1B		4 1 2 0 0 0 1													
Shane Spencer, R OBP: 0.325, SLG: 0.380	1-0 G6-4-3 1B		0-0 1B		1-2 F9		0-0 P4		4 0 2 1 0 0 1													
Rondell White, R OBP: 0.290, SLG: 0.356	1-2 G6-4-3		3-2 F7		1-1 F7		1-1 F2		4 0 0 0 0 0 3													
<b>Inning Stats</b>	R: 2 E: 0 K: 1 S: 12	H: 2 LOB: 0 BB: 0 P: 17	R: 3 E: 0 K: 0 S: 12	H: 4 LOB: 0 BB: 0 P: 18	R: 0 E: 0 K: 1 S: 8	H: 0 LOB: 0 BB: 0 P: 12	R: 0 E: 0 K: 0 S: 9	H: 1 LOB: 1 BB: 0 P: 16	R: 3 E: 0 K: 0 S: 14	H: 2 LOB: 1 BB: 2 P: 30	R: 0 E: 0 K: 1 S: 10	H: 0 LOB: 0 BB: 0 P: 15	R: 0 E: 0 K: 0 S: 7	H: 0 LOB: 0 BB: 0 P: 11	R: 0 E: 0 K: 0 S: 5	H: 1 LOB: 1 BB: 0 P: 11	R: 1 E: 0 K: 0 S: 10	H: 1 LOB: 0 BB: 0 P: 14	1B: 5 2B: 3 3B: 0 HR: 3	SF: 0 SAC: 0 DP: 1 HBP: 0	WP: 0 PB: 0 SB: 1 CS: 0	PA: 39
<b>PITCHER</b>	IP WLS BF H R ER SO BB IBB HBP BLK WP HR S P ERA WHIP											IP WLS BF H R ER SO BB IBB HBP BLK WP HR S P ERA WHIP										
Pete Walker, R ERA: 4.71	(1, 1) 5.0 L 25 9 8 8 2 2 0 0 0 0 0 2 55 93 14.40 2.200																					
Brian Bowles, R ERA: 3.48	(6, 1) 2.0 6 0 0 0 1 0 0 0 0 0 0 0 17 26 0.00 0.000																					
Mark Hendrickson, L ERA: 5.0	(8, 1) 0.2 3 1 0 0 0 0 0 0 0 0 0 0 4 10 0.00 1.500																					
Scott Cassidy, R ERA: 5.67	(8, 1) 1.1 5 1 1 1 0 0 0 0 0 0 0 1 11 15 6.75 0.750																					

Batter	1	2	3	4	5	6	7	8	9	AB R H RBI BB SO LOB	BOTTOM									
Dave Berg, R OBP: 0.310, SLG: 0.381	1-2 F3		1-0 1B HBP		0-0 E FC1 1B	3-2 G6-3		0-1 P6	4 1 1 0 0 0 0	<b>New York Yankees @ Toronto Blue Jays</b> SkyDome, Toronto, ON Fri Aug 30 2002, 7:05 PM EDT Att: 24,301 - Sunny - 78 F										
Eric Hinske, L OBP: 0.370, SLG: 0.487	1-1 G4-3		1-2 G6-4-3 1B		0-0 1B 2B		0-0 1B 10 FC5	1-1 1B	5 2 4 0 0 0 1											
Chris Woodward, R OBP: 0.357, SLG: 0.527	0-1 G4-3		2-0 G6-4-3 1B		0-1 1B 2B		0-0 F3	2-2 G1-3	5 1 2 1 0 0 4											
Carlos Delgado, L OBP: 0.386, SLG: 0.502	1-0 G4-3		1-3 K		0-0 2B 1B		0-0 10 FC5 1B	2-2 HR	5 2 3 1 0 1 2											
10 Vernon Wells, R OBP: 0.304, SLG: 0.438	3-3 K		1-2 FC6-5 2B		0-2 F3		1-0 FC5 1B	1-1 L5	5 1 1 1 0 1 6											
Josh Phelps, R OBP: 0.340, SLG: 0.497		2-3 K	1-1 FC6-5 2B		0-0 1B 2B		3-3 1B	1-1 G4-6-3 1B	5 0 3 4 0 1 1											
Orlando Hudson, S OBP: 0.346, SLG: 0.508	1-1 F7		2-2 E4		1-2 K		0-1 F9	1-1 G4-6-3	5 0 0 0 0 1 5											
Tom Wilson, R OBP: 0.332, SLG: 0.372	2-2 G1-3		2-3 K		1-3 K		0-3 K		4 0 0 0 0 3 3											
Dewayne Wise, L OBP: 0.226, SLG: 0.346			0-3 K		2-0 F7		0-2 L3	0-2 L3	4 0 0 0 0 1 0											
<b>Inning Stats</b>	R: 0 E: 0 K: 1 S: 13	H: 2 LOB: 2 BB: 0 P: 19	R: 0 E: 0 K: 1 S: 10	H: 0 LOB: 0 BB: 0 P: 15	R: 0 E: 0 K: 2 S: 15	H: 1 LOB: 2 BB: 0 P: 22	R: 3 E: 1 K: 1 S: 13	H: 4 LOB: 2 BB: 0 P: 17	R: 0 E: 0 K: 1 S: 10	H: 0 LOB: 0 BB: 0 P: 14	R: 3 E: 1 K: 1 S: 12	H: 3 LOB: 1 BB: 0 P: 13	R: 0 E: 0 K: 0 S: 11	H: 1 LOB: 1 BB: 0 P: 14	R: 1 E: 0 K: 0 S: 9	H: 2 LOB: 0 BB: 0 P: 14	1B: 10 2B: 3 3B: 0 HR: 1	SF: 0 SAC: 0 DP: 2 HBP: 1	WP: 0 PB: 0 SB: 0 CS: 0	PA: 43
<b>PITCHER</b>	IP WLS BF H R ER SO BB IBB HBP BLK WP HR S P ERA WHIP											IP WLS BF H R ER SO BB IBB HBP BLK WP HR S P ERA WHIP								
Jeff Weaver, R ERA: 3.84	(1, 1) 6.0 W 28 8 3 0 7 0 0 0 0 0 0 0 4 69 99 0.00 1.333																			
Mike Stanton, L ERA: 2.54	(7, 1) 0.1 4 2 3 1 0 0 0 0 0 0 0 0 4 5 27.00 6.000																			
Ramiro Mendoza, R ERA: 3.01	(7, 1) 1.2 H 7 2 0 0 1 0 0 0 0 0 0 0 19 22 0.00 1.200																			
Steve Karsay, R ERA: 3.05	(9, 1) 1.0 S 4 2 1 1 0 0 0 0 0 0 0 1 9 14 9.00 2.000																			



Batter	1	2	3	4	5	6	7	8	9	AB	R	H	RBI	BB	SO	LOB	TOP										
Alfonso Soriano, R OBP: 0.331, SLG: 0.564 (1, 4)			F3		G4-3			K		4	0	0	0	0	2	1											
2 Derek Jeter, R OBP: 0.376, SLG: 0.423 (1, 6)			K				P4	K		4	0	1	0	0	2	0											
25 Jason Giambi, L OBP: 0.430, SLG: 0.569 (1, 10)				G4-3			F8		K	3	0	0	0	1	1	0											
Bernie Williams, S OBP: 0.420, SLG: 0.505 (1, 8)				K			G4-3		K2-3	4	0	0	0	0	2	2											
20 Jorge Posada, S OBP: 0.375, SLG: 0.492 (1, 2)				K						3	0	0	0	1	2	2											
Raul Mondesi, R OBP: 0.311, SLG: 0.440 Rondell White, R OBP: 0.289, SLG: 0.355 (1, 9) (8, 7)		G1-3								2	1	1	0	1	0	0											
John Vander Wal, L OBP: 0.333, SLG: 0.455 (1, 3)		F8								2	0	1	0	1	0	0											
Shane Spencer, R OBP: 0.324, SLG: 0.379 Juan Rivera, R OBP: 0.222, SLG: 0.250 (1, 7) (3, 7) (8, 9)							F9		G6-4-3	1	0	0	0	0	0	0											
Enrique Wilson, S OBP: 0.255, SLG: 0.322 (1, 5)			G4-3				P6			3	0	0	0	0	1	1											
<b>Inning Stats</b>	R: 0 E: 0 K: 2 S: 13	H: 1 LOB: 2 BB: 1 P: 23	R: 0 E: 0 K: 0 S: 8	H: 0 LOB: 0 BB: 0 P: 11	R: 0 E: 0 K: 1 S: 10	H: 0 LOB: 0 BB: 0 P: 13	R: 0 E: 0 K: 2 S: 8	H: 0 LOB: 0 BB: 0 P: 14	R: 1 E: 0 K: 0 S: 8	H: 2 LOB: 1 BB: 0 P: 10	R: 0 E: 0 K: 0 S: 7	H: 0 LOB: 0 BB: 0 P: 13	R: 0 E: 0 K: 3 S: 12	H: 0 LOB: 0 BB: 0 P: 19	R: 0 E: 0 K: 3 S: 12	H: 0 LOB: 1 BB: 1 P: 19	1B: 2 2B: 1 3B: 0 HR: 0	SF: 0 SAC: 0 DP: 1 HBP: 0	WP: 1 PB: 0 SB: 0 CS: 0	PA: 33							
<b>PITCHER</b>	IP	WLS	BF	H	R	ER	SO	BB	IBB	HBP	BLK	WP	HR	S	P	ERA	WHIP										
Justin Miller, R ERA: 5.59 (1, 1)	7.0	W	26	3	1	1	5	3	0	0	0	1	0	63	102	1.29	0.857										
Cliff Politte, R ERA: 4.02 (8, 1)	1.0		3	0	0	0	3	0	0	0	0	0	0	12	19	0.00	0.000										
Kelvim Escobar, R ERA: 4.66 (9, 1)	1.0		4	0	0	0	3	1	0	0	0	0	0	12	19	0.00	1.000										

New York Yankees @ Toronto Blue Jays  
SkyDome, Toronto, ON  
Sat Aug 31 2002, 4:05 PM EDT  
Att: 36,021 - Sunny - 81 F

AB 29  
R 1  
H 3  
RBI 0  
BB 4  
SO 11  
LOB 10



Batter	1	2	3	4	5	6	7	8	9	AB	R	H	RBI	BB	SO	LOB	BOTTOM										
Shannon Stewart, R OBP: 0.365, SLG: 0.438 (1, 7)			F3	G5-3						3	2	1	0	2	0	1											
Eric Hinske, L OBP: 0.372, SLG: 0.486 (1, 5)							P5			3	2	1	0	2	1	1											
10 Vernon Wells, R OBP: 0.306, SLG: 0.438 (1, 8)							L4			3	0	1	0	2	0	2											
Carlos Delgado, L OBP: 0.387, SLG: 0.502 (1, 3)										2	1	1	2	1	0	2											
Josh Phelps, R OBP: 0.343, SLG: 0.505 (1, 10)										3	0	1	1	1	2	4											
Chris Woodward, R OBP: 0.355, SLG: 0.522 (1, 6)							F3			4	0	1	1	0	2	5											
Orlando Hudson, S OBP: 0.336, SLG: 0.492 (1, 4)		P5					F8		G5-3	4	0	0	0	0	2												
Ken Huckaby, R OBP: 0.286, SLG: 0.325 (1, 2)		L6					K		F9	4	0	0	0	0	2	0											
Dewayne Wise, L OBP: 0.227, SLG: 0.353 (1, 9)		G6-3							G1-3	4	0	1	0	0	0	0											
<b>Inning Stats</b>	R: 1 E: 0 K: 3 S: 12	H: 1 LOB: 2 BB: 2 P: 28	R: 0 E: 0 K: 0 S: 5	H: 0 LOB: 0 BB: 0 P: 9	R: 1 E: 0 K: 1 S: 12	H: 2 LOB: 2 BB: 1 P: 19	R: 0 E: 0 K: 1 S: 10	H: 1 LOB: 1 BB: 0 P: 17	R: 1 E: 0 K: 0 S: 15	H: 1 LOB: 1 BB: 1 P: 27	R: 0 E: 0 K: 1 S: 9	H: 0 LOB: 0 BB: 0 P: 15	R: 2 E: 0 K: 1 S: 12	H: 2 LOB: 2 BB: 2 P: 25	R: 0 E: 0 K: 0 S: 12	H: 0 LOB: 2 BB: 2 P: 23	1B: 5 2B: 1 3B: 1 HR: 0	SF: 1 SAC: 0 DP: 0 HBP: 0	WP: 0 PB: 1 SB: 1 CS: 0	PA: 39							
<b>PITCHER</b>	IP	WLS	BF	H	R	ER	SO	BB	IBB	HBP	BLK	WP	HR	S	P	ERA	WHIP										
Orlando Hernandez, R ERA: 3.8 (1, 1)	6.0	L	30	6	5	4	6	6	0	0	0	0	0	66	127	6.00	2.000										
Mike Stanton, L ERA: 2.75 (7, 1)	2.0		9	1	0	0	1	2	0	0	0	0	0	21	36	0.00	1.500										

New York Yankees @ Toronto Blue Jays  
SkyDome, Toronto, ON  
Sat Aug 31 2002, 4:05 PM EDT  
Att: 36,021 - Sunny - 81 F

AB 30  
R 5  
H 7  
RBI 4  
BB 8  
SO 7  
LOB 17





Batter	1	2	3	4	5	6	7	8	9	AB	R	H	RBI	BB	SO	LOB	TOP				
Alfonso Soriano, R OBP: 0.330, SLG: 0.561 (1, 4)	F9		K	G5-3			K	K		5	1	1	0	0	2	2	<b>New York Yankees @ Toronto Blue Jays</b> SkyDome, Toronto, ON Sun Sep 01 2002, 1:05 PM EDT Att: 32,577 - Sunny - 73 F				
2 Derek Jeter, R OBP: 0.380, SLG: 0.422 (1, 6)	25 1B BB		25 S 1B BB		G5-3		E1 1B BB	F8		3	2	1	0	2	0	0					
25 Jason Giambi, L OBP: 0.432, SLG: 0.575 (1, 3)	1B		K		2B 1B		G5-6-3 1B	HR		5	1	3	1	0	1	2					
Bernie Williams, S OBP: 0.423, SLG: 0.509 (1, 8)	G5-4-3 1B		E 1B		2B		K	BB		4	0	3	2	1	1	0					
John Vander Wal, L OBP: 0.335, SLG: 0.448 (1, 10)	G5-4-3		E4 1B		G4-6-3 1B		1B BB	F7		3	1	0	0	2	0	4					
Ron Coomer, R OBP: 0.318, SLG: 0.418 Enrique Wilson, S OBP: 0.253, SLG: 0.318 (8, 5)	G1-4-3 2B		G1-3		G4-6-3		1B 1B	K		4	0	2	0	0	0	5					
Rondell White, R OBP: 0.289, SLG: 0.362 (1, 7)	G1-3		HR		F7		L6			4	1	1	1	0	0	3					
Juan Rivera, R OBP: 0.231, SLG: 0.250 (1, 9)	G1-4-3		G5-3		F8		1B 1B			4	0	1	1	0	0	1					
Chris Widger, R OBP: 0.382, SLG: 0.404 20 Jorge Posada, S OBP: 0.375, SLG: 0.491 (8, 2)	G4-3		G5-3		F3		F8			3	0	0	0	0	0	1					
										1	0	0	0	0	0	2					
<b>Inning Stats</b>	R: 1 E: 0 K: 0 S: 15	H: 2 LOB: 1 BB: 1 P: 23	R: 0 E: 0 K: 0 S: 9	H: 1 LOB: 1 BB: 0 P: 11	R: 1 E: 1 K: 2 S: 13	H: 1 LOB: 2 BB: 1 P: 21	R: 1 E: 0 K: 0 S: 7	H: 1 LOB: 0 BB: 0 P: 11	R: 0 E: 0 K: 0 S: 6	H: 2 LOB: 2 BB: 1 P: 14	R: 1 E: 1 K: 1 S: 10	H: 2 LOB: 0 BB: 0 P: 14	R: 1 E: 0 K: 1 S: 14	H: 2 LOB: 2 BB: 1 P: 23	R: 1 E: 0 K: 1 S: 6	H: 1 LOB: 1 BB: 1 P: 15	1B: 8 2B: 2 3B: 0 HR: 2	SF: 0 SAC: 0 DP: 3 HBP: 0	WP: 0 PB: 0 SB: 2 CS: 0	PA: 42	
<b>PITCHER</b>	IP WLS BF H R ER SO BB IBB HBP BLK WP HR S P ERA WHIP	7.0 W 33 10 5 5 3 3 1 0 0 0 1 68 107 6.43 1.857	1.0 H 4 1 0 0 1 0 0 0 0 0 0 11 16 0.00 1.000	1.0 S 5 1 1 1 1 1 0 0 0 0 1 6 15 9.00 2.000																	

AB	37
R	6
H	12
RBI	5
BB	5
SO	5
LOB	21



Batter	1	2	3	4	5	6	7	8	9	AB	R	H	RBI	BB	SO	LOB	BOTTOM
Shannon Stewart, R OBP: 0.365, SLG: 0.435 (1, 7)	F9		F8			1B 10 1B 2B BB	1B 10 1B BB	F9		3	2	0	0	2	0	1	<b>New York Yankees @ Toronto Blue Jays</b> SkyDome, Toronto, ON Sun Sep 01 2002, 1:05 PM EDT Att: 32,577 - Sunny - 73 F
Dave Berg, R OBP: 0.309, SLG: 0.379 (1, 5)	G1-3				F9		K	FC6-5 10 1B 1B		4	0	1	1	0	1	1	
10 Vernon Wells, R OBP: 0.312, SLG: 0.444 (1, 8)	2B				1B		1B	FC6-5 1B		4	2	4	1	0	0	0	
Carlos Delgado, L OBP: 0.386, SLG: 0.500 (1, 3)	L9				K		2B 1B	FC6-5 2B		4	1	1	0	0	1	4	
Josh Phelps, R OBP: 0.346, SLG: 0.516 (1, 10)			K		F9		2B 2B	FC6-5 2B		4	1	2	3	0	1	1	
Chris Woodward, R OBP: 0.350, SLG: 0.513 (1, 6)	F9				K		K	F7		4	0	0	0	0	2	3	
Orlando Hudson, S OBP: 0.333, SLG: 0.493 (1, 4)	G6-3				F9		2B	G6-3		4	0	1	2	0	0	0	
Ken Huckaby, R OBP: 0.290, SLG: 0.329 (1, 2)			G5-4-3 1B		1B		F7	F8		4	0	2	0	0	0	1	
Jayson Werth, R OBP: 0.500, SLG: 0.500 (1, 9)	G5-4-3		G3				BB 1B	1B		4	1	2	0	0	0	2	
										1B: 9 2B: 4 3B: 0 HR: 0	SF: 0 SAC: 0 DP: 1 HBP: 0	WP: 0 PB: 0 SB: 0 CS: 0	PA: 37				
<b>PITCHER</b>	IP WLS BF H R ER SO BB IBB HBP BLK WP HR S P ERA WHIP	6.0 L 29 10 7 7 5 2 0 0 0 0 0 6 7 0.00 2.000	1.0 4 2 0 0 0 0 0 0 0 0 0 0 6 7 0.00 2.000	1.0 4 1 0 0 0 0 0 0 0 0 0 0 10 15 0.00 1.000													

AB	35
R	7
H	13
RBI	7
BB	2
SO	5
LOB	13









Batter	1	2	3	4	5	6	7	8	9	AB	R	H	RBI	BB	SO	LOB	TOP	
18 Johnny Damon, L OBP: 0.363, SLG: 0.447										4	2	1	0	0	1	0	<b>Boston Red Sox @ New York Yankees</b> Yankee Stadium, Bronx, NY Tue Sep 03 2002, 7:05 PM EDT Att: 47,318 - Sunny - 76 F	
Shea Hillenbrand, R OBP: 0.343, SLG: 0.452										4	0	1	1	0	2	1		
Nomar Garciaparra, R OBP: 0.349, SLG: 0.529										4	0	1	1	0	1	1		
Manny Ramirez, R OBP: 0.440, SLG: 0.607										3	0	1	0	1	1	2		
Brian Daubach, L OBP: 0.336, SLG: 0.460										3	0	0	0	0	2	2		
Rickey Henderson, R OBP: 0.377, SLG: 0.375										0	0	0	0	1	0	0		
Cliff Floyd, L OBP: 0.388, SLG: 0.531										4	0	1	0	0	0	2		
Jason Varitek, S OBP: 0.335, SLG: 0.399										4	0	0	0	0	2	3		
Trot Nixon, L OBP: 0.336, SLG: 0.478										3	0	0	0	0	1	0		
Carlos Baerga, S OBP: 0.343, SLG: 0.413										1	0	0	0	0	0	1		
Rey Sanchez, R OBP: 0.313, SLG: 0.346										3	0	0	0	0	0	0		
<b>Inning Stats</b>	R: 0 H: 0 E: 0 K: 3 S: 10	H: 0 LOB: 0 BB: 0 P: 14	R: 0 H: 1 E: 0 K: 2 S: 15	H: 1 LOB: 1 BB: 0 P: 19	R: 1 H: 2 E: 0 K: 0 S: 13	H: 2 LOB: 1 BB: 0 P: 20	R: 0 H: 1 E: 0 K: 2 S: 9	H: 1 LOB: 1 BB: 0 P: 15	R: 0 H: 0 E: 0 K: 1 S: 9	H: 0 LOB: 0 BB: 0 P: 12	R: 1 H: 1 E: 2 K: 0 S: 9	H: 1 LOB: 1 BB: 1 P: 14	R: 0 H: 0 E: 0 K: 0 S: 9	H: 0 LOB: 1 BB: 1 P: 16	1B: 3 2B: 2 3B: 0 HR: 0	SF: 0 SAC: 0 DP: 1 HBP: 0	WP: 1 PB: 0 SB: 0 CS: 0	PA: 35
<b>PITCHER</b>	IP WLS BF H R ER SO BB IBB HBP BLK WP HR S P ERA WHIP	IP WLS BF H R ER SO BB IBB HBP BLK WP HR S P ERA WHIP	IP WLS BF H R ER SO BB IBB HBP BLK WP HR S P ERA WHIP	IP WLS BF H R ER SO BB IBB HBP BLK WP HR S P ERA WHIP	IP WLS BF H R ER SO BB IBB HBP BLK WP HR S P ERA WHIP	IP WLS BF H R ER SO BB IBB HBP BLK WP HR S P ERA WHIP	IP WLS BF H R ER SO BB IBB HBP BLK WP HR S P ERA WHIP	IP WLS BF H R ER SO BB IBB HBP BLK WP HR S P ERA WHIP	IP WLS BF H R ER SO BB IBB HBP BLK WP HR S P ERA WHIP	IP WLS BF H R ER SO BB IBB HBP BLK WP HR S P ERA WHIP	IP WLS BF H R ER SO BB IBB HBP BLK WP HR S P ERA WHIP	IP WLS BF H R ER SO BB IBB HBP BLK WP HR S P ERA WHIP	IP WLS BF H R ER SO BB IBB HBP BLK WP HR S P ERA WHIP	IP WLS BF H R ER SO BB IBB HBP BLK WP HR S P ERA WHIP	IP WLS BF H R ER SO BB IBB HBP BLK WP HR S P ERA WHIP	IP WLS BF H R ER SO BB IBB HBP BLK WP HR S P ERA WHIP	IP WLS BF H R ER SO BB IBB HBP BLK WP HR S P ERA WHIP	
Roger Clemens, R ERA: 4.3	7.1 W 28 4 2 1 10 1 0 0 0 1 0 75 116 1.23 0.682	0.2 H 3 1 0 0 0 0 0 0 0 0 0 7 11 0.00 1.500	1.0 S 4 0 0 0 0 1 0 0 0 0 0 9 16 0.00 1.000															
Ramiro Mendoza, R ERA: 2.95																		
Mike Stanton, L ERA: 2.94																		

AB	33
R	2
H	5
RBI	2
BB	2
SO	10
LOB	12



Batter	1	2	3	4	5	6	7	8	9	AB	R	H	RBI	BB	SO	LOB	BOTTOM	
Alfonso Soriano, R OBP: 0.330, SLG: 0.561										4	0	0	0	0	1	1	<b>Boston Red Sox @ New York Yankees</b> Yankee Stadium, Bronx, NY Tue Sep 03 2002, 7:05 PM EDT Att: 47,318 - Sunny - 76 F	
2 Derek Jeter, R OBP: 0.376, SLG: 0.422										4	1	1	1	0	0	1		
25 Jason Giambi, L OBP: 0.430, SLG: 0.572										4	1	1	0	0	2	0		
Bernie Williams, S OBP: 0.423, SLG: 0.506										3	1	1	0	1	0	0		
20 Jorge Posada, S OBP: 0.376, SLG: 0.491										3	0	0	0	1	1	1		
Robin Ventura, L OBP: 0.375, SLG: 0.482										3	1	1	2	1	0	1		
Raul Mondesi, R OBP: 0.310, SLG: 0.440										4	0	1	0	0	0	3		
Nick Johnson, L OBP: 0.347, SLG: 0.421										2	0	1	0	1	1	0		
Juan Rivera, R OBP: 0.250, SLG: 0.222										3	0	0	0	0	0	3		
<b>Inning Stats</b>	R: 3 H: 2 E: 1 K: 0 S: 17	H: 2 LOB: 1 BB: 2 P: 30	R: 0 H: 1 E: 0 K: 0 S: 11	H: 1 LOB: 0 BB: 0 P: 15	R: 0 H: 1 E: 0 K: 1 S: 13	H: 1 LOB: 2 BB: 1 P: 25	R: 0 H: 0 E: 0 K: 1 S: 9	H: 0 LOB: 0 BB: 0 P: 14	R: 0 H: 1 E: 0 K: 1 S: 8	H: 1 LOB: 2 BB: 1 P: 14	R: 0 H: 0 E: 0 K: 1 S: 6	H: 0 LOB: 0 BB: 0 P: 10	R: 1 H: 1 E: 0 K: 0 S: 9	H: 1 LOB: 0 BB: 0 P: 12	1B: 2 2B: 2 3B: 0 HR: 2	SF: 0 SAC: 0 DP: 0 HBP: 0		WP: 0 PB: 0 SB: 0 CS: 0
<b>PITCHER</b>	IP WLS BF H R ER SO BB IBB HBP BLK WP HR S P ERA WHIP	IP WLS BF H R ER SO BB IBB HBP BLK WP HR S P ERA WHIP	IP WLS BF H R ER SO BB IBB HBP BLK WP HR S P ERA WHIP	IP WLS BF H R ER SO BB IBB HBP BLK WP HR S P ERA WHIP	IP WLS BF H R ER SO BB IBB HBP BLK WP HR S P ERA WHIP	IP WLS BF H R ER SO BB IBB HBP BLK WP HR S P ERA WHIP	IP WLS BF H R ER SO BB IBB HBP BLK WP HR S P ERA WHIP	IP WLS BF H R ER SO BB IBB HBP BLK WP HR S P ERA WHIP	IP WLS BF H R ER SO BB IBB HBP BLK WP HR S P ERA WHIP	IP WLS BF H R ER SO BB IBB HBP BLK WP HR S P ERA WHIP	IP WLS BF H R ER SO BB IBB HBP BLK WP HR S P ERA WHIP	IP WLS BF H R ER SO BB IBB HBP BLK WP HR S P ERA WHIP	IP WLS BF H R ER SO BB IBB HBP BLK WP HR S P ERA WHIP	IP WLS BF H R ER SO BB IBB HBP BLK WP HR S P ERA WHIP	IP WLS BF H R ER SO BB IBB HBP BLK WP HR S P ERA WHIP	IP WLS BF H R ER SO BB IBB HBP BLK WP HR S P ERA WHIP		
Frank Castillo, R ERA: 5.21	6.0 L 27 5 3 2 4 0 0 0 0 0 1 67 111 3.00 1.333	2.0 7 1 1 1 1 0 0 0 0 0 1 15 22 4.50 0.500																
Wayne Gomes, R ERA: 5.25																		









Batter	1	2	3	4	5	6	7	8	9	AB	R	H	RBI	BB	SO	LOB	TOP								
Hiram Bocachica, R OBP: 0.264, SLG: 0.407	0-0 F7		3-1 F7		0-3 K		0-1 F9			4	0	0	0	0	1	2									
Damion Easley, R OBP: 0.311, SLG: 0.351	2-3 K		1-2 1B 2B		1-2 2H 2B		0-0 G6-3			4	1	2	2	0	1	0									
Bobby Higginson, L OBP: 0.397, SLG: 0.433	0-0 G3		2-0 2H 1B		0-0 F8		2-1 G4-3			4	0	1	1	0	0	1									
Randall Simon, L OBP: 0.318, SLG: 0.459		2-0 P3	1-2 G6-3		2-1 F8		1-2 G6-3			4	0	0	0	0	0	1									
Robert Fick, L OBP: 0.328, SLG: 0.442		3-2 1B		2-3 K		3-2 2B		1-2 G1-3		4	0	2	0	0	1	0									
Carlos Pena, L OBP: 0.312, SLG: 0.439	0-0 F9		2-2 G4-3		2-3 K		0-3 K2-3			4	0	0	0	0	2	2									
Shane Halter, R OBP: 0.315, SLG: 0.397	0-0 F8		3-2 P4		1-0 G5-3		0-1 G5-3			4	0	0	0	0	0	2									
Chris Truby, R OBP: 0.246, SLG: 0.330			1-0 2B 2B		0-2 2B 2B		1-2 F8			3	2	2	0	0	0	0									
15 Brandon Inge, R OBP: 0.282, SLG: 0.357			0-3 K		0-3 K		0-3 K			3	0	0	0	0	3	2									
<b>Inning Stats</b>	R: 0 E: 0 K: 1 S: 6	H: 0 LOB: 0 BB: 0 P: 8	R: 0 E: 0 K: 0 S: 7	H: 1 LOB: 1 BB: 0 P: 12	R: 2 E: 0 K: 1 S: 18	H: 3 LOB: 1 BB: 0 P: 25	R: 0 E: 0 K: 1 S: 13	H: 0 LOB: 0 BB: 0 P: 20	R: 1 E: 0 K: 2 S: 13	H: 2 LOB: 1 BB: 0 P: 14	R: 0 E: 0 K: 1 S: 9	H: 1 LOB: 1 BB: 0 P: 17	R: 0 E: 0 K: 1 S: 8	H: 0 LOB: 0 BB: 0 P: 9	R: 0 E: 0 K: 1 S: 7	H: 0 LOB: 0 BB: 0 P: 10	R: 0 E: 0 K: 1 S: 8	H: 0 LOB: 0 BB: 0 P: 9	1B: 2 2B: 5 3B: 0 HR: 0	SF: 0 SAC: 0 DP: 0 HBP: 0	WP: 0 PB: 0 SB: 0 CS: 0	PA: 34			
<b>PITCHER</b>	IP	WLS	BF	H	R	ER	SO	BB	IBB	HBP	BLK	WP	HR	S	P	ERA	WHIP								
Orlando Hernandez, R ERA: 3.52	(1, 1)	7.0	W	28	7	3	3	7	0	0	0	0	0	74	105	3.86	1.000								
Mike Stanton, L ERA: 2.9	(8, 1)	1.0		3	0	0	0	0	0	0	0	0	0	7	10	0.00	0.000								
Sterling Hitchcock, L ERA: 5.26	(9, 1)	1.0		3	0	0	0	1	0	0	0	0	0	8	9	0.00	0.000								

**Detroit Tigers @ New York Yankees**  
 Yankee Stadium, Bronx, NY  
 Thu Sep 05 2002, 7:05 PM EDT  
 Att: 28,222 - Sunny - 78 F

AB 34  
 R 3  
 H 7  
 RBI 3  
 BB 0  
 SO 8  
 LOB 10



Batter	1	2	3	4	5	6	7	8	9	AB	R	H	RBI	BB	SO	LOB	BOTTOM								
Alfonso Soriano, R OBP: 0.335, SLG: 0.562	1-1 F7		2-1 2B 25 1B	2-1 25 S SH5-3 1B		0-1 G5-4-3		3-2 25 BB 1B		4	3	2	0	0	0	1									
2 Derek Jeter, R OBP: 0.376, SLG: 0.421	0-0 F7		3-1 25 E 20 2B 1B	0-0 SH5-3		4-2 25 S BB		2-0 F7		3	1	1	0	1	0	1									
25 Jason Giambi, L OBP: 0.431, SLG: 0.575	1-2 G6-3		0-0 E9 20 2B 1B	3-2 G6-4-3 1B		3-3 K		4-0 1B BB		4	1	2	2	1	1	1									
Nick Johnson, L OBP: 0.344, SLG: 0.417			1-3 3H 1B	1-0 L6		1-2 G6-4-3		1-2 1B		0	0	0	0	0	0	0									
Bernie Williams, S OBP: 0.422, SLG: 0.501		4-1 20 G4-3 2B BB	1-0 L6	2-0 G6-4-3		1-1 F7		2-2 1B		4	1	1	1	1	0	3									
57 Drew Henson, R OBP: 0.376, SLG: 0.490		2-2 G4-3	1-0 1B 2B		2-1 FC4-6 1B		0-0 E5 HR	1-1 F8		5	2	2	1	0	0	3									
20 Jorge Posada, S OBP: 0.375, SLG: 0.490		1-2 2B	1-3 3H 2B	0-2 2B		2-0 FC4-6		1-3 K		4	0	2	2	0	1	2									
Robin Ventura, L OBP: 0.376, SLG: 0.483		0-0 2B	0-2 2B	2-3 3H 1B		1-0 F8		1-3 HR		4	1	2	3	0	1	2									
Raul Mondesi, R OBP: 0.312, SLG: 0.447		1-3 K	0-1 2B	1-3 2B		1-0 F8		1-0 HR		4	1	2	3	0	1	2									
Rondell White, R OBP: 0.286, SLG: 0.355		4-1 FC6-4 BB	4-1 G4-3		3-2 G6-3		2-3 K			3	0	0	0	1	1	3									
Juan Rivera, R OBP: 0.259, SLG: 0.280		1-2 FC6-4	1-0 F9		1-0 G5-4-3 1B		0-3 K			4	0	1	0	0	1	4									
<b>Inning Stats</b>	R: 0 E: 0 K: 0 S: 6	H: 0 LOB: 0 BB: 0 P: 8	R: 1 E: 0 K: 1 S: 12	H: 1 LOB: 2 BB: 2 P: 24	R: 4 E: 1 K: 0 S: 15	H: 5 LOB: 2 BB: 0 P: 25	R: 1 E: 0 K: 0 S: 7	H: 2 LOB: 0 BB: 0 P: 14	R: 0 E: 0 K: 0 S: 8	H: 1 LOB: 1 BB: 0 P: 16	R: 0 E: 0 K: 1 S: 8	H: 1 LOB: 1 BB: 1 P: 16	R: 2 E: 1 K: 2 S: 11	H: 1 LOB: 0 BB: 0 P: 16	R: 1 E: 0 K: 1 S: 13	H: 2 LOB: 2 BB: 1 P: 25	1B: 9 2B: 3 3B: 0 HR: 1	SF: 0 SAC: 1 DP: 2 HBP: 1	WP: 0 PB: 0 SB: 2 CS: 0	PA: 41					
<b>PITCHER</b>	IP	WLS	BF	H	R	ER	SO	BB	IBB	HBP	BLK	WP	HR	S	P	ERA	WHIP								
Steve Sparks, R ERA: 5.92	(1, 1)	2.1	L	16	6	5	1	0	0	0	0	0	0	29	50	19.29	3.429								
Jeff Farnsworth, R ERA: 5.79	(3, 1)	3.1		13	4	1	1	0	1	0	0	0	0	24	47	2.70	1.500								
Jamie Walker, L ERA: 4.19	(6, 1)	1.0		4	0	1	1	2	0	0	0	0	0	10	15	9.00	0.000								
Jose Paniagua, R ERA: 5.83	(7, 1)	1.1		8	3	2	1	2	1	0	0	0	1	17	32	6.75	3.000								

**Detroit Tigers @ New York Yankees**  
 Yankee Stadium, Bronx, NY  
 Thu Sep 05 2002, 7:05 PM EDT  
 Att: 28,222 - Sunny - 78 F

AB 35  
 R 9  
 H 13  
 RBI 9  
 BB 4  
 SO 5  
 LOB 20





Batter	1	2	3	4	5	6	7	8	9	AB	R	H	RBI	BB	SO	LOB	TOP			
Hiram Bocachica, R (1, 8) OBP: 0.265, SLG: 0.413			SH1-3		K2-3			K		3	1	1	0	0	2	1				
Damion Easley, R (1, 4) OBP: 0.307, SLG: 0.346			L8			G1-3		F7		4	0	0	0	0	0	2				
Bobby Higginson, L (1, 7) OBP: 0.354, SLG: 0.429			F7			L8			G4-3	4	0	0	1	0	0	1				
Randall Simon, L (1, 10) OBP: 0.318, SLG: 0.457				G5-3		L3				4	0	1	0	0	0	0				
Robert Fick, L (1, 9) OBP: 0.329, SLG: 0.441							L9			3	0	1	0	0	0	1				
Carlos Pena, L (1, 3) OBP: 0.309, SLG: 0.434		K		L3				K		4	0	0	0	0	2	3				
Chris Truby, R (1, 5) OBP: 0.246, SLG: 0.333		K				G5-3				3	0	1	0	0	1	1				
Ramon Santiago, S (1, 6) OBP: 0.305, SLG: 0.370		P6					L6			3	0	1	0	0	0	2				
15 Brandon Inge, R (1, 2) OBP: 0.280, SLG: 0.354			E5			P5				3	0	0	0	0	0	1				
<b>Inning Stats</b>	R: 1 E: 0 K: 0 S: 9	H: 1 LOB: 0 BB: 0 P: 11	R: 0 E: 0 K: 2 S: 17	H: 1 LOB: 1 BB: 0 P: 22	R: 0 E: 1 K: 0 S: 7	H: 0 LOB: 1 BB: 0 P: 8	R: 0 E: 0 K: 0 S: 6	H: 0 LOB: 0 BB: 0 P: 8	R: 0 E: 0 K: 1 S: 12	H: 1 LOB: 1 BB: 0 P: 17	R: 0 E: 0 K: 1 S: 7	H: 1 LOB: 0 BB: 0 P: 7	R: 0 E: 0 K: 1 S: 7	H: 0 LOB: 0 BB: 0 P: 8	R: 0 E: 0 K: 0 S: 9	H: 1 LOB: 1 BB: 0 P: 12	1B: 3 2B: 3 3B: 0 HR: 0	SF: 0 SAC: 1 DP: 1 HBP: 1	WP: 0 PB: 0 SB: 1 CS: 0	PA: 33
<b>PITCHER</b> David Wells, L (1, 1) ERA: 4.0	IP: 9.0 WLS: W BF: 33	H: 5 R: 1 ER: 1 SO: 5	BB: 0 IBB: 0 HBP: 1 BLK: 0	WP: 0 HR: 0 S: 83 P: 105	ERA: 1.00 WHIP: 0.556	<b>PITCHER</b>										IP: 9.0 WLS: W BF: 33	H: 5 R: 1 ER: 1 SO: 5	BB: 0 IBB: 0 HBP: 1 BLK: 0	WP: 0 HR: 0 S: 83 P: 105	ERA: 1.00 WHIP: 0.556

Detroit Tigers @ New York Yankees  
Yankee Stadium, Bronx, NY  
Fri Sep 06 2002, 7:05 PM EDT  
Att: 41,114 - Cloudy - 76 F

AB 31  
R 1  
H 5  
RBI 1  
BB 0  
SO 5  
LOB 12



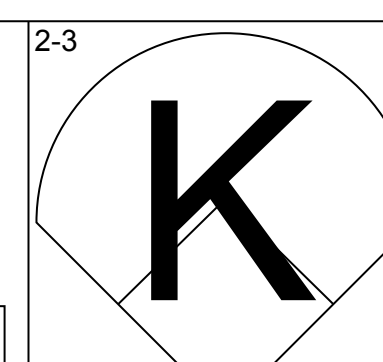
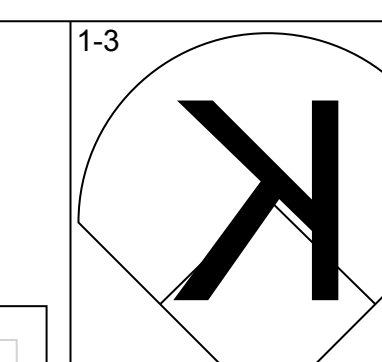
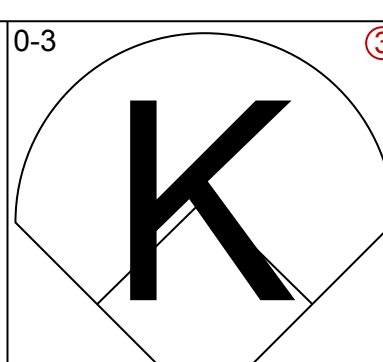
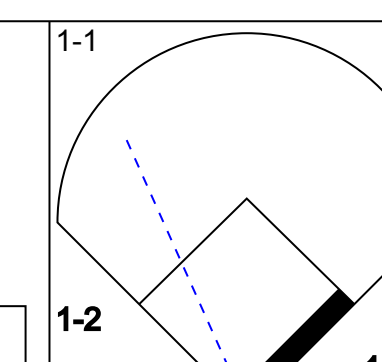
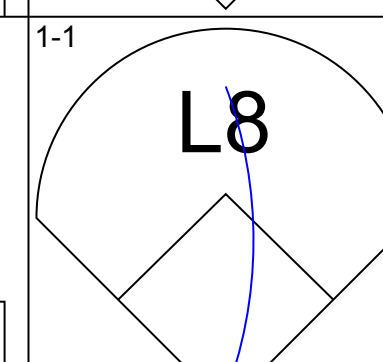
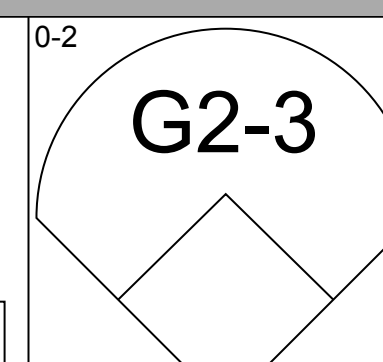
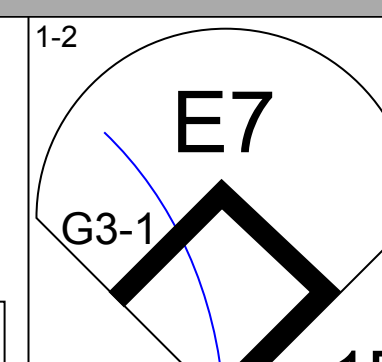
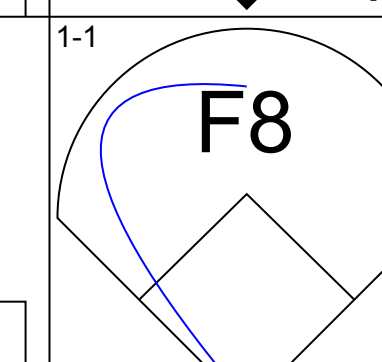
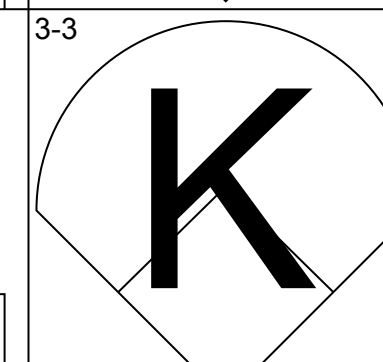
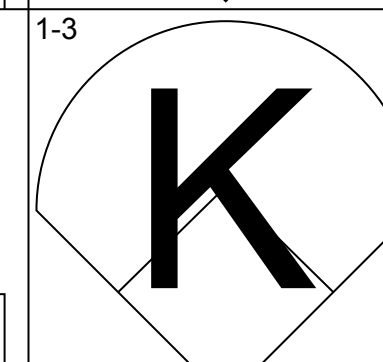
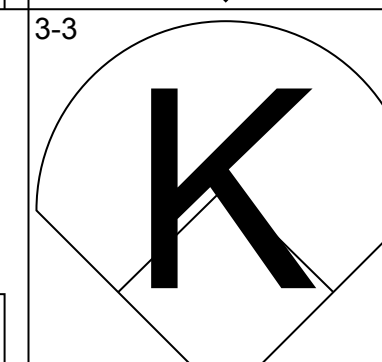
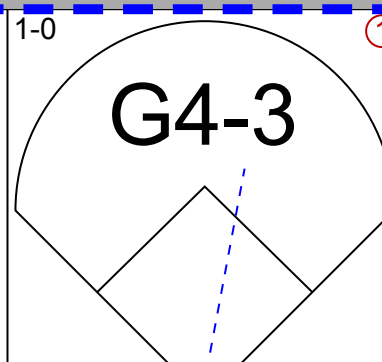
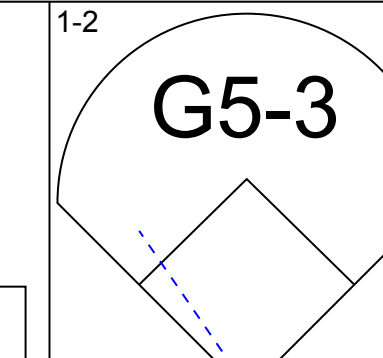
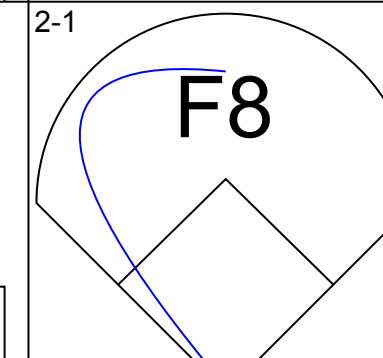
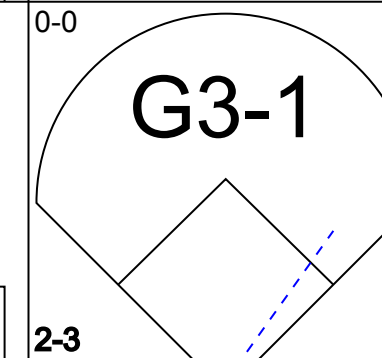
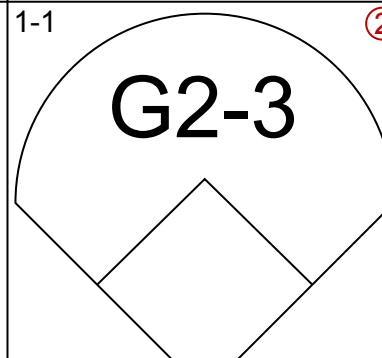
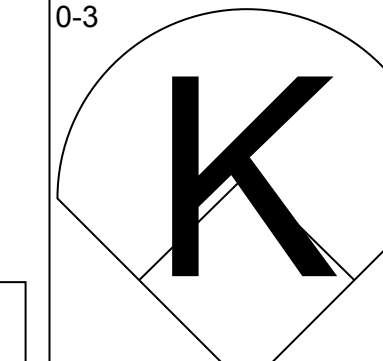
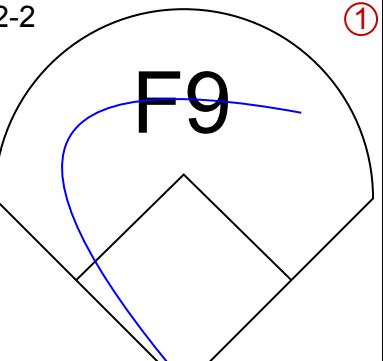
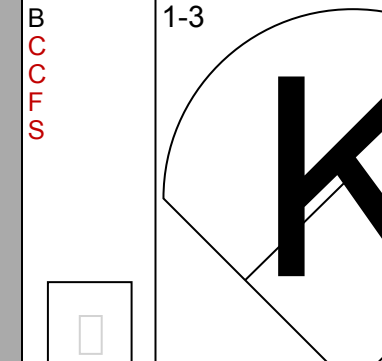
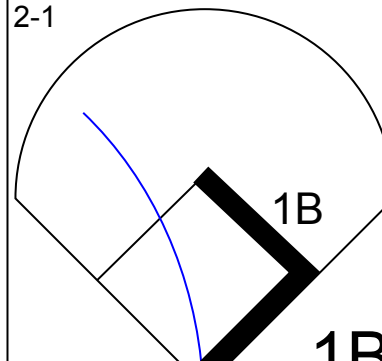
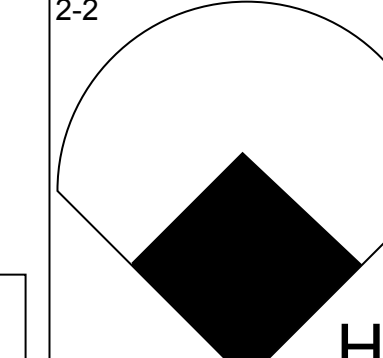
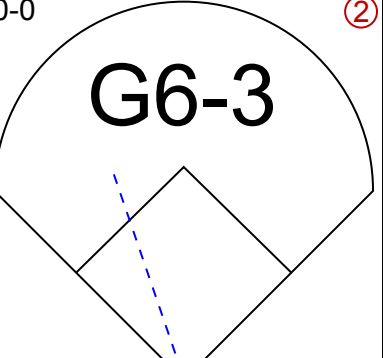
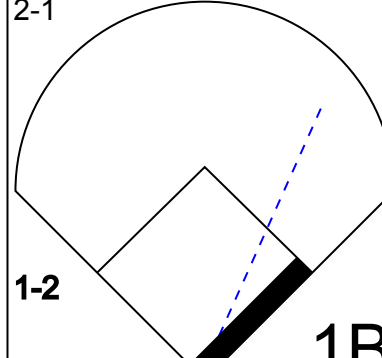
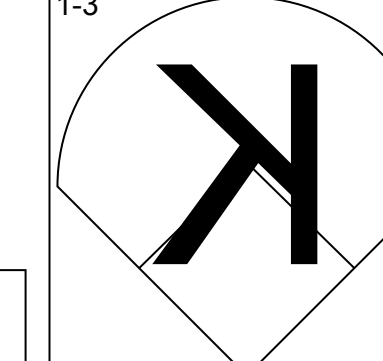
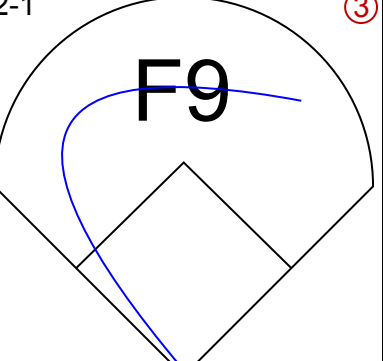
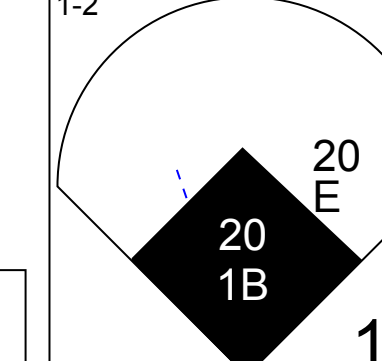
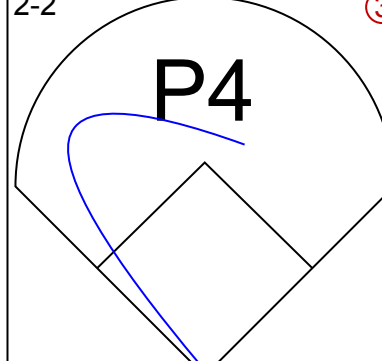
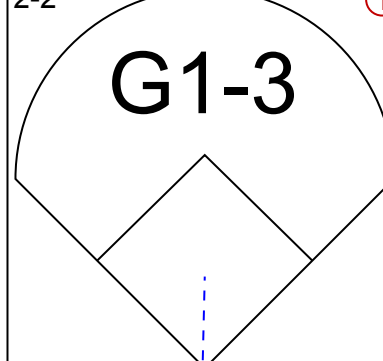
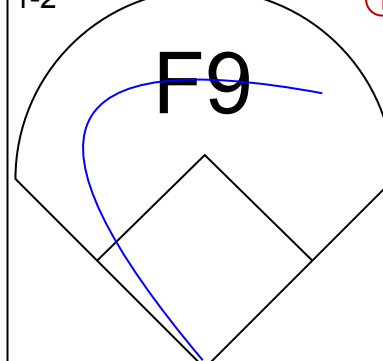
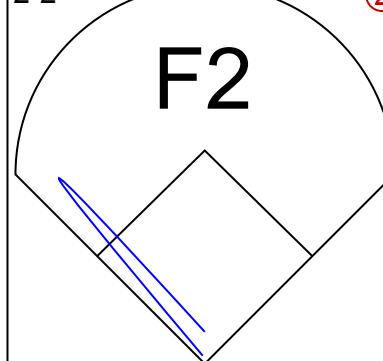
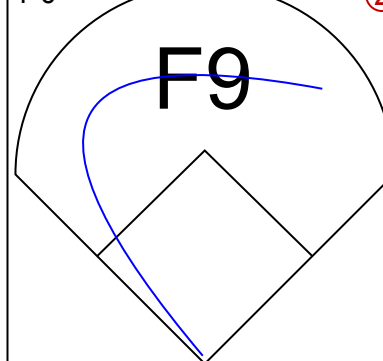
Batter	1	2	3	4	5	6	7	8	9	AB	R	H	RBI	BB	SO	LOB	BOTTOM			
Alfonso Soriano, R (1, 4) OBP: 0.334, SLG: 0.560	K			F8		F3				4	1	1	0	0	1	0				
2 Derek Jeter, R (1, 6) OBP: 0.375, SLG: 0.420	K			G6-3			G6-3			4	1	1	1	0	1	0				
25 Jason Giambi, L (1, 3) OBP: 0.433, SLG: 0.582										4	3	3	2	0	0	0				
Nick Johnson, L (8, 3) OBP: 0.344, SLG: 0.417	F2									0	0	0	0	0	0	0				
Bernie Williams, S (1, 10) OBP: 0.423, SLG: 0.501		K					K			4	1	2	1	0	2	0				
20 Jorge Posada, S (1, 2) OBP: 0.376, SLG: 0.492		P4					F7			4	1	2	2	0	0	0				
Raul Mondesi, R (1, 8) OBP: 0.312, SLG: 0.446		P4								4	0	1	1	0	0	2				
Ron Coomer, R (1, 5) OBP: 0.319, SLG: 0.412			F9							4	0	1	0	0	0	1				
Rondell White, R (1, 7) OBP: 0.286, SLG: 0.353			F7							3	1	0	0	0	0	1				
Juan Rivera, R (1, 9) OBP: 0.233, SLG: 0.250			K							3	0	0	0	0	1	2				
<b>Inning Stats</b>	R: 0 E: 0 K: 2 S: 10	H: 0 LOB: 0 BB: 0 P: 14	R: 0 E: 0 K: 1 S: 11	H: 0 LOB: 0 BB: 0 P: 16	R: 0 E: 0 K: 1 S: 7	H: 0 LOB: 0 BB: 0 P: 12	R: 1 E: 0 K: 0 S: 14	H: 3 LOB: 2 BB: 0 P: 21	R: 6 E: 1 K: 0 S: 23	H: 7 LOB: 1 BB: 0 P: 37	R: 0 E: 0 K: 0 S: 3	H: 0 LOB: 0 BB: 0 P: 5	R: 1 E: 0 K: 1 S: 9	H: 1 LOB: 0 BB: 0 P: 13	R: 0 E: 0 K: 0 S: 6	H: 0 LOB: 0 BB: 0 P: 9	1B: 9 2B: 1 3B: 0 HR: 1	SF: 0 SAC: 0 DP: 1 HBP: 1	WP: 0 PB: 0 SB: 0 CS: 0	PA: 35
<b>PITCHER</b> Mark Redman, L (1, 1) ERA: 3.89	IP: 4.2 WLS: L BF: 23	H: 9 R: 7 ER: 7 SO: 4	BB: 0 IBB: 0 HBP: 0 BLK: 0	WP: 0 HR: 0 S: 62 P: 96	ERA: 13.50 WHIP: 1.929	<b>PITCHER</b>										IP: 2.1 WLS: 9 BF: 9	H: 2 R: 1 ER: 1 SO: 1	BB: 0 IBB: 0 HBP: 1 BLK: 0	WP: 0 HR: 0 S: 15 P: 22	ERA: 3.86 WHIP: 0.857
Adam Bernero, R (5, 1) ERA: 8.14	IP: 2.1 WLS: 9 BF: 9	H: 2 R: 1 ER: 1 SO: 1	BB: 0 IBB: 0 HBP: 0 BLK: 0	WP: 0 HR: 0 S: 6 P: 9	ERA: 0.00 WHIP: 0.000	<b>PITCHER</b>										IP: 1.0 WLS: 3 BF: 3	H: 0 R: 0 ER: 0 SO: 0	BB: 0 IBB: 0 HBP: 0 BLK: 0	WP: 0 HR: 0 S: 6 P: 9	ERA: 0.00 WHIP: 0.000
Oscar Henriquez, R (8, 1) ERA: 3.81	IP: 1.0 WLS: 3 BF: 3	H: 0 R: 0 ER: 0 SO: 0	BB: 0 IBB: 0 HBP: 0 BLK: 0	WP: 0 HR: 0 S: 6 P: 9	ERA: 0.00 WHIP: 0.000	<b>PITCHER</b>										IP: 1.0 WLS: 3 BF: 3	H: 0 R: 0 ER: 0 SO: 0	BB: 0 IBB: 0 HBP: 0 BLK: 0	WP: 0 HR: 0 S: 6 P: 9	ERA: 0.00 WHIP: 0.000

Detroit Tigers @ New York Yankees  
Yankee Stadium, Bronx, NY  
Fri Sep 06 2002, 7:05 PM EDT  
Att: 41,114 - Cloudy - 76 F

AB 34  
R 8  
H 11  
RBI 7  
BB 0  
SO 5  
LOB 6




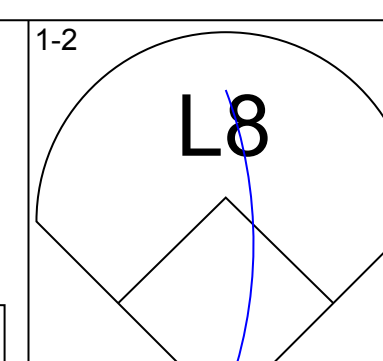
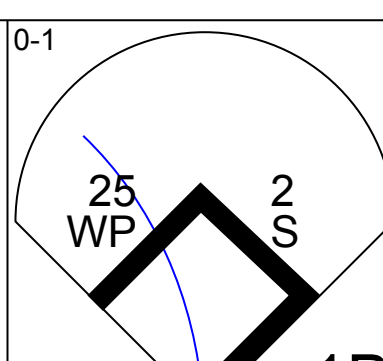
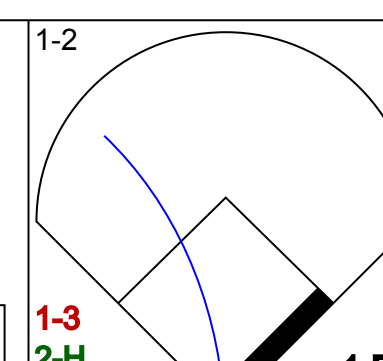
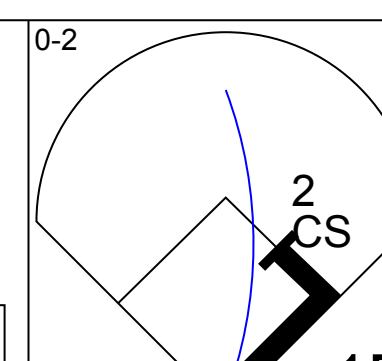
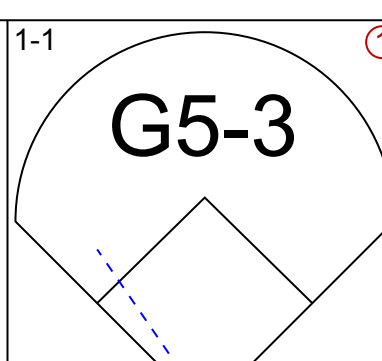
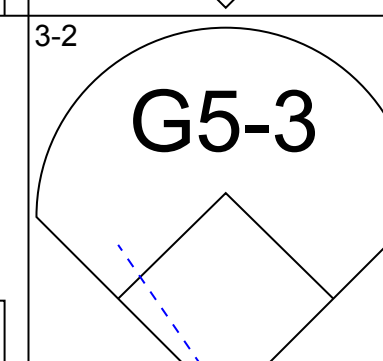
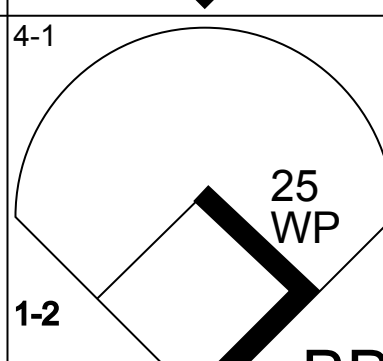

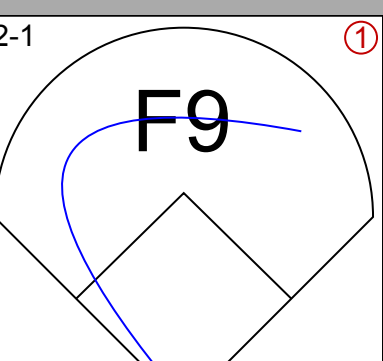
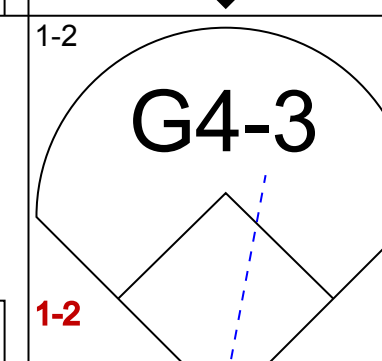
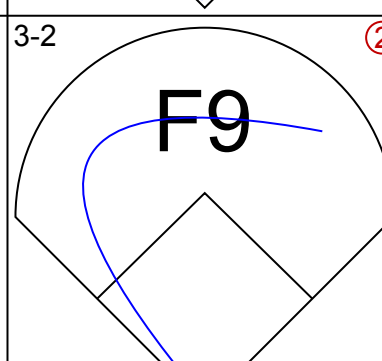
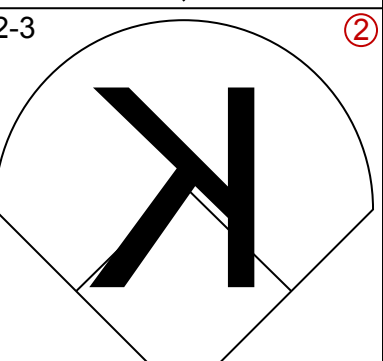
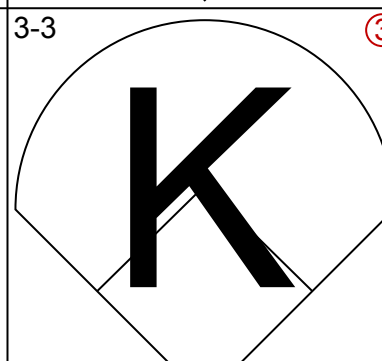
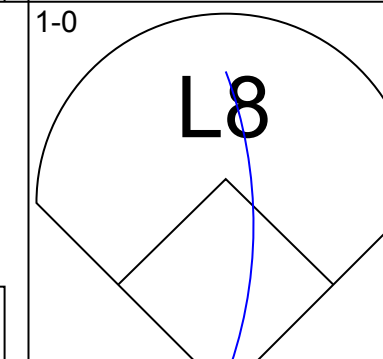
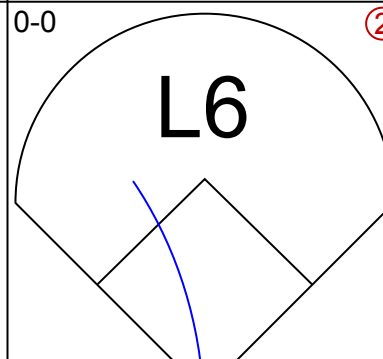
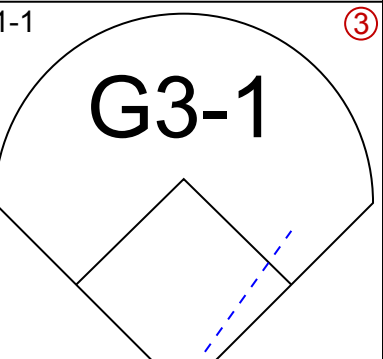
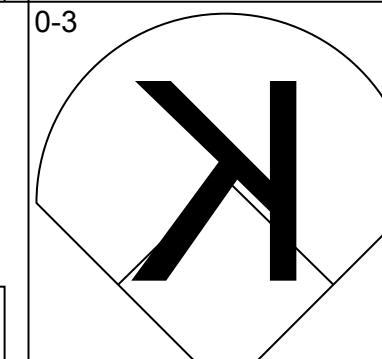
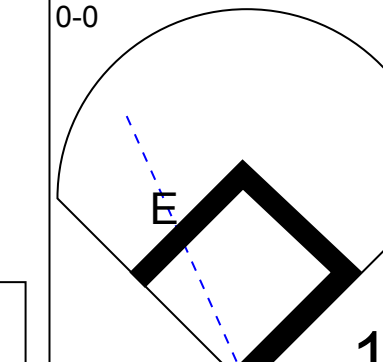
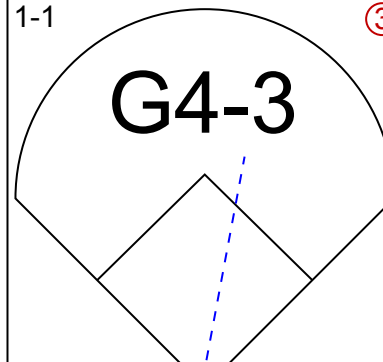
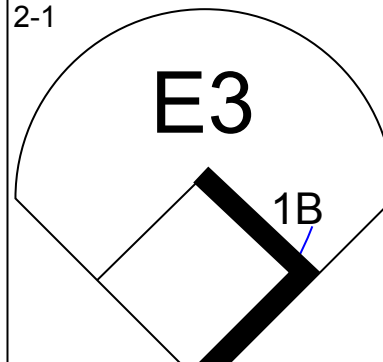
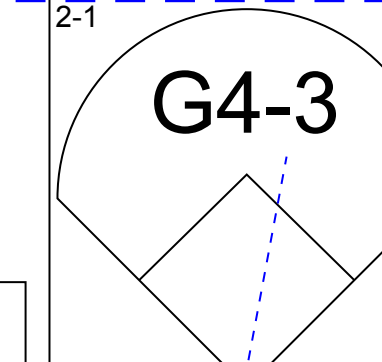
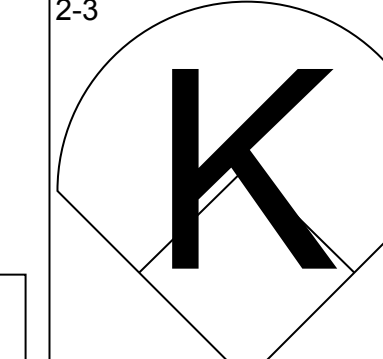
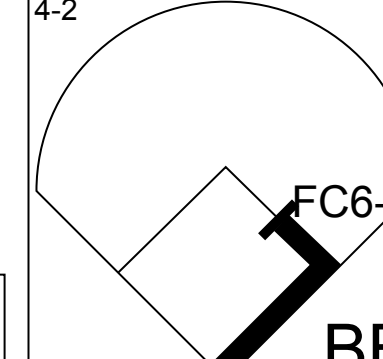
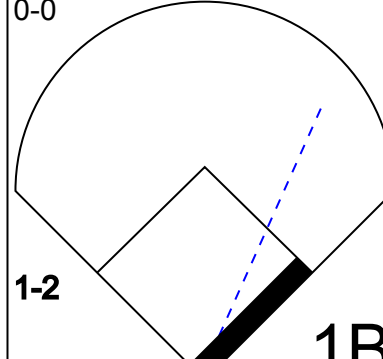
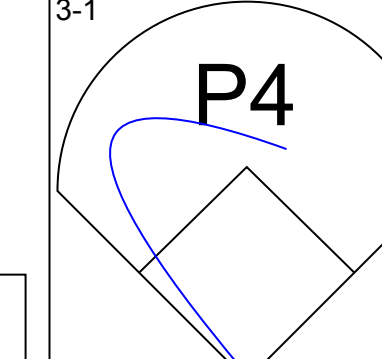
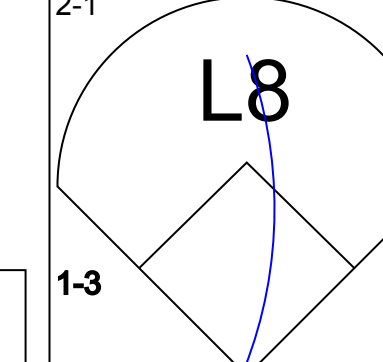
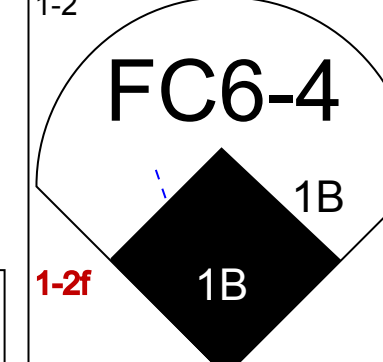
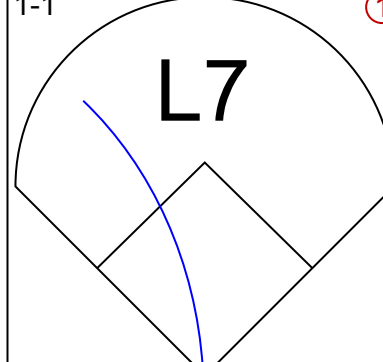
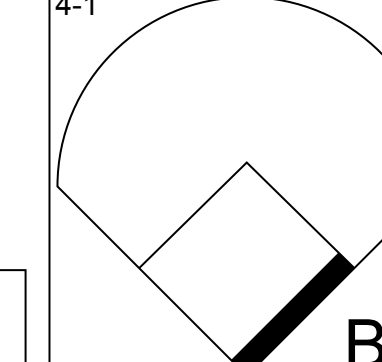
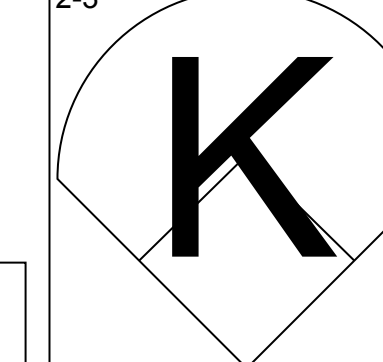
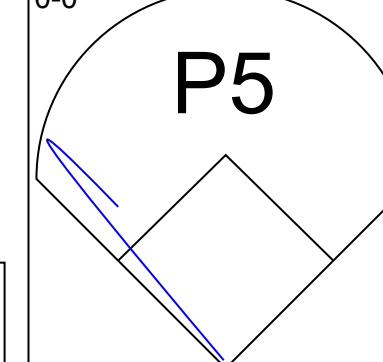
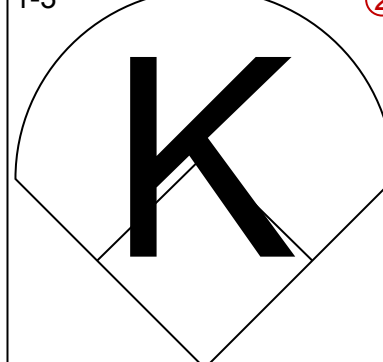
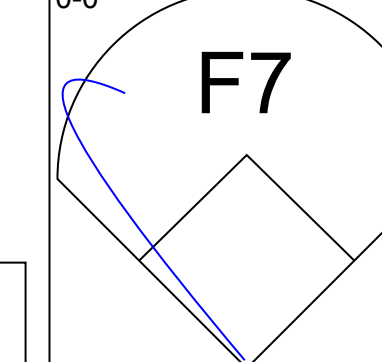
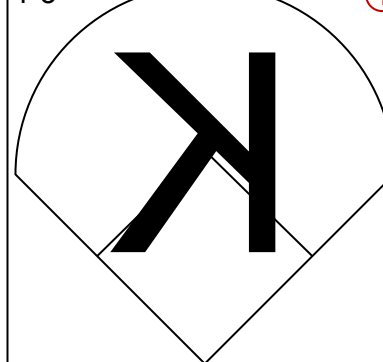
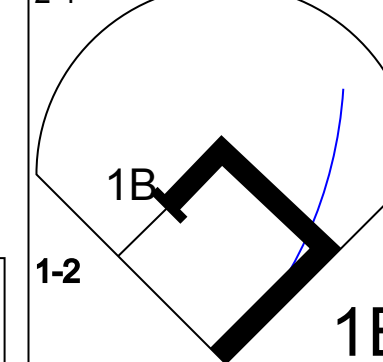
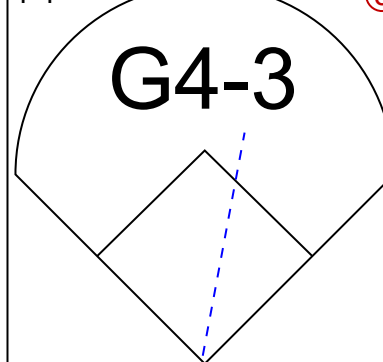
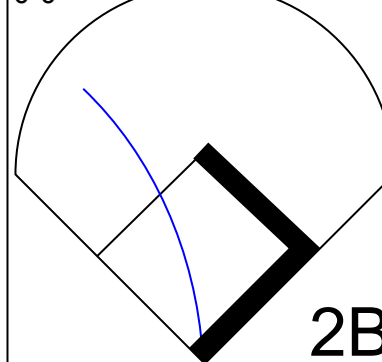


Batter	1	2	3	4	5	6	7	8	9	AB	R	H	RBI	BB	SO	LOB	TOP					
George Lombard, L (1, 8) OBP: 0.343, SLG: 0.428 Hiram Bocachica, R (8, 8) OBP: 0.265, SLG: 0.413										4	0	1	0	0	3	0						
Damion Easley, R (1, 4) OBP: 0.306, SLG: 0.345										4	0	1	0	0	0	2						
Bobby Higginson, L (1, 7) OBP: 0.351, SLG: 0.424										4	0	0	0	0	3	1						
Randall Simon, L (1, 10) OBP: 0.315, SLG: 0.453										4	0	0	0	0	0	1						
Robert Fick, L (1, 9) OBP: 0.329, SLG: 0.439										4	0	1	0	0	2	1						
Eric Munson, L (1, 3) OBP: 0.500, SLG: 1.250										4	1	2	1	0	0	0						
Chris Truby, R (1, 5) OBP: 0.246, SLG: 0.332										4	1	1	0	0	1	2						
20 Omar Infante, R (1, 6) OBP: 0.333, SLG: 0.333										3	0	1	1	0	0	0						
15 Brandon Inge, R (1, 2) OBP: 0.277, SLG: 0.350										3	0	0	0	0	1	1						
<b>Inning Stats</b>	R: 0 E: 0 K: 2 S: 8	H: 0 LOB: 0 BB: 0 P: 14	R: 1 E: 0 K: 2 S: 12	H: 1 LOB: 0 BB: 0 P: 16	R: 0 E: 0 K: 1 S: 10	H: 0 LOB: 0 BB: 0 P: 15	R: 0 E: 0 K: 1 S: 9	H: 0 LOB: 0 BB: 0 P: 12	R: 0 E: 0 K: 1 S: 6	H: 0 LOB: 0 BB: 0 P: 10	R: 0 E: 0 K: 1 S: 7	H: 0 LOB: 0 BB: 0 P: 9	R: 0 E: 0 K: 2 S: 12	H: 1 LOB: 0 BB: 0 P: 17	R: 1 E: 1 K: 1 S: 15	H: 3 LOB: 2 BB: 0 P: 23	R: 0 E: 0 K: 0 S: 10	H: 2 LOB: 2 BB: 0 P: 18	1B: 6 2B: 0 3B: 0 HR: 1	SF: 0 SAC: 0 DP: 0 HBP: 0	WP: 0 PB: 0 SB: 0 CS: 0	PA: 34
<b>PITCHER</b>	IP	WLS	BF	H	R	ER	SO	BB	IBB	HBP	BLK	WP	HR	S	P	ERA	WHIP					
35 Mike Mussina, R (1, 1) ERA: 4.6	8.0	L	29	5	2	2	10	0	0	0	0	0	1	79	116	2.25	0.625					
Mike Stanton, L (9, 1) ERA: 2.99	0.2		4	2	0	0	0	0	0	0	0	0	0	7	13	0.00	3.000					
Ramiro Mendoza, R (9, 1) ERA: 2.94	0.1		1	0	0	0	0	0	0	0	0	0	0	3	5	0.00	0.000					

Detroit Tigers @ New York Yankees  
Yankee Stadium, Bronx, NY  
Sat Sep 07 2002, 4:05 PM EDT  
Att: 40,541 - Sunny - 83 F


AB	34
R	2
H	7
RBI	2
BB	0
SO	10
LOB	8



Batter	1	2	3	4	5	6	7	8	9	AB	R	H	RBI	BB	SO	LOB	BOTTOM					
Alfonso Soriano, R (1, 4) OBP: 0.336, SLG: 0.560										5	0	3	1	0	0	1						
2 Derek Jeter, R (1, 6) OBP: 0.374, SLG: 0.417										4	0	0	0	1	0	2						
25 Jason Giambi, L (1, 10) OBP: 0.434, SLG: 0.580										2	0	0	0	2	2	1						
Bernie Williams, S (1, 8) OBP: 0.420, SLG: 0.497										4	0	0	0	0	1	5						
20 Jorge Posada, S (1, 2) OBP: 0.375, SLG: 0.490										4	0	1	0	0	0	3						
Robin Ventura, L (1, 5) OBP: 0.377, SLG: 0.482										3	0	1	0	1	1	1						
Raul Mondesi, R (1, 9) OBP: 0.311, SLG: 0.443										3	1	0	0	1	0	4						
Nick Johnson, L (1, 3) OBP: 0.340, SLG: 0.412										4	0	0	0	0	2	5						
Juan Rivera, R (1, 7) OBP: 0.242, SLG: 0.258 John Vander Wal, L (9, PH) OBP: 0.339, SLG: 0.456 Enrique Wilson, S (9, PR) OBP: 0.253, SLG: 0.318										3	0	1	0	0	1	2						
<b>Inning Stats</b>	R: 0 E: 0 K: 0 S: 9	H: 0 LOB: 1 BB: 1 P: 18	R: 0 E: 1 K: 2 S: 9	H: 1 LOB: 1 BB: 0 P: 15	R: 0 E: 0 K: 1 S: 12	H: 1 LOB: 3 BB: 2 P: 22	R: 1 E: 0 K: 0 S: 13	H: 2 LOB: 2 BB: 1 P: 21	R: 0 E: 0 K: 1 S: 7	H: 0 LOB: 0 BB: 0 P: 12	R: 0 E: 0 K: 1 S: 10	H: 1 LOB: 2 BB: 0 P: 15	R: 0 E: 0 K: 1 S: 10	H: 1 LOB: 1 BB: 0 P: 13	R: 0 E: 0 K: 0 S: 6	H: 0 LOB: 1 BB: 1 P: 15	R: 0 E: 0 K: 1 S: 11	H: 1 LOB: 1 BB: 0 P: 18	1B: 6 2B: 1 3B: 0 HR: 0	SF: 0 SAC: 0 DP: 0 HBP: 1	WP: 1 PB: 0 SB: 1 CS: 1	PA: 39
<b>PITCHER</b>	IP	WLS	BF	H	R	ER	SO	BB	IBB	HBP	BLK	WP	HR	S	P	ERA	WHIP					
Brian Powell, R (1, 1) ERA: 4.82	5.1		25	5	1	1	4	4	0	0	0	0	0	55	96	1.69	1.688					
Jamie Walker, L (6, 1) ERA: 4.15	0.1		1	0	0	0	1	0	0	0	0	0	0	3	4	0.00	0.000					
Franklyn German, R (6, 1) ERA:	1.1	W	5	1	0	0	1	0	0	1	0	0	0	12	16	0.00	0.750					
Oscar Henriquez, R (8, 1) ERA: 3.67	1.0	H	4	0	0	0	0	1	0	0	0	0	0	6	15	0.00	1.000					
Juan Acevedo, R (9, 1) ERA: 2.84	1.0	S	4	1	0	0	1	0	0	0	0	0	0	11	18	0.00	1.000					

Detroit Tigers @ New York Yankees  
Yankee Stadium, Bronx, NY  
Sat Sep 07 2002, 4:05 PM EDT  
Att: 40,541 - Sunny - 83 F

AB	33
R	1
H	7
RBI	1
BB	5
SO	7
LOB	24






Batter	1	2	3	4	5	6	7	8	9	AB	R	H	RBI	BB	SO	LOB	TOP										
George Lombard, L (1, 8) OBP: 0.336, SLG: 0.419 Hiram Bocachica, R (8, 8) OBP: 0.264, SLG: 0.410	1-1 F9		2-2 G4-3		3-3 K		3-1 F7		0-0 FC5-4	4	0	0	0	0	1	1											
Damion Easley, R (1, 4) OBP: 0.309, SLG: 0.351	1-1 F8			0-2 WP	0-3 K			3-2 CS		4	1	2	0	0	1	0											
Bobby Higginson, L (1, 7) OBP: 0.354, SLG: 0.426	1-0 HBP			3-2 WP		1-2 G4-6-3		3-3 K		3	1	2	1	0	1	1											
Robert Fick, L (1, 9) OBP: 0.328, SLG: 0.438	2-3 K			1-2 WP		2-2 G4-6-3		3-3 K		4	1	1	0	0	2	2											
Carlos Pena, L (1, 3) OBP: 0.308, SLG: 0.432		1-3 K		3-2 P6		2-2 K			1-3 K	4	0	1	0	0	2	2											
Eric Munson, L (1, 10) OBP: 0.375, SLG: 0.750	1-1 G3			0-0 P6		2-3 K			1-2 FC1-4	4	0	1	0	0	1	3											
Chris Truby, R (1, 5) OBP: 0.246, SLG: 0.334	1-1 F2			2-2 1-H 2-H			0-1 F7		1-1 FC1-4	4	1	1	1	0	0	1											
20 Omar Infante, R (1, 6) OBP: 0.429, SLG: 0.571			0-3 K	1-2 F8			0-0 K		0-0 1B	4	0	2	0	0	1	1											
Matt Walbeck, S (1, 2) OBP: 0.264, SLG: 0.265 Randall Simon, L (9, PH) OBP: 0.316, SLG: 0.454 Damian Jackson, R (9, PR) OBP: 0.324, SLG: 0.362			1-1 G4-3		2-2 P6		1-3 K2-3		0-1 FC5-4	3	0	0	0	0	1	1											
<b>Inning Stats</b>	R: 0 E: 0 K: 1 S: 8	H: 0 LOB: 1 BB: 0 P: 13	R: 0 E: 0 K: 1 S: 7	H: 0 LOB: 0 BB: 0 P: 10	R: 0 E: 0 K: 1 S: 9	H: 0 LOB: 0 BB: 0 P: 12	R: 3 E: 0 K: 0 S: 22	H: 4 LOB: 1 BB: 0 P: 32	R: 0 E: 0 K: 1 S: 15	H: 2 LOB: 1 BB: 0 P: 20	R: 0 E: 0 K: 1 S: 10	H: 1 LOB: 1 BB: 0 P: 14	R: 0 E: 0 K: 2 S: 11	H: 1 LOB: 0 BB: 0 P: 20	R: 1 E: 0 K: 1 S: 12	H: 3 LOB: 2 BB: 0 P: 15	1B: 8 2B: 3 HR: 0	SF: 0 SAC: 0 DP: 1 HBP: 1	WP: 3 PB: 0 SB: 1 CS: 1	PA: 37							
<b>PITCHER</b>	IP	WLS	BF	H	R	ER	SO	BB	IBB	HBP	BLK	WP	HR	S	P	ERA	WHIP										
Roger Clemens, R (1, 1) ERA: 4.28	7.0		28	7	3	3	7	0	0	1	0	2	0	88	124	3.86	1.000										
Mike Stanton, L (8, 1) ERA: 2.95	1.1	W	5	2	1	1	3	0	0	0	0	0	0	17	28	6.75	1.500										
Steve Karsay, R (9, 1) ERA: 3.11	0.2	S	4	2	0	0	0	0	0	0	0	0	0	6	7	0.00	3.000										

Detroit Tigers @ New York Yankees  
Yankee Stadium, Bronx, NY  
Sun Sep 08 2002, 1:05 PM EDT  
Att: 39,302 - Sunny - 78 F


AB 36  
R 4  
H 11  
RBI 3  
BB 0  
SO 10  
LOB 14



Batter	1	2	3	4	5	6	7	8	9	AB	R	H	RBI	BB	SO	LOB	BOTTOM										
Alfonso Soriano, R (1, 4) OBP: 0.335, SLG: 0.557	0-1 P4		0-0 F9		0-0 G5-3		0-0 SH1-3			3	0	0	0	0	0	1											
2 Derek Jeter, R (1, 6) OBP: 0.373, SLG: 0.421	3-1 F8		0-2 F8		HR		0-0 G6-3			4	1	1	1	0	0	2											
25 Jason Giambi, L (1, 3) OBP: 0.434, SLG: 0.584	4-2 BB		1-2 HR		F9		3-3 K			3	1	1	2	1	1	1											
Bernie Williams, S (1, 8) OBP: 0.420, SLG: 0.499	1-0 G4-3		3-2 HR		20 FC6-4			3-1 F9		4	0	2	0	0	0	1											
20 Jorge Posada, S (1, 2) OBP: 0.376, SLG: 0.491		2-1 F9	1-1 F7		0-1 FC6-4			4-2 F9		3	1	1	0	1	0	2											
Raul Mondesi, R (1, 9) OBP: 0.311, SLG: 0.440		2-2 F9		2-1 F5		0-1 G4-3		4-2 F9		3	1	0	0	1	0	1											
Ron Coomer, R (1, 5) OBP: 0.312, SLG: 0.403 Robin Ventura, L (6, PH) OBP: 0.376, SLG: 0.481		0-3 K		3-2 G6-3		0-1 F7		2-2 F9		3	0	0	0	0	1	1											
Rondell White, R (1, 10) OBP: 0.288, SLG: 0.361		0-1 F8		1-2 K		2-3 K		3-1 K		4	1	2	3	0	1	1											
Juan Rivera, R (1, 7) OBP: 0.243, SLG: 0.286			2-1 E6		1-0 F8		0-0 SH1-3			4	1	1	0	0	1	1											
<b>Inning Stats</b>	R: 0 E: 0 K: 0 S: 9	H: 1 LOB: 1 BB: 1 P: 17	R: 0 E: 0 K: 1 S: 10	H: 1 LOB: 0 BB: 0 P: 14	R: 2 E: 1 K: 0 S: 14	H: 2 LOB: 1 BB: 0 P: 21	R: 0 E: 0 K: 0 S: 9	H: 1 LOB: 1 BB: 0 P: 16	R: 1 E: 0 K: 0 S: 10	H: 2 LOB: 1 BB: 0 P: 16	R: 0 E: 0 K: 1 S: 8	H: 0 LOB: 0 BB: 0 P: 10	R: 0 E: 0 K: 1 S: 6	H: 1 LOB: 1 BB: 0 P: 9	R: 3 E: 1 K: 1 S: 16	H: 1 LOB: 0 BB: 2 P: 34	1B: 2 2B: 3 3B: 0 HR: 3	SF: 0 SAC: 1 DP: 0 HBP: 0	WP: 0 PB: 0 SB: 0 CS: 0	PA: 36							
<b>PITCHER</b>	IP	WLS	BF	H	R	ER	SO	BB	IBB	HBP	BLK	WP	HR	S	P	ERA	WHIP										
50 Andy Van Hekken, L (1, 1) ERA: 0.6	6.0		26	6	3	1	2	1	0	0	0	0	0	3	3	0.00	1.500										
Franklyn German, R (7, 1) ERA: 0.6	0.2		3	1	0	0	0	0	0	0	0	0	0	3	3	0.00	1.500										
Jamie Walker, L (7, 1) ERA: 4.12	0.1		1	0	0	0	1	0	0	0	0	0	0	3	6	0.00	0.000										
Oscar Henriquez, R (8, 1) ERA: 4.5	1.0	L	6	1	3	3	1	2	0	0	0	0	1	16	34	27.00	3.000										

Detroit Tigers @ New York Yankees  
Yankee Stadium, Bronx, NY  
Sun Sep 08 2002, 1:05 PM EDT  
Att: 39,302 - Sunny - 78 F

AB 32  
R 6  
H 8  
RBI 6  
BB 3  
SO 4  
LOB 13









Batter	1	2	3	4	5	6	7	8	9	AB	R	H	RBI	BB	SO	LOB	TOP										
Chris Singleton, L (1, 8) OBP: 0.293, SLG: 0.399	0-0 1B		1-3 K		1-1 G4-3			1-2 L8		4	0	1	0	0	1	1											
6 Melvin Mora, R (1, 6) OBP: 0.343, SLG: 0.413	1-3 K		2-2 F8			2-2 G1-3		0-2 G6-3		4	0	0	0	0	1	1											
Jeff Conine, R (1, 10) OBP: 0.308, SLG: 0.444	2-2 P5		3-2 G5-3			0-1 L4		0-2 1B		4	0	1	0	0	0	1											
Tony Batista, R (1, 5) OBP: 0.322, SLG: 0.484	1-1 F9				0-1 G5-3		3-1 G6-3		1-3 K	4	0	0	0	0	1	2											
31 Jay Gibbons, L (1, 9) OBP: 0.309, SLG: 0.461		0-0 2B 1B			1-1 G3-1			1-2 G3		4	1	1	0	0	0	1											
21 Marty Cordova, R (1, 7) OBP: 0.331, SLG: 0.451		2-0 F9			2-3 K		3-3 K			3	0	0	0	0	2	1											
Chris Richard, L (1, 3) OBP: 0.308, SLG: 0.438		0-1 1-H 2B			0-1 G4-3		0-1 G4-3			3	0	1	1	0	0	0											
Luis Lopez, S (1, 4) OBP: 0.198, SLG: 0.239		0-0 F7			0-3 K			3-2 L9		3	0	0	0	0	1	1											
Brook Fordyce, R (1, 2) OBP: 0.289, SLG: 0.295		0-1 G6-3			1-0 1B			2-0 G4-3		3	0	1	0	0	0	1											
<b>Inning Stats</b>	R: 0 E: 0 K: 1 S: 10	H: 1 LOB: 1 BB: 0 P: 14	R: 1 E: 0 K: 0 S: 7	H: 2 LOB: 1 BB: 0 P: 9	R: 0 E: 0 K: 1 S: 12	H: 0 LOB: 0 BB: 0 P: 18	R: 0 E: 0 K: 1 S: 7	H: 0 LOB: 0 BB: 0 P: 10	R: 0 E: 0 K: 1 S: 8	H: 1 LOB: 1 BB: 0 P: 10	R: 0 E: 0 K: 0 S: 10	H: 0 LOB: 0 BB: 0 P: 15	R: 0 E: 0 K: 1 S: 7	H: 0 LOB: 0 BB: 0 P: 10	R: 0 E: 0 K: 0 S: 10	H: 0 LOB: 0 BB: 0 P: 16	R: 0 E: 0 K: 1 S: 13	H: 1 LOB: 1 BB: 0 P: 15	1B: 4 2B: 1 3B: 0 HR: 0	SF: 0 SAC: 0 DP: 0 HBP: 0	WP: 0 PB: 0 SB: 0 CS: 0	PA: 32					
<b>PITCHER</b>	IP	WLS	BF	H	R	ER	SO	BB	IBB	HBP	BLK	WP	HR	S	P	ERA	WHIP										
Jeff Weaver, R (1, 1) ERA: 3.73	8.0	W	28	4	1	1	5	0	0	0	0	0	0	71	102	1.12	0.500										
Steve Karsay, R (9, 1) ERA: 3.07	1.0	S	4	1	0	0	1	0	0	0	0	0	0	13	15	0.00	1.000										

Baltimore Orioles @ New York Yankees  
Yankee Stadium, Bronx, NY  
Tue Sep 10 2002, 7:05 PM EDT  
Att: 31,270 - Cloudy - 80 F

AB	32
R	1
H	5
RBI	1
BB	0
SO	6
LOB	9



Batter	1	2	3	4	5	6	7	8	9	AB	R	H	RBI	BB	SO	LOB	BOTTOM										
Enrique Wilson, S (1, 4) OBP: 0.242, SLG: 0.304	0-2 F9		2-3 K		1-2 G3		2-2 F8			4	0	0	0	0	1	4											
Alex Arias, R (1, 6) OBP: 0.315, SLG: 0.450	0-1 F9		2-3 3-H G6-3			1-2 F3		0-0 G3		4	0	0	0	0	1	1											
Rondell White, R (1, 7) OBP: 0.285, SLG: 0.358	1-3 K			1-3 K		2-1 P4		0-0 F8		4	0	0	0	0	2	0											
Raul Mondesi, R (1, 8) OBP: 0.315, SLG: 0.450		0-2 F7			0-1 HR	2-1 G4-3		1-0 G6-3		4	1	1	1	0	0	0											
Nick Johnson, L (1, 3) OBP: 0.339, SLG: 0.413		0-0 G3			1-2 G3		0-1 G6-3 1B 2B			3	1	1	0	0	0	0											
Ron Coomer, R (1, 5) OBP: 0.306, SLG: 0.394		1-2 P5			0-0 L9		1-1 G6-3			3	0	0	0	0	0	1											
John Vander Wal, L (1, 10) OBP: 0.342, SLG: 0.456			1-0 2B PB 1B		0-3 K		4-1 1B BB			2	1	1	0	1	1	0											
Juan Rivera, R (1, 9) OBP: 0.279, SLG: 0.350			0-2 PB 2B		0-1 G5-3		0-0 1B			3	0	2	1	0	0	0											
Chris Widger, R (1, 2) OBP: 0.351, SLG: 0.418			1-3 K		2-2 2B		1-2 3-H 1B		0-2 F5	3	0	1	0	0	1	4											
<b>Inning Stats</b>	R: 0 E: 0 K: 1 S: 8	H: 0 LOB: 0 BB: 0 P: 9	R: 0 E: 0 K: 0 S: 8	H: 0 LOB: 0 BB: 0 P: 9	R: 1 E: 0 K: 2 S: 14	H: 2 LOB: 1 BB: 0 P: 18	R: 1 E: 0 K: 1 S: 9	H: 1 LOB: 0 BB: 0 P: 11	R: 0 E: 0 K: 1 S: 11	H: 1 LOB: 1 BB: 0 P: 14	R: 0 E: 0 K: 0 S: 8	H: 0 LOB: 0 BB: 0 P: 13	R: 1 E: 0 K: 0 S: 14	H: 2 LOB: 2 BB: 1 P: 21	R: 0 E: 0 K: 0 S: 3	H: 0 LOB: 0 BB: 0 P: 4	R: 0 E: 0 K: 0 S: 3	H: 0 LOB: 0 BB: 0 P: 4	1B: 2 2B: 3 3B: 0 HR: 1	SF: 0 SAC: 0 DP: 0 HBP: 0	WP: 0 PB: 1 SB: 0 CS: 0	PA: 31					
<b>PITCHER</b>	IP	WLS	BF	H	R	ER	SO	BB	IBB	HBP	BLK	WP	HR	S	P	ERA	WHIP										
Sidney Ponson, R (1, 1) ERA: 4.04	8.0	L	31	6	3	2	5	1	0	0	0	0	1	75	99	2.25	0.875										

Baltimore Orioles @ New York Yankees  
Yankee Stadium, Bronx, NY  
Tue Sep 10 2002, 7:05 PM EDT  
Att: 31,270 - Cloudy - 80 F


AB	30
R	3
H	6
RBI	2
BB	1
SO	5
LOB	10










Batter	1	2	3	4	5	6	7	8	9	AB	R	H	RBI	BB	SO	LOB	TOP											
6 Melvin Mora, R OBP: 0.343, SLG: 0.417	2-3 K		1-0 HR		1-3 K			0-3 K		4	1	1	1	0	3	1	<p>Baltimore Orioles @ New York Yankees Yankee Stadium, Bronx, NY Thu Sep 12 2002, 7:05 PM EDT Att: 33,263 - Sunny - 72 F</p> <p>AB 36 R 3 H 9 RBI 3 BB 0 SO 8 LOB 11</p> 											
Jerry Hairston, R OBP: 0.330, SLG: 0.382	0-0 P6		0-2 P5			1-2 G6-3		0-0 F7		4	0	0	0	0	0	0												
Jeff Conine, R OBP: 0.313, SLG: 0.462	1-2 HR		1-1 F9			1-0 21 WP 1B		2-1 2B		4	1	3	1	0	0	0												
Tony Batista, R OBP: 0.317, SLG: 0.476	0-3 K			0-1 F7		1-2 P6		2-1 F9		4	0	0	0	0	1	2												
21 Marty Cordova, R OBP: 0.330, SLG: 0.449		0-0 G5-4-3 1B		0-0 L8		3-2 F9			0-3 K	4	0	1	0	0	1	1												
Jose Leon, R OBP: 0.269, SLG: 0.387		0-2 F8		1-2 P4			2-3 K		2-1 HR	4	1	1	1	0	1	1												
Mike Bordick, R OBP: 0.306, SLG: 0.368		0-0 G5-4-3			2-1 F9		0-2 G6-3		0-1 1B	4	0	1	0	0	0	1												
Geronimo Gil, R OBP: 0.281, SLG: 0.368		2-2 F8			2-0 1B		3-2 1B		1-3 K	4	0	2	0	0	1	2												
Luis Matos, R OBP: 0.133, SLG: 0.200			2-3 K		1-2 P5		1-1 F7		1-1 G5-3	4	0	0	0	0	1	3												
<b>Inning Stats</b>	R: 1 E: 0 K: 2 S: 12	H: 1 LOB: 0 BB: 0 P: 15	R: 0 E: 0 K: 0 S: 9	H: 1 LOB: 1 BB: 0 P: 11	R: 1 E: 0 K: 1 S: 10	H: 1 LOB: 0 BB: 0 P: 14	R: 0 E: 0 K: 0 S: 6	H: 0 LOB: 0 BB: 0 P: 7	R: 0 E: 0 K: 1 S: 10	H: 1 LOB: 1 BB: 0 P: 16	R: 0 E: 0 K: 0 S: 10	H: 1 LOB: 1 BB: 0 P: 16	R: 0 E: 0 K: 1 S: 13	H: 1 LOB: 0 BB: 0 P: 19	R: 0 E: 0 K: 1 S: 10	H: 1 LOB: 1 BB: 0 P: 14	R: 1 E: 0 K: 2 S: 13	H: 2 LOB: 1 BB: 0 P: 17	1B: 5 2B: 1 3B: 0 HR: 3	SF: 0 SAC: 0 DP: 0 HBP: 0	WP: 1 PB: 0 SB: 1 CS: 0	PA: 36						
<b>PITCHER</b>	IP	WLS	BF	H	R	ER	SO	BB	IBB	HBP	BLK	WP	HR	S	P	ERA	WHIP											
David Wells, L ERA: 3.83	(1, 1)	8.0	W	31	7	2	2	6	0	0	0	0	1	2	80	112	2.25	0.875										
Sterling Hitchcock, L ERA: 5.38	(9, 1)	1.0		5	2	1	1	2	0	0	0	0	0	1	13	17	9.00	2.000										

Batter	1	2	3	4	5	6	7	8	9	AB	R	H	RBI	BB	SO	LOB	BOTTOM										
Alfonso Soriano, R OBP: 0.331, SLG: 0.553	1-3 K	1-1 G6-3				2-3 K	2-1 G5-3			4	0	0	0	0	2	1	<p>Baltimore Orioles @ New York Yankees Yankee Stadium, Bronx, NY Thu Sep 12 2002, 7:05 PM EDT Att: 33,263 - Sunny - 72 F</p> <p>AB 31 R 7 H 10 RBI 5 BB 1 SO 6 LOB 11</p> 										
2 Derek Jeter, R OBP: 0.372, SLG: 0.418	0-2 G3 2B 1B	0-0 G6-3			2-2 G1-3		2-3 G4-3			4	1	1	0	0	0	1											
25 Jason Giambi, L OBP: 0.435, SLG: 0.580	3-2 G3 2B HBP	2-3 K			2-2 F8		3-1 F8			1	1	0	0	0	1	0											
John Vander Wal, L OBP: 0.338, SLG: 0.450	1-2 2B HBP									2	0	0	0	0	0	1											
Bernie Williams, S OBP: 0.418, SLG: 0.493	0-2 G3		1-1 G6-4-3 1B			0-2 G6-4-3 1B		0-0 F7		4	0	2	0	0	0	2											
Robin Ventura, L OBP: 0.371, SLG: 0.478	4-0 2B HR IBB		1-0 F7			2-3 K		1-0 G4-3		3	1	0	0	1	1	2											
Rondell White, R OBP: 0.285, SLG: 0.359	0-0 HR		2-0 G6-4-3			0-2 G6-4-3		1-1 F7		4	1	1	2	0	0	2											
Nick Johnson, L OBP: 0.343, SLG: 0.424	0-2 HR			3-3 K			0-1 1B E 1B			3	2	2	3	0	1	0											
Juan Rivera, R OBP: 0.320, SLG: 0.383	0-2 FC5-4 1B			0-0 CS 1B			0-1 E 1B			3	1	3	0	0	0	0											
Chris Widger, R OBP: 0.350, SLG: 0.414	0-1 FC5-4			3-3 SAFE K			2-2 E7 WP 1B			3	0	1	0	0	1	2											
<b>Inning Stats</b>	R: 5 E: 0 K: 1 S: 21	H: 4 LOB: 1 BB: 1 P: 29	R: 0 E: 0 K: 1 S: 6	H: 0 LOB: 0 BB: 0 P: 9	R: 0 E: 0 K: 0 S: 4	H: 1 LOB: 0 BB: 0 P: 8	R: 0 E: 0 K: 2 S: 10	H: 1 LOB: 0 BB: 0 P: 16	R: 0 E: 0 K: 1 S: 10	H: 0 LOB: 0 BB: 0 P: 16	R: 0 E: 0 K: 1 S: 9	H: 1 LOB: 0 BB: 0 P: 11	R: 2 E: 1 K: 0 S: 12	H: 3 LOB: 1 BB: 0 P: 19	R: 0 E: 0 K: 0 S: 4	H: 0 LOB: 0 BB: 0 P: 6	R: 0 E: 0 K: 0 S: 4	H: 0 LOB: 0 BB: 0 P: 6	1B: 8 2B: 1 3B: 0 HR: 1	SF: 0 SAC: 0 DP: 2 HBP: 1	WP: 1 PB: 0 SB: 0 CS: 1	PA: 33					
<b>PITCHER</b>	IP	WLS	BF	H	R	ER	SO	BB	IBB	HBP	BLK	WP	HR	S	P	ERA	WHIP										
Sean Douglass, R ERA: 5.95	(1, 1)	6.0	L	27	10	7	6	6	0	0	0	0	1	67	98	9.00	1.667										
Travis Driskill, R ERA: 4.91	(7, 1)	2.0		6	0	0	0	0	0	0	0	0	1	9	16	0.00	0.000										



Batter	1	2	3	4	5	6	7	8	9	AB	R	H	RBI	BB	SO	LOB	TOP				
D'Angelo Jimenez, S OBP: 0.321, SLG: 0.335 (1, 4)	4-2 S 1B BB		4-2 BB		2-3 K ①			1-0 P4	0-0 1B 1B	3	2	1	2	2	1	0					
Jose Valentin, S OBP: 0.316, SLG: 0.487 (1, 6)	2-3 K ①		3-1 P6		3-3 K ②			2-2 1B FC5-4	1-2 1B 1B	5	1	2	0	0	2	2					
Frank Thomas, R OBP: 0.355, SLG: 0.459 (1, 10)	3-3 K ②			0-0 14 HBP E 2B	1-0 P4 ③			2-2 14 1B FC5-4 1-2	1-1 14 BB 1B 1-2 2-3	5	3	2	0	0	1	2					
Magglio Ordonez, R OBP: 0.381, SLG: 0.579 Willie Harris, L OBP: 0.273, SLG: 0.293 (1, 9) (9, 8)	3-2 1B 2H			4-2 14 HBP E BB		4-1 14 F7-4 BB		1-0 14 1B	0-1 14 BB 1B 1-2 2-H 3-H	3	3	3	3	2	0	0					
14 Paul Konerko, R OBP: 0.368, SLG: 0.513 (1, 3)		1-1 G4-3 ①		1-0 E 1-2 2-3 HBP ①		0-2 F7-4 ②		3-2 1B 1-H 2-H	4-2 24 2B BB 1-2 2-3	3	1	1	2	1	0	1					
Carlos Lee, R OBP: 0.355, SLG: 0.476 Joe Borchard, S OBP: 0.286, SLG: 0.550 (1, 7) (8, 7)		2-1 F8 ②		2-1 P4 ①		1-1 P6 ③		0-2 G3-1 ③	0-1 24 2B 1B 1-2 2-3	4	0	0	0	0	0	4					
Aaron Rowand, R OBP: 0.285, SLG: 0.395 (1, 8) (9, 9)		1-2 G6-3 ③		1-1 FC4 ①			1-1 F8 ①		E5 1B P3	5	1	0	0	0	0	3					
24 Joe Crede, R OBP: 0.295, SLG: 0.483 (1, 5)			1-0 CS 1B		1-3 2-H 3-H 2-0 G1-3 ②		1-2 L3 ②			5	1	3	2	0	0	2					
Josh Paul, R OBP: 0.308, SLG: 0.284 (1, 2)			2-3 K 1-2		2-2 G5-3 ③		3-2 F9 ③		G4-3 K	5	0	0	0	0	2	6					
<b>Inning Stats</b>	R: 1 E: 0 K: 2 S: 13	H: 1 LOB: 1 BB: 1 P: 25	R: 0 E: 0 K: 0 S: 7	H: 0 LOB: 0 BB: 0 P: 11	R: 0 E: 0 K: 1 S: 8	H: 1 LOB: 1 BB: 1 P: 18	R: 2 E: 1 K: 0 S: 11	H: 1 LOB: 2 BB: 1 P: 23	R: 0 E: 0 K: 0 S: 6	H: 0 LOB: 0 BB: 1 P: 11	R: 0 E: 0 K: 0 S: 9	H: 0 LOB: 0 BB: 0 P: 14	R: 2 E: 0 K: 0 S: 15	H: 3 LOB: 1 BB: 0 P: 24	R: 8 E: 1 K: 1 S: 27	H: 7 LOB: 1 BB: 1 P: 39	1B: 11 2B: 3 3B: 0 HR: 0	SF: 0 SAC: 0 DP: 1 HBP: 1	WP: 0 PB: 0 SB: 1 CS: 1	PA: 45	
<b>PITCHER</b>	IP WLS BF H R ER SO BB IBB HBP BLK WP HR S P ERA WHIP	7.0 L 27 3 3 1 5 4 0 1 0 0 0 62 116 1.29 1.000	1.1 10 5 5 4 0 0 0 0 0 0 0 0 25 35 27.00 3.750	0.2 8 5 5 5 1 1 0 0 0 0 0 0 17 28 67.50 9.000																	

Chicago White Sox @ New York Yankees  
Yankee Stadium, Bronx, NY  
Fri Sep 13 2002, 7:05 PM EDT  
Att: 45,935 - Cloudy - 81 F

AB 39  
R 13  
H 13  
RBI 11  
BB 5  
SO 6  
LOB 20



Batter	1	2	3	4	5	6	7	8	9	AB	R	H	RBI	BB	SO	LOB	BOTTOM				
Alfonso Soriano, R OBP: 0.329, SLG: 0.549 (1, 4)	2-2 L5 ①		0-1 E6 2 E		3-2 L7 ①			2-3 K ①		4	1	0	0	0	1	1					
2 Derek Jeter, R OBP: 0.371, SLG: 0.418 (1, 6)	2-3 K ②		0-0 E8 1-H G4-3 2B		0-0 G6-4-3 1-2			1-3 K ②		4	1	1	1	0	2	1					
Bernie Williams, S OBP: 0.419, SLG: 0.495 (1, 8)	1-0 2B		0-0 G4-3 ①		2-2 S 1B			3-3 K ③		4	0	2	1	0	1	0					
Robin Ventura, L OBP: 0.371, SLG: 0.476 Enrique Wilson, S OBP: 0.250, SLG: 0.304 (1, 5) (9, PH)	4-2 2B		1-3 K ②		1-3 K ①			1-3 K ①	4-0 BB	2	0	0	0	1	2	1					
20 Jorge Posada, S OBP: 0.373, SLG: 0.483 Alberto Castillo, R OBP: 0.159, SLG: 0.216 (1, 2) (9, PH)	2-3 K ③		0-2 G3 ③		1-2 P3 ②			1-2 P3 ②	2-3 K ①	3	0	0	0	0	1	3					
Raul Mondesi, R OBP: 0.312, SLG: 0.444 Alex Arias, R (9, PH)		1-3 K ①		1-3 K ①				1-3 K ③	2-3 K ②	3	0	0	0	0	3	1					
John Vander Wal, L OBP: 0.335, SLG: 0.445 Ron Coomer, R OBP: 0.299, SLG: 0.386 (1, 10) (7, PH)		0-0 G3-1 ②		0-1 G6-3 ②				1-1 F8 ①	1-3 K ③	2	0	0	0	0	0	0					
Nick Johnson, L OBP: 0.343, SLG: 0.421 (1, 3)		4-2 BB		0-2 G3 ③				1-2 G4-3 ②		2	0	0	0	1	0	0					
Juan Rivera, R OBP: 0.321, SLG: 0.367 (1, 7)		2-2 P4 ③			4-0 2 G6-4-3 BB			0-0 G5-3 ③		2	0	0	0	1	0	1					
<b>Inning Stats</b>	R: 0 E: 0 K: 2 S: 13	H: 1 LOB: 2 BB: 1 P: 24	R: 0 E: 0 K: 1 S: 11	H: 0 LOB: 1 BB: 1 P: 18	R: 2 E: 2 K: 1 S: 11	H: 1 LOB: 0 BB: 0 P: 12	R: 0 E: 0 K: 1 S: 11	H: 0 LOB: 0 BB: 0 P: 12	R: 0 E: 0 K: 2 S: 17	H: 1 LOB: 1 BB: 0 P: 22	R: 0 E: 0 K: 0 S: 7	H: 0 LOB: 0 BB: 0 P: 9	R: 0 E: 0 K: 3 S: 9	H: 0 LOB: 0 BB: 0 P: 15	R: 0 E: 0 K: 3 S: 11	H: 0 LOB: 1 BB: 1 P: 20	1B: 1 2B: 2 3B: 0 HR: 0	SF: 0 SAC: 0 DP: 1 HBP: 0	WP: 0 PB: 0 SB: 1 CS: 0	PA: 34	
<b>PITCHER</b>	IP WLS BF H R ER SO BB IBB HBP BLK WP HR S P ERA WHIP	5.0 W 21 3 2 0 2 0 0 0 0 0 0 14 17 0.00 0.000	1.0 H 3 0 0 0 2 0 0 0 0 0 0 14 17 0.00 0.000	3.0 S 10 0 0 0 6 1 0 0 0 0 0 27 44 0.00 0.333																	

Chicago White Sox @ New York Yankees  
Yankee Stadium, Bronx, NY  
Fri Sep 13 2002, 7:05 PM EDT  
Att: 45,935 - Cloudy - 81 F

AB 30  
R 2  
H 3  
RBI 2  
BB 4  
SO 13  
LOB 11





Batter	1	2	3	4	5	6	7	8	9	AB	R	H	RBI	BB	SO	LOB	TOP					
D'Angelo Jimenez, S OBP: 0.320, SLG: 0.332	G3			G4-3		F7		K		4	0	0	0	1	1	3	<b>Chicago White Sox @ New York Yankees</b> Yankee Stadium, Bronx, NY Sat Sep 14 2002, 1:15 PM EDT Att: 44,795 - Sunny - 78 F					
Jose Valentin, S OBP: 0.315, SLG: 0.486	K			K		P4		K		5	0	1	0	0	3	3						
Carlos Lee, R OBP: 0.355, SLG: 0.477	P5					F7		G6-3		4	1	1	0	1	0	1						
Magglio Ordonez, R OBP: 0.381, SLG: 0.577		G4-3						F8		4	2	1	0	0	0	1						
14 Paul Konerko, R OBP: 0.367, SLG: 0.513 Aron Rowand, R OBP: 0.285, SLG: 0.395	K							F2		4	1	1	1	0	1	1						
Jeff Liefer, L OBP: 0.280, SLG: 0.343	G4-3							G4-3		5	2	1	3	0	1	2						
24 Joe Crede, R OBP: 0.300, SLG: 0.503										4	2	2	1	0	1	2						
Mark Johnson, L OBP: 0.300, SLG: 0.292										4	0	3	2	0	1	0						
Willie Harris, L OBP: 0.272, SLG: 0.292										4	0	1	1	0	1	2						
<b>Inning Stats</b>	R: 0 E: 0 K: 1 S: 8	H: 0 LOB: 0 BB: 0 P: 13	R: 0 E: 0 K: 1 S: 7	H: 0 LOB: 0 BB: 0 P: 12	R: 0 E: 0 K: 2 S: 11	H: 1 LOB: 2 BB: 1 P: 19	R: 3 E: 1 K: 1 S: 20	H: 3 LOB: 2 BB: 1 P: 31	R: 4 E: 0 K: 1 S: 14	H: 3 LOB: 0 BB: 0 P: 20	R: 0 E: 0 K: 0 S: 6	H: 1 LOB: 1 BB: 0 P: 11	R: 0 E: 0 K: 1 S: 10	H: 0 LOB: 0 BB: 0 P: 13	R: 1 E: 0 K: 2 S: 10	H: 2 LOB: 1 BB: 0 P: 13		R: 0 E: 0 K: 0 S: 5	H: 1 LOB: 1 BB: 0 P: 8	1B: 4 2B: 5 3B: 0 HR: 2	SF: 1 SAC: 0 DP: 0 HBP: 1	WP: 0 PB: 0 SB: 0 CS: 0
<b>PITCHER</b>	IP	WLS	BF	H	R	ER	SO	BB	IBB	HBP	BLK	WP	HR	S	P	ERA	WHIP					
Roger Clemens, R ERA: 4.42	5.0	L	26	7	7	5	6	2	0	1	0	0	2	60	95	9.00	1.800					
Mike Thurman, R ERA: 5.18	4.0		16	4	1	1	3	0	0	0	0	0	0	31	45	2.25	1.000					

Batter	1	2	3	4	5	6	7	8	9	AB	R	H	RBI	BB	SO	LOB	BOTTOM					
Alfonso Soriano, R OBP: 0.329, SLG: 0.552	F9							F3		4	1	1	1	0	1	2	<b>Chicago White Sox @ New York Yankees</b> Yankee Stadium, Bronx, NY Sat Sep 14 2002, 1:15 PM EDT Att: 44,795 - Sunny - 78 F					
2 Derek Jeter, R OBP: 0.372, SLG: 0.419	F8									4	0	2	0	0	1	2						
25 Jason Giambi, L OBP: 0.434, SLG: 0.578	K									4	0	1	0	0	2	1						
Bernie Williams, S OBP: 0.416, SLG: 0.491		K								4	0	0	0	0	1	2						
20 Jorge Posada, S OBP: 0.370, SLG: 0.479		P6								4	0	0	0	0	1	0						
Robin Ventura, L OBP: 0.371, SLG: 0.473 57 Drew Henson, R (9, FH)		F7								2	0	0	0	1	0	0						
Raul Mondesi, R OBP: 0.313, SLG: 0.443										3	0	1	0	0	0	1						
Nick Johnson, L OBP: 0.340, SLG: 0.417										3	0	0	0	0	0	2						
Juan Rivera, R OBP: 0.304, SLG: 0.346										3	0	0	0	0	1	2						
<b>Inning Stats</b>	R: 0 E: 0 K: 1 S: 6	H: 0 LOB: 0 BB: 0 P: 11	R: 0 E: 0 K: 1 S: 9	H: 0 LOB: 0 BB: 0 P: 15	R: 0 E: 1 K: 3 S: 15	H: 1 LOB: 2 BB: 0 P: 22	R: 0 E: 0 K: 0 S: 4	H: 0 LOB: 0 BB: 0 P: 7	R: 0 E: 0 K: 0 S: 3	H: 0 LOB: 0 BB: 0 P: 6	R: 1 E: 0 K: 0 S: 9	H: 3 LOB: 1 BB: 0 P: 16	R: 0 E: 0 K: 0 S: 8	H: 0 LOB: 1 BB: 1 P: 17	R: 0 E: 0 K: 1 S: 12	H: 1 LOB: 1 BB: 0 P: 19		R: 0 E: 0 K: 2 S: 9	H: 0 LOB: 0 BB: 0 P: 16	1B: 4 2B: 0 3B: 0 HR: 1	SF: 0 SAC: 0 DP: 1 HBP: 0	WP: 1 PB: 0 SB: 0 CS: 0
<b>PITCHER</b>	IP	WLS	BF	H	R	ER	SO	BB	IBB	HBP	BLK	WP	HR	S	P	ERA	WHIP					
Dan Wright, R ERA: 5.42	7.0	W	26	4	1	1	5	1	0	0	0	0	1	54	94	1.29	0.714					
Keith Foulke, R ERA: 3.13	1.0		4	1	0	0	1	0	0	0	0	0	0	12	19	0.00	1.000					
Damaso Marte, L ERA: 2.98	1.0		3	0	0	0	2	0	0	0	0	0	0	9	16	0.00	0.000					




Batter	1	2	3	4	5	6	7	8	9	AB	R	H	RBI	BB	SO	LOB	TOP				
D'Angelo Jimenez, S OBP: 0.320, SLG: 0.334	F9		1B E 2B		K					3	1	1	0	0	1	0					
Willie Harris, L OBP: 0.273, SLG: 0.293	K		E 1B		K					3	0	1	0	0	2	0					
Frank Thomas, R OBP: 0.353, SLG: 0.456	F7		E5 G5-4-3			F9				3	0	0	1	0	0	1					
Magglio Ordonez, R OBP: 0.379, SLG: 0.574		K	K			G5-3				3	0	0	0	0	2	2					
14 Paul Konerko, R OBP: 0.367, SLG: 0.512			G5-4-3 1B			G5-3				3	0	1	0	0	0	2					
Carlos Lee, R OBP: 0.356, SLG: 0.476		G6-4-3 1B								1	0	0	0	1	0	1					
24 Joe Crede, R OBP: 0.302, SLG: 0.510			HR 2B		F8					2	1	1	0	0	0	1					
Aaron Rowand, R OBP: 0.286, SLG: 0.393			HR BB		G6-3					1	1	0	0	1	0	1					
Miguel Olivo, R OBP: 0.500, SLG: 2.000			HR		G6-3					2	1	1	3	0	0	0					
<b>Inning Stats</b>	R: 0 E: 0 K: 1 S: 10	H: 0 LOB: 0 BB: 0 P: 17	R: 0 E: 0 K: 1 S: 6	H: 1 LOB: 0 BB: 0 P: 7	R: 4 E: 1 K: 1 S: 16	H: 4 LOB: 1 BB: 1 P: 25	R: 0 E: 0 K: 0 S: 5	H: 0 LOB: 0 BB: 1 P: 10	R: 0 E: 0 K: 2 S: 11	H: 0 LOB: 0 BB: 0 P: 14	R: 0 E: 0 K: 0 S: 11	H: 0 LOB: 0 BB: 0 P: 18					1B: 2 2B: 2 3B: 0 HR: 1	SF: 0 SAC: 0 DP: 3 HBP: 0	WP: 0 PB: 0 CS: 0	PA: 23	
<b>PITCHER</b> Andy Pettitte, L ERA: 3.45	IP: 6.0 WLS: W BF: 23 H: 5 R: 4 ER: 4 SO: 5					BB: 2 IBB: 0 HBP: 0 BLK: 0	WP: 0 HR: 1 S: 59 P: 91	ERA: 6.00 WHIP: 1.167					<b>PITCHER</b>	IP: 6.0 WLS: W BF: 23 H: 5 R: 4 ER: 4 SO: 5					BB: 2 IBB: 0 HBP: 0 BLK: 0	WP: 0 HR: 1 S: 59 P: 91	ERA: 6.00 WHIP: 1.167

Chicago White Sox @ New York Yankees  
 Yankee Stadium, Bronx, NY  
 Sun Sep 15 2002, 1:05 PM EDT  
 Att: 39,587 - Cloudy - 79 F

livebaseballscorecards.com

AB 21  
 R 4  
 H 5  
 RBI 4  
 BB 2  
 SO 5  
 LOB 8




Batter	1	2	3	4	5	6	7	8	9	AB	R	H	RBI	BB	SO	LOB	BOTTOM			
Alfonso Soriano, R OBP: 0.329, SLG: 0.556	F8		F2		HR					3	1	1	1	0	0	1				
2 Derek Jeter, R OBP: 0.372, SLG: 0.419	L4			25 HR 1B	F9					3	1	1	0	0	0	0				
25 Jason Giambi, L OBP: 0.435, SLG: 0.584	F5			HR		20 1B BLK 1B				3	2	2	2	0	0	0				
Bernie Williams, S OBP: 0.417, SLG: 0.497		L8		HR		BLK 20 1B 1B				3	2	2	1	0	0	0				
20 Jorge Posada, S OBP: 0.370, SLG: 0.478		F7			K	BLK 1B 1B				3	1	1	0	0	1	0				
Robin Ventura, L OBP: 0.371, SLG: 0.471		K			F6	1B E BB				2	1	0	0	1	1	0				
Raul Mondesi, R OBP: 0.311, SLG: 0.441			K		K	F3				3	0	0	0	0	2	3				
Nick Johnson, L OBP: 0.343, SLG: 0.418					L8 BB	E9 1B				2	0	1	2	1	0	0				
Juan Rivera, R OBP: 0.293, SLG: 0.333			F9		F8					2	0	0	0	0	0	1				
<b>Inning Stats</b>	R: 0 E: 0 K: 0 S: 4	H: 0 LOB: 0 BB: 0 P: 5	R: 0 E: 0 K: 1 S: 8	H: 0 LOB: 0 BB: 0 P: 16	R: 0 E: 0 K: 1 S: 8	H: 0 LOB: 1 BB: 1 P: 15	R: 3 E: 0 K: 2 S: 14	H: 3 LOB: 0 BB: 0 P: 22	R: 1 E: 0 K: 0 S: 8	H: 1 LOB: 0 BB: 0 P: 12	R: 4 E: 1 K: 0 S: 21	H: 4 LOB: 1 BB: 1 P: 31					1B: 5 2B: 0 3B: 0 HR: 3	SF: 0 SAC: 0 DP: 0 HBP: 0	WP: 0 PB: 0 CS: 0	PA: 26
<b>PITCHER</b> Gary Glover, R ERA: 5.25 Mike Porzio, L ERA: 4.7 Matt Ginter, R ERA: 4.5	IP: 5.0 WLS: L BF: 4 H: 3 R: 4 ER: 4 SO: 0					BB: 1 IBB: 0 HBP: 0 BLK: 1	WP: 0 HR: 0 S: 11 P: 16	ERA: ∞ WHIP: ∞	<b>PITCHER</b>	IP: 0.1 WLS: L BF: 2 H: 1 R: 0 ER: 0 SO: 0					BB: 0 IBB: 0 HBP: 0 BLK: 0	WP: 0 HR: 0 S: 10 P: 15	ERA: 0.00 WHIP: 3.000			

Chicago White Sox @ New York Yankees  
 Yankee Stadium, Bronx, NY  
 Sun Sep 15 2002, 1:05 PM EDT  
 Att: 39,587 - Cloudy - 79 F

livebaseballscorecards.com

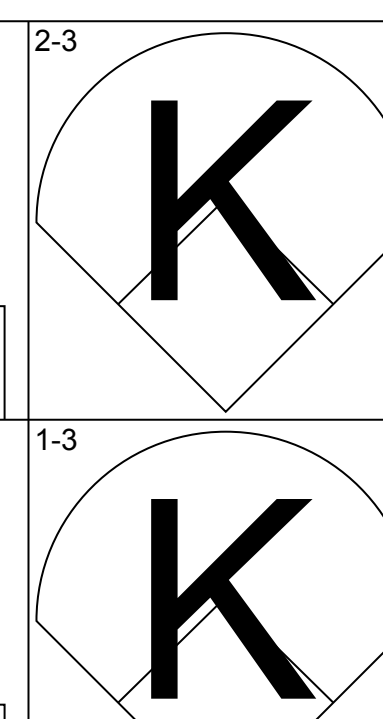
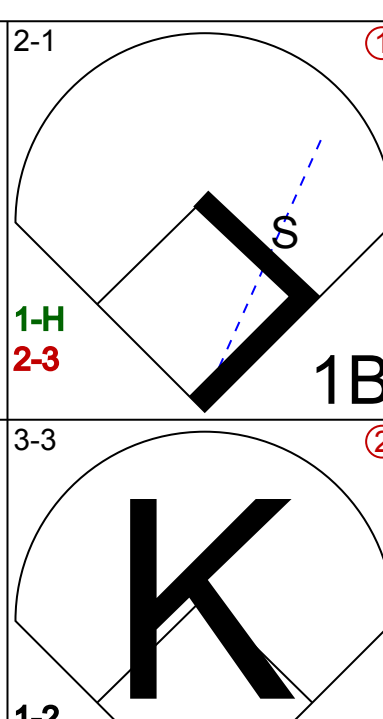
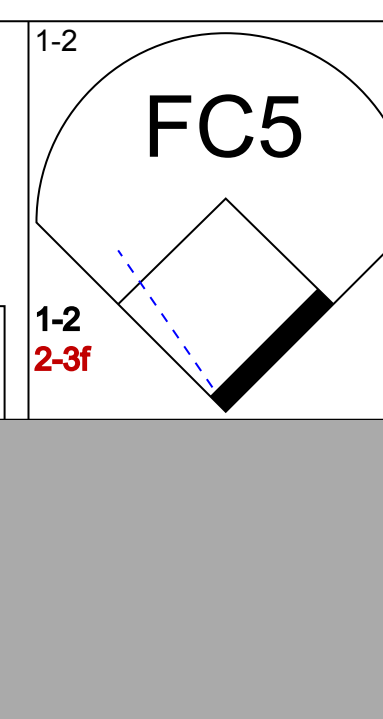
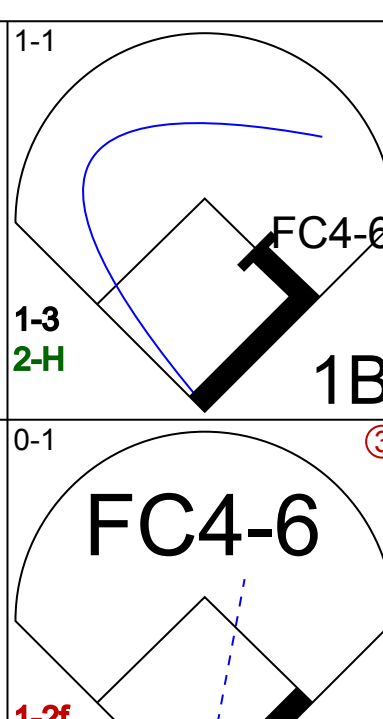
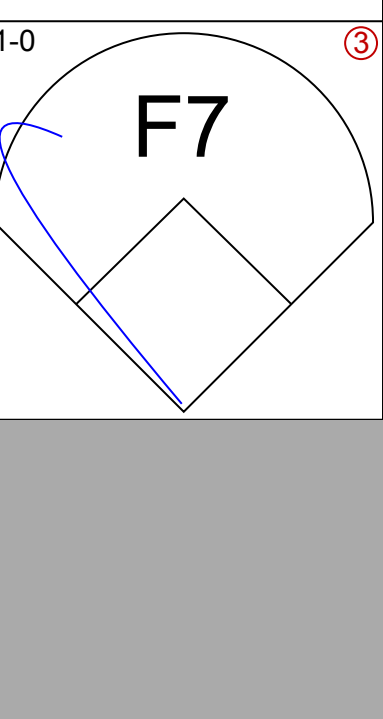
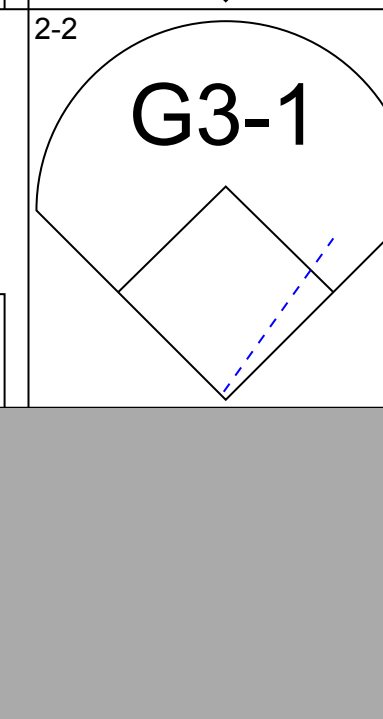
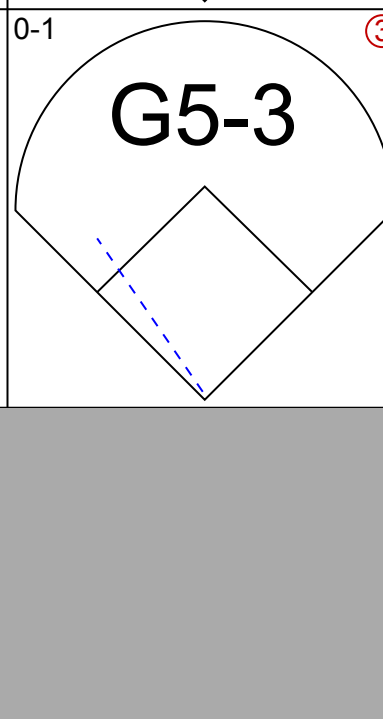
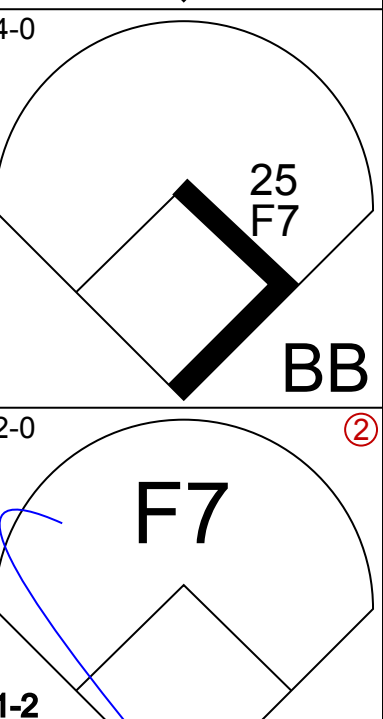

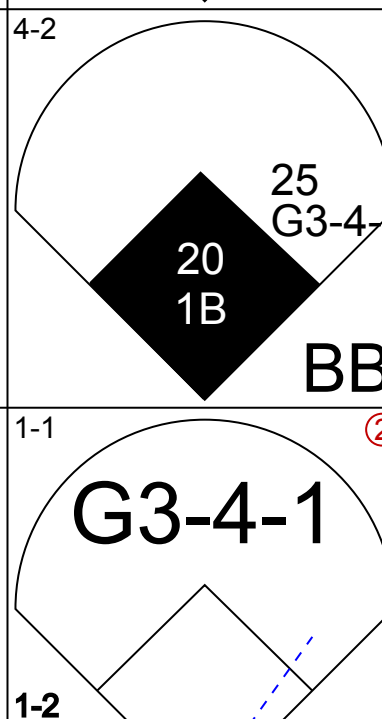


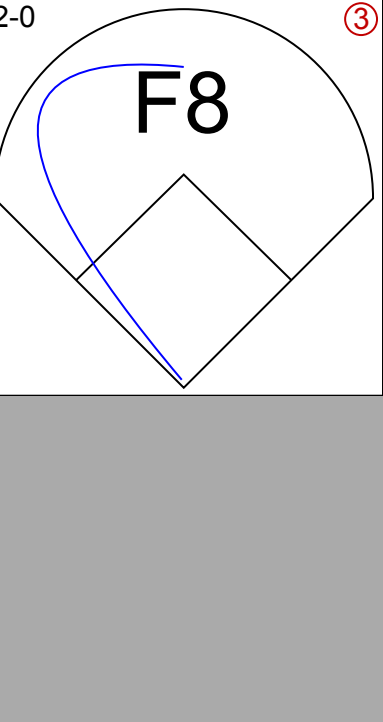
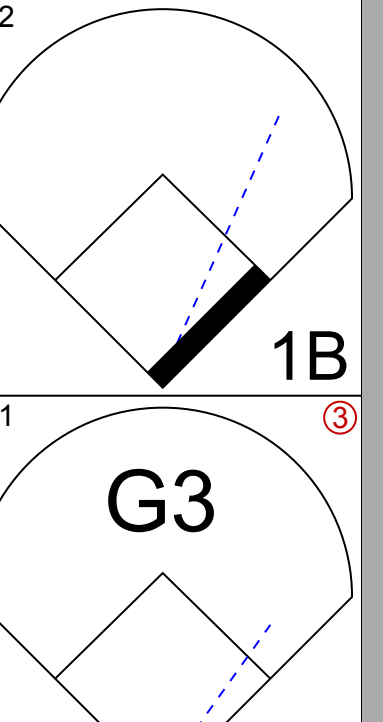
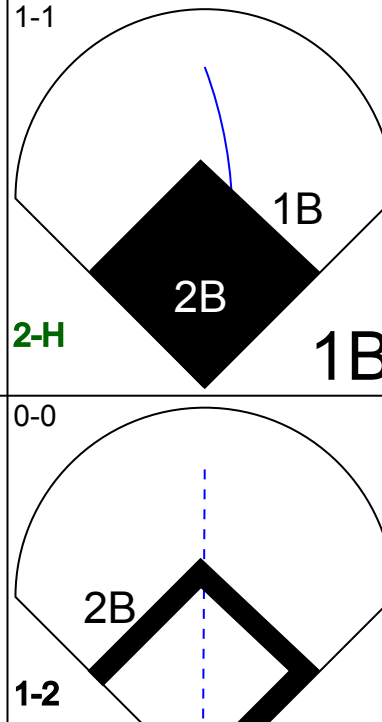
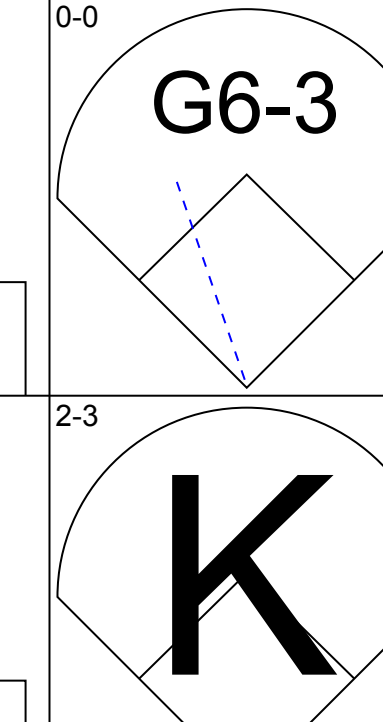
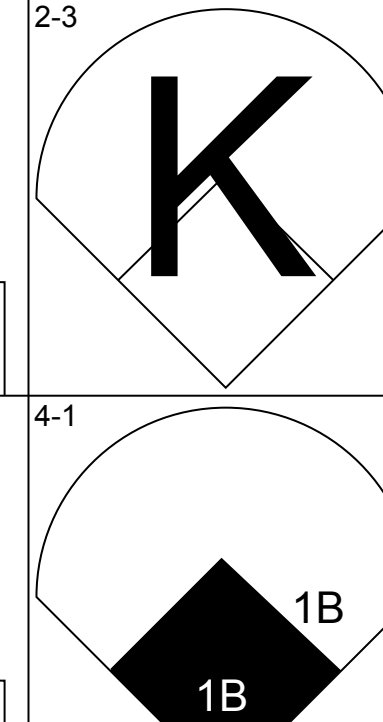
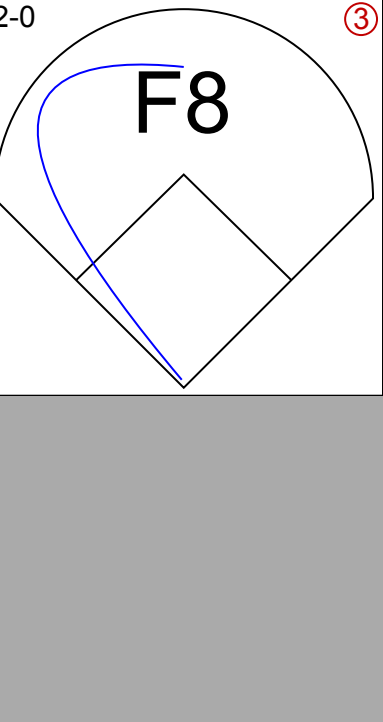
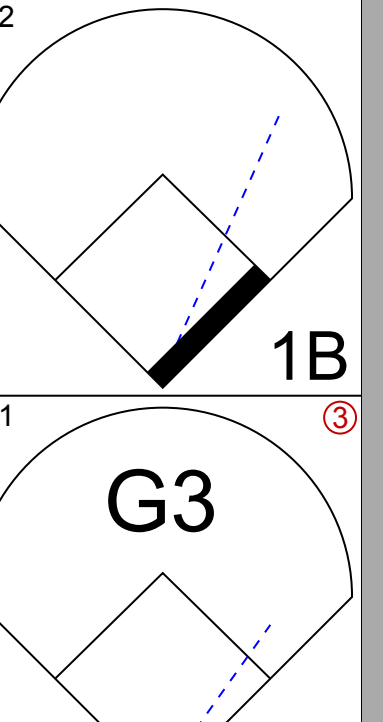
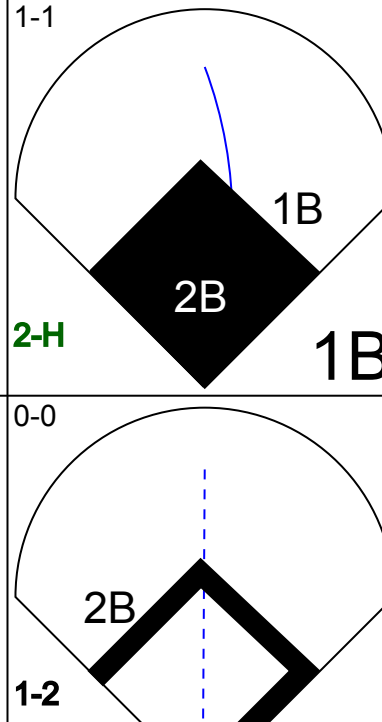

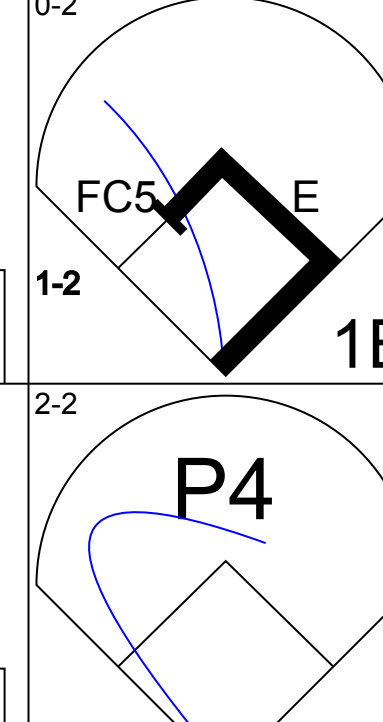


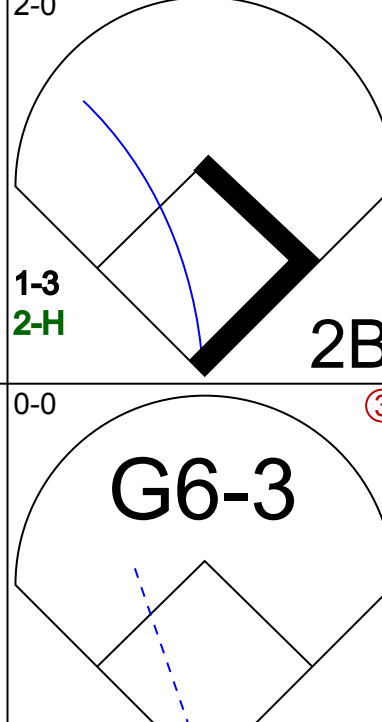

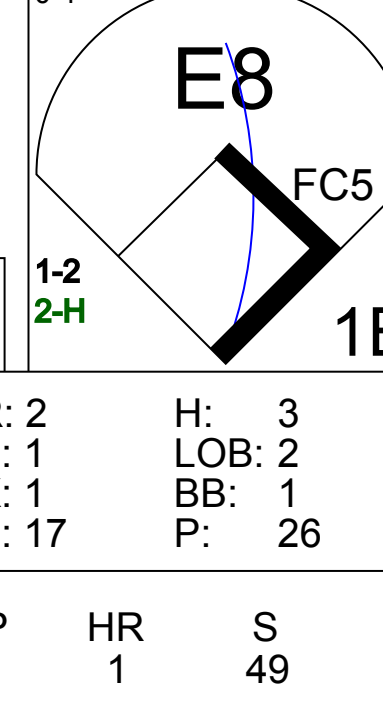
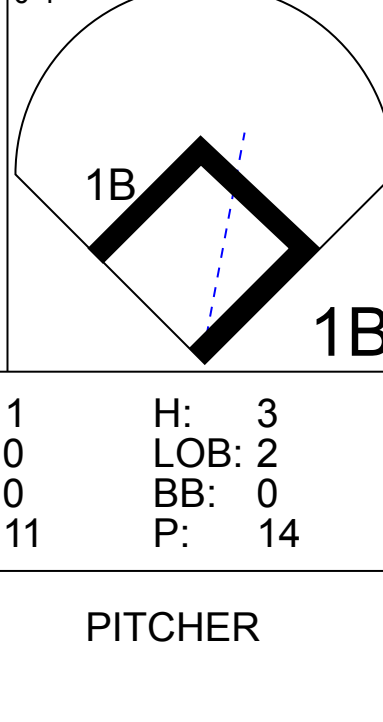
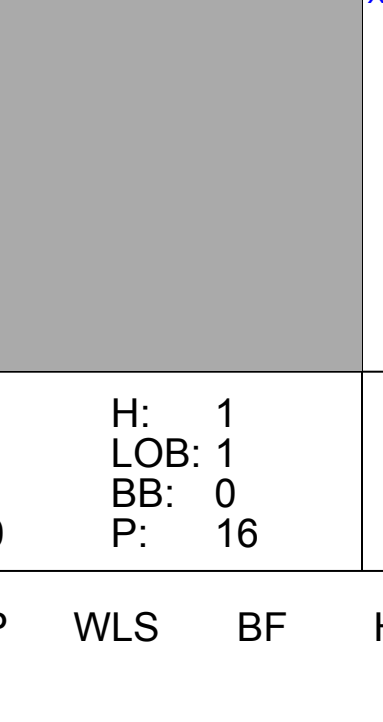
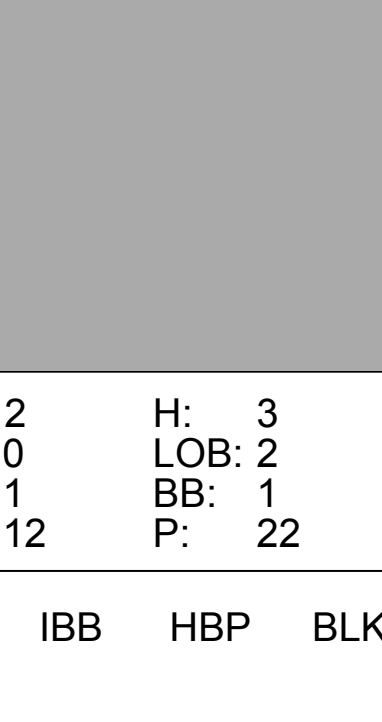
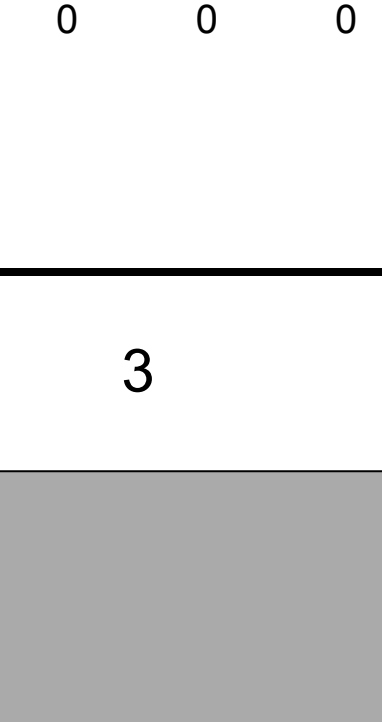
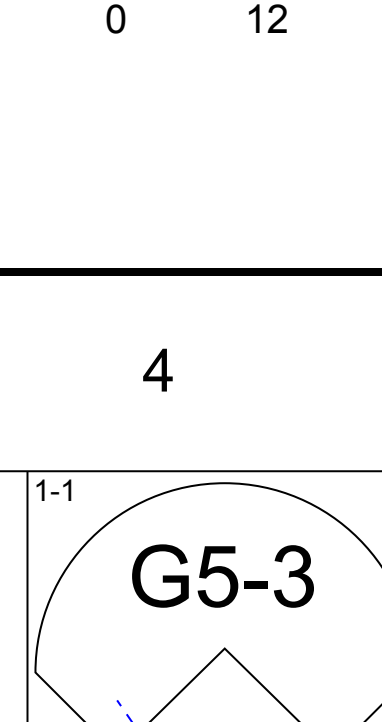
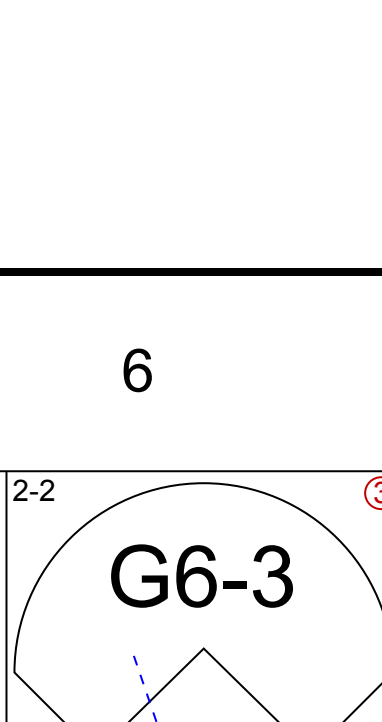
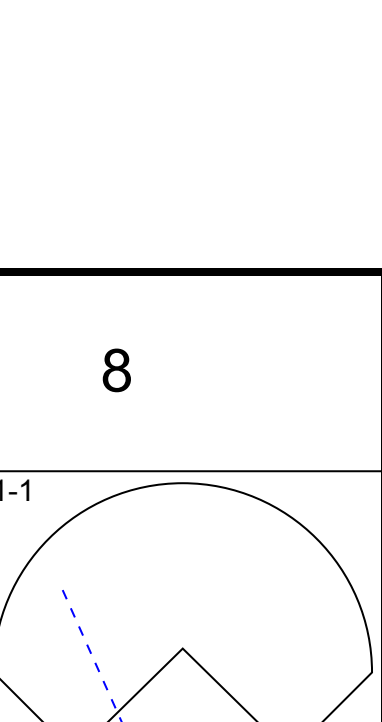
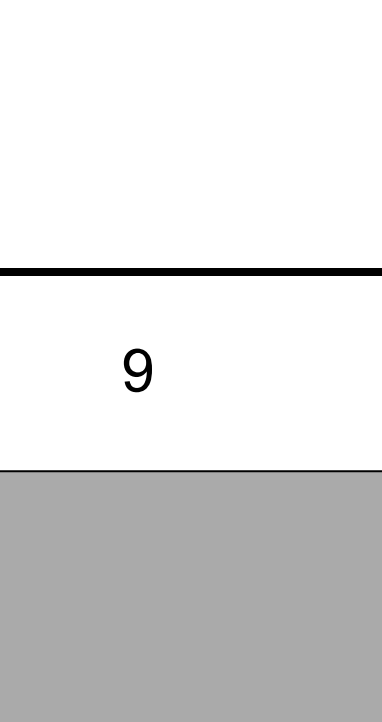

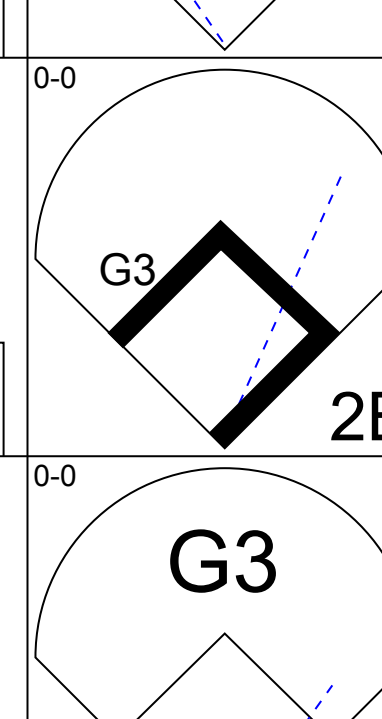

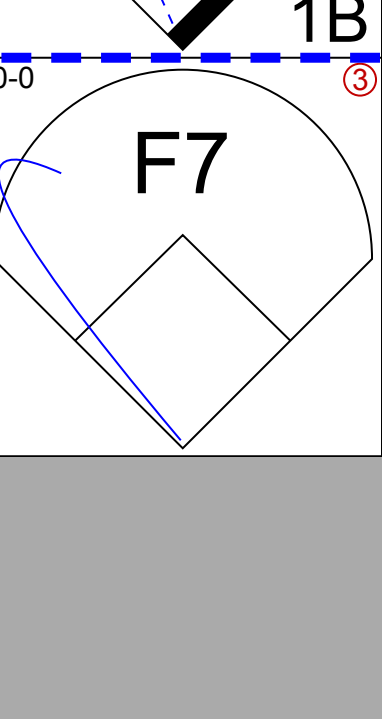
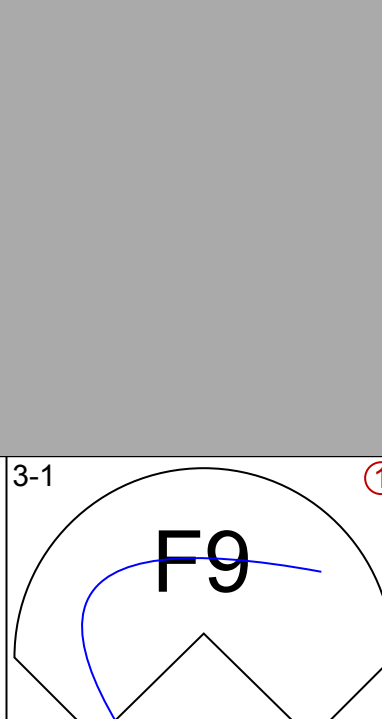

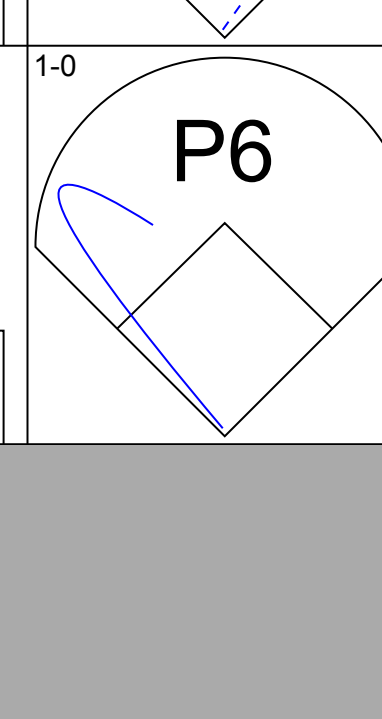


AB 24  
 R 8  
 H 8  
 RBI 6  
 BB 2  
 SO 4  
 LOB 5








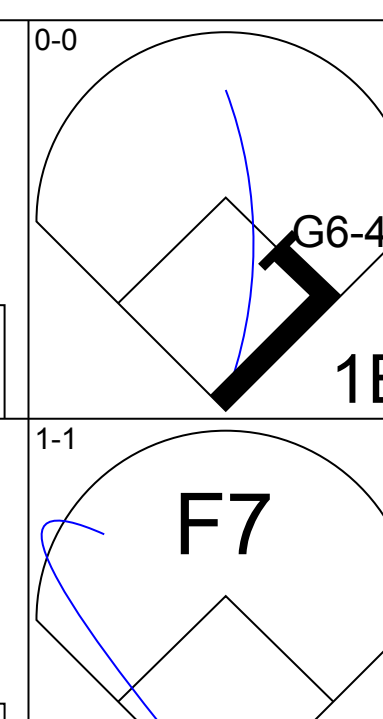
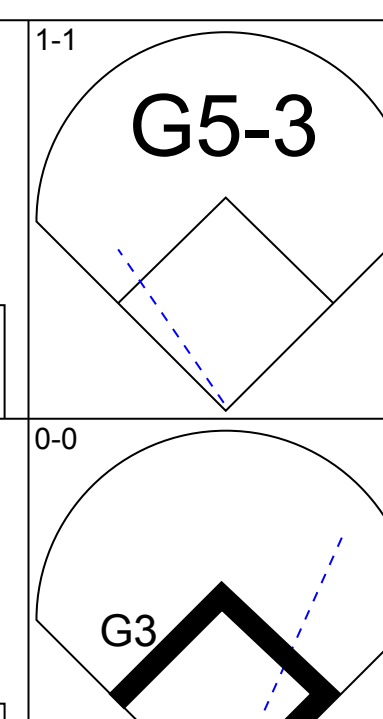
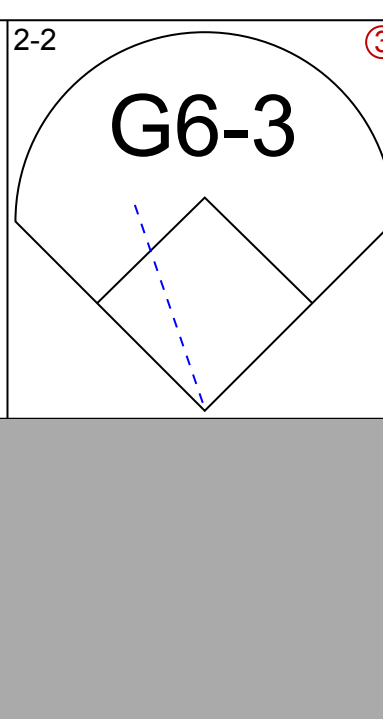
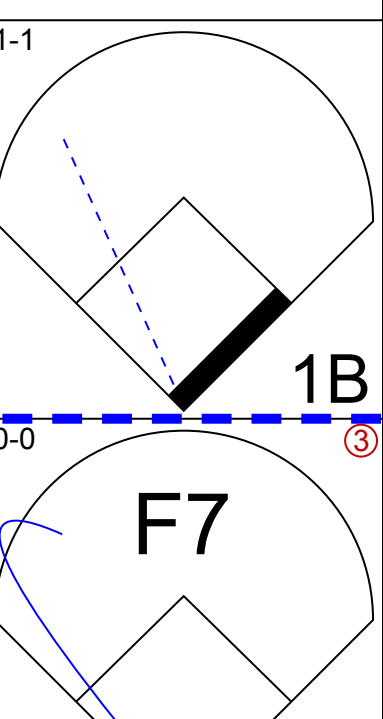
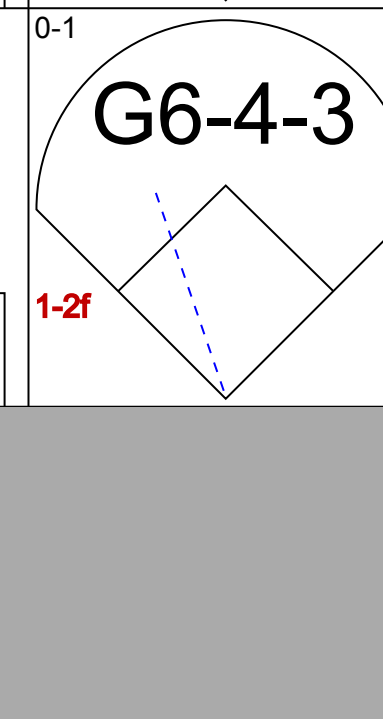
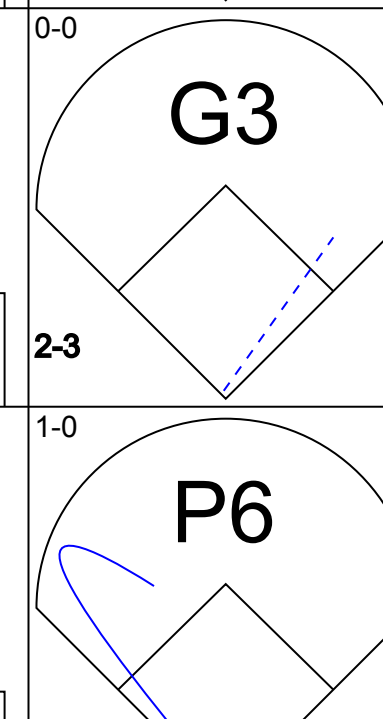
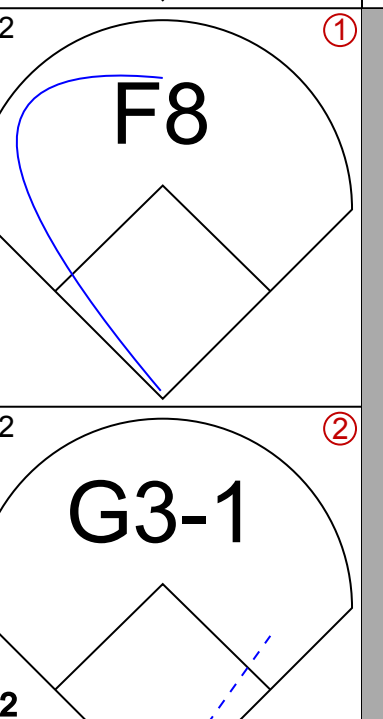



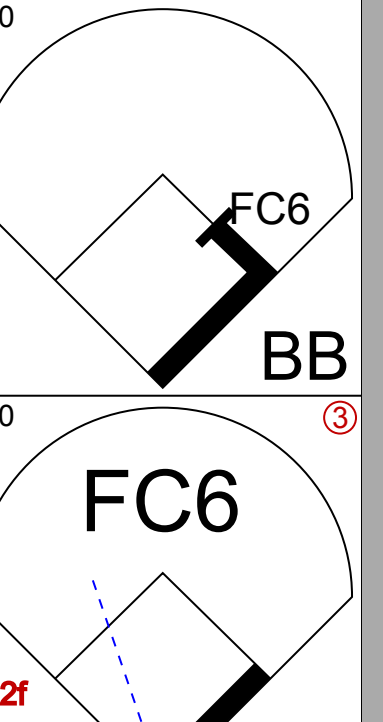
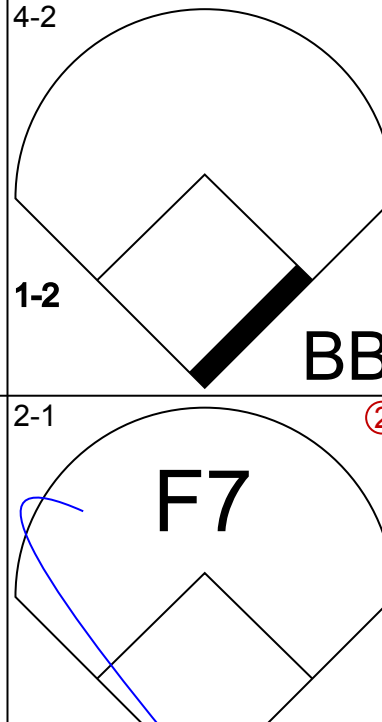
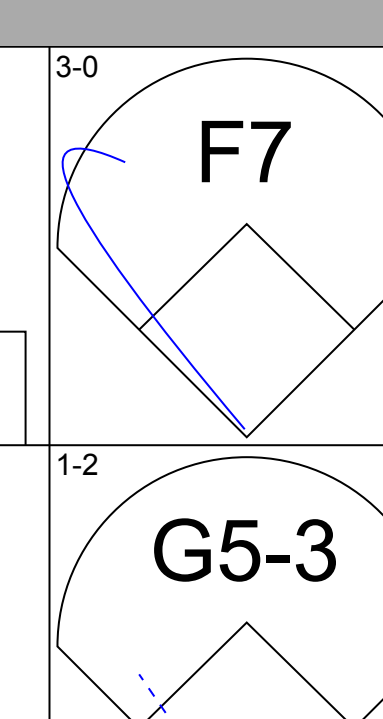
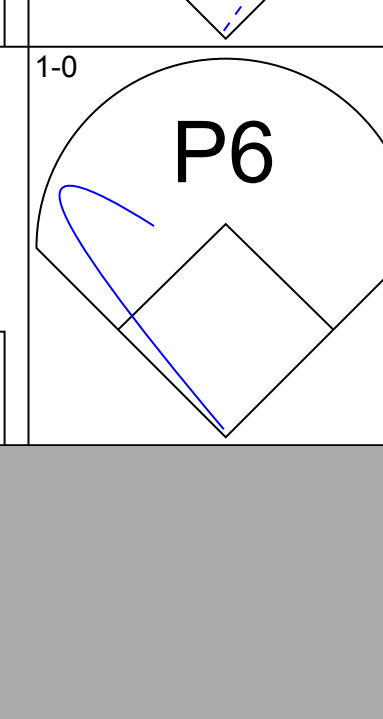
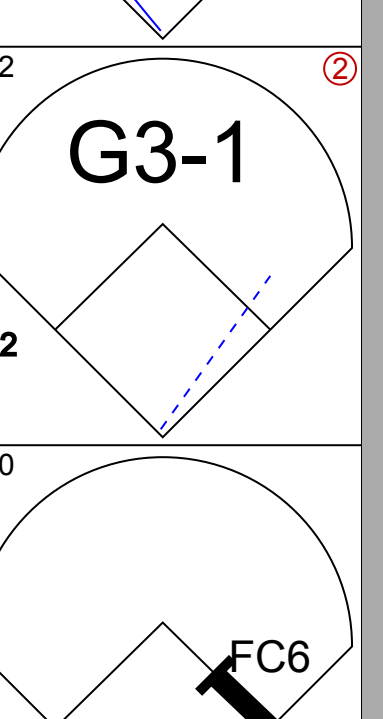
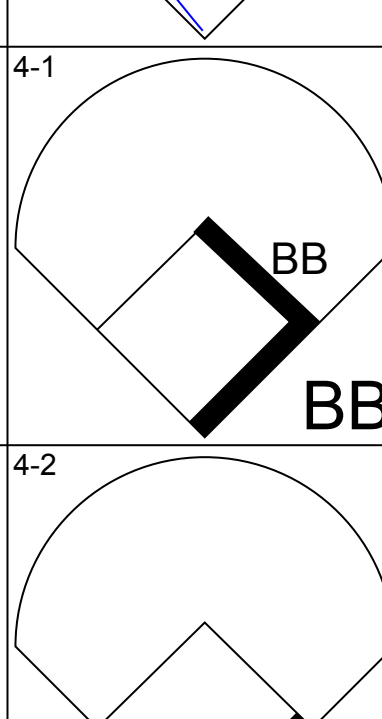
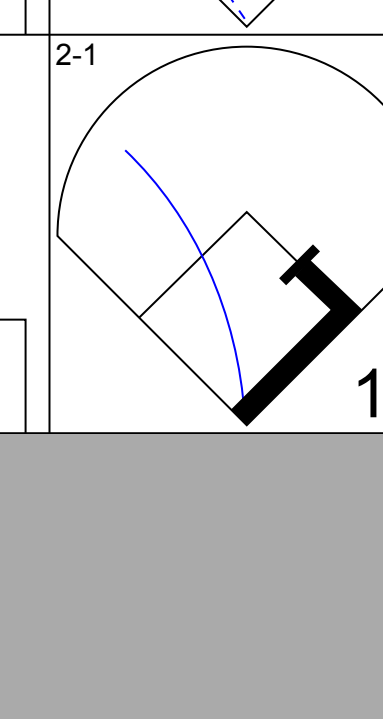
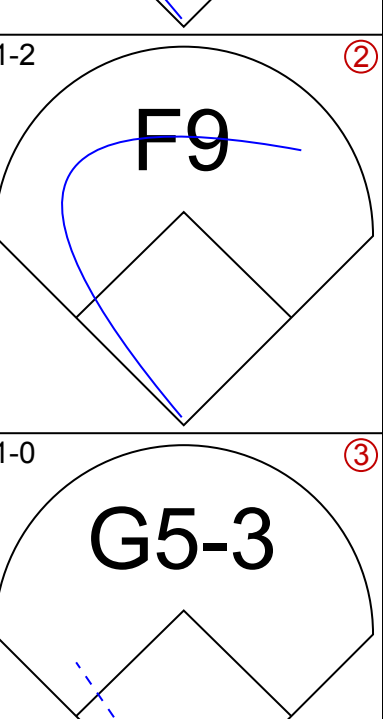
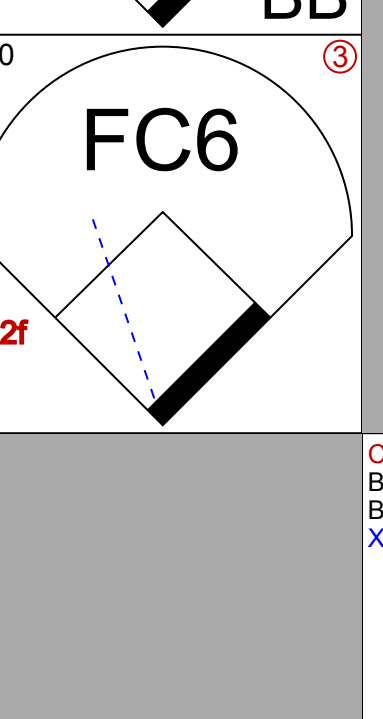
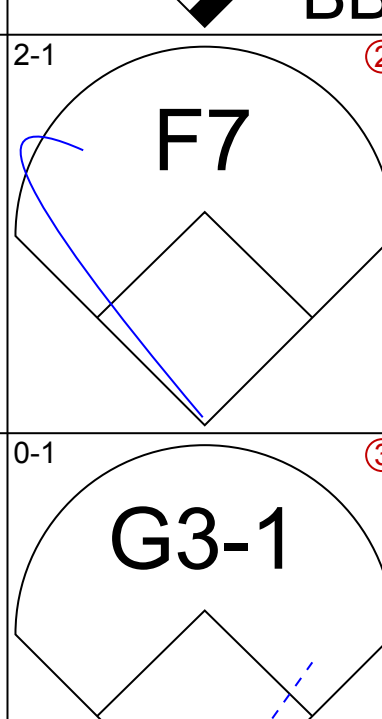




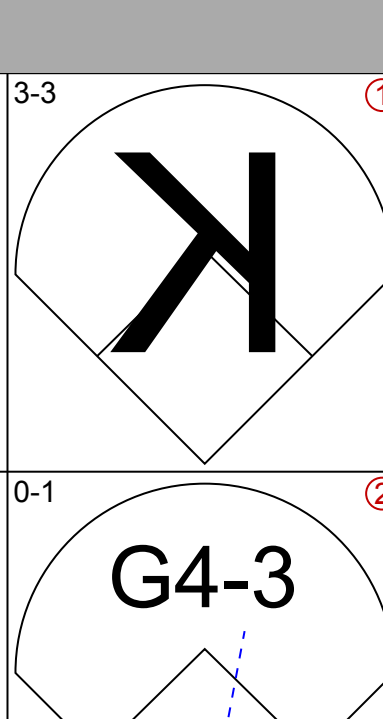
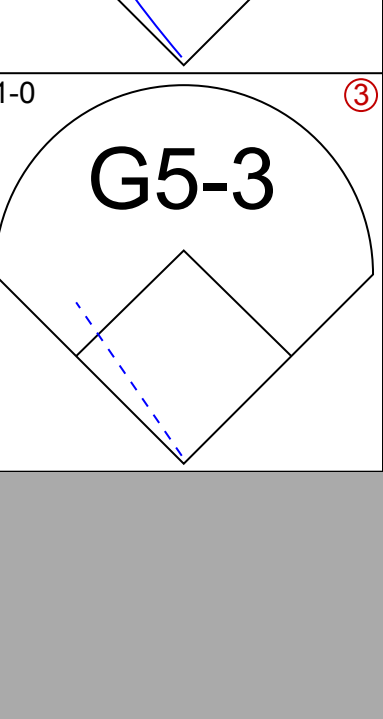
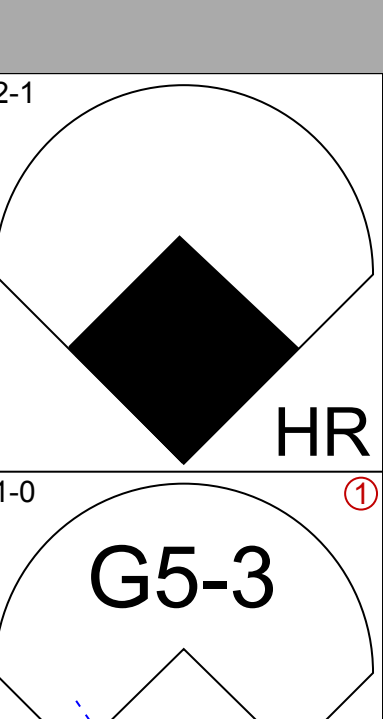
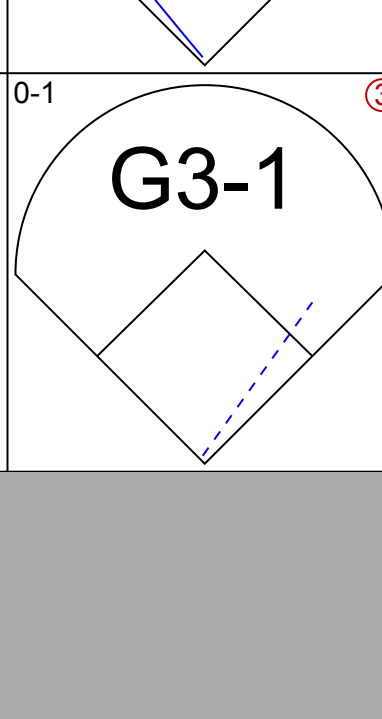
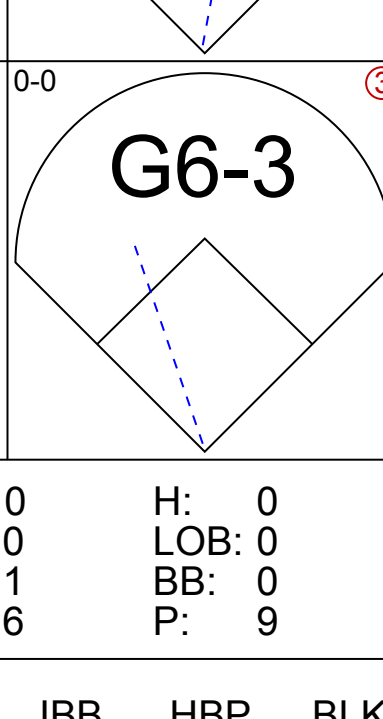
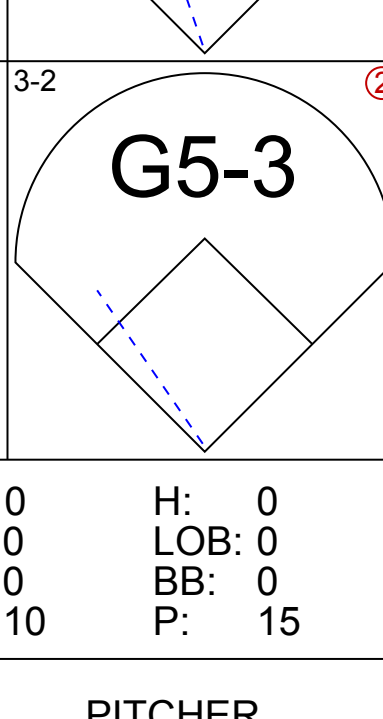
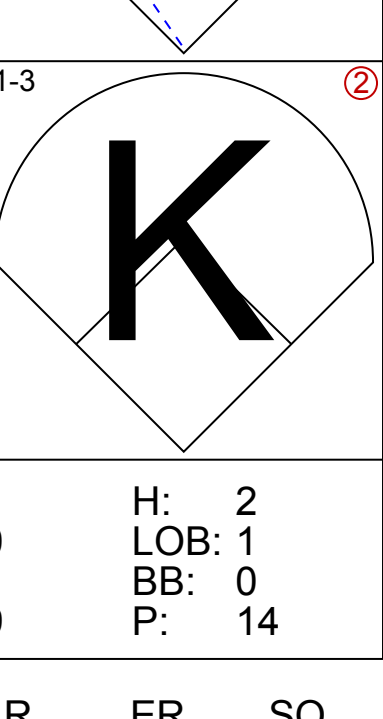





Batter	1	2	3	4	5	6	7	8	9	AB	R	H	RBI	BB	SO	LOB	TOP					
Alfonso Soriano, R OBP: 0.334, SLG: 0.564 (1, 4)										5	0	2	2	0	1	3						
Nick Johnson, L OBP: 0.337, SLG: 0.410 (1, 3)										5	0	0	0	0	4	3						
2 Derek Jeter, R OBP: 0.371, SLG: 0.414 (1, 6)										3	1	0	0	2	0	1						
25 Jason Giambi, L OBP: 0.432, SLG: 0.584 (1, 10)										5	1	1	1	0	0	2						
20 Jorge Posada, S OBP: 0.371, SLG: 0.477 (1, 2)										5	1	2	1	0	1	1						
Robin Ventura, L OBP: 0.371, SLG: 0.469 (1, 5)										4	1	1	0	1	1	1						
Raul Mondesi, R OBP: 0.314, SLG: 0.443 (1, 8)										4	1	2	1	1	0	0						
Shane Spencer, R OBP: 0.324, SLG: 0.375 Rondell White, R OBP: 0.297, SLG: 0.363 (1, 9) (3, 7)										0	0	0	0	1	0	0						
Juan Rivera, R OBP: 0.323, SLG: 0.362 (3, 9)										4	1	3	1	0	0	1						
<b>Inning Stats</b>	R: 0 E: 0 K: 2 S: 10	H: 0 LOB: 0 BB: 0 P: 15	R: 0 E: 0 K: 1 S: 6	H: 0 LOB: 0 BB: 0 P: 9	R: 2 E: 1 K: 1 S: 11	H: 2 LOB: 1 BB: 2 P: 24	R: 2 E: 1 K: 1 S: 17	H: 3 LOB: 2 BB: 1 P: 26	R: 0 E: 0 K: 1 S: 5	H: 0 LOB: 1 BB: 1 P: 15	R: 1 E: 0 K: 0 S: 11	H: 3 LOB: 2 BB: 0 P: 14	R: 0 E: 0 K: 0 S: 10	H: 1 LOB: 1 BB: 0 P: 16	R: 0 E: 0 K: 0 S: 6	H: 1 LOB: 1 BB: 0 P: 8	R: 2 E: 0 K: 1 S: 12	H: 3 LOB: 2 BB: 1 P: 22	1B: 10 2B: 2 3B: 0 HR: 1	SF: 0 SAC: 0 DP: 0 HBP: 0	WP: 0 PB: 0 CS: 2	PA: 44
<b>PITCHER</b>	IP	WLS	BF	H	R	ER	SO	BB	IBB	HBP	BLK	WP	HR	S	P	ERA	WHIP					
Victor Zambrano, R ERA: 5.91 (1, 1)	5.0	L	23	5	4	4	6	4	0	0	0	0	1	49	89	7.20	1.800					
Travis Harper, R ERA: 5.0 (6, 1)	3.0		14	5	1	1	0	0	0	0	0	0	0	27	38	3.00	1.667					
Jorge Sosa, R ERA: 5.77 (9, 1)	1.0		7	3	2	2	1	1	0	0	0	0	0	12	22	18.00	4.000					

**New York Yankees @ Tampa Bay Devil Rays**  
Tropicana Field, St. Petersburg, FL  
Wed Sep 18 2002, 7:05 PM EDT  
Att: 14,993 - Dome - 72 F


AB 39  
R 7  
H 13  
RBI 6  
BB 5  
SO 7  
LOB 16



Batter	1	2	3	4	5	6	7	8	9	AB	R	H	RBI	BB	SO	LOB	BOTTOM					
Damian Rolls, R OBP: 0.380, SLG: 0.490 (1, 9)										4	0	2	0	0	0	0						
13 Carl Crawford, L OBP: 0.291, SLG: 0.380 (1, 7)										4	0	2	0	0	0	2						
Randy Winn, S OBP: 0.360, SLG: 0.455 (1, 8)										4	0	0	0	0	0	3						
Aubrey Huff, L OBP: 0.377, SLG: 0.552 (1, 3)										3	0	0	0	1	0	2						
Steve Cox, L OBP: 0.333, SLG: 0.403 (1, 10)										2	0	0	0	2	0	0						
Toby Hall, R OBP: 0.280, SLG: 0.349 (1, 2)										4	0	1	0	0	0	4						
18 Jared Sandberg, R OBP: 0.298, SLG: 0.446 (1, 5)										4	1	1	1	0	1	2						
Brent Abernathy, R OBP: 0.281, SLG: 0.301 (1, 4)										3	0	0	0	0	0	0						
Felix Escalona, R OBP: 0.272, SLG: 0.305 (1, 6)										3	0	0	0	0	1	0						
<b>Inning Stats</b>	R: 0 E: 0 K: 0 S: 5	H: 1 LOB: 0 BB: 0 P: 6	R: 0 E: 0 K: 0 S: 8	H: 1 LOB: 1 BB: 0 P: 14	R: 0 E: 0 K: 1 S: 6	H: 0 LOB: 0 BB: 0 P: 9	R: 0 E: 0 K: 0 S: 5	H: 1 LOB: 1 BB: 0 P: 7	R: 0 E: 0 K: 0 S: 9	H: 0 LOB: 0 BB: 0 P: 13	R: 0 E: 0 K: 0 S: 10	H: 0 LOB: 0 BB: 0 P: 15	R: 0 E: 0 K: 0 S: 12	H: 1 LOB: 2 BB: 1 P: 21	R: 1 E: 0 K: 1 S: 9	H: 2 LOB: 1 BB: 0 P: 14	R: 0 E: 0 K: 0 S: 9	H: 0 LOB: 2 BB: 2 P: 22	1B: 4 2B: 1 3B: 0 HR: 1	SF: 0 SAC: 0 DP: 1 HBP: 0	WP: 0 PB: 0 CS: 0	PA: 34
<b>PITCHER</b>	IP	WLS	BF	H	R	ER	SO	BB	IBB	HBP	BLK	WP	HR	S	P	ERA	WHIP					
Jeff Weaver, R ERA: 3.62 (1, 1)	7.2	W	28	6	1	1	2	1	0	0	0	0	0	63	98	1.17	0.913					
Mike Stanton, L ERA: 2.96 (8, 1)	1.1		6	0	0	0	0	2	0	0	0	0	0	10	23	0.00	1.500					

**New York Yankees @ Tampa Bay Devil Rays**  
Tropicana Field, St. Petersburg, FL  
Wed Sep 18 2002, 7:05 PM EDT  
Att: 14,993 - Dome - 72 F

AB 31  
R 1  
H 6  
RBI 1  
BB 3  
SO 2  
LOB 13









Batter	1	2	3	4	5	6	7	8	9	AB	R	H	RBI	BB	SO	LOB	TOP										
Alfonso Soriano, R OBP: 0.337, SLG: 0.565 (1,4)	1-2 G4-6-3 1B			0-0 SH1-3 2B	2-2 SF8		4-1 E BB		2-1 F9	3	2	1	1	0	0												
Juan Rivera, R OBP: 0.343, SLG: 0.422 (1,9)	0-0 G4-6-3		0-0 SH1-3	0-0 SH1-3	0-0 FC5-4		1-2 E7 2B		4-1 BB	3	1	0	0	1	0	3											
Derek Jeter, R OBP: 0.372, SLG: 0.415 (1,6)	3-2 F9			1-0 1B		2-0 G6-3	2-2 2B		1-3 K	5	0	2	2	0	1	1											
Bernie Williams, S OBP: 0.418, SLG: 0.500 (1,10)				1-1 2B		2-1 F9	1-2 G6-3		1-0 G5-3	5	0	1	0	0	0	2											
Jorge Posada, S OBP: 0.369, SLG: 0.473 (1,2)	1-1 F9		2-2 F7			2-0 1B		2-1 G4-3 WP 1B		4	0	2	0	0	0	1											
Ron Coomer, R OBP: 0.298, SLG: 0.382 (1,3)	1-1 G4-3				1-0 1B FC5-2 1B	3-1 F9		4-2 G4-3 BB		3	0	1	0	0	0	1											
Nick Johnson, L OBP: 0.341, SLG: 0.411 (7,3)										0	0	0	0	1	0	0											
Raul Mondesi, R OBP: 0.313, SLG: 0.440 (1,8)			1-0 F8		1-0 FC5-2 SF8 1B		1-0 F2	2-3 K		4	1	1	0	0	1	2											
Rondell White, R OBP: 0.284, SLG: 0.359 (1,7)			2-1 G6-3		0-1 FC5-2 1B		2-2 L9	1-2 G4-3		4	0	1	0	0	0	2											
Enrique Wilson, S OBP: 0.243, SLG: 0.293 (1,5)	0-2 G6-3		0-2 G6-3		1-1 FC5-2 FC5-4		1-2 S E 1B	1-2 G4-3		4	1	1	0	0	0	5											
<b>Inning Stats</b>	R: 0 E: 0 K: 0 S: 11	H: 1 LOB: 0 BB: 0 P: 15	R: 0 E: 0 K: 0 S: 6	H: 0 LOB: 0 BB: 0 P: 9	R: 0 E: 0 K: 0 S: 6	H: 0 LOB: 0 BB: 0 P: 9	R: 1 E: 0 K: 0 S: 12	H: 3 LOB: 1 BB: 0 P: 16	R: 1 E: 0 K: 0 S: 10	H: 3 LOB: 2 BB: 0 P: 15	R: 0 E: 0 K: 0 S: 6	H: 1 LOB: 1 BB: 0 P: 15	R: 3 E: 1 K: 0 S: 19	H: 2 LOB: 1 BB: 1 P: 31	R: 0 E: 0 K: 1 S: 13	H: 1 LOB: 2 BB: 1 P: 23	R: 0 E: 0 K: 1 S: 7	H: 0 LOB: 1 BB: 1 P: 15	1B: 8 2B: 3 3B: 0 HR: 0	SF: 1 SAC: 1 DP: 1 HBP: 0	WP: 1 PB: 0 SB: 1 CS: 0	PA: 40					
<b>PITCHER</b>	IP	WLS	BF	H	R	ER	SO	BB	IBB	HBP	BLK	WP	HR	S	P	ERA	WHIP										
50 Andy Van Hekken, L ERA: 2.31 (1,1)	6.2	L	27	9	3	2	0	0	0	0	0	0	0	59	91	2.70	1.350										
Fernando Rodney, R ERA: 6.75 (7,1)	0.0		3	1	2	0	0	1	0	0	0	0	0	8	15	∞	∞										
Jamie Walker, L ERA: 3.95 (7,1)	0.1		1	0	0	0	0	0	0	0	0	0	0	3	4	0.00	0.000										
Matt Anderson, R ERA: 6.75 (8,1)	1.0		5	1	0	0	1	1	0	0	0	1	0	13	23	0.00	2.000										
Jeff Fainsworth, R ERA: 5.43 (9,1)	1.0		4	0	0	0	1	1	0	0	0	0	0	7	15	0.00	1.000										

New York Yankees @ Detroit Tigers  
Comerica Park, Detroit, MI  
Fri Sep 20 2002, 7:05 PM EDT  
Att: 25,364 - Cloudy - 71 F

AB 35  
R 5  
H 11  
RBI 3  
BB 3  
SO 2  
LOB 17



Batter	1	2	3	4	5	6	7	8	9	AB	R	H	RBI	BB	SO	LOB	BOTTOM										
Ramon Santiago, S OBP: 0.306, SLG: 0.365 (1,6)	1-1 G4-3		0-0 SH1-4		4-2 BB		0-2 G4-3 20 1B		1-2 G6-3	3	0	1	0	1	0	0											
Omar Infante, R OBP: 0.400, SLG: 0.512 (1,4)	0-0 F8		1-3 K		0-1 L4-6		3-2 G4-3 1B		1-0 2B	5	0	2	0	0	1	4											
Robert Fick, L OBP: 0.329, SLG: 0.434 (1,9)	4-2 BB		4-2 BB		0-0 HR		0-1 F9		0-0 G4-3	3	1	1	1	2	0	3											
Carlos Pena, L OBP: 0.320, SLG: 0.460 (1,3)	0-0 G5-3		3-2 G3-1		3-2 1B		2-2 G4-3		1-2 G5-3	4	0	1	0	0	0	6											
Mike Rivera, R OBP: 0.271, SLG: 0.348 (1,2)			2-3 K		0-0 F9		1-0 BB		3-1 G5-3	4	0	1	0	0	1	2											
Eric Munson, L OBP: 0.244, SLG: 0.341 (1,10)	0-0 G4-3		0-0 G4-3		1-1 G4-3		4-0 BB		2-2 L3	3	0	0	0	1	0	0											
Craig Monroe, R (1,7)	2-1 G4-3		0-1 F9		0-3 K		0-3 K		2-3 K	4	0	0	0	0	2	3											
Andres Torres, S OBP: 0.277, SLG: 0.293 (1,8)			4-2 SH1-4 1B BB		0-0 L4-6 S 1B		2-1 P4		0-1 F8	3	0	1	0	1	0	3											
Chris Truby, R OBP: 0.236, SLG: 0.321 (1,5)	1-1 SH1-4 1B		1-1 SH1-4 1B		0-0 F9		1-3 K		3-2 G5-3	4	0	1	0	0	1	4											
<b>Inning Stats</b>	R: 0 E: 0 K: 0 S: 6	H: 0 LOB: 1 BB: 1 P: 11	R: 0 E: 0 K: 1 S: 8	H: 0 LOB: 0 BB: 0 P: 12	R: 0 E: 0 K: 1 S: 17	H: 1 LOB: 3 BB: 2 P: 29	R: 0 E: 0 K: 0 S: 5	H: 0 LOB: 0 BB: 0 P: 6	R: 1 E: 0 K: 2 S: 13	H: 3 LOB: 3 BB: 1 P: 24	R: 0 E: 0 K: 0 S: 13	H: 2 LOB: 2 BB: 0 P: 21	R: 0 E: 0 K: 1 S: 8	H: 0 LOB: 0 BB: 0 P: 12	R: 0 E: 0 K: 0 S: 8	H: 1 LOB: 1 BB: 0 P: 13	1B: 6 2B: 2 3B: 0 HR: 1	SF: 0 SAC: 1 DP: 1 HBP: 0	WP: 0 PB: 0 SB: 1 CS: 0	PA: 39							
<b>PITCHER</b>	IP	WLS	BF	H	R	ER	SO	BB	IBB	HBP	BLK	WP	HR	S	P	ERA	WHIP										
Roger Clemens, R ERA: 4.32 (1,1)	6.0	W	27	5	1	1	4	5	0	0	0	0	0	55	92	1.50	1.667										
Ramiro Mendoza, R ERA: 3.47 (7,1)	2.0		8	2	0	0	1	0	0	0	0	0	0	21	33	0.00	1.000										
Randy Choate, L ERA: 6.04 (9,1)	1.0		4	1	0	0	0	0	0	0	0	0	0	8	13	0.00	1.000										

New York Yankees @ Detroit Tigers  
Comerica Park, Detroit, MI  
Fri Sep 20 2002, 7:05 PM EDT  
Att: 25,364 - Cloudy - 71 F

AB 33  
R 1  
H 8  
RBI 1  
BB 5  
SO 5  
LOB 25





Batter	1	2	3	4	5	6	7	8	9	AB	R	H	RBI	BB	SO	LOB	TOP					
Alfonso Soriano, R OBP: 0.336, SLG: 0.562 (1, 4)	F2		F3				K			3	0	0	0	1	1	0						
Nick Johnson, L OBP: 0.343, SLG: 0.414 (1, 3)	P6			G6-3						4	0	2	2	0	0	0						
Derek Jeter, R OBP: 0.370, SLG: 0.413 (1, 6)	G3			G4-3			K			3	0	0	0	0	1	2						
Bernie Williams, S OBP: 0.415, SLG: 0.497 (1, 10)				G4-3						4	0	0	0	0	1	1						
Jorge Posada, S OBP: 0.373, SLG: 0.481 (1, 2)										3	1	3	0	1	0	0						
Robin Ventura, L OBP: 0.369, SLG: 0.464 (1, 5)										4	1	1	1	0	0	4						
Raul Mondesi, R OBP: 0.311, SLG: 0.436 (1, 8)										4	0	0	0	0	0	3						
Juan Rivera, R OBP: 0.338, SLG: 0.412 (1, 7)										4	0	1	0	0	0	1						
John Vander Wal, L OBP: 0.333, SLG: 0.439 (1, 9)										3	1	0	0	1	0	1						
<b>Inning Stats</b>	R: 0 H: 0 E: 0 K: 0 S: 18	H: 0 LOB: 0 BB: 0 P: 24	R: 0 H: 1 E: 0 K: 0 S: 12	LOB: 1 BB: 0 P: 20	R: 0 H: 0 E: 0 K: 0 S: 10	LOB: 0 BB: 0 P: 17	R: 0 H: 0 E: 0 K: 1 S: 11	LOB: 0 BB: 0 P: 18	R: 3 H: 3 E: 0 K: 1 S: 19	LOB: 2 BB: 2 P: 34	R: 0 H: 1 E: 0 K: 0 S: 7	LOB: 1 BB: 0 P: 12	R: 0 H: 1 E: 0 K: 1 S: 5	LOB: 1 BB: 0 P: 5	R: 0 H: 1 E: 0 K: 0 S: 5	LOB: 2 BB: 1 P: 15	R: 0 H: 0 E: 0 K: 0 S: 4	LOB: 0 BB: 0 P: 6	1B: 4 2B: 3 3B: 0 HR: 0	SF: 0 SAC: 1 DP: 1 HBP: 0	WP: 1 PB: 0 SB: 0 CS: 0	PA: 36
<b>PITCHER</b>	IP	WLS	BF	H	R	ER	SO	BB	IBB	HBP	BLK	WP	HR	S	P	ERA	WHIP					
Jason Beverlin, R ERA: 8.99 (1, 1)	4.2	L	19	3	3	3	1	2	0	0	0	1	0	62	104	5.79	1.071					
Eric Eckstein, L ERA: 2.84 (5, 1)	1.1		6	2	0	0	1	0	0	0	0	0	0	15	21	0.00	1.500					
Adam Bernero, R ERA: 6.39 (7, 1)	1.0		3	1	0	0	1	0	0	0	0	0	0	5	5	0.00	1.000					
Franklyn German, R ERA: (8, 1)	1.0		5	1	0	0	0	0	1	0	0	0	0	5	15	0.00	1.000					
Juan Acevedo, R ERA: 2.69 (9, 1)	1.0		3	0	0	0	0	0	0	0	0	0	0	4	6	0.00	0.000					

New York Yankees @ Detroit Tigers  
Comerica Park, Detroit, MI  
Sat Sep 21 2002, 1:25 PM EDT  
Att: 25,432 - Cloudy - 81 F

AB 32  
R 3  
H 7  
RBI 3  
BB 3  
SO 3  
LOB 12



Batter	1	2	3	4	5	6	7	8	9	AB	R	H	RBI	BB	SO	LOB	BOTTOM					
Andres Torres, S OBP: 0.275, SLG: 0.289 (1, 8)	S 3B 1B		B5-3							4	1	1	0	0	0	2						
Omar Infante, R OBP: 0.388, SLG: 0.489 (1, 6)	K		G6-3							4	0	1	1	0	1	1						
Robert Fick, L OBP: 0.329, SLG: 0.432 (1, 9)	F8									3	0	0	0	1	0	2						
Carlos Pena, L OBP: 0.319, SLG: 0.463 (1, 3)										4	0	1	1	0	1	1						
Mike Rivera, R OBP: 0.262, SLG: 0.336 (1, 10)	K									4	0	0	0	0	3	1						
Craig Monroe, R (1, 7)										4	0	0	0	0	1	0						
Damion Easley, R OBP: 0.310, SLG: 0.347 (1, 4)										4	0	2	0	0	1	0						
Chris Truby, R OBP: 0.237, SLG: 0.319 (1, 5)										2	1	0	0	1	1	2						
Brandon Inge, R OBP: 0.268, SLG: 0.341 Matt Walbeck, S OBP: 0.258, SLG: 0.259 (1, 2)										1	0	0	0	0	0	1						
<b>Inning Stats</b>	R: 1 H: 2 E: 0 K: 2 S: 12	H: 2 LOB: 1 BB: 0 P: 22	R: 0 H: 1 E: 0 K: 0 S: 7	LOB: 1 BB: 0 P: 11	R: 0 H: 0 E: 0 K: 1 S: 12	LOB: 0 BB: 1 P: 16	R: 0 H: 0 E: 0 K: 1 S: 12	LOB: 0 BB: 0 P: 13	R: 1 H: 1 E: 1 K: 0 S: 16	LOB: 1 BB: 1 P: 24	R: 0 H: 0 E: 0 K: 2 S: 9	LOB: 0 BB: 0 P: 12	R: 0 H: 1 E: 0 K: 1 S: 10	LOB: 1 BB: 0 P: 12	R: 0 H: 0 E: 0 K: 1 S: 10	LOB: 0 BB: 0 P: 16	R: 0 H: 0 E: 0 K: 1 S: 8	LOB: 0 BB: 0 P: 11	1B: 4 2B: 0 3B: 1 HR: 0	SF: 0 SAC: 0 DP: 0 HBP: 0	WP: 0 PB: 0 SB: 1 CS: 0	PA: 34
<b>PITCHER</b>	IP	WLS	BF	H	R	ER	SO	BB	IBB	HBP	BLK	WP	HR	S	P	ERA	WHIP					
Andy Pettitte, L ERA: 3.4 (1, 1)	7.0	W	28	5	2	2	6	2	0	0	0	0	0	75	110	2.57	1.000					
Mariano Rivera, R ERA: 2.79 (8, 1)	1.0	H	3	0	0	0	1	0	0	0	0	0	0	10	16	0.00	0.000					
Steve Karsay, R ERA: 3.13 (9, 1)	1.0	S	3	0	0	0	1	0	0	0	0	0	0	8	11	0.00	0.000					

New York Yankees @ Detroit Tigers  
Comerica Park, Detroit, MI  
Sat Sep 21 2002, 1:25 PM EDT  
Att: 25,432 - Cloudy - 81 F

AB 32  
R 2  
H 5  
RBI 2  
BB 2  
SO 8  
LOB 12





Batter	1	2	3	4	5	6	7	8	9	AB	R	H	RBI	BB	SO	LOB	TOP		
Alfonso Soriano, R OBP: 0.335, SLG: 0.559										4	1	0	0	0	0	0			
Juan Rivera, R OBP: 0.346, SLG: 0.408										3	1	1	0	1	0	0			
Raul Mondesi, R OBP: 0.312, SLG: 0.440										4	2	2	1	0	0	2			
Ron Coomer, R Alex Arias, R										4	0	0	1	0	0	2			
Rondell White, R										4	0	3	2	0	1	0			
Nick Johnson, L										4	0	0	0	0	2	3			
Chris Widger, R										3	0	0	0	0	0	2			
John Vander Wal, L										4	0	0	0	0	1	2			
Enrique Wilson, S										4	0	0	0	0	1	0			
<b>Inning Stats</b>	R: 3 H: 3 E: 0 K: 0 S: 18	H: 3 LOB: 2 BB: 0 P: 32	R: 0 H: 0 E: 0 K: 0 S: 5	H: 0 LOB: 0 BB: 0 P: 7	R: 1 H: 2 E: 0 K: 1 S: 13	H: 2 LOB: 1 BB: 0 P: 20	R: 0 H: 0 E: 1 K: 1 S: 10	H: 0 LOB: 2 BB: 1 P: 19	R: 0 H: 0 E: 0 K: 0 S: 10	H: 0 LOB: 0 BB: 0 P: 12	R: 0 H: 0 E: 0 K: 0 S: 3	H: 0 LOB: 0 BB: 0 P: 3	R: 0 H: 1 E: 0 K: 1 S: 9	H: 1 LOB: 1 BB: 0 P: 14	R: 0 H: 0 E: 0 K: 1 S: 7	H: 0 LOB: 0 BB: 0 P: 10	1B: 1 2B: 5 3B: 0 HR: 0	SF: 0 SAC: 0 DP: 0 HBP: 2	WP: 0 PA: 37 PB: 0 SB: 0 CS: 0
<b>PITCHER</b>	IP WLS BF H R ER SO BB IBB HBP BLK WP HR S P ERA WHIP																		
Mike Maroth, L ERA: 4.67	(1, 1) 8.0 L 34 6 4 4 4 1 0 2 0 0 0 78 119 4.50 0.875																		
Jamie Walker, L ERA: 3.86	(9, 1) 1.0 3 0 0 0 1 0 0 0 0 0 0 7 10 0.00 0.000																		

**New York Yankees @ Detroit Tigers**  
 Comerica Park, Detroit, MI  
 Sun Sep 22 2002, 12:05 PM EDT  
 Att: 23,930 - Cloudy - 64 F

AB	34
R	4
H	6
RBI	4
BB	1
SO	5
LOB	11



Batter	1	2	3	4	5	6	7	8	9	AB	R	H	RBI	BB	SO	LOB	BOTTOM				
Andres Torres, S OBP: 0.255, SLG: 0.265										4	0	0	0	0	1	2					
20 Omar Infante, R OBP: 0.396, SLG: 0.490										4	0	2	0	0	1	1					
Robert Fick, L OBP: 0.328, SLG: 0.431										3	0	1	1	0	0	1					
Carlos Pena, L OBP: 0.316, SLG: 0.458										4	0	0	0	0	2	1					
Mike Rivera, R OBP: 0.262, SLG: 0.342										4	1	1	0	0	1	0					
Eric Munson, L OBP: 0.229, SLG: 0.318										3	0	0	0	0	1	1					
Damion Easley, R OBP: 0.313, SLG: 0.361										3	1	2	2	0	0	0					
Shane Halter, R OBP: 0.313, SLG: 0.395										3	0	1	0	0	0	1					
Craig Monroe, R										3	1	0	0	0	0	1					
<b>Inning Stats</b>	R: 0 H: 1 E: 0 K: 0 S: 6	H: 2 LOB: 1 BB: 0 P: 11	R: 1 H: 2 E: 0 K: 1 S: 15	H: 2 LOB: 0 BB: 0 P: 17	R: 1 H: 1 E: 1 K: 0 S: 8	H: 1 LOB: 0 BB: 0 P: 13	R: 0 H: 0 E: 0 K: 2 S: 10	H: 0 LOB: 0 BB: 0 P: 15	R: 1 H: 2 E: 0 K: 1 S: 13	H: 2 LOB: 1 BB: 0 P: 17	R: 0 H: 1 E: 0 K: 0 S: 9	H: 1 LOB: 0 BB: 0 P: 10	R: 0 H: 0 E: 0 K: 0 S: 3	H: 0 LOB: 0 BB: 0 P: 5	R: 0 H: 0 E: 0 K: 1 S: 8	H: 0 LOB: 0 BB: 0 P: 13	R: 0 H: 0 E: 0 K: 1 S: 7	H: 0 LOB: 0 BB: 0 P: 11	1B: 4 2B: 2 3B: 0 HR: 1	SF: 1 SAC: 0 DP: 2 HBP: 0	WP: 0 PA: 33 PB: 0 SB: 0 CS: 1
<b>PITCHER</b>	IP WLS BF H R ER SO BB IBB HBP BLK WP HR S P ERA WHIP																				
David Wells, L ERA: 3.86	(1, 1) 8.0 W 29 7 3 2 5 0 0 0 0 0 0 72 101 2.25 0.875																				
Mike Stanton, L ERA: 2.92	(9, 1) 1.0 S 3 0 0 0 1 0 0 0 0 0 0 7 11 0.00 0.000																				

**New York Yankees @ Detroit Tigers**  
 Comerica Park, Detroit, MI  
 Sun Sep 22 2002, 12:05 PM EDT  
 Att: 23,930 - Cloudy - 64 F

AB	31
R	3
H	7
RBI	3
BB	0
SO	6
LOB	8





Batter	1	2	3	4	5	6	7	8	9	AB	R	H	RBI	BB	SO	LOB	TOP											
<b>Damian Rolls, R</b> OBP: 0.370, SLG: 0.435	2-1 FC4-6 13 1B 13 WP	3-2 G6-3		4-2 BB		0-0 G6-3			2-1 L1-3	4	1	1	0	1	0	2												
<b>13 Carl Crawford, L</b> OBP: 0.300, SLG: 0.387	2-0 FC4-6 1B		0-3 K	0-1 P6			2-3 K			4	0	1	0	0	2	2												
<b>Randy Winn, S</b> OBP: 0.359, SLG: 0.456	0-0 F3		3-1 1B BB HBP		1-2 2B 1B		0-1 F7			3	1	1	0	0	0	2												
<b>Aubrey Huff, L</b> OBP: 0.376, SLG: 0.540	0-1 FC4-6 2B		4-0 1B BB		0-1 1H 2B		0-0 G3			3	1	1	2	1	0	1												
<b>Ben Grieve, L</b> OBP: 0.353, SLG: 0.429	0-1 1H 2B		1-0 G6-4-3 1B		0-0 P6			1-3 K		4	0	2	1	0	1	1												
<b>Toby Hall, R</b> OBP: 0.287, SLG: 0.355	1-3 K		1-2 G6-4-3 1B		0-0 F8			3-2 P6		4	0	0	0	0	1	5												
<b>Steve Cox, L</b> OBP: 0.331, SLG: 0.399		0-3 K		2-2 P5		1-1 G4-3		3-0 G4-3		4	0	0	0	0	1	1												
<b>Andy Sheets, R</b> OBP: 0.314, SLG: 0.373		0-1 1B		3-3 K		0-3 K		0-0 G6-3		4	0	1	0	0	2	0												
<b>Chris Gomez, R</b> OBP: 0.308, SLG: 0.414		0-3 K		0-0 BB 1B		1-1 G5-3		0-2 L1-3 1B		4	0	2	0	0	1	1												
<b>Inning Stats</b>	R: 2 E: 0 K: 1 S: 11	H: 3 LOB: 1 BB: 0 P: 16	R: 0 E: 0 K: 2 S: 15	H: 1 LOB: 1 BB: 0 P: 18	R: 0 E: 0 K: 1 S: 8	H: 1 LOB: 2 BB: 1 P: 17	R: 0 E: 0 K: 1 S: 13	H: 1 LOB: 2 BB: 1 P: 22	R: 1 E: 0 K: 0 S: 9	H: 2 LOB: 1 BB: 0 P: 11	R: 0 E: 0 K: 1 S: 6	H: 0 LOB: 0 BB: 0 P: 7	R: 0 E: 0 K: 1 S: 6	H: 0 LOB: 0 BB: 0 P: 8	R: 0 E: 0 K: 1 S: 9	H: 0 LOB: 0 BB: 0 P: 16	R: 0 E: 0 K: 0 S: 7	H: 1 LOB: 0 BB: 0 P: 9	1B: 7 2B: 3 3B: 0 HR: 0	SF: 0 SAC: 0 DP: 2 HBP: 1	WP: 1 PB: 0 SB: 0 CS: 1	PA: 37						
<b>PITCHER</b>	IP	WLS	BF	H	R	ER	SO	BB	IBB	HBP	BLK	WP	HR	S	P	ERA	WHIP											
<b>Orlando Hernandez, R</b> ERA: 3.69	(1, 1)	8.0	L	34	8	3	3	8	2	0	1	0	1	0	77	115	3.38	1.250										
<b>42 Mariano Rivera, R</b> ERA: 2.72	(9, 1)	1.0		3	1	0	0	0	0	0	0	0	0	0	7	9	0.00	1.000										

Tampa Bay Devil Rays @ New York Yankees  
 Yankee Stadium, Bronx, NY  
 Mon Sep 23 2002, 7:05 PM EDT  
 Att: 31,937 - Cloudy - 72 F

AB	34
R	3
H	9
RBI	3
BB	2
SO	8
LOB	15



Batter	1	2	3	4	5	6	7	8	9	AB	R	H	RBI	BB	SO	LOB	BOTTOM										
<b>Alfonso Soriano, R</b> OBP: 0.338, SLG: 0.560	3-0 G4-6-3 HBP		1-2 FC3-6 25 1B 2 BB	0-0 1B			4-1 CS BB		0-2 L9	3	1	2	0	1	0	1											
<b>2 Derek Jeter, R</b> OBP: 0.365, SLG: 0.411	1-1 G4-6-3 1-2f		4-2 FC3-6 25 BB	1-0 F9			1-0 P4			3	0	0	0	1	0	3											
<b>25 Jason Giambi, L</b> OBP: 0.428, SLG: 0.577	2-3 K		0-0 FC3-6 20 1B BB		2-1 F8		1-3 K			4	1	0	0	0	2	3											
<b>Bernie Williams, S</b> OBP: 0.417, SLG: 0.497		2-0 FC6-4 20 1B	4-0 BB 20 1B BB		2-1 1B		1-0 CS 1 SAFE		3-2 F7	3	0	2	0	1	0	0											
<b>20 Jorge Posada, S</b> OBP: 0.373, SLG: 0.479		0-0 FC6-4 FC6-5 1B 1-2f	0-1 BB 1B		3-0 F7		3-3 K			4	0	1	2	0	1	2											
<b>Robin Ventura, L</b> OBP: 0.370, SLG: 0.463		3-1 FC6-5 1B	4-2 BB 1B		3-1 G4-3			2-1 F5		3	0	1	0	1	0	1											
<b>Rondell White, R</b> OBP: 0.285, SLG: 0.366		1-0 FC6-5 1-2 2-3f	1-1 F8		0-0 F7			0-1 F8		4	0	0	0	0	0	5											
<b>Nick Johnson, L</b> OBP: 0.339, SLG: 0.407		0-2 G1-3		0-3 K		2-1 F8		4-0 BB		3	0	0	0	1	1	2											
<b>Enrique Wilson, S</b> OBP: 0.254, SLG: 0.282										0	0	0	0	0	0	0											
<b>Juan Rivera, R</b> OBP: 0.333, SLG: 0.392			2-1 G5-3		0-0 F8		1-3 K		0-0 F9	3	0	0	0	0	1	0											
<b>John Vander Wal, L</b> OBP: 0.327, SLG: 0.429										1	0	0	0	0	0	1											
<b>Inning Stats</b>	R: 0 E: 0 K: 1 S: 5	H: 0 LOB: 0 BB: 0 P: 11	R: 0 E: 0 K: 0 S: 8	H: 2 LOB: 2 BB: 0 P: 14	R: 2 E: 1 K: 0 S: 15	H: 2 LOB: 3 BB: 3 P: 31	R: 0 E: 0 K: 1 S: 7	H: 1 LOB: 1 BB: 0 P: 8	R: 0 E: 0 K: 0 S: 7	H: 1 LOB: 1 BB: 0 P: 17	R: 0 E: 0 K: 1 S: 6	H: 0 LOB: 0 BB: 0 P: 9	R: 0 E: 0 K: 1 S: 6	H: 0 LOB: 0 BB: 1 P: 13	R: 0 E: 0 K: 1 S: 8	H: 0 LOB: 0 BB: 0 P: 16	R: 0 E: 0 K: 0 S: 6	H: 0 LOB: 1 BB: 1 P: 10	1B: 6 2B: 0 3B: 0 HR: 0	SF: 0 SAC: 0 DP: 1 HBP: 1	WP: 0 PB: 0 SB: 0 CS: 1	PA: 38					
<b>PITCHER</b>	IP	WLS	BF	H	R	ER	SO	BB	IBB	HBP	BLK	WP	HR	S	P	ERA	WHIP										
<b>Victor Zambrano, R</b> ERA: 5.58	(1, 1)	6.0	W	27	6	2	0	3	3	0	1	0	0	48	90	0.00	1.500										
<b>Wilson Alvarez, L</b> ERA: 4.96	(7, 1)	2.0	H	6	0	0	0	2	1	0	0	0	0	14	29	0.00	0.500										
<b>Esteban Yan, R</b> ERA: 4.37	(9, 1)	1.0	S	4	0	0	0	0	1	0	0	0	0	6	10	0.00	1.000										

Tampa Bay Devil Rays @ New York Yankees  
 Yankee Stadium, Bronx, NY  
 Mon Sep 23 2002, 7:05 PM EDT  
 Att: 31,937 - Cloudy - 72 F

AB	31
R	2
H	6
RBI	2
BB	5
SO	5
LOB	18





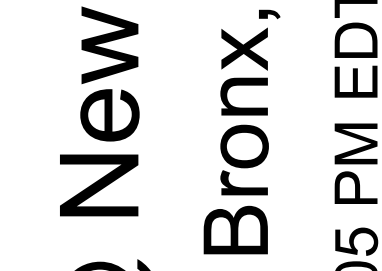
Batter	1	2	3	4	5	6	7	8	9	AB	R	H	RBI	BB	SO	LOB	TOP					
Damian Rolls, R OBP: 0.351, SLG: 0.411	G4-3		K			L8			F8	4	0	0	0	0	1	0	<p>Tampa Bay Devil Rays @ New York Yankees</p> <p>Yankee Stadium, Bronx, NY</p> <p>Tue Sep 24 2002, 7:05 PM EDT</p> <p>Att: 32,492 - Cloudy - 73 F</p> <p>livebaseballscorecards.com</p>					
13 Carl Crawford, L OBP: 0.295, SLG: 0.380	G4-3				F7	K			G6-3	4	0	0	0	0	1	0						
Randy Winn, S OBP: 0.357, SLG: 0.453	K			G2-3		G4-3			K	4	0	0	0	0	2	0						
Aubrey Huff, L OBP: 0.376, SLG: 0.539		1B		F7				F8		3	0	1	0	0	0	0						
Ben Grieve, L OBP: 0.355, SLG: 0.428		K			1B	BB		G4-6-3	BB	1	0	0	0	2	1	1						
Toby Hall, R OBP: 0.287, SLG: 0.355	F7				1-2	1B		G4-6-3	1-2	3	0	1	0	0	0	2						
Steve Cox, L OBP: 0.329, SLG: 0.397	K				K			F2		3	0	0	0	0	2	3						
Andy Sheets, R OBP: 0.308, SLG: 0.366			F7		K			K		3	0	0	0	0	2	2						
Chris Gomez, R OBP: 0.307, SLG: 0.414			K					K		1	0	0	0	0	1	0						
Felix Escalona, R OBP: 0.269, SLG: 0.301										2	0	0	0	0	2	2						
<b>Inning Stats</b>	R: 0 H: 0 E: 0 K: 1 S: 13	H: 0 LOB: 0 BB: 0 P: 18	R: 0 H: 1 E: 0 K: 2 S: 13	LOB: 1 BB: 0 P: 20	R: 0 H: 0 E: 0 K: 2 S: 9	H: 0 LOB: 0 BB: 0 P: 12	R: 0 H: 0 E: 0 K: 0 S: 5	H: 0 LOB: 0 BB: 0 P: 9	R: 0 H: 1 E: 0 K: 3 S: 12	LOB: 2 BB: 1 P: 19	R: 0 H: 0 E: 0 K: 0 S: 8	H: 0 LOB: 0 BB: 0 P: 13	R: 0 H: 0 E: 0 K: 0 S: 5	H: 0 LOB: 0 BB: 1 P: 11	R: 0 H: 0 E: 0 K: 2 S: 7	H: 0 LOB: 0 BB: 0 P: 10	R: 0 H: 0 E: 0 K: 1 S: 6	H: 0 LOB: 0 BB: 0 P: 8	1B: 2 2B: 0 3B: 0 HR: 0	SF: 0 SAC: 0 DP: 1 HBP: 0	WP: 0 PB: 0 CS: 0	PA: 30
<b>PITCHER</b> 35 Mike Mussina, R ERA: 4.14	IP: 9.0 WLS: W BF: 30 H: 2 R: 0 ER: 0 SO: 12 BB: 2 IBB: 0 HBP: 0 BLK: 0 WP: 0 HR: 0 S: 78 P: 120 ERA: 0.00 WHIP: 0.444																					

Batter	1	2	3	4	5	6	7	8	9	AB	R	H	RBI	BB	SO	LOB	BOTTOM			
Alfonso Soriano, R OBP: 0.336, SLG: 0.555	G6-3		F8	K		G6-4-3		L5		5	0	0	0	0	1	3	<p>Tampa Bay Devil Rays @ New York Yankees</p> <p>Yankee Stadium, Bronx, NY</p> <p>Tue Sep 24 2002, 7:05 PM EDT</p> <p>Att: 32,492 - Cloudy - 73 F</p> <p>livebaseballscorecards.com</p>			
2 Derek Jeter, R OBP: 0.370, SLG: 0.411	25 HR HBP		25 HR 1B	G4-3			F8			3	2	1	0	0	0	0				
25 Jason Giambi, L OBP: 0.432, SLG: 0.592	1H HR		1H HR		FC3-6 1B		G3 1B			4	2	4	4	0	0	0				
Bernie Williams, S OBP: 0.416, SLG: 0.497	K		BB 2B		FC3-6 WP 1-2		G3			4	1	1	0	0	1	2				
20 Jorge Posada, S OBP: 0.373, SLG: 0.477	K		BB 2B		K		HBP			2	1	0	0	1	2	1				
Robin Ventura, L OBP: 0.369, SLG: 0.460		F9	2B BB		F7		G4-3			3	0	0	0	1	0	3				
Raul Mondesi, R OBP: 0.312, SLG: 0.441	K		1-3 2H 3H 2B			G1-3		F8		4	0	1	2	0	1	0				
Rondell White, R OBP: 0.287, SLG: 0.368	G6-3		G6-3			1B BB		2B		3	0	1	0	1	0	2				
Nick Johnson, L OBP: 0.338, SLG: 0.405			F7	L6		G6-4-3 1B		K		4	0	1	0	0	1	1				
<b>Inning Stats</b>	R: 2 H: 1 E: 0 K: 2 S: 12	H: 0 LOB: 0 BB: 0 P: 20	R: 0 H: 0 E: 0 K: 1 S: 8	H: 0 LOB: 0 BB: 0 P: 14	R: 4 H: 4 E: 0 K: 0 S: 13	H: 4 LOB: 2 BB: 2 P: 25	R: 0 H: 0 E: 0 K: 1 S: 6	H: 0 LOB: 0 BB: 0 P: 9	R: 0 H: 1 E: 0 K: 0 S: 10	LOB: 1 BB: 1 P: 17	R: 0 H: 1 E: 0 K: 0 S: 9	H: 1 LOB: 2 BB: 0 P: 14	R: 0 H: 1 E: 0 K: 1 S: 8	H: 1 LOB: 1 BB: 0 P: 15	R: 0 H: 0 E: 0 K: 1 S: 6	H: 0 LOB: 0 BB: 0 P: 8	1B: 4 2B: 3 3B: 0 HR: 2	SF: 0 SAC: 0 DP: 1 HBP: 2	WP: 1 PB: 0 CS: 0	PA: 37
<b>PITCHER</b> Travis Harper, R ERA: 5.46 48 Delvin James, R ERA: 5.76	IP: 3.0 WLS: L BF: 17 H: 5 R: 6 ER: 6 SO: 3 BB: 2 IBB: 0 HBP: 1 BLK: 0 WP: 1 HR: 0 S: 48 P: 79 ERA: 18.00 WHIP: 2.333																			

AB 28  
R 0  
H 2  
RBI 0  
BB 2  
SO 12  
LOB 10



AB 32  
R 6  
H 9  
RBI 6  
BB 3  
SO 6  
LOB 12







Batter	1	2	3	4	5	6	7	8	9	AB	R	H	RBI	BB	SO	LOB	TOP
<b>Damian Rolls, R</b> OBP: 0.346, SLG: 0.403 (1, 9)										4	1	1	0	0	1	0	<b>Tampa Bay Devil Rays @ New York Yankees</b> Yankee Stadium, Bronx, NY Wed Sep 25 2002, 7:05 PM EDT Att: 30,004 - Cloudy - 71 F
<b>13 Carl Crawford, L</b> OBP: 0.295, SLG: 0.378 (1, 7)										4	1	1	0	0	0	0	
<b>Randy Winn, S</b> OBP: 0.360, SLG: 0.455 (1, 8)										3	1	2	1	1	0	0	
<b>Aubrey Huff, L</b> OBP: 0.373, SLG: 0.534 (1, 5)										4	0	0	0	0	2	4	
<b>Ben Grieve, L</b> OBP: 0.354, SLG: 0.426 (1, 10)										3	0	0	0	1	0	1	
<b>Toby Hall, R</b> OBP: 0.287, SLG: 0.353 (1, 2)										4	0	1	1	0	0	1	
<b>Steve Cox, L</b> OBP: 0.330, SLG: 0.396 (1, 3)										3	0	1	0	0	0	0	
<b>Andy Sheets, R</b> OBP: 0.301, SLG: 0.356 (1, 4)										4	0	0	0	0	3	4	
<b>Chris Gomez, R</b> OBP: 0.305, SLG: 0.410 (1, 6)										4	0	0	0	0	1	3	
<b>Inning Stats</b>	R: 3 H: 4 E: 0 K: 2 S: 23	H: 4 R: 3 ER: 3 SO: 5 BB: 1 P: 35	R: 0 H: 0 E: 0 K: 1 S: 7	H: 0 R: 0 ER: 0 SO: 14 BB: 0 P: 14	R: 0 H: 0 E: 0 K: 1 S: 7	H: 0 R: 0 ER: 0 SO: 12 BB: 0 P: 12	R: 0 H: 1 E: 0 K: 1 S: 13	H: 1 R: 0 ER: 0 SO: 18 BB: 0 P: 18	R: 0 H: 0 E: 0 K: 0 S: 11	H: 1 R: 0 ER: 0 SO: 14 BB: 0 P: 14	R: 0 H: 0 E: 0 K: 0 S: 8	H: 0 R: 0 ER: 0 SO: 9 BB: 0 P: 9	1B: 5 2B: 1 3B: 0 HR: 0	SF: 0 SAC: 0 DP: 0 HBP: 1	WP: 2 PB: 0 SB: 0 CS: 0	PA: 36	
<b>PITCHER</b>	IP WLS BF H R ER SO BB IBB HBP BLK WP HR S P ERA WHIP	IP WLS BF H R ER SO BB IBB HBP BLK WP HR S P ERA WHIP															
<b>Roger Clemens, R</b> ERA: 4.35 (1, 1)	5.0 22 4 3 3 5 2 0 1 0 2 0 59 94 5.40 1.200																
<b>Jeff Weaver, R</b> ERA: 3.57 (6, 1)	3.0 11 2 0 0 2 0 0 0 0 0 0 33 44 0.00 0.667																
<b>42 Mariano Rivera, R</b> ERA: 2.66 (9, 1)	1.0 3 0 0 0 0 0 0 0 0 0 0 8 9 0.00 0.000																

Batter	1	2	3	4	5	6	7	8	9	AB	R	H	RBI	BB	SO	LOB	BOTTOM	
<b>Alfonso Soriano, R</b> OBP: 0.337, SLG: 0.557 (1, 4)										5	1	2	1	0	2	1	<b>Tampa Bay Devil Rays @ New York Yankees</b> Yankee Stadium, Bronx, NY Wed Sep 25 2002, 7:05 PM EDT Att: 30,004 - Cloudy - 71 F	
<b>2 Derek Jeter, R</b> OBP: 0.372, SLG: 0.414 (1, 6)										4	1	3	2	0	1	2		
<b>25 Jason Giambi, L</b> OBP: 0.430, SLG: 0.589 (1, 10)										4	0	1	0	0	2	2		
<b>Bernie Williams, S</b> OBP: 0.414, SLG: 0.494 (1, 8)										4	0	0	0	0	0	3		
<b>20 Jorge Posada, S</b> OBP: 0.374, SLG: 0.476 (1, 2)										3	0	1	0	1	1	2		
<b>Robin Ventura, L</b> OBP: 0.388, SLG: 0.458 (1, 5)										4	1	1	0	0	0	3		
<b>Raul Mondesi, R</b> OBP: 0.310, SLG: 0.438 (1, 9)										4	0	0	0	0	1	1		
<b>Nick Johnson, L</b> OBP: 0.342, SLG: 0.405 (1, 3)										2	1	1	0	1	0	0		
<b>Juan Rivera, R</b> OBP: 0.329, SLG: 0.385 (1, 7)										4	0	1	0	0	0	4		
<b>Inning Stats</b>	R: 1 H: 1 E: 1 K: 2 S: 18	H: 1 R: 0 ER: 0 SO: 14 BB: 0 P: 14	R: 0 H: 1 E: 0 K: 1 S: 10	H: 1 R: 0 ER: 0 SO: 16 BB: 0 P: 16	R: 0 H: 0 E: 0 K: 0 S: 8	H: 0 R: 0 ER: 0 SO: 13 BB: 0 P: 13	R: 2 H: 3 E: 0 K: 1 S: 12	H: 3 R: 0 ER: 0 SO: 19 BB: 1 P: 19	R: 1 H: 3 E: 0 K: 1 S: 13	H: 3 R: 0 ER: 0 SO: 20 BB: 0 P: 20	R: 0 H: 1 E: 0 K: 0 S: 9	H: 1 R: 0 ER: 0 SO: 17 BB: 0 P: 17	R: 0 H: 1 E: 0 K: 1 S: 7	H: 1 R: 0 ER: 0 SO: 10 BB: 0 P: 10	1B: 7 2B: 3 3B: 0 HR: 0	SF: 0 SAC: 0 DP: 1 HBP: 1	WP: 0 PB: 0 SB: 1 CS: 0	PA: 37
<b>PITCHER</b>	IP WLS BF H R ER SO BB IBB HBP BLK WP HR S P ERA WHIP	IP WLS BF H R ER SO BB IBB HBP BLK WP HR S P ERA WHIP																
<b>Tanyon Sturtze, R</b> ERA: 5.18 (1, 1)	5.2 28 8 4 3 5 2 0 1 0 0 0 67 108 4.76 1.765																	
<b>Lance Carter, R</b> ERA: 0.52 (6, 1)	2.1 9 2 0 0 2 0 0 0 0 0 0 20 33 0.00 0.857																	



Batter	1	2	3	4	5	6	7	8	9	AB R H RBI BB SO LOB	TOP																								
												<p>Tampa Bay Devil Rays @ New York Yankees</p> <p>Yankee Stadium, Bronx, NY</p> <p>Thu Sep 26 2002, 7:05 PM EDT</p> <p><a href="http://livebaseballscorecards.com">livebaseballscorecards.com</a></p> <p>AB 0 R 0 H 0 RBI 0 BB 0 SO 0 LOB 0</p> 																							
Inning Stats											1B: 0 SF: 0 WP: 0 PA: 0 2B: 0 SAC: 0 FB: 0 3B: 0 DP: 0 SB: 0 HR: 0 HBP: 0 CS: 0																								
PITCHER	IP	WLS	BF	H	R	ER	SO	BB	IBB	HBP	BLK	WP	HR	S	P	ERA	WHIP	PITCHER	IP	WLS	BF	H	R	ER	SO	BB	IBB	HBP	BLK	WP	HR	S	P	ERA	WHIP

Batter	1	2	3	4	5	6	7	8	9	AB R H RBI BB SO LOB	BOTTOM																								
												<p>Tampa Bay Devil Rays @ New York Yankees</p> <p>Yankee Stadium, Bronx, NY</p> <p>Thu Sep 26 2002, 7:05 PM EDT</p> <p><a href="http://livebaseballscorecards.com">livebaseballscorecards.com</a></p> <p>AB 0 R 0 H 0 RBI 0 BB 0 SO 0 LOB 0</p> 																							
Inning Stats											1B: 0 SF: 0 WP: 0 PA: 0 2B: 0 SAC: 0 FB: 0 3B: 0 DP: 0 SB: 0 HR: 0 HBP: 0 CS: 0																								
PITCHER	IP	WLS	BF	H	R	ER	SO	BB	IBB	HBP	BLK	WP	HR	S	P	ERA	WHIP	PITCHER	IP	WLS	BF	H	R	ER	SO	BB	IBB	HBP	BLK	WP	HR	S	P	ERA	WHIP



Batter	1	2	3	4	5	6	7	8	9	AB	R	H	RBI	BB	SO	LOB	TOP										
Alfonso Soriano, R (1,4) OBP: 0.334, SLG: 0.553	G6-3		K			K	FC6-4		F9	5	0	0	0	0	2	3	<b>New York Yankees @ Baltimore Orioles</b> Oriole Park at Camden Yards, Baltimore, MD Fri Sep 27 2002, 7:05 PM EDT Att: 40,975 - Cloudy - 83 F <a href="http://livebaseballscorecards.com">livebaseballscorecards.com</a>										
2 Derek Jeter, R (1,6) OBP: 0.372, SLG: 0.420	F8			K		G6-3		HR	25 E	5	2	2	1	0	1	0											
25 Jason Giambi, L (1,3) OBP: 0.433, SLG: 0.590	P4			20 1B		1B	WP	2B	E7	4	3	3	1	1	0	0											
Bernie Williams, S (1,8) OBP: 0.414, SLG: 0.493		L8		K		1B		2B	G1-3	4	1	1	1	1	1	2											
20 Jorge Posada, S (1,2) OBP: 0.375, SLG: 0.475	K					G1-3		K		5	0	2	1	0	2	3											
Robin Ventura, L (1,5) OBP: 0.388, SLG: 0.460																											
Enrique Wilson, S (7, PR) OBP: 0.239, SLG: 0.295	K																										
Raul Mondesi, R (1,9) OBP: 0.310, SLG: 0.435			K			G1-3		L6		3	0	0	0	1	1	1											
Nick Johnson, L (1, 10) OBP: 0.344, SLG: 0.404																											
Rondell White, R (8, PH) OBP: 0.297, SLG: 0.367																											
Juan Rivera, R (1, 7) OBP: 0.315, SLG: 0.366																											
<b>Inning Stats</b>	R: 0 E: 0 K: 0 S: 7	H: 0 LOB: 0 BB: 0 P: 12	R: 0 E: 0 K: 2 S: 7	H: 0 LOB: 0 BB: 0 P: 11	R: 0 E: 0 K: 2 S: 8	H: 0 LOB: 1 BB: 1 P: 15	R: 0 E: 0 K: 2 S: 15	H: 2 LOB: 2 BB: 0 P: 23	R: 0 E: 0 K: 0 S: 6	H: 0 LOB: 0 BB: 0 P: 8	R: 1 E: 0 K: 0 S: 13	H: 2 LOB: 1 BB: 0 P: 17	R: 0 E: 0 K: 0 S: 11	H: 1 LOB: 2 BB: 1 P: 19	R: 3 E: 0 K: 1 S: 13	H: 2 LOB: 2 BB: 3 P: 31	R: 2 E: 1 K: 1 S: 15	H: 3 LOB: 1 BB: 0 P: 18	1B: 6 2B: 3 3B: 0 HR: 1	SF: 0 SAC: 0 DP: 0 HBP: 0	WP: 1 PB: 0 SB: 0 CS: 0	PA: 42					
<b>PITCHER</b>	IP	WLS	BF	H	R	ER	SO	BB	IBB	HBP	BLK	WP	HR	S	P	ERA	WHIP										
Sidney Ponson, R (1, 1) ERA: 4.09	7.0	L	29	6	2	2	7	1	1	0	0	1	1	69	108	2.57	1.000										
B.J. Ryan, L (8, 1) ERA: 4.89	0.1		5	1	1	1	1	2	1	0	0	0	0	9	25	27.00	9.000										
Rick Bauer, R (8, 1) ERA: 4.03	0.2		2	0	1	1	0	0	0	0	0	0	0	2	3	13.50	0.000										
Willis Roberts, R (9, 1) ERA: 3.36	1.0		6	3	2	2	1	0	0	0	0	0	0	15	18	18.00	3.000										

Batter	1	2	3	4	5	6	7	8	9	AB	R	H	RBI	BB	SO	LOB	BOTTOM										
Luis Lopez, S (1,4) OBP: 0.231, SLG: 0.304	G6-4-3		P3					G3		4	0	1	0	0	0	2	<b>New York Yankees @ Baltimore Orioles</b> Oriole Park at Camden Yards, Baltimore, MD Fri Sep 27 2002, 7:05 PM EDT Att: 40,975 - Cloudy - 83 F <a href="http://livebaseballscorecards.com">livebaseballscorecards.com</a>										
Luis Matos, R (1, 8) OBP: 0.179, SLG: 0.185	G6-4-3							G4-3		2	0	0	0	1	0	1											
Chris Singleton, L (8, PH) OBP: 0.297, SLG: 0.411	G6-4-3									1	0	0	0	0	0	0											
Jeff Conine, R (1, 3) OBP: 0.308, SLG: 0.445										3	0	1	0	1	2	1											
Tony Batista, R (1, 10) OBP: 0.310, SLG: 0.460	K									4	1	1	0	0	2	3											
21 Marty Cordova, R (1, 7) OBP: 0.327, SLG: 0.438										4	1	1	0	0	1	2											
Jose Leon, R (1, 5) OBP: 0.280, SLG: 0.371										3	0	1	0	0	1	0											
31 Jay Gibbons, L (9, PH) OBP: 0.308, SLG: 0.477										1	0	1	1	0	0	0											
6 Melvin Mora, R (1, 9) OBP: 0.338, SLG: 0.406										3	0	1	1	0	0	0											
Geronimo Gil, R (1, 2) OBP: 0.271, SLG: 0.358										2	0	0	0	0	1	2											
Chris Richard, L (7, PH) OBP: 0.297, SLG: 0.377										1	0	0	0	0	1	0											
Brook Fordyce, R (8, 2) OBP: 0.301, SLG: 0.315										1	0	0	0	0	0	1											
Mike Bordick, R (1, 6) OBP: 0.302, SLG: 0.366										2	0	0	0	0	0	2											
Larry Bigbie, L (8, PH) OBP: 0.212, SLG: 0.226										1	0	0	0	0	0	0											
<b>Inning Stats</b>	R: 0 E: 0 K: 1 S: 9	H: 1 LOB: 1 BB: 1 P: 14	R: 0 E: 0 K: 1 S: 7	H: 0 LOB: 0 BB: 0 P: 14	R: 0 E: 0 K: 1 S: 11	H: 0 LOB: 0 BB: 0 P: 16	R: 0 E: 0 K: 2 S: 10	H: 0 LOB: 1 BB: 1 P: 16	R: 0 E: 0 K: 0 S: 10	H: 2 LOB: 2 BB: 0 P: 15	R: 0 E: 0 K: 1 S: 7	H: 1 LOB: 1 BB: 0 P: 10	R: 0 E: 0 K: 1 S: 6	H: 0 LOB: 0 BB: 0 P: 11	R: 0 E: 0 K: 0 S: 8	H: 0 LOB: 0 BB: 0 P: 12	R: 2 E: 0 K: 1 S: 15	H: 3 LOB: 1 BB: 0 P: 22	1B: 5 2B: 2 3B: 0 HR: 0	SF: 1 SAC: 0 DP: 1 HBP: 0	WP: 1 PB: 0 SB: 1 CS: 0	PA: 35					
<b>PITCHER</b>	IP	WLS	BF	H	R	ER	SO	BB	IBB	HBP	BLK	WP	HR	S	P	ERA	WHIP										
Andy Pettitte, L (1, 1) ERA: 3.27	5.0	W	19	3	0	0	5	2	0	0	0	0	0	13	21	0.00	0.500										
Orlando Hernandez, R (8, 1) ERA: 3.64	2.0	H	7	1	0	0	2	0	0	0	0	0	0	8	12	0.00	0.000										
42 Mariano Rivera, R (8, 1) ERA: 2.6	1.0		3	0	0	0	0	0	0	0	0	0	0	15	22	18.00	3.000										
Steve Karsay, R (9, 1) ERA: 3.3	1.0		6	3	2	2	1	0	0	0	0	1	0	15	22	18.00	3.000										







Batter	1	2	3	4	5	6	7	8	9	AB	R	H	RBI	BB	SO	LOB	TOP					
Alfonso Soriano, R OBP: 0.335, SLG: 0.551	P6		K			25 HBP 2 BB 2B			G6-3	4	1	1	1	1	1	0	<b>New York Yankees @ Baltimore Orioles</b> Oriole Park at Camden Yards, Baltimore, MD Sat Sep 28 2002, 7:05 PM EDT Att: 48,165 - Sunny - 78 F					
2 Derek Jeter, R OBP: 0.374, SLG: 0.423	1B		2B			25 HBP 2 BB 2B			G6-3	4	1	2	0	1	0	2						
25 Jason Giambi, L Nick Johnson, L OBP: 0.343, SLG: 0.403	F8		K			2B			P5	3	0	1	1	0	1	2						
Bernie Williams, S OBP: 0.416, SLG: 0.496	L8					HBP			2B	1	0	0	0	0	0	0						
20 Jorge Posada, S OBP: 0.372, SLG: 0.471		G3-1		G4-6-3		F9			G5-3	4	0	0	0	0	0	5						
Robin Ventura, L OBP: 0.367, SLG: 0.457				F9					G3	3	0	0	0	1	1	1						
Raul Mondesi, R OBP: 0.308, SLG: 0.432						G5-3			G5-3	4	0	0	0	0	1	1						
Rondell White, R Juan Rivera, R OBP: 0.288, SLG: 0.373 OBP: 0.315, SLG: 0.366	FC6-4					2 BB 25 HBP 2B			G6-3	4	2	2	0	0	0	1						
Chris Widger, R OBP: 0.338, SLG: 0.375						25 HBP 2B			K	0	0	0	0	0	0	0						
Chris Widger, R OBP: 0.338, SLG: 0.375						G5-3			K	3	0	0	0	1	2	1						
<b>Inning Stats</b>	R: 0 E: 0 K: 0 S: 9	H: 1 LOB: 1 BB: 0 P: 16	R: 0 E: 0 K: 1 S: 7	H: 0 LOB: 1 BB: 1 P: 18	R: 0 E: 0 K: 3 S: 13	H: 1 LOB: 1 BB: 0 P: 20	R: 0 E: 0 K: 0 S: 4	H: 1 LOB: 0 BB: 0 P: 7	R: 3 E: 0 K: 0 S: 12	H: 2 LOB: 2 BB: 2 P: 26	R: 1 E: 0 K: 0 S: 13	H: 2 LOB: 1 BB: 1 P: 24	R: 0 E: 0 K: 1 S: 8	H: 2 LOB: 1 BB: 0 P: 9	R: 0 E: 0 K: 0 S: 11	H: 0 LOB: 0 BB: 0 P: 13	R: 0 E: 0 K: 0 S: 6	H: 0 LOB: 0 BB: 0 P: 11	1B: 4 2B: 5 3B: 0 HR: 0	SF: 0 SAC: 0 DP: 2 HBP: 1	WP: 0 PB: 0 SB: 0 CS: 0	PA: 39
<b>PITCHER</b>	IP WLS BF H R ER SO BB IBB HBP BLK WP HR S P ERA WHIP																					
Travis Driskill, R ERA: 4.95	(1, 1) 5.0 L 23 5 3 3 4 3 0 1 0 0 0 0 45 87 5.40 1.600																					
Eric DuBose, L ERA: 3.0	(6, 1) 2.0 10 4 1 1 1 1 0 0 0 0 0 0 21 33 4.50 2.500																					
Chris Brock, R ERA: 4.7	(8, 1) 1.2 5 0 0 0 1 0 0 0 0 0 0 0 15 19 0.00 0.000																					
Buddy Groom, L ERA: 1.6	(9, 1) 0.1 1 0 0 0 0 0 0 0 0 0 0 0 2 5 0.00 0.000																					

Batter	1	2	3	4	5	6	7	8	9	AB	R	H	RBI	BB	SO	LOB	BOTTOM					
Luis Lopez, S OBP: 0.231, SLG: 0.302	F7			F8		F7			K	4	0	1	0	0	1	1	<b>New York Yankees @ Baltimore Orioles</b> Oriole Park at Camden Yards, Baltimore, MD Sat Sep 28 2002, 7:05 PM EDT Att: 48,165 - Sunny - 78 F					
Luis Matos, R OBP: 0.156, SLG: 0.161	G6-3			P3		F7			FC6	4	0	0	0	0	2							
Jeff Conine, R OBP: 0.308, SLG: 0.447	P4			F8					F5	4	1	1	0	0	0	1						
Tony Batista, R OBP: 0.308, SLG: 0.458				G5-3					F7	3	0	0	1	0	1	1						
31 Jay Gibbons, L OBP: 0.309, SLG: 0.479									F7	4	0	2	0	0	0	0						
21 Marty Cordova, R OBP: 0.325, SLG: 0.434									P3	4	0	0	0	0	2	2						
6 Melvin Mora, R OBP: 0.337, SLG: 0.404									P3	4	0	0	0	0	2	2						
6 Melvin Mora, R OBP: 0.337, SLG: 0.404									F8	3	0	0	0	0	1	1						
Geronimo Gil, R OBP: 0.271, SLG: 0.365									G4-3	3	1	1	1	0	0	1						
Mike Bordick, R OBP: 0.302, SLG: 0.365									F8	3	0	1	0	0	0	0						
<b>Inning Stats</b>	R: 0 E: 0 K: 0 S: 4	H: 0 LOB: 0 BB: 0 P: 4	R: 0 E: 0 K: 2 S: 8	H: 0 LOB: 0 BB: 0 P: 9	R: 0 E: 0 K: 0 S: 5	H: 0 LOB: 0 BB: 0 P: 7	R: 0 E: 0 K: 0 S: 7	H: 1 LOB: 1 BB: 0 P: 8	R: 0 E: 0 K: 1 S: 14	H: 1 LOB: 1 BB: 0 P: 21	R: 0 E: 0 K: 0 S: 7	H: 0 LOB: 0 BB: 0 P: 11	R: 0 E: 0 K: 1 S: 10	H: 1 LOB: 1 BB: 0 P: 13	R: 1 E: 0 K: 1 S: 16	H: 2 LOB: 1 BB: 0 P: 21	R: 1 E: 0 K: 0 S: 8	H: 1 LOB: 0 BB: 0 P: 12	1B: 3 2B: 1 3B: 1 HR: 1	SF: 1 SAC: 0 DP: 0 HBP: 0	WP: 0 PB: 0 SB: 1 CS: 0	PA: 33
<b>PITCHER</b>	IP WLS BF H R ER SO BB IBB HBP BLK WP HR S P ERA WHIP																					
David Wells, L ERA: 3.75	(1, 1) 6.0 W 20 2 0 0 3 0 0 0 0 0 0 0 45 10 0.00 0.333																					
Ramiro Mendoza, R ERA: 3.44	(7, 1) 1.0 4 1 0 0 1 0 0 0 0 0 0 0 10 13 0.00 1.000																					
42 Mariano Rivera, R ERA: 2.74	(8, 1) 1.0 5 2 1 1 1 0 0 0 0 0 0 1 16 21 9.00 2.000																					
Mike Stanton, L ERA: 3.0	(9, 1) 1.0 S 4 1 1 1 0 0 0 0 0 0 0 0 8 12 9.00 1.000																					





Batter	1	2	3	4	5	6	7	8	9	AB R H RBI BB SO LOB	TOP									
Alfonso Soriano, R OBP: 0.332, SLG: 0.547 (1, 4)	G5-3		F3		F9	K			K	5 0 0 0 0 2 3	<b>New York Yankees @ Baltimore Orioles</b> Oriole Park at Camden Yards, Baltimore, MD Sun Sep 29 2002, 1:35 PM EDT Att: 46,443 - Sunny - 70 F									
2 Derek Jeter, R OBP: 0.373, SLG: 0.421 (1, 6)	G4-3		F8		25 HR 1B	G4-3			K	5 1 1 0 0 1 3										
25 Jason Giambi, L OBP: 0.435, SLG: 0.598 (1, 10)										3 2 2 2 1 1 0										
Bernie Williams, S OBP: 0.415, SLG: 0.493 (1, 8)										3 0 0 0 1 1 2										
20 Jorge Posada, S OBP: 0.370, SLG: 0.468 (1, 2)										4 0 0 0 0 1 2										
Robin Ventura, L OBP: 0.388, SLG: 0.458 (1, 5)										3 2 1 0 1 0 0										
Rondell White, R OBP: 0.288, SLG: 0.378 (1, 7)										4 1 1 3 0 0 1										
Nick Johnson, L OBP: 0.347, SLG: 0.402 (1, 3)										1 0 0 0 3 0 0										
Shane Spencer, R OBP: 0.324, SLG: 0.375 Juan Rivera, R OBP: 0.311, SLG: 0.361 (6, PR) (6, 9)										3 0 1 1 0 0 2 1 0 0 0 0 1 0										
<b>Inning Stats</b>	R: 0 E: 0 K: 1 S: 12	H: 1 LOB: 1 BB: 0 P: 17	R: 0 E: 0 K: 1 S: 7	H: 0 LOB: 0 BB: 0 P: 10	R: 0 E: 0 K: 0 S: 9	H: 0 LOB: 1 BB: 1 P: 17	R: 3 E: 0 K: 0 S: 14	H: 1 LOB: 1 BB: 3 P: 28	R: 2 E: 0 K: 1 S: 13	H: 2 LOB: 2 BB: 1 P: 17	R: 0 E: 0 K: 0 S: 6	H: 0 LOB: 0 BB: 1 P: 13	R: 0 E: 0 K: 0 S: 5	H: 0 LOB: 0 BB: 0 P: 10	R: 0 E: 0 K: 3 S: 9	H: 0 LOB: 0 BB: 0 P: 11	1B: 2 2B: 2 3B: 0 HR: 2	SF: 0 SAC: 0 DP: 1 HBP: 0	WP: 1 PB: 0 SB: 0 CS: 0	PA: 38
<b>PITCHER</b>	IP WLS BF H R ER SO BB IBB HBP BLK WP HR S P ERA WHIP											IP WLS BF H R ER SO BB IBB HBP BLK WP HR S P ERA WHIP								
John Stephens, R ERA: 6.09 (1, 1)	5.0 L 23 4 5 5 2 4 0 0 0 0 1 2 55 89 9.00 1.600																			
Sean Douglass, R ERA: 6.09 (6, 1)	2.0 9 2 1 1 2 1 1 0 0 0 0 0 19 33 4.50 1.500																			
Rick Bauer, R ERA: 3.98 (8, 1)	1.0 3 0 0 0 0 0 0 0 0 0 0 0 5 10 0.00 0.000																			
Jorge Julio, R ERA: 1.99 (9, 1)	1.0 3 0 0 0 3 0 0 0 0 0 0 0 9 11 0.00 0.000																			

Batter	1	2	3	4	5	6	7	8	9	AB R H RBI BB SO LOB	BOTTOM									
Jerry Hairston, R OBP: 0.329, SLG: 0.376 (1, 4)	P4		FC6-4 1B		1B HBP		G4-3		G5-3	4 0 1 0 0 0 2	<b>New York Yankees @ Baltimore Orioles</b> Oriole Park at Camden Yards, Baltimore, MD Sun Sep 29 2002, 1:35 PM EDT Att: 46,443 - Sunny - 70 F									
Chris Singleton, L OBP: 0.296, SLG: 0.410 (1, 8)	F5		FC6-4 1-2 2-H		1B		G3			4 0 1 0 0 0 1										
Jeff Conine, R OBP: 0.307, SLG: 0.448 (1, 3)			G5-3		G4-3					4 0 1 0 0 0 3										
Tony Batista, R OBP: 0.309, SLG: 0.457 (1, 5)					F9		31 2B BB		31 G3-6-3 1B	3 0 1 0 1 1 1										
31 Jay Gibbons, L OBP: 0.311, SLG: 0.482 (1, 9)					FC4-6 1B		2-0 1-3 2B		G3-6-3 1-2	4 0 2 0 0 1 1										
Chris Richard, L OBP: 0.292, SLG: 0.381 (1, 10)					K		F9		FC6-4 6 WP 1B	4 0 2 0 0 1 3										
Larry Bigbie, L OBP: 0.194, SLG: 0.206 6 Melvin Mora, R OBP: 0.338, SLG: 0.404 (9, PH)					G6-3 1-2		FC4-6 1-2		FC6-4 BB	3 0 0 0 0 1 4 0 0 0 0 1 0 0										
Geronimo Gil, R OBP: 0.270, SLG: 0.363 Luis Lopez, S OBP: 0.230, SLG: 0.299 (9, PH)					G5-3		K		K	3 0 0 0 0 2 2 1 0 0 0 0 1 2										
Mike Bordick, R OBP: 0.302, SLG: 0.365 Ed Rogers, R (9, 6)					G6-3 1B E 1B		G4-3		K	FC6-4 1-2 2-3	3 1 1 0 0 1 0 1 0 0 0 0 0 2									
<b>Inning Stats</b>	R: 0 E: 1 K: 1 S: 7	H: 1 LOB: 0 BB: 0 P: 12	R: 0 E: 0 K: 1 S: 8	H: 1 LOB: 0 BB: 0 P: 15	R: 1 E: 1 K: 0 S: 12	H: 2 LOB: 1 BB: 0 P: 20	R: 0 E: 0 K: 1 S: 8	H: 1 LOB: 1 BB: 0 P: 9	R: 0 E: 0 K: 2 S: 11	H: 1 LOB: 2 BB: 1 P: 20	R: 0 E: 0 K: 1 S: 11	H: 0 LOB: 0 BB: 0 P: 17	R: 0 E: 0 K: 0 S: 7	H: 1 LOB: 0 BB: 0 P: 7	R: 0 E: 0 K: 1 S: 11	H: 1 LOB: 2 BB: 1 P: 18	1B: 7 2B: 2 3B: 0 HR: 0	SF: 0 SAC: 0 DP: 1 HBP: 1	WP: 1 PB: 0 SB: 0 CS: 1	PA: 37
<b>PITCHER</b>	IP WLS BF H R ER SO BB IBB HBP BLK WP HR S P ERA WHIP											IP WLS BF H R ER SO BB IBB HBP BLK WP HR S P ERA WHIP								
35 Mike Mussina, R ERA: 4.05 (1, 1)	5.0 W 21 6 1 0 4 0 0 0 0 0 0 0 29 44 0.00 1.200																			
Jeff Weaver, R ERA: 3.52 (6, 1)	3.0 11 2 0 0 3 1 0 0 0 0 0 0 29 44 0.00 1.000																			
Mike Stanton, L ERA: 3.0 (9, 1)	0.0 2 1 0 0 0 1 0 0 0 0 1 0 2 8 ∞ ∞																			
Steve Karsay, R ERA: 3.26 (9, 1)	1.0 3 0 0 0 1 0 0 0 0 0 0 0 9 10 0.00 0.000																			



Batter	1	2	3	4	5	6	7	8	9	AB	R	H	RBI	BB	SO	LOB	TOP																						
David Eckstein, R (1, 6) OBP: 0.400, SLG: 0.400	0-1 SH1-3 1B		1-1 B5-3			1-2 P4			3-2 G6-3	5	1	2	0	0	0	1																							
Darin Erstad, L (1, 8) OBP: 0.750, SLG: 0.750	0-0 SH1-3		1-0 F S 1B			0-3 K			1-1 16 DI 1B	4	1	3	0	0	1	2																							
Tim Salmon, R (1, 9) OBP: 0.400, SLG: 0.250	2-3 K		1-1 16 C4-6-3 1B			4-2 16 2B 1-2 BB			0-0 F8	4	0	1	1	1	1	3																							
16 Garret Anderson, L (1, 7) OBP: 0.400, SLG: 0.600	0-0 F7		3-2 G4-6-3 1-2			1-2 1-3 2H 3H 2B			0-1 L3	5	0	2	2	0	0	3																							
Brad Fullmer, L (1, 10)		1-0 G1-3				2-0 F8			2-1 G6-4-3 1-2	4	0	0	0	0	0	4																							
Troy Glaus, R (1, 5) OBP: 0.500, SLG: 2.000		2-3 K				2-1 F8			0-1 HR	4	2	2	2	0	1	0																							
Scott Spiezio, S (1, 3)		4-1 2B BB				0-1 G4-3			1-1 P4	3	0	0	0	1	1	0																							
Bengie Molina, R (1, 2) OBP: 0.250, SLG: 0.500		0-2 1-3 2B				1-1 F8			1-2 G4-3	4	0	1	0	0	1	0																							
Adam Kennedy, L (1, 4) OBP: 0.500, SLG: 0.333		2-2 G1-3				4-2 1B 16 2B BB			2-3 K	3	1	1	0	1	1	2																							
<b>Inning Stats</b>	R: 0 E: 0 K: 1 S: 7	H: 1 LOB: 1 BB: 0 P: 9	R: 0 E: 0 K: 1 S: 13	H: 1 LOB: 2 BB: 1 P: 22	R: 1 E: 0 K: 0 S: 10	H: 2 LOB: 0 BB: 0 P: 16	R: 0 E: 0 K: 0 S: 5	H: 0 LOB: 0 BB: 0 P: 9	R: 2 E: 0 K: 1 S: 23	H: 2 LOB: 2 BB: 2 P: 37	R: 1 E: 0 K: 2 S: 19	H: 2 LOB: 1 BB: 0 P: 22	R: 0 E: 0 K: 0 S: 8	H: 2 LOB: 1 BB: 0 P: 13	R: 1 E: 0 K: 1 S: 13	H: 1 LOB: 0 BB: 0 P: 17	R: 0 E: 0 K: 0 S: 8	H: 1 LOB: 1 BB: 0 P: 12	1B: 8 2B: 2 3B: 0 HR: 2	SF: 0 SAC: 1 DP: 2 HBP: 0	WP: 0 PB: 0 CS: 0	PA: 40																	
<b>PITCHER</b>	IP	WLS	BF	H	R	ER	SO	BB	IBB	HBP	BLK	WP	HR	S	P	ERA	WHIP	<b>PITCHER</b>				IP	WLS	BF	H	R	ER	SO	BB	IBB	HBP	BLK	WP	HR	S	P	ERA	WHIP	
Roger Clemens, R (1, 1) ERA: 6.35	5.2		27	8	4	4	5	3	0	0	0	0	1	75	113	6.35	1.941																						
Ramiro Mendoza, R (6, 1) ERA: 6.75	1.1		6	3	1	1	0	0	0	0	0	0	1	12	17	6.75	2.250																						
Steve Karsay, R (8, 1) ERA:	1.0	W	3	0	0	0	1	0	0	0	0	0	0	11	15	0.00	0.000																						
42 Mariano Rivera, R (9, 1) ERA:	1.0	S	4	1	0	0	0	0	0	0	0	0	0	8	12	0.00	1.000																						

Anaheim Angels @ New York Yankees  
Yankee Stadium, Bronx, NY  
Tue Oct 01 2002, 8:00 PM EDT  
Att: 56,710 - Cloudy - 77 F

AB	36
R	5
H	12
RBI	5
BB	3
SO	6
LOB	15



Batter	1	2	3	4	5	6	7	8	9	AB	R	H	RBI	BB	SO	LOB	BOTTOM																						
Alfonso Soriano, R (1, 4)	0-1 P4		1-0 G6-4-3 1-2			0-2 G5-3			4-2 25 S 1B	3	1	0	0	1	0	1																							
2 Derek Jeter, R (1, 6) OBP: 1.000, SLG: 2.500	2-2 HR		4-2 25 HR BB			0-0 25 G3-5-3 1B			4-2 25 1B BB	2	3	2	1	2	0	0																							
25 Jason Giambi, L (1, 3) OBP: 0.750, SLG: 1.500	3-1 G5-4-3 1B		1-1 1-H HR			3-0 G3-5-3 1-2			2-2 1-3 2-H HR	4	2	3	3	0	0	1																							
Bernie Williams, S (1, 8) OBP: 0.500, SLG: 1.250	1-0 G5-4-3 1-2		2-0 20 G6-4-3 1B			1-0 F8			2-2 1-H 3-H HR	4	1	2	3	0	0	1																							
20 Jorge Posada, S (1, 2)		1-0 F9				2-1 G6-4-3 1-2			1-3 K	4	0	0	0	0	1	1																							
Raul Mondesi, R (1, 9)		2-3 K				0-0 P6			2-0 F8	3	0	0	0	0	1	0																							
Robin Ventura, L (1, 5)		1-0 F8				1-1 P6			1-0 P2	3	0	0	0	0	0	0																							
Rondell White, R (1, 10) OBP: 0.333, SLG: 1.333			1-1 P6			1-1 HR			2-2 G5-3	3	1	1	1	0	0	0																							
Juan Rivera, R (1, 7)			4-2 G6-4-3 BB			1-0 F8			1-2 L7	1	0	0	0	1	0	0																							
John Vander Wal, L (8, PH)										1	0	0	0	0	0	0																							
Shane Spencer, R (9, 7)										0	0	0	0	0	0	0																							
<b>Inning Stats</b>	R: 1 E: 0 K: 0 S: 9	H: 2 LOB: 0 BB: 0 P: 15	R: 0 E: 0 K: 1 S: 5	H: 0 LOB: 0 BB: 0 P: 9	R: 0 E: 0 K: 0 S: 7	H: 0 LOB: 1 BB: 1 P: 13	R: 2 E: 0 K: 0 S: 8	H: 2 LOB: 0 BB: 1 P: 17	R: 1 E: 0 K: 0 S: 8	H: 1 LOB: 0 BB: 0 P: 11	R: 0 E: 0 K: 0 S: 3	H: 1 LOB: 0 BB: 0 P: 7	R: 0 E: 0 K: 1 S: 5	H: 0 LOB: 0 BB: 0 P: 9	R: 4 E: 0 K: 0 S: 20	H: 2 LOB: 2 BB: 2 P: 35	1B: 4 2B: 0 3B: 0 HR: 4	SF: 0 SAC: 0 DP: 4 HBP: 0	WP: 0 PB: 0 CS: 0	PA: 32																			
<b>PITCHER</b>	IP	WLS	BF	H	R	ER	SO	BB	IBB	HBP	BLK	WP	HR	S	P	ERA	WHIP	<b>PITCHER</b>				IP	WLS	BF	H	R	ER	SO	BB	IBB	HBP	BLK	WP	HR	S	P	ERA	WHIP	
Jarrod Washburn, L (1, 1) ERA: 5.14	7.0		25	6	4	4	2	2	0	0	0	0	0	12	23	27.00	3.000																						
Ben Weber, R (8, 1) ERA: 27.0	0.2	L	4	0	2	2	0	2	0	0	0	0	0	3	5	*	*																						
Scott Schoeneweis, L (8, 1) ERA:	0.0	B	1	1	0	0	0	0	0	0	0	0	0	3	5	*	*																						
Brendan Donnelly, R (8, 1) ERA: 27.0	0.1		2	1	2	2	0	0	0	0	0	0	1	5	7	54.00	3.000																						

Anaheim Angels @ New York Yankees  
Yankee Stadium, Bronx, NY  
Tue Oct 01 2002, 8:00 PM EDT  
Att: 56,710 - Cloudy - 77 F

AB	28
R	8
H	8
RBI	8
BB	4
SO	2
LOB	4










Batter	1	2	3	4	5	6	7	8	9	AB	R	H	RBI	BB	SO	LOB	TOP										
Alfonso Soriano, R OBP: 0.214, SLG: 0.333	F9	G5-3	K			G6-3			G5-3	5	0	0	0	0	1	3											
2 Derek Jeter, R OBP: 0.571, SLG: 1.000	25 BB 2B	G4-3			G6-3	K			F7	5	1	1	0	0	1	1											
25 Jason Giambi, L OBP: 0.571, SLG: 0.700	BB 2B		2B SF8		G4-3	G4-3			F7	3	2	0	0	2	0	1											
Bernie Williams, S OBP: 0.385, SLG: 0.636	2B 20 SF9		20 WP 1B						K	2	2	1	0	2	1	0											
Robin Ventura, L OBP: 0.250, SLG: 0.364	20 SF9		SF8		P4				K	3	0	1	3	0	1	1											
20 Jorge Posada, S OBP: 0.077, SLG: 0.083	SF9		G5-3			G3-1			L4	3	0	0	1	0	0	1											
Raul Mondesi, R OBP: 0.417, SLG: 0.222	HBP		1B 1B			L8			F7	2	1	0	0	1	0	0											
Nick Johnson, L OBP: 0.333, SLG: 0.250	F7		1B 1B			K			K	4	0	1	1	0	2	2											
Juan Rivera, R OBP: 0.444, SLG: 0.375		K	1B			G6-3 1B			K	4	0	2	1	0	2	0											
<b>Inning Stats</b>	R: 3 E: 0 K: 0 S: 13	H: 2 LOB: 2 BB: 2 P: 31	R: 0 E: 0 K: 1 S: 10	H: 0 LOB: 0 BB: 0 P: 14	R: 3 E: 0 K: 1 S: 17	H: 3 LOB: 2 BB: 2 P: 32	R: 0 E: 0 K: 0 S: 7	H: 0 LOB: 1 BB: 1 P: 13	R: 0 E: 0 K: 1 S: 5	H: 0 LOB: 0 BB: 0 P: 8	R: 0 E: 0 K: 1 S: 11	H: 1 LOB: 1 BB: 0 P: 19	R: 0 E: 0 K: 2 S: 7	H: 0 LOB: 0 BB: 0 P: 11	R: 0 E: 0 K: 2 S: 10	H: 0 LOB: 0 BB: 0 P: 13	R: 0 E: 0 K: 0 S: 9	H: 0 LOB: 0 BB: 0 P: 14	1B: 4 2B: 2 3B: 0 HR: 0	SF: 2 SAC: 0 DP: 0 HBP: 1	WP: 1 PB: 0 SB: 0 CS: 0	PA: 39					
<b>PITCHER</b>	IP	WLS	BF	H	R	ER	SO	BB	IBB	HBP	BLK	WP	HR	S	P	ERA	WHIP										
Ramon Ortiz, R ERA: 20.25	(1, 1)	2.2	16	3	6	6	1	4	0	1	0	1	0	32	64	20.25	2.625										
41 John Lackey, R ERA: 3.0	(3, 1)	3.0	13	3	0	0	3	1	0	0	0	0	0	29	50	0.00	1.333										
Scott Schoeneweis, L ERA: 27.0	(6, 1)	0.1	1	0	0	0	0	0	0	0	0	0	0	2	3	0.00	0.000										
Francisco Rodriguez, R ERA: 4.5	(7, 1)	2.0	W	6	0	0	0	4	0	0	0	0	0	17	24	0.00	0.000										
Troy Percival, R ERA: 3.98	(9, 1)	1.0	S	3	0	0	0	0	0	0	0	0	0	9	14	0.00	0.000										

New York Yankees @ Anaheim Angels  
Edison International Field, Anaheim, CA  
Fri Oct 04 2002, 8:00 PM EDT  
Att: 45,072 - Sunny - 78 F

livebaseballscores.com

AB 31  
R 6  
H 6  
RBI 6  
BB 5  
SO 8  
LOB 9




Batter	1	2	3	4	5	6	7	8	9	AB	R	H	RBI	BB	SO	LOB	BOTTOM										
David Eckstein, R OBP: 0.286, SLG: 0.231	F2		L3	G4-3				SH5-4		3	0	0	0	0	0	1											
Darin Erstad, L OBP: 0.429, SLG: 0.500	F8		2B 1B		G6-3	F8		HR 2B		5	2	2	1	0	0	2											
Tim Lincecum, R OBP: 0.333, SLG: 0.786	F7		16 G4-3 1B 2B		K			HR 2B		5	1	2	4	0	2	0											
Alex Ochoa, R ERA: 9.9			1H 3H					HR		0	0	0	0	0	0	0											
16 Garret Anderson, L OBP: 0.467, SLG: 0.786		K	G4-3					G4-3		4	1	1	0	1	1	1											
Troy Glaus, R OBP: 0.500, SLG: 1.167		2B G3 1B			F7			F9		3	1	1	0	1	0	1											
Brad Fullmer, L OBP: 0.375, SLG: 0.429		G3 2B								3	1	2	0	0	1	2											
Shawn Wooten, R OBP: 0.600, SLG: 0.600		G3 2B				SH3 BB SF7 1B		P4		1	0	0	0	0	0	2											
Scott Spiezio, S OBP: 0.462, SLG: 0.727		G3			F9					3	0	1	2	1	0	1											
Bengie Molina, R OBP: 0.250, SLG: 0.333		G4-3			F9					3	0	0	0	0	0	3											
Adam Kennedy, L OBP: 0.500, SLG: 1.143			1B 2B			SF7		SH5-4 2B 2B		3	3	3	2	0	0	0											
<b>Inning Stats</b>	R: 0 E: 0 K: 0 S: 9	H: 0 LOB: 0 BB: 0 P: 13	R: 1 E: 0 K: 1 S: 14	H: 2 LOB: 1 BB: 0 P: 21	R: 2 E: 0 K: 1 S: 17	H: 3 LOB: 0 BB: 0 P: 24	R: 1 E: 0 K: 0 S: 7	H: 1 LOB: 0 BB: 0 P: 11	R: 0 E: 0 K: 1 S: 14	H: 0 LOB: 1 BB: 1 P: 22	R: 1 E: 0 K: 0 S: 9	H: 1 LOB: 2 BB: 1 P: 20	R: 1 E: 0 K: 1 S: 17	H: 2 LOB: 2 BB: 1 P: 27	R: 3 E: 0 K: 0 S: 11	H: 3 LOB: 0 BB: 0 P: 15	R: 0 E: 0 K: 0 S: 9	H: 0 LOB: 0 BB: 0 P: 15	1B: 5 2B: 5 3B: 0 HR: 2	SF: 1 SAC: 2 DP: 0 HBP: 2	WP: 0 PB: 0 SB: 1 CS: 0	PA: 41					
<b>PITCHER</b>	IP	WLS	BF	H	R	ER	SO	BB	IBB	HBP	BLK	WP	HR	S	P	ERA	WHIP										
35 Mike Mussina, R ERA: 9.0	(1, 1)	4.0	19	6	4	4	2	2	0	1	0	0	0	22	39	5.40	1.800										
Jeff Weaver, R ERA: 6.75	(5, 1)	1.2	9	1	1	1	1	2	0	1	0	0	0	24	39	16.20	2.400										
Mike Stanton, L ERA: 11.57	(6, 1)	1.2	L	10	4	3	3	0	1	0	0	0	0	24	39	13.50	1.500										
Steve Karsay, R ERA: 9.0	(8, 1)	0.2	3	1	1	1	0	0	0	0	0	0	1	5	6	13.50	1.500										

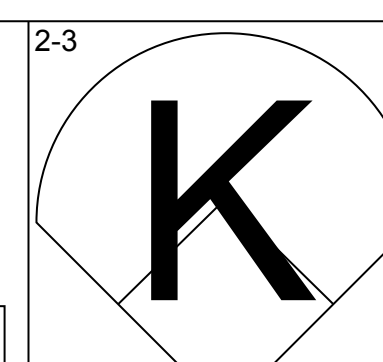
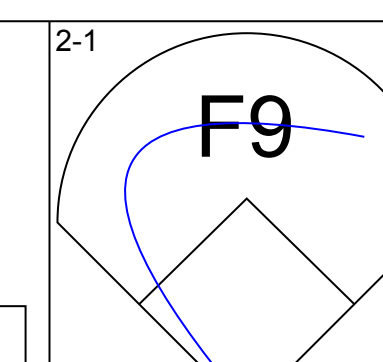
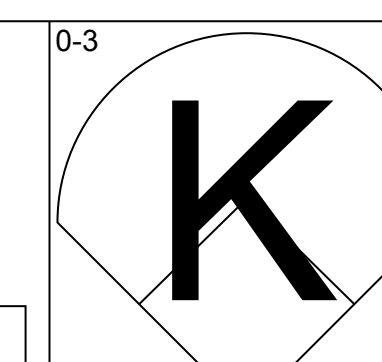
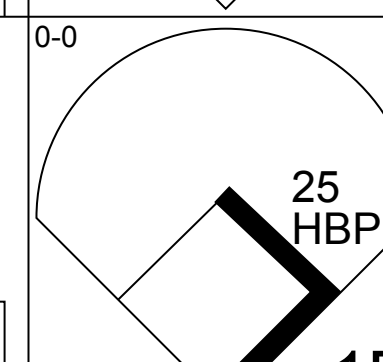
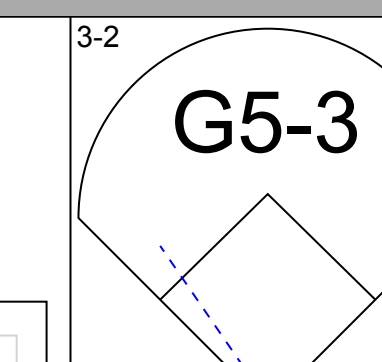
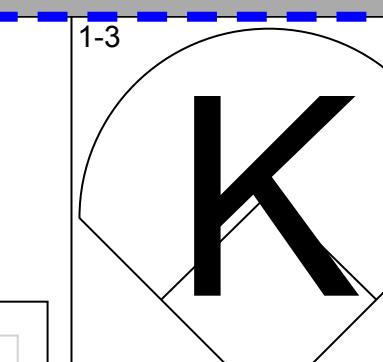
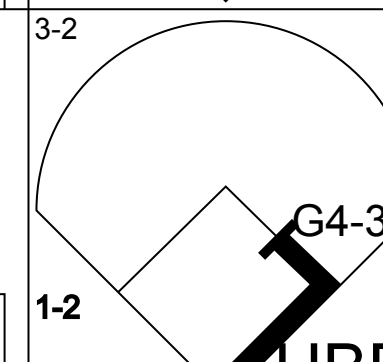
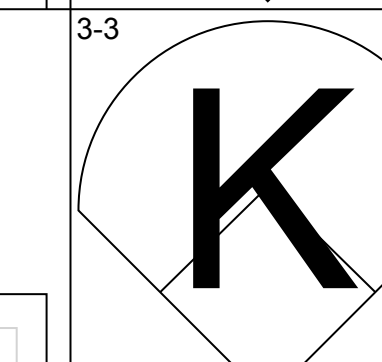
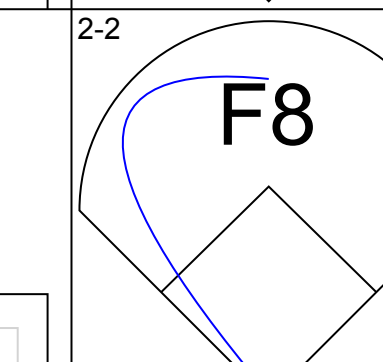
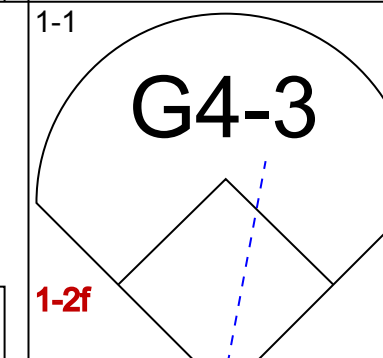
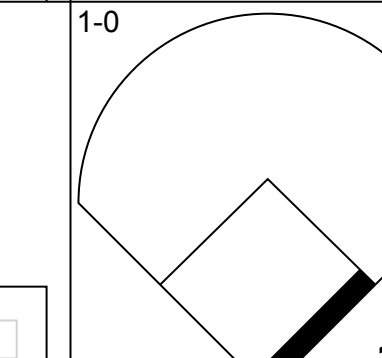
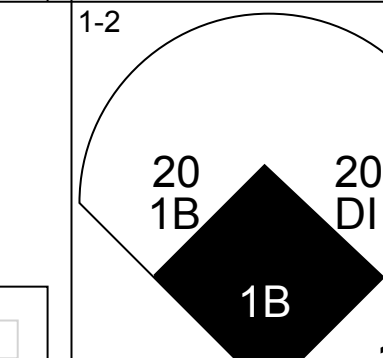
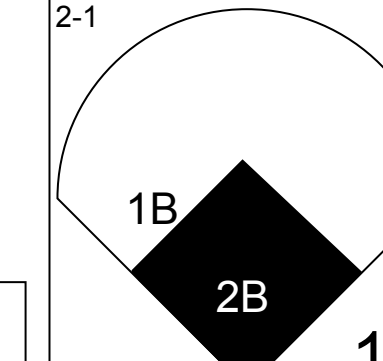
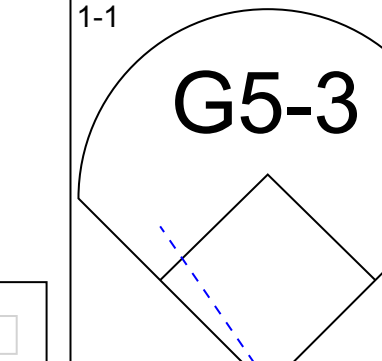
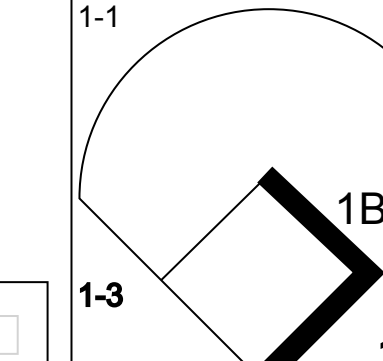
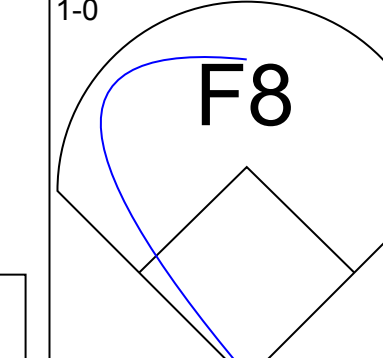
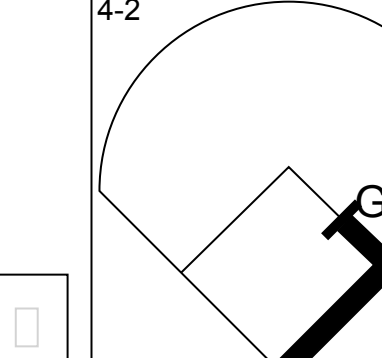
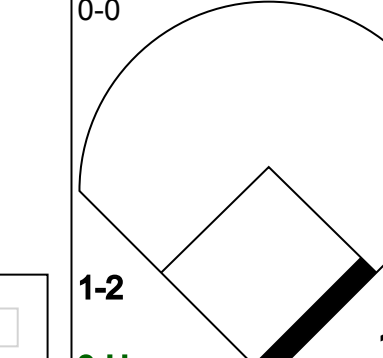
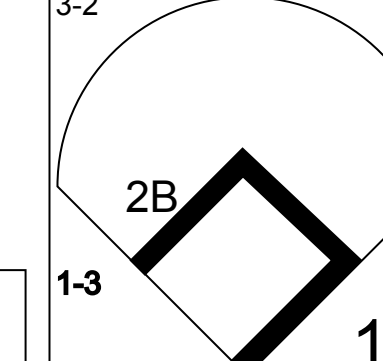
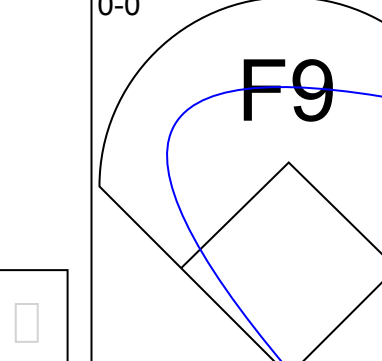
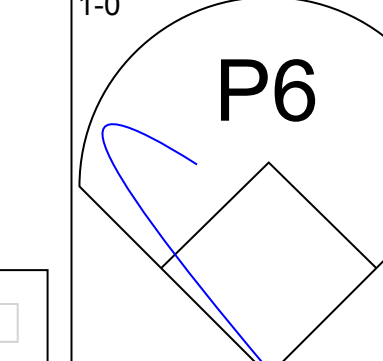
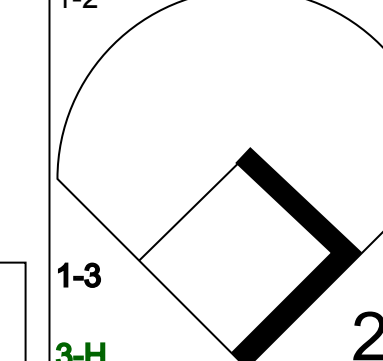

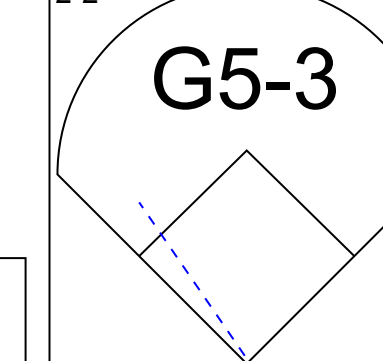

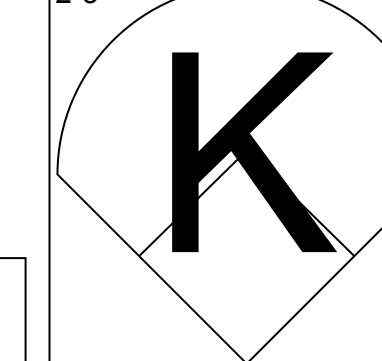
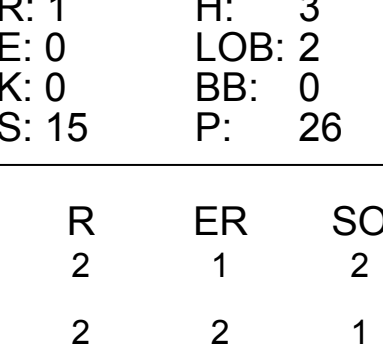
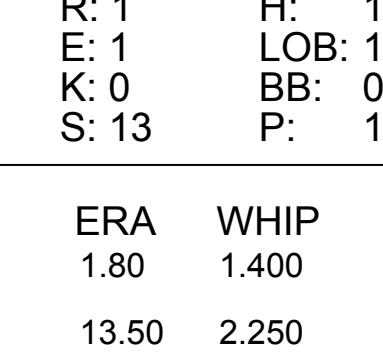
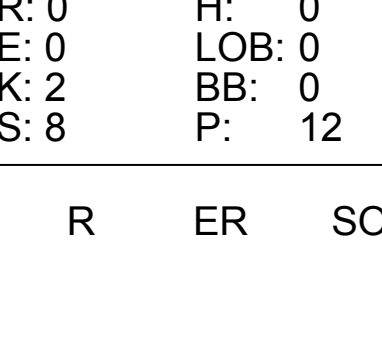
New York Yankees @ Anaheim Angels  
Edison International Field, Anaheim, CA  
Fri Oct 04 2002, 8:00 PM EDT  
Att: 45,072 - Sunny - 78 F

livebaseballscores.com

AB 33  
R 9  
H 12  
RBI 9  
BB 3  
SO 4  
LOB 13



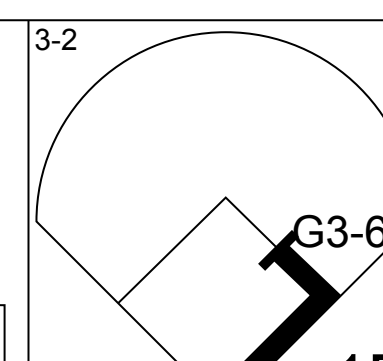
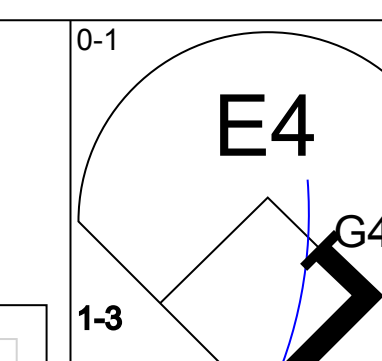
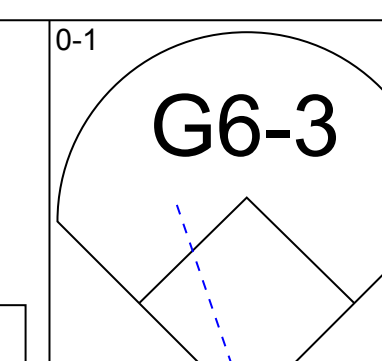
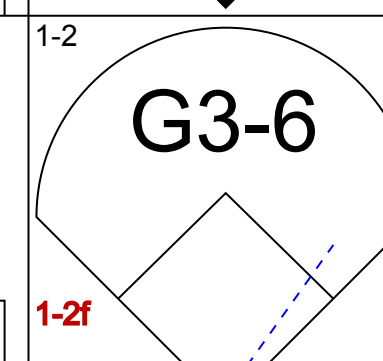
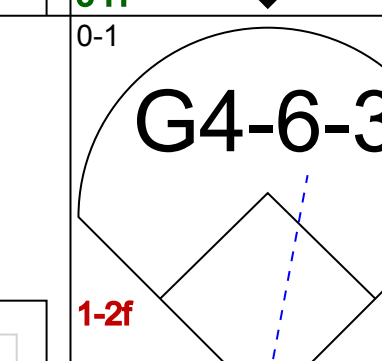
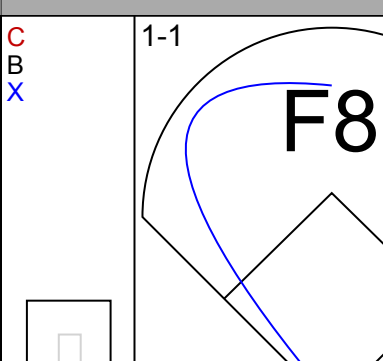
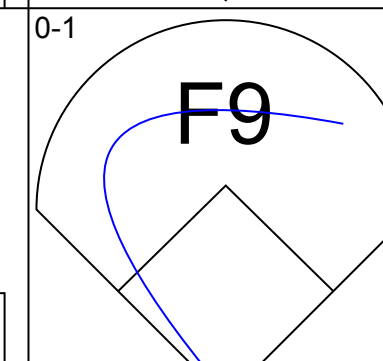
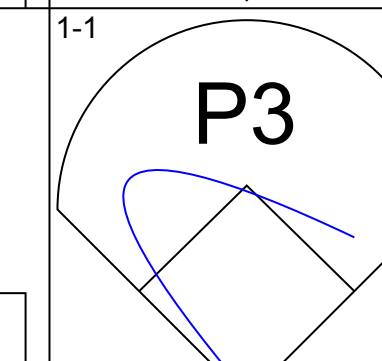

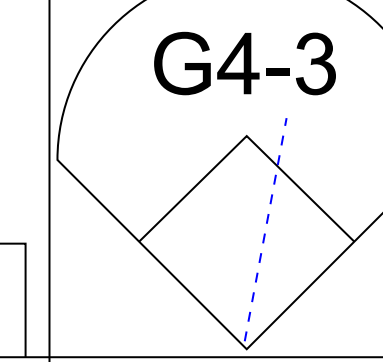
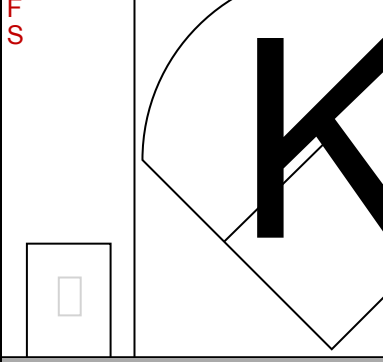
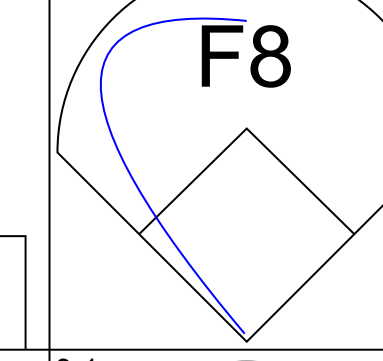

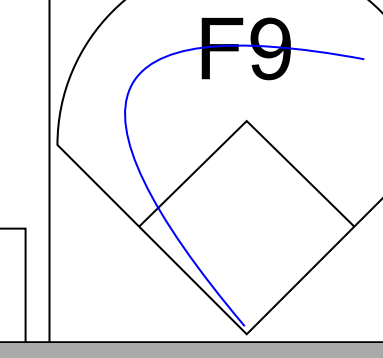

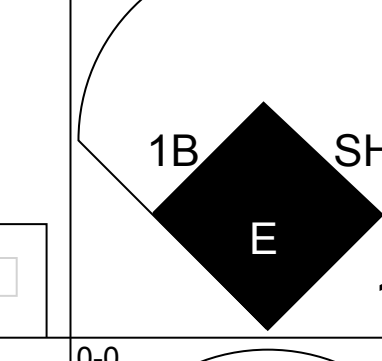
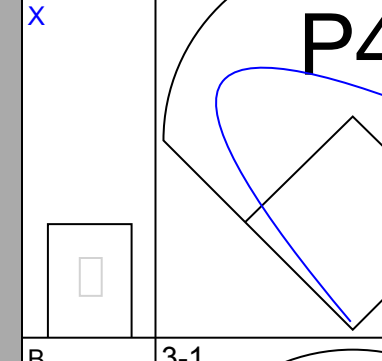
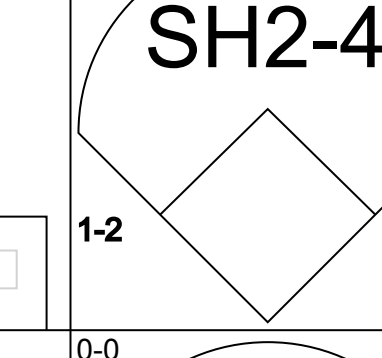
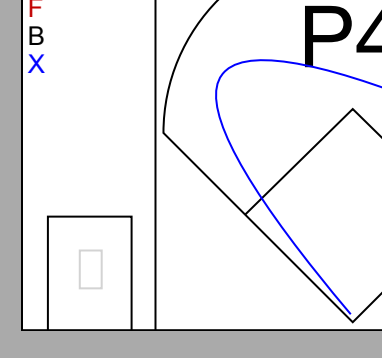
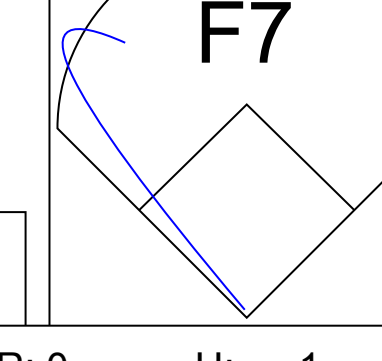
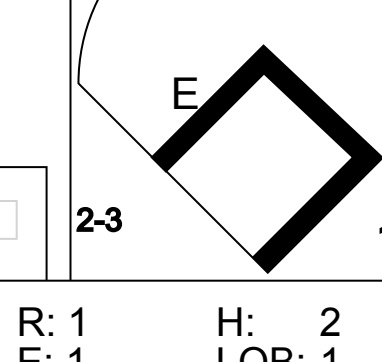


Batter	1	2	3	4	5	6	7	8	9	AB	R	H	RBI	BB	SO	LOB	TOP					
<b>Alfonso Soriano, R</b> OBP: 0.211, SLG: 0.353 (1, 4)										5	0	1	0	0	2	2						
<b>2 Derek Jeter, R</b> OBP: 0.526, SLG: 0.875 (1, 6)										4	1	2	1	0	1	0						
<b>25 Jason Giambi, L</b> OBP: 0.526, SLG: 0.571 (1, 3)										4	0	1	0	0	1	1						
<b>Bernie Williams, S</b> OBP: 0.444, SLG: 0.600 (1, 8)										4	1	2	0	1	0	3						
<b>20 Jorge Posada, S</b> OBP: 0.222, SLG: 0.412 (1, 2)										5	2	3	1	0	1	3						
<b>Raul Mondesi, R</b> OBP: 0.471, SLG: 0.250 (1, 9)										3	0	1	1	2	0	1						
<b>Ron Coomer, R</b> OBP: 0.500, SLG: 0.500 (1, 10)										2	0	1	0	0	0	1						
<b>Nick Johnson, L</b> OBP: 0.250, SLG: 0.182 (6, PH)										3	0	0	0	0	1	5						
<b>Robin Ventura, L</b> OBP: 0.313, SLG: 0.429 (1, 5)										3	0	1	1	1	0	1						
<b>Juan Rivera, R</b> OBP: 0.308, SLG: 0.250 (1, 7)										4	1	0	0	0	1	3						
<b>Inning Stats</b>	R: 0 E: 0 K: 1 S: 12	H: 1 LOB: 1 BB: 0 P: 18	R: 1 E: 0 K: 0 S: 15	H: 3 LOB: 2 BB: 0 P: 26	R: 0 E: 0 K: 1 S: 11	H: 1 LOB: 1 BB: 0 P: 19	R: 0 E: 0 K: 0 S: 8	H: 0 LOB: 0 BB: 1 P: 12	R: 1 E: 1 K: 0 S: 13	H: 1 LOB: 1 BB: 0 P: 19	R: 1 E: 0 K: 1 S: 10	H: 1 LOB: 1 BB: 1 P: 18	R: 1 E: 0 K: 1 S: 11	H: 2 LOB: 3 BB: 2 P: 27	R: 0 E: 0 K: 0 S: 8	H: 0 LOB: 0 BB: 0 P: 12	R: 1 E: 0 K: 1 S: 15	H: 3 LOB: 2 BB: 0 P: 21	1B: 9 2B: 2 3B: 0 HR: 1	SF: 1 SAC: 0 DP: 2 HBP: 1	WP: 1 PB: 0 SB: 0 CS: 0	PA: 43
<b>PITCHER</b>	IP	WLS	BF	H	R	ER	SO	BB	IBB	HBP	BLK	WP	HR	S	P	ERA	WHIP					
<b>Jarrod Washburn, L</b> ERA: 3.75 (1, 1)	5.0	W	22	6	2	1	2	1	0	1	0	0	0	59	94	1.80	1.400					
<b>Brendan Donnelly, R</b> ERA: 13.5 (6, 1)	1.1		7	2	2	2	1	1	0	0	0	0	1	12	21	13.50	2.250					
<b>Scott Schoeneweis, L</b> ERA: 27.0 (7, 1)	0.0		1	1	0	0	0	0	0	0	0	0	0	3	6	∞	∞					
<b>Francisco Rodriguez, R</b> ERA: 3.18 (7, 1)	1.2		7	0	0	0	3	2	0	0	0	1	0	14	30	0.00	1.200					
<b>Troy Percival, R</b> ERA: 5.4 (9, 1)	1.0		6	3	1	1	1	0	0	0	0	0	0	15	21	9.00	3.000					

**New York Yankees @ Anaheim Angels**  
Edison International Field, Anaheim, CA  
Sat Oct 05 2002, 4:00 PM EDT  
Att: 45,067 - Sunny - 81 F

AB 37  
R 5  
H 12  
RBI 4  
BB 4  
SO 7  
LOB 20



Batter	1	2	3	4	5	6	7	8	9	AB	R	H	RBI	BB	SO	LOB	BOTTOM				
<b>David Eckstein, R</b> OBP: 0.316, SLG: 0.278 (1, 6)										5	1	2	1	0	0	3					
<b>Darin Erstad, L</b> OBP: 0.421, SLG: 0.526 (1, 8)										5	1	2	1	0	0	3					
<b>Tim Salmon, R</b> OBP: 0.300, SLG: 0.632 (1, 9)										5	1	1	1	0	1	1					
<b>Alex Ochoa, R</b> (9, 9)										0	0	0	0	0	0	0					
<b>16 Garret Anderson, L</b> OBP: 0.421, SLG: 0.667 (1, 7)										4	1	1	1	0	1	1					
<b>Troy Glaus, R</b> OBP: 0.389, SLG: 0.875 (1, 5)										4	0	0	0	0	1	3					
<b>Scott Spiezio, S</b> OBP: 0.471, SLG: 0.667 (1, 3)										4	1	2	1	0	0	1					
<b>Shawn Wooten, R</b> OBP: 0.667, SLG: 1.000 (1, 10)										4	3	3	2	0	0	1					
<b>Bengie Molina, R</b> OBP: 0.267, SLG: 0.400 (1, 2)										3	0	1	2	0	0	1					
<b>Benji Gil, R</b> OBP: 0.800, SLG: 0.800 (1, 4)										3	1	3	0	0	0	0					
<b>Adam Kennedy, L</b> OBP: 0.435, SLG: 1.000 (8, PH) (9, 4)										1	0	0	0	0	0	0					
<b>Inning Stats</b>	R: 0 E: 0 K: 0 S: 8	H: 1 LOB: 0 BB: 0 P: 12	R: 0 E: 0 K: 0 S: 5	H: 0 LOB: 0 BB: 0 P: 8	R: 1 E: 1 K: 0 S: 9	H: 2 LOB: 1 BB: 0 P: 9	R: 0 E: 1 K: 0 S: 7	H: 0 LOB: 1 BB: 0 P: 10	R: 8 E: 0 K: 0 S: 20	H: 10 LOB: 2 BB: 0 P: 26	R: 0 E: 0 K: 2 S: 8	H: 0 LOB: 0 BB: 0 P: 12	R: 0 E: 0 K: 1 S: 9	H: 1 LOB: 1 BB: 0 P: 19	R: 0 E: 0 K: 0 S: 10	H: 1 LOB: 1 BB: 0 P: 12	1B: 12 2B: 2 3B: 0 HR: 1	SF: 0 SAC: 1 DP: 2 HBP: 0	WP: 0 PB: 0 SB: 0 CS: 0	PA: 39	
<b>PITCHER</b>	IP	WLS	BF	H	R	ER	SO	BB	IBB	HBP	BLK	WP	HR	S	P	ERA	WHIP				
<b>David Wells, L</b> ERA: 15.43 (1, 1)	4.2	L	24	10	8	8	0	0	0	0	0	0	0	44	59	15.43	2.143				
<b>Ramiro Mendoza, R</b> ERA: 13.5 (5, 1)	0.0		2	2	1	1	0	0	0	0	0	0	0	3	3	∞	∞				
<b>Orlando Hernandez, R</b> ERA: 2.84 (5, 1)	2.1		9	2	0	0	3	0	0	0	0	0	0	19	34	0.00	0.857				
<b>Steve Karsay, R</b> ERA: 6.75 (8, 1)	0.2		2	0	0	0	0	0	0	0	0	0	0	5	5	0.00	0.000				
<b>Mike Stanton, L</b> ERA: 10.13 (8, 1)	0.1		2	1	0	0	0	0	0	0	0	0	0	5	7	0.00	3.000				

**New York Yankees @ Anaheim Angels**  
Edison International Field, Anaheim, CA  
Sat Oct 05 2002, 4:00 PM EDT  
Att: 45,067 - Sunny - 81 F

AB 38  
R 9  
H 15  
RBI 9  
BB 0  
SO 3  
LOB 14

