

New York Yankees - 2003

Batter	1	2	3	4	5	6	7	8	9	AB	R	H	RBI	BB	SO	LOB	TOP																			
Alfonso Soriano, R OBP: 0.400, SLG: 1.200	G6-3		F9					F7		5	1	2	4	0	0	1																				
2 Derek Jeter, R OBP: 1.000, SLG: 2.000 Enrique Wilson, S (3, 6)	25 G6-3 55 1B 2B		25 G1-3-2 BB					G4-3		1	1	1	0	1	0	0																				
25 Jason Giambi, L (1, 3)	G6-3		G1-3-2					F8		5	0	0	0	0	0	3																				
Bernie Williams, S (1, 8)	55 1B BB							F8		2	1	0	0	3	0	0																				
55 Hideki Matsui, L OBP: 0.250, SLG: 0.250								F8		4	0	1	1	0	0	2																				
20 Jorge Posada, S OBP: 0.500, SLG: 0.500	F9							G3		4	2	2	1	0	0	3																				
Robin Ventura, L OBP: 0.500, SLG: 1.333								G4-3		3	2	1	2	1	1	0																				
Raul Mondesi, R (1, 9)								F6		2	0	0	0	1	1	3																				
Nick Johnson, L (1, 10)								F8		4	1	0	0	0	0	5																				
Inning Stats	R: 1 E: 0 K: 0 S: 9	H: 2 LOB: 2 BB: 1 P: 15	R: 0 E: 0 K: 1 S: 5	H: 0 LOB: 0 BB: 0 P: 7	R: 0 E: 0 K: 0 S: 7	H: 0 LOB: 0 BB: 1 P: 14	R: 2 E: 0 K: 1 S: 13	H: 2 LOB: 0 BB: 0 P: 19	R: 0 E: 0 K: 0 S: 11	H: 1 LOB: 1 BB: 0 P: 18	R: 5 E: 1 K: 0 S: 18	H: 2 LOB: 0 BB: 2 P: 32	R: 0 E: 0 K: 0 S: 5	H: 0 LOB: 1 BB: 1 P: 9	R: 0 E: 0 K: 0 S: 12	H: 0 LOB: 1 BB: 1 P: 20	R: 0 E: 0 K: 0 S: 8	H: 0 LOB: 0 BB: 0 P: 12	1B: 3 2B: 3 3B: 0 HR: 2	SF: 0 SAC: 0 DP: 2 HBP: 1	WP: 0 PB: 0 SB: 0 CS: 0	PA: 40														
PITCHER	IP	WLS	BF	H	R	ER	SO	BB	IBB	HBP	BLK	WP	HR	S	P	ERA	WHIP	PITCHER	IP	WLS	BF	H	R	ER	SO	BB	IBB	HBP	BLK	WP	HR	S	P	ERA	WHIP	
32 Roy Halladay, R ERA: 4.76	5.2	L	28	7	8	3	2	4	0	0	0	0	2	62	103	4.76	1.941																			
Pete Walker, R ERA	1.1		5	0	0	0	0	1	0	0	0	0	0	6	11	0.00	0.750																			
Doug Linton, R ERA	2.0		7	0	0	0	0	1	0	0	0	0	0	20	32	0.00	0.500																			

New York Yankees @ Toronto Blue Jays
SkyDome, Toronto, ON
Mon Mar 31 2003, 7:05 PM EST
Att: 50,119 - Dome - 72 F

AB	33
R	8
H	7
RBI	8
BB	6
SO	2
LOB	18



Batter	1	2	3	4	5	6	7	8	9	AB	R	H	RBI	BB	SO	LOB	BOTTOM																			
Shannon Stewart, R OBP: 0.400, SLG: 0.400	P3		F8					L7		5	1	2	1	0	0	0																				
Frank Catalanotto, L OBP: 0.200, SLG: 0.200	HBP BB 1B							G4-3		5	0	1	0	0	1	3																				
10 Vernon Wells, R OBP: 0.200, SLG: 0.500	K		G6-3					WP 2B		4	0	1	1	0	2	2																				
Carlos Delgado, L OBP: 0.600, SLG: 0.333	HBP BB							F8		3	1	1	0	2	1	2																				
Josh Phelps, R (1, 10)	F9							L9		2	0	0	0	1	0	2																				
Eric Hinske, L OBP: 0.500, SLG: 1.000	K							2B		4	0	2	2	0	2	4																				
Orlando Hudson, S (1, 4)								2B		4	0	0	0	0	1	4																				
Chris Woodward, R (1, 6)								P6		3	0	0	0	0	1	1																				
Tom Wilson, R OBP: 1.000, SLG: 1.000 (9, PH)								K		1	1	1	0	0	0	0																				
Ken Huckaby, R (1, 2)								K		3	0	0	0	0	2	1																				
Greg Myers, L OBP: 1.000, SLG: 1.000 (9, PH)								K		1	1	1	0	0	0	0																				
Inning Stats	R: 0 E: 0 K: 2 S: 15	H: 1 LOB: 3 BB: 1 P: 28	R: 0 E: 0 K: 1 S: 6	H: 0 LOB: 0 BB: 0 P: 7	R: 0 E: 0 K: 1 S: 6	H: 0 LOB: 0 BB: 0 P: 10	R: 0 E: 0 K: 1 S: 10	H: 1 LOB: 1 BB: 0 P: 15	R: 0 E: 0 K: 0 S: 9	H: 0 LOB: 0 BB: 0 P: 11	R: 0 E: 0 K: 3 S: 11	H: 1 LOB: 1 BB: 0 P: 20	R: 0 E: 0 K: 3 S: 17	H: 1 LOB: 2 BB: 2 P: 32	R: 2 E: 0 K: 1 S: 13	H: 3 LOB: 1 BB: 0 P: 19	1B: 6 2B: 3 3B: 0 HR: 0	SF: 1 SAC: 0 DP: 0 HBP: 1	WP: 1 PB: 0 SB: 0 CS: 0	PA: 40																
PITCHER	IP	WLS	BF	H	R	ER	SO	BB	IBB	HBP	BLK	WP	HR	S	P	ERA	WHIP	PITCHER	IP	WLS	BF	H	R	ER	SO	BB	IBB	HBP	BLK	WP	HR	S	P	ERA	WHIP	
Roger Clemens, R ERA	6.0	W	23	3	0	0	5	1	0	1	0	0	0	57	91	0.00	0.667																			
Jose Contreras, R ERA: 10.8	1.2		9	2	2	2	4	2	0	0	0	0	0	21	40	10.80	2.400																			
Chris Hammond, L ERA	0.1		2	1	0	0	0	0	0	0	0	0	0	7	9	0.00	3.000																			
Jason Anderson, R ERA	0.0		2	2	2	2	0	0	0	0	0	0	0	6	8	∞	∞																			
Juan Acevedo, R ERA	1.0		4	1	0	0	1	0	0	0	0	0	0	7	11	0.00	1.000																			

New York Yankees @ Toronto Blue Jays
SkyDome, Toronto, ON
Mon Mar 31 2003, 7:05 PM EST
Att: 50,119 - Dome - 72 F

AB	35
R	4
H	9
RBI	4
BB	3
SO	10
LOB	19




Batter	1	2	3	4	5	6	7	8	9	AB	R	H	RBI	BB	SO	LOB	TOP									
Alfonso Soriano, R OBP: 0.400, SLG: 0.800	1-3 K	0-1 1B			0-3 K		3-1 FC1-4		3-1 2B G3	5	1	2	2	0	2	1										
Nick Johnson, L OBP: 0.111, SLG: 0.222	0-0 F7	1-3 K			3-2 F7		1-0 G3		0-1 G3 55 SF7	5	1	1	0	0	1	3										
25 Jason Giambi, L OBP: 0.300, SLG: 0.889	2-1 F7		1-1 HR		1-1 HR			2-1 F8	4-0 G3	4	2	2	2	1	0	0										
Bernie Williams, S OBP: 0.500, SLG: 0.429		0-0 55 G3 20 HR	2-1 G4-3		3-2 F7			1-0 55 1B 20 SF7	1-0 G3	5	2	2	1	0	0	2										
55 Hideki Matsui, L OBP: 0.222, SLG: 0.250		0-0 G3	1-3 K		1-1 G3			2-2 20 SF7	1-2 SF7	4	0	1	1	0	1	1										
20 Jorge Posada, S OBP: 0.333, SLG: 0.750		2-1 HR	3-3 K		1-0 F8			0-0 SF7	3-3 K	4	1	1	3	0	2	1										
Robin Ventura, L OBP: 0.375, SLG: 0.714		3-2 1B		0-1 F8		2-3 K		1-3 K		4	1	1	0	0	2	1	AB 38									
Raul Mondesi, R OBP: 0.375, SLG: 0.333		1-3 K		1-2 F7			0-0 G5-3		0-0 2B	4	1	1	0	0	1	1	R 10									
Enrique Wilson, S OBP: 0.429, SLG: 0.500		1-1 1B		2-0 G3-1			4-0 FC1-4 PB		0-0 1B	3	1	2	1	1	0	0	H 13									
Inning Stats	R: 0 E: 0 K: 1 S: 6	H: 0 LOB: 0 BB: 0 P: 9	R: 3 E: 0 K: 2 S: 18	H: 5 LOB: 2 BB: 0 P: 26	R: 1 E: 0 K: 2 S: 10	H: 1 LOB: 0 BB: 0 P: 17	R: 0 E: 0 K: 0 S: 6	H: 0 LOB: 0 BB: 0 P: 9	R: 1 E: 0 K: 1 S: 11	H: 1 LOB: 0 BB: 0 P: 18	R: 0 E: 0 K: 1 S: 6	H: 0 LOB: 1 BB: 1 P: 10	R: 0 E: 0 K: 0 S: 4	H: 0 LOB: 0 BB: 1 P: 12	R: 1 E: 0 K: 1 S: 10	H: 2 LOB: 1 BB: 0 P: 16	R: 4 E: 0 K: 1 S: 14	H: 4 LOB: 1 BB: 1 P: 25	1B: 6 2B: 4 3B: 0 HR: 3	SF: 2 SAC: 0 DP: 0 HBP: 0	WP: 0 PB: 1 SB: 0 CS: 0	PA: 42				
PITCHER	IP	WLS	BF	H	R	ER	SO	BB	IBB	HBP	BLK	WP	HR	S	P	ERA	WHIP									
Cory Lidle, R ERA: 7.5	(1, 1)	6.0	L	25	7	5	5	7	0	0	0	0	0	3	57	89	7.50	1.167								
Jeff Tam, R ERA:	(7, 1)	0.2		3	0	0	0	0	1	0	0	0	0	0	3	10	0.00	1.500								
Doug Creek, L ERA:	(7, 1)	0.2		2	0	0	0	0	0	0	0	0	0	0	3	6	0.00	0.000								
Cliff Politte, R ERA: 13.5	(8, 1)	0.2		4	2	1	1	1	0	0	0	0	0	8	12	13.50	3.000									
Kelvin Escobar, R ERA: 36.0	(9, 1)	1.0		8	4	4	4	1	1	0	0	0	0	14	25	36.00	5.000									

New York Yankees @ Toronto Blue Jays
SkyDome, Toronto, ON
Tue Apr 01 2003, 3:35 PM EST
Att: 15,176 - Dome - 72 F

livebaseballscores.com

AB 38
R 10
H 13
RBI 10
BB 2
SO 9
LOB 10




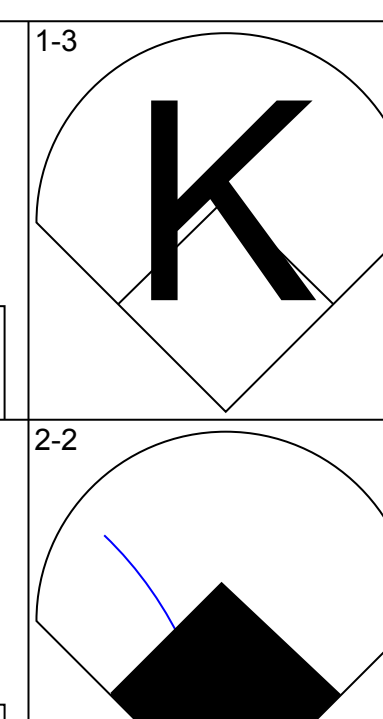
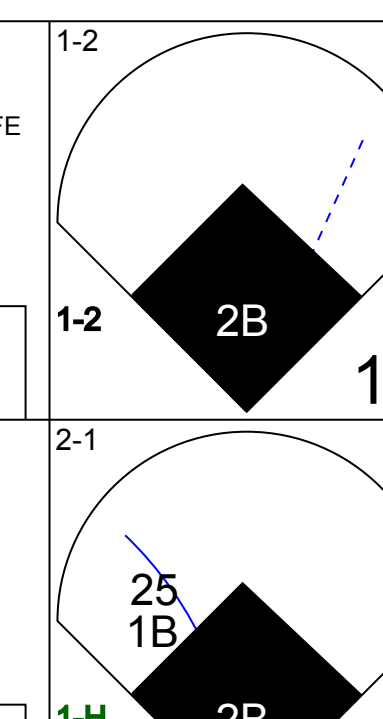
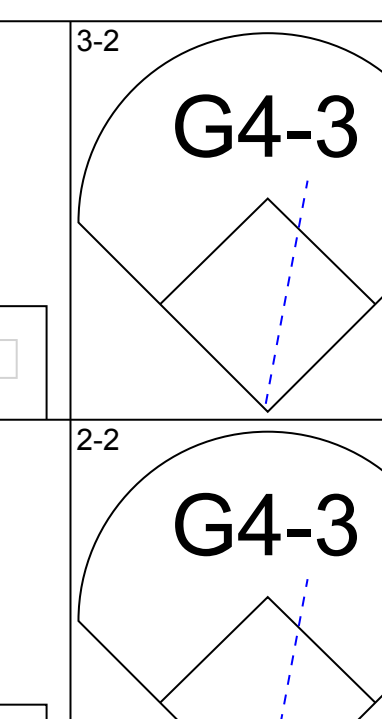

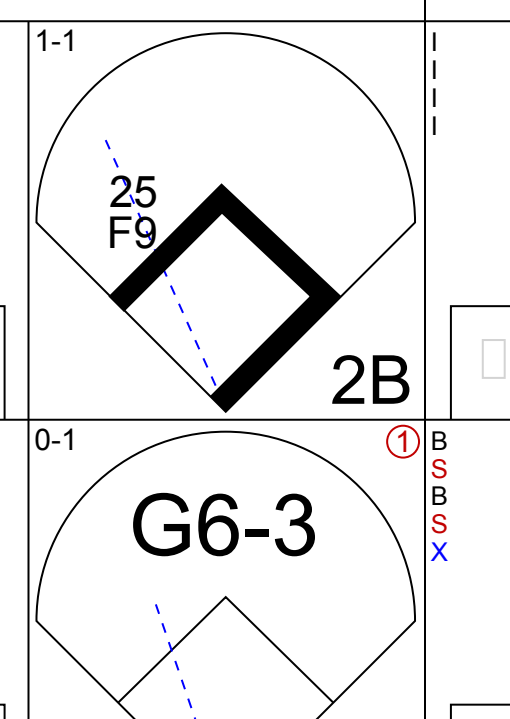

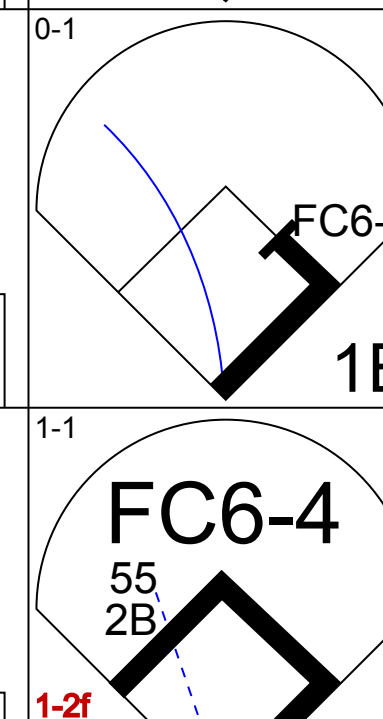
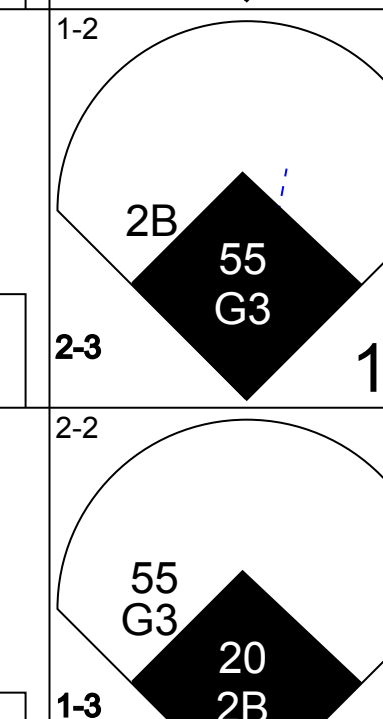
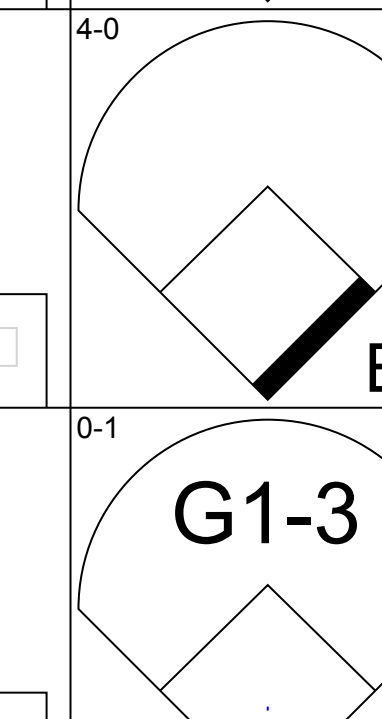

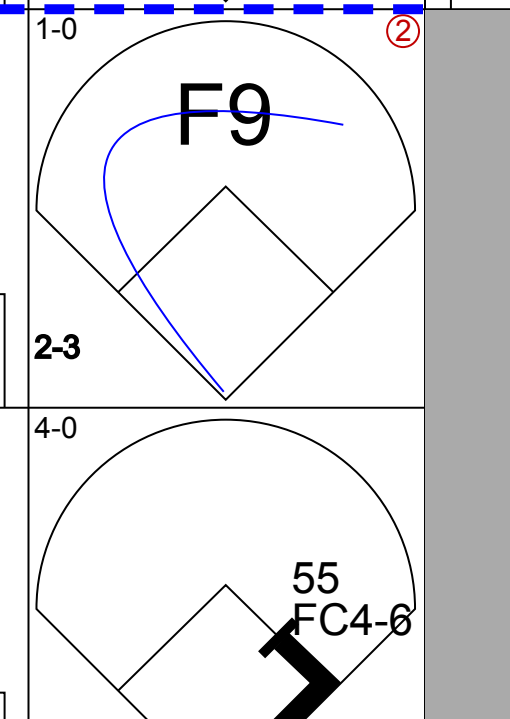

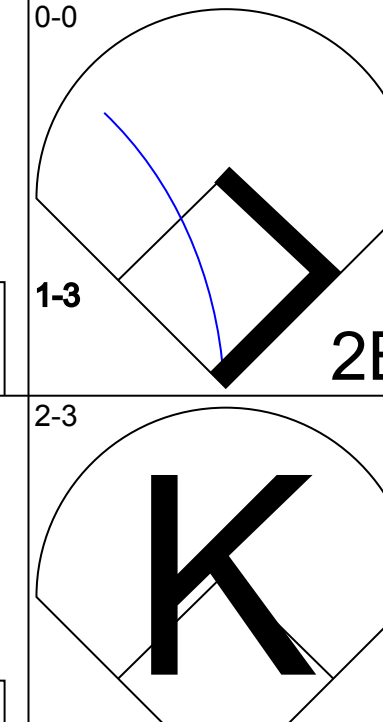
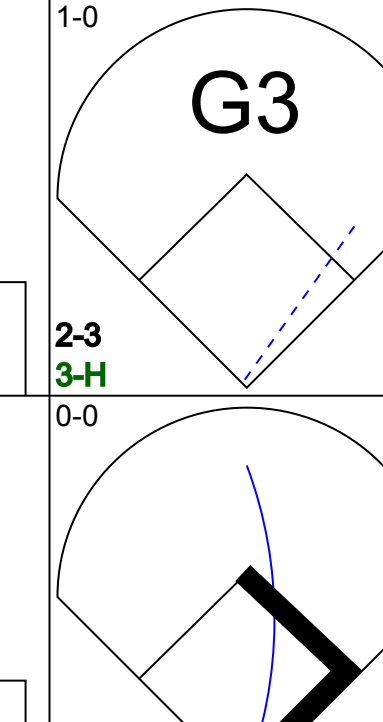
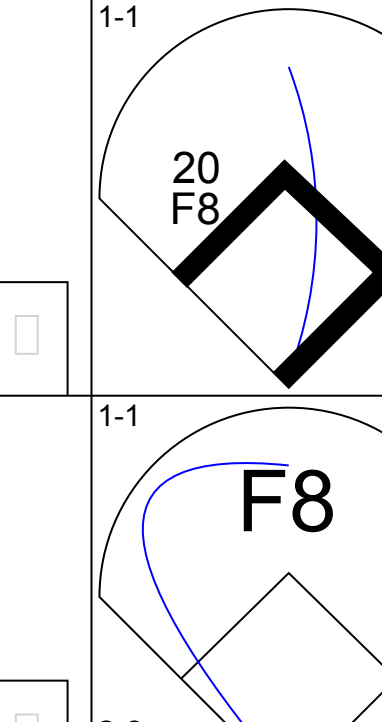
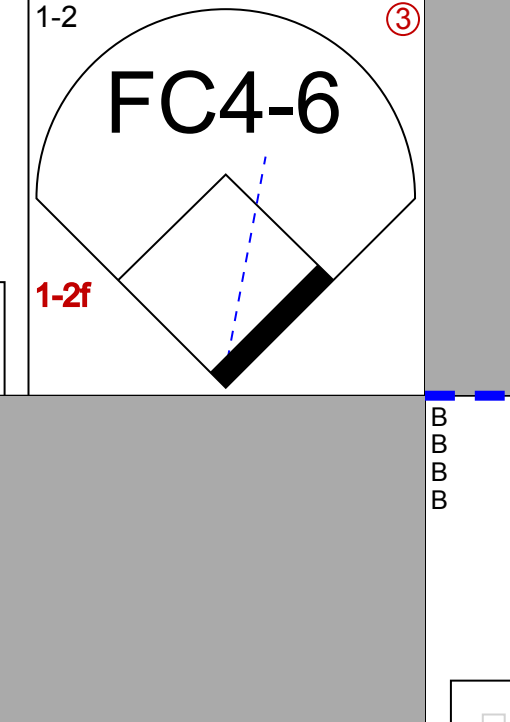
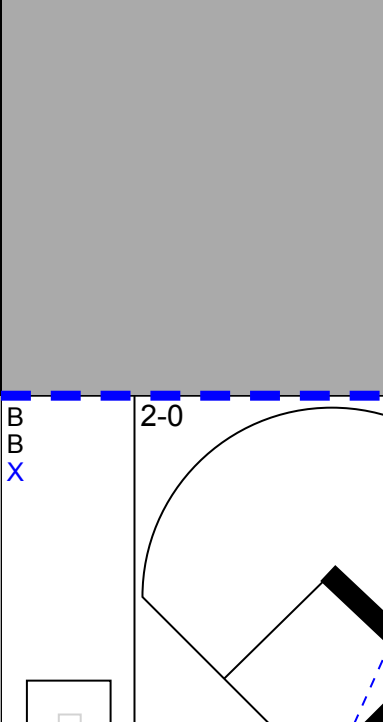

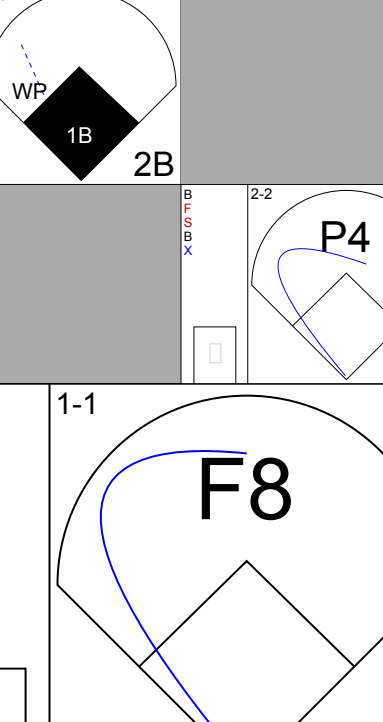
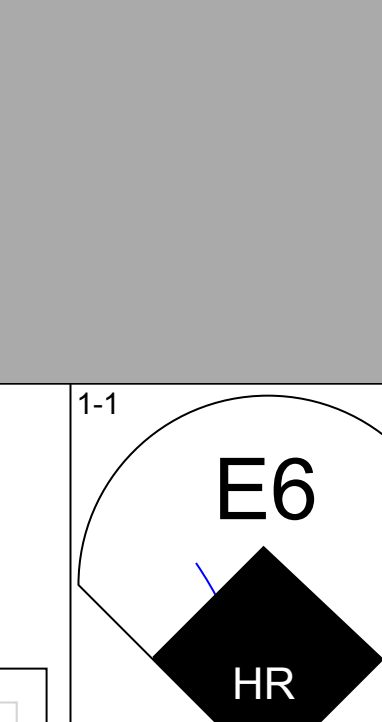
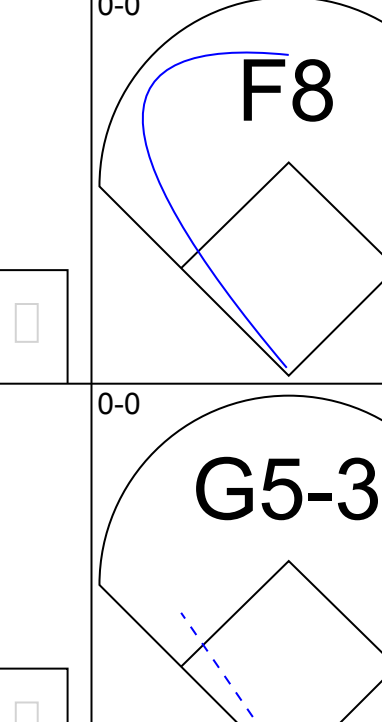
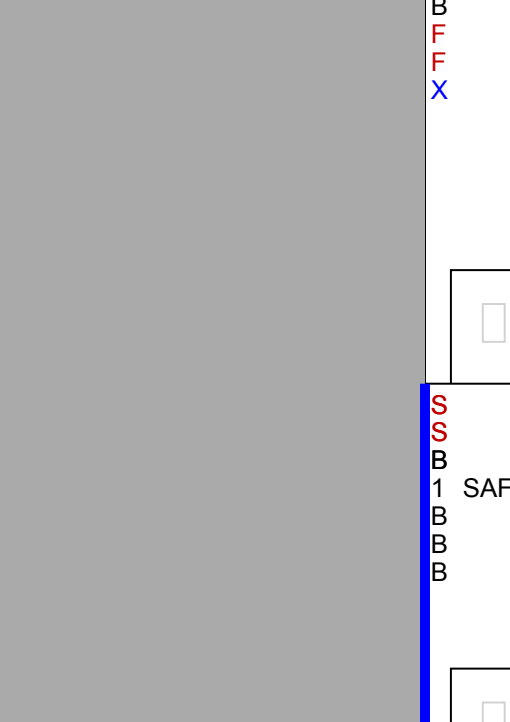
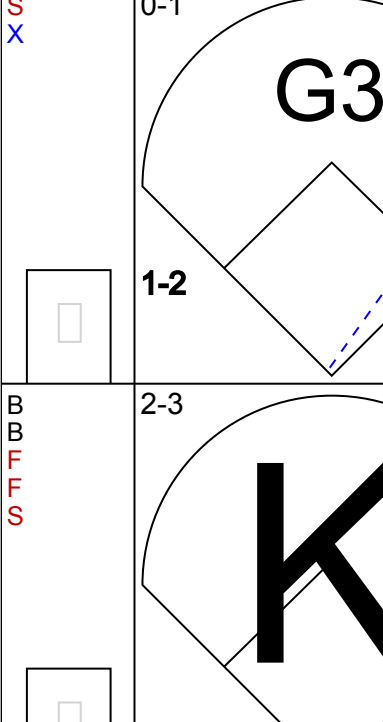

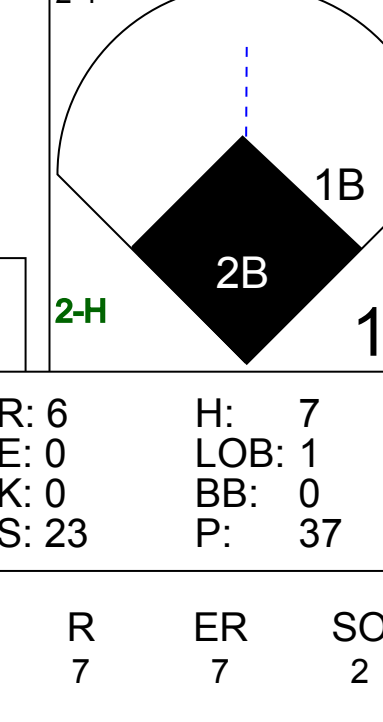
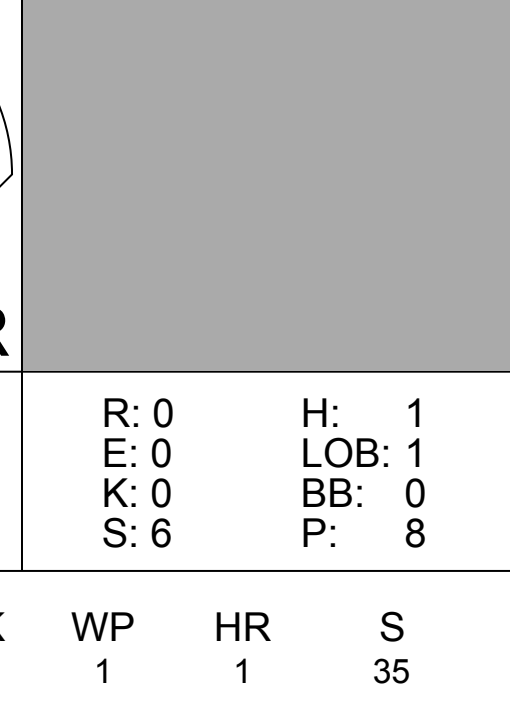
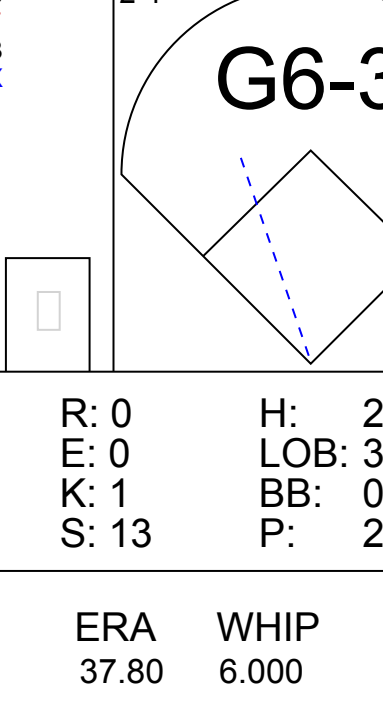
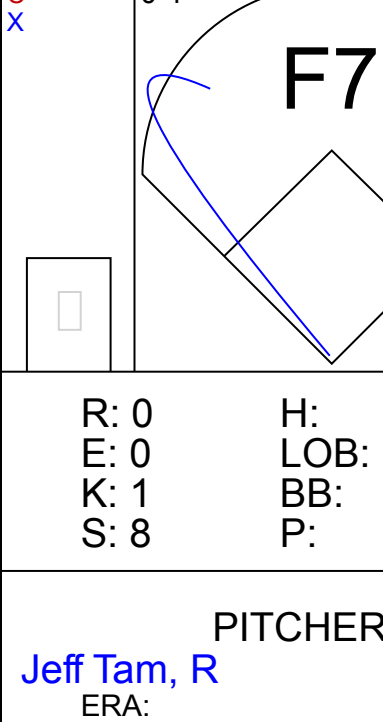
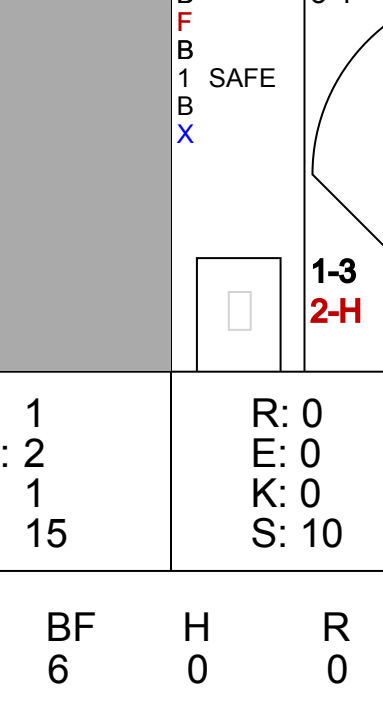
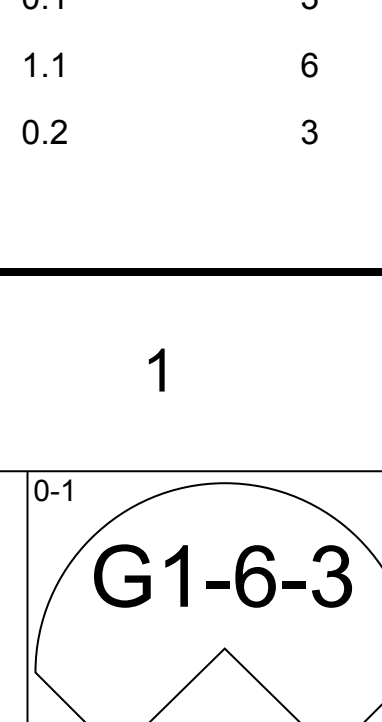
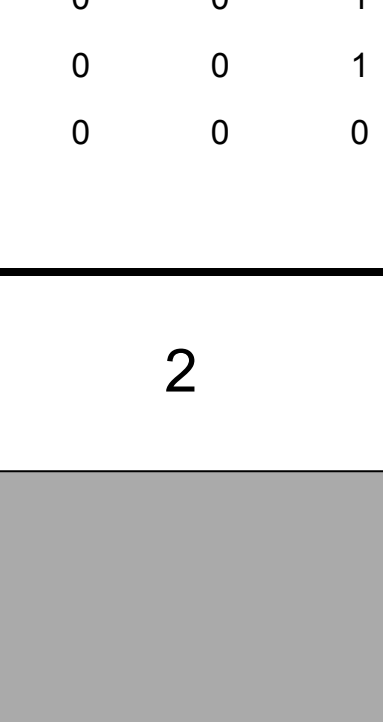
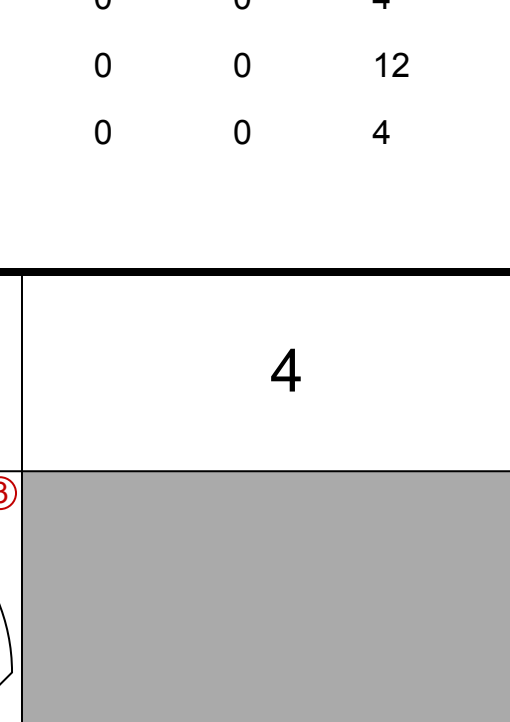
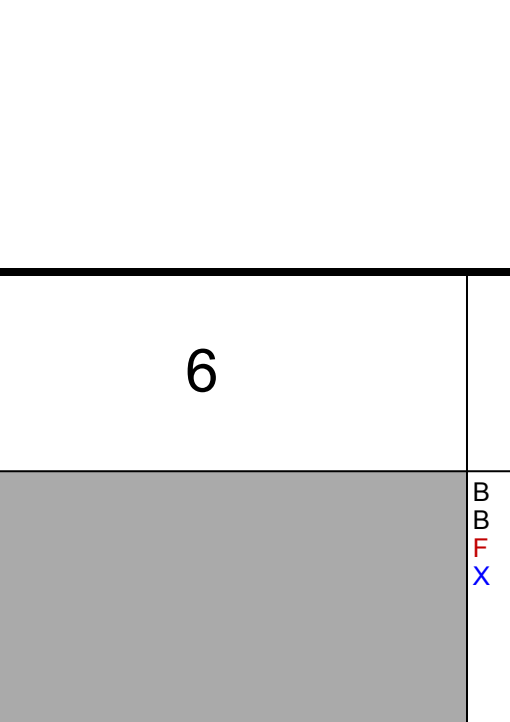
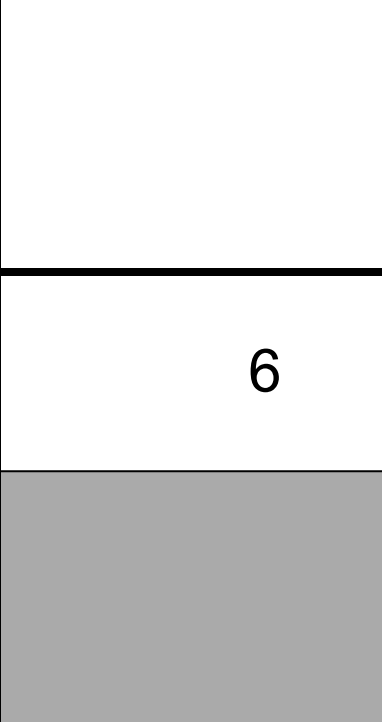
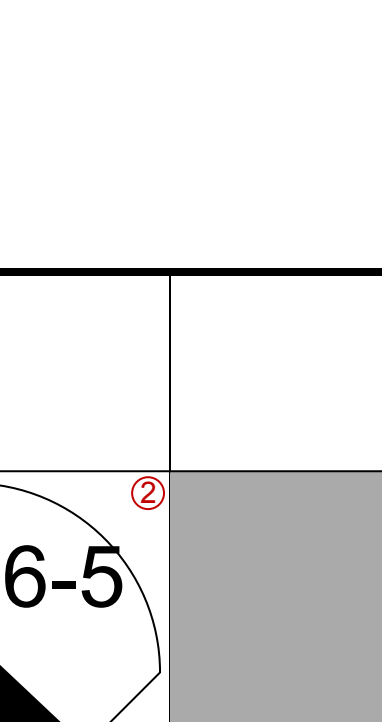

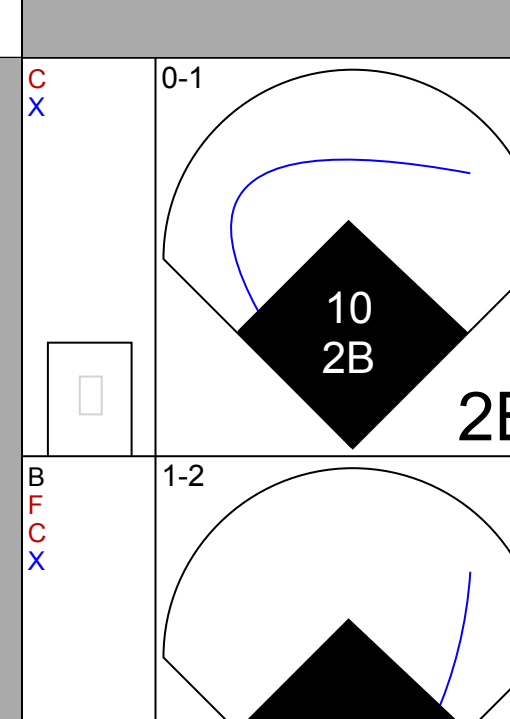
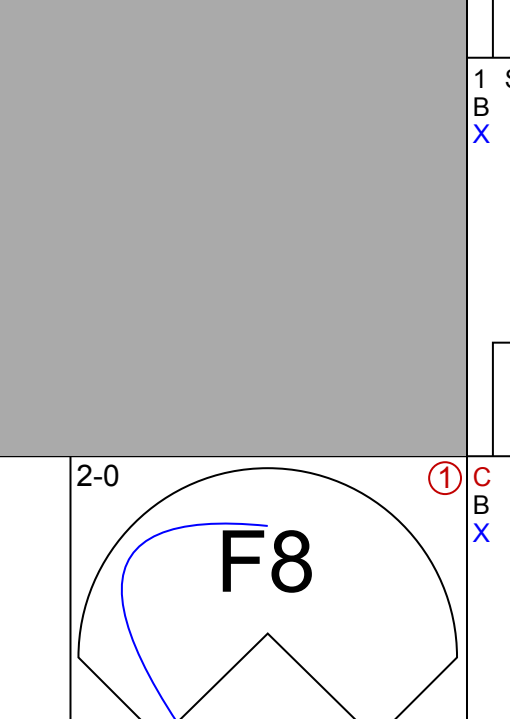
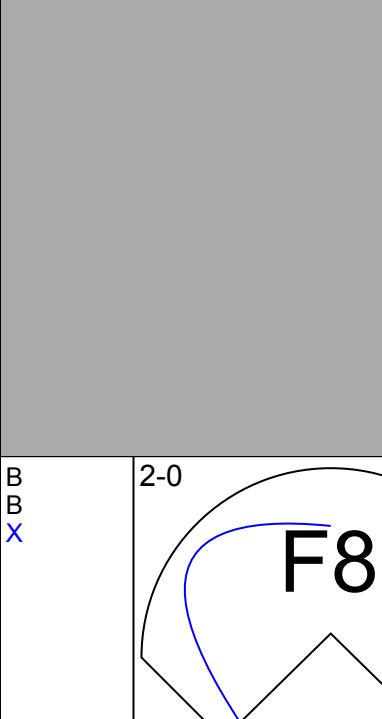
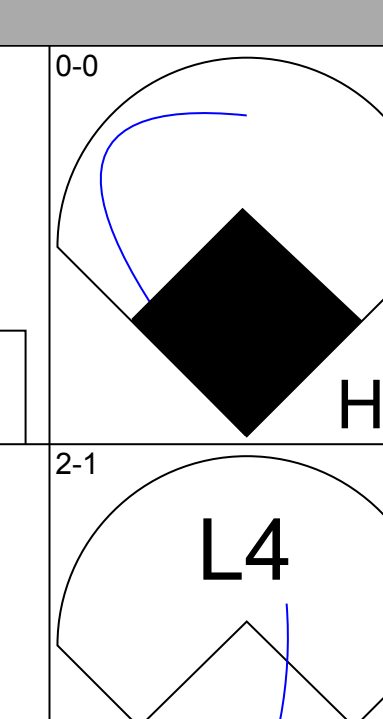
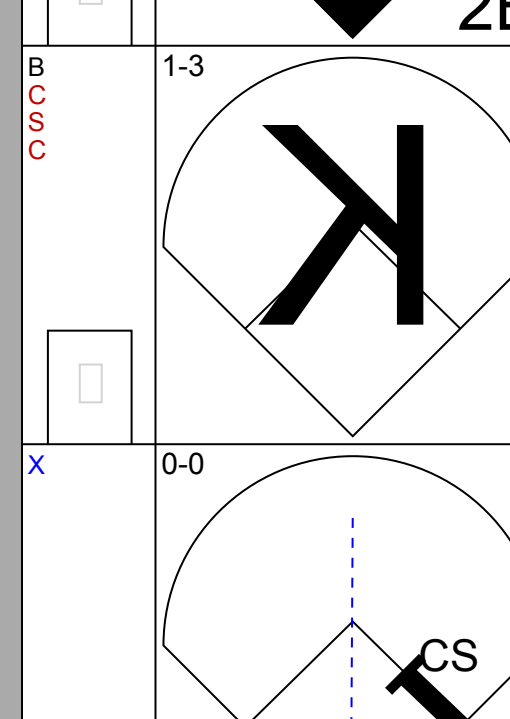
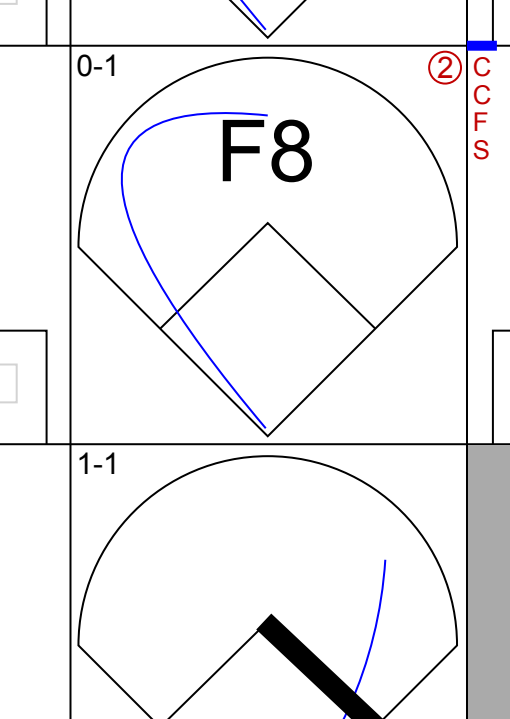
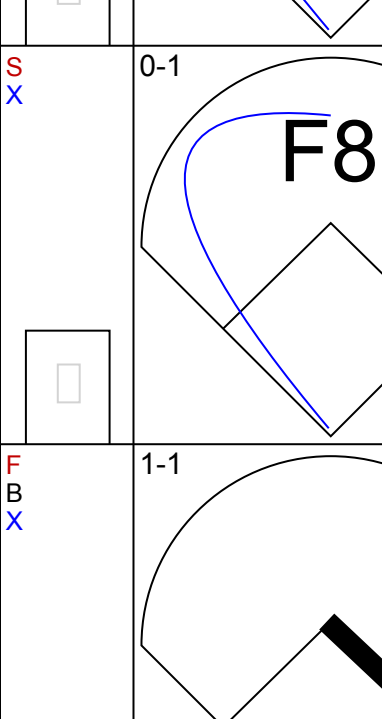
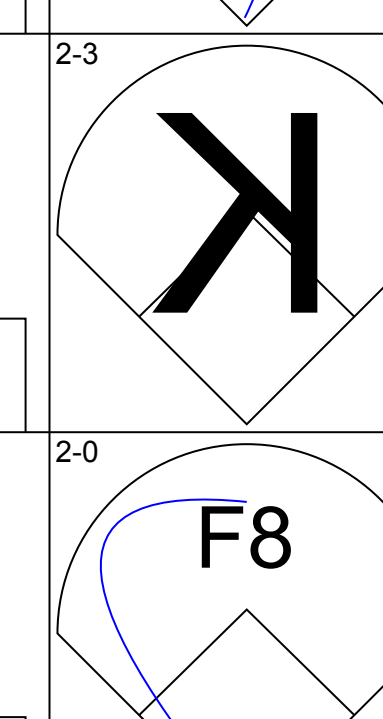

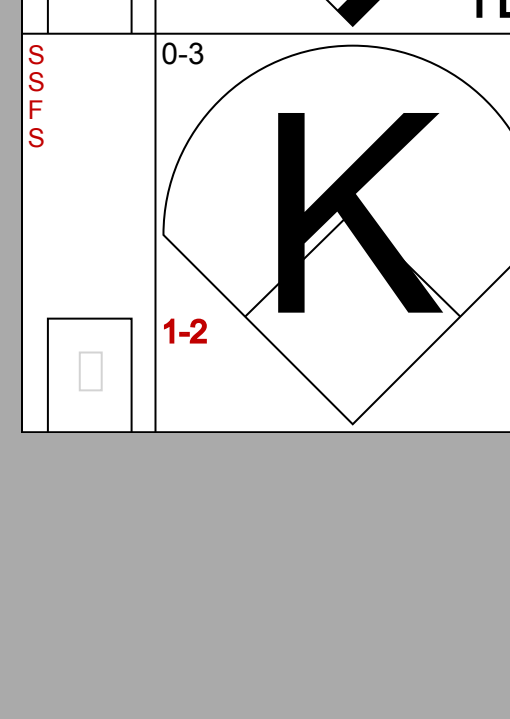
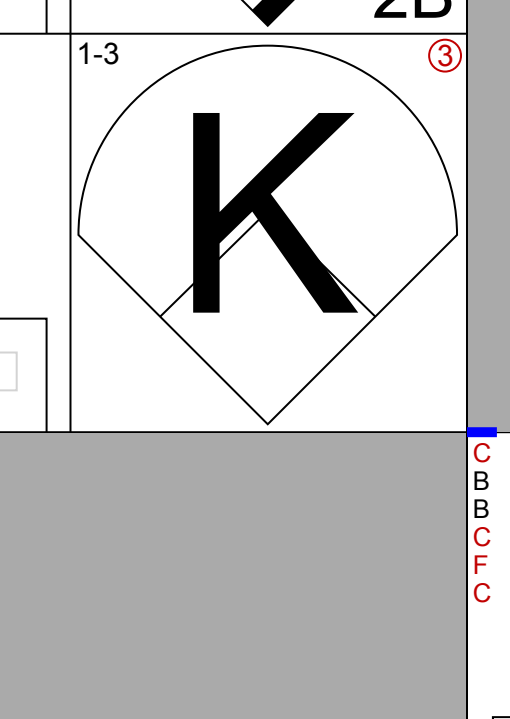
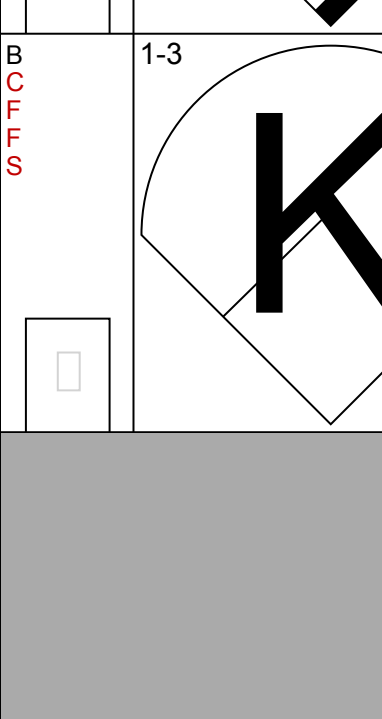
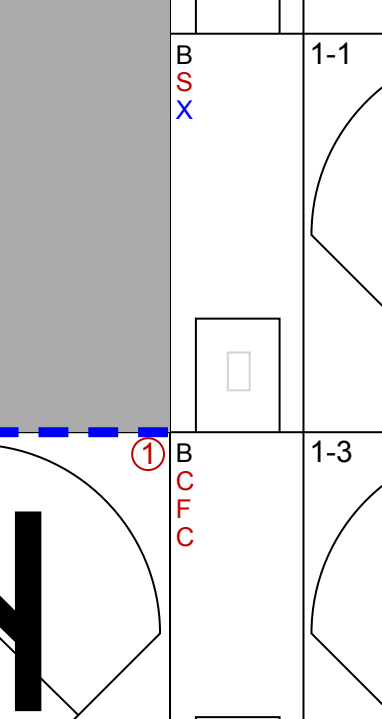

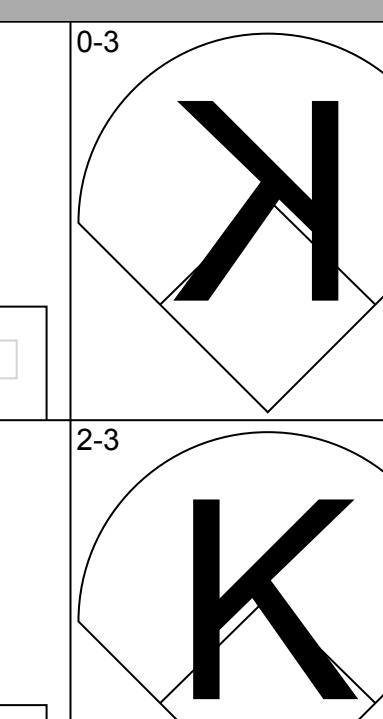

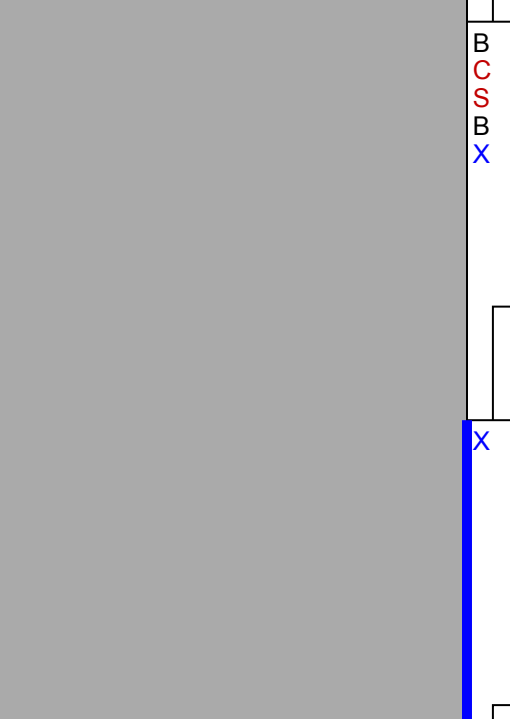

Batter	1	2	3	4	5	6	7	8	9	AB	R	H	RBI	BB	SO	LOB	BOTTOM								
Shannon Stewart, R OBP: 0.400, SLG: 0.400	2-1 G6-3		3-2 1B			1-0 10 1B		1-1 F7	0-2 F9	5	0	2	0	0	0	0									
Dave Berg, R OBP: 0.500, SLG: 0.750	3-2 FC3-6 10 BB		1-2 G1-6-4-3			2-2 F9		0-1 10 2B		4	1	2	0	0	0	2									
10 Vernon Wells, R OBP: 0.444, SLG: 0.714	4-0 FC3-6 1B		3-1 P3			0-0 1B		2-1 BB	2-1 BB	3	0	2	1	1	0	0									
Carlos Delgado, L OBP: 0.333, SLG: 0.143	0-0 FC3-6			2-3 K		1-3 K		0-3 K		4	0	0	0	0	3	5									
Josh Phelps, R OBP: 0.100	0-0 G5-3			1-3 K		1-3 K		4-2 BB		3	0	0	0	1	2	4									
Eric Hinske, L OBP: 0.375, SLG: 0.571		2-3 K		2-2 F8			0-3 K	4-1 BB	1-2 2-3 BB	3	0	0	0	1	2	0									
Tom Wilson, R OBP: 0.400, SLG: 0.400		2-1 FC1-4 1B			2-0 G6-3		1-0 G1-6-3	1-3 K		4	0	1	0	0	1	3	AB 34								
Orlando Hudson, S OBP: 0.125, SLG: 0.125		0-1 FC1-4			1-1 F9		0-1 1B		2-3 K	4	0	1	0	0	1	1	R 1								
Chris Woodward, R OBP: 0.100		1-1 SAFE F9			2-3 K2-3		2-2 G4-3		0-1 G3	4	0	0	0	0	1	2	H 8								
Inning Stats	R: 0 E: 0 K: 0 S: 7	H: 1 LOB: 2 BB: 1 P: 16	R: 0 E: 0 K: 1 S: 10	H: 1 LOB: 1 BB: 0 P: 15	R: 0 E: 0 K: 0 S: 8	H: 1 LOB: 0 BB: 0 P: 15	R: 0 E: 0 K: 2 S: 9	H: 0 LOB: 0 BB: 0 P: 14	R: 0 E: 0 K: 1 S: 6	H: 0 LOB: 0 BB: 0 P: 11	R: 0 E: 0 K: 2 S: 11	H: 2 LOB: 2 BB: 0 P: 16	R: 0 E: 0 K: 1 S: 9	H: 1 LOB: 1 BB: 0 P: 12	R: 1 E: 0 K: 2 S: 15	H: 2 LOB: 2 BB: 2 P: 27	R: 0 E: 0 K: 1 S: 8	H: 0 LOB: 0 BB: 0 P: 10	1B: 6 2B: 2 3B: 0 HR: 0	SF: 0 SAC: 0 DP: 1 HBP: 0	WP: 0 PB: 0 SB: 0 CS: 0	PA: 37			
PITCHER	IP	WLS	BF	H	R	ER	SO	BB	IBB	HBP	BLK	WP	HR	S	P	ERA	WHIP								
Andy Pettitte, L ERA:	(1, 1)	7.0	W	27	6	0	0	7	1	0	0	0	0	60	99	0.00	1.000								
Antonio Osuna, R ERA: 4.5	(8, 1)	2.0		10	2	1	1	3	2	0	0	0	0	23	37	4.50	2.000								

New York Yankees @ Toronto Blue Jays
SkyDome, Toronto, ON
Tue Apr 01 2003, 3:35 PM EST
Att: 15,176 - Dome - 72 F

livebaseballscores.com

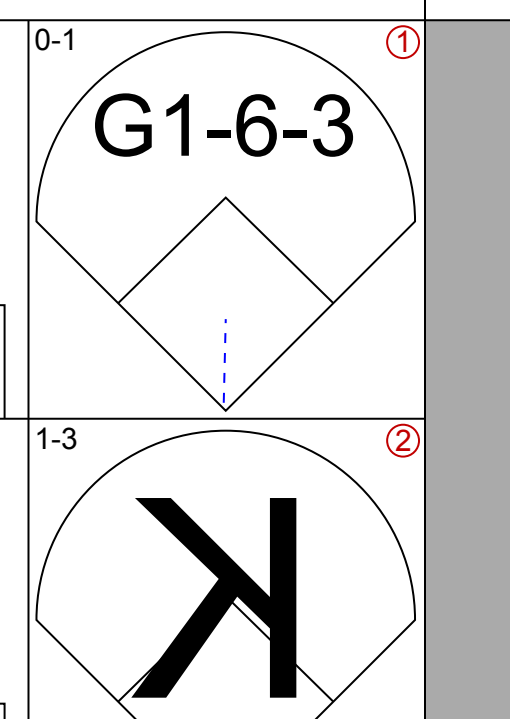
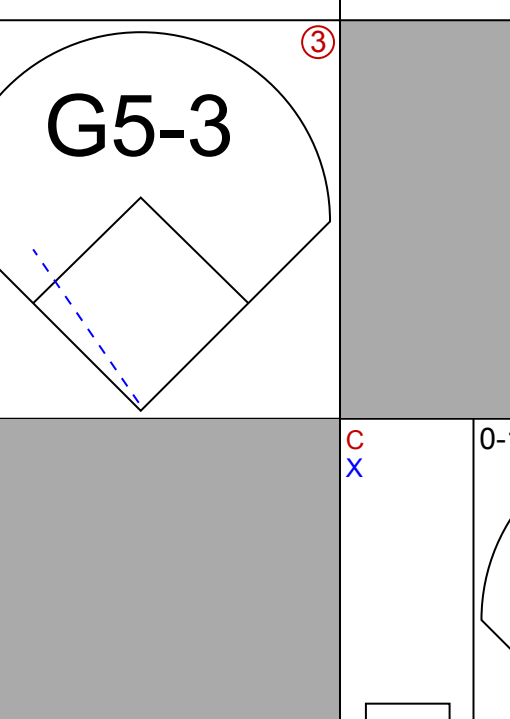
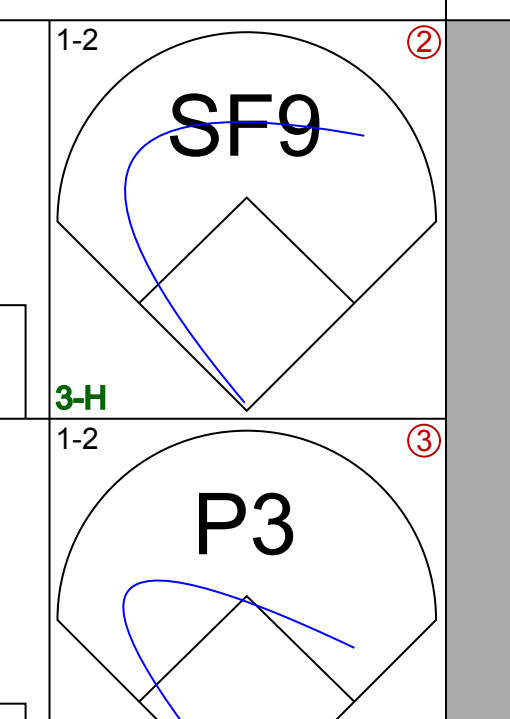
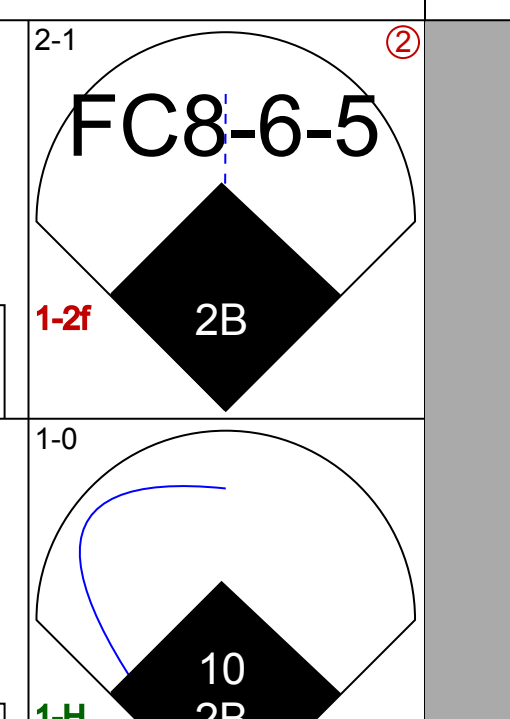
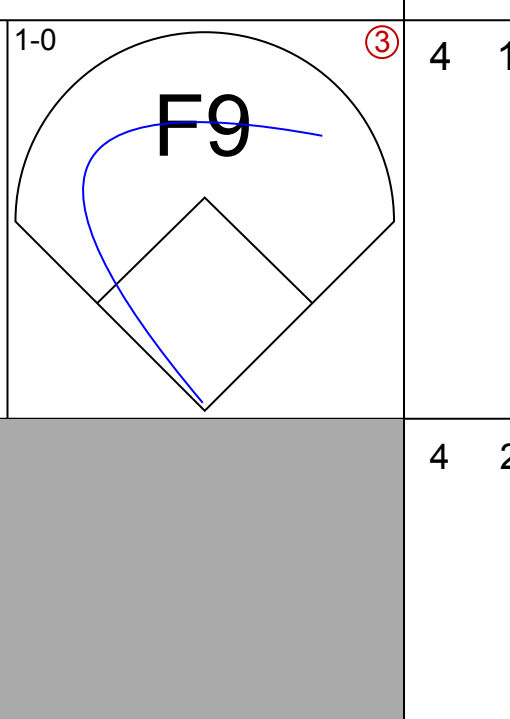
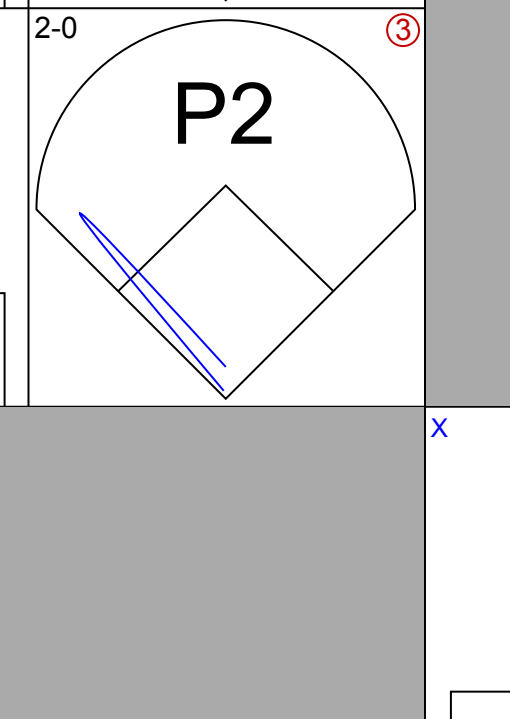
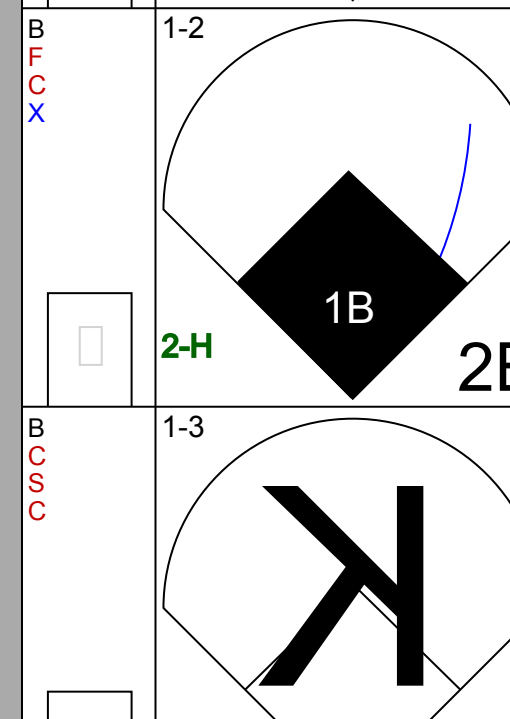
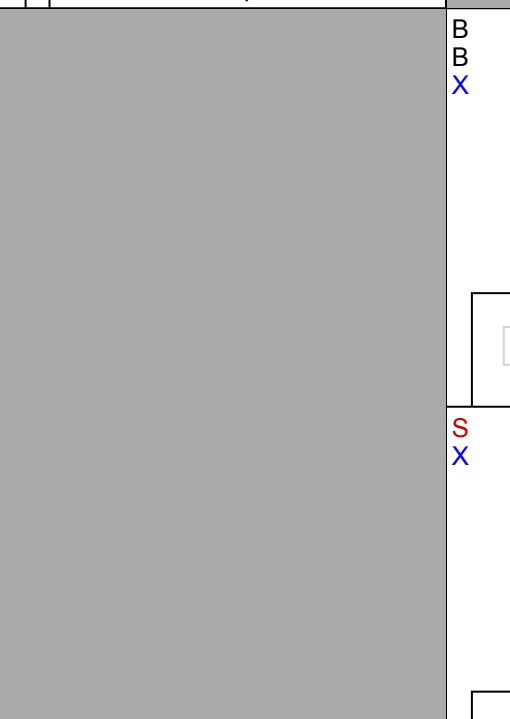
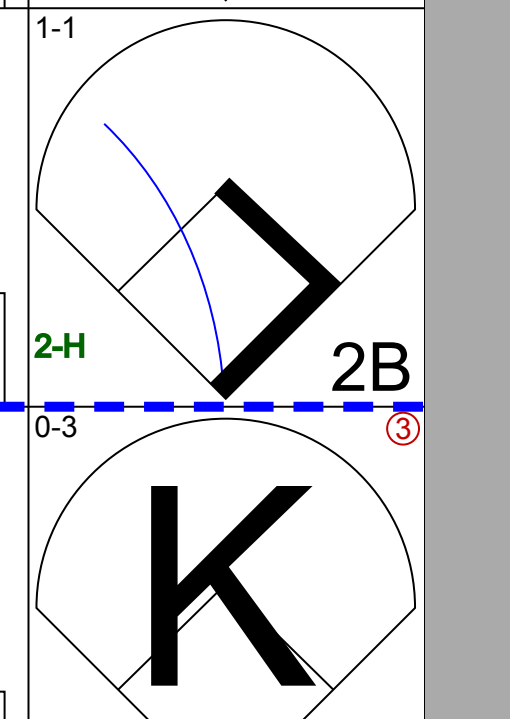
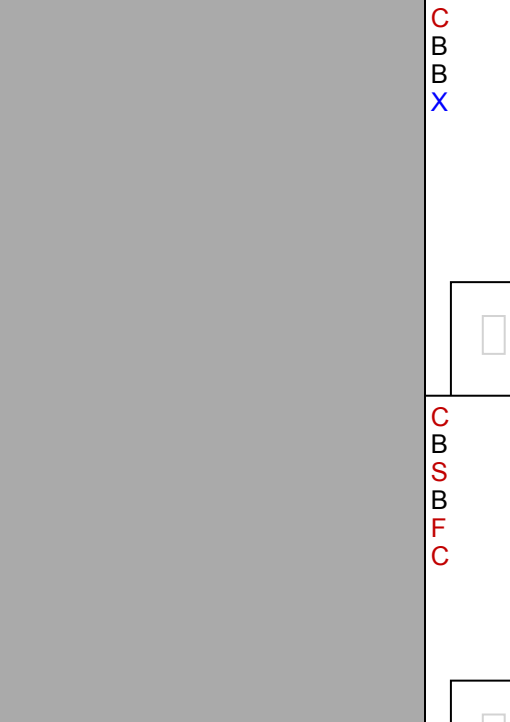
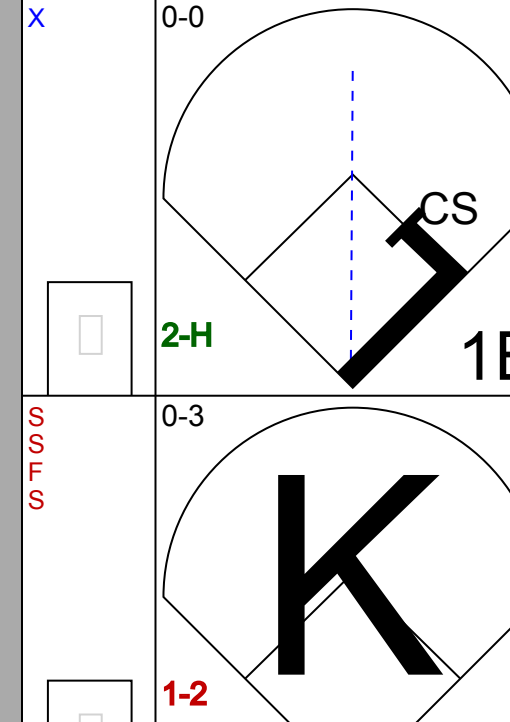
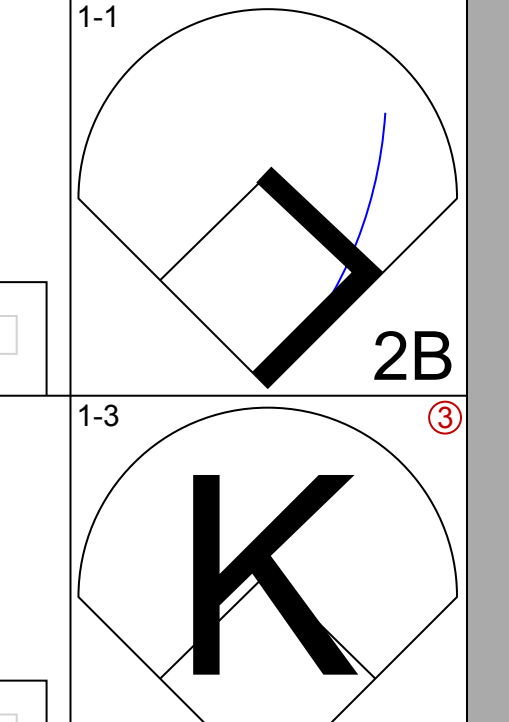
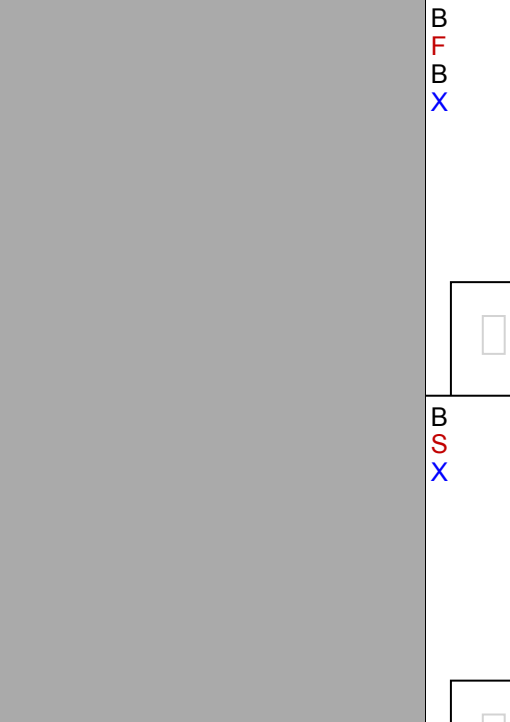
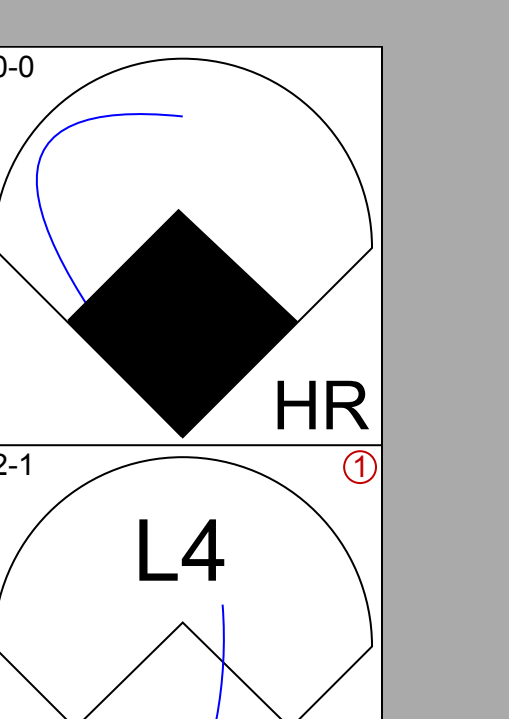
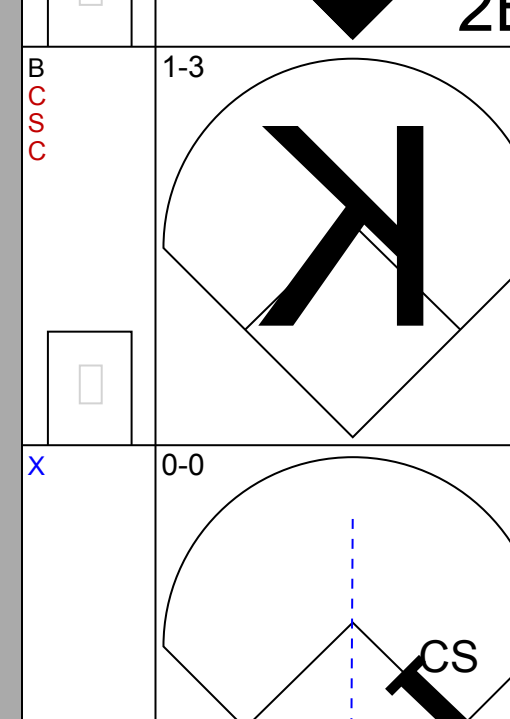
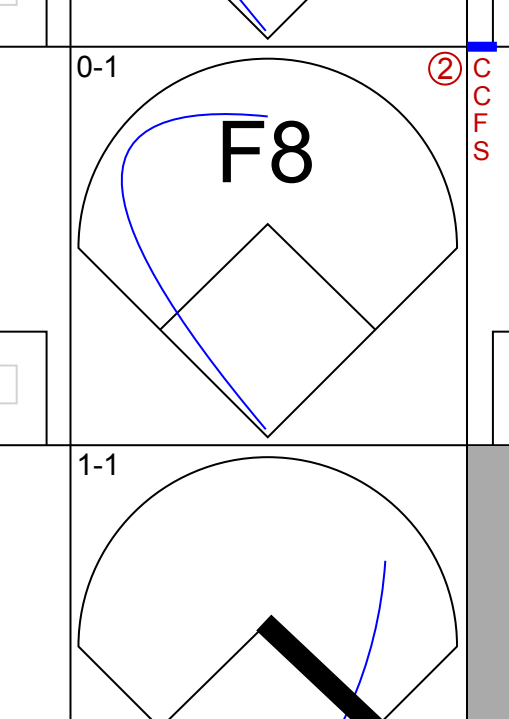
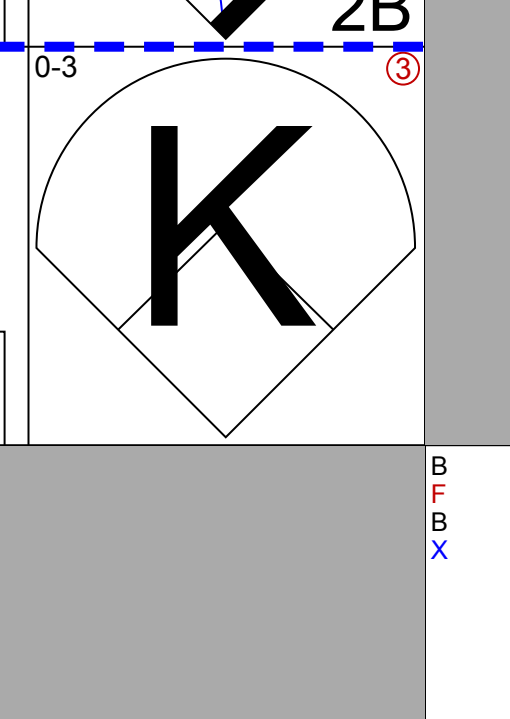
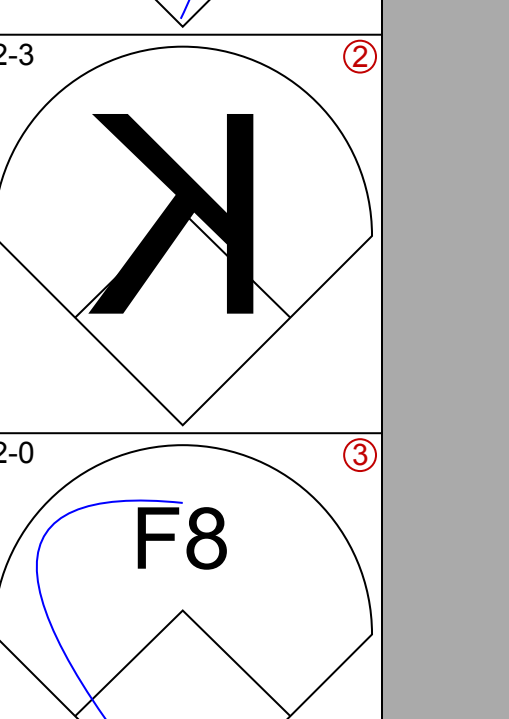
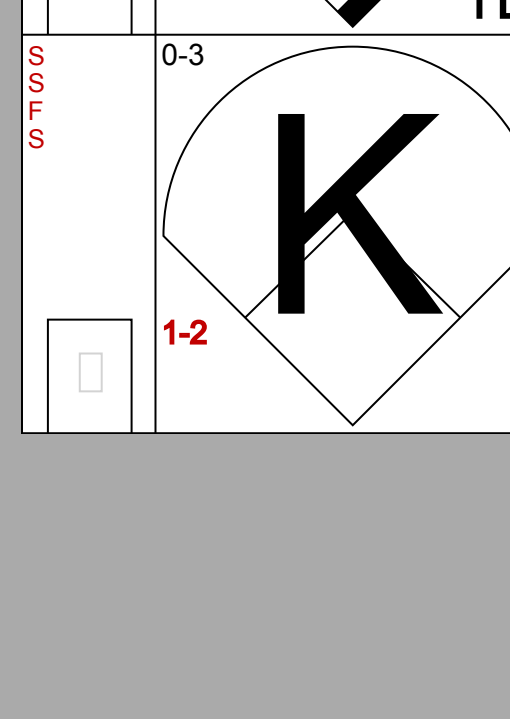
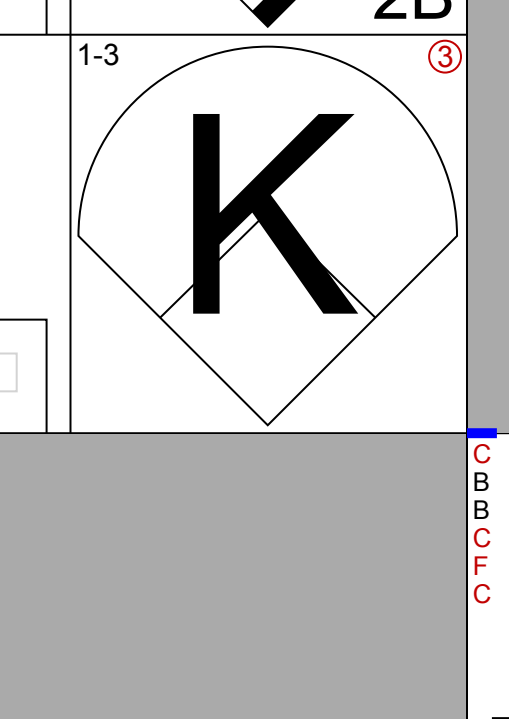
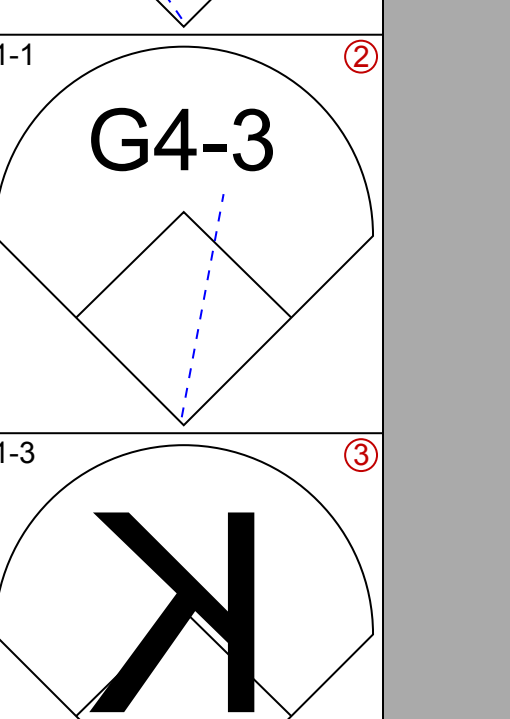
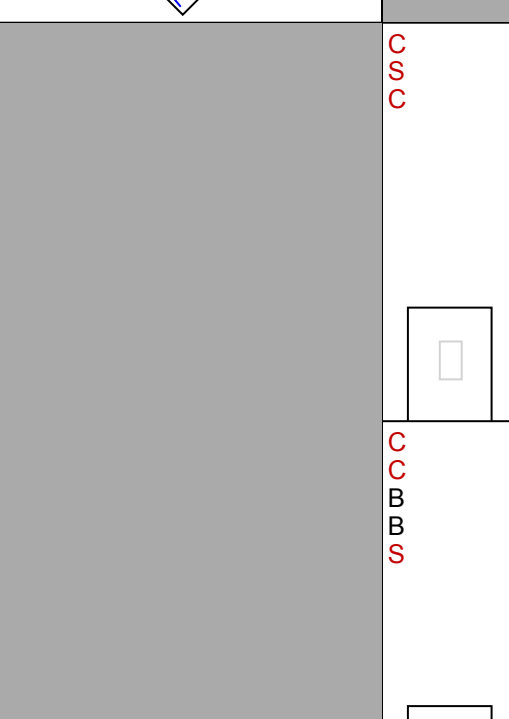

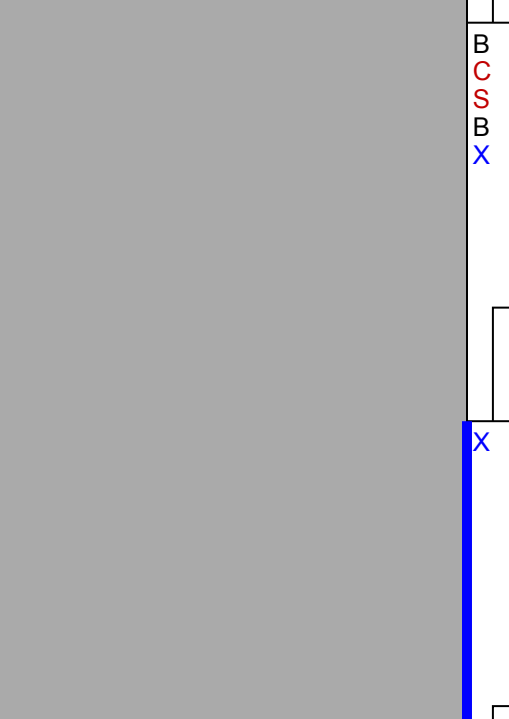
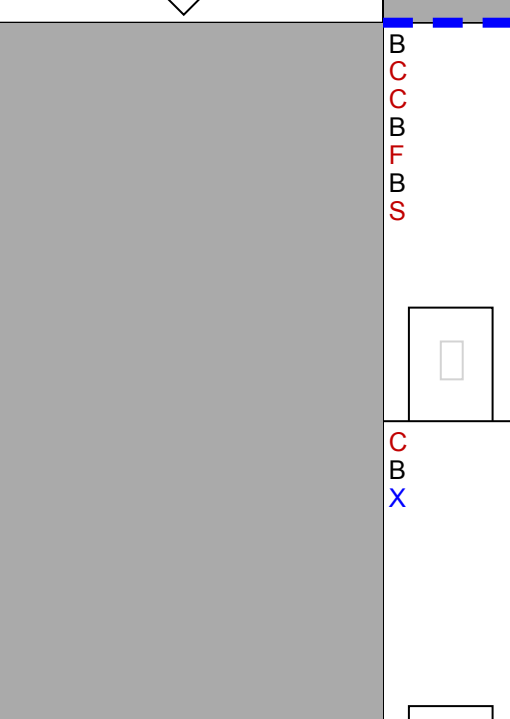
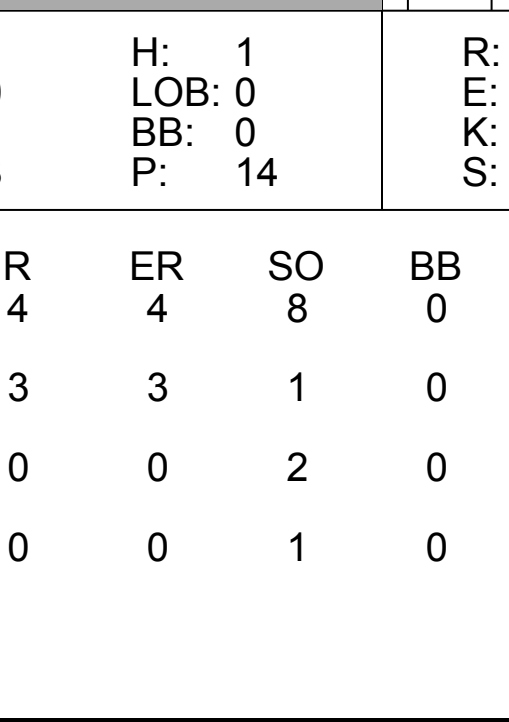
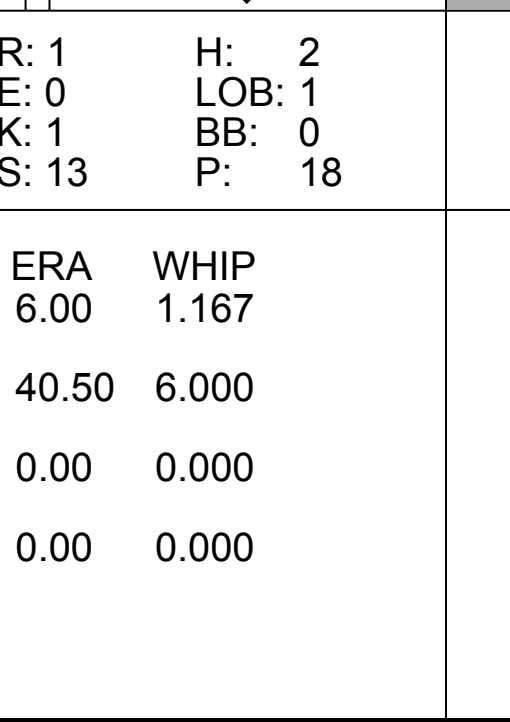
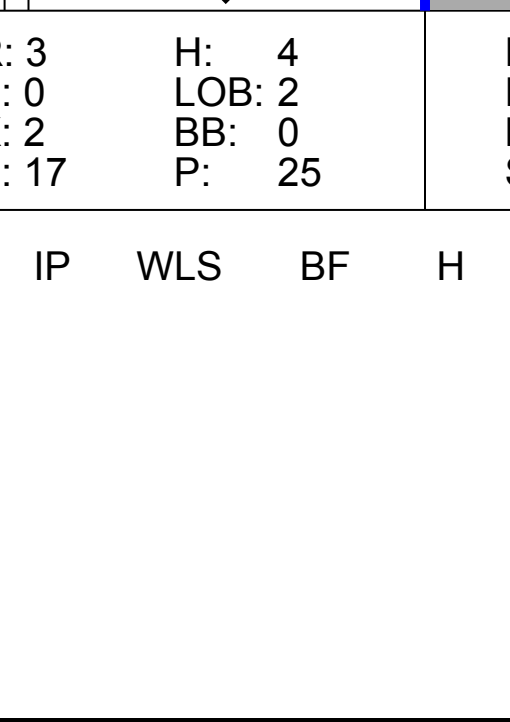
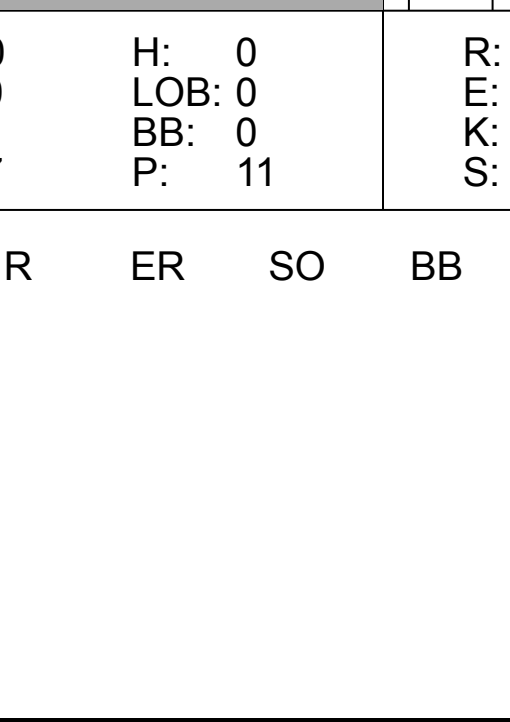
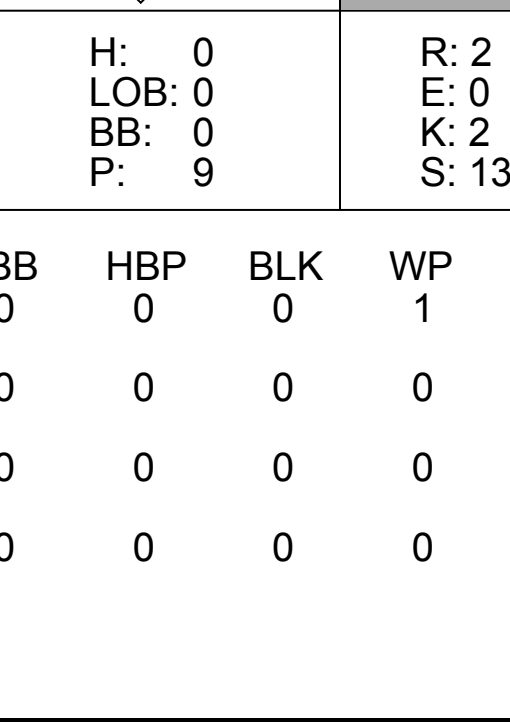
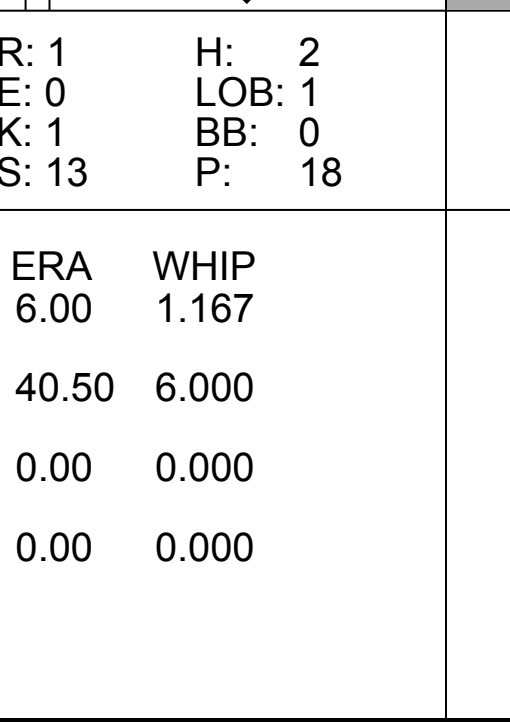
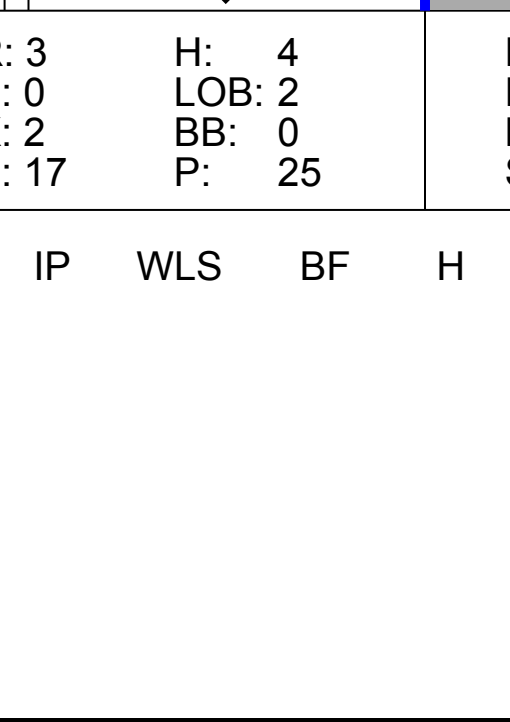
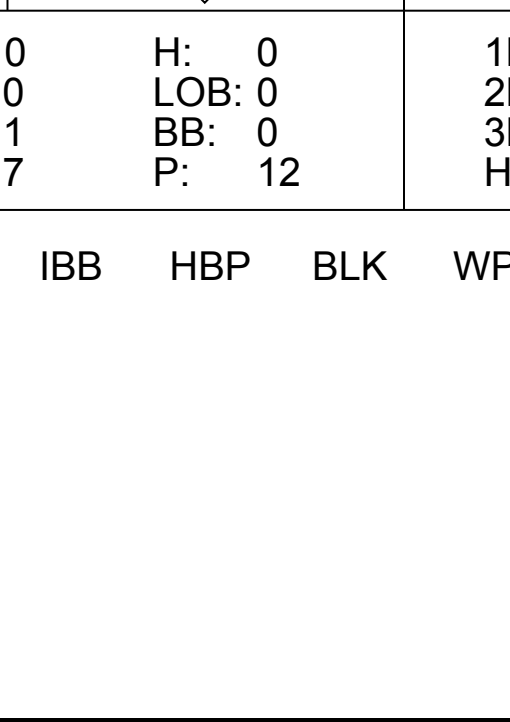
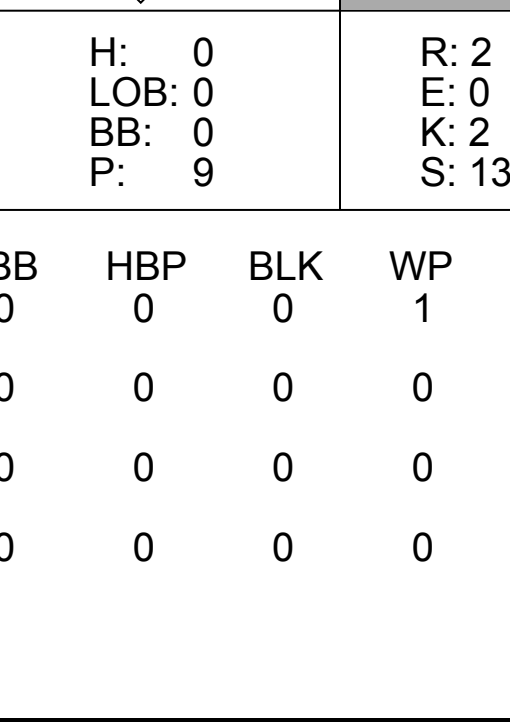
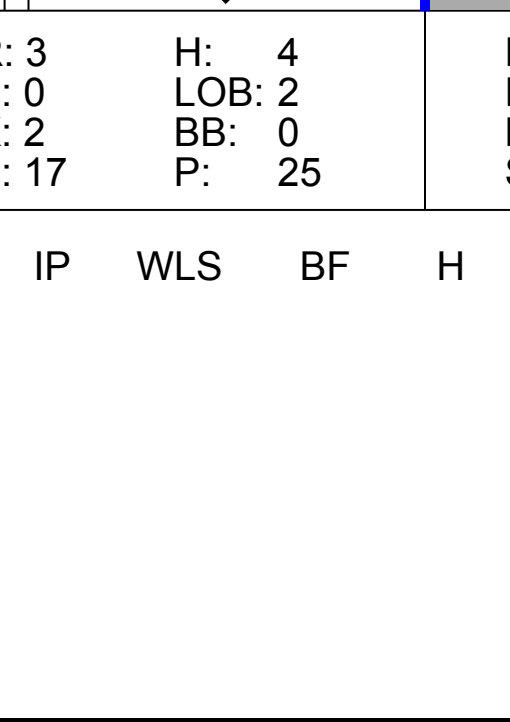
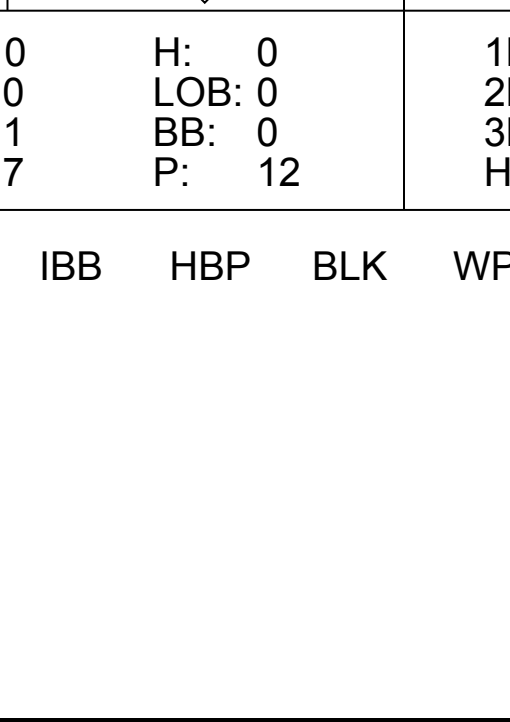
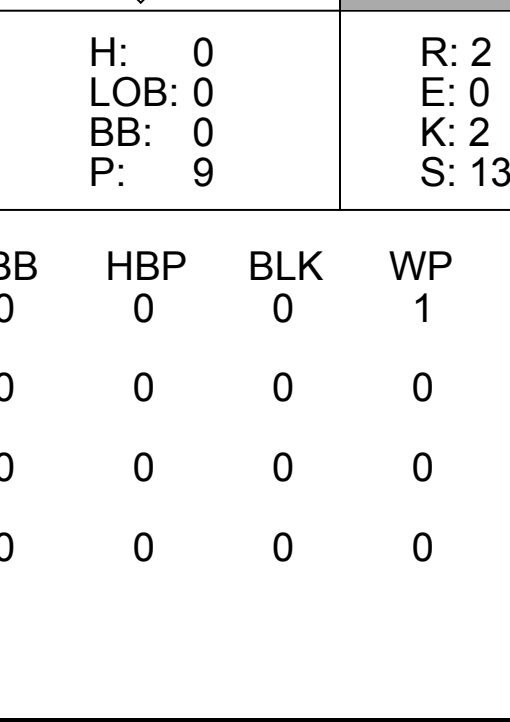
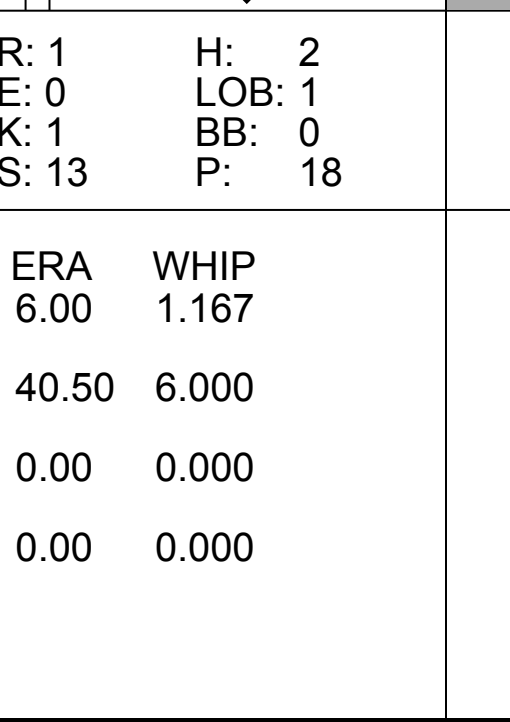
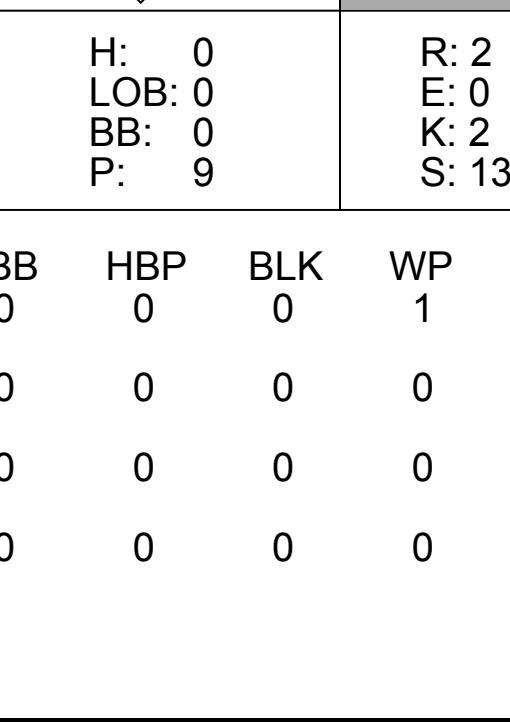
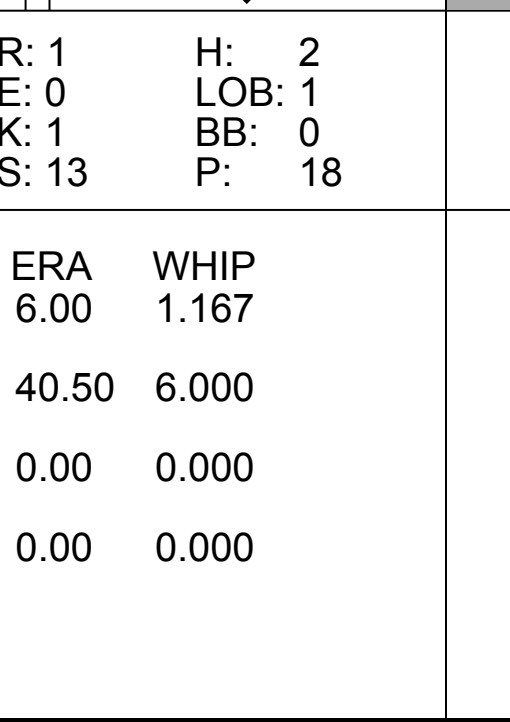
AB 34
R 1
H 8
RBI 1
BB 3
SO 10
LOB 17



Batter	1	2	3	4	5	6	7	8	9	AB	R	H	RBI	BB	SO	LOB	TOP								
Alfonso Soriano, R OBP: 0.438, SLG: 0.733 (1, 4)										5	1	2	0	1	1	0	New York Yankees @ Toronto Blue Jays SkyDome, Toronto, ON Wed Apr 02 2003, 7:05 PM EST Att: 16,222 - Dome - 72 F								
Todd Zeile, R OBP: 0.500, SLG: 1.333 (1, 5)										6	2	3	3	0	0	4									
25 Jason Giambi, L OBP: 0.438, SLG: 0.769 (1, 3)										4	1	2	0	1	1	1									
Bernie Williams, S OBP: 0.563, SLG: 0.583 (1, 8)										5	1	3	1	1	0	2									
55 Hideki Matsui, L OBP: 0.267, SLG: 0.429 (1, 7)										6	0	2	1	0	2	7									
20 Jorge Posada, S OBP: 0.400, SLG: 0.692 (1, 2)										5	0	2	1	1	1	4									
Raul Mondesi, R OBP: 0.308, SLG: 0.364 (1, 9)										5	1	1	0	0	0	4									
Bubba Trammell, R (1, 10)										4	1	0	0	0	1	3									
Nick Johnson, L OBP: 0.200, SLG: 0.222 (8, PH)										0	0	0	0	0	1	0									
Erick Almonte, R OBP: 0.400, SLG: 1.000 (1, 6)										5	2	2	3	0	0	3									
Inning Stats	R: 1 E: 0 K: 2 S: 15	H: 3 LOB: 2 BB: 0 P: 21	R: 6 E: 0 K: 0 S: 23	H: 7 LOB: 1 BB: 0 P: 37	R: 2 E: 1 K: 0 S: 13	H: 1 LOB: 1 BB: 1 P: 24	R: 0 E: 0 K: 0 S: 6	H: 1 LOB: 1 BB: 0 P: 8	R: 0 E: 0 K: 1 S: 13	H: 2 LOB: 3 BB: 0 P: 20	R: 0 E: 0 K: 0 S: 8	H: 1 LOB: 1 BB: 0 P: 12	R: 0 E: 0 K: 0 S: 8	H: 1 LOB: 2 BB: 1 P: 15	R: 0 E: 0 K: 0 S: 10	H: 0 LOB: 3 BB: 3 P: 28	R: 0 E: 0 K: 2 S: 10	H: 1 LOB: 1 BB: 0 P: 16	1B: 7 2B: 8 3B: 0 HR: 2	SF: 0 SAC: 0 DP: 0 HBP: 1	WP: 1 PB: 0 SB: 2 CS: 0	PA: 51			
PITCHER	IP WLS BF H R ER SO BB IBB HBP BLK WP HR S P ERA WHIP	IP WLS BF H R ER SO BB IBB HBP BLK WP HR S P ERA WHIP	IP WLS BF H R ER SO BB IBB HBP BLK WP HR S P ERA WHIP	IP WLS BF H R ER SO BB IBB HBP BLK WP HR S P ERA WHIP	IP WLS BF H R ER SO BB IBB HBP BLK WP HR S P ERA WHIP	IP WLS BF H R ER SO BB IBB HBP BLK WP HR S P ERA WHIP	IP WLS BF H R ER SO BB IBB HBP BLK WP HR S P ERA WHIP	IP WLS BF H R ER SO BB IBB HBP BLK WP HR S P ERA WHIP	IP WLS BF H R ER SO BB IBB HBP BLK WP HR S P ERA WHIP	IP WLS BF H R ER SO BB IBB HBP BLK WP HR S P ERA WHIP	IP WLS BF H R ER SO BB IBB HBP BLK WP HR S P ERA WHIP	IP WLS BF H R ER SO BB IBB HBP BLK WP HR S P ERA WHIP	IP WLS BF H R ER SO BB IBB HBP BLK WP HR S P ERA WHIP	IP WLS BF H R ER SO BB IBB HBP BLK WP HR S P ERA WHIP	IP WLS BF H R ER SO BB IBB HBP BLK WP HR S P ERA WHIP	IP WLS BF H R ER SO BB IBB HBP BLK WP HR S P ERA WHIP	IP WLS BF H R ER SO BB IBB HBP BLK WP HR S P ERA WHIP	IP WLS BF H R ER SO BB IBB HBP BLK WP HR S P ERA WHIP	IP WLS BF H R ER SO BB IBB HBP BLK WP HR S P ERA WHIP	IP WLS BF H R ER SO BB IBB HBP BLK WP HR S P ERA WHIP	IP WLS BF H R ER SO BB IBB HBP BLK WP HR S P ERA WHIP	IP WLS BF H R ER SO BB IBB HBP BLK WP HR S P ERA WHIP	IP WLS BF H R ER SO BB IBB HBP BLK WP HR S P ERA WHIP	IP WLS BF H R ER SO BB IBB HBP BLK WP HR S P ERA WHIP	IP WLS BF H R ER SO BB IBB HBP BLK WP HR S P ERA WHIP

AB	45
R	9
H	17
RBI	9
BB	5
SO	6
LOB	28



Batter	1	2	3	4	5	6	7	8	9	AB	R	H	RBI	BB	SO	LOB	BOTTOM							
Shannon Stewart, R OBP: 0.267, SLG: 0.286 (1, 7)										4	1	0	1	0	0	1	New York Yankees @ Toronto Blue Jays SkyDome, Toronto, ON Wed Apr 02 2003, 7:05 PM EST Att: 16,222 - Dome - 72 F							
Frank Catalanotto, L OBP: 0.333, SLG: 0.556 (1, 9)										4	2	2	1	0	1	1								
10 Vernon Wells, R OBP: 0.462, SLG: 0.818 (1, 8)										4	1	2	2	0	0	0								
Carlos Delgado, L OBP: 0.308, SLG: 0.455 (1, 3)										4	1	1	1	0	2	3								
Josh Phelps, R OBP: 0.417, SLG: 0.333 (1, 10)										4	0	2	1	0	0	0								
Eric Hinske, L OBP: 0.250, SLG: 0.364 (1, 5)										4	0	0	0	0	3	2								
Tom Wilson, R OBP: 0.333, SLG: 0.333 (1, 2)										4	1	1	0	0	2	0								
Orlando Hudson, S OBP: 0.167, SLG: 0.250 (1, 4)										4	1	1	0	0	3	1								
Mike Bordick, R OBP: 0.500, SLG: 0.500 (1, 6)										2	0	1	0	0	1	0								
Greg Myers, L OBP: 1.000, SLG: 1.000 (7, PH)										1	0	1	1	0	0	0								
Chris Woodward, R (8, 6)										1	0	0	0	0	0	0								
Inning Stats	R: 0 E: 0 K: 1 S: 7	H: 0 LOB: 0 BB: 0 P: 10	R: 1 E: 0 K: 1 S: 8	H: 1 LOB: 0 BB: 0 P: 14	R: 0 E: 0 K: 2 S: 7	H: 0 LOB: 0 BB: 0 P: 9	R: 2 E: 0 K: 2 S: 13	H: 3 LOB: 1 BB: 0 P: 15	R: 1 E: 0 K: 1 S: 13	H: 2 LOB: 1 BB: 0 P: 18	R: 0 E: 0 K: 1 S: 9	H: 1 LOB: 1 BB: 0 P: 13	R: 3 E: 0 K: 2 S: 17	H: 4 LOB: 2 BB: 0 P: 25	R: 0 E: 0 K: 1 S: 7	H: 0 LOB: 0 BB: 0 P: 11	R: 0 E: 0 K: 1 S: 7	H: 0 LOB: 0 BB: 0 P: 12	1B: 4 2B: 7 3B: 0 HR: 1	SF: 1 SAC: 0 DP: 1 HBP: 0	WP: 1 PB: 0 SB: 0 CS: 1	PA: 37		
PITCHER	IP WLS BF H R ER SO BB IBB HBP BLK WP HR S P ERA WHIP	IP WLS BF H R ER SO BB IBB HBP BLK WP HR S P ERA WHIP	IP WLS BF H R ER SO BB IBB HBP BLK WP HR S P ERA WHIP	IP WLS BF H R ER SO BB IBB HBP BLK WP HR S P ERA WHIP	IP WLS BF H R ER SO BB IBB HBP BLK WP HR S P ERA WHIP	IP WLS BF H R ER SO BB IBB HBP BLK WP HR S P ERA WHIP	IP WLS BF H R ER SO BB IBB HBP BLK WP HR S P ERA WHIP	IP WLS BF H R ER SO BB IBB HBP BLK WP HR S P ERA WHIP	IP WLS BF H R ER SO BB IBB HBP BLK WP HR S P ERA WHIP	IP WLS BF H R ER SO BB IBB HBP BLK WP HR S P ERA WHIP	IP WLS BF H R ER SO BB IBB HBP BLK WP HR S P ERA WHIP	IP WLS BF H R ER SO BB IBB HBP BLK WP HR S P ERA WHIP	IP WLS BF H R ER SO BB IBB HBP BLK WP HR S P ERA WHIP	IP WLS BF H R ER SO BB IBB HBP BLK WP HR S P ERA WHIP	IP WLS BF H R ER SO BB IBB HBP BLK WP HR S P ERA WHIP	IP WLS BF H R ER SO BB IBB HBP BLK WP HR S P ERA WHIP	IP WLS BF H R ER SO BB IBB HBP BLK WP HR S P ERA WHIP	IP WLS BF H R ER SO BB IBB HBP BLK WP HR S P ERA WHIP	IP WLS BF H R ER SO BB IBB HBP BLK WP HR S P ERA WHIP	IP WLS BF H R ER SO BB IBB HBP BLK WP HR S P ERA WHIP	IP WLS BF H R ER SO BB IBB HBP BLK WP HR S P ERA WHIP	IP WLS BF H R ER SO BB IBB HBP BLK WP HR S P ERA WHIP	IP WLS BF H R ER SO BB IBB HBP BLK WP HR S P ERA WHIP	IP WLS BF H R ER SO BB IBB HBP BLK WP HR S P ERA WHIP



Batter	1	2	3	4	5	6	7	8	9	AB R H RBI BB SO LOB	TOP						
Alfonso Soriano, R OBP: 0.455, SLG: 0.857 (1, 4)										6 2 3 2 0 2 4	New York Yankees @ Tampa Bay Devil Rays Tropicana Field, St. Petersburg, FL Fri Apr 04 2003, 7:15 PM EST Att: 15,169 - Dome - 72 F AB 45 R 12 H 18 RBI 11 BB 4 SO 6 LOB 24						
Nick Johnson, L OBP: 0.250, SLG: 0.400 (1, 3)										6 2 2 1 0 0 4							
25 Jason Giambi, L OBP: 0.409, SLG: 0.778 (1, 10)										5 2 1 2 1 0 3							
Bernie Williams, S OBP: 0.591, SLG: 0.778 (1, 8)										6 1 4 3 0 1 0							
55 Hideki Matsui, L OBP: 0.286, SLG: 0.368 (1, 7)										5 0 1 0 1 0 3							
20 Jorge Posada, S OBP: 0.400, SLG: 0.813 (1, 2)										3 1 1 2 1 0 2							
Robin Ventura, L OBP: 0.308, SLG: 0.750 (1, 5)										5 1 1 1 0 1 4							
Raul Mondesi, R OBP: 0.444, SLG: 0.563 (1, 9)										5 2 4 0 0 1 1							
Erick Almonte, R OBP: 0.400, SLG: 0.667 (1, 6)										4 1 1 0 1 1 3							
Inning Stats	R: 2 E: 0 K: 0 S: 19	H: 3 LOB: 2 BB: 1 P: 29	R: 0 E: 0 K: 1 S: 11	H: 1 LOB: 1 BB: 0 P: 17	R: 0 E: 0 K: 1 S: 12	H: 1 LOB: 2 BB: 0 P: 24	R: 1 E: 0 K: 1 S: 15	H: 3 LOB: 2 BB: 0 P: 28	R: 0 E: 0 K: 1 S: 7	H: 0 LOB: 2 BB: 2 P: 21		R: 0 E: 1 K: 0 S: 13	H: 0 LOB: 1 BB: 0 P: 20	R: 5 E: 0 K: 1 S: 23	H: 6 LOB: 1 BB: 0 P: 30	1B: 9 2B: 4 3B: 0 HR: 5	SF: 1 SAC: 0 DP: 0 HBP: 0
PITCHER	IP WLS BF H R ER SO BB IBB HBP BLK WP HR S P ERA WHIP											IP WLS BF H R ER SO BB IBB HBP BLK WP HR S P ERA WHIP					
Steve Parris, R ERA: 5.4 (1, 1)	5.0 L 25 9 3 3 3 1 0 0 0 0 1 1 66 101 5.40 2.000																
Seth McClung, R ERA: 9.0 (6, 1)	2.0 12 3 4 4 2 3 0 0 0 0 0 1 23 49 18.00 3.000																
Mike Venafro, L ERA: (8, 1)	1.0 4 0 0 0 0 0 0 0 0 0 0 0 13 20 0.00 0.000																
Jesus Colome, R ERA: 20.25 (9, 1)	1.0 9 6 5 5 1 0 0 0 0 0 0 3 23 30 45.00 6.000																

Batter	1	2	3	4	5	6	7	8	9	AB R H RBI BB SO LOB	BOTTOM								
13 Carl Crawford, L OBP: 0.345, SLG: 0.429 (1, 7)										5 1 1 0 0 1 4	New York Yankees @ Tampa Bay Devil Rays Tropicana Field, St. Petersburg, FL Fri Apr 04 2003, 7:15 PM EST Att: 15,169 - Dome - 72 F AB 36 R 2 H 9 RBI 2 BB 0 SO 5 LOB 23								
5 Rocco Baldelli, R OBP: 0.346, SLG: 0.462 (1, 8)										4 0 2 0 0 1 0									
Aubrey Huff, L OBP: 0.231, SLG: 0.333 (1, 5)										4 0 1 1 0 0 1									
Damion Easley, R OBP: 0.222, SLG: 0.125 (1, 4)										4 0 1 0 0 0 3									
Travis Lee, L OBP: 0.346, SLG: 0.500 (1, 3)										4 0 1 0 0 1 3									
Damian Rolis, R OBP: 0.385, SLG: 0.273 (1, 9)										4 1 1 0 0 1 3									
Ben Grieve, L OBP: 0.316, SLG: 0.071 (1, 10)										3 0 0 0 0 0 2									
Toby Hall, R OBP: 0.400, SLG: 0.556 (1, 2)										4 0 1 0 0 0 4									
Rey Ordonez, R OBP: 0.318, SLG: 0.500 (1, 6)												4 0 1 1 0 1 3							
Inning Stats	R: 1 E: 0 K: 1 S: 19	H: 3 LOB: 0 BB: 0 P: 26	R: 0 E: 0 K: 0 S: 6	H: 1 LOB: 0 BB: 0 P: 8	R: 0 E: 0 K: 0 S: 3	H: 1 LOB: 0 BB: 0 P: 4	R: 0 E: 0 K: 0 S: 8	H: 1 LOB: 1 BB: 0 P: 12	R: 0 E: 0 K: 1 S: 7	H: 0 LOB: 0 BB: 0 P: 8		R: 0 E: 0 K: 0 S: 6	H: 0 LOB: 2 BB: 0 P: 10	R: 0 E: 0 K: 1 S: 9	H: 1 LOB: 1 BB: 0 P: 11	R: 1 E: 0 K: 1 S: 14	H: 2 LOB: 1 BB: 0 P: 21	1B: 8 2B: 1 3B: 0 HR: 0	SF: 0 SAC: 0 DP: 0 HBP: 1
PITCHER	IP WLS BF H R ER SO BB IBB HBP BLK WP HR S P ERA WHIP											IP WLS BF H R ER SO BB IBB HBP BLK WP HR S P ERA WHIP							
David Wells, L ERA: 1.13 (1, 1)	8.0 W 32 7 1 1 4 0 0 1 0 0 0 0 67 91 1.12 0.875																		
Sterling Hitchcock, L ERA: 9.0 (9, 1)	1.0 5 2 1 1 1 0 0 0 0 0 0 0 14 21 9.00 2.000																		

Batter	1	2	3	4	5	6	7	8	9	AB	R	H	RBI	BB	SO	LOB	TOP		
Alfonso Soriano, R OBP: 0.495, SLG: 0.903 (1, 4)										6	2	3	2	0	1	5			
Nick Johnson, L OBP: 0.333, SLG: 0.579 (1, 3)										4	1	2	1	1	0	1			
25 Jason Giambi, L OBP: 0.406, SLG: 0.583 (1, 10)										2	1	0	0	3	1	1			
Bernie Williams, S OBP: 0.500, SLG: 0.852 (1, 8)										4	1	2	3	0	0	1			
55 Hideki Matsui, L OBP: 0.323, SLG: 0.357 (1, 7)										5	1	1	0	0	0	3			
Raul Mondesi, R OBP: 0.500, SLG: 0.727 Chris Latham, S OBP: 1.000, SLG: 1.000 (7, PR) (7, 9)										2	0	1	0	2	0	1			
Robin Ventura, L OBP: 0.278, SLG: 0.588 (1, 5)										5	0	1	1	0	1	5			
John Flaherty, R OBP: 0.600, SLG: 0.500 (1, 2)										4	1	2	1	1	1	2			
Erick Almonte, R OBP: 0.444, SLG: 0.647 (1, 6)										4	1	2	2	0	0	3			
Inning Stats	R: 2 E: 0 K: 0 S: 11	H: 2 LOB: 0 BB: 0 P: 21	R: 0 E: 0 K: 1 S: 8	H: 0 LOB: 1 BB: 1 P: 16	R: 1 E: 0 K: 0 S: 12	H: 1 LOB: 3 BB: 3 P: 30	R: 0 E: 0 K: 0 S: 8	H: 1 LOB: 1 BB: 0 P: 10	R: 0 E: 0 K: 2 S: 17	H: 3 LOB: 1 BB: 1 P: 34	R: 3 E: 0 K: 0 S: 13	H: 5 LOB: 2 BB: 0 P: 20	R: 1 E: 0 K: 0 S: 8	H: 1 LOB: 0 BB: 1 P: 15	R: 1 E: 0 K: 1 S: 13	H: 2 LOB: 1 BB: 0 P: 18	1B: 9 2B: 3 3B: 0 HR: 3	SF: 1 SAC: 1 DP: 2 HBP: 0	WP: 3 PA: 46
PITCHER	IP WLS BF H R ER SO BB IBB HBP BLK WP HR S P ERA WHIP	IP WLS BF H R ER SO BB IBB HBP BLK WP HR S P ERA WHIP	IP WLS BF H R ER SO BB IBB HBP BLK WP HR S P ERA WHIP	IP WLS BF H R ER SO BB IBB HBP BLK WP HR S P ERA WHIP	IP WLS BF H R ER SO BB IBB HBP BLK WP HR S P ERA WHIP	IP WLS BF H R ER SO BB IBB HBP BLK WP HR S P ERA WHIP	IP WLS BF H R ER SO BB IBB HBP BLK WP HR S P ERA WHIP	IP WLS BF H R ER SO BB IBB HBP BLK WP HR S P ERA WHIP	IP WLS BF H R ER SO BB IBB HBP BLK WP HR S P ERA WHIP	IP WLS BF H R ER SO BB IBB HBP BLK WP HR S P ERA WHIP	IP WLS BF H R ER SO BB IBB HBP BLK WP HR S P ERA WHIP	IP WLS BF H R ER SO BB IBB HBP BLK WP HR S P ERA WHIP	IP WLS BF H R ER SO BB IBB HBP BLK WP HR S P ERA WHIP	IP WLS BF H R ER SO BB IBB HBP BLK WP HR S P ERA WHIP	IP WLS BF H R ER SO BB IBB HBP BLK WP HR S P ERA WHIP	IP WLS BF H R ER SO BB IBB HBP BLK WP HR S P ERA WHIP	IP WLS BF H R ER SO BB IBB HBP BLK WP HR S P ERA WHIP	IP WLS BF H R ER SO BB IBB HBP BLK WP HR S P ERA WHIP	IP WLS BF H R ER SO BB IBB HBP BLK WP HR S P ERA WHIP

New York Yankees @ Tampa Bay Devil Rays
Tropicana Field, St. Petersburg, FL
Sun Apr 06 2003, 1:15 PM EDT
Att: 18,363 - Dome - 72 F

AB 37
R 10
H 15
RBI 10
BB 7
SO 4
LOB 22

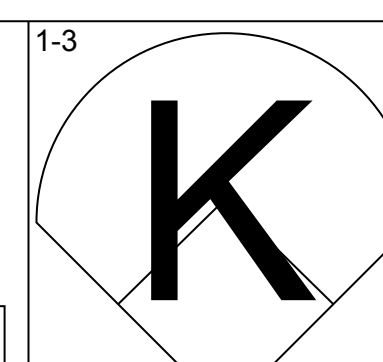
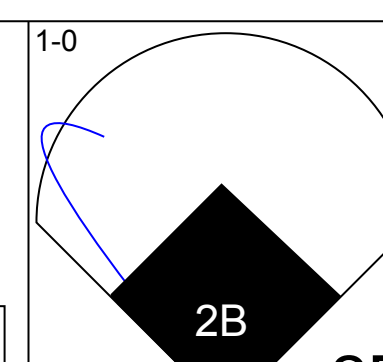
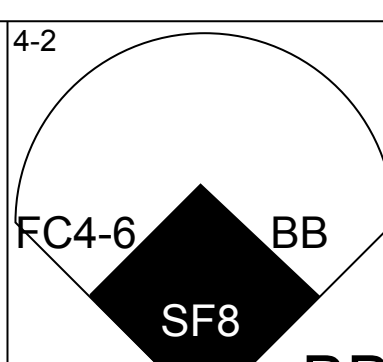
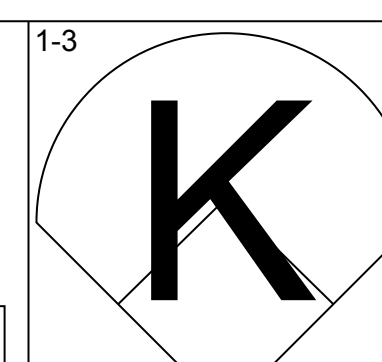
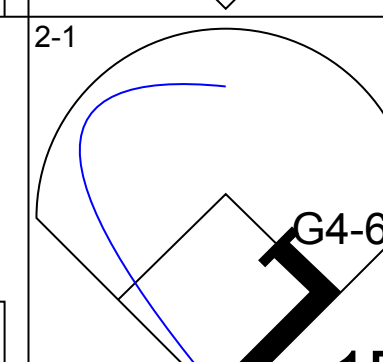
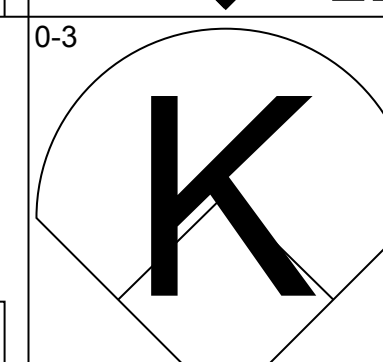
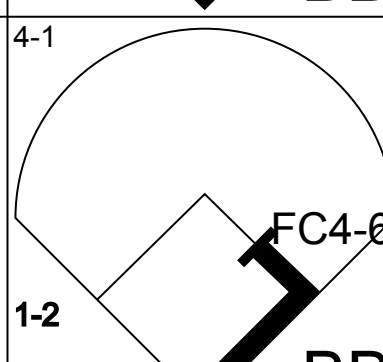
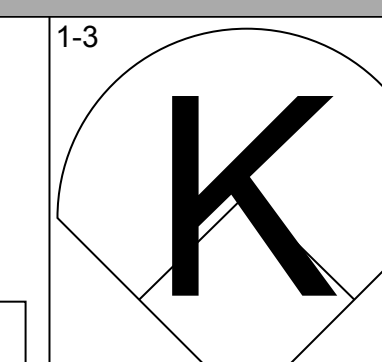
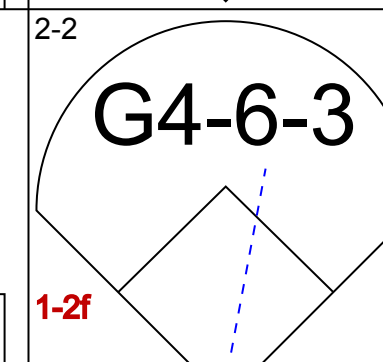
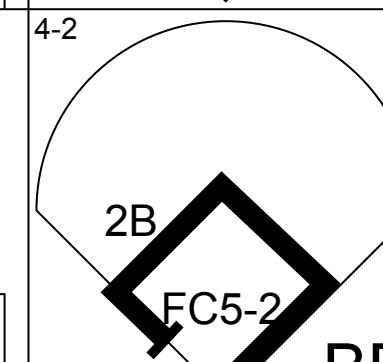
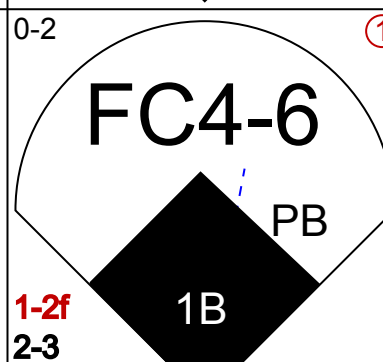
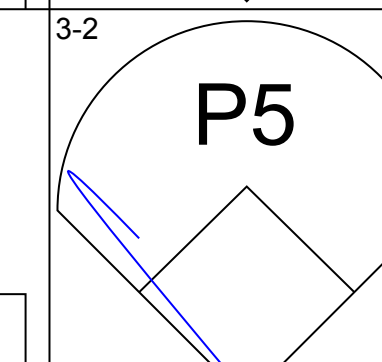
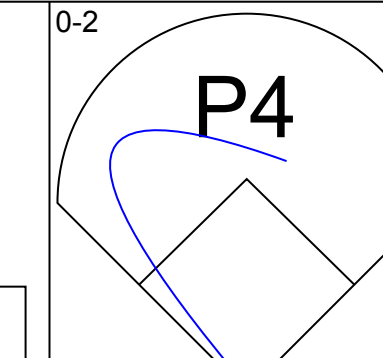
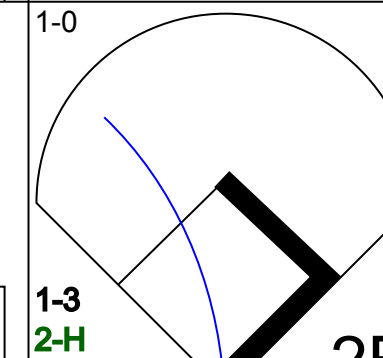
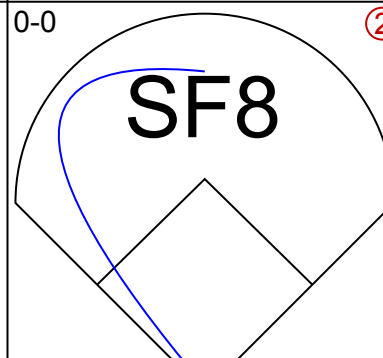
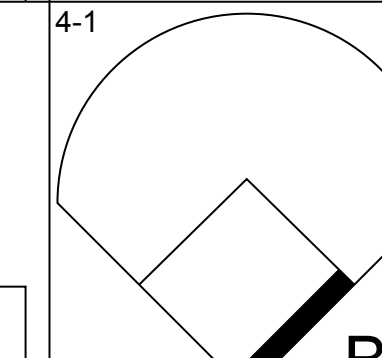
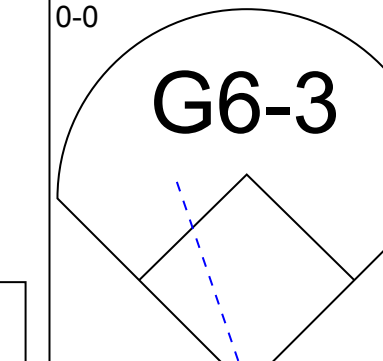
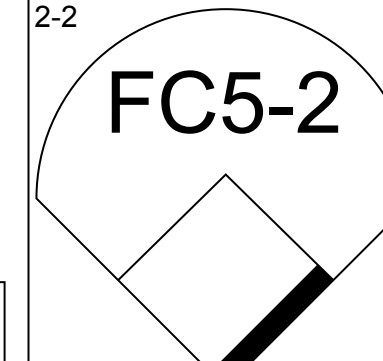
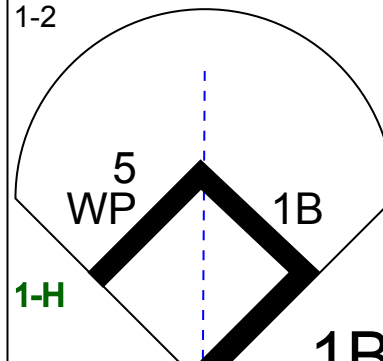
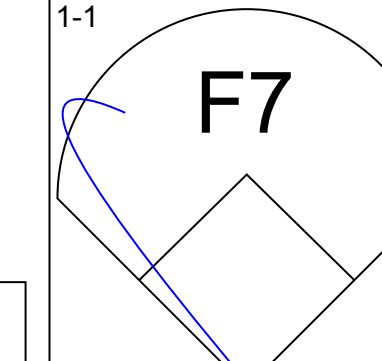
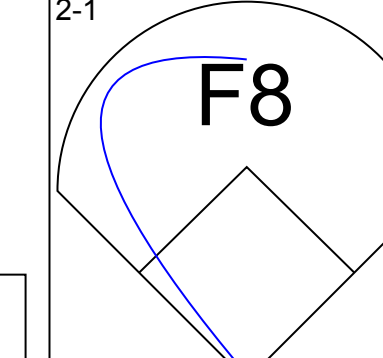
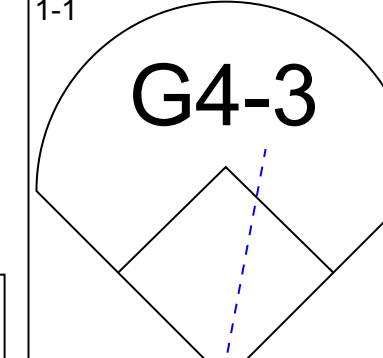
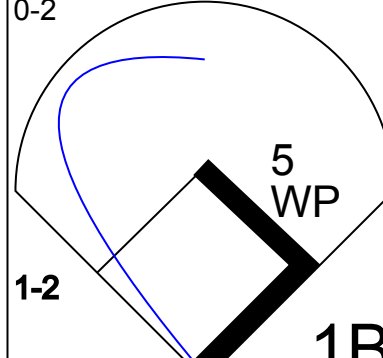
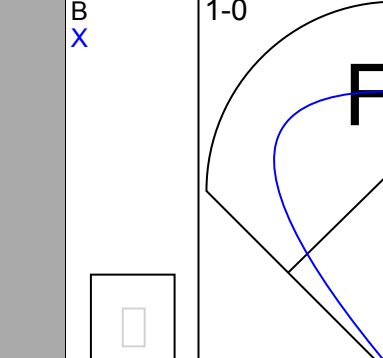
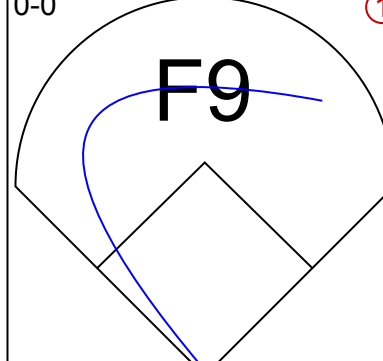
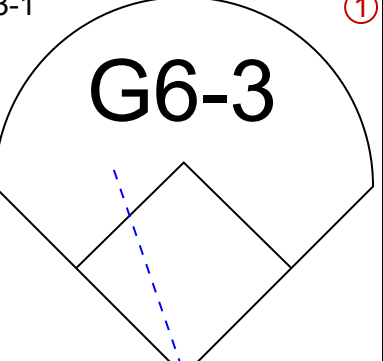
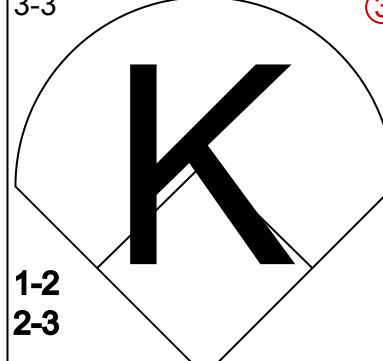
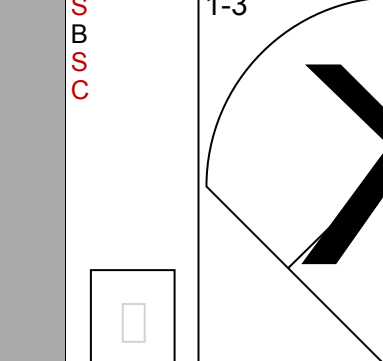
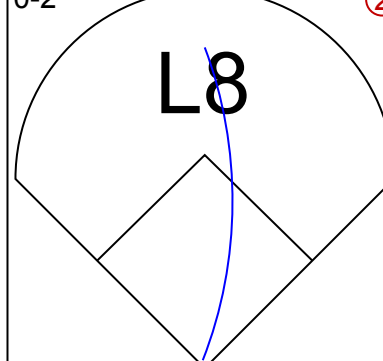
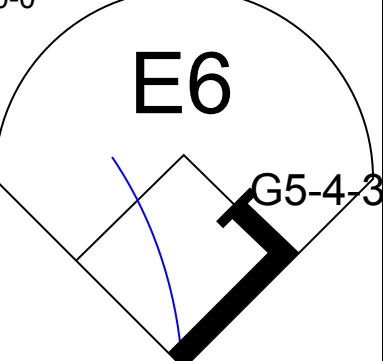
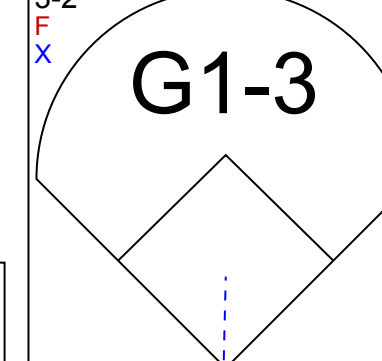
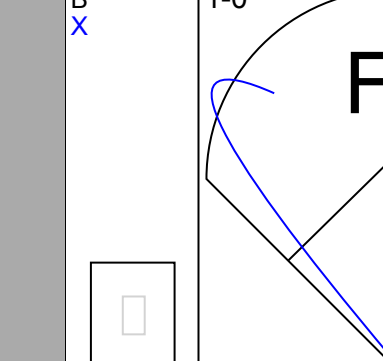
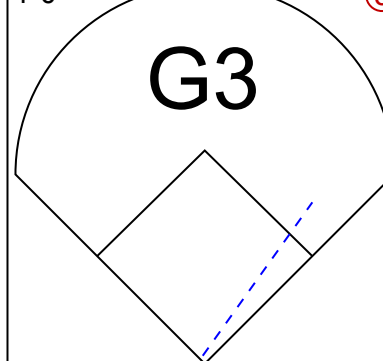
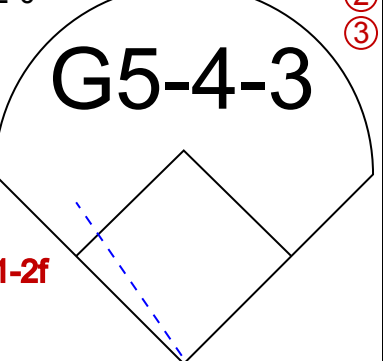
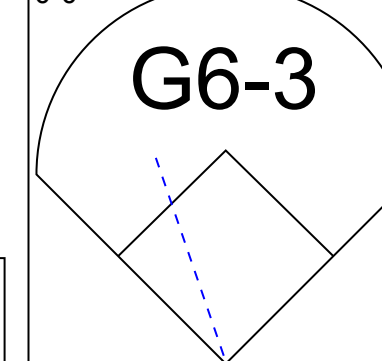


Batter	1	2	3	4	5	6	7	8	9	AB	R	H	RBI	BB	SO	LOB	BOTTOM				
13 Carl Crawford, L OBP: 0.359, SLG: 0.421 (1, 7)										5	0	1	0	0	1	2					
5 Rocco Baldelli, R OBP: 0.333, SLG: 0.444 (1, 8)										5	0	1	1	0	4	1					
Aubrey Huff, L OBP: 0.306, SLG: 0.455 (1, 5)										5	0	2	0	0	2	2					
Al Martin, L OBP: 0.458, SLG: 0.400 (1, 10)										5	1	1	0	0	0	4					
Travis Lee, L OBP: 0.412, SLG: 0.581 (1, 3)										3	1	1	0	1	0	1					
Ben Griewe, L OBP: 0.370, SLG: 0.158 (1, 9)										3	1	2	0	1	1	2					
Marlon Anderson, L OBP: 0.389, SLG: 0.287 (1, 4)										3	0	0	0	1	0	5					
Javier Valentin, S OBP: 0.125, SLG: 0.571 (1, 2)										3	1	1	4	0	0	0					
Rey Ordonez, R OBP: 0.300, SLG: 0.464 (1, 6)										4	1	2	0	0	0	2					
Inning Stats	R: 0 E: 0 K: 2 S: 8	H: 0 LOB: 0 BB: 0 P: 10	R: 1 E: 0 K: 0 S: 13	H: 1 LOB: 2 BB: 2 P: 22	R: 0 E: 0 K: 1 S: 12	H: 1 LOB: 1 BB: 0 P: 17	R: 0 E: 0 K: 0 S: 7	H: 1 LOB: 0 BB: 0 P: 12	R: 0 E: 0 K: 2 S: 6	H: 0 LOB: 0 BB: 0 P: 8	R: 0 E: 0 K: 2 S: 8	H: 0 LOB: 0 BB: 0 P: 13	R: 3 E: 0 K: 1 S: 11	H: 3 LOB: 1 BB: 1 P: 22	R: 0 E: 0 K: 1 S: 13	H: 2 LOB: 2 BB: 0 P: 17	R: 1 E: 0 K: 1 S: 18	H: 3 LOB: 2 BB: 0 P: 26	1B: 8 2B: 3 3B: 0 HR: 1	SF: 1 SAC: 0 DP: 2 HBP: 0	WP: 0 PA: 40
PITCHER	IP WLS BF H R ER SO BB IBB HBP BLK WP HR S P ERA WHIP	IP WLS BF H R ER SO BB IBB HBP BLK WP HR S P ERA WHIP	IP WLS BF H R ER SO BB IBB HBP BLK WP HR S P ERA WHIP	IP WLS BF H R ER SO BB IBB HBP BLK WP HR S P ERA WHIP	IP WLS BF H R ER SO BB IBB HBP BLK WP HR S P ERA WHIP	IP WLS BF H R ER SO BB IBB HBP BLK WP HR S P ERA WHIP	IP WLS BF H R ER SO BB IBB HBP BLK WP HR S P ERA WHIP	IP WLS BF H R ER SO BB IBB HBP BLK WP HR S P ERA WHIP	IP WLS BF H R ER SO BB IBB HBP BLK WP HR S P ERA WHIP	IP WLS BF H R ER SO BB IBB HBP BLK WP HR S P ERA WHIP	IP WLS BF H R ER SO BB IBB HBP BLK WP HR S P ERA WHIP	IP WLS BF H R ER SO BB IBB HBP BLK WP HR S P ERA WHIP	IP WLS BF H R ER SO BB IBB HBP BLK WP HR S P ERA WHIP	IP WLS BF H R ER SO BB IBB HBP BLK WP HR S P ERA WHIP	IP WLS BF H R ER SO BB IBB HBP BLK WP HR S P ERA WHIP	IP WLS BF H R ER SO BB IBB HBP BLK WP HR S P ERA WHIP	IP WLS BF H R ER SO BB IBB HBP BLK WP HR S P ERA WHIP	IP WLS BF H R ER SO BB IBB HBP BLK WP HR S P ERA WHIP	IP WLS BF H R ER SO BB IBB HBP BLK WP HR S P ERA WHIP		

New York Yankees @ Tampa Bay Devil Rays
Tropicana Field, St. Petersburg, FL
Sun Apr 06 2003, 1:15 PM EDT
Att: 18,363 - Dome - 72 F

AB 36
R 5
H 11
RBI 5
BB 3
SO 8
LOB 19

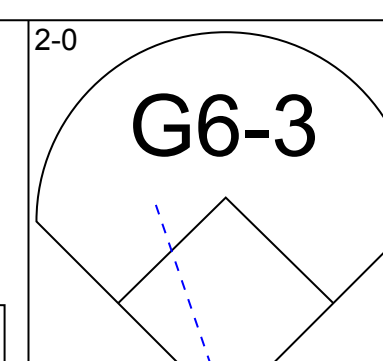
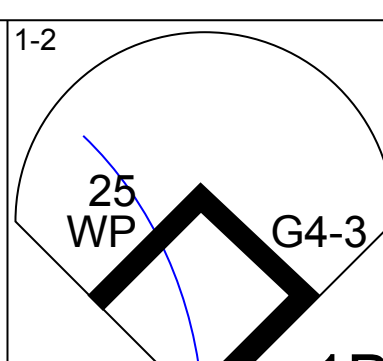
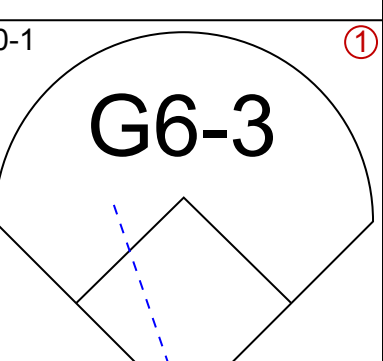
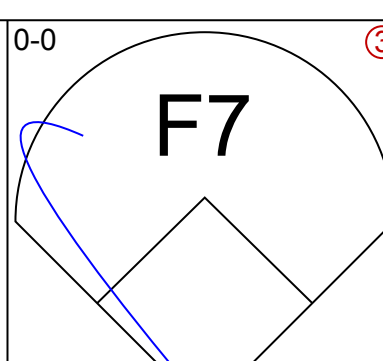
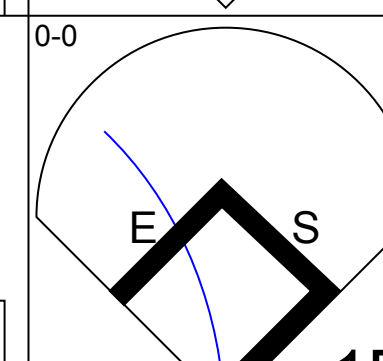
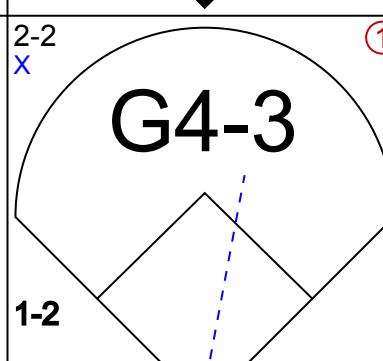
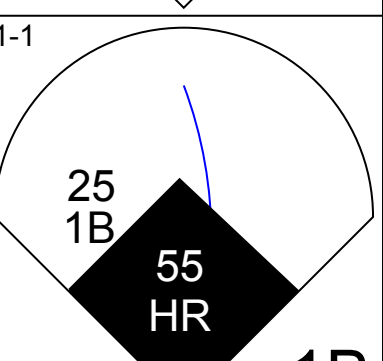
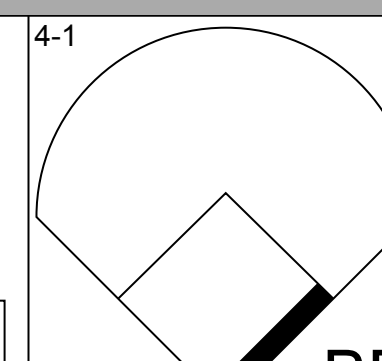
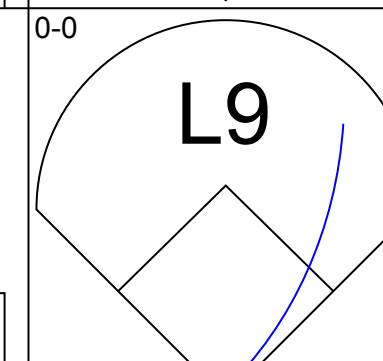
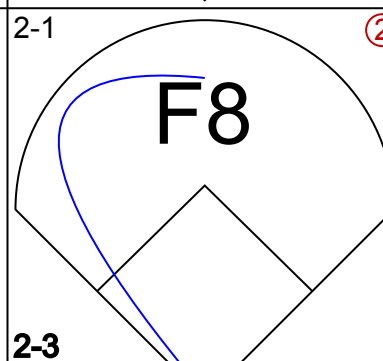
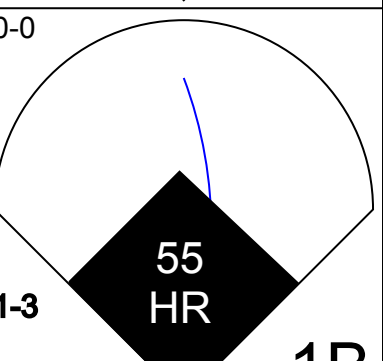
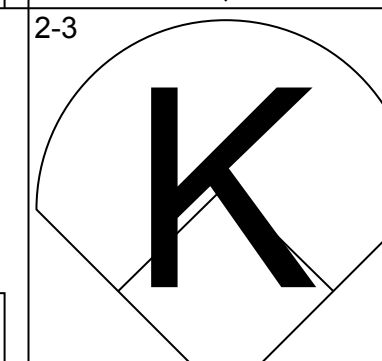
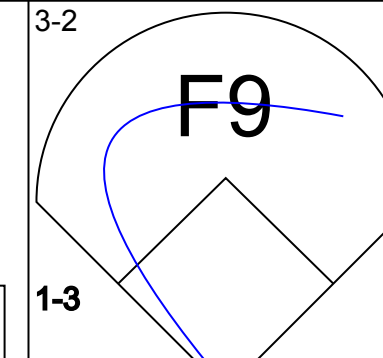
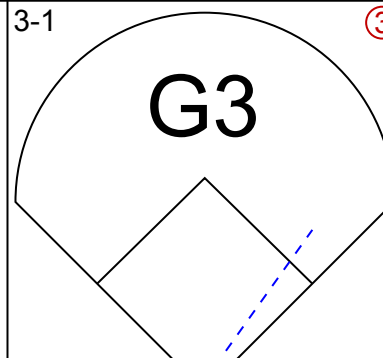
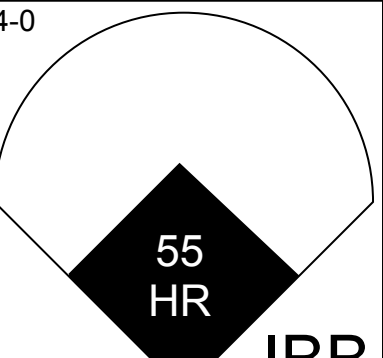
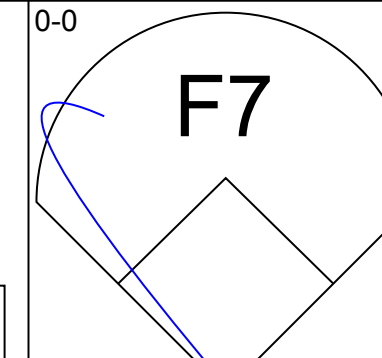
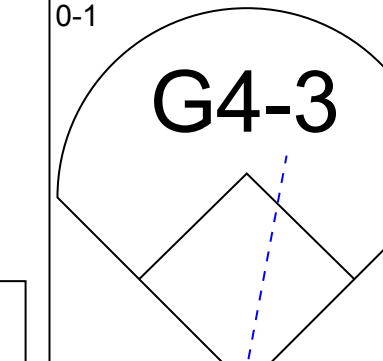
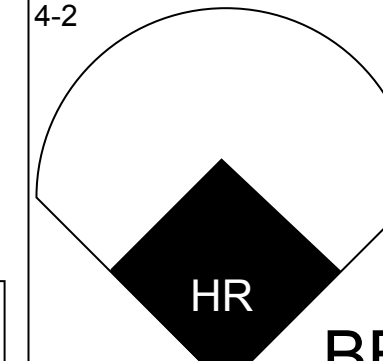
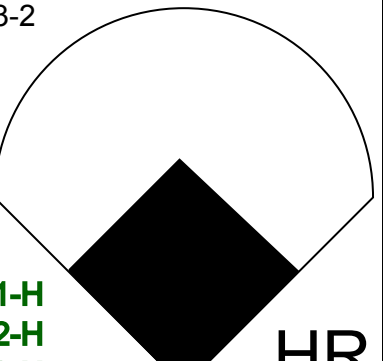

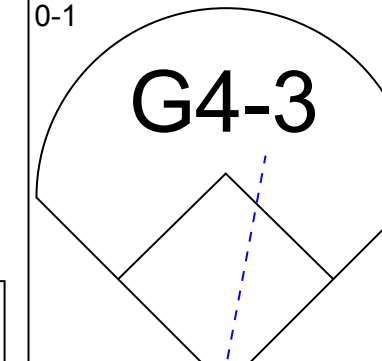
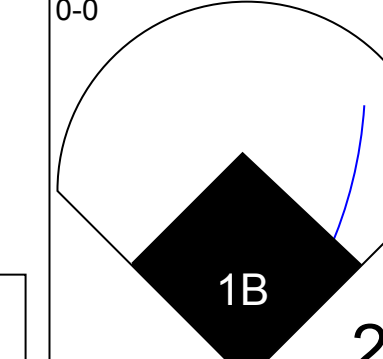
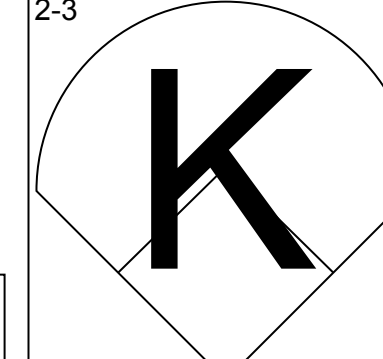
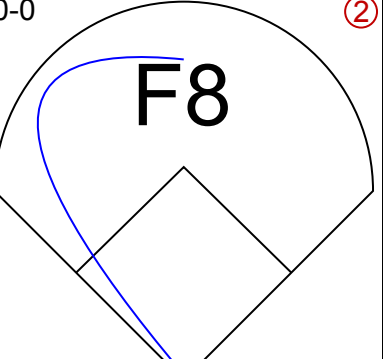
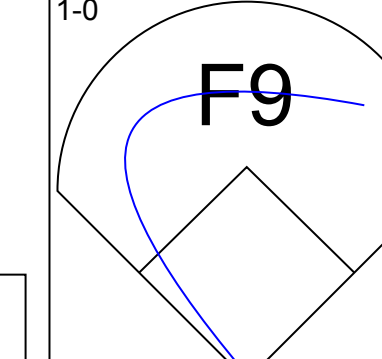
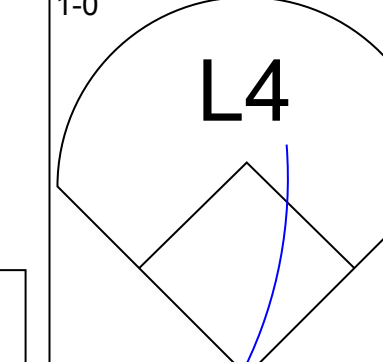
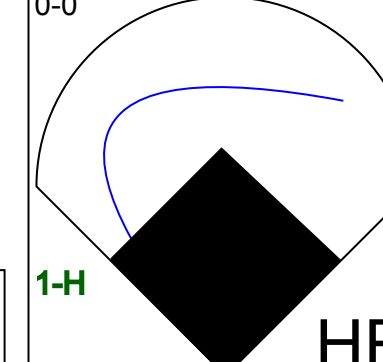
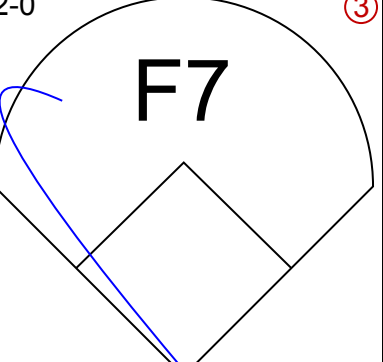
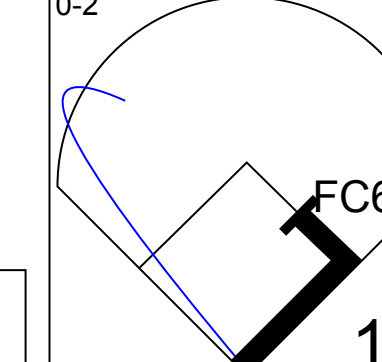
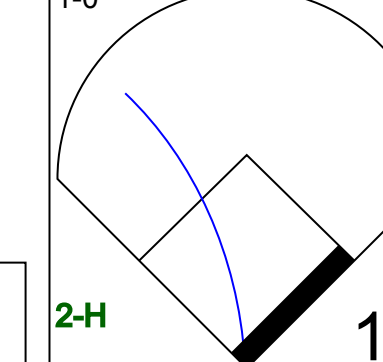
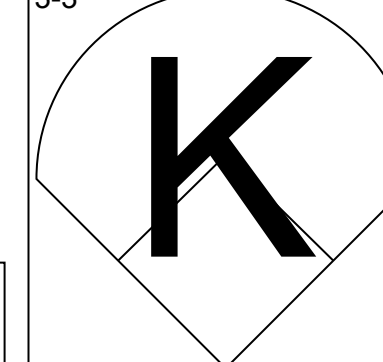
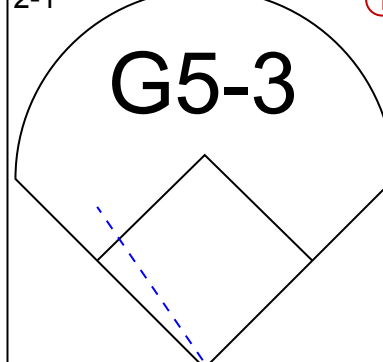
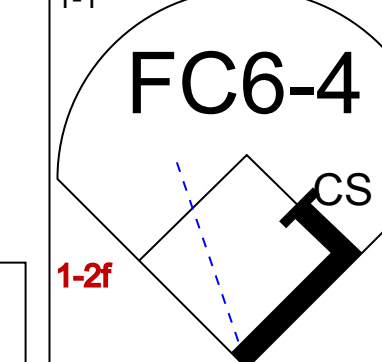
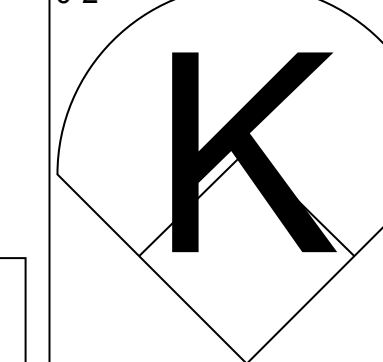
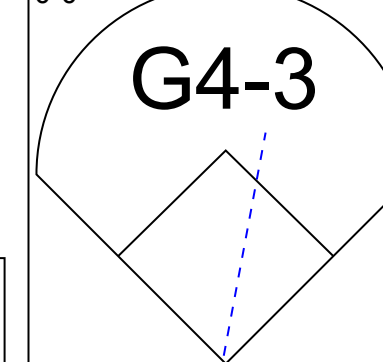
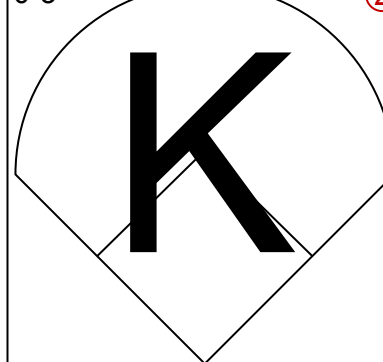
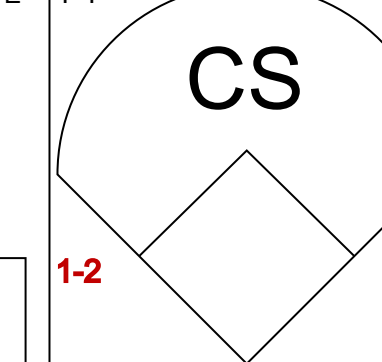


Batter	1	2	3	4	5	6	7	8	9	AB	R	H	RBI	BB	SO	LOB	TOP					
Jacque Jones, L (1, 7) OBP: 0.387, SLG: 0.607										3	2	1	0	1	2	0						
Cristian Guzman, S (1, 6) OBP: 0.285, SLG: 0.400										3	0	1	0	1	2	1						
Corey Koskie, L (1, 5) OBP: 0.474, SLG: 0.625										3	1	0	0	1	0	3						
Tori Hunter, R (1, 8) OBP: 0.231, SLG: 0.304										2	0	1	2	1	0	0						
Matthew LeCroy, R (1, 10) OBP: 0.182, SLG: 0.190										4	0	1	1	0	0	3						
Doug Mientkiewicz, L (1, 3) OBP: 0.310, SLG: 0.462										4	0	1	0	0	0	2						
5 Michael Cuddyer, R (1, 9) OBP: 0.286, SLG: 0.278										4	0	0	0	0	2	2						
A.J. Pierzynski, L (1, 2) OBP: 0.240, SLG: 0.391										4	0	0	0	0	0	0						
Luis Rivas, R (1, 4) OBP: 0.118, SLG: 0.118										3	0	0	0	0	0	1						
Inning Stats	R: 0 E: 0 K: 1 S: 9	H: 1 LOB: 0 BB: 0 P: 14	R: 0 E: 0 K: 0 S: 6	H: 0 LOB: 0 BB: 0 P: 8	R: 0 E: 0 K: 0 S: 6	H: 0 LOB: 0 BB: 0 P: 7	R: 1 E: 0 K: 1 S: 14	H: 2 LOB: 2 BB: 1 P: 23	R: 0 E: 1 K: 0 S: 4	H: 0 LOB: 0 BB: 0 P: 9	R: 2 E: 0 K: 1 S: 17	H: 2 LOB: 2 BB: 2 P: 29	R: 0 E: 0 K: 1 S: 12	H: 0 LOB: 1 BB: 0 P: 16	R: 0 E: 0 K: 1 S: 9	H: 0 LOB: 0 BB: 1 P: 18	R: 0 E: 0 K: 1 S: 5	H: 0 LOB: 0 BB: 0 P: 8	1B: 3 2B: 2 HR: 0	SF: 1 SAC: 0 DP: 2 HBP: 0	WP: 1 PB: 1 CS: 0	PA: 35
PITCHER	IP WLS BF H R ER SO BB IBB HBP BLK WP HR S P ERA WHIP																					
Andy Pettitte, L (1, 1) ERA: 2.13	5.2 W 24 5 3 3 2 3 0 0 0 0 0 0 53 84 4.76 1.412																					
Antonio Osuna, R (6, 1) ERA: 3.6	2.1 H 8 0 0 0 3 1 0 0 0 1 0 24 40 0.00 0.429																					
Jason Anderson, R (9, 1) ERA: 18.0	1.0 3 0 0 0 1 0 0 0 0 0 0 5 8 0.00 0.000																					

Minnesota Twins @ New York Yankees
Yankee Stadium, Bronx, NY
Tue Apr 08 2003, 4:05 PM EDT
Att: 33,109 - Overcast - 35 F

AB 30
R 3
H 5
RBI 3
BB 4
SO 6
LOB 12



Batter	1	2	3	4	5	6	7	8	9	AB	R	H	RBI	BB	SO	LOB	BOTTOM			
Alfonso Soriano, R (1, 4) OBP: 0.459, SLG: 0.829										4	0	1	0	0	0	0				
Nick Johnson, L (1, 3) OBP: 0.400, SLG: 0.591										3	1	2	0	1	0	1				
25 Jason Giambi, L (1, 10) OBP: 0.389, SLG: 0.536										4	1	1	0	0	1	3				
Bernie Williams, S (1, 8) OBP: 0.472, SLG: 0.767										3	1	0	0	1	0	3				
55 Hideki Matsui, L (1, 7) OBP: 0.343, SLG: 0.452										3	2	1	4	1	0	1				
20 Jorge Posada, S (1, 2) OBP: 0.345, SLG: 0.640										4	1	1	0	0	1	1				
Robin Ventura, L (1, 5) OBP: 0.318, SLG: 0.714										4	1	2	2	0	0	1				
Raul Mondesi, R (1, 9) OBP: 0.467, SLG: 0.654										4	0	1	1	0	1	1				
Erick Almonte, R (1, 6) OBP: 0.381, SLG: 0.550										3	0	0	0	0	2	1				
Inning Stats	R: 0 E: 0 K: 0 S: 6	H: 1 LOB: 1 BB: 0 P: 11	R: 1 E: 0 K: 1 S: 8	H: 2 LOB: 1 BB: 0 P: 10	R: 0 E: 0 K: 0 S: 16	H: 1 LOB: 1 BB: 0 P: 24	R: 2 E: 0 K: 2 S: 11	H: 1 LOB: 0 BB: 1 P: 20	R: 4 E: 0 K: 1 S: 10	H: 3 LOB: 0 BB: 1 P: 20	R: 0 E: 0 K: 1 S: 6	H: 0 LOB: 0 BB: 0 P: 8	R: 0 E: 0 K: 1 S: 7	H: 0 LOB: 1 BB: 1 P: 13	R: 0 E: 0 K: 0 S: 7	H: 1 LOB: 0 BB: 0 P: 10	1B: 6 2B: 1 3B: 0 HR: 2	SF: 0 SAC: 0 DP: 0 HBP: 0	WP: 1 PB: 0 CS: 1	PA: 36
PITCHER	IP WLS BF H R ER SO BB IBB HBP BLK WP HR S P ERA WHIP																			
Joe Mays, R (1, 1) ERA: 7.2	5.0 L 25 8 7 7 3 1 1 0 0 0 0 0 2 51 85 12.60 1.800																			
Tony Fiore, R (6, 1) ERA: 5.4	3.0 10 1 0 0 2 1 0 0 0 0 0 20 31 0.00 0.667																			

Minnesota Twins @ New York Yankees
Yankee Stadium, Bronx, NY
Tue Apr 08 2003, 4:05 PM EDT
Att: 33,109 - Overcast - 35 F

AB 32
R 7
H 9
RBI 7
BB 3
SO 5
LOB 12



Batter	1	2	3	4	5	6	7	8	9	AB	R	H	RBI	BB	SO	LOB	TOP			
Jacque Jones, L OBP: 0.371, SLG: 0.563 (1, 7)	1-2 G4-3 1B		1-2 L5		0-2 FC1-2			2-2 G3-1		4	0	1	0	0	0	3	Minnesota Twins @ New York Yankees Yankee Stadium, Bronx, NY Wed Apr 09 2003, 7:05 PM EDT Att: 31,898 - Cloudy - 41 F			
Cristian Guzman, S OBP: 0.233, SLG: 0.345 (1, 6)	0-2 G4-3		1-3 K		1-2 2-3 3-H G4-3			0-3 K		4	0	0	0	0	2	4				
Corey Koskie, L OBP: 0.391, SLG: 0.500 (1, 5)	2-3 K			0-3 K		3-2 F8		3-1 L8		4	0	0	0	0	2	1				
Torii Hunter, R OBP: 0.200, SLG: 0.259 (1, 8)	2-3 K			0-0 F8		1-0 G6-3			0-0 G3-1	4	0	0	0	0	1	1				
Doug Mientkiewicz, L OBP: 0.333, SLG: 0.500 (1, 3)		2-3 K		0-0 F8					0-2 1B	4	0	2	0	0	1	0				
Bobby Kielty, S OBP: 0.425, SLG: 0.421 (1, 10)	1-2 E9 G4-3 1B				4-2 BB FC1-2 BB				0-3 K	3	1	1	0	1	1	2				
Dustan Mohr, R OBP: 0.200, SLG: 0.400 (1, 9)		0-0 G4-3			1-3 K				0-2 L6	4	0	0	0	0	2	3				
A.J. Pierzynski, L OBP: 0.321, SLG: 0.462 (1, 2)	1-2 CS 1B				1-1 FC1-2 BB 1B			1-2 G4-3 1B		3	0	3	1	0	0	0				
Luis Rivas, R OBP: 0.150, SLG: 0.105 (1, 4)	3-2 CS 1-2		0-1 G5-3		4-2 FC1-2 BB			0-0 G4-3 1-2		2	0	0	0	1	0	1				
Inning Stats	R: 0 H: 1 E: 0 K: 2 S: 12	H: 1 LOB: 1 BB: 0 P: 17	R: 1 H: 2 E: 1 K: 1 S: 12	LOB: 0 BB: 0 P: 19	R: 0 H: 0 E: 0 K: 1 S: 8	LOB: 0 BB: 0 P: 10	R: 0 H: 0 E: 0 K: 1 S: 5	H: 0 LOB: 0 BB: 0 P: 5	R: 0 H: 1 E: 0 K: 0 S: 10	H: 1 LOB: 1 BB: 0 P: 16	R: 0 H: 1 E: 0 K: 1 S: 10	H: 1 LOB: 0 BB: 0 P: 11	R: 0 H: 0 E: 0 K: 1 S: 9	H: 0 LOB: 0 BB: 0 P: 14	R: 0 H: 1 E: 0 K: 1 S: 10	H: 1 LOB: 1 BB: 0 P: 10		1B: 6 2B: 1 3B: 0 HR: 0	SF: 0 SAC: 0 DP: 1 HBP: 0	WP: 0 PB: 0 CS: 1
PITCHER 35 Mike Mussina, R ERA: 2.57 Juan Acevedo, R ERA: 2.25	IP: 8.0 WLS: W BF: 30	H: 6 R: 1 ER: 0 SO: 8	BB: 2 IBB: 0 HBP: 0 BLK: 0	WP: 0 HR: 0 S: 83 P: 120	ERA: 0.00 WHIP: 1.000	IP: 1.0 WLS: S BF: 4	H: 1 R: 0 ER: 0 SO: 1	BB: 0 IBB: 0 HBP: 0 BLK: 0	WP: 0 HR: 0 S: 10 P: 10	ERA: 0.00 WHIP: 1.000										

AB	32
R	1
H	7
RBI	1
BB	2
SO	9
LOB	15



Batter	1	2	3	4	5	6	7	8	9	AB	R	H	RBI	BB	SO	LOB	BOTTOM								
Alfonso Soriano, R OBP: 0.439, SLG: 0.769 (1, 4)	2-0 F8			1-0 G5-3 1B		1-2 G6-3		3-1 F8		4	0	1	0	0	0	1	Minnesota Twins @ New York Yankees Yankee Stadium, Bronx, NY Wed Apr 09 2003, 7:05 PM EDT Att: 31,898 - Cloudy - 41 F								
Nick Johnson, L OBP: 0.345, SLG: 0.500 (1, 3)	0-2 K			1-0 G5-3		2-2 G6-3		3-1 G4-3		4	0	0	0	0	1	2									
25 Jason Giambi, L OBP: 0.359, SLG: 0.484 (1, 10)	3-2 F7			1-3 K		0-2 F7				3	0	0	0	0	1	1									
Bernie Williams, S OBP: 0.436, SLG: 0.697 (1, 8)		0-2 G5-3		1-1 G2			1-1 F8			3	0	0	0	0	0	1									
55 Hideki Matsui, L OBP: 0.316, SLG: 0.412 (1, 7)		0-0 F8			0-1 G3-1		2-2 G4-3			3	0	0	0	0	0	0									
20 Jorge Posada, S OBP: 0.375, SLG: 0.741 (1, 2)		1-3 K			3-1 HR		4-2 BB			2	1	1	1	1	1	0									
Robin Ventura, L OBP: 0.280, SLG: 0.625 (1, 5)			2-1 F9		0-3 K		1-0 P6			3	0	0	0	0	1	1									
Raul Mondesi, R OBP: 0.455, SLG: 0.724 (1, 9)			2-2 G2-3		2-1 HR			1-2 G4-3		3	1	1	1	0	0	0									
Erick Almonte, R OBP: 0.375, SLG: 0.565 (1, 6)			1-3 K		2-2 G5-3			0-1 2B		3	0	1	0	0	1	0									
Inning Stats	R: 0 H: 0 E: 0 K: 1 S: 8	H: 0 LOB: 0 BB: 0 P: 13	R: 0 H: 0 E: 0 K: 1 S: 7	LOB: 0 BB: 0 P: 8	R: 0 H: 0 E: 0 K: 1 S: 8	LOB: 0 BB: 0 P: 13	R: 0 H: 1 E: 0 K: 1 S: 7	H: 1 LOB: 0 BB: 0 P: 11	R: 2 H: 2 E: 0 K: 1 S: 13	H: 2 LOB: 0 BB: 0 P: 20	R: 0 H: 0 E: 0 K: 0 S: 9	H: 0 LOB: 0 BB: 0 P: 12	R: 0 H: 0 E: 0 K: 0 S: 8	H: 0 LOB: 1 BB: 1 P: 16	R: 0 H: 1 E: 0 K: 0 S: 9	H: 1 LOB: 0 BB: 0 P: 16		1B: 1 2B: 1 3B: 0 HR: 2	SF: 0 SAC: 0 DP: 0 HBP: 0	WP: 0 PB: 0 CS: 0	PA: 29				
PITCHER Kyle Lohse, R ERA: 1.2 LaTroy Hawkins, R ERA: J.C. Romero, L ERA:	IP: 7.0 WLS: L BF: 25	H: 3 R: 2 ER: 2 SO: 5	BB: 1 IBB: 0 HBP: 0 BLK: 0	WP: 0 HR: 2 S: 60 P: 93	ERA: 2.57 WHIP: 0.571	IP: 0.2 WLS: BF: 3	H: 1 R: 0 ER: 0 SO: 0	BB: 0 IBB: 0 HBP: 0 BLK: 0	WP: 0 HR: 0 S: 7 P: 11	ERA: 0.00 WHIP: 1.500	IP: 0.1 WLS: BF: 1	H: 0 R: 0 ER: 0 SO: 0	BB: 0 IBB: 0 HBP: 0 BLK: 0	WP: 0 HR: 0 S: 2 P: 5	ERA: 0.00 WHIP: 0.000										

AB	28
R	2
H	4
RBI	2
BB	1
SO	5
LOB	6



Batter	1	2	3	4	5	6	7	8	9	AB	R	H	RBI	BB	SO	LOB	TOP			
Dustan Mohr, R OBP: 0.158, SLG: 0.316	1-1 G5-3			1-3 K		0-2 G1-3		0-3 K		4	0	0	0	0	2	0	Minnesota Twins @ New York Yankees Yankee Stadium, Bronx, NY Thu Apr 10 2003, 1:05 PM EDT Att: 29,255 - Cloudy - 45 F			
Chris Gomez, R OBP: 0.417, SLG: 0.455	0-1 F8			1-1 2B		0-2 1B		0-2 G5-3		4	0	2	0	0	0	0				
Doug Mientkiewicz, L OBP: 0.297, SLG: 0.441	0-0 F9			3-2 F7		0-1 F7			0-2 L3	4	0	0	0	0	0	2				
Torii Hunter, R OBP: 0.176, SLG: 0.226		1-2 F8		0-0 G4-3		0-1 G4-3			1-1 G4-3	4	0	0	0	0	0	2				
Corey Koskie, L OBP: 0.370, SLG: 0.458		1-2 G3-1			1-0 L4				1-3 K	4	0	1	0	0	1	0				
Matthew LeCroy, R OBP: 0.160, SLG: 0.167		3-3 K			0-3 K		2-2 1B			3	0	0	0	0	2	1				
A.J. Pierzynski, L OBP: 0.355, SLG: 0.444				1-0 5 G5-4-3 HBP		1-2 5 HBP		0-0 F7		1	0	0	0	0	0	1				
5 Michael Cuddyer, R OBP: 0.250, SLG: 0.238			2-0 G5-4-3		0-0 E5		1-3 K			3	0	0	0	0	1	3				
Luis Rivas, R OBP: 0.130, SLG: 0.091			2-0 G5-3		0-0 FC6-4			1-1 G4-3		3	0	0	0	0	0	2				
Inning Stats	R: 0 E: 0 K: 0 S: 5	H: 0 LOB: 0 BB: 0 P: 6	R: 0 E: 0 K: 1 S: 9	H: 0 LOB: 0 BB: 0 P: 14	R: 0 E: 0 K: 0 S: 2	H: 0 LOB: 0 BB: 0 P: 7	R: 0 E: 0 K: 1 S: 11	H: 1 LOB: 1 BB: 0 P: 16	R: 0 E: 0 K: 1 S: 8	H: 0 LOB: 2 BB: 0 P: 10	R: 0 E: 0 K: 1 S: 11	H: 1 LOB: 1 BB: 0 P: 11	R: 0 E: 0 K: 1 S: 9	H: 0 LOB: 0 BB: 0 P: 10	R: 0 E: 0 K: 1 S: 8	H: 0 LOB: 0 BB: 0 P: 10	1B: 2 2B: 1 3B: 0 HR: 0	SF: 0 SAC: 0 DP: 1 HBP: 2	WP: 0 PB: 0 CS: 0	PA: 32
PITCHER David Wells, L ERA: 0.53	IP: 9.0 WLS: W BF: 32 H: 3 R: 0 ER: 0 SO: 6 BB: 0 IBB: 0 HBP: 2 BLK: 0 WP: 0 HR: 0 S: 72 P: 96 ERA: 0.00 WHIP: 0.333															PITCHER				

AB	30
R	0
H	3
RBI	0
BB	0
SO	6
LOB	11



Batter	1	2	3	4	5	6	7	8	9	AB	R	H	RBI	BB	SO	LOB	BOTTOM			
Alfonso Soriano, R OBP: 0.422, SLG: 0.714	0-1 P4	0-1 F7		2-0 G6-4-3 HBP		1-3 K				3	0	0	0	0	1	2	Minnesota Twins @ New York Yankees Yankee Stadium, Bronx, NY Thu Apr 10 2003, 1:05 PM EDT Att: 29,255 - Cloudy - 45 F			
Todd Zeile, R OBP: 0.200, SLG: 0.571	1-3 K		0-1 F8	1-2 G6-4-3		1-1 G4-3				4	0	0	0	0	1	2				
25 Jason Giambi, L OBP: 0.372, SLG: 0.455	4-1 1B		4-2 E 55 2B		2-1 F9		3-3 K			2	1	0	0	2	1	0				
Bernie Williams, S OBP: 0.465, SLG: 0.703	0-0 BB		0-0 E8 55 2B		1-0 FC4-6 55 1B		2-3 K			4	1	3	0	0	1	0				
55 Hideki Matsui, L OBP: 0.357, SLG: 0.474	1-2 1B		1-3 1B		3-2 FC4-6 1B			1-0 1B		4	0	3	2	0	0	2				
Raul Mondesi, R OBP: 0.405, SLG: 0.636		1-2 P3	3-1 G5-3		1-0 FC4-6		1-3 K			4	0	0	0	0	1	4				
Nick Johnson, L OBP: 0.333, SLG: 0.467		2-2 2B	3-2 P4		1-3 K		1-3 K			4	0	1	0	0	2	4				
John Flaherty, R OBP: 0.556, SLG: 0.625		0-1 2B		0-2 F8		1-3 K		0-2 1B		4	0	2	0	0	1	0				
Erick Almonte, R OBP: 0.357, SLG: 0.519		0-3 K		2-1 HBP		0-3 K		3-2 F8		4	0	1	0	0	2	4				
Inning Stats	R: 0 E: 0 K: 1 S: 9	H: 1 LOB: 2 BB: 1 P: 14	R: 0 E: 0 K: 1 S: 15	H: 2 LOB: 0 BB: 0 P: 18	R: 2 E: 1 K: 0 S: 12	H: 2 LOB: 1 BB: 1 P: 25	R: 0 E: 0 K: 0 S: 8	H: 1 LOB: 0 BB: 0 P: 13	R: 0 E: 0 K: 1 S: 10	H: 2 LOB: 2 BB: 0 P: 18	R: 0 E: 0 K: 3 S: 9	H: 0 LOB: 0 BB: 0 P: 11	R: 0 E: 0 K: 2 S: 9	H: 0 LOB: 0 BB: 0 P: 15	R: 0 E: 0 K: 2 S: 16	H: 2 LOB: 2 BB: 0 P: 22	1B: 8 2B: 2 3B: 0 HR: 0	SF: 0 SAC: 0 DP: 1 HBP: 1	WP: 0 PB: 0 CS: 0	PA: 36
PITCHER Rick Reed, R ERA: 4.5 Johan Santana, L ERA:	IP: 4.0 WLS: L BF: 20 H: 6 R: 2 ER: 1 SO: 2 BB: 2 IBB: 0 HBP: 1 BLK: 0 WP: 0 HR: 0 S: 44 P: 70 ERA: 2.25 WHIP: 2.000															PITCHER				

AB	33
R	2
H	10
RBI	2
BB	2
SO	10
LOB	18



Batter	1	2	3	4	5	6	7	8	9	AB	R	H	RBI	BB	SO	LOB	TOP								
13 Carl Crawford, L (1, 7) OBP: 0.305, SLG: 0.345										5	0	0	0	0	3	2	Tampa Bay Devil Rays @ New York Yankees Yankee Stadium, Bronx, NY Sat Apr 12 2003, 1:05 PM EDT Att: 35,326 - Overcast - 54 F								
5 Rocco Baldelli, R (1, 8) OBP: 0.415, SLG: 0.560										4	2	3	1	0	0	0									
Aubrey Huff, L (1, 9) OBP: 0.352, SLG: 0.469										4	1	2	1	0	1	2									
Travis Lee, L (1, 3) OBP: 0.385, SLG: 0.510										4	0	2	1	0	0	3									
Ben Grieve, L (1, 10) OBP: 0.378, SLG: 0.231										3	0	0	1	0	1	1									
Damon Easley, R (1, 5) OBP: 0.289, SLG: 0.320										4	0	0	0	0	1	2									
Marlon Anderson, L (1, 4) OBP: 0.333, SLG: 0.379										4	0	0	0	0	1	3									
Toby Hall, R (1, 2) OBP: 0.343, SLG: 0.387										3	1	1	0	0	0	1									
Al Martin, L (9, PH) OBP: 0.414, SLG: 0.400										1	0	0	0	0	0	0									
Javier Valentin, S (9, 2) OBP: 0.231, SLG: 0.500										0	0	0	0	0	0	0									
Rey Ordonez, R (1, 6) OBP: 0.318, SLG: 0.476										4	0	1	0	0	1	0									
Inning Stats	R: 0 E: 0 K: 2 S: 12	H: 0 LOB: 0 BB: 0 P: 17	R: 0 E: 0 K: 2 S: 11	H: 1 LOB: 1 BB: 0 P: 18	R: 0 E: 0 K: 1 S: 6	H: 0 LOB: 0 BB: 0 P: 8	R: 2 E: 0 K: 0 S: 12	H: 3 LOB: 1 BB: 0 P: 19	R: 1 E: 0 K: 1 S: 13	H: 3 LOB: 2 BB: 0 P: 18	R: 0 E: 2 K: 0 S: 11	H: 0 LOB: 1 BB: 0 P: 13	R: 1 E: 0 K: 0 S: 10	H: 2 LOB: 1 BB: 0 P: 12	R: 0 E: 0 K: 1 S: 8	H: 0 LOB: 0 BB: 0 P: 11	R: 0 E: 0 K: 1 S: 6	H: 0 LOB: 0 BB: 0 P: 12	1B: 5 2B: 4 3B: 0 HR: 0	SF: 1 SAC: 0 DP: 0 HBP: 0	WP: 0 PB: 0 SB: 0 CS: 0	PA: 37			
PITCHER	IP	WLS	BF	H	R	ER	SO	BB	IBB	HBP	BLK	WP	HR	S	P	ERA	WHIP								
Jeff Weaver, R (1, 1) ERA: 4.61	6.2		29	8	4	4	6	0	0	0	0	0	0	70	100	5.40	1.200								
Chris Hammond, L (7, 1) ERA: 4.91	1.1	B	5	1	0	0	1	0	0	0	0	0	0	13	16	0.00	0.750								
Antonio Osuna, R (9, 1) ERA: 3.0	1.0	W	3	0	0	0	1	0	0	0	0	0	0	6	12	0.00	0.000								

Batter	1	2	3	4	5	6	7	8	9	AB	R	H	RBI	BB	SO	LOB	BOTTOM								
Alfonso Soriano, R (1, 4) OBP: 0.380, SLG: 0.638										5	0	0	0	0	0	1	Tampa Bay Devil Rays @ New York Yankees Yankee Stadium, Bronx, NY Sat Apr 12 2003, 1:05 PM EDT Att: 35,326 - Overcast - 54 F								
Todd Zeile, R (1, 5) OBP: 0.250, SLG: 0.667										4	2	1	2	1	0	1									
25 Jason Giambi, L (1, 3) OBP: 0.396, SLG: 0.459										4	0	2	0	0	0	1									
Bernie Williams, S (1, 8) OBP: 0.500, SLG: 0.700										3	0	2	0	2	0	0									
55 Hideki Matsui, L (1, 7) OBP: 0.340, SLG: 0.442										5	0	1	1	0	1	7									
20 Jorge Posada, S (1, 2) OBP: 0.361, SLG: 0.677									4	1	1	0	0	0	0	0									
Raul Mondesi, R (1, 9) OBP: 0.390, SLG: 0.595									4	1	1	0	0	1	0	0									
Bubba Trammell, R (1, 10) OBP: 0.417, SLG: 0.667									4	1	4	2	0	0	0	0									
Chris Latham, S (8, PR) OBP: 1.000, SLG: 1.000									0	0	0	0	0	0	0	0									
Erick Almonte, R (1, 6) OBP: 0.323, SLG: 0.467									3	0	0	0	0	0	0	3									
Robin Ventura, L (8, PH) OBP: 0.269, SLG: 0.600									1	0	0	0	0	0	0	1									
Enrique Wilson, S (9, 6) OBP: 0.428, SLG: 0.500									0	0	0	0	0	0	0	0									
Inning Stats	R: 0 E: 0 K: 1 S: 12	H: 1 LOB: 2 BB: 0 P: 19	R: 4 E: 0 K: 0 S: 16	H: 4 LOB: 0 BB: 0 P: 27	R: 0 E: 0 K: 0 S: 7	H: 0 LOB: 0 BB: 0 P: 12	R: 0 E: 0 K: 0 S: 6	H: 1 LOB: 0 BB: 0 P: 8	R: 0 E: 0 K: 0 S: 9	H: 1 LOB: 1 BB: 1 P: 15	R: 0 E: 1 K: 0 S: 7	H: 1 LOB: 2 BB: 1 P: 17	R: 0 E: 0 K: 1 S: 8	H: 1 LOB: 1 BB: 0 P: 13	R: 0 E: 1 K: 0 S: 9	H: 2 LOB: 3 BB: 1 P: 17	1B: 8 2B: 3 3B: 0 HR: 1	SF: 0 SAC: 0 DP: 2 HBP: 1	WP: 0 PB: 0 SB: 0 CS: 0	PA: 41					
PITCHER	IP	WLS	BF	H	R	ER	SO	BB	IBB	HBP	BLK	WP	HR	S	P	ERA	WHIP								
Joe Kennedy, L (1, 1) ERA: 4.34	6.1		31	9	4	4	1	1	1	1	1	0	0	61	103	5.68	1.579								
Bobby Seay, L (7, 1) ERA: 4.75	1.0		2	0	0	0	0	0	0	0	0	0	0	4	7	0.00	0.000								
Travis Harper, R (8, 1) ERA: 0.96	1.0	L	8	3	1	0	1	1	0	0	0	0	0	15	27	0.00	4.000								

Batter	1	2	3	4	5	6	7	8	9	AB	R	H	RBI	BB	SO	LOB	TOP																					
13 Carl Crawford, L OBP: 0.281, SLG: 0.317	G6-3		K		K		K		G4-3	5	0	0	0	0	3	4																						
Al Martin, L OBP: 0.424, SLG: 0.414	1B		F8			G4-3		G6-3 1B		4	0	2	0	0	0	1																						
5 Rocco Baldelli, R OBP: 0.415, SLG: 0.560	1B							1B		0	0	0	0	0	0	0																						
Aubrey Huff, L OBP: 0.345, SLG: 0.453	K			G3		G1-3		G6-3 1B		4	0	1	0	0	1	1																						
Travis Lee, L OBP: 0.396, SLG: 0.510	CS			G4-3 1B		1B		G6-3		0	0	0	0	1	0	0																						
Damian Rolls, R OBP: 0.450, SLG: 0.313	1B			G4-3 1B		1B		G6-3		1	0	0	0	2	0	2																						
Ben Griever, L OBP: 0.390, SLG: 0.267				G4-3 1B		1B		G4-3		4	0	2	0	0	1	2																						
Marlon Anderson, L OBP: 0.324, SLG: 0.364	F9			G4-3		G4-3				4	1	1	0	0	0	4																						
Damion Easley, R OBP: 0.276, SLG: 0.357			1B		L4			G5-3		3	1	1	0	0	0	0																						
Toby Hall, R OBP: 0.333, SLG: 0.412			G1-3		K					3	0	1	1	0	1	1																						
Rey Ordóñez, R OBP: 0.333, SLG: 0.478								P2		4	0	2	1	0	0	2																						
Inning Stats	R: 0 E: 0 K: 1 S: 9	H: 1 LOB: 0 BB: 0 P: 14	R: 0 E: 0 K: 1 S: 6	H: 0 LOB: 0 BB: 1 P: 13	R: 1 E: 0 K: 1 S: 13	H: 2 LOB: 1 BB: 0 P: 20	R: 0 E: 0 K: 0 S: 10	H: 1 LOB: 1 BB: 1 P: 16	R: 0 E: 0 K: 2 S: 12	H: 1 LOB: 2 BB: 0 P: 17	R: 0 E: 0 K: 1 S: 9	H: 1 LOB: 2 BB: 1 P: 18	R: 0 E: 0 K: 0 S: 13	H: 1 LOB: 1 BB: 0 P: 17	R: 0 E: 0 K: 0 S: 6	H: 2 LOB: 1 BB: 0 P: 10	R: 1 E: 1 K: 0 S: 10	H: 1 LOB: 1 BB: 0 P: 15	1B: 8 2B: 3 HR: 0	SF: 1 SAC: 1 DP: 3 HBP: 0	WP: 1 PA: 38 CS: 2																	
PITCHER	IP	WLS	BF	H	R	ER	SO	BB	IBB	HBP	BLK	WP	HR	S	P	ERA	WHIP	PITCHER				IP	WLS	BF	H	R	ER	SO	BB	IBB	HBP	BLK	WP	HR	S	P	ERA	WHIP
Roger Clemens, R ERA: 2.25	(1, 1)	7.0	28	7	1	1	6	3	0	0	0	0	0	72	115	1.29	1.429																					
Chris Hammond, L ERA: 3.95	(8, 1)	1.0	4	2	0	0	0	0	0	0	0	0	0	6	10	0.00	2.000																					
Juan Acevedo, R ERA: 3.6	(9, 1)	1.0	L	5	1	1	1	0	0	0	0	1	0	10	15	9.00	1.000																					

Tampa Bay Devil Rays @ New York Yankees
Yankee Stadium, Bronx, NY
Sun Apr 13 2003, 1:05 PM EDT
Att: 39,725 - Sunny - 54 F

AB 32
R 2
H 10
RBI 2
BB 3
SO 6
LOB 17



Batter	1	2	3	4	5	6	7	8	9	AB	R	H	RBI	BB	SO	LOB	BOTTOM																						
Alfonso Soriano, R OBP: 0.382, SLG: 0.635	P3		G4-6-3 2B		25 BB 1B		F8		F8	5	0	2	0	0	0	1																							
Nick Johnson, L OBP: 0.405, SLG: 0.531	2B		25 G4-6-3 BB		25 BB		CS		25 BB 1B	2	1	2	0	2	0	0																							
25 Jason Giambi, L OBP: 0.404, SLG: 0.436	F7		G4-6-3		1-2 2-3 BB				1B BB	2	0	0	0	2	0	3																							
Bernie Williams, S OBP: 0.481, SLG: 0.659	K		F8		G4-3				1B BB	4	0	1	1	0	1	5																							
55 Hideki Matsui, L OBP: 0.333, SLG: 0.413			F8		20 G6-4-3 BB		G1-3		P3	3	0	0	0	1	0	2																							
20 Jorge Posada, S OBP: 0.350, SLG: 0.618					G6-4-3		K		P2	3	0	0	0	1	1	3																							
Robin Ventura, L OBP: 0.267, SLG: 0.536					F8		F8		G4-3	3	0	0	0	1	0	2																							
Raul Mondesi, R OBP: 0.356, SLG: 0.537					F7		P2		K	4	0	0	0	0	1	2																							
Erick Almonte, R OBP: 0.324, SLG: 0.438					F7				K	2	0	0	0	1	0	2																							
Enrique Wilson, S OBP: 0.375, SLG: 0.429	FC5-4				F7		CS		K	1	0	0	0	0	1	0																							
Inning Stats	R: 0 E: 0 K: 1 S: 9	H: 1 LOB: 1 BB: 0 P: 13	R: 0 E: 0 K: 0 S: 11	H: 0 LOB: 2 BB: 2 P: 22	R: 0 E: 0 K: 0 S: 10	H: 1 LOB: 1 BB: 1 P: 17	R: 0 E: 0 K: 0 S: 5	H: 0 LOB: 0 BB: 1 P: 13	R: 0 E: 0 K: 1 S: 5	H: 1 LOB: 3 BB: 0 P: 20	R: 0 E: 0 K: 0 S: 5	H: 0 LOB: 0 BB: 0 P: 7	R: 0 E: 0 K: 0 S: 5	H: 0 LOB: 1 BB: 1 P: 11	R: 1 E: 0 K: 0 S: 13	H: 2 LOB: 2 BB: 1 P: 20	R: 0 E: 0 K: 2 S: 8	H: 0 LOB: 0 BB: 0 P: 15	1B: 3 2B: 2 HR: 0	SF: 0 SAC: 0 DP: 2 HBP: 0	WP: 0 PA: 38 CS: 1																		
PITCHER	IP	WLS	BF	H	R	ER	SO	BB	IBB	HBP	BLK	WP	HR	S	P	ERA	WHIP	PITCHER				IP	WLS	BF	H	R	ER	SO	BB	IBB	HBP	BLK	WP	HR	S	P	ERA	WHIP	
Victor Zambrano, R ERA: 6.19	(1, 1)	6.0	25	3	0	0	0	6	0	0	0	0	0	46	92	0.00	1.500																						
Seth McClung, R ERA: 6.75	(7, 1)	1.0	H	4	1	1	1	1	0	0	0	0	0	7	14	9.00	2.000																						
Bobby Seay, L ERA: 4.5	(8, 1)	0.1	B	3	1	0	0	0	1	0	0	0	0	7	11	0.00	6.000																						
Lance Carter, R ERA: 0.9	(8, 1)	1.2	W	5	0	0	0	2	0	0	0	0	0	12	21	0.00	0.000																						

Tampa Bay Devil Rays @ New York Yankees
Yankee Stadium, Bronx, NY
Sun Apr 13 2003, 1:05 PM EDT
Att: 39,725 - Sunny - 54 F

AB 29
R 1
H 5
RBI 1
BB 8
SO 4
LOB 20



Batter	1	2	3	4	5	6	7	8	9	AB	R	H	RBI	BB	SO	LOB	TOP				
Shannon Stewart, R OBP: 0.386, SLG: 0.424	F9			F9		G6-3			G4-6-3 BB	3	0	0	0	1	0	0	Toronto Blue Jays @ New York Yankees Yankee Stadium, Bronx, NY Tue Apr 15 2003, 7:05 PM EDT Att: 33,833 - Sunny - 77 F				
Frank Catalanotto, L OBP: 0.327, SLG: 0.471	G4-3 BB			1B			F8		G4-6-3 1-2	3	0	1	0	1	0	1					
10 Vernon Wells, R OBP: 0.318, SLG: 0.542	G4-3 1-2			K			F9		K	4	0	0	0	0	2	2					
Carlos Delgado, L OBP: 0.475, SLG: 0.640		K		F9			K			3	0	0	0	0	2	1					
Josh Phelps, R OBP: 0.345, SLG: 0.362		K			K					3	0	0	0	0	3	0					
Eric Hinske, L OBP: 0.265, SLG: 0.378		K			F8				1B	3	0	1	0	0	1	0					
Greg Myers, L OBP: 0.296, SLG: 0.423			G3		K				E7 1B	3	0	1	0	0	1	0					
Orlando Hudson, S OBP: 0.333, SLG: 0.342		P2				K			G4-3 BB	2	0	0	0	1	1	0					
Mike Bordick, R OBP: 0.389, SLG: 0.400	G4-3				G1-3				G4-3 1-2	3	0	0	0	0	0	3					
Inning Stats	R: 0 H: 0 E: 0 K: 0 S: 12	H: 0 LOB: 0 BB: 1 P: 21	R: 0 H: 0 E: 0 K: 3 S: 9	H: 0 LOB: 0 BB: 0 P: 14	R: 0 H: 0 E: 0 K: 0 S: 8	H: 1 LOB: 1 BB: 0 P: 13	R: 0 H: 0 E: 0 K: 1 S: 12	H: 0 LOB: 0 BB: 0 P: 10	R: 0 H: 0 E: 0 K: 1 S: 9	H: 0 LOB: 0 BB: 0 P: 13	R: 0 H: 0 E: 0 K: 1 S: 6	H: 0 LOB: 0 BB: 0 P: 9	R: 0 H: 2 E: 1 K: 1 S: 15	H: 2 LOB: 2 BB: 1 P: 22	R: 0 H: 0 E: 0 K: 1 S: 8	H: 0 LOB: 0 BB: 1 P: 14	1B: 3 2B: 0 3B: 0 HR: 0	SF: 0 SAC: 0 DP: 3 HBP: 0	WP: 0 PB: 0 SB: 0 CS: 0	PA: 30	
PITCHER	IP	WLS	BF	H	R	ER	SO	BB	IBB	HBP	BLK	WP	HR	S	P	ERA	WHIP				
35 Mike Mussina, R ERA: 1.64	(1, 1)	8.0	W	27	3	0	0	9	2	0	0	0	0	0	79	115	0.00	0.625			
Jason Anderson, R ERA: 11.57	(9, 1)	1.0		3	0	0	0	1	1	0	0	0	0	0	8	14	0.00	1.000			

Batter	1	2	3	4	5	6	7	8	9	AB	R	H	RBI	BB	SO	LOB	BOTTOM				
Alfonso Soriano, R OBP: 0.394, SLG: 0.590	25 BB 1B	G3-1			K		K	L8		5	1	1	0	0	2	4	Toronto Blue Jays @ New York Yankees Yankee Stadium, Bronx, NY Tue Apr 15 2003, 7:05 PM EDT Att: 33,833 - Sunny - 77 F				
Nick Johnson, L OBP: 0.370, SLG: 0.475	K	K			F7		1B 2B			4	1	1	1	0	2	3					
25 Jason Giambi, L OBP: 0.410, SLG: 0.400	1B BB			G4-3	G3-1		K			3	0	0	0	1	1	1					
Bernie Williams, S OBP: 0.508, SLG: 0.640	1B	G4-3		G4-3		55 G5-3 1B	55 1B			4	1	3	2	0	0	0					
55 Hideki Matsui, L OBP: 0.367, SLG: 0.472	F5		G4-3		G4-3		G5-3			4	0	1	0	0	0	3					
20 Jorge Posada, S OBP: 0.388, SLG: 0.725	G4-3			HR		1B IBB	F8			3	1	1	1	1	0	4					
Robin Ventura, L OBP: 0.308, SLG: 0.500		G3-1 HBP		G3-1		G6-4-3 1B		1B		4	0	3	1	0	0	0					
Raul Mondesi, R OBP: 0.352, SLG: 0.551		F8		G6-4-3 1B		G6-4-3 1-2		K		4	0	1	0	0	1	4					
Erick Almonte, R OBP: 0.342, SLG: 0.429		G3-1 HBP		G6-4-3 1-2			S 2B	P4		3	1	1	0	0	0	2					
Inning Stats	R: 1 H: 2 E: 0 K: 1 S: 14	H: 2 LOB: 2 BB: 1 P: 22	R: 0 H: 1 E: 0 K: 1 S: 10	H: 1 LOB: 2 BB: 0 P: 16	R: 0 H: 0 E: 0 K: 0 S: 6	H: 0 LOB: 0 BB: 0 P: 7	R: 1 H: 2 E: 0 K: 0 S: 6	H: 2 LOB: 0 BB: 0 P: 9	R: 0 H: 0 E: 0 K: 1 S: 9	H: 0 LOB: 0 BB: 0 P: 13	R: 1 H: 2 E: 0 K: 0 S: 4	H: 2 LOB: 1 BB: 1 P: 11	R: 2 H: 4 E: 0 K: 2 S: 19	H: 4 LOB: 2 BB: 0 P: 25	R: 0 H: 1 E: 0 K: 1 S: 9	H: 1 LOB: 1 BB: 0 P: 9	1B: 10 2B: 1 3B: 0 HR: 1	SF: 0 SAC: 0 DP: 2 HBP: 1	WP: 0 PB: 0 SB: 1 CS: 0	PA: 37	
PITCHER	IP	WLS	BF	H	R	ER	SO	BB	IBB	HBP	BLK	WP	HR	S	P	ERA	WHIP				
32 Roy Halladay, R ERA: 4.44	(1, 1)	6.2	L	31	10	5	5	0	1	1	1	0	0	0	65	98	6.75	1.650			
Doug Creek, L ERA: 5.4	(7, 1)	0.1		2	1	0	0	0	0	0	0	0	0	3	5	0.00	3.000				
Aquilino Lopez, R ERA: 6.23	(8, 1)	1.0		4	1	0	0	1	0	0	0	0	0	9	9	0.00	1.000				

Batter	1	2	3	4	5	6	7	8	9	AB	R	H	RBI	BB	SO	LOB	TOP								
Shannon Stewart, R OBP: 0.373, SLG: 0.406	G4-3		F8	L6		2B 1B		F9		5	1	1	0	0	0	2	<p>Toronto Blue Jays @ New York Yankees Yankee Stadium, Bronx, NY Wed Apr 16 2003, 7:05 PM EDT Att: 25,831 - Cloudy - 86 F</p>								
Dave Berg, R OBP: 0.348, SLG: 0.571	K		F9		10 2B HR	1B		10 G4-3 1B		5	1	3	1	0	1										
10 Vernon Wells, R OBP: 0.338, SLG: 0.563	1B				HR			G4-3		5	1	3	0	0	0	2									
Carlos Delgado, L OBP: 0.485, SLG: 0.685	1B		G4-3		HR			FC4-6 IBB		4	1	2	3	1	0	3									
Josh Phelps, R OBP: 0.349, SLG: 0.365	G6-3				2B G6-3 1B	K		FC4-6 1B		5	1	2	0	0	1	4									
Tom Wilson, R OBP: 0.412, SLG: 0.567		K			G6-3 1B			F8		5	2	3	1	0	1	1									
Eric Hinske, L OBP: 0.259, SLG: 0.360	K				G6-3	K		K		5	0	1	1	0	3	2									
Orlando Hudson, S OBP: 0.300, SLG: 0.302	G5-3				K	K		K		5	0	0	0	0	4	4									
Mike Bordick, R OBP: 0.391, SLG: 0.400					10 1B			K2-3		5	0	2	1	0	1	2									
					3H 1B			P6																	
Inning Stats	R: 0 E: 0 K: 1 S: 14	H: 2 LOB: 2 BB: 0 P: 19	R: 0 E: 0 K: 2 S: 7	H: 0 LOB: 0 BB: 0 P: 11	R: 0 E: 0 K: 1 S: 10	H: 2 LOB: 2 BB: 0 P: 14	R: 2 E: 0 K: 1 S: 15	H: 3 LOB: 1 BB: 0 P: 21	R: 3 E: 0 K: 3 S: 25	H: 4 LOB: 1 BB: 0 P: 33	R: 1 E: 0 K: 1 S: 10	H: 2 LOB: 2 BB: 0 P: 14	R: 0 E: 0 K: 1 S: 14	H: 2 LOB: 2 BB: 0 P: 26	R: 0 E: 0 K: 0 S: 9	H: 1 LOB: 0 BB: 1 P: 17	R: 1 E: 0 K: 2 S: 13	H: 1 LOB: 0 BB: 0 P: 19	1B: 12 2B: 3 3B: 0 HR: 2	SF: 0 SAC: 0 DP: 0 HBP: 0	WP: 0 PB: 0 SB: 0 CS: 0	PA: 45			
PITCHER	IP WLS BF H R ER SO BB IBB HBP BLK WP HR S P ERA WHIP	IP WLS BF H R ER SO BB IBB HBP BLK WP HR S P ERA WHIP	IP WLS BF H R ER SO BB IBB HBP BLK WP HR S P ERA WHIP	IP WLS BF H R ER SO BB IBB HBP BLK WP HR S P ERA WHIP	IP WLS BF H R ER SO BB IBB HBP BLK WP HR S P ERA WHIP	IP WLS BF H R ER SO BB IBB HBP BLK WP HR S P ERA WHIP	IP WLS BF H R ER SO BB IBB HBP BLK WP HR S P ERA WHIP	IP WLS BF H R ER SO BB IBB HBP BLK WP HR S P ERA WHIP	IP WLS BF H R ER SO BB IBB HBP BLK WP HR S P ERA WHIP	IP WLS BF H R ER SO BB IBB HBP BLK WP HR S P ERA WHIP	IP WLS BF H R ER SO BB IBB HBP BLK WP HR S P ERA WHIP	IP WLS BF H R ER SO BB IBB HBP BLK WP HR S P ERA WHIP	IP WLS BF H R ER SO BB IBB HBP BLK WP HR S P ERA WHIP	IP WLS BF H R ER SO BB IBB HBP BLK WP HR S P ERA WHIP	IP WLS BF H R ER SO BB IBB HBP BLK WP HR S P ERA WHIP	IP WLS BF H R ER SO BB IBB HBP BLK WP HR S P ERA WHIP	IP WLS BF H R ER SO BB IBB HBP BLK WP HR S P ERA WHIP	IP WLS BF H R ER SO BB IBB HBP BLK WP HR S P ERA WHIP	IP WLS BF H R ER SO BB IBB HBP BLK WP HR S P ERA WHIP	IP WLS BF H R ER SO BB IBB HBP BLK WP HR S P ERA WHIP	IP WLS BF H R ER SO BB IBB HBP BLK WP HR S P ERA WHIP	IP WLS BF H R ER SO BB IBB HBP BLK WP HR S P ERA WHIP	IP WLS BF H R ER SO BB IBB HBP BLK WP HR S P ERA WHIP	IP WLS BF H R ER SO BB IBB HBP BLK WP HR S P ERA WHIP	IP WLS BF H R ER SO BB IBB HBP BLK WP HR S P ERA WHIP
David Wells, L ERA: 2.45	5.0	26	11	5	5	7	0	0	0	0	0	0	0	0	0	0	9.00	2.200							
Sterling Hitchcock, L ERA: 7.71	1.1	L	8	4	1	1	1	0	0	0	0	0	0	0	0	0	6.75	3.000							
Antonio Osuna, R ERA: 2.08	1.2		7	1	0	0	1	0	1	0	0	0	0	0	0	0	0.00	0.600							
Juan Acevedo, R ERA: 6.75	1.0		4	1	1	1	2	0	0	0	0	0	0	0	0	0	9.00	1.000							

Batter	1	2	3	4	5	6	7	8	9	AB	R	H	RBI	BB	SO	LOB	BOTTOM								
Alfonso Soriano, R OBP: 0.394, SLG: 0.621	P6		G6-3			K				5	2	2	2	0	1	2	<p>Toronto Blue Jays @ New York Yankees Yankee Stadium, Bronx, NY Wed Apr 16 2003, 7:05 PM EDT Att: 25,831 - Cloudy - 86 F</p>								
Nick Johnson, L OBP: 0.373, SLG: 0.455	25 FC4-5 BB		K		E9 25 2B	K		K		4	1	1	1	1	3	2									
25 Jason Giambi, L OBP: 0.409, SLG: 0.420	FC4-5		F7							5	0	2	2	0	1	1									
Chris Latham, S OBP: 1.000, SLG: 1.000	1B				2H 3H	2B				0	0	0	0	0	0	0									
Bernie Williams, S OBP: 0.485, SLG: 0.600	55 FC6 1B				G4-3	F8		G6-3		5	0	1	0	0	0	2									
55 Hideki Matsui, L OBP: 0.369, SLG: 0.456	FC6				G4-3	F8		20 FC4-6 1B		4	0	1	0	1	0	3									
20 Jorge Posada, S OBP: 0.352, SLG: 0.644			P5		F8	G3		FC4-6		5	0	0	0	0	1	4									
Robin Ventura, L OBP: 0.326, SLG: 0.513			K			1B 2B		G4-3		3	1	1	0	1	1	0									
Raul Mondesi, R OBP: 0.379, SLG: 0.577			S BB			1B 1B		F9		3	1	2	1	1	0	0									
Erick Almonte, R OBP: 0.333, SLG: 0.410			G6-3			1B 1B		K		4	1	1	0	0	2	3									
			1-2		1-2	E 1B																			
Inning Stats	R: 0 E: 0 K: 0 S: 9	H: 1 LOB: 2 BB: 1 P: 17	R: 0 E: 0 K: 1 S: 12	H: 0 LOB: 1 BB: 1 P: 19	R: 0 E: 0 K: 1 S: 9	H: 0 LOB: 0 BB: 0 P: 14	R: 0 E: 0 K: 0 S: 7	H: 0 LOB: 0 BB: 0 P: 13	R: 5 E: 1 K: 0 S: 20	H: 6 LOB: 1 BB: 0 P: 33	R: 0 E: 0 K: 3 S: 11	H: 1 LOB: 2 BB: 1 P: 22	R: 0 E: 0 K: 1 S: 12	H: 1 LOB: 1 BB: 0 P: 19	R: 0 E: 0 K: 1 S: 10	H: 0 LOB: 0 BB: 0 P: 18	R: 1 E: 0 K: 2 S: 14	H: 2 LOB: 2 BB: 1 P: 25	1B: 7 2B: 3 3B: 0 HR: 1	SF: 0 SAC: 0 DP: 0 HBP: 0	WP: 0 PB: 0 SB: 2 CS: 0	PA: 42			
PITCHER	IP WLS BF H R ER SO BB IBB HBP BLK WP HR S P ERA WHIP	IP WLS BF H R ER SO BB IBB HBP BLK WP HR S P ERA WHIP	IP WLS BF H R ER SO BB IBB HBP BLK WP HR S P ERA WHIP	IP WLS BF H R ER SO BB IBB HBP BLK WP HR S P ERA WHIP	IP WLS BF H R ER SO BB IBB HBP BLK WP HR S P ERA WHIP	IP WLS BF H R ER SO BB IBB HBP BLK WP HR S P ERA WHIP	IP WLS BF H R ER SO BB IBB HBP BLK WP HR S P ERA WHIP	IP WLS BF H R ER SO BB IBB HBP BLK WP HR S P ERA WHIP	IP WLS BF H R ER SO BB IBB HBP BLK WP HR S P ERA WHIP	IP WLS BF H R ER SO BB IBB HBP BLK WP HR S P ERA WHIP	IP WLS BF H R ER SO BB IBB HBP BLK WP HR S P ERA WHIP	IP WLS BF H R ER SO BB IBB HBP BLK WP HR S P ERA WHIP	IP WLS BF H R ER SO BB IBB HBP BLK WP HR S P ERA WHIP	IP WLS BF H R ER SO BB IBB HBP BLK WP HR S P ERA WHIP	IP WLS BF H R ER SO BB IBB HBP BLK WP HR S P ERA WHIP	IP WLS BF H R ER SO BB IBB HBP BLK WP HR S P ERA WHIP	IP WLS BF H R ER SO BB IBB HBP BLK WP HR S P ERA WHIP	IP WLS BF H R ER SO BB IBB HBP BLK WP HR S P ERA WHIP	IP WLS BF H R ER SO BB IBB HBP BLK WP HR S P ERA WHIP	IP WLS BF H R ER SO BB IBB HBP BLK WP HR S P ERA WHIP	IP WLS BF H R ER SO BB IBB HBP BLK WP HR S P ERA WHIP	IP WLS BF H R ER SO BB IBB HBP BLK WP HR S P ERA WHIP	IP WLS BF H R ER SO BB IBB HBP BLK WP HR S P ERA WHIP	IP WLS BF H R ER SO BB IBB HBP BLK WP HR S P ERA WHIP	IP WLS BF H R ER SO BB IBB HBP BLK WP HR S P ERA WHIP
Cory Lidle, R ERA: 5.92	5.0	W	24	7	5	5	2	2	0	0	0	0	0	0	0	0	9.00	1.800							
Jeff Tam, R ERA: 3.52	0.2	H	4	1	0	0	2	1	0	0	0	8	16	0.00	3.000										
Trever Miller, L ERA: 7.71	1.1	H	5	1	0	0	2	0	0	0	0	15	25	0.00	0.750										
Cliff Politte, R ERA: 5.4	1.0	H	3	0	0	0	1	0	0	0	0	10	18	0.00	0.000										
Kelvim Escobar, R ERA: 22.5	1.0	S	6	2	1	1	2	1	0	0	0	1	14	25	9.00	3.000									

Batter	1	2	3	4	5	6	7	8	9	AB	R	H	RBI	BB	SO	LOB	TOP										
Shannon Stewart, R OBP: 0.367, SLG: 0.412										4	0	1	0	0	0	0											
Frank Catalanotto, L OBP: 0.355, SLG: 0.456										4	0	0	0	0	0	1											
10 Vernon Wells, R OBP: 0.333, SLG: 0.544										4	0	1	0	0	1	2											
Carlos Delgado, L OBP: 0.500, SLG: 0.679										2	0	1	0	2	0	1											
Josh Phelps, R OBP: 0.343, SLG: 0.357										4	0	1	0	0	2	4											
3 Reed Johnson, R (9, PR)										0	0	0	0	0	0	0											
Eric Hinske, L OBP: 0.255, SLG: 0.370										4	0	1	0	0	1	2											
Greg Myers, L OBP: 0.300, SLG: 0.393										2	0	0	0	1	0	1											
Tom Wilson, R OBP: 0.400, SLG: 0.548										1	0	0	0	0	0	2											
Orlando Hudson, S OBP: 0.283, SLG: 0.283										3	0	0	0	0	1	1											
Mike Bordick, R OBP: 0.346, SLG: 0.348										3	0	0	0	0	1	1											
Inning Stats	R: 0 H: 1 E: 1 K: 1 S: 10	H: 1 LOB: 2 BB: 1 P: 17	R: 0 H: 0 E: 0 K: 1 S: 10	H: 0 LOB: 1 BB: 1 P: 17	R: 0 H: 0 E: 0 K: 1 S: 10	H: 0 LOB: 0 BB: 0 P: 15	R: 0 H: 1 E: 0 K: 2 S: 12	H: 0 LOB: 0 BB: 0 P: 15	R: 0 H: 1 E: 0 K: 1 S: 12	H: 0 LOB: 1 BB: 0 P: 19	R: 0 H: 0 E: 0 K: 0 S: 5	H: 0 LOB: 0 BB: 0 P: 6	R: 0 H: 0 E: 0 K: 0 S: 7	H: 0 LOB: 0 BB: 0 P: 11	R: 0 H: 2 E: 0 K: 0 S: 10	H: 2 LOB: 2 BB: 0 P: 15	1B: 3 2B: 2 3B: 0 HR: 0	SF: 0 SAC: 0 DP: 2 HBP: 0	WP: 0 PB: 0 SB: 0 CS: 0	PA: 34							
PITCHER	IP	WLS	BF	H	R	ER	SO	BB	IBB	HBP	BLK	WP	HR	S	P	ERA	WHIP										
Jeff Weaver, R ERA: 2.95	(1, 1)	7.2	W	28	3	0	6	3	0	0	0	0	0	75	120	0.00	0.783										
Chris Hammond, L ERA: 2.57	(8, 1)	1.1		6	2	0	0	0	0	0	0	0	0	11	16	0.00	1.500										

Toronto Blue Jays @ New York Yankees
Yankee Stadium, Bronx, NY
Thu Apr 17 2003, 1:05 PM EDT
Att: 32,057 - Cloudy - 43 F

AB 31
R 0
H 5
RBI 0
BB 3
SO 6
LOB 15




Batter	1	2	3	4	5	6	7	8	9	AB	R	H	RBI	BB	SO	LOB	BOTTOM										
Alfonso Soriano, R OBP: 0.408, SLG: 0.652										3	1	1	1	1	0	1											
Todd Zeile, R OBP: 0.250, SLG: 0.571										3	1	0	0	1	1	2											
25 Jason Giambi, L OBP: 0.400, SLG: 0.396										3	1	0	0	1	0	1											
Bernie Williams, S OBP: 0.486, SLG: 0.579										2	0	0	0	2	0	0											
55 Hideki Matsui, L OBP: 0.377, SLG: 0.467										3	0	1	2	1	1	0											
Raul Mondesi, R OBP: 0.387, SLG: 0.625										4	1	2	1	0	1	5											
Nick Johnson, L OBP: 0.382, SLG: 0.435										2	0	0	0	2	0	1											
John Flaherty, R OBP: 0.385, SLG: 0.417										4	0	0	0	0	0	4											
Erick Almonte, R OBP: 0.304, SLG: 0.372										4	0	0	0	0	4	4											
Inning Stats	R: 0 H: 0 E: 0 K: 0 S: 12	H: 0 LOB: 0 BB: 0 P: 16	R: 0 H: 1 E: 0 K: 1 S: 9	H: 1 LOB: 0 BB: 0 P: 12	R: 0 H: 0 E: 0 K: 1 S: 10	H: 0 LOB: 0 BB: 0 P: 18	R: 0 H: 0 E: 0 K: 0 S: 11	H: 0 LOB: 0 BB: 0 P: 19	R: 1 H: 1 E: 0 K: 1 S: 9	H: 1 LOB: 0 BB: 0 P: 13	R: 3 H: 2 E: 0 K: 2 S: 15	H: 2 LOB: 3 BB: 4 P: 34	R: 0 H: 0 E: 0 K: 1 S: 10	H: 0 LOB: 3 BB: 2 P: 23	R: 0 H: 0 E: 0 K: 1 S: 10	H: 0 LOB: 1 BB: 1 P: 14	1B: 1 2B: 1 3B: 0 HR: 2	SF: 0 SAC: 0 DP: 0 HBP: 1	WP: 0 PB: 0 SB: 1 CS: 0	PA: 37							
PITCHER	IP	WLS	BF	H	R	ER	SO	BB	IBB	HBP	BLK	WP	HR	S	P	ERA	WHIP										
Pete Walker, R ERA: 2.6	(1, 1)	5.0	L	20	3	3	3	2	0	0	0	0	0	6	15	∞	∞										
Doug Creek, L ERA: 7.2	(6, 1)	0.0		3	1	1	1	2	0	0	0	0	0	6	15	∞	∞										
Aquilino Lopez, R ERA: 4.5	(6, 1)	1.2		8	0	0	3	1	1	1	0	0	0	14	27	0.00	0.600										
Doug Linton, R ERA: 2.25	(7, 1)	1.1		6	0	0	1	2	0	0	0	0	0	13	23	0.00	1.500										

Toronto Blue Jays @ New York Yankees
Yankee Stadium, Bronx, NY
Thu Apr 17 2003, 1:05 PM EDT
Att: 32,057 - Cloudy - 43 F

AB 28
R 4
H 4
RBI 4
BB 8
SO 7
LOB 18



Batter	1	2	3	4	5	6	7	8	9	AB	R	H	RBI	BB	SO	LOB	TOP					
Alfonso Soriano, R OBP: 0.420, SLG: 0.689	0-1 HR	1-0 L5			2-3 K	1-1 BB 1B		1-1 G4-6-3 1B		5	1	3	2	0	1	1	New York Yankees @ Minnesota Twins Hubert H. Humphrey Metrodome, Minneapolis, MN Fri Apr 18 2003, 8:05 PM EDT Att: 37,843 - Dome - 72 F					
Nick Johnson, L OBP: 0.383, SLG: 0.420	1-0 P6		2-2 1B		1-3 K	4-1 SAFE BB		0-2 G4-6-3 1-2f		4	0	1	0	1	1	1						
25 Jason Giambi, L OBP: 0.373, SLG: 0.362	1-0 F8		0-3 K		0-0 P4	1-1 P5		3-3 K		5	0	0	0	0	2	3						
Bernie Williams, S OBP: 0.486, SLG: 0.567 Chris Latham, S OBP: 1.000, SLG: 1.000	4-2 55 BB		1-1 SAFE SAFE P5		3-1 55 1B 20 2B	3-1 F9		0-2 55 2B		3	1	1	0	1	0	1						
55 Hideki Matsui, L OBP: 0.378, SLG: 0.477	3-3 1-2 K		1-0 G6-3		2-1 20 2B 1B	3-3 K		1-0 1-H WP 2B		5	2	2	1	0	2	2						
20 Jorge Posada, S OBP: 0.356, SLG: 0.640		1-2 F7		2-2 G4-3	1-0 1B SF8 2B	2-0 HR 1B		1-3 K		5	2	2	1	0	1	1						
Robin Ventura, L OBP: 0.354, SLG: 0.659		0-0 HR		0-2 G4-3	3-H SF8 1B WP	3-1 1-H HR		0-1 P4		5	3	3	4	0	0	1						
Raul Mondesi, R OBP: 0.403, SLG: 0.672		1-2 P3		1-2 HR	2-3 3-H SF8	4-2 BB		4-2 WP BB		2	1	1	2	2	0	0						
Erick Almonte, R OBP: 0.294, SLG: 0.354		0-1 1B		2-1 F9	1-3 3-H P3	1-1 F9		3-3 1-3 2-H		5	0	1	0	0	1	3						
Inning Stats	R: 1 E: 0 K: 1 S: 11	H: 1 LOB: 1 BB: 1 P: 20	R: 1 E: 0 K: 0 S: 10	H: 2 LOB: 1 BB: 0 P: 13	R: 0 E: 0 K: 1 S: 10	H: 1 LOB: 0 BB: 0 P: 14	R: 1 E: 0 K: 0 S: 11	H: 1 LOB: 0 BB: 0 P: 16	R: 0 E: 0 K: 2 S: 7	H: 0 LOB: 0 BB: 0 P: 10	R: 4 E: 0 K: 0 S: 13	H: 5 LOB: 2 BB: 1 P: 26	R: 2 E: 0 K: 1 S: 14	H: 2 LOB: 1 BB: 1 P: 30	R: 0 E: 0 K: 1 S: 8	H: 1 LOB: 0 BB: 0 P: 12		R: 2 E: 0 K: 2 S: 17	H: 2 LOB: 1 BB: 1 P: 26	1B: 9 2B: 2 3B: 0 HR: 4	SF: 1 SAC: 0 DP: 1 HBP: 0	WP: 3 PB: 0 CS: 1
PITCHER	IP WLS BF H R ER SO BB IBB HBP BLK WP HR S P ERA WHIP	5.0 L 25 9 7 7 4 1 0 0 0 0 3 55 85 12.60 2.000	1.2 9 3 2 2 1 1 0 0 0 1 1 17 35 10.80 2.400	2.1 11 3 2 2 3 2 0 0 0 1 0 29 47 7.71 2.143	PITCHER										IP WLS BF H R ER SO BB IBB HBP BLK WP HR S P ERA WHIP							
Brad Radke, R ERA: 7.84											6.0 7 25 9 7 7 4 1 0 0 0 0 3 55 85 12.60 2.000											
Tony Fiore, R ERA: 7.88											1.2 9 3 2 2 1 1 0 0 0 1 1 17 35 10.80 2.400											
Juan Rincon, R ERA: 2.0											2.1 11 3 2 2 3 2 0 0 0 1 0 29 47 7.71 2.143											
Batter	1	2	3	4	5	6	7	8	9	AB	R	H	RBI	BB	SO	LOB	BOTTOM					
Jacque Jones, L OBP: 0.364, SLG: 0.500	0-0 BB 1B	1-2 SAFE SAFE SAFE G6-3			1-0 K		0-3 K		0-3 K	3	0	2	0	0	0	1	New York Yankees @ Minnesota Twins Hubert H. Humphrey Metrodome, Minneapolis, MN Fri Apr 18 2003, 8:05 PM EDT Att: 37,843 - Dome - 72 F					
Dustan Mohr, R OBP: 0.115, SLG: 0.231		1-2 K			0-3 K			1-2 G3-1		2	0	0	0	0	2	0						
Cristian Guzman, S OBP: 0.291, SLG: 0.500	0-1 SAFE SAFE SAFE B5		0-0 G3-1		0-3 K			0-0 F9 1B 2B		3	0	0	0	0	1	2						
Denny Hocking, S OBP: 0.214, SLG: 0.231		1-2 SAFE SAFE SAFE K		1-3 K				0-0 1B 2B		2	1	1	0	0	0	0						
Corey Koskie, L OBP: 0.379, SLG: 0.500	4-2 1-2 BB		1-3 K		1-1 F8			0-0 1B 2B		3	1	1	0	2	1	1						
Torii Hunter, R OBP: 0.215, SLG: 0.293	2-3 K		4-0 BB		1-2 K			1-0 F9		4	0	0	0	1	2	6						
Doug Mientkiewicz, L OBP: 0.323, SLG: 0.467		1-3 K		3-2 F9				2-3 2B		3	0	0	0	0	1	3						
Matthew LeCroy, R OBP: 0.280, SLG: 0.417					1-0 F8			1-H 2B		1	1	1	2	0	0	0						
Bobby Kielty, S OBP: 0.447, SLG: 0.735		4-2 1B 5 G6-4-3 BB		2-3 K				1-0 2B		3	1	1	1	1	1	0						
A.J. Pierzynski, L OBP: 0.375, SLG: 0.340		1-0 K		2-3 K				4-1 2B		3	0	1	0	0	1	0						
Tom Prince, R OBP: 0.500, SLG: 0.333		1-3 5 G6-4-3 1B						1-2 BB		0	0	0	0	1	0	0						
5 Michael Cuddyer, R OBP: 0.292, SLG: 0.372		0-1 G6-4-3		0-1 K				0-2 F8		4	0	1	0	0	0	3						
Luis Rivas, R OBP: 0.255, SLG: 0.304		1-2 3-H K		2-3 K				1-1 G6-3		4	0	1	0	0	1	3						
Inning Stats	R: 0 E: 0 K: 2 S: 11	H: 1 LOB: 2 BB: 1 P: 18	R: 1 E: 0 K: 0 S: 11	H: 2 LOB: 1 BB: 1 P: 18	R: 0 E: 0 K: 1 S: 9	H: 0 LOB: 1 BB: 1 P: 16	R: 0 E: 0 K: 3 S: 14	H: 1 LOB: 0 BB: 0 P: 20	R: 0 E: 0 K: 2 S: 9	H: 0 LOB: 0 BB: 0 P: 12	R: 0 E: 0 K: 0 S: 7	H: 0 LOB: 0 BB: 0 P: 14	R: 0 E: 0 K: 1 S: 6	H: 0 LOB: 0 BB: 0 P: 10	R: 3 E: 0 K: 0 S: 14	H: 4 LOB: 2 BB: 1 P: 24	R: 0 E: 0 K: 1 S: 9	H: 0 LOB: 1 BB: 1 P: 15	1B: 6 2B: 3 3B: 0 HR: 0	SF: 0 SAC: 0 DP: 1 HBP: 0	WP: 0 PB: 0 CS: 0	PA: 40
PITCHER	IP WLS BF H R ER SO BB IBB HBP BLK WP HR S P ERA WHIP	6.0 W 25 9 7 7 4 1 0 0 0 0 3 55 85 12.60 2.000	1.1 7 3 3 3 1 0 0 0 0 0 0 12 20 20.25 2.250	0.0 2 1 0 0 0 1 0 0 0 0 0 2 7 ∞ ∞	1.2 6 0 0 0 1 1 0 0 0 0 0 15 22 0.00 0.600	PITCHER										IP WLS BF H R ER SO BB IBB HBP BLK WP HR S P ERA WHIP						
Roger Clemens, R ERA: 2.08											6.0 W 25 9 7 7 4 1 0 0 0 0 3 55 85 12.60 2.000											
Jason Anderson, R ERA: 14.73											1.1 7 3 3 3 1 0 0 0 0 0 12 20 20.25 2.250											
Jose Contreras, R ERA: 10.8											0.0 2 1 0 0 0 1 0 0 0 0 0 2 7 ∞ ∞											
Antonio Osuna, R ERA: 1.74											1.2 6 0 0 0 1 1 0 0 0 0 0 15 22 0.00 0.600											
AB	R	H	RBI	BB	SO	LOB	TOP	AB	R	H	RBI	BB	SO	LOB	BOTTOM							
35	4	9	3	5	10	19		40	3	11	15	4	8	13								
																						

Batter	1	2	3	4	5	6	7	8	9	AB	R	H	RBI	BB	SO	LOB	TOP					
Alfonso Soriano, R (1, 4) OBP: 0.419, SLG: 0.671	0-2 BB 55 1B		0-0 G6-3		1-2 F8		2-0 S 1B		1-3 K2-3	5	1	2	0	0	1	0	New York Yankees @ Minnesota Twins Hubert H. Humphrey Metrodome, Minneapolis, MN Sat Apr 19 2003, 7:05 PM EDT Att: 36,139 - Dome - 72 F livebaseballscorecards.com					
Nick Johnson, L (1, 3) OBP: 0.391, SLG: 0.404	4-2 SAFE 55 1B BB		1-0 F7		1-2 F8		4-2 SAFE BB			2	0	0	0	2	0	0						
25 Jason Giambi, L (1, 10) OBP: 0.367, SLG: 0.344	2-1 F7		1-3 K2-3		4-1 HR BB		0-0 G4-3			3	1	0	0	1	1	4						
Bernie Williams, S (1, 8) OBP: 0.474, SLG: 0.594	1-0 P3			2-0 G4-3		1-1 HR		1-3 K		4	1	1	2	0	1	2						
55 Hideki Matsui, L (1, 7) OBP: 0.372, SLG: 0.464	1-2 1-3 2H 1B		0-0 G4-3		0-3 K		3-1 G4-3			4	0	1	1	0	1	0						
20 Jorge Posada, S (1, 2) OBP: 0.365, SLG: 0.623	2-2 P6		1-0 1B		1-3 K		4-0 BB			3	0	1	0	1	1	2						
Robin Ventura, L (1, 5) OBP: 0.327, SLG: 0.604		2-1 P6		1-1 G4-3			0-2 G3		3-3 K	4	0	0	0	0	1	2						
Raul Mondesi, R (1, 9) OBP: 0.394, SLG: 0.694		2-2 G6-3			2-2 G6-3		2-2 HR		2-2 L6	4	1	1	1	0	0	0						
Erick Almonte, R (1, 6) OBP: 0.273, SLG: 0.327		2-3 K		0-0 B2			0-0 G5-3		1-0 G3	4	0	0	0	0	1	0						
Inning Stats	R: 1 E: 0 K: 0 S: 15	H: 2 LOB: 2 BB: 1 P: 25	R: 0 E: 0 K: 1 S: 8	H: 0 LOB: 0 BB: 0 P: 14	R: 0 E: 0 K: 1 S: 5	H: 0 LOB: 0 BB: 0 P: 7	R: 0 E: 0 K: 0 S: 5	H: 1 LOB: 1 BB: 0 P: 9	R: 0 E: 0 K: 0 S: 7	H: 0 LOB: 0 BB: 0 P: 10	R: 2 E: 0 K: 2 S: 13	H: 1 LOB: 0 BB: 1 P: 19	R: 1 E: 0 K: 0 S: 11	H: 2 LOB: 2 BB: 1 P: 19	R: 0 E: 0 K: 2 S: 9	H: 0 LOB: 1 BB: 1 P: 20	R: 0 E: 0 K: 1 S: 8	H: 0 LOB: 0 BB: 0 P: 12	1B: 4 2B: 0 3B: 0 HR: 2	SF: 0 SAC: 0 DP: 0 HBP: 0	WP: 0 PB: 0 CS: 1	PA: 37
PITCHER	IP WLS BF H R ER SO BB IBB HBP BLK WP HR S P ERA WHIP	IP WLS BF H R ER SO BB IBB HBP BLK WP HR S P ERA WHIP															IP WLS BF H R ER SO BB IBB HBP BLK WP HR S P ERA WHIP					
Joe Mays, R (1, 1) ERA: 5.96	6.2 L 28 6 4 4 4 2 0 0 0 0 2 61 96 5.40 1.200																					
J.C. Romero, L (7, 1) ERA: 2.16	1.1 6 0 0 0 2 2 0 0 0 0 0 12 27 0.00 1.500																					
LaTroy Hawkins, R (9, 1) ERA:	1.0 3 0 0 0 1 0 0 0 0 0 0 8 12 0.00 0.000																					

Batter	1	2	3	4	5	6	7	8	9	AB	R	H	RBI	BB	SO	LOB	BOTTOM					
Jacque Jones, L (1, 7) OBP: 0.366, SLG: 0.492	3-2 S 1B		0-3 K		2-3 K2-3		0-0 G3		1-0 1-3 1B	5	1	2	0	0	2	2	New York Yankees @ Minnesota Twins Hubert H. Humphrey Metrodome, Minneapolis, MN Sat Apr 19 2003, 7:05 PM EDT Att: 36,139 - Dome - 72 F livebaseballscorecards.com					
Cristian Guzman, S (1, 6) OBP: 0.350, SLG: 0.464	1-3 K		2-1 G5-3		0-3 K			3-2 G6-3	4	0	0	0	0	2	2							
Dustan Mohr, R (9, PH) OBP: 0.111, SLG: 0.222			1-3 K					2-3 K	1	0	0	0	0	1	2							
Corey Koskie, L (1, 5) OBP: 0.371, SLG: 0.473	1-3 SAFE K		0-1 G5-3		0-0 G6-3			4-2 1B BB	3	0	0	0	1	1	2							
Torii Hunter, R (1, 8) OBP: 0.246, SLG: 0.311				3-3 K		4-0 PB BB		1-0 SAFE 1B	3	0	2	1	1	1	0							
Doug Mientkiewicz, L (1, 3) OBP: 0.304, SLG: 0.438	0-0 G4-3			1-0 L7		0-1 P4		0-3 K	4	0	0	0	0	1	4							
Bobby Kielty, S (1, 10) OBP: 0.425, SLG: 0.711		1-1 G5-3		0-2 1B 2B		1-1 SAFE G5-3		1-3 K	4	1	1	0	0	1	3							
A.J. Pierzynski, L (1, 2) OBP: 0.288, SLG: 0.333		2-1 F8		0-1 2H 1B		1-0 G4-3		0-1 L5	4	0	1	1	0	0	0							
5 Michael Cuddyer, R (1, 9) OBP: 0.288, SLG: 0.362		1-0 G5-3		0-1 G6-3			2-1 1B	2-3 K	4	0	1	0	0	1	1							
Luis Rivas, R (1, 4) OBP: 0.260, SLG: 0.306			1-2 G5-3 S 1B		0-0 B1-3			1-1 1B	3	0	1	0	0	1	1							
Matthew LeCroy, R (9, PH) ERA: 1.74							2-3 SAFE K			1	0	1	0	0	0	0						
Denny Hocking, S (9, PR) ERA: 6.43										0	0	0	0	0	0	0						
Inning Stats	R: 1 E: 0 K: 2 S: 13	H: 2 LOB: 1 BB: 0 P: 18	R: 0 E: 0 K: 0 S: 5	H: 0 LOB: 0 BB: 0 P: 9	R: 0 E: 0 K: 1 S: 10	H: 1 LOB: 1 BB: 0 P: 13	R: 1 E: 0 K: 1 S: 11	H: 2 LOB: 1 BB: 0 P: 15	R: 0 E: 0 K: 0 S: 7	H: 0 LOB: 0 BB: 0 P: 9	R: 0 E: 0 K: 0 S: 4	H: 0 LOB: 1 BB: 1 P: 9	R: 0 E: 0 K: 1 S: 8	H: 1 LOB: 1 BB: 0 P: 13	R: 0 E: 0 K: 2 S: 12	H: 1 LOB: 2 BB: 1 P: 21	R: 0 E: 0 K: 2 S: 11	H: 2 LOB: 2 BB: 0 P: 17	1B: 8 2B: 1 3B: 0 HR: 0	SF: 0 SAC: 0 DP: 0 HBP: 0	WP: 0 PB: 1 CS: 0	PA: 38
PITCHER	IP WLS BF H R ER SO BB IBB HBP BLK WP HR S P ERA WHIP	IP WLS BF H R ER SO BB IBB HBP BLK WP HR S P ERA WHIP															IP WLS BF H R ER SO BB IBB HBP BLK WP HR S P ERA WHIP					
Andy Pettitte, L (1, 1) ERA: 3.7	7.1 W 30 6 2 2 7 2 0 0 0 0 0 63 98 2.46 1.091																					
Antonio Osuna, R (8, 1) ERA: 1.74	0.0 1 1 0 0 0 0 0 0 0 0 0 1 2 ∞ ∞																					
Chris Hammond, L (8, 1) ERA: 2.16	1.1 H 6 2 0 0 3 0 0 0 0 0 14 19 0.00 1.500																					
Juan Acevedo, R (9, 1) ERA: 6.43	0.1 S 1 0 0 0 1 0 0 0 0 0 3 5 0.00 0.000																					


Batter	1	2	3	4	5	6	7	8	9	AB	R	H	RBI	BB	SO	LOB	TOP					
Alfonso Soriano, R OBP: 0.423, SLG: 0.670 (1, 4)										5	2	1	4	1	2	2	New York Yankees @ Minnesota Twins Hubert H. Humphrey Metrodome, Minneapolis, MN Mon Apr 21 2003, 1:05 PM EDT Att: 20,845 - Dome - 72 F					
Nick Johnson, L OBP: 0.440, SLG: 0.533 (1, 3)									5	3	3	4	1	1	2							
25 Jason Giambi, L OBP: 0.356, SLG: 0.366 (1, 10)									5	0	0	1	1	1	4							
Bernie Williams, S OBP: 0.461, SLG: 0.649 (1, 8)									5	1	1	2	1	0	1							
55 Hideki Matsui, L OBP: 0.365, SLG: 0.453 (1, 7)									5	1	0	0	1	1	1							
Raul Mondesi, R OBP: 0.420, SLG: 0.704 (1, 9)									4	1	3	0	0	0	0							
Robin Ventura, L OBP: 0.339, SLG: 0.593 (6, PH) Todd Zeile, R OBP: 0.259, SLG: 0.522 (6, 5)									2	2	1	1	1	1	1							
John Flaherty, R OBP: 0.389, SLG: 0.412 (1, 2)									5	2	2	1	0	2	3							
Erick Almonte, R OBP: 0.317, SLG: 0.375 (1, 6)									4	3	3	1	1	0	0							
Inning Stats	R: 0 E: 0 K: 3 S: 10	H: 0 LOB: 0 BB: 0 P: 15	R: 0 E: 0 K: 1 S: 10	H: 1 LOB: 1 BB: 0 P: 17	R: 3 E: 2 K: 0 S: 12	H: 2 LOB: 0 BB: 0 P: 18	R: 4 E: 0 K: 0 S: 16	H: 4 LOB: 1 BB: 2 P: 31	R: 4 E: 0 K: 2 S: 18	H: 5 LOB: 2 BB: 1 P: 32	R: 0 E: 0 K: 2 S: 11	H: 0 LOB: 0 BB: 1 P: 18	R: 1 E: 0 K: 1 S: 8	H: 1 LOB: 1 BB: 1 P: 15	R: 0 E: 0 K: 2 S: 11	H: 0 LOB: 1 BB: 2 P: 18		R: 3 E: 0 K: 0 S: 15	H: 1 LOB: 0 BB: 2 P: 32	1B: 8 2B: 2 3B: 0 HR: 4	SF: 0 SAC: 0 DP: 0 HBP: 1	WP: 0 PB: 0 CS: 1
PITCHER	IP WLS BF H R ER SO BB IBB HBP BLK WP HR S P ERA WHIP	4.1 L 26 10 11 10 4 3 0 0 0 0 2 56 95 20.77 3.000	5.1 L 18 3 1 1 5 3 0 1 0 0 1 40 69 2.46 1.636	9.1 L 6 1 3 3 0 2 0 0 0 0 1 15 32 27.00 3.000	PITCHER										IP WLS BF H R ER SO BB IBB HBP BLK WP HR S P ERA WHIP	4.1 L 18 3 1 1 5 3 0 1 0 0 1 40 69 2.46 1.636						
Rick Reed, R ERA: 7.52 (1, 1)	PITCHER										IP WLS BF H R ER SO BB IBB HBP BLK WP HR S P ERA WHIP	4.1 L 26 10 11 10 4 3 0 0 0 0 2 56 95 20.77 3.000										
Tony Fiore, R ERA: 8.39 (5, 1)	PITCHER										IP WLS BF H R ER SO BB IBB HBP BLK WP HR S P ERA WHIP	5.1 L 18 3 1 1 5 3 0 1 0 0 1 40 69 2.46 1.636										
J.C. Romero, L ERA: 4.82 (9, 1)	PITCHER										IP WLS BF H R ER SO BB IBB HBP BLK WP HR S P ERA WHIP	9.1 L 6 1 3 3 0 2 0 0 0 0 1 15 32 27.00 3.000										

AB	41
R	15
H	14
RBI	14
BB	8
SO	9
LOB	16



Batter	1	2	3	4	5	6	7	8	9	AB	R	H	RBI	BB	SO	LOB	BOTTOM					
Chris Gomez, R OBP: 0.417, SLG: 0.435 (1, 5) (7, 4)										4	0	0	0	0	0	1	New York Yankees @ Minnesota Twins Hubert H. Humphrey Metrodome, Minneapolis, MN Mon Apr 21 2003, 1:05 PM EDT Att: 20,845 - Dome - 72 F					
Cristian Guzman, S OBP: 0.328, SLG: 0.433 (1, 6)										4	0	0	0	0	1							
Bobby Kielty, S OBP: 0.420, SLG: 0.667 (1, 8)										4	0	1	0	0	0							
Torii Hunter, R OBP: 0.250, SLG: 0.299 (1, 10)										3	0	1	0	1	0							
Matthew LeCroy, R OBP: 0.318, SLG: 0.429 (1, 3)										4	0	2	0	0	1	2						
5 Michael Cuddyer, R OBP: 0.271, SLG: 0.333 (1, 9)										4	0	1	0	0	1	4						
Dustan Mohr, R OBP: 0.125, SLG: 0.313 (1, 7)									4	1	1	1	0	0	4							
Tom Prince, R OBP: 0.455, SLG: 0.333 (1, 2)										3	0	1	0	0	0	1						
Luis Rivas, R OBP: 0.236, SLG: 0.278 (1, 4) Denny Hocking, S OBP: 0.188, SLG: 0.200 (7, 5)										2	0	0	0	0	0	1						
Inning Stats	R: 0 E: 0 K: 0 S: 4	H: 0 LOB: 0 BB: 0 P: 6	R: 0 E: 0 K: 1 S: 7	H: 1 LOB: 0 BB: 0 P: 12	R: 0 E: 0 K: 0 S: 10	H: 0 LOB: 0 BB: 0 P: 14	R: 0 E: 0 K: 1 S: 11	H: 1 LOB: 1 BB: 0 P: 15	R: 0 E: 0 K: 0 S: 7	H: 1 LOB: 1 BB: 0 P: 12	R: 0 E: 0 K: 0 S: 3	H: 0 LOB: 0 BB: 0 P: 5	R: 0 E: 0 K: 1 S: 6	H: 0 LOB: 1 BB: 1 P: 11	R: 1 E: 0 K: 0 S: 8	H: 2 LOB: 1 BB: 0 P: 11		R: 0 E: 0 K: 0 S: 12	H: 2 LOB: 2 BB: 0 P: 17	1B: 5 2B: 2 3B: 0 HR: 1	SF: 0 SAC: 0 DP: 1 HBP: 0	WP: 0 PB: 0 CS: 0
PITCHER	IP WLS BF H R ER SO BB IBB HBP BLK WP HR S P ERA WHIP	9.0 W 34 7 1 1 3 1 0 0 0 0 1 68 103 1.00 0.889	PITCHER										IP WLS BF H R ER SO BB IBB HBP BLK WP HR S P ERA WHIP	9.0 W 34 7 1 1 3 1 0 0 0 0 1 68 103 1.00 0.889								
David Wells, L ERA: 2.03 (1, 1)	PITCHER										IP WLS BF H R ER SO BB IBB HBP BLK WP HR S P ERA WHIP	9.0 W 34 7 1 1 3 1 0 0 0 0 1 68 103 1.00 0.889										

AB	33
R	1
H	7
RBI	1
BB	1
SO	3
LOB	16



Batter	1	2	3	4	5	6	7	8	9	AB	R	H	RBI	BB	SO	LOB	TOP				
Alfonso Soriano, R OBP: 0.422, SLG: 0.656 (1, 4)	F8	K		25 BB 1B	F8			G4-6-3 1B		5	1	2	0	0	1	2					
Nick Johnson, L OBP: 0.450, SLG: 0.524 (1, 10)	25 BB 55 G3 1B		2B	25 BB 1B	K			G4-6-3 1-2		3	3	1	1	2	1	2					
25 Jason Giambi, L OBP: 0.358, SLG: 0.368 (1, 3)	55 BB G3 1B		P6	55 BB 1B				K		5	0	2	2	0	2	1					
Bernie Williams, S OBP: 0.479, SLG: 0.662 (1, 8)	55 BB G3 1B		55 BB 20 HR 2B	55 BB 1B				F7		3	1	2	2	2	0	0					
55 Hideki Matsui, L OBP: 0.344, SLG: 0.425 (1, 7)	G3		G4-3	K				F7		5	0	0	1	0	1	6					
20 Jorge Posada, S OBP: 0.342, SLG: 0.619 (1, 2)	F7		3-H HR	K				G4-3		5	1	1	2	0	1	5					
Raul Mondesi, R OBP: 0.407, SLG: 0.671 (1, 9)		K	F9	G1-3				G4-3		5	0	1	0	0	2	3					
Todd Zeile, R OBP: 0.290, SLG: 0.480 (1, 5)		K		1B BB E	G6-3			1-2 BB		2	1	0	0	2	1	0					
Erick Almonte, R OBP: 0.328, SLG: 0.362 (1, 6)				E1 BB 25 BB 1B				G2		2	1	0	0	2	0	2					
Inning Stats	R: 1 E: 0 K: 0 S: 15	H: 2 LOB: 2 BB: 1 P: 29	R: 0 E: 0 K: 3 S: 12	H: 0 LOB: 1 BB: 1 P: 20	R: 3 E: 0 K: 0 S: 14	H: 2 LOB: 0 BB: 23	R: 4 E: 1 K: 2 S: 23	H: 3 LOB: 2 BB: 2 P: 40	R: 0 E: 0 K: 1 S: 9	H: 0 LOB: 1 BB: 1 P: 17	R: 0 E: 0 K: 0 S: 9	H: 1 LOB: 1 BB: 1 P: 15	R: 0 E: 0 K: 1 S: 9	H: 1 LOB: 0 BB: 1 P: 12	R: 0 E: 0 K: 1 S: 16	H: 0 LOB: 1 BB: 1 P: 25	1B: 7 2B: 1 3B: 0 HR: 1	SF: 0 SAC: 0 DP: 1 HBP: 0	WP: 1 PB: 0 SB: 2 CS: 1	PA: 43	
PITCHER	IP	WLS	BF	H	R	ER	SO	BB	IBB	HBP	BLK	WP	HR	S	P	ERA	WHIP				
41 John Lackey, R ERA: 8.51	3.0	L	19	5	7	7	3	4	0	0	0	0	1	49	86	21.00	3.000				
Scott Schoeneweis, L ERA: 9.95	0.2		5	2	1	0	2	1	0	0	0	0	0	12	22	0.00	4.500				
Ben Weber, R ERA: 0.71	2.1		8	0	0	0	2	1	0	0	0	0	0	21	33	0.00	0.429				
62 Scot Shields, R ERA: 0.5	2.0		7	2	0	0	1	1	0	0	0	0	0	18	27	0.00	1.500				
Francisco Rodriguez, R ERA: 5.4	1.0		4	0	0	0	1	1	0	0	0	1	0	16	25	0.00	1.000				

New York Yankees @ Anaheim Angels
Edison International Field, Anaheim, CA
Tue Apr 22 2003, 10:05 PM EDT
Att: 38,343 - Cloudy - 59 F

AB 35
R 8
H 9
RBI 8
BB 8
SO 9
LOB 21



Batter	1	2	3	4	5	6	7	8	9	AB	R	H	RBI	BB	SO	LOB	BOTTOM					
David Eckstein, R OBP: 0.370, SLG: 0.316 (1, 6)	G5-3	1-2 2H 1B		1-3 3H 2B				G5-3	G6-3	5	0	2	2	0	0	0						
Scott Spiezio, S OBP: 0.284, SLG: 0.354 (1, 3)	G3-1	G6-3		K				G1-3 1B	G1-3	5	0	1	0	0	1	4						
Tim Salmon, R OBP: 0.410, SLG: 0.562 (1, 9)	E5		2-2 G5-4-3 1B		0-2 16 BB G4-6-3 1B			G1-3 1-2	F8	5	0	2	0	0	0	1						
16 Garret Anderson, L OBP: 0.432, SLG: 0.630 (1, 7)	G5-3		1-1 F8		0-1 G4-6-3 1-2			F7		4	0	0	0	0	0	4						
Troy Glaus, R OBP: 0.347, SLG: 0.478 (1, 5)		BB SF7 BB	1-2 G5-4-3		2-2 P3			K		3	1	0	0	1	1	1						
Brad Fullmer, L OBP: 0.485, SLG: 0.632 (1, 10)		BB 1B		F8 2B 1B				L5	2B BB	3	2	2	0	1	0	0						
Jeff DaVanon, S (1, 8)				L9				F7		3	0	0	0	0	1	3						
Eric Owens, R OBP: 0.324, SLG: 0.290 (6, PH) (9, 8)		K							2B	1	0	1	0	0	0	0						
Bengie Molina, R OBP: 0.292, SLG: 0.333 (1, 2)		1B BB		2B 1B				P3		3	0	2	0	1	0	2						
Adam Kennedy, L OBP: 0.300, SLG: 0.294 (1, 4)		SF7		F8				F8	L4	3	0	0	1	0	0	5						
Inning Stats	R: 0 E: 1 K: 0 S: 14	H: 0 LOB: 1 BB: 0 P: 23	R: 2 E: 0 K: 1 S: 15	H: 2 LOB: 2 BB: 2 P: 27	R: 0 E: 0 K: 0 S: 8	H: 1 LOB: 0 BB: 0 P: 12	R: 1 E: 0 K: 1 S: 15	H: 3 LOB: 2 BB: 0 P: 23	R: 0 E: 0 K: 0 S: 11	H: 1 LOB: 0 BB: 0 P: 13	R: 0 E: 0 K: 0 S: 11	H: 1 LOB: 1 BB: 0 P: 13	R: 0 E: 0 K: 0 S: 16	H: 1 LOB: 1 BB: 0 P: 21	R: 0 E: 0 K: 1 S: 13	H: 1 LOB: 2 BB: 1 P: 22	R: 0 E: 0 K: 0 S: 13	H: 0 LOB: 0 BB: 0 P: 15	1B: 8 2B: 2 3B: 0 HR: 0	SF: 1 SAC: 0 DP: 2 HBP: 0	WP: 0 PB: 0 SB: 0 CS: 0	PA: 39
PITCHER	IP	WLS	BF	H	R	ER	SO	BB	IBB	HBP	BLK	WP	HR	S	P	ERA	WHIP					
Jeff Weaver, R ERA: 3.25	6.1	W	29	9	3	3	2	2	0	0	0	0	0	83	121	4.26	1.737					
Antonio Osuna, R ERA: 1.59	1.0		4	0	0	0	1	1	0	0	0	0	0	13	22	0.00	1.000					
Chris Hammond, L ERA: 2.0	0.2		3	1	0	0	0	0	0	0	0	0	0	7	11	0.00	1.500					
Juan Acevedo, R ERA: 5.63	1.0		3	0	0	0	0	0	0	0	0	0	0	13	15	0.00	0.000					


New York Yankees @ Anaheim Angels
Edison International Field, Anaheim, CA
Tue Apr 22 2003, 10:05 PM EDT
Att: 38,343 - Cloudy - 59 F

AB 35
R 3
H 10
RBI 3
BB 3
SO 3
LOB 20



Batter	1	2	3	4	5	6	7	8	9	AB R H RBI BB SO LOB	TOP							
Alfonso Soriano, R (1, 4) OBP: 0.434, SLG: 0.670	1-2 L7			1-1 G6-3	2-1 1B		1-3 K		0-2 G6-3	5 0 1 0 0 1 0	New York Yankees @ Anaheim Angels Edison International Field, Anaheim, CA Thu Apr 24 2003, 10:05 PM EDT Att: 39,169 - Sunny - 62 F							
Nick Johnson, L (1, 3) OBP: 0.451, SLG: 0.507	0-0 F7			4-2 20 1B 55 1B G5-3 BB	1-3 K		4-2 BB	1-2 G4-3	3 1 0 0 2 1 2									
Bernie Williams, S (1, 8) OBP: 0.481, SLG: 0.674	1-3 K			0-0 G5-3		3-2 HR	1-1 F7		4 1 1 1 0 1 2									
20 Jorge Posada, S (1, 2) OBP: 0.373, SLG: 0.653		1-3 K		0-1 55 1B 1B		1-1 1B 55 1B		2-3 K	4 0 2 0 0 2 1									
55 Hideki Matsui, L (1, 7) OBP: 0.340, SLG: 0.411		1-2 G4-3		1-0 1B		2-1 1B		1-3 K	4 0 2 1 0 1 0									
Raul Mondesi, R (1, 9) OBP: 0.411, SLG: 0.679		3-2 F8		1-3 3-H 1B		1-0 F7		0-0 G4-3 1B	4 0 1 0 0 1 4									
Robin Ventura, L (1, 5) OBP: 0.304, SLG: 0.516			2-0 P5		0-1 G1-3	1-0 1B		1-0 G4-3	4 0 1 0 0 0 1									
Todd Zeile, R (1, 10) OBP: 0.306, SLG: 0.448			3-3 K		2-0 1B	2-3 K		3-1 G5-3	4 0 1 0 0 2 4									
Enrique Wilson, S (1, 6) OBP: 0.278, SLG: 0.353			3-2 F8		2-2 F8	3-3 K		0-2 F9	2 0 0 0 0 0 1									
25 Jason Giambi, L (6, PH) OBP: 0.356, SLG: 0.358									1 0 0 0 0 1 3									
Erick Almonte, R (6, 6) OBP: 0.329, SLG: 0.375									1 0 0 0 0 0 0									
Inning Stats	R: 0 E: 0 K: 1 S: 9	H: 0 LOB: 0 BB: 0 P: 11	R: 0 E: 0 K: 1 S: 9	H: 0 LOB: 0 BB: 0 P: 14	R: 0 E: 0 K: 1 S: 11	H: 0 LOB: 0 BB: 0 P: 19	R: 1 E: 0 K: 1 S: 12	H: 2 LOB: 2 BB: 1 P: 19	R: 0 E: 0 K: 2 S: 18	H: 4 LOB: 3 BB: 0 P: 31	R: 0 E: 0 K: 1 S: 14	H: 1 LOB: 1 BB: 1 P: 22	R: 0 E: 0 K: 0 S: 9	H: 0 LOB: 0 BB: 0 P: 10	1B: 8 2B: 0 3B: 0 HR: 1	SF: 0 SAC: 0 DP: 0 HBP: 0	WP: 0 PB: 0 SB: 0 CS: 0	PA: 38
PITCHER	IP WLS BF H R ER SO BB IBB HBP BLK WP HR S P ERA WHIP											IP WLS BF H R ER SO BB IBB HBP BLK WP HR S P ERA WHIP						
Ramon Ortiz, R (1, 1) ERA: 5.40	5.1 W 25 8 2 2 5 1 0 0 0 0 1 62 99 3.38 1.688																	
Brendan Donnelly, R (6, 1) ERA: 0.68	1.2 H 6 0 0 0 4 1 0 0 0 0 0 23 36 0.00 0.600																	
Ben Weber, R (8, 1) ERA: 0.68	1.0 G 4 1 0 0 1 0 0 0 0 0 0 7 12 0.00 1.000																	
Troy Percival, R (9, 1) ERA: 4.5	1.0 G 3 0 0 0 0 0 0 0 0 0 0 9 10 0.00 0.000																	

AB	36
R	2
H	9
RBI	2
BB	2
SO	10
LOB	18



Batter	1	2	3	4	5	6	7	8	9	AB R H RBI BB SO LOB	BOTTOM									
David Eckstein, R (1, 6) OBP: 0.360, SLG: 0.310	2-1 F8	0-2 S 1B			2-2 F7	2-2 1B				4 0 2 0 0 0 0	New York Yankees @ Anaheim Angels Edison International Field, Anaheim, CA Thu Apr 24 2003, 10:05 PM EDT Att: 39,169 - Sunny - 62 F									
Eric Owens, R (1, 8) OBP: 0.317, SLG: 0.270	3-2 G6-3	4-0 1B BB			0-1 16 1B S 2B	3-2 G6-3				3 1 1 0 1 0 1										
Tim Salmon, R (1, 9) OBP: 0.407, SLG: 0.588	1-0 HR	3-3 K			4-2 16 1B 2B	1-2 2B		2-0 F7		3 2 1 1 1 1 2										
Jeff DaVanon, S (8, 9) OBP: 0.337, SLG: 0.459		1B HR			1-2 2B	0-3 K		0-3 K		0 0 0 0 0 0 0										
16 Garret Anderson, L (1, 7) OBP: 0.417, SLG: 0.607	1-2 G1-3		1-3 K		1-2 2B	1-2 1B				4 0 1 0 0 2 0										
Troy Glaus, R (1, 5) OBP: 0.337, SLG: 0.459		4-1 1B HR	1-0 G4-3		0-0 1B	1-3 2B		0-0 G4-3		3 1 1 2 1 0 0										
Shawn Woolen, R (1, 10) OBP: 0.324, SLG: 0.375		0-1 L7	1-0 L1		1-3 3-H 2B	2-2 FC5-2-5-1		1-1 G5-3		4 0 0 0 0 0 3										
Scott Spiezio, S (1, 3) OBP: 0.284, SLG: 0.347		2-2 1B HR			0-0 F7	3-2 L6		2-1 1B CS		4 1 2 0 0 0 2										
Bengie Molina, R (1, 2) OBP: 0.292, SLG: 0.371		1-0 1B HR			0-2 1B			1-1 G6-3		4 1 2 3 0 1 1										
Benji Gil, R (1, 4) OBP: 0.050, SLG: 0.050		1-3 K			2-0 G6-4-3 1B	2-3 K2-3				3 0 0 0 0 2 1										
Inning Stats	R: 1 E: 0 K: 0 S: 9	H: 1 LOB: 0 BB: 0 P: 16	R: 3 E: 0 K: 2 S: 18	H: 3 LOB: 2 BB: 2 P: 33	R: 0 E: 0 K: 1 S: 5	H: 0 LOB: 0 BB: 0 P: 8	R: 0 E: 0 K: 0 S: 6	H: 1 LOB: 0 BB: 0 P: 8	R: 2 E: 0 K: 0 S: 19	H: 3 LOB: 2 BB: 1 P: 31	R: 0 E: 0 K: 2 S: 17	H: 1 LOB: 1 BB: 0 P: 25	R: 0 E: 0 K: 1 S: 5	H: 1 LOB: 0 BB: 0 P: 7	R: 0 E: 0 K: 0 S: 6	H: 1 LOB: 0 BB: 0 P: 10	1B: 7 2B: 1 3B: 0 HR: 2	SF: 0 SAC: 0 DP: 1 HBP: 0	WP: 0 PB: 0 SB: 3 CS: 1	PA: 35
PITCHER	IP WLS BF H R ER SO BB IBB HBP BLK WP HR S P ERA WHIP											IP WLS BF H R ER SO BB IBB HBP BLK WP HR S P ERA WHIP								
Andy Pettitte, L (1, 1) ERA: 4.91	5.0 L 25 8 6 6 3 3 0 0 0 0 0 2 57 96 10.80 2.200																			
Sterling Hitchcock, L (6, 1) ERA: 3.38	3.0 G 10 2 0 0 3 0 0 0 0 0 0 28 42 0.00 0.667																			

AB	32
R	6
H	10
RBI	6
BB	3
SO	6
LOB	10



Batter	1	2	3	4	5	6	7	8	9	AB	R	H	RBI	BB	SO	LOB	TOP				
Alfonso Soriano, R OBP: 0.432, SLG: 0.667 (1, 4)	F8		BB 25 1B		HR		K		P4	5	2	2	0	0	1	2					
Nick Johnson, L OBP: 0.448, SLG: 0.533 (1, 3)	F8		BB 25 1B		HR		F7		G4-3	4	1	1	2	1	0	2					
25 Jason Giambi, L OBP: 0.362, SLG: 0.357 (1, 10)	K		G3-6-3 1-3 2-H		BB		K			3	0	1	1	1	2	0					
Bernie Williams, S OBP: 0.463, SLG: 0.644 (1, 8)		F7	G3-6-3 1-2		G6-3				G6-3	4	0	0	0	0	0	3					
55 Hideki Matsui, L OBP: 0.346, SLG: 0.409 (1, 7)		BB BB			G3		G3-6-3 20		F7	3	0	1	0	1	0	0					
20 Jorge Posada, S OBP: 0.356, SLG: 0.618 (1, 2)	F8		G6-3		G6-3		G3-6-3 1-2		K2-3	4	0	0	0	0	1	2					
Robin Ventura, L OBP: 0.329, SLG: 0.530 (1, 5)		BB			F8					2	0	1	0	2	0	0					
Raul Mondesi, R OBP: 0.414, SLG: 0.663 (1, 9)	F9				F8				SH5-4 BB	2	0	0	0	2	0	2					
Erick Almonte, R OBP: 0.315, SLG: 0.358 (1, 6)					G3		G4-3		SH5-4 BB	3	0	0	0	0	1	2					
Charles Gipson, R (9, PH)									SH5-4 BB	0	0	0	0	0	0	0					
Enrique Wilson, S OBP: 0.278, SLG: 0.353 (9, 6)									SH5-4 BB	0	0	0	0	0	0	0					
									1-2 2-3	0	0	0	0	0	0	0					
Inning Stats	R: 0 H: 0 E: 0 K: 1 S: 8	H: 0 LOB: 0 BB: 0 P: 11	R: 0 H: 0 E: 0 K: 0 S: 9	H: 0 LOB: 2 BB: 2 P: 20	R: 1 H: 2 E: 0 K: 1 S: 14	H: 2 LOB: 1 BB: 1 P: 26	R: 0 H: 0 E: 0 K: 0 S: 9	H: 0 LOB: 0 BB: 0 P: 15	R: 2 H: 2 E: 0 K: 0 S: 9	H: 2 LOB: 1 BB: 1 P: 17	R: 0 H: 2 E: 0 K: 2 S: 10	H: 0 LOB: 0 BB: 0 P: 17	R: 0 H: 0 E: 0 K: 1 S: 5	H: 0 LOB: 0 BB: 0 P: 7	R: 0 H: 0 E: 0 K: 0 S: 6	H: 0 LOB: 2 BB: 2 P: 14	1B: 3 2B: 2 3B: 0 HR: 1	SF: 0 SAC: 1 DP: 2 HBP: 0	WP: 0 PB: 0 CS: 0	PA: 38	
PITCHER	IP WLS BF H R ER SO BB IBB HBP BLK WP HR S P ERA WHIP	Colby Lewis, R ERA: 4.45 (1, 1)	6.0 L 27 6 3 3 2 4 1 0 0 0 1 58 104 4.50 1.667	Aaron Fultz, L ERA: 1.99 (7, 1)	2.0 6 0 0 0 3 0 0 0 0 0 0 0 15 24 0.00 0.000	Ugueth Urbina, R ERA: 0.96 (9, 1)	1.0 5 0 0 0 0 2 0 0 0 0 0 0 6 14 0.00 2.000	PITCHER	IP WLS BF H R ER SO BB IBB HBP BLK WP HR S P ERA WHIP												

New York Yankees @ Texas Rangers
The Ballpark at Arlington, Arlington, TX
Fri Apr 25 2003, 8:05 PM EDT
Att: 40,052 - Sunny - 73 F

AB 30
R 3
H 6
RBI 3
BB 7
SO 5
LOB 13



Batter	1	2	3	4	5	6	7	8	9	AB	R	H	RBI	BB	SO	LOB	BOTTOM			
Ryan Christenson, R OBP: 0.349, SLG: 0.371 (1, 8)			B5-3 1-2		BB					3	0	1	0	1	1	1				
9 Hank Blalock, L OBP: 0.469, SLG: 0.671 (1, 5)	G5-3		BB		BB					4	0	1	1	0	2	3				
Alex Rodriguez, R OBP: 0.412, SLG: 0.588 (1, 6)	L4		BB							4	0	0	0	0	2	2				
Rafael Palmeiro, L OBP: 0.391, SLG: 0.527 (1, 3)	F8									4	0	0	0	0	1	1				
Juan Gonzalez, R OBP: 0.305, SLG: 0.500 (1, 9)										4	0	1	0	0	1	0				
Carl Everett, S OBP: 0.403, SLG: 0.743 (1, 7)	P5									4	1	1	0	0	0	1				
Ruben Sierra, S OBP: 0.302, SLG: 0.396 (1, 10)	G4-3									4	0	1	1	0	1	0				
10 Michael Young, R OBP: 0.314, SLG: 0.383 (1, 4)										4	0	0	0	0	2	1				
Einar Diaz, R OBP: 0.283, SLG: 0.320 (1, 2)										3	1	2	0	0	0	0				
Inning Stats	R: 0 H: 1 E: 0 K: 0 S: 10	H: 0 LOB: 0 BB: 0 P: 19	R: 0 H: 0 E: 0 K: 1 S: 7	H: 0 LOB: 0 BB: 0 P: 8	R: 1 H: 2 E: 0 K: 1 S: 9	H: 2 LOB: 1 BB: 0 P: 12	R: 0 H: 0 E: 0 K: 0 S: 6	H: 0 LOB: 0 BB: 0 P: 7	R: 0 H: 1 E: 0 K: 2 S: 13	H: 1 LOB: 2 BB: 1 P: 21	R: 0 H: 1 E: 0 K: 1 S: 11	H: 0 LOB: 0 BB: 0 P: 15	R: 0 H: 0 E: 0 K: 3 S: 9	H: 0 LOB: 0 BB: 0 P: 12	R: 1 H: 2 E: 0 K: 1 S: 13	H: 2 LOB: 1 BB: 0 P: 20	1B: 4 2B: 3 3B: 0 HR: 0	SF: 0 SAC: 0 DP: 0 HBP: 0	WP: 0 PB: 0 CS: 0	PA: 35
PITCHER	IP WLS BF H R ER SO BB IBB HBP BLK WP HR S P ERA WHIP	35 Mike Mussina, R ERA: 1.7 (1, 1)	8.0 W 30 5 1 1 9 1 0 0 0 0 0 71 102 1.12 0.750	Juan Acevedo, R ERA: 6.0 (9, 1)	1.0 S 5 2 1 1 1 0 0 0 0 0 0 13 20 9.00 2.000	PITCHER	IP WLS BF H R ER SO BB IBB HBP BLK WP HR S P ERA WHIP													

New York Yankees @ Texas Rangers
The Ballpark at Arlington, Arlington, TX
Fri Apr 25 2003, 8:05 PM EDT
Att: 40,052 - Sunny - 73 F

AB 34
R 2
H 7
RBI 2
BB 1
SO 10
LOB 9



Batter	1	2	3	4	5	6	7	8	9	10	AB	R	H	RBI	BB	SO	LOB	TOP
Alfonso Soriano, R OBP: 0.444, SLG: 0.699	4-2 G6-3 25 HR BB	1 SAFE 0-1 HR		0-3 K		1-0 BB 1B		0-3 K		1-2 WP 1-3 2-H 2B	5	2	3	3	1	2	0	
Todd Zeile, R OBP: 0.286, SLG: 0.382	1 SAFE 3-2 G6-3	1-1 F9		2-1 G6-3		4-0 BB 1B			0-1 F8	2-3 K	5	0	0	0	1	1	2	
25 Jason Giambi, L OBP: 0.364, SLG: 0.586	1-1 HR	3-2 G6-3			1-1 G6-3	0-0 G4-3			4-0 BB		4	1	1	2	1	0	3	
Bernie Williams, S OBP: 0.469, SLG: 0.649	4-1 BB 20 1B	0-0 G5-3			0-1 55 G4-6-3 1B		1-0 2B		1-3 K	2-3 K	4	0	2	0	1	1	1	
55 Hideki Matsui, L OBP: 0.330, SLG: 0.388	2-3 K		0-0 F8		1-2 G4-6-3 1B		0-2 P4		2-3 K		5	0	0	0	0	2	4	
20 Jorge Posada, S OBP: 0.359, SLG: 0.600	2-1 BB 1B		0-2 E5 2B			2-1 G6-3	2-3 K		4-1 S 2B BB		4	1	1	0	1	1	1	
Raul Mondesi, R OBP: 0.413, SLG: 0.644	4-1 BB		2-1 F7			1-0 E7 FC1-4 1B	0-0 G6-3		2-2 P4		4	1	1	0	1	0	3	
Nick Johnson, L OBP: 0.455, SLG: 0.538	0-3 K		0-3 1B 2B			4-2 FC1-4 BB	2-3 BB	3-2 F7	4-1 2B WP BB		3	1	1	0	2	1	3	
Erick Almonte, R OBP: 0.316, SLG: 0.348		4-2 HR BB			0-0 G5-3		0-0 FC1-4 BB 1B	3-2 F8	1-3 K		2	1	0	1	1	0	1	
Robin Ventura, L OBP: 0.324, SLG: 0.522											1	0	0	0	0	0	0	
Enrique Wilson, S OBP: 0.263, SLG: 0.333											1	0	0	0	0	1	2	
Inning Stats	R: 2 E: 0 K: 2 S: 24	H: 2 LOB: 3 BB: 3 P: 44	R: 2 E: 0 K: 10 S: 10	H: 1 LOB: 0 BB: 1 P: 18	R: 0 E: 1 K: 1 S: 8	H: 1 LOB: 2 BB: 0 P: 11	R: 0 E: 0 K: 1 S: 6	H: 1 LOB: 0 BB: 0 P: 8	R: 0 E: 0 K: 1 S: 9	H: 1 LOB: 1 BB: 0 P: 12	R: 0 E: 0 K: 2 S: 15	R: 0 E: 0 K: 2 S: 16	H: 0 LOB: 1 BB: 2 P: 15	R: 2 E: 0 K: 2 S: 16	H: 1 LOB: 1 BB: 2 P: 30	1B: 4 2B: 3 3B: 0 HR: 2	SF: 0 SAC: 1 DP: 1 HBP: 0	WP: 1 PA: 47
PITCHER	IP WLS BF H R ER SO BB IBB HBP BLK WP HR S P ERA WHIP	IP WLS BF H R ER SO BB IBB HBP BLK WP HR S P ERA WHIP	IP WLS BF H R ER SO BB IBB HBP BLK WP HR S P ERA WHIP	IP WLS BF H R ER SO BB IBB HBP BLK WP HR S P ERA WHIP	IP WLS BF H R ER SO BB IBB HBP BLK WP HR S P ERA WHIP	IP WLS BF H R ER SO BB IBB HBP BLK WP HR S P ERA WHIP	IP WLS BF H R ER SO BB IBB HBP BLK WP HR S P ERA WHIP	IP WLS BF H R ER SO BB IBB HBP BLK WP HR S P ERA WHIP	IP WLS BF H R ER SO BB IBB HBP BLK WP HR S P ERA WHIP	IP WLS BF H R ER SO BB IBB HBP BLK WP HR S P ERA WHIP	IP WLS BF H R ER SO BB IBB HBP BLK WP HR S P ERA WHIP	IP WLS BF H R ER SO BB IBB HBP BLK WP HR S P ERA WHIP	IP WLS BF H R ER SO BB IBB HBP BLK WP HR S P ERA WHIP	IP WLS BF H R ER SO BB IBB HBP BLK WP HR S P ERA WHIP	IP WLS BF H R ER SO BB IBB HBP BLK WP HR S P ERA WHIP	IP WLS BF H R ER SO BB IBB HBP BLK WP HR S P ERA WHIP	IP WLS BF H R ER SO BB IBB HBP BLK WP HR S P ERA WHIP	IP WLS BF H R ER SO BB IBB HBP BLK WP HR S P ERA WHIP

New York Yankees @ Texas Rangers
The Ballpark at Arlington, Arlington, TX
Sat. Apr. 26 2003, 8:05 PM EDT
Att. 48,247 - Sunny - 75 F

AB	38
R	7
H	9
RBI	6
BB	9
SO	9
LOB	20



Batter	1	2	3	4	5	6	7	8	9	10	AB	R	H	RBI	BB	SO	LOB	BOTTOM	
Ryan Christenson, R OBP: 0.333, SLG: 0.350	2-1 F8	2-0 F7			2-3 K		2-2 G5-3			0-1 DI 1B	5	0	1	0	0	1	1		
Kevin Mench, R OBP: 0.207, SLG: 0.214	1-2 F7		0-0 F8		1-0 P6			1-1 F9		2-1 F9	5	0	0	0	0	0	1		
Alex Rodriguez, R OBP: 0.402, SLG: 0.600	3-3 K		1-3 K			2-0 HR		1-1 G6-3		0-3 K	5	1	1	1	0	3	1		
Juan Gonzalez, R OBP: 0.303, SLG: 0.489		0-0 HR 1B		0-1 G5-3		1-0 L4		2-2 G5-3			4	1	1	0	0	0	0		
Ruben Sierra, S OBP: 0.316, SLG: 0.462		0-2 HR			1-0 S 1B		1-1 F7		1-1 L7		4	1	2	2	0	0	0		
Rafael Palmeiro, L OBP: 0.385, SLG: 0.551		0-1 HR			1-2 F8		1-1 G4-3		0-2 E4 10 FC5-4		4	1	1	1	0	0	1		
9 Hank Blalock, L OBP: 0.469, SLG: 0.671					1-2 F8				1-2 P3		0	0	0	0	0	0	0		
23 Mark Teixeira, S OBP: 0.275, SLG: 0.344		2-0 F9			1-2 G1-3			2-2 G3 10 SH1-4 1B		1-2 P3	4	0	1	0	0	0	2		
10 Michael Young, R OBP: 0.315, SLG: 0.405		0-0 SF8 3B			0-2 G5-3			0-0 SH1-4		0-0 FC5-4	3	1	1	0	0	0	2		
Einar Diaz, R OBP: 0.268, SLG: 0.308		0-0 SF8				0-0 G6-3		2-2 G3			2	0	0	1	0	0	1		
Carl Everett, S OBP: 0.397, SLG: 0.732								2-3 K			1	0	0	0	0	1	0		
Inning Stats	R: 0 E: 0 K: 1 S: 8	H: 0 LOB: 0 BB: 0 P: 14	R: 4 E: 0 K: 10 S: 10	H: 4 LOB: 0 BB: 0 P: 14	R: 0 E: 0 K: 1 S: 7	H: 0 LOB: 0 BB: 0 P: 8	R: 0 E: 0 K: 1 S: 10	H: 1 LOB: 1 BB: 0 P: 13	R: 0 E: 0 K: 1 S: 6	H: 1 LOB: 1 BB: 0 P: 11	R: 0 E: 0 K: 0 S: 11	H: 1 LOB: 1 BB: 0 P: 17	R: 0 E: 1 K: 0 S: 9	H: 0 LOB: 1 BB: 0 P: 11	R: 0 E: 0 K: 2 S: 10	H: 1 LOB: 1 BB: 0 P: 14	1B: 4 2B: 0 3B: 1 HR: 3	SF: 1 SAC: 1 DP: 0 HBP: 0	WP: 0 PA: 39
PITCHER	IP WLS BF H R ER SO BB IBB HBP BLK WP HR S P ERA WHIP	IP WLS BF H R ER SO BB IBB HBP BLK WP HR S P ERA WHIP	IP WLS BF H R ER SO BB IBB HBP BLK WP HR S P ERA WHIP	IP WLS BF H R ER SO BB IBB HBP BLK WP HR S P ERA WHIP	IP WLS BF H R ER SO BB IBB HBP BLK WP HR S P ERA WHIP	IP WLS BF H R ER SO BB IBB HBP BLK WP HR S P ERA WHIP	IP WLS BF H R ER SO BB IBB HBP BLK WP HR S P ERA WHIP	IP WLS BF H R ER SO BB IBB HBP BLK WP HR S P ERA WHIP	IP WLS BF H R ER SO BB IBB HBP BLK WP HR S P ERA WHIP	IP WLS BF H R ER SO BB IBB HBP BLK WP HR S P ERA WHIP	IP WLS BF H R ER SO BB IBB HBP BLK WP HR S P ERA WHIP	IP WLS BF H R ER SO BB IBB HBP BLK WP HR S P ERA WHIP	IP WLS BF H R ER SO BB IBB HBP BLK WP HR S P ERA WHIP	IP WLS BF H R ER SO BB IBB HBP BLK WP HR S P ERA WHIP	IP WLS BF H R ER SO BB IBB HBP BLK WP HR S P ERA WHIP	IP WLS BF H R ER SO BB IBB HBP BLK WP HR S P ERA WHIP	IP WLS BF H R ER SO BB IBB HBP BLK WP HR S P ERA WHIP	IP WLS BF H R ER SO BB IBB HBP BLK WP HR S P ERA WHIP	

New York Yankees @ Texas Rangers
The Ballpark at Arlington, Arlington, TX
Sat. Apr. 26 2003, 8:05 PM EDT
Att. 48,247 - Sunny - 75 F

AB	37
R	5
H	8
RBI	5
BB	0
SO	5
LOB	9



Batter	1	2	3	4	5	6	7	8	9	AB	R	H	RBI	BB	SO	LOB	TOP							
Alfonso Soriano, R (1,4) OBP: 0.450, SLG: 0.690										3	0	1	1	1	0	2								
Nick Johnson, L (1,3) OBP: 0.462, SLG: 0.531										3	1	1	0	2	1	1								
Bernie Williams, S (1,8) OBP: 0.475, SLG: 0.639										3	1	1	0	2	0	4								
55 Hideki Matsui, L (1,7) OBP: 0.316, SLG: 0.369										5	1	0	0	0	3	8								
Raul Mondesi, R (1,9) OBP: 0.413, SLG: 0.660										4	2	1	3	1	1	1								
Robin Ventura, L (1,5) OBP: 0.354, SLG: 0.556										5	1	4	1	0	0	0								
Todd Zeile, R (1,10) OBP: 0.319, SLG: 0.421										4	0	2	0	1	1	3								
John Flaherty, R (1,2) OBP: 0.409, SLG: 0.450										3	1	1	0	0	1	3								
20 Jorge Posada, S (9,PH) OBP: 0.366, SLG: 0.695										1	0	1	1	0	0	0								
Enrique Wilson, S (1,6) OBP: 0.217, SLG: 0.273										4	0	0	0	0	0	3								
25 Jason Giambi, L (9,PH) OBP: 0.360, SLG: 0.382										1	0	0	0	0	0	2								
Inning Stats	R: 0 E: 0 K: 1 S: 5	H: 0 LOB: 1 BB: 1 P: 16	R: 1 E: 0 K: 1 S: 17	H: 1 LOB: 2 BB: 1 P: 31	R: 3 E: 0 K: 0 S: 15	H: 3 LOB: 1 BB: 2 P: 30	R: 0 E: 0 K: 0 S: 6	H: 0 LOB: 0 BB: 0 P: 10	R: 1 E: 0 K: 1 S: 9	H: 1 LOB: 1 BB: 1 P: 19	R: 1 E: 0 K: 1 S: 19	H: 2 LOB: 2 BB: 1 P: 32	R: 0 E: 0 K: 1 S: 10	H: 1 LOB: 1 BB: 0 P: 14	R: 0 E: 0 K: 1 S: 12	H: 1 LOB: 2 BB: 1 P: 22	R: 1 E: 0 K: 1 S: 12	H: 3 LOB: 1 BB: 0 P: 17	1B: 8 2B: 3 3B: 0 HR: 1	SF: 0 SAC: 0 DP: 3 HBP: 2	WP: 1 PB: 0 SB: 2 CS: 0	PA: 45		
PITCHER	IP WLS BF H R ER SO BB IBB HBP BLK WP HR S P ERA WHIP	IP WLS BF H R ER SO BB IBB HBP BLK WP HR S P ERA WHIP	IP WLS BF H R ER SO BB IBB HBP BLK WP HR S P ERA WHIP	IP WLS BF H R ER SO BB IBB HBP BLK WP HR S P ERA WHIP	IP WLS BF H R ER SO BB IBB HBP BLK WP HR S P ERA WHIP	IP WLS BF H R ER SO BB IBB HBP BLK WP HR S P ERA WHIP	IP WLS BF H R ER SO BB IBB HBP BLK WP HR S P ERA WHIP	IP WLS BF H R ER SO BB IBB HBP BLK WP HR S P ERA WHIP	IP WLS BF H R ER SO BB IBB HBP BLK WP HR S P ERA WHIP	IP WLS BF H R ER SO BB IBB HBP BLK WP HR S P ERA WHIP	IP WLS BF H R ER SO BB IBB HBP BLK WP HR S P ERA WHIP	IP WLS BF H R ER SO BB IBB HBP BLK WP HR S P ERA WHIP	IP WLS BF H R ER SO BB IBB HBP BLK WP HR S P ERA WHIP	IP WLS BF H R ER SO BB IBB HBP BLK WP HR S P ERA WHIP	IP WLS BF H R ER SO BB IBB HBP BLK WP HR S P ERA WHIP	IP WLS BF H R ER SO BB IBB HBP BLK WP HR S P ERA WHIP	IP WLS BF H R ER SO BB IBB HBP BLK WP HR S P ERA WHIP	IP WLS BF H R ER SO BB IBB HBP BLK WP HR S P ERA WHIP	IP WLS BF H R ER SO BB IBB HBP BLK WP HR S P ERA WHIP	IP WLS BF H R ER SO BB IBB HBP BLK WP HR S P ERA WHIP	IP WLS BF H R ER SO BB IBB HBP BLK WP HR S P ERA WHIP	IP WLS BF H R ER SO BB IBB HBP BLK WP HR S P ERA WHIP	IP WLS BF H R ER SO BB IBB HBP BLK WP HR S P ERA WHIP	IP WLS BF H R ER SO BB IBB HBP BLK WP HR S P ERA WHIP
Chan Ho Park, R (1,1) ERA: 7.16	4.0	21	4	5	5	2	5	0	2	0	1	1	44	92	11.25	2.250								
R.A. Dickey, R (5,1) ERA: 3.0	1.1	7	3	1	1	1	0	0	0	0	0	0	18	28	6.75	2.250								
Aaron Fultz, L (6,1) ERA: 1.76	1.2	7	1	0	0	2	1	0	0	0	0	0	19	32	0.00	1.200								
Francisco Cordero, R (8,1) ERA: 2.35	1.1	8	3	1	1	2	1	0	0	0	0	0	20	35	6.75	3.000								
Ugueth Urbina, R (9,1) ERA: 2.31	0.2	2	1	0	0	0	0	0	0	0	0	0	4	4	0.00	1.500								

New York Yankees @ Texas Rangers
The Ballpark at Arlington, Arlington, TX
Sun Apr 27 2003, 3:05 PM EDT
Att: 49,544 - Sunny - 82 F

AB 36
R 7
H 12
RBI 6
BB 7
SO 7
LOB 27



Batter	1	2	3	4	5	6	7	8	9	AB	R	H	RBI	BB	SO	LOB	BOTTOM							
Carl Everett, S (1,7) OBP: 0.396, SLG: 0.693										4	1	0	0	0	0	3								
9 Hank Blalock, L (1,5) OBP: 0.442, SLG: 0.628										5	2	0	0	0	2	6								
Alex Rodriguez, R (1,6) OBP: 0.429, SLG: 0.642										5	1	5	6	0	0	0								
Rafael Palmeiro, L (1,3) OBP: 0.396, SLG: 0.561										4	1	2	1	1	0	2								
Juan Gonzalez, R (1,9) OBP: 0.298, SLG: 0.469										4	0	0	0	1	1	5								
Kevin Mench, R (9,7) OBP: 0.207, SLG: 0.214										0	0	0	0	0	0	0								
Ruben Sierra, S (1,10) OBP: 0.323, SLG: 0.456										5	1	2	1	0	0	2								
Ryan Christenson, R (1,8) OBP: 0.340, SLG: 0.356										5	1	2	0	0	1	4								
10 Michael Young, R (1,4) OBP: 0.330, SLG: 0.416										5	1	3	2	0	1	1								
Chad Kreuter, S (1,2) OBP: 0.238, SLG: 0.167										3	0	1	0	0	0	2								
Einar Diaz, R (5,PR) OBP: 0.281, SLG: 0.308										0	2	0	0	1	0	0								
Inning Stats	R: 2 E: 0 K: 2 S: 17	H: 3 LOB: 2 BB: 1 P: 26	R: 0 E: 0 K: 0 S: 8	H: 1 LOB: 1 BB: 0 P: 12	R: 0 E: 1 K: 0 S: 10	H: 1 LOB: 2 BB: 0 P: 15	R: 2 E: 1 K: 1 S: 12	H: 2 LOB: 2 BB: 1 P: 25	R: 5 E: 0 K: 0 S: 19	H: 6 LOB: 2 BB: 0 P: 28	R: 0 E: 0 K: 0 S: 8	H: 0 LOB: 0 BB: 0 P: 15	R: 1 E: 0 K: 1 S: 12	H: 1 LOB: 1 BB: 1 P: 21	R: 0 E: 0 K: 1 S: 8	H: 1 LOB: 1 BB: 0 P: 16	1B: 12 2B: 3 3B: 0 HR: 0	SF: 0 SAC: 0 DP: 0 HBP: 1	WP: 1 PB: 0 SB: 1 CS: 0	PA: 44				
PITCHER	IP WLS BF H R ER SO BB IBB HBP BLK WP HR S P ERA WHIP	IP WLS BF H R ER SO BB IBB HBP BLK WP HR S P ERA WHIP	IP WLS BF H R ER SO BB IBB HBP BLK WP HR S P ERA WHIP	IP WLS BF H R ER SO BB IBB HBP BLK WP HR S P ERA WHIP	IP WLS BF H R ER SO BB IBB HBP BLK WP HR S P ERA WHIP	IP WLS BF H R ER SO BB IBB HBP BLK WP HR S P ERA WHIP	IP WLS BF H R ER SO BB IBB HBP BLK WP HR S P ERA WHIP	IP WLS BF H R ER SO BB IBB HBP BLK WP HR S P ERA WHIP	IP WLS BF H R ER SO BB IBB HBP BLK WP HR S P ERA WHIP	IP WLS BF H R ER SO BB IBB HBP BLK WP HR S P ERA WHIP	IP WLS BF H R ER SO BB IBB HBP BLK WP HR S P ERA WHIP	IP WLS BF H R ER SO BB IBB HBP BLK WP HR S P ERA WHIP	IP WLS BF H R ER SO BB IBB HBP BLK WP HR S P ERA WHIP	IP WLS BF H R ER SO BB IBB HBP BLK WP HR S P ERA WHIP	IP WLS BF H R ER SO BB IBB HBP BLK WP HR S P ERA WHIP	IP WLS BF H R ER SO BB IBB HBP BLK WP HR S P ERA WHIP	IP WLS BF H R ER SO BB IBB HBP BLK WP HR S P ERA WHIP	IP WLS BF H R ER SO BB IBB HBP BLK WP HR S P ERA WHIP	IP WLS BF H R ER SO BB IBB HBP BLK WP HR S P ERA WHIP	IP WLS BF H R ER SO BB IBB HBP BLK WP HR S P ERA WHIP	IP WLS BF H R ER SO BB IBB HBP BLK WP HR S P ERA WHIP	IP WLS BF H R ER SO BB IBB HBP BLK WP HR S P ERA WHIP	IP WLS BF H R ER SO BB IBB HBP BLK WP HR S P ERA WHIP	IP WLS BF H R ER SO BB IBB HBP BLK WP HR S P ERA WHIP
Jeff Weaver, R (1,1) ERA: 4.83	4.0	28	11	9	7	3	1	1	1	0	0	5	6	0.00	3.000									
Randy Choate, L (5,1) ERA: 3.86	0.2	3	2	0	0	0	0	0	0	0	0	0	5	6	0.00	3.000								
Al Reyes, R (5,1) ERA: 3.86	2.1	9	1	1	1	1	1	0	0	0	1	0	24	42	3.86	0.857								
Jason Anderson, R (8,1) ERA: 9.53	1.0	4	1	0	0	1	0	0	0	0	0	0	8	16	0.00	1.000								

New York Yankees @ Texas Rangers
The Ballpark at Arlington, Arlington, TX
Sun Apr 27 2003, 3:05 PM EDT
Att: 49,544 - Sunny - 82 F

AB 40
R 10
H 15
RBI 10
BB 3
SO 5
LOB 25



Batter	1	2	3	4	5	6	7	8	9	AB	R	H	RBI	BB	SO	LOB	TOP								
51 Ichiro Suzuki, L (1, 9) OBP: 0.331, SLG: 0.321	1-3 K	1-1 L6			0-0 G3		0-0 2B 1B		1-1 P5	5	1	1	0	0	1	0	Seattle Mariners @ New York Yankees Yankee Stadium, Bronx, NY Tue Apr 29 2003, 7:05 PM EDT Att: 38,724 - Cloudy - 68 F								
Randy Winn, S (1, 8) OBP: 0.384, SLG: 0.333	1-3 K		3-3 K		2-1 G4-3		1-0 P6	3-3 K	5	0	0	0	0	3	2										
Bret Boone, R (1, 4) OBP: 0.381, SLG: 0.534	0-0 HR		0-3 K		3-3 K		1-1 2B		4	1	2	3	0	2	0										
Edgar Martinez, R (1, 10) OBP: 0.494, SLG: 0.569	2-1 1B		3-2 F9			0-1 HR		2-2 F8	4	1	2	1	0	0	0										
John Olerud, L (1, 3) OBP: 0.421, SLG: 0.473	3-2 F8			2-2 F8 2B		1-1 G4-3 1B		3-1 G4-3 1B	4	0	3	0	0	0	1										
Mark McLemore, S (1, 7)		2-2 K		0-1 F8		2-1 G4-6-3 1B		3-2 G4-3 1B	4	0	1	0	0	1	2										
Carlos Guillen, S (1, 6) OBP: 0.356, SLG: 0.390		1-1 G5-3		2-3 K		1-1 G4-3 1B		1-0 G4-3	4	0	1	0	0	1	3										
Jeff Cirillo, R (1, 5) OBP: 0.237, SLG: 0.221		0-0 HR 1B		4-2 BB		3-2 G6-3		1-0 G6-3	3	1	1	0	1	0	2										
Ben Davis, S (1, 2) OBP: 0.267, SLG: 0.568		0-0 HR		2-3 K			1-1 51 1B 2B		2-1 F9	4	2	2	2	0	1	2									
Inning Stats	R: 1 H: 2 E: 0 K: 2 S: 12	H: 2 LOB: 1 BB: 0 P: 19	R: 2 H: 2 E: 0 K: 1 S: 9	H: 2 LOB: 0 BB: 0 P: 13	R: 0 H: 0 E: 0 K: 2 S: 11	H: 0 LOB: 0 BB: 0 P: 17	R: 0 H: 1 E: 0 K: 2 S: 14	H: 1 LOB: 2 BB: 1 P: 25	R: 0 H: 0 E: 0 K: 1 S: 6	H: 0 LOB: 0 BB: 0 P: 11	R: 1 H: 3 E: 0 K: 0 S: 14	H: 3 LOB: 1 BB: 0 P: 21	R: 2 H: 3 E: 0 K: 0 S: 10	H: 3 LOB: 0 BB: 0 P: 15	R: 0 H: 2 E: 0 K: 0 S: 7	H: 2 LOB: 1 BB: 0 P: 15	R: 0 H: 0 E: 0 K: 1 S: 9	H: 0 LOB: 0 BB: 0 P: 15	1B: 7 2B: 3 3B: 0 HR: 3	SF: 0 SAC: 0 DP: 2 HBP: 0	WP: 0 PB: 0 CS: 0	PA: 38			
PITCHER	IP	WLS	BF	H	R	ER	SO	BB	IBB	HBP	BLK	WP	HR	S	P	ERA	WHIP								
Roger Clemens, R (1, 1) ERA: 2.7	6.0	L	26	8	4	4	8	1	0	0	0	0	3	66	106	6.00	1.500								
Chris Hammond, L (7, 1) ERA: 3.27	1.0		5	3	2	2	0	0	0	0	0	0	0	10	15	18.00	3.000								
Randy Choate, L (8, 1) ERA:	1.0		4	2	0	0	0	0	0	0	0	0	0	7	15	0.00	2.000								
Sterling Hitchcock, L (9, 1) ERA: 2.84	1.0		3	0	0	0	1	0	0	0	0	0	0	9	15	0.00	0.000								

Batter	1	2	3	4	5	6	7	8	9	AB	R	H	RBI	BB	SO	LOB	BOTTOM								
Alfonso Soriano, R (1, 4) OBP: 0.436, SLG: 0.667	0-0 P5		1-1 FC5-4 BB		1-2 P6			2-2 L4		4	0	0	0	0	0	4	Seattle Mariners @ New York Yankees Yankee Stadium, Bronx, NY Tue Apr 29 2003, 7:05 PM EDT Att: 38,724 - Cloudy - 68 F								
Nick Johnson, L (1, 3) OBP: 0.464, SLG: 0.524	1-3 K		1-2 BB			3-1 F7		1-0 1B	3	0	1	0	1	1	0										
25 Jason Giambi, L (1, 10) OBP: 0.357, SLG: 0.376	2-3 K		1-0 G1-3			0-0 G4-6-3 1B		2-2 F7	4	0	1	0	0	1	4										
Bernie Williams, S (1, 8) OBP: 0.459, SLG: 0.614		2-1 L3		0-0 G4-3		1-1 G4-6-3		1-3 K	4	0	0	0	0	1	1										
55 Hideki Matsui, L (1, 7) OBP: 0.314, SLG: 0.364		0-0 F7		0-2 G3			2-0 G4-3	0-1 1B	4	0	1	0	0	0	0										
20 Jorge Posada, S (1, 2) OBP: 0.361, SLG: 0.583		4-2 BB		0-0 F8			0-3 K	2-1 P5	3	0	0	0	1	1	1										
Robin Ventura, L (1, 5) OBP: 0.337, SLG: 0.526		3-0 F8			0-3 K		0-0 G3	2-1 G1-3	4	0	0	0	0	1	2										
Raul Mondesi, R (1, 9) OBP: 0.420, SLG: 0.660			0-2 F9		0-1 G6-3 WP 1B			2-1 L4 1B	3	0	2	0	0	0	0										
Erick Almonte, R (1, 6) OBP: 0.329, SLG: 0.361			3-2 FC5-4 1B		1-1 G6-3			3-2 1B	3	0	2	0	0	0	1										
Inning Stats	R: 0 H: 0 E: 0 K: 2 S: 8	H: 0 LOB: 0 BB: 0 P: 11	R: 0 H: 0 E: 0 K: 0 S: 6	H: 0 LOB: 1 BB: 1 P: 15	R: 0 H: 1 E: 0 K: 0 S: 11	H: 1 LOB: 2 BB: 1 P: 20	R: 0 H: 0 E: 0 K: 0 S: 5	H: 0 LOB: 0 BB: 0 P: 5	R: 0 H: 1 E: 0 K: 1 S: 10	H: 1 LOB: 0 BB: 0 P: 12	R: 0 H: 1 E: 0 K: 0 S: 5	H: 1 LOB: 0 BB: 0 P: 9	R: 0 H: 0 E: 0 K: 1 S: 5	H: 0 LOB: 0 BB: 0 P: 7	R: 0 H: 3 E: 0 K: 0 S: 19	H: 3 LOB: 2 BB: 0 P: 29	R: 0 H: 1 E: 0 K: 1 S: 9	H: 1 LOB: 1 BB: 0 P: 14	1B: 7 2B: 1 3B: 0 HR: 0	SF: 0 SAC: 0 DP: 2 HBP: 0	WP: 1 PB: 0 CS: 0	PA: 34			
PITCHER	IP	WLS	BF	H	R	ER	SO	BB	IBB	HBP	BLK	WP	HR	S	P	ERA	WHIP								
Gil Meche, R (1, 1) ERA: 2.53	7.2	W	29	6	0	0	4	2	0	0	0	0	0	66	103	0.00	1.043								
Arthur Rhodes, L (8, 1) ERA: 1.98	0.1		1	0	0	0	0	0	0	0	0	0	0	3	5	0.00	0.000								
Shigetoshi Hasegawa, R (9, 1) ERA: 0.53	1.0		4	1	0	0	1	0	0	0	0	0	0	9	14	0.00	1.000								

Batter	1	2	3	4	5	6	7	8	9	AB	R	H	RBI	BB	SO	LOB	TOP
51 Ichiro Suzuki, L (1, 9) OBP: 0.317, SLG: 0.306	E6		G4-3		FC1-6		E4	L5		5	0	0	0	0	0	4	Seattle Mariners @ New York Yankees Yankee Stadium, Bronx, NY Wed Apr 30 2003, 7:05 PM EDT Att: 30,522 - Sunny - 61 F
Randy Winn, S (1, 7) OBP: 0.348, SLG: 0.316	K		G6-3		FC4-6		G5-3		K	5	0	0	0	0	2	4	
Bret Boone, R (1, 4) OBP: 0.382, SLG: 0.551	K		F8				G6-3		HR	4	2	1	1	1	1	1	
Edgar Martinez, R (1, 10) OBP: 0.489, SLG: 0.565	K				2B		K		BB	4	1	1	0	1	3	2	
Mike Cameron, R (1, 8) OBP: 0.333, SLG: 0.407		F8			F9		F9		BB	5	1	2	1	0	0	1	
Greg Colbrunn, R (1, 3) OBP: 0.222, SLG: 0.125 John Mabry, L (8, PH) OBP: 0.259, SLG: 0.375					K		K		F7	3	0	1	0	0	2	1	
Carlos Guillen, S (1, 6) OBP: 0.341, SLG: 0.370					K		G3-1		K	4	0	0	0	0	3	4	
Jeff Cirillo, R (1, 5) OBP: 0.275, SLG: 0.243							51 FC1-6		BB	2	1	2	0	2	0	0	
Dan Wilson, R (1, 2) OBP: 0.333, SLG: 0.440 16 Willie Bloomquist, R (8, PR) OBP: 0.299, SLG: 0.350 Ben Davis, S (8, 2) OBP: 0.287, SLG: 0.568					FC4-6		F7		BB	3	0	1	2	1	0	3	
							51 E		BB	0	0	0	0	0	0	0	
Inning Stats	R: 0 H: 0 E: 1 K: 3 S: 14	H: 0 R: 0 ER: 0 LOB: 1 BB: 0 P: 19	H: 2 R: 0 ER: 0 LOB: 2 BB: 0 P: 21	H: 0 R: 0 ER: 0 LOB: 0 BB: 0 P: 10	H: 1 R: 0 ER: 0 LOB: 1 BB: 0 P: 16	H: 0 R: 0 ER: 0 LOB: 0 BB: 0 P: 16	H: 0 R: 0 ER: 0 LOB: 0 BB: 0 P: 9	H: 1 R: 1 ER: 1 LOB: 2 BB: 1 P: 20	H: 3 R: 0 ER: 0 LOB: 2 BB: 2 P: 31	H: 1 R: 1 ER: 0 LOB: 1 BB: 1 P: 27	1B: 5 2B: 2 3B: 0 HR: 1	SF: 0 SAC: 0 DP: 0 HBP: 0	WP: 0 PB: 0 SB: 1 CS: 0	PA: 42			
PITCHER	IP WLS BF H R ER SO BB IBB HBP BLK WP HR S P ERA WHIP																
Andy Pettitte, L (1, 1) ERA: 3.96	7.0 W 29 4 1 0 8 2 0 0 0 0 0 0 72 111 0.00 0.857																
Juan Acevedo, R (8, 1) ERA: 8.1	0.0 3 2 3 3 0 1 0 0 0 0 0 1 3 9 ∞ ∞																
Chris Hammond, L (8, 1) ERA: 3.0	1.0 H 5 1 0 0 1 1 0 0 0 0 0 0 13 22 0.00 2.000																
42 Mariano Rivera, R (9, 1) ERA: 9.0	1.0 5 1 1 1 2 1 0 0 0 0 0 0 19 27 9.00 2.000																

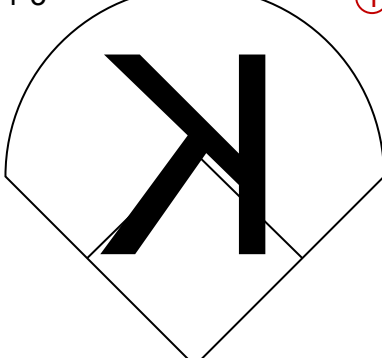
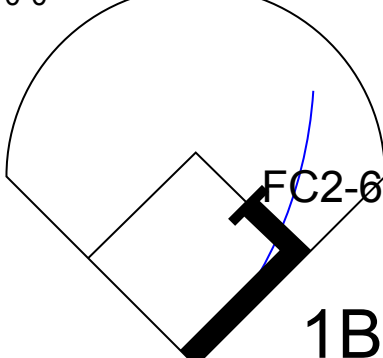
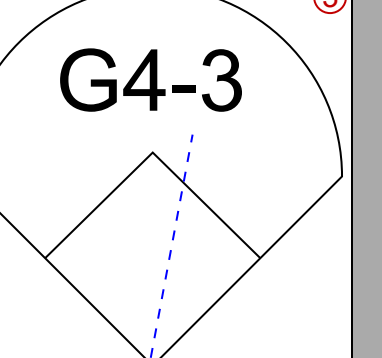
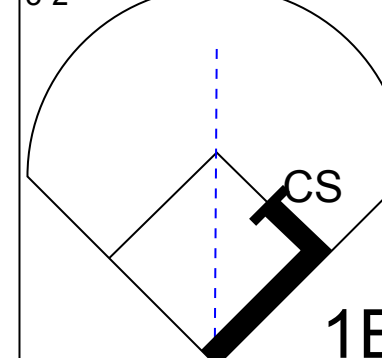
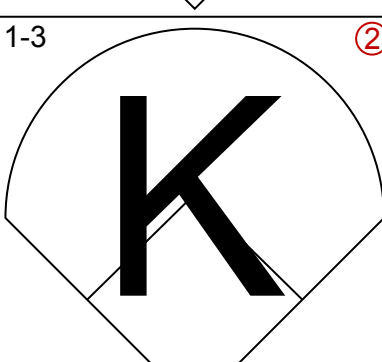
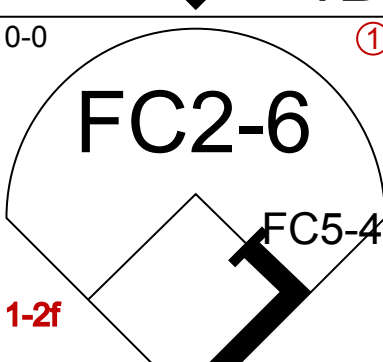
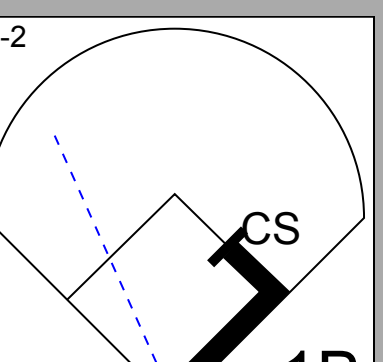
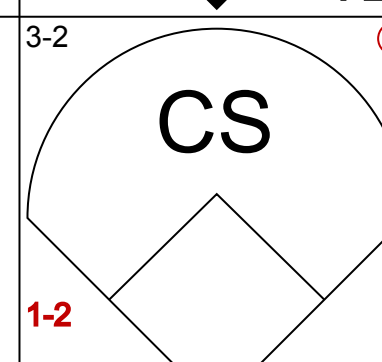
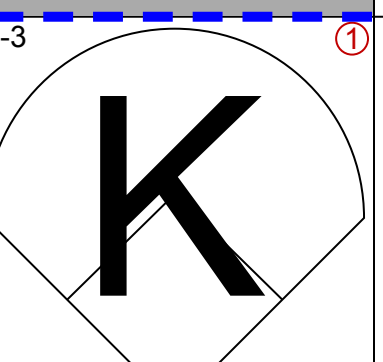
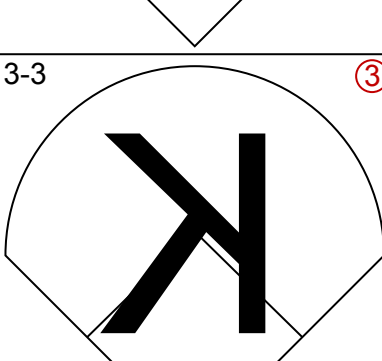
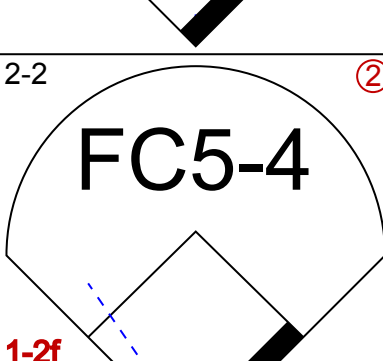
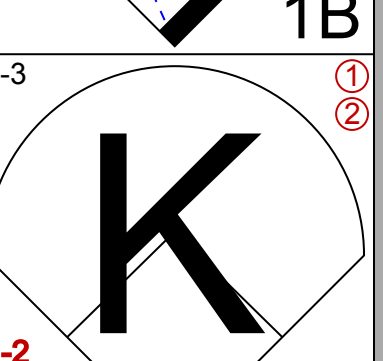
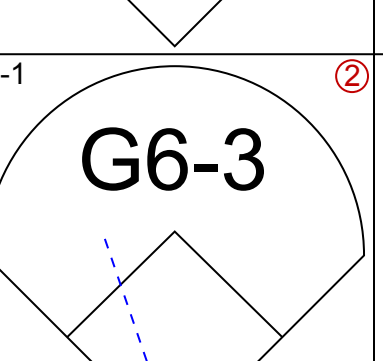
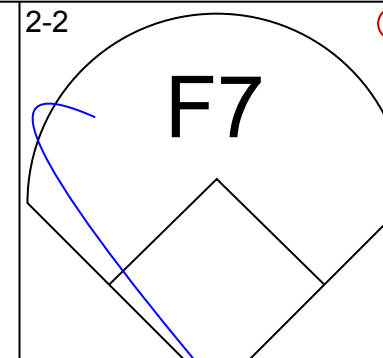
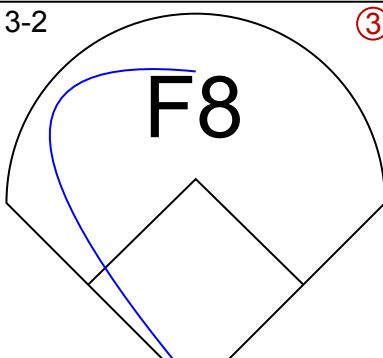
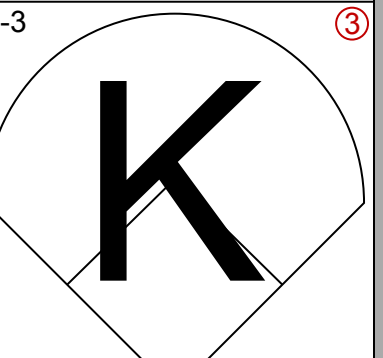
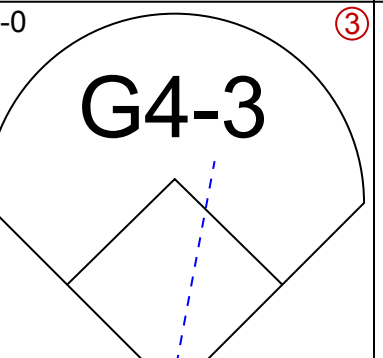
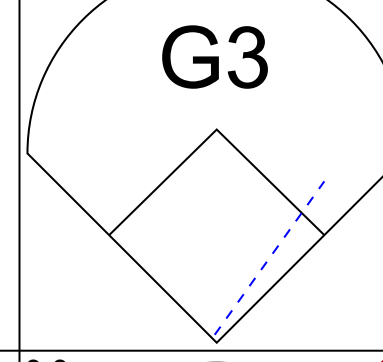
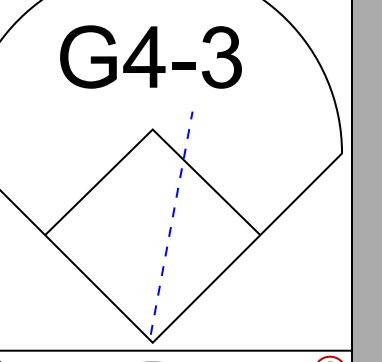
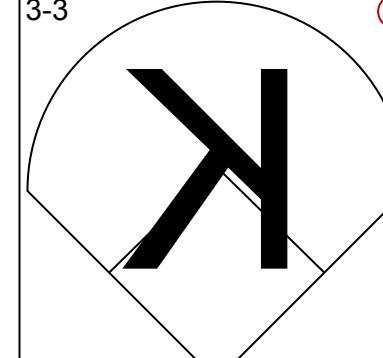
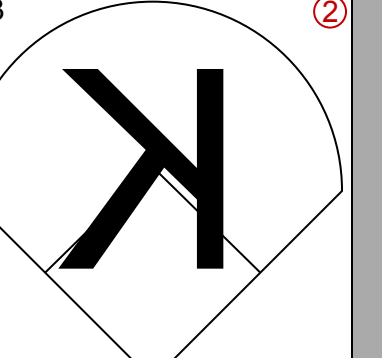
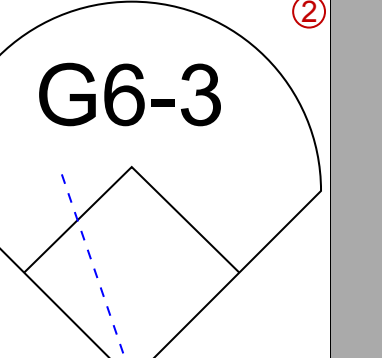
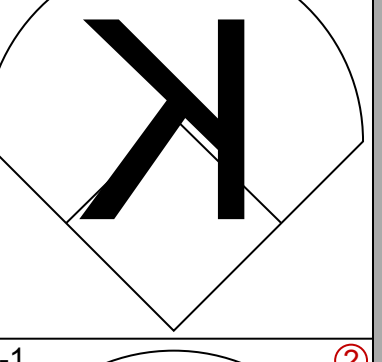
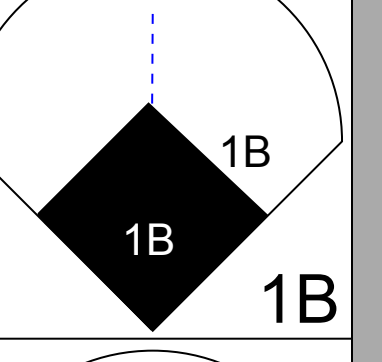
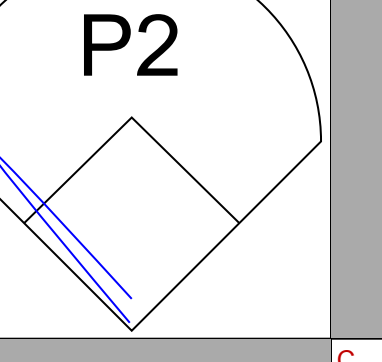
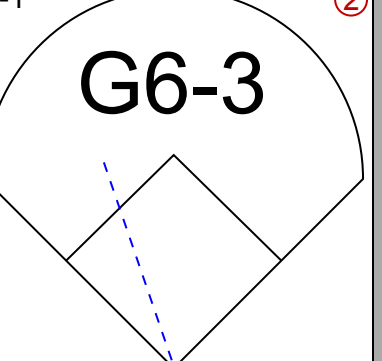
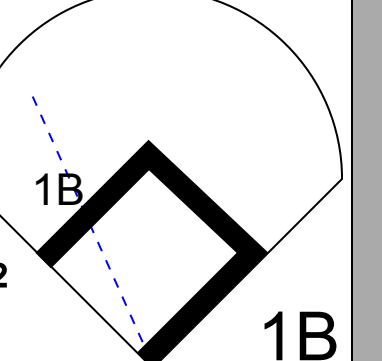
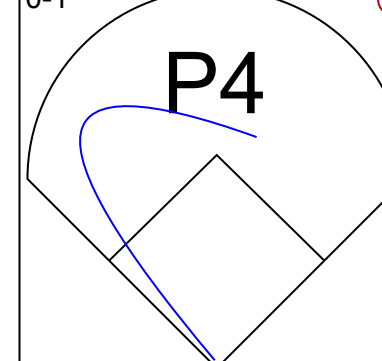
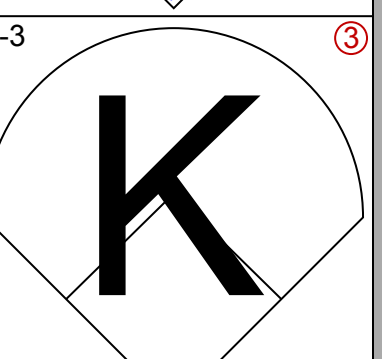
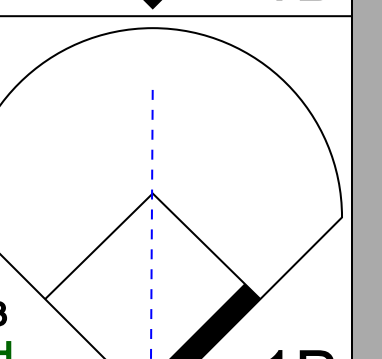
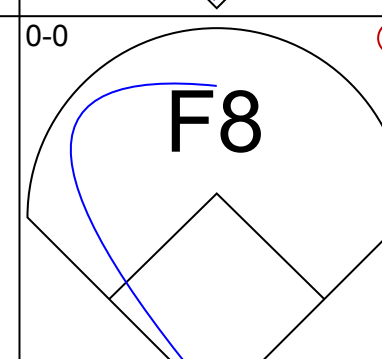
AB	37
R	5
H	8
RBI	4
BB	5
SO	11
LOB	23



Batter	1	2	3	4	5	6	7	8	9	AB	R	H	RBI	BB	SO	LOB	BOTTOM
Alfonso Soriano, R (1, 4) OBP: 0.435, SLG: 0.653	G5-3		F8		F7		25 G3-1			4	0	1	0	1	0	1	Seattle Mariners @ New York Yankees Yankee Stadium, Bronx, NY Wed Apr 30 2003, 7:05 PM EDT Att: 30,522 - Sunny - 61 F
Todd Zeile, R (1, 5) OBP: 0.327, SLG: 0.419 Enrique Wilson, S (8, PR) OBP: 0.217, SLG: 0.273			F7		F7		G1-3		BB	5	1	2	2	0	0	1	
25 Jason Giambi, L (1, 10) OBP: 0.342, SLG: 0.357	P5		F8		F8		G3-1		F7	5	0	0	0	0	0	4	
Bernie Williams, S (1, 8) OBP: 0.452, SLG: 0.596	20 BB		F8		F9		G6-3			3	1	0	0	1	0	1	
55 Hideki Matsui, L (1, 7) OBP: 0.320, SLG: 0.364	20 BB		F8				G3-1		G3	3	1	1	1	1	0	0	
20 Jorge Posada, S (1, 2) OBP: 0.376, SLG: 0.581	1-2 2H				K		G3-1		1B	2	2	1	0	1	1	0	
Raul Mondesi, R (1, 9) OBP: 0.422, SLG: 0.683	1-2 2-3				K		F9		BB	4	2	2	4	0	1	2	
Nick Johnson, L (1, 3) OBP: 0.474, SLG: 0.540	1-2 2-3						G3-1		BB	3	1	2	1	1	0	2	
Erick Almonte, R (1, 6) OBP: 0.317, SLG: 0.347 Robin Ventura, L (8, PH) OBP: 0.333, SLG: 0.519							K		BB	3	0	0	0	0	2	4	
									BB	1	0	0	0	0	1	2	
Inning Stats	R: 5 H: 4 E: 0 K: 0 S: 21	H: 4 R: 0 ER: 0 LOB: 2 BB: 2 P: 40	H: 0 R: 0 ER: 0 LOB: 0 BB: 0 P: 9	H: 0 R: 0 ER: 0 LOB: 0 BB: 0 P: 10	H: 0 R: 0 ER: 0 LOB: 1 BB: 1 P: 16	H: 0 R: 0 ER: 0 LOB: 0 BB: 0 P: 11	H: 1 R: 0 ER: 0 LOB: 1 BB: 1 P: 21	H: 1 R: 0 ER: 0 LOB: 1 BB: 0 P: 14	H: 3 R: 0 ER: 0 LOB: 2 BB: 1 P: 26	H: 3 R: 1 ER: 0 LOB: 1 BB: 1 P: 26	1B: 7 2B: 1 3B: 0 HR: 1	SF: 0 SAC: 0 DP: 0 HBP: 1	WP: 1 PB: 0 SB: 0 CS: 0	PA: 39			
PITCHER	IP WLS BF H R ER SO BB IBB HBP BLK WP HR S P ERA WHIP																
Jamie Moyer, L (1, 1) ERA: 3.82	6.0 L 27 5 5 5 4 4 0 0 0 0 0 1 60 107 7.50 1.500																
40 Julio Mateo, R (7, 1) ERA: 2.13	1.0 4 1 0 0 0 0 0 0 0 0 0 1 9 14 0.00 1.000																
Giovanni Carrara, R (8, 1) ERA: 3.95	0.1 4 2 3 3 0 0 0 1 0 0 0 0 5 10 81.00 6.000																
Shigetoshi Hasegawa, R (8, 1) ERA: 0.51	0.2 4 1 0 0 1 0 1 0 0 0 0 0 7 16 0.00 1.500																

AB	33
R	8
H	9
RBI	8
BB	5
SO	5
LOB	17

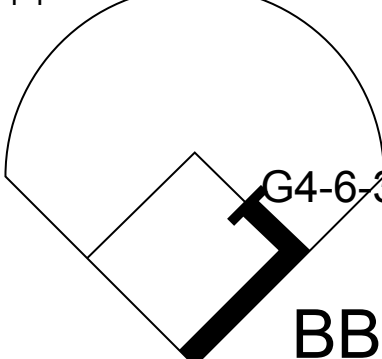
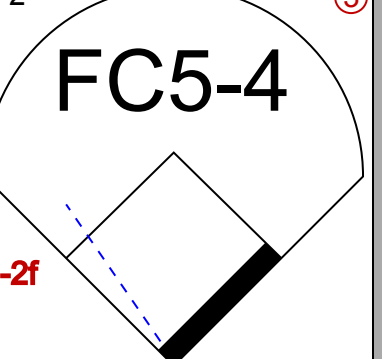
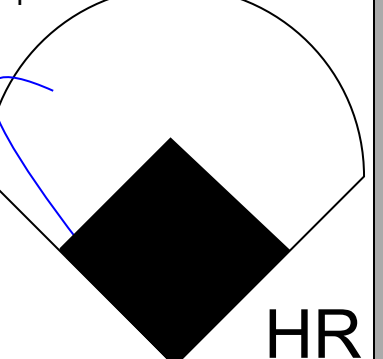
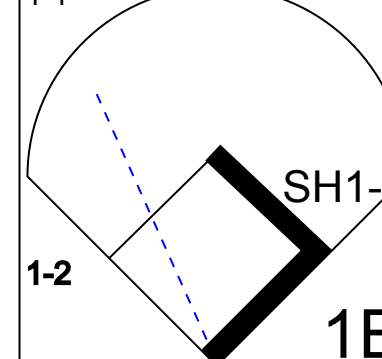
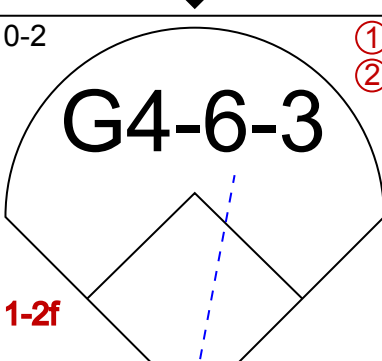
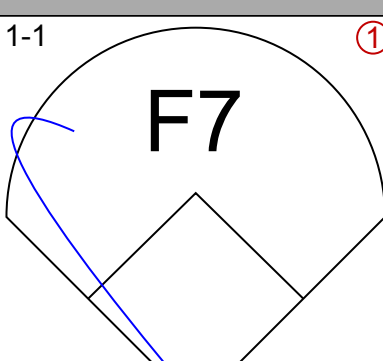
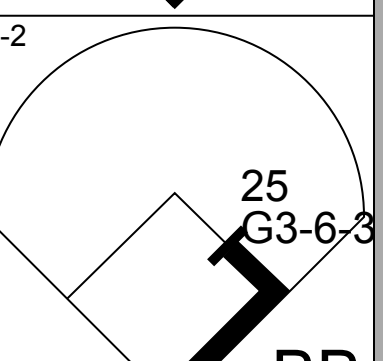
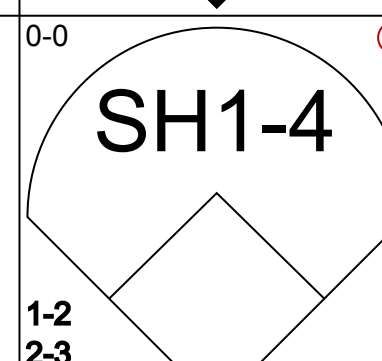
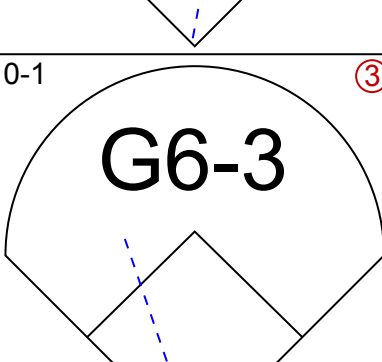
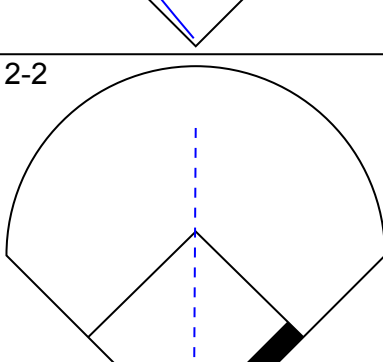
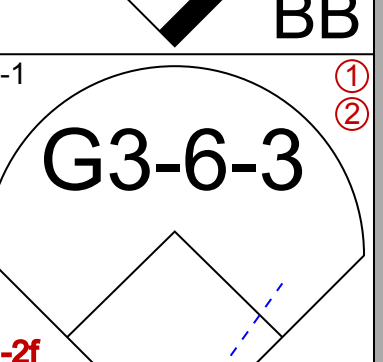
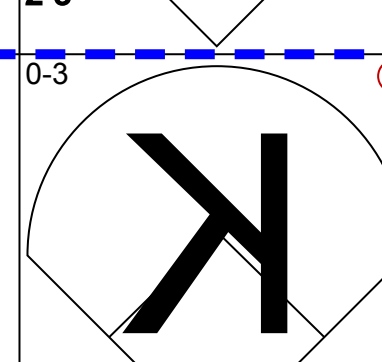
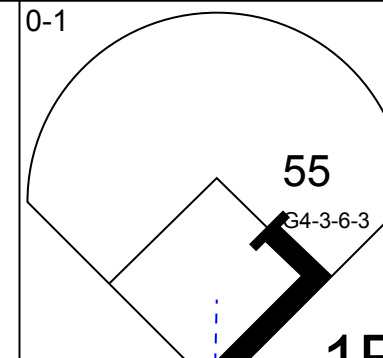
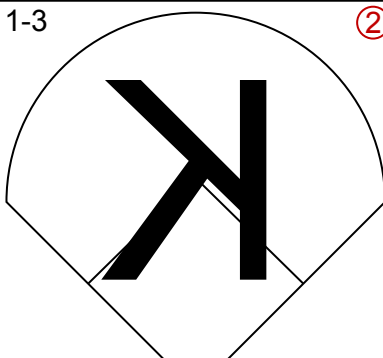
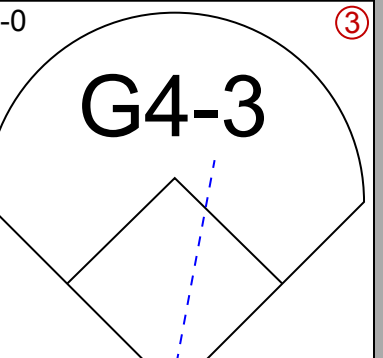
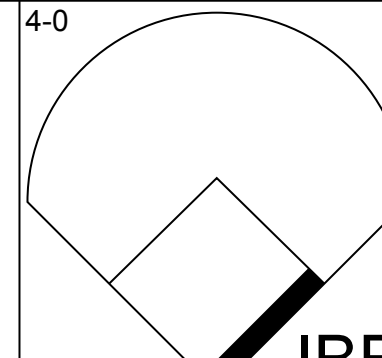
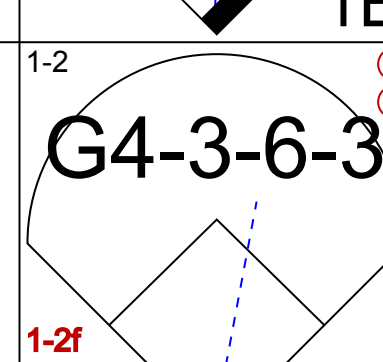
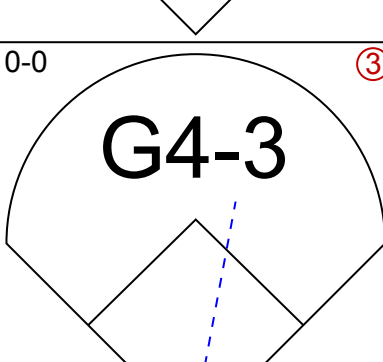
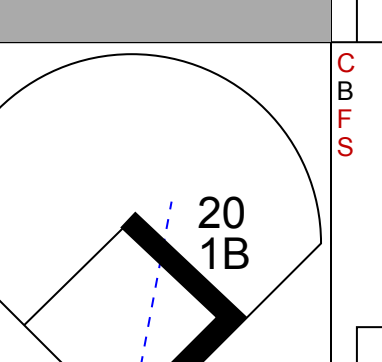
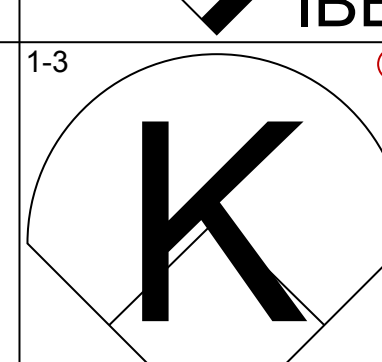
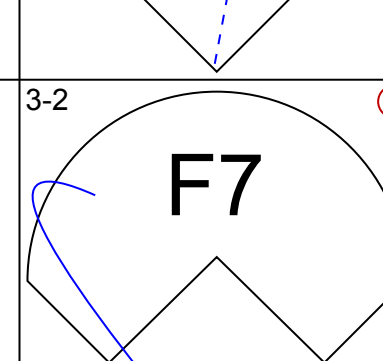
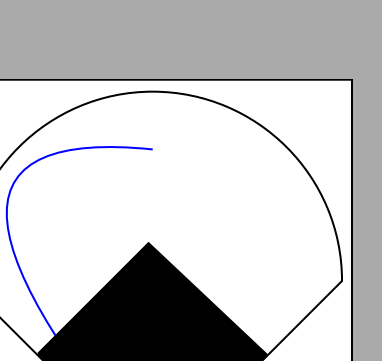
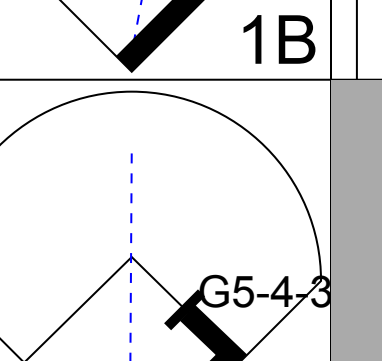
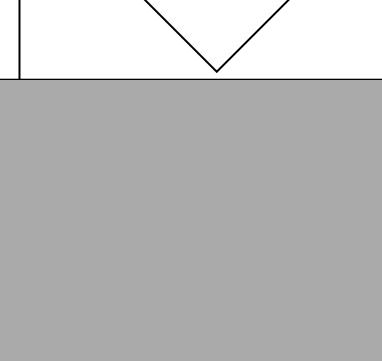
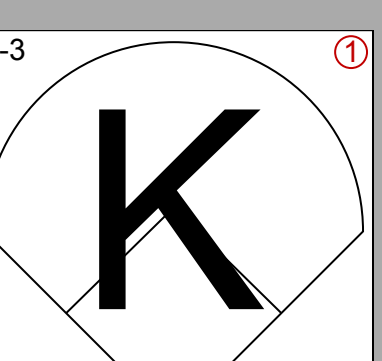
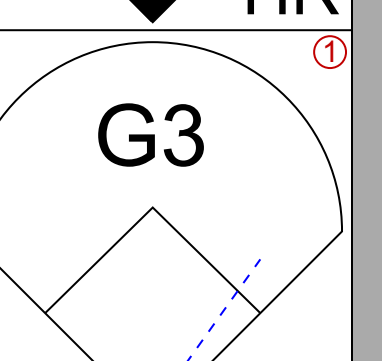
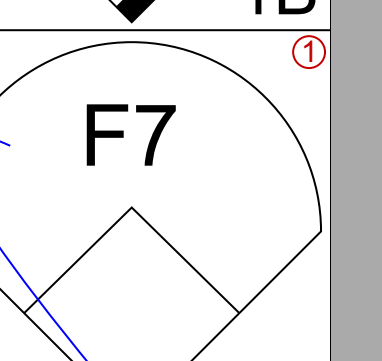
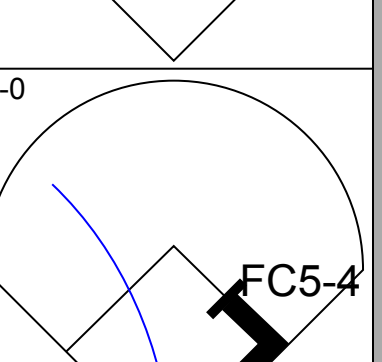
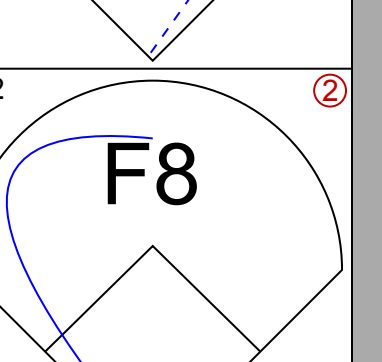
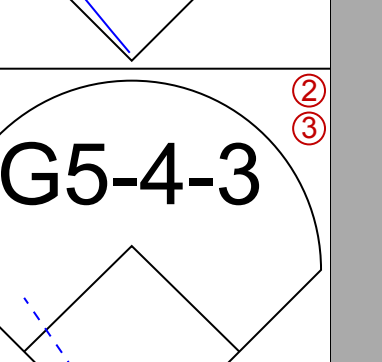
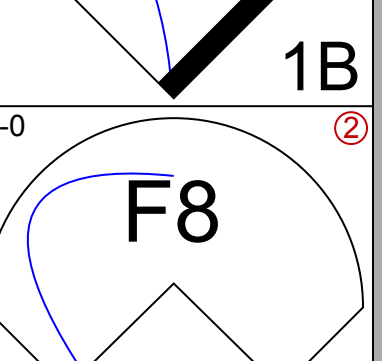
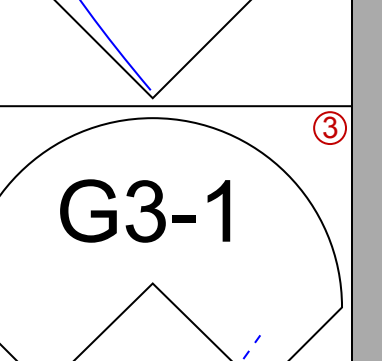
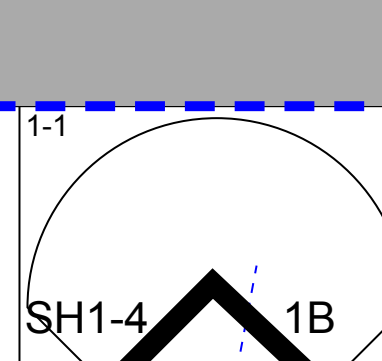


Batter	1	2	3	4	5	6	7	8	9	AB	R	H	RBI	BB	SO	LOB	TOP					
51 Ichiro Suzuki, L (1, 9) OBP: 0.323, SLG: 0.313				 1B				 1B		4	0	2	0	0	1	2						
Randy Winn, S (1, 7) OBP: 0.345, SLG: 0.314				 FC5-4 1-2f			 1B	 1-2		4	0	1	0	0	2	1						
Bret Boone, R (1, 4) OBP: 0.370, SLG: 0.532				 1-2f			 1-2			4	0	0	0	0	2	2						
Edgar Martinez, R (1, 10) OBP: 0.468, SLG: 0.534							 1-2			4	0	0	0	0	1	1						
John Olerud, L (1, 3) OBP: 0.409, SLG: 0.457										3	0	0	0	0	0	0						
Mike Cameron, R (1, 8) OBP: 0.323, SLG: 0.393										3	0	0	0	0	2	0						
Mark McLemore, S (1, 6) OBP: 0.324, SLG: 0.345					 1B					3	1	1	0	0	1	0						
Jeff Cirillo, R (1, 5) OBP: 0.277, SLG: 0.247					 1B					3	0	1	0	0	0	0						
Dan Wilson, R (1, 2) OBP: 0.333, SLG: 0.434					 1-3 2-H					3	0	1	1	0	1	0						
Inning Stats	R: 0 H: 0 E: 0 K: 3 S: 13	H: 0 LOB: 0 BB: 0 P: 18	R: 0 H: 0 E: 0 K: 1 S: 10	H: 0 LOB: 0 BB: 0 P: 16	R: 0 H: 0 E: 0 K: 2 S: 8	H: 0 LOB: 0 BB: 0 P: 13	R: 0 H: 1 E: 0 K: 0 S: 10	H: 1 LOB: 1 BB: 0 P: 15	R: 1 H: 3 E: 0 K: 1 S: 13	H: 3 LOB: 2 BB: 0 P: 18	R: 0 H: 1 E: 0 K: 2 S: 13	H: 1 LOB: 0 BB: 0 P: 18	R: 0 H: 0 E: 0 K: 0 S: 6	H: 0 LOB: 0 BB: 0 P: 9	R: 0 H: 1 E: 0 K: 0 S: 8	H: 1 LOB: 0 BB: 0 P: 14	R: 0 H: 0 E: 0 K: 1 S: 6	H: 0 LOB: 0 BB: 0 P: 9	1B: 6 2B: 0 3B: 0 HR: 0	SF: 0 SAC: 0 DP: 0 HBP: 0	WP: 0 PB: 0 CS: 2	PA: 32
PITCHER	IP	WLS	BF	H	R	ER	SO	BB	IBB	HBP	BLK	WP	HR	S	P	ERA	WHIP					
35 Mike Mussina, R (1, 1) ERA: 1.6	8.0	W	28	6	1	1	9	0	0	0	0	0	0	81	121	1.12	0.750					
42 Mariano Rivera, R (9, 1) ERA: 4.5	1.0	S	3	0	0	0	1	0	0	0	0	0	0	6	9	0.00	0.000					

Seattle Mariners @ New York Yankees
Yankee Stadium, Bronx, NY
Thu May 01 2003, 7:05 PM EDT
Att: 34,991 - Cloudy - 68 F

AB	31
R	1
H	6
RBI	1
BB	0
SO	10
LOB	6



Batter	1	2	3	4	5	6	7	8	9	AB	R	H	RBI	BB	SO	LOB	BOTTOM				
Alfonso Soriano, R (1, 4) OBP: 0.444, SLG: 0.677	 BB		 1-2f					 1B		3	1	2	1	1	0	1					
Nick Johnson, L (1, 10) OBP: 0.470, SLG: 0.528	 1-2f					 25 G3-6-3 BB		 1-2 2-3		2	0	0	0	1	0	1					
25 Jason Giambi, L (1, 3) OBP: 0.339, SLG: 0.353				 1B		 1-2f				4	0	1	0	0	1	3					
Bernie Williams, S (1, 8) OBP: 0.454, SLG: 0.589		 55 24-3-6-3 1B								3	0	1	0	1	1	1					
55 Hideki Matsui, L (1, 7) OBP: 0.317, SLG: 0.360	 1-2f						 20 1B			4	0	1	0	0	1	5					
20 Jorge Posada, S (1, 2) OBP: 0.385, SLG: 0.618							 G5-4-3			3	1	2	1	0	0	0					
Robin Ventura, L (1, 5) OBP: 0.322, SLG: 0.500										3	0	0	0	0	1	2					
Raul Mondesi, R (1, 9) OBP: 0.420, SLG: 0.673			 FC5-4 1B				 1-2f			3	0	1	0	0	0	2					
Enrique Wilson, S (1, 6) OBP: 0.231, SLG: 0.280								 1B		3	0	1	0	0	0	1					
Inning Stats	R: 0 H: 0 E: 0 K: 0 S: 6	H: 1 LOB: 0 BB: 1 P: 10	R: 0 H: 1 E: 0 K: 1 S: 11	H: 1 LOB: 0 BB: 0 P: 15	R: 0 H: 1 E: 0 K: 1 S: 10	H: 1 LOB: 1 BB: 0 P: 15	R: 1 H: 1 E: 0 K: 0 S: 9	H: 1 LOB: 0 BB: 0 P: 13	R: 1 H: 1 E: 0 K: 0 S: 7	H: 1 LOB: 1 BB: 1 P: 13	R: 0 H: 2 E: 0 K: 0 S: 10	H: 2 LOB: 1 BB: 0 P: 12	R: 0 H: 2 E: 0 K: 2 S: 11	H: 2 LOB: 3 BB: 1 P: 18	R: 0 H: 0 E: 0 K: 0 S: 7	H: 0 LOB: 0 BB: 0 P: 12	1B: 7 2B: 0 3B: 0 HR: 2	SF: 0 SAC: 1 DP: 4 HBP: 0	WP: 0 PB: 0 CS: 0	PA: 32	
PITCHER	IP	WLS	BF	H	R	ER	SO	BB	IBB	HBP	BLK	WP	HR	S	P	ERA	WHIP				
Joel Pineiro, R (1, 1) ERA: 3.76	7.0	L	26	7	2	2	2	2	0	0	0	0	0	5	7	0.00	6.000				
Jeff Nelson, R (8, 1) ERA: 3.27	0.1		3	2	0	0	0	0	0	0	0	0	0	5	7	0.00	6.000				
Arthur Rhodes, L (8, 1) ERA: 1.88	0.2		3	0	0	0	2	0	1	0	0	0	0	6	11	0.00	0.000				

Seattle Mariners @ New York Yankees
Yankee Stadium, Bronx, NY
Thu May 01 2003, 7:05 PM EDT
Att: 34,991 - Cloudy - 68 F

AB	28
R	2
H	9
RBI	2
BB	3
SO	4
LOB	16




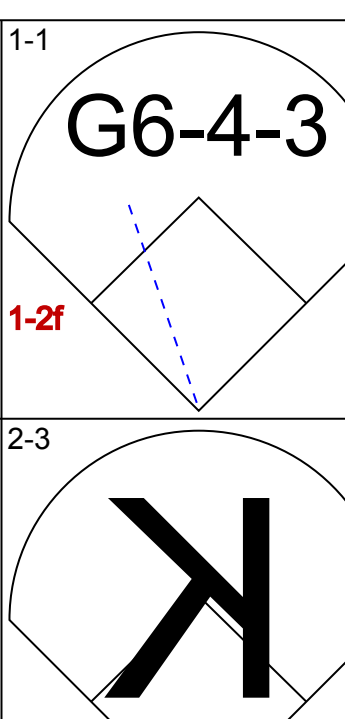
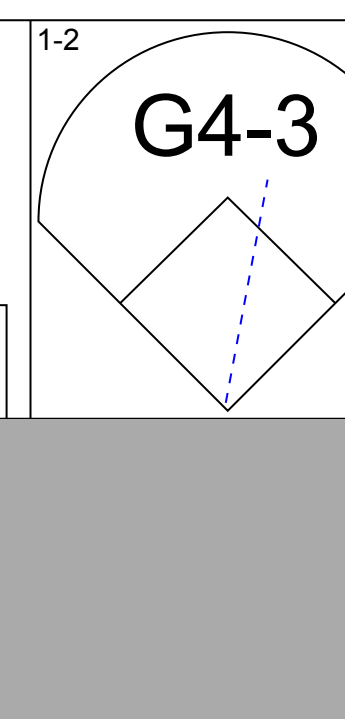
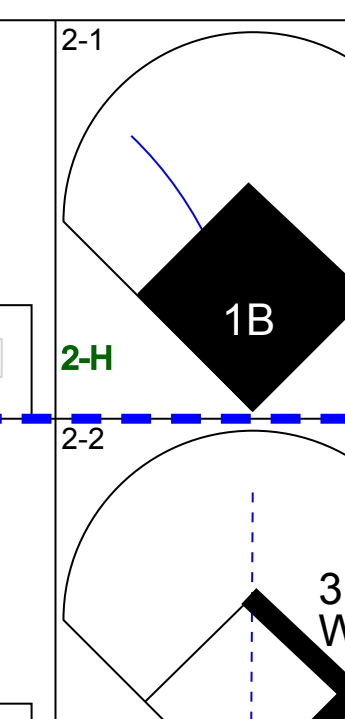
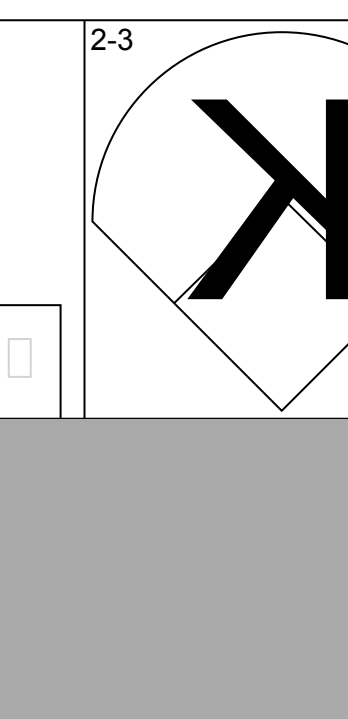
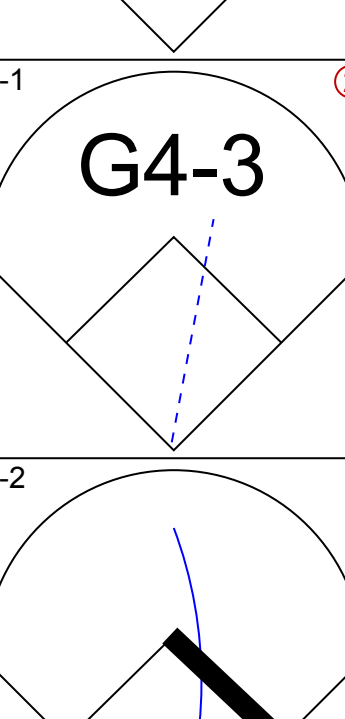

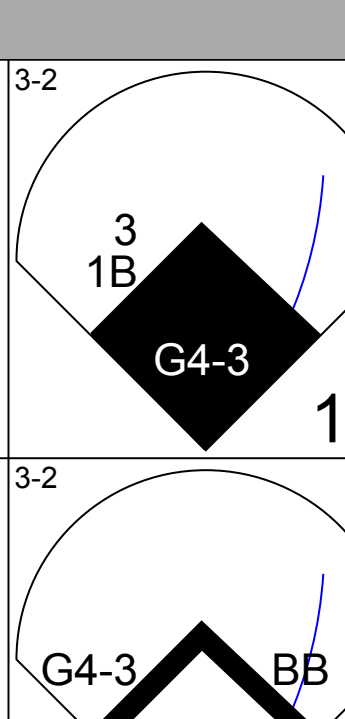
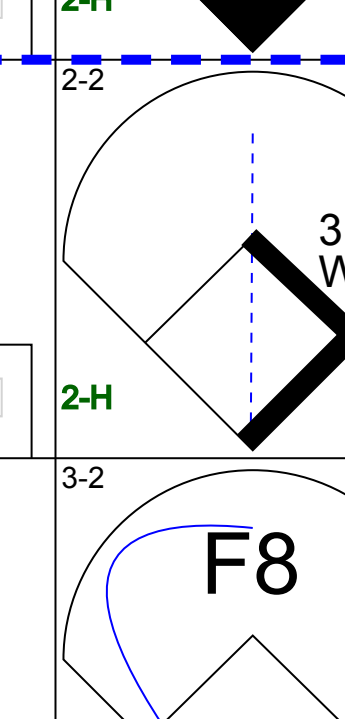

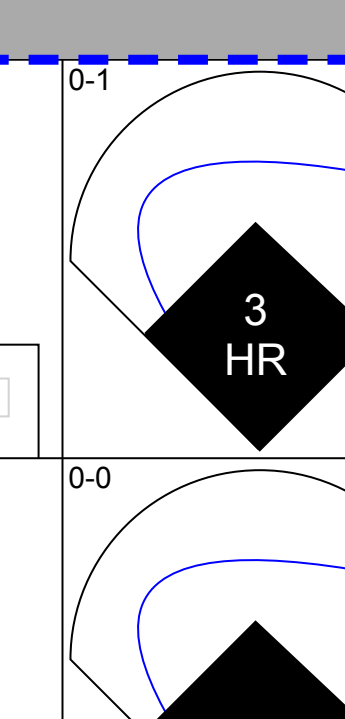
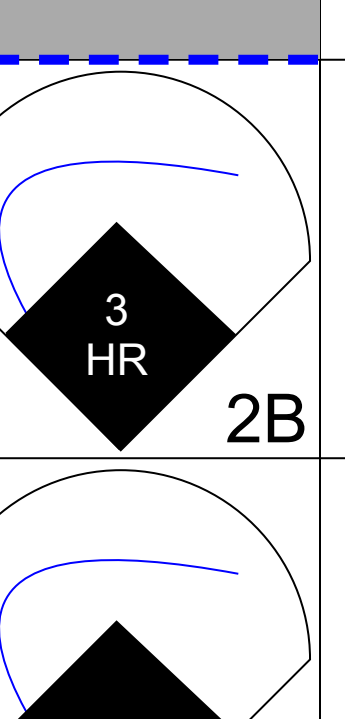
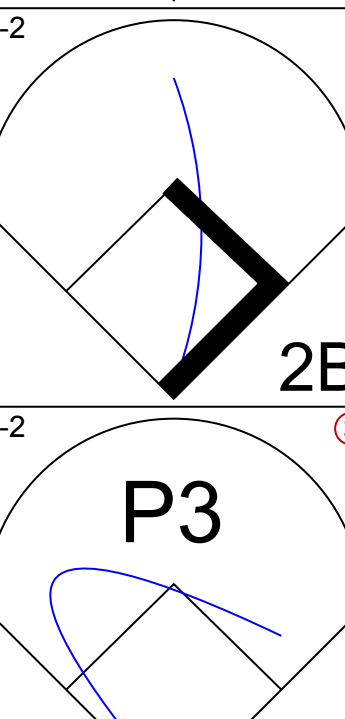
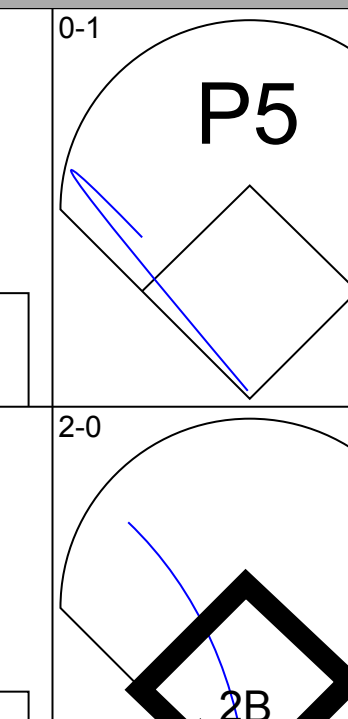
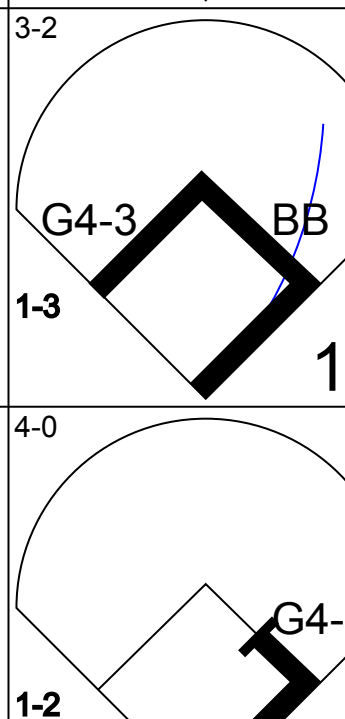
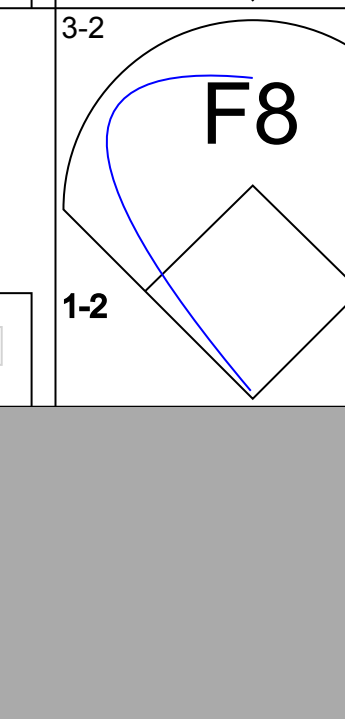
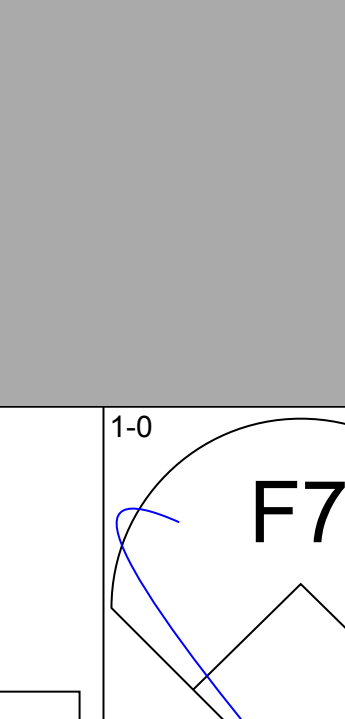
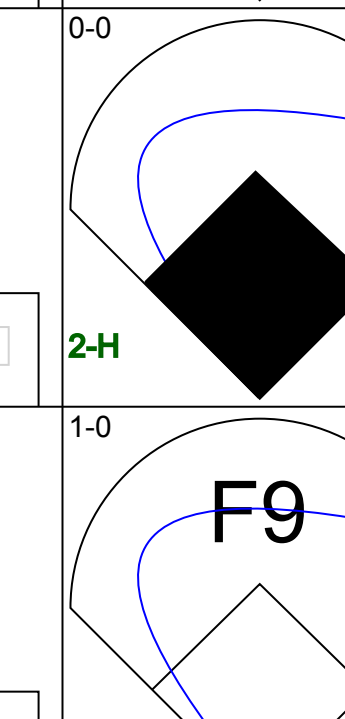
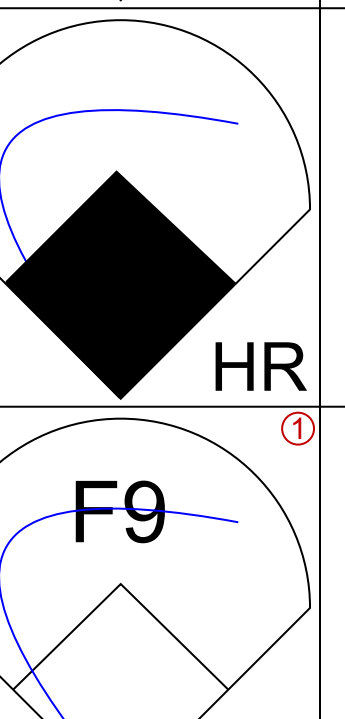
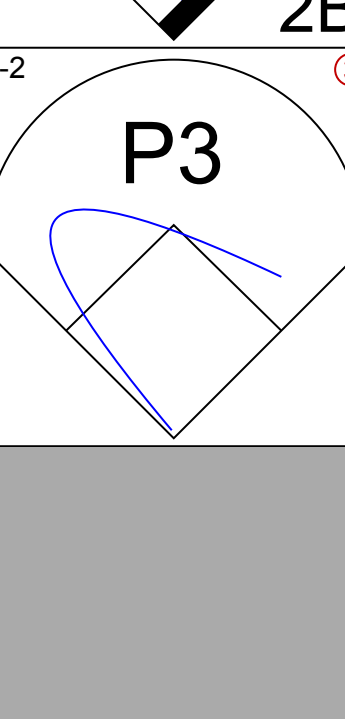
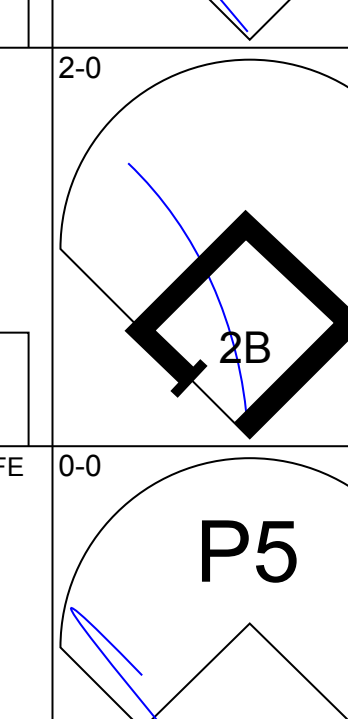
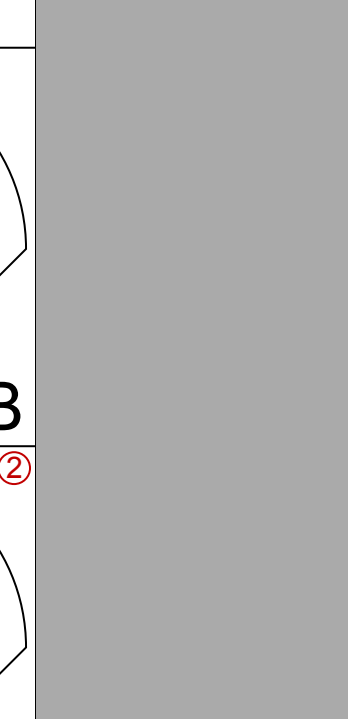
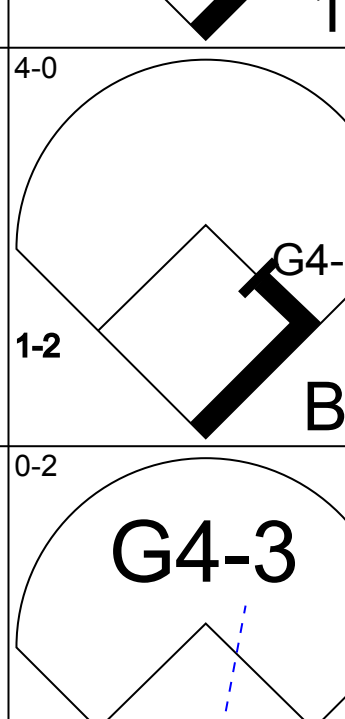

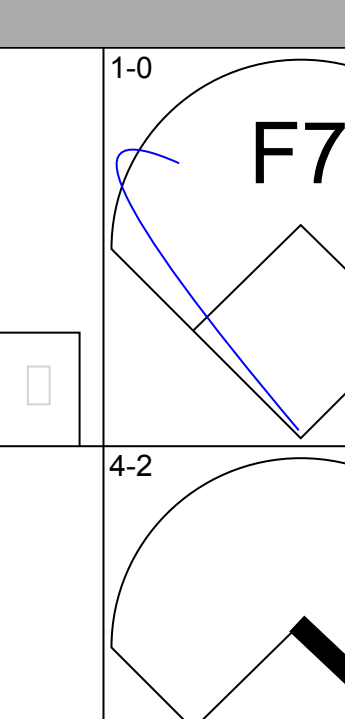
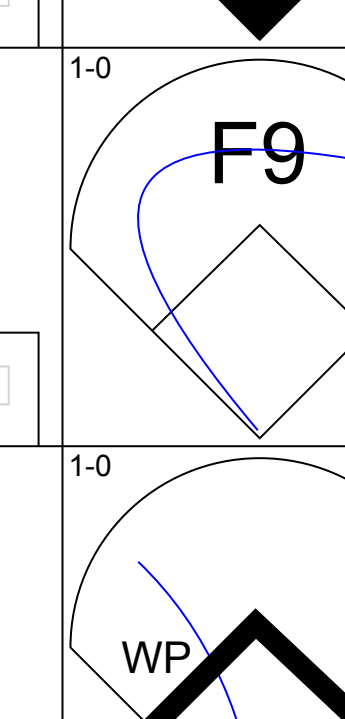
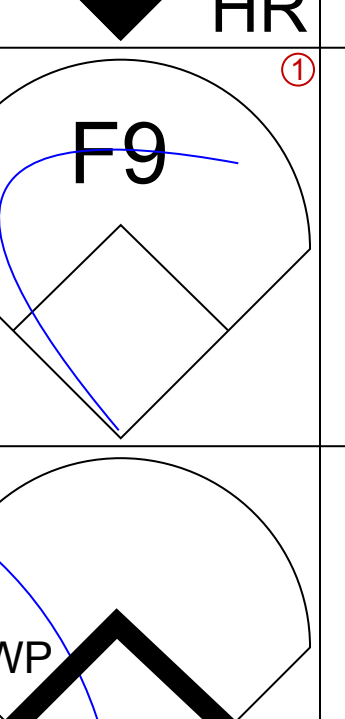
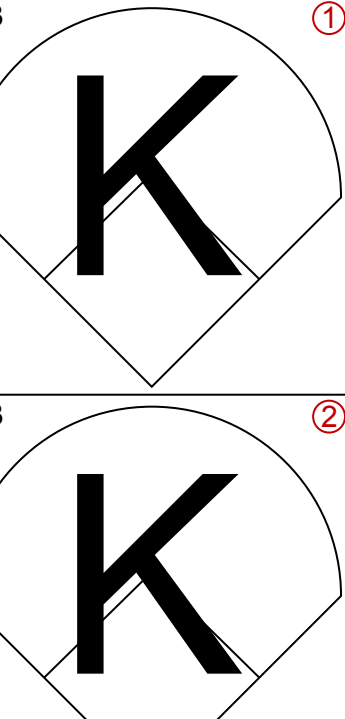
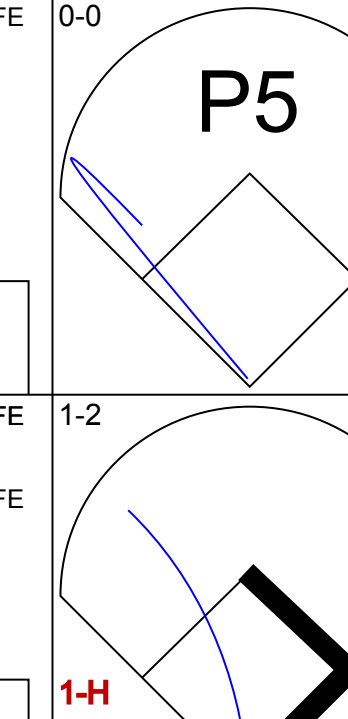
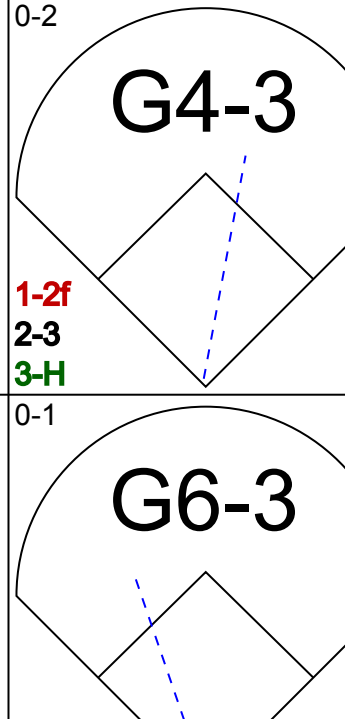
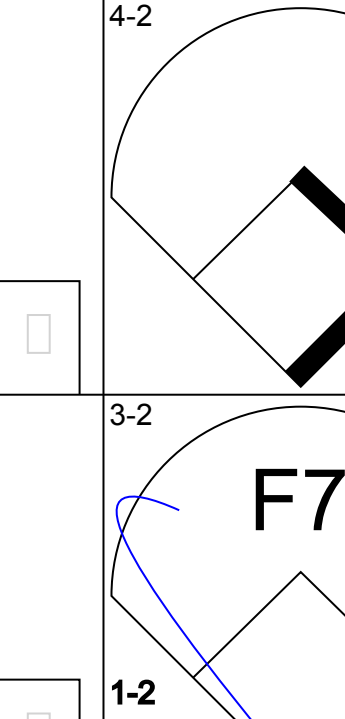
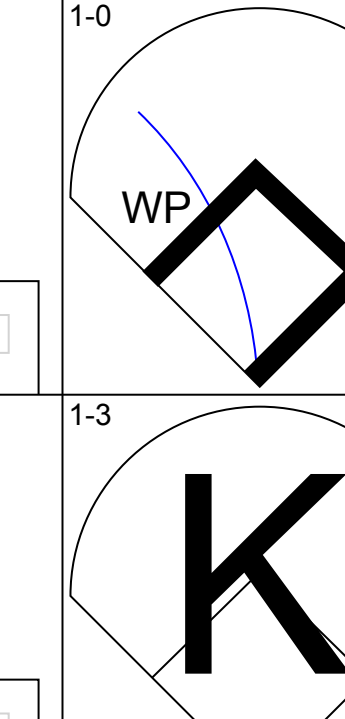
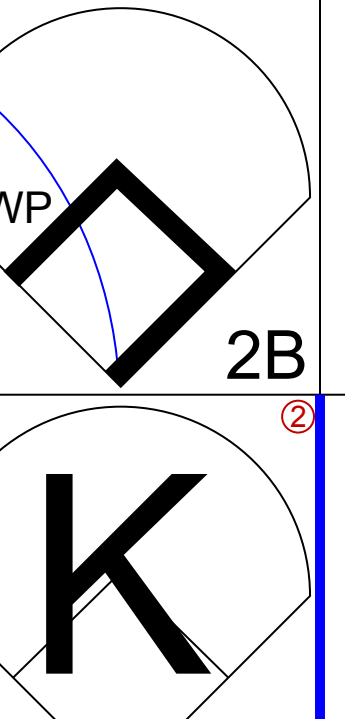
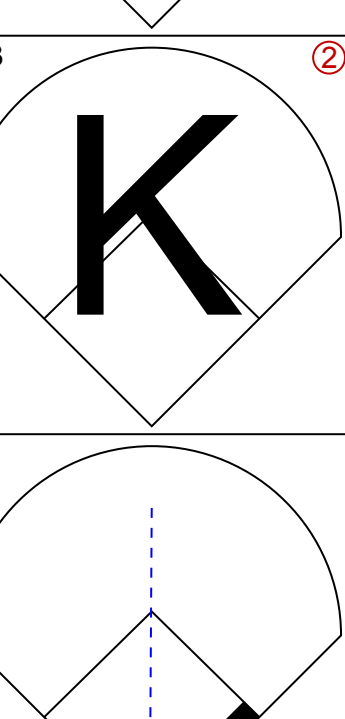
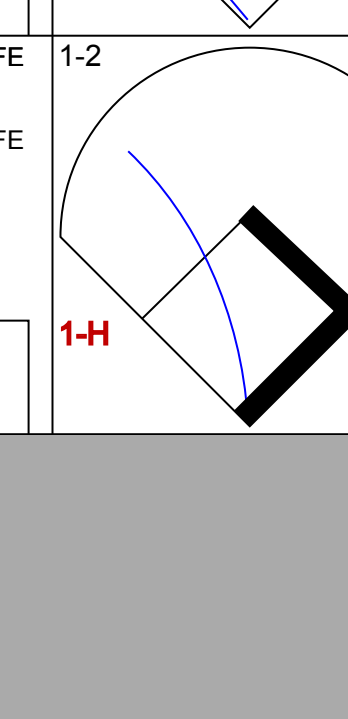
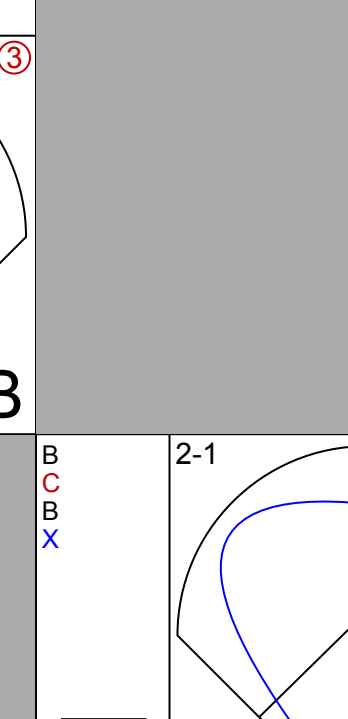
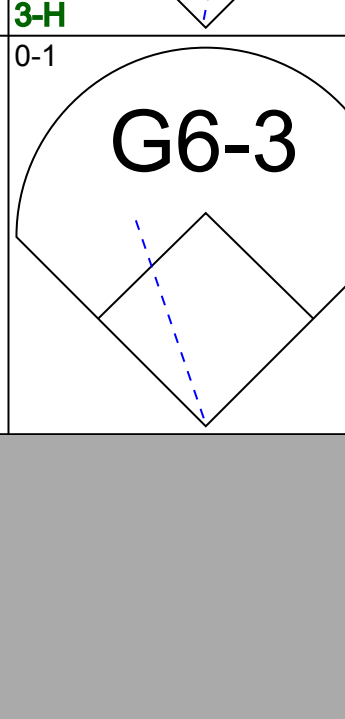
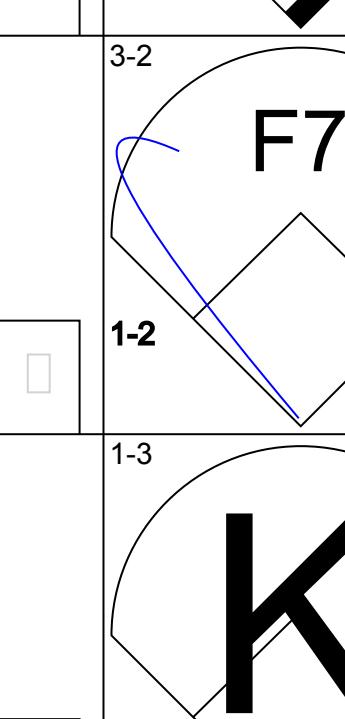
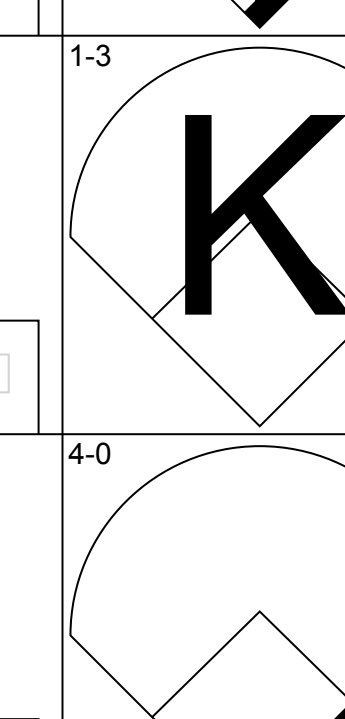
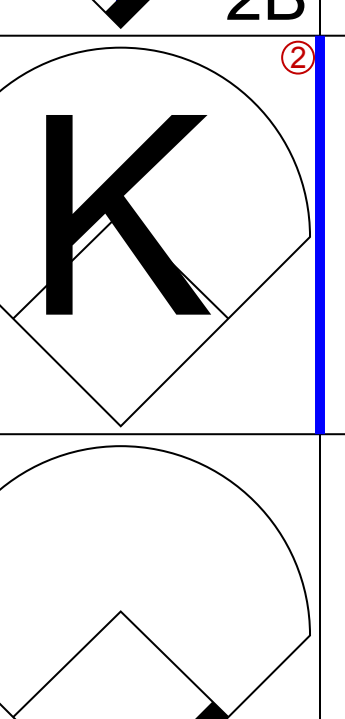
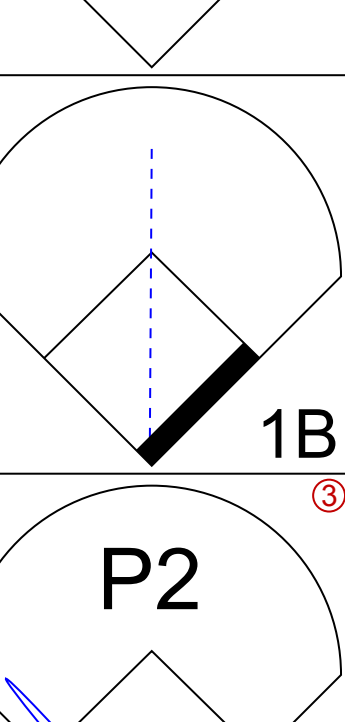
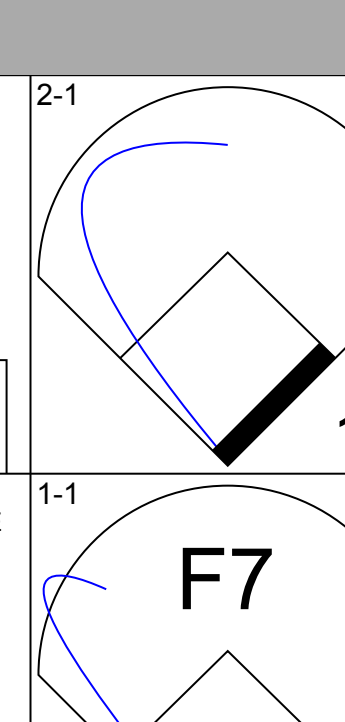
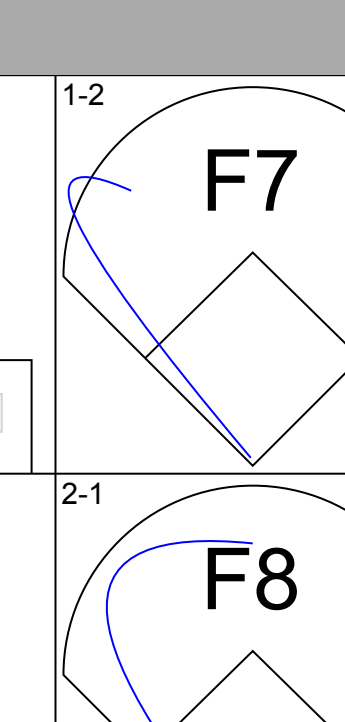
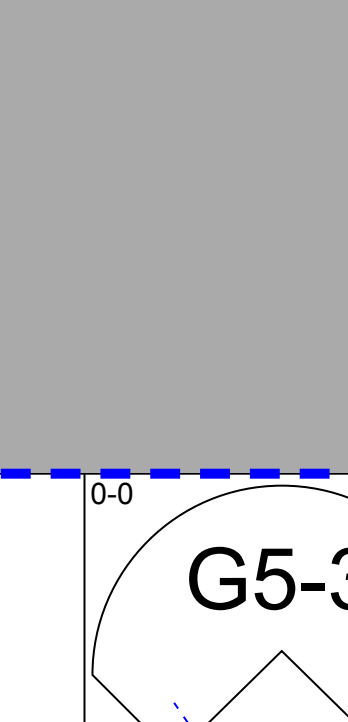
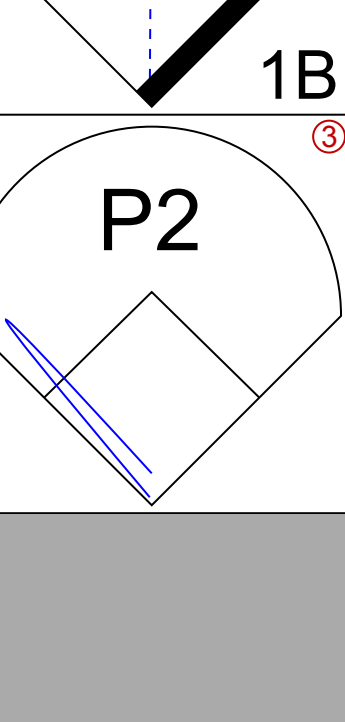
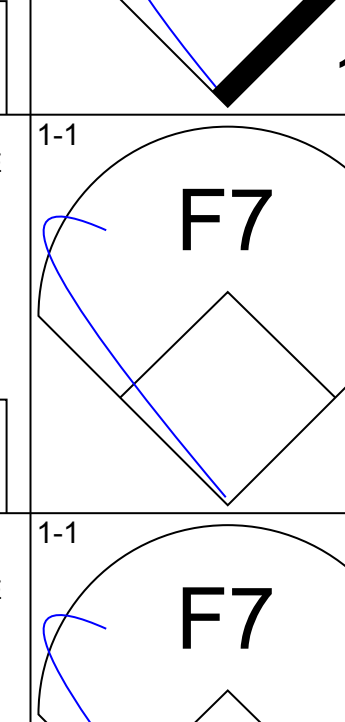
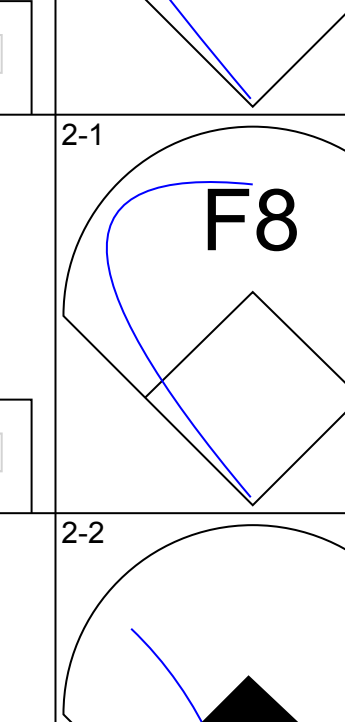
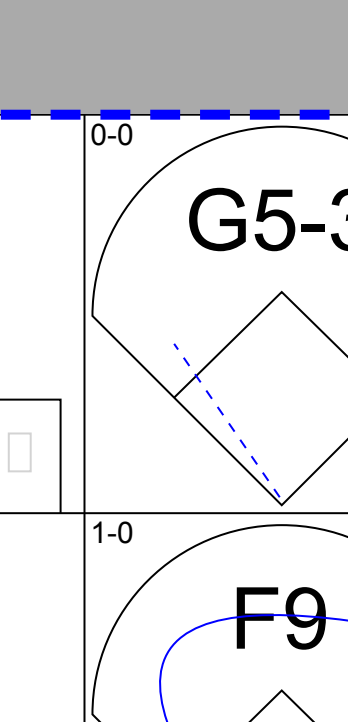
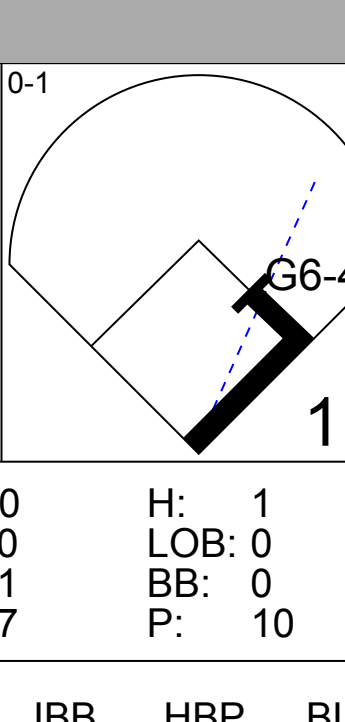
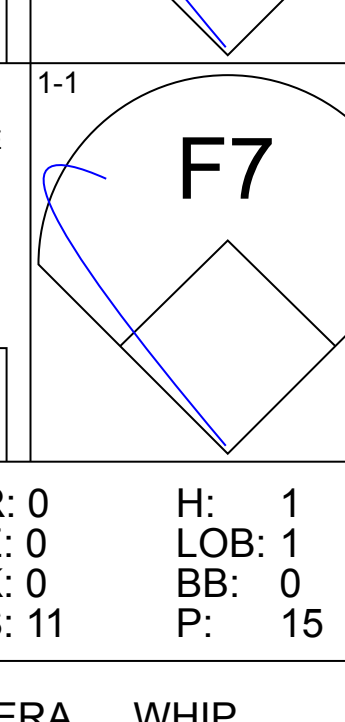
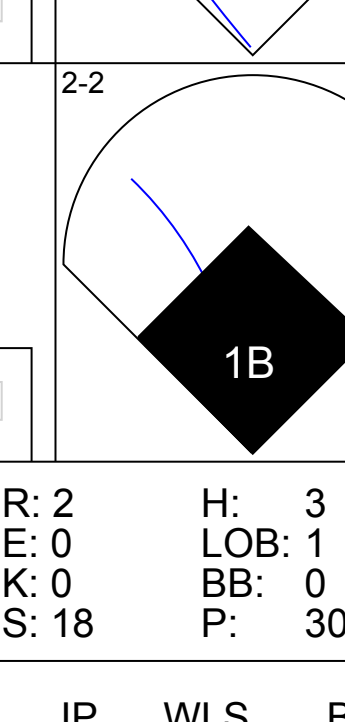
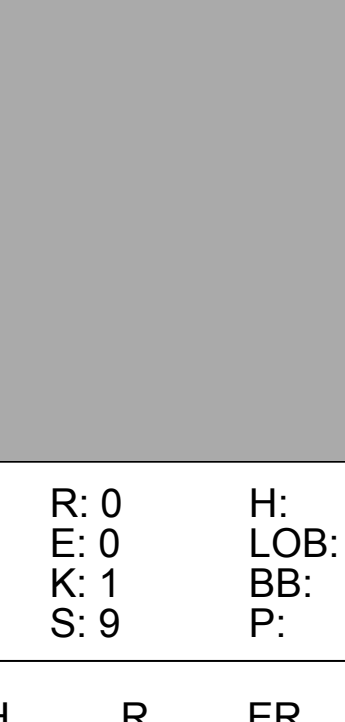
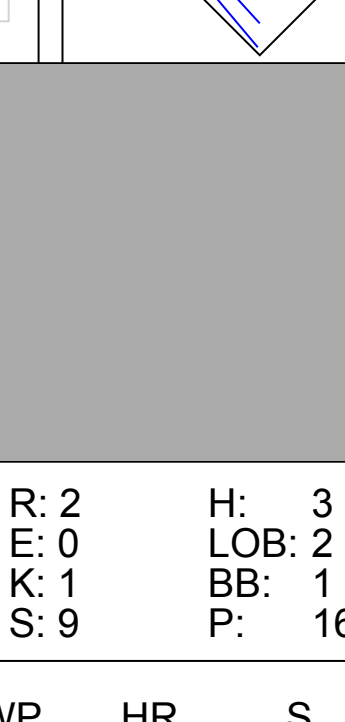
Batter	1	2	3	4	5	6	7	8	9	AB	R	H	RBI	BB	SO	LOB	TOP										
Scott Hatteberg, L (1, 3) OBP: 0.387, SLG: 0.420	G1-3		K		G4-3		F7			4	0	0	0	0	1	3	Oakland Athletics @ New York Yankees Yankee Stadium, Bronx, NY Fri May 02 2003, 7:05 PM EDT Att: 38,538 - Cloudy - 64 F										
Mark Ellis, R (1, 4) OBP: 0.325, SLG: 0.446	G6-3		L8			E6		P2		4	0	0	0	0	0	0											
3 Eric Chavez, L (1, 5) OBP: 0.361, SLG: 0.495	F8		K			K		F8		4	0	0	0	0	2	1											
Miguel Tejada, R (1, 6) OBP: 0.231, SLG: 0.308		G3 1B		L7		L5		G5-3		4	0	1	0	0	0	1											
Erubiel Durazo, L (1, 10) OBP: 0.400, SLG: 0.505	G3		G4-3		F8			G3 2B		4	1	1	0	0	0	2											
Ramon Hernandez, R (1, 2) OBP: 0.419, SLG: 0.549	L4		G5-3			G4-3 2B		G3		4	0	1	0	0	0	2											
Terrence Long, L (1, 7) OBP: 0.310, SLG: 0.456	G3			K		G4-3		G4-3		4	0	0	1	0	1	2											
Ron Gant, R (1, 9) OBP: 0.160, SLG: 0.130 Jason Grabowski, L (9, PH)			HR 1B		G6-3		G6-3		K	3	1	1	0	0	0	1											
Eric Byrnes, R (1, 8) OBP: 0.440, SLG: 0.523			HR							1	0	0	0	0	1	0											
Inning Stats	R: 0 E: 0 K: 0 S: 7	H: 0 LOB: 0 BB: 0 P: 9	R: 0 E: 0 K: 0 S: 6	H: 1 LOB: 1 BB: 0 P: 9	R: 2 E: 0 K: 2 S: 17	H: 2 LOB: 0 BB: 0 P: 24	R: 0 E: 0 K: 0 S: 11	H: 0 LOB: 0 BB: 0 P: 12	R: 0 E: 0 K: 1 S: 11	H: 1 LOB: 1 BB: 0 P: 16	R: 0 E: 1 K: 1 S: 10	H: 0 LOB: 1 BB: 0 P: 11	R: 0 E: 0 K: 0 S: 6	H: 1 LOB: 2 BB: 1 P: 15	R: 0 E: 0 K: 0 S: 9	H: 0 LOB: 0 BB: 0 P: 13		R: 1 E: 0 K: 1 S: 10	H: 1 LOB: 0 BB: 0 P: 13	1B: 3 2B: 2 3B: 0 HR: 1	SF: 0 SAC: 0 DP: 0 HBP: 0	WP: 0 PB: 0 SB: 0 CS: 0	PA: 35				
PITCHER	IP	WLS	BF	H	R	ER	SO	BB	IBB	HBP	BLK	WP	HR	S	P	ERA	WHIP										
David Wells, L (1, 1) ERA: 2.74	7.0	W	28	5	2	2	4	1	0	0	0	0	1	68	96	2.57	0.857										
Juan Acevedo, R (8, 1) ERA: 8.18	1.0	H	4	1	1	1	0	0	0	0	0	0	0	10	14	9.00	1.000										
42 Mariano Rivera, R (9, 1) ERA: 3.0	1.0	S	3	0	0	0	1	0	0	0	0	0	0	9	12	0.00	0.000										

Batter	1	2	3	4	5	6	7	8	9	AB	R	H	RBI	BB	SO	LOB	BOTTOM										
Alfonso Soriano, R (1, 4) OBP: 0.435, SLG: 0.656	P3		P6			K		F9		4	0	0	0	1	1	4	Oakland Athletics @ New York Yankees Yankee Stadium, Bronx, NY Fri May 02 2003, 7:05 PM EDT Att: 38,538 - Cloudy - 64 F										
Todd Zeile, R (1, 5) OBP: 0.351, SLG: 0.500	L8		HR		P4		25 G4-1 2B	25 BB		5	2	3	2	0	0	3											
25 Jason Giambi, L (1, 3) OBP: 0.333, SLG: 0.340	K		K		K		G4-1	55 FC4-6 BB		4	0	0	0	1	3	4											
Bernie Williams, S (1, 8) OBP: 0.452, SLG: 0.573		F8		K		55 1B BB		F5		3	2	0	0	2	1	2											
55 Hideki Matsui, L (1, 7) OBP: 0.321, SLG: 0.370	G3-1			G6-3		BB BB		FC4-6		5	0	2	1	0	0	2											
20 Jorge Posada, S (1, 2) OBP: 0.380, SLG: 0.598	E6			G6-3		L9		BB IBB		3	0	0	0	1	0	2											
Raul Mondesi, R (1, 9) OBP: 0.407, SLG: 0.648	F8				K	P4		K		4	0	0	0	0	2	6											
Bubba Trammell, R (1, 10) OBP: 0.444, SLG: 0.533 Nick Johnson, L (7, PH) OBP: 0.475, SLG: 0.528			P3		BB 1B	BB BB		BB BB		1	0	0	0	2	0	0											
Erick Almonte, R (1, 6) OBP: 0.333, SLG: 0.364 Robin Ventura, L (6, PH) OBP: 0.330, SLG: 0.500 Enrique Wilson, S (7, 6) OBP: 0.222, SLG: 0.269			HR 1B		BB 1B	BB BB		G1-3		2	1	2	0	0	0	0											
Inning Stats	R: 0 E: 0 K: 1 S: 10	H: 0 LOB: 0 BB: 0 P: 16	R: 0 E: 1 K: 0 S: 8	H: 0 LOB: 1 BB: 0 P: 12	R: 2 E: 0 K: 1 S: 10	H: 2 LOB: 0 BB: 0 P: 12	R: 0 E: 0 K: 1 S: 5	H: 0 LOB: 0 BB: 0 P: 9	R: 0 E: 0 K: 2 S: 13	H: 1 LOB: 3 BB: 2 P: 27	R: 0 E: 0 K: 0 S: 15	H: 1 LOB: 3 BB: 3 P: 31	R: 2 E: 0 K: 1 S: 14	H: 2 LOB: 3 BB: 3 P: 32	R: 0 E: 0 K: 0 S: 9	H: 1 LOB: 2 BB: 1 P: 21		1B: 5 2B: 1 3B: 0 HR: 1	SF: 0 SAC: 0 DP: 0 HBP: 0	WP: 0 PB: 0 SB: 0 CS: 0	PA: 41						
PITCHER	IP	WLS	BF	H	R	ER	SO	BB	IBB	HBP	BLK	WP	HR	S	P	ERA	WHIP										
Ted Lilly, L (1, 1) ERA: 3.29	5.2	L	26	4	3	3	5	4	0	0	0	0	1	55	96	4.76	1.412										
Chad Bradford, R (6, 1) ERA: 3.39	1.1		10	2	2	2	2	2	2	0	0	0	0	20	43	13.50	3.000										
Mike Neu, R (8, 1) ERA: 1.5	1.0		5	1	0	0	0	1	0	0	0	0	0	9	21	0.00	2.000										

AB	34
R	3
H	6
RBI	3
BB	1
SO	5
LOB	12

AB	32
R	5
H	7
RBI	5
BB	9
SO	7
LOB	26





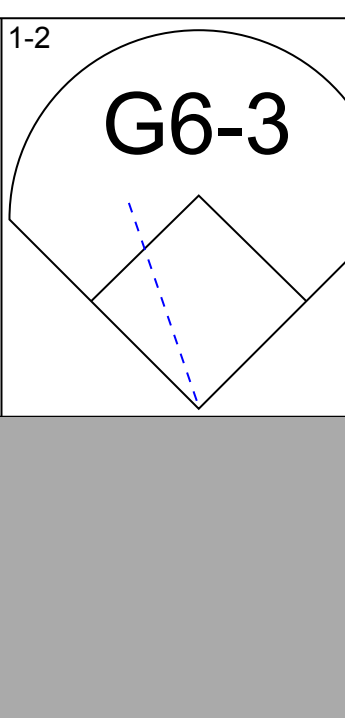
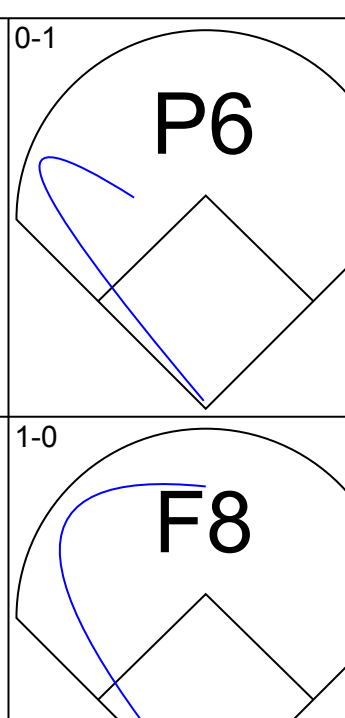
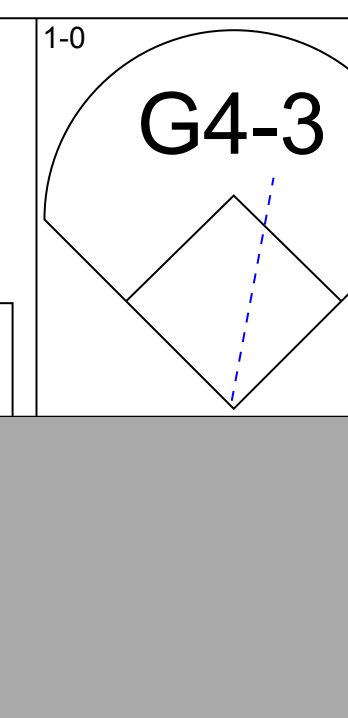
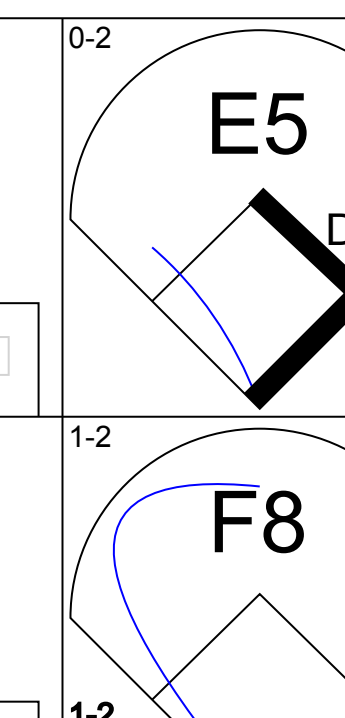
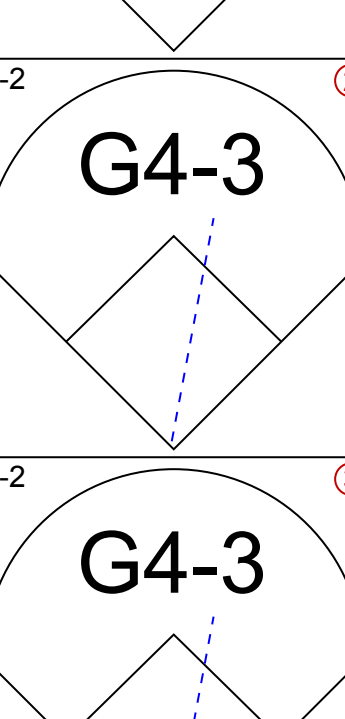
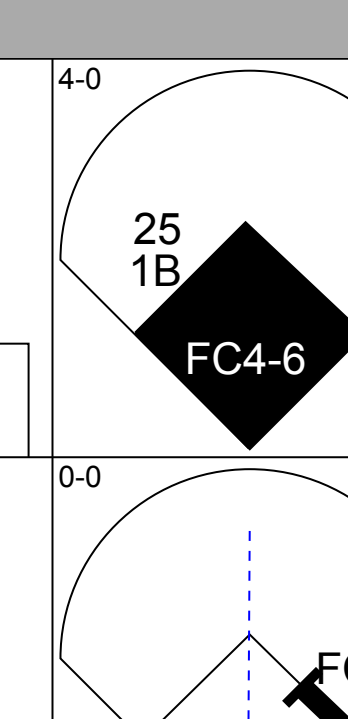

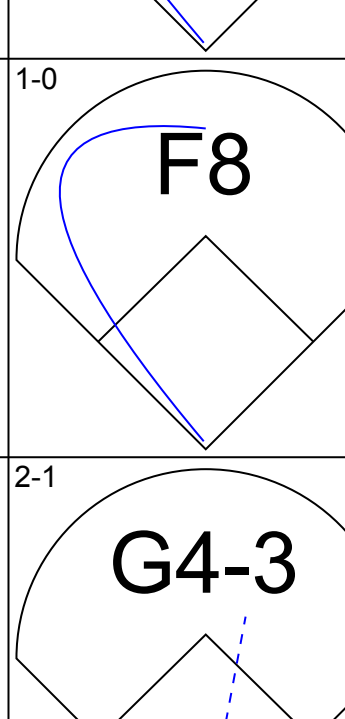

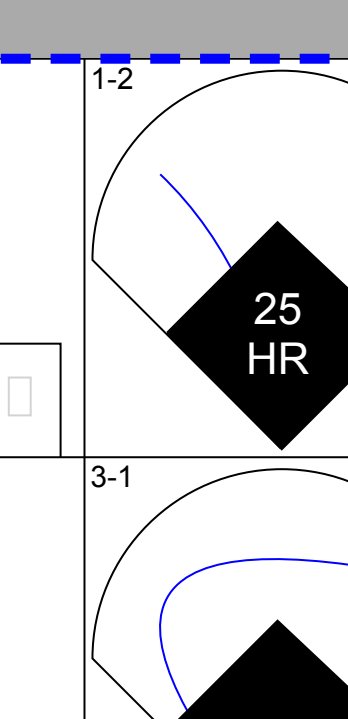
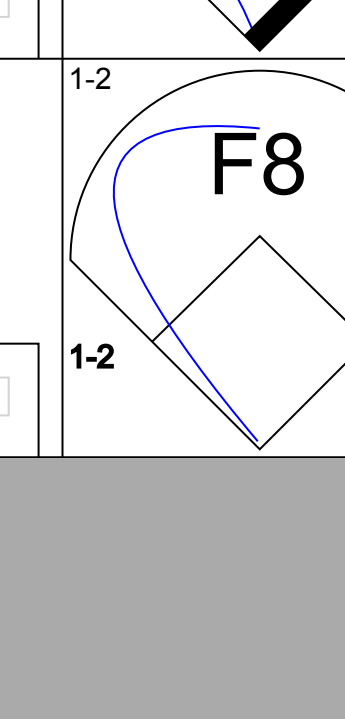
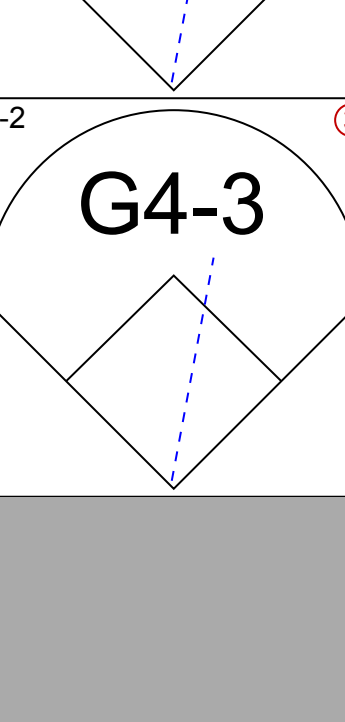
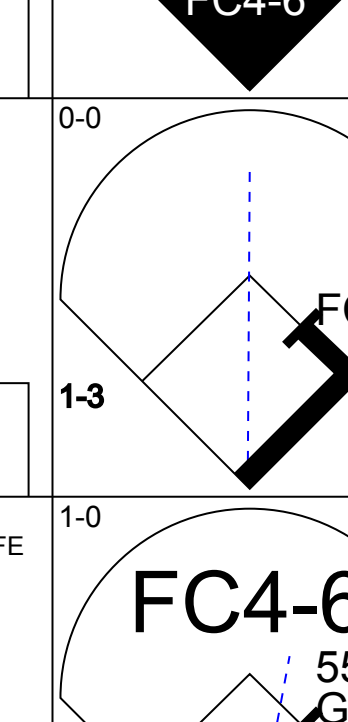

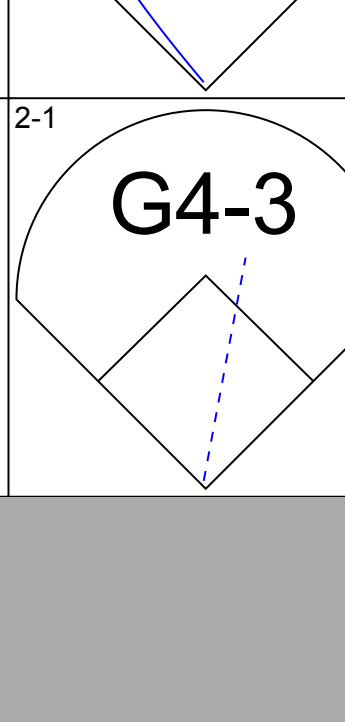
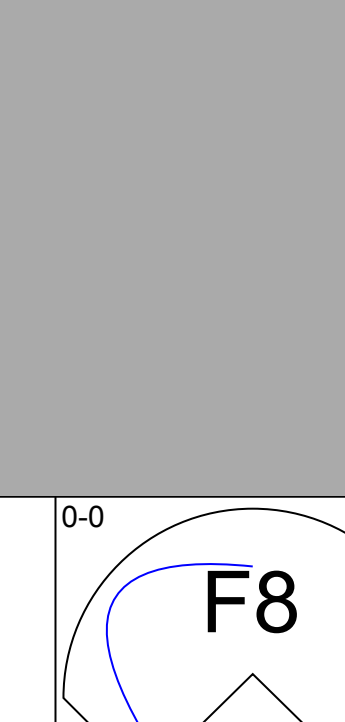
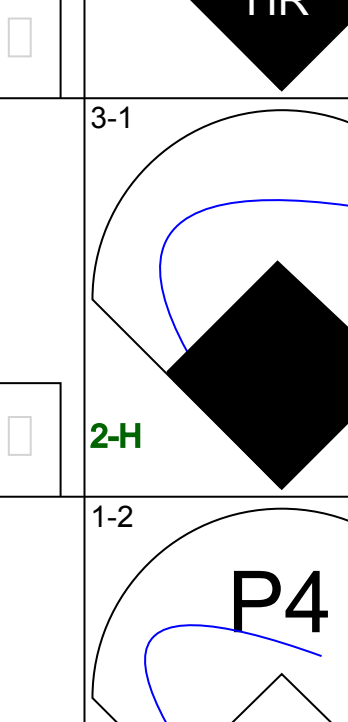
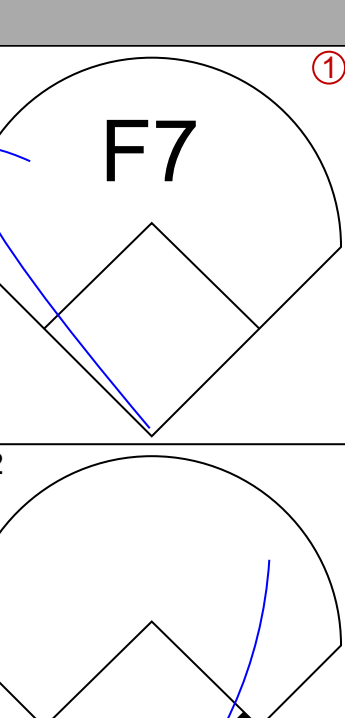
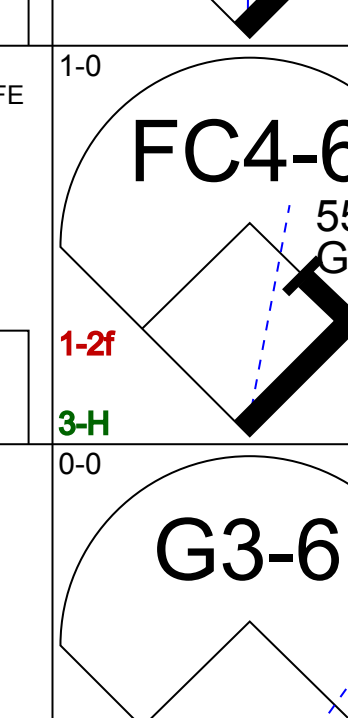


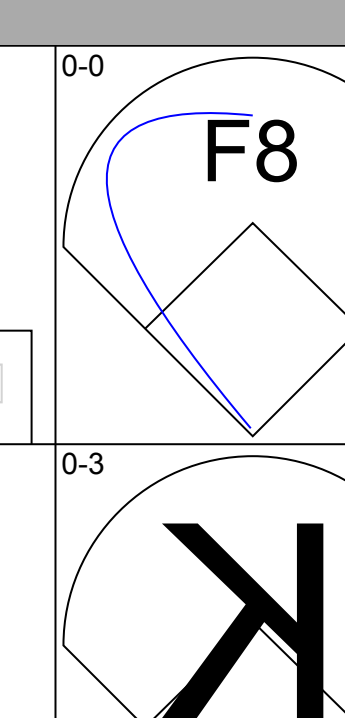
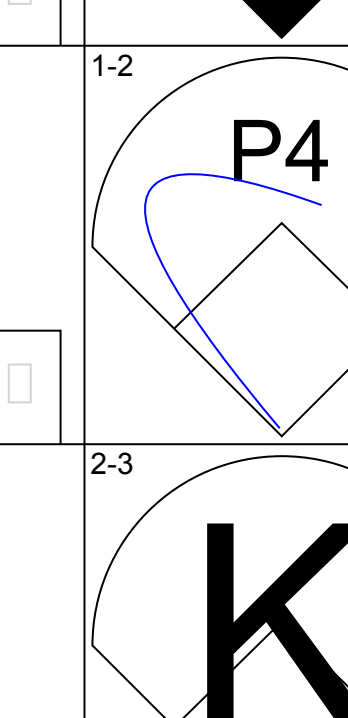

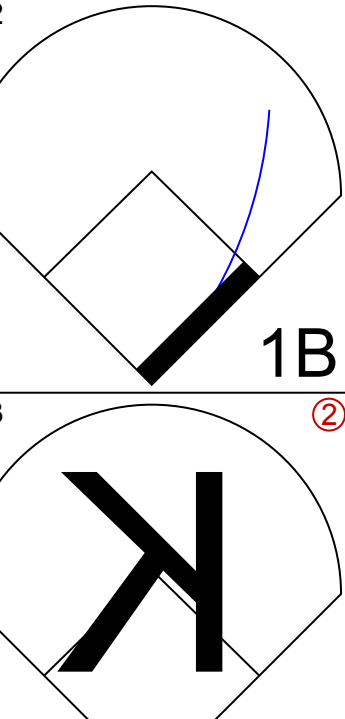
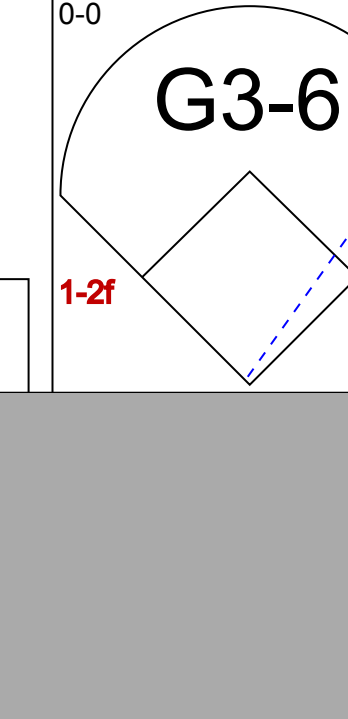
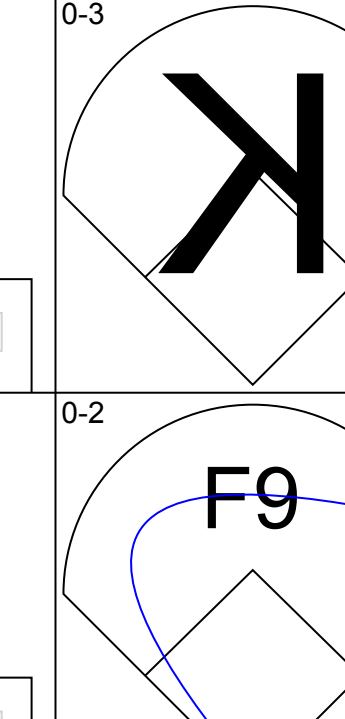
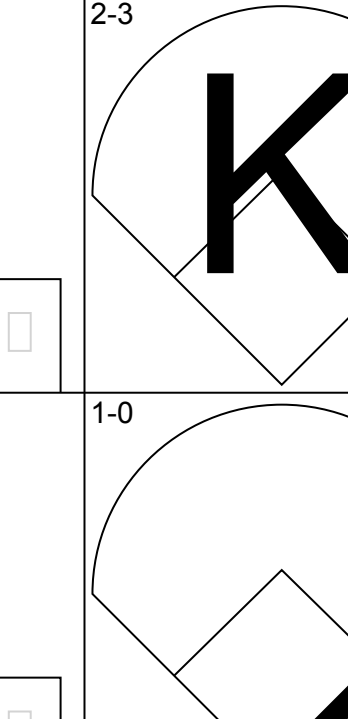



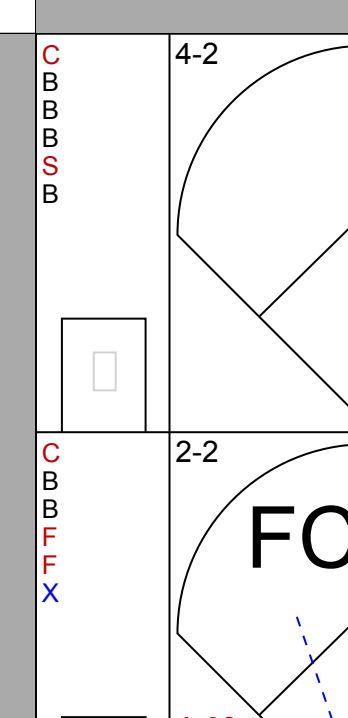

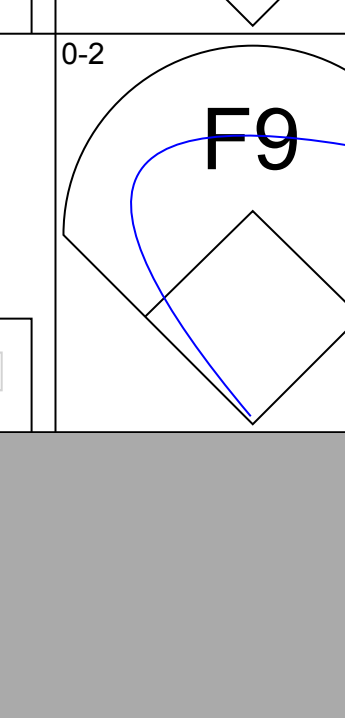
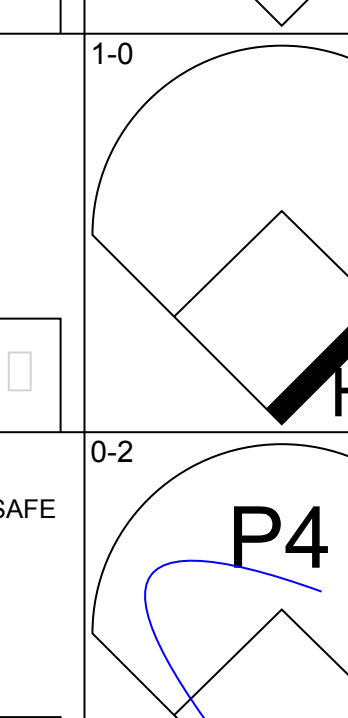
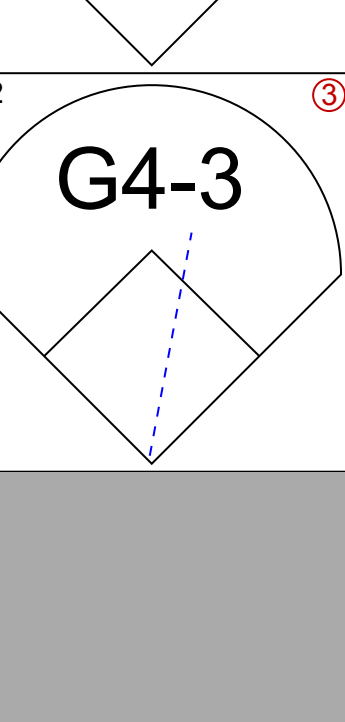

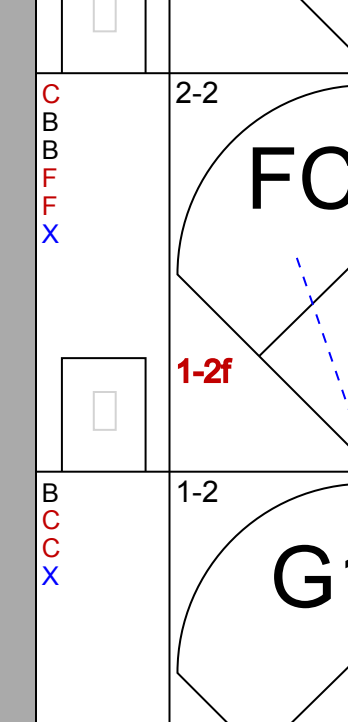

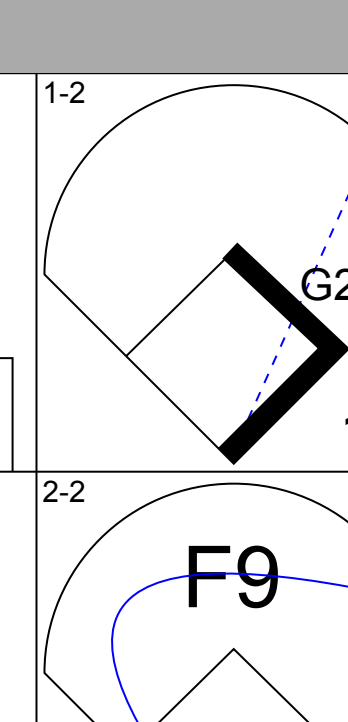
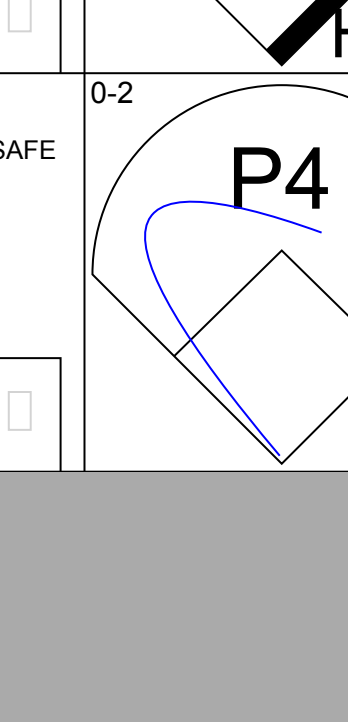
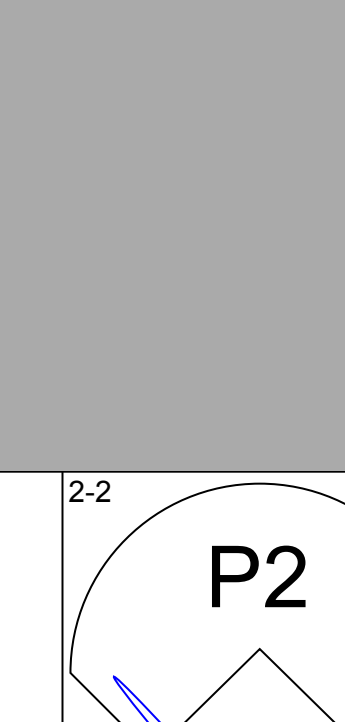
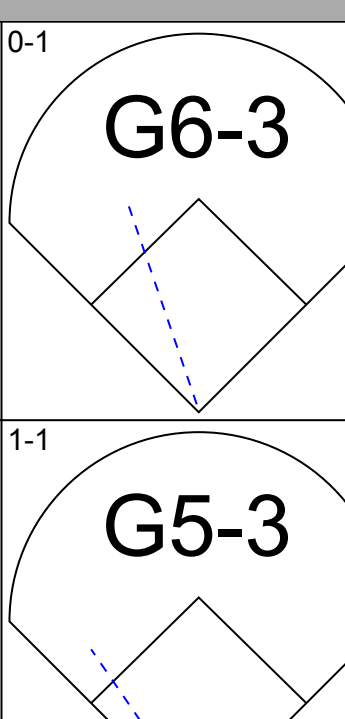
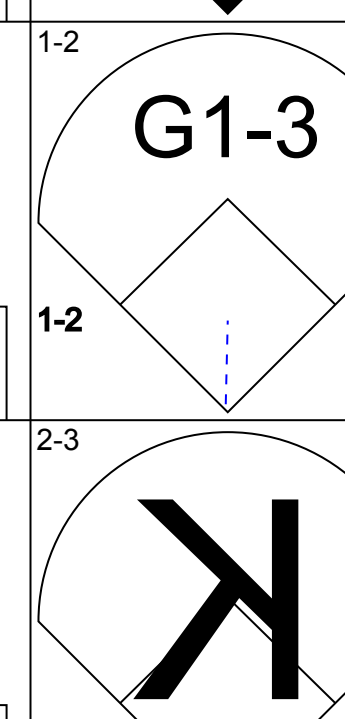

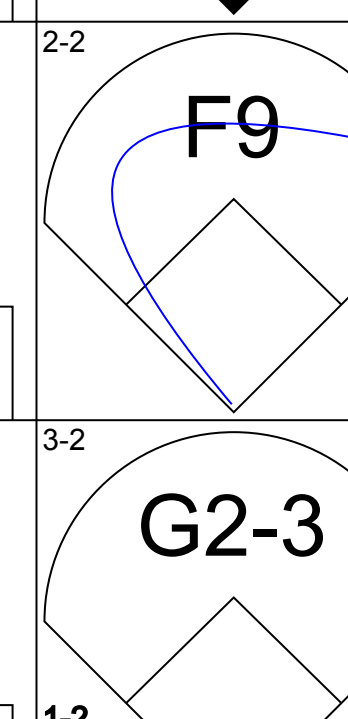
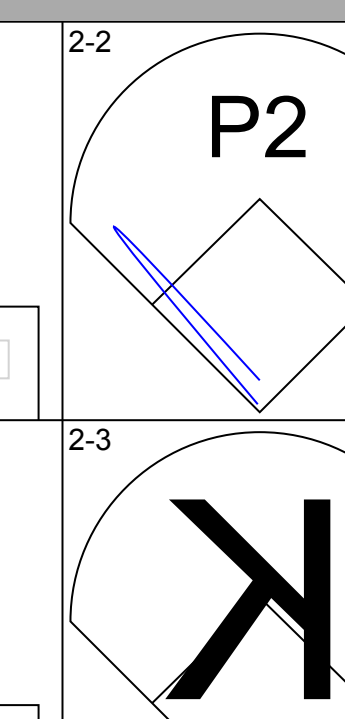


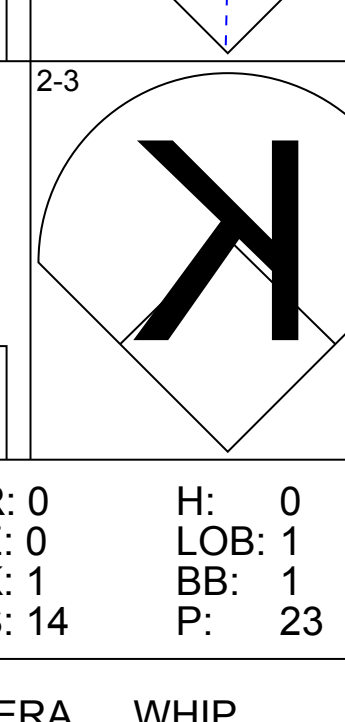
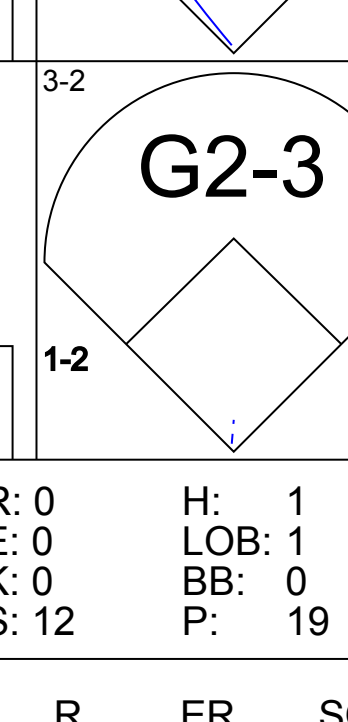
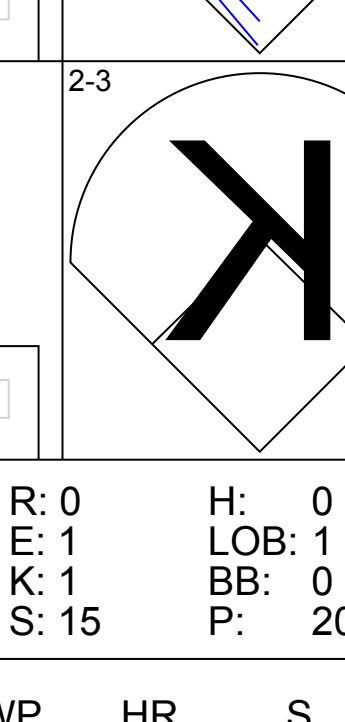
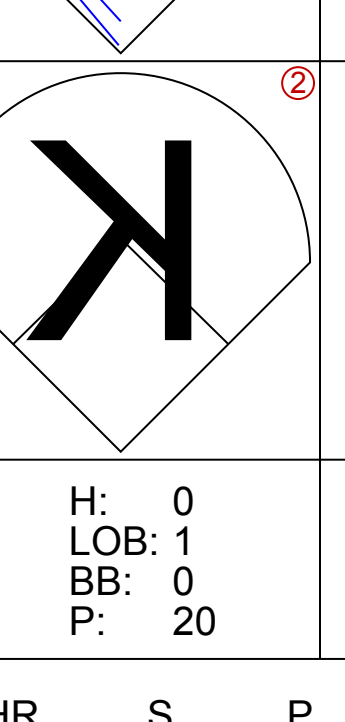
Batter	1	2	3	4	5	6	7	8	9	10	AB	R	H	RBI	BB	SO	LOB	TOP					
Mark Ellis, R OBP: 0.321, SLG: 0.436 (1, 4)											5	1	1	1	0	2	2						
Scott Hatteberg, L OBP: 0.395, SLG: 0.438 (1, 3)											5	2	3	1	0	1	0						
3 Eric Chavez, L OBP: 0.371, SLG: 0.537 (1, 5)											5	1	3	2	0	0	1						
Miguel Tejada, R OBP: 0.237, SLG: 0.306 (1, 6)											4	0	1	0	1	0	1						
Erubiel Durazo, L OBP: 0.400, SLG: 0.505 (1, 10)											4	0	1	0	1	1	3						
Ramon Hernandez, R OBP: 0.412, SLG: 0.547 Ron Gant, R OBP: 0.154, SLG: 0.125 Mark Johnson, L OBP: 0.316, SLG: 0.267 (1, 2)											4	0	1	0	0	1	2						
Terrence Long, L OBP: 0.322, SLG: 0.458 (1, 9)											4	0	2	0	1	1	1						
Eric Byrnes, R OBP: 0.400, SLG: 0.469 (1, 7)											5	0	0	0	0	0	4						
Chris Singleton, L OBP: 0.353, SLG: 0.449 (1, 8)											4	1	2	0	0	0	1						
Inning Stats	R: 0 E: 0 K: 1 S: 12	H: 1 LOB: 1 BB: 0 P: 15	R: 0 E: 0 K: 2 S: 10	H: 1 LOB: 1 BB: 0 P: 16	R: 0 E: 0 K: 1 S: 7	H: 1 LOB: 0 BB: 0 P: 10	R: 0 E: 0 K: 0 S: 7	H: 2 LOB: 2 BB: 0 P: 10	R: 0 E: 0 K: 0 S: 11	H: 1 LOB: 1 BB: 0 P: 15	R: 1 E: 0 K: 0 S: 14	H: 2 LOB: 1 BB: 1 P: 24	R: 2 E: 0 K: 0 S: 18	H: 3 LOB: 1 BB: 0 P: 30	R: 0 E: 0 K: 1 S: 9	H: 0 LOB: 1 BB: 1 P: 18	R: 0 E: 0 K: 1 S: 5	H: 0 LOB: 0 BB: 0 P: 8	R: 2 E: 0 K: 1 S: 9	H: 3 LOB: 2 BB: 1 P: 16	1B: 8 2B: 5 3B: 0 HR: 1	SF: 0 SAC: 0 DP: 2 HBP: 0	WP: 2 PA: 44 PB: 1 SB: 0 CS: 0
PITCHER	IP WLS BF H R ER SO BB IBB HBP BLK WP HR S P ERA WHIP	6.2 1.1 6 1 0 0 1 1 0 0 0 1 0 17 31 4.05 1.650	7.1 1.1 3 0 0 0 1 0 0 0 0 0 5 8 0.00 0.000	9.1 1.0 3 0 0 0 1 0 0 0 0 0 1 9 16 18.00 3.000																			

Oakland Athletics @ New York Yankees
 Yankee Stadium, Bronx, NY
 Sat May 03 2003, 1:05 PM EDT
 Att. 44,176 - Cloudy - 58 F

livebaseballscorecards.com

AB 41
 R 5
 H 14
 RBI 4
 BB 3
 SO 7
 LOB 16




Batter	1	2	3	4	5	6	7	8	9	10	AB	R	H	RBI	BB	SO	LOB	BOTTOM						
Alfonso Soriano, R OBP: 0.421, SLG: 0.632 (1, 4)											5	0	0	0	0	1	1							
Nick Johnson, L OBP: 0.472, SLG: 0.527 (1, 3)											4	2	1	0	1	0	1							
25 Jason Giambi, L OBP: 0.338, SLG: 0.373 (1, 10)											4	1	2	2	0	0	0							
Bernie Williams, S OBP: 0.439, SLG: 0.553 (1, 8)											4	0	0	1	0	0	1							
55 Hideki Matsui, L OBP: 0.319, SLG: 0.366 (1, 7)										4	0	1	0	0	0	2	1							
20 Jorge Posada, S OBP: 0.384, SLG: 0.585 (1, 2)											2	0	0	0	1	1	1							
Robin Ventura, L OBP: 0.330, SLG: 0.494 Enrique Wilson, S OBP: 0.214, SLG: 0.259 (1, 5)											3	0	1	0	0	0	2							
Raul Mondesi, R OBP: 0.394, SLG: 0.625 (1, 9)											4	0	0	0	0	0	2							
Erick Almonte, R OBP: 0.326, SLG: 0.354 Todd Zelle, R OBP: 0.339, SLG: 0.480 (1, 6)											2	0	0	0	0	1	1							
Inning Stats	R: 0 E: 0 K: 1 S: 14	H: 0 LOB: 0 BB: 0 P: 21	R: 0 E: 0 K: 1 S: 13	H: 1 LOB: 1 BB: 0 P: 18	R: 0 E: 0 K: 0 S: 7	H: 0 LOB: 0 BB: 0 P: 9	R: 1 E: 0 K: 0 S: 3	H: 1 LOB: 0 BB: 1 P: 8	R: 0 E: 0 K: 1 S: 14	H: 0 LOB: 0 BB: 0 P: 23	R: 0 E: 0 K: 0 S: 5	H: 0 LOB: 0 BB: 0 P: 8	R: 0 E: 0 K: 1 S: 9	H: 0 LOB: 0 BB: 0 P: 9	R: 0 E: 0 K: 0 S: 12	H: 1 LOB: 1 BB: 0 P: 19	R: 2 E: 0 K: 1 S: 17	H: 2 LOB: 1 BB: 0 P: 25	R: 0 E: 1 K: 1 S: 15	H: 0 LOB: 1 BB: 0 P: 20	1B: 3 2B: 1 3B: 0 HR: 1	SF: 0 SAC: 0 DP: 1 HBP: 1	WP: 0 PA: 38 PB: 0 SB: 0 CS: 0	
PITCHER	IP WLS BF H R ER SO BB IBB HBP BLK WP HR S P ERA WHIP	8.0 3.26 2.0 W	10 2 2 2 2	4 1 1 4	2 0 0 1 0	0 0 1 32 45	9.00 1.000																	

Oakland Athletics @ New York Yankees
 Yankee Stadium, Bronx, NY
 Sat May 03 2003, 1:05 PM EDT
 Att. 44,176 - Cloudy - 58 F

livebaseballscorecards.com

AB 35
 R 3
 H 5
 RBI 3
 BB 2
 SO 6
 LOB 12



Batter	1	2	3	4	5	6	7	8	9	AB	R	H	RBI	BB	SO	LOB	TOP				
Mark Ellis, R OBP: 0.311, SLG: 0.421 (1,4)	F9		E6 3 BB 1B		G5-3		F7			4	1	0	0	0	0	0	Oakland Athletics @ New York Yankees Yankee Stadium, Bronx, NY Sun May 04 2003, 1:05 PM EDT Att: 45,426 - Cloudy - 55 F				
Scott Hatteberg, L OBP: 0.391, SLG: 0.459 (1,3)	HR		P6		G4-3			P3		4	1	1	1	0	0	1					
3 Eric Chavez, L OBP: 0.383, SLG: 0.536 (1,5)	BB		1B 1-2 BB			0-0	1B	K		2	0	1	0	2	1	0					
Miguel Tejada, R OBP: 0.245, SLG: 0.313 (1,6)	F7		1B 2H			0-1	1B	G4-3		4	0	2	1	0	0	1					
Erubiel Durazo, L OBP: 0.387, SLG: 0.486 (1,10)	K		F7			1-3	K		F8		4	0	0	0	0	2		5			
Terrence Long, L OBP: 0.311, SLG: 0.441 (1,9)		G4-3		K		1-0	F9		K		4	0	0	0	0	2		2			
Eric Byrnes, R OBP: 0.373, SLG: 0.434 (1,7)		G6-3		K		1-1	F7		P4		4	0	0	0	0	1		2			
Chris Singleton, L OBP: 0.341, SLG: 0.432 (1,8)		G4-3		G3				K		3	0	0	0	0	1	0					
Mark Johnson, L OBP: 0.273, SLG: 0.222 (1,2)			F7		F7			K		3	0	0	0	0	1	0					
Inning Stats	R: 1 E: 0 K: 1 S: 11	H: 1 LOB: 1 BB: 1 P: 24	R: 0 E: 0 K: 0 S: 7	H: 0 LOB: 0 BB: 0 P: 10	R: 1 E: 1 K: 0 S: 17	H: 1 LOB: 2 BB: 1 P: 28	R: 0 E: 0 K: 2 S: 9	H: 0 LOB: 0 BB: 0 P: 14	R: 0 E: 0 K: 1 S: 6	H: 2 LOB: 2 BB: 0 P: 12	R: 0 E: 0 K: 2 S: 8	H: 0 LOB: 0 BB: 0 P: 11	R: 0 E: 0 K: 1 S: 8	H: 0 LOB: 0 BB: 0 P: 14	R: 0 E: 0 K: 1 S: 11	H: 0 LOB: 0 BB: 0 P: 16	1B: 3 2B: 0 3B: 0 HR: 1	SF: 0 SAC: 0 DP: 0 HBP: 0	WP: 0 PB: 0 SB: 1 CS: 0	PA: 34	
PITCHER	IP	WLS	BF	H	R	ER	SO	BB	IBB	HBP	BLK	WP	HR	S	P	ERA	WHIP				
Roger Clemens, R ERA: 2.48 (1,1)	7.0	L	28	4	2	1	6	2	0	0	0	0	1	67	111	1.29	0.857				
Sterling Hitchcock, L ERA: 2.16 (8,1)	2.0		6	0	0	0	2	0	0	0	0	0	0	19	30	0.00	0.000				

Batter	1	2	3	4	5	6	7	8	9	AB	R	H	RBI	BB	SO	LOB	BOTTOM					
Alfonso Soriano, R OBP: 0.417, SLG: 0.619 (1,4)	G5-3		K		F8			BB		3	0	0	0	1	1	2	Oakland Athletics @ New York Yankees Yankee Stadium, Bronx, NY Sun May 04 2003, 1:05 PM EDT Att: 45,426 - Cloudy - 55 F					
Todd Zeile, R OBP: 0.317, SLG: 0.444 (1,5)	P2			E5 25 BB G1-3		F9		P6		4	0	0	0	0	0	1						
25 Jason Giambi, L OBP: 0.336, SLG: 0.363 (1,3)	G6-3			55 FC1-2-6 G1-3 1-2 BB		K		K		3	0	0	0	1	2	1						
Bernie Williams, S OBP: 0.434, SLG: 0.538 (1,8)		L5		G1-3		G6-3			D HBP	3	0	0	0	0	0	2						
55 Hideki Matsui, L OBP: 0.317, SLG: 0.362 (1,7)	G4-3			FC1-2-6		1B		F8		4	0	1	0	0	0	3						
Raul Mondesi, R OBP: 0.388, SLG: 0.612 (1,9)	P5			K		1B		P5		4	0	1	0	0	1	3						
Bubba Trammell, R OBP: 0.429, SLG: 0.500 (1,10)					P4		F7		L8	3	0	1	0	0	0	2						
Nick Johnson, L OBP: 0.468, SLG: 0.521 (9, PH)										1	0	0	0	0	0	1						
John Flaherty, R OBP: 0.360, SLG: 0.391 (1,2)				G1-6-3		G5-3				3	0	0	0	0	0	3						
Erick Almonte, R OBP: 0.337, SLG: 0.370 (1,6)				2B				F7		2	0	1	0	1	0	0						
Inning Stats	R: 0 E: 0 K: 0 S: 10	H: 0 LOB: 0 BB: 0 P: 15	R: 0 E: 0 K: 0 S: 3	H: 0 LOB: 0 BB: 0 P: 6	R: 0 E: 0 K: 1 S: 8	H: 2 LOB: 1 BB: 0 P: 11	R: 0 E: 1 K: 1 S: 15	H: 0 LOB: 2 BB: 1 P: 25	R: 0 E: 0 K: 0 S: 7	H: 0 LOB: 1 BB: 1 P: 14	R: 0 E: 0 K: 1 S: 9	H: 0 LOB: 0 BB: 0 P: 17	R: 0 E: 0 K: 0 S: 7	H: 2 LOB: 1 BB: 0 P: 10	R: 0 E: 0 K: 1 S: 9	H: 0 LOB: 1 BB: 1 P: 17	R: 0 E: 0 K: 0 S: 8	H: 0 LOB: 1 BB: 0 P: 11	1B: 3 2B: 1 3B: 0 HR: 0	SF: 0 SAC: 0 DP: 2 HBP: 1	WP: 0 PB: 0 SB: 0 CS: 0	PA: 34
PITCHER	IP	WLS	BF	H	R	ER	SO	BB	IBB	HBP	BLK	WP	HR	S	P	ERA	WHIP					
Barry Zito, L ERA: 2.2 (1,1)	8.0	W	30	4	0	0	4	3	0	0	0	0	0	8	11	0.00	0.875					
Keith Foulke, R ERA: 2.75 (9,1)	1.0	S	4	0	0	0	0	0	0	1	0	0	0	8	11	0.00	0.000					

AB	32
R	2
H	4
RBI	2
BB	2
SO	8
LOB	11



AB	30
R	0
H	4
RBI	0
BB	3
SO	4
LOB	18



Batter	1	2	3	4	5	6	7	8	9	AB	R	H	RBI	BB	SO	LOB	TOP			
Alfonso Soriano, R OBP: 0.416, SLG: 0.596 (1, 4)	G5-3 						F9 	F9 									3 1 0 0 1 0 2			
Nick Johnson, L OBP: 0.473, SLG: 0.556 (1, 3)	G4-1 			BB 			2-3 	HR 									5 1 3 3 0 0 1			
25 Jason Giambi, L OBP: 0.333, SLG: 0.358 (1, 10)	1B 			K 			3-H 0-0 	HR 									5 0 2 0 0 2 4			
Bernie Williams, S OBP: 0.431, SLG: 0.516 (1, 8)	K 						2-1 	P5 									4 1 0 0 1 1 2			
55 Hideki Matsui, L OBP: 0.322, SLG: 0.401 (1, 7)			K 				1-0 	L7 									5 2 2 2 0 1 1			
20 Jorge Posada, S OBP: 0.361, SLG: 0.553 (1, 2)	G3-1 			SF9 			2-3 	K 									4 0 0 1 0 2 1			
Robin Ventura, L OBP: 0.344, SLG: 0.494 (1, 5)	BB 			G4-3 			1-2 	1B 									3 0 1 0 1 0 0			
Raul Mondesi, R OBP: 0.400, SLG: 0.621 (1, 9)	P3 						2-1 	P3 									3 2 1 0 1 0 2			
Enrique Wilson, S OBP: 0.219, SLG: 0.258 (1, 6)				G4-3 			1-0 	B2 									4 0 1 1 0 0 2			
Inning Stats	R: 0 E: 0 K: 1 S: 14	H: 1 LOB: 1 BB: 0 P: 20	R: 0 E: 0 K: 1 S: 7	H: 0 LOB: 1 BB: 1 P: 15	R: 0 E: 0 K: 1 S: 7	H: 0 LOB: 1 BB: 1 P: 14	R: 1 E: 0 K: 0 S: 10	H: 1 LOB: 0 BB: 0 P: 17	R: 1 E: 0 K: 0 S: 8	H: 2 LOB: 1 BB: 0 P: 15	R: 2 E: 0 K: 1 S: 16	H: 2 LOB: 1 BB: 0 P: 22	R: 1 E: 0 K: 1 S: 14	H: 2 LOB: 2 BB: 1 P: 25	R: 0 E: 0 K: 0 S: 11	H: 0 LOB: 0 BB: 0 P: 17	1B: 7 2B: 1 3B: 0 HR: 2	SF: 1 SAC: 0 DP: 0 HBP: 1	WP: 1 PB: 0 CS: 0	PA: 42
PITCHER	IP WLS BF H R ER SO BB IBB HBP BLK WP HR S P ERA WHIP																			
Joel Pineiro, R ERA: 4.06 (1, 1)	6.0 L 27 6 4 4 4 3 0 0 0 0 1 1 57 106 6.00 1.500																			
40 Julio Mateo, R ERA: 2.97 (7, 1)	1.0 6 2 2 2 1 0 0 1 0 0 0 1 16 22 18.00 2.000																			
Rafael Soriano, R ERA: 2.25 (8, 1)	2.0 9 2 1 1 1 1 0 0 0 0 0 0 25 42 4.50 1.500																			

New York Yankees @ Seattle Mariners
 Safeco Field, Seattle, WA
 Wed May 07 2003, 7:05 PM PDT
 Att: 43,753 - Cloudy - 52 F

AB	36
R	7
H	10
RBI	7
BB	4
SO	6
LOB	15



Batter	1	2	3	4	5	6	7	8	9	AB	R	H	RBI	BB	SO	LOB	BOTTOM					
51 Ichiro Suzuki, L OBP: 0.324, SLG: 0.338 (1, 9)	F8 																4 0 0 0 0 1 1					
Mark McLemore, S OBP: 0.295, SLG: 0.324 (1, 5)	K 																4 0 0 0 0 2 0					
Bret Boone, R OBP: 0.399, SLG: 0.539 (1, 4)	F9 																4 1 3 0 0 0 0					
Edgar Martinez, R OBP: 0.459, SLG: 0.529 (1, 10)																	4 0 0 0 0 1 3					
John Olerud, L OBP: 0.383, SLG: 0.452 (1, 3)	HR 																4 1 1 1 0 1 3					
Mike Cameron, R OBP: 0.364, SLG: 0.510 (1, 8)	K 																3 0 1 1 0 2 0					
Randy Winn, S OBP: 0.357, SLG: 0.364 (1, 7)	K2-3 																3 0 0 0 0 2 1					
Carlos Guillen, S OBP: 0.358, SLG: 0.404 (1, 6)																	3 0 1 0 0 2 0					
Dan Wilson, R OBP: 0.333, SLG: 0.406 (1, 2)																	2 0 0 0 0 2 1					
John Mabry, L OBP: 0.233, SLG: 0.333 (8, PH)	K 																1 0 0 0 0 1 0					
Ben Davis, S OBP: 0.308, SLG: 0.580 (9, 2)	K 																0 0 0 0 0 0 0					
Inning Stats	R: 0 E: 0 K: 1 S: 8	H: 0 LOB: 0 BB: 0 P: 12	R: 1 E: 0 K: 2 S: 14	H: 1 LOB: 0 BB: 0 P: 22	R: 0 E: 0 K: 1 S: 8	H: 1 LOB: 0 BB: 0 P: 8	R: 0 E: 0 K: 1 S: 13	H: 1 LOB: 1 BB: 0 P: 21	R: 0 E: 0 K: 2 S: 8	H: 0 LOB: 0 BB: 0 P: 12	R: 0 E: 0 K: 1 S: 6	H: 0 LOB: 0 BB: 0 P: 8	R: 1 E: 0 K: 1 S: 16	H: 2 LOB: 1 BB: 0 P: 19	R: 0 E: 0 K: 3 S: 10	H: 0 LOB: 0 BB: 0 P: 12	R: 0 E: 0 K: 2 S: 12	H: 1 LOB: 1 BB: 0 P: 16	1B: 4 2B: 2 3B: 0 HR: 1	SF: 0 SAC: 0 DP: 1 HBP: 0	WP: 0 PB: 0 CS: 0	PA: 32
PITCHER	IP WLS BF H R ER SO BB IBB HBP BLK WP HR S P ERA WHIP																					
35 Mike Mussina, R ERA: 1.7 (1, 1)	8.0 W 28 5 2 2 12 0 0 0 0 0 0 0 83 114 2.25 0.625																					
42 Mariano Rivera, R ERA: 2.25 (9, 1)	1.0 4 1 0 0 2 0 0 0 0 0 0 0 12 16 0.00 1.000																					

New York Yankees @ Seattle Mariners
 Safeco Field, Seattle, WA
 Wed May 07 2003, 7:05 PM PDT
 Att: 43,753 - Cloudy - 52 F

AB	32
R	2
H	6
RBI	2
BB	0
SO	14
LOB	9



Batter	1	2	3	4	5	6	7	8	9	AB	R	H	RBI	BB	SO	LOB	TOP										
Alfonso Soriano, R OBP: 0.419, SLG: 0.612	0-3 K		2B HR		2-1 1B		1-1 F7		3-1 F8	6	2	3	3	0	1	1											
Nick Johnson, L OBP: 0.467, SLG: 0.548	2-0 G3		1B G1-3		2-1 SF7		2-0 25 HR		2-2 F8	5	2	2	2	0	0	0											
25 Jason Giambi, L OBP: 0.342, SLG: 0.386 Bubba Trammell, R OBP: 0.407, SLG: 0.500	2-1 G3		55 1B 55 E 1-2 2-3 HBP		1-2 1B		2-1 G5-3		0-0 F7	4	2	2	3	0	0	1											
Bernie Williams, S OBP: 0.433, SLG: 0.512 Charles Gipson, R OBP: 0.347, SLG: 0.489	1-1 1B		4-2 55 E 20 G3 1-2 2-3 3-H BB		1-1 L8		2-2 G6-3		1-2 F9	3	1	1	1	1	0	1											
55 Hideki Matsui, L OBP: 0.325, SLG: 0.408	0-0 F7		1-1 E8 20 G3 1B		3-2 F9		0-1 G3-1		3-1 3B	5	2	2	1	0	0	2											
20 Jorge Posada, S OBP: 0.354, SLG: 0.546	0-1 F8		0-0 G3		2-2 P6		0-0 2B		1-2 F8	5	0	1	1	0	0	4											
Robin Ventura, L OBP: 0.347, SLG: 0.489	0-0 F9		2-3 3-H 2-2 BB		1-2 1B		2-2 L9		1-3 K	5	2	2	1	0	1	3											
Raul Mondesi, R OBP: 0.414, SLG: 0.638			1B BB		1-1 F8		4-1 FC6-4 BB		1-1 3B	3	2	2	1	2	0	1											
Erick Almonte, R OBP: 0.340, SLG: 0.382			L8 BB		1-0 SF7		0-0 FC6-4 25 HR		1-1 P6	5	3	2	2	0	0	3											
Inning Stats	R: 0 E: 0 K: 1 S: 6	H: 0 LOB: 0 BB: 0 P: 10	R: 0 E: 0 K: 0 S: 6	H: 1 LOB: 1 BB: 7	R: 10 E: 1 K: 0 S: 30	H: 7 LOB: 0 BB: 2 P: 51	R: 0 E: 0 K: 0 S: 12	H: 1 LOB: 1 BB: 0 P: 19	R: 2 E: 0 K: 0 S: 13	H: 3 LOB: 1 BB: 0 P: 22	R: 0 E: 0 K: 0 S: 10	H: 1 LOB: 1 BB: 0 P: 14	R: 3 E: 0 K: 0 S: 10	H: 2 LOB: 0 BB: 1 P: 20	R: 1 E: 0 K: 1 S: 14	H: 2 LOB: 1 BB: 0 P: 21	R: 0 E: 0 K: 0 S: 6	H: 0 LOB: 0 BB: 0 P: 11	1B: 11 2B: 3 3B: 1 HR: 2	SF: 1 SAC: 0 DP: 0 HBP: 1	WP: 0 PB: 0 CS: 0	PA: 48					
PITCHER	IP	WLS	BF	H	R	ER	SO	BB	IBB	HBP	BLK	WP	HR	S	P	ERA	WHIP										
Freddy Garcia, R ERA: 3.4	(1, 1)	2.2	L	18	7	9	1	2	0	0	0	0	0	36	58	30.38	3.375										
40 Julio Mateo, R ERA: 3.79	(3, 1)	3.1		16	6	3	3	0	0	0	0	0	1	41	65	8.10	1.800										
Giovanni Carrara, R ERA: 6.61	(7, 1)	1.0		6	2	3	3	0	1	0	0	0	1	10	20	27.00	3.000										
Arthur Rhodes, L ERA: 3.31	(8, 1)	1.0		5	2	1	1	1	0	0	0	0	0	14	21	9.00	2.000										
Kazuhiko Sasaki, R ERA: 8.1	(9, 1)	1.0		3	0	0	0	0	0	0	0	0	0	6	11	0.00	0.000										

New York Yankees @ Seattle Mariners
 Safeco Field, Seattle, WA
 Thu May 08 2003, 7:05 PM PDT
 Att: 46,000 - Sunny - 60 F

AB	43
R	16
H	17
RBI	15
BB	3
SO	2
LOB	16



Batter	1	2	3	4	5	6	7	8	9	AB	R	H	RBI	BB	SO	LOB	BOTTOM										
51 Ichiro Suzuki, L OBP: 0.331, SLG: 0.346 16 Willie Bloomquist, R OBP: 0.269, SLG: 0.297	3-1 G1-6-3 HR		1-2 1B		1-2 F7		3-1 P3		2-3 K	3	1	2	0	0	0	0											
Carlos Guillen, S OBP: 0.360, SLG: 0.398	1-2 G1-6-3 1B		0-1 L8		2-2 G6-3		4-2 G6-3 1B		2-2 P5	4	1	1	0	1	0	3											
Bret Boone, R OBP: 0.391, SLG: 0.527 John Mabry, L OBP: 0.250, SLG: 0.345	0-2 G1-6-3		0-1 F7		2-3 K		2-2 G6-3 1B		1-0 F8	3	0	0	0	0	1	2											
Edgar Martinez, R OBP: 0.461, SLG: 0.560	3-1 HR		1-2 G2-3		1-2 FC6-4 1B		0-1 G6-3		1-2 2-3 1B	4	1	2	2	0	0	2											
Mike Cameron, R OBP: 0.361, SLG: 0.495	2-3 K		2-2 G4-3		2-2 FC6-4		4-2 1B 2B		BB	3	1	0	0	1	1	1											
Greg Colbrunn, R OBP: 0.286, SLG: 0.167			0-0 G6-3		2-3 K		0-3 K		1-1 2B 1B	4	0	1	1	0	2	1											
Randy Winn, S OBP: 0.368, SLG: 0.392			1-1 1B		0-1 G5-3 1B		1-0 G5-3		1-3 3-H 2B	4	1	3	1	0	0	1											
Jeff Cirillo, R OBP: 0.303, SLG: 0.307			0-1 G5-3		3-2 G5-3		1-0 P3		1-0 P6	4	0	0	0	0	0	4											
Dan Wilson, R OBP: 0.342, SLG: 0.412			0-0 51 1B		0-1 F9		2-1 L8		1-2 16 PB	4	0	2	1	0	0	1											
Inning Stats	R: 2 E: 0 K: 1 S: 15	H: 3 LOB: 0 BB: 0 P: 24	R: 1 E: 0 K: 0 S: 10	H: 3 LOB: 2 BB: 0 P: 11	R: 0 E: 0 K: 0 S: 9	H: 0 LOB: 0 BB: 0 P: 12	R: 0 E: 0 K: 1 S: 12	H: 1 LOB: 1 BB: 0 P: 17	R: 0 E: 0 K: 0 S: 11	H: 1 LOB: 0 BB: 0 P: 15	R: 0 E: 0 K: 0 S: 5	H: 0 LOB: 0 BB: 0 P: 11	R: 2 E: 0 K: 0 S: 15	H: 3 LOB: 2 BB: 2 P: 28	R: 0 E: 0 K: 1 S: 12	H: 1 LOB: 1 BB: 0 P: 18	1B: 9 2B: 2 3B: 0 HR: 1	SF: 0 SAC: 0 DP: 2 HBP: 0	WP: 0 PB: 1 CS: 0	PA: 39							
PITCHER	IP	WLS	BF	H	R	ER	SO	BB	IBB	HBP	BLK	WP	HR	S	P	ERA	WHIP										
David Wells, L ERA: 2.89	(1, 1)	7.0	W	28	8	3	4	0	0	0	0	0	0	74	107	3.86	1.143										
Al Reyes, R ERA: 3.89	(8, 1)	1.0		7	3	2	2	0	2	0	0	0	0	15	28	18.00	5.000										
Juan Acevedo, R ERA: 8.36	(9, 1)	1.0		4	1	0	0	1	0	0	0	0	0	12	18	0.00	1.000										

New York Yankees @ Seattle Mariners
 Safeco Field, Seattle, WA
 Thu May 08 2003, 7:05 PM PDT
 Att: 46,000 - Sunny - 60 F

AB	37
R	5
H	12
RBI	5
BB	2
SO	5
LOB	17



Batter	1	2	3	4	5	6	7	8	9	AB	R	H	RBI	BB	SO	LOB	TOP				
Alfonso Soriano, R (1, 4) OBP: 0.409, SLG: 0.596	1-3 K		1-2 G6-3			0-2 F7		1-1 P3		4	0	0	0	0	1	0					
Nick Johnson, L (1, 3) OBP: 0.468, SLG: 0.542	0-0 G4-3			4-2 25 HR BB		3-2 1B			2-3 K	3	1	1	0	1	1	0					
25 Jason Giambi, L (1, 10) OBP: 0.340, SLG: 0.405	2-1 G4-3			0-0 1-H HR		2-1 L8			3-3 K	4	1	1	2	0	1	1					
Bernie Williams, S (1, 8)		1-1 G4-3		1-0 55 G6-4-3 1B		1-1 G1-3			2-1 G4-3	4	0	1	0	0	0	1					
55 Hideki Matsui, L (1, 7) OBP: 0.331, SLG: 0.414		2-2 1B		0-1 1-2 G6-4-3		2-1 20 G6-4-3 1B				3	0	2	0	0	0	1					
20 Jorge Posada, S (1, 2) OBP: 0.346, SLG: 0.532	1-0 F7			3-1 G4-3		2-1 G6-4-3				3	0	0	0	0	0	2					
Robin Ventura, L (1, 5) OBP: 0.337, SLG: 0.474	0-0 F9					3-2 P5			2-3 K	3	0	0	0	0	1	1					
Raul Mondesi, R (1, 9) OBP: 0.405, SLG: 0.623			2-3 K			2-3 K2-3		0-0 P3		3	0	0	0	0	2	0					
Enrique Wilson, S (1, 6) OBP: 0.200, SLG: 0.235			2-1 G3			0-3 K		0-0 F7		3	0	0	0	0	1	0					
Inning Stats	R: 0 E: 0 K: 1 S: 6	H: 0 LOB: 0 BB: 0 P: 9	R: 0 E: 0 K: 0 S: 7	H: 1 LOB: 1 BB: 0 P: 11	R: 0 E: 0 K: 1 S: 8	H: 0 LOB: 0 BB: 0 P: 13	R: 2 E: 0 K: 0 S: 9	H: 2 LOB: 0 BB: 1 P: 17	R: 0 E: 0 K: 2 S: 13	H: 1 LOB: 1 BB: 0 P: 19	R: 0 E: 0 K: 1 S: 7	H: 1 LOB: 0 BB: 0 P: 13	R: 0 E: 0 K: 0 S: 4	H: 0 LOB: 0 BB: 0 P: 5	R: 0 E: 0 K: 2 S: 10	H: 0 LOB: 0 BB: 0 P: 17	1B: 4 2B: 0 3B: 0 HR: 1	SF: 0 SAC: 0 DP: 2 HBP: 0	WP: 0 PB: 0 SB: 0 CS: 0	PA: 31	
PITCHER	IP	WLS	BF	H	R	ER	SO	BB	IBB	HBP	BLK	WP	HR	S	P	ERA	WHIP				
Tim Hudson, R (1, 1) ERA: 3.12	8.0	W	28	5	2	2	5	1	0	0	0	0	1	63	101	2.25	0.750				
Ricardo Rincon, L (9, 1) ERA: 3.07	1.0		3	0	0	0	2	0	0	0	0	0	0	10	17	0.00	0.000				

New York Yankees @ Oakland Athletics
Network Associates Coliseum, Oakland, CA
Fri May 09 2003, 10:05 PM EDT
Att: 40,317 - Sunny - 60 F

AB 30
R 2
H 5
RBI 2
BB 1
SO 7
LOB 6





Batter	1	2	3	4	5	6	7	8	9	AB	R	H	RBI	BB	SO	LOB	BOTTOM				
Mark Ellis, R (1, 4) OBP: 0.314, SLG: 0.413	0-2 P6		1-0 G6-3			0-1 F9		2-2 3 SH3-4 1B		4	1	1	0	0	0	0					
Scott Hatteberg, L (1, 3) OBP: 0.372, SLG: 0.424	2-2 G4-3		2-0 F8			1-2 L7		0-0 SH3-4		3	0	0	0	0	0	0					
3 Eric Chavez, L (1, 5) OBP: 0.368, SLG: 0.532	1-3 K			1-3 K		1-1 2B		1-1 FC3-6 1B		4	0	2	1	0	2	0					
Miguel Tejada, R (1, 6) OBP: 0.258, SLG: 0.359		1-3 K		1-1 G5-3		1-1 P2		0-0 FC3-6 BB		4	1	0	0	0	1	2					
Erubiel Durazo, L (1, 10) OBP: 0.379, SLG: 0.483		1-0 F8		1-3 K			0-1 F9	4-2 2B BB		3	1	0	0	1	1	0					
Ramon Hernandez, R (1, 2) OBP: 0.398, SLG: 0.520		1-1 P4				1-2 G3-1		2-1 1-H 2-H IHR 2B		4	1	2	2	0	0	0					
Terrence Long, L (1, 9) OBP: 0.336, SLG: 0.476			1-0 3B 1B			1-0 G6-3		1-1 F7		4	2	2	2	0	0	1					
Eric Byrnes, R (1, 7) OBP: 0.387, SLG: 0.463			1-0 1-H G4-3 3B			4-1 BB		2-3 K		2	1	1	1	2	1	0					
Chris Singleton, L (1, 8) OBP: 0.327, SLG: 0.407			2-0 G4-3			3-3 K		0-2 F8		3	0	0	1	0	1	3					
Inning Stats	R: 0 E: 0 K: 1 S: 10	H: 0 LOB: 0 BB: 0 P: 13	R: 0 E: 0 K: 1 S: 7	H: 0 LOB: 0 BB: 0 P: 10	R: 2 E: 0 K: 0 S: 5	H: 2 LOB: 0 BB: 0 P: 12	R: 0 E: 0 K: 2 S: 8	H: 0 LOB: 0 BB: 0 P: 11	R: 0 E: 0 K: 1 S: 8	H: 0 LOB: 1 BB: 1 P: 17	R: 0 E: 0 K: 0 S: 9	H: 1 LOB: 1 BB: 0 P: 12	R: 0 E: 0 K: 0 S: 11	H: 1 LOB: 2 BB: 1 P: 18	R: 5 E: 0 K: 1 S: 17	H: 4 LOB: 0 BB: 1 P: 29	1B: 4 2B: 2 3B: 1 HR: 1	SF: 0 SAC: 1 DP: 0 HBP: 0	WP: 0 PB: 0 SB: 0 CS: 0	PA: 35	
PITCHER	IP	WLS	BF	H	R	ER	SO	BB	IBB	HBP	BLK	WP	HR	S	P	ERA	WHIP				
Jeff Weaver, R (1, 1) ERA: 5.09	7.2	L	33	7	6	6	5	3	0	0	0	0	0	69	113	7.04	1.304				
Chris Hammond, L (8, 1) ERA: 3.29	0.1		2	1	1	1	1	0	0	0	0	0	0	6	9	27.00	3.000				

New York Yankees @ Oakland Athletics
Network Associates Coliseum, Oakland, CA
Fri May 09 2003, 10:05 PM EDT
Att: 40,317 - Sunny - 60 F

AB 31
R 7
H 8
RBI 7
BB 3
SO 6
LOB 6



Batter	1	2	3	4	5	6	7	8	9	AB	R	H	RBI	BB	SO	LOB	TOP					
Alfonso Soriano, R OBP: 0.403, SLG: 0.581	0-3 K		0-0 F8		1-1 F8		3-3 K	1-1 HBP		4	0	0	0	0	2	1	<p>New York Yankees @ Oakland Athletics Network Associates Coliseum, Oakland, CA</p> <p>Sat May 10 2003, 4:05 PM EDT Att: 44,486 - Sunny - 62 F</p> <p>livebaseballscores.com</p> <p>AB 34 R 5 H 7 RBI 5 BB 6 SO 11 LOB 12</p> 					
Todd Zeile, R OBP: 0.501, SLG: 0.397	1-0 F7		0-2 G3		4-0 20 HR BB		1-2 P3	0-3 K		4	1	0	0	1	1							
20 Jorge Posada, S OBP: 0.356, SLG: 0.578	0-1 2B		2-3 K		1-2 1-H 2-H HR		2-2 1B 2B		2-3 K	5	2	3	3	0	2	0						
Bernie Williams, S OBP: 0.434, SLG: 0.529	1-1 G4-3			2-1 HR	1-0 1B		1-2 BB 2H 1B		1-2 L9	5	1	3	2	0	0	1						
55 Hideki Matsui, L OBP: 0.333, SLG: 0.405		4-2 1B BB		3-2 G4-3	1-3 K		4-0 BB IBB		0-0 L8	3	0	0	0	2	1	1						
Raul Mondesi, R OBP: 0.401, SLG: 0.609		2-2 F8		1-0 G6-3		2-1 G5-3	4-2 1-2 2-3 BB			3	0	0	0	1	0	1						
Bubba Trammell, R OBP: 0.367, SLG: 0.444 Robin Ventura, L OBP: 0.333, SLG: 0.469		2-3 K		3-3 K		1-1 F7	0-1 G6-3			3	0	0	0	0	2	1						
Nick Johnson, L OBP: 0.469, SLG: 0.536		2-2 1-2 1B		2-0 G6-3	4-1 BB		3-3 K			3	0	1	0	1	1	0						
Erick Almonte, R OBP: 0.337, SLG: 0.370		0-3 K		4-2 20 HR BB	0-3 K		0-0 F8			3	1	0	0	1	2	3						
Inning Stats	R: 0 E: 0 K: 1 S: 8	H: 1 LOB: 1 BB: 0 P: 10	R: 0 E: 0 K: 2 S: 19	H: 1 LOB: 2 BB: 1 P: 29	R: 0 E: 0 K: 1 S: 7	H: 0 LOB: 0 BB: 0 P: 9	R: 1 E: 0 K: 1 S: 11	H: 1 LOB: 0 BB: 0 P: 20	R: 3 E: 0 K: 1 S: 12	H: 2 LOB: 1 BB: 2 P: 26	R: 0 E: 0 K: 1 S: 8	H: 0 LOB: 1 BB: 1 P: 15	R: 1 E: 0 K: 1 S: 16	H: 2 LOB: 2 BB: 2 P: 31	R: 0 E: 0 K: 2 S: 9	H: 0 LOB: 1 BB: 0 P: 13	R: 0 E: 0 K: 1 S: 7	H: 0 LOB: 0 BB: 0 P: 10	1B: 3 2B: 2 3B: 0 HR: 2	SF: 0 SAC: 0 DP: 0 HBP: 1	WP: 0 PB: 0 SB: 0 CS: 0	PA: 41
PITCHER	IP WLS BF H R ER SO BB IBB HBP BLK WP HR S P ERA WHIP	IP WLS BF H R ER SO BB IBB HBP BLK WP HR S P ERA WHIP																				
Barry Zito, L ERA: 2.62	(1, 1)	6.0	L	27	5	4	4	7	4	0	0	0	0	0	0	0	0	2	65	109	6.00	1.500
Chad Bradford, R ERA: 3.5	(7, 1)	1.0		7	2	1	1	1	1	1	0	0	0	0	0	0	0	0	16	31	9.00	3.000
Mike Neu, R ERA: 0.9	(8, 1)	2.0		7	0	0	0	3	0	0	1	0	0	0	0	0	0	0	16	23	0.00	0.000

Batter	1	2	3	4	5	6	7	8	9	AB	R	H	RBI	BB	SO	LOB	BOTTOM				
Mark Ellis, R OBP: 0.316, SLG: 0.404	2-3 K		2-0 P6		2-2 G6-3	4-2 BB		2-2 HBP		3	0	0	0	1	1	2	<p>New York Yankees @ Oakland Athletics Network Associates Coliseum, Oakland, CA</p> <p>Sat May 10 2003, 4:05 PM EDT Att: 44,486 - Sunny - 62 F</p> <p>livebaseballscores.com</p> <p>AB 35 R 2 H 8 RBI 2 BB 1 SO 5 LOB 14</p> 				
Scott Hatteberg, L OBP: 0.380, SLG: 0.408	2-1 G4-3		2-3 K		0-1 G4-3	1-1 P6		0-1 G3		5	0	0	0	0	1	5					
3 Eric Chavez, L OBP: 0.367, SLG: 0.527 Jason Grabowski, L OBP: 0.200, SLG: 0.077	2-2 P4			1-1 F8	0-1 1B		1-2 G4-3			3	0	1	0	0	0	0					
Miguel Tejada, R OBP: 0.264, SLG: 0.363		3-2 F9		0-2 F9	2-1 1B		0-2 E5 1B			4	1	2	0	0	0	0					
Erubiel Durazo, L OBP: 0.375, SLG: 0.475		1-3 K		2-1 G4-3	1-3 K		3-1 G4-3 2H 1B			4	0	1	1	0	2	2					
Terrence Long, L OBP: 0.326, SLG: 0.461		2-3 K		1-2 G6-3		3-1 F8	1-1 G4-3			4	0	0	0	0	1	1					
Eric Byrnes, R OBP: 0.392, SLG: 0.493			0-1 P3		0-0 F9 2B	1-0 1B FC4-6 2B	2-2 F7			4	1	2	0	0	0	1					
Chris Singleton, L OBP: 0.333, SLG: 0.421			1-1 2B		2-2 F9	2-1 FC4-6 1B	2-2 G6-3			4	0	2	0	0	0	1					
Mark Johnson, L OBP: 0.269, SLG: 0.190			1-1 HBP		2-1 L7	1-1 FC4-6 BB	2-1 G3-1			3	0	0	1	0	0	2					
Inning Stats	R: 0 E: 0 K: 1 S: 11	H: 0 LOB: 0 BB: 0 P: 17	R: 0 E: 0 K: 2 S: 12	H: 0 LOB: 0 BB: 0 P: 18	R: 0 E: 0 K: 1 S: 9	H: 1 LOB: 2 BB: 0 P: 15	R: 0 E: 0 K: 0 S: 7	H: 0 LOB: 0 BB: 0 P: 10	R: 0 E: 0 K: 0 S: 9	H: 1 LOB: 1 BB: 0 P: 14	R: 0 E: 0 K: 1 S: 12	H: 2 LOB: 2 BB: 0 P: 17	R: 1 E: 1 K: 0 S: 14	H: 2 LOB: 1 BB: 0 P: 21	R: 0 E: 0 K: 0 S: 9	H: 0 LOB: 1 BB: 0 P: 15	1B: 5 2B: 3 3B: 0 HR: 0	SF: 0 SAC: 0 DP: 0 HBP: 2	WP: 0 PB: 0 SB: 0 CS: 0	PA: 38	
PITCHER	IP WLS BF H R ER SO BB IBB HBP BLK WP HR S P ERA WHIP	IP WLS BF H R ER SO BB IBB HBP BLK WP HR S P ERA WHIP																			
Roger Clemens, R ERA: 2.35	(1, 1)	6.2	W	28	6	1	1	5	1	0	1	0	0	0	0	0	0	69	111	1.35	1.050
Sterling Hitchcock, L ERA: 1.93	(7, 1)	1.0	H	5	2	1	0	0	0	0	0	0	0	0	0	0	0	13	19	0.00	2.000
Juan Acevedo, R ERA: 9.16	(8, 1)	0.1	H	1	0	0	0	0	0	0	0	0	0	0	0	0	0	3	5	0.00	0.000
42 Mariano Rivera, R ERA: 1.8	(9, 1)	1.0	S	4	0	0	0	0	0	0	1	0	0	0	0	0	0	9	15	0.00	0.000

Batter	1	2	3	4	5	6	7	8	9	AB	R	H	RBI	BB	SO	LOB	TOP																					
Alfonso Soriano, R OBP: 0.400, SLG: 0.573 (1, 4)										4	1	1	0	0	1	0	New York Yankees @ Oakland Athletics Network Associates Coliseum, Oakland, CA Sun May 11 2003, 4:05 PM EDT Att: 45,390 - Sunny - 60 F																					
Nick Johnson, L OBP: 0.469, SLG: 0.531 (1, 3)										3	0	1	0	1	1	0																						
Bernie Williams, S OBP: 0.429, SLG: 0.518 (1, 10)										3	0	0	0	1	1	2																						
Raul Mondesi, R OBP: 0.397, SLG: 0.599 (1, 9)										4	0	1	0	0	0	4																						
55 Hideki Matsui, L OBP: 0.325, SLG: 0.395 (1, 7)										4	0	0	0	0	2	4																						
Todd Zeile, R OBP: 0.289, SLG: 0.379 (1, 5)										3	0	0	0	0	1	0																						
John Flaherty, R OBP: 0.321, SLG: 0.346 (1, 2)										3	0	0	0	0	0	0																						
Charles Gipson, R (1, 8)										3	0	0	0	0	1	0																						
Enrique Wilson, S OBP: 0.211, SLG: 0.324 (1, 6)										3	1	1	1	0	1	0																						
Inning Stats	R: 1 E: 0 K: 2 S: 13	H: 2 LOB: 1 BB: 0 P: 19	R: 0 E: 0 K: 1 S: 5	H: 0 LOB: 0 BB: 0 P: 7	R: 0 E: 0 K: 0 S: 6	H: 0 LOB: 0 BB: 0 P: 9	R: 0 E: 0 K: 0 S: 3	H: 0 LOB: 0 BB: 0 P: 5	R: 0 E: 0 K: 0 S: 6	H: 0 LOB: 0 BB: 0 P: 8	R: 1 E: 0 K: 2 S: 12	H: 1 LOB: 2 BB: 2 P: 26	R: 0 E: 0 K: 1 S: 10	H: 0 LOB: 0 BB: 0 P: 17	R: 0 E: 0 K: 2 S: 8	H: 0 LOB: 0 BB: 0 P: 14	R: 0 E: 0 K: 0 S: 8	H: 1 LOB: 0 BB: 0 P: 11	1B: 3 2B: 0 3B: 0 HR: 1	SF: 0 SAC: 0 DP: 1 HBP: 0	WP: 1 PB: 0 SB: 0 CS: 0	PA: 32																
PITCHER	IP	WLS	BF	H	R	ER	SO	BB	IBB	HBP	BLK	WP	HR	S	P	ERA	WHIP	PITCHER				IP	WLS	BF	H	R	ER	SO	BB	IBB	HBP	BLK	WP	HR	S	P	ERA	WHIP
Mark Mulder, L ERA: 2.55 (1, 1)	8.0	W	29	3	2	2	8	2	0	0	0	1	1	63	105	2.25	0.625																					
Keith Foulke, R ERA: 2.89 (9, 1)	1.0	S	3	1	0	0	0	0	0	0	0	0	0	8	11	0.00	1.000																					

AB	30
R	2
H	4
RBI	1
BB	2
SO	8
LOB	10



Batter	1	2	3	4	5	6	7	8	9	AB	R	H	RBI	BB	SO	LOB	BOTTOM																					
Mark Ellis, R OBP: 0.321, SLG: 0.414 (1, 4)										4	1	2	0	0	0	1	New York Yankees @ Oakland Athletics Network Associates Coliseum, Oakland, CA Sun May 11 2003, 4:05 PM EDT Att: 45,390 - Sunny - 60 F																					
Eric Byrnes, R OBP: 0.386, SLG: 0.520 (1, 8)										4	1	1	2	0	0	2																						
Miguel Tejada, R OBP: 0.276, SLG: 0.389 (1, 6)										3	1	2	1	1	0	0																						
Erbiel Durazo, L OBP: 0.378, SLG: 0.472 (1, 3)										3	0	1	1	1	0	0																						
Ramon Hernandez, R OBP: 0.385, SLG: 0.500 (1, 2)										4	0	0	0	0	3	4																						
Adam Piatt, R OBP: 0.136, SLG: 0.300 (1, 7)										3	0	0	0	1	0	3																						
Ron Gant, R OBP: 0.167, SLG: 0.250 (1, 10)										4	1	1	1	0	1	1																						
Terrence Long, L OBP: 0.326, SLG: 0.458 (1, 9)										3	1	1	0	0	0	0																						
Frank Menechino, R OBP: 0.176, SLG: 0.067 (1, 5)										2	0	0	0	0	1	0																						
Inning Stats	R: 1 E: 0 K: 1 S: 14	H: 2 LOB: 1 BB: 1 P: 22	R: 1 E: 0 K: 0 S: 9	H: 1 LOB: 0 BB: 0 P: 13	R: 0 E: 0 K: 1 S: 18	H: 2 LOB: 3 BB: 1 P: 28	R: 0 E: 0 K: 1 S: 6	H: 0 LOB: 0 BB: 0 P: 9	R: 1 E: 0 K: 0 S: 11	H: 1 LOB: 0 BB: 0 P: 13	R: 0 E: 0 K: 0 S: 8	H: 0 LOB: 0 BB: 0 P: 11	R: 2 E: 0 K: 0 S: 11	H: 2 LOB: 0 BB: 0 P: 19	R: 0 E: 0 K: 2 S: 12	H: 0 LOB: 1 BB: 1 P: 22	1B: 4 2B: 1 3B: 0 HR: 3	SF: 0 SAC: 1 DP: 0 HBP: 0	WP: 0 PB: 0 SB: 0 CS: 0	PA: 34																		
PITCHER	IP	WLS	BF	H	R	ER	SO	BB	IBB	HBP	BLK	WP	HR	S	P	ERA	WHIP	PITCHER				IP	WLS	BF	H	R	ER	SO	BB	IBB	HBP	BLK	WP	HR	S	P	ERA	WHIP
Andy Pettitte, L ERA: 4.75 (7, 1)	1.1	L	5	0	0	0	2	1	0	0	0	0	0	13	24	0.00	0.750																					

AB	30
R	5
H	8
RBI	5
BB	3
SO	5
LOB	11



Batter	1	2	3	4	5	6	7	8	9	AB	R	H	RBI	BB	SO	LOB	TOP											
David Eckstein, R (1, 6) Eric Owens, R (6, 9) OBP: 0.352, SLG: 0.359 OBP: 0.238, SLG: 0.200			G3		E6 G3 1B		K			3	1	0	0	0	1	1	Anaheim Angels @ New York Yankees Yankee Stadium, Bronx, NY Thu May 15 2003, 7:05 PM EDT Att: 29,670 - Cloudy - 61 F											
Adam Kennedy, L (1, 4) OBP: 0.346, SLG: 0.370	L7				G3			L7		5	0	2	1	0	0	3												
Tim Salmon, R (1, 9) Shawn Wooten, R (6, 3) OBP: 0.389, SLG: 0.503 OBP: 0.323, SLG: 0.435	G3								P3	2	0	1	1	1	0	0												
16 Garret Anderson, L (1, 7) Benji Gil, R (6, 6) OBP: 0.370, SLG: 0.586 OBP: 0.171, SLG: 0.128					G4-3		K		K	3	0	2	0	0	0	1												
Troy Glaus, R (1, 5) OBP: 0.373, SLG: 0.492		L9	F8				G1-3	P4		5	0	0	0	0	0	5												
Brad Fullmer, L (1, 10) OBP: 0.410, SLG: 0.509		L8			G4-3		P3		G3	4	0	0	0	0	0	1												
Scott Spiezio, S (1, 3) OBP: 0.301, SLG: 0.395					G5-4-3 BB					0	0	0	0	3	0	0												
Bengie Molina, R (1, 2) José Molina, R (6, 2) OBP: 0.295, SLG: 0.374 OBP: 0.071, SLG: 0.071		L9			G5-4-3		L8	FC5-4 1B		3	0	0	0	0	0	4												
Jeff DaVanon, S (1, 8) OBP: 0.275, SLG: 0.474										4	2	3	1	0	1	0												
Inning Stats	R: 0 E: 0 K: 1 S: 9	H: 0 LOB: 0 BB: 0 P: 12	R: 0 E: 0 K: 0 S: 10	H: 1 LOB: 2 BB: 1 P: 17	R: 1 E: 0 K: 0 S: 17	H: 3 LOB: 2 BB: 1 P: 28	R: 0 E: 0 K: 0 S: 5	H: 0 LOB: 0 BB: 1 P: 12	R: 1 E: 0 K: 1 S: 16	H: 1 LOB: 1 BB: 0 P: 22	R: 0 E: 0 K: 0 S: 8	H: 0 LOB: 1 BB: 0 P: 15	R: 1 E: 0 K: 2 S: 19	H: 3 LOB: 2 BB: 0 P: 21	R: 1 E: 0 K: 0 S: 14	H: 2 LOB: 2 BB: 0 P: 20		R: 0 E: 0 K: 1 S: 5	H: 0 LOB: 0 BB: 0 P: 6	1B: 9 2B: 0 3B: 0 HR: 1	SF: 0 SAC: 0 DP: 1 HBP: 1	WP: 1 PB: 0 SB: 0 CS: 1	PA: 41					
PITCHER	IP	WLS	BF	H	R	ER	SO	BB	IBB	HBP	BLK	WP	HR	S	P	ERA		WHIP										
Jeff Weaver, R (1, 1) ERA: 4.78	6.2	W	31	8	3	2	4	4	0	0	0	1	1	80	122	2.70		1.800										
Chris Hammond, L (7, 1) ERA: 3.5	1.1		7	2	1	1	0	0	0	1	0	0	0	18	25	6.75	1.500											
42 Mariano Rivera, R (9, 1) ERA: 1.5	1.0		3	0	0	0	1	0	0	0	0	0	0	5	6	0.00	0.000											

Batter	1	2	3	4	5	6	7	8	9	AB	R	H	RBI	BB	SO	LOB	BOTTOM											
Alfonso Soriano, R (1, 4) OBP: 0.389, SLG: 0.577		SF7			K		F7			4	2	2	2	0	1	1	Anaheim Angels @ New York Yankees Yankee Stadium, Bronx, NY Thu May 15 2003, 7:05 PM EDT Att: 29,670 - Cloudy - 61 F											
2 Derek Jeter, R (1, 6) OBP: 0.533, SLG: 0.714		L9					G1-3			5	1	3	1	0	0	2												
25 Jason Giambi, L (1, 10) OBP: 0.331, SLG: 0.385	G3		L7					G4-1		4	0	1	0	1	0	2												
Bernie Williams, S (1, 8) Charles Gipson, R (7, 8) OBP: 0.434, SLG: 0.510					G4-6-3		G4-6-3	G6-3		3	2	2	2	1	0	2												
55 Hideki Matsui, L (1, 7) OBP: 0.324, SLG: 0.388	G5-3	FC4-6					G4-3	G4-3		5	1	1	0	0	0	3												
20 Jorge Posada, S (1, 2) OBP: 0.347, SLG: 0.567			F8							3	0	1	1	1	1	0												
Robin Ventura, L (1, 5) OBP: 0.336, SLG: 0.481	F8						L4			4	0	0	0	0	1	3												
Raul Mondesi, R (1, 9) OBP: 0.401, SLG: 0.596								G4-3		2	2	2	1	2	0	0												
Todd Zeile, R (1, 3) OBP: 0.296, SLG: 0.423								G4-3		4	2	2	2	0	1	2												
Inning Stats	R: 3 E: 0 K: 0 S: 15	H: 4 LOB: 1 BB: 0 P: 29	R: 2 E: 0 K: 0 S: 10	H: 2 LOB: 2 BB: 2 P: 24	R: 3 E: 0 K: 1 S: 23	H: 4 LOB: 1 BB: 0 P: 35	R: 2 E: 0 K: 1 S: 18	H: 2 LOB: 1 BB: 2 P: 35	R: 0 E: 0 K: 1 S: 10	H: 0 LOB: 0 BB: 1 P: 13	R: 0 E: 0 K: 0 S: 10	H: 0 LOB: 0 BB: 1 P: 19	R: 0 E: 0 K: 0 S: 11	H: 0 LOB: 0 BB: 0 P: 15	1B: 8 2B: 3 3B: 1 HR: 2	SF: 1 SAC: 0 DP: 2 HBP: 0		WP: 0 PB: 0 SB: 0 CS: 0	PA: 41									
PITCHER	IP	WLS	BF	H	R	ER	SO	BB	IBB	HBP	BLK	WP	HR	S	P	ERA		WHIP										
Aaron Sele, R (1, 1) ERA: 9.72	2.2	L	19	9	8	8	1	2	0	0	0	0	2	41	77	27.00		4.125										
62 Scott Shields, R (3, 1) ERA: 1.54	1.1		8	3	2	2	1	2	0	0	0	0	0	25	46	13.50	3.750											
Mickey Callaway, R (5, 1) ERA: 5.13	2.0		7	2	0	0	2	0	0	0	0	0	0	19	30	0.00	1.000											
Ben Weber, R (7, 1) ERA: 2.61	2.0		7	0	0	0	0	1	0	0	0	0	0	21	34	0.00	0.500											

Batter	1	2	3	4	5	6	7	8	9	10	11	12	AB	R	H	RBI	BB	SO	LOB	TOP															
Carl Everett, S OBP: 0.421, SLG: 0.711 (1.7) (7.9)													3	2	1	1	3	1	1																
9 Hank Blalock, L OBP: 0.409, SLG: 0.590 (1.5)													7	0	2	6	0	4	5																
Alex Rodriguez, R OBP: 0.405, SLG: 0.581 (1.6)													5	1	0	0	2	1	6																
Rafael Palmeiro, L OBP: 0.380, SLG: 0.533 23 Mark Teixeira, S OBP: 0.330, SLG: 0.363 (1.3) (9.3)													4	0	2	1	1	0	0																
Juan Gonzalez, R OBP: 0.326, SLG: 0.589 (1.10)													6	0	0	0	0	4	3																
Ruben Sierra, S OBP: 0.286, SLG: 0.375 Donnie Sadler, R OBP: 0.273, SLG: 0.111 (1.9) (7.7)													3	1	1	0	1	2	1																
10 Michael Young, R OBP: 0.362, SLG: 0.485 (1.4)													6	2	4	0	0	0	1																
Einar Diaz, R OBP: 0.286, SLG: 0.309 Herbert Perry, R OBP: 0.182, SLG: 0.273 Todd Greene, R OBP: 0.286, SLG: 0.563 (1.2) (9.7) (9.2)													4	0	1	0	0	1	5																
Ryan Christenson, R OBP: 0.302, SLG: 0.398 (1.6)													4	1	1	0	2	0	3																
Inning Stats	R: 1 E: 0 K: 3 S: 14	H: 1 LOB: 1 BB: 1 P: 23	R: 3 E: 0 K: 1 S: 14	H: 2 LOB: 1 BB: 2 P: 31	R: 0 E: 0 K: 2 S: 7	H: 0 LOB: 0 BB: 0 P: 9	R: 1 E: 0 K: 2 S: 12	H: 2 LOB: 2 BB: 1 P: 20	R: 0 E: 0 K: 1 S: 10	H: 1 LOB: 1 BB: 1 P: 18	R: 0 E: 0 K: 1 S: 11	H: 2 LOB: 2 BB: 1 P: 19	R: 0 E: 0 K: 0 S: 7	H: 1 LOB: 0 BB: 0 P: 14	R: 0 E: 0 K: 0 S: 5	H: 0 LOB: 0 BB: 0 P: 10	R: 3 E: 0 K: 1 S: 14	H: 2 LOB: 2 BB: 2 P: 28	1B: 8 2B: 6 3B: 0 HR: 0	SF: 0 SAC: 0 DP: 2 HBP: 1	WP: 0 PB: 0 SB: 2 CS: 0	PA: 58													
PITCHER	IP WLS BF H R ER SO BB IBB HBP BLK WP HR S P ERA WHIP	IP WLS BF H R ER SO BB IBB HBP BLK WP HR S P ERA WHIP																																	
Roger Clemens, R ERA: 2.91 Sterling Hitchcock, L ERA: 2.84 Antonio Osuna, R ERA: 1.32 Chris Hammond, L ERA: 3.45 42 Mariano Rivera, R ERA: 1.29 (1.1) (6.1) (7.1) (8.1) (9.1)	5.0 1.1 1.0 0.2 1.0	26 5 2 0 2	5 0 0 0 0	5 0 0 0 0	10 0 0 0 0	10 0 0 0 0	60 12 12 5 14	9.00 0.750 0.000 0.000 0.000	2.200 0.750 3.000 0.000 3.000	Juan Acevedo, R ERA: 9.15 (10.1)	3.0 1.1 1.0 1.0	14 3 3 2	3 3 2	0 1 1 0	0 0 26 52	9.00 1.333																			

Texas Rangers @ New York Yankees
Yankee Stadium, Bronx, NY
Fri May 16 2003, 7:05 PM EDT
Att. 40,055 - Overcast - 54 F

AB 47
R 8
H 13
RBI 8
BB 10
SO 14
LOB 29



Batter	1	2	3	4	5	6	7	8	9	10	11	12	AB	R	H	RBI	BB	SO	LOB	BOTTOM																
Alfonso Soriano, R OBP: 0.380, SLG: 0.590 (1.4)													7	1	1	0	0	4	4																	
2 Derek Jeter, R OBP: 0.476, SLG: 0.579 (1.6)													5	0	1	0	1	2	3																	
25 Jason Giambi, L OBP: 0.343, SLG: 0.390 (1.10)													3	0	1	0	2	2	0																	
Bernie Williams, S OBP: 0.436, SLG: 0.516 (1.8)													6	2	3	0	0	0	4																	
55 Hideki Matsui, L OBP: 0.324, SLG: 0.392 (1.7)													6	1	2	1	0	1	4																	
20 Jorge Posada, S OBP: 0.351, SLG: 0.558 Charles Gipson, R OBP: 0.333, SLG: 0.357 (1.2) (8.7) (9.2)													2	0	0	0	2	0	2																	
Robin Ventura, L OBP: 0.344, SLG: 0.482 (1.5)													6	0	3	0	0	1	3																	
Raul Mondesi, R OBP: 0.359, SLG: 0.592 (1.9)													6	0	2	2	0	2	2																	
Todd Zeile, R OBP: 0.287, SLG: 0.395 (1.3)													5	0	0	0	1	2	2																	
Inning Stats	R: 1 E: 0 K: 0 S: 8	H: 2 LOB: 1 BB: 1 P: 16	R: 0 E: 0 K: 1 S: 8	H: 0 LOB: 0 BB: 1 P: 14	R: 0 E: 0 K: 2 S: 15	H: 0 LOB: 0 BB: 0 P: 14	R: 2 E: 1 K: 2 S: 15	H: 3 LOB: 1 BB: 0 P: 25	R: 0 E: 0 K: 1 S: 9	H: 1 LOB: 2 BB: 1 P: 16	R: 1 E: 0 K: 1 S: 14	H: 3 LOB: 2 BB: 1 P: 18	R: 0 E: 0 K: 0 S: 6	H: 0 LOB: 1 BB: 1 P: 18	R: 1 E: 0 K: 2 S: 16	H: 2 LOB: 3 BB: 2 P: 33	R: 0 E: 0 K: 1 S: 9	H: 2 LOB: 2 BB: 1 P: 13	R: 0 E: 0 K: 0 S: 6	H: 0 LOB: 0 BB: 0 P: 9	R: 0 E: 0 K: 2 S: 8	H: 1 LOB: 2 BB: 0 P: 17	R: 0 E: 1 K: 2 S: 10	H: 0 LOB: 1 BB: 0 P: 14	1B: 10 2B: 4 3B: 0 HR: 0	SF: 0 SAC: 0 DP: 2 HBP: 1	WP: 0 PB: 1 SB: 0 CS: 0	PA: 55								
PITCHER	IP WLS BF H R ER SO BB IBB HBP BLK WP HR S P ERA WHIP	IP WLS BF H R ER SO BB IBB HBP BLK WP HR S P ERA WHIP																																		
Colby Lewis, R ERA: 1.68 Aaron Fultz, L ERA: 1.88 Francisco Cordero, R ERA: 3.57 Brian Shouse, L ERA: 3.14 R.A. Dickey, R ERA: 3.33 (1.1) (6.1) (8.1) (9.1) (10.1)	5.0 2.1 0.2 1.0 2.0	22 10 6 5 8	7 4 2 0 1	3 0 1 0 0	6 3 1 0 2	6 0 0 0 0	3 0 0 0 0	0 23 13 9 14	5.40 0.000 13.50 0.000 0.000	2.000 1.286 6.000 2.000 0.500	Ugueth Urbina, R ERA: 3.63 (12.1)	1.0 1.0 1.0 1.0	4 0 0 0	0 0 2	0 0 0 0	0 10 14	0.00 0.000																			

Texas Rangers @ New York Yankees
Yankee Stadium, Bronx, NY
Fri May 16 2003, 7:05 PM EDT
Att. 40,055 - Overcast - 54 F

AB 48
R 5
H 14
RBI 3
BB 6
SO 15
LOB 26



Batter	1	2	3	4	5	6	7	8	9	AB	R	H	RBI	BB	SO	LOB	TOP								
Carl Everett, S OBP: 0.426, SLG: 0.694 (1, 7)	1-1 P3		0-3 K		3-2 1B		1-1 F7		0-2 1B	5	0	2	1	0	1	0									
9 Hank Blalock, L OBP: 0.396, SLG: 0.569 (1, 5)	3-1 P6			3-3 K	2-1 F8		0-2 F8		0-0 F8	5	0	0	0	0	1	2									
Alex Rodriguez, R OBP: 0.397, SLG: 0.568 (1, 6)	0-0 1B			2-3 K		2-0 2B		1-1 G1-3		4	1	2	0	0	1	0									
Rafael Palmeiro, L OBP: 0.392, SLG: 0.539 (1, 3)	1-3 K			1-1 HR		3-2 G3		4-0 BB		3	2	2	1	1	1	1									
Juan Gonzalez, R OBP: 0.322, SLG: 0.591 (1, 9)		3-1 F8		0-2 HR		1-0 P6		2-3 K		4	1	1	2	0	1	2									
Ruben Sierra, S OBP: 0.318, SLG: 0.370 (1, 10)	0-0 F7			1-2 1B		0-0 G3		3-2 F9		4	0	1	0	0	0	2									
10 Michael Young, R OBP: 0.349, SLG: 0.448 (1, 4)		2-3 K		0-0 G5-3		1-0 E4		3-2 SH2-3		4	1	1	0	0	1	1									
Einar Diaz, R OBP: 0.278, SLG: 0.300 (1, 2)			0-0 B1-3		2-1 F7		0-1 P3		1-1 SH2-3	3	0	0	0	0	0	1									
Donnie Sadler, R OBP: 0.214, SLG: 0.083 (1, 8)			3-2 G6-3		0-3 K		0-0 G5-3		0-0 G5-3	3	0	0	0	0	1	0									
Herbert Perry, R OBP: 0.250, SLG: 0.313 (9, PH)										1	0	0	0	0	0	1									
Ryan Christenson, R OBP: 0.291, SLG: 0.295 (9, 8)										0	0	0	0	0	0	0									
Inning Stats	R: 0 E: 0 K: 1 S: 8	H: 1 LOB: 1 BB: 0 P: 13	R: 0 E: 0 K: 1 S: 8	H: 0 LOB: 0 BB: 0 P: 13	R: 0 E: 0 K: 1 S: 9	H: 0 LOB: 0 BB: 0 P: 12	R: 2 E: 0 K: 2 S: 17	H: 3 LOB: 1 BB: 0 P: 24	R: 0 E: 0 K: 1 S: 10	H: 1 LOB: 1 BB: 0 P: 17	R: 2 E: 1 K: 0 S: 9	H: 2 LOB: 0 BB: 0 P: 16	R: 0 E: 0 K: 0 S: 6	H: 0 LOB: 0 BB: 0 P: 7	R: 0 E: 0 K: 1 S: 8	H: 0 LOB: 1 BB: 1 P: 18	R: 1 E: 0 K: 0 S: 11	H: 2 LOB: 1 BB: 0 P: 15	1B: 6 2B: 2 3B: 0 HR: 1	SF: 0 SAC: 1 DP: 0 HBP: 0	WP: 0 PB: 0 SB: 1 CS: 0	PA: 38			
PITCHER	IP	WLS	BF	H	R	ER	SO	BB	IBB	HBP	BLK	WP	HR	S	P	ERA	WHIP								
35 Mike Mussina, R ERA: 2.22 (1, 1)	7.0	L	29	7	4	3	6	0	0	0	0	0	1	67	102	3.86	1.000								
Antonio Osuna, R ERA: 1.75 (8, 1)	1.2		7	1	1	1	1	1	0	0	0	0	0	15	29	5.40	1.200								
Chris Hammond, L ERA: 3.38 (9, 1)	0.1		2	1	0	0	0	0	0	0	0	0	0	4	4	0.00	3.000								

Texas Rangers @ New York Yankees
Yankee Stadium, Bronx, NY
Sun May 18 2003, 1:05 PM EDT
Att: 54,942 - Cloudy - 61 F

AB 36
R 5
H 9
RBI 4
BB 1
SO 7
LOB 10



Batter	1	2	3	4	5	6	7	8	9	AB	R	H	RBI	BB	SO	LOB	BOTTOM								
Alfonso Soriano, R OBP: 0.380, SLG: 0.563 (1, 4)	3-1 G4-3		0-0 K		0-3 K		0-0 P4			4	1	2	0	0	1	2									
2 Derek Jeter, R OBP: 0.375, SLG: 0.444 (1, 6)	2-2 G4-3		1-3 K			3-1 G4-3		2-2 F9		4	0	0	1	0	1	1									
25 Jason Giambi, L OBP: 0.333, SLG: 0.373 (1, 3)	4-0 BB		1-0 G3			1-3 K		1-0 G4-3		3	0	0	0	1	1	1									
Bernie Williams, S OBP: 0.423, SLG: 0.494 (1, 10)	3-1 G6-4-3			1-2 G1-3		4-2 BB		3-3 K		3	0	0	0	1	1	1									
55 Hideki Matsui, L OBP: 0.316, SLG: 0.385 (1, 8)		2-3 K		1-1 F7		0-0 2B		0-0 G3		4	0	1	0	0	1	1									
20 Jorge Posada, S OBP: 0.342, SLG: 0.541 (1, 2)		3-3 K		2-2 G4-3		2-3 K		1-0 F9		4	0	0	0	0	2	2									
Robin Ventura, L OBP: 0.349, SLG: 0.500 (1, 5)		4-1 BB			2-2 F8		1-3 K		0-0 F7	3	0	0	0	1	1	0									
Raul Mondesi, R OBP: 0.400, SLG: 0.580 (1, 9)		2-1 F8			0-1 F8		4-1 BB		3-3 K	3	0	0	0	1	1	1									
Bubba Trammell, R OBP: 0.364, SLG: 0.414 (1, 7)			1-1 G5-3		4-0 BB		1-2 FC5-4			2	0	0	0	1	0	1									
Inning Stats	R: 1 E: 0 K: 0 S: 7	H: 1 LOB: 1 BB: 1 P: 19	R: 0 E: 0 K: 2 S: 9	H: 0 LOB: 1 BB: 1 P: 20	R: 0 E: 0 K: 1 S: 7	H: 1 LOB: 0 BB: 0 P: 10	R: 0 E: 0 K: 0 S: 8	H: 0 LOB: 0 BB: 0 P: 12	R: 0 E: 0 K: 1 S: 9	H: 0 LOB: 1 BB: 1 P: 15	R: 0 E: 0 K: 2 S: 11	H: 1 LOB: 2 BB: 1 P: 21	R: 0 E: 0 K: 1 S: 8	H: 0 LOB: 1 BB: 1 P: 14	R: 0 E: 0 K: 1 S: 8	H: 0 LOB: 0 BB: 0 P: 14	R: 0 E: 0 K: 1 S: 5	H: 0 LOB: 0 BB: 0 P: 9	1B: 0 2B: 3 3B: 0 HR: 0	SF: 0 SAC: 0 DP: 1 HBP: 0	WP: 0 PB: 1 SB: 1 CS: 0	PA: 35			
PITCHER	IP	WLS	BF	H	R	ER	SO	BB	IBB	HBP	BLK	WP	HR	S	P	ERA	WHIP								
John Thomson, R ERA: 4.78 (1, 1)	9.0	W	35	3	1	1	9	5	0	0	0	0	0	72	134	1.00	0.889								

Texas Rangers @ New York Yankees
Yankee Stadium, Bronx, NY
Sun May 18 2003, 1:05 PM EDT
Att: 54,942 - Cloudy - 61 F

AB 30
R 1
H 3
RBI 1
BB 5
SO 9
LOB 10



Batter	1	2	3	4	5	6	7	8	9	AB	R	H	RBI	BB	SO	LOB	TOP					
Alfonso Soriano, R (1, 4) OBP: 0.395, SLG: 0.560										3	1	1	0	2	1	2	New York Yankees @ Boston Red Sox Fenway Park, Boston, MA Mon May 19 2003, 7:05 PM EDT Att: 35,099 - Sunny - 67 F					
2 Derek Jeter, R (1, 6) OBP: 0.392, SLG: 0.469										5	1	2	2	0	1	1						
25 Jason Giambi, L (1, 3) OBP: 0.335, SLG: 0.369										4	1	1	2	1	2	2						
Bernie Williams, S (1, 8) OBP: 0.413, SLG: 0.479										5	0	0	0	0	0	3						
55 Hideki Matsui, L (1, 7) OBP: 0.318, SLG: 0.386										5	1	2	0	0	0	2						
20 Jorge Posada, S (1, 2) OBP: 0.356, SLG: 0.544										3	2	2	0	2	0	0						
Raul Mondesi, R (1, 9) OBP: 0.400, SLG: 0.586										5	0	2	3	0	1	4						
Todd Zeile, R (1, 5) OBP: 0.269, SLG: 0.366										3	0	0	0	0	1	3						
Robin Ventura, L (8, PH) OBP: 0.354, SLG: 0.500										0	1	0	0	1	0	0						
Bubba Trammell, R (1, 10) OBP: 0.351, SLG: 0.375										3	0	0	0	1	1	3						
Inning Stats	R: 5 E: 0 K: 1 S: 22	H: 5 LOB: 2 BB: 2 P: 39	R: 0 E: 0 K: 0 S: 6	H: 0 LOB: 0 BB: 0 P: 8	R: 0 E: 0 K: 0 S: 10	H: 1 LOB: 0 BB: 0 P: 12	R: 0 E: 0 K: 0 S: 8	H: 0 LOB: 0 BB: 0 P: 14	R: 0 E: 0 K: 1 S: 10	H: 0 LOB: 1 BB: 0 P: 17	R: 0 E: 0 K: 1 S: 10	H: 0 LOB: 0 BB: 0 P: 17	R: 0 E: 0 K: 1 S: 8	H: 0 LOB: 2 BB: 2 P: 17	R: 0 E: 0 K: 1 S: 19	H: 2 LOB: 2 BB: 3 P: 37	R: 0 E: 0 K: 0 S: 10	H: 2 LOB: 1 BB: 0 P: 14	1B: 8 2B: 1 3B: 1 HR: 0	SF: 0 SAC: 0 DP: 1 HBP: 0	WP: 0 PB: 0 SB: 1 CS: 0	PA: 43
PITCHER	IP	WLS	BF	H	R	ER	SO	BB	IBB	HBP	BLK	WP	HR	S	P	ERA	WHIP					
Casey Fossum, L (1, 1) ERA: 4.5	6.0	L	27	6	5	5	4	2	0	0	0	0	0	66	108	7.50	1.333					
Jason Shiell, R (7, 1) ERA: 4.11	1.2		11	2	2	2	2	3	2	0	0	0	0	24	50	10.80	3.000					
Alan Embree, L (8, 1) ERA: 7.84	1.1		5	2	0	0	1	0	0	0	0	0	0	13	18	0.00	1.500					

AB	36
R	7
H	10
RBI	7
BB	7
SO	7
LOB	20



Batter	1	2	3	4	5	6	7	8	9	AB	R	H	RBI	BB	SO	LOB	BOTTOM					
18 Johnny Damon, L (1, 8) OBP: 0.332, SLG: 0.450										5	2	3	0	0	0	0	New York Yankees @ Boston Red Sox Fenway Park, Boston, MA Mon May 19 2003, 7:05 PM EDT Att: 35,099 - Sunny - 67 F					
Todd Walker, L (1, 4) OBP: 0.357, SLG: 0.419										4	0	1	0	1	1	2						
Nomar Garciaparra, R (1, 6) OBP: 0.327, SLG: 0.524										4	0	2	1	0	0	2						
Manny Ramirez, R (1, 7) OBP: 0.389, SLG: 0.488										5	0	0	1	0	1	3						
Kevin Millar, R (1, 10) OBP: 0.356, SLG: 0.475										4	1	1	0	0	1	1						
Shea Hillenbrand, R (1, 3) OBP: 0.343, SLG: 0.439										4	0	2	0	0	0	1						
Bill Mueller, S (1, 5) OBP: 0.433, SLG: 0.651										4	0	2	1	0	0	1						
Doug Mirabeli, R (1, 2) OBP: 0.263, SLG: 0.389										3	0	1	0	0	1	2						
Jason Varitek, S (8, PH) OBP: 0.339, SLG: 0.500										1	0	0	0	0	0	1						
Damian Jackson, R (1, 9) OBP: 0.324, SLG: 0.294										3	0	0	0	0	0	1						
Jeremy Giambi, L (8, PH) OBP: 0.352, SLG: 0.459										1	0	0	0	0	1	1						
Inning Stats	R: 1 E: 0 K: 1 S: 8	H: 2 LOB: 1 BB: 0 P: 13	R: 0 E: 0 K: 0 S: 7	H: 1 LOB: 0 BB: 0 P: 14	R: 0 E: 0 K: 1 S: 7	H: 0 LOB: 0 BB: 0 P: 12	R: 0 E: 0 K: 1 S: 14	H: 1 LOB: 1 BB: 0 P: 21	R: 0 E: 0 K: 1 S: 10	H: 2 LOB: 2 BB: 0 P: 17	R: 0 E: 0 K: 0 S: 11	H: 2 LOB: 2 BB: 0 P: 14	R: 0 E: 0 K: 0 S: 10	H: 2 LOB: 2 BB: 0 P: 14	R: 0 E: 0 K: 1 S: 13	H: 2 LOB: 1 BB: 0 P: 20	R: 1 E: 0 K: 0 S: 6	H: 1 LOB: 0 BB: 0 P: 11	1B: 7 2B: 3 3B: 2 HR: 0	SF: 1 SAC: 0 DP: 0 HBP: 0	WP: 1 PB: 0 SB: 0 CS: 0	PA: 40
PITCHER	IP	WLS	BF	H	R	ER	SO	BB	IBB	HBP	BLK	WP	HR	S	P	ERA	WHIP					
David Wells, L (1, 1) ERA: 3.07	6.2	W	30	9	1	1	4	1	0	0	0	0	0	66	102	1.35	1.500					
Antonio Osuna, R (7, 1) ERA: 2.2	1.0	H	5	2	1	1	0	0	0	0	0	0	0	9	16	9.00	2.000					
Chris Hammond, L (8, 1) ERA: 3.78	0.2		3	1	1	1	1	0	0	0	0	0	0	9	13	13.50	1.500					
Jason Anderson, R (9, 1) ERA: 6.48	0.2		2	0	0	0	0	0	0	0	0	0	0	2	5	0.00	0.000					

AB	38
R	3
H	12
RBI	3
BB	1
SO	5
LOB	15



Batter	1	2	3	4	5	6	7	8	9	AB	R	H	RBI	BB	SO	LOB	TOP						
Alfonso Soriano, R OBP: 0.396, SLG: 0.571 (1, 4)										5	2	2	1	0	2	3	New York Yankees @ Boston Red Sox Fenway Park, Boston, MA Tue May 20 2003, 7:05 PM EDT Att: 35,007 - Cloudy - 72 F						
2 Derek Jeter, R OBP: 0.365, SLG: 0.459 (1, 6)										5	1	2	1	0	2	0							
25 Jason Giambi, L OBP: 0.328, SLG: 0.365 (1, 3)										2	0	0	2	0	1	0							
Bernie Williams, S OBP: 0.405, SLG: 0.468 (1, 8)										4	0	0	1	0	1	1							
55 Hideki Matsui, L OBP: 0.317, SLG: 0.383 (1, 7)										4	0	1	0	0	0	1							
20 Jorge Posada, S OBP: 0.366, SLG: 0.568 (1, 2)										3	1	2	1	1	0	1							
Raul Mondesi, R OBP: 0.392, SLG: 0.572 (1, 9)										4	1	0	0	0	0	2							
Todd Zeile, R OBP: 0.289, SLG: 0.395 (1, 5)										4	1	3	1	0	0	0							
Bubba Trammell, R OBP: 0.350, SLG: 0.371 Robin Ventura, L OBP: 0.351, SLG: 0.496 (9, PH)										3	1	1	0	0	1	3							
										1	0	0	0	0	1	0							
Inning Stats	R: 2 E: 0 K: 1 S: 13	H: 2 LOB: 0 BB: 0 P: 20	R: 1 E: 0 K: 0 S: 11	H: 1 LOB: 1 BB: 1 P: 20	R: 0 E: 0 K: 1 S: 12	H: 0 LOB: 0 BB: 0 P: 17	R: 0 E: 0 K: 0 S: 6	H: 1 LOB: 0 BB: 0 P: 9	R: 3 E: 0 K: 0 S: 17	H: 4 LOB: 1 BB: 0 P: 27	R: 0 E: 0 K: 2 S: 13	H: 2 LOB: 2 BB: 0 P: 19	R: 0 E: 0 K: 1 S: 8	H: 0 LOB: 0 BB: 0 P: 13	R: 1 E: 0 K: 0 S: 6	H: 1 LOB: 0 BB: 0 P: 9	R: 0 E: 0 K: 3 S: 9	H: 0 LOB: 0 BB: 0 P: 13	1B: 8 2B: 1 3B: 0 HR: 2	SF: 2 SAC: 0 DP: 1 HBP: 0	WP: 0 PB: 0 SB: 2 CS: 0	PA: 38	
PITCHER	IP WLS BF H R ER SO BB IBB HBP BLK WP HR S P ERA WHIP																						
Bruce Chen, L ERA: 5.12 Ramiro Mendoza, R ERA: 7.49 Alan Embree, L ERA: 7.15 50 Mike Timlin, R ERA: 4.32 Brandon Lyon, R ERA: 3.22	4.0 2.0 1.0 1.0 1.0	WLS 12 W S	BF 16 12 3 4 3	H 4 6 3 1 0	R 3 3 0 1 0	ER 2 3 0 1 0	SO 2 2 1 0 3	BB 1 0 0 0 0	IBB 0 0 0 0 0	HBP 0 0 0 0 0	BLK 0 0 0 0 0	WP 0 0 0 0 0	HR 1 0 0 1 0	S 42 30 8 6 9	P 66 46 13 9 13	ERA 4.50 13.50 0.00 9.00 0.00	WHIP 1.250 3.000 0.000 1.000 0.000						

Batter	1	2	3	4	5	6	7	8	9	AB	R	H	RBI	BB	SO	LOB	BOTTOM						
18 Johnny Damon, L OBP: 0.333, SLG: 0.454 (1, 8)										5	1	2	1	0	2	2	New York Yankees @ Boston Red Sox Fenway Park, Boston, MA Tue May 20 2003, 7:05 PM EDT Att: 35,007 - Cloudy - 72 F						
Todd Walker, L OBP: 0.358, SLG: 0.421 (1, 4)										4	2	1	0	1	0	3							
Nomar Garciaparra, R OBP: 0.329, SLG: 0.534 (1, 6)										4	1	2	2	0	0	0							
Manny Ramirez, R OBP: 0.394, SLG: 0.482 (1, 7)										2	1	0	0	2	0	0							
34 David Ortiz, L OBP: 0.343, SLG: 0.386 Shea Hillenbrand, R OBP: 0.347, SLG: 0.442 (7, PR) (8, 3)										3	0	1	2	1	0	2							
Trot Nixon, L OBP: 0.390, SLG: 0.479 (1, 9)										1	1	1	0	0	0	0							
Bill Mueller, S OBP: 0.444, SLG: 0.661 (1, 5)										3	2	2	0	1	0	0							
Jeremy Giambi, L OBP: 0.362, SLG: 0.461 Kevin Millar, R OBP: 0.354, SLG: 0.475 (7, PH)										2	0	1	1	1	0	1							
Jason Varitek, S OBP: 0.344, SLG: 0.521 (1, 2)										0	0	0	1	0	0	0							
Inning Stats	R: 1 E: 0 K: 0 S: 15	H: 1 LOB: 2 BB: 1 P: 28	R: 0 E: 0 K: 1 S: 10	H: 0 LOB: 1 BB: 1 P: 15	R: 1 E: 0 K: 1 S: 12	H: 2 LOB: 2 BB: 1 P: 24	R: 2 E: 0 K: 0 S: 11	H: 2 LOB: 0 BB: 0 P: 16	R: 0 E: 0 K: 1 S: 5	H: 0 LOB: 0 BB: 0 P: 6	R: 1 E: 0 K: 1 S: 8	H: 2 LOB: 1 BB: 1 P: 19	R: 5 E: 0 K: 0 S: 20	H: 3 LOB: 2 BB: 4 P: 38	R: 0 E: 0 K: 0 S: 7	H: 1 LOB: 1 BB: 0 P: 7	1B: 4 2B: 7 3B: 0 HR: 1	SF: 3 SAC: 0 DP: 2 HBP: 1	WP: 0 PB: 0 SB: 0 CS: 1	PA: 42			
PITCHER	IP WLS BF H R ER SO BB IBB HBP BLK WP HR S P ERA WHIP																						
Jeff Weaver, R ERA: 5.15 Jose Contreras, R ERA: 15.63 Sterling Hitchcock, L ERA: 2.7 Juan Acevedo, R ERA: 8.71	5.0 1.1 0.2 1.0	WLS L	BF 26 8 4	H 7 2 1	R 5 5 0	ER 5 5 0	SO 2 1 0	BB 4 2 1	IBB 0 0 0	HBP 1 0 0	BLK 0 0 0	WP 0 0 0	HR 1 0 0	S 57 15 9	P 101 31 14	ERA 9.00 33.75 0.00 0.00	WHIP 2.200 3.000 1.000						

Batter	1	2	3	4	5	6	7	8	9	AB	R	H	RBI	BB	SO	LOB	TOP			
Alfonso Soriano, R (1,4) OBP: 0.388, SLG: 0.569	P6		1B			P4		G4-3		4	0	2	1	0	0	0	New York Yankees @ Boston Red Sox Fenway Park, Boston, MA Wed May 21 2003, 7:05 PM EDT Att: 35,003 - Cloudy - 63 F			
2 Derek Jeter, R (1,6) OBP: 0.345, SLG: 0.415	G5-3		F8			K		G4-3		4	0	0	0	0	1	2				
25 Jason Giambi, L (1,3) OBP: 0.327, SLG: 0.380	HR		K			P5		G3		4	1	1	1	0	1	2				
Bernie Williams, S (1,8) OBP: 0.397, SLG: 0.457	K					F8		K		4	0	0	0	0	2	1				
55 Hideki Matsui, L (1,7) OBP: 0.311, SLG: 0.375		G4-3							P2	4	0	0	0	0	1	0				
20 Jorge Posada, S (1,2) OBP: 0.369, SLG: 0.563		G6-3							BB	3	2	1	0	1	0	0				
Robin Ventura, L (1,5) OBP: 0.356, SLG: 0.500									BB	3	0	1	1	1	1	0				
Raul Mondesi, R (1,9) OBP: 0.394, SLG: 0.568			WP						K	3	1	1	1	1	2	1				
Todd Zeile, R (1,10) OBP: 0.277, SLG: 0.378			F9						K	4	0	0	0	0	1	4				
Inning Stats	R: 1 E: 0 K: 1 S: 9	H: 1 LOB: 0 BB: 0 P: 17	R: 0 E: 0 K: 1 S: 9	H: 0 LOB: 0 BB: 0 P: 15	R: 1 E: 0 K: 1 S: 17	H: 1 LOB: 1 BB: 1 P: 28	R: 0 E: 0 K: 1 S: 8	H: 0 LOB: 0 BB: 0 P: 10	R: 0 E: 0 K: 1 S: 7	H: 0 LOB: 0 BB: 0 P: 8	R: 0 E: 0 K: 1 S: 8	H: 2 LOB: 2 BB: 1 P: 18	R: 0 E: 0 K: 1 S: 10	H: 1 LOB: 1 BB: 0 P: 13	R: 1 E: 0 K: 2 S: 11	H: 1 LOB: 1 BB: 1 P: 22		1B: 4 2B: 1 3B: 0 HR: 1	SF: 0 SAC: 0 DP: 0 HBP: 0	WP: 1 PB: 0 SB: 2 CS: 0
PITCHER	IP	WLS	BF	H	R	ER	SO	BB	IBB	HBP	BLK	WP	HR	S	P	ERA	WHIP			
49 Tim Wakefield, R (1,1) ERA: 4.5	7.0	L	27	4	3	3	6	2	0	0	0	1	1	67	106	3.86	0.857			
50 Mike Timlin, R (8,1) ERA: 4.15	1.0		4	1	0	0	1	0	0	0	0	0	0	10	13	0.00	1.000			
Rudy Seanez, R (9,1) ERA: 9.0	1.0		5	1	1	1	2	1	0	0	0	0	0	11	22	9.00	2.000			

AB	33
R	4
H	6
RBI	4
BB	3
SO	9
LOB	10



Batter	1	2	3	4	5	6	7	8	9	AB	R	H	RBI	BB	SO	LOB	BOTTOM			
18 Johnny Damon, L (1,8) OBP: 0.325, SLG: 0.441	L6		P4			F9		G3		5	0	0	0	0	0	2	New York Yankees @ Boston Red Sox Fenway Park, Boston, MA Wed May 21 2003, 7:05 PM EDT Att: 35,003 - Cloudy - 63 F			
Todd Walker, L (1,4) OBP: 0.386, SLG: 0.429	HR		S					G6-3		4	1	3	0	0	0	0				
Nomar Garciaparra, R (1,6) OBP: 0.327, SLG: 0.544	1B		P2			P4		P3		4	1	1	2	0	0	2				
Manny Ramirez, R (1,7) OBP: 0.386, SLG: 0.471	HR		K			F8		G5-3		4	0	0	0	0	2	2				
Kevin Millar, R (1,10) OBP: 0.352, SLG: 0.465	S		K			K		G5-3		3	0	0	0	1	2	1				
Trot Nixon, L (1,9) OBP: 0.393, SLG: 0.475								G4-3		3	0	1	0	1	1	1				
Damian Jackson, R (8,FR) OBP: 0.324, SLG: 0.294								PO		0	0	0	0	0	0	0				
Shea Hillenbrand, R (1,3) OBP: 0.345, SLG: 0.438			G6-3			G5-4-3		1B		4	0	1	0	0	0	1				
Bill Mueller, S (1,5) OBP: 0.445, SLG: 0.655			G4-3			1B		G6-3		4	0	2	0	0	0	1				
Doug Mirabeli, R (1,2) OBP: 0.267, SLG: 0.404										3	0	1	0	0	2	3				
Jeremy Giambi, L (9,PH) OBP: 0.358, SLG: 0.455								F7		1	0	0	0	0	0	1				
Inning Stats	R: 2 E: 0 K: 2 S: 15	H: 2 LOB: 1 BB: 1 P: 24	R: 0 E: 0 K: 0 S: 7	H: 1 LOB: 0 BB: 0 P: 10	R: 0 E: 0 K: 2 S: 15	H: 1 LOB: 1 BB: 0 P: 19	R: 0 E: 0 K: 1 S: 11	H: 2 LOB: 1 BB: 0 P: 18	R: 0 E: 0 K: 2 S: 13	H: 2 LOB: 2 BB: 0 P: 17	R: 0 E: 0 K: 0 S: 9	H: 0 LOB: 0 BB: 0 P: 13	R: 0 E: 0 K: 0 S: 6	H: 0 LOB: 1 BB: 1 P: 14	R: 0 E: 1 K: 0 S: 10	H: 0 LOB: 1 BB: 0 P: 12	1B: 7 2B: 1 3B: 0 HR: 1	SF: 0 SAC: 0 DP: 1 HBP: 0	WP: 0 PB: 0 SB: 2 CS: 0	PA: 38
PITCHER	IP	WLS	BF	H	R	ER	SO	BB	IBB	HBP	BLK	WP	HR	S	P	ERA	WHIP			
Roger Clemens, R (1,1) ERA: 2.92	6.0	W	27	9	2	2	7	1	0	0	0	0	0	68	100	3.00	1.667			
Chris Hammond, L (7,1) ERA: 3.63	0.2	H	2	0	0	0	0	0	0	0	0	0	0	8	11	0.00	0.000			
Antonio Osuna, R (7,1) ERA: 2.08	1.0	H	4	0	0	0	0	1	0	0	0	0	0	7	16	0.00	1.000			
42 Mariano Rivera, R (8,1) ERA: 1.08	1.1	S	4	0	0	0	0	0	0	0	0	0	0	10	12	0.00	0.000			

AB	35
R	2
H	9
RBI	2
BB	2
SO	7
LOB	14




Batter	1	2	3	4	5	6	7	8	9	AB	R	H	RBI	BB	SO	LOB	TOP					
Shannon Stewart, R (1, 7) OBP: 0.367, SLG: 0.458	1-1 L4	3-2 P6		1 SAFE 0-2 G1-3			4-1 WP 1B BB	1-1 SF9		3	1	2	1	0	2							
Frank Catalanotto, L (1, 9) OBP: 0.346, SLG: 0.463	1-2 L6	2-2 1B		1-2 3-H 1B			0-1 F8	1-2 G1-3		5	0	1	1	0	0	4						
10 Vernon Wells, R (1, 8) OBP: 0.343, SLG: 0.552	0-2 1B	2-3 K		1-2 2-3 1B			1-0 P5		1-2 G6-3	5	0	1	0	0	1	5						
Carlos Delgado, L (1, 3) OBP: 0.443, SLG: 0.649	2-3 K		0-0 G3-1		0-0 G4-3		4-0 1B IBB		0-0 G6-3	4	0	1	0	1	1							
Greg Myers, L (1, 2) OBP: 0.423, SLG: 0.544		4-2 1B BB		0-2 F7		0-1 F8	3-1 1B		2-3 K	4	1	1	1	1	1							
Josh Phelps, R (1, 10) OBP: 0.358, SLG: 0.434		3-3 K		0-2 F8		1-3 K	1-0 F8		1-1 G6-3	5	0	0	0	0	2	4						
Eric Hinske, L (1, 5) OBP: 0.322, SLG: 0.387		2-2 1B 1B		1-2 1B		4-0 F9 1B BB	1-2 G4-3		4-2 E SF9 BB	2	3	1	0	2	0	0						
Orlando Hudson, S (1, 4) OBP: 0.340, SLG: 0.404		1-1 1B		1-2 2-3 1B		3-2 G1-3 1B	3-3 K		1-0 E2 SF9	4	1	2	0	0	1	1						
Mike Bordick, R (1, 6) OBP: 0.333, SLG: 0.387		0-1 1B		1-2 2-H 1B		1-1 F9	0-3 K		0-1 P3	4	0	1	2	0	1	4						
Inning Stats	R: 0 E: 0 K: 1 S: 13	H: 1 LOB: 1 BB: 0 P: 17	R: 3 E: 0 K: 2 S: 22	H: 4 LOB: 2 BB: 1 P: 39	R: 0 E: 0 K: 0 S: 8	H: 0 LOB: 0 BB: 0 P: 8	R: 1 E: 0 K: 0 S: 15	H: 2 LOB: 2 BB: 1 P: 23	R: 0 E: 0 K: 1 S: 7	H: 0 LOB: 0 BB: 0 P: 8	R: 0 E: 0 K: 2 S: 12	H: 0 LOB: 0 BB: 0 P: 16	R: 1 E: 0 K: 0 S: 7	H: 1 LOB: 2 BB: 2 P: 20	R: 1 E: 1 K: 0 S: 15	H: 0 LOB: 1 BB: 1 P: 22	R: 0 E: 0 K: 1 S: 10	H: 1 LOB: 1 BB: 0 P: 14	1B: 8 2B: 1 3B: 0 HR: 0	SF: 1 SAC: 0 DP: 0 HBP: 0	WP: 1 PB: 0 CS: 0	PA: 42
PITCHER	IP	WLS	BF	H	R	ER	SO	BB	IBB	HBP	BLK	WP	HR	S	P	ERA	WHIP					
35 Mike Mussina, R (1, 1) ERA: 2.54	6.0	L	27	7	4	4	6	2	0	0	0	0	0	77	111	6.00	1.500					
Jason Anderson, R (7, 1) ERA: 5.75	1.0		6	1	1	1	0	1	1	0	0	1	0	7	20	9.00	2.000					
Juan Acevedo, R (8, 1) ERA: 7.94	2.0		9	1	1	0	1	1	0	0	0	0	0	25	36	0.00	1.000					

Toronto Blue Jays @ New York Yankees
Yankee Stadium, Bronx, NY
Fri May 23 2003, 7:05 PM EDT
Att: 34,134 - Cloudy - 54 F

livebaseballscorecards.com

AB 36
R 6
H 9
RBI 6
BB 5
SO 7
LOB 22




Batter	1	2	3	4	5	6	7	8	9	AB	R	H	RBI	BB	SO	LOB	BOTTOM					
Alfonso Soriano, R (1, 4) OBP: 0.377, SLG: 0.550	0-0 G6-3 25 2B	0-0 G6-4-3			0-1 G1-3		0-2 G1-3			4	1	1	0	0	0	4						
Juan Rivera, R (1, 7) OBP: 0.250, SLG: 0.250	2-2 G6-3		0-0 20 WP		1-3 K			1-2 G4-3		4	0	1	0	0	1	1						
25 Jason Giambi, L (1, 3) OBP: 0.337, SLG: 0.388	2-0 3-H 2B		1-0 F8			3-3 K		4-2 20 HBP BB		3	0	1	1	1	1							
20 Jorge Posada, S (1, 2) OBP: 0.369, SLG: 0.544	1-0 F7		3-3 K			2-3 K		2-1 55 G1-6-3 HBP		3	0	0	0	0	2	2						
John Flaherty, R (9, 2) OBP: 0.303, SLG: 0.323			1-3 K					1-2 1B		0	0	0	0	0	0	0						
55 Hideki Matsui, L (1, 8) OBP: 0.316, SLG: 0.377	4-2 BB		1-3 K			1-1 G1-3		0-1 G1-6-3		3	0	0	0	1	1	3						
Raul Mondesi, R (1, 9) OBP: 0.398, SLG: 0.588	1-3 K			3-1 F7			0-0 1B		1-0 HR	4	1	2	1	0	1	2						
Robin Ventura, L (1, 5) OBP: 0.357, SLG: 0.484		4-1 F9 BB		4-2 G6-4-3 BB			1-0 P6		2-3 K	2	0	0	0	2	1	1						
Bubba Trammell, R (1, 10) OBP: 0.341, SLG: 0.342		4-2 G6-4-3 BB		0-1 G6-4-3			2-2 L7		1-3 K	3	0	0	0	1	1	2						
Enrique Wilson, S (1, 6) OBP: 0.214, SLG: 0.317		0-0 F9			1-2 G3		1-1 1B		0-2 G6-3	4	0	1	0	0	0	2						
Inning Stats	R: 1 E: 0 K: 1 S: 13	H: 2 LOB: 2 BB: 1 P: 23	R: 0 E: 0 K: 0 S: 5	H: 0 LOB: 1 BB: 2 P: 13	R: 0 E: 0 K: 2 S: 8	H: 1 LOB: 0 BB: 0 P: 13	R: 0 E: 0 K: 0 S: 7	H: 0 LOB: 0 BB: 1 P: 14	R: 0 E: 0 K: 1 S: 9	H: 0 LOB: 0 BB: 0 P: 11	R: 0 E: 0 K: 2 S: 9	H: 0 LOB: 0 BB: 0 P: 15	R: 0 E: 0 K: 0 S: 11	H: 2 LOB: 2 BB: 0 P: 15	R: 0 E: 0 K: 0 S: 9	H: 0 LOB: 1 BB: 1 P: 16	R: 1 E: 0 K: 2 S: 10	H: 1 LOB: 0 BB: 0 P: 14	1B: 4 2B: 1 3B: 0 HR: 1	SF: 0 SAC: 0 DP: 3 HBP: 1	WP: 2 PB: 0 CS: 0	PA: 36
PITCHER	IP	WLS	BF	H	R	ER	SO	BB	IBB	HBP	BLK	WP	HR	S	P	ERA	WHIP					
Kelvin Escobar, R (1, 1) ERA: 6.04	5.0	W	20	3	1	1	4	4	0	0	0	0	0	15	24	0.00	0.600					
Pete Walker, R (6, 1) ERA: 5.93	1.2	H	6	1	0	0	2	0	0	0	0	0	0	2	2	0.00	0.000					
Tanyon Sturtze, R (7, 1) ERA: 5.69	0.2		5	1	0	0	0	1	0	1	0	0	0	12	20	0.00	3.000					
Jeff Tam, R (8, 1) ERA: 4.5	0.2		1	0	0	0	0	0	0	0	0	0	0	2	2	0.00	0.000					
Cliff Politte, R (9, 1) ERA: 3.86	1.0		4	1	1	1	2	0	0	0	0	0	1	10	14	9.00	1.000					

Toronto Blue Jays @ New York Yankees
Yankee Stadium, Bronx, NY
Fri May 23 2003, 7:05 PM EDT
Att: 34,134 - Cloudy - 54 F

livebaseballscorecards.com

AB 30
R 2
H 6
RBI 2
BB 5
SO 8
LOB 18




Batter	1	2	3	4	5	6	7	8	9	AB	R	H	RBI	BB	SO	LOB	TOP					
Shannon Stewart, R (1, 7) OBP: 0.361, SLG: 0.449 3 Reed Johnson, R (8, 9) OBP: 0.529, SLG: 0.867	L8		L6		F7		G5-3		P6	4	0	0	0	0	0	0						
Frank Catalanotto, L (1, 9) OBP: 0.354, SLG: 0.600	K			2B		10 2B				4	2	3	0	0	1	0						
10 Vernon Wells, R (1, 8) OBP: 0.342, SLG: 0.551	F8			P5		2B		FC5-4		4	1	1	1	0	0	2						
Carlos Delgado, L (1, 3)		K		2B		2B		G5-3		4	2	2	2	0	1	0						
Tom Wilson, R (1, 2) OBP: 0.373, SLG: 0.495	G1-3			2B		1B		K		4	0	3	2	0	1	0						
Josh Phelps, R (1, 10) OBP: 0.356, SLG: 0.430	G1-3			G5-3		G4-6-3		G1-3		4	0	1	0	0	0	2						
Orlando Hudson, S (1, 4) OBP: 0.331, SLG: 0.393	G4-3			G5-3		K		G5-3		4	0	0	0	0	1	4						
Dave Berg, R (1, 5) OBP: 0.343, SLG: 0.462			K		F9		G4-6-3			3	0	0	0	1	1	2						
Chris Woodward, R (1, 6) OBP: 0.331, SLG: 0.366	F8			F8				K		4	0	0	0	0	2	1						
Inning Stats	R: 0 E: 0 K: 1 S: 8	H: 0 LOB: 0 BB: 0 P: 12	R: 0 E: 0 K: 1 S: 9	H: 1 LOB: 1 BB: 0 P: 14	R: 0 E: 0 K: 1 S: 7	H: 0 LOB: 0 BB: 0 P: 11	R: 2 E: 0 K: 0 S: 12	H: 3 LOB: 1 BB: 0 P: 17	R: 0 E: 0 K: 1 S: 5	H: 0 LOB: 0 BB: 0 P: 7	R: 3 E: 0 K: 1 S: 13	H: 5 LOB: 1 BB: 0 P: 23	R: 0 E: 0 K: 1 S: 11	H: 1 LOB: 1 BB: 0 P: 15	R: 0 E: 0 K: 1 S: 9	H: 0 LOB: 0 BB: 0 P: 14	R: 0 E: 0 K: 1 S: 10	H: 0 LOB: 1 BB: 1 P: 14	1B: 3 2B: 7 3B: 0 HR: 0	SF: 0 SAC: 0 DP: 1 HBP: 0	WP: 0 PB: 0 CS: 0	PA: 37
PITCHER	IP	WLS	BF	H	R	ER	SO	BB	IBB	HBP	BLK	WP	HR	S	P	ERA	WHIP					
David Wells, L (1, 1) ERA: 3.48	5.0	L	24	9	5	5	3	0	0	0	0	0	0	49	75	9.00	1.800					
Jose Contreras, R (6, 1) ERA: 8.74	4.0		13	1	0	0	4	1	0	0	0	0	0	35	52	0.00	0.500					

Toronto Blue Jays @ New York Yankees
Yankee Stadium, Bronx, NY
Sat May 24 2003, 4:05 PM EDT
Att: 35,023 - Cloudy - 54 F

livebaseballscores.com

AB 36
R 5
H 10
RBI 5
BB 1
SO 7
LOB 12




Batter	1	2	3	4	5	6	7	8	9	AB	R	H	RBI	BB	SO	LOB	BOTTOM					
Alfonso Soriano, R (1, 4) OBP: 0.383, SLG: 0.577	G5-3		G6-3			55 SF8				4	2	3	1	0	0	0						
55 Hideki Matsui, L (1, 8) OBP: 0.311, SLG: 0.371	G1-3			P6		SF8		G4-3		3	0	0	1	0	0	1						
2 Derek Jeter, R (1, 6) OBP: 0.327, SLG: 0.420	G5-3			G4-3		F7				4	0	1	0	0	0	1						
25 Jason Giambi, L (1, 3) OBP: 0.335, SLG: 0.382		G4-3		1B		L4				3	0	0	0	1	0	1						
Raul Mondesi, R (1, 9) OBP: 0.395, SLG: 0.580		K				G4-3		K		4	0	1	0	0	2	1						
Robin Ventura, L (1, 5) OBP: 0.361, SLG: 0.477				F7				P5		2	0	0	0	2	0	2						
Juan Rivera, R (1, 7) OBP: 0.125, SLG: 0.125		FC6-4				K				4	0	0	0	0	2	3						
Todd Zeile, R (1, 10) OBP: 0.269, SLG: 0.361				G4-3				K		3	0	1	0	0	1	0						
John Flaherty, R (1, 2) OBP: 0.286, SLG: 0.303 20 Jorge Posada, S (8, PH) OBP: 0.367, SLG: 0.541				G6-3		G6-4-3		K		2	0	0	0	0	0	1						
Inning Stats	R: 0 E: 0 K: 0 S: 5	H: 1 LOB: 0 BB: 0 P: 9	R: 0 E: 0 K: 1 S: 10	H: 0 LOB: 1 BB: 1 P: 17	R: 0 E: 0 K: 0 S: 6	H: 0 LOB: 0 BB: 0 P: 9	R: 0 E: 0 K: 0 S: 6	H: 1 LOB: 2 BB: 1 P: 13	R: 0 E: 0 K: 1 S: 7	H: 1 LOB: 0 BB: 0 P: 9	R: 1 E: 0 K: 0 S: 10	H: 1 LOB: 0 BB: 0 P: 13	R: 0 E: 0 K: 1 S: 9	H: 0 LOB: 0 BB: 0 P: 14	R: 1 E: 0 K: 2 S: 10	H: 1 LOB: 0 BB: 0 P: 13	R: 0 E: 0 K: 1 S: 10	H: 1 LOB: 2 BB: 1 P: 15	1B: 3 2B: 0 3B: 2 HR: 1	SF: 1 SAC: 0 DP: 1 HBP: 0	WP: 0 PB: 0 CS: 0	PA: 34
PITCHER	IP	WLS	BF	H	R	ER	SO	BB	IBB	HBP	BLK	WP	HR	S	P	ERA	WHIP					
Cory Lidle, R (1, 1) ERA: 4.42	8.0	W	30	6	2	2	5	2	0	0	0	0	0	65	99	2.25	1.000					
Cliff Politte, R (9, 1) ERA: 3.68	1.0	S	4	0	0	0	1	1	0	0	0	0	0	8	13	0.00	1.000					

Toronto Blue Jays @ New York Yankees
Yankee Stadium, Bronx, NY
Sat May 24 2003, 4:05 PM EDT
Att: 35,023 - Cloudy - 54 F

livebaseballscores.com

AB 30
R 2
H 6
RBI 2
BB 3
SO 6
LOB 10



Batter	1	2	3	4	5	6	7	8	9	AB	R	H	RBI	BB	SO	LOB	TOP					
3 Reed Johnson, R OBP: 0.455, SLG: 0.700										5	0	1	0	0	1	2						
Frank Catalanotto, L OBP: 0.347, SLG: 0.459										4	1	0	0	0	1	1						
10 Vernon Wells, R OBP: 0.340, SLG: 0.544										3	1	0	0	1	1	1						
Carlos Delgado, L OBP: 0.445, SLG: 0.657										3	2	1	0	0	1	0						
Greg Myers, L OBP: 0.426, SLG: 0.553										4	1	2	2	0	0	0						
Josh Phelps, R OBP: 0.354, SLG: 0.429										3	0	1	2	0	1	0						
Orlando Hudson, S OBP: 0.335, SLG: 0.403										4	0	2	1	0	0	2						
Dave Berg, R OBP: 0.338, SLG: 0.449										4	0	1	0	0	2	4						
Chris Woodward, R OBP: 0.329, SLG: 0.358										3	0	0	0	1	0	2						
Inning Stats	R: 0 E: 0 K: 2 S: 8	H: 0 LOB: 0 BB: 0 P: 11	R: 0 E: 0 K: 0 S: 9	H: 0 LOB: 0 BB: 0 P: 13	R: 0 E: 0 K: 0 S: 8	H: 1 LOB: 1 BB: 0 P: 14	R: 4 E: 1 K: 0 S: 15	H: 2 LOB: 1 BB: 1 P: 27	R: 0 E: 0 K: 1 S: 6	H: 0 LOB: 0 BB: 0 P: 7	R: 1 E: 0 K: 0 S: 13	H: 3 LOB: 1 BB: 0 P: 18	R: 0 E: 0 K: 2 S: 10	H: 1 LOB: 0 BB: 0 P: 16	R: 0 E: 0 K: 2 S: 9	H: 0 LOB: 0 BB: 0 P: 16	R: 0 E: 0 K: 1 S: 12	H: 1 LOB: 1 BB: 1 P: 18	1B: 5 2B: 3 3B: 0 HR: 0	SF: 1 SAC: 0 DP: 0 HBP: 1	WP: 0 PB: 0 SB: 0 CS: 3	PA: 37
PITCHER	IP	WLS	BF	H	R	ER	SO	BB	IBB	HBP	BLK	WP	HR	S	P	ERA	WHIP					
Jeff Weaver, R ERA: 5.31	(1, 1)	5.0	L	24	6	5	4	3	1	0	1	0	0	0	53	83	7.20	1.400				
Chris Hammond, L ERA: 3.26	(6, 1)	2.0		6	1	0	0	1	0	0	0	0	0	16	23	0.00	0.500					
Sterling Hitchcock, L ERA: 2.29	(8, 1)	2.0		7	1	0	0	3	1	0	0	0	0	21	34	0.00	1.000					

Toronto Blue Jays @ New York Yankees
 Yankee Stadium, Bronx, NY
 Sun May 25 2003, 1:05 PM EDT
 Att. 40,940 - Overcast - 62 F

AB	33
R	5
H	8
RBI	5
BB	2
SO	7
LOB	12



Batter	1	2	3	4	5	6	7	8	9	AB	R	H	RBI	BB	SO	LOB	BOTTOM				
2 Derek Jeter, R OBP: 0.333, SLG: 0.473										5	1	2	1	0	1	3					
55 Hideki Matsui, L OBP: 0.313, SLG: 0.372										5	0	2	0	0	0	1					
Alfonso Soriano, R OBP: 0.384, SLG: 0.586										5	1	2	1	0	1	3					
25 Jason Giambi, L OBP: 0.341, SLG: 0.381										3	0	1	0	2	1	2					
20 Jorge Posada, S OBP: 0.363, SLG: 0.549										5	1	1	1	0	1	6					
Raul Mondesi, R OBP: 0.386, SLG: 0.565										5	0	0	0	0	3	3					
Juan Rivera, R OBP: 0.250, SLG: 0.333										4	0	2	0	0	1	0					
Todd Zeile, R OBP: 0.277, SLG: 0.360										3	0	1	0	1	0	1					
Bubba Trammell, R OBP: 0.319, SLG: 0.317										3	0	0	0	0	0	4					
Robin Ventura, L (8, PH) OBP: 0.365, SLG: 0.481										1	0	1	0	0	0	0					
Inning Stats	R: 0 E: 0 K: 0 S: 6	H: 1 LOB: 1 BB: 0 P: 11	R: 1 E: 0 K: 0 S: 18	H: 2 LOB: 1 BB: 0 P: 28	R: 0 E: 0 K: 0 S: 11	H: 1 LOB: 2 BB: 1 P: 16	R: 0 E: 0 K: 2 S: 9	H: 1 LOB: 1 BB: 0 P: 13	R: 0 E: 0 K: 3 S: 14	H: 1 LOB: 2 BB: 1 P: 25	R: 0 E: 0 K: 1 S: 9	H: 1 LOB: 1 BB: 0 P: 17	R: 0 E: 0 K: 1 S: 10	H: 2 LOB: 1 BB: 0 P: 14	R: 1 E: 0 K: 1 S: 10	H: 2 LOB: 1 BB: 0 P: 14	1B: 8 2B: 1 3B: 0 HR: 3	SF: 0 SAC: 0 DP: 0 HBP: 0	WP: 1 PB: 0 SB: 0 CS: 0	PA: 42	
PITCHER	IP	WLS	BF	H	R	ER	SO	BB	IBB	HBP	BLK	WP	HR	S	P	ERA	WHIP				
Doug Davis, L ERA: 5.54	(1, 1)	5.0	W	23	6	1	1	3	2	0	0	0	0	51	86	1.80	1.600				
Tanyon Sturtze, R ERA: 5.58	(6, 1)	1.0		4	1	0	0	0	0	0	0	0	0	7	12	0.00	1.000				
Pete Walker, R ERA: 6.18	(7, 1)	0.1		4	2	1	1	1	1	0	0	0	1	8	16	27.00	9.000				
Aquilino Lopez, R ERA: 5.01	(7, 1)	1.2	H	6	1	0	0	3	0	0	0	0	0	15	26	0.00	0.600				
Cliff Politte, R ERA: 3.91	(9, 1)	1.0	S	5	2	1	1	1	0	0	0	0	1	10	14	9.00	2.000				


Toronto Blue Jays @ New York Yankees
 Yankee Stadium, Bronx, NY
 Sun May 25 2003, 1:05 PM EDT
 Att. 40,940 - Overcast - 62 F


AB	39
R	3
H	12
RBI	3
BB	3
SO	8
LOB	23





Batter	1	2	3	4	5	6	7	8	9	AB R H RBI BB SO LOB	TOP
18 Johnny Damon, L (1, 8) OBP: 0.323, SLG: 0.429	G4-3		L7	SH2-4		E7		E S BB	P3	4 1 1 0 1 0 2	Boston Red Sox @ New York Yankees Yankee Stadium, Bronx, NY Mon May 26 2003, 1:05 PM EDT Att: 55,093 - Cloudy - 52 F
Todd Walker, L (1, 4) OBP: 0.365, SLG: 0.429	K		WP 1B BB	G1-3		1B 1B		L9		5 2 2 3 0 1 2	
Nomar Garciaparra, R (1, 6) OBP: 0.343, SLG: 0.564	F8		BB WP SF8	P3		1B 1B		P5		5 1 2 1 0 0 1	
Manny Ramirez, R (1, 7)		1B 1B 2B	BB IBB			K BB				2 1 1 0 3 1 0	
Trot Nixon, L (1, 9) OBP: 0.377, SLG: 0.439	K					K BB		P5		4 0 0 1 1 2 5	
Kevin Millar, R (1, 10) OBP: 0.350, SLG: 0.468 Jeremy Giambi, L (9, PH) OBP: 0.337, SLG: 0.419	1B		SF8			K		F9		3 0 1 1 0 1 0 1 0 1 0 0 0 0	
Shea Hillenbrand, R (1, 3) OBP: 0.339, SLG: 0.435	1B		K			F9		G3 1B		5 0 3 1 0 1 2	
Bill Mueller, S (1, 5) OBP: 0.444, SLG: 0.633	K			18 SH2-4 G1-3 1B		K		F7		5 1 1 0 0 2 5	
Doug Mirabeli, R (1, 2) OBP: 0.269, SLG: 0.391	K			G1-3 18 SH2-4 WP 1B		18 E 1B 1B		G6-3		5 2 2 0 0 1 5	
Inning Stats	R: 0 H: 0 E: 0 LOB: 0 K: 1 BB: 0 S: 8 P: 11	R: 1 H: 3 E: 0 LOB: 2 K: 3 BB: 0 S: 24 P: 35	R: 2 H: 2 E: 0 LOB: 2 K: 1 BB: 2 S: 19 P: 29	R: 2 H: 2 E: 0 LOB: 0 K: 0 BB: 0 S: 14 P: 22	R: 0 H: 0 E: 0 LOB: 0 K: 3 BB: 0 S: 11 P: 16	R: 3 H: 4 E: 1 LOB: 2 K: 1 BB: 1 S: 19 P: 33	R: 0 H: 1 E: 0 LOB: 1 K: 0 BB: 0 S: 11 P: 17	R: 0 H: 0 E: 0 LOB: 2 K: 0 BB: 2 S: 7 P: 20	R: 0 H: 2 E: 0 LOB: 2 K: 0 BB: 0 S: 11 P: 17	1B: 12 SF: 1 2B: 2 SAC: 1 3B: 0 DP: 0 HR: 0 HBP: 0	
PITCHER	IP WLS BF H R ER SO BB IBB HBP BLK WP HR S P ERA WHIP										
Roger Clemens, R (1, 1) ERA: 3.71	5.2 L 29 10 8 8 9 1 1 0 0 0 2 0 89 133 12.71 1.941										
Antonio Osuna, R (6, 1) ERA: 1.93	1.1 7 2 0 0 0 1 0 0 0 0 0 0 17 30 0.00 2.250										
Jason Anderson, R (8, 1) ERA: 5.56	2.0 10 2 0 0 0 1 1 0 0 0 0 0 18 37 0.00 1.500										

Batter	1	2	3	4	5	6	7	8	9	AB R H RBI BB SO LOB	BOTTOM
2 Derek Jeter, R (1, 6) OBP: 0.323, SLG: 0.450	K		F9			F9			G5-3	5 0 1 0 0 1 0	Boston Red Sox @ New York Yankees Yankee Stadium, Bronx, NY Mon May 26 2003, 1:05 PM EDT Att: 55,093 - Cloudy - 52 F
55 Hideki Matsui, L (1, 8) OBP: 0.310, SLG: 0.365	K		G3-1	G4-3			25 F7 20 G2-3 1B BB		K	4 1 0 0 1 2 2	
Alfonso Soriano, R (1, 4) OBP: 0.380, SLG: 0.578	E5 25 G5-3		F8			F9		WP 20 G2-3 1B		5 0 1 0 0 0 0	
25 Jason Giambi, L (1, 3) OBP: 0.339, SLG: 0.374	F7			G6-3			20 BB BB		F7	3 0 0 0 1 0 3	
20 Jorge Posada, S (1, 2) OBP: 0.366, SLG: 0.542		L5		1B 2B BB					G2-3	2 1 0 1 2 0 1	
Robin Ventura, L (1, 5) OBP: 0.375, SLG: 0.481				2B 1B 1B			G6-4-3 BB		F8	2 1 1 0 2 0 1	
Raul Mondesi, R (1, 9) OBP: 0.383, SLG: 0.556				K			G6-4-3		L5	3 0 0 0 1 1 5	
Juan Rivera, R (1, 7) OBP: 0.250, SLG: 0.375				E 2B					K	4 1 1 1 0 3 2	
Todd Zeile, R (1, 10) OBP: 0.276, SLG: 0.356	G5-3			E4 2B 1B					G1-3	4 0 1 1 0 0 2	
Inning Stats	R: 0 H: 0 E: 1 LOB: 1 K: 2 BB: 0 S: 11 P: 14	R: 0 H: 0 E: 0 LOB: 2 K: 1 BB: 2 S: 10 P: 20	R: 0 H: 0 E: 0 LOB: 0 K: 0 BB: 0 S: 7 P: 13	R: 3 H: 4 E: 1 LOB: 2 K: 1 BB: 1 S: 20 P: 31	R: 0 H: 0 E: 0 LOB: 2 K: 0 BB: 3 S: 10 P: 24	R: 0 H: 0 E: 0 LOB: 0 K: 1 BB: 0 S: 6 P: 12	R: 1 H: 1 E: 0 LOB: 1 K: 0 BB: 1 S: 6 P: 15	R: 0 H: 0 E: 0 LOB: 0 K: 1 BB: 0 S: 7 P: 9	R: 0 H: 0 E: 0 LOB: 0 K: 1 BB: 0 S: 10 P: 18	1B: 4 SF: 0 2B: 1 SAC: 0 3B: 0 DP: 1 HR: 0 HBP: 0	
PITCHER	IP WLS BF H R ER SO BB IBB HBP BLK WP HR S P ERA WHIP										
49 Tim Wakefield, R (1, 1) ERA: 4.57	5.0 W 25 4 3 3 4 6 0 0 0 0 1 0 58 102 5.40 2.000										
Robert Person, R (6, 1) ERA: 4.5	2.0 8 1 1 1 1 1 0 0 0 0 1 0 12 27 4.50 1.000										
50 Mike Timlin, R (8, 1) ERA: 3.72	1.0 3 0 0 0 1 0 0 0 0 0 0 0 7 9 0.00 0.000										
Alan Embree, L (9, 1) ERA: 6.08	1.0 3 0 0 0 1 0 0 0 0 0 0 0 10 18 0.00 0.000										

Batter	1	2	3	4	5	6	7	8	9	AB	R	H	RBI	BB	SO	LOB	TOP								
18 Johnny Damon, L (1, 8) OBP: 0.317, SLG: 0.421	B3			G3	G3			G4-3		4	0	0	0	0	0	2	Boston Red Sox @ New York Yankees Yankee Stadium, Bronx, NY Tue May 27 2003, 7:05 PM EDT Att: 44,769 - Cloudy - 60 F								
Bill Mueller, S (1, 4) OBP: 0.446, SLG: 0.636	K			1B		2B		G5-3		4	1	2	0	0	1	0									
Nomar Garciaparra, R (1, 6) OBP: 0.339, SLG: 0.553	K			F8		G1-3		G1-3		4	0	0	0	0	1	2									
Manny Ramirez, R (1, 7) OBP: 0.410, SLG: 0.497		G1-3		G4-3					G6-3	4	0	1	1	0	0	1									
Kevin Millar, R (1, 9) OBP: 0.348, SLG: 0.481	K				K		L8		HR	4	1	1	1	0	2	1									
34 David Ortiz, L (1, 3) OBP: 0.354, SLG: 0.444					1B		F8			4	1	2	0	0	0	1									
Shea Hillenbrand, R (1, 5) OBP: 0.332, SLG: 0.425				G5-3		P6		G6-3		4	0	0	0	0	2										
Jeremy Giambi, L (1, 10) OBP: 0.333, SLG: 0.404			F7				F8		K	3	0	0	0	1	1										
Jason Varitek, S (1, 2) OBP: 0.345, SLG: 0.508			K							3	0	1	1	0	2	0									
Inning Stats	R: 0 E: 0 K: 2 S: 10	H: 0 LOB: 0 BB: 0 P: 14	R: 0 E: 0 K: 1 S: 10	H: 0 LOB: 0 BB: 0 P: 15	R: 0 E: 0 K: 1 S: 10	H: 0 LOB: 0 BB: 0 P: 16	R: 0 E: 0 K: 0 S: 11	H: 1 LOB: 1 BB: 0 P: 20	R: 1 E: 0 K: 1 S: 14	H: 2 LOB: 2 BB: 1 P: 25	R: 1 E: 0 K: 0 S: 9	H: 2 LOB: 1 BB: 0 P: 11	R: 0 E: 0 K: 1 S: 6	H: 0 LOB: 0 BB: 0 P: 9	R: 0 E: 0 K: 0 S: 9	H: 0 LOB: 0 BB: 0 P: 12		R: 1 E: 0 K: 1 S: 10	H: 2 LOB: 1 BB: 0 P: 17	1B: 3 2B: 3 3B: 0 HR: 1	SF: 0 SAC: 0 DP: 0 HBP: 0	WP: 0 PB: 0 SB: 0 CS: 0	PA: 35		
PITCHER	IP	WLS	BF	H	R	ER	SO	BB	IBB	HBP	BLK	WP	HR	S	P	ERA	WHIP								
Andy Pettitte, L (1, 1) ERA: 4.93	7.2	W	29	5	2	2	6	1	0	0	0	0	0	78	121	2.35	0.783								
Antonio Osuna, R (8, 1) ERA: 1.89	0.1	H	1	0	0	0	0	0	0	0	0	0	0	1	1	0.00	0.000								
42 Mariano Rivera, R (9, 1) ERA: 1.93	1.0		5	2	1	1	1	0	0	0	0	0	1	10	17	9.00	2.000								


Batter	1	2	3	4	5	6	7	8	9	AB	R	H	RBI	BB	SO	LOB	BOTTOM								
2 Derek Jeter, R (1, 6) OBP: 0.343, SLG: 0.500	HR	FC6-4			G5-3			55 FC4-6		4	2	2	1	1	0	1	Boston Red Sox @ New York Yankees Yankee Stadium, Bronx, NY Tue May 27 2003, 7:05 PM EDT Att: 44,769 - Cloudy - 60 F								
55 Hideki Matsui, L (1, 8) OBP: 0.308, SLG: 0.361	F8		F7		F8		FC4-6	2B	BB	5	1	1	0	0	0	2									
Alfonso Soriano, R (1, 4) OBP: 0.376, SLG: 0.576	G5-3		K		G5-3		SF8	2B	1B	4	1	1	2	0	1	0									
25 Jason Giambi, L (1, 10) OBP: 0.350, SLG: 0.402										5	0	4	2	0	0	0									
Charles Gipson, R (8, PR) OBP: 0.222, SLG: 0.222	1B		P3				20 G1-3	2B	2B	0	1	0	0	0	0	0									
20 Jorge Posada, S (1, 2) OBP: 0.366, SLG: 0.532	F9			K		G1-3			WP	3	1	0	0	2	1	2									
Raul Mondesi, R (1, 9) OBP: 0.379, SLG: 0.546		E5		F9		G5-3		F7	1B	5	0	1	1	0	0	4									
Robin Ventura, L (1, 5) OBP: 0.382, SLG: 0.511				K						4	2	2	1	1	1	2									
Juan Rivera, R (1, 7) OBP: 0.250, SLG: 0.350		F9								4	1	1	0	0	0	3									
Todd Zeile, R (1, 3) OBP: 0.292, SLG: 0.396										2	2	2	3	1	0	0									
Inning Stats	R: 1 E: 0 K: 0 S: 14	H: 2 LOB: 1 BB: 0 P: 18	R: 1 E: 1 K: 0 S: 9	H: 1 LOB: 1 BB: 1 P: 18	R: 0 E: 0 K: 1 S: 8	H: 0 LOB: 0 BB: 0 P: 14	R: 0 E: 0 K: 2 S: 8	H: 0 LOB: 0 BB: 0 P: 11	R: 2 E: 0 K: 0 S: 12	H: 2 LOB: 0 BB: 0 P: 17	R: 0 E: 0 K: 0 S: 11	H: 1 LOB: 2 BB: 1 P: 18	R: 1 E: 0 K: 0 S: 12	H: 3 LOB: 3 BB: 1 P: 18	R: 6 E: 0 K: 0 S: 19	H: 5 LOB: 2 BB: 2 P: 38		1B: 6 2B: 5 3B: 0 HR: 3	SF: 2 SAC: 0 DP: 0 HBP: 0	WP: 3 PB: 0 SB: 0 CS: 0	PA: 43				
PITCHER	IP	WLS	BF	H	R	ER	SO	BB	IBB	HBP	BLK	WP	HR	S	P	ERA	WHIP								
Bruce Chen, L (1, 1) ERA: 5.55	5.0	L	21	5	4	4	3	1	0	0	0	0	0	3	51	7.20	1.200								
Ramiro Mendoza, R (6, 1) ERA: 7.34	2.0		12	4	1	1	0	1	1	0	0	0	0	23	36	4.50	2.500								
Matt White, L (8, 1) ERA: 81.0	0.2		8	4	6	6	0	2	0	0	0	0	0	16	31	81.00	9.000								
Rudy Seanez, R (8, 1) ERA: 5.4	0.1		2	1	0	0	0	0	0	0	0	1	0	3	7	0.00	3.000								

Batter	1	2	3	4	5	6	7	8	9	AB	R	H	RBI	BB	SO	LOB	TOP										
18 Johnny Damon, L OBP: 0.316, SLG: 0.417	L7		F8			L6			1B	4	1	1	0	0	0	1	Boston Red Sox @ New York Yankees Yankee Stadium, Bronx, NY Wed May 28 2003, 7:05 PM EDT Att: 44,617 - Cloudy - 63 F										
Todd Walker, L OBP: 0.388, SLG: 0.430	G3				F7		PO	1B	1B	4	1	2	0	0	0	0											
Nomar Garciaparra, R OBP: 0.339, SLG: 0.546	K				F9		P4		1B	4	0	1	2	0	1	1											
Manny Ramirez, R OBP: 0.403, SLG: 0.487		L5			L9		K		F9	4	0	0	0	0	1	3											
Kevin Millar, R OBP: 0.346, SLG: 0.475 Damian Jackson, R (9, PR) OBP: 0.310, SLG: 0.289		G3			K		PO		FC6-4	4	0	1	0	0	1	2											
Shea Hillenbrand, R OBP: 0.335, SLG: 0.443		G3			F9				1B	4	1	2	2	0	0	1											
Bill Mueller, S OBP: 0.441, SLG: 0.625				G6-3		G4-3			1B	4	0	1	1	0	0	0											
Trot Nixon, L OBP: 0.380, SLG: 0.437						G3			1B	3	0	1	0	1	1	0											
Jason Varitek, S OBP: 0.345, SLG: 0.500				F7		G4-3			1B	2	1	0	0	1	0	1											
									1B																		
Inning Stats	R: 0 E: 0 K: 1 S: 9	H: 0 LOB: 0 BB: 0 P: 15	R: 0 E: 0 K: 0 S: 7	H: 1 LOB: 1 BB: 0 P: 8	R: 0 E: 0 K: 0 S: 10	H: 0 LOB: 1 BB: 1 P: 19	R: 0 E: 0 K: 0 S: 5	H: 0 LOB: 0 BB: 0 P: 8	R: 0 E: 0 K: 1 S: 6	H: 0 LOB: 0 BB: 0 P: 9	R: 0 E: 0 K: 0 S: 5	H: 0 LOB: 0 BB: 0 P: 7	R: 0 E: 0 K: 1 S: 12	H: 1 LOB: 0 BB: 0 P: 15	R: 1 E: 0 K: 1 S: 11	H: 1 LOB: 0 BB: 0 P: 18	R: 4 E: 0 K: 0 S: 19	H: 6 LOB: 2 BB: 1 P: 34	1B: 8 2B: 0 3B: 0 HR: 1	SF: 0 SAC: 0 DP: 0 HBP: 0	WP: 0 PB: 0 SB: 0 CS: 0	PA: 36					
PITCHER	IP	WLS	BF	H	R	ER	SO	BB	IBB	HBP	BLK	WP	HR	S	P	ERA	WHIP										
35 Mike Mussina, R ERA: 2.62	8.0		28	4	3	3	4	2	0	0	0	0	1	67	106	3.38	0.750										
42 Mariano Rivera, R ERA: 3.48	1.0	W	7	5	2	2	0	0	0	0	0	0	0	17	27	18.00	5.000										

Batter	1	2	3	4	5	6	7	8	9	AB	R	H	RBI	BB	SO	LOB	BOTTOM										
2 Derek Jeter, R OBP: 0.347, SLG: 0.485	G2-3			G6-3		G4-3			G5-3	4	2	1	0	1	0	0	Boston Red Sox @ New York Yankees Yankee Stadium, Bronx, NY Wed May 28 2003, 7:05 PM EDT Att: 44,617 - Cloudy - 63 F										
55 Hideki Matsui, L OBP: 0.310, SLG: 0.371	G2-3			G1-3		G4-3			E7	5	1	2	2	0	0	1											
Alfonso Soriano, R OBP: 0.377, SLG: 0.584	G5-3			G6-3					2B	4	1	1	1	1	0	2											
25 Jason Giambi, L OBP: 0.351, SLG: 0.396	G2-3				F7		K		2B	3	0	0	0	2	2	1											
20 Jorge Posada, S OBP: 0.372, SLG: 0.537	G2-3			G1-3		G4-3			1B	4	0	2	2	1	0	0											
Robin Ventura, L OBP: 0.385, SLG: 0.511	P6				G1-3				1B	4	0	2	0	0	1	2											
Raul Mondesi, R OBP: 0.377, SLG: 0.540					K				1B	4	0	1	0	0	1	3											
Juan Rivera, R OBP: 0.250, SLG: 0.333					K				1B	4	1	1	0	0	1	3											
Todd Zeile, R OBP: 0.290, SLG: 0.400					K				1B	4	1	1	1	0	0	3											
									1B																		
Inning Stats	R: 1 E: 0 K: 0 S: 10	H: 1 LOB: 2 BB: 2 P: 24	R: 3 E: 0 K: 1 S: 18	H: 4 LOB: 1 BB: 0 P: 26	R: 0 E: 0 K: 1 S: 13	H: 2 LOB: 2 BB: 0 P: 20	R: 0 E: 0 K: 0 S: 7	H: 0 LOB: 0 BB: 0 P: 10	R: 0 E: 0 K: 1 S: 10	H: 1 LOB: 1 BB: 0 P: 14	R: 0 E: 0 K: 0 S: 6	H: 0 LOB: 0 BB: 0 P: 9	R: 1 E: 0 K: 1 S: 10	H: 1 LOB: 0 BB: 0 P: 18	R: 0 E: 0 K: 1 S: 8	H: 1 LOB: 1 BB: 0 P: 8	R: 1 E: 1 K: 0 S: 4	H: 1 LOB: 3 BB: 3 P: 16	1B: 6 2B: 4 3B: 0 HR: 1	SF: 0 SAC: 0 DP: 0 HBP: 0	WP: 0 PB: 0 SB: 0 CS: 0	PA: 41					
PITCHER	IP	WLS	BF	H	R	ER	SO	BB	IBB	HBP	BLK	WP	HR	S	P	ERA	WHIP										
Derek Lowe, R ERA: 5.34	6.0		28	8	4	4	3	2	0	0	0	0	0	64	103	6.00	1.667										
50 Mike Timlin, R ERA: 3.5	1.0		4	1	1	1	1	0	0	0	0	0	1	10	18	9.00	1.000										
Brandon Lyon, R ERA: 3.28	1.1	L	9	2	1	1	1	1	2	0	0	0	0	12	24	6.75	2.250										

Batter	1	2	3	4	5	6	7	8	9	AB R H RBI BB SO LOB	TOP									
2 Derek Jeter, R OBP: 0.364, SLG: 0.500	G4-3		G3-1 55 1-3	1-2 2-H 3-H 1B			L7		G3 55 1-2 BB	4 0 2 2 1 0 0	New York Yankees @ Detroit Tigers Comerica Park, Detroit, MI Fri May 30 2003, 7:05 PM EDT Att: 28,003 - Overcast - 68 F									
55 Hideki Matsui, L OBP: 0.311, SLG: 0.369	FC5-4 1B		G3-1	G6-3					G3	4 0 1 1 1 0 5										
Alfonso Soriano, R OBP: 0.370, SLG: 0.571	FC5-4 25 HR		F8		K		F7		G1-3	5 1 0 0 0 1 5										
25 Jason Giambi, L OBP: 0.358, SLG: 0.435	HR		K							4 2 3 3 0 1 1										
20 Jorge Posada, S OBP: 0.370, SLG: 0.530	K			P5	G1-6-3					4 0 1 0 0 1 1										
Robin Ventura, L OBP: 0.382, SLG: 0.500		G5-4-3 BB		F8		F7		G6-4-3		3 0 0 0 1 0 1										
Raul Mondesi, R OBP: 0.374, SLG: 0.535		K		2 1B		F8		G5-3		4 1 1 0 0 1 1										
Juan Rivera, R OBP: 0.286, SLG: 0.333	G5-4-3			2 1B		F9			55 G3 2 BB 1B	3 1 1 0 1 0 1										
Todd Zeile, R OBP: 0.297, SLG: 0.398			2 55 G3-1 1B	2 1B		F7			K	3 1 1 0 1 1 1										
Inning Stats	R: 2 E: 0 K: 1 S: 13	H: 2 LOB: 0 BB: 0 P: 17	R: 0 E: 0 K: 1 S: 7	H: 0 LOB: 0 BB: 1 P: 11	R: 1 E: 0 K: 1 S: 11	H: 2 LOB: 1 BB: 0 P: 20	R: 2 E: 0 K: 0 S: 12	H: 2 LOB: 2 BB: 2 P: 22	R: 0 E: 0 K: 0 S: 6	H: 0 LOB: 1 BB: 1 P: 9	R: 0 E: 0 K: 0 S: 7	H: 0 LOB: 1 BB: 1 P: 17	R: 1 E: 0 K: 0 S: 10	H: 2 LOB: 0 BB: 0 P: 17	R: 0 E: 0 K: 1 S: 11	H: 1 LOB: 2 BB: 1 P: 22	1B: 7 2B: 1 3B: 0 HR: 2	SF: 0 SAC: 0 DP: 3 HBP: 0	WP: 0 PB: 0 SB: 3 CS: 0	PA: 39
PITCHER	IP WLS BF H R ER SO BB IBB HBP BLK WP HR S P ERA WHIP											IP WLS BF H R ER SO BB IBB HBP BLK WP HR S P ERA WHIP								
Gary Knotts, R ERA: 4.58	4.1 L 22 7 5 5 4 3 0 0 0 0 1 48 75 10.38 2.308																			
Steve Sparks, R ERA: 3.29	3.2 12 2 1 1 0 1 0 0 0 0 1 26 49 2.46 0.818																			
Steve Avery, L ERA: 3.68	0.2 4 1 0 0 1 1 0 0 0 0 0 7 17 0.00 3.000																			
Chris Spurling, R ERA: 3.38	0.1 1 0 0 0 0 0 0 0 0 0 0 4 5 0.00 0.000																			

AB	34
R	6
H	10
RBI	6
BB	5
SO	5
LOB	16



Batter	1	2	3	4	5	6	7	8	9	AB R H RBI BB SO LOB	BOTTOM											
Alex Sanchez, L OBP: 0.308, SLG: 0.368	K			E6 WP S		B4		K		4 0 0 0 0 2 1	New York Yankees @ Detroit Tigers Comerica Park, Detroit, MI Fri May 30 2003, 7:05 PM EDT Att: 28,003 - Overcast - 68 F											
Ramon Santiago, S OBP: 0.294, SLG: 0.259	B1-3			K		G6-3			F8	4 0 0 0 0 1 1												
Bobby Higginson, L OBP: 0.372, SLG: 0.396	G4-3			F8					K	4 0 1 0 0 1 1												
Dmitri Young, S OBP: 0.333, SLG: 0.467		G3-6-1 BB		K			F7		3-2 1B	3 0 1 0 1 1 2												
Kevin Witt, L OBP: 0.406, SLG: 0.607		G3-6-1					FC5-4 1B			3 0 1 0 0 0 2												
Shane Halter, R OBP: 0.256, SLG: 0.321		1-2 2B					FC6-4		P4	1 0 0 0 0 0 1												
Craig Monroe, R OBP: 0.288, SLG: 0.333		K			P3		FC6-4			3 0 0 0 0 1 2												
Eric Munson, L OBP: 0.297, SLG: 0.366			F8		P6				2B	3 0 1 0 0 0 1												
15 Brandon Inge, R OBP: 0.218, SLG: 0.281			G5-3		K				K	3 0 0 0 0 2 2												
20 Omar Infante, R OBP: 0.274, SLG: 0.248			K			F7			F8	3 0 0 0 0 1 1												
Inning Stats	R: 0 E: 0 K: 1 S: 7	H: 0 LOB: 0 BB: 0 P: 12	R: 0 E: 0 K: 1 S: 4	H: 0 LOB: 0 BB: 1 P: 12	R: 0 E: 0 K: 1 S: 8	H: 0 LOB: 0 BB: 0 P: 14	R: 0 E: 1 K: 2 S: 9	H: 0 LOB: 1 BB: 0 P: 13	R: 0 E: 0 K: 0 S: 10	H: 1 LOB: 1 BB: 0 P: 14	R: 0 E: 0 K: 0 S: 4	H: 0 LOB: 0 BB: 0 P: 5	R: 0 E: 0 K: 0 S: 7	H: 1 LOB: 1 BB: 0 P: 11	R: 0 E: 0 K: 2 S: 8	H: 1 LOB: 1 BB: 0 P: 11	R: 0 E: 0 K: 1 S: 10	H: 1 LOB: 1 BB: 0 P: 16	1B: 2 2B: 2 3B: 0 HR: 0	SF: 0 SAC: 0 DP: 1 HBP: 0	WP: 1 PB: 0 SB: 1 CS: 0	PA: 32
PITCHER	IP WLS BF H R ER SO BB IBB HBP BLK WP HR S P ERA WHIP											IP WLS BF H R ER SO BB IBB HBP BLK WP HR S P ERA WHIP										
Jose Contreras, R ERA: 5.4	7.0 W 24 2 0 0 6 1 0 0 0 0 0 49 81 0.00 0.429																					
Antonio Osuna, R ERA: 1.6	1.0 4 1 0 0 2 0 0 0 0 0 0 8 11 0.00 1.000																					
Chris Hammond, L ERA: 3.1	1.0 4 1 0 0 1 0 0 0 0 0 0 10 16 0.00 1.000																					

AB	31
R	0
H	4
RBI	0
BB	1
SO	9
LOB	14



Batter	1	2	3	4	5	6	7	8	9	AB	R	H	RBI	BB	SO	LOB	TOP									
2 Derek Jeter, R OBP: 0.358, SLG: 0.513	G6-3		K					G6-3		4	0	1	1	0	1	0	New York Yankees @ Detroit Tigers Comerica Park, Detroit, MI Sat May 31 2003, 1:05 PM EDT Att: 24,959 - Cloudy - 56 F									
55 Hideki Matsui, L OBP: 0.306, SLG: 0.362	E6		F7					G4-3		4	0	0	0	0	1	1										
Alfonso Soriano, R OBP: 0.364, SLG: 0.562	K							G6-3		4	0	0	0	0	2	1										
25 Jason Giambi, L OBP: 0.356, SLG: 0.428										3	0	0	0	1	1	0										
20 Jorge Posada, S OBP: 0.373, SLG: 0.527	K									3	0	1	0	1	1	2										
Robin Ventura, L OBP: 0.379, SLG: 0.490 Charles Gipson, R OBP: 0.222, SLG: 0.222										3	0	0	0	1	1	1										
Raul Mondesi, R OBP: 0.372, SLG: 0.544										0	0	0	0	0	0	0										
Juan Rivera, R OBP: 0.250, SLG: 0.290										4	1	1	1	0	2	2										
Todd Zeile, R OBP: 0.298, SLG: 0.391										4	0	0	0	0	0	3										
Inning Stats	R: 0 E: 1 K: 2 S: 10	H: 0 LOB: 2 BB: 1 P: 17	R: 0 E: 0 K: 1 S: 6	H: 0 LOB: 0 BB: 0 P: 8	R: 0 E: 0 K: 1 S: 7	H: 0 LOB: 0 BB: 0 P: 12	R: 0 E: 0 K: 1 S: 9	H: 0 LOB: 0 BB: 0 P: 13	R: 2 E: 0 K: 1 S: 15	H: 2 LOB: 1 BB: 1 P: 24	R: 0 E: 0 K: 1 S: 9	H: 1 LOB: 1 BB: 0 P: 16	R: 0 E: 0 K: 0 S: 8	H: 0 LOB: 0 BB: 0 P: 12	R: 0 E: 0 K: 2 S: 6	H: 0 LOB: 0 BB: 2 P: 11		R: 0 E: 0 K: 2 S: 10	H: 0 LOB: 3 BB: 2 P: 20	1B: 1 2B: 0 3B: 1 HR: 1	SF: 0 SAC: 0 DP: 0 HBP: 0	WP: 2 PB: 2 SB: 0 CS: 0	PA: 35			
PITCHER	IP	WLS	BF	H	R	ER	SO	BB	IBB	HBP	BLK	WP	HR	S	P	ERA	WHIP									
Adam Bernero, R ERA: 5.67	(1, 1)	7.0	W	27	3	2	2	7	2	0	0	0	0	1	64	102	2.57	0.714								
Chris Spurling, R ERA: 3.22	(8, 1)	1.0	H	3	0	0	0	0	0	0	0	0	0	6	11	0.00	0.000									
Franklyn German, R ERA: 2.78	(9, 1)	1.0	S	5	0	0	0	2	2	0	0	0	2	0	10	20	0.00	2.000								

Batter	1	2	3	4	5	6	7	8	9	AB	R	H	RBI	BB	SO	LOB	BOTTOM								
Alex Sanchez, L OBP: 0.310, SLG: 0.366			G4-3			G4-3		F9		4	0	1	0	0	0	1	New York Yankees @ Detroit Tigers Comerica Park, Detroit, MI Sat May 31 2003, 1:05 PM EDT Att: 24,959 - Cloudy - 56 F								
Ramon Santiago, S OBP: 0.306, SLG: 0.275			L3							3	1	2	1	0	0	0									
Bobby Higginson, L OBP: 0.368, SLG: 0.387										4	0	0	0	1	0	7									
Dmitri Young, S OBP: 0.341, SLG: 0.489										4	1	3	2	0	1	1									
Kevin Witt, L OBP: 0.361, SLG: 0.531										4	0	0	0	0	0	3									
Eric Munson, L OBP: 0.309, SLG: 0.377										4	1	3	0	0	0	0									
Shane Halter, R OBP: 0.250, SLG: 0.313										3	0	0	0	0	0	3									
Matt Walbeck, S OBP: 0.089, SLG: 0.111 15 Brandon Inge, R OBP: 0.218, SLG: 0.281										4	0	2	0	0	1	1									
Gene Kingsale, S OBP: 0.296, SLG: 0.283										0	1	0	0	0	0	0									
Inning Stats	R: 0 E: 0 K: 1 S: 9	H: 2 LOB: 2 BB: 0 P: 12	R: 0 E: 0 K: 0 S: 8	H: 1 LOB: 2 BB: 1 P: 14	R: 1 E: 0 K: 0 S: 10	H: 3 LOB: 3 BB: 0 P: 16	R: 1 E: 0 K: 0 S: 8	H: 1 LOB: 0 BB: 0 P: 12	R: 0 E: 0 K: 1 S: 5	H: 0 LOB: 0 BB: 0 P: 8	R: 1 E: 0 K: 0 S: 10	H: 3 LOB: 2 BB: 0 P: 14	R: 1 E: 1 K: 0 S: 6	H: 2 LOB: 1 BB: 0 P: 12	1B: 10 2B: 1 3B: 0 HR: 1	SF: 0 SAC: 3 DP: 0 HBP: 2		WP: 0 PB: 0 SB: 0 CS: 0	PA: 39						
PITCHER	IP	WLS	BF	H	R	ER	SO	BB	IBB	HBP	BLK	WP	HR	S	P	ERA	WHIP								
Jeff Weaver, R ERA: 5.17	(1, 1)	7.0	L	34	10	3	3	2	1	0	0	0	0	60	91	3.86	1.571								
Chris Hammond, L ERA: 3.35	(8, 1)	1.0		5	2	1	1	0	0	0	0	0	6	12	9.00	2.000									

Batter	1	2	3	4	5	6	7	8	9	AB	R	H	RBI	BB	SO	LOB	TOP																			
2 Derek Jeter, R OBP: 0.330, SLG: 0.494	G6-3		G5-3			G4-3			K	5	0	1	0	0	1	2	New York Yankees @ Cincinnati Reds Great American Ball Park, Cincinnati, OH Tue Jun 03 2003, 7:10 PM EDT Att: 41,827 - Overcast - 62 F																			
55 Hideki Matsui, L OBP: 0.300, SLG: 0.354	G4-3		K			L5			G3	4	0	0	0	0	1	2																				
Alfonso Soriano, R OBP: 0.359, SLG: 0.559	G6-3		F8			F9			K	4	0	0	0	0	1	2																				
25 Jason Giambi, L OBP: 0.359, SLG: 0.438		HR			F7				G5-3	3	2	1	1	1	0	0																				
20 Jorge Posada, S OBP: 0.394, SLG: 0.543		1B BB			G3 BB				K	1	1	0	0	3	1	0																				
Robin Ventura, L OBP: 0.372, SLG: 0.481	P5				G3				F7	4	0	0	0	0	0	4																				
Raul Mondesi, R OBP: 0.366, SLG: 0.523	K				G3				K	4	0	1	1	0	2	2																				
Juan Rivera, R OBP: 0.256, SLG: 0.250					E3 1B				L4	3	0	1	0	1	0	0																				
Andy Pettitte, L OBP: 0.333, SLG: 0.333 Chris Hammond, L OBP: 0.295, SLG: 0.407 Todd Zeile, R OBP: 0.295, SLG: 0.407 Antonio Osuna, R OBP: 0.295, SLG: 0.407	G4-3				K				K	0	0	0	0	0	0	0																				
Inning Stats	R: 0 H: 0 E: 0 K: 0 S: 8	H: 0 LOB: 0 BB: 0 P: 11	R: 1 H: 2 E: 0 K: 1 S: 11	H: 2 LOB: 2 BB: 1 P: 19	R: 0 H: 0 E: 0 K: 1 S: 7	H: 0 LOB: 0 BB: 0 P: 10	R: 0 H: 0 E: 0 K: 0 S: 8	H: 1 LOB: 2 BB: 0 P: 17	R: 0 H: 1 E: 1 K: 1 S: 8	H: 2 LOB: 2 BB: 3 P: 28	R: 0 H: 0 E: 0 K: 2 S: 9	H: 0 LOB: 0 BB: 0 P: 11	R: 0 H: 0 E: 0 K: 2 S: 7	H: 0 LOB: 0 BB: 0 P: 13	R: 0 H: 0 E: 0 K: 2 S: 8	H: 0 LOB: 0 BB: 0 P: 10		1B: 4 2B: 0 3B: 0 HR: 1	SF: 0 SAC: 0 DP: 0 HBP: 0	WP: 0 PA: 37 PB: 0 SB: 0 CS: 0																
PITCHER	IP	WLS	BF	H	R	ER	SO	BB	IBB	HBP	BLK	WP	HR	S	P	ERA	WHIP	PITCHER		IP	WLS	BF	H	R	ER	SO	BB	IBB	HBP	BLK	WP	HR	S	P	ERA	WHIP
Jimmy Haynes, R ERA: 9.42	(1, 1)	6.0		28	5	3	3	3	4	1	0	0	0	1	53	97	4.50	1.500																		
Gabe White, L ERA: 2.33	(7, 1)	1.0		3	0	0	0	1	0	0	0	0	0	9	11	0.00	0.000																			
Chris Reitsma, R ERA: 6.39	(8, 1)	2.0	W	6	0	0	0	4	0	0	0	0	0	15	23	0.00	0.000																			

AB 32
R 3
H 5
RBI 3
BB 5
SO 8
LOB 15



Batter	1	2	3	4	5	6	7	8	9	AB	R	H	RBI	BB	SO	LOB	BOTTOM																			
Adam Dunn, L OBP: 0.322, SLG: 0.537	L7			K				F8		3	1	0	0	1	1	0	New York Yankees @ Cincinnati Reds Great American Ball Park, Cincinnati, OH Tue Jun 03 2003, 7:10 PM EDT Att: 41,827 - Overcast - 62 F																			
Sean Casey, L OBP: 0.361, SLG: 0.429 Reggie Taylor, L OBP: 0.289, SLG: 0.391	G4-3			1B E				F7		4	1	2	0	0	0	1																				
Ken Griffey Jr., L OBP: 0.391, SLG: 0.622	G3			1B E				1B		4	1	2	0	0	1	1																				
Austin Kearns, R OBP: 0.398, SLG: 0.527	K			E4				K		4	0	1	1	0	2	2																				
Aaron Boone, R OBP: 0.332, SLG: 0.505	G3			G4-6-3				K		4	0	0	0	0	1	3																				
Jason LaRue, R OBP: 0.363, SLG: 0.444	P4			G4-6-3				F8		4	1	2	0	0	1	0																				
Felipe Lopez, S OBP: 0.310, SLG: 0.305				K				1B		4	0	0	0	0	3	2																				
Juan Castro, R OBP: 0.288, SLG: 0.389				F9				K		4	0	1	1	0	1	1																				
Jimmy Haynes, R OBP: 0.333, SLG: 0.500 Wily Mo Peña, R OBP: 0.103, SLG: 0.172 Gabe White, L	K			K				K		0	0	0	0	0	0	0																				
Jose Guillen, R OBP: 0.363, SLG: 0.623 Chris Reitsma, R OBP: 0.125, SLG: 0.125	K			K				K		0	0	0	0	0	1	1																				
Inning Stats	R: 0 H: 0 E: 0 K: 0 S: 8	H: 0 LOB: 0 BB: 0 P: 13	R: 0 H: 0 E: 0 K: 1 S: 8	H: 0 LOB: 0 BB: 0 P: 12	R: 0 H: 0 E: 0 K: 2 S: 15	H: 0 LOB: 0 BB: 0 P: 22	R: 1 H: 2 E: 1 K: 1 S: 10	H: 2 LOB: 1 BB: 0 P: 16	R: 0 H: 0 E: 0 K: 1 S: 6	H: 0 LOB: 0 BB: 0 P: 10	R: 2 H: 2 E: 1 K: 1 S: 15	H: 2 LOB: 1 BB: 1 P: 25	R: 0 H: 1 E: 0 K: 3 S: 11	H: 1 LOB: 1 BB: 0 P: 19	R: 0 H: 1 E: 0 K: 2 S: 12	H: 1 LOB: 1 BB: 0 P: 15	R: 1 H: 2 E: 0 K: 2 S: 11	H: 2 LOB: 1 BB: 0 P: 17	1B: 7 2B: 1 3B: 0 HR: 0	SF: 0 SAC: 0 DP: 1 HBP: 0	WP: 2 PA: 35 PB: 0 SB: 0 CS: 0															
PITCHER	IP	WLS	BF	H	R	ER	SO	BB	IBB	HBP	BLK	WP	HR	S	P	ERA	WHIP	PITCHER		IP	WLS	BF	H	R	ER	SO	BB	IBB	HBP	BLK	WP	HR	S	P	ERA	WHIP
Andy Pettitte, L ERA: 4.71	(1, 1)	7.0		27	5	3	2	9	1	0	0	0	0	73	117	2.57	0.857																			
Chris Hammond, L ERA: 3.09	(8, 1)	1.0		4	1	0	0	2	0	0	0	0	0	12	15	0.00	1.000																			
Antonio Osuna, R ERA: 2.01	(9, 1)	0.2	L	4	2	1	1	2	0	0	0	0	0	11	17	13.50	3.000																			

AB 34
R 4
H 8
RBI 2
BB 1
SO 13
LOB 11



Batter	1	2	3	4	5	6	7	8	9	AB	R	H	RBI	BB	SO	LOB	TOP			
2 Derek Jeter, R OBP: 0.327, SLG: 0.484	1-1 1B		0-1 G3		0-0 G1-3		1-3 K			4	0	1	0	0	1	0	New York Yankees @ Cincinnati Reds Great American Ball Park, Cincinnati, OH Wed Jun 04 2003, 7:10 PM EDT Att: 42,082 - Cloudy - 61 F			
55 Hideki Matsui, L OBP: 0.299, SLG: 0.357	1-2 F9		0-3 K		2-1 2B		1-3 K			4	0	1	0	0	2	1				
Alfonso Soriano, R OBP: 0.361, SLG: 0.558	1-0 1B		1-1 25 HR		0-1 F7			1-1 F9		4	1	2	0	0	0	1				
25 Jason Giambi, L OBP: 0.361, SLG: 0.451	3-2 L7		2-1 1-H HR		4-0 IBB			2-2 F7		3	1	1	2	1	0	2				
20 Jorge Posada, S OBP: 0.386, SLG: 0.531	3-2 G3-1		1-2 G3		3-3 K			0-1 G3		4	0	0	0	0	1	4				
Robin Ventura, L OBP: 0.370, SLG: 0.475		1-2 G4-3 1B		2-3 K		2-2 F8			3-2 P6	4	0	1	0	0	1	0				
Raul Mondesi, R OBP: 0.368, SLG: 0.525		0-0 L8		1-1 2B		4-2 G5-4-3 BB			1-3 K	3	0	1	0	1	1	1				
Juan Rivera, R OBP: 0.234, SLG: 0.227		3-1 G4-3		0-0 P4		0-1 G5-4-3			0-0 G6-3	4	0	0	0	0	0	3				
35 Mike Mussina, L Jason Anderson, L Enrique Wilson, S Sterling Hitchcock, L	1-1 G6-3		1-1 G4-3		0-0 G4-3		0-0 F7			2	0	0	0	0	0	2				
Inning Stats	R: 0 E: 0 K: 0 S: 16	H: 2 LOB: 2 BB: 0 P: 25	R: 0 E: 0 K: 0 S: 9	H: 1 LOB: 1 BB: 0 P: 14	R: 2 E: 0 K: 1 S: 13	H: 2 LOB: 0 BB: 0 P: 17	R: 0 E: 0 K: 1 S: 7	H: 1 LOB: 1 BB: 0 P: 10	R: 0 E: 0 K: 0 S: 8	H: 0 LOB: 0 BB: 1 P: 15	R: 0 E: 0 K: 2 S: 8	H: 0 LOB: 0 BB: 0 P: 10	R: 0 E: 0 K: 0 S: 9	H: 0 LOB: 0 BB: 0 P: 12	R: 0 E: 0 K: 1 S: 9	H: 0 LOB: 0 BB: 0 P: 13	1B: 4 2B: 2 3B: 0 HR: 1	SF: 0 SAC: 0 DP: 1 HBP: 0	WP: 0 PB: 0 SB: 0 CS: 0	PA: 35
PITCHER	IP WLS BF H R ER SO BB IBB HBP BLK WP HR S P ERA WHIP	IP WLS BF H R ER SO BB IBB HBP BLK WP HR S P ERA WHIP	IP WLS BF H R ER SO BB IBB HBP BLK WP HR S P ERA WHIP	IP WLS BF H R ER SO BB IBB HBP BLK WP HR S P ERA WHIP	IP WLS BF H R ER SO BB IBB HBP BLK WP HR S P ERA WHIP	IP WLS BF H R ER SO BB IBB HBP BLK WP HR S P ERA WHIP	IP WLS BF H R ER SO BB IBB HBP BLK WP HR S P ERA WHIP	IP WLS BF H R ER SO BB IBB HBP BLK WP HR S P ERA WHIP	IP WLS BF H R ER SO BB IBB HBP BLK WP HR S P ERA WHIP	IP WLS BF H R ER SO BB IBB HBP BLK WP HR S P ERA WHIP	IP WLS BF H R ER SO BB IBB HBP BLK WP HR S P ERA WHIP	IP WLS BF H R ER SO BB IBB HBP BLK WP HR S P ERA WHIP	IP WLS BF H R ER SO BB IBB HBP BLK WP HR S P ERA WHIP	IP WLS BF H R ER SO BB IBB HBP BLK WP HR S P ERA WHIP	IP WLS BF H R ER SO BB IBB HBP BLK WP HR S P ERA WHIP	IP WLS BF H R ER SO BB IBB HBP BLK WP HR S P ERA WHIP	IP WLS BF H R ER SO BB IBB HBP BLK WP HR S P ERA WHIP			

AB	33
R	2
H	7
RBI	2
BB	2
SO	6
LOB	14



Batter	1	2	3	4	5	6	7	8	9	AB	R	H	RBI	BB	SO	LOB	BOTTOM			
Adam Dunn, L OBP: 0.321, SLG: 0.530	0-0 P5		1-3 K		1-2 S HR		0-0 P4			4	1	1	0	0	1	1	New York Yankees @ Cincinnati Reds Great American Ball Park, Cincinnati, OH Wed Jun 04 2003, 7:10 PM EDT Att: 42,082 - Cloudy - 61 F			
Sean Casey, L OBP: 0.359, SLG: 0.439	0-1 G4-3		0-1 G1-3		1-1 1-H HR		0-1 G4-3			4	1	1	2	0	0	0				
Ken Griffey Jr., L Reggie Taylor, L	3-2 G6-3			0-2 G1-3		0-2 HR		1-0 B1		3	1	1	1	0	0	0				
Ken Griffey Jr., L Reggie Taylor, L				0-2 G6-3		0-3 K		3-2 F8		3	0	0	0	1	1	0				
Austin Kearns, R OBP: 0.396, SLG: 0.520		4-1 1B S BB		0-2 G6-3						4	2	2	1	0	1	1				
Aaron Boone, R OBP: 0.335, SLG: 0.519		1-3 K		2-0 HR		0-1 S HR		3-2 F8		4	2	2	1	0	1	1				
Jason LaRue, R OBP: 0.372, SLG: 0.482		1-0 1B		0-0 2B		1-2 1-H HR		3-2 G4-3		4	1	3	2	0	0	0				
Felipe Lopez, S OBP: 0.304, SLG: 0.298		2-3 K		1-3 K		1-0 F7		2-3 K		4	0	0	0	0	3	3				
Ray Olmedo, S OBP: 0.231, SLG: 0.308		0-2 G1-3			2-3 K2-3		0-1 L8			3	0	0	0	0	1	2				
Paul Wilson, R Gabe White, L Scott Sullivan, R	1-1 L9		0-0 K		1-3 K		1-0 1B			3	0	1	0	0	1	0				
Inning Stats	R: 0 E: 0 K: 0 S: 7	H: 0 LOB: 0 BB: 0 P: 10	R: 0 E: 0 K: 2 S: 13	H: 1 LOB: 2 BB: 1 P: 21	R: 0 E: 0 K: 1 S: 6	H: 0 LOB: 0 BB: 0 P: 7	R: 1 E: 0 K: 1 S: 12	H: 2 LOB: 1 BB: 0 P: 15	R: 3 E: 0 K: 3 S: 18	H: 3 LOB: 0 BB: 0 P: 23	R: 2 E: 0 K: 0 S: 11	H: 3 LOB: 1 BB: 0 P: 13	R: 0 E: 0 K: 0 S: 7	H: 0 LOB: 0 BB: 0 P: 11	R: 0 E: 0 K: 1 S: 9	H: 0 LOB: 0 BB: 0 P: 17	1B: 4 2B: 1 3B: 0 HR: 4	SF: 0 SAC: 0 DP: 0 HBP: 0	WP: 0 PB: 0 SB: 3 CS: 0	PA: 34
PITCHER	IP WLS BF H R ER SO BB IBB HBP BLK WP HR S P ERA WHIP	IP WLS BF H R ER SO BB IBB HBP BLK WP HR S P ERA WHIP	IP WLS BF H R ER SO BB IBB HBP BLK WP HR S P ERA WHIP	IP WLS BF H R ER SO BB IBB HBP BLK WP HR S P ERA WHIP	IP WLS BF H R ER SO BB IBB HBP BLK WP HR S P ERA WHIP	IP WLS BF H R ER SO BB IBB HBP BLK WP HR S P ERA WHIP	IP WLS BF H R ER SO BB IBB HBP BLK WP HR S P ERA WHIP	IP WLS BF H R ER SO BB IBB HBP BLK WP HR S P ERA WHIP	IP WLS BF H R ER SO BB IBB HBP BLK WP HR S P ERA WHIP	IP WLS BF H R ER SO BB IBB HBP BLK WP HR S P ERA WHIP	IP WLS BF H R ER SO BB IBB HBP BLK WP HR S P ERA WHIP	IP WLS BF H R ER SO BB IBB HBP BLK WP HR S P ERA WHIP	IP WLS BF H R ER SO BB IBB HBP BLK WP HR S P ERA WHIP	IP WLS BF H R ER SO BB IBB HBP BLK WP HR S P ERA WHIP	IP WLS BF H R ER SO BB IBB HBP BLK WP HR S P ERA WHIP	IP WLS BF H R ER SO BB IBB HBP BLK WP HR S P ERA WHIP				

AB	33
R	6
H	9
RBI	6
BB	1
SO	8
LOB	7



Batter	1	2	3	4	5	6	7	8	9	AB	R	H	RBI	BB	SO	LOB	TOP				
Alfonso Soriano, R (1.4) OBP: 0.364, SLG: 0.572										6	1	3	2	0	0	2					
2 Derek Jeter, R (1.6) OBP: 0.327, SLG: 0.480										5	1	1	0	1	1	2					
25 Jason Giambi, L (1.3) OBP: 0.366, SLG: 0.449										3	2	1	0	2	2	2					
20 Jorge Posada, S (1.2) OBP: 0.391, SLG: 0.533										3	1	1	1	2	1	2					
Robin Ventura, L (1.5) OBP: 0.370, SLG: 0.479										5	1	2	3	0	2	3					
Raul Mondesi, R (1.9) OBP: 0.365, SLG: 0.518										5	1	1	0	0	1	3					
55 Hideki Matsui, L (1.8) OBP: 0.309, SLG: 0.390										5	2	4	3	0	0	0					
Juan Rivera, R (1.7) OBP: 0.250, SLG: 0.286										5	1	2	1	0	1	2					
Jose Contreras, R (1.1) Bubba Trammell, R (8, PH) Antonio Osuna, R (8, PH) Todd Zelle, R (8, PH) 42 Mariano Rivera, R (9, PH)										3	0	0	0	0	2	1					
Inning Stats	R: 1 E: 0 K: 0 S: 17	H: 3 LOB: 2 BB: 1 P: 27	R: 0 E: 0 K: 0 S: 11	H: 1 LOB: 1 BB: 0 P: 15	R: 5 E: 0 K: 2 S: 14	H: 4 LOB: 3 BB: 1 P: 27	R: 0 E: 0 K: 1 S: 7	H: 0 LOB: 0 BB: 0 P: 11	R: 1 E: 0 K: 2 S: 14	H: 2 LOB: 1 BB: 0 P: 20	R: 0 E: 0 K: 1 S: 12	H: 1 LOB: 2 BB: 1 P: 17	R: 0 E: 0 K: 1 S: 10	H: 1 LOB: 1 BB: 0 P: 16	R: 0 E: 0 K: 2 S: 16	H: 1 LOB: 3 BB: 2 P: 30	R: 3 E: 0 K: 0 S: 17	H: 3 LOB: 0 BB: 0 P: 21	1B: 4 2B: 10 3B: 0 HR: 2	SF: 0 SAC: 0 DP: 0 HBP: 0	WP: 0 PA: 47 PB: 0 SB: 3 CS: 0
PITCHER	IP WLS BF H R ER SO BB IBB HBP BLK WP HR S P ERA WHIP																				
Danny Graves, R (1.1) ERA: 5.31	3.0 L 18 8 6 6 2 2 0 0 0 0 1 42 69 18.00 3.333																				
Felix Heredia, L (4.1) ERA: 3.0	3.0 13 3 1 1 5 1 0 0 0 0 0 33 48 3.00 1.333																				
Kent Mercker, L (7.1) ERA: 2.05	1.0 4 1 0 0 1 0 0 0 0 0 0 10 16 0.00 1.000																				
Joey Hamilton, R (8.1) ERA: 14.09	2.0 12 4 3 3 2 2 0 0 0 0 1 33 51 13.50 3.000																				

New York Yankees @ Cincinnati Reds
Great American Ball Park, Cincinnati, OH
Thu Jun 05 2003, 7:10 PM EDT
Att: 42,282 - Cloudy - 71 F

AB 42
R 10
H 16
RBI 10
BB 5
SO 10
LOB 18



Batter	1	2	3	4	5	6	7	8	9	AB	R	H	RBI	BB	SO	LOB	BOTTOM		
Adam Dunn, L (1.7) OBP: 0.318, SLG: 0.519										4	0	0	0	1	3	2			
Jose Guillen, R (1.9) OBP: 0.373, SLG: 0.624										3	0	2	0	1	1	0			
Sean Casey, L (1.3) OBP: 0.357, SLG: 0.434										3	1	0	0	1	1	2			
Austin Kearns, R (1.8) OBP: 0.393, SLG: 0.514										4	0	1	1	0	0	3			
Aaron Boone, R (1.6) OBP: 0.333, SLG: 0.514										4	0	1	0	0	1	3			
Russell Brannan, L (1.5) OBP: 0.200, SLG: 0.222										3	0	0	0	0	1	0			
Jason LaRue, R (1.2) OBP: 0.381, SLG: 0.504										2	1	1	1	1	1	3			
Ray Olmedo, S (1.4) OBP: 0.176, SLG: 0.235										4	0	0	0	0	1	2			
Danny Graves, R (1.1) ERA: 5.31 Felix Heredia, L (4.1) ERA: 3.0 Kent Mercker, L (7.1) ERA: 2.05 Joey Hamilton, R (8.1) ERA: 14.09										1	0	0	0	0	1	0			
Inning Stats	R: 0 E: 1 K: 0 S: 12	H: 1 LOB: 2 BB: 2 P: 23	R: 1 E: 0 K: 1 S: 9	H: 1 LOB: 0 BB: 0 P: 13	R: 1 E: 0 K: 2 S: 14	H: 2 LOB: 3 BB: 1 P: 29	R: 0 E: 0 K: 0 S: 8	H: 0 LOB: 0 BB: 0 P: 12	R: 0 E: 0 K: 1 S: 4	H: 1 LOB: 0 BB: 0 P: 6	R: 0 E: 0 K: 1 S: 8	H: 0 LOB: 1 BB: 0 P: 13	R: 0 E: 0 K: 2 S: 10	H: 0 LOB: 0 BB: 0 P: 14	R: 0 E: 0 K: 2 S: 16	H: 1 LOB: 2 BB: 1 P: 25	1B: 5 2B: 0 3B: 0 HR: 1	SF: 0 SAC: 0 DP: 2 HBP: 2	WP: 0 PA: 37 PB: 0 SB: 2 CS: 0
PITCHER	IP WLS BF H R ER SO BB IBB HBP BLK WP HR S P ERA WHIP																		
Jose Contreras, R (1.1) ERA: 4.62	7.0 W 29 5 2 2 0 3 0 2 0 0 1 62 108 2.57 1.143																		
Antonio Osuna, R (8.1) ERA: 1.93	1.0 3 0 0 0 2 0 0 0 0 0 0 10 14 0.00 0.000																		
42 Mariano Rivera, R (9.1) ERA: 2.7	1.0 5 1 0 0 2 1 0 0 0 0 0 16 25 0.00 2.000																		

New York Yankees @ Cincinnati Reds
Great American Ball Park, Cincinnati, OH
Thu Jun 05 2003, 7:10 PM EDT
Att: 42,282 - Cloudy - 71 F

AB 31
R 2
H 6
RBI 2
BB 4
SO 10
LOB 15




Batter	1	2	3	4	5	6	7	8	9	AB	R	H	RBI	BB	SO	LOB	TOP										
Alfonso Soriano, R (1.4) OBP: 0.361, SLG: 0.565	0-1 G5-3		0-0 25 SF8 1B	3-3 K		0-1 F9		0-1 P3		5	1	1	0	0	1	2											
2 Derek Jeter, R (1.6) OBP: 0.339, SLG: 0.480	4-2 25 HR BB		0-1 E5 1B	2-3 K			1-2 SH1-3 25 BB 1B		3-3 K	4	1	2	0	1	2	1											
25 Jason Giambi, L (1.3) OBP: 0.371, SLG: 0.464	1-2 HR		2-2 SF8 1B	1-1 G3-1			4-1 SH1-3 BB		1-1 HBP	2	1	1	3	1	0	1											
Robin Ventura, L (1.5) OBP: 0.373, SLG: 0.476	0-2 1B		4-2 2B 1B BB		1-3 K		0-0 SH1-3 1B		0-0 F7	3	1	1	0	1	1	1											
Raul Mondesi, R (1.9) OBP: 0.362, SLG: 0.515	1-1 F7		2-0 1B 2B		3-2 F8		0-3 K		3-3 K	5	1	1	0	0	2	4											
55 Hideki Matsui, L (1.8) OBP: 0.311, SLG: 0.386	0-1 G1-3		4-0 1B IBB		0-3 K		4-1 BB			2	0	0	0	2	1	1											
Juan Rivera, R (1.7) OBP: 0.250, SLG: 0.283		1-0 G5-3	3-2 FC6-4 1B			2-0 P4		2-3 K		4	0	1	2	0	1	3											
John Flaherty, R (1.2) OBP: 0.282, SLG: 0.297		1-0 G6-3	0-2 FC6-4			1-1 1B		3-3 K		4	0	1	0	0	1	2											
David Wells, L (1.1) OBP: 0.250, SLG: 0.500		1-1 G1-3		3-1 2B		0-3 K		1-2 G3-1		4	0	1	0	0	1	1											
Antonio Osuna, R (8.1)										0	0	0	0	0	0	0											
42 Mariano Rivera, R (9.1)										0	0	0	0	0	0	0											
Inning Stats	R: 2 E: 0 K: 0 S: 15	H: 2 LOB: 1 BB: 1 P: 21	R: 0 E: 0 K: 0 S: 4	H: 0 LOB: 0 BB: 0 P: 7	R: 3 E: 1 K: 0 S: 19	H: 4 LOB: 2 BB: 2 P: 34	R: 0 E: 0 K: 2 S: 10	H: 1 LOB: 1 BB: 0 P: 19	R: 0 E: 0 K: 1 S: 8	H: 1 LOB: 1 BB: 0 P: 11	R: 0 E: 0 K: 2 S: 12	H: 1 LOB: 3 BB: 2 P: 23	R: 0 E: 0 K: 1 S: 10	H: 0 LOB: 1 BB: 0 P: 14	R: 0 E: 0 K: 2 S: 10	H: 0 LOB: 1 BB: 0 P: 17	1B: 6 2B: 2 3B: 0 HR: 1	SF: 1 SAC: 1 DP: 0 HBP: 1	WP: 0 PB: 0 SB: 0 CS: 1	PA: 41							
PITCHER	IP	WLS	BF	H	R	ER	SO	BB	IBB	HBP	BLK	WP	HR	S	P	ERA	WHIP										
38 Carlos Zambrano, R (1.1) ERA: 3.05	6.0	L	29	9	5	5	5	2	1	0	0	0	1	72	113	7.50	1.833										
Mark Guthrie, L (7.1) ERA: 3.21	0.1		2	0	0	0	0	1	0	0	0	0	0	2	6	0.00	3.000										
Antonio Alfonseca, R (7.1) ERA: 3.31	0.2		3	0	0	0	2	1	0	0	0	0	0	7	13	0.00	1.500										
Kyle Farnsworth, R (8.1) ERA: 2.25	1.1		4	0	0	0	2	0	0	0	0	0	0	13	20	0.00	0.000										
Mike Remlinger, L (9.1) ERA: 3.16	0.2		3	0	0	0	1	0	0	1	0	0	0	7	11	0.00	0.000										

New York Yankees @ Chicago Cubs
Wrigley Field, Chicago, IL
Fri Jun 06 2003, 2:20 PM CDT
Att: 39,359 - Overcast - 62 F

livebaseballscorecards.com

AB 33
R 5
H 9
RBI 5
BB 5
SO 10
LOB 16




Batter	1	2	3	4	5	6	7	8	9	AB	R	H	RBI	BB	SO	LOB	BOTTOM										
Ramon Martinez, R (1.4) OBP: 0.362, SLG: 0.416	0-2 P6		1-0 HR		0-1 P4			0-1 L5		4	1	1	2	0	0	0											
Alex Gonzalez, R (1.6) OBP: 0.312, SLG: 0.395	0-1 G6-3		0-2 G5-3		0-1 P4			0-0 G1-3		4	0	0	0	0	0	0											
Corey Patterson, L (1.8) OBP: 0.346, SLG: 0.579	2-2 F7		2-2 L8			0-0 1B		1-1 HR		4	1	2	1	0	0	0											
Sammy Sosa, R (1.9) OBP: 0.403, SLG: 0.480		0-0 FC6-4 1B	2-3 K			2-2 F9		1-3 K		4	0	1	0	0	2	1											
Moises Alou, R (1.7) OBP: 0.357, SLG: 0.433		1-3 K		1-0 1B		3-1 L9		0-0 G1-3 1B		4	0	2	0	0	1	2											
Eric Karros, R (1.3) OBP: 0.364, SLG: 0.494		0-0 FC6-4 1B		1-2 L8		0-0 L9		2-1 P4		4	0	1	0	0	0	3											
Mark Bellhorn, S (1.5) OBP: 0.346, SLG: 0.323		1-0 FC6-4		0-3 K			0-2 G5-3		1-0 G1-3 1B	4	0	1	0	0	1	3											
Damian Miller, R (1.2) OBP: 0.308, SLG: 0.355		0-0 G4-3		2-3 K			1-0 P3		1-0 G1-3	3	0	0	0	0	1	3											
Lenny Harris, L (9. PH) OBP: 0.277, SLG: 0.267								1-2 2-3		1	0	0	0	0	0	2											
38 Carlos Zambrano, S (1.1) ERA: 3.36	7.2	W	30	7	3	3	4	0	0	0	0	0	0	0	0	0											
Antonio Alfonseca, R (7.1) ERA: 3.31	0.1	H	1	0	0	0	1	0	0	0	0	0	0	0	0	0											
Troy O'Leary, L (7. PH) ERA: 1.5	1.0	S	5	2	0	0	1	0	0	0	0	0	0	0	0	0											
42 Mariano Rivera, R (9.1) ERA: 2.51	1.0	S	5	2	0	0	1	0	0	0	0	0	0	0	0	0											
Inning Stats	R: 0 E: 0 K: 0 S: 8	H: 0 LOB: 0 BB: 0 P: 10	R: 0 E: 0 K: 1 S: 7	H: 2 LOB: 2 BB: 0 P: 9	R: 2 E: 0 K: 1 S: 13	H: 2 LOB: 0 BB: 0 P: 20	R: 0 E: 0 K: 2 S: 16	H: 1 LOB: 1 BB: 0 P: 20	R: 0 E: 0 K: 0 S: 5	H: 1 LOB: 1 BB: 0 P: 13	R: 0 E: 0 K: 0 S: 5	H: 0 LOB: 0 BB: 0 P: 6	R: 1 E: 0 K: 1 S: 9	H: 1 LOB: 0 BB: 0 P: 11	R: 0 E: 0 K: 1 S: 8	H: 2 LOB: 2 BB: 0 P: 12	1B: 7 2B: 0 3B: 0 HR: 2	SF: 0 SAC: 0 DP: 0 HBP: 0	WP: 0 PB: 0 SB: 0 CS: 0	PA: 36							
PITCHER	IP	WLS	BF	H	R	ER	SO	BB	IBB	HBP	BLK	WP	HR	S	P	ERA	WHIP										
David Wells, L (1.1) ERA: 3.36	7.2	W	30	7	3	3	4	0	0	0	0	0	0	0	0	0											
Antonio Osuna, R (8.1) ERA: 1.5	0.1	H	1	0	0	0	1	0	0	0	0	0	0	0	0	0											
42 Mariano Rivera, R (9.1) ERA: 2.51	1.0	S	5	2	0	0	1	0	0	0	0	0	0	0	0	0											

New York Yankees @ Chicago Cubs
Wrigley Field, Chicago, IL
Fri Jun 06 2003, 2:20 PM CDT
Att: 39,359 - Overcast - 62 F

livebaseballscorecards.com

AB 36
R 3
H 9
RBI 3
BB 0
SO 6
LOB 16



Batter	1	2	3	4	5	6	7	8	9	AB	R	H	RBI	BB	SO	LOB	TOP										
Alfonso Soriano, R OBP: 0.397, SLG: 0.557	1-3 K		0-0 F7			2-2 P6		1-2 F7		4	0	0	0	0	1	3	New York Yankees @ Chicago Cubs Wrigley Field, Chicago, IL Sat Jun 07 2003, 12:15 PM CDT Att: 39,363 - Sunny - 70 F										
2 Derek Jeter, R OBP: 0.336, SLG: 0.467	0-0 G6-3			1-3 K		1-3 K		4-2 BB		3	0	0	0	1	2	0											
25 Jason Giambi, L OBP: 0.369, SLG: 0.458	1-3 K			1-0 P3			4-0 BB	3-2 K		3	0	0	0	1	2	3											
20 Jorge Posada, S OBP: 0.389, SLG: 0.543		2-3 K		1-3 K			0-1 L7		1-2 HR	4	1	1	1	0	2	1											
Robin Ventura, L OBP: 0.365, SLG: 0.466		0-3 K			1-3 K		3-2 F7		0-0 G6-3	4	0	0	0	0	2	1											
Raul Mondesi, R OBP: 0.380, SLG: 0.511		3-2 P4			3-3 K		1-0 F7		1-1 55 1B	4	0	1	0	0	1	1											
55 Hideki Matsui, L OBP: 0.318, SLG: 0.404			2-2 G3		3-2 HR			1-1 2 BB 1B	3-1 1B	4	1	3	1	0	0	0											
Juan Rivera, R OBP: 0.250, SLG: 0.268			4-0 SH1 BB		1-0 F9			1-3 K	3-3 K	3	0	0	0	1	2	3											
Roger Clemens, R Juan Acevedo, R Ruben Sierra, S Charles Simpson, R Jeff Weaver, R Chris Hammond, L Todd Zelle, R	0-1 SH1		0-3 K			2-2 K		1-2 1B	2-2 G1-3	1	0	0	0	0	1	0		Yankees									
Inning Stats	R: 0 E: 0 K: 2 S: 7	H: 0 LOB: 0 BB: 0 P: 9	R: 0 E: 0 K: 2 S: 10	H: 0 LOB: 0 BB: 0 P: 15	R: 0 E: 0 K: 0 S: 7	H: 0 LOB: 1 BB: 1 P: 13	R: 0 E: 0 K: 2 S: 7	H: 0 LOB: 0 BB: 0 P: 10	R: 1 E: 0 K: 2 S: 13	H: 1 LOB: 0 BB: 0 P: 21	R: 0 E: 0 K: 0 S: 10	H: 0 LOB: 1 BB: 1 P: 13	R: 0 E: 0 K: 0 S: 9	H: 0 LOB: 1 BB: 1 P: 17	R: 0 E: 0 K: 2 S: 16	H: 2 LOB: 3 BB: 1 P: 28			R: 1 E: 0 K: 1 S: 18	H: 3 LOB: 2 BB: 0 P: 28	1B: 4 2B: 0 3B: 0 HR: 2	SF: 0 SAC: 1 DP: 0 HBP: 0	WP: 0 PB: 0 SB: 0 CS: 0	PA: 36			
PITCHER	IP	WLS	BF	H	R	ER	SO	BB	IBB	HBP	BLK	WP	HR	S	P	ERA	WHIP										
34 Kerry Wood, R ERA: 2.96	7.2	W	29	3	1	1	11	3	0	0	0	0	1	76	120	1.17	0.783										
Mike Remlinger, L ERA: 3.12	0.1	H	1	0	0	0	1	0	0	0	0	0	0	3	6	0.00	0.000										
Joe Borowski, R ERA: 1.93	1.0		6	3	1	1	1	0	0	0	0	0	1	18	28	9.00	3.000										

Batter	1	2	3	4	5	6	7	8	9	AB	R	H	RBI	BB	SO	LOB	BOTTOM										
Mark Grudzielanek, R OBP: 0.348, SLG: 0.375	3-1 G4-3 SH1-3 1B		2-0 L8			1-2 FC4-6 E S 1-2		0-0 SH1-4		3	0	1	0	0	0	1	New York Yankees @ Chicago Cubs Wrigley Field, Chicago, IL Sat Jun 07 2003, 12:15 PM CDT Att: 39,363 - Sunny - 70 F										
Alex Gonzalez, R OBP: 0.312, SLG: 0.398	1-0 SH1-3			0-0 G6-3		1-2 G5-3		3-1 1B 2B		3	1	1	1	0	0	1											
Corey Patterson, L OBP: 0.340, SLG: 0.569	0-1 G4-3			0-0 G4-3		1-3 K		1-2 P2		4	0	0	0	0	1	2											
Sammy Sosa, R OBP: 0.405, SLG: 0.481	1-2 G5-3			0-1 L4		3-2 BB HR		1-0 FC6-4 1B		4	1	2	1	0	0	1											
Moises Alou, R OBP: 0.355, SLG: 0.427		1-2 F7			1-3 K		4-1 HR BB	1-1 FC6-4		3	1	0	0	1	1	1											
Hee-Seop Choi, L OBP: 0.388, SLG: 0.496		0-0 P5			3-3 K		0-0 HR		1-1 FC6-4	1	0	0	0	0	0	0											
Eric Karros, R OBP: 0.366, SLG: 0.527						1-3 K		1-2 HR		2	1	1	3	0	1	0											
Lenny Harris, L OBP: 0.287, SLG: 0.256		3-2 F7			2-3 K		1-1 L3			3	0	0	0	0	1	0											
Mike Remlinger, L Joe Borowski, R										0	0	0	0	0	0	0											
Damian Miller, R OBP: 0.309, SLG: 0.362				0-1 G6-3		1-0 FC1-5 FC4-6 2B		0-1 G5-3		3	0	1	0	0	0	0											
34 Kerry Wood, R OBP: 0.154, SLG: 0.269				1-3 K		0-0 FC1-5 FC4-6		3-2 SH1-4 2B 1B		2	0	0	0	0	1	1											
Ramon Martinez, R OBP: 0.368, SLG: 0.422										1	1	1	0	0	0	0											
Inning Stats	R: 0 E: 0 K: 0 S: 8	H: 1 LOB: 1 BB: 0 P: 13	R: 0 E: 0 K: 0 S: 9	H: 0 LOB: 0 BB: 0 P: 13	R: 0 E: 0 K: 1 S: 6	H: 0 LOB: 0 BB: 0 P: 9	R: 0 E: 0 K: 0 S: 4	H: 0 LOB: 0 BB: 0 P: 4	R: 0 E: 0 K: 3 S: 10	H: 0 LOB: 0 BB: 0 P: 16	R: 0 E: 0 K: 0 S: 8	H: 1 LOB: 1 BB: 0 P: 11	R: 3 E: 0 K: 1 S: 15	H: 2 LOB: 0 BB: 1 P: 24	R: 2 E: 0 K: 0 S: 14	H: 3 LOB: 1 BB: 0 P: 23	1B: 4 2B: 2 3B: 0 HR: 1	SF: 0 SAC: 2 DP: 0 HBP: 0	WP: 0 PB: 0 SB: 1 CS: 0	PA: 32							
PITCHER	IP	WLS	BF	H	R	ER	SO	BB	IBB	HBP	BLK	WP	HR	S	P	ERA	WHIP										
Roger Clemens, R ERA: 3.81	6.1	L	23	3	2	2	5	1	0	0	0	0	1	5	6	13.50	1.500										
Juan Acevedo, R ERA: 7.99	0.2	B	3	1	1	1	0	0	0	0	0	0	0	8	14	54.00	6.000										
Jeff Weaver, R ERA: 5.4	0.1		3	2	2	2	0	0	0	0	0	0	0	6	9	0.00	1.500										
Chris Hammond, L ERA: 3.0	0.2		3	1	0	0	0	0	0	0	0	0	0	6	9	0.00	1.500										



Batter	1	2	3	4	5	6	7	8	9	AB	R	H	RBI	BB	SO	LOB	TOP										
Craig Biggio, R OBP: 0.344, SLG: 0.438 (1, 8)	G3		P4			1-0 HR	G3			4	1	1	2	0	0	2	Houston Astros @ New York Yankees Yankee Stadium, Bronx, NY Tue Jun 10 2003, 7:05 PM EDT Att: 37,602 - Cloudy - 72 F										
Morgan Ensberg, R OBP: 0.450, SLG: 0.692 (1, 5)	K			K		2-2 1B		0-0 HR		4	1	2	1	0	2	0											
5 Jeff Bagwell, R OBP: 0.366, SLG: 0.466 (1, 3)	K			G5-3		2-2 1B		1-1 L6		4	0	1	0	0	1	0											
Jeff Kent, R OBP: 0.380, SLG: 0.538 (1, 4)		F9		K		0-3 K		2-2 P5		4	0	0	0	0	2	2											
17 Lance Berkman, S OBP: 0.406, SLG: 0.507 (1, 7)	K				G4-6-3 1B	L5-3		2-3 K		3	0	1	0	1	2	0											
Richard Hidalgo, R OBP: 0.408, SLG: 0.525 (1, 9)	P2				0-2 1B	L5-3		2-3 K		4	0	1	0	0	1	3											
Orlando Merced, S OBP: 0.313, SLG: 0.396 (1, 10)			G3		G4-6-3		F8		0-3 K	4	0	0	0	0	1	2											
Brad Ausmus, R OBP: 0.262, SLG: 0.276 (1, 2)			G3		G4-3		1-1 2B		1-0 G4-3	3	0	1	0	0	0	1											
Gregg Zaun, S OBP: 0.336, SLG: 0.355 (9, PH)										1	0	0	0	0	0	0											
2B Adam Everett, R OBP: 0.303, SLG: 0.382 (1, 6)						1-1 HR	G6-3			3	1	2	0	0	0	1											
Inning Stats	R: 0 E: 0 K: 2 S: 11	H: 0 LOB: 0 BB: 0 P: 16	R: 0 E: 0 K: 1 S: 7	H: 0 LOB: 0 BB: 0 P: 9	R: 0 E: 0 K: 0 S: 8	H: 1 LOB: 1 BB: 0 P: 13	R: 0 E: 0 K: 2 S: 9	H: 0 LOB: 0 BB: 0 P: 14	R: 0 E: 0 K: 0 S: 12	H: 2 LOB: 1 BB: 0 P: 17	R: 2 E: 0 K: 1 S: 14	H: 4 LOB: 2 BB: 1 P: 25	R: 0 E: 0 K: 0 S: 11	H: 1 LOB: 1 BB: 0 P: 14	R: 1 E: 0 K: 1 S: 10	H: 1 LOB: 0 BB: 0 P: 15	R: 0 E: 0 K: 2 S: 8	H: 0 LOB: 0 BB: 0 P: 11	1B: 5 2B: 3 3B: 0 HR: 2	SF: 0 SAC: 0 DP: 2 HBP: 0	WP: 0 PB: 0 SB: 0 CS: 0	PA: 35					
PITCHER	IP	WLS	BF	H	R	ER	SO	BB	IBB	HBP	BLK	WP	HR	S	P	ERA	WHIP										
35 Mike Mussina, R ERA: 3.05 (1, 1)	7.0	W	28	8	2	2	6	0	0	0	0	0	1	72	108	2.57	1.143										
Antonio Osuna, R ERA: 2.25 (8, 1)	0.1	H	2	1	1	1	0	0	0	0	0	0	1	3	4	27.00	3.000										
Chris Hammond, L ERA: 2.81 (8, 1)	0.2	H	2	0	0	0	1	0	0	0	0	0	0	7	11	0.00	0.000										
42 Mariano Rivera, R ERA: 2.35 (9, 1)	1.0	S	3	0	0	0	2	0	0	0	0	0	0	8	11	0.00	0.000										

AB	34
R	3
H	9
RBI	3
BB	1
SO	9
LOB	11



Batter	1	2	3	4	5	6	7	8	9	AB	R	H	RBI	BB	SO	LOB	BOTTOM										
Alfonso Soriano, R OBP: 0.356, SLG: 0.552 (1, 4)	G6-3		FC6-5		25 1B		K			4	1	1	0	0	1	1	Houston Astros @ New York Yankees Yankee Stadium, Bronx, NY Tue Jun 10 2003, 7:05 PM EDT Att: 37,602 - Cloudy - 72 F										
2 Derek Jeter, R OBP: 0.328, SLG: 0.438 (1, 6)	K				G4-3		G6-3			3	0	0	0	1	1	1											
25 Jason Giambi, L OBP: 0.368, SLG: 0.471 (1, 3)	P5		F9		20 HR		K			4	1	1	1	0	1	1											
20 Jorge Posada, S OBP: 0.399, SLG: 0.555 (1, 2)		G4-3		FC5	55 1B	1-1 HR		55 WP	55 1B	2	2	1	2	2	0	0											
Robin Ventura, L OBP: 0.366, SLG: 0.472 (1, 5)		55 FC3-6		1-1 K	G6-3		SH1-3		SH1-3	2	0	0	0	1	1	1											
55 Hideki Matsui, L OBP: 0.333, SLG: 0.421 (1, 8)		FC3-6		1-0 FC5	1B	G3	G5-3		FC5-4	4	1	3	1	0	0	1											
Ruben Sierra, S OBP: 0.333, SLG: 0.396 (1, 10)		1B		1-2 FC5		G3			K	4	0	1	0	0	1	4											
Raul Mondesi, R OBP: 0.357, SLG: 0.519 (1, 9)		FC5		1-2 2-3f		G5-3		1-1 FC5-4		4	0	0	1	0	1	5											
Juan Rivera, R OBP: 0.254, SLG: 0.286 (1, 7)			FC6-5		L6		F9			3	0	1	0	0	0	0											
Inning Stats	R: 0 E: 0 K: 1 S: 8	H: 0 LOB: 0 BB: 0 P: 11	R: 0 E: 0 K: 0 S: 11	H: 1 LOB: 2 BB: 1 P: 21	R: 0 E: 0 K: 0 S: 9	H: 1 LOB: 1 BB: 1 P: 13	R: 0 E: 0 K: 2 S: 9	H: 1 LOB: 2 BB: 1 P: 18	R: 3 E: 0 K: 0 S: 12	H: 3 LOB: 0 BB: 0 P: 15	R: 1 E: 0 K: 0 S: 9	H: 1 LOB: 0 BB: 0 P: 14	R: 0 E: 0 K: 2 S: 10	H: 0 LOB: 0 BB: 0 P: 16	R: 1 E: 0 K: 1 S: 8	H: 1 LOB: 1 BB: 1 P: 16		R: 1 E: 0 K: 0 S: 8	H: 1 LOB: 0 BB: 0 P: 11	1B: 5 2B: 2 3B: 0 HR: 1	SF: 0 SAC: 1 DP: 0 HBP: 0	WP: 1 PB: 0 SB: 0 CS: 1	PA: 35				
PITCHER	IP	WLS	BF	H	R	ER	SO	BB	IBB	HBP	BLK	WP	HR	S	P	ERA	WHIP										
Wade Miller, R ERA: 4.83 (1, 1)	7.0	L	31	7	5	5	5	4	0	0	0	0	1	68	112	6.43	1.571										
Nate Bland, L ERA: 4.5 (8, 1)	0.2		3	1	0	0	1	0	0	0	0	1	0	6	9	0.00	1.500										
Ricky Stone, R ERA: 2.72 (8, 1)	0.1		1	0	0	0	0	0	0	0	0	0	0	2	3	0.00	0.000										

AB	30
R	5
H	8
RBI	5
BB	4
SO	6
LOB	14



Batter	1	2	3	4	5	6	7	8	9	AB	R	H	RBI	BB	SO	LOB	TOP										
Craig Biggio, R OBP: 0.345, SLG: 0.441 (1, 8)										5	1	2	0	0	1	3											
Geoff Blum, S OBP: 0.304, SLG: 0.397 (1, 5)										5	1	1	0	0	0	2											
5 Jeff Bagwell, R OBP: 0.366, SLG: 0.468 (1, 3)										5	1	2	0	0	0	2											
Jeff Kent, R OBP: 0.381, SLG: 0.534 (1, 4)										4	0	1	0	1	0	4											
17 Lance Berkman, S OBP: 0.406, SLG: 0.517 (1, 7)										4	2	1	2	1	1	4											
Richard Hidalgo, R OBP: 0.408, SLG: 0.533 (1, 9)										5	1	2	2	0	0	0											
Orlando Merced, S OBP: 0.308, SLG: 0.406 (1, 10)										5	1	1	0	0	1	2											
Jose Vizcaino, S OBP: 0.284, SLG: 0.355 28 Adam Everett, R OBP: 0.300, SLG: 0.379 (7, 6)										2	0	1	1	0	0	0											
Brad Ausmus, R OBP: 0.272, SLG: 0.286 (1, 2)										4	1	3	1	0	1	1											
Inning Stats	R: 1 E: 0 K: 0 S: 9	H: 1 LOB: 1 BB: 1 P: 17	R: 1 E: 0 K: 1 S: 9	H: 2 LOB: 1 BB: 0 P: 13	R: 2 E: 0 K: 0 S: 7	H: 2 LOB: 0 BB: 0 P: 9	R: 0 E: 0 K: 1 S: 9	H: 1 LOB: 1 BB: 0 P: 10	R: 0 E: 0 K: 0 S: 10	H: 0 LOB: 0 BB: 0 P: 13	R: 1 E: 1 K: 1 S: 10	H: 3 LOB: 2 BB: 0 P: 13	R: 1 E: 0 K: 1 S: 11	H: 2 LOB: 1 BB: 0 P: 16	R: 2 E: 0 K: 0 S: 10	H: 2 LOB: 1 BB: 1 P: 18	1B: 7 2B: 5 3B: 1 HR: 1	SF: 1 SAC: 0 DP: 0 HBP: 0	WP: 2 PB: 2 SB: 0 CS: 0	PA: 43							
PITCHER	IP	WLS	BF	H	R	ER	SO	BB	IBB	HBP	BLK	WP	HR	S	P	ERA	WHIP										
Jeff Weaver, R ERA: 5.45 (1, 1)	6.1	L	30	10	5	5	2	1	0	0	0	1	1	59	85	7.11	1.737										
Chris Hammond, L ERA: 2.73 (7, 1)	0.2		2	0	0	0	1	0	0	0	0	0	0	4	6	0.00	0.000										
Jason Anderson, R ERA: 5.54 (8, 1)	1.0		5	2	1	1	1	0	0	0	0	1	0	11	16	9.00	2.000										
Al Reyes, R ERA: 5.0 (9, 1)	1.0		6	2	2	2	0	0	1	0	0	0	0	10	18	18.00	2.000										

Houston Astros @ New York Yankees
Yankee Stadium, Bronx, NY
Wed Jun 11 2003, 7:05 PM EDT
Att: 29,905 - Cloudy - 76 F

AB	40
R	8
H	14
RBI	6
BB	2
SO	4
LOB	19



Batter	1	2	3	4	5	6	7	8	9	AB	R	H	RBI	BB	SO	LOB	BOTTOM										
Alfonso Soriano, R OBP: 0.351, SLG: 0.544 (1, 4)										4	0	0	0	0	1	0											
2 Derek Jeter, R OBP: 0.325, SLG: 0.426 (1, 6)										3	0	0	0	1	3	1											
25 Jason Giambi, L OBP: 0.366, SLG: 0.464 (1, 10)										3	0	0	0	0	2	1											
20 Jorge Posada, S OBP: 0.397, SLG: 0.546 (1, 2)										3	0	0	0	1	1	3											
Robin Ventura, L OBP: 0.361, SLG: 0.464 Bubba Trammell, R OBP: 0.302, SLG: 0.319 (9, PH)										3	0	0	0	0	0	1											
55 Hideki Matsui, L OBP: 0.329, SLG: 0.415 (1, 8)										4	0	0	0	0	0	1											
Todd Zeile, R OBP: 0.290, SLG: 0.391 (1, 3)										2	0	0	0	1	2	1											
Raul Mondesi, R OBP: 0.353, SLG: 0.512 (1, 9)										3	0	0	0	0	2	1											
Juan Rivera, R OBP: 0.243, SLG: 0.273 (1, 7)										3	0	0	0	0	1	0											
Inning Stats	R: 0 E: 0 K: 2 S: 15	H: 0 LOB: 0 BB: 0 P: 21	R: 0 E: 0 K: 1 S: 10	H: 0 LOB: 1 BB: 1 P: 19	R: 0 E: 1 K: 1 S: 12	H: 0 LOB: 3 BB: 1 P: 25	R: 0 E: 0 K: 0 S: 8	H: 0 LOB: 1 BB: 1 P: 19	R: 0 E: 0 K: 1 S: 7	H: 0 LOB: 0 BB: 0 P: 10	R: 0 E: 0 K: 0 S: 7	H: 0 LOB: 0 BB: 0 P: 10	R: 0 E: 0 K: 2 S: 8	H: 0 LOB: 1 BB: 0 P: 13	R: 0 E: 0 K: 4 S: 15	H: 0 LOB: 0 BB: 0 P: 20	R: 0 E: 0 K: 2 S: 11	H: 0 LOB: 0 BB: 0 P: 14	1B: 0 2B: 0 3B: 0 HR: 0	SF: 0 SAC: 0 DP: 0 HBP: 1	WP: 1 PB: 0 SB: 1 CS: 0	PA: 33					
PITCHER	IP	WLS	BF	H	R	ER	SO	BB	IBB	HBP	BLK	WP	HR	S	P	ERA	WHIP										
44 Roy Oswalt, R ERA: 3.05 (1, 1)	1.0		3	0	0	0	2	3	0	1	0	0	0	27	57	0.00	1.125										
Pete Munro, R ERA: 5.3 (2, 1)	2.2		13	0	0	0	2	3	0	1	0	0	0	27	57	0.00	1.125										
Kirk Saarloos, R ERA: 5.94 (4, 1)	1.1		4	0	0	0	1	0	0	0	0	0	0	10	16	0.00	0.000										
54 Brad Lidge, R ERA: 1.41 (6, 1)	2.0	W	6	0	0	0	2	0	0	0	0	0	0	15	23	0.00	0.000										
Octavio Dotel, R ERA: 1.77 (8, 1)	1.0		4	0	0	0	4	0	0	0	0	1	0	15	20	0.00	0.000										

Houston Astros @ New York Yankees
Yankee Stadium, Bronx, NY
Wed Jun 11 2003, 7:05 PM EDT
Att: 29,905 - Cloudy - 76 F

AB	29
R	0
H	0
RBI	0
BB	3
SO	13
LOB	9



Batter	1	2	3	4	5	6	7	8	9	AB	R	H	RBI	BB	SO	LOB	TOP					
Craig Biggio, R (1, 8) OBP: 0.349, SLG: 0.445										4	1	2	0	0	1	1						
Morgan Ensberg, R (1, 5) OBP: 0.440, SLG: 0.667										4	1	0	0	1	1	3						
5 Jeff Bagwell, R (1, 3) OBP: 0.360, SLG: 0.459										5	0	0	0	0	1	3						
Jeff Kent, R (1, 4) OBP: 0.382, SLG: 0.533										4	1	2	1	0	0	0						
Richard Hidalgo, R (1, 10) OBP: 0.410, SLG: 0.535										3	1	2	1	0	1	0						
17 Lance Berkman, S (1, 7) OBP: 0.408, SLG: 0.516										4	1	2	0	0	0	2						
Brian Hunter, R (1, 9) OBP: 0.303, SLG: 0.333										2	0	0	1	0	0	1						
Orlando Merced, S (8, PH) OBP: 0.305, SLG: 0.402										4	0	2	0	0	0	2						
Gregg Zaun, S (1, 2) OBP: 0.347, SLG: 0.364										0	0	0	0	0	0	0						
Brad Ausmus, R (8, 2) OBP: 0.272, SLG: 0.286										4	0	1	2	0	1	3						
2B Adam Everett, R (1, 6) OBP: 0.298, SLG: 0.383																						
Inning Stats	R: 2 E: 0 K: 0 S: 14	H: 2 LOB: 1 BB: 1 P: 21	R: 0 E: 0 K: 1 S: 12	H: 1 LOB: 1 BB: 0 P: 18	R: 0 E: 0 K: 1 S: 8	H: 0 LOB: 0 BB: 0 P: 10	R: 0 E: 0 K: 1 S: 11	H: 2 LOB: 2 BB: 0 P: 16	R: 0 E: 0 K: 1 S: 9	H: 1 LOB: 0 BB: 0 P: 10	R: 3 E: 0 K: 0 S: 15	H: 4 LOB: 2 BB: 0 P: 24	R: 0 E: 0 K: 0 S: 11	H: 1 LOB: 1 BB: 0 P: 13	R: 0 E: 0 K: 1 S: 7	H: 0 LOB: 0 BB: 0 P: 9	R: 0 E: 0 K: 1 S: 7	H: 0 LOB: 0 BB: 0 P: 10	1B: 9 2B: 2 3B: 0 HR: 0	SF: 2 SAC: 0 DP: 1 HBP: 1	WP: 0 PB: 0 SB: 3 CS: 0	PA: 39
PITCHER	IP	WLS	BF	H	R	ER	SO	BB	IBB	HBP	BLK	WP	HR	S	P	ERA	WHIP					
David Wells, L (1, 1) ERA: 3.63	6.0		29	10	5	5	4	1	0	1	0	0	0	69	99	7.50	1.833					
Antonio Osuna, R (7, 1) ERA: 2.08	2.0	W	7	1	0	0	1	0	0	0	0	0	0	18	22	0.00	0.500					
42 Mariano Rivera, R (9, 1) ERA: 2.2	1.0	S	3	0	0	0	1	0	0	0	0	0	0	7	10	0.00	0.000					

Houston Astros @ New York Yankees
Yankee Stadium, Bronx, NY
Thu Jun 12 2003, 1:05 PM EDT
Att: 39,888 - Overcast - 76 F

AB 35
R 5
H 11
RBI 5
BB 1
SO 6
LOB 15



Batter	1	2	3	4	5	6	7	8	9	AB	R	H	RBI	BB	SO	LOB	BOTTOM				
Alfonso Soriano, R (1, 4) OBP: 0.352, SLG: 0.540										4	1	1	1	1	1	2					
2 Derek Jeter, R (1, 6) OBP: 0.321, SLG: 0.417										5	0	1	0	0	1	3					
25 Jason Giambi, L (1, 3) OBP: 0.370, SLG: 0.467										3	1	1	0	2	1	5					
Todd Zeile, R (1, 5) OBP: 0.284, SLG: 0.385										2	0	0	1	0	1	2					
Robin Ventura, L (7, PH) OBP: 0.359, SLG: 0.462										1	0	0	0	0	0	1					
Raul Mondesi, R (1, 9) OBP: 0.355, SLG: 0.516										4	1	2	1	0	0	2					
55 Hideki Matsui, L (1, 8) OBP: 0.331, SLG: 0.416										4	2	2	1	0	0	0					
Bubba Trammell, R (1, 10) ERA: 6.18										3	0	1	0	0	0	2					
Ruben Sierra, S (8, PH) OBP: 0.338, SLG: 0.400										1	0	1	0	0	0	0					
Charles Gipson, R (8, PR) OBP: 0.222, SLG: 0.222										0	0	0	0	0	0	0					
John Flaherty, R (1, 2) OBP: 0.310, SLG: 0.350										3	1	2	0	0	0	1					
20 Jorge Posada, S (8, PH) OBP: 0.359, SLG: 0.546										0	0	0	0	1	0	0					
Juan Rivera, R (1, 7) OBP: 0.243, SLG: 0.275										3	0	1	2	0	0	4					
Inning Stats	R: 1 E: 0 K: 0 S: 11	H: 1 LOB: 1 BB: 1 P: 18	R: 0 E: 0 K: 0 S: 11	H: 1 LOB: 0 BB: 0 P: 16	R: 0 E: 0 K: 1 S: 11	H: 0 LOB: 1 BB: 1 P: 20	R: 2 E: 0 K: 0 S: 11	H: 3 LOB: 1 BB: 0 P: 17	R: 0 E: 0 K: 1 S: 8	H: 0 LOB: 1 BB: 1 P: 16	R: 1 E: 0 K: 0 S: 15	H: 3 LOB: 1 BB: 0 P: 22	R: 1 E: 0 K: 0 S: 9	H: 2 LOB: 0 BB: 0 P: 15	R: 1 E: 1 K: 2 S: 19	H: 2 LOB: 3 BB: 1 P: 29	1B: 9 2B: 3 3B: 0 HR: 0	SF: 2 SAC: 0 DP: 0 HBP: 0	WP: 0 PB: 0 SB: 0 CS: 1	PA: 40	
PITCHER	IP	WLS	BF	H	R	ER	SO	BB	IBB	HBP	BLK	WP	HR	S	P	ERA	WHIP				
Jerome Robertson, L (1, 1) ERA: 6.18	5.2		26	7	4	4	2	3	0	0	0	0	0	61	100	6.35	1.765				
Kirk Saarloos, R (8, 1) ERA: 5.82	0.1	H	2	1	0	0	0	0	0	0	0	0	0	6	9	0.00	3.000				
54 Brad Lidge, R (7, 1) ERA: 1.6	1.0	B	4	2	1	1	0	0	0	0	0	0	0	9	15	9.00	2.000				
Octavio Dotel, R (8, 1) ERA: 1.72	1.0	L	7	2	1	0	2	1	0	0	0	0	0	19	29	0.00	3.000				

Houston Astros @ New York Yankees
Yankee Stadium, Bronx, NY
Thu Jun 12 2003, 1:05 PM EDT
Att: 39,888 - Overcast - 76 F

AB 33
R 6
H 12
RBI 6
BB 4
SO 4
LOB 22



Batter	1	2	3	4	5	6	7	8	9	AB	R	H	RBI	BB	SO	LOB	TOP			
Miguel Cairo, R (1,4) OBP: 0.292, SLG: 0.366	1-3 K		0-0 5 BB 1B		2-2 P6		2-2 F8		0-1 G3	5	0	1	0	0	1	0				
J.D. Drew, L (1,9) OBP: 0.376, SLG: 0.607	2-3 K		2-3 K		4-2 5 BB 1B		0-0 5 BB 1B			3	0	1	0	1	2	1				
5 Albert Pujols, R (1,3) OBP: 0.448, SLG: 0.711	2-3 K2-3		4-0 1-2 BB		1-1 1-2 BB 1B		2-1 1-2 BB 1B			3	0	2	0	1	1	0				
15 Jim Edmonds, L (1,8) OBP: 0.405, SLG: 0.667		1-0 HR	0-1 F7		2-3 K		1-1 G4-3			4	1	1	1	0	1	6				
27 Scott Rolen, R (1,5) OBP: 0.404, SLG: 0.549		2-2 2B		0-0 1B SF7 1B	3-3 K			1-2 P6		4	1	2	0	0	1	2				
Edgar Renteria, R (1,6) OBP: 0.391, SLG: 0.504		3-3 K		0-1 SF7 1B		1-2 F7		0-0 F9		4	0	1	0	0	1	1				
Tino Martinez, L (1,10) OBP: 0.317, SLG: 0.409		0-3 K		0-0 SF7 1B		0-1 G4-3		2-2 G4-3		3	0	0	1	0	1	1				
Mike Matheny, R (1,2) OBP: 0.323, SLG: 0.350		3-3 K		1-3 3-H 1-3 K		1-1 F9			2-3 K	3	0	0	0	0	2	2				
Otlando Palmeiro, L (9, PH) OBP: 0.364, SLG: 0.359										1	0	0	0	0	1	0				
Kerry Robinson, L (1,7) OBP: 0.200, SLG: 0.170			1-2 G2-3	2-2 G4-3			0-0 F8		0-1 G1-3	4	0	0	0	0	0	1				
Inning Stats	R: 0 E: 0 K: 3 S: 11	H: 0 LOB: 0 BB: 0 P: 16	R: 1 E: 0 K: 3 S: 17	H: 2 LOB: 1 BB: 0 P: 26	R: 0 E: 0 K: 1 S: 12	H: 1 LOB: 2 BB: 1 P: 19	R: 1 E: 0 K: 1 S: 12	H: 2 LOB: 1 BB: 0 P: 15	R: 0 E: 0 K: 2 S: 14	H: 0 LOB: 0 BB: 0 P: 9	R: 0 E: 0 K: 0 S: 12	H: 2 LOB: 2 BB: 0 P: 17	R: 0 E: 0 K: 0 S: 10	H: 0 LOB: 0 BB: 0 P: 13	R: 0 E: 0 K: 1 S: 7	H: 0 LOB: 0 BB: 0 P: 9	1B: 6 2B: 1 3B: 0 HR: 1	SF: 1 SAC: 0 DP: 0 HBP: 0	WP: 0 PB: 0 SB: 0 CS: 0	PA: 37
PITCHER	IP	WLS	BF	H	R	ER	SO	BB	IBB	HBP	BLK	WP	HR	S	P	ERA	WHIP			
Roger Clemens, R (1,1) ERA: 3.73	6.2	W	28	6	2	2	10	2	0	0	0	0	1	80	120	2.70	1.200			
Chris Hammond, L (7,1) ERA: 2.7	0.1	H	3	2	0	0	0	0	0	0	0	0	0	5	8	0.00	6.000			
Antonio Osuna, R (8,1) ERA: 2.0	1.0	H	3	0	0	0	0	0	0	0	0	0	0	10	13	0.00	0.000			
42 Mariano Rivera, R (9,1) ERA: 2.08	1.0	S	3	0	0	0	1	0	0	0	0	0	0	7	9	0.00	0.000			

St. Louis Cardinals @ New York Yankees
Yankee Stadium, Bronx, NY
Fri Jun 13 2003, 7:05 PM EDT
Att: 55,214 - Cloudy - 59 F

AB 34
R 2
H 8
RBI 2
BB 2
SO 11
LOB 14



Batter	1	2	3	4	5	6	7	8	9	AB	R	H	RBI	BB	SO	LOB	BOTTOM			
Alfonso Soriano, R (1,4) OBP: 0.348, SLG: 0.532	1-2 P5	2-2 FC5-4			0-0 B2		1-0 F8			4	0	0	0	0	0	3				
2 Derek Jeter, R (1,6) OBP: 0.319, SLG: 0.411	1-2 20 BB 1B		2-1 F9		3-2 F9		3-2 G6-3			4	1	1	0	0	0	2				
25 Jason Giambi, L (1,3) OBP: 0.368, SLG: 0.461	1-2 F8		2-2 G3-1		2-3 K		4-0 BB			3	0	0	0	1	1	2				
20 Jorge Posada, S (1,2) OBP: 0.401, SLG: 0.548	2-0 1-H 2B		0-3 K			4-1 FC6-4 BB	3-2 G4-3			3	0	1	1	1	1	2				
Robin Ventura, L (1,5) OBP: 0.357, SLG: 0.457	2-3 K			0-3 K		0-2 FC6-4 55 G4-6-3		1-1 FC6-5 55 BB 1B		4	0	1	0	0	2	2				
55 Hideki Matsui, L (1,8) OBP: 0.333, SLG: 0.429		1-2 HR		3-3 K		0-1 G4-6-3		2-0 1B		4	1	2	1	0	1	1				
Ruben Sierra, S (1,10) OBP: 0.342, SLG: 0.424		1-1 L8		1-1 HR			0-1 HR 1B	1-0 F7		4	2	2	1	0	0	2				
Raul Mondesi, R (1,9) OBP: 0.354, SLG: 0.524		2-1 G6-3		0-0 F8			1-1 HR	1-1 L5		4	1	1	2	0	0	2				
Juan Rivera, R (1,7) OBP: 0.269, SLG: 0.306					0-1 2B		0-0 F8 1B	1-0 FC6-5 2-3		3	0	2	0	1	0	2				
Inning Stats	R: 1 E: 0 K: 1 S: 16	H: 2 LOB: 1 BB: 0 P: 24	R: 1 E: 0 K: 0 S: 12	H: 1 LOB: 1 BB: 1 P: 22	R: 0 E: 0 K: 1 S: 10	H: 0 LOB: 0 BB: 0 P: 14	R: 1 E: 0 K: 2 S: 10	H: 1 LOB: 0 BB: 0 P: 14	R: 0 E: 0 K: 1 S: 11	H: 1 LOB: 1 BB: 0 P: 16	R: 0 E: 0 K: 0 S: 6	H: 0 LOB: 0 BB: 1 P: 10	R: 2 E: 0 K: 0 S: 12	H: 3 LOB: 2 BB: 1 P: 24	R: 0 E: 0 K: 0 S: 7	H: 2 LOB: 2 BB: 0 P: 13	1B: 5 2B: 2 3B: 0 HR: 3	SF: 0 SAC: 0 DP: 1 HBP: 0	WP: 0 PB: 0 SB: 0 CS: 0	PA: 36
PITCHER	IP	WLS	BF	H	R	ER	SO	BB	IBB	HBP	BLK	WP	HR	S	P	ERA	WHIP			
Jason Simontacchi, R (1,1) ERA: 6.65	6.0	L	27	8	5	5	5	2	0	0	0	0	3	70	106	7.50	1.667			
Esteban Yan, R (7,1) ERA: 7.79	1.0		4	0	0	0	0	1	0	0	0	0	0	7	18	0.00	1.000			
Steve Kline, L (8,1) ERA: 3.33	1.0		5	2	0	0	0	0	0	0	0	0	0	7	13	0.00	2.000			

St. Louis Cardinals @ New York Yankees
Yankee Stadium, Bronx, NY
Fri Jun 13 2003, 7:05 PM EDT
Att: 55,214 - Cloudy - 59 F

AB 33
R 5
H 10
RBI 5
BB 3
SO 5
LOB 18



Batter	1	2	3	4	5	6	7	8	9	AB	R	H	RBI	BB	SO	LOB	TOP									
Miguel Cairo, R OBP: 0.296, SLG: 0.370	G4-3		2B		K			G4-3	HBP	4	0	1	0	0	1	1	St. Louis Cardinals @ New York Yankees Yankee Stadium, Bronx, NY Sat Jun 14 2003, 3:05 PM EDT Att: 55,174 - Sunny - 80 F									
15 Jim Edmonds, L OBP: 0.400, SLG: 0.657 Kerry Robinson, L OBP: 0.193, SLG: 0.164	F8		K		K			F9	L8	3	0	0	0	0	2	2										
5 Albert Pujols, R OBP: 0.442, SLG: 0.698	K		P4					F8		4	0	0	0	0	1	1										
27 Scott Rolen, R OBP: 0.401, SLG: 0.544 Wilson Delgado, S OBP: 0.224, SLG: 0.159		F8	K					F9	E6 HR	2	0	0	0	0	1	1										
Edgar Renteria, R OBP: 0.394, SLG: 0.510 J.D. Drew, L OBP: 0.373, SLG: 0.602		FC6-4 1B			F8			F8	F8	3	0	2	0	0	0	0										
Eduardo Perez, R OBP: 0.386, SLG: 0.455		FC6-4 1-2 HR			F8			K	K	4	1	0	0	0	2	3										
Tino Martinez, L OBP: 0.320, SLG: 0.440		1-H HR			K			K	1-H HR	4	2	2	4	0	2	0										
Mike Matheny, R OBP: 0.324, SLG: 0.348 Joe Girardi, R OBP: 0.167, SLG: 0.167		BB			F9			G1-3	2B 1B	1	0	0	0	1	0	0										
Orlando Palmeiro, L OBP: 0.368, SLG: 0.370	G4-3				F9			F7	2B	4	0	2	0	0	0	1										
Inning Stats	R: 0 E: 0 K: 1 S: 8	H: 0 LOB: 0 BB: 0 P: 12	R: 2 E: 0 K: 0 S: 11	H: 2 LOB: 1 BB: 1 P: 17	R: 0 E: 0 K: 2 S: 13	H: 1 LOB: 1 BB: 0 P: 14	R: 0 E: 0 K: 1 S: 7	H: 0 LOB: 0 BB: 0 P: 13	R: 0 E: 0 K: 2 S: 16	H: 1 LOB: 1 BB: 0 P: 26	R: 0 E: 0 K: 1 S: 9	H: 1 LOB: 1 BB: 0 P: 12	R: 0 E: 0 K: 1 S: 10	H: 0 LOB: 0 BB: 0 P: 15	R: 0 E: 0 K: 0 S: 6	H: 0 LOB: 0 BB: 0 P: 8		R: 2 E: 1 K: 1 S: 15	H: 3 LOB: 3 BB: 0 P: 24	1B: 3 2B: 3 3B: 0 HR: 2	SF: 0 SAC: 0 DP: 0 HBP: 1	WP: 0 PB: 0 SB: 0 CS: 0	PA: 38			
PITCHER	IP	WLS	BF	H	R	ER	SO	BB	IBB	HBP	BLK	WP	HR	S	P	ERA	WHIP									
Andy Pettitte, L ERA: 5.09	(1, 1)	7.0	W	27	5	2	2	8	1	0	0	0	0	1	74	109	2.57	0.857								
Al Reyes, R ERA: 4.5	(8, 1)	1.0		3	0	0	0	0	0	0	0	0	0	6	8	0.00	0.000									
Jason Anderson, R ERA: 5.14	(9, 1)	1.0		8	3	2	0	1	0	0	1	0	0	1	15	24	0.00	3.000								

Batter	1	2	3	4	5	6	7	8	9	AB	R	H	RBI	BB	SO	LOB	BOTTOM								
Alfonso Soriano, R OBP: 0.349, SLG: 0.534	FC5-4 1B	2B	F7		G5-3	F8				5	1	2	0	0	0	2	St. Louis Cardinals @ New York Yankees Yankee Stadium, Bronx, NY Sat Jun 14 2003, 3:05 PM EDT Att: 55,174 - Sunny - 80 F								
2 Derek Jeter, R OBP: 0.321, SLG: 0.419	FC5-4 20 BB 55 2B 1-2	25 BB 25 HR 2B	G3		25 BB 1B			G4-3		5	2	2	1	0	0	2									
25 Jason Giambi, L OBP: 0.379, SLG: 0.494 Charles Gipson, R OBP: 0.222, SLG: 0.222	55 2B BB	2H HR	2H HR		BB			G3-6 1B		3	3	3	4	2	0	0									
20 Jorge Posada, S OBP: 0.402, SLG: 0.550 Todd Zeile, R OBP: 0.282, SLG: 0.382	55 2B BB	G4-3 55 1B 2B	K		G4-3			G3-6-1 1-2		3	2	1	0	1	1	2									
Robin Ventura, L OBP: 0.350, SLG: 0.448 Enrique Wilson, S OBP: 0.205, SLG: 0.302	F5	G4-3			L3			K		4	0	0	0	0	1	4									
55 Hideki Matsui, L OBP: 0.336, SLG: 0.433 John Flaherty, R OBP: 0.302, SLG: 0.341	1B 2B	1B			F8			G4-3	F9	4	1	2	4	0	0	0									
Ruben Sierra, S OBP: 0.350, SLG: 0.446	1B	P4			HR			HR	BB	4	2	2	2	1	0	1									
Raul Mondesi, R OBP: 0.356, SLG: 0.535	1B	G5-3			F8			1-H HR		4	1	2	2	0	0	1									
Juan Rivera, R OBP: 0.280, SLG: 0.320	G6-3		25 HR BB		G6-3			2B		3	1	1	0	1	0	2									
Inning Stats	R: 4 E: 0 K: 0 S: 30	H: 4 LOB: 2 BB: 2 P: 48	R: 4 E: 0 K: 0 S: 11	H: 5 LOB: 0 BB: 0 P: 18	R: 2 E: 0 K: 1 S: 11	H: 1 LOB: 0 BB: 1 P: 20	R: 1 E: 0 K: 0 S: 10	H: 1 LOB: 0 BB: 0 P: 18	R: 0 E: 0 K: 1 S: 7	H: 1 LOB: 2 BB: 1 P: 13	R: 2 E: 0 K: 1 S: 10	H: 2 LOB: 1 BB: 1 P: 18	R: 0 E: 0 K: 0 S: 5	H: 1 LOB: 1 BB: 0 P: 7	R: 0 E: 0 K: 0 S: 4	H: 0 LOB: 0 BB: 0 P: 10		1B: 6 2B: 5 3B: 0 HR: 4	SF: 0 SAC: 0 DP: 1 HBP: 0	WP: 0 PB: 0 SB: 0 CS: 0	PA: 43				
PITCHER	IP	WLS	BF	H	R	ER	SO	BB	IBB	HBP	BLK	WP	HR	S	P	ERA	WHIP								
Matt Morris, R ERA: 3.36	(1, 1)	0.2	L	6	2	4	4	0	2	0	0	0	0	0	32	54.00	6.000								
Brett Tomko, R ERA: 6.2	(1, 1)	5.1		31	12	9	9	2	3	0	0	0	4	59	103	15.19	2.812								
Dustin Hermanson, R ERA: 5.86	(7, 1)	2.0		6	1	0	0	0	0	0	0	0	0	9	17	0.00	0.500								

Batter	1	2	3	4	5	6	7	8	9	AB	R	H	RBI	BB	SO	LOB	TOP										
Orlando Palmeiro, L (1.7) OBP: 0.358, SLG: 0.360	1-2 K		1-1 F9		0-2 G6-3			0-1 G6-3		4	0	0	0	0	1	0											
J.D. Drew, L (1.9) OBP: 0.362, SLG: 0.582	3-2 G4-3			0-3 K	3-2 L9			2-2 G4-3		4	0	0	0	0	1	0											
5 Albert Pujols, R (1.3) OBP: 0.442, SLG: 0.706	1-2 F9			2-0 HR		1-3 K			1-0 G6-4-3 HBP	3	1	1	1	0	1	0											
Tino Martinez, L (1.10) OBP: 0.323, SLG: 0.438		0-0 1B		4-1 1B WP 1B BB		3-2 G5-3			0-0 G6-4-3 1-2	3	1	1	0	1	0	1											
27 Scott Rolen, R (1.5) OBP: 0.397, SLG: 0.537 Wilson Delgado, S (7.5) OBP: 0.224, SLG: 0.159 15 Jim Edmonds, L (9, PH) OBP: 0.398, SLG: 0.654		1-3 K		0-2 F9		1-0 P4			0-0 G4-3	3	0	0	0	0	1	2											
Edgar Renteria, R (1.6) OBP: 0.394, SLG: 0.508		2-0 F8		1-2 1B 1-3 1B				2-2 L9		3	0	1	0	0	0	1											
Kerry Robinson, L (1.8) OBP: 0.200, SLG: 0.172		0-0 B5-3		1-0 1B 1-3 3-H 3-3 K				0-0 F8		3	0	1	1	0	0	1											
Joe Girardi, R (1.2) OBP: 0.111, SLG: 0.111			1-1 G1-3		2-0 G6-3					3	0	0	0	0	1	2											
Miguel Cairo, R (1.4) OBP: 0.290, SLG: 0.362			0-0 F8		1-2 L1			0-0 P4		3	0	0	0	0	0	0											
Inning Stats	R: 0 E: 0 K: 1 S: 10	H: 0 LOB: 0 BB: 0 P: 15	R: 0 E: 0 K: 1 S: 6	H: 1 LOB: 1 BB: 0 P: 9	R: 0 E: 0 K: 0 S: 5	H: 0 LOB: 0 BB: 0 P: 7	R: 2 E: 0 K: 2 S: 17	H: 3 LOB: 2 BB: 1 P: 28	R: 0 E: 0 K: 0 S: 10	H: 0 LOB: 0 BB: 0 P: 14	R: 0 E: 0 K: 0 S: 8	H: 0 LOB: 0 BB: 0 P: 13	R: 0 E: 0 K: 0 S: 6	H: 0 LOB: 0 BB: 0 P: 10	R: 0 E: 0 K: 0 S: 8	H: 0 LOB: 0 BB: 0 P: 10	R: 0 E: 0 K: 0 S: 2	H: 0 LOB: 0 BB: 0 P: 3	1B: 3 2B: 0 3B: 0 HR: 1	SF: 0 SAC: 0 DP: 1 HBP: 1	WP: 1 PB: 0 SB: 0 CS: 0	PA: 32					
PITCHER	IP	WLS	BF	H	R	ER	SO	BB	IBB	HBP	BLK	WP	HR	S	P	ERA	WHIP										
35 Mike Mussina, R (1.1) ERA: 2.99	8.0	W	29	4	2	2	5	1	0	0	0	1	1	70	106	2.25	0.625										
42 Mariano Rivera, R (9.1) ERA: 1.96	1.0	S	3	0	0	0	0	0	0	1	0	0	0	2	3	0.00	0.000										

St. Louis Cardinals @ New York Yankees
Yankee Stadium, Bronx, NY
Sun Jun 15 2003, 1:05 PM EDT
Att: 54,797 - Cloudy - 79 F

AB 30
R 2
H 4
RBI 2
BB 1
SO 5
LOB 7



Batter	1	2	3	4	5	6	7	8	9	AB	R	H	RBI	BB	SO	LOB	BOTTOM										
Alfonso Soriano, R (1.4) OBP: 0.344, SLG: 0.526	0-1 G6-3		1-0 P6		3-3 K	0-3 K				4	0	0	0	0	2	3											
2 Derek Jeter, R (1.6) OBP: 0.313, SLG: 0.406	0-0 G3-1		1-1 FC6-4 25 S 1B 1-2		2-2 F9	2-2 G4-3				4	1	0	0	0	0	3											
25 Jason Giambi, L (1.3) OBP: 0.381, SLG: 0.492	1-1 F7		3-2 1B 1-H		4-2 20 BB 2B		2-1 L9			3	1	1	1	1	0	0											
20 Jorge Posada, S (1.2) OBP: 0.408, SLG: 0.547		4-2 55 G1-6-3 1B BB	2-2 G4-3		4-1 2B BB	4-1 2B BB		4-1 G4-6-3 BB		1	1	0	0	3	0	1											
Robin Ventura, L (1.5) OBP: 0.353, SLG: 0.454		1-0 55 G1-6-3 1B		3-1 P2		3-2 55 1B 2B		0-2 G4-6-3		4	1	2	2	0	0	1											
55 Hideki Matsui, L (1.8) OBP: 0.341, SLG: 0.436		1-0 G1-6-3 1-2 2-3		4-2 G3-1 BB		0-1 2B 1B		2-1 1B		3	1	2	1	1	0	2											
Ruben Sierra, S (1.10) OBP: 0.353, SLG: 0.450		4-0 BB		2-1 G3-1		2-1 2B		0-1 F8		3	0	1	1	1	0	2											
Raul Mondesi, R (1.9) OBP: 0.351, SLG: 0.527			0-3 K		1-0 F8		3-2 G5-3		1-2 F9	4	0	0	0	0	1	5											
Juan Rivera, R (1.7) OBP: 0.291, SLG: 0.321			1-1 FC6-4 1B		0-0 F8		4-2 BB		0-0 G6-3	3	0	1	0	1	0	1											
Inning Stats	R: 0 E: 0 K: 0 S: 5	H: 1 LOB: 2 BB: 2 P: 17	R: 1 E: 0 K: 0 S: 11	H: 2 LOB: 1 BB: 0 P: 19	R: 0 E: 0 K: 0 S: 7	H: 0 LOB: 1 BB: 1 P: 17	R: 0 E: 0 K: 1 S: 10	H: 0 LOB: 0 BB: 0 P: 15	R: 4 E: 0 K: 1 S: 26	H: 3 LOB: 2 BB: 3 P: 48	R: 0 E: 0 K: 0 S: 6	H: 0 LOB: 1 BB: 1 P: 12	R: 0 E: 0 K: 0 S: 8	H: 1 LOB: 1 BB: 0 P: 11	1B: 5 2B: 2 3B: 0 HR: 0	SF: 0 SAC: 0 DP: 2 HBP: 0	WP: 0 PB: 0 SB: 1 CS: 0	PA: 36									
PITCHER	IP	WLS	BF	H	R	ER	SO	BB	IBB	HBP	BLK	WP	HR	S	P	ERA	WHIP										
Woody Williams, R (1.1) ERA: 2.66	5.1	L	27	6	5	5	2	6	0	0	0	0	0	59	113	8.44	2.250										
Esteban Yan, R (6.1) ERA: 7.64	0.2		2	0	0	0	1	0	0	0	0	0	0	7	9	0.00	0.000										
Jeff Fassero, L (7.1) ERA: 9.32	1.0		3	0	0	0	0	1	0	0	0	0	0	6	12	0.00	1.000										
44 Jason Istringhausen, R (8.1) ERA:	1.0		4	1	0	0	0	0	0	0	0	0	0	8	11	0.00	1.000										

St. Louis Cardinals @ New York Yankees
Yankee Stadium, Bronx, NY
Sun Jun 15 2003, 1:05 PM EDT
Att: 54,797 - Cloudy - 79 F

AB 29
R 5
H 7
RBI 5
BB 7
SO 3
LOB 18



Batter	1	2	3	4	5	6	7	8	9	AB	R	H	RBI	BB	SO	LOB	TOP								
13 Carl Crawford, L OBP: 0.305, SLG: 0.333	1-1 SF7 2B		2-2 F7		2-1 F8		1-1 S 1B	4-1 BB BB		4	2	2	0	1	0	1	Tampa Bay Devil Rays @ New York Yankees Yankee Stadium, Bronx, NY Tue Jun 17 2003, 1:05 PM EDT Att: 14,077 - Sunny - 64 F								
5 Rocco Baldelli, R OBP: 0.357, SLG: 0.459	1-1 SAFE 1B		4-0		1-2 2B		1-3 K	1-3 K		4	1	2	0	1	2	3									
Aubrey Huff, L OBP: 0.372, SLG: 0.575	0-0 SF7		2-1 G3		1-1 HR		3-2 2B	4-1 G4-6-3 BB		3	2	2	4	0	0	1									
Jason Tyner, L OBP: 0.439, SLG: 0.490	3-H 1B				2-2 HR		1-H 2B	1-2 2-3 BB		0	0	0	0	1	0	0									
Travis Lee, L OBP: 0.332, SLG: 0.440	0-0 G4-6-3 1B				2-2 HR		2-2 HR	2-2 G4-6-3 BB		5	2	3	3	0	0	3									
Ben Grieve, L OBP: 0.408, SLG: 0.417	1-1 G4-6-3				1-0 F7		0-1 E1 HR		4-1 1B BB	4	2	1	1	1	0	3									
Marlon Anderson, L OBP: 0.325, SLG: 0.363		3-1 G5-4-3 HBP 1B			2-2 1B		2-0 HR	3-2 G4-6-3 1B		5	1	4	3	0	1	0									
Damian Rolls, R OBP: 0.321, SLG: 0.255		2-0 G5-4-3 HBP			1-1 F9		3-2 G4-3	3-2 G4-6-3 1B		4	0	1	0	0	1	3									
Javier Valentin, S OBP: 0.253, SLG: 0.333		1-2 G5-4-3			1-0 5 1B		1-2 G4-6-3	0-0 G4-6-3		5	1	2	0	0	0	5									
Julio Lugo, R OBP: 0.330, SLG: 0.358			1-2 F8		1-2 P4		2-0 G1-4-3	0-0 BB 2B		4	0	1	0	0	0	2									
Inning Stats	R: 1 E: 0 K: 0 S: 9	H: 3 LOB: 1 BB: 0 P: 12	R: 0 E: 0 K: 0 S: 6	H: 1 LOB: 0 BB: 0 P: 11	R: 0 E: 0 K: 0 S: 10	H: 0 LOB: 1 BB: 1 P: 19	R: 0 E: 0 K: 0 S: 7	H: 1 LOB: 1 BB: 0 P: 11	R: 5 E: 0 K: 1 S: 23	H: 5 LOB: 0 BB: 0 P: 34	R: 0 E: 0 K: 0 S: 7	H: 1 LOB: 0 BB: 0 P: 14	R: 5 E: 1 K: 1 S: 24	H: 5 LOB: 0 BB: 0 P: 37	R: 0 E: 0 K: 1 S: 11	H: 1 LOB: 2 BB: 1 P: 22	R: 0 E: 0 K: 1 S: 9	H: 1 LOB: 1 BB: 1 P: 19	1B: 11 2B: 4 3B: 0 HR: 3	SF: 1 SAC: 0 DP: 6 HBP: 1	WP: 0 PB: 0 SB: 2 CS: 0	PA: 44			
PITCHER	IP	WLS	BF	H	R	ER	SO	BB	IBB	HBP	BLK	WP	HR	S	P	ERA	WHIP								
Jeff Weaver, R ERA: 5.77	(1, 1)	5.0	L	24	10	6	6	1	0	1	0	0	2	55	87	10.80	2.200								
Sterling Hitchcock, L ERA: 3.91	(6, 1)	1.1		10	6	5	4	1	0	0	0	0	1	27	46	27.00	4.500								
Al Reyes, R ERA: 3.88	(7, 1)	1.2		6	1	0	0	1	2	0	0	0	0	15	27	0.00	1.800								
Jason Anderson, R ERA: 4.8	(9, 1)	1.0		4	1	0	0	1	1	0	0	0	0	9	19	0.00	2.000								

Batter	1	2	3	4	5	6	7	8	9	AB	R	H	RBI	BB	SO	LOB	BOTTOM								
Alfonso Soriano, R OBP: 0.340, SLG: 0.520	3-2 G5-3		0-1 P3		0-0 F7			1-2 F9		4	0	0	0	0	0	0	Tampa Bay Devil Rays @ New York Yankees Yankee Stadium, Bronx, NY Tue Jun 17 2003, 1:05 PM EDT Att: 14,077 - Sunny - 64 F								
2 Derek Jeter, R OBP: 0.394, SLG: 0.394	1-0 G4-3		0-0 F9		1-3 K			0-3 K		4	0	0	0	0	2	0									
Enrique Wilson, S OBP: 0.205, SLG: 0.302										0	0	0	0	0	0	0									
25 Jason Giambi, L OBP: 0.383, SLG: 0.502	3-2 HR		3-2 F9				4-2 55 F8-4-3 BB			3	1	1	1	1	0	0									
20 Jorge Posada, S OBP: 0.413, SLG: 0.547	4-2 BB				4-1 55 BLK BB		0-0 F8		0-2 55 F8 FC5-4 1B	2	1	1	0	2	0	1									
55 Hideki Matsui, L OBP: 0.343, SLG: 0.435	1-3 K				4-1 BLK BB		0-1 F8-4-3		0-0 FC5-4 1B	3	0	1	0	1	1	2									
Ruben Sierra, S OBP: 0.347, SLG: 0.442		2-2 G3-1			2-3 K		0-1 F7		3-1 F8	3	0	0	0	0	1	2									
Bubba Trammell, R OBP: 0.298, SLG: 0.314								2-3 F8		1	0	0	0	0	0	2									
Raul Mondesi, R OBP: 0.349, SLG: 0.523		1-3 K			0-1 F8		2-2 FC6-4 1B		1-1 FC5-4	4	0	1	1	0	1	3									
Todd Zeile, R OBP: 0.281, SLG: 0.373		4-2 BB			3-2 G1-3		1-1 P4		2-3 3-H 2-0 G4-3	3	0	0	0	1	0	4									
Juan Rivera, R OBP: 0.281, SLG: 0.309		3-2 F8			1-3 K		0-0 FC6-4			3	0	0	0	0	1	2									
Inning Stats	R: 1 E: 0 K: 1 S: 16	H: 1 LOB: 1 BB: 1 P: 28	R: 0 E: 0 K: 1 S: 12	H: 0 LOB: 1 BB: 1 P: 22	R: 0 E: 0 K: 0 S: 9	H: 0 LOB: 0 BB: 0 P: 12	R: 0 E: 0 K: 1 S: 11	H: 0 LOB: 2 BB: 2 P: 24	R: 0 E: 0 K: 2 S: 8	H: 0 LOB: 0 BB: 0 P: 10	R: 0 E: 0 K: 0 S: 6	H: 0 LOB: 1 BB: 1 P: 10	R: 0 E: 0 K: 0 S: 8	H: 1 LOB: 1 BB: 0 P: 11	R: 0 E: 0 K: 1 S: 12	H: 0 LOB: 0 BB: 0 P: 16	R: 1 E: 0 K: 0 S: 9	H: 2 LOB: 1 BB: 0 P: 15	1B: 3 2B: 1 3B: 0 HR: 1	SF: 0 SAC: 0 DP: 1 HBP: 0	WP: 0 PB: 0 SB: 0 CS: 0	PA: 35			
PITCHER	IP	WLS	BF	H	R	ER	SO	BB	IBB	HBP	BLK	WP	HR	S	P	ERA	WHIP								
Geremi Gonzalez, R ERA: 3.0	(1, 1)	6.0	W	23	1	1	1	5	5	0	0	1	1	62	106	1.50	1.000								
Travis Harper, R ERA: 3.91	(7, 1)	2.0		7	1	0	0	1	0	0	0	0	0	20	27	0.00	0.500								
Mike Venafro, L ERA: 4.74	(9, 1)	1.0		5	2	1	1	0	0	0	0	0	0	9	15	9.00	2.000								

AB	38
R	11
H	18
RBI	11
BB	4
SO	4
LOB	21



Batter	1	2	3	4	5	6	7	8	9	AB	R	H	RBI	BB	SO	LOB	TOP					
Julio Lugo, R OBP: 0.328, SLG: 0.355 (1, 6)	F9			G6-4-3 1B		L9		F7		4	0	1	0	0	0	0						
Damian Rolls, R OBP: 0.298, SLG: 0.235 (1, 5)	F8			G6-4-3 1-2f		G1-3			G1-3	4	0	0	0	0	0	1						
5 Rocco Baldelli, R OBP: 0.359, SLG: 0.463 (1, 8)	L3			G5-3				E	2B	4	1	2	0	0	0	0						
Aubrey Huff, L OBP: 0.373, SLG: 0.578 (1, 9)		G1-4-3 1B			G4-3 2B		P4		L8	4	1	2	0	0	0	2						
Toby Hall, R OBP: 0.323, SLG: 0.381 (1, 2)		G1-4-3 1-2f			G4-3		E5		WP 1B	4	0	1	0	0	0	2						
Ben Griever, L OBP: 0.396, SLG: 0.402 (1, 10)		G4-3			G3		P5		G4-3	4	0	0	1	0	0	3						
Travis Lee, L OBP: 0.332, SLG: 0.439 (1, 3)			L3		FC5-4 1B		F8			3	0	1	0	0	0	1						
Terry Shumpert, R OBP: 0.303, SLG: 0.414 (1, 4)			K		FC5-4 1-2f				F7	3	0	0	0	0	1	1						
13 Carl Crawford, L OBP: 0.302, SLG: 0.329 (1, 7)			F8				G3-1		G4-3	3	0	0	0	0	0	0						
Inning Stats	R: 0 E: 0 K: 0 S: 7	H: 0 LOB: 0 BB: 0 P: 10	R: 0 E: 0 K: 0 S: 9	H: 1 LOB: 0 BB: 0 P: 12	R: 0 E: 0 K: 1 S: 8	H: 0 LOB: 0 BB: 0 P: 10	R: 0 E: 0 K: 0 S: 8	H: 1 LOB: 0 BB: 0 P: 12	R: 1 E: 0 K: 0 S: 10	H: 2 LOB: 1 BB: 0 P: 15	R: 0 E: 0 K: 0 S: 10	H: 0 LOB: 0 BB: 0 P: 13	R: 1 E: 1 K: 0 S: 9	H: 1 LOB: 1 BB: 0 P: 11	R: 0 E: 0 K: 0 S: 6	H: 0 LOB: 0 BB: 0 P: 10	R: 0 E: 0 K: 0 S: 15	H: 2 LOB: 2 BB: 0 P: 18	1B: 5 2B: 2 3B: 0 HR: 0	SF: 0 SAC: 0 DP: 2 HBP: 0	WP: 1 PB: 0 CS: 1	PA: 33
PITCHER David Wells, L ERA: 3.4 (1, 1)	IP: 9.0 WLS: W BF: 33 H: 7 R: 2 ER: 1 SO: 1 BB: 0 IBB: 0 HBP: 0 BLK: 0 WP: 1 HR: 0 S: 82 P: 111 ERA: 1.00 WHIP: 0.778															PITCHER	IP: 9.0 WLS: W BF: 33 H: 7 R: 2 ER: 1 SO: 1 BB: 0 IBB: 0 HBP: 0 BLK: 0 WP: 1 HR: 0 S: 82 P: 111 ERA: 1.00 WHIP: 0.778					

Tampa Bay Devil Rays @ New York Yankees
Yankee Stadium, Bronx, NY
Tue Jun 17 2003, 7:05 PM EDT
Att: 47,604 - Sunny - 62 F

AB 33
R 2
H 7
RBI 1
BB 0
SO 1
LOB 10



Batter	1	2	3	4	5	6	7	8	9	AB	R	H	RBI	BB	SO	LOB	BOTTOM			
Alfonso Soriano, R OBP: 0.344, SLG: 0.519 (1, 4)	25 1B		P2		FC5-4 2B	FC6-4		25 2B		4	2	2	0	1	0	1				
2 Derek Jeter, R OBP: 0.301, SLG: 0.394 (1, 6)	L4		G6-3		FC5-4 55 1B		G4-3		25 SF8	5	1	1	2	0	0	3				
25 Jason Giambi, L OBP: 0.386, SLG: 0.510 (1, 10)	55 G4-6-3				K			SF8		4	2	3	2	0	1	2				
55 Hideki Matsui, L OBP: 0.341, SLG: 0.431 (1, 8)	G4-6-3				G6-3		P5	F8		5	1	1	1	0	0	4				
Ruben Sierra, S OBP: 0.356, SLG: 0.456 (1, 7)			P3		G1-3		E9			4	0	3	3	0	0	0				
Charles Gipson, R OBP: 0.222, SLG: 0.222 (7, PR) (8, 8)					G1-3		1B			0	1	0	0	0	0	0				
Robin Ventura, L OBP: 0.351, SLG: 0.450 (1, 5)		G4-3			G1-3		G4-3			4	0	1	1	0	0	2				
Raul Mondesi, R OBP: 0.351, SLG: 0.522 (1, 9)					F9			P3		4	0	2	0	0	0	3				
Todd Zeile, R OBP: 0.280, SLG: 0.365 (1, 3)		FC6-4					P3			3	1	0	0	1	0	2				
John Flaherty, R OBP: 0.298, SLG: 0.356 (1, 2)					F8		E1			4	2	1	0	0	0	1				
Inning Stats	R: 1 E: 0 K: 0 S: 8	H: 2 LOB: 0 BB: 0 P: 9	R: 0 E: 0 K: 0 S: 7	H: 1 LOB: 0 BB: 0 P: 11	R: 0 E: 0 K: 0 S: 6	H: 0 LOB: 0 BB: 0 P: 9	R: 1 E: 0 K: 0 S: 8	H: 2 LOB: 1 BB: 0 P: 13	R: 4 E: 1 K: 1 S: 15	H: 2 LOB: 1 BB: 2 P: 32	R: 0 E: 1 K: 0 S: 8	H: 1 LOB: 1 BB: 0 P: 13	R: 2 E: 1 K: 0 S: 9	H: 3 LOB: 2 BB: 0 P: 18	R: 2 E: 0 K: 0 S: 14	H: 3 LOB: 1 BB: 0 P: 23	1B: 10 2B: 4 3B: 0 HR: 0	SF: 1 SAC: 0 DP: 1 HBP: 0	WP: 0 PB: 0 CS: 1	PA: 40
PITCHER Dewon Brazelton, R ERA: 6.46 (1, 1)	IP: 1.1 WLS: L BF: 5 H: 1 R: 0 ER: 0 SO: 0 BB: 0 IBB: 0 HBP: 0 BLK: 0 WP: 0 HR: 0 S: 11 P: 18 ERA: 0.00 WHIP: 0.750															PITCHER Al Levine, R ERA: 1.54 (5, 1)	IP: 1.1 WLS: L BF: 5 H: 1 R: 0 ER: 0 SO: 0 BB: 0 IBB: 0 HBP: 0 BLK: 0 WP: 0 HR: 0 S: 11 P: 18 ERA: 0.00 WHIP: 0.750			
Steve Parris, R ERA: 6.18 (7, 1)	IP: 2.0 WLS: L BF: 12 H: 6 R: 4 ER: 3 SO: 0 BB: 0 IBB: 0 HBP: 0 BLK: 0 WP: 0 HR: 0 S: 23 P: 41 ERA: 13.50 WHIP: 3.000															PITCHER Steve Parris, R ERA: 6.18 (7, 1)	IP: 2.0 WLS: L BF: 12 H: 6 R: 4 ER: 3 SO: 0 BB: 0 IBB: 0 HBP: 0 BLK: 0 WP: 0 HR: 0 S: 23 P: 41 ERA: 13.50 WHIP: 3.000			

Tampa Bay Devil Rays @ New York Yankees
Yankee Stadium, Bronx, NY
Tue Jun 17 2003, 7:05 PM EDT
Att: 47,604 - Sunny - 62 F

AB 37
R 10
H 14
RBI 9
BB 2
SO 1
LOB 18



Batter	1	2	3	4	5	6	7	8	9	10	11	12	AB	R	H	RBI	BB	SO	LOB	TOP						
Jason Tyner, L (1.8) OBP: 0.403, SLG: 0.446 (9.9)	G3			K		G1-4-3			G3		G4-3		5	0	0	0	0	1	0							
Al Martin, L (1.7) OBP: 0.315, SLG: 0.336	K			G4-3			G4-3		G3			G4-3 1B	5	0	1	0	0	1	0							
Aubrey Huff, L (1.9) OBP: 0.372, SLG: 0.573 (9, PR)	G6-3			G3			G6-3		G3			F7	4	0	1	0	0	0	0							
5 Rocco Baldelli, R (9, PR) OBP: 0.397, SLG: 0.462 (9.8)													1	0	0	0	0	0	1							
Ben Griever, L (1.10) OBP: 0.381, SLG: 0.384		G6-3							G3			G4-3	5	0	0	0	0	0	2							
Travis Lee, L (1.3) OBP: 0.329, SLG: 0.431		K										G4-3	4	0	0	0	1	1								
Marlon Anderson, L (1.4) OBP: 0.328, SLG: 0.361													4	0	1	0	0	1	1							
Damian Rolls, R (1.5) OBP: 0.295, SLG: 0.222													3	0	0	0	1	1								
Javier Valentin, S (1.2) OBP: 0.247, SLG: 0.324 (8, PH)													2	0	0	0	0	1	0							
13 Carl Crawford, L (8, PH) OBP: 0.391, SLG: 0.528 (8.2)													1	0	0	0	0	1	2							
Toby Hall, R (8.2) OBP: 0.321, SLG: 0.379													1	0	0	0	0	0	0							
Julio Lugo, R (1.6) OBP: 0.321, SLG: 0.347													4	0	0	0	0	4	2							
Inning Stats	R: 0 E: 0 K: 1 S: 7	H: 0 LOB: 0 BB: 0 P: 10	R: 0 E: 0 K: 2 S: 10	H: 0 LOB: 0 BB: 0 P: 15	R: 0 E: 0 K: 1 S: 8	H: 0 LOB: 0 BB: 0 P: 15	R: 0 E: 0 K: 1 S: 8	H: 0 LOB: 0 BB: 0 P: 8	R: 0 E: 0 K: 2 S: 9	H: 0 LOB: 0 BB: 0 P: 16	R: 0 E: 0 K: 2 S: 8	H: 0 LOB: 0 BB: 0 P: 14	R: 0 E: 0 K: 0 S: 9	H: 0 LOB: 0 BB: 0 P: 12	R: 0 E: 0 K: 0 S: 12	H: 0 LOB: 2 BB: 0 P: 17	R: 0 E: 0 K: 1 S: 5	H: 0 LOB: 0 BB: 0 P: 6	R: 0 E: 0 K: 1 S: 7	H: 0 LOB: 0 BB: 0 P: 7	R: 0 E: 0 K: 0 S: 11	H: 1 LOB: 1 BB: 0 P: 18	1B: 3 2B: 0 3B: 0 HR: 0	SF: 0 SAC: 0 DP: 0 HBP: 0	WP: 0 PB: 0 CS: 0	PA: 41
PITCHER	IP WLS BF H R ER SO BB IBB HBP BLK WP HR S P ERA WHIP	PITCHER												IP WLS BF H R ER SO BB IBB HBP BLK WP HR S P ERA WHIP												
Roger Clemens, R (1.1) ERA: 3.42	8.0	0	27	1	0	0	9	2	0	0	0	0	0	0	0	17	23	0.00	0.500							
42 Mariano Rivera, R (9.1) ERA: 1.77	2.0	W	7	1	0	0	1	0	0	0	0	0	0	0	0	18	25	0.00	0.500							
Chris Hammond, L (11.1) ERA: 2.51	2.0	W	7	1	0	0	1	0	0	0	0	0	0	0	0	18	25	0.00	0.500							

Tampa Bay Devil Rays @ New York Yankees
Yankee Stadium, Bronx, NY
Wed Jun 18 2003, 7:05 PM EDT
Att. 32,643 - Overcast - 66 F

AB 39
R 0
H 3
RBI 0
BB 2
SO 11
LOB 10



Batter	1	2	3	4	5	6	7	8	9	10	11	12	AB	R	H	RBI	BB	SO	LOB	BOTTOM								
Alfonso Soriano, R (1.4) OBP: 0.341, SLG: 0.513	F7			K		G5-3			F7		F8		6	0	1	1	0	1	3									
2 Derek Jeter, R (1.6) OBP: 0.304, SLG: 0.397	L4-6 55 25 BB			G5-3		G4-3			L6				4	0	1	0	1	0	3									
25 Jason Giambi, L (1.3) OBP: 0.390, SLG: 0.506	L4-6 55 BB												2	0	0	0	3	0	0									
55 Hideki Matsui, L (1.8) OBP: 0.335, SLG: 0.423 (11.7)	L4-6 2-2												5	0	0	0	0	1	5									
20 Jorge Posada, S (1.2) OBP: 0.405, SLG: 0.534													5	0	0	0	0	2	2									
Robin Ventura, L (1.5) OBP: 0.348, SLG: 0.441													4	0	0	0	1	2	2									
Enrique Wilson, S (12, PR) OBP: 0.205, SLG: 0.302													0	1	0	0	0	0	0									
Ruben Sierra, S (1.10) OBP: 0.352, SLG: 0.448													5	0	1	0	0	0	2									
Raul Mondesi, R (1.9) OBP: 0.352, SLG: 0.517													3	0	0	0	2	0	0									
Juan Rivera, R (1.7) OBP: 0.290, SLG: 0.341													4	0	2	0	0	0	1									
Charles Gipson, R (10, PR) OBP: 0.222, SLG: 0.222 (11.8)													0	0	0	0	0	0	0									
Todd Zelle, R (12, PH) OBP: 0.278, SLG: 0.362													1	0	0	0	0	1	3									
Inning Stats	R: 0 E: 0 K: 0 S: 10	H: 0 LOB: 1 BB: 2 P: 20	R: 0 E: 0 K: 1 S: 5	H: 0 LOB: 0 BB: 0 P: 6	R: 0 E: 0 K: 1 S: 11	H: 0 LOB: 1 BB: 1 P: 18	R: 0 E: 1 K: 2 S: 9	H: 0 LOB: 2 BB: 1 P: 16	R: 0 E: 0 K: 0 S: 4	H: 1 LOB: 1 BB: 0 P: 8	R: 0 E: 0 K: 2 S: 8	H: 0 LOB: 0 BB: 0 P: 13	R: 0 E: 0 K: 0 S: 5	H: 0 LOB: 0 BB: 0 P: 9	R: 0 E: 0 K: 0 S: 12	H: 1 LOB: 2 BB: 1 P: 24	R: 0 E: 0 K: 0 S: 5	H: 0 LOB: 0 BB: 0 P: 10	R: 0 E: 0 K: 0 S: 9	H: 1 LOB: 1 BB: 0 P: 16	R: 0 E: 0 K: 1 S: 4	H: 0 LOB: 0 BB: 0 P: 9	R: 1 E: 0 K: 1 S: 8	H: 2 LOB: 3 BB: 2 P: 21	1B: 2 2B: 4 3B: 0 HR: 0	SF: 0 SAC: 0 DP: 1 HBP: 0	WP: 0 PB: 0 CS: 0	PA: 46
PITCHER	IP WLS BF H R ER SO BB IBB HBP BLK WP HR S P ERA WHIP	PITCHER												IP WLS BF H R ER SO BB IBB HBP BLK WP HR S P ERA WHIP														
Victor Zambrano, R (1.1) ERA: 3.89	8.0	L	31	2	0	0	6	4	1	0	0	0	0	0	0	64	114	0.00	0.750									
Lance Carter, R (9.1) ERA: 2.79	3.1	L	15	3	1	1	1	1	1	0	0	0	0	0	0	26	56	2.70	1.200									

Tampa Bay Devil Rays @ New York Yankees
Yankee Stadium, Bronx, NY
Wed Jun 18 2003, 7:05 PM EDT
Att. 32,643 - Overcast - 66 F

AB 39
R 1
H 5
RBI 1
BB 7
SO 7
LOB 21



Batter	1	2	3	4	5	6	7	8	9	AB	R	H	RBI	BB	SO	LOB	TOP				
Alfonso Soriano, R OBP: 0.339, SLG: 0.517	G5-3		HR		F8		K	K		5	1	1	1	0	2	3					
2 Derek Jeter, R OBP: 0.313, SLG: 0.424	F9		HR		G6-3			1B	25 HR	5	2	3	1	0	0	0					
25 Jason Giambi, L OBP: 0.393, SLG: 0.516					K			HR		3	1	1	2	2	2	1					
20 Jorge Posada, S OBP: 0.405, SLG: 0.526	G4-3		P6			G1-3		2B	G4-3	3	1	0	0	2	0	2					
55 Hideki Matsui, L OBP: 0.336, SLG: 0.421		G3	K			G1-3		BB	G4-3	4	0	1	0	1	1	2					
Ruben Sierra, S OBP: 0.355, SLG: 0.461		G4-1	P5			FC5	BB	BB	G4-3	4	0	2	1	0	1	2					
Charles Gipson, R OBP: 0.200, SLG: 0.200		2B				K			G4-3	1	0	0	0	0	0	1					
Robin Ventura, L OBP: 0.349, SLG: 0.442	G4-1				FC8-5	2B			G5-3	4	0	1	0	1	1	4	AB 35				
Raul Mondesi, R OBP: 0.354, SLG: 0.513		IBB			FC8-5	2B				2	0	0	0	2	0	3	R 5				
Andy Pettitte, L OBP: 0.143, SLG: 0.143	F7				G3-1					3	0	0	0	0	0	2	H 9				
Bubba Trammell, R OBP: 0.293, SLG: 0.308										1	0	0	0	0	0	3	RBI 5				
Chris Hammond, L OBP: 0.293, SLG: 0.308										0	0	0	0	0	0	0	BB 8				
Jason Anderson, L OBP: 0.293, SLG: 0.308										0	0	0	0	0	0	0	SO 7				
42 Mariano Rivera, R OBP: 0.293, SLG: 0.308										0	0	0	0	0	0	0	LOB 23				
Inning Stats	R: 0 E: 0 K: 0 S: 7	H: 0 LOB: 1 BB: 1 P: 15	R: 0 E: 0 K: 0 S: 8	H: 1 LOB: 2 BB: 1 P: 15	R: 2 E: 0 K: 1 S: 22	H: 2 LOB: 1 BB: 1 P: 33	R: 0 E: 0 K: 0 S: 4	H: 1 LOB: 0 BB: 0 P: 4	R: 0 E: 0 K: 1 S: 6	H: 0 LOB: 2 BB: 2 P: 9	R: 0 E: 0 K: 2 S: 12	H: 1 LOB: 1 BB: 0 P: 18	R: 1 E: 0 K: 2 S: 16	H: 2 LOB: 3 BB: 2 P: 35	R: 2 E: 0 K: 0 S: 18	H: 2 LOB: 1 BB: 1 P: 30	1B: 3 2B: 4 3B: 0 HR: 3	SF: 0 SAC: 0 DP: 1 HBP: 0	WP: 0 PB: 0 SB: 1 CS: 0	PA: 43	
PITCHER	IP WLS BF H R ER SO BB IBB HBP BLK WP HR S P ERA WHIP	7.0 L 30 5 2 2 5 4 1 0 0 0 2 68 114 2.57 1.286	0.0 2 1 1 1 0 1 0 0 0 0 0 3 9 ∞ ∞	1.0 5 1 0 0 2 0 1 0 0 0 0 13 26 0.00 1.000	1.0 6 2 2 2 0 1 0 0 0 0 1 18 30 18.00 3.000																

New York Yankees @ New York Mets
Shea Stadium, Flushing, NY
Fri Jun 20 2003, 7:10 PM EDT
Att: 55,386 - Overcast - 70 F

AB	35
R	5
H	9
RBI	5
BB	8
SO	7
LOB	23



Batter	1	2	3	4	5	6	7	8	9	AB	R	H	RBI	BB	SO	LOB	BOTTOM					
Roberto Alomar, S OBP: 0.347, SLG: 0.374	BB	K			2B		G4-3			4	0	2	0	0	1	1						
Ty Wigington, R OBP: 0.303, SLG: 0.427	K		G6-3		1B			K		4	0	1	0	0	2	1						
Jeremy Burnitz, L OBP: 0.251, SLG: 0.585	K		G3		G5-3			G6-3		1	0	0	0	0	1	1						
Joe McEwing, R OBP: 0.277, SLG: 0.260	K									3	0	0	0	0	0	2						
Cliff Floyd, L OBP: 0.368, SLG: 0.528	BB				P5			P3		3	0	1	0	1	0	2						
Armando Benitez, R OBP: 0.366, SLG: 0.396	BB				1B					0	0	0	0	0	0	0						
Jason Phillips, R OBP: 0.366, SLG: 0.396			K2-3			G4-3			7	3	0	1	0	1	1	1						
Vance Wilson, R OBP: 0.333, SLG: 0.454	G5-3				P4		F9		7	4	0	1	0	0	0	3						
Tsuyoshi Shinjo, R OBP: 0.231, SLG: 0.248					G5-3					3	0	1	0	0	1	0						
Tony Clark, S OBP: 0.262, SLG: 0.440	SH1-4	1B				K			K	1	0	0	0	0	1	2	AB 33					
7 José Reyes, S OBP: 0.182, SLG: 0.349	F8						G5-3		FC4-6	4	0	0	0	0	1	3	R 0					
Steve Trachsel, R OBP: 0.125, SLG: 0.130										1	0	0	0	0	1	0	H 7					
Jay Bell, R OBP: 0.394, SLG: 0.192	SH1-4									1	0	0	0	0	1	0	RBI 0					
David Weathers, R OBP: 0.394, SLG: 0.192										0	0	0	0	0	0	0	BB 2					
Graeme Lloyd, L OBP: 0.394, SLG: 0.192										0	0	0	0	0	0	0	SO 10					
Timo Perez, L OBP: 0.308, SLG: 0.336										1	0	0	0	0	0	2	LOB 18					
Inning Stats	R: 0 E: 0 K: 2 S: 14	H: 1 LOB: 3 BB: 2 P: 24	R: 0 E: 0 K: 1 S: 10	H: 1 LOB: 0 BB: 0 P: 16	R: 0 E: 0 K: 1 S: 9	H: 1 LOB: 0 BB: 0 P: 16	R: 0 E: 0 K: 1 S: 9	H: 0 LOB: 0 BB: 0 P: 12	R: 0 E: 0 K: 1 S: 18	H: 2 LOB: 2 BB: 0 P: 22	R: 0 E: 0 K: 1 S: 10	H: 0 LOB: 0 BB: 0 P: 18	R: 0 E: 0 K: 1 S: 7	H: 0 LOB: 0 BB: 0 P: 10	R: 0 E: 0 K: 1 S: 11	H: 0 LOB: 0 BB: 0 P: 14	R: 0 E: 0 K: 1 S: 14	H: 2 LOB: 2 BB: 0 P: 15	1B: 5 2B: 2 3B: 0 HR: 0	SF: 0 SAC: 1 DP: 0 HBP: 0	WP: 0 PB: 0 SB: 0 CS: 0	PA: 36
PITCHER	IP WLS BF H R ER SO BB IBB HBP BLK WP HR S P ERA WHIP	7.0 W 28 5 0 0 0 2 0 0 0 0 0 11 14 0.00 0.000	1.0 H 3 0 0 0 1 0 0 0 0 0 0 6 7 ∞ ∞	0.0 2 2 0 0 0 0 0 0 0 0 0 6 7 ∞ ∞	1.0 3 0 0 0 1 0 0 0 0 0 0 8 8 0.00 0.000																	

New York Yankees @ New York Mets
Shea Stadium, Flushing, NY
Fri Jun 20 2003, 7:10 PM EDT
Att: 55,386 - Overcast - 70 F

AB	33
R	0
H	7
RBI	0
BB	2
SO	10
LOB	18



Batter	1	2	3	4	5	6	7	8	9	10	11	AB	R	H	RBI	BB	SO	LOB	TOP					
Alfonso Soriano, R OBP: 0.342, SLG: 0.517	F9		CS			25 BB 1B		G5-3		SH1-4 1B	FC5	6	1	3	1	0	0	2						
2 Derek Jeter, R OBP: 0.320, SLG: 0.423	G4-3		CS	G1-3		25 BB 1B		G5-3		SH1-4 1B	E	5	1	2	0	1	0	0						
25 Jason Giambi, L OBP: 0.394, SLG: 0.512	G6-3																							
Enrique Wilson, S OBP: 0.222, SLG: 0.341					K																			
Raul Mondesi, R OBP: 0.350, SLG: 0.504		P4																						
55 Hideki Matsui, L OBP: 0.340, SLG: 0.432			K																					
Todd Zeile, R OBP: 0.288, SLG: 0.362																								
Bubba Trammell, R OBP: 0.279, SLG: 0.291																								
Ruben Sierra, S OBP: 0.362, SLG: 0.464																								
John Flaherty, R OBP: 0.280, SLG: 0.333																								
20 Jorge Posada, S OBP: 0.406, SLG: 0.524																								
David Wells, L OBP: 0.310, SLG: 0.333																								
Robinson Cano, S OBP: 0.310, SLG: 0.440																								
Juan Rivera, R OBP: 0.275, SLG: 0.325																								
42 Mariano Rivera, R OBP: 0.275, SLG: 0.325																								
Charles Gipson, R OBP: 0.275, SLG: 0.325																								
Jason Anderson, L OBP: 0.275, SLG: 0.325																								
Inning Stats	R: 0 E: 0 K: 0 S: 4	H: 0 LOB: 0 BB: 0 P: 6	R: 0 E: 0 K: 1 S: 10	H: 0 LOB: 1 BB: 1 P: 18	R: 0 E: 0 K: 0 S: 5	H: 1 LOB: 0 BB: 0 P: 8	R: 0 E: 0 K: 1 S: 5	H: 0 LOB: 0 BB: 0 P: 6	R: 1 E: 0 K: 0 S: 6	H: 2 LOB: 0 BB: 0 P: 12	R: 0 E: 0 K: 1 S: 9	H: 0 LOB: 0 BB: 0 P: 14	R: 1 E: 0 K: 0 S: 11	H: 0 LOB: 3 BB: 4 P: 31	R: 0 E: 0 K: 0 S: 7	H: 2 LOB: 1 BB: 1 P: 17	R: 4 E: 2 K: 0 S: 14	H: 2 LOB: 1 BB: 3 P: 25	1B: 8 2B: 1 3B: 0 HR: 1	SF: 0 SAC: 1 DP: 3 HBP: 0	WP: 1 PB: 0 SB: 1 CS: 2	PA: 50		
PITCHER	IP WLS BF H R ER SO BB IBB HBP BLK WP HR S P ERA WHIP	IP WLS BF H R ER SO BB IBB HBP BLK WP HR S P ERA WHIP	IP WLS BF H R ER SO BB IBB HBP BLK WP HR S P ERA WHIP	IP WLS BF H R ER SO BB IBB HBP BLK WP HR S P ERA WHIP	IP WLS BF H R ER SO BB IBB HBP BLK WP HR S P ERA WHIP	IP WLS BF H R ER SO BB IBB HBP BLK WP HR S P ERA WHIP	IP WLS BF H R ER SO BB IBB HBP BLK WP HR S P ERA WHIP	IP WLS BF H R ER SO BB IBB HBP BLK WP HR S P ERA WHIP	IP WLS BF H R ER SO BB IBB HBP BLK WP HR S P ERA WHIP	IP WLS BF H R ER SO BB IBB HBP BLK WP HR S P ERA WHIP	IP WLS BF H R ER SO BB IBB HBP BLK WP HR S P ERA WHIP	IP WLS BF H R ER SO BB IBB HBP BLK WP HR S P ERA WHIP	IP WLS BF H R ER SO BB IBB HBP BLK WP HR S P ERA WHIP	IP WLS BF H R ER SO BB IBB HBP BLK WP HR S P ERA WHIP	IP WLS BF H R ER SO BB IBB HBP BLK WP HR S P ERA WHIP	IP WLS BF H R ER SO BB IBB HBP BLK WP HR S P ERA WHIP	IP WLS BF H R ER SO BB IBB HBP BLK WP HR S P ERA WHIP	IP WLS BF H R ER SO BB IBB HBP BLK WP HR S P ERA WHIP	IP WLS BF H R ER SO BB IBB HBP BLK WP HR S P ERA WHIP	IP WLS BF H R ER SO BB IBB HBP BLK WP HR S P ERA WHIP	IP WLS BF H R ER SO BB IBB HBP BLK WP HR S P ERA WHIP	IP WLS BF H R ER SO BB IBB HBP BLK WP HR S P ERA WHIP		
Tom Glavine, L ERA: 4.31	John Franco, L ERA: 2.57	David Weathers, R ERA: 3.73	Armando Benitez, R ERA: 3.43	Graeme Lloyd, L ERA: 2.45																				
7 José Reyes, S OBP: 0.184, SLG: 0.340																								
Roberto Alomar, S OBP: 0.344, SLG: 0.371	G1-3																							
Ty Wigginton, R OBP: 0.331, SLG: 0.427																								
Cliff Floyd, L OBP: 0.366, SLG: 0.536																								
Armando Benitez, R OBP: 0.274, SLG: 0.257																								
Joe McEwing, R OBP: 0.274, SLG: 0.257																								
Jason Phillips, R OBP: 0.383, SLG: 0.414																								
Jeremy Burnitz, L OBP: 0.348, SLG: 0.577																								
Graeme Lloyd, L OBP: 0.389, SLG: 0.189																								
Jay Bell, R OBP: 0.389, SLG: 0.189																								
Vance Wilson, R OBP: 0.331, SLG: 0.448																								
Tsuyoshi Shinjo, R OBP: 0.227, SLG: 0.243																								
Roger Cedeno, S OBP: 0.322, SLG: 0.335																								
Tom Glavine, L ERA: 3.26	Chris Hammond, L ERA: 2.64	42 Mariano Rivera, R ERA: 1.56	Jason Anderson, R ERA: 4.5																					
Inning Stats	R: 0 E: 0 K: 1 S: 9	H: 1 LOB: 0 BB: 0 P: 9	R: 1 E: 0 K: 2 S: 21	H: 2 LOB: 1 BB: 0 P: 29	R: 0 E: 0 K: 0 S: 9	H: 0 LOB: 0 BB: 0 P: 14	R: 0 E: 0 K: 1 S: 9	H: 1 LOB: 1 BB: 0 P: 10	R: 1 E: 1 K: 0 S: 9	H: 1 LOB: 1 BB: 0 P: 10	R: 0 E: 0 K: 0 S: 8	H: 1 LOB: 1 BB: 0 P: 10	R: 0 E: 0 K: 1 S: 9	H: 0 LOB: 2 BB: 0 P: 16	R: 0 E: 0 K: 0 S: 11	H: 1 LOB: 0 BB: 0 P: 12	R: 0 E: 0 K: 1 S: 6	H: 0 LOB: 0 BB: 0 P: 9	R: 0 E: 0 K: 1 S: 12	H: 1 LOB: 1 BB: 0 P: 17	1B: 10 2B: 0 3B: 0 HR: 1	SF: 1 SAC: 2 DP: 0 HBP: 0	WP: 0 PB: 0 SB: 1 CS: 1	PA: 43
PITCHER	IP WLS BF H R ER SO BB IBB HBP BLK WP HR S P ERA WHIP	IP WLS BF H R ER SO BB IBB HBP BLK WP HR S P ERA WHIP	IP WLS BF H R ER SO BB IBB HBP BLK WP HR S P ERA WHIP	IP WLS BF H R ER SO BB IBB HBP BLK WP HR S P ERA WHIP	IP WLS BF H R ER SO BB IBB HBP BLK WP HR S P ERA WHIP	IP WLS BF H R ER SO BB IBB HBP BLK WP HR S P ERA WHIP	IP WLS BF H R ER SO BB IBB HBP BLK WP HR S P ERA WHIP	IP WLS BF H R ER SO BB IBB HBP BLK WP HR S P ERA WHIP	IP WLS BF H R ER SO BB IBB HBP BLK WP HR S P ERA WHIP	IP WLS BF H R ER SO BB IBB HBP BLK WP HR S P ERA WHIP	IP WLS BF H R ER SO BB IBB HBP BLK WP HR S P ERA WHIP	IP WLS BF H R ER SO BB IBB HBP BLK WP HR S P ERA WHIP	IP WLS BF H R ER SO BB IBB HBP BLK WP HR S P ERA WHIP	IP WLS BF H R ER SO BB IBB HBP BLK WP HR S P ERA WHIP	IP WLS BF H R ER SO BB IBB HBP BLK WP HR S P ERA WHIP	IP WLS BF H R ER SO BB IBB HBP BLK WP HR S P ERA WHIP	IP WLS BF H R ER SO BB IBB HBP BLK WP HR S P ERA WHIP	IP WLS BF H R ER SO BB IBB HBP BLK WP HR S P ERA WHIP	IP WLS BF H R ER SO BB IBB HBP BLK WP HR S P ERA WHIP	IP WLS BF H R ER SO BB IBB HBP BLK WP HR S P ERA WHIP	IP WLS BF H R ER SO BB IBB HBP BLK WP HR S P ERA WHIP	IP WLS BF H R ER SO BB IBB HBP BLK WP HR S P ERA WHIP	IP WLS BF H R ER SO BB IBB HBP BLK WP HR S P ERA WHIP	

New York Yankees @ New York Mets
Shea Stadium, Flushing, NY
Sun Jun 22 2003, 8:05 PM EDT
Att: 55,031 - Cloudy - 62 F

livebaseballscorecards.com

AB 38
R 7
H 10
RBI 7
BB 10
SO 3
LOB 20



New York Yankees @ New York Mets
Shea Stadium, Flushing, NY
Sun Jun 22 2003, 8:05 PM EDT
Att: 55,031 - Cloudy - 62 F

livebaseballscorecards.com

AB 39
R 3
H 11
RBI 3
BB 0
SO 7
LOB 14



Batter	1	2	3	4	5	6	7	8	9	AB	R	H	RBI	BB	SO	LOB	TOP			
Alfonso Soriano, R OBP: 0.343, SLG: 0.526	0-0 HR		2-0 G4-3		1-1 G4-3			2-2 G6-4-3 1B		4	1	2	1	0	0	0				
2 Derek Jeter, R OBP: 0.318, SLG: 0.415	0-3 K			4-2 FC4-6 25 BB 2B	0-2 G3			1-1 G6-4-3 1-2f		3	1	0	0	1	1	1				
25 Jason Giambi, L OBP: 0.399, SLG: 0.514	1-1 1B			4-1 SAFE FC4-6 20 1-2 BB		1-1 55 BB 1B		0-1 G5-3		3	0	2	0	1	0	0				
20 Jorge Posada, S OBP: 0.400, SLG: 0.514	1-1 G1-4-6-3			0-1 FC4-6 55 2B 1-2f FC6-2		0-0 F7		1-3 K		4	0	0	0	0	1	4				
55 Hideki Matsui, L OBP: 0.342, SLG: 0.434		2-3 K		3-2 FC6-2 1-3 3-H 2B		4-2 G4-6-3 1-2 BB		0-1 F8		3	0	1	1	1	1	0				
Ruben Sierra, S OBP: 0.386, SLG: 0.467 Juan Rivera, R OBP: 0.278, SLG: 0.326	1-0 G4-6-3 1B			1-1 FC6-2 FC5 BB		1-0 G4-6-3 1-2f		0-0 F9		1	0	1	0	0	0	0				
Robin Ventura, L OBP: 0.347, SLG: 0.436	2-1 G4-6-3 1-2f			2-3 3-H 4-1 BB			3-3 K			2	0	0	0	1	1	1				
Raul Mondesi, R OBP: 0.347, SLG: 0.498			2-2 G5-3	0-2 FC5 2-3f			2-2 L5			3	0	0	0	0	0	3				
Todd Zeile, R OBP: 0.283, SLG: 0.354			2-3 K		2-3 K			2-3 K		3	0	0	0	0	3	0				
Inning Stats	R: 1 E: 0 K: 1 S: 8	H: 2 LOB: 0 BB: 0 P: 10	R: 0 E: 0 K: 1 S: 6	H: 1 LOB: 1 BB: 0 P: 11	R: 0 E: 0 K: 1 S: 8	H: 0 LOB: 0 BB: 0 P: 14	R: 1 E: 0 K: 0 S: 15	H: 1 LOB: 3 BB: 3 P: 31	R: 0 E: 0 K: 1 S: 7	H: 1 LOB: 1 BB: 1 P: 13	R: 0 E: 0 K: 2 S: 11	H: 0 LOB: 0 BB: 0 P: 18	R: 0 E: 0 K: 0 S: 8	H: 1 LOB: 0 BB: 0 P: 11	R: 0 E: 0 K: 1 S: 6	H: 0 LOB: 0 BB: 0 P: 7	1B: 4 2B: 1 3B: 0 HR: 1	SF: 0 SAC: 0 DP: 4 HBP: 0	WP: 0 SB: 0 CS: 0	PA: 33
PITCHER	IP WLS BF H R ER SO BB IBB HBP BLK WP HR S P ERA WHIP	IP WLS BF H R ER SO BB IBB HBP BLK WP HR S P ERA WHIP	IP WLS BF H R ER SO BB IBB HBP BLK WP HR S P ERA WHIP	IP WLS BF H R ER SO BB IBB HBP BLK WP HR S P ERA WHIP	IP WLS BF H R ER SO BB IBB HBP BLK WP HR S P ERA WHIP	IP WLS BF H R ER SO BB IBB HBP BLK WP HR S P ERA WHIP	IP WLS BF H R ER SO BB IBB HBP BLK WP HR S P ERA WHIP	IP WLS BF H R ER SO BB IBB HBP BLK WP HR S P ERA WHIP	IP WLS BF H R ER SO BB IBB HBP BLK WP HR S P ERA WHIP	IP WLS BF H R ER SO BB IBB HBP BLK WP HR S P ERA WHIP	IP WLS BF H R ER SO BB IBB HBP BLK WP HR S P ERA WHIP	IP WLS BF H R ER SO BB IBB HBP BLK WP HR S P ERA WHIP	IP WLS BF H R ER SO BB IBB HBP BLK WP HR S P ERA WHIP	IP WLS BF H R ER SO BB IBB HBP BLK WP HR S P ERA WHIP	IP WLS BF H R ER SO BB IBB HBP BLK WP HR S P ERA WHIP	IP WLS BF H R ER SO BB IBB HBP BLK WP HR S P ERA WHIP	IP WLS BF H R ER SO BB IBB HBP BLK WP HR S P ERA WHIP			
Victor Zambrano, R ERA: 3.78	7.0 W 27	5 2 2 6	4 0 0 0	0 0 0 0	0 0 0 0	0 0 0 0	0 0 0 0	0 0 0 0	0 0 0 0	0 0 0 0	0 0 0 0	0 0 0 0	0 0 0 0	0 0 0 0	0 0 0 0	0 0 0 0	2.57 1.286			
Travis Harper, R ERA: 3.6	1.0 H 3	1 0 0 0	0 0 0 0	0 0 0 0	0 0 0 0	0 0 0 0	0 0 0 0	0 0 0 0	0 0 0 0	0 0 0 0	0 0 0 0	0 0 0 0	0 0 0 0	0 0 0 0	0 0 0 0	0 0 0 0	0.00 1.000			
Lance Carter, R ERA: 2.72	1.0 S 3	0 0 0 1	0 0 0 0	0 0 0 0	0 0 0 0	0 0 0 0	0 0 0 0	0 0 0 0	0 0 0 0	0 0 0 0	0 0 0 0	0 0 0 0	0 0 0 0	0 0 0 0	0 0 0 0	0 0 0 0	0.00 0.000			

New York Yankees @ Tampa Bay Devil Rays
Tropicana Field, St. Petersburg, FL
Mon Jun 23 2003, 7:15 PM EDT
Att: 14,759 - Dome - 72 F

AB	29
R	2
H	6
RBI	2
BB	4
SO	7
LOB	13



Batter	1	2	3	4	5	6	7	8	9	AB	R	H	RBI	BB	SO	LOB	BOTTOM			
Julio Lugo, R OBP: 0.313, SLG: 0.340	2-1 K3-4-2 2B		1-0 G6-3		2-3 K			1-2 F8		4	0	1	0	0	1	0				
5 Rocco Baldelli, R OBP: 0.346, SLG: 0.448	0-3 K3-4-2-3 2-2f		0-3 K		0-1 G5-3			0-3 K2-3		4	0	0	0	0	3	1				
Aubrey Huff, L OBP: 0.365, SLG: 0.561 Jason Tyner, L OBP: 0.397, SLG: 0.439	0-1 G6-3		2-2 K		1-1 F8			1-2 G4-3		4	0	1	0	0	0	0				
Ben Grieve, L OBP: 0.375, SLG: 0.371		4-2 BB HR BB	2-2 F7		1-2 G4-3			1-2 G4-3		2	1	0	0	1	0	1				
Travis Lee, L OBP: 0.324, SLG: 0.428	1 SAFE 0-3 K			2-1 G3-1		3-3 K				3	0	0	0	0	2	1				
Toby Hall, R OBP: 0.317, SLG: 0.372	1-2 SAFE L6			0-0 G5-3			2-2 F7			3	0	0	0	0	0	1				
Marlon Anderson, L OBP: 0.328, SLG: 0.354	4-2 1-2 HR BB			0-1 G4-3			2-3 K			2	1	0	0	1	1	0				
Damian Rolls, R OBP: 0.329, SLG: 0.379	3-2 1-H 2-H HR			1-2 K			1-0 K			3	2	3	4	0	0	0				
13 Carl Crawford, L OBP: 0.291, SLG: 0.324	1-1 G6-3				0-1 G4-3			1-2 F7		3	0	0	0	0	0	1				
Inning Stats	R: 0 E: 0 K: 1 S: 7	H: 1 LOB: 0 BB: 0 P: 9	R: 3 E: 0 K: 1 S: 20	H: 1 LOB: 2 BB: 2 P: 33	R: 0 E: 0 K: 1 S: 13	H: 1 LOB: 0 BB: 0 P: 18	R: 0 E: 0 K: 0 S: 5	H: 0 LOB: 0 BB: 0 P: 7	R: 1 E: 0 K: 1 S: 10	H: 1 LOB: 0 BB: 0 P: 13	R: 0 E: 0 K: 1 S: 9	H: 0 LOB: 0 BB: 0 P: 14	R: 0 E: 0 K: 1 S: 10	H: 1 LOB: 1 BB: 0 P: 16	R: 0 E: 0 K: 1 S: 10	H: 0 LOB: 0 BB: 0 P: 12	1B: 0 2B: 4 3B: 0 HR: 2	SF: 0 SAC: 0 DP: 1 HBP: 0	WP: 0 SB: 0 CS: 0	PA: 30
PITCHER	IP WLS BF H R ER SO BB IBB HBP BLK WP HR S P ERA WHIP	IP WLS BF H R ER SO BB IBB HBP BLK WP HR S P ERA WHIP	IP WLS BF H R ER SO BB IBB HBP BLK WP HR S P ERA WHIP	IP WLS BF H R ER SO BB IBB HBP BLK WP HR S P ERA WHIP	IP WLS BF H R ER SO BB IBB HBP BLK WP HR S P ERA WHIP	IP WLS BF H R ER SO BB IBB HBP BLK WP HR S P ERA WHIP	IP WLS BF H R ER SO BB IBB HBP BLK WP HR S P ERA WHIP	IP WLS BF H R ER SO BB IBB HBP BLK WP HR S P ERA WHIP	IP WLS BF H R ER SO BB IBB HBP BLK WP HR S P ERA WHIP	IP WLS BF H R ER SO BB IBB HBP BLK WP HR S P ERA WHIP	IP WLS BF H R ER SO BB IBB HBP BLK WP HR S P ERA WHIP	IP WLS BF H R ER SO BB IBB HBP BLK WP HR S P ERA WHIP	IP WLS BF H R ER SO BB IBB HBP BLK WP HR S P ERA WHIP	IP WLS BF H R ER SO BB IBB HBP BLK WP HR S P ERA WHIP	IP WLS BF H R ER SO BB IBB HBP BLK WP HR S P ERA WHIP	IP WLS BF H R ER SO BB IBB HBP BLK WP HR S P ERA WHIP				
Roger Clemens, R ERA: 3.54	7.0 L 27	5 4 4 6	2 0 0 0	0 0 0 0	0 0 0 0	0 0 0 0	0 0 0 0	0 0 0 0	0 0 0 0	0 0 0 0	0 0 0 0	0 0 0 0	0 0 0 0	0 0 0 0	0 0 0 0	0 0 0 0	5.14 1.000			
Al Reyes, R ERA: 3.65	0.2	2 0 0 0	0 0 0 1	0 0 0 0	0 0 0 0	0 0 0 0	0 0 0 0	0 0 0 0	0 0 0 0	0 0 0 0	0 0 0 0	0 0 0 0	0 0 0 0	0 0 0 0	0 0 0 0	0 0 0 0	0.00 0.000			
Sterling Hitchcock, L ERA: 3.86	0.1	1 0 0 0	0 0 0 0	0 0 0 0	0 0 0 0	0 0 0 0	0 0 0 0	0 0 0 0	0 0 0 0	0 0 0 0	0 0 0 0	0 0 0 0	0 0 0 0	0 0 0 0	0 0 0 0	0 0 0 0	0.00 0.000			

New York Yankees @ Tampa Bay Devil Rays
Tropicana Field, St. Petersburg, FL
Mon Jun 23 2003, 7:15 PM EDT
Att: 14,759 - Dome - 72 F

AB	28
R	4
H	5
RBI	4
BB	2
SO	7
LOB	5



Batter	1	2	3	4	5	6	7	8	9	AB	R	H	RBI	BB	SO	LOB	TOP						
Alfonso Soriano, R OBP: 0.343, SLG: 0.521 (1, 4)	4-1 55 BB 2 SH1-3 BB	0-0 FC3-6 1B	2-1 F9		0-2 G4-3		0-2 G4-3		1-2 F8	5	0	1	0	1	0	0							
2 Derek Jeter, R OBP: 0.331, SLG: 0.420 (1, 6)	0-0 SH1-3	1-0 FC3-6 25 1B 1B		4-2 20 BB 55 1B 1B	1-2				2-1	3	3	2	0	1	0	2							
25 Jason Giambi, L OBP: 0.403, SLG: 0.516 Todd Zeile, R OBP: 0.286, SLG: 0.363 (7, PH) (7, 3)	4-1 55 BB BB	1-1 55 1B 20 1B 1B		0-0 55 1B 20 BB 1B	0-0 G3				3-2 BB 1-H 2B	3	1	2	1	1	0	1							
20 Jorge Posada, S OBP: 0.402, SLG: 0.511 (1, 10)	3-1 F7	2-0 55 1B 1B		4-1 1B 55 1B BB		2-1 F7 WP 1B		3-2 F7	1-3 K	5	0	2	1	1	1	3							
55 Hideki Matsui, L OBP: 0.348, SLG: 0.435 (1, 8)	4-2 BB	0-1 1B		1-1 1B		0-0 L6		3-1 F8	2-2 BB HBP	4	0	2	1	1	0	1							
Robin Ventura, L OBP: 0.351, SLG: 0.433 (1, 5)	1-3 K	1-3 K		1-2 2-3 3-H 1B		4-2 F7 BB		2-1 F8	4-2 1-2 2-3 BB	4	0	1	1	2	2	6							
Raul Mondesi, R OBP: 0.347, SLG: 0.497 (1, 9)										5	2	1	0	1	1	11							
John Flaherty, R OBP: 0.291, SLG: 0.396 (1, 2)		2-2 1-H HR		0-0 P4		0-0 G6-4-3		2-2 F9	1-2 HR 1B	5	2	2	2	0	0	5							
Juan Rivera, R OBP: 0.284, SLG: 0.362 (1, 7)	1-2 FC3-6 25 1B 1B	1-1 G6-3				2-2 P4		2-0 F9	1-2 1-H 3-H HR	5	2	2	3	0	0	0							
Inning Stats	R: 0 E: 0 K: 1 S: 11	H: 0 LOB: 3 BB: 3 P: 27	R: 4 E: 0 K: 1 S: 29	H: 6 LOB: 3 BB: 1 P: 44	R: 0 E: 0 K: 0 S: 5	H: 0 LOB: 0 BB: 0 P: 8	R: 2 E: 0 K: 1 S: 15	H: 3 LOB: 2 BB: 2 P: 26	R: 0 E: 0 K: 0 S: 9	H: 1 LOB: 1 BB: 1 P: 17	R: 0 E: 0 K: 0 S: 6	H: 1 LOB: 1 BB: 0 P: 8	R: 0 E: 0 K: 0 S: 7	H: 0 LOB: 0 BB: 0 P: 15	R: 4 E: 0 K: 1 S: 29	H: 4 LOB: 3 BB: 1 P: 46	1B: 12 2B: 2 3B: 0 HR: 2	SF: 0 SAC: 1 DP: 1 HBP: 2	WP: 1 BS: 0 CS: 0	PA: 52			
PITCHER	IP WLS BF H R ER SO BB IBB HBP BLK WP HR S P ERA WHIP	1.0 9 2 3 3 1 4 0 0 0 0 1 21 44 27.00 6.000	Dewon Brazelton, R ERA: 6.89	2.0 15 7 3 3 1 2 0 0 0 0 0 33 54 13.50 4.500	Jorge Sosa, R ERA: 5.57	4.0 15 3 0 0 1 1 0 0 0 0 32 46 0.00 1.000	Brandon Backe, R ERA: 5.4	1.0 H 3 0 0 0 0 0 0 0 0 0 7 15 0.00 0.000	Al Levine, R ERA: 1.98	0.2 L 7 4 4 4 1 0 0 1 0 0 19 28 54.00 6.000	Lance Carter, R ERA: 3.57	PITCHER	IP WLS BF H R ER SO BB IBB HBP BLK WP HR S P ERA WHIP	0.0 2 0 0 0 0 1 0 0 0 0 0 0 0 7 13 0.00 0.000	Mike Venafro, L ERA: 4.74	0.1 1 0 0 0 0 0 0 0 0 0 0 3 5 0.00 0.000	Jesus Colome, R ERA: 3.6						
Batter	1	2	3	4	5	6	7	8	9	AB	R	H	RBI	BB	SO	LOB	BOTTOM						
Julio Lugo, R OBP: 0.310, SLG: 0.337 (1, 6)	0-1 F9	0-1 E6 5 S 2-H		3-2 G6-4-3 1B		3-2 G3	1-0 E5			5	0	1	0	0	0	2							
5 Rocco Baldelli, R OBP: 0.344, SLG: 0.454 (1, 8)	0-1 HR	1-1 P3		0-2 G6-4-3		1-0 F9	2-2 P6			5	1	1	1	0	0	5							
Aubrey Huff, L OBP: 0.365, SLG: 0.558 (1, 9)	1-2 BB 1B		1-1 F8		0-0 F8		3-2 BB HR 1B	2-2 G3-1		5	1	2	0	0	0	0							
Ben Grieve, L OBP: 0.383, SLG: 0.370 (1, 10)	4-2 BB		3-2 1B 1B G3 1B		1-1 G3		4-1 HR BB	1-0 G4-3		3	2	1	0	2	0	0							
Travis Lee, L OBP: 0.325, SLG: 0.425 (1, 3)	0-0 F9		2-1 G3 1B 1B		2-2 L6		4-2 HR BB	2-2 G4-3		4	1	1	0	1	0	2							
Toby Hall, R OBP: 0.318, SLG: 0.371 Jason Tyner, L OBP: 0.391, SLG: 0.431 (7, PH) Javier Valentin, S OBP: 0.259, SLG: 0.333 (8, 2)	1-2 P6		0-0 G3 1B			1-2 F7	1-3 K		1-1 G4-3 1B	3	0	1	0	0	0	2							
Marlon Anderson, L OBP: 0.333, SLG: 0.377 (1, 4)		0-1 E 2B	1-1 G3		1-0 BB 13 1B 1B		2-0 HR	0-0 G4-3		5	3	3	5	0	0	3							
Damian Rolls, R OBP: 0.333, SLG: 0.362 (1, 5)		3-2 G5-3	1-2 G5-3		4-1 G3 13 1B BB		1-2 G6-3	4-0 BB		3	0	0	0	2	0	3							
13 Carl Crawford, L OBP: 0.293, SLG: 0.325 (1, 7)		2-3 K		0-1 G4-3		2-2 G3 1B	0-0 S E 1B		1-3 K	5	1	2	1	0	2	2							
Inning Stats	R: 1 E: 0 K: 0 S: 14	H: 2 LOB: 2 BB: 1 P: 20	R: 1 E: 1 K: 1 S: 12	H: 1 LOB: 0 BB: 0 P: 18	R: 1 E: 0 K: 0 S: 16	H: 3 LOB: 2 BB: 0 P: 24	R: 0 E: 0 K: 0 S: 10	H: 1 LOB: 0 BB: 0 P: 13	R: 0 E: 0 K: 0 S: 6	H: 0 LOB: 0 BB: 0 P: 9	R: 1 E: 0 K: 0 S: 14	H: 2 LOB: 1 BB: 2 P: 26	R: 5 E: 1 K: 1 S: 22	H: 3 LOB: 1 BB: 2 P: 40	R: 0 E: 0 K: 0 S: 8	H: 0 LOB: 0 BB: 0 P: 13	R: 0 E: 0 K: 1 S: 6	H: 1 LOB: 1 BB: 1 P: 12	1B: 10 2B: 1 3B: 0 HR: 2	SF: 0 SAC: 0 DP: 2 HBP: 0	WP: 0 BS: 0 CS: 0	PA: 45	
PITCHER	IP WLS BF H R ER SO BB IBB HBP BLK WP HR S P ERA WHIP	5.1 27 5 1 3 3 0 2 0 0 0 0 12 27 40.50 4.500	Jeff Weaver, R ERA: 5.73	0.2 H 5 1 3 3 0 2 0 0 0 0 12 27 40.50 4.500	Chris Hammond, L ERA: 3.45	1.0 B 6 2 2 1 1 0 0 0 0 15 22 9.00 2.000	Al Reyes, R ERA: 4.05	1.0 W 3 0 0 0 0 0 0 0 0 0 8 13 0.00 0.000	Jason Anderson, R ERA: 4.24	1.0 S 4 1 0 0 1 1 0 0 0 0 6 12 0.00 2.000	42 Mariano Rivera, R ERA: 1.48	PITCHER	IP WLS BF H R ER SO BB IBB HBP BLK WP HR S P ERA WHIP	5.1 27 5 1 3 3 0 2 0 0 0 0 12 27 40.50 4.500	Chris Hammond, L ERA: 3.45	0.2 H 5 1 3 3 0 2 0 0 0 0 12 27 40.50 4.500	Jeff Weaver, R ERA: 5.73	1.0 B 6 2 2 1 1 0 0 0 0 0 0 15 22 9.00 2.000	Al Reyes, R ERA: 4.05	1.0 W 3 0 0 0 0 0 0 0 0 0 8 13 0.00 0.000	Jason Anderson, R ERA: 4.24	1.0 S 4 1 0 0 1 1 0 0 0 0 6 12 0.00 2.000	42 Mariano Rivera, R ERA: 1.48

New York Yankees @ Tampa Bay Devil Rays
Tropicana Field, St. Petersburg, FL
Tue Jun 24 2003, 7:15 PM EDT
Att: 16,300 - Dome - 72 F

AB 41
R 10
H 16
RBI 10
BB 8
SO 4
LOB 30



New York Yankees @ Tampa Bay Devil Rays
Tropicana Field, St. Petersburg, FL
Tue Jun 24 2003, 7:15 PM EDT
Att: 16,300 - Dome - 72 F

AB 40
R 9
H 13
RBI 7
BB 5
SO 3
LOB 22



Batter	1	2	3	4	5	6	7	8	9	AB	R	H	RBI	BB	SO	LOB	TOP			
Alfonso Soriano, R (1,4) OBP: 0.338, SLG: 0.512	G6-3		G6-3	FC1-2 2 1B 20 BB		G5-3		K	K	6	1	0	0	0	2	8	New York Yankees @ Tampa Bay Devil Rays Tropicana Field, St. Petersburg, FL Wed Jun 25 2003, 7:05 PM EDT Att: 16,770 - Dome - 72 F livebaseballscorecards.com			
2 Derek Jeter, R (1,6) OBP: 0.339, SLG: 0.422	G6-3 25 G6-3 55 2B		F7	20 BB 55 BB		F7		25 HBP BB		4	2	2	2	1	0	0				
25 Jason Giambi, L (1,3) OBP: 0.406, SLG: 0.512	G6-3			55 BB 20 BB		G3				2	0	0	1	2	0	1				
20 Jorge Posada, S (1,2) OBP: 0.402, SLG: 0.504	G6-3 55 2B		K	55 BB				L9	P4	3	1	0	1	2	1	4				
55 Hideki Matsui, L (1,8) OBP: 0.355, SLG: 0.441	G6-3 1-H 2-H							G4-6-3 1B	G1-3	3	1	2	3	2	0	0				
Ruben Sierra, S (1,10) OBP: 0.381, SLG: 0.457 Todd Zeile, R (9, PR) OBP: 0.286, SLG: 0.363	G4-3							G4-6-3 1-2	BB PB BB	4	0	0	0	1	1	6				
Robin Ventura, L (1,5) OBP: 0.352, SLG: 0.434			G5-3	1B FC1-2 2B		G3		2 WP 25 HBP 1B BB	F7	4	1	1	1	1	0	1				
Raul Mondesi, R (1,9) OBP: 0.351, SLG: 0.495			P6	FC1-2 2 1B BB		G5-3		25 HBP 2 WP 1B BB	BB BB	3	1	1	0	2	0	0				
Juan Rivera, R (1,7) OBP: 0.290, SLG: 0.357			G5-3	1-2 2-3 1B		G5-3		K	BB	4	1	1	0	1	1	2				
Inning Stats	R: 2 E: 0 K: 0 S: 15	H: 2 LOB: 1 BB: 1 P: 23	R: 0 E: 0 K: 0 S: 6	H: 0 LOB: 0 BB: 0 P: 8	R: 0 E: 0 K: 1 S: 9	H: 0 LOB: 1 BB: 1 P: 17	R: 5 E: 0 K: 1 S: 18	H: 3 LOB: 3 BB: 5 P: 44	R: 0 E: 0 K: 0 S: 4	H: 0 LOB: 0 BB: 0 P: 8	R: 0 E: 0 K: 0 S: 6	H: 1 LOB: 0 BB: 0 P: 11	R: 1 E: 0 K: 2 S: 17	H: 1 LOB: 3 BB: 2 P: 30	R: 0 E: 0 K: 1 S: 12	H: 0 LOB: 3 BB: 3 P: 27		1B: 5 2B: 2 3B: 0 HR: 0	SF: 0 SAC: 0 DP: 1 HBP: 1	WP: 1 PB: 1 CS: 0
PITCHER	IP WLS BF H R ER SO BB IBB HBP BLK WP HR S P ERA WHIP	IP WLS BF H R ER SO BB IBB HBP BLK WP HR S P ERA WHIP	IP WLS BF H R ER SO BB IBB HBP BLK WP HR S P ERA WHIP	IP WLS BF H R ER SO BB IBB HBP BLK WP HR S P ERA WHIP	IP WLS BF H R ER SO BB IBB HBP BLK WP HR S P ERA WHIP	IP WLS BF H R ER SO BB IBB HBP BLK WP HR S P ERA WHIP	IP WLS BF H R ER SO BB IBB HBP BLK WP HR S P ERA WHIP	IP WLS BF H R ER SO BB IBB HBP BLK WP HR S P ERA WHIP	IP WLS BF H R ER SO BB IBB HBP BLK WP HR S P ERA WHIP	IP WLS BF H R ER SO BB IBB HBP BLK WP HR S P ERA WHIP	IP WLS BF H R ER SO BB IBB HBP BLK WP HR S P ERA WHIP	IP WLS BF H R ER SO BB IBB HBP BLK WP HR S P ERA WHIP	IP WLS BF H R ER SO BB IBB HBP BLK WP HR S P ERA WHIP	IP WLS BF H R ER SO BB IBB HBP BLK WP HR S P ERA WHIP	IP WLS BF H R ER SO BB IBB HBP BLK WP HR S P ERA WHIP	IP WLS BF H R ER SO BB IBB HBP BLK WP HR S P ERA WHIP	IP WLS BF H R ER SO BB IBB HBP BLK WP HR S P ERA WHIP			
Rob Bell, R (1,1) ERA: 9.69	3.2	L	20	5	7	7	1	4	0	0	0	0	0	0	0	0	17.18	2.455		
Al Levine, R (4,1) ERA: 1.92	3.1		13	1	0	0	1	3	0	0	0	0	0	0	0	0	0.00	1.200		
Jesus Colome, R (8,1) ERA: 3.64	2.0		13	1	1	1	3	5	0	1	0	1	0	0	0	0	4.50	3.000		

Batter	1	2	3	4	5	6	7	8	9	AB	R	H	RBI	BB	SO	LOB	BOTTOM					
Julio Lugo, R (1,6) OBP: 0.317, SLG: 0.343	G1-3 5 G1-3 1B		E4 HR		E1		FC6-4 1-2		G4-3	5	1	3	0	0	0	1	New York Yankees @ Tampa Bay Devil Rays Tropicana Field, St. Petersburg, FL Wed Jun 25 2003, 7:05 PM EDT Att: 16,770 - Dome - 72 F livebaseballscorecards.com					
Damian Rolis, R (1,5) OBP: 0.341, SLG: 0.411	K		HR		5 3B		F9			4	2	2	2	0	1	2						
5 Rocco Baldelli, R (1,8) OBP: 0.343, SLG: 0.458	G1-3		F8		1-H 3B		F9			4	0	1	1	0	0	1						
Aubrey Huff, L (1,9) OBP: 0.364, SLG: 0.557	L4		K		G4-3			1B SF9 2B		4	1	1	0	0	1	2						
Toby Hall, R (1,2) OBP: 0.316, SLG: 0.369			G5-3		P6		P3			4	0	1	0	0	0	0						
Travis Lee, L (1,3) OBP: 0.320, SLG: 0.419			G6-3		K		F8		SF9	3	0	0	1	0	1	0						
Antonio Perez, R (1,4) OBP: 0.286, SLG: 0.286			K2-3		1B		K		K	4	0	1	0	0	3	1						
Ben Grieve, L (1,10) OBP: 0.373, SLG: 0.358			K		F8		F7		K	4	0	0	0	0	2	1						
Terry Shupert, R (1,7) OBP: 0.293, SLG: 0.379 Marlon Anderson, L (9, PH) OBP: 0.332, SLG: 0.375			K		G5-3		FC6-4 1B		K	2	1	1	0	1	0	0						
Inning Stats	R: 0 E: 0 K: 1 S: 10	H: 1 LOB: 1 BB: 0 P: 15	R: 0 E: 0 K: 1 S: 8	H: 0 LOB: 0 BB: 0 P: 13	R: 3 E: 1 K: 2 S: 18	H: 2 LOB: 0 BB: 1 P: 28	R: 0 E: 0 K: 1 S: 9	H: 1 LOB: 1 BB: 0 P: 10	R: 1 E: 0 K: 0 S: 10	H: 3 LOB: 1 BB: 0 P: 13	R: 0 E: 0 K: 1 S: 7	H: 0 LOB: 0 BB: 0 P: 13	R: 0 E: 0 K: 0 S: 7	H: 1 LOB: 1 BB: 0 P: 10	R: 1 E: 0 K: 1 S: 8	H: 2 LOB: 1 BB: 0 P: 12		R: 0 E: 0 K: 2 S: 8	H: 0 LOB: 0 BB: 0 P: 8	1B: 7 2B: 1 3B: 1 HR: 1	SF: 1 SAC: 0 DP: 0 HBP: 0	WP: 0 PB: 0 CS: 0
PITCHER	IP WLS BF H R ER SO BB IBB HBP BLK WP HR S P ERA WHIP	IP WLS BF H R ER SO BB IBB HBP BLK WP HR S P ERA WHIP	IP WLS BF H R ER SO BB IBB HBP BLK WP HR S P ERA WHIP	IP WLS BF H R ER SO BB IBB HBP BLK WP HR S P ERA WHIP	IP WLS BF H R ER SO BB IBB HBP BLK WP HR S P ERA WHIP	IP WLS BF H R ER SO BB IBB HBP BLK WP HR S P ERA WHIP	IP WLS BF H R ER SO BB IBB HBP BLK WP HR S P ERA WHIP	IP WLS BF H R ER SO BB IBB HBP BLK WP HR S P ERA WHIP	IP WLS BF H R ER SO BB IBB HBP BLK WP HR S P ERA WHIP	IP WLS BF H R ER SO BB IBB HBP BLK WP HR S P ERA WHIP	IP WLS BF H R ER SO BB IBB HBP BLK WP HR S P ERA WHIP	IP WLS BF H R ER SO BB IBB HBP BLK WP HR S P ERA WHIP	IP WLS BF H R ER SO BB IBB HBP BLK WP HR S P ERA WHIP	IP WLS BF H R ER SO BB IBB HBP BLK WP HR S P ERA WHIP	IP WLS BF H R ER SO BB IBB HBP BLK WP HR S P ERA WHIP	IP WLS BF H R ER SO BB IBB HBP BLK WP HR S P ERA WHIP	IP WLS BF H R ER SO BB IBB HBP BLK WP HR S P ERA WHIP					
Andy Pettitte, L (1,1) ERA: 4.8	7.1	W	32	10	5	5	6	1	0	0	0	0	0	0	0	0	6.14	1.500				
Chris Hammond, L (8,1) ERA: 3.39	0.2	H	2	0	0	0	1	0	0	0	0	0	0	0	0	0	0.00	0.000				
42 Mariano Rivera, R (9,1) ERA: 1.42	1.0	S	3	0	0	0	2	0	0	0	0	0	0	0	0	0	0.00	0.000				

Batter	1	2	3	4	5	6	7	8	9	AB	R	H	RBI	BB	SO	LOB	TOP				
2 Derek Jeter, R OBP: 0.330, SLG: 0.409 (1, 6)	L4	K			G6-3		F8		FC6-4	5	0	0	0	0	1	4	New York Yankees @ Tampa Bay Devil Rays Tropicana Field, St. Petersburg, FL Thu Jun 26 2003, 2:15 PM EDT Att: 17,132 - Dome - 72 F livebaseballscorecards.com				
Todd Zeile, R OBP: 0.291, SLG: 0.362 (1, 3)	25 HR BB		G6-3			55 L5 25 BB 1B		K		3	1	1	0	1	1	0					
25 Jason Giambi, L OBP: 0.410, SLG: 0.525 (1, 10)	1-H HR		G4-3					20 G6-4-3 1B		3	1	2	2	1	0	0					
20 Jorge Posada, S OBP: 0.397, SLG: 0.496 (1, 2)	K		L4				F8	G6-4-3		4	0	0	0	0	1	3					
55 Hideki Matsui, L OBP: 0.353, SLG: 0.436 (1, 8)	FC6 BB				P4		L5		F8	3	0	0	0	1	0	2					
Robin Ventura, L OBP: 0.350, SLG: 0.430 (1, 5)	FC6				K			G6-3	G4-3 BB 1B	4	0	1	0	0	1	1					
Karim Garcia, L OBP: 0.248, SLG: 0.365 (1, 7)		G4-3			G4-3			G6-3	HR 1B	3	1	1	0	1	0	0					
Raul Mondesi, R OBP: 0.353, SLG: 0.505 (1, 9)	G5-3				G4-6-3 1B			HR	G4-3 BB	4	1	2	2	0	0	2					
Enrique Wilson, S OBP: 0.245, SLG: 0.326 (1, 4)					G4-6-3		L3		FC6-4 HBP	2	0	0	0	0	0	1					
Inning Stats	R: 2 E: 0 K: 1 S: 9	H: 1 LOB: 1 BB: 2 P: 23	R: 0 E: 0 K: 1 S: 11	H: 0 LOB: 1 BB: 0 P: 17	R: 0 E: 0 K: 0 S: 5	H: 0 LOB: 0 BB: 0 P: 11	R: 0 E: 0 K: 1 S: 6	H: 0 LOB: 0 BB: 0 P: 9	R: 0 E: 0 K: 0 S: 4	H: 1 LOB: 1 BB: 0 P: 5	R: 0 E: 0 K: 0 S: 11	H: 1 LOB: 0 BB: 0 P: 22	R: 2 E: 0 K: 0 S: 10	H: 2 LOB: 0 BB: 0 P: 17	R: 0 E: 0 K: 1 S: 6	H: 1 LOB: 3 BB: 1 P: 11	S: 10	1B: 5 2B: 1 3B: 0 HR: 2	SF: 0 SAC: 0 DP: 3 HBP: 2	WP: 0 PB: 0 CS: 0	PA: 37
PITCHER	IP	WLS	BF	H	R	ER	SO	BB	IBB	HBP	BLK	WP	HR	S	P	ERA	WHIP				
Jason Standridge, R ERA: 4.56 (1, 1)	7.0	L	28	5	4	4	3	3	0	1	0	0	2	56	104	5.14	1.143				
Travis Harper, R ERA: 3.46 (8, 1)	2.0		9	2	0	0	1	1	0	1	0	0	0	16	32	0.00	1.500				


Batter	1	2	3	4	5	6	7	8	9	AB	R	H	RBI	BB	SO	LOB	BOTTOM				
Jason Tyner, L OBP: 0.382, SLG: 0.435 (1, 9)	L4		G6-3		F9			1B 2B		4	0	1	0	0	0	0	New York Yankees @ Tampa Bay Devil Rays Tropicana Field, St. Petersburg, FL Thu Jun 26 2003, 2:15 PM EDT Att: 17,132 - Dome - 72 F livebaseballscorecards.com				
Julio Lugo, R OBP: 0.315, SLG: 0.342 (1, 6)	F9		P4		G6-3			5 5 1B		4	0	1	0	0	0	0					
5 Rocco Baldelli, R OBP: 0.342, SLG: 0.455 (1, 8)	K		S 1B				L8	F9		4	0	1	0	0	1	2					
Aubrey Huff, L OBP: 0.363, SLG: 0.553 (1, 10)		G3	P6				G1-6-3 1B	G1-3		4	0	1	0	0	0	3					
Travis Lee, L OBP: 0.319, SLG: 0.417 (1, 3)		K			F7		G1-6-3		2B G3 1B	4	1	1	0	0	1	1					
Marlon Anderson, L OBP: 0.335, SLG: 0.381 (1, 4)		2B 1B			G3-1		F7		G3 2B	4	1	2	0	0	0	0					
Damian Rolls, R OBP: 0.349, SLG: 0.442 (1, 5)		1-H 3B 2B					K		K	4	1	2	1	0	2	2					
Javier Valentin, S OBP: 0.262, SLG: 0.358 (1, 2)					K				G3	3	0	1	1	0	2	1					
Al Martin, L OBP: 0.317, SLG: 0.333 (9, PH)		2-H 3B								1	0	0	1	0	0	1					
13 Carl Crawford, L OBP: 0.290, SLG: 0.321 (1, 7)									2-3 3-H	3	0	0	0	0	0	1					
Ben Grieve, L OBP: 0.370, SLG: 0.355 (9, PH)		G4-3			F7			G6-3	K	1	0	0	0	0	1	1					
Inning Stats	R: 0 E: 0 K: 1 S: 6	H: 0 LOB: 0 BB: 0 P: 12	R: 2 E: 0 K: 1 S: 15	H: 3 LOB: 1 BB: 0 P: 22	R: 0 E: 0 K: 0 S: 9	H: 1 LOB: 1 BB: 0 P: 10	R: 0 E: 0 K: 1 S: 8	H: 1 LOB: 0 BB: 0 P: 10	R: 0 E: 0 K: 2 S: 8	H: 0 LOB: 0 BB: 0 P: 10	R: 0 E: 0 K: 0 S: 12	H: 2 LOB: 2 BB: 0 P: 16	R: 1 E: 0 K: 2 S: 10	H: 2 LOB: 1 BB: 0 P: 17	S: 10	1B: 5 2B: 4 3B: 1 HR: 0	SF: 0 SAC: 0 DP: 1 HBP: 0	WP: 0 PB: 0 CS: 0	PA: 36		
PITCHER	IP	WLS	BF	H	R	ER	SO	BB	IBB	HBP	BLK	WP	HR	S	P	ERA	WHIP				
35 Mike Mussina, R ERA: 2.95 (1, 1)	7.1	W	29	8	2	2	5	0	0	0	0	0	0	63	88	2.46	1.091				
Dan Miceli, R ERA: 3.72 (8, 1)	0.2	H	2	0	0	0	0	0	0	0	0	0	0	6	9	0.00	0.000				
42 Mariano Rivera, R ERA: 1.71 (9, 1)	1.0	S	5	2	1	1	2	0	0	0	0	0	0	10	17	9.00	2.000				


Batter	1	2	3	4	5	6	7	8	9	AB R H RBI BB SO LOB	TOP											
Roger Cedeno, S OBP: 0.328, SLG: 0.348										5 1 2 1 0 0 3	New York Mets @ New York Yankees Yankee Stadium, Bronx, NY Fri Jun 27 2003, 7:05 PM EDT Att: 55,226 - Cloudy - 86 F											
Roberto Alomar, S OBP: 0.340, SLG: 0.365										5 0 1 0 0 0 3												
Ty Wigginton, R OBP: 0.332, SLG: 0.430										5 1 1 1 0 0 2												
Cliff Floyd, L OBP: 0.367, SLG: 0.529										4 0 1 0 0 2 2												
Jason Phillips, R OBP: 0.396, SLG: 0.429										4 0 2 1 0 1 1												
Jeremy Burnitz, L OBP: 0.335, SLG: 0.556										3 0 0 0 0 1 1												
Tony Clark, S OBP: 0.278, SLG: 0.475										3 1 1 1 1 0 3												
7 José Reyes, S OBP: 0.231, SLG: 0.355										4 1 2 0 0 0 1												
Tsuyoshi Shinjo, R OBP: 0.238, SLG: 0.246										3 0 2 0 0 0 1 0 0 0 0 1 0 0												
Timo Perez, L OBP: 0.306, SLG: 0.327																						
Inning Stats	R: 2 E: 0 K: 1 S: 12	H: 3 LOB: 1 BB: 0 P: 19	R: 1 E: 0 K: 0 S: 11	H: 2 LOB: 1 BB: 0 P: 12	R: 0 E: 0 K: 0 S: 7	H: 2 LOB: 2 BB: 0 P: 9	R: 0 E: 0 K: 0 S: 6	H: 1 LOB: 0 BB: 0 P: 10	R: 0 E: 0 K: 1 S: 12	H: 1 LOB: 1 BB: 0 P: 18	R: 1 E: 0 K: 1 S: 11	H: 3 LOB: 1 BB: 0 P: 14	R: 0 E: 0 K: 1 S: 9	H: 0 LOB: 1 BB: 1 P: 15	R: 0 E: 0 K: 0 S: 6	H: 0 LOB: 1 BB: 1 P: 14	R: 0 E: 0 K: 0 S: 6	H: 0 LOB: 1 BB: 1 P: 14	1B: 10 2B: 1 3B: 0 HR: 1	SF: 0 SAC: 0 DP: 2 HBP: 1	WP: 0 PB: 0 SB: 1 CS: 1	PA: 39
PITCHER	IP WLS BF H R ER SO BB IBB HBP BLK WP HR S P ERA WHIP	IP WLS BF H R ER SO BB IBB HBP BLK WP HR S P ERA WHIP											IP WLS BF H R ER SO BB IBB HBP BLK WP HR S P ERA WHIP									
David Wells, L ERA: 3.4	(1, 1) 6.0 W 28 12 4 4 3 0 0 0 1 0 0 0 1 59 82 6.00 2.000											(1, 1) 6.0 W 28 12 4 4 3 0 0 0 1 0 0 0 1 59 82 6.00 2.000										
Chris Hammond, L ERA: 3.18	(7, 1) 2.0 H 7 0 0 0 1 1 0 0 0 0 0 0 13 21 0.00 0.500											(7, 1) 2.0 H 7 0 0 0 1 1 0 0 0 0 0 0 13 21 0.00 0.500										
Dan Miceli, R ERA: 3.62	(9, 1) 1.0 S 4 0 0 0 0 1 0 0 0 0 0 0 6 14 0.00 1.000											(9, 1) 1.0 S 4 0 0 0 0 1 0 0 0 0 0 0 6 14 0.00 1.000										

Batter	1	2	3	4	5	6	7	8	9	AB R H RBI BB SO LOB	BOTTOM									
Alfonso Soriano, R OBP: 0.339, SLG: 0.510										5 2 2 0 0 0 3	New York Mets @ New York Yankees Yankee Stadium, Bronx, NY Fri Jun 27 2003, 7:05 PM EDT Att: 55,226 - Cloudy - 86 F									
2 Derek Jeter, R OBP: 0.326, SLG: 0.400										4 1 0 0 0 2 5										
25 Jason Giambi, L OBP: 0.411, SLG: 0.527										3 1 1 2 1 1 0										
Ruben Sierra, S OBP: 0.359, SLG: 0.455										3 0 1 1 0 1 1										
55 Hideki Matsui, L OBP: 0.355, SLG: 0.440										4 1 2 2 0 1 1										
20 Jorge Posada, S OBP: 0.398, SLG: 0.496										4 0 2 0 0 1 1										
Robin Ventura, L OBP: 0.345, SLG: 0.423										4 0 0 0 0 1 6										
Raul Mondesi, R OBP: 0.351, SLG: 0.502										4 0 1 1 0 0 3										
Juan Rivera, R OBP: 0.297, SLG: 0.363										4 1 2 0 0 0 0										
Inning Stats	R: 3 E: 0 K: 1 S: 14	H: 2 LOB: 1 BB: 1 P: 25	R: 2 E: 0 K: 0 S: 12	H: 3 LOB: 1 BB: 0 P: 17	R: 0 E: 0 K: 1 S: 7	H: 0 LOB: 0 BB: 0 P: 10	R: 0 E: 0 K: 0 S: 7	H: 0 LOB: 0 BB: 0 P: 10	R: 1 E: 0 K: 1 S: 17	H: 4 LOB: 3 BB: 0 P: 28	R: 0 E: 1 K: 2 S: 17	H: 2 LOB: 3 BB: 0 P: 26	R: 0 E: 0 K: 1 S: 8	H: 0 LOB: 0 BB: 0 P: 9	R: 0 E: 0 K: 1 S: 8	H: 0 LOB: 0 BB: 0 P: 9	1B: 9 2B: 2 3B: 0 HR: 0	SF: 1 SAC: 0 DP: 0 HBP: 1	WP: 0 PB: 0 SB: 0 CS: 0	PA: 38
PITCHER	IP WLS BF H R ER SO BB IBB HBP BLK WP HR S P ERA WHIP	IP WLS BF H R ER SO BB IBB HBP BLK WP HR S P ERA WHIP											IP WLS BF H R ER SO BB IBB HBP BLK WP HR S P ERA WHIP							
Jae Weong Seo, R ERA: 3.09	(1, 1) 5.1 L 27 9 6 6 3 1 0 0 1 0 0 0 9 55 87 3.09 1.875											(1, 1) 5.1 L 27 9 6 6 3 1 0 0 1 0 0 0 9 55 87 3.09 1.875								
Dan Wheeler, R ERA: 1.17	(6, 1) 0.2 2 0 0 0 1 0 0 0 0 0 0 9 13 0.00 0.000											(6, 1) 0.2 2 0 0 0 1 0 0 0 0 0 0 9 13 0.00 0.000								
John Franco, L ERA: 2.08	(7, 1) 0.2 5 2 0 0 2 0 0 0 0 0 0 16 24 0.00 3.000											(7, 1) 0.2 5 2 0 0 2 0 0 0 0 0 0 16 24 0.00 3.000								
David Weathers, R ERA: 3.61	(7, 1) 1.1 4 0 0 0 1 0 0 0 0 0 0 9 11 0.00 0.000											(7, 1) 1.1 4 0 0 0 1 0 0 0 0 0 0 9 11 0.00 0.000								

Batter	1	2	3	4	5	6	7	8	9	AB	R	H	RBI	BB	SO	LOB	TOP					
Roger Cedeno, S OBP: 0.330, SLG: 0.348	G3			F8		FC6-4 1B		FC1-4 BB		3	0	1	0	1	0	0	<p>New York Mets @ New York Yankees Yankee Stadium, Bronx, NY Sat Jun 28 2003, 1:05 PM EDT Att: 55,343 - Sunny - 79 F</p>					
Timo Perez, L OBP: 0.305, SLG: 0.325	K			L9		FC6-4 1B		F8		4	0	1	0	0	1	1						
Roberto Alomar, S OBP: 0.339, SLG: 0.363	G1-3			FC6-4 1B		FC6-4 FC5-4		FC1-4 DI		4	0	1	0	0	0	3						
Cliff Floyd, L OBP: 0.361, SLG: 0.520		K		K		K		L8		4	0	0	0	0	3	4						
Ty Wigginton, R OBP: 0.328, SLG: 0.424	F8				K	FC5-4			L7	4	0	0	0	0	1	2						
Jeremy Burnitz, L OBP: 0.333, SLG: 0.566	G4-3				HR			F8		4	1	1	1	0	1	0						
Jason Phillips, R OBP: 0.399, SLG: 0.438			F7		G3-1 2B		FC9-6 1B		F8	4	0	2	0	0	0	0						
Vance Wilson, R OBP: 0.321, SLG: 0.449		L6			G3-1		FC9-6			3	0	0	0	0	0	2						
7 José Reyes, S OBP: 0.221, SLG: 0.338	L7				K		F8			3	0	0	0	0	1	2						
Inning Stats	R: 0 E: 0 K: 1 S: 5	H: 0 LOB: 0 BB: 0 P: 9	R: 0 E: 0 K: 1 S: 6	H: 0 LOB: 0 BB: 0 P: 8	R: 0 E: 0 K: 0 S: 6	H: 0 LOB: 0 BB: 0 P: 10	R: 0 E: 0 K: 1 S: 11	H: 1 LOB: 1 BB: 0 P: 15	R: 1 E: 0 K: 2 S: 18	H: 2 LOB: 1 BB: 0 P: 25	R: 0 E: 0 K: 1 S: 10	H: 2 LOB: 2 BB: 0 P: 11	R: 0 E: 0 K: 1 S: 8	H: 1 LOB: 1 BB: 0 P: 14	R: 0 E: 0 K: 0 S: 8	H: 0 LOB: 1 BB: 1 P: 16	R: 0 E: 0 K: 0 S: 10	H: 0 LOB: 0 BB: 0 P: 16	1B: 4 2B: 1 3B: 0 HR: 1	SF: 0 SAC: 0 DP: 0 HBP: 0	WP: 0 PB: 0 SB: 0 CS: 0	PA: 34
PITCHER	IP	WLS	BF	H	R	ER	SO	BB	IBB	HBP	BLK	WP	HR	S	P	ERA	WHIP					
Roger Clemens, R ERA: 3.36	8.0	W	31	6	1	1	7	1	0	0	0	0	1	72	108	1.12	0.875					
Jason Anderson, R ERA: 4.0	1.0		3	0	0	0	0	0	0	0	0	0	0	10	16	0.00	0.000					

Batter	1	2	3	4	5	6	7	8	9	AB	R	H	RBI	BB	SO	LOB	BOTTOM				
Alfonso Soriano, R OBP: 0.339, SLG: 0.509	G5-3		F8	25 BB 2 1B SF8		55 1B 2 WP	P3			5	2	2	0	0	0	1	<p>New York Mets @ New York Yankees Yankee Stadium, Bronx, NY Sat Jun 28 2003, 1:05 PM EDT Att: 55,343 - Sunny - 79 F</p>				
2 Derek Jeter, R OBP: 0.333, SLG: 0.406	G3 25 E 1B		BB 55 HR 1B	55 HBP 25 BB 1B		K	G2-3			5	1	3	0	0	1	2					
25 Jason Giambi, L OBP: 0.411, SLG: 0.521	E1 G3		55 HR BB	55 HBP BB		K		K		3	1	0	0	2	2	2					
Ruben Sierra, S OBP: 0.360, SLG: 0.449	G3		55 HR BB	SF8		55 1B IBB		K		2	1	0	1	2	1	2					
55 Hideki Matsui, L OBP: 0.361, SLG: 0.452	L5		HR	20 G6-4-3 HBP		1B		20 BB BB		3	1	2	5	1	0	2					
20 Jorge Posada, S OBP: 0.398, SLG: 0.489		K	1B BB	G6-4-3		L8		BB		3	0	0	0	2	1	5					
Karim Garcia, L OBP: 0.259, SLG: 0.374					K		G6-3			3	0	2	0	0	1	0					
Juan Rivera, R OBP: 0.292, SLG: 0.356								P5		2	0	0	0	0	0	2					
Raul Mondesi, R OBP: 0.350, SLG: 0.502	F8		F6		P4		2B			4	1	1	0	0	0	3					
Todd Zeile, R OBP: 0.290, SLG: 0.366	G4-3		G1-3		G6-3		2B			4	0	1	1	0	0	3					
Inning Stats	R: 0 E: 1 K: 0 S: 11	H: 1 LOB: 2 BB: 0 P: 16	R: 0 E: 0 K: 1 S: 14	H: 1 LOB: 1 BB: 0 P: 19	R: 4 E: 0 K: 0 S: 15	H: 3 LOB: 2 BB: 3 P: 33	R: 1 E: 0 K: 0 S: 9	H: 2 LOB: 2 BB: 1 P: 17	R: 0 E: 0 K: 1 S: 7	H: 0 LOB: 0 BB: 0 P: 10	R: 1 E: 0 K: 2 S: 20	H: 2 LOB: 2 BB: 1 P: 30	R: 1 E: 0 K: 0 S: 10	H: 2 LOB: 1 BB: 0 P: 15	R: 0 E: 0 K: 2 S: 13	H: 0 LOB: 2 BB: 2 P: 22	1B: 8 2B: 2 3B: 0 HR: 1	SF: 1 SAC: 0 DP: 1 HBP: 1	WP: 1 PB: 0 SB: 0 CS: 0	PA: 43	
PITCHER	IP	WLS	BF	H	R	ER	SO	BB	IBB	HBP	BLK	WP	HR	S	P	ERA	WHIP				
Jeremy Griffiths, R ERA: 9.0	3.0	L	20	7	5	5	1	3	0	0	0	0	1	42	70	15.00	3.333				
Pedro Feliciano, L ERA: 2.7	5.0		23	4	2	2	5	3	1	1	0	1	0	57	92	3.60	1.400				

Batter	1	2	3	4	5	6	7	8	9	AB	R	H	RBI	BB	SO	LOB	TOP										
Roger Cedeno, S (1, 9) OBP: 0.335, SLG: 0.365	0-1 SH1-3 HR 1B		1-2 G1-3			2-2 G6-3		1-3 K		4	1	1	0	0	1	1	<p>New York Mets @ New York Yankees Yankee Stadium, Bronx, NY Sun Jun 29 2003, 8:05 PM EDT Att: 55,444 - Sunny - 76 F</p> <p>livebaseballscores.com</p> <p>AB 29 R 3 H 4 RBI 3 BB 2 SO 7 LOB 9</p> 										
Timo Perez, L (1, 8) OBP: 0.305, SLG: 0.319	1-1 SH1-3		1-0 F7			2-2 G3		0-3 K		2	0	0	0	0	0	0											
Raul Gonzalez, R (8, PH) OBP: 0.347, SLG: 0.391	1-2									1	0	0	0	0	1	1											
Roberto Alomar, S (1, 4) OBP: 0.337, SLG: 0.359	4-2 HR BB		1-3 K			1-1 G6-3			3-2 G5-3	3	1	0	0	1	1	0											
Cliff Floyd, L (1, 10) OBP: 0.358, SLG: 0.516	0-2 F4				1-1 F8				2-2 F8	4	0	1	0	0	0	2											
Jeremy Burnitz, L (1, 7) OBP: 0.330, SLG: 0.572	0-0 HR				2-1 G5-3				1-3 K	4	1	1	3	0	1	1											
Ty Wigginton, R (1, 5) OBP: 0.326, SLG: 0.429	0-3 K				1-1 F7					3	0	0	0	0	2	1											
Jason Phillips, R (1, 3) OBP: 0.404, SLG: 0.441		4-2 G5-4-3 BB			1-2 G5-3				0-0 F9	2	0	0	0	1	0	1											
Vance Wilson, R (1, 2) OBP: 0.319, SLG: 0.444		1-1 G5-4-3			3-2 G6-3				1-0 1B	3	0	1	0	0	0	1											
7 José Reyes, S (1, 6) OBP: 0.205, SLG: 0.314		0-1 G1-3			1-1 G1-3				0-3 K	3	0	0	0	0	1	1											
Inning Stats	R: 3 E: 0 K: 1 S: 15	H: 2 LOB: 0 BB: 1 P: 19	R: 0 E: 0 K: 0 S: 7	H: 0 LOB: 0 BB: 1 P: 12	R: 0 E: 0 K: 1 S: 7	H: 0 LOB: 0 BB: 0 P: 10	R: 0 E: 0 K: 0 S: 6	H: 0 LOB: 0 BB: 0 P: 10	R: 0 E: 0 K: 0 S: 9	H: 0 LOB: 0 BB: 0 P: 14	R: 0 E: 0 K: 0 S: 8	H: 0 LOB: 0 BB: 0 P: 13	R: 0 E: 0 K: 1 S: 11	H: 1 LOB: 1 BB: 0 P: 19	R: 0 E: 0 K: 3 S: 10	H: 1 LOB: 1 BB: 0 P: 12	R: 0 E: 0 K: 1 S: 9	H: 0 LOB: 0 BB: 0 P: 15	1B: 2 2B: 1 3B: 0 HR: 1	SF: 0 SAC: 1 DP: 1 HBP: 0	WP: 0 PB: 0 CS: 0	PA: 32					
PITCHER	IP	WLS	BF	H	R	ER	SO	BB	IBB	HBP	BLK	WP	HR	S	P	ERA	WHIP										
Jeff Weaver, R (1, 1) ERA: 5.59	7.0	W	25	3	3	3	3	2	0	0	0	0	1	63	97	3.86	0.714										
Chris Hammond, L (8, 1) ERA: 3.09	1.0	H	4	1	0	0	3	0	0	0	0	0	0	10	12	0.00	1.000										
42 Mariano Rivera, R (9, 1) ERA: 1.84	1.0	S	3	0	0	0	1	0	0	0	0	0	0	9	15	0.00	0.000										

Batter	1	2	3	4	5	6	7	8	9	AB	R	H	RBI	BB	SO	LOB	BOTTOM										
Alfonso Soriano, R (1, 4) OBP: 0.346, SLG: 0.517	3-2 S 1B		4-0 2B 25 HR BB	1-0 2B 2S HBP		1-0 G5-4-3		0-1 E5 1B		3	1	2	0	1	0	1	<p>New York Mets @ New York Yankees Yankee Stadium, Bronx, NY Sun Jun 29 2003, 8:05 PM EDT Att: 55,444 - Sunny - 76 F</p> <p>livebaseballscores.com</p> <p>AB 32 R 5 H 9 RBI 5 BB 6 SO 5 LOB 15</p> 										
2 Derek Jeter, R (1, 6) OBP: 0.341, SLG: 0.423	1-3 K		2-0 25 HR 1B	3-2 25 BB 1B		1-0 25 BB 1B		2-2 E5 1-2		5	1	3	0	0	1	2											
25 Jason Giambi, L (1, 10) OBP: 0.418, SLG: 0.544	1-0 F7		3-2 2-H 3-H HR	4-2 FC5-4 BB		4-1 1-2 BB		1-3 K		3	1	1	3	2	1	2											
Raul Mondesi, R (1, 9) OBP: 0.341, SLG: 0.487	1-0 P4		0-0 F9	1-2 FC5-4		0-0 P6				4	0	0	0	0	0	6											
55 Hideki Matsui, L (1, 8) OBP: 0.369, SLG: 0.465		2-3 K	2-1 HR			2-3 K		1-3 K		4	1	1	1	0	3	0											
20 Jorge Posada, S (1, 2) OBP: 0.398, SLG: 0.498		1-0 G4-3	2-1 HR			4-1 FC7-4 BB		1-1 F7		3	1	1	1	1	0	0											
Todd Zeile, R (1, 3) OBP: 0.293, SLG: 0.363		4-1 BB	1-1 P4			2-2 FC7-4		2-2 1B		3	0	1	0	1	0	1											
Juan Rivera, R (1, 7) OBP: 0.287, SLG: 0.354		1-2 G4-3				1-1 F8		1-2 G4-3		4	0	0	0	0	0	3											
Enrique Wilson, S (1, 5) OBP: 0.241, SLG: 0.302			2-1 P4			4-1 G5-4-3 BB		1-1 G3		3	0	0	0	1	0	0											
Inning Stats	R: 0 E: 0 K: 1 S: 8	H: 1 LOB: 1 BB: 0 P: 14	R: 0 E: 0 K: 1 S: 8	H: 0 LOB: 1 BB: 1 P: 16	R: 5 E: 0 K: 0 S: 14	H: 4 LOB: 0 BB: 1 P: 30	R: 0 E: 0 K: 0 S: 12	H: 1 LOB: 3 BB: 1 P: 23	R: 0 E: 0 K: 1 S: 9	H: 0 LOB: 1 BB: 1 P: 18	R: 0 E: 0 K: 0 S: 5	H: 1 LOB: 2 BB: 2 P: 15	R: 0 E: 0 K: 1 S: 12	H: 1 LOB: 1 BB: 0 P: 17	R: 0 E: 1 K: 1 S: 11	H: 1 LOB: 1 BB: 0 P: 15	R: 0 E: 0 K: 1 S: 9	H: 0 LOB: 0 BB: 0 P: 15	1B: 6 2B: 0 3B: 0 HR: 3	SF: 0 SAC: 0 DP: 1 HBP: 1	WP: 0 PB: 0 CS: 0	PA: 39					
PITCHER	IP	WLS	BF	H	R	ER	SO	BB	IBB	HBP	BLK	WP	HR	S	P	ERA	WHIP										
Al Leiter, L (1, 1) ERA: 5.57	6.0	L	31	7	5	5	3	6	0	1	0	0	0	3	56	7.50	2.167										
John Franco, L (7, 1) ERA: 1.99	1.0		4	1	0	0	1	0	0	0	0	0	0	12	17	0.00	1.000										
David Weathers, R (8, 1) ERA: 3.45	1.0		4	1	0	0	1	0	0	0	0	0	0	11	15	0.00	1.000										

Batter	1	2	3	4	5	6	7	8	9	AB	R	H	RBI	BB	SO	LOB	TOP								
Alfonso Soriano, R OBP: 0.344, SLG: 0.512 (1, 4)	1-1 BB 55 FC6-4 25 S 1B		2-2 G6-3		1-2 G6-3	1-3 K		0-2 L7		5	1	1	0	0	1	3									
2 Derek Jeter, R OBP: 0.345, SLG: 0.423 (1, 6)	0-3 K		3-2 1B		0-0 G4-3		2-0 25 1B HR	2-1 CS	1-1 G6-3	5	1	2	0	0	1	1									
25 Jason Giambi, L OBP: 0.423, SLG: 0.545 (1, 3)	4-2 55 FC6-4 BB 1-2 BB		0-0 F9		2-2 1B		3-1 HR	1-3 1B	4-2 G3-6-3 BB	3	1	2	0	2	0	1									
Ruben Sierra, S OBP: 0.366, SLG: 0.467 (1, 10)	4-2 55 FC6-4 BB 1-2 BB		1-2 G6-3		1-0 55 FC4-6 1B		2-1 HR	1-3 HR	3-2 G3-6-3	4	1	2	3	1	0	2									
55 Hideki Matsui, L OBP: 0.365, SLG: 0.459 (1, 8)	0-0 FC6-4			1-1 F7	1-0 FC4-6					4	0	0	1	0	1	4									
20 Jorge Posada, S OBP: 0.396, SLG: 0.494 (1, 2)	1-0 G4-3			1-3 K		1-0 G6-3 1B		0-0 F8		4	0	1	0	0	1	2									
Robin Ventura, L OBP: 0.344, SLG: 0.420 (1, 5)		3-3 K		1-1 G4-3		2-1 G6-3 1B		1-3 K		4	0	1	0	0	2	0									
Raul Mondesi, R OBP: 0.340, SLG: 0.487 (1, 9)		2-1 P3		1-2 HR		0-1 G6-3		2-1 F7		4	1	1	0	0	0	2									
Karim Garcia, L OBP: 0.268, SLG: 0.408 (1, 7)		3-3 K		0-1 HR		1-3 K		0-1 CS		4	1	2	2	0	2	2									
Inning Stats	R: 1 E: 0 K: 1 S: 12	H: 1 LOB: 2 BB: 2 P: 22	R: 0 E: 0 K: 2 S: 9	H: 0 LOB: 0 BB: 0 P: 17	R: 0 E: 0 K: 0 S: 11	H: 1 LOB: 1 BB: 0 P: 17	R: 0 E: 0 K: 1 S: 7	H: 0 LOB: 0 BB: 0 P: 10	R: 2 E: 0 K: 0 S: 14	H: 4 LOB: 2 BB: 0 P: 20	R: 0 E: 0 K: 2 S: 12	H: 2 LOB: 2 BB: 0 P: 17	R: 3 E: 0 K: 2 S: 13	H: 3 LOB: 0 BB: 0 P: 23	R: 0 E: 0 K: 0 S: 9	H: 1 LOB: 0 BB: 1 P: 12	R: 0 E: 0 K: 0 S: 8	H: 0 LOB: 0 BB: 1 P: 16	1B: 9 2B: 1 3B: 0 HR: 2	SF: 0 SAC: 0 DP: 1 HBP: 0	WP: 0 PB: 0 SB: 1 CS: 1	PA: 41			
PITCHER	IP	WLS	BF	H	R	ER	SO	BB	IBB	HBP	BLK	WP	HR	S	P	ERA	WHIP								
Sidney Ponson, R ERA: 3.96 (1, 1)	6.0	L	30	10	5	5	6	2	0	0	0	0	1	68	111	7.50	2.000								
B.J. Ryan, L ERA: 6.08 (7, 1)	1.0	B	4	1	1	1	2	0	0	0	0	0	1	10	15	9.00	1.000								
Kerry Ligtenberg, R ERA: 2.84 (8, 1)	1.0		3	1	0	0	0	0	0	0	0	0	0	9	12	0.00	1.000								
Jorge Julio, R ERA: 4.06 (9, 1)	1.0		3	0	0	0	0	1	0	0	0	0	0	8	16	0.00	1.000								

New York Yankees @ Baltimore Orioles
Oriole Park at Camden Yards, Baltimore, MD

Mon Jun 30 2003, 7:05 PM EDT
Att: 38,618 - Cloudy - 90 F

AB 37
R 6
H 12
RBI 6
BB 3
SO 8
LOB 17



Batter	1	2	3	4	5	6	7	8	9	AB	R	H	RBI	BB	SO	LOB	BOTTOM								
1 Brian Roberts, S OBP: 0.351, SLG: 0.411 (1, 4)	3-2 G6-3		3-2 6 S E 6 G6-3 1-2 1B	2-1 S 1B		1-1 B3		0-2 F7		5	1	2	0	0	0	1									
Luis Matos, R OBP: 0.379, SLG: 0.551 (1, 8)	1-2 6 SF8 3B		1-2 FC4 6 S 1-2 1B	1-2 F7		0-2 P4		0-1 1B		5	1	2	0	0	0	3									
6 Melvin Mora, R OBP: 0.455, SLG: 0.574 (1, 7)	0-2 SF8 3H		2-2 G5-3 1-2 2H		3-2 P3		4-2 BB	2-0 F9		3	0	0	2	1	0	2									
Jeff Conine, R OBP: 0.330, SLG: 0.441 (1, 3)	3-3 K		4-0 IBB		2-0 31 E FC1-2 1B		0-1 F9		2-1 G5-3	4	0	1	0	1	1	2									
31 Jay Gibbons, L OBP: 0.350, SLG: 0.490 (1, 9)		1-0 G4-3	0-0 G6-3		1-2 FC1-2 1-3 1B		1-0 F7 1B		1-1 1B E 1B	5	1	3	0	0	0	2									
Tony Batista, R OBP: 0.285, SLG: 0.443 (1, 5)		2-1 F7		1-0 HR 1B		4-0 FC1-2 IBB		1-3 K	0-2 E7 G3 1-1 1B	4	1	2	0	1	1	1									
Jose Morban, S OBP: 0.214, SLG: 0.333 (9, FR)										0	0	0	0	0	0	0									
B.J. Surhoff, L OBP: 0.373, SLG: 0.432 (1, 10)	1-1 1B		2-2 P4		0-0 FC1-2		1-2 F7		1-1 G3	5	0	1	0	0	0	6									
Deivi Cruz, R OBP: 0.271, SLG: 0.421 (1, 6)	1-3 K		0-0 HR		0-1 G5-3		2-1 F7		0-2 G4-3	5	1	1	2	0	1	7									
Brook Fordyce, R OBP: 0.302, SLG: 0.328 (1, 2)			3-2 1 CS 1B		1-0 G6-3		3-1 E 1B			4	0	3	0	0	0	0									
Inning Stats	R: 1 E: 0 K: 1 S: 12	H: 1 LOB: 0 BB: 0 P: 19	R: 0 E: 0 K: 1 S: 8	H: 1 LOB: 0 BB: 0 P: 13	R: 1 E: 1 K: 0 S: 13	H: 2 LOB: 1 BB: 1 P: 26	R: 2 E: 0 K: 0 S: 11	H: 3 LOB: 1 BB: 0 P: 18	R: 0 E: 1 K: 0 S: 16	H: 1 LOB: 2 BB: 1 P: 24	R: 0 E: 0 K: 1 S: 7	H: 1 LOB: 1 BB: 0 P: 12	R: 0 E: 0 K: 0 S: 7	H: 2 LOB: 1 BB: 0 P: 9	R: 1 E: 1 K: 0 S: 12	H: 2 LOB: 2 BB: 0 P: 16	1B: 13 2B: 0 3B: 1 HR: 1	SF: 1 SAC: 0 DP: 0 HBP: 0	WP: 0 PB: 0 SB: 3 CS: 1	PA: 44					
PITCHER	IP	WLS	BF	H	R	ER	SO	BB	IBB	HBP	BLK	WP	HR	S	P	ERA	WHIP								
Andy Pettitte, L ERA: 4.78 (1, 1)	6.0	W	31	10	4	3	2	1	2	0	0	0	0	14	21	0.00	1.833								
Chris Hammond, L ERA: 2.92 (7, 1)	2.0	H	8	3	0	0	1	0	0	0	0	0	0	14	21	0.00	1.500								
42 Mariano Rivera, R ERA: 1.78 (9, 1)	1.0	S	5	2	1	0	0	0	0	0	0	0	0	12	16	0.00	2.000								

New York Yankees @ Baltimore Orioles
Oriole Park at Camden Yards, Baltimore, MD

Mon Jun 30 2003, 7:05 PM EDT
Att: 38,618 - Cloudy - 90 F

AB 40
R 5
H 15
RBI 4
BB 3
SO 3
LOB 24



Batter	1	2	3	4	5	6	7	8	9	AB	R	H	RBI	BB	SO	LOB	TOP			
Alfonso Soriano, R OBP: 0.350, SLG: 0.515	F8		1B							4	0	3	0	0	0	0	New York Yankees @ Baltimore Orioles Oriole Park at Camden Yards, Baltimore, MD Tue Jul 01 2003, 7:05 PM EDT Att: 36,023 - Cloudy - 87 F			
2 Derek Jeter, R OBP: 0.344, SLG: 0.422	F8		1B				FC4-6	HBP		5	0	2	0	0	0	3				
25 Jason Giambi, L OBP: 0.417, SLG: 0.535	G3		1B				K		F7	5	0	0	0	0	3	6				
Ruben Sierra, S OBP: 0.367, SLG: 0.465		G4-3							L4	5	0	2	1	0	1	0				
55 Hideki Matsui, L OBP: 0.365, SLG: 0.459		G3					F7			5	0	2	0	0	1	3				
20 Jorge Posada, S OBP: 0.396, SLG: 0.496		G3					G3-1		G3	5	0	2	0	0	1	2				
Robin Ventura, L OBP: 0.342, SLG: 0.417		G3					F8		G4-3	4	0	1	0	0	0	3				
Raul Mondesi, R OBP: 0.339, SLG: 0.483		G4-3					G4-3		K2-3	3	1	0	0	1	1	4				
Karim Garcia, L OBP: 0.276, SLG: 0.439			G5-3				G4-3		FC4-6	4	2	2	2	0	0	0				
Inning Stats	R: 0 E: 0 K: 0 S: 9	H: 0 LOB: 0 BB: 0 P: 14	R: 0 E: 0 K: 0 S: 12	H: 2 LOB: 2 BB: 0 P: 23	R: 0 E: 0 K: 1 S: 10	H: 2 LOB: 2 BB: 0 P: 17	R: 0 E: 0 K: 2 S: 10	H: 1 LOB: 1 BB: 0 P: 14	R: 0 E: 0 K: 1 S: 10	H: 2 LOB: 2 BB: 0 P: 16	R: 1 E: 0 K: 1 S: 17	H: 3 LOB: 2 BB: 0 P: 25	R: 2 E: 0 K: 0 S: 13	H: 1 LOB: 1 BB: 0 P: 22	R: 0 E: 0 K: 1 S: 8	H: 1 LOB: 1 BB: 0 P: 10	1B: 12 2B: 2 3B: 0 HR: 1	SF: 0 SAC: 0 DP: 1 HBP: 1	WP: 0 PB: 0 SB: 1 CS: 1	PA: 42
PITCHER	IP WLS BF H R ER SO	IP WLS BF H R ER SO	IP WLS BF H R ER SO	IP WLS BF H R ER SO	IP WLS BF H R ER SO	IP WLS BF H R ER SO	IP WLS BF H R ER SO	IP WLS BF H R ER SO	IP WLS BF H R ER SO	IP WLS BF H R ER SO	IP WLS BF H R ER SO	IP WLS BF H R ER SO	IP WLS BF H R ER SO	IP WLS BF H R ER SO	IP WLS BF H R ER SO	IP WLS BF H R ER SO	ERA WHIP	ERA WHIP		
Rodrigo Lopez, R ERA: 6.79	6.2	W	31	12	1	1	6	0	0	0	0	0	0	0	0	0	0	1.35	1.800	
B.J. Ryan, L ERA: 6.0	0.1	1	0	0	0	0	0	0	0	0	0	0	0	0	0	0	0	0.00	0.000	
Hector Carrasco, R ERA: 4.91	1.0	6	1	2	2	0	1	0	0	1	13	22	18.00	2.000						
Buddy Groom, L ERA: 5.96	1.0	4	1	0	0	1	0	0	0	0	8	10	0.00	1.000						

Batter	1	2	3	4	5	6	7	8	9	AB	R	H	RBI	BB	SO	LOB	BOTTOM			
1 Brian Roberts, S OBP: 0.363, SLG: 0.426	G6-3		1B							4	2	3	0	1	0	3	New York Yankees @ Baltimore Orioles Oriole Park at Camden Yards, Baltimore, MD Tue Jul 01 2003, 7:05 PM EDT Att: 36,023 - Cloudy - 87 F			
Luis Matos, R OBP: 0.373, SLG: 0.538	F7		1B							5	1	1	0	0	2	3				
6 Melvin Mora, R OBP: 0.454, SLG: 0.581	G6-3		F8							4	1	1	1	1	0	4				
Jeff Conine, R OBP: 0.331, SLG: 0.441	G4-3		1B							4	1	1	1	1	0	2				
31 Jay Gibbons, L OBP: 0.357, SLG: 0.495			1B							3	2	2	0	2	0	1				
Tony Batista, R OBP: 0.296, SLG: 0.444	G1-3		G5-3							4	0	1	2	0	1	5				
B.J. Surhoff, L OBP: 0.366, SLG: 0.425	K		1B							5	0	1	2	0	1	6				
Deivi Cruz, R OBP: 0.270, SLG: 0.419	G1-3		1B							4	0	1	0	0	0	1				
Geronimo Gil, R OBP: 0.301, SLG: 0.318	K		1B							3	0	0	0	1	1	1				
Inning Stats	R: 0 E: 0 K: 0 S: 12	H: 1 LOB: 1 BB: 0 P: 20	R: 1 E: 0 K: 2 S: 21	H: 2 LOB: 1 BB: 0 P: 30	R: 4 E: 0 K: 0 S: 21	H: 5 LOB: 3 BB: 2 P: 39	R: 1 E: 0 K: 1 S: 13	H: 2 LOB: 1 BB: 0 P: 18	R: 0 E: 0 K: 0 S: 4	H: 0 LOB: 0 BB: 0 P: 8	R: 1 E: 1 K: 1 S: 15	H: 1 LOB: 3 BB: 2 P: 28	R: 0 E: 0 K: 1 S: 8	H: 0 LOB: 1 BB: 1 P: 16	R: 0 E: 0 K: 0 S: 9	H: 0 LOB: 2 BB: 1 P: 17	1B: 6 2B: 4 3B: 0 HR: 1	SF: 0 SAC: 0 DP: 0 HBP: 1	WP: 0 PB: 0 SB: 1 CS: 0	PA: 43
PITCHER	IP WLS BF H R ER SO	IP WLS BF H R ER SO	IP WLS BF H R ER SO	IP WLS BF H R ER SO	IP WLS BF H R ER SO	IP WLS BF H R ER SO	IP WLS BF H R ER SO	IP WLS BF H R ER SO	IP WLS BF H R ER SO	IP WLS BF H R ER SO	IP WLS BF H R ER SO	IP WLS BF H R ER SO	IP WLS BF H R ER SO	IP WLS BF H R ER SO	IP WLS BF H R ER SO	IP WLS BF H R ER SO	ERA WHIP	ERA WHIP		
35 Mike Mussina, R ERA: 3.29	2.2	L	18	8	5	5	2	1	1	0	51	85	16.88	3.375						
Sterling Hitchcock, L ERA: 4.91	3.0	14	3	2	1	2	2	0	0	0	0	0	1	27	49	3.00	1.667			
Al Reyes, R ERA: 3.68	1.1	6	0	0	0	1	1	0	0	0	0	0	0	16	25	0.00	0.750			
Jason Anderson, R ERA: 3.79	1.0	5	0	0	0	0	1	0	0	0	0	9	17	0.00	1.000					

AB	40
R	3
H	14
RBI	3
BB	1
SO	7
LOB	21



Batter	1	2	3	4	5	6	7	8	9	AB	R	H	RBI	BB	SO	LOB	TOP								
18 Johnny Damon, L (1.8) OBP: 0.320, SLG: 0.393	B1-3		F8 HR	FC6-4		G3-1	F7		F8	6	1	1	0	0	0	5	Boston Red Sox @ New York Yankees Yankee Stadium, Bronx, NY Fri Jul 04, 2003, 4:05 PM EDT Att: 55,144 - Cloudy - 87 F								
Todd Walker, L (1.4) OBP: 0.350, SLG: 0.441	G3		F7	F7		WP BB	G4-3		G4-3	6	0	1	0	0	0	6									
Nomar Garciaparra, R (1.6) OBP: 0.377, SLG: 0.590	K		F8			WP BB			G5-3	4	0	1	0	1	1	1									
Manny Ramirez, R (1.7) OBP: 0.420, SLG: 0.585		K	HR			WP BB				4	1	2	2	1	2	1									
Kevin Millar, R (1.3) OBP: 0.369, SLG: 0.535	G1-3	G1-3	G1-3			L5			F9	5	0	0	0	0	0	5									
34 David Ortiz, L (1.10) OBP: 0.386, SLG: 0.534	K			HR					G5-3	5	2	2	2	0	1	2									
Gabe Kapler, R (1.9) OBP: 0.347, SLG: 0.425			HR	FC6-4		G1-3	P2		K	5	1	2	0	0	1	0									
Bill Mueller, S (1.5) OBP: 0.399, SLG: 0.551			HR	FC6-4		HR	2B		HR	2	3	2	2	3	0	0									
Jason Varitek, S (1.2) OBP: 0.370, SLG: 0.598			HR	K		HR	2B		2B	5	2	4	4	0	1	2									
Inning Stats	R: 0 E: 0 K: 1 S: 6	H: 0 LOB: 0 BB: 0 P: 9	R: 0 E: 0 K: 2 S: 10	H: 0 LOB: 0 BB: 0 P: 12	R: 5 E: 0 K: 0 S: 17	H: 4 LOB: 0 BB: 1 P: 24	R: 1 E: 0 K: 1 S: 12	H: 2 LOB: 2 BB: 1 P: 19	R: 0 E: 0 K: 1 S: 10	H: 1 LOB: 1 BB: 0 P: 16	R: 2 E: 0 K: 0 S: 22	H: 3 LOB: 3 BB: 2 P: 33	R: 1 E: 0 K: 0 S: 12	H: 2 LOB: 2 BB: 1 P: 24	R: 0 E: 0 K: 0 S: 13	H: 1 LOB: 1 BB: 0 P: 19	R: 1 E: 0 K: 1 S: 13	H: 2 LOB: 1 BB: 0 P: 22	1B: 6 2B: 2 3B: 0 HR: 7	SF: 0 SAC: 0 DP: 0 HBP: 0	WP: 1 PB: 0 SB: 2 CS: 0	PA: 47			
PITCHER	IP	WLS	BF	H	R	ER	SO	BB	IBB	HBP	BLK	WP	HR	S	P	ERA	WHIP								
David Wells, L (1.1) ERA: 3.85	5.2	L	29	10	8	8	5	2	0	0	0	0	5	72	100	12.71	2.118								
Jason Anderson, R (6.1) ERA: 4.12	0.2		7	2	1	1	0	2	1	0	0	1	1	11	28	13.50	6.000								
Al Reyes, R (7.1) ERA: 3.31	1.2		6	1	0	0	0	0	0	0	0	0	0	19	28	0.00	0.600								
Dan Miceli, R (9.1) ERA: 3.99	1.0		5	2	1	1	1	0	0	0	0	0	1	13	22	9.00	2.000								

Batter	1	2	3	4	5	6	7	8	9	AB	R	H	RBI	BB	SO	LOB	BOTTOM								
Alfonso Soriano, R (1.4) OBP: 0.350, SLG: 0.521	HR	K		F9			2B		G5-3	5	1	2	1	0	1	0	Boston Red Sox @ New York Yankees Yankee Stadium, Bronx, NY Fri Jul 04, 2003, 4:05 PM EDT Att: 55,144 - Cloudy - 87 F								
2 Derek Jeter, R (1.6) OBP: 0.350, SLG: 0.424	G4-3		L9			G4-6-3	1B			4	0	2	0	1	0	0									
25 Jason Giambi, L (1.3) OBP: 0.417, SLG: 0.531	1B		G3			G4-6-3	1B		F8	4	1	1	0	1	0	3									
Ruben Sierra, S (1.10) OBP: 0.369, SLG: 0.466	1B		1B			G4-6-3	P6			4	0	2	0	0	0	4									
55 Hideki Matsui, L (1.8) OBP: 0.367, SLG: 0.459	1B		1B			G4-3			F8	4	0	2	1	0	0	1									
20 Jorge Posada, S (1.2) OBP: 0.394, SLG: 0.492	FC5		F7			G4-3			1B	4	0	1	0	0	0	4									
Robin Ventura, L (1.5) OBP: 0.337, SLG: 0.410	F7					G3-1			F8	4	0	0	0	0	0	3									
Raul Mondesi, R (1.9) OBP: 0.336, SLG: 0.478			F9			G5-3			G6-3	3	0	0	0	0	0	0									
Juan Rivera, R (8.9) OBP: 0.295, SLG: 0.351										1	0	0	0	0	0	1									
Karim Garcia, L (1.7) OBP: 0.275, SLG: 0.459		K		HR			G3		F8	4	1	1	1	0	1	0									
Inning Stats	R: 2 E: 0 K: 0 S: 18	H: 4 LOB: 2 BB: 0 P: 27	R: 0 E: 0 K: 2 S: 8	H: 0 LOB: 0 BB: 0 P: 11	R: 0 E: 0 K: 0 S: 8	H: 2 LOB: 0 BB: 0 P: 13	R: 1 E: 0 K: 0 S: 11	H: 1 LOB: 0 BB: 0 P: 14	R: 0 E: 0 K: 0 S: 13	H: 1 LOB: 1 BB: 1 P: 24	R: 0 E: 0 K: 0 S: 9	H: 0 LOB: 0 BB: 0 P: 11	R: 0 E: 0 K: 0 S: 14	H: 2 LOB: 2 BB: 0 P: 22	R: 0 E: 0 K: 0 S: 9	H: 1 LOB: 1 BB: 0 P: 14	R: 0 E: 0 K: 0 S: 6	H: 0 LOB: 1 BB: 1 P: 12	1B: 9 2B: 0 3B: 0 HR: 2	SF: 0 SAC: 0 DP: 1 HBP: 0	WP: 0 PB: 0 SB: 1 CS: 0	PA: 39			
PITCHER	IP	WLS	BF	H	R	ER	SO	BB	IBB	HBP	BLK	WP	HR	S	P	ERA	WHIP								
Derek Lowe, R (1.1) ERA: 4.5	6.1	W	29	10	3	3	2	1	0	0	0	0	2	75	112	4.26	1.737								
Alan Embree, L (7.1) ERA: 3.99	0.2		2	0	0	0	0	0	0	0	0	0	0	6	10	0.00	0.000								
Todd Jones, R (8.1) ERA: 7.84	2.0		8	1	0	0	0	1	0	0	0	0	0	15	26	0.00	1.000								

AB 42
R 10
H 15
RBI 10
BB 5
SO 6
LOB 22



AB 37
R 3
H 11
RBI 3
BB 2
SO 2
LOB 16



Batter	1	2	3	4	5	6	7	8	9	AB	R	H	RBI	BB	SO	LOB	TOP										
18 Johnny Damon, L OBP: 0.320, SLG: 0.390	G3		K			L7			FC5-4 1B	4	0	1	0	0	1	0	Boston Red Sox @ New York Yankees Yankee Stadium, Bronx, NY Sun Jul 06 2003, 1:05 PM EDT Att: 54,918 - Sunny - 85 F										
Bill Mueller, S OBP: 0.402, SLG: 0.559	HR		K			P4			FC5-4 1B	4	1	2	1	0	1	0											
Nomar Garciaparra, R OBP: 0.369, SLG: 0.566	G6-3				G4-3				FC5-4	4	0	0	0	0	0	2											
Manny Ramirez, R OBP: 0.418, SLG: 0.578	G4-3				G5-3				1B	4	0	1	0	0	1	2											
Kevin Millar, R OBP: 0.368, SLG: 0.527		FC4-6 1B			K2-3				P2	4	0	1	0	0	1	3											
34 David Ortiz, L OBP: 0.385, SLG: 0.555		K				K			F7	3	0	0	0	0	3	2											
Gabe Kapler, R OBP: 0.347, SLG: 0.422		FC4-6 1B			K				G6-4-3 1B	3	0	1	0	0	1	1											
Jason Varitek, S OBP: 0.360, SLG: 0.581		K			K				K	3	0	0	0	0	3	2											
Damian Jackson, R OBP: 0.284, SLG: 0.265				F9		F7			G6-4-3	3	0	0	0	0	0	1											
Inning Stats	R: 1 E: 0 K: 0 S: 9	H: 1 LOB: 0 BB: 0 P: 16	R: 0 E: 0 K: 2 S: 10	H: 1 LOB: 1 BB: 0 P: 16	R: 0 E: 0 K: 2 S: 7	H: 0 LOB: 0 BB: 0 P: 10	R: 0 E: 0 K: 1 S: 8	H: 0 LOB: 0 BB: 0 P: 11	R: 0 E: 0 K: 3 S: 10	H: 0 LOB: 0 BB: 0 P: 15	R: 0 E: 0 K: 0 S: 7	H: 0 LOB: 0 BB: 0 P: 9	R: 0 E: 0 K: 1 S: 7	H: 1 LOB: 1 BB: 0 P: 10	R: 0 E: 0 K: 1 S: 7	H: 1 LOB: 0 BB: 0 P: 10	R: 0 E: 0 K: 1 S: 11	H: 2 LOB: 2 BB: 0 P: 16	1B: 5 2B: 0 3B: 0 HR: 1	SF: 0 SAC: 0 DP: 1 HBP: 0	WP: 0 PB: 0 SB: 0 CS: 0	PA: 32					
PITCHER	IP	WLS	BF	H	R	ER	SO	BB	IBB	HBP	BLK	WP	HR	S	P	ERA	WHIP										
Andy Pettitte, L ERA: 4.51	(1, 1)	8.0	W	27	4	1	1	10	0	0	0	0	1	65	97	1.12	0.500										
42 Mariano Rivera, R ERA: 1.72	(9, 1)	1.0		5	2	0	0	1	0	0	0	0	0	11	16	0.00	2.000										

Batter	1	2	3	4	5	6	7	8	9	AB	R	H	RBI	BB	SO	LOB	BOTTOM										
Alfonso Soriano, R OBP: 0.354, SLG: 0.527	1B 2B	2 HBP 1B		F9		F8	2B 3B			5	2	3	2	0	0	0	Boston Red Sox @ New York Yankees Yankee Stadium, Bronx, NY Sun Jul 06 2003, 1:05 PM EDT Att: 54,918 - Sunny - 85 F										
2 Derek Jeter, R OBP: 0.361, SLG: 0.434	G6-3	HBP			20 BB 25 1B 1B	F8 2B	25 FC5-6 1B			4	1	3	1	0	0	1											
25 Jason Giambi, L OBP: 0.419, SLG: 0.536	K	K			1 SAFE 1 SAFE 1B	BB 20 BB 1B	FC5-6 1B			4	0	1	0	1	2	5											
Ruben Sierra, S OBP: 0.357, SLG: 0.448	55 2B 1B		G4-3		K	F8 2B			G6-3	5	1	1	1	0	1	4											
55 Hideki Matsui, L OBP: 0.371, SLG: 0.467	1H 2B		20 F8 2B		F4	L9			G4-3	5	0	2	1	0	0	4											
20 Jorge Posada, S OBP: 0.396, SLG: 0.500	F8		F8		BB BB		2B 3B 1B		K	4	1	1	0	1	1	2											
Robin Ventura, L OBP: 0.335, SLG: 0.490		G4-3	P6		BB BB	BB	K			3	0	0	1	1	1	2											
Karim Garcia, L OBP: 0.281, SLG: 0.462		2 HBP 1B 1B		G3-1	G4-3		3B 2B			4	1	2	0	0	0	3											
Curtis Pride, L OBP: 0.250, SLG: 1.000	F7		G3		G3	HR	L3			4	1	1	1	0	0	3											
Inning Stats	R: 2 E: 0 K: 1 S: 10	H: 3 LOB: 1 BB: 0 P: 16	R: 0 E: 0 K: 1 S: 18	H: 2 LOB: 3 BB: 0 P: 27	R: 0 E: 0 K: 0 S: 6	H: 1 LOB: 1 BB: 0 P: 11	R: 0 E: 0 K: 0 S: 6	H: 0 LOB: 0 BB: 0 P: 9	R: 1 E: 0 K: 1 S: 15	H: 2 LOB: 3 BB: 2 P: 26	R: 1 E: 0 K: 0 S: 10	H: 2 LOB: 2 BB: 1 P: 17	R: 3 E: 0 K: 1 S: 20	H: 4 LOB: 1 BB: 0 P: 31	R: 0 E: 0 K: 1 S: 6	H: 0 LOB: 0 BB: 0 P: 9	R: 0 E: 0 K: 1 S: 6	H: 0 LOB: 0 BB: 0 P: 9	1B: 7 2B: 5 3B: 1 HR: 1	SF: 0 SAC: 0 DP: 0 HBP: 1	WP: 0 PB: 0 SB: 0 CS: 0	PA: 42					
PITCHER	IP	WLS	BF	H	R	ER	SO	BB	IBB	HBP	BLK	WP	HR	S	P	ERA	WHIP										
John Burkett, R ERA: 5.34	(1, 1)	5.1	L	30	10	4	4	3	3	0	1	0	0	62	103	6.75	2.438										
Todd Jones, R ERA: 8.23	(6, 1)	1.1		7	3	3	3	1	0	0	0	0	0	18	28	20.25	2.250										
Jason Sheil, R ERA: 4.98	(7, 1)	0.1		2	1	0	0	0	0	0	0	0	0	5	6	0.00	3.000										
Byung-Hyun Kim, R ERA: 3.76	(8, 1)	1.0		3	0	0	0	1	0	0	0	0	0	6	9	0.00	0.000										

Batter	1	2	3	4	5	6	7	8	9	AB R H RBI BB SO LOB	TOP																
18 Johnny Damon, L (1, 8) OBP: 0.317, SLG: 0.386	1-1 G6-3		3-1 G4-3			2-1 P6			0-1 G3	4 0 0 0 0 0 0	Boston Red Sox @ New York Yankees Yankee Stadium, Bronx, NY Mon Jul 07 2003, 1:05 PM EDT Att: 55,016 - Overcast - 85 F																
Todd Walker, L (1, 4) OBP: 0.347, SLG: 0.436	1-0 2B		0-3 K			2-3 K			1-3 K	4 1 1 0 0 3 0																	
Nomar Garciaparra, R (1, 6) OBP: 0.369, SLG: 0.563	0-0 F7			1-0 F8			2-2 G1-3		2-1 1B	4 0 1 0 0 0 1																	
Manny Ramirez, R (1, 7) OBP: 0.417, SLG: 0.577	2-2 1-H			2-2 G4-3			0-3 K		0-0 P3	4 0 1 1 0 1 1																	
34 David Ortiz, L (1, 10) OBP: 0.380, SLG: 0.547	3-2 F8			0-1 F7			2-3 K			3 0 0 0 0 1 1																	
Kevin Millar, R (1, 3) OBP: 0.364, SLG: 0.521		1-2 L5			3-1 F9				1-3 K	3 0 0 0 0 1 0																	
Trot Nixon, L (1, 9) OBP: 0.403, SLG: 0.560		1-0 G4-3			1-3 K				1-2 F8	3 0 0 0 0 1 0																	
Bill Mueller, S (1, 5) OBP: 0.401, SLG: 0.555		1-1 G1-3			0-0 P2				4-2 BB	2 0 0 0 1 0 0																	
Jason Varitek, S (1, 2) OBP: 0.356, SLG: 0.573				1-3 K					1-3 K	3 0 0 0 0 3 1																	
Inning Stats	R: 1 H: 2 E: 0 K: 0 S: 13	H: 2 LOB: 1 BB: 0 P: 20	R: 0 H: 0 E: 0 K: 0 S: 6	H: 0 LOB: 0 BB: 0 P: 9	R: 0 H: 0 E: 0 K: 2 S: 9	H: 0 LOB: 0 BB: 0 P: 13	R: 0 H: 0 E: 0 K: 1 S: 8	H: 0 LOB: 0 BB: 0 P: 12	R: 0 H: 0 E: 0 K: 2 S: 9	H: 0 LOB: 0 BB: 0 P: 14		R: 0 H: 0 E: 0 K: 2 S: 9	H: 0 LOB: 0 BB: 0 P: 13	R: 0 H: 0 E: 0 K: 2 S: 14	H: 0 LOB: 1 BB: 1 P: 21	R: 0 H: 1 E: 0 K: 1 S: 8	H: 1 LOB: 1 BB: 0 P: 11	1B: 2 2B: 1 3B: 0 HR: 0	SF: 0 SAC: 0 DP: 0 HBP: 0	WP: 0 PA: 31 SB: 0 CS: 0							
PITCHER	IP WLS BF H R ER SO BB IBB HBP BLK WP HR S P ERA WHIP											IP WLS BF H R ER SO BB IBB HBP BLK WP HR S P ERA WHIP															
35 Mike Mussina, R (1, 1) ERA: 3.14	8.0	27	2	1	1	9	1	0	0	0	0	0	0	76	113	1.12	0.375										
42 Mariano Rivera, R (9, 1) ERA: 1.67	1.0	W	4	1	0	0	1	0	0	0	0	0	0	8	11	0.00	1.000										

Batter	1	2	3	4	5	6	7	8	9	AB R H RBI BB SO LOB	BOTTOM																
Alfonso Soriano, R (1, 4) OBP: 0.353, SLG: 0.526	1-3 K		0-2 2B			0-1 25 1B			3-2 F7	1 0 0 0 0 1 0	Boston Red Sox @ New York Yankees Yankee Stadium, Bronx, NY Mon Jul 07 2003, 1:05 PM EDT Att: 55,016 - Overcast - 85 F																
Enrique Wilson, S (2, 4) OBP: 0.262, SLG: 0.357			1-3 K			2-3 K			0-3 K	3 1 2 0 0 0 0																	
2 Derek Jeter, R (1, 6) OBP: 0.363, SLG: 0.434	2-2 25 1B		1-3 K			2-3 K			0-3 K	0 0 0 0 0 0 0																	
Todd Zeile, R (3, 5) OBP: 0.287, SLG: 0.360	HBP		1-3 K			2-3 K			0-3 K	3 0 0 0 0 3 2																	
25 Jason Giambi, L (1, 3) OBP: 0.423, SLG: 0.537	1-0 1B		3-2 K			3-2 55 FC4-6			4-0 1B	3 0 2 1 1 1 1																	
Ruben Sierra, S (1, 10) OBP: 0.351, SLG: 0.439	2-2 L9			1-2 G3-1		1-1 F9			1-0 F8	4 0 0 0 0 0 4																	
55 Hideki Matsui, L (1, 8) OBP: 0.370, SLG: 0.465	2-3 K		0-0 F8			1-2 FC4-6			0-2 20 HBP	4 1 1 0 0 1 3																	
Karin Garcia, L (1, 7) OBP: 0.288, SLG: 0.463		2-2 G5-3		1-3 K		1-2 SH3-4			1-2 20 HBP	4 0 2 0 0 1 0																	
John Flaherty, R (1, 2) ERA: 2.44		2-3 K			0-0 G1-3				1-1 20 HBP	2 0 0 0 0 1 0																	
20 Jorge Posada, S (9, PH) OBP: 0.398, SLG: 0.500						1-2 SH3-4			1-2 2-3 HBP	0 0 0 0 0 0 0																	
Robin Ventura, L (1, 5) OBP: 0.330, SLG: 0.394		0-3 K			1-3 K				1-3 K	4 0 0 0 0 4 4																	
Curtis Pride, L (1, 9) OBP: 0.125, SLG: 0.500			3-2 G6-3			3-3 K			0-1 E4	4 0 0 0 0 1 3																	
Inning Stats	R: 0 H: 1 E: 0 K: 2 S: 15	H: 1 LOB: 2 BB: 0 P: 23	R: 0 H: 0 E: 0 K: 2 S: 10	H: 0 LOB: 0 BB: 0 P: 14	R: 0 H: 1 E: 0 K: 2 S: 17	H: 1 LOB: 1 BB: 0 P: 24	R: 0 H: 0 E: 0 K: 1 S: 7	H: 0 LOB: 0 BB: 0 P: 9	R: 0 H: 0 E: 0 K: 2 S: 7	H: 0 LOB: 0 BB: 0 P: 11	R: 1 H: 2 E: 0 K: 1 S: 15	H: 2 LOB: 1 BB: 0 P: 22	R: 0 H: 1 E: 0 K: 1 S: 9	H: 1 LOB: 1 BB: 0 P: 13	R: 0 H: 0 E: 0 K: 1 S: 10	H: 0 LOB: 1 BB: 1 P: 18	R: 1 H: 2 E: 1 K: 1 S: 13	H: 2 LOB: 3 BB: 0 P: 17	1B: 5 2B: 2 3B: 0 HR: 0	SF: 0 SAC: 1 DP: 0 HBP: 2	WP: 0 PA: 36 SB: 0 CS: 0						
PITCHER	IP WLS BF H R ER SO BB IBB HBP BLK WP HR S P ERA WHIP											IP WLS BF H R ER SO BB IBB HBP BLK WP HR S P ERA WHIP															
Pedro Martinez, R (1, 1) ERA: 2.44	7.0		5	1	1	11	0	0	1	0	0	0	0	80	116	1.29	0.714										
Byung-Hyun Kim, R (8, 1) ERA: 3.7	1.1	L	9	2	1	0	2	0	1	1	0	0	0	23	35	0.00	1.500										

Batter	1	2	3	4	5	6	7	8	9	AB	R	H	RBI	BB	SO	LOB	TOP					
Enrique Wilson, S (1, 4) OBP: 0.246, SLG: 0.333	G5-3		P4			F7			G5-3	4	0	0	0	0	0	1						
Todd Zeile, R (1, 5) OBP: 0.283, SLG: 0.353	P4			K			G2-3			3	0	0	0	0	1	0						
25 Jason Giambi, L (1, 3) OBP: 0.419, SLG: 0.532	K			P5			G4-3			3	0	0	0	0	1	0						
20 Jorge Posada, S (1, 10) OBP: 0.394, SLG: 0.494		G3-1					P2			3	0	0	0	0	1	0						
55 Hideki Matsui, L (1, 8) OBP: 0.367, SLG: 0.461		G4-3				G6-3			G4-3	3	0	0	0	0	0	0						
Ruben Sierra, S (1, 9) OBP: 0.346, SLG: 0.433		G5-3				F8			G1-3	3	0	0	0	0	0	0						
John Flaherty, R (1, 2) OBP: 0.297, SLG: 0.377						K			F8	3	0	1	0	0	1	0						
Karim Garcia, L (1, 7) OBP: 0.284, SLG: 0.456																						
2 Derek Jeter, R (9, PH) OBP: 0.362, SLG: 0.432																						
Erick Almonte, R (1, 6) OBP: 0.327, SLG: 0.358																						
Inning Stats	R: 0 E: 0 K: 1 S: 9	H: 0 LOB: 0 BB: 0 P: 15	R: 0 E: 0 K: 0 S: 7	H: 0 LOB: 0 BB: 0 P: 11	R: 0 E: 0 K: 0 S: 8	H: 1 LOB: 1 BB: 0 P: 13	R: 0 E: 0 K: 2 S: 11	H: 0 LOB: 0 BB: 0 P: 19	R: 0 E: 0 K: 1 S: 8	H: 0 LOB: 0 BB: 0 P: 11	R: 0 E: 0 K: 0 S: 5	H: 0 LOB: 0 BB: 0 P: 9	R: 0 E: 0 K: 0 S: 6	H: 0 LOB: 0 BB: 0 P: 7	R: 0 E: 0 K: 0 S: 7	H: 0 LOB: 0 BB: 0 P: 10	R: 0 E: 0 K: 0 S: 7	H: 0 LOB: 0 BB: 0 P: 10	1B: 1 2B: 0 3B: 0 HR: 0	SF: 0 SAC: 0 DP: 0 HBP: 0	WP: 0 PB: 0 SB: 0 CS: 0	PA: 28
PITCHER Billy Traber, L (1, 1) ERA: 4.23	IP: 9.0 WLS: W BF: 28 H: 1 R: 0 ER: 0 SO: 5 BB: 0 IBB: 0 HBP: 0 BLK: 0 WP: 0 HR: 0 S: 67 P: 102 ERA: 0.00 WHIP: 0.111															PITCHER	IP: 9.0 WLS: W BF: 28 H: 1 R: 0 ER: 0 SO: 5 BB: 0 IBB: 0 HBP: 0 BLK: 0 WP: 0 HR: 0 S: 67 P: 102 ERA: 0.00 WHIP: 0.111					

New York Yankees @ Cleveland Indians
Jacobs Field, Cleveland, OH
Tue Jul 08 2003, 7:05 PM EDT
Att: 26,540 - Cloudy - 72 F

AB 28
R 0
H 1
RBI 0
BB 0
SO 5
LOB 3



Batter	1	2	3	4	5	6	7	8	9	AB	R	H	RBI	BB	SO	LOB	BOTTOM					
Coco Crisp, S (1, 7) OBP: 0.284, SLG: 0.311	CS	G4-3					F8			4	0	1	0	0	0	1						
Matt Lawton, L (1, 9) OBP: 0.343, SLG: 0.443	2B						K			3	2	1	1	1	1	0						
Milton Bradley, S (1, 8) OBP: 0.445, SLG: 0.526	K						G3			4	0	0	0	0	1	2						
Jody Gerut, L (1, 10) OBP: 0.327, SLG: 0.515	1B						FC6			4	1	1	1	0	0	1						
Casey Blake, R (1, 5) OBP: 0.337, SLG: 0.456	1B						E6			4	1	3	1	0	0	1						
Ben Broussard, L (1, 3) OBP: 0.333, SLG: 0.416	1B						G4-3			4	0	2	0	0	0	3						
41 Victor Martinez, S (1, 2) OBP: 0.258, SLG: 0.300	K						F7			4	0	1	1	0	1	2						
Ricky Gutierrez, R (1, 6) OBP: 0.286, SLG: 0.297		G5-3					G5-3			4	0	0	0	0	0	2						
Brandon Phillips, R (1, 4) OBP: 0.243, SLG: 0.307		G6-3					K			3	0	1	0	0	1	0						
Inning Stats	R: 2 E: 0 K: 2 S: 24	H: 4 LOB: 2 BB: 1 P: 36	R: 0 E: 0 K: 0 S: 7	H: 0 LOB: 0 BB: 0 P: 9	R: 0 E: 2 K: 0 S: 12	H: 0 LOB: 2 BB: 0 P: 16	R: 0 E: 0 K: 1 S: 8	H: 0 LOB: 0 BB: 0 P: 10	R: 0 E: 0 K: 1 S: 11	H: 0 LOB: 0 BB: 0 P: 15	R: 0 E: 0 K: 0 S: 7	H: 1 LOB: 0 BB: 0 P: 9	R: 0 E: 0 K: 0 S: 8	H: 1 LOB: 1 BB: 0 P: 9	R: 2 E: 0 K: 0 S: 15	H: 4 LOB: 2 BB: 0 P: 19	R: 2 E: 0 K: 0 S: 15	H: 4 LOB: 2 BB: 0 P: 19	1B: 8 2B: 1 3B: 0 HR: 1	SF: 0 SAC: 0 DP: 0 HBP: 0	WP: 0 PB: 0 SB: 0 CS: 2	PA: 35
PITCHER Jeff Weaver, R (1, 1) ERA: 5.52 Chris Hammond, L (8, 1) ERA: 2.89	IP: 7.2 WLS: L BF: 32 H: 8 R: 4 ER: 4 SO: 4 BB: 1 IBB: 0 HBP: 0 BLK: 0 WP: 0 HR: 1 S: 85 P: 115 ERA: 4.70 WHIP: 1.174															PITCHER	IP: 8.1 WLS: L BF: 3 H: 2 R: 0 ER: 0 SO: 0 BB: 0 IBB: 0 HBP: 0 BLK: 0 WP: 0 HR: 0 S: 7 P: 8 ERA: 0.00 WHIP: 6.000					

New York Yankees @ Cleveland Indians
Jacobs Field, Cleveland, OH
Tue Jul 08 2003, 7:05 PM EDT
Att: 26,540 - Cloudy - 72 F

AB 34
R 4
H 10
RBI 4
BB 1
SO 4
LOB 12



Batter	1	2	3	4	5	6	7	8	9	AB	R	H	RBI	BB	SO	LOB	TOP																				
Alfonso Soriano, R OBP: 0.353, SLG: 0.523	F9	2B	L5			2B	P4			5	1	2	1	0	0	2	New York Yankees @ Toronto Blue Jays SkyDome, Toronto, ON Fri Jul 11 2003, 7:05 PM EDT Att: 27,652 - Dome - 72 F																				
2 Derek Jeter, R OBP: 0.394, SLG: 0.453	1B	2B		L4		BB		K		4	2	2	2	1	1	0																					
25 Jason Giambi, L OBP: 0.419, SLG: 0.534	P4	2B		K		K		HR		5	1	2	2	0	2	3																					
Bernie Williams, S OBP: 0.390, SLG: 0.441	1B	G1-3		F7		BB		G6-3		5	1	2	0	0	0	1																					
55 Hideki Matsui, L OBP: 0.359, SLG: 0.452	2B	F8			K	BB		G5-3		5	1	2	1	0	1	1																					
20 Jorge Posada, S OBP: 0.404, SLG: 0.489	BB			G5-3		BB			K	2	0	0	0	3	1	0																					
Robin Ventura, L OBP: 0.326, SLG: 0.386 Ruben Sierra, S OBP: 0.349, SLG: 0.433	K	P2		F8		K		1B		3	0	0	0	0	1	5																					
Raul Mondesi, R OBP: 0.334, SLG: 0.468		1B	F9		F8	BB		K		4	1	1	1	1	1	1																					
Enrique Wilson, S OBP: 0.254, SLG: 0.333	2B	1B	F7		G6-3	1B		L3		5	1	2	1	0	0	1																					
Inning Stats	R: 1 E: 0 K: 1 S: 15	H: 3 LOB: 3 BB: 1 P: 29	R: 4 E: 0 K: 0 S: 17	H: 5 LOB: 2 BB: 1 P: 27	R: 0 E: 0 K: 0 S: 9	H: 0 LOB: 0 BB: 0 P: 13	R: 0 E: 0 K: 1 S: 8	H: 0 LOB: 0 BB: 0 P: 10	R: 0 E: 0 K: 1 S: 7	H: 0 LOB: 0 BB: 0 P: 7	R: 0 E: 0 K: 1 S: 12	H: 1 LOB: 2 BB: 1 P: 17	R: 2 E: 0 K: 1 S: 17	H: 3 LOB: 2 BB: 2 P: 33	R: 1 E: 0 K: 1 S: 9	H: 1 LOB: 0 BB: 0 P: 9		R: 0 E: 0 K: 2 S: 11	H: 1 LOB: 1 BB: 0 P: 14	1B: 9 2B: 4 3B: 0 HR: 1	SF: 0 SAC: 0 DP: 0 HBP: 0	WP: 0 PB: 0 SB: 0 CS: 0	PA: 45														
PITCHER	IP	WLS	BF	H	R	ER	SO	BB	IBB	HBP	BLK	WP	HR	S	P	ERA	WHIP	PITCHER		IP	WLS	BF	H	R	ER	SO	BB	IBB	HBP	BLK	WP	HR	S	P	ERA	WHIP	
John Wasdin, R ERA: 45.0	1.0		12	8	5	5	1	1	0	0	0	0	0	25	43	45.00	9.000	Aquilino Lopez, R ERA: 4.27		1.2		6	1	0	0	2	0	0	0	0	0	16	19	0.00	0.600		
Jason Kershner, L ERA: 3.77	4.2		16	1	0	0	2	0	1	0	0	0	0	38	51	0.00	0.214																				
Dan Reichert, R ERA:	0.0		1	0	0	0	0	1	0	0	0	0	0	2	6	∞	∞																				
Trever Miller, L ERA: 5.28	0.1	L	4	2	2	2	1	1	0	0	0	0	0	9	15	54.00	9.000																				
Scott Service, R ERA: 5.49	1.1		6	2	1	1	2	1	0	0	0	0	1	15	25	6.75	2.250																				
Batter	1	2	3	4	5	6	7	8	9	AB	R	H	RBI	BB	SO	LOB	BOTTOM																				
Shannon Stewart, R OBP: 0.352, SLG: 0.459	HR	G6-3		G4-3		E7		G6-3		5	1	2	2	0	0	1	New York Yankees @ Toronto Blue Jays SkyDome, Toronto, ON Fri Jul 11 2003, 7:05 PM EDT Att: 27,652 - Dome - 72 F																				
3 Read Johnson, R OBP: 0.368, SLG: 0.477	E6	G5-3			BB	L5		K		4	0	0	0	1	1	3																					
10 Vernon Wells, R OBP: 0.338, SLG: 0.548	G6-4-3		1B		FC1-4		P3		G1-3	5	1	1	0	0	0	2																					
Carlos Delgado, L OBP: 0.426, SLG: 0.637	1B		G6-4-3		F8		K			4	0	2	1	0	1	1																					
Tom Wilson, R OBP: 0.358, SLG: 0.465	2B		G6-4-3		FC6-4		L3			4	0	1	0	0	0	2																					
Jayson Werth, R OBP: 0.220, SLG: 0.425 Frank Catalanotto, L OBP: 0.345, SLG: 0.482	G6-3		K			K		E1		3	0	0	0	0	2	2																					
Eric Hinske, L OBP: 0.322, SLG: 0.443		BB		F8		E		G5-3		2	2	1	0	2	0	0																					
Orlando Hudson, S OBP: 0.343, SLG: 0.413		K			K		G5-3		G5-3	4	0	0	0	0	2	4																					
Chris Woodward, R OBP: 0.319, SLG: 0.403 Howie Clark, L OBP: 0.446, SLG: 0.490	G6-3				HR		E		G1-3	2	1	2	2	1	0	0																					
Inning Stats	R: 1 E: 0 K: 0 S: 13	H: 3 LOB: 0 BB: 0 P: 22	R: 1 E: 0 K: 1 S: 12	H: 1 LOB: 1 BB: 1 P: 20	R: 1 E: 0 K: 1 S: 12	H: 2 LOB: 0 BB: 0 P: 16	R: 1 E: 0 K: 1 S: 13	H: 1 LOB: 0 BB: 0 P: 19	R: 0 E: 0 K: 1 S: 10	H: 0 LOB: 0 BB: 0 P: 13	R: 0 E: 0 K: 0 S: 6	H: 0 LOB: 1 BB: 1 P: 12	R: 0 E: 0 K: 1 S: 9	H: 0 LOB: 0 BB: 0 P: 12	1B: 3 2B: 4 3B: 0 HR: 2	SF: 0 SAC: 0 DP: 3 HBP: 0		WP: 0 PB: 0 SB: 0 CS: 0	PA: 39																		
PITCHER	IP	WLS	BF	H	R	ER	SO	BB	IBB	HBP	BLK	WP	HR	S	P	ERA	WHIP	PITCHER		IP	WLS	BF	H	R	ER	SO	BB	IBB	HBP	BLK	WP	HR	S	P	ERA	WHIP	
Andy Pettitte, L ERA: 4.63	7.0		32	9	5	5	5	3	0	0	0	0	0	2	82	6.43	1.714	Aquilino Lopez, R ERA: 4.27		1.2		6	1	0	0	2	0	0	0	0	16	19	0.00	0.600			
Dan Miceli, R ERA: 3.92	0.0		1	0	0	0	0	0	0	0	0	0	0	1	2	∞	∞																				
42 Mariano Rivera, R ERA: 1.54	2.0	S	6	0	0	0	1	1	0	0	0	0	0	14	22	0.00	0.500																				

AB	40
R	8
H	14
RBI	8
BB	5
SO	8
LOB	17



AB	35
R	5
H	9
RBI	5
BB	4
SO	6
LOB	16



Batter	1	2	3	4	5	6	7	8	9	AB	R	H	RBI	BB	SO	LOB	TOP			
Alfonso Soriano, R OBP: 0.349, SLG: 0.517	1-1 E5 SH1-3		1-1 G4-3			1-1 G5-3		0-0 G5-3		4	0	0	0	0	0	0	New York Yankees @ Toronto Blue Jays SkyDome, Toronto, ON Sat Jul 12 2003, 4:05 PM EDT Att: 37,119 - Dome - 72 F			
2 Derek Jeter, R OBP: 0.363, SLG: 0.452	1-0 SH1-3		3-3 K			0-0 25 HR 1B		2-3 K		3	1	1	0	0	2	0				
25 Jason Giambi, L OBP: 0.417, SLG: 0.540	2-3 K			0-0 G5-3		2-1 1-H HR K		2-3 K		4	1	1	2	0	2	1				
Bernie Williams, S OBP: 0.388, SLG: 0.435	1-1 G6-3			0-1 G4-3		0-3 K		4-0 55 1B 20 1B 55 WP BB		3	1	0	0	1	1	1				
55 Hideki Matsui, L OBP: 0.358, SLG: 0.449		1-2 G3		0-2 G4-3			1-2 G4-3	3-2 20 1B 1-3 1B		4	0	1	0	0	0	0				
20 Jorge Posada, S OBP: 0.405, SLG: 0.489		0-0 G4-3 1B			0-2 G4-3		2-3 K	1-2 1-3 1B		4	0	2	1	0	1	0				
Robin Ventura, L Enrique Wilson, S OBP: 0.250, SLG: 0.328		2-2 G4-3		0-1 G1-3			0-0 1B	1-3 3-H F9		3	0	1	0	0	0	1				
Karim Garcia, L Ruben Sierra, S OBP: 0.271, SLG: 0.435		1-2 G4-3		2-1 F9			1-2 G5-3	0-0 P2		3	0	0	0	0	0	2				
Curtis Pride, L OBP: 0.083, SLG: 0.333			0-3 K					1-1 G4-3		1	0	0	0	0	0	2				
Inning Stats	R: 0 E: 1 K: 1 S: 8	H: 0 LOB: 1 BB: 0 P: 13	R: 0 E: 0 K: 0 S: 9	H: 1 LOB: 1 BB: 0 P: 13	R: 0 E: 0 K: 2 S: 8	H: 0 LOB: 0 BB: 0 P: 12	R: 0 E: 0 K: 0 S: 7	H: 0 LOB: 0 BB: 0 P: 9	R: 2 E: 0 K: 1 S: 9	H: 2 LOB: 0 BB: 0 P: 12	R: 0 E: 0 K: 1 S: 11	H: 1 LOB: 1 BB: 0 P: 15	R: 0 E: 0 K: 1 S: 6	H: 0 LOB: 0 BB: 0 P: 10	R: 1 E: 0 K: 1 S: 13	H: 2 LOB: 2 BB: 1 P: 24		1B: 5 2B: 0 3B: 0 HR: 1	SF: 0 SAC: 1 DP: 0 HBP: 0	WP: 1 PB: 0 SB: 0 CS: 0
PITCHER	IP WLS BF H R ER SO BB IBB HBP BLK WP HR S P ERA WHIP	8.0 W 29 4 2 2 6 0 0 0 0 0 1 66 92 2.25 0.500	0.1 4 2 1 1 1 1 0 0 0 0 0 0 10 20 27.00 9.000	0.2 2 0 0 0 0 0 0 0 0 0 0 0 3 4 0.00 0.000	PITCHER										IP WLS BF H R ER SO BB IBB HBP BLK WP HR S P ERA WHIP					

Batter	1	2	3	4	5	6	7	8	9	AB	R	H	RBI	BB	SO	LOB	BOTTOM			
Shannon Stewart, R Jayson Werth, R OBP: 0.351, SLG: 0.455	1-0 F8		3-1 G6-3		0-1 G5-4-3		1-1 1B HBP	0-0 G4-3 10 1B 2B		3	0	0	0	0	0	1	New York Yankees @ Toronto Blue Jays SkyDome, Toronto, ON Sat Jul 12 2003, 4:05 PM EDT Att: 37,119 - Dome - 72 F			
Frank Catalanotto, L	2-3 K		0-2 E6		0-2 G6-3		2-2 1-3 2-H 3-H 1B	1-2 G4-3		5	0	1	2	0	1	1				
10 Vernon Wells, R OBP: 0.339, SLG: 0.554	0-1 HR		0-3 K			1-0 F7	1-1 F8	1-2 1B		5	1	2	2	0	1	3				
Carlos Delgado, L OBP: 0.426, SLG: 0.633	0-3 K			0-0 G4-6-3 3 1B 1B		1-3 K		E 3 1B F7		5	2	2	0	0	2	1				
Greg Myers, L OBP: 0.434, SLG: 0.569		4-2 G3 BB		0-2 G4-6-3 1B		1-1 F7		1-1 3 E 2B 1B		3	1	2	0	1	0	0				
Eric Hinske, L OBP: 0.317, SLG: 0.435		1-2 G3		1-1 G4-6-3			2-1 G2-3	1-1 3 2B 1B		4	1	0	0	0	0	5				
3 Reed Johnson, R OBP: 0.371, SLG: 0.483		0-3 K		2-1 1B			3-2 F8	1-0 1B 2B		4	1	2	3	0	1	1				
Howie Clark, L Orlando Hudson, S OBP: 0.450, SLG: 0.491		3-3 K		1-2 G4-3			0-2 HBP 1B 1B	0-2 2B 1B		4	2	2	2	0	1	2				
Chris Woodward, R OBP: 0.322, SLG: 0.405			2-2 G5-3		1-1 G5-4-3 1B		2-2 HBP 1B 1B	1-0 F9		4	1	2	0	0	0	1				
Inning Stats	R: 1 E: 0 K: 2 S: 9	H: 1 LOB: 0 BB: 0 P: 12	R: 0 E: 0 K: 2 S: 13	H: 0 LOB: 1 BB: 1 P: 21	R: 0 E: 1 K: 1 S: 14	H: 0 LOB: 1 BB: 0 P: 19	R: 1 E: 0 K: 0 S: 11	H: 3 LOB: 1 BB: 0 P: 15	R: 0 E: 0 K: 1 S: 6	H: 0 LOB: 0 BB: 0 P: 9	R: 2 E: 0 K: 0 S: 21	H: 3 LOB: 2 BB: 0 P: 32	R: 6 E: 1 K: 0 S: 22	H: 6 LOB: 1 BB: 0 P: 28	R: 1 E: 0 K: 1 S: 13	H: 2 LOB: 2 BB: 0 P: 24		1B: 11 2B: 2 3B: 0 HR: 1	SF: 0 SAC: 0 DP: 2 HBP: 1	WP: 0 PB: 0 SB: 0 CS: 0
PITCHER	IP WLS BF H R ER SO BB IBB HBP BLK WP HR S P ERA WHIP	7.0 L 30 8 4 4 4 0 0 0 0 0 0 5 7 27.00 9.000	0.0 3 2 3 3 0 0 0 0 0 0 0 0 5 7 27.00 9.000	0.1 4 3 2 1 0 0 0 0 0 0 0 0 6 8 27.00 9.000	0.2 3 1 1 1 0 0 0 0 0 0 0 0 11 13 13.50 1.500	PITCHER										IP WLS BF H R ER SO BB IBB HBP BLK WP HR S P ERA WHIP				

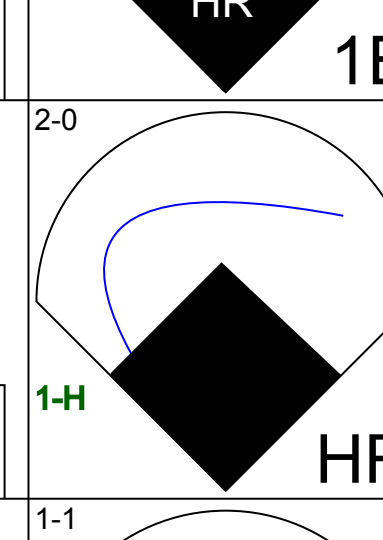
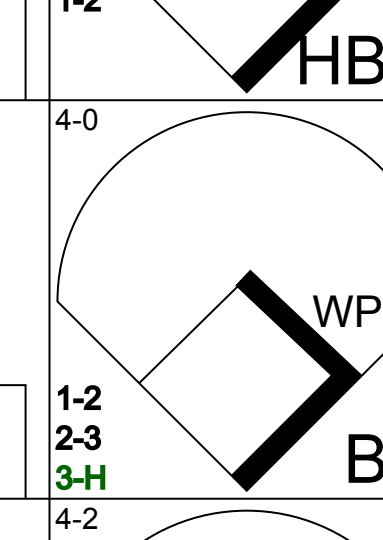
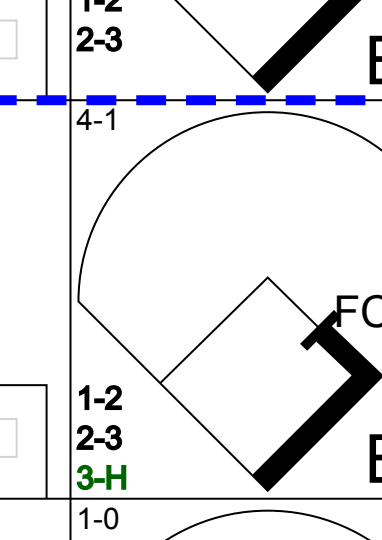
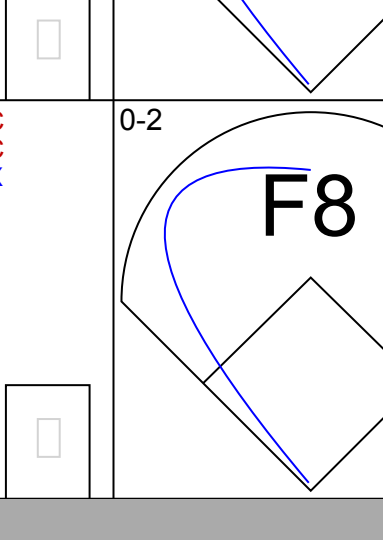

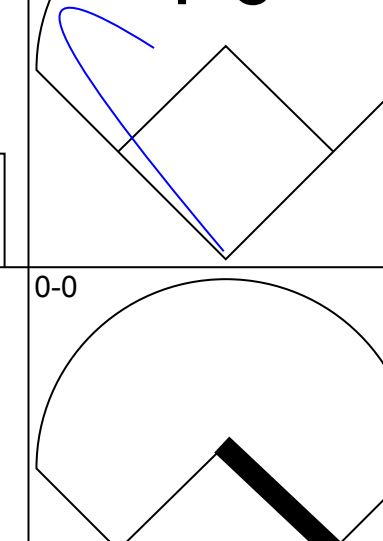
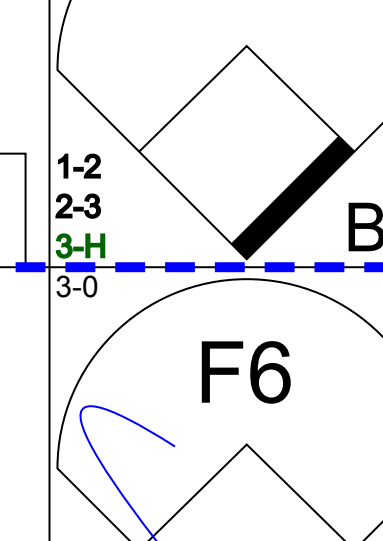
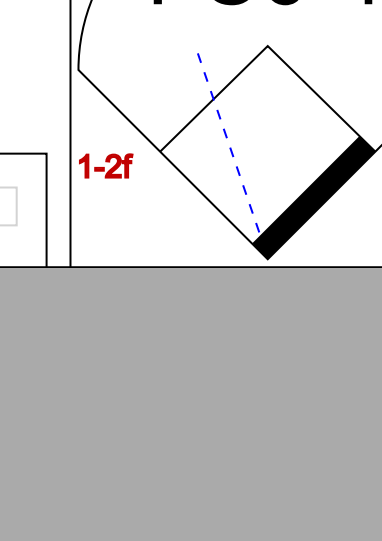


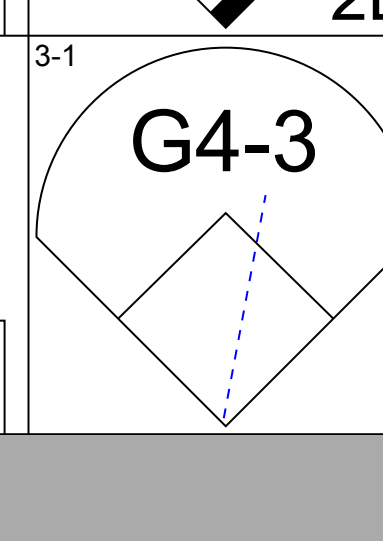
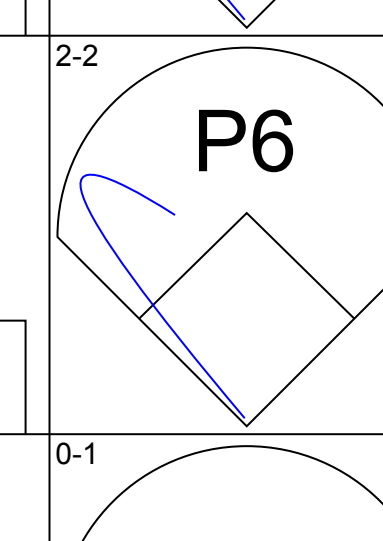




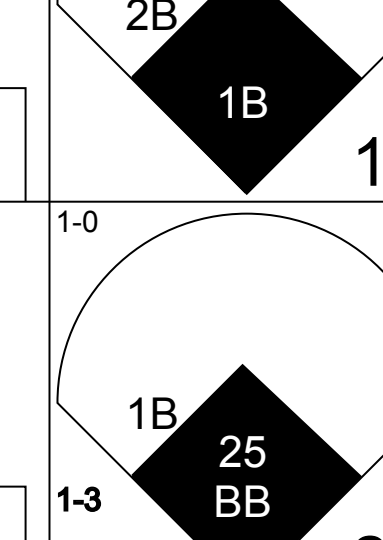
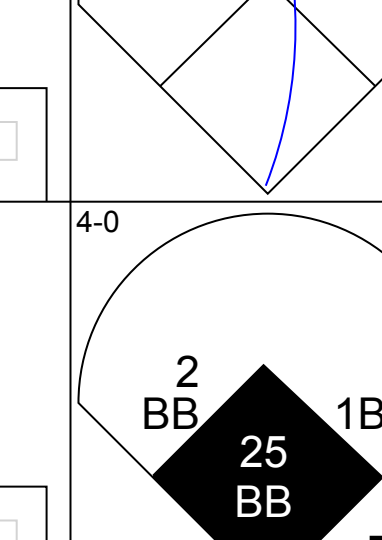


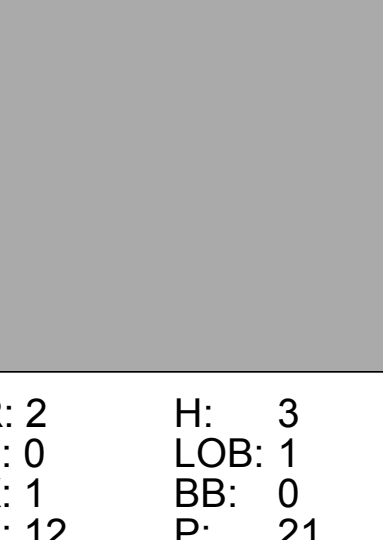
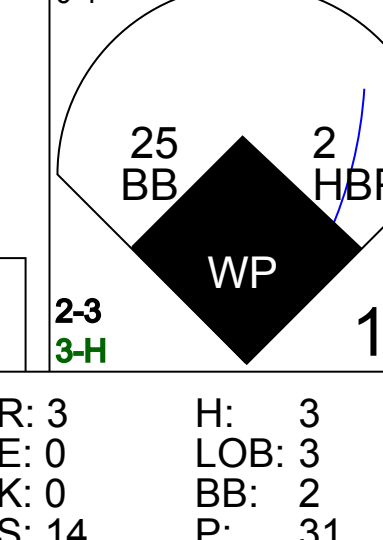
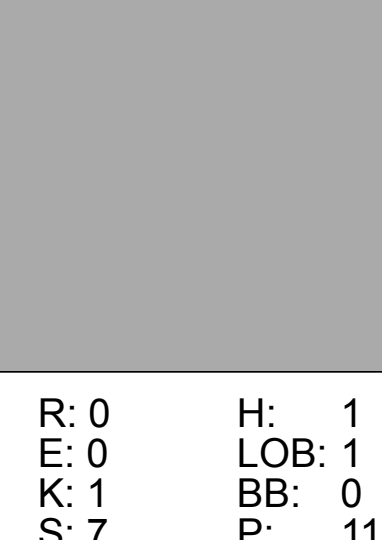
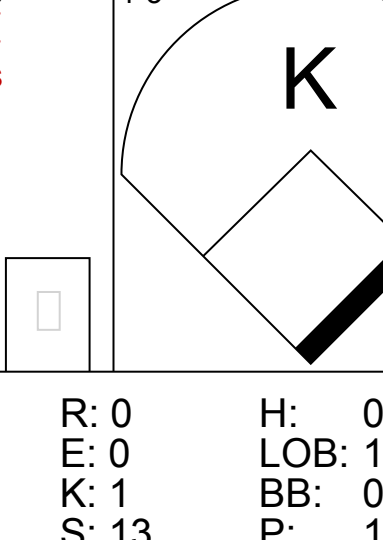
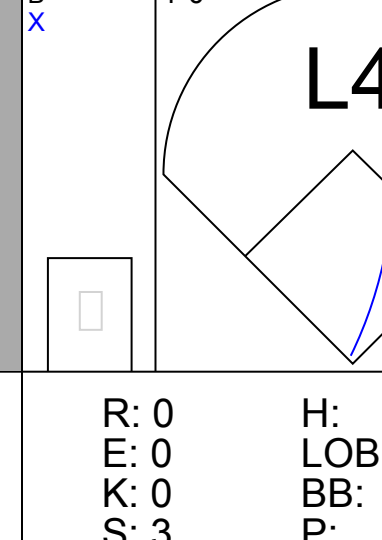


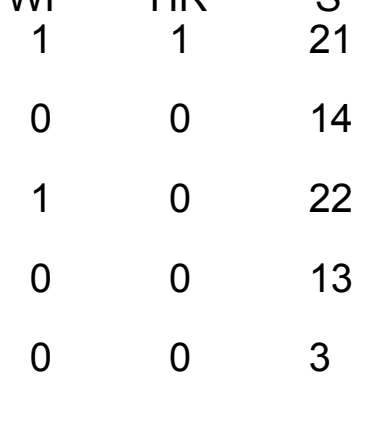
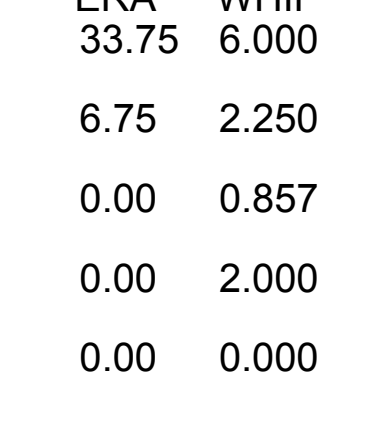


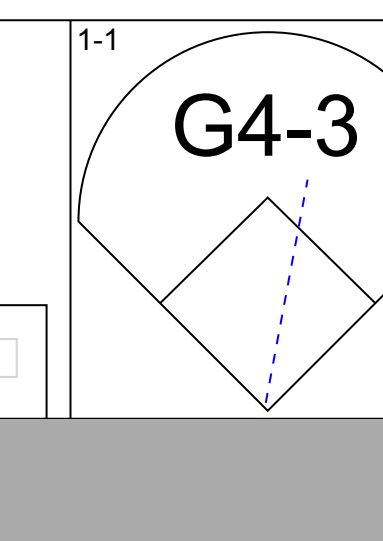





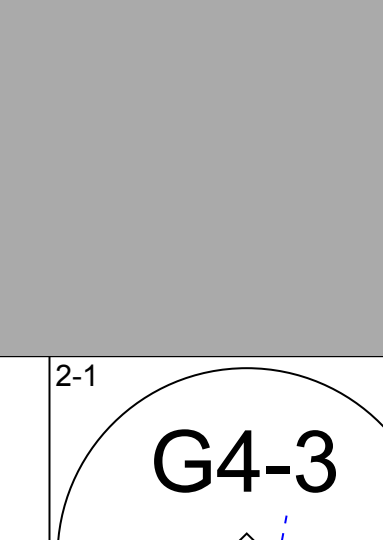

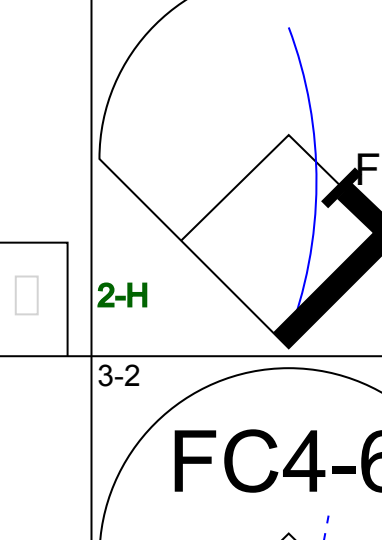
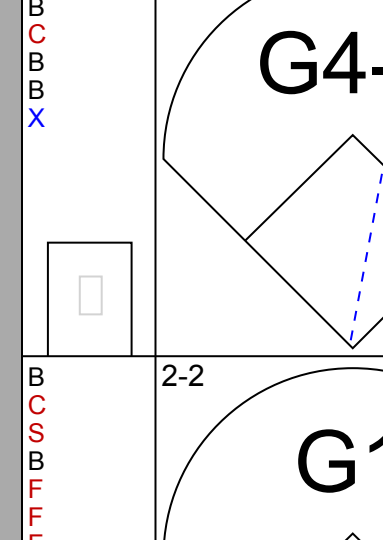
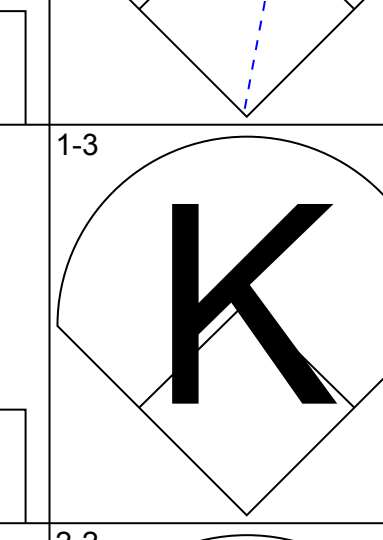

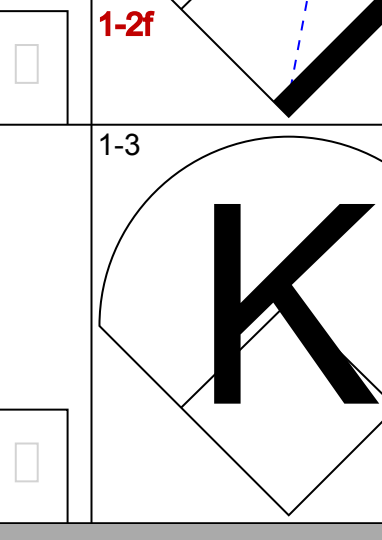

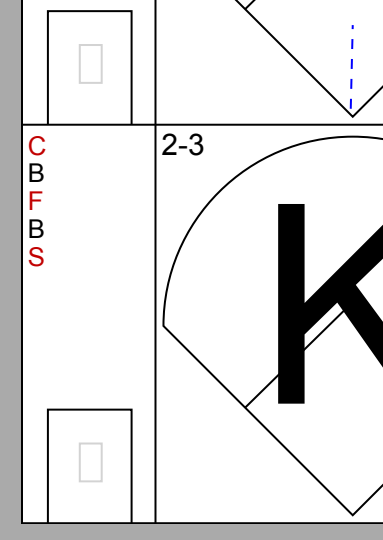
AB 33
R 3
H 6
RBI 3
BB 1
SO 7
LOB 9



AB 38
R 10
H 14
RBI 10
BB 1
SO 6
LOB 15



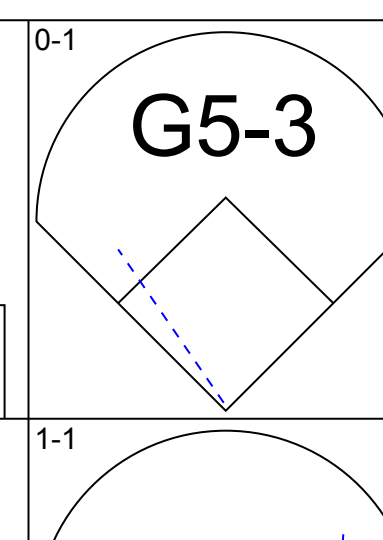
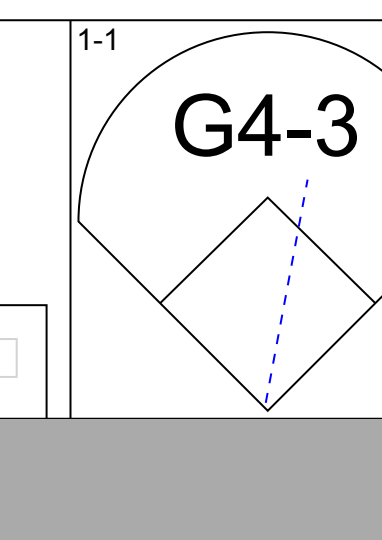


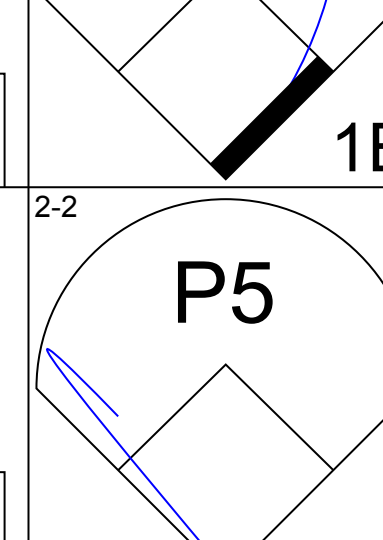
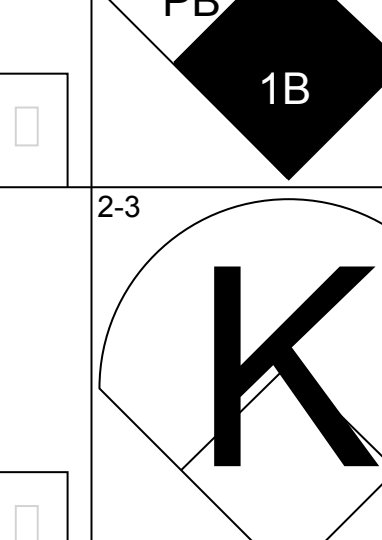
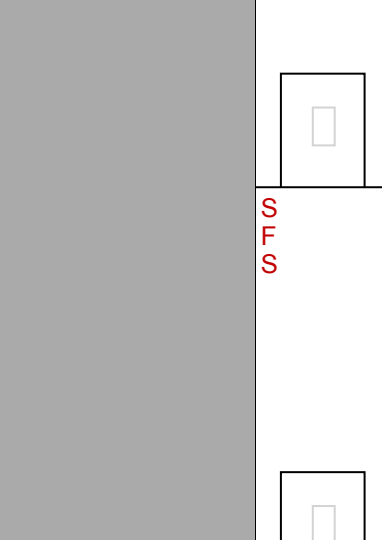

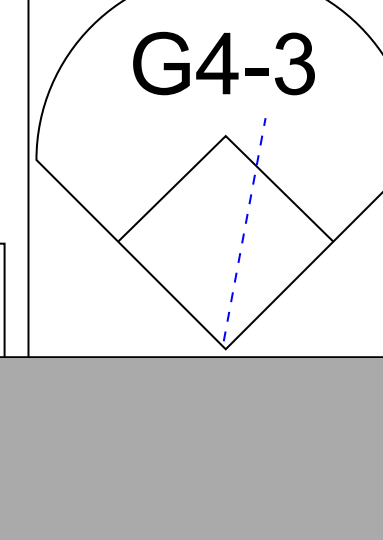
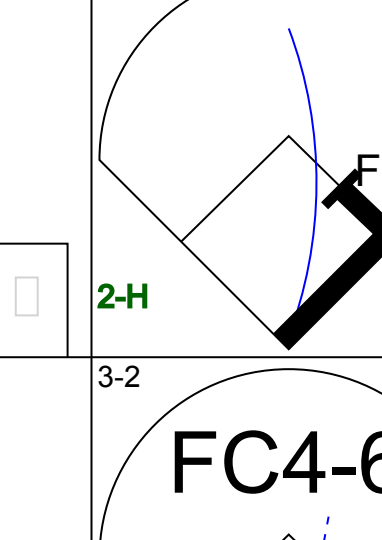

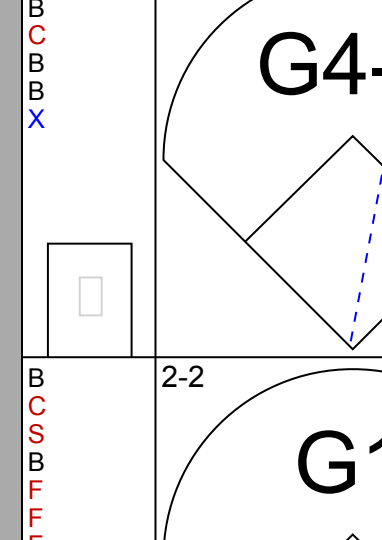

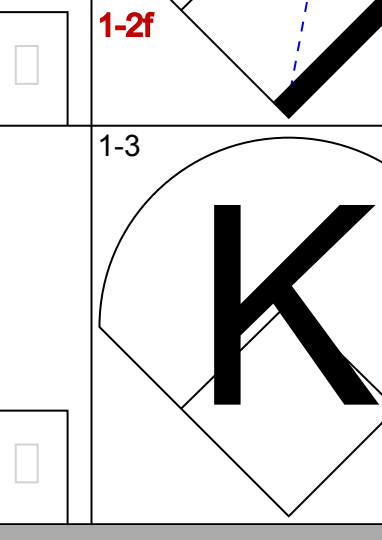

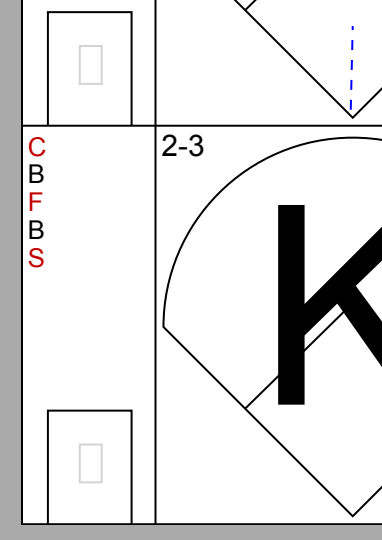
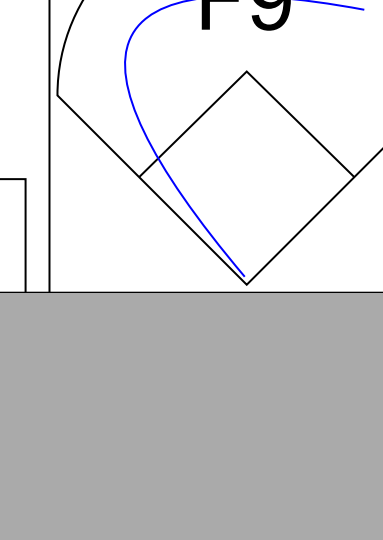

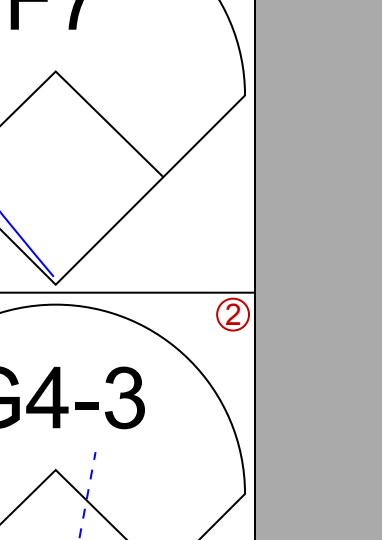



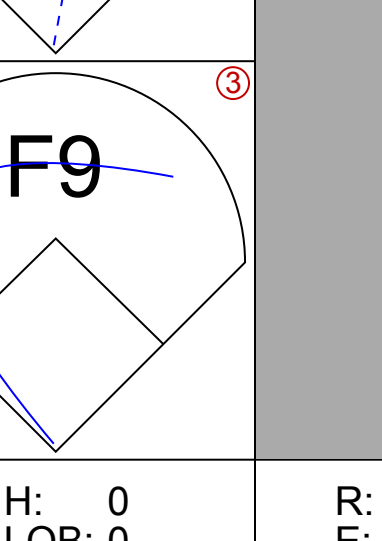


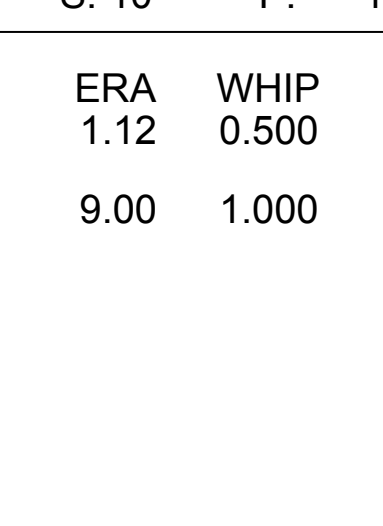


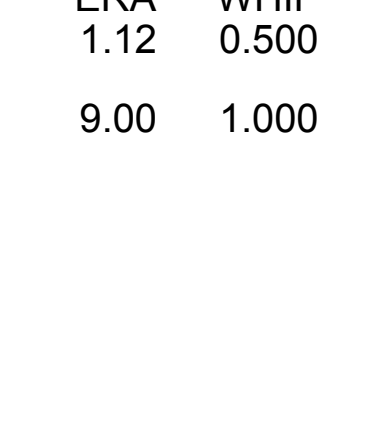

WP: 0
PB: 0
SB: 0
CS: 0

Batter	1	2	3	4	5	6	7	8	9	AB	R	H	RBI	BB	SO	LOB	TOP			
Alfonso Soriano, R OBP: 0.345, SLG: 0.511 (1, 4)																	5 0 0 0 0 2 5			
2 Derek Jeter, R OBP: 0.388, SLG: 0.450 (1, 6)																	3 1 1 0 1 0 1			
25 Jason Giambi, L OBP: 0.419, SLG: 0.547 (1, 3)																	3 1 1 4 2 0 1			
Bernie Williams, S OBP: 0.392, SLG: 0.436 (1, 8)																	4 0 2 0 1 0 3			
55 Hideki Matsui, L OBP: 0.356, SLG: 0.449 (1, 10)																	5 0 1 0 0 2 5			
20 Jorge Posada, S OBP: 0.402, SLG: 0.482 (1, 2)																	4 0 0 0 1 1 5			
Ruben Sierra, S OBP: 0.352, SLG: 0.437 Raul Mondesi, R OBP: 0.334, SLG: 0.468 (1, 7) (9, 9)																	4 1 2 0 1 0 1 0 0 0 0 0 0 0			
Robin Ventura, L OBP: 0.328, SLG: 0.387 (1, 5)																	4 2 1 0 1 0 3			
Karim Garcia, L OBP: 0.276, SLG: 0.434 (1, 9) (9, 7)																	5 1 2 1 0 2 1			
Inning Stats	R: 2 E: 0 K: 1 S: 12	H: 3 LOB: 1 BB: 0 P: 21	R: 3 E: 0 K: 0 S: 14	H: 3 LOB: 3 BB: 2 P: 31	R: 1 E: 0 K: 1 S: 11	H: 1 LOB: 3 BB: 3 P: 26	R: 0 E: 0 K: 1 S: 7	H: 1 LOB: 1 BB: 0 P: 11	R: 0 E: 0 K: 2 S: 13	H: 0 LOB: 1 BB: 0 P: 17	R: 0 E: 0 K: 0 S: 3	H: 0 LOB: 0 BB: 0 P: 6	R: 0 E: 0 K: 0 S: 7	H: 1 LOB: 0 BB: 0 P: 9	R: 0 E: 1 K: 1 S: 9	H: 0 LOB: 1 BB: 1 P: 17	1B: 6 2B: 3 3B: 0 HR: 1	SF: 0 SAC: 0 DP: 2 HBP: 1	WP: 2 PB: 2 SB: 0 CS: 1	PA: 45
PITCHER	IP	WLS	BF	H	R	ER	SO	BB	IBB	HBP	BLK	WP	HR	S	P	ERA	WHIP			
Kelvin Escobar, R ERA: 4.72 Corey Thurman, R ERA: 2.09 Jason Kershner, L ERA: 3.24 Scott Service, R ERA: 5.28 Dan Reichert, R ERA:	1.1	L	13	6	5	5	1	2	0	0	0	1	1	21	42	33.75	6.000			
Trevor Miller, L ERA: 5.01 Aquilino Lopez, R ERA: 4.16 (8, 1) (9, 1)	1.0		3	1	0	0	0	0	0	0	0	0	0	14	29	6.75	2.250			
	1.0		4	0	0	0	1	1	0	0	0	0	0	22	35	0.00	0.857			
	1.0		5	1	0	0	2	1	0	0	0	0	0	13	23	0.00	2.000			
	1.0		3	0	0	0	0	0	0	0	0	0	0	3	6	0.00	0.000			

New York Yankees @ Toronto Blue Jays
SkyDome, Toronto, ON
Sun Jul 13 2003, 1:05 PM EDT
Att: 32,664 - Sunny - 75 F

AB	37
R	6
H	10
RBI	5
BB	7
SO	7
LOB	25



Batter	1	2	3	4	5	6	7	8	9	AB	R	H	RBI	BB	SO	LOB	BOTTOM					
Shannon Stewart, R OBP: 0.347, SLG: 0.449 (1, 7)																	4 0 0 0 0 1 1					
Frank Catalanotto, L OBP: 0.345, SLG: 0.461 (1, 10)																	4 1 2 0 0 1 0					
10 Vernon Wells, R OBP: 0.338, SLG: 0.556 (1, 8)																	4 1 1 0 0 2 2					
Carlos Delgado, L OBP: 0.424, SLG: 0.629 (1, 3)																	4 0 1 2 0 0 1					
Greg Myers, L OBP: 0.428, SLG: 0.561 Tom Wilson, R OBP: 0.356, SLG: 0.462 (1, 2) (8, 2)																	3 0 0 0 0 0 1 1 0 0 0 0 1 0					
Eric Hinske, L OBP: 0.313, SLG: 0.429 (1, 5)																	3 0 0 0 0 3 1					
3 Reed Johnson, R OBP: 0.365, SLG: 0.475 (1, 9)																	3 0 0 0 0 0 0					
Orlando Hudson, S OBP: 0.340, SLG: 0.408 (1, 4)																	3 0 0 0 0 0 0					
Chris Woodward, R OBP: 0.322, SLG: 0.404 (1, 6)																	3 0 1 0 0 0 0					
Inning Stats	R: 0 E: 0 K: 0 S: 10	H: 1 LOB: 1 BB: 0 P: 15	R: 0 E: 0 K: 1 S: 11	H: 0 LOB: 0 BB: 0 P: 16	R: 0 E: 0 K: 0 S: 5	H: 0 LOB: 0 BB: 0 P: 10	R: 1 E: 0 K: 2 S: 14	H: 2 LOB: 1 BB: 0 P: 22	R: 0 E: 0 K: 0 S: 10	H: 0 LOB: 0 BB: 0 P: 17	R: 0 E: 0 K: 2 S: 10	H: 0 LOB: 0 BB: 0 P: 12	R: 0 E: 0 K: 1 S: 12	H: 0 LOB: 0 BB: 0 P: 19	R: 0 E: 0 K: 1 S: 8	H: 1 LOB: 1 BB: 0 P: 10	R: 1 E: 0 K: 1 S: 11	H: 1 LOB: 0 BB: 0 P: 13	1B: 3 2B: 1 3B: 1 HR: 0	SF: 0 SAC: 0 DP: 0 HBP: 0	WP: 0 PB: 1 SB: 0 CS: 0	PA: 32
PITCHER	IP	WLS	BF	H	R	ER	SO	BB	IBB	HBP	BLK	WP	HR	S	P	ERA	WHIP					
Jeff Weaver, R ERA: 5.2 42 Mariano Rivera, R ERA: 1.75 (1, 1) (9, 1)	1.1	W	28	4	1	1	1	7	0	0	0	0	0	11	13	9.00	1.000					
	1.0		4	1	1	1	1	0	0	0	0	0	0	11	13	9.00	1.000					

New York Yankees @ Toronto Blue Jays
SkyDome, Toronto, ON
Sun Jul 13 2003, 1:05 PM EDT
Att: 32,664 - Sunny - 75 F

AB	32
R	2
H	5
RBI	2
BB	0
SO	8
LOB	6



Batter	1	2	3	4	5	6	7	8	9	AB	R	H	RBI	BB	SO	LOB	TOP								
Coco Crisp, S OBP: 0.303, SLG: 0.338	(1, 7) K		(2, 2) F7		(2, 3) FC5-3		(3, 2) G5-3			4	0	0	0	0	1	3									
Casey Blake, R OBP: 0.333, SLG: 0.433	(1, 5) F7		(4, 2) FC6-4 BB			(2, 3) K		(1, 0) F8		3	0	0	0	1	1	0									
Milton Bradley, S OBP: 0.431, SLG: 0.495	(1, 8) K		(0, 1) FC6-4 1-2			(0, 0) P6		(0, 1) F9		4	0	0	0	0	1	2									
Shane Spencer, R OBP: 0.328, SLG: 0.433		(3, 1) HR		(3, 2) G1-3		(1, 3) K		(1, 1) F7		4	1	1	1	0	1	0									
Jody Gerut, L OBP: 0.335, SLG: 0.511		(2, 1) G3		(2, 2) G3			(0, 0) SH5-3 41 1B	(1, 2) F7		4	1	1	0	0	0	0									
41 Victor Martinez, S OBP: 0.275, SLG: 0.271	(1, 2) G1-3			(2, 3) K			(1, 1) SH5-3 1B	(0, 0) CS		4	1	2	0	0	1	0									
Zach Sorensen, S OBP: 0.310, SLG: 0.360							(1, 2) SH5-3 2 G5-3 1B			0	0	0	0	0	0	0									
Tim Laker, R OBP: 0.276, SLG: 0.406										0	0	0	0	0	0	0									
Ben Broussard, L OBP: 0.333, SLG: 0.463	(1, 1) F7				(1, 1) G4-3		(0, 0) SH5-3	(3, 2) F8		3	0	0	0	0	0	1									
John McDonald, R OBP: 0.296, SLG: 0.349			(1, 3) K		(0, 2) 2 3B 1B		(0, 0) 2 G5-3 1B	(0, 1) CS		3	1	2	1	0	1	0									
2 Jhonny Peralta, R OBP: 0.281, SLG: 0.302			(2, 0) 2B		(2, 0) FC5-3 3B		(1, 2) G5-3			3	0	2	2	0	0	1									
Inning Stats	R: 0 E: 0 K: 2 S: 9	H: 0 LOB: 0 BB: 0 P: 13	R: 1 E: 0 K: 0 S: 9	H: 1 LOB: 0 BB: 0 P: 16	R: 0 E: 0 K: 1 S: 13	H: 1 LOB: 2 BB: 1 P: 22	R: 0 E: 0 K: 1 S: 10	H: 0 LOB: 0 BB: 0 P: 17	R: 1 E: 0 K: 0 S: 8	H: 2 LOB: 0 BB: 0 P: 11	R: 0 E: 0 K: 2 S: 8	H: 0 LOB: 0 BB: 0 P: 11	R: 2 E: 0 K: 0 S: 9	H: 3 LOB: 1 BB: 0 P: 11	R: 0 E: 0 K: 0 S: 5	H: 0 LOB: 0 BB: 0 P: 7	R: 0 E: 0 K: 0 S: 8	H: 1 LOB: 1 BB: 0 P: 12	1B: 5 2B: 2 3B: 1 HR: 1	SF: 0 SAC: 1 DP: 1 HBP: 0	WP: 0 PB: 0 SB: 0 CS: 1	PA: 35			
PITCHER	IP	WLS	BF	H	R	ER	SO	BB	IBB	HBP	BLK	WP	HR	S	P	ERA	WHIP								
Andy Pettitte, L ERA: 4.66	(1, 1) 7.0		28	7	4	4	6	1	0	0	0	0	1	66	101	5.14	1.143								
Chris Hammond, L ERA: 3.12	(8, 1) 1.0		3	0	0	0	0	0	0	0	0	0	0	5	7	0.00	0.000								
42 Mariano Rivera, R ERA: 1.7	(9, 1) 1.0	W	3	1	0	0	0	0	0	0	0	0	0	8	12	0.00	1.000								

Cleveland Indians @ New York Yankees
Yankee Stadium, Bronx, NY
Thu Jul 17 2003, 7:05 PM EDT
Att: 46,401 - Sunny - 80 F


AB 32
R 4
H 8
RBI 4
BB 1
SO 6
LOB 7



Batter	1	2	3	4	5	6	7	8	9	AB	R	H	RBI	BB	SO	LOB	BOTTOM								
Alfonso Soriano, R OBP: 0.345, SLG: 0.516	(1, 4) K		(1, 2) G5-4-3 1-2			(2, 0) HR		(0, 1) P6		4	1	1	2	0	1	2									
2 Derek Jeter, R OBP: 0.389, SLG: 0.462	(1, 6) BB			(3, 2) G4-3		(1, 1) G3		(2, 1) HR		3	1	1	2	1	0	0									
25 Jason Giambi, L OBP: 0.417, SLG: 0.542	(1, 3) K			(3, 3) K		(0, 0) G3		(4, 2) BB		3	0	0	0	1	2	1									
Bernie Williams, S OBP: 0.386, SLG: 0.427	(1, 8) G5-3			(1, 3) K		(2, 0) F8		(2, 0) G4-3		4	0	0	0	0	1	2									
55 Hideki Matsui, L OBP: 0.355, SLG: 0.455		(1, 0) G3			(0, 2) G6-3		(1, 1) G4-3		(1, 0) HR	4	1	1	1	0	0	0									
20 Jorge Posada, S OBP: 0.402, SLG: 0.480		(3, 1) CS 1B			(2, 0) F7		(0, 0) G1-3			3	0	1	0	0	0	0									
Robin Ventura, L OBP: 0.328, SLG: 0.386		(3, 3) K 1-2			(3, 2) 1B		(3, 3) K			3	0	1	0	0	2	1									
Ruben Sierra, S OBP: 0.348, SLG: 0.431			(0, 1) G3		(0, 0) G4-3			(1, 1) F8		3	0	0	0	0	0	1									
Raul Mondesi, R OBP: 0.340, SLG: 0.474			(1, 0) G5-4-3 1B			(4, 2) HR BB		(0, 0) 2 HR 2B		2	2	2	0	1	0	0									
Inning Stats	R: 0 E: 0 K: 2 S: 9	H: 0 LOB: 1 BB: 1 P: 16	R: 0 E: 0 K: 1 S: 9	H: 1 LOB: 0 BB: 0 P: 16	R: 0 E: 0 K: 0 S: 6	H: 1 LOB: 0 BB: 0 P: 8	R: 0 E: 0 K: 2 S: 10	H: 0 LOB: 0 BB: 0 P: 17	R: 0 E: 0 K: 0 S: 7	H: 1 LOB: 1 BB: 1 P: 16	R: 0 E: 0 K: 1 S: 6	H: 0 LOB: 0 BB: 0 P: 10	R: 2 E: 0 K: 0 S: 10	H: 2 LOB: 1 BB: 1 P: 19	R: 1 E: 0 K: 0 S: 1	H: 1 LOB: 0 BB: 0 P: 2	1B: 3 2B: 2 3B: 0 HR: 3	SF: 0 SAC: 0 DP: 2 HBP: 0	WP: 0 PB: 0 SB: 1 CS: 1	PA: 32					
PITCHER	IP	WLS	BF	H	R	ER	SO	BB	IBB	HBP	BLK	WP	HR	S	P	ERA	WHIP								
Jason Davis, R ERA: 4.54	(1, 1) 7.1		27	5	3	3	6	2	0	0	0	0	1	60	102	3.68	0.955								
David Riske, R ERA: 2.95	(8, 1) 0.2	L	5	2	2	2	0	1	0	0	0	0	2	8	17	27.00	4.500								

Cleveland Indians @ New York Yankees
Yankee Stadium, Bronx, NY
Thu Jul 17 2003, 7:05 PM EDT
Att: 46,401 - Sunny - 80 F

AB 29
R 5
H 7
RBI 5
BB 3
SO 6
LOB 7



Batter	1	2	3	4	5	6	7	8	9	AB	R	H	RBI	BB	SO	LOB	TOP								
Coco Crisp, S OBP: 0.306, SLG: 0.341 (1, 7)	1-2 S 1B		2-3 K 2		0-0 G4-3 1B 1B		0-0 P2 2		1-3 K 2	5	1	2	0	0	2	2	Cleveland Indians @ New York Yankees Yankee Stadium, Bronx, NY Fri Jul 18 2003, 7:05 PM EDT Att: 47,341 - Overcast - 79 F								
Casey Blake, R OBP: 0.334, SLG: 0.430 (1, 5)	2-0 P4 1-2		1-1 P1 3		0-0 G5-3 1-2		2-1 1B 3		4-2 BB 1-2 2-3	4	0	1	0	1	0	2									
Milton Bradley, S OBP: 0.427, SLG: 0.488 (1, 8)	4-2 BB 2			2-3 K 1	0-1 G4-3 2-3		3-3 K 3		1-2 F9 3	4	0	0	0	1	2	5									
Jody Gerut, L OBP: 0.337, SLG: 0.509 (1, 9)	0-3 K 2			1-1 48 1B 2B 1B	4-1 48 PO 1B BB			1-0 P3 1		3	1	1	0	1	1	2									
Ben Broussard, L OBP: 0.332, SLG: 0.459 (1, 3)	1-3 K 3			0-1 F8 2	0-0 1-2 3-H 1B			1-1 G4-3 2		4	0	1	1	0	1	3									
48 Travis Hafner, L OBP: 0.288, SLG: 0.417 (1, 10)		1-0 G1-3 1		0-2 2B 1-3 1B 1B	1-1 PO 3		1-3 K 1			4	1	1	0	0	2	0									
Tim Laker, R OBP: 0.284, SLG: 0.419 (1, 2)		2-2 K 2		0-1 1-3 3-H 1B 2B			1-1 G5-3 2		0-0 BB E 1B	4	1	2	1	0	1	0									
John McDonald, R OBP: 0.297, SLG: 0.349 Zach Sorensen, S OBP: 0.300, SLG: 0.346 (9, PH)		3-1 G1-3 3		0-0 2 S 1B			0-3 K 3		0-1 E5 BB	3	0	1	2	0	1	0									
2 Johnny Peralta, R OBP: 0.262, SLG: 0.281 (1, 6)			2-3 K 1	1-2 G6-3 3-2			2-2 F8 1		2-3 K 1	4	0	0	0	0	2	3									
Inning Stats	R: 0 E: 0 K: 2 S: 13	H: 1 LOB: 2 BB: 1 P: 21	R: 0 E: 0 K: 1 S: 6	H: 0 LOB: 0 BB: 0 P: 12	R: 0 E: 0 K: 2 S: 9	H: 0 LOB: 0 BB: 0 P: 14	R: 3 E: 0 K: 1 S: 17	H: 4 LOB: 1 BB: 0 P: 23	R: 1 E: 0 K: 0 S: 7	H: 2 LOB: 1 BB: 1 P: 12	R: 0 E: 0 K: 2 S: 9	H: 0 LOB: 0 BB: 0 P: 11	R: 0 E: 0 K: 1 S: 9	H: 1 LOB: 1 BB: 0 P: 16	R: 0 E: 0 K: 1 S: 7	H: 0 LOB: 0 BB: 0 P: 10		R: 0 E: 1 K: 2 S: 17	H: 1 LOB: 3 BB: 1 P: 25	1B: 8 2B: 1 3B: 0 HR: 0	SF: 0 SAC: 0 DP: 0 HBP: 0	WP: 0 PB: 0 SB: 2 CS: 0	PA: 40		
PITCHER	IP	WLS	BF	H	R	ER	SO	BB	IBB	HBP	BLK	WP	HR	S	P	ERA	WHIP								
Roger Clemens, R ERA: 3.79 (1, 1)	6.0	W	26	7	4	4	8	2	0	0	0	0	0	61	93	6.00	1.500								
Armando Benitez, R ERA: 2.99 (7, 1)	2.0		7	1	0	0	2	0	0	0	0	0	0	16	26	0.00	0.500								
Antonio Osuna, R ERA: 2.86 (9, 1)	1.0		6	1	0	0	2	1	0	0	0	0	0	17	25	0.00	2.000								

Batter	1	2	3	4	5	6	7	8	9	AB	R	H	RBI	BB	SO	LOB	BOTTOM								
Alfonso Soriano, R OBP: 0.343, SLG: 0.514 (1, 4)	0-0 P6 1		0-0 P6 1		1-1 F7 2	2-1 2B 2B		1-2 G5-3 1-2		5	0	1	2	0	0	2	Cleveland Indians @ New York Yankees Yankee Stadium, Bronx, NY Fri Jul 18 2003, 7:05 PM EDT Att: 47,341 - Overcast - 79 F								
2 Derek Jeter, R OBP: 0.382, SLG: 0.452 (1, 6)	0-0 G1-6-3 2		3-3 K 1 SAFE		2-0 G6-3 3		3-3 K 3		3-2 G6-3 2	5	0	0	0	0	2	3									
25 Jason Giambi, L OBP: 0.420, SLG: 0.560 (1, 3)	3-2 K 3		0-0 HR 1-H		4-2 2B BB HR	2-2 HR		2-3 K 3		4	3	2	3	1	2	1									
Bernie Williams, S OBP: 0.388, SLG: 0.431 (1, 8)		0-3 K 1	1-0 G6-3 3		0-1 55 1B SF9 2B	4-2 55 G3 BB			3	1	1	1	1	1	0										
55 Hideki Matsui, L OBP: 0.357, SLG: 0.458 (1, 7)		1-0 E 2B		3-2 F8 1	1-0 20 BB 1B	2-0 G3 1		1-2 G3 1-2		4	2	2	0	0	0	1									
20 Jorge Posada, S OBP: 0.403, SLG: 0.477 (1, 2)		4-1 FC5-4 BB		0-0 F7 2	4-2 1B 2B BB	1-3 K 2			2	1	0	0	2	1	1										
Raul Mondesi, R OBP: 0.339, SLG: 0.473 (1, 9)		0-0 FC5-4 1-2 2-H		0-0 FC4-6 1B	0-2 SF9 1	3-3 K 3			3	0	1	1	0	1	2										
Ruben Sierra, S OBP: 0.350, SLG: 0.445 (1, 10)		3-2 G1-3 3		1-1 FC4-6 1-2	2-1 G3 2B 1B			2-1 G3 HR		4	2	2	2	0	0	2									
Todd Zeile, R OBP: 0.288, SLG: 0.353 (1, 5)			0-1 25 HR 1B		2-1 F8 1	1-1 G3 2		2-2 G5-3 1B		4	1	2	0	0	0	2									
Inning Stats	R: 0 E: 0 K: 1 S: 5	H: 0 LOB: 0 BB: 0 P: 8	R: 1 E: 1 K: 1 S: 10	H: 1 LOB: 1 BB: 1 P: 18	R: 2 E: 0 K: 1 S: 11	H: 2 LOB: 0 BB: 0 P: 15	R: 0 E: 0 K: 0 S: 7	H: 1 LOB: 0 BB: 0 P: 11	R: 0 E: 0 K: 0 S: 5	H: 0 LOB: 0 BB: 0 P: 10	R: 5 E: 0 K: 1 S: 21	H: 4 LOB: 1 BB: 2 P: 39	R: 1 E: 0 K: 2 S: 13	H: 1 LOB: 1 BB: 1 P: 25	R: 1 E: 0 K: 1 S: 16	H: 2 LOB: 1 BB: 0 P: 26		1B: 5 2B: 3 3B: 0 HR: 3	SF: 1 SAC: 0 DP: 0 HBP: 0	WP: 0 PB: 0 SB: 0 CS: 0	PA: 39				
PITCHER	IP	WLS	BF	H	R	ER	SO	BB	IBB	HBP	BLK	WP	HR	S	P	ERA	WHIP								
Brian Anderson, L ERA: 4.35 (6, 1)	1.0		6	2	2	2	1	1	0	0	0	0	0	16	29	18.00	3.000								
Alex Herrera, L ERA: 3.86 (7, 1)	0.2		4	1	1	1	1	1	0	0	0	0	0	10	19	13.50	3.000								
Jack Cressend, R ERA: 1.17 (8, 1)	0.1		1	0	0	0	1	0	0	0	0	0	0	3	6	0.00	0.000								
Danys Baez, R ERA: 3.55 (8, 1)	0.2		4	2	1	1	0	0	0	0	0	0	1	13	21	13.50	3.000								
63 Rafael Betancourt, R ERA: 5.4 (8, 1)	0.1		1	0	0	0	1	0	0	0	0	0	0	3	5	0.00	0.000								

AB 36
R 4
H 9
RBI 4
BB 3
SO 12
LOB 18



AB 34
R 10
H 11
RBI 9
BB 4
SO 7
LOB 14



Batter	1	2	3	4	5	6	7	8	9	AB	R	H	RBI	BB	SO	LOB	TOP										
Coco Crisp, S (1, 7) OBP: 0.311, SLG: 0.345	0-1 CS 1B		1-1 HR 1B		0-0 G5-3			1-1 G3-6-3		4	1	2	0	0	0	1											
Casey Blake, R (1, 5) OBP: 0.336, SLG: 0.431	0-1 SAFE 1-2 1B		0-1 F9		1-0 F9			0-0 BB 1B		4	0	2	0	0	0	2											
Jody Gerut, L (1, 9) OBP: 0.340, SLG: 0.520	2-3 SAFE SAFE SAFE K		2-2 1-H 2-H HR		1-1 F9			4-0 BB BB 1-2 BB		3	1	1	3	1	1	1											
Milton Bradley, S (1, 8) OBP: 0.428, SLG: 0.498	0-0 L4		2-2 HR		1-0 CS 1B			0-0 F9		4	1	2	1	0	0	3											
Ryan Ludwick, R (1, 10) OBP: 0.235, SLG: 0.167		1-3 K	2-2 F9		0-1 F9			2-3 K		4	0	0	0	0	2	1											
Ben Broussard, L (1, 3) OBP: 0.330, SLG: 0.454		2-3 K		0-0 41 G5-4-3 1B		0-1 CS	0-2 G1-3	2-3 K		4	0	1	0	0	2	0											
41 Victor Martinez, S (1, 2) OBP: 0.255, SLG: 0.250		2-3 K		0-0 G5-4-3				1-3 K		4	0	0	0	0	2	1											
John McDonald, R (1, 4) OBP: 0.291, SLG: 0.341			2-0 F8	2-2 F9			0-0 G6-3			3	0	0	0	0	0	0											
2 Jhonny Peralta, R (1, 6) OBP: 0.281, SLG: 0.288			1-0 1B HR 1B		3-2 G5-3			4-2 BB G3-6-3		2	1	1	0	1	0	0											
Inning Stats	R: 0 E: 0 K: 1 S: 9	H: 2 LOB: 1 BB: 0 P: 11	R: 0 E: 0 K: 3 S: 11	H: 0 LOB: 0 BB: 0 P: 16	R: 4 E: 0 K: 0 S: 15	H: 4 LOB: 0 BB: 0 P: 25	R: 0 E: 0 K: 0 S: 7	H: 1 LOB: 0 BB: 0 P: 9	R: 0 E: 0 K: 0 S: 6	H: 1 LOB: 0 BB: 0 P: 8	R: 0 E: 0 K: 1 S: 10	H: 0 LOB: 0 BB: 0 P: 11	R: 0 E: 0 K: 2 S: 10	H: 1 LOB: 2 BB: 2 P: 19	R: 0 E: 0 K: 2 S: 9	H: 0 LOB: 0 BB: 0 P: 15	1B: 7 2B: 0 3B: 0 HR: 2	SF: 0 SAC: 0 DP: 2 HBP: 0	WP: 0 PB: 0 SB: 0 CS: 2	PA: 35							
PITCHER	IP	WLS	BF	H	R	ER	SO	BB	IBB	HBP	BLK	WP	HR	S	P	ERA	WHIP										
David Wells, L (1, 1) ERA: 3.83	7.0	W	26	8	4	4	5	0	0	0	0	0	2	67	93	5.14	1.143										
Armando Benitez, R (8, 1) ERA: 2.94	0.2	H	4	1	0	0	0	2	0	0	0	0	0	9	18	0.00	4.500										
42 Mariano Rivera, R (8, 1) ERA: 1.64	1.1	S	4	0	0	0	2	0	0	0	0	0	0	10	16	0.00	0.000										

Cleveland Indians @ New York Yankees
Yankee Stadium, Bronx, NY
Sat Jul 19 2003, 4:05 PM EDT
Att: 54,981 - Sunny - 81 F


AB	32
R	4
H	9
RBI	4
BB	2
SO	7
LOB	9



Batter	1	2	3	4	5	6	7	8	9	AB	R	H	RBI	BB	SO	LOB	BOTTOM										
Alfonso Soriano, R (1, 4) OBP: 0.344, SLG: 0.520	2-1 HR		1-3 K2-3		4-2 25 1B BB		2-1 P2			3	2	1	1	1	1	0											
2 Derek Jeter, R (1, 6) OBP: 0.394, SLG: 0.457	0-3 K		1-2 G6-3		0-0 25 1B 1-2 2-3 3-H 1B			1-0 55 1B WP 2B		4	2	2	1	0	1	0											
25 Jason Giambi, L (1, 10) OBP: 0.418, SLG: 0.556	1-2 G4-3			1-2 P6	3-2 1-H 2-H 3-H 1B			0-0 F8		4	0	1	3	0	0	1											
Bernie Williams, S (1, 8) OBP: 0.385, SLG: 0.424	0-3 K			1-3 K	1-1 G1-3			4-0 WP 55 1B IBB		3	0	0	0	1	2	1											
55 Hideki Matsui, L (1, 7) OBP: 0.356, SLG: 0.455		0-0 G4-3		0-1 G5-3		3-2 G6-3		0-2 WP 1-2 2-3 1B		4	0	1	0	0	0	0											
Raul Mondesi, R (1, 9) OBP: 0.340, SLG: 0.482		3-2 HR			2-2 SH G5-2-3 1B	1-1 G4-3		2-3 K		4	1	2	1	0	1	3											
Todd Zeile, R (1, 3) OBP: 0.287, SLG: 0.350		2-1 F7			1-1 G5-2-3 2 1B 1-2 2-3 1B	1-2 G2-3		3-3 K		4	1	1	0	0	1	2											
John Flaherty, R (1, 2) OBP: 0.288, SLG: 0.365		2-3 K			0-1 SH 2 1B 25 1B G5-2-3		0-1 G6-3			2	1	0	0	0	1	0											
Enrique Wilson, S (1, 5) OBP: 0.240, SLG: 0.314			0-1 G2-3		0-0 G5-2-3		2-2 P4			3	0	0	0	0	0	3											
Inning Stats	R: 1 E: 0 K: 2 S: 14	H: 1 LOB: 0 BB: 0 P: 17	R: 1 E: 0 K: 1 S: 9	H: 1 LOB: 0 BB: 0 P: 16	R: 0 E: 0 K: 1 S: 9	H: 0 LOB: 0 BB: 0 P: 11	R: 0 E: 0 K: 1 S: 9	H: 0 LOB: 0 BB: 0 P: 11	R: 4 E: 0 K: 0 S: 19	H: 4 LOB: 1 BB: 1 P: 30	R: 0 E: 0 K: 0 S: 9	H: 0 LOB: 0 BB: 0 P: 14	R: 0 E: 0 K: 0 S: 8	H: 0 LOB: 0 BB: 0 P: 12	R: 1 E: 0 K: 2 S: 15	H: 2 LOB: 2 BB: 1 P: 25	1B: 5 2B: 1 3B: 0 HR: 2	SF: 0 SAC: 1 DP: 1 HBP: 0	WP: 2 PB: 0 SB: 0 CS: 0	PA: 34							
PITCHER	IP	WLS	BF	H	R	ER	SO	BB	IBB	HBP	BLK	WP	HR	S	P	ERA	WHIP										
CC Sabathia, L (1, 1) ERA: 3.51	6.0	L	25	6	6	6	5	1	0	0	0	0	2	69	99	9.00	1.167										
Jack Cressend, R (7, 1) ERA: 2.0	1.1		6	1	1	1	0	0	1	0	0	0	0	10	19	6.75	0.750										
Terry Mulholland, L (8, 1) ERA: 4.44	0.0		1	1	0	0	0	0	0	0	0	0	0	4	4	∞	∞										
63 Rafael Betancourt, R (8, 1) ERA: 3.86	0.2		2	0	0	0	2	0	0	0	0	1	0	9	14	0.00	0.000										

Cleveland Indians @ New York Yankees
Yankee Stadium, Bronx, NY
Sat Jul 19 2003, 4:05 PM EDT
Att: 54,981 - Sunny - 81 F

AB	31
R	7
H	8
RBI	6
BB	2
SO	7
LOB	10



Batter	1	2	3	4	5	6	7	8	9	AB	R	H	RBI	BB	SO	LOB	TOP								
Coco Crisp, S (1, 7) OBP: 0.316, SLG: 0.350										4	0	2	0	0	1	0	Cleveland Indians @ New York Yankees Yankee Stadium, Bronx, NY Sun Jul 20 2003, 1:05 PM EDT Att: 51,891 - Sunny - 81 F								
Casey Blake, R (1, 5) OBP: 0.335, SLG: 0.429										4	1	1	0	0	0	2									
Jody Gerut, L (1, 9) OBP: 0.335, SLG: 0.511										4	0	0	0	0	1	2									
Milton Bradley, S (1, 8) OBP: 0.426, SLG: 0.494										3	1	0	0	1	1	2									
Ben Broussard, L (1, 3) OBP: 0.338, SLG: 0.455										2	1	1	0	2	1	0									
48 Travis Hafner, L (1, 10) OBP: 0.287, SLG: 0.411										4	1	1	1	0	0	3									
41 Victor Martinez, S (1, 2) OBP: 0.254, SLG: 0.250										4	0	1	2	0	0	2									
2 Johnny Peralta, R (1, 6) OBP: 0.279, SLG: 0.286										4	0	1	1	0	1	1									
Zach Sorensen, S (1, 4) OBP: 0.281, SLG: 0.321										2	0	0	0	0	1	0									
Ryan Ludwick, R (7, PH) OBP: 0.229, SLG: 0.161										1	0	0	0	0	0	2									
John McDonald, R (7, 4) OBP: 0.291, SLG: 0.341										0	0	0	0	0	0	0									
Inning Stats	R: 0 E: 0 K: 0 S: 8	H: 1 LOB: 0 BB: 0 P: 14	R: 0 E: 0 K: 1 S: 6	H: 0 LOB: 0 BB: 0 P: 9	R: 0 E: 0 K: 1 S: 7	H: 0 LOB: 0 BB: 0 P: 11	R: 0 E: 0 K: 1 S: 11	H: 1 LOB: 1 BB: 0 P: 15	R: 0 E: 0 K: 0 S: 4	H: 0 LOB: 0 BB: 1 P: 9	R: 0 E: 0 K: 1 S: 8	H: 0 LOB: 0 BB: 0 P: 11	R: 3 E: 0 K: 1 S: 21	H: 5 LOB: 2 BB: 0 P: 32	R: 0 E: 0 K: 1 S: 7	H: 0 LOB: 0 BB: 0 P: 12	R: 1 E: 0 K: 0 S: 14	H: 0 LOB: 1 BB: 2 P: 24	1B: 7 2B: 0 3B: 0 HR: 0	SF: 0 SAC: 0 DP: 1 HBP: 0	WP: 0 PB: 0 SB: 0 CS: 1	PA: 35			
PITCHER	IP	WLS	BF	H	R	ER	SO	BB	IBB	HBP	BLK	WP	HR	S	P	ERA	WHIP								
35 Mike Mussina, R (1, 1) ERA: 3.3	6.2	W	26	7	3	3	5	1	0	0	0	0	0	64	99	4.05	1.200								
Chris Hammond, L (7, 1) ERA: 3.02	1.1	H	4	0	0	0	1	0	0	0	0	0	0	8	14	0.00	0.000								
Sterling Hitchcock, L (9, 1) ERA: 5.08	0.0		2	0	1	1	0	2	0	0	0	0	0	7	15	∞	∞								
42 Mariano Rivera, R (9, 1) ERA: 1.6	1.0	S	3	0	0	0	0	0	0	0	0	0	0	7	9	0.00	0.000								

Batter	1	2	3	4	5	6	7	8	9	AB	R	H	RBI	BB	SO	LOB	BOTTOM								
Alfonso Soriano, R (1, 4) OBP: 0.343, SLG: 0.519										5	1	1	2	0	1	3	Cleveland Indians @ New York Yankees Yankee Stadium, Bronx, NY Sun Jul 20 2003, 1:05 PM EDT Att: 51,891 - Sunny - 81 F								
2 Derek Jeter, R (1, 6) OBP: 0.388, SLG: 0.468										5	1	3	1	0	1	2									
25 Jason Giambi, L (1, 3) OBP: 0.415, SLG: 0.550										4	0	0	0	1	1	3									
Bernie Williams, S (1, 8) OBP: 0.382, SLG: 0.416										4	0	0	0	1	0	5									
55 Hideki Matsui, L (1, 7) OBP: 0.359, SLG: 0.455										3	2	1	1	2	0	1									
20 Jorge Posada, S (1, 2) OBP: 0.407, SLG: 0.493										3	1	2	2	1	1	2									
Ruben Sierra, S (1, 10) OBP: 0.353, SLG: 0.446										4	1	2	0	0	0	2									
Robin Ventura, L (1, 5) OBP: 0.333, SLG: 0.387										2	1	1	0	2	0	2									
Raul Mondesi, R (1, 9) OBP: 0.339, SLG: 0.478										3	0	0	0	1	1	6									
Inning Stats	R: 0 E: 0 K: 1 S: 10	H: 1 LOB: 1 BB: 0 P: 17	R: 0 E: 0 K: 0 S: 12	H: 1 LOB: 2 BB: 1 P: 22	R: 0 E: 0 K: 2 S: 11	H: 0 LOB: 0 BB: 0 P: 13	R: 1 E: 1 K: 0 S: 13	H: 0 LOB: 1 BB: 2 P: 25	R: 0 E: 0 K: 0 S: 16	H: 1 LOB: 2 BB: 1 P: 27	R: 6 E: 0 K: 1 S: 23	H: 5 LOB: 3 BB: 3 P: 42	R: 0 E: 0 K: 1 S: 13	H: 2 LOB: 2 BB: 0 P: 17	R: 0 E: 0 K: 0 S: 8	H: 0 LOB: 0 BB: 1 P: 13		1B: 5 2B: 4 3B: 0 HR: 1	SF: 0 SAC: 0 DP: 2 HBP: 0	WP: 0 PB: 0 SB: 1 CS: 0	PA: 41				
PITCHER	IP	WLS	BF	H	R	ER	SO	BB	IBB	HBP	BLK	WP	HR	S	P	ERA	WHIP								
37 Jake Westbrook, R (1, 1) ERA: 4.04	5.0	L	22	3	1	0	3	4	0	0	0	0	0	62	104	0.00	1.400								
Alex Herrera, L (6, 1) ERA: 9.0	0.0		4	2	4	4	0	2	0	0	0	0	1	7	17	∞	∞								
Jason Boyd, R (6, 1) ERA: 4.99	1.0		7	3	2	2	1	0	1	0	0	0	0	16	25	18.00	3.000								
63 Rafael Betancourt, R (7, 1) ERA: 2.7	1.0		5	2	0	0	1	0	0	0	0	0	0	13	17	0.00	2.000								
Terry Mulholland, L (8, 1) ERA: 4.36	1.0		3	0	0	0	0	1	0	0	0	0	0	8	13	0.00	1.000								

AB	32
R	4
H	7
RBI	4
BB	3
SO	6
LOB	14

AB	33
R	7
H	10
RBI	6
BB	8
SO	5
LOB	26



Batter	1	2	3	4	5	6	7	8	9	AB	R	H	RBI	BB	SO	LOB	TOP
3 Reed Johnson, R OBP: 0.369, SLG: 0.464	1-2 FC6-5 1B HBP		1-1 10 BB	2-2 L4		1-1 10 BB 1B	3-2 F9			4	1	2	0	0	0	3	
Frank Catalanotto, L OBP: 0.332, SLG: 0.461	1-2 10 FC6-5 1B		0-3 K		1-0 F8	0-2 G3		1-1 F7		5	0	1	0	0	1	3	
10 Vernon Wells, R OBP: 0.346, SLG: 0.568	1-0 FC6-5 1-2 2-3f		4-0 1-2 2-3 BB		1-1 HR	1-1 2-H 1B		0-1 HR		4	2	3	3	1	0	2	
Carlos Delgado, L OBP: 0.416, SLG: 0.607	1-1 G6-3 1-2f		2-2 F8		2-2 1B 1B	1-1 SAFE 3-2 F8		0-0 G1-6-3		5	1	1	0	0	0	6	
Bobby Kielty, S OBP: 0.379, SLG: 0.440		1-1 L9		1-2 2B 2B	2-2 1B 1B		0-1 F7	0-0 G1-3		5	2	2	0	0	0	0	
Eric Hinske, L OBP: 0.316, SLG: 0.428		2-2 G4-3		3-2 1B 2B 2-H	2-0 1B 1-2 2-H		4-2 BB 1B BB			3	2	2	2	1	0	0	
Tom Wilson, R OBP: 0.353, SLG: 0.461		1-3 K		1-3 K	0-0 G6-4-3 1B 1-2 2-H		0-2 L7			4	0	1	1	0	2	2	
Orlando Hudson, S OBP: 0.334, SLG: 0.401			0-0 10 BB 3 1B 1B	1-2 F7	2-2 G6-4-3 1-2f		4-2 E 1B BB			3	0	1	0	1	0	3	
Chris Woodward, R OBP: 0.323, SLG: 0.404			1-1 SAFE F8	3-2 2-H 1B		2-1 F7	1-0 E7			4	0	2	2	0	0	1	
Inning Stats	R: 0 E: 0 K: 0 S: 11	H: 1 LOB: 1 BB: 0 P: 15	R: 0 E: 0 K: 1 S: 8	H: 0 LOB: 0 BB: 0 P: 12	R: 0 E: 0 K: 1 S: 12	H: 2 LOB: 3 BB: 1 P: 19	R: 2 E: 0 K: 1 S: 19	H: 3 LOB: 1 BB: 0 P: 30	R: 3 E: 0 K: 0 S: 14	H: 5 LOB: 1 BB: 0 P: 24	R: 1 E: 0 K: 0 S: 14	H: 2 LOB: 1 BB: 0 P: 21	R: 1 E: 1 K: 0 S: 15	H: 1 LOB: 2 BB: 2 P: 27	R: 1 E: 0 K: 0 S: 6	H: 1 LOB: 0 BB: 0 P: 7	
PITCHER	IP WLS BF H R ER SO BB IBB HBP BLK WP HR S P ERA WHIP	4.1 L 25 11 5 5 3 1 0 1 0 0 1 61 95 10.38 2.769	5.1 L 11 3 2 2 0 2 0 0 0 0 0 29 47 7.71 2.143	7.1 L 5 1 1 1 0 0 0 0 0 0 1 9 13 6.75 0.750													
PITCHER	IP WLS BF H R ER SO BB IBB HBP BLK WP HR S P ERA WHIP																

Toronto Blue Jays @ New York Yankees
 Yankee Stadium, Bronx, NY
 Mon Jul 21 2003, 7:05 PM EDT
 Att: 51,958 - Cloudy - 80 F

AB	37
R	8
H	15
RBI	8
BB	3
SO	3
LOB	20



1B:	11	SF:	0	WP:	0	PA:	41
2B:	2	SAC:	0	SB:	0		
3B:	0	DP:	2	CS:	0		
HR:	2	HBP:	1				

Batter	1	2	3	4	5	6	7	8	9	AB	R	H	RBI	BB	SO	LOB	BOTTOM
Alfonso Soriano, R OBP: 0.343, SLG: 0.520	1-2 G5-3		1-0 F7		2-1 2B					3	0	1	0	0	0	0	
2 Derek Jeter, R OBP: 0.387, SLG: 0.466	0-0 25 S 1B		2-2 F8		2-3 K					3	0	1	0	0	1	2	
25 Jason Giambi, L OBP: 0.415, SLG: 0.546	4-2 1B			3-2 P6		2-0 F7				2	0	0	0	1	0	0	
Enrique Wilson, S OBP: 0.240, SLG: 0.314	1-2 BB			0-2 G6-3		1-2 G6-3				0	0	0	0	0	0	0	
Bernie Williams, S OBP: 0.377, SLG: 0.410	1-1 F7			0-2 G6-3		1-2 G6-3				3	0	0	0	0	0	2	
55 Hideki Matsui, L OBP: 0.358, SLG: 0.454	0-0 F7			0-0 1B		1-0 L3-1				3	0	1	0	0	0	2	
20 Jorge Posada, S OBP: 0.409, SLG: 0.495		0-1 G6-4-3 1B		0-1 G6-3				0-0 1B		3	0	2	0	0	0	1	
Raul Mondesi, R OBP: 0.337, SLG: 0.474		0-0 F8			1-2 L3		2-2 F8			3	0	0	0	0	0	1	
Ruben Sierra, S OBP: 0.349, SLG: 0.441		1-1 G6-4-3			2-2 G6-3		0-1 F9			3	0	0	0	0	0	1	
Todd Zeile, R OBP: 0.289, SLG: 0.348			2-3 K		4-2 2B BB			0-0		2	0	0	0	1	1	0	
Inning Stats	R: 0 E: 0 K: 0 S: 10	H: 1 LOB: 2 BB: 1 P: 16	R: 0 E: 0 K: 0 S: 5	H: 1 LOB: 0 BB: 0 P: 6	R: 0 E: 0 K: 1 S: 10	H: 0 LOB: 0 BB: 0 P: 15	R: 0 E: 0 K: 0 S: 12	H: 1 LOB: 1 BB: 0 P: 15	R: 0 E: 0 K: 1 S: 14	H: 1 LOB: 2 BB: 1 P: 25	R: 0 E: 0 K: 0 S: 5	H: 0 LOB: 0 BB: 0 P: 9	R: 0 E: 0 K: 0 S: 6	H: 1 LOB: 0 BB: 0 P: 8	R: 0 E: 0 K: 0 S: 0	H: 0 LOB: 0 BB: 0 P: 0	
PITCHER	IP WLS BF H R ER SO BB IBB HBP BLK WP HR S P ERA WHIP	7.0 W 26 5 0 0 2 2 0 0 0 0 0 0 62 94 0.00 1.000															
PITCHER	IP WLS BF H R ER SO BB IBB HBP BLK WP HR S P ERA WHIP																

Toronto Blue Jays @ New York Yankees
 Yankee Stadium, Bronx, NY
 Mon Jul 21 2003, 7:05 PM EDT
 Att: 51,958 - Cloudy - 80 F

AB	25
R	0
H	5
RBI	0
BB	2
SO	2
LOB	9



1B:	4	SF:	0	WP:	0	PA:	27
2B:	1	SAC:	0	SB:	1		
3B:	0	DP:	1	CS:	0		
HR:	0	HBP:	0				

Batter	1	2	3	4	5	6	7	8	9	AB	R	H	RBI	BB	SO	LOB	TOP				
1 Brian Roberts, S (1,4) OBP: 0.348, SLG: 0.376										3	0	0	0	1	0	0	Baltimore Orioles @ New York Yankees Yankee Stadium, Bronx, NY Wed Jul 23 2003, 7:05 PM EDT Att: 39,331 - Cloudy - 78 F				
Luis Matos, R (1,8) OBP: 0.403, SLG: 0.526										4	0	0	0	0	2	1					
6 Melvin Mora, R (1,7) OBP: 0.430, SLG: 0.536										4	0	0	0	0	1	0					
Jeff Conine, R (1,3) OBP: 0.344, SLG: 0.474										4	1	2	0	0	1	0					
31 Jay Gibbons, L (1,9) OBP: 0.356, SLG: 0.485										4	0	2	0	0	0	2					
Tony Batista, R (1,5) OBP: 0.288, SLG: 0.431										3	0	1	1	0	2	2					
David Segui, S (1,10) OBP: 0.340, SLG: 0.386										2	0	0	0	1	1	1					
Deivi Cruz, R (1,6) OBP: 0.272, SLG: 0.417										3	1	1	1	0	0	1					
Brook Fordyce, R (1,2) OBP: 0.307, SLG: 0.330										3	0	0	0	0	0	0					
Inning Stats	R: 0 E: 0 K: 1 S: 9	H: 0 LOB: 0 BB: 0 P: 16	R: 1 E: 0 K: 0 S: 7	H: 2 LOB: 1 BB: 1 P: 14	R: 0 E: 0 K: 0 S: 7	H: 0 LOB: 0 BB: 1 P: 13	R: 0 E: 0 K: 3 S: 10	H: 1 LOB: 1 BB: 0 P: 16	R: 0 E: 0 K: 1 S: 6	H: 0 LOB: 0 BB: 0 P: 8	R: 0 E: 0 K: 0 S: 9	H: 1 LOB: 1 BB: 0 P: 14	R: 0 E: 0 K: 1 S: 16	H: 1 LOB: 0 BB: 0 P: 23	R: 0 E: 0 K: 0 S: 6	H: 1 LOB: 0 BB: 0 P: 9	1B: 4 2B: 1 3B: 0 HR: 1	SF: 0 SAC: 0 DP: 2 HBP: 0	WP: 0 PB: 0 SB: 0 CS: 0	PA: 32	
PITCHER	IP	WLS	BF	H	R	ER	SO	BB	IBB	HBP	BLK	WP	HR	S	P	ERA	WHIP				
Andy Pettitte, L (1,1) ERA: 4.55	7.0	W	26	5	2	2	6	2	0	0	0	0	1	59	99	2.57	1.000				
Armando Benitez, R (8,1) ERA: 2.99	1.0	H	3	0	0	0	1	0	0	0	0	0	0	14	19	0.00	0.000				
42 Mariano Rivera, R (9,1) ERA: 1.56	1.0	S	3	1	0	0	0	0	0	0	0	0	0	6	9	0.00	1.000				

Batter	1	2	3	4	5	6	7	8	9	AB	R	H	RBI	BB	SO	LOB	BOTTOM				
Alfonso Soriano, R (1,4) OBP: 0.342, SLG: 0.517										4	1	1	0	0	0	0	Baltimore Orioles @ New York Yankees Yankee Stadium, Bronx, NY Wed Jul 23 2003, 7:05 PM EDT Att: 39,331 - Cloudy - 78 F				
2 Derek Jeter, R (1,6) OBP: 0.385, SLG: 0.463										4	1	1	1	0	1	0					
25 Jason Giambi, L (1,3) OBP: 0.413, SLG: 0.546										4	0	1	0	0	2	1					
Bernie Williams, S (1,8) OBP: 0.379, SLG: 0.412										4	1	2	0	0	0	1					
55 Hideki Matsui, L (1,7) OBP: 0.357, SLG: 0.452										4	0	1	1	0	1	2					
20 Jorge Posada, S (1,2) OBP: 0.407, SLG: 0.490										3	0	0	0	0	1	2					
Robin Ventura, L (1,5) OBP: 0.337, SLG: 0.394										3	0	2	1	0	1	1					
Ruben Sierra, S (1,10) OBP: 0.345, SLG: 0.435										3	0	0	0	0	1	3					
Raul Mondesi, R (1,9) OBP: 0.337, SLG: 0.481										3	1	1	1	0	0	1					
Inning Stats	R: 0 E: 0 K: 1 S: 8	H: 0 LOB: 0 BB: 0 P: 10	R: 0 E: 0 K: 1 S: 7	H: 1 LOB: 1 BB: 0 P: 14	R: 0 E: 0 K: 0 S: 7	H: 0 LOB: 0 BB: 0 P: 10	R: 0 E: 0 K: 0 S: 19	H: 1 LOB: 1 BB: 0 P: 26	R: 0 E: 0 K: 0 S: 9	H: 1 LOB: 1 BB: 0 P: 12	R: 3 E: 0 K: 2 S: 22	H: 5 LOB: 2 BB: 0 P: 31	R: 1 E: 0 K: 2 S: 12	H: 1 LOB: 0 BB: 0 P: 19	R: 0 E: 0 K: 1 S: 6	H: 0 LOB: 0 BB: 0 P: 9	1B: 6 2B: 2 3B: 0 HR: 1	SF: 0 SAC: 0 DP: 1 HBP: 1	WP: 0 PB: 0 SB: 1 CS: 0	PA: 33	
PITCHER	IP	WLS	BF	H	R	ER	SO	BB	IBB	HBP	BLK	WP	HR	S	P	ERA	WHIP				
Rick Helling, R (1,1) ERA: 5.45	7.0	L	30	9	4	4	6	9	1	0	0	0	0	84	122	5.14	1.286				
Eric DuBose, L (8,1) ERA: 2.45	1.0		3	0	0	0	1	0	0	0	0	0	0	6	9	0.00	0.000				

Batter	1	2	3	4	5	6	7	8	9	AB	R	H	RBI	BB	SO	LOB	TOP											
1 Brian Roberts, S OBP: 0.397, SLG: 0.390	1-1 G1-3	2-0 		2-2 6 CS 1B		1-0 S 2B			1-2 SH2-3 1B	5	0	4	2	0	0	0												
Luis Matos, R OBP: 0.400, SLG: 0.521	0-1 G4-3	2-3 K		0-0 2-H 3-H 1B		2-3 K			2-1 SH2-3 1B	4	0	1	0	0	2	3												
6 Melvin Mora, R OBP: 0.427, SLG: 0.529	2-1 HR HBP		1-0 G6-3	1-3 K			2-3 K		2-3 K	4	1	0	0	0	3	3												
Jeff Conine, R OBP: 0.344, SLG: 0.483	0-0 1-H HR		0-0 31 G6-3 2B		2-3 K		2-0 F8		0-1 G4-3	5	1	2	2	0	1	1												
31 Jay Gibbons, L OBP: 0.355, SLG: 0.485	0-0 F8		1-2 G6-3		1-2 2B		0-0 L9			4	0	1	0	0	0	1												
Tony Batista, R OBP: 0.285, SLG: 0.426		3-3 K	1-2 G5-3		2-1 F9			3-1 F7		4	0	0	0	0	1	2												
B.J. Surhoff, L OBP: 0.370, SLG: 0.460 David Segui, S OBP: 0.339, SLG: 0.385	1-2 HR			2-1 SH1-4 1B 1B	1-2 G1-3			1-1 F9		3	2	2	1	0	0	1												
Deivi Cruz, R OBP: 0.275, SLG: 0.418	0-2 G6-3		0-1 SH1-4 1B 1B		2-3 K		0-0 1B			4	1	2	0	0	1	0												
Brook Fordyce, R OBP: 0.307, SLG: 0.330	2-0 1B 1B		0-1 SH1-4		1-2 2-3		0-0 1B		0-0 L4	3	0	1	0	0	1	1												
Inning Stats	R: 2 E: 0 K: 0 S: 7	H: 1 LOB: 0 BB: 0 P: 10	R: 1 E: 0 K: 2 S: 18	H: 3 LOB: 2 BB: 0 P: 28	R: 0 E: 0 K: 0 S: 8	H: 1 LOB: 1 BB: 0 P: 11	R: 2 E: 0 K: 1 S: 14	H: 4 LOB: 1 BB: 0 P: 19	R: 0 E: 0 K: 1 S: 12	H: 1 LOB: 1 BB: 0 P: 18	R: 0 E: 0 K: 3 S: 12	H: 1 LOB: 1 BB: 0 P: 20	R: 0 E: 0 K: 1 S: 5	H: 0 LOB: 0 BB: 0 P: 9	R: 0 E: 0 K: 0 S: 6	H: 1 LOB: 1 BB: 0 P: 10	R: 0 E: 0 K: 1 S: 10	H: 1 LOB: 1 BB: 0 P: 15	1B: 8 2B: 3 3B: 0 HR: 2	SF: 0 SAC: 2 DP: 0 HBP: 1	WP: 0 PB: 0 SB: 1 CS: 2	PA: 40						
PITCHER	IP	WLS	BF	H	R	ER	SO	BB	IBB	HBP	BLK	WP	HR	S	P	ERA	WHIP											
Roger Clemens, R ERA: 4.01	(1, 1)	4.0	L	21	9	5	5	3	0	0	1	0	0	2	47	68	11.25	2.250										
Sterling Hitchcock, L ERA: 4.74	(5, 1)	3.2		14	3	0	0	5	0	0	0	0	0	0	34	56	0.00	0.818										
Antonio Osuna, R ERA: 2.73	(8, 1)	1.1		5	1	0	0	1	0	0	0	0	0	0	11	16	0.00	0.750										

Baltimore Orioles @ New York Yankees
Yankee Stadium, Bronx, NY
Thu Jul 24 2003, 1:05 PM EDT
Att: 44,649 - Cloudy - 76 F

AB 37
R 5
H 13
RBI 5
BB 0
SO 9
LOB 12



Batter	1	2	3	4	5	6	7	8	9	AB	R	H	RBI	BB	SO	LOB	BOTTOM											
Alfonso Soriano, R OBP: 0.340, SLG: 0.514	0-0 L5		0-1 25 BB 2 S 1B		0-1 F8		1-1 G1-3		0-0 P2	5	0	1	0	0	0	1												
2 Derek Jeter, R OBP: 0.387, SLG: 0.461	0-0 F8		4-1 25 BB 1B			0-0 55 BB 1B	1-3 K			3	1	1	0	1	1	0												
25 Jason Giambi, L OBP: 0.416, SLG: 0.544	1-1 FC5-4 HBP		4-1 1B			4-1 55 BB 1B BB		1-0 G3		1	1	0	0	2	0	0												
Bernie Williams, S OBP: 0.373, SLG: 0.405	2-0 FC5-4		0-2 G1-3			1-1 L6		2-1 G4-3		4	0	0	0	0	0	6												
55 Hideki Matsui, L OBP: 0.357, SLG: 0.450		2-0 F8		0-0 L4		1-0 1B 1B		1-1 G6-3		4	0	1	1	0	0	0												
20 Jorge Posada, S OBP: 0.403, SLG: 0.483		0-0 G3		2-3 K		2-2 F9			2-3 K	4	0	0	0	0	2	2												
Robin Ventura, L OBP: 0.339, SLG: 0.396		2-0 G1-4-3		3-1 F8		2-2 1B		1-1 G6-3		4	1	2	1	0	0	0												
Ruben Sierra, S OBP: 0.340, SLG: 0.428			1-0 G4-3		0-2 F7		2-1 G1-3		2-2 G1-3	4	0	0	0	0	0	3												
Raul Mondesi, R OBP: 0.336, SLG: 0.481			0-1 G4-3		0-3 K		3-3 K		3-1 2B	4	0	1	1	0	2	0												
Inning Stats	R: 0 E: 0 K: 0 S: 4	H: 0 LOB: 1 BB: 0 P: 7	R: 0 E: 0 K: 0 S: 3	H: 0 LOB: 0 BB: 0 P: 7	R: 0 E: 0 K: 1 S: 11	H: 1 LOB: 3 BB: 2 P: 20	R: 0 E: 0 K: 1 S: 6	H: 0 LOB: 0 BB: 0 P: 11	R: 0 E: 0 K: 1 S: 8	H: 0 LOB: 0 BB: 0 P: 8	R: 2 E: 0 K: 0 S: 13	H: 3 LOB: 2 BB: 1 P: 25	R: 0 E: 0 K: 2 S: 9	H: 0 LOB: 0 BB: 0 P: 14	R: 0 E: 0 K: 0 S: 5	H: 0 LOB: 0 BB: 0 P: 9	R: 1 E: 0 K: 1 S: 13	H: 2 LOB: 1 BB: 0 P: 22	1B: 5 2B: 1 3B: 0 HR: 0	SF: 0 SAC: 0 DP: 0 HBP: 1	WP: 0 PB: 0 SB: 1 CS: 0	PA: 37						
PITCHER	IP	WLS	BF	H	R	ER	SO	BB	IBB	HBP	BLK	WP	HR	S	P	ERA	WHIP											
Sidney Ponson, R ERA: 3.64	(1, 1)	8.2		36	6	3	3	5	3	0	1	0	0	0	71	122	3.12	1.038										
Jorge Julio, R ERA: 3.76	(9, 1)	0.1	S	1	0	0	0	0	0	0	0	0	0	1	1	0.00	0.000											

Baltimore Orioles @ New York Yankees
Yankee Stadium, Bronx, NY
Thu Jul 24 2003, 1:05 PM EDT
Att: 44,649 - Cloudy - 76 F


AB 33
R 3
H 6
RBI 3
BB 3
SO 5
LOB 12



Batter	1	2	3	4	5	6	7	8	9	AB	R	H	RBI	BB	SO	LOB	TOP																					
Alfonso Soriano, R (1, 4) OBP: 0.337, SLG: 0.508	1-3 K	0-0 F8			0-3 K		3-3 K		0-2 G4-3	5	0	0	0	0	3	4	New York Yankees @ Boston Red Sox Fenway Park, Boston, MA Fri Jul 25, 2003, 7:05 PM EDT Att: 34,873 - Cloudy - 84 F																					
2 Derek Jeter, R (1, 6) OBP: 0.397, SLG: 0.458	1-2 F9	4-2 BB			1-0 G3		4-2 BB		2-2 SF8	2	0	0	1	2	0	0																						
25 Jason Giambi, L (1, 10) OBP: 0.416, SLG: 0.539	4-2 1B	3-3 K			3-3 K		1-3 K		3-H 1B	3	0	0	0	1	3	5																						
Bernie Williams, S (1, 8) OBP: 0.377, SLG: 0.409	1-2 55 FC6-4				0-1 P3		2-1 20 1B		1-2 1B	5	1	3	1	0	0	1																						
55 Hideki Matsui, L (1, 7) OBP: 0.393, SLG: 0.445	1-2 FC6-4				3-2 G6-3		1-3 SAFE K		3-H 1-3 K	4	0	0	0	0	2	5																						
20 Jorge Posada, S (1, 2) OBP: 0.404, SLG: 0.493					0-0 HR		0-0 G4-3		2-3 K	4	1	2	1	0	2	0																						
Nick Johnson, L (1, 3) OBP: 0.449, SLG: 0.508					2-2 K		3-1 G4-3		0-1 G6-3	4	0	1	1	0	1	1																						
Raul Mondesi, R (1, 9) OBP: 0.332, SLG: 0.476					2-3 K		1-2 3-H 0-1 F9		1-2 F7	4	0	0	0	0	1	2																						
Enrique Wilson, S (1, 5) OBP: 0.266, SLG: 0.329					0-1 G3		2-2 2 S		0-1 G4-3	3	2	2	0	1	0	0																						
Inning Stats	R: 0 E: 0 K: 1 S: 15	H: 1 LOB: 2 BB: 1 P: 23	R: 1 E: 0 K: 1 S: 13	H: 2 LOB: 2 BB: 2 P: 26	R: 0 E: 0 K: 1 S: 8	H: 0 LOB: 0 BB: 0 P: 11	R: 0 E: 0 K: 2 S: 8	H: 0 LOB: 0 BB: 0 P: 12	R: 0 E: 0 K: 1 S: 10	H: 2 LOB: 1 BB: 0 P: 16	R: 1 E: 0 K: 3 S: 19	H: 2 LOB: 2 BB: 1 P: 32	R: 0 E: 0 K: 1 S: 8	H: 0 LOB: 0 BB: 0 P: 11	R: 1 E: 0 K: 0 S: 11	H: 1 LOB: 1 BB: 0 P: 15	1B: 7 2B: 0 3B: 0 HR: 1	SF: 1 SAC: 0 DP: 0 HBP: 1	WP: 1 PB: 0 SB: 2 CS: 0	PA: 40																		
PITCHER	IP	WLS	BF	H	R	ER	SO	BB	IBB	HBP	BLK	WP	HR	S	P	ERA	WHIP	PITCHER				IP	WLS	BF	H	R	ER	SO	BB	IBB	HBP	BLK	WP	HR	S	P	ERA	WHIP
Pedro Martinez, R (1, 1) ERA: 2.31	6.2		31	7	3	3	10	4	0	0	0	1	1	78	128	4.05	1.650																					
Scott Sauerbeck, L (7, 1) ERA: 3.92	0.1		1	0	0	0	1	0	0	0	0	0	0	3	4	0.00	0.000																					
50 Mike Timlin, R (8, 1) ERA: 3.47	1.0		3	0	0	0	1	0	0	0	0	0	0	8	11	0.00	0.000																					
Byung-Hyun Kim, R (9, 1) ERA: 3.46	1.0	L	5	1	1	1	0	0	0	1	0	0	0	11	15	9.00	1.000																					

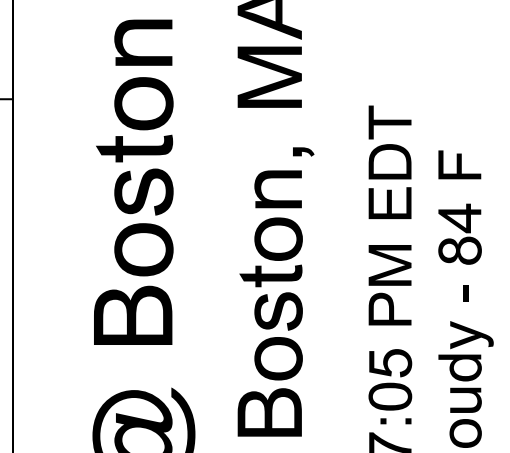
Batter	1	2	3	4	5	6	7	8	9	AB	R	H	RBI	BB	SO	LOB	BOTTOM																					
18 Johnny Damon, L (1, 8) OBP: 0.334, SLG: 0.417	3-2 G3-6	2-2 1B			0-2 F8	1-3 K		2-3 K		5	0	3	1	0	2	5	New York Yankees @ Boston Red Sox Fenway Park, Boston, MA Fri Jul 25, 2003, 7:05 PM EDT Att: 34,873 - Cloudy - 84 F																					
Todd Walker, L (1, 4) OBP: 0.334, SLG: 0.427	1-2 G3-6	1-0 F9			4-0 BB		2-0 F8		2-2 P4	4	0	0	0	1	0	3																						
Nomar Garciaparra, R (1, 6) OBP: 0.363, SLG: 0.552	4-1 2B				1-0 G5-3		1-2 F8		1-2 2B	4	1	1	0	1	0	2																						
Manny Ramirez, R (1, 7) OBP: 0.422, SLG: 0.593	1-1 2B				3-2 F9-3		1-3 K		4-1 BB	4	0	2	1	1	1	2																						
Gabe Kapler, R (9, PR) OBP: 0.325, SLG: 0.369	1-H 2B				1-2 1B		2-2 F8			0	0	0	0	0	0	0																						
Kevin Millar, R (1, 3) OBP: 0.356, SLG: 0.519	0-0 G4-3				1-2 F9-3		3-3 K		2-3 K	5	0	0	0	0	3	4																						
34 David Ortiz, L (1, 10) OBP: 0.383, SLG: 0.520					0-0 L3		2-2 G4-3		2-0 PB	4	0	1	0	0	0	0																						
Damian Jackson, R (8, PR) OBP: 0.293, SLG: 0.282					0-1 F8		4-2 BB		1-2 P5	3	1	1	0	1	0	1																						
Jeremy Giambi, L (9, PH) OBP: 0.347, SLG: 0.361					0-1 F8		4-1 BB		4-1 1B	2	0	1	0	2	0	0																						
Bill Mueller, S (1, 5) OBP: 0.406, SLG: 0.568					2-2 18 1B		0-1 F8		2-0 P5	3	1	1	0	1	0	1																						
Trot Nixon, L (1, 9) OBP: 0.410, SLG: 0.575					0-0 18 1B		0-1 F8		4-1 1B	2	0	1	0	2	0	0																						
Jason Varitek, S (1, 2) OBP: 0.359, SLG: 0.566					1-3 K		0-1 G6-3		0-2 3-H	3	0	1	1	1	1	2																						
Inning Stats	R: 1 E: 0 K: 0 S: 13	H: 2 LOB: 1 BB: 1 P: 21	R: 1 E: 0 K: 1 S: 15	H: 3 LOB: 0 BB: 0 P: 22	R: 0 E: 0 K: 0 S: 8	H: 1 LOB: 0 BB: 0 P: 13	R: 0 E: 0 K: 0 S: 5	H: 0 LOB: 0 BB: 0 P: 5	R: 0 E: 0 K: 1 S: 11	H: 1 LOB: 2 BB: 1 P: 17	R: 0 E: 0 K: 2 S: 18	H: 0 LOB: 3 BB: 3 P: 36	R: 0 E: 0 K: 0 S: 6	H: 0 LOB: 0 BB: 0 P: 12	R: 1 E: 0 K: 2 S: 12	H: 2 LOB: 2 BB: 1 P: 24	R: 0 E: 0 K: 1 S: 17	H: 1 LOB: 2 BB: 1 P: 29	1B: 8 2B: 3 3B: 0 HR: 0	SF: 0 SAC: 0 DP: 2 HBP: 0	WP: 0 PB: 1 SB: 1 CS: 0	PA: 42																
PITCHER	IP	WLS	BF	H	R	ER	SO	BB	IBB	HBP	BLK	WP	HR	S	P	ERA	WHIP	PITCHER				IP	WLS	BF	H	R	ER	SO	BB	IBB	HBP	BLK	WP	HR	S	P	ERA	WHIP
David Wells, L (1, 1) ERA: 3.8	5.2		27	7	2	2	3	5	0	0	0	0	0	67	110	3.18	2.118																					
Jesse Orosco, L (6, 1) ERA: 7.39	0.2		2	0	0	0	1	0	0	0	0	0	0	4	7	0.00	0.000																					
Armando Benitez, R (7, 1) ERA: 2.98	1.1	H	5	1	1	1	1	0	0	0	0	0	0	10	20	6.75	0.750																					
42 Mariano Rivera, R (8, 1) ERA: 1.51	1.1	W	8	2	0	0	2	2	0	0	0	0	0	24	42	0.00	3.000																					

AB	34
R	4
H	8
RBI	4
BB	4
SO	12
LOB	18



WP	1	PA	40
SB	0		
CS	0		

AB	35
R	3
H	10
RBI	3
BB	7
SO	7
LOB	21



WP	0	PA	42
SB	1		
CS	0		

Batter	1	2	3	4	5	6	7	8	9	AB	R	H	RBI	BB	SO	LOB	TOP										
Alfonso Soriano, R (1,4) OBP: 0.334, SLG: 0.503	L4		K	G4-6-3		G5-3		K		5	0	0	0	0	2	4	New York Yankees @ Boston Red Sox Fenway Park, Boston, MA Sun Jul 27 2003, 8:05 PM EDT Att: 34,787 - Cloudy - 84 F										
2 Derek Jeter, R (1,6) OBP: 0.391, SLG: 0.461	G6-3		55 1B 1B			G6-3		F9 25 1B 1B	4-2 1B 55 FC4-6 BB	4	2	2	0	1	0	0											
25 Jason Giambi, L (1,3) OBP: 0.418, SLG: 0.543	HR		K			G6-4-3 HBP			1-3 K	4	1	2	1	0	2	2											
Bernie Williams, S (1,8) OBP: 0.372, SLG: 0.402	G5-3		20 BB 55 1B 1B			G6-4-3		F9	0-1 1B	5	0	2	0	0	0	3											
55 Hideki Matsui, L (1,7) OBP: 0.351, SLG: 0.440		G4-3	20 BB 1B					K	2-3 1B	5	1	2	2	0	1	3											
20 Jorge Posada, S (1,2) OBP: 0.407, SLG: 0.495		G3 1B BB	1-2 2-3 BB			FC5 WP 1B		G5-3	0-2 F7	3	0	1	0	2	0	3											
Nick Johnson, L (1,10) OBP: 0.452, SLG: 0.508		G3 1B	G1-3			G4-3			4-1 FC1-6 BB	3	0	1	0	1	0	5											
Robin Ventura, L (1,5) OBP: 0.340, SLG: 0.394		G3							2-3 K	2	0	1	0	1	0	2											
Todd Zeile, R (8, PH) OBP: 0.280, SLG: 0.348										0	0	0	0	0	0	0											
Karim Garcia, L (8, PH) OBP: 0.279, SLG: 0.435										1	0	0	0	0	1	1											
Enrique Wilson, S (8, 5) OBP: 0.263, SLG: 0.324										0	0	0	0	0	0	0											
Raul Mondesi, R (1,9) OBP: 0.330, SLG: 0.471										3	0	0	1	0	1	5											
Ruben Sierra, S (8, PH) OBP: 0.341, SLG: 0.429										1	0	0	0	0	0	1											
Inning Stats	R: 1 E: 0 K: 0 S: 7	H: 1 LOB: 0 BB: 0 P: 9	R: 0 E: 0 K: 0 S: 8	H: 1 LOB: 2 BB: 1 P: 18	R: 1 E: 0 K: 2 S: 16	H: 3 LOB: 3 BB: 1 P: 28	R: 0 E: 0 K: 1 S: 6	H: 1 LOB: 0 BB: 0 P: 9	R: 0 E: 0 K: 0 S: 5	H: 0 LOB: 0 BB: 0 P: 10	R: 1 E: 0 K: 0 S: 7	H: 2 LOB: 2 BB: 1 P: 15	R: 0 E: 0 K: 1 S: 10	H: 2 LOB: 2 BB: 0 P: 13	R: 0 E: 0 K: 2 S: 8	H: 0 LOB: 1 BB: 1 P: 16	R: 1 E: 0 K: 1 S: 13	H: 1 LOB: 1 BB: 1 P: 18	1B: 10 2B: 9 3B: 0 HR: 1	SF: 0 SAC: 0 DP: 2 HBP: 1	WP: 1 PB: 0 SB: 0 CS: 0	PA: 42					
PITCHER	IP	WLS	BF	H	R	ER	SO	BB	IBB	HBP	BLK	WP	HR	S	P	ERA	WHIP										
Derek Lowe, R (1,1) ERA: 4.84	6.0		29	9	3	3	3	2	1	1	0	1	1	50	90	4.50	1.833										
Casey Fossum, L (7,1) ERA: 5.96	1.0	W	4	1	0	0	1	0	0	0	0	0	0	9	12	0.00	1.000										
Scott Sauerbeck, L (8,1) ERA: 3.86	0.0		1	0	0	0	0	1	0	0	0	0	0	1	5	∞	∞										
50 Mike Timlin, R (8,1) ERA: 3.41	1.0	H	3	0	0	0	2	0	0	0	0	0	0	7	11	0.00	0.000										
Byung-Hyun Kim, R (9,1) ERA: 3.47	1.0	S	5	1	1	1	1	1	0	0	0	0	0	13	18	9.00	2.000										

Batter	1	2	3	4	5	6	7	8	9	AB	R	H	RBI	BB	SO	LOB	BOTTOM										
18 Johnny Damon, L (1,8) OBP: 0.340, SLG: 0.425	K		F9							5	1	2	1	0	1	1	New York Yankees @ Boston Red Sox Fenway Park, Boston, MA Sun Jul 27 2003, 8:05 PM EDT Att: 34,787 - Cloudy - 84 F										
Todd Walker, L (1,4) OBP: 0.335, SLG: 0.428	P3		G5-3 1B							4	0	2	0	0	0	1											
Damian Jackson, R (7, FR) OBP: 0.290, SLG: 0.279										1	1	0	0	0	0	1											
Nomar Garciaparra, R (1,6) OBP: 0.364, SLG: 0.557	34 BB HBP		G5-3							3	0	0	0	0	0	2											
Manny Ramirez, R (1,7) OBP: 0.423, SLG: 0.595	34 BB BB		F7							2	1	0	0	2	0	1											
34 David Ortiz, L (1,10) OBP: 0.367, SLG: 0.528										3	0	1	2	1	0	0											
Kevin Millar, R (1,3) OBP: 0.356, SLG: 0.514	F8									3	0	0	0	1	2	3											
Trot Nixon, L (1,9) OBP: 0.408, SLG: 0.571			F8							3	1	0	0	1	1	2											
Bill Mueller, S (1,5) OBP: 0.400, SLG: 0.556			F8							3	1	0	0	0	1	0											
Jason Varitek, S (1,2) OBP: 0.356, SLG: 0.571			G4-3							4	1	2	3	0	1	0											
Inning Stats	R: 0 E: 0 K: 1 S: 12	H: 0 LOB: 3 BB: 2 P: 24	R: 0 E: 0 K: 0 S: 7	H: 0 LOB: 0 BB: 0 P: 11	R: 0 E: 0 K: 2 S: 10	H: 1 LOB: 1 BB: 0 P: 20	R: 0 E: 0 K: 2 S: 13	H: 0 LOB: 0 BB: 0 P: 18	R: 0 E: 0 K: 0 S: 8	H: 1 LOB: 1 BB: 0 P: 16	R: 0 E: 0 K: 0 S: 7	H: 0 LOB: 0 BB: 0 P: 11	R: 6 E: 0 K: 1 S: 23	H: 4 LOB: 3 BB: 3 P: 43	R: 0 E: 0 K: 2 S: 15	H: 1 LOB: 1 BB: 0 P: 24	R: 0 E: 0 K: 2 S: 13	H: 1 LOB: 1 BB: 1 P: 18	1B: 2 2B: 2 3B: 1 HR: 2	SF: 0 SAC: 0 DP: 0 HBP: 2	WP: 0 PB: 0 SB: 0 CS: 1	PA: 38					
PITCHER	IP	WLS	BF	H	R	ER	SO	BB	IBB	HBP	BLK	WP	HR	S	P	ERA	WHIP										
Jeff Weaver, R (1,1) ERA: 5.27	6.1		26	2	2	2	4	3	0	2	0	0	0	65	113	2.84	0.789										
Chris Hammond, L (7,1) ERA: 3.45	0.0	L	2	2	2	2	0	0	0	0	0	0	2	6	10	∞	∞										
Armando Benitez, R (7,1) ERA: 3.09	0.1		2	1	0	0	0	0	0	0	0	0	0	6	8	0.00	3.000										
Jesse Orosco, L (7,1) ERA: 7.52	0.1		4	1	2	1	0	0	2	0	0	0	0	3	12	27.00	3.000										
Antonio Osuna, R (8,1) ERA: 2.64	1.0		4	1	0	0	2	0	0	0	0	0	0	15	24	0.00	1.000										



Batter	1	2	3	4	5	6	7	8	9	AB R H RBI BB SO LOB	TOP											
2 Derek Jeter, R OBP: 0.394, SLG: 0.464	0-0 20 BB 55 1B 2B		1-3 K		4-1 FC4-6 BB		1-3 K		0-2 F9	4 1 1 0 1 2 2	New York Yankees @ Anaheim Angels Edison International Field, Anaheim, CA Wed Jul 30 2003, 10:05 PM EDT Att: 43,856 - Cloudy - 73 F											
Bernie Williams, S OBP: 0.370, SLG: 0.398	1-3 K		0-0 G6-3		0-0 FC4-6 1-2 1-2		1-1 25 E 1B		0-2 G4-3	5 1 1 1 0 1 2												
25 Jason Giambi, L OBP: 0.422, SLG: 0.556	4-1 20 BB 55 1B BB		0-0 HR		2-1 20 F8 55 SF9 2B		3-2 E4 1-H 2-H 2B		4-1 BB	3 3 3 3 2 0 0												
20 Jorge Posada, S OBP: 0.410, SLG: 0.494	4-2 55 1B CS BB		1-3 K2-3		3-2 F8 2-3		3-2 F7		2-3 K	4 0 0 0 1 2 3												
55 Hideki Matsui, L OBP: 0.355, SLG: 0.456	0-1 1-3 2-H 3-H 1B			1-2 G4-1		1-1 SF9		2-1 G4-3 1B 2B		3 1 2 3 0 0 0												
Nick Johnson, L OBP: 0.443, SLG: 0.489	3-3 K			3-2 G4-3		3-2 G4-3		2-2 G4-3		4 0 0 0 0 1 3												
Robin Ventura, L OBP: 0.344, SLG: 0.392		1-0 G3-1		0-2 F7		4-0 1B BB		0-0 1B		3 1 1 1 1 0 0												
Karim Garcia, L OBP: 0.277, SLG: 0.421		2-3 K			0-1 F9		1-3 K		1-1 F8	4 0 0 0 0 2 2												
Enrique Wilson, S OBP: 0.262, SLG: 0.321		2-3 K			2-3 K		1-2 25 E 1B		1-0 G4-3	4 1 1 0 0 2 1												
Inning Stats	R: 2 E: 0 K: 2 S: 12	H: 2 LOB: 2 BB: 2 P: 24	R: 0 E: 0 K: 2 S: 10	H: 0 LOB: 0 BB: 0 P: 15	R: 1 E: 0 K: 2 S: 8	H: 1 LOB: 0 BB: 0 P: 10	R: 0 E: 0 K: 0 S: 9	H: 0 LOB: 0 BB: 0 P: 13	R: 0 E: 0 K: 1 S: 8	H: 0 LOB: 1 BB: 1 P: 14	R: 1 E: 0 K: 0 S: 13	H: 1 LOB: 0 BB: 0 P: 21	R: 3 E: 1 K: 2 S: 19	H: 3 LOB: 1 BB: 1 P: 32	R: 1 E: 0 K: 0 S: 9	H: 2 LOB: 1 BB: 0 P: 15	R: 0 E: 0 K: 1 S: 11	H: 0 LOB: 1 BB: 1 P: 17	1B: 4 2B: 5 3B: 0 HR: 1	SF: 1 SAC: 0 DP: 1 HBP: 0	WP: 0 PB: 0 SB: 0 CS: 1	PA: 40
PITCHER	IP WLS BF H R ER SO BB IBB HBP BLK WP HR S P ERA WHIP											PITCHER	IP WLS BF H R ER SO BB IBB HBP BLK WP HR S P ERA WHIP									
41 John Lackey, R ERA: 5.18	6.2 L 29 6 7 7 9 4 0 0 0 0 0 1 71 115 9.45 1.500																					
Gary Glover, R ERA: 4.52	1.1 7 3 1 1 0 0 0 0 0 0 0 0 17 29 6.75 2.250																					
Greg Jones, R ERA:	1.0 4 0 0 0 1 1 0 0 0 0 0 0 11 17 0.00 1.000																					

AB	34
R	8
H	9
RBI	8
BB	5
SO	10
LOB	13



Batter	1	2	3	4	5	6	7	8	9	AB R H RBI BB SO LOB	BOTTOM											
David Eckstein, R OBP: 0.330, SLG: 0.330	1-3 K		3-2 S 1B		1-2 CS 1-2		3-2 F8		2-2 F9	4 0 1 0 0 1 0	New York Yankees @ Anaheim Angels Edison International Field, Anaheim, CA Wed Jul 30 2003, 10:05 PM EDT Att: 43,856 - Cloudy - 73 F											
Darin Erstad, L OBP: 0.307, SLG: 0.338	0-1 G4-3 2B		4-1 1-2 BB		2-0 F7		2-0 F7		1-0 F7	3 0 1 0 1 0 0												
Adam Kennedy, L OBP: 0.326, SLG: 0.368	1-1 G4-3		0-0 F8		2-1 F7		2-1 F7		2-1 G4-3	4 0 0 0 0 0 3												
16 Garret Anderson, L OBP: 0.348, SLG: 0.589	1-2 F8			2-0 G3		0-2 G4-3		0-2 G4-3		3 0 0 0 0 0 1												
Jeff DaVanon, S OBP: 0.362, SLG: 0.518		0-0 G4-3		1-1 L8-3 1B		2-3 K2-3		2-3 K2-3		3 0 1 0 0 1 0												
Scott Spiezio, S OBP: 0.322, SLG: 0.436		1-0 G3		1-2 L8-3		2-2 P6		2-2 P6		3 0 0 0 0 0 1												
Bengie Molina, R OBP: 0.308, SLG: 0.442		2-1 F8			1-3 K				3-1 P4	3 0 0 0 0 1 0												
José Molina, R OBP: 0.217, SLG: 0.261										0 0 0 0 0 0 0												
39 Robb Quinlan, R OBP: 0.500, SLG: 0.600			1-3 K		0-0 CS 1B				0-0 G1-6-3 1B	3 0 2 0 0 1 0												
Alfredo Amezaga, S OBP: 0.217, SLG: 0.261			2-3 K		1-2 L7				2-1 G1-6-3	3 0 0 0 0 1 2												
Inning Stats	R: 0 E: 0 K: 1 S: 10	H: 1 LOB: 1 BB: 0 P: 13	R: 0 E: 0 K: 0 S: 4	H: 0 LOB: 0 BB: 0 P: 7	R: 0 E: 0 K: 2 S: 13	H: 1 LOB: 2 BB: 1 P: 23	R: 0 E: 0 K: 0 S: 7	H: 1 LOB: 0 BB: 0 P: 10	R: 0 E: 0 K: 1 S: 9	H: 1 LOB: 0 BB: 0 P: 12	R: 0 E: 0 K: 0 S: 8	H: 0 LOB: 0 BB: 0 P: 15	R: 0 E: 0 K: 1 S: 9	H: 0 LOB: 0 BB: 0 P: 13	R: 0 E: 0 K: 0 S: 5	H: 1 LOB: 0 BB: 0 P: 10	R: 0 E: 0 K: 0 S: 7	H: 0 LOB: 0 BB: 0 P: 12	1B: 4 2B: 2 3B: 0 HR: 0	SF: 0 SAC: 0 DP: 2 HBP: 0	WP: 0 PB: 0 SB: 0 CS: 1	PA: 31
PITCHER	IP WLS BF H R ER SO BB IBB HBP BLK WP HR S P ERA WHIP											PITCHER	IP WLS BF H R ER SO BB IBB HBP BLK WP HR S P ERA WHIP									
Roger Clemens, R ERA: 3.76	9.0 W 30 5 0 0 5 1 0 0 0 0 0 0 72 115 0.00 0.667																					

AB	29
R	0
H	5
RBI	0
BB	1
SO	5
LOB	7



Batter	1	2	3	4	5	6	7	8	9	10	AB	R	H	RBI	BB	SO	LOB						
2 Derek Jeter, R OBP: 0.306, SLG: 0.463 (1,6)	G6-3		G4-3 1-H 2B		SH1-3 1-2		K 3-2		G1-3 3-1		4	0	1	1	0	1	2						
Bernie Williams, S OBP: 0.364, SLG: 0.387 (1,8)	G3		G4-3 2-3		K 0-3		G5-3 0-1		K 1-3		5	0	0	0	0	2	2						
25 Jason Giambi, L OBP: 0.424, SLG: 0.549 (1,3)	BB		HBP		20 1B IBB		F8 2-2		P6 2-2		2	0	0	0	2	0	0						
20 Jorge Posada, S OBP: 0.402, SLG: 0.481 (1,2)	K		P6		1-2 2-H 1B		P4 3-2		L5 2-2		5	0	1	1	0	1	3						
55 Hideki Matsui, L OBP: 0.334, SLG: 0.449 (1,7)		G4-3 1-0		G5-3 2-2	G6-3 2-2						4	0	0	0	0	1	2						
Aaron Boone, R OBP: 0.338, SLG: 0.467 (1,5)	K		G1-3 0-3			K 0-3			FC1-6 1-1 1B		4	0	1	0	0	2	0						
Nick Johnson, L OBP: 0.443, SLG: 0.476 (1,10)	F8			FC5-4 BB		G3 3-2			F7 1-2		3	0	0	0	1	0	1						
Alfonso Soriano, R OBP: 0.329, SLG: 0.491 (1,4)			G1-3 1-2	FC5-4 BB		L6 1-2			FC1-6 1-1 HBP		3	0	0	0	0	0	1						
David Dellucci, L OBP: 0.333, SLG: 0.382 (1,9)			2 2B		20 1B SH1-3		L7 1-0		FC1-6 0-2		4	2	2	0	0	0	2						
Inning Stats	R: 0 E: 0 K: 1 S: 14	H: 0 LOB: 1 BB: 1 P: 23	R: 0 E: 0 K: 1 S: 7	H: 0 LOB: 0 BB: 0 P: 8	R: 1 E: 0 K: 2 S: 17	H: 2 LOB: 2 BB: 1 P: 28	R: 0 E: 0 K: 0 S: 8	H: 0 LOB: 1 BB: 1 P: 16	R: 1 E: 0 K: 1 S: 10	H: 2 LOB: 2 BB: 1 P: 20	R: 0 E: 0 K: 1 S: 10	H: 0 LOB: 0 BB: 0 P: 14	R: 0 E: 0 K: 1 S: 9	H: 0 LOB: 0 BB: 0 P: 16	R: 0 E: 0 K: 0 S: 11	H: 1 LOB: 2 BB: 0 P: 17	R: 0 E: 0 K: 1 S: 12	H: 0 LOB: 0 BB: 0 P: 17	1B: 4 2B: 1 3B: 0 HR: 0	SF: 0 SAC: 1 DP: 0 HBP: 2	WP: 0 PB: 0 SB: 2 CS: 0	PA: 40	
PITCHER	IP	WLS	BF	H	R	ER	SO	BB	IBB	HBP	BLK	WP	HR	S	P	ERA	WHIP						
Tim Hudson, R ERA: 2.6 (1,1)	7.0		29	4	2	2	5	2	1	1	0	0	0	0	72	119	2.57	0.857					
Ricardo Rincon, L ERA: 4.03 (8,1)	1.0		3	0	0	0	1	0	0	0	0	0	0	9	16	0.00	0.000						
Keith Foulke, R ERA: 2.44 (9,1)	2.0	W	8	1	0	0	1	0	0	1	0	0	0	23	34	0.00	0.500						

TOP

New York Yankees @ Oakland Athletics
Network Associates Coliseum, Oakland, CA

Fri Aug 01 2003, 10:05 PM EDT
Att. 41,407 - Sunny - 67 F

livebaseballscorecards.com

AB 34
R 2
H 5
RBI 2
BB 3
SO 7
LOB 13



Batter	1	2	3	4	5	6	7	8	9	10	AB	R	H	RBI	BB	SO	LOB					
Mark Ellis, R OBP: 0.324, SLG: 0.372 (1,4)	1B SF7 2B		K			K 2-3		BB E 1B		P4 2-1	5	2	2	0	0	2	0					
Scott Hatteberg, L OBP: 0.354, SLG: 0.402 (1,10)	1B		G3			2B 2-1		E BB		K 2-3	4	0	2	0	1	1	0					
Miguel Tejada, R OBP: 0.311, SLG: 0.438 (1,6)	SF7			K 1-3		P3 2-1		E4 1-2 2-H		HR 1-2	4	1	1	2	0	1	2					
Erubiel Durazo, L OBP: 0.307, SLG: 0.442 (1,3)	K			K 2-3		P6 1-2		P6 0-1			4	0	0	0	0	2	3					
Jose Guillen, R OBP: 0.300, SLG: 0.621 (1,9)	K2-3		G4-3 1-2			P4 2-1		G4-3 2-2			4	0	0	0	0	1	1					
3 Eric Chavez, L OBP: 0.335, SLG: 0.487 (1,5)		F9 1-2			F8 0-0		BB 4-0		1B 2-1		3	0	1	0	1	0	0					
Ramon Hernandez, R OBP: 0.315, SLG: 0.447 (1,2)		PO G4-3 1B			K 1-3		K 2-3		P3 1-2		4	0	1	0	0	2	2					
Terrence Long, L OBP: 0.302, SLG: 0.392 (1,7)		G4-3 1-2			L8 1-1			F7 2-2		1B 1-2	4	0	1	0	0	0	1					
Eric Byrnes, R OBP: 0.344, SLG: 0.483 (1,8)		PO 2-0			G1-3 1-2			K 1-3		K 2-3	2	0	0	0	0	1	0					
Billy McMillen, L ERA: 7.33 (8,PH)											1	0	0	0	0	1	0					
Chris Singleton, L OBP: 0.315, SLG: 0.379 (9,8)											1	0	0	0	0	1	2					
Inning Stats	R: 1 E: 0 K: 2 S: 12	H: 2 LOB: 1 BB: 0 P: 17	R: 0 E: 0 K: 0 S: 7	H: 1 LOB: 0 BB: 0 P: 10	R: 0 E: 0 K: 2 S: 9	H: 0 LOB: 0 BB: 0 P: 14	R: 0 E: 0 K: 2 S: 10	H: 0 LOB: 0 BB: 0 P: 14	R: 0 E: 0 K: 1 S: 6	H: 1 LOB: 1 BB: 0 P: 8	R: 0 E: 0 K: 1 S: 9	H: 0 LOB: 1 BB: 1 P: 18	R: 1 E: 1 K: 1 S: 14	H: 1 LOB: 2 BB: 1 P: 24	R: 0 E: 0 K: 1 S: 16	H: 2 LOB: 2 BB: 0 P: 23	R: 1 E: 0 K: 1 S: 12	H: 1 LOB: 0 BB: 0 P: 17	1B: 5 2B: 2 3B: 0 HR: 1	SF: 1 SAC: 0 DP: 0 HBP: 0	WP: 0 PB: 0 SB: 0 CS: 0	PA: 40
PITCHER	IP	WLS	BF	H	R	ER	SO	BB	IBB	HBP	BLK	WP	HR	S	P	ERA	WHIP					
35 Mike Mussina, R ERA: 3.27 (1,1)	7.0		25	4	1	1	9	1	0	0	0	0	0	5	7	0.00	0.000					
Jesse Orosco, L ERA: 7.33 (8,1)	0.1	H	1	0	0	0	0	0	0	0	0	0	0	5	7	0.00	0.000					
Aramando Benitez, R ERA: 2.98 (8,1)	0.1	H	3	1	0	0	1	1	0	0	0	0	0	5	12	0.00	6.000					
42 Mariano Rivera, R ERA: 1.43 (8,1)	1.1	B	7	2	1	0	1	0	0	0	0	0	0	20	28	0.00	1.500					
Antonio Osuna, R ERA: 2.76 (10,1)	0.2	L	3	1	1	1	1	0	0	0	0	0	1	12	17	13.50	1.500					


BOTTOM

New York Yankees @ Oakland Athletics
Network Associates Coliseum, Oakland, CA

Fri Aug 01 2003, 10:05 PM EDT
Att. 41,407 - Sunny - 67 F

livebaseballscorecards.com

AB 36
R 3
H 8
RBI 2
BB 2
SO 12
LOB 11



Batter	1	2	3	4	5	6	7	8	9	AB	R	H	RBI	BB	SO	LOB	TOP								
2 Derek Jeter, R OBP: 0.396, SLG: 0.462	2-2 1B FC4-6	1-1 25 HR 1B		0-0 G6-3		0-0 L6			1-1 G5-4-3	5	2	2	1	0	0	1									
Bernie Williams, S OBP: 0.371, SLG: 0.407	1-3 FC4-6	2-1 25 HR 1B		3-3 K			0-0 HR		1-0	5	2	4	2	0	1	0									
25 Jason Giambi, L OBP: 0.423, SLG: 0.554	4-2 FC4-6	1-2 HR		1-2 G3			3-2 F7		1-2 L4	4	1	1	3	1	0	1									
Aaron Boone, R OBP: 0.335, SLG: 0.462	3-2 FC4-6	1-0 F7			2-3 K		1-0 F8			4	0	0	1	0	1	2									
55 Hideki Matsui, L OBP: 0.353, SLG: 0.454	1-1 G4-6-3			0-0 G4-3		1-1 HR	1-3 K			4	1	1	1	0	1	2									
Ruben Sierra, S OBP: 0.338, SLG: 0.422		3-2 G4-3	4-2 HR		1-2 P3			3-3 K		3	1	0	0	1	1	0									
David Dellucci, L OBP: 0.333, SLG: 0.382										0	0	0	0	0	0	0									
Alfonso Soriano, R OBP: 0.328, SLG: 0.489		0-1 2B CS	2-3 K		1-1 F9			1-2 P4		4	1	1	0	0	1	1									
John Flaherty, R OBP: 0.292, SLG: 0.420		0-1 L5	1-2 HR		0-0 F9			0-3 K		4	1	1	2	0	1	1									
Todd Zeile, R OBP: 0.293, SLG: 0.352		0-1 2B	1-0 F9		2-1 F9			1-1 G5-4-3		4	1	2	0	0	0	0									
Karim Garcia, L OBP: 0.277, SLG: 0.421	1-2 1B									0	0	0	0	0	0	0									
Inning Stats	R: 1 E: 0 K: 0 S: 15	H: 2 LOB: 1 BB: 1 P: 28	R: 5 E: 0 K: 0 S: 16	H: 5 LOB: 0 BB: 0 P: 25	R: 2 E: 0 K: 1 S: 11	H: 1 LOB: 0 BB: 1 P: 19	R: 0 E: 0 K: 1 S: 7	H: 0 LOB: 0 BB: 0 P: 11	R: 1 E: 0 K: 1 S: 10	H: 1 LOB: 0 BB: 0 P: 15	R: 0 E: 0 K: 0 S: 4	H: 0 LOB: 0 BB: 0 P: 6	R: 1 E: 0 K: 1 S: 8	H: 1 LOB: 0 BB: 0 P: 13	R: 0 E: 0 K: 2 S: 9	H: 0 LOB: 0 BB: 0 P: 13	R: 0 E: 0 K: 0 S: 8	H: 2 LOB: 1 BB: 0 P: 12	1B: 8 2B: 0 3B: 0 HR: 4	SF: 0 SAC: 0 DP: 2 HBP: 0	WP: 0 PB: 0 SB: 1 CS: 2	PA: 39			
PITCHER	IP	WLS	BF	H	R	ER	SO	BB	IBB	HBP	BLK	WP	HR	S	P	ERA	WHIP								
Barry Zito, L ERA: 3.3	3.0	L	18	8	8	3	1	2	0	0	0	0	2	42	72	9.00	3.333								
John Halama, L ERA: 3.99	4.0		14	2	2	2	3	0	0	0	0	0	2	29	45	4.50	0.500								
Chad Harville, R ERA:	1.0		3	0	0	0	2	0	0	0	0	0	0	9	13	0.00	0.000								
Mike Neu, R ERA: 3.48	1.0		4	2	0	0	0	0	0	0	0	0	0	8	12	0.00	2.000								

New York Yankees @ Oakland Athletics
Network Associates Coliseum, Oakland, CA

Sat Aug 02 2003, 4:05 PM EDT
Att: 44,234 - Cloudy - 67 F



AB 37
R 10
H 12
RBI 10
BB 2
SO 6
LOB 8

Batter	1	2	3	4	5	6	7	8	9	AB	R	H	RBI	BB	SO	LOB	BOTTOM								
Billy McMillon, L OBP: 0.377, SLG: 0.427	2-1 1B	1-3 K		0-2 F9		0-0 G1		0-0 P6		5	1	1	0	0	1	2									
Jose Guillen, R OBP: 0.378, SLG: 0.614	0-0 F9	0-2 P4		1-2 F7			1-0 G6-3		0-1 SF9	5	1	1	0	0	0	2									
3 Eric Chavez, L OBP: 0.343, SLG: 0.500	0-2 1B	2-1 2B		4-1 BB			1-0 E		1-1 E7	4	2	4	1	1	0	0									
Miguel Tejada, R OBP: 0.312, SLG: 0.439	1-1 BB	1-0 G5-3		1-1 G5-3			0-1 E6		0-1 SF9	4	1	2	2	0	0	2									
Erubiel Durazo, L OBP: 0.385, SLG: 0.440	3-1 BB			0-3 K		1-2 G4-3		3-2 SF8		4	0	1	3	0	1	1									
Scott Hatteberg, L OBP: 0.353, SLG: 0.399	1-2 2B			0-3 K		0-0 G4-3		2-3 K		3	0	0	0	1	2	0									
Mark Ellis, R OBP: 0.324, SLG: 0.371	0-3 K		2-1 2B		1-1 P3			2-3 K		4	1	1	0	0	2	3									
Terrence Long, L OBP: 0.302, SLG: 0.393	1-1 L8		2-2 2B		2-0 G4-3			1-2 P5		4	0	1	1	0	0	3									
17 Adam Melhuse, S OBP: 0.275, SLG: 0.383		2-2 E7	2-3 K		0-1 G3			3-2 1B		4	1	2	0	0	1	1									
Inning Stats	R: 2 E: 1 K: 1 S: 18	H: 4 LOB: 3 BB: 1 P: 29	R: 1 E: 1 K: 1 S: 12	H: 2 LOB: 1 BB: 0 P: 18	R: 1 E: 0 K: 3 S: 18	H: 2 LOB: 1 BB: 0 P: 24	R: 0 E: 0 K: 0 S: 9	H: 0 LOB: 1 BB: 1 P: 15	R: 0 E: 0 K: 0 S: 6	H: 0 LOB: 0 BB: 0 P: 8	R: 0 E: 0 K: 0 S: 4	H: 0 LOB: 0 BB: 0 P: 6	R: 2 E: 1 K: 1 S: 11	H: 2 LOB: 0 BB: 0 P: 17	R: 0 E: 0 K: 1 S: 12	H: 1 LOB: 1 BB: 0 P: 18	R: 1 E: 1 K: 0 S: 8	H: 2 LOB: 0 BB: 0 P: 9	1B: 10 2B: 2 3B: 1 HR: 0	SF: 2 SAC: 0 DP: 1 HBP: 0	WP: 0 PB: 0 SB: 1 CS: 0	PA: 41			
PITCHER	IP	WLS	BF	H	R	ER	SO	BB	IBB	HBP	BLK	WP	HR	S	P	ERA	WHIP								
Jeff Weaver, R ERA: 5.29	6.1	W	31	10	6	4	5	2	0	0	0	0	0	71	106	5.68	1.895								
Jesse Orosco, L ERA: 7.16	0.2		2	0	0	0	1	0	0	0	0	0	0	7	11	0.00	0.000								
Chris Hammond, L ERA: 3.38	1.0		6	3	1	0	1	0	0	0	0	0	0	16	23	0.00	3.000								
42 Mariano Rivera, R ERA: 1.4	1.0	S	2	0	0	0	0	0	0	0	0	0	0	4	4	0.00	0.000								

New York Yankees @ Oakland Athletics
Network Associates Coliseum, Oakland, CA

Sat Aug 02 2003, 4:05 PM EDT
Att: 44,234 - Cloudy - 67 F



AB 37
R 7
H 13
RBI 7
BB 2
SO 7
LOB 14

Batter	1	2	3	4	5	6	7	8	9	AB	R	H	RBI	BB	SO	LOB	TOP					
2 Derek Jeter, R OBP: 0.394, SLG: 0.459 (1, 6)	G5-3			G5-3		G3-5		F8		4	0	1	0	0	0	0	New York Yankees @ Oakland Athletics Network Associates Coliseum, Oakland, CA Sun Aug 03 2003, 4:05 PM EDT Att. 44,528 - Overcast - 71 F					
Bernie Williams, S OBP: 0.366, SLG: 0.401 (1, 8)	P3			G5-3		F9		G6-3		4	0	0	0	0	0	1						
25 Jason Giambi, L OBP: 0.420, SLG: 0.548 (1, 10)	K			F8		G3-5			F7	4	0	0	0	0	1							
20 Jorge Posada, S OBP: 0.399, SLG: 0.475 (1, 2)		K				K			G5-3	4	0	0	0	0	3	0						
55 Hideki Matsui, L OBP: 0.355, SLG: 0.454 (1, 7)		K				G3				3	0	1	0	1	1	0						
Aaron Boone, R OBP: 0.335, SLG: 0.464 (1, 5)		K				1B			CS	3	1	1	0	0	1	1						
Alfonso Soriano, R OBP: 0.330, SLG: 0.490 (1, 4)						2B				3	0	2	1	0	0	0						
Todd Zeile, R OBP: 0.294, SLG: 0.348 (1, 3)						1B				2	0	0	0	1	1	2						
Karim Garcia, L OBP: 0.274, SLG: 0.415 (1, 9)						BB				2	0	0	0	0	0	2						
Ruben Sierra, S OBP: 0.337, SLG: 0.420 (8, PH)						BB				1	0	0	0	0	0	0						
David Dellucci, L OBP: 0.333, SLG: 0.382 (8, 9)						FC4-6				0	0	0	0	0	0	0						
Inning Stats	R: 0 E: 0 K: 1 S: 7	H: 0 LOB: 0 BB: 0 P: 15	R: 0 E: 0 K: 3 S: 9	H: 0 LOB: 0 BB: 0 P: 15	R: 0 E: 0 K: 0 S: 8	H: 0 LOB: 0 BB: 0 P: 10	R: 0 E: 0 K: 0 S: 8	H: 0 LOB: 0 BB: 0 P: 11	R: 1 E: 0 K: 1 S: 10	H: 2 LOB: 2 BB: 1 P: 22	R: 0 E: 0 K: 2 S: 3	H: 1 LOB: 2 BB: 0 P: 4	R: 0 E: 0 K: 2 S: 10	H: 1 LOB: 2 BB: 1 P: 21	R: 0 E: 0 K: 0 S: 3	H: 0 LOB: 0 BB: 0 P: 7	R: 0 E: 0 K: 0 S: 7	H: 1 LOB: 0 BB: 0 P: 8	1B: 4 2B: 1 3B: 0 HR: 0	SF: 0 SAC: 0 DP: 1 HBP: 0	WP: 0 PB: 0 SB: 0 CS: 1	PA: 33
PITCHER Mark Mulder, L ERA: 2.92 (1, 1)	IP: 9.0 WLS: W BF: 32 H: 5 R: 1 ER: 1 SO: 7 BB: 2 IBB: 0 HBP: 0 BLK: 0 WP: 0 HR: 0 S: 65 P: 113 ERA: 1.00 WHIP: 0.778															PITCHER						

AB 30
R 1
H 5
RBI 1
BB 2
SO 7
LOB 7



Batter	1	2	3	4	5	6	7	8	9	AB	R	H	RBI	BB	SO	LOB	BOTTOM					
Mark Ellis, R OBP: 0.325, SLG: 0.369 (1, 4)	G5-3		G5-3			BB			BB	2	1	0	0	2	0	0	New York Yankees @ Oakland Athletics Network Associates Coliseum, Oakland, CA Sun Aug 03 2003, 4:05 PM EDT Att. 44,528 - Overcast - 71 F					
Jose Guillen, R OBP: 0.376, SLG: 0.610 (1, 9)	1B			G5-3		K			K	4	0	1	0	0	2	2						
3 Eric Chavez, L OBP: 0.342, SLG: 0.497 (1, 5)	P5			G4-3				F9		4	1	1	0	0	0	1						
Miguel Tejada, R OBP: 0.311, SLG: 0.439 (1, 6)	G5-3			F7				K		4	0	1	2	0	1	1						
Erubiel Durazo, L OBP: 0.383, SLG: 0.436 (1, 3)		G4-3				G4-3				3	0	0	0	0	1	0						
Ramon Hernandez, R OBP: 0.312, SLG: 0.443 (1, 2)		G5-3				F8				3	0	0	0	0	0	0						
Eric Byrnes, R OBP: 0.341, SLG: 0.479 (1, 8)		G5-3				G6-3				3	0	0	0	0	0	0						
Terrence Long, L OBP: 0.299, SLG: 0.390 (1, 7)								F7		3	0	0	0	0	1	0						
Adam Piatt, R OBP: 0.273, SLG: 0.424 (1, 10)						L8			K	3	0	0	0	0	2	1						
Inning Stats	R: 0 E: 0 K: 0 S: 12	H: 1 LOB: 1 BB: 0 P: 18	R: 0 E: 0 K: 0 S: 8	H: 0 LOB: 0 BB: 0 P: 13	R: 0 E: 0 K: 2 S: 9	H: 0 LOB: 0 BB: 0 P: 13	R: 0 E: 0 K: 0 S: 5	H: 0 LOB: 0 BB: 0 P: 10	R: 0 E: 0 K: 0 S: 5	H: 0 LOB: 0 BB: 0 P: 8	R: 0 E: 0 K: 1 S: 9	H: 0 LOB: 1 BB: 1 P: 15	R: 0 E: 0 K: 2 S: 12	H: 0 LOB: 0 BB: 0 P: 18	R: 0 E: 1 K: 1 S: 11	H: 0 LOB: 1 BB: 0 P: 14		R: 2 E: 0 K: 1 S: 12	H: 2 LOB: 1 BB: 1 P: 19	1B: 2 2B: 1 3B: 0 HR: 0	SF: 0 SAC: 0 DP: 0 HBP: 0	WP: 1 PB: 0 SB: 0 CS: 0
PITCHER Andy Pettitte, L ERA: 4.23 (1, 1)	IP: 8.0 WLS: L BF: 28 H: 1 R: 1 ER: 1 SO: 6 BB: 2 IBB: 0 HBP: 0 BLK: 0 WP: 0 HR: 0 S: 74 P: 116 ERA: 1.12 WHIP: 0.375															PITCHER						
42 Mariano Rivera, R ERA: 1.59 (9, 1)	0.1 L 3 2 1 1 1 0 0 0 0 0 0 0 9 12 27.00 6.000															PITCHER						

AB 29
R 2
H 3
RBI 2
BB 2
SO 7
LOB 5



Batter	1	2	3	4	5	6	7	8	9	AB	R	H	RBI	BB	SO	LOB	TOP				
10 Michael Young, R OBP: 0.350, SLG: 0.464	F8		G1-3		G6-3			9 2B		4	1	1	0	0	0	0					
9 Hank Blalock, L OBP: 0.374, SLG: 0.539	HR		G1-3		K			2B		4	1	2	2	0	1	0					
Alex Rodriguez, R OBP: 0.393, SLG: 0.568	BB			1B		G5-3		F7		3	0	1	0	1	0	1					
Rafael Palmeiro, L OBP: 0.353, SLG: 0.497	K			23 BB	1B	23 G2-3		L6		4	0	2	0	0	1	2					
23 Mark Teixeira, S OBP: 0.342, SLG: 0.476	P6			1B		G2-3		K		3	0	0	0	1	1	3					
Shane Spencer, R OBP: 0.326, SLG: 0.431		P4		F4		P3			P4	4	0	0	0	0	0	4					
Laynce Nix, L OBP: 0.262, SLG: 0.426		F7		K			K		K	4	0	0	0	0	3	3					
Ramon Nivar, R OBP: 0.125, SLG: 0.250				G1-3			L5		P4	4	0	1	0	0	0	3					
Einar Diaz, R OBP: 0.304, SLG: 0.361	CS		G1-3		F9		L8			3	0	0	0	0	0	0					
Inning Stats	R: 1 E: 0 K: 1 S: 12	H: 1 LOB: 1 BB: 1 P: 23	R: 0 E: 0 K: 0 S: 4	H: 1 LOB: 0 BB: 0 P: 8	R: 0 E: 0 K: 0 S: 8	H: 0 LOB: 0 BB: 0 P: 11	R: 0 E: 0 K: 1 S: 19	H: 2 LOB: 3 BB: 1 P: 27	R: 0 E: 0 K: 1 S: 8	H: 1 LOB: 1 BB: 0 P: 17	R: 0 E: 0 K: 1 S: 11	H: 0 LOB: 0 BB: 0 P: 16	R: 1 E: 0 K: 1 S: 18	H: 2 LOB: 1 BB: 0 P: 27	R: 0 E: 0 K: 1 S: 11	H: 0 LOB: 0 BB: 0 P: 15	1B: 3 2B: 3 3B: 0 HR: 1	SF: 0 SAC: 0 DP: 0 HBP: 0	WP: 0 PB: 0 SB: 0 CS: 1	PA: 36	
PITCHER	IP	WLS	BF	H	R	ER	SO	BB	IBB	HBP	BLK	WP	HR	S	P	ERA	WHIP				
Roger Clemens, R ERA: 3.64	7.0	W	27	5	1	1	4	2	0	0	0	0	1	71	112	1.29	1.000				
Antonio Osuna, R ERA: 3.03	0.1		3	2	1	1	0	0	0	0	0	0	0	10	15	27.00	6.000				
Jesse Orosco, L ERA: 7.07	0.1		1	0	0	0	0	0	0	0	0	0	0	2	4	0.00	0.000				
Armando Benitez, R ERA: 2.91	1.1		4	0	0	0	2	0	0	0	0	0	0	17	23	0.00	0.000				

Texas Rangers @ New York Yankees
Yankee Stadium, Bronx, NY
Tue Aug 05 2003, 7:05 PM EDT
Att. 40,604 - Overcast - 76 F

AB 33
R 2
H 7
RBI 2
BB 2
SO 6
LOB 16



Batter	1	2	3	4	5	6	7	8	9	AB	R	H	RBI	BB	SO	LOB	BOTTOM				
2 Derek Jeter, R OBP: 0.395, SLG: 0.480	HR	1-H HR			F8		G1-6-3			4	2	2	3	0	0	1					
Bernie Williams, S OBP: 0.365, SLG: 0.398	G1-3	G1-3			F9		25 FC5-6	1B		4	0	1	0	0	0	0					
25 Jason Giambi, L OBP: 0.423, SLG: 0.561	20 G4-3		20 G4-6-3		HR		FC5-6			4	2	3	1	0	0	1					
20 Jorge Posada, S OBP: 0.397, SLG: 0.471	G4-3		G4-6-3				BB			3	0	0	0	1	1	2					
55 Hideki Matsui, L OBP: 0.354, SLG: 0.458	HR		G1-3		F8			L7		4	1	1	2	0	0	1					
Aaron Boone, R OBP: 0.333, SLG: 0.460	K			P4		G1-3		CI		3	0	0	0	0	1	0					
Nick Johnson, L OBP: 0.433, SLG: 0.463		G4-3		F7		G3-1		K		4	0	0	0	0	1	1					
Alfonso Soriano, R OBP: 0.332, SLG: 0.490		2 HR				G6-3				2	1	1	0	0	0	0					
David Dellucci, L OBP: 0.333, SLG: 0.381				G4-3				2 G1-6-3	1B	3	0	1	0	0	1	2					
Inning Stats	R: 3 E: 0 K: 1 S: 20	H: 3 LOB: 0 BB: 0 P: 33	R: 2 E: 0 K: 1 S: 10	H: 2 LOB: 0 BB: 0 P: 16	R: 0 E: 0 K: 0 S: 6	H: 1 LOB: 0 BB: 0 P: 9	R: 0 E: 0 K: 0 S: 9	H: 0 LOB: 1 BB: 0 P: 14	R: 1 E: 0 K: 0 S: 14	H: 1 LOB: 1 BB: 1 P: 23	R: 0 E: 0 K: 0 S: 8	H: 0 LOB: 0 BB: 0 P: 14	R: 0 E: 0 K: 2 S: 11	H: 2 LOB: 1 BB: 0 P: 16	R: 0 E: 1 K: 2 S: 11	H: 0 LOB: 1 BB: 0 P: 21	1B: 4 2B: 1 3B: 0 HR: 4	SF: 0 SAC: 0 DP: 2 HBP: 1	WP: 0 PB: 0 SB: 1 CS: 0	PA: 34	
PITCHER	IP	WLS	BF	H	R	ER	SO	BB	IBB	HBP	BLK	WP	HR	S	P	ERA	WHIP				
Colby Lewis, R ERA: 8.11	4.2	L	22	7	6	6	2	1	0	1	0	0	4	56	92	11.57	1.714				
Erasmio Ramirez, L ERA: 4.05	1.1		4	0	0	0	0	0	0	0	0	0	0	11	17	0.00	0.000				
Aaron Fultz, L ERA: 5.26	1.0		4	2	0	0	0	0	0	0	0	0	0	8	16	0.00	2.000				
Jay Powell, R ERA: 8.74	1.0		4	0	0	0	2	0	0	0	0	0	0	11	21	0.00	0.000				

Texas Rangers @ New York Yankees
Yankee Stadium, Bronx, NY
Tue Aug 05 2003, 7:05 PM EDT
Att. 40,604 - Overcast - 76 F

AB 31
R 6
H 9
RBI 6
BB 1
SO 4
LOB 8



Batter	1	2	3	4	5	6	7	8	9	AB	R	H	RBI	BB	SO	LOB	TOP			
10 Michael Young, R OBP: 0.346, SLG: 0.459	G5-3		L9				K		G4-3	5	0	0	0	0	1	4				
Ramon Nivar, R OBP: 0.143, SLG: 0.200	F9 S BB			L5	F9		G4-3		G1-3	4	0	0	0	1	0	5				
Alex Rodriguez, R OBP: 0.393, SLG: 0.572	F9			F7		G6-3		HR	IBB	4	1	1	1	1	0	1				
Shane Spencer, R OBP: 0.324, SLG: 0.426	L4			1B		G6-3			G4-3	5	0	1	0	0	0	3				
Einar Diaz, R OBP: 0.304, SLG: 0.361										0	0	0	0	0	0	0				
23 Mark Teixeira, S OBP: 0.344, SLG: 0.476		G6-4-3 1B		P3						4	0	2	0	0	0	1				
Marcus Thames, R OBP: 0.343, SLG: 0.310	G6-4-3					21 1B WP SF7 1B	K			4	1	1	0	0	2	2				
21 Jason Jones, S OBP: 0.281, SLG: 0.288																				
Rafael Palmeiro, L OBP: 0.354, SLG: 0.497	F8					E 1B			SH 9 1B BB	3	1	2	0	0	0	0				
Laynce Nix, L OBP: 0.262, SLG: 0.426										0	0	0	0	1	0	0				
Donnie Sadler, R OBP: 0.309, SLG: 0.354			G5-3		SF7		G6-3		SH 9 1B	2	1	1	1	0	0	0				
Todd Greene, R OBP: 0.230, SLG: 0.424																				
9 Hank Blalock, L OBP: 0.376, SLG: 0.540	G5-3				E7		G6-3		G1-3 10 G4-3 1B	3	0	0	1	0	0	2				
										1	0	1	2	0	0	0				
Inning Stats	R: 0 E: 0 K: 0 S: 8	H: 0 LOB: 1 BB: 1 P: 14	R: 0 E: 0 K: 0 S: 7	H: 1 LOB: 0 BB: 0 P: 9	R: 0 E: 0 K: 0 S: 13	H: 0 LOB: 0 BB: 0 P: 16	R: 0 E: 0 K: 0 S: 14	H: 1 LOB: 1 BB: 0 P: 18	R: 1 E: 1 K: 1 S: 22	H: 2 LOB: 2 BB: 0 P: 27	R: 0 E: 0 K: 1 S: 11	H: 1 LOB: 1 BB: 0 P: 12	R: 1 E: 0 K: 1 S: 10	H: 1 LOB: 0 BB: 0 P: 17	R: 2 E: 1 K: 0 S: 10	H: 1 LOB: 3 BB: 2 P: 24	1B: 7 2B: 1 3B: 0 HR: 1	SF: 1 SAC: 1 DP: 1 HBP: 0	WP: 1 PB: 0 SB: 2 CS: 0	PA: 40
PITCHER	IP WLS BF H R ER SO BB IBB HBP BLK WP HR S P ERA WHIP																			
David Wells, L ERA: 3.69	(1, 1) 7.0 30 8 3 3 2 1 0 0 0 0 1 1 88 113 3.86 1.286																			
Chris Hammond, L ERA: 3.3	(8, 1) 1.0 H 3 0 0 0 1 0 0 0 0 0 0 7 12 0.00 0.000																			
42 Mariano Rivera, R ERA: 1.75	(9, 1) 1.0 L 7 1 2 1 0 1 1 0 0 0 0 0 10 24 9.00 2.000																			

Texas Rangers @ New York Yankees
Yankee Stadium, Bronx, NY
Wed Aug 06 2003, 7:05 PM EDT
Att: 47,344 - Cloudy - 73 F

AB	35
R	5
H	9
RBI	5
BB	3
SO	3
LOB	18



Batter	1	2	3	4	5	6	7	8	9	AB	R	H	RBI	BB	SO	LOB	BOTTOM					
2 Derek Jeter, R OBP: 0.395, SLG: 0.477	G5-4-3 BB		P4				K		G4-3	4	0	1	0	1	1	2						
Bernie Williams, S OBP: 0.360, SLG: 0.393	G5-4-3		K		G4-6-3		F7			4	0	0	0	0	1	3						
25 Jason Giambi, L OBP: 0.423, SLG: 0.567			F7				K			3	1	1	1	1	1	1						
20 Jorge Posada, S OBP: 0.396, SLG: 0.468	K			E 1B		F8		K		4	0	1	0	0	2	1						
55 Hideki Matsui, L OBP: 0.353, SLG: 0.457		G3 WP 1B		L8		K		G4-3		4	1	1	0	0	1	1						
Aaron Boone, R OBP: 0.332, SLG: 0.458	F8			E8		L8		G1-3		4	0	1	0	0	0	1						
Nick Johnson, L OBP: 0.435, SLG: 0.480		WP G3 BB		K			HR		G4-3	3	1	1	1	1	1	2						
David Dellucci, L OBP: 0.337, SLG: 0.380	G3			G1-3			HR			3	1	1	0	1	0	4						
Enrique Wilson, S OBP: 0.267, SLG: 0.325							2B BB															
Ruben Sierra, S OBP: 0.336, SLG: 0.418	P5				G1-3				L6	3	0	1	1	0	0	1						
										1	0	0	0	0	0	1						
Inning Stats	R: 0 E: 0 K: 1 S: 11	H: 0 LOB: 1 BB: 2 P: 19	R: 1 E: 0 K: 0 S: 14	H: 1 LOB: 1 BB: 1 P: 24	R: 0 E: 0 K: 1 S: 7	H: 0 LOB: 0 BB: 0 P: 9	R: 0 E: 1 K: 1 S: 11	H: 2 LOB: 2 BB: 0 P: 15	R: 0 E: 0 K: 0 S: 8	H: 1 LOB: 0 BB: 0 P: 13	R: 1 E: 0 K: 1 S: 8	H: 1 LOB: 0 BB: 0 P: 12	R: 2 E: 0 K: 2 S: 13	H: 2 LOB: 1 BB: 1 P: 25	R: 0 E: 0 K: 1 S: 7	H: 0 LOB: 0 BB: 0 P: 14	R: 0 E: 0 K: 0 S: 10	H: 1 LOB: 1 BB: 0 P: 13	1B: 5 2B: 1 3B: 0 HR: 2	SF: 0 SAC: 0 DP: 2 HBP: 0	WP: 1 PB: 0 SB: 0 CS: 0	PA: 37
PITCHER	IP WLS BF H R ER SO BB IBB HBP BLK WP HR S P ERA WHIP																					
John Thomson, R ERA: 5.36	(1, 1) 6.0 27 7 4 4 4 4 0 0 0 0 0 0 64 105 6.00 1.833																					
32 Ron Mahay, L ERA: 2.01	(7, 1) 2.0 W 6 0 0 0 3 0 0 0 0 0 0 0 15 26 0.00 0.000																					
Francisco Cordero, R ERA: 2.97	(9, 1) 1.0 S 4 1 0 0 0 0 0 0 0 0 0 0 10 13 0.00 1.000																					

Texas Rangers @ New York Yankees
Yankee Stadium, Bronx, NY
Wed Aug 06 2003, 7:05 PM EDT
Att: 47,344 - Cloudy - 73 F

AB	33
R	4
H	8
RBI	3
BB	4
SO	7
LOB	17



Batter	1	2	3	4	5	6	7	8	9	AB	R	H	RBI	BB	SO	LOB	TOP										
10 Michael Young, R OBP: 0.349, SLG: 0.460	1-2 HR 1B		1-1 F8		1-1 CS 1B			1-0 E G1-3 1B	0-3 K	5	1	3	0	0	1	1											
9 Hank Blalock, L OBP: 0.374, SLG: 0.537	0-0 HR 1B		1-0 F9		1-3 K			2-2 G1-3		4	1	1	0	0	1	2											
Alex Rodriguez, R OBP: 0.394, SLG: 0.577	2-1 P3		1-0 HR		0-3 K			4-1 E BB		3	1	1	1	1	1	2											
Rafael Palmeiro, L OBP: 0.353, SLG: 0.503 Marcus Thames, R OBP: 0.343, SLG: 0.510	2-1 HR		2-3 K		3-2 F8			0-0 E3		4	1	1	3	0	1	2											
23 Mark Teixeira, S OBP: 0.340, SLG: 0.471	0-0 L7			2-2 F7		0-0 G3		3-1 F8		4	0	0	0	0	0	3											
Shane Spencer, R OBP: 0.323, SLG: 0.424	0-3 K			2-2 G5-3			1-1 F9		2-2 G1-3 1B	4	1	1	0	0	1	0											
Laynce Nix, L OBP: 0.275, SLG: 0.446		0-1 F8-6 2B		2-0 1B		2-3 K		2-2 G1-3		4	0	2	0	0	1	1											
Donnie Sadler, R OBP: 0.309, SLG: 0.354 Ramon Nivar, R OBP: 0.160, SLG: 0.208		2-2 F7		1-1 G5-3		2-2 G1-3		1-2 1B		0	0	0	0	0	0	0											
Einar Diaz, R OBP: 0.301, SLG: 0.357 Todd Greene, R OBP: 0.228, SLG: 0.421		1-1 F8-6		0-1 P3			0-2 F7	1-0 F8		3	0	0	0	0	0	1											
Inning Stats	R: 3 E: 0 K: 1 S: 14	H: 3 LOB: 0 BB: 0 P: 19	R: 0 E: 0 K: 0 S: 8	H: 1 LOB: 0 BB: 0 P: 11	R: 1 E: 0 K: 1 S: 7	H: 1 LOB: 0 BB: 0 P: 12	R: 0 E: 0 K: 0 S: 12	H: 1 LOB: 1 BB: 0 P: 19	R: 0 E: 0 K: 1 S: 8	H: 0 LOB: 0 BB: 0 P: 10	R: 0 E: 0 K: 1 S: 8	H: 0 LOB: 0 BB: 0 P: 13	R: 0 E: 1 K: 0 S: 11	H: 1 LOB: 3 BB: 1 P: 21	R: 1 E: 0 K: 1 S: 13	H: 2 LOB: 1 BB: 0 P: 19	1B: 7 2B: 2 3B: 0 HR: 2	SF: 0 SAC: 0 DP: 1 HBP: 0	WP: 0 PB: 0 SB: 0 CS: 1	PA: 37							
PITCHER	IP	WLS	BF	H	R	ER	SO	BB	IBB	HBP	BLK	WP	HR	S	P	ERA	WHIP										
35 Mike Mussina, R ERA: 3.35	7.1	W	28	8	4	4	5	0	0	0	0	0	2	68	98	4.91	1.091										
Jesse Orasco, L ERA: 6.99	0.1	H	1	0	0	0	0	0	0	0	0	0	0	3	5	0.00	0.000										
Jeff Nelson, R ERA: 3.32	0.1	H	3	0	0	0	0	1	0	0	0	0	0	4	11	0.00	3.000										
42 Mariano Rivera, R ERA: 1.9	1.0	S	5	2	1	1	1	0	0	0	0	0	0	13	19	9.00	2.000										

Texas Rangers @ New York Yankees
Yankee Stadium, Bronx, NY
Thu Aug 07 2003, 1:05 PM EDT
Att: 51,763 - Cloudy - 79 F

AB 36
R 5
H 10
RBI 5
BB 1
SO 6
LOB 15



Batter	1	2	3	4	5	6	7	8	9	AB	R	H	RBI	BB	SO	LOB	BOTTOM										
2 Derek Jeter, R OBP: 0.398, SLG: 0.477	3-3 K	0-0 WP 1B			3-2 L1-3 1B		4-2 SH1-3 20 1B BB	0-1 FC6-4		4	1	2	0	1	1	1											
Nick Johnson, L OBP: 0.433, SLG: 0.474	3-2 K	4-2 BB			0-1 L1-3		1-1 SH1-3			2	0	0	0	1	1	1											
25 Jason Giambi, L OBP: 0.424, SLG: 0.568	2-1 F7	1-3 K			0-0 2B		4-0 20 E 20 1B 55 SF7 IBB			3	1	1	0	1	1	2											
20 Jorge Posada, S OBP: 0.399, SLG: 0.470		2-0 BB 55 BB HR 1B		0-1 G5-3	4-0 IBB		0-0 E9	1-3 2H 3H 1-1 1B		3	1	2	2	1	0	0											
55 Hideki Matsui, L OBP: 0.352, SLG: 0.455		4-2 BB HR BB		1-1 G3-1	1-3 K		1-2 SF7			2	1	0	1	1	1	2											
Aaron Boone, R OBP: 0.328, SLG: 0.454		2-3 K		1-0 G1-3		0-0 G5-3	0-0 F9			4	0	0	0	0	1	3											
Karim Garcia, L OBP: 0.273, SLG: 0.407		4-2 HR BB		1-3 K		0-3 K		1-3 K		3	1	0	0	1	3	0											
Enrique Wilson, S OBP: 0.277, SLG: 0.360		3-2 HR		4-1 G5-4-3 BB		0-0 F8		1-2 G6-3		3	1	1	4	1	0	0											
David Dellucci, L OBP: 0.333, SLG: 0.376 Bernie Williams, S OBP: 0.364, SLG: 0.393		0-3 K		0-0 G5-4-3		0-0 G5-4-3	4-2 SH1-3 20 1B BB	4-2 FC6-4 BB		2	0	0	0	0	1	1											
Inning Stats	R: 0 E: 0 K: 2 S: 8	H: 0 LOB: 0 BB: 0 P: 16	R: 4 E: 0 K: 3 S: 28	H: 3 LOB: 3 BB: 3 P: 48	R: 0 E: 0 K: 0 S: 5	H: 0 LOB: 0 BB: 0 P: 7	R: 0 E: 0 K: 1 S: 6	H: 0 LOB: 1 BB: 1 P: 11	R: 0 E: 0 K: 1 S: 9	H: 2 LOB: 2 BB: 1 P: 17	R: 0 E: 0 K: 1 S: 5	H: 0 LOB: 0 BB: 0 P: 5	R: 3 E: 1 K: 0 S: 14	H: 1 LOB: 1 BB: 3 P: 30	R: 0 E: 0 K: 1 S: 11	H: 0 LOB: 1 BB: 1 P: 17	1B: 4 2B: 2 3B: 0 HR: 1	SF: 1 SAC: 1 DP: 2 HBP: 0	WP: 1 PB: 0 SB: 0 CS: 0	PA: 37							
PITCHER	IP	WLS	BF	H	R	ER	SO	BB	IBB	HBP	BLK	WP	HR	S	P	ERA	WHIP										
53 Joaquin Benoit, R ERA: 5.72	1.2		11	3	4	4	4	3	0	0	0	0	1	33	60	21.60	3.600										
Brian Shouse, L ERA: 3.33	3.1		12	2	0	0	3	1	1	0	0	0	0	23	39	0.00	0.900										
Aaron Fultz, L ERA: 5.47	1.1	L	7	0	3	2	1	2	1	0	0	0	0	12	25	13.50	1.500										
56 Rosman Garcia, R ERA: 5.7	0.0		1	1	0	0	0	0	0	0	0	0	0	1	1	∞	∞										
Erasmo Ramirez, L ERA: 3.74	1.2		6	0	0	0	1	1	0	0	0	0	0	17	26	0.00	0.600										

Texas Rangers @ New York Yankees
Yankee Stadium, Bronx, NY
Thu Aug 07 2003, 1:05 PM EDT
Att: 51,763 - Cloudy - 79 F

AB 26
R 7
H 6
RBI 7
BB 9
SO 9
LOB 10



Batter	1	2	3	4	5	6	7	8	9	AB	R	H	RBI	BB	SO	LOB	TOP										
51 Ichiro Suzuki, L OBP: 0.374, SLG: 0.456	P6		F8		16 SH1-4 1B	F8		K		5	1	1	0	0	1	0	Seattle Mariners @ New York Yankees Yankee Stadium, Bronx, NY Fri Aug 08 2003, 7:05 PM EDT Att: 52,793 - Cloudy - 79 F										
Rey Sanchez, R 16 Willie Bloomquist, R OBP: 0.314, SLG: 0.318	1B		P3		SH1-4	BB 1B		K		2	0	1	0	0	0	0											
Bret Boone, R OBP: 0.368, SLG: 0.575	K		1B		K	BB		K		4	0	1	0	1	3	3											
John Olerud, L OBP: 0.376, SLG: 0.412	G3		F8		1B BB	G4-3		G1-3		4	1	0	0	1	0	4											
Edgar Martinez, R OBP: 0.413, SLG: 0.516	G5-3		G4-3		1B 1B 1B	HR BB		K		4	1	1	2	1	1	0											
Randy Winn, S OBP: 0.336, SLG: 0.410	3B BB		G1-3		1B 1B	HR		G6-3		4	2	2	3	1	0	0											
Mike Cameron, R OBP: 0.356, SLG: 0.478	1H 3B		G5-3		1B 1B	F9				4	0	2	1	0	0	0											
Ben Davis, S OBP: 0.325, SLG: 0.429	G4-3		G4-3		1B F9	F7				4	1	1	0	0	0	4											
Mark McLemore, S OBP: 0.300, SLG: 0.302	F9		F9		16 SH1-4 1B 2B	K		K		4	1	1	1	0	2	1											
Inning Stats	R: 0 E: 0 K: 1 S: 15	H: 1 LOB: 1 BB: 0 P: 22	R: 1 E: 0 K: 0 S: 11	H: 1 LOB: 1 BB: 1 P: 21	R: 0 E: 0 K: 0 S: 6	H: 0 LOB: 0 BB: 0 P: 14	R: 4 E: 0 K: 1 S: 18	H: 6 LOB: 3 BB: 1 P: 34	R: 0 E: 0 K: 1 S: 8	H: 1 LOB: 2 BB: 1 P: 17	R: 2 E: 0 K: 1 S: 15	H: 1 LOB: 0 BB: 1 P: 25	R: 0 E: 0 K: 3 S: 9	H: 0 LOB: 0 BB: 0 P: 13	R: 0 E: 0 K: 1 S: 8	H: 0 LOB: 0 BB: 0 P: 11	1B: 8 2B: 1 3B: 1 HR: 1	SF: 0 SAC: 1 DP: 0 HBP: 0	WP: 0 PB: 0 SB: 0 CS: 0	PA: 42							
PITCHER	IP	WLS	BF	H	R	ER	SO	BB	IBB	HBP	BLK	WP	HR	S	P	ERA	WHIP										
Jeff Weaver, R ERA: 5.44	4.2		25	9	5	5	2	2	0	0	0	0	0	57	99	9.64	2.357										
Sterling Hitchcock, L ERA: 4.81	1.1	W	7	1	1	1	1	2	0	0	0	0	0	13	27	6.75	2.250										
Chris Hammond, L ERA: 3.43	1.0	H	4	1	1	1	1	0	0	0	0	0	1	11	17	9.00	1.000										
Jeff Nelson, R ERA: 3.23	1.0	H	3	0	0	0	3	0	0	0	0	0	0	9	13	0.00	0.000										
42 Mariano Rivera, R ERA: 1.98	1.0	S	3	0	0	0	1	0	0	0	0	0	0	8	11	0.00	0.000										

Batter	1	2	3	4	5	6	7	8	9	AB	R	H	RBI	BB	SO	LOB	BOTTOM										
Alfonso Soriano, R OBP: 0.333, SLG: 0.490	P3		L7			F8		S 1B		5	1	2	2	0	0	3	Seattle Mariners @ New York Yankees Yankee Stadium, Bronx, NY Fri Aug 08 2003, 7:05 PM EDT Att: 52,793 - Cloudy - 79 F										
Nick Johnson, L OBP: 0.442, SLG: 0.503	1B		G4-3		G4-3	HR		1B		5	1	4	5	0	0	0											
2 Derek Jeter, R OBP: 0.395, SLG: 0.473	FC5-4		G5-3		G5-3	25 CS 1B		K		5	0	1	0	0	2	4											
25 Jason Giambi, L OBP: 0.425, SLG: 0.566	F7		F7		55 BB 1B	F8		F8		3	0	1	0	1	0	2											
55 Hideki Matsui, L OBP: 0.353, SLG: 0.460	HR		G3-6-1 BB		K			G6-3		3	1	1	1	1	1	1											
Aaron Boone, R OBP: 0.328, SLG: 0.452	SH1-4 1B		L7		E6 SH HBP	F9				4	2	1	0	0	0	2											
Karim Garcia, L Bernie Williams, S OBP: 0.364, SLG: 0.393	SH1-4 1B		G3-6-1		HBP SH 1B	K				4	2	2	0	0	1	2											
John Flaherty, R OBP: 0.284, SLG: 0.408	SH1-4		K		SH HBP HR	K		K		2	1	0	0	0	2	0											
David Dellucci, L OBP: 0.332, SLG: 0.370	F8		F7		HR HBP	G3				3	1	0	1	0	0	2											
Inning Stats	R: 0 E: 0 K: 0 S: 9	H: 1 LOB: 1 BB: 0 P: 16	R: 3 E: 0 K: 1 S: 13	H: 5 LOB: 2 BB: 0 P: 20	R: 0 E: 0 K: 0 S: 5	H: 1 LOB: 1 BB: 1 P: 11	R: 0 E: 0 K: 1 S: 12	H: 0 LOB: 0 BB: 0 P: 16	R: 0 E: 2 K: 0 S: 15	H: 3 LOB: 0 BB: 0 P: 22	R: 0 E: 0 K: 1 S: 10	H: 0 LOB: 0 BB: 0 P: 15	R: 1 E: 0 K: 2 S: 13	H: 2 LOB: 1 BB: 0 P: 18	1B: 10 2B: 0 3B: 0 HR: 2	SF: 0 SAC: 2 DP: 1 HBP: 1	WP: 0 PB: 0 SB: 1 CS: 1	PA: 39									
PITCHER	IP	WLS	BF	H	R	ER	SO	BB	IBB	HBP	BLK	WP	HR	S	P	ERA	WHIP										
Ryan Franklin, R ERA: 3.55	5.1	L	29	9	8	3	3	2	0	1	0	0	0	14	21	0.00	0.600										
Rafael Soriano, R ERA: 1.48	1.2		5	1	0	0	1	0	0	0	0	0	0	13	18	9.00	2.000										
Armando Benitez, R ERA: 3.02	1.0		5	2	1	1	2	0	0	0	0	0	0	13	18	9.00	2.000										

AB	37
R	7
H	11
RBI	7
BB	4
SO	8
LOB	12





AB	34
R	9
H	12
RBI	9
BB	2
SO	6
LOB	16



Batter	1	2	3	4	5	6	7	8	9	AB	R	H	RBI	BB	SO	LOB	TOP			
51 Ichiro Suzuki, L (1, 9) OBP: 0.375, SLG: 0.459	1-1 G4-3		3-1 P3			2-1 SH5-3 SF9 2B		1-2 1B		4	1	2	0	0	0	1	Seattle Mariners @ New York Yankees Yankee Stadium, Bronx, NY Sat Aug 09 2003, 1:05 PM EDT Att: 54,945 - Cloudy - 79 F			
Rey Sanchez, R (1, 6) OBP: 0.282, SLG: 0.251	2-2 G4-3		0-0 FC6-4			0-0 SH5-3		2-3 K		3	0	0	0	0	1	2				
Bret Boone, R (1, 4) OBP: 0.365, SLG: 0.571	2-1 G5-3					1-0 SF9			2-2 G5-3	3	0	0	1	0	0	0				
Edgar Martinez, R (1, 10) OBP: 0.414, SLG: 0.522 Chad Meyers, R (9, PR)		3-2 G4-1 2B				2-3 K			0-1 2B	4	1	2	0	0	1	0				
John Olerud, L (1, 3) OBP: 0.373, SLG: 0.408		0-2 G4-1				2-2 F7			1-3 K	4	0	0	0	0	1	2				
Mike Cameron, R (1, 8) OBP: 0.353, SLG: 0.474		3-0 G4-3				2-3 K			2-0 G5-3	4	0	0	1	0	1	1				
Randy Winn, S (1, 7) OBP: 0.336, SLG: 0.412		3-H 1-2 G1-3				1-1 FC1-4 2B			0-1 G6-3	3	0	1	0	0	0	0				
Dan Wilson, R (1, 2) OBP: 0.285, SLG: 0.329						1-0 FC1-4-5 BB			2-2 G5-3	2	0	0	0	1	0	1				
16 Willie Bloomquist, R (1, 5) OBP: 0.309, SLG: 0.313						2-1 FC4-6 1-2			1-0 L4	3	0	0	0	0	1	2				
Inning Stats	R: 0 H: 0 E: 0 K: 0 S: 7	H: 0 LOB: 0 BB: 0 P: 12	R: 1 H: 1 E: 0 K: 0 S: 11	LOB: 1 BB: 0 P: 18	R: 0 H: 0 E: 0 K: 0 S: 6	H: 0 LOB: 1 BB: 1 P: 15	R: 0 H: 0 E: 0 K: 1 S: 9	H: 0 LOB: 0 BB: 0 P: 15	R: 0 H: 1 E: 0 K: 2 S: 9	H: 1 LOB: 1 BB: 0 P: 13	R: 1 H: 1 E: 0 K: 0 S: 6	H: 0 LOB: 0 BB: 0 P: 10	R: 0 H: 1 E: 0 K: 1 S: 13	H: 1 LOB: 1 BB: 0 P: 19	R: 0 H: 1 E: 0 K: 1 S: 9	H: 1 LOB: 1 BB: 0 P: 14		1B: 1 2B: 4 3B: 0 HR: 0	SF: 1 SAC: 1 DP: 0 HBP: 0	WP: 0 PB: 0 CS: 0
PITCHER Andy Pettitte, L (1, 1) ERA: 4.1	IP: 9.0 WLS: L BF: 33 H: 5 R: 2 ER: 2 SO: 5 BB: 1 IBB: 0 HBP: 0 BLK: 0 WP: 0 HR: 0 S: 76 P: 127 ERA: 2.00 WHIP: 0.667															PITCHER				

Batter	1	2	3	4	5	6	7	8	9	AB	R	H	RBI	BB	SO	LOB	BOTTOM			
Alfonso Soriano, R (1, 4) OBP: 0.330, SLG: 0.485	0-0 F9					1-0 P3			2-1 F8	4	0	0	0	0	1	1	Seattle Mariners @ New York Yankees Yankee Stadium, Bronx, NY Sat Aug 09 2003, 1:05 PM EDT Att: 54,945 - Cloudy - 79 F			
Nick Johnson, L (1, 3) OBP: 0.438, SLG: 0.516	0-3 K					3-2 HR			3-2 G1-3	4	1	1	1	0	1	1				
2 Derek Jeter, R (1, 6) OBP: 0.392, SLG: 0.468	2-3 K					0-1 G6-3			1-1 G1-3	3	0	0	0	0	1	0				
25 Jason Giambi, L (1, 10) OBP: 0.424, SLG: 0.563						0-3 K			2-3 K	2	0	0	0	1	2	0				
Bernie Williams, S (1, 8) OBP: 0.361, SLG: 0.388									3-1 G3-1	3	0	0	0	0	1	1				
55 Hideki Matsui, L (1, 7) OBP: 0.353, SLG: 0.460									3-2 F7	3	0	1	0	0	0	0				
Aaron Boone, R (1, 5) OBP: 0.326, SLG: 0.449									0-0 F8	3	0	0	0	0	0	1				
David Dellucci, L (1, 9) OBP: 0.327, SLG: 0.364									1-0 G3-1	3	0	0	0	0	0	0				
John Flaherty, R (1, 2) OBP: 0.276, SLG: 0.397 Ruben Sierra, S (9, PH) Enrique Wilson, S (9, PR)									0-0 1B	2	0	0	0	0	1	0				
Inning Stats	R: 0 H: 0 E: 0 K: 2 S: 8	H: 0 LOB: 0 BB: 0 P: 10	R: 0 H: 0 E: 0 K: 0 S: 4	H: 0 LOB: 1 BB: 1 P: 11	R: 0 H: 0 E: 0 K: 0 S: 6	H: 0 LOB: 0 BB: 0 P: 8	R: 1 H: 1 E: 0 K: 2 S: 13	H: 1 LOB: 0 BB: 0 P: 19	R: 0 H: 1 E: 0 K: 1 S: 5	H: 0 LOB: 0 BB: 0 P: 8	R: 0 H: 0 E: 0 K: 1 S: 8	H: 0 LOB: 0 BB: 0 P: 14	R: 0 H: 0 E: 0 K: 0 S: 9	H: 0 LOB: 0 BB: 0 P: 15	R: 0 H: 1 E: 0 K: 0 S: 7	H: 1 LOB: 1 BB: 0 P: 13		1B: 2 2B: 0 3B: 0 HR: 1	SF: 0 SAC: 0 DP: 2 HBP: 0	WP: 0 PB: 0 CS: 0
PITCHER Gil Meche, R (1, 1) ERA: 3.63 Shigetoshi Hasegawa, R (9, 1) ERA: 0.67	IP: 8.0 WLS: W BF: 25 H: 2 R: 1 ER: 1 SO: 7 BB: 1 IBB: 0 HBP: 0 BLK: 0 WP: 0 HR: 1 S: 61 P: 96 ERA: 1.12 WHIP: 0.375															PITCHER				



Batter	1	2	3	4	5	6	7	8	9	AB	R	H	RBI	BB	SO	LOB	TOP										
51 Ichiro Suzuki, L (1.9) OBP: 0.375, SLG: 0.459	G4-3	G6-3			G4-3		1B	BB	F8	6	2	2	1	0	0	2	Seattle Mariners @ New York Yankees Yankee Stadium, Bronx, NY Sun Aug 10 2003, 1:05 PM EDT Att: 54,828 - Overcast - 79 F										
Rey Sanchez, R (1.6) OBP: 0.288, SLG: 0.255	1B		G6-4-3		G6-3		L6	BB	F9	5	1	2	0	0	0	3											
Bret Boone, R (1.4) OBP: 0.364, SLG: 0.567	K		P6			F7	BB	K		5	1	2	0	2	4												
Edgar Martinez, R (1.10) OBP: 0.414, SLG: 0.519	1B		G6-4-3			K	K	BB		4	0	1	0	1	2	2											
John Olerud, L (1.3) OBP: 0.378, SLG: 0.410	1B				F7			BB		3	1	2	2	2	0	0											
Mike Cameron, R (1.8) OBP: 0.354, SLG: 0.474	K					K	1B	BB		4	0	1	0	1	2	7											
Randy Winn, S (1.7) OBP: 0.337, SLG: 0.414					G5-3		G1-3			5	1	2	2	0	1	3											
Dan Wilson, R (1.2) OBP: 0.289, SLG: 0.341					G4-3				SH5-4	4	1	2	0	0	0	3											
16 Willie Bloomquist, R (1.5) OBP: 0.311, SLG: 0.317										4	1	1	1	1	1	1											
Inning Stats	R: 1 E: 0 K: 2 S: 18	H: 3 LOB: 2 BB: 0 P: 31	R: 0 E: 0 K: 2 S: 10	H: 1 LOB: 1 BB: 0 P: 15	R: 0 E: 0 K: 0 S: 7	H: 1 LOB: 0 BB: 0 P: 7	R: 0 E: 0 K: 0 S: 11	H: 1 LOB: 1 BB: 0 P: 19	R: 0 E: 0 K: 0 S: 7	H: 0 LOB: 0 BB: 0 P: 12	R: 0 E: 0 K: 2 S: 12	H: 1 LOB: 2 BB: 0 P: 15	R: 5 E: 0 K: 1 S: 26	H: 4 LOB: 2 BB: 3 P: 51	R: 1 E: 0 K: 1 S: 12	H: 1 LOB: 3 BB: 2 P: 26		R: 1 E: 0 K: 0 S: 8	H: 2 LOB: 1 BB: 0 P: 12	1B: 8 2B: 6 3B: 0 HR: 0	SF: 0 SAC: 1 DP: 1 HBP: 1	WP: 1 PB: 0 SB: 0 CS: 0	PA: 47				
PITCHER	IP	WLS	BF	H	R	ER	SO	BB	IBB	HBP	BLK	WP	HR	S	P	ERA	WHIP	PITCHER									
Roger Clemens, R (1.1) ERA: 3.88	6.0		27	8	3	3	6	1	0	0	0	1	0	68	106	4.50	1.500										
Jesse Orosco, L (7.1) ERA: 7.31	0.0	1	1	0	0	0	0	0	0	0	0	0	0	3	6	∞	∞										
Jeff Nelson, R (7.1) ERA: 3.63	0.2	B	6	2	3	3	1	1	1	0	0	0	0	17	34	40.50	4.500										
Antonio Osuna, R (7.1) ERA: 3.21	1.0	L	7	1	1	1	1	2	0	1	0	0	0	12	26	9.00	3.000										
Chris Hammond, L (8.1) ERA: 3.52	1.1		6	2	1	1	0	0	0	0	0	0	0	11	16	6.75	1.500										
Batter	1	2	3	4	5	6	7	8	9	AB	R	H	RBI	BB	SO	LOB	BOTTOM										
Alfonso Soriano, R (1.4) OBP: 0.327, SLG: 0.480	K		F8	F7		G6-3		G5-3		5	0	0	0	0	1	1	Seattle Mariners @ New York Yankees Yankee Stadium, Bronx, NY Sun Aug 10 2003, 1:05 PM EDT Att: 54,828 - Overcast - 79 F										
Bernie Williams, S (1.8) OBP: 0.368, SLG: 0.395	25 1B 55 FC1-2 2 1B		F9		55 FC3-6 2 1B		55 F8 20 2B		2 FC6-4 BB	3	1	2	0	2	0	0											
2 Derek Jeter, R (1.6) OBP: 0.395, SLG: 0.480	55 FC1-2 25 1B			HR	55 FC3-6 1B		G6-3		FC6-4 55 BB	5	1	3	1	0	0	2											
25 Jason Giambi, L (1.10) OBP: 0.424, SLG: 0.560	55 FC1-2 1-2 2-3 3-H		F9		P2		20 2B BB		K	4	1	1	0	1	1	3											
55 Hideki Matsui, L (1.7) OBP: 0.354, SLG: 0.458	FC1-2			FC9-6 20 1B G6-3 1B	FC3-6		F8			4	1	1	0	1	0	7											
20 Jorge Posada, S (1.2) OBP: 0.399, SLG: 0.472	F8			FC9-6 1B	F8		F8		G4-3	5	0	2	2	0	0	7											
Aaron Boone, R (1.5) OBP: 0.324, SLG: 0.445		G5-3		FC9-6 G6-3 HR		K	P3			4	1	0	0	0	1	3											
Nick Johnson, L (1.3) OBP: 0.435, SLG: 0.506		F7		G6-3			G1-3			3	0	0	1	1	0	1											
David Dellucci, L (1.9) OBP: 0.326, SLG: 0.377		G4-3				K	K			4	1	1	2	0	2	1											
Inning Stats	R: 0 E: 0 K: 1 S: 13	H: 2 LOB: 3 BB: 1 P: 23	R: 0 E: 0 K: 0 S: 6	H: 0 LOB: 0 BB: 0 P: 11	R: 1 E: 0 K: 0 S: 9	H: 1 LOB: 0 BB: 0 P: 12	R: 3 E: 0 K: 0 S: 9	H: 3 LOB: 0 BB: 0 P: 13	R: 0 E: 0 K: 0 S: 11	H: 2 LOB: 2 BB: 0 P: 18	R: 0 E: 0 K: 2 S: 11	H: 0 LOB: 1 BB: 1 P: 16	R: 2 E: 0 K: 0 S: 16	H: 2 LOB: 1 BB: 1 P: 29	R: 0 E: 0 K: 1 S: 7	H: 0 LOB: 0 BB: 0 P: 10		R: 0 E: 0 K: 1 S: 10	H: 0 LOB: 2 BB: 2 P: 23	1B: 6 2B: 2 3B: 0 HR: 2	SF: 0 SAC: 0 DP: 0 HBP: 0	WP: 0 PB: 0 SB: 0 CS: 0	PA: 42				
PITCHER	IP	WLS	BF	H	R	ER	SO	BB	IBB	HBP	BLK	WP	HR	S	P	ERA	WHIP	PITCHER									
Jamie Moyer, L (1.1) ERA: 3.5	6.0		28	8	4	4	3	2	0	0	0	0	0	7	11	27.00	1.667										
40 Julio Mateo, R (7.1) ERA: 3.02	0.1	H	2	1	1	1	0	0	0	0	0	0	0	7	11	27.00	3.000										
Arthur Rhodes, L (7.1) ERA: 4.36	0.1	B	3	1	1	1	0	1	0	0	0	0	0	7	14	27.00	6.000										
Rafael Soriano, R (7.1) ERA: 1.42	1.1	W	4	0	0	0	1	0	0	0	0	0	0	9	14	0.00	0.000										
Shigetoshi Hasegawa, R (9.1) ERA: 0.66	1.0	S	5	0	0	0	1	2	0	0	0	0	0	10	23	0.00	2.000										

Batter	1	2	3	4	5	6	7	8	9	AB	R	H	RBI	BB	SO	LOB	TOP					
Alfonso Soriano, R (1.4) OBP: 0.330, SLG: 0.486										5	0	3	0	0	1	0						
Nick Johnson, L (1.10) OBP: 0.436, SLG: 0.509										3	0	1	0	1	2	1						
2 Derek Jeter, R (1.6) OBP: 0.392, SLG: 0.478										5	3	1	0	0	0	3						
25 Jason Giambi, L (1.3) OBP: 0.425, SLG: 0.570										4	3	2	3	0	0	0						
Bernie Williams, S (1.8) OBP: 0.374, SLG: 0.404										4	2	3	2	1	0	0						
55 Hideki Matsui, L (1.7) OBP: 0.358, SLG: 0.469										4	1	3	2	1	1	1						
20 Jorge Posada, S (1.2) OBP: 0.399, SLG: 0.474										5	0	2	1	0	0	4						
Aaron Boone, R (1.5) OBP: 0.321, SLG: 0.441										4	0	0	0	0	0	3						
David Dellucci, L (1.9) OBP: 0.320, SLG: 0.369										4	0	0	0	0	1	0						
Inning Stats	R: 3 E: 0 K: 0 S: 14	H: 3 LOB: 2 BB: 1 P: 24	R: 0 E: 0 K: 1 S: 6	H: 0 LOB: 0 BB: 0 P: 7	R: 2 E: 0 K: 0 S: 14	H: 3 LOB: 2 BB: 1 P: 25	R: 0 E: 0 K: 0 S: 13	H: 1 LOB: 1 BB: 0 P: 21	R: 1 E: 0 K: 0 S: 7	H: 2 LOB: 1 BB: 0 P: 9	R: 0 E: 0 K: 2 S: 7	H: 0 LOB: 0 BB: 0 P: 12	R: 1 E: 0 K: 0 S: 11	H: 2 LOB: 1 BB: 0 P: 16	R: 0 E: 1 K: 1 S: 7	H: 1 LOB: 1 BB: 0 P: 9	R: 2 E: 0 K: 1 S: 9	H: 3 LOB: 0 BB: 0 P: 12	1B: 5 2B: 8 3B: 0 HR: 2	SF: 0 SAC: 1 DP: 1 HBP: 1	WP: 1 PB: 0 SB: 2 CS: 1	PA: 43
PITCHER	IP WLS BF H R ER SO BB IBB HBP BLK WP HR S P ERA WHIP																					
Paul Abbott, R (1.1) ERA: 11.57	4.2	25	9	6	6	1	3	0	1	0	1	2	52	83	11.57	2.571						
D.J. Carrasco, R (5.1) ERA: 3.71	1.2	5	0	0	0	2	0	0	0	0	0	0	12	19	0.00	0.000						
Graeme Lloyd, L (7.1) ERA: 4.5	0.1	3	2	1	1	0	0	0	0	0	0	5	9	27.00	6.000							
Jason Grimsley, R (7.1) ERA: 4.28	1.1	5	1	0	0	1	0	0	0	0	0	10	12	0.00	0.750							
Mike MacDougal, R (9.1) ERA: 4.69	1.0	5	3	2	2	1	0	0	0	0	0	9	12	18.00	3.000							
Batter	1	2	3	4	5	6	7	8	9	AB	R	H	RBI	BB	SO	LOB	BOTTOM					
Aaron Guiel, L (1.9) OBP: 0.362, SLG: 0.536										3	2	1	2	1	0	0						
4 Angel Berroa, R (1.6) OBP: 0.341, SLG: 0.483										5	1	2	1	0	0	2						
Raul Ibanez, L (1.3) OBP: 0.344, SLG: 0.464										4	1	0	0	1	1	3						
29 Mike Sweeney, R (1.10) OBP: 0.440, SLG: 0.539										4	2	2	3	1	0	1						
Joe Randa, R (1.5) OBP: 0.322, SLG: 0.411										5	2	3	2	0	0	1						
Dest Relaford, S (1.8) OBP: 0.344, SLG: 0.416										4	1	1	1	1	0	1						
Mike DiFelice, R (1.2) OBP: 0.301, SLG: 0.410										4	1	3	3	1	0	0						
Julius Matos, R (1.4) OBP: 0.314, SLG: 0.471										5	1	1	0	0	1	5						
Dee Brown, L (1.7) OBP: 0.296, SLG: 0.346										4	1	1	0	0	1	3						
Inning Stats	R: 1 E: 0 K: 0 S: 13	H: 2 LOB: 1 BB: 0 P: 19	R: 0 E: 0 K: 0 S: 8	H: 1 LOB: 0 BB: 0 P: 16	R: 4 E: 0 K: 1 S: 22	H: 3 LOB: 2 BB: 1 P: 34	R: 0 E: 0 K: 0 S: 8	H: 0 LOB: 0 BB: 0 P: 13	R: 0 E: 0 K: 0 S: 8	H: 1 LOB: 1 BB: 0 P: 12	R: 3 E: 0 K: 1 S: 11	H: 3 LOB: 1 BB: 1 P: 21	R: 0 E: 1 K: 1 S: 16	H: 0 LOB: 1 BB: 0 P: 22	R: 4 E: 0 K: 0 S: 15	H: 4 LOB: 2 BB: 2 P: 29	1B: 3 2B: 11 3B: 0 HR: 0	SF: 0 SAC: 1 DP: 0 HBP: 0	WP: 0 PB: 0 SB: 3 CS: 0	PA: 44		
PITCHER	IP WLS BF H R ER SO BB IBB HBP BLK WP HR S P ERA WHIP																					
David Wells, L (1.1) ERA: 3.91	3.0	17	6	5	5	1	2	0	0	0	0	43	69	15.00	2.667							
Sterling Hitchcock, L (4.1) ERA: 4.98	4.0	18	4	3	3	2	1	0	0	0	0	43	68	6.75	1.250							
Chris Hammond, L (8.1) ERA: 3.66	0.2	3	1	1	1	0	0	0	0	0	0	5	6	13.50	1.500							
Jesse Orosco, L (8.1) ERA: 7.62	0.0	1	0	0	0	0	1	0	0	0	0	2	6	=	=							
Bret Prinz, R (8.1) ERA: 13.5	0.1	5	3	3	3	0	0	1	0	0	0	8	17	81.00	9.000							

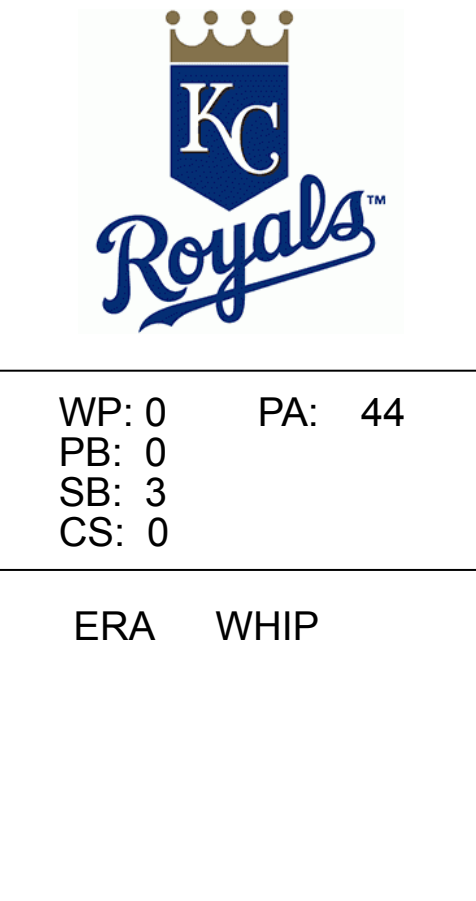
New York Yankees @ Kansas City Royals
Kauffman Stadium, Kansas City, MO
 Mon Aug 11 2003, 7:05 PM CDT
 Att: 40,406 - Sunny - 83 F

AB	38
R	9
H	15
RBI	8
BB	3
SO	5
LOB	12



New York Yankees @ Kansas City Royals
Kauffman Stadium, Kansas City, MO
 Mon Aug 11 2003, 7:05 PM CDT
 Att: 40,406 - Sunny - 83 F

AB	38
R	12
H	14
RBI	12
BB	5
SO	3
LOB	16



Batter	1	2	3	4	5	6	7	8	9	AB	R	H	RBI	BB	SO	LOB	TOP					
Alfonso Soriano, R (1, 4) OBP: 0.330, SLG: 0.491	F9		2-1B		G6-3		F8		2-1B	5	2	2	0	0	0	0	New York Yankees @ Kansas City Royals Kauffman Stadium, Kansas City, MO Tue Aug 12 2003, 7:05 PM CDT Att: 37,820 - Cloudy - 80 F livebaseballscorecards.com					
2 Derek Jeter, R (1, 6) OBP: 0.390, SLG: 0.474	F8		3-1B		F7		F8		G5-3	5	0	1	1	0	0	1						
25 Jason Giambi, L (1, 3) OBP: 0.429, SLG: 0.570	20 2B		0-0		FC6-4				1B	3	1	2	0	2	0	1						
Bernie Williams, S (1, 8) OBP: 0.375, SLG: 0.404	20 2B		3-2		FC6-4		G1-3		1B	5	0	2	1	0	0	3						
20 Jorge Posada, S (1, 2) OBP: 0.404, SLG: 0.490	1-3 2H		2-0		55 1B		HR		55 FC4-6	5	2	4	2	0	1	2						
55 Hideki Matsui, L (1, 7) OBP: 0.356, SLG: 0.466	G3-1		1-1		SF7		L9		G4-3	5	1	1	0	0	0	5						
Aaron Boone, R (1, 5)			1-2		F7		F9		1B	4	0	1	0	0	1	2						
Todd Zeile, R (1, 10) OBP: 0.294, SLG: 0.349	G6-3		2-1		SF7				1B	2	0	1	1	0	0	0						
Nick Johnson, L (8, PH) OBP: 0.339, SLG: 0.512			2-3 3-H						G6-4-3	1	0	1	1	0	0	0						
David Dellucci, L (1, 9) OBP: 0.314, SLG: 0.362	G4-3		2-1		F9		G4-3		G6-4-3	4	0	0	0	0	0	4						
Inning Stats	R: 1 E: 0 K: 0 S: 14	H: 2 LOB: 2 BB: 1 P: 23	R: 0 E: 0 K: 1 S: 9	H: 0 LOB: 0 BB: 0 P: 11	R: 1 E: 0 K: 0 S: 7	H: 2 LOB: 0 BB: 0 P: 13	R: 1 E: 0 K: 0 S: 11	H: 2 LOB: 1 BB: 0 P: 19	R: 0 E: 0 K: 0 S: 6	H: 1 LOB: 1 BB: 0 P: 8	R: 1 E: 0 K: 0 S: 7	H: 2 LOB: 1 BB: 0 P: 11	R: 0 E: 0 K: 0 S: 8	H: 1 LOB: 0 BB: 0 P: 12	R: 1 E: 0 K: 0 S: 15	H: 3 LOB: 1 BB: 0 P: 22	R: 1 E: 0 K: 1 S: 13	H: 2 LOB: 2 BB: 1 P: 24	1B: 11 2B: 3 3B: 1 HR: 1	SF: 1 SAC: 0 DP: 2 HBP: 0	WP: 0 PB: 0 SB: 0 CS: 0	PA: 42
PITCHER	IP WLS BF H R ER SO BB IBB HBP BLK WP HR S P ERA WHIP																					
Darrell May, L (1, 1) ERA: 3.76	7.1 L 34 12 5 5 1 1 0 0 0 0 0 0 0 0 6.14 1.773																					
Al Levine, R (8, 1) ERA: 2.99	1.1 7 3 1 1 1 0 1 0 0 0 0 0 0 17 28 6.75 2.250																					
Graeme Lloyd, L (9, 1) ERA: 4.46	0.1 1 0 0 0 0 0 0 0 0 0 0 0 0 3 5 0.00 0.000																					

Batter	1	2	3	4	5	6	7	8	9	AB	R	H	RBI	BB	SO	LOB	BOTTOM					
Aaron Guiel, L (1, 9) OBP: 0.360, SLG: 0.528	L8	G4-3					L8			3	0	0	0	1	0	1	New York Yankees @ Kansas City Royals Kauffman Stadium, Kansas City, MO Tue Aug 12 2003, 7:05 PM CDT Att: 37,820 - Cloudy - 80 F livebaseballscorecards.com					
4 Angel Berroa, R (1, 6) OBP: 0.338, SLG: 0.478	F8		0-0		F3				G5-3	4	0	0	0	0	0	2						
Raul Ibanez, L (1, 3) OBP: 0.345, SLG: 0.464	29 BB		1-1		G5-4-3				F9	4	0	2	0	0	1	2						
29 Mike Sweeney, R (1, 10) OBP: 0.438, SLG: 0.532	BB		0-0		G5-4-3				G6-3	3	0	0	0	1	1	1						
Joe Randa, R (1, 5) OBP: 0.324, SLG: 0.408	1-2 2-3		2-1		F9		G4-3		G4-3	2	0	0	0	2	0	0						
Dest Relaford, S (1, 8) OBP: 0.343, SLG: 0.414			1-3				G4-3		1B	4	0	1	0	0	2	4						
Brent Mayne, L (1, 2) OBP: 0.307, SLG: 0.336			0-2		G6-3		G4-3		G5-3	4	0	0	0	0	0	2						
Julius Matos, R (1, 4) OBP: 0.316, SLG: 0.459			0-3				G3-1			3	0	1	0	0	1	0						
Carlos Beltran, S (9, PH) OBP: 0.388, SLG: 0.490									1B	1	0	1	0	0	0	0						
Dee Brown, L (1, 7) OBP: 0.294, SLG: 0.351			1-0		F9					4	0	1	0	0	1	3						
Inning Stats	R: 0 E: 0 K: 1 S: 15	H: 1 LOB: 3 BB: 2 P: 26	R: 0 E: 0 K: 1 S: 10	H: 1 LOB: 1 BB: 0 P: 14	R: 0 E: 0 K: 0 S: 4	H: 1 LOB: 0 BB: 0 P: 5	R: 0 E: 0 K: 1 S: 9	H: 0 LOB: 0 BB: 0 P: 12	R: 0 E: 0 K: 1 S: 14	H: 1 LOB: 2 BB: 1 P: 21	R: 0 E: 0 K: 1 S: 13	H: 0 LOB: 1 BB: 1 P: 18	R: 0 E: 0 K: 0 S: 8	H: 0 LOB: 0 BB: 0 P: 10	R: 0 E: 0 K: 0 S: 10	H: 0 LOB: 0 BB: 0 P: 11	R: 0 E: 0 K: 1 S: 14	H: 2 LOB: 2 BB: 0 P: 22	1B: 5 2B: 1 3B: 0 HR: 0	SF: 0 SAC: 0 DP: 1 HBP: 0	WP: 0 PB: 1 SB: 0 CS: 0	PA: 36
PITCHER	IP WLS BF H R ER SO BB IBB HBP BLK WP HR S P ERA WHIP																					
35 Mike Mussina, R (1, 1) ERA: 3.19	8.0 W 31 4 0 0 0 0 4 0 0 0 0 0 0 14 22 0.00 1.000																					
42 Mariano Rivera, R (9, 1) ERA: 1.82	1.0 5 2 0 0 0 1 0 0 0 0 0 0 0 0 14 22 0.00 2.000																					

Batter	1	2	3	4	5	6	7	8	9	AB	R	H	RBI	BB	SO	LOB	TOP				
Alfonso Soriano, R (1,4) OBP: 0.330, SLG: 0.488	4-1 BB		1-0 G6-3			0-1 F8		2-2 K		3	0	0	0	1	1	0	New York Yankees @ Kansas City Royals Kauffman Stadium, Kansas City, MO Wed Aug 13 2003, 7:05 PM CDT Att: 35,596 - Sunny - 85 F				
2 Derek Jeter, R (1,6) OBP: 0.391, SLG: 0.473	1-3 K		3-2 F7			1-0 1B		4-2 BB		3	0	1	0	1	1						
25 Jason Giambi, L (1,10) OBP: 0.426, SLG: 0.565	2-2 L9		2-1 P5			1-3 K		0-2 F8		4	0	0	0	0	1	3					
Bernie Williams, S (1,8) OBP: 0.373, SLG: 0.399	3-2 G4-3			1-0 F9		0-0 G3			4-0 20 G3-1 20 WP BB	3	0	0	0	1	0	2					
55 Hideki Matsui, L (1,7)		3-2 G3		2-2 F8			1-2 1B		2-3 K	4	0	1	0	0	1	1					
20 Jorge Posada, S (1,2) OBP: 0.402, SLG: 0.487		1-0 1B		1-1 F8			1-3 K		2-2 G3-1	4	0	1	0	0	1	2					
Nick Johnson, L (1,3) OBP: 0.431, SLG: 0.500		3-2 F7			1-1 G3-1		1-3 K		1-2 L5	4	0	0	0	0	1	3					
Aaron Boone, R (1,5) OBP: 0.320, SLG: 0.438		2-1 1B			1-2 G5-3		3-2 G5-3			3	0	1	0	0	0	1					
Karim Garcia, L (1,9) OBP: 0.275, SLG: 0.404 Ruben Sierra, S (8,PH) OBP: 0.337, SLG: 0.419		1-0 F8			2-0 F7			0-1 F8		2	0	0	0	0	0	2					
										1	0	0	0	0	0	0					
Inning Stats	R: 0 E: 0 K: 1 S: 11	H: 0 LOB: 1 BB: 1 P: 21	R: 0 E: 0 K: 0 S: 11	H: 2 LOB: 2 BB: 0 P: 21	R: 0 E: 0 K: 0 S: 7	H: 0 LOB: 0 BB: 0 P: 13	R: 0 E: 0 K: 0 S: 6	H: 0 LOB: 0 BB: 0 P: 10	R: 0 E: 0 K: 1 S: 9	H: 1 LOB: 1 BB: 0 P: 11	R: 0 E: 0 K: 2 S: 15	H: 1 LOB: 1 BB: 0 P: 21	R: 0 E: 0 K: 1 S: 10	H: 0 LOB: 1 BB: 1 P: 16	R: 0 E: 0 K: 1 S: 10	H: 0 LOB: 1 BB: 1 P: 19	1B: 4 2B: 0 3B: 0 HR: 0	SF: 0 SAC: 0 DP: 0 HBP: 0	WP: 1 PB: 0 SB: 0 CS: 0	PA: 34	
PITCHER	IP WLS BF H R ER SO BB IBB HBP BLK WP HR S P ERA WHIP	IP WLS BF H R ER SO BB IBB HBP BLK WP HR S P ERA WHIP	IP WLS BF H R ER SO BB IBB HBP BLK WP HR S P ERA WHIP	IP WLS BF H R ER SO BB IBB HBP BLK WP HR S P ERA WHIP	IP WLS BF H R ER SO BB IBB HBP BLK WP HR S P ERA WHIP	IP WLS BF H R ER SO BB IBB HBP BLK WP HR S P ERA WHIP	IP WLS BF H R ER SO BB IBB HBP BLK WP HR S P ERA WHIP	IP WLS BF H R ER SO BB IBB HBP BLK WP HR S P ERA WHIP	IP WLS BF H R ER SO BB IBB HBP BLK WP HR S P ERA WHIP	IP WLS BF H R ER SO BB IBB HBP BLK WP HR S P ERA WHIP	IP WLS BF H R ER SO BB IBB HBP BLK WP HR S P ERA WHIP	IP WLS BF H R ER SO BB IBB HBP BLK WP HR S P ERA WHIP	IP WLS BF H R ER SO BB IBB HBP BLK WP HR S P ERA WHIP	IP WLS BF H R ER SO BB IBB HBP BLK WP HR S P ERA WHIP	IP WLS BF H R ER SO BB IBB HBP BLK WP HR S P ERA WHIP	IP WLS BF H R ER SO BB IBB HBP BLK WP HR S P ERA WHIP	IP WLS BF H R ER SO BB IBB HBP BLK WP HR S P ERA WHIP	IP WLS BF H R ER SO BB IBB HBP BLK WP HR S P ERA WHIP	IP WLS BF H R ER SO BB IBB HBP BLK WP HR S P ERA WHIP	IP WLS BF H R ER SO BB IBB HBP BLK WP HR S P ERA WHIP	IP WLS BF H R ER SO BB IBB HBP BLK WP HR S P ERA WHIP

AB	31
R	0
H	4
RBI	0
BB	3
SO	6
LOB	15



Batter	1	2	3	4	5	6	7	8	9	AB	R	H	RBI	BB	SO	LOB	BOTTOM				
Aaron Guiel, L (1,8) OBP: 0.368, SLG: 0.530	1-1 4 1B 29 1B			3-2 29 BB 4 1B HBP			1-3 K	1-1 4 BB 29 1B		5	2	3	1	0	1	2	New York Yankees @ Kansas City Royals Kauffman Stadium, Kansas City, MO Wed Aug 13 2003, 7:05 PM CDT Att: 35,596 - Sunny - 85 F				
4 Angel Berroa, R (1,6) OBP: 0.340, SLG: 0.477	1-2 29 1B BB			0-0 29 BB		0-1 G1-3		1-0 L6		5	1	2	1	1	0	3					
Raul Ibanez, L (1,7) OBP: 0.345, SLG: 0.462	4-2 SH3 29 1B SF8 BB		0-2 G6-3		3-2 F7		2-1 FC6-4 1B	2-3 K		4	1	1	0	1	1	5					
29 Mike Sweeney, R (1,10) OBP: 0.440, SLG: 0.532	1-0 SH3 1B		0-2 G6-3		4-2 FC6-4 BB		0-0 P3	1-0 1B		4	0	2	4	1	0	1					
Joe Randa, R (1,5) OBP: 0.320, SLG: 0.403	0-0 SH3		3-2 E5 1B		2-0 FC6-4		2-3 K	3-2 G4-3		4	0	0	0	0	1	6					
Dee Brown, L (1,9) OBP: 0.298, SLG: 0.365	0-0 SF8		2-0 1B			0-0 SH 2B 2B		3-3 K		4	1	2	1	0	1	1					
Ken Harvey, R (1,3) OBP: 0.299, SLG: 0.396	1-3 K		1-3 K			1-0 SH 2B		0-0 G4-3	0-0 G6-3	4	1	0	0	0	2	3					
Brent Mayne, L (1,2) OBP: 0.319, SLG: 0.353					0-1 SH3-4 4 1B 2B		3-1 1B 2B	4-1 1B 1B HR BB		4	3	4	2	1	0	0					
Mendy López, R (1,4) OBP: 0.313, SLG: 0.426					0-0 SH3-4		0-2 F9	0-0 4 BB 29 1B 1B		4	2	2	2	0	1	2					
Inning Stats	R: 3 E: 1 K: 1 S: 13	H: 3 LOB: 1 BB: 1 P: 21	R: 0 E: 0 K: 1 S: 10	H: 1 LOB: 1 BB: 0 P: 13	R: 0 E: 1 K: 1 S: 13	H: 1 LOB: 2 BB: 0 P: 19	R: 1 E: 0 K: 0 S: 11	H: 2 LOB: 3 BB: 1 P: 20	R: 2 E: 0 K: 1 S: 12	H: 2 LOB: 1 BB: 0 P: 17	R: 0 E: 0 K: 1 S: 9	H: 1 LOB: 1 BB: 0 P: 13	R: 3 E: 0 K: 1 S: 15	H: 4 LOB: 2 BB: 1 P: 29	R: 2 E: 0 K: 1 S: 9	H: 2 LOB: 1 BB: 1 P: 18	1B: 12 2B: 3 3B: 0 HR: 1	SF: 1 SAC: 3 DP: 0 HBP: 1	WP: 0 PB: 0 SB: 1 CS: 0	PA: 47	
PITCHER	IP WLS BF H R ER SO BB IBB HBP BLK WP HR S P ERA WHIP	IP WLS BF H R ER SO BB IBB HBP BLK WP HR S P ERA WHIP	IP WLS BF H R ER SO BB IBB HBP BLK WP HR S P ERA WHIP	IP WLS BF H R ER SO BB IBB HBP BLK WP HR S P ERA WHIP	IP WLS BF H R ER SO BB IBB HBP BLK WP HR S P ERA WHIP	IP WLS BF H R ER SO BB IBB HBP BLK WP HR S P ERA WHIP	IP WLS BF H R ER SO BB IBB HBP BLK WP HR S P ERA WHIP	IP WLS BF H R ER SO BB IBB HBP BLK WP HR S P ERA WHIP	IP WLS BF H R ER SO BB IBB HBP BLK WP HR S P ERA WHIP	IP WLS BF H R ER SO BB IBB HBP BLK WP HR S P ERA WHIP	IP WLS BF H R ER SO BB IBB HBP BLK WP HR S P ERA WHIP	IP WLS BF H R ER SO BB IBB HBP BLK WP HR S P ERA WHIP	IP WLS BF H R ER SO BB IBB HBP BLK WP HR S P ERA WHIP	IP WLS BF H R ER SO BB IBB HBP BLK WP HR S P ERA WHIP	IP WLS BF H R ER SO BB IBB HBP BLK WP HR S P ERA WHIP	IP WLS BF H R ER SO BB IBB HBP BLK WP HR S P ERA WHIP	IP WLS BF H R ER SO BB IBB HBP BLK WP HR S P ERA WHIP	IP WLS BF H R ER SO BB IBB HBP BLK WP HR S P ERA WHIP	IP WLS BF H R ER SO BB IBB HBP BLK WP HR S P ERA WHIP	IP WLS BF H R ER SO BB IBB HBP BLK WP HR S P ERA WHIP	IP WLS BF H R ER SO BB IBB HBP BLK WP HR S P ERA WHIP

AB	38
R	11
H	16
RBI	11
BB	4
SO	7
LOB	23



Batter	1	2	3	4	5	6	7	8	9	AB	R	H	RBI	BB	SO	LOB	TOP				
Alfonso Soriano, R OBP: 0.328, SLG: 0.487	P4			K	G6-3		1B	F8		5	1	1	0	0	1	2	New York Yankees @ Baltimore Orioles Oriole Park at Camden Yards, Baltimore, MD Thu Aug 14 2003, 7:05 PM EDT Att: 41,987 - Cloudy - 87 F				
2 Derek Jeter, R OBP: 0.391, SLG: 0.473	F9			25 SF8	G1-3		1B	G6-3		4	2	1	0	0	0	2					
25 Jason Giambi, L OBP: 0.426, SLG: 0.562	F8			SF8	BB		20 E	P2		2	1	0	1	1	0	0					
Bernie Williams, S OBP: 0.382, SLG: 0.409		55 G4-6-3		20 1B			20 E			3	2	3	2	2	0	0					
20 Jorge Posada, S OBP: 0.402, SLG: 0.494	K			55 2B	G4-3		E3			5	1	2	2	0	1	6					
55 Hideki Matsui, L OBP: 0.356, SLG: 0.465	G4-6-3			1B			SF7			3	0	1	2	1	0	1					
Aaron Boone, R OBP: 0.319, SLG: 0.435				G5-3	G5-3		G1-6-3			4	0	0	0	1	1	4					
Nick Johnson, L OBP: 0.427, SLG: 0.494				G3-1			G1-6-3			4	1	1	0	0	0	2					
David Dellucci, L OBP: 0.317, SLG: 0.366				K	G6-3		K			3	0	1	1	1	2	1					
Inning Stats	R: 0 E: 0 K: 0 S: 4	H: 0 LOB: 0 BB: 0 P: 7	R: 0 E: 0 K: 1 S: 8	H: 1 LOB: 0 BB: 0 P: 11	R: 0 E: 0 K: 1 S: 7	H: 0 LOB: 0 BB: 0 P: 11	R: 2 E: 0 K: 1 S: 15	H: 3 LOB: 2 BB: 1 P: 26	R: 1 E: 0 K: 0 S: 16	H: 2 LOB: 1 BB: 1 P: 22	R: 3 E: 1 K: 0 S: 15	H: 2 LOB: 1 BB: 1 P: 23	R: 0 E: 0 K: 0 S: 13	H: 0 LOB: 1 BB: 1 P: 21	R: 2 E: 0 K: 1 S: 12	H: 2 LOB: 0 BB: 0 P: 17	1B: 4 2B: 5 3B: 0 HR: 1	SF: 2 SAC: 0 DP: 3 HBP: 2	WP: 0 PB: 0 SB: 2 CS: 0	PA: 43	
PITCHER	IP	WLS	BF	H	R	ER	SO	BB	IBB	HBP	BLK	WP	HR	S	P	ERA	WHIP				
Daman Moss, L ERA: 4.97	(1, 1)	5.0	25	6	3	3	3	4	0	1	0	0	0	54	95	5.40	2.000				
Eric DuRose, L ERA: 3.13	(6, 1)	1.0	L	5	1	3	3	1	1	0	1	0	0	15	25	27.00	2.000				
Hector Carrasco, R ERA: 4.15	(7, 1)	0.0	B	2	1	0	0	0	0	0	0	0	0	3	3	∞	∞				
B.J. Ryan, L ERA: 4.86	(7, 1)	1.1		4	0	0	0	1	0	0	0	0	0	9	13	0.00	0.750				
Kerry Ligtenberg, R ERA: 3.93	(8, 1)	1.2		7	2	2	2	1	0	0	0	0	1	21	30	10.80	1.200				

Batter	1	2	3	4	5	6	7	8	9	AB	R	H	RBI	BB	SO	LOB	BOTTOM				
1 Brian Roberts, S OBP: 0.391, SLG: 0.383	K		G6-4-3		HR			K		5	1	2	1	0	2	2	New York Yankees @ Baltimore Orioles Oriole Park at Camden Yards, Baltimore, MD Thu Aug 14 2003, 7:05 PM EDT Att: 41,987 - Cloudy - 87 F				
Deivi Cruz, R OBP: 0.279, SLG: 0.408	F9			31 1B	G6-3			G6-3		3	1	0	0	2	0	0					
Luis Matos, R OBP: 0.364, SLG: 0.488	G6-3			P3						5	0	1	0	0	2	4					
31 Jay Gibbons, L OBP: 0.358, SLG: 0.499				P4	G4-3			G1-3		5	1	2	0	0	0	1					
Tony Batista, R OBP: 0.289, SLG: 0.419	P3			HR						4	1	2	3	1	1	1					
Brook Fordyce, R OBP: 0.314, SLG: 0.363	G4-3			1H	F8					4	0	0	0	0	0	3					
Jack Cust, L OBP: 0.333, SLG: 0.520				1H	FC5-4					1	0	0	0	0	0	1					
Jose Leon, R OBP: 0.333, SLG: 0.286				1B						3	1	2	0	0	0	0					
B.J. Surhoff, L OBP: 0.376, SLG: 0.452				1B	1B					0	0	0	0	1	0	0					
Larry Bigbie, L OBP: 0.329, SLG: 0.388				1B	2B					4	0	3	1	0	0	2					
Jose Morban, S OBP: 0.239, SLG: 0.238				L3	G4-3			F9		4	0	0	0	0	0	4					
Inning Stats	R: 0 E: 0 K: 1 S: 10	H: 0 LOB: 0 BB: 0 P: 17	R: 0 E: 0 K: 0 S: 6	H: 0 LOB: 0 BB: 0 P: 10	R: 0 E: 0 K: 0 S: 8	H: 2 LOB: 1 BB: 0 P: 13	R: 4 E: 0 K: 0 S: 20	H: 4 LOB: 1 BB: 1 P: 35	R: 1 E: 0 K: 0 S: 9	H: 2 LOB: 3 BB: 1 P: 16	R: 0 E: 0 K: 1 S: 11	H: 1 LOB: 2 BB: 1 P: 19	R: 0 E: 0 K: 1 S: 7	H: 0 LOB: 0 BB: 0 P: 9	R: 0 E: 0 K: 1 S: 8	H: 1 LOB: 1 BB: 0 P: 13	1B: 8 2B: 2 3B: 0 HR: 2	SF: 0 SAC: 0 DP: 1 HBP: 0	WP: 0 PB: 0 SB: 0 CS: 0	PA: 42	
PITCHER	IP	WLS	BF	H	R	ER	SO	BB	IBB	HBP	BLK	WP	HR	S	P	ERA	WHIP				
Andy Pettitte, L ERA: 4.23	(1, 1)	6.0	W	31	11	5	5	2	1	0	0	0	0	4	7	0.00	0.000				
Jeff Nelson, R ERA: 3.57	(7, 1)	0.2	H	2	0	0	0	1	0	0	0	0	0	5	10	0.00	3.000				
Jesse Orosco, L ERA: 7.53	(7, 1)	0.1	H	2	0	0	0	1	0	0	0	0	0	4	6	0.00	0.000				
Chris Hammond, L ERA: 3.61	(8, 1)	0.2	H	2	0	0	0	1	0	0	0	0	0	4	6	0.00	0.000				
42 Mariano Rivera, R ERA: 1.78	(8, 1)	1.1	S	5	1	0	0	1	0	0	0	0	0	11	16	0.00	0.750				



Batter	1	2	3	4	5	6	7	8	9	10	11	12	AB	R	H	RBI	BB	SO	LOB	TOP																	
Alfonso Soriano, R (1.4) OBP: 0.323, SLG: 0.484	F7		F9		P3		F8			F8	FC5		6	0	0	0	0	0	3																		
Nick Johnson, L (1.3) OBP: 0.433, SLG: 0.481	G6-3				L8		F8						3	0	0	0	3	0	0																		
2 Derek Jeter, R (1.6) OBP: 0.389, SLG: 0.465	K		F9						F9	F8			6	0	1	0	0	2	3																		
25 Jason Giambi, L (1.10) OBP: 0.429, SLG: 0.569		K		K						K			6	2	2	1	0	3	2																		
Bernie Williams, S (1.8) OBP: 0.384, SLG: 0.413		2B		1B					F9				4	1	1	0	2	2	1																		
55 Hideki Matsui, L (1.7) OBP: 0.357, SLG: 0.462	K			F8							SH3-4		3	0	1	1	2	1	2																		
Aaron Boone, R (1.5) OBP: 0.321, SLG: 0.442	WP					G5-4-3			PO		SH3-4		4	0	2	1	0	0	1																		
David Dellucci, L (1.9) OBP: 0.315, SLG: 0.359	G6-3			F8									4	0	0	0	0	1	3																		
Ruben Sierra, S (11, PH) OBP: 0.339, SLG: 0.419													0	0	0	0	1	0	0																		
Karim Garcia, L (11, PR) OBP: 0.275, SLG: 0.404													0	0	0	0	0	0	0																		
John Flaherty, R (1.2) OBP: 0.283, SLG: 0.481			P2										4	2	2	2	0	0	0																		
20 Jorge Posada, S (11, PH) OBP: 0.404, SLG: 0.497									F7		K		1	0	0	0	0	1	3																		
Inning Stats	R: 0 E: 0 K: 1 S: 8	H: 0 LOB: 0 BB: 0 P: 14	R: 1 E: 0 K: 2 S: 15	H: 1 LOB: 1 BB: 1 P: 28	R: 0 E: 0 K: 0 S: 16	H: 0 LOB: 1 BB: 1 P: 25	R: 0 E: 0 K: 1 S: 17	H: 2 LOB: 1 BB: 0 P: 23	R: 1 E: 0 K: 0 S: 9	H: 2 LOB: 0 BB: 0 P: 14	R: 0 E: 0 K: 0 S: 8	H: 0 LOB: 0 BB: 0 P: 16	R: 1 E: 0 K: 0 S: 6	H: 1 LOB: 0 BB: 0 P: 9	R: 1 E: 0 K: 0 S: 11	H: 2 LOB: 0 BB: 0 P: 18	R: 0 E: 0 K: 1 S: 7	H: 0 LOB: 1 BB: 1 P: 9	R: 0 E: 0 K: 1 S: 10	H: 0 LOB: 1 BB: 1 P: 17	R: 0 E: 0 K: 1 S: 10	H: 0 LOB: 3 BB: 3 P: 25	R: 1 E: 0 K: 2 S: 9	H: 1 LOB: 0 BB: 1 P: 19	1B: 4 2B: 2 3B: 0 HR: 3	SF: 0 SAC: 1 DP: 1 HBP: 0	WP: 1 PB: 0 SB: 0 CS: 1	PA: 51									
PITCHER	IP WLS BF H R ER SO BB IBB HBP BLK WP HR S P ERA WHIP																																				
Pat Hentgen, R (1.1) ERA: 4.42	6.0	25	5	2	2	5	3	0	0	0	0	0	0	1	17	27	9.00	1.500																			
John Parrish, L (7.1) ERA: 7.71	2.0	8	3	2	2	0	0	0	0	0	0	0	0	1	17	27	9.00	1.500																			
Kerry Ligtenberg, R (8.1) ERA: 3.4	1.2	6	0	0	0	1	1	0	0	0	0	0	0	0	14	22	0.00	0.600																			
B.J. Ryan, L (10.1) ERA: 4.81	0.1	3	0	0	0	1	2	0	0	0	0	0	0	0	6	15	0.00	6.000																			
Hector Carrasco, R (11.1) ERA: 4.07	2.0	8	1	1	1	3	1	1	0	0	0	0	0	1	16	33	4.50	1.000																			

New York Yankees @ Baltimore Orioles
Oriole Park at Camden Yards, Baltimore, MD

Sat Aug 16 2003, 7:05 PM EDT
Att. 48,499 - Sunny - 88 F

AB 41
R 5
H 9
RBI 5
BB 8
SO 10
LOB 18



Batter	1	2	3	4	5	6	7	8	9	10	11	12	AB	R	H	RBI	BB	SO	LOB	BOTTOM																	
1 Brian Roberts, S (1.4) OBP: 0.347, SLG: 0.377	P4		G6-3		CS			F7			F9		5	0	2	0	0	0	1																		
Deivi Cruz, R (1.10) OBP: 0.278, SLG: 0.405	2B		K		CS		F7			FC5-4			4	1	1	0	0	1	1																		
Luis Matos, R (1.8) OBP: 0.365, SLG: 0.497	1B												5	1	2	1	0	0	1																		
31 Jay Gibbons, L (1.9) OBP: 0.355, SLG: 0.493	2B		F8										5	0	0	0	0	0	2																		
Tony Batista, R (1.5) OBP: 0.286, SLG: 0.416	SF8				F7								5	0	0	0	0	0	2																		
Brook Fordyce, R (1.2) OBP: 0.318, SLG: 0.380	G3-1				P7								4	0	0	1	0	1	0																		
B.J. Surhoff, L (12, PH) OBP: 0.372, SLG: 0.451			P5										4	1	1	1	0	0	0																		
Jose Leon, R (1.3) OBP: 0.305, SLG: 0.259													1	0	0	0	0	1	0																		
Jack Cust, L (12, PH) OBP: 0.371, SLG: 0.607			K		HR								4	0	0	0	0	2	0																		
Larry Bigbie, L (1.7) OBP: 0.335, SLG: 0.401					K2-3								0	0	0	0	1	0	0																		
Jose Morban, S (1.6) OBP: 0.260, SLG: 0.326			G4-3										5	0	1	0	0	2	0																		
					F8								4	1	2	1	0	0	0																		
													4	1	2	1	0	0	0																		
					F9								4	1	2	1	0	0	0																		
													4	1	2	1	0	0	0																		
Inning Stats	R: 1 E: 0 K: 0 S: 9	H: 2 LOB: 1 BB: 0 P: 14	R: 0 E: 0 K: 1 S: 8	H: 0 LOB: 0 BB: 0 P: 12	R: 1 E: 0 K: 1 S: 12	H: 1 LOB: 0 BB: 0 P: 15	R: 1 E: 0 K: 1 S: 7	H: 1 LOB: 0 BB: 0 P: 12	R: 0 E: 0 K: 0 S: 6	H: 1 LOB: 1 BB: 0 P: 11	R: 0 E: 0 K: 0 S: 8	H: 0 LOB: 0 BB: 0 P: 14	R: 0 E: 0 K: 0 S: 5	H: 0 LOB: 0 BB: 0 P: 8	R: 0 E: 0 K: 1 S: 13	H: 1 LOB: 1 BB: 0 P: 20	R: 1 E: 0 K: 1 S: 11	H: 1 LOB: 0 BB: 0 P: 16	R: 0 E: 0 K: 1 S: 9	H: 0 LOB: 0 BB: 0 P: 11	R: 0 E: 0 K: 1 S: 7	H: 1 LOB: 1 BB: 0 P: 9	R: 0 E: 0 K: 1 S: 10	H: 1 LOB: 2 BB: 1 P: 17	1B: 4 2B: 2 3B: 0 HR: 3	SF: 1 SAC: 1 DP: 0 HBP: 0	WP: 0 PB: 0 SB: 0 CS: 1	PA: 45									
PITCHER	IP WLS BF H R ER SO BB IBB HBP BLK WP HR S P ERA WHIP																																				
Sterling Hitchcock, L (1.1) ERA: 4.92	6.0	22	5	3	3	3	0	0	0	0	0	0	0	2	47	78	4.50	0.833																			
Antonio Osuna, R (7.1) ERA: 3.03	2.0	7	1	0	0	1	0	0	0	0	0	0	0	18	28	0.00	0.500																				
42 Mariano Rivera, R (8.1) ERA: 2.05	1.0	4	1	1	1	1	0	0	0	0	0	0	0	1	11	16	9.00	1.000																			
Chris Hammond, L (10.1) ERA: 3.47	2.0	7	1	0	0	1	0	0	0	0	0	0	0	16	20	0.00	0.500																				
Jeff Nelson, R (12.1) ERA: 3.43	1.0	4	1	0	0	1	1	0	0	0	0	0	0	10	17	0.00	2.000																				

New York Yankees @ Baltimore Orioles
Oriole Park at Camden Yards, Baltimore, MD

Sat Aug 16 2003, 7:05 PM EDT
Att. 48,499 - Sunny - 88 F

AB 41
R 4
H 9
RBI 4
BB 1
SO 7
LOB 5



Batter	1	2	3	4	5	6	7	8	9	AB R H RBI BB SO LOB	TOP									
Alfonso Soriano, R (1,4) OBP: 0.326, SLG: 0.488	G4-3 2B		F8 2B	F8			CS BB	K		4 1 2 0 1 1 4	New York Yankees @ Baltimore Orioles Oriole Park at Camden Yards, Baltimore, MD Sun Aug 17 2003, 1:35 PM EDT Att: 48,700 - Cloudy - 86 F									
Nick Johnson, L (1,3) OBP: 0.424, SLG: 0.468	G4-3 2-3		FC8-2 3-H		G4-3		P6	G6-3	5 0 0 0 0 0 4											
Derek Jeter, R (1,6) OBP: 0.392, SLG: 0.467	CS 1B			F8 55 WP G6-3 1B	K		CS	2B 20 BB 1B	5 2 3 1 0 1 0											
25 Jason Giambi, L (1,10) OBP: 0.427, SLG: 0.564	F9			55 G6-3 F8 1B BB	K			F7	G4-3	4 1 0 0 1 1 2										
Bernie Williams, S (1,8) OBP: 0.382, SLG: 0.414	CS 1-2	K		F8 1-2 2-3		G4-3		20 BB SF9 2B		4 1 1 0 0 1 2										
55 Hideki Matsui, L (1,7) OBP: 0.356, SLG: 0.459		G4-3		G6-3 2-3 3-H 4-0	G3-1			SF9 20 BB 2B IBB	3 1 0 1 1 0 1											
20 Jorge Posada, S (1,2) OBP: 0.404, SLG: 0.495		G3-1		1B 1B IBB		K		2B 1-2 2-3 3-H 2-2	2 1 0 1 2 1 0											
Aaron Boone, R (1,5) OBP: 0.321, SLG: 0.442			G6-3	1B 1-2 3-H 2-H			P6	SF9	3 0 1 2 0 0 0											
Karim Garcia, L (1,9) OBP: 0.292, SLG: 0.440			2B FC8-2 BB	1-3 2-H 1B			HR	2B 1-3 3-H	3 1 3 3 1 0 0											
Inning Stats	R: 1 E: 0 K: 0 S: 8	H: 2 LOB: 0 BB: 0 P: 14	R: 0 E: 0 K: 1 S: 8	H: 0 LOB: 0 BB: 0 P: 12	R: 0 E: 0 K: 0 S: 9	H: 1 LOB: 1 BB: 1 P: 15	R: 3 E: 0 K: 0 S: 20	H: 3 LOB: 2 BB: 2 P: 32	R: 0 E: 0 K: 1 S: 6	H: 0 LOB: 0 BB: 0 P: 11	R: 1 E: 0 K: 0 S: 9	H: 1 LOB: 0 BB: 1 P: 18	R: 3 E: 0 K: 1 S: 15	H: 3 LOB: 2 BB: 2 P: 27	R: 0 E: 0 K: 0 S: 7	H: 0 LOB: 0 BB: 0 P: 8	1B: 5 2B: 5 3B: 0 HR: 1	SF: 1 SAC: 0 DP: 1 HBP: 0	WP: 1 PB: 0 SB: 0 CS: 2	PA: 42
PITCHER	IP WLS BF H R ER SO BB IBB HBP BLK WP HR S P ERA WHIP											IP WLS BF H R ER SO BB IBB HBP BLK WP HR S P ERA WHIP								
Rodrigo Lopez, R (1,1) ERA: 5.75	4.0 L 19 6 4 4 1 2 1 0 0 1 0 45 73 9.00 2.000																			
Rick Bauer, R (5,1) ERA: 4.53	3.2 16 3 4 4 3 2 1 0 0 0 1 33 61 9.82 1.364																			
Buddy Groom, L (8,1) ERA: 6.29	1.1 5 1 0 0 1 0 0 0 0 0 0 12 13 0.00 0.750																			

Batter	1	2	3	4	5	6	7	8	9	AB R H RBI BB SO LOB	BOTTOM											
1 Brian Roberts, S (1,4) OBP: 0.346, SLG: 0.377	E5 31 CS			1B 1B		L3			G1-3	3 0 1 0 0 0 0	New York Yankees @ Baltimore Orioles Oriole Park at Camden Yards, Baltimore, MD Sun Aug 17 2003, 1:35 PM EDT Att: 48,700 - Cloudy - 86 F											
Jose Morban, S (9, FH) OBP: 0.255, SLG: 0.319									G1-3	1 0 0 0 0 0 0												
Luis Matos, R (1,8) OBP: 0.361, SLG: 0.491	K			F8		F8		F8	4 0 0 0 0 1 2													
B.J. Surhoff, L (1,3) OBP: 0.370, SLG: 0.447	K			1B		K		G1-3	4 0 1 0 0 2 1													
31 Jay Gibbons, L (1,9) OBP: 0.353, SLG: 0.489	CS	P5		F8		K			3 0 0 0 0 1 2													
Tony Batista, R (1,5) OBP: 0.285, SLG: 0.414		G1-3		F8		F7			3 0 0 0 0 0 2													
Larry Bigbie, L (1,7) OBP: 0.329, SLG: 0.393		G4-3			G4-3		K		3 0 0 0 0 1 0													
Deivi Cruz, R (1,6) OBP: 0.279, SLG: 0.405			G6-3		1B			G4-3	3 0 1 0 0 0 0													
Jack Cust, L (1,10) OBP: 0.342, SLG: 0.548			K		K		K		3 0 0 0 0 3 1													
Robert Machado, R (1,2) OBP: 0.316, SLG: 0.324			K		F9			G1-3	3 0 0 0 0 1 1													
Inning Stats	R: 0 E: 1 K: 2 S: 14	H: 0 LOB: 0 BB: 0 P: 18	R: 0 E: 0 K: 0 S: 8	H: 0 LOB: 0 BB: 0 P: 9	R: 0 E: 0 K: 2 S: 8	H: 0 LOB: 0 BB: 0 P: 10	R: 0 E: 0 K: 0 S: 11	H: 2 LOB: 2 BB: 0 P: 17	R: 0 E: 0 K: 1 S: 9	H: 1 LOB: 1 BB: 0 P: 14	R: 0 E: 0 K: 1 S: 6	H: 0 LOB: 0 BB: 0 P: 11	R: 0 E: 0 K: 2 S: 9	H: 0 LOB: 0 BB: 0 P: 16	R: 0 E: 0 K: 1 S: 7	H: 0 LOB: 0 BB: 0 P: 12	R: 0 E: 0 K: 0 S: 10	H: 0 LOB: 0 BB: 0 P: 14	1B: 3 2B: 0 3B: 0 HR: 0	SF: 0 SAC: 0 DP: 0 HBP: 0	WP: 0 PB: 0 SB: 0 CS: 1	PA: 31
PITCHER	IP WLS BF H R ER SO BB IBB HBP BLK WP HR S P ERA WHIP											IP WLS BF H R ER SO BB IBB HBP BLK WP HR S P ERA WHIP										
35 Mike Mussina, R (1,1) ERA: 3.02	9.0 W 30 3 0 0 9 0 0 0 0 0 0 82 121 0.00 0.333																					

AB	33
R	8
H	10
RBI	8
BB	6
SO	5
LOB	13



AB	30
R	0
H	3
RBI	0
BB	0
SO	9
LOB	9



WP	0
PB	0
SB	0
CS	1

Batter	1	2	3	4	5	6	7	8	9	AB	R	H	RBI	BB	SO	LOB	TOP					
Aaron Quiel, L (1, 9) OBP: 0.355, SLG: 0.505	F9		F7			K	F8		G3-1	5	0	0	0	0	1	2						
4 Angel Berroa, R (1, 6) OBP: 0.341, SLG: 0.474	L1			29 1B BB		3B 1B	K			3	2	1	0	1	1	0						
29 Mike Sweeney, R (1, 10) OBP: 0.434, SLG: 0.518	F9			FC6-5 1B		P5	F9			4	0	1	0	0	0	1						
Carlos Beltrán, S (1, 8) OBP: 0.394, SLG: 0.524		HR		FC6-5 1B		1B		G3		4	2	3	3	0	0	0						
Raul Ibanez, L (1, 7) OBP: 0.345, SLG: 0.467	G2-3			FC6-5 1B		1B		K		4	0	1	1	0	1	2						
Joe Randa, R (1, 5) OBP: 0.321, SLG: 0.408				G4-6-3 1B		1B		F8		3	0	1	0	1	0	2						
Desi Relaford, S (1, 4) OBP: 0.332, SLG: 0.399	L3					G4-3			L6	4	0	0	0	0	0	3	AB 33					
Ken Harvey, R (1, 3) OBP: 0.300, SLG: 0.396			F7			G4-6-3 BB		F8		3	1	1	0	1	0	0	R 6					
Brent Mayne, L (1, 2) OBP: 0.314, SLG: 0.347			K			G4-6-3		F8 4 WP		3	1	1	1	1	1	1	H 9					
Inning Stats	R: 0 E: 0 K: 0 S: 8	H: 0 LOB: 0 BB: 0 P: 12	R: 1 E: 0 K: 0 S: 8	H: 1 LOB: 0 BB: 1 P: 12	R: 0 E: 0 K: 1 S: 8	H: 0 LOB: 0 BB: 0 P: 12	R: 1 E: 0 K: 0 S: 10	H: 2 LOB: 1 BB: 1 P: 15	R: 0 E: 0 K: 0 S: 7	H: 0 LOB: 0 BB: 1 P: 14	R: 2 E: 0 K: 1 S: 17	H: 4 LOB: 2 BB: 0 P: 24	R: 2 E: 0 K: 1 S: 10	H: 2 LOB: 0 BB: 0 P: 16	R: 0 E: 0 K: 1 S: 8	H: 0 LOB: 0 BB: 0 P: 11	R: 0 E: 0 K: 0 S: 10	H: 0 LOB: 1 BB: 1 P: 18	1B: 5 2B: 3 3B: 1 HR: 1	SF: 0 SAC: 0 DP: 3 HBP: 0	WP: 1 PB: 0 SB: 0 CS: 0	PA: 37
PITCHER	IP	WLS	BF	H	R	ER	SO	BB	IBB	HBP	BLK	WP	HR	S	P	ERA	WHIP					
Jeff Weaver, R (1, 1) ERA: 5.8	5.2	W	23	6	4	4	2	3	0	0	0	0	1	54	83	6.35	1.588					
Antonio Osuna, R (6, 1) ERA: 3.47	0.2		5	3	2	2	0	0	0	0	0	0	0	8	13	27.00	4.500					
Jeff Nelson, R (7, 1) ERA: 3.3	1.2		5	0	0	0	2	0	0	0	0	1	0	14	20	0.00	0.000					
Chris Hammond, L (9, 1) ERA: 3.4	1.0		4	0	0	0	0	1	0	0	0	0	0	10	18	0.00	1.000					

Kansas City Royals @ New York Yankees
 Yankee Stadium, Bronx, NY
 Mon Aug 18 2003, 7:05 PM EDT
 Att: 48,937 - Cloudy - 75 F

AB	33
R	6
H	9
RBI	5
BB	4
SO	4
LOB	11



Batter	1	2	3	4	5	6	7	8	9	AB	R	H	RBI	BB	SO	LOB	BOTTOM					
Alfonso Soriano, R (1, 4) OBP: 0.325, SLG: 0.485	K			F9			F4			5	0	1	2	0	2	3						
Nick Johnson, L (1, 3) OBP: 0.427, SLG: 0.476	P4			F8 2B		FC3-6 1B				5	0	3	1	0	0	2						
2 Derek Jeter, R (1, 6) OBP: 0.392, SLG: 0.472	E5 25 S			F8		FC3-6 25 BB				5	2	2	0	0	0	2						
25 Jason Giambi, L (1, 10) OBP: 0.427, SLG: 0.561	G4-3			G3-1						4	1	1	1	1	0	3						
Bernie Williams, S (1, 8) OBP: 0.385, SLG: 0.416		BB 20 BB 1B		G5-3						4	2	2	0	1	0	3						
55 Hideki Matsui, L (1, 7) OBP: 0.360, SLG: 0.462	F7			HR 20						3	3	2	1	2	0	1						
20 Jorge Posada, S (1, 2) OBP: 0.409, SLG: 0.504		BB 1B		F7						3	2	2	3	2	0	2	AB 35					
Aaron Boone, R (1, 5) OBP: 0.318, SLG: 0.438	F8			G6-3						4	0	0	0	0	1	6	R 11					
Karim Garcia, L (1, 9) OBP: 0.303, SLG: 0.460				K						2	1	1	3	2	1	0	H 14					
Inning Stats	R: 0 E: 1 K: 1 S: 8	H: 0 LOB: 1 BB: 0 P: 14	R: 2 E: 0 K: 0 S: 12	H: 1 LOB: 2 BB: 3 P: 26	R: 4 E: 0 K: 1 S: 15	H: 5 LOB: 0 BB: 0 P: 24	R: 0 E: 0 K: 0 S: 15	H: 1 LOB: 1 BB: 0 P: 22	R: 3 E: 0 K: 1 S: 22	H: 2 LOB: 0 BB: 1 P: 34	R: 0 E: 0 K: 0 S: 7	H: 1 LOB: 1 BB: 1 P: 13	R: 1 E: 0 K: 0 S: 7	H: 1 LOB: 2 BB: 3 P: 23	R: 1 E: 0 K: 1 S: 17	H: 3 LOB: 2 BB: 0 P: 25	1B: 9 2B: 2 3B: 1 HR: 2	SF: 0 SAC: 1 DP: 1 HBP: 0	WP: 0 PB: 0 SB: 1 CS: 0	PA: 44		
PITCHER	IP	WLS	BF	H	R	ER	SO	BB	IBB	HBP	BLK	WP	HR	S	P	ERA	WHIP					
Jose Lima, R (1, 1) ERA: 3.72	4.0	L	22	7	6	6	2	3	0	0	0	0	1	50	86	13.50	2.500					
Paul Abbott, R (5, 1) ERA: 11.17	1.0		6	2	3	3	1	1	0	0	0	0	0	22	34	27.00	3.000					
Graeme Lloyd, L (6, 1) ERA: 4.39	1.0		4	1	0	0	0	1	0	0	0	0	0	7	13	0.00	2.000					
Jason Grimsley, R (7, 1) ERA: 4.52	1.2		11	4	2	2	0	2	1	0	0	0	0	21	45	10.80	3.600					
D.J. Carrasco, R (8, 1) ERA: 3.94	0.1		1	0	0	0	1	0	0	0	0	0	0	3	3	0.00	0.000					

Kansas City Royals @ New York Yankees
 Yankee Stadium, Bronx, NY
 Mon Aug 18 2003, 7:05 PM EDT
 Att: 48,937 - Cloudy - 75 F

AB	35
R	11
H	14
RBI	11
BB	8
SO	4
LOB	22



Batter	1	2	3	4	5	6	7	8	9	AB	R	H	RBI	BB	SO	LOB	TOP										
Desi Relaford, S (1, 4) OBP: 0.331, SLG: 0.397	1-1 G3		1-3 K			1-0 F9 4 1B	1-1 E3 4 E			4	0	1	0	0	1	1	Kansas City Royals @ New York Yankees Yankee Stadium, Bronx, NY Tue Aug 19 2003, 7:05 PM EDT Att: 43,841 - Sunny - 80 F livebaseballscorecards.com										
4 Angel Berroa, R (1, 6) OBP: 0.340, SLG: 0.472	0-0 L9			2-2 G6-3		1-2 G5-4-3 1B	0-0 E4			4	0	1	0	0	0	1											
29 Mike Sweeney, R (1, 10) OBP: 0.431, SLG: 0.514	3-1 F7			0-0 1B		1-0 F9	1-1 G1-3			4	0	1	0	0	0	4											
Carlos Beltrán, S (1, 8) OBP: 0.390, SLG: 0.518		2-2 F8		1-3 K		2-2 G5-4-3 1-2		2-3 K		4	0	0	0	0	2	3											
Raul Ibanez, L (1, 7) OBP: 0.344, SLG: 0.465		0-3 K		0-1 G3			0-2 E4 1B	1-1 F8		4	1	1	0	0	1	1											
Joe Randa, R (1, 5) OBP: 0.323, SLG: 0.409		2-1 1B			1-1 L9		2-1 E 1B	2-3 K		4	1	2	1	0	1	0											
Ken Harvey, R (1, 3) OBP: 0.304, SLG: 0.399		2-0 G3			1-1 1B		0-0 E 4 E 1B		0-1 G4-3 1B	4	1	3	0	0	0	1											
Mendy López, R (1, 9) OBP: 0.305, SLG: 0.448			2-3 K		3-3 K		2-3 K		1-3 K	3	0	0	0	0	3	3											
Dee Brown, L (9, PH) OBP: 0.287, SLG: 0.350										1	0	0	0	0	1	1											
Mike DiFelice, R (1, 2) OBP: 0.294, SLG: 0.400			0-2 G1-3		0-2 G5-3		0-1 F7		0-0 G4-3	4	0	0	0	0	0	4											
Inning Stats	R: 0 E: 0 K: 0 S: 5	H: 0 LOB: 0 BB: 0 P: 9	R: 0 E: 0 K: 1 S: 11	H: 1 LOB: 1 BB: 0 P: 17	R: 0 E: 0 K: 2 S: 11	H: 0 LOB: 0 BB: 0 P: 14	R: 0 E: 0 K: 1 S: 14	H: 1 LOB: 1 BB: 0 P: 17	R: 0 E: 0 K: 1 S: 11	H: 1 LOB: 1 BB: 0 P: 16	R: 0 E: 0 K: 0 S: 9	H: 2 LOB: 1 BB: 0 P: 14	R: 3 E: 3 K: 1 S: 17	H: 3 LOB: 2 BB: 0 P: 23	R: 0 E: 0 K: 2 S: 10	H: 0 LOB: 0 BB: 0 P: 15	R: 0 E: 0 K: 1 S: 6	H: 1 LOB: 0 BB: 0 P: 7	1B: 9 2B: 0 3B: 0 HR: 0	SF: 0 SAC: 0 DP: 2 HBP: 0	WP: 0 PB: 0 SB: 0 CS: 0	PA: 36					
PITCHER	IP	WLS	BF	H	R	ER	SO	BB	IBB	HBP	BLK	WP	HR	S	P	ERA	WHIP										
Andy Pettitte, L (1, 1) ERA: 4.12	6.2	W	29	8	3	1	6	0	0	0	0	0	0	76	107	1.35	1.200										
Jeff Nelson, R (7, 1) ERA: 3.2	1.1	H	4	0	0	0	2	0	0	0	0	0	0	12	18	0.00	0.000										
42 Mariano Rivera, R (9, 1) ERA: 2.01	1.0	S	3	1	0	0	1	0	0	0	0	0	0	6	7	0.00	1.000										

Batter	1	2	3	4	5	6	7	8	9	AB	R	H	RBI	BB	SO	LOB	BOTTOM										
Alfonso Soriano, R (1, 4) OBP: 0.326, SLG: 0.492	1-1 F8		1-1 HR		3-2 F7		1-1 G5-3 2B			4	1	2	2	0	0	0	Kansas City Royals @ New York Yankees Yankee Stadium, Bronx, NY Tue Aug 19 2003, 7:05 PM EDT Att: 43,841 - Sunny - 80 F livebaseballscorecards.com										
Nick Johnson, L (1, 3) OBP: 0.429, SLG: 0.474	2-1 G5-4-3 1B		1-2 P4		3-2 G4-3		2-1 HBP			3	0	1	0	0	0	0											
2 Derek Jeter, R (1, 6) OBP: 0.391, SLG: 0.472	2-2 G5-4-3 1-2			2-1 HR 2B		0-2 G5-3	2-2 G5-3 2-3F			4	1	1	0	0	0	4											
25 Jason Giambi, L (1, 10) OBP: 0.427, SLG: 0.558		1-1 P4		1-0 F8		4-2 55 1B BB		4-2 1B BB		2	1	0	0	2	0	1											
Bernie Williams, S (1, 8) OBP: 0.389, SLG: 0.428		4-0 55 G6-3 BB		1-1 HR		1-2 P5		2-2 20 G4-6-3 1B		3	1	2	2	1	0	1											
55 Hideki Matsui, L (1, 7) OBP: 0.359, SLG: 0.461		0-1 G6-3 1-2		1-1 F7		1-1 1B		2-3 K		4	0	1	1	0	1	3											
20 Jorge Posada, S (1, 2) OBP: 0.405, SLG: 0.499			0-2 F8		0-2 P5		1-0 P6		1-1 G4-6-3 1-2	4	0	0	0	0	0	3											
Aaron Boone, R (1, 5) OBP: 0.318, SLG: 0.436			4-2 F8 HR BB		3-2 G5-3		3-2 F8			2	1	0	0	1	0	0											
Karim Garcia, L (1, 9) OBP: 0.309, SLG: 0.479			1-1 F8 1-2		0-0 HR		4-0 2B BB			2	1	1	1	1	0	1											
Inning Stats	R: 0 E: 0 K: 0 S: 7	H: 1 LOB: 0 BB: 0 P: 12	R: 0 E: 0 K: 0 S: 4	H: 0 LOB: 1 BB: 1 P: 9	R: 2 E: 0 K: 0 S: 15	H: 1 LOB: 0 BB: 1 P: 22	R: 2 E: 0 K: 0 S: 10	H: 2 LOB: 0 BB: 0 P: 15	R: 1 E: 0 K: 0 S: 11	H: 1 LOB: 0 BB: 0 P: 20	R: 1 E: 0 K: 0 S: 12	H: 1 LOB: 1 BB: 1 P: 19	R: 0 E: 0 K: 1 S: 10	H: 1 LOB: 2 BB: 1 P: 24	R: 0 E: 0 K: 1 S: 10	H: 1 LOB: 1 BB: 1 P: 19		1B: 3 2B: 2 3B: 0 HR: 3	SF: 0 SAC: 0 DP: 4 HBP: 1	WP: 0 PB: 0 SB: 1 CS: 0	PA: 34						
PITCHER	IP	WLS	BF	H	R	ER	SO	BB	IBB	HBP	BLK	WP	HR	S	P	ERA	WHIP										
Kevin Appier, R (1, 1) ERA: 5.42	6.0	L	25	6	6	6	0	3	0	0	0	0	0	3	59	9.00	1.500										
Al Levine, R (7, 1) ERA: 2.97	1.0		5	1	0	0	0	1	0	1	0	0	0	12	24	0.00	2.000										
Mike MacDougal, R (8, 1) ERA: 4.5	1.0		4	1	0	0	1	1	0	0	0	0	0	10	19	0.00	2.000										

Batter	1	2	3	4	5	6	7	8	9	AB	R	H	RBI	BB	SO	LOB	TOP							
Aaron Guiel, L (1, 9) OBP: 0.356, SLG: 0.500	G4-3		L9			G4-3				4	1	1	0	1	0	0	Kansas City Royals @ New York Yankees Yankee Stadium, Bronx, NY Wed Aug 20 2003, 1:05 PM EDT Att: 46,973 - Cloudy - 85 F							
4 Angel Berroa, R (1, 6) OBP: 0.341, SLG: 0.471	K		G5-3							5	1	2	1	0	2	3								
29 Mike Sweeney, R (1, 10) OBP: 0.428, SLG: 0.508	K									5	1	1	1	0	3	1								
Carlos Beltrán, S (1, 8) OBP: 0.390, SLG: 0.522										5	1	2	1	0	1	1								
Raul Ibanez, L (1, 7) OBP: 0.347, SLG: 0.466										5	1	3	0	0	0	1								
Joe Randa, R (1, 5) OBP: 0.326, SLG: 0.413										4	0	3	2	0	0	0								
Desi Relaford, S (1, 4) OBP: 0.330, SLG: 0.398										5	1	1	1	0	1	5								
Ken Harvey, R (1, 3) OBP: 0.309, SLG: 0.406										4	0	3	1	0	0	0								
Brent Mayne, L (1, 2) OBP: 0.311, SLG: 0.344										3	0	0	0	0	1	3								
Julius Matos, R (9, PH) OBP: 0.295, SLG: 0.419										1	1	1	0	0	0	0								
Inning Stats	R: 0 E: 0 K: 2 S: 10	H: 0 LOB: 0 BB: 0 P: 16	R: 2 E: 0 K: 0 S: 15	H: 3 LOB: 0 BB: 0 P: 24	R: 0 E: 0 K: 0 S: 5	H: 0 LOB: 0 BB: 0 P: 9	R: 0 E: 0 K: 2 S: 8	H: 0 LOB: 0 BB: 0 P: 9	R: 0 E: 0 K: 0 S: 10	H: 1 LOB: 1 BB: 0 P: 16	R: 0 E: 0 K: 1 S: 10	H: 1 LOB: 1 BB: 0 P: 16	R: 1 E: 0 K: 2 S: 17	H: 3 LOB: 3 BB: 1 P: 27	R: 0 E: 0 K: 0 S: 14	H: 2 LOB: 2 BB: 0 P: 23	R: 4 E: 0 K: 1 S: 24	H: 7 LOB: 2 BB: 0 P: 32	1B: 14 2B: 2 3B: 1 HR: 0	SF: 1 SAC: 0 DP: 0 HBP: 0	WP: 0 PB: 0 SB: 0 CS: 1	PA: 44		
PITCHER	IP	WLS	BF	H	R	ER	SO	BB	IBB	HBP	BLK	WP	HR	S	P	ERA	WHIP							
Roger Clemens, R (1, 1) ERA: 3.99	6.1	W	26	8	3	3	5	0	0	0	0	0	0	69	103	4.26	1.263							
Jesse Orosco, L (7, 1) ERA: 8.07	0.1		2	0	0	0	1	1	0	0	0	0	0	3	9	0.00	3.000							
Antonio Osuna, R (7, 1) ERA: 3.35	1.1	H	6	2	0	0	1	0	0	0	0	0	0	17	28	0.00	1.500							
Sterling Hitchcock, L (9, 1) ERA: 5.44	0.1		4	3	3	3	0	0	0	0	0	0	0	12	15	81.00	9.000							
42 Mariano Rivera, R (9, 1) ERA: 2.15	0.2	S	5	4	1	1	1	0	0	0	0	0	0	12	17	13.50	6.000							

Batter	1	2	3	4	5	6	7	8	9	AB	R	H	RBI	BB	SO	LOB	BOTTOM							
Alfonso Soriano, R (1, 4) OBP: 0.328, SLG: 0.493	F7		K							3	1	1	0	2	1	1	Kansas City Royals @ New York Yankees Yankee Stadium, Bronx, NY Wed Aug 20 2003, 1:05 PM EDT Att: 46,973 - Cloudy - 85 F							
2 Derek Jeter, R (1, 6) OBP: 0.388, SLG: 0.468	F9									5	0	1	2	0	1	4								
Bernie Williams, S (1, 8) OBP: 0.389, SLG: 0.427	F7									5	0	2	1	0	1	4								
Ruben Sierra, S (1, 10) OBP: 0.340, SLG: 0.416										4	0	1	0	1	0	3								
55 Hideki Matsui, L (1, 7) OBP: 0.356, SLG: 0.456	L3									5	0	0	0	0	2	6								
Aaron Boone, R (1, 5) OBP: 0.319, SLG: 0.438										5	2	2	0	0	1	1								
Nick Johnson, L (1, 3) OBP: 0.434, SLG: 0.492										3	3	2	2	0	0	1								
John Flaherty, R (1, 2) OBP: 0.286, SLG: 0.481										4	0	1	1	0	1	2								
Juan Rivera, R (1, 9) OBP: 0.299, SLG: 0.398										4	2	3	2	0	0	1								
Inning Stats	R: 0 E: 0 K: 0 S: 9	H: 1 LOB: 2 BB: 1 P: 19	R: 4 E: 0 K: 0 S: 19	H: 5 LOB: 2 BB: 1 P: 31	R: 1 E: 0 K: 1 S: 9	H: 1 LOB: 1 BB: 0 P: 11	R: 0 E: 0 K: 2 S: 10	H: 1 LOB: 1 BB: 0 P: 14	R: 3 E: 1 K: 1 S: 16	H: 3 LOB: 1 BB: 0 P: 25	R: 0 E: 0 K: 2 S: 13	H: 1 LOB: 1 BB: 0 P: 18	R: 0 E: 0 K: 1 S: 12	H: 1 LOB: 2 BB: 1 P: 20	R: 0 E: 0 K: 0 S: 4	H: 0 LOB: 0 BB: 0 P: 9	R: 0 E: 0 K: 0 S: 4	H: 0 LOB: 0 BB: 0 P: 9	1B: 7 2B: 4 3B: 0 HR: 2	SF: 0 SAC: 0 DP: 0 HBP: 1	WP: 0 PB: 0 SB: 0 CS: 0	PA: 42		
PITCHER	IP	WLS	BF	H	R	ER	SO	BB	IBB	HBP	BLK	WP	HR	S	P	ERA	WHIP							
41 Jimmy Gobble, L (1, 1) ERA: 6.41	4.1	L	27	11	8	8	3	2	0	1	0	0	0	54	85	16.61	3.000							
Jeremy Affeldt, L (5, 1) ERA: 4.08	2.2		12	2	0	0	4	1	0	0	0	0	0	34	53	0.00	1.125							
Graeme Lloyd, L (8, 1) ERA: 4.29	1.0		3	0	0	0	0	0	0	0	0	0	0	4	9	0.00	0.000							

AB	41
R	7
H	17
RBI	7
BB	1
SO	8
LOB	14



AB	38
R	8
H	13
RBI	8
BB	3
SO	7
LOB	23



Batter	1	2	3	4	5	6	7	8	9	AB	R	H	RBI	BB	SO	LOB	TOP										
1 Brian Roberts, S OBP: 0.341, SLG: 0.367	1-1 F8	1-2			2-2 L9		2-2 G6-3		0-0 B2	5	0	1	1	0	0	1											
16 Tim Lincecum, S OBP: 0.200, SLG: 0.200	2-2 L6	0-3 3-H 1B			0-3 K		0-1	G5-4-3 1B	0-2 F8	5	0	1	0	0	2	3											
Luis Matos, R OBP: 0.362, SLG: 0.485	0-1 1B		1-3 K		4-2 B BB		1-1 G5-4-3 1B		1-2 P6	4	0	1	0	1	1	2											
Jeff Conine, R OBP: 0.340, SLG: 0.471	0-2 G5-3		0-2	31 L7-6-3 1B	0-0 G5-3			0-2 WP 1B		4	0	2	0	0	0	2											
31 Jay Gibbons, L OBP: 0.349, SLG: 0.488		4-1 G6-4-3 BB	2-2 L7-6-3 1B			1-2 2B 1B		0-0 F7		3	1	1	0	1	0	2											
Tony Batista, R OBP: 0.283, SLG: 0.414		0-1 G6-4-3 1-2		0-0 G5-3		1-0 P4 1B		2-1 P2		4	0	0	0	0	0	3											
B.J. Surhoff, L OBP: 0.375, SLG: 0.443		0-2 1B 2B		0-3 K		1-1 P4		4-0		3	1	1	0	1	1	1											
Deivi Cruz, R OBP: 0.282, SLG: 0.406		2-2 1B 1B 1B		1-0 P6		2-1 1-H 2B		1-0 F9		4	1	2	1	0	0	2											
Brook Fordyce, R OBP: 0.323, SLG: 0.398	1-2 1B	1-3 3-H 1B			0-0 HR		1-0 F9		0-0 2B	4	1	3	2	0	0	1											
Inning Stats	R: 0 E: 0 K: 0 S: 10	H: 1 LOB: 1 BB: 0 P: 13	R: 2 E: 0 K: 1 S: 21	H: 4 LOB: 2 BB: 1 P: 29	R: 0 E: 0 K: 1 S: 9	H: 1 LOB: 0 BB: 0 P: 12	R: 0 E: 0 K: 1 S: 5	H: 0 LOB: 0 BB: 0 P: 6	R: 1 E: 0 K: 0 S: 14	H: 1 LOB: 1 BB: 1 P: 20	R: 1 E: 0 K: 0 S: 10	H: 2 LOB: 0 BB: 0 P: 16	R: 0 E: 0 K: 0 S: 8	H: 1 LOB: 0 BB: 0 P: 11	R: 0 E: 0 K: 0 S: 7	H: 1 LOB: 2 BB: 1 P: 14	R: 0 E: 0 K: 0 S: 8	H: 1 LOB: 0 BB: 0 P: 9	1B: 8 2B: 4 3B: 0 HR: 1	SF: 0 SAC: 0 DP: 3 HBP: 0	WP: 1 PB: 0 SB: 0 CS: 0	PA: 39					
PITCHER	IP	WLS	BF	H	R	ER	SO	BB	IBB	HBP	BLK	WP	HR	S	P	ERA	WHIP										
David Wells, L ERA: 3.96	7.0	L	30	10	4	4	4	2	0	0	0	0	1	77	107	5.14	1.714										
Antonio Osuna, R ERA: 3.25	1.0		5	1	0	0	0	0	1	0	0	1	0	7	14	0.00	1.000										
Chris Hammond, L ERA: 3.33	1.0		4	1	0	0	0	0	0	0	0	0	0	8	9	0.00	1.000										

Baltimore Orioles @ New York Yankees
 Yankee Stadium, Bronx, NY
 Fri Aug 22 2003, 7:05 PM EDT
 Att: 44,121 - Cloudy - 87 F

AB	36
R	4
H	12
RBI	4
BB	3
SO	4
LOB	17



Batter	1	2	3	4	5	6	7	8	9	AB	R	H	RBI	BB	SO	LOB	BOTTOM										
Alfonso Soriano, R OBP: 0.330, SLG: 0.499	2-2 HR 1B		0-0 HR		2-2 F9			0-1 G5-3	4-0 BB	4	2	2	1	1	0	0											
Nick Johnson, L OBP: 0.431, SLG: 0.502	2-1 HR		2-2 L5			2-2 G6-3		2-0 F8	0-0 F9	4	1	1	2	0	0	0											
Ruben Sierra, S OBP: 0.339, SLG: 0.415	1-H HR									1	0	0	0	0	0	3											
2 Derek Jeter, R OBP: 0.389, SLG: 0.469	0-0 F9		0-2 1B			2-1 1B		0-1 E1 25 BB		4	0	2	0	0	0	0											
25 Jason Giambi, L OBP: 0.426, SLG: 0.554	2-3 K		2-1 F9			1-0 P5		4-2 FC4-8 BB		3	0	0	0	1	1	2											
Bernie Williams, S OBP: 0.388, SLG: 0.423	2-1 G3-1			4-2 55 G1-6-3 BB		1-1 K		2-2 FC4-6 1-2		3	0	0	0	1	1	3											
55 Hideki Matsui, L OBP: 0.354, SLG: 0.452		1-0 G4-3		0-2 G1-6-3 1-2			1-0 L9		1-2 F7	4	0	0	0	0	0	1											
20 Jorge Posada, S OBP: 0.406, SLG: 0.499		3-2 F7		1-3 K			1-2 1B			4	0	2	0	0	1	0											
David Dellucci, L OBP: 0.315, SLG: 0.359										0	0	0	0	0	0	0											
Aaron Boone, R OBP: 0.319, SLG: 0.436		0-3 K			1-2 G5-3		0-0 P4		0-0 BB 1B	4	0	1	0	0	1	1											
Karim Garcia, L OBP: 0.302, SLG: 0.467			1-2 L9		0-0 P5		1-1 G4-3		2-1 F7	4	0	0	0	0	0	3											
Inning Stats	R: 2 E: 0 K: 1 S: 12	H: 2 LOB: 0 BB: 0 P: 20	R: 0 E: 0 K: 1 S: 7	H: 0 LOB: 0 BB: 0 P: 11	R: 1 E: 0 K: 0 S: 13	H: 2 LOB: 1 BB: 0 P: 18	R: 0 E: 0 K: 1 S: 9	H: 0 LOB: 0 BB: 1 P: 14	R: 0 E: 0 K: 0 S: 8	H: 0 LOB: 0 BB: 0 P: 11	R: 0 E: 0 K: 1 S: 9	H: 1 LOB: 1 BB: 0 P: 16	R: 0 E: 0 K: 0 S: 7	H: 1 LOB: 0 BB: 0 P: 10	R: 0 E: 1 K: 0 S: 10	H: 0 LOB: 2 BB: 1 P: 18	R: 0 E: 0 K: 0 S: 8	H: 2 LOB: 3 BB: 1 P: 17	1B: 6 2B: 0 3B: 0 HR: 2	SF: 0 SAC: 0 DP: 1 HBP: 0	WP: 0 PB: 0 SB: 0 CS: 0	PA: 38					
PITCHER	IP	WLS	BF	H	R	ER	SO	BB	IBB	HBP	BLK	WP	HR	S	P	ERA	WHIP										
Pat Hentgen, R ERA: 4.36	7.2	W	30	6	3	3	4	1	0	0	0	0	0	8	15	0.00	1.500										
B.J. Ryan, L ERA: 4.46	0.2	H	3	0	0	0	0	1	0	0	0	0	0	8	15	0.00	1.500										
Jorge Julio, R ERA: 4.28	0.1	H	4	2	0	0	0	1	0	0	0	0	0	4	12	0.00	9.000										
Buddy Groom, L ERA: 6.06	0.1	S	1	0	0	0	0	0	0	0	0	0	0	1	1	0.00	0.000										

Baltimore Orioles @ New York Yankees
 Yankee Stadium, Bronx, NY
 Fri Aug 22 2003, 7:05 PM EDT
 Att: 44,121 - Cloudy - 87 F

AB	35
R	3
H	8
RBI	3
BB	3
SO	4
LOB	13



Batter	1	2	3	4	5	6	7	8	9	AB R H RBI BB SO LOB	TOP										
1 Brian Roberts, S OBP: 0.341, SLG: 0.368 (1,4)										5 0 2 0 0 0 3	<p>Baltimore Orioles @ New York Yankees Yankee Stadium, Bronx, NY Sat Aug 23 2003, 4:05 PM EDT Att: 54,397 - Cloudy - 81 F</p>										
Luis Matos, R OBP: 0.358, SLG: 0.479 (1,8)										4 0 0 0 0 0 4											
B.J. Surhoff, L OBP: 0.370, SLG: 0.436 (1,10)										4 0 0 0 0 0 1											
Jeff Conine, R OBP: 0.339, SLG: 0.470 (1,3)										4 1 1 0 0 0 1											
31 Jay Gibbons, L OBP: 0.350, SLG: 0.496 (1,9)										4 2 2 1 0 1 0											
Tony Batista, R OBP: 0.283, SLG: 0.415 (1,5)										4 1 1 2 0 1 0											
Larry Bigbie, L OBP: 0.345, SLG: 0.428 (1,7)										4 2 1 0 0 2 1											
Deivi Cruz, R OBP: 0.284, SLG: 0.407 (1,6)										4 1 2 1 0 0 0											
Brook Fordyce, R OBP: 0.326, SLG: 0.407 (1,2)										4 0 2 3 0 0 0											
Inning Stats	R: 0 E: 0 K: 0 S: 9	H: 1 LOB: 1 BB: 0 P: 13	R: 1 E: 0 K: 2 S: 13	H: 1 LOB: 0 BB: 0 P: 17	R: 0 E: 0 K: 0 S: 6	H: 0 LOB: 0 BB: 0 P: 9	R: 0 E: 0 K: 1 S: 6	H: 0 LOB: 0 BB: 0 P: 7	R: 2 E: 0 K: 0 S: 17	H: 3 LOB: 1 BB: 0 P: 20		R: 0 E: 0 K: 0 S: 8	H: 0 LOB: 0 BB: 0 P: 13	R: 0 E: 0 K: 1 S: 8	H: 0 LOB: 0 BB: 0 P: 10	R: 0 E: 0 K: 0 S: 6	H: 1 LOB: 0 BB: 0 P: 8	R: 4 E: 1 K: 0 S: 22	H: 5 LOB: 2 BB: 0 P: 34	1B: 7 2B: 2 3B: 1 HR: 1	SF: 0 SAC: 1 DP: 1 HBP: 0
PITCHER	IP WLS BF H R ER SO BB IBB HBP BLK WP HR S P ERA WHIP	8.1 L 33 9 6 6 4 0 0 0 0 0 1 86 116 6.48 1.080	0.0 1 0 0 0 0 0 0 0 0 0 0 3 5 ∞ ∞	0.2 4 2 1 0 0 0 0 0 0 0 0 6 10 0.00 3.000																	

Batter	1	2	3	4	5	6	7	8	9	AB R H RBI BB SO LOB	BOTTOM								
Alfonso Soriano, R OBP: 0.330, SLG: 0.496 (1,4)										3 0 0 0 1 1 1	<p>Baltimore Orioles @ New York Yankees Yankee Stadium, Bronx, NY Sat Aug 23 2003, 4:05 PM EDT Att: 54,397 - Cloudy - 81 F</p>								
Nick Johnson, L OBP: 0.424, SLG: 0.493 (1,10)										4 0 0 0 0 1 1									
2 Derek Jeter, R OBP: 0.386, SLG: 0.464 (1,6)										4 0 0 0 0 2 0									
25 Jason Giambi, L OBP: 0.425, SLG: 0.553 (1,3)										4 0 1 0 0 2 0									
Bernie Williams, S OBP: 0.384, SLG: 0.418 (1,8)										4 0 0 0 0 1 1									
55 Hideki Matsui, L OBP: 0.353, SLG: 0.452 (1,7)										3 0 1 0 0 1 0									
20 Jorge Posada, S OBP: 0.408, SLG: 0.508 (1,2)										3 1 2 1 0 1 1									
Aaron Boone, R OBP: 0.319, SLG: 0.435 (1,5)										3 1 1 0 0 0 1									
Karim Garcia, L OBP: 0.303, SLG: 0.465 (1,9)										3 0 1 1 0 1 1									
Inning Stats	R: 0 E: 0 K: 1 S: 7	H: 0 LOB: 0 BB: 1 P: 13	R: 0 E: 0 K: 1 S: 8	H: 0 LOB: 0 BB: 0 P: 12	R: 2 E: 0 K: 0 S: 15	H: 3 LOB: 0 BB: 0 P: 22	R: 0 E: 0 K: 2 S: 7	H: 0 LOB: 0 BB: 0 P: 10	R: 0 E: 0 K: 1 S: 11	H: 1 LOB: 1 BB: 0 P: 14		R: 0 E: 0 K: 2 S: 10	H: 0 LOB: 0 BB: 0 P: 13	R: 0 E: 0 K: 1 S: 6	H: 1 LOB: 0 BB: 0 P: 8	R: 0 E: 0 K: 0 S: 10	H: 1 LOB: 1 BB: 0 P: 16	1B: 4 2B: 2 3B: 0 HR: 1	SF: 0 SAC: 0 DP: 2 HBP: 0
PITCHER	IP WLS BF H R ER SO BB IBB HBP BLK WP HR S P ERA WHIP	9.0 W 32 6 2 2 10 1 0 0 0 0 1 84 126 2.00 0.778																	

Batter	1	2	3	4	5	6	7	8	9	AB	R	H	RBI	BB	SO	LOB	TOP										
1 Brian Roberts, S OBP: 0.340, SLG: 0.364 (1, 4)	 0-3		 3-2 BB		 1-2			 3-2		3	0	0	0	1	1	1	Baltimore Orioles @ New York Yankees Yankee Stadium, Bronx, NY Sun Aug 24 2003, 1:05 PM EDT Att: 47,047 - Sunny - 72 F										
Luis Matos, R OBP: 0.354, SLG: 0.473 (1, 8) (7, 9)	 1-0 1B		 3-2 1-2			 2-2			 0-0	4	0	0	0	0	0	1											
B.J. Surhoff, L OBP: 0.365, SLG: 0.430 Jack Cust, L OBP: 0.326, SLG: 0.486 (1, 10) (9, PH)	 2-2			 2-2		 1-2			 0-0	3	0	0	0	0	1	1											
Jeff Conine, R OBP: 0.340, SLG: 0.472 (1, 3)	 1-1 2H 1B			 2-1		 0-1			 0-1 2B	4	0	2	0	0	0	0											
31 Jay Gibbons, L OBP: 0.350, SLG: 0.495 16 Tim Raines, S OBP: 0.167, SLG: 0.167 (1, 9) (7, 8)		 1-3		 2-0 1B			 1-3		 1-1	3	0	1	0	0	2	0											
Tony Batista, R OBP: 0.281, SLG: 0.412 (1, 5)		 2-1		 0-0 1-2			 2-2			3	0	0	0	0	0	1											
Larry Bigbie, L OBP: 0.344, SLG: 0.426 (1, 7)		 1-3			 2-0			 0-0		3	0	1	0	0	1	0											
Deivi Cruz, R OBP: 0.283, SLG: 0.405 Jose Morban, S OBP: 0.236, SLG: 0.294 (1, 6) (8, PH) (8, 6)			 0-1		 0-1			 2-3		2	0	0	0	0	0	1											
Brook Fordyce, R OBP: 0.322, SLG: 0.402 (1, 2)			 1-1		 1-1			 0-3		3	0	0	0	0	1	1											
Inning Stats	R: 0 E: 1 K: 2 S: 9	H: 1 LOB: 2 BB: 0 P: 13	R: 0 E: 0 K: 2 S: 8	H: 0 LOB: 0 BB: 1 P: 12	R: 0 E: 0 K: 0 S: 13	H: 0 LOB: 1 BB: 1 P: 20	R: 0 E: 0 K: 0 S: 8	H: 1 LOB: 1 BB: 0 P: 14	R: 0 E: 0 K: 0 S: 9	H: 0 LOB: 0 BB: 0 P: 11	R: 0 E: 0 K: 1 S: 8	H: 0 LOB: 0 BB: 0 P: 11	R: 0 E: 0 K: 2 S: 10	H: 0 LOB: 0 BB: 0 P: 15	R: 0 E: 0 K: 0 S: 6	H: 1 LOB: 1 BB: 0 P: 7		1B: 3 2B: 1 3B: 0 HR: 0	SF: 0 SAC: 0 DP: 0 HBP: 0	WP: 0 PB: 0 SB: 1 CS: 0	PA: 32						
PITCHER	IP	WLS	BF	H	R	ER	SO	BB	IBB	HBP	BLK	WP	HR	S	P	ERA	WHIP										
Jose Contreras, R ERA: 3.62 (1, 1)	7.0	W	25	3	0	0	5	1	0	0	0	0	0	63	94	0.00	0.571										
Antonio Osuna, R ERA: 3.18 (8, 1)	1.0		3	0	0	0	2	0	0	0	0	0	0	10	15	0.00	0.000										
Chris Hammond, L ERA: 3.27 (9, 1)	1.0		4	1	0	0	0	0	0	0	0	0	0	6	7	0.00	1.000										

Batter	1	2	3	4	5	6	7	8	9	AB	R	H	RBI	BB	SO	LOB	BOTTOM										
Alfonso Soriano, R OBP: 0.329, SLG: 0.495 (1, 4)	 2-2 20 HR 2B		 0-3			 2-2		 2-0		5	1	1	0	0	2	4	Baltimore Orioles @ New York Yankees Yankee Stadium, Bronx, NY Sun Aug 24 2003, 1:05 PM EDT Att: 47,047 - Sunny - 72 F										
2 Derek Jeter, R OBP: 0.383, SLG: 0.460 (1, 6)	 1-1	 1-1 2H 3H 1B		 2-0		 0-0		 0-3		5	0	1	2	0	1	1											
25 Jason Giambi, L OBP: 0.426, SLG: 0.551 David Dellucci, L OBP: 0.315, SLG: 0.359 (1, 10) (8, PR)	 1-0	 2-2		 1-0		 4-2		 4-2		2	0	0	0	2	0	1											
Bernie Williams, S OBP: 0.384, SLG: 0.416 (1, 8)	 1-0 20 HR 2-3		 1-1 20 1B E 1B	 4-2		 2-3		 1-2		4	2	1	0	1	1	4											
20 Jorge Posada, S OBP: 0.408, SLG: 0.516 (1, 2)	 2-1 1H 3H HR		 0-0 55 G3 WP G6-3 1B	 3-3		 3-1				4	2	2	3	0	1	1											
55 Hideki Matsui, L OBP: 0.353, SLG: 0.449 (1, 7)	 2-2		 2-2 1-2 2-3 3H		 4-2		 3-2			3	0	0	0	1	0	2											
Aaron Boone, R OBP: 0.320, SLG: 0.435 (1, 5)		 4-0 2B 2 1B BB	 0-0 G6-3 WP 1B	 0-1		 0-0		 0-0		3	1	1	1	1	0	2											
Nick Johnson, L OBP: 0.429, SLG: 0.500 (1, 3)		 0-1 2 1B 2B	 1-3 2-3 2B	 1-2 2-3 3H	 4-0 1 SAFE	 2-2		 1-2		3	1	2	0	1	1	1											
Juan Rivera, R OBP: 0.290, SLG: 0.385 (1, 9)		 2-3 1 SAFE 1 SAFE	 2-0 1-2 2-3 3H	 1-3	 1-3	 3-2		 3-3		4	0	0	1	0	3	7											
Inning Stats	R: 3 E: 0 K: 0 S: 11	H: 2 LOB: 0 BB: 0 P: 20	R: 2 E: 0 K: 2 S: 17	H: 2 LOB: 1 BB: 1 P: 29	R: 2 E: 1 K: 1 S: 12	H: 2 LOB: 2 BB: 1 P: 21	R: 0 E: 0 K: 1 S: 7	H: 0 LOB: 1 BB: 1 P: 17	R: 0 E: 0 K: 2 S: 10	H: 0 LOB: 1 BB: 1 P: 17	R: 0 E: 0 K: 1 S: 9	H: 2 LOB: 2 BB: 0 P: 25	R: 0 E: 0 K: 1 S: 9	H: 0 LOB: 1 BB: 1 P: 16	1B: 5 2B: 2 3B: 0 HR: 1	SF: 0 SAC: 0 DP: 0 HBP: 1		WP: 1 PB: 0 SB: 0 CS: 0	PA: 40								
PITCHER	IP	WLS	BF	H	R	ER	SO	BB	IBB	HBP	BLK	WP	HR	S	P	ERA	WHIP										
Eric DuBose, L ERA: 4.73 (1, 1)	2.1	L	15	6	7	6	2	1	0	0	0	1	0	31	62	0.00	0.818										
Rick Bauer, R ERA: 4.8 (3, 1)	3.2		16	0	0	0	5	3	1	0	0	0	0	14	25	0.00	2.000										
Hector Carrasco, R ERA: 4.21 (7, 1)	1.0		5	2	0	0	1	0	0	0	0	0	0	9	16	0.00	1.000										
Jorge Julio, R ERA: 4.2 (8, 1)	1.0		4	0	0	0	1	1	0	0	0	0	0	9	16	0.00	1.000										

AB	31
R	0
H	4
RBI	0
BB	1
SO	7
LOB	7




AB	33
R	7
H	8
RBI	7
BB	6
SO	9
LOB	23



Batter	1	2	3	4	5	6	7	8	9	AB	R	H	RBI	BB	SO	LOB	TOP						
Roberto Alomar, S (1, 4) OBP: 0.337, SLG: 0.340 Tony Graffanino, R (8, FH) OBP: 0.333, SLG: 0.442	L7		G4-3			G5-3		G5-3		3	1	0	0	1	0	0	1 0 0 0 0 0 1						
Carlos Lee, R (1, 7) OBP: 0.325, SLG: 0.493 Aaron Rowand, R (8, 7) OBP: 0.315, SLG: 0.434	G5-3		F9				G1-3		F8	3	1	0	0	1	0	0	1 0 0 0 0 0 0						
Frank Thomas, R (1, 10) OBP: 0.385, SLG: 0.562 Brian Daubach, L (9, FH) OBP: 0.372, SLG: 0.399	K				K				HR	3	1	1	4	1	2	0	1 1 1 0 0 0 0						
Magglio Ordonez, R (1, 9) OBP: 0.384, SLG: 0.563		K							HR	4	3	2	3	1	1	1	4 3 2 3 1 1 1						
Carl Everett, S (1, 8) OBP: 0.370, SLG: 0.518 Willie Harris, L (8, 8) OBP: 0.238, SLG: 0.220		K							K	3	1	0	0	0	2	1	3 1 0 0 0 2 1						
14 Paul Konerko, R (1, 3) OBP: 0.293, SLG: 0.396										4	2	3	4	1	0	0	4 2 3 4 1 0 0						
Jose Valentin, S (1, 6) OBP: 0.317, SLG: 0.458		F8								4	0	0	0	0	1	1	4 0 0 0 0 1 1						
24 Joe Crede, R (1, 5) OBP: 0.309, SLG: 0.421										4	2	2	1	0	2	0	4 2 2 1 0 2 0						
Miguel Olivo, R (1, 2) OBP: 0.284, SLG: 0.359										4	1	2	1	0	1	0	4 1 2 1 0 1 0						
Inning Stats	R: 0 E: 0 K: 1 S: 10	H: 0 LOB: 0 BB: 0 P: 15	R: 1 E: 0 K: 2 S: 12	H: 1 LOB: 0 BB: 0 P: 17	R: 1 E: 0 K: 0 S: 5	H: 1 LOB: 0 BB: 0 P: 7	R: 1 E: 0 K: 2 S: 11	H: 1 LOB: 1 BB: 1 P: 17	R: 6 E: 0 K: 0 S: 17	H: 4 LOB: 1 BB: 3 P: 39	R: 0 E: 0 K: 0 S: 10	H: 0 LOB: 0 BB: 0 P: 11	R: 0 E: 0 K: 0 S: 6	H: 0 LOB: 0 BB: 1 P: 12	R: 2 E: 0 K: 2 S: 18	H: 2 LOB: 1 BB: 0 P: 26	R: 2 E: 0 K: 1 S: 16	H: 2 LOB: 0 BB: 0 P: 23	1B: 2 2B: 2 3B: 1 HR: 6	SF: 0 SAC: 0 DP: 1 HBP: 1	WP: 0 PB: 0 CS: 0	PA: 42	
PITCHER	IP	WLS	BF	H	R	ER	SO	BB	IBB	HBP	BLK	WP	HR	S	P	ERA	WHIP						
Roger Clemens, R (1, 1) ERA: 3.96	4.2	L	24	7	9	9	5	4	0	0	0	0	0	4	54	92	17.36	2.357					
Chris Hammond, L (5, 1) ERA: 3.19	1.1		4	0	0	0	2	0	0	0	0	0	0	0	11	14	0.00	0.000					
Felix Heredia, L (7, 1) ERA: 2.96	1.0		3	0	0	0	0	1	0	0	0	0	0	6	12	0.00	1.000						
Gabe White, L (8, 1) ERA: 4.33	1.0		6	2	2	2	2	0	0	1	0	0	1	18	26	18.00	2.000						
Antonio Osuna, R (9, 1) ERA: 3.54	1.0		5	2	2	2	1	0	0	0	0	0	1	16	23	18.00	2.000						

Chicago White Sox @ New York Yankees
Yankee Stadium, Bronx, NY
Tue Aug 26 2003, 7:05 PM EDT
Att: 38,884 - Overcast - 78 F

AB 36
R 13
H 11
RBI 13
BB 5
SO 10
LOB 4



Batter	1	2	3	4	5	6	7	8	9	AB	R	H	RBI	BB	SO	LOB	BOTTOM					
Alfonso Soriano, R (1, 4) OBP: 0.332, SLG: 0.504	G6-3		K			F9		2B 2B 1B		4	1	1	0	0	1	0	4 1 1 0 0 1 0					
Nick Johnson, L (1, 3) OBP: 0.431, SLG: 0.500	K					K		2B 2B		3	1	1	0	1	2	0	3 1 1 0 1 2 0					
2 Derek Jeter, R (1, 6) OBP: 0.385, SLG: 0.457	G1-3		K			L4		1B		4	0	1	2	0	1	1	4 0 1 2 0 1 1					
25 Jason Giambi, L (1, 10) OBP: 0.428, SLG: 0.547 Ruben Sierra, S (8, FH) OBP: 0.337, SLG: 0.412		P6						P2		2	0	0	0	1	0	0	2 0 0 0 1 0 0					
Bernie Williams, S (1, 8) OBP: 0.379, SLG: 0.408 55 Hideki Matsui, L (9, 7) OBP: 0.353, SLG: 0.450										1	0	0	0	1	0	1	1 0 0 0 0 0 0					
20 Jorge Posada, S (1, 2) OBP: 0.402, SLG: 0.505		P5								4	0	0	0	0	2	3	4 0 0 0 0 2 3					
Karim Garcia, L (1, 9) OBP: 0.302, SLG: 0.460										4	0	1	0	0	1	2	4 0 1 0 0 1 2					
David Dellucci, L (1, 7) OBP: 0.310, SLG: 0.352										4	0	0	0	0	4	3	4 0 0 0 0 4 3					
Enrique Wilson, S (1, 5) OBP: 0.268, SLG: 0.348										3	0	0	0	0	2	0	3 0 0 0 0 2 0					
Inning Stats	R: 0 E: 0 K: 1 S: 10	H: 0 LOB: 0 BB: 0 P: 17	R: 0 E: 0 K: 1 S: 14	H: 1 LOB: 2 BB: 1 P: 26	R: 0 E: 0 K: 2 S: 10	H: 0 LOB: 1 BB: 1 P: 19	R: 0 E: 0 K: 0 S: 6	H: 0 LOB: 0 BB: 0 P: 7	R: 0 E: 0 K: 2 S: 10	H: 0 LOB: 0 BB: 0 P: 16	R: 0 E: 0 K: 1 S: 7	H: 0 LOB: 0 BB: 0 P: 9	R: 0 E: 0 K: 2 S: 16	H: 0 LOB: 1 BB: 1 P: 25	R: 2 E: 0 K: 2 S: 14	H: 3 LOB: 1 BB: 0 P: 19	R: 0 E: 0 K: 2 S: 11	H: 1 LOB: 0 BB: 0 P: 13	1B: 4 2B: 1 3B: 0 HR: 0	SF: 0 SAC: 0 DP: 0 HBP: 0	WP: 0 PB: 0 CS: 0	PA: 35
PITCHER	IP	WLS	BF	H	R	ER	SO	BB	IBB	HBP	BLK	WP	HR	S	P	ERA	WHIP					
Esteban Loaiza, R (1, 1) ERA: 2.51	7.0	W	25	1	0	0	9	3	0	0	0	0	0	73	119	0.00	0.571					
Scott Schoeneweis, L (8, 1) ERA: 5.21	1.0		6	3	2	2	2	0	0	0	0	0	0	14	19	18.00	3.000					
Tom Gordon, R (9, 1) ERA: 3.48	1.0		4	1	0	0	2	0	0	0	0	0	0	11	13	0.00	1.000					

Chicago White Sox @ New York Yankees
Yankee Stadium, Bronx, NY
Tue Aug 26 2003, 7:05 PM EDT
Att: 38,884 - Overcast - 78 F

AB 32
R 2
H 5
RBI 2
BB 3
SO 13
LOB 11



Batter	1	2	3	4	5	6	7	8	9	AB	R	H	RBI	BB	SO	LOB	TOP																					
Tony Graffanino, R (1, 6) OBP: 0.330, SLG: 0.446	L6		G5-3	HR 3B		L5		G6-3		5	1	1	2	0	0	2																						
Roberto Alomar, S (1, 4) OBP: 0.339, SLG: 0.351 Willie Harris, L (8, PH) OBP: 0.236, SLG: 0.218	P2		K	HR		G6-3		G6-3		4	2	2	4	0	1	0																						
Frank Thomas, R (1, 10) OBP: 0.387, SLG: 0.569	F9			HR		1B		1B		5	1	3	2	0	0	0																						
Magglio Ordonez, R (1, 9) OBP: 0.384, SLG: 0.563		2B				L8		L5		5	0	2	0	0	1	2																						
Carlos Lee, R (1, 7) OBP: 0.324, SLG: 0.489	P4		2B	BB		P3		F8		4	1	0	0	1	0	3																						
Carl Everett, S (1, 8) OBP: 0.369, SLG: 0.517 Aaron Rowand, R (7, 8) OBP: 0.313, SLG: 0.431	K2-3		14 2B	2B		P3		G4-3		4	1	1	1	0	1	2																						
14 Paul Konerko, R (1, 3) OBP: 0.299, SLG: 0.410	BB		24 2B	FC5-2 2B		K		24 G4-3 24 WP 1B		4	1	3	2	1	1	1																						
24 Joe Crede, R (1, 5) OBP: 0.310, SLG: 0.423	K		FC5-2 3B	2B		2B		G4-3		5	2	2	0	0	1	3																						
Miguel Olivo, R (1, 2) OBP: 0.283, SLG: 0.361			F9	FC5-2 3B		2B		F9		4	2	1	0	0	0	3																						
Inning Stats	R: 0 E: 0 K: 0 S: 6	H: 0 LOB: 0 BB: 0 P: 10	R: 0 E: 0 K: 2 S: 12	H: 1 LOB: 2 BB: 1 P: 21	R: 0 E: 0 K: 1 S: 10	H: 0 LOB: 0 BB: 0 P: 14	R: 7 E: 0 K: 0 S: 22	H: 6 LOB: 0 BB: 1 P: 35	R: 0 E: 0 K: 1 S: 9	H: 1 LOB: 1 BB: 0 P: 14	R: 3 E: 0 K: 1 S: 19	H: 4 LOB: 1 BB: 0 P: 23	R: 0 E: 0 K: 0 S: 9	H: 1 LOB: 1 BB: 0 P: 13	R: 0 E: 0 K: 0 S: 6	H: 1 LOB: 1 BB: 0 P: 7	R: 1 E: 0 K: 0 S: 10	H: 1 LOB: 0 BB: 0 P: 16	1B: 5 2B: 6 3B: 1 HR: 3	SF: 0 SAC: 0 DP: 0 HBP: 0	WP: 1 PB: 0 SB: 0 CS: 0	PA: 44																
PITCHER	IP	WLS	BF	H	R	ER	SO	BB	IBB	HBP	BLK	WP	HR	S	P	ERA	WHIP	PITCHER				IP	WLS	BF	H	R	ER	SO	BB	IBB	HBP	BLK	WP	HR	S	P	ERA	WHIP
David Wells, L (1, 1) ERA: 4.37	5.1	L	29	11	10	10	4	2	0	0	0	0	2	68	104	16.88	2.438																					
Antonio Osuna, R (6, 1) ERA: 3.4	1.2		7	2	0	0	1	0	0	0	0	1	0	19	26	0.00	1.200																					
Felix Heredia, L (8, 1) ERA: 3.0	2.0		8	2	1	1	0	0	0	0	0	0	1	16	23	4.50	1.000																					

Chicago White Sox @ New York Yankees
 Yankee Stadium, Bronx, NY
 Wed Aug 27 2003, 7:05 PM EDT
 Att: 40,654 - Sunny - 83 F

AB 42
 R 11
 H 15
 RBI 11
 BB 2
 SO 5
 LOB 16



Batter	1	2	3	4	5	6	7	8	9	AB	R	H	RBI	BB	SO	LOB	BOTTOM																					
Alfonso Soriano, R (1, 4) OBP: 0.331, SLG: 0.501	K		F9		F7		25 DI 1B		G4-3	5	0	1	0	0	1	1																						
Bernie Williams, S (1, 8) OBP: 0.380, SLG: 0.408	1B		2 1B	1B	K		K		K	5	0	2	0	0	3	1																						
2 Derek Jeter, R (1, 6) OBP: 0.386, SLG: 0.458	K		1-2 1B	1B	1-2 1B		K		K	4	0	2	1	0	2	2																						
25 Jason Giambi, L (1, 10) OBP: 0.425, SLG: 0.542	P5		K		K		F7		F7	4	0	0	0	0	2	5																						
20 Jorge Posada, S (1, 2) OBP: 0.400, SLG: 0.501		K	L3		K		FC6-4 HBP		K	3	0	0	0	0	2	2																						
Nick Johnson, L (1, 3) OBP: 0.432, SLG: 0.512	HR		F8		1B	BB	K		K	3	1	1	1	1	1	1																						
Aaron Boone, R (1, 5) OBP: 0.319, SLG: 0.431	P5		G6-3		G6-3		1B		FC6-4	4	0	1	0	0	0	1																						
Karim Garcia, L (1, 9) OBP: 0.302, SLG: 0.458 Juan Rivera, R (8, PH) OBP: 0.291, SLG: 0.373	P3		1B		K		G6-3		G6-3	3	0	1	0	0	1	2																						
David Dellucci, L (1, 7) OBP: 0.311, SLG: 0.353 55 Hideki Matsui, L (5, 7) OBP: 0.352, SLG: 0.449	1B 2B 1B		G4-3		F8		L8		L8	2	1	1	0	0	0	1																						
Inning Stats	R: 0 E: 0 K: 2 S: 11	H: 1 LOB: 1 BB: 0 P: 17	R: 1 E: 0 K: 1 S: 9	H: 1 LOB: 0 BB: 0 P: 11	R: 1 E: 0 K: 1 S: 12	H: 3 LOB: 2 BB: 0 P: 20	R: 0 E: 0 K: 0 S: 7	H: 1 LOB: 1 BB: 0 P: 9	R: 0 E: 0 K: 2 S: 16	H: 1 LOB: 2 BB: 1 P: 25	R: 0 E: 0 K: 2 S: 15	H: 1 LOB: 1 BB: 0 P: 20	R: 0 E: 0 K: 1 S: 9	H: 0 LOB: 1 BB: 0 P: 16	R: 0 E: 0 K: 1 S: 8	H: 0 LOB: 0 BB: 0 P: 14	1B: 8 2B: 0 3B: 0 HR: 1	SF: 0 SAC: 0 DP: 0 HBP: 1	WP: 0 PB: 0 SB: 0 CS: 0	PA: 38																		
PITCHER	IP	WLS	BF	H	R	ER	SO	BB	IBB	HBP	BLK	WP	HR	S	P	ERA	WHIP	PITCHER				IP	WLS	BF	H	R	ER	SO	BB	IBB	HBP	BLK	WP	HR	S	P	ERA	WHIP
Bartolo Colon, R (1, 1) ERA: 4.18	7.0	W	31	9	2	2	10	1	0	0	0	0	0	86	123	2.57	1.429																					
Kelly Wunsch, L (8, 1) ERA: 1.8	1.0		4	0	0	0	1	0	0	1	0	0	0	9	16	0.00	0.000																					
Damaso Marte, L (9, 1) ERA: 1.71	1.0		3	0	0	0	1	0	0	0	0	0	0	8	14	0.00	0.000																					

Chicago White Sox @ New York Yankees
 Yankee Stadium, Bronx, NY
 Wed Aug 27 2003, 7:05 PM EDT
 Att: 40,654 - Sunny - 83 F

AB 36
 R 2
 H 9
 RBI 2
 BB 1
 SO 12
 LOB 19



Batter	1	2	3	4	5	6	7	8	9	AB	R	H	RBI	BB	SO	LOB	TOP										
Roberto Alomar, S OBP: 0.335, SLG: 0.347 (1,4)										5	0	0	0	0	3	2	Chicago White Sox @ New York Yankees Yankee Stadium, Bronx, NY Thu Aug 28 2003, 1:05 PM EDT Att: 40,569 - Sunny - 78 F livebaseballscorecards.com										
Carlos Lee, R OBP: 0.325, SLG: 0.488 (1,7)										5	1	2	0	0	1	1											
Frank Thomas, R OBP: 0.385, SLG: 0.565 (1,10)										5	0	1	0	0	2	3											
Magglio Ordonez, R OBP: 0.385, SLG: 0.562 (1,9)										3	2	1	0	1	0	2											
Carl Everett, S OBP: 0.374, SLG: 0.531 (1,8)										4	2	4	3	0	0	0											
14 Paul Konerko, R OBP: 0.301, SLG: 0.411 (1,3)										4	0	2	2	0	0	1											
Willie Harris, L OBP: 0.236, SLG: 0.218 (8, PR)										0	0	0	0	0	0	0											
Brian Daubach, L OBP: 0.372, SLG: 0.399 (8,3)										0	0	0	0	0	0	0											
Jose Valentin, S OBP: 0.315, SLG: 0.454 (1,6)										3	0	0	0	0	0	1											
Tony Graftano, R OBP: 0.329, SLG: 0.444 (8, PH)										1	0	0	0	0	0	1											
24 Joe Crede, R OBP: 0.307, SLG: 0.419 (1,5)										4	0	0	0	0	0	2											
Sandy Alomar Jr., R OBP: 0.279, SLG: 0.404 (1,2)										4	0	2	0	0	0	0											
Miguel Olivo, R OBP: 0.253, SLG: 0.351 (9, PR)										0	0	0	0	0	0	0											
Inning Stats	R: 2 E: 1 K: 2 S: 18	H: 3 LOB: 1 BB: 1 P: 33	R: 0 E: 0 K: 1 S: 11	H: 1 LOB: 0 BB: 0 P: 18	R: 0 E: 0 K: 0 S: 5	H: 0 LOB: 0 BB: 0 P: 5	R: 1 E: 0 K: 0 S: 11	H: 1 LOB: 0 BB: 0 P: 15	R: 0 E: 0 K: 0 S: 10	H: 2 LOB: 2 BB: 0 P: 16	R: 0 E: 0 K: 0 S: 14	H: 1 LOB: 1 BB: 0 P: 19	R: 0 E: 0 K: 1 S: 11	H: 0 LOB: 0 BB: 0 P: 18	R: 2 E: 0 K: 1 S: 15	H: 3 LOB: 1 BB: 0 P: 25		R: 0 E: 0 K: 1 S: 10	H: 1 LOB: 2 BB: 0 P: 12	1B: 9 2B: 2 3B: 0 HR: 1	SF: 0 SAC: 0 DP: 0 HBP: 0	WP: 0 PB: 0 SB: 2 CS: 1	PA: 40				
PITCHER	IP	WLS	BF	H	R	ER	SO	BB	IBB	HBP	BLK	WP	HR	S	P	ERA	WHIP										
35 Mike Mussina, R ERA: 3.22 (1,1)	6.0	W	26	8	3	3	3	1	0	0	0	0	0	69	106	4.50	1.500										
Jeff Nelson, R ERA: 3.42 (7,1)	1.1	H	7	3	2	2	2	0	0	0	0	0	0	22	38	13.50	2.250										
Gabe White, L ERA: 4.29 (8,1)	0.1	H	1	0	0	0	0	0	0	0	0	0	0	2	3	0.00	0.000										
42 Mariano Rivera, R ERA: 2.05 (8,1)	1.1	S	5	1	0	0	1	0	0	0	0	0	0	12	14	0.00	0.750										

Batter	1	2	3	4	5	6	7	8	9	AB	R	H	RBI	BB	SO	LOB	BOTTOM											
Alfonso Soriano, R OBP: 0.332, SLG: 0.502 (1,4)										5	1	2	1	0	2	3	Chicago White Sox @ New York Yankees Yankee Stadium, Bronx, NY Thu Aug 28 2003, 1:05 PM EDT Att: 40,569 - Sunny - 78 F livebaseballscorecards.com											
Nick Johnson, L OBP: 0.437, SLG: 0.518 (1,3)										3	1	2	0	1	0	0												
2 Derek Jeter, R OBP: 0.384, SLG: 0.454 (1,6)										3	1	0	0	1	0	1												
Bernie Williams, S OBP: 0.378, SLG: 0.406 (1,8)										4	1	1	1	0	1	0												
Ruben Sierra, S OBP: 0.336, SLG: 0.409 (1,10)										4	1	1	2	0	1	0												
55 Hideki Matsui, L OBP: 0.348, SLG: 0.445 (1,7)										4	0	0	0	0	0	1												
Aaron Boone, R OBP: 0.324, SLG: 0.434 (1,5)										1	2	1	0	3	0	0												
Juan Rivera, R OBP: 0.283, SLG: 0.367 (1,9)										2	0	0	0	1	0	2												
John Flaherty, R OBP: 0.287, SLG: 0.476 (1,2)										1	0	0	2	1	0	0												
Inning Stats	R: 5 E: 1 K: 1 S: 22	H: 3 LOB: 2 BB: 4 P: 42	R: 0 E: 0 K: 1 S: 9	H: 0 LOB: 0 BB: 0 P: 17	R: 0 E: 0 K: 1 S: 6	H: 0 LOB: 1 BB: 1 P: 11	R: 0 E: 0 K: 0 S: 10	H: 1 LOB: 0 BB: 0 P: 18	R: 0 E: 0 K: 1 S: 10	H: 2 LOB: 2 BB: 0 P: 14	R: 0 E: 0 K: 0 S: 8	H: 0 LOB: 0 BB: 0 P: 12	R: 1 E: 0 K: 0 S: 11	H: 1 LOB: 2 BB: 2 P: 23	1B: 4 2B: 3 3B: 0 HR: 0	SF: 1 SAC: 2 DP: 0 HBP: 0		WP: 0 PB: 0 SB: 2 CS: 0	PA: 37									
PITCHER	IP	WLS	BF	H	R	ER	SO	BB	IBB	HBP	BLK	WP	HR	S	P	ERA		WHIP										
Neal Cotts, L ERA: 8.1 (1,1)	0.1	L	18	2	1	1	3	1	0	0	0	0	0	38	63	1.80		0.600										
Dan Wright, R ERA: 5.54 (6,1)	1.2		6	1	0	0	1	0	0	0	0	0	0	16	23	0.00		0.600										
Damaso Marte, L ERA: 1.82 (8,1)	1.0		5	1	1	1	0	2	0	0	0	0	0	11	23	9.00		3.000										

Batter	1	2	3	4	5	6	7	8	9	AB R H RBI BB SO LOB	TOP									
Alfonso Soriano, R OBP: 0.329, SLG: 0.497	F7		G5-3	G6-3			G1-3		K	5 0 0 0 0 1 3	New York Yankees @ Boston Red Sox Fenway Park, Boston, MA Fri Aug 29 2003, 7:05 PM EDT Att: 34,854 - Cloudy - 79 F									
2 Derek Jeter, R OBP: 0.397, SLG: 0.457	G1-3 55 2B		G6-3						K	4 1 2 0 1 1 2										
25 Jason Giambi, L OBP: 0.424, SLG: 0.538	G1-3 55 2B		G6-3				G4-3			3 1 0 0 1 0 2										
Bernie Williams, S OBP: 0.377, SLG: 0.408	G1-3									4 1 1 0 0 0 3										
55 Hideki Matsui, L OBP: 0.351, SLG: 0.447										3 0 1 2 1 0 0										
20 Jorge Posada, S OBP: 0.399, SLG: 0.498	G4-3									3 1 0 0 1 0 3										
Nick Johnson, L OBP: 0.438, SLG: 0.514										2 1 0 0 1 1 1										
Aaron Boone, R OBP: 0.324, SLG: 0.434										4 0 1 3 0 0 2										
Karim Garcia, L OBP: 0.301, SLG: 0.453										4 0 1 0 0 0 1										
Inning Stats	R: 2 E: 0 K: 0 S: 12	H: 2 LOB: 1 BB: 1 P: 24	R: 0 E: 0 K: 0 S: 6	H: 0 LOB: 0 BB: 0 P: 8	R: 0 E: 0 K: 0 S: 6	H: 0 LOB: 0 BB: 0 P: 9	R: 3 E: 0 K: 0 S: 16	H: 2 LOB: 1 BB: 1 P: 30	R: 0 E: 0 K: 1 S: 10	H: 0 LOB: 1 BB: 1 P: 17	R: 0 E: 0 K: 0 S: 7	H: 0 LOB: 1 BB: 1 P: 14	R: 0 E: 0 K: 0 S: 8	H: 0 LOB: 0 BB: 0 P: 15	R: 0 E: 0 K: 2 S: 12	H: 1 LOB: 2 BB: 1 P: 22	1B: 2 2B: 4 3B: 0 HR: 0	SF: 0 SAC: 0 DP: 1 HBP: 1	WP: 1 PB: 0 SB: 0 CS: 0	PA: 38
PITCHER	IP WLS BF H R ER SO BB IBB HBP BLK WP HR S P ERA WHIP											IP WLS BF H R ER SO BB IBB HBP BLK WP HR S P ERA WHIP								
Derek Lowe, R ERA: 4.76	(1, 1) 6.0 W 26 5 5 5 1 3 0 1 0 0 0 0 57 98 7.50 1.333																			
50 Mike Timlin, R ERA: 3.25	(7, 1) 1.0 4 0 0 0 0 1 0 0 0 0 0 0 7 14 0.00 1.000																			
Scott Sauerbeck, L ERA: 4.25	(8, 1) 1.0 3 0 0 0 0 0 0 0 0 0 0 0 8 15 0.00 0.000																			
Scott Williamson, R ERA: 3.64	(9, 1) 1.0 5 1 0 0 2 1 0 0 0 0 1 0 12 22 0.00 2.000																			

Batter	1	2	3	4	5	6	7	8	9	AB R H RBI BB SO LOB	BOTTOM									
18 Johnny Damon, L OBP: 0.348, SLG: 0.418	K	K		SF7		F7	F7			4 0 0 1 0 2 2	New York Yankees @ Boston Red Sox Fenway Park, Boston, MA Fri Aug 29 2003, 7:05 PM EDT Att: 34,854 - Cloudy - 79 F									
Todd Walker, L OBP: 0.321, SLG: 0.406	34 PB 1B BB	G6-3		K		HR 1B			G6-3	4 2 1 0 1 1 0										
Nomar Garciaparra, R OBP: 0.363, SLG: 0.552	34 1B 1B		K	K		HR			1B 2B	5 2 3 2 0 2 0										
34 David Ortiz, L OBP: 0.363, SLG: 0.578	1B BB 1B		G4-3			F7			G6-3	5 2 2 2 0 0 1										
Kevin Millar, R OBP: 0.357, SLG: 0.497	K		K			F7	P3		1B IBB	4 0 0 0 1 2 2										
Trot Nixon, L OBP: 0.397, SLG: 0.574	PB 1B BB			HR 1B	F8 2B		P3		1B	4 1 3 0 1 0 0										
Bill Mueller, S OBP: 0.407, SLG: 0.566	PB 1B			HR	F8		1B 2B		L4	5 1 3 4 0 0 4										
Jason Varitek, S OBP: 0.355, SLG: 0.538	K			2B BB			G1-3			2 1 0 0 2 1 3										
Gabe Kapler, R OBP: 0.339, SLG: 0.383		G4-3		18 WP 18 SF7 2B					1B	4 1 2 1 0 1 2										
Inning Stats	R: 3 E: 0 K: 3 S: 19	H: 3 LOB: 2 BB: 2 P: 36	R: 0 E: 0 K: 1 S: 8	H: 0 LOB: 0 BB: 0 P: 11	R: 0 E: 0 K: 2 S: 7	H: 0 LOB: 0 BB: 0 P: 10	R: 4 E: 0 K: 2 S: 21	H: 3 LOB: 0 BB: 1 P: 37	R: 1 E: 0 K: 1 S: 12	H: 2 LOB: 2 BB: 1 P: 22	R: 2 E: 0 K: 0 S: 7	H: 2 LOB: 0 BB: 0 P: 13	R: 0 E: 0 K: 0 S: 13	H: 2 LOB: 2 BB: 0 P: 16	R: 0 E: 0 K: 0 S: 12	H: 2 LOB: 3 BB: 1 P: 21	1B: 7 2B: 4 3B: 0 HR: 3	SF: 1 SAC: 0 DP: 0 HBP: 0	WP: 1 PB: 2 SB: 0 CS: 0	PA: 43
PITCHER	IP WLS BF H R ER SO BB IBB HBP BLK WP HR S P ERA WHIP											IP WLS BF H R ER SO BB IBB HBP BLK WP HR S P ERA WHIP								
Jose Contreras, R ERA: 5.09	(1, 1) 3.0 L 18 4 3 3 3 0 1 0 0 0 1 2 33 54 9.00 1.333																			
Jeff Weaver, R ERA: 5.91	(4, 1) 3.0 14 4 3 3 3 0 0 0 0 0 0 0 13 16 0.00 2.000																			
Chris Hammond, L ERA: 3.13	(7, 1) 1.0 5 2 0 0 0 0 0 0 0 0 0 0 12 21 0.00 2.000																			
Felix Heredia, L ERA: 2.96	(8, 1) 1.0 6 2 0 0 0 0 0 1 0 0 0 0 12 21 0.00 2.000																			



Batter	1	2	3	4	5	6	7	8	9	AB	R	H	RBI	BB	SO	LOB	TOP			
2 Derek Jeter, R OBP: 0.389, SLG: 0.460 (1, 6)	F9		2B SF7 1B	FC6-4 25 F9 1B		HBP		1B 2B		4	2	2	0	0	0	2	New York Yankees @ Boston Red Sox Fenway Park, Boston, MA Sat Aug 30 2003, 1:20 PM EDT Att: 34,350 - Cloudy - 77 F			
Nick Johnson, L OBP: 0.444, SLG: 0.524 (1, 3)	1B		SF7 2B	1B		G5-3		1B		5	0	4	4	0	0	1				
25 Jason Giambi, L OBP: 0.422, SLG: 0.534 (1, 10)	P2		HBP	F9			F8	K		4	0	0	0	0	1	4				
Bernie Williams, S OBP: 0.373, SLG: 0.403 (1, 8)	K		SF7	G3			G4-3		G6-3	4	0	0	1	0	1	3				
55 Hideki Matsui, L OBP: 0.351, SLG: 0.445 (1, 7)		K	P5				G3		20 HR 1B	4	1	1	0	1	1	2				
20 Jorge Posada, S OBP: 0.399, SLG: 0.511 (1, 2)	K			HR		L4-3		K	HR	5	2	2	3	0	2	1				
Aaron Boone, R OBP: 0.324, SLG: 0.438 (1, 5)	F7			1B 2B		K		1B 2B	K	5	2	2	0	0	2	0				
Karim Garcia, L OBP: 0.302, SLG: 0.451 (8, PH)			F7	1B 1B		F9		F8	P2	3	1	1	0	0	0	0				
Ruben Sierra, S OBP: 0.334, SLG: 0.408 (8, PH)				1B						1	0	0	0	0	0	1				
Juan Rivera, R OBP: 0.281, SLG: 0.364 (8, 9)										1	0	0	0	0	0	0				
Enrique Wilson, S OBP: 0.287, SLG: 0.366 (1, 4)			2B 1B	FC6-4 1B		F9		2B 1B		4	2	3	2	0	0	0				
Inning Stats	R: 0 E: 0 K: 1 S: 9	H: 1 LOB: 1 BB: 0 P: 13	R: 0 E: 0 K: 2 S: 8	H: 0 LOB: 0 BB: 0 P: 14	R: 2 E: 0 K: 0 S: 18	H: 3 LOB: 2 BB: 0 P: 27	R: 3 E: 0 K: 0 S: 23	H: 5 LOB: 2 BB: 0 P: 33	R: 0 E: 0 K: 1 S: 5	H: 0 LOB: 1 BB: 0 P: 15	R: 0 E: 0 K: 0 S: 7	H: 0 LOB: 0 BB: 0 P: 8	R: 3 E: 0 K: 2 S: 18	H: 4 LOB: 1 BB: 0 P: 24	R: 2 E: 0 K: 1 S: 13	H: 2 LOB: 0 BB: 0 P: 16	1B: 9 2B: 5 3B: 0 HR: 2	SF: 1 SAC: 0 DP: 1 HBP: 2	WP: 0 PB: 0 SB: 0 CS: 0	PA: 44
PITCHER	IP WLS BF H R ER SO BB IBB HBP BLK WP HR S P ERA WHIP																			
Pedro Martinez, R ERA: 2.52 (1, 1)	4.0 L 22 9 5 5 3 0 0 0 1 0 0 0 1 58 87 11.25 2.250																			
Bronson Arroyo, R ERA: 1.42 (5, 1)	3.1 12 1 1 1 2 1 0 0 1 0 0 0 0 25 40 2.70 0.600																			
Alan Embree, L ERA: 3.96 (8, 1)	0.2 5 3 2 2 1 0 0 0 0 0 0 0 0 14 17 27.00 4.500																			
Byung-Hyun Kim, R ERA: 3.72 (9, 1)	1.0 5 2 2 2 1 0 0 0 0 0 0 1 13 16 18.00 2.000																			

Batter	1	2	3	4	5	6	7	8	9	AB	R	H	RBI	BB	SO	LOB	BOTTOM			
18 Johnny Damon, L OBP: 0.348, SLG: 0.416 (1, 8)	E 3B 1B	G3-1			F9		P4			4	1	1	1	1	0	0	New York Yankees @ Boston Red Sox Fenway Park, Boston, MA Sat Aug 30 2003, 1:20 PM EDT Att: 34,350 - Cloudy - 77 F			
Bill Mueller, S OBP: 0.403, SLG: 0.559 (1, 5)	E1 3B	P5			K		G6-3	K		5	1	0	0	0	2	4				
Nomar Garciaparra, R OBP: 0.365, SLG: 0.595 (1, 6)	1B 3B		F8		34 1B			FC6-4 2B	F7	5	2	3	2	0	0	0				
34 David Ortiz, L OBP: 0.369, SLG: 0.589 (1, 10)	G5-3		HR		1B			FC6-4 BB	G3 1B	4	1	3	1	1	0	1				
Kevin Millar, R OBP: 0.356, SLG: 0.493 (1, 3)	FC1-4 1B		G4-3		K			FC6-4 HBP 2B	G3	5	1	1	1	0	1	5				
Jason Varitek, S OBP: 0.353, SLG: 0.532 (1, 2)	FC1-4 1B		K				F9	2B 18 BB HBP	G3-1	4	1	0	0	0	1	2				
Gabe Kapler, R OBP: 0.395, SLG: 0.382 (1, 7)					K					3	0	1	0	0	1	0				
Todd Walker, L OBP: 0.321, SLG: 0.405 (8, PH) (9, 4)	1B				K		F9	F6		1	0	0	0	0	0	3				
Trot Nixon, L OBP: 0.395, SLG: 0.570 (1, 9)	G1-3				K			18 BB		3	0	0	0	0	2	2				
Dave McCarty, R OBP: 0.308, SLG: 0.486 (8, PH) (9, 9)								1B 2B		1	0	1	2	0	0	0				
Damian Jackson, R OBP: 0.279, SLG: 0.311 (9, 9)								1B 2B		0	0	0	0	0	0	0				
Lou Merloni, R OBP: 0.359, SLG: 0.357 (9, 7)	F9				F9			18 BB		3	0	0	0	1	1	0				
Inning Stats	R: 3 E: 1 K: 0 S: 21	H: 4 LOB: 2 BB: 0 P: 30	R: 0 E: 0 K: 0 S: 11	H: 0 LOB: 0 BB: 0 P: 19	R: 1 E: 0 K: 1 S: 8	H: 1 LOB: 0 BB: 0 P: 15	R: 0 E: 0 K: 2 S: 9	H: 0 LOB: 0 BB: 0 P: 11	R: 0 E: 0 K: 1 S: 7	H: 0 LOB: 0 BB: 0 P: 11	R: 0 E: 0 K: 1 S: 7	H: 0 LOB: 0 BB: 0 P: 12	R: 3 E: 0 K: 1 S: 28	H: 2 LOB: 3 BB: 3 P: 48	R: 0 E: 0 K: 0 S: 10	H: 1 LOB: 1 BB: 0 P: 12	1B: 6 2B: 2 3B: 1 HR: 1	SF: 0 SAC: 0 DP: 0 HBP: 1	WP: 0 PB: 0 SB: 0 CS: 0	PA: 42
PITCHER	IP WLS BF H R ER SO BB IBB HBP BLK WP HR S P ERA WHIP																			
Andy Pettitte, L ERA: 4.01 (1, 1)	7.0 W 29 7 4 3 7 0 0 0 0 0 0 0 9 17 81.00 6.000																			
Jeff Nelson, R ERA: 3.97 (8, 1)	0.1 4 1 3 3 0 1 0 1 0 0 0 0 3 4 0.00 0.000																			
Gabe White, L ERA: 4.25 (8, 1)	0.1 H 1 0 0 0 0 0 0 0 0 0 0 0 3 4 0.00 0.000																			
42 Mariano Rivera, R ERA: 2.01 (8, 1)	1.1 S 8 2 0 0 1 2 0 0 0 0 0 0 26 39 0.00 3.000																			



Batter	1	2	3	4	5	6	7	8	9	AB	R	H	RBI	BB	SO	LOB	TOP
2 Derek Jeter, R OBP: 0.390, SLG: 0.460 Alfonso Soriano, R OBP: 0.328, SLG: 0.496 (7, PR) (7, 4)	0-1 G6-3	0-0 F7			0-2 E8 1B		1-1 WP FC3-2 HBP 1B	1-1 F7		4	1	2	0	0	0	0	
Nick Johnson, L OBP: 0.447, SLG: 0.522 (1, 10)	1-2 25 BB 1B HBP	0-2 F7			1-1 25 G4-6-3 2H 1B		1-1 WP E HBP 1B	0-1 G4-3		3	2	1	1	0	0	0	
25 Jason Giambi, L OBP: 0.420, SLG: 0.529 (1, 3)	4-2 55 G4-3 20 1B 1B BB		3-3 K		0-0 G4-6-3 1-2		0-3 K		2-0 F8	4	1	0	0	1	2	3	
Bernie Williams, S OBP: 0.375, SLG: 0.402 (1, 8)	0-1 20 1B 55 G4-3 1B		2-1 G6-3		4-0 55 E BB		4-1 55 E IBB		2-3 K	3	3	1	1	2	1	0	
55 Hideki Matsui, L OBP: 0.350, SLG: 0.443 (1, 7)	1-0 G4-3		0-0 G3		1-1 SAFE SAFE E8 1H		3-1 FC3-2 1B		2-2 1B	5	1	1	0	0	0	3	
20 Jorge Posada, S OBP: 0.401, SLG: 0.513 (1, 2)	1-0 1B 1B			1-2 2B	3-3 K		4-1 1B BB		1-2 P2	4	0	2	1	1	1	2	
Aaron Boone, R OBP: 0.325, SLG: 0.438 (1, 5)	2-3 3H 1B			0-2 P4		0-1 F9		0-0 FC4-6 1B		4	0	2	2	0	0	1	
Juan Rivera, R OBP: 0.280, SLG: 0.361 (1, 9)	1-1 PO 1B		1-3 K		0-0 G5-3		2-1 FC4-6 1B		1-2 2-3 3H	4	0	1	0	0	1	3	
Enrique Wilson, S OBP: 0.276, SLG: 0.351 (7, 6)	2-1 PO 1-2	0-0 G6-3		2-3 K		3-3 K		1-1 F9		4	0	0	0	0	2	1	
Inning Stats	R: 3 H: 4 E: 0 K: 0 S: 21	H: 4 R: 0 ER: 0 LOB: 0 BB: 0 P: 33	R: 0 H: 0 E: 0 K: 0 S: 5	H: 0 R: 0 ER: 0 LOB: 0 BB: 0 P: 11	R: 0 H: 1 E: 0 K: 2 S: 14	H: 2 R: 2 ER: 2 LOB: 1 BB: 1 P: 20	R: 0 H: 0 E: 0 K: 1 S: 7	H: 0 R: 0 ER: 0 LOB: 0 BB: 0 P: 10	R: 3 H: 2 E: 1 K: 1 S: 13	H: 2 R: 0 ER: 0 LOB: 0 BB: 0 P: 8	R: 0 H: 0 E: 0 K: 0 S: 11	H: 1 R: 1 ER: 1 LOB: 1 BB: 1 P: 18	1B: 9 2B: 1 3B: 0 HR: 0	SF: 0 SAC: 0 DP: 1 HBP: 2	WP: 1 PB: 0 SB: 0 CS: 0	PA: 43	
PITCHER	IP WLS BF H R ER SO BB IBB HBP BLK WP HR S P ERA WHIP	IP WLS BF H R ER SO BB IBB HBP BLK WP HR S P ERA WHIP	IP WLS BF H R ER SO BB IBB HBP BLK WP HR S P ERA WHIP	IP WLS BF H R ER SO BB IBB HBP BLK WP HR S P ERA WHIP	IP WLS BF H R ER SO BB IBB HBP BLK WP HR S P ERA WHIP	IP WLS BF H R ER SO BB IBB HBP BLK WP HR S P ERA WHIP	IP WLS BF H R ER SO BB IBB HBP BLK WP HR S P ERA WHIP	IP WLS BF H R ER SO BB IBB HBP BLK WP HR S P ERA WHIP	IP WLS BF H R ER SO BB IBB HBP BLK WP HR S P ERA WHIP	IP WLS BF H R ER SO BB IBB HBP BLK WP HR S P ERA WHIP	IP WLS BF H R ER SO BB IBB HBP BLK WP HR S P ERA WHIP	IP WLS BF H R ER SO BB IBB HBP BLK WP HR S P ERA WHIP	IP WLS BF H R ER SO BB IBB HBP BLK WP HR S P ERA WHIP	IP WLS BF H R ER SO BB IBB HBP BLK WP HR S P ERA WHIP	IP WLS BF H R ER SO BB IBB HBP BLK WP HR S P ERA WHIP	IP WLS BF H R ER SO BB IBB HBP BLK WP HR S P ERA WHIP	
49 Tim Wakefield, R ERA: 4.47 Scott Sauerbeck, L ERA: 4.56 Byung-Hyun Kim, R ERA: 3.7 Scott Williamson, R ERA: 3.58 Alan Embree, L ERA: 3.88 (1, 1) (7, 1) (7, 1) (8, 1) (9, 1)	6.0 L 28 8 6 5 5 2 0 1 0 0 0 66 100 7.50 1.667	0.2 5 0 1 1 1 1 1 1 1 0 0 0 8 20 13.50 1.500	0.1 2 1 1 1 0 0 0 0 0 0 0 0 3 5 27.00 3.000	1.0 3 0 0 0 0 0 0 0 0 0 0 0 6 8 0.00 0.000	1.0 4 1 0 0 1 0 0 0 0 0 0 0 11 18 0.00 1.000												
Batter	1	2	3	4	5	6	7	8	9	AB	R	H	RBI	BB	SO	LOB	BOTTOM
Bill Mueller, S OBP: 0.401, SLG: 0.555 (1, 5)	2-0 G4-3		2-2 G1-3		2-1 L5		2-2 1-2 2H 3H 1B		1-2 P4	5	0	1	2	0	0	3	
Todd Walker, L OBP: 0.321, SLG: 0.404 Jason Varitek, S OBP: 0.353, SLG: 0.531 (7, PH) (8, 2)	1-1 G6-3		2-1 3H 1B		2-1 F7		2-2 F8		4-2 BB	3	0	1	1	0	0	0	
Nomar Garciaparra, R OBP: 0.362, SLG: 0.553 (1, 6)	1-1 G5-3		2-0 F8		0-0 P6		0-1 G1-3		1-3 K	5	0	0	0	0	1	4	
34 David Ortiz, L OBP: 0.370, SLG: 0.587 (1, 10)		2-2 G6-4-3 1B		3-3 K		2-0 F8		4-2 BB		3	0	1	0	1	1	0	
Kevin Millar, R OBP: 0.353, SLG: 0.489 (1, 3)		2-2 G6-4-3 1-2		1-1 G5-3		0-0 G4-3		0-2 F8		4	0	0	0	0	0	2	
Trot Nixon, L OBP: 0.396, SLG: 0.568 (1, 9)		3-2 F9		2-1 1B		4-1 1B BB		0-1 G3		3	1	1	0	1	0	1	
Dave McCarty, R OBP: 0.349, SLG: 0.512 (1, 7)			2-0 2B PB 1B		1-3 K		0-0 1B BB 1B		2-1 G5-3 1B 1B	4	2	3	0	0	1	1	
Doug Mirabelli, R OBP: 0.301, SLG: 0.438 Lou Merloni, R OBP: 0.363, SLG: 0.361 (1, 2) (8, 4)			3-2 PB 1B 2B		1-1 F7		2-3 K		2-0 G5-3 1B	3	1	1	0	0	1	2	
Gabe Kapler, R OBP: 0.337, SLG: 0.374 (1, 8)			2-2 P6		1-0 P3		4-2 1B BB		0-1 G5-3	3	0	0	0	1	0	3	
Inning Stats	R: 0 H: 0 E: 0 K: 0 S: 5	H: 0 R: 0 ER: 0 LOB: 0 BB: 0 P: 9	H: 1 R: 0 ER: 0 LOB: 0 BB: 0 P: 19	H: 3 R: 2 ER: 0 LOB: 1 BB: 0 P: 27	H: 1 R: 0 ER: 0 LOB: 1 BB: 0 P: 19	H: 0 R: 0 ER: 0 LOB: 0 BB: 0 P: 9	H: 0 R: 0 ER: 0 LOB: 0 BB: 0 P: 8	H: 2 R: 2 ER: 0 LOB: 2 BB: 2 P: 31	H: 0 R: 0 ER: 0 LOB: 1 BB: 1 P: 13	H: 2 R: 0 ER: 0 LOB: 3 BB: 1 P: 23	1B: 8 2B: 1 3B: 0 HR: 0	SF: 0 SAC: 0 DP: 1 HBP: 0	WP: 0 PB: 1 SB: 0 CS: 0	PA: 39			
PITCHER	IP WLS BF H R ER SO BB IBB HBP BLK WP HR S P ERA WHIP	IP WLS BF H R ER SO BB IBB HBP BLK WP HR S P ERA WHIP	IP WLS BF H R ER SO BB IBB HBP BLK WP HR S P ERA WHIP	IP WLS BF H R ER SO BB IBB HBP BLK WP HR S P ERA WHIP	IP WLS BF H R ER SO BB IBB HBP BLK WP HR S P ERA WHIP	IP WLS BF H R ER SO BB IBB HBP BLK WP HR S P ERA WHIP	IP WLS BF H R ER SO BB IBB HBP BLK WP HR S P ERA WHIP	IP WLS BF H R ER SO BB IBB HBP BLK WP HR S P ERA WHIP	IP WLS BF H R ER SO BB IBB HBP BLK WP HR S P ERA WHIP	IP WLS BF H R ER SO BB IBB HBP BLK WP HR S P ERA WHIP	IP WLS BF H R ER SO BB IBB HBP BLK WP HR S P ERA WHIP	IP WLS BF H R ER SO BB IBB HBP BLK WP HR S P ERA WHIP	IP WLS BF H R ER SO BB IBB HBP BLK WP HR S P ERA WHIP	IP WLS BF H R ER SO BB IBB HBP BLK WP HR S P ERA WHIP	IP WLS BF H R ER SO BB IBB HBP BLK WP HR S P ERA WHIP	IP WLS BF H R ER SO BB IBB HBP BLK WP HR S P ERA WHIP	
Roger Clemens, R ERA: 4.01 Antonio Osuna, R ERA: 3.4 Gabe White, L ERA: 4.1 Jeff Nelson, R ERA: 3.91 42 Mariano Rivera, R ERA: 1.99 (1, 1) (7, 1) (7, 1) (9, 1) (9, 1)	6.2 W 27 6 4 4 3 2 0 0 0 0 0 0 63 112 5.40 1.200	0.0 1 1 0 0 0 0 0 0 0 0 0 0 3 5 " "	1.1 H 5 0 0 0 0 1 0 0 0 0 0 10 19 0.00 4.500	0.2 5 2 0 0 0 1 0 0 0 0 0 0 3 4 0.00 0.000	0.1 S 1 0 0 0 1 0 0 0 0 0 0 3 4 0.00 0.000												

New York Yankees @ Boston Red Sox
Fenway Park, Boston, MA
Sun Aug 31 2003, 2:05 PM EDT
Att: 34,482 - Cloudy - 65 F

AB 36
R 8
H 10
RBI 5
BB 4
SO 7
LOB 13



New York Yankees @ Boston Red Sox
Fenway Park, Boston, MA
Sun Aug 31 2003, 2:05 PM EDT
Att: 34,482 - Cloudy - 65 F

AB 35
R 4
H 9
RBI 3
BB 4
SO 4
LOB 18



Batter	1	2	3	4	5	6	7	8	9	AB	R	H	RBI	BB	SO	LOB	TOP			
Alfonso Soriano, R OBP: 0.328, SLG: 0.495			G5-3			K		K		4	1	1	0	0	2	0	New York Yankees @ Toronto Blue Jays SkyDome, Toronto, ON Mon Sep 01 2003, 1:05 PM EDT Att: 26,869 - Overcast - 68 F			
Nick Johnson, L OBP: 0.447, SLG: 0.519			L4					G3		3	0	1	1	1	0	0				
25 Jason Giambi, L OBP: 0.417, SLG: 0.524	K					G4-3		G6-3		4	0	0	0	0	2	1				
Bernie Williams, S OBP: 0.374, SLG: 0.403	L6					F8		G1-3		4	0	1	0	0	0	0				
55 Hideki Matsui, L OBP: 0.350, SLG: 0.442						G5-3		K		3	0	1	0	0	1	1				
Aaron Boone, R OBP: 0.324, SLG: 0.436		F8				K		K		3	0	0	0	0	2	2				
John Flaherty, R OBP: 0.278, SLG: 0.459		G1-3				G6-3		K		3	0	0	0	0	1	2				
Juan Rivera, R OBP: 0.274, SLG: 0.353		K				K		G1-3		3	0	0	0	0	2	1				
Enrique Wilson, S OBP: 0.269, SLG: 0.340			G5-3			P4		G5-3		3	0	0	0	0	0	0				
Inning Stats	R: 1 E: 0 K: 1 S: 10	H: 2 LOB: 0 BB: 0 P: 18	R: 0 E: 0 K: 1 S: 11	H: 1 LOB: 1 BB: 0 P: 15	R: 0 E: 0 K: 0 S: 7	H: 0 LOB: 0 BB: 0 P: 11	R: 0 E: 0 K: 1 S: 5	H: 0 LOB: 0 BB: 0 P: 9	R: 0 E: 0 K: 2 S: 7	H: 0 LOB: 1 BB: 1 P: 10	R: 0 E: 0 K: 3 S: 10	H: 1 LOB: 1 BB: 0 P: 12	R: 0 E: 0 K: 1 S: 8	H: 0 LOB: 0 BB: 0 P: 10	R: 0 E: 0 K: 0 S: 7	H: 0 LOB: 0 BB: 0 P: 9	1B: 3 2B: 1 3B: 0 HR: 0	SF: 0 SAC: 0 DP: 0 HBP: 0	WP: 0 PB: 0 SB: 1 CS: 1	PA: 31
PITCHER 32 Roy Halladay, R ERA: 3.58	IP: 9.0 WLS: W BF: 31	H: 4 R: 1 ER: 1 SO: 10	BB: 1 IBB: 0 HBP: 0 BLK: 0	WP: 0 HR: 0 S: 73 P: 109	ERA: 1.00 WHIP: 0.556	PITCHER										IP: 9.0 WLS: W BF: 31	H: 4 R: 1 ER: 1 SO: 10	BB: 1 IBB: 0 HBP: 0 BLK: 0	WP: 0 HR: 0 S: 73 P: 109	ERA: 1.00 WHIP: 0.556

Batter	1	2	3	4	5	6	7	8	9	AB	R	H	RBI	BB	SO	LOB	BOTTOM			
3 Reed Johnson, R OBP: 0.340, SLG: 0.399	G5-3		G6-3			G4-3		K		5	0	2	2	0	1	2	New York Yankees @ Toronto Blue Jays SkyDome, Toronto, ON Mon Sep 01 2003, 1:05 PM EDT Att: 26,869 - Overcast - 68 F			
Mike Bordick, R OBP: 0.346, SLG: 0.404					G4-3		G4-3			3	1	1	0	1	0	2				
10 Vernon Wells, R OBP: 0.356, SLG: 0.552	G6-4-3				P4					4	2	2	0	0	0	2				
Carlos Delgado, L OBP: 0.434, SLG: 0.593					G3-1		L3			4	1	1	1	0	1	1				
Josh Phelps, R OBP: 0.361, SLG: 0.474		G6-3			G5-4-3		F9			4	1	2	4	0	0	0				
Bobby Kielty, S OBP: 0.363, SLG: 0.398					G5-4-3		K			3	0	1	0	1	1	1				
Chris Woodward, R OBP: 0.319, SLG: 0.407		F8					K			4	1	1	0	0	1	2				
Eric Hinske, L OBP: 0.324, SLG: 0.434			G3				F9			4	2	2	1	0	0	1				
Kevin Cash, R OBP: 0.196, SLG: 0.186			P3				F9			4	0	1	0	0	0	2				
Inning Stats	R: 0 E: 0 K: 0 S: 9	H: 1 LOB: 0 BB: 0 P: 10	R: 0 E: 0 K: 1 S: 8	H: 1 LOB: 1 BB: 0 P: 13	R: 0 E: 0 K: 0 S: 7	H: 0 LOB: 0 BB: 0 P: 11	R: 2 E: 0 K: 0 S: 10	H: 2 LOB: 0 BB: 1 P: 20	R: 2 E: 0 K: 0 S: 10	H: 3 LOB: 1 BB: 0 P: 17	R: 0 E: 0 K: 1 S: 7	H: 0 LOB: 0 BB: 0 P: 9	R: 1 E: 0 K: 1 S: 20	H: 2 LOB: 1 BB: 0 P: 23	R: 3 E: 0 K: 1 S: 18	H: 4 LOB: 2 BB: 1 P: 31	1B: 7 2B: 5 3B: 0 HR: 1	SF: 0 SAC: 0 DP: 2 HBP: 0	WP: 0 PB: 0 SB: 1 CS: 0	PA: 37
PITCHER David Wells, L ERA: 4.45 Jeff Weaver, R ERA: 6.05	IP: 7.0 WLS: L BF: 29	H: 9 R: 5 ER: 5 SO: 3	BB: 1 IBB: 0 HBP: 0 BLK: 0	WP: 0 HR: 1 S: 71 P: 103	ERA: 6.43 WHIP: 1.429	PITCHER										IP: 7.0 WLS: L BF: 29	H: 9 R: 5 ER: 5 SO: 3	BB: 1 IBB: 0 HBP: 0 BLK: 0	WP: 0 HR: 1 S: 71 P: 103	ERA: 6.43 WHIP: 1.429

Batter	1	2	3	4	5	6	7	8	9	AB R H RBI BB SO LOB	TOP									
Alfonso Soriano, R (1,4) OBP: 0.329, SLG: 0.493	F7		F9		25 BB		S		F9	4 0 1 0 1 0 1	New York Yankees @ Toronto Blue Jays SkyDome, Toronto, ON Wed Sep 03 2003, 7:15 PM EDT Att: 21,770 - Overcast - 73 F									
Nick Johnson, L (1,10) OBP: 0.445, SLG: 0.515	1B		G4-1		K		K			4 0 1 0 0 2 4										
25 Jason Giambi, L (1,3) OBP: 0.418, SLG: 0.530	K			HR			F8			3 1 1 1 1 1 1										
Bernie Williams, S (1,8) OBP: 0.371, SLG: 0.399		F8		F7				P3		4 0 0 0 0 1 3										
20 Jorge Posada, S (1,2) OBP: 0.402, SLG: 0.521	F9			HR		B1-3				4 1 2 1 0 0 0										
55 Hideki Matsui, L (1,7) OBP: 0.348, SLG: 0.440	G4-3			G4-3				F7		3 0 0 0 1 0 1										
Aaron Boone, R (1,5) OBP: 0.323, SLG: 0.436			1B 2B	F8			K		G5-3	4 1 1 0 0 1 2										
Karim Garcia, L (1,9) OBP: 0.302, SLG: 0.449							K			3 0 1 1 0 2 1										
Ruben Sierra, S (9,PH) OBP: 0.337, SLG: 0.410			2H				K		1B	1 0 1 0 0 0 0										
Enrique Wilson, S (1,6) OBP: 0.268, SLG: 0.337	F7				25 BB		G4-3		F8	4 0 1 0 0 0 1										
Inning Stats	R: 0 E: 0 K: 1 S: 7	H: 1 LOB: 0 BB: 0 P: 10	R: 0 E: 0 K: 0 S: 5	H: 0 LOB: 0 BB: 0 P: 8	R: 1 E: 0 K: 0 S: 16	H: 2 LOB: 1 BB: 0 P: 19	R: 2 E: 0 K: 0 S: 11	H: 2 LOB: 0 BB: 0 P: 17	R: 0 E: 0 K: 3 S: 12	H: 1 LOB: 1 BB: 2 P: 24	R: 0 E: 0 K: 1 S: 9	H: 1 LOB: 1 BB: 0 P: 13	R: 0 E: 0 K: 0 S: 7	H: 1 LOB: 1 BB: 0 P: 11	R: 0 E: 0 K: 0 S: 6	H: 1 LOB: 0 BB: 6 P: 6	1B: 6 2B: 1 3B: 0 HR: 2	SF: 0 SAC: 0 DP: 0 HBP: 0	WP: 0 PB: 0 SB: 1 CS: 0	PA: 37
PITCHER	IP WLS BF H R ER SO BB IBB HBP BLK WP HR S P ERA WHIP											PITCHER	IP WLS BF H R ER SO BB IBB HBP BLK WP HR S P ERA WHIP							
Kelvin Escobar, R (1,1) ERA: 4.3	6.2 29 7 3 3 7 3 0 0 0 0 2 66 102 4.05 1.500																			
Jason Kershner, L (7,1) ERA: 3.74	2.0 W 7 2 0 0 0 0 0 0 0 0 0 12 16 0.00 1.000																			
Aquilino Lopez, R (9,1) ERA: 3.88	0.1 S 1 0 0 0 0 0 0 0 0 0 0 0 3 3 0.00 0.000																			

Batter	1	2	3	4	5	6	7	8	9	AB R H RBI BB SO LOB	BOTTOM							
Frank Catalanotto, L (1,7) OBP: 0.351, SLG: 0.471	F7		K		G1-3			G4-3		3 0 0 0 1 1 0	New York Yankees @ Toronto Blue Jays SkyDome, Toronto, ON Wed Sep 03 2003, 7:15 PM EDT Att: 21,770 - Overcast - 73 F							
3 Reed Johnson, R (9,7) OBP: 0.340, SLG: 0.399					HBP		IBB			0 0 0 0 0 0 0								
Mike Bordick, R (1,6) OBP: 0.343, SLG: 0.404	L6		G1-3		G1-3		F9			5 0 1 0 0 0 5								
10 Vernon Wells, R (1,8) OBP: 0.358, SLG: 0.551	K			FC5-4			2B		P3	4 1 2 0 0 1 1								
Carlos Delgado, L (1,3) OBP: 0.431, SLG: 0.588		K		F7		K		P5		4 0 0 0 0 2 5								
Greg Myers, L (1,2) OBP: 0.383, SLG: 0.497		1B		FC5-4		BB	SF9		SF9	4 2 3 0 0 0 1								
Josh Phelps, R (1,10) OBP: 0.362, SLG: 0.482		K		HR		SF9	BB		IBB	3 1 1 2 1 1 2								
Eric Hinske, L (1,5) OBP: 0.325, SLG: 0.435		1B		HR		S		SF9		2 0 1 1 1 0 0								
Bobby Kielty, S (1,9) OBP: 0.359, SLG: 0.395		G6-3				K		SF9	F9	3 0 0 1 0 1 4								
Orlando Hudson, S (1,4) OBP: 0.329, SLG: 0.388			K		G1-3		K		K	4 0 1 0 0 3 2								
Inning Stats	R: 0 E: 0 K: 1 S: 11	H: 0 LOB: 0 BB: 0 P: 16	R: 0 E: 0 K: 2 S: 11	H: 2 LOB: 2 BB: 0 P: 16	R: 0 E: 0 K: 2 S: 7	H: 0 LOB: 0 BB: 0 P: 13	R: 2 E: 0 K: 0 S: 12	H: 2 LOB: 0 BB: 0 P: 17	R: 0 E: 0 K: 1 S: 17	H: 1 LOB: 3 BB: 2 P: 27	R: 1 E: 1 K: 0 S: 9	H: 1 LOB: 2 BB: 1 P: 17	R: 0 E: 0 K: 1 S: 11	H: 1 LOB: 1 BB: 0 P: 14	1B: 6 2B: 2 3B: 0 HR: 1	SF: 2 SAC: 0 DP: 0 HBP: 2	WP: 0 PB: 0 SB: 1 CS: 0	PA: 39
PITCHER	IP WLS BF H R ER SO BB IBB HBP BLK WP HR S P ERA WHIP											PITCHER	IP WLS BF H R ER SO BB IBB HBP BLK WP HR S P ERA WHIP					
35 Mike Mussina, R (1,1) ERA: 3.22	6.0 L 1 1 1 1 0 0 0 0 0 0 0 1 2 ∞ ∞																	
Antonio Osuna, R (7,1) ERA: 3.61	0.0 L 1 1 1 1 0 0 0 0 0 0 0 1 2 ∞ ∞																	
Gabe White, L (7,1) ERA: 3.92	1.2 7 1 0 0 1 0 1 0 0 0 0 14 21 0.00 0.600																	
Jeff Nelson, R (8,1) ERA: 3.88	0.1 2 1 0 0 0 0 0 0 0 0 0 5 8 0.00 3.000																	

Batter	1	2	3	4	5	6	7	8	9	AB	R	H	RBI	BB	SO	LOB	TOP					
18 Johnny Damon, L (1, 8) OBP: 0.348, SLG: 0.414	1-1 1B	3-2 G4-3	0-0 1B		0-0 F8		0-0 P6			5	2	2	3	0	0	3	Boston Red Sox @ New York Yankees Yankee Stadium, Bronx, NY Fri Sep 05 2003, 7:05 PM EDT Att: 55,261 - Sunny - 74 F					
Bill Mueller, S (1, 5) OBP: 0.394, SLG: 0.540	2-3 K	0-1 F9	0-0 1B		4-0 BB		2-0 G4-3			4	0	1	1	1	1	3						
Nomar Garciaparra, R (1, 6) OBP: 0.369, SLG: 0.544 Andy Abad, L (7, PH)	1-2 1B	0-0 BB	0-1 F9		1-0 F7		2-2 F8			4	1	2	1	0	0	3						
Damian Jackson, R (7, 6) OBP: 0.284, SLG: 0.315	1-2 1B	2-H 1B								1	0	0	0	0	0	1						
Manny Ramirez, R (1, 7) OBP: 0.421, SLG: 0.573 Gabe Kapler, R (8, PR)	0-2 1B	4-0 BB	0-3 K			3-2 G6-3		1-2 HBP		3	1	1	1	1	1	1						
34 David Ortiz, L (1, 10) OBP: 0.376, SLG: 0.602	0-0 1B	2-3 K		1-0 G3		0-0 G5-3		0-0 L3		5	1	2	1	0	1	3						
Kevin Millar, R (1, 3) OBP: 0.354, SLG: 0.479	0-3 K		2-2 1B	1-0 G5-3		0-1 G5-3		3-2 L5		5	1	1	0	0	1	4						
Jason Varitek, S (1, 2) OBP: 0.353, SLG: 0.528	2-2 1B		1-3 K	0-3 K		2-0 1B			0-1 G4-3	5	0	2	2	0	2	1						
Trot Nixon, L (1, 9) OBP: 0.399, SLG: 0.581	0-3 K		0-0 1B		0-2 K		0-0 G1-3		0-1 F8	5	1	1	0	0	2	3						
Lou Merloni, R (1, 4) OBP: 0.378, SLG: 0.377		4-0 1B	4-2 1B		3-2 1B		0-2 2B		2-0 F8	3	2	2	0	2	0	0						
Inning Stats	R: 3 E: 0 K: 3 S: 23	H: 5 LOB: 2 BB: 0 P: 28	R: 1 E: 0 K: 1 S: 10	H: 1 LOB: 2 BB: 2 P: 23	R: 4 E: 0 K: 2 S: 18	H: 4 LOB: 1 BB: 1 P: 25	R: 0 E: 0 K: 1 S: 5	H: 0 LOB: 0 BB: 0 P: 7	R: 0 E: 0 K: 1 S: 8	H: 1 LOB: 2 BB: 1 P: 16	R: 1 E: 0 K: 0 S: 12	H: 2 LOB: 1 BB: 0 P: 17	R: 0 E: 0 K: 0 S: 11	H: 1 LOB: 0 BB: 0 P: 15	R: 0 E: 0 K: 0 S: 12	H: 0 LOB: 1 BB: 0 P: 16	R: 0 E: 0 K: 0 S: 5	H: 0 LOB: 0 BB: 0 P: 7	1B: 11 2B: 3 3B: 1 HR: 0	SF: 0 SAC: 0 DP: 1 HBP: 1	WP: 0 PB: 0 SB: 0 CS: 0	PA: 45
PITCHER	IP WLS BF H R ER SO BB IBB HBP BLK WP HR S P ERA WHIP	IP WLS BF H R ER SO BB IBB HBP BLK WP HR S P ERA WHIP	IP WLS BF H R ER SO BB IBB HBP BLK WP HR S P ERA WHIP	IP WLS BF H R ER SO BB IBB HBP BLK WP HR S P ERA WHIP	IP WLS BF H R ER SO BB IBB HBP BLK WP HR S P ERA WHIP	IP WLS BF H R ER SO BB IBB HBP BLK WP HR S P ERA WHIP	IP WLS BF H R ER SO BB IBB HBP BLK WP HR S P ERA WHIP	IP WLS BF H R ER SO BB IBB HBP BLK WP HR S P ERA WHIP	IP WLS BF H R ER SO BB IBB HBP BLK WP HR S P ERA WHIP	IP WLS BF H R ER SO BB IBB HBP BLK WP HR S P ERA WHIP	IP WLS BF H R ER SO BB IBB HBP BLK WP HR S P ERA WHIP	IP WLS BF H R ER SO BB IBB HBP BLK WP HR S P ERA WHIP	IP WLS BF H R ER SO BB IBB HBP BLK WP HR S P ERA WHIP	IP WLS BF H R ER SO BB IBB HBP BLK WP HR S P ERA WHIP	IP WLS BF H R ER SO BB IBB HBP BLK WP HR S P ERA WHIP	IP WLS BF H R ER SO BB IBB HBP BLK WP HR S P ERA WHIP	IP WLS BF H R ER SO BB IBB HBP BLK WP HR S P ERA WHIP					
Andy Pettitte, L (1, 1) ERA: 4.35	2.1	19	9	8	8	5	3	0	0	0	0	0	0	45	70	30.86	5.143					
Jeff Weaver, R (3, 1) ERA: 5.93	4.2	20	5	1	1	3	1	0	0	0	0	0	0	42	61	1.93	1.286					
43 Jorge De Paula, R (8, 1) ERA:	2.0	6	0	0	0	0	0	0	1	0	0	0	0	17	23	0.00	0.000					

Batter	1	2	3	4	5	6	7	8	9	AB	R	H	RBI	BB	SO	LOB	BOTTOM					
Alfonso Soriano, R (1, 4) OBP: 0.329, SLG: 0.497	1-2 G6-3		0-3 K			1-0 2B	0-1 1B			4	0	2	2	0	1	1	Boston Red Sox @ New York Yankees Yankee Stadium, Bronx, NY Fri Sep 05 2003, 7:05 PM EDT Att: 55,261 - Sunny - 74 F					
Nick Johnson, L (1, 3) OBP: 0.438, SLG: 0.508	2-3 K			2-3 K		3-2 F9	1-3 K			4	0	0	0	0	3	2						
Bernie Williams, S (1, 8) OBP: 0.368, SLG: 0.397	1-3 K			2-0 F7		4-2 BB		1-2 E6		3	0	0	0	1	1	0						
25 Jason Giambi, L (1, 10) OBP: 0.415, SLG: 0.522		1-3 K		0-0 F7		2-3 K		1-1 F8		4	0	0	0	0	2	3						
20 Jorge Posada, S (1, 2) OBP: 0.398, SLG: 0.514 John Flaherty, R (7, 2) OBP: 0.275, SLG: 0.453		2-3 K			1-2 55 G3	2-0 F7		0-3 K		3	0	1	0	0	1	2						
55 Hideki Matsui, L (1, 7) OBP: 0.348, SLG: 0.435		0-0 G6-3			1-0 G3		4-1 1B	2-1 FC6-4		3	1	0	0	1	0	2						
Aaron Boone, R (1, 5) OBP: 0.322, SLG: 0.432				1-0 L5		1-3 K			3-2 F9	4	1	1	0	0	1	1						
Karim Garcia, L (1, 9) OBP: 0.308, SLG: 0.456 Juan Rivera, R (7, PH) ERA: 4.79			2-2 G3-1		0-3 K		0-1 1B		0-2 F9	2	0	0	0	0	1	1						
Juan Rivera, R (8, 9) OBP: 0.277, SLG: 0.355							1-2 2B		1-2 F9	2	0	1	0	0	0	0						
Enrique Wilson, S (1, 6) OBP: 0.267, SLG: 0.348						3-2 2B		2-2 G4-6-3		4	1	2	0	0	0	2						
Inning Stats	R: 0 E: 0 K: 2 S: 10	H: 0 LOB: 0 BB: 0 P: 14	R: 0 E: 0 K: 2 S: 7	H: 0 LOB: 0 BB: 0 P: 10	R: 0 E: 0 K: 1 S: 11	H: 1 LOB: 0 BB: 0 P: 15	R: 0 E: 0 K: 1 S: 5	H: 0 LOB: 0 BB: 0 P: 9	R: 0 E: 0 K: 1 S: 14	H: 1 LOB: 1 BB: 1 P: 17	R: 1 E: 0 K: 1 S: 14	H: 2 LOB: 2 BB: 1 P: 29	R: 2 E: 0 K: 1 S: 22	H: 3 LOB: 1 BB: 1 P: 31	R: 0 E: 1 K: 1 S: 10	H: 0 LOB: 1 BB: 0 P: 14	R: 0 E: 0 K: 0 S: 7	H: 0 LOB: 0 BB: 0 P: 11	1B: 4 2B: 3 3B: 0 HR: 0	SF: 0 SAC: 0 DP: 1 HBP: 0	WP: 0 PB: 0 SB: 0 CS: 0	PA: 36
PITCHER	IP WLS BF H R ER SO BB IBB HBP BLK WP HR S P ERA WHIP	IP WLS BF H R ER SO BB IBB HBP BLK WP HR S P ERA WHIP	IP WLS BF H R ER SO BB IBB HBP BLK WP HR S P ERA WHIP	IP WLS BF H R ER SO BB IBB HBP BLK WP HR S P ERA WHIP	IP WLS BF H R ER SO BB IBB HBP BLK WP HR S P ERA WHIP	IP WLS BF H R ER SO BB IBB HBP BLK WP HR S P ERA WHIP	IP WLS BF H R ER SO BB IBB HBP BLK WP HR S P ERA WHIP	IP WLS BF H R ER SO BB IBB HBP BLK WP HR S P ERA WHIP	IP WLS BF H R ER SO BB IBB HBP BLK WP HR S P ERA WHIP	IP WLS BF H R ER SO BB IBB HBP BLK WP HR S P ERA WHIP	IP WLS BF H R ER SO BB IBB HBP BLK WP HR S P ERA WHIP	IP WLS BF H R ER SO BB IBB HBP BLK WP HR S P ERA WHIP	IP WLS BF H R ER SO BB IBB HBP BLK WP HR S P ERA WHIP	IP WLS BF H R ER SO BB IBB HBP BLK WP HR S P ERA WHIP	IP WLS BF H R ER SO BB IBB HBP BLK WP HR S P ERA WHIP	IP WLS BF H R ER SO BB IBB HBP BLK WP HR S P ERA WHIP						
Pedro Martinez, R (1, 1) ERA: 2.48	6.0	23	4	1	1	1	1	0	0	0	0	0	0	22	31	18.00	4.000					
Scott Sauerbeck, L (7, 1) ERA: 4.79	1.0	6	3	2	2	1	1	0	0	0	0	0	0	10	14	0.00	0.000					
Alan Embree, L (8, 1) ERA: 3.81	1.0	4	0	0	0	1	0	0	0	0	0	0	0	7	11	0.00	0.000					
Todd Jones, R (9, 1) ERA: 7.36	1.0	3	0	0	0	0	0	0	0	0	0	0	0	7	11	0.00	0.000					

Batter	1	2	3	4	5	6	7	8	9	AB	R	H	RBI	BB	SO	LOB	TOP			
18 Johnny Damon, L OBP: 0.348, SLG: 0.414	P6		P5	1B		FC1-2		HR		5	1	2	2	0	0	2	Boston Red Sox @ New York Yankees Yankee Stadium, Bronx, NY Sat Sep 06 2003, 1:05 PM EDT Att: 55,237 - Sunny - 73 F			
Todd Walker, L OBP: 0.322, SLG: 0.408	K			1B		G3		HR		4	2	2	4	0	1	2				
Nomar Garciaparra, R OBP: 0.358, SLG: 0.546 Damian Jackson, R OBP: 0.284, SLG: 0.315	L6			HR				P3		5	1	1	2	0	1	3				
Manny Ramirez, R OBP: 0.419, SLG: 0.570 Gabe Kapler, R OBP: 0.326, SLG: 0.378		G4-3		1B		P6				4	1	1	0	0	1	0				
34 David Ortiz, L OBP: 0.372, SLG: 0.595 Dave McCarty, R OBP: 0.356, SLG: 0.500	L9		E6	1B		G5-3		P6		4	1	0	0	0	0	1				
Kevin Millar, R OBP: 0.355, SLG: 0.485 Andy Abad, L	HR			1B		G6-3		P3		4	1	2	2	0	0	0				
Trot Nixon, L OBP: 0.402, SLG: 0.580	F7			BB				1B		2	2	1	0	1	0	0				
Bill Mueller, S OBP: 0.395, SLG: 0.540 Lou Merloni, R OBP: 0.376, SLG: 0.377			G1-3	1B				1B		4	1	2	1	0	1	1				
Doug Mirabeli, R OBP: 0.310, SLG: 0.442 Bill Haselman, R	K			SF9				1B		3	0	1	0	1	1	2				
				BB				2B		0	0	0	0	0	0	0				
Inning Stats	R: 0 E: 0 K: 1 S: 7	H: 0 LOB: 0 BB: 0 P: 12	R: 1 E: 0 K: 0 S: 14	H: 1 LOB: 0 BB: 0 P: 21	R: 0 E: 0 K: 1 S: 9	H: 0 LOB: 0 BB: 0 P: 13	R: 6 E: 1 K: 0 S: 22	H: 6 LOB: 2 BB: 2 P: 35	R: 0 E: 0 K: 1 S: 8	H: 1 LOB: 2 BB: 0 P: 10	R: 0 E: 0 K: 2 S: 13	H: 0 LOB: 0 BB: 0 P: 17	R: 4 E: 0 K: 0 S: 15	H: 4 LOB: 1 BB: 0 P: 23	R: 0 E: 0 K: 1 S: 16	H: 0 LOB: 0 BB: 0 P: 22	1B: 8 2B: 1 3B: 0 HR: 3	SF: 1 SAC: 0 DP: 0 HBP: 1	WP: 0 PB: 0 CS: 0	PA: 42
PITCHER	IP WLS BF H R ER SO BB IBB HBP BLK WP HR S P ERA WHIP																			
Roger Clemens, R ERA: 4.18	3.1 L 19 7 7 5 2 2 0 0 0 0 0 2 48 77 13.50 2.700																			
Chris Hammond, L ERA: 3.0	2.0 8 1 0 0 1 0 0 1 0 0 0 0 18 23 0.00 0.500																			
Felix Heredia, L ERA: 2.93	0.2 2 0 0 0 0 0 0 0 0 0 0 0 3 4 0.00 0.000																			
Antonio Osuna, R ERA: 3.89	1.2 7 2 2 2 2 0 0 0 0 0 0 0 21 30 10.80 1.200																			
Gabe White, L ERA: 4.24	1.1 6 2 2 2 1 0 0 0 0 0 0 1 23 32 13.50 1.500																			

Batter	1	2	3	4	5	6	7	8	9	AB	R	H	RBI	BB	SO	LOB	BOTTOM					
Alfonso Soriano, R OBP: 0.328, SLG: 0.496	F8			P3		G5-3		L9		4	0	1	0	0	0	0	Boston Red Sox @ New York Yankees Yankee Stadium, Bronx, NY Sat Sep 06 2003, 1:05 PM EDT Att: 55,237 - Sunny - 73 F					
Nick Johnson, L OBP: 0.436, SLG: 0.502	B1-3			F8		G5-3		G4-3		3	0	0	0	1	0	0						
Bernie Williams, S OBP: 0.370, SLG: 0.399	G4-3					G5-3				3	0	1	0	1	0	2						
25 Jason Giambi, L OBP: 0.413, SLG: 0.518 Luis Sojo, R		P4		F9		P6		P5		3	0	0	0	0	0	2						
20 Jorge Posada, S OBP: 0.398, SLG: 0.512 Michel Hernandez, R	G4-3									2	0	0	0	1	1	0						
Aaron Boone, R OBP: 0.322, SLG: 0.431 38 Drew Henson, R	K									2	0	0	0	1	1	1						
55 Hideki Matsui, L OBP: 0.369, SLG: 0.436 Fernando Seguinol, S		G4-3								3	0	2	0	0	0	0						
Enrique Wilson, S OBP: 0.260, SLG: 0.339		L8								3	0	0	0	0	0	3						
Karim Garcia, L OBP: 0.303, SLG: 0.449		F8						F8		3	0	0	0	0	0	2						
										1B: 3 2B: 1 3B: 0 HR: 0	SF: 0 SAC: 0 DP: 2 HBP: 0	WP: 0 PB: 0 CS: 0	PA: 34									
Inning Stats	R: 0 E: 0 K: 0 S: 4	H: 0 LOB: 0 BB: 0 P: 5	R: 0 E: 0 K: 1 S: 7	H: 0 LOB: 0 BB: 0 P: 12	R: 0 E: 0 K: 0 S: 7	H: 0 LOB: 0 BB: 0 P: 10	R: 0 E: 0 K: 0 S: 14	H: 1 LOB: 1 BB: 0 P: 20	R: 0 E: 0 K: 1 S: 11	H: 1 LOB: 2 BB: 1 P: 20	R: 0 E: 0 K: 0 S: 10	H: 1 LOB: 1 BB: 1 P: 20	R: 0 E: 0 K: 0 S: 7	H: 1 LOB: 1 BB: 1 P: 13	R: 0 E: 0 K: 0 S: 6	H: 0 LOB: 0 BB: 0 P: 10	R: 0 E: 0 K: 1 S: 9	H: 0 LOB: 2 BB: 2 P: 21	1B: 3 2B: 1 3B: 0 HR: 0	SF: 0 SAC: 0 DP: 2 HBP: 0	WP: 0 PB: 0 CS: 0	PA: 34
PITCHER	IP WLS BF H R ER SO BB IBB HBP BLK WP HR S P ERA WHIP																					
49 Tim Wakefield, R ERA: 4.3	7.0 W 26 4 0 0 0 2 3 0 0 0 0 0 60 100 0.00 1.000																					
50 Mike Timlin, R ERA: 3.51	1.0 3 0 0 0 0 0 0 0 0 0 0 0 6 10 0.00 0.000																					
Casey Fossum, L ERA: 5.47	1.0 5 0 0 0 1 2 0 0 0 0 0 0 9 21 0.00 2.000																					



Batter	1	2	3	4	5	6	7	8	9	AB	R	H	RBI	BB	SO	LOB	TOP			
18 Johnny Damon, L (1, 8) OBP: 0.346, SLG: 0.411	B3		P4			L4		E6		4	1	0	0	0	0	1	Boston Red Sox @ New York Yankees Yankee Stadium, Bronx, NY Sun Sep.07 2003, 1:05 PM EDT Att: 55,212 - Sunny - 74 F			
Bill Mueller, S (1, 5) OBP: 0.395, SLG: 0.539	G5-3					F9		1B		4	0	2	0	0	0	0				
Nomar Garciaparra, R (1, 6) OBP: 0.356, SLG: 0.542	F9					L7		F9		4	0	0	0	0	0	3				
Manny Ramirez, R (1, 7) OBP: 0.420, SLG: 0.571		P4						FC6-4		4	0	2	1	0	0	1				
34 David Ortiz, L (1, 10) OBP: 0.369, SLG: 0.589	F8							FC4-6		4	0	0	0	0	1	4				
Kevin Millar, R (1, 3) OBP: 0.356, SLG: 0.489	F9							FC6-4		3	0	2	0	1	0	0				
Jason Varitek, S (1, 2) OBP: 0.350, SLG: 0.523			G4-3					FC6-4		4	0	0	0	0	0	4				
Gabe Kapler, R (1, 9) OBP: 0.326, SLG: 0.377								FC6-4		3	0	1	0	0	0	3				
Trot Nixon, L (9, PH) OBP: 0.401, SLG: 0.579								FC6-4		1	0	0	0	0	0	1				
Damian Jackson, R (1, 4) OBP: 0.279, SLG: 0.310								FC6-4		2	0	0	0	0	1	2				
Lou Merloni, R (8, PH) OBP: 0.376, SLG: 0.375								G1-3		1	0	0	0	0	1	0				
Todd Walker, L (9, PH) OBP: 0.322, SLG: 0.407										1	0	0	0	0	0	1				
Inning Stats	R: 0 E: 0 K: 0 S: 6	H: 0 LOB: 0 BB: 0 P: 7	R: 0 E: 0 K: 0 S: 6	H: 0 LOB: 0 BB: 0 P: 8	R: 0 E: 0 K: 0 S: 9	H: 1 LOB: 1 BB: 0 P: 13	R: 0 E: 0 K: 0 S: 7	H: 1 LOB: 1 BB: 0 P: 10	R: 0 E: 0 K: 1 S: 12	H: 0 LOB: 0 BB: 0 P: 13	R: 0 E: 0 K: 1 S: 13	H: 1 LOB: 2 BB: 1 P: 21	R: 1 E: 1 K: 1 S: 15	H: 2 LOB: 1 BB: 0 P: 22	R: 0 E: 0 K: 0 S: 8	H: 1 LOB: 1 BB: 0 P: 12	1B: 5 2B: 2 3B: 0 HR: 0	SF: 0 SAC: 0 DP: 0 HBP: 0	WP: 0 PB: 0 SB: 1 CS: 0	PA: 36
PITCHER	IP WLS BF H R ER SO BB IBB HBP BLK WP HR S P ERA WHIP	7.1 W 29 5 1 0 3 1 0 0 0 0 0 70 99 0.00 0.818	1.2 S 7 2 0 0 0 0 0 0 0 0 0 0 15 23 0.00 1.200																	

Batter	1	2	3	4	5	6	7	8	9	AB	R	H	RBI	BB	SO	LOB	BOTTOM				
Alfonso Soriano, R (1, 4) OBP: 0.328, SLG: 0.496	G5-3		K			P4		S		4	1	1	0	0	1	0	Boston Red Sox @ New York Yankees Yankee Stadium, Bronx, NY Sun Sep.07 2003, 1:05 PM EDT Att: 55,212 - Sunny - 74 F				
Nick Johnson, L (1, 3) OBP: 0.437, SLG: 0.500	FC1-6					G6-3		2B		3	0	1	1	1	0	0					
2 Derek Jeter, R (1, 6) OBP: 0.391, SLG: 0.459	FC1-6							1B		3	0	1	0	1	0	1					
25 Jason Giambi, L (1, 10) OBP: 0.410, SLG: 0.514	K							BB		4	0	0	0	0	1	4					
20 Jorge Posada, S (1, 2) OBP: 0.398, SLG: 0.509			K			G4-3		HR		2	1	0	0	1	1	1					
Bernie Williams, S (1, 8) OBP: 0.369, SLG: 0.406		G1-3				G4-3		HR		3	1	1	2	0	0	0					
55 Hideki Matsui, L (1, 7) OBP: 0.349, SLG: 0.437								HR		3	0	1	0	0	0	0					
Aaron Boone, R (1, 5) OBP: 0.321, SLG: 0.428								2B		3	0	0	0	0	0	1					
Karim Garcia, L (1, 9) OBP: 0.300, SLG: 0.444										2	0	0	0	0	0	0					
Juan Rivera, R (8, PH) OBP: 0.275, SLG: 0.353								K		1	0	0	0	0	1	0					
Inning Stats	R: 0 E: 0 K: 1 S: 10	H: 0 LOB: 1 BB: 1 P: 17	R: 0 E: 0 K: 1 S: 8	H: 0 LOB: 0 BB: 0 P: 10	R: 0 E: 0 K: 1 S: 8	H: 0 LOB: 0 BB: 0 P: 9	R: 0 E: 0 K: 0 S: 5	H: 1 LOB: 1 BB: 0 P: 7	R: 0 E: 0 K: 0 S: 5	H: 0 LOB: 0 BB: 0 P: 10	R: 0 E: 0 K: 0 S: 8	H: 0 LOB: 0 BB: 0 P: 14	R: 2 E: 0 K: 0 S: 17	H: 2 LOB: 1 BB: 1 P: 33	R: 1 E: 0 K: 1 S: 9	H: 2 LOB: 1 BB: 1 P: 18	1B: 2 2B: 2 3B: 0 HR: 1	SF: 0 SAC: 0 DP: 1 HBP: 0	WP: 1 PB: 0 SB: 2 CS: 0	PA: 31	
PITCHER	IP WLS BF H R ER SO BB IBB HBP BLK WP HR S P ERA WHIP	7.0 L 26 3 2 2 3 2 0 0 0 0 0 61 100 2.57 0.714	0.1 3 2 1 1 1 0 0 0 0 0 0 6 9 27.00 6.000	0.0 1 0 0 0 0 1 0 0 0 1 0 1 5 * * * *	0.2 1 0 0 0 0 0 0 0 0 0 0 2 4 0.00 0.000																

Batter	1	2	3	4	5	6	7	8	9	AB	R	H	RBI	BB	SO	LOB	TOP										
Frank Catalanotto, L (1.7) OBP: 0.353, SLG: 0.479 Dave Berg, R (9. PH) OBP: 0.334, SLG: 0.387	1-1 P3	2-0 F8			1-1 G6-3		0-0 1B		2-2 G6-3	4	0	1	0	0	0	2											
Mike Bordick, R (1.6) OBP: 0.336, SLG: 0.395	0-1 F9		2-2 G6-3		2-3 K		1-3 K			4	0	0	0	0	0	2											
10 Vernon Wells, R (1.8) OBP: 0.359, SLG: 0.546 3 Reed Johnson, R (8.8) OBP: 0.337, SLG: 0.394	0-1 1B		0-0 2B		0-0 1B			2-2 G1-3		4	0	3	1	0	0	0											
Carlos Delgado, L (1.3) OBP: 0.431, SLG: 0.578 Tom Wilson, R (8.3) OBP: 0.333, SLG: 0.402	2-3 K		2-3 K		3-H 1B			2-1 HBP 1B		4	0	1	0	0	0	3											
Greg Myers, L (1.2) OBP: 0.380, SLG: 0.490 Kevin Cash, R (7.2) OBP: 0.190, SLG: 0.185		2-2 G3	1-1 G4-3					1-0 G6-3		3	0	0	0	0	0	1											
Josh Phelps, R (1.10) OBP: 0.360, SLG: 0.480		1-0 BB 2B 1B		2-3 K		3-1 G6-3		1-1 HBP		4	1	1	0	0	1	2											
Eric Hinske, L (1.5) OBP: 0.330, SLG: 0.439 Howie Clark, L (8.5) OBP: 0.400, SLG: 0.431		4-2 BB 2B		0-2 G4-3		0-0 G3		0-3 K		3	1	0	0	1	1	2											
Bobby Kielty, S (1.9) OBP: 0.359, SLG: 0.399		0-0 L9		2-1 L3			1-3 K		3-1 F8	4	0	0	0	0	1	2											
Orlando Hudson, S (1.4) OBP: 0.335, SLG: 0.394		1-2 1-H 2-H 2B			0-0 G6-3 10 1B 2B		2-3 K		1-2 G6-3	4	1	2	2	0	1	0											
Inning Stats	R: 0 E: 0 K: 1 S: 9	H: 1 LOB: 1 BB: 0 P: 12	R: 2 E: 0 K: 0 S: 15	H: 2 LOB: 1 BB: 1 P: 25	R: 0 E: 0 K: 1 S: 9	H: 1 LOB: 1 BB: 0 P: 14	R: 0 E: 0 K: 1 S: 8	H: 0 LOB: 0 BB: 0 P: 12	R: 1 E: 0 K: 2 S: 11	H: 2 LOB: 1 BB: 0 P: 14	R: 0 E: 0 K: 0 S: 4	H: 0 LOB: 0 BB: 0 P: 7	R: 0 E: 0 K: 3 S: 10	H: 1 LOB: 1 BB: 0 P: 14	R: 0 E: 0 K: 1 S: 10	H: 1 LOB: 2 BB: 0 P: 16	R: 0 E: 0 K: 0 S: 10	H: 0 LOB: 0 BB: 0 P: 16	1B: 5 2B: 3 3B: 0 HR: 0	SF: 0 SAC: 0 DP: 0 HBP: 1	WP: 0 PB: 0 SB: 0 CS: 0	PA: 37					
PITCHER	IP	WLS	BF	H	R	ER	SO	BB	IBB	HBP	BLK	WP	HR	S	P	ERA	WHIP										
35 Mike Mussina, R (1.1) ERA: 3.24	7.0	W	29	7	3	3	8	1	0	0	0	0	0	66	98	3.86	1.143										
Antonio Osuna, R (8.1) ERA: 3.63	0.2		4	1	0	0	0	0	0	1	0	0	0	7	13	0.00	1.500										
Felix Heredia, L (8.1) ERA: 2.88	1.1		4	0	0	0	1	0	0	0	0	0	0	13	19	0.00	0.000										

Toronto Blue Jays @ New York Yankees
 Yankee Stadium, Bronx, NY
 Mon Sep 08 2003, 1:05 PM EDT
 Att: 8,848 - Cloudy - 75 F

AB	35
R	3
H	8
RBI	3
BB	1
SO	9
LOB	14



Batter	1	2	3	4	5	6	7	8	9	AB	R	H	RBI	BB	SO	LOB	BOTTOM										
Alfonso Soriano, R (1.4) OBP: 0.331, SLG: 0.497	2-2 1B WP 25 E 1B			1-0 2 1B 1B	2-1 G4-3 HBP		0-3 K		0-0 1B	5	2	3	0	0	2	2											
Nick Johnson, L (1.3) OBP: 0.438, SLG: 0.496	4-1 25 E 2 1B 55 1B BB			0-0 2 1B FC4-6 1B	0-1 G4-3		1-3 K		3-2 F7	4	2	1	0	2	1	4											
2 Derek Jeter, R (1.6) OBP: 0.393, SLG: 0.461	0-0 55 1B 25 E 1B			2-0 FC4-6 25 BB 55 1B 1B	1-1 G5-3		1-2 25 1B			5	2	3	1	0	0	2											
25 Jason Giambi, L (1.10) OBP: 0.413, SLG: 0.515	2-1 E1 55 1B			4-1 FC4-6 1B	4-2 BB BB		1-0 G1-3 1B			3	0	2	0	2	0	2											
Bernie Williams, S (1.8) OBP: 0.365, SLG: 0.401	2-3 K			1-1 FC4-6 55 2B 1B	3-2 FC4-6 55 1B E		1-2 F7		3-1 G1-3	5	2	0	1	0	1	10											
55 Hideki Matsui, L (1.7) OBP: 0.351, SLG: 0.441	0-1 1B			1-0 1B	1-0 E 1B		1-1 G1-3		3-3 K	5	0	3	3	0	1	2											
Aaron Boone, R (1.5) OBP: 0.321, SLG: 0.430	1-2 2-H 3-H 1B			1-1 2-3 3-H 1B	1-2 E5		2-1 1B 2B		3-2 P3	5	1	2	1	0	1	5											
Karim Garcia, L (1.9) OBP: 0.298, SLG: 0.438	2-3 K			2-3 3-H 1B	1-3 K		0-0 1B 2B		1-2 F8	5	0	1	1	0	3	6											
John Flaherty, R (1.2) OBP: 0.271, SLG: 0.440				0-0 F7	0-0 P4		3-2 P4		2-1 P4	5	0	1	0	0	0	4											
Inning Stats	R: 3 E: 1 K: 3 S: 21	H: 3 LOB: 2 BB: 1 P: 35	R: 0 E: 0 K: 1 S: 7	H: 0 LOB: 1 BB: 1 P: 12	R: 1 E: 0 K: 1 S: 11	H: 3 LOB: 0 BB: 0 P: 15	R: 4 E: 1 K: 1 S: 17	H: 4 LOB: 2 BB: 1 P: 33	R: 0 E: 0 K: 0 S: 10	H: 0 LOB: 2 BB: 1 P: 18	R: 1 E: 0 K: 2 S: 15	H: 3 LOB: 2 BB: 0 P: 21	R: 0 E: 0 K: 1 S: 13	H: 2 LOB: 2 BB: 0 P: 24	R: 0 E: 0 K: 0 S: 9	H: 1 LOB: 1 BB: 0 P: 15	1B: 14 2B: 2 3B: 0 HR: 0	SF: 0 SAC: 0 DP: 0 HBP: 1	WP: 1 PB: 0 SB: 1 CS: 0	PA: 47							
PITCHER	IP	WLS	BF	H	R	ER	SO	BB	IBB	HBP	BLK	WP	HR	S	P	ERA	WHIP										
Kelvim Escobar, R (1.1) ERA: 4.55	3.1	L	24	10	8	6	5	3	0	0	0	0	0	47	81	16.20	3.900										
Brian Bowles, R (4.1) ERA: 2.57	1.2		8	0	0	0	1	1	0	1	0	0	0	19	32	0.00	0.600										
Dan Reichert, R (6.1) ERA: 5.73	1.0		6	3	1	1	2	0	0	0	0	0	0	15	21	9.00	3.000										
Vinnie Chulk, R (7.1) ERA:	2.0		9	3	0	0	1	0	0	0	0	0	0	22	39	0.00	1.500										

Toronto Blue Jays @ New York Yankees
 Yankee Stadium, Bronx, NY
 Mon Sep 08 2003, 1:05 PM EDT
 Att: 8,848 - Cloudy - 75 F


AB	42
R	9
H	16
RBI	7
BB	4
SO	9
LOB	37



Batter	1	2	3	4	5	6	7	8	9	AB	R	H	RBI	BB	SO	LOB	TOP					
Alex Sanchez, L (1, 8) OBP: 0.313, SLG: 0.363	G5-3		K				P6	F7		5	0	1	0	0	1	1						
Warren Morris, L (1, 4) OBP: 0.326, SLG: 0.368	G5-3			1B	FC5-4		G4-3		E1	5	0	1	0	0	0	2						
Bobby Higginson, L (1, 9) OBP: 0.320, SLG: 0.373	K			1B	BB		BB	F8		4	0	2	0	1	1	1						
Dmitri Young, S (1, 10) OBP: 0.364, SLG: 0.542		K		K	BB		BB	K		3	0	0	1	2	3	2						
Carlos Pena, L (1, 3) OBP: 0.332, SLG: 0.467					L3					1	0	0	0	3	0	3						
Kevin Witt, L (1, 7) OBP: 0.309, SLG: 0.415		BB																				
Craig Monroe, R (6, PH) OBP: 0.272, SLG: 0.427	K			L6		G1-3		F9		2	0	0	0	0	1	3						
Shane Halter, R (1, 5) OBP: 0.278, SLG: 0.340										4	0	1	0	0	1	1						
15 Brandon Inge, R (1, 2) OBP: 0.260, SLG: 0.353			G6-3			G5-3		K		4	1	1	0	0	1	1						
Ramon Santiago, S (1, 6) OBP: 0.287, SLG: 0.275			K							4	1	2	1	0	1	1						
Inning Stats	R: 0 E: 0 K: 1 S: 7	H: 0 LOB: 0 BB: 0 P: 10	R: 0 E: 0 K: 2 S: 12	H: 0 LOB: 1 BB: 21 P: 21	R: 0 E: 0 K: 2 S: 7	H: 1 LOB: 0 BB: 0 P: 11	R: 0 E: 0 K: 1 S: 11	H: 2 LOB: 2 BB: 1 P: 21	R: 2 E: 0 K: 0 S: 17	H: 3 LOB: 3 BB: 2 P: 34	R: 0 E: 0 K: 0 S: 7	H: 1 LOB: 1 BB: 0 P: 10	R: 0 E: 0 K: 1 S: 16	H: 1 LOB: 3 BB: 2 P: 28	R: 0 E: 0 K: 2 S: 9	H: 1 LOB: 1 BB: 0 P: 12	R: 0 E: 1 K: 1 S: 14	H: 0 LOB: 2 BB: 0 P: 19	1B: 8 2B: 0 3B: 0 HR: 0	SF: 0 SAC: 0 DP: 0 HBP: 1	WP: 0 PB: 1 SB: 1 CS: 0	PA: 42
PITCHER	IP	WLS	BF	H	R	ER	SO	BB	IBB	HBP	BLK	WP	HR	S	P	ERA	WHIP					
Jose Contreras, R (1, 1) ERA: 4.4	4.2		22	5	2	2	6	4	0	0	0	0	0	51	94	3.86	1.929					
Felix Heredia, L (5, 1) ERA: 2.51	2.0		10	2	0	0	0	1	1	0	0	0	0	21	33	0.00	1.500					
Jeff Nelson, R (7, 1) ERA: 3.78	1.0	W	4	1	0	0	3	0	0	0	0	0	0	13	19	0.00	1.000					
Gabe White, L (8, 1) ERA: 4.2	0.1	S	1	0	0	0	0	0	0	0	0	0	0	1	1	0.00	0.000					
42 Mariano Rivera, R (9, 1) ERA: 1.87	1.0	S	5	0	0	0	1	0	0	1	0	0	0	14	19	0.00	0.000					

Detroit Tigers @ New York Yankees
 Yankee Stadium, Bronx, NY
 Tue Sep 09 2003, 7:05 PM EDT
 Att: 31,826 - Cloudy - 68 F


AB 35
 R 2
 H 8
 RBI 2
 BB 6
 SO 10
 LOB 20



Batter	1	2	3	4	5	6	7	8	9	AB	R	H	RBI	BB	SO	LOB	BOTTOM				
Alfonso Soriano, R (1, 4) OBP: 0.333, SLG: 0.498	1B	F9								3	1	2	0	1	0	1					
Nick Johnson, L (1, 3) OBP: 0.439, SLG: 0.496	2B									4	1	2	0	0	1	2					
2 Derek Jeter, R (1, 6) OBP: 0.392, SLG: 0.459	F9									4	0	1	0	0	2	3					
20 Jorge Posada, S (1, 2) OBP: 0.398, SLG: 0.508										3	0	1	2	1	2	2					
38 Drew Henson, R (8, PR)										0	1	0	0	0	0	0					
John Flaherty, R (9, 2) OBP: 0.271, SLG: 0.440										0	0	0	0	0	0	0					
Ruben Sierra, S (1, 10) OBP: 0.336, SLG: 0.407	FC6-4									4	1	1	0	0	0	3					
Bernie Williams, S (1, 8) OBP: 0.386, SLG: 0.401	G6-3									3	0	1	1	1	0	1					
55 Hideki Matsui, L (1, 7) OBP: 0.350, SLG: 0.439										2	0	0	1	1	1	2					
Aaron Boone, R (1, 5) OBP: 0.319, SLG: 0.427										4	0	0	0	0	0	2					
Juan Rivera, R (1, 9) OBP: 0.270, SLG: 0.345										3	0	0	0	0	2	1					
Inning Stats	R: 2 E: 0 K: 0 S: 13	H: 2 LOB: 1 BB: 1 P: 27	R: 0 E: 0 K: 1 S: 13	H: 0 LOB: 1 BB: 1 P: 22	R: 0 E: 0 K: 2 S: 10	H: 1 LOB: 0 BB: 0 P: 12	R: 0 E: 0 K: 0 S: 5	H: 0 LOB: 0 BB: 0 P: 7	R: 0 E: 0 K: 2 S: 16	H: 1 LOB: 2 BB: 1 P: 22	R: 0 E: 0 K: 2 S: 10	H: 1 LOB: 1 BB: 0 P: 15	R: 2 E: 0 K: 1 S: 19	H: 2 LOB: 1 BB: 1 P: 27	1B: 8 2B: 0 3B: 0 HR: 0	SF: 1 SAC: 0 DP: 0 HBP: 0	WP: 0 PB: 0 SB: 0 CS: 1	PA: 35			
PITCHER	IP	WLS	BF	H	R	ER	SO	BB	IBB	HBP	BLK	WP	HR	S	P	ERA	WHIP				
29 Nate Robertson, L (1, 1) ERA: 4.15	6.0		25	5	2	2	5	3	0	0	0	0	0	66	103	3.00	1.333				
Matt Anderson, R (7, 1) ERA: 4.6	0.2		3	1	0	0	1	0	0	0	0	0	0	7	11	0.00	1.500				
Jamie Walker, L (7, 1) ERA: 3.43	0.1		1	0	0	0	1	0	0	0	0	0	0	3	4	0.00	0.000				
Fernando Rodney, R (8, 1) ERA: 7.84	1.0	L	6	2	2	2	1	1	0	0	0	0	0	19	27	18.00	3.000				

Detroit Tigers @ New York Yankees
 Yankee Stadium, Bronx, NY
 Tue Sep 09 2003, 7:05 PM EDT
 Att: 31,826 - Cloudy - 68 F


AB 30
 R 4
 H 8
 RBI 4
 BB 4
 SO 8
 LOB 17



Batter	1	2	3	4	5	6	7	8	9	AB	R	H	RBI	BB	SO	LOB	TOP								
Alex Sanchez, L (1,8) OBP: 0.314, SLG: 0.362	1-1 G3		4-2 E 1B BB	0-0 1B			0-1 G1-3		2-1 G4-3	4	1	1	0	1	0	1									
Danny Klassen, R (1,5) OBP: 0.276, SLG: 0.347	0-3 K		1-2 FC1 BB E 1B	2-3 K			1-1 P3			4	1	0	0	0	2	3									
Bobby Higginson, L (1,9) OBP: 0.319, SLG: 0.371 Andres Torres, S (7,9) OBP: 0.258, SLG: 0.286	3-2 G1-3		0-2 BB E 1B		2-3 K		2-3 K			4	1	1	1	0	2	1									
Dmitri Young, S (1,10) OBP: 0.362, SLG: 0.537		1-3 K	0-3 K		1-0 G4-3			0-1 F8		4	0	0	0	0	2	2									
Craig Monroe, R (1,7) OBP: 0.272, SLG: 0.423	0-1 G4-3		4-2 E BB		2-2 G1-3			1-2 F7		3	0	0	0	1	0	0									
Carlos Pena, L (1,3) OBP: 0.331, SLG: 0.464	3-1 1B		0-1 E3		1-1 G4-3			2-2 G4-3		4	0	1	0	0	0	1									
Shane Halter, R (1,4) OBP: 0.278, SLG: 0.349	1-0 G5-3		1-3 2-H 3-H K		1-0 E3			1-2 HR		4	1	1	1	0	1	3									
15 Brandon Inge, R (1,2) OBP: 0.257, SLG: 0.349 A.J. Hinch, R (6,2) OBP: 0.206, SLG: 0.299			2-3 K	2-2 G3		0-2 G5-4-3		3-2 F7		3	0	0	0	0	1	1									
Ramon Santiago, S (1,6) OBP: 0.289, SLG: 0.278			4-0 FC1 BB E BB	1-2 P3			0-0 2B	3-3 K		3	1	1	0	1	1	0									
Inning Stats	R: 0 E: 0 K: 1 S: 8	H: 0 LOB: 0 BB: 0 P: 12	R: 0 E: 0 K: 1 S: 8	H: 1 LOB: 1 BB: 0 P: 13	R: 4 E: 2 K: 3 S: 25	H: 1 LOB: 2 BB: 3 P: 42	R: 0 E: 0 K: 1 S: 15	H: 1 LOB: 1 BB: 0 P: 19	R: 0 E: 0 K: 0 S: 6	H: 0 LOB: 0 BB: 0 P: 12	R: 0 E: 1 K: 0 S: 6	H: 0 LOB: 0 BB: 0 P: 8	R: 0 E: 0 K: 1 S: 8	H: 1 LOB: 1 BB: 0 P: 11	R: 0 E: 0 K: 0 S: 8	H: 0 LOB: 0 BB: 0 P: 11	R: 1 E: 0 K: 1 S: 12	H: 1 LOB: 0 BB: 0 P: 21	1B: 3 2B: 1 3B: 0 HR: 1	SF: 0 SAC: 0 DP: 1 HBP: 0	WP: 0 PB: 0 SB: 0 CS: 0	PA: 37			
PITCHER	IP	WLS	BF	H	R	ER	SO	BB	IBB	HBP	BLK	WP	HR	S	P	ERA	WHIP								
Andy Pettitte, L (1,1) ERA: 4.3	6.0	W	26	3	4	2	7	3	0	0	0	0	0	69	106	3.00	1.000								
Chris Hammond, L (7,1) ERA: 2.9	2.0		7	1	0	0	1	0	0	0	0	0	0	16	22	0.00	0.500								
43 Jorge De Paula, R (9,1) ERA: 3.0	1.0		4	1	1	1	1	0	0	0	0	0	1	12	21	9.00	1.000								

Detroit Tigers @ New York Yankees
Yankee Stadium, Bronx, NY
Wed Sep 10 2003, 7:05 PM EDT
Att: 34,000 - Sunny - 74 F


AB 34
R 5
H 5
RBI 2
BB 3
SO 9
LOB 12



Batter	1	2	3	4	5	6	7	8	9	AB	R	H	RBI	BB	SO	LOB	BOTTOM								
Alfonso Soriano, R (1,4) OBP: 0.332, SLG: 0.494	0-0 BB S 20 1B	0-0 P2		2-3 K	0-3 K			G4-3		6	1	1	0	0	2	6									
Nick Johnson, L (1,3) OBP: 0.444, SLG: 0.510	4-2 BB 20 1B	0-1 HR		4-2 25 HBP BB 2 1B	1-3 K2-3			2-0 BB 2 HBP 20 1B		3	4	2	1	2	1	1									
2 Derek Jeter, R (1,6) OBP: 0.392, SLG: 0.457 Enrique Wilson, S (6,PR) OBP: 0.260, SLG: 0.339	1-3 K	0-0 G5-3		0-0 BB 25 FC3-6 1B		1-3 K		2-2 BB 20 HR HBP		4	1	1	1	0	2	2									
25 Jason Giambi, L (1,10) OBP: 0.413, SLG: 0.512	3-1 F4		2-3 K	4-2 20 FC3-6 BB HBP		4-2 G6-3		0-2 F8		3	0	0	1	1	1	4									
Bernie Williams, S (1,8) OBP: 0.369, SLG: 0.398	4-2 55 2B BB		0-3 K	4-1 20 FC3-6 BB		0-0 G6-3		4-2 20 HR BB		2	2	0	1	3	1	1									
20 Jorge Posada, S (1,2) OBP: 0.402, SLG: 0.517 Michel Hernandez, R (9,2)	1-2 55 2B 1B		1-1 FC3-6	1-2 2-H 3-H 1B			4-1 55 G4-6-3 BB	3-2 HR		4	2	3	7	1	0	2									
55 Hideki Matsui, L (1,7) OBP: 0.351, SLG: 0.446	0-2 2B		2-2 2-6	1-2 HR			0-0 G4-6-3	1-2 E3		5	1	2	3	0	1	4									
Aaron Boone, R (1,5) OBP: 0.320, SLG: 0.432	1-1 L4			1-0 E 2 1B 1B	2-1 G5-3		0-1 HR	0-0 E7		5	2	2	1	0	0	2									
Karim Garcia, L (1,9) OBP: 0.296, SLG: 0.433		2-2 F9		0-0 E3 2 25 HBP 1B			1-3 K	3-2 E3 FC3-4		5	1	1	0	0	1	3									
Inning Stats	R: 4 E: 0 K: 1 S: 19	H: 3 LOB: 1 BB: 2 P: 33	R: 1 E: 0 K: 0 S: 7	H: 1 LOB: 0 BB: 0 P: 9	R: 0 E: 0 K: 2 S: 11	H: 1 LOB: 1 BB: 0 P: 16	R: 5 E: 1 K: 2 S: 19	H: 3 LOB: 2 BB: 2 P: 40	R: 0 E: 0 K: 2 S: 9	H: 1 LOB: 1 BB: 0 P: 13	R: 0 E: 0 K: 1 S: 7	H: 0 LOB: 0 BB: 1 P: 12	R: 1 E: 0 K: 1 S: 7	H: 1 LOB: 0 BB: 1 P: 12	R: 4 E: 3 K: 0 S: 29	H: 2 LOB: 3 BB: 1 P: 46	1B: 7 2B: 1 3B: 0 HR: 4	SF: 0 SAC: 0 DP: 2 HBP: 2	WP: 0 PB: 0 SB: 1 CS: 0	PA: 46					
PITCHER	IP	WLS	BF	H	R	ER	SO	BB	IBB	HBP	BLK	WP	HR	S	P	ERA	WHIP								
Gary Knotts, R (1,1) ERA: 5.4	3.1	L	22	8	10	8	4	3	0	0	0	0	0	0	0	21.60	3.300								
Eric Eckstein, L (4,1) ERA: 2.77	0.0		1	0	0	0	0	0	0	1	0	0	0	3	7										
Chris Spurling, R (4,1) ERA: 4.93	0.2		3	0	0	0	1	1	0	0	0	0	0	5	12	0.00	1.500								
38 Jeremy Bonderman, R (5,1) ERA: 5.64	2.0		7	1	0	0	3	1	0	0	0	0	0	16	25	0.00	1.000								
Franklyn German, R (7,1) ERA: 4.99	1.0		4	1	1	1	1	1	0	0	0	0	1	7	12	9.00	2.000								
PITCHER	IP	WLS	BF	H	R	ER	SO	BB	IBB	HBP	BLK	WP	HR	S	P	ERA	WHIP								
53 Brian Schmack, R (8,1) ERA: 5.63	0.2		8	2	4	4	0	1	0	1	0	0	0	0	0	54.00	4.500								
Danny Patterson, R (8,1) ERA: 4.09	0.1		2	0	0	0	0	0	0	0	0	0	0	6	9	0.00	0.000								

Detroit Tigers @ New York Yankees
Yankee Stadium, Bronx, NY
Wed Sep 10 2003, 7:05 PM EDT
Att: 34,000 - Sunny - 74 F

AB 37
R 15
H 12
RBI 15
BB 7
SO 9
LOB 25



Batter	1	2	3	4	5	6	7	8	9	AB	R	H	RBI	BB	SO	LOB	TOP				
Alex Sanchez, L (1, 8) OBP: 0.313, SLG: 0.361	F7		K				B3			4	0	1	0	0	1	2	Detroit Tigers @ New York Yankees Yankee Stadium, Bronx, NY Thu Sep 11 2003, 7:05 PM EDT Att: 31,915 - Sunny - 73 F				
Warren Morris, L (1, 4) OBP: 0.322, SLG: 0.364 Ben Petrick, R (8, PH) OBP: 0.264, SLG: 0.379	F8		G4-3					K		3	0	0	0	0	0	2					
Bobby Higginson, L (1, 9) OBP: 0.319, SLG: 0.369 Andres Torres, S (8, 9)	G4-3			S	1B	P6		L7		3	1	0	0	1	0	0					
Dmitri Young, S (1, 10) OBP: 0.363, SLG: 0.539		K						F7		4	0	2	0	0	1	0					
Kevin Witt, L (1, 3) OBP: 0.304, SLG: 0.409		K								4	0	0	0	0	3	3					
Craig Monroe, R (1, 7) OBP: 0.275, SLG: 0.425				SF9				G1-3		3	0	2	1	0	0	0					
Shane Halter, R (1, 5) OBP: 0.278, SLG: 0.347	CS			P4				F8		4	0	1	0	0	1	1					
15 Brandon Inge, R (1, 2) OBP: 0.261, SLG: 0.352										3	1	1	0	1	0	1					
Ramon Santiago, S (1, 6) OBP: 0.290, SLG: 0.278										3	0	1	1	0	1	1					
Inning Stats	R: 0 E: 0 K: 0 S: 9	H: 0 LOB: 0 BB: 0 P: 14	R: 0 E: 0 K: 2 S: 9	H: 1 LOB: 0 BB: 0 P: 17	R: 1 E: 0 K: 1 S: 13	H: 2 LOB: 1 BB: 0 P: 20	R: 1 E: 0 K: 2 S: 15	H: 1 LOB: 1 BB: 0 P: 25	R: 0 E: 0 K: 0 S: 10	H: 1 LOB: 2 BB: 0 P: 20	R: 0 E: 0 K: 1 S: 6	H: 0 LOB: 1 BB: 1 P: 11	R: 0 E: 0 K: 1 S: 13	H: 0 LOB: 0 BB: 0 P: 20	R: 0 E: 0 K: 1 S: 9	H: 1 LOB: 1 BB: 0 P: 15	1B: 6 2B: 2 3B: 0 HR: 0	SF: 1 SAC: 0 DP: 0 HBP: 0	WP: 0 PB: 0 SB: 4 CS: 1	PA: 36	
PITCHER	IP	WLS	BF	H	R	ER	SO	BB	IBB	HBP	BLK	WP	HR	S	P	ERA	WHIP				
Roger Clemens, R (1, 1) ERA: 4.13	6.2	W	27	7	2	2	6	2	0	0	0	0	0	69	120	2.70	1.350				
Gabe White, L (7, 1) ERA: 4.07	1.1	H	4	0	0	0	1	0	0	0	0	0	0	14	21	0.00	0.000				
42 Mariano Rivera, R (9, 1) ERA: 1.84	1.0	S	4	1	0	0	1	0	0	0	0	0	0	9	15	0.00	1.000				

Batter	1	2	3	4	5	6	7	8	9	AB	R	H	RBI	BB	SO	LOB	BOTTOM				
Alfonso Soriano, R (1, 4) OBP: 0.333, SLG: 0.494	G5-3									4	0	2	0	0	0	0	Detroit Tigers @ New York Yankees Yankee Stadium, Bronx, NY Thu Sep 11 2003, 7:05 PM EDT Att: 31,915 - Sunny - 73 F				
Nick Johnson, L (1, 10) OBP: 0.445, SLG: 0.519										3	1	1	1	1	0	1					
2 Derek Jeter, R (1, 6) OBP: 0.393, SLG: 0.458	G4-3									4	1	2	0	0	0	2					
25 Jason Giambi, L (1, 3) OBP: 0.414, SLG: 0.510	F8									3	1	1	0	1	0	0					
Bernie Williams, S (1, 8) OBP: 0.368, SLG: 0.405										4	1	1	1	0	0	4					
20 Jorge Posada, S (1, 2) OBP: 0.401, SLG: 0.515										4	0	1	2	0	2	0					
55 Hideki Matsui, L (1, 7) OBP: 0.352, SLG: 0.446										4	1	2	0	0	0	0					
Aaron Boone, R (1, 5) OBP: 0.320, SLG: 0.431										3	0	1	1	0	0	1					
Karim Garcia, L (1, 9) OBP: 0.292, SLG: 0.427										3	0	0	0	0	1	1					
Inning Stats	R: 1 E: 0 K: 0 S: 8	H: 1 LOB: 0 BB: 0 P: 12	R: 0 E: 0 K: 1 S: 7	H: 0 LOB: 0 BB: 0 P: 10	R: 0 E: 0 K: 1 S: 11	H: 1 LOB: 1 BB: 0 P: 17	R: 3 E: 0 K: 0 S: 13	H: 5 LOB: 1 BB: 0 P: 18	R: 0 E: 0 K: 0 S: 13	H: 1 LOB: 2 BB: 1 P: 22	R: 0 E: 0 K: 0 S: 4	H: 1 LOB: 0 BB: 0 P: 7	R: 0 E: 0 K: 0 S: 5	H: 1 LOB: 1 BB: 1 P: 12	R: 1 E: 0 K: 1 S: 11	H: 1 LOB: 0 BB: 0 P: 20	1B: 9 2B: 0 3B: 0 HR: 2	SF: 0 SAC: 0 DP: 2 HBP: 0	WP: 0 PB: 0 SB: 1 CS: 0	PA: 34	
PITCHER	IP	WLS	BF	H	R	ER	SO	BB	IBB	HBP	BLK	WP	HR	S	P	ERA	WHIP				
34 Nate Cornejo, R (1, 1) ERA: 4.46	8.0	L	34	11	5	5	3	2	0	0	0	0	2	72	118	5.62	1.625				

AB	32
R	2
H	8
RBI	2
BB	2
SO	8
LOB	10



AB	32
R	5
H	11
RBI	5
BB	2
SO	3
LOB	9



Batter	1	2	3	4	5	6	7	8	9	AB	R	H	RBI	BB	SO	LOB	TOP					
13 Carl Crawford, L OBP: 0.316, SLG: 0.371			G4-3				G1-3			5	1	2	2	0	1	2	Tampa Bay Devil Rays @ New York Yankees Yankee Stadium, Bronx, NY Fri Sep 12 2003, 7:05 PM EDT Att: 37,401 - Cloudy - 69 F					
Julio Lugo, R OBP: 0.323, SLG: 0.389			E6				FC5-2			5	0	2	0	0	1	3						
Aubrey Huff, L OBP: 0.369, SLG: 0.557			P4							5	0	1	1	0	1	4						
5 Rocco Baldelli, R OBP: 0.328, SLG: 0.418										5	1	1	0	0	2	2						
31 Jonny Gomes, R OBP: 0.667, SLG: 1.000										3	0	2	0	0	0	1						
Al Martin, L OBP: 0.299, SLG: 0.362										1	0	0	0	0	1	0						
Travis Lee, L OBP: 0.351, SLG: 0.460										2	0	1	1	1	1	1						
Toby Hall, R OBP: 0.392, SLG: 0.390										3	0	0	0	0	0	4						
Pete Laforest, L OBP: 0.182, SLG: 0.190										1	0	0	0	0	1	1						
Marlon Anderson, L OBP: 0.330, SLG: 0.374										4	2	3	0	0	0	1						
Damian Rolls, R OBP: 0.300, SLG: 0.388			L6							4	0	1	0	0	1	2						
Inning Stats	R: 0 E: 0 K: 2 S: 11	H: 0 LOB: 0 BB: 0 P: 14	R: 1 E: 0 K: 0 S: 12	H: 2 LOB: 1 BB: 0 P: 19	R: 0 E: 1 K: 0 S: 9	H: 1 LOB: 1 BB: 0 P: 12	R: 0 E: 0 K: 1 S: 13	H: 1 LOB: 1 BB: 0 P: 18	R: 1 E: 0 K: 0 S: 10	H: 2 LOB: 0 BB: 0 P: 12	R: 0 E: 0 K: 0 S: 12	H: 2 LOB: 2 BB: 0 P: 19	R: 0 E: 0 K: 1 S: 14	H: 2 LOB: 2 BB: 0 P: 18	R: 0 E: 0 K: 3 S: 13	H: 0 LOB: 1 BB: 1 P: 22	R: 2 E: 0 K: 2 S: 23	H: 3 LOB: 1 BB: 0 P: 30	1B: 12 2B: 2 3B: 0 HR: 0	SF: 1 SAC: 0 DP: 1 HBP: 0	WP: 0 PB: 0 CS: 0	PA: 40
PITCHER	IP WLS BF H R ER SO BB IBB HBP BLK WP HR S P ERA WHIP																					
David Wells, L ERA: 4.21	(1, 1) 7.0 W 30 10 2 2 4 0 0 0 0 0 0 0 81 112 2.57 1.429																					
Jeff Nelson, R ERA: 3.71	(8, 1) 1.0 4 0 0 0 3 1 0 0 0 0 0 0 13 22 0.00 1.000																					
Antonio Osuna, R ERA: 4.14	(9, 1) 1.0 6 3 2 2 2 0 0 0 0 0 0 0 23 30 18.00 3.000																					

Batter	1	2	3	4	5	6	7	8	9	AB	R	H	RBI	BB	SO	LOB	BOTTOM			
Alfonso Soriano, R OBP: 0.332, SLG: 0.492							G4-3			5	1	1	0	0	0	3	Tampa Bay Devil Rays @ New York Yankees Yankee Stadium, Bronx, NY Fri Sep 12 2003, 7:05 PM EDT Att: 37,401 - Cloudy - 69 F			
Nick Johnson, L OBP: 0.450, SLG: 0.522										4	0	3	1	1	0	0				
2 Derek Jeter, R OBP: 0.456										4	1	1	0	0	1	2				
Enrique Wilson, S OBP: 0.266, SLG: 0.339										0	0	0	0	0	1	0				
25 Jason Giambi, L OBP: 0.417, SLG: 0.522										5	1	4	2	0	1	2				
Bernie Williams, S OBP: 0.364, SLG: 0.399										5	0	0	1	0	2	3				
20 Jorge Posada, S OBP: 0.403, SLG: 0.515										4	3	2	0	1	0	1				
55 Hideki Matsui, L OBP: 0.352, SLG: 0.445										4	1	1	0	1	0	1				
Aaron Boone, R OBP: 0.324, SLG: 0.442										3	2	3	4	1	0	0				
Juan Rivera, R OBP: 0.276, SLG: 0.363										4	1	2	2	0	1	2				
Inning Stats	R: 0 E: 0 K: 0 S: 6	H: 0 LOB: 0 BB: 0 P: 11	R: 1 E: 0 K: 1 S: 13	H: 3 LOB: 2 BB: 1 P: 21	R: 2 E: 0 K: 0 S: 14	H: 3 LOB: 1 BB: 1 P: 21	R: 2 E: 0 K: 1 S: 19	H: 3 LOB: 1 BB: 0 P: 25	R: 2 E: 0 K: 1 S: 18	H: 3 LOB: 2 BB: 1 P: 30	R: 0 E: 0 K: 0 S: 8	H: 2 LOB: 1 BB: 0 P: 13	R: 3 E: 0 K: 1 S: 15	H: 3 LOB: 2 BB: 2 P: 26	R: 0 E: 0 K: 1 S: 12	H: 0 LOB: 0 BB: 0 P: 15	1B: 11 2B: 4 3B: 0 HR: 2	SF: 0 SAC: 0 DP: 0 HBP: 0	WP: 0 PB: 1 CS: 0	PA: 43
PITCHER	IP WLS BF H R ER SO BB IBB HBP BLK WP HR S P ERA WHIP																			
Victor Zambrano, R ERA: 4.44	(1, 1) 4.1 L 24 11 7 7 3 0 2 0 0 0 0 0 1 28 45 11.57 3.429																			
Brandon Backe, R ERA: 5.1	(5, 1) 2.1 14 6 3 3 0 2 0 0 0 0 0 0 16 24 0.00 0.750																			
Mark Malaska, L ERA: 3.38	(7, 1) 1.1 5 0 0 0 2 1 0 0 0 0 0 0 16 24 0.00 0.750																			

Batter	1	2	3	4	5	6	7	8	9	AB	R	H	RBI	BB	SO	LOB	TOP					
13 Carl Crawford, L OBP: 0.316, SLG: 0.371	1-2 E 1B S 1B	1 SAFE 0-1 P6		2-2 L6		2-1 G5-3 1B		1-2 E1 SH1-4 1B		5	2	2	0	0	0	1						
Julio Lugo, R OBP: 0.324, SLG: 0.390	1 SAFE 2-1 BB 1B SF9	1 SAFE 3-1 1B		1-2 G5-3		1 SAFE 2-2 SAFE G5-3		0-0 SH1-4		4	1	2	2	0	0	1						
Aubrey Huff, L OBP: 0.371, SLG: 0.557	0-1 BB 1B	2-2 G4-3			0-0 FC3-6 5 1B 1B			1-1 1B		5	0	3	1	0	0	3						
5 Rocco Baldelli, R OBP: 0.329, SLG: 0.417	2-1 F9		3-1 2B G6-3 1B		0-0 FC3-6 1B		2-0 F9	0-1 F9		5	1	2	0	0	0	3						
Travis Lee, L OBP: 0.353, SLG: 0.462	4-1 BB		1 SAFE 1-1 31 F9 2B		1-0 FC3-6		3-2 2B 1B	3-2 F7		4	0	2	0	1	0	3						
Pete Laforest, L OBP: 0.160, SLG: 0.174	2-0 SF9		0-0 G6-3		2-0 P6		3-1 SAFE 2B		0-1 G6-3	2	0	0	2	0	0	3						
Adam Platt, R OBP: 0.270, SLG: 0.465										1	0	1	0	0	0	0						
Javier Valentin, S OBP: 0.254, SLG: 0.364										1	0	0	0	0	0	0						
31 Jonny Gomes, R OBP: 0.333, SLG: 0.500	3-H 2-3 K		0-1 F9		2-3 K		4-0 IBB		0-0 F9	3	0	0	0	0	2	5						
Al Martin, L OBP: 0.300, SLG: 0.360			2-3 F9							1	0	0	0	1	0	0						
Marlon Anderson, L OBP: 0.331, SLG: 0.377		2-1 1B	2-2 F8		0-0 18 F8 G5-3 2B		1-2 P6		0-0 G3	5	1	2	0	0	0	4						
1B Jared Sandberg, R OBP: 0.309, SLG: 0.471		1-0 F7		1-2 G5-3		0-1 F8		2-3 K		4	0	0	0	0	1	5						
Inning Stats	R: 2 E: 0 K: 1 S: 14	H: 3 LOB: 2 BB: 1 P: 27	R: 0 E: 0 K: 0 S: 11	H: 2 LOB: 1 BB: 0 P: 19	R: 1 E: 0 K: 0 S: 10	H: 2 LOB: 1 BB: 0 P: 16	R: 0 E: 0 K: 0 S: 9	H: 0 LOB: 0 BB: 0 P: 13	R: 0 E: 0 K: 1 S: 7	H: 2 LOB: 1 BB: 0 P: 12	R: 1 E: 0 K: 0 S: 15	H: 2 LOB: 1 BB: 0 P: 22	R: 0 E: 1 K: 1 S: 13	H: 2 LOB: 3 BB: 1 P: 28	R: 1 E: 1 K: 0 S: 12	H: 1 LOB: 1 BB: 0 P: 17	R: 0 E: 0 K: 0 S: 4	H: 0 LOB: 0 BB: 0 P: 4	1B: 11 2B: 3 3B: 0 HR: 0	SF: 1 SAC: 1 DP: 0 HBP: 0	WP: 0 PB: 0 SB: 1 CS: 1	PA: 44
PITCHER	IP WLS BF H R ER SO BB IBB HBP BLK WP HR S P ERA WHIP																					
Jeff Weaver, R ERA: 5.91	(1, 1) 5.0 25 9 3 3 2 1 0 0 0 0 0 0 51 87 5.40 2.000																					
Felix Heredia, L ERA: 2.99	(6, 1) 1.1 B 8 4 1 1 0 0 0 0 0 0 0 0 22 37 6.75 3.000																					
Jeff Nelson, R ERA: 3.71	(7, 1) 0.0 1 0 0 0 0 0 0 1 0 0 0 0 0 4 ∞ ∞																					
Gabe White, L ERA: 3.92	(7, 1) 1.2 W 7 1 1 0 1 0 0 0 0 0 0 0 18 26 0.00 0.600																					
42 Mariano Rivera, R ERA: 1.81	(9, 1) 1.0 S 3 0 0 0 0 0 0 0 0 0 0 0 4 4 0.00 0.000																					
Batter	1	2	3	4	5	6	7	8	9	AB	R	H	RBI	BB	SO	LOB	BOTTOM					
Alfonso Soriano, R OBP: 0.329, SLG: 0.488	0-1 G6-3	1-1 G5-3		0-3 K			1-3 K	3-2 F7		5	0	0	0	0	2	2						
Nick Johnson, L OBP: 0.448, SLG: 0.518	1-1 G5-3	0-3 K			2-2 G3-1		0-0 HBP 2 HBP 1B			4	0	1	0	0	1	1						
2 Derek Jeter, R OBP: 0.393, SLG: 0.453	4-2 25 FC5 BB		1-2 F8		1-0 G6-3		2-2 SAFE HBP			2	0	0	0	1	0	0						
25 Jason Giambi, L OBP: 0.414, SLG: 0.517	2-2 FC5		2-3 K		1-3 K		0-3 K			4	0	0	0	0	3	3						
Bernie Williams, S OBP: 0.369, SLG: 0.419		0-0 HR	2-0 55 2-6 1B			2-1 HR	3-0 HBP			3	2	3	2	0	0	0						
55 Hideki Matsui, L OBP: 0.353, SLG: 0.447		2-2 G6-3 E 2B	1-0 2-6	2-2 G3		0-0 FC6 1B	1-0 G1			4	1	2	0	0	0	3						
Juan Rivera, R OBP: 0.276, SLG: 0.363										0	0	0	0	0	0	0						
Ruben Sierra, S OBP: 0.334, SLG: 0.416		2-2 G6-3		2-1 F9		1-2 FC6		1-1 HR		4	1	1	1	0	0	2						
Karim Garcia, L OBP: 0.292, SLG: 0.427										0	0	0	0	0	0	0						
Aaron Boone, R OBP: 0.326, SLG: 0.444		2-2 E7 2B		1-0 S PB 1B		3-3 K		1-3 K		4	2	2	1	0	2	1						
John Flaherty, R OBP: 0.280, SLG: 0.447		3-H 0-0 2B		4-0 1B		1-0 F9		2-2 F9		3	0	1	1	1	0	1						
Inning Stats	R: 0 E: 0 K: 0 S: 11	H: 0 LOB: 1 BB: 1 P: 18	R: 3 E: 1 K: 1 S: 17	H: 4 LOB: 1 BB: 0 P: 24	R: 0 E: 0 K: 1 S: 7	H: 1 LOB: 1 BB: 0 P: 13	R: 1 E: 0 K: 1 S: 10	H: 1 LOB: 1 BB: 1 P: 19	R: 0 E: 0 K: 1 S: 12	H: 0 LOB: 0 BB: 0 P: 16	R: 1 E: 0 K: 0 S: 11	H: 2 LOB: 1 BB: 0 P: 18	R: 0 E: 0 K: 2 S: 11	H: 1 LOB: 3 BB: 0 P: 18	R: 1 E: 0 K: 1 S: 13	H: 1 LOB: 0 BB: 0 P: 20	1B: 4 2B: 3 3B: 0 HR: 3	SF: 0 SAC: 0 DP: 0 HBP: 2	WP: 0 PB: 1 SB: 3 CS: 0	PA: 37		
PITCHER	IP WLS BF H R ER SO BB IBB HBP BLK WP HR S P ERA WHIP																					
Rob Bell, R ERA: 5.46	(1, 1) 5.1 26 8 5 4 4 2 0 0 0 0 0 0 64 100 6.75 1.875																					
Chad Gaudin, R ERA: 3.49	(6, 1) 1.0 5 1 0 0 2 0 0 1 0 0 0 0 11 18 0.00 1.000																					
Joe Kennedy, L ERA: 6.39	(7, 1) 1.2 L 7 1 1 1 2 0 0 1 0 0 0 1 17 28 5.40 0.600																					

Tampa Bay Devil Rays @ New York Yankees
Yankee Stadium, Bronx, NY
Sat Sep 13 2003, 1:05 PM EDT
Att: 40,887 - Cloudy - 70 F

AB 40
R 5
H 14
RBI 5
BB 2
SO 3
LOB 28



Tampa Bay Devil Rays @ New York Yankees
Yankee Stadium, Bronx, NY
Sat Sep 13 2003, 1:05 PM EDT
Att: 40,887 - Cloudy - 70 F

AB 33
R 6
H 10
RBI 5
BB 2
SO 8
LOB 13



Batter	1	2	3	4	5	6	7	8	9	AB	R	H	RBI	BB	SO	LOB	TOP		
13 Carl Crawford, L OBP: 0.317, SLG: 0.372	1-1 1B	1-0 1B			2-0 F8		2-1 FC6-4		0-0 G3-1	5	1	2	0	0	0	2			
Julio Lugo, R OBP: 0.326, SLG: 0.391	0-1 SF8	2-2 P5			2-0 G3		2-1 L9			4	1	2	0	0	0	3			
Aubrey Huff, L OBP: 0.369, SLG: 0.553	1-1 P6		0-0 L8		2-2 G3			1-1 G6-3		4	0	0	0	0	0	3			
5 Rocco Baldelli, R OBP: 0.327, SLG: 0.415	1-2 E3		0-1 G3		2-2 L8			1-0 F9		4	0	0	1	0	0	2			
Travis Lee, L OBP: 0.353, SLG: 0.467	0-1 SF8		0-2 G1-3			3-3 K		3-2 HR		3	1	1	2	0	1	0			
Damian Rolls, R OBP: 0.300, SLG: 0.387	0-0 FC5-4			1-2 G5-3 1B		0-1 G4-3		1-2 P3		4	0	1	0	0	0	1			
Marlon Anderson, L OBP: 0.333, SLG: 0.378		0-1 G1		1-1 G5-3 1B		2-2 G1-3			1-1 DI 1B	4	0	2	0	0	0	0			
Toby Hall, R OBP: 0.303, SLG: 0.387		4-2 13 1B 18 G1-3 BB		1-0 G5-3			2-2 F7		0-3 K	3	0	0	0	1	1	3			
1B Jared Sandberg, R OBP: 0.309, SLG: 0.463		0-0 G1-3		1-1 G1-3			4-1 FC6-4 BB		0-3 K	2	0	0	0	1	0	2			
Pete Laforest, L OBP: 0.154, SLG: 0.167		1-2						1-2		1	0	0	0	0	1	1			
Inning Stats	R: 2 E: 1 K: 0 S: 12	H: 2 LOB: 1 BB: 0 P: 15	R: 0 E: 0 K: 0 S: 10	H: 1 LOB: 2 BB: 1 P: 17	R: 0 E: 0 K: 0 S: 6	H: 0 LOB: 0 BB: 0 P: 6	R: 0 E: 0 K: 0 S: 9	H: 2 LOB: 1 BB: 0 P: 13	R: 0 E: 0 K: 1 S: 9	H: 0 LOB: 0 BB: 0 P: 14	R: 0 E: 0 K: 0 S: 8	H: 0 LOB: 1 BB: 1 P: 18	R: 1 E: 0 K: 0 S: 12	H: 1 LOB: 0 BB: 0 P: 18	R: 0 E: 0 K: 2 S: 9	H: 1 LOB: 1 BB: 0 P: 10	1B: 7 2B: 0 3B: 0 HR: 1	SF: 1 SAC: 0 DP: 1 HBP: 0	WP: 0 PA: 37 SB: 0 CS: 1
PITCHER	IP WLS BF H R ER SO BB IBB HBP BLK WP HR S P ERA WHIP	IP WLS BF H R ER SO BB IBB HBP BLK WP HR S P ERA WHIP	IP WLS BF H R ER SO BB IBB HBP BLK WP HR S P ERA WHIP	IP WLS BF H R ER SO BB IBB HBP BLK WP HR S P ERA WHIP	IP WLS BF H R ER SO BB IBB HBP BLK WP HR S P ERA WHIP	IP WLS BF H R ER SO BB IBB HBP BLK WP HR S P ERA WHIP	IP WLS BF H R ER SO BB IBB HBP BLK WP HR S P ERA WHIP	IP WLS BF H R ER SO BB IBB HBP BLK WP HR S P ERA WHIP	IP WLS BF H R ER SO BB IBB HBP BLK WP HR S P ERA WHIP	IP WLS BF H R ER SO BB IBB HBP BLK WP HR S P ERA WHIP	IP WLS BF H R ER SO BB IBB HBP BLK WP HR S P ERA WHIP	IP WLS BF H R ER SO BB IBB HBP BLK WP HR S P ERA WHIP	IP WLS BF H R ER SO BB IBB HBP BLK WP HR S P ERA WHIP	IP WLS BF H R ER SO BB IBB HBP BLK WP HR S P ERA WHIP	IP WLS BF H R ER SO BB IBB HBP BLK WP HR S P ERA WHIP	IP WLS BF H R ER SO BB IBB HBP BLK WP HR S P ERA WHIP	IP WLS BF H R ER SO BB IBB HBP BLK WP HR S P ERA WHIP		

Tampa Bay Devil Rays @ New York Yankees
Yankee Stadium, Bronx, NY
Sat Sep 13 2003, 7:05 PM EDT
Att: 19,599 - Cloudy - 69 F

AB	34
R	3
H	8
RBI	3
BB	2
SO	3
LOB	17



Batter	1	2	3	4	5	6	7	8	9	AB	R	H	RBI	BB	SO	LOB	BOTTOM		
2 Derek Jeter, R OBP: 0.396, SLG: 0.454	2-1 1B	2-2 FC6-4 BLK			4-2 20 CS 25 BB BB	4-2 1B BB				2	1	1	0	2	0	1			
Bernie Williams, S OBP: 0.370, SLG: 0.420	3-1 25 1B 1B	2-1 F8			1-1 L4	1-2 1B		1-2 2-H		4	1	2	1	0	0	2			
25 Jason Giambi, L OBP: 0.416, SLG: 0.524	1-0 1B		2-0 HR		4-2 20 BB BB	1-3 K				3	2	2	1	1	1	2			
20 Jorge Posada, S OBP: 0.404, SLG: 0.515	2-0 SF8		1-1 F7		4-2 2B BB		2-1 FC6-4 WP 1B			2	1	1	1	1	0	0			
Ruben Sierra, S OBP: 0.337, SLG: 0.421	1-2 1B		0-0 G3		2-1 2B BB		1-2 FC6-4 55 G6-4-3			4	0	2	3	0	0	1			
55 Hideki Matsui, L OBP: 0.351, SLG: 0.444	2-3 K		1-0 P4		2-3 K		3-2 G6-4-3			4	0	0	0	0	2	4			
Aaron Boone, R OBP: 0.325, SLG: 0.442	1-2 G6-3			3-2 G5-3		4-2 1B BB		1-3 K		3	0	0	0	1	1	2			
Juan Rivera, R OBP: 0.275, SLG: 0.360		3-2 G6-3		3-2 G5-3		1 SAFE 3-2 1 SAFE FC6-4 1B		0-0 F9		4	0	1	0	0	0	0			
Enrique Wilson, S OBP: 0.266, SLG: 0.345		0-0 FC6-4 2B		0-0 P4		2-2 FC6-4 2 BB 1B		1-0 L9		4	1	1	0	0	0	1			
Inning Stats	R: 2 E: 0 K: 1 S: 16	H: 4 LOB: 2 BB: 0 P: 28	R: 0 E: 0 K: 0 S: 9	H: 1 LOB: 0 BB: 0 P: 16	R: 1 E: 0 K: 0 S: 5	H: 1 LOB: 0 BB: 0 P: 9	R: 0 E: 0 K: 0 S: 7	H: 0 LOB: 0 BB: 0 P: 13	R: 2 E: 0 K: 1 S: 16	H: 1 LOB: 1 BB: 3 P: 33	R: 1 E: 0 K: 0 S: 16	H: 2 LOB: 2 BB: 2 P: 31	R: 0 E: 0 K: 0 S: 8	H: 1 LOB: 0 BB: 0 P: 14	R: 0 E: 0 K: 1 S: 5	H: 0 LOB: 0 BB: 0 P: 7	1B: 7 2B: 2 3B: 0 HR: 1	SF: 1 SAC: 0 DP: 1 HBP: 0	WP: 1 PA: 36 SB: 0 CS: 1
PITCHER	IP WLS BF H R ER SO BB IBB HBP BLK WP HR S P ERA WHIP	IP WLS BF H R ER SO BB IBB HBP BLK WP HR S P ERA WHIP	IP WLS BF H R ER SO BB IBB HBP BLK WP HR S P ERA WHIP	IP WLS BF H R ER SO BB IBB HBP BLK WP HR S P ERA WHIP	IP WLS BF H R ER SO BB IBB HBP BLK WP HR S P ERA WHIP	IP WLS BF H R ER SO BB IBB HBP BLK WP HR S P ERA WHIP	IP WLS BF H R ER SO BB IBB HBP BLK WP HR S P ERA WHIP	IP WLS BF H R ER SO BB IBB HBP BLK WP HR S P ERA WHIP	IP WLS BF H R ER SO BB IBB HBP BLK WP HR S P ERA WHIP	IP WLS BF H R ER SO BB IBB HBP BLK WP HR S P ERA WHIP	IP WLS BF H R ER SO BB IBB HBP BLK WP HR S P ERA WHIP	IP WLS BF H R ER SO BB IBB HBP BLK WP HR S P ERA WHIP	IP WLS BF H R ER SO BB IBB HBP BLK WP HR S P ERA WHIP	IP WLS BF H R ER SO BB IBB HBP BLK WP HR S P ERA WHIP	IP WLS BF H R ER SO BB IBB HBP BLK WP HR S P ERA WHIP	IP WLS BF H R ER SO BB IBB HBP BLK WP HR S P ERA WHIP			

Tampa Bay Devil Rays @ New York Yankees
Yankee Stadium, Bronx, NY
Sat Sep 13 2003, 7:05 PM EDT
Att: 19,599 - Cloudy - 69 F

AB	30
R	6
H	10
RBI	6
BB	5
SO	4
LOB	13



Batter	1	2	3	4	5	6	7	8	9	AB	R	H	RBI	BB	SO	LOB	TOP										
13 Carl Crawford, L OBP: 0.314, SLG: 0.368			G6-3				G3	FC4-6		5	0	0	0	0	2	3	Tampa Bay Devil Rays @ New York Yankees Yankee Stadium, Bronx, NY Sun Sep 14 2003, 1:05 PM EDT Att: 40,861 - Overcast - 77 F										
5 Rocco Baldelli, R OBP: 0.329, SLG: 0.421		1B	E1				G5-3			5	1	3	1	0	0	1											
Aubrey Huff, L OBP: 0.369, SLG: 0.551		BB	K		G4-3		G4-3	G6-3		4	0	1	0	1	1	1											
Travis Lee, L OBP: 0.349, SLG: 0.463			G4-3				F7	K		5	0	0	0	0	1	4											
Al Martin, L OBP: 0.297, SLG: 0.355 31 Jonny Gomes, R OBP: 0.250, SLG: 0.375	K			G4-3		K		E5		3	0	0	0	0	2	2											
Damian Rolls, R OBP: 0.299, SLG: 0.383		G5-3		G5-3		K		1B		3	1	0	0	1	1	0											
Marlon Anderson, L OBP: 0.336, SLG: 0.382		K					G4-3			3	2	2	1	1	1	0											
Toby Hall, R OBP: 0.304, SLG: 0.390							G4-3			4	0	2	2	0	0	2											
Julio Lugo, R OBP: 0.327, SLG: 0.391	K				G1-3					3	0	1	1	1	1	1											
Inning Stats	R: 0 E: 0 K: 2 S: 12	H: 1 LOB: 2 BB: 1 P: 21	R: 0 E: 0 K: 2 S: 11	H: 1 LOB: 1 BB: 0 P: 16	R: 0 E: 1 K: 1 S: 10	H: 0 LOB: 1 BB: 0 P: 13	R: 0 E: 0 K: 0 S: 9	H: 0 LOB: 1 BB: 1 P: 17	R: 1 E: 0 K: 1 S: 10	H: 1 LOB: 0 BB: 0 P: 15	R: 0 E: 0 K: 2 S: 9	H: 0 LOB: 0 BB: 0 P: 12	R: 1 E: 0 K: 0 S: 11	H: 2 LOB: 1 BB: 0 P: 16	R: 3 E: 1 K: 1 S: 16	H: 2 LOB: 2 BB: 2 P: 30		R: 0 E: 0 K: 0 S: 10	H: 2 LOB: 1 BB: 0 P: 13	1B: 6 2B: 2 3B: 0 HR: 1	SF: 0 SAC: 0 DP: 0 HBP: 0	WP: 0 PB: 0 CS: 2	PA: 41				
PITCHER	IP	WLS	BF	H	R	ER	SO	BB	IBB	HBP	BLK	WP	HR	S	P	ERA	WHIP										
Jose Contreras, R ERA: 4.17	(1, 1)	7.0	29	5	2	2	8	2	0	0	0	0	1	72	110	2.57	1.000										
Felix Heredia, L ERA: 2.55	(8, 1)	0.2	L	5	1	3	0	1	1	0	0	0	0	8	15	0.00	3.000										
Antonio Osuna, R ERA: 4.02	(8, 1)	1.1	7	3	0	0	0	1	0	0	0	0	0	18	28	0.00	3.000										

Batter	1	2	3	4	5	6	7	8	9	AB	R	H	RBI	BB	SO	LOB	BOTTOM										
Alfonso Soriano, R OBP: 0.332, SLG: 0.490					F9					3	0	2	0	1	0	0	Tampa Bay Devil Rays @ New York Yankees Yankee Stadium, Bronx, NY Sun Sep 14 2003, 1:05 PM EDT Att: 40,861 - Overcast - 77 F										
Nick Johnson, L OBP: 0.445, SLG: 0.513			L8				G6-4-3			3	1	0	0	1	0	4											
2 Derek Jeter, R OBP: 0.395, SLG: 0.459	G3		G3					G5-3		4	1	1	2	0	0	3											
25 Jason Giambi, L OBP: 0.415, SLG: 0.521	K			F8				P3		3	0	0	0	1	1	1											
Bernie Williams, S OBP: 0.369, SLG: 0.417		F7			F8			F7		3	0	0	0	1	0	1											
55 Hideki Matsui, L OBP: 0.348, SLG: 0.441	K		FC4-6				G6-3		G4-3	4	0	0	0	0	1	1											
Ruben Sierra, S OBP: 0.339, SLG: 0.426							G3-1			4	0	2	0	0	1	0											
John Flaherty, R OBP: 0.282, SLG: 0.454 20 Jorge Posada, S OBP: 0.403, SLG: 0.514					G5-3		G5-3		K	3	0	1	0	0	0	2											
Enrique Wilson, S OBP: 0.258, SLG: 0.333								P6	G2-3	4	0	0	0	0	0	2											
Inning Stats	R: 0 E: 0 K: 1 S: 16	H: 1 LOB: 0 BB: 0 P: 25	R: 0 E: 0 K: 2 S: 9	H: 0 LOB: 0 BB: 0 P: 13	R: 0 E: 0 K: 0 S: 15	H: 1 LOB: 2 BB: 1 P: 26	R: 0 E: 0 K: 0 S: 7	H: 1 LOB: 2 BB: 1 P: 15	R: 2 E: 0 K: 0 S: 13	H: 1 LOB: 1 BB: 2 P: 26	R: 0 E: 0 K: 0 S: 8	H: 0 LOB: 0 BB: 0 P: 11	R: 0 E: 0 K: 0 S: 10	H: 1 LOB: 0 BB: 0 P: 14	R: 0 E: 0 K: 0 S: 6	H: 0 LOB: 0 BB: 0 P: 7		R: 0 E: 0 K: 1 S: 9	H: 1 LOB: 1 BB: 0 P: 15	1B: 2 2B: 3 3B: 0 HR: 1	SF: 0 SAC: 0 DP: 1 HBP: 0	WP: 0 PB: 0 CS: 0	PA: 36				
PITCHER	IP	WLS	BF	H	R	ER	SO	BB	IBB	HBP	BLK	WP	HR	S	P	ERA	WHIP										
Doug Waechter, R ERA: 2.42	(1, 1)	5.0	23	4	2	2	3	4	0	0	0	0	0	60	105	3.60	1.600										
Travis Harper, R ERA: 3.36	(6, 1)	2.0	W	6	1	0	0	0	0	0	0	0	0	18	25	0.00	0.500										
Lance Carter, R ERA: 4.3	(8, 1)	2.0	S	7	1	0	0	1	0	0	0	0	0	15	22	0.00	0.500										

Batter	1	2	3	4	5	6	7	8	9	AB	R	H	RBI	BB	SO	LOB	TOP																										
Alfonso Soriano, R OBP: 0.335, SLG: 0.502	0-0 HR		2-1 BLK 1B	0-0 1-H HR		1-1 20 2B 1B	1-2 F9			5	3	4	3	0	0	0																											
Nick Johnson, L OBP: 0.450, SLG: 0.505 Fernando Seguinol, S (8, PH)	0-1 G4-3		3-2 G5-3	2-3 K		1-2 F8		0-3 K		4	0	0	0	0	1	3																											
2 Derek Jeter, R OBP: 0.394, SLG: 0.457 Enrique Wilson, S OBP: 0.263, SLG: 0.363 (8, 6)	2-2 G4-3		1-0 F9	0-0 F8		1-0 20 2B 1B		2-0 HR		4	1	1	0	0	0	1																											
25 Jason Giambi, L OBP: 0.415, SLG: 0.525	2-3 K			0-1 HR	4-1 1B BB	2-1 F4		3-2 F7		4	1	1	1	1	1	3																											
20 Jorge Posada, S OBP: 0.404, SLG: 0.515 Michel Hernandez, R (8, PH)		0-0 G4-3		4-2 1B HR BB	3-2 F9	3-2 55 1B 2B		2-1 G4-3		3	2	1	3	1	0	1																											
55 Hideki Matsui, L OBP: 0.348, SLG: 0.440 Juan Rivera, R OBP: 0.273, SLG: 0.358		2-3 K		0-2 F7	1-0 L7	2-1 2H 3H 1B		1-0 L7		4	0	1	1	0	1	2																											
Ruben Sierra, S OBP: 0.343, SLG: 0.427		4-1 FC6-4 BB		0-1 HR 1B	3-1 FC6-4 1B	0-1 F9		1-3 K		4	1	2	0	1	1	1																											
Aaron Boone, R OBP: 0.326, SLG: 0.452		2-2 FC6-4		0-0 1-H 2-H HR	0-0 FC6-4		0-0 F9		3-2 HR	5	2	2	4	0	0	3																											
Karim Garcia, L OBP: 0.294, SLG: 0.426			1-3 K	0-0 HR 1B		0-1 2 1B 20 2B 1B		3-2 G6-3		5	2	2	0	0	1	0																											
Inning Stats	R: 1 E: 0 K: 1 S: 10	H: 1 LOB: 0 BB: 0 P: 14	R: 0 E: 0 K: 1 S: 8	H: 0 LOB: 1 BB: 1 P: 16	R: 0 E: 0 K: 1 S: 10	H: 1 LOB: 1 BB: 0 P: 17	R: 6 E: 0 K: 1 S: 17	H: 5 LOB: 0 BB: 1 P: 23	R: 0 E: 0 K: 0 S: 11	H: 1 LOB: 2 BB: 1 P: 22	R: 4 E: 0 K: 0 S: 17	H: 5 LOB: 1 BB: 0 P: 27	R: 0 E: 0 K: 0 S: 8	H: 0 LOB: 0 BB: 0 P: 12	R: 1 E: 0 K: 1 S: 9	H: 1 LOB: 0 BB: 0 P: 16	R: 1 E: 0 K: 1 S: 14	H: 1 LOB: 0 BB: 0 P: 21	1B: 8 2B: 1 3B: 0 HR: 6	SF: 0 SAC: 0 DP: 0 HBP: 0	WP: 0 PB: 0 SB: 0 CS: 0	PA: 45																					
PITCHER	IP	WLS	BF	H	R	ER	SO	BB	IBB	HBP	BLK	WP	HR	S	P	ERA	WHIP	PITCHER								IP	WLS	BF	H	R	ER	SO	BB	IBB	HBP	BLK	WP	HR	S	P	ERA	WHIP	
Rodrigo Lopez, R ERA: 5.98	4.0	L	21	7	7	7	4	2	0	0	1	0	4	45	70	15.75	2.250																										
Sean Douglass, R ERA: 11.12	1.2		11	5	4	4	0	1	0	0	0	0	0	24	43	21.60	3.600																										
John Parrish, L ERA: 1.84	1.1		5	1	0	0	0	0	0	0	0	0	0	12	18	0.00	0.750																										
Hector Carrasco, R ERA: 4.19	1.0		4	1	1	1	1	0	0	0	0	0	1	9	16	9.00	1.000																										
Buddy Groom, L ERA: 5.63	1.0		4	1	1	1	1	0	0	0	0	0	1	14	21	9.00	1.000																										

New York Yankees @ Baltimore Orioles
 Oriole Park at Camden Yards, Baltimore, MD
 Mon Sep 15 2003, 7:05 PM EDT
 Att: 27,335 - Cloudy - 75 F

AB 42
 R 13
 H 15
 RBI 13
 BB 3
 SO 6
 LOB 14



Batter	1	2	3	4	5	6	7	8	9	AB	R	H	RBI	BB	SO	LOB	BOTTOM																															
1 Brian Roberts, S OBP: 0.346, SLG: 0.382 Jose Morban, S OBP: 0.200, SLG: 0.242	0-0 G4-3		2-1 G4-3		3-2 G4-6-3 1B		0-2 P3		0-1 G3	4	0	1	0	0	0	1																																
Jerry Hairston, R OBP: 0.368, SLG: 0.363 Jack Cust, L OBP: 0.304, SLG: 0.458	1-1 2B		1-1 FC3 FC4		1-0 G4-6-3 1-2 1B		1-1 L8		0-0 G6-3	4	0	1	1	0	0	1																																
Larry Bigbie, L OBP: 0.374, SLG: 0.468	4-1 BB		0-0 FC4 3-1 1-2 1B		0-2 31 1B 1B		1-2 31 1B 1B		0-0 G3-1	4	0	2	0	1	0	1																																
31 Jay Gibbons, L OBP: 0.334, SLG: 0.466 53 Carlos Mendez, R OBP: 0.199, SLG: 0.290	0-1 F8		0-0 G3		1-0 1B		2-2 1B		1-3 1B	4	0	2	0	0	0	3																																
Tony Batista, R OBP: 0.279, SLG: 0.409	1-3 K			2-0 P3	1-2 F9		1-3 K			4	0	0	0	0	2	6																																
B.J. Surhoff, L OBP: 0.361, SLG: 0.420 57 Pedro Swann, L (8, 7)		1-1 G4-3		0-1 F8		1-1 G4-3		1-0 F7		3	0	0	0	0	0	0																																
Deivi Cruz, R OBP: 0.273, SLG: 0.388		2-0 F9		4-1 1B BB		1-2 G6-3		1-0 F8		3	0	0	0	1	0	0																																
Brook Fordyce, R OBP: 0.320, SLG: 0.389 Robert Machado, R OBP: 0.360, SLG: 0.364		1-3 K		1-1 1B		1-1 16 FC6-4 1B		1-0 2B		3	0	2	0	0	1	0																																
16 Tim Raines, S OBP: 0.171, SLG: 0.205			1-2 1 G4-3 FC3 2B		2-2 P4		0-0 FC6-4		1-2 G6-3	4	1	1	0	0	0	4																																
Inning Stats	R: 0 E: 0 K: 1 S: 9	H: 1 LOB: 2 BB: 1 P: 15	R: 0 E: 0 K: 1 S: 6	H: 0 LOB: 0 BB: 0 P: 10	R: 1 E: 0 K: 0 S: 9	H: 1 LOB: 1 BB: 0 P: 13	R: 0 E: 0 K: 0 S: 11	H: 1 LOB: 2 BB: 1 P: 20	R: 0 E: 0 K: 0 S: 12	H: 3 LOB: 0 BB: 0 P: 18	R: 0 E: 0 K: 0 S: 9	H: 1 LOB: 1 BB: 0 P: 12	R: 0 E: 0 K: 1 S: 18	H: 2 LOB: 2 BB: 0 P: 23	R: 0 E: 0 K: 0 S: 7	H: 1 LOB: 1 BB: 0 P: 11	R: 0 E: 0 K: 0 S: 4	H: 0 LOB: 0 BB: 0 P: 4	1B: 7 2B: 3 3B: 0 HR: 0	SF: 0 SAC: 0 DP: 1 HBP: 0	WP: 0 PB: 0 SB: 1 CS: 0	PA: 39																										
PITCHER	IP	WLS	BF	H	R	ER	SO	BB	IBB	HBP	BLK	WP	HR	S	P	ERA	WHIP	PITCHER								IP	WLS	BF	H	R	ER	SO	BB	IBB	HBP	BLK	WP	HR	S	P	ERA	WHIP						
Andy Pettitte, L ERA: 4.22	6.0	W	27	7	1	1	2	2	0	0	0	0	0	56	88	1.50	1.500																															
Chris Hammond, L ERA: 2.55	1.0		5	2	0	0	1	0	0	0	0	0	0	18	23	0.00	2.000																															
43 Jorge De Paula, R ERA: 1.8	2.0		7	1	0	0	0	0	0	0	0	0	0	11	15	0.00	0.500																															

New York Yankees @ Baltimore Orioles
 Oriole Park at Camden Yards, Baltimore, MD
 Mon Sep 15 2003, 7:05 PM EDT
 Att: 27,335 - Cloudy - 75 F

AB 37
 R 1
 H 10
 RBI 1
 BB 2
 SO 3
 LOB 16



Batter	1	2	3	4	5	6	7	8	9	AB	R	H	RBI	BB	SO	LOB	TOP				
Alfonso Soriano, R (1, 4) OBP: 0.336, SLG: 0.508	F9		F9			HR		K		5	1	2	2	0	1	2	New York Yankees @ Baltimore Orioles Oriole Park at Camden Yards, Baltimore, MD Tue Sep 16 2003, 7:05 PM EDT Att: 26,263 - Sunny - 81 F				
Nick Johnson, L (1, 10) OBP: 0.437, SLG: 0.498	G5-3		G3					G1-3		4	0	0	0	1	0	3					
Derek Jeter, R (1, 6) OBP: 0.394, SLG: 0.458	K		G6-3							5	1	2	0	0	1	3					
25 Jason Giambi, L (1, 3) OBP: 0.415, SLG: 0.523		G3								4	1	1	0	1	2	2					
Bernie Williams, S (1, 8) OBP: 0.372, SLG: 0.415		G3-1								2	1	0	0	3	0	2					
20 Jorge Posada, S (1, 2) OBP: 0.404, SLG: 0.514										4	1	1	0	1	1	6					
55 Hideki Matsui, L (1, 7) OBP: 0.347, SLG: 0.438										5	1	1	3	0	0	5					
Aaron Boone, R (1, 5) OBP: 0.325, SLG: 0.450										5	0	1	0	0	1	7					
Karim Garcia, L (1, 9) OBP: 0.295, SLG: 0.427										2	0	1	1	0	0	0					
Ruben Sierra, S (7, PH) OBP: 0.342, SLG: 0.425										1	0	0	0	0	0	2					
Juan Rivera, R (9, 9) OBP: 0.273, SLG: 0.358										0	0	0	0	0	0	0					
Inning Stats	R: 0 E: 0 K: 1 S: 5	H: 0 LOB: 0 BB: 0 P: 8	R: 0 E: 0 K: 0 S: 10	H: 0 LOB: 1 BB: 1 P: 19	R: 0 E: 0 K: 0 S: 7	H: 2 LOB: 2 BB: 0 P: 11	R: 0 E: 0 K: 0 S: 6	H: 1 LOB: 2 BB: 1 P: 14	R: 1 E: 0 K: 1 S: 13	H: 1 LOB: 1 BB: 1 P: 23	R: 3 E: 1 K: 1 S: 13	H: 2 LOB: 1 BB: 1 P: 20	R: 2 E: 1 K: 1 S: 17	H: 2 LOB: 2 BB: 1 P: 27	R: 0 E: 0 K: 2 S: 10	H: 1 LOB: 1 BB: 0 P: 14	1B: 5 2B: 3 3B: 0 HR: 1	SF: 1 SAC: 0 DP: 0 HBP: 0	WP: 2 PB: 0 SB: 0 CS: 0	PA: 44	
PITCHER	IP	WLS	BF	H	R	ER	SO	BB	IBB	HBP	BLK	WP	HR	S	P	ERA	WHIP				
Jason Johnson, R (1, 1) ERA: 3.91	6.0	L	31	7	6	4	3	5	0	0	0	1	1	59	105	6.00	2.000				
John Parrish, L (7, 1) ERA: 1.72	1.0		5	1	0	0	1	0	0	0	0	0	0	12	17	0.00	1.000				
Kerry Ligtenberg, R (8, 1) ERA: 3.44	0.2		3	1	0	0	1	0	0	0	0	0	0	7	10	0.00	1.500				
B.J. Ryan, L (8, 1) ERA: 3.5	1.1		5	0	0	0	1	1	0	0	0	0	0	9	14	0.00	0.750				

AB	37
R	6
H	9
RBI	6
BB	6
SO	6
LOB	32



Batter	1	2	3	4	5	6	7	8	9	AB	R	H	RBI	BB	SO	LOB	BOTTOM					
1 Brian Roberts, S (1, 10) OBP: 0.343, SLG: 0.379	G6-3		L3					P6		4	0	0	0	0	1	0	New York Yankees @ Baltimore Orioles Oriole Park at Camden Yards, Baltimore, MD Tue Sep 16 2003, 7:05 PM EDT Att: 26,263 - Sunny - 81 F					
Jerry Hairston, R (1, 4) OBP: 0.366, SLG: 0.366	F8							F7		4	0	1	0	0	0	0						
Larry Bigbie, L (1, 8) OBP: 0.372, SLG: 0.469	G4-3									4	1	1	0	0	1	1						
31 Jay Gibbons, L (1, 9) OBP: 0.333, SLG: 0.464		G1-3								4	0	1	1	0	0	0						
Tony Batista, R (1, 5) OBP: 0.278, SLG: 0.408										4	0	1	0	0	1	0						
B.J. Surhoff, L (1, 3) OBP: 0.357, SLG: 0.414										4	0	0	0	0	1	1						
Deivi Cruz, R (1, 6) OBP: 0.274, SLG: 0.388										3	0	1	0	0	0	0						
57 Pedro Swann, L (1, 7) OBP: 0.250, SLG: 1.000										3	2	1	1	0	0	2						
Brook Fordyce, R (1, 2) OBP: 0.320, SLG: 0.391										3	0	1	1	0	0	0						
Inning Stats	R: 0 E: 0 K: 0 S: 5	H: 0 LOB: 0 BB: 0 P: 7	R: 0 E: 0 K: 0 S: 13	H: 2 LOB: 2 BB: 0 P: 21	R: 0 E: 0 K: 1 S: 10	H: 1 LOB: 1 BB: 0 P: 16	R: 0 E: 0 K: 0 S: 4	H: 0 LOB: 0 BB: 0 P: 8	R: 1 E: 1 K: 1 S: 9	H: 1 LOB: 0 BB: 0 P: 12	R: 1 E: 0 K: 1 S: 11	H: 2 LOB: 0 BB: 0 P: 16	R: 1 E: 0 K: 1 S: 13	H: 1 LOB: 0 BB: 0 P: 22	R: 0 E: 0 K: 0 S: 6	H: 0 LOB: 0 BB: 0 P: 11		R: 0 E: 0 K: 0 S: 6	H: 0 LOB: 0 BB: 0 P: 8	1B: 3 2B: 3 3B: 0 HR: 1	SF: 0 SAC: 0 DP: 0 HBP: 0	WP: 0 PB: 0 SB: 0 CS: 0
PITCHER	IP	WLS	BF	H	R	ER	SO	BB	IBB	HBP	BLK	WP	HR	S	P	ERA	WHIP					
Roger Clemens, R (1, 1) ERA: 4.08	7.0	W	27	7	3	2	4	0	0	0	0	0	0	65	102	2.57	1.000					
Felix Heredia, L (8, 1) ERA: 2.92	1.0	H	3	0	0	0	0	0	0	0	0	0	0	6	11	0.00	0.000					
42 Mariano Rivera, R (9, 1) ERA: 1.76	1.0	S	3	0	0	0	0	0	0	0	0	0	0	6	8	0.00	0.000					



Batter	1	2	3	4	5	6	7	8	9	AB	R	H	RBI	BB	SO	LOB	TOP					
Alfonso Soriano, R OBP: 0.337, SLG: 0.508										4	0	2	0	0	0	0	New York Yankees @ Baltimore Orioles Oriole Park at Camden Yards, Baltimore, MD Wed Sep 17 2003, 7:05 PM EDT Att: 27,108 - Cloudy - 81 F					
Bernie Williams, S OBP: 0.371, SLG: 0.412										3	0	0	0	1	1	2						
2 Derek Jeter, R OBP: 0.392, SLG: 0.457										4	0	1	0	0	1	1						
25 Jason Giambi, L OBP: 0.416, SLG: 0.527										4	1	2	0	0	0	1						
20 Jorge Posada, S OBP: 0.404, SLG: 0.514										4	0	2	0	0	1	3						
55 Hideki Matsui, L OBP: 0.348, SLG: 0.438										4	0	2	1	0	0	1						
Ruben Sierra, S OBP: 0.338, SLG: 0.419										4	0	0	0	0	1	3						
Aaron Boone, R OBP: 0.324, SLG: 0.449										4	1	1	0	0	1	1						
Juan Rivera, R OBP: 0.274, SLG: 0.377										3	1	1	2	0	0	0						
Nick Johnson, L OBP: 0.436, SLG: 0.497										1	0	0	0	0	0	0						
Inning Stats	R: 0 E: 0 K: 1 S: 13	H: 3 LOB: 2 BB: 0 P: 21	R: 0 E: 0 K: 1 S: 9	H: 1 LOB: 1 BB: 0 P: 15	R: 0 E: 0 K: 0 S: 5	H: 0 LOB: 0 BB: 0 P: 6	R: 1 E: 0 K: 0 S: 10	H: 3 LOB: 1 BB: 0 P: 15	R: 0 E: 0 K: 0 S: 9	H: 0 LOB: 0 BB: 0 P: 13	R: 0 E: 0 K: 0 S: 7	H: 0 LOB: 1 BB: 1 P: 13	R: 2 E: 0 K: 1 S: 10	H: 3 LOB: 1 BB: 0 P: 18	R: 0 E: 0 K: 1 S: 10	H: 1 LOB: 1 BB: 0 P: 15	R: 0 E: 0 K: 1 S: 6	H: 0 LOB: 0 BB: 0 P: 9	1B: 8 2B: 3 3B: 0 HR: 1	SF: 0 SAC: 0 DP: 3 HBP: 0	WP: 0 PB: 0 SB: 0 CS: 1	PA: 36
PITCHER	IP WLS BF H R ER SO BB IBB HBP BLK WP HR S P ERA WHIP																					
Eric DuBose, L ERA: 3.86	(1, 1) 6.2 W 27 9 3 3 2 1 0 0 0 0 0 1 59 94 4.05 1.500																					
Hector Carrasco, R ERA: 4.11	(7, 1) 0.2 H 3 1 0 0 2 0 0 0 0 0 0 0 7 12 0.00 1.500																					
B.J. Ryan, L ERA: 3.45	(8, 1) 0.2 H 3 1 0 0 0 0 0 0 0 0 0 0 7 10 0.00 1.500																					
Jorge Julio, R ERA: 4.19	(9, 1) 1.0 S 3 0 0 0 1 0 0 0 0 0 0 0 6 9 0.00 0.000																					


AB	35
R	3
H	11
RBI	3
BB	1
SO	5
LOB	12




Batter	1	2	3	4	5	6	7	8	9	AB	R	H	RBI	BB	SO	LOB	BOTTOM			
1 Brian Roberts, S OBP: 0.343, SLG: 0.377										4	1	1	1	0	1	0	New York Yankees @ Baltimore Orioles Oriole Park at Camden Yards, Baltimore, MD Wed Sep 17 2003, 7:05 PM EDT Att: 27,108 - Cloudy - 81 F			
Jerry Hairston, R OBP: 0.394, SLG: 0.368										4	0	1	1	0	0	0				
Larry Bigbie, L OBP: 0.370, SLG: 0.478										4	1	1	1	0	1	1				
Tony Batista, R OBP: 0.277, SLG: 0.406										3	0	0	0	0	0	0				
31 Jay Gibbons, L OBP: 0.333, SLG: 0.469										3	1	1	1	0	1	0				
Luis Matos, R OBP: 0.357, SLG: 0.455										3	1	1	0	0	0	0				
B.J. Surhoff, L OBP: 0.356, SLG: 0.413										3	1	1	0	0	0	0				
Deivi Cruz, R OBP: 0.274, SLG: 0.387										3	0	1	1	0	0	1				
Brook Fordyce, R OBP: 0.318, SLG: 0.388										3	0	0	0	0	1	2				
Inning Stats	R: 1 E: 0 K: 1 S: 7	H: 1 LOB: 0 BB: 0 P: 15	R: 4 E: 0 K: 0 S: 14	H: 5 LOB: 1 BB: 0 P: 19	R: 0 E: 0 K: 0 S: 8	H: 0 LOB: 0 BB: 0 P: 11	R: 0 E: 0 K: 1 S: 7	H: 1 LOB: 0 BB: 0 P: 10	R: 0 E: 0 K: 1 S: 5	H: 0 LOB: 0 BB: 0 P: 11	R: 0 E: 0 K: 1 S: 7	H: 0 LOB: 0 BB: 0 P: 9	R: 0 E: 0 K: 0 S: 4	H: 0 LOB: 0 BB: 0 P: 7	R: 0 E: 0 K: 0 S: 8	H: 0 LOB: 0 BB: 0 P: 11	1B: 4 2B: 1 3B: 0 HR: 2	SF: 0 SAC: 0 DP: 0 HBP: 0	WP: 0 PB: 0 SB: 0 CS: 1	PA: 30
PITCHER	IP WLS BF H R ER SO BB IBB HBP BLK WP HR S P ERA WHIP																			
David Wells, L ERA: 4.27	(1, 1) 8.0 L 30 7 5 5 4 0 0 0 0 0 0 2 60 93 5.62 0.875																			

AB	30
R	5
H	7
RBI	5
BB	0
SO	4
LOB	4



Batter	1	2	3	4	5	6	7	8	9	AB	R	H	RBI	BB	SO	LOB	TOP
Alfonso Soriano, R (1,4) OBP: 0.337, SLG: 0.509	3-1 25 S 2B		1-3 K	0-0 G4-3						3	0	1	0	0	1	1	<p>New York Yankees @ Baltimore Orioles Oriole Park at Camden Yards, Baltimore, MD Thu Sep 18 2003, 12:35 PM EDT Att: 29,093 - Cloudy - 74 F</p> <p>livebaseballscorecards.com</p> <p>AB 20 R 1 H 5 RBI 1 BB 2 SO 4 LOB 14</p> 
Nick Johnson, L (1,3) OBP: 0.438, SLG: 0.495	1-2 25 S HBP		4-0 2 1B 25 2B BB	1-0 G6-3						1	1	0	0	1	0	1	
2 Derek Jeter, R (1,6) OBP: 0.392, SLG: 0.456	0-3 K		2-1 25 2B 1-3 1B		0-0 G6-3					3	0	1	0	0	1	2	
25 Jason Giambi, L (1,10) OBP: 0.415, SLG: 0.527	3-3 K		2-0 SAFE 1-3 2B		0-0 P4					3	0	1	1	0	1	2	
Bernie Williams, S (1,8) OBP: 0.369, SLG: 0.409	2-0 G1-3		1-3 3-H K2-3		2-2 G3					3	0	0	0	0	1	4	
55 Hideki Matsui, L (1,7) OBP: 0.348, SLG: 0.437		2-1 F8	4-0 IBB							1	0	0	0	1	0	0	
Aaron Boone, R (1,5) OBP: 0.323, SLG: 0.447		1-0 F8	0-2 P4							2	0	0	0	0	0	3	
Karim Garcia, L (1,9) OBP: 0.297, SLG: 0.427		0-1 1B		1-2 P4						2	0	1	0	0	0	0	
John Flaherty, R (1,2) OBP: 0.286, SLG: 0.455		0-1 F7		1-1 G4-3 1B						2	0	1	0	0	0	1	
Inning Stats	R: 0 E: 0 K: 2 S: 11	H: 1 LOB: 2 BB: 0 P: 20	R: 0 E: 0 K: 0 S: 7	H: 1 LOB: 1 BB: 0 P: 10	R: 1 E: 0 K: 2 S: 13	H: 2 LOB: 3 BB: 2 P: 27	R: 0 E: 0 K: 0 S: 8	H: 1 LOB: 1 BB: 0 P: 11	R: 0 E: 0 K: 0 S: 6	H: 0 LOB: 0 BB: 0 P: 8						WP: 0 PB: 0 SB: 2 CS: 0	
PITCHER Pat Hentgen, R (1,1) ERA: 4.09	IP: 5.0 WLS: 23 BF: 23 H: 5 R: 1 ER: 1 SO: 4 BB: 1 IBB: 1 HBP: 1 BLK: 0 WP: 0 HR: 0 S: 45 P: 76 ERA: 1.80 WHIP: 1.200															PITCHER IP: 0 WLS: 0 BF: 0 H: 0 R: 0 ER: 0 SO: 0 BB: 0 IBB: 0 HBP: 0 BLK: 0 WP: 0 HR: 0 S: 0 P: 0 ERA: 0 WHIP: 0	

Batter	1	2	3	4	5	6	7	8	9	AB	R	H	RBI	BB	SO	LOB	BOTTOM
1 Brian Roberts, S (1,4) OBP: 0.345, SLG: 0.382	1-2 F7		2-1 1B 2B		1-1 2H 1B					3	1	2	0	0	0	0	<p>New York Yankees @ Baltimore Orioles Oriole Park at Camden Yards, Baltimore, MD Thu Sep 18 2003, 12:35 PM EDT Att: 29,093 - Cloudy - 74 F</p> <p>livebaseballscorecards.com</p> <p>AB 19 R 1 H 5 RBI 1 BB 1 SO 6 LOB 5</p> 
Luis Matos, R (1,8) OBP: 0.357, SLG: 0.454	0-3 K		3-2 FC4-6 2H 1B		1-2 G4-3					3	0	1	1	0	1	1	
Larry Bigbie, L (1,9) OBP: 0.368, SLG: 0.474	0-0 F8		0-1 FC4-6 1-2							2	0	0	0	0	0	1	
Tony Batista, R (1,5) OBP: 0.276, SLG: 0.404		0-3 K		0-2 P6						2	0	0	0	0	1	0	
31 Jay Gibbons, L (1,10) OBP: 0.332, SLG: 0.467		0-1 G5-3		1-0 G1-3						2	0	0	0	0	0	0	
B.J. Surhoff, L (1,3) OBP: 0.361, SLG: 0.415		4-2 BB		2-1 1B						1	0	1	0	1	0	0	
Deivi Cruz, R (1,6) OBP: 0.273, SLG: 0.386		0-2 K		1-2 G5-3						2	0	0	0	0	1	2	
57 Pedro Swann, L (1,7) OBP: 0.333, SLG: 1.000			3-3 K		0-1 1B 2B					2	0	1	0	0	1	0	
Robert Machado, R (1,2) OBP: 0.346, SLG: 0.348			1-3 K		1-3 K					2	0	0	0	0	2	1	
Inning Stats	R: 0 E: 0 K: 1 S: 8	H: 0 LOB: 0 BB: 0 P: 9	R: 0 E: 0 K: 2 S: 11	H: 0 LOB: 1 BB: 1 P: 15	R: 1 E: 0 K: 2 S: 14	H: 2 LOB: 1 BB: 0 P: 23	R: 0 E: 0 K: 0 S: 11	H: 1 LOB: 1 BB: 0 P: 15	R: 0 E: 0 K: 1 S: 10	H: 2 LOB: 1 BB: 0 P: 13						WP: 0 PB: 0 SB: 0 CS: 0	
PITCHER 35 Mike Mussina, R (1,1) ERA: 3.14	IP: 5.0 WLS: 20 BF: 20 H: 5 R: 1 ER: 1 SO: 6 BB: 1 IBB: 0 HBP: 0 BLK: 0 WP: 0 HR: 0 S: 54 P: 75 ERA: 1.80 WHIP: 1.200															PITCHER IP: 0 WLS: 0 BF: 0 H: 0 R: 0 ER: 0 SO: 0 BB: 0 IBB: 0 HBP: 0 BLK: 0 WP: 0 HR: 0 S: 0 P: 0 ERA: 0 WHIP: 0	

Batter	1	2	3	4	5	6	7	8	9	AB	R	H	RBI	BB	SO	LOB	TOP											
Alfonso Soriano, R OBP: 0.338, SLG: 0.514										5	0	2	2	0	0	2												
Nick Johnson, L OBP: 0.395, SLG: 0.483										5	1	0	0	0	1	4												
2 Derek Jeter, R OBP: 0.455, SLG: 0.455 Enrique Wilson, S OBP: 0.263, SLG: 0.363										3	2	2	0	0	0	1												
25 Jason Giambi, L OBP: 0.411, SLG: 0.520										5	0	1	1	0	2	4												
20 Jorge Posada, S OBP: 0.407, SLG: 0.522										4	2	2	3	1	0	2												
Bernie Williams, S OBP: 0.366, SLG: 0.406										4	1	1	1	0	1	3												
55 Hideki Matsui, L OBP: 0.350, SLG: 0.436										3	1	1	0	1	1	0												
Aaron Boone, R OBP: 0.322, SLG: 0.446										4	0	1	0	0	0	2												
Karim Garcia, L OBP: 0.302, SLG: 0.427 Ruben Sierra, S OBP: 0.336, SLG: 0.418 Juan Rivera, R OBP: 0.274, SLG: 0.377										2	0	0	0	1	0	1												
										1	0	0	0	0	0	3												
										0	0	0	0	0	0	0												
Inning Stats	R: 1 E: 0 K: 1 S: 17	H: 2 LOB: 2 BB: 1 P: 28	R: 0 E: 1 K: 1 S: 11	H: 0 LOB: 1 BB: 0 P: 16	R: 0 E: 0 K: 0 S: 7	H: 1 LOB: 0 BB: 0 P: 14	R: 0 E: 0 K: 0 S: 9	H: 0 LOB: 0 BB: 0 P: 14	R: 0 E: 1 K: 0 S: 4	H: 3 LOB: 1 BB: 1 P: 31	R: 0 E: 0 K: 0 S: 7	H: 0 LOB: 0 BB: 0 P: 14	R: 4 E: 0 K: 2 S: 19	H: 4 LOB: 2 BB: 0 P: 29	R: 0 E: 0 K: 1 S: 6	H: 0 LOB: 1 BB: 0 P: 10	1B: 6 2B: 3 3B: 0 HR: 1	SF: 0 SAC: 0 DP: 2 HBP: 3	WP: 1 CS: 0	PA: 42								
PITCHER	IP	WLS	BF	H	R	ER	SO	BB	IBB	HBP	BLK	WP	HR	S	P	ERA	WHIP											
Jorge Sosa, R ERA: 4.51	(1, 1)	5.1	L	24	6	3	3	2	2	0	0	0	0	0	1	108	5.06	1.500										
Mark Mataska, L ERA: 3.21	(6, 1)	0.0		1	0	0	0	0	1	0	0	0	0	0	1	5	∞	∞										
Brandon Backe, R ERA: 5.11	(6, 1)	1.2		5	0	1	1	0	0	0	0	0	0	0	9	17	5.40	0.000										
Jon Switzer, L ERA: 8.64	(8, 1)	1.0		9	4	3	3	2	0	0	2	0	0	1	18	28	27.00	4.000										
Carlos Reyes, R ERA: 5.35	(9, 1)	1.0		3	0	0	0	1	0	0	0	0	0	0	6	9	0.00	0.000										

New York Yankees @ Tampa Bay Devil Rays
Tropicana Field, St. Petersburg, FL
Sat Sep 20 2003, 6:15 PM EDT
Att: 27,162 - Dome - 72 F

AB	36
R	7
H	10
RBI	7
BB	3
SO	5
LOB	22



Batter	1	2	3	4	5	6	7	8	9	AB	R	H	RBI	BB	SO	LOB	BOTTOM										
Julio Lugo, R OBP: 0.329, SLG: 0.387										5	0	1	0	0	2	3											
Damian Rolis, R OBP: 0.300, SLG: 0.377										4	0	2	0	0	1	2											
5 Rocco Baldelli, R OBP: 0.326, SLG: 0.419										4	0	0	0	0	2	2											
Aubrey Huff, L OBP: 0.366, SLG: 0.546										4	0	1	0	0	0	2											
31 Jonny Gomes, R OBP: 0.250, SLG: 0.273 Pete Laforest, L OBP: 0.231, SLG: 0.250										3	0	0	0	0	2	1											
Adam Platt, R OBP: 0.288, SLG: 0.462										4	1	1	0	0	1	2											
Toby Hall, R OBP: 0.303, SLG: 0.389										4	0	2	0	0	0	1											
Antonio Perez, R OBP: 0.345, SLG: 0.360										2	0	0	0	2	1	1											
13 Carl Crawford, L OBP: 0.309, SLG: 0.360										4	0	2	1	0	1	2											
Inning Stats	R: 0 E: 0 K: 0 S: 10	H: 1 LOB: 1 BB: 0 P: 18	R: 1 E: 0 K: 1 S: 13	H: 2 LOB: 2 BB: 1 P: 19	R: 0 E: 0 K: 0 S: 5	H: 1 LOB: 0 BB: 0 P: 7	R: 0 E: 0 K: 2 S: 10	H: 1 LOB: 0 BB: 0 P: 16	R: 0 E: 0 K: 3 S: 9	H: 0 LOB: 0 BB: 0 P: 14	R: 0 E: 0 K: 2 S: 13	H: 1 LOB: 2 BB: 0 P: 13	R: 0 E: 0 K: 1 S: 5	H: 0 LOB: 1 BB: 0 P: 11	R: 0 E: 0 K: 0 S: 6	H: 1 LOB: 1 BB: 1 P: 14	1B: 7 2B: 3 3B: 0 HR: 0	SF: 0 SAC: 0 DP: 2 HBP: 1	WP: 0 CS: 0	PA: 37							
PITCHER	IP	WLS	BF	H	R	ER	SO	BB	IBB	HBP	BLK	WP	HR	S	P	ERA	WHIP										
Andy Pettitte, L ERA: 4.12	(1, 1)	7.0	W	29	8	1	1	9	1	0	0	0	0	0	105	1.29	1.286										
Jeff Nelson, R ERA: 3.74	(8, 1)	1.0		4	0	0	0	1	0	0	1	0	0	5	11	0.00	0.000										
Chris Hammond, L ERA: 2.8	(9, 1)	1.0		4	1	0	0	0	1	0	0	0	0	6	14	0.00	2.000										

New York Yankees @ Tampa Bay Devil Rays
Tropicana Field, St. Petersburg, FL
Sat Sep 20 2003, 6:15 PM EDT
Att: 27,162 - Dome - 72 F

AB	34
R	1
H	9
RBI	1
BB	2
SO	10
LOB	16



Batter	1	2	3	4	5	6	7	8	9	AB	R	H	RBI	BB	SO	LOB	TOP										
Alfonso Soriano, R OBP: 0.337, SLG: 0.516	1-2 P5		1-0 HR		1-0 P2		0-0 G6-3		3-1 G4-3	5	1	1	1	0	0	2											
Nick Johnson, L OBP: 0.435, SLG: 0.485	2-1 F8		4-2 BB		1-0 HBP			1-2 20 WP 1B 3B	1-2 1B	3	1	2	0	1	0	0											
Bernie Williams, S OBP: 0.364, SLG: 0.403	2-3 K		2-1 P4		1-2 P5			1-0 20 WP 1B 3B	3-3 K	5	1	1	0	0	2	5											
20 Jorge Posada, S OBP: 0.407, SLG: 0.518		4-2 FC4-6 BB	0-1 G3		2-2 G4-3			4-2 3B BB	0-0 P4	3	1	0	0	2	0	5											
Ruben Sierra, S OBP: 0.335, SLG: 0.422	2-2 FC4-6 55 3B		2-0 F7		0-1 G4-3			1-2 1-H 2-H 3-H 3B		4	1	1	3	0	0	1											
55 Hideki Matsui, L OBP: 0.350, SLG: 0.438	3-1 SAFE 1-H SF7 3B		1-1 F9		2-3 K			1-1 F7		4	1	1	1	0	1	1											
Aaron Boone, R OBP: 0.322, SLG: 0.445	3-2 SF7		0-1 F7		0-0 E5 PO 1B			3-1 P4		3	0	1	1	0	0	1											
Enrique Wilson, S OBP: 0.277, SLG: 0.370	3-2 G6-3				1-1 2B 1B		1-1 PO 2-3	0-0 G4-6-3 1B	4-1 BB	3	0	2	0	1	0	0											
Karim Garcia, L OBP: 0.301, SLG: 0.428			2-3 K		2-2 2B		0-0 G4-6-3 1-2	3-2 G3		4	0	1	0	0	1	3											
Inning Stats	R: 0 E: 0 K: 1 S: 9	H: 0 LOB: 0 BB: 0 P: 14	R: 2 E: 0 K: 0 S: 17	H: 1 LOB: 0 BB: 1 P: 32	R: 1 E: 0 K: 1 S: 11	H: 1 LOB: 1 BB: 1 P: 20	R: 0 E: 0 K: 0 S: 5	H: 0 LOB: 0 BB: 0 P: 8	R: 0 E: 1 K: 1 S: 13	H: 2 LOB: 3 BB: 0 P: 21	R: 0 E: 0 K: 0 S: 7	H: 1 LOB: 0 BB: 0 P: 10	R: 0 E: 0 K: 0 S: 3	H: 1 LOB: 0 BB: 0 P: 3	R: 3 E: 0 K: 0 S: 17	H: 3 LOB: 2 BB: 2 P: 35	R: 0 E: 0 K: 1 S: 10	H: 1 LOB: 1 BB: 0 P: 17	1B: 6 2B: 1 3B: 2 HR: 1	SF: 1 SAC: 0 DP: 1 HBP: 1	WP: 1 PB: 0 CS: 0	PA: 41					
PITCHER	IP	WLS	BF	H	R	ER	SO	BB	IBB	HBP	BLK	WP	HR	S	P	ERA	WHIP										
Geremi Gonzalez, R ERA: 3.84	6.0	L	25	5	3	3	3	2	0	1	0	0	1	62	105	4.50	1.167										
Travis Harper, R ERA: 3.77	1.0		7	4	3	3	0	1	0	0	0	1	0	12	19	27.00	5.000										
Mark Malaska, L ERA: 2.81	2.0		8	1	0	0	1	1	0	0	0	0	0	18	36	0.00	1.000										

New York Yankees @ Tampa Bay Devil Rays
Tropicana Field, St. Petersburg, FL
Sun Sep 21 2003, 1:15 PM EDT
Att: 18,803 - Dome - 72 F

AB	34
R	6
H	10
RBI	6
BB	4
SO	4
LOB	18



Batter	1	2	3	4	5	6	7	8	9	AB	R	H	RBI	BB	SO	LOB	BOTTOM										
13 Carl Crawford, L OBP: 0.309, SLG: 0.358	3-3 K		0-0 FC6-4		4-2 BB			1-2 G4-3		3	0	0	0	1	1	1											
Julio Lugo, R OBP: 0.327, SLG: 0.384	3-2 G3		1-0 FC6-4		0-1 F7			0-1 G1-3		4	0	0	0	0	0	3											
Aubrey Huff, L OBP: 0.364, SLG: 0.542	2-3 K				0-1 G4-3		2-1 G4-3	0-0 G3-1		4	0	0	0	0	1	0											
Al Martin, L OBP: 0.306, SLG: 0.357		0-1 FC4-6 1B		1-0 P3		2-2 G4-3		1-3 K		4	0	1	0	0	1	0											
Travis Lee, L OBP: 0.341, SLG: 0.449		2-2 SAFE SAFE SAFE SAFE FC4-6		2-2 1B		0-1 G4-3		1-3 K		4	0	1	0	0	1	1											
Marlon Anderson, L OBP: 0.332, SLG: 0.382		0-0 F8		1-1 G5-3			1-2 G5-3	3-2 F7		4	0	0	0	0	0	2											
Pete Laforest, L OBP: 0.238, SLG: 0.256		2-3 K			2-2 13 BB 1B		2-2 F7			3	0	1	0	0	1	1											
Javier Valentin, S OBP: 0.255, SLG: 0.358			1-1 F7		0-1 F8		2-1 HBP			2	0	0	0	0	0	1											
Damian Rolls, R OBP: 0.300, SLG: 0.376			0-1 13 FC6-4 1B		1-2 F7		2-1 P6			3	0	1	0	0	0	2											
Inning Stats	R: 0 E: 0 K: 2 S: 11	H: 0 LOB: 0 BB: 0 P: 19	R: 0 E: 0 K: 1 S: 11	H: 1 LOB: 1 BB: 0 P: 14	R: 0 E: 0 K: 0 S: 6	H: 1 LOB: 1 BB: 0 P: 8	R: 0 E: 0 K: 0 S: 8	H: 1 LOB: 1 BB: 0 P: 12	R: 0 E: 0 K: 0 S: 12	H: 1 LOB: 2 BB: 1 P: 19	R: 0 E: 0 K: 0 S: 7	H: 0 LOB: 0 BB: 0 P: 11	R: 0 E: 0 K: 0 S: 9	H: 0 LOB: 1 BB: 0 P: 16	R: 0 E: 0 K: 0 S: 6	H: 0 LOB: 0 BB: 0 P: 7	R: 0 E: 0 K: 2 S: 11	H: 0 LOB: 0 BB: 0 P: 16	1B: 4 2B: 0 3B: 0 HR: 0	SF: 0 SAC: 0 DP: 0 HBP: 1	WP: 0 PB: 0 CS: 0	PA: 33					
PITCHER	IP	WLS	BF	H	R	ER	SO	BB	IBB	HBP	BLK	WP	HR	S	P	ERA	WHIP										
Roger Clemens, R ERA: 3.94	7.0	W	27	4	0	0	3	1	0	1	0	0	0	64	99	0.00	0.714										
Felix Heredia, L ERA: 2.79	1.0		3	0	0	0	0	0	0	0	0	0	0	6	7	0.00	0.000										
Antonio Osuna, R ERA: 3.94	1.0		3	0	0	0	2	0	0	0	0	0	0	11	16	0.00	0.000										

New York Yankees @ Tampa Bay Devil Rays
Tropicana Field, St. Petersburg, FL
Sun Sep 21 2003, 1:15 PM EDT
Att: 18,803 - Dome - 72 F

AB	31
R	0
H	4
RBI	0
BB	1
SO	5
LOB	11



Batter	1	2	3	4	5	6	7	8	9	10	AB	R	H	RBI	BB	SO	LOB	TOP			
Alfonso Soriano, R OBP: 0.340, SLG: 0.526 (1, 4)											3	3	2	2	2	0	0				
Nick Johnson, L OBP: 0.439, SLG: 0.487 (1, 3)											3	0	2	0	2	0	0				
2 Derek Jeter, R OBP: 0.393, SLG: 0.453 (1, 6)											5	0	1	1	0	1	5				
25 Jason Giambi, L OBP: 0.410, SLG: 0.517 Enrique Wilson, S OBP: 0.275, SLG: 0.367 (8, PR)											3	0	0	0	1	2	2				
20 Jorge Posada, S OBP: 0.407, SLG: 0.516 (1, 2)											4	0	1	0	1	1	2				
Bernie Williams, S OBP: 0.363, SLG: 0.400 (1, 8)											4	0	0	0	1	1	3				
56 Hideki Matsui, L OBP: 0.353, SLG: 0.439 (1, 7)											3	0	2	0	2	0	0				
Aaron Boone, R OBP: 0.321, SLG: 0.444 (1, 5)											4	0	1	0	0	1	4				
Karim Garcia, L OBP: 0.297, SLG: 0.422 Ruben Sierra, S OBP: 0.334, SLG: 0.421 Juan Rivera, R OBP: 0.274, SLG: 0.377 (9, PH)											3	0	0	0	0	1	2				
Inning Stats	R: 1 E: 0 K: 1 S: 11	H: 2 LOB: 0 P: 15	R: 0 E: 0 K: 3 S: 15	H: 2 LOB: 2 P: 22	R: 1 E: 0 K: 1 S: 7	H: 2 LOB: 1 P: 10	R: 0 E: 0 K: 0 S: 8	H: 0 LOB: 2 P: 17	R: 1 E: 0 K: 0 S: 15	H: 1 LOB: 2 P: 25	R: 0 E: 0 K: 0 S: 5	H: 0 LOB: 0 P: 9	R: 0 E: 0 K: 0 S: 10	H: 0 LOB: 1 P: 19	R: 0 E: 0 K: 1 S: 9	H: 1 LOB: 3 P: 21	R: 0 E: 0 K: 1 S: 12	H: 1 LOB: 1 P: 21	1B: 7 2B: 1 3B: 0 HR: 2	SF: 0 SAC: 1 DP: 4 HBP: 0	WP: 0 PA: 44
PITCHER	IP WLS BF H R ER SO ERA WHIP	IP WLS BF H R ER SO ERA WHIP	IP WLS BF H R ER SO ERA WHIP	IP WLS BF H R ER SO ERA WHIP	IP WLS BF H R ER SO ERA WHIP	IP WLS BF H R ER SO ERA WHIP	IP WLS BF H R ER SO ERA WHIP	IP WLS BF H R ER SO ERA WHIP	IP WLS BF H R ER SO ERA WHIP	IP WLS BF H R ER SO ERA WHIP	IP WLS BF H R ER SO ERA WHIP	IP WLS BF H R ER SO ERA WHIP	IP WLS BF H R ER SO ERA WHIP	IP WLS BF H R ER SO ERA WHIP	IP WLS BF H R ER SO ERA WHIP	IP WLS BF H R ER SO ERA WHIP	IP WLS BF H R ER SO ERA WHIP	IP WLS BF H R ER SO ERA WHIP	IP WLS BF H R ER SO ERA WHIP	IP WLS BF H R ER SO ERA WHIP	IP WLS BF H R ER SO ERA WHIP
Bartolo Colon, R ERA: 3.9 Scott Sullivan, R ERA: 3.47 Damaso Marte, L ERA: 1.53 Tom Gordon, R ERA: 3.08	(1, 1) (7, 1) (8, 1) (9, 1)	6.0 1.1 1.1 1.1	WLS 4 8 6	BF 26 0 1	H 7 0 1	R 3 0 0	ER 3 0 0	SO 5 0 0	BB 4 0 3	IBB 0 1 0	HBP 0 0 0	BLK 0 0 0	WP 0 0 0	HR 2 0 0	S 61 11 14	P 98 15 34	ERA 4.50 0.00 0.00	WHIP 1.833 0.000 3.000	0.00 0.00 0.00	0.750	

New York Yankees @ Chicago White Sox
U.S. Cellular Field, Chicago, IL
Mon Sep 22 2003, 8:05 PM EDT
Att. 39,627 - Cloudy - 69 F

AB 34
R 3
H 9
RBI 3
BB 9
SO 7
LOB 19



Batter	1	2	3	4	5	6	7	8	9	10	AB	R	H	RBI	BB	SO	LOB	BOTTOM					
Tony Graffanino, R OBP: 0.338, SLG: 0.436 (1, 6)												5	2	2	1	0	1						
Roberto Alomar, S OBP: 0.335, SLG: 0.393 (1, 4)												5	1	1	0	0	1						
Frank Thomas, R OBP: 0.385, SLG: 0.556 (1, 10)												4	1	2	2	1	0						
Magglio Ordonez, R OBP: 0.385, SLG: 0.560 (1, 9)												5	1	3	3	0	0						
Carlos Lee, R OBP: 0.330, SLG: 0.497 (1, 7)												4	0	1	0	0	3						
14 Paul Konerko, R OBP: 0.309, SLG: 0.407 (1, 3)												4	0	0	0	0	4						
Aaron Rowand, R OBP: 0.314, SLG: 0.450 Aaron Miles, S OBP: 0.250, SLG: 0.500 Jose Valentin, S OBP: 0.309, SLG: 0.454 (1, 8)												3	0	1	0	0	0						
24 Joe Crede, R OBP: 0.308, SLG: 0.424 Carl Everett, S OBP: 0.365, SLG: 0.512 (1, 5)												3	1	2	0	0	1						
Miguel Olivo, R OBP: 0.278, SLG: 0.356 Brian Dauterive, L OBP: 0.353, SLG: 0.369 Sandy Alomar Jr., R OBP: 0.291, SLG: 0.406 (1, 2)												2	0	0	0	0	0						
Inning Stats	R: 1 E: 0 K: 1 S: 14	H: 3 LOB: 2 P: 20	R: 0 E: 0 K: 0 S: 12	H: 1 LOB: 1 P: 19	R: 0 E: 0 K: 0 S: 7	H: 0 LOB: 0 P: 12	R: 0 E: 0 K: 0 S: 7	H: 0 LOB: 0 P: 7	R: 2 E: 0 K: 0 S: 10	H: 3 LOB: 1 P: 12	R: 0 E: 0 K: 0 S: 8	H: 2 LOB: 1 P: 13	R: 0 E: 0 K: 1 S: 6	H: 0 LOB: 0 P: 11	R: 0 E: 0 K: 0 S: 6	H: 1 LOB: 1 P: 16	R: 0 E: 0 K: 0 S: 8	H: 0 LOB: 0 P: 10	R: 3 E: 0 K: 0 S: 9	H: 2 LOB: 0 P: 18	1B: 9 2B: 2 3B: 0 HR: 1	SF: 0 SAC: 1 DP: 1 HBP: 0	WP: 0 PA: 40
PITCHER	IP WLS BF H R ER SO ERA WHIP	IP WLS BF H R ER SO ERA WHIP	IP WLS BF H R ER SO ERA WHIP	IP WLS BF H R ER SO ERA WHIP	IP WLS BF H R ER SO ERA WHIP	IP WLS BF H R ER SO ERA WHIP	IP WLS BF H R ER SO ERA WHIP	IP WLS BF H R ER SO ERA WHIP	IP WLS BF H R ER SO ERA WHIP	IP WLS BF H R ER SO ERA WHIP	IP WLS BF H R ER SO ERA WHIP	IP WLS BF H R ER SO ERA WHIP	IP WLS BF H R ER SO ERA WHIP	IP WLS BF H R ER SO ERA WHIP	IP WLS BF H R ER SO ERA WHIP	IP WLS BF H R ER SO ERA WHIP	IP WLS BF H R ER SO ERA WHIP	IP WLS BF H R ER SO ERA WHIP	IP WLS BF H R ER SO ERA WHIP	IP WLS BF H R ER SO ERA WHIP	IP WLS BF H R ER SO ERA WHIP		
David Wells, L ERA: 4.25 Jeff Nelson, R ERA: 3.82 Gabe White, L ERA: 3.97 Jeff Weaver, R ERA: 6.03	(1, 1) (8, 1) (9, 1) (10, 1)	7.0 1.2 0.2 0.0	WLS 9 6 3	BF 29 3 3	H 3 0 1	R 3 0 2	ER 3 0 2	SO 2 0 0	BB 0 0 1	IBB 0 0 0	HBP 0 0 0	BLK 0 0 0	WP 0 0 0	HR 0 0 1	S 64 11 10	P 94 23 15	ERA 3.86 0.600 13.50	WHIP 1.286 0.600 1.500	∞	∞			

New York Yankees @ Chicago White Sox
U.S. Cellular Field, Chicago, IL
Mon Sep 22 2003, 8:05 PM EDT
Att. 39,627 - Cloudy - 69 F

AB 38
R 6
H 12
RBI 6
BB 1
SO 2
LOB 13



Batter	1	2	3	4	5	6	7	8	9	AB	R	H	RBI	BB	SO	LOB	TOP											
Alfonso Soriano, R OBP: 0.341, SLG: 0.525										5	1	2	0	0	1	1	New York Yankees @ Chicago White Sox U.S. Cellular Field, Chicago, IL Tue Sep 23 2003, 8:05 PM EDT Att: 31,305 - Sunny - 68 F											
Nick Johnson, L OBP: 0.439, SLG: 0.498										5	2	2	1	0	1	3												
Derek Jeter, R OBP: 0.393, SLG: 0.451										4	1	1	0	1	1	1												
25 Jason Giambi, L OBP: 0.412, SLG: 0.525										4	2	2	4	1	0	1												
20 Jorge Posada, S OBP: 0.405, SLG: 0.512										4	0	0	0	1	0	3												
Bernie Williams, S OBP: 0.365, SLG: 0.399										3	0	1	0	2	1	1												
55 Hideki Matsui, L OBP: 0.353, SLG: 0.438										4	0	1	1	1	1	3												
Aaron Boone, R OBP: 0.320, SLG: 0.442										5	0	1	0	0	1	4												
Juan Rivera, R OBP: 0.280, SLG: 0.399										4	1	2	1	0	0	1												
Inning Stats	R: 1 H: 2 E: 0 K: 2 S: 15	H: 2 LOB: 1 BB: 0 P: 21	R: 0 H: 0 E: 0 K: 1 S: 7	H: 0 LOB: 0 BB: 0 P: 8	R: 0 H: 1 E: 0 K: 1 S: 7	H: 1 LOB: 1 BB: 0 P: 9	R: 0 H: 0 E: 0 K: 1 S: 9	H: 0 LOB: 1 BB: 1 P: 16	R: 0 H: 2 E: 0 K: 0 S: 15	H: 2 LOB: 1 BB: 0 P: 20	R: 1 H: 3 E: 0 K: 0 S: 16	H: 3 LOB: 2 BB: 0 P: 28	R: 0 H: 0 E: 0 K: 0 S: 5	H: 0 LOB: 0 BB: 0 P: 7	R: 0 H: 0 E: 0 K: 0 S: 12	H: 0 LOB: 2 BB: 2 P: 26	R: 5 H: 4 E: 0 K: 1 S: 18	H: 4 LOB: 2 BB: 3 P: 42	1B: 7 2B: 2 3B: 0 HR: 3	SF: 0 SAC: 0 DP: 0 HBP: 0	WP: 0 PB: 0 CS: 0	PA: 44						
PITCHER	IP	WLS	BF	H	R	ER	SO	BB	IBB	HBP	BLK	WP	HR	S	P	ERA	WHIP											
56 Mark Buehrle, L ERA: 4.14	(1, 1)	7.0	L	29	8	2	2	5	1	0	0	0	0	1	74	109	2.57	1.286										
Damaso Marte, L ERA: 1.51	(8, 1)	1.0		5	0	0	0	0	1	1	0	0	0	0	12	26	0.00	1.000										
Scott Sullivan, R ERA: 3.73	(9, 1)	0.1		3	2	2	0	0	0	0	0	0	0	1	9	15	54.00	6.000										
Kelly Wunsch, L ERA: 2.75	(9, 1)	0.1		6	2	3	3	1	2	1	0	0	0	1	8	24	81.00	12.000										
Billy Koch, R ERA: 5.77	(9, 1)	0.1		1	0	0	0	0	0	0	0	0	0	0	1	3	0.00	0.000										

Batter	1	2	3	4	5	6	7	8	9	AB	R	H	RBI	BB	SO	LOB	BOTTOM											
Roberto Alomar, S OBP: 0.333, SLG: 0.350										4	0	0	0	0	2	1	New York Yankees @ Chicago White Sox U.S. Cellular Field, Chicago, IL Tue Sep 23 2003, 8:05 PM EDT Att: 31,305 - Sunny - 68 F											
Carlos Lee, R OBP: 0.330, SLG: 0.498										4	0	1	0	0	1	1												
Frank Thomas, R OBP: 0.384, SLG: 0.555										4	0	1	0	0	1	2												
Magglio Ordonez, R OBP: 0.387, SLG: 0.560										2	0	1	0	1	1	1												
Carl Everett, S OBP: 0.364, SLG: 0.509										3	0	0	0	0	1	3												
14 Paul Konerko, R OBP: 0.307, SLG: 0.404										4	0	0	0	0	0	3												
Jose Valentin, S OBP: 0.308, SLG: 0.452										4	0	1	0	0	2	1												
24 Joe Crede, R OBP: 0.306, SLG: 0.422										2	0	0	0	0	0	1												
Sandy Alomar Jr., R OBP: 0.281, SLG: 0.407										3	0	1	0	0	2	1												
Inning Stats	R: 0 H: 1 E: 0 K: 2 S: 10	H: 1 LOB: 1 BB: 0 P: 11	R: 0 H: 1 E: 0 K: 1 S: 8	H: 1 LOB: 0 BB: 0 P: 16	R: 0 H: 1 E: 0 K: 2 S: 13	H: 1 LOB: 1 BB: 0 P: 14	R: 0 H: 0 E: 0 K: 0 S: 8	H: 0 LOB: 0 BB: 1 P: 12	R: 0 H: 0 E: 0 K: 2 S: 9	H: 0 LOB: 0 BB: 0 P: 12	R: 0 H: 1 E: 0 K: 0 S: 9	H: 1 LOB: 2 BB: 0 P: 15	R: 0 H: 0 E: 0 K: 1 S: 11	H: 0 LOB: 1 BB: 0 P: 15	R: 0 H: 0 E: 0 K: 1 S: 6	H: 0 LOB: 0 BB: 0 P: 10	R: 0 H: 1 E: 0 K: 1 S: 8	H: 1 LOB: 1 BB: 0 P: 17	1B: 3 2B: 2 3B: 0 HR: 0	SF: 0 SAC: 0 DP: 2 HBP: 3	WP: 0 PB: 0 CS: 0	PA: 34						
PITCHER	IP	WLS	BF	H	R	ER	SO	BB	IBB	HBP	BLK	WP	HR	S	P	ERA	WHIP											
Jose Contreras, R ERA: 3.39	(1, 1)	8.0	W	30	4	0	0	1	0	0	2	0	0	0	74	105	0.00	0.625										
42 Mariano Rivera, R ERA: 1.7	(9, 1)	1.0		4	1	0	0	1	0	0	0	0	0	8	17	0.00	1.000											

Batter	1	2	3	4	5	6	7	8	9	AB	R	H	RBI	BB	SO	LOB	TOP			
Alfonso Soriano, R OBP: 0.339, SLG: 0.522 (1, 4)	1-3 K		2-1 F7			2-2 P4				4	0	0	0	0	2	2	New York Yankees @ Chicago White Sox U.S. Cellular Field, Chicago, IL Wed Sep 24 2003, 2:05 PM EDT Att: 26,019 - Overcast - 68 F			
Nick Johnson, L OBP: 0.434, SLG: 0.492 (1, 3)	0-0 G4-3		3-3 K			0-2 G6-3			0-0 L9	4	0	0	0	0	1					
2 Derek Jeter, R OBP: 0.390, SLG: 0.447 (1, 6)	1-3 K		0-3 K			0-1 F9			2-1 L8	4	0	0	0	0	2	0				
25 Jason Giambi, L OBP: 0.412, SLG: 0.532 (1, 10)		3-2 HR		1-2 K		0-0 G6-3			1-0 2B	4	1	2	1	0	1	0				
20 Jorge Posada, S OBP: 0.404, SLG: 0.509 Michel Hernandez, R (8, 2)		1-2 HR 1B		1-1 G1-3		2-3 K			1-2 G4-3	4	1	1	0	0	1	1				
Bernie Williams, S OBP: 0.366, SLG: 0.409 (1, 8)		0-0 HR		2-2 2B					0-2 G5-3	4	1	2	2	0	0	0				
55 Hideki Matsui, L OBP: 0.352, SLG: 0.436 38 Drew Henson, R (9, PH)		1-2 G6-3		3-2 G3					0-3 K	3	0	0	0	0	0	1				
Enrique Wilson, S OBP: 0.275, SLG: 0.364 (1, 5)		1-0 G3				2-3 K			0-3 K	4	1	1	0	0	2	0				
Karim Garcia, L OBP: 0.299, SLG: 0.427 Juan Rivera, R (7, PH)		2-2 F7				0-1 2B			2-1 2B	2	0	1	0	0	0	0				
						1-H 2B				1	0	1	1	0	0	0				
Inning Stats	R: 0 E: 0 K: 2 S: 11	H: 0 LOB: 0 BB: 0 P: 13	R: 3 E: 0 K: 0 S: 19	H: 3 LOB: 0 BB: 0 P: 27	R: 0 E: 0 K: 2 S: 10	H: 0 LOB: 0 BB: 0 P: 15	R: 0 E: 0 K: 1 S: 13	H: 1 LOB: 1 BB: 0 P: 20	R: 0 E: 0 K: 1 S: 14	H: 0 LOB: 0 BB: 0 P: 8	R: 1 E: 0 K: 1 S: 12	H: 2 LOB: 1 BB: 0 P: 21	R: 0 E: 0 K: 0 S: 7	H: 1 LOB: 1 BB: 0 P: 11	R: 0 E: 0 K: 2 S: 10	H: 0 LOB: 0 BB: 0 P: 10	1B: 2 2B: 4 3B: 0 HR: 2	SF: 0 SAC: 0 DP: 0 HBP: 0	WP: 0 PB: 0 SB: 0 CS: 0	PA: 35
PITCHER	IP WLS BF H R ER SO BB IBB HBP BLK WP HR S P ERA WHIP	IP WLS BF H R ER SO BB IBB HBP BLK WP HR S P ERA WHIP	IP WLS BF H R ER SO BB IBB HBP BLK WP HR S P ERA WHIP	IP WLS BF H R ER SO BB IBB HBP BLK WP HR S P ERA WHIP	IP WLS BF H R ER SO BB IBB HBP BLK WP HR S P ERA WHIP	IP WLS BF H R ER SO BB IBB HBP BLK WP HR S P ERA WHIP	IP WLS BF H R ER SO BB IBB HBP BLK WP HR S P ERA WHIP	IP WLS BF H R ER SO BB IBB HBP BLK WP HR S P ERA WHIP	IP WLS BF H R ER SO BB IBB HBP BLK WP HR S P ERA WHIP	IP WLS BF H R ER SO BB IBB HBP BLK WP HR S P ERA WHIP	IP WLS BF H R ER SO BB IBB HBP BLK WP HR S P ERA WHIP	IP WLS BF H R ER SO BB IBB HBP BLK WP HR S P ERA WHIP	IP WLS BF H R ER SO BB IBB HBP BLK WP HR S P ERA WHIP	IP WLS BF H R ER SO BB IBB HBP BLK WP HR S P ERA WHIP	IP WLS BF H R ER SO BB IBB HBP BLK WP HR S P ERA WHIP	IP WLS BF H R ER SO BB IBB HBP BLK WP HR S P ERA WHIP	IP WLS BF H R ER SO BB IBB HBP BLK WP HR S P ERA WHIP			

AB	35
R	4
H	8
RBI	4
BB	0
SO	10
LOB	5



Batter	1	2	3	4	5	6	7	8	9	AB	R	H	RBI	BB	SO	LOB	BOTTOM			
Willie Harris, L OBP: 0.239, SLG: 0.230 (1, 4)	0-3 K		0-0 FC1 2B			0-2 G4-3				5	1	2	1	0	1	1	New York Yankees @ Chicago White Sox U.S. Cellular Field, Chicago, IL Wed Sep 24 2003, 2:05 PM EDT Att: 26,019 - Overcast - 68 F			
Carlos Lee, R OBP: 0.330, SLG: 0.498 (1, 7)	1-2 G1-3		2-2 FC1			2-1 2B 1B			1-2 P5	5	1	2	2	0	0	1				
Frank Thomas, R OBP: 0.366, SLG: 0.557 Armando Rios, L OBP: 0.245, SLG: 0.298 (8, PH)	4-2 BB		0-3 K			2-1 2B 1B			3-3 K	2	1	1	1	2	1	1				
Magglio Ordonez, R OBP: 0.386, SLG: 0.558 (1, 9)	0-0 L9					0-2 G4-3				4	1	1	0	0	0	3				
Carl Everett, S OBP: 0.363, SLG: 0.509 Aaron Rowand, R OBP: 0.314, SLG: 0.450 (7, 8)		0-2 G4-3		3-3 K		2-1 2B			0-2 P4	4	1	1	1	0	1	2				
Brian Daubach, L OBP: 0.351, SLG: 0.384 (1, 3)		3-3 K		1-0 F8		3-3 K			0-2 HR	4	1	1	1	0	2	2				
Jose Valentin, S OBP: 0.310, SLG: 0.457 (1, 6)		4-2 BB				1-1 F8			3-3 K	3	1	1	3	1	1	0				
24 Joe Crede, R OBP: 0.305, SLG: 0.423 (1, 5)		1-0 L4				0-1 G6-3			2-2 F7	4	1	1	0	0	0	1				
Miguel Olivo, R OBP: 0.280, SLG: 0.358 (1, 2)			1-1 G5-3			1-0 1B			0-0 K	4	1	2	0	0	1	0				
						2-3 2B 1B			0-3 K											
Inning Stats	R: 0 E: 0 K: 1 S: 12	H: 0 LOB: 1 BB: 1 P: 17	R: 0 E: 0 K: 1 S: 15	H: 0 LOB: 1 BB: 1 P: 23	R: 0 E: 0 K: 1 S: 9	H: 0 LOB: 0 BB: 0 P: 13	R: 0 E: 0 K: 0 S: 9	H: 1 LOB: 1 BB: 0 P: 11	R: 8 E: 0 K: 1 S: 25	H: 9 LOB: 2 BB: 1 P: 43	R: 1 E: 0 K: 2 S: 13	H: 1 LOB: 0 BB: 0 P: 18	R: 0 E: 0 K: 1 S: 7	H: 0 LOB: 0 BB: 0 P: 12	R: 0 E: 0 K: 0 S: 10	H: 0 LOB: 0 BB: 0 P: 10	1B: 5 2B: 5 3B: 0 HR: 2	SF: 0 SAC: 0 DP: 0 HBP: 0	WP: 0 PB: 0 SB: 1 CS: 0	PA: 39
PITCHER	IP WLS BF H R ER SO BB IBB HBP BLK WP HR S P ERA WHIP	IP WLS BF H R ER SO BB IBB HBP BLK WP HR S P ERA WHIP	IP WLS BF H R ER SO BB IBB HBP BLK WP HR S P ERA WHIP	IP WLS BF H R ER SO BB IBB HBP BLK WP HR S P ERA WHIP	IP WLS BF H R ER SO BB IBB HBP BLK WP HR S P ERA WHIP	IP WLS BF H R ER SO BB IBB HBP BLK WP HR S P ERA WHIP	IP WLS BF H R ER SO BB IBB HBP BLK WP HR S P ERA WHIP	IP WLS BF H R ER SO BB IBB HBP BLK WP HR S P ERA WHIP	IP WLS BF H R ER SO BB IBB HBP BLK WP HR S P ERA WHIP	IP WLS BF H R ER SO BB IBB HBP BLK WP HR S P ERA WHIP	IP WLS BF H R ER SO BB IBB HBP BLK WP HR S P ERA WHIP	IP WLS BF H R ER SO BB IBB HBP BLK WP HR S P ERA WHIP	IP WLS BF H R ER SO BB IBB HBP BLK WP HR S P ERA WHIP	IP WLS BF H R ER SO BB IBB HBP BLK WP HR S P ERA WHIP	IP WLS BF H R ER SO BB IBB HBP BLK WP HR S P ERA WHIP	IP WLS BF H R ER SO BB IBB HBP BLK WP HR S P ERA WHIP				

AB	36
R	9
H	12
RBI	9
BB	3
SO	8
LOB	11



Batter	1	2	3	4	5	6	7	8	9	AB	R	H	RBI	BB	SO	LOB	TOP			
1 Brian Roberts, S OBP: 0.338, SLG: 0.372	G4-3		G4-3		L3		G6-4-3			4	0	0	0	0	0	1	Baltimore Orioles @ New York Yankees Yankee Stadium, Bronx, NY Fri Sep 26 2003, 4:05 PM EDT Cloudy - 69 F			
Jerry Hairston, R OBP: 0.357, SLG: 0.366	1B		K		P5			P2	4	0	1	0	0	1	0					
Larry Bigbie, L OBP: 0.373, SLG: 0.471	K		1B		FC5-4			E 31 SF6 BB	3	1	2	0	1	1	1					
Tony Batista, R OBP: 0.271, SLG: 0.396	F7		F8		FC5-4			E5 31 DI 1B	4	0	1	0	0	0	3					
Jose Morban, S OBP: 0.194, SLG: 0.235					1-2			1B	0	0	0	0	0	0	0					
31 Jay Gibbons, L OBP: 0.333, SLG: 0.460					E1 G5-3 1B			SF6	3	1	1	1	0	0	0					
Luis Matos, R OBP: 0.358, SLG: 0.466					G5-3			K	3	0	0	0	0	0	2					
57 Pedro Swann, L OBP: 0.273, SLG: 0.636									1	0	0	0	0	1	2					
B.J. Surhoff, L OBP: 0.353, SLG: 0.410									3	0	2	1	0	1	0					
53 Carlos Mendez, R OBP: 0.214, SLG: 0.268									1	0	0	0	0	0	0					
Deivi Cruz, R OBP: 0.272, SLG: 0.382					FC6-4			F8	3	0	0	0	1	0	1					
Brook Fordyce, R OBP: 0.313, SLG: 0.374					1-2			L9	3	0	1	0	0	1	4					
Jack Cust, L OBP: 0.338, SLG: 0.523					K			K	1	0	0	0	0	1	0					
Inning Stats	R: 0 E: 0 K: 1 S: 11	H: 1 LOB: 1 BB: 0 P: 13	R: 0 E: 0 K: 0 S: 13	H: 2 LOB: 2 BB: 1 P: 17	R: 0 E: 0 K: 1 S: 12	H: 1 LOB: 1 BB: 0 P: 19	R: 1 E: 0 K: 1 S: 21	H: 1 LOB: 1 BB: 0 P: 28	R: 0 E: 0 K: 0 S: 9	H: 0 LOB: 0 BB: 0 P: 12	R: 0 E: 0 K: 0 S: 6	H: 1 LOB: 0 BB: 0 P: 9	R: 1 E: 2 K: 1 S: 14	H: 1 LOB: 2 BB: 0 P: 21	R: 0 E: 0 K: 1 S: 12	H: 0 LOB: 0 BB: 0 P: 16	1B: 8 2B: 1 3B: 0 HR: 0	SF: 1 SAC: 0 DP: 2 HBP: 0	WP: 0 PB: 0 SB: 0 CS: 0	PA: 36
PITCHER	IP WLS BF H R ER SO BB IBB HBP BLK WP HR S P ERA WHIP																			
Andy Pettitte, L ERA: 4.02	(1, 1) 5.0 W 22 6 1 0 3 1 0 0 0 0 0 0 66 89 0.00 1.400																			
Felix Heredia, L ERA: 2.72	(6, 1) 2.0 6 1 0 0 1 0 0 0 0 0 0 0 19 28 0.00 0.500																			
Antonio Osuna, R ERA: 3.73	(8, 1) 2.0 8 1 1 0 2 1 0 0 0 0 0 0 26 37 0.00 1.000																			

Batter	1	2	3	4	5	6	7	8	9	AB	R	H	RBI	BB	SO	LOB	BOTTOM			
Alfonso Soriano, R OBP: 0.338, SLG: 0.524	G6-3		HR		F7		G6-4-3		K	5	1	1	1	0	1	1	Baltimore Orioles @ New York Yankees Yankee Stadium, Bronx, NY Fri Sep 26 2003, 4:05 PM EDT Cloudy - 69 F			
Nick Johnson, L OBP: 0.430, SLG: 0.486	F8		G4-3		G1-3		F7		F8	4	0	0	0	0	0	0				
2 Derek Jeter, R OBP: 0.451, SLG: 0.451	1B		25 HBP		F9		G5-3		G1-3	3	2	2	0	0	0	0				
Erick Almonte, R OBP: 0.324, SLG: 0.354			20 HR		HBP		2B			1	0	0	0	0	0	0				
25 Jason Giambi, L OBP: 0.412, SLG: 0.530			20 HR		F8		G3			2	1	0	0	0	1	1				
55 Hideki Matsui, L OBP: 0.351, SLG: 0.435					F8					1	0	0	0	0	1	1				
20 Jorge Posada, S OBP: 0.406, SLG: 0.518					G5-4-3		2B		G5-3	2	1	2	3	0	0	0				
John Flaherty, R OBP: 0.299, SLG: 0.465					1B		1B		1B	2	2	2	1	0	0	0				
Bernie Williams, S OBP: 0.385, SLG: 0.408					G5-4-3		2B		G5-3	4	1	1	0	0	2	2				
Aaron Boone, R OBP: 0.325, SLG: 0.452					HR		HR		1B	3	2	3	4	0	0	0				
Juan Rivera, R OBP: 0.289, SLG: 0.429					HR		HR		1B	4	1	2	2	0	1	1				
Karim Garcia, L OBP: 0.298, SLG: 0.424					HR		G6-4-3		K	4	0	1	0	0	1	2				
Inning Stats	R: 0 E: 0 K: 1 S: 9	H: 1 LOB: 1 BB: 0 P: 15	R: 2 E: 0 K: 0 S: 10	H: 2 LOB: 0 BB: 0 P: 13	R: 5 E: 0 K: 0 S: 12	H: 3 LOB: 0 BB: 0 P: 25	R: 0 E: 0 K: 0 S: 5	H: 0 LOB: 0 BB: 0 P: 8	R: 2 E: 0 K: 1 S: 17	H: 3 LOB: 1 BB: 0 P: 23	R: 0 E: 0 K: 0 S: 5	H: 1 LOB: 0 BB: 0 P: 9	R: 2 E: 0 K: 1 S: 18	H: 4 LOB: 2 BB: 0 P: 31	R: 0 E: 0 K: 1 S: 8	H: 0 LOB: 0 BB: 0 P: 10	1B: 8 2B: 2 3B: 0 HR: 4	SF: 0 SAC: 0 DP: 2 HBP: 3	WP: 0 PB: 0 SB: 0 CS: 0	PA: 39
PITCHER	IP WLS BF H R ER SO BB IBB HBP BLK WP HR S P ERA WHIP																			
Damian Moss, L ERA: 5.16	(1, 1) 5.0 L 26 9 9 9 2 0 0 0 0 0 0 0 4 53 84 16.20 1.800																			
Buddy Groom, L ERA: 5.36	(6, 1) 2.0 10 5 2 2 1 0 0 0 0 0 0 0 23 40 9.00 2.500																			
Hector Carrasco, R ERA: 4.93	(8, 1) 1.0 3 0 0 0 1 0 0 0 0 0 0 0 8 10 0.00 0.000																			


Batter	1	2	3	4	5	6	7	8	9	10	AB	R	H	RBI	BB	SO	LOB	TOP					
Jerry Hairston, R OBP: 0.353, SLG: 0.372	P6			P5		F8		3B		P6	5	0	1	2	0	0	3	Baltimore Orioles @ New York Yankees Yankee Stadium, Bronx, NY Fri Sep 26 2003, 4:10 PM EDT Att. 44,983 - Cloudy - 68 F					
Luis Matos, R OBP: 0.356, SLG: 0.463	L8			K			K		1B	K	5	0	1	0	0	3	2						
Larry Bigbie, L OBP: 0.371, SLG: 0.468	G4-3			K			K		B5		4	0	1	0	0	1	1						
31 Jay Gibbons, L OBP: 0.331, SLG: 0.457		F7			F7		G4-3		K		4	0	0	0	0	1	2						
Tony Batista, R OBP: 0.299, SLG: 0.393	G6-3			K			G6-3		K		4	0	0	0	0	2	2						
B.J. Surhoff, L OBP: 0.353, SLG: 0.404		G3-1			F9			G4-3		E6	4	0	0	0	0	0	0						
Jose Morban, S OBP: 0.194, SLG: 0.235										SH2-4	0	1	0	0	0	0	0						
53 Carlos Mendez, R OBP: 0.214, SLG: 0.285										1B	0	0	0	0	0	0	0						
Deivi Cruz, R OBP: 0.271, SLG: 0.380			L9			G4-3		F8		SH2-4	3	0	0	0	0	0	0						
Jack Cust, L OBP: 0.351, SLG: 0.522		F7								1B	2	0	1	0	1	0	0						
16 Tim Raines, S OBP: 0.200, SLG: 0.214								BB		BB	0	1	0	0	1	0	0						
Gerónimo Gil, R OBP: 0.299, SLG: 0.314										BB	2	0	0	0	0	2	1						
57 Pedro Swann, L OBP: 0.333, SLG: 0.636										1B	0	1	0	0	1	0	0						
Robert Machado, R OBP: 0.345, SLG: 0.347										1B	1	0	1	1	0	0	0						
Inning Stats	R: 0 E: 0 K: 0 S: 7	H: 0 LOB: 0 BB: 0 P: 10	R: 0 E: 0 K: 0 S: 6	H: 0 LOB: 0 BB: 0 P: 7	R: 0 E: 0 K: 1 S: 8	H: 0 LOB: 0 BB: 0 P: 13	R: 0 E: 0 K: 2 S: 11	H: 0 LOB: 0 BB: 0 P: 15	R: 0 E: 0 K: 1 S: 11	H: 0 LOB: 0 BB: 0 P: 14	R: 0 E: 0 K: 1 S: 10	H: 0 LOB: 1 BB: 1 P: 17	R: 0 E: 0 K: 1 S: 13	H: 1 LOB: 1 BB: 0 P: 19	R: 2 E: 0 K: 0 S: 11	H: 2 LOB: 2 BB: 1 P: 19	R: 0 E: 0 K: 2 S: 10	H: 1 LOB: 1 BB: 0 P: 13	R: 1 E: 1 K: 1 S: 18	H: 1 LOB: 2 BB: 1 P: 28	1B: 4 2B: 0 3B: 1 HR: 0	SF: 0 SAC: 1 DP: 0 HBP: 0	WP: 0 PA: 38 PB: 0 SB: 1 CS: 0
PITCHER	IP WLS BF H R ER SO BB IBB HBP BLK WP HR S P ERA WHIP	43 Jorge De Paula, R ERA: 0.79	7.1 1.1 H 5 1 1 1 0 0 0 0 0 0 0 14 19 6.75 0.750	8.1 0.1 B 2 1 1 1 0 1 0 0 0 0 0 4 10 27.00 6.000	9.1 1.0 A 4 1 0 0 2 0 0 0 0 0 0 0 10 13 0.00 1.000	10.1 1.0 L 6 1 1 0 1 1 0 0 0 0 0 0 18 28 0.00 2.000	PITCHER																

Batter	1	2	3	4	5	6	7	8	9	10	AB	R	H	RBI	BB	SO	LOB	BOTTOM					
Erick Almonte, R OBP: 0.321, SLG: 0.350	HR				P4			SH1-4		F8	4	1	1	0	0	1	1	Baltimore Orioles @ New York Yankees Yankee Stadium, Bronx, NY Fri Sep 26 2003, 4:10 PM EDT Att. 44,983 - Cloudy - 68 F					
Luis Sojo, R OBP: 0.412, SLG: 0.529	P4		F7			G6-3		L7			3	0	0	0	0	0	1						
Enrique Wilson, S OBP: 0.278, SLG: 0.366	P4									1B	2	0	1	0	0	0	2						
Ruben Sierra, S OBP: 0.332, SLG: 0.427	HR		P2					G5-3		K	5	1	1	2	0	2	4						
25 Jason Giambi, L OBP: 0.429, SLG: 0.529	1B										1	0	0	0	1	0	0						
55 Hideki Matsui, L OBP: 0.351, SLG: 0.435	BB		F9								1	0	0	0	0	0	0						
Bernie Williams, S OBP: 0.368, SLG: 0.410									FC1-6		2	0	1	0	0	1	2						
Fernando Seguígnol, S OBP: 0.286, SLG: 0.197											3	0	1	0	1	0	1						
Karim Garcia, L OBP: 0.293, SLG: 0.417	P6										4	0	0	0	0	1	5						
Juan Rivera, R OBP: 0.288, SLG: 0.425	K										4	0	1	0	0	1	4						
38 Drew Henson, R OBP: 0.400, SLG: 0.522											3	0	0	0	0	0	1						
Nick Johnson, L OBP: 0.429, SLG: 0.484	G5-3										1	0	0	0	0	0	2						
Aaron Boone, R OBP: 0.325, SLG: 0.452											0	0	0	0	0	0	0						
Michel Hernandez, R OBP: 0.400, SLG: 0.250											3	0	1	0	0	1	0						
Alfonso Soriano, R OBP: 0.338, SLG: 0.524											0	0	0	0	0	0	0						
John Flaherty, R OBP: 0.306, SLG: 0.471											1	0	1	0	0	0	0						
Inning Stats	R: 2 E: 0 K: 1 S: 16	H: 3 LOB: 2 BB: 1 P: 22	R: 0 E: 0 K: 2 S: 9	H: 0 LOB: 0 BB: 0 P: 13	R: 0 E: 0 K: 0 S: 4	H: 0 LOB: 0 BB: 0 P: 5	R: 0 E: 0 K: 0 S: 6	H: 0 LOB: 0 BB: 0 P: 10	R: 0 E: 0 K: 0 S: 4	H: 0 LOB: 0 BB: 0 P: 6	R: 0 E: 0 K: 0 S: 8	H: 0 LOB: 0 BB: 0 P: 13	R: 0 E: 0 K: 0 S: 11	H: 1 LOB: 1 BB: 1 P: 19	R: 0 E: 0 K: 0 S: 6	H: 1 LOB: 2 BB: 0 P: 8	R: 0 E: 1 K: 1 S: 11	H: 1 LOB: 2 BB: 0 P: 15	R: 0 E: 0 K: 2 S: 17	H: 2 LOB: 2 BB: 0 P: 25	1B: 6 2B: 1 3B: 0 HR: 1	SF: 0 SAC: 1 DP: 1 HBP: 0	WP: 0 PA: 40 PB: 0 SB: 0 CS: 0
PITCHER	IP WLS BF H R ER SO BB IBB HBP BLK WP HR S P ERA WHIP	Rodrigo Lopez, R ERA: 5.82	7.1 1.0 5 1 0 0 1 0 0 0 0 0 0 0 11 15 0.00 1.000	8.1 0.2 W 2 0 0 0 0 0 0 0 0 0 0 4 6 0.00 0.000	9.1 1.0 S 5 2 0 0 2 0 0 0 0 0 0 17 25 0.00 2.000	PITCHER																	




Batter	1	2	3	4	5	6	7	8	9	AB	R	H	RBI	BB	SO	LOB	TOP										
1 Brian Roberts, S OBP: 0.339, SLG: 0.371 (1,4)										2	0	0	0	2	1	0	Baltimore Orioles @ New York Yankees Yankee Stadium, Bronx, NY Sat Sep 27 2003, 4:05 PM EDT Att: 42,702 - Cloudy - 79 F										
Luis Matos, R OBP: 0.353, SLG: 0.459 (1,8)										4	0	0	0	0	1	3											
Larry Bigbie, L OBP: 0.369, SLG: 0.463 (1,9)										3	0	0	0	1	1	1											
31 Jay Gibbons, L OBP: 0.329, SLG: 0.454 (1,3)										4	0	0	0	0	2	1											
Tony Batista, R OBP: 0.269, SLG: 0.392 (1,5)										4	1	1	0	0	0	0											
Jack Cust, L OBP: 0.370, SLG: 0.543 (1,10)										3	1	2	0	1	0	0											
Deivi Cruz, R OBP: 0.269, SLG: 0.378 (1,6)										3	0	0	1	0	0	2											
57 Pedro Swann, L OBP: 0.267, SLG: 0.500 (1,7)										3	0	0	0	0	0	2											
Brook Fordyce, R OBP: 0.313, SLG: 0.374 (1,2)										3	0	1	1	0	0	0											
Inning Stats	R: 0 E: 0 K: 1 S: 11	H: 0 LOB: 1 BB: 1 P: 19	R: 2 E: 0 K: 0 S: 22	H: 3 LOB: 2 BB: 1 P: 37	R: 0 E: 0 K: 1 S: 6	H: 0 LOB: 0 BB: 0 P: 7	R: 0 E: 0 K: 0 S: 5	H: 0 LOB: 0 BB: 0 P: 9	R: 0 E: 0 K: 1 S: 8	H: 0 LOB: 0 BB: 0 P: 12	R: 0 E: 0 K: 0 S: 10	H: 0 LOB: 0 BB: 0 P: 13	R: 0 E: 0 K: 1 S: 11	H: 0 LOB: 1 BB: 1 P: 16	R: 0 E: 0 K: 1 S: 11	H: 1 LOB: 1 BB: 0 P: 17		1B: 3 2B: 1 3B: 0 HR: 0	SF: 1 SAC: 0 DP: 1 HBP: 0	WP: 0 PB: 0 SB: 0 CS: 0	PA: 34						
PITCHER	IP	WLS	BF	H	R	ER	SO	BB	IBB	HBP	BLK	WP	HR	S	P	ERA	WHIP										
Roger Clemens, R ERA: 3.91 (1,1)	6.0	W	23	3	2	2	3	3	0	0	0	0	0	57	93	3.00	1.000										
Jose Contreras, R ERA: 3.3 (7,1)	2.0	H	7	0	0	0	1	1	0	0	0	0	0	21	29	0.00	0.500										
Felix Heredia, L ERA: 2.69 (9,1)	1.0	4	1	0	0	0	1	0	0	0	0	0	0	11	17	0.00	1.000										


Batter	1	2	3	4	5	6	7	8	9	AB	R	H	RBI	BB	SO	LOB	BOTTOM										
Alfonso Soriano, R OBP: 0.338, SLG: 0.522 (1,4)										4	0	1	2	1	2	3	Baltimore Orioles @ New York Yankees Yankee Stadium, Bronx, NY Sat Sep 27 2003, 4:05 PM EDT Att: 42,702 - Cloudy - 79 F										
Nick Johnson, L OBP: 0.426, SLG: 0.478 (1,3)										4	0	0	0	1	1	2											
2 Derek Jeter, R OBP: 0.396, SLG: 0.453 (1,6)										4	0	3	0	0	0	0											
25 Jason Giambi, L OBP: 0.412, SLG: 0.527 (1,10)										2	0	0	0	1	0	2											
Ruben Sierra, S OBP: 0.331, SLG: 0.426 (6, PH)										1	0	0	0	0	0	1											
20 Jorge Posada, S OBP: 0.405, SLG: 0.518 (1,2)										4	0	1	0	0	0	2											
Bernie Williams, S OBP: 0.367, SLG: 0.411 (1,8)										4	0	2	0	0	0	1											
55 Hideki Matsui, L OBP: 0.352, SLG: 0.434 (1,7)										3	1	1	0	1	0	2											
Aaron Boone, R OBP: 0.327, SLG: 0.453 (1,5)										3	2	2	0	0	0	0											
Juan Rivera, R OBP: 0.304, SLG: 0.474 (1,9)										4	3	4	4	0	0	0											
Inning Stats	R: 0 E: 0 K: 1 S: 15	H: 1 LOB: 2 BB: 1 P: 25	R: 2 E: 0 K: 0 S: 15	H: 4 LOB: 1 BB: 0 P: 26	R: 0 E: 0 K: 0 S: 10	H: 1 LOB: 1 BB: 0 P: 14	R: 3 E: 0 K: 1 S: 14	H: 3 LOB: 1 BB: 2 P: 26	R: 0 E: 0 K: 1 S: 14	H: 1 LOB: 0 BB: 0 P: 3	R: 0 E: 0 K: 0 S: 8	H: 1 LOB: 0 BB: 0 P: 11	R: 1 E: 0 K: 0 S: 6	H: 1 LOB: 0 BB: 1 P: 14	1B: 11 2B: 1 3B: 0 HR: 2	SF: 0 SAC: 0 DP: 4 HBP: 1	WP: 0 PB: 0 SB: 2 CS: 0	PA: 38									
PITCHER	IP	WLS	BF	H	R	ER	SO	BB	IBB	HBP	BLK	WP	HR	S	P	ERA	WHIP										
Jason Johnson, R ERA: 4.18 (1,1)	5.0	L	28	11	5	5	3	3	0	1	0	0	1	68	115	9.00	2.800										
John Parrish, L ERA: 1.9 (6,1)	3.0	10	3	1	1	0	0	1	0	0	0	0	1	17	28	3.00	1.333										

Batter	1	2	3	4	5	6	7	8	9	AB	R	H	RBI	BB	SO	LOB	TOP										
1 Brian Roberts, S OBP: 0.337, SLG: 0.367	G6-3		G4-3			L4		L4		4	0	0	0	0	0	0	<p>Baltimore Orioles @ New York Yankees Yankee Stadium, Bronx, NY Sun Sep 28 2003, 1:05 PM EDT Att: 42,394 - Cloudy - 70 F</p>										
Luis Matos, R OBP: 0.353, SLG: 0.458	G6-3		F8					K		3	0	1	0	0	0	0											
16 Tim Raines, S OBP: 0.196, SLG: 0.209	G6-3									1	0	0	0	0	1	0											
Larry Bigbie, L OBP: 0.365, SLG: 0.456	F7									4	0	0	0	0	1	1											
Tony Batista, R OBP: 0.270, SLG: 0.393										4	1	2	0	0	0	1											
31 Jay Gibbons, L OBP: 0.330, SLG: 0.456										4	0	2	0	0	0	1											
53 Carlos Mendez, R OBP: 0.217, SLG: 0.267										4	0	1	1	0	2	3											
Jack Cust, L OBP: 0.357, SLG: 0.521										3	0	0	0	0	0	2											
Brook Fordyce, R OBP: 0.311, SLG: 0.371										3	0	0	0	0	0	2											
Jose Morban, S OBP: 0.187, SLG: 0.225										3	0	0	0	0	0	0	<p>AB 33 R 1 H 6 RBI 1 BB 0 SO 4 LOB 10</p> 										
Inning Stats	R: 0 E: 0 K: 0 S: 8	H: 0 LOB: 0 BB: 0 P: 11	R: 1 E: 0 K: 0 S: 13	H: 2 LOB: 1 BB: 0 P: 18	R: 0 E: 0 K: 0 S: 10	H: 0 LOB: 0 BB: 0 P: 14	R: 0 E: 0 K: 1 S: 11	H: 1 LOB: 1 BB: 0 P: 16	R: 0 E: 0 K: 0 S: 9	H: 0 LOB: 0 BB: 0 P: 13	R: 0 E: 0 K: 0 S: 10	H: 1 LOB: 1 BB: 0 P: 14	R: 0 E: 0 K: 0 S: 6	H: 1 LOB: 1 BB: 0 P: 8	R: 0 E: 0 K: 1 S: 6	H: 0 LOB: 0 BB: 0 P: 7		R: 0 E: 0 K: 2 S: 13	H: 1 LOB: 1 BB: 0 P: 16	1B: 5 2B: 1 3B: 0 HR: 0	SF: 0 SAC: 0 DP: 0 HBP: 0	WP: 0 PB: 0 SB: 0 CS: 0	PA: 33				
PITCHER	IP	WLS	BF	H	R	ER	SO	BB	IBB	HBP	BLK	WP	HR	S	P	ERA	WHIP										
David Wells, L ERA: 4.14	7.2	W	28	5	1	1	1	0	0	0	0	0	0	70	97	1.17	0.652										
Jeff Nelson, R ERA: 3.74	0.1	H	1	0	0	0	1	0	0	0	0	0	0	3	4	0.00	0.000										
42 Mariano Rivera, R ERA: 1.66	1.0	S	4	1	0	0	2	0	0	0	0	0	0	13	16	0.00	1.000										

Batter	1	2	3	4	5	6	7	8	9	AB	R	H	RBI	BB	SO	LOB	BOTTOM										
Alfonso Soriano, R OBP: 0.338, SLG: 0.525	K									4	1	1	2	0	2	0	<p>Baltimore Orioles @ New York Yankees Yankee Stadium, Bronx, NY Sun Sep 28 2003, 1:05 PM EDT Att: 42,394 - Cloudy - 70 F</p>										
Nick Johnson, L OBP: 0.422, SLG: 0.472	G4-3									4	0	0	0	0	1	0											
Luis Sojo, R	G4-3									0	0	0	0	0	0	0											
2 Derek Jeter, R OBP: 0.450	G5-3									3	0	0	0	0	1	0											
Enrique Wilson, S OBP: 0.276, SLG: 0.363	G5-3									1	0	0	0	0	0	0											
Ruben Sierra, S OBP: 0.327, SLG: 0.420										4	0	0	0	0	0	0											
55 Hideki Matsui, L OBP: 0.353, SLG: 0.435										1	0	1	0	0	0	0											
David Dellucci, L OBP: 0.313, SLG: 0.352										1	1	0	0	1	0	0											
Fernando Segunol, S OBP: 0.250, SLG: 0.143										1	0	0	0	0	1	0											
Juan Rivera, R OBP: 0.304, SLG: 0.468										2	0	0	0	1	0	1											
Karim Garcia, L OBP: 0.302, SLG: 0.422										2	0	2	1	1	0	0											
John Flaherty, R OBP: 0.297, SLG: 0.457										3	0	0	0	0	1	5											
3B Drew Henson, R OBP: 0.125, SLG: 0.125										3	1	1	0	0	1	0											
Aaron Boone, R OBP: 0.327, SLG: 0.453										0	0	0	0	0	0	0											
Inning Stats	R: 0 E: 0 K: 1 S: 11	H: 0 LOB: 0 BB: 0 P: 17	R: 0 E: 0 K: 0 S: 12	H: 1 LOB: 2 BB: 1 P: 22	R: 2 E: 0 K: 0 S: 9	H: 2 LOB: 0 BB: 0 P: 11	R: 0 E: 0 K: 1 S: 12	H: 1 LOB: 1 BB: 0 P: 20	R: 0 E: 0 K: 0 S: 6	H: 0 LOB: 0 BB: 0 P: 7	R: 1 E: 0 K: 0 S: 13	H: 1 LOB: 2 BB: 2 P: 27	R: 0 E: 0 K: 3 S: 12	H: 0 LOB: 0 BB: 0 P: 19	R: 0 E: 0 K: 1 S: 8	H: 0 LOB: 0 BB: 0 P: 14	R: 0 E: 0 K: 1 S: 8	H: 0 LOB: 0 BB: 0 P: 14	1B: 4 2B: 0 3B: 0 HR: 1	SF: 0 SAC: 0 DP: 0 HBP: 0	WP: 0 PB: 0 SB: 0 CS: 0	PA: 32					
PITCHER	IP	WLS	BF	H	R	ER	SO	BB	IBB	HBP	BLK	WP	HR	S	P	ERA	WHIP										
Eric DuBose, L ERA: 3.79	5.2	L	25	5	3	3	3	3	0	0	0	0	0	14	22	0.00	0.000										
Rick Bauer, R ERA: 4.55	1.1		4	0	0	0	3	0	0	0	0	0	0	8	14	0.00	0.000										
B.J. Ryan, L ERA: 3.4	1.0		3	0	0	0	1	0	0	0	0	0	0	8	14	0.00	0.000										



Batter	1	2	3	4	5	6	7	8	9	AB	R	H	RBI	BB	SO	LOB	TOP											
Alfonso Soriano, R OBP: 0.397, SLG: 0.429	1-2 G6-3		2-3 K	0-1 G1-3			2-1 F7		0-2 G6-3	5	0	0	0	0	1	4	<p>New York Yankees @ Minnesota Twins Hubert H. Humphrey Metrodome, Minneapolis, MN Sat Oct 04 2003, 1:00 PM EDT Att: 55,915 - Dome - 72 F</p> <p>livebaseballscores.com</p> <p>AB 34 R 3 H 8 RBI 3 BB 5 SO 9 LOB 18</p> 											
2 Derek Jeter, R OBP: 0.538, SLG: 0.400	0-3 K		2-2 1B		0-0 G4-3		4-0 25 G3 IBB		1-1 F9	4	0	1	0	1	1	0												
25 Jason Giambi, L David Dellucci, L (9, PR)	2-3 K		2-1 F8		1-1 F8		1-0 G3		4-2 BB	4	0	0	0	1	1	4												
Bernie Williams, S OBP: 0.538, SLG: 0.600		1-2 20 G3 55 HR 2B	2-2 1-2 2H 1B		4-2 BB		4-0 IBB		1-3 K	3	1	2	1	2	1	1												
20 Jorge Posada, S OBP: 0.083, SLG: 0.167		3-2 G3	3-3 K		1 SAFE 2-2 P5		3-1 F9			4	0	0	0	0	1	7												
55 Hideki Matsui, L OBP: 0.417, SLG: 0.600		0-0 HR		2-2 G4-3		1-3 K		2-1 SH1-3 1B		4	1	2	2	0	1	0												
Aaron Boone, R OBP: 0.182, SLG: 0.273		0-3 K		1-1 P5		2-3 K		0-1 SH1-3		3	0	0	0	0	2	0												
Nick Johnson, L (1, 3)		0-1 G3-1		4-2 1B BB		3-3 K		2-0 G6-3		3	0	0	0	1	1	1												
Juan Rivera, R OBP: 0.333, SLG: 0.333			3-2 2 1B 1B	1-1 1B			0-0 25 G3 F7 1B		0-1 G6-3	4	1	3	0	0	0	1												
Inning Stats	R: 0 E: 0 K: 2 S: 11	H: 0 LOB: 0 BB: 0 P: 14	R: 2 E: 0 K: 1 S: 13	H: 2 LOB: 0 BB: 0 P: 17	R: 1 E: 0 K: 2 S: 22	H: 3 LOB: 2 BB: 0 P: 36	R: 0 E: 0 K: 0 S: 13	H: 1 LOB: 2 BB: 1 P: 21	R: 0 E: 0 K: 3 S: 9	H: 0 LOB: 0 BB: 0 P: 15	R: 0 E: 0 K: 0 S: 6	H: 1 LOB: 3 BB: 2 P: 20	R: 0 E: 0 K: 0 S: 7	H: 1 LOB: 1 BB: 0 P: 11	R: 0 E: 0 K: 1 S: 12	H: 0 LOB: 1 BB: 1 P: 18	1B: 6 2B: 1 3B: 0 HR: 1	SF: 0 SAC: 1 DP: 0 HBP: 0	WP: 0 PB: 0 CS: 0	PA: 40								
PITCHER	IP	WLS	BF	H	R	ER	SO	BB	IBB	HBP	BLK	WP	HR	S	P	ERA	WHIP											
Kyle Lohse, R ERA: 5.4	(1, 1)	5.0	L	23	6	3	3	5	2	0	0	0	0	1	69	105	5.40	1.600										
Kenny Rogers, L ERA	(6, 1)	1.1		6	1	0	0	3	0	1	0	0	0	0	12	24	0.00	0.750										
J.C. Romero, L ERA	(7, 1)	1.1		6	1	0	0	0	0	1	0	0	0	0	8	20	0.00	0.750										
Juan Rincon, R ERA	(8, 1)	1.1		5	0	0	0	1	1	0	0	0	0	0	14	20	0.00	0.750										

Batter	1	2	3	4	5	6	7	8	9	AB	R	H	RBI	BB	SO	LOB	BOTTOM											
Shannon Stewart, R OBP: 0.538, SLG: 0.545	4-2 G4-3 BB		0-1 L7		3-2 1B			2-2 F9		3	0	1	0	1	0	0	<p>New York Yankees @ Minnesota Twins Hubert H. Humphrey Metrodome, Minneapolis, MN Sat Oct 04 2003, 1:00 PM EDT Att: 55,915 - Dome - 72 F</p> <p>livebaseballscores.com</p> <p>AB 32 R 1 H 5 RBI 1 BB 1 SO 9 LOB 9</p> 											
Luis Rivas, R	1 SAFE 0-2 F9		0-0 P4		0-3 K		0-3 K		0-3 K	2	0	0	0	0	0	1												
Michael Ryan, L (5, PH)										1	0	0	0	0	1	2												
Denny Hocking, S										0	0	0	0	0	0	0												
20 Lew Ford, R (8, PH)										1	0	0	0	0	1	0												
Chris Gomez, R (9, 4)										0	0	0	0	0	0	0												
Doug Mientkiewicz, L OBP: 0.167, SLG: 0.091	1-1 G4-3			3-2 L1		2-2 E8 1B		0-2 L1		4	0	1	0	0	0	1												
Matthew LeCroy, R OBP: 0.167, SLG: 0.091	0-3 K			0-1 P3		1-2 G5-3		0-3 K		4	0	0	0	0	2	2												
Jacque Jones, L OBP: 0.167, SLG: 0.167		3-2 G4-3		0-0 1B		2-3 K		0-3 K		4	0	1	0	0	2	1												
Torii Hunter, R OBP: 0.417, SLG: 0.800		1-1 F9		1-3 K		0-0 G5-3		0-0 G6-3		4	0	0	0	0	1	2												
Corey Koskie, L OBP: 0.182, SLG: 0.273			1-3 K			0-3 K				3	0	0	0	0	2	0												
A.J. Pierzynski, L OBP: 0.273, SLG: 0.444				3-2 HR		0-1 G3		1-2 G4-3		3	1	1	1	0	0	0												
Cristian Guzman, S OBP: 0.300, SLG: 0.222			0-1 F8		1-0 1B		0-2 G6-3			3	0	1	0	0	0	0												
Inning Stats	R: 0 E: 0 K: 1 S: 11	H: 0 LOB: 1 BB: 1 P: 16	R: 0 E: 0 K: 1 S: 11	H: 0 LOB: 0 BB: 0 P: 16	R: 1 E: 0 K: 0 S: 9	H: 1 LOB: 0 BB: 0 P: 12	R: 0 E: 0 K: 1 S: 9	H: 1 LOB: 1 BB: 0 P: 13	R: 0 E: 0 K: 2 S: 13	H: 2 LOB: 2 BB: 0 P: 17	R: 0 E: 0 K: 1 S: 10	H: 1 LOB: 1 BB: 0 P: 15	R: 0 E: 0 K: 0 S: 8	H: 0 LOB: 0 BB: 0 P: 10	R: 0 E: 0 K: 1 S: 10	H: 0 LOB: 0 BB: 0 P: 12	R: 0 E: 0 K: 2 S: 7	H: 0 LOB: 0 BB: 0 P: 7	1B: 4 2B: 0 3B: 0 HR: 1	SF: 0 SAC: 0 DP: 0 HBP: 0	WP: 0 PB: 0 CS: 0	PA: 33						
PITCHER	IP	WLS	BF	H	R	ER	SO	BB	IBB	HBP	BLK	WP	HR	S	P	ERA	WHIP											
Roger Clemens, R ERA: 1.29	(1, 1)	7.0	W	27	5	1	1	6	1	0	0	0	0	1	71	99	1.29	0.857										
42 Mariano Rivera, R ERA	(8, 1)	2.0	S	6	0	0	0	3	0	0	0	0	0	0	17	19	0.00	0.000										

Batter	1	2	3	4	5	6	7	8	9	AB	R	H	RBI	BB	SO	LOB	TOP										
Todd Walker, L (1,4) OBP: 0.364, SLG: 0.905 Damian Jackson, R (8,FR) (8,4)	1-2 G4-3		0-0 F8		2-0 HR	0-2 G3		3-1 CS 1B		5	1	2	1	0	0	2											
Bill Mueller, S (1,5) OBP: 0.222, SLG: 0.167	1-0 G3		2-2 1B		0-0 F8		2-1 G6-3	2-1 F9		5	0	1	0	0	0	1											
Nomar Garciaparra, R (1,6) OBP: 0.321, SLG: 0.280	3-2 F8		1-2 P6		2-3 K		2-2 G2-3		0-3 K	5	0	0	0	0	2	1											
Manny Ramirez, R (1,7) OBP: 0.393, SLG: 0.560		1-1 G6-3		0-2 34 HR 1B	1-1 HR		3-1 34 HBP 1B		0-0 34 WP 1B	5	3	4	1	0	0												
34 David Ortiz, L (1,10) OBP: 0.250, SLG: 0.292		4-2 BB BB		3-2 1-H HR	0-1 G2-3		2-1 1B 1B HBP		2-3 K	3	1	1	2	1	1	1											
Kevin Millar, R (1,3) OBP: 0.321, SLG: 0.269		3-1 L7		0-3 K		0-0 1B	1-2 1B		2-3 K	5	0	2	1	0	2	2											
Trot Nixon, L (1,9) OBP: 0.400, SLG: 0.538		4-0 1-2 BB		1-1 1B		1-2 P6	1-1 FC4-6 1B			3	0	2	0	1	0	1											
Doug Mirabeli, R (1,2) OBP: 0.375, SLG: 0.500		3-2 G1-3		2-3 K		2-0 1-2 1B	1-2 FC4-6			4	0	1	0	0	1	6											
Gabe Kapler, R (1,8)			1-0 F9	2-3 K		0-0 F8		1-0 F9		4	0	0	0	0	1	3											
Inning Stats	R: 0 E: 0 K: 0 S: 10	H: 0 LOB: 0 BB: 0 P: 15	R: 0 E: 0 K: 0 S: 9	H: 0 LOB: 2 BB: 2 P: 24	R: 0 E: 0 K: 0 S: 10	H: 1 LOB: 1 BB: 0 P: 14	R: 2 E: 0 K: 3 S: 20	H: 3 LOB: 1 BB: 0 P: 28	R: 2 E: 0 K: 1 S: 9	H: 2 LOB: 0 BB: 0 P: 14	R: 1 E: 0 K: 0 S: 17	H: 3 LOB: 3 BB: 0 P: 29	R: 0 E: 0 K: 3 S: 5	H: 1 LOB: 1 BB: 0 P: 11	R: 0 E: 0 K: 3 S: 10	H: 1 LOB: 1 BB: 0 P: 14	1B: 10 2B: 0 3B: 0 HR: 3	SF: 0 SAC: 0 DP: 0 HBP: 1	WP: 1 PB: 0 SB: 0 CS: 1	PA: 42							
PITCHER	IP	WLS	BF	H	R	ER	SO	BB	IBB	HBP	BLK	WP	HR	S	P	ERA	WHIP										
35 Mike Mussina, R (1,1) ERA: 4.97	5.2	L	27	8	4	4	4	2	0	0	0	0	3	64	104	6.35	1.765										
Felix Heredia, L (6,1) ERA:	0.2		2	0	0	0	0	0	0	0	0	0	0	5	7	0.00	0.000										
Jeff Nelson, R (7,1) ERA: 27.0	0.1		4	2	1	1	0	0	0	1	0	0	0	9	17	27.00	6.000										
Gabe White, L (7,1) ERA:	1.1		5	2	0	0	0	0	0	0	0	0	0	11	19	0.00	1.500										
Jose Contreras, R (9,1) ERA:	1.0		4	1	0	0	3	0	0	0	0	1	0	10	14	0.00	1.000										

Boston Red Sox @ New York Yankees
 Yankee Stadium, Bronx, NY
 Wed Oct 08 2003, 8:00 PM EDT
 Att: 56,281 - Cloudy - 67 F

AB 39
 R 5
 H 13
 RBI 5
 BB 2
 SO 7
 LOB 17



Batter	1	2	3	4	5	6	7	8	9	AB	R	H	RBI	BB	SO	LOB	BOTTOM										
Alfonso Soriano, R (1,4) OBP: 0.304, SLG: 0.348	2-2 F9		1-2 G4-3			1-3 K		2-3 K		4	0	0	0	0	2	0											
2 Derek Jeter, R (1,6) OBP: 0.455, SLG: 0.500	0-0 P4		0-0 P5			1-0 L5		1-0 P3		4	0	0	0	0	0	0											
25 Jason Giambi, L (1,10) OBP: 0.318, SLG: 0.316	1-2 G4-3			2-1 P2		4-1 20 BB 2B		3-3 K		3	1	0	0	1	1	0											
Bernie Williams, S (1,8) OBP: 0.409, SLG: 0.444		2-1 F7		2-1 F9		4-0 20 BB 55 SF7 BB		1-1 G3		3	1	0	0	1	0	0											
20 Jorge Posada, S (1,2) OBP: 0.238, SLG: 0.333		1-1 55 BB 1B		2-0 L6		1-0 1-3 2-H 2B		3-3 K		4	0	2	1	0	1	0											
55 Hideki Matsui, L (1,7) OBP: 0.350, SLG: 0.529		3-2 SAFE 1B			2-2 G4-3		2-0 SF7			2	0	1	1	0	0	0											
Aaron Boone, R (1,5) OBP: 0.167, SLG: 0.222		1-2 F8			1-1 F8		3-H 2-1 F8			3	0	0	0	0	0	3											
Nick Johnson, L (1,3) OBP: 0.250, SLG: 0.125		2-2 G3			2-1 G4-3		1-1 L8			3	0	0	0	0	0	3											
Juan Rivera, R (1,9) OBP: 0.333, SLG: 0.286 Ruben Sierra, S (8,PH) (9,9)			1-3 K			1-2 F8		1-2 L3		2	0	0	0	0	1	0											
Inning Stats	R: 0 E: 0 K: 0 S: 7	H: 0 LOB: 0 BB: 0 P: 10	R: 0 E: 0 K: 0 S: 19	H: 2 LOB: 2 BB: 0 P: 28	R: 0 E: 0 K: 1 S: 9	H: 0 LOB: 0 BB: 0 P: 11	R: 0 E: 0 K: 0 S: 5	H: 0 LOB: 0 BB: 0 P: 11	R: 0 E: 0 K: 1 S: 7	H: 0 LOB: 0 BB: 0 P: 12	R: 2 E: 0 K: 0 S: 7	H: 1 LOB: 1 BB: 2 P: 21	R: 0 E: 0 K: 1 S: 7	H: 0 LOB: 0 BB: 0 P: 11	R: 0 E: 0 K: 2 S: 12	H: 0 LOB: 0 BB: 0 P: 19	1B: 2 2B: 1 3B: 0 HR: 0	SF: 1 SAC: 0 DP: 0 HBP: 0	WP: 0 PB: 0 SB: 0 CS: 0	PA: 32							
PITCHER	IP	WLS	BF	H	R	ER	SO	BB	IBB	HBP	BLK	WP	HR	S	P	ERA	WHIP										
49 Tim Wakefield, R (1,1) ERA: 3.29	6.0	W	22	2	2	2	2	2	0	0	0	0	0	55	91	3.00	0.667										
Alan Embree, L (7,1) ERA:	1.0		4	1	0	0	0	0	0	0	0	0	0	6	12	0.00	1.000										
50 Mike Timlin, R (8,1) ERA:	1.0	H	3	0	0	0	1	0	0	0	0	0	0	7	11	0.00	0.000										
Scott Williamson, R (9,1) ERA:	1.0	S	3	0	0	0	2	0	0	0	0	0	0	12	19	0.00	0.000										

Boston Red Sox @ New York Yankees
 Yankee Stadium, Bronx, NY
 Wed Oct 08 2003, 8:00 PM EDT
 Att: 56,281 - Cloudy - 67 F

AB 29
 R 2
 H 3
 RBI 2
 BB 2
 SO 5
 LOB 6

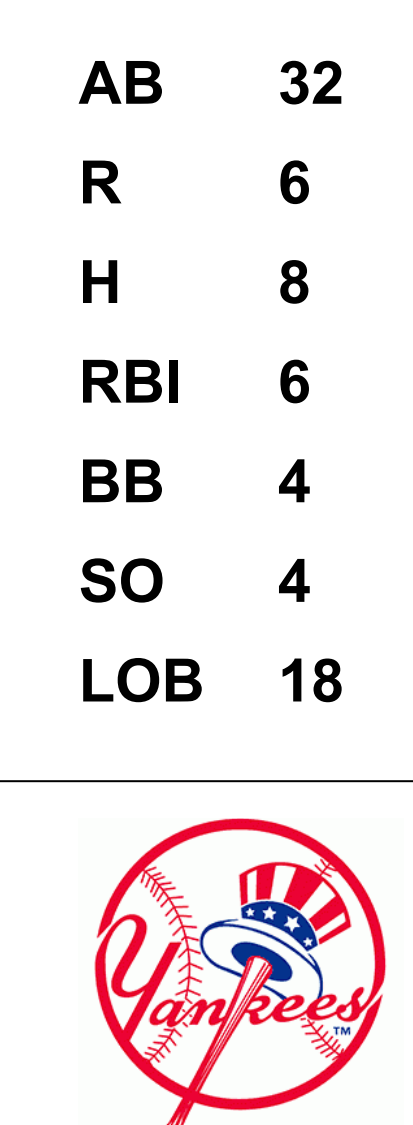


Batter	1	2	3	4	5	6	7	8	9	AB	R	H	RBI	BB	SO	LOB	TOP					
Gabe Kapler, R (1, 8) OBP: 0.059, SLG: 0.059 Dave McCarty, R (9, PH)	1-1 CS 1B	0-0 G6-3			0-3 K		2-3 K		0-3 K	4	0	1	0	0	2	2	Boston Red Sox @ New York Yankees Yankee Stadium, Bronx, NY Thu Oct 09 2003, 8:00 PM EDT Att: 56,295 - Cloudy - 67 F					
Bill Mueller, S (1, 5) OBP: 0.226, SLG: 0.179	3-3 SAFE SAFE SAFE 1-2 K	3-2 G5-3			2-2 G6-3		3-1 1B			4	0	1	0	0	1	2						
Nomar Garciaparra, R (1, 6) OBP: 0.344, SLG: 0.310	1-0 1B		1-1 P6		2-2 1B		0-0 P3			4	0	2	0	0	0	1						
Manny Ramirez, R (1, 7) OBP: 0.375, SLG: 0.517	1-0 34 BB 1B		1-0 F9		1-2 L9			3-2 K		4	0	1	0	0	1	1						
34 David Ortiz, L (1, 10) OBP: 0.250, SLG: 0.259	4-2 1B		1-2 G6-3			1-0 F7		3-1 P5		3	0	0	0	1	0	0						
Kevin Millar, R (1, 3) OBP: 0.281, SLG: 0.233	1-0 P6			2-1 P4		1-3 K		0-1 P6		4	0	0	0	0	1	3						
Jason Varitek, S (1, 2) OBP: 0.400, SLG: 0.889		0-2 1B 1B 2B		2-2 P3		1-0 HR		0-1 G4-3		4	2	2	1	0	0	0						
Trot Nixon, L (1, 9) OBP: 0.421, SLG: 0.500		0-1 G6-3 1B		4-2 S BB		3-2 F8		0-3 K		3	0	1	0	1	1	0						
Damian Jackson, R (1, 4) OBP: 0.125, SLG: 0.125 Todd Walker, L (9, PH) OBP: 0.391, SLG: 0.909	1-2 G6-3 1B		1-3 K		1-2 G4-3			3-1 DI 1B		3	0	1	1	0	1	1						
Inning Stats	R: 0 E: 0 K: 1 S: 11	H: 3 LOB: 3 BB: 1 P: 22	R: 1 E: 0 K: 0 S: 13	H: 3 LOB: 1 BB: 0 P: 17	R: 0 E: 0 K: 0 S: 6	H: 0 LOB: 0 BB: 0 P: 9	R: 0 E: 0 K: 1 S: 11	H: 0 LOB: 1 BB: 1 P: 20	R: 0 E: 0 K: 1 S: 15	H: 1 LOB: 1 BB: 0 P: 20	R: 1 E: 0 K: 1 S: 10	H: 1 LOB: 0 BB: 0 P: 16	R: 0 E: 0 K: 1 S: 9	H: 1 LOB: 1 BB: 0 P: 15	R: 0 E: 0 K: 1 S: 7	H: 0 LOB: 0 BB: 0 P: 13	R: 0 E: 0 K: 1 S: 12	H: 1 LOB: 1 BB: 0 P: 15	1B: 8 2B: 2 3B: 0 HR: 1	SF: 0 SAC: 0 DP: 2 HBP: 0	WP: 0 PB: 0 SB: 1 CS: 1	PA: 37
PITCHER	IP WLS BF H R ER SO BB IBB HBP BLK WP HR S P ERA WHIP	6.2 W 29 9 2 2 5 2 0 0 0 0 1 74 118 2.70 1.650	1.1 H 4 0 0 0 1 0 0 0 0 0 0 8 14 0.00 0.000	1.0 H 4 1 0 0 2 0 0 0 0 0 0 12 15 0.00 1.000	PITCHER										IP WLS BF H R ER SO BB IBB HBP BLK WP HR S P ERA WHIP							

AB	35
R	2
H	10
RBI	2
BB	2
SO	8
LOB	11




Batter	1	2	3	4	5	6	7	8	9	AB	R	H	RBI	BB	SO	LOB	BOTTOM					
Alfonso Soriano, R (1, 4) OBP: 0.286, SLG: 0.296	1-3 K		1-0 F7	0-3 K			2-2 G3	1-1 HBP		4	0	0	0	0	2	1	Boston Red Sox @ New York Yankees Yankee Stadium, Bronx, NY Thu Oct 09 2003, 8:00 PM EDT Att: 56,295 - Cloudy - 67 F					
2 Derek Jeter, R (1, 6) OBP: 0.407, SLG: 0.435	1-1 G6-3		1-2 25 BB 1B	0-0 G6-3			3-2 G5-3	1 SAFE 2-3 K		5	1	1	0	0	1	2						
25 Jason Giambi, L (1, 10) OBP: 0.385, SLG: 0.364 David Dellucci, L (7, PR)	4-1 FC6-4 BB		0-1 20 E 55 FC3-2 1B		1-1 G1-3		3-2 20 BB 1B			3	0	2	0	1	0	0						
Bernie Williams, S (1, 8) OBP: 0.462, SLG: 0.524	2-0 FC6-4		0-0 55 FC3-2 20 E 1-2 2H 1B		3-1 55 BB 1B 2B		4-0 20 BB 1B			3	2	2	1	1	0	1						
20 Jorge Posada, S (1, 2) OBP: 0.280, SLG: 0.375		4-1 55 FC4-6 BB	0-1 E4 55 FC3-2		0-0 F7		1-0 55 PB 2B			3	0	1	2	1	0	3						
55 Hideki Matsui, L (1, 7) OBP: 0.375, SLG: 0.500		0-1 FC4-6 HR	0-1 FC3-2		1-1 2H 1B		4-2 1-1 2H 2B			3	1	1	1	1	0	4						
Nick Johnson, L (1, 3) OBP: 0.250, SLG: 0.300		0-1 1H HR	0-1 G6-3			0-1 G3-1		0-2 G4-3		4	1	1	2	0	0	6						
Aaron Boone, R (1, 5) OBP: 0.182, SLG: 0.190		0-1 G5-3		2-2 G4-3 S HBP			0-0 G6-3	1-3 K		3	0	0	0	0	1	0						
Karim Garcia, L (1, 9) OBP: 0.250, SLG: 0.300		0-1 G6-3		1 SAFE 2-1 G4-3			1-1 G4-3	0-0 G3-1		4	0	0	0	0	0	1						
Inning Stats	R: 0 E: 0 K: 1 S: 10	H: 0 LOB: 1 BB: 1 P: 18	R: 2 E: 0 K: 0 S: 9	H: 1 LOB: 0 BB: 1 P: 13	R: 1 E: 1 K: 0 S: 13	H: 3 LOB: 3 BB: 0 P: 16	R: 0 E: 0 K: 1 S: 8	H: 0 LOB: 1 BB: 0 P: 12	R: 1 E: 0 K: 0 S: 7	H: 2 LOB: 1 BB: 0 P: 12	R: 0 E: 0 K: 0 S: 5	H: 0 LOB: 0 BB: 0 P: 6	R: 2 E: 0 K: 0 S: 17	H: 2 LOB: 3 BB: 2 P: 34	R: 0 E: 0 K: 2 S: 8	H: 0 LOB: 1 BB: 0 P: 12	R: 0 E: 0 K: 2 S: 8	H: 0 LOB: 1 BB: 0 P: 12	1B: 5 2B: 2 3B: 0 HR: 1	SF: 0 SAC: 0 DP: 0 HBP: 2	WP: 0 PB: 1 SB: 1 CS: 0	PA: 38
PITCHER	IP WLS BF H R ER SO BB IBB HBP BLK WP HR S P ERA WHIP	6.2 L 31 7 0 6 2 3 0 0 0 0 0 8 13 0.00 1.500	0.1 H 3 1 0 0 0 1 0 0 0 0 0 8 13 0.00 6.000	1.0 H 4 0 0 0 2 0 0 1 0 0 0 8 12 0.00 0.000	PITCHER										IP WLS BF H R ER SO BB IBB HBP BLK WP HR S P ERA WHIP							




Batter	1	2	3	4	5	6	7	8	9	AB	R	H	RBI	BB	SO	LOB	TOP					
Alfonso Soriano, R OBP: 0.278, SLG: 0.265	4-1 BB 2B		0-2 F8		0-1 2B 1B		0-0 P6		1-3 K	4	0	1	0	1	1	1	New York Yankees @ Boston Red Sox Fenway Park, Boston, MA Mon Oct 13 2003, 8:00 PM EDT Att: 34,599 - Sunny - 69 F					
2 Derek Jeter, R OBP: 0.429, SLG: 0.581	0-0 1B 25 L3		0-0 F8		1-1 2B 1-3 2-H		0-1 P5			4	0	2	1	0	0	1						
25 Jason Giambi, L OBP: 0.324, SLG: 0.276	1-1 L3		2-2 F7 2-3		1-1 F8			4-2 BB 20 G3-1		3	0	0	0	1	0	5						
Bernie Williams, S OBP: 0.441, SLG: 0.444	4-1 BB			2-1 1B	4-1 BB			0-0 F8		2	0	1	0	2	0	1						
20 Jorge Posada, S OBP: 0.273, SLG: 0.355	2-3 K			0-3 K	0-1 L7			1-2 G3-1 1-2		4	0	0	0	0	2	7						
55 Hideki Matsui, L OBP: 0.313, SLG: 0.429		2-3 K		0-0 P5		0-3 K		2-3 K		4	0	0	0	0	3	2						
Nick Johnson, L OBP: 0.250, SLG: 0.286		1-3 K		1-1 G3		1-3 K			1-3 K	4	0	0	0	0	3	1						
Aaron Boone, R OBP: 0.160, SLG: 0.167		1-1 F7			2-3 K	2-3 K			1-2 HR	3	0	0	0	0	2	0						
Ruben Sierra, S OBP: 0.250, SLG: 1.000										1	1	1	1	0	0	0						
David Dellucci, L OBP: 0.500, SLG: 0.333			1-1 25 PB S HBP		0-1 2 2B 1B		0-0 G4-3		2-3 K	3	1	1	0	0	1	0						
Inning Stats	R: 0 E: 0 K: 1 S: 9	H: 1 LOB: 2 BB: 2 P: 20	R: 0 E: 0 K: 2 S: 9	H: 0 LOB: 0 BB: 0 P: 13	R: 0 E: 0 K: 0 S: 8	H: 0 LOB: 1 BB: 0 P: 11	R: 0 E: 0 K: 1 S: 8	H: 1 LOB: 1 BB: 0 P: 11	R: 1 E: 0 K: 1 S: 14	H: 3 LOB: 3 BB: 1 P: 22	R: 0 E: 0 K: 3 S: 10	H: 0 LOB: 0 BB: 0 P: 13	R: 0 E: 0 K: 0 S: 4	H: 0 LOB: 0 BB: 0 P: 4	R: 0 E: 0 K: 1 S: 10	H: 0 LOB: 1 BB: 1 P: 17	R: 1 E: 0 K: 3 S: 12	H: 1 LOB: 0 BB: 0 P: 17	1B: 4 2B: 2 3B: 0 HR: 1	SF: 0 SAC: 0 DP: 1 HBP: 1	WP: 0 PB: 1 CS: 1	PA: 37
PITCHER	IP WLS BF H R ER SO BB IBB HBP BLK WP HR S P ERA WHIP	7.0 W 30 5 1 1 8 1 4 0 1 0 0 0 64 100 1.29 1.286	1.0 H 3 0 0 0 1 0 0 0 0 0 0 0 8 11 0.00 0.000	1.0 S 4 1 1 1 3 0 0 0 0 0 1 12 17 9.00 1.000	PITCHER										IP WLS BF H R ER SO BB IBB HBP BLK WP HR S P ERA WHIP							

AB	32
R	2
H	6
RBI	2
BB	4
SO	12
LOB	18



Batter	1	2	3	4	5	6	7	8	9	AB	R	H	RBI	BB	SO	LOB	BOTTOM					
18 Johnny Damon, L OBP: 0.400, SLG: 0.519	2-3 K		3-3 K			1-0 F7	2-2 CS	3-2 G6-3		4	0	0	0	0	2	1	New York Yankees @ Boston Red Sox Fenway Park, Boston, MA Mon Oct 13 2003, 8:00 PM EDT Att: 34,599 - Sunny - 69 F					
Todd Walker, L OBP: 0.452, SLG: 0.964	1-2 F7			2-2 HR		1-2 1B		2-0 G6-4 HBP		3	1	2	1	0	0	0						
Damian Jackson, R OBP: 0.125, SLG: 0.125	9-4 F8					1-3 K		1-1 G6-4-3		0	0	0	0	0	0	0						
Nomar Garciaparra, R OBP: 0.275, SLG: 0.243	0-1 F8			0-0 P6		1-3 K		1-1 G6-4-3		4	0	0	0	0	1	2						
Manny Ramirez, R OBP: 0.333, SLG: 0.444		0-0 G5-3		0-1 E5 34 G4-6-3		2-3 K				3	0	0	0	0	1	1						
34 David Ortiz, L OBP: 0.231, SLG: 0.212		2-3 K		0-0 G4-6-3			1-3 K			3	0	0	0	0	2	1						
Kevin Millar, R OBP: 0.282, SLG: 0.222		0-3 K			0-3 K		4-1 2B FC6-4 BB			2	1	0	0	1	2	0						
Trot Nixon, L OBP: 0.440, SLG: 0.682			1-1 CS 1B		0-0 HR		1-1 FC6-4 18 CS 2B			3	1	3	1	0	0	0						
Bill Mueller, S OBP: 0.243, SLG: 0.156			3-3 K		0-3 K		4-0 FC6-4 IBB			2	0	0	0	1	2	1						
Doug Mirabeli, R OBP: 0.400, SLG: 0.500			1-0 1B		1-2 G6-3		1-0 FC6-4			2	0	1	0	0	0	0						
Jason Varitek, S OBP: 0.333, SLG: 0.727							1-2 2-3 3-H			1	0	0	1	0	0	2						
Inning Stats	R: 0 E: 0 K: 1 S: 10	H: 0 LOB: 0 BB: 0 P: 13	R: 0 E: 0 K: 2 S: 7	H: 0 LOB: 0 BB: 0 P: 9	R: 0 E: 0 K: 2 S: 10	H: 2 LOB: 1 BB: 0 P: 18	R: 1 E: 1 K: 0 S: 8	H: 1 LOB: 0 BB: 0 P: 10	R: 1 E: 0 K: 2 S: 10	H: 1 LOB: 0 BB: 0 P: 11	R: 0 E: 0 K: 2 S: 11	H: 1 LOB: 1 BB: 0 P: 16	R: 1 E: 0 K: 1 S: 9	H: 1 LOB: 2 BB: 2 P: 22	R: 0 E: 0 K: 0 S: 5	H: 0 LOB: 1 BB: 0 P: 11	R: 0 E: 0 K: 1 S: 12	H: 0 LOB: 1 BB: 0 P: 17	1B: 3 2B: 2 3B: 0 HR: 2	SF: 0 SAC: 0 DP: 3 HBP: 1	WP: 0 PB: 0 CS: 2	PA: 31
PITCHER	IP WLS BF H R ER SO BB IBB HBP BLK WP HR S P ERA WHIP	6.2 L 27 6 3 3 10 1 0 0 0 0 0 5 12 0.00 0.000	0.2 2 0 0 0 0 0 0 0 0 0 0 0 0 5 12 0.00 0.000	0.2 1 0 0 0 0 0 0 0 0 0 0 0 0 2 3 0.00 0.000	PITCHER										IP WLS BF H R ER SO BB IBB HBP BLK WP HR S P ERA WHIP							

AB	27
R	3
H	6
RBI	3
BB	2
SO	10
LOB	8



Batter	1	2	3	4	5	6	7	8	9	AB	R	H	RBI	BB	SO	LOB	TOP					
Alfonso Soriano, R (1,4) OBP: 0.268, SLG: 0.256	F9	1-3 2-H 1B		K			F7		F8	5	0	1	1	0	1	3	New York Yankees @ Boston Red Sox Fenway Park, Boston, MA Tue Oct 14 2003, 4:00 PM EDT Att: 34,619 - Overcast - 59 F					
2 Derek Jeter, R (1,6) OBP: 0.375, SLG: 0.500	G5-3	G4-3			G3		G6-3		FC6-4	5	0	0	0	0	0	3						
25 Jason Giambi, L (1,10) OBP: 0.342, SLG: 0.281 David DeLucci, L (6, PR) OBP: 0.500, SLG: 0.333	G1-3		K		E			FC3-6 BB		3	0	1	0	1	1	0						
Bernie Williams, S (1,8) OBP: 0.395, SLG: 0.387		G3	G4-3		E3			FC3-6 BB		4	1	0	0	0	0	2						
20 Jorge Posada, S (1,2) OBP: 0.297, SLG: 0.353		1B 55 G5-3 BB	G6-3		G4-6-3			55 G1-5-3 BB		3	1	1	0	1	0	2						
55 Hideki Matsui, L (1,7) OBP: 0.306, SLG: 0.406	G5-3				G3		G4-3	G1-5-3		4	0	1	1	0	0	2						
Nick Johnson, L (1,3) OBP: 0.250, SLG: 0.258		1B IBB	G3		G4-3		G4-3	F7		3	1	0	0	1	0	3						
Aaron Boone, R (1,5) OBP: 0.241, SLG: 0.222		1B							K	3	1	2	0	1	1	0						
Karim Garcia, L (1,9) OBP: 0.364, SLG: 0.222		1B	F7				K		FC6-4 BB	3	0	1	2	1	1	2						
Inning Stats	R: 0 E: 0 K: 0 S: 5	H: 0 LOB: 0 BB: 0 P: 7	R: 3 E: 0 K: 0 S: 12	H: 3 LOB: 2 BB: 2 P: 25	R: 0 E: 0 K: 1 S: 9	H: 0 LOB: 0 BB: 0 P: 13	R: 0 E: 0 K: 1 S: 9	H: 2 LOB: 2 BB: 0 P: 10	R: 0 E: 1 K: 0 S: 6	H: 1 LOB: 1 BB: 1 P: 11	R: 0 E: 0 K: 0 S: 10	H: 0 LOB: 0 BB: 1 P: 19	R: 0 E: 0 K: 1 S: 13	H: 0 LOB: 0 BB: 0 P: 18	R: 1 E: 0 K: 0 S: 12	H: 1 LOB: 2 BB: 1 P: 23	R: 0 E: 0 K: 1 S: 9	H: 0 LOB: 1 BB: 1 P: 16	1B: 7 2B: 0 3B: 0 HR: 0	SF: 0 SAC: 0 DP: 1 HBP: 0	WP: 0 PB: 0 SB: 0 CS: 1	PA: 39
PITCHER	IP WLS BF H R ER SO BB IBB HBP BLK WP HR S P ERA WHIP																					
Derek Lowe, R (1,1) ERA: 4.18	7.1 L 32 7 4 4 3 3 1 0 0 0 0 0 72 119 4.91 1.364																					
Alan Embree, L (8,1) ERA:	0.2 2 0 0 0 0 0 0 0 0 0 0 0 4 7 0.00 0.000																					
Bronson Arroyo, R (9,1) ERA:	1.0 4 0 0 0 1 1 0 0 0 0 0 0 9 16 0.00 1.000																					

Batter	1	2	3	4	5	6	7	8	9	AB	R	H	RBI	BB	SO	LOB	BOTTOM					
18 Johnny Damon, L (1,8) OBP: 0.353, SLG: 0.452	G4-3		G3		FC4-6 BB 1B		P6			4	0	0	0	0	0	3	New York Yankees @ Boston Red Sox Fenway Park, Boston, MA Tue Oct 14 2003, 4:00 PM EDT Att: 34,619 - Overcast - 59 F					
Todd Walker, L (1,4) OBP: 0.457, SLG: 0.969	L3		F7		FC5 BB 1B			G3-1 3B		4	1	2	0	0	0	2						
Nomar Garciaparra, R (1,6) OBP: 0.295, SLG: 0.291		FC6-4 BB	K					G3-1		2	0	0	1	2	1	2						
Manny Ramirez, R (1,7) OBP: 0.326, SLG: 0.500	FC6-4				HR			K		4	1	1	1	0	1	4						
34 David Ortiz, L (1,10) OBP: 0.256, SLG: 0.243		F9			G4-6-3 1B		G6-3	FC6-4 1B		4	0	2	0	0	0	0						
Kevin Millar, R (1,3) OBP: 0.256, SLG: 0.200		G5-3			G4-6-3		K	FC6-4		4	0	0	0	0	1	2						
Bill Mueller, S (1,5) OBP: 0.220, SLG: 0.139		L4			K		G5-3		G4-3	4	0	0	0	0	1	0						
Trot Nixon, L (1,9) OBP: 0.414, SLG: 0.600			18 G3 1B HBP		E4 18 FC4-6		K		G5-3	3	0	0	0	0	1	0						
Jason Varitek, S (1,2) OBP: 0.321, SLG: 0.654			18 G3 1B		K		G6-3		P6	4	0	1	0	0	1	1						
Inning Stats	R: 0 E: 0 K: 0 S: 6	H: 0 LOB: 1 BB: 1 P: 13	R: 0 E: 0 K: 0 S: 6	H: 0 LOB: 0 BB: 0 P: 9	R: 0 E: 0 K: 1 S: 9	H: 1 LOB: 2 BB: 0 P: 17	R: 1 E: 0 K: 1 S: 10	H: 2 LOB: 0 BB: 0 P: 17	R: 0 E: 0 K: 1 S: 16	H: 1 LOB: 3 BB: 1 P: 23	R: 0 E: 0 K: 1 S: 8	H: 0 LOB: 0 BB: 0 P: 11	R: 0 E: 0 K: 1 S: 7	H: 0 LOB: 0 BB: 0 P: 13	R: 1 E: 0 K: 1 S: 13	H: 2 LOB: 1 BB: 0 P: 19	R: 0 E: 0 K: 0 S: 7	H: 0 LOB: 0 BB: 0 P: 9	1B: 4 2B: 0 3B: 1 HR: 1	SF: 0 SAC: 0 DP: 1 HBP: 1	WP: 0 PB: 0 SB: 0 CS: 0	PA: 36
PITCHER	IP WLS BF H R ER SO BB IBB HBP BLK WP HR S P ERA WHIP																					
David Wells, L (1,1) ERA: 1.23	7.0 W 28 4 1 1 5 2 0 1 0 0 0 0 20 103 1.29 0.857																					
42 Mariano Rivera, R (8,1) ERA: 1.0	2.0 S 8 2 1 1 1 0 0 0 0 0 0 0 20 28 4.50 1.000																					

AB 33
R 4
H 7
RBI 4
BB 5
SO 4
LOB 17



AB 33
R 2
H 6
RBI 2
BB 2
SO 6
LOB 14



Batter	1	2	3	4	5	6	7	8	9	AB	R	H	RBI	BB	SO	LOB	TOP					
18 Johnny Damon, L (1.8) OBP: 0.400, SLG: 0.471	1-1 G4-3		4-2 FC6-5 1B BB	0-0 F7		4-2 S BB	4-0 BB		2-1 2B	3	0	1	1	3	0	1	Boston Red Sox @ New York Yankees Yankee Stadium, Bronx, NY Wed Oct 15 2003, 4:00 PM EDT Att: 56,277 - Cloudy - 62 F					
Todd Walker, L (1.4) OBP: 0.415, SLG: 0.842 Damian Jackson, R (9.4) OBP: 0.125, SLG: 0.125	2-2 G1-3		2-1 BB 34 1B FC6-5	1-2 F8		2-3 K	0-3 K		1-2 G1-3	6	1	1	0	0	2	6						
Nomar Garciaparra, R (1.6) OBP: 0.347, SLG: 0.341	1-2 1B		1-1 FC6-5 34 1B BB		1-2 1B		0-0 E7		G4-6-3 1B	5	2	4	0	0	0	2						
Manny Ramirez, R (1.7) OBP: 0.333, SLG: 0.500	2-2 G4-3		4-0 34 1B BB		2-0 F8		0-0 34 WP 34 1B		G4-6-3 1B	4	2	1	0	1	0	3						
34 David Ortiz, L (1.10) OBP: 0.271, SLG: 0.262			0-0 1B		1-3 K		3-2 WP 18 BB 1B		K	5	1	2	3	0	3	1						
Kevin Millar, R (1.3) OBP: 0.271, SLG: 0.222			1-2 2-H 3-H 1B		2-1 1B		3-2 F9		K	5	0	2	1	0	2	1						
Bill Mueller, S (1.5) OBP: 0.261, SLG: 0.244			1-1 G5-4-3		2-3 K		3-1 18 BB WP 1B		HR 2B	5	1	3	0	0	1	4						
Trot Nixon, L (1.9) OBP: 0.382, SLG: 0.633			2-1 G1-3		1-3 K		3-3 K		1-2 2-H HR	5	1	1	2	0	3	3						
Jason Varitek, S (1.2) OBP: 0.333, SLG: 0.700			0-1 HR		2-2 E5		1-3 K		1-3 K	4	1	1	1	1	2	0						
Inning Stats	R: 0 E: 0 K: 0 S: 12	H: 1 LOB: 1 BB: 0 P: 18	R: 0 E: 0 K: 2 S: 10	H: 1 LOB: 1 BB: 0 P: 15	R: 4 E: 0 K: 0 S: 12	H: 4 LOB: 1 BB: 2 P: 25	R: 0 E: 1 K: 1 S: 10	H: 0 LOB: 1 BB: 0 P: 14	R: 0 E: 0 K: 2 S: 12	H: 2 LOB: 2 BB: 0 P: 20	R: 0 E: 0 K: 3 S: 11	H: 0 LOB: 1 BB: 1 P: 21	R: 3 E: 1 K: 2 S: 18	H: 4 LOB: 3 BB: 2 P: 38	R: 0 E: 0 K: 1 S: 6	H: 1 LOB: 0 BB: 0 P: 10		R: 2 E: 0 K: 2 S: 18	H: 3 LOB: 1 BB: 0 P: 27	1B: 9 2B: 4 3B: 1 HR: 2	SF: 0 SAC: 0 DP: 2 HBP: 0	WP: 2 PB: 2 SB: 1 CS: 0
PITCHER	IP WLS BF H R ER SO	BB IBB HBP BLK	WP HR S P	ERA WHIP	PITCHER	IP WLS BF H R ER SO	BB IBB HBP BLK	WP HR S P	ERA WHIP													
Andy Pettitte, L (1.1) ERA: 3.38	5.0	25	8	4	4	5	2	0	0	0	0	0	0	1	0	22	41	7.20	2.000			
Jose Contreras, R (6.1) ERA: 5.79	1.1	L	9	4	3	3	1	0	0	0	1	0	7	18	0.00	1.500						
Felix Heredia, L (7.1) ERA: 2.25	0.2		4	0	0	2	1	0	0	0	0	0	0	0	13	21	6.75	1.500				
Jeff Nelson, R (8.1) ERA: 7.71	1.1		5	2	1	1	2	0	0	0	0	0	1	11	16	13.50	3.000					
Gabe White, L (9.1) ERA: 2.7	0.2		4	2	1	1	1	0	0	0	0	1	11	16	13.50	3.000						
Batter	1	2	3	4	5	6	7	8	9	AB	R	H	RBI	BB	SO	LOB	BOTTOM					
Alfonso Soriano, R (1.4) OBP: 0.283, SLG: 0.295	0-0 F8		2-2 L8	0-0 1-H 3-H 2B		0-0 25 S 2 PB 1B		1-2 FC6-4 2 S		5	0	2	2	0	0	1	Boston Red Sox @ New York Yankees Yankee Stadium, Bronx, NY Wed Oct 15 2003, 4:00 PM EDT Att: 56,277 - Cloudy - 62 F					
2 Derek Jeter, R (1.6) OBP: 0.400, SLG: 0.487	1-2 G5-3		1-2 1B	4-1 BB		4-2 25 S BB		0-2 G5-3		3	0	1	0	2	0	1						
25 Jason Giambi, L (1.10) OBP: 0.326, SLG: 0.351	0-0 HR		3-2 G4-3	3-3 K		2-2 K		3-3 K		5	1	1	1	0	3	5						
Bernie Williams, S (1.8) OBP: 0.349, SLG: 0.333	0-0 G4-3		2-1 G3-1	2-2 F9		0-0 G5-3		1-0 F8		5	0	0	0	0	0	2						
20 Jorge Posada, S (1.2) OBP: 0.310, SLG: 0.436			1-1 55 1B 2B	3-1 HR		0-0 G4-3		1-1 F8		5	2	2	1	0	0	0						
55 Hideki Matsui, L (1.7) OBP: 0.325, SLG: 0.417			2-1 2B G6-3 1B	2-2 F8		1-2 G6-3 1B				4	1	2	0	0	0	0						
Nick Johnson, L (1.3) OBP: 0.300, SLG: 0.343			3-1 E 2B 2B	1-1 1B		2-2 G6-3				4	1	3	1	0	0	1						
Aaron Boone, R (1.5) OBP: 0.212, SLG: 0.194			0-0 G6-3	2-3 K				2-3 K		4	0	0	1	0	2	3						
Karim Garcia, L (1.9) OBP: 0.333, SLG: 0.231			1-3 K	0-0 E6 2B		0-3 K		0-1 FC6-4 1B		4	1	1	0	0	2	1						
Inning Stats	R: 1 E: 0 K: 0 S: 6	H: 1 LOB: 0 BB: 0 P: 7	R: 0 E: 0 K: 0 S: 9	H: 1 LOB: 1 BB: 0 P: 15	R: 0 E: 1 K: 1 S: 12	H: 1 LOB: 1 BB: 0 P: 19	R: 4 E: 1 K: 1 S: 17	H: 4 LOB: 2 BB: 1 P: 32	R: 1 E: 0 K: 1 S: 13	H: 2 LOB: 1 BB: 0 P: 23	R: 0 E: 0 K: 2 S: 13	H: 1 LOB: 2 BB: 1 P: 19	R: 0 E: 0 K: 0 S: 8	H: 1 LOB: 0 BB: 0 P: 11	R: 0 E: 0 K: 1 S: 12	H: 1 LOB: 0 BB: 0 P: 15		R: 0 E: 0 K: 1 S: 6	H: 0 LOB: 0 BB: 0 P: 11	1B: 8 2B: 2 3B: 0 HR: 2	SF: 0 SAC: 0 DP: 1 HBP: 0	WP: 0 PB: 1 SB: 3 CS: 0
PITCHER	IP WLS BF H R ER SO	BB IBB HBP BLK	WP HR S P	ERA WHIP	PITCHER	IP WLS BF H R ER SO	BB IBB HBP BLK	WP HR S P	ERA WHIP													
John Burkett, R (1.1) ERA: 7.0	3.2	19	7	5	3	1	0	0	0	0	0	1	19	36	6.75	2.250						
Bronson Arroyo, R (4.1) ERA: 2.7	1.1		7	2	1	1	2	1	0	0	0	0	8	12	0.00	6.000						
Todd Jones, R (6.1) ERA:	0.1		3	1	0	0	1	0	0	0	0	0	13	18	0.00	0.600						
Alan Embree, L (6.1) ERA:	1.2	W	5	1	0	0	1	0	0	0	0	0	12	15	0.00	1.000						
50 Mike Timlin, R (8.1) ERA:	1.0	H	4	1	0	0	1	0	0	0	0	0	12	15	0.00	1.000						

Batter	1	2	3	4	5	6	7	8	9	10	11	AB	R	H	RBI	BB	SO	LOB	TOP							
18 Johnny Damon, L OBP: 0.356, SLG: 0.410	G6-3	E5		G6-3			K		G5-3			5	0	0	0	0	1	3								
Todd Walker, L OBP: 0.391, SLG: 0.767	F9	G3			F7		P5		L4			5	0	1	0	0	0	3								
Nomar Garciaparra, R OBP: 0.333, SLG: 0.327	F9		P3				K					5	0	1	0	0	2	1								
Manny Ramirez, R OBP: 0.321, SLG: 0.469	F9		F9					G5-3	G4-3			5	0	1	0	0	0	1								
34 David Ortiz, L OBP: 0.283, SLG: 0.382 Gabe Kapler, R OBP: 0.059, SLG: 0.059		L8	G3					HR				5	1	2	1	0	1	2								
Kevin Millar, R OBP: 0.283, SLG: 0.300		HR						G6-3				5	2	2	1	0	0	3								
Trot Nixon, L OBP: 0.385, SLG: 0.676												4	1	1	2	1	2	0								
Bill Mueller, S OBP: 0.255, SLG: 0.239												5	0	1	0	0	1	0								
Jason Varitek, S OBP: 0.125, SLG: 0.125 Damian Jackson, R OBP: 0.354, SLG: 0.455												4	1	2	0	0	1	2								
Doug Mirabeli, R OBP: 0.354, SLG: 0.455												1	0	0	0	0	1	0								
Inning Stats	R: 0 E: 0 K: 1 S: 16	H: 1 LOB: 1 BB: 0 P: 21	R: 3 E: 1 K: 1 S: 14	H: 3 LOB: 1 BB: 0 P: 21	R: 0 E: 0 K: 1 S: 8	H: 0 LOB: 0 BB: 0 P: 12	R: 1 E: 0 K: 1 S: 11	H: 2 LOB: 1 BB: 1 P: 17	R: 0 E: 0 K: 1 S: 10	H: 0 LOB: 0 BB: 0 P: 13	R: 0 E: 0 K: 2 S: 10	H: 0 LOB: 0 BB: 0 P: 13	R: 1 E: 0 K: 0 S: 7	H: 1 LOB: 0 BB: 0 P: 11	R: 0 E: 0 K: 0 S: 13	H: 1 LOB: 2 BB: 0 P: 20	R: 0 E: 0 K: 1 S: 12	H: 1 LOB: 1 BB: 0 P: 17	R: 0 E: 0 K: 2 S: 8	H: 0 LOB: 0 BB: 0 P: 11	1B: 6 2B: 2 3B: 0 HR: 3	SF: 0 SAC: 0 DP: 1 HBP: 0	WP: 0 PB: 0 SB: 0 CS: 0	PA: 45		
PITCHER	IP WLS BF H R ER SO BB IBB HBP BLK WP HR S P ERA WHIP	3.0 3.0 10 2 0 0 3 0 0 0 0 0 0 25 33 0.00 0.667	3.0 3.0 10 2 0 0 3 0 0 0 0 0 0 7 8 0.00 0.000	3.0 3.0 10 2 0 0 3 0 0 0 0 0 0 5 10 0.00 0.000	3.0 3.0 10 2 0 0 3 0 0 0 0 0 0 1 5 6 13.50 1.500	9.0 9.0 33 2 0 0 3 0 0 0 0 0 0 11 43 65 9.00 2.333	0.75 0.75 11 2 0 0 3 0 0 0 0 0 0 7 8 0.00 0.000	0.75 0.75 11 2 0 0 3 0 0 0 0 0 0 7 8 0.00 0.000	0.75 0.75 11 2 0 0 3 0 0 0 0 0 0 7 8 0.00 0.000	0.75 0.75 11 2 0 0 3 0 0 0 0 0 0 7 8 0.00 0.000	0.75 0.75 11 2 0 0 3 0 0 0 0 0 0 7 8 0.00 0.000	0.75 0.75 11 2 0 0 3 0 0 0 0 0 0 7 8 0.00 0.000	0.75 0.75 11 2 0 0 3 0 0 0 0 0 0 7 8 0.00 0.000	0.75 0.75 11 2 0 0 3 0 0 0 0 0 0 7 8 0.00 0.000	0.75 0.75 11 2 0 0 3 0 0 0 0 0 0 7 8 0.00 0.000	0.75 0.75 11 2 0 0 3 0 0 0 0 0 0 7 8 0.00 0.000	0.75 0.75 11 2 0 0 3 0 0 0 0 0 0 7 8 0.00 0.000	0.75 0.75 11 2 0 0 3 0 0 0 0 0 0 7 8 0.00 0.000	0.75 0.75 11 2 0 0 3 0 0 0 0 0 0 7 8 0.00 0.000	0.75 0.75 11 2 0 0 3 0 0 0 0 0 0 7 8 0.00 0.000	0.75 0.75 11 2 0 0 3 0 0 0 0 0 0 7 8 0.00 0.000	0.75 0.75 11 2 0 0 3 0 0 0 0 0 0 7 8 0.00 0.000	0.75 0.75 11 2 0 0 3 0 0 0 0 0 0 7 8 0.00 0.000	0.75 0.75 11 2 0 0 3 0 0 0 0 0 0 7 8 0.00 0.000	0.75 0.75 11 2 0 0 3 0 0 0 0 0 0 7 8 0.00 0.000	0.75 0.75 11 2 0 0 3 0 0 0 0 0 0 7 8 0.00 0.000

Boston Red Sox @ New York Yankees
 Yankee Stadium, Bronx, NY
 Thu Oct 16 2003, 8:00 PM EDT
 Att: 56,279 - Sunny - 61 F

AB 44
 R 5
 H 11
 RBI 4
 BB 1
 SO 9
 LOB 15



Batter	1	2	3	4	5	6	7	8	9	10	11	AB	R	H	RBI	BB	SO	LOB	BOTTOM									
Alfonso Soriano, R OBP: 0.255, SLG: 0.265	K		K		K			FC4-6				5	0	0	0	0	4	5										
Nick Johnson, L OBP: 0.289, SLG: 0.308	1B		F8					P6	P6			4	0	0	0	1	0	0										
2 Derek Jeter, R OBP: 0.380, SLG: 0.477	P3											5	1	1	0	0	2	1										
Bernie Williams, S OBP: 0.354, SLG: 0.341												5	1	2	1	0	1	0										
55 Hideki Matsui, L OBP: 0.333, SLG: 0.463	F8											5	1	2	0	0	0	2										
20 Jorge Posada, S OBP: 0.298, SLG: 0.432		F8										5	0	1	2	0	0	1										
25 Jason Giambi, L OBP: 0.333, SLG: 0.500												5	2	2	2	0	1	1										
Enrique Wilson, S OBP: 0.143, SLG: 0.143 Ruben Sierra, S OBP: 0.400, SLG: 1.000 Aaron Boone, R OBP: 0.235, SLG: 0.313		F7										3	0	1	0	0	0	0										
Karim Garcia, L OBP: 0.368, SLG: 0.250												3	0	1	0	1	1	0										
Inning Stats	R: 0 E: 0 K: 1 S: 10	H: 1 LOB: 2 BB: 1 P: 19	R: 0 E: 0 K: 1 S: 7	H: 0 LOB: 0 BB: 0 P: 11	R: 0 E: 0 K: 1 S: 6	H: 0 LOB: 0 BB: 0 P: 11	R: 0 E: 0 K: 1 S: 8	H: 1 LOB: 1 BB: 0 P: 13	R: 1 E: 0 K: 2 S: 10	H: 3 LOB: 2 BB: 0 P: 14	R: 0 E: 0 K: 1 S: 7	H: 0 LOB: 0 BB: 0 P: 11	R: 1 E: 0 K: 1 S: 13	H: 3 LOB: 2 BB: 0 P: 21	R: 3 E: 0 K: 0 S: 20	H: 4 LOB: 3 BB: 2 P: 37	R: 0 E: 0 K: 1 S: 10	H: 0 LOB: 0 BB: 0 P: 16	R: 0 E: 0 K: 0 S: 7	H: 0 LOB: 0 BB: 0 P: 14	R: 1 E: 0 K: 0 S: 1	H: 1 LOB: 0 BB: 0 P: 1	1B: 4 2B: 4 3B: 0 HR: 3	SF: 0 SAC: 0 DP: 0 HBP: 0	WP: 0 PB: 0 SB: 0 CS: 0	PA: 44		
PITCHER	IP WLS BF H R ER SO BB IBB HBP BLK WP HR S P ERA WHIP	7.1 7.1 33 10 0 0 8 0 0 0 0 0 0 2 3 0.00 0.000	7.1 7.1 33 10 0 0 8 0 0 0 0 0 0 2 3 0.00 0.000	7.1 7.1 33 10 0 0 8 0 0 0 0 0 0 2 3 0.00 0.000	7.1 7.1 33 10 0 0 8 0 0 0 0 0 0 2 3 0.00 0.000	7.1 7.1 33 10 0 0 8 0 0 0 0 0 0 2 3 0.00 0.000	7.1 7.1 33 10 0 0 8 0 0 0 0 0 0 2 3 0.00 0.000	7.1 7.1 33 10 0 0 8 0 0 0 0 0 0 2 3 0.00 0.000	7.1 7.1 33 10 0 0 8 0 0 0 0 0 0 2 3 0.00 0.000	7.1 7.1 33 10 0 0 8 0 0 0 0 0 0 2 3 0.00 0.000	7.1 7.1 33 10 0 0 8 0 0 0 0 0 0 2 3 0.00 0.000	7.1 7.1 33 10 0 0 8 0 0 0 0 0 0 2 3 0.00 0.000	7.1 7.1 33 10 0 0 8 0 0 0 0 0 0 2 3 0.00 0.000	7.1 7.1 33 10 0 0 8 0 0 0 0 0 0 2 3 0.00 0.000	7.1 7.1 33 10 0 0 8 0 0 0 0 0 0 2 3 0.00 0.000	7.1 7.1 33 10 0 0 8 0 0 0 0 0 0 2 3 0.00 0.000	7.1 7.1 33 10 0 0 8 0 0 0 0 0 0 2 3 0.00 0.000	7.1 7.1 33 10 0 0 8 0 0 0 0 0 0 2 3 0.00 0.000	7.1 7.1 33 10 0 0 8 0 0 0 0 0 0 2 3 0.00 0.000	7.1 7.1 33 10 0 0 8 0 0 0 0 0 0 2 3 0.00 0.000	7.1 7.1 33 10 0 0 8 0 0 0 0 0 0 2 3 0.00 0.000	7.1 7.1 33 10 0 0 8 0 0 0 0 0 0 2 3 0.00 0.000	7.1 7.1 33 10 0 0 8 0 0 0 0 0 0 2 3 0.00 0.000	7.1 7.1 33 10 0 0 8 0 0 0 0 0 0 2 3 0.00 0.000	7.1 7.1 33 10 0 0 8 0 0 0 0 0 0 2 3 0.00 0.000	7.1 7.1 33 10 0 0 8 0 0 0 0 0 0 2 3 0.00 0.000	7.1 7.1 33 10 0 0 8 0 0 0 0 0 0 2 3 0.00 0.000	7.1 7.1 33 10 0 0 8 0 0 0 0 0 0 2 3 0.00 0.000

Boston Red Sox @ New York Yankees
 Yankee Stadium, Bronx, NY
 Thu Oct 16 2003, 8:00 PM EDT
 Att: 56,279 - Sunny - 61 F

AB 41
 R 6
 H 11
 RBI 6
 BB 3
 SO 9
 LOB 10



Batter	1	2	3	4	5	6	7	8	9	AB	R	H	RBI	BB	SO	LOB	TOP						
Juan Pierre, L OBP: 0.367, SLG: 0.418 (1, 8)			G4-3				FC6-4 HBP		BB	3	1	2	2	1	0	0	Florida Marlins @ New York Yankees Yankee Stadium, Bronx, NY Sat Oct 18 2003, 7:30 PM EDT Att: 55,769 - Cloudy - 50 F						
Luis Castillo, S OBP: 0.345, SLG: 0.320 (1, 4)			G6-3		L8		FC6-4	G4-3	5	0	1	0	0	0	4								
Ivan Rodriguez, R OBP: 0.404, SLG: 0.563 (1, 2)			F7		G6-3			F9	3	0	0	1	0	0	1								
Miguel Cabrera, R OBP: 0.365, SLG: 0.532 (1, 7)				F8		G6-3		BB	3	0	0	0	1	0	1								
Derrek Lee, R OBP: 0.281, SLG: 0.327 (1, 3)				F8		G1-3		BB	4	0	1	0	0	1	1								
Mike Lowell, R OBP: 0.233, SLG: 0.370 (1, 5)		G5-3		F7		P4		F9	4	0	0	0	0	0	2								
Jeff Conine, R OBP: 0.471, SLG: 0.537 (1, 10)																2		1	1	0	2	0	2
Juan Encarnacion, R OBP: 0.273, SLG: 0.452 (1, 9)																	4	1	2	0	0	1	1
Alex Gonzalez, R OBP: 0.114, SLG: 0.140 (1, 6)																	3	0	0	0	0	1	3
Inning Stats	R: 1 E: 0 K: 1 S: 11	H: 2 LOB: 1 BB: 0 P: 15	R: 0 E: 0 K: 0 S: 12	H: 2 LOB: 1 BB: 0 P: 17	R: 0 E: 0 K: 0 S: 11	H: 0 LOB: 0 BB: 0 P: 17	R: 0 E: 0 K: 0 S: 6	H: 0 LOB: 0 BB: 0 P: 7	R: 2 E: 0 K: 0 S: 11	H: 2 LOB: 1 BB: 1 P: 19	R: 0 E: 0 K: 0 S: 9	H: 0 LOB: 0 BB: 0 P: 12	R: 0 E: 0 K: 0 S: 10	H: 0 LOB: 2 BB: 1 P: 17	R: 0 E: 0 K: 2 S: 12	H: 1 LOB: 2 BB: 1 P: 20	R: 0 E: 0 K: 2 S: 11	H: 0 LOB: 1 BB: 1 P: 19	1B: 7 2B: 0 3B: 0 HR: 0	SF: 1 SAC: 1 DP: 1 HBP: 1	WP: 0 PB: 0 SB: 2 CS: 0	PA: 38	
PITCHER	IP WLS BF H R ER SO BB IBB HBP BLK WP HR S P ERA WHIP																						
David Wells, L (1, 1)	7.0 L 29 6 3 3 1 2 0 0 0 0 0 70 104 3.86 1.143																						
Jeff Nelson, R (8, 1)	1.0 5 1 0 0 0 1 0 0 0 0 0 12 20 0.00 2.000																						
Jose Contreras, R (9, 1)	1.0 4 0 0 0 2 1 0 0 0 0 0 11 19 0.00 1.000																						

Batter	1	2	3	4	5	6	7	8	9	AB	R	H	RBI	BB	SO	LOB	BOTTOM						
Alfonso Soriano, R OBP: 0.250, SLG: 0.259 (1, 4)			G6-3				G1-3		K	5	0	1	0	0	1	4	Florida Marlins @ New York Yankees Yankee Stadium, Bronx, NY Sat Oct 18 2003, 7:30 PM EDT Att: 55,769 - Cloudy - 50 F						
Nick Johnson, L OBP: 0.282, SLG: 0.279 (1, 3)			BB		F7			F7	4	0	0	0	1	1	3								
2 Derek Jeter, R OBP: 0.370, SLG: 0.458 (1, 6)			BB				G5-3		K	4	0	1	1	0	1	1							
Bernie Williams, S OBP: 0.365, SLG: 0.422 (1, 8)			BB		F7		HR	BB	4	1	2	1	0	0	3								
55 Hideki Matsui, L OBP: 0.367, SLG: 0.489 (1, 7)			PO				BB	BB	4	0	3	0	0	0	0								
20 Jorge Posada, S OBP: 0.314, SLG: 0.413 (1, 2)							BB	BB	2	0	0	0	2	1	3								
25 Jason Giambi, L OBP: 0.327, SLG: 0.467 (1, 10)																		3	0	0	0	1	1
David Dellucci, L OBP: 0.500, SLG: 0.333 (9, PH)										0	0	0	0	0	0	0	AB	33					
Aaron Boone, R OBP: 0.211, SLG: 0.278 (1, 5)																	R	2					
Karim Garcia, L OBP: 0.429, SLG: 0.333 (1, 9)																	H	9					
Juan Rivera, R OBP: 0.313, SLG: 0.267 (7, PH)																	RBI	2					
Ruben Sierra, S OBP: 0.500, SLG: 1.000 (9, PH)																	BB	5					
Inning Stats	R: 0 E: 0 K: 1 S: 9	H: 1 LOB: 1 BB: 0 P: 14	R: 0 E: 0 K: 2 S: 12	H: 0 LOB: 1 BB: 1 P: 22	R: 1 E: 1 K: 0 S: 9	H: 2 LOB: 1 BB: 1 P: 22	R: 0 E: 0 K: 0 S: 10	H: 1 LOB: 1 BB: 1 P: 18	R: 0 E: 0 K: 0 S: 4	H: 1 LOB: 0 BB: 0 P: 6	R: 1 E: 0 K: 0 S: 16	H: 2 LOB: 1 BB: 0 P: 26	R: 0 E: 0 K: 1 S: 9	H: 0 LOB: 0 BB: 0 P: 13	R: 0 E: 0 K: 2 S: 13	H: 2 LOB: 2 BB: 0 P: 23	R: 0 E: 0 K: 1 S: 12	H: 0 LOB: 2 BB: 2 P: 26	1B: 8 2B: 0 3B: 0 HR: 1	SF: 0 SAC: 0 DP: 2 HBP: 0	WP: 0 PB: 0 SB: 2 CS: 0	PA: 39	
PITCHER	IP WLS BF H R ER SO BB IBB HBP BLK WP HR S P ERA WHIP																						
Brad Penny, R (1, 1)	5.1 W 23 7 2 2 3 3 0 0 0 0 0 0 24 41 0.00 0.857																						
Dontrelle Willis, L (6, 1)	2.1 H 9 2 0 0 2 0 0 0 0 0 0 0 24 41 0.00 0.857																						
Ugueth Urbina, R (8, 1)	1.1 S 6 0 0 0 2 2 0 0 0 0 0 0 15 31 0.00 1.500																						

Batter	1	2	3	4	5	6	7	8	9	AB	R	H	RBI	BB	SO	LOB	TOP			
Alfonso Soriano, R (1,4) OBP: 0.262, SLG: 0.295	K			K	G1-3			K	2 HBP HR BB	4	1	0	0	1	3	0	New York Yankees @ Florida Marlins Pro Player Stadium, Miami, FL Tue Oct 21 2003, 8:00 PM EDT Att: 65,731 - Cloudy - 78 F			
2 Derek Jeter, R (1,6) OBP: 0.397, SLG: 0.500	K			55 HBP 20 BB 2B		55 BB 1B		F8 55 1B 2B	HR HBP	4	3	3	0	0	1	0				
25 Jason Giambi, L (1,3) OBP: 0.350, SLG: 0.460 David Dellucci, L (8, PR) OBP: 0.400, SLG: 0.250	P5			20 BB 55 HBP BB			K	20 BB 55 1B BB	F7	2	0	0	0	2	1	1				
Bernie Williams, S (1,8) OBP: 0.377, SLG: 0.462		F9		F6			K	F8	HR	5	1	1	3	0	1	5				
55 Hideki Matsui, L (1,7) OBP: 0.379, SLG: 0.519		G1-3		20 BB HBP		20 FC6-4 BB		20 BB 1B	K	3	0	1	1	1	1	0				
20 Jorge Posada, S (1,2) OBP: 0.322, SLG: 0.373		G3		1-2 2-3 BB		1-2 2-3 FC6-4 BB		1-2 2-3 BB		2	0	0	1	2	0	2				
Karim Garcia, L (1,9) OBP: 0.286, SLG: 0.286 Ruben Sierra, S (8, PH) OBP: 0.429, SLG: 0.800 42 Mariano Rivera, R (8, 1)			F9	G3			F8	K		3	0	0	0	0	0	3				
Aaron Boone, R (1,5) OBP: 0.217, SLG: 0.341			L9		P6		K		HR	4	1	1	1	0	1	0				
35 Mike Mussina, L (1,1) Nick Johnson, L (8, 3) OBP: 0.309, SLG: 0.333			K		K		K		G3-1	3	0	0	0	0	3	0				
Inning Stats	R: 0 K: 2 S: 9	H: 0 LOB: 0 BB: 0 P: 11	R: 0 K: 0 S: 6	H: 0 LOB: 0 BB: 0 P: 9	R: 0 K: 1 S: 8	H: 0 LOB: 0 BB: 0 P: 11	R: 1 K: 1 S: 16	H: 1 LOB: 3 BB: 2 P: 29	R: 0 K: 2 S: 7	H: 1 LOB: 2 BB: 1 P: 18	R: 0 K: 2 S: 9	H: 0 LOB: 0 BB: 0 P: 14	R: 1 K: 2 S: 14	H: 2 LOB: 2 BB: 1 P: 31	R: 4 K: 1 S: 14	H: 2 LOB: 0 BB: 1 P: 24		1B: 2 2B: 2 3B: 0 HR: 2	SF: 0 SAC: 0 DP: 0 HBP: 2	WP: 0 PB: 0 CS: 0
PITCHER	IP WLS BF H R ER SO BB IBB HBP BLK WP HR S P ERA WHIP																			
Josh Beckett, R (1,1) ERA: 2.67	7.1 L 29 3 2 2 10 3 0 1 0 0 0 0 67 108 2.46 0.818																			
Dontrille Willis, L (8, 1) ERA: 9.26	0.1 4 1 0 0 0 2 0 0 0 0 0 0 6 18 0.00 9.000																			
Chad Fox, R (8, 1) ERA: 4.5	0.2 4 1 2 2 1 1 0 0 0 0 0 1 10 17 27.00 3.000																			
Braden Looper, R (8, 1) ERA: 3.6	0.2 4 1 2 2 1 0 0 1 0 0 0 1 8 14 27.00 1.500																			

Batter	1	2	3	4	5	6	7	8	9	AB	R	H	RBI	BB	SO	LOB	BOTTOM					
Juan Pierre, L (1,8) OBP: 0.382, SLG: 0.435	1B 2B		G6-3		CS 1B					3	1	2	0	1	0	0	New York Yankees @ Florida Marlins Pro Player Stadium, Miami, FL Tue Oct 21 2003, 8:00 PM EDT Att: 65,731 - Cloudy - 78 F					
Luis Castillo, S (1,4) OBP: 0.333, SLG: 0.310	K		K		CS 1-2	G4-3	K			4	0	0	0	0	3	3						
Ivan Rodriguez, R (1,2) OBP: 0.391, SLG: 0.545	F9		E5		1B FC1-2 2B			F9		4	0	1	0	0	0	1						
Miguel Cabrera, R (1,9) OBP: 0.350, SLG: 0.491	2H 1B		K		FC1-2 1B			K		4	0	2	1	0	2	1						
Derrek Lee, R (1,3) OBP: 0.262, SLG: 0.300	G3-1			G5-3		FC1-2		P6		4	0	0	0	0	0	3						
Mike Lowell, R (1,5) OBP: 0.211, SLG: 0.314		P4		K		K		G6-3		4	0	0	0	0	2	2						
Jeff Conine, R (1,7) OBP: 0.448, SLG: 0.500		G6-3		F9			SH3 1B		PB 1B	4	0	2	0	0	0	0						
Alex Gonzalez, R (1,6) OBP: 0.120, SLG: 0.163 Juan Encarnacion, R (8, PH) OBP: 0.270, SLG: 0.412					K		P3		K	3	0	1	0	0	1	1						
Josh Beckett, R (1,1) OBP: 0.250, SLG: 0.182 Dontrille Willis, L (8, 1) OBP: 1.000, SLG: 1.667 Chad Fox, R (8, 1) Braden Looper, R (8, 1) Todd Hollandsworth, L (8, PH) OBP: 0.625, SLG: 0.714					K2-3		SH3		G4-3	2	0	0	0	0	2	1						
Inning Stats	R: 1 K: 1 S: 12	H: 2 LOB: 1 BB: 0 P: 17	R: 0 K: 1 S: 14	H: 1 LOB: 1 BB: 0 P: 17	R: 0 K: 2 S: 14	H: 0 LOB: 1 BB: 0 P: 21	R: 0 K: 1 S: 7	H: 0 LOB: 0 BB: 0 P: 10	R: 0 K: 2 S: 8	H: 1 LOB: 0 BB: 0 P: 10	R: 0 K: 1 S: 13	H: 2 LOB: 2 BB: 0 P: 19	R: 0 K: 1 S: 11	H: 1 LOB: 2 BB: 1 P: 17	R: 0 K: 1 S: 5	H: 0 LOB: 0 BB: 0 P: 6		R: 0 K: 1 S: 12	H: 1 LOB: 1 BB: 0 P: 17	1B: 5 2B: 3 3B: 0 HR: 0	SF: 0 SAC: 1 DP: 0 HBP: 0	WP: 0 PB: 1 CS: 1
PITCHER	IP WLS BF H R ER SO BB IBB HBP BLK WP HR S P ERA WHIP																					
35 Mike Mussina, R (1,1) ERA: 3.38	7.0 W 29 7 1 0 0 2 0 0 0 0 0 0 0 17 23 0.00 0.500																					
42 Mariano Rivera, R (8, 1) ERA: 0.64	2.0 S 7 1 0 0 0 2 0 0 0 0 0 0 0 17 23 0.00 0.500																					

Batter	1	2	3	4	5	6	7	8	9	10	11	12	AB	R	H	RBI	BB	SO	LOB	TOP							
Alfonso Soriano, R OBP: 0.294, SLG: 0.284	0-1 G4-6-3 1B		1-2 F8		0-3 K			1-2 F8		2-3 K		2-1 G3-1	6	0	1	0	0	2	1								
2 Derek Jeter, R OBP: 0.377, SLG: 0.484	1-2 G4-6-3 1-2		0-1 G5-3		3-2 G4-6-3			2-3 K		1-0 2B		1-1 P4	6	0	1	0	0	1	2								
25 Jason Giambi, L OBP: 0.348, SLG: 0.446	3-2 F8		3-2 1B					2-0 F7		2-1 F7		1-2 1B	6	0	2	0	0	1	1								
Bernie Williams, S OBP: 0.403, SLG: 0.500		0-0 20 1B 55 1B SF8 1B	0-2 1B		1-2 1B			1-2 F8		3-1 20 FC4-6 55 BB 3B 1B		1-2 SH5-4 2B	6	2	4	0	0	0	1								
55 Hideki Matsui, L OBP: 0.397, SLG: 0.509		3-2 SF8 20 1B 1B	0-0 F7					3-2 F8		4-2 20 FC4-6 BB 1B		4-1 SH5-4 BB 2B	3	0	1	0	2	0	2								
20 Jorge Posada, S OBP: 0.317, SLG: 0.354 David Dellucci, L OBP: 0.400, SLG: 0.250	0-2 SF8 1B				0-2 G4-3			1-3 K		1-1 FC4-6 3B		0-0 SH5-4	4	0	1	0	0	1	2								
Karim Garcia, L OBP: 0.333, SLG: 0.250 Ruben Sierra, S OBP: 0.500, SLG: 1.167 Jose Contreras, R	1-2 2-3 1B				2-2 G4-3			0-0 G3		3-2 1-2 2-3 3B		4-0 SH5-4 IBB	3	0	0	0	0	1	3	AB 44							
Juan Rivera, R OBP: 0.333, SLG: 0.316 Jeff Weaver, R	0-1 SF8				1-2 F8			3-2 G5-3		1-2 G6-3		1-3 K	4	0	0	0	0	0	0		R 3						
Aaron Boone, R OBP: 0.196, SLG: 0.313	1-2 2-3 3-1 1B												4	0	0	1	0	1	5		H 12						
Roger Clemens, R OBP: 0.500, SLG: 0.500 Nick Johnson, L OBP: 0.304, SLG: 0.327 Jeff Nelson, R John Flaherty, R	1-1 G3				0-2 G4-6-3 1B			1-1 G4-3		2-1 F8		0-1 P5	2	0	1	0	0	0	2		RBI 3						
Inning Stats	R: 0 E: 0 K: 0 S: 11	H: 1 LOB: 0 BB: 0 P: 15	R: 1 E: 0 K: 1 S: 16	H: 3 LOB: 2 BB: 0 P: 23	R: 0 E: 0 K: 0 S: 12	H: 2 LOB: 2 BB: 0 P: 16	R: 0 E: 0 K: 0 S: 9	H: 0 LOB: 0 BB: 0 P: 12	R: 0 E: 0 K: 1 S: 10	H: 1 LOB: 0 BB: 0 P: 13	R: 0 E: 0 K: 1 S: 7	H: 0 LOB: 0 BB: 0 P: 11	R: 0 E: 0 K: 1 S: 8	H: 0 LOB: 0 BB: 0 P: 12	R: 2 E: 0 K: 0 S: 18	H: 2 LOB: 2 BB: 1 P: 32	R: 0 E: 0 K: 2 S: 9	H: 1 LOB: 1 BB: 0 P: 15	R: 0 E: 0 K: 1 S: 13	H: 1 LOB: 3 BB: 2 P: 23	R: 0 E: 0 K: 0 S: 11	H: 1 LOB: 1 BB: 0 P: 17	1B: 9 2B: 2 3B: 1 HR: 0	SF: 1 SAC: 1 DP: 2 HBP: 0	WP: 0 PB: 0 SB: 0 CS: 0	PA: 49	
PITCHER	IP	WLS	BF	H	R	ER	SO	BB	IBB	HBP	BLK	WP	HR	S	P	ERA	WHIP										
Carl Pavano, R ERA: 1.4	1.1		29	7	1	1	4	0	0	0	0	0	0	18	32	18.00	3.000										
Ugueth Urbina, R ERA: 3.65	0.1	B	6	2	2	2	0	1	0	0	0	0	0	0	0	0.00	2.250										
Chad Fox, R ERA: 3.97	1.1		8	2	0	0	2	1	1	0	0	0	0	14	29	0.00	0.600										
Braden Looper, R ERA: 2.7	1.2	W	6	1	0	0	1	0	0	0	0	0	0	19	26	0.00	0.600										

New York Yankees @ Florida Marlins
Pro Player Stadium, Miami, FL

Wed Oct 22 2003, 8:00 PM EDT
Att. 65,934 - Sunny - 78 F

AB 44
R 3
H 12
RBI 3
BB 3
SO 7
LOB 22



Batter	1	2	3	4	5	6	7	8	9	10	11	12	AB	R	H	RBI	BB	SO	LOB	BOTTOM							
Juan Pierre, L OBP: 0.370, SLG: 0.409	1-0 G4-3	0-1 G6-3		0-1 G4-3			0-0 F7			4-0 SH1-4 BB			4	0	0	0	1	0	1								
Luis Castillo, S OBP: 0.314, SLG: 0.290	3-2 G6-3	1-3 K			1-0 G1-3		3-3 K			0-0 SH1-4			4	0	0	0	0	2	0								
Ivan Rodriguez, R OBP: 0.391, SLG: 0.550	3-2 HR 1B				0-0 G6-3		1-1 2B		1-0 G4-3			1-3 K	5	1	2	0	0	1	1								
Miguel Cabrera, R OBP: 0.336, SLG: 0.517 Braden Looper, R	2-2 HR 1B				1-2 G6-3		0-2 G6-3		2-3 K			1-3 K	5	1	1	2	0	2	2								
Jeff Conine, R OBP: 0.460, SLG: 0.509	1-2 1B 1B				0-2 1B		2-0 F8		0-1 1B			2-2 F8	5	1	3	0	0	0	1								
Mike Lowell, R OBP: 0.209, SLG: 0.300	2-2 1B 1B				1-1 L4			0-0 F8		1-2 F7		0-0 P1	5	0	1	0	0	0	2								
Derrek Lee, R OBP: 0.271, SLG: 0.308	2-1 1B				2-1 SH2-4 1B			1-2 G5-3		1-3 K		0-1 G6-3	5	0	2	1	0	1	0								
Alex Gonzalez, R OBP: 0.127, SLG: 0.222	3-1 F9				0-3 K			3-3 K		2-1 F8		3-2 HR	5	1	1	1	0	2	3								
Carl Pavano, R Ugueth Urbina, R Todd Hollandsworth, L Chad Fox, R Juan Encarnacion, R		0-1 G3-1			0-0 SH2-4			0-3 K		1-3 K			2	0	0	0	0	1	0								
Inning Stats	R: 3 E: 0 K: 0 S: 25	H: 5 LOB: 2 BB: 0 P: 42	R: 0 E: 0 K: 1 S: 7	H: 0 LOB: 0 BB: 0 P: 8	R: 0 E: 0 K: 0 S: 10	H: 1 LOB: 1 BB: 0 P: 12	R: 0 E: 0 K: 1 S: 8	H: 1 LOB: 1 BB: 0 P: 10	R: 0 E: 0 K: 0 S: 7	H: 1 LOB: 1 BB: 0 P: 11	R: 0 E: 0 K: 2 S: 10	H: 0 LOB: 0 BB: 0 P: 13	R: 0 E: 0 K: 1 S: 12	H: 0 LOB: 0 BB: 0 P: 13	R: 0 E: 0 K: 2 S: 8	H: 0 LOB: 0 BB: 0 P: 12	R: 0 E: 0 K: 2 S: 9	H: 0 LOB: 1 BB: 1 P: 14	R: 0 E: 0 K: 0 S: 6	H: 0 LOB: 0 BB: 0 P: 8	R: 1 E: 0 K: 0 S: 5	H: 1 LOB: 0 BB: 0 P: 8	1B: 7 2B: 1 3B: 0 HR: 2	SF: 0 SAC: 2 DP: 0 HBP: 0	WP: 0 PB: 0 SB: 0 CS: 0	PA: 44	
PITCHER	IP	WLS	BF	H	R	ER	SO	BB	IBB	HBP	BLK	WP	HR	S	P	ERA	WHIP										
Roger Clemens, R ERA: 3.52	7.0		29	8	3	3	5	0	0	0	0	0	1	76	109	3.86	1.143										
Jeff Nelson, R ERA: 3.6	1.0		4	1	0	0	1	0	0	0	0	0	0	12	16	0.00	1.000										
Jose Contreras, R ERA: 3.38	2.0		7	0	0	0	4	1	0	0	0	0	0	16	26	0.00	0.500										
Jeff Weaver, R ERA: 9.0	1.0	L	4	1	1	1	0	0	0	0	0	0	1	11	16	9.00	1.000										

New York Yankees @ Florida Marlins
Pro Player Stadium, Miami, FL

Wed Oct 22 2003, 8:00 PM EDT
Att. 65,934 - Sunny - 78 F

AB 41
R 4
H 10
RBI 4
BB 1
SO 10
LOB 10




Batter	1	2	3	4	5	6	7	8	9	AB	R	H	RBI	BB	SO	LOB	TOP					
2 Derek Jeter, R OBP: 0.405, SLG: 0.500										4	2	3	1	1	0	0	New York Yankees @ Florida Marlins Pro Player Stadium, Miami, FL Thu Oct 23 2003, 8:00 PM EDT Att: 65,975 - Cloudy - 81 F					
Enrique Wilson, S OBP: 0.333, SLG: 0.364										4	0	2	1	1	0	1						
Bernie Williams, S OBP: 0.389, SLG: 0.484										4	0	1	1	0	0	4						
55 Hideki Matsui, L OBP: 0.368, SLG: 0.467										5	0	0	0	0	0	3						
20 Jorge Posada, S OBP: 0.313, SLG: 0.356										4	0	1	0	0	1	2						
Nick Johnson, L OBP: 0.317, SLG: 0.340										4	1	2	0	0	1	1						
Karim Garcia, L OBP: 0.259, SLG: 0.259										3	0	1	0	0	1	1						
Alfonso Soriano, R OBP: 0.250, SLG: 0.279										1	0	0	0	0	1	1						
Aaron Boone, R OBP: 0.200, SLG: 0.308										4	0	1	0	0	0	2						
David Wells, L OBP: 0.200, SLG: 0.200										0	0	0	0	0	0	0						
Inning Stats	R: 1 E: 1 K: 1 S: 9	H: 2 LOB: 1 BB: 0 P: 13	R: 0 E: 0 K: 2 S: 9	H: 1 LOB: 1 BB: 0 P: 14	R: 0 E: 0 K: 0 S: 7	H: 0 LOB: 0 BB: 1 P: 12	R: 0 E: 0 K: 0 S: 10	H: 1 LOB: 0 BB: 0 P: 14	R: 0 E: 0 K: 0 S: 7	H: 0 LOB: 0 BB: 0 P: 8	R: 0 E: 0 K: 0 S: 7	H: 1 LOB: 1 BB: 0 P: 10	R: 1 E: 0 K: 1 S: 18	H: 3 LOB: 3 BB: 1 P: 26	R: 0 E: 0 K: 1 S: 11	H: 1 LOB: 1 BB: 0 P: 15	R: 2 E: 0 K: 0 S: 13	H: 3 LOB: 1 BB: 0 P: 20	1B: 10 2B: 1 3B: 0 HR: 1	SF: 1 SAC: 0 DP: 1 HBP: 0	WP: 0 PB: 0 SB: 0 CS: 0	PA: 40
PITCHER	IP WLS BF H R ER SO BB IBB HBP BLK WP HR S P ERA WHIP																					
Brad Penny, R ERA: 5.73	(1, 1) 7.0 W 30 8 2 1 4 2 0 0 0 0 0 0 67 97 1.29 1.429																					
Dontrelle Willis, L ERA: 8.53	(8, 1) 1.0 4 1 0 0 1 0 0 0 0 0 0 11 15 0.00 1.000																					
Braden Looper, R ERA: 5.14	(9, 1) 0.1 4 3 2 2 0 0 0 0 0 0 0 1 10 15 54.00 9.000																					
Ugueth Urbina, R ERA: 3.46	(9, 1) 0.2 S 2 0 0 0 0 0 0 0 0 0 0 0 3 5 0.00 0.000																					

Batter	1	2	3	4	5	6	7	8	9	AB	R	H	RBI	BB	SO	LOB	BOTTOM			
Juan Pierre, L OBP: 0.377, SLG: 0.420										3	0	1	1	1	0	0	New York Yankees @ Florida Marlins Pro Player Stadium, Miami, FL Thu Oct 23 2003, 8:00 PM EDT Att: 65,975 - Cloudy - 81 F			
Luis Castillo, S OBP: 0.297, SLG: 0.273										4	0	0	0	0	1	3				
Ivan Rodriguez, R OBP: 0.384, SLG: 0.531										4	1	1	0	0	2	0				
Miguel Cabrera, R OBP: 0.333, SLG: 0.500										4	0	1	0	0	1	1				
Dontrelle Willis, L OBP: 1.000, SLG: 1.667										0	0	0	0	0	0	0				
Braden Looper, R ERA: 5.14										0	0	0	0	0	0	0				
Ugueth Urbina, R ERA: 3.46										0	0	0	0	0	0	0				
Jeff Conine, R OBP: 0.463, SLG: 0.518										3	1	1	0	1	0	1				
Mike Lowell, R OBP: 0.234, SLG: 0.302										3	1	1	2	1	1	3				
Derrek Lee, R OBP: 0.284, SLG: 0.309										3	2	1	0	1	1	1				
Alex Gonzalez, R OBP: 0.153, SLG: 0.259										4	1	2	1	0	1	1				
Brad Penny, R OBP: 0.500, SLG: 0.500										2	0	1	2	0	0	0				
Juan Encarnacion, R OBP: 0.263, SLG: 0.460										1	0	0	0	0	1	1				
Inning Stats	R: 0 E: 0 K: 0 S: 5	H: 0 LOB: 0 BB: 0 P: 8	R: 3 E: 0 K: 1 S: 13	H: 2 LOB: 3 BB: 3 P: 30	R: 0 E: 0 K: 2 S: 10	H: 1 LOB: 1 BB: 0 P: 14	R: 1 E: 0 K: 1 S: 15	H: 2 LOB: 1 BB: 0 P: 21	R: 2 E: 0 K: 0 S: 9	H: 2 LOB: 0 BB: 0 P: 14	R: 0 E: 0 K: 0 S: 5	H: 0 LOB: 0 BB: 0 P: 6	R: 0 E: 0 K: 2 S: 17	H: 1 LOB: 2 BB: 1 P: 24	R: 0 E: 0 K: 2 S: 11	H: 1 LOB: 1 BB: 0 P: 17	1B: 6 2B: 4 3B: 0 HR: 0	SF: 0 SAC: 1 DP: 2 HBP: 0	WP: 0 PB: 0 SB: 0 CS: 1	PA: 36
PITCHER	IP WLS BF H R ER SO BB IBB HBP BLK WP HR S P ERA WHIP																			
David Wells, L ERA: 2.31	(1, 1) 1.0 3 0 0 0 0 0 0 0 0 0 0 38 65 12.00 2.667																			
Jose Contreras, R ERA: 5.73	(2, 1) 3.0 L 17 5 4 4 4 3 0 0 0 0 0 0 38 65 12.00 2.667																			
Chris Hammond, L ERA: 2.57	(5, 1) 2.0 8 2 2 0 0 0 0 0 0 0 0 14 20 0.00 1.000																			
Jeff Nelson, R ERA: 2.57	(7, 1) 2.0 8 2 0 0 4 1 0 0 0 0 0 0 28 41 0.00 1.500																			

Batter	1	2	3	4	5	6	7	8	9	AB	R	H	RBI	BB	SO	LOB	TOP										
Juan Pierre, L (1, 8) OBP: 0.378, SLG: 0.411	2-1 P6		4-2 FC5-4 BB		1-2 1B	0-3 K			1-3 K	4	0	1	0	1	2	2	Florida Marlins @ New York Yankees Yankee Stadium, Bronx, NY Sat Oct 25 2003, 7:30 PM EDT Att: 55,773 - Cloudy - 56 F										
Luis Castillo, S (1, 4) OBP: 0.291, SLG: 0.268	0-3 K		0-1 FC5-4		2-2 1B			2-1 L5	1-0 L6	5	0	1	1	0	1												
Ivan Rodriguez, R (1, 2) OBP: 0.390, SLG: 0.522	0-0 1B		0-0 F9		4-0 IBB			0-0 G1-3		3	0	1	0	1	0												
Miguel Cabrera, R (1, 7) OBP: 0.315, SLG: 0.471	1-0 G1-3			2-3 K	2-3 K			0-1 L9		4	0	0	0	0	2	4											
Jeff Conine, R (1, 10) OBP: 0.437, SLG: 0.483		0-0 L7		2-1 F8		0-0 E6 FC1-6 BB SF9		0-2 G1-3		4	1	0	0	0	0	0											
Mike Lowell, R (1, 5) OBP: 0.275, SLG: 0.348	1-2 2B		0-1 G6-3		1-2 FC1-6 BB			3-1 FC6-4 1B		3	0	2	0	1	0	0											
Derrek Lee, R (1, 3) OBP: 0.289, SLG: 0.292	2-3 K				2-3 K	0-0 FC1-6 1B		2-3 K		4	0	0	0	0	3	4											
Juan Encarnacion, R (1, 9) OBP: 0.238, SLG: 0.368	0-3 K				2-1 G5-3	1-2 SF9		1-1 FC6-4		3	0	0	1	0	1	2											
Alex Gonzalez, R (1, 6) OBP: 0.175, SLG: 0.274			1-1 G5-3		0-1 1B 1B	0-0 1B		1-1 F8		4	1	2	0	0	0	0											
Inning Stats	R: 0 E: 0 K: 1 S: 7	H: 1 LOB: 1 BB: 0 P: 10	R: 0 E: 0 K: 2 S: 11	H: 1 LOB: 1 BB: 0 P: 14	R: 0 E: 0 K: 0 S: 7	H: 0 LOB: 1 BB: 1 P: 12	R: 0 E: 0 K: 1 S: 9	H: 0 LOB: 0 BB: 0 P: 13	R: 1 E: 0 K: 2 S: 22	H: 3 LOB: 3 BB: 1 P: 35	R: 1 E: 1 K: 1 S: 10	H: 1 LOB: 0 BB: 1 P: 15	R: 0 E: 0 K: 0 S: 5	H: 0 LOB: 0 BB: 0 P: 7	R: 0 E: 0 K: 1 S: 11	H: 1 LOB: 1 BB: 0 P: 17	R: 0 E: 0 K: 1 S: 8	H: 0 LOB: 0 BB: 0 P: 11	1B: 6 2B: 1 3B: 0 HR: 0	SF: 1 SAC: 0 DP: 0 HBP: 0	WP: 0 PB: 0 SB: 0 CS: 0	PA: 38					
PITCHER	IP	WLS	BF	H	R	ER	SO	BB	IBB	HBP	BLK	WP	HR	S	P	ERA	WHIP										
Andy Pettitte, L (1, 1) ERA: 2.1	7.0	L	31	6	2	1	7	2	1	0	0	0	0	71	106	1.29	1.143										
42 Mariano Rivera, R (8, 1) ERA: 0.56	2.0		7	1	0	0	2	0	0	0	0	0	0	19	28	0.00	0.500										

Batter	1	2	3	4	5	6	7	8	9	AB	R	H	RBI	BB	SO	LOB	BOTTOM										
2 Derek Jeter, R (1, 6) OBP: 0.385, SLG: 0.471	0-3 K		2-1 G4-3		2-3 K			3-2 F8		4	0	0	0	0	2	3	Florida Marlins @ New York Yankees Yankee Stadium, Bronx, NY Sat Oct 25 2003, 7:30 PM EDT Att: 55,773 - Cloudy - 56 F										
Nick Johnson, L (1, 3) OBP: 0.313, SLG: 0.321	1-1 F9		4-1 G4-6-3 BB		0-1 F9			1-1 G4-6-3		3	0	0	0	1	0	1											
Bernie Williams, S (1, 8) OBP: 0.382, SLG: 0.485	1-2 2B		2-2 G4-6-3		0-3 K			1-1 F7		4	0	1	0	0	1	2											
55 Hideki Matsui, L (1, 7) OBP: 0.347, SLG: 0.438	0-1 F9			0-0 F8		1-3 K		0-1 F7		4	0	0	0	0	1	1											
20 Jorge Posada, S (1, 2) OBP: 0.310, SLG: 0.365		3-3 K		1-3 K			1-1 2B	1-1 G1		4	0	1	0	0	2	0											
25 Jason Giambi, L (1, 10) OBP: 0.357, SLG: 0.492		4-0 FC4-6 BB		0-0 F7			1-2 G5-3			2	0	0	0	1	0	1											
Karim Garcia, L (1, 9) OBP: 0.333, SLG: 0.267		0-2 FC4-6			0-0 SH2-4 1B		3-3 K			3	0	1	0	0	1	2											
Enrique Wilson, S (8, 5) OBP: 0.333, SLG: 0.364		1-2 1B			1-2 SH2-4					0	0	0	0	0	0	0											
Aaron Boone, R (1, 5) OBP: 0.196, SLG: 0.302		2-3 K			2-0 SH2-4		0-3 K			1	0	0	0	0	1	1											
Ruben Sierra, S (7, PH) OBP: 0.400, SLG: 0.875					1-2 1B					1	0	0	0	0	1	1											
Alfonso Soriano, R (1, 4) OBP: 0.267, SLG: 0.296			0-1 G4-3 1B		0-0 P5			0-0 G4-6-3 1B		3	0	2	0	0	0	1											
Inning Stats	R: 0 E: 0 K: 1 S: 10	H: 1 LOB: 1 BB: 0 P: 12	R: 0 E: 0 K: 2 S: 9	H: 0 LOB: 1 BB: 1 P: 18	R: 0 E: 0 K: 0 S: 9	H: 1 LOB: 1 BB: 1 P: 16	R: 0 E: 0 K: 1 S: 6	H: 0 LOB: 0 BB: 0 P: 7	R: 0 E: 0 K: 2 S: 8	H: 1 LOB: 1 BB: 0 P: 9	R: 0 E: 0 K: 2 S: 12	H: 1 LOB: 1 BB: 0 P: 17	R: 0 E: 0 K: 0 S: 6	H: 1 LOB: 0 BB: 0 P: 10	R: 0 E: 0 K: 0 S: 6	H: 0 LOB: 0 BB: 0 P: 8	1B: 3 2B: 2 3B: 0 HR: 0	SF: 0 SAC: 1 DP: 2 HBP: 0	WP: 0 PB: 0 SB: 0 CS: 0	PA: 32							
PITCHER	IP	WLS	BF	H	R	ER	SO	BB	IBB	HBP	BLK	WP	HR	S	P	ERA	WHIP										
Josh Beckett, R (1, 1) ERA: 2.11	9.0	W	32	5	0	0	9	2	0	0	0	0	0	72	107	0.00	0.778										

AB 34
R 2
H 7
RBI 2
BB 3
SO 9
LOB 14



AB 29
R 0
H 5
RBI 0
BB 2
SO 9
LOB 13

