



**New York Yankees - 2004**


Batter	1	2	3	4	5	6	7	8	9	AB R H RBI BB SO LOB	TOP																								
												<p><b>New York Yankees @ Hanshin Tigers</b>  Tokyo Dome, Tokyo  Sun Mar 28 2004, 10:00 PM EST</p> <p><a href="http://livebaseballscorecards.com">livebaseballscorecards.com</a></p> <p><b>AB 0</b>  <b>R 0</b>  <b>H 0</b>  <b>RBI 0</b>  <b>BB 0</b>  <b>SO 0</b>  <b>LOB 0</b></p> 																							
Inning Stats											1B: 0 SF: 0 2B: 0 SAC: 0 3B: 0 DP: 0 HR: 0 HBP: 0	WP: 0 PA: 0 PB: 0 SB: 0 CS: 0																							
PITCHER	IP	WLS	BF	H	R	ER	SO	BB	IBB	HBP	BLK	WP	HR	S	P	ERA	WHIP	PITCHER	IP	WLS	BF	H	R	ER	SO	BB	IBB	HBP	BLK	WP	HR	S	P	ERA	WHIP

Batter	1	2	3	4	5	6	7	8	9	AB R H RBI BB SO LOB	BOTTOM
--------	---	---	---	---	---	---	---	---	---	----------------------	--------


												<b>New York Yankees @ Hanshin Tigers</b> Tokyo Dome, Tokyo Sun Mar 28 2004, 10:00 PM EST  <a href="http://livebaseballscorecards.com">livebaseballscorecards.com</a>
											<b>AB 0</b> <b>R 0</b> <b>H 0</b> <b>RBI 0</b> <b>BB 0</b> <b>SO 0</b> <b>LOB 0</b>	
												
Inning Stats											1B: 0 SF: 0 WP: 0 PA: 0 2B: 0 SAC: 0 PB: 0 3B: 0 DP: 0 SB: 0 HR: 0 HBP: 0 CS: 0	

PITCHER	IP	WLS	BF	H	R	ER	SO	BB	IBB	HBP	BLK	WP	HR	S	P	ERA	WHIP
---------	----	-----	----	---	---	----	----	----	-----	-----	-----	----	----	---	---	-----	------

PITCHER	IP	WLS	BF	H	R	ER	SO	BB	IBB	HBP	BLK	WP	HR	S	P	ERA	WHIP
---------	----	-----	----	---	---	----	----	----	-----	-----	-----	----	----	---	---	-----	------

Batter	1	2	3	4	5	6	7	8	9	AB R H RBI BB SO LOB	TOP																								
												<p><b>New York Yankees @ Tokyo Yomiuri Giants</b>  Tokyo Dome, Tokyo  Sun Mar 28 2004, 5:00 AM EST</p> <p><a href="http://livebaseballscorecards.com">livebaseballscorecards.com</a></p> <table> <tr><td><b>AB</b></td><td><b>0</b></td></tr> <tr><td><b>R</b></td><td><b>0</b></td></tr> <tr><td><b>H</b></td><td><b>0</b></td></tr> <tr><td><b>RBI</b></td><td><b>0</b></td></tr> <tr><td><b>BB</b></td><td><b>0</b></td></tr> <tr><td><b>SO</b></td><td><b>0</b></td></tr> <tr><td><b>LOB</b></td><td><b>0</b></td></tr> </table> 	<b>AB</b>	<b>0</b>	<b>R</b>	<b>0</b>	<b>H</b>	<b>0</b>	<b>RBI</b>	<b>0</b>	<b>BB</b>	<b>0</b>	<b>SO</b>	<b>0</b>	<b>LOB</b>	<b>0</b>									
<b>AB</b>											<b>0</b>																								
<b>R</b>											<b>0</b>																								
<b>H</b>											<b>0</b>																								
<b>RBI</b>											<b>0</b>																								
<b>BB</b>											<b>0</b>																								
<b>SO</b>											<b>0</b>																								
<b>LOB</b>											<b>0</b>																								
<b>Inning Stats</b>										1B: 0 SF: 0 2B: 0 SAC: 0 3B: 0 DP: 0 HR: 0 HBP: 0	WP: 0 PA: 0 PB: 0 SB: 0 CS: 0																								
PITCHER	IP	WLS	BF	H	R	ER	SO	BB	IBB	HBP	BLK	WP	HR	S	P	ERA	WHIP	PITCHER	IP	WLS	BF	H	R	ER	SO	BB	IBB	HBP	BLK	WP	HR	S	P	ERA	WHIP

Batter	1	2	3	4	5	6	7	8	9	AB R H RBI BB SO LOB	BOTTOM
--------	---	---	---	---	---	---	---	---	---	----------------------	--------



**New York Yankees @ Tokyo Yomiuri Giants**  
 Tokyo Dome, Tokyo  
 Sun Mar 28 2004, 5:00 AM EST

[livebaseballscorecards.com](http://livebaseballscorecards.com)

**AB** 0  
**R** 0  
**H** 0  
**RBI** 0  
**BB** 0  
**SO** 0  
**LOB** 0



Inning Stats

1B: 0 SF: 0  
 2B: 0 SAC: 0  
 3B: 0 DP: 0  
 HR: 0 HBP: 0

WP: 0 PA: 0  
 PB: 0  
 SB: 0  
 CS: 0

PITCHER IP WLS BF H R ER SO BB IBB HBP BLK WP HR S P ERA WHIP

PITCHER IP WLS BF H R ER SO BB IBB HBP BLK WP HR S P ERA WHIP

Batter	1	2	3	4	5	6	7	8	9	AB R H RBI BB SO LOB	TOP											
2 Derek Jeter, R (1, 6) C B X	1-1 G6-3	3-3 K			3-2 G6-3		3-2 G4-3		2-2 G5-3	5 0 0 0 0 1 2												
55 Hideki Matsui, L (1, 7) OBP: 0.250, SLG: 0.500 B F B X	3-1 25 HR 2B		0-2 G1-3		2-0 G4-3			2-1 P5		4 1 1 0 0 0 0												
13 Alex Rodriguez, R (1, 5) OBP: 0.250, SLG: 0.500 B B C C C	2-3 K		1-3 K			2-1 2B		2-0 P6		4 1 1 0 0 2 1												
25 Jason Giambi, L (1, 3) OBP: 0.500, SLG: 1.500 B X	1-0 2-H HR		1-2 F7			3-2 G1-3		0-1 2B		4 1 2 2 0 0 1												
Gary Sheffield, R (1, 9) OBP: 1.000, SLG: 1.500 B X	1-0 1B			4-0 BB		0-2 20 G4-3 2-H 2B		4-0 BB		2 0 2 1 2 0 0												
20 Jorge Posada, S (1, 2) F B C T	1-2 K			0-1 P5		3-1 G4-3		2-3 K		4 0 0 0 0 2 5												
Ruben Sierra, S (1, 10) C X		0-1 G4-3		1 SAFE 0-2 P2		0-0 P6		2-3 K		4 0 0 0 0 1 2												
Enrique Wilson, S (1, 4) X		0-0 F9		2-2 L9		2-1 L3		2-2 L7		4 0 0 0 0 0 1												
Kenny Lofton, L (1, 8) OBP: 0.500, SLG: 1.000 C B B X		2-2 3B		0-0 F8		2-0 P6		4-2 2 DI BB		3 0 1 0 1 0 0												
Inning Stats	R: 2 E: 0 K: 2 S: 12	H: 3 LOB: 1 BB: 0 P: 21	R: 0 E: 0 K: 1 S: 9	H: 1 LOB: 1 BB: 0 P: 14	R: 0 E: 0 K: 1 S: 9	H: 0 LOB: 0 BB: 0 P: 11	R: 0 E: 0 K: 0 S: 8	H: 0 LOB: 1 BB: 1 P: 14	R: 0 E: 0 K: 0 S: 7	H: 0 LOB: 0 BB: 0 P: 12	R: 1 E: 0 K: 0 S: 11	H: 2 LOB: 1 BB: 0 P: 19	R: 0 E: 0 K: 0 S: 6	H: 0 LOB: 0 BB: 0 P: 13	R: 0 E: 0 K: 1 S: 8	H: 1 LOB: 2 BB: 1 P: 18	R: 0 E: 0 K: 1 S: 16	H: 0 LOB: 1 BB: 1 P: 26	1B: 1 2B: 4 3B: 1 HR: 1	SF: 0 SAC: 0 DP: 0 HBP: 0	WP: 0 PB: 0 SB: 0 CS: 0	PA: 37
PITCHER	IP WLS BF H R ER SO BB IBB HBP BLK WP HR S P ERA WHIP																					
Victor Zambrano, R (1, 1) ERA: 4.5	6.0 W 25 6 3 3 4 1 0 0 0 0 1 56 91 4.50 1.167																					
Lance Carter, R (7, 1) ERA:	2.0 H 8 1 0 0 1 1 0 0 0 0 0 14 31 0.00 1.000																					
Danys Baez, R (9, 1) ERA:	1.0 4 0 0 0 0 1 1 0 0 0 0 0 16 26 0.00 1.000																					

**New York Yankees @ Tampa Bay Devil Rays**  
Tokyo Dome, Tokyo  
Tue Mar 30 2004, 5:05 AM EST  
Att. 55,000 - Dome - 70 F

livebaseballscores.com

AB	34
R	3
H	7
RBI	3
BB	3
SO	6
LOB	12



Batter	1	2	3	4	5	6	7	8	9
13 Carl Crawford, L (1, 7) X	0-0 B2-3 ①		0-1 P6 ①		1-3 K ① X	0-0 G4-3 ②		0-1 G6-3 ①	
Damian Rolls, R (1, 5) B C X	1-1 G4-3 ②		0-2 G5-3 ②		0-0 1B ② X	0-0 G6-3 ③		0-0 2B ③	
5 Rocco Baldelli, R (1, 8) B B C S	2-3 K ③		0-1 G6-3 ③		2-2 F8 ②		0-0 1B ②	4-0 BB ②	
Aubrey Huff, L (1, 10) X		0-0 F8 1B ①		1-1 F8 ① C X	0-1 F9 ③		0-0 HR 1B ①	0-3 K ②	
José Cruz Jr., S (1, 9) B B C X		2-1 F7 ①		4-1 G5-3 1B BB ①		2-2 HR ①	0-0 F8 ①	3-2 F9 ③	
Tino Martinez, L (1, 3) X		0-0 FC6-4 1B ①		4-2 G5-3 1B BB ①		2-2 2B ①	3-1 HR ①		
Julio Lugo, R (1, 6) X		0-0 F8 ②		1-1 G5-3 ②		2-0 2B ②	1-0 G6-3 ②		
Toby Hall, R (1, 2) B B C X		2-0 FC6-4 ③		0-0 1B ③		0-1 13 G4-3 ③	0-0 1B ③		
Rey Sanchez, R (1, 4) X			0-0 G5-3 1B ①		1-2 5 F8 1B ①	0-0 G1-3 ① X	0-0 G1-3 ③		

Inning Stats	R: 0	H: 0	E: 0	K: 1	S: 7	LOB: 0	BB: 0	P: 10
	R: 0	H: 2	E: 0	K: 0	S: 6	LOB: 2	BB: 0	P: 10
	R: 0	H: 1	E: 0	K: 0	S: 8	LOB: 1	BB: 0	P: 8
	R: 2	H: 1	E: 0	K: 0	S: 9	LOB: 1	BB: 2	P: 19
	R: 0	H: 2	E: 0	K: 1	S: 14	LOB: 2	BB: 0	P: 18
	R: 3	H: 4	E: 0	K: 0	S: 13	LOB: 1	BB: 0	P: 19
	R: 3	H: 4	E: 1	K: 0	S: 8	LOB: 1	BB: 0	P: 12
	R: 0	H: 1	E: 0	K: 1	S: 9	LOB: 2	BB: 1	P: 16

PITCHER										PITCHER																								
IP	WLS	BF	H	R	ER	SO	BB	IBB	HBP	BLK	WP	HR	S	P	ERA	WHIP	IP	WLS	BF	H	R	ER	SO	BB	IBB	HBP	BLK	WP	HR	S	P	ERA	WHIP	
35 Mike Mussina, R (1, 1) ERA: 9.0	5.0	L	26	10	5	5	2	2	0	0	0	1	54	81	9.00	2.400																		
Paul Quantrill, R (6, 1) ERA: 9.0	1.0		4	1	1	0	0	0	0	0	0	0	4	4	9.00	1.000																		
Felix Heredia, L (7, 1) ERA: 9.0	2.0		11	4	2	2	1	1	0	0	0	0	1	16	9.00	2.500																		

**BOTTOM**

**New York Yankees @ Tampa Bay Devil Rays**

Tokyo Dome, Tokyo

Tue Mar 30 2004, 5:05 AM EST


Att. 55,000 - Dome - 70 F

AB	R	H	RBI	BB	SO	LOB
5	0	0	0	0	1	3
5	0	2	0	0	0	2
4	1	1	0	1	1	3
5	1	2	1	0	1	4
4	2	1	1	1	0	4
3	3	3	2	1	0	0
4	1	1	1	0	0	4
4	0	3	3	0	0	2
4	0	2	0	0	0	2

AB	38
R	8
H	15
RBI	8
BB	3
SO	3
LOB	24

livebaseballscorecards.com

1B:	9	SF:	0	WP:	0	PA:	41
2B:	4	SAC:	0	PB:	0		
3B:	0	DP:	0	SB:	1		
HR:	2	HBP:	0	CS:	0		



Batter	1	2	3	4	5	6	7	8	9	AB R H RBI BB SO LOB	TOP
2 Derek Jeter, R OBP: 0.300, SLG: 0.125 (1, 6)	2-1 G5-4-3 HBP		4-2 55 1B 1-2 BB		2-1 FC6-5-4 55 HR 1-3	2-0 FC5-4 1-2f	3-2 1B 1-2 2-3 3-H			3 1 1 1 1 0 2	
55 Hideki Matsui, L OBP: 0.333, SLG: 0.778 (1, 7)	1-1 F9		0-0 1B 1-3 2-H		2-1 HR 1-H	1-2 F8	0-3 K			5 1 2 3 0 1 5	
13 Alex Rodriguez, R OBP: 0.111, SLG: 0.222 (1, 5)	1-1 G5-4-3 1-2f		1-1 G5-3		2-2 F8		L9 F8			5 0 0 0 0 0 6	
25 Jason Giambi, L OBP: 0.667, SLG: 1.200 Bubba Crosby, L (8, PR)		1-2 G4-3		4-1 20 F7-4 BB BB	2-1 20 HR BB HBP		4-1 20 HR BB BB	4-1 20 HR BB BB		1 2 0 0 3 0 0 0 0 0 0 0 0 0	
Gary Sheffield, R OBP: 0.778, SLG: 0.800 (1, 9)		3-1 G5-3		4-1 HR BB 1-2	4-1 20 HR BB 1-2		0-0 20 HR 1B 1-2	0-1 F9		3 3 1 0 2 0 1	
20 Jorge Posada, S OBP: 0.222, SLG: 0.889 (1, 2)		2-1 G4-3		0-0 F7-4 2-2	1-1 HR 1-H 2-H		1-0 HR 1-H 2-H	3-1 G5-4-3 1-2f		5 2 2 6 0 0 3	
Tony Clark, S OBP: 0.400, SLG: 1.000 (1, 3)			1-3 K	1-0 HR 1-H	1-3 K		4-1 1B 2 1B BB		0-1 F9	4 2 1 2 1 2 0	AB 35 R 12 H 11 RBI 12 BB 8 SO 4 LOB 18
Enrique Wilson, S OBP: 0.222, SLG: 0.222 (1, 4)		0-0 G4-3		2-1 G4-3		2-2 FC5-4 1B	1-0 2 1B 1B 1-2		1-2 G3	5 0 2 0 0 0 0	
Kenny Lofton, L OBP: 0.556, SLG: 0.714 (1, 8)			2-1 55 1B 2 S 1B		4-2 2 FC6-5-4 2 WP BB	1-0 F7	0-1 2 1B 1B 1-2 2-3		3-3 K	4 1 2 0 1 1 1	
Inning Stats	R: 0 E: 0 K: 0 S: 5 H: 0 LOB: 0 P: 9	R: 0 E: 0 K: 0 S: 7 H: 0 LOB: 0 P: 13	R: 1 E: 0 K: 1 S: 12 H: 2 LOB: 2 P: 19	R: 2 E: 0 K: 0 S: 6 H: 1 LOB: 0 P: 17	R: 5 E: 0 K: 1 S: 16 H: 2 LOB: 0 P: 34	R: 0 E: 0 K: 0 S: 8 H: 1 LOB: 1 P: 14	R: 4 E: 0 K: 1 S: 16 H: 5 LOB: 3 P: 30	R: 0 E: 0 K: 0 S: 5 H: 0 LOB: 1 P: 12	R: 0 E: 0 K: 1 S: 8 H: 0 LOB: 0 P: 12	1B: 7 2B: 1 3B: 0 HR: 4 SF: 0 SAC: 0 DP: 3 HBP: 2	WP: 1 PB: 0 SB: 1 CS: 0 PA: 45
PITCHER Geremi Gonzalez, R ERA: 9.64 (1, 1)	IP 4.2 WLS L BF 21 H 4 R 5 ER 5 SO 1 BB 4 IBB 0 HBP 1 BLK 0 WP 1 HR 2 S 39 P 77 ERA 9.64 WHIP 1.714										
Damian Moss, L ERA: 40.5 (5, 1)	IP 0.2 WLS BF 6 H 2 R 3 ER 3 SO 1 BB 1 IBB 0 HBP 1 BLK 0 WP 0 HR 1 S 11 P 22 ERA 40.50 WHIP 4.500										
Jorge Sosa, R ERA: 36.0 (6, 1)	IP 1.0 WLS BF 7 H 2 R 4 ER 4 SO 0 BB 2 IBB 0 HBP 0 BLK 0 WP 0 HR 1 S 9 P 21 ERA 36.00 WHIP 4.000										
Trever Miller, L ERA: (7, 1)	IP 0.1 WLS BF 4 H 3 R 0 ER 0 SO 1 BB 0 IBB 0 HBP 0 BLK 0 WP 0 HR 0 S 10 P 14 ERA 0.00 WHIP 9.000										
Chad Gaudin, R ERA: (7, 1)	IP 0.1 WLS BF 1 H 0 R 0 ER 0 SO 0 BB 0 IBB 0 HBP 0 BLK 0 WP 0 HR 0 S 1 P 2 ERA 0.00 WHIP 0.000										
PITCHER John Halama, L ERA: (8, 1)	IP 2.0 WLS BF 6 H 0 R 0 ER 0 SO 1 BB 1 IBB 0 HBP 0 BLK 0 WP 0 HR 0 S 13 P 24 ERA 0.00 WHIP 0.500										

**New York Yankees @ Tampa Bay Devil Rays**  
Tokyo Dome, Tokyo  
Wed Mar 31 2004, 5:05 AM EST  
Att: 55,000 - Dome - 70 F

livebaseballscores.com





Batter	1	2	3	4	5	6	7	8	9	AB	R	H	RBI	BB	SO	LOB
<b>13 Carl Crawford, L</b> OBP: 0.111, SLG: 0.111 (1, 7)	1-0 1B	3-1 G4-3			1-2 G2-3			0-2 F7		4	1	1	0	0	0	3
<b>Damian Rolls, R</b> OBP: 0.222, SLG: 0.333 (1, 5) (8, 9) (9, 5)	0-3 K		0-0 G4-3		1-1 P4			0-2 G6-3		4	0	0	0	0	1	2
<b>5 Rocco Baldelli, R</b> OBP: 0.222, SLG: 0.125 (1, 8)	1-0 F9		2-0 G6-3				0-0 F7		3-3 K	4	0	0	0	0	1	1
<b>Aubrey Huff, L</b> OBP: 0.333, SLG: 0.333 (1, 10)	1-1 1B		1-1 G4-3				2-2 F7		2-3 K	4	0	1	1	0	1	0
<b>José Cruz Jr., S</b> OBP: 0.375, SLG: 0.714 <b>Brook Fordyce, R</b> (8, 2)	0-0 G4-3			1-0 1B			0-1 F9		1-2 G1-3	3	0	1	0	0	0	1
<b>Tino Martinez, L</b> OBP: 0.571, SLG: 1.167 (1, 3)		0-1 G3		3-3 K			0-0 G4-3			3	0	0	0	0	1	1
<b>Julio Lugo, R</b> OBP: 0.143, SLG: 0.286 <b>Charles Gipson, R</b> (8, 6)		3-3 K		1-3 K			2-2 L4			3	0	0	0	0	2	0
<b>Toby Hall, R</b> OBP: 0.833, SLG: 1.167 <b>Geoff Blum, S</b> (7, PH) (8, 5) (9, 4)		2-2 1B			1-0 13 G2-3 1B		0-3 K			2	0	2	0	0	0	0
<b>Rey Sanchez, R</b> OBP: 0.500, SLG: 0.500 <b>Robert Fick, L</b> (8, PH) (9, 9)		0-1 1B			0-0 P4			0-1 L9		2	0	1	0	0	0	1
										1	0	0	0	0	0	0

Inning Stats	R: 1	H: 2	E: 0	K: 1	S: 8	LOB: 1	BB: 0	P: 11	R: 0	H: 2	E: 0	K: 1	S: 12	LOB: 2	BB: 2	P: 20	R: 0	H: 0	E: 0	K: 0	S: 4	LOB: 0	BB: 0	P: 7	R: 0	H: 1	E: 0	K: 2	S: 7	LOB: 0	BB: 0	P: 12	R: 0	H: 1	E: 0	K: 0	S: 7	LOB: 1	BB: 0	P: 10	R: 0	H: 0	E: 0	K: 0	S: 6	LOB: 0	BB: 0	P: 8	R: 0	H: 0	E: 0	K: 1	S: 7	LOB: 0	BB: 0	P: 9	R: 0	H: 0	E: 0	K: 0	S: 9	LOB: 0	BB: 0	P: 9	R: 0	H: 0	E: 0	K: 2	S: 10	LOB: 0	BB: 0	P: 16	1B: 5	2B: 2	3B: 0	HR: 0	SF: 0	SAC: 0	DP: 1	HBP: 0	WP: 0	PB: 0	SB: 1	CS: 1	PA: 32
--------------	------	------	------	------	------	--------	-------	-------	------	------	------	------	-------	--------	-------	-------	------	------	------	------	------	--------	-------	------	------	------	------	------	------	--------	-------	-------	------	------	------	------	------	--------	-------	-------	------	------	------	------	------	--------	-------	------	------	------	------	------	------	--------	-------	------	------	------	------	------	------	--------	-------	------	------	------	------	------	-------	--------	-------	-------	-------	-------	-------	-------	-------	--------	-------	--------	-------	-------	-------	-------	--------

PITCHER	IP	WLS	BF	H	R	ER	SO	BB	IBB	HBP	BLK	WP	HR	S	P	ERA	WHIP
<b>Kevin Brown, R</b> ERA: 1.29 (1, 1)	7.0	W	26	6	1	1	5	0	0	0	0	0	0	51	77	1.29	0.857
<b>Tom Gordon, R</b> ERA: (8, 1)	1.0		3	0	0	0	0	0	0	0	0	0	0	9	9	0.00	0.000
<b>42 Mariano Rivera, R</b> ERA: (9, 1)	1.0		3	0	0	0	2	0	0	0	0	0	0	10	16	0.00	0.000

**BOTTOM**

**New York Yankees @ Tampa Bay Devil Rays**


Tokyo Dome, Tokyo


Wed Mar 31 2004, 5:05 AM EST

Att: 55,000 - Dome - 70 F

livebaseballscorecards.com

<b>AB</b>	<b>32</b>
<b>R</b>	<b>1</b>
<b>H</b>	<b>6</b>
<b>RBI</b>	<b>1</b>
<b>BB</b>	<b>0</b>
<b>SO</b>	<b>7</b>
<b>LOB</b>	<b>9</b>



Batter	1	2	3	4	5	6	7	8	9	AB R H RBI BB SO LOB	TOP																								
												<p style="text-align: center;">New York Yankees Futures @ New York Yankees George M. Steinbrenner Field, Tampa, FL</p> <p style="text-align: right;">Sun Apr 04 2004, 1:15 PM EDT</p> <p style="text-align: right;"><a href="http://livebaseballscorecards.com">livebaseballscorecards.com</a></p> <table style="width: 100%; border-collapse: collapse;"> <tr><td style="width: 50%;"><b>AB</b></td><td style="width: 50%; text-align: right;"><b>0</b></td></tr> <tr><td><b>R</b></td><td style="text-align: right;">0</td></tr> <tr><td><b>H</b></td><td style="text-align: right;">0</td></tr> <tr><td><b>RBI</b></td><td style="text-align: right;">0</td></tr> <tr><td><b>BB</b></td><td style="text-align: right;">0</td></tr> <tr><td><b>SO</b></td><td style="text-align: right;">0</td></tr> <tr><td><b>LOB</b></td><td style="text-align: right;">0</td></tr> </table> <div style="text-align: center;">  </div> <table style="width: 100%; border-collapse: collapse;"> <tr> <td style="width: 50%;">           1B: 0    SF: 0            2B: 0    SAC: 0            3B: 0    DP: 0            HR: 0    HBP: 0         </td> <td style="width: 50%;">           WP: 0    PA: 0            PB: 0            SB: 0            CS: 0         </td> </tr> </table>	<b>AB</b>	<b>0</b>	<b>R</b>	0	<b>H</b>	0	<b>RBI</b>	0	<b>BB</b>	0	<b>SO</b>	0	<b>LOB</b>	0	1B: 0    SF: 0 2B: 0    SAC: 0 3B: 0    DP: 0 HR: 0    HBP: 0	WP: 0    PA: 0 PB: 0 SB: 0 CS: 0							
<b>AB</b>											<b>0</b>																								
<b>R</b>											0																								
<b>H</b>											0																								
<b>RBI</b>											0																								
<b>BB</b>											0																								
<b>SO</b>											0																								
<b>LOB</b>											0																								
1B: 0    SF: 0 2B: 0    SAC: 0 3B: 0    DP: 0 HR: 0    HBP: 0											WP: 0    PA: 0 PB: 0 SB: 0 CS: 0																								
Inning Stats																																			
PITCHER	IP	WLS	BF	H	R	ER	SO	BB	IBB	HBP	BLK	WP	HR	S	P	ERA	WHIP	PITCHER	IP	WLS	BF	H	R	ER	SO	BB	IBB	HBP	BLK	WP	HR	S	P	ERA	WHIP

Batter	1	2	3	4	5	6	7	8	9	AB R H RBI BB SO LOB	BOTTOM
--------	---	---	---	---	---	---	---	---	---	----------------------	--------

												<p><b>New York Yankees Futures @ New York Yankees</b>  <b>George M. Steinbrenner Field, Tampa, FL</b>          Sun Apr 04 2004, 1:15 PM EDT</p> <p><a href="http://livebaseballscorecards.com">livebaseballscorecards.com</a></p> <p><b>AB 0</b>  <b>R 0</b>  <b>H 0</b>  <b>RBI 0</b>  <b>BB 0</b>  <b>SO 0</b>  <b>LOB 0</b></p> 

<b>Inning Stats</b>	1B: 0	SF: 0	WP: 0	PA: 0
	2B: 0	SAC: 0	PB: 0	
	3B: 0	DP: 0	SB: 0	
	HR: 0	HBP: 0	CS: 0	

PITCHER	IP	WLS	BF	H	R	ER	SO	BB	IBB	HBP	BLK	WP	HR	S	P	ERA	WHIP	PITCHER	IP	WLS	BF	H	R	ER	SO	BB	IBB	HBP	BLK	WP	HR	S	P	ERA	WHIP
---------	----	-----	----	---	---	----	----	----	-----	-----	-----	----	----	---	---	-----	------	---------	----	-----	----	---	---	----	----	----	-----	-----	-----	----	----	---	---	-----	------

# New York Yankees @ Tampa Bay Devil Rays

Tropicana Field, St. Petersburg, FL

Tue Apr 06 2004, 7:15 PM EDT  
Att: 41,755 - Dome - 72 F

AB	30
R	4
H	4
RBI	4
BB	8
SO	8
LOB	15



AB R H RBI BB SO LOB

4	0	0	0	1	1	0
3	1	0	0	2	0	1
3	1	1	2	1	1	1
2	1	1	0	2	0	2
4	1	1	2	0	1	4
4	0	0	0	0	1	0
3	0	1	0	1	1	1
3	0	0	0	1	1	3
3	0	0	0	0	1	2
1	0	0	0	0	1	1
0	0	0	0	0	0	0

Batter	1	2	3	4	5	6	7	8	9
<b>Kenny Lofton, L</b> (1, 8) OBP: 0.429, SLG: 0.455	3-2 F7	1-3 K2-3		0-1 G3			4-2 25 1B BB		1-2 L7
<b>2 Derek Jeter, R</b> (1, 6) OBP: 0.333, SLG: 0.091	4-2 13 HR BB	4-0 13 WP BB			1-0 G1-3		1-2 L9		0-1 G6-3
<b>13 Alex Rodriguez, R</b> (1, 5) OBP: 0.286, SLG: 0.500	1-0 1-H HR	4-0 1-2 BB			1-0 25 BB HBP		0-0 P3		3-3 K
<b>25 Jason Giambi, L</b> (1, 3) OBP: 0.692, SLG: 1.000	4-2 HR BB	1-0 F9			4-1 CS BB		0-0 FC6-4 1B		
<b>Gary Sheffield, R</b> (1, 9) OBP: 0.615, SLG: 0.889	0-0 1-H HR		2-1 F8		3-3 K		1-2 FC6-4		
<b>55 Hideki Matsui, L</b> (1, 7) OBP: 0.231, SLG: 0.538	1-0 G6-3		3-3 K			0-0 E6 20 G1-3		3-2 G4-3	
<b>Bernie Williams, S</b> (1, 10) OBP: 0.500, SLG: 0.333	4-1 BB		0-0 G4-3			3-3 K		1-1 1B	
<b>20 Jorge Posada, S</b> (1, 2) OBP: 0.231, SLG: 0.667	3-3 K			4-1 G6-4-3 BB		1-0 G1-3		1-2 F8	
<b>Enrique Wilson, S</b> (1, 4) OBP: 0.167, SLG: 0.167		2-3 K		1-2 G6-4-3		0-1 F8		3-3 K	
<b>Ruben Sierra, S</b> (8, PH)									
<b>Miguel Cairo, R</b> (8, 4)									

Inning Stats	R: 4 E: 0 K: 1 S: 15	H: 2 LOB: 1 BB: 3 P: 35	R: 0 E: 0 K: 2 S: 7	H: 0 LOB: 2 BB: 2 P: 19	R: 0 E: 0 K: 1 S: 6	H: 0 LOB: 0 BB: 0 P: 11	R: 0 E: 0 K: 0 S: 6	H: 0 LOB: 0 BB: 1 P: 11	R: 0 E: 0 K: 1 S: 5	H: 0 LOB: 2 BB: 1 P: 14	R: 0 E: 1 K: 1 S: 8	H: 0 LOB: 1 BB: 0 P: 12	R: 0 E: 0 K: 0 S: 10	H: 1 LOB: 2 BB: 1 P: 16	R: 0 E: 0 K: 1 S: 13	H: 1 LOB: 1 BB: 0 P: 21	R: 0 E: 0 K: 1 S: 8	H: 0 LOB: 0 BB: 0 P: 12	1B: 2 2B: 1 3B: 0 HR: 2	SF: 0 SAC: 0 DP: 2 HBP: 1	WP: 1 PB: 0 SB: 0 CS: 1	PA: 39
--------------	-------------------------------	----------------------------------	------------------------------	----------------------------------	------------------------------	----------------------------------	------------------------------	----------------------------------	------------------------------	----------------------------------	------------------------------	----------------------------------	-------------------------------	----------------------------------	-------------------------------	----------------------------------	------------------------------	----------------------------------	----------------------------------	------------------------------------	----------------------------------	--------

PITCHER	IP	WLS	BF	H	R	ER	SO	BB	IBB	HBP	BLK	WP	HR	S	P	ERA	WHIP
<b>Victor Zambrano, R</b> (1, 1) ERA: 5.73	5.0	W	23	2	4	4	5	7	0	1	0	1	2	39	90	7.20	1.800
<b>Lance Carter, R</b> (6, 1) ERA:	1.1	H	6	0	0	0	1	1	0	0	0	0	0	13	22	0.00	0.750
<b>Chad Gaudin, R</b> (7, 1) ERA:	1.2	H	7	2	0	0	1	0	0	0	0	0	0	18	27	0.00	1.200
<b>Danys Baez, R</b> (9, 1) ERA:	1.0		3	0	0	0	1	0	0	0	0	0	0	8	12	0.00	0.000


Batter	1	2	3	4	5	6	7	8	9	AB	R	H	RBI	BB	SO	LOB
<b>13 Carl Crawford, L</b> OBP: 0.286, SLG: 0.429 (1, 7) C X	0-1 G4-3 S BB X	3-1 P2 S X		B SAFE 1B X	2-0 1-H 3B	C F B X	1-2 PB S SF8 1B	B F X	1-1 HBP 1B							
<b>Damian Rolls, R</b> OBP: 0.286, SLG: 0.273 (1, 5) C C C B B B F B B F B X	4-2 5 1B BB		X	0-0 L9	0-0 G5-3 S X	1 SAFE B B B F B X	3-2 SF8 1-H	1-0 HBP	1-2 HBP							
<b>5 Rocco Baldelli, R</b> OBP: 0.214, SLG: 0.154 (1, 8) F C C X	0-2 1B 1-2 1B		C B X	1-1 G5-3 S X	0-2 G5-3 S X	B X	1-0 P4 S X	0-0 F9 S X								
<b>Aubrey Huff, L</b> OBP: 0.286, SLG: 0.286 (1, 10) B C F C S X	1-3 K		B X	1-0 F9 S X		X	0-0 1B SF9 1B	B F C B B X	3-2 L8 S X	C X	0-1 G4-3 S X					
<b>José Cruz Jr., S</b> OBP: 0.538, SLG: 1.000 (1, 9) S F D D X	2-2 1-3 2-H 1B			S F C B S X	2-2 1B 2B	B B S S X	3-2 SF9 BB 1B	C B B X	2-1 1B 3B	B T X	1-1 G4-3 S X					
<b>Tino Martinez, L</b> OBP: 0.500, SLG: 0.800 (1, 3) S F T X	0-2 P6 S SAFE X			F F X	0-2 HR 1B	B C B SAFE 1B	4-1 FC6-4 BB	B C X	0-2 P3 S X	B B C F X	3-2 P3 S X					
<b>Julio Lugo, R</b> OBP: 0.273, SLG: 0.636 (1, 6) C B B X		3-1 F8 S X		X	0-0 1-H HR	S F B S X	2-3 K	B C X	0-1 S 1B	C X						
<b>Toby Hall, R</b> OBP: 0.700, SLG: 1.000 (1, 2) B C B B X		4-2 BB		B C B B X	2-2 G5-3 S X	S B B X	3-1 SF9 S X	B SAFE F X	3-2 13 1B 1-H	B SAFE F X						
<b>Rey Sanchez, R</b> OBP: 0.400, SLG: 0.400 (1, 4) C X		0-1 L5 S X		X	0-0 13 3B 1B	X	0-0 FC6-4 1-2F	B B B X	3-2 F8 S X	B B B X						

<b>Inning Stats</b>	R: 1 E: 0 K: 1 S: 21	H: 2 LOB: 2 BB: 1 P: 28	R: 0 E: 0 K: 0 S: 8	H: 0 LOB: 1 BB: 1 P: 18	R: 0 E: 0 K: 0 S: 4	H: 0 LOB: 0 BB: 0 P: 6	R: 4 E: 0 K: 0 S: 17	H: 5 LOB: 1 BB: 0 P: 23	R: 1 E: 0 K: 1 S: 11	H: 2 LOB: 2 BB: 1 P: 23	R: 1 E: 0 K: 0 S: 12	H: 1 LOB: 0 BB: 0 P: 20	R: 2 E: 0 K: 0 S: 19	H: 4 LOB: 3 BB: 0 P: 29	R: 0 E: 0 K: 0 S: 7	H: 0 LOB: 0 BB: 0 P: 11	1B: 10 2B: 1 3B: 2 HR: 1	SF: 2 SAC: 0 DP: 0 HBP: 1
---------------------	-------------------------------	----------------------------------	------------------------------	----------------------------------	------------------------------	---------------------------------	-------------------------------	----------------------------------	-------------------------------	----------------------------------	-------------------------------	----------------------------------	-------------------------------	----------------------------------	------------------------------	----------------------------------	-----------------------------------	------------------------------------

<b>35 Mike Mussina, R</b> ERA: 11.0 (1, 1)	IP: 4.0 WLS: L	BF: 23	H: 9	R: 6	ER: 6	SO: 1	BB: 2	IBB: 0	HBP: 0	BLK: 0	WP: 0	HR: 1	S: 54	P: 82	ERA: 13.50	WHIP: 2.750	
<b>Donovan Osborne, L</b> ERA: (5, 1)	0.0	1	0	0	0	0	1	0	0	0	0	0	1	5	∞	∞	
<b>43 Jorge De Paula, R</b> ERA: (5, 1)	1.2	6	1	1	0	1	0	0	0	0	0	0	13	23	0.00	0.600	
<b>Gabe White, L</b> ERA: 13.5 (6, 1)	0.2	3	1	1	1	0	0	0	0	0	0	0	10	15	13.50	1.500	
<b>Paul Quantrill, R</b> ERA: 10.8 (7, 1)	0.2	6	3	1	1	0	0	0	1	0	0	0	14	22	13.50	4.500	
<b>PITCHER</b>	IP	WLS	BF	H	R	ER	SO	BB	IBB	HBP	BLK	WP	HR	S	P	ERA	WHIP
<b>Felix Heredia, L</b> ERA: 6.0 (8, 1)	1.0		3	0	0	0	0	0	0	0	0	0	0	7	11	0.00	0.000

<b>BOTTOM</b>	<b>AB</b>	<b>R</b>	<b>H</b>	<b>RBI</b>	<b>BB</b>	<b>SO</b>	<b>LOB</b>						
	5	1	3	1	0	0	1						
	2	1	0	1	1	0	1						
	5	0	1	0	0	0	4						
	5	1	1	0	0	1	2						
	5	2	4	1	0	0	0						
	4	1	1	1	1	0	3						
	4	2	2	3	0	1	3						
	2	0	1	2	1	0	0						
	4	1	1	0	0	0	4						
<b>AB</b>	<b>36</b>	<b>R</b>	<b>9</b>	<b>H</b>	<b>14</b>	<b>RBI</b>	<b>9</b>	<b>BB</b>	<b>3</b>	<b>SO</b>	<b>2</b>	<b>LOB</b>	<b>18</b>
	<b>WP: 0</b>	<b>PA: 42</b>	<b>PB: 1</b>	<b>SB: 2</b>	<b>CS: 0</b>								

**New York Yankees @ Tampa Bay Devil Rays**  
Tropicana Field, St. Petersburg, FL  
Tue Apr 06 2004, 7:15 PM EDT  
Att. 41,755 - Dome - 72 F



Batter	1	2	3	4	5	6	7	8	9	AB R H RBI BB SO LOB	TOP											
<b>Kenny Lofton, L</b> (1, 10) OBP: 0.368, SLG: 0.375	2-2 F7		2-2 G6-3			1-1 2B 13 1B	1-3 K		1-1 F7	5 1 1 0 0 1 1	<b>New York Yankees @ Tampa Bay Devil Rays</b> Tropicana Field, St. Petersburg, FL Wed Apr 07 2004, 4:15 PM EDT Att: 31,669 - Dome - 72 F											
<b>2 Derek Jeter, R</b> (1, 6) OBP: 0.368, SLG: 0.267	0-1 G4-3			0-1 P4	1 SAFE 0-0 13 1B 25 1B			2-0 13 G6-4-3 1B	4 1 2 0 0 0 0													
<b>13 Alex Rodriguez, R</b> (1, 5) OBP: 0.278, SLG: 0.438	3-1 F9			3-2 G4-3	1-1 FC5-4 25 1B			2-2 SAFE G6-4-3 1-2f	4 0 1 1 0 0 1													
<b>25 Jason Giambi, L</b> (1, 3) OBP: 0.647, SLG: 0.909 <b>Bubba Crosby, L</b> (8, PR) <b>Tony Clark, S</b> (8, 3) OBP: 0.400, SLG: 1.000		2-2 G3		1-2 E5	2-3 3-H 2-0 FC5-4 1B			1-0 2B	4 0 2 1 0 0 0 0 0 0 0 0 0 0 0 0 0 0 0 0 0													
<b>Gary Sheffield, R</b> (1, 9) OBP: 0.471, SLG: 0.615		2-1 G5-3		2-2 F8	2-1 FC5-4 55 BB 1-2f 2-3			1-2 G4-3	4 0 0 0 0 0 4													
<b>55 Hideki Matsui, L</b> (1, 7) OBP: 0.353, SLG: 0.500		4-1 BB			4-1 K			4-1 FC4-6 BB	1 0 0 0 3 1 0													
<b>Bernie Williams, S</b> (1, 8) OBP: 0.250, SLG: 0.143		0-0 F8			2-3 K			1-1 SAFE SAFE FC4-6 20 1B SF8 1-2f	4 1 0 0 0 1 5													
<b>20 Jorge Posada, S</b> (1, 2) OBP: 0.235, SLG: 0.563			3-3 K		2-0 F9			1-0 1B	4 0 1 0 0 1 0													
<b>Enrique Wilson, S</b> (1, 4) OBP: 0.125, SLG: 0.133			3-2 G6-3		2-2 F8			0-0 SF8 3-H	3 0 0 1 0 1 0													
<b>Inning Stats</b>	R: 0 E: 0 K: 0 S: 7	H: 0 LOB: 0 BB: 0 P: 12	R: 0 E: 0 K: 0 S: 7	H: 0 LOB: 1 BB: 1 P: 15	R: 0 E: 0 K: 1 S: 11	H: 0 LOB: 0 BB: 0 P: 19	R: 0 E: 1 K: 0 S: 12	H: 0 LOB: 1 BB: 0 P: 18	R: 0 E: 0 K: 2 S: 8	H: 0 LOB: 0 BB: 0 P: 13		R: 2 E: 0 K: 0 S: 15	H: 4 LOB: 3 BB: 1 P: 28	R: 0 E: 0 K: 2 S: 8	H: 0 LOB: 0 BB: 0 P: 11	R: 0 E: 0 K: 0 S: 11	H: 2 LOB: 1 BB: 0 P: 17	R: 1 E: 0 K: 0 S: 7	H: 1 LOB: 1 BB: 1 P: 14	1B: 5 2B: 2 3B: 0 HR: 0	SF: 1 SAC: 0 DP: 1 HBP: 0	WP: 0 PB: 0 SB: 0 CS: 0
<b>PITCHER</b>	IP WLS BF H R ER SO BB IBB HBP BLK WP HR S P ERA WHIP												<b>PITCHER</b>	IP WLS BF H R ER SO BB IBB HBP BLK WP HR S P ERA WHIP								
<b>Paul Abbott, R</b> (1, 1) ERA: 3.0	6.0 L 25 4 2 2 3 2 0 0 0 0 0 0 60 105 3.00 1.000																					
<b>Trever Miller, L</b> (7, 1) ERA:	1.0 3 0 0 0 2 0 0 0 0 0 0 0 8 11 0.00 0.000																					
<b>Chad Gaudin, R</b> (8, 1) ERA:	1.0 4 2 0 0 0 0 0 0 0 0 0 0 11 17 0.00 2.000																					
<b>Lance Carter, R</b> (9, 1) ERA: 2.08	1.0 5 1 1 1 0 1 0 0 0 0 0 0 7 14 9.00 2.000																					

livebaseballscores.com



Batter	1	2	3	4	5	6	7	8	9	AB	R	H	RBI	BB	SO	LOB
13 Carl Crawford, L (1, 7) OBP: 0.278, SLG: 0.389	1-3 K		1 SAFE 0-0 F7		0-0 E1 5 WP 1B			0-1 G4-6-3 1-2f		4	0	1	0	0	1	2
5 Rocco Baldelli, R (1, 8) OBP: 0.222, SLG: 0.176	2-0 G5-3			3-2 1B FC6-5 1B	2-3 K			1-3 K		4	1	1	0	0	2	2
Robert Fick, L (1, 10) OBP: 0.200, SLG: 0.200	1-1 G1-4-3			2-1 FC6-5 1B 1-2 1B		2-2 F9			1-2 G4-3	4	0	1	0	0	0	0
Aubrey Huff, L (1, 5) OBP: 0.278, SLG: 0.278		1-3 K		0-0 F8		3-2 F8			1-0 1B 2B 1B	4	1	1	0	0	1	2
José Cruz Jr., S (1, 9) OBP: 0.529, SLG: 0.875		0-3 K		0-2 FC6-5 1B 1-2 2-3		0-3 K			0-1 2B 1B	4	0	2	0	0	2	0
Eduardo Perez, R (1, 3) OBP: 0.250, SLG: 0.500 Jason Romano, R (9, PR)		0-1 G5-3		1-0 FC6-5 1-2 2-3f 3-H		1-1 G6-3			2-1 G5-3 2B 1-3 2-H	4	0	1	2	0	0	2
Geoff Blum, S (1, 4) (9, 6)			2-2 G4-3	1-0 G3		1-1 G4-3			4-0 IBB	3	0	0	0	1	0	2
Brook Fordyce, R (1, 2) OBP: 0.200, SLG: 0.200			0-1 FC4-6 1B		2-2 F7		0-0 G6-3		1-1 G5-3 2-3f	4	0	1	0	0	0	3
Julio Lugo, R (1, 6) OBP: 0.231, SLG: 0.538 Tino Martinez, L (8, PH) OBP: 0.538, SLG: 0.800 Damian Rolls, R (8, PR) OBP: 0.286, SLG: 0.273 (9, 4)			1-2 FC4-6 1-2f		2-2 P4			4-2 G4-6-3 BB		2	0	0	0	0	0	1

Inning Stats	R: 0	H: 0	E: 0	K: 1	S: 6	R: 0	H: 0	E: 0	K: 2	S: 8	R: 0	H: 1	E: 0	K: 0	S: 10	R: 1	H: 3	E: 0	K: 0	S: 12	R: 0	H: 1	E: 1	K: 1	S: 12	R: 0	H: 0	E: 0	K: 1	S: 11	R: 0	H: 0	E: 0	K: 0	S: 5	R: 0	H: 0	E: 0	K: 1	S: 10	R: 1	H: 3	E: 0	K: 0	S: 10	1B: 7	SF: 0	2B: 1	SAC: 0	3B: 0	DP: 2	HR: 0	HBP: 0	WP: 1	PA: 35
PITCHER	IP	WLS	BF	H	R	ER	SO	BB	IBB	HBP	BLK	WP	HR	S	P	ERA	WHIP																																						
Kevin Brown, R (1, 1) ERA: 1.29	7.0	W	26	5	1	1	5	0	0	0	0	1	0	64	91	1.29	0.714																																						
Tom Gordon, R (8, 1) ERA:	1.0	H	3	0	0	0	1	1	0	0	0	0	0	10	15	0.00	1.000																																						
42 Mariano Rivera, R (9, 1) ERA: 4.5	1.0	S	6	3	1	1	0	0	1	0	0	0	0	10	19	9.00	3.000																																						

**BOTTOM**

**New York Yankees @ Tampa Bay Devil Rays**  
Tropicana Field, St. Petersburg, FL

Wed Apr 07 2004, 4:15 PM EDT  
Att: 31,669 - Dome - 72 F

AB	33
R	2
H	8
RBI	2
BB	2
SO	6
LOB	14



PITCHER	IP	WLS	BF	H	R	ER	SO	BB	IBB	HBP	BLK	WP	HR	S	P	ERA	WHIP
Kevin Brown, R (1, 1) ERA: 1.29	7.0	W	26	5	1	1	5	0	0	0	0	1	0	64	91	1.29	0.714
Tom Gordon, R (8, 1) ERA:	1.0	H	3	0	0	0	1	1	0	0	0	0	0	10	15	0.00	1.000
42 Mariano Rivera, R (9, 1) ERA: 4.5	1.0	S	6	3	1	1	0	0	1	0	0	0	0	10	19	9.00	3.000

Batter	1	2	3	4	5	6	7	8	9	AB R H RBI BB SO LOB	TOP
Willie Harris, L (1, 4) C X	0-1 F7		4-1 PO BB		2-2 G6-3			2-2 G4-3		3 0 0 0 1 0 0	<b>Chicago White Sox @ New York Yankees</b> Yankee Stadium, Bronx, NY Thu Apr 08 2004, 1:05 PM EDT Att. 55,290 - Unknown - 54 F  <a href="http://livebaseballscorecards.com">livebaseballscorecards.com</a>  <b>AB 30</b> <b>R 1</b> <b>H 4</b> <b>RBI 1</b> <b>BB 2</b> <b>SO 5</b> <b>LOB 10</b>
Jose Valentin, S (1, 6) OBP: 0.154, SLG: 0.231 C B F S	1-3 K		0-0 F9			1-1 G1-3			1-1 FC1-4 1B	4 0 1 0 0 1 1	
Magglio Ordonez, R (1, 9) OBP: 0.333, SLG: 0.667 B F S F X	1-2 P2		1-2 PO	1-1 G4-3		0-0 L9		0-0 FC1-4 1-2f	0-0 FC1-4	4 0 0 0 0 0 1	
Frank Thomas, R (1, 10) OBP: 0.417, SLG: 0.222 C T C B B X		1-2 24 1B 1B		4-2 G2-3 14 1B BB		2-2 G5-3		2-2 P3	2-2 P3	3 1 1 0 1 0 1	
Carlos Lee, R (1, 7) OBP: 0.333, SLG: 0.833 B B T B B		2-3 K		0-0 G2-3			3-2 P4	0-0 G6-3	0-0 G6-3	4 0 0 0 0 1 3	
14 Paul Konerko, R (1, 3) OBP: 0.455, SLG: 0.500 C B T B B B		3-3 K		0-0 G2-3			0-0 F8			3 0 1 1 0 1 1	
24 Joe Crede, R (1, 5) OBP: 0.091, SLG: 0.091 C B T C		1-2 1B		0-0 FC5-4			0-3 K			3 0 1 0 0 1 1	
Aaron Rowand, R (1, 8) OBP: 0.200, SLG: 0.200 Timo Perez, L (8, PH) (8, 8) S X	0-1 F9				1-1 P4			1-2 G1-3		2 0 0 0 0 0 2 1 0 0 0 0 0 0	
Sandy Alomar Jr., R (1, 2) OBP: 0.429, SLG: 0.857 C B S			1-3 K		1-2 G6-3			0-2 F9		3 0 0 0 0 1 0	
<b>Inning Stats</b>	R: 0 H: 0 E: 0 LOB: 0 K: 1 BB: 0 S: 10 P: 12	R: 0 H: 2 E: 0 LOB: 2 K: 2 BB: 0 S: 16 P: 23	R: 0 H: 0 E: 0 LOB: 0 K: 1 BB: 1 S: 7 P: 13	R: 1 H: 1 E: 0 LOB: 1 K: 0 BB: 1 S: 9 P: 14	R: 0 H: 0 E: 0 LOB: 0 K: 0 BB: 0 S: 8 P: 12	R: 0 H: 0 E: 0 LOB: 0 K: 0 BB: 0 S: 6 P: 9	R: 0 H: 0 E: 0 LOB: 0 K: 1 BB: 0 S: 7 P: 10	R: 0 H: 0 E: 0 LOB: 0 K: 0 BB: 0 S: 10 P: 13	R: 0 H: 1 E: 1 LOB: 1 K: 0 BB: 0 S: 7 P: 10	1B: 4 SF: 0 2B: 0 SAC: 0 3B: 0 DP: 0 HR: 0 HBP: 0	
<b>PITCHER</b> Javier Vazquez, R (1, 1) ERA: 1.13 42 Mariano Rivera, R (9, 1) ERA: 3.0	IP WLS BF H R ER SO BB IBB HBP BLK WP HR S P ERA WHIP	8.0 W 28 3 1 1 5 2 0 0 0 0 0 0 73 106 1.12 0.625	1.0 S 4 1 0 0 0 0 0 0 0 0 0 0 7 10 0.00 1.000	<b>PITCHER</b> IP WLS BF H R ER SO BB IBB HBP BLK WP HR S P ERA WHIP							



Batter	1	2	3	4	5	6	7	8	9	AB	R	H	RBI	BB	SO	LOB
2 Derek Jeter, R OBP: 0.348, SLG: 0.263 (1, 6)	1-1 L9	1-2 BB BB 1B		1-2 G4-3		1-0 F8				4	0	1	0	0	0	3
Bernie Williams, S OBP: 0.333, SLG: 0.200 (1, 8)	3-2 25 BB 13 BB 1B	4-1 13 BB BB			2-0 L6			2-2 G3		3	1	1	0	1	0	0
13 Alex Rodriguez, R OBP: 0.318, SLG: 0.389 (1, 5)	4-2 1B 20 SF9 25 BB	4-1 BB BB BB			0-1 G5-3			0-0 P4		2	1	0	0	2	0	0
25 Jason Giambi, L OBP: 0.571, SLG: 0.714 (1, 3)	4-0 55 FC5 1B	0-0 F9			1-3 K			2-1 G3-1		3	0	0	0	1	1	3
Gary Sheffield, R OBP: 0.429, SLG: 0.529 (1, 9)	2-0 1B			2-0 P4		0-0 G6-3		1-1 G6-3		4	0	1	1	0	0	0
20 Jorge Posada, S OBP: 0.286, SLG: 0.722 (1, 2)	0-0 SF9			1-0 F7		3-2 HR		4-2 CS 55 E BB		2	1	1	2	1	0	0
55 Hideki Matsui, L OBP: 0.286, SLG: 0.389 (1, 7)	1-0 FC5			2-2 F8		1-3 K		2-1 E5		4	0	0	0	0	1	3
Ruben Sierra, S OBP: 0.111, SLG: 0.111 (1, 10)				3-2 L6		0-0 1B 1B		3-3 K		4	0	1	0	0	2	2
Enrique Wilson, S OBP: 0.211, SLG: 0.222 (1, 4)				1-0 2 CS 1B		1-0 1B		1-2 1B		3	0	2	0	0	0	0

Inning Stats	R: 2	H: 2	E: 0	K: 0	S: 12	LOB: 2	BB: 2	P: 27	R: 0	H: 1	E: 0	K: 1	S: 13	LOB: 3	BB: 2	P: 25	R: 0	H: 0	E: 0	K: 0	S: 5	LOB: 0	BB: 0	P: 10	R: 0	H: 1	E: 0	K: 0	S: 8	LOB: 0	BB: 0	P: 13	R: 0	H: 0	E: 0	K: 1	S: 6	LOB: 0	BB: 0	P: 9	R: 1	H: 3	E: 0	K: 1	S: 11	LOB: 2	BB: 0	P: 17	R: 0	H: 0	E: 0	K: 0	S: 6	LOB: 0	BB: 0	P: 10	R: 0	H: 0	E: 1	K: 1	S: 10	LOB: 2	BB: 1	P: 20
--------------	------	------	------	------	-------	--------	-------	-------	------	------	------	------	-------	--------	-------	-------	------	------	------	------	------	--------	-------	-------	------	------	------	------	------	--------	-------	-------	------	------	------	------	------	--------	-------	------	------	------	------	------	-------	--------	-------	-------	------	------	------	------	------	--------	-------	-------	------	------	------	------	-------	--------	-------	-------

PITCHER	IP	WLS	BF	H	R	ER	SO	BB	IBB	HBP	BLK	WP	HR	S	P	ERA	WHIP
Scott Schoeneweis, L ERA: 4.5	(1, 1)	6.0	L	28	7	3	3	3	4	0	0	0	1	55	101	4.50	1.833
Jon Adkins, R	(7, 1)	1.1		4	0	0	0	0	0	0	0	0	0	8	13	0.00	0.000
Neal Cotts, L	(8, 1)	0.2		3	0	0	1	1	0	0	0	0	0	8	17	0.00	1.500


**BOTTOM**

**Chicago White Sox @ New York Yankees**  
 Yankee Stadium, Bronx, NY

Thu Apr 08 2004, 1:05 PM EDT  
 Att: 55,290 - Unknown - 54 F

AB	29
R	3
H	7
RBI	3
BB	5
SO	4
LOB	11

WP: 0 PA: 35  
 PB: 0  
 SB: 0  
 CS: 2



PITCHER	IP	WLS	BF	H	R	ER	SO	BB	IBB	HBP	BLK	WP	HR	S	P	ERA	WHIP
---------	----	-----	----	---	---	----	----	----	-----	-----	-----	----	----	---	---	-----	------

Batter	1	2	3	4	5	6	7	8	9	AB R H RBI BB SO LOB	TOP											
Willie Harris, L (1, 4) OBP: 0.154, SLG: 0.091	1-1 G6-3 1B		0-0 G4-3		3-2 SF9	2-2 FC6 1B		1-3 K		4 1 1 2 0 1 0												
Jose Valentin, S (1, 6) OBP: 0.278, SLG: 0.250	1-3 K		1-3 K		4-1 HR BB	4-2 1B BB		2-0 1B		3 2 1 0 2 2 1												
Magglio Ordonez, R (1, 9) OBP: 0.412, SLG: 0.813	1-0 G6-3		4-0 BB		2-2 HR	0-0 1B		1-3 K		4 1 2 5 1 1 2												
Frank Thomas, R (1, 10) OBP: 0.313, SLG: 0.154 5 Juan Uribe, R (9, PH)	3-2 G6-3		0-3 K		2-1 P3	2-3 K		2-3 K		4 0 0 0 0 2 3 1 0 0 0 0 1 0												
Carlos Lee, R (1, 7) OBP: 0.250, SLG: 0.625 Ross Gload, L (7, 7)		2-2 G6-3		2-0 F7	1-1 F9	1-2 G5-3		1-1 P4		4 0 0 0 0 0 1 1 0 0 0 0 0 0												
14 Paul Konerko, R (1, 3) OBP: 0.438, SLG: 0.533		3-2 1B 2B		2-1 P4		3-2 F9	0-2 F8	0-2 1B		5 0 2 0 0 0 0												
24 Joe Crede, R (1, 5) OBP: 0.125, SLG: 0.313		1-1 F9		0-3 K		3-2 HR	0-0 G5-3	1-3 K		5 1 1 1 0 2 2												
Timo Perez, L (1, 8) OBP: 0.600, SLG: 0.500		2-1 1B			0-1 WP SF9 1B	4-0 2B FC6 BB		0-1 G4-3		3 2 2 0 1 0 0												
Miguel Olivo, R (1, 2) OBP: 0.500, SLG: 1.000		2-3 K			4-0 HR BB	0-1 E 2B		1-2 G1-3		3 2 1 0 1 1 2												
<b>Inning Stats</b>	R: 0 E: 0 K: 1 S: 10	H: 1 LOB: 1 BB: 0 P: 16	R: 0 E: 0 K: 1 S: 15	H: 2 LOB: 2 BB: 0 P: 25	R: 0 E: 0 K: 2 S: 7	H: 0 LOB: 1 BB: 1 P: 12	R: 0 E: 0 K: 1 S: 6	H: 0 LOB: 0 BB: 0 P: 10	R: 4 E: 0 K: 0 S: 14	H: 2 LOB: 0 BB: 2 P: 29	R: 5 E: 1 K: 1 S: 22	H: 3 LOB: 1 BB: 2 P: 41	R: 0 E: 0 K: 0 S: 6	H: 0 LOB: 0 BB: 0 P: 6	R: 0 E: 0 K: 2 S: 10	H: 1 LOB: 1 BB: 0 P: 15	R: 0 E: 0 K: 2 S: 17	H: 1 LOB: 1 BB: 0 P: 21	1B: 6 2B: 2 3B: 0 HR: 2	SF: 1 SAC: 0 DP: 0 HBP: 0	WP: 1 PB: 0 SB: 3 CS: 0	PA: 43
<b>PITCHER</b>	IP WLS BF H R ER SO BB IBB HBP BLK WP HR S P ERA WHIP																					
Jose Contreras, R (1, 1) ERA: 8.44	5.1 L 25 6 5 5 5 3 0 0 0 1 2 59 105 8.44 1.688																					
Felix Heredia, L (6, 1) ERA: 18.0	0.0 4 1 2 2 0 2 0 0 0 0 0 7 17 ∞ ∞																					
Paul Quantrill, R (6, 1) ERA: 5.4	1.2 6 1 2 2 1 0 0 0 0 0 0 14 17 10.80 0.600																					
Donovan Osborne, L (8, 1) ERA:	1.0 4 1 0 0 2 0 0 0 0 0 0 10 15 0.00 1.000																					
Gabe White, L (9, 1) ERA: 5.4	1.0 4 1 0 0 2 0 0 0 0 0 0 17 21 0.00 1.000																					

Chicago White Sox @ New York Yankees  
 Yankee Stadium, Bronx, NY  
 Fri Apr 09 2004, 4:05 PM EDT  
 Att. 45,965 - Unknown - 57 F

AB	37
R	9
H	10
RBI	8
BB	5
SO	10
LOB	11





Batter	1	2	3	4	5	6	7	8	9	AB R H RBI BB SO LOB	TOP																			
Willie Harris, L (1, 4) OBP: 0.278, SLG: 0.313	0-0 E4 HR 1B	2-1 HR 2B			0-1 G1-3		1-0 G4-3 1-2 2-3		3-2 F8 2B 1B	5 3 3 2 0 0 2																				
Jose Valentin, S (1, 6) OBP: 0.261, SLG: 0.381	2-2 P4	0-2 HR			1-0 P5		1-1 G4-3		0-0 F8 1-2	5 1 1 2 0 0 4																				
Magglio Ordonez, R (1, 9) OBP: 0.409, SLG: 0.905	2-2 HR	3-1 P3			0-1 P4			2-2 G5-3	0-0 2B	5 1 2 3 0 0 0																				
Frank Thomas, R (1, 10) OBP: 0.333, SLG: 0.176	1-0 P6				4-2 G6-4-3 BB		0-1 F9	1-2 FC5-4 1B 1B	1-1 G3	4 0 1 0 1 0 1																				
Carlos Lee, R (1, 7) OBP: 0.300, SLG: 0.650 Ross Gload, L (9, 7)	2-1 2B				2-3 K		1-1 G5-3	1-0 FC5-4 1B 1-2		4 0 2 0 0 1 1 0 0 0 0 0 0 0																				
14 Paul Konerko, R (1, 3) OBP: 0.350, SLG: 0.421	0-0 G1-3				1-1 G6-4-3 1-2f		0-1 L4	2-2 FC5-4 1-2f 2-3		4 0 0 0 0 0 4																				
24 Joe Crede, R (1, 5) OBP: 0.200, SLG: 0.400		2-0 F8 2B 2B			0-0 P4		0-1 G4-3 1B 1B	1-2 F9		4 1 2 0 0 0 2																				
Aaron Rowand, R (1, 8) OBP: 0.214, SLG: 0.286		1-2 G6-3			0-0 G5-3		2-1 F7	1-2 SH3 1B 2B		4 1 1 0 0 0 2																				
Sandy Alomar Jr., R (1, 2) OBP: 0.400, SLG: 0.700		3-2 F8 2-3			1-0 B1		1-1 G4-3 1-2 1B	0-0 SH3 2-3		3 0 1 0 0 0 1																				
<b>Inning Stats</b>	R: 2 E: 1 K: 0 S: 12	H: 3 LOB: 1 BB: 0 P: 19	R: 3 E: 0 K: 0 S: 18	H: 3 LOB: 0 BB: 0 P: 29	R: 0 E: 0 K: 1 S: 14	H: 0 LOB: 0 BB: 1 P: 21	R: 0 E: 0 K: 0 S: 3	H: 0 LOB: 0 BB: 0 P: 4	R: 0 E: 0 K: 0 S: 5	H: 0 LOB: 0 BB: 0 P: 6	R: 0 E: 0 K: 0 S: 6	H: 0 LOB: 0 BB: 0 P: 7	R: 0 E: 0 K: 0 S: 9	H: 2 LOB: 2 BB: 0 P: 14	R: 0 E: 0 K: 0 S: 16	H: 2 LOB: 2 BB: 0 P: 23	R: 2 E: 0 K: 0 S: 11	H: 3 LOB: 1 BB: 0 P: 16	1B: 6 2B: 5 3B: 0 HR: 2	SF: 0 SAC: 1 DP: 1 HBP: 0	WP: 0 PB: 0 SB: 0 CS: 0	PA: 40								
<b>PITCHER</b> 43 Jorge De Paula, R (1, 1) ERA: 5.63 Gabe White, L (7, 1) ERA: 3.88 Paul Quantrill, R (8, 1) ERA: 4.15 Tom Gordon, R (9, 1) ERA: 6.0	IP 6.1 0.2 1.0 1.0	WLS L	BF 27 2 5 6	H 8 0 2 3	R 5 0 0 2	ER 5 0 0 2	SO 1 0 0 0	BB 1 0 0 0	IBB 0 0 0 0	HBP 0 0 0 0	BLK 0 0 0 0	WP 0 0 0 0	HR 2 0 0 0	S 64 3 16 11	P 95 5 23 16	ERA 7.11 0.00 0.00 18.00	WHIP 1.421 0.000 2.000 3.000	<b>PITCHER</b> IP WLS BF H R ER SO BB IBB HBP BLK WP HR S P ERA WHIP												

Chicago White Sox @ New York Yankees  
 Yankee Stadium, Bronx, NY  
 Sat Apr 10 2004, 1:05 PM EDT  
 Att. 47,911 - Cloudy - 56 F

AB	38
R	7
H	13
RBI	7
BB	1
SO	1
LOB	17



Batter	1	2	3	4	5	6	7	8	9	AB	R	H	RBI	BB	SO	LOB
2 Derek Jeter, R OBP: 0.313, SLG: 0.250 (1, 6)	0-1 G4-3		0-0 F9		0-1 BB 1B			2-1 G4-3		4	0	1	0	0	0	0
Bernie Williams, S OBP: 0.368, SLG: 0.200 (1, 8)	2-1 E6 25 BB 13 1B FC6		2-1 1B		4-2 SAFE 1-2 BB			3-1 G1-3		3	1	1	0	1	0	0
13 Alex Rodriguez, R OBP: 0.300, SLG: 0.320 (1, 5)	0-0 25 BB 1-2 E 1B		1-1 F9		3-3 K			0-0 F8		4	1	1	0	0	1	3
25 Jason Giambi, L OBP: 0.500, SLG: 0.526 (1, 3)	4-2 FC6 1-2 2-3 BB		1-0 P5		0-1 F8			0-1 G3-1		3	0	0	0	1	0	1
Gary Sheffield, R OBP: 0.345, SLG: 0.440 (1, 9)	2-1 FC6 1-2f 2-H 3-H		0-1 G6-3		0-3 K			0-2 E1 20 1B		4	1	0	1	0	1	1
20 Jorge Posada, S OBP: 0.269, SLG: 0.609 (1, 2)	2-3 K		2-1 G1-3		3-2 G6-3			3-1 55 FC4 2-H 1B		4	0	1	1	0	1	1
55 Hideki Matsui, L OBP: 0.310, SLG: 0.400 (1, 7)		1-0 F8		0-2 F7			2-2 G1		3-2 FC4 1-2f	4	0	0	0	0	0	1
Ruben Sierra, S OBP: 0.077, SLG: 0.077 (1, 10)		3-2 F8		1-0 F8			0-1 F8		0-1 F7	4	0	0	0	0	0	1
Miguel Cairo, R (1, 4)		3-2 P3		2-3 K			1-1 G5-3			3	0	0	0	0	1	0

Inning Stats	R: 2	H: 1	E: 2	K: 1	S: 15	LOB: 1	BB: 1	P: 25	R: 0	H: 0	E: 0	K: 0	S: 11	LOB: 0	BB: 0	P: 18	R: 0	H: 1	E: 0	K: 0	S: 6	LOB: 1	BB: 0	P: 10	R: 0	H: 0	E: 0	K: 0	S: 7	LOB: 0	BB: 0	P: 9	R: 0	H: 1	E: 0	K: 2	S: 13	LOB: 2	BB: 1	P: 23	R: 0	H: 0	E: 0	K: 1	S: 9	LOB: 0	BB: 0	P: 12	R: 0	H: 0	E: 0	K: 0	S: 7	LOB: 0	BB: 0	P: 10	R: 0	H: 0	E: 0	K: 0	S: 5	LOB: 0	BB: 0	P: 10	R: 1	H: 1	E: 1	K: 0	S: 14	LOB: 1	BB: 0	P: 20	1B: 4	2B: 0	3B: 0	HR: 0	SF: 0	SAC: 0	DP: 0	HBP: 0	WP: 0	PB: 0	SB: 0	CS: 0	PA: 35
56 Mark Buehrle, L ERA: 1.23 (1, 1)	IP	WLS	BF	H	R	ER	SO	BB	IBB	HBP	BLK	WP	HR	S	P	ERA	WHIP																																																																				
Billy Koch, R ERA: 3.86 (9, 1)	1.0		5	1	1	0	0	0	0	0	0	0	0	14	20	0.00	1.000																																																																				

BOTTOM

Chicago White Sox @ New York Yankees  
Yankee Stadium, Bronx, NY  
Sat Apr 10 2004, 1:05 PM EDT  
Att: 47,911 - Cloudy - 56 F

AB	33
R	3
H	4
RBI	2
BB	2
SO	4
LOB	8



WP: 0	PA: 35
PB: 0	ERA
SB: 0	WHIP
CS: 0	

Batter	1	2	3	4	5	6	7	8	9	AB R H RBI BB SO LOB	TOP											
Willie Harris, L (1, 4) OBP: 0.261, SLG: 0.333	0-3 K2-3	2-2 2B		0-1 F8			1-1 B3		1-3 K	5 0 1 0 0 2 4												
Jose Valentin, S (1, 6) OBP: 0.286, SLG: 0.577	2-1 E1 1B	0-0 G3			2-1 HR		1-2 3B		2-2 FC4-6 1-2f	5 2 2 1 0 0 3												
Magglio Ordonez, R (1, 9) OBP: 0.385, SLG: 0.800	0-0 1B 1-2 2B		1-2 F8		0-3 K		2-1 F8			4 1 1 0 0 1 1												
Frank Thomas, R (1, 10) OBP: 0.320, SLG: 0.190	0-2 2B 1-2 2-H	1B	0-2 G5-3		2-0 F8		0-1 F8			4 1 1 1 0 0 0												
Carlos Lee, R (1, 7) OBP: 0.292, SLG: 0.625	2-1 2B 1-H 2-H	2B	2-2 G5-3		3-3 K		3-3 K			4 0 1 2 0 2 0												
14 Paul Konerko, R (1, 3) OBP: 0.417, SLG: 0.455	4-1 24 G4-3 BB			2-1 24 G4-3 BB 1B		3-2 24 G4-6-3 1B		0-0 G6-3		3 0 2 0 1 0 0												
24 Joe Crede, R (1, 5) OBP: 0.250, SLG: 0.364	1-1 G4-3 1-2f			4-1 G4-3 1-2 BB		0-0 G4-6-3 1-2f		1-1 1B HBP	2 0 0 0 1 0 3 0 0 0 0 0 0 0													
5 Juan Uribe, R (9, PR)											AB 35 R 4 H 9 RBI 4 BB 2 SO 9 LOB 16											
Aaron Rowand, R (1, 8) OBP: 0.176, SLG: 0.235		1-3 K		0-0 B1		3-3 K		1-3 SAFE K	3 0 0 0 0 2 2 1 0 0 0 0 1 1													
Timo Perez, L (9, PH) OBP: 0.500, SLG: 0.400								SAFE SAFE K														
Miguel Olivo, R (1, 2) OBP: 0.364, SLG: 0.700		1-1 B1		1-1 G4-3 1-2 2-3			1-3 K		0-0 FC4-6 1B	3 0 0 0 0 1 2 1 0 1 0 0 0 0												
Ross Gload, L (9, PH) OBP: 0.500, SLG: 0.500																						
<b>Inning Stats</b>	R: 3 E: 1 K: 1 S: 16	H: 3 LOB: 1 BB: 1 P: 25	R: 0 E: 0 K: 1 S: 10	H: 1 LOB: 1 BB: 0 P: 14	R: 0 E: 0 K: 0 S: 11	H: 0 LOB: 0 BB: 0 P: 14	R: 0 E: 0 K: 0 S: 8	H: 1 LOB: 2 BB: 1 P: 15	R: 1 E: 0 K: 2 S: 10	H: 1 LOB: 0 BB: 0 P: 17	R: 0 E: 0 K: 1 S: 8	H: 1 LOB: 0 BB: 0 P: 14	R: 0 E: 0 K: 1 S: 10	H: 1 LOB: 1 BB: 0 P: 15	R: 0 E: 0 K: 1 S: 6	H: 0 LOB: 0 BB: 0 P: 9	R: 0 E: 0 K: 2 S: 12	H: 1 LOB: 2 BB: 0 P: 17	1B: 5 2B: 2 3B: 1 HR: 1	SF: 0 SAC: 0 DP: 2 HBP: 1	WP: 0 PB: 0 SB: 0 CS: 0	PA: 38
<b>PITCHER</b>	IP WLS BF H R ER SO BB IBB HBP BLK WP HR S P ERA WHIP																					
35 Mike Mussina, R (1, 1) ERA: 8.22	6.1 W 27 7 4 3 6 2 0 0 0 0 0 1 66 103 4.26 1.421																					
Gabe White, L (7, 1) ERA: 3.38	0.1 H 2 1 0 0 0 0 0 0 0 0 0 0 5 7 0.00 3.000																					
Tom Gordon, R (7, 1) ERA: 4.15	1.1 H 4 0 0 0 1 0 0 0 0 0 0 0 8 13 0.00 0.000																					
42 Mariano Rivera, R (9, 1) ERA: 2.25	1.0 S 5 1 0 0 2 0 0 0 1 0 0 0 0 12 17 0.00 1.000																					

Chicago White Sox @ New York Yankees  
 Yankee Stadium, Bronx, NY  
 Sun Apr 11 2004, 1:05 PM EDT  
 Att. 37,484 - Overcast - 49 F

livebaseballscorecards.com



Batter	1	2	3	4	5	6	7	8	9	AB	R	H	RBI	BB	SO	LOB
<b>2 Derek Jeter, R</b> OBP: 0.333, SLG: 0.313 (1, 6)	1-0 E6 13 S 1B		2-0 2B	3-2 G5-3			1-1 G6-4-3 1B			4	1	2	0	0	0	0
<b>Bernie Williams, S</b> OBP: 0.348, SLG: 0.167 (1, 10)	0-0 P4		1-0 P4		1-1 25 G4-3 2B HBP		1-1 G6-4-3 1-2f			3	1	0	0	0	0	3
<b>13 Alex Rodriguez, R</b> OBP: 0.294, SLG: 0.345 (1, 5)	2-1 G6-3 1-2		3-3 K		0-0 F7		0-0 2B			4	0	1	0	0	1	3
<b>25 Jason Giambi, L</b> OBP: 0.469, SLG: 0.455 (1, 3)	4-2 1B BB		2-1 F8		3-2 G4-3 1-2		1-2 F9			3	0	0	0	1	0	3
<b>Gary Sheffield, R</b> OBP: 0.394, SLG: 0.500 (1, 9)	3-2 1-3 2-H 1B			4-2 20 BB HR BB	1-0 2-H 2B		2-2 P4			3	1	2	2	1	0	0
<b>55 Hideki Matsui, L</b> OBP: 0.273, SLG: 0.345 (1, 7)	1-1 L4		1-1 L9	1-1 SAFE L9	0-3 K2-3		2-2 G4-3			4	0	0	0	0	1	4
<b>20 Jorge Posada, S</b> OBP: 0.300, SLG: 0.577 (1, 2)		0-1 G6-3		4-1 1-2 HR BB		2-2 G5-3		0-2 1B		3	1	1	0	1	0	0
<b>Bubba Crosby, L</b> OBP: 0.400, SLG: 1.600 (1, 8)		2-2 G3		2-0 1-H 2-H HR		0-2 G4-3		2-1 P6		4	1	1	3	0	0	1
<b>Enrique Wilson, S</b> OBP: 0.231, SLG: 0.174 (1, 4)		2-2 G4-3		0-0 F8		2-1 G6-3				3	0	0	0	0	0	0

Inning Stats	R: 1	H: 1	E: 1	K: 0	S: 12	R: 0	H: 0	E: 0	K: 0	S: 9	R: 0	H: 1	E: 0	K: 1	S: 7	R: 3	H: 1	E: 0	K: 0	S: 13	R: 1	H: 1	E: 0	K: 1	S: 9	R: 0	H: 2	E: 0	K: 0	S: 9	R: 0	H: 1	E: 0	K: 0	S: 11
	LOB: 2	BB: 1	P: 23			LOB: 0	BB: 0				LOB: 0	BB: 0		LOB: 1	P: 14	LOB: 0	BB: 0				LOB: 0	BB: 0		LOB: 1	P: 13	LOB: 1	BB: 0			LOB: 1	BB: 0				

PITCHER	IP	WLS	BF	H	R	ER	SO	BB	IBB	HBP	BLK	WP	HR	S	P	ERA	WHIP
<b>Dan Wright, R</b> ERA: 7.71 (1, 1)	4.2	L	23	4	5	4	1	3	0	1	0	0	1	47	89	7.71	1.500
<b>Neal Cotts, L</b> ERA: (5, 1)	2.1		8	2	0	0	1	0	0	0	0	0	0	21	28	0.00	0.857
<b>Damaso Marte, L</b> ERA: 27.0 (8, 1)	1.0		4	1	0	0	0	0	0	0	0	0	0	11	17	0.00	1.000


**BOTTOM**

**Chicago White Sox @ New York Yankees**  
Yankee Stadium, Bronx, NY

Sun Apr 11 2004, 1:05 PM EDT  
Att. 37,484 - Overcast - 49 F

AB	31
R	5
H	7
RBI	5
BB	3
SO	2
LOB	14

livebaseballscores.com



WP: 0	PA: 35
PB: 0	
SB: 1	
CS: 0	

Batter	1	2	3	4	5	6	7	8	9	AB R H RBI BB SO LOB	TOP		
13 Carl Crawford, L (1, 7) OBP: 0.375, SLG: 0.379	1-3 K		2-2 1-H 5 CS 1B			4-2 5 G5-4-3 BB		1-3 K		3 0 1 1 1 2 1	<b>Tampa Bay Devil Rays @ New York Yankees</b> Yankee Stadium, Bronx, NY Wed Apr 14 2004, 1:05 PM EDT Att: 37,914 - Overcast - 52 F		
5 Rocco Baldelli, R (1, 8) OBP: 0.306, SLG: 0.242	2-3 K		1-1 CS 1-2	1-0 G2-6-3 1B		1-0 G5-4-3 1-2f 2-3		0-1 FC3-6 1B		4 0 2 0 0 1 2			
Aubrey Huff, L (1, 10) OBP: 0.250, SLG: 0.281	2-1 F8			1-0 G2-6-3 1-2f		1-0 F8		3-2 FC3-6 1-2f 2-3		4 0 0 0 0 0 4			
José Cruz Jr., S (1, 9) OBP: 0.500, SLG: 0.759		4-0 BB BB BB		2-1 G4-3		3-2 FC6-4 2B		2-1 G3-1		3 0 1 0 1 0 2			
Tino Martinez, L (1, 3) OBP: 0.440, SLG: 0.700		0-3 K			0-0 G4-3		0-0 P6		1-2 G4-3	4 0 0 0 0 1 2			
Geoff Blum, S (1, 5) OBP: 0.231, SLG: 0.182		1-2 G6-3 1-2f			1-2 2B		4-2 FC6-4 BB		0-2 K	3 0 1 0 1 1 1			
Julio Lugo, R (1, 6) OBP: 0.333, SLG: 0.407			2-1 13 E 13 S 1B		3-2 G5-3		0-1 FC6-4 1-2f 2-3		4-1 BB	3 1 1 0 1 0 3			
Toby Hall, R (1, 2) OBP: 0.476, SLG: 0.556			1-2 1 SAFE L6		0-1 P3		0-1 L4		0-1 P6	4 0 0 0 0 0 5			
Rey Sanchez, R (1, 4) OBP: 0.409, SLG: 0.350			1-3 K			4-2 5 G5-4-3 13 BB BB		0-1 FC3-6 5 1B		2 0 1 0 1 1 1			
<b>Inning Stats</b>	R: 0 E: 0 K: 2 S: 8 H: 0 LOB: 0 BB: 0 P: 13	R: 0 E: 0 K: 1 S: 6 H: 0 LOB: 0 BB: 1 P: 11	R: 1 E: 0 K: 1 S: 15 H: 2 LOB: 0 BB: 0 P: 21	R: 0 E: 0 K: 0 S: 4 H: 1 LOB: 0 BB: 0 P: 8	R: 0 E: 0 K: 0 S: 11 H: 1 LOB: 1 BB: 0 P: 15	R: 0 E: 0 K: 0 S: 6 H: 0 LOB: 1 BB: 2 P: 16	R: 0 E: 0 K: 0 S: 11 H: 1 LOB: 2 BB: 1 P: 18	R: 0 E: 0 K: 1 S: 12 H: 2 LOB: 2 BB: 0 P: 18	R: 0 E: 0 K: 1 S: 10 H: 0 LOB: 1 BB: 1 P: 15	1B: 5 2B: 2 3B: 0 HR: 0 SF: 0 SAC: 0 DP: 3 HBP: 0	WP: 0 PB: 0 SB: 1 CS: 1 PA: 36		
<b>PITCHER</b>	IP WLS BF H R ER SO BB IBB HBP BLK WP HR S P ERA WHIP											<b>PITCHER</b>	IP WLS BF H R ER SO BB IBB HBP BLK WP HR S P ERA WHIP
Kevin Brown, R (1, 1) ERA: 1.29	7.0 W 26 5 1 1 4 4 0 0 0 0 0 0 61 102 1.29 1.286												
Tom Gordon, R (8, 1) ERA: 3.38	1.0 5 2 0 0 1 0 0 0 0 0 0 0 12 18 0.00 2.000												
42 Mariano Rivera, R (9, 1) ERA: 1.8	1.0 4 0 0 0 1 1 0 0 0 0 0 0 10 15 0.00 1.000												

AB	30
R	1
H	7
RBI	1
BB	5
SO	6
LOB	21





Batter	1	2	3	4	5	6	7	8	9	AB	R	H	RBI	BB	SO	LOB
<b>2 Derek Jeter, R</b> OBP: 0.325, SLG: 0.333 (1, 6)	1-1 L9		0-2 2B	2-2 F8			1-0 G1-3			4	1	1	0	0	0	0
<b>Bernie Williams, S</b> OBP: 0.333, SLG: 0.182 (1, 8)	1-0 13 1B 25 HR 1B		3-3 K		1-3 K		3-2 G4-3			4	1	1	0	0	2	1
<b>13 Alex Rodriguez, R</b> OBP: 0.316, SLG: 0.394 (1, 5)	2-1 25 HR 1B		1-2 F8		0-1 F9		3-2 2B			4	1	2	0	0	0	1
<b>25 Jason Ciambi, L</b> OBP: 0.528, SLG: 0.609 (1, 3)	1-0 1B		4-0 2B		1-1 FC6-4 HBP		4-1 FC6-4 BB			1	1	1	3	2	0	0
<b>Tony Clark, S</b> OBP: 0.333, SLG: 0.800 (7, PR) (8, 3)	1-0 1B		4-0 2B		0-1 FC6-4 HBP		4-1 FC6-4 BB			0	0	0	0	0	0	0
<b>Gary Sheffield, R</b> OBP: 0.378, SLG: 0.500 (1, 9)	2-0 F7		0-0 2B		0-1 FC6-4		3-1 FC6-4			4	0	1	1	0	0	3
<b>20 Jorge Posada, S</b> OBP: 0.324, SLG: 0.655 (1, 2)	1-3 K2-3		4-0 IBB		1-0 HR		0-1 G4-3			3	1	1	1	1	1	0
<b>55 Hideki Matsui, L</b> OBP: 0.270, SLG: 0.313 (1, 7)		2-0 G3	3-1 F7		0-2 G4-3		4-2 FC6 BB			3	0	0	0	1	0	3
<b>Ruben Sierra, S</b> OBP: 0.059, SLG: 0.059 (1, 10)		2-2 L7		1-0 G4-3		0-0 L7		0-2 L7		4	0	0	0	0	0	1
<b>Enrique Wilson, S</b> OBP: 0.200, SLG: 0.148 (1, 4)		3-1 G5-3		2-0 F8		0-0 G5-3		1-2 FC6		4	0	0	0	0	0	1

Inning Stats	R: 3	H: 3	LOB: 3	E: 0	K: 1	S: 10	R: 0	H: 0	LOB: 0	E: 0	K: 0	S: 6	R: 1	H: 2	LOB: 3	E: 0	K: 1	S: 12	R: 0	H: 0	LOB: 0	E: 0	K: 0	S: 5	R: 0	H: 0	LOB: 1	E: 0	K: 1	S: 8	R: 1	H: 1	LOB: 0	E: 0	K: 0	S: 6	R: 0	H: 1	LOB: 2	E: 0	K: 0	S: 10	R: 0	H: 0	LOB: 1	E: 0	K: 13	S: 18
--------------	------	------	--------	------	------	-------	------	------	--------	------	------	------	------	------	--------	------	------	-------	------	------	--------	------	------	------	------	------	--------	------	------	------	------	------	--------	------	------	------	------	------	--------	------	------	-------	------	------	--------	------	-------	-------

PITCHER	IP	WLS	BF	H	R	ER	SO	BB	IBB	HBP	BLK	WP	HR	S	P	ERA	WHIP
<b>Mark Hendrickson, L</b> ERA: 5.4 (1, 1)	6.0	L	27	6	5	5	3	1	1	1	0	0	2	47	85	7.50	1.167
<b>Jorge Sosa, R</b> ERA: 10.13 (7, 1)	1.0		5	1	0	0	0	1	0	0	0	0	0	10	24	0.00	2.000
<b>Trever Miller, L</b> ERA: (8, 1)	1.0		4	0	0	0	0	1	0	0	0	0	0	13	18	0.00	1.000

**BOTTOM**

**Tampa Bay Devil Rays @ New York Yankees**  
Yankee Stadium, Bronx, NY

Wed Apr 14 2004, 1:05 PM EDT  
Att. 37,914 - Overcast - 52 F

AB	31
R	5
H	7
RBI	5
BB	4
SO	3
LOB	10

livebaseballscores.com



WP: 0	PA: 36
PB: 0	CS: 0
SB: 0	
1B: 2	SF: 0
2B: 3	SAC: 0
3B: 0	DP: 0
HR: 2	HBP: 1

Batter	1	2	3	4	5	6	7	8	9	AB R H RBI BB SO LOB	TOP											
<b>Kenny Lofton, L</b> (1, 8) OBP: 0.310, SLG: 0.250	1-2 G6-3		0-0 G5-3		2-0 G4-3		1-1 FC3-6		0-0 G1-3	5 0 0 0 0 0 4												
<b>2 Derek Jeter, R</b> (1, 6) OBP: 0.311, SLG: 0.317	0-1 F8			0-0 25 BB 1B		1-2 G5-3		0-0 G4-3	1-2 F8	5 0 1 0 0 0 1												
<b>13 Alex Rodriguez, R</b> (1, 5) OBP: 0.286, SLG: 0.351	0-1 G6-3			0-3 K		0-0 E6 25 BB CS		2-1 L5		4 0 0 0 0 1 1												
<b>25 Jason Giambi, L</b> (1, 3) OBP: 0.525, SLG: 0.560		0-2 F9		4-2 G6-4-3 BB		4-2 CS BB		3-2 E7 20 WP WP		2 0 0 0 2 0 0												
<b>Gary Sheffield, R</b> (1, 9) OBP: 0.366, SLG: 0.457		3-2 F7		2-1 G6-4-3 1-2f		3-3 K 1-2 2-3		4-2 20 WP BB		3 0 0 0 1 1 4												
<b>20 Jorge Posada, S</b> (1, 2) OBP: 0.342, SLG: 0.719		1-0 HR			1-2 G4-3		2-1 G4-3	4-2 1-2 2-3 BB		3 1 1 1 1 0 0												
<b>55 Hideki Matsui, L</b> (1, 7) OBP: 0.293, SLG: 0.314		1-2 G1-3			1-0 PB 1B		4-1 BB BB	0-3 K		3 1 1 0 1 1 3												
<b>Bernie Williams, S</b> (1, 10) OBP: 0.355, SLG: 0.200			2-3 K		2-2 G1-3 1B		4-2 FC3-6 BB		1-1 F8	3 0 1 1 1 1 0												
<b>Enrique Wilson, S</b> (1, 4) OBP: 0.188, SLG: 0.138			0-0 G5-3		1-1 G1-3		2-3 K		2-1 G1-3 HBP	2 0 0 0 0 0 1												
<b>Tony Clark, S</b> (7, PH) OBP: 0.286, SLG: 0.667										1 0 0 0 0 1 2												
<b>Miguel Cairo, R</b> (7, 4)										0 0 0 0 0 0 0												
<b>Inning Stats</b>	R: 0 E: 0 K: 0 S: 7	H: 0 LOB: 0 BB: 0 P: 8	R: 1 E: 0 K: 0 S: 10	H: 1 LOB: 0 BB: 0 P: 15	R: 0 E: 0 K: 1 S: 5	H: 0 LOB: 0 BB: 0 P: 7	R: 0 E: 0 K: 1 S: 9	H: 1 LOB: 1 BB: 1 P: 15	R: 1 E: 0 K: 0 S: 13	H: 2 LOB: 1 BB: 0 P: 20	R: 0 E: 1 K: 1 S: 9	H: 0 LOB: 1 BB: 1 P: 17	R: 0 E: 0 K: 1 S: 11	H: 0 LOB: 2 BB: 2 P: 24	R: 0 E: 1 K: 1 S: 16	H: 0 LOB: 3 BB: 2 P: 29	R: 0 E: 0 K: 0 S: 7	H: 0 LOB: 1 BB: 0 P: 11	1B: 3 2B: 0 3B: 0 HR: 1	SF: 0 SAC: 0 DP: 1 HBP: 1	WP: 2 PB: 1 SB: 0 CS: 2	PA: 38
<b>PITCHER</b>	IP WLS BF H R ER SO BB IBB HBP BLK WP HR S P ERA WHIP																					
<b>49 Tim Wakefield, R</b> (1, 1) ERA: 2.19	7.0 W 28 4 2 1 4 4 0 0 0 0 1 64 106 1.29 1.143																					
<b>Scott Williamson, R</b> (8, 1) ERA:	0.2 5 0 0 0 0 2 0 0 0 2 0 13 26 0.00 3.000																					
<b>Alan Embree, L</b> (8, 1) ERA: 3.86	0.1 H 1 0 0 0 1 0 0 0 0 0 0 3 3 0.00 0.000																					
<b>Keith Foulke, R</b> (9, 1) ERA:	1.0 4 0 0 0 0 0 0 0 1 0 0 7 11 0.00 0.000																					

**New York Yankees @ Boston Red Sox**  
**Fenway Park, Boston, MA**  
 Fri Apr 16 2004, 8:05 PM EDT  
 Att. 35,163 - Sunny - 43 F

[livebaseballscorecards.com](http://livebaseballscorecards.com)

<b>AB</b>	<b>31</b>
<b>R</b>	<b>2</b>
<b>H</b>	<b>4</b>
<b>RBI</b>	<b>2</b>
<b>BB</b>	<b>6</b>
<b>SO</b>	<b>5</b>
<b>LOB</b>	<b>16</b>



Batter	1	2	3	4	5	6	7	8	9	AB R H RBI BB SO LOB	BOTTOM
--------	---	---	---	---	---	---	---	---	---	----------------------	--------

<b>18 Johnny Damon, L</b> <small>OBP: 0.364, SLG: 0.333</small> <small>(1, 8)</small> 	<small>2-2</small> <b>E3</b> <b>HR</b> <small>BB</small>	<small>2-2</small> <b>F7</b> <small>BB</small>		<small>0-1</small> <b>G3-1</b> <small>CS</small>		<small>1-0</small> <b>F7</b> <small>SAFE</small>				4 1 0 0 0 0 2	<b>New York Yankees @ Boston Red Sox</b> Fenway Park, Boston, MA Fri Apr 16 2004, 8:05 PM EDT Att: 35,163 - Sunny - 43 F
<b>Bill Mueller, S</b> <small>OBP: 0.289, SLG: 0.381</small> <small>(1, 5)</small> 	<small>0-2</small> <b>HR</b> <small>1-H</small>	<small>1-0</small> <b>G1-6-3</b> <b>1B</b>			<small>2-0</small> <b>1B</b> <small>CS</small>		<small>4-1</small> <b>BB</b>		3 1 3 2 1 0 0		
<b>34 David Ortiz, L</b> <small>OBP: 0.375, SLG: 0.545</small> <small>(1, 3)</small> 	<small>0-3</small> <b>K</b>	<small>1-0</small> <b>G1-6-3</b> <small>1-2f</small>			<small>3-3</small> <b>K</b> <small>SAFE</small>		<small>1-1</small> <b>F7</b>		4 0 0 0 0 2 3		
<b>Manny Ramirez, R</b> <small>OBP: 0.452, SLG: 0.632</small> <small>(1, 7)</small> 	<small>1-2</small> <b>HR</b>		<small>1-3</small> <b>K</b>		<small>0-1</small> <b>G6-3</b>		<small>1-2</small> <b>G4-6-3</b> <small>1-2f</small>		4 1 1 1 0 1 1		
<b>Kevin Millar, R</b> <small>OBP: 0.302, SLG: 0.385</small> <b>Gabe Kapler, R</b> <small>OBP: 0.214, SLG: 0.214</small> <small>(1, 9)</small> <small>(9, 9)</small> 	<small>2-0</small> <b>1B</b> <small>FC6-4</small>		<small>2-3</small> <b>K</b>		<small>2-1</small> <b>L5</b>		<small>0-1</small> <b>G6-3</b>		4 0 1 0 0 1 0 0 0 0 0 0 0 0		
<b>Ellis Burks, R</b> <small>OBP: 0.200, SLG: 0.278</small> <small>(1, 10)</small> 	<small>2-2</small> <b>FC6-4</b> <b>BB</b> <b>E</b> <small>1-2f</small>		<small>2-3</small> <b>K</b>		<small>0-0</small> <b>1B</b> <b>2B</b> <b>1B</b>		<small>4-1</small> <b>BB</b> <b>BB</b> <b>BB</b>		3 2 1 0 1 1 1		
<b>Mark Bellhorn, S</b> <small>OBP: 0.476, SLG: 0.357</small> <small>(1, 4)</small> 	<small>4-0</small> <b>BB</b> <b>E</b>			<small>2-2</small> <b>F9</b>		<small>3-2</small> <b>1B</b> <b>2B</b> <b>FC6-2</b>		<small>4-0</small> <b>BB</b> <b>BB</b>	2 0 1 0 2 0 0		
<b>Doug Mirabelli, R</b> <small>OBP: 0.500, SLG: 1.200</small> <small>(1, 2)</small> 	<small>1-2</small> <b>E6</b>			<small>0-0</small> <b>HR</b>		<small>3-0</small> <b>2B</b> <b>FC6-2</b>		<small>4-1</small> <b>BB</b> <b>G4-6-3</b>	3 1 2 2 1 0 1		
<b>Pokey Reese, R</b> <small>OBP: 0.250, SLG: 0.231</small> <small>(1, 6)</small> 	<small>0-2</small> <b>F8</b>			<small>0-2</small> <b>P4</b>		<small>0-2</small> <b>FC6-2</b>		<small>1-2</small> <b>G4-6-3</b> <small>1-2f</small>	4 0 0 0 0 0 7		

Inning Stats	R: 4 E: 2 K: 1 S: 24	H: 3 LOB: 2 BB: 1 P: 36	R: 0 E: 0 K: 0 S: 5	H: 1 LOB: 0 BB: 0 P: 9	R: 0 E: 0 K: 3 S: 10	H: 0 LOB: 0 BB: 0 P: 15	R: 1 E: 0 K: 0 S: 9	H: 1 LOB: 0 BB: 0 P: 11	R: 0 E: 0 K: 1 S: 6	H: 1 LOB: 0 BB: 0 P: 11	R: 1 E: 0 K: 0 S: 12	H: 3 LOB: 2 BB: 0 P: 21	R: 0 E: 0 K: 0 S: 6	H: 0 LOB: 0 BB: 1 P: 12	R: 0 E: 0 K: 0 S: 7	H: 0 LOB: 2 BB: 3 P: 20	1B: 5 2B: 2 3B: 0 HR: 3	SF: 0 SAC: 0 DP: 4 HBP: 0	WP: 0 PB: 0 SB: 0 CS: 1	PA: 36
--------------	-------------------------------	----------------------------------	------------------------------	---------------------------------	-------------------------------	----------------------------------	------------------------------	----------------------------------	------------------------------	----------------------------------	-------------------------------	----------------------------------	------------------------------	----------------------------------	------------------------------	----------------------------------	----------------------------------	------------------------------------	----------------------------------	--------

PITCHER	IP	WLS	BF	H	R	ER	SO	BB	IBB	HBP	BLK	WP	HR	S	P	ERA	WHIP
<b>Javier Vazquez, R</b> <small>ERA: 3.38</small>	(1, 1)	5.1	26	9	6	4	5	1	0	0	0	0	3	61	97	6.75	1.875
<b>Paul Quantrill, R</b> <small>ERA: 3.86</small>	(6, 1)	0.1	1	0	0	0	0	0	0	0	0	0	4	4	0.00	0.000	
<b>Gabe White, L</b> <small>ERA: 2.7</small>	(6, 1)	0.2	3	0	0	0	0	1	0	0	0	0	4	10	0.00	1.500	
<b>43 Jorge De Paula, R</b> <small>ERA: 5.0</small>	(7, 1)	1.0	5	0	0	0	0	3	0	0	0	0	7	20	0.00	3.000	
<b>Donovan Osborne, L</b> <small>ERA:</small>	(8, 1)	0.2	1	0	0	0	0	0	0	0	0	0	3	4	0.00	0.000	

<b>AB</b>	<b>31</b>
<b>R</b>	<b>6</b>
<b>H</b>	<b>9</b>
<b>RBI</b>	<b>5</b>
<b>BB</b>	<b>5</b>
<b>SO</b>	<b>5</b>
<b>LOB</b>	<b>15</b>



Batter	1	2	3	4	5	6	7	8	9	AB R H RBI BB SO LOB	TOP											
2 Derek Jeter, R OBP: 0.300, SLG: 0.304 (1, 6)	1-3 K		1-0 G6-3		0-3 K		3-3 K		3-1 1B	5 0 1 1 0 3 1												
Bernie Williams, S OBP: 0.361, SLG: 0.241 (1, 8)	1-3 K		2-2 2B		1-2 G5-3		4-1 BB		2-2 G3	4 0 1 0 1 1 1												
13 Alex Rodriguez, R OBP: 0.261, SLG: 0.317 (1, 5)	0-0 F8		0-3 K		0-3 K		3-1 G5-3			4 0 0 0 0 2 3												
25 Jason Giambi, L OBP: 0.500, SLG: 0.500 (1, 10)		1-0 P3		2-3 K		4-2 BB		0-0 G6-3		3 0 0 0 1 1 0												
Gary Sheffield, R OBP: 0.356, SLG: 0.421 (1, 9)		0-2 G6-3		4-1 BB		1-1 P5		1-1 G6-3		3 0 0 0 1 0 1												
55 Hideki Matsui, L OBP: 0.333, SLG: 0.342 (1, 7)		4-2 BB		3-2 1B		0-2 1B		1-2 L6		3 0 2 0 1 0 0												
20 Jorge Posada, S OBP: 0.357, SLG: 0.714 (1, 2)		1-2 2B		0-0 G4-6-3		4-2 BB		1-2 F9		3 0 1 0 1 0 2												
Tony Clark, S OBP: 0.273, SLG: 0.800 (1, 3)		2-3 K		1-0 HR		0-0 G3-1		2-3 K		4 1 1 1 0 2 5												
Enrique Wilson, S OBP: 0.200, SLG: 0.156 (1, 4)			1-2 G5-3		2-0 G4-3		0-2 1B		1-1 1B	3 0 1 0 0 0 0												
Ruben Sierra, S OBP: 0.111, SLG: 0.111 (9, PH)										1 1 1 0 0 0 0												
<b>Inning Stats</b>	R: 0 E: 0 K: 2 S: 9	H: 0 LOB: 0 BB: 0 P: 11	R: 0 E: 0 K: 1 S: 13	H: 1 LOB: 2 BB: 1 P: 21	R: 0 E: 0 K: 1 S: 10	H: 1 LOB: 1 BB: 0 P: 14	R: 0 E: 0 K: 1 S: 14	H: 1 LOB: 1 BB: 1 P: 23	R: 1 E: 0 K: 1 S: 9	H: 1 LOB: 0 BB: 0 P: 13	R: 0 E: 0 K: 1 S: 17	H: 1 LOB: 3 BB: 2 P: 26	R: 0 E: 0 K: 1 S: 13	H: 1 LOB: 1 BB: 1 P: 23	R: 0 E: 0 K: 0 S: 6	H: 0 LOB: 0 BB: 0 P: 8	R: 1 E: 0 K: 1 S: 14	H: 2 LOB: 1 BB: 0 P: 23	1B: 5 2B: 2 3B: 0 HR: 1	SF: 0 SAC: 0 DP: 2 HBP: 0	WP: 0 PB: 0 SB: 0 CS: 0	PA: 38
<b>PITCHER</b>	IP WLS BF H R ER SO BB IBB HBP BLK WP HR S P ERA WHIP																					
38 Curt Schilling, R ERA: 2.66 (1, 1)	6.1 W 28 6 1 1 8 4 0 0 0 0 0 1 82 121 1.42 1.579																					
50 Mike Timlin, R ERA: 9.53 (7, 1)	1.2 H 5 0 0 0 0 1 0 0 0 0 0 0 9 18 0.00 0.600																					
Keith Foulke, R ERA: 1.0 (9, 1)	1.0 5 2 1 1 1 0 0 0 0 0 0 0 14 23 9.00 2.000																					

**New York Yankees @ Boston Red Sox**  
**Fenway Park, Boston, MA**  
 Sat Apr 17 2004, 1:20 PM EDT  
 Att. 35,023 - Cloudy - 51 F

livebaseballscorecards.com

<b>AB</b>	33
<b>R</b>	2
<b>H</b>	8
<b>RBI</b>	2
<b>BB</b>	5
<b>SO</b>	9
<b>LOB</b>	13



Batter	1	2	3	4	5	6	7	8	9
<b>18 Johnny Damon, L</b> OBP: 0.395, SLG: 0.382 (1, 8)	3-3 K	4-2 HBP BB		1-1 34 P5-3 1B		1-3 K		0-0 2B	
<b>Bill Mueller, S</b> OBP: 0.300, SLG: 0.370 (1, 5)	0-1 G4-3	1-0 34 FC4-6 HBP		0-1 P5		1-0 1B		3-3 K	
<b>34 David Ortiz, L</b> OBP: 0.364, SLG: 0.514 (1, 10)	0-0 FC4-6 1B	0-1 FC4-6		1-0 P5-3 1-1f		3-3 K			
<b>Manny Ramirez, R</b> OBP: 0.457, SLG: 0.690 (1, 7)	1-2 FC4-6 1-2f		0-0 G6-3		0-1 HR		1-2 L1-4 1B		
<b>Kevin Millar, R</b> OBP: 0.298, SLG: 0.357 <b>Dave McCarty, R</b> (9, 3)		0-2 G5-3	1-1 E6 1B FC5 1B		4-2 1B BB		3-2 F9		
<b>Jason Varitek, S</b> OBP: 0.436, SLG: 0.345 (1, 2)		4-0 1B BB BB BB	1-0 FC5 1B 1-2 1B		1-0 L3 1-3 1B		1-1 L1-4 1-2		
<b>Mark Bellhorn, S</b> OBP: 0.500, SLG: 0.367 (1, 4)		4-1 18 BB 1B HBP BB	3-2 FC5 FC5 1-2 2-3 1B		3-2 L3 1-1		2-1 E S FC1-5 HBP		
<b>Gabe Kapler, R</b> OBP: 0.219, SLG: 0.219 (1, 9)		2-2 HBP 18 BB 1-2 2-3 1B	2-2 FC5		1-1 G5-3		2-3 SAFE K		
<b>Pokey Reese, R</b> OBP: 0.219, SLG: 0.200 (1, 6)		3-3 K	0-1 FC5 2-3f		3-2 F8		0-1 FC1-5 18 2B 3-H		

Inning Stats	R: 0	H: 1	E: 0	LOB: 1	K: 1	S: 10	P: 14	R: 2	H: 1	E: 0	LOB: 3	K: 1	S: 20	P: 38	R: 1	H: 2	E: 1	LOB: 2	K: 0	S: 12	P: 19	R: 0	H: 1	E: 0	LOB: 0	K: 0	S: 6	R: 1	H: 2	E: 0	LOB: 1	K: 0	S: 12	P: 21	R: 0	H: 1	E: 0	LOB: 1	K: 2	S: 11	P: 19	R: 0	H: 1	E: 0	LOB: 0	K: 0	S: 8	P: 13	R: 1	H: 1	E: 0	LOB: 1	K: 2	S: 10	P: 17
--------------	------	------	------	--------	------	-------	-------	------	------	------	--------	------	-------	-------	------	------	------	--------	------	-------	-------	------	------	------	--------	------	------	------	------	------	--------	------	-------	-------	------	------	------	--------	------	-------	-------	------	------	------	--------	------	------	-------	------	------	------	--------	------	-------	-------

PITCHER	IP	WLS	BF	H	R	ER	SO	BB	IBB	HBP	BLK	WP	HR	S	P	ERA	WHIP
<b>35 Mike Mussina, R</b> ERA: 7.52 (1, 1)	5.0	L	26	7	4	3	2	4	0	0	0	0	1	60	99	5.40	2.200
<b>Donovan Osborne, L</b> ERA: 1.93 (6, 1)	3.0		12	3	1	1	4	0	0	1	0	0	0	29	49	3.00	1.000

AB R H RBI BB SO LOB

4	0	2	2	1	2	0
4	0	1	1	0	1	2
4	0	1	0	0	1	5
4	1	2	1	0	0	1
3	1	0	0	1	0	1
0	0	0	0	0	0	0
3	1	2	0	1	0	1
2	1	1	0	1	0	2
4	0	1	1	0	1	4
4	1	0	0	0	1	6

AB	R	H	RBI	BB	SO	LOB
32	5	10	5	4	6	22



WP	PA	ERA	WHIP
0	38		

**New York Yankees @ Boston Red Sox**  
Fenway Park, Boston, MA  
Sat Apr 17 2004, 1:20 PM EDT  
Att: 35,023 - Cloudy - 51 F

livebaseballscorecards.com

Batter	1	2	3	4	5	6	7	8	9	AB R H RBI BB SO LOB	TOP											
2 Derek Jeter, R OBP: 0.339, SLG: 0.320 (1, 6)	1-0 G4-3	0-0 FC3-6 1B	1-0 G6-3		2-1 1B		4-0 BB BB		4-1 BB BB	4 0 2 2 2 0 1												
Bernie Williams, S OBP: 0.381, SLG: 0.273 (1, 8)	3-3 K	0-0 FC3-6 1-2f	0-1 2B		0-2 P3		4-1 BB		4-1 BB BB	4 0 1 1 2 1 3												
13 Alex Rodriguez, R OBP: 0.269, SLG: 0.289 (1, 5)	4-1 25 BB BB		F8		2-3 K		2-0 G4-3		2-2 F8	4 1 0 0 2 1 7												
25 Jason Giambi, L OBP: 0.510, SLG: 0.484 (1, 10)	4-2 FC6-4 BB		1 SAFE 3-1 1 SAFE 2B 55 1B	0-1 F9		2-1 FC5-4 HBP		2-3 K2-3		3 1 1 0 1 1 0												
Gary Sheffield, R OBP: 0.360, SLG: 0.465 (1, 9)	1-2 FC6-4 1-2f		0-1 55 1B 20 2B	2-1 2B		2-0 FC5-4 FC5-4 1-2f		1-0 G6-3		5 1 2 1 0 0 3												
55 Hideki Matsui, L OBP: 0.340, SLG: 0.333 (1, 7)		0-1 G4-3	2-0 20 2B 1B	4-1 FC6-4 BB		2-0 F8		3-1 F8		4 1 1 1 1 0 1												
20 Jorge Posada, S OBP: 0.383, SLG: 0.711 (1, 2)		4-0 1B 2 1B BB	0-1 1B 2 G6-3 2B	0-1 F4		0-0 FC5-4 1-2f		4-1 BB 2 BB BB		3 2 1 1 2 0 3												
Travis Lee, L OBP: 0.200, SLG: 0.200 (1, 3)		3-2 2 1B 1B	1-3 K	0-2 FC6-4		2-1 F9		0-0 F8		5 0 1 0 0 1 5												
Enrique Wilson, S OBP: 0.200, SLG: 0.162 (1, 4)		1-1 F7	0-2 2 G6-3 2B 1B		1-1 F8		3-2 G1-3		2-0 F9	5 1 1 1 0 0 3												
Inning Stats	R: 0 E: 0 K: 1 S: 15	H: 0 LOB: 2 BB: 2 P: 28	R: 1 E: 0 K: 0 S: 9	H: 2 LOB: 2 BB: 1 P: 17	R: 6 E: 0 K: 1 S: 20	H: 6 LOB: 1 BB: 1 P: 31	R: 0 E: 0 K: 0 S: 10	H: 1 LOB: 2 BB: 1 P: 16	R: 0 E: 0 K: 1 S: 10	H: 1 LOB: 1 BB: 0 P: 15	R: 0 E: 0 K: 0 S: 4	H: 0 LOB: 1 BB: 0 P: 10	R: 0 E: 0 K: 0 S: 7	H: 0 LOB: 2 BB: 2 P: 22	R: 0 E: 0 K: 1 S: 7	H: 0 LOB: 0 BB: 0 P: 13	R: 0 E: 0 K: 0 S: 8	H: 0 LOB: 3 BB: 3 P: 24	1B: 6 2B: 4 3B: 0 HR: 0	SF: 0 SAC: 0 DP: 0 HBP: 1	WP: 0 PB: 0 SB: 0 CS: 0	PA: 48
PITCHER	IP WLS BF H R ER SO BB IBB HBP BLK WP HR S P ERA WHIP																					
Derek Lowe, R ERA: 9.35 (1, 1)	2.2 L 20 8 7 7 2 4 0 0 0 0 0 0 43 75 23.62 4.500																					
Mark Malaska, L ERA: (3, 1)	2.1 10 2 0 0 1 1 0 0 0 0 0 0 21 32 0.00 1.286																					
Phil Seibel, L ERA: (6, 1)	3.2 16 0 0 0 1 4 0 1 0 0 0 0 22 59 0.00 1.091																					
Frank Castillo, R ERA: (9, 1)	0.1 2 0 0 0 0 1 0 0 0 0 0 0 4 10 0.00 3.000																					

New York Yankees @ Boston Red Sox  
Fenway Park, Boston, MA  
Sun Apr 18 2004, 2:05 PM EDT  
Att: 35,011 - Overcast - 54 F

[livebaseballscorecards.com](http://livebaseballscorecards.com)

AB	37
R	7
H	10
RBI	7
BB	10
SO	4
LOB	26



Batter	1	2	3	4	5	6	7	8	9	AB R H RBI BB SO LOB
18 Johnny Damon, L OBP: 0.372, SLG: 0.359 (1, 8)	2-3 K	SAFE 1-1 CS	2-1 34 F9 BB 2B 1B	0-1 FC6-4 1B		1-1 FC4-6			0-0 F9	5 1 1 0 0 1 3
Bill Mueller, S OBP: 0.327, SLG: 0.380 (1, 5)	1-1 1B 2B 1B		4-0 1-2 2B BB	0-1 1-2 1B			1-0 F7		1-1 G6-3	4 2 2 0 1 0 1
34 David Ortiz, L OBP: 0.333, SLG: 0.463 (1, 3)	2-3 K		1-1 F9	1-1 P6			0-0 G3			4 0 0 0 0 1 5
Manny Ramirez, R OBP: 0.460, SLG: 0.696 (1, 7)	2-0 1-2 2B 1B		3-0 WP 1-H 3-H FC5-2 2B		1-1 F9		0-0 F9			4 0 2 2 0 0 0
Kevin Millar, R OBP: 0.314, SLG: 0.378 (1, 9)	0-1 1-3 2-H 2B		4-2 WP BB		2-3 K		1-1 P6			3 0 1 1 1 1 0
Ellis Burks, R OBP: 0.167, SLG: 0.227 (1, 10)	0-0 F7		3-2 FC5-2		1-2 F7		1-2 F8			4 0 0 0 0 0 4
Jason Varitek, S OBP: 0.442, SLG: 0.364 (1, 2)		3-2 18 CS 1B	3-2 G3-1		2-2 18 FC4-6 1B		1-2 F7			4 0 2 0 0 0 2
Cesar Crespo, S OBP: 0.176, SLG: 0.235 (1, 4)		0-3 K		1-1 G4-3		1-0 L4		1-2 G5-3		4 0 0 0 0 1 2
Pokey Reese, R OBP: 0.229, SLG: 0.188 Gabe Kapler, R OBP: 0.242, SLG: 0.242 (9, PH)		3-1 SAFE F7		4-0 18 FC6-4 BB		2-2 P3		0-1 DI 1B		2 0 0 0 1 0 2 1 0 1 0 0 0 0

Inning Stats	R: 1	H: 3	E: 0	K: 2	S: 13	H: 3	LOB: 2	BB: 0	P: 20	R: 0	H: 1	E: 0	K: 1	S: 14	R: 2	H: 2	E: 0	K: 0	S: 15	R: 0	H: 1	E: 0	K: 0	S: 8	R: 0	H: 0	E: 0	K: 1	S: 10	R: 0	H: 1	E: 0	K: 0	S: 13	R: 0	H: 0	E: 0	K: 0	S: 3	R: 0	H: 0	E: 0	K: 0	S: 11	R: 0	H: 1	E: 0	K: 0	S: 8	1B: 7	2B: 2	3B: 0	HR: 0	SF: 0	SAC: 0	DP: 0	HBP: 0
--------------	------	------	------	------	-------	------	--------	-------	-------	------	------	------	------	-------	------	------	------	------	-------	------	------	------	------	------	------	------	------	------	-------	------	------	------	------	-------	------	------	------	------	------	------	------	------	------	-------	------	------	------	------	------	-------	-------	-------	-------	-------	--------	-------	--------

PITCHER	IP	WLS	BF	H	R	ER	SO	BB	IBB	HBP	BLK	WP	HR	S	P	ERA	WHIP
Jose Contreras, R ERA: 9.39 (1, 1)	2.1		14	6	3	3	3	2	0	0	0	0	0	34	62	11.57	3.429
Paul Quantrill, R ERA: 2.45 (3, 1)	2.2	W	10	1	0	0	1	1	0	0	0	1	0	26	42	0.00	0.750
Gabe White, L ERA: 1.8 (6, 1)	1.2		6	1	0	0	0	0	0	0	0	0	0	15	22	0.00	0.600
Tom Gordon, R ERA: 2.7 (7, 1)	1.1		4	0	0	0	0	0	0	0	0	0	0	12	15	0.00	0.000
42 Mariano Rivera, R ERA: 1.5 (9, 1)	1.0		4	1	0	0	0	0	0	0	0	0	0	8	10	0.00	1.000


**BOTTOM**

**New York Yankees @ Boston Red Sox**  
Fenway Park, Boston, MA

Sun Apr 18 2004, 2:05 PM EDT  
Att: 35,011 - Overcast - 54 F

AB	35
R	3
H	9
RBI	3
BB	3
SO	4
LOB	19

WP: 1 PA: 39  
PB: 0  
SB: 0  
CS: 1



PITCHER	IP	WLS	BF	H	R	ER	SO	BB	IBB	HBP	BLK	WP	HR	S	P	ERA	WHIP
---------	----	-----	----	---	---	----	----	----	-----	-----	-----	----	----	---	---	-----	------

Batter	1	2	3	4	5	6	7	8	9	AB R H RBI BB SO LOB	TOP																
2 Derek Jeter, R OBP: 0.328, SLG: 0.296 (1, 6) X	0-0 B5-3	1-2 G4-6-3 HBP		1-2 E5 13 FC6-4		3-2 E5			3-3 K	4 0 0 0 0 1 1																	
Bernie Williams, S OBP: 0.362, SLG: 0.263 (1, 8) X	0-0 1B	1-0 G4-6-3		1-0 F4		0-0 G6-3			1-0 F7	5 0 1 0 0 0 5																	
13 Alex Rodriguez, R OBP: 0.263, SLG: 0.280 (1, 5) C B F B C	2-3 K		0-2 G5-3	2-2 FC6-4			0-3 K		0-1 1B	5 0 1 0 0 2 3																	
25 Jason Giambi, L OBP: 0.500, SLG: 0.543 (1, 10) B B C B X	3-1 F7		2-2 HR		1-2 55 1B HBP		1-2 G6-3		1-3 K	4 1 1 1 0 1 2																	
Gary Sheffield, R OBP: 0.352, SLG: 0.447 (1, 9)		3-2 55 BB E 1B	0-3 K		0-2 P4		2-1 F8			4 1 1 0 0 1 1																	
55 Hideki Matsui, L OBP: 0.369, SLG: 0.400 (1, 7) C B F C B B B B 1 SAFE		4-2 SAFE E BB	2-1 2B		0-0 G6-4-3 1B			0-2 1B		3 1 3 0 1 0 0																	
Travis Lee, L OBP: 0.222, SLG: 0.333 (1, 3) F B C B X C B B		1-2 E6 1B 2B 1-H 2-H	0-1 G3-1		0-1 G6-4-3			0-3 K		4 1 1 2 0 1 4																	
John Flaherty, R OBP: 0.333, SLG: 0.333 (1, 2) B B C B X C B B		1-1 SH1-3 1B		0-3 K		0-3 K		2-3 K		3 0 1 1 0 2 0 1 0 0 0 0 1 1																	
20 Jorge Posada, S OBP: 0.375, SLG: 0.692 (8, PH) (8, 2) X		0-0 SH1-3		0-0 2B 1B		1-2 G3		1-2 G3		2 0 1 0 0 0 0 1 0 0 0 0 0 1 0 0 0 0 0 0 0																	
Enrique Wilson, S OBP: 0.214, SLG: 0.179 (1, 4) X																											
Ruben Sierra, S OBP: 0.105, SLG: 0.105 (8, PH) (8, 4)																											
Miguel Cairo, R (8, 4)																											
<b>Inning Stats</b>	R: 0 E: 0 K: 1 S: 7	H: 1 LOB: 1 BB: 0 P: 12	R: 3 E: 1 K: 1 S: 16	H: 3 LOB: 1 BB: 1 P: 27	R: 1 E: 0 K: 1 S: 14	H: 2 LOB: 1 BB: 0 P: 18	R: 0 E: 0 K: 1 S: 12	H: 1 LOB: 2 BB: 0 P: 16	R: 0 E: 0 K: 0 S: 8	H: 1 LOB: 1 BB: 0 P: 9	R: 0 E: 1 K: 1 S: 10	H: 0 LOB: 1 BB: 0 P: 14	R: 0 E: 0 K: 1 S: 8	H: 0 LOB: 0 BB: 0 P: 11	R: 0 E: 0 K: 2 S: 12	H: 1 LOB: 1 BB: 0 P: 15	R: 0 E: 0 K: 2 S: 9	H: 1 LOB: 1 BB: 0 P: 14	1B: 7 2B: 2 3B: 0 HR: 1	SF: 0 SAC: 1 DP: 2 HBP: 2	WP: 0 PB: 0 SB: 0 CS: 0	PA: 40					
<b>PITCHER</b>	IP WLS BF H R ER SO BB IBB HBP BLK WP HR S P ERA WHIP																										
Bronson Arroyo, R ERA: 7.11 (1, 1)	6.1		30	8	4	4	5	1	0	2	0	0	1	70	99	5.68	1.421										
Alan Embree, L ERA: 3.18 (7, 1)	1.0		4	1	0	0	1	0	0	0	0	0	0	11	14	0.00	1.000										
50 Mike Timlin, R ERA: 8.53 (8, 1)	0.2	W	2	0	0	0	1	0	0	0	0	0	0	6	9	0.00	0.000										
Keith Foulke, R ERA: 0.9 (9, 1)	1.0	S	4	1	0	0	2	0	0	0	0	0	0	9	14	0.00	1.000										

**New York Yankees @ Boston Red Sox**  
**Fenway Park, Boston, MA**  
 Mon Apr 19 2004, 11:05 AM EDT  
 Att. 35,027 - Cloudy - 71 F

[livebaseballscorecards.com](http://livebaseballscorecards.com)

<b>AB</b>	36
<b>R</b>	4
<b>H</b>	10
<b>RBI</b>	4
<b>BB</b>	1
<b>SO</b>	9
<b>LOB</b>	18





Batter	1	2	3	4	5	6	7	8	9	AB	R	H	RBI	BB	SO	LOB
18 Johnny Damon, L OBP: 0.362, SLG: 0.349	2-2 G3	1-1 F8			0-1 G6-3		0-0 34 E 1B			4	0	1	0	0	0	2
Bill Mueller, S OBP: 0.339, SLG: 0.407	2-3 K		1-1 1B		3-2 34 1B 2B		2-3 K			4	1	2	0	0	2	2
34 David Ortiz, L OBP: 0.365, SLG: 0.511	1-1 2B		2-3 K		2-0 2-H 1B		0-2 E5 G6-4-3 1B			4	0	3	2	0	1	1
Manny Ramirez, R OBP: 0.426, SLG: 0.640	0-1 G6-3		1-2 F9		3-2 F8		0-0 G6-4-3 1-2f			4	0	0	0	0	0	5
Jason Varitek, S OBP: 0.447, SLG: 0.459		0-1 G1-3 1B	0-0 F8			1-1 HR		3-3 K		4	2	2	1	0	1	1
Dave McCarty, R OBP: 0.182, SLG: 0.200		2-3 K		1-1 G5-3		2-0 G4-3		0-2 G4-3 1B 2B		4	1	1	0	0	1	1
Cesar Crespo, S OBP: 0.143, SLG: 0.190		1 SAFE 2-1 G1-3		1-1 G4-3		1-3 K		0-2 G4-3		4	0	0	0	0	1	2
Gabe Kapler, R OBP: 0.270, SLG: 0.270		0-1 2-H 1B		2-1 G5-3		2-2 G6-3		0-1 3-H 1B		4	0	2	2	0	0	0
Pokey Reese, R OBP: 0.256, SLG: 0.222		1 SAFE 1-2 1B			0-1 F8		1-1 18 1B 34 1B 1B		1 SAFE 1-3 K	4	1	2	0	0	1	1

Inning Stats	R: 0	H: 1	E: 0	K: 1	S: 12	H: 1	LOB: 1	BB: 0	P: 17	R: 1	H: 3	E: 0	K: 1	S: 14	H: 0	LOB: 2	BB: 0	P: 20	R: 0	H: 1	E: 0	K: 1	S: 10	H: 0	LOB: 0	BB: 0	P: 14	R: 0	H: 0	E: 0	K: 0	S: 6	R: 1	H: 2	E: 0	K: 0	S: 13	H: 1	LOB: 1	BB: 0	P: 21	R: 1	H: 1	E: 0	K: 1	S: 14	H: 1	LOB: 0	BB: 0	P: 20	R: 1	H: 3	E: 1	K: 1	S: 10	H: 2	LOB: 1	BB: 0	P: 13	R: 1	H: 2	E: 0	K: 2	S: 15	H: 2	LOB: 1	BB: 0	P: 19
PITCHER	IP	WLS	BF	H	R	ER	SO	BB	IBB	HBP	BLK	WP	HR	S	P	ERA	WHIP																																																			
Kevin Brown, R ERA: 2.33	(1, 1)	6.0		9	4	4	4	0	0	0	0	0	0	71	105	6.00	1.500																																																			
Gabe White, L ERA: 1.69	(7, 1)	0.1	B	3	2	0	1	0	0	0	0	0	0	7	9	0.00	6.000																																																			
Tom Gordon, R ERA: 3.24	(7, 1)	1.2	L	6	2	1	2	0	0	0	0	0	0	16	20	5.40	1.200																																																			

BOTTOM

New York Yankees @ Boston Red Sox

Fenway Park, Boston, MA

Mon Apr 19 2004, 11:05 AM EDT  
Att: 35,027 - Cloudy - 71 F

livebaseballscorecards.com

AB	36
R	5
H	13
RBI	5
BB	0
SO	7
LOB	15



WP: 0	PA: 36
PB: 0	SB: 0
CS: 0	
1B: 9	SF: 0
2B: 3	SAC: 0
3B: 0	DP: 1
HR: 1	HBP: 0
WP: 0	PA: 36
ERA	WHIP

Batter	1	2	3	4	5	6	7	8	9	AB R H RBI BB SO LOB	TOP											
2 Derek Jeter, R OBP: 0.318, SLG: 0.288 (1, 6)										5 1 1 0 0 1 3												
Bernie Williams, S OBP: 0.358, SLG: 0.256 (1, 8)										5 1 1 0 1 2 3												
13 Alex Rodriguez, R OBP: 0.286, SLG: 0.304 (1, 5)										6 1 3 0 0 1 2												
25 Jason Giambi, L OBP: 0.492, SLG: 0.550 Travis Lee, L OBP: 0.200, SLG: 0.300 (1, 3) (8, 3)										5 2 2 0 0 0 3 1 0 0 0 0 1 1												
Gary Sheffield, R OBP: 0.373, SLG: 0.440 (1, 9)										3 1 1 0 2 0 1												
20 Jorge Posada, S OBP: 0.415, SLG: 0.791 (1, 2)										4 2 3 4 1 0 1												
55 Hideki Matsui, L OBP: 0.424, SLG: 0.404 (1, 7)										2 1 1 1 2 1 1												
Ruben Sierra, S OBP: 0.208, SLG: 0.174 (1, 10)										4 1 2 1 1 0 4												
Miguel Cairo, R OBP: 0.375, SLG: 0.571 (1, 4)										4 1 2 3 0 0 2												
<b>Inning Stats</b>	R: 7 E: 2 K: 0 S: 21	H: 6 LOB: 2 BB: 2 P: 38	R: 1 E: 0 K: 1 S: 12	H: 2 LOB: 1 BB: 0 P: 19	R: 0 E: 0 K: 1 S: 7	H: 0 LOB: 0 BB: 0 P: 9	R: 0 E: 0 K: 2 S: 8	H: 2 LOB: 1 BB: 0 P: 12	R: 0 E: 0 K: 2 S: 7	H: 0 LOB: 2 BB: 2 P: 18	R: 1 E: 0 K: 1 S: 8	H: 1 LOB: 2 BB: 3 P: 24	R: 1 E: 0 K: 0 S: 7	H: 1 LOB: 0 BB: 0 P: 11	R: 1 E: 0 K: 0 S: 11	H: 3 LOB: 2 BB: 0 P: 20	R: 0 E: 0 K: 1 S: 11	H: 1 LOB: 1 BB: 0 P: 16	1B: 11 2B: 4 3B: 0 HR: 1	SF: 0 SAC: 2 DP: 2 HBP: 1	WP: 1 PB: 0 SB: 1 CS: 0	PA: 49
<b>PITCHER</b>	IP WLS BF H R ER SO BB IBB HBP BLK WP HR S P ERA WHIP	IP WLS BF H R ER SO BB IBB HBP BLK WP HR S P ERA WHIP																				
56 Mark Buehrle, L ERA: 5.96 (1, 1)	2.0 L 17 8 8 8 1 2 0 1 0 0 0 33 57 36.00 5.000	Jon Adkins, R ERA: (3, 1)	3.0 12 2 0 0 3 2 0 0 0 0 0 22 39 0.00 1.333	Shingo Takatsu, R ERA: 9.0 (6, 1)	0.1 3 1 1 1 1 1 0 0 0 0 0 5 11 27.00 6.000	Neal Cotts, L ERA: (6, 1)	0.2 3 0 0 0 0 2 0 0 0 0 0 3 13 0.00 3.000	Michael Jackson, R ERA: 2.7 (7, 1)	1.2 9 4 2 2 0 0 0 0 0 1 1 16 29 10.80 2.400	Billy Koch, R ERA: 7.11 (8, 1)	1.1 5 1 0 0 1 0 0 0 0 0 0 13 18 0.00 0.750											

New York Yankees @ Chicago White Sox  
U.S. Cellular Field, Chicago, IL

Tue Apr 20 2004, 8:05 PM EDT  
Att. 32,034 - Unknown - 59 F

AB	39
R	11
H	16
RBI	9
BB	7
SO	6
LOB	21



WP	1	PA	49
----	---	----	----

ERA	0.00	WHIP	0.750
-----	------	------	-------

Batter	1	2	3	4	5	6	7	8	9	AB	R	H	RBI	BB	SO	LOB
Willie Harris, L OBP: 0.256, SLG: 0.317 (1, 4)	1-3 K ①	1-2 L9 ③		3-2 G6-3 ①		1-1 B1-3 ①		1-1 G1-3 ②		5	0	0	0	0	1	1
5 Juan Uribe, R OBP: 0.406, SLG: 0.533 (1, 6)	1-2 2B 1B		3-3 K ①	0-0 F9 ②		2-1 1B 2B		1-2 G5-3 ③		5	2	2	0	0	1	0
Magglio Ordonez, R OBP: 0.390, SLG: 0.642 (1, 9)	0-0 2B 1-H		1-0 14 1B 3B	4-2 BB		1-0 CS 1B 2-H		0-0 G4-3 ①		4	1	3	2	1	0	0
Carlos Lee, R OBP: 0.339, SLG: 0.469 (1, 7)	4-2 14 G5-4-3 BB		0-1 P3 ②	1-1 P4 ③		1-2 K ② ③ 1-2		0-1 G1-3 ②		4	0	0	0	1	1	3
14 Paul Konerko, R OBP: 0.373, SLG: 0.553 (1, 3)	3-1 G5-4-3 ② ③ 1-2f		1-1 2B 1B 3-H		3-2 HR		0-1 G5-3 ①		2-2 G6-3 ③		5	2	2	2	0	2
Ross Gload, L OBP: 0.500, SLG: 0.500 (1, 10)		2-2 F8 24 1B SF8 1B	0-0 2B 2B 1-H		1-3 K ①		3-2 G4-3 ②				4	2	2	1	0	1
24 Joe Crede, R OBP: 0.280, SLG: 0.289 (1, 5)		1-0 1B 1-2	4-2 2B BB		0-3 K ②		0-0 FC6-4 1B				3	0	2	0	1	1
Aaron Rowand, R OBP: 0.324, SLG: 0.600 (1, 8)		3-2 F8 ①	2-0 2B 1-3 2-H		1-0 HR		1-1 FC6-4 ③ 1-2f				4	1	2	2	0	3
Sandy Alomar Jr., R OBP: 0.286, SLG: 0.450 (1, 2)		1-1 SF8 ② 3-H	1-3 K ③		0-1 G1-3 ③		3-2 G4-3 ①				3	0	0	1	0	2

Inning Stats	R: 1	H: 2	E: 0	K: 1	S: 13	H: 2	LOB: 1	BB: 1	P: 22	R: 1	H: 2	E: 0	K: 0	S: 13	H: 4	LOB: 2	BB: 1	P: 30	R: 0	H: 0	E: 0	K: 0	S: 9	R: 2	H: 2	E: 0	K: 2	S: 13	H: 2	LOB: 0	BB: 0	P: 18	R: 1	H: 2	E: 0	K: 1	S: 9	H: 1	LOB: 1	BB: 0	P: 12	R: 0	H: 0	E: 0	K: 0	S: 9	H: 0	LOB: 0	BB: 0	P: 14	R: 0	H: 0	E: 0	K: 0	S: 9	H: 0	LOB: 0	BB: 0	P: 11	1B: 6	SF: 1	3B: 1	HR: 2	SAC: 0	DP: 1	HBP: 0	WP: 0	PA: 41
--------------	------	------	------	------	-------	------	--------	-------	-------	------	------	------	------	-------	------	--------	-------	-------	------	------	------	------	------	------	------	------	------	-------	------	--------	-------	-------	------	------	------	------	------	------	--------	-------	-------	------	------	------	------	------	------	--------	-------	-------	------	------	------	------	------	------	--------	-------	-------	-------	-------	-------	-------	--------	-------	--------	-------	--------


PITCHER	IP	WLS	BF	H	R	ER	SO	BB	IBB	HBP	BLK	WP	HR	S	P	ERA	WHIP
Alex Graman, L ERA: 16.88 (1, 1)	2.2		17	8	5	5	2	2	0	0	0	0	0	41	69	16.88	3.750
Scott Proctor, R ERA: 7.71 (3, 1)	2.1		10	2	2	2	3	1	0	0	0	0	2	25	39	7.71	1.286
Paul Quantrill, R ERA: 2.89 (6, 1)	2.0	W	8	3	1	1	1	0	0	0	0	0	0	17	26	4.50	1.500
Tom Gordon, R ERA: 2.89 (8, 1)	1.0	H	3	0	0	0	0	0	0	0	0	0	0	9	14	0.00	0.000
42 Mariano Rivera, R ERA: 1.29 (9, 1)	1.0	S	3	0	0	0	0	0	0	0	0	0	0	9	11	0.00	0.000

**BOTTOM**

**New York Yankees @ Chicago White Sox**  
 U.S. Cellular Field, Chicago, IL

livebaseballscores.com

**AB 37**  
**R 8**  
**H 13**  
**RBI 8**  
**BB 3**  
**SO 6**  
**LOB 11**



Tue Apr 20 2004, 8:05 PM EDT  
 Att: 32,034 - Unknown - 59 F

Batter	1	2	3	4	5	6	7	8	9	AB R H RBI BB SO LOB	TOP		
<b>Bubba Crosby, L</b> (1, 8) OBP: 0.333, SLG: 1.000	0-1 13 G5-3 1B		0-0 G5-3			1-3 K		3-2 L9		4 0 1 0 0 1 0			
<b>2 Derek Jeter, R</b> (1, 6) OBP: 0.300, SLG: 0.270	3-1 F8			3-2 F8		3-3 K		0-3 K		4 0 0 0 0 2 1			
<b>13 Alex Rodriguez, R</b> (1, 5) OBP: 0.299, SLG: 0.356	0-0 G5-3			4-2 25 PB BB		0-2 HR		2-3 K		3 1 1 1 1 1 1			
<b>25 Jason Giambi, L</b> (1, 10) OBP: 0.460, SLG: 0.500	3-1 F7			2-2 P4		1-0 F8			2-3 K	4 0 0 0 0 1 2			
<b>Gary Sheffield, R</b> (1, 9) OBP: 0.397, SLG: 0.453		2-1 20 G6-4-3 1B		4-0 BB		2-1 20 HR 1B		0-2 G4-3		3 1 2 0 1 0 0			
<b>20 Jorge Posada, S</b> (1, 2) OBP: 0.404, SLG: 0.809		1-0 G6-4-3		0-3 K		2-2 1-H HR		2-1 G6-3		4 1 1 2 0 1 3			
<b>55 Hideki Matsui, L</b> (1, 7) OBP: 0.403, SLG: 0.380		2-3 K			1-3 K		2-3 K			3 0 0 0 0 3 0			
<b>Travis Lee, L</b> (1, 3) OBP: 0.154, SLG: 0.231			0-2 G6-3		0-0 F7		1-2 G4-3			3 0 0 0 0 0 0			
<b>Enrique Wilson, S</b> (1, 4) OBP: 0.200, SLG: 0.167			0-2 G4-3		0-0 G3		1-2 F9			3 0 0 0 0 0 0			
<b>Inning Stats</b>	R: 0 E: 0 K: 0 S: 7 H: 1 LOB: 1 BB: 0 P: 13	R: 0 E: 0 K: 1 S: 6 H: 1 LOB: 0 BB: 0 P: 11	R: 0 E: 0 K: 0 S: 8 H: 0 LOB: 0 BB: 0 P: 8	R: 0 E: 0 K: 1 S: 14 H: 0 LOB: 2 BB: 2 P: 27	R: 0 E: 0 K: 1 S: 5 H: 0 LOB: 0 BB: 0 P: 6	R: 1 E: 0 K: 2 S: 12 H: 1 LOB: 0 BB: 0 P: 17	R: 2 E: 0 K: 1 S: 14 H: 2 LOB: 0 BB: 0 P: 22	R: 0 E: 0 K: 2 S: 9 H: 0 LOB: 0 BB: 0 P: 14	R: 0 E: 0 K: 1 S: 8 H: 0 LOB: 0 BB: 0 P: 12	1B: 3 2B: 0 3B: 0 HR: 2 SF: 0 SAC: 0 DP: 1 HBP: 0	WP: 0 PB: 1 SB: 0 CS: 0 PA: 33		
<b>PITCHER</b>	IP WLS BF H R ER SO BB IBB HBP BLK WP HR S P ERA WHIP											<b>PITCHER</b>	IP WLS BF H R ER SO BB IBB HBP BLK WP HR S P ERA WHIP
<b>Jon Garland, R</b> (1, 1) ERA: 3.74	7.0 L 27 5 3 3 6 2 0 0 0 0 0 2 66 104 3.86 1.000												
<b>Cliff Politte, R</b> (8, 1) ERA: 3.6	1.0 3 0 0 0 2 0 0 0 0 0 0 0 9 14 0.00 0.000												
<b>Damaso Marte, L</b> (9, 1) ERA: 4.5	1.0 3 0 0 0 1 0 0 0 0 0 0 0 8 12 0.00 0.000												

**New York Yankees @ Chicago White Sox**  
**U.S. Cellular Field, Chicago, IL**  
 Wed Apr 21 2004, 8:05 PM EDT  
 Att. 26,154 - Unknown - 55 F

<b>AB</b>	<b>31</b>
<b>R</b>	<b>3</b>
<b>H</b>	<b>5</b>
<b>RBI</b>	<b>3</b>
<b>BB</b>	<b>2</b>
<b>SO</b>	<b>9</b>
<b>LOB</b>	<b>7</b>



Batter	1	2	3	4	5	6	7	8	9	AB	R	H	RBI	BB	SO	LOB
Willie Harris, L (1, 4) OBP: 0.255, SLG: 0.295	2-0 G3		4-1 5 1B BB		1-1 F7		1-3 K			3	0	0	0	1	1	0
5 Juan Uribe, R (1, 6) OBP: 0.389, SLG: 0.500	1-3 K		0-1 FC5-4 1B		0-0 G5-3			2-2 F9		4	0	1	0	0	1	0
Magglio Ordonez, R (1, 9) OBP: 0.381, SLG: 0.614	3-2 G1-3		0-1 FC5-4		1-0 FC6-4 1B			2-3 K		4	0	1	0	0	1	3
Carlos Lee, R (1, 7) OBP: 0.333, SLG: 0.509		1-2 F9		0-0 HR		1-0 FC6-4		1-3 K		4	1	1	1	0	1	1
14 Paul Konerko, R (1, 3) OBP: 0.345, SLG: 0.510		1-2 G5-3		0-0 G6-3		3-2 F8		1-1 F8		4	0	0	0	0	0	0
Ross Gload, L (1, 10) OBP: 0.500, SLG: 0.462		2-3 K		0-0 1B 1B		1-1 G4-3		4-1 BB		3	0	1	0	1	1	0
24 Joe Crede, R (1, 5) OBP: 0.259, SLG: 0.265			1-1 G5-3		1-2 F7		2-0 G5-3		2-3 K	4	0	0	0	0	1	2
Aaron Rowand, R (1, 8) OBP: 0.341, SLG: 0.579			4-0 5 1B SH1-3 BB		0-2 FC5-4 1B		2-2 P4		3-2 P5	3	0	1	0	1	0	1
Miguel Olivo, R (1, 2) OBP: 0.407, SLG: 0.680			1-1 SH1-3	SAFE SAFE SAFE	2-1 FC5-4		1-3 K			2	0	0	0	0	1	2

Inning Stats	R: 0	H: 0	E: 0	K: 1	S: 8	LOB: 0	BB: 0	P: 14	R: 0	H: 0	E: 0	K: 1	S: 9	LOB: 0	BB: 0	P: 13	R: 0	H: 1	E: 0	K: 0	S: 9	LOB: 3	BB: 2	P: 19	R: 1	H: 3	E: 0	K: 0	S: 12	LOB: 2	BB: 0	P: 15	R: 0	H: 1	E: 0	K: 0	S: 5	LOB: 1	BB: 0	P: 8	R: 0	H: 0	E: 0	K: 0	S: 7	LOB: 0	BB: 0	P: 13	R: 0	H: 0	E: 0	K: 2	S: 11	LOB: 0	BB: 0	P: 15	R: 0	H: 0	E: 0	K: 2	S: 11	LOB: 0	BB: 0	P: 16	R: 0	H: 0	E: 0	K: 1	S: 13	LOB: 1	BB: 1	P: 23	1B: 4	2B: 0	3B: 0	HR: 1	SF: 0	SAC: 1	DP: 0	HBP: 0	WP: 0	PA: 35
PITCHER	IP	WLS	BF	H	R	ER	SO	BB	IBB	HBP	BLK	WP	HR	S	P	ERA	WHIP																																																																	
Javier Vazquez, R (1, 1) ERA: 2.53	8.0	W	31	5	1	1	6	2	0	0	0	0	1	72	113	1.12	0.875																																																																	
42 Mariano Rivera, R (9, 1) ERA: 1.13	1.0	S	4	0	0	0	1	1	0	0	0	0	0	13	23	0.00	1.000																																																																	

BOTTOM

New York Yankees @ Chicago White Sox  
U.S. Cellular Field, Chicago, IL

livebaseballscores.com

AB	31
R	1
H	5
RBI	1
BB	3
SO	7
LOB	9



Wed Apr 21 2004, 8:05 PM EDT  
Att: 26,154 - Unknown - 55 F





Batter	1	2	3	4	5	6	7	8	9	AB R H RBI BB SO LOB	TOP		
18 Johnny Damon, L (1, 8) OBP: 0.381, SLG: 0.375	1-3 K		4-1 F8 S BB	4-1 HR BB		2-2 34 2B	1-2 BB 1B		0-2 G5-3	4 2 2 1 2 1 0			
Bill Mueller, S (1, 5) OBP: 0.346, SLG: 0.429 Cesar Crespo, S (8, 4) OBP: 0.154, SLG: 0.269	1-1 P5		3-2 F7	1-1 HR		0-0 F8	4-0 BB		2-3 K	4 1 1 3 1 0 2 1 0 0 0 0 1 0			
34 David Ortiz, L (1, 3) OBP: 0.366, SLG: 0.548 Dave McCarty, R (7, 3) OBP: 0.182, SLG: 0.200	3-2 F8		4-2 F8 BB	3-2 F9		2-2 2B	1-2 K			4 0 1 1 1 1 2 0 0 0 0 0 0 0			
Manny Ramirez, R (1, 7) OBP: 0.438, SLG: 0.636			1-1 F8	0-2 P3		0-0 F9		2-0 HR		5 1 1 1 0 1 3			
Ellis Burks, R (1, 10) OBP: 0.212, SLG: 0.233			2-2 G5-3					0-0 F9		4 2 1 0 1 1 2			
Jason Varitek, S (1, 2) OBP: 0.459, SLG: 0.479 Doug Mirabeli, R (9, 2) OBP: 0.600, SLG: 1.667			2-2 G1-3 1B					1-1 E9 FC6-4		5 0 0 0 0 2 2 0 0 0 0 0 0 0			
Kevin Millar, R (1, 9) OBP: 0.314, SLG: 0.403			4-1 1B BB	2-1 HR		4-2 BB	1-0 F7	0-2 FC6-4		3 1 1 1 2 0 2			
Mark Bellhorn, S (1, 4) OBP: 0.431, SLG: 0.362 (8, 5)			3-1 1B	1-1 HR		3-3 K	0-1 2B 1B	2-3 K		5 2 3 2 0 2 2			
Pokey Reese, R (1, 6) OBP: 0.250, SLG: 0.245			3-2 P3	2-2 HR 1B		1-2 G4-3	0-0 18 1B 2B	1-2 F8		5 2 2 2 0 0 2			
<b>Inning Stats</b>	R: 0 H: 0 E: 0 LOB: 0 K: 1 BB: 0 S: 10 P: 15	R: 1 H: 2 E: 0 LOB: 2 K: 1 BB: 1 S: 15 P: 31	R: 0 H: 0 E: 0 LOB: 2 K: 0 BB: 2 S: 11 P: 23	R: 5 H: 4 E: 0 LOB: 0 K: 1 BB: 1 S: 20 P: 36	R: 0 H: 0 E: 0 LOB: 1 K: 2 BB: 1 S: 14 P: 25	R: 1 H: 2 E: 0 LOB: 1 K: 0 BB: 0 S: 12 P: 17	R: 3 H: 3 E: 0 LOB: 2 K: 2 BB: 2 S: 18 P: 30	R: 1 H: 1 E: 1 LOB: 1 K: 1 BB: 0 S: 12 P: 17	R: 0 H: 0 E: 0 LOB: 0 K: 1 BB: 0 S: 9 P: 12	1B: 5 SF: 0 2B: 3 SAC: 0 3B: 0 DP: 0 HR: 4 HBP: 0	WP: 0 PA: 47 PB: 0 SB: 3 CS: 0		
<b>PITCHER</b>	IP WLS BF H R ER SO BB IBB HBP BLK WP HR S P ERA WHIP											<b>PITCHER</b>	IP WLS BF H R ER SO BB IBB HBP BLK WP HR S P ERA WHIP
Jose Contreras, R (1, 1) ERA: 10.64	3.1 L 19 5 5 5 3 4 0 0 0 0 0 2 48 93 13.50 2.700												
Donovan Osborne, L (4, 1) ERA: 3.86	2.1 11 3 2 2 2 1 0 0 0 0 0 1 33 53 7.71 1.714												
Scott Proctor, R (6, 1) ERA: 12.27	1.1 9 3 3 3 2 2 0 0 0 0 0 0 19 31 20.25 3.750												
Alex Graman, L (8, 1) ERA: 11.57	2.0 8 1 1 1 2 0 0 0 0 0 0 1 21 29 4.50 0.500												

**Boston Red Sox @ New York Yankees**  
 Yankee Stadium, Bronx, NY  
 Fri Apr 23 2004, 7:05 PM EDT  
 Att: 55,001 - Overcast - 53 F

AB	40
R	11
H	12
RBI	11
BB	7
SO	9
LOB	17



livebaseballscorecards.com



Batter	1	2	3	4	5	6	7	8	9	AB	R	H	RBI	BB	SO	LOB
<b>Bubba Crosby, L</b> (1, 8) OBP: 0.231, SLG: 0.692	3-2 G4-3		2-2 K		2-1 G4-3			0-1 L6		4	0	0	0	0	1	1
<b>2 Derek Jeter, R</b> (1, 6) OBP: 0.269, SLG: 0.239	2-2 L9		0-2 G1-3			1-3 K		0-3 K		4	0	0	0	0	2	0
<b>13 Alex Rodriguez, R</b> (1, 5) OBP: 0.307, SLG: 0.373	2-1 2B			2-2 G1-3		2-2 G6-3		0-0 1B		4	0	2	0	0	0	0
<b>25 Jason Ciambi, L</b> (1, 3) OBP: 0.448, SLG: 0.468	4-0 BB			2-2 G6-3		1-1 G3-1		0-3 K		3	0	0	0	1	1	1
<b>Gary Sheffield, R</b> (1, 9) OBP: 0.380, SLG: 0.417	0-1 F8			4-0 BB			3-1 55 HR 1B		2-2 G5-3	3	1	1	0	1	0	2
<b>55 Hideki Matsui, L</b> (1, 7) OBP: 0.414, SLG: 0.466		3-2 G5-4-3 1B		1-0 G5-3			2-0 1-H HR		2-3 K	4	1	2	2	0	1	1
<b>Bernie Williams, S</b> (1, 10) OBP: 0.328, SLG: 0.235		2-2 SAFE L4		2-1 G6-4-3 1B			2-0 G4-3		2-2 G5-3	4	0	1	0	0	0	1
<b>John Flaherty, R</b> (1, 2) OBP: 0.222, SLG: 0.222		1-0 G5-4-3 1-2f		1-1 G6-4-3			3-3 K			3	0	0	0	0	1	2
<b>Enrique Wilson, S</b> (1, 4) OBP: 0.208, SLG: 0.178			0-2 G6-3		1-1 1B		1-2 F7			3	0	1	0	0	0	0

Inning Stats	R: 0	H: 1	E: 0	K: 0	S: 11	R: 0	H: 1	E: 0	K: 0	S: 9	R: 0	H: 0	E: 0	K: 1	S: 10	R: 0	H: 0	E: 0	K: 0	S: 8	R: 0	H: 2	E: 0	K: 0	S: 8	R: 2	H: 2	E: 0	K: 1	S: 14	R: 0	H: 1	E: 0	K: 2	S: 11	R: 0	H: 0	E: 0	K: 1	S: 10	1B: 5	SF: 0	2B: 1	SAC: 0	3B: 0	DP: 2	HR: 1	HBP: 0	WP: 0	PA: 34
--------------	------	------	------	------	-------	------	------	------	------	------	------	------	------	------	-------	------	------	------	------	------	------	------	------	------	------	------	------	------	------	-------	------	------	------	------	-------	------	------	------	------	-------	-------	-------	-------	--------	-------	-------	-------	--------	-------	--------

PITCHER	IP	WLS	BF	H	R	ER	SO	BB	IBB	HBP	BLK	WP	HR	S	P	ERA	WHIP
<b>Derek Lowe, R</b> (1, 1) ERA: 6.75	6.0		24	6	2	2	2	2	2	0	0	0	1	57	100	3.00	1.333
<b>50 Mike Timlin, R</b> (7, 1) ERA: 6.48	2.0		7	1	0	0	3	0	0	0	0	0	0	22	28	0.00	0.500
<b>Lenny DiNardo, L</b> (9, 1) ERA:	1.0		3	0	0	0	1	0	0	0	0	0	0	10	16	0.00	0.000

**BOTTOM**

**Boston Red Sox @ New York Yankees**  
Yankee Stadium, Bronx, NY

Fri Apr 23 2004, 7:05 PM EDT  
Att: 55,001 - Overcast - 53 F

livebaseballscorecards.com

<b>AB</b>	<b>32</b>
<b>R</b>	<b>2</b>
<b>H</b>	<b>7</b>
<b>RBI</b>	<b>2</b>
<b>BB</b>	<b>2</b>
<b>SO</b>	<b>6</b>
<b>LOB</b>	<b>8</b>



Batter	1	2	3	4	5	6	7	8	9	10	11	12	AB	R	H	RBI	BB	SO	LOB	TOP		
18 Johnny Damon, L OBP: 0.377, SLG: 0.350	4-1 34 G3-1 BB SF8	0-0 F7		1-1 G6-3			2-2 F9		0-1 G4-3		4-2 BB		4	1	0	0	2	0	4			
Bill Mueller, S OBP: 0.357, SLG: 0.432	4-2 34 G3-1 BB	1-0 G3			2-0 34 F9 2B		4-1 FC6-4 BB		0-1 P6		1-1 F6		4	0	1	0	2	0	6			
34 David Ortiz, L OBP: 0.351, SLG: 0.529 Dave McCarty, R OBP: 0.182, SLG: 0.200	1-0 G3-1		1-2 G5-3 2B		0-1 F9		2-3 K		1-1 F9		2-3 K		6	0	1	0	0	2	8			
Manny Ramirez, R OBP: 0.430, SLG: 0.634	1-1 SF8		0-0 G1-3		0-1 G1-3		1-0 FC6-4		2-2 FC3-6 1B		0-1 G4-3 SF8 2B		5	1	2	1	0	0	4			
Jason Varitek, S OBP: 0.433, SLG: 0.434	2-2 G6-3		4-1 G5-3 BB		2-0 F8		1-3 K		1-2 FC3-6		2-2 G4-3		5	0	0	0	1	1	4			
Kevin Millar, R OBP: 0.316, SLG: 0.388		2-1 E1 SF8 1B	0-2 G5-3		2-1 F9		1-3 K		2-2 P2		1-1 FC5-4 HBP		5	1	1	0	0	1	3			
Mark Bellhorn, S OBP: 0.408, SLG: 0.333		0-1 E1 HBP	2-0 F8		2-0 F8		3-3 K		4-2 FC1-6 BB		0-1 SF8		4	0	0	1	1	1	3			
Gabe Kapler, R OBP: 0.273, SLG: 0.231		2-2 HBP		0-1 G5-3		1-1 G6-3		4-2 18 G4-3 SH2-3 BB		0-0 FC1-6 18 BB HBP		0-1 FC5-4		4	0	0	0	1	0	2		
Pokey Reese, R OBP: 0.255, SLG: 0.255 Ellis Burks, R OBP: 0.235, SLG: 0.233 Cesar Crespo, S OBP: 0.154, SLG: 0.269		0-0 SF8		2-2 F9		2-1 BB 1B		0-0 SH2-3		1-1 18 BB HBP			2	0	1	1	0	0	0			
<b>Inning Stats</b>	R: 1 E: 0 K: 0 S: 9	H: 0 LOB: 1 BB: 2 P: 21	R: 1 E: 2 K: 0 S: 9	H: 1 LOB: 2 BB: 0 P: 14	R: 0 E: 0 K: 0 S: 11	H: 1 LOB: 1 BB: 1 P: 18	R: 0 E: 0 K: 0 S: 7	H: 0 LOB: 0 BB: 0 P: 10	R: 0 E: 0 K: 1 S: 11	H: 1 LOB: 2 BB: 1 P: 21	R: 0 E: 0 K: 3 S: 14	H: 0 LOB: 0 BB: 0 P: 19	R: 0 E: 0 K: 0 S: 7	H: 0 LOB: 1 BB: 1 P: 11	R: 0 E: 0 K: 1 S: 12	H: 0 LOB: 3 BB: 2 P: 24	R: 1 E: 0 K: 0 S: 13	H: 1 LOB: 1 BB: 0 P: 16	1B: 3 2B: 3 3B: 0 HR: 0	SF: 3 SAC: 1 DP: 0 HBP: 3	WP: 0 PB: 0 SB: 1 CS: 0	PA: 53
<b>PITCHER</b>	IP WLS BF H R ER SO BB IBB HBP BLK WP HR S P ERA WHIP																					
Kevin Brown, R ERA: 2.12	(1, 1) 7.0 31 4 2 1 1 4 0 0 0 0 0 0 58 104 1.29 1.143																					
Tom Gordon, R ERA: 2.38	(8, 1) 2.0 7 0 0 0 3 1 0 0 0 0 0 0 21 30 0.00 0.500																					
42 Mariano Rivera, R ERA: 0.9	(10, 1) 2.0 10 1 0 0 1 2 0 1 0 0 0 0 28 46 0.00 1.500																					
Paul Quantrill, R ERA: 3.48	(12, 1) 1.0 L 5 1 1 1 0 0 0 1 0 0 0 0 13 16 9.00 1.000																					

Boston Red Sox @ New York Yankees  
 Yankee Stadium, Bronx, NY  
 Sat Apr 24 2004, 1:05 PM EDT  
 Att. 55,195 - Sunny - 61 F

AB	39
R	3
H	6
RBI	3
BB	7
SO	5
LOB	34



Batter	1	2	3	4	5	6	7	8	9	10	11	12	AB R H RBI BB SO LOB
<b>2 Derek Jeter, R</b> OBP: 0.262, SLG: 0.224 (1, 6)	4-1 BB 55 CS		0-0 F9			1-2 G5-3		1-3 K		2-0 G4-3		0-0 G5-3	5 0 0 0 1 1 2
<b>55 Hideki Matsui, L</b> OBP: 0.400, SLG: 0.435 (1, 7)	3-3 K 1-2			2-3 K		3-0 G4-3		1-0 F9		4-0 13 IBB BB			4 0 0 0 1 2 1
<b>13 Alex Rodríguez, R</b> OBP: 0.338, SLG: 0.429 (1, 5)	2-1 G1-3			2-2 HR			0-2 25 E 25 1B 1B		4-1 SH3-4 BB	4-0 FC3-6 1-2 IBB			3 2 2 1 2 0 0
<b>25 Jason Giambi, L</b> OBP: 0.443, SLG: 0.460 <b>Bubba Crosby, L</b> OBP: 0.231, SLG: 0.692 (7, PR) <b>Ruben Sierra, S</b> OBP: 0.207, SLG: 0.179 (10, PH)		3-3 K		1-2 G1-3		0-0 20 G3-1 1B 1B		0-2 SH3-4 1-2	0-2 FC3-6 1-2				3 0 1 0 0 1 0 0 0 0 0 0 0 0 1 0 0 0 0 0 3
<b>Gary Sheffield, R</b> OBP: 0.382, SLG: 0.406 (1, 9)		2-3 K		0-1 G1-3		1-0 20 G3-1 1B		1-1 P6			4-2 CS HBP		4 0 1 1 0 1 1
<b>20 Jorge Posada, S</b> OBP: 0.394, SLG: 0.745 (1, 2)		3-2 G4-3			2-2 F8		2-2 G3-1 1-2 2-3		4-0 IBB				4 0 0 0 1 0 3
<b>Travis Lee, L</b> OBP: 0.158, SLG: 0.167 (1, 3)			0-0 G4-3		1-1 F7		4-0 G4-6-3 IBB		2-2 G1-3				4 0 0 0 1 0 3
<b>Bernie Williams, S</b> OBP: 0.303, SLG: 0.214 (1, 8)			0-0 G4-3		2-2 F7		1-0 G4-6-3			1-2 E3 2 G4-3 SH1-4	1-1 CS	2-3 K	5 0 0 0 0 1 3
<b>Enrique Wilson, S</b> OBP: 0.220, SLG: 0.174 <b>Tony Clark, S</b> OBP: 0.400, SLG: 0.727 (8, PH) <b>Miguel Cairo, R</b> OBP: 0.417, SLG: 0.600 (9, 4)			4-1 BB			0-1 G3		2-2 G4-3		0-0 SH1-4		2-3 K	1 0 0 0 1 0 0 1 0 0 0 0 0 0 1 0 0 0 0 1 0

Inning Stats	R: 0	H: 0	E: 0	K: 1	S: 6	LOB: 0	BB: 1	P: 15	R: 0	H: 0	E: 0	K: 2	S: 9	LOB: 0	BB: 0	P: 17	R: 0	H: 0	E: 0	K: 0	S: 4	LOB: 1	BB: 1	P: 8	R: 1	H: 1	E: 0	K: 1	S: 12	LOB: 0	BB: 0	P: 17	R: 0	H: 0	E: 0	K: 0	S: 8	LOB: 0	BB: 0	P: 13	R: 0	H: 0	E: 0	K: 0	S: 6	LOB: 0	BB: 0	P: 10	R: 1	H: 3	E: 1	K: 0	S: 9	LOB: 2	BB: 1	P: 17	R: 0	H: 0	E: 0	K: 1	S: 7	LOB: 0	BB: 0	P: 11	R: 0	H: 0	E: 0	K: 0	S: 10	LOB: 2	BB: 2	P: 21	R: 0	H: 0	E: 1	K: 0	S: 8	LOB: 3	BB: 2	P: 19	R: 0	H: 0	E: 0	K: 0	S: 5	LOB: 0	BB: 0	P: 11	R: 0	H: 0	E: 0	K: 2	S: 11	LOB: 0	BB: 0	P: 15	1B: 3	2B: 1	3B: 0	HR: 1	SF: 0	SAC: 2	DP: 2	HBP: 1	WP: 0	PA: 47
--------------	------	------	------	------	------	--------	-------	-------	------	------	------	------	------	--------	-------	-------	------	------	------	------	------	--------	-------	------	------	------	------	------	-------	--------	-------	-------	------	------	------	------	------	--------	-------	-------	------	------	------	------	------	--------	-------	-------	------	------	------	------	------	--------	-------	-------	------	------	------	------	------	--------	-------	-------	------	------	------	------	-------	--------	-------	-------	------	------	------	------	------	--------	-------	-------	------	------	------	------	------	--------	-------	-------	------	------	------	------	-------	--------	-------	-------	-------	-------	-------	-------	-------	--------	-------	--------	-------	--------

PITCHER	IP	WLS	BF	H	R	ER	SO	BB	IBB	HBP	BLK	WP	HR	S	P	ERA	WHIP
<b>Bronson Arroyo, R</b> ERA: 5.79 (1, 1)	6.0		23	4	2	2	4	2	0	0	0	0	1	50	86	3.00	1.000
<b>Scott Williamson, R</b> ERA: (7, 1)	1.0		3	0	0	0	0	0	1	0	0	0	0	4	11	0.00	0.000
<b>Alan Embree, L</b> ERA: 2.0 (8, 1)	2.0		8	0	0	0	1	1	1	0	0	0	0	17	32	0.00	0.500
<b>Keith Foulke, R</b> ERA: 0.64 (10, 1)	2.0	W	9	0	0	0	0	1	1	1	0	0	0	13	30	0.00	0.500
<b>50 Mike Timlin, R</b> ERA: 5.79 (12, 1)	1.0	S	3	0	0	0	2	0	0	0	0	0	0	11	15	0.00	0.000

**BOTTOM**


**Boston Red Sox @ New York Yankees**  
Yankee Stadium, Bronx, NY

Sat Apr 24 2004, 1:05 PM EDT  
Att: 55,195 - Sunny - 61 F

livebaseballscorecards.com

AB	36
R	2
H	4
RBI	2
BB	7
SO	7
LOB	16



Batter	1	2	3	4	5	6	7	8	9	AB R H RBI BB SO LOB	TOP											
18 Johnny Damon, L (1, 8) OBP: 0.370, SLG: 0.333	3-2 P2		1-3 K		1-2 L9			4-2 WP BB		3 0 0 0 1 1 1												
Mark Bellhorn, S (1, 5) OBP: 0.400, SLG: 0.315	2-3 K			4-1 HR BB		2-1 G4-3		1-0 F9		3 1 0 0 1 1 1												
34 David Ortiz, L (1, 10) OBP: 0.358, SLG: 0.542	1-1 1B			1-3 K		0-0 1B 2B		1-2 F8		4 0 2 0 0 1 2												
Manny Ramirez, R (1, 7) OBP: 0.446, SLG: 0.676	1-3 K			0-2 1-H HR		0-2 1B		4-1 1-2 IBB		3 1 2 2 1 1 1												
Kevin Millar, R (1, 9) OBP: 0.313, SLG: 0.371 Gabe Kapler, R (8, 9) OBP: 0.273, SLG: 0.231		2-0 CS HBP		3-2 L6		2-3 K		3-3 K2-3		3 0 0 0 0 2 4 0 0 0 0 0 0 0												
Jason Varitek, S (1, 2) OBP: 0.408, SLG: 0.404		3-3 K 1-2		0-1 F8		1-2 F7		0-2 G1-4-3		4 0 0 0 0 1 3												
Dave McCarty, R (1, 3) OBP: 0.200, SLG: 0.154		2-3 K			1-2 G6-3		1-0 G1-3		4-2 BB	3 0 0 0 1 1 0	AB 31 R 2 H 4 RBI 2 BB 4 SO 11 LOB 14											
Cesar Crespo, S (1, 4) OBP: 0.133, SLG: 0.233			1-1 B2-3		1-0 L9		0-1 F8		2-3 K	4 0 0 0 0 1 1												
Pokey Reese, R (1, 6) OBP: 0.237, SLG: 0.236			1-3 K		1-2 E6		1-3 K		0-0 G5-3	4 0 0 0 0 2 1												
<b>Inning Stats</b>	R: 0 E: 0 K: 2 S: 14	H: 1 LOB: 1 BB: 0 P: 21	R: 0 E: 0 K: 2 S: 7	H: 0 LOB: 0 BB: 0 P: 14	R: 0 E: 0 K: 2 S: 8	H: 0 LOB: 0 BB: 0 P: 11	R: 2 E: 0 K: 1 S: 15	H: 1 LOB: 0 BB: 1 P: 23	R: 0 E: 1 K: 0 S: 11	H: 0 LOB: 1 BB: 0 P: 14	R: 0 E: 0 K: 1 S: 14	H: 2 LOB: 2 BB: 0 P: 19	R: 0 E: 0 K: 1 S: 8	H: 0 LOB: 0 BB: 0 P: 10	R: 0 E: 0 K: 1 S: 11	H: 0 LOB: 2 BB: 2 P: 24	R: 0 E: 0 K: 1 S: 11	H: 0 LOB: 1 BB: 1 P: 17	1B: 2 2B: 2 3B: 0 HR: 1	SF: 0 SAC: 0 DP: 1 HBP: 1	WP: 1 PB: 0 SB: 0 CS: 1	PA: 36
<b>PITCHER</b>	IP WLS BF H R ER SO BB IBB HBP BLK WP HR S P ERA WHIP																		<b>PITCHER</b>	IP WLS BF H R ER SO BB IBB HBP BLK WP HR S P ERA WHIP		
Javier Vazquez, R (1, 1) ERA: 2.63	6.0 L 24 4 2 2 8 1 0 1 0 0 1 69 102 3.00 0.833																					
Paul Quantrill, R (7, 1) ERA: 3.18	1.0 3 0 0 0 1 0 0 0 0 0 0 0 8 10 0.00 0.000																					
Gabe White, L (8, 1) ERA: 1.5	0.2 3 0 0 0 0 1 0 0 0 0 0 0 6 12 0.00 1.500																					
Tom Gordon, R (8, 1) ERA: 2.31	0.1 2 0 0 0 1 0 1 0 0 1 0 5 12 0.00 0.000																					
42 Mariano Rivera, R (9, 1) ERA: 0.82	1.0 4 0 0 0 1 1 0 0 0 0 0 11 17 0.00 1.000																					

**Boston Red Sox @ New York Yankees**  
Yankee Stadium, Bronx, NY  
Sun Apr 25 2004, 1:05 PM EDT  
Att. 55,338 - Cloudy - 55 F

[livebaseballscorecards.com](http://livebaseballscorecards.com)

Batter	1	2	3	4	5	6	7	8	9	AB	R	H	RBI	BB	SO	LOB
<b>2 Derek Jeter, R</b> OBP: 0.250, SLG: 0.213 (1, 6)	3-3 <b>K</b>		2-0 <b>F9</b>		1-3 <b>K</b>			0-3 <b>K</b>		4	0	0	0	0	3	2
<b>Bernie Williams, S</b> OBP: 0.286, SLG: 0.200 (1, 8)	0-0 <b>G3-1</b>			3-2 <b>F8</b>		1-3 <b>K</b>		1-0 <b>G3</b>		4	0	0	0	0	1	0
<b>13 Alex Rodriguez, R</b> OBP: 0.345, SLG: 0.446 (1, 5)	3-1 <b>L9</b>			2-1 <b>G4-3</b> 25 1B		2-2 <b>G4-3</b> 25 2B		3-2 <b>G5-3</b>		4	0	2	0	0	0	0
<b>25 Jason Giambi, L</b> OBP: 0.419, SLG: 0.426 (1, 3)		1-3 <b>K</b>		3-2 <b>F7</b>		0-2 <b>G4-3</b>		0-0 <b>G6-3</b>		4	0	0	0	0	1	2
<b>Gary Sheffield, R</b> OBP: 0.375, SLG: 0.397 (1, 9)		2-1 <b>K</b> 1B		2-3 <b>K</b>		0-1 <b>P2</b>		1-3 <b>K</b>		4	0	1	0	0	2	2
<b>20 Jorge Posada, S</b> OBP: 0.391, SLG: 0.719 (1, 2)		1-0 <b>P6</b>			4-2 <b>2B</b> BB		1-1 <b>G3-1</b>			2	0	0	0	1	0	1
<b>55 Hideki Matsui, L</b> OBP: 0.385, SLG: 0.415 (1, 7)		1-0 <b>F7</b>			2-3 <b>K</b>		0-1 <b>F8</b>			3	0	0	0	0	1	2
<b>Ruben Sierra, S</b> OBP: 0.219, SLG: 0.226 (1, 10)			0-1 <b>G1-4-3</b>		1-1 <b>K</b> 2B		0-2 <b>G5-3</b>			3	0	1	0	0	0	0
<b>Enrique Wilson, S</b> OBP: 0.212, SLG: 0.167 (1, 4)			0-3 <b>K</b>			0-0 <b>P6</b>		0-1 <b>P2</b>		2	0	0	0	0	1	2
<b>Travis Lee, L</b> OBP: 0.150, SLG: 0.158 (8, PH)										1	0	0	0	0	0	0
<b>Miguel Cairo, R</b> OBP: 0.417, SLG: 0.600 (9, 4)										0	0	0	0	0	0	0

Inning Stats	R: 0	H: 0	E: 0	K: 1	S: 8	R: 0	H: 1	E: 0	K: 1	S: 7	R: 0	H: 0	E: 0	K: 1	S: 6	R: 0	H: 1	E: 0	K: 1	S: 15	R: 0	H: 1	E: 0	K: 2	S: 16	R: 0	H: 1	E: 0	K: 1	S: 11	R: 0	H: 0	E: 0	K: 0	S: 7	R: 0	H: 0	E: 0	K: 1	S: 6	R: 0	H: 0	E: 0	K: 1	S: 8	R: 0	H: 0	E: 0	K: 1	S: 12	R: 0	H: 0	E: 0	K: 1	S: 7	R: 0	H: 0	E: 0	K: 1	S: 8	1B: 2	2B: 2	3B: 0	HR: 0	SF: 0	SAC: 0	DP: 0	HBP: 0	WP: 0	PB: 0	SB: 1	CS: 0	PA: 32
--------------	------	------	------	------	------	------	------	------	------	------	------	------	------	------	------	------	------	------	------	-------	------	------	------	------	-------	------	------	------	------	-------	------	------	------	------	------	------	------	------	------	------	------	------	------	------	------	------	------	------	------	-------	------	------	------	------	------	------	------	------	------	------	-------	-------	-------	-------	-------	--------	-------	--------	-------	-------	-------	-------	--------

PITCHER	IP	WLS	BF	H	R	ER	SO	BB	IBB	HBP	BLK	WP	HR	S	P	ERA	WHIP
<b>Pedro Martinez, R</b> ERA: 3.03 (1, 1)	7.0	W	26	4	0	0	7	1	0	0	0	0	0	70	105	0.00	0.714
<b>Scott Williamson, R</b> ERA: (8, 1)	2.0	S	6	0	0	0	2	0	0	0	0	0	0	14	19	0.00	0.000

**BOTTOM**

**Boston Red Sox @ New York Yankees**  
Yankee Stadium, Bronx, NY

Sun Apr 25 2004, 1:05 PM EDT  
Att: 55,338 - Cloudy - 55 F

livebaseballscores.com

<b>AB</b>	<b>31</b>
<b>R</b>	<b>0</b>
<b>H</b>	<b>4</b>
<b>RBI</b>	<b>0</b>
<b>BB</b>	<b>1</b>
<b>SO</b>	<b>9</b>
<b>LOB</b>	<b>11</b>



Oakland Athletics @ New York Yankees  
 Yankee Stadium, Bronx, NY

Tue Apr 27 2004, 7:05 PM EDT  
 Att. 33,191 - Unknown - 62 F

livebaseballscorecards.com



WP: 0 PA: 45  
 PB: 0  
 SB: 0  
 CS: 0

Batter	1	2	3	4	5	6	7	8	9
21 Mark Kotsay, L (1, 8) OBP: 0.329, SLG: 0.311	1-3 K		1-3 K	1-1 1B		2-3 K		0-1 1B	
23 Bobby Kielty, S (1, 7) OBP: 0.300, SLG: 0.321	4-2 1B BB		1-3 K	2-2 G3		2-1 L9		0-1 1B	
3 Eric Chavez, L (1, 5) OBP: 0.385, SLG: 0.432	1-2 P4		0-1 HR		0-2 F7		1-0 P2	4-0 1B IBB	
Jermaine Dye, R (1, 9) OBP: 0.374, SLG: 0.639	2-1 1B		1-2 G5-3		1-2 L7		1-2 P4	1-0 F6	
Scott Hatteberg, L (1, 3) OBP: 0.407, SLG: 0.429	0-1 G1-3			3-1 1B 1B	1-2 G3		1-0 2B 2B	2-2 1B	
Erubiel Durazo, L (1, 10) OBP: 0.359, SLG: 0.340		2-3 K		1-2 17 1B 1B G4-6-3 1B		0-0 E3 17 1B 1B	0-1 2B 2B	0-0 P6	
Marco Scutaro, R (1, 6) OBP: 0.359, SLG: 0.432 Billy McMillon, L (9, PH) OBP: 0.222, SLG: 0.389		1-1 FC6-4 1B		2-2 G4-6-3 17 1B 21 1B 1B		1-3 K	1-2 2B 2B	1-0 P2	
17 Adam Melhuse, S (1, 2) OBP: 0.346, SLG: 0.458		1 SAFE K		0-0 G4-6-3 1B		1-0 1B 1B	1-2 G4-3	1-0 G5-4-3 1B	
Frank Menechino, R (1, 4) OBP: 0.200, SLG: 0.111		1-1 FC6-4		0-2 G4-6-3		1-1 1B		0-0 G6-3	0-1 G5-4-3

AB	R	H	RBI	BB	SO	LOB
5	1	2	1	0	3	2
4	0	0	0	1	1	4
4	1	1	1	1	0	1
5	0	1	0	0	0	3
5	2	3	1	0	0	2
5	3	2	1	0	1	3
4	1	3	2	0	1	1
1	0	0	0	0	0	0
5	0	3	0	0	1	2
5	0	1	1	0	0	4

AB	43
R	8
H	16
RBI	7
BB	2
SO	7
LOB	22

Inning	1	2	3	4	5	6	7	8	9
R	0	0	1	3	0	1	2	1	0
E	0	0	0	0	0	1	0	1	0
K	1	2	0	0	0	2	0	0	0
S	12	11	14	19	9	12	17	11	4
H	1	1	1	5	0	2	3	2	1
LOB	2	1	0	1	0	2	1	3	0
BB	1	0	0	0	0	0	0	1	0
P	20	16	17	27	11	19	22	18	6

PITCHER	IP	WLS	BF	H	R	ER	SO	BB	IBB	HBP	BLK	WP	HR	S	P	ERA	WHIP
35 Mike Mussina, R (1, 1) ERA: 6.55	6.0		29	10	5	4	7	1	0	0	0	0	1	77	110	6.00	1.833
Gabe White, L (7, 1) ERA: 4.05	0.2		4	2	2	2	0	0	0	0	0	0	0	11	14	27.00	3.000
Paul Quantrill, R (7, 1) ERA: 2.92	1.0		7	2	1	0	0	0	1	0	0	0	0	12	19	0.00	2.000
Donovan Osborne, L (8, 1) ERA: 3.68	0.1	W	2	1	0	0	0	0	0	0	0	0	0	5	7	0.00	3.000
42 Mariano Rivera, R (9, 1) ERA: 0.75	1.0	S	3	1	0	0	0	0	0	0	0	0	0	4	6	0.00	1.000

Batter	1	2	3	4	5	6	7	8	9
<b>2 Derek Jeter, R</b> OBP: 0.250, SLG: 0.205 (1, 6)	2-2 G3-1		0-0 SH5-3		0-0 G6-3		1-2 FC6-4	4-0 FC4-6 IBB	
<b>Bernie Williams, S</b> OBP: 0.293, SLG: 0.203 (1, 8)	1-0 L8		4-1 13 G5-3 25 1B BB		1-3 K			25 BB 13 BB 1B FC4-6	
<b>13 Alex Rodriguez, R</b> OBP: 0.337, SLG: 0.430 (1, 5)	3-2 F9		1-2 G5-3		1-1 F9			25 BB 20 BB 1B F9	
<b>25 Jason Giambi, L</b> OBP: 0.423, SLG: 0.421 (1, 10)		2-1 G5-3	2-2 2-H 1B		0-3 K			20 1B 55 BB 1B BB	
<b>Gary Sheffield, R</b> OBP: 0.381, SLG: 0.394 (1, 9)		1-1 P4	0-0 P6		4-0 20 G6-3 BB			55 BB 20 1B 2B 1B	
<b>20 Jorge Posada, S</b> OBP: 0.397, SLG: 0.700 (1, 2)		3-2 G1-3		4-2 55 G1-3 BB		0-0 G6-3		55 BB 2B 1B	
<b>55 Hideki Matsui, L</b> OBP: 0.402, SLG: 0.426 (1, 7)			0-1 2B 1B		0-0 G1-3		3-2 FC3-6 1B	4-2 2B FC4-6 BB	
<b>Tony Clark, S</b> OBP: 0.368, SLG: 0.667 (1, 3)			0-2 1B 2B		3-3 K		1-2 F8	0-3 K	
<b>Miguel Cairo, R</b> OBP: 0.400, SLG: 0.538 (1, 4)			0-2 SH5-3 13 G5-3 2 1B		0-1 F9		0-0 FC3-6 2 FC6-4	3-1 FC4-6 2B	
<b>Ruben Sierra, S</b> OBP: 0.242, SLG: 0.281 (8, PH)									
<b>Enrique Wilson, S</b> OBP: 0.212, SLG: 0.167 (8, PR)									

Inning Stats	R: 0 E: 0 K: 0 S: 7	H: 0 LOB: 0 BB: 0 P: 13	R: 0 E: 0 K: 0 S: 7	H: 0 LOB: 0 BB: 0 P: 13	R: 4 E: 0 K: 0 S: 18	H: 4 LOB: 1 BB: 1 P: 25	R: 0 E: 0 K: 1 S: 8	H: 0 LOB: 1 BB: 1 P: 15	R: 0 E: 0 K: 1 S: 4	H: 0 LOB: 0 BB: 1 P: 8	R: 0 E: 0 K: 0 S: 10	H: 1 LOB: 1 BB: 0 P: 15	R: 6 E: 0 K: 1 S: 26	H: 5 LOB: 3 BB: 3 P: 48
--------------	------------------------------	----------------------------------	------------------------------	----------------------------------	-------------------------------	----------------------------------	------------------------------	----------------------------------	------------------------------	---------------------------------	-------------------------------	----------------------------------	-------------------------------	----------------------------------

PITCHER	IP	WLS	BF	H	R	ER	SO	BB	IBB	HBP	BLK	WP	HR	S	P	ERA	WHIP
<b>Tim Hudson, R</b> ERA: 2.72 (1, 1)	7.0		28	5	4	4	3	3	0	0	0	0	0	60	97	5.14	1.143
<b>Jim Mecir, R</b> ERA: 9.45 (8, 1)	0.0	L	5	4	5	5	0	1	0	0	0	0	0	12	22	∞	∞
<b>Ricardo Rincon, L</b> ERA: 3.86 (8, 1)	0.2	B	5	1	1	1	1	1	1	0	0	0	0	12	24	13.50	3.000
<b>Chad Bradford, R</b> ERA: 7.04 (8, 1)	0.1		1	0	0	0	0	0	0	0	0	0	0	2	2	0.00	0.000

AB	R	H	RBI	BB	SO	LOB
3	0	0	0	1	0	1
4	2	1	1	1	1	2
5	1	1	1	0	0	4
3	1	1	1	1	1	0
3	1	1	1	1	0	1
3	1	1	1	1	0	1
3	2	2	1	1	0	1
4	1	1	0	0	2	5
3	1	1	2	0	0	2
1	0	1	2	0	0	0
0	0	0	0	0	0	0

WP	HR	S	P	ERA	WHIP
0	0	39			
0	0	0			
0	0	0			
0	0	0			
0	0	0			
0	0	0			

**Oakland Athletics @ New York Yankees**  
 Yankee Stadium, Bronx, NY  
 Tue Apr 27 2004, 7:05 PM EDT  
 Att: 33,191 - Unknown - 62 F

livebaseballscores.com

AB	32
R	10
H	10
RBI	10
BB	6
SO	4
LOB	17



Batter	1	2	3	4	5	6	7	8	9	AB R H RBI BB SO LOB	TOP											
21 Mark Kotsay, L (1, 8) OBP: 0.326, SLG: 0.299	0-0 P4		3-1 F7		3-2 F9			4-1 G1-6-3 BB		3 0 0 0 1 0 1												
23 Bobby Kielty, S (1, 7) OBP: 0.313, SLG: 0.321	2-1 P6		4-0 BB			1-1 WP 1B		0-3 K		3 0 1 0 1 1 1												
3 Eric Chavez, L (1, 5) OBP: 0.368, SLG: 0.410	1-1 P5		1-2 L3			0-0 P4		1-2 G1-6-3		4 0 0 0 0 0 4												
Jermaine Dye, R (1, 9) OBP: 0.358, SLG: 0.609		0-3 K		3-2 G4-3		2-3 K		3-2 F9		4 0 0 0 0 2 1												
Scott Hatteberg, L (1, 3) OBP: 0.397, SLG: 0.415		1-1 F7		3-2 1B		2-2 G1		3-2 F8		4 0 1 0 0 0 1												
Erubiel Durazo, L (1, 10) OBP: 0.338, SLG: 0.316		2-3 K		2-3 K		1-2 F7		0-2 F7		4 0 0 0 0 2 1												
7 Bobby Crosby, R (1, 6) OBP: 0.267, SLG: 0.389			1-1 HR		3-1 P5		3-3 K			3 1 1 1 0 1 1												
Damian Miller, R (1, 2) OBP: 0.361, SLG: 0.464		3-2 P6			0-0 P6		2-1 1B			3 0 1 0 0 0 0												
Frank Menechino, R (1, 4) OBP: 0.227, SLG: 0.150			3-2 1B		1-1 F8		0-0 G4-3			2 0 1 0 0 0 0												
Eric Karros, R (7, PH) OBP: 0.225, SLG: 0.200										1 0 0 0 0 0 1												
Marco Scutaro, R (7, 4) OBP: 0.359, SLG: 0.432										0 0 0 0 0 0 0												
<b>Inning Stats</b>	R: 0 E: 0 K: 0 S: 5	H: 0 LOB: 0 BB: 0 P: 8	R: 0 E: 0 K: 2 S: 8	H: 0 LOB: 0 BB: 0 P: 11	R: 1 E: 0 K: 0 S: 17	H: 2 LOB: 2 BB: 1 P: 32	R: 0 E: 0 K: 1 S: 18	H: 1 LOB: 1 BB: 0 P: 29	R: 0 E: 0 K: 0 S: 7	H: 0 LOB: 0 BB: 0 P: 11	R: 0 E: 0 K: 1 S: 9	H: 1 LOB: 1 BB: 0 P: 14	R: 0 E: 0 K: 1 S: 10	H: 1 LOB: 1 BB: 0 P: 16	R: 0 E: 0 K: 1 S: 8	H: 0 LOB: 0 BB: 1 P: 13	R: 0 E: 0 K: 0 S: 11	H: 0 LOB: 0 BB: 0 P: 17	1B: 4 2B: 0 3B: 0 HR: 1	SF: 0 SAC: 0 DP: 1 HBP: 0	WP: 1 PB: 0 SB: 0 CS: 0	PA: 33
<b>PITCHER</b>	IP WLS BF H R ER SO BB IBB HBP BLK WP HR S P ERA WHIP																					
Jose Contreras, R (1, 1) ERA: 7.41	6.0 W 23 4 1 1 4 1 0 0 0 0 1 1 64 105 1.50 0.833																					
Paul Quantrill, R (7, 1) ERA: 2.7	1.0 H 4 1 0 0 1 0 0 0 0 0 0 0 10 16 0.00 1.000																					
Tom Gordon, R (8, 1) ERA: 1.98	2.0 S 6 0 0 0 1 1 0 0 0 0 0 0 19 30 0.00 0.500																					

Oakland Athletics @ New York Yankees  
Yankee Stadium, Bronx, NY  
Wed Apr 28 2004, 7:05 PM EDT  
Att. 44,325 - Sunny - 56 F

livebaseballscorecards.com

AB	31
R	1
H	5
RBI	1
BB	2
SO	6
LOB	11





Batter	1	2	3	4	5	6	7	8	9
<b>2 Derek Jeter, R</b> OBP: 0.247, SLG: 0.195 (1, 6)	1-1 G6-3	0-1 E6		3-2 G6-3			4-2 G6-4-3	1-2 G3	
<b>55 Hideki Matsui, L</b> OBP: 0.395, SLG: 0.408 (1, 7)	4-1 25 1B BB	1 SAFE 3-3 K		1-3 K			2-1 F7		
<b>13 Alex Rodriguez, R</b> OBP: 0.333, SLG: 0.422 (1, 5)	1-1 25 1B 1B	1-2 FC6-4			2-1 P3		0-2 G6-4-3		
<b>25 Jason Ciambi, L</b> OBP: 0.439, SLG: 0.492 <b>Tony Clark, S</b> OBP: 0.368, SLG: 0.667 (1, 3) (9, 3)	2-0 20 BB 1B SF8		1-1 G3		1-1 20 FC6-4 1B		0-0 HR		
<b>Gary Sheffield, R</b> OBP: 0.398, SLG: 0.405 (1, 9)	2-2 20 BB 1B		2-2 20 CS 1B		1-3 K		4-0 20 1B BB		
<b>20 Jorge Posada, S</b> OBP: 0.416, SLG: 0.746 (1, 2)	4-0 1-2 2-3 BB		2-0 1-2 HR		0-0 FC6-4		3-2 BB 1B		
<b>Ruben Sierra, S</b> OBP: 0.270, SLG: 0.294 (1, 10)	0-0 SF8		1-1 1B		2-3 K		4-1 BB		
<b>Miguel Cairo, R</b> OBP: 0.316, SLG: 0.412 (1, 4)	2-3 K		2-3 K		0-1 F9		1-3 K		
<b>Bubba Crosby, L</b> OBP: 0.176, SLG: 0.529 (1, 8)		2-1 B3		3-2 G4-3		2-2 F7	1-3 K		

Inning Stats	R: 3	H: 3	E: 0	LOB: 2	K: 1	S: 15	P: 31	R: 0	H: 0	E: 1	LOB: 1	K: 1	S: 13	P: 19	R: 1	H: 3	E: 0	LOB: 1	K: 1	S: 11	P: 19	R: 0	H: 0	E: 0	LOB: 0	K: 1	S: 11	P: 18	R: 0	H: 1	E: 0	LOB: 1	K: 1	S: 8	P: 12	R: 0	H: 0	E: 0	LOB: 0	K: 1	S: 12	P: 16	R: 0	H: 0	E: 0	LOB: 0	K: 0	S: 11	P: 17	R: 1	H: 2	E: 0	LOB: 3	K: 2	S: 14	P: 28
--------------	------	------	------	--------	------	-------	-------	------	------	------	--------	------	-------	-------	------	------	------	--------	------	-------	-------	------	------	------	--------	------	-------	-------	------	------	------	--------	------	------	-------	------	------	------	--------	------	-------	-------	------	------	------	--------	------	-------	-------	------	------	------	--------	------	-------	-------

PITCHER	IP	WLS	BF	H	R	ER	SO	BB	IBB	HBP	BLK	WP	HR	S	P	ERA	WHIP
<b>Mark Mulder, L</b> ERA: 3.0 (1, 1)	6.0	L	27	7	4	4	6	2	0	0	0	0	1	70	115	6.00	1.500
<b>Chris Hammond, L</b> ERA: 3.0 (7, 1)	1.0		3	0	0	0	0	1	0	0	0	0	0	11	17	0.00	1.000
<b>Arthur Rhodes, L</b> ERA: 2.7 (8, 1)	1.0		7	2	1	1	2	2	0	0	0	0	1	14	28	9.00	4.000

**BOTTOM**

**Oakland Athletics @ New York Yankees**  
Yankee Stadium, Bronx, NY

Wed Apr 28 2004, 7:05 PM EDT  
Att. 44,325 - Sunny - 56 F

AB	R	H	RBI	BB	SO	LOB
4	0	0	0	1	0	3
3	1	0	0	1	2	2
4	1	1	0	0	0	2
4	2	3	2	0	0	0
0	0	0	0	0	0	0
3	0	2	1	1	1	1
3	1	2	1	1	0	1
2	0	1	1	1	1	0
4	0	0	0	0	3	6
4	0	0	0	0	1	3

AB	31
R	5
H	9
RBI	5
BB	5
SO	8
LOB	18

WP: 0 PA: 37  
PB: 0  
SB: 0  
CS: 1



PITCHER	IP	WLS	BF	H	R	ER	SO	BB	IBB	HBP	BLK	WP	HR	S	P	ERA	WHIP
---------	----	-----	----	---	---	----	----	----	-----	-----	-----	----	----	---	---	-----	------

Batter	1	2	3	4	5	6	7	8	9	AB R H RBI BB SO LOB	TOP		
21 Mark Kotsay, L (1, 8) OBP: 0.330, SLG: 0.305	2-2 G3 3 HR 1B		2-1 G3-1			1-0 G1-3 2B 1B	0-3 K		1-3 K	5 2 2 0 0 2 1			
Billy McMillon, L (1, 7) OBP: 0.227, SLG: 0.409	3-2 G3 1-2		1-3 K			2-3 SAFE K		2-1 1B 2B		4 1 1 0 0 2 2			
3 Eric Chavez, L (1, 5) OBP: 0.364, SLG: 0.439	1-0 2-H HR			0-1 G3		3-1 SAFE G1-3 1-2		3-1 G6-3		4 1 1 2 0 0 2			
Jermaine Dye, R (1, 9) OBP: 0.364, SLG: 0.615	2-2 G6-3			1-3 K		1-2 2-H 2B		1-1 1B 1B		4 0 2 2 0 1 0			
Scott Hatteberg, L (1, 3) OBP: 0.373, SLG: 0.386	1-2 L6			2-2 G6-3		2-2 G6-3		2-1 F9		4 0 0 0 0 0 2			
Erubiel Durazo, L (1, 10) OBP: 0.347, SLG: 0.328		2-1 G3			2-2 L9		1-2 7 2B G4-3 1B	1-0 7 FC4-6 1B		4 1 2 0 0 0 0			
7 Bobby Crosby, R (1, 6) OBP: 0.266, SLG: 0.397		2-3 K			2-1 G5-3		3-2 G4-3 1-3 2B	0-0 FC4-6		4 0 1 0 0 1 2			
Damian Miller, R (1, 2) OBP: 0.354, SLG: 0.467		0-1 F8			2-2 2B		2-2 G4-3		1-1 G5-3	4 0 1 1 0 0 1			
Frank Menechino, R (1, 4) OBP: 0.200, SLG: 0.130 17 Adam Melhuse, S (9, PH) OBP: 0.333, SLG: 0.440			1-3 K		2-1 G1		1-3 K	1-2 P5		3 0 0 0 0 2 2 1 0 0 0 0 0 0			
<b>Inning Stats</b>	R: 2 H: 2 E: 0 LOB: 0 K: 0 BB: 0 S: 14 P: 23	R: 0 H: 0 E: 0 LOB: 0 K: 1 BB: 0 S: 8 P: 12	R: 0 H: 0 E: 0 LOB: 0 K: 2 BB: 0 S: 8 P: 12	R: 0 H: 0 E: 0 LOB: 0 K: 1 BB: 0 S: 10 P: 13	R: 0 H: 1 E: 0 LOB: 1 K: 0 BB: 0 S: 13 P: 21	R: 1 H: 2 E: 0 LOB: 1 K: 1 BB: 0 S: 13 P: 22	R: 1 H: 2 E: 0 LOB: 1 K: 2 BB: 0 S: 17 P: 24	R: 1 H: 3 E: 0 LOB: 2 K: 0 BB: 0 S: 10 P: 19	R: 0 H: 0 E: 0 LOB: 0 K: 1 BB: 0 S: 10 P: 13	1B: 5 SF: 0 2B: 4 SAC: 0 3B: 0 DP: 0 HR: 1 HBP: 0	WP: 0 PA: 37 PB: 0 SB: 0 CS: 0		
<b>PITCHER</b>	IP WLS BF H R ER SO BB IBB HBP BLK WP HR S P ERA WHIP											<b>PITCHER</b>	IP WLS BF H R ER SO BB IBB HBP BLK WP HR S P ERA WHIP
Kevin Brown, R (1, 1) ERA: 2.7	6.0 W 25 7 4 4 5 0 0 0 0 0 0 1 72 113 6.00 1.167												
Paul Quantrill, R (7, 1) ERA: 3.14	1.0 H 4 1 1 1 2 0 0 0 0 0 0 0 13 18 9.00 1.000												
Gabe White, L (8, 1) ERA: 3.86	0.1 H 1 0 0 0 0 0 0 0 0 0 0 0 2 5 0.00 0.000												
Tom Gordon, R (8, 1) ERA: 1.93	0.1 H 3 2 0 0 0 0 0 0 0 0 0 0 5 9 0.00 6.000												
42 Mariano Rivera, R (8, 1) ERA: 0.68	1.1 S 4 0 0 0 1 0 0 0 0 0 0 0 11 14 0.00 0.000												

Oakland Athletics @ New York Yankees  
Yankee Stadium, Bronx, NY  
Thu Apr 29 2004, 7:05 PM EDT  
Att. 35,651 - Sunny - 77 F

livebaseballscorecards.com

AB	37
R	5
H	10
RBI	5
BB	0
SO	8
LOB	12



Batter	1	2	3	4	5	6	7	8	9	AB	R	H	RBI	BB	SO	LOB	BOTTOM			
2 Derek Jeter, R OBP: 0.248, SLG: 0.231 (1, 6)	0-0 HR	0-0 FC5-4			1-0 F9	0-3 K				4	1	1	1	0	1	1				
Bernie Williams, S OBP: 0.291, SLG: 0.250 (1, 10)	2-3 K			1-3 K	2-1 HR		2-3 K			4	1	1	1	0	3	0				
13 Alex Rodriguez, R OBP: 0.330, SLG: 0.448 (1, 5)	2-3 K		2-0 HR		0-1 F8		0-1 G6-3			4	1	1	1	0	1	0				
25 Jason Giambi, L OBP: 0.430, SLG: 0.469 Tony Clark, S OBP: 0.368, SLG: 0.667 (1, 3) (9, 3)	4-2 BB BB		0-2 K		0-0 F7		1-0 G5-3			3	0	0	0	1	1	0				
Gary Sheffield, R OBP: 0.402, SLG: 0.403 (1, 9)	4-2 BB		1-3 K			0-1 55 1B HR		2-1 G6-3		3	1	1	0	1	1	0				
20 Jorge Posada, S OBP: 0.407, SLG: 0.731 (1, 2)	0-0 G4-3			2-3 K		3-3 SAFE SAFE SAFE K		2-2 55 G4-3 1B 2B		4	1	1	0	0	2	3				
55 Hideki Matsui, L OBP: 0.400, SLG: 0.413 (1, 8) (7, 7)		0-0 P2		0-1 FC1-4 1B		1-0 HR 1B		2-1 G4-3		4	1	2	0	0	0	1				
Ruben Sierra, S OBP: 0.275, SLG: 0.297 Bubba Crosby, L OBP: 0.222, SLG: 0.556 (1, 7) (7, 8)		1-1 FC5-4 1B		1-2 FC1-4 FC5-4		1-3 K		0-1 S 1B		3	0	1	0	0	1	3				
Miguel Cairo, R OBP: 0.304, SLG: 0.524 (1, 4)		2-2 F8		1-1 FC5-4		2-0 HR		2-3 K		1	0	1	1	0	0	0				
Inning Stats	R: 1 E: 0 K: 2 S: 14	H: 1 LOB: 2 BB: 2 P: 26	R: 0 E: 0 K: 0 S: 9	H: 1 LOB: 1 BB: 0 P: 12	R: 1 E: 0 K: 3 S: 12	H: 1 LOB: 0 BB: 0 P: 16	R: 0 E: 0 K: 1 S: 12	H: 1 LOB: 1 BB: 0 P: 16	R: 1 E: 0 K: 0 S: 6	H: 1 LOB: 0 BB: 0 P: 9	R: 3 E: 0 K: 3 S: 13	H: 3 LOB: 0 BB: 0 P: 20	R: 0 E: 0 K: 1 S: 8	H: 0 LOB: 0 BB: 0 P: 11	R: 1 E: 0 K: 1 S: 12	H: 2 LOB: 1 BB: 0 P: 20	1B: 5 2B: 1 3B: 0 HR: 4	SF: 0 SAC: 0 DP: 0 HBP: 0	WP: 0 PB: 0 SB: 1 CS: 0	PA: 36
PITCHER Barry Zito, L ERA: 6.83 (1, 1)	IP 6.0	WLS L	BF 28	H 8	R 6	ER 6	SO 9	BB 2	IBB 0	HBP 0	BLK 0	WP 0	HR 4	S 66	P 99	ERA 9.00	WHIP 1.667			
Chris Hammond, L ERA: 3.29 (7, 1)	1.2		7	2	1	1	1	0	0	0	0	0	0	17	26	5.40	1.200			
Chad Bradford, R ERA: 6.75 (8, 1)	0.1		1	0	0	0	1	0	0	0	0	0	0	3	5	0.00	0.000			

Oakland Athletics @ New York Yankees  
Yankee Stadium, Bronx, NY

Thu Apr 29 2004, 7:05 PM EDT  
Att: 35,651 - Sunny - 77 F

livebaseballscores.com

AB	34
R	7
H	10
RBI	7
BB	2
SO	11
LOB	11



Batter	1	2	3	4	5	6	7	8	9	AB R H RBI BB SO LOB	TOP
--------	---	---	---	---	---	---	---	---	---	----------------------	-----

<b>Tony Graffanino, R</b> (1, 4) OBP: 0.358, SLG: 0.410 F9				P4		HBP F9			G1-3	3 0 0 0 0 0 0	
<b>Carlos Beltrán, S</b> (1, 8) OBP: 0.434, SLG: 0.696 K				K		SAFE F9			29 BB 1B	4 0 1 0 0 2 1	
<b>29 Mike Sweeney, R</b> (1, 3) OBP: 0.373, SLG: 0.544 G5-3				P2					SF8 2B	3 1 1 0 1 0 0	

<b>Matt Stairs, L</b> (1, 9) OBP: 0.383, SLG: 0.420 P4					F7				F9	2-3 K	4 0 0 0 0 1 3
<b>Ken Harvey, R</b> (1, 10) OBP: 0.451, SLG: 0.571 F7					HR				SF8	3-H K	3 1 1 2 0 1 2
<b>Joe Randa, R</b> (1, 5) OBP: 0.368, SLG: 0.432 K					F9				F8		3 0 0 0 0 1 0

<b>Benito Santiago, R</b> (1, 2) OBP: 0.277, SLG: 0.387 K					P3				F8		3 0 0 0 0 1 0
<b>Desi Relaford, S</b> (1, 6) OBP: 0.250, SLG: 0.250 P5									L4		3 0 0 0 0 0 0
<b>9 David DeJesus, L</b> (1, 7) OBP: 0.211, SLG: 0.063 P5									K		3 0 0 0 0 1 0

Inning Stats	R: 0 E: 0 K: 1 S: 8	H: 0 LOB: 0 BB: 0 P: 10	R: 0 E: 0 K: 1 S: 7	H: 0 LOB: 0 BB: 0 P: 10	R: 0 E: 0 K: 1 S: 8	H: 0 LOB: 0 BB: 0 P: 12	R: 0 E: 0 K: 1 S: 6	H: 0 LOB: 0 BB: 0 P: 9	R: 1 E: 0 K: 0 S: 7	H: 1 LOB: 0 BB: 0 P: 9	R: 0 E: 0 K: 1 S: 10	H: 0 LOB: 1 BB: 0 P: 14	R: 1 E: 0 K: 0 S: 9	H: 1 LOB: 0 BB: 0 P: 15	R: 0 E: 0 K: 0 S: 10	H: 0 LOB: 0 BB: 0 P: 12	R: 0 E: 0 K: 2 S: 13	H: 1 LOB: 2 BB: 1 P: 20	1B: 1 2B: 1 3B: 0 HR: 1	SF: 1 SAC: 0 DP: 0 HBP: 1	WP: 0 PB: 0 SB: 0 CS: 0	PA: 32
--------------	------------------------------	----------------------------------	------------------------------	----------------------------------	------------------------------	----------------------------------	------------------------------	---------------------------------	------------------------------	---------------------------------	-------------------------------	----------------------------------	------------------------------	----------------------------------	-------------------------------	----------------------------------	-------------------------------	----------------------------------	----------------------------------	------------------------------------	----------------------------------	--------

PITCHER	IP	WLS	BF	H	R	ER	SO	BB	IBB	HBP	BLK	WP	HR	S	P	ERA	WHIP
<b>Javier Vazquez, R</b> (1, 1) ERA: 2.55	8.0	W	27	2	2	2	5	0	0	1	0	0	1	65	91	2.25	0.250
<b>42 Mariano Rivera, R</b> (9, 1) ERA: 0.63	1.0	S	5	1	0	0	2	1	0	0	0	0	0	13	20	0.00	2.000

**Kansas City Royals @ New York Yankees**  
 Yankee Stadium, Bronx, NY  
 Fri Apr 30 2004, 7:05 PM EDT  
 Att. 43,237 - Cloudy - 67 F

AB	29
R	2
H	3
RBI	2
BB	1
SO	7
LOB	6



Batter	1	2	3	4	5	6	7	8	9
<b>2 Derek Jeter, R</b> (1, 6) OBP: 0.255, SLG: 0.232	0-0 G6-4-3 1B		2-2 G6-4-3 1-2f		4-0 2B 25 G3 BB	2-0 F9		1-1 FC6-4 2B 1-2f 2-3 3-H	
<b>Bernie Williams, S</b> (1, 10) OBP: 0.310, SLG: 0.292	2-1 G6-4-3 1-2f			4-1 13 1B BB	2-0 25 G3 20 BB 2B		0-0 G4-3	0-1 2B 1-3 3-H	
<b>13 Alex Rodriguez, R</b> (1, 5) OBP: 0.333, SLG: 0.440	0-0 F8			2-2 20 E 1B 1-2	4-0 20 BB 25 G3 IBB		2-1 F7	1-2 G6-3	
<b>25 Jason Ciambi, L</b> (1, 3) OBP: 0.422, SLG: 0.456		0-0 G4-3		1-3 K	0-1 G3		2-1 1B		
<b>Tony Clark, S</b> (9, 3) OBP: 0.368, SLG: 0.667									
<b>Gary Sheffield, R</b> (1, 9) OBP: 0.406, SLG: 0.400		0-2 P5		2-1 20 E 1B 1-2 2-H	4-0 20 BB IBB		0-0 F8		
<b>20 Jorge Posada, S</b> (1, 2) OBP: 0.412, SLG: 0.710		2-2 F8		2-3 K 1-2 2-3	4-1 BB			4-2 BB 2 FC6-4 BB	
<b>55 Hideki Matsui, L</b> (1, 8) OBP: 0.404, SLG: 0.410			2-1 G5-3	4-1 BB	2-2 F8			1-0 2 FC6-4 2B 1-2 1B	
<b>Ruben Sierra, S</b> (1, 7) OBP: 0.273, SLG: 0.317			2-1 1B 2B	0-0 F9		1-3 K		0-3 K	
<b>Bubba Crosby, L</b> (9, 8) OBP: 0.222, SLG: 0.556									
<b>Miguel Cairo, R</b> (1, 4) OBP: 0.333, SLG: 0.500			0-0 2 G6-4-3 1B 2-3		2-2 P3	0-0 F9		4-0 2 FC6-4 BB 1-2 2-3	

Inning Stats		R: 0	H: 1	E: 0	LOB: 0	K: 0	BB: 0	S: 4	P: 6	R: 0	H: 0	E: 0	LOB: 0	K: 0	BB: 0	S: 7	P: 9	R: 0	H: 2	E: 0	LOB: 1	K: 0	BB: 0	S: 9	P: 15	R: 1	H: 2	E: 1	LOB: 3	K: 2	BB: 2	S: 14	P: 29	R: 2	H: 1	E: 0	LOB: 3	K: 0	BB: 4	S: 10	P: 32	R: 0	H: 0	E: 0	LOB: 0	K: 1	BB: 0	S: 7	P: 10	R: 0	H: 1	E: 0	LOB: 1	K: 0	BB: 0	S: 6	P: 10	R: 2	H: 2	E: 0	LOB: 2	K: 1	BB: 2	S: 13	P: 24
<b>PITCHER</b>	<b>Brian Anderson, L</b> (1, 1) ERA: 6.44	7.0	WLS L	BF 34	H 8	R 5	ER 5	SO 3	BB 5	IBB 2	HBP 0	BLK 0	WP 0	HR 0	S 60	P 119	ERA 6.43	WHIP 1.857	<b>PITCHER</b>	<b>Jason Grimsley, R</b> (8, 1) ERA: 3.6	1.0	WLS L	BF 5	H 1	R 0	ER 0	SO 1	BB 1	IBB 0	HBP 0	BLK 0	WP 0	HR 0	S 10	P 16	ERA 0.00	WHIP 2.000	<b>PITCHER</b>	<b>Jason Grimsley, R</b> (8, 1) ERA: 3.6	1.0	WLS L	BF 5	H 1	R 0	ER 0	SO 1	BB 1	IBB 0	HBP 0	BLK 0	WP 0	HR 0	S 10	P 16	ERA 0.00	WHIP 2.000									

AB R H RBI BB SO LOB

4	1	1	1	1	0	4
4	2	2	1	1	0	1
4	0	1	0	1	0	2
4	0	1	1	0	1	4
0	0	0	0	0	0	0
3	0	1	1	1	0	1
2	1	0	1	2	1	2
3	1	1	0	1	0	3
4	0	1	0	0	2	5
0	0	0	0	0	0	0
3	0	1	0	1	0	0

AB	31	R	5	H	9	RBI	5	BB	8	SO	4	LOB	22
WP: 0	PA: 39	PB: 0	SF: 0	SB: 0	SAC: 0	CS: 0	DP: 2	HBP: 0					

**Kansas City Royals @ New York Yankees**  
 Yankee Stadium, Bronx, NY  
 Fri Apr 30 2004, 7:05 PM EDT  
 Att. 43,237 - Cloudy - 67 F

livebaseballscorecards.com



Batter	1	2	3	4	5	6	7	8	9	AB R H RBI BB SO LOB	TOP		
4 Angel Berroa, R (1, 6) OBP: 0.256, SLG: 0.317	0-2 2B G6-3 1B		0-3 K			0-2 E4 G3-6-3		0-3 K		4 1 1 0 0 2 2	<b>Kansas City Royals @ New York Yankees</b> Yankee Stadium, Bronx, NY Sat May 01 2004, 1:05 PM EDT Att. 54,103 - Sunny - 72 F <a href="http://livebaseballscorecards.com">livebaseballscorecards.com</a>		
Carlos Beltrán, S (1, 8) OBP: 0.427, SLG: 0.687	0-1 G6-3 1-3 2B		2-1 G3-1			2-0 G3-6-3 1-2f		2-2 F7		4 0 1 0 0 0 3			
29 Mike Sweeney, R (1, 10) OBP: 0.367, SLG: 0.542	1-1 G6-3				2-2 F9			0-2 G6-3 1-H 2-H 2B		4 0 1 2 0 0 2			
Juan Gonzalez, R (1, 9) OBP: 0.313, SLG: 0.458	1-1 G6-3 2-3 3-H				1-2 F7		0-0 F8	0-1 F7		4 0 0 1 0 0 2			
Matt Stairs, L (1, 7) OBP: 0.391, SLG: 0.481	0-2 F8				2-2 FC6-4 1B		0-1 HR		2-2 E3 G4-6-3	4 1 2 1 0 0 1			
Ken Harvey, R (1, 3) OBP: 0.427, SLG: 0.537		1-2 G5-3			0-0 FC6-4 1-2f		3-2 G5-3		2-1 G4-6-3 1-2f	4 0 0 0 0 0 2			
Desi Relaford, S (1, 4) OBP: 0.167, SLG: 0.167		2-2 G6-3				0-1 G3		1-2 G3		3-3 K		4 0 0 0 0 1 0	
Benito Santiago, R (1, 2) OBP: 0.279, SLG: 0.385		3-3 K				0-1 G4-3			0-2 29 1B 2B 1B	3 1 1 0 0 1 0			
Mendy López, R (1, 5) OBP: 0.192, SLG: 0.250			0-3 K			1-2 G5-3			3-2 29 1B 2B 1B	3 1 1 0 0 1 0			
<b>Inning Stats</b>	R: 1 H: 2 E: 0 LOB: 1 K: 0 BB: 0 S: 12 P: 14	R: 0 H: 0 E: 0 LOB: 0 K: 1 BB: 0 S: 12 P: 18	R: 0 H: 0 E: 0 LOB: 0 K: 2 BB: 0 S: 8 P: 10	R: 0 H: 1 E: 0 LOB: 1 K: 0 BB: 0 S: 10 P: 15	R: 0 H: 0 E: 0 LOB: 0 K: 0 BB: 0 S: 7 P: 8	R: 0 H: 0 E: 1 LOB: 0 K: 0 BB: 0 S: 6 P: 8	R: 1 H: 1 E: 0 LOB: 0 K: 0 BB: 0 S: 9 P: 13	R: 2 H: 3 E: 0 LOB: 1 K: 1 BB: 0 S: 22 P: 27	R: 0 H: 0 E: 1 LOB: 0 K: 1 BB: 0 S: 8 P: 15	1B: 4 SF: 0 2B: 2 SAC: 0 3B: 0 DP: 2 HR: 1 HBP: 0	WP: 0 PA: 34 PB: 0 SB: 0 CS: 0		
<b>PITCHER</b>	IP WLS BF H R ER SO BB IBB HBP BLK WP HR S P ERA WHIP											<b>PITCHER</b>	IP WLS BF H R ER SO BB IBB HBP BLK WP HR S P ERA WHIP
Jon Lieber, R (1, 1) ERA: 3.86	7.0 W 26 5 3 3 3 0 0 0 0 0 0 1 69 91 3.86 0.714												
Paul Quantrill, R (8, 1) ERA: 3.6	0.2 4 2 1 1 1 0 0 0 0 0 0 0 15 20 13.50 3.000												
Tom Gordon, R (8, 1) ERA: 1.88	0.1 H 1 0 0 0 0 0 0 0 0 0 0 0 2 2 0.00 0.000												
Scott Proctor, R (9, 1) ERA: 9.64	1.0 3 0 0 0 0 1 0 0 0 0 0 0 8 15 0.00 0.000												

AB	34
R	4
H	7
RBI	4
BB	0
SO	5
LOB	12



Batter	1	2	3	4	5	6	7	8	9
<b>2 Derek Jeter, R</b> OBP: 0.268, SLG: 0.248 (1, 6)	1-0 25 E 13 1B 1B	0-0 G4-3 S 1B		0-1 F9	3-2 FC6 1B		1-1 G5-3	1-1 G4-3	
<b>Bernie Williams, S</b> OBP: 0.303, SLG: 0.286 (1, 8)	1-2 F7	3-0 G4-3 1-3		1-1 13 G5-3 1B	0-1 FC6 1-2f			0-0 F9	
<b>13 Alex Rodriguez, R</b> OBP: 0.346, SLG: 0.442 (1, 5)	0-0 1B 55 BB FC4-6 1B	2-1 P3		3-2 G5-3		2-1 25 1B		4-2 25 2B 55 E BB	
<b>25 Jason Giambi, L</b> OBP: 0.453, SLG: 0.486 (1, 3)	4-2 55 FC4-6 1B 1-2 2-3 BB		4-2 FC1-4 BB	2-2 HBP		1-0 1B		0-0 55 E HR 2B	
<b>Gary Sheffield, R</b> OBP: 0.406, SLG: 0.393 (1, 9)	0-0 55 FC4-6 1B 1-2 2-3 3-H 1B		1-2 FC1-4 55 WP HR 1-2f	1-0 G5-3		0-3 K		4-2 55 E HR BB	
<b>55 Hideki Matsui, L</b> OBP: 0.404, SLG: 0.439 (1, 7)	0-0 FC4-6 BB 1-2f 2-3 3-H		4-2 SAFE 1-2 HR BB		X	0-0 HR		2-0 E5 HR 1-2 2-3 3-H	
<b>Ruben Sierra, S</b> OBP: 0.327, SLG: 0.477 (1, 10)	4-0 1-2 BB		0-1 1-H 2-H HR			4-1 2B SF7-5-4 BB		2-2 HR 1-H 2-H 3-H	
<b>John Flaherty, R</b> OBP: 0.214, SLG: 0.286 (1, 2)	1-1 F7		2-2 F8		X	0-0 SF7-5-4 1-3 2B		1-3 K	
<b>Enrique Wilson, S</b> OBP: 0.211, SLG: 0.173 (1, 4)		X	0-0 L3			0-1 SF7-5-4		2-0 G4-3	

Inning Stats	R: 2 E: 1 K: 0 S: 12	H: 3 LOB: 3 BB: 2 P: 23	R: 0 E: 0 K: 0 S: 5	H: 1 LOB: 1 BB: 0 P: 10	R: 3 E: 0 K: 0 S: 15	H: 1 LOB: 0 BB: 2 P: 28	R: 0 E: 0 K: 0 S: 10	H: 1 LOB: 2 BB: 0 P: 17	R: 2 E: 0 K: 0 S: 11	H: 3 LOB: 1 BB: 1 P: 18	R: 0 E: 0 K: 2 S: 12	H: 2 LOB: 2 BB: 0 P: 18	R: 0 E: 0 K: 1 S: 6	H: 0 LOB: 0 BB: 0 P: 10	R: 5 E: 1 K: 0 S: 19	H: 3 LOB: 1 BB: 2 P: 33
--------------	-------------------------------	----------------------------------	------------------------------	----------------------------------	-------------------------------	----------------------------------	-------------------------------	----------------------------------	-------------------------------	----------------------------------	-------------------------------	----------------------------------	------------------------------	----------------------------------	-------------------------------	----------------------------------

PITCHER	IP	WLS	BF	H	R	ER	SO	BB	IBB	HBP	BLK	WP	HR	S	P	ERA	WHIP
<b>Eduardo Villacis, R</b> ERA: 13.5	(1, 1)	3.1	L	20	6	5	5	0	4	0	0	1	1	36	66	13.50	3.000
<b>Shawn Camp, R</b> ERA: 4.15	(4, 1)	2.2		14	5	2	2	1	0	1	0	0	1	29	48	6.75	2.250
<b>Nate Field, R</b> ERA: 1.0	(7, 1)	1.0		3	0	0	1	0	0	0	0	0	0	6	10	0.00	0.000
<b>Curt Leskanic, R</b> ERA: 14.73	(8, 1)	0.2		8	3	5	4	2	0	0	0	0	1	17	30	54.00	7.500
<b>Scott Sullivan, R</b> ERA: 5.79	(8, 1)	0.1		1	0	0	0	0	0	0	0	0	0	2	3	0.00	0.000

**BOTTOM**

**Kansas City Royals @ New York Yankees**  
Yankee Stadium, Bronx, NY

Sat May 01 2004, 1:05 PM EDT  
Att. 54,103 - Sunny - 72 F

AB	R	H	RBI	BB	SO	LOB
6	1	3	0	0	0	1
5	0	1	0	0	0	3
4	2	2	0	1	0	2
2	1	2	0	2	0	0
4	2	1	1	1	1	5
4	3	1	3	1	1	6
3	3	2	7	2	0	2
5	0	1	0	0	1	3
4	0	1	1	0	0	0

AB	37
R	12
H	14
RBI	12
BB	7
SO	3
LOB	22

1B	9	SF	1	WP	1	PA	46
2B	3	SAC	0	PB	0		
3B	0	DP	1	SB	1		
HR	3	HBP	1	CS	0		



Batter	1	2	3	4	5	6	7	8	9	AB R H RBI BB SO LOB	TOP											
4 Angel Berroa, R (1, 6) OBP: 0.234, SLG: 0.289	3-3 K		0-2 F7	1-2 L4			1-0 P4			4 0 0 0 0 1 2	<b>Kansas City Royals @ New York Yankees</b> Yankee Stadium, Bronx, NY Sun May 02 2004, 1:05 PM EDT Att. 49,208 - Overcast - 65 F											
Carlos Beltrán, S (1, 8) OBP: 0.439, SLG: 0.721	1-1 29 G6-3 3B		1-2 29 1B 2B			1-1 P4		4-1 29 G6-4-3 BB	3 2 2 0 1 0 0													
29 Mike Sweeney, R (1, 10) OBP: 0.361, SLG: 0.526	0-0 G6-3		0-2 1B 2-H 1B			3-3 K		1-2 G6-4-3 1-2f	4 0 1 2 0 1 1													
Juan Gonzalez, R (1, 9) OBP: 0.321, SLG: 0.461	0-2 1B		1-1 G4-6-3 1-3 1B			0-1 G5-3		0-3 K	4 0 2 0 0 1 0													
Ken Harvey, R (1, 3) OBP: 0.418, SLG: 0.521	1-0 L5		2-1 G4-6-3 1-2f			2-1 L6		1-1 HBP 1B	4 0 1 0 0 0 3													
Joe Randa, R (1, 5) OBP: 0.363, SLG: 0.416		3-2 F8		2-2 G6-3		0-0 P4		2-0 HBP	3 0 0 0 0 0 0													
Benito Santiago, R (1, 2) OBP: 0.296, SLG: 0.412 Matt Stairs, L (9, PH) OBP: 0.385, SLG: 0.473		2-0 G4-3 2B		3-2 G6-3 1B 1B		2-2 G5-3		3-3 K	3 0 2 0 0 0 0 1 0 0 0 0 1 2													
Desi Relaford, S (1, 4) OBP: 0.188, SLG: 0.188		1-0 G4-3		1-0 SAFE G6-3 1B 1-2		2-2 G1-3		0-3 K	4 0 1 0 0 1 3													
9 David DeJesus, L (1, 7) OBP: 0.174, SLG: 0.050		2-1 F9		3-2 SAFE G6-3 1-2 2-3		2-0 L8		2-0 G3	4 0 0 0 0 0 5													
<b>Inning Stats</b>	R: 1 E: 0 K: 1 S: 10	H: 2 LOB: 1 BB: 0 P: 15	R: 0 E: 0 K: 0 S: 7	H: 1 LOB: 1 BB: 0 P: 15	R: 1 E: 0 K: 0 S: 18	H: 3 LOB: 1 BB: 0 P: 22	R: 0 E: 0 K: 0 S: 16	H: 2 LOB: 2 BB: 0 P: 26	R: 0 E: 0 K: 1 S: 8	H: 0 LOB: 0 BB: 0 P: 12		R: 0 E: 0 K: 0 S: 6	H: 0 LOB: 0 BB: 0 P: 10	R: 0 E: 0 K: 0 S: 5	H: 0 LOB: 0 BB: 0 P: 10	R: 0 E: 0 K: 1 S: 8	H: 0 LOB: 0 BB: 1 P: 13	R: 0 E: 0 K: 2 S: 11	H: 1 LOB: 2 BB: 0 P: 19	1B: 6 2B: 2 3B: 1 HR: 0	SF: 0 SAC: 0 DP: 2 HBP: 1	WP: 0 PB: 0 SB: 0 CS: 0
<b>PITCHER</b>	IP WLS BF H R ER SO BB IBB HBP BLK WP HR S P ERA WHIP																					
35 Mike Mussina, R (1, 1) ERA: 5.88	7.0 W 28 8 2 2 2 0 0 0 0 0 0 0 70 110 2.57 1.143																					
Tom Gordon, R (8, 1) ERA: 1.76	1.0 H 3 0 0 0 1 1 0 0 0 0 0 0 8 13 0.00 1.000																					
42 Mariano Rivera, R (9, 1) ERA: 0.59	1.0 S 5 1 0 0 2 0 0 0 1 0 0 0 11 19 0.00 1.000																					

livebaseballscorecards.com

<b>AB</b>	34
<b>R</b>	2
<b>H</b>	9
<b>RBI</b>	2
<b>BB</b>	1
<b>SO</b>	5
<b>LOB</b>	16







Batter	1	2	3	4	5	6	7	8	9	AB R H RBI BB SO LOB	TOP																	
2 Derek Jeter, R OBP: 0.254, SLG: 0.243 (1, 6)	G1-3		13 1B	K			F9		G5-3	6 1 1 0 0 1 7																		
Bernie Williams, S OBP: 0.296, SLG: 0.279 (1, 8)	K2-3		K		25 13 1B		13 HR 1B	K		5 1 2 0 0 3 1																		
13 Alex Rodriguez, R OBP: 0.362, SLG: 0.471 (1, 5)	25 1B		25 1B		25 1B		1-H HR	G5-3		4 1 3 4 1 0 0																		
25 Jason Giambi, L OBP: 0.452, SLG: 0.513 Tony Clark, S OBP: 0.368, SLG: 0.667 (8, 3)	1B		G4-6-3		G4-6-3		20 BB 2B	K		4 1 1 0 1 1 3 0 0 0 0 0 0 0																		
Gary Sheffield, R OBP: 0.391, SLG: 0.370 (1, 9)	F8		F8		P3		20 BB 2B	K		4 1 0 0 1 1 3																		
20 Jorge Posada, S OBP: 0.419, SLG: 0.711 (1, 2)		55 FC1 2B	G1-3		G6-3		2B BB	55 2B FC6-4 1B		4 2 2 0 1 0 0																		
55 Hideki Matsui, L OBP: 0.411, SLG: 0.467 (1, 7)		FC1 1B	G6-3		G6-3		K	FC6-4 2B		5 1 2 0 0 1 4																		
Ruben Sierra, S OBP: 0.357, SLG: 0.540 Homer Bush, R (7, PR) Kenny Lofton, L OBP: 0.333, SLG: 0.250 (9, PH)		1B	2B 1B		P3		1B 2B	FC6-4 1B		4 1 3 3 0 0 0 0 0 0 0 0 0 0 0 0 0 0 1 0 0																		
Enrique Wilson, S OBP: 0.242, SLG: 0.228 (1, 4)		G5-3	2B				1B	FC6-4		5 1 3 3 0 0 4																		
<b>Inning Stats</b>	R: 0 H: 1 E: 0 K: 1 S: 10	H: 2 LOB: 1 BB: 0 P: 10	R: 1 H: 2 E: 0 K: 1 S: 9	H: 2 LOB: 0 BB: 0 P: 13	R: 2 H: 3 E: 0 K: 1 S: 15	H: 3 LOB: 1 BB: 0 P: 21	R: 0 H: 2 E: 0 K: 0 S: 8	H: 2 LOB: 1 BB: 0 P: 13	R: 0 H: 0 E: 0 K: 0 S: 5	H: 0 LOB: 0 BB: 0 P: 6	R: 6 H: 5 E: 0 K: 1 S: 19	H: 5 LOB: 3 BB: 3 P: 39	R: 0 H: 0 E: 0 K: 2 S: 8	H: 0 LOB: 0 BB: 0 P: 12	R: 1 H: 2 E: 0 K: 1 S: 10	H: 2 LOB: 2 BB: 1 P: 24	1B: 11 SF: 0 2B: 5 SAC: 0 3B: 0 DP: 3 HR: 1 HBP: 0	WP: 0 PA: 46 PB: 0 SB: 0 CS: 0										
<b>PITCHER</b>	IP WLS BF H R ER SO BB IBB HBP BLK WP HR S P ERA WHIP																											
Mark Mulder, L ERA: 4.12 (1, 1)	6.1		31	13	7	7	3	2	0	0	0	0	1	61	96	9.95	2.368											
Chad Bradford, R ERA: 7.71 (7, 1)	0.0	L	2	0	0	0	0	2	0	0	0	0	0	4	12	∞	∞											
Ricardo Rincon, L ERA: 3.68 (7, 1)	0.1	B	3	2	2	2	1	0	0	0	0	0	0	7	11	54.00	6.000											
58 Justin Duchscherer, R ERA: 2.13 (7, 1)	2.1		10	2	1	1	3	0	1	0	0	0	0	19	39	3.86	0.857											

**New York Yankees @ Oakland Athletics**  
Network Associates Coliseum, Oakland, CA

AB	41
R	10
H	17
RBI	10
BB	5
SO	7
LOB	22



Tue May 04 2004, 10:05 PM EDT  
Att. 35,081 - Sunny - 64 F

[livebaseballscorecards.com](http://livebaseballscorecards.com)

Batter	1	2	3	4	5	6	7	8	9	AB	R	H	RBI	BB	SO	LOB
21 Mark Kotsay, L OBP: 0.308, SLG: 0.277 (1, 8)	1-1 F8		1-1 S WP BB 1B	4-2 BB 1B			1-1 G1-3			3	1	1	0	1	0	0
Eric Byrnes, R OBP: 0.400, SLG: 0.556 (1, 7)	2-0 3 HR 1B		4-2 1B SAFE BB 1B 3 BB BB	1-2 P6-4 2-2f			0-3 K			3	2	1	0	1	1	2
3 Eric Chavez, L OBP: 0.362, SLG: 0.510 (1, 5)	1-2 1-H HR		4-1 1B SAFE BB 1B BB				1-2 G4-3			3	3	2	3	1	0	0
Jermaine Dye, R OBP: 0.362, SLG: 0.567 (1, 9)	0-3 K		4-2 1B 7 CS BB	1-2 2-3 3-H			2-1 P4			3	1	0	1	1	2	0
Scott Hatteberg, L OBP: 0.400, SLG: 0.456 (1, 3)	2-1 HR		0-0 P5				2-2 F7			4	1	1	1	0	0	3
Erubiel Durazo, L OBP: 0.352, SLG: 0.455 (1, 10)	2-2 G5-3		1-1 7 K2-5 1B	1-3 2-H 3-H			1-2 G6-3			4	0	1	2	0	0	0
7 Bobby Crosby, R OBP: 0.250, SLG: 0.353 (1, 6)		2-3 K	3-3 K2-5	1-H 3-H			2-2 F9			4	0	0	0	0	3	1
Damian Miller, R OBP: 0.360, SLG: 0.449 Billy McMillon, L OBP: 0.208, SLG: 0.375 (9, PH)		4-2 G6-4-3 BB		0-1 P6-4 21 BB 1B			0-3 K			2	0	1	0	1	1	0
Marco Scutaro, R OBP: 0.319, SLG: 0.379 Eric Karros, R OBP: 0.200, SLG: 0.175 (9, PH)		1-0 G6-4-3 1-2f	1-0 SAFE SAFE	2-1 L9			2-1 G6-3			3	0	0	0	0	0	2
										1	0	0	0	0	0	0

Inning Stats	R: 3	H: 3	E: 0	K: 1	S: 15	H: 3	LOB: 0	BB: 0	P: 23	R: 0	H: 0	E: 0	K: 1	S: 6	H: 0	LOB: 0	BB: 1	P: 13	R: 4	H: 2	E: 0	K: 1	S: 17	H: 1	LOB: 1	BB: 1	P: 16	R: 1	H: 1	E: 0	K: 0	S: 10	H: 0	LOB: 0	BB: 0	P: 15	R: 0	H: 0	E: 0	K: 1	S: 8	H: 0	LOB: 0	BB: 0	P: 12	R: 0	H: 0	E: 0	K: 1	S: 9	H: 0	LOB: 0	BB: 0	P: 11	R: 0	H: 0	E: 0	K: 2	S: 10	H: 0	LOB: 0	BB: 0	P: 15	1B: 4	SF: 0	2B: 1	SAC: 0	3B: 0	DP: 2	HR: 3	HBP: 0
--------------	------	------	------	------	-------	------	--------	-------	-------	------	------	------	------	------	------	--------	-------	-------	------	------	------	------	-------	------	--------	-------	-------	------	------	------	------	-------	------	--------	-------	-------	------	------	------	------	------	------	--------	-------	-------	------	------	------	------	------	------	--------	-------	-------	------	------	------	------	-------	------	--------	-------	-------	-------	-------	-------	--------	-------	-------	-------	--------

PITCHER	IP	WLS	BF	H	R	ER	SO	BB	IBB	HBP	BLK	WP	HR	S	P	ERA	WHIP
Jose Contreras, R ERA: 9.47 (1, 1)	2.0		13	4	7	6	2	4	0	0	0	1	2	32	60	27.00	4.000
Donovan Osborne, L ERA: 3.18 (3, 1)	4.0	W	14	3	1	1	2	1	0	0	0	0	1	33	53	2.25	1.000
Paul Quantrill, R ERA: 3.38 (7, 1)	1.0	H	3	0	0	0	1	0	0	0	0	0	0	9	11	0.00	0.000
Tom Gordon, R ERA: 1.65 (8, 1)	1.0	H	3	0	0	0	1	0	0	0	0	0	0	8	9	0.00	0.000
42 Mariano Rivera, R ERA: 0.55 (9, 1)	1.0	S	3	0	0	0	2	0	0	0	0	0	0	10	15	0.00	0.000


**BOTTOM**

**New York Yankees @ Oakland Athletics**  
**Network Associates Coliseum, Oakland, CA**

Tue May 04 2004, 10:05 PM EDT  
Att: 35,081 - Sunny - 64 F

livebaseballscorecards.com

AB	31
R	8
H	7
RBI	7
BB	5
SO	8
LOB	8



WP: 1 PA: 36  
PB: 0  
SB: 3  
CS: 1

Batter	1	2	3	4	5	6	7	8	9	AB R H RBI BB SO LOB	TOP
Enrique Wilson, S (1, 6) OBP: 0.239, SLG: 0.242	0-0 G5-3		2-1 P4		1-2 2B		1-0 L7	2-3 K		5 0 1 0 0 1 2	
Bernie Williams, S (1, 8) OBP: 0.301, SLG: 0.278	1-0 P4		4-0 13 FC5-4 BB		1-3 K		1-0 25 G3 13 BB 1B	1-0 F9		4 0 1 0 1 1 3	
13 Alex Rodriguez, R (1, 5) OBP: 0.364, SLG: 0.491	1-2 G4-3		0-1 25 FC5-4 2B 1-2f		0-3 K		4-1 25 G3 1-2 BB		0-0 HR	4 1 1 1 1 1 2	
25 Jason Giambi, L (1, 10) OBP: 0.459, SLG: 0.561		3-2 F7	2-0 2B		2-0 HR		0-0 G3		4-2 G5-4-3 BB	4 1 2 1 1 0 2	
Gary Sheffield, R (1, 9) OBP: 0.391, SLG: 0.396		1-2 HR	0-3 K		3-3 K		4-0 IBB		3-2 G5-4-3 1-2f	4 1 1 1 1 2 3	
20 Jorge Posada, S (1, 2) OBP: 0.418, SLG: 0.700		0-0 55 1B 2B		2-1 P4		0-3 K	0-0 F8		4-0 55 1B 2B BB	4 1 1 0 1 1 3	
55 Hideki Matsui, L (1, 7) OBP: 0.429, SLG: 0.479		0-0 2-3 1B		0-1 G1		4-1 BB BB		1-1 E 1B	3-2 2B 1-3 1B	4 0 3 0 1 0 0	
Tony Clark, S (1, 3) OBP: 0.375, SLG: 0.632		0-2 F7		2-3 K		4-1 SAFE BB 1-2 BB		1-3 SAFE K 1B	2-2 1-3 2B	4 0 1 1 1 2 3	
Miguel Cairo, R (1, 4) OBP: 0.333, SLG: 0.464		2-2 P4		2-2 F8		2-2 G1-3		3-2 E6	0-3 K2-3	3 0 0 0 0 0 4	
Ruben Sierra, S (8, PH) OBP: 0.351, SLG: 0.529										1 0 0 0 0 0 1	
Homer Bush, R (8, PR)										1 0 0 0 0 1 2	

Inning Stats	R: 0 E: 0 K: 0 S: 6	H: 0 LOB: 0 BB: 0 P: 8	R: 1 E: 0 K: 0 S: 16	H: 3 LOB: 2 BB: 0 P: 22	R: 0 E: 0 K: 1 S: 8	H: 1 LOB: 0 BB: 0 P: 16	R: 0 E: 0 K: 1 S: 8	H: 0 LOB: 0 BB: 0 P: 12	R: 0 E: 0 K: 2 S: 12	H: 1 LOB: 1 BB: 0 P: 16	R: 1 E: 0 K: 2 S: 16	H: 1 LOB: 2 BB: 2 P: 31	R: 0 E: 0 K: 0 S: 5	H: 1 LOB: 3 BB: 2 P: 15	R: 0 E: 1 K: 2 S: 13	H: 1 LOB: 2 BB: 0 P: 21	R: 2 E: 0 K: 1 S: 18	H: 3 LOB: 2 BB: 2 P: 34	1B: 4 2B: 4 3B: 0 HR: 3	SF: 0 SAC: 0 DP: 1 HBP: 0	WP: 0 PB: 0 SB: 0 CS: 0	PA: 45
--------------	------------------------------	---------------------------------	-------------------------------	----------------------------------	------------------------------	----------------------------------	------------------------------	----------------------------------	-------------------------------	----------------------------------	-------------------------------	----------------------------------	------------------------------	----------------------------------	-------------------------------	----------------------------------	-------------------------------	----------------------------------	----------------------------------	------------------------------------	----------------------------------	--------

PITCHER	IP	WLS	BF	H	R	ER	SO	BB	IBB	HBP	BLK	WP	HR	S	P	ERA	WHIP
Barry Zito, L (1, 1) ERA: 6.17	6.0		27	6	2	2	6	3	0	0	0	0	2	66	105	3.00	1.500
Chris Hammond, L (7, 1) ERA: 2.7	1.0		7	2	0	0	0	1	1	0	0	0	0	7	18	0.00	3.000
Jim Mecir, R (8, 1) ERA: 11.42	1.0	H	4	0	0	0	2	0	0	0	0	0	0	11	18	0.00	0.000
Arthur Rhodes, L (9, 1) ERA: 5.25	1.0	L	7	3	2	2	1	2	0	0	0	0	1	18	34	18.00	5.000

**New York Yankees @ Oakland Athletics**  
**Network Associates Coliseum, Oakland, CA**  
 Wed May 05 2004, 10:05 PM EDT  
 Att. 43,227 - Cloudy - 60 F

AB	38
R	4
H	11
RBI	4
BB	7
SO	9
LOB	25



WP: 0	PA: 45
PB: 0	
SB: 0	
CS: 0	

Batter	1	2	3	4	5	6	7	8	9	AB R H RBI BB SO LOB
21 Mark Kotsay, L OBP: 0.303, SLG: 0.283 (1, 8)	G4-3 ①		G4-3 ①		G1-3 ②		WP 3 1B 2B		FC1-5 FC6-4 ①	5 1 1 0 0 0 4
Eric Byrnes, R OBP: 0.413, SLG: 0.561 (1, 7)	G5-3 ②		2-1 2B 2-H		4-1 2-3 BB		4-2 2-3 BB		FC6-4 1-2f 2-3 ②	3 0 1 1 2 0 2
3 Eric Chavez, L OBP: 0.355, SLG: 0.495 (1, 5)	G4-3 ③		1-3 K ②		2-3 K ③		1-2 1B 3-H 1-3 ③		P4 ③	5 0 1 1 0 2 6
Jermaine Dye, R OBP: 0.350, SLG: 0.546 (1, 9)		G5-3 ①	3-2 G6-3 ③		2-2 G6-3 ①		2-2 G6-3 ①			4 0 0 0 0 1 3
Scott Hatteberg, L OBP: 0.393, SLG: 0.486 (1, 3)		1-0 HR		2-2 G6-3 ①		1-0 G6-3 ②		1-2 G1-3 ①		4 1 1 1 0 0 0
Erubiel Durazo, L OBP: 0.348, SLG: 0.457 (1, 10)		2-2 G4-3 ②		0-0 L7 ②		1-2 2B		0-1 P6 ②		4 0 1 0 0 0 0
7 Bobby Crosby, R OBP: 0.250, SLG: 0.347 (1, 6)		2-2 FC5-4 1B		1-2 F9 ③		1-0 G6-3 ③		1-1 G6-3 ③		4 0 1 0 0 0 1
Damian Miller, R OBP: 0.367, SLG: 0.452 Frank Menechino, R (9, PR) OBP: 0.179, SLG: 0.115 (1, 2)		0-1 FC5-4 ③		0-1 PB 21 G1-3 1B		0-1 P3 ①		0-1 21 FC1-5 1B 1B		4 0 2 0 0 0 1 0 0 0 0 0 0 0
Marco Scutaro, R OBP: 0.319, SLG: 0.378 Billy McMillon, L (9, PH) OBP: 0.240, SLG: 0.400 (1, 4)			1-1 21 G4-3 2B 1B		1-3 K ①		1-2 K ②		2-2 FC6-4 21 FC1-5 1B	3 1 1 0 0 2 1 1 0 1 0 0 0 0

Inning Stats	R: 0 E: 0 K: 0 S: 9	H: 0 LOB: 0 BB: 0 P: 14	R: 1 E: 0 K: 0 S: 12	H: 2 LOB: 1 BB: 0 P: 17	R: 1 E: 0 K: 1 S: 12	H: 2 LOB: 1 BB: 0 P: 20	R: 0 E: 0 K: 0 S: 8	H: 0 LOB: 0 BB: 0 P: 11	R: 0 E: 0 K: 2 S: 11	H: 1 LOB: 2 BB: 1 P: 18	R: 0 E: 0 K: 0 S: 8	H: 1 LOB: 1 BB: 0 P: 13	R: 1 E: 0 K: 2 S: 15	H: 2 LOB: 2 BB: 1 P: 22	R: 0 E: 0 K: 0 S: 8	H: 0 LOB: 0 BB: 0 P: 10	R: 0 E: 0 K: 0 S: 11	H: 2 LOB: 3 BB: 0 P: 14	1B: 6 2B: 3 3B: 0 HR: 1	SF: 0 SAC: 0 DP: 0 HBP: 0
--------------	------------------------------	----------------------------------	-------------------------------	----------------------------------	-------------------------------	----------------------------------	------------------------------	----------------------------------	-------------------------------	----------------------------------	------------------------------	----------------------------------	-------------------------------	----------------------------------	------------------------------	----------------------------------	-------------------------------	----------------------------------	----------------------------------	------------------------------------

PITCHER	IP	WLS	BF	H	R	ER	SO	BB	IBB	HBP	BLK	WP	HR	S	P	ERA	WHIP
Kevin Brown, R ERA: 2.89 (1, 1)	6.2		29	7	3	3	4	2	0	0	0	1	1	68	106	4.05	1.350
Gabe White, L ERA: 3.86 (7, 1)	0.0		1	1	0	0	0	0	0	0	0	0	0	3	4	∞	∞
Paul Quantrill, R ERA: 3.12 (7, 1)	1.1	W	4	0	0	0	1	0	0	0	0	0	0	12	15	0.00	0.000
42 Mariano Rivera, R ERA: 0.52 (9, 1)	1.0	S	5	2	0	0	0	0	0	0	0	0	0	11	14	0.00	2.000


**BOTTOM**

**New York Yankees @ Oakland Athletics**  
 Network Associates Coliseum, Oakland, CA

Wed May 05 2004, 10:05 PM EDT  
 Att. 43,227 - Cloudy - 60 F

livebaseballscorecards.com

<b>AB</b>	<b>37</b>
<b>R</b>	<b>3</b>
<b>H</b>	<b>10</b>
<b>RBI</b>	<b>3</b>
<b>BB</b>	<b>2</b>
<b>SO</b>	<b>5</b>
<b>LOB</b>	<b>18</b>



<b>WP</b>	<b>1</b>	<b>PA</b>	<b>39</b>
<b>PB</b>	<b>1</b>	<b>SB</b>	<b>0</b>
<b>CS</b>	<b>0</b>		

Batter	1	2	3	4	5	6	7	8	9	AB R H RBI BB SO LOB	TOP									
<b>Kenny Lofton, L</b> (1, 8) OBP: 0.343, SLG: 0.321	4-1 BB 2 G6-3 BB	0-0 1-H 3-H 2 1B 3B		3-2 F7			0-0 F7		2-1 G5-3	4 1 1 2 1 0 0										
<b>2 Derek Jeter, R</b> (1, 6) OBP: 0.252, SLG: 0.241	2-2 SAFE G6-3 1-2	3-1 3-H 1B		0-0 F9			3-3 K		2-1 G6-3	5 0 1 1 0 1 1										
<b>13 Alex Rodriguez, R</b> (1, 5) OBP: 0.360, SLG: 0.477	4-2 BB BB	0-3 K					0-3 K			3 0 0 0 1 2 1										
<b>Gary Sheffield, R</b> (1, 9) OBP: 0.395, SLG: 0.394	4-1 BB 2-3 BB	1-2 P6					0-2 20 CS 1B		1-3 K	3 0 1 0 1 1 1										
<b>20 Jorge Posada, S</b> (1, 2) OBP: 0.412, SLG: 0.675	0-3 K	3-3 K					4-1 SAFE 55 FC6-4 1-2 HBP		0-1 G4-3	3 0 0 0 0 2 4										
<b>55 Hideki Matsui, L</b> (1, 7) OBP: 0.422, SLG: 0.464	0-0 G4-3						0-0 FC6-4 1-2f		4-1 BB BB	3 0 0 0 1 0 4										
<b>Bernie Williams, S</b> (1, 10) OBP: 0.308, SLG: 0.280		0-0 2B 1B 1B					2-3 K		4-2 1-2 BB	3 1 1 0 1 2 0										
<b>Tony Clark, S</b> (1, 3) OBP: 0.357, SLG: 0.609		0-1 1B 3B 2B					2-3 K		3-3 K	4 1 1 0 0 2 2										
<b>Enrique Wilson, S</b> (1, 4) OBP: 0.239, SLG: 0.242		0-0 3B 1B					0-2 G3-1		0-2 F9	4 1 1 1 0 0 0										
<b>Inning Stats</b>	R: 0 E: 0 K: 1 S: 11	H: 0 LOB: 3 BB: 3 P: 25	R: 4 E: 0 K: 2 S: 16	H: 5 LOB: 1 BB: 0 P: 23	R: 0 E: 0 K: 1 S: 9	H: 0 LOB: 0 BB: 0 P: 10	R: 0 E: 0 K: 0 S: 9	H: 0 LOB: 0 BB: 0 P: 12	R: 0 E: 0 K: 2 S: 10	H: 0 LOB: 0 BB: 0 P: 14	R: 0 E: 0 K: 2 S: 7	H: 0 LOB: 0 BB: 0 P: 10	R: 0 E: 0 K: 2 S: 14	H: 0 LOB: 2 BB: 2 P: 26	R: 0 E: 0 K: 0 S: 7	H: 0 LOB: 0 BB: 0 P: 11	1B: 4 2B: 1 3B: 1 HR: 0	SF: 0 SAC: 0 DP: 0 HBP: 1	WP: 0 PB: 0 SB: 0 CS: 1	PA: 38
<b>40 Rich Harden, R</b> (1, 1) ERA: 4.45	IP: 7.2 WLS: W BF: 34 H: 6 R: 4 ER: 4 SO: 9 BB: 5 IBB: 0 HBP: 1 BLK: 0 WP: 0 HR: 0 S: 76 P: 121 ERA: 4.70 WHIP: 1.435											<b>PITCHER</b>	IP WLS BF H R ER SO BB IBB HBP BLK WP HR S P ERA WHIP							
<b>Ricardo Rincon, L</b> (8, 1) ERA: 3.52	0.1 H 1 0 0 0 1 0 0 0 0 0 0 6 9 0.00 0.000																			
<b>Jim Mecir, R</b> (9, 1) ERA: 10.24	1.0 S 3 0 0 0 0 0 0 0 0 0 0 7 11 0.00 0.000																			

**New York Yankees @ Oakland Athletics**  
**Network Associates Coliseum, Oakland, CA**

AB	32
R	4
H	6
RBI	4
BB	5
SO	10
LOB	13



Thu May 06 2004, 10:05 PM EDT  
 Att. 38,417 - Cloudy - 64 F

WP: 0	PA: 38
-------	--------

ERA	4.70
WHIP	1.435


livebaseballscorecards.com

Batter	1	2	3	4	5	6	7	8	9	AB	R	H	RBI	BB	SO	LOB				
21 Mark Kotsay, L OBP: 0.316, SLG: 0.298 (1, 8)	F7	1B			G4-3	1B		1B		5	0	3	4	0	0	0				
Eric Byrnes, R OBP: 0.388, SLG: 0.521 (1, 7)	F7	G6-3			G6-3	F7		G6-3		5	0	0	0	0	0	5				
3 Eric Chavez, L OBP: 0.344, SLG: 0.477 (1, 5)	K				F7			F8		4	0	0	0	0	1	0				
Jermaine Dye, R OBP: 0.355, SLG: 0.545 (1, 9)		1B			K			1B		4	1	2	0	0	2	0				
Scott Hatteberg, L OBP: 0.386, SLG: 0.474 (1, 3)		1B			F7			P4		4	1	1	0	0	0	1				
Erubiel Durazo, L OBP: 0.375, SLG: 0.512 (1, 10)		1B			HR			1B		3	3	3	1	1	0	0				
7 Bobby Crosby, R OBP: 0.250, SLG: 0.342 (1, 6)					K			P3		4	1	1	0	0	1	5				
Damian Miller, R OBP: 0.373, SLG: 0.440 (1, 2)		1B			G5-3			F9		2	1	0	1	2	0	0				
Marco Scutaro, R OBP: 0.313, SLG: 0.370 Billy McMillon, L (6, PH) OBP: 0.269, SLG: 0.400 Frank Menechino, R (7, 4) OBP: 0.172, SLG: 0.111	F8				F8			K		2	0	0	0	0	0	3				
Inning Stats	R: 0 E: 0 K: 1 S: 11	H: 0 LOB: 0 BB: 0 P: 16	R: 3 E: 0 K: 0 S: 19	H: 3 LOB: 2 BB: 2 P: 31	R: 0 E: 0 K: 1 S: 7	H: 0 LOB: 0 BB: 0 P: 9	R: 1 E: 0 K: 1 S: 9	H: 1 LOB: 0 BB: 0 P: 11	R: 0 E: 0 K: 0 S: 6	H: 0 LOB: 0 BB: 0 P: 8	R: 3 E: 0 K: 1 S: 21	H: 3 LOB: 2 BB: 2 P: 34	R: 0 E: 0 K: 0 S: 12	H: 2 LOB: 2 BB: 0 P: 14	R: 0 E: 0 K: 1 S: 14	H: 1 LOB: 1 BB: 0 P: 22	1B: 9 2B: 0 3B: 0 HR: 1	SF: 0 SAC: 0 DP: 0 HBP: 0	WP: 1 PB: 0 SB: 1 CS: 0	PA: 38

**NEW YORK YANKEES @ OAKLAND ATHLETICS**  
**Network Associates Coliseum, Oakland, CA**

Thu May 06 2004, 10:05 PM EDT  
Att: 38,417 - Cloudy - 64 F

AB	34
R	7
H	10
RBI	7
BB	4
SO	5
LOB	14



PITCHER	IP	WLS	BF	H	R	ER	SO	BB	IBB	HBP	BLK	WP	HR	S	P	ERA	WHIP
Javier Vazquez, R ERA: 3.73 (1, 1)	5.2	L	27	6	7	7	4	4	0	0	0	1	1	67	101	11.12	1.765
Gabe White, L ERA: 3.38 (6, 1)	1.0		6	3	0	0	0	0	0	0	0	0	0	17	21	0.00	3.000
Scott Proctor, R ERA: 7.5 (7, 1)	1.1		5	1	0	0	1	0	0	0	0	0	0	15	23	0.00	0.750

Batter	1	2	3	4	5	6	7	8	9	AB R H RBI BB SO LOB	TOP		
Kenny Lofton, L (1, 8) OBP: 0.333, SLG: 0.313 Bernie Williams, S (9, PH) OBP: 0.306, SLG: 0.277	0-1 G6-3		0-0 F8		0-0 1B		2-0 FC4 2B 1B		0-1 P6	4 0 1 1 0 0 3 1 0 0 0 0 0 0			
2 Derek Jeter, R (1, 6) OBP: 0.252, SLG: 0.242	1-1 F8			1-2 G3	2-3 K		3-1 1B			4 0 1 1 0 1 2			
13 Alex Rodriguez, R (1, 5) OBP: 0.357, SLG: 0.469	2-2 F9			2-2 BB 1B	2-3 K		3-2 P2			4 0 1 0 0 1 4			
25 Jason Giambi, L (1, 3) OBP: 0.442, SLG: 0.535				2-0 F8		3-2 P5		1-2 P6		4 0 0 0 0 1 1			
Gary Sheffield, R (1, 9) OBP: 0.398, SLG: 0.392				4-0 SAFE SAFE 1-2 BB		1-1 G5-3		1-1 20 FC5-4 1B		3 0 1 0 1 1 0			
20 Jorge Posada, S (1, 2) OBP: 0.396, SLG: 0.644				1-1 F8		0-0 G6-3		1-2 FC5-4 1-2f		4 0 0 0 0 1 3			
55 Hideki Matsui, L (1, 7) OBP: 0.433, SLG: 0.465				4-2 1B BB		0-0 BB 1B 1B		2-2 G6-3		2 2 1 0 2 0 1			
Ruben Sierra, S (1, 10) OBP: 0.361, SLG: 0.527				2-2 F9 1-2 1B		3-1 F9		1-0 FC4 1-2 1B	1-3 K	4 0 2 0 0 1 1			
Enrique Wilson, S (1, 4) OBP: 0.243, SLG: 0.235 Tony Clark, S (9, PH) OBP: 0.345, SLG: 0.583				0-2 F8		4-1 1B BB		2-3 K	0-1 F9	2 0 0 0 1 1 3 1 0 0 0 0 0 0			
Inning Stats	R: 0 E: 0 K: 0 S: 9 H: 0 LOB: 0 BB: 0 P: 12	R: 0 E: 0 K: 3 S: 10 H: 0 LOB: 0 BB: 0 P: 16	R: 0 E: 0 K: 0 S: 10 H: 1 LOB: 1 BB: 1 P: 16	R: 0 E: 0 K: 0 S: 11 H: 1 LOB: 2 BB: 1 P: 21	R: 1 E: 0 K: 2 S: 12 H: 2 LOB: 2 BB: 1 P: 23	R: 0 E: 0 K: 0 S: 7 H: 0 LOB: 0 BB: 0 P: 11	R: 1 E: 0 K: 1 S: 11 H: 2 LOB: 2 BB: 1 P: 26	R: 0 E: 0 K: 0 S: 12 H: 1 LOB: 1 BB: 0 P: 17	R: 0 E: 0 K: 1 S: 7 H: 0 LOB: 0 BB: 0 P: 8	1B: 7 2B: 0 3B: 0 HR: 0 SF: 0 SAC: 0 DP: 0 HBP: 0	WP: 0 PB: 0 SB: 0 CS: 0 PA: 37		
PITCHER	IP WLS BF H R ER SO BB IBB HBP BLK WP HR S P ERA WHIP											PITCHER	IP WLS BF H R ER SO BB IBB HBP BLK WP HR S P ERA WHIP
Ryan Franklin, R (1, 1) ERA: 5.05	6.0 W 26 5 2 2 5 4 0 0 0 0 0 0 61 106 3.00 1.500												
Shigetoshi Hasegawa, R (7, 1) ERA: 5.27	1.0 4 1 0 0 1 0 0 0 0 0 0 0 9 19 0.00 1.000												
Rafael Soriano, R (8, 1) ERA: 12.0	0.2 3 1 0 0 0 0 0 0 0 0 0 0 9 12 0.00 1.500												
Mike Myers, L (8, 1) ERA: 4.32	0.1 1 0 0 0 0 0 0 0 0 0 0 0 3 5 0.00 0.000												
Eddie Guardado, L (9, 1) ERA: 1.29	1.0 3 0 0 0 1 0 0 0 0 0 0 0 7 8 0.00 0.000												

**New York Yankees @ Seattle Mariners**  
 Safeco Field, Seattle, WA  
 Fri May 07 2004, 7:05 PM PDT  
 Att: 46,491 - Dome - 58 F

livebaseballscorecards.com

**AB 33**  
**R 2**  
**H 7**  
**RBI 2**  
**BB 4**  
**SO 7**  
**LOB 18**





Batter	1	2	3	4	5	6	7	8	9	AB R H RBI BB SO LOB
<b>51 Ichiro Suzuki, L</b> OBP: 0.336, SLG: 0.344 (1, 9)	0-0 G4-3 1B	2-0 2-H 1B		0-0 1 SAFE 1 SAFE X FC3-6 1-2f 1B			3-2 FC5-4 1B			4 0 2 1 0 0 1
<b>Randy Winn, S</b> OBP: 0.315, SLG: 0.313 (1, 8)	0-2 1B 2B 1B	0-1 G4-3		1-3 K			1-2 P6			4 1 1 0 0 1 3
<b>Scott Spiezio, S</b> OBP: 0.352, SLG: 0.449 (1, 5)	3-1 2B 1B		0-0 F9		0-1 G3-1		0-1 FC5-4 1B			4 1 1 0 0 0 1
<b>Raul Ibanez, L</b> OBP: 0.336, SLG: 0.534 (1, 7)	1-2 P2		3-2 HR 1B		0-1 F7		2-2 1B			4 1 2 0 0 0 2
<b>Edgar Martinez, R</b> OBP: 0.366, SLG: 0.411 (1, 10)	0-1 2B		0-1 HR		1-2 F9		1-1 F7			4 1 2 4 0 0 2
<b>John Olerud, L</b> OBP: 0.367, SLG: 0.366 (1, 3)	3-2 F8		2-2 G4-3		1-0 G4-3 WP 2B		3-1 G3			4 1 1 0 0 0 1
<b>Rich Aurilia, R</b> OBP: 0.268, SLG: 0.272 (1, 6)		0-1 G3	0-2 F7		0-1 G4-3		1-0 P3			4 0 0 0 0 0 1
<b>Jolbert Cabrera, R</b> OBP: 0.306, SLG: 0.371 (1, 4)		0-2 G6-3 51 1B 1B		2-1 51 FC3-6 1B		1-2 G6-3	1-1 2B			4 1 3 0 0 0 0
<b>Dan Wilson, R</b> OBP: 0.311, SLG: 0.377 (1, 2)		1-1 G6-3		2-3 K		1-0 G5-3	0-1 F8			4 0 0 0 0 1 3

Inning Stats	R: 2	H: 3	E: 0	K: 15	S: 15	LOB: 1	BB: 0	P: 22	R: 1	H: 2	E: 0	K: 10	S: 10	LOB: 1	BB: 0	P: 13	R: 2	H: 2	E: 0	K: 14	S: 14	LOB: 0	BB: 0	P: 19	R: 0	H: 1	E: 0	K: 2	S: 10	LOB: 1	BB: 0	P: 14	R: 0	H: 0	E: 0	K: 7	S: 8	LOB: 0	BB: 0	P: 8	R: 1	H: 1	E: 0	K: 10	S: 10	LOB: 0	BB: 0	P: 13	R: 0	H: 2	E: 0	K: 14	S: 14	LOB: 2	BB: 0	P: 21	R: 0	H: 1	E: 0	K: 7	S: 7	LOB: 1	BB: 0	P: 12
--------------	------	------	------	-------	-------	--------	-------	-------	------	------	------	-------	-------	--------	-------	-------	------	------	------	-------	-------	--------	-------	-------	------	------	------	------	-------	--------	-------	-------	------	------	------	------	------	--------	-------	------	------	------	------	-------	-------	--------	-------	-------	------	------	------	-------	-------	--------	-------	-------	------	------	------	------	------	--------	-------	-------


PITCHER	IP	WLS	BF	H	R	ER	SO	BB	IBB	HBP	BLK	WP	HR	S	P	ERA	WHIP
<b>Jon Lieber, R</b> ERA: 6.23 (1, 1)	6.0	L	27	9	6	6	2	0	0	0	0	1	1	66	89	9.00	1.500
<b>Gabe White, L</b> ERA: 3.12 (7, 1)	0.2		4	2	0	0	0	0	0	0	0	0	0	12	18	0.00	3.000
<b>Bret Prinz, R</b> ERA: (7, 1)	1.1		5	1	0	0	0	0	0	0	0	0	0	9	15	0.00	0.750

**BOTTOM**

**New York Yankees @ Seattle Mariners**  
Safeco Field, Seattle, WA

Fri May 07 2004, 7:05 PM PDT  
Att: 46,491 - Dome - 58 F

<b>AB</b>	<b>36</b>
<b>R</b>	<b>6</b>
<b>H</b>	<b>12</b>
<b>RBI</b>	<b>5</b>
<b>BB</b>	<b>0</b>
<b>SO</b>	<b>2</b>
<b>LOB</b>	<b>14</b>



WP	HR	S	P	ERA	WHIP
1	1	12	13	9.00	1.500
0	0	0	0	0.00	3.000
0	0	0	0	0.00	0.750

Batter	1	2	3	4	5	6	7	8	9	AB R H RBI BB SO LOB	TOP											
2 Derek Jeter, R OBP: 0.250, SLG: 0.234 (1, 6)	2-3 K		4-2 BB BB		2-2 P4		1-0 G5-3	2-3 K		4 0 0 0 1 2 1												
Bernie Williams, S OBP: 0.310, SLG: 0.276 (1, 10)	1-3 K		4-1 SAFE SAFE BB		1-2 G4-3		3-2 25 HR 1B		1-2 G3-1	4 1 1 0 1 1 1												
13 Alex Rodriguez, R OBP: 0.351, SLG: 0.466 (1, 5)	1-2 G5-3		1-1 G6-3			2-2 25 2B 2B	2-3 K		2-3 K	5 1 1 0 0 2 3												
25 Jason Giambi, L OBP: 0.441, SLG: 0.571 Tony Clark, S OBP: 0.345, SLG: 0.583 (1, 3) (9, 3)		2-1 F9		1-0 F8		1-2 2B 2B	0-1 1-H HR		1-3 K	5 2 2 3 0 1 0 0 0 0 0 0 0 0												
Gary Sheffield, R OBP: 0.402, SLG: 0.415 (1, 9)		2-2 F9		1-0 F7		0-0 20 2B 2B	2-2 20 2B 2B			4 2 2 1 0 0 0												
20 Jorge Posada, S OBP: 0.418, SLG: 0.681 (1, 2)		0-0 1B		3-1 1B		3-2 55 G4-3 2B	2-2 2B			4 0 4 2 0 0 0												
55 Hideki Matsui, L OBP: 0.419, SLG: 0.447 (1, 7)		3-3 K		2-3 K		2-2 G4-3	0-1 G5-3			4 0 0 0 0 2 4												
Enrique Wilson, S OBP: 0.231, SLG: 0.222 (1, 4)			0-2 P6		1-2 K	0-3 K		0-2 K		4 0 0 0 0 3 1												
Kenny Lofton, L OBP: 0.326, SLG: 0.333 (1, 8)			0-3 K		0-1 2B	2-1 G5-3		2-3 K		4 0 1 0 0 2 1												
<b>Inning Stats</b>	R: 0 E: 0 K: 2 S: 12	H: 0 LOB: 0 BB: 0 P: 16	R: 0 E: 0 K: 1 S: 11	H: 1 LOB: 1 BB: 0 P: 18	R: 0 E: 0 K: 1 S: 16	H: 0 LOB: 2 BB: 2 P: 25	R: 0 E: 0 K: 1 S: 7	H: 1 LOB: 1 BB: 0 P: 14	R: 0 E: 0 K: 1 S: 11	H: 1 LOB: 1 BB: 0 P: 15	R: 3 E: 0 K: 1 S: 20	H: 4 LOB: 1 BB: 0 P: 30	R: 3 E: 0 K: 1 S: 19	H: 4 LOB: 1 BB: 0 P: 29	R: 0 E: 0 K: 3 S: 13	H: 0 LOB: 0 BB: 0 P: 17	R: 0 E: 0 K: 2 S: 9	H: 0 LOB: 0 BB: 0 P: 13	1B: 3 2B: 7 3B: 0 HR: 1	SF: 0 SAC: 0 DP: 0 HBP: 0	WP: 0 PB: 0 SB: 0 CS: 0	PA: 40
<b>PITCHER</b>	IP WLS BF H R ER SO BB IBB HBP BLK WP HR S P ERA WHIP																					
Gil Meche, R ERA: 4.88 (1, 1)	5.0 L 24 7 3 3 6 2 0 0 0 0 0 0 68 105 5.40 1.800																					
Ron Villone, L ERA: 4.71 (6, 1)	2.0 10 4 3 3 2 0 0 0 0 0 1 28 42 13.50 2.000																					
20 J.J. Putz, R ERA: (8, 1)	2.0 6 0 0 0 5 0 0 0 0 0 0 22 30 0.00 0.000																					

**New York Yankees @ Seattle Mariners**  
**Safeco Field, Seattle, WA**  
 Sat May 08 2004, 7:05 PM PDT  
 Att. 46,454 - Unknown - 57 F

livebaseballscorecards.com

<b>AB</b>	<b>38</b>
<b>R</b>	<b>6</b>
<b>H</b>	<b>11</b>
<b>RBI</b>	<b>6</b>
<b>BB</b>	<b>2</b>
<b>SO</b>	<b>13</b>
<b>LOB</b>	<b>11</b>



Batter	1	2	3	4	5	6	7	8	9	AB R H RBI BB SO LOB
51 Ichiro Suzuki, L (1, 9) OBP: 0.340, SLG: 0.348	1-1 1B 1B	1-3 K			1-0 P5			1-1 1B		4 0 2 0 0 1 2
Scott Spiezio, S (1, 5) OBP: 0.337, SLG: 0.427	3-2 F9		2-3 K			2-3 K		2-2 F7		4 0 0 0 0 2 2
Bret Boone, R (1, 4) OBP: 0.294, SLG: 0.445	0-0 FC5-4 1B		2-1 P2			1-2 G3-1		1-2 F8		4 0 1 0 0 0 1
Raul Ibanez, L (1, 7) OBP: 0.325, SLG: 0.514	2-3 K		2-3 K			1-3 K			1-0 G4-3	4 0 0 0 0 3 2
Edgar Martinez, R (1, 10) OBP: 0.354, SLG: 0.396	1-2 FC5-4 1-2f			0-1 F8			2-2 G4-3		1-1 G5-3	4 0 0 0 0 0 2
John Olerud, L (1, 3) OBP: 0.363, SLG: 0.354		0-0 G6-3		1-0 G4-3			4-1 FC5-4 BB		1-2 F8	3 0 0 0 1 0 0
Rich Aurilia, R (1, 6) OBP: 0.270, SLG: 0.274		1-1 BB 1B		0-1 L4			2-2 FC5-4 1-2f			3 0 1 0 0 0 1
Pat Borders, R (1, 2) Dave Hansen, L (7, PH) Dan Wilson, R (8, 2) OBP: 0.409, SLG: 0.444 OBP: 0.311, SLG: 0.377		2-0 F7			1-2 G6-3		0-2 G1-3			2 0 0 0 0 0 1 1 0 0 0 0 0 1 0 0 0 0 0 0 0
Quinton McCracken, S (1, 8) OBP: 0.267, SLG: 0.154		4-1 BB			1-3 K			2-2 F7		2 0 0 0 1 1 0

Inning Stats	R: 0 E: 0 K: 1 S: 12	H: 2 LOB: 2 BB: 0 P: 19	R: 0 E: 0 K: 1 S: 8	H: 1 LOB: 2 BB: 1 P: 16	R: 0 E: 0 K: 2 S: 8	H: 0 LOB: 0 BB: 0 P: 14	R: 0 E: 0 K: 0 S: 5	H: 0 LOB: 0 BB: 0 P: 6	R: 0 E: 0 K: 1 S: 12	H: 0 LOB: 0 BB: 0 P: 15	R: 0 E: 0 K: 2 S: 11	H: 0 LOB: 1 BB: 1 P: 18	R: 0 E: 0 K: 0 S: 14	H: 1 LOB: 1 BB: 0 P: 20	R: 0 E: 0 K: 0 S: 6	H: 0 LOB: 0 BB: 0 P: 9	1B: 4 2B: 0 3B: 0 HR: 0	SF: 0 SAC: 0 DP: 0 HBP: 0	WP: 0 PB: 0 SB: 0 CS: 0	PA: 33
--------------	-------------------------------	----------------------------------	------------------------------	----------------------------------	------------------------------	----------------------------------	------------------------------	---------------------------------	-------------------------------	----------------------------------	-------------------------------	----------------------------------	-------------------------------	----------------------------------	------------------------------	---------------------------------	----------------------------------	------------------------------------	----------------------------------	--------

PITCHER	IP	WLS	BF	H	R	ER	SO	BB	IBB	HBP	BLK	WP	HR	S	P	ERA	WHIP
35 Mike Mussina, R (1, 1) ERA: 4.93	8.0	W	30	4	0	0	7	2	0	0	0	0	0	80	123	0.00	0.750
Paul Quantrill, R (9, 1) ERA: 2.95	1.0		3	0	0	0	0	0	0	0	0	0	0	6	9	0.00	0.000

**BOTTOM**

**New York Yankees @ Seattle Mariners**  
Safeco Field, Seattle, WA

Sat May 08 2004, 7:05 PM PDT  
Att: 46,454 - Unknown - 57 F

<b>AB</b>	<b>31</b>
<b>R</b>	<b>0</b>
<b>H</b>	<b>4</b>
<b>RBI</b>	<b>0</b>
<b>BB</b>	<b>2</b>
<b>SO</b>	<b>7</b>
<b>LOB</b>	<b>12</b>



PITCHER	IP	WLS	BF	H	R	ER	SO	BB	IBB	HBP	BLK	WP	HR	S	P	ERA	WHIP
---------	----	-----	----	---	---	----	----	----	-----	-----	-----	----	----	---	---	-----	------

Batter	1	2	3	4	5	6	7	8	9	AB R H RBI BB SO LOB	TOP																									
2 Derek Jeter, R OBP: 0.255, SLG: 0.264 (1, 6)	1-1 G6-3		0-1 P4			0-1 25 HR 1B	2-0 HR		1-0 F8	5 2 2 2 0 0 1																										
Bernie Williams, S OBP: 0.297, SLG: 0.262 (1, 8)	2-1 F8		1-2 L7			0-3 K	2-3 K		3-1 G1	5 0 0 0 0 2 2																										
13 Alex Rodriguez, R OBP: 0.362, SLG: 0.496 (1, 5)	3-2 F7			1-0 HR		2-0 25 HR 1B		4-2 FC6-4 55 SF7 BB		3 3 2 1 1 0 0																										
25 Jason Giambi, L OBP: 0.443, SLG: 0.600 Tony Clark, S OBP: 0.345, SLG: 0.583 (1, 3) (9, 3)		2-3 K		3-3 K		3-2 HR		1-1 FC6-4 1B		4 1 2 3 0 2 0 0 0 0 0 0 0 0																										
Gary Sheffield, R OBP: 0.389, SLG: 0.400 (1, 9)		1-2 P2		1-2 L8		0-2 G6-3		1-2 FC6-4 FC6-4		4 0 0 0 0 0 2																										
55 Hideki Matsui, L OBP: 0.414, SLG: 0.443 (1, 7)		2-2 1B 1B		0-0 G4-3		1-3 K		3-0 SF7		3 0 1 1 0 1 0																										
Ruben Sierra, S OBP: 0.354, SLG: 0.508 (1, 10)		1-0 1B		2-1 P2			1-1 G3-1	1 SAFE 2-2 FC6-4		4 0 1 0 0 0 1																										
Miguel Cairo, R OBP: 0.324, SLG: 0.469 (1, 4)		3-2 F8		3-3 K			2-2 2 HR 2B		3-2 G3-1	4 1 1 0 0 1 2																										
John Flaherty, R OBP: 0.188, SLG: 0.250 20 Jorge Posada, S OBP: 0.420, SLG: 0.674 (1, 2) (7, PH) (7, 2)			0-0 L6		1-2 G6-3		2-3 K		4-1 BB	2 0 0 0 0 0 0 1 0 0 0 1 1 1																										
<b>Inning Stats</b>	R: 0 E: 0 K: 0 S: 7	H: 0 LOB: 0 BB: 0 P: 13	R: 0 E: 0 K: 1 S: 19	H: 2 LOB: 2 BB: 0 P: 28	R: 0 E: 0 K: 0 S: 6	H: 0 LOB: 0 BB: 0 P: 7	R: 1 E: 0 K: 1 S: 9	H: 1 LOB: 0 BB: 0 P: 14	R: 0 E: 0 K: 1 S: 12	H: 0 LOB: 0 BB: 0 P: 18	R: 3 E: 0 K: 2 S: 17	H: 3 LOB: 0 BB: 0 P: 23	R: 2 E: 0 K: 2 S: 13	H: 2 LOB: 0 BB: 0 P: 22	R: 1 E: 0 K: 0 S: 12	H: 1 LOB: 1 BB: 1 P: 23	R: 0 E: 0 K: 0 S: 7	H: 0 LOB: 1 BB: 1 P: 18	1B: 5 2B: 1 3B: 0 HR: 3	SF: 1 SAC: 0 DP: 0 HBP: 0	WP: 0 PB: 0 SB: 0 CS: 0	PA: 38														
<b>PITCHER</b>	IP WLS BF H R ER SO BB IBB HBP BLK WP HR S P ERA WHIP																				<b>PITCHER</b>	IP WLS BF H R ER SO BB IBB HBP BLK WP HR S P ERA WHIP														
Jamie Moyer, L ERA: 4.7 (1, 1)	6.0	24	6	4	4	5	0	0	0	0	0	2	70	103	6.00	1.000																				
40 Julio Mateo, R ERA: 4.4 (7, 1)	1.0	B	5	2	2	2	0	0	0	0	0	1	13	22	18.00	2.000																				
Rafael Soriano, R ERA: 13.5 (8, 1)	0.1	L	3	1	1	1	0	1	0	0	0	0	8	14	27.00	6.000																				
Shigetoshi Hasegawa, R ERA: 4.7 (8, 1)	1.2		6	0	0	0	0	1	0	0	0	0	11	27	0.00	0.600																				

**New York Yankees @ Seattle Mariners**  
**Safeco Field, Seattle, WA**  
 Sun May 09 2004, 1:05 PM PDT  
 Att. 46,589 - Cloudy - 62 F

AB	35
R	7
H	9
RBI	7
BB	2
SO	7
LOB	9



Batter	1	2	3	4	5	6	7	8	9	AB R H RBI BB SO LOB
<b>51 Ichiro Suzuki, L</b> OBP: 0.342, SLG: 0.353 (1, 9)	4-2 G5-4-3 BB	2-1 F8		0-2 FC6-4 1-2f			0-0 F8 2B		0-0 L5	4 0 1 0 1 0 2
<b>Randy Winn, S</b> OBP: 0.313, SLG: 0.311 (1, 8)	0-1 G5-4-3 1-2f	0-2 1B		0-0 G4-3			1-0 F8 2-3			4 0 1 0 0 0 3
<b>Bret Boone, R</b> OBP: 0.285, SLG: 0.431 (1, 4)	2-1 G5-3	1-0 P6					1-3 K			4 0 0 0 0 2 2
<b>Edgar Martinez, R</b> OBP: 0.351, SLG: 0.386 (1, 10)		1B 2B BB K					2-1 P4		1-2 G6-3	3 1 0 0 1 1 1
<b>Raul Ibanez, L</b> OBP: 0.323, SLG: 0.505 (1, 7)		3-2 2B 1B	0-3 K				0-0 G4-3		0-1 P6	4 1 1 0 0 1 0
<b>Jolbert Cabrera, R</b> OBP: 0.300, SLG: 0.385 (1, 5)		3-1 1B 2B 1-H 2-H	0-1 L5				1-2 K		0-0 G1-3	4 1 1 2 0 1 0
<b>John Olerud, L</b> OBP: 0.359, SLG: 0.350 (1, 3)		2-2 1B HR 2-3	3-2 K				1-1 P6		2-2 F7	4 1 1 0 0 1 0
<b>Rich Aurilia, R</b> OBP: 0.271, SLG: 0.275 <b>Scott Spiezio, S</b> OBP: 0.333, SLG: 0.422 (9, PH)		0-0 HR 1B 1-3 3-H		1-3 K			0-0 F9		0-3 K	3 1 1 1 0 1 0 1 0 0 0 0 1 0
<b>Dan Wilson, R</b> OBP: 0.325, SLG: 0.431 <b>Dave Hansen, L</b> OBP: 0.435, SLG: 0.444 <b>Quinton McCracken, S</b> OBP: 0.267, SLG: 0.154 (9, PR)		0-1 HR		1-1 51 FC6-4 1B			2-2 F9		4-2 BB	3 1 2 3 0 0 0 0 0 0 0 1 0 0 0 0 0 0 0 0 0

Inning Stats	R: 0	H: 0	E: 0	K: 0	S: 6	H: 0	LOB: 0	BB: 1	P: 12	R: 6	H: 6	E: 0	K: 1	S: 22	H: 0	LOB: 0	BB: 0	P: 13	R: 0	H: 1	E: 0	K: 1	S: 11	R: 0	H: 0	E: 0	K: 1	S: 7	H: 0	LOB: 0	BB: 0	P: 9	R: 0	H: 1	E: 0	K: 1	S: 8	R: 0	H: 0	E: 0	K: 0	S: 6	R: 0	H: 0	E: 0	K: 1	S: 10	R: 0	H: 0	E: 0	K: 1	S: 10	1B: 5	SF: 0	2B: 2	SAC: 0	3B: 0	DP: 1	HR: 1	HBP: 0	WP: 0	PA: 37
--------------	------	------	------	------	------	------	--------	-------	-------	------	------	------	------	-------	------	--------	-------	-------	------	------	------	------	-------	------	------	------	------	------	------	--------	-------	------	------	------	------	------	------	------	------	------	------	------	------	------	------	------	-------	------	------	------	------	-------	-------	-------	-------	--------	-------	-------	-------	--------	-------	--------

PITCHER	IP	WLS	BF	H	R	ER	SO	BB	IBB	HBP	BLK	WP	HR	S	P	ERA	WHIP
<b>Donovan Osborne, L</b> ERA: 7.11 (1, 1)	1.1		11	6	6	6	0	2	0	0	0	0	0	24	44	40.50	6.000
<b>Bret Prinz, R</b> ERA: (2, 1)	2.2		9	1	0	0	4	0	0	0	0	0	0	25	33	0.00	0.375
<b>Gabe White, L</b> ERA: 2.53 (5, 1)	2.0		6	0	0	0	2	0	0	0	0	0	0	13	20	0.00	0.000
<b>Paul Quantrill, R</b> ERA: 2.79 (7, 1)	1.0	W	4	1	0	0	1	0	0	0	0	0	0	8	12	0.00	1.000
<b>Tom Gordon, R</b> ERA: 1.56 (8, 1)	1.0	H	3	0	0	0	0	0	0	0	0	0	0	6	7	0.00	0.000


**BOTTOM**

**New York Yankees @ Seattle Mariners**  
Safeco Field, Seattle, WA

Sun May 09 2004, 1:05 PM PDT  
Att. 46,589 - Cloudy - 62 F

livebaseballscorecards.com

<b>AB</b>	<b>34</b>
<b>R</b>	<b>6</b>
<b>H</b>	<b>8</b>
<b>RBI</b>	<b>6</b>
<b>BB</b>	<b>3</b>
<b>SO</b>	<b>8</b>
<b>LOB</b>	<b>8</b>



Batter	1	2	3	4	5	6	7	8	9	10	AB	R	H	RBI	BB	SO	LOB	TOP						
David Eckstein, R OBP: 0.290, SLG: 0.254 (1, 6)	1-3 K	0-0 F9			2-2 L7			2-2 F8		1-1 F8	5	0	0	0	0	1	0							
9 Chone Figgins, S OBP: 0.376, SLG: 0.500 (1, 8)	2-1 27 2B		0-2 27 F8 FC4-2		1-1 F7			2-0 F9		2-2 2B	5	1	3	0	0	0	0							
27 Vladimir Guerrero, R OBP: 0.397, SLG: 0.600 (1, 9)	0-0 1-H HR		2-1 F8		1-1 HR			0-0 1B		4-0 IBB	4	2	3	2	1	0	1							
Troy Glaus, R OBP: 0.387, SLG: 0.694 (1, 10)	0-1 2-H HR		3-2 FC4-2 CS		2-2 G5-3			1-3 K		2-3 K	5	1	1	2	0	2	4							
Jeff DaVanon, S OBP: 0.404, SLG: 0.512 (1, 7)	0-1 FC6-4 1B		2-1 CS		1-0 F7 SF8 2B			1-0 P6		2-3 K	5	1	2	0	0	2	2							
Casey Kotchman, L OBP: 0.125, SLG: 0.143 Alfredo Amezaga, S OBP: 0.333, SLG: 0.250 (1, 3) (9, PR) (9, 5)	2-0 F7		2-1 F7		3-2 G6-3			3-2 G6-3		2-2 HR 1B	4	0	1	0	0	0	2							
Bengie Molina, R OBP: 0.324, SLG: 0.515 (1, 2)	1-0 FC6-4		0-1 SF8		2-2 G3			2-2 G3		1-1 HR	3	1	1	3	0	0	1							
Shane Halter, R OBP: 0.262, SLG: 0.373 (1, 5) (9, 3)			2-2 G1-5-3		0-1 K			0-1 F8		0-0 G3-6-3 1B	4	0	1	0	0	1	0							
Adam Kennedy, L OBP: 0.299, SLG: 0.352 (1, 4)			0-2 G4-3		2-2 G4-3			0-3 K		2-2 G3-6-3	4	0	0	0	0	1	1							
<b>Inning Stats</b>	R: 3 E: 0 K: 1 S: 13	H: 4 LOB: 1 BB: 0 P: 19	R: 0 E: 0 K: 0 S: 7	H: 0 LOB: 0 BB: 0 P: 9	R: 0 E: 0 K: 0 S: 11	H: 1 LOB: 0 BB: 0 P: 18	R: 1 E: 0 K: 1 S: 8	H: 1 LOB: 0 BB: 0 P: 13	R: 0 E: 0 K: 0 S: 11	H: 0 LOB: 0 BB: 0 P: 16	R: 1 E: 0 K: 0 S: 11	H: 1 LOB: 0 BB: 0 P: 18	R: 0 E: 0 K: 1 S: 8	H: 0 LOB: 0 BB: 0 P: 10	R: 0 E: 0 K: 1 S: 13	H: 1 LOB: 1 BB: 0 P: 18	R: 2 E: 0 K: 1 S: 22	H: 3 LOB: 1 BB: 0 P: 31	R: 0 E: 0 K: 2 S: 14	H: 1 LOB: 2 BB: 1 P: 24	1B: 5 2B: 4 3B: 0 HR: 3	SF: 1 SAC: 0 DP: 1 HBP: 0	WP: 0 PB: 0 SB: 0 CS: 1	PA: 42
<b>PITCHER</b>	<b>IP</b>	<b>WLS</b>	<b>BF</b>	<b>H</b>	<b>R</b>	<b>ER</b>	<b>SO</b>	<b>BB</b>	<b>IBB</b>	<b>HBP</b>	<b>BLK</b>	<b>WP</b>	<b>HR</b>	<b>S</b>	<b>P</b>	<b>ERA</b>	<b>WHIP</b>							
Kevin Brown, R ERA: 3.42 (1, 1)	6.0		24	7	5	5	2	0	0	0	0	0	0	61	93	7.50	1.167							
Paul Quantrill, R ERA: 2.53 (7, 1)	2.0		7	1	0	0	2	0	0	0	0	0	0	21	28	0.00	0.500							
42 Mariano Rivera, R ERA: 1.4 (9, 1)	1.0	B	5	3	2	2	1	0	0	0	0	0	1	22	31	18.00	3.000							
Tom Gordon, R ERA: 1.47 (10, 1)	1.0	W	5	1	0	0	2	0	1	0	0	0	0	14	24	0.00	1.000							

Anaheim Angels @ New York Yankees  
Yankee Stadium, Bronx, NY

Tue May 11 2004, 7:05 PM EDT  
Att: 36,706 - Unknown - 82 F

livebaseballscorecards.com

AB 39  
R 7  
H 12  
RBI 7  
BB 1  
SO 7  
LOB 11



Batter	1	2	3	4	5	6	7	8	9	10	AB R H RBI BB SO LOB
<b>Kenny Lofton, L</b> OBP: 0.367, SLG: 0.400 (1, 8)	 SAFE SAFE		 SAFE SAFE		 1-H	 SAFE		 SAFE	 SAFE		4 3 2 1 2 0 2
<b>2 Derek Jeter, R</b> OBP: 0.265, SLG: 0.281 (1, 6)	 SAFE		 SAFE		 SAFE	 SAFE		 SAFE		 SAFE	6 0 3 2 0 1 2
<b>13 Alex Rodriguez, R</b> OBP: 0.375, SLG: 0.500 (1, 5)	 SAFE		 SAFE		 SAFE		 SAFE	 SAFE		 SAFE	5 1 3 2 0 0 2
<b>25 Jason Giambi, L</b> OBP: 0.425, SLG: 0.570 <b>Tony Clark, S</b> OBP: 0.333, SLG: 0.560 (9, 3)	 SAFE		 SAFE		 SAFE		 SAFE	 SAFE		 SAFE	5 0 0 0 0 3 7 1 0 0 0 0 1 1
<b>Gary Sheffield, R</b> OBP: 0.367, SLG: 0.400 (1, 9)		 SAFE	 SAFE		 SAFE		 SAFE		 SAFE	 SAFE	5 0 1 1 1 1 3
<b>20 Jorge Posada, S</b> OBP: 0.419, SLG: 0.656 <b>Homer Bush, R</b> (9, PR) <b>John Flaherty, R</b> OBP: 0.188, SLG: 0.250 (10, 2)		 SAFE		 SAFE	 SAFE		 SAFE		 SAFE		4 0 1 0 1 2 1 0 1 0 0 0 0 0 0 0 0 0 0 0 0
<b>55 Hideki Matsui, L</b> OBP: 0.406, SLG: 0.427 (1, 7)		 SAFE		 SAFE	 SAFE			 SAFE	 SAFE		4 0 0 0 1 1 3
<b>Ruben Sierra, S</b> OBP: 0.357, SLG: 0.500 (1, 10)			 SAFE	 SAFE		 SAFE		 SAFE	 SAFE		5 1 2 1 0 1 0
<b>Miguel Cairo, R</b> OBP: 0.350, SLG: 0.471 <b>Bernie Williams, S</b> OBP: 0.294, SLG: 0.260 <b>Enrique Wilson, S</b> OBP: 0.228, SLG: 0.219 (9, 4)			 SAFE		 SAFE	 SAFE		 SAFE	 SAFE		2 2 1 0 1 0 0 1 0 0 0 0 1 1 1 0 0 0 0 1 2

Inning Stats	R: 0 E: 0 K: 1 S: 9	H: 1 LOB: 1 BB: 0 P: 19	R: 0 E: 0 K: 1 S: 9	H: 0 LOB: 0 BB: 0 P: 14	R: 2 E: 0 K: 0 S: 14	H: 2 LOB: 2 BB: 2 P: 24	R: 0 E: 0 K: 2 S: 13	H: 0 LOB: 0 BB: 0 P: 16	R: 2 E: 0 K: 1 S: 23	H: 3 LOB: 3 BB: 2 P: 42	R: 0 E: 0 K: 0 S: 9	H: 0 LOB: 1 BB: 1 P: 15	R: 0 E: 0 K: 2 S: 9	H: 0 LOB: 1 BB: 0 P: 16	R: 2 E: 1 K: 2 S: 19	H: 3 LOB: 2 BB: 0 P: 30	R: 1 E: 0 K: 1 S: 13	H: 2 LOB: 2 BB: 1 P: 21	R: 0 E: 0 K: 2 S: 9	H: 2 LOB: 1 BB: 0 P: 13	1B: 10 2B: 2 3B: 1 HR: 0	SF: 0 SAC: 0 DP: 0 HBP: 1
--------------	------------------------------	----------------------------------	------------------------------	----------------------------------	-------------------------------	----------------------------------	-------------------------------	----------------------------------	-------------------------------	----------------------------------	------------------------------	----------------------------------	------------------------------	----------------------------------	-------------------------------	----------------------------------	-------------------------------	----------------------------------	------------------------------	----------------------------------	-----------------------------------	------------------------------------

PITCHER	IP	WLS	BF	H	R	ER	SO	BB	IBB	HBP	BLK	WP	HR	S	P	ERA	WHIP
<b>45 Kelvim Escobar, R</b> ERA: 4.88 (1, 1)	3.0		14	3	2	2	2	2	0	0	0	0	0	32	57	6.00	1.667
<b>Kevin Gregg, R</b> ERA: 1.16 (4, 1)	1.2		9	3	2	2	3	1	0	0	0	0	0	34	51	10.80	2.400
<b>62 Scot Shields, R</b> ERA: 4.32 (5, 1)	2.1		10	0	0	0	2	2	0	1	0	0	0	20	38	0.00	0.857
<b>Francisco Rodríguez, R</b> ERA: 0.5 (8, 1)	1.0	B	7	3	2	1	2	0	0	0	0	0	0	19	30	9.00	3.000
<b>Troy Percival, R</b> ERA: 2.31 (9, 1)	1.0	B	6	2	1	1	1	1	0	0	0	0	0	13	21	9.00	3.000

PITCHER	IP	WLS	BF	H	R	ER	SO	BB	IBB	HBP	BLK	WP	HR	S	P	ERA	WHIP
<b>Ben Weber, R</b> ERA: 7.04 (10, 1)	0.2	L	4	2	1	1	2	0	0	0	0	0	0	9	13	13.50	3.000

**Anaheim Angels @ New York Yankees**  
Yankee Stadium, Bronx, NY

Tue May 11 2004, 7:05 PM EDT  
Att. 36,706 - Unknown - 82 F

livebaseballscorecards.com

<b>AB</b>	<b>43</b>
<b>R</b>	<b>8</b>
<b>H</b>	<b>13</b>
<b>RBI</b>	<b>7</b>
<b>BB</b>	<b>6</b>
<b>SO</b>	<b>12</b>
<b>LOB</b>	<b>24</b>

WP: 0 PA: 50  
PB: 0  
SB: 4  
CS: 0

Batter	1	2	3	4	5	6	7	8	9	AB R H RBI BB SO LOB	TOP		
9 Chone Figgins, S OBP: 0.378, SLG: 0.506 (1, 8) X	0-0 B1-3		1-2 BB 1B		1-2 G6-3			2-1 2B 2B	3-1 F9	5 1 2 0 0 0 1			
Jeff DaVanon, S OBP: 0.421, SLG: 0.523 (1, 7) B B B	4-0 27 FC9-6 BB		4-1 1 SAFE 1 SAFE 1 SAFE BB		1-0 G4-3			3-1 S 2B 2B	3-3 K	3 1 1 1 2 1 1			
27 Vladimir Guerrero, R OBP: 0.397, SLG: 0.590 39 Robb Quinlan, R OBP: 0.333, SLG: 0.500 (1, 9) B B X (9, 9) X	2-0 FC9-6 HR		1-3 K		2-3 K			4-0 S 2B IBB	0-0 2B E 1B	4 3 1 1 1 2 3 0 0 0 0 0 0 0			
Jose Guillen, R OBP: 0.406, SLG: 0.561 (1, 10) X	0-0 1-H HR		0-0 L8		1-2 G1-3			4-0 2B IBB	0-0 E 2B	4 3 2 2 1 0 2			
Casey Kotchman, L OBP: 0.231, SLG: 0.333 (1, 3) B X	1-0 G2-3			1-0 G3		2-1 1B		1-1 1B 2B	1-2 E3	5 1 2 3 0 0 0			
Bengie Molina, R OBP: 0.303, SLG: 0.479 (1, 2) B B X		2-0 F9		0-0 G5-3			1-2 G5-3	1-1 G5-3	0-3 K	5 0 0 0 0 1 2			
Shane Halter, R OBP: 0.262, SLG: 0.365 (1, 5) B B B		1-3 K		1-3 K			1-1 B1-3	2-2 2-H 1B		4 0 1 1 0 2 0			
Alfredo Amezaga, S OBP: 0.231, SLG: 0.167 (1, 6) L B X		1-1 B1-3			0-1 F8		2-1 G6-3	2-1 G3		4 0 0 0 0 0 1			
Adam Kennedy, L OBP: 0.306, SLG: 0.384 (1, 4) C B X			1-1 L6		2-1 HR			3-2 F8	1-0 S 27 1B 1B	4 2 2 1 0 0 0			
<b>Inning Stats</b>	R: 2 H: 1 E: 0 LOB: 0 K: 0 BB: 1 S: 4 P: 11	R: 0 H: 0 E: 0 LOB: 0 K: 1 BB: 0 S: 6 P: 10	R: 0 H: 1 E: 0 LOB: 2 K: 1 BB: 1 S: 10 P: 17	R: 0 H: 0 E: 0 LOB: 0 K: 1 BB: 0 S: 6 P: 8	R: 1 H: 1 E: 0 LOB: 0 K: 0 BB: 0 S: 10 P: 14	R: 0 H: 1 E: 0 LOB: 1 K: 1 BB: 0 S: 8 P: 13	R: 0 H: 0 E: 0 LOB: 0 K: 0 BB: 0 S: 7 P: 11	R: 5 H: 4 E: 0 LOB: 1 K: 0 BB: 2 S: 17 P: 39	R: 3 H: 3 E: 1 LOB: 1 K: 2 BB: 0 S: 14 P: 22	1B: 5 SF: 0 2B: 4 SAC: 0 3B: 0 DP: 0 HR: 2 HBP: 0	WP: 0 PA: 42 PB: 0 SB: 3 CS: 0		
<b>PITCHER</b>	IP WLS BF H R ER SO BB IBB HBP BLK WP HR S P ERA WHIP											<b>PITCHER</b>	IP WLS BF H R ER SO BB IBB HBP BLK WP HR S P ERA WHIP
Javier Vazquez, R ERA: 4.1 (1, 1)	7.1 L 29 6 5 5 4 2 0 0 0 0 0 2 59 100 6.14 1.091												
Paul Quantrill, R ERA: 3.74 (8, 1)	0.1 5 2 3 3 0 0 2 0 0 0 0 0 7 19 81.00 6.000												
Scott Proctor, R ERA: 7.36 (8, 1)	1.1 8 3 3 1 2 0 0 0 0 0 0 0 0 16 26 6.75 2.250												

Anaheim Angels @ New York Yankees  
Yankee Stadium, Bronx, NY  
Wed May 12 2004, 7:05 PM EDT  
Att. 49,954 - Unknown - 68 F

livebaseballscorecards.com

AB	38
R	11
H	11
RBI	9
BB	4
SO	6
LOB	10





Batter	1	2	3	4	5	6	7	8	9	AB	R	H	RBI	BB	SO	LOB
<b>Kenny Lofton, L</b> OBP: 0.352, SLG: 0.386 (1, 8)	1-0 G6-3		0-1 2B 13 SF7 1B		0-0 SF8		1-0 L7		0-0 G4-3	4	1	1	1	0	0	1
<b>2 Derek Jeter, R</b> OBP: 0.272, SLG: 0.295 (1, 6)	2-2 F9		0-0 1-3 2B		3-1 1B			1-3 K		4	0	2	0	0	1	0
<b>13 Alex Rodriguez, R</b> OBP: 0.372, SLG: 0.496 (1, 5)	3-1 1B		1-0 SF7		1-1 L8			3-2 E1 1B		3	0	1	1	0	0	1
<b>25 Jason Giambi, L</b> OBP: 0.420, SLG: 0.558 (1, 3)	2-1 P5		2-3 K			2-2 1B		2-2 F7		4	0	1	0	0	1	3
<b>Gary Sheffield, R</b> OBP: 0.383, SLG: 0.395 (1, 9)		0-1 G6-3		1-0 G1-3		3-3 K		0-1 FC5-4 1B		4	0	1	0	0	1	1
<b>20 Jorge Posada, S</b> OBP: 0.424, SLG: 0.656 (1, 2)		4-2 55 FC4-6 BB		1-1 E5 55 CS		2-1 L9		1-1 FC5-4		0	0	0	0	1	0	0
<b>John Flaherty, R</b> OBP: 0.158, SLG: 0.211 (3, 2)								1-2 1-2f		3	0	0	0	0	0	3
<b>55 Hideki Matsui, L</b> OBP: 0.394, SLG: 0.412 (1, 7)		2-0 FC4-6 1-2f		3-3 K 1-2		2-1 P5			0-0 G3	4	0	0	0	0	1	3
<b>Bernie Williams, S</b> OBP: 0.293, SLG: 0.269 (1, 10)		2-2 P6 SAFE			2-2 SH1-3 SF8 2B		3-2 F7		1-0 E7 G6-3	4	1	1	0	0	0	1
<b>Miguel Cairo, R</b> OBP: 0.326, SLG: 0.432 (1, 4)			2-2 G6-3		0-0 SH1-3		2-2 G6-3		1-1 G6-3	3	0	0	0	0	0	1

Inning Stats	R: 0	H: 1	E: 0	K: 0	S: 9	H: 0	LOB: 1	BB: 0	P: 17	R: 0	H: 0	E: 0	K: 0	S: 9	R: 1	H: 2	E: 0	K: 1	S: 13	R: 0	H: 0	E: 1	K: 1	S: 7	R: 1	H: 2	E: 0	K: 0	S: 9	R: 0	H: 1	E: 0	K: 1	S: 12	R: 0	H: 0	E: 0	K: 0	S: 8	R: 0	H: 1	E: 1	K: 1	S: 13	R: 0	H: 0	E: 1	K: 0	S: 5	R: 0	H: 0	E: 1	K: 0	S: 5	1B: 5	2B: 3	3B: 0	HR: 0	SF: 2	SAC: 1	DP: 1	HBP: 0	WP: 0	PB: 0	SB: 0	CS: 1	PA: 37
--------------	------	------	------	------	------	------	--------	-------	-------	------	------	------	------	------	------	------	------	------	-------	------	------	------	------	------	------	------	------	------	------	------	------	------	------	-------	------	------	------	------	------	------	------	------	------	-------	------	------	------	------	------	------	------	------	------	------	-------	-------	-------	-------	-------	--------	-------	--------	-------	-------	-------	-------	--------

PITCHER	IP	WLS	BF	H	R	ER	SO	BB	IBB	HBP	BLK	WP	HR	S	P	ERA	WHIP
<b>Aaron Sele, R</b> ERA: 3.62 (1, 1)	6.0	W	25	6	2	2	3	1	0	0	0	0	0	59	100	3.00	1.167
<b>Ben Weber, R</b> ERA: 6.61 (7, 1)	1.0	H	3	0	0	0	0	0	0	0	0	0	0	8	14	0.00	0.000
<b>62 Scot Shields, R</b> ERA: 4.15 (8, 1)	1.0		5	1	0	0	1	0	0	0	0	0	0	13	20	0.00	1.000
<b>Ramon Ortiz, R</b> ERA: 8.87 (9, 1)	1.0		4	0	0	0	0	0	0	0	0	0	0	5	7	0.00	0.000

**BOTTOM**

**Anaheim Angels @ New York Yankees**  
**Yankee Stadium, Bronx, NY**  
 Wed May 12 2004, 7:05 PM EDT  
 Att: 49,954 - Unknown - 68 F

livebaseballscorecards.com

<b>AB</b>	<b>33</b>
<b>R</b>	<b>2</b>
<b>H</b>	<b>7</b>
<b>RBI</b>	<b>2</b>
<b>BB</b>	<b>1</b>
<b>SO</b>	<b>4</b>
<b>LOB</b>	<b>14</b>



Batter	1	2	3	4	5	6	7	8	9	AB R H RBI BB SO LOB	TOP											
David Eckstein, R (1, 6) OBP: 0.281, SLG: 0.246	1-2 F7			0-2 G4-3	1-3 K			1-1 F7		4 0 0 0 0 1 1												
9 Chone Figgins, S (1, 8) OBP: 0.362, SLG: 0.482	2-1 G6-3			0-1 F8		1-2 G5-3		1-1 G3		4 0 0 0 0 0 1												
Jeff DaVanon, S (1, 9) OBP: 0.426, SLG: 0.511	2-2 G4-3			1-1 HR 1B		0-0 P6			4-2 1B 1B BB	3 2 1 0 1 0 0												
27 Vladimir Guerrero, R (1, 10) OBP: 0.393, SLG: 0.580		0-2 G4-3		0-0 HR 1B		2-3 K			0-0 P4	4 1 1 0 0 1 1												
Jose Guillen, R (1, 7) OBP: 0.408, SLG: 0.583		1-0 G6-3		1-1 HR			1-2 F8		0-0 1B 1B	4 1 2 3 0 0 0												
Casey Kotchman, L (1, 3) OBP: 0.294, SLG: 0.375		1-1 G3		1-2 1B			0-2 G1-3		0-1 DI 1B	4 0 2 1 0 0 0												
José Molina, R (1, 2) OBP: 0.375, SLG: 0.537			1-3 K	0-1 F9			0-3 K		0-3 K	4 0 0 0 0 3 3												
Alfredo Amezaga, S (1, 5) OBP: 0.188, SLG: 0.133			0-0 B5-3		2-2 G2-3			2-3 K	4-1	3 0 0 0 0 1 0												
Bengie Molina, R (9, PH) OBP: 0.312, SLG: 0.479									1-2 BB	0 0 0 0 1 0 0												
39 Robb Quinlan, R (9, PR) OBP: 0.333, SLG: 0.500										0 0 0 0 0 0 0												
Adam Kennedy, L (1, 4) OBP: 0.306, SLG: 0.391			1-3 K		2-2 G3			0-1 PB 2B	1-3 K	3 0 1 0 0 1 0												
Shane Halter, R (8, 5) OBP: 0.258, SLG: 0.359										1 0 0 0 0 1 3												
<b>Inning Stats</b>	R: 0 E: 0 K: 0 S: 11	H: 0 LOB: 0 BB: 0 P: 16	R: 0 E: 0 K: 2 S: 6	H: 0 LOB: 0 BB: 0 P: 8	R: 0 E: 0 K: 2 S: 8	H: 0 LOB: 0 BB: 0 P: 10	R: 3 E: 0 K: 0 S: 15	H: 4 LOB: 1 BB: 0 P: 18	R: 0 E: 0 K: 1 S: 9	H: 0 LOB: 0 BB: 0 P: 14	R: 0 E: 0 K: 1 S: 7	H: 0 LOB: 0 BB: 0 P: 10	R: 0 E: 0 K: 1 S: 11	H: 0 LOB: 0 BB: 0 P: 12	R: 0 E: 0 K: 1 S: 9	H: 1 LOB: 1 BB: 0 P: 13	R: 1 E: 0 K: 2 S: 15	H: 2 LOB: 3 BB: 2 P: 24	1B: 5 2B: 1 3B: 0 HR: 1	SF: 0 SAC: 0 DP: 0 HBP: 0	WP: 0 PB: 1 SB: 0 CS: 0	PA: 36
<b>PITCHER</b>	IP WLS BF H R ER SO BB IBB HBP BLK WP HR S P ERA WHIP																					
Jon Lieber, R (1, 1) ERA: 5.14	8.0 W 29 5 3 3 6 0 0 0 0 0 0 1 76 101 3.38 0.625																					
Tom Gordon, R (9, 1) ERA: 1.93	0.1 3 1 1 1 0 1 0 0 0 0 0 0 4 8 27.00 6.000																					
42 Mariano Rivera, R (9, 1) ERA: 1.35	0.2 S 4 1 0 0 2 1 0 0 0 0 0 0 0 11 16 0.00 3.000																					

Anaheim Angels @ New York Yankees  
 Yankee Stadium, Bronx, NY  
 Thu May 13 2004, 1:05 PM EDT  
 Att. 41,089 - Cloudy - 80 F

livebaseballscorecards.com

AB	34
R	4
H	7
RBI	4
BB	2
SO	8
LOB	9



Batter	1	2	3	4	5	6	7	8	9	AB	R	H	RBI	BB	SO	LOB
<b>2 Derek Jeter, R</b> OBP: 0.271, SLG: 0.301 (1, 6) C B X	1-1 1B 25 1B 2B		2-2 G5-3 1B	3-1 P4			3-2 F9			4	1	1	0	0	0	1
<b>Bernie Williams, S</b> OBP: 0.307, SLG: 0.321 (1, 8) M C X	0-2 25 1B 13 BB G4-6-3 1B		0-0 25 1B 2B		1-0 G3		2-0 HR			4	3	3	1	0	0	0
<b>13 Alex Rodriguez, R</b> OBP: 0.368, SLG: 0.485 (1, 5) B B C B B	4-2 G4-6-3 25 1B 1-2 BB		3-3 K		0-0 F7		3-1 G6-3			3	0	0	0	1	1	1
<b>25 Jason Giambi, L</b> OBP: 0.425, SLG: 0.561 (1, 3) X	0-0 G4-6-3 1-2 2-3 3-H 1B		3-2 1B		1-0 P6			4-1 55 2B BB		3	0	2	2	0	0	0
<b>Tony Clark, S</b> OBP: 0.355, SLG: 0.560 (7, 3) F B F S										0	1	0	0	1	0	0
<b>Gary Sheffield, R</b> OBP: 0.372, SLG: 0.382 (1, 9) C B X	1-1 G4-6-3 1-2 2-3 3-H 1B		2-2 F8		0-1 F9			0-0 P4		4	0	0	0	0	0	4
<b>55 Hideki Matsui, L</b> OBP: 0.397, SLG: 0.449 (1, 7) F B F S	1-3 K			1-3 K		0-0 HR		1-0 G2-3 1-H 2B		4	1	2	2	0	2	1
<b>Ruben Sierra, S</b> OBP: 0.378, SLG: 0.552 (1, 10) C X		0-1 WP BLK FC9-2 1B		3-2 HR		2-1 G4-3		4-0 G2-3 IBB		3	1	2	1	1	0	0
<b>John Flaherty, R</b> OBP: 0.130, SLG: 0.174 (1, 2) F B 1 SAFE F B S		2-3 K		1-3 K		1-0 P4		1-1 G2-3 1-2 2-3		4	0	0	0	0	2	3
<b>Miguel Cairo, R</b> OBP: 0.319, SLG: 0.439 (1, 4) 1 SAFE 1 SAFE B C B B X		3-1 FC9-2 1-H		0-0 2B			0-1 F7		0-0 G5-3		4	0	1	0	0	3

Inning Stats	R: 2	H: 3	E: 0	LOB: 1	K: 1	S: 14	R: 0	H: 1	E: 0	LOB: 0	K: 1	S: 7	R: 1	H: 2	E: 0	LOB: 1	K: 1	S: 14	R: 1	H: 2	E: 0	LOB: 1	K: 2	S: 16	R: 0	H: 0	E: 0	LOB: 0	K: 0	S: 3	R: 1	H: 1	E: 0	LOB: 0	K: 0	S: 6	R: 1	H: 1	E: 0	LOB: 0	K: 0	S: 8	R: 1	H: 1	E: 0	LOB: 2	K: 0	S: 6	R: 1	H: 1	E: 0	LOB: 0	K: 0	S: 6
<b>41 John Lackey, R</b> ERA: 4.8 (1, 1)	6.2	WLS: L	BF: 29	H: 10	R: 6	ER: 6	SO: 5	BB: 1	IBB: 0	HBP: 0	BLK: 1	WP: 1	HR: 3	S: 66	P: 106	ERA: 8.10	WHIP: 1.650																																					
<b>Ramon Ortiz, R</b> ERA: 8.75 (7, 1)	1.1		7	1	1	1	0	1	1	0	0	0	0	0	8	21	6.75	1.500																																				


**BOTTOM**

**Anaheim Angels @ New York Yankees**  
Yankee Stadium, Bronx, NY

Thu May 13 2004, 1:05 PM EDT  
Att: 41,089 - Cloudy - 80 F

livebaseballscorecards.com

<b>AB</b>	<b>33</b>
<b>R</b>	<b>7</b>
<b>H</b>	<b>11</b>
<b>RBI</b>	<b>6</b>
<b>BB</b>	<b>3</b>
<b>SO</b>	<b>5</b>
<b>LOB</b>	<b>13</b>



WP: 1	PA: 36
PB: 0	CS: 0
SB: 0	
1B: 4	SF: 0
2B: 5	SAC: 0
3B: 0	DP: 2
HR: 3	HBP: 0

Batter	1	2	3	4	5	6	7	8	9	AB R H RBI BB SO LOB	TOP											
51 Ichiro Suzuki, L (1, 9) OBP: 0.345, SLG: 0.361	0-1 1B SF9 2B		1-1 G6-3	3-2 2-3 3-H 1B		0-0 G3			1-1 G1-3	5 1 2 1 0 0 1												
Randy Winn, S (1, 8) OBP: 0.336, SLG: 0.339	0-1 P4		2-1 PB SF9 2B	1-0 1-2 3-H 1B			1-0 L5	2-1 HBP	4 1 2 1 0 0 1													
Scott Spiezio, S (1, 5) OBP: 0.321, SLG: 0.416	0-0 2-3 1B		1-0 SF9	0-0 L3			1-2 F8	0-1 G5-3	4 0 1 1 0 0 3													
Edgar Martinez, R (1, 10) OBP: 0.356, SLG: 0.411	1-2 SF9		0-1 2B		3-2 F8		1-2 FC4-6 1B		3 0 2 1 0 0 0													
Raul Ibanez, L (1, 7) OBP: 0.303, SLG: 0.457	1-2 G4-3		2-0 F8		2-1 L7		0-2 FC4-6		4 0 0 0 0 0 3													
Jolbert Cabrera, R (1, 4) OBP: 0.315, SLG: 0.377		1-2 G4-3		0-1 1B 1B	1-1 G5-3		1-0 F7		4 1 1 0 0 0 0													
Dave Hansen, L (1, 3) OBP: 0.464, SLG: 0.500		0-0 1B 2B		1 SAFE 1-0 SH3-4 1B 1-3 1B		4-0 FC5-4 BB	2-2 G6-3		3 1 2 0 1 0 0		AB 34 R 5 H 12 RBI 5 BB 1 SO 0 LOB 12											
Dan Wilson, R (1, 2) OBP: 0.348, SLG: 0.437		0-1 G5-4-3 2-3 1B		1-1 51 1B SH3-4 1B 1-2 1B		0-1 FC5-4 FC4-6	0-1 F8		4 1 2 1 0 0 1													
Ramon Santiago, S (1, 6) OBP: 0.333, SLG: 0.200		0-0 G5-4-3 1-2f		0-0 SH3-4 1-2 2-3		1-2 FC4-6		0-0 F7	3 0 0 0 0 0 3													
<b>Inning Stats</b>	R: 1 E: 0 K: 0 S: 12	H: 2 LOB: 1 BB: 0 P: 14	R: 0 E: 0 K: 0 S: 8	H: 2 LOB: 1 BB: 0 P: 9	R: 1 E: 0 K: 0 S: 8	H: 2 LOB: 1 BB: 0 P: 14	R: 3 E: 0 K: 0 S: 11	H: 5 LOB: 1 BB: 0 P: 17	R: 0 E: 0 K: 0 S: 8	H: 0 LOB: 0 BB: 0 P: 14	R: 0 E: 0 K: 0 S: 6	H: 0 LOB: 1 BB: 1 P: 11	R: 0 E: 0 K: 0 S: 10	H: 1 LOB: 1 BB: 0 P: 13	R: 0 E: 0 K: 0 S: 6	H: 0 LOB: 0 BB: 0 P: 9	R: 0 E: 0 K: 0 S: 6	H: 0 LOB: 1 BB: 0 P: 9	1B: 8 2B: 5 3B: 0 HR: 0	SF: 2 SAC: 1 DP: 2 HBP: 1	WP: 0 PB: 1 SB: 0 CS: 0	PA: 39
<b>PITCHER</b>	IP WLS BF H R ER SO BB IBB HBP BLK WP HR S P ERA WHIP																					
35 Mike Mussina, R (1, 1) ERA: 5.2	6.0 W 28 11 5 5 0 1 0 0 0 0 0 0 53 79 7.50 2.000																					
Paul Quantrill, R (7, 1) ERA: 3.57	1.0 H 4 1 0 0 0 0 0 0 0 0 0 0 10 13 0.00 1.000																					
Gabe White, L (8, 1) ERA: 2.13	2.0 7 0 0 0 0 0 0 0 0 1 0 0 0 12 18 0.00 0.000																					

Seattle Mariners @ New York Yankees  
 Yankee Stadium, Bronx, NY  
 Fri May 14 2004, 7:05 PM EDT  
 Att. 49,653 - Unknown - 61 F

livebaseballscorecards.com



BOTTOM

Seattle Mariners @ New York Yankees

Yankee Stadium, Bronx, NY

Fri May 14 2004, 7:05 PM EDT

Att: 49,653 - Unknown - 61 F

livebaseballscorecards.com

AB 30
R 9
H 8
RBI 8
BB 10
SO 8
LOB 23



WP: 1 PA: 42
PB: 0
SB: 0
CS: 0

AB R H RBI BB SO LOB

5 0 0 0 0 3 7

3 0 2 3 2 0 0

4 1 1 1 0 2 4

5 1 0 0 0 1 5

3 3 1 0 2 1 0

4 1 1 1 1 1 1

2 2 2 2 2 0 0

2 1 0 1 2 0 3

2 0 1 0 0 0 3

0 0 0 0 1 0 0

0 0 0 0 0 0 0

1B: 5 SF: 1
2B: 3 SAC: 1
3B: 0 DP: 1
HR: 0 HBP: 0

Main table with columns for Batter (1-9) and rows for individual players including Derek Jeter, Bernie Williams, Alex Rodriguez, Ruben Sierra, Gary Sheffield, Hideki Matsui, Tony Clark, John Flaherty, Miguel Cairo, Jason Giambi, and Enrique Wilson. Each cell contains a batting order diagram and statistics.

Inning Stats and Pitcher Stats table. Inning Stats table has columns for Inning (1-9) and rows for R, E, K, S, H, LOB, BB, P. Pitcher Stats table has columns for PITCHER and rows for IP, WLS, BF, H, R, ER, SO, BB, IBB, HBP, BLK, WP, HR, S, P, ERA, WHIP.

Batter	1	2	3	4	5	6	7	8	9	10	11	12	13	AB R H RBI BB SO LOB	TOP											
51 Ichiro Suzuki, L OBP: 0.360, SLG: 0.368 (1, 9)	1-1 FC5-4 1B	2-1 G1-3			2-2 G5-3	4-0 G6-3 IBB			0-1 SH1-4 1B		0-2 S 1B		4-0 SH1-4 2B IBB	5 1 3 0 2 0 2												
Randy Winn, S OBP: 0.324, SLG: 0.325 (1, 8)	1-2 FC5-4 1-2f	0-0 E5 CS			0-2 F8	0-0 G6-3 1-2f			1 SAFE SH1-4		1 SAFE G1-3		0-1 SH1-4	5 0 0 0 0 0 5												
Edgar Martinez, R OBP: 0.359, SLG: 0.398 Quinton McCracken, S OBP: 0.267, SLG: 0.154 (1, 10) (13, PR)	0-1 L8	0-0 CS 1-2	0-1 L6		3-2 L8		1-2 L9		4-0 IBB		4-0 IBB		4-0 2B HBP IBB	4 0 0 0 3 0 1 0 1 0 0 0 0 0												
Scott Spiezio, S OBP: 0.319, SLG: 0.426 (1, 5)	0-0 L8		1-2 P6			0-1 1B 2B 2B	1-2 P6		2-3 K		0-2 P1		0-1 HBP 2B 2B	7 2 2 2 0 1 5												
Jolbert Cabrera, R OBP: 0.344, SLG: 0.390 (1, 4)		1-0 2B 1B	2-1 1B			0-2 HBP 2B 1B	0-0 L9		0-1 P5			0-0 L9	4-0 HBP 2B IBB	6 3 3 0 1 0 2												
Raul Ibanez, L OBP: 0.315, SLG: 0.463 (1, 7)		2-0 G6-3 1B 2B	1-1 F7			1-0 2B HBP		2-0 G4-3		1-1 P6		0-1 PB 1B	1-2 2B HBP	5 3 2 2 0 0 1												
Dan Wilson, R OBP: 0.343, SLG: 0.447 (1, 2)		1-0 G6-3		2-2 G6-3		0-1 SH1-3 2B		2-2 F8		3-2 L9		1 SAFE L7	0-0 L7	7 0 2 6 0 0 2												
John Olerud, L OBP: 0.360, SLG: 0.330 (1, 3)		2-1 51 G1-3 1B HBP		0-1 G5-4-3 1B		4-0 SH1-3 BB		4-0 BB		0-1 G1-3		1-3 K	3-2 L7	4 1 1 0 2 1 3												
Rich Aurilia, R OBP: 0.281, SLG: 0.280 Dave Hansen, L OBP: 0.448, SLG: 0.478 Ramon Santiago, S OBP: 0.333, SLG: 0.375 (1, 6) (8, PH) (8, 6)	0-1 51 G1-3 1B			0-1 G5-4-3		1-0 SH1-3		1-3 K			1-1 G1-3			2 1 1 1 0 0 1 1 0 0 0 0 1 1 3 1 1 0 0 0 2												
<b>Inning Stats</b>	R: 0 E: 0 K: 0 S: 9	H: 1 LOB: 1 BB: 0 P: 10	R: 4 E: 1 K: 0 S: 9	H: 3 LOB: 0 BB: 0 P: 17	R: 0 E: 0 K: 0 S: 10	H: 1 LOB: 0 BB: 0 P: 14	R: 0 E: 0 K: 0 S: 8	H: 1 LOB: 0 BB: 0 P: 10	R: 0 E: 0 K: 0 S: 10	H: 0 LOB: 0 BB: 0 P: 15	R: 3 E: 0 K: 0 S: 9	H: 3 LOB: 2 BB: 2 P: 19	R: 0 E: 0 K: 1 S: 8	H: 1 LOB: 2 BB: 1 P: 14	R: 0 E: 0 K: 0 S: 8	H: 0 LOB: 0 BB: 0 P: 12	R: 0 E: 0 K: 1 S: 16	H: 1 LOB: 2 BB: 1 P: 23	R: 0 E: 0 K: 1 S: 8	H: 1 LOB: 1 BB: 0 P: 9	R: 6 E: 0 K: 0 S: 16	H: 3 LOB: 2 BB: 3 P: 34	1B: 9 2B: 6 3B: 0 HR: 0	SF: 0 SAC: 3 DP: 2 HBP: 3	WP: 0 PB: 1 SB: 1 CS: 1	PA: 64
<b>PITCHER</b>	IP 5.0	WLS 23	BF 23	H 8	R 6	ER 4	SO 0	BB 0	IBB 0	HBP 1	BLK 0	WP 0	HR 0	S 51	P 71	ERA 7.20	WHIP 1.600									
Donovan Osborne, L ERA: 7.13 (1, 1)	2.0		9	1	1	1	0	1	1	1	0	0	0	11	23	4.50	1.000									
Paul Quantrill, R ERA: 3.65 (6, 1)	2.0		9	1	0	0	2	1	1	0	0	0	0	17	32	0.00	1.000									
Tom Gordon, R ERA: 1.74 (8, 1)	2.0		8	1	0	0	0	0	1	0	0	0	0	24	35	0.00	0.500									
42 Mariano Rivera, R ERA: 1.23 (10, 1)	2.0	L	14	4	6	6	1	0	3	1	0	0	0	24	43	27.00	2.000									
Gabe White, L ERA: 5.52 (12, 1)																										

Seattle Mariners @ New York Yankees  
 Yankee Stadium, Bronx, NY  
 Sat May 15 2004, 1:05 PM EDT  
 Att: 54,531 - Sunny - 81 F

livebaseballscorecards.com

AB	49
R	13
H	15
RBI	11
BB	8
SO	3
LOB	25




Batter	1	2	3	4	5	6	7	8	9	10	11	12	13	AB R H RBI BB SO LOB
<b>2 Derek Jeter, R</b> OBP: 0.257, SLG: 0.284 (1, 6)	0-0 G5-4-3 1B	2-2 G5-3			2-3 K		1-0 F8		0-0 G1-3		0-3 K		2-2 FC1-6	7 0 1 0 0 2 6
<b>Bernie Williams, S</b> OBP: 0.331, SLG: 0.358 (1, 8)	1-1 G5-4-3 1-2f		4-2 13 HR BB		3-2 G4-3		3-1 HR		4-0 IBB		1 SAFE G3		0-3 K	5 2 1 1 2 1 3
<b>13 Alex Rodriguez, R</b> OBP: 0.374, SLG: 0.532 (1, 5)	2-2 25 S 1B		3-1 HR		3-1 HR		2-2 L8		1-1 F6			4-2 55 FC4-2 BB		5 2 3 3 1 0 3
<b>25 Jason Giambi, L</b> OBP: 0.411, SLG: 0.531 (1, 3) <b>Tony Clark, S</b> OBP: 0.429, SLG: 0.593 (13, 3)	3-2 G4-3 1-2		3-3 K		1-0 G1-3		2-1 G3		3-2 G4-3			2-2 K		6 0 0 0 0 2 5 0 0 0 0 0 0 0
<b>Gary Sheffield, R</b> OBP: 0.391, SLG: 0.412 (1, 9)		0-0 HR	4-1 55 G3-6-3 BB			3-2 55 HR 1B		3-2 F9		0-1 G5-3		0-0 55 FC4-2 1B		5 2 3 1 1 0 0
<b>55 Hideki Matsui, L</b> OBP: 0.388, SLG: 0.461 (1, 7)		1-0 G4-3	2-2 G3-6-3 1-2f		2-2 HR		1-3 K		1-3 K		3-2 F8		0-2 FC4-2	6 1 1 2 0 1 3
<b>Ruben Sierra, S</b> OBP: 0.341, SLG: 0.487 (1, 10)		3-1 E 1B		0-0 P5		1-3 K		2-1 G4-3		2-0 F8		1-3 K		6 0 1 0 0 2 2
<b>John Flaherty, R</b> OBP: 0.182, SLG: 0.194 (1, 2)		2-3 K 1 SAFE 1 SAFE SAFE S: 10		1-0 P4		1-2 F7		0-0 SH 2B			1-2 G6-3		1-2 P4	6 0 1 0 0 1 1
<b>Miguel Cairo, R</b> OBP: 0.352, SLG: 0.458 (1, 4)		2-2 E8 1-3 1B		2-1 G5-3		0-1 G5-3		0-0 SH 2 G1-3 2-3			0-1 1B		2-1 2 FC1-6 1B	5 0 3 0 0 0 0

Inning Stats	R: 0	E: 0	K: 0	S: 10	H: 2	LOB: 1	BB: 0	P: 16	R: 1	H: 3	ER: 6	SO: 4	BB: 2	IBB: 0	HBP: 0	BLK: 0	WP: 0	HR: 4	S: 58	P: 108	ERA: 10.12	WHIP: 2.062	R: 0	E: 0	K: 1	S: 16	H: 2	LOB: 0	BB: 0	P: 18	R: 1	H: 1	ER: 0	SO: 3	BB: 1	IBB: 0	HBP: 0	BLK: 0	WP: 0	HR: 0	S: 25	P: 37	ERA: 0.00	WHIP: 1.500	R: 0	E: 1	K: 2	S: 12	H: 1	LOB: 2	BB: 1	P: 19	R: 0	H: 1	ER: 0	SO: 13	BB: 1	IBB: 0	HBP: 0	BLK: 0	WP: 0	HR: 0	S: 25	P: 37	ERA: 0.00	WHIP: 1.500	R: 0	E: 0	K: 0	S: 7	H: 0	LOB: 0	BB: 0	P: 12	R: 0	H: 0	ER: 0	SO: 7	BB: 0	P: 12	R: 0	E: 0	K: 1	S: 9	H: 1	LOB: 1	BB: 0	P: 10	R: 0	H: 1	ER: 0	SO: 13	BB: 1	P: 18	R: 0	E: 0	K: 1	S: 13	H: 1	LOB: 1	BB: 0	P: 18	1B: 8	SF: 0	2B: 1	SAC: 1	3B: 0	DP: 2	HR: 5	HBP: 0	WP: 0	PA: 56	PB: 0	SB: 1	CS: 0
--------------	------	------	------	-------	------	--------	-------	-------	------	------	-------	-------	-------	--------	--------	--------	-------	-------	-------	--------	------------	-------------	------	------	------	-------	------	--------	-------	-------	------	------	-------	-------	-------	--------	--------	--------	-------	-------	-------	-------	-----------	-------------	------	------	------	-------	------	--------	-------	-------	------	------	-------	--------	-------	--------	--------	--------	-------	-------	-------	-------	-----------	-------------	------	------	------	------	------	--------	-------	-------	------	------	-------	-------	-------	-------	------	------	------	------	------	--------	-------	-------	------	------	-------	--------	-------	-------	------	------	------	-------	------	--------	-------	-------	-------	-------	-------	--------	-------	-------	-------	--------	-------	--------	-------	-------	-------

PITCHER	IP	WLS	BF	H	R	ER	SO	BB	IBB	HBP	BLK	WP	HR	S	P	ERA	WHIP
<b>Jamie Moyer, L</b> ERA: 5.29 (1, 1)	5.1		25	9	6	6	4	2	0	0	0	0	4	58	108	10.12	2.062
<b>Shigetoshi Hasegawa, R</b> ERA: 6.75 (6, 1)	2.0	B	7	1	1	1	0	0	0	0	0	0	1	18	30	4.50	0.500
<b>Mike Myers, L</b> ERA: 3.86 (8, 1)	0.2		2	0	0	0	1	0	0	0	0	0	0	5	8	0.00	0.000
<b>20 J.J. Putz, R</b> ERA: (9, 1)	2.0		9	1	0	0	0	0	1	0	0	0	0	15	28	0.00	0.500
<b>40 Julio Mateo, R</b> ERA: 5.09 (11, 1)	1.0		4	1	0	0	1	0	0	0	0	0	0	9	10	0.00	1.000

**Seattle Mariners @ New York Yankees**  
**Yankee Stadium, Bronx, NY**  
 Sat May 15 2004, 1:05 PM EDT  
 Att: 54,531 - Sunny - 81 F

AB	R	H	RBI	BB	SO	LOB
51	7	14	7	4	9	23



AB	R	H	RBI	BB	SO	LOB
51	7	14	7	4	9	23

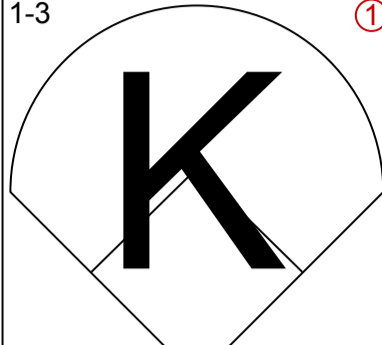
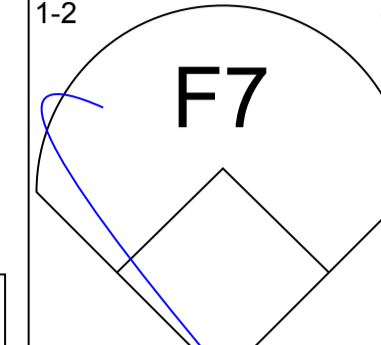
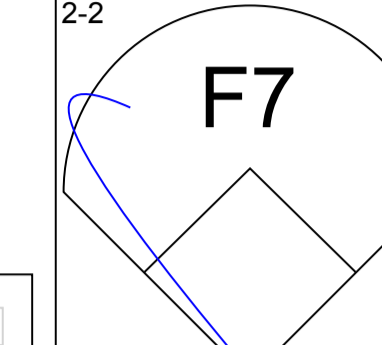
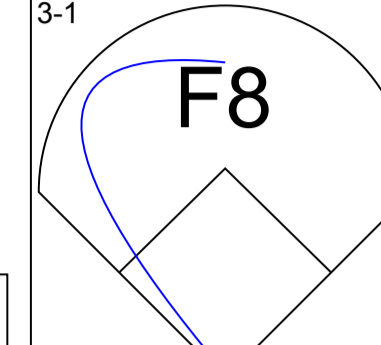
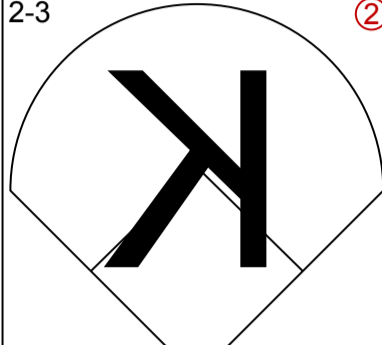
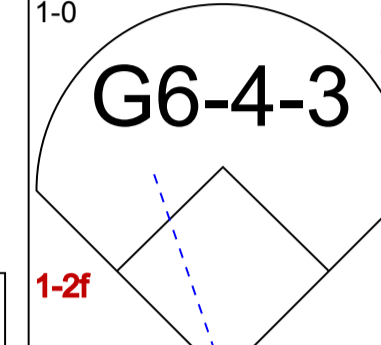
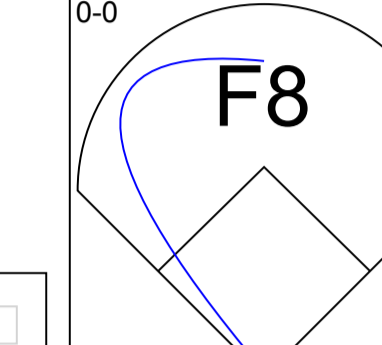
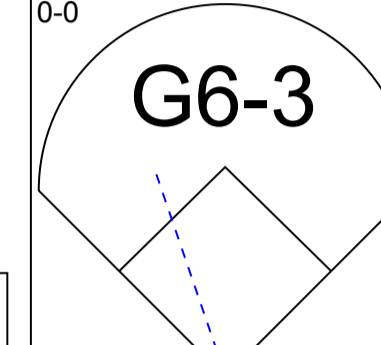
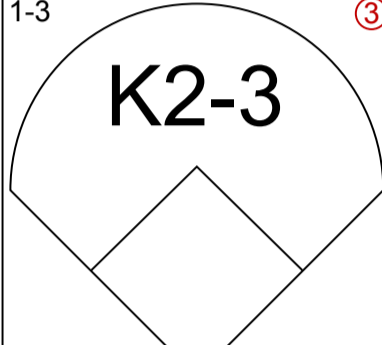
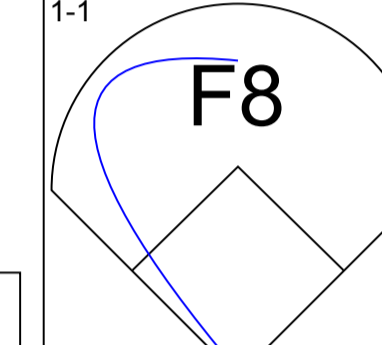
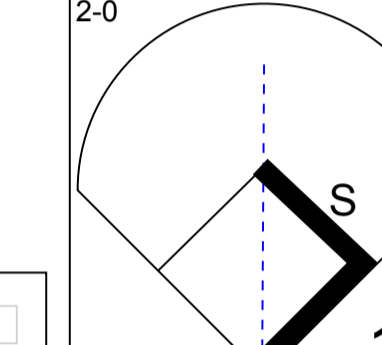
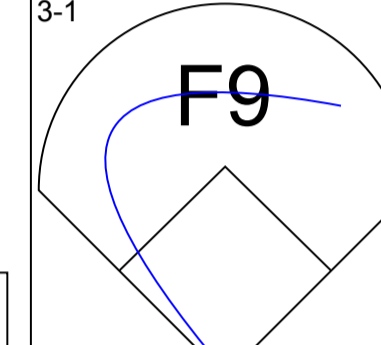
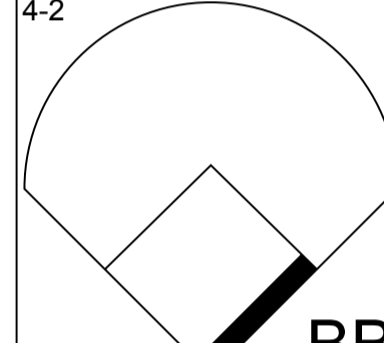
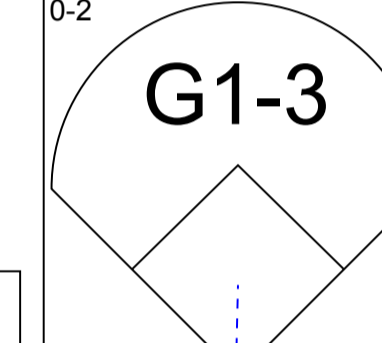
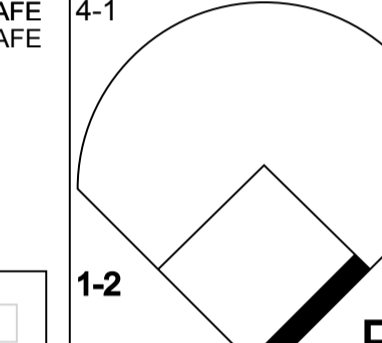
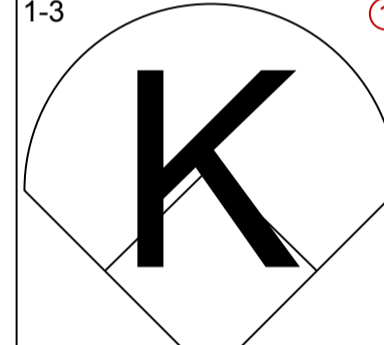
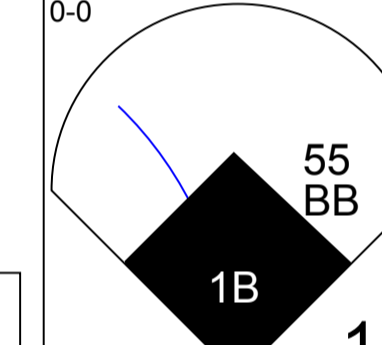
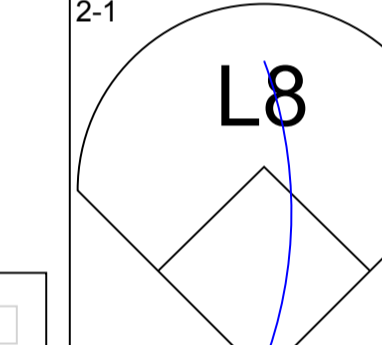
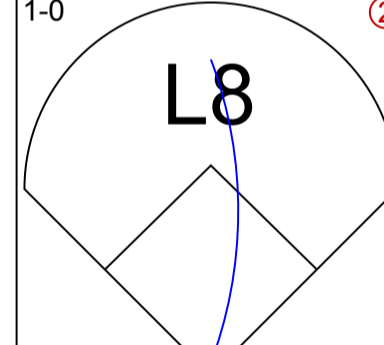
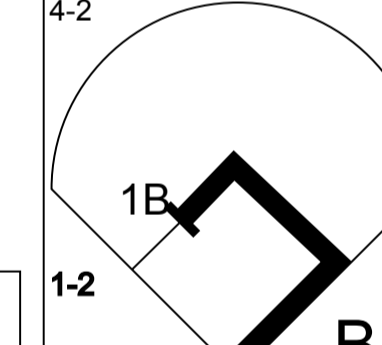
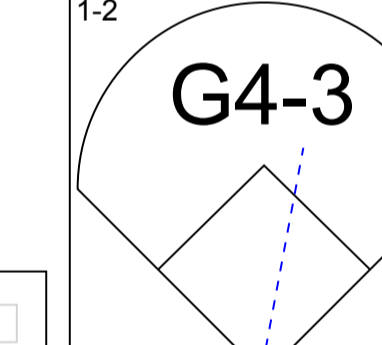
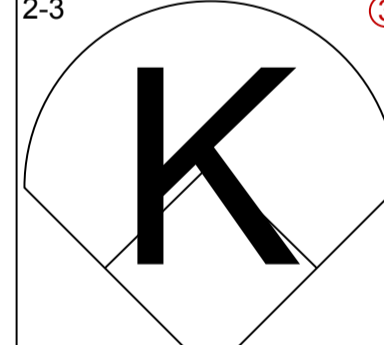
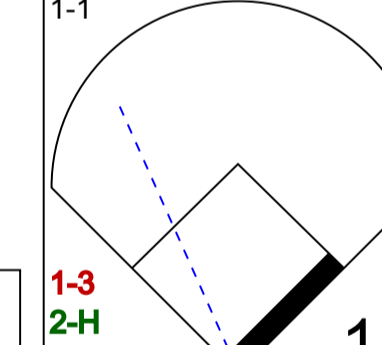
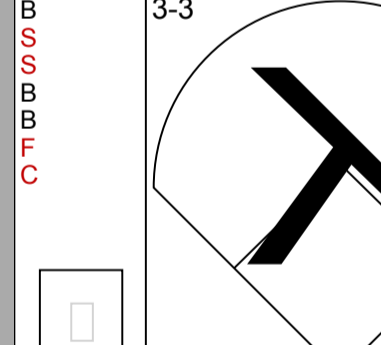
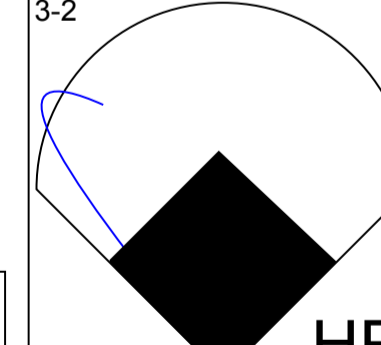
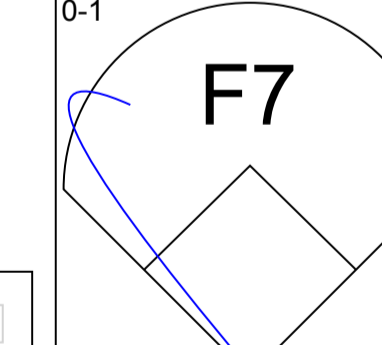
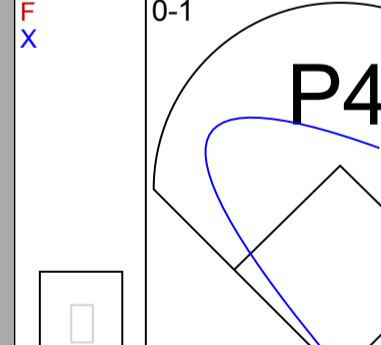
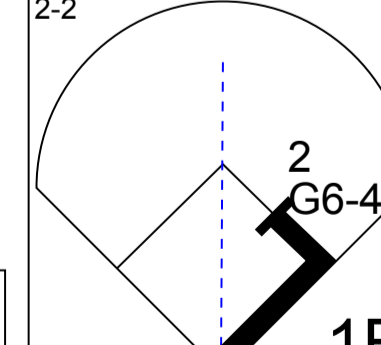
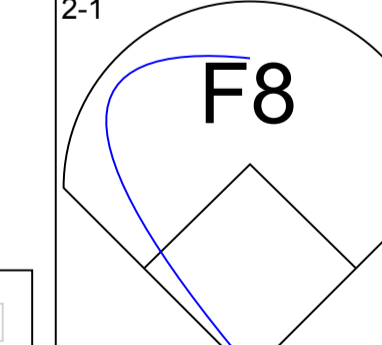
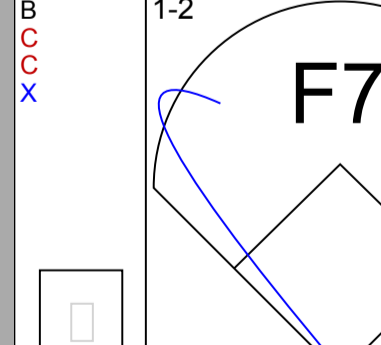
Batter	1	2	3	4	5	6	7	8	9	AB R H RBI BB SO LOB	TOP
51 Ichiro Suzuki, L (1, 9) OBP: 0.363, SLG: 0.371	0-1 G1-6-3 1B		0-1 1-2 1B		1-0 G4-3			1-0 L5		4 0 2 0 0 0 0	
Scott Spiezio, S (1, 5) OBP: 0.317, SLG: 0.446	0-0 G1-6-3 1-2f		1-2 P6		0-1 G3-1			0-0 HR		4 1 1 1 0 0 3	
Edgar Martinez, R (1, 10) OBP: 0.350, SLG: 0.387	2-3 K			0-0 G4-3				3-2 G5-3		4 0 0 0 0 2 0	
Raul Ibanez, L (1, 7) OBP: 0.320, SLG: 0.464		3-2 F9		1-2 1B				3-1 1B		4 0 2 0 0 0 0	
Jolbert Cabrera, R (1, 4) OBP: 0.338, SLG: 0.381		1-2 G5-3		1-2 FC5 BB 1-3 1B			0-2 F8	1-3 K		4 0 1 0 0 1 1	
John Olerud, L (1, 3) Quinton McCracken, S (9, PR) OBP: 0.364, SLG: 0.331 OBP: 0.267, SLG: 0.154		2-3 K		1-2 BB			1-3 K	0-0 G3-1 SH1-4 1B		3 0 1 0 1 2 0 0 0 0 0 0 0 0	
Rich Aurilia, R (1, 6) OBP: 0.290, SLG: 0.298		0-2 FC2-8 1B		2-2 P2			2-1 2B	0-1 SH1-4		3 0 2 0 0 0 3	
Pat Borders, R (1, 2) Dave Hansen, L (9, PH) OBP: 0.433, SLG: 0.458		2-2 P4		1-1 FC5 2-3f			0-0 F8	3-2 G3-1		3 0 0 0 0 0 5 1 0 0 0 0 0 2	
Randy Winn, S (1, 8) OBP: 0.314, SLG: 0.315		0-0 FC2-6 51 1B		1-3 K			1-0 G3	0-0 G6-3		4 0 0 0 0 1 4	
<b>Inning Stats</b>	R: 0 H: 1 E: 0 LOB: 0 K: 1 BB: 0 S: 6 P: 8	R: 0 H: 0 E: 0 LOB: 0 K: 1 BB: 0 S: 9 P: 15	R: 0 H: 2 E: 0 LOB: 2 K: 0 BB: 0 S: 13 P: 16	R: 0 H: 2 E: 0 LOB: 3 K: 0 BB: 1 S: 17 P: 26	R: 0 H: 0 E: 0 LOB: 0 K: 1 BB: 0 S: 6 P: 8	R: 0 H: 0 E: 0 LOB: 0 K: 1 BB: 0 S: 10 P: 14	R: 0 H: 1 E: 0 LOB: 1 K: 1 BB: 0 S: 7 P: 11	R: 1 H: 2 E: 0 LOB: 1 K: 1 BB: 0 S: 12 P: 20	R: 0 H: 1 E: 0 LOB: 2 K: 0 BB: 0 S: 7 P: 10	1B: 7 SF: 0 2B: 1 SAC: 1 3B: 0 DP: 1 HR: 1 HBP: 0	WP: 0 PA: 36 PB: 0 SB: 0 CS: 0
<b>PITCHER</b>	IP WLS BF H R ER SO BB IBB HBP BLK WP HR S P ERA WHIP										
Kevin Brown, R (1, 1) ERA: 3.13	7.2 W 31 8 1 1 5 1 0 0 0 0 0 1 76 113 1.17 1.174										
Tom Gordon, R (8, 1) ERA: 1.71	0.1 H 1 0 0 0 1 0 0 0 0 0 0 0 4 5 0.00 0.000										
42 Mariano Rivera, R (9, 1) ERA: 1.17	1.0 S 4 1 0 0 0 0 0 0 0 0 0 0 7 10 0.00 1.000										

Seattle Mariners @ New York Yankees  
 Yankee Stadium, Bronx, NY  
 Sun May 16 2004, 1:05 PM EDT  
 Att. 54,732 - Cloudy - 74 F

livebaseballscorecards.com





Batter	1	2	3	4	5	6	7	8	9	AB R H RBI BB SO LOB
<b>Kenny Lofton, L</b> OBP: 0.328, SLG: 0.354 (1, 8)	1-3 		1-2 F7 		2-2 F7 			3-1 F8 		4 0 0 0 0 1 1
<b>Derek Jeter, R</b> OBP: 0.251, SLG: 0.277 (1, 6)	2-3 		1-0 G6-4-3 			0-0 F8 		0-0 G6-3 		4 0 0 0 0 1 1
<b>Alex Rodriguez, R</b> OBP: 0.371, SLG: 0.524 (1, 5)	1-3 K2-3 			1-1 F8 		2-0  1B		3-1 F9 		4 0 1 0 0 1 0
<b>Gary Sheffield, R</b> OBP: 0.396, SLG: 0.409 (1, 9)		4-2  BB		0-2 G1-3 		4-1  BB				1 0 0 0 2 0 0
<b>Bernie Williams, S</b> OBP: 0.331, SLG: 0.358 (1, 10)		1-3 		0-0  1B		2-1 L8 				3 1 1 0 0 1 3
<b>Hideki Matsui, L</b> OBP: 0.387, SLG: 0.454 (1, 7)		1-0 L8 		4-2  1B		1-2 G4-3 				2 0 0 0 1 0 3
<b>Tony Clark, S</b> OBP: 0.421, SLG: 0.567 (1, 3)		2-3 		1-1  1B			3-3 			3 0 1 1 0 2 1
<b>John Flaherty, R</b> OBP: 0.194, SLG: 0.294 (1, 2)			3-2  HR		0-1 F7 		0-1 P4 			3 1 1 1 0 0 0
<b>Miguel Cairo, R</b> OBP: 0.351, SLG: 0.451 (1, 4)			2-2  1B		2-1 F8 		1-2 F7 			3 0 1 0 0 0 0

Inning Stats	R: 0 E: 0 K: 3 S: 10	H: 0 LOB: 0 BB: 0 P: 14	R: 0 E: 0 K: 2 S: 9	H: 0 LOB: 1 BB: 1 P: 17	R: 1 E: 0 K: 0 S: 11	H: 2 LOB: 0 BB: 0 P: 18	R: 1 E: 0 K: 0 S: 10	H: 2 LOB: 2 BB: 1 P: 16	R: 0 E: 0 K: 0 S: 9	H: 0 LOB: 0 BB: 0 P: 13	R: 0 E: 0 K: 0 S: 10	H: 1 LOB: 2 BB: 1 P: 19	R: 0 E: 0 K: 1 S: 9	H: 0 LOB: 0 BB: 0 P: 13	R: 0 E: 0 K: 0 S: 5	H: 0 LOB: 0 BB: 0 P: 11
<b>Joel Pineiro, R</b> ERA: 6.02 (1, 1)	IP: 8.0 WLS: L BF: 30 H: 5 R: 2 ER: 2 SO: 6 BB: 3 IBB: 0 HBP: 0 BLK: 0 WP: 0 HR: 1 S: 73 P: 121 ERA: 2.25 WHIP: 1.000															


**BOTTOM**

**Seattle Mariners @ New York Yankees**  
Yankee Stadium, Bronx, NY

Sun May 16 2004, 1:05 PM EDT  
Att. 54,732 - Cloudy - 74 F

livebaseballscorecards.com

AB	27
R	2
H	5
RBI	2
BB	3
SO	6
LOB	9



WP: 0	PA: 30
PB: 0	
SB: 1	
CS: 0	

Batter	1	2	3	4	5	6	7	8	9	10	11	AB R H RBI BB SO LOB	TOP														
<b>Kenny Lofton, L</b> OBP: 0.349, SLG: 0.365 (1, 8)	1-2 G6-4-3 1B		2-2 1B		2-0 F7			4-2 13 CS 2 SH1-3 BB		1-2 G6-3		4 0 2 0 1 0 0															
<b>2 Derek Jeter, R</b> OBP: 0.246, SLG: 0.270 (1, 6)	2-0 G6-4-3 1-2f		0-0 F9		1-3 K			1-0 SH1-3			3-2 G4-3	4 0 0 0 0 1 2															
<b>13 Alex Rodriguez, R</b> OBP: 0.366, SLG: 0.510 (1, 5)	4-2 BB HBP		0-0 G5-3		1-1 F8			1-3 K 2-3			0-0 G5-3	4 0 0 0 0 1 2															
<b>Gary Sheffield, R</b> OBP: 0.390, SLG: 0.397 (1, 9)	4-1 SAFE 1-2 BB			3-1 E5 20 CS				2-1 G5-3		3-2 G5-3	0-2 F9	4 0 0 0 1 0 0															
<b>20 Jorge Posada, S</b> OBP: 0.426, SLG: 0.643 (1, 2)	1-1 G3			4-2 BB 55 BB 1-2 BB				2-0 G1-3		1-1 55 G1-3 1B HBP		2 0 0 0 1 0 2															
<b>55 Hideki Matsui, L</b> OBP: 0.384, SLG: 0.444 (1, 7)		3-2 G4-3		4-2 BB 1-2 BB				2-2 G4-3		2-2 G1-3 1-2		3 0 0 0 1 0 1															
<b>Bernie Williams, S</b> OBP: 0.329, SLG: 0.354 (1, 10)		3-1 G4-3		0-3 K				0-0 G3		0-0 2-H 1B		4 0 1 0 0 1 2															
<b>Tony Clark, S</b> OBP: 0.405, SLG: 0.515 (1, 3)		3-2 F8		4-0 FC5-4 1-2 2-3 BB				1-1 F8		1-2 K		3 0 0 0 1 1 0															
<b>Miguel Cairo, R</b> OBP: 0.328, SLG: 0.418 (1, 4)			2-1 F9		1-2 FC5-4 1-2f			3-3 K2-3		1-3 K2-3		4 0 0 0 0 2 3															
<b>Inning Stats</b>	R: 0 E: 0 K: 0 S: 9	H: 1 LOB: 2 BB: 1 P: 21	R: 0 E: 0 K: 0 S: 9	H: 0 LOB: 0 BB: 0 P: 18	R: 0 E: 0 K: 0 S: 9	H: 1 LOB: 1 BB: 0 P: 13	R: 0 E: 1 K: 1 S: 12	H: 0 LOB: 3 BB: 3 P: 28	R: 0 E: 0 K: 1 S: 6	H: 0 LOB: 0 BB: 0 P: 10	R: 0 E: 0 K: 0 S: 6	H: 0 LOB: 0 BB: 0 P: 12	R: 0 E: 0 K: 1 S: 8	H: 0 LOB: 0 BB: 0 P: 12	R: 0 E: 0 K: 1 S: 7	H: 0 LOB: 0 BB: 1 P: 13	R: 0 E: 0 K: 0 S: 8	H: 1 LOB: 2 BB: 0 P: 14	R: 0 E: 0 K: 2 S: 9	H: 0 LOB: 0 BB: 0 P: 12	R: 0 E: 0 K: 0 S: 7	H: 0 LOB: 0 BB: 0 P: 10	1B: 3 2B: 0 3B: 0 HR: 0	SF: 0 SAC: 1 DP: 1 HBP: 2	WP: 0 PB: 0 SB: 0 CS: 2	PA: 40	
<b>PITCHER</b>	IP	WLS	BF	H	R	ER	SO	BB	IBB	HBP	BLK	WP	HR	S	P	ERA	WHIP										
<b>Aaron Sele, R</b> ERA: 2.97 (1, 1)	6.0		24	2	0	0	2	4	0	1	0	0	0	51	102	0.00	1.000										
<b>Francisco Rodríguez, R</b> ERA: 0.45 (7, 1)	2.0		6	0	0	0	2	1	0	0	0	0	0	15	25	0.00	0.500										
<b>Troy Percival, R</b> ERA: 3.77 (8, 1)	1.0		4	1	0	0	0	0	0	1	0	0	0	8	14	0.00	1.000										
<b>62 Scot Shields, R</b> ERA: 3.72 (10, 1)	2.0	W	6	0	0	0	2	0	0	0	0	0	0	16	22	0.00	0.000										

**New York Yankees @ Anaheim Angels**  
**Angel Stadium of Anaheim, Anaheim, CA**  
 Tue May 18 2004, 7:05 PM PDT  
 Att: 43,660 - Sunny - 71 F

livebaseballscorecards.com

AB	32
R	0
H	3
RBI	0
BB	5
SO	6
LOB	12



BOTTOM

New York Yankees @ Anaheim Angels  
Angel Stadium of Anaheim, Anaheim, CA

Tue May 18 2004, 7:05 PM PDT  
Att. 43,660 - Sunny - 71 F

livebaseballscorecards.com

AB	39
R	1
H	11
RBI	1
BB	3
SO	6
LOB	15



WP:	0	PA:	43
PB:	0		
SB:	0		
CS:	1		

AB R H RBI BB SO LOB

5	0	2	0	0	0	1
5	0	0	0	0	1	3
4	1	3	0	1	0	0
4	0	2	0	1	0	3
4	0	2	0	0	1	3
4	0	0	0	0	0	0
4	0	0	0	1	0	3
5	0	1	1	0	2	1
4	0	1	0	0	1	0
4	0	0	0	0	1	1

11

2-1	F9	1
2-2	F7	2
0-1	27 1B	
0-1	1B	
2-3	K	3
0-0	F8	1
3-3	K	2
1-3	K	3
2-2	L8	1

10

2-1	1B	
1-0	F8	3
1-0	SH3-4 27 1B	
0-1	1B SH3-4	
1-2	1B	
0-0	SH3-4	1
1-2 2-3		
4-0	1B	
0-1	IBB	
0-1	1B	
1-2 2-3 3-H		
2-0	G6-3	1
1-2	F8	2

9

3-2	CS	
3-2	1B	
2-2	G1-3	1
1-2	G1-3	2
0-3	K	3
2-0	G6-3	1
1-2	F8	2

8

2-2	P4	1
2-1	L6	2
0-0	27 FC6-4 1B	
0-1	FC6-4	3
2-0	F9	2
0-0	F7	1
0-2	G6-3	2
2-3	K	3

7

1-2	G1-3	2
3-2	B1-3	3
0-0	G3-1	1
4-1	BB	
2-0	F9	2
2-2	F7	3
0-0	F7	1
0-2	G6-3	2
2-3	K	3

6

1-2	G1-3	2
3-2	B1-3	3
0-0	G3-1	1
4-1	BB	
2-0	F9	2
2-2	F7	3
0-0	F7	1
0-2	G6-3	2
2-3	K	3

5

1-2	G1-3	2
3-2	B1-3	3
0-0	G3-1	1
4-1	BB	
2-0	F9	2
2-2	F7	3
0-0	F7	1
0-2	G6-3	2
2-3	K	3

4

2-2	BB 1B	
1-3	K	2
4-2	BB	
1-2	BB	
3-2	F7	3
3-2	G3-6 1B	
0-2	G3-6-1	1
3-1	G6-3	3
0-1	G3-4 2B	
0-0	G3-4	1

3

2-2	BB 1B	
1-3	K	2
4-2	BB	
1-2	BB	
3-2	F7	3
3-2	G3-6 1B	
0-2	G3-6-1	1
3-1	G6-3	3
0-1	G3-4 2B	
0-0	G3-4	1

2

2-1	F9	1
2-2	F7	2
0-1	27 1B	
0-1	1B	
2-3	K	3
0-0	F8	1
3-3	K	2
1-3	K	3
2-2	L8	1

1

2-1	F9	1
2-2	F7	2
0-1	27 1B	
0-1	1B	
2-3	K	3
0-0	F8	1
3-3	K	2
1-3	K	3
2-2	L8	1

Batter

David Eckstein, R (1, 6)	B X C
9 Chone Figgins, S (1, 5)	C F B X
Jeff DaVanon, S (1, 8)	S X
27 Vladimir Guerrero, R (1, 9)	F X
Jose Guillen, R (1, 7)	D F B X
Alfredo Amezaga, S (9, PR)	C F B X
Casey Kotchman, L (1, 3)	X
Adam Riggs, R (1, 10)	C F B X
José Molina, R (1, 2)	S F C
Adam Kennedy, L (1, 4)	X B C

Inning Stats

R: 0	H: 2	R: 0	H: 0	R: 0	H: 1	R: 0	H: 1	R: 0	H: 0	R: 0	H: 1	R: 0	H: 1	R: 0	H: 0	R: 0	H: 0	R: 0	H: 1	R: 1	H: 3
E: 0	LOB: 2	E: 0	LOB: 0	E: 0	LOB: 2	E: 0	LOB: 0	E: 0	LOB: 1	E: 0	LOB: 0	E: 0	LOB: 0	E: 0	LOB: 1	E: 0	LOB: 0	E: 0	LOB: 1	E: 0	LOB: 3
K: 1	BB: 0	K: 2	BB: 0	K: 1	BB: 1	K: 0	BB: 0	K: 0	BB: 1	K: 1	BB: 0	K: 0	BB: 0	K: 1	BB: 0	K: 1	BB: 0	K: 1	BB: 0	K: 0	BB: 1
S: 12	P: 18	S: 7	P: 11	S: 20	P: 32	S: 10	P: 16	S: 9	P: 13	S: 6	P: 14	S: 7	P: 9	S: 9	P: 13	S: 10	P: 15	S: 7	P: 13	S: 6	P: 11

PITCHER	IP	WLS	BF	H	R	ER	SO	BB	IBB	HBP	BLK	WP	HR	S	P	ERA	WHIP
Javier Vazquez, R (1, 1)	7.0		27	5	0	0	5	2	0	0	0	0	0	71	113	0.00	1.000
Tom Gordon, R (8, 1)	2.0		7	2	0	0	1	0	0	0	0	0	0	19	28	0.00	1.000
Paul Quantrill, R (10, 1)	1.1	L	9	4	1	1	0	0	1	0	0	0	0	13	24	6.75	3.000

PITCHER	IP	WLS	BF	H	R	ER	SO	BB	IBB	HBP	BLK	WP	HR	S	P	ERA	WHIP
---------	----	-----	----	---	---	----	----	----	-----	-----	-----	----	----	---	---	-----	------

**New York Yankees @ Anaheim Angels**  
 Angel Stadium of Anaheim, Anaheim, CA

Wed May 19 2004, 7:05 PM PDT  
 Att. 43,742 - Sunny - 71 F

[livebaseballscorecards.com](http://livebaseballscorecards.com)



WP: 0 PA: 46  
 PB: 0  
 SB: 1  
 CS: 1

AB R H RBI BB SO LOB

3	0	0	1	1	0	0
4	1	0	0	1	0	3
5	1	2	1	0	2	3
4	1	2	2	1	0	1
4	0	1	0	1	1	2
3	0	1	0	2	1	1
3	1	1	0	2	2	4
3	0	0	0	2	1	4
2	0	0	0	0	1	3
0	0	0	0	1	0	0
2	0	0	0	0	0	2

AB 33  
 R 4  
 H 7  
 RBI 4  
 BB 11  
 SO 8  
 LOB 23

Batter	1	2	3	4	5	6	7	8	9
<b>2 Derek Jeter, R</b> OBP: 0.250, SLG: 0.265 (1, 6)	2-1 L8		0-0 F8	3-2 CS HBP		4-2 BB		2-1 G6-3	
<b>Bernie Williams, S</b> OBP: 0.325, SLG: 0.344 (1, 8)	0-0 G5-3		1-1 B1-3	3-2 CS	1-0 F8	2-2 F5		4-1 13 2B BB	
<b>13 Alex Rodriguez, R</b> OBP: 0.367, SLG: 0.526 (1, 5)	2-3 K		0-2 25 HR 3B		0-1 F9	1-3 K		1-0 1-H 2B	
<b>25 Jason Giambi, L</b> OBP: 0.418, SLG: 0.564 (1, 10)		1-0 P5	3-2 HR		4-2 BB		2-2 G4-3 2B	2-1 F8	
<b>Gary Sheffield, R</b> OBP: 0.391, SLG: 0.393 (1, 9)		4-0 BB 55 BB BB	0-0 20 1B		1-1 F8		0-0 G4-3		3-3
<b>20 Jorge Posada, S</b> OBP: 0.433, SLG: 0.634 (1, 2)		1-3 K	1-0 1B			2-1 G4-3	4-2		4-1 G5-3 55 S BB
<b>55 Hideki Matsui, L</b> OBP: 0.390, SLG: 0.441 (1, 7)		4-2 BB	2-3 K		1-1 BB 2 BB 1B	1-3 K		4-2 G5-3 BB	
<b>Tony Clark, S</b> OBP: 0.404, SLG: 0.472 (1, 3)		4-2 BB		0-0 G4-3		4-0 BB 2 BB BB	1-3 K	3-1 G5-3	
<b>Miguel Cairo, R</b> OBP: 0.317, SLG: 0.404 (1, 4)		1-3 K		1-1 G6-3		4-1 BB 2 BB BB		2-2 F8	1-0 G4-3
<b>Ruben Sierra, S</b> OBP: 0.349, SLG: 0.487 (6, PH)									
<b>Enrique Wilson, S</b> OBP: 0.222, SLG: 0.213 (6, 4)									

Inning Stats	R: 0	H: 0	E: 0	K: 1	S: 7	P: 11	R: 0	H: 0	E: 0	K: 2	S: 12	P: 27	R: 2	H: 4	E: 0	K: 1	S: 16	P: 23	R: 0	H: 0	E: 0	K: 0	S: 8	P: 15	R: 0	H: 0	E: 0	K: 0	S: 8	P: 14	R: 1	H: 1	E: 0	K: 1	S: 15	P: 33	R: 0	H: 1	E: 0	K: 2	S: 13	P: 21	R: 1	H: 1	E: 0	K: 0	S: 10	P: 21	R: 0	H: 0	E: 0	K: 1	S: 10	P: 25
--------------	------	------	------	------	------	-------	------	------	------	------	-------	-------	------	------	------	------	-------	-------	------	------	------	------	------	-------	------	------	------	------	------	-------	------	------	------	------	-------	-------	------	------	------	------	-------	-------	------	------	------	------	-------	-------	------	------	------	------	-------	-------

PITCHER	IP	WLS	BF	H	R	ER	SO	BB	IBB	HBP	BLK	WP	HR	S	P	ERA	WHIP
<b>41 John Lackey, R</b> ERA: 4.83 (1, 1)	5.1	L	27	5	3	3	4	6	0	1	0	0	1	56	106	5.06	2.062
<b>Kevin Gregg, R</b> ERA: 1.26 (6, 1)	1.2		8	1	0	0	3	2	0	0	0	0	0	23	38	0.00	1.800
<b>Ben Weber, R</b> ERA: 6.75 (8, 1)	2.0		10	1	1	1	1	3	0	0	0	0	0	20	46	4.50	2.000

1B:	2B:	3B:	HR:	SF:	SAC:	DP:	HBP:
-----	-----	-----	-----	-----	------	-----	------

1B:	2B:	3B:	HR:	SF:	SAC:	DP:	HBP:
-----	-----	-----	-----	-----	------	-----	------

BOTTOM

New York Yankees @ Anaheim Angels  
Angel Stadium of Anaheim, Anaheim, CA

Wed May 19 2004, 7:05 PM PDT  
Att. 43,742 - Sunny - 71 F

livebaseballscorecards.com

AB	32
R	2
H	7
RBI	2
BB	1
SO	2
LOB	9



WP	0	PA	33
PB	0		
SB	0		
CS	0		

AB R H RBI BB SO LOB

3 1 3 0 1 0 0

4 0 0 0 0 0 5

4 0 0 0 0 1 3

4 0 1 1 0 0 0

4 0 0 0 0 0 1

4 0 0 0 0 0 0

3 1 1 0 0 0 0

3 0 1 0 0 1 0

3 0 1 1 0 0 0

1B	7	SF	0
2B	0	SAC	0
3B	0	DP	1
HR	0	HBP	0

Batter	1	2	3	4	5	6	7	8	9
David Eckstein, R OBP: 0.322, SLG: 0.290 (1, 6)	0-1 F8 9 G6-3 1B		2-1 9 G5-3 1B		1-1 1-3 2-3 9 G3-6-3 1B			4-2 BB	
9 Chone Figgins, S OBP: 0.347, SLG: 0.486 (1, 8)	3-2 G6-3 1-2		2-1 G5-3 1-2		1-0 G3-6-3 1-2			3-2 F9	
Jeff DaVanon, S OBP: 0.405, SLG: 0.460 (1, 10)	2-1 F8 2-3		1-1 F8			0-3 K		0-0 F7	
27 Vladimir Guerrero, R OBP: 0.399, SLG: 0.579 (1, 9)	0-1 1B			2-0 G5-3		0-0 L8		0-0 G4-3	
Jose Guillen, R OBP: 0.374, SLG: 0.517 (1, 7)	3-2 G3			1-0 G4-3		2-2 L4		0-1 G4-3	
Casey Kotchman, L OBP: 0.294, SLG: 0.290 (1, 3)		1-1 L7		2-0 G3-1			0-1 G4-3	0-1 G3-1	
José Molina, R OBP: 0.348, SLG: 0.507 (1, 2)		0-0 G6-3			2-1 1B 1B 1B		0-1 G4-3		
Shane Halter, R OBP: 0.260, SLG: 0.387 (1, 5)		3-2 F9			1-1 1B 1B 1B		0-3 K		
Adam Kennedy, L OBP: 0.302, SLG: 0.367 (1, 4)			0-1 G3		1-2 1B 1B			1-2 G3-1	

Inning Stats	R	H	E	K	S	R	H	E	K	S	R	H	E	K	S	R	H	E	K	S	R	H	E	K	S	R	H	E	K	S	R	H	E	K	S	R	H	E	K	S	R	H	E	K	S	1B	2B	3B	HR	SF	SAC	DP	HBP	WP	PA
	1	2	0	0	13	0	0	0	0	6	0	0	0	0	3	1	4	0	10	16	0	0	0	0	7	0	0	0	0	11	0	0	0	0	5	0	0	0	0	19	0	0	0	0	5	7	0	0	0	0	0	1	0	0	33

PITCHER	IP	WLS	BF	H	R	ER	SO	BB	IBB	HBP	BLK	WP	HR	S	P	ERA	WHIP
Jon Lieber, R ERA: 4.4 (1, 1)	7.2	W	29	7	2	2	2	1	0	0	0	0	0	64	102	2.35	1.043
Tom Gordon, R ERA: 1.54 (8, 1)	0.1	H	1	0	0	0	0	0	0	0	0	0	0	1	1	0.00	0.000
42 Mariano Rivera, R ERA: 1.13 (9, 1)	1.0	S	3	0	0	0	0	0	0	0	0	0	0	5	5	0.00	0.000

Batter	1	2	3	4	5	6	7	8	9	AB R H RBI BB SO LOB	TOP	
<b>2 Derek Jeter, R</b> OBP: 0.254, SLG: 0.287 (1, 6) C B F X	2-2 1B 13 SF7 1B		1-1 HR	3-2 F9		1-3 K			2-1 G6-3	5 2 2 1 0 1 1		
<b>Bernie Williams, S</b> OBP: 0.321, SLG: 0.338 (1, 8) B B X	2-0 FC6-4 1B		2-2 K		1-3 K		2-3 K	0-1 G4-3	5 0 1 0 0 3 0			
<b>13 Alex Rodriguez, R</b> OBP: 0.363, SLG: 0.519 (1, 5) B X	1-0 SF7		3-1 P6		3-2 2B 20 2B 1B		2-3 K	2-2 K	4 1 1 1 0 2 0			
<b>25 Jason Giambi, L</b> OBP: 0.407, SLG: 0.545 (1, 10) X	0-0 F8		0-3 K		0-0 F9		1-3 K		4 0 0 0 0 2 2			
<b>Gary Sheffield, R</b> OBP: 0.393, SLG: 0.403 (1, 9) 1 SAFE 1 SAFE B C X	1-1 FC6-4 1-2f			1-0 55 HR 1B	1-0 20 2B 2B			1-0 P6	4 2 2 0 0 0 1			
<b>20 Jorge Posada, S</b> OBP: 0.443, SLG: 0.644 (1, 2) B B B B		4-0 BB		3-3 K	1-0 2B			1-1 55 1B	3 0 2 2 1 1 1			
<b>55 Hideki Matsui, L</b> OBP: 0.393, SLG: 0.464 (1, 7) B B C 1 SAFE X		2-1 F8		0-0 1-H HR	2-0 F8			1-2 1B	4 1 2 2 0 0 2			
<b>Tony Clark, S</b> OBP: 0.392, SLG: 0.450 (1, 3) S B B X		2-1 P5		0-1 1B		2-2 F7		1-3 K	4 0 1 0 0 1 3			
<b>Enrique Wilson, S</b> OBP: 0.212, SLG: 0.203 (1, 4) B B B X		3-2 F8		0-2 F8		1-0 F8		1-2 L5	4 0 0 0 0 0 4			
<b>Inning Stats</b>	R: 1 H: 2 E: 0 LOB: 1 K: 0 BB: 0 S: 8 P: 14	R: 0 H: 0 E: 0 LOB: 1 K: 0 BB: 1 S: 7 P: 18	R: 1 H: 1 E: 0 LOB: 0 K: 2 BB: 0 S: 10 P: 16	R: 2 H: 3 E: 0 LOB: 1 K: 1 BB: 0 S: 15 P: 22	R: 2 H: 3 E: 0 LOB: 1 K: 1 BB: 0 S: 10 P: 18	R: 0 H: 0 E: 0 LOB: 0 K: 1 BB: 0 S: 9 P: 13	R: 0 H: 0 E: 0 LOB: 0 K: 3 BB: 0 S: 9 P: 14	R: 0 H: 2 E: 0 LOB: 2 K: 1 BB: 0 S: 13 P: 18	R: 0 H: 0 E: 0 LOB: 0 K: 1 BB: 0 S: 8 P: 12	1B: 7 SF: 1 2B: 2 SAC: 0 3B: 0 DP: 0 HR: 2 HBP: 0	WP: 0 PA: 39 PB: 0 SB: 0 CS: 0	
<b>40 Bartolo Colon, R</b> ERA: 5.17 (1, 1) <b>Ramon Ortiz, R</b> ERA: 7.48 (6, 1)	IP WLS BF H R ER SO BB IBB HBP BLK WP HR S P ERA WHIP	5.0 L 25 9 6 6 4 1 0 0 0 0 0 2 50 88 10.80 2.000	4.0 14 2 0 0 6 0 0 0 0 0 0 0 39 57 0.00 0.500									

**New York Yankees @ Anaheim Angels**  
Angel Stadium of Anaheim, Anaheim, CA

Thu May 20 2004, 7:05 PM PDT  
Att. 43,810 - Sunny - 68 F

[livebaseballscorecards.com](http://livebaseballscorecards.com)

AB	37
R	6
H	11
RBI	6
BB	1
SO	10
LOB	14



Batter	1	2	3	4	5	6	7	8	9	AB	R	H	RBI	BB	SO	LOB
David Eckstein, R (1, 6) OBP: 0.327, SLG: 0.296	0-1 P4			2-2 1B 27 G5-4-3		2-3 K		2-1 1B 1-2		4	1	2	0	0	1	0
9 Chone Figgins, S (1, 5) OBP: 0.352, SLG: 0.487	2-3 K			1-1 1B 27 G5-4-3 1-3		0-2 1B		1-1 F8		4	0	2	0	0	1	2
27 Vladimir Guerrero, R (1, 9) OBP: 0.390, SLG: 0.564	3-2 G6-3			0-0 G5-4-3 1-2f 3-H		1-2 G4-3			1-0 G5-3	4	0	0	0	0	0	2
Jose Guillen, R (1, 7) OBP: 0.371, SLG: 0.517			3-2 F8	0-0 F9			2-1 G4-3		1-1 1B 2B	4	1	1	0	0	0	0
Jeff DaVanon, S (1, 8) OBP: 0.398, SLG: 0.448			2-1 G1-3		0-0 G6-3 1B		3-1 F7		2-3 K	4	0	1	0	0	1	1
Bengie Molina, R (1, 2) OBP: 0.315, SLG: 0.482 Josh Paul, R (7, 2)			2-2 G6-3		0-0 G6-3 1-2f		3-2 G6-3		4-2 1B BB	2	0	0	0	0	0	1
Casey Kotchman, L (1, 3) OBP: 0.316, SLG: 0.314			1-1 G6-3		0-1 G6-3 1B			3-2 F7	0-1 1-3 2-H	4	0	2	1	0	0	0
Adam Riggs, R (1, 10) OBP: 0.111, SLG: 0.111			1-3 K		3-3 K			0-2 F9	1-2 G4-3	4	0	0	0	0	2	3
Adam Kennedy, L (1, 4) OBP: 0.303, SLG: 0.366			1-3 K			1-3 K		1-2 1B 1B		3	0	1	0	0	2	0

Inning Stats	R: 0	H: 0	E: 0	K: 1	S: 10	LOB: 0	BB: 0	P: 15	R: 0	H: 0	E: 0	K: 0	S: 10	LOB: 0	BB: 0	P: 17	R: 0	H: 0	E: 0	K: 2	S: 12	LOB: 0	BB: 0	P: 15	R: 1	H: 2	E: 0	K: 0	S: 8	LOB: 0	BB: 0	P: 11	R: 0	H: 2	E: 0	K: 1	S: 8	LOB: 1	BB: 0	P: 11	R: 0	H: 1	E: 0	K: 2	S: 13	LOB: 1	BB: 0	P: 17	R: 0	H: 0	E: 0	K: 0	S: 7	LOB: 0	BB: 0	P: 15	R: 0	H: 2	E: 0	K: 0	S: 13	LOB: 2	BB: 0	P: 20	R: 1	H: 2	E: 0	K: 1	S: 13	LOB: 2	BB: 1	P: 22	1B: 8	SF: 0	2B: 1	SAC: 0	3B: 0	DP: 2	HR: 0	HBP: 0	WP: 0	PA: 35
PITCHER	IP	WLS	BF	H	R	ER	SO	BB	IBB	HBP	BLK	WP	HR	S	P	ERA	WHIP																																																																	
35 Mike Mussina, R (1, 1) ERA: 4.71	7.2	W	28	7	1	1	6	0	0	0	0	0	0	79	118	1.17	0.913																																																																	
Paul Quantrill, R (8, 1) ERA: 3.95	1.1		7	2	1	1	1	1	0	0	0	0	0	15	25	6.75	2.250																																																																	

BOTTOM

New York Yankees @ Anaheim Angels  
Angel Stadium of Anaheim, Anaheim, CA

Thu May 20 2004, 7:05 PM PDT  
Att: 43,810 - Sunny - 68 F

AB	34
R	2
H	9
RBI	1
BB	1
SO	7
LOB	9



WP: 0	PA: 35
PB: 0	
SB: 0	
CS: 0	

**New York Yankees @ Texas Rangers**  
 The Ballpark at Arlington, Arlington, TX

Fri May 21 2004, 8:05 PM EDT  
 Att. 49,195 - Sunny - 88 F

[livebaseballscorecards.com](http://livebaseballscorecards.com)

AB	41
R	7
H	15
RBI	7
BB	3
SO	10
LOB	25



AB R H RBI BB SO LOB

TOP

Batter	1	2	3	4	5	6	7	8	9
<b>Kenny Lofton, L</b> (1, 8) OBP: 0.353, SLG: 0.375	4-1 13 HR BB	3-2 2B		3-2 F8		2-2 G3			1-1 F8
<b>2 Derek Jeter, R</b> (1, 6) OBP: 0.258, SLG: 0.286	0-3 K	0-0 F9			2-0 13 FC6-4 1B		1-3 K		4-2 13 1B 25 1B BB
<b>13 Alex Rodriguez, R</b> (1, 5) OBP: 0.364, SLG: 0.534	2-1 1-H HR		2-2 G4-3		2-1 1-2f FC6-4		1-3 K		0-0 25 1B 1B
<b>25 Jason Giambi, L</b> (1, 10) OBP: 0.406, SLG: 0.540 <b>Homer Bush, R</b> (9, PR)	2-3 K		2-1 G5-4-3 1B		0-0 F8		2-3 K		1-0 1B 20 1B 1B
<b>Gary Sheffield, R</b> (1, 9) OBP: 0.399, SLG: 0.409	1-1 20 2B 1B		1-1 G5-4-3 1-2f		1-0 G3			0-2 55 1B 1B	1-0 20 1B 1B
<b>20 Jorge Posada, S</b> (1, 2) OBP: 0.456, SLG: 0.667	2-1 1-3 2B		3-2 55 G3-1 HR 2B		4-2 55 1B BB		1-3 K	1-2 1B	1-2 1B
<b>55 Hideki Matsui, L</b> (1, 7) OBP: 0.393, SLG: 0.462	2-1 P6		0-0 G3-1		2-0 1-2 1B		0-1 1B	1-3 K	1-3 K
<b>Tony Clark, S</b> (1, 3) OBP: 0.357, SLG: 0.400		1-3 K	1-3 K		1-1 F4		1-0 F5	1-3 K	1-3 K
<b>Enrique Wilson, S</b> (1, 4) OBP: 0.216, SLG: 0.244 <b>Ruben Sierra, S</b> (8, PH) OBP: 0.345, SLG: 0.481 <b>Miguel Cairo, R</b> (8, 4) OBP: 0.317, SLG: 0.404		1-1 F7	0-1 HR		0-0 F8		0-0 L9		

Inning Stats	R: 2	H: 3	E: 0	K: 2	S: 16	P: 29	R: 0	H: 1	E: 0	K: 1	S: 11	R: 0	H: 1	E: 0	K: 0	S: 7	R: 2	H: 2	E: 0	K: 1	S: 14	R: 0	H: 1	E: 0	K: 0	S: 5	R: 0	H: 1	E: 0	K: 0	S: 11	R: 0	H: 0	E: 0	K: 3	S: 9	R: 0	H: 2	E: 0	K: 1	S: 11	R: 3	H: 4	E: 0	K: 2	S: 18	1B: 10	2B: 3	3B: 0	HR: 2	SF: 0	SAC: 0	DP: 1	HBP: 0	WP: 0	PA: 44
--------------	------	------	------	------	-------	-------	------	------	------	------	-------	------	------	------	------	------	------	------	------	------	-------	------	------	------	------	------	------	------	------	------	-------	------	------	------	------	------	------	------	------	------	-------	------	------	------	------	-------	--------	-------	-------	-------	-------	--------	-------	--------	-------	--------

PITCHER	IP	WLS	BF	H	R	ER	SO	BB	IBB	HBP	BLK	WP	HR	S	P	ERA	WHIP
<b>53 Joaquin Benoit, R</b> (1, 1) ERA: 5.4	5.0	W	23	8	4	4	4	1	0	0	0	0	2	53	88	7.20	1.800
<b>Erasmo Ramirez, L</b> (6, 1) ERA: 3.95	1.0	H	5	1	0	0	0	1	0	0	0	0	0	11	20	0.00	2.000
<b>50 Frank Francisco, R</b> (7, 1) ERA: 3.86	2.0	H	8	2	0	0	4	0	0	0	0	0	0	20	26	0.00	1.000
<b>Jay Powell, R</b> (9, 1) ERA: 3.71	0.1		4	2	3	3	0	1	0	0	0	0	0	6	12	81.00	9.000
<b>Francisco Cordero, R</b> (9, 1) ERA: 2.2	0.2	S	4	2	0	0	2	0	0	0	0	0	0	12	16	0.00	3.000

WP: 0	PA: 44
PB: 0	
SB: 0	
CS: 0	



Batter	1	2	3	4	5	6	7	8	9	AB R H RBI BB SO LOB
<b>10 Michael Young, R</b> OBP: 0.390, SLG: 0.589 (1, 6)	 1-2		 0-2	 0-1		 3-3	 0-3			5 0 1 0 0 2 0
<b>9 Hank Blalock, L</b> OBP: 0.354, SLG: 0.595 (1, 5)	 2-3		 2-3	 2-1		 2-1		 1-2		5 0 2 0 0 2 0
<b>Alfonso Soriano, R</b> OBP: 0.342, SLG: 0.459 (1, 4)	 1-2		 1-2	 1-2		 2-2		 1-2		5 0 2 0 0 0 3
<b>Brad Fullmer, L</b> OBP: 0.323, SLG: 0.443 (1, 10)	 0-1			 1-1	 0-0		 1-1	 1-2		5 1 1 0 0 0 2
<b>23 Mark Teixeira, S</b> OBP: 0.369, SLG: 0.452 (1, 3)		 1-0		 1-2	 0-0		 4-1			3 3 2 0 1 0 0
<b>David Dellucci, L</b> OBP: 0.418, SLG: 0.612 (1, 7)		 3-1		 2-3	 0-0	 0-0	 0-1			4 2 4 4 0 0 0
<b>Kevin Mench, R</b> OBP: 0.331, SLG: 0.490 (1, 9)		 0-1		 2-2	 4-1		 4-2			2 1 0 1 2 0 2
<b>Laynce Nix, L</b> OBP: 0.359, SLG: 0.667 (1, 8)		 2-2		 1-1	 1-3		 1-0			4 2 2 4 0 1 3
<b>Rod Barajas, R</b> OBP: 0.327, SLG: 0.600 (1, 2)		 0-0		 2-1		 0-1	 0-3			4 0 0 0 0 1 1

Inning Stats	R: 0 E: 0 K: 12 S: 18	H: 1 LOB: 1 BB: 0 P: 18	R: 1 E: 0 K: 10 S: 10	H: 2 LOB: 1 BB: 0 P: 16	R: 0 E: 0 K: 9 S: 12	H: 0 LOB: 0 BB: 0 P: 12	R: 4 E: 1 K: 0 S: 26	H: 6 LOB: 2 BB: 0 P: 36	R: 0 E: 0 K: 7 S: 12	H: 1 LOB: 2 BB: 1 P: 12	R: 0 E: 0 K: 12 S: 19	H: 1 LOB: 1 BB: 0 P: 19	R: 4 E: 0 K: 2 S: 15	H: 2 LOB: 0 BB: 2 P: 25	R: 0 E: 0 K: 9 S: 12	H: 1 LOB: 0 BB: 0 P: 12
--------------	--------------------------------	----------------------------------	--------------------------------	----------------------------------	-------------------------------	----------------------------------	-------------------------------	----------------------------------	-------------------------------	----------------------------------	--------------------------------	----------------------------------	-------------------------------	----------------------------------	-------------------------------	----------------------------------

PITCHER	IP	WLS	BF	H	R	ER	SO	BB	IBB	HBP	BLK	WP	HR	S	P	ERA	WHIP
<b>Kevin Brown, R</b> ERA: 3.6 (1, 1)	4.2	L	25	10	5	5	2	1	0	0	0	0	1	61	90	9.64	2.357
<b>Felix Heredia, L</b> ERA: 16.2 (5, 1)	0.1		1	0	0	0	1	0	0	0	0	0	0	3	4	0.00	0.000
<b>Tanyon Sturtze, R</b> ERA: 18.0 (6, 1)	2.0		11	3	4	4	3	2	0	0	0	0	2	27	44	18.00	2.500
<b>Bret Prinz, R</b> ERA: (8, 1)	1.0		3	1	0	0	0	0	0	0	0	0	0	9	12	0.00	1.000

**BOTTOM**

**New York Yankees @ Texas Rangers**  
The Ballpark at Arlington, Arlington, TX  
Fri May 21 2004, 8:05 PM EDT  
Att: 49,195 - Sunny - 88 F

AB	37
R	9
H	14
RBI	9
BB	3
SO	6
LOB	11



1B: 7	SF: 0	WP: 0	PA: 40
2B: 4	SAC: 0	PB: 0	
3B: 0	DP: 1	SB: 0	
HR: 3	HBP: 0	CS: 0	

Batter	1	2	3	4	5	6	7	8	9	AB R H RBI BB SO LOB	TOP
Kenny Lofton, L (1, 8) OBP: 0.347, SLG: 0.367	1-1 P6			0-0 G4-3		2-2 L9-3 1B		3-1 G3		4 0 1 0 0 0 1	
2 Derek Jeter, R (1, 6) OBP: 0.253, SLG: 0.279	2-2 G6-3			1-1 F8		1-0 L9-3		0-0 G4-3		4 0 0 0 0 0 2	
13 Alex Rodriguez, R (1, 5) OBP: 0.361, SLG: 0.527	1-3 K			2-3 K			2-2 G1-3 55 1B		1-1 L8	4 1 1 0 0 2 0	
Gary Sheffield, R (1, 9) OBP: 0.390, SLG: 0.399		3-1 G5-3			1-2 F9		0-2 G1-3		1-0 F8	4 0 0 0 0 0 1	
55 Hideki Matsui, L (1, 7) OBP: 0.390, SLG: 0.456		0-1 G4-3			1-1 P5		0-0 1B		1-0 G3-1	4 0 1 1 0 0 0	
Bernie Williams, S (1, 10) OBP: 0.327, SLG: 0.367		1-0 F8			1-1 HR		2-0 G3-6-1 1B			3 1 2 1 0 0 0	
Tony Clark, S (1, 3) OBP: 0.356, SLG: 0.458			2-3 K		0-0 HR		0-0 G3-6-1			3 1 1 1 0 1 2	
John Flaherty, R (1, 2) OBP: 0.179, SLG: 0.270			1-1 G6-3		1-0 G6-3			0-0 F9		3 0 0 0 0 0 0	
Enrique Wilson, S (1, 4) OBP: 0.220, SLG: 0.247			1-1 G3			1-0 G4-3		0-0 G3 1B		3 0 1 0 0 0 0	

**New York Yankees @ Texas Rangers**  
The Ballpark at Arlington, Arlington, TX

Sat May 22 2004, 4:05 PM EDT  
Att. 49,458 - Cloudy - 84 F

[livebaseballscorecards.com](http://livebaseballscorecards.com)

AB	32
R	3
H	7
RBI	3
BB	0
SO	3
LOB	6



Inning Stats	R: 0 E: 0 K: 1 S: 8	H: 0 LOB: 0 BB: 0 P: 12	R: 0 E: 0 K: 0 S: 5	H: 0 LOB: 0 BB: 0 P: 9	R: 0 E: 0 K: 1 S: 7	H: 0 LOB: 0 BB: 0 P: 11	R: 0 E: 0 K: 1 S: 6	H: 0 LOB: 0 BB: 0 P: 9	R: 2 E: 0 K: 0 S: 10	H: 2 LOB: 0 BB: 0 P: 14	R: 0 E: 0 K: 0 S: 5	H: 1 LOB: 0 BB: 0 P: 9	R: 1 E: 0 K: 0 S: 9	H: 3 LOB: 1 BB: 0 P: 13	R: 0 E: 0 K: 0 S: 5	H: 1 LOB: 1 BB: 0 P: 8	R: 0 E: 0 K: 0 S: 4	H: 0 LOB: 0 BB: 0 P: 7	1B: 5 2B: 1 3B: 0 HR: 2	SF: 0 SAC: 0 DP: 2 HBP: 0	WP: 0 PB: 0 SB: 0 CS: 0	PA: 32
--------------	------------------------------	----------------------------------	------------------------------	---------------------------------	------------------------------	----------------------------------	------------------------------	---------------------------------	-------------------------------	----------------------------------	------------------------------	---------------------------------	------------------------------	----------------------------------	------------------------------	---------------------------------	------------------------------	---------------------------------	----------------------------------	------------------------------------	----------------------------------	--------

PITCHER	IP	WLS	BF	H	R	ER	SO	BB	IBB	HBP	BLK	WP	HR	S	P	ERA	WHIP
Ryan Drese, R (1, 1) ERA: 2.92	8.0		29	7	3	3	3	0	0	0	0	0	2	55	85	3.38	0.875
Carlos Almanzar, R (9, 1) ERA: 2.63	1.0	W	3	0	0	0	0	0	0	0	0	0	0	4	7	0.00	0.000

PITCHER	IP	WLS	BF	H	R	ER	SO	BB	IBB	HBP	BLK	WP	HR	S	P	ERA	WHIP
---------	----	-----	----	---	---	----	----	----	-----	-----	-----	----	----	---	---	-----	------

Batter	1	2	3	4	5	6	7	8	9	AB R H RBI BB SO LOB
10 Michael Young, R OBP: 0.387, SLG: 0.582	1-1 G6-3	2-2 1B			2-0 L9		1-0 L9			4 0 1 0 0 0 0
9 Hank Blalock, L OBP: 0.352, SLG: 0.588	2-3 K	0-2 G1-3			3-1 F7			0-0 E 1B		4 1 1 0 0 1 2
Alfonso Soriano, R OBP: 0.340, SLG: 0.471	0-0 HR		0-0 F8		3-3 K2-3			0-0 E 23 1B		4 2 1 1 0 1 1
Brad Fullmer, L OBP: 0.321, SLG: 0.432	4-1 23 HBP BB		2-0 F9		2-3 K			0-0 FC1-6 23 1B		3 0 0 0 1 1 1
23 Mark Teixeira, S OBP: 0.374, SLG: 0.448	1-1 1-2 HBP		2-1 P2		0-1 G5-3			0-1 FC1-6 1B		3 0 1 1 0 0 0
David Dellucci, L OBP: 0.412, SLG: 0.591	3-1 F7			0-3 K		3-1 S HBP		1-0 FC1-6 G4-6-3		3 0 0 0 0 1 4
Kevin Mench, R OBP: 0.329, SLG: 0.483		0-2 FC6-4 1B		0-3 K		3-2 K		0-0 G4-6-3		4 0 1 0 0 2 3
Laynce Nix, L OBP: 0.355, SLG: 0.646		1 SAFE 2-3 K		4-2 WP BB			1-3 K		2-3 K	3 0 0 0 1 3 1
Rod Barajas, R OBP: 0.321, SLG: 0.630		0-2 FC6-4 10 1B		2-0 P2			1-2 F8		0-1 HR	4 1 1 1 0 0 2

Inning Stats	R: 1	H: 1	E: 0	K: 10	S: 10	LOB: 2	BB: 1	P: 21	R: 0	H: 2	E: 0	K: 16	S: 16	LOB: 2	BB: 0	P: 20	R: 0	H: 0	E: 0	K: 0	S: 4	LOB: 0	BB: 0	P: 8	R: 0	H: 0	E: 0	K: 8	S: 16	LOB: 0	BB: 0	P: 16	R: 0	H: 0	E: 0	K: 2	S: 11	LOB: 1	BB: 0	P: 19	R: 0	H: 0	E: 0	K: 1	S: 8	LOB: 0	BB: 0	P: 11	R: 2	H: 2	E: 2	K: 0	S: 7	LOB: 1	BB: 0	P: 8	R: 1	H: 1	E: 0	K: 1	S: 5	LOB: 0	BB: 0	P: 7	1B: 4	2B: 0	3B: 0	HR: 2	SF: 0	SAC: 0	DP: 1	HBP: 2	WP: 1	PB: 0	SB: 1	CS: 0	PA: 36
--------------	------	------	------	-------	-------	--------	-------	-------	------	------	------	-------	-------	--------	-------	-------	------	------	------	------	------	--------	-------	------	------	------	------	------	-------	--------	-------	-------	------	------	------	------	-------	--------	-------	-------	------	------	------	------	------	--------	-------	-------	------	------	------	------	------	--------	-------	------	------	------	------	------	------	--------	-------	------	-------	-------	-------	-------	-------	--------	-------	--------	-------	-------	-------	-------	--------


PITCHER	IP	WLS	BF	H	R	ER	SO	BB	IBB	HBP	BLK	WP	HR	S	P	ERA	WHIP
Jose Contreras, R ERA: 7.56	(1, 1)	6.0	25	3	1	1	7	2	0	2	0	1	1	59	100	1.50	0.833
Paul Quantrill, R ERA: 3.81	(7, 1)	1.0	3	0	0	0	1	0	0	0	0	0	0	8	11	0.00	0.000
Felix Heredia, L ERA: 18.9	(8, 1)	0.0	1	1	1	1	0	0	0	0	0	0	0	1	1	∞	∞
Tom Gordon, R ERA: 1.82	(8, 1)	1.1	7	2	2	1	1	0	0	0	0	0	1	11	14	6.75	1.500

**BOTTOM**

**New York Yankees @ Texas Rangers**  
The Ballpark at Arlington, Arlington, TX

Sat May 22 2004, 4:05 PM EDT  
Att. 49,458 - Cloudy - 84 F

AB	32
R	4
H	6
RBI	3
BB	2
SO	9
LOB	14



PITCHER	IP	WLS	BF	H	R	ER	SO	BB	IBB	HBP	BLK	WP	HR	S	P	ERA	WHIP
---------	----	-----	----	---	---	----	----	----	-----	-----	-----	----	----	---	---	-----	------

**New York Yankees @ Texas Rangers**  
 The Ballpark at Arlington, Arlington, TX

Sun May 23 2004, 2:05 PM EDT  
 Att. 50,241 - Cloudy - 86 F

AB	40
R	8
H	13
RBI	6
BB	4
SO	4
LOB	19



WP	1	PA	45
PB	0		
SB	0		
CS	0		

AB R H RBI BB SO LOB

4	2	2	0	0	0	0
1	0	0	0	0	0	1
5	0	1	1	0	1	2
4	0	2	0	1	2	2
4	0	0	0	0	0	4
4	0	0	0	1	1	5
5	2	3	0	0	0	1
4	1	1	1	1	0	1
4	1	1	1	1	0	1
5	2	3	3	0	0	2

Batter	1	2	3	4	5	6	7	8	9
<b>Kenny Lofton, L</b> (1, 8) OBP: 0.355, SLG: 0.406 <b>Bubba Crosby, L</b> (6, 8) OBP: 0.211, SLG: 0.526	2-1 E6 3B		0-1 20 WP HBP 1B	1-2 G1-3		0-1 E4 2B 1B		0-1 B1	
<b>2 Derek Jeter, R</b> (1, 6) OBP: 0.251, SLG: 0.277	0-0 B1-3		1-3 K	1-2 G1-3		0-1 13 BB 1B		3-1 F9	
<b>13 Alex Rodriguez, R</b> (1, 5) OBP: 0.367, SLG: 0.532	2-2 55 1B G4-3 1B		1-3 K		0-2 20 G4-3 2B	4-0 1B BB		2-3 K	
<b>Gary Sheffield, R</b> (1, 9) OBP: 0.385, SLG: 0.389	0-1 G4-3		1-1 20 WP HBP		0-0 G5-3	0-1 P2		0-1 G5-3	
<b>20 Jorge Posada, S</b> (1, 2) OBP: 0.447, SLG: 0.643	4-1 55 1B BB		2-2 P5		3-2 G4-3	3-3 K		3-1 F7	
<b>55 Hideki Matsui, L</b> (1, 7) OBP: 0.396, SLG: 0.474	1-0 1-2 2-H 1B		0-0 1B 2B		3-2 F8		2-2 L7	3-2 1B 2B	
<b>Bernie Williams, S</b> (1, 10) OBP: 0.329, SLG: 0.364		0-0 G3-1		3-1 P2		4-2 G1-3 2B BB	0-1 G6-3	0-2 BB 1B	
<b>Tony Clark, S</b> (1, 3) OBP: 0.359, SLG: 0.442		2-2 P4		2-2 HR 1B		1-2 G1-3	2-2 G6-3	4-2 BB 1B	
<b>Enrique Wilson, S</b> (1, 4) OBP: 0.240, SLG: 0.311		2-1 F8		2-0 1-H HR		0-2 E 2B		3-2 1B	2-0 F9

Inning Stats	R: 1 E: 1 K: 0 S: 11	H: 3 LOB: 2 BB: 1 P: 20	R: 0 E: 0 K: 0 S: 6	H: 0 LOB: 0 BB: 0 P: 10	R: 0 E: 0 K: 2 S: 12	H: 1 LOB: 2 BB: 0 P: 17	R: 3 E: 0 K: 0 S: 14	H: 3 LOB: 0 BB: 0 P: 23	R: 0 E: 0 K: 0 S: 10	H: 1 LOB: 1 BB: 0 P: 16	R: 3 E: 1 K: 1 S: 18	H: 2 LOB: 2 BB: 2 P: 30	R: 0 E: 0 K: 0 S: 8	H: 0 LOB: 0 BB: 0 P: 12	R: 0 E: 0 K: 1 S: 11	H: 1 LOB: 1 BB: 0 P: 19	R: 1 E: 0 K: 0 S: 13	H: 2 LOB: 2 BB: 1 P: 25	1B: 7 2B: 4 3B: 1 HR: 1	SF: 0 SAC: 0 DP: 0 HBP: 1
--------------	-------------------------------	----------------------------------	------------------------------	----------------------------------	-------------------------------	----------------------------------	-------------------------------	----------------------------------	-------------------------------	----------------------------------	-------------------------------	----------------------------------	------------------------------	----------------------------------	-------------------------------	----------------------------------	-------------------------------	----------------------------------	----------------------------------	------------------------------------

PITCHER	IP	WLS	BF	H	R	ER	SO	BB	IBB	HBP	BLK	WP	HR	S	P	ERA	WHIP
<b>R.A. Dickey, R</b> (1, 1) ERA: 5.26	5.0	L	24	8	4	4	2	1	0	1	0	1	1	53	86	7.20	1.800
<b>32 Ron Mahay, L</b> (6, 1) ERA: 6.75	0.1		4	1	3	2	0	1	0	0	0	0	0	11	16	54.00	6.000
<b>50 Frank Francisco, R</b> (6, 1) ERA: 3.38	0.2		4	1	0	0	1	1	0	0	0	0	0	7	14	0.00	3.000
<b>Brian Shouse, L</b> (7, 1) ERA:	1.1		5	1	0	0	0	0	0	0	0	0	0	14	21	0.00	0.750
<b>Jay Powell, R</b> (8, 1) ERA: 3.93	1.1		7	2	1	1	1	1	0	0	0	0	0	17	32	6.75	2.250

PITCHER	IP	WLS	BF	H	R	ER	SO	BB	IBB	HBP	BLK	WP	HR	S	P	ERA	WHIP
<b>Erasmio Ramirez, L</b> (9, 1) ERA: 3.86	0.1		1	0	0	0	0	0	0	0	0	0	0	1	3	0.00	0.000

Batter	1	2	3	4	5	6	7	8	9	AB	R	H	RBI	BB	SO	LOB
10 Michael Young, R OBP: 0.382, SLG: 0.571	3-2 L9	1-2 L3			2-1 1B		1-2 G4-3		2-2 L4	5	0	1	1	0	0	3
9 Hank Blalock, L OBP: 0.345, SLG: 0.575	1-3 K		1-1 G3		1-0 F8		2-0 P5			4	0	0	0	0	1	1
Alfonso Soriano, R OBP: 0.339, SLG: 0.466	2-3 K		2-2 P3		2-2 1B			2-2 G6-3		4	0	1	0	0	1	0
Brad Fullmer, L OBP: 0.312, SLG: 0.418	1-1 G1-3		0-1 P6		0-1 P4			1-2 F8		4	0	0	0	0	0	3
23 Mark Teixeira, S OBP: 0.369, SLG: 0.451		1-3 K		3-3 K		1-0 2B		1-1 G4-3		4	0	1	0	0	2	0
David Dellucci, L OBP: 0.406, SLG: 0.571		4-2 2B BB		0-0 F7		0-0 P3		1-0 G4-3		3	1	0	0	1	0	1
Kevin Mench, R OBP: 0.329, SLG: 0.483		0-3 K		0-1 G4-3		1-3 K2-3		4-1 F8 1B BB		0	0	0	0	0	0	0
Brian Jordan, R OBP: 0.228, SLG: 0.163		SAFE								3	0	0	0	1	2	2
Layne Nix, L OBP: 0.369, SLG: 0.660		0-1 1B 2B		1-1 10 1B WP		3-1 F8		0-0 1B		4	2	3	1	0	0	1
Rod Barajas, R OBP: 0.317, SLG: 0.603		1-2 1B		2-0 P3			1-1 F7		1-2 F8	4	0	1	1	0	0	3

Inning Stats	R: 0	H: 0	E: 0	K: 2	S: 12	R: 2	H: 2	E: 0	K: 2	S: 17	R: 0	H: 0	E: 0	K: 0	S: 11	R: 0	H: 0	E: 0	K: 1	S: 7	R: 1	H: 3	E: 0	K: 0	S: 12	R: 0	H: 1	E: 0	K: 1	S: 7	R: 0	H: 0	E: 0	K: 0	S: 6	R: 0	H: 0	E: 0	K: 0	S: 10	R: 0	H: 1	E: 0	K: 0	S: 10	1B: 5	2B: 2	3B: 0	HR: 0	SF: 0	SAC: 0	DP: 0	HBP: 0	WP: 2	PB: 0	SB: 0	CS: 0	PA: 37
--------------	------	------	------	------	-------	------	------	------	------	-------	------	------	------	------	-------	------	------	------	------	------	------	------	------	------	-------	------	------	------	------	------	------	------	------	------	------	------	------	------	------	-------	------	------	------	------	-------	-------	-------	-------	-------	-------	--------	-------	--------	-------	-------	-------	-------	--------

PITCHER	IP	WLS	BF	H	R	ER	SO	BB	IBB	HBP	BLK	WP	HR	S	P	ERA	WHIP
Javier Vazquez, R ERA: 3.67	(1, 1)	6.0	26	6	3	3	6	1	0	0	0	2	0	66	99	4.50	1.167
Paul Quantrill, R ERA: 3.56	(7, 1)	2.0	6	0	0	0	0	0	0	0	0	0	0	16	24	0.00	0.000
42 Mariano Rivera, R ERA: 1.08	(9, 1)	1.0	5	1	0	0	0	1	0	0	0	0	0	10	18	0.00	2.000

BOTTOM

New York Yankees @ Texas Rangers  
The Ballpark at Arlington, Arlington, TX

livebaseballscores.com

AB	35
R	3
H	7
RBI	3
BB	2
SO	6
LOB	14



Sun May 23 2004, 2:05 PM EDT  
Att: 50,241 - Cloudy - 86 F

Batter	1	2	3	4	5	6	7	8	9	AB R H RBI BB SO LOB	TOP											
2 Derek Jeter, R OBP: 0.249, SLG: 0.279 (1, 6)	0-1 F8		1-3 K	3-1 G5-3		2-2 1B 13 HR 2B	0-0 G6-4-3		2-1 G6-3	6 1 1 1 0 1 5												
Bernie Williams, S OBP: 0.331, SLG: 0.361 (1, 8)	3-2 L7		3-2 G5-3		1-2 L7	0-1 13 HR 1B		2-2 G5-4-3 13 1B HBP		4 1 1 0 0 0 1												
13 Alex Rodriguez, R OBP: 0.373, SLG: 0.549 (1, 5)	4-2 S BB		0-2 L4		2-1 G6-3	0-1 1-H 3-H HR		0-1 G5-4-3 1B		4 1 2 3 1 0 1												
Gary Sheffield, R OBP: 0.380, SLG: 0.383 (1, 10)	2-2 L7			1-1 20 2B 1B	0-1 F7	1-3 K		1-2 G5-4-3		5 1 1 0 0 1 3												
20 Jorge Posada, S OBP: 0.452, SLG: 0.655 (1, 2)			1-3 K		1-2 G4-3 55 1B 2B		1-2 F7	2-1 55 WP 1B 2B		4 2 2 1 1 1 0												
Ruben Sierra, S OBP: 0.341, SLG: 0.470 (1, 9)			0-1 F9		1-0 G4-3		1-0 1B 55 BB SF8 1B	2-0 P6	0-0 G3-1	4 1 1 0 0 0 2												
Bubba Crosby, L OBP: 0.200, SLG: 0.500 (7, 9)					2-3					1 0 0 0 0 0 2												
55 Hideki Matsui, L OBP: 0.412, SLG: 0.494 (1, 7)			4-2 FC5-4 BB		0-0 2B 1B		4-0 SF8 2 WP 1B BB	4-2 HBP 1B BB		2 3 2 1 3 0 0												
Tony Clark, S OBP: 0.377, SLG: 0.464 (1, 3)			0-1 FC5-4		2-2 1B 2B		1-1 2-2 2 WP 2 2B 1B	1-0 1B HBP		4 1 2 0 0 0 2												
Enrique Wilson, S OBP: 0.248, SLG: 0.323 (1, 4)			1-2 G5-3 1B		0-2 P3		2-0 SF8	1-0 G6-4-3 2 1B		3 0 2 4 0 0 2												
<b>Inning Stats</b>	R: 0 E: 0 K: 0 S: 12	H: 0 LOB: 1 BB: 1 P: 21	R: 0 E: 0 K: 1 S: 9	H: 0 LOB: 1 BB: 1 P: 14	R: 0 E: 0 K: 1 S: 15	H: 1 LOB: 1 BB: 0 P: 20	R: 2 E: 0 K: 0 S: 16	H: 4 LOB: 2 BB: 0 P: 24	R: 0 E: 0 K: 0 S: 7	H: 0 LOB: 0 BB: 0 P: 10	R: 6 E: 0 K: 1 S: 17	H: 5 LOB: 0 BB: 1 P: 29	R: 2 E: 0 K: 0 S: 8	H: 2 LOB: 1 BB: 1 P: 18	R: 0 E: 0 K: 0 S: 9	H: 1 LOB: 2 BB: 1 P: 16	R: 1 E: 0 K: 0 S: 7	H: 1 LOB: 0 BB: 0 P: 16	1B: 8 2B: 4 3B: 1 HR: 1	SF: 2 SAC: 0 DP: 2 HBP: 2	WP: 2 PB: 0 SB: 1 CS: 0	PA: 46
<b>PITCHER</b>	IP WLS BF H R ER SO BB IBB HBP BLK WP HR S P ERA WHIP																					
45 Erik Bedard, L ERA: 4.91 (1, 1)	4.0 L 19 5 2 2 2 2 2 0 0 0 0 0 52 79 4.50 1.750																					
Denny Bautista, R ERA: 21.6 (5, 1)	1.2 9 3 4 4 0 1 0 0 0 1 0 17 31 21.60 2.400																					
Mike DeJean, R ERA: 9.19 (6, 1)	2.0 13 5 4 4 1 2 0 2 0 1 1 23 41 18.00 3.500																					
John Parrish, L ERA: 4.56 (8, 1)	1.1 5 1 1 1 0 0 0 0 0 0 0 8 17 6.75 0.750																					

**New York Yankees @ Baltimore Orioles**  
**Oriole Park at Camden Yards, Baltimore, MD**

Tue May 25 2004, 7:05 PM EDT  
 Att. 42,846 - Overcast - 89 F

livebaseballscorecards.com

AB	37
R	11
H	14
RBI	10
BB	5
SO	3
LOB	18



Batter	1	2	3	4	5	6	7	8	9	AB	R	H	RBI	BB	SO	LOB
--------	---	---	---	---	---	---	---	---	---	----	---	---	-----	----	----	-----

<b>1 Brian Roberts, S</b> <small>OBP: 0.330, SLG: 0.349</small> <small>(1, 4)</small> 											5	0	1	1	0	0
<b>6 Melvin Mora, R</b> <small>OBP: 0.474, SLG: 0.621</small> <small>(1, 5)</small> 										4	1	1	0	0	1	2
<b>10 Miguel Tejada, R</b> <small>OBP: 0.358, SLG: 0.461</small> <b>Luis Lopez, S</b> <small>OBP: 0.250, SLG: 0.182</small> <small>(1, 6)</small> <small>(9, 6)</small> 										4	1	0	0	0	0	2
<b>Rafael Palmeiro, L</b> <small>OBP: 0.381, SLG: 0.432</small> <b>Jose Leon, R</b> <small>(9, 3)</small> 										4	0	2	1	0	0	1
<b>Javy Lopez, R</b> <small>OBP: 0.374, SLG: 0.478</small> <b>Robert Machado, R</b> <small>(9, 2)</small> 										4	0	1	1	0	1	2
<b>31 Jay Gibbons, L</b> <small>OBP: 0.333, SLG: 0.408</small> <b>B.J. Surhoff, L</b> <small>OBP: 0.324, SLG: 0.333</small> <small>(9, PR)</small> 										3	0	1	0	1	0	2
<b>Luis Matos, R</b> <small>OBP: 0.273, SLG: 0.342</small> <small>(1, 8)</small> 										4	0	1	0	0	0	4
<b>Larry Bigbie, L</b> <small>OBP: 0.314, SLG: 0.420</small> <small>(1, 7)</small> 										4	1	0	0	0	0	2
<b>Jerry Hairston, R</b> <small>OBP: 0.214, SLG: 0.275</small> <small>(1, 10)</small> 										3	0	0	0	1	0	1

Inning Stats	R: 0 E: 0 K: 1 S: 8	H: 0 LOB: 0 BB: 0 P: 12	R: 0 E: 0 K: 1 S: 8	H: 0 LOB: 1 BB: 1 P: 12	R: 0 E: 0 K: 0 S: 6	H: 0 LOB: 0 BB: 0 P: 10	R: 0 E: 0 K: 0 S: 6	H: 1 LOB: 1 BB: 0 P: 10	R: 0 E: 0 K: 0 S: 7	H: 1 LOB: 1 BB: 0 P: 15	R: 2 E: 2 K: 0 S: 13	H: 2 LOB: 2 BB: 0 P: 22	R: 0 E: 0 K: 0 S: 6	H: 0 LOB: 0 BB: 0 P: 8	R: 0 E: 0 K: 0 S: 6	H: 1 LOB: 1 BB: 0 P: 10	R: 1 E: 0 K: 0 S: 11	H: 2 LOB: 2 BB: 1 P: 19	1B: 7 2B: 0 3B: 0 HR: 0	SF: 0 SAC: 0 DP: 1 HBP: 1
--------------	------------------------------	----------------------------------	------------------------------	----------------------------------	------------------------------	----------------------------------	------------------------------	----------------------------------	------------------------------	----------------------------------	-------------------------------	----------------------------------	------------------------------	---------------------------------	------------------------------	----------------------------------	-------------------------------	----------------------------------	----------------------------------	------------------------------------

PITCHER	IP	WLS	BF	H	R	ER	SO	BB	IBB	HBP	BLK	WP	HR	S	P	ERA	WHIP
<b>Jon Lieber, R</b> <small>ERA: 3.53</small> <small>(1, 1)</small>	7.0		28	4	2	0	2	1	0	1	0	0	0	54	89	0.00	0.714
<b>Gabe White, L</b> <small>ERA: 5.17</small> <small>(8, 1)</small>	1.0		4	1	0	0	0	0	0	0	0	0	0	6	10	0.00	1.000
<b>Felix Heredia, L</b> <small>ERA: 16.62</small> <small>(9, 1)</small>	1.0		6	2	1	1	0	1	0	0	0	0	0	11	19	9.00	3.000

**BOTTOM**

**New York Yankees @ Baltimore Orioles**  
**Oriole Park at Camden Yards, Baltimore, MD**

Tue May 25 2004, 7:05 PM EDT  
 Att. 42,846 - Overcast - 89 F

<b>AB</b>	<b>35</b>
<b>R</b>	<b>3</b>
<b>H</b>	<b>7</b>
<b>RBI</b>	<b>3</b>
<b>BB</b>	<b>2</b>
<b>SO</b>	<b>2</b>
<b>LOB</b>	<b>16</b>



WP: 0	PA: 38
PB: 0	
SB: 1	
CS: 0	

Batter 1 2 3 4 5 6 7 8 9 AB R H RBI BB SO LOB TOP

<b>Kenny Lofton, L</b> (1, 8) OBP: 0.375, SLG: 0.441 <b>Bernie Williams, S</b> (7, PH) OBP: 0.339, SLG: 0.365 (7, 8)	0-2 		1-2 		1-0 	2-1 	3-1 	4-2 		4 2 3 0 0 0 0 1 1 1 1 1 0 0
<b>2 Derek Jeter, R</b> (1, 6) OBP: 0.261, SLG: 0.297	2-0 		4-1 		0-2 	0-3 	2-2 	0-1 		5 2 3 1 0 1 2
<b>13 Alex Rodriguez, R</b> (1, 5) OBP: 0.382, SLG: 0.545	4-1 		1-2 		1-2 	4-2 	4-0 		2-2 	3 1 1 0 3 0 2
<b>Gary Sheffield, R</b> (1, 9) OBP: 0.394, SLG: 0.413	4-2 		1-2 		1-0 	3-2 	1-2 		0-0 	5 1 4 6 1 0 2
<b>20 Jorge Posada, S</b> (1, 2) OBP: 0.447, SLG: 0.633	2-2 			4-1 	3-2 	3-1 	4-1 		3-2 	4 1 0 0 2 0 6
<b>55 Hideki Matsui, L</b> (1, 7) OBP: 0.411, SLG: 0.506		1-1 		4-2 	1-2 					4 1 1 1 1 1 3
<b>Ruben Sierra, S</b> (1, 10) OBP: 0.333, SLG: 0.455		0-1 		2-0 	1-1 					5 1 1 0 0 0 5
<b>Tony Clark, S</b> (1, 3) OBP: 0.365, SLG: 0.492		0-2 		0-2 		0-0 	1-2 	0-3 		5 1 1 2 0 1 2
<b>Enrique Wilson, S</b> (1, 4) OBP: 0.245, SLG: 0.316			0-1 	0-2 		0-3 	3-1 	1-3 		5 1 1 1 0 2 1

Inning Stats	R: 0	H: 1	E: 0	K: 0	S: 10	P: 22	R: 0	H: 0	E: 0	K: 0	S: 7	P: 8	R: 0	H: 1	E: 0	K: 0	S: 13	P: 19	R: 1	H: 0	E: 0	K: 0	S: 10	P: 20	R: 4	H: 4	E: 0	K: 0	S: 16	P: 24	R: 2	H: 3	E: 0	K: 2	S: 16	P: 28	R: 5	H: 6	E: 0	K: 1	S: 26	P: 49	R: 0	H: 0	E: 0	K: 2	S: 11	P: 16	R: 0	H: 1	E: 0	K: 0	S: 7	P: 12	R: 0	H: 1	E: 0	K: 0	S: 7	P: 12	1B: 10	SF: 0	2B: 3	SAC: 0	3B: 0	DP: 2	HR: 3	HBP: 1	WP: 0	PA: 50
--------------	------	------	------	------	-------	-------	------	------	------	------	------	------	------	------	------	------	-------	-------	------	------	------	------	-------	-------	------	------	------	------	-------	-------	------	------	------	------	-------	-------	------	------	------	------	-------	-------	------	------	------	------	-------	-------	------	------	------	------	------	-------	------	------	------	------	------	-------	--------	-------	-------	--------	-------	-------	-------	--------	-------	--------

PITCHER	IP	WLS	BF	H	R	ER	SO	BB	IBB	HBP	BLK	WP	HR	S	P	ERA	WHIP
<b>Rodrigo Lopez, R</b> (1, 1) ERA: 2.92	5.0		25	6	5	5	0	4	0	1	0	0	1	56	93	9.00	2.000
<b>Darwin Cubillan, R</b> (6, 1) ERA: 4.7	1.0		7	3	2	2	2	1	0	0	0	0	1	16	28	18.00	4.000
<b>Buddy Groom, L</b> (7, 1) ERA: 3.65	0.0		2	2	2	2	0	0	0	0	0	0	1	6	10	∞	∞
<b>B.J. Ryan, L</b> (7, 1) ERA: 2.63	1.0	L	9	4	3	3	1	1	1	0	0	0	0	20	39	27.00	5.000
<b>John Parrish, L</b> (8, 1) ERA: 4.21	2.0		7	1	0	0	2	1	0	0	0	0	0	18	28	0.00	1.000

New York Yankees @ Baltimore Orioles  
 Oriole Park at Camden Yards, Baltimore, MD  
 Wed May 26 2004, 7:05 PM EDT  
 Att. 37,610 - Unknown - 87 F

livebaseballscorecards.com

AB	41
R	12
H	16
RBI	12
BB	8
SO	5
LOB	23





Batter	1	2	3	4	5	6	7	8	9	AB R H RBI BB SO LOB
1 Brian Roberts, S OBP: 0.326, SLG: 0.345 (1, 4)	F7	F7			6 WP 1B	F9		F9		5 0 1 0 0 0 2
6 Melvin Mora, R OBP: 0.472, SLG: 0.633 (1, 5)	HR		K		K	10 1B 1B		K		5 1 2 2 0 3 1
10 Miguel Tejada, R OBP: 0.365, SLG: 0.462 (1, 6)	F9 WP 1B		P6			1B BB		K		4 1 2 1 1 1 0
Rafael Palmeiro, L OBP: 0.376, SLG: 0.424 (1, 3)	F9		K		F8	1B		1B		5 0 1 0 0 1 4
Javy Lopez, R OBP: 0.369, SLG: 0.470 (1, 2)	G6-3				G6-3	HR 1B		K		5 1 1 0 0 1 2
B.J. Surhoff, L OBP: 0.342, SLG: 0.397 (1, 9)		2B G4-3 1B			G3	HR 1B		G3-1		5 2 3 3 0 0 1
Luis Matos, R OBP: 0.278, SLG: 0.352 (1, 8)		G4-3 SF9 2B			F8	1B 1B		F9		4 2 2 0 0 0 1
Larry Bigbie, L OBP: 0.312, SLG: 0.415 (1, 7)		G4-3			G3-1	6 1B 1B		G4-3		4 1 1 1 0 0 2
Jerry Hairston, R OBP: 0.217, SLG: 0.279 (1, 10)		SF9			F7	6 1B 10 1B 1B		G4-3		3 1 1 2 0 0 0

Inning Stats	R: 1	H: 2	E: 0	K: 0	S: 15	LOB: 1	BB: 0	P: 21	R: 2	H: 2	E: 0	K: 0	S: 6	LOB: 0	BB: 0	P: 10	R: 0	H: 0	E: 0	K: 2	S: 8	LOB: 0	BB: 0	P: 13	R: 0	H: 0	E: 0	K: 0	S: 11	R: 0	H: 1	E: 0	K: 1	S: 13	LOB: 2	BB: 1	P: 39	R: 0	H: 1	E: 0	K: 0	S: 10	LOB: 1	BB: 0	P: 12	R: 0	H: 0	E: 0	K: 1	S: 12	LOB: 0	BB: 0	P: 17	R: 0	H: 1	E: 0	K: 2	S: 10	LOB: 1	BB: 0	P: 13	1B: 11	SF: 1	2B: 1	SAC: 0	3B: 0	DP: 0	HR: 2	HBP: 0
--------------	------	------	------	------	-------	--------	-------	-------	------	------	------	------	------	--------	-------	-------	------	------	------	------	------	--------	-------	-------	------	------	------	------	-------	------	------	------	------	-------	--------	-------	-------	------	------	------	------	-------	--------	-------	-------	------	------	------	------	-------	--------	-------	-------	------	------	------	------	-------	--------	-------	-------	--------	-------	-------	--------	-------	-------	-------	--------

PITCHER	IP	WLS	BF	H	R	ER	SO	BB	IBB	HBP	BLK	WP	HR	S	P	ERA	WHIP
35 Mike Mussina, R ERA: 5.0	5.1		23	6	5	5	3	1	0	0	0	2	1	58	93	8.44	1.312
Paul Quantrill, R ERA: 4.15	0.0		2	2	1	1	0	0	0	0	0	0	1	5	5	∞	∞
Gabe White, L ERA: 6.19	0.1	B	3	2	1	1	0	0	0	0	0	0	0	6	8	27.00	6.000
Tanyon Sturtze, R ERA: 15.43	0.1	W	3	2	2	2	0	0	0	0	0	0	0	7	13	54.00	6.000
Tom Gordon, R ERA: 1.69	2.0	H	7	1	0	0	1	0	0	0	0	0	0	22	29	0.00	0.500

**BOTTOM**

**New York Yankees @ Baltimore Orioles**  
**Oriole Park at Camden Yards, Baltimore, MD**  
 Wed May 26 2004, 7:05 PM EDT  
 Att: 37,610 - Unknown - 87 F

livebaseballscorecards.com

<b>AB</b>	<b>40</b>
<b>R</b>	<b>9</b>
<b>H</b>	<b>14</b>
<b>RBI</b>	<b>9</b>
<b>BB</b>	<b>1</b>
<b>SO</b>	<b>6</b>
<b>LOB</b>	<b>13</b>



PITCHER	IP	WLS	BF	H	R	ER	SO	BB	IBB	HBP	BLK	WP	HR	S	P	ERA	WHIP
42 Mariano Rivera, R ERA: 1.04 (9, 1)	1.0		4	1	0	0	2	0	0	0	0	0	0	10	13	0.00	1.000

**New York Yankees @ Baltimore Orioles**  
**Oriole Park at Camden Yards, Baltimore, MD**

Thu May 27 2004, 7:05 PM EDT  
 Att. 46,282 - Sunny - 80 F

livebaseballscorecards.com

<b>AB</b>	<b>46</b>
<b>R</b>	<b>18</b>
<b>H</b>	<b>21</b>
<b>RBI</b>	<b>18</b>
<b>BB</b>	<b>4</b>
<b>SO</b>	<b>5</b>
<b>LOB</b>	<b>23</b>



WP: 0	PA: 54
PB: 1	
SB: 0	
CS: 0	

Batter	1	2	3	4	5	6	7	8	9	AB	R	H	RBI	BB	SO	LOB
Kenny Lofton, L OBP: 0.369, SLG: 0.431 Bubba Crosby, L OBP: 0.273, SLG: 0.571	F7		F8		2B	G6-3	2HBP 1B	G6-3 2B		4	1	1	0	0	0	0
2 Derek Jeter, R OBP: 0.273, SLG: 0.317 Homer Bush, R	FC5-4 1B		L6		13 HR 2B	2B	1B HBP	G6-3		4	1	3	2	0	0	0
13 Alex Rodriguez, R OBP: 0.379, SLG: 0.555 Miguel Cairo, R OBP: 0.323, SLG: 0.407	K			F8	HR	P2	1B	P5		4	1	1	2	0	1	2
Gary Sheffield, R OBP: 0.397, SLG: 0.416	FC5-4			P5	20 1B 55 2B				55 BB 1B SF7	6	3	3	0	0	0	3
20 Jorge Posada, S OBP: 0.452, SLG: 0.629 John Fiherty, R OBP: 0.200, SLG: 0.289		G6-3 55 BB 1B		K	55 2B 1B				55 BB 1B	4	2	2	0	1	1	2
55 Hideki Matsui, L OBP: 0.429, SLG: 0.521		G6-3 BB								3	4	3	3	2	0	0
Bernie Williams, S OBP: 0.333, SLG: 0.357		G6-3		F7						6	1	1	1	0	1	9
Tony Clark, S OBP: 0.375, SLG: 0.530		K								5	3	3	4	0	2	2
Enrique Wilson, S OBP: 0.241, SLG: 0.340			G1-3		SF8	G6-3	HR	G4-3		5	1	1	4	0	0	3

Inning Stats	R: 0	H: 1	E: 0	LOB: 1	K: 1	BB: 0	S: 9	P: 12	R: 0	H: 1	E: 0	LOB: 1	K: 1	BB: 1	S: 6	P: 11	R: 0	H: 0	E: 0	LOB: 0	K: 0	BB: 0	S: 6	P: 7	R: 0	H: 0	E: 0	LOB: 0	K: 1	BB: 0	S: 10	P: 15	R: 8	H: 9	E: 0	LOB: 1	K: 1	BB: 0	S: 28	P: 41	R: 0	H: 1	E: 0	LOB: 1	K: 0	BB: 0	S: 11	P: 17	R: 6	H: 5	E: 0	LOB: 2	K: 1	BB: 2	S: 26	P: 52	R: 3	H: 2	E: 0	LOB: 1	K: 0	BB: 0	S: 11	P: 22	R: 1	H: 2	E: 0	LOB: 2	K: 0	BB: 1	S: 12	P: 25	1B: 13	SF: 2	2B: 6	SAC: 0	3B: 0	DP: 1	HR: 2	HBP: 2	WP: 0	PA: 54
--------------	------	------	------	--------	------	-------	------	-------	------	------	------	--------	------	-------	------	-------	------	------	------	--------	------	-------	------	------	------	------	------	--------	------	-------	-------	-------	------	------	------	--------	------	-------	-------	-------	------	------	------	--------	------	-------	-------	-------	------	------	------	--------	------	-------	-------	-------	------	------	------	--------	------	-------	-------	-------	------	------	------	--------	------	-------	-------	-------	--------	-------	-------	--------	-------	-------	-------	--------	-------	--------

PITCHER	IP	WLS	BF	H	R	ER	SO	BB	IBB	HBP	BLK	WP	HR	S	P	ERA	WHIP
Sidney Ponson, R ERA: 6.09	(1, 1)	4.2	L	24	10	8	8	3	1	0	0	0	1	54	77	15.43	2.357
Mike DeJean, R ERA: 9.53	(5, 1)	1.1		8	3	2	2	1	1	0	0	0	0	17	32	13.50	3.000
Denny Bautista, R ERA: 36.0	(7, 1)	0.1		6	3	3	3	1	1	0	1	0	1	19	35	81.00	12.000
John Parrish, L ERA: 4.78	(7, 1)	0.2		6	2	4	3	0	0	0	1	0	0	10	19	40.50	3.000
Darwin Cubillan, R ERA: 4.15	(8, 1)	1.0		4	1	0	0	0	0	0	0	0	0	7	14	0.00	1.000

PITCHER	IP	WLS	BF	H	R	ER	SO	BB	IBB	HBP	BLK	WP	HR	S	P	ERA	WHIP
Jorge Julio, R ERA: 2.25	(9, 1)	1.0		6	2	1	0	1	0	0	0	0	0	12	25	9.00	3.000

BOTTOM

New York Yankees @ Baltimore Orioles  
Oriole Park at Camden Yards, Baltimore, MD

Thu May 27 2004, 7:05 PM EDT  
Att. 46,282 - Sunny - 80 F

livebaseballscorecards.com

AB	41
R	5
H	14
RBI	5
BB	4
SO	4
LOB	24



WP:	0	PA:	45
PB:	1		
SB:	1		
CS:	0		

AB R H RBI BB SO LOB

4 0 2 0 1 0 0

3 1 2 0 2 0 0

4 1 1 2 0 1 5

1 0 0 0 0 0 3

3 1 2 1 1 0 2

1 1 1 1 0 0 0

3 0 1 0 0 2 3

2 0 0 0 0 0 2

5 1 1 0 0 0 4

5 0 2 1 0 1 0

5 0 1 0 0 0 3

5 0 1 0 0 0 2

1B:	10	SF:	0
2B:	1	SAC:	0
3B:	0	DP:	1
HR:	3	HBP:	0

Batter	1	2	3	4	5	6	7	8	9
<b>1 Brian Roberts, S</b> OBP: 0.333, SLG: 0.348 (1, 4)	1-1 6 BB 1B		2-0 G4-3	4-1 6 PB BB		2-1 G3		0-1 6 1B 1B	
<b>6 Melvin Mora, R</b> OBP: 0.480, SLG: 0.633 (1, 5)	4-2 SAFE 1-2 BB		0-0 10 HR 1B	4-1 1-2 BB		1-2 G4-3		1-2 1-2 2-3 1B	
<b>10 Miguel Tejada, R</b> OBP: 0.362, SLG: 0.474 <b>Luis Lopez, S</b> OBP: 0.231, SLG: 0.167 (7, PR) (8, 6)	2-3 SAFE 1B		1-0 1-H HR	0-0 G1-3			1-2 E6 G4-6-3 1B	0-0 P4	
<b>Rafael Palmeiro, L</b> OBP: 0.384, SLG: 0.448 <b>Jose Leon, R</b> OBP: 1.000, SLG: 4.000 (7, PR) (8, 3)	1-0 F3		2-1 HR		4-1 1B BB		3-1 G4-6-3 1-2 1B	1-1 HR	
<b>Javy Lopez, R</b> OBP: 0.368, SLG: 0.467 <b>Robert Machado, R</b> (7, PH) (8, 2)	0-3 K		1-1 1B		0-3 K		2-1 G4-6-3 1-2f 2-3	1-2 G6-3	
<b>B.J. Surhoff, L</b> OBP: 0.333, SLG: 0.397 (1, 9)		3-2 G4-3	0-0 P6		2-0 F7		3-2 F9	0-0 1B 2B	
<b>Luis Matos, R</b> OBP: 0.282, SLG: 0.354 (1, 8)		1-3 K2-3		0-0 F8	0-2 FC6-4 1B			2-2 P6 2-H 1B	1-1 1B
<b>Larry Bigbie, L</b> OBP: 0.309, SLG: 0.408 (1, 7)		2-1 F8		2-2 6 PB 1 S 1B	2-1 FC6-4 1-2f		2-0 F7	0-1 F7	
<b>Jerry Hairston, R</b> OBP: 0.216, SLG: 0.271 (1, 10)			0-1 G5-3	0-1 F8		1-2 P3		0-2 6 1B 1 1B 1B	1-2 F8

Inning Stats	R: 0	H: 1	E: 0	K: 2	S: 14	R: 0	H: 0	E: 0	K: 1	S: 8	R: 3	H: 4	E: 0	K: 0	S: 10	R: 0	H: 1	E: 0	K: 1	S: 10	R: 0	H: 1	E: 0	K: 1	S: 11	R: 0	H: 0	E: 1	K: 0	S: 9	R: 0	H: 3	E: 0	K: 0	S: 14	R: 2	H: 3	E: 0	K: 0	S: 14
	LOB: 2	BB: 1	P: 21	LOB: 0	BB: 0	P: 14	LOB: 3	BB: 2	P: 20	LOB: 2	BB: 1	P: 19	LOB: 0	BB: 0	P: 13	LOB: 3	BB: 0	P: 19	LOB: 1	BB: 0	P: 18	LOB: 1	BB: 0	P: 18	LOB: 0	BB: 0	P: 18	LOB: 1	BB: 0	P: 18	LOB: 1	BB: 0	P: 18							

PITCHER	IP	WLS	BF	H	R	ER	SO	BB	IBB	HBP	BLK	WP	HR	S	P	ERA	WHIP
<b>Jose Contreras, R</b> ERA: 6.97 (1, 1)	6.0		31	8	3	3	4	4	0	0	0	0	2	67	112	4.50	2.000
<b>Felix Heredia, L</b> ERA: 11.37 (7, 1)	2.0		8	3	0	0	0	0	0	0	0	0	0	19	29	0.00	1.500
<b>Gabe White, L</b> ERA: 6.88 (9, 1)	1.0		6	3	2	2	0	0	0	0	0	0	1	14	18	18.00	3.000

Batter	1	2	3	4	5	6	7	8	9	AB R H RBI BB SO LOB	TOP											
2 Derek Jeter, R OBP: 0.281, SLG: 0.343 (1, 6)	0-0 F9		2-2 1B		1-0 G4-3 HR	1-3 K			2-2 HR	5 2 3 1 0 1 0												
Bernie Williams, S OBP: 0.330, SLG: 0.358 (1, 8)	2-2 2B		0-0 F7		0-0 G4-3		3-2 G1-3	0-1 G6-3	5 0 1 0 0 0 2													
13 Alex Rodriguez, R OBP: 0.380, SLG: 0.546 (1, 5)	4-2 G4-3 BB		3-2 P3		4-0 HR IBB		1-3 K	0-0 L5	3 1 0 0 2 1 1													
Gary Sheffield, R OBP: 0.392, SLG: 0.427 (1, 9)	2-2 G4-3 1-2f			1-1 F9	1-0 HR		2-1 L8	2-2 F8	5 1 1 3 0 0 2													
20 Jorge Posada, S OBP: 0.453, SLG: 0.619 (1, 2)		4-1 FC4-6 BB		0-0 F8	2-1 G4-3			4-0 F9 BB BB	2 0 0 0 2 0 0													
55 Hideki Matsui, L OBP: 0.431, SLG: 0.539 (1, 7)		1-0 P5		3-1 HR 1B	1-0 HR			2-3 K	4 2 2 1 0 1 2													
Ruben Sierra, S OBP: 0.340, SLG: 0.484 (1, 10)		2-2 FC4-6 WP 1-2f		3-0 HR	1-1 P6			4-2 BB	3 1 1 2 1 0 1													
Tony Clark, S OBP: 0.369, SLG: 0.514 (1, 3)		1-2 G3		2-2 1B		0-3 K		2-2 F9	4 0 1 0 0 1 3													
Enrique Wilson, S OBP: 0.233, SLG: 0.327 (1, 4)			3-2 G4-3	1-0 G3		2-1 G3		1-1 G6-3	4 0 0 0 0 0 3													
<b>Inning Stats</b>	R: 0 E: 0 K: 0 S: 9	H: 1 LOB: 1 BB: 1 P: 17	R: 0 E: 0 K: 0 S: 8	H: 0 LOB: 1 BB: 1 P: 16	R: 0 E: 0 K: 0 S: 11	H: 1 LOB: 1 BB: 0 P: 19	R: 2 E: 0 K: 0 S: 10	H: 3 LOB: 1 BB: 0 P: 20	R: 4 E: 0 K: 0 S: 8	H: 3 LOB: 0 BB: 1 P: 18	R: 0 E: 0 K: 2 S: 9	H: 0 LOB: 0 BB: 0 P: 12	R: 0 E: 0 K: 1 S: 9	H: 0 LOB: 0 BB: 0 P: 15	R: 0 E: 0 K: 1 S: 10	H: 0 LOB: 2 BB: 2 P: 23	R: 1 E: 0 K: 0 S: 9	H: 1 LOB: 0 BB: 0 P: 13	1B: 3 2B: 2 3B: 0 HR: 4	SF: 0 SAC: 0 DP: 1 HBP: 0	WP: 1 PB: 0 SB: 0 CS: 0	PA: 40
<b>PITCHER</b>	IP WLS BF H R ER SO BB IBB HBP BLK WP HR S P ERA WHIP																					
Doug Waechter, R ERA: 4.75 (1, 1)	5.0 L 25 8 6 6 0 2 1 0 0 1 3 46 90 10.80 2.000																					
Paul Abbott, R ERA: 6.07 (6, 1)	2.1 9 0 0 0 4 2 0 0 0 0 0 23 42 0.00 0.857																					
Lance Carter, R ERA: 3.42 (8, 1)	1.2 6 1 1 1 0 0 0 0 0 0 1 14 21 5.40 0.600																					

**New York Yankees @ Tampa Bay Devil Rays**  
Tropicana Field, St. Petersburg, FL  
Fri May 28 2004, 7:15 PM EDT  
Att. 20,627 - Dome - 72 F

AB	35
R	7
H	9
RBI	7
BB	5
SO	4
LOB	14




BOTTOM

New York Yankees @ Tampa Bay Devil Rays  
Tropicana Field, St. Petersburg, FL

livebaseballscorecards.com

AB	39
R	5
H	12
RBI	5
BB	3
SO	4
LOB	18



WP	0	PA	42
PB	0		
SB	0		
CS	0		

Fri May 28 2004, 7:15 PM EDT  
Att. 20,627 - Dome - 72 F

AB R H RBI BB SO LOB

5	1	3	0	0	0	2
5	1	1	0	0	1	3
5	3	4	2	0	0	0
5	0	1	0	0	1	3
3	0	0	0	2	0	1
5	0	1	3	0	1	3
3	0	0	0	1	1	4
4	0	1	0	0	0	1
3	0	1	0	0	0	1
1	0	0	0	0	0	0
0	0	0	0	0	0	0

1B: 8 SF: 0  
2B: 3 SAC: 0  
3B: 0 DP: 0  
HR: 1 HBP: 0

Batter	1	2	3	4	5	6	7	8	9
<b>13 Carl Crawford, L</b> (1, 7) OBP: 0.354, SLG: 0.434	1-1 P6 1B	2-2 1B		1-0 G4-3			2-2 1B 2B	0-0 2B	
<b>5 Rocco Baldelli, R</b> (1, 8) OBP: 0.349, SLG: 0.402	0-1 1B 1B	2-3 K			0-2 G6-3		3-2 G6-3	2-2 G6-3	
<b>Aubrey Huff, L</b> (1, 5) OBP: 0.309, SLG: 0.379	1-1 BB 1B		2-0 G4-3		2-2 HR		1-1 1B FC6-5	1-1 DI 1B	
<b>Tino Martinez, L</b> (1, 10) OBP: 0.382, SLG: 0.500	0-0 P6		2-0 F7		0-1 G4-3		1-2 FC6-5 BB 1B	2-3 K	
<b>José Cruz Jr., S</b> (1, 9) OBP: 0.355, SLG: 0.462	4-2 1B BB		2-2 G3-1		3-1 P3		4-1 FC6-5 BB	3-1 P3	
<b>Julio Lugo, R</b> (1, 6) OBP: 0.294, SLG: 0.450	0-0 1B		1-3 K			0-1 P6	1-1 FC6-5	3-2 L3	
<b>Robert Fick, L</b> (1, 3) OBP: 0.221, SLG: 0.253	1-2 F9		4-2 1B BB			1-2 L5	1-3 K2-3		
<b>Toby Hall, R</b> (1, 2) OBP: 0.308, SLG: 0.366		0-0 F7		2-2 F7		1-0 2B		0-1 F8	
<b>Rey Sanchez, R</b> (1, 4) OBP: 0.268, SLG: 0.256 <b>Fred McGriff, L</b> (8, PH) <b>Geoff Blum, S</b> (9, 4) OBP: 0.226, SLG: 0.330		3-1 F7		0-1 1B		0-1 G6-3		0-1 P5	

Inning Stats	R: 2	H: 3	E: 0	K: 14	LOB: 2	BB: 1	P: 21	R: 0	H: 1	E: 0	K: 1	S: 9	R: 0	H: 0	E: 0	K: 5	LOB: 0	BB: 0	P: 11	R: 0	H: 1	E: 0	K: 1	S: 13	R: 1	H: 1	E: 0	K: 11	LOB: 0	BB: 0	P: 16	R: 0	H: 1	E: 0	K: 8	S: 10	R: 2	H: 3	E: 0	K: 1	S: 19	R: 0	H: 1	E: 0	K: 8	S: 8	R: 0	H: 1	E: 0	K: 10	R: 0	H: 1	E: 0	K: 10	S: 10	R: 0	H: 1	E: 0	K: 10	S: 10	1B: 8	SF: 0	2B: 3	SAC: 0	3B: 0	DP: 0	HR: 1	HBP: 0	WP: 0	PA: 42
--------------	------	------	------	-------	--------	-------	-------	------	------	------	------	------	------	------	------	------	--------	-------	-------	------	------	------	------	-------	------	------	------	-------	--------	-------	-------	------	------	------	------	-------	------	------	------	------	-------	------	------	------	------	------	------	------	------	-------	------	------	------	-------	-------	------	------	------	-------	-------	-------	-------	-------	--------	-------	-------	-------	--------	-------	--------

PITCHER	IP	WLS	BF	H	R	ER	SO	BB	IBB	HBP	BLK	WP	HR	S	P	ERA	WHIP
<b>Javier Vazquez, R</b> (1, 1) ERA: 3.88	6.0	W	28	8	4	4	2	2	0	0	0	0	1	65	102	6.00	1.667
<b>Paul Quantrill, R</b> (7, 1) ERA: 4.4	0.1	H	3	2	0	0	0	0	0	0	0	0	0	8	13	0.00	6.000
<b>Tom Gordon, R</b> (7, 1) ERA: 1.59	1.2	H	7	1	1	1	1	1	0	0	0	0	0	14	22	5.40	1.200
<b>42 Mariano Rivera, R</b> (9, 1) ERA: 1.0	1.0	S	4	1	0	0	1	0	0	0	0	0	0	10	19	0.00	1.000

Batter	1	2	3	4	5	6	7	8	9	AB R H RBI BB SO LOB	TOP																
2 Derek Jeter, R OBP: 0.279, SLG: 0.340 (1, 6) B S C B T S	3-3 K		1-0 F8		2-2 F8	3-1 1B 1H		1-0 G4-3		5 0 1 1 0 1 0																	
Bernie Williams, S OBP: 0.342, SLG: 0.387 (1, 8) B X	1-0 HR		2-1 G4-3		1-1 1B 13 1B	0-0 1B		4-1 BB 13 1B		4 1 3 1 1 0 0																	
13 Alex Rodriguez, R OBP: 0.385, SLG: 0.545 (1, 5) C F X	0-2 F8		4-2 BB		3-2 1B	1-3 K		2-0 1B 20 G6-4-3		4 0 2 0 1 1 2																	
Gary Sheffield, R OBP: 0.388, SLG: 0.421 (1, 9) S B X	1-1 20 BB 1B		2-1 F8		1-0 F9		0-1 G6-3	2-2 F6		5 0 1 0 0 0 5																	
20 Jorge Posada, S OBP: 0.446, SLG: 0.600 (1, 2) B D F B	4-1 1-2 BB			0-0 G4-3	1-0 G1-3		0-1 G3-1	1-1 G6-4-3 1-2f		4 0 0 0 1 0 4																	
55 Hideki Matsui, L OBP: 0.427, SLG: 0.529 (1, 7) B C X	1-1 G3		4-2 2B G4-3 BB		2-2 G4-3	2-0 L6				3 1 0 0 1 0 2																	
Ruben Sierra, S OBP: 0.346, SLG: 0.526 (1, 10) B X		1-0 P3	3-1 G4-3 1-3 2B		0-1 HR		0-1 G4-3			4 1 2 1 0 0 0																	
Tony Clark, S OBP: 0.352, SLG: 0.486 (1, 3) C B B B B B X		3-2 L5	1-0 G4-3		2-2 L6		0-1 G3-1			4 0 0 1 0 0 1																	
Enrique Wilson, S OBP: 0.242, SLG: 0.355 (1, 4) X		0-0 F8	1-1 G6-3		4-0 2S 2 1B BB		1-1 HR			3 2 1 1 1 0 1																	
Inning Stats	R: 1 E: 0 K: 1 S: 12	H: 2 LOB: 2 BB: 1 P: 22	R: 0 E: 0 K: 0 S: 5	H: 0 LOB: 0 BB: 0 P: 9	R: 0 E: 0 K: 0 S: 7	H: 0 LOB: 1 BB: 1 P: 16	R: 1 E: 0 K: 0 S: 8	H: 1 LOB: 1 BB: 1 P: 17	R: 0 E: 0 K: 0 S: 11	H: 2 LOB: 2 BB: 0 P: 19	R: 2 E: 0 K: 1 S: 14	H: 3 LOB: 2 BB: 1 P: 26	R: 0 E: 0 K: 0 S: 5	H: 0 LOB: 0 BB: 0 P: 7	R: 1 E: 0 K: 0 S: 7	H: 1 LOB: 0 BB: 0 P: 9	R: 0 E: 0 K: 0 S: 7	H: 1 LOB: 1 BB: 1 P: 16	1B: 6 2B: 1 3B: 0 HR: 3	SF: 0 SAC: 0 DP: 1 HBP: 0	WP: 0 PB: 0 SB: 1 CS: 0	PA: 41					
PITCHER	IP	WLS	BF	H	R	ER	SO	BB	IBB	HBP	BLK	WP	HR	S	P	ERA	WHIP										
Mark Hendrickson, L ERA: 5.27 (1, 1)	5.2	L	29	8	4	4	1	4	0	0	0	0	2	54	105	6.35	2.118										
Travis Harper, R ERA: 3.79 (6, 1)	2.2		11	2	1	1	1	1	0	0	0	0	1	20	33	3.38	1.125										
Lance Carter, R ERA: 3.33 (9, 1)	0.2		1	0	0	0	0	0	0	0	0	0	0	2	3	0.00	0.000										

**New York Yankees @ Tampa Bay Devil Rays**  
Tropicana Field, St. Petersburg, FL  
Sat May 29 2004, 6:15 PM EDT  
Att. 25,692 - Dome - 72 F

AB	36
R	5
H	10
RBI	5
BB	5
SO	2
LOB	15



Batter	1	2	3	4	5	6	7	8	9	AB	R	H	RBI	BB	SO	LOB
13 Carl Crawford, L (1, 7) OBP: 0.357, SLG: 0.429	0-0 L8		0-1 P5			4-1 BB		4-2 BB		2	1	0	0	2	0	1
5 Rocco Baldelli, R (1, 8) OBP: 0.347, SLG: 0.404	2-0 F9			2-0 P2		1-3 K		1-1 2B		4	1	1	1	0	1	1
Aubrey Huff, L (1, 3) OBP: 0.308, SLG: 0.382	3-1 G4-3			1-2 F8			1-1 G4-3	2-2 2B		4	0	1	1	0	0	0
Fred McGriff, L (1, 10)		1-1 G4-3		0-3 K			0-3 K	0-3 K		4	0	0	0	0	3	1
José Cruz Jr., S (1, 9) OBP: 0.352, SLG: 0.452		2-3 K			3-2 F8		4-2 BB		0-2 G3	3	0	0	0	1	1	0
Julio Lugo, R (1, 6) OBP: 0.288, SLG: 0.439		3-1 G6-3			0-2 G6-3		1 SAFE 1-3 K		0-0 E6	4	0	0	0	0	1	1
Toby Hall, R (1, 2) OBP: 0.315, SLG: 0.400			0-1 G4-3 G3 1B		2-0 G5-3			2-2 HR	1-0 P6	4	1	2	1	0	0	1
Geoff Blum, S (1, 5) OBP: 0.220, SLG: 0.320			3-2 G3			2-2 P5		2-2 G3	0-1 P2	3	0	0	0	0	0	1
Brook Fordyce, R (9, PH) OBP: 0.268, SLG: 0.250			1-2 G3							1	0	0	0	0	0	1
Rey Sanchez, R (1, 4) OBP: 0.259, SLG: 0.247			0-1 G4-3			2-2 G6-3		0-1 F8		3	0	0	0	0	0	1

Inning Stats	R: 0	H: 0	E: 0	K: 0	S: 4	LOB: 0	BB: 0	P: 9	R: 0	H: 0	E: 0	K: 1	S: 7	LOB: 0	BB: 0	P: 13	R: 0	H: 1	E: 0	K: 0	S: 9	LOB: 1	BB: 0	P: 12	R: 0	H: 0	E: 0	K: 1	S: 7	LOB: 0	BB: 0	P: 10	R: 0	H: 0	E: 0	K: 0	S: 8	LOB: 0	BB: 0	P: 13	R: 0	H: 0	E: 0	K: 1	S: 14	LOB: 1	BB: 1	P: 23	R: 0	H: 0	E: 0	K: 2	S: 11	LOB: 1	BB: 1	P: 17	R: 3	H: 3	E: 0	K: 1	S: 18	LOB: 1	BB: 1	P: 29	R: 0	H: 0	E: 1	K: 0	S: 7	LOB: 1	BB: 0	P: 8	1B: 1	SF: 0	2B: 2	SAC: 0	3B: 0	DP: 0	HR: 1	HBP: 0	WP: 0	PA: 35
--------------	------	------	------	------	------	--------	-------	------	------	------	------	------	------	--------	-------	-------	------	------	------	------	------	--------	-------	-------	------	------	------	------	------	--------	-------	-------	------	------	------	------	------	--------	-------	-------	------	------	------	------	-------	--------	-------	-------	------	------	------	------	-------	--------	-------	-------	------	------	------	------	-------	--------	-------	-------	------	------	------	------	------	--------	-------	------	-------	-------	-------	--------	-------	-------	-------	--------	-------	--------

PITCHER	IP	WLS	BF	H	R	ER	SO	BB	IBB	HBP	BLK	WP	HR	S	P	ERA	WHIP
Kevin Brown, R (1, 1) ERA: 3.59	7.2	W	29	3	3	3	5	3	0	0	0	0	1	72	118	3.52	0.783
Felix Heredia, L (8, 1) ERA: 11.37	0.0		1	1	0	0	0	0	0	0	0	0	0	3	5	∞	∞
Tom Gordon, R (8, 1) ERA: 1.57	0.1	H	1	0	0	0	1	0	0	0	0	0	0	3	3	0.00	0.000
42 Mariano Rivera, R (9, 1) ERA: 0.96	1.0	S	4	0	0	0	0	0	0	0	0	0	0	7	8	0.00	0.000

**BOTTOM**

**New York Yankees @ Tampa Bay Devil Rays**  
Tropicana Field, St. Petersburg, FL

AB	32
R	3
H	4
RBI	3
BB	3
SO	6
LOB	8



PITCHER	IP	WLS	BF	H	R	ER	SO	BB	IBB	HBP	BLK	WP	HR	S	P	ERA	WHIP
Kevin Brown, R (1, 1) ERA: 3.59	7.2	W	29	3	3	3	5	3	0	0	0	0	1	72	118	3.52	0.783
Felix Heredia, L (8, 1) ERA: 11.37	0.0		1	1	0	0	0	0	0	0	0	0	0	3	5	∞	∞
Tom Gordon, R (8, 1) ERA: 1.57	0.1	H	1	0	0	0	1	0	0	0	0	0	0	3	3	0.00	0.000
42 Mariano Rivera, R (9, 1) ERA: 0.96	1.0	S	4	0	0	0	0	0	0	0	0	0	0	7	8	0.00	0.000

Sat May 29 2004, 6:15 PM EDT  
Att. 25,692 - Dome - 72 F

livebaseballscorecards.com

Batter	1	2	3	4	5	6	7	8	9	AB R H RBI BB SO LOB	TOP											
<b>2 Derek Jeter, R</b> OBP: 0.277, SLG: 0.336 (1, 6)	1-3 K 13 S		0-0 G1-3		2-1 L5		0-3 K	0-2 E4 1B		5 0 1 1 0 2 3												
<b>Bernie Williams, S</b> OBP: 0.333, SLG: 0.375 (1, 8)	0-0 P6		2-2 G6-3		0-1 G1-3		1-0 F8	2-1 FC5 2-3f		5 0 0 0 0 0 6												
<b>13 Alex Rodriguez, R</b> OBP: 0.385, SLG: 0.539 (1, 5)	3-3 K 1-2		2-0 G5-3			1-1 HBP		0-0 G4-3 55 1B	1-3 K	4 1 1 0 0 2 1												
<b>Gary Sheffield, R</b> OBP: 0.384, SLG: 0.415 (1, 9)	2-2 F8			2-1 G6-3		1-3 K SAFE		2-2 G4-3 1-3	1-2 2B 1B	5 1 1 0 0 1 3												
<b>55 Hideki Matsui, L</b> OBP: 0.431, SLG: 0.531 (1, 7)		2-0 BB 1B		3-2 FC4-6 1B		0-0 F8		1-0 1B 1B	1-3 K	5 1 3 1 0 1 2												
<b>Ruben Sierra, S</b> OBP: 0.349, SLG: 0.530 (1, 10)		2-1 F7 SAFE		0-1 FC4-6 1-2f		3-3 K		0-1 1B 2 1B	0-0 1B	5 2 2 0 0 1 3												
<b>Tony Clark, S</b> OBP: 0.376, SLG: 0.494 (1, 3) <b>Homer Bush, R</b> (9, PR)		4-2 SAFE 1-2 BB		3-3 K			4-2 1B BB	2-1 2B BB 2E 1B	1-1 1B 2-H 3-H	3 1 2 3 2 1 1 0 0 0 0 0 0 0												
<b>John Flaherty, R</b> OBP: 0.186, SLG: 0.268 (1, 2) <b>20 Jorge Posada, S</b> OBP: 0.440, SLG: 0.591 (8, PH) (8, 2)		1-1 F8		1-3 K			1-3 K	2-3 K	2-3 K	3 0 0 0 0 2 3 2 0 0 0 0 2 3												
<b>Enrique Wilson, S</b> OBP: 0.258, SLG: 0.357 (1, 4)		1-2 F7		4-1 BB			2-0 1B	4-0 FC5 2E BB		2 0 1 0 2 0 2												
<b>Inning Stats</b>	R: 0 E: 0 K: 2 S: 11	H: 0 LOB: 1 BB: 0 P: 17	R: 0 E: 0 K: 0 S: 13	H: 1 LOB: 2 BB: 1 P: 23	R: 0 E: 0 K: 0 S: 5	H: 0 LOB: 0 BB: 0 P: 9	R: 0 E: 0 K: 1 S: 10	H: 1 LOB: 1 BB: 0 P: 18	R: 0 E: 0 K: 1 S: 8	H: 0 LOB: 1 BB: 1 P: 15	R: 0 E: 0 K: 2 S: 8	H: 0 LOB: 1 BB: 0 P: 13	R: 0 E: 0 K: 2 S: 11	H: 1 LOB: 2 BB: 1 P: 19	R: 4 E: 1 K: 1 S: 18	H: 5 LOB: 2 BB: 1 P: 31	R: 2 E: 0 K: 3 S: 17	H: 3 LOB: 1 BB: 0 P: 23	1B: 10 2B: 1 3B: 0 HR: 0	SF: 0 SAC: 0 DP: 0 HBP: 1	WP: 0 PB: 1 SB: 2 CS: 0	PA: 44
<b>PITCHER</b> <b>Victor Zambrano, R</b> ERA: 5.11 (1, 1) <b>Jorge Sosa, R</b> ERA: 5.31 (7, 1) <b>Danys Baez, R</b> ERA: 2.95 (8, 1)	IP 6.1 1.0 1.2	WLS W S	BF 27 7 10	H 3 4 4	R 0 4 2	ER 0 3 2	SO 7 1 4	BB 3 0 1	IBB 0 0 0	HBP 1 0 0	BLK 0 0 0	WP 0 0 0	HR 0 0 0	S 61 14 26	P 108 20 40	ERA 0.00 27.00 10.80	WHIP 0.947 4.000 3.000					
<b>PITCHER</b>	IP	WLS	BF	H	R	ER	SO	BB	IBB	HBP	BLK	WP	HR	S	P	ERA	WHIP					

**New York Yankees @ Tampa Bay Devil Rays**  
Tropicana Field, St. Petersburg, FL  
Sun May 30 2004, 1:15 PM EDT  
Att. 26,098 - Dome - 72 F

AB	39
R	6
H	11
RBI	5
BB	4
SO	12
LOB	27





Batter	1	2	3	4	5	6	7	8	9
<b>13 Carl Crawford, L</b> OBP: 0.348, SLG: 0.420 (1, 7)	0-0 F7		2-2 G6-3	0-0 G4-3		0-2 SF7		0-1 L6	
<b>5 Rocco Baldelli, R</b> OBP: 0.338, SLG: 0.393 (1, 8)	0-3 K		1-1 G4-3		0-2 F8	1-2 K		3-3 K	
<b>Aubrey Huff, L</b> OBP: 0.317, SLG: 0.423 (1, 5)	1-2 G4-3			1-2 HR	0-0 HR	2-2 1B			
<b>Tino Martinez, L</b> OBP: 0.385, SLG: 0.500 (1, 3)		0-1 F9 SH5-3 1B		0-1 SH 1B 1B	1-0 G3	3-1 F8			
<b>José Cruz Jr., S</b> OBP: 0.358, SLG: 0.456 (1, 9)		0-0 SH5-3		0-0 1B SH 1B	0-0		2-3 K		
<b>Julio Lugo, R</b> OBP: 0.286, SLG: 0.437 (1, 6)		0-2 F9		0-0 SH G3-1 1B	1-2 G4-3		1-0 G3		
<b>Geoff Blum, S</b> OBP: 0.216, SLG: 0.314 (3, 4)		2-3		1-2 2-3					
<b>Robert Fick, L</b> OBP: 0.231, SLG: 0.263 (1, 10)		1-1 G6-3		0-1 G3-1 1B		0-2 BB 13 SF7 1B		0-0 F9	
<b>Brook Fordyce, R</b> OBP: 0.300, SLG: 0.339 (1, 2)			1-0 13 G6-3 1B	1-2 G3-1		1 SAFE 1-2 BB 1B		1-0 HR	
<b>Rey Sanchez, R</b> OBP: 0.270, SLG: 0.250 (1, 4)			0-1 13 G6-3 1B	1-1 G5-3		4-0 BB 2 SAFE BB 1B		0-0 G6-3	

AB	R	H	RBI	BB	SO	LOB
4	0	0	1	0	0	4
5	0	0	0	0	3	3
4	2	3	3	0	0	0
4	1	2	0	0	0	2
3	1	2	0	0	1	0
1	0	0	0	0	0	1
2	0	0	0	0	0	1
4	1	2	1	0	0	1
4	2	3	2	0	0	2
3	0	1	0	1	0	2

AB	R	H	RBI	BB	SO	LOB
34	7	13	7	1	4	16

Inning Stats	R	H	E	K	S	H	LOB	BB	P
	0	0	0	1	7	1	0	0	8
	0	1	0	0	9	1	1	0	9
	0	2	0	0	12	2	1	0	12
	3	4	1	0	19	4	2	0	19
	1	2	0	0	11	2	1	0	11
	2	3	0	1	19	3	2	1	19
	0	0	0	0	8	0	0	0	8
	1	1	0	1	11	1	0	0	11
	0	0	0	0	2	0	0	0	2
	0	0	0	0	11	0	0	0	11
	0	0	0	0	11	0	0	0	11

PITCHER	IP	WLS	BF	H	R	ER	SO	BB	IBB	HBP	BLK	WP	HR	S	P	ERA	WHIP
<b>Jon Lieber, R</b> ERA: 4.43 (1, 1)	5.0	L	27	11	6	6	1	1	0	0	0	0	2	54	70	10.80	2.400
<b>Gabe White, L</b> ERA: 6.5 (6, 1)	1.0		4	1	0	0	1	0	0	0	0	0	0	13	19	0.00	1.000
<b>Tanyon Sturtze, R</b> ERA: 10.38 (7, 1)	2.0		7	1	1	1	2	0	0	0	0	0	1	12	19	4.50	0.500

**New York Yankees @ Tampa Bay Devil Rays**  
Tropicana Field, St. Petersburg, FL  
Sun May 30 2004, 1:15 PM EDT  
Att. 26,098 - Dome - 72 F

livebaseballscorecards.com

WP: 0	PA: 38
PB: 0	
SB: 0	
CS: 0	



Batter	1	2	3	4	5	6	7	8	9	AB R H RBI BB SO LOB	TOP		
1 Brian Roberts, S OBP: 0.342, SLG: 0.371 (1, 4)	0-2 6 WP 6 1B 1B	0-3 K			2-2 6 G6-3 10 1B 2B		2-2 G4-3		4-2 BB 10 1B 1B BB 1-2 2-3	4 3 2 0 1 1 0			
6 Melvin Mora, R OBP: 0.465, SLG: 0.610 (1, 5)	3-2 SAFE 1B G1-3 1-H 1B		0-2 CS 1B		2-1 G6-3		3-2 G1-3		P2	5 1 2 1 0 0 4			
10 Miguel Tejada, R OBP: 0.371, SLG: 0.492 (1, 6)	0-2 F8		1-2 L8		0-2 1B			0-1 F8	2-2 BB 1B 1-2 2-H 3-H	5 1 2 3 0 0 2			
Rafael Palmeiro, L OBP: 0.396, SLG: 0.444 (1, 3) Jose Leon, R OBP: 0.250, SLG: 1.000 (9, PR)	3-1 SAFE G1-3 1-3 1B		3-3 K 1-2		1-2 F7			2-3 K	4-0 1B BB 1-2 2-3	4 0 1 0 1 2 2 0 0 0 0 0 0 0			
Javy Lopez, R OBP: 0.369, SLG: 0.449 (1, 2)	0-1 G1-3 1-2 3-H			0-0 G4-6-3 1B		1-1 P3		1-2 DI 1B	2-1 1B 1-3 2-H 3-H	5 0 3 3 0 0 1			
B.J. Surhoff, L OBP: 0.371, SLG: 0.442 (1, 9)	4-2 BB		1-0 G4-6-3 1-2f		0-0 P5		1-3 K 1-2	1-3 F7	1-0	4 0 0 0 1 1 4			
Luis Matos, R OBP: 0.299, SLG: 0.384 (1, 8)	3-2 L4		0-1 1B		3-2 E7 2B			0-1 FC6-4 1B		4 0 3 0 0 0 2			
Larry Bigbie, L OBP: 0.326, SLG: 0.414 (1, 7)		2-0 F7		1-1 SAFE F8		2-2 F7		0-1 FC6-4 1B 1 BB 10 1B 1-2f		4 1 0 0 0 0 3			
Jerry Hairston, R OBP: 0.311, SLG: 0.353 (1, 10)		0-1 G4-1			0-2 G6-3		0-2 F9	1-2 1 BB 10 1B 1B		4 1 1 0 0 0 0			
<b>Inning Stats</b>	R: 2 H: 3 E: 0 LOB: 2 K: 0 BB: 1 S: 23 P: 36	R: 0 H: 0 E: 0 LOB: 0 K: 1 BB: 0 S: 6 P: 8	R: 0 H: 1 E: 0 LOB: 1 K: 1 BB: 0 S: 9 P: 13	R: 0 H: 2 E: 0 LOB: 1 K: 0 BB: 0 S: 6 P: 8	R: 1 H: 2 E: 0 LOB: 1 K: 0 BB: 0 S: 17 P: 22	R: 0 H: 1 E: 1 LOB: 1 K: 0 BB: 0 S: 11 P: 17	R: 0 H: 0 E: 0 LOB: 0 K: 0 BB: 0 S: 10 P: 15	R: 0 H: 1 E: 0 LOB: 1 K: 2 BB: 0 S: 12 P: 16	R: 4 H: 4 E: 0 LOB: 2 K: 0 BB: 2 S: 24 P: 38	1B: 12 SF: 0 2B: 3 SAC: 0 3B: 0 DP: 2 HR: 0 HBP: 0	WP: 1 PA: 42 PB: 0 SB: 0 CS: 1		
<b>PITCHER</b>	IP WLS BF H R ER SO BB IBB HBP BLK WP HR S P ERA WHIP											<b>PITCHER</b>	IP WLS BF H R ER SO BB IBB HBP BLK WP HR S P ERA WHIP
35 Mike Mussina, R ERA: 4.96 (1, 1)	6.0 W 26 9 3 3 2 1 0 0 0 0 1 0 72 104 4.50 1.667												
Paul Quantrill, R ERA: 4.18 (7, 1)	1.2 6 1 0 0 1 0 0 0 0 0 0 0 19 27 0.00 0.600												
Tom Gordon, R ERA: 2.45 (8, 1)	0.2 5 2 3 3 1 1 0 0 0 0 0 0 19 25 40.50 4.500												
42 Mariano Rivera, R ERA: 1.26 (9, 1)	0.2 S 5 2 1 1 0 1 0 0 0 0 0 0 8 17 13.50 4.500												

Baltimore Orioles @ New York Yankees  
Yankee Stadium, Bronx, NY  
Tue Jun 01 2004, 7:05 PM EDT  
Att. 38,012 - Unknown - 60 F

livebaseballscorecards.com

AB	39
R	7
H	14
RBI	7
BB	3
SO	4
LOB	18



Batter	1	2	3	4	5	6	7	8	9
<b>2 Derek Jeter, R</b> OBP: 0.288, SLG: 0.379 (1, 6)	2-2 13 G6-3 1B	0-0 1B 1-H 2B		1-2 1-2f 2-3 G4-6-3		0-1 HR		2-2 HR	
<b>Bernie Williams, S</b> OBP: 0.335, SLG: 0.372 (1, 8)	1-2 K	0-0 2B 1B		2-0 G4-3		3-1 G3		4-2 13 BB BB	
<b>13 Alex Rodriguez, R</b> OBP: 0.385, SLG: 0.533 (1, 5)	1-0 G6-3	3-3 K			3-3 K	1-2 20 HR 1B		4-2 BB	
<b>Gary Sheffield, R</b> OBP: 0.379, SLG: 0.409 (1, 9)	1-1 G6-3		2-1 G6-3		0-2 20 FC1-6 1B	1-2 F8		2-3 K	
<b>Bubba Crosby, L</b> OBP: 0.273, SLG: 0.571 (9, 9)									
<b>20 Jorge Posada, S</b> OBP: 0.439, SLG: 0.613 (1, 2)		2-2 55 HR 2B		0-2 G4-3	1-0 FC1-6 55 BB E	3-2 HR		3-3 K	
<b>55 Hideki Matsui, L</b> OBP: 0.435, SLG: 0.545 (1, 7)		1-0 HR		4-1 BB	4-1 E BB	0-0 F8		0-2 K	
<b>Ruben Sierra, S</b> OBP: 0.345, SLG: 0.519 (1, 10)		0-1 P4		2-1 F8	1-0 E9 1B		1-2 G6-3		
<b>Tony Clark, S</b> OBP: 0.381, SLG: 0.481 (1, 3)		2-2 G5-3			4-2 2 G4-6-3 1B BB	1-2 HBP		1-3 K	
<b>Enrique Wilson, S</b> OBP: 0.266, SLG: 0.362 (1, 4)		2-2 2 2B 1B			1-2 2 G4-6-3 1B	2-1 G6-3		2-2 G1-3	

AB	R	H	RBI	BB	SO	LOB
5	2	4	3	0	0	2
4	0	1	0	1	1	2
4	1	1	0	1	2	3
5	0	1	0	0	1	4
0	0	0	0	0	0	0
5	3	2	2	0	1	3
3	1	1	2	2	1	2
4	0	1	1	0	0	1
2	0	0	0	1	1	0
4	1	2	0	0	0	3


BOTTOM	
<b>AB</b>	<b>36</b>
<b>R</b>	<b>8</b>
<b>H</b>	<b>13</b>
<b>RBI</b>	<b>8</b>
<b>BB</b>	<b>5</b>
<b>SO</b>	<b>7</b>
<b>LOB</b>	<b>20</b>

Inning Stats		R	H	E	K	S	Pitcher	
R: 0	H: 1	E: 0	LOB: 1	K: 1	S: 9	P: 14		
R: 3	H: 5	E: 0	LOB: 2	K: 1	S: 20	P: 30		
R: 0	H: 0	E: 0	LOB: 1	K: 0	S: 8	P: 16		
R: 0	H: 1	E: 0	LOB: 1	K: 0	S: 12	P: 20		
R: 1	H: 2	E: 1	LOB: 3	K: 1	S: 13	P: 25		
R: 3	H: 3	E: 0	LOB: 0	K: 0	S: 16	P: 24		
R: 0	H: 0	E: 0	LOB: 0	K: 1	S: 9	P: 13		
R: 1	H: 1	E: 0	LOB: 2	K: 3	S: 20	P: 35		

PITCHER		IP	WLS	BF	H	R	ER	SO	BB	IBB	HBP	BLK	WP	HR	S	P	ERA	WHIP
<b>Sidney Ponson, R</b> ERA: 6.48 (1, 1)	5.2	L	32	12	7	7	3	3	3	0	1	0	0	3	128	11.12	2.647	
<b>John Parrish, L</b> ERA: 4.26 (6, 1)	1.1		4	0	0	0	1	0	0	0	0	0	0	10	14	0.00	0.000	
<b>Darwin Cubillan, R</b> ERA: 5.4 (8, 1)	0.2		5	1	1	1	2	2	0	0	0	0	0	1	17	32	13.50	4.500
<b>Buddy Groom, L</b> ERA: 3.6 (8, 1)	0.1		1	0	0	0	1	0	0	0	0	0	0	3	3	0.00	0.000	

**Baltimore Orioles @ New York Yankees**  
**Yankee Stadium, Bronx, NY**  
 Tue Jun 01 2004, 7:05 PM EDT  
 Att: 38,012 - Unknown - 60 F

livebaseballscorecards.com







Batter	1	2	3	4	5	6	7	8	9	AB R H RBI BB SO LOB	TOP											
1 Brian Roberts, S (1, 4) OBP: 0.338, SLG: 0.361	1-1 F7		3-2 G4-3		0-0 F9			2-3 K		4 0 0 0 0 1 0												
6 Melvin Mora, R (1, 5) OBP: 0.460, SLG: 0.601	0-2 CS 2B			0-2 1B HBP 1B	1-2 P4			0-1 P4		4 1 2 0 0 0 0												
10 Miguel Tejada, R (1, 6) OBP: 0.374, SLG: 0.488	2-2 P5			0-1 HBP 1B 1-2 1B		1-1 G3-1		4-1 BB		3 0 1 0 1 0 1												
Rafael Palmeiro, L (1, 3) OBP: 0.403, SLG: 0.446	0-1 CS 2-3	2-2 F9		3-1 HBP 1B 1-2 2-3		0-1 F8		2-2 K		4 0 1 0 0 1 1												
Javy Lopez, R (1, 10) OBP: 0.367, SLG: 0.459			3-1 HR	3-2 FC6-4 HBP		3-3 K		0-1 P4		3 1 1 2 0 1 0												
B.J. Surhoff, L (1, 9) OBP: 0.360, SLG: 0.417			2-2 G4-3	0-1 P2		0-0 B1-3		3-2 G1-3		4 0 0 0 0 0 3												
Luis Matos, R (1, 8) OBP: 0.296, SLG: 0.370			1-2 F7	0-3 K		4-2 BB		0-0 G4-3		3 0 0 0 1 1 3												
Larry Bigbie, L (1, 7) OBP: 0.314, SLG: 0.396			0-1 G4-3	3-1 FC6-4 1-2f		1 SAFE 0-0 L7		3-2 F8		3 0 0 0 0 0 4												
Robert Machado, R (1, 2) OBP: 0.314, SLG: 0.396			1-2 G4-3		0-0 G5-3		1 SAFE 3-2 F8			3 0 0 0 0 0 1												
<b>Inning Stats</b>	R: 0 E: 0 K: 0 S: 10	H: 1 LOB: 0 BB: 0 P: 13	R: 1 E: 0 K: 0 S: 15	H: 1 LOB: 0 BB: 0 P: 23	R: 0 E: 0 K: 0 S: 13	H: 0 LOB: 0 BB: 0 P: 17	R: 1 E: 0 K: 1 S: 18	H: 3 LOB: 3 BB: 0 P: 27	R: 0 E: 0 K: 0 S: 5	H: 0 LOB: 0 BB: 0 P: 6	R: 0 E: 0 K: 1 S: 7	H: 0 LOB: 0 BB: 0 P: 11	R: 0 E: 0 K: 0 S: 14	H: 0 LOB: 1 BB: 1 P: 21	R: 0 E: 0 K: 2 S: 9	H: 0 LOB: 1 BB: 1 P: 17	R: 0 E: 0 K: 0 S: 7	H: 0 LOB: 0 BB: 0 P: 10	1B: 3 2B: 1 3B: 0 HR: 1	SF: 0 SAC: 0 DP: 0 HBP: 1	WP: 0 PB: 0 SB: 0 CS: 1	PA: 35
<b>PITCHER</b>	IP WLS BF H R ER SO BB IBB HBP BLK WP HR S P ERA WHIP																					
Javier Vazquez, R (1, 1) ERA: 3.75	7.0 W 27 5 2 2 2 1 0 1 0 0 0 1 82 118 2.57 0.857																					
Tom Gordon, R (8, 1) ERA: 2.3	1.0 H 4 0 0 0 2 1 0 0 0 0 0 0 9 17 0.00 1.000																					
42 Mariano Rivera, R (9, 1) ERA: 1.17	1.0 S 3 0 0 0 0 0 0 0 0 0 0 0 7 10 0.00 0.000																					

Baltimore Orioles @ New York Yankees  
 Yankee Stadium, Bronx, NY  
 Thu Jun 03 2004, 1:05 PM EDT  
 Att. 44,020 - Unknown - 71 F

livebaseballscorecards.com

AB	31
R	2
H	5
RBI	2
BB	2
SO	4
LOB	13



Batter	1	2	3	4	5	6	7	8	9
<b>Bubba Crosby, L</b> OBP: 0.269, SLG: 0.520 (1, 8) (8, 9)	1-1 SH1-3 13 1B 1B		2-2 K		2-1 F8		2-0 SH1-4 1-2	3-3 K 2-3	
<b>2 Derek Jeter, R</b> OBP: 0.288, SLG: 0.387 (1, 6)	0-0 SH1-3 1-2		2-2 K		0-0 L8		3-0 2B HBP		
<b>13 Alex Rodriguez, R</b> OBP: 0.393, SLG: 0.537 (1, 5)	3-2 1B 55 FC3-2 1B 2-H		4-1 BB			0-0 55 F9 2B	2-3 K		
<b>Gary Sheffield, R</b> OBP: 0.397, SLG: 0.437 (1, 10)	2-1 WP 55 FC3-2 1B 1-3		2-1 F9			4-0 2B G5-2-3 BB	1-1 55 1B 2B 1-H 2-H		
<b>55 Hideki Matsui, L</b> OBP: 0.424, SLG: 0.527 (1, 7)	1-0 FC3-2 WP 1-2 3-H			0-0 F7		2-0 F9	1-2 1B		
<b>Ruben Sierra, S</b> OBP: 0.342, SLG: 0.518 <b>Bernie Williams, S</b> OBP: 0.333, SLG: 0.366 (1, 9) (8, 8)	2-0 G6-3 1-2 2-3			1-1 WP 1B		1-0 2B	1-3 K		
<b>Tony Clark, S</b> OBP: 0.365, SLG: 0.447 (1, 3)		1-2 G5-3		0-2 L9		4-0 IBB	0-3 K		
<b>John Flaherty, R</b> OBP: 0.191, SLG: 0.289 (1, 2)		1-1 P6		2-2 F7		2-1 G5-2-3	2-2 CS 2B		
<b>Miguel Cairo, R</b> OBP: 0.333, SLG: 0.403 (1, 4)		2-1 G4-3			1-0 L5		0-0 SH1-4 2B 1B	2-2 HBP	

Inning Stats	R: 1 E: 0 K: 0 S: 10	H: 3 LOB: 2 BB: 0 P: 19	R: 0 E: 0 K: 0 S: 7	H: 0 LOB: 0 BB: 0 P: 11	R: 0 E: 0 K: 0 S: 11	H: 0 LOB: 1 BB: 1 P: 21	R: 0 E: 0 K: 0 S: 9	H: 1 LOB: 1 BB: 0 P: 12	R: 0 E: 0 K: 0 S: 4	H: 0 LOB: 0 BB: 0 P: 7	R: 1 E: 0 K: 0 S: 5	H: 2 LOB: 2 BB: 2 P: 18	R: 3 E: 0 K: 2 S: 13	H: 3 LOB: 1 BB: 0 P: 23	R: 0 E: 0 K: 2 S: 14	H: 1 LOB: 2 BB: 0 P: 21
--------------	-------------------------------	----------------------------------	------------------------------	----------------------------------	-------------------------------	----------------------------------	------------------------------	----------------------------------	------------------------------	---------------------------------	------------------------------	----------------------------------	-------------------------------	----------------------------------	-------------------------------	----------------------------------

PITCHER	IP	WLS	BF	H	R	ER	SO	BB	IBB	HBP	BLK	WP	HR	S	P	ERA	WHIP
<b>40 Daniel Cabrera, R</b> ERA: 3.9 (1, 1)	6.0		26	6	2	2	2	2	1	0	0	2	0	46	88	3.00	1.333
<b>John Parrish, L</b> ERA: 4.78 (7, 1)	0.1	L	3	1	2	2	0	0	0	1	0	0	0	2	7	54.00	3.000
<b>B.J. Ryan, L</b> ERA: 2.73 (7, 1)	0.2		4	2	1	1	2	0	0	0	0	0	0	11	16	13.50	3.000
<b>Eddy Rodriguez, R</b> ERA: 3.0 (8, 1)	1.0		4	1	0	0	2	0	0	1	0	0	0	14	21	0.00	1.000

**BOTTOM**


**Baltimore Orioles @ New York Yankees**  
Yankee Stadium, Bronx, NY

Thu Jun 03 2004, 1:05 PM EDT  
Att: 44,020 - Unknown - 71 F

AB	R	H	RBI	BB	SO	LOB
4	1	1	0	0	2	2
2	1	0	0	0	1	0
3	1	2	1	1	1	2
3	1	2	2	1	0	1
4	0	1	1	0	0	4
4	0	2	1	0	1	3
0	0	0	0	0	0	0
3	0	0	0	1	1	1
4	0	1	0	0	0	4
3	1	1	0	0	0	0

livebaseballscores.com

AB	30
R	5
H	10
RBI	5
BB	3
SO	6
LOB	17



WP: 2	PA: 37
PB: 0	
SB: 0	
CS: 1	

Batter	1	2	3	4	5	6	7	8	9	AB R H RBI BB SO LOB	TOP											
10 Michael Young, R (1, 6) OBP: 0.368, SLG: 0.522	0-1 9 G4-3 1B		1-2 G5-3		1-2 G6-3		2-0 F9		2-2 F9	5 0 1 0 0 0 1												
9 Hank Blalock, L (1, 5) OBP: 0.358, SLG: 0.554	0-0 G4-3		4-0 HR BB		0-0 F9		2-0 1B 1B			3 1 1 0 1 0 1												
Alfonso Soriano, R (1, 4) OBP: 0.322, SLG: 0.433	1-0 G5-3		0-0 HR 1-H 2-H		1-1 F9		1-2 1B			4 1 2 3 0 0 1												
Brad Fullmer, L (1, 10) OBP: 0.283, SLG: 0.387	0-1 G4-3		2-2 F9		4-2 2B PB BB		3-2 G6-3			3 1 0 0 1 0 3												
23 Mark Teixeira, S (1, 3) OBP: 0.349, SLG: 0.460		1-1 G6-3	1-0 HR		1-3 K		1-1 F7			4 1 1 1 0 1 1												
Laynce Nix, L (1, 8) OBP: 0.354, SLG: 0.612		0-1 F9	2-2 G3		0-0 PB 1B 2B		1-3 K			4 1 1 0 0 1 0												
Eric Young Sr., R (1, 7) OBP: 0.407, SLG: 0.358		3-1 S 1B		3-2 F9		3-2 CS 1B 2-H 3-H		3-3 K		4 0 2 1 0 1 0												
Gary Matthews, S (1, 9) OBP: 0.321, SLG: 0.364 Herbert Perry, R (9, PH) OBP: 0.309, SLG: 0.409	1 SAFE 1 SAFE K	2-3 K		3-3 K		3-3 K 1-2		2-0 G3		3 0 0 0 0 0 3 2 1 0 0 0 0 0 0												
Rod Barajas, R (1, 2) OBP: 0.313, SLG: 0.650			2-2 10 G5-3 HR 1B		0-1 F9		1-2 G5-3		2-2 F8	4 1 1 0 0 0 0												
<b>Inning Stats</b>	R: 0 E: 0 K: 0 S: 6	H: 1 LOB: 1 BB: 0 P: 7	R: 0 E: 0 K: 1 S: 9	H: 1 LOB: 1 BB: 0 P: 15	R: 4 E: 0 K: 0 S: 18	H: 3 LOB: 0 BB: 1 P: 30	R: 0 E: 0 K: 1 S: 8	H: 0 LOB: 0 BB: 0 P: 14	R: 0 E: 0 K: 0 S: 6	H: 0 LOB: 0 BB: 0 P: 8	R: 2 E: 0 K: 2 S: 12	H: 2 LOB: 1 BB: 1 P: 23	R: 0 E: 0 K: 0 S: 17	H: 2 LOB: 2 BB: 0 P: 26	R: 0 E: 0 K: 2 S: 8	H: 0 LOB: 0 BB: 0 P: 13	R: 0 E: 0 K: 0 S: 9	H: 0 LOB: 0 BB: 0 P: 15	1B: 6 2B: 2 3B: 0 HR: 2	SF: 0 SAC: 0 DP: 1 HBP: 0	WP: 0 PB: 1 SB: 1 CS: 1	PA: 37
<b>PITCHER</b>	IP WLS BF H R ER SO BB IBB HBP BLK WP HR S P ERA WHIP																				<b>PITCHER</b>	IP WLS BF H R ER SO BB IBB HBP BLK WP HR S P ERA WHIP
Kevin Brown, R (1, 1) ERA: 3.89	6.0 W 26 7 6 5 4 2 0 0 0 0 2 59 97 7.50 1.500																					
Paul Quantrill, R (7, 1) ERA: 3.93	2.0 H 8 2 0 0 2 0 0 0 0 0 0 25 39 0.00 1.000																					
42 Mariano Rivera, R (9, 1) ERA: 1.14	1.0 S 3 0 0 0 0 0 0 0 0 0 0 9 15 0.00 0.000																					

Texas Rangers @ New York Yankees  
Yankee Stadium, Bronx, NY  
Fri Jun 04 2004, 7:05 PM EDT  
Att. 49,372 - Unknown - 65 F

livebaseballscorecards.com

AB	35
R	6
H	9
RBI	5
BB	2
SO	6
LOB	9





Batter	1	2	3	4	5	6	7	8	9
<b>2 Derek Jeter, R</b> <small>OBP: 0.290, SLG: 0.388</small> <b>Miguel Cairo, R</b> <small>OBP: 0.319, SLG: 0.385</small> <small>(1, 6)</small> <small>(4, PH)</small> <small>(5, 4)</small>	 <small>1-3</small>		 <small>1-2</small> <small>1B</small>	 <small>2-3</small>	 <small>2-2</small> <small>1-2f</small>			 <small>1-0</small>	
<b>Bernie Williams, S</b> <small>OBP: 0.330, SLG: 0.378</small> <small>(1, 8)</small>	 <small>2-1</small>		 <small>1-2</small> <small>1-H</small>	 <small>1-1</small>		 <small>2-3</small>		 <small>0-2</small>	
<b>13 Alex Rodriguez, R</b> <small>OBP: 0.395, SLG: 0.549</small> <small>(1, 5)</small>	 <small>4-2</small> <small>1B</small>		 <small>0-2</small>	 <small>2-2</small>		 <small>2-2</small>			
<b>Gary Sheffield, R</b> <small>OBP: 0.407, SLG: 0.475</small> <small>(1, 10)</small>	 <small>1-1</small> <small>1-2</small>		 <small>4-0</small> <small>55 1B</small>	 <small>0-1</small>		 <small>2-1</small>			
<b>20 Jorge Posada, S</b> <small>OBP: 0.431, SLG: 0.587</small> <small>(1, 2)</small>	 <small>2-2</small>		 <small>2-1</small>	 <small>2-0</small>		 <small>0-3</small>			
<b>55 Hideki Matsui, L</b> <small>OBP: 0.425, SLG: 0.542</small> <small>(1, 7)</small>		 <small>3-2</small> <small>1 SAFE</small>	 <small>3-2</small> <small>1B</small>		 <small>1-0</small>		 <small>1-2</small>		
<b>Ruben Sierra, S</b> <small>OBP: 0.347, SLG: 0.509</small> <small>(1, 9)</small> <b>Bubba Crosby, L</b> <small>OBP: 0.269, SLG: 0.520</small> <small>(9, 9)</small>		 <small>4-2</small> <small>G1-3</small>	 <small>4-1</small> <small>1-2</small>		 <small>2-2</small>		 <small>0-1</small>		
<b>Tony Clark, S</b> <small>OBP: 0.361, SLG: 0.432</small> <small>(1, 3)</small>		 <small>0-1</small> <small>1-2</small>	 <small>0-2</small>		 <small>4-1</small>		 <small>0-3</small>		
<b>Enrique Wilson, S</b> <small>OBP: 0.259, SLG: 0.374</small> <small>(1, 4)</small> <small>(5, 6)</small>		 <small>1-3</small>		 <small>0-1</small>	 <small>0-1</small> <small>G6-3</small>		 <small>0-1</small>		

Inning Stats	R: 0	H: 1	E: 0	K: 1	S: 13	LOB: 2	BB: 1	P: 23
	R: 0	H: 0	E: 0	K: 1	S: 11	LOB: 1	BB: 1	P: 19
	R: 2	H: 3	E: 0	K: 0	S: 18	LOB: 3	BB: 2	P: 33
	R: 3	H: 3	E: 0	K: 1	S: 14	LOB: 0	BB: 0	P: 21
	R: 1	H: 1	E: 1	K: 0	S: 11	LOB: 1	BB: 1	P: 20
	R: 0	H: 0	E: 0	K: 1	S: 8	LOB: 0	BB: 0	P: 9
	R: 0	H: 0	E: 0	K: 0	S: 6	LOB: 0	BB: 0	P: 7

PITCHER	IP	WLS	BF	H	R	ER	SO	BB	IBB	HBP	BLK	WP	HR	S	P	ERA	WHIP
<b>Kenny Rogers, L</b> <small>ERA: 3.64</small>	4.0		24	8	6	6	3	4	0	0	0	0	5	57	98	13.50	3.000
<b>Jay Powell, R</b> <small>ERA: 3.38</small>	2.0	L	8	1	1	1	2	1	0	0	0	0	1	21	35	4.50	1.000
<b>Erasmio Ramirez, L</b> <small>ERA: 3.26</small>	2.0		6	0	0	0	1	0	0	0	0	0	0	14	16	0.00	0.000

**AB R H RBI BB SO LOB**

2	1	1	0	0	1	0
3	0	0	0	0	1	2
5	1	1	2	0	1	0
3	1	1	1	1	0	0
3	2	3	2	1	0	0
4	0	0	0	0	1	3
4	1	2	1	0	0	0
2	0	0	0	2	0	0
0	0	0	0	0	0	0
3	0	0	0	1	1	4
4	1	1	1	0	1	2

**AB 33**  
**R 7**  
**H 9**  
**RBI 7**  
**BB 5**  
**SO 6**  
**LOB 11**

**WP: 0 PA: 38**  
**PB: 0**  
**SB: 0**  
**CS: 0**

**1B: 3 SF: 0**  
**2B: 0 SAC: 0**  
**3B: 0 DP: 1**  
**HR: 6 HBP: 0**

**Texas Rangers @ New York Yankees**  
**Yankee Stadium, Bronx, NY**  
 Fri Jun 04 2004, 7:05 PM EDT  
 Att: 49,372 - Unknown - 65 F

PITCHER	IP	WLS	BF	H	R	ER	SO	BB	IBB	HBP	BLK	WP	HR	S	P	ERA	WHIP
---------	----	-----	----	---	---	----	----	----	-----	-----	-----	----	----	---	---	-----	------

Batter	1	2	3	4	5	6	7	8	9	AB R H RBI BB SO LOB	TOP											
10 Michael Young, R OBP: 0.365, SLG: 0.515 (1, 6)	1-0 F9		1-1 F8		1-2 F8		2-3 K		2-2 9 2B	5 1 1 0 0 1 1												
9 Hank Blalock, L OBP: 0.355, SLG: 0.550 (1, 5)	3-2 K			1-0 F8	1-1 F7		1-3 K		1-0 1-H 2B	5 0 1 1 0 2 1												
Alfonso Soriano, R OBP: 0.324, SLG: 0.430 (1, 4)	0-2 F8			1-1 2B 1B		1-2 P4		1-1 G5-3	4-0 IBB	4 1 1 0 1 0 0												
Brad Fullmer, L OBP: 0.299, SLG: 0.425 (1, 10)		3-1 HR		1 SAFE 2-1 23 1B 2B		1-2 23 HR 1B		4-1 23 E BB	0-2 P5	4 4 3 2 1 0 2												
23 Mark Teixeira, S OBP: 0.359, SLG: 0.492 (1, 3)		1-2 G4-3		2-2 G6-4-3 1B		0-1 1-H HR		1-0 1-H 1B		4 1 3 3 0 0 0												
Laynce Nix, L OBP: 0.351, SLG: 0.616 (1, 8)		2-2 P2		1-1 G6-4-3 1-2f		1-0 3B		1-2 G6-3		4 0 1 0 0 0 2												
Eric Young Sr., R OBP: 0.402, SLG: 0.355 (1, 7)		2-1 F8			2-2 1B SF8 1B	1-1 F9		3-2 G5-3		4 1 1 0 0 0 2												
Gary Matthews, S OBP: 0.313, SLG: 0.346 (1, 9)			0-1 F9		1-0 1B	3-1 F9			2-3 K	4 0 1 0 0 1 1												
Rod Barajas, R OBP: 0.299, SLG: 0.627 (1, 2)			2-3 K		1-0 SF8 3-H		0-0 F7		1-2 F8	3 0 0 1 0 1 0												
<b>Inning Stats</b>	R: 0 E: 0 K: 1 S: 7	H: 0 LOB: 0 BB: 0 P: 11	R: 1 E: 0 K: 0 S: 10	H: 1 LOB: 0 BB: 0 P: 18	R: 0 E: 0 K: 1 S: 7	H: 0 LOB: 0 BB: 0 P: 10	R: 2 E: 0 K: 0 S: 12	H: 3 LOB: 0 BB: 0 P: 19	R: 1 E: 0 K: 0 S: 10	H: 2 LOB: 1 BB: 0 P: 16	R: 2 E: 0 K: 0 S: 17	H: 3 LOB: 1 BB: 0 P: 24	R: 0 E: 0 K: 2 S: 7	H: 0 LOB: 0 BB: 0 P: 10	R: 1 E: 1 K: 0 S: 10	H: 1 LOB: 1 BB: 1 P: 20	R: 1 E: 0 K: 1 S: 16	H: 2 LOB: 2 BB: 1 P: 26	1B: 7 2B: 2 3B: 1 HR: 2	SF: 1 SAC: 0 DP: 1 HBP: 0	WP: 0 PB: 0 SB: 0 CS: 0	PA: 40
<b>PITCHER</b>	IP WLS BF H R ER SO BB IBB HBP BLK WP HR S P ERA WHIP																					
Jon Lieber, R ERA: 5.01 (1, 1)	6.0 L 26 9 6 6 2 0 0 0 0 0 0 2 63 98 9.00 1.500																					
Felix Heredia, L ERA: 9.0 (7, 1)	1.2 7 1 1 0 2 1 0 0 0 0 0 0 14 24 0.00 1.200																					
Bret Prinz, R ERA: (8, 1)	0.1 1 0 0 0 0 0 0 0 0 0 0 0 3 6 0.00 0.000																					
Gabe White, L ERA: 6.63 (9, 1)	1.0 6 2 1 1 1 0 1 0 0 0 0 0 16 26 9.00 2.000																					

Texas Rangers @ New York Yankees  
Yankee Stadium, Bronx, NY

Sat Jun 05 2004, 4:05 PM EDT  
Att. 51,910 - Unknown - 60 F

livebaseballscorecards.com

AB 37  
R 8  
H 12  
RBI 7  
BB 2  
SO 5  
LOB 9



BOTTOM

Texas Rangers @ New York Yankees  
Yankee Stadium, Bronx, NY  
Sat Jun 05 2004, 4:05 PM EDT  
Att: 51,910 - Unknown - 60 F

livebaseballscorecards.com

AB	32
R	1
H	6
RBI	1
BB	1
SO	5
LOB	10



WP:	0	PA:	33
PB:	0		
SB:	0		
CS:	0		

AB R H RBI BB SO LOB

4 0 1 0 0 0 0

4 0 0 0 0 2 1

3 0 1 0 1 0 0

4 0 2 0 0 0 2

4 0 0 0 0 1 5

4 0 0 0 0 0 1

3 1 1 1 0 0 0

3 0 1 0 0 2 0

3 0 0 0 0 0 1

1B:	4	SF:	0
2B:	1	SAC:	0
3B:	0	DP:	1
HR:	1	HBP:	0

Batter	1	2	3	4	5	6	7	8	9
Miguel Cairo, R OBP: 0.316, SLG: 0.377 (1, 6)	1-1 G5-3 1B		1-0 G6-3 1B			1-0 13 BB 1B		1-1 G4-3 1B	
Bernie Williams, S OBP: 0.324, SLG: 0.370 (1, 8)	1-3 K		1-0 F7			1-3 K		3-2 P4	
13 Alex Rodriguez, R OBP: 0.397, SLG: 0.545 (1, 5)	1-2 2B 1B			2-1 F8 1B		4-2 BB		1-1 G5-3 1B	
Gary Sheffield, R OBP: 0.408, SLG: 0.480 (1, 10)	2-0 SAFE 1B 1-3 2B			0-1 P6		0-0 L7		1-2 1B	
20 Jorge Posada, S OBP: 0.422, SLG: 0.571 (1, 2)	1-3 K			2-2 G3		1-0 F7		0-0 P5	
55 Hideki Matsui, L OBP: 0.418, SLG: 0.531 (1, 7)		2-0 F8			0-1 G6-3		2-1 L8	1-2 F9	
Ruben Sierra, S OBP: 0.346, SLG: 0.530 (1, 9)		1-2 G4-3			2-1 HR		0-1 P4		
Tony Clark, S OBP: 0.360, SLG: 0.429 (1, 3)		0-3 K			2-2 G6-3 1B		0-3 K		
Homer Bush, R (1, 4)			0-1 G5-3		0-2 G6-3			2-2 G4-3	

Inning Stats	R: 0	H: 2	E: 0	LOB: 2	K: 2	S: 14	R: 0	H: 0	E: 0	LOB: 0	K: 1	S: 8	R: 0	H: 0	E: 0	LOB: 0	K: 0	S: 4	R: 0	H: 0	E: 0	LOB: 0	K: 0	S: 7	R: 1	H: 2	E: 0	LOB: 0	K: 0	S: 10	R: 0	H: 1	E: 0	LOB: 2	K: 1	S: 8	R: 0	H: 0	E: 0	LOB: 0	K: 1	S: 7	R: 0	H: 0	E: 0	LOB: 0	K: 0	S: 9	R: 0	H: 1	E: 0	LOB: 1	K: 0	S: 9	1B: 4	SF: 0	2B: 1	SAC: 0	3B: 0	DP: 1	HR: 1	HBP: 0	WP: 0	PA: 33
--------------	------	------	------	--------	------	-------	------	------	------	--------	------	------	------	------	------	--------	------	------	------	------	------	--------	------	------	------	------	------	--------	------	-------	------	------	------	--------	------	------	------	------	------	--------	------	------	------	------	------	--------	------	------	------	------	------	--------	------	------	-------	-------	-------	--------	-------	-------	-------	--------	-------	--------

PITCHER	IP	WLS	BF	H	R	ER	SO	BB	IBB	HBP	BLK	WP	HR	S	P	ERA	WHIP
Juan Dominguez, R ERA: 2.63 (1, 1)	8.0	W	29	5	1	1	5	1	0	0	0	0	1	67	101	1.12	0.750
Carlos Almanzar, R ERA: 2.83 (9, 1)	1.0		4	1	0	0	0	0	0	0	0	0	0	9	12	0.00	1.000

PITCHER	IP	WLS	BF	H	R	ER	SO	BB	IBB	HBP	BLK	WP	HR	S	P	ERA	WHIP
---------	----	-----	----	---	---	----	----	----	-----	-----	-----	----	----	---	---	-----	------

Batter	1	2	3	4	5	6	7	8	9	AB R H RBI BB SO LOB	TOP											
10 Michael Young, R (1, 6) OBP: 0.359, SLG: 0.506	1-1 F8			2-3 K			1-0 G6-3		0-0 G6-3	4 0 0 1 0 1 0												
9 Hank Blalock, L (1, 5) OBP: 0.349, SLG: 0.541	2-2 G1-3			2-2 G3-1			1-3 K		1-3 K	4 0 0 0 0 2 0												
Alfonso Soriano, R (1, 4) OBP: 0.326, SLG: 0.431	0-3 K			0-0 P4			1-2 1B		1-0 1B	4 0 2 0 0 1 0												
Brad Fullmer, L (1, 10) OBP: 0.298, SLG: 0.420 Gary Matthews, S (9, PR) OBP: 0.313, SLG: 0.346						0-0 G1-3			0-0 1B	4 0 1 0 0 1 1 0 0 0 0 0 0 0												
23 Mark Teixeira, S (1, 9) OBP: 0.350, SLG: 0.478						1-3 K			2-2 G1-3	4 0 0 0 0 2 2												
Laynce Nix, L (1, 8) OBP: 0.350, SLG: 0.617						0-3 K			2-2 2B	3 0 1 0 0 2 0												
Herbert Perry, R (1, 3) OBP: 0.300, SLG: 0.396						0-3 K			2-1 G5-3	3 0 0 0 0 1 1												
Eric Young Sr., R (1, 7) OBP: 0.400, SLG: 0.354						1-0 1B			1-0 G5-3	3 0 1 0 0 0 1												
Rod Barajas, R (1, 2) OBP: 0.300, SLG: 0.640						2-3 K			1-2 10 G6-3 3B	3 1 1 0 0 1 1												
<b>Inning Stats</b>	R: 0 E: 0 K: 1 S: 8	H: 0 LOB: 0 BB: 0 P: 11	R: 0 E: 0 K: 1 S: 6	H: 0 LOB: 0 BB: 0 P: 11	R: 0 E: 0 K: 2 S: 8	H: 1 LOB: 1 BB: 0 P: 11	R: 0 E: 0 K: 1 S: 7	H: 0 LOB: 0 BB: 0 P: 11	R: 0 E: 0 K: 2 S: 8	H: 0 LOB: 0 BB: 0 P: 9	R: 0 E: 0 K: 0 S: 7	H: 0 LOB: 0 BB: 0 P: 10	R: 0 E: 0 K: 2 S: 13	H: 1 LOB: 1 BB: 0 P: 16	R: 0 E: 0 K: 1 S: 9	H: 1 LOB: 1 BB: 0 P: 15	R: 1 E: 0 K: 1 S: 12	H: 3 LOB: 2 BB: 0 P: 17	1B: 4 2B: 2 3B: 1 HR: 0	SF: 0 SAC: 0 DP: 1 HBP: 0	WP: 0 PB: 0 SB: 0 CS: 1	PA: 32
<b>PITCHER</b>	IP WLS BF H R ER SO BB IBB HBP BLK WP HR S P ERA WHIP																					
35 Mike Mussina, R (1, 1) ERA: 4.59	8.0 W 27 4 1 1 10 0 0 0 0 0 0 0 69 98 1.12 0.500																					
42 Mariano Rivera, R (9, 1) ERA: 1.1	1.0 S 5 2 0 0 1 0 0 0 0 0 0 0 9 13 0.00 2.000																					

Texas Rangers @ New York Yankees  
Yankee Stadium, Bronx, NY

Sun Jun 06 2004, 1:05 PM EDT  
Att. 54,092 - Unknown - 58 F

livebaseballscorecards.com

AB	32
R	1
H	6
RBI	1
BB	0
SO	11
LOB	6



Batter	1	2	3	4	5	6	7	8	9	AB R H RBI BB SO LOB
<b>Bernie Williams, S</b> (1, 8) OBP: 0.332, SLG: 0.394	2-0 55 G4-6-3 1B			0-0 HR		2-2 25 G3 13 1B	0-0 G4-3			4 1 3 1 0 0 2
<b>55 Hideki Matsui, L</b> (1, 7) OBP: 0.411, SLG: 0.520	1-1 G4-6-3 1-2f			1-0 G1-3		0-0 F7		3-1 F7		4 0 0 0 0 0 2
<b>13 Alex Rodriguez, R</b> (1, 5) OBP: 0.398, SLG: 0.545	3-2 F9			0-2 20 BB 1B		1-0 25 G3 1B		1-0 G1-3		4 0 2 0 0 0 0
<b>25 Jason Ciambi, L</b> (1, 10) OBP: 0.403, SLG: 0.554		0-0 F7		2-3 K		1-1 G3		0-1 HR		4 1 1 1 0 1 3
<b>20 Jorge Posada, S</b> (1, 2) OBP: 0.418, SLG: 0.560		1-0 G3		4-1 SAFE 1-2 BB		1-0 G1-3		1-3 K		3 0 0 0 1 1 2
<b>Ruben Sierra, S</b> (1, 9) OBP: 0.338, SLG: 0.517		0-3 K		0-0 G4-3			1-0 G3			3 0 0 0 0 1 2
<b>Tony Clark, S</b> (1, 3) OBP: 0.360, SLG: 0.436			1-3 K		1-1 G4-3		0-0 2B			3 0 1 0 0 1 0
<b>Miguel Cairo, R</b> (1, 6) OBP: 0.304, SLG: 0.361			1-1 F8		0-0 G5-3		1-2 G6-3			3 0 0 0 0 0 1
<b>Homer Bush, R</b> (1, 4) OBP: 0.304, SLG: 0.361			0-2 G5-3		1-3 K		3-2 HBP			2 0 0 0 0 1 0
<b>Inning Stats</b>	R: 0 H: 1 E: 0 LOB: 0 K: 0 BB: 0 S: 6 P: 12	R: 0 H: 0 E: 0 LOB: 0 K: 1 BB: 0 S: 6 P: 7	R: 0 H: 0 E: 0 LOB: 0 K: 1 BB: 0 S: 8 P: 10	R: 1 H: 2 E: 0 LOB: 2 K: 1 BB: 1 S: 10 P: 17	R: 0 H: 0 E: 0 LOB: 0 K: 1 BB: 0 S: 6 P: 8	R: 0 H: 2 E: 0 LOB: 2 K: 0 BB: 0 S: 8 P: 13	R: 0 H: 1 E: 0 LOB: 2 K: 0 BB: 0 S: 9 P: 14	R: 1 H: 1 E: 0 LOB: 0 K: 1 BB: 0 S: 8 P: 13		1B: 4 SF: 0 2B: 1 SAC: 0 3B: 0 DP: 1 HR: 2 HBP: 1
<b>PITCHER</b> <b>Ryan Drese, R</b> (1, 1) ERA: 3.97	IP WLS BF H R ER SO BB IBB HBP BLK WP HR S P ERA WHIP	8.0 L 32 7 2 2 5 1 0 1 0 0 2 61 94 2.25 1.000								WP: 0 PA: 32 PB: 0 SB: 0 CS: 0

BOTTOM

Texas Rangers @ New York Yankees  
 Yankee Stadium, Bronx, NY  
 Sun Jun 06 2004, 1:05 PM EDT  
 Att: 54,092 - Unknown - 58 F

livebaseballscorecards.com

AB	30
R	2
H	7
RBI	2
BB	1
SO	5
LOB	12



Batter	1	2	3	4	5	6	7	8	9	AB R H RBI BB SO LOB	TOP											
Aaron Miles, S (1, 4) OBP: 0.316, SLG: 0.414	1-3 K			1-3 K		3-1 SH1-3 1B		3-2 G4-3		4 0 1 0 0 2 2												
Royce Clayton, R (1, 6) OBP: 0.361, SLG: 0.484	1-3 K			1-0 G5-3		0-0 SH1-3		0-1 G3		3 0 0 0 0 1 2												
17 Todd Helton, L (1, 3) OBP: 0.454, SLG: 0.560	0-0 F7			0-2 G4-3		0-1 L3				4 0 0 0 0 0 1												
Vinny Castilla, R (1, 5) OBP: 0.343, SLG: 0.587 Denny Hocking, S (9, PR) OBP: 0.253, SLG: 0.221		3-2 G6-3			0-0 P4	0-0 G5-3				4 0 1 0 0 0 1 0 0 0 0 0 0 0												
Jeremy Burnitz, L (1, 8) OBP: 0.381, SLG: 0.635		1-2 G3-1			2-2 1B					4 1 1 0 0 1 1												
5 Matt Holliday, R (1, 7) OBP: 0.343, SLG: 0.497		1-1 F7			1-2 1B					3 0 1 0 0 0 0												
Mark Sweeney, L (1, 10) OBP: 0.458, SLG: 0.528			1-2 K		2-2 1B					3 0 1 1 0 1 0												
Todd Greene, R (1, 2) OBP: 0.295, SLG: 0.453 Choo Freeman, R (8, PR) OBP: 0.400, SLG: 0.250 Charles Johnson, R (8, 2) OBP: 0.361, SLG: 0.563			1-0 P5		0-3 K					3 0 1 0 0 1 2 0 0 0 0 0 0 0 0 0 0 0 0 0 0												
Luis Gonzalez, R (1, 9) OBP: 0.299, SLG: 0.403			2-1 G6-3		1-3 K					2 0 0 0 0 1 2												
<b>Inning Stats</b>	R: 0 E: 0 K: 2 S: 7	H: 0 LOB: 0 BB: 0 P: 9	R: 0 E: 0 K: 0 S: 9	H: 0 LOB: 0 BB: 0 P: 14	R: 0 E: 0 K: 1 S: 6	H: 0 LOB: 0 BB: 0 P: 10	R: 0 E: 0 K: 1 S: 7	H: 3 LOB: 2 BB: 0 P: 9	R: 1 E: 0 K: 2 S: 18	H: 3 LOB: 2 BB: 0 P: 24	R: 0 E: 0 K: 0 S: 6	H: 1 LOB: 1 BB: 0 P: 9	R: 0 E: 0 K: 0 S: 12	H: 0 LOB: 0 BB: 0 P: 19	R: 0 E: 0 K: 0 S: 7	H: 1 LOB: 2 BB: 0 P: 10	R: 0 E: 0 K: 1 S: 8	H: 1 LOB: 1 BB: 0 P: 13	1B: 6 2B: 0 3B: 0 HR: 0	SF: 0 SAC: 2 DP: 0 HBP: 0	WP: 0 PB: 0 SB: 0 CS: 1	PA: 33
<b>PITCHER</b>	IP WLS BF H R ER SO BB IBB HBP BLK WP HR S P ERA WHIP																					
Javier Vazquez, R (1, 1) ERA: 3.54	7.0 W 26 5 1 1 6 0 0 0 0 0 0 0 66 95 1.29 0.714																					
Tom Gordon, R (8, 1) ERA: 2.23	1.0 H 3 0 0 0 0 0 0 0 0 0 0 0 6 9 0.00 0.000																					
42 Mariano Rivera, R (9, 1) ERA: 1.07	1.0 S 3 1 0 0 1 0 0 0 0 0 0 0 8 13 0.00 1.000																					

Colorado Rockies @ New York Yankees  
Yankee Stadium, Bronx, NY  
Tue Jun 08 2004, 7:05 PM EDT  
Att. 51,852 - Cloudy - 83 F

AB	30
R	1
H	6
RBI	1
BB	0
SO	7
LOB	11





Batter	1	2	3	4	5	6	7	8	9	AB R H RBI BB SO LOB	TOP																
Aaron Miles, S (1, 4) OBP: 0.319, SLG: 0.414	2-2 G5-4-3 1B	2-0 2-H 1B		1-2 G6-3			1-1 F8		0-1 G4-3	5 0 2 1 0 0 1																	
Royce Clayton, R (1, 6) OBP: 0.354, SLG: 0.475	0-2 G5-4-3 1-2f	2-2 G5-3		2-2 G5-3			1-2 G4-3			4 0 0 0 0 0 2																	
17 Todd Helton, L (1, 3) OBP: 0.451, SLG: 0.554	2-3 K		0-1 5 WP HBP BB 1B		1-1 G3		1-2 P2			4 1 1 0 0 1 0																	
Vinny Castilla, R (1, 5) OBP: 0.346, SLG: 0.581		4-2 1B 5 1B BB	1-0 BB 5 WP HBP		1-3 K		1-2 G4-3			2 1 0 0 1 1 0																	
Jeremy Burnitz, L (1, 10) OBP: 0.379, SLG: 0.628		2-2 5 1B 1B	2-3 K		3-3 K		3-3 K			4 1 1 0 0 3 2																	
5 Matt Holliday, R (1, 7) OBP: 0.352, SLG: 0.506		0-0 1B E 1B	4-2 BB BB		1-1 F8 2B		0-1 F8			3 1 2 1 1 0 0																	
Mark Sweeney, L (1, 9) OBP: 0.450, SLG: 0.507		3-1 P6	4-2 G6-4-3 BB		2-1 F8		2-3 K		2-3 K	3 0 0 1 1 1 3	AB 33 R 5 H 8 RBI 4 BB 3 SO 7 LOB 16																
Todd Greene, R (1, 2) OBP: 0.293, SLG: 0.443		0-3 K	1-1 G6-4-3		2-1 P4		2-2 G1-3 1B		2-2 G1-3 1B	4 0 1 0 0 1 6																	
Choo Freeman, R (1, 8) OBP: 0.357, SLG: 0.250		0-0 E9 1B		3-1 G6-3		0-0 F8		0-2 G1-3	0-2 G1-3	4 1 1 1 0 0 2																	
Inning Stats	R: 0 E: 0 K: 1 S: 9	H: 1 LOB: 0 BB: 0 P: 13	R: 4 E: 1 K: 1 S: 17	H: 4 LOB: 1 BB: 1 P: 30	R: 1 E: 0 K: 1 S: 11	H: 1 LOB: 2 BB: 2 P: 23	R: 0 E: 0 K: 0 S: 8	H: 0 LOB: 0 BB: 0 P: 14	R: 0 E: 0 K: 2 S: 8	H: 0 LOB: 0 BB: 0 P: 13	R: 0 E: 0 K: 0 S: 7	H: 1 LOB: 1 BB: 0 P: 12	R: 0 E: 0 K: 1 S: 8	H: 0 LOB: 0 BB: 0 P: 11	R: 0 E: 0 K: 1 S: 8	H: 0 LOB: 0 BB: 0 P: 12	R: 0 E: 0 K: 1 S: 13	H: 1 LOB: 1 BB: 0 P: 17	1B: 7 2B: 1 3B: 0 HR: 0	SF: 0 SAC: 0 DP: 2 HBP: 1	WP: 1 PB: 0 SB: 0 CS: 0	PA: 37					
PITCHER	IP WLS BF H R ER SO BB IBB HBP BLK WP HR S P ERA WHIP																										
Kevin Brown, R (1, 1) ERA: 4.13	2.0		11	5	4	3	2	1	0	0	0	0	0	26	43	13.50	3.000										
Tanyon Sturtze, R (3, 1) ERA: 4.15	4.0		16	2	1	1	3	2	0	1	0	1	0	34	62	2.25	1.000										
Paul Quantrill, R (7, 1) ERA: 3.82	1.0	W	3	0	0	0	0	0	0	0	0	0	0	8	11	0.00	0.000										
Tom Gordon, R (8, 1) ERA: 2.16	1.0	H	3	0	0	0	1	0	0	0	0	0	0	8	12	0.00	0.000										
42 Mariano Rivera, R (9, 1) ERA: 1.04	1.0	S	4	1	0	0	1	0	0	0	0	0	0	13	17	0.00	1.000										

Colorado Rockies @ New York Yankees  
 Yankee Stadium, Bronx, NY  
 Wed Jun 09 2004, 7:05 PM EDT  
 Att. 38,013 - Sunny - 93 F

livebaseballscorecards.com





Batter	1	2	3	4	5	6	7	8	9	AB	R	H	RBI	BB	SO	LOB
2 Derek Jeter, R OBP: 0.292, SLG: 0.398 (1, 6)	F8		F8 13 SF9 HBP	G1-3			F8 2-H HR	F7		4	2	1	2	0	0	3
Bernie Williams, S OBP: 0.333, SLG: 0.405 (1, 8)	F8		E1 HR				HR			3	2	1	1	1	0	1
13 Alex Rodriguez, R OBP: 0.394, SLG: 0.534 (1, 5)	FC5-4 1B		SF9				G6-3			3	0	1	1	0	0	1
Gary Sheffield, R OBP: 0.407, SLG: 0.486 (1, 9)	FC5-4		HR				F7			4	1	1	2	0	0	2
25 Jason Giambi, L OBP: 0.395, SLG: 0.533 (1, 3)			G3				F8			4	0	0	0	0	2	1
Tony Clark, S OBP: 0.360, SLG: 0.436 (8, 3)			K				K			0	0	0	0	0	0	0
20 Jorge Posada, S OBP: 0.426, SLG: 0.567 (1, 2)			K				55 G3-6 1B			4	0	3	0	0	1	0
55 Hideki Matsui, L OBP: 0.406, SLG: 0.507 (1, 7)			K				G3-6 1B			3	0	0	0	1	1	3
Ruben Sierra, S OBP: 0.319, SLG: 0.484 (1, 10)			G6-3				G6-3			4	0	0	0	0	0	3
Miguel Cairo, R OBP: 0.349, SLG: 0.418 (1, 4)			2 HBP E 1B				2 HR 2B			4	2	4	0	0	0	0

Inning Stats	R: 0	H: 1	E: 0	LOB: 1	K: 0	BB: 0	S: 7	R: 0	H: 1	E: 0	LOB: 1	K: 1	BB: 0	S: 10	R: 4	H: 2	E: 1	LOB: 0	K: 2	BB: 0	S: 14	R: 0	H: 1	E: 0	LOB: 1	K: 0	BB: 1	S: 4	R: 0	H: 0	E: 0	LOB: 1	K: 1	BB: 1	S: 8	R: 0	H: 1	E: 0	LOB: 0	K: 0	BB: 0	S: 4	R: 3	H: 3	E: 0	LOB: 0	K: 0	BB: 0	S: 21	R: 0	H: 2	E: 0	LOB: 2	K: 0	BB: 0	S: 11	R: 0	H: 2	E: 0	LOB: 2	K: 0	BB: 0	S: 17	1B: 6	SF: 1	2B: 2	SAC: 0	3B: 0	DP: 2	HR: 3	HBP: 1	WP: 0	PA: 37
--------------	------	------	------	--------	------	-------	------	------	------	------	--------	------	-------	-------	------	------	------	--------	------	-------	-------	------	------	------	--------	------	-------	------	------	------	------	--------	------	-------	------	------	------	------	--------	------	-------	------	------	------	------	--------	------	-------	-------	------	------	------	--------	------	-------	-------	------	------	------	--------	------	-------	-------	-------	-------	-------	--------	-------	-------	-------	--------	-------	--------

PITCHER	IP	WLS	BF	H	R	ER	SO	BB	IBB	HBP	BLK	WP	HR	S	P	ERA	WHIP
Joe Kennedy, L ERA: 4.06 (1, 1)	6.0	L	29	9	7	6	4	2	0	1	0	0	3	59	99	9.00	1.833
Steve Reed, R ERA: 2.96 (7, 1)	1.0		3	0	0	0	0	0	0	0	0	0	0	9	14	0.00	0.000
Shawn Chacon, R ERA: 6.56 (8, 1)	1.0		5	2	0	0	0	0	0	0	0	0	0	11	17	0.00	2.000

BOTTOM

Colorado Rockies @ New York Yankees  
 Yankee Stadium, Bronx, NY  
 Wed Jun 09 2004, 7:05 PM EDT  
 Att: 38,013 - Sunny - 93 F

livebaseballscores.com

AB	33
R	7
H	11
RBI	6
BB	2
SO	4
LOB	14



Batter	1	2	3	4	5	6	7	8	9	AB R H RBI BB SO LOB	TOP											
Aaron Miles, S (1, 4) OBP: 0.310, SLG: 0.401 Kit Pellow, R (9, PH) OBP: 0.330, SLG: 0.352	0-1 G4-3	1-1 F8		3-2 G4-3			1-0 G4-3		2-2 BB HBP	4 0 0 0 0 0 2 0 0 0 0 0 0 0												
Royce Clayton, R (1, 6) OBP: 0.353, SLG: 0.471 Denny Hocking, S (9, PH) OBP: 0.262, SLG: 0.221	2-0 P6		0-0 17 HR 1B	1-3 K			2-3 K		4-2 BB	4 1 1 0 0 2 0 0 0 0 0 1 0 0												
17 Todd Helton, L (1, 3) OBP: 0.454, SLG: 0.571	3-2 BB 1B		1 SAFE 1-0 1-H HR			3-2 P5		0-0 1B 1B	1-2 F7	5 1 3 2 0 0 2												
Charles Johnson, R (1, 2) OBP: 0.365, SLG: 0.558	4-2 1-2 BB		1-1 G5-3			2-1 G6-3		2-1 1-2 1B		3 0 1 0 1 0 0												
Jeremy Burnitz, L (1, 10) OBP: 0.372, SLG: 0.616	0-2 G3		1-3 K			3-0 F7		1-0 F8		4 0 0 0 0 1 4												
5 Matt Holliday, R (1, 7) OBP: 0.344, SLG: 0.494		0-1 G5-3	1-0 F7			3-3 K		0-3 K		4 0 0 0 0 2 2												
Mark Sweeney, L (1, 9) OBP: 0.433, SLG: 0.481		1-1 G6-3		2-3 K		1-0 G3		1-3 K		4 0 0 0 0 2 2												
Luis Gonzalez, R (1, 5) OBP: 0.298, SLG: 0.418		2-1 BB E5		1-1 HR		3-1 G6-3			2-1 G6-3	4 1 1 1 0 0 0												
Choo Freeman, R (1, 8) OBP: 0.389, SLG: 0.467		4-1 1-2 BB		1-0 HR			2-3 K		1-1 G1-3	3 1 1 1 1 1 0												
Inning Stats	R: 0 E: 0 K: 0 S: 13	H: 1 LOB: 2 BB: 1 P: 22	R: 0 E: 1 K: 0 S: 9	H: 0 LOB: 2 BB: 1 P: 17	R: 2 E: 0 K: 1 S: 8	H: 2 LOB: 0 BB: 0 P: 12	R: 2 E: 0 K: 2 S: 14	H: 2 LOB: 0 BB: 0 P: 22	R: 0 E: 0 K: 0 S: 7	H: 0 LOB: 0 BB: 0 P: 15	R: 0 E: 0 K: 1 S: 6	H: 0 LOB: 0 BB: 0 P: 13	R: 0 E: 0 K: 2 S: 8	H: 0 LOB: 0 BB: 0 P: 13	R: 0 E: 0 K: 2 S: 11	H: 2 LOB: 2 BB: 0 P: 15	R: 0 E: 0 K: 0 S: 13	H: 0 LOB: 2 BB: 1 P: 23	1B: 4 2B: 0 3B: 0 HR: 3	SF: 0 SAC: 0 DP: 0 HBP: 1	WP: 0 PB: 0 SB: 0 CS: 0	PA: 39
PITCHER	IP WLS BF H R ER SO BB IBB HBP BLK WP HR S P ERA WHIP																					
Jose Contreras, R (1, 1) ERA: 6.75	7.0 W 29 5 4 4 6 2 0 0 0 0 0 3 65 114 5.14 1.000																					
Gabe White, L (8, 1) ERA: 6.52	0.1 3 2 0 0 0 0 0 0 0 0 0 0 4 7 0.00 6.000																					
Bret Prinz, R (8, 1) ERA:	1.2 7 0 0 0 2 1 0 1 0 0 0 0 20 31 0.00 0.600																					

Colorado Rockies @ New York Yankees  
 Yankee Stadium, Bronx, NY  
 Thu Jun 10 2004, 1:05 PM EDT  
 Att. 41,586 - Unknown - 79 F

livebaseballscorecards.com

AB	35
R	4
H	7
RBI	4
BB	3
SO	8
LOB	12



Batter	1	2	3	4	5	6	7	8	9	AB	R	H	RBI	BB	SO	LOB	
2 Derek Jeter, R OBP: 0.298, SLG: 0.397 Miguel Cairo, R OBP: 0.349, SLG: 0.418	2-1 3B 1B	2-0 E6 1B		4-1 1B 13 2B BB	2-3 K		4-1 25 WP BB BB			3	2	1	0	2	1	2	
Bernie Williams, S OBP: 0.348, SLG: 0.424	1-1 13 1B 3B 1-H	0-1 1B		3-2 13 2B 1B 1-3		4-2 13 G4-3 1B BB	4-0 25 WP BB			3	2	3	1	2	0	0	
13 Alex Rodriguez, R OBP: 0.394, SLG: 0.536	1-1 25 1B SF7 3-H	0-1 F8		0-0 1-3 2B 3-H		3-2 G4-3 1-2	1-2 F3			5	1	2	2	0	0	5	
25 Jason Giambi, L OBP: 0.401, SLG: 0.529	0-1 1-3 1B		2-3 K	3-3 K		4-2 BB 1B HR BB	4-2 G5-4-3 BB			3	1	1	0	2	2	2	
Gary Sheffield, R OBP: 0.407, SLG: 0.491	1-2 SF7 3-H		1-0 2B		2-1 G4-3	1-0 HR BB 1B 1-2 2-H	0-0 G5-4-3 1-2f			4	1	2	2	0	0	3	
55 Hideki Matsui, L OBP: 0.402, SLG: 0.505	0-2 P5		0-3 K		1-0 1B 2B	3-2 F8		3-2 F7		5	1	1	0	0	1	4	
Tony Clark, S OBP: 0.361, SLG: 0.423	2-3 K		0-3 K2-3		4-0 1B IBB	4-1 HR BB 1-2 2-3		2-3 K		3	1	0	0	2	3	2	
John Flaherty, R OBP: 0.212, SLG: 0.360			2-3 K		0-3 K	3-2 1B 1-2 2-H	0-2 HR 1-H 2-H 3-H		3-3 K		5	1	2	5	0	3	0
Enrique Wilson, S OBP: 0.246, SLG: 0.354		2-1 G5-3		1-2 G4-3	1-2 P5	1-3 K				4	0	0	0	0	1	2	

Inning Stats	R: 3	H: 4	E: 0	K: 1	S: 17	LOB: 1	BB: 0	P: 24	R: 0	H: 1	E: 1	K: 1	S: 10	LOB: 2	BB: 0	P: 16	R: 0	H: 1	E: 0	K: 3	S: 10	LOB: 1	BB: 0	P: 13	R: 1	H: 2	E: 0	K: 2	S: 16	LOB: 2	BB: 1	P: 27	R: 1	H: 2	E: 0	K: 1	S: 13	LOB: 2	BB: 1	P: 26	R: 5	H: 2	E: 0	K: 1	S: 19	LOB: 0	BB: 3	P: 39	R: 0	H: 0	E: 0	K: 0	S: 8	LOB: 2	BB: 3	P: 21	R: 0	H: 0	E: 0	K: 2	S: 13	LOB: 0	BB: 0	P: 21
--------------	------	------	------	------	-------	--------	-------	-------	------	------	------	------	-------	--------	-------	-------	------	------	------	------	-------	--------	-------	-------	------	------	------	------	-------	--------	-------	-------	------	------	------	------	-------	--------	-------	-------	------	------	------	------	-------	--------	-------	-------	------	------	------	------	------	--------	-------	-------	------	------	------	------	-------	--------	-------	-------

PITCHER	IP	WLS	BF	H	R	ER	SO	BB	IBB	HBP	BLK	WP	HR	S	P	ERA	WHIP
Jason Jennings, R ERA: 6.94	(1, 1)	5.1	L	30	10	6	6	8	2	1	0	0	0	71	118	10.12	2.250
Javier López, L ERA: 9.45	(6, 1)	0.1		4	1	0	0	2	0	0	0	0	0	7	19	0.00	9.000
Scott Dohmann, R ERA: 5.14	(6, 1)	1.1		7	1	4	4	1	3	0	0	0	1	15	29	27.00	3.000
Allan Simpson, R ERA: 5.59	(8, 1)	1.0		3	0	0	0	2	0	0	0	0	0	13	21	0.00	0.000


**BOTTOM**

**Colorado Rockies @ New York Yankees**  
 Yankee Stadium, Bronx, NY

Thu Jun 10 2004, 1:05 PM EDT  
 Att: 41,586 - Unknown - 79 F

AB	35
R	10
H	12
RBI	10
BB	8
SO	11
LOB	20

WP: 1 PA: 44  
 PB: 0  
 SB: 0  
 CS: 0



PITCHER	IP	WLS	BF	H	R	ER	SO	BB	IBB	HBP	BLK	WP	HR	S	P	ERA	WHIP
---------	----	-----	----	---	---	----	----	----	-----	-----	-----	----	----	---	---	-----	------

**San Diego Padres @ New York Yankees**  
 Yankee Stadium, Bronx, NY

Fri Jun 11 2004, 7:05 PM EDT  
 Att. 49,855 - Unknown - 68 F



WP: 0 PA: 41  
 PB: 0  
 SB: 2  
 CS: 0

AB R H RBI BB SO LOB

5	1	2	2	0	1	1
4	3	2	1	1	0	1
5	0	0	1	0	1	5
4	1	2	4	1	1	0
4	0	0	1	0	1	1
4	0	0	0	0	1	2
3	2	1	0	1	0	0
4	2	3	0	0	0	1
4	1	2	0	0	0	2

AB	37
R	10
H	12
RBI	9
BB	3
SO	5
LOB	13

Batter	1	2	3	4	5	6	7	8	9
<b>Sean Burroughs, L</b> (1, 5) OBP: 0.355, SLG: 0.383	1-3 K		2-0 F9		0-1 FC6-4 1B		0-1 F9		1-0 24 G3 HR BB
<b>Mark Loretta, R</b> (1, 4) OBP: 0.366, SLG: 0.446	1-1 G6-3			2-1 1B 2B	3-2 FC6-4 2B S			1-2 24 G4-3 SF7 2B	4-2 24 G3 HR BB
<b>24 Brian Giles, L</b> (1, 9) OBP: 0.380, SLG: 0.469	1-3 K			3-2 L7	2-1 G3-1			1-0 G4-3	2-0 G3
<b>Phil Nevin, R</b> (1, 3) OBP: 0.372, SLG: 0.467		3-3 K		1-2 FC4-6 1B			3-2 G6-3	4-0 IBB	1-2 HR
<b>Jay Payton, R</b> (1, 8) OBP: 0.361, SLG: 0.400		0-3 K		2-1 FC4-6			0-0 P5	1-1 SF7	0-0 G4-3
<b>Terrence Long, L</b> (1, 7) OBP: 0.320, SLG: 0.372		2-2 F7		1-3 K			2-0 G4-3	0-2 G5-3	
<b>Ramon Hernandez, R</b> (1, 2) OBP: 0.335, SLG: 0.411			0-0 F7		4-0 3 1B BB		1-2 G4-3		0-0 1B 2B
<b>Kerry Robinson, L</b> (1, 10) OBP: 0.317, SLG: 0.293			0-2 3 S 1B		1 SAFE 0-0 P6		2-2 3 1B 1B		0-0 BB 24 G3 1B
<b>3 Khalil Greene, R</b> (1, 6) OBP: 0.358, SLG: 0.379		1 SAFE 2-2 P2		1-0 1B FC6-4 1B			1 SAFE 0-2 1B		1 SAFE 0-0 P2

Inning Stats	R: 0	H: 0	E: 0	K: 2	S: 9	R: 0	H: 0	E: 0	K: 2	S: 10	R: 1	H: 1	E: 0	K: 0	S: 10	R: 1	H: 2	E: 0	K: 1	S: 17	R: 2	H: 2	E: 0	K: 0	S: 9	R: 0	H: 0	E: 0	K: 0	S: 5	R: 0	H: 2	E: 0	K: 0	S: 11	R: 1	H: 1	E: 0	K: 0	S: 10	R: 5	H: 4	E: 0	K: 0	S: 13
	0	0	0	2	12	0	0	0	2	15	1	1	0	0	14	1	2	0	0	26	2	2	0	0	19	0	0	0	0	10	0	2	0	0	14	1	1	0	0	17	5	4	0	0	21

PITCHER	IP	WLS	BF	H	R	ER	SO	BB	IBB	HBP	BLK	WP	HR	S	P	ERA	WHIP
<b>35 Mike Mussina, R</b> (1, 1) ERA: 4.43	3.0		10	1	1	0	4	0	0	0	0	0	0	29	41	0.00	0.333
<b>Felix Heredia, L</b> (4, 1) ERA: 9.0	3.0	L	14	4	3	3	1	1	0	0	0	0	0	31	55	9.00	1.667
<b>Paul Quantrill, R</b> (7, 1) ERA: 3.86	2.0		9	3	1	1	0	0	1	0	0	0	0	21	31	4.50	1.500
<b>Gabe White, L</b> (9, 1) ERA: 8.41	1.0		8	4	5	5	0	1	0	0	0	0	1	13	21	45.00	5.000

WP: 0	PA: 41
PB: 0	
SB: 2	
CS: 0	

Batter	1	2	3	4	5	6	7	8	9	AB	R	H	RBI	BB	SO	LOB
<b>2 Derek Jeter, R</b> OBP: 0.297, SLG: 0.395 (1, 6)	1-3 K		0-2 1B		1-0 F8		1-3 K			4	0	1	0	0	2	0
<b>Bernie Williams, S</b> OBP: 0.351, SLG: 0.423 (1, 8)	0-2 F8		1-1 1B			4-1 25 BB 13 1B SF8 BB		1-2 G3-1		3	1	1	0	1	0	0
<b>13 Alex Rodriguez, R</b> OBP: 0.396, SLG: 0.548 (1, 5)	1-2 HR		2-0 F9			1-2 25 BB 1B		1-1 F8		4	1	2	1	0	0	2
<b>25 Jason Ciambi, L</b> OBP: 0.398, SLG: 0.517 (1, 3)	0-1 F7					1-2 2-3 BB		3-2 F9		3	0	0	0	1	0	0
<b>Gary Sheffield, R</b> OBP: 0.401, SLG: 0.484 (1, 9)		3-2 F8			0-1 G6-3		4-2 1-2 BB			3	0	0	1	0	0	0
<b>20 Jorge Posada, S</b> OBP: 0.423, SLG: 0.556 (1, 2)		1-2 G3			2-0 F8		1-0 SF8		2-2 G6-3	3	0	0	0	1	0	0
<b>55 Hideki Matsui, L</b> OBP: 0.395, SLG: 0.495 (1, 7)		1-0 L7			4-0 BB		3-H 2-0 F7		0-0 G3	3	0	0	0	1	0	2
<b>Ruben Sierra, S</b> OBP: 0.312, SLG: 0.473 (1, 10)		1-0 L7			0-1 F8		2-3 K		1-2 F8	4	0	0	0	0	1	3
<b>Enrique Wilson, S</b> OBP: 0.241, SLG: 0.346 (1, 4)			1-1 F8				0-3 K			3	0	0	0	0	1	0
			2-2 F8				2-1 L7		2-2 F9	3	0	0	0	0	0	0

Inning Stats	R: 1	H: 1	E: 0	K: 1	S: 15	LOB: 0	BB: 0	P: 17	R: 0	H: 0	E: 0	K: 0	S: 8	LOB: 0	BB: 0	P: 13	R: 0	H: 2	E: 0	K: 0	S: 12	LOB: 2	BB: 0	P: 18	R: 0	H: 0	E: 0	K: 0	S: 5	LOB: 1	BB: 1	P: 11	R: 0	H: 0	E: 0	K: 0	S: 5	LOB: 0	BB: 0	P: 9	R: 1	H: 1	E: 0	K: 1	S: 12	LOB: 2	BB: 2	P: 26	R: 0	H: 0	E: 0	K: 2	S: 10	LOB: 0	BB: 0	P: 13	R: 0	H: 0	E: 0	K: 0	S: 9	LOB: 0	BB: 0	P: 14	R: 0	H: 0	E: 0	K: 0	S: 7	LOB: 0	BB: 0	P: 10	1B: 3	SF: 1	2B: 0	SAC: 0	3B: 0	DP: 0	HR: 1	HBP: 0	WP: 0	PA: 34	PB: 0	SB: 0	CS: 0
<b>PITCHER</b>	IP	WLS	BF	H	R	ER	SO	BB	IBB	HBP	BLK	WP	HR	S	P	ERA	WHIP																																																																				
<b>Adam Eaton, R</b> ERA: 5.38 (1, 1)	7.0	W	28	4	2	2	4	3	0	0	0	0	1	67	107	2.57	1.000																																																																				
<b>Akinori Otsuka, R</b> ERA: 1.17 (8, 1)	2.0	S	6	0	0	0	0	0	0	0	0	0	0	16	24	0.00	0.000																																																																				


**BOTTOM**

**San Diego Padres @ New York Yankees**  
Yankee Stadium, Bronx, NY

Fri Jun 11 2004, 7:05 PM EDT  
Att: 49,855 - Unknown - 68 F

livebaseballscorecards.com

<b>AB</b>	<b>30</b>
<b>R</b>	<b>2</b>
<b>H</b>	<b>4</b>
<b>RBI</b>	<b>2</b>
<b>BB</b>	<b>3</b>
<b>SO</b>	<b>4</b>
<b>LOB</b>	<b>7</b>



Batter	1	2	3	4	5	6	7	8	9	AB	R	H	RBI	BB	SO	LOB	TOP										
Sean Burroughs, L (1, 5) OBP: 0.348, SLG: 0.375	2-1 L6	0-0 G1-3			0-2 G4-3	1-0 G4-6-3			1-2 G1-3	5	0	0	0	0	0	4											
Mark Loretta, R (1, 4) OBP: 0.370, SLG: 0.451	0-0 F8		0-1 F8		0-0 24 F8 1B		0-1 24 1B		4-2 BB	4	1	2	0	1	0	0											
24 Brian Giles, L (1, 9) OBP: 0.380, SLG: 0.468	1-1 2B 1B		1-0 L6		0-0 F8		0-2 1B		3-3 K	5	0	2	0	0	1	2											
Phil Nevin, R (1, 3) OBP: 0.373, SLG: 0.470	1-0 1B 1-3 2B		1-1 L9		0-0 1B		0-0 F9		2-3 K	5	0	2	1	0	1	3											
Jay Payton, R (1, 10) OBP: 0.359, SLG: 0.397	1-0 G4-3			0-0 FC4-6 1B	0-2 P5		2-0 P2			4	0	1	0	0	0	5											
Terrence Long, L (1, 7) OBP: 0.325, SLG: 0.376		1-0 1B 1B		2-2 L6		1-1 1B SF7		0-0 F7		4	1	2	0	0	0	3											
Ramon Hernandez, R (1, 2) OBP: 0.339, SLG: 0.414		1 SAFE 1 SAFE SAFE	0-1 F8		0-0 FC4-6 1B	1-1 SF7 1B		2-3 K		4	0	2	0	0	1	1											
Kerry Robinson, L (1, 8) OBP: 0.313, SLG: 0.295		0-1 1B		0-1 FC4-6		2-0 SF7		0-1 G6-3		3	0	1	1	0	0	2											
3 Khalil Greene, R (1, 6) OBP: 0.357, SLG: 0.376		0-3 K		1 SAFE SAFE	1-2 G5-3	1-2 G4-6-3 1B		2-3 K		4	0	1	0	0	2	4											
<b>Inning Stats</b>	R: 0 E: 0 K: 0 S: 7	H: 2 LOB: 2 BB: 0 P: 12	R: 0 E: 0 K: 1 S: 9	H: 2 LOB: 2 BB: 0 P: 10	R: 0 E: 0 K: 0 S: 5	H: 0 LOB: 0 BB: 0 P: 7	R: 0 E: 0 K: 0 S: 12	H: 2 LOB: 2 BB: 0 P: 15	R: 1 E: 0 K: 0 S: 9	H: 2 LOB: 1 BB: 0 P: 9	R: 1 E: 0 K: 0 S: 9	H: 3 LOB: 1 BB: 0 P: 15	R: 0 E: 0 K: 0 S: 9	H: 2 LOB: 2 BB: 0 P: 11	R: 0 E: 0 K: 2 S: 8	H: 0 LOB: 0 BB: 0 P: 12	R: 0 E: 0 K: 2 S: 12	H: 0 LOB: 1 BB: 1 P: 22	1B: 11 2B: 2 3B: 0 HR: 0	SF: 1 SAC: 0 DP: 1 HBP: 0	WP: 0 PB: 0 SB: 0 CS: 0	PA: 40					
<b>PITCHER</b>	IP	WLS	BF	H	R	ER	SO	BB	IBB	HBP	BLK	WP	HR	S	P	ERA	WHIP										
Jon Lieber, R (1, 1) ERA: 4.78	6.0	W	28	11	2	2	1	0	0	0	0	0	0	51	68	3.00	1.833										
Paul Quantrill, R (7, 1) ERA: 3.86	0.0		2	2	0	0	0	0	0	0	0	0	0	6	6	∞	∞										
Bret Prinz, R (7, 1) ERA:	1.0	H	3	0	0	0	0	0	0	0	0	0	0	3	5	0.00	0.000										
Tom Gordon, R (8, 1) ERA: 2.1	1.0	H	3	0	0	0	2	0	0	0	0	0	0	8	12	0.00	0.000										
42 Mariano Rivera, R (9, 1) ERA: 1.01	1.0	S	4	0	0	0	2	1	0	0	0	0	0	12	22	0.00	1.000										

San Diego Padres @ New York Yankees  
 Yankee Stadium, Bronx, NY  
 Sat Jun 12 2004, 4:05 PM EDT  
 Att. 54,280 - Sunny - 76 F

livebaseballscorecards.com

AB	38
R	2
H	13
RBI	2
BB	1
SO	5
LOB	24



Batter	1	2	3	4	5	6	7	8	9
<b>Bernie Williams, S</b> OBP: 0.349, SLG: 0.424 (1, 8)	2-2 F7		1-0 2B		3-3 K		2-2 SAFE G5-3		
<b>2 Derek Jeter, R</b> OBP: 0.304, SLG: 0.401 (1, 6)	1-0 1B		2-0 1B			0-0 1B		1-0 F7	
<b>13 Alex Rodriguez, R</b> OBP: 0.397, SLG: 0.550 (1, 5)	2-3 K		2-1 F8			4-2 1B		3-2 2B	
<b>25 Jason Ciambi, L</b> OBP: 0.389, SLG: 0.503 <b>Tony Clark, S</b> OBP: 0.361, SLG: 0.423 (1, 3) (9, 3)	0-0 P5			0-1 L9		1-0 F8		1-3 K	
<b>Gary Sheffield, R</b> OBP: 0.406, SLG: 0.486 (1, 9)		2-1 L7		1-0 1B		1-2 1B		4-1 BB	
<b>20 Jorge Posada, S</b> OBP: 0.420, SLG: 0.546 (1, 2)		0-0 P5		3-1 G6-3		3-0 G4-3		4-2 BB	
<b>55 Hideki Matsui, L</b> OBP: 0.389, SLG: 0.486 (1, 7)		3-1 G3			2-0 G3-1		1-3 K	3-1 P2	
<b>Ruben Sierra, S</b> OBP: 0.313, SLG: 0.466 (1, 10)			0-2 G4-3		2-3 K		4-1 BB		
<b>Miguel Cairo, R</b> OBP: 0.348, SLG: 0.415 (1, 4)			3-1 G5-3		0-0 1B		0-0 F8		

Inning Stats	R: 0	H: 1	E: 0	K: 1	S: 9	LOB: 1	BB: 0	P: 14
	R: 0	H: 0	E: 0	K: 0	S: 5	LOB: 0	BB: 0	P: 10
	R: 1	H: 2	E: 0	K: 0	S: 9	LOB: 1	BB: 0	P: 17
	R: 0	H: 1	E: 0	K: 0	S: 5	LOB: 0	BB: 0	P: 9
	R: 0	H: 1	E: 0	K: 2	S: 9	LOB: 1	BB: 0	P: 16
	R: 2	H: 2	E: 1	K: 10	S: 10	LOB: 0	BB: 1	P: 19
	R: 0	H: 0	E: 0	K: 1	S: 9	LOB: 1	BB: 1	P: 16
	R: 0	H: 1	E: 0	K: 13	S: 13	LOB: 3	BB: 2	P: 29

PITCHER	IP	WLS	BF	H	R	ER	SO	BB	IBB	HBP	BLK	WP	HR	S	P	ERA	WHIP
<b>Dennis Tankersley, R</b> ERA: 3.1 (1, 1)	5.0	L	21	6	3	3	3	1	0	0	0	0	0	41	74	5.40	1.400
<b>Scott Linebrink, R</b> ERA: 1.8 (6, 1)	2.0	B	7	1	0	0	1	1	0	0	0	0	0	15	27	0.00	1.000
<b>Rod Beck, R</b> ERA: 1.35 (8, 1)	1.0		6	1	0	0	1	2	0	0	0	1	0	13	29	0.00	3.000

AB	R	H	RBI	BB	SO	LOB
4	1	1	0	0	1	2
4	1	3	1	0	0	0
3	1	1	0	1	1	2
4	0	0	0	0	1	4
0	0	0	0	0	0	0
3	0	2	2	1	0	0
3	0	0	0	1	0	2
4	0	0	0	0	1	3
2	0	0	0	1	1	0
3	0	1	0	0	0	1

**San Diego Padres @ New York Yankees**  
Yankee Stadium, Bronx, NY

Sat Jun 12 2004, 4:05 PM EDT  
Att: 54,280 - Sunny - 76 F

AB	30
R	3
H	8
RBI	3
BB	4
SO	5
LOB	14

WP: 1 PA: 34  
PB: 1  
SB: 2  
CS: 0



1B	2B	3B	HR	SF	SAC	DP	HBP
6	2	0	0	0	2	2	0

Batter	1	2	3	4	5	6	7	8	9	10	11	12	AB	R	H	RBI	BB	SO	LOB	TOP		
<b>Sean Burroughs, L</b> OBP: 0.347, SLG: 0.376 (1, 5)	G6-3		P5			G4-3		K		WP 2B		24 1B E	5	1	1	0	1	1	0			
<b>Mark Loretta, R</b> OBP: 0.366, SLG: 0.446 (1, 4)	K		G4-3			1B		E6 24 FC3-6		F7		SF7	5	0	1	1	0	1	1			
<b>24 Brian Giles, L</b> OBP: 0.375, SLG: 0.460 (1, 9)	K				P5			F7		FC3-6 1-2f		E9 1B	6	0	1	1	0	1	2			
<b>Phil Nevin, R</b> OBP: 0.369, SLG: 0.464 (1, 10)		P4						F8				L4	5	0	1	0	0	2	2			
<b>Kerry Robinson, L</b> OBP: 0.313, SLG: 0.295 (11, PR)					K								0	0	0	0	0	0	0			
<b>Xavier Nady, R</b> (12, PH)					K								1	0	0	0	0	0	1			
<b>Jay Payton, R</b> OBP: 0.356, SLG: 0.392 (1, 8)	K							P2					5	0	1	0	0	2	0			
<b>Jeff Cirillo, R</b> OBP: 0.276, SLG: 0.259 (1, 3)													5	1	2	0	0	1	1			
<b>Ramon Hernandez, R</b> OBP: 0.335, SLG: 0.407 (1, 2)													5	0	1	0	0	1	2			
<b>Terrence Long, L</b> OBP: 0.328, SLG: 0.385 (1, 7)													5	1	2	1	0	0	1			
<b>3 Khalil Greene, R</b> OBP: 0.357, SLG: 0.391 (1, 6)													5	2	2	1	0	1	2			
<b>Inning Stats</b>	R: 0 E: 0 K: 2 S: 11	H: 0 LOB: 0 BB: 0 P: 15	R: 0 E: 0 K: 1 S: 9	H: 1 LOB: 1 BB: 0 P: 13	R: 1 E: 0 K: 0 S: 11	H: 1 LOB: 0 BB: 0 P: 14	R: 0 E: 0 K: 2 S: 9	H: 0 LOB: 0 BB: 0 P: 13	R: 0 E: 0 K: 1 S: 8	H: 1 LOB: 1 BB: 0 P: 9	R: 0 E: 1 K: 1 S: 6	H: 0 LOB: 1 BB: 0 P: 9	R: 0 E: 0 K: 2 S: 9	H: 0 LOB: 0 BB: 0 P: 13	R: 0 E: 0 K: 0 S: 14	H: 2 LOB: 1 BB: 0 P: 24	R: 3 E: 1 K: 0 S: 13	H: 3 LOB: 1 BB: 1 P: 25	1B: 9 2B: 2 3B: 0 HR: 1	SF: 1 SAC: 0 DP: 0 HBP: 0	WP: 1 PB: 0 SB: 0 CS: 1	PA: 49
<b>PITCHER</b>	IP	WLS	BF	H	R	ER	SO	BB	IBB	HBP	BLK	WP	HR	S	P	ERA	WHIP					
<b>Javier Vazquez, R</b> ERA: 3.43 (1, 1)	8.0		31	6	2	2	8	0	0	0	0	0	1	0	17	27	0.00	0.500				
<b>Tom Gordon, R</b> ERA: 1.98 (9, 1)	2.0		7	1	0	0	2	0	0	0	0	1	0	17	27	0.00	0.500					
<b>Paul Quantrill, R</b> ERA: 3.76 (11, 1)	1.0		4	2	0	0	0	0	0	0	0	0	0	14	24	0.00	2.000					
<b>Bret Prinz, R</b> ERA: 1.74 (12, 1)	0.2		5	2	3	2	0	1	0	0	0	0	0	10	20	27.00	4.500					
<b>Felix Heredia, L</b> ERA: 8.74 (12, 1)	0.1	W	2	1	0	0	0	0	0	0	0	0	0	3	5	0.00	3.000					

**San Diego Padres @ New York Yankees**  
Yankee Stadium, Bronx, NY  
Sun Jun 13 2004, 1:05 PM EDT  
Att. 52,754 - Unknown - 75 F

AB	47
R	5
H	12
RBI	4
BB	1
SO	10
LOB	12



[livebaseballscorecards.com](http://livebaseballscorecards.com)



Batter	1	2	3	4	5	6	7	8	9	10	11	12	AB R H RBI BB SO LOB	
<b>Bernie Williams, S</b> OBP: 0.353, SLG: 0.424 (1, 8) X	0-0 FC5-4 13 1B		0-1 1-2 1B			1-0 G5-3		2-1 P6		0-0 L1-3		4-1 2 2B 13 G5-3 BB	5 1 2 0 1 0 1	
<b>2 Derek Jeter, R</b> OBP: 0.309, SLG: 0.405 (1, 6) L 1 SAFE F D S	1-3 K		2-3 K			0-0 G2-3		1-2 1B		4-1 25 S 13 BB		1-1 1B 25 1B 2B	5 1 2 0 1 2 3	
<b>13 Alex Rodríguez, R</b> OBP: 0.396, SLG: 0.542 (1, 5) X	0-0 FC5-4 1-2f		3-1 P6			1-0 1B		2-3 K		4-2 25 S BB		1-2 G5-3	5 0 1 1 1 1 6	
<b>Gary Sheffield, R</b> OBP: 0.401, SLG: 0.478 (1, 9) B C X	2-1 G6-3			1-1 G4-3		0-1 P4		0-1 FC5 2-3f		0-0 P2		1-1 25 1B 20 2B 1B	6 1 1 0 0 0 6	
<b>25 Jason Giambi, L</b> OBP: 0.387, SLG: 0.493 (1, 10) B C X		2-2 G5-3		1-1 F7		0-1 G4-3		0-2 F8		4-0 BB		1-0 20 2B SF8 1B	5 1 1 1 1 0 0	
<b>20 Jorge Posada, S</b> OBP: 0.412, SLG: 0.538 (1, 2) C X	0-1 L5		1-3 K			1-0 E6 55 1B		1-3 K		1-0 F7		1-1 1B 2B	6 0 1 1 0 2 3	
<b>55 Hideki Matsui, L</b> OBP: 0.332, SLG: 0.498 (1, 7) B X	1-0 F7			3-3 K		0-0 1B G6-4-3		2-0 HR				4-0 1B IBB	5 1 2 1 1 1 0	
<b>Tony Clark, S</b> OBP: 0.352, SLG: 0.410 <b>Kenny Lofton, L</b> OBP: 0.376, SLG: 0.479 <b>Enrique Wilson, S</b> OBP: 0.240, SLG: 0.343 <b>Ruben Sierra, S</b> OBP: 0.310, SLG: 0.466 (1, 3) X (9, PH) (10, 4) (12, PH)			0-0 G4-3		2-2 G4-3		0-0 G6-4-3 1-2f		2-1 HR			1-1 F7	1-1 SF8	3 0 0 0 0 0 2 1 1 1 1 0 0 0 1 0 0 0 0 0 0 0 0 0 1 0 0 0
<b>Miguel Cairo, R</b> OBP: 0.340, SLG: 0.402 (1, 4) (10, 3) X			2-2 1B 1B		1-1 G6-3		0-2 E6 FC5 2 1B		3-3 K			2-3 K		5 0 1 0 0 2 0

Inning Stats	R: 0	H: 1	E: 0	LOB: 1	K: 1	P: 7	R: 0	H: 0	E: 0	LOB: 0	K: 0	P: 9	R: 0	H: 2	E: 0	LOB: 2	K: 1	P: 19	R: 0	H: 0	E: 0	LOB: 0	K: 1	P: 14	R: 0	H: 1	E: 0	LOB: 1	K: 0	P: 6	R: 0	H: 1	E: 1	LOB: 1	K: 0	P: 7	R: 0	H: 1	E: 1	LOB: 2	K: 1	P: 19	R: 2	H: 2	E: 0	LOB: 0	K: 2	P: 21	R: 0	H: 0	E: 0	LOB: 3	K: 0	P: 19	R: 0	H: 0	E: 0	LOB: 0	K: 1	P: 11	R: 4	H: 4	E: 0	LOB: 2	K: 0	P: 27	1B: 8	SF: 1	2B: 2	SAC: 0	3B: 0	DP: 1	HR: 2	HBP: 0	WP: 0	PA: 53
--------------	------	------	------	--------	------	------	------	------	------	--------	------	------	------	------	------	--------	------	-------	------	------	------	--------	------	-------	------	------	------	--------	------	------	------	------	------	--------	------	------	------	------	------	--------	------	-------	------	------	------	--------	------	-------	------	------	------	--------	------	-------	------	------	------	--------	------	-------	------	------	------	--------	------	-------	-------	-------	-------	--------	-------	-------	-------	--------	-------	--------

PITCHER	IP	WLS	BF	H	R	ER	SO	BB	IBB	HBP	BLK	WP	HR	S	P	ERA	WHIP
<b>David Wells, L</b> ERA: 3.02	7.0		26	5	0	0	4	0	0	0	0	0	0	51	76	0.00	0.714
<b>Akinori Otsuka, R</b> ERA: 1.14	1.0	H	5	1	0	0	1	0	0	0	0	0	0	14	19	0.00	1.000
<b>Trevor Hoffman, R</b> ERA: 2.57	1.0	B	5	2	2	2	2	0	0	0	0	0	2	13	21	18.00	2.000
<b>Scott Linebrink, R</b> ERA: 1.7	2.0		9	0	0	0	1	3	0	0	0	0	0	14	30	0.00	1.500
<b>Rod Beck, R</b> ERA: 6.43	0.1	L	5	3	4	4	0	1	0	0	0	0	0	9	17	108.00	12.000

PITCHER	IP	WLS	BF	H	R	ER	SO	BB	IBB	HBP	BLK	WP	HR	S	P	ERA	WHIP
<b>Jay Witasick, R</b> ERA: 2.3	0.1	B	3	1	0	0	0	0	1	0	0	0	0	4	10	0.00	3.000

**BOTTOM**

**San Diego Padres @ New York Yankees**  
Yankee Stadium, Bronx, NY

Sun Jun 13 2004, 1:05 PM EDT  
Att: 52,754 - Unknown - 75 F

<b>AB</b>	47
<b>R</b>	6
<b>H</b>	12
<b>RBI</b>	6
<b>BB</b>	5
<b>SO</b>	8
<b>LOB</b>	21



**New York Yankees @ Arizona Diamondbacks**  
 Bank One Ballpark, Phoenix, AZ

Tue Jun 15 2004, 9:35 PM EDT  
 Att. 48,066 - Sunny - 79 F

[livebaseballscorecards.com](http://livebaseballscorecards.com)

AB	36
R	4
H	12
RBI	3
BB	5
SO	8
LOB	26



Batter	1	2	3	4	5	6	7	8	9	AB	R	H	RBI	BB	SO	LOB									
<b>Bernie Williams, S</b> (1, 8) OBP: 0.362, SLG: 0.435	4-1 FC5-4 SH BB		1-1 BB E 1B	1-3 K		0-0 G4-6-3 1B		2-2 1B 2B		4	1	3	0	1	1	1									
<b>2 Derek Jeter, R</b> (1, 6) OBP: 0.315, SLG: 0.410	0-0 SH FC5-4 1-2		0-1 E BB 1B		2-2 G6-4-3 1B	1-1 G4-6-3 1-2f		1-1 1B 2-3		4	0	3	0	0	0	1									
<b>13 Alex Rodriguez, R</b> (1, 5) OBP: 0.396, SLG: 0.538	2-0 FC5-4 1-2 2-3		4-1 E BB		1-1 G6-4-3 1-2f	1-1 1B		2-3 K		4	0	1	0	1	1	5									
<b>25 Jason Giambi, L</b> (1, 3) OBP: 0.382, SLG: 0.481	0-0 F9		3-3 K		1-0 BB 1B HBP	1-1 F7				4	1	0	0	0	1	5									
<b>Tony Clark, S</b> (9, 3) OBP: 0.352, SLG: 0.410										0	0	0	0	0	0	0									
<b>Gary Sheffield, R</b> (1, 9) OBP: 0.404, SLG: 0.494										5	2	3	1	0	1	2									
<b>55 Hideki Matsui, L</b> (1, 7) OBP: 0.368, SLG: 0.489										4	0	0	0	1	1	4									
<b>Miguel Cairo, R</b> (1, 4) OBP: 0.343, SLG: 0.424										5	0	2	2	0	0	1									
<b>John Flaherty, R</b> (1, 2) OBP: 0.232, SLG: 0.346										2	0	0	0	2	0	1									
<b>Jose Contreras, R</b> (1, 1)										3	0	0	0	0	3	6									
<b>Gabe White, L</b> (7, 1)										0	0	0	0	0	0	0									
<b>Tom Gordon, R</b> (7, 1)										1	0	0	0	0	0	0									
<b>42 Mariano Rivera, R</b> (9, 1)										0	0	0	0	0	0	0									
<b>Inning Stats</b>	R: 0 E: 1 K: 0 S: 4	H: 0 LOB: 1 BB: 1 P: 10	R: 0 E: 0 K: 1 S: 9	H: 1 LOB: 2 BB: 1 P: 18	R: 1 E: 1 K: 1 S: 11	H: 2 LOB: 2 BB: 1 P: 20	R: 0 E: 0 K: 2 S: 11	H: 1 LOB: 1 BB: 0 P: 12	R: 2 E: 0 K: 1 S: 11	H: 3 LOB: 3 BB: 2 P: 24	R: 0 E: 0 K: 0 S: 7	H: 2 LOB: 1 BB: 0 P: 10	R: 0 E: 0 K: 1 S: 6	H: 0 LOB: 0 BB: 0 P: 12	R: 0 E: 0 K: 1 S: 12	H: 2 LOB: 2 BB: 0 P: 19	R: 1 E: 0 K: 1 S: 10	H: 1 LOB: 0 BB: 0 P: 16	1B: 9 2B: 1 3B: 1 HR: 1	SF: 0 SAC: 1 DP: 4 HBP: 1	WP: 0 PB: 1 SB: 0 CS: 0	PA: 43			
<b>PITCHER</b>	IP	WLS	BF	H	R	ER	SO	BB	IBB	HBP	BLK	WP	HR	S	P	ERA	WHIP								
<b>17 Brandon Webb, R</b> (1, 1) ERA: 4.15	5.0	L	27	7	3	2	5	3	2	1	0	0	0	46	84	3.60	2.000								
<b>Elmer Dessens, R</b> (6, 1) ERA: 5.88	2.0		7	2	0	0	1	0	0	0	0	0	0	13	22	0.00	1.000								
<b>Brandon Villafuerte, R</b> (8, 1) ERA: 1.8	1.0		5	2	0	0	1	0	0	0	0	0	0	12	19	0.00	2.000								
<b>Randy Choate, L</b> (9, 1) ERA: 6.1	0.1		1	0	0	0	0	0	0	0	0	0	0	2	4	0.00	0.000								
<b>Mike Koplove, R</b> (9, 1) ERA: 5.06	0.2		3	1	1	1	1	0	0	0	0	0	1	8	12	13.50	1.500								

Batter	1	2	3	4	5	6	7	8	9	AB	R	H	RBI	BB	SO	LOB
Scott Hairston, R OBP: 0.365, SLG: 0.570 (1, 4)	3-3 K		1-2 P4		3-3 K		1-1 1B			4	0	1	0	0	2	0
Steve Finley, L OBP: 0.354, SLG: 0.539 (1, 8)	2-1 G3 2B		0-1 2B		1-2 G1-3		0-3 K			4	0	2	0	0	1	2
Danny Bautista, R OBP: 0.371, SLG: 0.464 Doug DeVore, L OBP: 0.239, SLG: 0.302 (1, 9) (3, PH) (4, 9)	1-1 G3 HBP		2-3 K		0-3 K			2-1 G1-3		0	0	0	0	0	0	0
Luis Gonzalez, L OBP: 0.382, SLG: 0.557 (1, 7)	1-0 G3			4-2 S BB		2-2 G6-3		3-3 K		3	0	0	0	1	1	2
Shea Hillenbrand, R OBP: 0.338, SLG: 0.467 Mike Koplove, R (1, 3) (9, 1)	1-2 P3			0-1 SAFE P6		3-2 G6-3 1B		0-0 G6-3		4	0	1	0	0	0	3
Chad Tracy, L OBP: 0.313, SLG: 0.389 (1, 5) (9, 3)		1-2 P6		3-2 P6		1-2 G6-3			0-2 G5-3	4	0	0	0	0	0	2
Alex Cintron, S OBP: 0.302, SLG: 0.354 (1, 6)		2-3 K		0-3 K			2-2 F8		2-2 G1-3	4	0	0	0	0	2	1
Juan Brito, R OBP: 0.231, SLG: 0.167 (1, 2)		1-2 G6-3			1-2 HR 1B		3-2 1B BB		0-3 K	3	1	1	0	1	1	0
17 Brandon Webb, R OBP: 0.143, SLG: 0.143 Andy Green, K OBP: 0.500, SLG: 2.000 Elmer Dessens, R OBP: 0.286, SLG: 0.182 Alan Zinter, S OBP: 0.429, SLG: 0.200 Brandon Villafuerte, R Randy Choate, L Tim Olson, R OBP: 0.190, SLG: 0.158 (1, 1) (5, PH) (6, 1) (7, PH) (8, 1) (9, 1) (9, 5)			1-0 G5-3		2-0 HR		0-0 P4			1	0	0	0	0	0	0

Inning Stats	R: 0	H: 1	E: 0	LOB: 2	K: 1	BB: 0	S: 13	R: 0	H: 0	E: 0	LOB: 0	K: 1	BB: 0	S: 11	R: 0	H: 1	E: 0	LOB: 1	K: 1	BB: 0	S: 9	R: 0	H: 0	E: 0	LOB: 1	K: 1	BB: 1	S: 16	R: 2	H: 2	E: 0	LOB: 0	K: 2	BB: 0	S: 14	R: 0	H: 1	E: 0	LOB: 0	K: 0	BB: 0	S: 9	R: 0	H: 1	E: 0	LOB: 2	K: 1	BB: 1	S: 12	R: 0	H: 0	E: 0	LOB: 0	K: 1	BB: 0	S: 7	R: 0	H: 0	E: 0	LOB: 0	K: 1	BB: 0	S: 9	R: 0	H: 0	E: 0	LOB: 0	K: 1	BB: 0	S: 9	1B: 3	SF: 0	2B: 2	SAC: 0	3B: 0	DP: 1	HR: 1	HBP: 1
--------------	------	------	------	--------	------	-------	-------	------	------	------	--------	------	-------	-------	------	------	------	--------	------	-------	------	------	------	------	--------	------	-------	-------	------	------	------	--------	------	-------	-------	------	------	------	--------	------	-------	------	------	------	------	--------	------	-------	-------	------	------	------	--------	------	-------	------	------	------	------	--------	------	-------	------	------	------	------	--------	------	-------	------	-------	-------	-------	--------	-------	-------	-------	--------

PITCHER	IP	WLS	BF	H	R	ER	SO	BB	IBB	HBP	BLK	WP	HR	S	P	ERA	WHIP
Jose Contreras, R ERA: 6.2 (1, 1)	6.1	W	26	5	2	2	6	2	0	0	0	0	1	78	119	2.84	1.105
Gabe White, L ERA: 8.27 (7, 1)	0.1	H	1	0	0	0	0	0	0	0	0	0	0	1	1	0.00	0.000
Tom Gordon, R ERA: 1.91 (7, 1)	1.1	H	5	1	0	0	2	0	0	0	0	0	0	12	18	0.00	0.750
42 Mariano Rivera, R ERA: 0.98 (9, 1)	1.0	S	3	0	0	0	1	0	0	0	0	0	0	9	11	0.00	0.000


**BOTTOM**

**New York Yankees @ Arizona Diamondbacks**  
Bank One Ballpark, Phoenix, AZ

Tue Jun 15 2004, 9:35 PM EDT  
Att: 48,066 - Sunny - 79 F

livebaseballscorecards.com

AB	32
R	2
H	6
RBI	2
BB	2
SO	9
LOB	12



PITCHER	IP	WLS	BF	H	R	ER	SO	BB	IBB	HBP	BLK	WP	HR	S	P	ERA	WHIP
WP: 0	PA: 35	PB: 0	SB: 1	CS: 0													

Batter	1	2	3	4	5	6	7	8	9	AB	R	H	RBI	BB	SO	LOB	TOP					
<b>Bernie Williams, S</b> (1, 8) <small>OBP: 0.363, SLG: 0.445</small> <b>Paul Quantrill, L</b> (7, 1) <small>OBP: 0.392, SLG: 0.543</small> <b>Felix Heredia, L</b> (7, 1) <small>OBP: 0.392, SLG: 0.543</small> <b>Bret Prinz, R</b> (9, 1)	1-2 HR	3-2 G5-3		0-0 P4	0-1 G3-1		4-0 IBB			4	1	1	1	1	0	3						
<b>2 Derek Jeter, R</b> (1, 6) <small>OBP: 0.320, SLG: 0.424</small>	0-0 25 BB 20 2B 1B	0-3 K			2-2 HR	4-2 13 G6-3 HBP	1-2 E3 13 G5-4-3			4	2	2	2	0	1	2						
<b>13 Alex Rodriguez, R</b> (1, 5) <small>OBP: 0.392, SLG: 0.543</small>	1-2 L6	1-1 HR			1-3 K	2-2 G6-3	1-2 G5-4-3			5	1	1	1	0	1	5						
<b>Gary Sheffield, R</b> (1, 9) <small>OBP: 0.404, SLG: 0.489</small>	4-0 25 BB 20 2B BB	1-0 G5-3			0-1 55 BB 20 1B E 1B	3-2 P4	1-2 F8			4	2	1	0	1	0	1						
<b>25 Jason Giambi, L</b> (1, 3) <small>OBP: 0.390, SLG: 0.481</small> <b>Tony Clark, S</b> (8, PH) <small>OBP: 0.350, SLG: 0.406</small>	4-2 20 2B 55 1B BB		1-1 20 G6-4-3 1B		1-0 P6	4-2 BB	1-2 P4			2	1	1	0	2	0	1						
<b>20 Jorge Posada, S</b> (1, 2) <small>OBP: 0.412, SLG: 0.540</small>	1-0 55 1B 2B		1-2 G6-4-3		0-0 E 55 BB 1B	0-0 G3-1	2-2 G5-3			5	1	2	2	0	0	3						
<b>55 Hideki Matsui, L</b> (1, 7) <small>OBP: 0.393, SLG: 0.489</small> <b>Bubba Crosby, L</b> (8, 7) <small>OBP: 0.259, SLG: 0.500</small>	0-1 2-3 3-H 1B		1-1 F9		4-2 E E 1-2 2-3 BB		4-1 E 2 E 1B BB		0-3 K	2	1	1	1	2	0	0						
<b>Miguel Cairo, R</b> (1, 4) <small>OBP: 0.346, SLG: 0.423</small>	0-1 P3			2-0 L9	1-0 E6		3-2 E5 2 E 1B		1-0 G6-3 1B	5	0	2	0	0	0	4						
<b>Tanyon Sturtze, R</b> (1, 1) <small>OBP: 0.368, SLG: 0.467</small> <b>Kenny Lofton, L</b> (7, PH) <small>OBP: 0.368, SLG: 0.467</small>	1-3 K			1-1 F9	1-2 E6		1-1 G6-3		3-1 G6-3	3	0	0	0	0	1	4						
<b>Inning Stats</b>	R: 4 E: 0 K: 1 S: 18	H: 4 LOB: 2 BB: 2 P: 30	R: 1 E: 0 K: 1 S: 9	H: 1 LOB: 0 BB: 0 P: 14	R: 0 E: 0 K: 0 S: 7	H: 1 LOB: 0 BB: 0 P: 10	R: 0 E: 0 K: 0 S: 4	H: 0 LOB: 0 BB: 0 P: 7	R: 3 E: 2 K: 1 S: 21	H: 3 LOB: 3 BB: 1 P: 31	R: 0 E: 0 K: 0 S: 15	H: 0 LOB: 2 BB: 1 P: 28	R: 1 E: 2 K: 0 S: 18	H: 1 LOB: 2 BB: 2 P: 32	R: 0 E: 0 K: 0 S: 9	H: 0 LOB: 0 BB: 0 P: 13	R: 0 E: 0 K: 1 S: 6	H: 1 LOB: 0 BB: 0 P: 10	1B: 7 2B: 1 3B: 0 HR: 3	SF: 0 SAC: 0 DP: 3 HBP: 1	WP: 0 PB: 0 SB: 0 CS: 0	PA: 45
<b>PITCHER</b>	IP WLS BF H R ER SO BB IBB HBP BLK WP HR S P ERA WHIP																	<b>PITCHER</b>	IP WLS BF H R ER SO BB IBB HBP BLK WP HR S P ERA WHIP			
<b>Casey Fossum, L</b> (1, 1) <small>ERA: 6.62</small>	4.2 L 25 9 8 6 3 3 0 0 0 0 3 53 84 11.57 2.571																					
<b>Scott Service, R</b> (5, 1) <small>ERA: 4.15</small>	1.1 8 0 0 0 0 1 0 1 0 0 0 0 21 36 0.00 0.750																					
<b>Brandon Villafuerte, R</b> (7, 1) <small>ERA: 3.0</small>	1.0 6 1 1 1 0 1 1 0 0 0 0 0 18 32 9.00 2.000																					
<b>Stephen Randolph, L</b> (8, 1) <small>ERA: 3.23</small>	1.0 3 0 0 0 0 0 0 0 0 0 0 0 9 13 0.00 0.000																					
<b>Randy Choate, L</b> (9, 1) <small>ERA: 5.82</small>	1.0 3 1 0 0 0 1 0 0 0 0 0 0 6 10 0.00 1.000																					

**New York Yankees @ Arizona Diamondbacks**  
**Bank One Ballpark, Phoenix, AZ**  
Wed Jun 16 2004, 10:05 PM EDT  
Att. 48,274 - Unknown - 80 F

<b>AB</b>	<b>38</b>
<b>R</b>	<b>9</b>
<b>H</b>	<b>11</b>
<b>RBI</b>	<b>7</b>
<b>BB</b>	<b>6</b>
<b>SO</b>	<b>4</b>
<b>LOB</b>	<b>26</b>



Batter	1	2	3	4	5	6	7	8	9	AB R H RBI BB SO LOB
Scott Hairston, R (1, 4) OBP: 0.356, SLG: 0.560	0-3 K		1-2 1B 2B	1-0 F7			1-0 F8		0-1 F9	5 1 1 0 0 1 1
Steve Finley, L (1, 8) OBP: 0.355, SLG: 0.536	3-2 1B 1B		2-0 1B BB		0-0 P6		2-2 G4-1		2-2 F8	5 1 2 1 0 0 1
Luis Gonzalez, L (1, 7) OBP: 0.380, SLG: 0.550	1-2 F9		4-2 1B BB		1-0 F9			2-2 P3		3 1 0 0 1 0 1
Shea Hillenbrand, R (1, 3) OBP: 0.345, SLG: 0.469	3-2 1B BB		3-1 1B 1B		0-1 F9			4-0 1B BB		3 0 2 1 1 0 0
Chad Tracy, L (1, 5) OBP: 0.317, SLG: 0.388	4-1 BB		2-0 P5		2-1 F8			2-2 1B		3 0 1 0 1 0 2
Alex Cintron, S (1, 6) OBP: 0.302, SLG: 0.352	3-2 F8		0-0 G6-4-3 1B		3-2 P5			0-1 F9		4 0 1 1 0 0 5
Doug DeVore, L (1, 9) OBP: 0.224, SLG: 0.283		1-0 F8	0-1 G6-4-3		0-0 F7			1-3 K		3 0 0 0 0 0 2
Brandon Villafuerte, R (7, 1)										0 0 0 0 0 0 0
Stephen Randolph, L (8, 1) OBP: 1.000, SLG: 2.000										0 0 0 0 0 0 0
Alan Zinter, S (8, PH) OBP: 0.375, SLG: 0.167										1 0 0 0 0 1 2
Randy Choate, L (9, 1)										0 0 0 0 0 0 0
Juan Brito, R (1, 2) OBP: 0.250, SLG: 0.200		1-3 K2-3		3-2 G6-3			2-1 1B		1-3 K	3 0 1 0 0 1 0
Andy Green, R (9, PH) OBP: 0.333, SLG: 1.333										1 0 0 0 0 1 0
Casey Fossum, L (1, 1)		3-3 K		3-2 G5-3			0-1 P3		2-2 HR	2 0 0 0 0 1 0
Scott Service, R (5, 1)										0 0 0 0 0 0 0
Tim Olson, R (7, 9) OBP: 0.217, SLG: 0.333										2 1 1 1 0 0 1

Inning Stats	R: 0	H: 2	E: 0	K: 1	S: 19	LOB: 3	BB: 1	P: 33	R: 0	H: 0	E: 0	K: 2	S: 8	LOB: 0	BB: 0	P: 13	R: 3	H: 4	E: 0	K: 0	S: 14	LOB: 0	BB: 0	P: 16	R: 0	H: 0	E: 0	K: 0	S: 4	LOB: 0	BB: 0	P: 5	R: 0	H: 0	E: 0	K: 0	S: 6	LOB: 0	BB: 0	P: 11	R: 0	H: 1	E: 0	K: 0	S: 8	LOB: 1	BB: 0	P: 13	R: 0	H: 1	E: 0	K: 1	S: 15	LOB: 2	BB: 1	P: 24	R: 1	H: 1	E: 0	K: 1	S: 11	LOB: 0	BB: 0	P: 16	1B: 7	2B: 1	3B: 0	HR: 1	SF: 0	SAC: 0	DP: 1	HBP: 0	WP: 0	PB: 0	SB: 0	CS: 0	PA: 38
--------------	------	------	------	------	-------	--------	-------	-------	------	------	------	------	------	--------	-------	-------	------	------	------	------	-------	--------	-------	-------	------	------	------	------	------	--------	-------	------	------	------	------	------	------	--------	-------	-------	------	------	------	------	------	--------	-------	-------	------	------	------	------	-------	--------	-------	-------	------	------	------	------	-------	--------	-------	-------	-------	-------	-------	-------	-------	--------	-------	--------	-------	-------	-------	-------	--------

PITCHER	IP	WLS	BF	H	R	ER	SO	BB	IBB	HBP	BLK	WP	HR	S	P	ERA	WHIP
Tanyon Sturtze, R (1, 1) ERA: 4.26	6.0		25	6	3	3	3	2	0	0	0	0	0	60	104	4.50	1.333
Paul Quantrill, R (7, 1) ERA: 3.69	0.2		3	1	0	0	0	0	0	0	0	0	0	5	8	0.00	1.500
Felix Heredia, L (7, 1) ERA: 7.82	1.1		6	1	0	0	1	1	0	0	0	0	0	18	29	0.00	1.500
Bret Prinz, R (9, 1) ERA: 2.38	1.0		4	1	1	1	1	0	0	0	0	0	0	11	16	9.00	1.000

**BOTTOM**

**New York Yankees @ Arizona Diamondbacks**  
 Bank One Ballpark, Phoenix, AZ  
 Wed Jun 16 2004, 10:05 PM EDT  
 Att: 48,274 - Unknown - 80 F

AB	35
R	4
H	9
RBI	4
BB	3
SO	5
LOB	15



PITCHER	IP	WLS	BF	H	R	ER	SO	BB	IBB	HBP	BLK	WP	HR	S	P	ERA	WHIP
---------	----	-----	----	---	---	----	----	----	-----	-----	-----	----	----	---	---	-----	------

Batter	1	2	3	4	5	6	7	8	9	AB R H RBI BB SO LOB	TOP												
<b>Bernie Williams, S</b> (1, 8) OBP: 0.369, SLG: 0.445	3-2 25 BB 1B	2-2 G4-3			4-2 BB		4-0 SAFE 1-2 BB			2 0 1 0 2 0 2	<b>New York Yankees @ Arizona Diamondbacks</b> <b>Bank One Ballpark, Phoenix, AZ</b> Thu Jun 17 2004, 9:35 PM EDT Att. 48,252 - Cloudy - 80 F												
<b>2 Derek Jeter, R</b> (1, 6) OBP: 0.316, SLG: 0.417	0-0 F9		0-0 F7		2-0 L9		1-1 F9			4 0 0 0 0 0 4													
<b>13 Alex Rodriguez, R</b> (1, 5) OBP: 0.390, SLG: 0.550	SAFE 1-1 F8	2-1 F8	3-2 G1-3		1-0 HR		0-0 G6-3			4 1 1 1 0 0 1													
<b>25 Jason Giambi, L</b> (1, 3) OBP: 0.387, SLG: 0.472	SAFE 4-2 1-2 BB		0-0 G3		2-2 G4-3		2-3 K			3 0 0 0 1 1 0													
<b>Gary Sheffield, R</b> (1, 9) OBP: 0.399, SLG: 0.481	1-3 K			1-0 F7		3-2 G6-3		0-0 F7		4 0 0 0 0 1 2													
<b>20 Jorge Posada, S</b> (1, 2) OBP: 0.409, SLG: 0.531		4-2 55 CS BB		0-0 F8		2-1 G3		0-3 K		3 0 0 0 1 1 0													
<b>55 Hideki Matsui, L</b> (1, 7) OBP: 0.391, SLG: 0.483		SAFE 4-2 1-2 1B BB		3-3 K			1-3 K		0-0 F7	3 0 0 0 1 2 0													
<b>Enrique Wilson, S</b> (1, 4) OBP: 0.253, SLG: 0.346		2-1 F8			4-1 G5-4-3 BB		4-1 BB BB		1-1 BB 1B	2 0 1 0 2 0 1													
<b>Jon Lieber, L</b> (1, 1) OBP: 0.333, SLG: 0.333		SAFE 2-0 BB			1-1 SAFE G5-4-3		0-0 B1		3-2 P6	3 0 1 0 0 0 2													
<b>Felix Heredia, L</b> (8, 1)									1-2 BB	0 0 0 0 0 0 0													
<b>Bret Prinz, R</b> (8, 1)										0 0 0 0 0 0 0													
<b>Ruben Sierra, S</b> (9, PH) OBP: 0.308, SLG: 0.462		1-3 1B								1 0 0 0 0 0 1													
<b>Inning Stats</b>	R: 0 E: 0 K: 1 S: 11	H: 1 LOB: 2 BB: 1 P: 21	R: 0 E: 0 K: 0 S: 11	H: 1 LOB: 2 BB: 2 P: 25	R: 0 E: 0 K: 0 S: 5	H: 0 LOB: 0 BB: 0 P: 8	R: 0 E: 0 K: 1 S: 5	H: 0 LOB: 0 BB: 0 P: 9	R: 0 E: 0 K: 0 S: 7	H: 0 LOB: 1 BB: 2 P: 18	R: 1 E: 0 K: 0 S: 9	H: 1 LOB: 0 BB: 0 P: 17	R: 0 E: 0 K: 1 S: 7	H: 0 LOB: 2 BB: 2 P: 17	R: 0 E: 0 K: 1 S: 5	H: 0 LOB: 0 BB: 0 P: 7	R: 0 E: 0 K: 1 S: 9	H: 1 LOB: 1 BB: 0 P: 13	1B: 3 2B: 0 3B: 0 HR: 1	SF: 0 SAC: 0 DP: 1 HBP: 0	WP: 0 PB: 0 SB: 0 CS: 1	PA: 36	
<b>Steve Sparks, R</b> (1, 1) ERA: 5.42	IP: 7.0 WLS: W BF: 29 H: 3 R: 1 ER: 1 SO: 3 BB: 7 IBB: 0 HBP: 0 BLK: 0 WP: 0 HR: 1 S: 55 P: 115 ERA: 1.29 WHIP: 1.429											<b>Elmer Dessens, R</b> (8, 1) ERA: 5.67	IP: 2.0 WLS: S BF: 7 H: 1 R: 0 ER: 0 SO: 2 BB: 0 IBB: 0 HBP: 0 BLK: 0 WP: 0 HR: 0 S: 14 P: 20 ERA: 0.00 WHIP: 0.500										

AB	29
R	1
H	4
RBI	1
BB	7
SO	5
LOB	13



WP: 0	PA: 36
PB: 0	
SB: 0	
CS: 1	

Batter	1	2	3	4	5	6	7	8	9	AB	R	H	RBI	BB	SO	LOB
Scott Hairston, R OBP: 0.352, SLG: 0.547 (1, 4)	3-2 1B FC6-4 1B		0-0 F8		0-1 G2		1-3 K			4	1	1	0	0	1	2
Steve Finley, L OBP: 0.360, SLG: 0.544 (1, 8)	0-1 1B FC6-4 1B		2-1 2B		2-1 F8			0-0 1B E		4	1	3	0	0	0	2
Danny Bautista, R OBP: 0.369, SLG: 0.464 (1, 9)	0-0 FC6-4 1-2f 3-H		0-0 G4-3			2-1 F8		0-1 2B E8 1-H		4	1	1	2	0	0	2
Luis Gonzalez, L OBP: 0.382, SLG: 0.547 (1, 7)	0-1 F7			1-0 G3		1-0 1B		4-2 2B BB		3	1	1	0	1	0	1
Shea Hillenbrand, R OBP: 0.343, SLG: 0.470 (1, 3)	1-1 G5-3			2-0 G6-3		2-2 P3		1-0 1B 2B 1-H 3-H		4	1	1	2	0	0	2
Chad Tracy, L OBP: 0.310, SLG: 0.380 (1, 5)		2-2 G3		1-1 G4-3		1-2 G4-3		3-3 K		4	0	0	0	0	1	2
Tim Olson, R OBP: 0.259, SLG: 0.375 (1, 6)		4-0 G6-4-3 BB			0-0 1B 2B		0-1 G4-3	1-2 P6		3	0	1	0	1	0	1
Juan Brito, R OBP: 0.350, SLG: 0.474 (1, 2)		1-1 G6-4-3 1-2f			0-0 1B		0-1 HR	1-1 1B 2-H		4	1	3	2	0	0	1
Steve Sparks, R OBP: 0.087, SLG: 0.087 (1, 1)			1-3 K		0-3 K		2-3 K	2-2 G1-3		2	0	0	0	0	2	2
Alan Zinter, S OBP: 0.333, SLG: 0.143 (7, PH)										1	0	0	0	0	1	0
Elmer Dessens, R OBP: 0.267, SLG: 0.167 (8, 1)										1	0	0	0	0	0	1

Inning Stats	R: 1	H: 2	E: 0	K: 0	S: 10	R: 0	H: 0	E: 0	K: 0	S: 5	R: 0	H: 1	E: 0	K: 1	S: 8	R: 0	H: 0	E: 0	K: 0	S: 4	R: 0	H: 2	E: 0	K: 1	S: 9	R: 0	H: 1	E: 0	K: 0	S: 9	R: 1	H: 1	E: 0	K: 2	S: 10	R: 4	H: 4	E: 1	K: 1	S: 18	1B: 6	2B: 4	3B: 0	HR: 1	SF: 0	SAC: 0	DP: 1	HBP: 0	WP: 0	PB: 0	SB: 0	CS: 0	PA: 36				

PITCHER	IP	WLS	BF	H	R	ER	SO	BB	IBB	HBP	BLK	WP	HR	S	P	ERA	WHIP
Jon Lieber, R ERA: 4.83 (1, 1)	7.0	L	30	9	4	4	4	1	0	0	0	0	1	58	87	5.14	1.429
Felix Heredia, L ERA: 8.53 (8, 1)	0.0		1	0	0	0	0	1	0	0	0	0	0	2	6	∞	∞
Bret Prinz, R ERA: 2.92 (8, 1)	1.0		5	2	2	2	1	0	0	0	0	0	0	13	21	18.00	2.000

BOTTOM

New York Yankees @ Arizona Diamondbacks  
Bank One Ballpark, Phoenix, AZ  
Thu Jun 17 2004, 9:35 PM EDT  
Att. 48,252 - Cloudy - 80 F

AB	34
R	6
H	11
RBI	6
BB	2
SO	5
LOB	16



Batter	1	2	3	4	5	6	7	8	9	AB R H RBI BB SO LOB	TOP	
<b>Bernie Williams, S</b> (1, 8) OBP: 0.369, SLG: 0.444	0-0 FC1-6 1B		3-2 FC5-4 25 1B 2-H		2-2 P6		2-3 K		1-3 K	5 1 2 1 0 2 1		
<b>2 Derek Jeter, R</b> (1, 6) OBP: 0.315, SLG: 0.414	0-0 FC1-6 1-2f		0-0 FC5-4 13 1B		0-0 G6-3		1-1 G6-3			4 0 1 0 0 0 1		
<b>13 Alex Rodriguez, R</b> (1, 5) OBP: 0.385, SLG: 0.542	1-3 K		1-1 FC5-4 25 S 1B 1-2f 2-3		2-1 P5		1-3 K2-3			4 1 0 0 0 2 3		
<b>25 Jason Giambi, L</b> (1, 3) OBP: 0.384, SLG: 0.467	1-1 G4-3		2-0 1-H 3-H 1B		3-3 K		2-3 K			4 0 1 2 0 2 1		
<b>Gary Sheffield, R</b> (1, 9) OBP: 0.396, SLG: 0.477		0-1 P6	2-1 P6		2-2 55 G3-1 20 BB 1B		1-3 K			4 0 1 0 0 1 1		
<b>20 Jorge Posada, S</b> (1, 2) OBP: 0.411, SLG: 0.533		2-1 55 F7 2B	1-0 G4-3		4-0 55 G3-1 BB		1-3 K			3 0 1 0 1 1 1		
<b>55 Hideki Matsui, L</b> (1, 7) OBP: 0.389, SLG: 0.479		1-1 F7		2-3 K		2-2 G3-1		0-0 FC4-6 1B		4 0 1 0 0 1 3		
<b>Miguel Cairo, R</b> (1, 4) OBP: 0.346, SLG: 0.414 <b>Kenny Lofton, L</b> (9, PH) OBP: 0.364, SLG: 0.461		0-3 K		2-2 P3		4-0 IBB		0-1 FC4-6 G4-3 DI 1-2f		2 0 0 0 1 1 1 1 0 0 0 0 0 1		
<b>Javier Vazquez, R</b> (1, 1) OBP: 0.333, SLG: 0.667 <b>Felix Heredia, L</b> (6, 1) <b>Paul Quantrill, L</b> (8, 1) <b>Ruben Sierra, S</b> (9, PH) OBP: 0.306, SLG: 0.459		1-1 WP 1B 2B	1-1 G6-3		1-1 L4		1-2 G4-3			3 1 1 0 0 0 3 0 0 0 0 0 0 0 0 0 0 0 0 0 0 1 0 0 0 0 0 1		
<b>Inning Stats</b>	R: 0 E: 0 K: 1 S: 7 H: 1 LOB: 1 BB: 0 P: 9	R: 0 E: 0 K: 1 S: 9 H: 1 LOB: 1 BB: 0 P: 12	R: 3 E: 0 K: 0 S: 13 H: 4 LOB: 1 BB: 0 P: 23	R: 0 E: 0 K: 1 S: 9 H: 0 LOB: 0 BB: 0 P: 14	R: 0 E: 0 K: 1 S: 9 H: 0 LOB: 0 BB: 0 P: 13	R: 0 E: 0 K: 1 S: 14 H: 1 LOB: 3 BB: 2 P: 30	R: 0 E: 0 K: 2 S: 9 H: 0 LOB: 0 BB: 0 P: 13	R: 0 E: 0 K: 3 S: 9 H: 0 LOB: 0 BB: 0 P: 13	R: 0 E: 0 K: 1 S: 9 H: 1 LOB: 1 BB: 0 P: 11	1B: 6 2B: 2 3B: 0 HR: 0 SF: 0 SAC: 0 DP: 0 HBP: 0	WP: 1 PB: 0 SB: 1 CS: 0 PA: 37	
<b>PITCHER</b>	IP WLS BF H R ER SO BB IBB HBP BLK WP HR S P ERA WHIP											
<b>Jeff Weaver, R</b> (1, 1) ERA: 4.53	6.0 W 27 7 3 3 4 1 1 0 0 1 0 61 101 4.50 1.333											
<b>37 Darren Dreifort, R</b> (7, 1) ERA: 4.71	1.0 H 3 0 0 0 2 0 0 0 0 0 0 9 13 0.00 0.000											
<b>Guillermo Mota, R</b> (8, 1) ERA: 1.67	1.0 H 3 0 0 0 3 0 0 0 0 0 0 9 13 0.00 0.000											
<b>Eric Gagne, R</b> (9, 1) ERA: 1.53	1.0 S 4 1 0 0 1 0 0 0 0 0 0 9 11 0.00 1.000											

**New York Yankees @ Los Angeles Dodgers**  
**Dodger Stadium, Los Angeles, CA**  
 Fri Jun 18 2004, 7:10 PM PDT  
 Att. 55,207 - Cloudy - 68 F

<b>AB</b>	35
<b>R</b>	3
<b>H</b>	8
<b>RBI</b>	3
<b>BB</b>	2
<b>SO</b>	10
<b>LOB</b>	17





Batter	1	2	3	4	5	6	7	8	9	AB R H RBI BB SO LOB
<b>Dave Roberts, L</b> OBP: 0.384, SLG: 0.430 (1, 7) C F X	0-2 F9 ①		3-2 F8 ① B L B F B X	2-2 1B ① 1-H 2-H 3-H		0-1 FC4-6 ② 1-2f		0-1 L7 ② C X		5 0 1 2 0 0 3
<b>Cesar Izturis, S</b> OBP: 0.348, SLG: 0.395 (1, 6) C F X	0-2 F8 2B		0-0 2B ① 1-3	0-1 G3 ③ 1 SAFE 1 SAFE		3-2 F9 ③ 1 SAFE B C B B F B F X		1-1 P4 ③ B F X		5 0 2 0 0 0 3
<b>Milton Bradley, S</b> OBP: 0.360, SLG: 0.412 (1, 8) H	1-0 F8 HBP		2-3 K ② F B F D C		2-1 F8 ① B B C C B X		4-1 G4-3 S 1B BB			2 1 0 0 1 1 2
<b>Shawn Green, L</b> OBP: 0.349, SLG: 0.421 (1, 3) B X	1-0 F8 ② 1-2 2-3		1-0 F8 ③ B X		1-3 K ② C B F C B X		1-2 G4-3 ① 1 SAFE 1-3			4 0 0 0 0 1 5
<b>Paul Lo Duca, R</b> OBP: 0.380, SLG: 0.457 (1, 2) C S S	0-3 K ③			0-1 G6-3 ① F X	3-2 F9 ③ C B F B B X		1-1 FC5-4 1B ③ 3-H			4 0 1 1 0 1 2
<b>Adrian Beltré, R</b> OBP: 0.343, SLG: 0.560 (1, 5) B C F X		1-2 CS 1B		0-1 WP 2B ① C X		2-0 WP 2B 1B ① B B X		1-1 F8 ② F D X		4 2 3 0 0 0 1
<b>Juan Encarnacion, R</b> OBP: 0.299, SLG: 0.453 (1, 9) C T C B B B B B		3-3 K ② 1-2		4-2 WP E 1B BB ② S B B B B B B		3-2 E 2B ③ 1-H		0-1 FC5-4 ③ 1-2f		3 2 1 1 1 1 2
<b>Alex Cora, L</b> OBP: 0.378, SLG: 0.415 (1, 4) X C	0-1 F8 ③		0-1 F8 ③ X C	2-2 E3 WP 1B ② 1-2 2-3		0-0 E1 FC4-6 1B ① 2-H		0-3 K ① F S		4 1 1 0 0 1 2
<b>Jeff Weaver, R</b> OBP: 0.253, SLG: 0.300 (1, 1) <b>Jason Grabowski, L</b> OBP: 0.309, SLG: 0.467 (6, PH) <b>37 Darren Dreifort, R</b> (7, 1) <b>Guillermo Mota, R</b> (8, 1) <b>Robin Ventura, L</b> OBP: 0.286, SLG: 0.246 (8, PH) <b>Eric Gagne, R</b> (9, 1)			1-2 2B 1B ② C C C B B X	1-3 K ② B S S		1-1 F9 ① 1 SAFE 1 SAFE		1-1 1B ① B C X		2 0 1 0 0 1 3 1 0 0 0 0 0 1 0 0 0 0 0 0 0 0 0 0 0 0 0 0 1 0 1 0 0 0 0 0 0 0 0 0 0 0

Inning Stats	R: 0 E: 0 K: 1 S: 10	H: 1 LOB: 2 BB: 0 P: 12	R: 0 E: 0 K: 1 S: 8	H: 1 LOB: 0 BB: 0 P: 12	R: 0 E: 0 K: 1 S: 12	H: 2 LOB: 2 BB: 0 P: 19	R: 3 E: 1 K: 1 S: 20	H: 2 LOB: 1 BB: 1 P: 29	R: 0 E: 0 K: 1 S: 8	H: 0 LOB: 0 BB: 0 P: 14	R: 2 E: 1 K: 0 S: 14	H: 3 LOB: 1 BB: 0 P: 23	R: 1 E: 0 K: 0 S: 10	H: 1 LOB: 1 BB: 1 P: 17	R: 0 E: 0 K: 1 S: 9	H: 1 LOB: 1 BB: 0 P: 11
1B: 7 2B: 5 3B: 0 HR: 0	SF: 0 SAC: 0 DP: 1 HBP: 1	WP: 3 PB: 0 SB: 1 CS: 1	PA: 38													

PITCHER	IP	WLS	BF	H	R	ER	SO	BB	IBB	HBP	BLK	WP	HR	S	P	ERA	WHIP
<b>Javier Vazquez, R</b> ERA: 3.43 (1, 1)	5.0	L	26	9	5	2	5	1	0	1	0	2	0	63	96	3.60	2.000
<b>Felix Heredia, L</b> ERA: 7.98 (6, 1)	2.0		8	1	1	1	0	1	0	0	0	0	0	19	30	4.50	1.000
<b>Paul Quantrill, R</b> ERA: 3.6 (8, 1)	1.0		4	1	0	0	1	0	0	0	0	0	0	9	11	0.00	1.000

BOTTOM

**New York Yankees @ Los Angeles Dodgers**  
Dodger Stadium, Los Angeles, CA

livebaseballscorecards.com

**AB 35**  
**R 6**  
**H 11**  
**RBI 4**  
**BB 2**  
**SO 6**  
**LOB 24**



Fri Jun 18 2004, 7:10 PM PDT  
Att: 55,207 - Cloudy - 68 F

New York Yankees @ Los Angeles Dodgers  
 Dodger Stadium, Los Angeles, CA

Sat Jun 19 2004, 12:15 PM PDT  
 Att. 54,876 - Cloudy - 68 F

AB	32
R	6
H	7
RBI	5
BB	4
SO	3
LOB	10



WP	1	PA	38
PB	0		
SB	2		
CS	1		

Batter	1	2	3	4	5	6	7	8	9	AB R H RBI BB SO LOB
<b>Bernie Williams, S</b> (1, 8) OBP: 0.366, SLG: 0.439	0-1 P5	0-1 FC3-6			1-2 F7			2-0 13 1B 2 HBP	3-2 F8	5 1 1 0 0 0 2
<b>2 Derek Jeter, R</b> (1, 6) OBP: 0.316, SLG: 0.412	0-0 13 CS 1B	1-1 P4			0-0 G5-3			1-1 13 1B HBP	2-2 G4-3	4 0 1 0 0 0 2
<b>13 Alex Rodriguez, R</b> (1, 5) OBP: 0.387, SLG: 0.539	4-2 25 BB 1B BB				1-0 G6-3			2-1 25 S 55 E 1B		3 2 1 1 1 0 0
<b>25 Jason Giambi, L</b> (1, 3) OBP: 0.382, SLG: 0.458	4-2 1B BB				2-0 F7			0-1 F7		3 1 0 0 1 0 1
<b>Tony Clark, S</b> (8, 3) OBP: 0.350, SLG: 0.406	1-2 55 HR BB							1-2		0 0 0 0 0 0 0
<b>Gary Sheffield, R</b> (1, 9) OBP: 0.401, SLG: 0.478	2-2 55 HR 1B				0-1 P5			4-0 55 E IBB		2 1 1 1 2 0 0
<b>55 Hideki Matsui, L</b> (1, 7) OBP: 0.387, SLG: 0.488	0-2 HR				0-3 K			1-1 E4		4 1 1 3 0 2 2
<b>John Flaherty, R</b> (1, 2) OBP: 0.217, SLG: 0.321	1-0 F7				0-1 F9			0-0 L7		4 0 0 0 0 0 2
<b>Miguel Cairo, R</b> (1, 4) OBP: 0.342, SLG: 0.402					2-2 G4-3			1-0 G5-6-3 HBP	3-2 F8	3 0 0 0 0 0 0
<b>Brad Halsey, L</b> (1, 1) OBP: 0.500, SLG: 0.500					3-3 K			1-2 G5-6-3	1-0 2 S 1B	2 0 1 0 0 1 0
<b>Paul Quantrill, L</b> (6, 1)										1 0 0 0 0 0 1
<b>Tom Gordon, R</b> (7, 1)										0 0 0 0 0 0 0
<b>Ruben Sierra, S</b> (9, PH) OBP: 0.311, SLG: 0.463										1 0 1 0 0 0 0
<b>42 Mariano Rivera, R</b> (9, 1)										0 0 0 0 0 0 0

Inning Stats	R: 4	H: 3	E: 0	K: 0	S: 22	P: 33	R: 0	H: 1	E: 0	K: 0	S: 7	P: 10	R: 0	H: 0	E: 0	K: 0	S: 4	P: 7	R: 0	H: 0	E: 0	K: 1	S: 10	P: 12	R: 0	H: 0	E: 0	K: 1	S: 8	P: 12	R: 0	H: 0	E: 0	K: 1	S: 7	P: 13	R: 0	H: 0	E: 0	K: 0	S: 6	P: 7	R: 2	H: 2	E: 1	K: 0	S: 9	P: 19	R: 0	H: 1	E: 0	K: 0	S: 14	P: 23	1B: 6	2B: 0	3B: 0	HR: 1	SF: 0	SAC: 0	DP: 1	HBP: 2	WP: 1	PA: 38
--------------	------	------	------	------	-------	-------	------	------	------	------	------	-------	------	------	------	------	------	------	------	------	------	------	-------	-------	------	------	------	------	------	-------	------	------	------	------	------	-------	------	------	------	------	------	------	------	------	------	------	------	-------	------	------	------	------	-------	-------	-------	-------	-------	-------	-------	--------	-------	--------	-------	--------

PITCHER	IP	WLS	BF	H	R	ER	SO	BB	IBB	HBP	BLK	WP	HR	S	P	ERA	WHIP
<b>Hideo Nomo, R</b> (1, 1) ERA: 7.26	7.0	L	27	4	4	4	3	3	0	1	0	1	1	64	94	5.14	1.000
<b>Duaner Sanchez, R</b> (8, 1) ERA: 2.56	0.2		5	2	2	1	0	0	1	1	0	0	0	6	15	13.50	3.000
<b>Tom Martin, L</b> (8, 1) ERA: 3.45	0.1		2	0	0	0	0	0	0	0	0	0	0	3	4	0.00	0.000
<b>Wilson Alvarez, L</b> (9, 1) ERA: 2.98	1.0		4	1	0	0	0	0	0	0	0	0	0	14	23	0.00	1.000

PITCHER	IP	WLS	BF	H	R	ER	SO	BB	IBB	HBP	BLK	WP	HR	S	P	ERA	WHIP
---------	----	-----	----	---	---	----	----	----	-----	-----	-----	----	----	---	---	-----	------

**New York Yankees @ Los Angeles Dodgers**  
**Dodger Stadium, Los Angeles, CA**

Sat Jun 19 2004, 12:15 PM PDT  
 Att: 54,876 - Cloudy - 68 F

livebaseballscorecards.com

<b>AB</b>	<b>35</b>
<b>R</b>	<b>2</b>
<b>H</b>	<b>8</b>
<b>RBI</b>	<b>2</b>
<b>BB</b>	<b>1</b>
<b>SO</b>	<b>6</b>
<b>LOB</b>	<b>13</b>



WP: 0	PA: 36
PB: 0	
SB: 1	
CS: 0	

Batter	1	2	3	4	5	6	7	8	9	AB	R	H	RBI	BB	SO	LOB
<b>Cesar Izturis, S</b> (1, 6) OBP: 0.347, SLG: 0.393	1-3 <b>K</b>		1-2 <b>FC5-4</b>		0-0 <b>F9</b>		0-0 <b>1B</b>			4	0	1	0	0	1	1
<b>Jayson Werth, R</b> (1, 7) OBP: 0.345, SLG: 0.615	1-1 <b>G6-3</b>		2-2 <b>P4</b>		2-2 <b>G5-3</b>		2-1 <b>1B</b>			4	1	2	0	0	0	1
<b>Milton Bradley, S</b> (1, 8) OBP: 0.359, SLG: 0.413	1-1 <b>2B</b>		2-2 <b>G5-3</b>		3-2 <b>P4</b>		2-2 <b>G6-3</b>			4	0	1	0	0	0	3
<b>Shawn Green, L</b> (1, 3) OBP: 0.344, SLG: 0.414	2-2 <b>G6-3</b>			0-1 <b>G3</b>		2-2 <b>G4-3</b>		2-3 <b>K</b>		4	0	0	1	0	1	1
<b>Adrian Beltré, R</b> (1, 5) OBP: 0.342, SLG: 0.559	1-2 <b>F9</b>			1-0 <b>2B</b>		3-2 <b>G5-3</b>		0-2 <b>P2</b>		4	0	1	0	0	0	1
<b>Juan Encarnacion, R</b> (1, 9) OBP: 0.298, SLG: 0.450		1-3 <b>K</b>		2-2 <b>L3</b>		1-1 <b>1B</b>		1-3 <b>K</b>		4	0	1	0	0	2	1
<b>José Hernández, R</b> (1, 4) OBP: 0.414, SLG: 0.512		3-2 <b>G6-3</b>		4-1 <b>BB</b>		1-2 <b>P3</b>		0-0 <b>G6-4-3</b>		3	0	1	0	1	0	1
<b>David Ross, R</b> (1, 2) OBP: 0.206, SLG: 0.288		3-2 <b>G6-3</b>		0-3 <b>K</b>			2-2 <b>G6-3</b>		1-3 <b>K</b>	3	0	0	0	0	1	2
<b>Robin Ventura, L</b> (9, PH) OBP: 0.284, SLG: 0.242										1	0	0	0	0	1	1
<b>Hideo Nomo, R</b> (1, 1) OBP: 0.176, SLG: 0.353			1-0 <b>E4</b>		1-1 <b>HR</b>		0-1 <b>F7</b>		2-1 <b>G6-4-3</b>	2	1	1	1	0	0	0
<b>Jason Grabowski, L</b> (7, PH) OBP: 0.306, SLG: 0.462										1	0	0	0	0	0	0
<b>Duane Sanchez, R</b> (8, 1) OBP: 0.250, SLG: 0.500										0	0	0	0	0	0	0
<b>Tom Martin, L</b> (8, 1) OBP: 0.250, SLG: 0.500										0	0	0	0	0	0	0
<b>Wilson Alvarez, L</b> (9, 1) OBP: 0.167, SLG: 0.167										0	0	0	0	0	0	0
<b>Olmedo Saenz, R</b> (9, PH) OBP: 0.333, SLG: 0.512										1	0	0	0	0	0	1

Inning Stats	R: 1	H: 2	E: 0	K: 1	S: 13	H: 2	LOB: 1	BB: 0	P: 19	R: 0	H: 0	E: 0	K: 1	S: 11	H: 0	LOB: 0	BB: 0	P: 18	R: 0	H: 1	E: 0	K: 1	S: 11	H: 1	LOB: 2	BB: 1	P: 18	R: 1	H: 1	E: 0	K: 0	S: 13	H: 2	LOB: 2	BB: 0	P: 18	R: 0	H: 1	E: 0	K: 0	S: 13	H: 0	LOB: 0	BB: 0	P: 12	R: 0	H: 0	E: 0	K: 2	S: 9	H: 0	LOB: 0	BB: 0	P: 12	R: 0	H: 1	E: 0	K: 1	S: 7	H: 1	LOB: 0	BB: 0	P: 10	1B: 5	SF: 0	2B: 2	SAC: 0	3B: 0	DP: 1	HR: 1	HBP: 0	WP: 0	PA: 36
--------------	------	------	------	------	-------	------	--------	-------	-------	------	------	------	------	-------	------	--------	-------	-------	------	------	------	------	-------	------	--------	-------	-------	------	------	------	------	-------	------	--------	-------	-------	------	------	------	------	-------	------	--------	-------	-------	------	------	------	------	------	------	--------	-------	-------	------	------	------	------	------	------	--------	-------	-------	-------	-------	-------	--------	-------	-------	-------	--------	-------	--------

PITCHER	IP	WLS	BF	H	R	ER	SO	BB	IBB	HBP	BLK	WP	HR	S	P	ERA	WHIP
<b>Brad Halsey, L</b> (1, 1) ERA: 3.18	5.2	W	24	5	2	2	3	1	0	0	0	0	1	70	108	3.18	1.059
<b>Paul Quantrill, R</b> (6, 1) ERA: 3.51	1.0	H	5	2	0	0	0	0	0	0	0	0	0	12	17	0.00	2.000
<b>Tom Gordon, R</b> (7, 1) ERA: 1.85	1.1	H	4	0	0	0	2	0	0	0	0	0	0	12	17	0.00	0.000
<b>42 Mariano Rivera, R</b> (9, 1) ERA: 0.96	1.0		3	1	0	0	1	0	0	0	0	0	0	7	10	0.00	1.000

Batter	1	2	3	4	5	6	7	8	9	AB R H RBI BB SO LOB	TOP											
<b>Kenny Lofton, L</b> (1, 8) OBP: 0.359, SLG: 0.450	2-1 F7		1-0 L8			3-2 L8		0-2 2 WP 1B		4 0 1 0 0 0 0	<b>New York Yankees @ Los Angeles Dodgers</b> <b>Dodger Stadium, Los Angeles, CA</b> Sun Jun 20 2004, 5:05 PM PDT Att. 55,157 - Sunny - 71 F											
<b>2 Derek Jeter, R</b> (1, 6) OBP: 0.315, SLG: 0.410	1-1 G6-3		2-2 1B			0-0 F8		1-2 G5-3		4 0 1 0 0 0 1												
<b>13 Alex Rodriguez, R</b> (1, 5) OBP: 0.382, SLG: 0.531	2-2 K		1-2 F9			2-3 K		2-3 K		4 0 0 0 0 3 2												
<b>25 Jason Giambi, L</b> (1, 3) OBP: 0.389, SLG: 0.483		2-1 G3		3-2 G6-4-3 1B		1-0 20 G6-3 55 3B 1B		1-2 HR		4 2 3 1 0 0 0												
<b>Gary Sheffield, R</b> (1, 9) OBP: 0.399, SLG: 0.474		1-0 G5-3		1-0 G6-4-3 1-2f		0-1 20 G6-3 1B		0-1 G5-3		4 0 1 0 0 0 1												
<b>20 Jorge Posada, S</b> (1, 2) OBP: 0.404, SLG: 0.522		1-2 F9		3-2 F7		0-1 1-2f 2-3 G6-3		0-0 F7		4 0 0 0 0 0 2												
<b>55 Hideki Matsui, L</b> (1, 7) OBP: 0.389, SLG: 0.508			1-0 HR		1-1 F9	1-1 3-H 3B		3-3 K		4 1 2 2 0 1 0												
<b>Miguel Cairo, R</b> (1, 4) OBP: 0.345, SLG: 0.433 <b>Ruben Sierra, S</b> (7, PH) OBP: 0.309, SLG: 0.459 <b>Paul Quantrill, L</b> (7, 1)			1-1 HR		2-1 G4-3	0-1 F7				2 1 1 1 0 0 0 1 0 0 0 0 0 1 0 0 0 0 0 0 0												
<b>Jose Contreras, R</b> (1, 1) <b>Enrique Wilson, S</b> (7, 4) OBP: 0.252, SLG: 0.343		0-2 G3-1		0-1 G6-3				0-0 F9		2 0 0 0 0 0 0 1 0 0 0 0 0 0												
<b>Inning Stats</b>	R: 0 E: 0 K: 1 S: 8	H: 0 LOB: 0 BB: 0 P: 13	R: 0 E: 0 K: 0 S: 7	H: 0 LOB: 0 BB: 0 P: 11	R: 2 E: 0 K: 0 S: 14	H: 3 LOB: 1 BB: 0 P: 20	R: 0 E: 0 K: 0 S: 9	H: 1 LOB: 0 BB: 0 P: 16	R: 0 E: 0 K: 0 S: 6	H: 0 LOB: 0 BB: 0 P: 9	R: 0 E: 0 K: 1 S: 8	H: 0 LOB: 0 BB: 0 P: 13	R: 1 E: 0 K: 0 S: 9	H: 3 LOB: 1 BB: 0 P: 11	R: 0 E: 0 K: 1 S: 10	H: 1 LOB: 1 BB: 0 P: 13	R: 1 E: 0 K: 1 S: 10	H: 1 LOB: 0 BB: 0 P: 14	1B: 5 2B: 0 3B: 1 HR: 3	SF: 0 SAC: 0 DP: 2 HBP: 0	WP: 1 PB: 0 SB: 0 CS: 0	PA: 34
<b>PITCHER</b>	IP WLS BF H R ER SO BB IBB HBP BLK WP HR S P ERA WHIP																					
<b>Jose Lima, R</b> (1, 1) ERA: 3.75	6.0 W 22 5 3 3 2 0 0 0 0 0 2 53 84 4.50 0.833																					
<b>37 Darren Dreifort, R</b> (7, 1) ERA: 4.6	0.2 H 2 1 0 0 0 0 0 0 0 0 0 4 4 0.00 1.500																					
<b>Tom Martin, L</b> (7, 1) ERA: 3.45	0.0 1 1 0 0 0 0 0 0 0 0 0 2 3 ∞ ∞																					
<b>Guillermo Mota, R</b> (7, 1) ERA: 1.63	1.0 H 4 1 0 0 0 0 0 0 0 0 1 0 9 10 0.00 1.000																					
<b>Eric Gagne, R</b> (8, 1) ERA: 1.76	1.1 S 5 1 1 1 2 0 0 0 0 0 0 1 13 19 6.75 0.750																					

<b>AB</b>	34
<b>R</b>	4
<b>H</b>	9
<b>RBI</b>	4
<b>BB</b>	0
<b>SO</b>	4
<b>LOB</b>	7



livebaseballscores.com

Batter	1	2	3	4	5	6	7	8	9	AB R H RBI BB SO LOB
<b>Dave Roberts, L</b> (1, 7) OBP: 0.387, SLG: 0.439	0-0 B3-4	1-2 E S 2-H 3-H 1B			2-3 K		1-2 E7 2B			4 1 2 2 0 1 0
<b>Cesar Izturis, S</b> (1, 6) OBP: 0.342, SLG: 0.387	0-1 G4-3	2-3 K 1-3			0-0 G3		1-2 F9			4 0 0 0 0 1 1
<b>Milton Bradley, S</b> (1, 8) OBP: 0.357, SLG: 0.410	3-3 K				2-3 K			1-3 K		4 0 1 0 0 3 0
<b>Shawn Green, L</b> (1, 3) OBP: 0.347, SLG: 0.428 (8, 9)		3-1 HR	1-1 G4-3		2-2 WP 1B		1-0 F7			4 1 2 1 0 0 1
<b>Paul Lo Duca, R</b> (1, 2) OBP: 0.382, SLG: 0.462		1-0 1B SF8 2B	1-1 F8		0-1 F8		1-0 1B			4 1 2 0 0 0 2
<b>Adrián Beltré, R</b> (1, 5) OBP: 0.341, SLG: 0.554		2-2 SH3-4 1B 2-3 1B	2-1 G4-3		3-2 F9		3-2 G1-3			4 1 1 0 0 0 3
<b>Juan Encarnacion, R</b> (1, 9) OBP: 0.295, SLG: 0.446		0-0 SF8			3-2 G5-3		2-0 P4			2 0 0 1 0 0 1
<b>Robin Ventura, L</b> (8, 3) OBP: 0.284, SLG: 0.242		3-H			0-1 G4-3		1-0 P6			0 0 0 0 0 0 0
<b>Alex Cora, L</b> (1, 4) OBP: 0.377, SLG: 0.414		1-2 SH3-4 1B			0-1 G4-3		1-1 L6			3 1 1 0 0 0 0
<b>Jose Lima, R</b> (1, 1) OBP: 0.221, SLG: 0.167		0-0 SH3-4			0-3 K2-3					1 0 0 0 0 0 1 0
<b>37 Darren Dreifort, R</b> (7, 1)		1-2 2-3								0 0 0 0 0 0 0 0
<b>Tom Martin, L</b> (7, 1)										0 0 0 0 0 0 0 0
<b>Guillermo Mota, R</b> (7, 1)										0 0 0 0 0 0 0 0
<b>Jayson Werth, R</b> (7, 9) OBP: 0.330, SLG: 0.593										1 0 0 0 0 0 0 0
<b>Eric Gagne, R</b> (8, 1)										0 0 0 0 0 0 0 0

Inning Stats	R: 0	H: 0	E: 0	K: 1	S: 7	H: 0	LOB: 0	BB: 0	P: 10	R: 4	H: 5	E: 0	K: 1	S: 18	R: 0	H: 1	E: 0	K: 0	S: 10	R: 0	H: 0	E: 0	K: 2	S: 7	R: 0	H: 1	E: 0	K: 0	S: 10	R: 1	H: 1	E: 1	K: 0	S: 9	R: 0	H: 1	E: 0	K: 1	S: 9	1B: 6	SF: 1	2B: 2	SAC: 1	3B: 0	DP: 0	HR: 1	HBP: 0	WP: 1	PA: 33
--------------	------	------	------	------	------	------	--------	-------	-------	------	------	------	------	-------	------	------	------	------	-------	------	------	------	------	------	------	------	------	------	-------	------	------	------	------	------	------	------	------	------	------	-------	-------	-------	--------	-------	-------	-------	--------	-------	--------

PITCHER	IP	WLS	BF	H	R	ER	SO	BB	IBB	HBP	BLK	WP	HR	S	P	ERA	WHIP
<b>Jose Contreras, R</b> (1, 1) ERA: 6.18	6.0	L	25	7	4	4	5	0	0	0	0	1	1	64	96	6.00	1.167
<b>Paul Quantrill, R</b> (7, 1) ERA: 3.35	2.0		8	2	1	0	1	0	0	0	0	0	0	18	28	0.00	1.000

**BOTTOM**

**New York Yankees @ Los Angeles Dodgers**  
**Dodger Stadium, Los Angeles, CA**

Sun Jun 20 2004, 5:05 PM PDT  
 Att. 55,157 - Sunny - 71 F

livebaseballscorecards.com

<b>AB</b>	<b>31</b>
<b>R</b>	<b>5</b>
<b>H</b>	<b>9</b>
<b>RBI</b>	<b>4</b>
<b>BB</b>	<b>0</b>
<b>SO</b>	<b>6</b>
<b>LOB</b>	<b>8</b>





Batter	1	2	3	4	5	6	7	8	9	AB	R	H	RBI	BB	SO	LOB
<b>1 Brian Roberts, S</b> OBP: 0.333, SLG: 0.353 (1, 4)	3-2 1B 10 HR 1B	0-0 F9			1-1 L7			4-0 BB 2-3 BB		3	1	1	0	1	0	0
<b>David Newhan, L</b> OBP: 0.571, SLG: 0.727 (1, 5)	0-0 1-3 10 HR 1B		2-0 F8			1-1 G3		4-2 1-2 BB		3	1	1	0	1	0	0
<b>10 Miguel Tejada, R</b> OBP: 0.355, SLG: 0.462 (1, 6)	1-1 1-H 3-H HR		2-2 L6			3-1 F9		1-0 P5		4	1	1	3	0	0	3
<b>Rafael Palmeiro, L</b> OBP: 0.377, SLG: 0.427 (1, 3)	0-0 F8		3-1 P6			1-0 G6-3		1-0 G3-1		4	0	0	0	0	0	3
<b>Javy Lopez, R</b> OBP: 0.357, SLG: 0.457 (1, 2)	3-0 F8			1-1 G5-3			1-1 L7		1-2 31 L4-3 1B	4	0	1	0	0	0	0
<b>31 Jay Gibbons, L</b> OBP: 0.299, SLG: 0.360 (1, 9)	1-2 G4-3			1-2 G6-3			0-1 P4		0-2 L4-3	4	0	0	0	0	0	1
<b>Luis Matos, R</b> OBP: 0.282, SLG: 0.360 (1, 8)		1-2 G3 SF8 2B		0-2 G5-3			1-0 G6-3		1-3 K	4	1	1	0	0	1	0
<b>Larry Bigbie, L</b> OBP: 0.322, SLG: 0.390 <b>16 Tim Raines, S</b> OBP: 0.385, SLG: 0.364 (1, 7) (4, 7)		0-1 G3			2-3 K			4-0 1 WP G5-3 BB		1	0	0	0	0	0	1
<b>Jerry Hairston, R</b> OBP: 0.387, SLG: 0.398 (1, 10)		0-2 SF8			0-2 F7			1-1 G5-3		1	0	0	1	0	0	1

Inning Stats	R: 3	H: 3	E: 0	K: 0	S: 12	LOB: 0	BB: 20	P: 20	R: 1	H: 1	E: 0	K: 0	S: 10	LOB: 0	BB: 0	P: 11	R: 0	H: 0	E: 0	K: 0	S: 6	LOB: 0	BB: 0	P: 13	R: 0	H: 0	E: 0	K: 1	S: 8	LOB: 0	BB: 0	P: 11	R: 0	H: 0	E: 0	K: 0	S: 5	LOB: 0	BB: 0	P: 10	R: 0	H: 0	E: 0	K: 0	S: 5	LOB: 0	BB: 0	P: 7	R: 0	H: 0	E: 0	K: 0	S: 8	LOB: 3	BB: 3	P: 23	R: 0	H: 1	E: 0	K: 1	S: 13	LOB: 0	BB: 0	P: 15	1B: 3	2B: 2	3B: 0	HR: 1	SF: 1	SAC: 0	DP: 1	HBP: 0	WP: 1	PA: 34
--------------	------	------	------	------	-------	--------	--------	-------	------	------	------	------	-------	--------	-------	-------	------	------	------	------	------	--------	-------	-------	------	------	------	------	------	--------	-------	-------	------	------	------	------	------	--------	-------	-------	------	------	------	------	------	--------	-------	------	------	------	------	------	------	--------	-------	-------	------	------	------	------	-------	--------	-------	-------	-------	-------	-------	-------	-------	--------	-------	--------	-------	--------

PITCHER	IP	WLS	BF	H	R	ER	SO	BB	IBB	HBP	BLK	WP	HR	S	P	ERA	WHIP
<b>35 Mike Mussina, R</b> ERA: 4.58 (1, 1)	5.0		19	4	4	4	1	0	0	0	0	0	1	45	66	7.20	0.800
<b>Paul Quantrill, R</b> ERA: 3.2 (6, 1)	2.0		6	0	0	0	0	0	0	0	0	0	0	10	17	0.00	0.000
<b>Bret Prinz, R</b> ERA: 2.84 (8, 1)	0.1		4	0	0	0	0	3	0	0	0	1	0	6	19	0.00	9.000
<b>Tom Gordon, R</b> ERA: 1.77 (8, 1)	1.2		5	1	0	0	1	0	0	0	0	0	0	15	19	0.00	0.600


**BOTTOM**

**New York Yankees @ Baltimore Orioles**  
Oriole Park at Camden Yards, Baltimore, MD

Tue Jun 22 2004, 7:05 PM EDT  
Att: 49,696 - Overcast - 84 F

livebaseballscorecards.com

<b>AB</b>	<b>30</b>
<b>R</b>	<b>4</b>
<b>H</b>	<b>5</b>
<b>RBI</b>	<b>4</b>
<b>BB</b>	<b>3</b>
<b>SO</b>	<b>2</b>
<b>LOB</b>	<b>9</b>



Batter	1	2	3	4	5	6	7	8	9	AB R H RBI BB SO LOB	TOP		
<b>Bernie Williams, S</b> (1, 8) OBP: 0.367, SLG: 0.437	1-2 G5-3		0-2 13 G3-6 1B		0-0 2 E 2B		0-1 G4-3			4 1 2 1 0 0 0	<b>New York Yankees @ Baltimore Orioles</b> <b>Oriole Park at Camden Yards, Baltimore, MD</b> Wed Jun 23 2004, 7:05 PM EDT Att. 41,678 - Sunny - 84 F		
<b>2 Derek Jeter, R</b> (1, 6) <b>Enrique Wilson, S</b> (8, 6) OBP: 0.252, SLG: 0.343	2-1 F9		3-3 1 SAFE 1B		2-2 E6		1-2 G5-3			4 0 0 0 0 1 1 0 0 0 0 0 0 0			
<b>13 Alex Rodriguez, R</b> (1, 5) OBP: 0.385, SLG: 0.547	4-2 25 2B BB		3-2 G3-6 1-2f		2-3 K		2-2 G5-3			3 0 0 0 1 1 2			
<b>25 Jason Giambi, L</b> (1, 10) OBP: 0.391, SLG: 0.478	1-0 1-3 2B			0-2 F8		4-2 55 BB 20 1B BB		1-1 G5-3		3 0 1 0 1 0 0			
<b>20 Jorge Posada, S</b> (1, 2) <b>John Flaherty, R</b> (8, 2) OBP: 0.217, SLG: 0.321	0-0 G4-3			0-2 FC6-4 1B		1-0 55 BB 1-2 1B		1-1 G6-3		4 0 2 0 0 0 2 0 0 0 0 0 0 0			
<b>55 Hideki Matsui, L</b> (1, 7) <b>Bubba Crosby, L</b> (8, 7) OBP: 0.259, SLG: 0.500		1-2 G4-3		1-0 F8		4-0 1-2 2-3 BB		1-0 G4-3		3 0 0 0 1 0 1 0 0 0 0 0 0 0			
<b>Ruben Sierra, S</b> (1, 9) OBP: 0.304, SLG: 0.441		2-2 G5-4-3 1B		1-1 FC6-4 1-2f		1-3 K		0-0 F7		4 0 1 0 0 1 4			
<b>Tony Clark, S</b> (1, 3) OBP: 0.348, SLG: 0.389		3-2 G5-4-3 1-2f		3-3 K		1-3 K		0-3 K		4 0 0 0 0 3 4			
<b>Miguel Cairo, R</b> (1, 4) OBP: 0.344, SLG: 0.425			1-1 S 1B		2-1 P6		2-1 G4-3		0-0 G4-3	4 1 1 0 0 0 3			
<b>Inning Stats</b>	R: 0 H: 1 E: 0 LOB: 2 K: 0 BB: 1 S: 9 P: 17	R: 0 H: 1 E: 0 LOB: 0 K: 0 BB: 0 S: 12 P: 18	R: 1 H: 2 E: 0 LOB: 0 K: 1 BB: 0 S: 13 P: 20	R: 0 H: 1 E: 0 LOB: 1 K: 0 BB: 0 S: 9 P: 11	R: 1 H: 1 E: 1 LOB: 1 K: 2 BB: 0 S: 17 P: 26	R: 0 H: 1 E: 0 LOB: 3 K: 2 BB: 2 S: 13 P: 26	R: 0 H: 0 E: 0 LOB: 0 K: 0 BB: 0 S: 8 P: 11	R: 0 H: 0 E: 0 LOB: 0 K: 0 BB: 0 S: 5 P: 8	R: 0 H: 0 E: 0 LOB: 0 K: 1 BB: 0 S: 5 P: 5	1B: 5 SF: 0 2B: 2 SAC: 0 3B: 0 DP: 2 HR: 0 HBP: 0		WP: 0 PA: 36 PB: 0 SB: 1 CS: 0	
<b>PITCHER</b>	IP WLS BF H R ER SO BB IBB HBP BLK WP HR S P ERA WHIP											<b>PITCHER</b>	IP WLS BF H R ER SO BB IBB HBP BLK WP HR S P ERA WHIP
<b>45 Erik Bedard, L</b> (1, 1) ERA: 4.11	5.0 W 24 7 2 1 3 3 0 0 0 0 0 0 64 105 1.80 2.000												
<b>Jason Grimsley, R</b> (6, 1) ERA: 3.14	2.0 H 6 0 0 0 2 0 0 0 0 0 0 0 17 24 0.00 0.000												
<b>B.J. Ryan, L</b> (8, 1) ERA: 2.23	1.0 3 0 0 0 0 0 0 0 0 0 0 0 5 8 0.00 0.000												
<b>Mike DeJean, R</b> (9, 1) ERA: 6.67	1.0 3 0 0 0 1 0 0 0 0 0 0 0 5 5 0.00 0.000												

livebaseballscorecards.com

<b>AB</b>	33
<b>R</b>	2
<b>H</b>	7
<b>RBI</b>	1
<b>BB</b>	3
<b>SO</b>	6
<b>LOB</b>	17





**New York Yankees @ Baltimore Orioles**  
**Oriole Park at Camden Yards, Baltimore, MD**

Wed Jun 23 2004, 7:05 PM EDT  
 Att: 41,678 - Sunny - 84 F

<b>AB</b>	<b>37</b>
<b>R</b>	<b>13</b>
<b>H</b>	<b>17</b>
<b>RBI</b>	<b>13</b>
<b>BB</b>	<b>1</b>
<b>SO</b>	<b>6</b>
<b>LOB</b>	<b>11</b>



WP: 0	PA: 40
PB: 0	
SB: 1	
CS: 0	

AB R H RBI BB SO LOB

4 2 1 0 1 0 2

5 2 4 3 0 1 1

5 3 3 4 0 1 2

5 1 2 1 0 0 0

4 0 2 0 0 1 2

0 0 0 0 0 0 0

3 1 1 1 0 0 2

0 0 0 0 0 0 0

3 1 2 1 0 0 0

4 1 0 1 0 2 2

4 2 2 2 0 1 0

1B: 12 SF: 2  
 2B: 3 SAC: 0  
 3B: 1 DP: 1  
 HR: 1 HBP: 0

Batter	1	2	3	4	5	6	7	8	9
<b>1 Brian Roberts, S</b> (1, 4) OBP: 0.334, SLG: 0.352	2-1  3B 1B	3-2 G3-1		1-1 F8			4-2  S 1B BB	1-0 P4	
<b>David Newhan, L</b> (1, 5) OBP: 0.632, SLG: 0.875	1-1  10 1B 3B		0-2  10 G6-4-3 1B	2-2  1B			2-2  10 2B 1B	1-3 	
<b>10 Miguel Tejada, R</b> (1, 6) OBP: 0.359, SLG: 0.480	2-2  1B 31 SF8 1B		1-0 G6-4-3	3-3  K			2-0  1B 2B	2-1  HR	
<b>Rafael Palmeiro, L</b> (1, 3) OBP: 0.377, SLG: 0.427	0-2  1B 1B		0-0 P4		2-2 P6		1-1  2B SF8 1B	1-2 P4	
<b>Javy Lopez, R</b> (1, 2) OBP: 0.359, SLG: 0.462 <b>Robert Machado, R</b> (9, 2) OBP: 0.143, SLG: 0.143	0-2 P4			0-1  31 1B E	1-3 K		0-1  1-3 2B		
<b>31 Jay Gibbons, L</b> (1, 9) OBP: 0.299, SLG: 0.359 <b>16 Tim Raines, S</b> (9, 9) OBP: 0.385, SLG: 0.364	0-0 SF8			1-2  1B E 1B	3-2 F8		1-1 G1-3		
<b>Luis Matos, R</b> (1, 8) OBP: 0.286, SLG: 0.364	1-0  1-3 1B			0-0  2B 1B		1-1 G4-3	0-1 SF8		
<b>Larry Bigbie, L</b> (1, 7) OBP: 0.317, SLG: 0.383		3-3 		1-0  E1 2B		1-3  K	1-2  L5		
<b>Jerry Hairston, R</b> (1, 10) OBP: 0.390, SLG: 0.410		1-2  F9		2-0  1 F8 1B 2B		1-3  K		2-1  10 HR 1B	
<b>Inning Stats</b>	R: 3 H: 5 E: 0 LOB: 2 K: 0 BB: 0 S: 16 P: 22	R: 0 H: 0 E: 0 LOB: 0 K: 1 BB: 0 S: 15 P: 22	R: 0 H: 1 E: 0 LOB: 0 K: 0 BB: 0 S: 5 P: 6	R: 4 H: 5 E: 2 LOB: 1 K: 1 BB: 0 S: 17 P: 25	R: 0 H: 0 E: 0 LOB: 0 K: 1 BB: 0 S: 9 P: 15	R: 0 H: 0 E: 0 LOB: 0 K: 2 BB: 0 S: 9 P: 12	R: 4 H: 4 E: 0 LOB: 1 K: 0 BB: 1 S: 19 P: 30	R: 2 H: 2 E: 0 LOB: 0 K: 1 BB: 0 S: 11 P: 18	

PITCHER	IP	WLS	BF	H	R	ER	SO	BB	IBB	HBP	BLK	WP	HR	S	P	ERA	WHIP
<b>Jon Lieber, R</b> (1, 1) ERA: 5.26	3.2	L	20	11	7	5	1	0	0	0	0	0	0	50	71	12.27	3.000
<b>Tanyon Sturtze, R</b> (4, 1) ERA: 5.06	2.1		10	2	3	3	4	1	0	0	0	0	0	29	47	11.57	1.286
<b>Felix Heredia, L</b> (7, 1) ERA: 8.64	2.0		10	4	3	3	1	0	0	0	0	0	1	22	32	13.50	2.000

WP	PA	ERA	WHIP
0	40		

New York Yankees @ Baltimore Orioles  
 Oriole Park at Camden Yards, Baltimore, MD

Thu Jun 24 2004, 7:05 PM EDT  
 Att. 48,442 - Sunny - 91 F

livebaseballscorecards.com



Batter	1	2	3	4	5	6	7	8	9	AB R H RBI BB SO LOB	TOP		
<b>Kenny Lofton, L</b> (1, 8) OBP: 0.361, SLG: 0.447	2-2 F7		2-1 G4-3		0-0 E1 2 HR 1B		2-1 L4		1-1 F8 1B	5 1 2 0 0 0 0			
<b>2 Derek Jeter, R</b> (1, 6) OBP: 0.316, SLG: 0.425	0-1 F8		3-2 E5 13 HR		0-2 HR		1-0 1B		1-2 F8	5 2 2 2 0 0 1			
<b>13 Alex Rodriguez, R</b> (1, 5) OBP: 0.382, SLG: 0.551	3-2 G5-3		0-1 HR		0-3 K		0-0 G5-3		1-1 F8	5 1 1 2 0 1 2			
<b>25 Jason Giambi, L</b> (1, 3) OBP: 0.384, SLG: 0.467		0-1 F7	1-2 P5		2-2 P5			0-3 K		4 0 0 0 0 1 0			
<b>Tony Clark, S</b> (9, 3) OBP: 0.348, SLG: 0.389										0 0 0 0 0 0 0			
<b>20 Jorge Posada, S</b> (1, 2) OBP: 0.415, SLG: 0.518		4-1 55 1B BB		1-1 E4 G1-3 1B		0-0 G3-1		2-1 55 1B FC4-6 1B		3 1 2 0 1 0 0			
<b>55 Hideki Matsui, L</b> (1, 7) OBP: 0.369, SLG: 0.498		0-2 1B		3-2 F7		1-2 L8		2-0 FC4-6 1B		4 0 2 0 0 0 1			
<b>Bernie Williams, S</b> (1, 10) OBP: 0.366, SLG: 0.434		2-2 F8		2-2 SAFE G1-3		1-1 FC6 1B		1-2 FC4-6		4 0 1 1 0 0 4			
<b>Bubba Crosby, L</b> (1, 9) OBP: 0.226, SLG: 0.433		0-0 F9		1-0 G6-3		0-0 FC6		0-1 SAFE SAFE SAFE F8		4 0 0 0 0 0 5			
<b>Miguel Cairo, R</b> (1, 4) OBP: 0.333, SLG: 0.410			1-0 F7		3-2 F8		0-1 L9		1-0 F8	4 0 0 0 0 0 0			
<b>Inning Stats</b>	R: 0 E: 0 K: 0 S: 8 H: 0 LOB: 0 BB: 0 P: 13	R: 0 E: 0 K: 0 S: 13 H: 1 LOB: 2 BB: 1 P: 19	R: 2 E: 1 K: 0 S: 11 H: 1 LOB: 0 BB: 0 P: 18	R: 0 E: 1 K: 0 S: 10 H: 1 LOB: 1 BB: 0 P: 17	R: 2 E: 1 K: 1 S: 15 H: 2 LOB: 0 BB: 0 P: 20	R: 0 E: 0 K: 0 S: 7 H: 1 LOB: 1 BB: 0 P: 9	R: 0 E: 0 K: 0 S: 6 H: 1 LOB: 1 BB: 0 P: 9	R: 1 E: 0 K: 1 S: 11 H: 2 LOB: 1 BB: 0 P: 16	R: 0 E: 0 K: 0 S: 8 H: 1 LOB: 1 BB: 0 P: 12	1B: 8 2B: 0 3B: 0 HR: 2 SF: 0 SAC: 0 DP: 0 HBP: 0	WP: 0 PB: 0 SB: 0 CS: 0 PA: 39		
<b>PITCHER</b>	IP WLS BF H R ER SO BB IBB HBP BLK WP HR S P ERA WHIP											<b>PITCHER</b>	IP WLS BF H R ER SO BB IBB HBP BLK WP HR S P ERA WHIP
<b>Sidney Ponson, R</b> (1, 1) ERA: 6.22	7.0 L 30 7 4 2 1 1 0 0 0 0 0 2 70 105 2.57 1.143												
<b>John Parrish, L</b> (8, 1) ERA: 4.29	1.0 5 2 1 1 1 0 0 0 0 0 0 0 11 16 9.00 2.000												
<b>Eddy Rodriguez, R</b> (9, 1) ERA: 2.4	1.0 4 1 0 0 0 0 0 0 0 0 0 0 8 12 0.00 1.000												

Batter	1	2	3	4	5	6	7	8	9	AB R H RBI BB SO LOB
1 Brian Roberts, S OBP: 0.337, SLG: 0.352	4-1 HR BB	1-0 FC6-4			2-2 G4-3		2-2 F8-6 1B			3 1 1 0 1 0 1
David Newhan, L OBP: 0.565, SLG: 0.900	0-0 HR		1-0 G3		1-3 K		0-2 K			4 1 1 2 0 2 1
10 Miguel Tejada, R OBP: 0.361, SLG: 0.484	2-2 G4-3		3-2 1B		0-2 2B		2-0 F8-6			4 0 2 0 0 0 1
Rafael Palmeiro, L OBP: 0.375, SLG: 0.424	1-2 G1-3 1B		1 SAFE 2-2 P4		0-0 G3		2-2 L9			4 0 1 0 0 0 2
Javy Lopez, R OBP: 0.354, SLG: 0.455	0-1 G1-3		1-1 F8		0-1 G6-3		1-3 K			4 0 0 0 0 1 2
31 Jay Gibbons, L OBP: 0.293, SLG: 0.351	2-1 F9			3-2 F7		2-1 P6		0-1 G4-3		4 0 0 0 0 0 1
Luis Matos, R OBP: 0.285, SLG: 0.362		0-0 L9		0-1 G5-3		2-0 2B 1B		1-2 G6-3		4 0 1 0 0 0 0
Larry Bigbie, L OBP: 0.324, SLG: 0.391		4-2 1B BB		0-1 1B		1-2 2B		1-1 G6-3		3 0 2 0 1 0 0
Jerry Hairston, R OBP: 0.386, SLG: 0.405		1-2 1 FC6-4 1B		2-1 F7		1-1 P3		0-2 G3		4 0 1 0 0 0 3

Inning Stats	R: 2	H: 2	E: 0	K: 14	S: 14	LOB: 1	BB: 1	P: 23	R: 0	H: 1	E: 0	K: 7	S: 7	LOB: 1	BB: 1	P: 13	R: 0	H: 1	E: 0	K: 9	S: 9	LOB: 1	BB: 0	P: 16	R: 0	H: 1	E: 0	K: 10	S: 10	LOB: 2	BB: 0	P: 13	R: 0	H: 1	E: 0	K: 7	S: 7	LOB: 0	BB: 0	P: 11	R: 0	H: 0	E: 0	K: 10	S: 10	LOB: 0	BB: 0	P: 13	R: 0	H: 0	E: 0	K: 8	S: 8	LOB: 0	BB: 0	P: 10	1B: 6	2B: 3	3B: 0	HR: 1	SF: 0	SAC: 0	DP: 1	HBP: 0	WP: 0	PB: 0	SB: 0	CS: 0	PA: 36
--------------	------	------	------	-------	-------	--------	-------	-------	------	------	------	------	------	--------	-------	-------	------	------	------	------	------	--------	-------	-------	------	------	------	-------	-------	--------	-------	-------	------	------	------	------	------	--------	-------	-------	------	------	------	-------	-------	--------	-------	-------	------	------	------	------	------	--------	-------	-------	-------	-------	-------	-------	-------	--------	-------	--------	-------	-------	-------	-------	--------

PITCHER	IP	WLS	BF	H	R	ER	SO	BB	IBB	HBP	BLK	WP	HR	S	P	ERA	WHIP
Javier Vazquez, R ERA: 3.38	(1, 1)	7.0	W	30	9	2	2	2	2	0	0	0	1	66	106	2.57	1.571
Tom Gordon, R ERA: 1.73	(8, 1)	1.0	H	3	0	0	1	0	0	0	0	0	0	10	13	0.00	0.000
42 Mariano Rivera, R ERA: 0.93	(9, 1)	1.0	S	3	0	0	0	0	0	0	0	0	0	8	10	0.00	0.000

**BOTTOM**

**New York Yankees @ Baltimore Orioles**  
**Oriole Park at Camden Yards, Baltimore, MD**  
 Thu Jun 24 2004, 7:05 PM EDT  
 Att. 48,442 - Sunny - 91 F

AB	34
R	2
H	9
RBI	2
BB	2
SO	3
LOB	11



PITCHER	IP	WLS	BF	H	R	ER	SO	BB	IBB	HBP	BLK	WP	HR	S	P	ERA	WHIP
Javier Vazquez, R ERA: 3.38	(1, 1)	7.0	W	30	9	2	2	2	2	0	0	0	1	66	106	2.57	1.571
Tom Gordon, R ERA: 1.73	(8, 1)	1.0	H	3	0	0	1	0	0	0	0	0	0	10	13	0.00	0.000
42 Mariano Rivera, R ERA: 0.93	(9, 1)	1.0	S	3	0	0	0	0	0	0	0	0	0	8	10	0.00	0.000

New York Mets @ New York Yankees  
 Yankee Stadium, Bronx, NY

Sat Jun 26 2004, 1:05 PM EDT  
 Att. 55,303 - Unknown - 78 F

AB	37
R	9
H	12
RBI	8
BB	6
SO	7
LOB	18



WP	0	PA	45
PB	0		
SB	3		
CS	0		

AB	R	H	RBI	BB	SO	LOB
5	1	1	1	0	1	1
5	1	2	2	0	0	0
4	1	2	1	1	1	1
5	1	1	1	0	2	4
0	0	0	0	0	0	0
4	1	2	1	1	1	1
3	1	0	0	1	0	2
5	1	1	0	0	2	4
2	1	2	0	3	0	0
4	1	1	2	0	0	5

Batter	1	2	3	4	5	6	7	8	9
<b>7 José Reyes, S</b> OBP: 0.214, SLG: 0.385 (1, 4)	2-3 K	1-2 FC5-4		2-2 S 1B		0-0 F8		0-2 P6	
<b>Kazuo Matsui, S</b> OBP: 0.329, SLG: 0.381 (1, 6)	0-1 F9		2-0 G5-3	0-2 31 S 1B		2-1 F7		0-0 1B	
<b>31 Mike Piazza, R</b> OBP: 0.405, SLG: 0.567 (1, 10)	1-0 2B		4-0 BB	3-2 G3 1B		2-1 P2		2-3 K	
<b>Cliff Floyd, L</b> OBP: 0.356, SLG: 0.513 (1, 7)	0-3 K		0-3 K	1-2 G3		0-0 HR		0-1 G4-3	
<b>Shane Spencer, R</b> OBP: 0.354, SLG: 0.400 (8, 7)									
<b>Richard Hidalgo, R</b> OBP: 0.305, SLG: 0.410 (1, 9)		4-2 G3 BB E BB	2-3 K	0-1 1B		2-0 G1-3		0-0 BB 1B	
<b>Mike Cameron, R</b> OBP: 0.308, SLG: 0.386 (1, 8)		4-0 E G3 SF8 BB		G6-3 P2		3-0 1B HBP		0-0 P6	
<b>Ty Wigginton, R</b> OBP: 0.309, SLG: 0.439 (1, 5)				0-1 S 2B 1B	3-3 K	1-0 P4		1-3 K	
<b>Todd Zeile, R</b> OBP: 0.332, SLG: 0.397 (1, 3)		4-1 7 FC5-4 BB		4-2 2B 7 1B BB	2-2 G6-3 1B	3-1 1B		4-1 BB	
<b>Jason Phillips, R</b> OBP: 0.295, SLG: 0.353 (1, 2)		1-0 SF8		1-2 7 1B 1B	1-1 G6-3	0-0 G1-3		0-0 P4	

Inning Stats	R: 0 E: 0 K: 2 S: 12	H: 1 LOB: 1 BB: 0 P: 15	R: 2 E: 1 K: 0 S: 9	H: 0 LOB: 1 BB: 3 P: 24	R: 0 E: 0 K: 2 S: 7	H: 0 LOB: 1 BB: 1 P: 15	R: 6 E: 0 K: 0 S: 30	H: 6 LOB: 1 BB: 1 P: 44	R: 0 E: 0 K: 1 S: 11	H: 1 LOB: 0 BB: 0 P: 17	R: 0 E: 0 K: 0 S: 5	H: 0 LOB: 0 BB: 0 P: 9	R: 1 E: 0 K: 0 S: 6	H: 2 LOB: 2 BB: 0 P: 15	R: 0 E: 0 K: 1 S: 9	H: 1 LOB: 1 BB: 0 P: 11	R: 0 E: 0 K: 1 S: 10	H: 1 LOB: 2 BB: 1 P: 15	1B: 9 2B: 2 3B: 0 HR: 1	SF: 1 SAC: 0 DP: 1 HBP: 1	WP: 0 PB: 0 SB: 3 CS: 0	PA: 45
--------------	-------------------------------	----------------------------------	------------------------------	----------------------------------	------------------------------	----------------------------------	-------------------------------	----------------------------------	-------------------------------	----------------------------------	------------------------------	---------------------------------	------------------------------	----------------------------------	------------------------------	----------------------------------	-------------------------------	----------------------------------	----------------------------------	------------------------------------	----------------------------------	--------

PITCHER	IP	WLS	BF	H	R	ER	SO	BB	IBB	HBP	BLK	WP	HR	S	P	ERA	WHIP
<b>Brad Halsey, L</b> ERA: 8.0 (1, 1)	3.1	L	20	5	7	6	4	5	0	0	0	0	0	43	76	16.20	3.000
<b>Tanyon Sturtze, R</b> ERA: 4.91 (4, 1)	4.1		19	6	2	2	2	0	0	1	0	0	1	44	72	4.15	1.385
<b>Felix Heredia, L</b> ERA: 8.0 (8, 1)	1.1		6	1	0	0	1	1	0	0	0	0	0	12	17	0.00	1.500

BOTTOM

New York Mets @ New York Yankees  
Yankee Stadium, Bronx, NY  
Sat Jun 26 2004, 1:05 PM EDT  
Att: 55,303 - Unknown - 78 F

livebaseballscorecards.com

AB 32  
R 3  
H 6  
RBI 3  
BB 6  
SO 7  
LOB 19



WP: 0 PA: 39  
PB: 0  
SB: 0  
CS: 0

AB R H RBI BB SO LOB

3 1 2 0 2 0 0

4 0 2 0 1 1 2

5 0 0 0 0 0 7

2 1 1 2 2 1 0

4 0 0 0 0 1 5

3 0 0 0 0 1 3

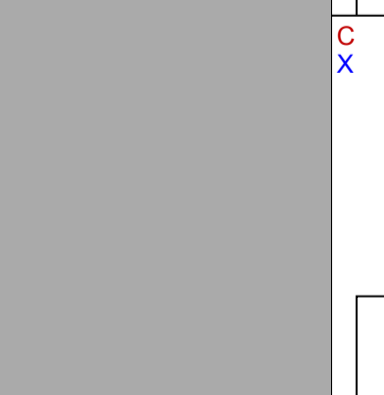

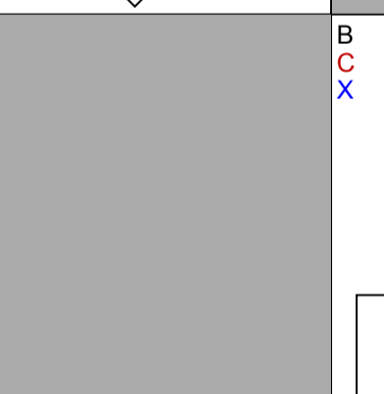
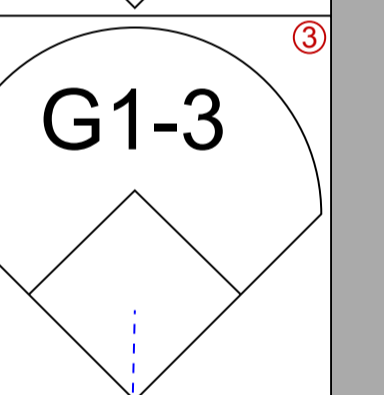
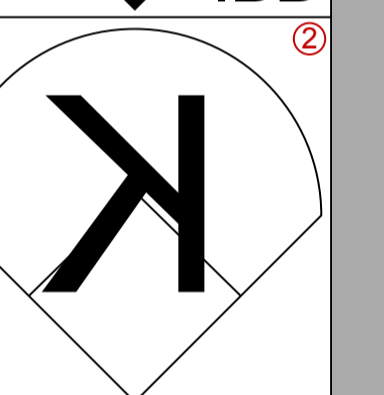
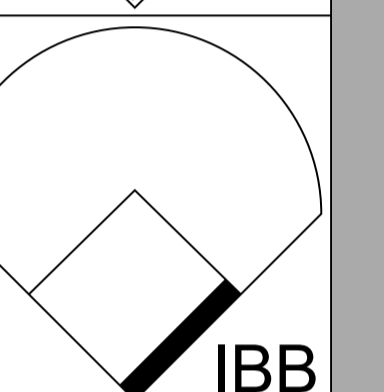
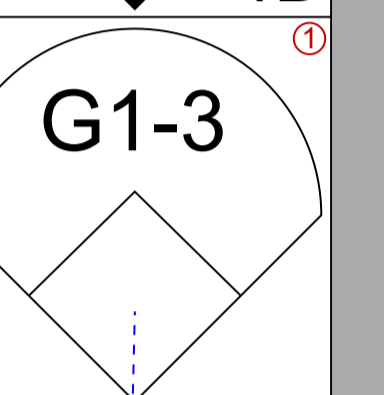
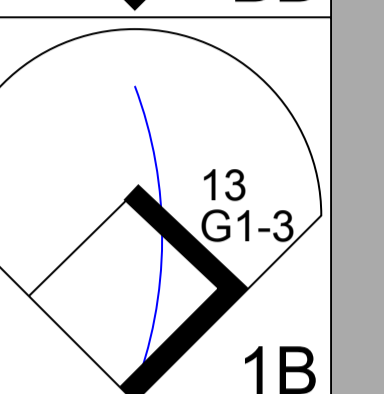
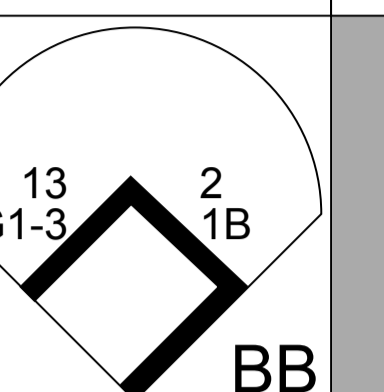



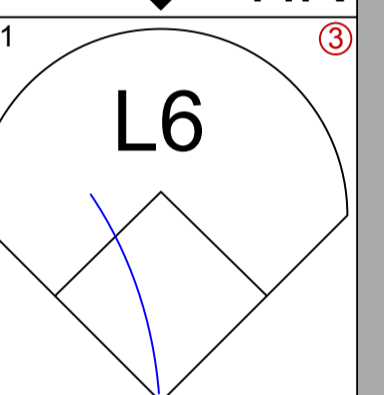
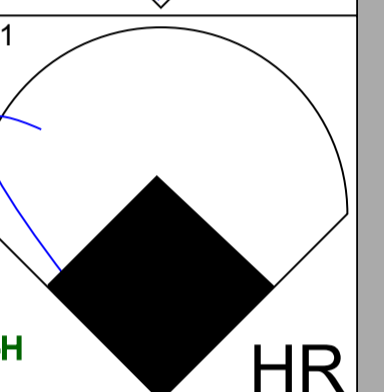
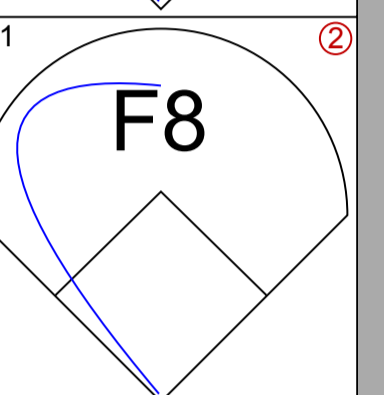
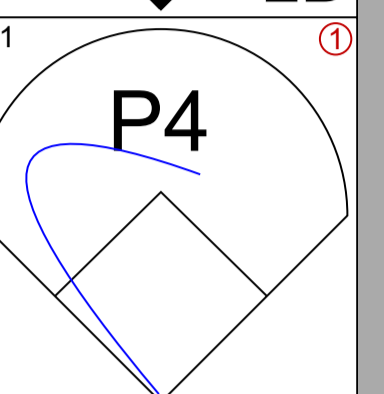
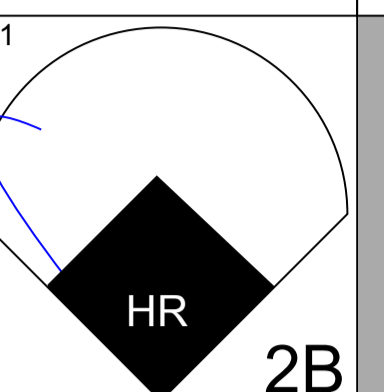

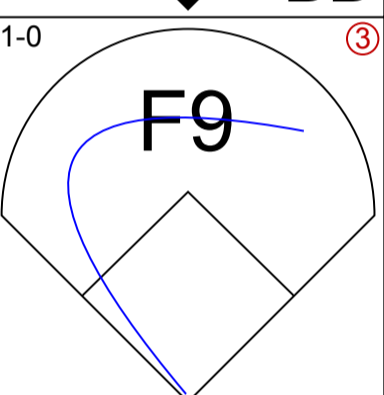
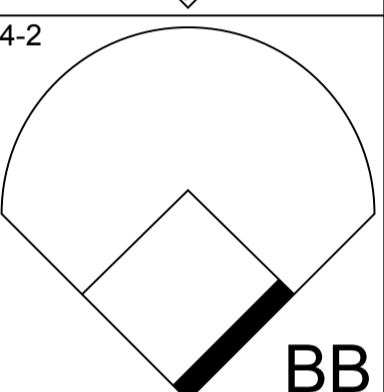
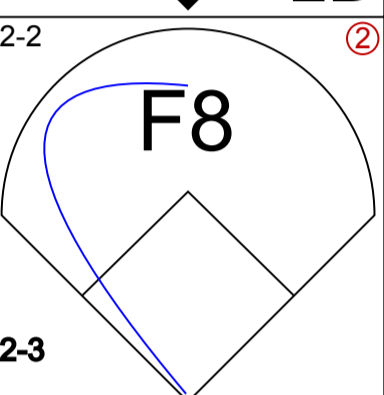
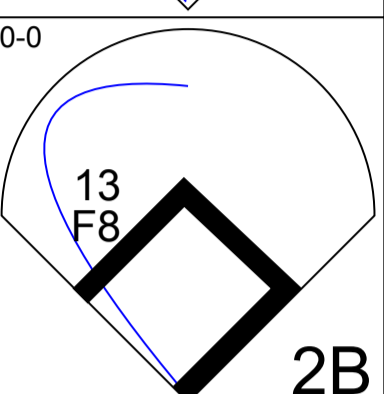
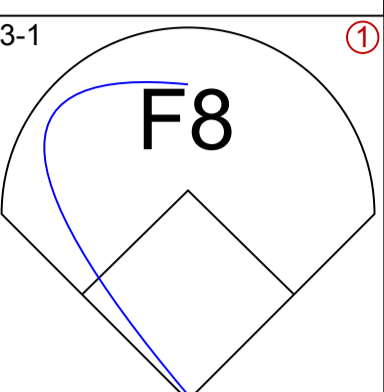
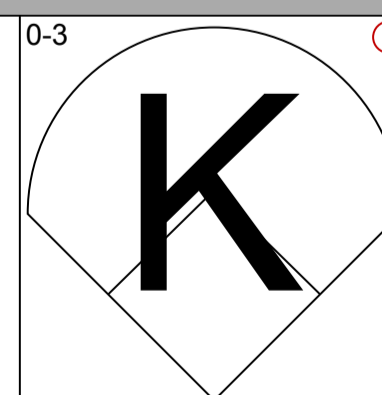

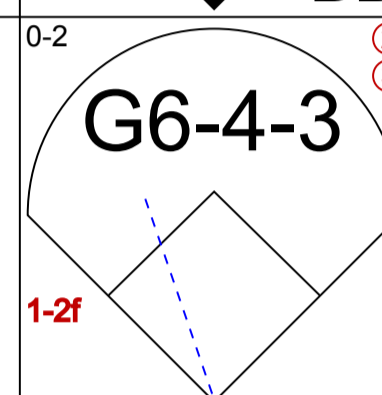
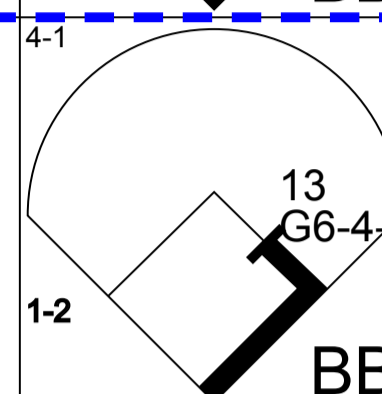
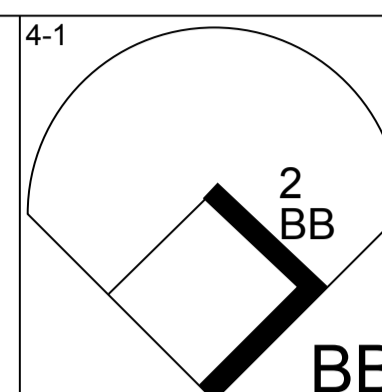
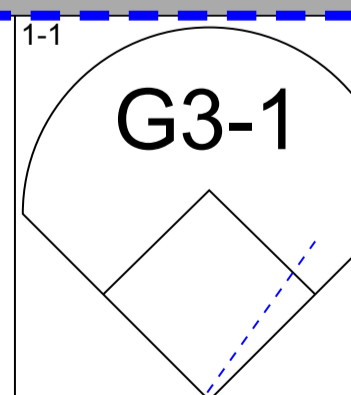
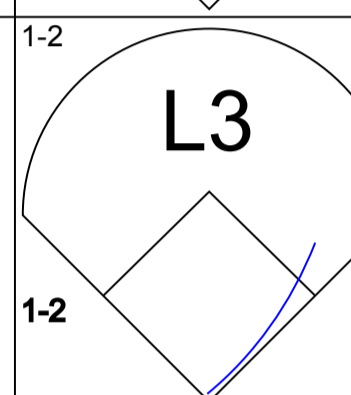
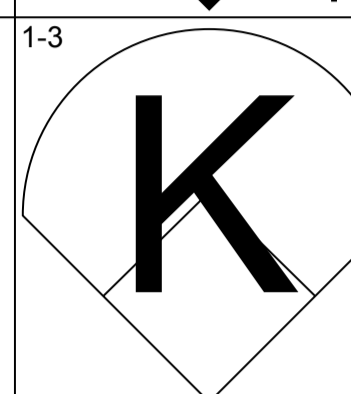
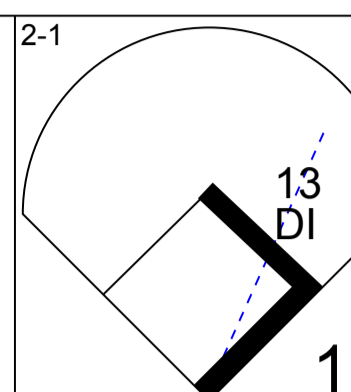
3 1 1 1 1 0 0

4 0 0 0 0 2 2

3 0 0 0 0 1 0

1 0 0 0 0 0 0

1B: 2 SF: 0  
2B: 2 SAC: 0  
3B: 0 DP: 1  
HR: 2 HBP: 1



Batter Bernie Williams, S (1, 8)  
OBP: 0.373, SLG: 0.441

Batter 2 Derek Jeter, R (1, 6)  
OBP: 0.321, SLG: 0.429

Batter 13 Alex Rodriguez, R (1, 5)  
OBP: 0.377, SLG: 0.542

Batter Gary Sheffield, R (1, 10)  
OBP: 0.404, SLG: 0.486

Batter 25 Jason Giambi, L (1, 3)  
OBP: 0.377, SLG: 0.457

Batter 20 Jorge Posada, S (1, 2)  
OBP: 0.412, SLG: 0.510

Batter 55 Hideki Matsui, L (1, 7)

Batter Ruben Sierra, S (1, 9)  
OBP: 0.296, SLG: 0.429

Batter Miguel Cairo, R (1, 4)  
OBP: 0.326, SLG: 0.400

Batter Kenny Lofton, L (9, PH)  
OBP: 0.357, SLG: 0.442

Inning Stats

PITCHER Al Leiter, L (1, 1)  
ERA: 2.34  
Ricky Bottalico, R (7, 1)  
ERA: 1.75  
Jose Parra, R (9, 1)  
ERA:

R: 0 H: 1  
E: 0 LOB: 3  
K: 1 BB: 2  
S: 12 P: 27

R: 0 H: 0  
E: 0 LOB: 0  
K: 1 BB: 0  
S: 7 P: 11

R: 2 H: 2  
E: 0 LOB: 0  
K: 0 BB: 0  
S: 10 P: 16

R: 1 H: 1  
E: 0 LOB: 0  
K: 0 BB: 0  
S: 12 P: 22

R: 0 H: 1  
E: 0 LOB: 2  
K: 0 BB: 1  
S: 10 P: 20

R: 0 H: 0  
E: 0 LOB: 0  
K: 2 BB: 0  
S: 11 P: 15

R: 0 H: 0  
E: 0 LOB: 1  
K: 1 BB: 2  
S: 8 P: 16

R: 0 H: 0  
E: 0 LOB: 2  
K: 1 BB: 1  
S: 10 P: 19

R: 0 H: 1  
E: 0 LOB: 1  
K: 1 BB: 0  
S: 10 P: 15

1B: 2 SF: 0  
2B: 2 SAC: 0  
3B: 0 DP: 1  
HR: 2 HBP: 1

IP WLS BF H R ER SO BB IBB HBP BLK WP HR S P ERA WHIP

6.1 2.34 28 5 3 3 5 3 1 0 0 0 66 119 4.26 1.263

1.2 7 0 0 0 1 2 0 1 0 0 0 13 27 0.00 1.200

1.0 4 1 0 0 1 0 0 0 0 0 0 10 15 0.00 1.000

PITCHER IP WLS BF H R ER SO BB IBB HBP BLK WP HR S P ERA WHIP

Batter	1	2	3	4	5	6	7	8	9	AB R H RBI BB SO LOB	TOP											
7 José Reyes, S OBP: 0.250, SLG: 0.379 (1, 4)	2-1 CS 1B			2-3 1-2 2-3 BB	4-2 BB			0-3 1		3 0 1 0 1 2 0	<b>New York Mets @ New York Yankees</b> Yankee Stadium, Bronx, NY Sun Jun 27 2004, 1:05 PM EDT Att. 37,305 - Sunny - 76 F											
Kazuo Matsui, S OBP: 0.325, SLG: 0.376 (1, 6)	1-3 SAFE 1-2 K			0-0 E8 31 BB	3-2 F7			0-3 2		4 0 0 0 0 2 4												
31 Mike Piazza, R OBP: 0.403, SLG: 0.561 (1, 10)	1-0 F7			4-2 SAFE 1-2 BB				2-1 G6-3		3 0 0 0 1 1 0												
Cliff Floyd, L OBP: 0.348, SLG: 0.500 (1, 7)				2-3 BB				0-3 1		4 0 0 0 0 3 2												
Richard Hidalgo, R OBP: 0.300, SLG: 0.403 (1, 9)				1-3 K				1-1 G1-3		4 0 0 0 0 2 2												
Mike Cameron, R OBP: 0.311, SLG: 0.392 (1, 8)				1-1 CS 1B				3-3 K		4 1 2 0 0 2 0												
Ty Wigginton, R OBP: 0.309, SLG: 0.435 (1, 5)				4-2 7 BB 1-2 BB				1-1 G4-3		2 0 0 0 1 1 1												
Todd Zeile, R OBP: 0.332, SLG: 0.393 (1, 3)				1-2 P4				1-1 G5-3		2 0 0 1 1 0 0												
Jason Phillips, R OBP: 0.291, SLG: 0.348 (1, 2)				3-1 F7				0-1 G6-3		3 0 0 0 0 1 2												
<b>Inning Stats</b>	R: 0 E: 0 K: 1 S: 7	H: 1 LOB: 0 BB: 0 P: 10	R: 0 E: 0 K: 3 S: 9	H: 0 LOB: 0 BB: 0 P: 13	R: 0 E: 0 K: 1 S: 9	H: 0 LOB: 0 BB: 0 P: 14	R: 0 E: 1 K: 3 S: 12	H: 0 LOB: 2 BB: 1 P: 21	R: 0 E: 0 K: 1 S: 13	H: 1 LOB: 3 BB: 3 P: 30	R: 0 E: 0 K: 1 S: 7	H: 0 LOB: 0 BB: 0 P: 9	R: 1 E: 0 K: 0 S: 9	H: 1 LOB: 0 BB: 0 P: 14	R: 0 E: 0 K: 2 S: 8	H: 0 LOB: 0 BB: 0 P: 10	R: 0 E: 0 K: 2 S: 8	H: 0 LOB: 0 BB: 0 P: 13	1B: 2 2B: 1 3B: 0 HR: 0	SF: 0 SAC: 0 DP: 0 HBP: 0	WP: 0 PB: 0 SB: 0 CS: 2	PA: 33
<b>PITCHER</b>	IP WLS BF H R ER SO BB IBB HBP BLK WP HR S P ERA WHIP																					
Jose Contreras, R ERA: 5.53 (1, 1)	6.0 W 23 2 0 0 10 4 0 0 0 0 0 0 57 97 0.00 1.000																					
Paul Quantrill, R ERA: 3.33 (7, 1)	1.0 4 1 1 1 0 0 0 0 0 0 0 0 9 14 9.00 1.000																					
Tom Gordon, R ERA: 1.65 (8, 1)	2.0 S 6 0 0 0 4 0 0 0 0 0 0 0 16 23 0.00 0.000																					

livebaseballscorecards.com

<b>AB</b>	29
<b>R</b>	1
<b>H</b>	3
<b>RBI</b>	1
<b>BB</b>	4
<b>SO</b>	14
<b>LOB</b>	11



Batter	1	2	3	4	5	6	7	8	9	AB	R	H	RBI	BB	SO	LOB
<b>Kenny Lofton, L</b> OBP: 0.343, SLG: 0.422 (1, 8) C F D X	0-2 G6-3	1-1 G1-3			X 0-0 F7		1 SAFE 1 P C SAFE 1 F SAFE 1 X	2-2 L6		4	0	0	0	0	0	2
<b>2 Derek Jeter, R</b> OBP: 0.326, SLG: 0.454 (1, 6) B X	1-0 HR		X 0-0 HR		X 0-0 G5-3			B C X	1-1 13 1B 55 HR 1B	4	3	3	2	0	0	0
<b>Gary Sheffield, R</b> OBP: 0.405, SLG: 0.496 (1, 10) B X	1-0 HR		F S B F B C	2-3 K	X 0-0 G6-3			C B SAFE 1 B SAFE 1 B	4-1 13 1B 55 HR BB	3	2	1	1	1	1	0
<b>13 Alex Rodriguez, R</b> OBP: 0.378, SLG: 0.539 (1, 5) F B X	1-1 F9		B F C B B B	4-2 S BB	X 0-0 G6-3			B F S X	1-2 55 HR 1B	3	1	1	0	1	0	0
<b>55 Hideki Matsui, L</b> OBP: 0.388, SLG: 0.515 (1, 7) F B X	2-2 G4-3		C SAFE 1 SAFE 1 SAFE F C SAFE 1 X	1-2 F8	X 0-0 G4-3			B SAFE 1 B SAFE 1 B	0-0 1-H 2-H 3-H HR	4	1	1	4	0	1	1
<b>Ruben Sierra, S</b> OBP: 0.297, SLG: 0.427 (1, 9) <b>Bubba Crosby, L</b> OBP: 0.219, SLG: 0.419 (8, 9)		B B C X	2-2 SH2-3 G4-3 1B	1-3 K	X 0-1 G3			B B C C C C	3-3 K	3	1	1	0	0	1	1
<b>Tony Clark, S</b> OBP: 0.346, SLG: 0.384 (1, 3)		X 0-0 G4-3 SH2-3 1B		S B X	1-1 G4-3			B B F X	2-2 F8	4	0	1	0	0	0	0
<b>John Flaherty, R</b> OBP: 0.206, SLG: 0.305 (1, 2)		X 0-0 SH2-3		B C B X	2-1 F7			B X	1-0 G4-3	3	0	0	0	0	0	0
<b>Enrique Wilson, S</b> OBP: 0.253, SLG: 0.338 (1, 4)		B B C X	2-1 G4-3	X 0-0 F7				B B B B	4-0 BB	2	0	0	1	1	0	1

Inning Stats	R: 2	H: 2	E: 0	K: 0	S: 11	H: 2	LOB: 0	BB: 0	P: 16	R: 1	H: 1	E: 0	K: 2	S: 14	H: 0	LOB: 0	BB: 0	P: 3	R: 0	H: 0	E: 0	K: 0	S: 5	R: 0	H: 0	E: 0	K: 1	S: 8	R: 0	H: 0	E: 0	K: 0	S: 9	R: 4	H: 3	E: 0	K: 1	S: 12	1B: 4	2B: 0	3B: 0	HR: 4	SF: 0	SAC: 1	DP: 0	HBP: 0	WP: 0	PB: 0	SB: 1	CS: 0	PA: 35
--------------	------	------	------	------	-------	------	--------	-------	-------	------	------	------	------	-------	------	--------	-------	------	------	------	------	------	------	------	------	------	------	------	------	------	------	------	------	------	------	------	------	-------	-------	-------	-------	-------	-------	--------	-------	--------	-------	-------	-------	-------	--------


PITCHER	IP	WLS	BF	H	R	ER	SO	BB	IBB	HBP	BLK	WP	HR	S	P	ERA	WHIP
<b>Steve Trachsel, R</b> ERA: 3.74 (1, 1)	7.0	L	30	6	6	6	3	3	0	0	0	0	3	64	101	7.71	1.286
<b>Orber Moreno, R</b> ERA: 3.55 (8, 1)	0.0		1	1	0	0	0	0	0	0	0	0	0	3	4	∞	∞
<b>Mike Stanton, L</b> ERA: 3.4 (8, 1)	1.0		4	1	2	2	1	0	0	0	0	0	1	6	10	18.00	1.000

**BOTTOM**

**New York Mets @ New York Yankees**  
Yankee Stadium, Bronx, NY

Sun Jun 27 2004, 1:05 PM EDT  
Att. 37,305 - Sunny - 76 F

<b>AB</b>	<b>31</b>
<b>R</b>	<b>8</b>
<b>H</b>	<b>8</b>
<b>RBI</b>	<b>8</b>
<b>BB</b>	<b>3</b>
<b>SO</b>	<b>4</b>
<b>LOB</b>	<b>5</b>



Batter	1	2	3	4	5	6	7	8	9	AB R H RBI BB SO LOB	TOP	
7 José Reyes, S OBP: 0.216, SLG: 0.324 (1, 4) C X	0-1 L5		1-2 FC5-4 31 1B		0-0 G1-3		0-0 FC4-6 1B 31 SF7		1-3 K	5 1 0 0 0 1 3		
Kazuo Matsui, S OBP: 0.323, SLG: 0.373 (1, 6) B X	2-0 P4		1-3 K		0-1 P2		0-0 1B		1-2 G4-3	5 0 1 1 0 1 1		
31 Mike Piazza, R OBP: 0.401, SLG: 0.558 (1, 10) B X	1-1 F9		0-0 1B		3-1 G1-6-3		1-1 SF7			3 0 1 1 0 0 0		
Cliff Floyd, L OBP: 0.341, SLG: 0.488 (1, 7) C X		0-1 P4	0-0 F7			2-3 K	0-0 G4-3			4 0 0 0 0 1 3		
Richard Hidalgo, R OBP: 0.307, SLG: 0.434 (1, 9) C X		0-1 G6-3		1-0 HR		3-2 HR		0-2 G4-6-3 1B		4 2 3 2 0 0 0		
Mike Cameron, R OBP: 0.310, SLG: 0.402 (1, 8) X		0-0 HR		2-1 L4		2-3 K		1-3 K		4 1 1 1 0 2 1		
Ty Wigginton, R OBP: 0.308, SLG: 0.429 (1, 5) B B B B		4-0 BB		1-1 L5		1-3 K		0-1 G4-6-3		3 0 0 0 1 1 1		
Eric Valent, L OBP: 0.333, SLG: 0.430 (1, 3) C B B B		2-3 K		0-2 2B			1-0 FC4-6 1B BB		2-1 HR	4 2 3 1 0 1 1		
Tom Wilson, R OBP: 0.500, SLG: 0.333 (1, 2) Shane Spencer, R OBP: 0.352, SLG: 0.397 (9, PH) C C C X			0-2 FC5-4 1B		2-3 K		4-2 FC4-6 BB		2-2 G4-3	2 0 1 0 1 1 1 1 0 0 0 0 0 0		
<b>Inning Stats</b>	R: 0 E: 0 K: 0 S: 5 H: 0 LOB: 0 BB: 0 P: 8	R: 1 E: 0 K: 1 S: 8 H: 1 LOB: 1 BB: 1 P: 14	R: 0 E: 0 K: 1 S: 11 H: 2 LOB: 2 BB: 0 P: 13	R: 1 E: 0 K: 1 S: 12 H: 2 LOB: 1 BB: 0 P: 18	R: 0 E: 0 K: 0 S: 5 H: 0 LOB: 0 BB: 0 P: 8	R: 1 E: 0 K: 3 S: 21 H: 1 LOB: 0 BB: 0 P: 29	R: 2 E: 0 K: 0 S: 9 H: 2 LOB: 1 BB: 1 P: 15	R: 0 E: 0 K: 1 S: 10 H: 1 LOB: 0 BB: 0 P: 11	R: 1 E: 0 K: 1 S: 11 H: 1 LOB: 0 BB: 0 P: 17	1B: 5 2B: 1 3B: 0 HR: 4 SF: 1 SAC: 0 DP: 1 HBP: 0	WP: 0 PB: 0 SB: 0 CS: 0 PA: 38	
<b>PITCHER</b>	IP WLS BF H R ER SO BB IBB HBP BLK WP HR S P ERA WHIP											
35 Mike Mussina, R ERA: 4.67 (1, 1)	6.0 W 27 7 5 4 6 2 0 0 0 0 0 3 66 99 6.00 1.500											
Paul Quantrill, R ERA: 3.28 (7, 1)	0.2 H 3 1 0 0 0 0 0 0 0 0 0 0 4 5 0.00 1.500											
Felix Heredia, L ERA: 7.85 (7, 1)	0.1 H 1 0 0 0 0 0 0 0 0 0 0 0 1 1 0.00 0.000											
Bret Prinz, R ERA: 3.07 (8, 1)	2.0 7 2 1 1 2 0 0 0 0 0 0 1 21 28 4.50 1.000											

**New York Mets @ New York Yankees**  
**Yankee Stadium, Bronx, NY**  
 Sun Jun 27 2004, 8:05 PM EDT  
 Att. 55,387 - Cloudy - 75 F

[livebaseballscorecards.com](http://livebaseballscorecards.com)

AB	35
R	6
H	10
RBI	6
BB	2
SO	8
LOB	11





BOTTOM

New York Mets @ New York Yankees  
Yankee Stadium, Bronx, NY

AB	37
R	11
H	12
RBI	11
BB	3
SO	10
LOB	20



WP:	0	PA:	41
PB:	0		
SB:	2		
CS:	0		

Sun Jun 27 2004, 8:05 PM EDT  
Att. 55,387 - Cloudy - 75 F

livebaseballscorecards.com

AB	R	H	RBI	BB	SO	LOB
5	1	2	0	0	0	2
4	1	1	0	0	1	1
3	1	1	1	0	1	1
2	1	1	0	0	1	1
5	2	2	1	0	2	2
5	0	0	0	0	3	6
2	2	1	1	2	0	0
3	2	2	5	1	1	2
4	0	0	0	0	1	5
4	1	2	3	0	0	0
1B:	9	SF:	0			
2B:	1	SAC:	0			
3B:	0	DP:	2			
HR:	2	HBP:	1			

Batter	1	2	3	4	5	6	7	8	9
Bernie Williams, S OBP: 0.374, SLG: 0.440	3-1 2 HBP 1B	2-1 F8		0-0 G6-4-3 1B		1-1 G4-6-3 1-2f	2-2 F7		
2 Derek Jeter, R OBP: 0.327, SLG: 0.451	1-0 1B 13 1B HBP	0-0 E6		2-2 G6-4-3 1-2f		2-2 K		1-1 1B	
Gary Sheffield, R OBP: 0.405, SLG: 0.494 Bubba Crosby, L OBP: 0.235, SLG: 0.424	1-0 13 1B 20 2B 1B	0-2 L9		2-3 K			2-2 55 S 13 1B 1B	1-3 K	
13 Alex Rodriguez, R OBP: 0.378, SLG: 0.537	2-2 20 2B 1-2 HR 1B	3-3 K			1-1 E4 55 G4-3		1-1 1B 55 S 1B	3-3 K	
55 Hideki Matsui, L OBP: 0.382, SLG: 0.506	0-3 K		1-0 F7		3-1 G4-3		3-3 K	2-3 K	
20 Jorge Posada, S OBP: 0.418, SLG: 0.515	1-1 HR 2B		3-2 G4-3		4-2 BB		4-0 G3-1 1B 1B		
Ruben Sierra, S OBP: 0.308, SLG: 0.451	1-1 HR		4-2 FC6 BB		0-3 K		1-2 G3-1 1B 1B		
Tony Clark, S OBP: 0.336, SLG: 0.371	2-3 K		1-2 FC6		2-2 G3-1		1-1 G3-1		
Miguel Cairo, R OBP: 0.331, SLG: 0.427	1-1 L9		1-2 FC6			0-1 E5 G4-6-3	3-2 1B		

PITCHER	IP	WLS	BF	H	R	ER	SO	BB	IBB	HBP	BLK	WP	HR	S	P	ERA	WHIP	
Matt Ginter, R ERA: 4.53	3.0	L	19	7	7	7	3	1	0	0	0	0	0	2	45	73	21.00	2.667
Dan Wheeler, R ERA: 4.41	3.0		12	2	2	2	3	1	0	0	0	0	0	32	52	6.00	1.000	
Jose Parra, R ERA: 1.93	0.1		2	0	0	0	1	0	1	0	0	0	0	7	14	0.00	0.000	
Mike Stanton, L ERA: 3.57	0.2		4	2	2	2	0	0	0	0	0	0	0	12	19	27.00	3.000	
John Franco, L ERA: 4.55	1.0		4	1	0	0	3	0	0	0	0	0	0	11	18	0.00	1.000	

PITCHER	IP	WLS	BF	H	R	ER	SO	BB	IBB	HBP	BLK	WP	HR	S	P	ERA	WHIP	
Matt Ginter, R ERA: 4.53	3.0	L	19	7	7	7	3	1	0	0	0	0	0	2	45	73	21.00	2.667
Dan Wheeler, R ERA: 4.41	3.0		12	2	2	2	3	1	0	0	0	0	0	32	52	6.00	1.000	
Jose Parra, R ERA: 1.93	0.1		2	0	0	0	1	0	1	0	0	0	0	7	14	0.00	0.000	
Mike Stanton, L ERA: 3.57	0.2		4	2	2	2	0	0	0	0	0	0	0	12	19	27.00	3.000	
John Franco, L ERA: 4.55	1.0		4	1	0	0	3	0	0	0	0	0	0	11	18	0.00	1.000	

Inning Stats	R	H	E	K	S	LOB	BB	P	ER	SO	IBB	HBP	BLK	WP	HR	S	P	ERA	WHIP
	6	5	0	2	11	0	0	15	1	3	0	1	0	0	2	45	73	21.00	2.667
	0	0	1	1	10	1	0	15	1	3	0	1	0	0	2	32	52	6.00	1.000
	0	0	1	1	10	1	0	15	1	3	0	1	0	0	7	14	0.00	0.000	
	0	0	1	1	10	1	0	15	1	3	0	1	0	0	12	19	27.00	3.000	
	0	0	1	1	10	1	0	15	1	3	0	1	0	0	11	18	0.00	1.000	

Inning Stats	R	H	E	K	S	LOB	BB	P	ER	SO	IBB	HBP	BLK	WP	HR	S	P	ERA	WHIP
	0	0	1	1	10	1	0	15	1	3	0	1	0	0	2	45	73	21.00	2.667
	0	0	1	1	10	1	0	15	1	3	0	1	0	0	7	14	0.00	0.000	
	0	0	1	1	10	1	0	15	1	3	0	1	0	0	12	19	27.00	3.000	
	0	0	1	1	10	1	0	15	1	3	0	1	0	0	11	18	0.00	1.000	

Batter	1	2	3	4	5	6	7	8	9	AB R H RBI BB SO LOB	TOP		
18 Johnny Damon, L (1, 8) OBP: 0.388, SLG: 0.449 Gabe Kapler, R (9, PH) OBP: 0.308, SLG: 0.361	1-0 HR		0-0 HR		3-2 G1-3		4-1 BB		3-3 K	3 2 2 2 1 0 2 1 0 0 0 0 1 0			
Mark Bellhorn, S (1, 5) OBP: 0.384, SLG: 0.429	2-0 P3		3-3 K			2-3 K	0-0 F8			4 0 0 0 0 2 2			
34 David Ortiz, L (1, 10) OBP: 0.357, SLG: 0.597	1-2 L8			2-1 F9		3-2 HR		1-1 F8		4 1 1 1 0 0 0			
Manny Ramirez, R (1, 7) OBP: 0.437, SLG: 0.651	3-3 K			0-0 F8		1-3 K		2-2 F8		4 0 0 0 0 2 0			
Nomar Garciaparra, R (1, 6) OBP: 0.290, SLG: 0.406		0-0 G5-3		0-0 P2		1-2 1B		1-2 1B		4 0 2 0 0 0 0			
Trot Nixon, L (1, 9) OBP: 0.381, SLG: 0.600		0-1 G4-3			2-1 1B	0-1 P6		1-2 1B		4 0 2 0 0 0 1			
Jason Varitek, S (1, 2) OBP: 0.390, SLG: 0.450		3-1 G4-3			1-3 K		2-3 K	0-3 K		4 0 0 0 0 3 3			
Kevin Millar, R (1, 3) OBP: 0.349, SLG: 0.395			3-3 K		0-2 F8		2-1 1B	0-0 F8		4 0 1 0 0 1 1			
Pokey Reese, R (1, 4) OBP: 0.298, SLG: 0.358			0-3 K		0-1 1B		1-1 F8	0-2 G1-3		4 0 1 0 0 1 1			
<b>Inning Stats</b>	R: 1 E: 0 K: 1 S: 9 H: 1 LOB: 0 BB: 0 P: 16	R: 0 E: 0 K: 0 S: 5 H: 0 LOB: 0 BB: 0 P: 8	R: 1 E: 0 K: 3 S: 20 H: 1 LOB: 0 BB: 0 P: 26	R: 0 E: 0 K: 0 S: 4 H: 0 LOB: 0 BB: 0 P: 6	R: 0 E: 0 K: 1 S: 14 H: 2 LOB: 2 BB: 0 P: 20	R: 1 E: 0 K: 2 S: 15 H: 2 LOB: 1 BB: 0 P: 22	R: 0 E: 0 K: 1 S: 9 H: 1 LOB: 2 BB: 1 P: 18	R: 0 E: 0 K: 1 S: 14 H: 2 LOB: 2 BB: 0 P: 19	R: 0 E: 0 K: 1 S: 7 H: 0 LOB: 0 BB: 0 P: 10	1B: 6 2B: 0 3B: 0 HR: 3 SF: 0 SAC: 0 DP: 0 HBP: 0	WP: 0 PB: 0 SB: 0 CS: 0 PA: 37		
<b>PITCHER</b>	IP WLS BF H R ER SO BB IBB HBP BLK WP HR S P ERA WHIP											<b>PITCHER</b>	IP WLS BF H R ER SO BB IBB HBP BLK WP HR S P ERA WHIP
Javier Vazquez, R (1, 1) ERA: 3.42	6.2 W 28 7 3 3 8 1 0 0 0 0 3 75 115 4.05 1.200												
Paul Quantrill, R (7, 1) ERA: 3.19	1.1 6 2 0 0 1 0 0 0 0 0 0 15 20 0.00 1.500												
Felix Heredia, L (9, 1) ERA: 7.45	1.0 3 0 0 0 1 0 0 0 0 0 0 7 10 0.00 0.000												

**Boston Red Sox @ New York Yankees**  
**Yankee Stadium, Bronx, NY**  
 Tue Jun 29 2004, 7:05 PM EDT  
 Att. 55,231 - Cloudy - 77 F

livebaseballscorecards.com

<b>AB</b>	36
<b>R</b>	3
<b>H</b>	9
<b>RBI</b>	3
<b>BB</b>	1
<b>SO</b>	10
<b>LOB</b>	10



Batter	1	2	3	4	5	6	7	8	9
<b>Kenny Lofton, L</b> OBP: 0.346, SLG: 0.415 (1, 8)	0-2 E6 2 G6-3		0-2 E3 2 1B SF8	1-0 F8		0-0 BB 13 FC5 2 1B 1B	4-0 2 1B BB		
<b>2 Derek Jeter, R</b> OBP: 0.331, SLG: 0.454 (1, 6)	1-0 G6-3		3-2 55 S 55 1B 13 S 1B	1-2 E6 HR		1-0 13 FC5 BB 1-2 1B	2-2 1-3 2-H 1B		
<b>Gary Sheffield, R</b> OBP: 0.405, SLG: 0.504 (1, 9)	3-2 G2-3		0-0 SF8	1-0 HR		4-1 13 FC5 BB 1-2 2-3	3-2 L3		
<b>Bubba Crosby, L</b> OBP: 0.235, SLG: 0.424 (8, 9)			3-H	3-H					
<b>13 Alex Rodriguez, R</b> OBP: 0.379, SLG: 0.533 (1, 5)	1-0 F9		1-2 55 S 55 1B 1B	1-1 G4-3		0-0 FC5		4-1 G4-6-3 BB	
<b>55 Hideki Matsui, L</b> OBP: 0.382, SLG: 0.504 (1, 7)		2-0 20 G6-4-3 1B 1B	3-2 G2-3 1B		0-1 G1-3	0-3 K		1-2 F9	
<b>Bernie Williams, S</b> OBP: 0.374, SLG: 0.439 (1, 10)		1-0 20 G6-4-3 1B	0-0 G2-3		0-1 20 FC4-6 1B	0-1 F9		1-1 G4-6-3	
<b>20 Jorge Posada, S</b> OBP: 0.411, SLG: 0.505 (1, 2)		3-1 G6-4-3 1B	3-0 G4-3		0-0 FC4-6 HR		3-2 G5-3		
<b>Tony Clark, S</b> OBP: 0.340, SLG: 0.400 (1, 3)		1-0 1B		2-3 K	0-1 HR		1-0 F9		
<b>Miguel Cairo, R</b> OBP: 0.336, SLG: 0.421 (1, 4)		3-2 G1-3		4-1 2 F S HR BB	1-2 G1-3		4-1 2 BB 1B BB		

Inning Stats	R: 0	H: 0	E: 1	K: 0	S: 9	L: 0	LOB: 1	BB: 0	P: 14	R: 1	H: 3	E: 0	K: 0	S: 8	L: 0	LOB: 1	BB: 0	P: 18	R: 3	H: 3	E: 1	K: 0	S: 17	L: 0	LOB: 1	BB: 0	P: 27	R: 3	H: 1	E: 1	K: 1	S: 12	L: 0	LOB: 0	BB: 1	P: 22	R: 2	H: 2	E: 0	K: 0	S: 12	L: 0	LOB: 0	BB: 0	P: 13	R: 1	H: 2	E: 0	K: 1	S: 9	L: 0	LOB: 2	BB: 1	P: 14	R: 1	H: 1	E: 0	K: 0	S: 11	L: 0	LOB: 2	BB: 2	P: 28	R: 0	H: 0	E: 0	K: 0	S: 7	L: 0	LOB: 0	BB: 1	P: 13
--------------	------	------	------	------	------	------	--------	-------	-------	------	------	------	------	------	------	--------	-------	-------	------	------	------	------	-------	------	--------	-------	-------	------	------	------	------	-------	------	--------	-------	-------	------	------	------	------	-------	------	--------	-------	-------	------	------	------	------	------	------	--------	-------	-------	------	------	------	------	-------	------	--------	-------	-------	------	------	------	------	------	------	--------	-------	-------

										PITCHER										PITCHER																																	
										IP	WLS	BF	H	R	ER	SO	BB	IBB	HBP	BLK	WP	HR	S	P	ERA	WHIP											IP	WLS	BF	H	R	ER	SO	BB	IBB	HBP	BLK	WP	HR	S	P	ERA	WHIP
<b>Derek Lowe, R</b> ERA: 5.47 (1, 1)										5.0	L	27	9	9	5	1	1	0	0	0	0	0	58	94	9.00	2.000											5.0	L	27	9	9	5	1	1	0	0	0	0	0	58	94	9.00	2.000
<b>Lenny DiNardo, L</b> ERA: 4.5 (6, 1)										1.2		11	3	2	2	1	3	0	0	0	0	0	17	36	10.80	3.600											1.2		11	3	2	2	1	3	0	0	0	0	0	17	36	10.80	3.600
<b>Curt Leskanic, R</b> ERA: 6.52 (7, 1)										1.1		4	0	0	0	0	1	0	0	0	0	0	10	19	0.00	0.750											1.1		4	0	0	0	0	1	0	0	0	0	10	19	0.00	0.750	

AB R H RBI BB SO LOB

4	2	1	0	1	0	1
5	2	3	1	0	0	2
3	1	1	4	1	0	3
0	0	0	0	0	0	0
4	1	1	1	1	0	3
5	1	2	2	0	1	3
5	0	2	0	0	0	4
4	1	0	0	0	0	4
4	1	2	3	0	1	0
2	2	0	0	2	0	1

1B: 10	SF: 1	WP: 0	PA: 42
2B: 0	SAC: 0	PB: 0	
3B: 0	DP: 2	SB: 4	
HR: 2	HBP: 0	CS: 0	

**Boston Red Sox @ New York Yankees**  
Yankee Stadium, Bronx, NY  
Tue Jun 29 2004, 7:05 PM EDT  
Att: 55,231 - Cloudy - 77 F

livebaseballscores.com

AB	36
R	11
H	12
RBI	11
BB	5
SO	2
LOB	21



Batter	1	2	3	4	5	6	7	8	9	AB	R	H	RBI	BB	SO	LOB	TOP
<b>18 Johnny Damon, L</b> OBP: 0.386, SLG: 0.446 (1, 8) 	0-2 		1-1 G3 		1-3 K 		1-2 FC3-2 			4	1	1	0	0	1	4	
<b>Mark Bellhorn, S</b> OBP: 0.386, SLG: 0.428 (1, 5) 	3-2 SAFE C4-6-3 1B 		4-2 FC6-4 BB 		1-1 F8 		0-2 F7 			3	0	1	0	1	0	4	
<b>34 David Ortiz, L</b> OBP: 0.359, SLG: 0.606 (1, 3) 	0-2 1B G4-6-3 		3-2 F8 		0-0 HR 		2-3 K 			4	1	2	2	0	1	4	
<b>Manny Ramirez, R</b> OBP: 0.432, SLG: 0.641 (1, 7) 	1-2 G4-6-3 1B 		2-2 FC6-4 		1-0 G6-3 		3-3 K 			4	0	0	0	0	1	3	
<b>Nomar Garciaparra, R</b> OBP: 0.274, SLG: 0.382 (1, 6) 	0-1 P3 		1-0 F8 		2-0 F8 		1-2 L7 			4	0	0	0	0	0	1	
<b>Trot Nixon, L</b> OBP: 0.370, SLG: 0.564 (1, 10) 		3-2 X G5-4-3 1B 		1-0 F8 		0-0 F8 		1-3 K 		4	0	1	0	0	1	0	
<b>Kevin Millar, R</b> OBP: 0.352, SLG: 0.396 (1, 9) <b>Gabe Kapler, R</b> OBP: 0.306, SLG: 0.358 (7, PR) (7, 9) 		1-1 G5-4-3 1B 		2-3 K 		3-1 BB 1B 18 FC3-2 HBP 		0-3 K 		2	0	1	0	0	1	0	
<b>Doug Mirabelli, R</b> OBP: 0.364, SLG: 0.633 (1, 2) <b>Jason Varitek, S</b> OBP: 0.388, SLG: 0.448 (9, PH) 		0-1 G5-4-3 1B 		1-2 1B 		1-2 18 FC3-2 BB 1B 		0-3 K 		3	0	2	0	0	0	2	
<b>Pokey Reese, R</b> OBP: 0.298, SLG: 0.354 (1, 4) <b>Dave McCarty, R</b> OBP: 0.316, SLG: 0.388 (9, PH) 		0-3 K 		1-1 F9 		4-1 18 FC3-2 BB 		2-3 K 		2	0	0	0	1	1	2	

**Boston Red Sox @ New York Yankees**  
Yankee Stadium, Bronx, NY  
Wed Jun 30 2004, 7:05 PM EDT  
Att. 55,023 - Sunny - 82 F

<b>AB</b>	<b>33</b>
<b>R</b>	<b>2</b>
<b>H</b>	<b>8</b>
<b>RBI</b>	<b>2</b>
<b>BB</b>	<b>2</b>
<b>SO</b>	<b>9</b>
<b>LOB</b>	<b>20</b>



Inning Stats		R: 1	H: 3	R: 0	H: 2	R: 0	H: 0	R: 0	H: 0	R: 0	H: 1	R: 1	H: 1	R: 0	H: 1	R: 0	H: 0	R: 0	H: 0	R: 0	H: 3	R: 0	H: 0	1B: 7	SF: 0	WP: 0	PA: 36
E: 0	LOB: 1	E: 0	LOB: 1	E: 0	LOB: 1	E: 0	LOB: 0	E: 0	LOB: 0	E: 0	LOB: 1	E: 0	LOB: 0	E: 0	LOB: 3	E: 0	LOB: 0	E: 0	LOB: 0	E: 0	LOB: 0	E: 0	LOB: 0	2B: 0	SAC: 0	PB: 0	
K: 0	BB: 0	K: 1	BB: 1	K: 0	BB: 0	K: 1	BB: 0	K: 0	BB: 1	K: 1	BB: 1	K: 0	BB: 0	K: 1	BB: 1	K: 2	BB: 0	K: 3	BB: 0	K: 3	BB: 0	K: 3	BB: 0	3B: 0	DP: 2	SB: 0	
S: 18	P: 22	S: 14	P: 18	S: 11	P: 21	S: 5	P: 9	S: 10	P: 14	S: 4	P: 7	S: 15	P: 26	S: 12	P: 17	S: 10	P: 12	S: 10	P: 12	S: 10	P: 12	S: 10	P: 12	HR: 1	HBP: 1	CS: 0	

PITCHER																				IP	WLS	BF	H	R	ER	SO	BB	IBB	HBP	BLK	WP	HR	S	P	ERA	WHIP
<b>Jon Lieber, R</b> ERA: 5.06 (1, 1)										6.0		26	8	2	2	3	1	0	1	0	0	1	66	99	3.00	1.500										
<b>Bret Prinz, R</b> ERA: 3.07 (7, 1)										0.0		1	0	0	0	0	1	0	0	0	0	0	1	5	∞	∞										
<b>Felix Heredia, L</b> ERA: 7.08 (7, 1)										1.0		3	0	0	0	1	0	0	0	0	0	0	10	13	0.00	0.000										
<b>Tom Gordon, R</b> ERA: 1.61 (8, 1)										1.0	W	3	0	0	0	2	0	0	0	0	0	0	12	17	0.00	0.000										
<b>42 Mariano Rivera, R</b> ERA: 0.91 (9, 1)										1.0	S	3	0	0	0	3	0	0	0	0	0	0	10	12	0.00	0.000										



Batter	1	2	3	4	5	6	7	8	9	10	11	12	13	AB R H RBI BB SO LOB	TOP																
18 Johnny Damon, L OBP: 0.385, SLG: 0.442	(1, 8) P6		(1) K		(3) K		(3-2) HBP			(1-1) G4-3		(2-2) 1B		5 0 1 0 0 2 0	<b>Boston Red Sox @ New York Yankees</b> Yankee Stadium, Bronx, NY Thu Jul 01 2004, 7:05 PM EDT Att: 55,265 - Unknown - 77 F																
Mark Bellhorn, S OBP: 0.379, SLG: 0.418	(1, 4) P3		(2) G6-3			(1-3) K	(0-0) F8			(0-3) K		(0-0) P4		6 0 0 0 0 2 3																	
34 David Ortiz, L OBP: 0.363, SLG: 0.612 Gabe Kapler, R OBP: 0.306, SLG: 0.358 Trot Nixon, L OBP: 0.362, SLG: 0.550	(1, 10) 2B		(3) F9			(1-1) HR		(0-0) F9			(3-2) FC5-2	(1-2) P6		5 1 3 0 0 0 0 0 0 0 0 0 0 0 1 0 0 0 0 0 2																	
Manny Ramirez, R OBP: 0.436, SLG: 0.663	(1, 7) F7			(2-1) G1-3		(1-1) HR		(1-3) K			(0-0) E8	(1-2) HR		6 2 4 3 0 1 1																	
Jason Varitek, S OBP: 0.384, SLG: 0.439			(1) K	(1-2) K		(2-1) F9		(0-1) L5			(4-0) FC5-2		(2-3) K	5 0 0 0 1 3 1																	
Kevin Millar, R OBP: 0.345, SLG: 0.387			(2) G6-3		(0-0) G1-3		(1-0) F9			(1-1) F7		(1-1) FC5-2	(0-1) E5	6 0 0 0 0 0 4																	
Dave McCarty, R OBP: 0.327, SLG: 0.393				(1-1) F8				(2-2) 20 1B		(0-2) F8		(0-2) F7	(4-1) G4-6-3	4 1 1 0 2 0 4																	
20 Kevin Youkilis, R OBP: 0.399, SLG: 0.453 Cesar Crespo, S OBP: 0.165, SLG: 0.215	(1, 5) BB		(4-2) BB		(1-1) F9		(0-1) G6-3		(0-1) L6			(4-2) 18 1B	(0-0) G4-6-3	3 0 1 0 2 0 0 1 0 0 0 0 0 2																	
Pokey Reese, R OBP: 0.292, SLG: 0.347	(1, 6) P6		(1-2) BB		(2-2) G5-3		(0-0) G6-3			(3-3) K		(2-0) SH3-4		4 0 0 0 0 1 3																	
<b>Inning Stats</b>	R: 0 E: 0 K: 0 S: 11	H: 1 LOB: 1 BB: 0 P: 17	R: 0 E: 0 K: 1 S: 12	H: 0 LOB: 2 BB: 2 P: 23	R: 0 E: 0 K: 1 S: 10	H: 0 LOB: 0 BB: 0 P: 17	R: 0 E: 0 K: 1 S: 9	H: 1 LOB: 1 BB: 0 P: 13	R: 0 E: 0 K: 1 S: 8	H: 0 LOB: 0 BB: 0 P: 13	R: 2 E: 0 K: 1 S: 10	H: 2 LOB: 0 BB: 0 P: 16	R: 1 E: 0 K: 0 S: 11	H: 2 LOB: 1 BB: 0 P: 16		R: 0 E: 0 K: 1 S: 6	H: 0 LOB: 0 BB: 0 P: 7	R: 0 E: 0 K: 0 S: 8	H: 0 LOB: 0 BB: 0 P: 9	R: 0 E: 0 K: 2 S: 8	H: 0 LOB: 0 BB: 0 P: 12	R: 0 E: 1 K: 0 S: 11	H: 2 LOB: 3 BB: 1 P: 19	R: 0 E: 0 K: 1 S: 12	H: 1 LOB: 3 BB: 1 P: 21	R: 1 E: 1 K: 1 S: 10	H: 1 LOB: 1 BB: 1 P: 18	1B: 5 2B: 3 3B: 0 HR: 2	SF: 0 SAC: 1 DP: 3 HBP: 1	WP: 0 PB: 0 SB: 1 CS: 0	PA: 53
<b>PITCHER</b>																															
Brad Halsey, L ERA: 6.28	(1, 1) IP 5.1	WLS 22	BF 4	H 2	R 2	ER 2	SO 5	BB 2	IBB 0	HBP 0	BLK 0	WP 0	HR 1	S 57		P 93	ERA 3.38	WHIP 1.125													
Paul Quantrill, R ERA: 3.28	(6, 1) 1.1	B	5	2	1	1	0	0	0	0	0	0	0	10		15	6.75	1.500													
Felix Heredia, L ERA: 6.86	(7, 1) 0.2		3	0	0	0	0	0	0	1	0	0	0	5	8	0.00	0.000														
Tom Gordon, R ERA: 1.55	(8, 1) 1.2		5	0	0	0	1	0	0	0	0	0	0	13	15	0.00	0.000														
42 Mariano Rivera, R ERA: 0.86	(10, 1) 2.0		8	2	0	0	2	0	1	0	0	0	0	19	31	0.00	1.000														
<b>PITCHER</b>																															
Tanyon Sturtze, R ERA: 4.88	(12, 1) IP 2.0	WLS 10	BF 2	H 2	R 1	ER 1	SO 1	BB 2	IBB 0	HBP 0	BLK 0	WP 0	HR 1	S 22	P 39	ERA 4.50	WHIP 2.000														
Tanyon Sturtze, R ERA: 4.88	(13, 1) 2.0	W	10	2	1	1	1	2	0	0	0	0	1	22	39	4.50	2.000														



Batter	1	2	3	4	5	6	7	8	9	10	11	12	13	AB R H RBI BB SO LOB
<b>Kenny Lofton, L</b> (1, 8) OBP: 0.345, SLG: 0.402 <b>Miguel Cairo, R</b> (10, 4) OBP: 0.345, SLG: 0.446	1-1 F8		4-2 BB		1-0 P6		0-1 F7		1-0 G4-3			2-0 FC6-2 3B	1-2 1B 2B	4 0 0 0 1 0 5 2 1 2 1 0 0 0
<b>2 Derek Jeter, R</b> (1, 6) OBP: 0.332, SLG: 0.450 <b>25 Jason Giambi, L</b> (12, PH) OBP: 0.376, SLG: 0.455 <b>Tanyon Sturtze, R</b> (13, 1) <b>John Flaherty, R</b> (13, PH) OBP: 0.219, SLG: 0.317	0-3 K		0-2 L4-3			1-0 1B		0-2 P4		4-2 G5-4-3 HBP		1-3 K	3-1 1B	4 0 1 0 0 1 1 1 0 0 0 0 1 1 0 0 0 0 0 0 0 1 0 1 1 0 0 0
<b>Gary Sheffield, R</b> (1, 9) OBP: 0.404, SLG: 0.498	3-2 HBP		0-1 F7			2-2 P5		0-2 P4		0-0 G5-4-3		1-0 FC6-2 13 BB HBP		4 0 0 0 0 0 2
<b>13 Alex Rodriguez, R</b> (1, 5) OBP: 0.376, SLG: 0.525	1-3 K			1-3 K		0-0 F9		1-2 G1-3		0-1 2B		4-0 FC6-2 IBB		5 0 1 0 1 2 2
<b>55 Hideki Matsui, L</b> (1, 7) OBP: 0.382, SLG: 0.498 <b>Bubba Crosby, L</b> (9, PR) OBP: 0.250, SLG: 0.412		3-3 K		2-3 K		1-2 G6-3			0-0 20 2B 1B	4-1 2B BB		3-2 FC6-2		4 0 1 0 0 2 1 1 0 0 0 1 0 3
<b>Bernie Williams, S</b> (1, 10) OBP: 0.362, SLG: 0.423		1-0 F9		2-3 K			0-0 G1-3		0-0 F8	1-0 L5		3-2 K		6 0 0 0 0 2 6
<b>20 Jorge Posada, S</b> (1, 2) OBP: 0.416, SLG: 0.519		4-2 HR BB			3-2 HR		4-0 1B BB		2-2 2B		0-0 F9		1-3 K	4 2 2 1 2 1 0
<b>Tony Clark, S</b> (1, 3) OBP: 0.340, SLG: 0.414		1-1 HR			1-3 K		1-3 K		1-3 2B		2-1 P3		0-2 G1-3	5 1 1 2 1 2 1
<b>Enrique Wilson, S</b> (1, 4) OBP: 0.255, SLG: 0.338 <b>Ruben Sierra, S</b> (9, PH) OBP: 0.308, SLG: 0.449		0-2 G3			2-2 F7		1-2 1B		1-3 K		1-0 F9		1-1 2B 1B	3 0 1 0 0 0 0 3 1 1 0 0 1 3

Inning Stats	R: 0	H: 0	E: 0	K: 2	S: 10	LOB: 1	BB: 0	P: 15	R: 2	H: 1	E: 0	K: 1	S: 13	LOB: 0	BB: 1	P: 22	R: 0	H: 0	E: 0	K: 3	S: 8	LOB: 0	BB: 0	P: 12	R: 0	H: 0	E: 0	K: 0	S: 10	LOB: 0	BB: 0	P: 15	R: 1	H: 1	E: 0	K: 1	S: 11	LOB: 0	BB: 1	P: 18	R: 0	H: 1	E: 0	K: 0	S: 8	LOB: 1	BB: 0	P: 12	R: 0	H: 0	E: 0	K: 0	S: 10	LOB: 0	BB: 0	P: 11	R: 0	H: 2	E: 0	K: 1	S: 11	LOB: 3	BB: 1	P: 19	R: 0	H: 1	E: 0	K: 0	S: 8	LOB: 2	BB: 1	P: 17	R: 0	H: 0	E: 0	K: 2	S: 4	LOB: 0	BB: 0	P: 7	R: 0	H: 1	E: 0	K: 2	S: 10	LOB: 3	BB: 1	P: 21	R: 2	H: 3	E: 0	K: 1	S: 14	LOB: 1	BB: 0	P: 20	1B: 5	SF: 0	2B: 4	SAC: 0	3B: 1	DP: 2	HR: 2	HBP: 3	WP: 0	PA: 56
--------------	------	------	------	------	-------	--------	-------	-------	------	------	------	------	-------	--------	-------	-------	------	------	------	------	------	--------	-------	-------	------	------	------	------	-------	--------	-------	-------	------	------	------	------	-------	--------	-------	-------	------	------	------	------	------	--------	-------	-------	------	------	------	------	-------	--------	-------	-------	------	------	------	------	-------	--------	-------	-------	------	------	------	------	------	--------	-------	-------	------	------	------	------	------	--------	-------	------	------	------	------	------	-------	--------	-------	-------	------	------	------	------	-------	--------	-------	-------	-------	-------	-------	--------	-------	-------	-------	--------	-------	--------

PITCHER	IP	WLS	BF	H	R	ER	SO	BB	IBB	HBP	BLK	WP	HR	S	P	ERA	WHIP
<b>Pedro Martinez, R</b> (1, 1) ERA: 3.74	7.0		28	4	3	3	8	3	0	1	0	0	2	70	110	3.86	1.000
<b>Keith Foulke, R</b> (8, 1) ERA: 1.09	2.0		9	2	0	0	1	0	1	0	0	0	0	21	30	0.00	1.000
<b>50 Mike Timlin, R</b> (10, 1) ERA: 3.19	0.2		3	1	0	0	0	0	0	1	0	0	0	6	10	0.00	1.500
<b>Alan Embree, L</b> (10, 1) ERA: 4.75	1.1		5	0	0	0	0	1	0	0	0	0	0	6	14	0.00	0.750
<b>Curt Leskanic, R</b> (12, 1) ERA: 6.86	1.2	L	11	4	2	2	3	0	1	1	0	0	0	24	41	10.80	2.400


**BOTTOM**

**Boston Red Sox @ New York Yankees**  
Yankee Stadium, Bronx, NY

Thu Jul 01 2004, 7:05 PM EDT  
Att: 55,265 - Unknown - 77 F

livebaseballscorecards.com

AB	47
R	5
H	11
RBI	5
BB	6
SO	12
LOB	25



Batter	1	2	3	4	5	6	7	8	9	AB	R	H	RBI	BB	SO	LOB	TOP
<b>Bernie Williams, S</b> (1, 8) <small>OBP: 0.358, SLG: 0.418</small> <b>Bret Prinz, R</b> (6, 1) <b>Enrique Wilson, S</b> (8, PH) <small>OBP: 0.253, SLG: 0.336</small>	1-0 P6		2-2 G4-3			2-3 K		0-1 F8		3	0	0	0	0	1	1	<b>New York Yankees @ New York Mets</b> Shea Stadium, Flushing, NY Fri Jul 02 2004, 7:10 PM EDT Att. 55,068 - Unknown - 90 F
<b>2 Derek Jeter, R</b> (1, 6) <small>OBP: 0.335, SLG: 0.448</small> <b>Bubba Crosby, L</b> (8, PH) <small>OBP: 0.243, SLG: 0.400</small>	2-1 G4-3			4-1 13 F8 S BB		4-2 E 13 SF9 BB		0-3 K		1	1	0	0	2	0	0	
<b>Gary Sheffield, R</b> (1, 9) <small>OBP: 0.401, SLG: 0.493</small> <b>Ruben Sierra, S</b> (8, PH) <small>OBP: 0.312, SLG: 0.452</small>	1-0 F7			2-3 SAFE SAFE SAFE SAFE		1-2 E5 13 SF9		1-1 13 BB 1B		3	0	0	0	0	1	2	
<b>13 Alex Rodriguez, R</b> (1, 5) <small>OBP: 0.375, SLG: 0.522</small>		3-2 G1-3		0-0 F8		1-1 SF9		4-2 1-2 BB		2	0	0	1	1	0	1	
<b>55 Hideki Matsui, L</b> (1, 7) <small>OBP: 0.378, SLG: 0.491</small> <b>Paul Quantrill, L</b> (8, 1)		3-3 K		1-0 L8		2-1 G4-3		3-3 K		4	0	0	0	0	2	4	
<b>20 Jorge Posada, S</b> (1, 2) <small>OBP: 0.414, SLG: 0.514</small>		2-1 1B		2-3 F8		2-3 3-H G4-3		1-2 BB		4	0	1	0	0	0	0	
<b>Tony Clark, S</b> (1, 3) <small>OBP: 0.331, SLG: 0.402</small>		0-3 SAFE K		1-2 G6-3		0-1 G4-3		2-2 G4-3		4	0	0	0	0	1	1	
<b>Miguel Cairo, R</b> (1, 4) <small>OBP: 0.342, SLG: 0.440</small>			2-2 G6-3		1-0 F9		3-1 1B		1-3 K		4	0	1	0	0	1	
<b>35 Mike Mussina, L</b> (1, 1) <b>Kenny Lofton, L</b> (6, PH) <small>OBP: 0.347, SLG: 0.404</small>			1-2 P6		1-0 E2 E 1B		0-0 G4-3			1	0	0	0	0	0	0	
<b>Inning Stats</b>	R: 0 E: 0 K: 4 S: 4 H: 0 LOB: 0 BB: 0 P: 8	R: 0 E: 0 K: 2 S: 12 H: 1 LOB: 1 BB: 0 P: 20	R: 0 E: 0 K: 0 S: 12 H: 0 LOB: 0 BB: 0 P: 17	R: 0 E: 0 K: 1 S: 7 H: 0 LOB: 1 BB: 1 P: 14	R: 0 E: 0 K: 0 S: 7 H: 0 LOB: 0 BB: 0 P: 10	R: 2 E: 2 K: 1 S: 14 H: 1 LOB: 1 BB: 1 P: 25	R: 0 E: 0 K: 0 S: 8 H: 1 LOB: 1 BB: 0 P: 13	R: 0 E: 0 K: 2 S: 13 H: 1 LOB: 2 BB: 1 P: 21	R: 0 E: 0 K: 1 S: 9 H: 0 LOB: 0 BB: 0 P: 12	1B: 4 2B: 0 3B: 0 HR: 0 SF: 1 SAC: 0 DP: 0 HBP: 0	WP: 0 PB: 0 SB: 1 CS: 0	PA: 35					
<b>PITCHER</b> <b>Steve Trachsel, R</b> (1, 1) <small>ERA: 3.49</small> <b>Jose Parra, R</b> (8, 1) <small>ERA: 1.35</small> <b>Orber Moreno, R</b> (9, 1) <small>ERA: 3.42</small>	IP WLS BF H R ER SO BB IBB HBP BLK WP HR S P ERA WHIP	IP WLS BF H R ER SO BB IBB HBP BLK WP HR S P ERA WHIP	IP WLS BF H R ER SO BB IBB HBP BLK WP HR S P ERA WHIP	IP WLS BF H R ER SO BB IBB HBP BLK WP HR S P ERA WHIP	IP WLS BF H R ER SO BB IBB HBP BLK WP HR S P ERA WHIP	IP WLS BF H R ER SO BB IBB HBP BLK WP HR S P ERA WHIP	IP WLS BF H R ER SO BB IBB HBP BLK WP HR S P ERA WHIP	IP WLS BF H R ER SO BB IBB HBP BLK WP HR S P ERA WHIP	IP WLS BF H R ER SO BB IBB HBP BLK WP HR S P ERA WHIP	ERA WHIP							

livebaseballscorecards.com





BOTTOM

New York Yankees @ New York Mets  
Shea Stadium, Flushing, NY

AB	36
R	11
H	14
RBI	10
BB	2
SO	6
LOB	5



WP	0	PA	39
PB	0		
SB	0		
CS	0		

Fri Jul 02 2004, 7:10 PM EDT  
Att: 55,068 - Unknown - 90 F

livebaseballscorecards.com

AB	R	H	RBI	BB	SO	LOB
5	1	1	0	0	1	1
5	2	2	5	0	1	0
4	2	2	0	1	0	0
0	0	0	0	0	0	0
3	1	1	0	1	1	1
0	0	0	0	0	0	0
4	1	3	3	0	0	1
4	1	1	0	0	1	1
4	1	1	1	0	0	0
4	1	2	1	0	1	0
0	0	0	0	0	0	0
0	0	0	0	0	0	0
2	1	1	0	0	0	0
1	0	0	0	0	1	1
1B	8	SF	0			
2B	2	SAC	1			
3B	1	DP	1			
HR	3	HBP	0			

Batter	1	2	3	4	5	6	7	8	9				
7 José Reyes, S OBP: 0.200, SLG: 0.327 (1, 4)	1-2 F9 1B	1-0 HR 2-3 1B		1-0 F9 1B		0-3 K 1B		0-1 F9 1B					
Kazuo Matsui, S OBP: 0.321, SLG: 0.393 (1, 6)	0-1 G6-3 1B	1-0 HR 1-H 3-H		1-2 K 1B		3-2 HR 1-H		1-2 G5-3 1B					
31 Mike Piazza, R OBP: 0.401, SLG: 0.546 Orber Moreno, R (1, 2) (9, 1)	0-1 E 1B	4-2 1B 1B BB			0-2 HR 1B	3-2 L9 1B		3-1 G5-3 1B					
Cliff Floyd, L OBP: 0.348, SLG: 0.511 Joe McEwing, R OBP: 0.256, SLG: 0.272 (1, 7) (9, 8)	0-1 E7 2B	0-1 1B 1B		2-3 K 1B			4-2 G6-4-3 BB						
Richard Hidalgo, R OBP: 0.318, SLG: 0.466 (1, 9)	0-2 2B 1B	0-0 1B 1-2 2-3		2-2 HR 1-H			0-0 G6-4-3 1-2f						
Shane Spencer, R OBP: 0.351, SLG: 0.409 (1, 8) (9, 7)	0-2 G4-3 1B		0-0 G5-3 1B		0-3 K 1B		1-1 2B 1B						
Ty Wigginton, R OBP: 0.309, SLG: 0.436 (1, 5)		1-0 F8 1B	0-2 P3 1B		0-2 L7 1B		0-1 3B 2B						
Eric Valent, L OBP: 0.340, SLG: 0.465 Jose Parra, R Jason Phillips, R OBP: 0.291, SLG: 0.348 (1, 3) (8, 1) (9, 2)		2-2 7 1B SH1-4 HR 1B	0-0 G1-3 1B			0-3 K 1B	1-1 3B 2B						
Steve Trachsel, R OBP: 0.242, SLG: 0.250 Todd Zeile, R OBP: 0.327, SLG: 0.387 (1, 1) (7, PH) (8, 3)		1-0 SH1-4 1B		1-2 G4-3 1B		3-2 HR 1B	2-3 K 1B						
Inning Stats	R: 2 H: 2 E: 1 LOB: 1 K: 0 BB: 0 S: 16 P: 17	R: 3 H: 5 E: 0 LOB: 2 K: 0 BB: 1 S: 12 P: 22	R: 0 H: 0 E: 0 LOB: 0 K: 0 BB: 0 S: 5 P: 5	R: 0 H: 0 E: 0 LOB: 0 K: 1 BB: 0 S: 7 P: 10	R: 2 H: 2 E: 0 LOB: 0 K: 2 BB: 0 S: 16 P: 20	R: 2 H: 2 E: 0 LOB: 0 K: 2 BB: 0 S: 16 P: 25	R: 2 H: 3 E: 0 LOB: 1 K: 1 BB: 1 S: 16 P: 24	R: 0 H: 0 E: 0 LOB: 0 K: 0 BB: 0 S: 8 P: 12					
PITCHER	IP WLS BF H R ER SO BB IBB HBP BLK WP HR S P ERA WHIP											PITCHER	IP WLS BF H R ER SO BB IBB HBP BLK WP HR S P ERA WHIP
35 Mike Mussina, R ERA: 4.88 Bret Prinz, R ERA: 4.86 Paul Quantrill, R ERA: 3.22	(1, 1) 5.0 L 25 9 7 5 3 1 0 0 0 0 2 56 74 9.00 2.000												





Batter	1	2	3	4	5	6	7	8	9	AB R H RBI BB SO LOB	TOP									
Alex Sanchez, L (1, 8) OBP: 0.341, SLG: 0.399	1-2 F9		1-1 FC5-4 1B			0-0 G3		1-1 G4-6-3 1B		4 0 2 0 0 0 0										
20 Omar Infante, R (1, 4) OBP: 0.359, SLG: 0.489	2-3 K		1-0 FC5-4 1-2f			0-1 F8		0-0 L8		4 0 0 0 0 1 3										
Ivan Rodriguez, R (1, 2) Mike DiFelice, R (7, 2) OBP: 0.333, SLG: 0.143	0-2 G6-3							1-0 G4-6-3 1-2f		3 0 0 0 0 1 0 1 0 0 0 0 0 1										
Dmitri Young, S (1, 10) OBP: 0.403, SLG: 0.533		1-2 G3-6-3 1B				3-2 L7		2-2 WP 1B		4 1 2 0 0 0 0										
Rondell White, R (1, 7) 33 Marcus Thames, R (7, 7) OBP: 0.208, SLG: 0.286		2-3 K				1-3 K		2-2 WP 2B 1-H		3 1 1 1 0 2 1 0 0 0 0 1 0 0										
Bobby Higginson, L (1, 9) OBP: 0.377, SLG: 0.405		2-2 G3-6-3 1-2f				0-0 L9		1-0 F8		4 0 0 0 0 0 3										
Carlos Pena, L (1, 3) OBP: 0.320, SLG: 0.450			4-1 FC3-6 BB			2-3 K		2-1 1B 1-H		3 1 1 1 1 1 1										
Eric Munson, L (1, 5) OBP: 0.318, SLG: 0.494			2-2 FC3-6 1B 1-2f			0-2 K		1-2 1B 2-H		3 0 1 1 0 1 1										
Jason Smith, L (1, 6) OBP: 0.368, SLG: 0.556			0-0 F7			0-1 G3		3-3 K		3 0 0 0 0 1 2										
<b>Inning Stats</b>	R: 0 E: 0 K: 1 S: 14	H: 0 LOB: 0 BB: 0 P: 17	R: 0 E: 0 K: 1 S: 10	H: 1 LOB: 0 BB: 0 P: 15	R: 0 E: 0 K: 0 S: 8	H: 1 LOB: 2 BB: 1 P: 16	R: 0 E: 0 K: 2 S: 14	H: 0 LOB: 0 BB: 0 P: 19	R: 0 E: 0 K: 2 S: 7	H: 0 LOB: 0 BB: 0 P: 9	R: 3 E: 0 K: 1 S: 25	H: 4 LOB: 1 BB: 0 P: 37	R: 0 E: 0 K: 0 S: 4	H: 1 LOB: 0 BB: 0 P: 6	R: 0 E: 0 K: 0 S: 5	H: 0 LOB: 1 BB: 1 P: 10	1B: 6 2B: 1 3B: 0 HR: 0	SF: 0 SAC: 0 DP: 2 HBP: 0	WP: 2 PB: 0 SB: 0 CS: 0	PA: 34
<b>PITCHER</b>	IP WLS BF H R ER SO BB IBB HBP BLK WP HR S P ERA WHIP																			
Jon Lieber, R (1, 1) ERA: 4.97	6.2 W 26 6 3 3 6 1 0 0 0 2 0 77 109 4.05 1.050																			
Felix Heredia, L (7, 1) ERA: 6.94	1.1 4 1 0 0 1 0 0 0 0 0 0 10 15 0.00 0.750																			
Bret Prinz, R (9, 1) ERA: 4.34	1.0 4 0 0 0 0 1 0 0 0 0 0 5 10 0.00 1.000																			

**Detroit Tigers @ New York Yankees**  
 Yankee Stadium, Bronx, NY  
 Mon Jul 05 2004, 7:05 PM EDT  
 Att. 52,608 - Cloudy - 85 F

livebaseballscorecards.com

<b>AB</b>	32
<b>R</b>	3
<b>H</b>	7
<b>RBI</b>	3
<b>BB</b>	2
<b>SO</b>	7
<b>LOB</b>	12



BOTTOM

Detroit Tigers @ New York Yankees  
Yankee Stadium, Bronx, NY

livebaseballscorecards.com

AB	34
R	10
H	11
RBI	10
BB	9
SO	3
LOB	17



WP	2	PA	44
PB	0		
SB	0		
CS	0		

Mon Jul 05 2004, 7:05 PM EDT  
Att: 52,608 - Cloudy - 85 F

AB R H RBI BB SO LOB

3 3 2 3 2 0 0

4 0 0 0 1 0 2

3 2 1 1 1 0 1  
0 0 0 0 0 0 0

3 1 2 3 1 1 0  
1 0 0 0 0 0 3

3 1 2 1 1 0 0  
1 1 1 1 0 0 0

2 0 0 0 3 0 3

5 0 1 1 0 0 7

5 1 1 0 0 2 1

4 1 1 0 0 0 0

1B: 5 SF: 0  
2B: 3 SAC: 0  
3B: 0 DP: 1  
HR: 4 HBP: 1

Batter	1	2	3	4	5	6	7	8	9
<b>Bernie Williams, S</b> OBP: 0.376, SLG: 0.450 (1, 8)	4-0 13 1B 25 1B BB	0-1 2 F8 13 HR 2B	3-2 L8		1-0 HR		4-0 HBP 2 WP BB		
<b>2 Derek Jeter, R</b> OBP: 0.338, SLG: 0.448 (1, 6)	1-0 F9	3-2 F8 2-3	1-1 F9		0-0 G6-3		4-1 HBP BB		
<b>Gary Sheffield, R</b> OBP: 0.402, SLG: 0.498 <b>Bubba Crosby, L</b> OBP: 0.263, SLG: 0.400 (1, 9) (7, 9)	2-2 F7	4-0 13 HR BB		1-1 HR		3-2 G4-3	4-2 FC4-6 HBP		
<b>13 Alex Rodriguez, R</b> OBP: 0.372, SLG: 0.518 <b>Enrique Wilson, S</b> OBP: 0.252, SLG: 0.333 (1, 5) (6, PR) (7, 4)	0-0 25 E 25 1B 1B	2-0 HR		1-3 K		4-1 25 BB BB	0-2 FC4-6		
<b>25 Jason Giambi, L</b> OBP: 0.383, SLG: 0.464 <b>Ruben Sierra, S</b> OBP: 0.314, SLG: 0.475 (1, 10) (8, PH)	1-1 E9 20 BB 1B	1-1 20 F8 55 WP 1B		1-0 L4		4-2 BB		2-0 HR	
<b>20 Jorge Posada, S</b> OBP: 0.413, SLG: 0.502 (1, 2)	4-2 BB	1-0 F8		4-1 BB		0-1 F7		4-2 55 L1-3 BB	
<b>55 Hideki Matsui, L</b> OBP: 0.381, SLG: 0.490 (1, 7)	0-1 G4-3	1-2 1B		0-0 F7		1-2 L9		2-1 L1-3	
<b>Tony Clark, S</b> OBP: 0.333, SLG: 0.445 (1, 3)					1-2 G4-3		3-2 P2	2-3 K	
<b>Miguel Cairo, R</b> OBP: 0.365, SLG: 0.462 (1, 4) (7, 5)		0-1 2B 2B	1-2 G6-3		3-2 F9		1-1 F8		

Inning Stats	R: 1	H: 2	E: 1	K: 0	S: 11	LOB: 3	BB: 2	P: 23
	R: 6	H: 6	E: 0	K: 1	S: 20	LOB: 1	BB: 1	P: 36
	R: 0	H: 0	E: 0	K: 0	S: 10	LOB: 0	BB: 0	P: 15
	R: 1	H: 1	E: 0	K: 1	S: 8	LOB: 1	BB: 1	P: 15
	R: 1	H: 1	E: 0	K: 0	S: 9	LOB: 0	BB: 0	P: 14
	R: 0	H: 0	E: 0	K: 0	S: 16	LOB: 2	BB: 2	P: 28
	R: 0	H: 0	E: 0	K: 0	S: 14	LOB: 3	BB: 2	P: 30
	R: 1	H: 1	E: 0	K: 1	S: 8	LOB: 0	BB: 1	P: 18

PITCHER	IP	WLS	BF	H	R	ER	SO	BB	IBB	HBP	BLK	WP	HR	S	P	ERA	WHIP
<b>29 Nate Robertson, L</b> ERA: 4.39 (1, 1)	1.2	L	16	8	7	7	0	3	0	0	0	1	1	28	55	37.80	6.600
<b>Esteban Yan, R</b> ERA: 4.34 (2, 1)	1.1		5	1	1	1	1	0	0	0	0	0	1	15	22	6.75	0.750
<b>Al Levine, R</b> ERA: 5.63 (4, 1)	3.0		13	1	1	1	1	3	0	0	0	0	1	31	54	3.00	1.333
<b>Steve Colyer, L</b> ERA: 6.93 (7, 1)	2.0		10	1	1	1	1	3	0	1	0	1	1	22	48	4.50	2.000

**Detroit Tigers @ New York Yankees**  
 Yankee Stadium, Bronx, NY

Tue Jul 06 2004, 7:05 PM EDT  
 Att. 41,772 - Sunny - 80 F

[livebaseballscorecards.com](http://livebaseballscorecards.com)

<b>AB</b>	<b>39</b>
<b>R</b>	<b>9</b>
<b>H</b>	<b>14</b>
<b>RBI</b>	<b>9</b>
<b>BB</b>	<b>1</b>
<b>SO</b>	<b>9</b>
<b>LOB</b>	<b>11</b>



<b>WP:</b>	0	<b>PA:</b>	41
<b>PB:</b>	0		
<b>SB:</b>	0		
<b>CS:</b>	0		

Batter	1	2	3	4	5	6	7	8	9	AB	R	H	RBI	BB	SO	LOB	TOP								
<b>Alex Sanchez, L</b> (1, 8) OBP: 0.339, SLG: 0.395	2-3 K2-3		2-2 G1-3			0-1 1B 2B 1B	2-2 F8		1-0 G5-3	5	1	1	0	0	1	0									
<b>20 Omar Infante, R</b> (1, 4) OBP: 0.360, SLG: 0.490	1-3 K			4-0 BB G6-4-3		2-1 F9	2-3 K		1-1 2B	4	1	1	0	1	2	1									
<b>Ivan Rodriguez, R</b> (1, 2) OBP: 0.415, SLG: 0.555	1-3 K2-3			2-2 BB G6-4-3		0-1 2B 9 1B 1B	0-1 G4-3		1-0 2B HBP	4	1	1	0	0	1	1									
<b>Mike DiFelice, R</b> (9, PR) OBP: 0.333, SLG: 0.143				1-1 P6		1-2 1B			0-2 2B	0	0	0	0	0	0	0									
<b>Dmitri Young, S</b> (1, 10) OBP: 0.411, SLG: 0.563		0-3 K				1-0 2B			0-2 2B	5	2	3	2	0	1	0									
<b>9 Carlos Guillen, S</b> (1, 6) OBP: 0.391, SLG: 0.550		1-2 L5				1-1 1B			0-1 F7	5	2	2	2	0	0	4									
<b>Rondell White, R</b> (1, 7) OBP: 0.347, SLG: 0.469		1-2 E1 1B				0-0 HR			3-2 G4-3	4	1	3	3	0	1	1									
<b>Craig Monroe, R</b> (8, PR) OBP: 0.313, SLG: 0.362						2-3 K			2-2 1B	0	0	0	0	0	0	0									
<b>Bobby Higginson, L</b> (1, 9) OBP: 0.379, SLG: 0.419		2-3 K				0-2 HR			1-2 G6-3 1B	4	1	2	2	0	1	1									
<b>Carlos Pena, L</b> (1, 3) OBP: 0.319, SLG: 0.447			3-2 F8			2-2 F7			0-0 G6-3	4	0	1	0	0	0	2									
<b>Eric Munson, L</b> (1, 5) OBP: 0.312, SLG: 0.484			2-2 G4-3			2-3 K			1-0 F8	4	0	0	0	0	2	1									
<b>Inning Stats</b>	R: 0 E: 0 K: 3 S: 9	H: 0 LOB: 0 BB: 0 P: 13	R: 0 E: 1 K: 2 S: 12	H: 1 LOB: 1 BB: 0 P: 16	R: 0 E: 0 K: 0 S: 13	H: 0 LOB: 0 BB: 0 P: 20	R: 0 E: 0 K: 2 S: 5	H: 0 LOB: 0 BB: 1 P: 12	R: 2 E: 0 K: 2 S: 16	H: 2 LOB: 0 BB: 0 P: 22	R: 5 E: 0 K: 1 S: 16	H: 6 LOB: 1 BB: 0 P: 23	R: 0 E: 0 K: 1 S: 8	H: 0 LOB: 0 BB: 0 P: 12	R: 1 E: 0 K: 0 S: 15	H: 3 LOB: 2 BB: 0 P: 24	R: 1 E: 0 K: 0 S: 9	H: 2 LOB: 3 BB: 0 P: 13	1B: 8 2B: 4 3B: 0 HR: 2	SF: 0 SAC: 0 DP: 2 HBP: 1	WP: 0 PB: 0 SB: 0 CS: 0	PA: 41			
<b>PITCHER</b>	IP	WLS	BF	H	R	ER	SO	BB	IBB	HBP	BLK	WP	HR	S	P	ERA	WHIP								
<b>35 Mike Mussina, R</b> (1, 1) ERA: 5.2	6.0	L	27	9	7	7	8	1	0	0	0	0	2	71	106	10.50	1.667								
<b>Tanyon Sturtze, R</b> (7, 1) ERA: 5.23	3.0		14	5	2	2	1	0	0	1	0	0	0	32	49	6.00	1.667								

Batter	1	2	3	4	5	6	7	8	9	AB	R	H	RBI	BB	SO	LOB
<b>Bernie Williams, S</b> (1, 8) OBP: 0.371, SLG: 0.443	0-0 F8			1-0 G3		3-2 P6		2-0 L7		4	0	0	0	0	0	1
<b>2 Derek Jeter, R</b> (1, 6) OBP: 0.337, SLG: 0.448	0-0 G6-3			3-1 P6		1-2 2B		0-0 G4-6-3		4	0	1	0	0	0	1
<b>Gary Sheffield, R</b> (1, 9) OBP: 0.400, SLG: 0.493	0-1 L4			1-2 F9		1-1 G5-3			4-0 BB	3	0	0	0	1	0	1
<b>13 Alex Rodriguez, R</b> (1, 5) OBP: 0.370, SLG: 0.514		1-3 K			2-0 25 1B 20 1B 1B	1-2 F9			2-0 F8	4	1	1	0	0	1	2
<b>25 Jason Giambi, L</b> (1, 10) OBP: 0.381, SLG: 0.459		1-1 F8			3-2 20 1B 1B		0-0 F8		2-2 P6	4	0	1	0	0	0	1
<b>20 Jorge Posada, S</b> (1, 2) OBP: 0.414, SLG: 0.502		1-1 G4-3			2-2 1B	1-2 2-H 1B	2-1 55 FC1-6 1B		1-3 K	4	0	2	1	0	1	1
<b>55 Hideki Matsui, L</b> (1, 7) OBP: 0.378, SLG: 0.485			0-2 G6-3		1-0 P5		1-2 FC1-6			3	0	0	0	0	0	3
<b>Tony Clark, S</b> (1, 3) OBP: 0.328, SLG: 0.436			1-3 K		1-3 K		1-0 G3			3	0	0	0	0	2	3
<b>Miguel Cairo, R</b> (1, 4) OBP: 0.364, SLG: 0.459			2-3 K		3-1 F9			0-1 2 G4-6-3 1B		3	0	1	0	0	1	2

Inning Stats	R: 0	H: 0	E: 0	LOB: 0	K: 0	BB: 0	S: 4	P: 4	R: 0	H: 0	E: 0	LOB: 0	K: 1	BB: 0	S: 7	P: 10	R: 0	H: 0	E: 0	LOB: 0	K: 2	BB: 0	S: 9	P: 12	R: 1	H: 3	E: 0	LOB: 2	K: 1	BB: 0	S: 13	P: 25	R: 0	H: 1	E: 0	LOB: 1	K: 0	BB: 0	S: 15	P: 21	R: 0	H: 1	E: 0	LOB: 1	K: 0	BB: 0	S: 7	P: 11	R: 0	H: 1	E: 0	LOB: 0	K: 0	BB: 0	S: 4	P: 6	R: 0	H: 0	E: 0	LOB: 1	K: 1	BB: 1	S: 7	P: 16	1B: 5	SF: 0	2B: 1	SAC: 0	3B: 0	DP: 1	HR: 0	HBP: 0	WP: 0	PA: 33
--------------	------	------	------	--------	------	-------	------	------	------	------	------	--------	------	-------	------	-------	------	------	------	--------	------	-------	------	-------	------	------	------	--------	------	-------	-------	-------	------	------	------	--------	------	-------	-------	-------	------	------	------	--------	------	-------	------	-------	------	------	------	--------	------	-------	------	------	------	------	------	--------	------	-------	------	-------	-------	-------	-------	--------	-------	-------	-------	--------	-------	--------

PITCHER	IP	WLS	BF	H	R	ER	SO	BB	IBB	HBP	BLK	WP	HR	S	P	ERA	WHIP
<b>Jason Johnson, R</b> (1, 1) ERA: 4.6	8.0	W	29	6	1	1	4	0	0	0	0	0	0	66	101	1.12	0.750
<b>Ugueth Urbina, R</b> (9, 1) ERA: 5.06	1.0		4	0	0	0	1	1	0	0	0	0	0	7	16	0.00	1.000

**BOTTOM**

**Detroit Tigers @ New York Yankees**  
**Yankee Stadium, Bronx, NY**  
 Tue Jul 06 2004, 7:05 PM EDT  
 Att. 41,772 - Sunny - 80 F

livebaseballscorecards.com

<b>AB</b>	<b>32</b>
<b>R</b>	<b>1</b>
<b>H</b>	<b>6</b>
<b>RBI</b>	<b>1</b>
<b>BB</b>	<b>1</b>
<b>SO</b>	<b>5</b>
<b>LOB</b>	<b>15</b>



Batter	1	2	3	4	5	6	7	8	9	AB R H RBI BB SO LOB	TOP											
Alex Sanchez, L (1, 8) OBP: 0.338, SLG: 0.394 33 Marcus Thames, R (4, PH) OBP: 0.185, SLG: 0.250 (4, 7)	1-1 G3	0-0 SH4-3		3-3 K		0-2 FC5-4 20 2B		0-0 F9		1 0 0 1 0 0 0 3 1 0 0 0 1 1												
20 Omar Infante, R (1, 4) OBP: 0.366, SLG: 0.497	0-0 1B	1-3 K			1-2 9 HR 1B	1-0 3B 2B		0-2 G6-3		5 2 3 1 0 1 1												
Ivan Rodriguez, R (1, 2) OBP: 0.414, SLG: 0.553 Mike DiFelice, R (1, 2) OBP: 0.462, SLG: 0.500	2-3 K		4-2 FC1-4 BB		0-1 9 HR 1B	0-2 3B		3-2 F8		1 0 0 0 0 1 1 3 1 2 1 1 0 0												
Dmitri Young, S (1, 3) OBP: 0.396, SLG: 0.538	2-2 G5-3		1-2 FC1-4 9 1B 2B		3-3 K	2-3 K		0-0 F7		5 1 0 0 0 2 5												
9 Carlos Guillen, S (1, 6) OBP: 0.394, SLG: 0.560		2-1 E5 1B	0-2 2B F8-2 1B		1-1 1-H 2-H HR	3-2 G1-3		2-1 F8 S 1B		5 2 3 3 0 0 1												
Rondell White, R (1, 10) OBP: 0.348, SLG: 0.471		1-0 1B 1B	1-1 2B		0-1 P6		3-1 P5	0-2 F8		5 1 2 2 0 0 1												
Bobby Higginson, L (1, 9) OBP: 0.379, SLG: 0.414		1-3 K	1-1 F8-2		1-2 F9		4-2 FC6-4 BB	4-0 IBB		3 0 0 0 2 1 3												
Craig Monroe, R (1, 7) OBP: 0.314, SLG: 0.375 (4, 8)		0-0 1B SH4-3 1B		1-2 P3		1-0 HR	0-1 FC6-4	0-1 P6		5 2 2 1 0 0 3												
Eric Munson, L (1, 5) OBP: 0.316, SLG: 0.481		0-0 SH4-3 1B		1-0 F9		4-2 33 FC5-4 BB	1-3 K			3 0 1 1 1 1 1												
<b>Inning Stats</b>	R: 0 E: 0 K: 1 S: 11	H: 1 LOB: 1 BB: 0 P: 16	R: 3 E: 1 K: 2 S: 13	H: 3 LOB: 1 BB: 0 P: 18	R: 1 E: 0 K: 0 S: 14	H: 2 LOB: 1 BB: 1 P: 21	R: 0 E: 0 K: 1 S: 8	H: 0 LOB: 0 BB: 0 P: 13	R: 3 E: 0 K: 1 S: 18	H: 3 LOB: 0 BB: 0 P: 24	R: 3 E: 0 K: 1 S: 17	H: 3 LOB: 1 BB: 1 P: 28	R: 0 E: 0 K: 1 S: 9	H: 0 LOB: 1 BB: 1 P: 17	R: 0 E: 0 K: 0 S: 11	H: 0 LOB: 0 BB: 0 P: 14	R: 0 E: 0 K: 0 S: 8	H: 1 LOB: 2 BB: 1 P: 14	1B: 8 2B: 3 3B: 1 HR: 2	SF: 0 SAC: 1 DP: 1 HBP: 0	WP: 0 PB: 0 SB: 1 CS: 0	PA: 44
<b>PITCHER</b>	IP WLS BF H R ER SO BB IBB HBP BLK WP HR S P ERA WHIP																					
Brad Halsey, L (1, 1) ERA: 7.23	4.1 L 23 9 7 5 5 1 0 0 0 0 0 1 59 86 10.38 2.308																					
Bret Prinz, R (5, 1) ERA: 5.49	1.0 6 2 3 3 0 1 0 0 0 0 0 1 12 19 27.00 3.000																					
Felix Heredia, L (6, 1) ERA: 6.48	1.2 7 1 0 0 2 1 0 0 0 0 0 0 19 32 0.00 1.200																					
Paul Quantrill, R (8, 1) ERA: 3.17	2.0 8 1 0 0 0 0 1 0 0 0 0 0 19 28 0.00 0.500																					

**Detroit Tigers @ New York Yankees**  
 Yankee Stadium, Bronx, NY  
 Wed Jul 07 2004, 1:05 PM EDT  
 Att. 50,338 - Sunny - 83 F

[livebaseballscorecards.com](http://livebaseballscorecards.com)

<b>AB</b>	<b>39</b>
<b>R</b>	<b>10</b>
<b>H</b>	<b>13</b>
<b>RBI</b>	<b>10</b>
<b>BB</b>	<b>4</b>
<b>SO</b>	<b>7</b>
<b>LOB</b>	<b>17</b>





BOTTOM

Detroit Tigers @ New York Yankees  
Yankee Stadium, Bronx, NY  
Wed Jul 07 2004, 1:05 PM EDT  
Att: 50,338 - Sunny - 83 F

livebaseballscores.com

AB 35  
R 8  
H 10  
RBI 8  
BB 4  
SO 6  
LOB 11



WP: 1 PA: 41  
PB: 0  
SB: 0  
CS: 0

AB R H RBI BB SO LOB

5 1 2 0 0 1 2

4 1 1 1 0 1 1

3 1 0 1 1 0 1

5 1 2 3 0 0 1

3 0 0 0 2 1 1

3 1 0 0 1 1 2

4 2 3 2 0 0 0

3 0 0 0 0 1 2

1 0 1 0 0 0 0

3 1 1 1 0 0 0

1 0 0 0 0 1 1

0 0 0 0 0 0 0

1B: 6 SF: 1  
2B: 1 SAC: 1  
3B: 1 DP: 0  
HR: 2 HBP: 0

Batter	1	2	3	4	5	6	7	8	9
<b>Kenny Lofton, L</b> OBP: 0.355, SLG: 0.427 (1, 8)	0-2 SH1-3 1B		1-0 SF7 3B		0-2 G4-3		0-2 K	0-0 L8	
<b>2 Derek Jeter, R</b> OBP: 0.336, SLG: 0.446 (1, 6)	0-0 SH1-3 1-2		1-3 K		0-0 L9		2-0 BB 13 HR 1B	1-1 F9	
<b>Gary Sheffield, R</b> OBP: 0.397, SLG: 0.488 (1, 9)	2-2 L9		0-0 SF7		0-2 P5		4-1 BB 13 HR BB	2-2 L6	
<b>13 Alex Rodriguez, R</b> OBP: 0.371, SLG: 0.522 (1, 5)	1-2 P4		0-1 F8		1-2 G5-3		1-0 HR 1-1 2-H	0-2 25 DI 1B	
<b>25 Jason Giambi, L</b> OBP: 0.381, SLG: 0.452 (1, 3)		0-3 K		1-0 F7		4-1 BB	4-2 BB	1-0 G4-3	
<b>Bernie Williams, S</b> OBP: 0.370, SLG: 0.439 (1, 10)		4-1 55 HR BB		2-3 K		0-0 G6-3	2-1 G6-3		
<b>55 Hideki Matsui, L</b> OBP: 0.382, SLG: 0.498 (1, 7)		2-0 1-H HR		0-1 1B			0-0 WP 2B 1B	2-2 G3-1	
<b>John Flaherty, R</b> OBP: 0.200, SLG: 0.288 (1, 2)		1-2 L6		0-1 L8			3-3 K	2-1 1B	
<b>20 Jorge Posada, S</b> OBP: 0.416, SLG: 0.504 (8, PH) (9, 2)							1-2 K		
<b>Enrique Wilson, S</b> OBP: 0.253, SLG: 0.340 (1, 4)		3-2 G4-3			2-0 F9		0-2 2B 1B	3-3 K	
<b>Ruben Sierra, S</b> OBP: 0.313, SLG: 0.472 (8, PH)									
<b>Miguel Cairo, R</b> OBP: 0.364, SLG: 0.459 (9, 4)									

Inning Stats	R: 0	H: 1	E: 0	LOB: 1	K: 0	BB: 0	S: 11	R: 2	H: 1	E: 0	LOB: 0	K: 1	BB: 1	S: 13	R: 1	H: 1	E: 0	LOB: 0	K: 1	BB: 0	S: 7	R: 0	H: 1	E: 0	LOB: 1	K: 1	BB: 0	S: 8	R: 0	H: 0	E: 0	LOB: 0	K: 0	BB: 0	S: 5	R: 0	H: 0	E: 0	LOB: 1	K: 0	BB: 1	S: 8	R: 5	H: 4	E: 0	LOB: 1	K: 2	BB: 2	S: 21	R: 0	H: 1	E: 0	LOB: 1	K: 1	BB: 0	S: 9	R: 0	H: 1	E: 0	LOB: 1	K: 0	BB: 0	S: 9	R: 0	H: 1	E: 0	LOB: 1	K: 0	BB: 0	S: 9	1B: 6	SF: 1	2B: 1	SAC: 1	3B: 1	DP: 0	HR: 2	HBP: 0
--------------	------	------	------	--------	------	-------	-------	------	------	------	--------	------	-------	-------	------	------	------	--------	------	-------	------	------	------	------	--------	------	-------	------	------	------	------	--------	------	-------	------	------	------	------	--------	------	-------	------	------	------	------	--------	------	-------	-------	------	------	------	--------	------	-------	------	------	------	------	--------	------	-------	------	------	------	------	--------	------	-------	------	-------	-------	-------	--------	-------	-------	-------	--------

PITCHER	IP	WLS	BF	H	R	ER	SO	BB	IBB	HBP	BLK	WP	HR	S	P	ERA	WHIP
<b>38 Jeremy Bonderman, R</b> ERA: 6.03 (1, 1)	6.2	W	29	7	6	6	5	2	0	0	0	1	1	66	96	8.10	1.350
<b>Franklyn German, R</b> ERA: 10.38 (7, 1)	0.0		3	1	2	2	0	2	0	0	0	0	1	5	14	∞	∞
<b>Esteban Yan, R</b> ERA: 4.22 (7, 1)	1.1	H	5	1	0	0	1	0	0	0	0	0	0	11	20	0.00	0.750
<b>Ugueth Urbina, R</b> ERA: 4.91 (9, 1)	1.0	S	4	1	0	0	0	0	0	0	0	0	0	9	13	0.00	1.000

Tampa Bay Devil Rays @ New York Yankees  
 Yankee Stadium, Bronx, NY

Thu Jul 08 2004, 7:05 PM EDT  
 Att. 40,378 - Cloudy - 84 F

AB	33
R	1
H	6
RBI	1
BB	3
SO	5
LOB	14



Batter	1	2	3	4	5	6	7	8	9	AB	R	H	RBI	BB	SO	LOB	TOP				
13 Carl Crawford, L (1, 7) OBP: 0.336, SLG: 0.431	1-2 P4		0-0 FC6				0-2 P6			4	0	1	0	0	0	1					
5 Rocco Baldelli, R (1, 8) OBP: 0.344, SLG: 0.422	3-3 K			0-0 WP S G6-3 1B			2-1 F7			4	1	1	0	0	1	3					
Aubrey Huff, L (1, 5) OBP: 0.340, SLG: 0.423	1-1 G4-3			1 SAFE 2-3 K			0-0 F8			4	0	1	0	0	1	1					
José Cruz Jr., S (1, 9) OBP: 0.376, SLG: 0.483		1-1 G4-3		4-2 G6-3 WP BB			3-2 F8			3	0	0	0	1	1	1					
Tino Martinez, L (1, 3) OBP: 0.363, SLG: 0.481		1-0 G3		1-1 G6-3			1-0 F8			4	0	1	1	0	0	1					
Julio Lugo, R (1, 6) OBP: 0.340, SLG: 0.426		3-2 F9		4-1 S BB			1-3 K			3	0	0	0	1	1	2					
Fred McGriff, L (1, 10) OBP: 0.274, SLG: 0.333			1-0 P6	4-0 IBB			1-1 F8			3	0	0	0	1	1	0					
Toby Hall, R (1, 2) OBP: 0.326, SLG: 0.391			1-2 FC6 1B	2-2 F7			2-1 13 1B E 1B			4	0	2	0	0	0	3					
Rey Sanchez, R (1, 4) OBP: 0.305, SLG: 0.375			1-1 F9		1-1 G6-3		0-1 E5 13 1B			4	0	0	0	0	0	2					
Inning Stats	R: 0 E: 0 K: 1 S: 8	H: 0 LOB: 0 BB: 0 P: 13	R: 0 E: 0 K: 0 S: 6	H: 0 LOB: 0 BB: 0 P: 11	R: 0 E: 0 K: 0 S: 9	H: 1 LOB: 1 BB: 0 P: 12	R: 1 E: 0 K: 1 S: 14	H: 1 LOB: 3 BB: 3 P: 30	R: 0 E: 0 K: 0 S: 6	H: 0 LOB: 0 BB: 0 P: 11	R: 0 E: 1 K: 1 S: 15	H: 2 LOB: 3 BB: 0 P: 20	R: 0 E: 0 K: 1 S: 8	H: 2 LOB: 1 BB: 0 P: 11	R: 0 E: 0 K: 1 S: 7	H: 0 LOB: 0 BB: 0 P: 10	1B: 6 2B: 0 3B: 0 HR: 0	SF: 0 SAC: 0 DP: 1 HBP: 0	WP: 1 PB: 0 SB: 2 CS: 0	PA: 36	
PITCHER	IP	WLS	BF	H	R	ER	SO	BB	IBB	HBP	BLK	WP	HR	S	P	ERA	WHIP				
Jose Contreras, R (1, 1) ERA: 5.64	6.2	W	27	3	1	1	3	2	1	0	0	1	0	58	100	1.35	0.750				
Paul Quantrill, R (7, 1) ERA: 3.13	0.2	H	5	3	0	0	1	0	0	0	0	0	0	12	15	0.00	4.500				
42 Mariano Rivera, R (8, 1) ERA: 0.83	1.2	S	4	0	0	0	1	0	0	0	0	0	0	9	13	0.00	0.000				

livebaseballscores.com

Batter	1	2	3	4	5	6	7	8	9
<b>Bernie Williams, S</b> OBP: 0.373, SLG: 0.438 (1, 10)	4-1 13 BB 25 SF7 BB	1-1 2 2B 1-2 1B		1-3 K		1-2 K		4-1 2 FC5-4 BB	
<b>2 Derek Jeter, R</b> OBP: 0.337, SLG: 0.451 (1, 6)	3-1 F9	0-2 2B		0-0 2B		0-0 G1-4-3		2-2 FC5-4 HR	
<b>Gary Sheffield, R</b> OBP: 0.400, SLG: 0.497 (1, 9)	4-1 25 SF7 13 BB 1-2 BB	2-3 K		1-2 F8			2-1 25 E 55 2B 1B HBP	2-1 HR	
<b>13 Alex Rodriguez, R</b> OBP: 0.368, SLG: 0.515 (1, 5)	4-2 1-2 2-3 BB		1-3 K		3-1 P5		2-3 K	0-0 G6-3	
<b>25 Jason Giambi, L</b> OBP: 0.379, SLG: 0.450 <b>Bubba Crosby, L</b> OBP: 0.263, SLG: 0.400 <b>Tony Clark, S</b> OBP: 0.331, SLG: 0.440 (1, 3) (7, PR) (8, 3)	2-0 SF7		0-3 K		1-0 F7		0-1 E8 20 BB 55 2B 1B	3-2 1B	
<b>20 Jorge Posada, S</b> OBP: 0.420, SLG: 0.500 (1, 2)	0-0 G1		4-0 55 FC4-6 BB		4-2 55 1B BB		4-1 55 2B 1-2 BB	2-3 K	
<b>55 Hideki Matsui, L</b> OBP: 0.383, SLG: 0.502 (1, 7)		0-3 K	0-2 FC4-6		0-0 FC6-4 1B		0-0 FC6-4 1B	1-3 2B	
<b>Miguel Cairo, R</b> OBP: 0.355, SLG: 0.447 (1, 4)		1-2 F7		3-2 G5-3		0-2 FC6-4		0-0 F8	
<b>Kenny Lofton, L</b> OBP: 0.359, SLG: 0.434 (1, 8)		4-2 2 2B 1B BB		3-1 2 2B 2B		2-1 G6-3		2-1 G4-3	

Inning Stats	R: 1	H: 0	E: 0	K: 0	S: 9	L: 0	LOB: 2	BB: 3	P: 26	R: 1	H: 2	E: 0	K: 2	S: 17	L: 0	LOB: 1	BB: 1	P: 25	R: 0	H: 0	E: 0	K: 2	S: 9	L: 0	LOB: 1	BB: 1	P: 14	R: 1	H: 2	E: 0	K: 1	S: 13	L: 0	LOB: 1	BB: 0	P: 21	R: 0	H: 1	E: 0	K: 0	S: 9	L: 0	LOB: 2	BB: 1	P: 17	R: 0	H: 0	E: 0	K: 1	S: 7	L: 0	LOB: 0	BB: 0	P: 10	R: 2	H: 2	E: 1	K: 1	S: 11	L: 2	LOB: 3	BB: 1	P: 21	R: 2	H: 2	E: 0	K: 1	S: 16	L: 2	LOB: 1	BB: 1	P: 29
--------------	------	------	------	------	------	------	--------	-------	-------	------	------	------	------	-------	------	--------	-------	-------	------	------	------	------	------	------	--------	-------	-------	------	------	------	------	-------	------	--------	-------	-------	------	------	------	------	------	------	--------	-------	-------	------	------	------	------	------	------	--------	-------	-------	------	------	------	------	-------	------	--------	-------	-------	------	------	------	------	-------	------	--------	-------	-------

PITCHER	IP	WLS	BF	H	R	ER	SO	BB	IBB	HBP	BLK	WP	HR	S	P	ERA	WHIP
<b>Victor Zambrano, R</b> ERA: 4.46 (1, 1)	6.1	L	33	6	5	5	7	7	0	1	0	0	0	71	128	7.11	2.053
<b>Bobby Seay, L</b> ERA: (7, 1)	0.0		1	1	0	0	0	0	0	0	0	0	0	1	1	∞	∞
<b>Travis Harper, R</b> ERA: 4.71 (7, 1)	1.2		8	2	2	2	1	1	0	0	0	0	1	19	34	10.80	1.800

**AB R H RBI BB SO LOB**

**3 1 1 0 2 2 1**

**5 1 2 2 0 0 2**

**3 2 1 2 1 1 3**

**4 0 0 0 1 2 1**

**3 0 1 1 0 1 0**  
**0 1 0 0 0 0 0**  
**1 0 1 0 0 0 0**

**2 0 0 0 3 1 3**

**4 0 2 2 0 1 1**

**4 0 0 0 0 0 5**

**3 2 1 0 1 0 3**

**AB 32**  
**R 7**  
**H 9**  
**RBI 7**  
**BB 8**  
**SO 8**  
**LOB 19**

**WP: 0 PA: 42**  
**PB: 0 SB: 0 CS: 0**

**Tampa Bay Devil Rays @ New York Yankees**  
**Yankee Stadium, Bronx, NY**  
Thu Jul 08 2004, 7:05 PM EDT  
Att. 40,378 - Cloudy - 84 F



Batter	1	2	3	4	5	6	7	8	9	AB R H RBI BB SO LOB	TOP											
13 Carl Crawford, L (1, 7) OBP: 0.340, SLG: 0.439	1-2 HR 3B		2-3 K		3-2 CS 1B		1-1 F7		0-2 BB 1B	5 1 3 0 0 1 0												
José Cruz Jr., S (1, 9) OBP: 0.376, SLG: 0.491	0-0 HR		0-1 G3		3-3 K		0-0 P6		4-0 BB	4 1 1 2 1 1 1												
5 Rocco Baldelli, R (1, 8) OBP: 0.338, SLG: 0.415	1-3 K2-3		0-1 L8			0-3 K		0-1 F7	3-2 P3	5 0 0 0 0 2 3												
Aubrey Huff, L (1, 5) OBP: 0.339, SLG: 0.419	1-0 G4-3			1-1 F8		4-2 BB G1-3 BB		3-3 K		3 0 0 0 1 1 0												
Robert Fick, L (1, 10) OBP: 0.284, SLG: 0.350	1-3 K			2-2 HR		1-1 G1-3		3-3 K		4 1 1 1 0 2 1												
Julio Lugo, R (1, 6) OBP: 0.342, SLG: 0.429			1-3 K		0-3 K		4-1 BB BB		0-0 G4-3 1B 2B	3 1 1 0 1 2 0												
Fred McGriff, L (1, 3) OBP: 0.286, SLG: 0.324			1-3 K		4-2 BLK BB		4-1 BB		1-2 G4-3	2 0 0 0 2 1 1												
Toby Hall, R (1, 2) OBP: 0.324, SLG: 0.385			4-1 BB		1-2 F9		3-2 F8		0-2 P2	3 0 0 0 1 0 5												
Geoff Blum, S (1, 4) OBP: 0.260, SLG: 0.344			1-3 K			3-2 F8		0-3 K		3 0 0 0 0 2 1												
Tino Martinez, L (9, PH) OBP: 0.365, SLG: 0.483									0-1 BB 13 1B	1 0 1 1 0 0 0												
Damian Rolls, R (9, PR) OBP: 0.288, SLG: 0.250									3-H	0 0 0 0 0 0 0												
<b>Inning Stats</b>	R: 2 E: 0 K: 2 S: 11	H: 2 LOB: 0 BB: 0 P: 15	R: 0 E: 0 K: 3 S: 11	H: 0 LOB: 1 BB: 1 P: 18	R: 0 E: 0 K: 1 S: 8	H: 0 LOB: 0 BB: 0 P: 10	R: 1 E: 0 K: 1 S: 15	H: 1 LOB: 1 BB: 1 P: 23	R: 0 E: 0 K: 1 S: 11	H: 1 LOB: 0 BB: 0 P: 20	R: 0 E: 0 K: 1 S: 16	H: 0 LOB: 3 BB: 3 P: 32	R: 0 E: 0 K: 1 S: 6	H: 0 LOB: 0 BB: 0 P: 7	R: 0 E: 0 K: 2 S: 12	H: 0 LOB: 0 BB: 0 P: 18	R: 1 E: 0 K: 0 S: 18	H: 3 LOB: 3 BB: 1 P: 26	1B: 3 2B: 1 3B: 1 HR: 2	SF: 0 SAC: 0 DP: 0 HBP: 0	WP: 0 PB: 0 SB: 0 CS: 1	PA: 39
<b>PITCHER</b>	IP WLS BF H R ER SO BB IBB HBP BLK WP HR S P ERA WHIP																					
Javier Vazquez, R (1, 1) ERA: 3.56	5.2 W 25 4 3 3 9 5 0 0 1 0 2 65 108 4.76 1.588																					
Paul Quantrill, R (6, 1) ERA: 3.05	1.1 H 4 0 0 0 1 0 0 0 0 0 0 13 17 0.00 0.000																					
Tom Gordon, R (8, 1) ERA: 1.63	1.0 H 3 0 0 0 2 0 0 0 0 0 0 12 18 0.00 0.000																					
42 Mariano Rivera, R (9, 1) ERA: 1.02	1.0 S 7 3 1 1 0 1 0 0 0 0 0 18 26 9.00 4.000																					

Tampa Bay Devil Rays @ New York Yankees  
 Yankee Stadium, Bronx, NY  
 Fri Jul 09 2004, 7:05 PM EDT  
 Att. 47,700 - Cloudy - 75 F

AB	33
R	4
H	7
RBI	4
BB	6
SO	12
LOB	12



Batter	1	2	3	4	5	6	7	8	9
<b>Bernie Williams, S</b> (1, 10) OBP: 0.371, SLG: 0.432	1-0 L9		1-0 G4-3		1 SAFE 4-0 25 BB 20 1B 1-2 BB	3-2 F8		1 SAFE 1-1 L7	
<b>2 Derek Jeter, R</b> (1, 6) OBP: 0.339, SLG: 0.452	0-0 FC4-6 13 1B		1-1 S 1B		0-0 SH1-4	2-2 F7		0-0 G5-3	
<b>Gary Sheffield, R</b> (1, 9) OBP: 0.401, SLG: 0.495	2-2 FC4-6 13 1B		3-2 G1-3		4-1 25 BB 20 1B BB		1-2 F7		
<b>13 Alex Rodriguez, R</b> (1, 5) OBP: 0.365, SLG: 0.509	0-0 FC4-6 25 FC6		3-2 G5-3		0-0 P4		3-2 F9		
<b>25 Jason Giambi, L</b> (1, 3) OBP: 0.381, SLG: 0.449	1-2 FC6		0-2 G5-3		4-2 20 1B BB		0-0 1B		
<b>Bubba Crosby, L</b> (7, PR) OBP: 0.263, SLG: 0.400					1-2 2-3 3-H BB				
<b>Tony Clark, S</b> (8, 3) OBP: 0.331, SLG: 0.440									
<b>20 Jorge Posada, S</b> (1, 2) OBP: 0.421, SLG: 0.500		0-0 55 G4-6-3 1B		1-0 G6-3	1-1 1B		1-3 K		
<b>55 Hideki Matsui, L</b> (1, 7) OBP: 0.384, SLG: 0.505		2-1 G4-6-3		0-2 1B	2-2 F8		0-2 SH3-4 1B 2B		
<b>Miguel Cairo, R</b> (1, 4) OBP: 0.355, SLG: 0.452		3-1 P5		1-0 F8		2-1 FC6-5 2B	0-0 SH3-4		
<b>Kenny Lofton, L</b> (1, 8) OBP: 0.371, SLG: 0.453			1-0 G4-3 2 1B 2B		0-1 SH1-4 25 BB 1B	2-2 FC6-5	1-0 1B		

AB	R	H	RBI	BB	SO	LOB
4	1	0	0	1	0	3
4	0	2	1	0	0	2
3	1	1	0	1	0	1
4	0	0	0	0	0	6
3	0	1	1	1	0	2
0	0	0	0	0	0	0
0	0	0	0	0	0	0
4	0	2	2	0	1	1
4	1	2	0	0	0	3
3	0	1	0	0	0	1
4	2	3	1	0	0	1

**BOTTOM**

**Tampa Bay Devil Rays @ New York Yankees**  
Yankee Stadium, Bronx, NY

Fri Jul 09 2004, 7:05 PM EDT  
Att: 47,700 - Cloudy - 75 F

<b>AB</b>	<b>33</b>
<b>R</b>	<b>5</b>
<b>H</b>	<b>12</b>
<b>RBI</b>	<b>5</b>
<b>BB</b>	<b>3</b>
<b>SO</b>	<b>1</b>
<b>LOB</b>	<b>20</b>

livebaseballscorecards.com



Inning Stats	R: 0	H: 2	E: 0	LOB: 2	K: 0	BB: 0	S: 9	P: 13	R: 0	H: 1	E: 0	LOB: 0	K: 0	BB: 0	S: 5	P: 10	R: 1	H: 2	E: 0	LOB: 1	K: 0	BB: 0	S: 12	P: 21	R: 0	H: 1	E: 0	LOB: 1	K: 0	BB: 0	S: 8	P: 10	R: 3	H: 2	E: 0	LOB: 2	K: 0	BB: 3	S: 17	P: 32	R: 0	H: 1	E: 0	LOB: 1	K: 1	BB: 0	S: 14	P: 23	R: 0	H: 1	E: 0	LOB: 1	K: 1	BB: 0	S: 10	P: 15	R: 1	H: 2	E: 0	LOB: 1	K: 0	BB: 0	S: 10	P: 12
--------------	------	------	------	--------	------	-------	------	-------	------	------	------	--------	------	-------	------	-------	------	------	------	--------	------	-------	-------	-------	------	------	------	--------	------	-------	------	-------	------	------	------	--------	------	-------	-------	-------	------	------	------	--------	------	-------	-------	-------	------	------	------	--------	------	-------	-------	-------	------	------	------	--------	------	-------	-------	-------

PITCHER	IP	WLS	BF	H	R	ER	SO	BB	IBB	HBP	BLK	WP	HR	S	P	ERA	WHIP
<b>John Halama, L</b> (1, 1) ERA: 4.09	4.0		19	7	3	3	0	1	0	0	0	0	0	36	60	6.75	2.000
<b>Jesus Colome, R</b> (5, 1) ERA: 1.37	0.2	L	3	0	0	0	0	1	0	0	0	0	0	3	7	0.00	1.500
<b>Lance Carter, R</b> (5, 1) ERA: 3.12	2.0		9	2	1	1	0	1	0	0	0	0	0	32	52	4.50	1.500
<b>Trever Miller, L</b> (7, 1) ERA: 2.96	0.2		5	3	1	1	1	0	0	0	0	0	0	11	13	13.50	4.500
<b>Travis Harper, R</b> (8, 1) ERA: 4.62	0.2		2	0	0	0	0	0	0	0	0	0	0	3	4	0.00	0.000

WP	PA	ERA	WHIP
0	38		
0			
1			
0			

Batter	1	2	3	4	5	6	7	8	9	AB R H RBI BB SO LOB	TOP	
13 Carl Crawford, L (1, 7) OBP: 0.339, SLG: 0.437	0-1 FC4-6 1B	1-2 FC6-4			0-1 P6		1-1 L5			4 1 1 0 0 0 1	<b>Tampa Bay Devil Rays @ New York Yankees</b> Yankee Stadium, Bronx, NY Sat Jul 10 2004, 4:05 PM EDT Att. 54,680 - Unknown - 83 F <a href="http://livebaseballscorecards.com">livebaseballscorecards.com</a>	
José Cruz Jr., S (1, 9) OBP: 0.375, SLG: 0.487	0-2 FC4-6 1B		0-2 G1-3		1-1 F8		0-1 G3			4 1 1 0 0 0 0		
5 Rocco Baldelli, R (1, 8) OBP: 0.340, SLG: 0.419	2-1 FC4-6 1B		1-2 G6-3		0-2 F9		0-0 G2-3 2B			4 1 2 0 0 0 0		
Aubrey Huff, L (1, 5) OBP: 0.338, SLG: 0.417	0-2 FC4-6 1B		1-1		0-0 G3		3-1 G2-3			4 0 1 1 0 0 3		
Tino Martinez, L (1, 3) OBP: 0.364, SLG: 0.483	3-2 SF8		1-2 G4-3		0-0 1B		0-1 SF7			2 0 1 2 0 0 1		
Julio Lugo, R (1, 6) OBP: 0.341, SLG: 0.426	1-3 K		2-1 1B		1-3 K		3-3 K			4 0 1 0 0 3 2		
Robert Fick, L (1, 10) OBP: 0.289, SLG: 0.353		0-1 F7		1-3 FC5-4 1B		0-0 1B		1-1 F8		4 0 2 0 0 0 0		
Brook Fordyce, R (1, 2) OBP: 0.250, SLG: 0.267		1-2 F7		0-3 K		2-3 K		0-0 P5		3 0 0 0 0 2 3		
Fred McGriff, L (9, PH) OBP: 0.282, SLG: 0.319										1 0 0 0 0 0 0		
Rey Sanchez, R (1, 4) OBP: 0.303, SLG: 0.372		1-0 FC5-4 1B		0-1 FC5-4		1-3 K		0-0 G1-3		4 0 1 0 0 1 1		
<b>Inning Stats</b>	R: 2 H: 3 E: 0 LOB: 1 K: 1 BB: 0 S: 17 P: 23	R: 0 H: 1 E: 0 LOB: 1 K: 0 BB: 0 S: 9 P: 12	R: 0 H: 1 E: 0 LOB: 1 K: 0 BB: 0 S: 15 P: 18	R: 0 H: 2 E: 0 LOB: 1 K: 1 BB: 0 S: 10 P: 12	R: 0 H: 0 E: 0 LOB: 0 K: 0 BB: 0 S: 7 P: 8	R: 0 H: 2 E: 0 LOB: 2 K: 2 BB: 0 S: 11 P: 14	R: 0 H: 0 E: 0 LOB: 0 K: 1 BB: 0 S: 7 P: 9	R: 1 H: 1 E: 0 LOB: 0 K: 1 BB: 0 S: 9 P: 15	R: 0 H: 0 E: 0 LOB: 0 K: 0 BB: 0 S: 4 P: 5	1B: 9 SF: 2 2B: 1 SAC: 0 3B: 0 DP: 0 HR: 0 HBP: 0	WP: 0 PA: 36 PB: 0 SB: 0 CS: 0	
<b>PITCHER</b>	IP WLS BF H R ER SO BB IBB HBP BLK WP HR S P ERA WHIP											
Jon Lieber, R (1, 1) ERA: 4.77	7.0 W 29 9 2 2 5 0 0 0 0 0 0 0 76 96 2.57 1.286											
Tom Gordon, R (8, 1) ERA: 1.78	1.0 4 1 1 1 1 0 0 0 0 0 0 0 9 15 9.00 1.000											
42 Mariano Rivera, R (9, 1) ERA: 0.99	1.0 S 3 0 0 0 0 0 0 0 0 0 0 0 4 5 0.00 0.000											



Batter	1	2	3	4	5	6	7	8	9	AB	R	H	RBI	BB	SO	LOB
<b>Bernie Williams, S</b> OBP: 0.369, SLG: 0.427 (1, 10)	1-1 G3		4-0 FC4-6 BB		0-1 F8		2-0 FC1-2 2B			3	1	0	0	1	0	4
<b>2 Derek Jeter, R</b> OBP: 0.338, SLG: 0.452 (1, 6)	2-2 F9		1-1 FC4-6 1-2f		2-0 G5-3 1-2		2-1 E 2B			4	1	1	3	0	0	2
<b>Gary Sheffield, R</b> OBP: 0.405, SLG: 0.495 (1, 9)	1-2 1B			4-0 13 HR BB		4-1 13 G6-4-3 BB	3-1 E5			2	1	1	0	2	0	0
<b>13 Alex Rodriguez, R</b> OBP: 0.363, SLG: 0.515 (1, 5)	1-2 P6			2-1 1-H HR		2-0 G6-4-3 1-2f	1-3 K			4	1	1	2	0	1	3
<b>25 Jason Giambi, L</b> OBP: 0.379, SLG: 0.442 <b>Tony Clark, S</b> OBP: 0.331, SLG: 0.440 (1, 3) (9, 3)		3-2 G3		4-0 55 G4-6-3 BB		0-0 G3		2-3 K		3	0	0	0	1	1	0
<b>20 Jorge Posada, S</b> OBP: 0.415, SLG: 0.491 (1, 2)		1-3 K		3-3 K			0-1 F8	0-0 L8		4	0	0	0	0	2	1
<b>55 Hideki Matsui, L</b> OBP: 0.386, SLG: 0.503 (1, 7)		0-1 G3		1-1 G4-6-3 1-2f			2-2 1B FC1-2 1B	4-1 BB		3	0	1	0	1	0	1
<b>Miguel Cairo, R</b> OBP: 0.353, SLG: 0.447 (1, 4)			1-1 G6-3		1-2 F9		0-1 FC1-2 2B 1B	1-3 K		4	1	1	0	0	1	1
<b>Kenny Lofton, L</b> OBP: 0.378, SLG: 0.449 (1, 8)			3-3 K		4-2 2S BB		4-0 2B FC1-2 BB			1	1	0	0	2	1	0

Inning Stats	R: 0	H: 1	E: 0	K: 0	S: 11	LOB: 1	BB: 0	P: 16	R: 0	H: 0	E: 0	K: 1	S: 8	LOB: 0	BB: 0	P: 12	R: 0	H: 0	E: 0	K: 1	S: 8	LOB: 1	BB: 1	P: 17	R: 2	H: 1	E: 0	K: 1	S: 7	LOB: 0	BB: 2	P: 21	R: 0	H: 0	E: 0	K: 0	S: 9	LOB: 1	BB: 1	P: 16	R: 0	H: 0	E: 0	K: 0	S: 3	LOB: 0	BB: 1	P: 9	R: 4	H: 3	E: 1	K: 1	S: 17	LOB: 1	BB: 1	P: 31	R: 0	H: 0	E: 0	K: 2	S: 10	LOB: 1	BB: 1	P: 17
--------------	------	------	------	------	-------	--------	-------	-------	------	------	------	------	------	--------	-------	-------	------	------	------	------	------	--------	-------	-------	------	------	------	------	------	--------	-------	-------	------	------	------	------	------	--------	-------	-------	------	------	------	------	------	--------	-------	------	------	------	------	------	-------	--------	-------	-------	------	------	------	------	-------	--------	-------	-------

PITCHER	IP	WLS	BF	H	R	ER	SO	BB	IBB	HBP	BLK	WP	HR	S	P	ERA	WHIP
<b>Dewon Brazelton, R</b> ERA: 3.2 (1, 1)	6.1	L	26	4	4	4	3	5	0	0	0	0	1	55	102	5.68	1.421
<b>Jesus Colome, R</b> ERA: 1.77 (7, 1)	0.2		5	1	2	1	1	1	0	0	0	0	0	8	20	13.50	3.000
<b>Bobby Seay, L</b> ERA: (8, 1)	1.0		4	0	0	0	2	1	0	0	0	0	0	10	17	0.00	1.000

**BOTTOM**

**Tampa Bay Devil Rays @ New York Yankees**  
Yankee Stadium, Bronx, NY

Sat Jul 10 2004, 4:05 PM EDT  
Att: 54,680 - Unknown - 83 F

livebaseballscorecards.com

<b>AB</b>	<b>28</b>
<b>R</b>	<b>6</b>
<b>H</b>	<b>5</b>
<b>RBI</b>	<b>5</b>
<b>BB</b>	<b>7</b>
<b>SO</b>	<b>6</b>
<b>LOB</b>	<b>12</b>




WP: 0	PA: 35
PB: 0	
SB: 1	
CS: 0	

Tampa Bay Devil Rays @ New York Yankees  
 Yankee Stadium, Bronx, NY

Sun Jul 11 2004, 1:05 PM EDT  
 Att. 53,383 - Cloudy - 86 F

AB	35
R	3
H	9
RBI	3
BB	3
SO	6
LOB	18



Batter	1	2	3	4	5	6	7	8	9	AB R H RBI BB SO LOB
13 Carl Crawford, L (1, 7) OBP: 0.337, SLG: 0.434	1-1 PB G4-3 1B		0-0 FC5-4 CS 1-2f		1-0 F8		1-2 G6-3		2-1 G2-3 1-2	5 0 1 0 0 0 2
5 Rocco Baldelli, R (1, 8) OBP: 0.335, SLG: 0.412	3-1 SAFE SAFE P4		2-3 SAFE K		0-3 K		2-3 K		0-0 F8	5 0 0 0 0 3 3
Aubrey Huff, L (1, 5) OBP: 0.340, SLG: 0.425	1-0 G4-3 1-2		3-2 SAFE CS 1-2	1-1 HR	4-1 BB		3-2 F7			3 1 1 1 1 0 1
Tino Martinez, L (1, 3) OBP: 0.366, SLG: 0.481	4-1 BB 2-3 BB			0-1 BB 1B	3-2 P2			2-2 G4-3		3 1 1 0 1 0 1
José Cruz Jr., S (1, 9) OBP: 0.370, SLG: 0.480	0-1 P4			3-3 K		2-1 G4-3		1-0 F7		4 0 0 0 0 1 3
Julio Lugo, R (1, 6) OBP: 0.346, SLG: 0.432		2-3 K		4-2 1B 1-2 BB		2-2 G4-3 1B		2-1 2B		3 1 2 0 1 1 0
Robert Fick, L (1, 10) OBP: 0.286, SLG: 0.349		0-1 F8		2-2 K		0-0 G4-3		3-1 F8		2 0 0 0 0 1 2
Damian Rolfs, R (6, PH) OBP: 0.280, SLG: 0.242						1-2 1B				2 0 0 0 0 0 2
Toby Hall, R (1, 2) OBP: 0.332, SLG: 0.392		0-1 F7		1-2 1B 1-2 2-H		0-1 1B 2-H				4 0 3 2 0 0 0
Geoff Blum, S (1, 4) OBP: 0.259, SLG: 0.342			2-2 13 FC5-4 1B		0-0 G4-3		3-2 G5-3		1-2 F8	4 0 1 0 0 0 4

Inning Stats	R: 0	H: 1	E: 0	K: 0	S: 9	P: 17	R: 0	H: 0	E: 0	K: 1	S: 7	P: 9	R: 0	H: 1	E: 0	K: 1	S: 11	P: 18	R: 2	H: 3	E: 0	K: 2	S: 17	P: 28	R: 0	H: 0	E: 0	K: 1	S: 8	P: 16	R: 1	H: 2	E: 0	K: 0	S: 11	P: 18	R: 0	H: 0	E: 0	K: 1	S: 10	P: 16	R: 0	H: 1	E: 0	K: 0	S: 8	P: 16	R: 0	H: 1	E: 0	K: 0	S: 9	P: 14	1B: 7	2B: 1	3B: 0	HR: 1	SF: 0	SAC: 0	DP: 0	HBP: 0	WP: 0	PA: 39
--------------	------	------	------	------	------	-------	------	------	------	------	------	------	------	------	------	------	-------	-------	------	------	------	------	-------	-------	------	------	------	------	------	-------	------	------	------	------	-------	-------	------	------	------	------	-------	-------	------	------	------	------	------	-------	------	------	------	------	------	-------	-------	-------	-------	-------	-------	--------	-------	--------	-------	--------

PITCHER	IP	WLS	BF	H	R	ER	SO	BB	IBB	HBP	BLK	WP	HR	S	P	ERA	WHIP
Orlando Hernandez, R (1, 1) ERA: 3.6	5.0	W	22	5	2	2	5	3	0	0	0	0	1	52	88	3.60	1.600
Felix Heredia, L (6, 1) ERA: 6.18	2.2	H	10	2	1	1	1	0	0	0	0	0	0	25	41	3.38	0.750
Sam Marsonok, R (8, 1) ERA:	1.1		6	2	0	0	0	0	0	0	0	0	0	13	23	0.00	1.500

PITCHER	IP	WLS	BF	H	R	ER	SO	BB	IBB	HBP	BLK	WP	HR	S	P	ERA	WHIP
---------	----	-----	----	---	---	----	----	----	-----	-----	-----	----	----	---	---	-----	------



Batter	1	2	3	4	5	6	7	8	9
<b>Bernie Williams, S</b> OBP: 0.364, SLG: 0.420 (1, 8)	1-2 G6-3		2-2 F8	1-3 K		0-0 F7		2-3 K	
<b>2 Derek Jeter, R</b> OBP: 0.336, SLG: 0.451 (1, 6)	1-1 L9		2-0 1B 2B	1-3 K		1-1 P4		0-0 G1-3	
<b>Gary Sheffield, R</b> OBP: 0.410, SLG: 0.508 <b>Bubba Crosby, L</b> OBP: 0.263, SLG: 0.400 (1, 9) (9, 9)	1-0 13 FC6-4 1B		3-1 13 25 1B 1B 2-H	1-1 F7		4-2 1-2 BB		2-2 HR	
<b>13 Alex Rodriguez, R</b> OBP: 0.361, SLG: 0.510 (1, 5)	1-2 FC6-4 1-2f		2-1 25 20 1B 1B		0-3 K	1-0 F9		1-3 K	
<b>25 Jason Giambi, L</b> OBP: 0.377, SLG: 0.439 (1, 10)		2-3 K	2-2 20 55 1B 1B 1-2 2-H		0-1 F7		3-1 G4-3		
<b>20 Jorge Posada, S</b> OBP: 0.419, SLG: 0.508 <b>John Flaherty, R</b> OBP: 0.194, SLG: 0.279 (1, 2) (3, PR) (4, 2)		3-1 HR	2-1 55 55 1B 1B 1-2 2-H		0-3 K2-3		2-2 L9		
<b>55 Hideki Matsui, L</b> OBP: 0.390, SLG: 0.516 (1, 7)		1-1 F8	0-1 E8 FC6-4 1B 1-3 2-H		0-2 HR 1B		2-0 HR		
<b>Tony Clark, S</b> OBP: 0.335, SLG: 0.481 (1, 3)		0-0 G5-3	3-1 FC6-4 1-2f		3-2 HR 1B		1-2 HR		
<b>Miguel Cairo, R</b> OBP: 0.356, SLG: 0.454 (1, 4)			1-2 G4-3	1-0 2B		0-0 BB 1B		1-3 K	

AB	R	H	RBI	BB	SO	LOB
5	0	0	0	0	2	2
5	1	1	0	0	1	2
4	2	3	2	1	0	1
0	0	0	0	0	0	0
5	1	1	0	0	2	3
4	1	1	1	0	1	0
2	1	2	2	0	0	0
2	0	0	0	0	1	0
4	2	3	2	0	0	0
4	2	2	3	0	0	2
4	0	2	0	0	1	0


**BOTTOM**

**Tampa Bay Devil Rays @ New York Yankees**  
Yankee Stadium, Bronx, NY

Sun Jul 11 2004, 1:05 PM EDT  
Att: 53,383 - Cloudy - 86 F

<b>AB</b>	<b>39</b>
<b>R</b>	<b>10</b>
<b>H</b>	<b>15</b>
<b>RBI</b>	<b>10</b>
<b>BB</b>	<b>1</b>
<b>SO</b>	<b>8</b>
<b>LOB</b>	<b>10</b>

livebaseballscorecards.com



1B: 8	SF: 0	WP: 0	PA: 40
2B: 2	SAC: 0	PB: 0	
3B: 0	DP: 0	SB: 0	
HR: 5	HBP: 0	CS: 0	

Inning Stats														
R	H	E	K	S	H	LOB	BB	P	R	H	E	K	S	P
0	1	0	0	10	1	14	1	14	1	1	0	1	15	
1	1	0	1	9	1	0	1	15	1	1	0	1	15	
4	6	1	21	21	2	38	0	18	0	0	0	0	18	
0	0	0	2	14	0	0	2	8	0	0	0	0	8	
2	3	0	13	13	2	22	0	22	2	3	0	0	22	
2	2	0	12	12	0	21	1	21	2	2	0	0	21	
1	1	0	8	8	1	23	0	23	1	1	0	0	23	

PITCHER														
IP	WLS	BF	H	R	ER	SO	BB	IBB	HBP	BLK	WP	HR	S	P
3.0	L	17	8	5	5	1	0	0	0	0	0	1	40	67
4.1		14	4	2	2	4	1	0	0	0	0	1	35	48
7.1		5	2	2	2	1	0	0	0	0	0	2	12	21
8.1		4	1	1	1	2	0	0	0	0	0	1	18	23

ERA	WHIP	IP	WLS	BF	H	R	ER	SO	BB	IBB	HBP	BLK	WP	HR	S	P	ERA	WHIP
15.00	2.667	3.0	L	17	8	5	5	1	0	0	0	0	0	1	40	67	15.00	2.667
6.00	1.667	4.1		14	4	2	2	4	1	0	0	0	0	1	35	48	6.00	1.667
18.00	2.000	7.1		5	2	2	2	1	0	0	0	0	0	2	12	21	18.00	2.000
9.00	1.000	8.1		4	1	1	1	2	0	0	0	0	0	1	18	23	9.00	1.000

Batter	1	2	3	4	5	6	7	8	9	AB R H RBI BB SO LOB	TOP									
<b>Bernie Williams, S</b> (1, 10) OBP: 0.363, SLG: 0.416	1-3 		1-3 		1-0 G4-3 			4-1 		3 0 0 0 1 2 0	<b>New York Yankees @ Detroit Tigers</b> Comerica Park, Detroit, MI Thu Jul 15 2004, 7:05 PM EDT Att. 38,902 - Cloudy - 82 F									
<b>2 Derek Jeter, R</b> (1, 6) OBP: 0.335, SLG: 0.458	1-0 G5-3 		0-0 		0-0 G4-3 			2-2 L9 		4 1 1 1 0 0 1										
<b>Gary Sheffield, R</b> (1, 9) OBP: 0.406, SLG: 0.502	0-3 		3-3 					3-1 G6-3 		4 0 0 0 0 2 1										
<b>13 Alex Rodriguez, R</b> (1, 5) OBP: 0.363, SLG: 0.528		0-2 P6 		1-2 				3-2 G6-3 	1-0 	4 2 2 2 0 0 0										
<b>25 Jason Giambi, L</b> (1, 3) OBP: 0.375, SLG: 0.433		4-2 		3-1 G4-3 				1-2 G3-1 	3-2 G3 	3 0 0 0 1 0 0										
<b>Tony Clark, S</b> (9, 3) OBP: 0.335, SLG: 0.481										0 0 0 0 0 0 0										
<b>20 Jorge Posada, S</b> (1, 2) OBP: 0.413, SLG: 0.500		2-3 		2-0 G4-3 				1-1 G3 	1-3 	4 0 0 0 0 2 1										
<b>55 Hideki Matsui, L</b> (1, 7) OBP: 0.388, SLG: 0.522		2-0 F8 		2-1 				0-2 G4-3 	0-1 G3 	4 1 1 1 0 0 1										
<b>Miguel Cairo, R</b> (1, 4) OBP: 0.350, SLG: 0.446			3-3 	1-0 G1-3 				0-1 G6-3 		3 0 0 0 0 1 0										
<b>Kenny Lofton, L</b> (1, 8) OBP: 0.377, SLG: 0.471			3-1 		1-1 L9 			3-2 G4-3 		3 1 1 1 0 0 0										
<b>Inning Stats</b>	R: 0 E: 0 K: 2 S: 9	H: 0 LOB: 0 BB: 0 P: 11	R: 0 E: 0 K: 1 S: 10	H: 0 LOB: 1 BB: 1 P: 18	R: 2 E: 0 K: 3 S: 12	H: 2 LOB: 0 BB: 0 P: 22	R: 2 E: 0 K: 0 S: 10	H: 2 LOB: 0 BB: 0 P: 19	R: 0 E: 0 K: 0 S: 12	H: 0 LOB: 0 BB: 0 P: 19	R: 0 E: 0 K: 0 S: 7	H: 0 LOB: 0 BB: 0 P: 8	R: 0 E: 0 K: 0 S: 9	H: 0 LOB: 1 BB: 1 P: 21	R: 1 E: 0 K: 1 S: 11	H: 1 LOB: 0 BB: 0 P: 16	1B: 0 2B: 0 3B: 0 HR: 5	SF: 0 SAC: 0 DP: 0 HBP: 0	WP: 0 PB: 0 SB: 0 CS: 0	PA: 34
<b>38 Jeremy Bolderman, R</b> (1, 1) ERA: 5.97	IP: 7.0 WLS: L BF: 26 H: 4 R: 4 ER: 4 SO: 6 BB: 1 IBB: 0 HBP: 0 BLK: 0 WP: 0 HR: 4 S: 64 P: 103 ERA: 5.14 WHIP: 0.714																			
<b>Al Levine, R</b> (8, 1) ERA: 5.36	IP: 1.0 WLS: L BF: 4 H: 0 R: 0 ER: 0 SO: 0 BB: 1 IBB: 0 HBP: 0 BLK: 0 WP: 0 HR: 0 S: 9 P: 21 ERA: 0.00 WHIP: 1.000																			
<b>Wilfredo Ledezma, L</b> (9, 1) ERA: 9.0	IP: 1.0 WLS: L BF: 4 H: 1 R: 1 ER: 1 SO: 1 BB: 0 IBB: 0 HBP: 0 BLK: 0 WP: 0 HR: 1 S: 11 P: 16 ERA: 9.00 WHIP: 1.000																			

livebaseballscorecards.com

AB	32
R	5
H	5
RBI	5
BB	2
SO	7
LOB	4



BOTTOM

New York Yankees @ Detroit Tigers  
Comerica Park, Detroit, MI  
Thu Jul 15 2004, 7:05 PM EDT  
Att. 38,902 - Cloudy - 82 F

livebaseballscorecards.com

AB	31
R	1
H	4
RBI	1
BB	1
SO	9
LOB	12



WP:	1	PA:	32
PB:	1	SB:	0
CS:	0		

AB R H RBI BB SO LOB

3	0	0	0	1	0	0
4	0	1	0	0	1	1
4	0	0	0	0	1	2
4	0	1	0	0	1	2
4	1	1	0	0	0	2
3	0	0	0	0	2	2
3	0	1	1	0	1	1
3	0	0	0	0	0	1
3	0	0	0	0	3	1

1B	2	SF:	0
2B:	1	SAC:	0
3B:	1	DP:	0
HR:	0	HBP:	0

R:	0	H:	0
E:	0	LOB:	0
K:	1	BB:	0
S:	5	P:	8

R:	0	H:	0
E:	0	LOB:	0
K:	0	BB:	0
S:	8	P:	11

R:	0	H:	0
E:	0	LOB:	0
K:	1	BB:	0
S:	8	P:	13

R:	0	H:	1
E:	0	LOB:	1
K:	2	BB:	0
S:	9	P:	17

R:	0	H:	0
E:	0	LOB:	0
K:	1	BB:	0
S:	6	P:	8

R:	1	H:	2
E:	0	LOB:	1
K:	2	BB:	0
S:	15	P:	26

R:	0	H:	0
E:	0	LOB:	1
K:	0	BB:	1
S:	6	P:	12

R:	0	H:	0
E:	0	LOB:	1
K:	0	BB:	1
S:	6	P:	12

R:	0	H:	0
E:	0	LOB:	1
K:	0	BB:	1
S:	6	P:	12

PITCHER															PITCHER																																	
Jose Contreras, R (1, 1)	8.0	WLS	W	BF	29	H	4	R	1	ER	1	SO	7	BB	1	IBB	0	HBP	0	BLK	0	WP	1	HR	0	S	68	P	110	ERA	1.12	WHIP	0.625															
42 Mariano Rivera, R (9, 1)	1.0			3	0	0	0	0	0	0	0	2	0	0	0	0	0	0	0	0	0	0	0	0	0	9	11	0.00	0.000																			

Batter	1	2	3	4	5	6	7	8	9
20 Omar Infante, R (1, 4) OBP: 0.351, SLG: 0.479	4-1 G1-5-3 BB		1-1 F7		2-1 G5-3			0-0 G1-3	
Bobby Higginson, L (1, 9) OBP: 0.361, SLG: 0.390	2-1 F9		1-3 K			1-0 G3		3-2 K 9 1B	
Ivan Rodriguez, R (1, 2) OBP: 0.406, SLG: 0.557	0-0 G1-5-3		0-0 G6-3			0-2 F7		1-3 K	
Dmitri Young, S (1, 7) OBP: 0.367, SLG: 0.526	0-1 F7			1-1 3B		0-2 F9		0-3 K	
9 Carlos Guillen, S (1, 6) OBP: 0.389, SLG: 0.554		1-1 PB WP 2B 1B		1-0 F8		2-1 P6		1-1 G3-1	
Rondell White, R (1, 10) OBP: 0.343, SLG: 0.460		3-3 SAFE K 1-2		3-3 K		1-2 F9			
Carlos Pena, L (1, 3) OBP: 0.316, SLG: 0.438		2-1 2-H 2B		3-3 K		0-1 G4-3			
15 Brandon Inge, R (1, 8) OBP: 0.368, SLG: 0.482		3-2 G6-3			2-2 F9			1-0 G6-3	
Eric Munson, L (1, 5) OBP: 0.304, SLG: 0.468		2-3 K			1-3 K			2-3 K	

Batter	1	2	3	4	5	6	7	8	9	AB R H RBI BB SO LOB	TOP
<b>Bernie Williams, S</b> (1, 8) OBP: 0.359, SLG: 0.410	3-2 F9			3-2 G4-3		1-0 G5-4-3			1-3 K	4 0 0 0 0 1 1	<b>New York Yankees @ Detroit Tigers</b> Comerica Park, Detroit, MI Fri Jul 16 2004, 7:05 PM EDT Att. 40,918 - Unknown - 79 F
<b>2 Derek Jeter, R</b> (1, 6) OBP: 0.332, SLG: 0.453	0-0 G6-3			2-2 P4		0-0 F8			3-2 G5-3	4 0 0 0 0 0 0	
<b>Gary Sheffield, R</b> (1, 9) OBP: 0.404, SLG: 0.502	1-1 P4			0-0 2B			0-2 L8		2-3 K	4 0 1 0 0 1 0	
<b>13 Alex Rodriguez, R</b> (1, 5) OBP: 0.363, SLG: 0.525				4-0 BB			3-3 K			2 0 0 0 1 1 0	
<b>25 Jason Giambi, L</b> (1, 3) OBP: 0.371, SLG: 0.427				1-2 G3			0-3 K			3 0 0 0 0 1 2	
<b>20 Jorge Posada, S</b> (1, 2) OBP: 0.409, SLG: 0.494							0-2 G4-3			3 0 0 0 0 1 0	
<b>55 Hideki Matsui, L</b> (1, 7) OBP: 0.385, SLG: 0.517				2-1 G4-3			3-2 G5-3			3 0 0 0 0 0 0	
<b>Ruben Sierra, S</b> (1, 10) OBP: 0.307, SLG: 0.463				0-0 F8			3-3 K			3 0 0 0 0 1 0	
<b>Miguel Cairo, R</b> (1, 4) OBP: 0.350, SLG: 0.440				1-3 K			4-0 BB			2 0 0 0 1 1 1	
<b>Inning Stats</b>	R: 0 E: 0 K: 0 S: 6 H: 0 LOB: 0 BB: 0 P: 10	R: 0 E: 0 K: 1 S: 14 H: 0 LOB: 0 BB: 0 P: 20	R: 0 E: 0 K: 1 S: 8 H: 0 LOB: 0 BB: 0 P: 11	R: 0 E: 0 K: 0 S: 10 H: 1 LOB: 2 BB: 1 P: 20	R: 0 E: 0 K: 1 S: 10 H: 0 LOB: 0 BB: 0 P: 16	R: 0 E: 0 K: 0 S: 2 H: 0 LOB: 0 BB: 1 P: 7	R: 0 E: 0 K: 2 S: 9 H: 0 LOB: 0 BB: 0 P: 12	R: 0 E: 1 K: 0 S: 10 H: 0 LOB: 1 BB: 0 P: 14	R: 0 E: 0 K: 2 S: 11 H: 0 LOB: 0 BB: 0 P: 17	1B: 0 2B: 1 3B: 0 HR: 0 SF: 0 SAC: 0 DP: 1 HBP: 0	WP: 0 PB: 0 SB: 0 CS: 0 PA: 30
<b>PITCHER</b> <b>Mike Maroth, L</b> (1, 1) ERA: 4.65	IP: 9.0 WLS: W BF: 30 H: 1 R: 0 ER: 0 SO: 7 BB: 2 IBB: 0 HBP: 0 BLK: 0 WP: 0 HR: 0 S: 80 P: 127 ERA: 0.00 WHIP: 0.333										

livebaseballscorecards.com

<b>AB</b>	28
<b>R</b>	0
<b>H</b>	1
<b>RBI</b>	0
<b>BB</b>	2
<b>SO</b>	7
<b>LOB</b>	4



Batter	1	2	3	4	5	6	7	8	9	AB	R	H	RBI	BB	SO	LOB
20 Omar Infante, R OBP: 0.349, SLG: 0.475 (1, 4)	2-1 L6	1-1 F8			1 SAFE 0-2 1B 2B 1B		2-1 G6-3			4	1	1	0	0	0	1
Bobby Higginson, L OBP: 0.362, SLG: 0.392 (1, 9)	0-1 F7				0-0 2B 1B		2-0 G1-6-3 1B			4	1	2	1	0	0	0
Ivan Rodriguez, R OBP: 0.405, SLG: 0.556 (1, 2)	2-2 L4				1 SAFE 0-1 1B 2B		0-1 G1-6-3 1B			4	1	1	2	0	0	1
Dmitri Young, S OBP: 0.373, SLG: 0.544 (1, 10)		1-0 9 3B 1B			2-2 9 1B 3B			1-1 1B		3	2	2	1	0	1	0
Craig Monroe, R OBP: 0.313, SLG: 0.373 (8, PH)										1	0	1	0	0	0	0
9 Carlos Guillen, S OBP: 0.391, SLG: 0.559 (1, 6)		2-1 1B HR 3B			1-2 G6-3 1B			1-3 K		4	1	2	2	0	1	1
Carlos Pena, L OBP: 0.312, SLG: 0.432 (1, 3)		2-3 K			2-2 G4-6-3 1B			1-3 K		4	0	0	0	0	3	3
Eric Munson, L OBP: 0.303, SLG: 0.478 (1, 5)		3-2 HR			1-3 K			2-2 L8		4	1	1	2	0	1	1
33 Marcus Thames, R OBP: 0.244, SLG: 0.429 (1, 7)		1-2 F9			0-3 K			1-3 K		3	0	0	0	0	2	0
15 Brandon Inge, R OBP: 0.373, SLG: 0.491 (1, 8)		1-1 2B			0-0 20 1B 1B			3-2 L4		3	1	2	0	0	0	0

Inning Stats	R: 0	H: 0	E: 0	K: 0	S: 7	LOB: 0	BB: 0	P: 11	R: 3	H: 4	E: 0	K: 1	S: 17	LOB: 1	BB: 0	P: 28	R: 0	H: 0	E: 0	K: 1	S: 6	LOB: 0	BB: 0	P: 9	R: 0	H: 0	E: 0	K: 2	S: 9	LOB: 0	BB: 0	P: 13	R: 5	H: 6	E: 0	K: 1	S: 24	LOB: 0	BB: 0	P: 29	R: 0	H: 0	E: 0	K: 1	S: 7	LOB: 0	BB: 0	P: 11	R: 0	H: 1	E: 0	K: 0	S: 5	LOB: 0	BB: 0	P: 9	R: 0	H: 1	E: 0	K: 2	S: 12	LOB: 1	BB: 0	P: 17
--------------	------	------	------	------	------	--------	-------	-------	------	------	------	------	-------	--------	-------	-------	------	------	------	------	------	--------	-------	------	------	------	------	------	------	--------	-------	-------	------	------	------	------	-------	--------	-------	-------	------	------	------	------	------	--------	-------	-------	------	------	------	------	------	--------	-------	------	------	------	------	------	-------	--------	-------	-------

PITCHER	IP	WLS	BF	H	R	ER	SO	BB	IBB	HBP	BLK	WP	HR	S	P	ERA	WHIP
Javier Vazquez, R ERA: 4.02 (1, 1)	4.1	L	22	9	8	8	5	0	0	0	0	0	1	54	78	16.61	2.077
Juan Padilla, R ERA: (5, 1)	2.2		8	2	0	0	1	0	0	0	0	0	0	21	32	0.00	0.750
Felix Heredia, L ERA: 5.97 (8, 1)	1.0		4	1	0	0	2	0	0	0	0	0	0	12	17	0.00	1.000


**BOTTOM**

**New York Yankees @ Detroit Tigers**  
Comerica Park, Detroit, MI

Fri Jul 16 2004, 7:05 PM EDT  
Att: 40,918 - Unknown - 79 F

livebaseballscorecards.com

AB	34
R	8
H	12
RBI	8
BB	0
SO	8
LOB	7



WP	PA	ERA	WHIP
0	34		

Batter	1	2	3	4	5	6	7	8	9	AB R H RBI BB SO LOB	TOP											
<b>Kenny Lofton, L</b> (1, 8) OBP: 0.378, SLG: 0.476	0-1 G6-3 13 1B 2B		0-0 1B 2 G6-3 1B		1-0 G4-3	1-3 K		0-3 K		5 1 2 0 0 2 2												
<b>2 Derek Jeter, R</b> (1, 6) OBP: 0.332, SLG: 0.452	0-1 B2		1-0 G6-3 1-2		1-0 HR 1B		0-1 WP 1B 1B		2-3 K	5 2 2 0 0 1 2												
<b>Gary Sheffield, R</b> (1, 9) OBP: 0.407, SLG: 0.513	2-2 G6-3 2-3		0-0 13 FC5-4 1B		1-0 1-H HR		2-2 13 1B 1B		1-1 P6	5 1 3 3 0 0 1												
<b>13 Alex Rodriguez, R</b> (1, 5) OBP: 0.368, SLG: 0.527	2-1 1B 3-H		1-2 FC5-4 1-2f		2-1 1B		1-2 1B		4-2 BB	4 0 3 1 1 0 2												
<b>25 Jason Giambi, L</b> (1, 3) OBP: 0.364, SLG: 0.417 <b>Tony Clark, S</b> (9, 3) OBP: 0.335, SLG: 0.481	1-2 F9			1-2 G4-3	2-1 G3		0-0 F8		0-0 F9	5 0 0 0 0 0 5 0 0 0 0 0 0 0												
<b>20 Jorge Posada, S</b> (1, 2) OBP: 0.407, SLG: 0.490		1-1 G1-3		1-0 L6		0-0 2B 1B	2-2 F3			4 0 1 0 0 0 2												
<b>55 Hideki Matsui, L</b> (1, 7) OBP: 0.381, SLG: 0.511		2-3 K		0-0 L7		1-3 K	0-1 F8			4 0 0 0 0 2 3												
<b>Ruben Sierra, S</b> (1, 10) OBP: 0.306, SLG: 0.476		1-1 G4-3			1-2 HR	3-3 K		1-1 F8		4 1 1 1 0 1 1												
<b>Enrique Wilson, S</b> (1, 4) OBP: 0.253, SLG: 0.344			0-1 F8		0-0 G3-4-1	1-0 2B		0-1 P6		4 0 1 0 0 0 0												
<b>Inning Stats</b>	R: 1 E: 0 K: 0 S: 13	H: 2 LOB: 1 BB: 0 P: 18	R: 0 E: 0 K: 1 S: 7	H: 0 LOB: 0 BB: 0 P: 11	R: 0 E: 0 K: 0 S: 8	H: 2 LOB: 2 BB: 0 P: 10	R: 0 E: 0 K: 0 S: 5	H: 0 LOB: 0 BB: 0 P: 7	R: 3 E: 0 K: 0 S: 11	H: 4 LOB: 1 BB: 0 P: 19	R: 0 E: 0 K: 3 S: 14	H: 2 LOB: 2 BB: 0 P: 20	R: 1 E: 0 K: 0 S: 15	H: 3 LOB: 2 BB: 0 P: 20	R: 0 E: 0 K: 1 S: 7	H: 0 LOB: 0 BB: 0 P: 8	R: 0 E: 0 K: 1 S: 8	H: 0 LOB: 1 BB: 1 P: 15	1B: 9 2B: 2 3B: 0 HR: 2	SF: 0 SAC: 0 DP: 0 HBP: 0	WP: 1 PB: 0 SB: 0 CS: 0	PA: 41
<b>PITCHER</b>	IP WLS BF H R ER SO BB IBB HBP BLK WP HR S P ERA WHIP																					
<b>Gary Knotts, R</b> (1, 1) ERA: 5.15	5.2 L 27 10 4 4 3 0 0 0 0 0 2 54 80 6.35 1.765																					
<b>Esteban Yan, R</b> (6, 1) ERA: 4.29	0.1 4 3 1 1 1 0 0 0 0 1 0 12 16 27.00 9.000																					
<b>Jamie Walker, L</b> (7, 1) ERA: 2.97	2.0 6 0 0 0 1 0 0 0 0 0 0 14 17 0.00 0.000																					
<b>Ugueth Urbina, R</b> (9, 1) ERA: 4.5	1.0 4 0 0 0 1 1 0 0 0 0 0 8 15 0.00 1.000																					

**New York Yankees @ Detroit Tigers**  
Comerica Park, Detroit, MI  
Sat Jul 17 2004, 7:05 PM EDT  
Att. 41,857 - Unknown - 74 F

livebaseballscorecards.com

<b>AB</b>	<b>40</b>
<b>R</b>	<b>5</b>
<b>H</b>	<b>13</b>
<b>RBI</b>	<b>5</b>
<b>BB</b>	<b>1</b>
<b>SO</b>	<b>6</b>
<b>LOB</b>	<b>18</b>



Batter	1	2	3	4	5	6	7	8	9	AB R H RBI BB SO LOB
20 Omar Infante, R OBP: 0.342, SLG: 0.465 (1, 4)	1-1 F7	2-2 F8				1-3 K	1-1 L5		3-2 G1-3	5 0 0 0 0 1 2
Bobby Higginson, L OBP: 0.363, SLG: 0.396 (1, 9)	2-1 2B		1-3 K			2-2 1B		1-2 F8	1-3 K	5 1 2 0 0 2 0
Ivan Rodriguez, R OBP: 0.409, SLG: 0.559 (1, 2)	2-2 G5-3		0-1 1B			0-0 1B		2-2 1B		4 0 3 0 0 0 1
Dmitri Young, S OBP: 0.376, SLG: 0.540 (1, 10)	4-2 BB		1-3 K			2-1 1B		2-3 K		3 0 1 1 1 2 2
9 Carlos Guillen, S OBP: 0.386, SLG: 0.553 (1, 6)	2-1 F8		3-1 CS		1-1 G5-3	3-2 G1		1-3 K		4 0 0 0 0 1 5
Rondell White, R OBP: 0.345, SLG: 0.459 (1, 7)		4-0 HR			1-2 F9		0-0 1B	1-1 G6-3		3 1 1 0 1 0 0
Carlos Pena, L OBP: 0.315, SLG: 0.431 (1, 3)		2-3 K			4-1 BB		1-2 1B	1-3 K		3 0 1 0 1 2 1
Eric Munson, L OBP: 0.302, SLG: 0.488 (1, 5)		1-1 HR			0-2 P4		0-2 L3	1-3 K		4 1 1 2 0 1 3
15 Brandon Inge, R OBP: 0.365, SLG: 0.480 (1, 8)		1-3 K			1-3 K		0-3 K	1-1 G4-3		4 0 0 0 0 3 2

Inning Stats	R: 0	H: 1	E: 0	K: 11	S: 11	LOB: 2	BB: 1	P: 22	R: 2	H: 1	E: 0	K: 2	S: 13	LOB: 0	BB: 1	P: 24	R: 0	H: 1	E: 0	K: 2	S: 9	LOB: 1	BB: 1	P: 15	R: 1	H: 3	E: 0	K: 2	S: 15	LOB: 2	BB: 0	P: 24	R: 0	H: 2	E: 0	K: 1	S: 11	LOB: 2	BB: 0	P: 14	R: 0	H: 1	E: 0	K: 2	S: 15	LOB: 1	BB: 0	P: 21	R: 0	H: 0	E: 0	K: 2	S: 9	LOB: 0	BB: 0	P: 12	R: 0	H: 0	E: 0	K: 1	S: 10	LOB: 0	BB: 0	P: 15	1B: 7	SF: 0	2B: 1	SAC: 0	3B: 0	DP: 0	HR: 1	HBP: 0
--------------	------	------	------	-------	-------	--------	-------	-------	------	------	------	------	-------	--------	-------	-------	------	------	------	------	------	--------	-------	-------	------	------	------	------	-------	--------	-------	-------	------	------	------	------	-------	--------	-------	-------	------	------	------	------	-------	--------	-------	-------	------	------	------	------	------	--------	-------	-------	------	------	------	------	-------	--------	-------	-------	-------	-------	-------	--------	-------	-------	-------	--------

PITCHER	IP	WLS	BF	H	R	ER	SO	BB	IBB	HBP	BLK	WP	HR	S	P	ERA	WHIP
Orlando Hernandez, R ERA: 4.5 (1, 1)	5.0	W	23	6	3	3	6	3	0	0	0	0	1	57	99	5.40	1.800
Paul Quantrill, R ERA: 2.98 (6, 1)	1.1	H	7	3	0	0	1	0	0	0	0	0	0	20	26	0.00	2.250
Tom Gordon, R ERA: 1.72 (7, 1)	1.2	H	5	0	0	0	4	0	0	0	0	0	0	15	21	0.00	0.000
42 Mariano Rivera, R ERA: 0.95 (9, 1)	1.0	S	3	0	0	0	1	0	0	0	0	0	0	10	15	0.00	0.000

**BOTTOM**

**New York Yankees @ Detroit Tigers**

Comerica Park, Detroit, MI

Sat Jul 17 2004, 7:05 PM EDT

Att: 41,857 - Unknown - 74 F

AB	35
R	3
H	9
RBI	3
BB	3
SO	12
LOB	16



WP: 0	PA: 39
PB: 0	
SB: 0	
CS: 1	

Batter	1	2	3	4	5	6	7	8	9	AB R H RBI BB SO LOB	TOP											
Miguel Cairo, R (1, 4) OBP: 0.342, SLG: 0.430	0-1 F8		1-2 F8		1-1 L7			0-0 G4-6-3		4 0 0 0 0 0 3												
2 Derek Jeter, R (1, 6) OBP: 0.332, SLG: 0.452	0-2 L8			0-1 L1		2-2 F9			1-0 2B	4 0 1 0 0 0 0												
Gary Sheffield, R (1, 9) OBP: 0.403, SLG: 0.506	1-1 G6-3			1-3 K		0-3 K			2-3 K	4 0 0 0 0 3 1												
13 Alex Rodriguez, R (1, 5) OBP: 0.369, SLG: 0.529		4-0 G6-4-3 BB		0-1 HR 2B		3-3 K			2-1 F8	3 1 1 0 1 1 1												
Ruben Sierra, S (1, 10) OBP: 0.305, SLG: 0.488		3-1 G6-4-3		2-0 HR		1-1 G6-3			3-3 K	4 1 1 2 0 1 2												
Bernie Williams, S (1, 8) OBP: 0.358, SLG: 0.410		0-2 F8		1-1 G5-3		1-0 55 G4-6-3 1B				3 0 1 0 0 0 0												
55 Hideki Matsui, L (1, 7) OBP: 0.378, SLG: 0.506			0-0 G4-3		1-1 G3		0-0 G4-6-3			3 0 0 0 0 0 1												
Tony Clark, S (1, 3) OBP: 0.335, SLG: 0.484			1-2 2B		3-2 G6-3			0-1 G1-3		3 0 1 0 0 0 0												
John Flaherty, R (1, 2) OBP: 0.213, SLG: 0.296			0-1 L5		1-0 1B			0-0 G4-6-3 1B		3 0 2 0 0 0 1												
<b>Inning Stats</b>	R: 0 E: 0 K: 0 S: 7	H: 0 LOB: 0 BB: 0 P: 8	R: 0 E: 0 K: 0 S: 5	H: 0 LOB: 0 BB: 1 P: 12	R: 0 E: 0 K: 0 S: 9	H: 1 LOB: 1 BB: 0 P: 11	R: 2 E: 0 K: 1 S: 11	H: 2 LOB: 0 BB: 0 P: 15	R: 0 E: 0 K: 0 S: 9	H: 1 LOB: 1 BB: 0 P: 15	R: 0 E: 0 K: 2 S: 10	H: 0 LOB: 0 BB: 0 P: 15	R: 0 E: 0 K: 0 S: 4	H: 1 LOB: 0 BB: 0 P: 6	R: 0 E: 0 K: 0 S: 4	H: 1 LOB: 0 BB: 0 P: 4	R: 0 E: 0 K: 2 S: 11	H: 1 LOB: 1 BB: 0 P: 19	1B: 3 2B: 3 3B: 0 HR: 1	SF: 0 SAC: 0 DP: 3 HBP: 0	WP: 0 PB: 0 SB: 0 CS: 0	PA: 32
<b>PITCHER</b>	IP WLS BF H R ER SO BB IBB HBP BLK WP HR S P ERA WHIP																					
29 Nate Robertson, L (1, 1) ERA: 3.98	8.0 W 28 6 2 2 3 1 0 0 0 0 0 1 59 86 2.25 0.875																					
Ugueth Urbina, R (9, 1) ERA: 4.38	1.0 S 4 1 0 0 2 0 0 0 0 0 0 0 11 19 0.00 1.000																					

**New York Yankees @ Detroit Tigers**  
Comerica Park, Detroit, MI  
Sun Jul 18 2004, 1:05 PM EDT  
Att. 40,132 - Unknown - 72 F

[livebaseballscorecards.com](http://livebaseballscorecards.com)

**AB 31**  
**R 2**  
**H 7**  
**RBI 2**  
**BB 1**  
**SO 5**  
**LOB 9**





Batter	1	2	3	4	5	6	7	8	9	AB	R	H	RBI	BB	SO	LOB
--------	---	---	---	---	---	---	---	---	---	----	---	---	-----	----	----	-----

20 Omar Infante, R OBP: 0.341, SLG: 0.461 (1, 4)	0-2 F7	0-1 P3			1-3 K		0-1 1B			4	0	1	0	0	1	1
9 Carlos Guillen, S OBP: 0.388, SLG: 0.558 (1, 6)	2-2 SF9 3B				1-1 G3-1		3-2 G4-3			4	1	2	0	0	0	1
Ivan Rodriguez, R OBP: 0.404, SLG: 0.554 (1, 2)	1-1 SF9				0-1 L3			2-2 G5-3		3	0	0	1	0	0	1
Dmitri Young, S OBP: 0.373, SLG: 0.531 (1, 10)	1-2 P4				1-0 F7			1-1 L3		4	0	1	0	0	0	0
Eric Munson, L OBP: 0.297, SLG: 0.479 (1, 5)		0-1 P2			0-1 P3			2-1 G4-3		4	0	0	0	0	1	1
Craig Monroe, R OBP: 0.314, SLG: 0.373 (1, 9)		1-2 1B 33 2B			2-2 K		1-3 K			3	1	1	0	0	2	0
Carlos Pena, L OBP: 0.321, SLG: 0.448 (1, 3)		1-2 33 2B 15 SF8			0-1 1B		0-0 HR			3	2	3	1	0	0	0
33 Marcus Thames, R OBP: 0.271, SLG: 0.467 (1, 7)		0-0 2B			1-3 K		2-2 15 G6-3 1B			3	0	2	1	0	1	1
15 Brandon Inge, R OBP: 0.360, SLG: 0.475 (1, 8)		1-1 SF8			2-1 G5-3		1-0 G6-3			2	0	0	1	0	0	2

Inning Stats	R: 1	H: 1	E: 0	LOB: 0	K: 0	S: 12	R: 2	H: 3	E: 0	LOB: 1	K: 0	S: 13	R: 0	H: 2	E: 0	LOB: 1	K: 0	S: 13	R: 0	H: 1	E: 0	LOB: 1	K: 2	S: 14	R: 0	H: 0	E: 0	LOB: 0	K: 1	S: 7	R: 0	H: 0	E: 0	LOB: 0	K: 2	S: 11	R: 1	H: 3	E: 0	LOB: 1	K: 0	S: 10	R: 0	H: 0	E: 0	LOB: 0	K: 0	S: 9	1B: 7	SF: 2	2B: 1	SAC: 0	3B: 1	DP: 1	HR: 1	HBP: 0	WP: 0	PA: 32
--------------	------	------	------	--------	------	-------	------	------	------	--------	------	-------	------	------	------	--------	------	-------	------	------	------	--------	------	-------	------	------	------	--------	------	------	------	------	------	--------	------	-------	------	------	------	--------	------	-------	------	------	------	--------	------	------	-------	-------	-------	--------	-------	-------	-------	--------	-------	--------

PITCHER	IP	WLS	BF	H	R	ER	SO	BB	IBB	HBP	BLK	WP	HR	S	P	ERA	WHIP
Jon Lieber, R ERA: 4.82 (1, 1)	6.2	L	28	10	4	4	5	0	0	0	0	0	1	77	103	5.40	1.500
Paul Quantrill, R ERA: 2.91 (7, 1)	1.1		4	0	0	0	0	0	0	0	0	0	0	12	20	0.00	0.000

BOTTOM

New York Yankees @ Detroit Tigers  
Comerica Park, Detroit, MI  
Sun Jul 18 2004, 1:05 PM EDT  
Att: 40,132 - Unknown - 72 F

[livebaseballscorecards.com](http://livebaseballscorecards.com)

AB	30
R	4
H	10
RBI	4
BB	0
SO	5
LOB	7



# New York Yankees @ Tampa Bay Devil Rays

## Tropicana Field, St. Petersburg, FL

Mon Jul 19 2004, 7:15 PM EDT  
Att: 41,755 - Dome - 72 F

<b>AB</b>	<b>34</b>
<b>R</b>	<b>7</b>
<b>H</b>	<b>8</b>
<b>RBI</b>	<b>7</b>
<b>BB</b>	<b>3</b>
<b>SO</b>	<b>8</b>
<b>LOB</b>	<b>12</b>



AB		R	H	RBI	BB	SO	LOB
5	0	0	0	0	0	2	0
5	1	2	0	0	1	0	
5	1	1	0	0	1	1	
3	2	1	0	0	1	0	
1	0	0	1	2	0	0	
4	1	1	2	0	0	4	
3	1	1	1	1	2	3	
3	0	1	1	0	0	2	
1	1	1	2	0	0	0	
4	0	0	0	0	1	2	
0	0	0	0	0	0	0	

Batter	1	2	3	4	5	6	7	8	9
<b>Bernie Williams, S</b> (1, 10) OBP: 0.353, SLG: 0.403	1-0 P5		2-3 K		1-0 G4-3	1-3 K			0-1 F8
<b>2 Derek Jeter, R</b> (1, 6) OBP: 0.333, SLG: 0.454	1-3 K		0-0 K		1-0 G5-3 13 PB 25 SF8				2-2 F9
<b>Gary Sheffield, R</b> (1, 9) OBP: 0.400, SLG: 0.502	3-2 F7		0-3 K		1-1 G5-3 13 PB 20 2B				3-2 F7
<b>13 Alex Rodriguez, R</b> (1, 5) OBP: 0.370, SLG: 0.527		1-0 E5 25 BB		0-0 FC4-6 20 55 1B	2-2 20 2B 1-2 2-3 HBP				1-3 K
<b>25 Jason Giambi, L</b> (1, 3) OBP: 0.366, SLG: 0.415		4-1 BB		4-0 BB 20 FC4-6	0-0 SF8			1-2 F8	
<b>20 Jorge Posada, S</b> (1, 2) OBP: 0.405, SLG: 0.490		2-0 F9		0-0 FC4-6 55 1B	3-H 2-0			1-1 G1-3	
<b>55 Hideki Matsui, L</b> (1, 7) OBP: 0.379, SLG: 0.505		2-3 K		1-2 1B 1-3 3-H	2-2 K			4-0 HR BB	
<b>Enrique Wilson, S</b> (1, 4) OBP: 0.254, SLG: 0.344		0-0 G3		1-1 G6-4-3 1-2 3-H		0-1 B3-1		1-0 HR 1-H	
<b>Ruben Sierra, S</b> (8, PH) OBP: 0.309, SLG: 0.509				0-1 G6-4-3 1-2f		1-2 G6-3		3-3 K	
<b>Kenny Lofton, L</b> (1, 8) OBP: 0.367, SLG: 0.462									
<b>Miguel Cairo, R</b> (8, 4) OBP: 0.342, SLG: 0.430									

Inning	R	H	E	K	S	P	IP	WLS	BF	H	R	ER	SO	BB	IBB	HBP	BLK	WP	HR	S	P	ERA	WHIP
1	0	0	0	1	7	11	1.0			6	5	5	4	2	0	1	0	0	0	46	75	10.38	1.846
2	0	0	0	1	9	13	1.0			1	0	0	2	0	0	0	0	0	0	13	19	0.00	0.600
3	0	0	0	1	18	17	1.0			2	2	2	1	1	0	0	0	0	1	15	27	10.80	1.200
4	0	0	0	1	12	10	1.0			0	0	0	1	0	0	0	0	0	0	16	24	0.00	0.000
5	0	0	0	0	12	10	1.0			0	0	0	0	0	0	0	0	0	0	0	0	0.00	0.000
6	0	0	0	0	12	10	1.0			0	0	0	0	0	0	0	0	0	0	0	0	0.00	0.000
7	0	0	0	0	12	10	1.0			0	0	0	0	0	0	0	0	0	0	0	0	0.00	0.000
8	0	0	0	0	12	10	1.0			0	0	0	0	0	0	0	0	0	0	0	0	0.00	0.000
9	0	0	0	0	12	10	1.0			0	0	0	0	0	0	0	0	0	0	0	0	0.00	0.000

PITCHER	IP	WLS	BF	H	R	ER	SO	BB	IBB	HBP	BLK	WP	HR	S	P	ERA	WHIP
<b>Rob Bell, R</b> (1, 1) ERA: 4.97	4.1		22	6	5	5	4	2	0	1	0	0	0	46	75	10.38	1.846
<b>Lance Carter, R</b> (5, 1) ERA: 3.25	1.2	W	6	1	0	0	2	0	0	0	0	0	0	13	19	0.00	0.600
<b>Jesus Colome, R</b> (7, 1) ERA: 2.35	1.2	H	7	1	2	2	1	1	0	0	0	0	1	15	27	10.80	1.200
<b>Danys Baez, R</b> (8, 1) ERA: 3.07	1.1	S	4	0	0	0	1	0	0	0	0	0	0	16	24	0.00	0.000

BOTTOM

New York Yankees @ Tampa Bay Devil Rays  
Tropicana Field, St. Petersburg, FL

livebaseballscorecards.com

AB	36
R	9
H	13
RBI	9
BB	1
SO	3
LOB	10

WP	0	PA	38
PB	0		
SB	2		
CS	0		



Mon Jul 19 2004, 7:15 PM EDT  
Att: 41,755 - Dome - 72 F

Batter	1	2	3	4	5	6	7	8	9	AB	R	H	RBI	BB	SO	LOB
13 Carl Crawford, L OBP: 0.337, SLG: 0.456 (1, 7)	2-2 3B 2B 5 1B 1B	2-2 G4-3		0-0 F7		1-3 K		1-2 3B		5	1	2	1	0	1	2
3 Jorge Cantu, R OBP: 0.375, SLG: 0.500 Robert Fick, L OBP: 0.289, SLG: 0.353 (1, 10) (6, PH)	3-1 5 1B 2B 2B	0-1 G3			3-2 F8	0-1 2B		1-1 L5		3	1	1	0	0	0	0
5 Rocco Baldelli, R OBP: 0.337, SLG: 0.409 (1, 8)	1-1 2B 1B	0-0 L9			1-0 G4-3	2-3 K				4	1	1	1	0	1	1
Aubrey Huff, L OBP: 0.346, SLG: 0.446 (1, 3) (9, 5)	2-0 2B 2B		1-0 G4-3		1-1 2B			1-2 G6-3		4	1	2	2	0	0	0
José Cruz Jr., S OBP: 0.370, SLG: 0.478 (1, 9)	2-1 G5-3		0-3 K		2-0 G4-3			0-0 G4-3		4	0	0	0	0	1	2
Julio Lugo, R OBP: 0.351, SLG: 0.431 (1, 6)	1-1 2B 2B		4-2 BB			3-1 1B 2B		2-1 L7		3	2	2	1	1	0	0
Toby Hall, R OBP: 0.351, SLG: 0.405 (1, 2)	3-1 2B 2B		2-2 L4			0-0 SH5-4 1B 2B 1B		1-2 G4-3		4	1	2	1	0	0	1
Geoff Blum, S OBP: 0.263, SLG: 0.348 (1, 5) (9, 4)	3-2 L4			0-0 F7		0-1 SH5-4 2B 1B		2-1 G3 13 3B 2B		4	2	2	1	0	0	1
Rey Sanchez, R OBP: 0.294, SLG: 0.363 Tino Martinez, L OBP: 0.364, SLG: 0.460 (1, 4) (8, PH) (9, 3)	1-1 L6			1-0 G5-3		3-0 SH5-4		2-1 G3		2	0	0	0	0	0	1
										1	0	0	0	0	0	1

Inning Stats	R	H	E	K	S	P	IP	WLS	BF	H	R	ER	SO	BB	IBB	HBP	BLK	WP	HR	S	P	ERA	WHIP
	5	6	0	20	38																		
	0	0	0	7	9																		
	0	0	0	12	19																		
	0	0	0	3	4																		
	0	0	0	7	14																		
	3	4	0	14	23																		
	0	0	0	15	22																		
	1	2	0	15	22																		

PITCHER	IP	WLS	BF	H	R	ER	SO	BB	IBB	HBP	BLK	WP	HR	S	P	ERA	WHIP
Alex Graman, L ERA: 19.8 (1, 1)	0.1		6	5	5	5	0	0	0	0	0	0	0	12	23	135.00	15.000
Tanyon Sturtze, R ERA: 5.05 (1, 1)	4.2	L	19	4	2	2	1	1	0	0	0	0	0	40	67	3.86	1.071
Felix Heredia, L ERA: 6.14 (6, 1)	0.2		3	1	0	0	1	0	0	0	0	0	0	6	10	0.00	1.500
Juan Padilla, R ERA: (6, 1)	1.1		5	1	1	1	1	0	0	0	0	0	0	11	16	6.75	0.750
Paul Quantrill, R ERA: 3.02 (8, 1)	1.0		5	2	1	1	0	0	0	0	0	0	0	15	22	9.00	2.000

Batter	1	2	3	4	5	6	7	8	9	AB R H RBI BB SO LOB	TOP											
<b>Bernie Williams, S</b> (1, 10) OBP: 0.354, SLG: 0.399	4-2 WP G6-3 2 1B BB		2-0 G4-6-3 1-2f		2-1 G3-6-3 1-2f		2-1 G4-3		4-1 1B BB	3 1 0 0 2 0 3												
<b>2 Derek Jeter, R</b> (1, 6) OBP: 0.337, SLG: 0.455	2-1 13 S WP 1-2 1B		1-3 K			2-0 HR HBP	4-2 BB		0-2 FC6-4 1B	2 1 1 0 1 1 0 1 0 1 1 0 0 0												
<b>Tony Clark, S</b> (8, 3) OBP: 0.339, SLG: 0.487									1-3 2-H													
<b>Gary Sheffield, R</b> (1, 9) OBP: 0.397, SLG: 0.506	2-2 G6-3 1-2 2-H			2-3 K		2-2 HR	2-3 K		0-1 FC6-4 1-2f	5 1 1 3 0 2 4												
<b>13 Alex Rodriguez, R</b> (1, 5) OBP: 0.369, SLG: 0.527	2-3 K			0-0 2B		1-2 L9		0-3 K		4 0 1 0 0 2 1												
<b>25 Jason Giambi, L</b> (1, 3) OBP: 0.361, SLG: 0.408	3-1 F8			3-3 K		3-1 G3-1		0-3 K		4 0 0 0 0 2 2 0 0 0 0 0 0 0												
<b>Miguel Cairo, R</b> (8, 4) OBP: 0.342, SLG: 0.430																						
<b>20 Jorge Posada, S</b> (1, 2) OBP: 0.403, SLG: 0.484		2-3 K		0-0 G4-3		2-1 55 BB HBP		2-1 F8		3 0 0 0 0 1 1												
<b>55 Hideki Matsui, L</b> (1, 7) OBP: 0.378, SLG: 0.500		2-3 K			1-3 K	4-1 BB		0-3 K		3 0 0 0 1 3 0												
<b>Enrique Wilson, S</b> (1, 4) OBP: 0.260, SLG: 0.350		0-0 G4-3			3-1 1B 2B	2-1 G4-3		4-1 G5-3 1B BB		3 1 1 0 1 0 2												
<b>Kenny Lofton, L</b> (1, 8) OBP: 0.371, SLG: 0.459			4-2 G4-6-3 BB		0-1 G3-6-3 1B		1-0 G6-3		2-2 G5-3	3 0 1 0 1 0 1												
<b>Inning Stats</b>	R: 1 E: 0 K: 1 S: 14	H: 1 LOB: 1 BB: 1 P: 27	R: 0 E: 0 K: 2 S: 8	H: 0 LOB: 0 BB: 0 P: 12	R: 0 E: 0 K: 1 S: 9	H: 0 LOB: 0 BB: 1 P: 16	R: 0 E: 0 K: 2 S: 9	H: 1 LOB: 1 BB: 0 P: 14	R: 0 E: 0 K: 1 S: 9	H: 2 LOB: 1 BB: 0 P: 15	R: 2 E: 0 K: 0 S: 12	H: 1 LOB: 2 BB: 1 P: 28	R: 0 E: 0 K: 1 S: 8	H: 0 LOB: 1 BB: 1 P: 17	R: 0 E: 0 K: 2 S: 8	H: 0 LOB: 0 BB: 0 P: 10	R: 1 E: 0 K: 1 S: 14	H: 1 LOB: 2 BB: 2 P: 23	1B: 3 2B: 2 3B: 0 HR: 1	SF: 0 SAC: 0 DP: 2 HBP: 2	WP: 1 PB: 0 SB: 1 CS: 0	PA: 39
<b>PITCHER</b>	IP WLS BF H R ER SO BB IBB HBP BLK WP HR S P ERA WHIP																					
<b>Victor Zambrano, R</b> (1, 1) ERA: 4.39	5.2 L 25 5 3 3 7 3 0 2 0 1 1 59 108 4.76 1.412																					
<b>Trever Miller, L</b> (6, 1) ERA: 3.14	0.2 2 0 0 0 0 0 0 0 0 0 0 3 6 0.00 0.000																					
<b>Jorge Sosa, R</b> (7, 1) ERA: 5.7	2.1 10 0 1 1 4 3 0 0 0 0 0 24 43 3.86 1.286																					
<b>Bobby Seay, L</b> (9, 1) ERA:	0.0 1 1 0 0 0 0 0 0 0 0 0 3 3 ∞ ∞																					
<b>Travis Harper, R</b> (9, 1) ERA: 4.57	0.1 1 0 0 0 0 0 0 0 0 0 0 2 2 0.00 0.000																					

**New York Yankees @ Tampa Bay Devil Rays**  
Tropicana Field, St. Petersburg, FL  
Tue Jul 20 2004, 2:15 PM EDT  
Att: 27,613 - Dome - 72 F

AB	31
R	4
H	6
RBI	4
BB	6
SO	11
LOB	14



WP: 1	PA: 39
-------	--------

ERA	WHIP
-----	------

livebaseballscores.com

Batter	1	2	3	4	5	6	7	8	9	AB R H RBI BB SO LOB
13 Carl Crawford, L OBP: 0.338, SLG: 0.458	0-2 G4-3 S 1B		1-0 SF8 1-H		2-1 F7			0-0 1B		3 0 2 1 0 0 0
José Cruz Jr., S OBP: 0.366, SLG: 0.472	2-1 G4-3 1-3		0-0 G3			1-0 G4-3		1-0 F9		4 0 0 0 0 0 2
5 Rocco Baldelli, R OBP: 0.333, SLG: 0.404	1-0 L6		0-3 K2-3			2-1 G5-3		1-3 K		4 0 0 0 0 2 2
Aubrey Huff, L OBP: 0.348, SLG: 0.445	4-1 S BB			3-1 1B G6-4-3 1B		2-1 P6		0-1 F9		3 1 1 0 1 0 0
Julio Lugo, R OBP: 0.355, SLG: 0.433	3-2 P6 1-2			3-2 G6-4-3 1B		4-1 WP BB		1-1 DI 1B		3 0 2 0 1 0 2
Tino Martinez, L OBP: 0.359, SLG: 0.453		2-1 F9		2-1 G6-4-3 1-2f 3-H		1-3 K		2-3 K		4 0 0 0 0 2 3
3 Jorge Cantu, R OBP: 0.250, SLG: 0.333		1-3 K		0-0 F7		1-1 G6-3		3-3 K		4 0 0 0 0 2 2
Toby Hall, R OBP: 0.347, SLG: 0.400		0-1 G5-3			0-2 G5-3		0-2 F7			3 0 0 0 0 0 1
Joey Gathright, L OBP: 0.344, SLG: 0.276			2-2 13 E 13 S SF8 1B		1-0 G4-3			2-2 G6-3		3 1 1 0 0 0 0

Inning Stats	R: 0 E: 0 K: 0 S: 10	H: 1 LOB: 2 BB: 1 P: 20	R: 0 E: 0 K: 1 S: 8	H: 0 LOB: 0 BB: 0 P: 11	R: 1 E: 0 K: 1 S: 9	H: 1 LOB: 0 BB: 0 P: 11	R: 1 E: 0 K: 0 S: 8	H: 2 LOB: 0 BB: 0 P: 16	R: 0 E: 0 K: 0 S: 6	H: 0 LOB: 0 BB: 0 P: 9	R: 0 E: 0 K: 0 S: 5	H: 0 LOB: 0 BB: 0 P: 10	R: 0 E: 0 K: 1 S: 9	H: 0 LOB: 1 BB: 1 P: 15	R: 0 E: 0 K: 1 S: 9	H: 1 LOB: 1 BB: 0 P: 13	R: 0 E: 0 K: 2 S: 13	H: 1 LOB: 1 BB: 0 P: 19	1B: 6 2B: 0 3B: 0 HR: 0	SF: 1 SAC: 0 DP: 1 HBP: 0	WP: 1 PB: 0 SB: 3 CS: 0	PA: 34
--------------	-------------------------------	----------------------------------	------------------------------	----------------------------------	------------------------------	----------------------------------	------------------------------	----------------------------------	------------------------------	---------------------------------	------------------------------	----------------------------------	------------------------------	----------------------------------	------------------------------	----------------------------------	-------------------------------	----------------------------------	----------------------------------	------------------------------------	----------------------------------	--------

PITCHER	IP	WLS	BF	H	R	ER	SO	BB	IBB	HBP	BLK	WP	HR	S	P	ERA	WHIP
Jose Contreras, R ERA: 4.84	(1, 1)	7.0	W	26	4	2	1	3	2	0	0	1	0	55	92	1.29	0.857
Tom Gordon, R ERA: 1.69	(8, 1)	1.0	H	4	1	0	1	0	0	0	0	0	0	9	13	0.00	1.000
42 Mariano Rivera, R ERA: 0.93	(9, 1)	1.0	S	4	1	0	2	0	0	0	0	0	0	13	19	0.00	1.000

BOTTOM

New York Yankees @ Tampa Bay Devil Rays  
Tropicana Field, St. Petersburg, FL

livebaseballscorecards.com

AB	31
R	2
H	6
RBI	1
BB	2
SO	6
LOB	12



PITCHER	IP	WLS	BF	H	R	ER	SO	BB	IBB	HBP	BLK	WP	HR	S	P	ERA	WHIP
Jose Contreras, R ERA: 4.84	(1, 1)	7.0	W	26	4	2	1	3	2	0	0	1	0	55	92	1.29	0.857
Tom Gordon, R ERA: 1.69	(8, 1)	1.0	H	4	1	0	1	0	0	0	0	0	0	9	13	0.00	1.000
42 Mariano Rivera, R ERA: 0.93	(9, 1)	1.0	S	4	1	0	2	0	0	0	0	0	0	13	19	0.00	1.000

Tue Jul 20 2004, 2:15 PM EDT  
Att. 27,613 - Dome - 72 F

Batter	1	2	3	4	5	6	7	8	9	AB R H RBI BB SO LOB	
3 Reed Johnson, R OBP: 0.335, SLG: 0.401 (1,7) (7,8)	1-2 FC5-4 1B		0-2 G6-3	0-3 K		1-0 2B 1-3 1B		0-2 BB 1-2 1B		5 0 3 0 0 1 1	
Frank Catalanotto, L OBP: 0.378, SLG: 0.467 (1,10)	2-2 FC5-4 1-2f		2-1 10 2B 9 BB 1B	2-2 1-2 1B		0-0 1-3 3-H 2B		4-0 BB 1-2 2-3 BB G4-6-3		4 1 3 1 1 0 1	
10 Vernon Wells, R OBP: 0.359, SLG: 0.474 Dave Berg, R OBP: 0.280, SLG: 0.320 (1,8) (7,7)	1-3 K		0-1 9 BB SF7 2B	0-0 F8		1-0 F7		2-2 G4-6-3 1-2f		4 1 1 0 0 1 5 1 0 0 0 0 0 3	
Carlos Delgado, L OBP: 0.311, SLG: 0.398 Josh Phelps, R OBP: 0.294, SLG: 0.384 (1,3) (7,3)	0-1 G1-3		1-1 9 BB HBP		0-0 P5		2-1 L3		0-1 G6-3	3 0 0 0 0 0 1 1 0 0 0 0 0 0	
9 Gregg Zaun, S OBP: 0.389, SLG: 0.395 Kevin Cash, R OBP: 0.260, SLG: 0.326 (1,2) (6,2)		2-2 G3	4-1 1-2 2-3 3-H BB		0-2 F7		0-0 G1-3		1-3 K	2 0 0 1 1 0 0 2 0 0 0 0 1 0	
Eric Hinske, L OBP: 0.335, SLG: 0.396 (1,5)		0-1 G1-3 15 BB 1B	2-2 SF7		3-2 G4-3		1-1 2B		1-2 G4-3	4 0 2 1 0 0 0	
15 Alex Rios, R OBP: 0.344, SLG: 0.416 (1,9)		4-1 SAFE G1-3 1-2 BB	3-2 F8			3-2 3 1B 2B 1B		2-3 K		3 1 1 0 1 1 3	
Chris Gomez, R OBP: 0.352, SLG: 0.350 (1,6)		0-0 G1-3 1-2 2-3		1-0 1B 1B		0-0 F9		4-1 BB 3 1B BB		3 0 1 0 1 0 3	
Orlando Hudson, S OBP: 0.346, SLG: 0.407 (1,4)		3-3 K		1-2 P5		2-3 K		1-3 K		4 0 0 0 0 3 5	
<b>Inning Stats</b>	R: 0 H: 1 E: 0 LOB: 1 K: 1 BB: 0 S: 14 P: 18	R: 0 H: 1 E: 0 LOB: 2 K: 1 BB: 1 S: 12 P: 21	R: 2 H: 2 E: 0 LOB: 2 K: 0 BB: 1 S: 15 P: 27	R: 0 H: 2 E: 0 LOB: 2 K: 1 BB: 0 S: 14 P: 18	R: 0 H: 0 E: 0 LOB: 0 K: 0 BB: 0 S: 8 P: 11	R: 1 H: 3 E: 0 LOB: 2 K: 1 BB: 0 S: 10 P: 17	R: 0 H: 1 E: 0 LOB: 1 K: 1 BB: 0 S: 8 P: 13	R: 0 H: 1 E: 0 LOB: 2 K: 1 BB: 2 S: 11 P: 22	R: 0 H: 0 E: 0 LOB: 0 K: 1 BB: 0 S: 13 P: 15	1B: 8 SF: 1 2B: 3 SAC: 0 3B: 0 DP: 1 HR: 0 HBP: 1	WP: 0 PA: 42 PB: 0 SB: 0 CS: 0

**Toronto Blue Jays @ New York Yankees**  
Yankee Stadium, Bronx, NY  
Wed Jul 21 2004, 7:05 PM EDT  
Att. 53,031 - Cloudy - 83 F

<b>AB</b>	<b>36</b>
<b>R</b>	<b>3</b>
<b>H</b>	<b>11</b>
<b>RBI</b>	<b>3</b>
<b>BB</b>	<b>4</b>
<b>SO</b>	<b>7</b>
<b>LOB</b>	<b>22</b>



PITCHER					PITCHER											
IP	WLS	BF	H	R	ER	SO	BB	IBB	HBP	BLK	WP	HR	S	P	ERA	WHIP
Javier Vazquez, R ERA: 4.05 (1,1)	6.0	W	30	9	3	3	4	2	0	1	0	0	73	112	4.50	1.833
Felix Heredia, L ERA: 5.93 (7,1)	1.0		4	1	0	0	1	0	0	0	0	0	8	13	0.00	1.000
Juan Padilla, R ERA: (8,1)	0.1		4	1	0	0	1	2	0	0	0	0	8	17	0.00	9.000
Paul Quantrill, R ERA: 2.93 (8,1)	1.2		4	0	0	0	1	0	0	0	0	0	16	20	0.00	0.000

Batter	1	2	3	4	5	6	7	8	9	AB	R	H	RBI	BB	SO	LOB
<b>Bernie Williams, S</b> (1, 8) <small>OBP: 0.355, SLG: 0.399</small>	0-0 G4-3	1-1 13 WP 20 1B 1-2 2-3 3-H	3-2 1B HR			1-3 K	1-1 FC4-6			5	2	2	2	0	1	1
<b>Miguel Cairo, R</b> (1, 4) <small>OBP: 0.349, SLG: 0.443</small>	1-2 2B	2-2 SF8	0-1 1B HR			0-2 P4	0-0 13 G6-4-3 1B			4	1	3	1	0	0	0
<b>Gary Sheffield, R</b> (1, 9) <small>OBP: 0.403, SLG: 0.517</small>	1-0 HBP	4-1 13 WP 20 1B 1-2 2-3	0-0 1B HR			1-2 20 BB 13 1B	2-1 F8			3	2	2	3	1	0	1
<b>13 Alex Rodriguez, R</b> (1, 5) <small>OBP: 0.370, SLG: 0.524</small>	2-0 F8	4-0 20 1B 1-2 2-3 3-H	1-1 G6-3			0-2 20 BB 1B	1-0 G6-4-3			4	0	1	0	1	0	3
<b>20 Jorge Posada, S</b> (1, 2) <small>OBP: 0.406, SLG: 0.484</small>	0-1 G4-3	2-1 1B				0-0 F8	0-2 1B			4	0	2	2	1	0	2
<b>55 Hideki Matsui, L</b> (1, 7) <b>Bubba Crosby, L</b> (8, 7) <small>OBP: 0.379, SLG: 0.501</small> <small>OBP: 0.256, SLG: 0.389</small>		1B BB				1-0 1B 2B	0-2 L7			3	1	1	0	1	0	5
<b>Ruben Sierra, S</b> (1, 10) <small>OBP: 0.311, SLG: 0.506</small>		3-2 1B BB SF8 1B	1-0 G4-3			1-2 2B 1B	2-3 K			5	1	2	0	0	2	1
<b>Tony Clark, S</b> (1, 3) <small>OBP: 0.346, SLG: 0.484</small>		4-1 SAFE BB 13 WP 1B BB	1-1 G4-3 1B			3-3 K	4-2 FC4-6 BB			3	2	1	0	2	1	2
<b>Enrique Wilson, S</b> (1, 6) <small>OBP: 0.260, SLG: 0.366</small>		1-0 L7	1-0 G4-3			0-0 HR	0-3 K			4	1	1	1	0	1	5

Inning Stats	R: 0	H: 1	E: 0	LOB: 2	K: 0	BB: 0	S: 7	P: 11	R: 5	H: 3	E: 0	LOB: 2	K: 0	BB: 4	S: 16	P: 41	R: 4	H: 4	E: 0	LOB: 0	K: 0	BB: 0	S: 12	P: 19	R: 0	H: 2	E: 0	LOB: 1	K: 1	BB: 0	S: 10	P: 15	R: 1	H: 3	E: 0	LOB: 3	K: 1	BB: 1	S: 21	P: 27	R: 0	H: 0	E: 0	LOB: 1	K: 2	BB: 0	S: 11	P: 18	R: 0	H: 1	E: 0	LOB: 0	K: 0	BB: 0	S: 4	P: 7	R: 0	H: 1	E: 0	LOB: 1	K: 1	BB: 0	S: 9	P: 12
--------------	------	------	------	--------	------	-------	------	-------	------	------	------	--------	------	-------	-------	-------	------	------	------	--------	------	-------	-------	-------	------	------	------	--------	------	-------	-------	-------	------	------	------	--------	------	-------	-------	-------	------	------	------	--------	------	-------	-------	-------	------	------	------	--------	------	-------	------	------	------	------	------	--------	------	-------	------	-------

PITCHER	IP	WLS	BF	H	R	ER	SO	BB	IBB	HBP	BLK	WP	HR	S	P	ERA	WHIP
<b>Pat Hentgen, R</b> (1, 1) <small>ERA: 6.95</small>	2.2	L	20	7	8	8	0	4	0	1	0	1	0	32	67	27.00	4.125
<b>Bob File, R</b> (3, 1) <small>ERA: 5.48</small>	2.1		13	6	2	2	2	1	0	0	0	0	2	34	46	7.71	3.000
<b>Justin Speier, R</b> (6, 1) <small>ERA: 5.4</small>	3.0		11	2	0	0	3	1	0	0	0	0	0	24	37	0.00	1.000

**BOTTOM**

**Toronto Blue Jays @ New York Yankees**  
 Yankee Stadium, Bronx, NY

Wed Jul 21 2004, 7:05 PM EDT  
 Att: 53,031 - Cloudy - 83 F

AB	36
R	10
H	15
RBI	9
BB	6
SO	5
LOB	21

livebaseballscorecards.com



WP	PA	1B	SF	PB	SAC	SB	DP	HBP	CS
1	44	11	1	0	0	0	1	1	0

Batter	1	2	3	4	5	6	7	8	9	AB R H RBI BB SO LOB	TOP																	
<b>3 Reed Johnson, R</b> (1, 7) OBP: 0.334, SLG: 0.399	1-2 1B		1-3 K		1-3 K			1-2 G6-3		4 0 1 0 0 2 0																		
<b>Frank Catalanotto, L</b> (1, 10) OBP: 0.376, SLG: 0.462	1-1 1B		2-2 G3			3-3 K		1-1 G1-3		4 0 1 0 0 1 0																		
<b>10 Vernon Wells, R</b> (1, 8) OBP: 0.354, SLG: 0.467	3-3 K		1-3 K			0-3 K		0-0 G6-3		4 0 0 0 0 3 2																		
<b>Carlos Delgado, L</b> (1, 3) OBP: 0.310, SLG: 0.396	2-3 K			1-0 P6		2-2 G3-1		0-2 1B		4 0 1 0 0 1 2																		
<b>Eric Hinske, L</b> (1, 5) OBP: 0.334, SLG: 0.395	3-2 G1-3			0-1 1B		2-2 P3		2-3 K		4 0 1 0 0 1 3																		
<b>9 Gregg Zaun, S</b> (1, 2) OBP: 0.389, SLG: 0.391		4-1 BB		0-1 F7		3-2 G4-3				2 0 0 0 1 0 1																		
<b>15 Alex Rios, R</b> (1, 9) OBP: 0.339, SLG: 0.409		2-1 F8		0-3 K		2-3 K				3 0 0 0 0 2 2																		
<b>Chris Gomez, R</b> (1, 6) OBP: 0.352, SLG: 0.349		1-1 F9			0-0 G1-6-3 1B		1-2 G6-3			3 0 1 0 0 0 1																		
<b>Frank Menechino, R</b> (1, 4) OBP: 0.375, SLG: 0.438		2-3 K			0-1 G1-6-3		1-2 G2-3			3 0 0 0 0 1 2																		
<b>Inning Stats</b>	R: 0 E: 0 K: 2 S: 19	H: 2 LOB: 2 BB: 0 P: 29	R: 0 E: 0 K: 1 S: 9	H: 0 LOB: 1 BB: 1 P: 18	R: 0 E: 0 K: 2 S: 9	H: 0 LOB: 0 BB: 0 P: 13	R: 0 E: 0 K: 1 S: 8	H: 1 LOB: 1 BB: 0 P: 9	R: 0 E: 0 K: 1 S: 7	H: 1 LOB: 0 BB: 0 P: 8	R: 0 E: 0 K: 2 S: 9	H: 0 LOB: 0 BB: 0 P: 14	R: 0 E: 0 K: 1 S: 9	H: 0 LOB: 0 BB: 0 P: 16	R: 0 E: 0 K: 0 S: 13	H: 0 LOB: 0 BB: 0 P: 16	R: 0 E: 0 K: 1 S: 9	H: 1 LOB: 1 BB: 0 P: 12	1B: 5 2B: 0 3B: 0 HR: 0	SF: 0 SAC: 0 DP: 1 HBP: 0	WP: 0 PB: 0 SB: 1 CS: 0	PA: 32						
<b>PITCHER</b>	IP WLS BF H R ER SO BB IBB HBP BLK WP HR S P ERA WHIP																											
<b>Oriando Hernandez, R</b> (1, 1) ERA: 2.65	7.0		25	4	0	0	10	1	0	0	0	0	0	0	70	107	0.00	0.714										
<b>Tom Gordon, R</b> (8, 1) ERA: 1.66	1.0		3	0	0	0	0	0	0	0	0	0	0	0	13	16	0.00	0.000										
<b>42 Mariano Rivera, R</b> (9, 1) ERA: 0.91	1.0	W	4	1	0	0	1	0	0	0	0	0	0	0	9	12	0.00	1.000										

**Toronto Blue Jays @ New York Yankees**  
**Yankee Stadium, Bronx, NY**  
 Thu Jul 22 2004, 1:05 PM EDT  
 Att. 53,657 - Unknown - 86 F

livebaseballscorecards.com

AB	31
R	0
H	5
RBI	0
BB	1
SO	11
LOB	13





Batter	1	2	3	4	5	6	7	8	9	AB R H RBI BB SO LOB
<b>Bernie Williams, S</b> OBP: 0.356, SLG: 0.397 (1, 8)	4-2 SH2-3 BB		4-2 BB			3-1 F7		1-0 F9		2 0 0 0 2 0 0
<b>Miguel Cairo, R</b> OBP: 0.344, SLG: 0.436 (1, 4)	0-0 SH2-3 1-2		1 SAFE 0-1 P4			3-2 F8		2-3 K		3 0 0 0 0 1 1
<b>Gary Sheffield, R</b> OBP: 0.398, SLG: 0.510 (1, 10)	2-3 K				0-2 L6		1-0 P6		2-3 K	4 0 0 0 0 2 1
<b>13 Alex Rodriguez, R</b> OBP: 0.366, SLG: 0.518 (1, 5)	2-3 K				1-1 P4		0-1 L7		3-2 K	4 0 0 0 0 2 1
<b>Ruben Sierra, S</b> OBP: 0.315, SLG: 0.522 (1, 9)		0-1 F9			1-2 55 FC6-4 1B		1-3 K		2-1 HR	4 1 2 1 0 1 0
<b>55 Hideki Matsui, L</b> OBP: 0.379, SLG: 0.500 (1, 7)		2-2 G6-3			1-2 FC6-4 1-2f		0-1 1B			3 0 1 0 0 0 1
<b>Tony Clark, S</b> OBP: 0.346, SLG: 0.482 (1, 3)		3-3 K				1-2 G1-3		1-0 1B		3 0 1 0 0 1 0
<b>John Flaherty, R</b> OBP: 0.208, SLG: 0.288 <b>20 Jorge Posada, S</b> OBP: 0.405, SLG: 0.483 (7, PH) (8, 2)			3-2 F9			1-3 K		3-1 G3		2 0 0 0 0 1 0 1 0 0 0 0 0 2
<b>Enrique Wilson, S</b> OBP: 0.256, SLG: 0.360 (1, 6)			2-3 K			0-0 G5-3		2-0 G6-3		3 0 0 0 0 1 0

Inning Stats		R: 0	H: 0	E: 0	K: 2	S: 11	R: 0	H: 0	E: 0	K: 1	S: 9	R: 0	H: 0	E: 0	K: 1	S: 13	R: 0	H: 1	E: 0	K: 0	S: 12	R: 0	H: 0	E: 0	K: 1	S: 8	R: 0	H: 2	E: 0	K: 1	S: 10	R: 0	H: 0	E: 0	K: 1	S: 5	R: 1	H: 1	E: 0	K: 2	S: 9	1B: 3	SF: 0	2B: 0	SAC: 1	3B: 0	DP: 0	HR: 1	HBP: 0	WP: 0	PA: 32
<b>PITCHER</b>	<b>IP</b>	<b>WLS</b>	<b>BF</b>	<b>H</b>	<b>R</b>	<b>ER</b>	<b>SO</b>	<b>BB</b>	<b>IBB</b>	<b>HBP</b>	<b>BLK</b>	<b>WP</b>	<b>HR</b>	<b>S</b>	<b>P</b>	<b>ERA</b>	<b>WHIP</b>	<b>PITCHER</b>	<b>IP</b>	<b>WLS</b>	<b>BF</b>	<b>H</b>	<b>R</b>	<b>ER</b>	<b>SO</b>	<b>BB</b>	<b>IBB</b>	<b>HBP</b>	<b>BLK</b>	<b>WP</b>	<b>HR</b>	<b>S</b>	<b>P</b>	<b>ERA</b>	<b>WHIP</b>																
<b>Ted Lilly, L</b> ERA: 4.04 (1, 1)	6.2		25	3	0	0	6	2	0	0	0	0	0	68	104	0.00	0.750																																		
<b>Terry Adams, R</b> ERA: 4.07 (7, 1)	0.1		1	0	0	0	0	0	0	0	0	0	0	2	5	0.00	0.000																																		
<b>Vinnie Chulk, R</b> ERA: 3.07 (8, 1)	1.2	L	6	1	1	1	3	0	0	0	0	0	1	14	26	5.40	0.600																																		

**BOTTOM**

**Toronto Blue Jays @ New York Yankees**  
Yankee Stadium, Bronx, NY  
Thu Jul 22 2004, 1:05 PM EDT  
Att: 53,657 - Unknown - 86 F

livebaseballscorecards.com

<b>AB</b>	<b>29</b>
<b>R</b>	<b>1</b>
<b>H</b>	<b>4</b>
<b>RBI</b>	<b>1</b>
<b>BB</b>	<b>2</b>
<b>SO</b>	<b>9</b>
<b>LOB</b>	<b>6</b>



Batter	1	2	3	4	5	6	7	8	9	AB R H RBI BB SO LOB	TOP											
<b>Bernie Williams, S</b> (1, 10) OBP: 0.359, SLG: 0.404	0-0 G3-1		0-2 2B		4-2 FC5-4 BB	1-2 2B		3-1 G3		4 0 2 2 1 0 0												
<b>2 Derek Jeter, R</b> (1, 6) OBP: 0.333, SLG: 0.449	0-0 F8		1-0 L7		1-3 K	1-0 G5-3			1-2 F8	5 0 0 0 0 1 6												
<b>Gary Sheffield, R</b> (1, 9) OBP: 0.399, SLG: 0.521	2-2 HR			1-1 P2	2-1 FC5-4	0-0 G5-3			3-2 13 1B 2B	5 2 2 1 0 0 5												
<b>13 Alex Rodriguez, R</b> (1, 5) OBP: 0.369, SLG: 0.519	3-3 K			0-0 25 G4-5-3 1B		1-0 20 1B	2-3 K		2-2 20 FC5 S 1B	5 1 3 1 0 2 0												
<b>25 Jason Giambi, L</b> (1, 3) OBP: 0.359, SLG: 0.403		1-2 P5		1-2 G4-5-3		4-2 FC3-6 20 1B BB	0-0 G6-3		3-3 K	3 1 0 0 1 0 1												
<b>Tony Clark, S</b> (7, 3) OBP: 0.344, SLG: 0.479				1-2f		1-2 1B		1-2 K		1 0 0 0 0 1 1												
<b>20 Jorge Posada, S</b> (1, 2) OBP: 0.408, SLG: 0.485		2-3 K			1-0 55 1B	3-2 55 FC3-6 1B	0-0 1B		0-2 FC5	5 1 3 1 0 1 1												
<b>55 Hideki Matsui, L</b> (1, 7) OBP: 0.378, SLG: 0.497		1-2 G3			3-2 BB 1B	1-2 FC3-6 1B 2B	1-3 K			4 1 1 0 0 1 3												
<b>Enrique Wilson, S</b> (1, 4) OBP: 0.253, SLG: 0.355			0-2 G5-3		0-0 F7	2-2 2B 1B		1-1 F9		2 0 0 0 0 0 2												
<b>Ruben Sierra, S</b> (6, PH) OBP: 0.318, SLG: 0.525						1-2 2B				1 0 1 1 0 0 0												
<b>Miguel Cairo, R</b> (6, PR) OBP: 0.342, SLG: 0.433						3-H				1 1 0 0 0 0 0												
<b>Kenny Lofton, L</b> (1, 8) OBP: 0.374, SLG: 0.467		2-2 G3			1-0 BB 1B	1-0 2B		0-2 L3		4 1 2 2 0 0 0												
<b>Inning Stats</b>	R: 1 E: 0 K: 1 S: 9	H: 1 LOB: 0 BB: 0 P: 14	R: 0 E: 0 K: 1 S: 13	H: 0 LOB: 0 BB: 0 P: 17	R: 0 E: 0 K: 0 S: 11	H: 1 LOB: 1 BB: 0 P: 14	R: 0 E: 0 K: 0 S: 7	H: 1 LOB: 0 BB: 0 P: 9	R: 1 E: 0 K: 1 S: 13	H: 3 LOB: 3 BB: 1 P: 25	R: 5 E: 0 K: 0 S: 26	H: 5 LOB: 2 BB: 1 P: 40	R: 0 E: 0 K: 2 S: 9	H: 1 LOB: 1 BB: 0 P: 12	R: 0 E: 0 K: 0 S: 8	H: 0 LOB: 0 BB: 0 P: 12	R: 1 E: 0 K: 1 S: 17	H: 2 LOB: 1 BB: 0 P: 26	1B: 9 2B: 4 3B: 0 HR: 1	SF: 0 SAC: 0 DP: 1 HBP: 0	WP: 0 PB: 0 SB: 1 CS: 0	PA: 42

PITCHER	IP	WLS	BF	H	R	ER	SO	BB	IBB	HBP	BLK	WP	HR	S	P	ERA	WHIP
<b>38 Curt Schilling, R</b> (1, 1) ERA: 3.38	5.1		27	10	7	7	3	2	0	0	0	0	1	74	112	11.81	2.250
<b>50 Mike Timlin, R</b> (6, 1) ERA: 3.46	1.2		7	2	0	0	2	0	0	0	0	0	0	14	19	0.00	1.200
<b>Curt Leskanic, R</b> (8, 1) ERA: 6.75	1.0		3	0	0	0	0	0	0	0	0	0	0	8	12	0.00	0.000
<b>Keith Foulke, R</b> (9, 1) ERA: 1.9	1.0	L	5	2	1	1	1	0	0	0	0	0	0	17	26	9.00	2.000

PITCHER	IP	WLS	BF	H	R	ER	SO	BB	IBB	HBP	BLK	WP	HR	S	P	ERA	WHIP

**New York Yankees @ Boston Red Sox**  
Fenway Park, Boston, MA  
Fri Jul 23 2004, 7:05 PM EDT  
Att. 34,933 - Sunny - 81 F

livebaseballscorecards.com

<b>AB</b>	<b>40</b>
<b>R</b>	<b>8</b>
<b>H</b>	<b>14</b>
<b>RBI</b>	<b>8</b>
<b>BB</b>	<b>2</b>
<b>SO</b>	<b>6</b>
<b>LOB</b>	<b>19</b>



BOTTOM

New York Yankees @ Boston Red Sox  
Fenway Park, Boston, MA  
Fri Jul 23 2004, 7:05 PM EDT  
Att. 34,933 - Sunny - 81 F

livebaseballscorecards.com

AB 39  
R 7  
H 11  
RBI 7  
BB 2  
SO 6  
LOB 20



WP: 0 PA: 42  
PB: 0  
SB: 0  
CS: 0

AB R H RBI BB SO LOB

5 1 2 0 0 0 1

5 0 1 1 0 2 3

3 0 1 0 2 1 4

5 0 0 0 0 2 5

4 1 1 0 0 0 2

5 1 1 1 0 0 2

4 3 3 3 0 0 1

4 1 2 2 0 0 0

0 0 0 0 0 0 0

0 0 0 0 0 0 0

2 0 0 0 0 1 1

2 0 0 0 0 0 1

1B: 3 SF: 0  
2B: 4 SAC: 0  
3B: 0 DP: 1  
HR: 4 HBP: 1

Batter	1	2	3	4	5	6	7	8	9
18 Johnny Damon, L OBP: 0.387, SLG: 0.476	3-1 G3	0-1 G6-3		2-2 P6			0-1 2B	1 SAFE 0-0 2B	
Jason Varitek, S OBP: 0.376, SLG: 0.439	1-0 G3-1		1-3 K		1-1 E7		0-1 G6-4-3 2B	2-3 K	
34 David Ortiz, L OBP: 0.367, SLG: 0.615	0-2 1B		4-2 FC5-4 BB		0-1 G6-3		4-2 G6-4-3 BB	3-3 K	
Manny Ramirez, R OBP: 0.425, SLG: 0.648	0-3 K		0-2 FC5-4		3-3 K		0-2 G6-4-3		0-1 F9
Nomar Garciaparra, R OBP: 0.362, SLG: 0.507		0-0 2B	1-0 FC5-4		0-2 G6-3		1-0 HBP		1-1 G5-3
Trot Nixon, L OBP: 0.333, SLG: 0.427	1 SAFE 2-2 HR			0-0 G3		1-1 F8	1 SAFE 1-1 F7		2-1 P2
Kevin Millar, R OBP: 0.359, SLG: 0.442		0-2 F9		3-2 HR		0-2 HR		0-1 HR	
Bill Mueller, S OBP: 0.339, SLG: 0.422		0-0 HR		1-1 2B		1-2 P6		0-1 E3	
Gabe Kapler, R OBP: 0.307, SLG: 0.406								FC1-6	
20 Kevin Youkilis, R OBP: 0.399, SLG: 0.457		2-H HR							
Ricky Gutierrez, R OBP: 0.253, SLG: 0.221		1-2 G5-3		1-3 K		2-1 F8		1 SAFE 1-2 FC1-6	
Mark Bellhorn, S OBP: 0.376, SLG: 0.422								18 2B	

Inning Stats	R: 0	H: 1	E: 0	K: 1	S: 9	H: 3	LOB: 1	BB: 0	P: 13	R: 3	H: 3	E: 0	K: 0	S: 14	R: 0	H: 0	E: 0	K: 1	S: 9	R: 1	H: 2	E: 0	K: 1	S: 15	R: 0	H: 0	E: 1	K: 1	S: 12	R: 1	H: 1	E: 0	K: 0	S: 10	R: 1	H: 2	E: 0	K: 0	S: 13	R: 1	H: 2	E: 1	K: 2	S: 16	R: 0	H: 0	E: 0	K: 0	S: 6	1B: 3	2B: 4	3B: 0	HR: 4	SF: 0	SAC: 0	DP: 1	HBP: 1	WP: 0	PA: 42
--------------	------	------	------	------	------	------	--------	-------	-------	------	------	------	------	-------	------	------	------	------	------	------	------	------	------	-------	------	------	------	------	-------	------	------	------	------	-------	------	------	------	------	-------	------	------	------	------	-------	------	------	------	------	------	-------	-------	-------	-------	-------	--------	-------	--------	-------	--------

PITCHER	IP	WLS	BF	H	R	ER	SO	BB	IBB	HBP	BLK	WP	HR	S	P	ERA	WHIP
Jon Lieber, R ERA: 4.94	(1, 1)	5.0	23	6	4	4	4	1	0	0	0	0	2	59	83	7.20	1.400
Paul Quantrill, R ERA: 3.18	(6, 1)	1.0	6	3	2	2	0	0	0	0	0	0	1	14	18	18.00	3.000
Felix Heredia, L ERA: 5.93	(7, 1)	0.0	1	0	0	0	0	1	0	0	0	0	0	3	7	∞	∞
Tom Gordon, R ERA: 1.76	(7, 1)	2.0	9	2	1	1	2	0	0	1	0	0	1	22	30	4.50	1.000
42 Mariano Rivera, R ERA: 0.89	(9, 1)	1.0	3	0	0	0	0	0	0	0	0	0	0	6	9	0.00	0.000

Batter	1	2	3	4	5	6	7	8	9	AB R H RBI BB SO LOB	TOP																
<b>Bernie Williams, S</b> (1, 8) <small>OBP: 0.359, SLG: 0.406</small>	0-0 F8		1-2 G4-3 2B		3-2 P3	0-0 1B 2 BB	2-2 E6 2 FC1-2		3-0 F7	6 2 2 0 0 0 2																	
<b>2 Derek Jeter, R</b> (1, 6) <small>OBP: 0.333, SLG: 0.446</small>	1-0 P4		1-0 G4-3 1B		2-2 G5-3	4-2 1B BB	0-0 FC1-2			4 1 1 0 1 0 3																	
<b>Gary Sheffield, R</b> (1, 9) <small>OBP: 0.396, SLG: 0.515</small>	0-1 F8		2-1 G4-3 1B		0-0 F8	4-1 1B BB	0-3 K			4 0 0 1 1 1 4																	
<b>13 Alex Rodriguez, R</b> (1, 5) <small>OBP: 0.370, SLG: 0.518</small> <b>Enrique Wilson, S</b> (3, PR) <small>OBP: 0.259, SLG: 0.361</small>		3-2 E1 20 1B 55 2B	2-1 HBP			0-1 20 2B 55 2B 1B	1-1 L4			1 1 0 0 0 0 0 3 1 2 2 0 0 3																	
<b>20 Jorge Posada, S</b> (1, 2) <small>OBP: 0.411, SLG: 0.489</small>		3-2 SAFE 55 2B G3-1 1B	2-1 F9			0-0 55 2B 2B	2-1 G3-1			4 2 2 0 1 0 1																	
<b>55 Hideki Matsui, L</b> (1, 7) <small>OBP: 0.380, SLG: 0.504</small>		2-0 G3-1 1B 2B		1-0 1B		0-1 1B 2B	0-3 K			5 1 3 3 0 2 3																	
<b>Ruben Sierra, S</b> (1, 10) <small>OBP: 0.315, SLG: 0.532</small>		1-1 L6		0-0 F9 1B		1-2 P5	2-0 G3-1 HR			5 1 1 1 0 0 4																	
<b>Tony Clark, S</b> (1, 3) <small>OBP: 0.335, SLG: 0.465</small>		1-2 G3-1 2B		1-3 K		0-2 K	1-1 E5 E 2 E FC1-2		0-1 G6-3	5 0 0 1 0 2 3																	
<b>Miguel Cairo, R</b> (1, 4) <small>OBP: 0.338, SLG: 0.427</small>		3-3 K		2-3 K		2-1 2 BB 1B BB	1-1 E1 FC1-2 E		0-1 B1-3	5 1 1 1 0 2 3																	
<b>Inning Stats</b>	R: 0 E: 0 K: 0 S: 4	H: 0 LOB: 0 BB: 0 P: 5	R: 2 E: 1 K: 1 S: 19	H: 2 LOB: 1 BB: 0 P: 32	R: 1 E: 0 K: 0 S: 9	H: 2 LOB: 1 BB: 0 P: 17	R: 0 E: 0 K: 2 S: 8	H: 1 LOB: 1 BB: 0 P: 12	R: 0 E: 0 K: 0 S: 12	H: 0 LOB: 0 BB: 0 P: 17	R: 6 E: 0 K: 2 S: 27	H: 6 LOB: 3 BB: 3 P: 50	R: 1 E: 3 K: 1 S: 15	H: 1 LOB: 3 BB: 0 P: 22	R: 0 E: 0 K: 1 S: 7	H: 0 LOB: 0 BB: 0 P: 10	R: 0 E: 0 K: 0 S: 5	H: 0 LOB: 0 BB: 0 P: 8	1B: 7 2B: 4 3B: 0 HR: 1	SF: 0 SAC: 0 DP: 1 HBP: 1	WP: 0 PB: 0 SB: 0 CS: 0	PA: 46					
<b>PITCHER</b>	IP WLS BF H R ER SO BB IBB HBP BLK WP HR S P ERA WHIP															<b>PITCHER</b>	IP WLS BF H R ER SO BB IBB HBP BLK WP HR S P ERA WHIP										
<b>Bronson Arroyo, R</b> (1, 1) <small>ERA: 4.2</small>	5.2																										
<b>Curt Leskanic, R</b> (6, 1) <small>ERA: 7.06</small>	0.0																										
<b>Mark Malaska, L</b> (6, 1) <small>ERA: 4.5</small>	0.1																										
<b>Alan Embree, L</b> (7, 1) <small>ERA: 4.42</small>	1.0																										
<b>Ramiro Mendoza, R</b> (8, 1) <small>ERA: 2.7</small>	2.0	W																									

**New York Yankees @ Boston Red Sox**  
 Fenway Park, Boston, MA  
 Sat Jul 24 2004, 3:15 PM EDT  
 Att. 34,501 - Unknown - 65 F

AB	42
R	10
H	12
RBI	9
BB	3
SO	7
LOB	26



WP: 0	PA: 46
PB: 0	
SB: 0	
CS: 0	

1B: 7	SF: 0
2B: 4	SAC: 0
3B: 0	DP: 1
HR: 1	HBP: 1

BOTTOM

New York Yankees @ Boston Red Sox  
Fenway Park, Boston, MA

livebaseballscorecards.com

AB	38
R	11
H	15
RBI	11
BB	5
SO	6
LOB	19



WP	0	PA	44
PB	0		
SB	0		
CS	0		

ERA	40.50	WHIP	4.500
-----	-------	------	-------

AB R H RBI BB SO LOB

5 0 2 2 0 1 0  
1 0 0 0 0 0 0  
4 0 0 0 0 2 3

3 1 1 0 2 0 1

4 1 1 1 1 1 2

5 2 3 2 0 1 3

3 1 1 0 2 0 1

5 2 4 1 0 1 1  
0 1 0 0 0 0 0

4 2 2 3 0 0 4

4 1 1 2 0 0 4

1B: 10 SF: 1  
2B: 4 SAC: 0  
3B: 0 DP: 1  
HR: 1 HBP: 0

Batter	1	2	3	4	5	6	7	8	9
18 Johnny Damon, L OBP: 0.387, SLG: 0.475	3-3 K		0-0 G6-3		1-2 FC9-6	1-1 BB		2-2 G3-1	
Jason Varitek, S OBP: 0.375, SLG: 0.438 Doug Mirabelli, R OBP: 0.347, SLG: 0.609	1-2 G6-3		3-1 P2		1-3 K	1-3 K		1-2 G5-3	
34 David Ortiz, L OBP: 0.369, SLG: 0.613	1-0 G4-3			4-1 2B	3-2 FC9-6	4-1 BB		1-2 1B	
Manny Ramirez, R OBP: 0.424, SLG: 0.646		2-3 K		0-0 1B	1-2 F9	4-2 BB		0-0 F8	
Nomar Garciaparra, R OBP: 0.369, SLG: 0.517		0-0 F9		0-0 1B		1B		0-2 F9	
Trot Nixon, L OBP: 0.345, SLG: 0.424		2-0 F8		0-0 1B		1B		3-1 F9	
Kevin Millar, R OBP: 0.365, SLG: 0.447 Dave McCarty, R OBP: 0.316, SLG: 0.373			3-1 2B	0-0 G1-2-3	1-2 2-3	2-2 2B	1-3 K	0-0 HR	
Bill Mueller, S OBP: 0.340, SLG: 0.442			3-1 G4-3	0-0 G1-2-3	3-1 SF8	3-1 SF8	0-1 F9	3-1 HR	
Mark Bellhorn, S OBP: 0.374, SLG: 0.423			3-2 G4-3	2-0 L4	1-0 18	1-0 18	2-1 G3		

Inning Stats	R: 0	H: 0	E: 0	K: 1	S: 8	LOB: 0	BB: 0	P: 13	R: 0	H: 0	E: 0	K: 1	S: 6	LOB: 0	BB: 0	P: 10	R: 2	H: 4	E: 0	K: 0	S: 10	LOB: 2	BB: 1	P: 13	R: 0	H: 1	E: 0	K: 1	S: 17	LOB: 1	BB: 0	P: 22	R: 4	H: 4	E: 0	K: 2	S: 18	LOB: 3	BB: 3	P: 39	R: 0	H: 0	E: 0	K: 1	S: 11	LOB: 1	BB: 1	P: 18	R: 0	H: 1	E: 0	K: 0	S: 11	LOB: 1	BB: 0	P: 15	R: 3	H: 3	E: 0	K: 0	S: 8	LOB: 1	BB: 0	P: 14	1B: 10	SF: 1	2B: 4	SAC: 0	3B: 0	DP: 1	HR: 1	HBP: 0	WP: 0	PA: 44
--------------	------	------	------	------	------	--------	-------	-------	------	------	------	------	------	--------	-------	-------	------	------	------	------	-------	--------	-------	-------	------	------	------	------	-------	--------	-------	-------	------	------	------	------	-------	--------	-------	-------	------	------	------	------	-------	--------	-------	-------	------	------	------	------	-------	--------	-------	-------	------	------	------	------	------	--------	-------	-------	--------	-------	-------	--------	-------	-------	-------	--------	-------	--------

PITCHER	IP	WLS	BF	H	R	ER	SO	BB	IBB	HBP	BLK	WP	HR	S	P	ERA	WHIP
Tanyon Sturtze, R ERA: 5.12	3.0		11	2	2	2	2	2	0	0	0	0	0	24	45	6.00	0.667
Juan Padilla, R ERA: 5.68	2.0		13	6	4	4	1	2	0	0	0	0	0	25	40	18.00	4.000
Paul Quantrill, R ERA: 3.43	0.2		5	3	1	1	1	0	0	0	0	0	0	11	19	13.50	4.500
Felix Heredia, L ERA: 5.93	0.0		2	0	1	1	0	2	0	0	0	0	0	3	11	∞	∞
Scott Proctor, R ERA: 5.79	2.0	H	8	1	0	0	2	1	0	0	1	0	0	24	36	0.00	1.000
PITCHER	IP	WLS	BF	H	R	ER	SO	BB	IBB	HBP	BLK	WP	HR	S	P	ERA	WHIP
42 Mariano Rivera, R ERA: 1.41	0.2		5	3	3	3	0	0	0	0	0	0	0	9	15	40.50	4.500

Batter	1	2	3	4	5	6	7	8	9	AB R H RBI BB SO LOB	TOP
<b>Kenny Lofton, L</b> (1, 8) OBP: 0.381, SLG: 0.486	2-2 SH1-3 1B 2B	0-0 1B			2-2 G3		0-1 E4 20 BB 55 HR 13 S	2-2 1-3 2B		5 2 3 0 0 0 0	<b>New York Yankees @ Boston Red Sox</b> Fenway Park, Boston, MA Sun Jul 25 2004, 8:05 PM EDT Att. 35,006 - Cloudy - 64 F <a href="http://livebaseballscorecards.com">livebaseballscorecards.com</a>
<b>2 Derek Jeter, R</b> (1, 6) OBP: 0.330, SLG: 0.442	0-1 SH1-3 2-3	0-0 F9			1-3 K		0-1 F9	0-0 G1-2-3		4 0 0 0 0 1 4	
<b>Gary Sheffield, R</b> (1, 9) OBP: 0.396, SLG: 0.516	3-1 20 HBP 55 SF8 1B				2-1 13 1B 2B		1-1 P2	1-0 L7		5 1 2 1 0 0 3	
<b>13 Alex Rodriguez, R</b> (1, 5) OBP: 0.372, SLG: 0.517	0-1 20 HBP 1-2 1B				0-1 G6-3		4-2 20 BB 55 HR BB	0-1 P3		4 1 2 0 1 0 0	
<b>20 Jorge Posada, S</b> (1, 2) OBP: 0.414, SLG: 0.485	1-0 1-2 2-3 HBP				4-2 G5-3		4-2 55 HR BB	0-0 F8		2 1 0 0 2 0 2	
<b>55 Hideki Matsui, L</b> (1, 7) OBP: 0.378, SLG: 0.510	3-2 SF8				0-0 L8		0-1 HR	0-0 F8		4 1 1 5 0 1 1	
<b>Bernie Williams, S</b> (1, 10) OBP: 0.360, SLG: 0.405	2-1 F7				3-1 G4-6-3 1B		4-1 BB	2-3 K		3 0 1 0 1 1 2	
<b>Tony Clark, S</b> (1, 3) OBP: 0.328, SLG: 0.454					SAFE 0-3 K		3-3 K	1-3 K		4 0 0 0 0 4 2	
<b>Enrique Wilson, S</b> (1, 4) OBP: 0.259, SLG: 0.355					0-0 G4-6-3		1-2 G3	4-2 2B BB		3 0 0 0 1 0 2	
<b>Inning Stats</b>	R: 2 H: 3 E: 0 LOB: 2 K: 0 BB: 0 S: 15 P: 26	R: 0 H: 1 E: 0 LOB: 1 K: 1 BB: 0 S: 7 P: 10	R: 0 H: 0 E: 0 LOB: 1 K: 0 BB: 1 S: 7 P: 15	R: 0 H: 1 E: 0 LOB: 0 K: 1 BB: 0 S: 8 P: 11	R: 0 H: 2 E: 0 LOB: 2 K: 1 BB: 0 S: 14 P: 21	R: 0 H: 0 E: 0 LOB: 1 K: 2 BB: 1 S: 13 P: 23	R: 4 H: 1 E: 1 LOB: 0 K: 1 BB: 2 S: 18 P: 29	R: 0 H: 1 E: 0 LOB: 2 K: 1 BB: 1 S: 12 P: 20	R: 0 H: 0 E: 0 LOB: 0 K: 0 BB: 0 S: 4 P: 4	1B: 5 SF: 1 2B: 3 SAC: 1 3B: 0 DP: 1 HR: 1 HBP: 1	WP: 0 PA: 42 PB: 0 SB: 1 CS: 0
<b>PITCHER</b>	IP WLS BF H R ER SO BB IBB HBP BLK WP HR S P ERA WHIP										
<b>Derek Lowe, R</b> (1, 1) ERA: 5.56	6.2 W 31 7 4 4 5 3 0 1 0 0 0 0 72 119 5.40 1.500										
<b>50 Mike Timlin, R</b> (7, 1) ERA: 3.78	0.1 3 1 2 0 1 1 0 0 0 0 0 1 10 16 0.00 6.000										
<b>Terry Adams, R</b> (8, 1) ERA: 3.95	0.1 H 3 1 0 0 1 1 0 0 0 0 0 0 10 17 0.00 6.000										
<b>Keith Foulke, R</b> (8, 1) ERA: 1.84	1.2 S 5 0 0 0 0 0 0 0 0 0 0 0 6 7 0.00 0.000										

**New York Yankees @ Boston Red Sox**  
 Fenway Park, Boston, MA  
 Sun Jul 25 2004, 8:05 PM EDT  
 Att. 35,006 - Cloudy - 64 F

**AB 34**  
**R 6**  
**H 9**  
**RBI 6**  
**BB 5**  
**SO 7**  
**LOB 16**



**BOTTOM**

**New York Yankees @ Boston Red Sox**  
**Fenway Park, Boston, MA**

Sun Jul 25 2004, 8:05 PM EDT  
 Att: 35,006 - Cloudy - 64 F

<b>AB</b>	<b>37</b>
<b>R</b>	<b>9</b>
<b>H</b>	<b>13</b>
<b>RBI</b>	<b>9</b>
<b>BB</b>	<b>3</b>
<b>SO</b>	<b>6</b>
<b>LOB</b>	<b>19</b>



WP: 1	PA: 42
PB: 0	
SB: 0	
CS: 0	

AB	R	H	RBI	BB	SO	LOB
5	1	3	3	0	1	0
4	3	2	1	1	1	1
4	2	2	1	1	0	0
5	0	1	0	0	1	4
5	0	1	0	0	1	6
4	1	3	4	0	0	1
0	0	0	0	0	0	0
3	0	0	0	1	1	4
3	1	0	0	0	1	3
4	1	1	0	0	0	0
1B: 8	SF: 0					
2B: 2	SAC: 0					
3B: 0	DP: 0					
HR: 3	HBP: 2					

Batter	1	2	3	4	5	6	7	8	9
<b>18 Johnny Damon, L</b> OBP: 0.389, SLG: 0.485 (1, 8)	0-1 FC5-2 34 BB 1B	3-1 1-H 2-H HR	0-0 1B			1-3 K	1-0 F8		
<b>Mark Bellhorn, S</b> OBP: 0.377, SLG: 0.435 (1, 4)	4-0 FC5-2 34 BB 1B 1-2 BB	3-1 HR	2-1 F7			2-1 34 2B 2B	0-3 K		
<b>34 David Ortiz, L</b> OBP: 0.372, SLG: 0.615 (1, 10)	4-2 FC5-2 1B 1-2 2-3 BB	1-1 F7				1-1 1B 2B 2-H	1-0 WP 1B		
<b>Manny Ramirez, R</b> OBP: 0.422, SLG: 0.640 (1, 7)	1-0 FC5-2 1B 1-2 2-3 3-H	0-1 F9				3-2 BB 1B 1B 2-3	2-3 K		
<b>Nomar Garciaparra, R</b> OBP: 0.364, SLG: 0.507 (1, 6)	0-2 L7	0-1 HBP 1B				0-3 K	1-0 P6		
<b>Kevin Millar, R</b> OBP: 0.372, SLG: 0.461 <b>Dave McCarty, R</b> OBP: 0.316, SLG: 0.373 (1, 3) (9, 3)	0-1 1-2 2-H 3-H 1B	4-2 FC6-4 HBP				1-0 HR	2-1 BB 1B 1-2 3-H	3-2 G6-3	
<b>Bill Mueller, S</b> OBP: 0.339, SLG: 0.436 (1, 5)	2-0 G4-3	1-0 FC6-4 1-2 1B				1-3 K	4-0 1-2 2-3 BB		
<b>Doug Mirabelli, R</b> OBP: 0.343, SLG: 0.589 (1, 2)		3-2 1B 18 HR HBP				3-2 K	0-2 G1-3		
<b>Gabe Kapler, R</b> OBP: 0.306, SLG: 0.402 (1, 9)		0-1 1B 18 HR				2-0 F9	0-0 P3		

Inning	1	2	3	4	5	6	7	8	9
<b>R</b>	2	4	0	0	1	2	0	0	0
<b>H</b>	2	4	1	0	1	4	0	1	0
<b>E</b>	1	0	0	0	0	0	0	0	0
<b>K</b>	0	0	0	0	2	0	1	1	0
<b>S</b>	13	21	8	6	8	20	5	9	16
<b>LOB</b>	2	2	1	0	0	3	0	1	0
<b>BB</b>	2	0	0	0	0	1	0	0	0
<b>P</b>	24	36	11	9	15	33	6	16	0

PITCHER	IP	WLS	BF	H	R	ER	SO	BB	IBB	HBP	BLK	WP	HR	S	P	ERA	WHIP
<b>Jose Contreras, R</b> ERA: 5.36 (1, 1)	5.1	L	29	9	8	8	3	2	0	0	0	0	3	61	103	13.50	2.062
<b>Felix Heredia, L</b> ERA: 6.23 (6, 1)	0.0		1	1	0	0	0	0	0	0	0	0	2	3	∞	∞	
<b>Bret Prinz, R</b> ERA: 4.91 (6, 1)	2.1		11	3	1	1	3	1	0	0	0	0	0	24	38	3.86	1.714
<b>Scott Proctor, R</b> ERA: 5.59 (8, 1)	0.1		1	0	0	0	0	0	0	0	0	1	0	3	6	0.00	0.000

TOP

New York Yankees @ Toronto Blue Jays  
SkyDome, Toronto, ON  
Mon Jul 26 2004, 7:05 PM EDT  
Att: 30,041 - Overcast - 70 F

livebaseballscorecards.com



WP: 0 PA: 45  
PB: 0  
SB: 1  
CS: 0

AB 39  
R 6  
H 11  
RBI 6  
BB 6  
SO 11  
LOB 22

AB R H RBI BB SO LOB

5	0	1	0	0	0	2
5	1	2	0	0	1	2
4	1	2	1	1	1	2
4	1	0	0	1	3	4
3	2	1	4	2	1	1
4	0	1	0	1	1	1
4	0	0	0	1	1	3
5	0	2	1	0	3	3
5	1	2	0	0	0	4

Batter	1	2	3	4	5	6	7	8	9	10
Kenny Lofton, L OBP: 0.376, SLG: 0.476 (1, 8)	2-2 G3	3-1 F7		1-0 P5		3-2 F9			1-1 G4-3	
2 Derek Jeter, R OBP: 0.331, SLG: 0.441 (1, 6)	3-2 13 BB 20 HR 1B	0-0		2-3 K			1-1 G5-3		2-1 G4-3	
Gary Sheffield, R OBP: 0.399, SLG: 0.516 (1, 9)	1-2 13 BB 20 HR 1B	0-3 K		2-2 G5-3			4-2 BB		3-2 1B	
13 Alex Rodriguez, R OBP: 0.370, SLG: 0.512 (1, 5)	4-0 1-2 2-3 20 HR BB	0-3 K			1-3 K		1-1 F8		1-3 K	
20 Jorge Posada, S OBP: 0.416, SLG: 0.495 (1, 2)	1-1 1-H 2-H 3-H HR			4-2 BB BB		0-3 K	2-2 P4			4-2 G4-6-3 55 1B 2B
55 Hideki Matsui, L OBP: 0.378, SLG: 0.507 (1, 7)	4-2 BB			1-1 F8		2-3 K		3-1 G3		1-2 G4-6-3 1B
Bernie Williams, S OBP: 0.358, SLG: 0.401 (1, 10)	2-0 L6			4-2 1-2 BB		1-3 K		1-0 G4-3		2-1 G4-6-3
Tony Clark, S OBP: 0.330, SLG: 0.464 (1, 3)	1-3 K			0-3 K		2-1 G3-1 2B		3-3 K		0-0 2B
Miguel Cairo, R OBP: 0.340, SLG: 0.426 (1, 4)		2-2 2 1B S 1B		1-2 L5		1-2 G3-1		1-2 G4-3 2 1B 1B		0-1 G6-3

Inning Stats	R: 4	H: 3	E: 0	K: 1	S: 21	R: 0	H: 2	E: 0	K: 2	S: 13	R: 0	H: 0	E: 0	K: 1	S: 13	R: 0	H: 0	E: 0	K: 3	S: 9	R: 0	H: 1	E: 0	K: 1	S: 11	R: 0	H: 0	E: 0	K: 0	S: 9	R: 0	H: 0	E: 0	K: 1	S: 7	R: 1	H: 3	E: 0	K: 1	S: 16	R: 1	H: 2	E: 0	K: 0	S: 10	1B: 8	2B: 2	3B: 0	HR: 1	SF: 0	SAC: 0	DP: 2	HBP: 0
--------------	------	------	------	------	-------	------	------	------	------	-------	------	------	------	------	-------	------	------	------	------	------	------	------	------	------	-------	------	------	------	------	------	------	------	------	------	------	------	------	------	------	-------	------	------	------	------	-------	-------	-------	-------	-------	-------	--------	-------	--------

PITCHER	IP	WLS	BF	H	R	ER	SO	BB	IBB	HBP	BLK	WP	HR	S	P	ERA	WHIP
Sean Douglass, R ERA: 4.0 (1, 1)	5.0		24	5	4	4	8	4	0	0	0	0	1	63	104	7.20	1.800
Kevin Frederick, R ERA: (6, 1)	1.0		4	1	0	0	1	0	0	0	0	0	0	11	18	0.00	1.000
Justin Speier, R ERA: 5.12 (7, 1)	2.0		7	0	0	0	1	1	0	0	0	0	0	16	31	0.00	0.500
Vinnie Chulk, R ERA: 3.19 (9, 1)	1.0		5	3	1	1	1	0	0	0	0	0	0	16	24	9.00	3.000
54 Jason Frasor, R ERA: 2.28 (10, 1)	1.0	L	5	2	1	1	0	1	0	0	0	0	0	10	17	9.00	3.000



Batter	1	2	3	4	5	6	7	8	9	10	AB	R	H	RBI	BB	SO	LOB
3 Reed Johnson, R OBP: 0.334, SLG: 0.391 (1, 7)	F9		G4-6-3			G3		G5-3		B1-3	5	0	0	0	0	0	1
Frank Catalanotto, L OBP: 0.369, SLG: 0.452 (1, 10)	WP 1B			P2		K		F7		P5	5	0	1	0	0	1	0
10 Vernon Wells, R OBP: 0.348, SLG: 0.458 (1, 8)	F8			F7		K		K		G6-3	5	0	0	0	0	2	1
Carlos Delgado, L OBP: 0.314, SLG: 0.414 (1, 3)	K			HR			G4-3		9 2B 1B		4	2	2	1	0	1	1
9 Gregg Zaun, S OBP: 0.390, SLG: 0.421 (1, 2)		G1-3					HR		1B		4	1	2	1	0	0	0
Chris Woodward, R OBP: 0.303, SLG: 0.414 (9, PR)				G3-1			HR		1-3 1B		0	1	0	0	0	0	0
Kevin Cash, R OBP: 0.268, SLG: 0.329 (10, 2)									2B		0	0	0	0	0	0	0
Eric Hinske, L OBP: 0.328, SLG: 0.382 (1, 5)		P6				F8		G3 15 1B BB		K	3	0	0	0	1	1	2
15 Alex Rios, R OBP: 0.343, SLG: 0.418 (1, 9)							WP SF9 2B		G1-3		4	1	2	0	0	0	2
Chris Gomez, R OBP: 0.354, SLG: 0.354 (1, 6)						SF9		G3		1B	3	0	1	3	0	1	2
Orlando Hudson, S OBP: 0.341, SLG: 0.403 (1, 4)									2-H 2-3 1B		3	0	1	0	0	1	2
Frank Menechino, R OBP: 0.383, SLG: 0.464 (9, PH) (10, 4)									2-H 3-H 1B		1	0	0	0	0	1	1


Inning Stats	R: 0	H: 1	R: 0	H: 0	R: 0	H: 1	R: 1	H: 1	R: 0	H: 0	R: 1	H: 2	R: 0	H: 0	R: 2	H: 3	R: 0	H: 0	R: 0	H: 0	R: 0	H: 0	1B: 5	SF: 1	WP: 2	PA: 39	
E: 0	LOB: 1	E: 0	LOB: 0	E: 0	LOB: 0	E: 0	LOB: 0	E: 0	LOB: 0	E: 0	LOB: 0	E: 0	LOB: 2	E: 0	LOB: 1	E: 0	LOB: 0	E: 0	LOB: 0	E: 0	LOB: 0	E: 0	LOB: 0	2B: 2 <td>SAC: 0</td> <td>PB: 0</td> <td></td>	SAC: 0	PB: 0	
K: 1	BB: 0	K: 0	BB: 0	K: 1	BB: 0	K: 0	BB: 0	K: 0	BB: 0	K: 2	BB: 1	K: 1	BB: 0	K: 1	BB: 0	K: 2	BB: 0	K: 1	BB: 0	K: 0	BB: 0	K: 0	BB: 0	3B: 0	DP: 1	SB: 0	
S: 11	P: 13	S: 7	P: 10	S: 6	P: 8	S: 10	P: 17	S: 11	P: 17	S: 10	P: 18	S: 12	P: 22	S: 9	P: 13	S: 17	P: 24	S: 6	P: 9	S: 6	P: 9	S: 6	P: 9	HR: 2	HBP: 0	CS: 0	

PITCHER	IP	WLS	BF	H	R	ER	SO	BB	IBB	HBP	BLK	WP	HR	S	P	ERA	WHIP
Javier Vazquez, R ERA: 4.06 (1, 1)	6.1		24	5	3	3	4	1	0	0	0	2	2	60	94	4.26	0.947
Paul Quantrill, R ERA: 3.41 (7, 1)	0.1	H	2	1	0	0	0	0	0	0	0	0	0	4	6	0.00	3.000
Tom Gordon, R ERA: 1.72 (7, 1)	1.1	H	4	0	0	0	2	0	0	0	0	0	0	12	18	0.00	0.000
42 Mariano Rivera, R ERA: 1.7 (9, 1)	2.0	W	9	3	2	2	2	0	0	0	0	0	0	23	33	9.00	1.500

PITCHER	IP	WLS	BF	H	R	ER	SO	BB	IBB	HBP	BLK	WP	HR	S	P	ERA	WHIP

**NEW YORK YANKEES @ TORONTO BLUE JAYS**  
SkyDome, Toronto, ON  
Mon Jul 26 2004, 7:05 PM EDT  
Att: 30,041 - Overcast - 70 F

AB 37  
R 5  
H 9  
RBI 5  
BB 1  
SO 8  
LOB 12

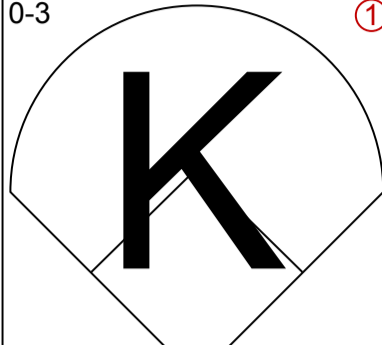
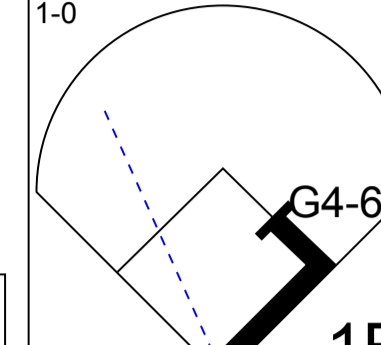
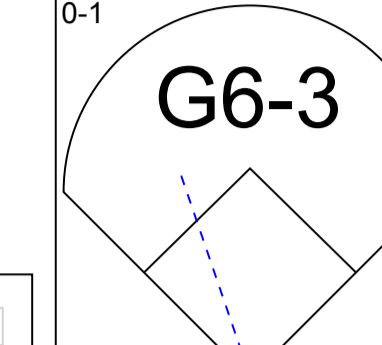
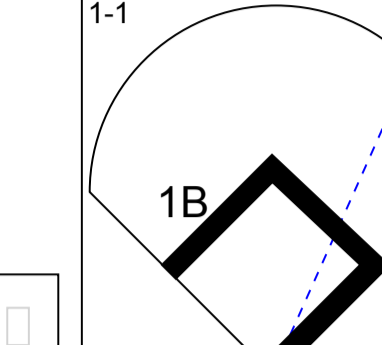
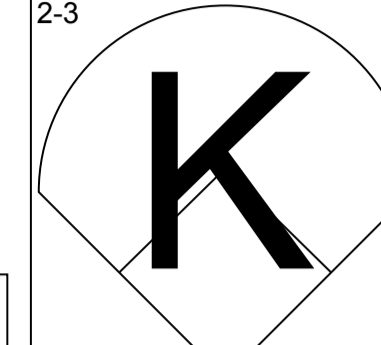
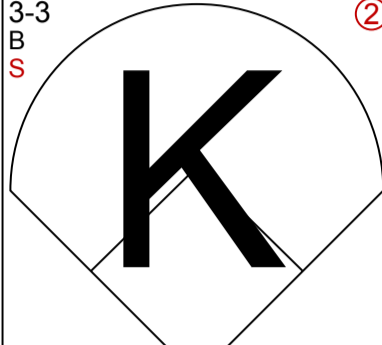
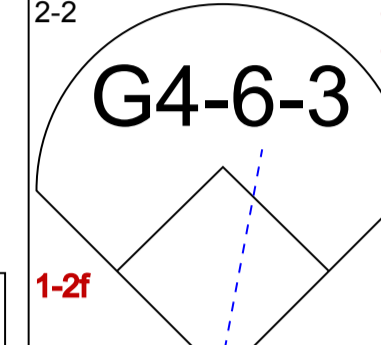
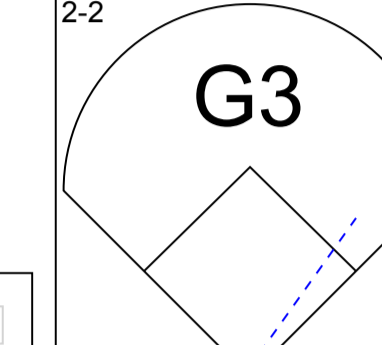
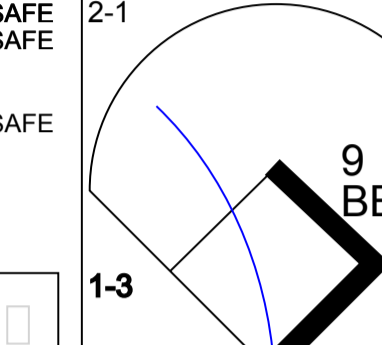
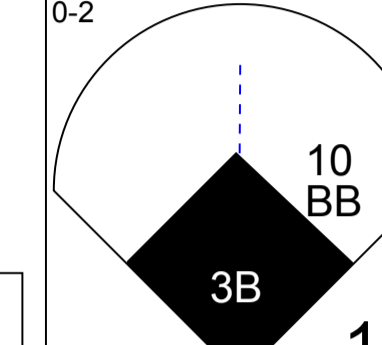
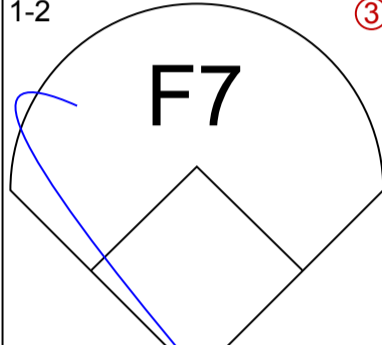
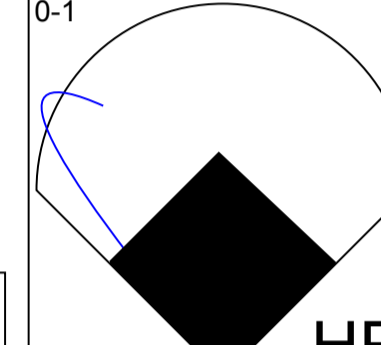
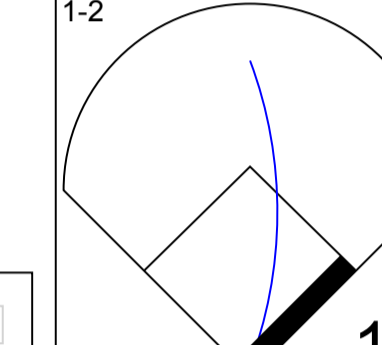
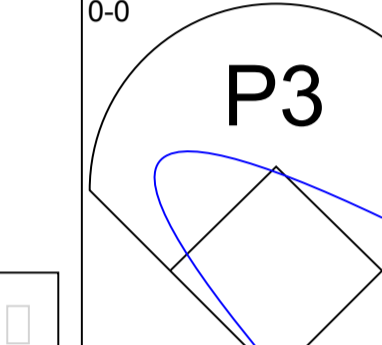
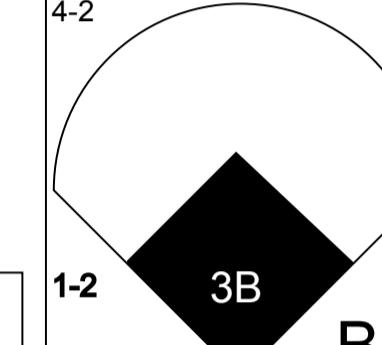
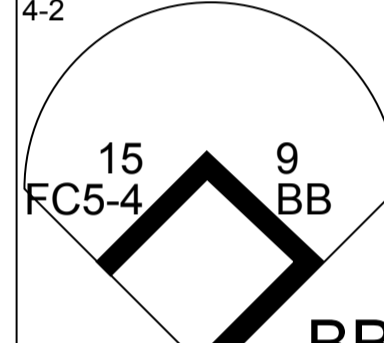
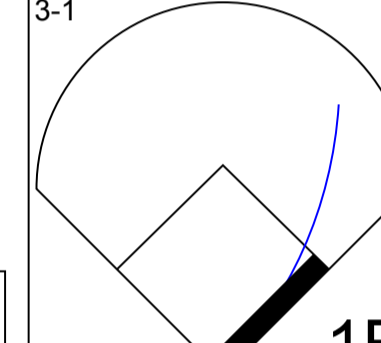
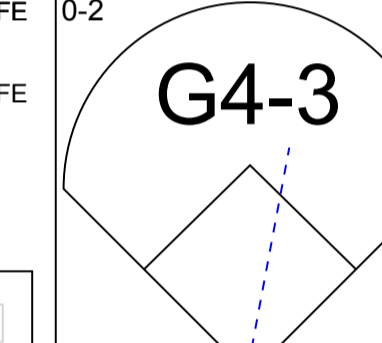
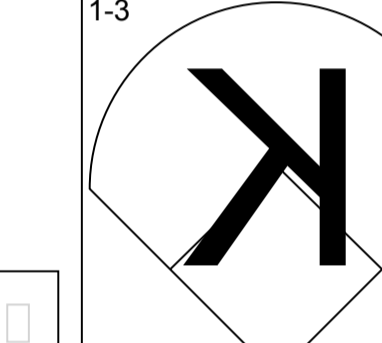
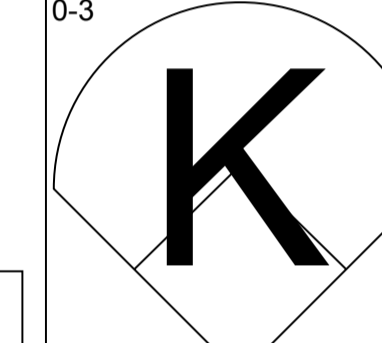
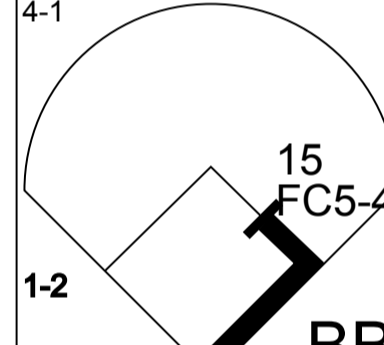
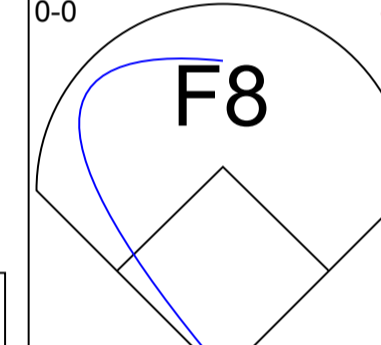
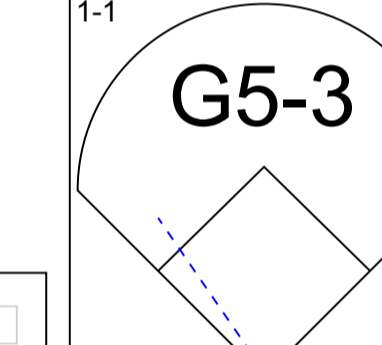
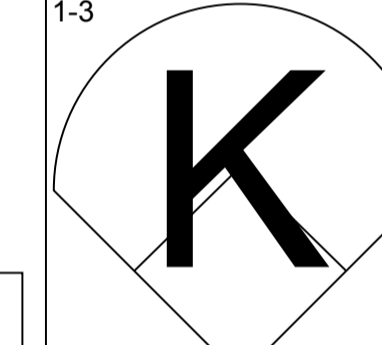
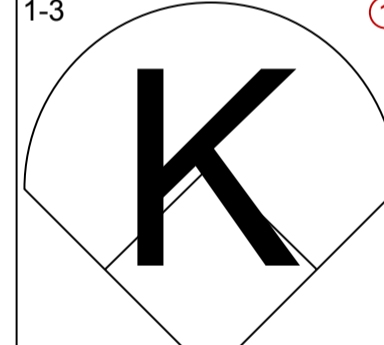
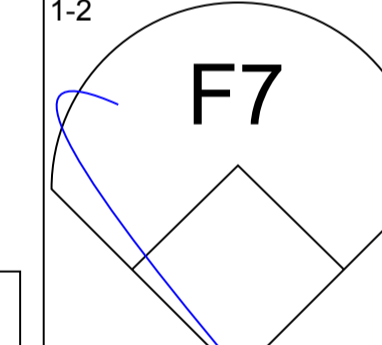
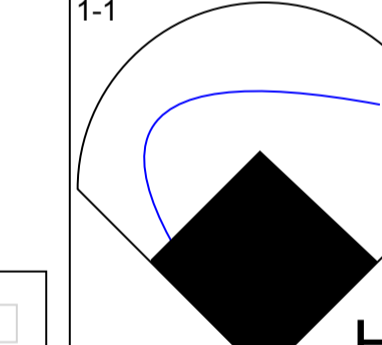
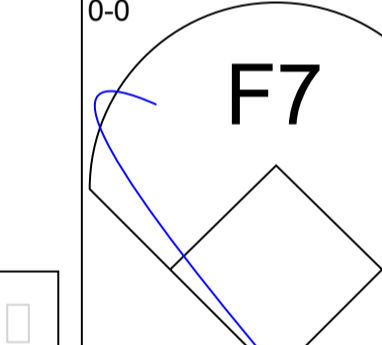
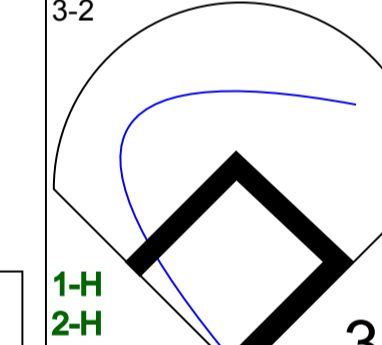
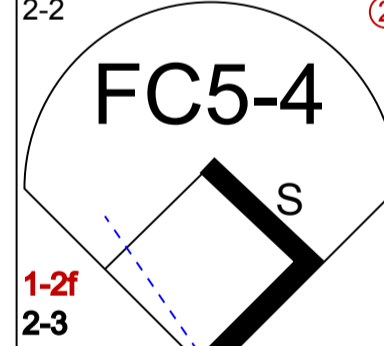
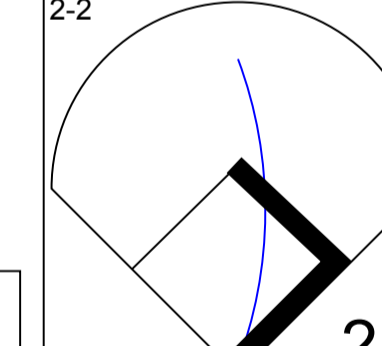
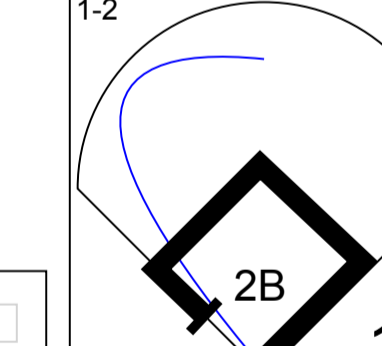
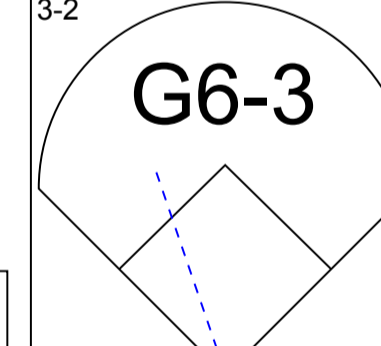
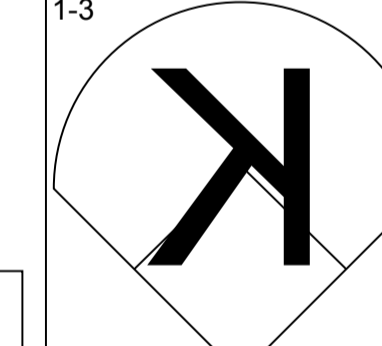
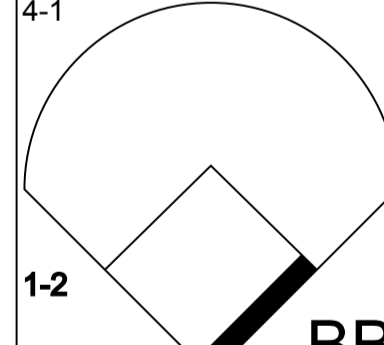
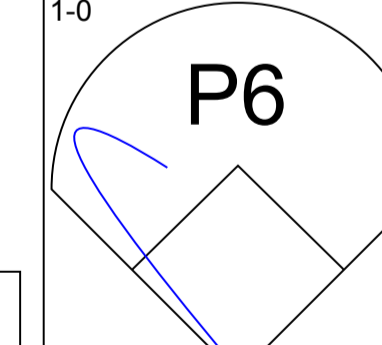
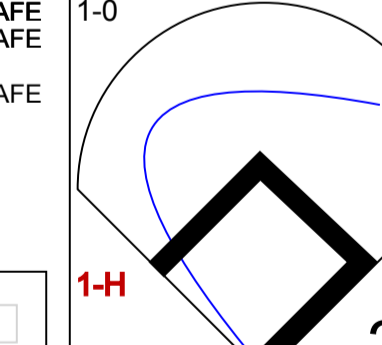
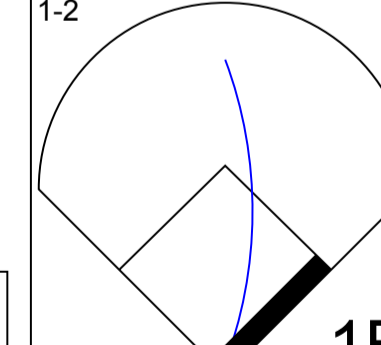
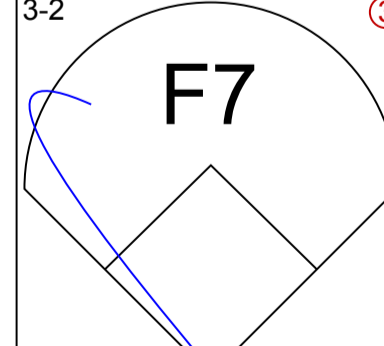
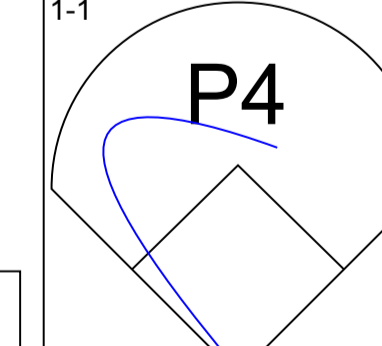
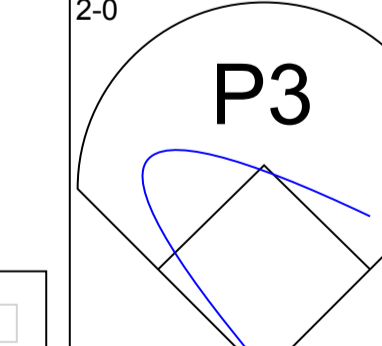
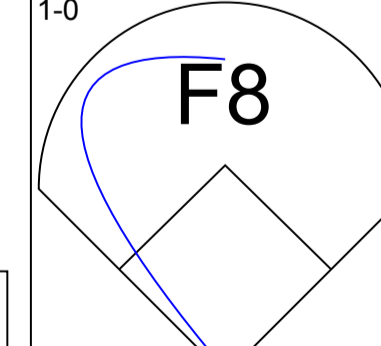


Batter	1	2	3	4	5	6	7	8	9	AB R H RBI BB SO LOB	TOP																	
<b>Bernie Williams, S</b> (1, 8) OBP: 0.361, SLG: 0.410	4-2 S BB	2-1 P3			0-0 F9			1-1 BB 13 SF9 2 1B 1B	1-2 HR	4 2 2 1 1 0 2																		
<b>2 Derek Jeter, R</b> (1, 6) OBP: 0.329, SLG: 0.438	1-2 F8		0-1 G6-3		2-2 G6-3			0-1 13 SF9 20 HR 1B	0-0 G4-3	5 1 1 0 0 0 1																		
<b>Gary Sheffield, R</b> (1, 9) OBP: 0.399, SLG: 0.521	2-2 P6		2-2 F8			2-2 G6-3		4-0 20 HR 1B	0-1 HR	4 2 1 1 1 0 1																		
<b>13 Alex Rodriguez, R</b> (1, 5) OBP: 0.371, SLG: 0.518	4-2 BB		2-2 HR			0-2 P4		1-2 SF9	2-3 HR	3 1 1 2 1 1 0																		
<b>20 Jorge Posada, S</b> (1, 2) OBP: 0.414, SLG: 0.502	1-1 F9		3-2 G6-3			2-2 F8		1-0 HR		4 1 1 3 0 0 2																		
<b>55 Hideki Matsui, L</b> (1, 7) OBP: 0.379, SLG: 0.504		4-1 1B BB		0-1 G3			1-0 G3	4-2 S BB		2 0 0 0 2 0 0																		
<b>Ruben Sierra, S</b> (1, 10) OBP: 0.309, SLG: 0.521		1-3 K		0-0 G5-3			3-2 G4-3	2-2 F7		4 0 0 0 0 1 2																		
<b>Tony Clark, S</b> (1, 3) OBP: 0.329, SLG: 0.459		1-0 1B		0-3 K			0-0 E3	1-3 K		4 0 1 0 0 2 1																		
<b>Miguel Cairo, R</b> (1, 4) OBP: 0.333, SLG: 0.418		3-2 F7			1-2 G6-3		0-1 F7		0-1 G4-3	4 0 0 0 0 0 3																		
<b>Inning Stats</b>	R: 0 E: 0 K: 0 S: 18	H: 0 LOB: 2 BB: 2 P: 30	R: 0 E: 0 K: 1 S: 14	H: 1 LOB: 2 BB: 1 P: 25	R: 1 E: 0 K: 1 S: 15	H: 1 LOB: 0 BB: 0 P: 6	R: 0 E: 0 K: 1 S: 6	H: 0 LOB: 0 BB: 0 P: 6	R: 0 E: 0 K: 0 S: 11	H: 0 LOB: 0 BB: 0 P: 15	R: 0 E: 1 K: 0 S: 7	H: 0 LOB: 1 BB: 0 P: 11	R: 4 E: 0 K: 1 S: 19	H: 3 LOB: 1 BB: 2 P: 33	R: 2 E: 0 K: 1 S: 11	H: 2 LOB: 0 BB: 0 P: 14	1B: 3 2B: 0 3B: 0 HR: 4	SF: 1 SAC: 0 DP: 0 HBP: 0	WP: 0 PB: 0 SB: 2 CS: 0	PA: 40								
<b>PITCHER</b>	IP WLS BF H R ER SO BB IBB HBP BLK WP HR S P ERA WHIP																											
<b>Ted Lilly, L</b> (1, 1) ERA: 3.92	6.0		23	2	1	1	2	3	0	0	0	0	0	1	72	109	1.50	0.833										
<b>Kevin Frederick, R</b> (7, 1) ERA:	1.0	H	4	0	0	0	0	0	0	0	0	0	0	0	7	11	0.00	0.000										
<b>Kerry Ligtenberg, R</b> (8, 1) ERA: 5.97	0.0	L	3	2	3	3	0	1	0	0	0	0	0	0	4	9	∞	∞										
<b>Justin Speier, R</b> (8, 1) ERA: 5.22	1.0	B	5	1	1	1	1	1	0	0	0	0	0	1	15	24	9.00	2.000										
<b>Micheal Nakamura, R</b> (9, 1) ERA: 7.88	1.0		5	2	2	2	1	0	0	0	0	0	0	2	11	14	18.00	2.000										

**New York Yankees @ Toronto Blue Jays**  
**SkyDome, Toronto, ON**  
 Tue Jul 27 2004, 7:05 PM EDT  
 Att: 30,087 - Dome - 68 F

AB	34
R	7
H	7
RBI	7
BB	5
SO	4
LOB	12



Batter	1	2	3	4	5	6	7	8	9	AB R H RBI BB SO LOB
<b>3 Reed Johnson, R</b> OBP: 0.335, SLG: 0.392 (1, 7)			 G4-6-3 1B		 G6-3		 1B			5 0 2 0 0 2 1
<b>Frank Catalanotto, L</b> OBP: 0.364, SLG: 0.444 (1, 10) <b>Frank Menechino, R</b> OBP: 0.389, SLG: 0.470 (7, PH)			 G4-6-3 1-2f		 G3		 9 BB 1B		 10 BB 3B 1B	3 0 0 0 0 1 1 2 1 2 0 0 0 0
<b>10 Vernon Wells, R</b> OBP: 0.352, SLG: 0.468 (1, 8)					 1B				 3B BB	4 2 2 1 1 0 2
<b>Carlos Delgado, L</b> OBP: 0.315, SLG: 0.411 (1, 3)		 15 FC5-4 9 BB BB	 1B		 G4-3					4 0 1 0 1 2 5
<b>9 Gregg Zaun, S</b> OBP: 0.390, SLG: 0.415 (1, 2)		 15 FC5-4 BB				 G5-3				3 0 0 0 2 1 3
<b>Eric Hinske, L</b> OBP: 0.329, SLG: 0.396 (1, 5)				 1-2					 1-H 2-H 3B	5 1 2 3 0 1 5
<b>15 Alex Rios, R</b> OBP: 0.344, SLG: 0.422 (1, 9)		 FC5-4 S 1-2f 2-3		 2B		 2B 1B		 G6-3		5 0 2 0 0 1 3
<b>Orlando Hudson, S</b> OBP: 0.346, SLG: 0.410 (1, 4)		 1-2 BB		 1-0		 1-H 2B		 1B		3 0 2 0 1 0 1
<b>Chris Woodward, R</b> OBP: 0.295, SLG: 0.401 (1, 6)				 1-1						4 0 0 0 0 0 6


Inning Stats	R: 0	H: 0	E: 0	K: 2	S: 14	H: 0	LOB: 0	BB: 0	P: 18	R: 0	H: 0	E: 0	K: 1	S: 15	R: 1	H: 3	E: 0	K: 0	S: 9	R: 0	H: 1	E: 0	K: 0	S: 9	R: 0	H: 1	E: 0	K: 0	S: 11	R: 1	H: 3	E: 0	K: 0	S: 9	R: 0	H: 2	E: 0	K: 1	S: 9	R: 0	H: 1	E: 0	K: 1	S: 12	R: 2	H: 2	E: 0	K: 3	S: 18	1B: 8	2B: 2	3B: 1	HR: 2	SF: 0	SAC: 0	DP: 1	HBP: 0	WP: 0	PB: 0	SB: 1	CS: 0	PA: 43
--------------	------	------	------	------	-------	------	--------	-------	-------	------	------	------	------	-------	------	------	------	------	------	------	------	------	------	------	------	------	------	------	-------	------	------	------	------	------	------	------	------	------	------	------	------	------	------	-------	------	------	------	------	-------	-------	-------	-------	-------	-------	--------	-------	--------	-------	-------	-------	-------	--------

PITCHER	IP	WLS	BF	H	R	ER	SO	BB	IBB	HBP	BLK	WP	HR	S	P	ERA	WHIP
<b>Orlando Hernandez, R</b> ERA: 2.37 (1, 1)	2.0		9	0	0	0	3	3	0	0	0	0	0	29	51	0.00	1.500
<b>Juan Padilla, R</b> ERA: 5.0 (3, 1)	2.2		12	5	1	1	0	0	0	0	0	0	1	26	40	3.38	1.875
<b>Felix Heredia, L</b> ERA: 6.32 (5, 1)	1.0		5	3	1	1	0	0	0	0	0	0	1	11	15	9.00	3.000
<b>Bret Prinz, R</b> ERA: 4.7 (6, 1)	1.0		6	2	0	0	1	1	0	0	0	0	0	9	19	0.00	3.000
<b>Scott Proctor, R</b> ERA: 5.23 (7, 1)	0.2	W	3	1	0	0	0	0	0	0	0	0	0	8	12	0.00	1.500

**BOTTOM**

**New York Yankees @ Toronto Blue Jays**  
SkyDome, Toronto, ON  
Tue Jul 27 2004, 7:05 PM EDT  
Att: 30,087 - Dome - 68 F

<b>AB</b>	<b>38</b>
<b>R</b>	<b>4</b>
<b>H</b>	<b>13</b>
<b>RBI</b>	<b>4</b>
<b>BB</b>	<b>5</b>
<b>SO</b>	<b>8</b>
<b>LOB</b>	<b>27</b>



PITCHER	IP	WLS	BF	H	R	ER	SO	BB	IBB	HBP	BLK	WP	HR	S	P	ERA	WHIP
<b>Tom Gordon, R</b> ERA: 1.97 (8, 1)	1.2		8	2	2	2	4	1	0	0	0	0	0	23	35	10.80	1.800

TOP

New York Yankees @ Toronto Blue Jays  
SkyDome, Toronto, ON  
Wed Jul 28 2004, 7:05 PM EDT  
Att. 31,385 - Sunny - 75 F

livebaseballscorecards.com

AB 35  
R 2  
H 9  
RBI 2  
BB 3  
SO 3  
LOB 11



WP: 0 PA: 38  
PB: 0  
SB: 0  
CS: 1

AB R H RBI BB SO LOB

5	0	0	0	0	0	3
5	0	0	0	0	0	0
3	1	1	1	1	0	0
4	0	2	0	0	0	1
3	0	2	0	1	1	1
3	1	0	0	1	0	1
4	0	2	0	0	1	2
3	0	0	0	0	0	2
1	0	0	0	0	0	1
3	0	2	1	0	0	0
1	0	0	0	0	1	0

Batter	1	2	3	4	5	6	7	8	9	10
<b>Kenny Lofton, L</b> OBP: 0.365, SLG: 0.461 (1, 8)	0-1 L6		0-1 G6-4-3		3-1 L7		0-1 G4-3			1-1 L5
<b>2 Derek Jeter, R</b> OBP: 0.326, SLG: 0.433 (1, 6)	0-0 G4-3		0-0 G4-3			1-2 G6-3		3-2 G4-3		3-2 F8
<b>Gary Sheffield, R</b> OBP: 0.400, SLG: 0.528 (1, 9)	1-1 HR			1-0 G5-3		1-0 P4		4-2 BB		
<b>13 Alex Rodriguez, R</b> OBP: 0.372, SLG: 0.518 (1, 5)	1-0 1B			1-2 1B		1-0 L8		0-0 F9		
<b>55 Hideki Matsui, L</b> OBP: 0.383, SLG: 0.505 (1, 7)	2-2 1B			4-1 BB		3-1 1B		2-3 K		
<b>Bernie Williams, S</b> OBP: 0.360, SLG: 0.407 (1, 10)		0-1 P4		4-1 BB		3-1 1B		1-2 G4-3		
<b>Tony Clark, S</b> OBP: 0.332, SLG: 0.460 (1, 3)		3-2 G4-3		1-3 K		0-2 1B		0-0 1B		
<b>John Flaherty, R</b> OBP: 0.200, SLG: 0.276 <b>20 Jorge Posada, S</b> OBP: 0.413, SLG: 0.500 (9, PH) (9, 2)		1-2 G6-3			0-0 F9		0-2 L7		3-1 G3-6-1	
<b>Enrique Wilson, S</b> OBP: 0.266, SLG: 0.360 <b>Miguel Cairo, R</b> OBP: 0.332, SLG: 0.415 (1, 4) (7, 4)			2-1 1B		0-2 G5-3		3-2 1B		3-3 K	

Inning Stats	R: 1 E: 0 K: 0 S: 11	H: 3 LOB: 2 BB: 0 P: 15	R: 0 E: 0 K: 0 S: 10	H: 0 LOB: 0 BB: 0 P: 14	R: 0 E: 0 K: 0 S: 5	H: 1 LOB: 0 BB: 0 P: 7	R: 0 E: 0 K: 1 S: 10	H: 1 LOB: 2 BB: 2 P: 20	R: 0 E: 0 K: 0 S: 6	H: 0 LOB: 0 BB: 0 P: 9	R: 1 E: 0 K: 0 S: 16	H: 3 LOB: 2 BB: 0 P: 25	R: 0 E: 0 K: 1 S: 9	H: 0 LOB: 1 BB: 1 P: 18	R: 0 E: 0 K: 0 S: 6	H: 1 LOB: 0 BB: 0 P: 10	R: 0 E: 0 K: 1 S: 11	H: 0 LOB: 0 BB: 0 P: 18	1B: 8 2B: 0 3B: 0 HR: 1	SF: 0 SAC: 0 DP: 2 HBP: 0
--------------	-------------------------------	----------------------------------	-------------------------------	----------------------------------	------------------------------	---------------------------------	-------------------------------	----------------------------------	------------------------------	---------------------------------	-------------------------------	----------------------------------	------------------------------	----------------------------------	------------------------------	----------------------------------	-------------------------------	----------------------------------	----------------------------------	------------------------------------

PITCHER	IP	WLS	BF	H	R	ER	SO	BB	IBB	HBP	BLK	WP	HR	S	P	ERA	WHIP
<b>Miguel Batista, R</b> ERA: 3.97 (1, 1)	7.0		28	8	2	2	1	2	0	0	0	0	1	63	98	2.57	1.429
<b>Vinnie Chulk, R</b> ERA: 3.09 (8, 1)	1.0		4	0	0	0	1	1	0	0	0	0	0	9	18	0.00	1.000
<b>54 Jason Frasor, R</b> ERA: 2.18 (9, 1)	2.0	W	6	1	0	0	1	0	0	0	0	0	0	17	28	0.00	0.500

Batter	1	2	3	4	5	6	7	8	9	10	AB	R	H	RBI	BB	SO	LOB
15 Alex Rios, R OBP: 0.346, SLG: 0.422 (1, 9)	K		1B			10 S 1B		G6-3	G5-3		5	0	2	0	0	1	1
Eric Hinske, L OBP: 0.328, SLG: 0.393 (1, 5)	G6-3		1B			F8		G6-3		F8	5	0	1	0	0	0	1
10 Vernon Wells, R OBP: 0.353, SLG: 0.475 (1, 8)	K		K			F7		2B BB		HR	4	2	1	1	1	2	3
Carlos Delgado, L OBP: 0.318, SLG: 0.414 (1, 3)		F8			P6			2B			3	0	1	1	1	0	0
Chris Woodward, R OBP: 0.295, SLG: 0.401 (8, PR) (9, 6)						IBB		2B			0	0	0	0	0	0	0
9 Gregg Zaun, S OBP: 0.392, SLG: 0.414 (1, 2)		1B			G3			G4-3			3	0	1	0	0	0	2
Kevin Cash, R OBP: 0.268, SLG: 0.329 (9, 2)										HBP	0	0	0	0	0	0	0
3 Reed Johnson, R OBP: 0.337, SLG: 0.395 (1, 7)		1B			P3			L6			4	1	2	0	0	0	2
Frank Catalanotto, L OBP: 0.362, SLG: 0.440 (1, 10)		G3-1			G4-3			1B		F8	4	0	1	1	0	0	1
Chris Gomez, R OBP: 0.353, SLG: 0.352 (1, 6) (9, 3)			G6-3		G5-3			K		FC4-6 1B	4	0	1	0	0	1	0
Orlando Hudson, S OBP: 0.342, SLG: 0.404 (1, 4)			G4-3		G1-3			G4-3		FC4-6	4	0	0	0	0	0	1


Inning Stats	R: 0	H: 0	E: 0	K: 2	S: 8	R: 0	H: 2	E: 0	K: 0	S: 11	R: 0	H: 2	E: 0	K: 1	S: 16	R: 0	H: 0	E: 0	K: 0	S: 8	R: 0	H: 0	E: 0	K: 0	S: 6	R: 0	H: 1	E: 0	K: 0	S: 12	R: 1	H: 2	E: 0	K: 1	S: 9	R: 1	H: 1	E: 0	K: 0	S: 15	R: 0	H: 1	E: 0	K: 0	S: 12	R: 1	H: 1	E: 0	K: 0	S: 4	R: 0	H: 1	E: 0	K: 0	S: 17	R: 1	H: 1	E: 0	K: 0	S: 8
Jon Lieber, R ERA: 4.75 (1, 1)	IP	WLS	BF	H	R	ER	SO	BB	IBB	HBP	BLK	WP	HR	S	P	ERA	WHIP																																											
Felix Heredia, L ERA: 6.32 (8, 1)	0.0	B	1	1	0	0	0	0	0	0	0	0	0	3	5	∞	∞																																											
Paul Quantrill, R ERA: 3.34 (8, 1)	1.1		6	1	0	0	0	0	0	1	0	0	0	18	28	0.00	0.750																																											
Scott Proctor, R ERA: 5.91 (10, 1)	0.1	L	2	1	1	1	0	0	0	0	0	0	1	4	8	27.00	3.000																																											

**BOTTOM**

**New York Yankees @ Toronto Blue Jays**  
 SkyDome, Toronto, ON  
 Wed Jul 28 2004, 7:05 PM EDT  
 Att: 31,385 - Sunny - 75 F

AB	36
R	3
H	10
RBI	3
BB	2
SO	4
LOB	11

WP: 0 PA: 39  
 FB: 0  
 SB: 1  
 CS: 0



Batter	1	2	3	4	5	6	7	8	9	AB R H RBI BB SO LOB	TOP											
1 Brian Roberts, S OBP: 0.339, SLG: 0.362 (1, 4)	2-3 		1-2 6 BB 1B 2-3		2-2 F9		0-0 6 1B 2B 1B	2-2 F8		5 2 2 0 0 1 1												
David Newhan, L OBP: 0.426, SLG: 0.567 (1, 10)	2-3 		4-0 10 1B 1B 1-2 1 SAFE 1 SAFE 1 SAFE		2-1 G4-3		0-0 6 2B 1B 1-2	0-2 P5		4 2 1 0 1 1 0												
6 Melvin Mora, R OBP: 0.423, SLG: 0.565 (1, 5)	0-0 L8		0-1 10 1B 1B 1-2 2-H 3-H		0-2 K		3-1 10 1B 2B 1-H 2-H	1-1 F9		5 2 2 4 0 1 0												
10 Miguel Tejada, R OBP: 0.366, SLG: 0.541 (1, 6)		0-0 F9	0-1 1B 1B 1-3 2-H		3-1 F8		0-1 2B 1B 2-H	0-0 F7		5 1 2 2 0 0 0												
Javy Lopez, R OBP: 0.372, SLG: 0.504 (1, 2)		1-2 G6-3	2-2 1B 1-2 3-H		0-0 HR		2-1 2B 1-H			4 1 3 3 0 0 0												
Rafael Palmeiro, L OBP: 0.348, SLG: 0.397 (1, 3)		2-2 F9	0-0 F9		1-1 P5		1-0 L3			4 0 0 0 0 0 3												
B.J. Surhoff, L OBP: 0.373, SLG: 0.431 (1, 7)			1-3 K	1-0 G4-3		1-3 K2-3		3-2 1B		4 0 1 0 0 2 0												
Larry Bigbie, L OBP: 0.324, SLG: 0.395 (8, PR) (8, 7)										0 0 0 0 0 0 0	AB 37 R 9 H 12 RBI 9 BB 2 SO 8 LOB 9											
Jerry Hairston, R OBP: 0.378, SLG: 0.408 (1, 9)			1-2 1 1B 6 1B 2B	4-2 CS BB			3-2 CS HBP	0-3 K		2 1 1 0 1 1 1												
Karim Garcia, L OBP: 0.259, SLG: 0.392 (1, 8)			0-0 F7	2-3 K			3-3 K	0-0 P4		4 0 0 0 0 2 4												
Inning Stats	R: 0 E: 0 K: 2 S: 8	H: 0 LOB: 0 BB: 0 P: 12	R: 0 E: 0 K: 0 S: 8	H: 0 LOB: 0 BB: 0 P: 11	R: 4 E: 0 K: 1 S: 19	H: 5 LOB: 2 BB: 1 P: 28	R: 0 E: 0 K: 1 S: 8	H: 0 LOB: 0 BB: 1 P: 14	R: 0 E: 0 K: 1 S: 8	H: 0 LOB: 0 BB: 0 P: 12	R: 1 E: 0 K: 1 S: 8	H: 1 LOB: 0 BB: 0 P: 13	R: 4 E: 0 K: 1 S: 15	H: 5 LOB: 1 BB: 0 P: 27	R: 0 E: 0 K: 1 S: 11	H: 1 LOB: 1 BB: 0 P: 16	R: 0 E: 0 K: 0 S: 6	H: 0 LOB: 0 BB: 0 P: 7	1B: 8 2B: 4 3B: 0 HR: 1	SF: 0 SAC: 0 DP: 1 HBP: 1	WP: 0 PB: 0 SB: 0 CS: 2	PA: 40
PITCHER	IP WLS BF H R ER SO BB IBB HBP BLK WP HR S P ERA WHIP																					
Jose Contreras, R ERA: 5.64 (1, 1)	6.2 L 29 8 7 7 7 2 0 1 0 0 0 1 67 104 9.45 1.500																					
Bret Prinz, R ERA: 5.48 (7, 1)	0.0 3 3 2 2 0 0 0 0 0 0 0 0 6 11 ∞ ∞																					
Juan Padilla, R ERA: 3.97 (7, 1)	2.1 8 1 0 0 1 0 0 0 0 0 0 0 18 25 0.00 0.429																					

Baltimore Orioles @ New York Yankees  
Yankee Stadium, Bronx, NY  
Thu Jul 29 2004, 7:05 PM EDT  
Att. 51,677 - Sunny - 82 F

livebaseballscorecards.com



Batter	1	2	3	4	5	6	7	8	9	AB R H RBI BB SO LOB
<b>Bernie Williams, S</b> OBP: 0.359, SLG: 0.408 (1, 8) B C C B B X	2-2 SH1-3 1B 2B		3-2 F7			1-3 K			2-1 L9	4 1 1 0 0 1 0
<b>2 Derek Jeter, R</b> OBP: 0.323, SLG: 0.430 (1, 6) X	0-0 SH1-3 2-3			1-0 G4-3			0-1 F7		0-0 G6-3	3 0 0 0 0 0 0
<b>Gary Sheffield, R</b> OBP: 0.399, SLG: 0.526 (1, 9) X	0-0 13 G6-3 1B			1-0 P5			2-2 G5-3			3 0 1 1 0 0 0
<b>13 Alex Rodriguez, R</b> OBP: 0.369, SLG: 0.514 (1, 5) C B 1 SAFE D X	2-1 G6-3 1-2f			0-2 G1-3			3-3 K			3 0 0 0 0 1 1
<b>20 Jorge Posada, S</b> OBP: 0.413, SLG: 0.498 <b>John Flaherty, R</b> OBP: 0.200, SLG: 0.276 (1, 2) (9, 2)		0-1 55 G4-6-3 1B		1-1 G4-3			0-3 K			3 0 1 0 0 1 0 0 0 0 0 0 0 0
<b>55 Hideki Matsui, L</b> OBP: 0.383, SLG: 0.504 (1, 7)		0-1 G4-6-3 1-2f		1-2 F7			3-2 G4-3 1B			3 0 1 0 0 0 1
<b>Ruben Sierra, S</b> OBP: 0.305, SLG: 0.513 (1, 10)		3-2 G2-3		0-0 G1-3			1-2 G4-3			3 0 0 0 0 0 1
<b>Tony Clark, S</b> OBP: 0.327, SLG: 0.453 (1, 3)			0-3 K			2-3 K		0-0 G3-1		3 0 0 0 0 2 1
<b>Enrique Wilson, S</b> OBP: 0.262, SLG: 0.354 (1, 4)			2-2 G5-3			0-2 F7		3-1 G3-1		3 0 0 0 0 0 0

<b>Inning Stats</b>	R: 1 E: 0 K: 0 S: 7	H: 2 LOB: 0 BB: 0 P: 11	R: 0 E: 0 K: 0 S: 7	H: 1 LOB: 0 BB: 0 P: 10	R: 0 E: 0 K: 1 S: 9	H: 0 LOB: 0 BB: 0 P: 14	R: 0 E: 0 K: 0 S: 5	H: 0 LOB: 0 BB: 0 P: 7	R: 0 E: 0 K: 0 S: 6	H: 0 LOB: 0 BB: 0 P: 8	R: 0 E: 0 K: 2 S: 10	H: 0 LOB: 0 BB: 0 P: 13	R: 0 E: 0 K: 1 S: 9	H: 0 LOB: 0 BB: 0 P: 14	R: 0 E: 0 K: 1 S: 12	H: 1 LOB: 1 BB: 0 P: 16	R: 0 E: 0 K: 0 S: 5	H: 0 LOB: 0 BB: 0 P: 10	1B: 3 2B: 1 3B: 0 HR: 0	SF: 0 SAC: 1 DP: 2 HBP: 0
<b>PITCHER</b> <b>Sidney Ponson, R</b> ERA: 5.6 (1, 1)	IP 9.0	WLS W	BF 29	H 4	R 1	ER 1	SO 5	BB 0	IBB 0	HBP 0	BLK 0	WP 0	HR 0	S 70	P 103	ERA 1.00	WHIP 0.444	WP: 0 PB: 0 SB: 0 CS: 0	PA: 29	ERA WHIP


**BOTTOM**

**Baltimore Orioles @ New York Yankees**  
Yankee Stadium, Bronx, NY

Thu Jul 29 2004, 7:05 PM EDT  
Att: 51,677 - Sunny - 82 F

livebaseballscorecards.com

<b>AB</b>	<b>28</b>
<b>R</b>	<b>1</b>
<b>H</b>	<b>4</b>
<b>RBI</b>	<b>1</b>
<b>BB</b>	<b>0</b>
<b>SO</b>	<b>5</b>
<b>LOB</b>	<b>4</b>



Batter	1	2	3	4	5	6	7	8	9	AB R H RBI BB SO LOB	TOP	
1 Brian Roberts, S (1, 4) OBP: 0.336, SLG: 0.358	2-2 L3		0-1 F7		1-3 K		3-3 K			4 0 0 0 0 2 3		
David Newhan, L (1, 10) OBP: 0.421, SLG: 0.559	1-0 F9		0-0 6 BB 1B		3-1 F8			2-3 K		4 0 1 0 0 1 0		
6 Melvin Mora, R (1, 5) OBP: 0.424, SLG: 0.563	0-1 F7		4-1 BB		1-1 10 G4-6-3 1B			3-3 K		3 0 1 0 1 1 0		
10 Miguel Tejada, R (1, 6) OBP: 0.363, SLG: 0.536			1-3 K		1-0 G4-6-3 1-2f			2-3 K		4 0 0 0 0 3 4		
Javy Lopez, R (1, 2) OBP: 0.373, SLG: 0.503 Karim Garcia, L (9, PR) OBP: 0.259, SLG: 0.392	1-0 G5-3			4-2 PB BB		1-0 F7		0-2 G6-3 1B		3 0 1 0 1 0 0 0 0 0 0 0 0 0		
Rafael Palmeiro, L (1, 3) OBP: 0.344, SLG: 0.393	0-1 G3-1			1-1 P3			2-1 F9		0-1 G6-3 1-2f	4 0 0 0 0 0 2		
B.J. Surhoff, L (1, 7) OBP: 0.377, SLG: 0.453			0-1 HR		2-3 K		1-3 K 1B		0-0 1B	4 1 2 1 0 2 1		
Jerry Hairston, R (1, 9) OBP: 0.380, SLG: 0.409			2-2 6 BB 1B 1B		0-2 P6		1-0 1-2 1B		0-0 L5	4 0 2 0 0 0 2		
Larry Bigbie, L (1, 8) OBP: 0.321, SLG: 0.391			0-1 F7		2-2 G3		0-1 F9			3 0 0 0 0 0 3		
<b>Inning Stats</b>	R: 0 E: 0 K: 0 S: 6 H: 0 LOB: 0 BB: 0 P: 9	R: 0 E: 0 K: 1 S: 6 H: 0 LOB: 0 BB: 0 P: 10	R: 1 E: 0 K: 1 S: 14 H: 3 LOB: 3 BB: 1 P: 21	R: 0 E: 0 K: 1 S: 11 H: 0 LOB: 1 BB: 1 P: 18	R: 0 E: 0 K: 1 S: 8 H: 0 LOB: 0 BB: 0 P: 14	R: 0 E: 0 K: 0 S: 4 H: 1 LOB: 0 BB: 0 P: 7	R: 0 E: 0 K: 2 S: 12 H: 1 LOB: 2 BB: 0 P: 19	R: 0 E: 0 K: 3 S: 12 H: 0 LOB: 0 BB: 0 P: 19	R: 0 E: 0 K: 0 S: 8 H: 2 LOB: 1 BB: 0 P: 8	1B: 6 2B: 0 3B: 0 HR: 1 SF: 0 SAC: 0 DP: 2 HBP: 0	WP: 1 PB: 1 SB: 0 CS: 0 PA: 35	
<b>PITCHER</b>	IP WLS BF H R ER SO BB IBB HBP BLK WP HR S P ERA WHIP											
Kevin Brown, R (1, 1) ERA: 3.93	6.1 W 25 4 1 1 5 2 0 0 0 1 1 55 88 1.42 0.947											
Paul Quantrill, R (7, 1) ERA: 3.31	0.2 H 3 1 0 0 1 0 0 0 0 0 0 6 10 0.00 1.500											
Tom Gordon, R (8, 1) ERA: 1.94	1.0 H 3 0 0 0 3 0 0 0 0 0 0 12 19 0.00 0.000											
42 Mariano Rivera, R (9, 1) ERA: 1.67	1.0 S 4 2 0 0 0 0 0 0 0 0 0 8 8 0.00 2.000											

Baltimore Orioles @ New York Yankees  
 Yankee Stadium, Bronx, NY  
 Fri Jul 30 2004, 7:05 PM EDT  
 Att. 51,551 - Cloudy - 80 F

livebaseballscorecards.com

AB	33
R	1
H	7
RBI	1
BB	2
SO	9
LOB	15





Batter	1	2	3	4	5	6	7	8	9	AB R H RBI BB SO LOB
<b>Kenny Lofton, L</b> OBP: 0.368, SLG: 0.458 (1, 8) C C X (9, 9)	0-2 F7 ①		2-2 G4-3 ②		1-1 1B 13 SF7 2 1B		4-2 BB FC4-6 2			3 1 1 0 1 0 0
<b>2 Derek Jeter, R</b> OBP: 0.325, SLG: 0.430 (1, 6) X	0-0 F8 ②		1-0 1B		0-0 1B 1-2		0-0 SAFE FC4-6 S 1-2f			4 0 2 0 0 0 1
<b>Gary Sheffield, R</b> OBP: 0.400, SLG: 0.525 (1, 10) C B B B X	4-1 BB		1-1 F7 ③		0-0 1B 1-2 2-3		1-1 F8 ③ 1-2			3 0 1 0 1 0 2
<b>13 Alex Rodriguez, R</b> OBP: 0.370, SLG: 0.523 (1, 5) C B X	1-1 G1-3 ③			0-1 HR	3-2 SF7 ②			3-2 55 CS 20 G3 1B		3 1 2 2 0 0 1
<b>20 Jorge Posada, S</b> OBP: 0.408, SLG: 0.491 (1, 2)		2-1 F7 ①		2-1 G3-1 ①	1-0 P4 ③		1 SAFE 1 SAFE 1 SAFE 1 SAFE 1 B 1 C 1 B 1 B X	3-1 G3 ①		4 0 0 0 0 0 3
<b>55 Hideki Matsui, L</b> OBP: 0.386, SLG: 0.505 (1, 7)		4-0 BB		2-1 1B		2-0 L9-3 1B		1-2 F8 ② ⑥ 2-3		3 0 2 0 1 0 1
<b>Ruben Sierra, S</b> OBP: 0.300, SLG: 0.505 <b>Bernie Williams, S</b> OBP: 0.359, SLG: 0.408 (1, 9) (9, 8)		2-2 F7 ②		0-0 F7 ②		1-2 SAFE L9-3 ① ② 1-1				3 0 0 0 0 0 3 0 0 0 0 0 0 0
<b>Tony Clark, S</b> OBP: 0.323, SLG: 0.446 (1, 3)		3-3 SAFE K ③		2-2 P5 ③		0-0 G4-3 ③				3 0 0 0 0 1 2
<b>Enrique Wilson, S</b> OBP: 0.258, SLG: 0.348 (1, 4)			2-1 B2-3 ①		1-1 P4 ①		1-2 F8 ①			3 0 0 0 0 0 0

Inning Stats	R: 0 E: 0 K: 0 S: 7	H: 0 LOB: 1 BB: 1 P: 12	R: 0 E: 0 K: 1 S: 8	H: 0 LOB: 1 BB: 1 P: 19	R: 0 E: 0 K: 0 S: 8	H: 1 LOB: 1 BB: 0 P: 14	R: 1 E: 0 K: 0 S: 14	H: 2 LOB: 1 BB: 0 P: 20	R: 1 E: 0 K: 0 S: 12	H: 3 LOB: 2 BB: 0 P: 18	R: 0 E: 0 K: 0 S: 5	H: 1 LOB: 0 BB: 0 P: 8	R: 0 E: 0 K: 0 S: 9	H: 0 LOB: 1 BB: 1 P: 15	R: 0 E: 0 K: 0 S: 8	H: 1 LOB: 0 BB: 0 P: 15
1B: 7 2B: 1 3B: 0 HR: 1	SF: 1 SAC: 0 DP: 1 HBP: 0	WP: 0 PB: 0 SB: 1 CS: 1														

PITCHER	IP	WLS	BF	H	R	ER	SO	BB	IBB	HBP	BLK	WP	HR	S	P	ERA	WHIP
<b>40 Daniel Cabrera, R</b> ERA: 3.6 (1, 1)	6.1	L	28	7	2	2	1	3	0	0	0	0	1	60	102	2.84	1.579
<b>Jason Grimsley, R</b> ERA: 4.58 (7, 1)	1.0		4	1	0	0	0	0	0	0	0	0	0	8	15	0.00	1.000
<b>B.J. Ryan, L</b> ERA: 1.77 (8, 1)	0.2		1	0	0	0	0	0	0	0	0	0	0	3	4	0.00	0.000


**BOTTOM**

**Baltimore Orioles @ New York Yankees**  
Yankee Stadium, Bronx, NY

Fri Jul 30 2004, 7:05 PM EDT  
Att: 51,551 - Cloudy - 80 F

livebaseballscorecards.com

<b>AB</b>	<b>29</b>
<b>R</b>	<b>2</b>
<b>H</b>	<b>8</b>
<b>RBI</b>	<b>2</b>
<b>BB</b>	<b>3</b>
<b>SO</b>	<b>1</b>
<b>LOB</b>	<b>13</b>



WP	HR	S	P	ERA	WHIP
0	0	1	33		

Batter	1	2	3	4	5	6	7	8	9	AB R H RBI BB SO LOB	TOP			
Jerry Hairston, R OBP: 0.381, SLG: 0.422 (1, 8) C X	0-1 F8		1-1 HR			0-1 1B 10 SF9 BB	2-1 G6-3		1-1 G6-3	5 2 2 1 0 0 1				
David Newhan, L OBP: 0.417, SLG: 0.547 (1, 10) F B X	1-1 E1 6 G6-3		1-3 K			4-2 10 SF9 1-2 WP BB	0-0 G4-3			3 1 0 0 1 1 0				
6 Melvin Mora, R OBP: 0.422, SLG: 0.559 (1, 5) C B X	1-1 G6-3 1-2f		3-2 G5-3			1-2 1B 1-2 2-3 SF9 1B		1-3 K		4 1 1 0 0 1 1				
10 Miguel Tejada, R OBP: 0.364, SLG: 0.535 (1, 6) B C H		2-1 FC5-4 1B HBP		0-0 F8		0-0 SF9		0-1 FC5-4 1B		2 0 1 1 0 0 0				
Javy Lopez, R OBP: 0.372, SLG: 0.499 (1, 2) 1 SAFE C B X		1-3 K		0-1 G6-3		4-2 1-2 3-H BB		3-2 FC5-4 1-2f		3 0 0 0 1 1 2				
B.J. Surhoff, L OBP: 0.390, SLG: 0.454 (1, 3) X		0-0 FC5-4 1-2 1B		3-2 P6		0-0 1-2 2-3 1B		3-2 G3-1		4 0 2 0 0 0 1				
Karim Garcia, L OBP: 0.255, SLG: 0.387 (1, 9) S F T B X		2-2 FC5-4 1-2f 2-3			1-2 K	0-2 SF9		0-0 G1-3		3 0 0 1 0 1 2				
Larry Bigbie, L OBP: 0.318, SLG: 0.388 (1, 7) Rafael Palmeiro, L (9, PH) OBP: 0.343, SLG: 0.392 S X		0-1 L9			3-2 F8	0-3 K		1-2 G4-3		3 0 0 0 0 1 4 1 0 0 0 0 0 0				
1 Brian Roberts, S OBP: 0.335, SLG: 0.357 (1, 4) C F X			0-2 F9		1-0 F7		1-2 G3		2-2 DI 1B	4 0 1 0 0 0 0				
<b>Inning Stats</b>	R: 0 E: 1 K: 0 S: 6 H: 0 LOB: 0 BB: 0 P: 8	R: 0 E: 0 K: 1 S: 11 H: 1 LOB: 2 BB: 0 P: 16	R: 1 E: 0 K: 1 S: 12 H: 1 LOB: 0 BB: 0 P: 17	R: 0 E: 0 K: 0 S: 6 H: 0 LOB: 0 BB: 0 P: 9	R: 0 E: 0 K: 1 S: 8 H: 0 LOB: 0 BB: 0 P: 13	R: 3 E: 0 K: 1 S: 23 H: 3 LOB: 2 BB: 2 P: 32	R: 0 E: 0 K: 0 S: 9 H: 0 LOB: 0 BB: 0 P: 12	R: 0 E: 0 K: 1 S: 13 H: 1 LOB: 1 BB: 0 P: 20	R: 0 E: 0 K: 0 S: 18 H: 1 LOB: 1 BB: 0 P: 22	1B: 6 2B: 0 3B: 0 HR: 1 SF: 2 SAC: 0 DP: 1 HBP: 1	WP: 1 PB: 0 SB: 0 CS: 0 PA: 37			
<b>PITCHER</b>	IP WLS BF H R ER SO BB IBB HBP BLK WP HR S P ERA WHIP												<b>PITCHER</b>	IP WLS BF H R ER SO BB IBB HBP BLK WP HR S P ERA WHIP
Javier Vazquez, R ERA: 4.16 (1, 1)	5.1 W 23 4 4 4 3 2 0 1 0 1 1 56 85 6.75 1.125													
Scott Proctor, R ERA: 5.56 (6, 1)	0.2 H 3 1 0 0 1 0 0 0 0 0 0 10 10 0.00 1.500													
Paul Quantrill, R ERA: 3.26 (7, 1)	1.0 H 3 0 0 0 0 0 0 0 0 0 0 9 12 0.00 0.000													
Tom Gordon, R ERA: 1.91 (8, 1)	1.0 H 4 1 0 0 1 0 0 0 0 0 0 13 20 0.00 1.000													
42 Mariano Rivera, R ERA: 1.64 (9, 1)	1.0 S 4 1 0 0 0 0 0 0 0 0 0 18 22 0.00 1.000													

**Baltimore Orioles @ New York Yankees**  
 Yankee Stadium, Bronx, NY  
 Sat Jul 31 2004, 1:20 PM EDT  
 Att. 51,845 - Unknown - 84 F

[livebaseballscorecards.com](http://livebaseballscorecards.com)

<b>AB</b>	<b>32</b>
<b>R</b>	<b>4</b>
<b>H</b>	<b>7</b>
<b>RBI</b>	<b>3</b>
<b>BB</b>	<b>2</b>
<b>SO</b>	<b>5</b>
<b>LOB</b>	<b>11</b>



Batter	1	2	3	4	5	6	7	8	9
Miguel Cairo, R OBP: 0.333, SLG: 0.412 (1, 4)	3-3 K		4-2 2 BB BB		0-0 2 3B 1B	0-1 F9		1-0 P6	
2 Derek Jeter, R OBP: 0.327, SLG: 0.434 (1, 6)	3-1 G5-3		4-2 1-2 2-3 BB		0-1 1-H G6-3 3B	0-3 K			
Gary Sheffield, R OBP: 0.399, SLG: 0.530 (1, 9)	3-0 P2		0-2 P2		1-0 G6-3	1-2 HR			
13 Alex Rodriguez, R OBP: 0.374, SLG: 0.533 (1, 5)		3-2 G6-4-3 1B		2-1 55 1B S 1B	2-1 HR	0-3 K			
Bernie Williams, S OBP: 0.356, SLG: 0.403 (1, 8)		1-1 G6-4-3 1-2f		2-3 SAFE K	1-1 G4-3		1-0 G4-3		
55 Hideki Matsui, L OBP: 0.387, SLG: 0.505 (1, 7)		0-1 F7		2-2 S 1B 1B	3-2 BB BB 1B	2-2 F9			
Ruben Sierra, S OBP: 0.300, SLG: 0.497 (1, 10)			2-3 K	3-3 K	4-2 BB BB	0-2 L4			
Tony Clark, S OBP: 0.326, SLG: 0.444 (1, 3)			1-1 F8	0-1 FC5-4 1B	4-2 BB BB		1-2 G4-3		
John Flaherty, R OBP: 0.202, SLG: 0.288 (1, 2)			1-2 2 BB 2B	0-0 FC5-4 1-2f	0-3 K		3-1 P5		

Inning Stats	R: 0	H: 0	E: 0	K: 1	S: 6	LOB: 0	BB: 0	P: 15
	R: 0	H: 1	E: 0	K: 0	S: 7	LOB: 0	BB: 0	P: 11
	R: 0	H: 1	E: 0	K: 1	S: 19	LOB: 3	BB: 2	P: 31
	R: 2	H: 3	E: 0	K: 2	S: 19	LOB: 1	BB: 0	P: 27
	R: 3	H: 4	E: 0	K: 1	S: 19	LOB: 3	BB: 2	P: 34
	R: 1	H: 1	E: 0	K: 2	S: 11	LOB: 0	BB: 0	P: 12
	R: 0	H: 0	E: 0	K: 0	S: 8	LOB: 0	BB: 0	P: 11
	R: 0	H: 0	E: 0	K: 0	S: 6	LOB: 0	BB: 0	P: 11

PITCHER	IP	WLS	BF	H	R	ER	SO	BB	IBB	HBP	BLK	WP	HR	S	P	ERA	WHIP
45 Erik Bedard, L ERA: 4.67 (1, 1)	4.2	L	24	9	5	5	4	2	0	0	0	0	1	63	103	9.64	2.357
Eddy Rodriguez, R ERA: 4.35 (5, 1)	1.1		7	1	1	1	3	2	0	0	0	0	1	18	27	6.75	2.250
Buddy Groom, L ERA: 4.98 (7, 1)	2.0		6	0	0	0	0	0	0	0	0	0	0	14	22	0.00	0.000

AB R H RBI BB SO LOB

4	1	1	0	1	1	0
3	1	1	1	1	1	0
4	1	1	2	0	0	3
4	2	3	1	0	1	0
4	0	0	0	0	1	2
4	1	2	0	0	0	0
3	0	0	0	1	2	1
3	0	1	1	1	0	0
4	0	1	0	0	1	4

AB	R	H	RBI	BB	SO	LOB
33	6	10	5	4	7	10

WP	PA
0	37

**Baltimore Orioles @ New York Yankees**  
 Yankee Stadium, Bronx, NY  
 Sat Jul 31 2004, 1:20 PM EDT  
 Att: 51,845 - Unknown - 84 F

livebaseballscorecards.com



Batter	1	2	3	4	5	6	7	8	9	AB	R	H	RBI	BB	SO	LOB	TOP										
Jerry Hairston, R (1, 8) OBP: 0.377, SLG: 0.421	0-2 FC6-5 2B		0-0 G5-3	1-2 P6		2-3 K		1-2 F9		5	0	1	0	0	1	3											
1 Brian Roberts, S (1, 4) OBP: 0.333, SLG: 0.355	1-3 K		1-1 P6	2-2 1B		1-0 P2		1-0 F7		5	0	1	1	0	1	2											
6 Melvin Mora, R (1, 5) OBP: 0.419, SLG: 0.563	0-0 FC6-5		1-2 HR	3-3 K				0-3 K		5	1	1	1	0	2	3											
10 Miguel Tejada, R (1, 6) OBP: 0.366, SLG: 0.546	2-3 K		2-1 BB 1B			2-3 K		1-2 1B 2B		5	2	3	1	0	2	1											
Rafael Palmeiro, L (1, 3) OBP: 0.351, SLG: 0.405		2-2 FC4-6 1B	4-2 1B			1-0 HR		0-1 BB 2B		3	3	3	1	2	0	0											
Javy Lopez, R (1, 10) OBP: 0.370, SLG: 0.494		2-3 SAFE K	0-1 F7			1-3 K		4-0 2B BB		4	0	0	0	1	3	4											
David Newhan, L (1, 9) OBP: 0.429, SLG: 0.562		1 SAFE 2-1 FC4-6 1B				2-2 1B 1B		2-2 1-3 2-H 3-H 2B		5	1	4	2	0	1	0											
Larry Bigbie, L (1, 7) OBP: 0.320, SLG: 0.386		0-2 FC4-6				1-0 1B		4-2 BB		4	0	1	1	1	0	5											
Robert Machado, R (1, 2) OBP: 0.224, SLG: 0.319		1 SAFE 1 SAFE 1-3 K				3-3 K		0-1 F9		3	0	0	0	0	2	5											
Luis Lopez, S (7, PH) OBP: 0.258, SLG: 0.322		1 SAFE 1 SAFE								1	0	0	0	0	0	2											
Ken Huckaby, R (7, 2) OBP: 0.243, SLG: 0.235										0	0	0	0	0	0	0											
B.J. Surhoff, L (9, PH) OBP: 0.377, SLG: 0.451										1	0	0	0	0	0	1											
<b>Inning Stats</b>	R: 0 E: 0 K: 2 S: 10	H: 1 LOB: 1 BB: 0 P: 13	R: 0 E: 0 K: 2 S: 15	H: 2 LOB: 2 BB: 0 P: 22	R: 1 E: 0 K: 0 S: 13	H: 2 LOB: 2 BB: 1 P: 21	R: 1 E: 0 K: 2 S: 21	H: 3 LOB: 2 BB: 0 P: 33	R: 1 E: 0 K: 3 S: 10	H: 1 LOB: 0 BB: 0 P: 15	R: 0 E: 0 K: 1 S: 9	H: 0 LOB: 1 BB: 1 P: 16	R: 2 E: 0 K: 1 S: 14	H: 3 LOB: 2 BB: 1 P: 21	R: 0 E: 0 K: 0 S: 11	H: 0 LOB: 0 BB: 0 P: 15	R: 2 E: 1 K: 1 S: 12	H: 2 LOB: 1 BB: 1 P: 17	1B: 8 2B: 3 3B: 0 HR: 3	SF: 0 SAC: 0 DP: 0 HBP: 0	WP: 0 PB: 0 SB: 0 CS: 0	PA: 45					
<b>PITCHER</b>	IP	WLS	BF	H	R	ER	SO	BB	IBB	HBP	BLK	WP	HR	S	P	ERA	WHIP										
Orlando Hernandez, R (1, 1) ERA: 3.0	5.0	W	25	9	3	3	9	1	0	0	0	0	2	69	104	5.40	2.000										
Tanyon Sturtze, R (6, 1) ERA: 5.18	1.1		8	2	2	1	2	2	0	0	0	0	0	18	30	6.75	3.000										
Paul Quantrill, R (7, 1) ERA: 3.18	1.2		6	1	0	0	0	0	0	0	0	0	0	16	22	0.00	0.600										
Scott Proctor, R (9, 1) ERA: 6.35	0.0		2	1	2	1	0	1	0	0	0	0	1	5	10	∞	∞										
42 Mariano Rivera, R (9, 1) ERA: 1.61	1.0	S	4	1	0	0	1	0	0	0	0	0	0	7	7	0.00	1.000										

Baltimore Orioles @ New York Yankees  
 Yankee Stadium, Bronx, NY  
 Sun Aug 01 2004, 1:05 PM EDT  
 Att. 51,632 - Unknown - 77 F

AB	41
R	7
H	14
RBI	7
BB	4
SO	12
LOB	26



Batter	1	2	3	4	5	6	7	8	9	AB	R	H	RBI	BB	SO	LOB
<b>Kenny Lofton, L</b> OBP: 0.363, SLG: 0.469 (1, 8)	2-1 G4-3		0-0 F8							5	1	1	1	0	1	6
<b>2 Derek Jeter, R</b> OBP: 0.330, SLG: 0.436 (1, 6)	2-0 PB 1B			3-2 20 S 55 2B 1B	3-1 13 HR 1B	0-0 G6-3				5	2	3	0	0	1	0
<b>Gary Sheffield, R</b> OBP: 0.399, SLG: 0.525 (1, 9)	1-3 K			4-1 SAFE 55 2B BB	2-2 SAFE P5	3-3 K		4-2 20 BB BB		3	1	0	0	2	2	2
<b>13 Alex Rodriguez, R</b> OBP: 0.372, SLG: 0.536 (1, 5)	1-3 K2-3			1-3 SAFE K	2-2 SAFE HR	1-0 G6-3		1-0 F9		5	1	1	2	0	2	4
<b>20 Jorge Posada, S</b> OBP: 0.413, SLG: 0.491 (1, 2)		1-1 F8		4-1 55 2B G4-3 BB	1-2 55 SF8 1B		4-2 BB 55 1B BB	4-0 BB BB		2	2	1	0	3	0	0
<b>55 Hideki Matsui, L</b> OBP: 0.387, SLG: 0.507 (1, 7)		2-3 K		0-0 G4-3 HR 2B	0-1 E1 SF8 BB		1-1 BB 1B	1-0 F7		5	1	2	2	0	1	3
<b>Bernie Williams, S</b> OBP: 0.357, SLG: 0.401 (1, 10)		2-3 K		2-0 G4-3	4-1 BB BB		4-1 BB BB			2	0	0	1	2	1	1
<b>Tony Clark, S</b> OBP: 0.325, SLG: 0.457 (1, 3)			2-3 K	1-1 HR	1-2 SF8		2-3 K			3	1	1	3	0	2	3
<b>Miguel Cairo, R</b> OBP: 0.332, SLG: 0.406 (1, 4)			3-2 G4-3	3-3 K	4-1 BB		2-3 K			3	0	0	0	1	2	3

Inning Stats	R: 0	H: 1	E: 0	K: 2	S: 9	R: 0	H: 0	E: 0	K: 2	S: 8	R: 0	H: 0	E: 0	K: 1	S: 10	R: 5	H: 3	E: 0	K: 2	S: 18	R: 4	H: 4	E: 1	K: 1	S: 25	R: 0	H: 1	E: 0	K: 3	S: 15	R: 0	H: 0	E: 0	K: 1	S: 8
	LOB: 1	BB: 0	P: 15	LOB: 0	BB: 0	P: 13	LOB: 0	BB: 0	P: 15	LOB: 0	BB: 0	LOB: 3	BB: 2	P: 44	LOB: 3	BB: 2	P: 29	LOB: 2	BB: 2	P: 20	1B: 5	SF: 1	2B: 1	SAC: 0	3B: 0	DP: 0	HR: 3	HBP: 0	WP: 0	PA: 42	PB: 1	SB: 1	CS: 0		

PITCHER	IP	WLS	BF	H	R	ER	SO	BB	IBB	HBP	BLK	WP	HR	S	P	ERA	WHIP
<b>Rodrigo Lopez, R</b> ERA: 4.18 (1, 1)	4.1	L	22	7	8	8	7	2	0	0	0	0	3	57	100	16.61	2.077
<b>John Parrish, L</b> ERA: 3.41 (5, 1)	1.2		11	2	1	0	1	3	0	0	0	0	0	23	42	0.00	3.000
<b>B.J. Ryan, L</b> ERA: 1.74 (7, 1)	1.0		4	0	0	0	3	1	0	0	0	0	0	11	20	0.00	1.000
<b>Jorge Julio, R</b> ERA: 4.29 (8, 1)	1.0		5	0	0	0	1	2	0	0	0	0	0	8	20	0.00	2.000


**BOTTOM**

**Baltimore Orioles @ New York Yankees**  
Yankee Stadium, Bronx, NY

Sun Aug 01 2004, 1:05 PM EDT  
Att: 51,632 - Unknown - 77 F

livebaseballscorecards.com

<b>AB</b>	<b>33</b>
<b>R</b>	<b>9</b>
<b>H</b>	<b>9</b>
<b>RBI</b>	<b>9</b>
<b>BB</b>	<b>8</b>
<b>SO</b>	<b>12</b>
<b>LOB</b>	<b>22</b>



**Oakland Athletics @ New York Yankees**  
 Yankee Stadium, Bronx, NY  
 Tue Aug 03 2004, 7:05 PM EDT  
 Att. 50,625 - Cloudy - 79 F

AB	41
R	13
H	15
RBI	13
BB	5
SO	8
LOB	18



WP	0	PA	46
PB	0		
SB	0		
CS	0		

Batter	1	2	3	4	5	6	7	8	9	AB	R	H	RBI	BB	SO	LOB
21 Mark Kotsay, L (1, 8) OBP: 0.380, SLG: 0.457 23 Bobby Kielty, S (9, PH) OBP: 0.305, SLG: 0.362 (9, 7)	0-1 G4-6-3 1B		2-2 F9 2-3	1-2 1B	2-1 F7		2-1 P3		1-1 G4-3	5	0	2	0	0	0	3
Mark McLemore, S (1, 4) OBP: 0.360, SLG: 0.325 Marco Scutaro, R (8, PH) OBP: 0.306, SLG: 0.386 (8, 4)	0-1 G4-6-3 1-2f		0-1 1B	1-0 F7		0-0 G4-3		4-0 BB HR BB		4	0	1	1	0	0	3
3 Eric Chavez, L (1, 5) OBP: 0.403, SLG: 0.528	1-2 F8		0-0 F8		1-2 HR 1B		2-1 P2		1-3 K	5	1	1	0	0	1	2
Jermaine Dye, R (1, 9) OBP: 0.339, SLG: 0.477		4-0 G3-6 BB		1-1 7 2B 1B	2-2 P4		1-3 K		4-1 HR BB	3	2	1	0	2	1	1
Scott Hatteberg, L (1, 3) OBP: 0.372, SLG: 0.463		0-1 G3-6 1-2f		1-2 7 2B 1B	1-1 HR		2-0 G3		2-1 HR	5	3	3	5	0	0	1
Erubiel Durazo, L (1, 10) OBP: 0.385, SLG: 0.519		1-2 2B		3-3 K	4-1 17 G2-3 7 E 3B BB		3-2 17 HR 1B		1-3 K	4	2	2	0	1	2	2
7 Bobby Crosby, R (1, 6) OBP: 0.339, SLG: 0.468		1-3 K		3-2 1B 2B	1-0 E5 17 G2-3 3B		2-3 K		2-3 K	5	2	1	2	0	3	3
Damian Miller, R (1, 2) OBP: 0.355, SLG: 0.449 17 Adam Melhuse, S (2, 2) OBP: 0.317, SLG: 0.453		0-1 G6-3		0-1 F7	0-1 G2-3		0-0 HR		0-3 K	0	0	0	0	0	0	0
Eric Byrnes, R (1, 7) OBP: 0.353, SLG: 0.512 (9, 8)		1-1 21 F9 1B 2B		0-2 21 1B	0-0 2-H 3-H 3B		4-2 BB		1-1 P3	4	1	3	3	1	0	0

Inning Stats	R: 0	H: 1	E: 0	K: 0	S: 8	P: 9	R: 0	H: 1	E: 0	K: 1	S: 11	P: 17	R: 1	H: 2	E: 0	K: 0	S: 10	R: 3	H: 5	E: 0	K: 1	S: 24	P: 33	R: 4	H: 3	E: 1	K: 0	S: 15	P: 26	R: 0	H: 0	E: 0	K: 1	S: 6	P: 9	R: 2	H: 2	E: 0	K: 1	S: 14	P: 27	R: 3	H: 1	E: 0	K: 3	S: 14	P: 28	R: 0	H: 0	E: 0	K: 1	S: 7	P: 9	1B: 8	2B: 3	3B: 1	HR: 3	SF: 0	SAC: 0	DP: 2	HBP: 0	WP: 0	PB: 0	SB: 0	CS: 0	PA: 46
--------------	------	------	------	------	------	------	------	------	------	------	-------	-------	------	------	------	------	-------	------	------	------	------	-------	-------	------	------	------	------	-------	-------	------	------	------	------	------	------	------	------	------	------	-------	-------	------	------	------	------	-------	-------	------	------	------	------	------	------	-------	-------	-------	-------	-------	--------	-------	--------	-------	-------	-------	-------	--------

PITCHER	IP	WLS	BF	H	R	ER	SO	BB	IBB	HBP	BLK	WP	HR	S	P	ERA	WHIP
Jon Lieber, R (1, 1) ERA: 5.06	4.1	L	24	11	7	6	2	2	0	0	0	0	1	62	89	12.46	3.000
Tanyon Sturtze, R (5, 1) ERA: 5.27	2.2		13	3	3	2	2	1	0	0	0	0	1	26	45	6.75	1.500
Felix Heredia, L (8, 1) ERA: 6.96	1.0		6	1	3	3	3	2	0	0	0	0	1	14	28	27.00	3.000
Scott Proctor, R (9, 1) ERA: 5.84	1.0		3	0	0	0	1	0	0	0	0	0	0	7	9	0.00	0.000

Batter	1	2	3	4	5	6	7	8	9	AB	R	H	RBI	BB	SO	LOB
<b>Bernie Williams, S</b> OBP: 0.355, SLG: 0.397 (1, 8)	2-1 F8 1-2f	0-0 G4-6-3 1-2f		4-1 BB			3-2 G6-3		0-1 L6	4	0	0	0	1	0	2
<b>2 Derek Jeter, R</b> OBP: 0.331, SLG: 0.437 <b>Miguel Cairo, R</b> OBP: 0.330, SLG: 0.404 (1, 6) (9, 6)	2-0 13 S 20 HR 1B		1-1 G6-3	0-1 F9			3-2 BB 1B		2-1 G6-3	4	1	2	0	0	0	2
<b>Gary Sheffield, R</b> OBP: 0.404, SLG: 0.536 <b>Kenny Lofton, L</b> OBP: 0.363, SLG: 0.469 (1, 9) (9, 9)	1-2 13 S 20 HR 1B		3-1 HR		4-0 20 G6-3 BB		4-1 1-2 BB			2	2	2	1	2	0	0
<b>13 Alex Rodriguez, R</b> OBP: 0.371, SLG: 0.532 (1, 5)	2-3 1-2 2-3		2-1 HBP		0-1 F8		1-3 K			3	0	0	0	0	2	5
<b>20 Jorge Posada, S</b> OBP: 0.412, SLG: 0.498 (1, 2)	0-0 2-H 3-H HR		1-0 F7		2-2 G6-3		0-0 G4-3			4	1	1	3	0	0	4
<b>55 Hideki Matsui, L</b> OBP: 0.385, SLG: 0.503 <b>Bubba Crosby, L</b> OBP: 0.250, SLG: 0.378 (1, 7) (8, PH) (9, 7)	3-1 G4-3		2-1 F7		0-1 G6-3			0-1 G1-3	3	0	0	0	0	0	0	2
<b>Ruben Sierra, S</b> OBP: 0.308, SLG: 0.498 (1, 10)		4-2 1B BB		4-0 L6-3 BB		1-0 G6-4-3 1B		0-3 K	2	0	1	0	2	1	0	
<b>Tony Clark, S</b> OBP: 0.319, SLG: 0.448 (1, 3)		0-1 F9		2-1 L6-3 1-1		0-3 K		0-0 G1-3	4	0	0	0	0	1	3	
<b>Enrique Wilson, S</b> OBP: 0.262, SLG: 0.357 (1, 4)		1 SAFE 1 SAFE 2-2 G4-6-3 1B		0-0 2B		1-2 G6-4-3 1-2f		0-1 G1-3	4	0	2	0	0	0	1	

Inning Stats	R: 3	H: 3	LOB: 0	K: 1	S: 12	R: 0	H: 1	LOB: 1	K: 0	S: 8	R: 1	H: 1	LOB: 1	K: 0	S: 8	R: 0	H: 1	LOB: 2	K: 0	S: 6	R: 0	H: 0	LOB: 1	K: 0	S: 7	R: 0	H: 1	LOB: 0	K: 1	S: 7	R: 0	H: 1	LOB: 2	K: 1	S: 12	R: 0	H: 0	LOB: 0	K: 0	S: 6	R: 0	H: 0	LOB: 0	K: 0	S: 6	R: 0	H: 0	LOB: 0	K: 0	S: 6	1B: 5	SF: 0	2B: 2	SAC: 0	3B: 0	DP: 3	HR: 2	HBP: 1	WP: 0	PA: 38
--------------	------	------	--------	------	-------	------	------	--------	------	------	------	------	--------	------	------	------	------	--------	------	------	------	------	--------	------	------	------	------	--------	------	------	------	------	--------	------	-------	------	------	--------	------	------	------	------	--------	------	------	------	------	--------	------	------	-------	-------	-------	--------	-------	-------	-------	--------	-------	--------

PITCHER	IP	WLS	BF	H	R	ER	SO	BB	IBB	HBP	BLK	WP	HR	S	P	ERA	WHIP
<b>Mark Mulder, L</b> ERA: 3.5 (1, 1)	7.0		32	8	4	4	3	5	0	1	0	0	2	60	114	5.14	1.857
<b>Chris Hammond, L</b> ERA: 4.15 (8, 1)	1.0		3	0	0	0	1	0	0	0	0	0	0	6	6	0.00	0.000
<b>Justin Lehr, R</b> ERA: 5.03 (9, 1)	1.0		3	0	0	0	0	0	0	0	0	0	0	6	8	0.00	0.000

**BOTTOM**

**Oakland Athletics @ New York Yankees**  
Yankee Stadium, Bronx, NY  
Tue Aug 03 2004, 7:05 PM EDT  
Att: 50,625 - Cloudy - 79 F

livebaseballscores.com

<b>AB</b>	<b>32</b>
<b>R</b>	<b>4</b>
<b>H</b>	<b>8</b>
<b>RBI</b>	<b>4</b>
<b>BB</b>	<b>5</b>
<b>SO</b>	<b>4</b>
<b>LOB</b>	<b>19</b>



Batter	1	2	3	4	5	6	7	8	9	10	11	AB R H RBI BB SO LOB	TOP					
21 Mark Kotsay, L (1, 8) OBP: 0.377, SLG: 0.452	0-0 F9		2-2 G3	0-0 F9		1-1 1B		3-2 G4-3		1-2 F8		6 0 1 0 0 0 4						
Mark McLemore, S (1, 4) OBP: 0.361, SLG: 0.323 Marco Scutaro, R (9, 4) OBP: 0.305, SLG: 0.385	2-2 G4-3		0-0 3 BB 1B	4-1 FC3-6 HBP 1B BB		0-3 K			3-2 F8		3-2 P3	4 1 1 0 1 1 1 1 0 0 0 0 0 0						
3 Eric Chavez, L (1, 5) OBP: 0.405, SLG: 0.540	2-0 F7		4-2 1B	1-2 BB		1-2 F8		0-2 HR	0-2 G3		0-1 G5-3 2B	5 1 2 1 1 0 1						
Jermaine Dye, R (1, 9) OBP: 0.339, SLG: 0.461		2-0 HR	2-3 K		1-2 FC3-6 HBP		0-1 G5-3		3-2 F8		1-2 G5-3	5 1 1 1 0 1 3						
Scott Hatteberg, L (1, 3) OBP: 0.373, SLG: 0.459		0-1 F8		4-1 7 BB HR BB	1-1 FC3-6 1B		2-2 F8			4-0 1B 7 BB FC3-2 1B	4-2 BB	3 1 0 0 3 0 2						
Erubiel Durazo, L (1, 10) OBP: 0.381, SLG: 0.512		1-3 K		0-1 F8	2-1 FC6-4 1B		3-2 G3			0-3 K	2-1 F9	6 0 1 1 0 2 4						
7 Bobby Crosby, R (1, 6) OBP: 0.345, SLG: 0.471		3-2 1B		4-1 HR BB	0-2 FC6-4 1B			1-2 G6-4-3 1B		2-2 17 FC3-2 1B		4 1 3 0 1 0 2						
Eric Byrnes, R (1, 7) OBP: 0.354, SLG: 0.519	1 SAFE 1 SAFE 1 SAFE	1-3 K		1-0 HR	3-3 K			1-2 G6-4-3 1B		1-0 17 FC3-2 1B		5 1 2 3 0 2 2						
17 Adam Melhuse, S (1, 2) OBP: 0.313, SLG: 0.444			0-3 K	2-2 G4-3		0-2 G4-3		1-0 1B		1-1 FC3-2		5 0 1 0 0 1 3						
<b>Inning Stats</b>	R: 0 H: 0 E: 0 K: 0 S: 5	R: 1 H: 2 E: 0 K: 2 S: 14	R: 0 H: 1 E: 0 K: 2 S: 16	R: 3 H: 1 E: 0 K: 0 S: 9	R: 1 H: 1 E: 0 K: 0 S: 14	R: 0 H: 1 E: 0 K: 2 S: 11	R: 1 H: 1 E: 0 K: 0 S: 12	R: 0 H: 2 E: 0 K: 0 S: 17	R: 0 H: 0 E: 0 K: 0 S: 14	R: 0 H: 2 E: 0 K: 1 S: 14	R: 0 H: 1 E: 0 K: 0 S: 18	1B: 8 SF: 0 2B: 1 SAC: 0 3B: 0 DP: 1 HR: 3 HBP: 1	WP: 0 PA: 51 PB: 0 SB: 0 CS: 0					
<b>PITCHER</b>	IP WLS BF H R ER SO BB IBB HBP BLK WP HR S P ERA WHIP																	
Esteban Loaiza, R (1, 1) ERA: 4.97	6.0	29	6	5	5	6	4	0	1	0	0	0	0	2	69	111	7.50	1.667
Paul Quantrill, R (7, 1) ERA: 3.26	1.0	4	1	1	1	0	0	0	0	0	0	0	0	1	12	17	9.00	1.000
Tom Gordon, R (8, 1) ERA: 1.88	1.0	4	2	0	0	0	0	0	0	0	0	0	0	0	17	23	0.00	2.000
Scott Proctor, R (9, 1) ERA: 5.4	1.0	3	0	0	0	0	0	0	0	0	0	0	0	0	14	20	0.00	0.000
42 Mariano Rivera, R (10, 1) ERA: 1.55	2.0	W 11	3	0	0	1	2	0	0	0	0	0	0	0	32	51	0.00	2.500

Oakland Athletics @ New York Yankees  
Yankee Stadium, Bronx, NY  
Wed Aug 04 2004, 7:05 PM EDT  
Att. 47,885 - Overcast - 81 F

AB	44
R	6
H	12
RBI	6
BB	6
SO	7
LOB	22





Batter	1	2	3	4	5	6	7	8	9	10	11	AB R H RBI BB SO LOB
<b>Kenny Lofton, L</b> OBP: 0.357, SLG: 0.457 (1, 8)	E6 SH5-3			SF7-5-6			G6-3		F8	F7		4 0 0 1 1 0 1
<b>2 Derek Jeter, R</b> OBP: 0.332, SLG: 0.437 (1, 6)	SH5-3	G4-3			F7		13 F9 1B		HR 1B		F7	5 1 2 0 0 0 2
<b>Gary Sheffield, R</b> OBP: 0.405, SLG: 0.543 (1, 9)	K				F7		1B		HR 1B		13 HR 1B	6 2 3 2 0 2 1
<b>13 Alex Rodriguez, R</b> OBP: 0.370, SLG: 0.537 (1, 5)	K		F9		1B		F9		G4-3		HR	6 1 2 2 0 1 3
<b>20 Jorge Posada, S</b> OBP: 0.414, SLG: 0.498 (1, 2)		55 2B 1B			K		K					4 1 2 0 1 2 3
<b>55 Hideki Matsui, L</b> OBP: 0.387, SLG: 0.513 (1, 7)		1B	F8				HR		K			4 2 2 1 1 1 2
<b>Bernie Williams, S</b> OBP: 0.353, SLG: 0.394 (1, 10)		P6		SH5-4 SF7-5-6 1B		P6		K		F8		5 1 1 0 0 1 3
<b>John Olerud, L</b> OBP: 0.354, SLG: 0.361 (1, 3)		FC5-4 1B		1 SAFE 2-0 SH5-4 1B		F9		K		F8		5 0 2 2 0 1 1
<b>Enrique Wilson, S</b> OBP: 0.260, SLG: 0.353 (1, 4)		FC5-4 BB		SH5-4		G3-1		FC4-6				2 0 0 0 0 0 1
<b>Ruben Sierra, S</b> OBP: 0.306, SLG: 0.495 (8, PH)												1 0 0 0 0 0 1
<b>Miguel Cairo, R</b> OBP: 0.333, SLG: 0.407 (9, 4)												1 0 1 0 0 0 0


Inning Stats	R: 0	H: 0	E: 1	K: 2	S: 10	LOB: 1	BB: 0	P: 14	R: 2	H: 3	E: 0	K: 0	S: 11	LOB: 2	BB: 1	P: 19	R: 0	H: 1	E: 0	K: 1	S: 9	LOB: 1	BB: 0	P: 15	R: 1	H: 2	E: 0	K: 0	S: 7	LOB: 0	BB: 0	P: 14	R: 0	H: 1	E: 0	K: 1	S: 7	LOB: 1	BB: 0	P: 12	R: 1	H: 1	E: 0	K: 0	S: 6	LOB: 0	BB: 0	P: 8	R: 0	H: 2	E: 0	K: 1	S: 10	LOB: 2	BB: 0	P: 17	R: 0	H: 0	E: 0	K: 2	S: 15	LOB: 1	BB: 1	P: 24	R: 2	H: 2	E: 0	K: 1	S: 14	LOB: 1	BB: 1	P: 21	R: 0	H: 1	E: 0	K: 0	S: 7	LOB: 1	BB: 0	P: 15	R: 2	H: 2	E: 0	K: 0	S: 9	LOB: 0	BB: 0	P: 11
<b>1B: 11</b>	<b>SF: 1</b>	<b>2B: 2</b>	<b>SAC: 2</b>	<b>3B: 0</b>	<b>DP: 1</b>	<b>HR: 3</b>	<b>HBP: 0</b>	<b>WP: 0</b>	<b>PA: 49</b>																																																																															

**BOTTOM**

**Oakland Athletics @ New York Yankees**  
**Yankee Stadium, Bronx, NY**  
 Wed Aug 04 2004, 7:05 PM EDT  
 Att. 47,885 - Overcast - 81 F

livebaseballscores.com

<b>AB</b>	<b>43</b>
<b>R</b>	<b>8</b>
<b>H</b>	<b>15</b>
<b>RBI</b>	<b>8</b>
<b>BB</b>	<b>3</b>
<b>SO</b>	<b>8</b>
<b>LOB</b>	<b>18</b>



PITCHER	IP	WLS	BF	H	R	ER	SO	BB	IBB	HBP	BLK	WP	HR	S	P	ERA	WHIP
<b>40 Rich Harden, R</b> ERA: 4.01 (1, 1)	6.1		30	10	4	4	4	1	0	0	0	0	1	56	92	5.68	1.737
<b>Chad Bradford, R</b> ERA: 4.82 (7, 1)	0.1	H	1	0	0	0	0	0	0	0	0	0	0	1	1	0.00	0.000
<b>Ricardo Rincon, L</b> ERA: 3.99 (7, 1)	1.0	H	4	0	0	0	3	1	0	0	0	0	0	16	27	0.00	1.000
<b>Jim Mecir, R</b> ERA: 4.32 (8, 1)	0.1	H	1	0	0	0	0	0	0	0	0	0	0	2	3	0.00	0.000
<b>Octavio Dotel, R</b> ERA: 3.97 (9, 1)	1.0	B	6	2	2	2	1	1	0	0	0	0	1	14	21	18.00	3.000

PITCHER	IP	WLS	BF	H	R	ER	SO	BB	IBB	HBP	BLK	WP	HR	S	P	ERA	WHIP
<b>Chris Hammond, L</b> ERA: 4.02 (10, 1)	1.0		4	1	0	0	0	0	0	0	0	0	0	7	15	0.00	1.000
<b>58 Justin Duchschere, R</b> ERA: 3.08 (11, 1)	0.1	L	3	2	2	2	0	0	0	0	0	0	1	9	11	54.00	6.000

Batter	1	2	3	4	5	6	7	8	9	AB R H RBI BB SO LOB	TOP											
21 Mark Kotsay, L (1, 8) OBP: 0.376, SLG: 0.450	1-3 K		2-3 K			0-2 1B		3-2 G4-3		4 0 1 0 0 2 0												
Eric Byrnes, R (1, 7) OBP: 0.350, SLG: 0.513	0-2 G3-1		2-2 P6			2-2 F7			1-3 K	4 0 0 0 0 1 1												
3 Eric Chavez, L (1, 5) OBP: 0.406, SLG: 0.536	4-0 BB		0-3 K			2-3 K			4-2 E BB	2 1 0 0 2 2 1												
Jermaine Dye, R (1, 9) OBP: 0.339, SLG: 0.479	1-2 F9			1-1 G1-6-3 1B		2-0 P5			1-2 E5	4 0 1 0 0 0 3												
Scott Hatteberg, L (1, 10) OBP: 0.375, SLG: 0.463		3-2 WP 2B		0-0 G1-6-3 1-2f		0-2 G4-6-3 1B			2-2 F8	4 0 2 0 0 0 3												
Erubiel Durazo, L (1, 3) OBP: 0.377, SLG: 0.506		0-3 K		1-2 G3		1-2 F8			0-0 E4	4 0 0 0 0 1 3												
7 Bobby Crosby, R (1, 6) OBP: 0.341, SLG: 0.466		0-3 K			0-1 G6-3		0-0 G4-6-3 1-2f		2-2 G4-3 1-3 2-H	4 0 0 0 0 1 4												
Damian Miller, R (1, 2) OBP: 0.354, SLG: 0.445		4-2 SAFE BB			0-0 P6			0-3 K		2 0 0 0 1 1 0												
Marco Scutaro, R (1, 4) OBP: 0.302, SLG: 0.381		0-0 G1-3			2-2 P2			0-0 P6		3 0 0 0 0 0 2												
<b>Inning Stats</b>	R: 0 E: 0 K: 1 S: 11	H: 0 LOB: 1 BB: 1 P: 16	R: 0 E: 0 K: 2 S: 16	H: 1 LOB: 2 BB: 1 P: 23	R: 0 E: 0 K: 2 S: 9	H: 0 LOB: 0 BB: 0 P: 13	R: 0 E: 0 K: 0 S: 6	H: 1 LOB: 0 BB: 0 P: 8	R: 0 E: 0 K: 0 S: 6	H: 0 LOB: 0 BB: 0 P: 8	R: 0 E: 0 K: 1 S: 14	H: 1 LOB: 1 BB: 0 P: 20	R: 0 E: 0 K: 0 S: 7	H: 1 LOB: 0 BB: 0 P: 8	R: 0 E: 0 K: 1 S: 8	H: 0 LOB: 0 BB: 0 P: 11	R: 1 E: 2 K: 1 S: 20	H: 0 LOB: 2 BB: 1 P: 30	1B: 3 2B: 1 3B: 0 HR: 0	SF: 0 SAC: 0 DP: 2 HBP: 0	WP: 1 PB: 0 SB: 0 CS: 0	PA: 34
<b>PITCHER</b>	IP WLS BF H R ER SO BB IBB HBP BLK WP HR S P ERA WHIP																					
Kevin Brown, R (1, 1) ERA: 3.6	8.0 W 28 4 0 0 7 2 0 0 0 1 0 77 107 0.00 0.750																					
Paul Quantrill, R (9, 1) ERA: 3.21	1.0 6 0 1 0 1 1 0 0 0 0 0 20 30 0.00 1.000																					

Oakland Athletics @ New York Yankees  
 Yankee Stadium, Bronx, NY  
 Thu Aug 05 2004, 1:05 PM EDT  
 Att. 52,335 - Unknown - 73 F

AB	31
R	1
H	4
RBI	0
BB	3
SO	8
LOB	17



Batter	1	2	3	4	5	6	7	8	9	AB	R	H	RBI	BB	SO	LOB
<b>Bernie Williams, S</b> OBP: 0.354, SLG: 0.392 (1, 8)	0-2 F7	4-0 BB			3-1 2B 1B	1-1 P3		3-2 F8		4	1	1	0	1	0	3
<b>2 Derek Jeter, R</b> OBP: 0.333, SLG: 0.437 (1, 6)	0-0 G5-3	2-3 K			0-0 S 1-H 2B		0-0 F8	4-2 BB		4	0	1	1	1	1	2
<b>Gary Sheffield, R</b> OBP: 0.405, SLG: 0.541 (1, 10)	2-1 P6				0-1 G5-3		0-2 55 1B 13 1B 1B	1-1 P4		5	1	2	0	0	0	3
<b>13 Alex Rodriguez, R</b> OBP: 0.369, SLG: 0.534 (1, 5)		2-1 E7 55 1B 2B			1-2 P6		2-2 55 1B 1-2 1B			4	1	1	0	0	1	2
<b>20 Jorge Posada, S</b> OBP: 0.410, SLG: 0.492 (1, 2)		0-0 F8			1-1 G6-4-3		2-2 G6-3	2-1 F9		4	0	0	0	0	0	5
<b>55 Hideki Matsui, L</b> OBP: 0.388, SLG: 0.513 (1, 7)		0-0 2B 1-2 2B 1B			1-2 G4-3		1-1 K 1-3 2-H 1B			4	1	2	1	0	1	0
<b>Ruben Sierra, S</b> OBP: 0.305, SLG: 0.495 <b>Bubba Crosby, L</b> OBP: 0.250, SLG: 0.378 (1, 9) (8, 9)		1-2 2B 1-3 2-H 2B			1-2 G6-3		0-1 F7 1-3 K			4	1	1	1	0	1	2
<b>John Olerud, L</b> OBP: 0.363, SLG: 0.372 (1, 3)		2-2 2B 2-H 3-H 2B			1-2 1B		1-2 2B HBP	1-1 WP 1B		3	0	3	2	0	0	0
<b>Miguel Cairo, R</b> OBP: 0.332, SLG: 0.409 (1, 4)		0-1 G5-3			0-1 P5		0-1 2B	2-0 L4		4	0	1	0	0	0	3

Inning Stats	R: 0	H: 0	E: 0	K: 0	S: 6	P: 8	R: 3	H: 3	E: 1	K: 17	S: 17	R: 0	H: 1	E: 0	K: 0	S: 9	R: 0	H: 1	E: 0	K: 0	S: 13	R: 1	H: 2	E: 0	K: 11	S: 11	R: 0	H: 1	E: 0	K: 1	S: 11	R: 1	H: 3	E: 0	K: 1	S: 17	R: 0	H: 1	E: 0	K: 10	S: 10
	LOB: 0	BB: 0		LOB: 2	BB: 1	P: 28	LOB: 0	BB: 0	P: 13	LOB: 1	BB: 0	LOB: 2	BB: 0	P: 17	LOB: 2	BB: 0	LOB: 2	BB: 1	P: 21	LOB: 0	BB: 0	LOB: 1	BB: 0	LOB: 2	BB: 0	P: 14	LOB: 2	BB: 0	LOB: 2	BB: 1	P: 23	LOB: 2	BB: 1	P: 21	LOB: 0	BB: 0	LOB: 1	BB: 1	P: 1		

PITCHER	IP	WLS	BF	H	R	ER	SO	BB	IBB	HBP	BLK	WP	HR	S	P	ERA	WHIP
<b>Barry Zito, L</b> ERA: 4.84 (1, 1)	6.2	L	33	11	5	4	3	1	0	1	0	0	0	81	115	5.40	1.800
<b>Justin Lehr, R</b> ERA: 4.71 (7, 1)	1.1		6	1	0	0	1	1	0	0	0	1	0	13	25	0.00	1.500


**BOTTOM**

**Oakland Athletics @ New York Yankees**  
Yankee Stadium, Bronx, NY

Thu Aug 05 2004, 1:05 PM EDT  
Att: 52,335 - Unknown - 73 F

AB	36
R	5
H	12
RBI	5
BB	2
SO	4
LOB	20

livebaseballscorecards.com



1B: 8	SF: 0	WP: 1	PA: 39
2B: 4	SAC: 0	PB: 0	
3B: 0	DP: 1	SB: 1	
HR: 0	HBP: 1	CS: 0	

Batter	1	2	3	4	5	6	7	8	9	AB R H RBI BB SO LOB	TOP											
<b>Chris Gomez, R</b> (1, 6) OBP: 0.340, SLG: 0.343	1-1 L7		2-1 P4		0-1 G1-3			0-1 F7		4 0 0 0 0 0 1												
<b>Frank Catalanotto, L</b> (1, 10) OBP: 0.364, SLG: 0.427	0-1 HR 15 1B		2-2 G4-3			0-0 G4-3		0-2 1B		4 1 2 0 0 0 0												
<b>15 Alex Rios, R</b> (1, 9) OBP: 0.344, SLG: 0.424	1-1 HR 1B		1-2 F9			1-2 G3-1 2B		0-0 F9		4 1 2 0 0 0 1												
<b>Carlos Delgado, L</b> (1, 3) OBP: 0.325, SLG: 0.448	0-0 HR 1-H 2-H			3-2 G4-3		2-1 G3-1			1-2 G5-3	4 1 1 3 0 0 1												
<b>10 Vernon Wells, R</b> (1, 8) OBP: 0.357, SLG: 0.484	0-3 K			0-1 F8		0-0 G5-3			0-0 9 1B 2B	4 1 1 0 0 1 1												
<b>Eric Hinske, L</b> (1, 5) OBP: 0.325, SLG: 0.391	2-2 G4-3			1-3 K			1-1 L8		2-0 9 1B HBP	3 0 0 0 0 1 0												
<b>9 Gregg Zaun, S</b> (1, 2) OBP: 0.391, SLG: 0.421		1-2 G4-3			2-2 2B		0-0 L4		2-2 1-2 2-H 3 G4-6-3 1B	4 0 2 1 0 0 0												
<b>3 Reed Johnson, R</b> (1, 7) OBP: 0.326, SLG: 0.382		1-3 K			0-1 P3		0-1 G1-3		2-0 G4-6-3 1-2f	4 0 0 0 0 1 3												
<b>Orlando Hudson, S</b> (1, 4) OBP: 0.330, SLG: 0.397		0-0 F7			3-2 G6-3			0-0 F7		3 0 0 0 0 0 1												
<b>Inning Stats</b>	R: 3 E: 0 K: 1 S: 14	H: 3 LOB: 0 BB: 0 P: 18	R: 0 E: 0 K: 1 S: 8	H: 0 LOB: 0 BB: 0 P: 10	R: 0 E: 0 K: 0 S: 9	H: 0 LOB: 0 BB: 0 P: 14	R: 0 E: 0 K: 1 S: 8	H: 0 LOB: 0 BB: 0 P: 12	R: 0 E: 0 K: 0 S: 10	H: 1 LOB: 1 BB: 0 P: 15	R: 0 E: 0 K: 0 S: 7	H: 1 LOB: 1 BB: 0 P: 10	R: 0 E: 0 K: 0 S: 5	H: 0 LOB: 0 BB: 0 P: 6	R: 0 E: 0 K: 0 S: 7	H: 1 LOB: 1 BB: 0 P: 7	R: 1 E: 0 K: 0 S: 9	H: 2 LOB: 1 BB: 0 P: 16	1B: 4 2B: 3 3B: 0 HR: 1	SF: 0 SAC: 0 DP: 1 HBP: 1	WP: 0 PB: 0 SB: 0 CS: 0	PA: 35
<b>PITCHER</b>	IP WLS BF H R ER SO BB IBB HBP BLK WP HR S P ERA WHIP																					
<b>Javier Vazquez, R</b> (1, 1) ERA: 4.12	8.0 W 30 6 3 3 3 0 0 0 0 0 0 1 68 92 3.38 0.750																					
<b>C.J. Nitkowski, L</b> (9, 1) ERA: 4.71	1.0 5 2 1 1 0 0 0 0 1 0 0 0 9 16 9.00 2.000																					

Toronto Blue Jays @ New York Yankees  
 Yankee Stadium, Bronx, NY  
 Fri Aug 06 2004, 7:05 PM EDT  
 Att. 48,900 - Unknown - 69 F

AB	34
R	4
H	8
RBI	4
BB	0
SO	3
LOB	8



BOTTOM

Toronto Blue Jays @ New York Yankees  
Yankee Stadium, Bronx, NY

livebaseballscorecards.com

AB	36
R	11
H	13
RBI	11
BB	4
SO	5
LOB	15



WP:	0	PA:	41
PB:	0	SB:	0
CS:	0		

Fri Aug 06 2004, 7:05 PM EDT  
Att: 48,900 - Unknown - 69 F

AB R H RBI BB SO LOB

5	1	2	1	0	0	1
4	2	3	2	1	0	0
3	1	0	0	1	1	3
1	0	0	0	0	1	0
4	1	0	0	1	1	4
5	2	3	6	0	1	0
4	2	2	0	0	0	2
3	0	0	0	1	0	1
3	2	2	2	0	0	0
4	0	1	0	0	1	4

1B:	6	SF:	0
2B:	5	SAC:	0
3B:	0	DP:	1
HR:	3	HBP:	1

Batter	1	2	3	4	5	6	7	8	9
Kenny Lofton, L OBP: 0.358, SLG: 0.456 (1, 8)	2-1 B5-3	1-2 13 L6-4, 2 1B	2-1 2 2B		2-1 G4-3		1-0 FC4-6		
2 Derek Jeter, R OBP: 0.338, SLG: 0.445 (1, 6)	4-2 13 BB, 55 HR	0-0 1B	1-1 13 E, 55 1B		2-1 G5-3		3-2 2B		
Gary Sheffield, R OBP: 0.404, SLG: 0.537 (1, 9)	2-1 P2	2-3 K	4-1 13 E, 55 1B		1-2 L8		2-3 K		
Bubba Crosby, L OBP: 0.244, SLG: 0.368 (7, 9)	4-2 55 HR	2-1 L6-4	0-0 E5		1-2 G4-3		1-3 K		
13 Alex Rodriguez, R OBP: 0.368, SLG: 0.529 (1, 5)	4-2 55 HR	2-1 L6-4	0-0 E5		1-2 G4-3		2-1 F7		
55 Hideki Matsui, L OBP: 0.390, SLG: 0.529 (1, 7)	0-0 HR				1-3 K		2-1 F9		
Bernie Williams, S OBP: 0.355, SLG: 0.399 (1, 10)	1-1 1B				3-1 F9		1-1 G3-1		
John Olerud, L OBP: 0.361, SLG: 0.368 (1, 3)	4-2 1B				1-2 G4-3		1-0 G3-1		
John Flaherty, R OBP: 0.227, SLG: 0.337 (1, 2)	0-1 1B				2-2 1B, 2B		1-0 HR		
Miguel Cairo, R OBP: 0.330, SLG: 0.406 (1, 4)	3-2 L3				0-3 K		1-1 FC4-6		

Inning Stats	R: 4	H: 3	E: 0	LOB: 2	K: 0	S: 18	P: 38	R: 0	H: 2	E: 0	LOB: 1	K: 1	S: 11	P: 16	R: 6	H: 5	E: 1	LOB: 2	K: 1	S: 20	P: 36	R: 0	H: 0	E: 0	LOB: 0	K: 0	S: 7	P: 9	R: 0	H: 0	E: 0	LOB: 0	K: 1	S: 9	P: 14	R: 1	H: 3	E: 0	LOB: 2	K: 0	S: 10	P: 17	R: 0	H: 0	E: 0	LOB: 0	K: 2	S: 8	P: 13
--------------	------	------	------	--------	------	-------	-------	------	------	------	--------	------	-------	-------	------	------	------	--------	------	-------	-------	------	------	------	--------	------	------	------	------	------	------	--------	------	------	-------	------	------	------	--------	------	-------	-------	------	------	------	--------	------	------	-------

PITCHER	IP	WLS	BF	H	R	ER	SO	BB	IBB	HBP	BLK	WP	HR	S	P	ERA	WHIP
Sean Douglass, R ERA: 7.94 (1, 1)	2.1	L	17	7	7	7	1	3	0	1	0	0	0	27	44	3.38	1.500
Justin Miller, R ERA: 4.4 (3, 1)	2.2		13	3	3	1	1	1	0	0	0	0	0	19	31	4.50	1.500
Kevin Frederick, R ERA: 7.71 (6, 1)	2.0		8	3	1	1	1	0	0	0	0	0	0	8	13	0.00	0.000
Justin Speier, R ERA: 4.6 (8, 1)	1.0		3	0	0	0	2	0	0	0	0	0	0	8	13	0.00	0.000

Batter	1	2	3	4	5	6	7	8	9	AB R H RBI BB SO LOB	TOP											
Chris Gomez, R (1, 6) OBP: 0.342, SLG: 0.349	1-2 G5-3		0-0 2B		0-0 F7			2-2 1B		4 0 2 0 0 0 0	<p>Toronto Blue Jays @ New York Yankees</p> <p>Yankee Stadium, Bronx, NY</p> <p>Sat Aug 07 2004, 4:05 PM EDT</p> <p>Att. 54,025 - Unknown - 70 F</p>											
Frank Catalanotto, L (1, 10) OBP: 0.362, SLG: 0.423	1-1 1B		0-3 K			2-2 L9		0-0 F7		4 0 1 0 0 1 2												
15 Alex Rios, R (1, 9) OBP: 0.339, SLG: 0.417	2-3 K		1-1 SAFE			1-0 F7		0-1 F9		4 0 0 0 0 1 3												
Carlos Delgado, L (1, 3) OBP: 0.327, SLG: 0.450	4-1 BB		0-2 K			2-2 2B		0-0 G4-3		3 0 1 0 1 1 1												
10 Vernon Wells, R (1, 8) OBP: 0.356, SLG: 0.481	0-3 K			0-0 L4		0-0 G6-3		2-0 1B		4 0 1 0 0 1 3												
Eric Hinske, L (1, 5) OBP: 0.322, SLG: 0.387		0-2 G2-3		2-3 K		2-2 F7		0-0 FC3-6		4 0 0 0 0 1 1												
Gabe Gross, L (1, 7) OBP: 0.500, SLG: 0.333		2-2 1B		0-0 G4-3		3-2 G4-3		4-2 BB		3 0 1 0 1 0 0												
Orlando Hudson, S (1, 4) OBP: 0.332, SLG: 0.394		1-3 SAFE			4-2 BB	1-0 G3		4-0 BB		2 0 0 0 2 1 1												
Kevin Cash, R (1, 2) OBP: 0.262, SLG: 0.318		1-3 K			2-2 G3-1		0-1 G6-3		0-1 G4-3	3 0 0 0 0 1 2												
9 Gregg Zaun, S (9, PH) OBP: 0.389, SLG: 0.419										1 0 0 0 0 0 3												
<b>Inning Stats</b>	R: 0 E: 0 K: 2 S: 12	H: 1 LOB: 2 BB: 1 P: 20	R: 0 E: 0 K: 2 S: 13	H: 1 LOB: 1 BB: 0 P: 17	R: 0 E: 0 K: 2 S: 9	H: 1 LOB: 1 BB: 0 P: 10	R: 0 E: 0 K: 1 S: 5	H: 0 LOB: 0 BB: 0 P: 7	R: 0 E: 0 K: 0 S: 9	H: 0 LOB: 0 BB: 1 P: 14	R: 0 E: 0 K: 0 S: 8	H: 1 LOB: 1 BB: 0 P: 13	R: 0 E: 0 K: 0 S: 7	H: 0 LOB: 0 BB: 0 P: 13	R: 0 E: 0 K: 0 S: 8	H: 1 LOB: 1 BB: 0 P: 10	R: 0 E: 0 K: 0 S: 8	H: 1 LOB: 3 BB: 2 P: 18	1B: 4 2B: 2 3B: 0 HR: 0	SF: 0 SAC: 0 DP: 0 HBP: 0	WP: 0 PB: 0 SB: 0 CS: 1	PA: 36
<b>PITCHER</b>	IP WLS BF H R ER SO BB IBB HBP BLK WP HR S P ERA WHIP												IP WLS BF H R ER SO BB IBB HBP BLK WP HR S P ERA WHIP									
Orlando Hernandez, R (1, 1) ERA: 2.25	8.0 W 30 5 0 0 7 2 0 0 0 0 0 0 71 104 0.00 0.875																					
Scott Proctor, R (9, 1) ERA: 5.02	1.0 6 1 0 0 0 2 0 0 0 0 0 0 8 18 0.00 3.000																					

livebaseballscorecards.com

AB	32
R	0
H	6
RBI	0
BB	4
SO	7
LOB	16



BOTTOM

Toronto Blue Jays @ New York Yankees  
Yankee Stadium, Bronx, NY  
Sat Aug 07 2004, 4:05 PM EDT  
Att: 54,025 - Unknown - 70 F

livebaseballscorecards.com

AB 32  
R 6  
H 11  
RBI 5  
BB 6  
SO 6  
LOB 21



WP: 1 PA: 39  
PB: 0  
SB: 1  
CS: 0

AB R H RBI BB SO LOB

5 1 3 1 0 0 0

3 1 1 0 1 0 1

3 2 1 1 2 0 1

4 1 2 0 0 0 2

4 0 1 2 0 1 4

3 0 1 1 1 0 4

2 0 1 0 2 1 0

0 0 0 0 0 0 0

4 1 1 0 0 2 5

4 0 0 0 0 2 4

1B: 8 SF: 0  
2B: 2 SAC: 0  
3B: 1 DP: 2  
HR: 0 HBP: 1

Batter	1	2	3	4	5	6	7	8	9
Miguel Cairo, R OBP: 0.336, SLG: 0.424 (1, 4)	1-1 2 HBP 1B		2-2 2B		2-1 P6	1-0 3B		1-0 L9	
2 Derek Jeter, R OBP: 0.340, SLG: 0.444 (1, 6)	1-0 1B 1-2 HBP		3-1 G5-3		4-2 13 1B 1B BB	3-2 F8		0-2 G5-4-3 1B	
Gary Sheffield, R OBP: 0.406, SLG: 0.536 (1, 10)	2-1 SAFE 1-3 2-H 1B		1-1 G6-3		4-1 13 1B 1B BB	4-2 13 1B 55 1B S BB		1-0 G5-4-3 1-2f	
13 Alex Rodriguez, R OBP: 0.369, SLG: 0.528 (1, 5)	1-1 P3			1-2 G3	1-2 1B 1-2 2-3 1B		1-2 55 1B WP 1B		
Bernie Williams, S OBP: 0.354, SLG: 0.397 (1, 8)	3-3 K			2-2 P2	0-0 1-3 2-H 3-H 1B		1-0 P5		
55 Hideki Matsui, L OBP: 0.391, SLG: 0.528 (1, 7)	2-2 F7			4-2 BB BB	2-0 G4-3		0-0 WP BB 1B		
Ruben Sierra, S OBP: 0.313, SLG: 0.495 (1, 9)		1-0 G6-4-3 1B		4-0 BB BB		0-3 K	4-2 WP BB		
Bubba Crosby, L OBP: 0.244, SLG: 0.368 (7, PR) (8, 9)				1-2 BB			1-2 2-3 BB		
Tony Clark, S OBP: 0.318, SLG: 0.449 (1, 3)		2-1 G6-4-3 1-2f		0-3 K		3-1 3B 2B	1-3 K		
John Flaherty, R OBP: 0.217, SLG: 0.322 (1, 2)		2-3 K			0-2 G5-3	1-3 K	0-1 F7		

Inning Stats	R: 1	H: 2	E: 0	K: 1	S: 12	H: 2	LOB: 2	BB: 0	P: 22	R: 0	H: 1	E: 0	K: 1	S: 8	H: 1	LOB: 0	BB: 0	P: 13	R: 0	H: 1	E: 0	K: 0	S: 7	H: 0	LOB: 2	BB: 2	P: 22	R: 2	H: 2	E: 0	K: 0	S: 15	H: 2	LOB: 1	BB: 0	P: 20	R: 2	H: 2	E: 0	K: 1	S: 15	H: 2	LOB: 3	BB: 2	P: 26	R: 0	H: 1	E: 0	K: 0	S: 5	H: 1	LOB: 0	BB: 0	P: 7
--------------	------	------	------	------	-------	------	--------	-------	-------	------	------	------	------	------	------	--------	-------	-------	------	------	------	------	------	------	--------	-------	-------	------	------	------	------	-------	------	--------	-------	-------	------	------	------	------	-------	------	--------	-------	-------	------	------	------	------	------	------	--------	-------	------

PITCHER	IP	WLS	BF	H	R	ER	SO	BB	IBB	HBP	BLK	WP	HR	S	P	ERA	WHIP
Ted Lilly, L ERA: 3.88 (1, 1)	6.0	L	29	8	4	4	5	4	0	1	0	0	0	65	118	6.00	2.000
Justin Speier, R ERA: 4.89 (7, 1)	1.0		7	2	2	2	1	2	0	0	0	1	0	15	26	18.00	4.000
Vinnie Chulk, R ERA: 2.75 (8, 1)	1.0		3	1	0	0	0	0	0	0	0	0	0	5	7	0.00	1.000

PITCHER	IP	WLS	BF	H	R	ER	SO	BB	IBB	HBP	BLK	WP	HR	S	P	ERA	WHIP
---------	----	-----	----	---	---	----	----	----	-----	-----	-----	----	----	---	---	-----	------

Batter	1	2	3	4	5	6	7	8	9	AB R H RBI BB SO LOB	TOP		
15 Alex Rios, R (1, 9) OBP: 0.333, SLG: 0.411	0-1 G6-3		3-2 G1-3		1-0 F8		2-1 P4			4 0 0 0 0 0 2			
Frank Catalanotto, L (1, 10) OBP: 0.360, SLG: 0.420	0-2 G6-3		2-2 G4-3			0-0 FC5-4 1B		1-1 G4-3		4 0 1 0 0 0 0			
10 Vernon Wells, R (1, 8) OBP: 0.352, SLG: 0.476	1-2 G1-3			1-1 F9		3-1 FC5-4 2B 1-2f G4-3		0-3 K		4 1 0 0 0 1 1			
Carlos Delgado, L (1, 3) OBP: 0.329, SLG: 0.458		1-0 G2-3 1B 2B		2-0 G4-3		0-1 G4-3 1-3 2B		1-3 K		4 1 2 0 0 1 0			
9 Gregg Zaun, S (1, 2) OBP: 0.387, SLG: 0.414		0-2 G2-3 2-3		1-1 F7		4-2 G4-3 BB		0-1 F7		3 0 0 0 1 0 1			
Eric Hinske, L (1, 5) OBP: 0.321, SLG: 0.386		0-1 G2-3 1B 3-H		0-1 E6 CI		0-0 G4-3 1-2 2-3 3-H		1-3 K		4 0 1 2 0 1 2			
Gabe Gross, L (1, 7) OBP: 0.286, SLG: 0.167		2-2 G2-3 1-2		0-0 CI 1-2		0-1 G4-3		1-2 F7		3 0 0 0 0 0 3			
Dave Berg, R (1, 4) OBP: 0.288, SLG: 0.353		2-3 K		0-3 K			1-1 P3			3 0 0 0 0 2 3			
Chris Woodward, R (1, 6) OBP: 0.288, SLG: 0.385			2-3 K		1-2 F8		0-0 G5-3			3 0 0 0 0 1 2			
<b>Inning Stats</b>	R: 0 E: 0 K: 0 S: 8 H: 0 LOB: 0 BB: 0 P: 9	R: 1 E: 0 K: 1 S: 15 H: 2 LOB: 1 BB: 0 P: 20	R: 0 E: 0 K: 1 S: 12 H: 0 LOB: 0 BB: 0 P: 19	R: 0 E: 0 K: 0 S: 5 H: 0 LOB: 0 BB: 0 P: 9	R: 0 E: 2 K: 1 S: 10 H: 0 LOB: 2 BB: 0 P: 12	R: 1 E: 0 K: 0 S: 13 H: 2 LOB: 2 BB: 1 P: 20	R: 0 E: 0 K: 0 S: 5 H: 0 LOB: 0 BB: 0 P: 8	R: 0 E: 0 K: 2 S: 8 H: 0 LOB: 0 BB: 0 P: 10	R: 0 E: 0 K: 1 S: 10 H: 0 LOB: 0 BB: 0 P: 12	1B: 2 2B: 2 3B: 0 HR: 0 SF: 0 SAC: 0 DP: 0 HBP: 0	WP: 0 PB: 0 SB: 0 CS: 0 PA: 34		
<b>PITCHER</b>	IP WLS BF H R ER SO BB IBB HBP BLK WP HR S P ERA WHIP											<b>PITCHER</b>	IP WLS BF H R ER SO BB IBB HBP BLK WP HR S P ERA WHIP
Jon Lieber, R (1, 1) ERA: 4.87	8.0 W 31 4 2 2 5 1 0 0 0 0 0 0 76 107 2.25 0.625												
Paul Quantrill, R (9, 1) ERA: 3.17	1.0 3 0 0 0 1 0 0 0 0 0 0 0 10 12 0.00 0.000												

Toronto Blue Jays @ New York Yankees  
 Yankee Stadium, Bronx, NY  
 Sun Aug 08 2004, 1:05 PM EDT  
 Att. 52,616 - Cloudy - 74 F

livebaseballscorecards.com

AB	32
R	2
H	4
RBI	2
BB	1
SO	6
LOB	14





Batter	1	2	3	4	5	6	7	8	9
<b>Kenny Lofton, L</b> OBP: 0.364, SLG: 0.457 (1, 8)	1-0 F8	2-0 SAFE SAFE 1-2 G6-4-3 1B		1-0 HR 1B		4-2 1-2 2-3 BB		3-2 G3	
<b>2 Derek Jeter, R</b> OBP: 0.339, SLG: 0.441 (1, 6)	1-2 55 1B HR 1B	2-2 G6-4-3		1-2 G1-3		1-3 K		1-0 F9	
<b>Gary Sheffield, R</b> OBP: 0.404, SLG: 0.539 <b>Bubba Crosby, L</b> OBP: 0.244, SLG: 0.368 (1, 9) (9, 9)	2-3 K		0-0 G5-3	0-1 HR		1-0 P5		1-3 K	
<b>13 Alex Rodriguez, R</b> OBP: 0.368, SLG: 0.525 (1, 5)	1-2 55 1B HR HBP		1-1 F9	1-1 F9		0-1 FC6-4			
<b>55 Hideki Matsui, L</b> OBP: 0.392, SLG: 0.527 (1, 7)	3-1 HR 1B		2-1 BB 2B 1B		2-1 F7		2-2 F7		
<b>Bernie Williams, S</b> OBP: 0.358, SLG: 0.407 (1, 10)	1-1 HR		4-1 SAFE 1-2 2B BB		3-1 P6		3-2 2B 1B		
<b>John Olerud, L</b> OBP: 0.360, SLG: 0.370 (1, 3)	1-0 F9		1-2 1-H 2-H 2B		2-2 F7		0-3 K		
<b>John Flaherty, R</b> OBP: 0.229, SLG: 0.341 (1, 2)		0-0 G6-3	3-3 K			3-1 BB 1B 1B		0-0 1-3 2B	
<b>Enrique Wilson, S</b> OBP: 0.264, SLG: 0.356 (1, 4)		3-2 1B 1B		3-3 K		1-2 BB 1B		1-2 L8	

Inning Stats	R: 4	H: 3	E: 0	K: 1	S: 14	LOB: 0	BB: 0	P: 24	R: 0	H: 2	E: 0	K: 0	S: 8	LOB: 1	BB: 0	P: 15	R: 2	H: 2	E: 0	K: 1	S: 14	LOB: 1	BB: 1	P: 25	R: 2	H: 2	E: 0	K: 1	S: 11	LOB: 0	BB: 0	P: 17	R: 0	H: 0	E: 0	K: 0	S: 7	LOB: 0	BB: 0	P: 14	R: 0	H: 2	E: 0	K: 1	S: 13	LOB: 3	BB: 1	P: 23	R: 0	H: 2	E: 0	K: 1	S: 14	LOB: 2	BB: 0	P: 20	R: 0	H: 0	E: 0	K: 1	S: 7	LOB: 0	BB: 0	P: 12
--------------	------	------	------	------	-------	--------	-------	-------	------	------	------	------	------	--------	-------	-------	------	------	------	------	-------	--------	-------	-------	------	------	------	------	-------	--------	-------	-------	------	------	------	------	------	--------	-------	-------	------	------	------	------	-------	--------	-------	-------	------	------	------	------	-------	--------	-------	-------	------	------	------	------	------	--------	-------	-------

PITCHER	IP	WLS	BF	H	R	ER	SO	BB	IBB	HBP	BLK	WP	HR	S	P	ERA	WHIP
<b>Miguel Batista, R</b> ERA: 4.41 (1, 1)	5.0	L	28	11	8	8	3	2	0	0	0	0	2	61	110	14.40	2.600
<b>Kerry Ligtenberg, R</b> ERA: 5.88 (6, 1)	2.0		8	2	0	0	2	0	0	0	0	0	0	20	28	0.00	1.000
<b>Kevin Frederick, R</b> ERA: 6.75 (8, 1)	1.0		3	0	0	0	1	0	0	0	0	0	0	7	12	0.00	0.000

**BOTTOM**

**Toronto Blue Jays @ New York Yankees**  
Yankee Stadium, Bronx, NY

Sun Aug 08 2004, 1:05 PM EDT  
Att: 52,616 - Cloudy - 74 F

AB	R	H	RBI	BB	SO	LOB
4	1	2	0	1	0	0
5	1	1	0	0	1	6
5	1	1	2	0	2	4
0	0	0	0	0	0	0
3	1	0	0	0	0	3
4	2	2	0	0	0	0
3	2	2	4	1	0	0
4	0	1	2	0	1	1
4	0	2	0	0	1	1
4	0	2	0	0	1	2

AB	36
R	8
H	13
RBI	8
BB	2
SO	6
LOB	17

WP: 0 PA: 39  
PB: 0  
SB: 1  
CS: 0



PITCHER	IP	WLS	BF	H	R	ER	SO	BB	IBB	HBP	BLK	WP	HR	S	P	ERA	WHIP
---------	----	-----	----	---	---	----	----	----	-----	-----	-----	----	----	---	---	-----	------

Batter	1	2	3	4	5	6	7	8	9	AB R H RBI BB SO LOB	TOP
3 Reed Johnson, R (1, 9) OBP: 0.325, SLG: 0.380	1-0 F8 1B	2-2 E4 1B		1-0 F9		0-2 G1-3			0-2 G4-3	5 0 1 0 0 0 1	
Orlando Hudson, S (1, 4) OBP: 0.336, SLG: 0.397	3-1 FC5-4 1B	1-2 G4-3			1-1 SF9 1B			0-0 G6-3 1B	0-1 G4-3	5 1 3 0 0 0 1	
10 Vernon Wells, R (1, 8) OBP: 0.353, SLG: 0.473	0-0 FC5-4 1B		2-1 F8		1-2 CS 1B			4-2 G6-3 BB	3-2 L9	4 0 1 0 1 0 1	
Carlos Delgado, L (1, 3) OBP: 0.331, SLG: 0.458	4-2 BB		3-2 G3 1B		1-1 SF9			1-0 G6-3		2 0 1 1 1 0 2	
Eric Hinske, L (1, 5) OBP: 0.319, SLG: 0.382	2-2 FC5		1-1 G3		3-3 K			3-1 G3		4 0 0 0 0 1 5	
Frank Catalanotto, L (1, 10) OBP: 0.362, SLG: 0.422		1-1 G4-3 1B	1-2 L3			0-0 HR 1B		0-1 G1-3		4 2 2 0 0 0 1	
9 Gregg Zaun, S (1, 2) OBP: 0.382, SLG: 0.407		0-2 G4-3		0-0 G1-3		2-0 P3		2-2 F8		4 0 0 0 0 0 2	
Gabe Gross, L (1, 7) OBP: 0.364, SLG: 0.700		2-3 K		2-2 G4-3		2-2 HR		2-2 2B		4 1 2 2 0 1 1	
Chris Woodward, R (1, 6) OBP: 0.293, SLG: 0.388		2-1 3E 1B		0-0 1B		0-1 L8		0-1 G6-3		4 1 2 1 0 0 1	
<b>Inning Stats</b>	R: 0 H: 1 E: 0 LOB: 2 K: 0 BB: 1 S: 10 P: 20	R: 2 H: 3 E: 1 LOB: 1 K: 1 BB: 0 S: 18 P: 26	R: 0 H: 1 E: 0 LOB: 1 K: 0 BB: 0 S: 11 P: 18	R: 0 H: 1 E: 0 LOB: 1 K: 0 BB: 0 S: 9 P: 12	R: 1 H: 2 E: 0 LOB: 0 K: 1 BB: 0 S: 13 P: 19	R: 2 H: 2 E: 0 LOB: 0 K: 0 BB: 0 S: 10 P: 14	R: 0 H: 1 E: 0 LOB: 1 K: 0 BB: 1 S: 6 P: 14	R: 0 H: 1 E: 0 LOB: 1 K: 0 BB: 0 S: 11 P: 15	R: 0 H: 0 E: 0 LOB: 0 K: 0 BB: 0 S: 9 P: 12	1B: 10 SF: 1 2B: 1 SAC: 0 3B: 0 DP: 1 HR: 1 HBP: 0	WP: 0 PA: 39 PB: 0 SB: 0 CS: 1
<b>PITCHER</b>	IP WLS BF H R ER SO BB IBB HBP BLK WP HR S P ERA WHIP										
Esteban Loaiza, R (1, 1) ERA: 5.01	6.0 L 28 10 5 4 2 1 0 0 0 0 0 1 71 109 6.00 1.833										
Scott Proctor, R (7, 1) ERA: 5.02	0.0 2 1 0 0 0 1 0 0 0 0 0 0 3 7 ∞ ∞										
C.J. Nitkowski, L (7, 1) ERA: 4.37	1.2 5 1 0 0 0 0 0 0 0 0 0 0 12 20 0.00 0.600										
Tom Gordon, R (8, 1) ERA: 1.87	0.1 1 0 0 0 0 0 0 0 0 0 0 0 2 2 0.00 0.000										
Paul Quantrill, R (9, 1) ERA: 3.13	1.0 3 0 0 0 0 0 0 0 0 0 0 0 9 12 0.00 0.000										

**Toronto Blue Jays @ New York Yankees**  
**Yankee Stadium, Bronx, NY**

Mon Aug 09 2004, 1:05 PM EDT  
Att. 49,853 - Cloudy - 82 F

livebaseballscorecards.com

AB	36
R	5
H	12
RBI	4
BB	2
SO	2
LOB	15



BOTTOM

Toronto Blue Jays @ New York Yankees  
Yankee Stadium, Bronx, NY  
Mon Aug 09 2004, 1:05 PM EDT  
Att. 49,853 - Cloudy - 82 F

AB 34  
R 4  
H 7  
RBI 4  
BB 2  
SO 5  
LOB 9



WP: 0 PA: 36  
PB: 0  
SB: 0  
CS: 0

AB R H RBI BB SO LOB

4 0 1 0 0 0 0

4 0 1 0 0 1 1

4 0 0 0 0 2 2

4 1 1 0 0 1 1

4 1 1 2 0 0 0

2 1 1 0 2 0 0

0 0 0 0 0 0 0

4 1 2 2 0 0 1

4 0 0 0 0 1 3

3 0 0 0 0 0 0

1 0 0 0 0 0 1

1B: 4 SF: 0  
2B: 1 SAC: 0  
3B: 0 DP: 0  
HR: 2 HBP: 0

Batter	1	2	3	4	5	6	7	8	9
<b>Kenny Lofton, L</b> (1, 9) OBP: 0.362, SLG: 0.452	1-0 F7		1-0 1B			0-0 B2-3		1-1 G4-3	
<b>2 Derek Jeter, R</b> (1, 6) OBP: 0.338, SLG: 0.439	1-1 P3		0-0 L9			0-0 1B		2-3 K	
<b>Gary Sheffield, R</b> (1, 10) OBP: 0.400, SLG: 0.534	1-1 F7		1-3 K			1-0 F7		1-2 K	
<b>13 Alex Rodriguez, R</b> (1, 5) OBP: 0.367, SLG: 0.522		0-1 G5-3		0-2 P3		1-3 K		0-1 55 HR	
<b>55 Hideki Matsui, L</b> (1, 7) OBP: 0.391, SLG: 0.532		0-1 G6-3		2-0 F8		1-1 G4-3		1-0 1-H	
<b>20 Jorge Posada, S</b> (1, 2) OBP: 0.413, SLG: 0.495 <b>Bubba Crosby, L</b> (9, PR) OBP: 0.244, SLG: 0.368		4-2 1B BB		3-2 F7		1-0 HR		4-1 FC4-6 BB	
<b>Bernie Williams, S</b> (1, 8) OBP: 0.359, SLG: 0.416		0-0 1-2 1B		0-0 G4-3		1-1 2-H		0-0 L8	
<b>John Olerud, L</b> (1, 3) OBP: 0.355, SLG: 0.364		2-0 G4-3		2-2 P4		1-1 F8		0-3 SAFE	
<b>Enrique Wilson, S</b> (1, 4) OBP: 0.261, SLG: 0.351 <b>Ruben Sierra, S</b> (9, PH) OBP: 0.312, SLG: 0.493		2-2 G5-3		0-1 G3		0-1 L7		0-2 SAFE	

Inning	R	H	E	K	S	P	BB	IBB	HBP	BLK	WP	HR	S	P	ERA	WHIP
1	0	0	0	0	8		0	0	0	0	0	0	1	50	2.57	0.857
2	0	1	0	0	14		0	0	0	0	0	0	1	13		
3	0	1	0	0	13		0	0	0	0	0	0	8	12	0.00	0.000
4	0	0	0	0	12		0	0	0	0	0	0	1	12	18.00	3.000
5	0	0	0	0	8		0	0	0	0	0	0	1	8		
6	2	2	0	0	13		0	0	0	0	0	0	1	13		
7	0	0	0	0	12		0	0	0	0	0	0	1	12		
8	0	0	0	0	12		0	0	0	0	0	0	1	17		
9	2	2	0	0	17		0	0	0	0	0	0	1	17		

PITCHER	IP	WLS	BF	H	R	ER	SO	BB	IBB	HBP	BLK	WP	HR	S	P	ERA	WHIP
<b>Josh Towers, R</b> (1, 1) ERA: 4.62	7.0	W	27	5	2	2	2	1	0	0	0	0	1	50	76	2.57	0.857
<b>Vinnie Chulk, R</b> (8, 1) ERA: 2.68	1.0	H	3	0	0	0	2	0	0	0	0	0	0	8	12	0.00	0.000
<b>54 Jason Frasor, R</b> (9, 1) ERA: 2.5	1.0	S	6	2	2	2	1	1	0	0	0	0	1	12	17	18.00	3.000

Batter	1	2	3	4	5	6	7	8	9	AB R H RBI BB SO LOB	TOP											
<b>Bernie Williams, S</b> (1, 10) OBP: 0.358, SLG: 0.414	0-0 G3	1-0 F8			2-2 G6-4-3 1B			1-3 K		4 0 1 0 0 1 2												
<b>2 Derek Jeter, R</b> (1, 6) OBP: 0.337, SLG: 0.438	1-2 13 1B 1B		1-2 G6-3		1-0 G6-4-3 1-2f			0-0 F9		4 0 1 0 0 0 1												
<b>Gary Sheffield, R</b> (1, 9) OBP: 0.398, SLG: 0.530 <b>Ruben Sierra, S</b> (8, PH) OBP: 0.310, SLG: 0.490 (8, 9)	2-3 K		0-0 L5			2-3 K		0-3 K		3 0 0 0 0 2 1 1 0 0 0 0 1 0												
<b>13 Alex Rodriguez, R</b> (1, 5) OBP: 0.368, SLG: 0.522	2-2 SAFE 1-2 1B		3-3 K			1-0 55 BB 1B			1-3 K	4 0 2 0 0 2 0												
<b>55 Hideki Matsui, L</b> (1, 7) OBP: 0.394, SLG: 0.531	3-2 L8			4-2 G4-3 BB		4-2 20 G3-6-1 BB			4-2 DI 1B BB	1 1 0 0 3 0 2												
<b>20 Jorge Posada, S</b> (1, 2)		1-0 SH3-4 BB 1B		3-2 L4		1-1 G3-6-1			0-0 F9	4 0 1 0 0 0 4												
<b>John Olerud, L</b> (1, 3) OBP: 0.357, SLG: 0.364		4-2 SH3-4 1-2 BB		2-1 G4-3			0-0 L7		1-1 1-H 1B	3 0 1 1 1 0 1												
<b>Miguel Cairo, R</b> (1, 4) OBP: 0.332, SLG: 0.418		0-0 SH3-4		1-1 L9			1-2 G1-3		3-2 P4	3 0 0 0 0 0 2												
<b>Kenny Lofton, L</b> (1, 8) OBP: 0.356, SLG: 0.444		0-0 G1-3			2-2 G1-3		2-2 G4-3			3 0 0 0 0 0 2												
<b>Inning Stats</b>	R: 0 E: 0 K: 1 S: 14	H: 2 LOB: 2 BB: 0 P: 22	R: 0 E: 0 K: 0 S: 6	H: 1 LOB: 2 BB: 1 P: 12	R: 0 E: 0 K: 1 S: 7	H: 0 LOB: 0 BB: 0 P: 11	R: 0 E: 0 K: 0 S: 10	H: 0 LOB: 1 BB: 1 P: 20	R: 0 E: 0 K: 0 S: 10	H: 1 LOB: 0 BB: 0 P: 15	R: 0 E: 0 K: 1 S: 9	H: 1 LOB: 1 BB: 1 P: 17	R: 0 E: 0 K: 0 S: 7	H: 0 LOB: 0 BB: 0 P: 10	R: 0 E: 0 K: 2 S: 7	H: 0 LOB: 0 BB: 0 P: 8	R: 1 E: 0 K: 1 S: 12	H: 1 LOB: 1 BB: 1 P: 21	1B: 6 2B: 0 3B: 0 HR: 0	SF: 0 SAC: 1 DP: 2 HBP: 0	WP: 0 PB: 0 SB: 0 CS: 0	PA: 35
<b>PITCHER</b>	IP WLS BF H R ER SO BB IBB HBP BLK WP HR S P ERA WHIP																					
<b>Ryan Drese, R</b> (1, 1) ERA: 3.37	7.0 W 27 5 0 0 3 3 0 0 0 0 0 0 63 107 0.00 1.143																					
<b>50 Frank Francisco, R</b> (8, 1) ERA: 3.57	2.0 8 1 1 1 3 1 0 0 0 0 0 0 19 29 4.50 1.000																					

**New York Yankees @ Texas Rangers**  
 The Ballpark at Arlington, Arlington, TX

Tue Aug 10 2004, 8:05 PM EDT  
 Att. 43,633 - Sunny - 92 F

[livebaseballscorecards.com](http://livebaseballscorecards.com)

<b>AB</b>	30
<b>R</b>	1
<b>H</b>	6
<b>RBI</b>	1
<b>BB</b>	4
<b>SO</b>	6
<b>LOB</b>	15



Batter	1	2	3	4	5	6	7	8	9
Alfonso Soriano, R (1, 4) OBP: 0.328, SLG: 0.490	4-2 B 1B 10 FC5-4 BB		0-0 HR 2B	0-0 G4-3 10 1B 2B		0-1 F8		4-2 BB	
David Dellucci, L (1, 7) OBP: 0.361, SLG: 0.468 Kevin Mench, R (8, PH) OBP: 0.307, SLG: 0.500	1-0 1B 10 FC5-4 1B		1-1 HR 2-H	3-2 G4-3 2-3		2-3 K		0-1 P6	
10 Michael Young, R (1, 6) OBP: 0.367, SLG: 0.482	1-1 FC5-4 23 S 1B		0-2 SF7 23 F9 9 E 1B	0-0 9 BB 1B		4-2 FC1-6 9 BB			
9 Hank Blalock, L (1, 5) OBP: 0.345, SLG: 0.506	3-1 F8		3-0 E1 1-2	4-0 BB 1-2		1-0 FC1-6 23 HR 1-2f			
23 Mark Teixeira, S (1, 3) OBP: 0.347, SLG: 0.554	2-0 F7 1-2		3-2 F9 2-3	0-2 G4-3		1-1 HR 1-H			
Brian Jordan, R (1, 9) OBP: 0.248, SLG: 0.311		2-2 G5-4-3 1B	1-1 SF7 3-H		1-1 G6-3		2-2 G3		
Eric Young Sr., R (1, 10) OBP: 0.415, SLG: 0.400		1-0 G5-4-3 1-2f	4-2 H HBP 1-2		3-1 F8		2-3 K		
Laynce Nix, L (1, 8) OBP: 0.316, SLG: 0.514		1-1 1B	2-1 F7 1B		1-0 L9		1-3 K 15 G5-4-3		
15 Gerald Laird, R (1, 2) OBP: 0.321, SLG: 0.291		1-2 F8		0-1 G5-3		1-2 P4		0-1 G5-4-3 1-2f	

Inning Stats	R: 1	H: 1	E: 0	K: 0	S: 12	LOB: 1	BB: 1	P: 23	R: 0	H: 2	E: 0	K: 0	S: 9	LOB: 1	BB: 0	P: 14	R: 3	H: 3	E: 1	K: 0	S: 21	LOB: 2	BB: 0	P: 35	R: 1	H: 2	E: 0	K: 0	S: 11	LOB: 2	BB: 1	P: 18	R: 0	H: 0	E: 0	K: 0	S: 5	LOB: 0	BB: 0	P: 10	R: 0	H: 0	E: 0	K: 1	S: 10	LOB: 0	BB: 0	P: 13	R: 2	H: 1	E: 0	K: 1	S: 13	LOB: 0	BB: 1	P: 23	R: 0	H: 0	E: 0	K: 1	S: 12	LOB: 1	BB: 1	P: 17
--------------	------	------	------	------	-------	--------	-------	-------	------	------	------	------	------	--------	-------	-------	------	------	------	------	-------	--------	-------	-------	------	------	------	------	-------	--------	-------	-------	------	------	------	------	------	--------	-------	-------	------	------	------	------	-------	--------	-------	-------	------	------	------	------	-------	--------	-------	-------	------	------	------	------	-------	--------	-------	-------

PITCHER	IP	WLS	BF	H	R	ER	SO	BB	IBB	HBP	BLK	WP	HR	S	P	ERA	WHIP
Kevin Brown, R (1, 1) ERA: 3.78	5.0	L	26	8	5	4	0	2	0	0	0	0	1	58	100	7.20	2.000
Scott Proctor, R (6, 1) ERA: 5.51	2.0		8	1	2	2	2	1	0	0	0	0	1	23	36	9.00	1.000
C.J. Nitkowski, L (8, 1) ERA: 4.18	1.0		4	0	0	0	1	1	0	0	0	1	0	12	17	0.00	1.000

**BOTTOM**


**New York Yankees @ Texas Rangers**  
The Ballpark at Arlington, Arlington, TX

Tue Aug 10 2004, 8:05 PM EDT  
Att. 43,633 - Sunny - 92 F

AB	R	H	RBI	BB	SO	LOB
3	3	2	0	2	0	0
4	1	2	2	0	1	1
1	0	0	0	0	0	1
3	1	2	2	1	0	1
3	1	0	0	1	0	3
4	1	1	2	0	0	5
3	0	1	1	0	0	0
3	0	0	0	0	1	1
4	0	1	0	0	1	2
4	0	0	0	0	0	2

AB	32
R	7
H	9
RBI	7
BB	4
SO	3
LOB	16

WP: 1 PA: 38  
PB: 0  
SB: 2  
CS: 0



**New York Yankees @ Texas Rangers**  
 The Ballpark at Arlington, Arlington, TX

Wed Aug 11 2004, 8:05 PM EDT  
 Att. 43,729 - Cloudy - 80 F

[livebaseballscorecards.com](http://livebaseballscorecards.com)

<b>AB</b>	27
<b>R</b>	4
<b>H</b>	6
<b>RBI</b>	4
<b>BB</b>	8
<b>SO</b>	3
<b>LOB</b>	19



AB R H RBI BB SO LOB

TOP

Batter	1	2	3	4	5	6	7	8	9
<b>Kenny Lofton, L</b> (1, 8) OBP: 0.350, SLG: 0.435	1-2 L9	0-0 F9		3-2 FC3-6 2 CS			1-0 G4-3		0-0 SH5-3
<b>2 Derek Jeter, R</b> (1, 6) OBP: 0.336, SLG: 0.442	2-1 HR		3-3 K	2-2 G6-3			1-0 P4		1-2 G3-1
<b>Gary Sheffield, R</b> (1, 9) OBP: 0.400, SLG: 0.527	2-2 F8		4-0 20 HBP 13 BB		4-2 13 CS BB		0-2 G5-3		4-0 BB
<b>13 Alex Rodriguez, R</b> (1, 5) OBP: 0.366, SLG: 0.518	1-0 G5-3		2-1 SAFE 20 HBP 1B		3-3 K			3-2 F7	2-2 G4-3
<b>55 Hideki Matsui, L</b> (1, 7) OBP: 0.397, SLG: 0.531		4-2 20 BB PB FC4-6 BB	1-1 L8		4-1 BB			1-2 20 BB SF7 1B	
<b>20 Jorge Posada, S</b> (1, 2) OBP: 0.415, SLG: 0.492		4-2 FC4-6 PB SF8 BB	3-2 HBP		1-3 K			1-0 1B	
<b>Bernie Williams, S</b> (1, 10) OBP: 0.357, SLG: 0.412		4-1 FC4-6 BB	2-1 G4-3		2-2 G3			2-1 SF7	
<b>John Olerud, L</b> (1, 3) OBP: 0.359, SLG: 0.364		1-2 FC4-6		4-2 FC3-6 HBP BB		0-2 G5-4-3 1B		0-1 F8	
<b>Miguel Cairo, R</b> (1, 4) OBP: 0.335, SLG: 0.419		0-1 SF8		2-1 FC3-6 HBP		2-1 G5-4-3			0-0 2 G3-1 SH5-3 1B

Inning Stats	R: 1	H: 1	E: 0	K: 0	S: 10	P: 16	R: 2	H: 0	E: 0	K: 0	S: 12	P: 25	R: 0	H: 1	E: 0	K: 1	S: 13	P: 28	R: 0	H: 0	E: 0	K: 2	S: 10	P: 22	R: 0	H: 1	E: 0	K: 0	S: 9	P: 13	R: 0	H: 0	E: 0	K: 0	S: 5	P: 7	R: 1	H: 2	E: 0	K: 0	S: 11	P: 18	R: 0	H: 1	E: 0	K: 0	S: 8	P: 15	1B: 5	SF: 2	2B: 1	SAC: 1	3B: 0	DP: 2	HR: 1	HBP: 2	WP: 0	PA: 40
--------------	------	------	------	------	-------	-------	------	------	------	------	-------	-------	------	------	------	------	-------	-------	------	------	------	------	-------	-------	------	------	------	------	------	-------	------	------	------	------	------	------	------	------	------	------	-------	-------	------	------	------	------	------	-------	-------	-------	-------	--------	-------	-------	-------	--------	-------	--------

PITCHER	IP	WLS	BF	H	R	ER	SO	BB	IBB	HBP	BLK	WP	HR	S	P	ERA	WHIP
<b>Nick Regilio, R</b> (1, 1) ERA: 6.05	3.0	L	16	2	3	3	1	4	0	1	0	0	1	35	69	9.00	2.000
<b>Doug Brocail, R</b> (4, 1) ERA: 7.27	3.0		11	1	0	0	2	3	0	1	0	0	0	31	58	0.00	1.333
<b>Carlos Almanzar, R</b> (7, 1) ERA: 3.34	2.0		8	2	1	1	0	0	0	0	0	0	0	16	25	4.50	1.000
<b>32 Ron Mahay, L</b> (9, 1) ERA: 2.47	1.0		5	1	0	0	0	1	0	0	0	0	0	8	15	0.00	2.000

<b>WP: 0</b>	<b>PA: 40</b>
<b>PB: 1</b>	
<b>SB: 0</b>	
<b>CS: 2</b>	

Batter	1	2	3	4	5	6	7	8	9	AB	R	H	RBI	BB	SO	LOB
Alfonso Soriano, R OBP: 0.327, SLG: 0.488 (1, 4)	1-1 G3	3-1 P4			1-1 1B			0-3 K		4	0	1	0	0	1	0
David Dellucci, L OBP: 0.359, SLG: 0.468 (1, 7)	1-1 10 1B 2B		2-0 P5		1-0 G3			0-1 P6		4	1	1	0	0	0	1
10 Michael Young, R OBP: 0.368, SLG: 0.482 (1, 6)	3-2 2B HBP 1B		3-1 9 F8-3 1B		2-0 F9			1-0 F9		4	1	2	1	0	0	0
9 Hank Blalock, L OBP: 0.344, SLG: 0.506 (1, 5)	1-2 SAFE HBP 1-3 F9-2 2B		3-2 F8-3 1-1		1-0 G4-3			2-2 F8		4	0	1	0	0	0	1
23 Mark Teixeira, S OBP: 0.346, SLG: 0.549 (1, 3)	4-1 HBP BB		2-2 P2		3-2 G4-3			0-0 G3		3	0	0	0	1	0	0
Gary Matthews, S OBP: 0.345, SLG: 0.473 (1, 9)	1-1 HBP		3-2 P5		1-0 P6					2	0	0	1	0	0	0
Brian Jordan, R OBP: 0.240, SLG: 0.301 (1, 10)	3-2 F9-2 3-H		3-3 K		1-0 F9					3	0	0	0	0	1	3
Laynce Nix, L OBP: 0.311, SLG: 0.507 (1, 8)		2-1 F8			2-2 G1-3			2-2 F7		3	0	0	0	0	0	0
Rod Barajas, R OBP: 0.266, SLG: 0.483 (1, 2)		2-2 G4-3			0-1 F8			0-0 P2		3	0	0	0	0	0	0

Inning Stats	R: 2	H: 3	E: 0	K: 16	S: 16	LOB: 2	BB: 1	P: 31	R: 0	H: 0	E: 0	K: 0	S: 7	LOB: 0	BB: 0	P: 14	R: 0	H: 1	E: 0	K: 1	S: 6	LOB: 0	BB: 0	P: 14	R: 0	H: 0	E: 0	K: 1	S: 10	LOB: 0	BB: 0	P: 18	R: 0	H: 1	E: 0	K: 0	S: 9	LOB: 1	BB: 0	P: 12	R: 0	H: 0	E: 0	K: 0	S: 5	LOB: 0	BB: 0	P: 11	R: 0	H: 0	E: 0	K: 0	S: 5	LOB: 0	BB: 0	P: 9	R: 0	H: 0	E: 0	K: 1	S: 6	LOB: 0	BB: 0	P: 6	R: 0	H: 0	E: 0	K: 0	S: 5	LOB: 0	BB: 0	P: 8
--------------	------	------	------	-------	-------	--------	-------	-------	------	------	------	------	------	--------	-------	-------	------	------	------	------	------	--------	-------	-------	------	------	------	------	-------	--------	-------	-------	------	------	------	------	------	--------	-------	-------	------	------	------	------	------	--------	-------	-------	------	------	------	------	------	--------	-------	------	------	------	------	------	------	--------	-------	------	------	------	------	------	------	--------	-------	------

PITCHER	IP	WLS	BF	H	R	ER	SO	BB	IBB	HBP	BLK	WP	HR	S	P	ERA	WHIP
Tanyon Sturtze, R ERA: 5.1 (1, 1)	5.0	W	20	5	2	2	1	1	0	1	0	0	0	48	89	3.60	1.200
Paul Quantrill, R ERA: 3.04 (6, 1)	2.0	H	6	0	0	0	0	0	0	0	0	0	0	10	20	0.00	0.000
Tom Gordon, R ERA: 1.84 (8, 1)	1.0	H	3	0	0	0	1	0	0	0	0	0	0	6	6	0.00	0.000
42 Mariano Rivera, R ERA: 1.53 (9, 1)	1.0	S	3	0	0	0	0	0	0	0	0	0	0	5	8	0.00	0.000

**BOTTOM**

**New York Yankees @ Texas Rangers**  
**The Ballpark at Arlington, Arlington, TX**  
 Wed Aug 11 2004, 8:05 PM EDT  
 Att: 43,729 - Cloudy - 80 F

livebaseballscorecards.com

<b>AB</b>	<b>30</b>
<b>R</b>	<b>2</b>
<b>H</b>	<b>5</b>
<b>RBI</b>	<b>2</b>
<b>BB</b>	<b>1</b>
<b>SO</b>	<b>2</b>
<b>LOB</b>	<b>5</b>



WP: 0	PA: 32
PB: 0	
SB: 0	
CS: 0	

**New York Yankees @ Texas Rangers**  
 The Ballpark at Arlington, Arlington, TX

Thu Aug 12 2004, 8:05 PM EDT  
 Att. 48,925 - Sunny - 82 F

[livebaseballscorecards.com](http://livebaseballscorecards.com)



AB	37
R	5
H	10
RBI	5
BB	5
SO	4
LOB	19

WP:	0	PA:	42
PB:	0		
SB:	1		
CS:	0		

Batter	1	2	3	4	5	6	7	8	9	AB	R	H	RBI	BB	SO	LOB
<b>Kenny Lofton, L</b> (1, 8) OBP: 0.351, SLG: 0.441	G5-3	F8		G3				3B		4	0	1	0	1	0	1
<b>2 Derek Jeter, R</b> (1, 6) OBP: 0.335, SLG: 0.439	FC6-4 1B	G3		F8				G5-3		5	0	1	0	0	0	4
<b>Gary Sheffield, R</b> (1, 9) OBP: 0.398, SLG: 0.523	FC6-4 13 BB 1-2f	F7						L7		5	0	1	0	0	0	4
<b>13 Alex Rodriguez, R</b> (1, 5) OBP: 0.366, SLG: 0.515																
<b>55 Hideki Matsui, L</b> (1, 7) OBP: 0.395, SLG: 0.529	G4-3			L9				G6-3		5	0	1	0	0	0	4
<b>20 Jorge Posada, S</b> (1, 2)				E4				G6-3		4	1	1	0	1	1	1
<b>Bernie Williams, S</b> (1, 10) OBP: 0.356, SLG: 0.411				F8						4	1	1	0	0	1	5
<b>John Olerud, L</b> (1, 3) OBP: 0.360, SLG: 0.376										4	2	2	1	0	1	0
<b>Miguel Cairo, R</b> (1, 4) OBP: 0.341, SLG: 0.436										3	1	2	4	1	1	0

Inning Stats	R: 0	H: 1	E: 0	K: 0	S: 13	P: 20	R: 4	H: 4	E: 0	K: 0	S: 15	P: 22	R: 0	H: 0	E: 1	K: 0	S: 7	R: 0	H: 0	E: 0	K: 0	S: 10	P: 20	R: 0	H: 1	E: 0	K: 1	S: 10	P: 18	R: 0	H: 1	E: 0	K: 2	S: 12	P: 19	R: 1	H: 2	E: 0	K: 1	S: 17	P: 26	R: 0	H: 0	E: 0	K: 0	S: 7	P: 11	1B: 6	2B: 1	3B: 1	HR: 2	SF: 0	SAC: 0	DP: 1	HBP: 0	WP: 0	PA: 42
--------------	------	------	------	------	-------	-------	------	------	------	------	-------	-------	------	------	------	------	------	------	------	------	------	-------	-------	------	------	------	------	-------	-------	------	------	------	------	-------	-------	------	------	------	------	-------	-------	------	------	------	------	------	-------	-------	-------	-------	-------	-------	--------	-------	--------	-------	--------

PITCHER	IP	WLS	BF	H	R	ER	SO	BB	IBB	HBP	BLK	WP	HR	S	P	ERA	WHIP
<b>Scott Erickson, R</b> (1, 1) ERA: 7.0	4.1	L	24	6	4	4	0	4	0	0	0	0	1	48	83	8.31	2.308
<b>53 Joaquín Benoit, R</b> (5, 1) ERA: 5.93	3.1		14	4	1	1	4	1	0	0	0	0	1	36	60	2.70	1.500
<b>50 Frank Francisco, R</b> (8, 1) ERA: 3.5	0.2		2	0	0	0	0	0	0	0	0	0	0	8	14	0.00	0.000
<b>Brian Shouse, L</b> (9, 1) ERA: 2.86	0.2		2	0	0	0	0	0	0	0	0	0	0	4	5	0.00	0.000



Batter	1	2	3	4	5	6	7	8	9	AB R H RBI BB SO LOB
Alfonso Soriano, R OBP: 0.329, SLG: 0.493 (1, 4)	0-0 F9 23 WP 2B		0-1 FC5-4 2B		1-1 G1-3		0-3 K			4 1 2 0 0 1 1
David Dellucci, L OBP: 0.365, SLG: 0.466 (1, 10)	4-0 23 WP 23 S BB		4-1 FC5-4 10 BB		4-2 BB			0-3 K		1 0 0 0 3 1 0
10 Michael Young, R OBP: 0.365, SLG: 0.478 (1, 6)	2-2 F9 2-3		0-1 FC5-4 1-2f 2-3		1-3 SAFE SAFE K			1-3 K		4 0 0 0 0 2 5
9 Hank Blalock, L OBP: 0.341, SLG: 0.501 (1, 5)	3-1 L9		0-3 SAFE SAFE K		2-1 F9			3-3 K		4 0 0 0 0 2 4
23 Mark Teixeira, S OBP: 0.342, SLG: 0.543 (1, 3)	3-3 K 1-3 3-H		0-0 F9		0-1 F8			2-3 K		4 0 0 0 0 2 3
Laynce Nix, L OBP: 0.310, SLG: 0.502 (1, 8)		2-0 F8		2-3 K		0-1 G6-3		2-2 FC3-6 1B		4 0 1 0 0 1 0
Gary Matthews, S OBP: 0.343, SLG: 0.474 (1, 9)		0-0 L6		1-2 G1-3		1-1 2B		0-2 FC3-6 DI 1-2f		4 0 1 0 0 0 1
Kevin Mench, R OBP: 0.307, SLG: 0.496 (1, 7)		1-2 1B		0-1 P4		1-0 P3		0-3 K 1-2		4 0 1 0 0 1 2
15 Gerald Laird, R OBP: 0.313, SLG: 0.283 (1, 2)		3-2 L6			3-3 K		1-3 K			3 0 0 0 0 2 2

Inning Stats	R: 1	H: 1	E: 0	LOB: 1	K: 1	BB: 1	S: 11	R: 0	H: 1	E: 0	LOB: 1	K: 0	BB: 0	S: 8	R: 0	H: 1	E: 0	LOB: 2	K: 1	BB: 1	S: 9	R: 0	H: 0	E: 0	LOB: 0	K: 1	BB: 0	S: 8	R: 0	H: 0	E: 0	LOB: 1	K: 2	BB: 1	S: 10	R: 0	H: 0	E: 0	LOB: 0	K: 0	BB: 0	S: 6	R: 0	H: 1	E: 0	LOB: 1	K: 2	BB: 0	S: 9	R: 0	H: 0	E: 0	LOB: 0	K: 3	BB: 0	S: 9	R: 0	H: 1	E: 0	LOB: 1	K: 2	BB: 0	S: 16	R: 0	H: 1	E: 0	LOB: 1	K: 2	BB: 0	S: 16	1B: 2	SF: 0	2B: 3	SAC: 0	3B: 0	DP: 0	HR: 0	HBP: 0	WP: 1	PA: 35
--------------	------	------	------	--------	------	-------	-------	------	------	------	--------	------	-------	------	------	------	------	--------	------	-------	------	------	------	------	--------	------	-------	------	------	------	------	--------	------	-------	-------	------	------	------	--------	------	-------	------	------	------	------	--------	------	-------	------	------	------	------	--------	------	-------	------	------	------	------	--------	------	-------	-------	------	------	------	--------	------	-------	-------	-------	-------	-------	--------	-------	-------	-------	--------	-------	--------

PITCHER	IP	WLS	BF	H	R	ER	SO	BB	IBB	HBP	BLK	WP	HR	S	P	ERA	WHIP
Orlando Hernandez, R ERA: 2.08 (1, 1)	7.0	W	28	4	1	1	7	3	0	0	0	1	0	61	100	1.29	1.000
Tom Gordon, R ERA: 1.81 (8, 1)	1.0		3	0	0	0	3	0	0	0	0	0	0	9	13	0.00	0.000
Scott Proctor, R ERA: 5.4 (9, 1)	0.1		2	1	0	0	1	0	0	0	0	0	0	8	12	0.00	3.000
42 Mariano Rivera, R ERA: 1.51 (9, 1)	0.2		2	0	0	0	1	0	0	0	0	0	0	8	8	0.00	0.000


**BOTTOM**

**New York Yankees @ Texas Rangers**  
The Ballpark at Arlington, Arlington, TX

Thu Aug 12 2004, 8:05 PM EDT  
Att: 48,925 - Sunny - 82 F

livebaseballscorecards.com

<b>AB</b>	<b>32</b>
<b>R</b>	<b>1</b>
<b>H</b>	<b>5</b>
<b>RBI</b>	<b>0</b>
<b>BB</b>	<b>3</b>
<b>SO</b>	<b>12</b>
<b>LOB</b>	<b>18</b>



# New York Yankees @ Seattle Mariners

## Safeco Field, Seattle, WA

Fri Aug 13 2004, 7:05 PM PDT  
 Att. 46,359 - Sunny - 80 F

[livebaseballscorecards.com](http://livebaseballscorecards.com)

<b>AB</b>	40
<b>R</b>	11
<b>H</b>	14
<b>RBI</b>	10
<b>BB</b>	4
<b>SO</b>	10
<b>LOB</b>	17



Batter	1		2		3		4		5		6		7		8		9		AB	R	H	RBI	BB	SO	LOB	TOP	
<b>Miguel Cairo, R</b> (1, 5) OBP: 0.347, SLG: 0.448	3-1 1B		1-1 G4-3				1-0 E4 2-H 3B		1-1 2 WP 1B						0-1 G4-3				5	1	3	1	0	0	1		
<b>2 Derek Jeter, R</b> (1, 6) OBP: 0.335, SLG: 0.441	1-3 SAFE				0-0 2B HR 1B		0-2 1B 2B		1-3 K						0-3 K				5	1	2	0	0	3	2		
<b>Gary Sheffield, R</b> (1, 10) OBP: 0.402, SLG: 0.527	2-1 SAFE SAFE SAFE SAFE		2-1 1B		0-1 HR 2B		4-2 55 1B HR BB		3-2 L7						4-2 BB				3	2	2	0	2	0	1		
<b>Bernie Williams, S</b> (1, 8) OBP: 0.357, SLG: 0.418	1-0 F8		1-0 F8		1-2 HR 2B		0-1 55 1B HR 1B		1-3 K 20 G4-6-3						0-0 G1-3				5	2	2	3	0	1	3		
<b>20 Jorge Posada, S</b> (1, 2) OBP: 0.415, SLG: 0.495	1-0 L4				4-2 BB		2-3 K		2-1 G4-6-3 1-2f						2-2 HR				4	1	1	1	1	1	5		
<b>55 Hideki Matsui, L</b> (1, 7) OBP: 0.395, SLG: 0.526					0-2 K 1B		0-1 HR 1B		2-2 P6						1-1 G4-3				4	2	1	0	1	1	1		
<b>Ruben Sierra, S</b> (1, 9) OBP: 0.312, SLG: 0.507					1-1 2B		0-1 L6 HR		1-2 HR					0-0 G3-1					5	1	2	5	0	1	1		
<b>Tony Clark, S</b> (1, 3) OBP: 0.311, SLG: 0.439					2-3 K		1-0 F9 F7		2-2 F7					2-3 K					5	0	0	0	0	0	2	2	
<b>Enrique Wilson, S</b> (1, 4) OBP: 0.260, SLG: 0.354					0-2 P3			3-1 E 2B		2-3 K				0-1 F8					4	1	1	0	0	1	1		
<b>Inning Stats</b>	R: 0 E: 0 K: 1 S: 9	H: 2 LOB: 2 BB: 0 P: 17	R: 1 E: 0 K: 1 S: 14	H: 1 LOB: 1 BB: 1 P: 22	R: 3 E: 0 K: 1 S: 16	H: 3 LOB: 1 BB: 1 P: 22	R: 6 E: 1 K: 1 S: 22	H: 6 LOB: 0 BB: 1 P: 35	R: 0 E: 0 K: 2 S: 12	H: 1 LOB: 1 BB: 0 P: 19	R: 0 E: 0 K: 1 S: 8	H: 0 LOB: 0 BB: 0 P: 13	R: 0 E: 0 K: 1 S: 7	H: 0 LOB: 0 BB: 0 P: 9	R: 0 E: 0 K: 1 S: 8	H: 0 LOB: 1 BB: 1 P: 12	R: 1 E: 0 K: 1 S: 11	H: 1 LOB: 0 BB: 0 P: 16	1B: 6 2B: 4 3B: 1 HR: 3	SF: 0 SAC: 0 DP: 1 HBP: 0	WP: 2 PB: 0 SB: 0 CS: 0	PA: 44					
<b>PITCHER</b>	IP	WLS	BF	H	R	ER	SO	BB	IBB	HBP	BLK	WP	HR	S	P	ERA	WHIP										
<b>Ron Villone, L</b> (1, 1) ERA: 4.24	3.1	L	22	10	8	8	3	3	0	0	0	0	1	50	80	21.60	3.900										
<b>Scott Atchison, R</b> (4, 1) ERA: 3.97	2.2		11	3	2	2	4	0	0	0	0	2	1	31	48	6.75	1.125										
<b>Shigetoshi Hasegawa, R</b> (7, 1) ERA: 5.62	2.0		7	0	0	0	2	1	0	0	0	0	0	15	21	0.00	0.500										
<b>20 J.J. Putz, R</b> (9, 1) ERA: 5.51	1.0		4	1	1	1	1	0	0	0	0	0	1	11	16	9.00	1.000										

Batter	1	2	3	4	5	6	7	8	9	AB	R	H	RBI	BB	SO	LOB
51 Ichiro Suzuki, L OBP: 0.400, SLG: 0.439 Jolbert Cabrera, R OBP: 0.315, SLG: 0.392	1-2 G5-3		0-0 G6-3			0-2 G1-3		0-1 SF7		3	0	0	0	0	0	0
Randy Winn, S OBP: 0.353, SLG: 0.428 Hiram Bocachica, R OBP: 0.320, SLG: 0.379	1-2 F7			2-0 G4-3		1-0 G4-3		3-2 L9		3	0	0	0	0	0	0
Edgar Martinez, R OBP: 0.353, SLG: 0.394	1-1 1B			1-1 G6-4-3 1B		2-0 F9		1-0 F9		4	0	2	0	0	0	1
Bret Boone, R OBP: 0.313, SLG: 0.408	0-0 P6			1-1 G6-4-3 1-2f			2-3 K		3-2 G4-3	4	0	0	0	0	1	2
Raul Ibanez, L OBP: 0.313, SLG: 0.447		2-2 F8			2-1 HR 1B		1-2 WP 2B		1-2 G6-3	4	1	2	0	0	0	0
Bucky Jacobsen, R OBP: 0.379, SLG: 0.590		1-2 F8			0-0 F8		0-3 K		1-1 G6-3	4	0	0	0	0	1	2
Miguel Olivo, R OBP: 0.300, SLG: 0.486		2-1 G5-3			2-2 HR		1-2 P6			3	1	1	2	0	0	1
Justin Leone, R OBP: 0.280, SLG: 0.449			3-1 F7		1-3 K			2-2 4 1B SF7 2B		3	1	1	0	0	1	0
4 Jose Lopez, R OBP: 0.245, SLG: 0.231			0-1 F8		0-3 K			1-2 1B		3	0	1	0	0	1	0

Inning Stats	R: 0	H: 1	E: 0	LOB: 1	K: 0	S: 9	P: 12	R: 0	H: 0	E: 0	LOB: 0	K: 0	S: 8	P: 13	R: 0	H: 0	E: 0	LOB: 0	K: 0	S: 5	R: 0	H: 1	E: 0	LOB: 0	K: 0	S: 5	R: 2	H: 2	E: 0	LOB: 0	K: 2	S: 12	R: 0	H: 0	E: 0	LOB: 0	K: 0	S: 5	R: 0	H: 1	E: 0	LOB: 1	K: 2	S: 15	R: 1	H: 2	E: 0	LOB: 1	K: 0	S: 13	R: 0	H: 0	E: 0	LOB: 0	K: 0	S: 9	1B: 4	SF: 1	2B: 2	SAC: 0	3B: 0	DP: 1	HR: 1	HBP: 0	R: 0	H: 0	E: 0	LOB: 0	K: 0	S: 9	1B: 4	SF: 1	2B: 2	SAC: 0	3B: 0	DP: 1	HR: 1	HBP: 0
--------------	------	------	------	--------	------	------	-------	------	------	------	--------	------	------	-------	------	------	------	--------	------	------	------	------	------	--------	------	------	------	------	------	--------	------	-------	------	------	------	--------	------	------	------	------	------	--------	------	-------	------	------	------	--------	------	-------	------	------	------	--------	------	------	-------	-------	-------	--------	-------	-------	-------	--------	------	------	------	--------	------	------	-------	-------	-------	--------	-------	-------	-------	--------


PITCHER	IP	WLS	BF	H	R	ER	SO	BB	IBB	HBP	BLK	WP	HR	S	P	ERA	WHIP
Jon Lieber, R ERA: 4.77	(1, 1)	8.0	30	7	3	3	4	0	0	0	0	1	1	72	106	3.38	0.875
Bret Prinz, R ERA: 5.25	(9, 1)	1.0	3	0	0	0	0	0	0	0	0	0	0	9	14	0.00	0.000

**BOTTOM**

**New York Yankees @ Seattle Mariners**  
Safeco Field, Seattle, WA

Fri Aug 13 2004, 7:05 PM PDT  
Att. 46,359 - Sunny - 80 F

AB	32
R	3
H	7
RBI	3
BB	0
SO	4
LOB	7



Batter	1	2	3	4	5	6	7	8	9	AB R H RBI BB SO LOB	TOP																
Miguel Cairo, R OBP: 0.341, SLG: 0.440 (1, 5)	1-2 F7	0-1 G5-3			0-1 G5-3		0-2 P4		0-0 SH1-3	4 0 0 0 0 0 3																	
2 Derek Jeter, R OBP: 0.334, SLG: 0.440 (1, 6)	0-1 F8		3-2 G4-3 2B		3-2 G5-3		3-1 F8		2-2 G5-3	5 1 1 0 0 0 2																	
Gary Sheffield, R OBP: 0.404, SLG: 0.532 (1, 9)	0-0 HR		2-0 G4-3 2-H			0-0 G6-3		1-0 2B 1B HBP	1-1 HBP	3 2 1 2 0 0 0																	
Bernie Williams, S OBP: 0.357, SLG: 0.428 (1, 8)	2-1 HR		2-2 G6-3		1-1 P5		2-1 1B 2B	2-1 1B 2B	3-3 K	5 2 2 1 0 1 2																	
55 Hideki Matsui, L OBP: 0.394, SLG: 0.523 (1, 7)	2-3 K		2-1 F9		4-2 BB		1-1 G3			3 0 0 0 1 1 2																	
Ruben Sierra, S OBP: 0.311, SLG: 0.500 (1, 10)		3-1 L8		3-3 K		1-1 G6-3		4-0 1B IBB		3 0 0 0 1 1 1																	
John Olerud, L OBP: 0.359, SLG: 0.374 (1, 3)		3-1 G4-3		2-2 P5		0-2 G1-3		0-1 1B		4 0 1 2 0 0 0																	
Enrique Wilson, S OBP: 0.265, SLG: 0.361 (1, 4)		1-1 1B 1B		3-2 F9		2-1 2B 2B		3-2 G6-3		4 1 2 0 0 0 1																	
John Flaherty, R OBP: 0.250, SLG: 0.362 (1, 2)		1-1 1B		0-0 G4-3		2-1 2B		4-2 SH1-3 BB		3 0 2 1 1 0 0																	
<b>Inning Stats</b>	R: 2 E: 0 K: 1 S: 12	H: 2 LOB: 0 BB: 0 P: 17	R: 0 E: 0 K: 0 S: 10	H: 2 LOB: 2 BB: 0 P: 18	R: 1 E: 0 K: 0 S: 10	H: 1 LOB: 0 BB: 0 P: 19	R: 0 E: 0 K: 1 S: 11	H: 0 LOB: 0 BB: 0 P: 19	R: 0 E: 0 K: 0 S: 7	H: 0 LOB: 0 BB: 0 P: 10	R: 0 E: 0 K: 0 S: 8	H: 0 LOB: 1 BB: 1 P: 14	R: 1 E: 0 K: 0 S: 12	H: 2 LOB: 1 BB: 0 P: 19	R: 2 E: 0 K: 0 S: 9	H: 2 LOB: 1 BB: 1 P: 20	R: 0 E: 0 K: 1 S: 13	H: 0 LOB: 2 BB: 1 P: 23	1B: 3 2B: 4 3B: 0 HR: 2	SF: 0 SAC: 1 DP: 0 HBP: 2	WP: 0 PB: 0 SB: 1 CS: 0	PA: 40					
<b>PITCHER</b>	IP WLS BF H R ER SO BB IBB HBP BLK WP HR S P ERA WHIP																										
Jamie Moyer, L ERA: 4.49 (1, 1)	7.0		29	7	4	4	2	1	0	0	0	0	2	70	116	5.14	1.143										
Shigetoshi Hasegawa, R ERA: 5.98 (8, 1)	0.0	L	2	1	2	2	0	0	0	1	0	0	0	2	5	∞	∞										
George Sherrill, L ERA: 3.38 (8, 1)	1.0		4	1	0	0	0	0	1	0	0	0	0	7	15	0.00	1.000										
Clint Nageotte, R ERA: 5.58 (9, 1)	1.0		5	0	0	0	1	1	0	1	0	0	0	13	23	0.00	1.000										

**New York Yankees @ Seattle Mariners**  
**Safeco Field, Seattle, WA**  
 Sat Aug 14 2004, 1:05 PM PDT  
 Att. 46,530 - Overcast - 77 F

[livebaseballscorecards.com](http://livebaseballscorecards.com)

<b>AB</b>	<b>34</b>
<b>R</b>	<b>6</b>
<b>H</b>	<b>9</b>
<b>RBI</b>	<b>6</b>
<b>BB</b>	<b>3</b>
<b>SO</b>	<b>3</b>
<b>LOB</b>	<b>11</b>



BOTTOM

New York Yankees @ Seattle Mariners  
Safeco Field, Seattle, WA  
Sat Aug 14 2004, 1:05 PM PDT  
Att. 46,530 - Overcast - 77 F

livebaseballscorecards.com

AB 36  
R 4  
H 11  
RBI 4  
BB 4  
SO 4  
LOB 22



WP: 1 PA: 42  
PB: 0  
SB: 0  
CS: 1

AB R H RBI BB SO LOB

4 1 1 0 1 1 3

4 1 1 0 1 1 3

4 0 2 1 1 0 0

4 0 0 1 0 0 3

4 0 2 1 0 0 1

5 0 1 0 0 1 4

4 0 1 0 0 1 5

3 0 1 0 1 0 1

4 2 2 1 0 0 2

1B: 9 SF: 2  
2B: 2 SAC: 0  
3B: 0 DP: 1  
HR: 1 HBP: 0

Batter	1	2	3	4	5	6	7	8	9
51 Ichiro Suzuki, L OBP: 0.400, SLG: 0.438 (1, 9)	4-1 CS BB		0-0 G3		1-0 1B SF8	1-0 L4		2-3 K	
Randy Winn, S OBP: 0.354, SLG: 0.426 (1, 8)	3-3 SAFE SAFE SAFE 1-2		4-2 1B BB		2-2 SAFE 1-3 SF8 BB 1B	3-1 SAFE 1-2f FC4-6		2-2 SAFE F8	
Edgar Martinez, R OBP: 0.356, SLG: 0.395 Jolbert Cabrera, R OBP: 0.315, SLG: 0.392 (1, 10) (9, PR)	2-1 F9		2-1 1-2 3-H 1B		4-1 E 1-2 BB		3-1 G5-3	3-2 G3-1 1B	
Bret Boone, R OBP: 0.310, SLG: 0.404 (1, 4)		0-0 G4-3	0-1 F9		0-1 SF8		1-0 G6-3	0-1 P6	
Raul Ibanez, L OBP: 0.314, SLG: 0.448 (1, 7)		3-1 WP 1B		1-0 G4-3	1-0 SF7		0-2 1B 1B	0-0 G3-1	
Bucky Jacobsen, R OBP: 0.370, SLG: 0.568 (1, 3)		3-2 G6-3		2-3 K	1-0 E4 FC5-4		0-0 FC6-4 1B	1-1 G5-3	
Dan Wilson, R OBP: 0.303, SLG: 0.314 (1, 2)		1-3 K		1-0 1B	1-0 FC5-4		0-1 FC6-4		
Justin Leone, R OBP: 0.288, SLG: 0.446 (1, 5)		2-0 F8	1-2 P5		4-1 FC1-4 BB		2-2 FC6-4 1B		
4 Jose Lopez, R OBP: 0.263, SLG: 0.321 (1, 6)		2-2 51 G3 1B 2B		2-0 HR	1-0 FC1-4 FC4-6		0-1 FC6-4		

Inning Stats	R: 0	H: 0	E: 0	K: 1	S: 6	H: 0	LOB: 0	BB: 1	P: 15	R: 0	H: 1	E: 0	K: 1	S: 9	H: 1	LOB: 1	BB: 0	P: 16	R: 1	H: 2	E: 0	K: 0	S: 11	H: 2	LOB: 2	BB: 1	P: 21	R: 0	H: 1	E: 0	K: 1	S: 8	H: 1	LOB: 1	BB: 0	P: 13	R: 3	H: 3	E: 1	K: 0	S: 16	H: 0	LOB: 2	BB: 1	P: 27	R: 0	H: 0	E: 0	K: 0	S: 7	H: 2	LOB: 2	BB: 0	P: 13	R: 0	H: 1	E: 0	K: 1	S: 17	H: 1	LOB: 1	BB: 0	P: 23	R: 0	H: 1	E: 0	K: 0	S: 8	H: 1	LOB: 2	BB: 0	P: 12	1B: 9	SF: 2	2B: 2	SAC: 0	3B: 0	DP: 1	HR: 1	HBP: 0
--------------	------	------	------	------	------	------	--------	-------	-------	------	------	------	------	------	------	--------	-------	-------	------	------	------	------	-------	------	--------	-------	-------	------	------	------	------	------	------	--------	-------	-------	------	------	------	------	-------	------	--------	-------	-------	------	------	------	------	------	------	--------	-------	-------	------	------	------	------	-------	------	--------	-------	-------	------	------	------	------	------	------	--------	-------	-------	-------	-------	-------	--------	-------	-------	-------	--------

PITCHER	IP	WLS	BF	H	R	ER	SO	BB	IBB	HBP	BLK	WP	HR	S	P	ERA	WHIP
Esteban Loaiza, R ERA: 5.07 (1, 1)	5.1		27	7	4	4	3	4	0	0	0	1	1	54	100	6.75	2.062
C.J. Nitkowski, L ERA: 4.07 (6, 1)	0.2		2	0	0	0	0	0	0	0	0	0	0	3	7	0.00	0.000
Paul Quantrill, R ERA: 3.0 (7, 1)	1.0	W	5	2	0	0	0	0	0	0	0	0	0	9	13	0.00	2.000
Tom Gordon, R ERA: 1.78 (8, 1)	1.0	H	4	1	0	0	1	0	0	0	0	0	0	17	23	0.00	1.000
42 Mariano Rivera, R ERA: 1.48 (9, 1)	1.0	S	4	1	0	0	0	0	0	0	0	0	0	8	12	0.00	1.000

PITCHER	IP	WLS	BF	H	R	ER	SO	BB	IBB	HBP	BLK	WP	HR	S	P	ERA	WHIP
Esteban Loaiza, R ERA: 5.07 (1, 1)	5.1		27	7	4	4	3	4	0	0	0	1	1	54	100	6.75	2.062
C.J. Nitkowski, L ERA: 4.07 (6, 1)	0.2		2	0	0	0	0	0	0	0	0	0	0	3	7	0.00	0.000
Paul Quantrill, R ERA: 3.0 (7, 1)	1.0	W	5	2	0	0	0	0	0	0	0	0	0	9	13	0.00	2.000
Tom Gordon, R ERA: 1.78 (8, 1)	1.0	H	4	1	0	0	1	0	0	0	0	0	0	17	23	0.00	1.000
42 Mariano Rivera, R ERA: 1.48 (9, 1)	1.0	S	4	1	0	0	0	0	0	0	0	0	0	8	12	0.00	1.000

Batter	1	2	3	4	5	6	7	8	9	AB R H RBI BB SO LOB	TOP											
<b>Kenny Lofton, L</b> (1, 8) OBP: 0.347, SLG: 0.435	1-0 F7		1-0 P6		2-3 K		0-0 1B		0-0 F7	5 0 1 0 0 1 1												
<b>2 Derek Jeter, R</b> (1, 6) OBP: 0.333, SLG: 0.441	1-0 2B		0-1 G6-3			1-0 F8	3-3 K			4 0 1 0 0 1 3												
<b>Gary Sheffield, R</b> (1, 9) OBP: 0.401, SLG: 0.527	2-1 F8			1-2 G4-3		1-1 E5 55 HR		0-1 P3		4 1 0 0 0 0 1												
<b>55 Hideki Matsui, L</b> (1, 7) OBP: 0.395, SLG: 0.532	0-2 F8			2-1 1B 2B		0-1 2-H HR		1-3 K		4 2 2 2 0 1 1												
<b>Bernie Williams, S</b> (1, 10) OBP: 0.358, SLG: 0.428		1-1 F8		2-2 2-H 1B		3-2 G4-3		1-1 BB 1B		4 0 2 1 0 0 0												
<b>John Olerud, L</b> (1, 3) OBP: 0.358, SLG: 0.370		1-2 F8		2-3 SAFE K		1-2 F8		4-2 FC4 BB		3 0 0 0 1 1 1												
<b>Miguel Cairo, R</b> (1, 5) OBP: 0.336, SLG: 0.433		2-2 G4-3		1 SAFE 0-1 L7			2-1 F8	1-1 FC4		4 0 0 0 0 0 3												
<b>Enrique Wilson, S</b> (1, 4) OBP: 0.260, SLG: 0.354			1-2 F8		0-2 P4		3-2 F9		3-2 G4-3	4 0 0 0 0 0 0												
<b>John Flaherty, R</b> (1, 2) OBP: 0.260, SLG: 0.378			2-2 2B		2-0 P2		2-2 1B 1B		1-1 G6-3	4 0 2 0 0 0 0												
<b>Inning Stats</b>	R: 0 E: 0 K: 0 S: 7	H: 1 LOB: 1 BB: 0 P: 11	R: 0 E: 0 K: 0 S: 9	H: 0 LOB: 0 BB: 0 P: 13	R: 0 E: 0 K: 0 S: 10	H: 1 LOB: 1 BB: 0 P: 14	R: 1 E: 0 K: 1 S: 15	H: 2 LOB: 1 BB: 0 P: 22	R: 0 E: 0 K: 1 S: 7	H: 0 LOB: 0 BB: 0 P: 11	R: 2 E: 1 K: 0 S: 11	H: 1 LOB: 0 BB: 0 P: 17	R: 0 E: 0 K: 1 S: 14	H: 2 LOB: 2 BB: 0 P: 24	R: 0 E: 0 K: 1 S: 12	H: 1 LOB: 2 BB: 1 P: 19	R: 0 E: 0 K: 0 S: 7	H: 0 LOB: 0 BB: 0 P: 11	1B: 4 2B: 3 3B: 0 HR: 1	SF: 0 SAC: 0 DP: 0 HBP: 0	WP: 0 PB: 0 SB: 0 CS: 0	PA: 37
<b>PITCHER</b>	IP WLS BF H R ER SO BB IBB HBP BLK WP HR S P ERA WHIP																					
<b>Gil Meche, R</b> (1, 1) ERA: 5.63	7.0 W 29 7 3 2 3 0 0 0 0 0 0 1 73 112 2.57 1.000																					
<b>Matt Thornton, L</b> (8, 1) ERA: 5.4	1.0 5 1 0 0 1 1 0 0 0 0 0 0 12 19 0.00 2.000																					
<b>20 J.J. Putz, R</b> (9, 1) ERA: 5.4	1.0 3 0 0 0 0 0 0 0 0 0 0 0 7 11 0.00 0.000																					

**New York Yankees @ Seattle Mariners**  
**Safeco Field, Seattle, WA**  
 Sun Aug 15 2004, 1:05 PM PDT  
 Att. 46,335 - Sunny - 75 F

[livebaseballscorecards.com](http://livebaseballscorecards.com)

<b>AB</b>	<b>36</b>
<b>R</b>	<b>3</b>
<b>H</b>	<b>8</b>
<b>RBI</b>	<b>3</b>
<b>BB</b>	<b>1</b>
<b>SO</b>	<b>4</b>
<b>LOB</b>	<b>10</b>



Batter	1	2	3	4	5	6	7	8	9	AB	R	H	RBI	BB	SO	LOB
--------	---	---	---	---	---	---	---	---	---	----	---	---	-----	----	----	-----

<b>51 Ichiro Suzuki, L</b> <small>(1, 9) OBP: 0.403, SLG: 0.446</small>										4	2	3	1	1	0	0
<b>Randy Winn, S</b> <small>(1, 8) OBP: 0.352, SLG: 0.423</small>										5	1	1	1	0	2	2
<b>Edgar Martinez, R</b> <small>(1, 10) OBP: 0.355, SLG: 0.393</small>										4	1	1	1	0	2	1
<b>Raul Ibanez, L</b> <small>(1, 7) OBP: 0.320, SLG: 0.453</small>										3	1	2	0	1	0	0
<b>Bret Boone, R</b> <small>(1, 4) OBP: 0.311, SLG: 0.403</small>										3	0	1	1	1	0	1
<b>Scott Spiezio, S</b> <small>(1, 3) OBP: 0.279, SLG: 0.335</small>										4	0	0	0	0	1	5
<b>Miguel Olivo, R</b> <small>(1, 2) OBP: 0.308, SLG: 0.491</small>										4	1	3	2	0	0	2
<b>4 Jose Lopez, R</b> <small>(1, 6) OBP: 0.279, SLG: 0.339</small>										3	1	1	1	1	1	2
<b>16 Willie Bloomquist, R</b> <small>(1, 5) OBP: 0.261, SLG: 0.291</small>										4	0	0	0	0	2	4

Inning Stats	R: 1	H: 1	E: 0	LOB: 1	K: 2	S: 16	R: 0	H: 1	E: 0	LOB: 0	K: 1	S: 6	R: 0	H: 1	E: 0	LOB: 1	K: 1	S: 8	R: 0	H: 2	E: 0	LOB: 3	K: 0	S: 13	R: 0	H: 0	E: 0	LOB: 0	K: 1	S: 7	R: 0	H: 0	E: 0	LOB: 0	K: 0	S: 9	R: 6	H: 6	E: 0	LOB: 2	K: 2	S: 24	R: 0	H: 1	E: 0	LOB: 0	K: 1	S: 7

**BOTTOM**

**New York Yankees @ Seattle Mariners**  
 Safeco Field, Seattle, WA  
 Sun Aug 15 2004, 1:05 PM PDT  
 Att. 46,335 - Sunny - 75 F


AB	34
R	7
H	12
RBI	7
BB	4
SO	8
LOB	17



WP: 0	PA: 38
PB: 0	
SB: 4	
CS: 0	

PITCHER	IP	WLS	BF	H	R	ER	SO	BB	IBB	HBP	BLK	WP	HR	S	P	ERA	WHIP
Kevin Brown, R <small>ERA: 3.81</small>	(1, 1)	6.1	27	7	3	3	6	2	0	0	0	0	1	66	98	4.26	1.421
C.J. Nitkowski, L <small>ERA: 4.44</small>	(7, 1)	0.0	1	0	0	0	0	1	0	0	0	0	0	2	6	∞	∞
Paul Quantrill, R <small>ERA: 3.36</small>	(7, 1)	0.0	3	3	1	1	0	0	0	0	0	0	0	6	8	∞	∞
Scott Proctor, R <small>ERA: 4.91</small>	(7, 1)	1.2	7	2	3	3	2	1	0	0	0	0	0	16	28	16.20	1.800

Batter	1	2	3	4	5	6	7	8	9	AB R H RBI BB SO LOB
<b>Kenny Lofton, L</b> (1, 8) OBP: 0.344, SLG: 0.429	0-1 G4-3		1-0 P6			0-1 F8		1-0 BB 55 SF9 2 1B	0-1 G4-3	5 1 1 0 0 0 2
<b>2 Derek Jeter, R</b> (1, 6) OBP: 0.332, SLG: 0.438	3-2 G1-3			0-1 G6-3		2-3 K		2-2 55 SF9 BB 1B	2-0 G5-3	5 0 1 0 0 1 2
<b>Gary Sheffield, R</b> (1, 9) OBP: 0.402, SLG: 0.533	0-2 F9			3-3 K		1-2 HR		4-0 1B		3 1 1 1 1 1 0
<b>Bernie Williams, S</b> (1, 10) OBP: 0.358, SLG: 0.427		1-2 G6-3		0-0 55 1B		1-0 L9		2-3 BB		4 0 1 0 0 1 3
<b>55 Hideki Matsui, L</b> (1, 7) OBP: 0.398, SLG: 0.534		4-2 BB		0-0 1B			0-0 F9 20 1B	2-2 SF9		2 0 2 1 1 0 0
<b>20 Jorge Posada, S</b> (1, 2) OBP: 0.413, SLG: 0.492		0-3 K		2-3 K			1-0 1B	0-1 F7		4 0 1 0 0 2 5
<b>John Olerud, L</b> (1, 3) OBP: 0.360, SLG: 0.370		1-0 F8			1-2 G6-4-3 1B		1-0 F9		4-2 G4-3 1B BB	3 0 1 0 1 0 3
<b>Miguel Cairo, R</b> (1, 5) OBP: 0.331, SLG: 0.426			1-2 G1-3		1-0 G6-4-3		2-3 K		3-1 F7	4 0 0 0 0 1 4
<b>Enrique Wilson, S</b> (1, 4) OBP: 0.260, SLG: 0.352			1-2 L1		0-2 G4-3		3-2 F8		1-0 G4-3 1B	4 0 1 0 0 0 2

TOP	
<b>New York Yankees @ Minnesota Twins</b> Hubert H. Humphrey Metrodome, Minneapolis, MN	
Tue Aug 17 2004, 8:10 PM EDT Att. 38,766 - Unknown - 70 F	
<b>AB 34</b>	
<b>R 2</b>	
<b>H 9</b>	
<b>RBI 2</b>	
<b>BB 3</b>	
<b>SO 6</b>	
<b>LOB 21</b>	
	
<b>WP: 0 PA: 38</b>	
<b>PB: 0</b>	
<b>SB: 0</b>	
<b>CS: 0</b>	

Inning Stats	R: 0	H: 0	E: 0	K: 0	S: 9	R: 0	H: 0	E: 0	K: 1	S: 10	R: 0	H: 0	E: 0	K: 0	S: 10	R: 0	H: 2	E: 0	K: 2	S: 12	R: 0	H: 1	E: 0	K: 0	S: 8	R: 1	H: 1	E: 0	K: 1	S: 9	R: 0	H: 2	E: 0	K: 1	S: 9	R: 1	H: 2	E: 0	K: 1	S: 19	R: 0	H: 1	E: 0	K: 0	S: 8	R: 0	H: 1	E: 0	K: 0	S: 8	1B: 8	2B: 0	3B: 0	HR: 1	SF: 1	SAC: 0	DP: 1	HBP: 0	WP: 0	PA: 38
--------------	------	------	------	------	------	------	------	------	------	-------	------	------	------	------	-------	------	------	------	------	-------	------	------	------	------	------	------	------	------	------	------	------	------	------	------	------	------	------	------	------	-------	------	------	------	------	------	------	------	------	------	------	-------	-------	-------	-------	-------	--------	-------	--------	-------	--------

PITCHER	IP	WLS	BF	H	R	ER	SO	BB	IBB	HBP	BLK	WP	HR	S	P	ERA	WHIP
<b>Brad Radke, R</b> (1, 1) ERA: 3.55	7.0	W	27	6	1	1	5	1	0	0	0	0	1	67	97	1.29	1.000
<b>Juan Rincon, R</b> (8, 1) ERA: 2.63	1.0		6	2	1	1	1	1	0	0	0	0	0	19	30	9.00	3.000
<b>J.C. Romero, L</b> (9, 1) ERA: 3.27	1.0		5	1	0	0	0	1	0	0	0	0	0	8	18	0.00	2.000

PITCHER	IP	WLS	BF	H	R	ER	SO	BB	IBB	HBP	BLK	WP	HR	S	P	ERA	WHIP
---------	----	-----	----	---	---	----	----	----	-----	-----	-----	----	----	---	---	-----	------



Batter	1	2	3	4	5	6	7	8	9
<b>Shannon Stewart, R</b> (1, 7) OBP: 0.388, SLG: 0.440	3-2 1B	1-3 K			2-0 1B 2B		3-1 F7 20 SF9 1B HBP	1-2 G3 E 1B	
<b>Jacque Jones, L</b> (1, 9) OBP: 0.319, SLG: 0.447	0-3 K		1-2 F7		3-2 L5		0-1 20 SF9 F7 1B 1B	0-2 G3	
<b>Torii Hunter, R</b> (1, 8) OBP: 0.315, SLG: 0.454	1-0 P6		1-0 G5-3		0-1 20 1B		0-2 F7	2-2 E5 1B	
<b>33 Justin Morneau, L</b> (1, 3) OBP: 0.313, SLG: 0.537	0-2 F7		0-0 HR		0-0 F9		4-0 1B IBB	2-0 G3	
<b>20 Lew Ford, R</b> (1, 10) OBP: 0.391, SLG: 0.482		2-2 E5 HR 1B	1-1 G5-3		2-1 G1-3		0-0 SF9		
<b>Corey Koskie, L</b> (1, 5) OBP: 0.343, SLG: 0.467		1-2 HR		3-2 1B		0-1 P5	2-0 1B		
<b>Cristian Guzman, S</b> (1, 6) OBP: 0.301, SLG: 0.372		4-2 BB		2-1 P6		0-1 FC6-4 1B	1-0 G6-3		
<b>Henry Blanco, R</b> (1, 2) OBP: 0.251, SLG: 0.343		1-1 P3		1-2 F9		1-2 P4		1-1 P4	
<b>Luis Rivas, R</b> (1, 4) OBP: 0.269, SLG: 0.391		0-0 F7		3-1 P3		0-0 FC6-4		1-1 1B 2B	

Inning Stats	R: 0	H: 1	E: 0	K: 1	S: 10	R: 2	H: 2	E: 1	K: 1	S: 18	R: 1	H: 1	E: 0	K: 0	S: 7	R: 0	H: 1	E: 0	K: 0	S: 11	R: 1	H: 2	E: 0	K: 0	S: 11	R: 0	H: 1	E: 0	K: 0	S: 8	R: 2	H: 2	E: 0	K: 0	S: 10	R: 2	H: 3	E: 1	K: 0	S: 14			
	LOB: 1	BB: 0	P: 14	LOB: 1	BB: 1	LOB: 0	BB: 0	LOB: 1	BB: 0	P: 10	LOB: 1	BB: 1	LOB: 0	BB: 0	P: 20	LOB: 1	BB: 0	LOB: 1	BB: 0	P: 18	LOB: 1	BB: 0	LOB: 2	BB: 1	LOB: 2	BB: 1	LOB: 1	BB: 0	LOB: 1	BB: 0	LOB: 2	BB: 1	LOB: 1	BB: 0	LOB: 1	BB: 0	LOB: 1	BB: 0	LOB: 1	BB: 0	LOB: 1	BB: 0	LOB: 1

PITCHER	IP	WLS	BF	H	R	ER	SO	BB	IBB	HBP	BLK	WP	HR	S	P	ERA	WHIP
<b>Javier Vazquez, R</b> (1, 1) ERA: 4.29	6.2	L	32	9	6	6	2	1	1	1	0	1	2	73	112	8.10	1.500
<b>C.J. Nitkowski, L</b> (7, 1) ERA: 4.44	0.0		1	1	0	0	0	0	0	0	0	0	0	1	3	∞	∞
<b>Scott Proctor, R</b> (7, 1) ERA: 5.49	1.1		7	3	2	2	0	0	0	0	0	0	0	15	23	13.50	2.250


AB R H RBI BB SO LOB

4	3	3	1	0	1	1
5	1	1	0	0	1	3
5	0	2	2	0	0	3
4	1	1	1	1	0	3
3	1	1	1	0	0	1
4	1	3	3	0	0	0
3	0	1	0	1	0	3
4	0	0	0	0	0	3
4	1	1	0	0	0	3

AB	R	H	RBI	BB	SO	LOB
36	8	13	8	2	2	20

**New York Yankees @ Minnesota Twins**  
 Hubert H. Humphrey Metrodome, Minneapolis, MN  
 Tue Aug 17 2004, 8:10 PM EDT  
 Att: 38,766 - Unknown - 70 F

WP: 1 PA: 40  
 PB: 0  
 SB: 1  
 CS: 0



Batter	1	2	3	4	5	6	7	8	9	AB R H RBI BB SO LOB	TOP											
Miguel Cairo, R OBP: 0.330, SLG: 0.423 (1, 5)	2-3 K2-3		1-1 1B			2-3 K		2-2 G3-4-3		4 0 1 1 0 2 1												
2 Derek Jeter, R OBP: 0.330, SLG: 0.435 (1, 6)	1-0 L6		1-1 F8			0-2 G6-3		1-2 3-H 1-0 F9		4 0 0 0 0 0 2												
Gary Sheffield, R OBP: 0.400, SLG: 0.533 (1, 9)	1-1 2B			2-2 P3			0-2 G6-3	1-0 P4		4 0 1 0 0 0 1												
Bernie Williams, S OBP: 0.357, SLG: 0.423 (1, 8)	2-3 K			2-2 G6-3			4-1 55 G4-3 BB		3-2 L3	3 0 0 0 1 1 1												
55 Hideki Matsui, L OBP: 0.396, SLG: 0.534 (1, 7)		2-1 P6		2-0 L4			0-0 G4-3		2-0 2B	4 0 1 0 0 0 1												
20 Jorge Posada, S OBP: 0.409, SLG: 0.486 (1, 2)		1-0 G4-3			2-3 K		1-3 K		2-3 K	4 0 0 0 0 3 2												
Ruben Sierra, S OBP: 0.310, SLG: 0.495 (1, 10)		2-1 F9			0-0 P4			0-2 1B WP 1B	3-3 K	4 1 1 0 0 1 1												
John Olerud, L OBP: 0.359, SLG: 0.370 (1, 3)			1-1 P6		1-0 F7			1-1 1B WP G3-4-3 1B		3 1 1 0 0 0 0												
Enrique Wilson, S OBP: 0.261, SLG: 0.352 (1, 4)			3-3 K			0-2 G4-3		2-2 1B G3-4-3		3 0 1 0 0 1 0												
<b>Inning Stats</b>	R: 0 E: 0 K: 2 S: 12	H: 1 LOB: 1 BB: 0 P: 18	R: 0 E: 0 K: 0 S: 5	H: 0 LOB: 0 BB: 0 P: 10	R: 0 E: 0 K: 1 S: 11	H: 1 LOB: 1 BB: 0 P: 17	R: 0 E: 0 K: 0 S: 8	H: 0 LOB: 0 BB: 0 P: 14	R: 0 E: 0 K: 1 S: 5	H: 0 LOB: 0 BB: 0 P: 8	R: 0 E: 0 K: 1 S: 11	H: 0 LOB: 0 BB: 0 P: 13	R: 0 E: 0 K: 1 S: 8	H: 0 LOB: 1 BB: 1 P: 13	R: 0 E: 0 K: 1 S: 16	H: 3 LOB: 1 BB: 0 P: 23	R: 0 E: 0 K: 2 S: 13	H: 1 LOB: 1 BB: 0 P: 23	1B: 4 2B: 2 3B: 0 HR: 0	SF: 0 SAC: 0 DP: 0 HBP: 0	WP: 1 PB: 0 SB: 0 CS: 0	PA: 34
<b>PITCHER</b>	IP WLS BF H R ER SO BB IBB HBP BLK WP HR S P ERA WHIP																					
Johan Santana, L ERA: 3.23 (1, 1)	7.0 W 27 5 2 2 6 1 0 0 0 1 0 69 105 2.57 0.857																					
Grant Balfour, R ERA: 3.21 (8, 1)	1.0 3 0 0 0 0 0 0 0 0 0 0 7 11 0.00 0.000																					
36 Joe Nathan, R ERA: 0.82 (9, 1)	1.0 4 1 0 0 2 0 0 0 0 0 0 13 23 0.00 1.000																					

**New York Yankees @ Minnesota Twins**  
 Hubert H. Humphrey Metrodome, Minneapolis, MN  
 Wed Aug 18 2004, 7:05 PM EDT  
 Att. 41,125 - Unknown - 70 F

AB	33
R	2
H	6
RBI	1
BB	1
SO	8
LOB	9



Batter	1	2	3	4	5	6	7	8	9
Shannon Stewart, R OBP: 0.392, SLG: 0.458 (1, 7)	1-0 HR		3-2 FC6-4 1B	0-1 2B		1 SAFE 0-1 G6-4-3		3-3 K	
Jacque Jones, L OBP: 0.317, SLG: 0.451 (1, 9)	1-1 F7		2-3 K	3-3 K		0-2 HR		1-0 G6-3	
Torii Hunter, R OBP: 0.317, SLG: 0.455 (1, 8)	4-0 33 G4-3 33 S BB		1 SAFE 0-0 FC6-4 1-2f		2-2 K	1-1 33 1B 2B			
33 Justin Moreau, L OBP: 0.317, SLG: 0.533 (1, 3)	3-2 G4-3 1-3		0-0 P5		4-1 20 FC4-6 BB	1-0 20 FC5-4 1B			
20 Lew Ford, R OBP: 0.390, SLG: 0.478 (1, 10)	1-0 G1-3			1-1 2B HBP	0-0 FC4-6 1B 1-2f	3-1 FC5-4			
Corey Koskie, L OBP: 0.347, SLG: 0.472 (1, 5)		4-0 S BB		0-1 2B 2B	1-2 1B		0-1 G4-3		
Cristian Guzman, S OBP: 0.301, SLG: 0.373 (1, 6)		3-2 F7		3-1 SH1 2B 2B	0-0 G6-3		2-1 G3-1		
Henry Blanco, R OBP: 0.252, SLG: 0.352 (1, 2)		1 SAFE 0-1 F9		0-0 SH1		3-2 G6-4-3 3B	3-1 P6		
Luis Rivas, R OBP: 0.269, SLG: 0.387 (1, 4)		2-1 G6-3		0-1 G5-3		4-2 G6-4-3 BB	1-0 G5-3		

Inning Stats	R: 1	H: 1	E: 0	K: 0	S: 8	LOB: 1	BB: 1	P: 18	R: 0	H: 0	E: 0	K: 0	S: 8	LOB: 1	BB: 1	P: 17	R: 0	H: 1	E: 0	K: 1	S: 9	LOB: 1	BB: 0	P: 13	R: 3	H: 3	E: 0	K: 1	S: 13	LOB: 1	BB: 0	P: 20	R: 0	H: 1	E: 0	K: 1	S: 9	LOB: 2	BB: 1	P: 16	R: 3	H: 4	E: 0	K: 0	S: 17	LOB: 1	BB: 1	P: 29	R: 0	H: 0	E: 0	K: 0	S: 6	LOB: 0	BB: 0	P: 11	R: 0	H: 0	E: 0	K: 1	S: 5	LOB: 0	BB: 0	P: 10
1B: 3	SF: 0	2B: 4	SAC: 1	3B: 1	DP: 1	HR: 2	HBP: 1	WP: 0	PA: 38	1B: 3	SF: 0	2B: 4	SAC: 1	3B: 1	DP: 1	HR: 2	HBP: 1	WP: 0	PA: 38	1B: 3	SF: 0	2B: 4	SAC: 1	3B: 1	DP: 1	HR: 2	HBP: 1	WP: 0	PA: 38	1B: 3	SF: 0	2B: 4	SAC: 1	3B: 1	DP: 1	HR: 2	HBP: 1	WP: 0	PA: 38	1B: 3	SF: 0	2B: 4	SAC: 1	3B: 1	DP: 1	HR: 2	HBP: 1	WP: 0	PA: 38															

**BOTTOM**

**New York Yankees @ Minnesota Twins**  
 Hubert H. Humphrey Metrodome, Minneapolis, MN

Wed Aug 18 2004, 7:05 PM EDT  
 Att: 41,125 - Unknown - 70 F

livebaseballscorecards.com

AB	32
R	7
H	10
RBI	6
BB	4
SO	4
LOB	15



Batter	1	2	3	4	5	6	7	8	9	AB R H RBI BB SO LOB	TOP																	
<b>Bernie Williams, S</b> (1, 10) OBP: 0.359, SLG: 0.426	0-2 SH5-3 2B 1B		1-1 G4-3		0-1 FC6-4 1B	1-0 1B		0-3 K		5 1 3 1 0 1 0																		
<b>2 Derek Jeter, R</b> (1, 6) OBP: 0.327, SLG: 0.431	0-0 SH5-3 1B		0-3 K		1-1 FC6-4 HR	0-3 K			2-2 G3	4 1 0 0 0 2 4																		
<b>Gary Sheffield, R</b> (1, 9) OBP: 0.404, SLG: 0.551	0-1 2H 2B			1-0 G6-3	0-1 HR			4-0 13 HR BB	0-0 HR	4 3 3 5 1 0 0																		
<b>13 Alex Rodriguez, R</b> (1, 5) OBP: 0.369, SLG: 0.522	1-2 G6-3			1-1 G6-3	2-1 1B			1-2 HR	0-2 55 S 1B	5 2 3 2 0 0 1																		
<b>55 Hideki Matsui, L</b> (1, 7) OBP: 0.396, SLG: 0.531	2-3 K			1-1 F8	2-3 K			4-0 G3-6-1 BB	3-2 1B	4 0 1 1 1 2 2																		
<b>20 Jorge Posada, S</b> (1, 2)		1-3 K			3-1 G4-1 1B 2B	1-0 WP 1B 2B		2-3 K	4-1 1B BB	4 3 2 0 1 2 1																		
<b>John Olerud, L</b> (1, 3) OBP: 0.360, SLG: 0.370		1-2 G6-3			1-0 G4-1	2-0 1B 1B		1-1 G3-6-1	0-0 1B 1B	5 1 2 1 0 0 2																		
<b>Miguel Cairo, R</b> (1, 4) OBP: 0.328, SLG: 0.420		1-2 G5-3			0-1 WP 1B	0-1 P4		1-2 G4-3	1-0 E8 1B	4 1 1 1 0 0 1																		
<b>Ruben Sierra, S</b> (9, PH) OBP: 0.313, SLG: 0.498										1 0 1 1 0 0 0																		
<b>Enrique Wilson, S</b> (9, 4) OBP: 0.261, SLG: 0.352										0 0 0 0 0 0 0																		
<b>Kenny Lofton, L</b> (1, 8) OBP: 0.342, SLG: 0.423			0-1 F7		4-1 FC6-4 1B HR	1-3 K		1-2 K		3 1 0 0 1 2 1																		
<b>Inning Stats</b>	R: 1 E: 0 K: 1 S: 12	H: 2 LOB: 1 BB: 0 P: 15	R: 0 E: 0 K: 1 S: 9	H: 0 LOB: 0 BB: 0 P: 12	R: 0 E: 0 K: 1 S: 7	H: 0 LOB: 0 BB: 0 P: 8	R: 0 E: 0 K: 0 S: 5	H: 0 LOB: 0 BB: 0 P: 8	R: 5 E: 0 K: 1 S: 18	H: 5 LOB: 1 BB: 1 P: 30	R: 1 E: 0 K: 2 S: 13	H: 3 LOB: 2 BB: 0 P: 18	R: 2 E: 0 K: 1 S: 9	H: 1 LOB: 0 BB: 2 P: 21	R: 0 E: 0 K: 2 S: 12	H: 0 LOB: 0 BB: 0 P: 14	R: 4 E: 1 K: 0 S: 15	H: 5 LOB: 1 BB: 1 P: 25	1B: 10 2B: 3 3B: 0 HR: 3	SF: 0 SAC: 1 DP: 1 HBP: 0	WP: 2 PB: 0 SB: 1 CS: 0	PA: 44						
<b>PITCHER</b>	IP WLS BF H R ER SO BB IBB HBP BLK WP HR S P ERA WHIP												<b>PITCHER</b>	IP WLS BF H R ER SO BB IBB HBP BLK WP HR S P ERA WHIP														
<b>Carlos Silva, R</b> (1, 1) ERA: 4.78	5.0		25	9	7	7	4	1	0	0	0	2	1	53	78	12.60	2.000											
<b>Joe Roa, R</b> (6, 1) ERA: 3.58	2.0		9	2	2	2	3	2	0	0	0	0	1	20	34	9.00	2.000											
<b>Juan Rincon, R</b> (8, 1) ERA: 2.59	1.0		3	0	0	0	2	0	0	0	0	0	0	12	14	0.00	0.000											
<b>36 Joe Nathan, R</b> (9, 1) ERA: 1.3	0.2	L	6	4	4	3	0	1	0	0	0	0	1	14	23	40.50	7.500											
<b>J.C. Romero, L</b> (9, 1) ERA: 3.25	0.1		1	1	0	0	0	0	0	0	0	0	0	1	2	0.00	3.000											

**New York Yankees @ Minnesota Twins**  
**Hubert H. Humphrey Metrodome, Minneapolis, MN**

Thu Aug 19 2004, 8:10 PM EDT  
 Att. 37,959 - Unknown - 70 F

livebaseballscorecards.com

<b>AB</b>	<b>39</b>
<b>R</b>	<b>13</b>
<b>H</b>	<b>16</b>
<b>RBI</b>	<b>12</b>
<b>BB</b>	<b>4</b>
<b>SO</b>	<b>9</b>
<b>LOB</b>	<b>12</b>



Batter	1	2	3	4	5	6	7	8	9	AB	R	H	RBI	BB	SO	LOB
Shannon Stewart, R (1, 7) OBP: 0.399, SLG: 0.477	3-2 WP BB 1B		2-1 G6-3 2B		1-1 P4		0-1 2B 1B	3-2 1B 3B		5	2	4	2	0	0	1
Jacque Jones, L (1, 9) OBP: 0.318, SLG: 0.453	1-3 K		1-2 G6-3 2B			1-2 33 FC5 20 1B 1B	0-0 20 3B 2B	1-2 F8		5	1	2	2	0	1	3
Torii Hunter, R (1, 8) OBP: 0.318, SLG: 0.454 20 Lew Ford, R (5, 8) OBP: 0.391, SLG: 0.484	4-1 WP 33 WP BB 1-2		1-1 P3			1-2 33 FC5 2B 1B	1-2 33 G3 3B		1-3 K	1	0	0	0	1	0	1
33 Justin Moreau, L (1, 3) OBP: 0.308, SLG: 0.516	2-3 K					1-0 FC5 2B SF9-5	2-1 G3		0-3 K	3	2	2	1	0	1	0
Jose Offerman, S (1, 10) OBP: 0.367, SLG: 0.420	3-1 L3					2-0 SF9-5 2B	1-3 K		0-3 K	5	1	0	1	0	2	4
Corey Koskie, L (1, 5) OBP: 0.346, SLG: 0.471		2-1 G4-3				3-1 SF9-5 2B			1-0 1B 3B 1B	4	0	1	1	1	2	1
Cristian Guzman, S (1, 6) OBP: 0.305, SLG: 0.375		0-1 G4-3								3	1	1	1	0	0	1
Henry Blanco, R (1, 2) OBP: 0.250, SLG: 0.349 Matthew LeCroy, R (7, PH) OBP: 0.316, SLG: 0.387 Rob Bowen, S (8, 2) OBP: 0.261, SLG: 0.300		1-3 K				3-1 1B			0-0 2B BB 1-3 3B 1B	3	2	2	0	1	0	0
Luis Rivas, R (1, 4) OBP: 0.268, SLG: 0.388			1-3 K			2-2 F7			1-1 P6	2	0	0	0	0	1	1
						0-3 K			2-3 K	1	0	0	0	0	0	2
									1-0 1B 2B 2B	4	1	1	1	0	3	3

Inning Stats	R: 1	H: 1	R: 0	H: 0	R: 0	H: 1	R: 0	H: 1	R: 2	H: 3	R: 5	H: 4	R: 2	H: 3	R: 0	H: 0	1B: 7	SF: 1
	E: 0	LOB: 1	E: 0	LOB: 0	E: 0	LOB: 0	E: 0	LOB: 1	E: 0	LOB: 0	E: 0	LOB: 0	E: 0	LOB: 1	E: 0	LOB: 0	2B: 5 <td>SAC: 0</td>	SAC: 0
	K: 2	BB: 1	K: 1	BB: 0	K: 1	BB: 0	K: 1	BB: 0	K: 2	BB: 0	K: 2	BB: 1	K: 1	BB: 0	K: 3	BB: 0	3B: 2	DP: 2
	S: 13	P: 26	S: 7	P: 10	S: 10	P: 15	S: 10	P: 16	S: 10	P: 18	S: 18	P: 27	S: 13	P: 21	S: 9	P: 10	HR: 0	HBP: 0


PITCHER	IP	WLS	BF	H	R	ER	SO	BB	IBB	HBP	BLK	WP	HR	S	P	ERA	WHIP
Orlando Hernandez, R (1, 1) ERA: 2.78	6.1		27	7	5	5	6	3	0	0	0	2	0	62	107	7.11	1.579
Paul Quantrill, R (7, 1) ERA: 3.72	0.0		3	3	2	2	0	0	0	0	0	0	0	6	7	∞	∞
Tom Gordon, R (7, 1) ERA: 2.0	1.2	W	8	3	3	3	2	0	0	0	0	0	0	18	29	16.20	1.800
42 Mariano Rivera, R (9, 1) ERA: 1.46	1.0	S	3	0	0	0	3	0	0	0	0	0	0	9	10	0.00	0.000

**BOTTOM**

**New York Yankees @ Minnesota Twins**  
 Hubert H. Humphrey Metrodome, Minneapolis, MN

Thu Aug 19 2004, 8:10 PM EDT  
 Att: 37,959 - Unknown - 70 F

AB	37
R	10
H	13
RBI	9
BB	3
SO	11
LOB	18



WP	PA	ERA	WHIP
2	41		
0			
0			

Batter	1	2	3	4	5	6	7	8	9	AB R H RBI BB SO LOB	TOP											
David Eckstein, R (1, 6) OBP: 0.349, SLG: 0.348	1-3 K	2-2 CS	0-2 1B		0-2 G3		0-0 E 16 FC5-2 1B		0-1 FC2-6 1B	5 0 3 1 0 1 0												
Darin Erstad, L (1, 3) OBP: 0.362, SLG: 0.429	3-2 G4-3		0-3 K		1-1 G4-3		1-1 E7 16 FC5-2 1B		0-0 FC2-6 27 FC5-4 1B	5 0 0 0 0 1 3												
27 Vladimir Guerrero, R (1, 9) OBP: 0.379, SLG: 0.571	0-0 16 1B		1-3 K			2-1 1B	4-0 16 FC5-2 IBB		1-1 FC5-4 16 HR	4 1 2 0 1 1 2												
16 Garret Anderson, L (1, 10) OBP: 0.351, SLG: 0.435	0-0 1B		0-0 G4-3			2-0 F9	0-0 FC5-2		3-2 HR	5 1 2 2 0 0 5												
Jose Guillen, R (1, 7) OBP: 0.359, SLG: 0.510	1-0 F9			1-2 F7		1-2 1B	1-1 P2		3-2 G6-3	5 0 1 0 0 0 5												
Curtis Pride, L (9, 7) OBP: 0.231, SLG: 0.231										0 0 0 0 0 0 0												
Jeff DaVanon, S (1, 8) OBP: 0.378, SLG: 0.403		2-1 P6		0-0 1B		1-1 F7		4-2 S BB		3 0 1 0 1 0 1												
Adam Kennedy, L (1, 4) OBP: 0.325, SLG: 0.363		2-2 HR		0-1 1B			2-3 K	2-0 P5		4 1 2 1 0 1 1												
José Molina, R (1, 2) OBP: 0.280, SLG: 0.342		1-3 K		2-2 G1-6-4-3 1B			4-2 9 1B BB	3-3 K		3 1 0 0 1 2 3												
9 Chone Figgins, S (1, 5) OBP: 0.352, SLG: 0.422		1-0 CS 1B			1-1 G5-3		2-1 E 1B	3-2 G5-3		4 1 2 0 0 0 1												
<b>Inning Stats</b>	R: 0 E: 0 K: 1 S: 10	H: 2 LOB: 2 BB: 0 P: 15	R: 1 E: 0 K: 1 S: 12	H: 2 LOB: 0 BB: 0 P: 19	R: 0 E: 0 K: 2 S: 11	H: 1 LOB: 1 BB: 0 P: 12	R: 0 E: 0 K: 0 S: 10	H: 2 LOB: 1 BB: 0 P: 13	R: 0 E: 0 K: 0 S: 7	H: 0 LOB: 0 BB: 0 P: 9	R: 0 E: 0 K: 0 S: 8	H: 2 LOB: 1 BB: 0 P: 14	R: 2 E: 1 K: 1 S: 15	H: 2 LOB: 3 BB: 2 P: 29	R: 0 E: 0 K: 1 S: 11	H: 0 LOB: 1 BB: 1 P: 23	R: 2 E: 0 K: 0 S: 12	H: 2 LOB: 0 BB: 0 P: 19	1B: 11 2B: 0 3B: 0 HR: 2	SF: 0 SAC: 0 DP: 1 HBP: 0	WP: 0 PB: 0 SB: 1 CS: 1	PA: 42
<b>PITCHER</b>	IP WLS BF H R ER SO BB IBB HBP BLK WP HR S P ERA WHIP												<b>PITCHER</b>	IP WLS BF H R ER SO BB IBB HBP BLK WP HR S P ERA WHIP								
Jon Lieber, R (1, 1) ERA: 4.67	6.1 L 30 11 3 2 5 1 1 0 0 0 1 70 107 2.84 1.895																					
C.J. Nitkowski, L (7, 1) ERA: 4.38	0.1 1 0 0 0 0 0 0 0 0 0 0 0 1 1 0.00 0.000																					
Scott Proctor, R (7, 1) ERA: 5.14	1.1 5 0 0 0 1 1 1 0 0 0 0 0 13 26 0.00 0.750																					
Paul Quantrill, R (9, 1) ERA: 3.91	1.0 5 2 2 2 0 0 0 0 0 0 0 1 12 19 18.00 2.000																					

Anaheim Angels @ New York Yankees  
 Yankee Stadium, Bronx, NY  
 Fri Aug 20 2004, 7:05 PM EDT  
 Att. 53,530 - Unknown - 85 F

livebaseballscorecards.com

AB	38
R	5
H	13
RBI	4
BB	3
SO	6
LOB	21



Batter	1	2	3	4	5	6	7	8	9	AB	R	H	RBI	BB	SO	LOB
<b>Bernie Williams, S</b> OBP: 0.356, SLG: 0.422 (1, 8)	1-0 F7		0-0 G3		2-2 F8			3-2 F8		4	0	0	0	0	0	0
<b>2 Derek Jeter, R</b> OBP: 0.328, SLG: 0.433 (1, 6)	4-1 13 E 13 S BB		3-1 2B			1-0 G4-3			0-1 P4	3	0	1	0	1	0	0
<b>Gary Sheffield, R</b> OBP: 0.403, SLG: 0.548 (1, 10)	1-1 F7		1-2 K			0-1 13 CS 1B			2-2 F8	4	0	1	0	0	1	2
<b>13 Alex Rodriguez, R</b> OBP: 0.370, SLG: 0.521 (1, 5)	4-1 1-3 BB		1-3 K			3-3 SAFE 1-2 K			0-0 55 DI 1B	3	0	1	0	1	2	2
<b>55 Hideki Matsui, L</b> OBP: 0.395, SLG: 0.527 (1, 7)	0-0 L9			2-0 20 G6-3 HBP			2-3 K		1-2 K	3	0	0	0	0	2	3
<b>20 Jorge Posada, S</b> OBP: 0.411, SLG: 0.491 (1, 2)		3-2 CS 1B		1-1 G6-3 1-2f			0-0 G3-1			3	0	1	0	0	0	1
<b>John Olerud, L</b> OBP: 0.360, SLG: 0.370 (1, 3)		2-2 FC4-6 1-2 1B		1-0 G3			3-2 K			3	0	1	0	0	1	0
<b>Ruben Sierra, S</b> OBP: 0.309, SLG: 0.491 (1, 9)		3-2 FC4-6 1-2f			1-1 F7			0-0 G3		3	0	0	0	0	0	1
<b>Miguel Cairo, R</b> OBP: 0.326, SLG: 0.417 <b>Kenny Lofton, L</b> OBP: 0.341, SLG: 0.421 <b>Enrique Wilson, S</b> OBP: 0.261, SLG: 0.352 (1, 4) (8, PH) (9, 4)		1-1 P3			0-2 F8			0-3 K		2	0	0	0	0	0	1

Inning Stats		R: 0	H: 0	E: 0	K: 0	S: 6	R: 0	H: 2	E: 0	K: 0	S: 11	R: 0	H: 1	E: 0	K: 2	S: 9	R: 0	H: 0	E: 0	K: 0	S: 3	R: 0	H: 0	E: 0	K: 0	S: 8	R: 0	H: 1	E: 0	K: 1	S: 6	R: 0	H: 0	E: 0	K: 2	S: 8	R: 0	H: 0	E: 0	K: 1	S: 8	R: 0	H: 0	E: 0	K: 1	S: 8	R: 0	H: 1	E: 0	K: 1	S: 9	1B: 4	SF: 0	2B: 2	SAC: 0	3B: 0	DP: 2	HR: 0	HBP: 1	WP: 0	PA: 32
<b>PITCHER</b>		IP	WLS	BF	H	R	ER	SO	BB	IBB	HBP	BLK	WP	HR	S	P	ERA	WHIP																																											
<b>Ramon Ortiz, R</b> ERA: 4.15 (1, 1)		8.0	W	28	4	0	0	6	2	0	1	0	0	0	59	102	0.00	0.750																																											
<b>Troy Percival, R</b> ERA: 3.72 (9, 1)		1.0		4	1	0	0	1	0	0	0	0	0	0	9	12	0.00	1.000																																											

**BOTTOM**

**Anaheim Angels @ New York Yankees**  
Yankee Stadium, Bronx, NY

[livebaseballscorecards.com](http://livebaseballscorecards.com)

<b>AB</b>	<b>29</b>
<b>R</b>	<b>0</b>
<b>H</b>	<b>5</b>
<b>RBI</b>	<b>0</b>
<b>BB</b>	<b>2</b>
<b>SO</b>	<b>7</b>
<b>LOB</b>	<b>10</b>



Fri Aug 20 2004, 7:05 PM EDT  
Att: 53,530 - Unknown - 85 F

Batter	1	2	3	4	5	6	7	8	9	AB R H RBI BB SO LOB	TOP											
David Eckstein, R (1, 6) OBP: 0.346, SLG: 0.345	2-2 F9		1-3 K2-3	1-0 SH5-4		0-1 G6-3		2-2 L4		4 0 0 0 0 1 1												
Darin Erstad, L (1, 3) OBP: 0.362, SLG: 0.428	0-1 F9		1-1 K	3-3 K			2-2 2B 1B		2-2 L4	5 1 2 0 0 1 2												
27 Vladimir Guerrero, R (1, 9) OBP: 0.379, SLG: 0.568	1-3 K		2-3 K	4-2 BB			1-2 F9		1-1 16 2B 1B	4 1 1 0 1 2 2												
16 Garret Anderson, L (1, 10) OBP: 0.355, SLG: 0.439		1-2 2B FC5 1B	2-0 F8	0-0 F8			4-1 2B FC4-2 IBB		1-1 1B FC1-2 2B	4 1 2 1 1 0 4												
Jose Guillen, R (1, 7) OBP: 0.361, SLG: 0.521				0-2 HR	2-3 K		0-0 FC4-2 2B		2-1 FC1-2 1B HBP	2 1 2 1 0 0 0 2 0 1 1 0 1 0												
Curtis Pride, L (4, 7) OBP: 0.313, SLG: 0.333																						
Jeff DaVanon, S (1, 8) OBP: 0.378, SLG: 0.416			2-3 K	1-1 HR	2-3 K		0-0 FC4-2		1-0 FC1-2 1B	5 1 2 1 0 2 4												
Adam Kennedy, L (1, 4) OBP: 0.326, SLG: 0.362				1-0 E 9 1B 1B	2-1 F8		1 SAFE 2-1 L9		0-0 FC1-2	4 1 1 0 1 0 5												
Bengie Molina, R (1, 2) OBP: 0.302, SLG: 0.433		0-1 FC5		0-0 E6 SH5-4 9 1B		0-0 G6-3		0-2 F9	0-2 G4-3	5 0 0 1 0 0 6												
9 Chone Figgins, S (1, 5) OBP: 0.353, SLG: 0.423			2-3 K	3-2 SH5-4 1B		2-3 K		0-2 CS 1B		4 0 2 1 0 2 2												
<b>Inning Stats</b>	R: 0 E: 0 K: 1 S: 9	H: 0 LOB: 0 BB: 0 P: 12	R: 1 E: 1 K: 2 S: 12	H: 2 LOB: 2 BB: 1 P: 21	R: 0 E: 0 K: 2 S: 10	H: 1 LOB: 1 BB: 0 P: 16	R: 3 E: 1 K: 1 S: 18	H: 4 LOB: 3 BB: 1 P: 31	R: 0 E: 0 K: 2 S: 8	H: 0 LOB: 0 BB: 0 P: 14	R: 0 E: 0 K: 1 S: 6	H: 0 LOB: 0 BB: 0 P: 8	R: 1 E: 0 K: 0 S: 11	H: 2 LOB: 2 BB: 1 P: 20	R: 0 E: 0 K: 0 S: 9	H: 1 LOB: 0 BB: 0 P: 11	R: 1 E: 0 K: 0 S: 13	H: 3 LOB: 3 BB: 0 P: 20	1B: 8 2B: 3 3B: 0 HR: 2	SF: 0 SAC: 1 DP: 0 HBP: 1	WP: 0 PB: 0 SB: 1 CS: 1	PA: 44
<b>PITCHER</b>	IP WLS BF H R ER SO BB IBB HBP BLK WP HR S P ERA WHIP																					
Esteban Loaiza, R (1, 1) ERA: 5.14	3.0 L 18 7 4 3 5 0 1 0 0 0 2 42 65 9.00 2.333																					
Tanyon Sturtze, R (4, 1) ERA: 5.01	4.0 16 2 1 1 4 1 1 0 0 0 0 32 57 2.25 0.750																					
Paul Quantrill, R (8, 1) ERA: 3.86	1.0 3 1 0 0 0 0 0 0 0 0 0 9 11 0.00 1.000																					
C.J. Nitkowski, L (9, 1) ERA: 4.62	0.2 6 3 1 1 0 0 0 0 1 0 0 0 10 17 13.50 4.500																					
Scott Proctor, R (9, 1) ERA: 5.06	0.1 1 0 0 0 0 0 0 0 0 0 0 0 3 3 0.00 0.000																					

Anaheim Angels @ New York Yankees  
Yankee Stadium, Bronx, NY

Sat Aug 21 2004, 1:05 PM EDT  
Att. 54,008 - Overcast - 81 F

livebaseballscorecards.com

AB	39
R	6
H	13
RBI	6
BB	3
SO	9
LOB	26





Batter	1	2	3	4	5	6	7	8	9	AB	R	H	RBI	BB	SO	LOB
<b>Kenny Lofton, L</b> OBP: 0.339, SLG: 0.415 (1, 8) C B X	1-1 G4-3 ①		4-1 BB ②		1-1 G5-3 ②		0-1 FC4-6 1-2f ②			3	0	0	0	1	0	1
<b>2 Derek Jeter, R</b> OBP: 0.328, SLG: 0.431 (1, 6) B C F B X	2-1 G4-3 ②		1-3 K ②		3-2 1B 1B ②		2-3 K ③			4	0	1	0	0	2	2
<b>Gary Sheffield, R</b> OBP: 0.404, SLG: 0.548 (1, 9) C B F B X	3-2 13 FC5-4 1B ③		1-0 F7 ③		1-1 1B 1B ③		1-3 K ①			4	0	2	0	0	1	1
<b>13 Alex Rodriguez, R</b> OBP: 0.369, SLG: 0.519 (1, 5) B X	1-0 FC5-4 1-2f ③			0-0 1B 1B ①		2-2 F9 ③		2-0 F9 ②		4	0	1	0	0	0	3
<b>55 Hideki Matsui, L</b> OBP: 0.392, SLG: 0.523 (1, 7) B C B X		2-1 F8 ①		0-0 P5 ①		2-1 F7 ①		2-1 F9 ③		4	0	0	0	0	0	1
<b>Bernie Williams, S</b> OBP: 0.355, SLG: 0.420 (1, 10) B B B X		2-1 L8-3 1B ②		1-3 K ②		2-3 K ②		1-1 F9 ①		4	0	1	0	0	2	1
<b>John Olerud, L</b> OBP: 0.358, SLG: 0.368 (1, 3) C B T D B X		3-2 L8-3 1-1 ② ③		1-1 SAFE 1B ②		2-1 F9 ③		0-0 L7 ②		4	0	1	0	0	0	1
<b>Enrique Wilson, S</b> OBP: 0.258, SLG: 0.347 (1, 4) <b>Ruben Sierra, S</b> OBP: 0.308, SLG: 0.489 (9, PH)		3-2 G6-3 ①		1-0 F7 ③		3-3 K ①		2-1 G3 ③		3	0	0	0	0	1	2
<b>John Flaherty, R</b> OBP: 0.264, SLG: 0.410 (1, 2) <b>20 Jorge Posada, S</b> OBP: 0.412, SLG: 0.492 (7, PH) (8, 2)			0-1 HR ①		3-2 P3 ①		0-0 FC4-6 1B ①			1	0	0	0	0	0	0

Inning Stats	R: 0	H: 1	E: 0	LOB: 1	K: 0	BB: 0	S: 9	P: 16	R: 0	H: 1	E: 0	LOB: 0	K: 0	BB: 0	S: 7	P: 14	R: 1	H: 1	E: 0	LOB: 1	K: 1	BB: 1	S: 10	P: 19	R: 0	H: 2	E: 0	LOB: 2	K: 1	BB: 0	S: 8	P: 11	R: 0	H: 2	E: 0	LOB: 2	K: 0	BB: 0	S: 13	P: 23	R: 0	H: 0	E: 0	LOB: 0	K: 1	BB: 0	S: 8	P: 14	R: 0	H: 1	E: 0	LOB: 1	K: 2	BB: 0	S: 10	P: 15	R: 0	H: 0	E: 0	LOB: 0	K: 1	BB: 0	S: 6	P: 11	R: 0	H: 0	E: 0	LOB: 0	K: 0	BB: 0	S: 5	P: 8	1B: 7	SF: 0	2B: 1	SAC: 0	3B: 0	DP: 1	HR: 1	HBP: 0	WP: 0	PA: 35
--------------	------	------	------	--------	------	-------	------	-------	------	------	------	--------	------	-------	------	-------	------	------	------	--------	------	-------	-------	-------	------	------	------	--------	------	-------	------	-------	------	------	------	--------	------	-------	-------	-------	------	------	------	--------	------	-------	------	-------	------	------	------	--------	------	-------	-------	-------	------	------	------	--------	------	-------	------	-------	------	------	------	--------	------	-------	------	------	-------	-------	-------	--------	-------	-------	-------	--------	-------	--------

PITCHER	IP	WLS	BF	H	R	ER	SO	BB	IBB	HBP	BLK	WP	HR	S	P	ERA	WHIP
<b>Aaron Sele, R</b> ERA: 4.43 (1, 1)	3.0		12	3	1	1	1	1	0	0	0	0	1	26	49	3.00	1.333
<b>62 Scot Shields, R</b> ERA: 3.02 (4, 1)	3.0	W	13	4	0	0	2	0	0	0	0	0	0	29	48	0.00	1.333
<b>Brendan Donnelly, R</b> ERA: 2.55 (7, 1)	1.0		4	1	0	0	2	0	0	0	0	0	0	10	15	0.00	1.000
<b>Francisco Rodríguez, R</b> ERA: 1.94 (8, 1)	2.0		6	0	0	0	1	0	0	0	0	0	0	11	19	0.00	0.000

**BOTTOM**

**Anaheim Angels @ New York Yankees**  
Yankee Stadium, Bronx, NY  
Sat Aug 21 2004, 1:05 PM EDT  
Att. 54,008 - Overcast - 81 F

livebaseballscorecards.com

<b>AB</b>	<b>34</b>
<b>R</b>	<b>1</b>
<b>H</b>	<b>8</b>
<b>RBI</b>	<b>1</b>
<b>BB</b>	<b>1</b>
<b>SO</b>	<b>6</b>
<b>LOB</b>	<b>12</b>



Batter	1	2	3	4	5	6	7	8	9	AB R H RBI BB SO LOB	TOP		
David Eckstein, R (1, 6) OBP: 0.344, SLG: 0.342	4-0 BB G6-3		0-1 G6-4-3 1-2f		1-1 F9		0-0 L3		1-1 FC6-4 1-2f	4 0 0 0 1 0 4			
Darin Erstad, L (1, 3) OBP: 0.364, SLG: 0.432	1-2 SAFE G6-3 1-2f			2-2 P6		0-0 16 F8 27 HBP SF7 1B		1-1 2B		4 1 2 0 0 0 1			
27 Vladimir Guerrero, R (1, 9) OBP: 0.378, SLG: 0.564	2-3 K			1-2 G6-3		2-0 1-2 CS HBP		1-3 K		3 0 0 0 0 2 1			
16 Garret Anderson, L (1, 10) OBP: 0.353, SLG: 0.435		3-3 K		3-1 L3		2-1 F8		4-0 IBB		3 0 0 0 1 1 2			
Jose Guillen, R (1, 7) OBP: 0.360, SLG: 0.520		0-0 L7			1-0 F9 1B HR		0-1 SF7		0-3 K	3 1 1 1 0 1 2			
Curtis Pride, L (8, 7) OBP: 0.313, SLG: 0.333										0 0 0 0 0 0 0			
Jeff DaVanon, S (1, 8) OBP: 0.380, SLG: 0.422		0-1 2B			0-0 HR 1B		3-2 CS		2-3 K	4 1 2 0 0 2 2			
Adam Kennedy, L (1, 4) OBP: 0.326, SLG: 0.361		1-0 F9			3-1 F9		2-1 1B 1B		0-3 K	4 0 1 0 0 1 3			
Bengie Molina, R (1, 2) OBP: 0.313, SLG: 0.456			0-1 FC3-6 1B		1-2 HR		1-2 1B		1-1 FC5-4 1B	4 1 4 3 0 0 0			
9 Chone Figgins, S (1, 5) OBP: 0.351, SLG: 0.419			1-0 FC3-6 G6-4-3 1-2f		0-0 F8		0-2 P6		1-1 FC5-4 1-2f	4 0 0 0 0 0 4			
<b>Inning Stats</b>	R: 0 E: 0 K: 1 S: 6 H: 0 LOB: 0 BB: 1 P: 13	R: 0 E: 0 K: 1 S: 8 H: 1 LOB: 1 BB: 0 P: 12	R: 0 E: 0 K: 0 S: 5 H: 1 LOB: 0 BB: 0 P: 6	R: 0 E: 0 K: 0 S: 8 H: 0 LOB: 0 BB: 0 P: 14	R: 3 E: 0 K: 0 S: 11 H: 3 LOB: 0 BB: 0 P: 17	R: 1 E: 0 K: 0 S: 7 H: 1 LOB: 0 BB: 0 P: 14	R: 0 E: 0 K: 1 S: 12 H: 2 LOB: 2 BB: 0 P: 18	R: 0 E: 0 K: 3 S: 11 H: 1 LOB: 2 BB: 1 P: 19	R: 0 E: 0 K: 1 S: 12 H: 1 LOB: 1 BB: 0 P: 14	1B: 7 2B: 2 3B: 0 HR: 1 SF: 1 SAC: 0 DP: 2 HBP: 1	WP: 0 PB: 0 SB: 1 CS: 1 PA: 38		
<b>PITCHER</b>	IP WLS BF H R ER SO BB IBB HBP BLK WP HR S P ERA WHIP											<b>PITCHER</b>	IP WLS BF H R ER SO BB IBB HBP BLK WP HR S P ERA WHIP
Kevin Brown, R (1, 1) ERA: 3.89	7.0 L 28 8 4 4 3 1 0 1 0 0 0 1 57 94 5.14 1.286												
Tom Gordon, R (8, 1) ERA: 1.98	1.0 5 1 0 0 3 0 1 0 0 0 0 0 11 19 0.00 1.000												
42 Mariano Rivera, R (9, 1) ERA: 1.44	1.0 4 1 0 0 1 0 0 0 0 0 0 0 12 14 0.00 1.000												

Anaheim Angels @ New York Yankees  
Yankee Stadium, Bronx, NY  
Sun Aug 22 2004, 1:05 PM EDT  
Att. 53,885 - Sunny - 72 F

livebaseballscorecards.com

AB	33
R	4
H	10
RBI	4
BB	2
SO	7
LOB	19



Batter	1	2	3	4	5	6	7	8	9	AB R H RBI BB SO LOB
<b>Bernie Williams, S</b> (1, 10) OBP: 0.355, SLG: 0.421	1-1 P4		1 SAFE 2-1 SH1-3 2B		X 0-0 F9		2-3 K			4 1 1 1 0 1 1
<b>2 Derek Jeter, R</b> (1, 6) OBP: 0.326, SLG: 0.429	0-0 G5-3		1-1 SH1-3 2B		2-0 G5-3			2-1 P4		3 0 0 0 0 0 0
<b>Gary Sheffield, R</b> (1, 9) OBP: 0.405, SLG: 0.556	1-2 G5-3		1-2 2B			1-3 K		2-1 HR		4 1 2 2 0 1 0
<b>13 Alex Rodriguez, R</b> (1, 5) OBP: 0.368, SLG: 0.515		2-2 F9	0-1 F8			4-2 20 S BB		0-3 K		3 0 0 0 1 1 1
<b>55 Hideki Matsui, L</b> (1, 7) OBP: 0.391, SLG: 0.519		4-1 BB	0-1 G3			1-3 K		1-3 K		3 0 0 0 1 2 2
<b>20 Jorge Posada, S</b> (1, 2) OBP: 0.408, SLG: 0.487		1-2 F7		1-3 K		1-3 K2-3		0-0 G6-3		4 0 0 0 0 2 2
<b>John Olerud, L</b> (1, 3) OBP: 0.357, SLG: 0.365		4-2 BB		0-1 F8			0-3 K	0-1 G6-3		3 0 0 0 1 1 0
<b>Miguel Cairo, R</b> (1, 4) OBP: 0.322, SLG: 0.412 <b>Ruben Sierra, S</b> (9, PH) OBP: 0.307, SLG: 0.487		1-0 L4		2-3 K			1-1 G5-3	0-0 F7		3 0 0 0 0 1 2 1 0 0 0 0 0 0
<b>Kenny Lofton, L</b> (1, 8) OBP: 0.343, SLG: 0.415			1-0 2B		3-3 K		4-1 BB			2 1 1 0 1 1 0

Inning Stats	R: 0	H: 0	E: 0	LOB: 0	K: 0	S: 6	P: 8	R: 0	H: 0	E: 0	LOB: 2	K: 0	S: 11	R: 2	H: 3	E: 0	LOB: 1	K: 0	S: 12	R: 0	H: 0	E: 0	LOB: 0	K: 2	S: 8	R: 0	H: 0	E: 0	LOB: 0	K: 1	S: 5	R: 0	H: 0	E: 0	LOB: 1	K: 3	S: 14	R: 0	H: 0	E: 0	LOB: 1	K: 2	S: 9	R: 1	H: 1	E: 0	LOB: 0	K: 2	S: 10	R: 0	H: 0	E: 0	LOB: 0	K: 0	S: 4	1B: 1	SF: 0	2B: 2	SAC: 1	3B: 0	DP: 0	HR: 1	HBP: 0	WP: 0	PA: 35
<b>PITCHER</b>	IP	WLS	BF	H	R	ER	SO	BB	IBB	HBP	BLK	WP	HR	S	P	ERA	WHIP																																																
<b>45 Kelvim Escobar, R</b> (1, 1) ERA: 4.11	7.0	W	28	3	2	2	8	4	0	0	0	0	0	65	106	2.57	1.000																																																
<b>Brendan Donnelly, R</b> (8, 1) ERA: 2.81	1.0	H	4	1	1	1	2	0	0	0	0	0	1	10	15	9.00	1.000																																																
<b>Troy Percival, R</b> (9, 1) ERA: 3.62	1.0	S	3	0	0	0	0	0	0	0	0	0	0	4	4	0.00	0.000																																																

**BOTTOM**

**Anaheim Angels @ New York Yankees**  
 Yankee Stadium, Bronx, NY

Sun Aug 22 2004, 1:05 PM EDT  
 Att: 53,885 - Sunny - 72 F

livebaseballscorecards.com

<b>AB</b>	<b>30</b>
<b>R</b>	<b>3</b>
<b>H</b>	<b>4</b>
<b>RBI</b>	<b>3</b>
<b>BB</b>	<b>4</b>
<b>SO</b>	<b>10</b>
<b>LOB</b>	<b>8</b>



# New York Yankees @ Cleveland Indians

## Jacobs Field, Cleveland, OH

Mon Aug 23 2004, 7:05 PM EDT  
Att. 33,172 - Cloudy - 80 F

[livebaseballscorecards.com](http://livebaseballscorecards.com)

AB	34
R	6
H	9
RBI	6
BB	5
SO	6
LOB	18



Batter	1	2	3	4	5	6	7	8	9	AB R H RBI BB SO LOB
<b>Bernie Williams, S</b> OBP: 0.357, SLG: 0.424 (1, 8)	3-2 2B 1B	1-0 2 CS 1B			3-1 F8		4-1 BB		0-1 G1-3	4 1 2 0 1 0 0
<b>2 Derek Jeter, R</b> OBP: 0.328, SLG: 0.429 <b>Enrique Wilson, S</b> OBP: 0.258, SLG: 0.347 (9, PR) (9, 4)	3-1 BB 1B	1-2 CS 1-2	3-1 F7		1-0 1B		2-2 P4		2-1 HR HBP	4 0 2 1 0 0 1 0 1 0 0 0 0 0
<b>Gary Sheffield, R</b> OBP: 0.408, SLG: 0.563 (9, 5)	4-1 20 G6-3 1-2 BB		4-2 13 FC6-4 BB		1-2 K			4-1 55 FC4-6 13 1B BB	2-2 HR HBP	2 2 1 2 3 1 1
<b>13 Alex Rodriguez, R</b> OBP: 0.366, SLG: 0.512 (1, 5) (9, 6)	2-3 K		0-1 FC6-4		2-1 G5-3			2-2 55 FC4-6 1B	0-0 G5-3	5 0 1 0 0 1 4
<b>20 Jorge Posada, S</b> OBP: 0.407, SLG: 0.487 (1, 2)	1-2 G6-3 1-2f		1-1 G4-3		1-0 2B			2-2 P5		4 0 1 0 0 0 5
<b>55 Hideki Matsui, L</b> OBP: 0.390, SLG: 0.516 (1, 7)		4-0 HR BB		2-3 K	1-2 F7			0-0 FC4-6 1B 1-2f 2-3		3 1 0 0 1 1 3
<b>Ruben Sierra, S</b> OBP: 0.306, SLG: 0.483 (1, 10)		1-2 F8		0-0 G6-3	0-2 L5			2-2 1-3 3-H 1B		4 0 1 1 0 0 2
<b>Tony Clark, S</b> OBP: 0.310, SLG: 0.449 (1, 3)		3-2 1-H HR		1-3 K	1-3 K2-3			3-1 P6		4 1 1 2 0 2 2
<b>Miguel Cairo, R</b> OBP: 0.319, SLG: 0.407 <b>Kenny Lofton, L</b> OBP: 0.342, SLG: 0.413 (9, PH) (9, 9)		3-1 P6		1-2 G6-3			2-3 K	0-1 G6-3		3 0 0 0 0 1 0 1 0 0 0 0 0 0

Inning Stats	R: 1	H: 2	E: 0	K: 1	S: 14	P: 27	R: 2	H: 2	E: 0	K: 0	S: 15	P: 28	R: 0	H: 0	E: 0	K: 0	S: 10	P: 18	R: 0	H: 0	E: 0	K: 2	S: 7	P: 10	R: 0	H: 1	E: 0	K: 1	S: 9	P: 15	R: 0	H: 1	E: 0	K: 0	S: 9	P: 13	R: 0	H: 0	E: 0	K: 2	S: 11	P: 20	R: 1	H: 2	E: 0	K: 0	S: 14	P: 27	R: 2	H: 1	E: 0	K: 0	S: 9	P: 13	1B: 5	2B: 2	3B: 0	HR: 2	SF: 0	SAC: 0	DP: 1	HBP: 1	WP: 0	PA: 41
--------------	------	------	------	------	-------	-------	------	------	------	------	-------	-------	------	------	------	------	-------	-------	------	------	------	------	------	-------	------	------	------	------	------	-------	------	------	------	------	------	-------	------	------	------	------	-------	-------	------	------	------	------	-------	-------	------	------	------	------	------	-------	-------	-------	-------	-------	-------	--------	-------	--------	-------	--------

PITCHER	IP	WLS	BF	H	R	ER	SO	BB	IBB	HBP	BLK	WP	HR	S	P	ERA	WHIP
<b>31 Cliff Lee, L</b> ERA: 5.07 (1, 1)	6.0		25	6	3	3	4	3	0	0	0	0	1	64	111	4.50	1.500
<b>63 Rafael Betancourt, R</b> ERA: 4.27 (7, 1)	0.2		3	0	0	0	2	1	0	0	0	0	0	8	15	0.00	1.500
<b>59 Matt Miller, R</b> ERA: 4.02 (7, 1)	0.1		1	0	0	0	0	0	0	0	0	0	0	3	5	0.00	0.000
<b>Bob Howry, R</b> ERA: 1.5 (8, 1)	1.0		6	2	1	1	0	1	0	0	0	0	0	14	27	9.00	3.000
<b>Bob Wickman, R</b> ERA: 3.18 (9, 1)	1.0	L	5	1	2	2	0	0	0	1	0	0	1	9	13	18.00	1.000

PITCHER	IP	WLS	BF	H	R	ER	SO	BB	IBB	HBP	BLK	WP	HR	S	P	ERA	WHIP
---------	----	-----	----	---	---	----	----	----	-----	-----	-----	----	----	---	---	-----	------

Batter	1	2	3	4	5	6	7	8	9	AB R H RBI BB SO LOB
<b>Coco Crisp, S</b> (1, 8) OBP: 0.315, SLG: 0.424	2-3 K	2-2 G3		0-2 F7			1-2 1B		0-3 K	5 0 1 0 0 2 3
<b>Omar Vizquel, S</b> (1, 6) OBP: 0.364, SLG: 0.402	3-2 F7	2-1 G1-3			1-3 K		1-0 L4			4 0 0 0 0 1 3
<b>Matt Lawton, L</b> (1, 7) OBP: 0.363, SLG: 0.437	4-2 41 S BB		2-2 G5-3		2-2 G6-3		1-1 G3			3 0 0 0 1 0 0
<b>41 Victor Martinez, S</b> (1, 2) OBP: 0.363, SLG: 0.511	2-2 G4-3		0-0 G3		0-2 K		3-3 K			4 0 0 0 0 2 1
<b>48 Travis Hafner, L</b> (1, 10) OBP: 0.408, SLG: 0.580 <b>John McDonald, R</b> (8, PR) OBP: 0.284, SLG: 0.416		4-2 2B 1B BB	1-3 K		1-1 G4-6-3 1B		0-0 1B 2B			3 1 2 0 1 1 0 0 1 0 0 0 0 0
<b>Casey Blake, R</b> (1, 5) OBP: 0.354, SLG: 0.484		1-2 1B 2B		1-1 P3		0-0 G4-6-3		0-0 1B		4 1 2 1 0 0 1
<b>Ben Broussard, L</b> (1, 3) OBP: 0.379, SLG: 0.464		2-3 K		2-3 K		1-0 F8		1-3 K		4 0 0 0 0 3 4
<b>Ronnie Belliard, R</b> (1, 4) OBP: 0.373, SLG: 0.423		0-0 G3 BB 1B		0-0 3B 1B		1-2 G5-3		2-2 F8		4 1 2 2 0 0 0
<b>Jody Gerut, L</b> (1, 9) OBP: 0.335, SLG: 0.407		4-0 G3 BB		0-0 3B		0-1 F8		3-3 K		3 0 1 1 1 1 0

Inning Stats	R: 0	H: 0	E: 0	K: 1	S: 17	H: 0	LOB: 1	BB: 1	P: 28	R: 2	H: 2	E: 0	K: 1	S: 16	R: 0	H: 0	E: 0	K: 1	S: 7	R: 1	H: 2	E: 0	K: 1	S: 10	R: 0	H: 0	E: 0	K: 2	S: 9	R: 0	H: 1	E: 0	K: 0	S: 4	R: 0	H: 1	E: 0	K: 0	S: 10	R: 1	H: 2	E: 0	K: 2	S: 10	R: 0	H: 0	E: 0	K: 2	S: 9	R: 0	H: 0	E: 0	K: 2	S: 14	1B: 5	2B: 2	3B: 1	HR: 0	SF: 0	SAC: 0	DP: 1	HBP: 0	WP: 0	PB: 0	SB: 1	CS: 0	PA: 37
--------------	------	------	------	------	-------	------	--------	-------	-------	------	------	------	------	-------	------	------	------	------	------	------	------	------	------	-------	------	------	------	------	------	------	------	------	------	------	------	------	------	------	-------	------	------	------	------	-------	------	------	------	------	------	------	------	------	------	-------	-------	-------	-------	-------	-------	--------	-------	--------	-------	-------	-------	-------	--------

PITCHER	IP	WLS	BF	H	R	ER	SO	BB	IBB	HBP	BLK	WP	HR	S	P	ERA	WHIP
<b>35 Mike Mussina, R</b> (1, 1) ERA: 5.34	5.0		22	4	3	3	6	3	0	0	0	0	0	59	94	5.40	1.400
<b>Paul Quantrill, R</b> (6, 1) ERA: 3.76	2.0		7	2	0	0	0	0	0	0	0	0	0	14	19	0.00	1.000
<b>Tom Gordon, R</b> (8, 1) ERA: 2.08	1.0	W	5	2	1	1	2	0	0	0	0	0	0	10	15	9.00	2.000
<b>42 Mariano Rivera, R</b> (9, 1) ERA: 1.41	1.0	S	3	0	0	0	2	0	0	0	0	0	0	9	14	0.00	0.000

BOTTOM

**New York Yankees @ Cleveland Indians**  
**Jacobs Field, Cleveland, OH**  
 Mon Aug 23 2004, 7:05 PM EDT  
 Att: 33,172 - Cloudy - 80 F

livebaseballscorecards.com

<b>AB</b>	<b>34</b>
<b>R</b>	<b>4</b>
<b>H</b>	<b>8</b>
<b>RBI</b>	<b>4</b>
<b>BB</b>	<b>3</b>
<b>SO</b>	<b>10</b>
<b>LOB</b>	<b>12</b>



**New York Yankees @ Cleveland Indians**  
**Jacobs Field, Cleveland, OH**

Tue Aug 24 2004, 7:05 PM EDT  
 Att. 31,729 - Cloudy - 81 F

AB	35
R	5
H	12
RBI	5
BB	5
SO	6
LOB	19



Batter	1	2	3	4	5	6	7	8	9	AB R H RBI BB SO LOB
<b>Bernie Williams, S</b> (1, 10) OBP: 0.354, SLG: 0.419	1-0 P3	1-3 K			0-3 K	1-0 F7		2-2 P6		5 0 0 0 0 2 4
<b>2 Derek Jeter, R</b> (1, 6) OBP: 0.331, SLG: 0.436	1-0 HR		0-0 F8		0-1 1B		2-1 G6-3		4-2 BB	4 2 2 1 1 0 0
<b>Gary Sheffield, R</b> (1, 9) OBP: 0.404, SLG: 0.557	2-2 G6-3		0-1 P3		1-2 F8		1-0 P5		2-3 K	5 0 0 0 0 1 2
<b>13 Alex Rodriguez, R</b> (1, 5) OBP: 0.369, SLG: 0.515	1-1 1B		1-1 G6-3		3-1 1B		2-2 2B		2-1 G6-3	5 0 3 0 0 0 1
<b>55 Hideki Matsui, L</b> (1, 7) OBP: 0.390, SLG: 0.517	2-3 K			1-2 SF8	1-3 K		2-2 F8		0-1 1B	5 1 2 1 0 2 4
<b>20 Jorge Posada, S</b> (1, 2) OBP: 0.409, SLG: 0.494		4-2 1B		1-2 G4-3		3-1 HR		3-1 G1-3	4-2 1B	3 1 1 1 2 0 1
<b>John Olerud, L</b> (1, 3) OBP: 0.361, SLG: 0.372		1-2 BB		0-1 SF8		1-0 SH1-3		4-1 BB	1-1 BB	2 1 2 1 1 0 0
<b>Enrique Wilson, S</b> (8, PR) OBP: 0.261, SLG: 0.350		1-3 1B		3-H		0-0 SF9		BB	1-2 1B	1 0 1 0 0 0 0
<b>Miguel Cairo, R</b> (1, 4) OBP: 0.320, SLG: 0.412		0-3 K		3-2		0-0 SH1-3		4-2 BB		2 0 1 0 0 1 2
<b>Ruben Sierra, S</b> (8, PH) OBP: 0.309, SLG: 0.483						2-3		1-2 BB		0 0 0 0 1 0 0
<b>Tony Clark, S</b> (8, 3) OBP: 0.310, SLG: 0.449						1-0 L7		3-2 F8		0 0 0 0 0 0 0
<b>Kenny Lofton, L</b> (1, 8) OBP: 0.336, SLG: 0.408		3-2 P5				1-0 SF9				3 0 0 1 0 0 5

Inning Stats	R: 1	H: 2	E: 0	K: 1	S: 11	R: 0	H: 1	E: 0	K: 2	S: 15	R: 0	H: 0	E: 0	K: 0	S: 5	R: 1	H: 2	E: 0	K: 0	S: 15	R: 0	H: 2	E: 0	K: 2	S: 14	R: 2	H: 2	E: 0	K: 0	S: 6	R: 0	H: 1	E: 0	K: 0	S: 10	R: 0	H: 0	E: 0	K: 0	S: 14	R: 1	H: 2	E: 0	K: 1	S: 13	1B: 6	SF: 2	2B: 4	SAC: 1	3B: 0	DP: 0	HR: 2	HBP: 0	WP: 0	PA: 43
--------------	------	------	------	------	-------	------	------	------	------	-------	------	------	------	------	------	------	------	------	------	-------	------	------	------	------	-------	------	------	------	------	------	------	------	------	------	-------	------	------	------	------	-------	------	------	------	------	-------	-------	-------	-------	--------	-------	-------	-------	--------	-------	--------

PITCHER	IP	WLS	BF	H	R	ER	SO	BB	IBB	HBP	BLK	WP	HR	S	P	ERA	WHIP
<b>Scott Elarton, R</b> (1, 1) ERA: 6.91	6.0		28	9	4	4	5	1	0	0	0	0	2	66	100	6.00	1.667
<b>59 Matt Miller, R</b> (7, 1) ERA: 3.95	0.2		3	1	0	0	0	0	0	0	0	0	0	7	12	0.00	1.500
<b>63 Rafael Betancourt, R</b> (7, 1) ERA: 4.25	0.1		1	0	0	0	0	0	0	0	0	0	0	3	5	0.00	0.000
<b>Bob Howry, R</b> (8, 1) ERA: 1.45	1.0		5	0	0	0	0	2	0	0	0	0	0	14	30	0.00	2.000
<b>Bob Wickman, R</b> (9, 1) ERA: 3.57	0.2	L	5	1	1	1	1	2	0	0	0	0	0	11	23	13.50	4.500

PITCHER	IP	WLS	BF	H	R	ER	SO	BB	IBB	HBP	BLK	WP	HR	S	P	ERA	WHIP
<b>David Riske, R</b> (9, 1) ERA: 4.19	0.1		1	1	0	0	0	0	0	0	0	0	0	2	3	0.00	3.000

BOTTOM

New York Yankees @ Cleveland Indians  
Jacobs Field, Cleveland, OH  
Tue Aug 24 2004, 7:05 PM EDT  
Att: 31,729 - Cloudy - 81 F

livebaseballscorecards.com

AB	32
R	4
H	7
RBI	4
BB	4
SO	4
LOB	12



WP:	1	PA:	36
PB:	0		
SB:	0		
CS:	0		

AB R H RBI BB SO LOB

4 1 2 2 0 0 0

4 1 2 0 0 0 1

3 1 0 0 1 0 1

3 0 1 2 1 0 0

4 0 1 0 0 2 3

3 0 0 0 1 1 2

3 1 1 0 1 0 2

4 0 0 0 0 0 2

3 0 0 0 0 1 1

1 0 0 0 0 0 0

1B: 4 SF: 0  
2B: 1 SAC: 0  
3B: 1 DP: 2  
HR: 1 HBP: 0

Batter	1	2	3	4	5	6	7	8	9
<b>Coco Crisp, S</b> (1, 7) OBP: 0.317, SLG: 0.433	1-2 G4-3		1-2 HR		1-2 1B		3-2 G6-3		
<b>Omar Vizquel, S</b> (1, 6) OBP: 0.365, SLG: 0.403	0-1 F7		0-0 1B		1-2 G6-3			0-1 1B	
<b>48 Travis Hafner, L</b> (1, 10) OBP: 0.407, SLG: 0.576	3-1 F7		4-2 BB			1-1 G1-3		1-2 F8	
<b>41 Victor Martinez, S</b> (1, 2) OBP: 0.364, SLG: 0.512		2-0 G3	1-0 2B			2-1 F7		4-0 BB	
<b>Ben Broussard, L</b> (1, 3) OBP: 0.377, SLG: 0.467		1-3 K	2-3 K			3-0 3B		2-2 L9	
<b>Casey Blake, R</b> (1, 5) OBP: 0.353, SLG: 0.481		1-1 G6-3		1-3 K		4-0 BB		1-1 L1	
<b>Jody Gerut, L</b> (1, 9) OBP: 0.336, SLG: 0.406			4-2 HR		3-0 1B		1-0 L6		1-0 G3-1
<b>Ronnie Belliard, R</b> (1, 4) OBP: 0.371, SLG: 0.419			0-1 P5		0-0 G1-4-3		1-2 F9		0-1 G4-3
<b>24 Grady Sizemore, L</b> (1, 8) <b>Matt Lawton, L</b> (9, PH) OBP: 0.310, SLG: 0.337 OBP: 0.362, SLG: 0.436			3-2 G4-3		2-3 K		0-2 F7		0-1 G5-3

Inning Stats	R: 0 H: 0 E: 0 K: 0 S: 7	R: 0 H: 0 E: 0 K: 1 S: 6	R: 4 H: 3 E: 0 K: 1 S: 21	R: 0 H: 1 E: 0 K: 1 S: 5	R: 0 H: 1 E: 0 K: 1 S: 11	R: 0 H: 1 E: 0 K: 0 S: 6	R: 0 H: 0 E: 0 K: 0 S: 10	R: 0 H: 1 E: 0 K: 0 S: 12	R: 0 H: 0 E: 0 K: 0 S: 5
	LOB: 0 BB: 0 P: 11	LOB: 0 BB: 0 P: 10	LOB: 1 BB: 2 P: 36	LOB: 0 BB: 0 P: 9	LOB: 0 BB: 0 P: 14	LOB: 2 BB: 1 P: 17	LOB: 0 BB: 0 P: 14	LOB: 2 BB: 1 P: 20	LOB: 0 BB: 0 P: 6

PITCHER	IP	WLS	BF	H	R	ER	SO	BB	IBB	HBP	BLK	WP	HR	S	P	ERA	WHIP
<b>Javier Vazquez, R</b> (1, 1) ERA: 4.32	7.0		28	6	4	4	4	3	0	0	1	1	1	66	111	5.14	1.286
<b>Tom Gordon, R</b> (8, 1) ERA: 2.05	1.0	W	5	1	0	0	0	1	0	0	0	0	0	12	20	0.00	2.000
<b>42 Mariano Rivera, R</b> (9, 1) ERA: 1.39	1.0	S	3	0	0	0	0	0	0	0	0	0	0	5	6	0.00	0.000

Batter	1	2	3	4	5	6	7	8	9	AB R H RBI BB SO LOB	TOP															
<b>Bernie Williams, S</b> (1, 8) OBP: 0.354, SLG: 0.423	0-0 F8		0-0 G4-3 2B	1-0 G3-1			0-0 2E 2B		2-2 F9	5 1 2 1 0 0 2																
<b>2 Derek Jeter, R</b> (1, 6) OBP: 0.330, SLG: 0.436	1-2 2B		2-1 G4-3		0-0 F8		3-1 SH 13 G4-6-3 2H		3-1 G5-3	4 0 1 0 0 0 1																
<b>Gary Sheffield, R</b> (1, 9) OBP: 0.405, SLG: 0.554	0-1 G5-3		4-0 BB		2-0 L5		4-0 13 G4-6-3 IBB			2 0 0 0 2 0 1																
<b>13 Alex Rodriguez, R</b> (1, 5) OBP: 0.366, SLG: 0.511	2-2 G1-3		2-3 K		1-2 E4		0-0 G4-6-3			4 0 0 0 0 1 5																
<b>55 Hideki Matsui, L</b> (1, 7) OBP: 0.389, SLG: 0.516		0-2 20 G4-3 1B 2B	1-1 P5		3-2 G4-3		2-3 K			4 1 1 0 0 1 4																
<b>20 Jorge Posada, S</b> (1, 2) OBP: 0.405, SLG: 0.488		1-2 G4-3		3-3 K		1-0 E5 G1-6-3		2-2 F7		4 0 0 0 0 1 1																
<b>John Olerud, L</b> (1, 3) OBP: 0.358, SLG: 0.367		2-2 K		0-0 G4-3		1-1 G1-6-3		2-2 G6-3		4 0 0 0 0 1 2																
<b>Enrique Wilson, S</b> (1, 4) OBP: 0.265, SLG: 0.350		3-2 1B		4-0 1B BB		1-2 G4-3		2-2 G4-3		3 0 1 1 1 0 0																
<b>Kenny Lofton, L</b> (1, 10) OBP: 0.335, SLG: 0.405		2-0 G6-3		1-0 1B		1-2 E8 2B			2-3 K	4 1 1 0 0 1 1																
<b>Inning Stats</b>	R: 0 E: 0 K: 0 S: 11 H: 1 LOB: 1 BB: 0 P: 14	R: 1 E: 0 K: 1 S: 14 H: 2 LOB: 1 BB: 0 P: 22	R: 0 E: 0 K: 1 S: 9 H: 1 LOB: 2 BB: 1 P: 18	R: 0 E: 0 K: 1 S: 6 H: 1 LOB: 2 BB: 1 P: 15	R: 0 E: 1 K: 0 S: 10 H: 0 LOB: 1 BB: 0 P: 16	R: 0 E: 1 K: 0 S: 6 H: 0 LOB: 0 BB: 0 P: 9	R: 2 E: 2 K: 1 S: 10 H: 1 LOB: 1 BB: 1 P: 20	R: 0 E: 0 K: 0 S: 9 H: 0 LOB: 0 BB: 0 P: 15	R: 0 E: 0 K: 1 S: 8 H: 0 LOB: 0 BB: 0 P: 15	1B: 2 2B: 4 3B: 0 HR: 0 SF: 0 SAC: 1 DP: 2 HBP: 0	WP: 0 PB: 0 SB: 0 CS: 0 PA: 38															
<b>PITCHER</b>	IP WLS BF H R ER SO BB IBB HBP BLK WP HR S P ERA WHIP											<b>PITCHER</b>	IP WLS BF H R ER SO BB IBB HBP BLK WP HR S P ERA WHIP													
<b>37 Jake Westbrook, R</b> (1, 1) ERA: 3.56	6.0	28	6	3	1	3	2	0	0	0	0	0	60	99	1.50	1.333										
<b>59 Matt Miller, R</b> (7, 1) ERA: 3.89	0.2	3	0	0	0	0	0	1	0	0	0	0	3	10	0.00	0.000										
<b>David Riske, R</b> (7, 1) ERA: 4.1	1.1	W	4	0	0	0	1	0	0	0	0	0	12	20	0.00	0.000										
<b>63 Rafael Betancourt, R</b> (9, 1) ERA: 4.17	1.0	S	3	0	0	0	1	0	0	0	0	0	8	15	0.00	0.000										

**New York Yankees @ Cleveland Indians**  
**Jacobs Field, Cleveland, OH**  
 Wed Aug 25 2004, 7:05 PM EDT  
 Att. 30,605 - Cloudy - 83 F

livebaseballscorecards.com

<b>AB</b>	<b>34</b>
<b>R</b>	<b>3</b>
<b>H</b>	<b>6</b>
<b>RBI</b>	<b>2</b>
<b>BB</b>	<b>3</b>
<b>SO</b>	<b>5</b>
<b>LOB</b>	<b>17</b>





Batter	1	2	3	4	5	6	7	8	9	AB	R	H	RBI	BB	SO	LOB
<b>Matt Lawton, L</b> (1, 7) OBP: 0.361, SLG: 0.436	2-2 G4-3 48 G4-1 2B		1-0 G3-4		1-1 F8		2-1 F7	0-1 G5-3		5	1	1	0	0	0	3
<b>Omar Vizquel, S</b> (1, 6) OBP: 0.365, SLG: 0.404	0-1 G4-3		1-0 2B		2-0 F8		2-2 G6-3			4	0	1	1	0	0	1
<b>48 Travis Hafner, L</b> (1, 10) OBP: 0.408, SLG: 0.576	2-2 G4-1		1-0 F9		4-2 41 1B BB		0-0 2B			3	0	1	1	1	0	1
<b>41 Victor Martinez, S</b> (1, 2) OBP: 0.363, SLG: 0.510	1-1 F8		0-0 F9		1-1 1B		1-1 G3			4	0	1	0	0	0	2
<b>Ben Broussard, L</b> (1, 3) OBP: 0.378, SLG: 0.469		2-1 P6		0-2 CS 2B	3-2 G4-3			4-2 SH1-4 BB SF9 BB		3	0	1	0	1	0	2
<b>John McDonald, R</b> (8, PR) OBP: 0.284, SLG: 0.416										0	1	0	0	0	0	0
<b>Casey Blake, R</b> (1, 5) OBP: 0.358, SLG: 0.481		1-1 FC5-4 HBP		4-2 CS BB		4-2 F7 G4-3 BB		4-0 SF9 SH1-4 1B BB		0	1	0	0	3	0	0
<b>Jody Gerut, L</b> (1, 9) OBP: 0.334, SLG: 0.403		1 SAFE 2-1 FC5-4 E S 1-2f		3-3 K 1-2 2-3		3-2 G4-3		0-0 SH1-4		3	0	0	0	0	1	4
<b>Ronnie Belliard, R</b> (1, 4) OBP: 0.370, SLG: 0.418		3-3 K		4-2 BB		1-1 F7		1-1 SF9		2	0	0	1	1	1	2
<b>Coco Crisp, S</b> (1, 8) OBP: 0.319, SLG: 0.434			2-2 G3-4 2B		0-0 F8		0-0 P4		0-0 S 1B	4	1	2	1	0	0	3


Inning Stats	R: 1	H: 1	E: 0	K: 10	S: 10	R: 0	H: 0	E: 0	K: 1	S: 8	R: 1	H: 2	E: 0	K: 0	S: 7	R: 0	H: 1	E: 0	K: 1	S: 17	R: 0	H: 1	E: 0	K: 10	S: 10	R: 0	H: 0	E: 0	K: 0	S: 9	R: 0	H: 1	E: 0	K: 0	S: 9	R: 2	H: 1	E: 0	K: 0	S: 9	R: 1B: 3	R: 2B: 5	R: 3B: 0	R: HR: 0	R: SF: 1	R: SAC: 1	R: DP: 1	R: HBP: 1	WP: 0	PA: 37
--------------	------	------	------	-------	-------	------	------	------	------	------	------	------	------	------	------	------	------	------	------	-------	------	------	------	-------	-------	------	------	------	------	------	------	------	------	------	------	------	------	------	------	------	----------	----------	----------	----------	----------	-----------	----------	-----------	-------	--------

PITCHER	IP	WLS	BF	H	R	ER	SO	BB	IBB	HBP	BLK	WP	HR	S	P	ERA	WHIP
<b>Orlando Hernandez, R</b> (1, 1) ERA: 2.81	6.0		27	5	2	2	2	4	0	0	0	0	0	61	109	3.00	1.500
<b>Paul Quantrill, R</b> (7, 1) ERA: 3.71	1.0	H	4	1	0	0	0	0	0	0	0	0	0	9	14	0.00	1.000
<b>Tom Gordon, R</b> (8, 1) ERA: 2.27	1.0	L	6	1	2	2	0	2	0	0	0	0	0	9	18	18.00	3.000

**BOTTOM**

**New York Yankees @ Cleveland Indians**  
**Jacobs Field, Cleveland, OH**  
 Wed Aug 25 2004, 7:05 PM EDT  
 Att: 30,605 - Cloudy - 83 F

<b>AB</b>	<b>28</b>
<b>R</b>	<b>4</b>
<b>H</b>	<b>7</b>
<b>RBI</b>	<b>4</b>
<b>BB</b>	<b>6</b>
<b>SO</b>	<b>2</b>
<b>LOB</b>	<b>18</b>



Batter	1	2	3	4	5	6	7	8	9	AB R H RBI BB SO LOB	TOP														
<b>Bernie Williams, S</b> (1, 8) OBP: 0.352, SLG: 0.420	2-3 <b>K</b>		4-2 <b>FC5-4</b> BB		1-2 <b>SF8</b>	0-0 <b>G1-3</b>		3-2 <b>F7</b>		3 0 0 1 1 1 4															
<b>2 Derek Jeter, R</b> (1, 6) OBP: 0.331, SLG: 0.435	0-0 <b>F9</b>		1-2 <b>FC5-4</b> 1-2f		0-2 BB 1-3 2-H 1B		2-2 <b>G6-3</b>		4-2 2B 13 1B BB	4 1 1 1 1 0 1															
<b>Gary Sheffield, R</b> (1, 10) OBP: 0.409, SLG: 0.556	2-0 HBP			3-2 <b>G6-3</b>	4-1 BB 1-2 13 G6-3 BB		4-2 13 S BB		0-0 13 1B 2B	2 1 1 0 2 0 0															
<b>13 Alex Rodriguez, R</b> (1, 5) OBP: 0.364, SLG: 0.507	0-0 <b>P6</b>			3-3 <b>K</b>	2-0 <b>G6-3</b> 1-2f		2-0 <b>G6-3</b> 1-2		0-2 55 BLK 55 1B 1B	5 1 1 2 0 1 5															
<b>55 Hideki Matsui, L</b> (1, 7) OBP: 0.387, SLG: 0.513		2-1 <b>F8</b>		2-0 <b>L4</b>		3-3 <b>K</b>		2-3 <b>K</b>	3-2 G6-4-3 1B 1-H	5 0 1 1 0 2 1															
<b>20 Jorge Posada, S</b> (1, 2) OBP: 0.405, SLG: 0.486		1-0 <b>P3</b>			1-1 <b>E6</b> 1B 1B 1B	2-1 <b>F8</b> 1B 1B		1-1 1B HBP	1-3 1B 1B	4 2 1 0 0 1 1															
<b>John Olerud, L</b> (1, 3) OBP: 0.358, SLG: 0.368		1-1 <b>P4</b>			1-1 1B 1B 1B 1B	0-1 1B 1B		0-1 <b>P6</b>	2-1 G6-4-3 1B	5 1 2 0 0 0 2															
<b>Miguel Cairo, R</b> (1, 4) OBP: 0.320, SLG: 0.411			3-3 <b>K</b>		1-1 1B 1B 1B	0-1 <b>F8</b>		2-2 <b>F8</b>		3 1 1 0 0 1 2															
<b>Ruben Sierra, S</b> (8, PH) OBP: 0.307, SLG: 0.481					1-2 2-3 2 1B 1B	2-3 1B				1 0 0 0 0 0 1															
<b>Enrique Wilson, S</b> (8, 4) OBP: 0.265, SLG: 0.350					1-2 2-3 3-H 1B	1-2 3-H 1B				0 0 0 0 0 0 0															
<b>Kenny Lofton, L</b> (1, 9) OBP: 0.341, SLG: 0.411			1-1 <b>P6</b>					0-1 1B		4 0 3 2 0 0 0															
<b>Inning Stats</b>	R: 0 E: 0 K: 1 S: 5	H: 0 LOB: 1 BB: 0 P: 9	R: 0 E: 0 K: 0 S: 5	H: 0 LOB: 0 BB: 0 P: 9	R: 0 E: 0 K: 1 S: 13	H: 0 LOB: 1 BB: 1 P: 21	R: 0 E: 0 K: 1 S: 7	H: 0 LOB: 0 BB: 0 P: 15	R: 3 E: 1 K: 0 S: 17	H: 4 LOB: 2 BB: 1 P: 27	R: 1 E: 0 K: 1 S: 16	H: 3 LOB: 2 BB: 0 P: 23	R: 0 E: 0 K: 1 S: 11	H: 0 LOB: 1 BB: 1 P: 21	R: 0 E: 0 K: 0 S: 17	H: 1 LOB: 2 BB: 0 P: 23	R: 3 E: 0 K: 1 S: 17	H: 3 LOB: 0 BB: 1 P: 26	1B: 10 2B: 1 3B: 0 HR: 0	SF: 1 SAC: 0 DP: 2 HBP: 2	WP: 0 PB: 0 SB: 1 CS: 0	PA: 43			
<b>PITCHER</b>	IP WLS BF H R ER SO BB IBB HBP BLK WP HR S P ERA WHIP																								
<b>Dave Bush, R</b> (1, 1) ERA: 3.79	5.2		27	7	4	3	4	2	0	1	0	0	0	62	103	4.76	1.588								
<b>Vinnie Chulk, R</b> (6, 1) ERA: 4.43	1.1		5	0	0	0	1	1	0	0	0	0	0	12	22	0.00	0.750								
<b>Justin Speier, R</b> (8, 1) ERA: 4.14	1.0		5	1	0	0	0	0	0	1	0	0	0	17	23	0.00	1.000								
<b>54 Jason Frasor, R</b> (9, 1) ERA: 3.38	1.0	L	6	3	3	3	1	1	0	0	1	0	0	17	26	27.00	4.000								

**New York Yankees @ Toronto Blue Jays**  
**SkyDome, Toronto, ON**  
Thu Aug 26 2004, 7:05 PM EDT  
Att: 35,682 - Overcast - 75 F

[livebaseballscorecards.com](http://livebaseballscorecards.com)

<b>AB</b>	36
<b>R</b>	7
<b>H</b>	11
<b>RBI</b>	7
<b>BB</b>	4
<b>SO</b>	6
<b>LOB</b>	17



Batter	1	2	3	4	5	6	7	8	9	AB R H RBI BB SO LOB
<b>3 Reed Johnson, R</b> OBP: 0.326, SLG: 0.383 (1, 8)	1-0 G1-3		1-1 HR 1B	2-0 L5			1-0 SAFE G6-3			4 1 1 0 0 0 1
<b>Orlando Hudson, S</b> OBP: 0.348, SLG: 0.441 (1, 4)	1-2 HR 1B		0-1 HR		0-0 F7		1-0 G4-3			4 2 2 2 0 0 1
<b>15 Alex Rios, R</b> OBP: 0.340, SLG: 0.414 (1, 9)	2-3 K		0-0 G3 2B		1-2 B2-3		2-0 G6-3			4 0 1 0 0 1 1
<b>Carlos Delgado, L</b> OBP: 0.344, SLG: 0.472 (1, 3)	0-0 HR		4-2 G3 BB		1-1 G4-3		0-0 G6-3			3 1 1 2 1 0 0
<b>Eric Hinske, L</b> OBP: 0.318, SLG: 0.388 (1, 10)	4-1 FC5-4 BB		2-2 G3		0-1 G3		3-3 K			3 0 0 0 1 1 2
<b>Frank Menechino, R</b> OBP: 0.375, SLG: 0.457 (1, 5)	1-2 FC5-4		1-3 K		0-0 G6-3		1-3 K			4 0 0 0 0 2 3
<b>9 Gregg Zaun, S</b> OBP: 0.379, SLG: 0.399 (1, 2)		3-0 G4-3	0-0 G6-3		1-1 F7		1-2 G6-3			4 0 0 0 0 0 2
<b>Gabe Gross, L</b> OBP: 0.305, SLG: 0.308 (1, 7)		1-1 G4-3		0-0 F7		2-3 K		0-3 K		4 0 0 0 0 2 0
<b>Chris Woodward, R</b> OBP: 0.276, SLG: 0.360 (1, 6)		0-3 K		0-1 G5-3		1-1 G6-3 1B				3 0 1 0 0 1 0

Inning Stats	R: 2 E: 0 K: 1 S: 14	H: 2 LOB: 1 BB: 1 P: 23	R: 0 E: 0 K: 1 S: 8	H: 0 LOB: 0 BB: 0 P: 12	R: 2 E: 0 K: 1 S: 15	H: 3 LOB: 2 BB: 1 P: 23	R: 0 E: 0 K: 0 S: 4	H: 0 LOB: 0 BB: 0 P: 6	R: 0 E: 0 K: 0 S: 6	H: 0 LOB: 0 BB: 0 P: 8	R: 0 E: 0 K: 1 S: 5	H: 0 LOB: 0 BB: 0 P: 6	R: 0 E: 0 K: 1 S: 8	H: 1 LOB: 1 BB: 0 P: 13	R: 0 E: 0 K: 1 S: 5	H: 0 LOB: 0 BB: 0 P: 10	R: 0 E: 0 K: 2 S: 10	H: 0 LOB: 0 BB: 0 P: 12	1B: 3 2B: 1 3B: 0 HR: 2	SF: 0 SAC: 0 DP: 0 HBP: 0	WP: 0 PB: 0 SB: 0 CS: 0	PA: 35
--------------	-------------------------------	----------------------------------	------------------------------	----------------------------------	-------------------------------	----------------------------------	------------------------------	---------------------------------	------------------------------	---------------------------------	------------------------------	---------------------------------	------------------------------	----------------------------------	------------------------------	----------------------------------	-------------------------------	----------------------------------	----------------------------------	------------------------------------	----------------------------------	--------


PITCHER	IP	WLS	BF	H	R	ER	SO	BB	IBB	HBP	BLK	WP	HR	S	P	ERA	WHIP
<b>Jon Lieber, R</b> ERA: 4.69 (1, 1)	7.1		30	6	4	4	4	4	2	0	0	0	2	61	94	4.91	1.091
<b>C.J. Nitkowski, L</b> ERA: 4.5 (8, 1)	0.2	W	2	0	0	0	1	0	0	0	0	0	0	4	7	0.00	0.000
<b>42 Mariano Rivera, R</b> ERA: 1.37 (9, 1)	1.0	S	3	0	0	0	2	0	0	0	0	0	0	10	12	0.00	0.000

**BOTTOM**

**New York Yankees @ Toronto Blue Jays**  
**SkyDome, Toronto, ON**  
 Thu Aug 26 2004, 7:05 PM EDT  
 Att: 35,682 - Overcast - 75 F

livebaseballscorecards.com

<b>AB</b>	<b>33</b>
<b>R</b>	<b>4</b>
<b>H</b>	<b>6</b>
<b>RBI</b>	<b>4</b>
<b>BB</b>	<b>2</b>
<b>SO</b>	<b>7</b>
<b>LOB</b>	<b>10</b>





BOTTOM

New York Yankees @ Toronto Blue Jays  
SkyDome, Toronto, ON  
Fri Aug 27 2004, 7:05 PM EDT  
Att: 35,436 - Cloudy - 82 F

livebaseballscorecards.com

AB 36  
R 7  
H 12  
RBI 7  
BB 4  
SO 4  
LOB 16



WP: 0 PA: 41  
PB: 0  
SB: 1  
CS: 0

AB R H RBI BB SO LOB

5 1 3 1 0 0 2

5 1 3 0 0 0 3

5 1 0 0 0 0 5

4 1 2 4 0 0 0

5 0 1 0 0 1 2

2 1 0 0 2 1 1

4 1 1 0 0 1 2

3 1 1 1 1 0 0

3 0 1 1 1 1 1

1B: 9 SF: 0  
2B: 2 SAC: 0  
3B: 0 DP: 3  
HR: 1 HBP: 1

Batter	1	2	3	4	5	6	7	8	9
<b>3 Reed Johnson, R</b> OBP: 0.329, SLG: 0.387 (1, 8) C F X	0-2 G5-3 ①		F X 0-1 G4-3 2-H 2B	F X 0-1 G6-3 ③			C B F X 1-2 FC5-4 1B HR	1 SAFE B B 1 SAFE X 2-0 1-2 1B	
<b>Orlando Hudson, S</b> OBP: 0.351, SLG: 0.446 (1, 4) C B F X	1-2 10 G6-4-3 1B		B B X 2-0 G4-3 2-3		B F X 1-1 1B 2B		F B X 1-1 10 FC5-4 1B	B B B C X 3-1 G4-3 ③	
<b>10 Vernon Wells, R</b> OBP: 0.336, SLG: 0.457 (1, 10) 1 SAFE B B F X	2-1 G6-4-3 ② ③ 1-2f		S B B X 3-1 G5-3 ③		X 0-0 G6-3 ①		B X 1-0 FC5-4 ② 1-2f 2-3 HR	B B B S X 3-2 F9 ①	
<b>Carlos Delgado, L</b> OBP: 0.347, SLG: 0.481 (1, 3) C S H		1-2 BB HBP		B X 1-0 F8 ①		X 0-0 15 G4-6-3 1B 2-H	1 SAFE 1 SAFE B S X 1-1 HR	B B X 2-0 L3 ②	
<b>15 Alex Rios, R</b> OBP: 0.338, SLG: 0.411 (1, 9) B X		1-0 F9 ①		B B B C X 3-1 F8 ②		1-1 G4-6-3 ③ 1-2f	X 0-0 1B	F B S S 1-3 K ③	
<b>Eric Hinske, L</b> OBP: 0.320, SLG: 0.386 (1, 5) B B B B		4-0 9 G5-4-3 1-2 BB		B B B B 4-1 9 1B BB			C B F S 1-3 K ①	1 SAFE C C X 0-1 G4-3 ③	
<b>9 Gregg Zaun, S</b> OBP: 0.378, SLG: 0.397 (1, 2) C S X		0-2 G5-4-3 ② ③ 1-2f		1 SAFE F B B B 3-2 1B 1B			C C S S 1-3 K ②	F B X 1-1 F8 ①	
<b>Gabe Gross, L</b> OBP: 0.317, SLG: 0.309 (1, 7) B B C F B			4-2 3 2B BB	B F C B 1 SAFE 1 SAFE X 1-2 1B 1B			S B B B X 3-2 F7 ③	C F B X 1-2 L6 ②	
<b>Chris Woodward, R</b> OBP: 0.281, SLG: 0.360 (1, 6) C B B S X			2-2 F9 ① 1-2	1 SAFE F X 0-0 1-2 1B			S B C B 1-3 K ①	C B B B 4-1 3 1B BB	

Inning Stats	R: 0	H: 1	E: 0	K: 0	S: 8	LOB: 0	BB: 0	P: 11	R: 0	H: 0	E: 0	K: 0	S: 6	LOB: 1	BB: 1	P: 12	R: 1	H: 1	E: 0	K: 0	S: 11	LOB: 1	BB: 1	P: 22	R: 2	H: 3	E: 0	K: 0	S: 17	LOB: 2	BB: 1	P: 29	R: 1	H: 2	E: 0	K: 0	S: 6	LOB: 0	BB: 0	P: 8	R: 0	H: 0	E: 0	K: 2	S: 9	LOB: 0	BB: 0	P: 14	R: 3	H: 4	E: 0	K: 1	S: 14	LOB: 1	BB: 0	P: 19	R: 0	H: 1	E: 0	K: 0	S: 9	LOB: 2	BB: 1	P: 20	R: 0	H: 0	E: 0	K: 1	S: 7	LOB: 0	BB: 0	P: 13	1B: 9	SF: 0	2B: 2	SAC: 0	3B: 0	DP: 3	HR: 1	HBP: 1	WP: 0	PA: 41
--------------	------	------	------	------	------	--------	-------	-------	------	------	------	------	------	--------	-------	-------	------	------	------	------	-------	--------	-------	-------	------	------	------	------	-------	--------	-------	-------	------	------	------	------	------	--------	-------	------	------	------	------	------	------	--------	-------	-------	------	------	------	------	-------	--------	-------	-------	------	------	------	------	------	--------	-------	-------	------	------	------	------	------	--------	-------	-------	-------	-------	-------	--------	-------	-------	-------	--------	-------	--------

PITCHER	IP	WLS	BF	H	R	ER	SO	BB	IBB	HBP	BLK	WP	HR	S	P	ERA	WHIP
<b>Esteban Loaiza, R</b> ERA: 5.23 (1, 1)	4.1		22	7	4	4	0	3	0	0	0	0	0	46	79	8.31	2.308
<b>Tanyon Sturtze, R</b> ERA: 5.12 (5, 1)	2.1	W	8	2	2	2	3	0	0	0	0	0	0	20	30	7.71	0.857
<b>C.J. Nitkowski, L</b> ERA: 4.85 (7, 1)	0.0		1	1	1	1	0	0	0	0	0	0	0	1	2	∞	∞
<b>Paul Quantrill, R</b> ERA: 3.67 (7, 1)	1.0	H	6	2	0	0	0	1	0	0	0	0	0	10	18	0.00	3.000
<b>Tom Gordon, R</b> ERA: 2.23 (8, 1)	1.1	S	4	0	0	0	1	0	0	0	0	0	0	9	18	0.00	0.000

Batter	1	2	3	4	5	6	7	8	9	AB R H RBI BB SO LOB	TOP												
<b>Bernie Williams, S</b> (1, 8) OBP: 0.353, SLG: 0.423	0-0 F9		1-1 F8		1-0 L9	4-0 2 CS BB		2-3 K	0-2 2B 1B	5 1 1 0 1 1 1													
<b>2 Derek Jeter, R</b> (1, 6) OBP: 0.335, SLG: 0.440	0-0 P3			4-2 13 HBP 20 2B BB	4-2 BB	3-2 CS	0-3 K	2-1 F9	1-0 2B 1B	4 2 1 0 2 1 1													
<b>Gary Sheffield, R</b> (1, 9) OBP: 0.408, SLG: 0.561 <b>Kenny Lofton, L</b> (9, 9) OBP: 0.344, SLG: 0.410	3-2 F7			2-3 K	0-3 K		0-2 HR			6 2 3 3 0 2 2 0 0 0 0 0 0 0													
<b>13 Alex Rodriguez, R</b> (1, 5) OBP: 0.368, SLG: 0.514		2-1 20 F8 2B		3-1 20 2B HBP		0-3 K	1-0 G1-4-3			5 3 3 1 0 1 0													
<b>20 Jorge Posada, S</b> (1, 2) OBP: 0.409, SLG: 0.486 <b>John Flaherty, R</b> (9, 2) OBP: 0.264, SLG: 0.410		0-1 F8		2-2 55 1B 2B		4-2 55 BB 1B	3-1 1B			4 3 3 2 2 0 1 0 0 0 0 0 0 0													
<b>55 Hideki Matsui, L</b> (1, 7) OBP: 0.392, SLG: 0.520		2-3 K		0-0 FC6-4 1B		4-0 1B HR	2-0 G4-3			4 2 2 2 2 1 2													
<b>Ruben Sierra, S</b> (1, 10) OBP: 0.311, SLG: 0.490		0-1 P2		1-3 K		1-1 HR 1B		1-0 F7		6 2 2 5 0 1 4													
<b>Tony Clark, S</b> (1, 3) OBP: 0.316, SLG: 0.493			0-3 K	0-2 FC6-4		2-1 HR		1-2 HR	0-0 HR	5 3 3 5 0 1 1													
<b>Miguel Cairo, R</b> (1, 4) OBP: 0.315, SLG: 0.402			1-3 K		3-1 F7	2-3 K		1-0 1B	1-3 K	5 0 1 0 0 3 0													
<b>Inning Stats</b>	R: 0 E: 0 K: 0 S: 5	H: 0 LOB: 0 BB: 0 P: 8	R: 0 E: 0 K: 1 S: 9	H: 1 LOB: 1 BB: 0 P: 13	R: 0 E: 0 K: 2 S: 11	H: 0 LOB: 1 BB: 0 P: 13	R: 3 E: 0 K: 2 S: 16	H: 2 LOB: 1 BB: 1 P: 28	R: 0 E: 0 K: 1 S: 12	H: 0 LOB: 1 BB: 1 P: 20	R: 4 E: 0 K: 2 S: 18	H: 2 LOB: 0 BB: 3 P: 38	R: 1 E: 0 K: 1 S: 10	H: 2 LOB: 1 BB: 0 P: 16	R: 1 E: 0 K: 1 S: 11	H: 2 LOB: 1 BB: 0 P: 18	R: 9 E: 0 K: 1 S: 25	H: 10 LOB: 2 BB: 2 P: 44	1B: 9 2B: 4 3B: 0 HR: 6	SF: 0 SAC: 0 DP: 0 HBP: 1	WP: 0 PB: 0 SB: 0 CS: 1	PA: 53	
<b>PITCHER</b>	IP WLS BF H R ER SO BB IBB HBP BLK WP HR S P ERA WHIP											<b>PITCHER</b>	IP WLS BF H R ER SO BB IBB HBP BLK WP HR S P ERA WHIP										
<b>Ted Lilly, L</b> (1, 1) ERA: 3.93	5.1 L 26 5 7 7 7 4 0 1 0 0 1 63 103 11.81 1.688											<b>Frank Menechino, R</b> (9, 1) ERA:	0.1 3 2 0 0 0 0 0 0 0 0 3 14 19 67.50 9.000										
<b>Vinnie Chulk, R</b> (6, 1) ERA: 4.47	1.2 7 2 1 1 2 1 0 0 0 0 1 18 33 5.40 1.800																						
<b>54 Jason Frasor, R</b> (8, 1) ERA: 3.47	1.0 5 2 1 1 1 0 0 0 0 0 1 11 18 9.00 2.000																						
<b>Dave Maurer, L</b> (9, 1) ERA: 54.0	0.0 4 2 4 4 0 2 0 0 0 0 0 5 16 ∞ ∞																						
<b>Kerry Ligtenberg, R</b> (9, 1) ERA: 6.35	0.2 7 6 5 5 1 0 0 0 0 0 0 3 14 19 67.50 9.000																						

**New York Yankees @ Toronto Blue Jays**  
**SkyDome, Toronto, ON**  
 Sat Aug 28 2004, 4:05 PM EDT  
 Att: 43,541 - Dome - 68 F

<b>AB</b>	44
<b>R</b>	18
<b>H</b>	19
<b>RBI</b>	18
<b>BB</b>	7
<b>SO</b>	11
<b>LOB</b>	12



WP: 0	PA: 53
-------	--------

ERA: 0.00	WHIP: 6.000
-----------	-------------

Batter	1	2	3	4	5	6	7	8	9	AB	R	H	RBI	BB	SO	LOB
<b>3 Reed Johnson, R</b> OBP: 0.329, SLG: 0.390 (1, 8)	2-3 K	3-1 2B		1-0 G5-3		2-2 FC5-4		0-1 1B		5	0	2	3	0	1	1
<b>Orlando Hudson, S</b> OBP: 0.349, SLG: 0.442 (1, 4)	1-2 SF8	1-0 G4-3		2-1 P6			1-0 F7	2-1 G1-3		5	1	1	0	0	0	3
<b>10 Vernon Wells, R</b> OBP: 0.337, SLG: 0.454 (1, 10)	4-2 BB			4-1 SF8		0-0 F8	2-3 K	2-2 G6-3		3	1	0	0	2	1	0
<b>Carlos Delgado, L</b> OBP: 0.346, SLG: 0.480 (1, 3) <b>Dave Berg, R</b> OBP: 0.292, SLG: 0.356 (9, PH)	2-2 SF8			0-2 F7		3-2 FC6-4	2-2 G4-3		0-0 P3	3	0	1	1	0	0	1
<b>15 Alex Rios, R</b> OBP: 0.336, SLG: 0.408 (1, 9)	1-0 L5			2-2 BB		2-2 FC6-4		1-2 G4-3	1-0 G3-1	5	0	1	0	0	0	2
<b>Eric Hinske, L</b> OBP: 0.321, SLG: 0.386 (1, 5)				4-0 BB		0-1 G4-3		0-0 BB		3	1	1	0	1	0	1
<b>9 Gregg Zaun, S</b> OBP: 0.379, SLG: 0.401 (1, 2)		2-1 2B		0-0 SF8		2-1 P4		4-0 BB		2	2	1	1	1	0	0
<b>Gabe Gross, L</b> OBP: 0.313, SLG: 0.305 (1, 7)		2-3 K		0-2 G3		2-1 FC5-4		0-1 F8		4	0	1	0	0	1	5
<b>Chris Woodward, R</b> OBP: 0.285, SLG: 0.359 (1, 6)		4-0 BB				1-1 G4-3		1-1 BB		3	1	1	1	1	1	1

Inning Stats	R: 1	H: 1	E: 0	K: 14	S: 14	LOB: 1	BB: 1	P: 24	R: 2	H: 2	E: 0	K: 1	S: 9	LOB: 1	BB: 1	P: 21	R: 1	H: 1	E: 0	K: 0	S: 11	LOB: 2	BB: 2	P: 21	R: 0	H: 0	E: 0	K: 0	S: 5	LOB: 0	BB: 0	P: 9	R: 0	H: 1	E: 0	K: 1	S: 11	LOB: 1	BB: 0	P: 17	R: 0	H: 0	E: 0	K: 1	S: 8	LOB: 0	BB: 0	P: 13	R: 2	H: 3	E: 0	K: 0	S: 12	LOB: 2	BB: 1	P: 20	R: 0	H: 0	E: 0	K: 0	S: 5	LOB: 0	BB: 0	P: 8	1B: 7	SF: 2	2B: 2	3B: 0	HR: 0	SAC: 0	DP: 0	HBP: 0	WP: 1	PB: 0	SB: 1	CS: 0	PA: 41
--------------	------	------	------	-------	-------	--------	-------	-------	------	------	------	------	------	--------	-------	-------	------	------	------	------	-------	--------	-------	-------	------	------	------	------	------	--------	-------	------	------	------	------	------	-------	--------	-------	-------	------	------	------	------	------	--------	-------	-------	------	------	------	------	-------	--------	-------	-------	------	------	------	------	------	--------	-------	------	-------	-------	-------	-------	-------	--------	-------	--------	-------	-------	-------	-------	--------

PITCHER	IP	WLS	BF	H	R	ER	SO	BB	IBB	HBP	BLK	WP	HR	S	P	ERA	WHIP
<b>Kevin Brown, R</b> ERA: 3.96 (1, 1)	7.0	W	31	6	4	4	4	4	4	0	0	1	0	68	120	5.14	1.429
<b>Paul Quantrill, R</b> ERA: 3.86 (8, 1)	0.2		6	3	2	2	0	1	0	0	0	0	0	10	16	27.00	6.000
<b>42 Mariano Rivera, R</b> ERA: 1.34 (8, 1)	1.1	S	4	0	0	0	0	0	0	0	0	0	0	7	12	0.00	0.000

**BOTTOM**

**New York Yankees @ Toronto Blue Jays**  
**SkyDome, Toronto, ON**  
 Sat Aug 28 2004, 4:05 PM EDT  
 Att: 43,541 - Dome - 68 F

livebaseballscores.com

<b>AB</b>	<b>34</b>
<b>R</b>	<b>6</b>
<b>H</b>	<b>9</b>
<b>RBI</b>	<b>6</b>
<b>BB</b>	<b>5</b>
<b>SO</b>	<b>4</b>
<b>LOB</b>	<b>14</b>



Batter	1	2	3	4	5	6	7	8	9	AB R H RBI BB SO LOB	TOP											
<b>Kenny Lofton, L</b> (1, 9) OBP: 0.345, SLG: 0.410	2-2 G4-6-3 1B		0-1 G4-6-3 1B		2-1 FC3-5-6-5 13 1B		2-2 G6-3		3-3 K	5 1 2 0 0 1 1												
<b>2 Derek Jeter, R</b> (1, 6) OBP: 0.334, SLG: 0.436	0-1 G4-6-3 1-2f		2-2 G4-6-3 1-2f		0-0 G5-3			3-1 F7	4-1 13 1B BB	4 0 0 0 1 0 3												
<b>13 Alex Rodriguez, R</b> (1, 5) OBP: 0.373, SLG: 0.525	4-2 55 1B BB		0-0 HR		3-1 1B			3-2 55 1B 1B	0-0 1B	4 2 4 2 1 0 0												
<b>55 Hideki Matsui, L</b> (1, 7) OBP: 0.394, SLG: 0.521	0-0 1-2 1B		2-1 FC4-6 1B		2-2 F8			3-1 1B 1B	1-2 P4	5 0 3 0 0 0 3												
<b>Bernie Williams, S</b> (1, 8) OBP: 0.352, SLG: 0.422	0-0 L9		0-0 FC4-6 1-2f		2-0 F9			1-2 1B		4 0 1 1 0 0 3												
<b>John Olerud, L</b> (1, 3) OBP: 0.363, SLG: 0.367		2-2 L3		2-2 G4-3		3-0 F8		1-2 F7		4 0 0 0 0 0 2												
<b>Ruben Sierra, S</b> (1, 10) OBP: 0.306, SLG: 0.481		0-0 F7		2-1 G3		0-2 G4-3		2-3 K		4 0 0 0 0 1 2												
<b>Enrique Wilson, S</b> (1, 4) OBP: 0.264, SLG: 0.345		4-1 BB		1-2 G4-3		2-0 G4-3			1-0 HR	2 0 0 0 1 0 0												
<b>20 Jorge Posada, S</b> (9, PH) OBP: 0.410, SLG: 0.496										1 1 1 1 0 0 0												
<b>John Flaherty, R</b> (1, 2) OBP: 0.266, SLG: 0.417		0-1 F8				0-2 FC3-5-6-5 2B		1-1 G1-3		3 0 1 0 0 0 1												
<b>Tony Clark, S</b> (9, PH) OBP: 0.315, SLG: 0.491									2-0 G3	1 0 0 0 0 0 0												
<b>Inning Stats</b>	R: 0 E: 0 K: 0 S: 11	H: 2 LOB: 2 BB: 1 P: 17	R: 0 E: 0 K: 0 S: 9	H: 0 LOB: 1 BB: 1 P: 15	R: 1 E: 0 K: 0 S: 10	H: 3 LOB: 1 BB: 0 P: 14	R: 0 E: 0 K: 0 S: 8	H: 0 LOB: 0 BB: 0 P: 13	R: 1 E: 0 K: 0 S: 12	H: 2 LOB: 1 BB: 0 P: 19	R: 0 E: 0 K: 0 S: 5	H: 0 LOB: 0 BB: 0 P: 10	R: 0 E: 0 K: 0 S: 6	H: 0 LOB: 0 BB: 0 P: 11	R: 1 E: 0 K: 1 S: 17	H: 3 LOB: 2 BB: 0 P: 30	R: 1 E: 0 K: 1 S: 12	H: 2 LOB: 2 BB: 1 P: 23	1B: 9 2B: 1 3B: 0 HR: 2	SF: 0 SAC: 0 DP: 2 HBP: 0	WP: 0 PB: 0 SB: 0 CS: 0	PA: 40
<b>PITCHER</b>	IP WLS BF H R ER SO BB IBB HBP BLK WP HR S P ERA WHIP																					
<b>Miguel Batista, R</b> (1, 1) ERA: 4.46	7.0 W 28 7 2 2 0 2 0 0 0 0 0 1 61 99 2.57 1.286																					
<b>Justin Speier, R</b> (8, 1) ERA: 4.15	1.0 6 3 1 1 1 0 0 0 0 0 0 0 17 30 9.00 3.000																					
<b>54 Jason Frasor, R</b> (9, 1) ERA: 3.57	1.0 S 6 2 1 1 1 1 0 0 0 0 0 1 12 23 9.00 3.000																					

**New York Yankees @ Toronto Blue Jays**  
**SkyDome, Toronto, ON**  
Sun Aug 29 2004, 1:15 PM EDT  
Att: 44,072 - Dome - 68 F

[livebaseballscorecards.com](http://livebaseballscorecards.com)

<b>AB</b>	37
<b>R</b>	4
<b>H</b>	12
<b>RBI</b>	4
<b>BB</b>	3
<b>SO</b>	2
<b>LOB</b>	15





**BOTTOM**

**New York Yankees @ Toronto Blue Jays**

SkyDome, Toronto, ON  
 Sun Aug 29 2004, 1:15 PM EDT  
 Att. 44,072 - Dome - 68 F

[livebaseballscores.com](http://livebaseballscores.com)

<b>AB</b>	<b>31</b>
<b>R</b>	<b>6</b>
<b>H</b>	<b>7</b>
<b>RBI</b>	<b>5</b>
<b>BB</b>	<b>2</b>
<b>SO</b>	<b>10</b>
<b>LOB</b>	<b>8</b>



WP: 0	PA: 33
PB: 0	SB: 1
CS: 0	

AB	R	H	RBI	BB	SO	LOB
4	2	2	2	0	0	0
4	0	1	1	0	2	0
4	0	0	0	0	1	1
4	1	2	1	0	2	0
4	0	1	0	0	0	1
3	1	0	0	1	1	2
2	1	0	0	1	1	1
3	1	1	1	0	1	1
3	0	0	0	0	2	2
1B: 4	SF: 0	2B: 1	SAC: 0	3B: 0	DP: 0	HR: 2
	HBP: 0					

Batter	1	2	3	4	5	6	7	8	9
<b>3 Reed Johnson, R</b> OBP: 0.331, SLG: 0.397 (1, 8)	1-0 HR		1-2 G6-3			1-2 G4-3	2-1 1B E 1B		
<b>Orlando Hudson, S</b> OBP: 0.348, SLG: 0.440 (1, 4)	0-3 K		3-2 F9			1-3 SAFE	1-2 E6 1B		
<b>10 Vernon Wells, R</b> OBP: 0.334, SLG: 0.450 (1, 10)	1-1 F8			3-2 G6-3		0-1 F9	1-3 K		
<b>Carlos Delgado, L</b> OBP: 0.348, SLG: 0.492 (1, 3)	1-3 K2-3			3-2 2B			1-1 HR	2-3 K	
<b>15 Alex Rios, R</b> OBP: 0.335, SLG: 0.406 (1, 9)		1-1 G5-3		2-0 F8			1-0 FC3-6 1B	0-1 F9	
<b>Eric Hinske, L</b> OBP: 0.321, SLG: 0.383 (1, 5)		4-2 BB		0-3 K			1-2 FC3-6 1B	1-1 F7	
<b>9 Gregg Zaun, S</b> OBP: 0.379, SLG: 0.399 (1, 2)		0-3 K			1-2 G4-3		4-2 3 1B BB		
<b>Gabe Gross, L</b> OBP: 0.314, SLG: 0.306 (1, 7)		1 SAFE 1 SAFE  G4-3			2-3 K		0-0 3 1B 1B		
<b>Chris Gomez, R</b> OBP: 0.338, SLG: 0.340 (1, 6)			1-3 K		2-1 L5		0-2 K		
<b>Inning Stats</b>	R: 1 H: 1 E: 0 LOB: 0 K: 2 BB: 0 S: 10 P: 13	R: 0 H: 0 E: 0 LOB: 1 K: 1 BB: 1 S: 11 P: 17	R: 0 H: 0 E: 0 LOB: 0 K: 1 BB: 0 S: 14 P: 19	R: 0 H: 1 E: 0 LOB: 1 K: 1 BB: 0 S: 13 P: 21	R: 0 H: 0 E: 0 LOB: 0 K: 1 BB: 0 S: 8 P: 13	R: 0 H: 0 E: 0 LOB: 0 K: 1 BB: 0 S: 9 P: 11	R: 5 H: 5 E: 1 LOB: 1 K: 2 BB: 1 S: 24 P: 34	R: 0 H: 0 E: 0 LOB: 0 K: 1 BB: 0 S: 7 P: 10	

PITCHER	IP	WLS	BF	H	R	ER	SO	BB	IBB	HBP	BLK	WP	HR	S	P	ERA	WHIP
<b>35 Mike Mussina, R</b> ERA: 5.43 (1, 1)	6.1	L	26	5	5	5	7	2	0	0	0	0	2	76	111	7.11	1.105
<b>Paul Quantrill, R</b> ERA: 3.83 (7, 1)	0.2		4	2	1	0	2	0	0	0	0	0	0	13	17	0.00	3.000
<b>C.J. Nitkowski, L</b> ERA: 4.67 (8, 1)	1.0		3	0	0	0	1	0	0	0	0	0	0	7	10	0.00	0.000

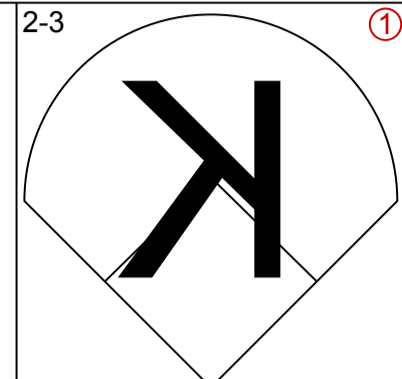
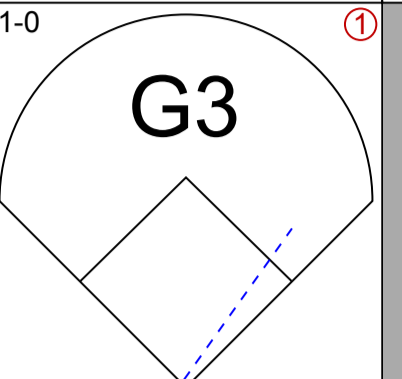
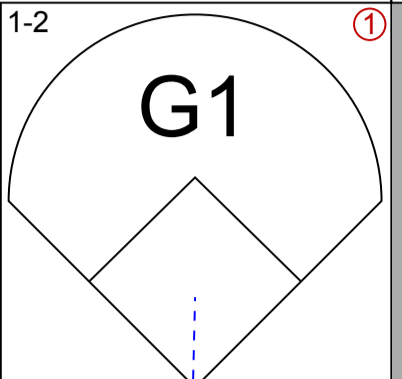
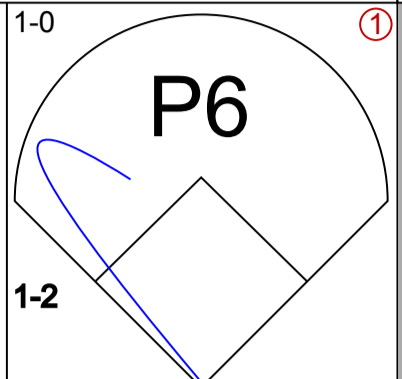
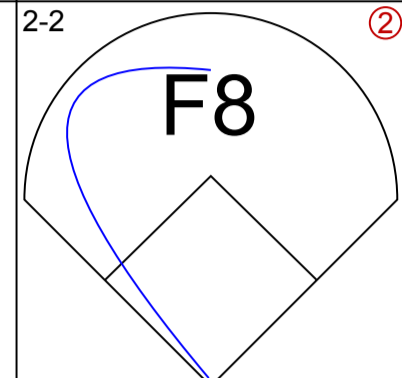
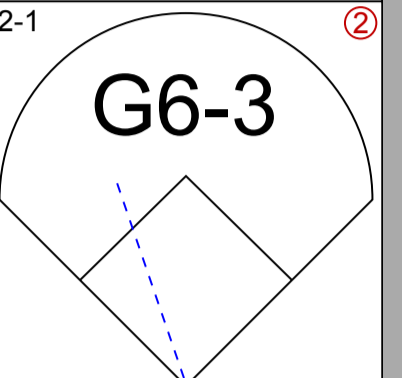
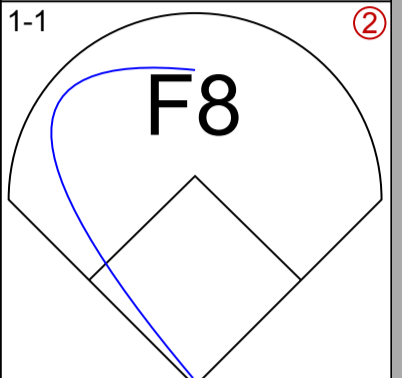
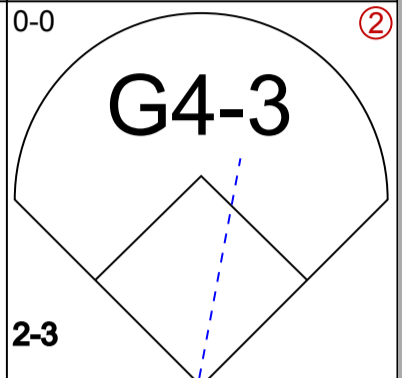
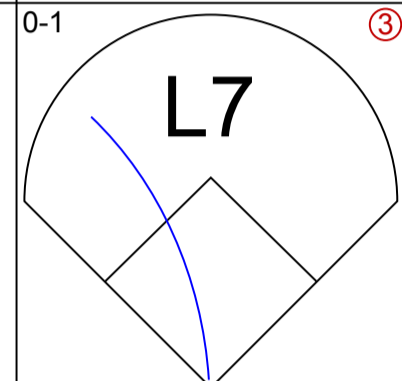
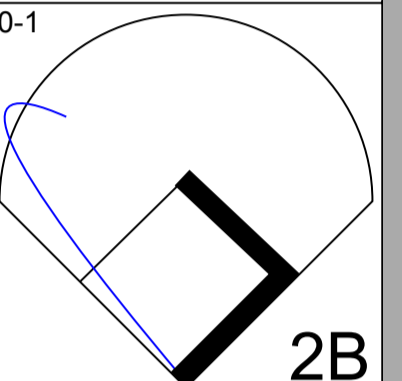
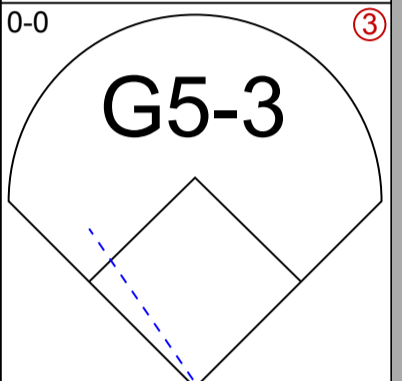
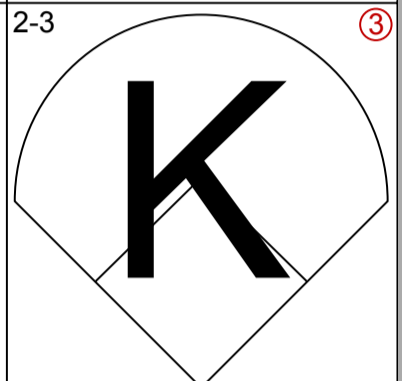
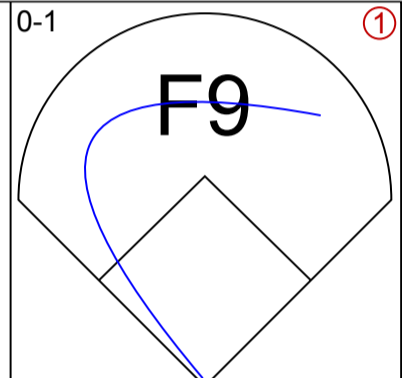
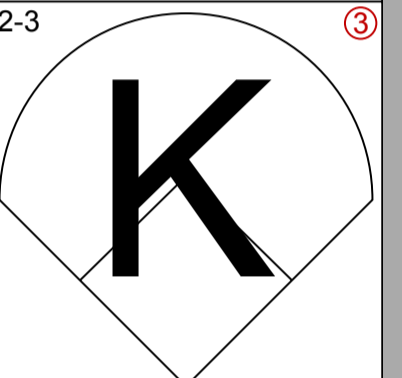
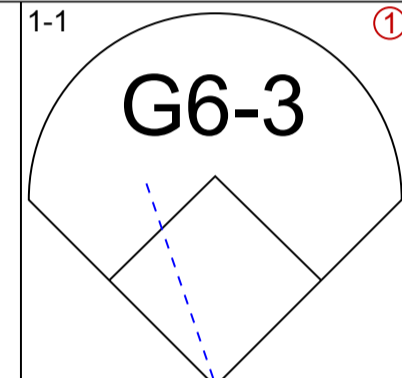
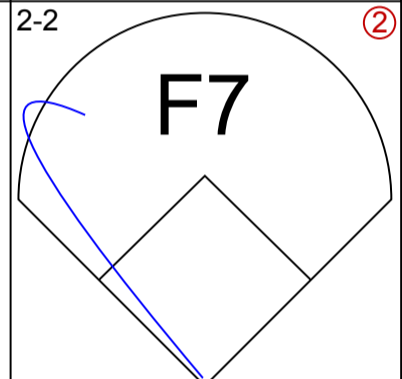
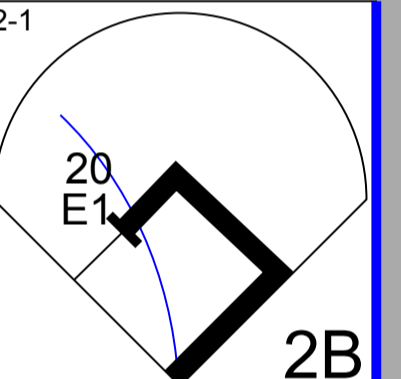
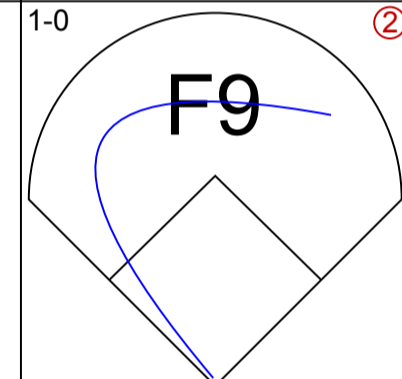
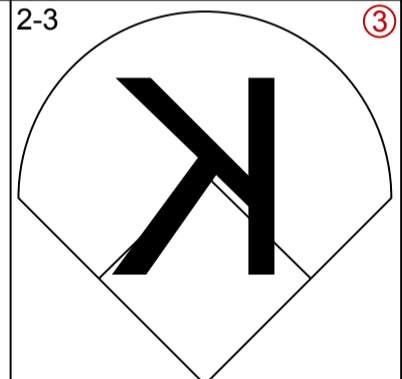
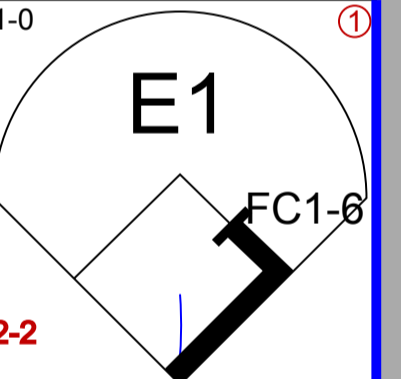
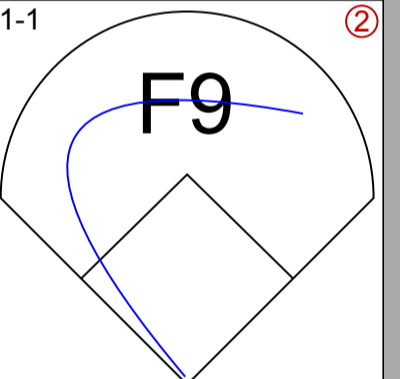
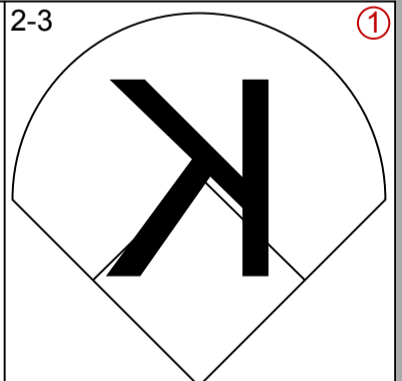
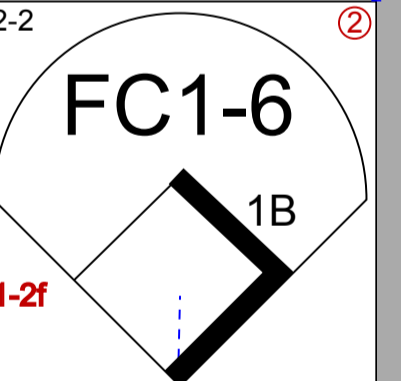

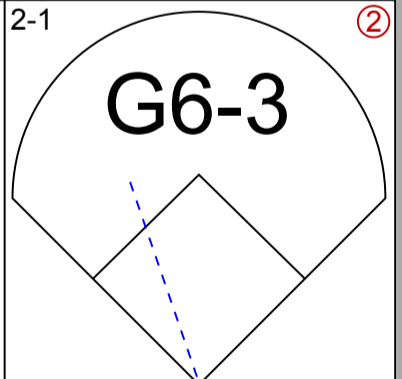
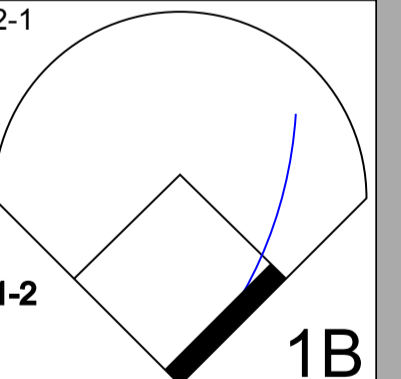
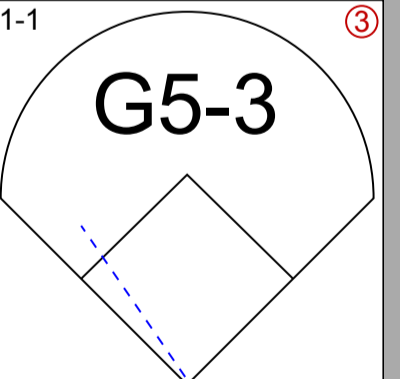
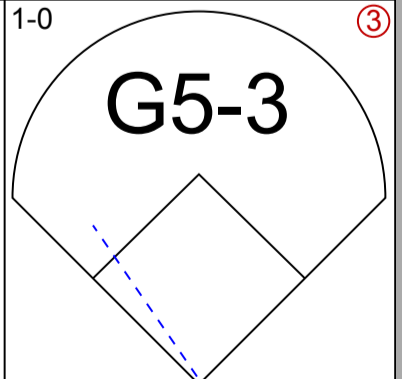
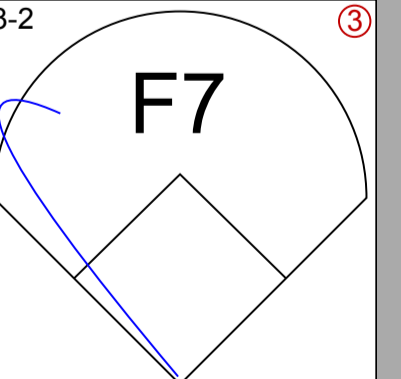
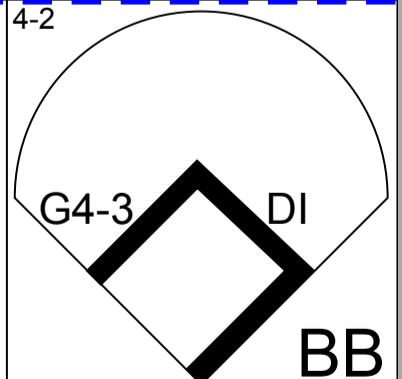
Batter	1	2	3	4	5	6	7	8	9	AB	R	H	RBI	BB	SO	LOB	TOP										
<b>Coco Crisp, S</b> OBP: 0.328, SLG: 0.451 (1, 8)	1-0 F8	0-0 F7	0-1 2B 1B		2-2 HR	0-1 FC6-4 2B		0-1 G4-3	4-1 1B 41 HR	6	4	2	3	1	0	3											
<b>Omar Vizquel, S</b> OBP: 0.367, SLG: 0.415 (1, 6)	1-1 41 BB 48 3B FC4 1B	0-2 1B 41 SF8 1B	1-0 1-H 2-H 2B		2-2 48 1B 41 BB 1B	2-1 1-H 2B		2-2 41 1B 1B	2-2 F9	7	3	6	4	0	0	1											
<b>Matt Lawton, L</b> OBP: 0.360, SLG: 0.429 <b>Ryan Ludwick, R</b> OBP: 0.500, SLG: 0.500 (1, 7) (7, 9)	2-2 FC4 41 BB 48 3B 1-2	3-2 48 S 1B	0-0 G1-3		1-1 F9	1-1 F7		3-3 K	2-1 41 HR 1B	5	1	1	1	0	0	4											
<b>41 Victor Martinez, S</b> OBP: 0.367, SLG: 0.513 (1, 2)	4-1 48 3B 1-2 2-3 BB	0-0 SF8		2-0 F9	4-0 BB 48 1B 1-2 1B	1-0 G6-3		3-2 1-2 1B	0-0 1-H 3-H HR	4	3	2	4	2	0	1											
<b>48 Travis Hafner, L</b> OBP: 0.406, SLG: 0.580 (1, 10)	2-0 1-H 2-H 3-H 3B	2-2 G1-3		2-3 K	3-2 1-2 2-3 1B		4-2 FC5-4 BB	2-0 L9	2-3 K	6	1	2	3	1	2	3											
<b>Casey Blake, R</b> OBP: 0.359, SLG: 0.497 <b>John McDonald, R</b> OBP: 0.277, SLG: 0.405 (1, 5) (6, 5)	1-3 K		4-2 BB 1B BB	1-2 F9	4-2 1B BB		0-0 FC5-4 1B		1-0 G1-3	2	1	0	1	2	1	1											
<b>Ben Broussard, L</b> OBP: 0.381, SLG: 0.483 <b>Josh Phelps, R</b> OBP: 0.307, SLG: 0.440 (1, 3) (6, 3)	0-2 P4		4-2 1B 2B BB		2-1 2B		0-0 1-2 1B		2-2 1B HR 1B	3	2	2	2	1	0	1											
<b>Ronnie Belliard, R</b> OBP: 0.370, SLG: 0.439 (1, 4)		0-0 F7 1B 2B	1-0 F9		0-0 HR 2B		2-1 F7		1-2 HR 1B	6	3	3	1	0	1	6											
<b>Jody Gerut, L</b> OBP: 0.338, SLG: 0.408 (1, 9) (7, 7)		4-1 1B 1B BB	1-2 F7		0-0 F9	4-2 FC6-4 BB		1-3 K	2-0 1-H 2-H HR	4	2	1	3	2	1	5											
<b>Inning Stats</b>	R: 3 E: 0 K: 1 S: 14	H: 2 LOB: 1 BB: 1 P: 25	R: 3 E: 0 K: 0 S: 15	H: 3 LOB: 1 BB: 1 P: 24	R: 3 E: 0 K: 0 S: 12	H: 2 LOB: 1 BB: 2 P: 23	R: 0 E: 0 K: 1 S: 8	H: 0 LOB: 0 BB: 0 P: 13	R: 6 E: 0 K: 1 S: 23	H: 6 LOB: 2 BB: 2 P: 42	R: 1 E: 0 K: 0 S: 9	H: 1 LOB: 1 BB: 1 P: 17	R: 0 E: 0 K: 1 S: 9	H: 1 LOB: 2 BB: 1 P: 16	R: 0 E: 0 K: 1 S: 12	H: 2 LOB: 2 BB: 0 P: 22	R: 6 E: 0 K: 1 S: 20	H: 5 LOB: 0 BB: 1 P: 36	1B: 13 2B: 5 3B: 1 HR: 3	SF: 1 SAC: 0 DP: 0 HBP: 0	WP: 1 PB: 0 SB: 1 CS: 0	PA: 59					
<b>PITCHER</b>	IP	WLS	BF	H	R	ER	SO	BB	IBB	HBP	BLK	WP	HR	S	P	ERA	WHIP										
<b>Javier Vazquez, R</b> ERA: 4.62 (1, 1)	1.1	L	12	5	6	6	1	2	0	0	0	0	0	23	41	40.50	5.250										
<b>Tanyon Sturtze, R</b> ERA: 5.9 (2, 1)	3.0		17	6	7	7	1	2	0	0	0	0	1	37	61	21.00	2.667										
<b>C.J. Nitkowski, L</b> ERA: 5.34 (5, 1)	1.2		11	3	3	3	1	3	0	0	0	1	0	21	42	16.20	3.600										
<b>Esteban Loaiza, R</b> ERA: 5.45 (7, 1)	3.0		19	8	6	6	3	2	0	0	0	0	2	41	74	18.00	3.333										

**Cleveland Indians @ New York Yankees**  
 Yankee Stadium, Bronx, NY  
 Tue Aug 31 2004, 7:05 PM EDT  
 Att. 51,777 - Sunny - 82 F

[livebaseballscorecards.com](http://livebaseballscorecards.com)

<b>AB</b>	49
<b>R</b>	22
<b>H</b>	22
<b>RBI</b>	22
<b>BB</b>	9
<b>SO</b>	6
<b>LOB</b>	27




Batter	1	2	3	4	5	6	7	8	9	AB	R	H	RBI	BB	SO	LOB
<b>1</b> Bernie Williams, S OBP: 0.349, SLG: 0.418 (1, 8)	2-3 			1-0 		1-2 		1-0 		4	0	0	0	0	1	1
<b>2</b> Derek Jeter, R OBP: 0.333, SLG: 0.435 Enrique Wilson, S OBP: 0.262, SLG: 0.342 (6, PH) (7, 6)	2-2 			2-1 		1-1 		0-0 		2	0	0	0	0	0	0
<b>3</b> Gary Sheffield, R OBP: 0.407, SLG: 0.562 Tony Clark, S OBP: 0.313, SLG: 0.489 (1, 10) (8, PH)	0-1 			0-1 		0-0 		2-3 		3	0	1	0	0	0	0
<b>4</b> Alex Rodriguez, R OBP: 0.373, SLG: 0.522 (1, 5)			0-1 	2-3 					1-1 	4	0	1	0	0	1	1
<b>5</b> Hideki Matsui, L OBP: 0.395, SLG: 0.523 Bubba Crosby, L OBP: 0.233, SLG: 0.350 (1, 7) (6, 7)		2-2 			2-1 				1-0 	2	0	1	0	0	0	0
<b>6</b> Jorge Posada, S OBP: 0.408, SLG: 0.493 John Flaherty, R OBP: 0.261, SLG: 0.410 (1, 2) (6, 2)		2-3 			1-0 				1-1 	2	0	0	0	0	1	1
<b>7</b> John Olerud, L OBP: 0.363, SLG: 0.367 (1, 3)			2-3 		2-2 				1-2 	3	0	1	0	0	1	1
<b>8</b> Miguel Cairo, R OBP: 0.315, SLG: 0.401 (1, 4)				2-1 		2-1 			1-1 	3	0	1	0	0	0	2
<b>9</b> Kenny Lofton, L OBP: 0.345, SLG: 0.406 (1, 9)				1-0 		3-2 			4-2 	2	0	0	0	1	0	2

**BOTTOM**

**Cleveland Indians @ New York Yankees**  
Yankee Stadium, Bronx, NY

Tue Aug 31 2004, 7:05 PM EDT  
Att: 51,777 - Sunny - 82 F

AB	32
R	0
H	5
RBI	0
BB	1
SO	6
LOB	12



WP:	0	PA:	33
PB:	0		
SB:	0		
CS:	0		

Inning Stats	R:	H:	E:	LOB:	K:	S:	R:	H:	E:	LOB:	K:	S:	R:	H:	E:	LOB:	K:	S:	R:	H:	E:	LOB:	K:	S:	R:	H:	E:	LOB:	K:	S:					
	0	0	0	0	1	12	0	0	0	0	9	6	0	0	0	0	1	13	0	0	0	0	11	0	0	0	0	0	0	0	0	0	0	0	
	0	0	0	0	1	12	0	0	0	0	9	6	0	0	0	0	1	13	0	0	0	0	11	0	0	0	0	0	0	0	0	0	0	0	
	0	0	0	0	1	12	0	0	0	0	9	6	0	0	0	0	1	13	0	0	0	0	11	0	0	0	0	0	0	0	0	0	0	0	0
	0	0	0	0	1	12	0	0	0	0	9	6	0	0	0	0	1	13	0	0	0	0	11	0	0	0	0	0	0	0	0	0	0	0	0

PITCHER	IP	WLS	BF	H	R	ER	SO	BB	IBB	HBP	BLK	WP	HR	S	P	ERA	WHIP
<b>37</b> Jake Westbrook, R ERA: 3.42 (1, 1)	7.0	W	26	5	0	0	5	0	0	0	0	0	0	63	98	0.00	0.714
Jeremy Guthrie, R ERA: (8, 1)	2.0		7	0	0	0	1	1	0	0	0	0	0	16	26	0.00	0.500

Batter	1	2	3	4	5	6	7	8	9	AB R H RBI BB SO LOB	TOP		
<b>Coco Crisp, S</b> OBP: 0.324, SLG: 0.446 (1, 8) C B B C X	2-2 G4-3		2-1 G1		X 0-0 FC2-6 1-2f			1-1 F7		4 0 0 0 0 0 1			
<b>Omar Vizquel, S</b> OBP: 0.368, SLG: 0.414 (1, 6) B B B	4-0 41 1B 48 1B BB		3-2 G4-3		B 1 SAFE 3-1 F7 1-2			4-2 1B 41 WP BB		2 2 0 0 2 0 1			
<b>Matt Lawton, L</b> OBP: 0.360, SLG: 0.428 (1, 7) 1 SAFE 1 SAFE B B X	2-0 P2		1-0 F8				1-1 F8	0-1 41 WP 41 2B 1-3 1B		4 1 1 0 0 0 1			
<b>41 Victor Martinez, S</b> OBP: 0.368, SLG: 0.515 (1, 2) <b>John McDonald, R</b> OBP: 0.277, SLG: 0.405 (8, PR) <b>Tim Laker, R</b> OBP: 0.264, SLG: 0.310 (8, 2) B F 1 SAFE X	1-2 48 1B 1-2 1B			2-3 K		2-3 K		2-2 1-H 3-H 2B		4 0 2 1 0 2 0 0 0 0 0 0 0 0 0 0 0 0 0 0 0			
<b>48 Travis Hafner, L</b> OBP: 0.405, SLG: 0.577 (1, 10) B F B X	2-1 1-3 2-H 1B			3-3 K		3-3 K		0-1 G4-3		4 0 1 1 0 2 1			
<b>Casey Blake, R</b> OBP: 0.360, SLG: 0.498 (1, 5) B C X	1-1 P4			4-1 BB			3-3 K		0-2 G1-3 2B	3 0 1 0 1 1 2			
<b>Ben Broussard, L</b> OBP: 0.377, SLG: 0.477 (1, 3) C B C X			1-3 K		1-2 G3		0-0 L1		0-1 G1-3	4 0 0 0 0 1 2			
<b>Ronnie Belliard, R</b> OBP: 0.367, SLG: 0.436 (1, 4) X			0-0 G6-3			0-3 K		2-0 L4		4 0 0 0 0 2 1			
<b>Jody Gerut, L</b> OBP: 0.337, SLG: 0.407 (1, 9) C B C X			0-2 F8			0-0 FC2-6 1B		2-3 K		4 0 1 0 0 2 1			
<b>Inning Stats</b>	R: 1 E: 0 K: 0 S: 11 H: 2 LOB: 2 BB: 1 P: 23	R: 0 E: 0 K: 1 S: 7 H: 0 LOB: 0 BB: 0 P: 8	R: 0 E: 0 K: 2 S: 7 H: 0 LOB: 0 BB: 1 P: 13	R: 0 E: 0 K: 2 S: 11 H: 0 LOB: 1 BB: 1 P: 21	R: 0 E: 0 K: 1 S: 7 H: 1 LOB: 1 BB: 0 P: 10	R: 0 E: 0 K: 2 S: 8 H: 0 LOB: 0 BB: 0 P: 14	R: 0 E: 0 K: 1 S: 7 H: 0 LOB: 0 BB: 0 P: 12	R: 2 E: 0 K: 1 S: 16 H: 2 LOB: 1 BB: 1 P: 25	R: 0 E: 0 K: 2 S: 11 H: 1 LOB: 1 BB: 0 P: 14	1B: 4 2B: 2 3B: 0 HR: 0 SF: 0 SAC: 0 DP: 0 HBP: 0	WP: 1 PB: 0 SB: 1 CS: 0 PA: 36		
<b>PITCHER</b>	IP WLS BF H R ER SO BB IBB HBP BLK WP HR S P ERA WHIP											<b>PITCHER</b>	IP WLS BF H R ER SO BB IBB HBP BLK WP HR S P ERA WHIP
<b>Orlando Hernandez, R</b> ERA: 2.62 (1, 1)	7.0 W 26 3 1 1 7 2 0 0 0 0 0 0 58 101 1.29 0.714												
<b>Tom Gordon, R</b> ERA: 2.45 (8, 1)	0.2 H 5 2 2 2 1 1 0 0 0 1 0 14 23 27.00 4.500												
<b>42 Mariano Rivera, R</b> ERA: 1.32 (8, 1)	1.1 S 5 1 0 0 2 0 0 0 0 0 0 0 13 16 0.00 0.750												

**Cleveland Indians @ New York Yankees**  
**Yankee Stadium, Bronx, NY**  
 Wed Sep 01 2004, 7:05 PM EDT  
 Att. 41,448 - Cloudy - 78 F

<b>AB</b>	<b>33</b>
<b>R</b>	<b>3</b>
<b>H</b>	<b>6</b>
<b>RBI</b>	<b>2</b>
<b>BB</b>	<b>3</b>
<b>SO</b>	<b>10</b>
<b>LOB</b>	<b>10</b>



<b>WP</b>	<b>1</b>	<b>PA</b>	<b>36</b>
-----------	----------	-----------	-----------

<b>ERA</b>	<b>1.29</b>	<b>WHIP</b>	<b>0.714</b>
------------	-------------	-------------	--------------

<b>ERA</b>	<b>27.00</b>	<b>WHIP</b>	<b>4.500</b>
------------	--------------	-------------	--------------

<b>ERA</b>	<b>0.00</b>	<b>WHIP</b>	<b>0.750</b>
------------	-------------	-------------	--------------

<b>ERA</b>	<b>0.00</b>	<b>WHIP</b>	<b>0.750</b>
------------	-------------	-------------	--------------

Batter	1	2	3	4	5	6	7	8	9
<b>Bernie Williams, S</b> OBP: 0.350, SLG: 0.416 (1, 8)	2-0 FC5-2 2B 1B		1-0 G5-3		0-3 K2-3		4-1 13 F8 2 SH1-3 BB	1-3 K	
<b>2 Derek Jeter, R</b> OBP: 0.336, SLG: 0.439 (1, 6)	2-2 13 S 1-3 2B		0-1 G6-4-3 1B		1-1 L8		0-0 SH1-3 1-2	0-1 1-3 3-H 1B	
<b>Gary Sheffield, R</b> OBP: 0.406, SLG: 0.557 (1, 9)	1-0 FC5-2 13 S 3-H		3-2 G6-4-3 1-2f		1-1 F7		4-0 20 HBP IBB	0-3 K	
<b>13 Alex Rodriguez, R</b> OBP: 0.372, SLG: 0.519 (1, 5)	3-3 K			4-2 20 HR BB		1-3 K	0-2 F8 2-3		
<b>20 Jorge Posada, S</b> OBP: 0.411, SLG: 0.501 (1, 2)	4-1 BB			2-1 1-H HR		2-0 G1-3	2-2 1-2 HBP		
<b>55 Hideki Matsui, L</b> OBP: 0.394, SLG: 0.520 (1, 7)	2-2 G3			1-1 F7		4-2 BB BB	0-0 G3		
<b>Ruben Sierra, S</b> OBP: 0.309, SLG: 0.480 (1, 10)		1-1 G1-3		1-2 P3		4-1 1-2 BB	1-1 1B 2 1B 1B		
<b>John Olerud, L</b> OBP: 0.361, SLG: 0.374 (1, 3)		2-2 F8		1-1 HR		2-1 L4	1-3 K		
<b>Miguel Cairo, R</b> OBP: 0.318, SLG: 0.414 (1, 4)		2-1 G5-3		2-2 F7			1 SAFE 1 SAFE 1 SAFE 1-3 2 1B 1B		

AB	R	H	RBI	BB	SO	LOB
4	0	1	0	1	2	2
4	0	3	1	0	0	0
4	0	0	0	1	1	5
3	1	0	0	1	2	4
2	1	1	2	1	0	0
3	0	0	0	1	0	6
3	1	1	0	1	0	0
4	1	1	1	0	1	3
4	1	2	1	0	0	0

BOTTOM										
<b>Cleveland Indians @ New York Yankees</b> Yankee Stadium, Bronx, NY Wed Sep 01 2004, 7:05 PM EDT Att: 41,448 - Cloudy - 78 F										
<b>AB</b>	<b>31</b>									
<b>R</b>	<b>5</b>									
<b>H</b>	<b>9</b>									
<b>RBI</b>	<b>5</b>									
<b>BB</b>	<b>6</b>									
<b>SO</b>	<b>6</b>									
<b>LOB</b>	<b>20</b>									
										
<b>WP:</b> 0	<b>PA:</b> 39									
<b>PB:</b> 0	<b>SB:</b> 2									
<b>CS:</b> 0										

Inning Stats																
R	H	E	K	S	H	LOB	BB	P	R	H	E	K	S	H	LOB	BB
0	2	0	14	28	0	3	8	13	0	1	0	6	10	0	0	9
0	0	0	0	0	0	0	0	0	3	2	0	14	25	0	0	9
0	0	0	11	24	1	3	13	26	1	0	0	13	26	0	0	20
1	3	0	15	20	3	2	15	20	1	3	0	15	20	0	0	20

PITCHER																
IP	WLS	BF	H	R	ER	SO	BB	IBB	HBP	BLK	WP	HR	S	P	ERA	WHIP
6.0	L	26	5	3	3	3	4	0	0	0	0	2	60	109	4.50	1.500
0.0		2	1	1	1	0	1	0	0	0	0	1	5	12	∞	∞
0.2		4	0	0	0	0	0	1	1	0	0	0	7	13	0.00	0.000
0.1		1	0	0	0	0	0	0	0	0	0	0	1	1	0.00	0.000
1.0		6	3	1	1	3	0	0	0	0	0	0	15	20	9.00	3.000

Batter	1	2	3	4	5	6	7	8	9	AB R H RBI BB SO LOB	TOP											
<b>Coco Crisp, S</b> OBP: 0.324, SLG: 0.444 (1, 8)	2-2 G5-3		0-1 1B		1-1 G4-3			0-0 F9		4 0 1 0 0 0 1												
<b>Omar Vizquel, S</b> OBP: 0.369, SLG: 0.414 (1, 6)	0-2 L4-3 1B		2-1 G1-3			1-1 F8		1-2 G4-6-3 1B		4 0 2 0 0 0 1												
<b>Matt Lawton, L</b> OBP: 0.359, SLG: 0.429 (1, 7)	2-2 L4-3			1-3 K		3-2 41 G4-3 2B		1-1 G4-6-3 1-2f		4 0 1 0 0 1 2												
<b>41 Victor Martinez, S</b> OBP: 0.369, SLG: 0.522 (1, 2)		2-2 G4-3		1-2 FC5-4 1B		2-2 G4-3		0-0 HR		4 1 2 1 0 0 1												
<b>48 Travis Hafner, L</b> OBP: 0.404, SLG: 0.573 (1, 10)		4-2 BB		1-3 K		0-0 G3		1-3 K		3 0 0 0 1 2 2												
<b>Casey Blake, R</b> OBP: 0.357, SLG: 0.494 (1, 5)		2-0 F8		2-2 FC5-4 1-2f			2-1 G4-3		2-3 K	4 0 0 0 0 1 2												
<b>Ben Broussard, L</b> OBP: 0.376, SLG: 0.475 (1, 3)		0-1 G4-3			1-0 G3		1-1 1B		2-1 P4	4 0 1 0 0 0 1												
<b>Ronnie Belliard, R</b> OBP: 0.365, SLG: 0.434 (1, 4)			0-1 F8		0-1 G6-3		0-3 K			3 0 0 0 0 1 1												
<b>Jody Gerut, L</b> OBP: 0.337, SLG: 0.407 (1, 9)			1-0 G4-3		2-0 1B		0-1 F7			3 0 1 0 0 0 1												
<b>Inning Stats</b>	R: 0 E: 0 K: 0 S: 13	H: 1 LOB: 0 BB: 0 P: 17	R: 0 E: 0 K: 0 S: 9	H: 0 LOB: 1 BB: 1 P: 17	R: 0 E: 0 K: 2 S: 7	H: 1 LOB: 1 BB: 0 P: 10	R: 0 E: 0 K: 2 S: 13	H: 1 LOB: 1 BB: 0 P: 18	R: 0 E: 0 K: 1 S: 6	H: 1 LOB: 1 BB: 0 P: 10	R: 0 E: 0 K: 1 S: 11	H: 1 LOB: 1 BB: 0 P: 17	R: 0 E: 0 K: 1 S: 9	H: 1 LOB: 1 BB: 0 P: 12	R: 0 E: 0 K: 0 S: 6	H: 1 LOB: 0 BB: 0 P: 8	R: 1 E: 0 K: 2 S: 12	H: 1 LOB: 0 BB: 0 P: 17	1B: 6 2B: 2 3B: 0 HR: 1	SF: 0 SAC: 0 DP: 2 HBP: 0	WP: 0 PB: 0 SB: 0 CS: 0	PA: 34
<b>PITCHER</b>	IP WLS BF H R ER SO BB IBB HBP BLK WP HR S P ERA WHIP																					
<b>Jon Lieber, R</b> ERA: 4.46 (1, 1)	7.0 W 27 6 0 0 3 1 0 0 0 0 0 0 68 101 0.00 1.000																					
<b>Paul Quantrill, R</b> ERA: 3.78 (8, 1)	1.0 3 1 0 0 0 0 0 0 0 0 0 0 6 8 0.00 1.000																					
<b>Steve Karsay, R</b> ERA: 9.0 (9, 1)	1.0 4 1 1 1 2 0 0 0 0 0 0 1 12 17 9.00 1.000																					

**Cleveland Indians @ New York Yankees**  
 Yankee Stadium, Bronx, NY  
 Thu Sep 02 2004, 7:05 PM EDT  
 Att. 37,963 - Unknown - 74 F

AB	33
R	1
H	8
RBI	1
BB	1
SO	5
LOB	12



Batter	1	2	3	4	5	6	7	8	9
<b>Bernie Williams, S</b> (1, 8) OBP: 0.350, SLG: 0.416	0-0 G5-3	3-2 1B 13 HR 1B	0-1 F8			2-1 F7		2-0 13 L6-4 2E 1B	
<b>2 Derek Jeter, R</b> (1, 6) OBP: 0.336, SLG: 0.436	4-0 13 BB 20 1B BB	1-3 K		4-2 2B BB		0-0 F9		0-0 E5	
<b>Gary Sheffield, R</b> (1, 9) OBP: 0.407, SLG: 0.563 <b>Bubba Crosby, L</b> (9, 9) OBP: 0.233, SLG: 0.350	2-2 F7	1-2 1B 13 HR 1B		3-2 2B 1-H		3-1 2B		0-1 SF8	
<b>13 Alex Rodriguez, R</b> (1, 5) OBP: 0.372, SLG: 0.523	4-2 20 1B 1-2 BB	3-2 HR		0-1 F7		1-2 G5-3		3-2 L6-4	
<b>20 Jorge Posada, S</b> (1, 2) OBP: 0.412, SLG: 0.501	2-2 1-2 2-H 1B	0-0 1B		1-2 F9		2-1 F7			
<b>Ruben Sierra, S</b> (1, 10) OBP: 0.308, SLG: 0.474	3-3 K	0-2 G4-3		0-0 G1-3		4-0 BB			
<b>55 Hideki Matsui, L</b> (1, 7) OBP: 0.393, SLG: 0.518		3-2 1B HBP 1B		2-1 F7		2-2 F7		0-1 F7	
<b>Tony Clark, S</b> (1, 3) OBP: 0.309, SLG: 0.480		2-3 K		1-0 F7		0-3 K			
<b>Miguel Cairo, R</b> (1, 4) OBP: 0.323, SLG: 0.427		2-0 1B 1B HBP		0-1 HR		1-0 G6-3		3-2 2E 1B SF8 1B	

Inning Stats	R: 1	H: 1	E: 0	LOB: 2	K: 1	S: 15	R: 5	H: 5	E: 0	LOB: 1	K: 2	S: 24	R: 1	H: 1	E: 0	LOB: 0	K: 1	S: 9	R: 1	H: 1	E: 0	LOB: 1	K: 0	S: 11	R: 0	H: 0	E: 0	LOB: 0	K: 0	S: 5	R: 0	H: 1	E: 0	LOB: 1	K: 1	S: 7	R: 1	H: 2	E: 1	LOB: 1	K: 0	S: 12							

PITCHER	IP	WLS	BF	H	R	ER	SO	BB	IBB	HBP	BLK	WP	HR	S	P	ERA	WHIP
<b>31 Cliff Lee, L</b> (1, 1) ERA: 5.48	1.2	L	13	5	6	6	3	2	0	1	0	0	1	35	65	32.40	4.200
<b>Kazuhito Tadano, R</b> (2, 1) ERA: 4.65	4.1		18	4	2	2	1	1	0	0	0	0	1	38	59	4.15	1.154
<b>David Riske, R</b> (7, 1) ERA: 4.05	1.0		4	0	0	0	1	1	0	0	0	0	0	7	13	0.00	1.000
<b>Rick White, R</b> (8, 1) ERA: 5.37	1.0		5	2	1	1	0	0	0	0	0	0	0	12	20	9.00	2.000

AB R H RBI BB SO LOB

5	1	2	1	0	0	0
3	2	0	0	2	1	4
4	1	3	3	0	0	1
0	0	0	0	0	0	0
4	1	1	3	1	0	4
4	0	2	1	0	0	1
3	0	0	0	1	1	4
4	1	1	0	0	0	1
4	0	0	0	0	3	2
3	3	2	1	0	0	0

WP	HR	S	P	ERA	WHIP
0	0	1	40		
0	0	1			
0	0	1			

**Cleveland Indians @ New York Yankees**  
**Yankee Stadium, Bronx, NY**  
 Thu Sep 02 2004, 7:05 PM EDT  
 Att: 37,963 - Unknown - 74 F

livebaseballscorecards.com

<b>AB</b>	34
<b>R</b>	9
<b>H</b>	11
<b>RBI</b>	9
<b>BB</b>	4
<b>SO</b>	5
<b>LOB</b>	17



Batter	1	2	3	4	5	6	7	8	9	AB R H RBI BB SO LOB	TOP											
1 Brian Roberts, S OBP: 0.358, SLG: 0.379 (1, 4)	G3		SF8			6 WP 10 1B 2B	G4-6-3			3 1 1 1 0 0 3	<p><b>Baltimore Orioles @ New York Yankees</b>  Yankee Stadium, Bronx, NY</p> <p>Fri Sep 03 2004, 7:05 PM EDT  Att. 44,148 - Cloudy - 74 F</p> <p>livebaseballscorecards.com</p>											
David Newhan, L OBP: 0.387, SLG: 0.489 (1, 10)	K		G3-1			K		K	4 0 0 0 0 3 2													
6 Melvin Mora, R OBP: 0.426, SLG: 0.578 (1, 5)	K		K			10 1B 2-3 BB		BB 1B	3 0 1 0 1 2 1													
10 Miguel Tejada, R OBP: 0.361, SLG: 0.532 (1, 6)		4-1 2B 31 SF9-3-5 BB				K		F9	3 1 1 1 1 1 1													
Rafael Palmeiro, L OBP: 0.359, SLG: 0.397 (1, 3)		3-2 31 SF9-3-5 2B				G4-3		G4-6-3 1B	3 0 1 0 1 0 2													
B.J. Surhoff, L OBP: 0.362, SLG: 0.412 (1, 7)		1-3 K				G4-6-3		FC6-4 BB	3 0 0 0 1 1 4													
31 Jay Gibbons, L OBP: 0.292, SLG: 0.354 (1, 9)		1-0 SF9-3-5				F9		SH1-3 31 BB BB	2 0 0 1 1 0 0													
Larry Bigbie, L OBP: 0.333, SLG: 0.419 (1, 8)			1-0 1B 1 SF8 1B			K		SH1-3 BB	3 1 1 0 0 2 0													
Geronimo Gil, R OBP: 0.429, SLG: 0.500 (1, 2)			3-1 G3-1 1B			G3-1		1 G4-6-3 IBB	2 0 1 0 0 0 0													
David Segui, S OBP: 0.386, SLG: 0.431 (7, PH)								F8	0 0 0 0 1 0 0													
Robert Machado, R OBP: 0.197, SLG: 0.236 (7, 2)									1 0 0 0 0 0 0													
<b>Inning Stats</b>	R: 0 E: 0 K: 2 S: 10	H: 0 LOB: 0 BB: 0 P: 16	R: 1 E: 0 K: 1 S: 9	H: 1 LOB: 0 BB: 1 P: 18	R: 1 E: 0 K: 1 S: 9	H: 2 LOB: 1 BB: 0 P: 15	R: 0 E: 0 K: 1 S: 8	H: 0 LOB: 0 BB: 0 P: 12	R: 0 E: 0 K: 1 S: 5	H: 0 LOB: 0 BB: 0 P: 5	R: 1 E: 0 K: 1 S: 9	H: 2 LOB: 1 BB: 1 P: 15	R: 0 E: 0 K: 0 S: 4	H: 0 LOB: 2 BB: 3 P: 17	R: 0 E: 0 K: 1 S: 11	H: 1 LOB: 2 BB: 1 P: 22	R: 0 E: 0 K: 1 S: 6	H: 0 LOB: 0 BB: 0 P: 7	1B: 4 2B: 3 3B: 0 HR: 0	SF: 2 SAC: 1 DP: 3 HBP: 0	WP: 1 PB: 0 SB: 0 CS: 0	PA: 36
<b>PITCHER</b>	IP WLS BF H R ER SO BB IBB HBP BLK WP HR S P ERA WHIP																					
Kevin Brown, R ERA: 3.99 (1, 1)	6.0 L 23 5 3 3 7 2 0 0 0 1 0 50 81 4.50 1.167																					
Felix Heredia, L ERA: 6.96 (7, 1)	0.0 2 0 0 0 0 2 0 0 0 0 0 2 10 ∞ ∞																					
Paul Quantrill, R ERA: 3.69 (7, 1)	2.0 8 1 0 0 1 1 1 0 0 0 0 13 29 0.00 1.000																					
Tom Gordon, R ERA: 2.42 (9, 1)	1.0 3 0 0 0 1 0 0 0 0 0 0 6 7 0.00 0.000																					

livebaseballscorecards.com

AB 27  
R 3  
H 6  
RBI 3  
BB 6  
SO 9  
LOB 13





Batter	1	2	3	4	5	6	7	8	9	AB R H RBI BB SO LOB
<b>Kenny Lofton, L</b> OBP: 0.340, SLG: 0.399 (1, 8) B X	2-0 P5	1-3 K			0-3 K			2-0 F8		4 0 0 0 0 2 2
<b>2 Derek Jeter, R</b> OBP: 0.336, SLG: 0.441 (1, 6) X	0-0 HR		0-0 G5-3		3-2 K			0-0 G5-3		4 1 1 1 0 1 1
<b>Gary Sheffield, R</b> OBP: 0.406, SLG: 0.560 (1, 9) C X	0-2 55 BB 13 WP 1B		3-3 K			1-1 G5-3		0-0 G1-3		4 0 1 0 0 1 1
<b>13 Alex Rodriguez, R</b> OBP: 0.373, SLG: 0.522 (1, 5) C B B B	4-2 55 BB 1-2 BB		2-3 K		2-2 55 G6-4-3 1B			2-3 K		3 0 1 0 1 2 0
<b>55 Hideki Matsui, L</b> OBP: 0.392, SLG: 0.514 (1, 7) C B B B	4-2 20 G4-6-3 1-2 2-3 BB		1-1 G1-3		0-2 G6-4-3 1-2f			1-3 K2-3		3 0 0 0 1 1 1
<b>20 Jorge Posada, S</b> OBP: 0.408, SLG: 0.496 (1, 2) F X	0-1 G4-6-3 1-2f		3-3 K		2-3 K			1-3 K		4 0 0 0 0 3 3
<b>John Olerud, L</b> OBP: 0.361, SLG: 0.374 (1, 3) C X		0-1 G4-3		0-2 1B		0-1 L7				3 0 1 0 0 0 0
<b>Ruben Sierra, S</b> OBP: 0.308, SLG: 0.472 (1, 10) X		0-0 1B		1-0 P5		1-1 G3-1				3 0 1 0 0 0 1
<b>Miguel Cairo, R</b> OBP: 0.324, SLG: 0.430 (1, 4) B X	1-0 P6				2-1 F8			0-1 2 G5-3 2B		3 0 1 0 0 0 1

Inning Stats	R: 1 E: 0 K: 0 S: 11	H: 2 LOB: 2 BB: 2 P: 21	R: 0 E: 0 K: 1 S: 9	H: 1 LOB: 1 BB: 0 P: 11	R: 0 E: 0 K: 2 S: 8	H: 0 LOB: 0 BB: 0 P: 13	R: 0 E: 0 K: 1 S: 9	H: 1 LOB: 1 BB: 0 P: 14	R: 0 E: 0 K: 2 S: 8	H: 1 LOB: 0 BB: 0 P: 11	R: 0 E: 0 K: 1 S: 7	H: 0 LOB: 0 BB: 0 P: 10	R: 0 E: 0 K: 0 S: 5	H: 1 LOB: 1 BB: 0 P: 7	R: 0 E: 0 K: 3 S: 10	H: 0 LOB: 0 BB: 0 P: 14	1B: 4 2B: 1 3B: 0 HR: 1	SF: 0 SAC: 0 DP: 2 HBP: 0
--------------	-------------------------------	----------------------------------	------------------------------	----------------------------------	------------------------------	----------------------------------	------------------------------	----------------------------------	------------------------------	----------------------------------	------------------------------	----------------------------------	------------------------------	---------------------------------	-------------------------------	----------------------------------	----------------------------------	------------------------------------

PITCHER	IP	WLS	BF	H	R	ER	SO	BB	IBB	HBP	BLK	WP	HR	S	P	ERA	WHIP
<b>Rodrigo Lopez, R</b> ERA: 3.69 (1, 1)	7.1	W	28	6	1	1	7	2	0	0	0	1	1	63	98	1.23	1.091
<b>Jason Grimsley, R</b> ERA: 3.73 (8, 1)	0.2	H	2	0	0	0	0	0	0	0	0	0	0	2	2	0.00	0.000
<b>Jorge Julio, R</b> ERA: 3.63 (9, 1)	1.0	S	3	0	0	0	3	0	0	0	0	0	0	10	14	0.00	0.000


**BOTTOM**

**Baltimore Orioles @ New York Yankees**  
Yankee Stadium, Bronx, NY

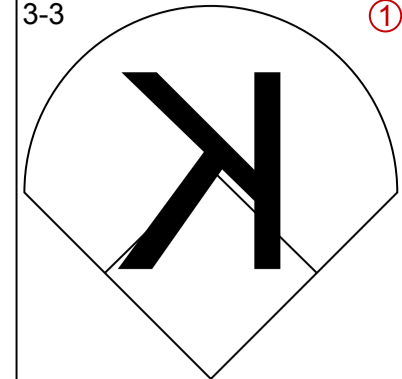
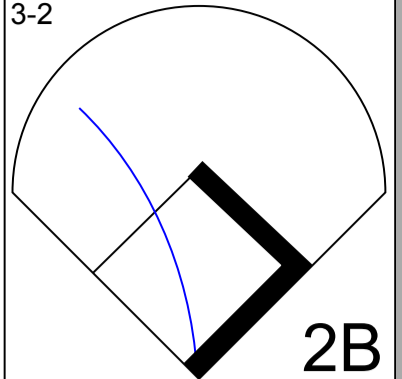
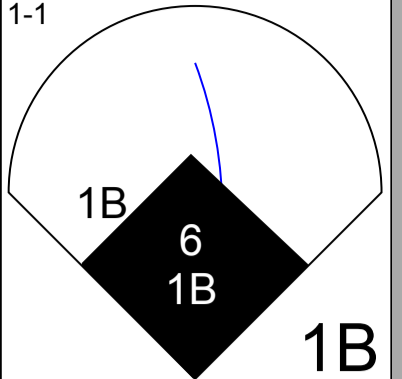
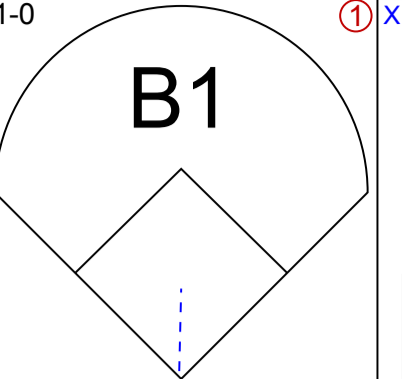
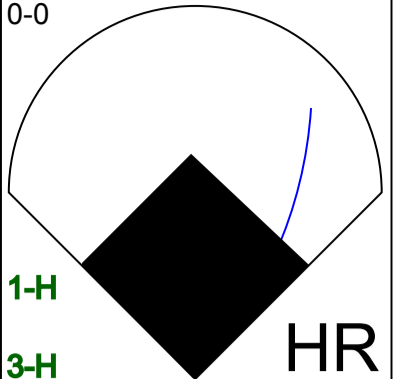
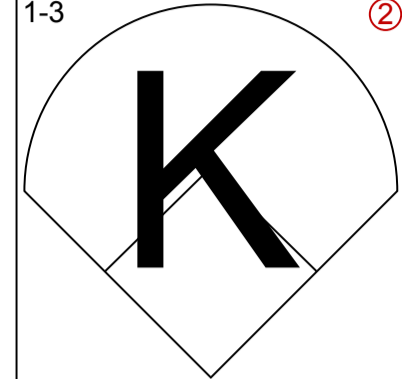
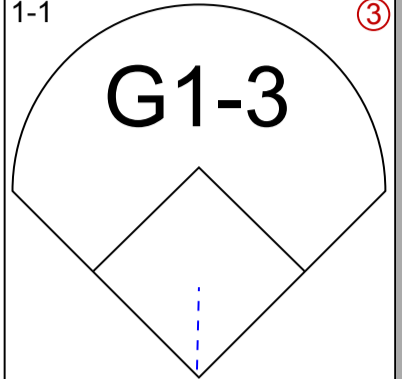
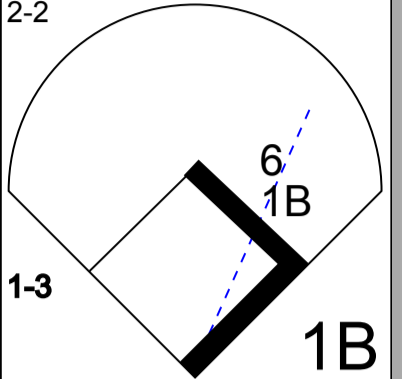
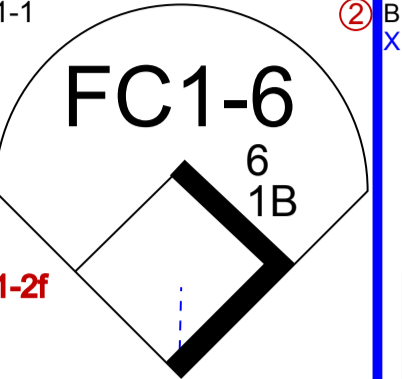
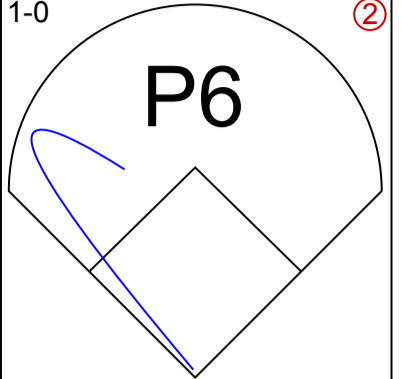
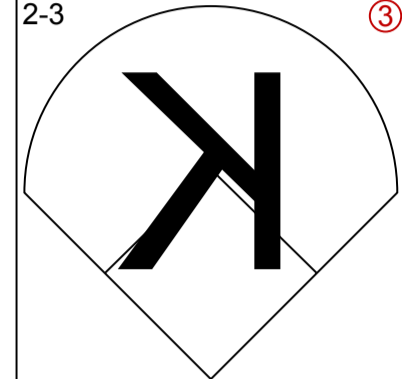
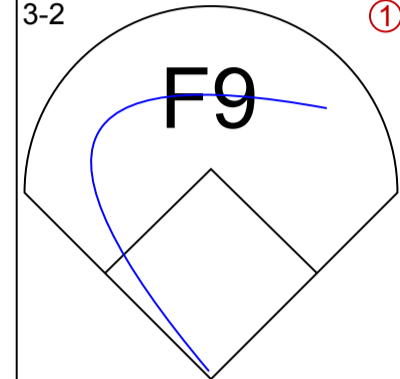
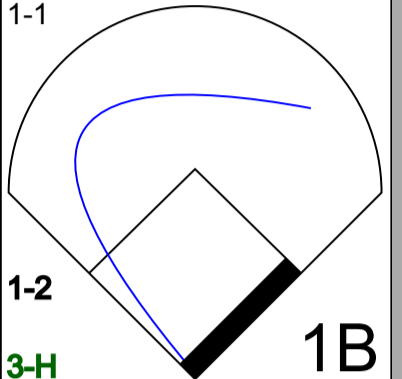
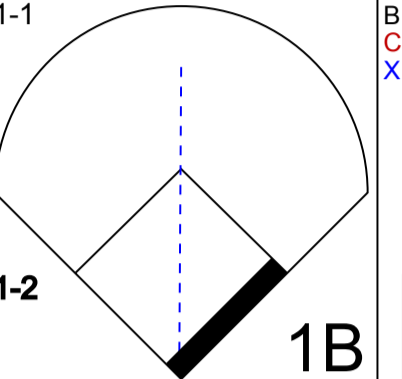
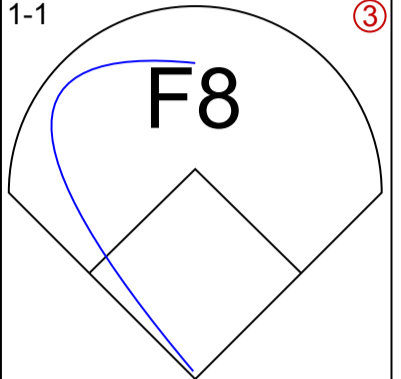
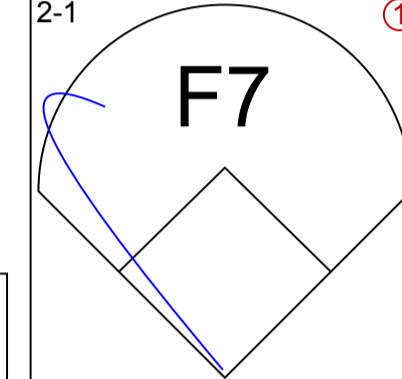
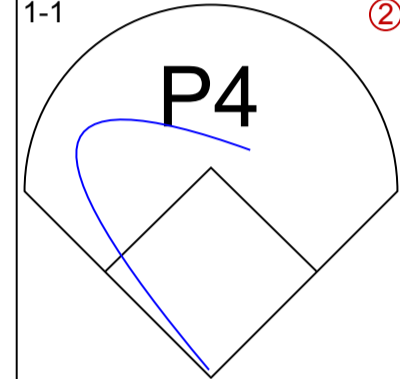
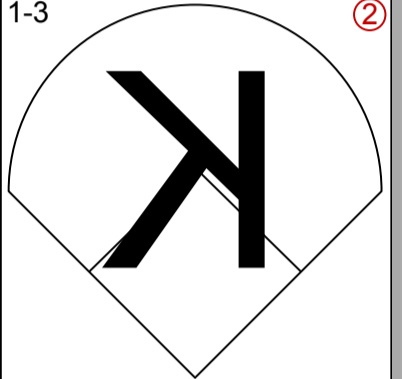
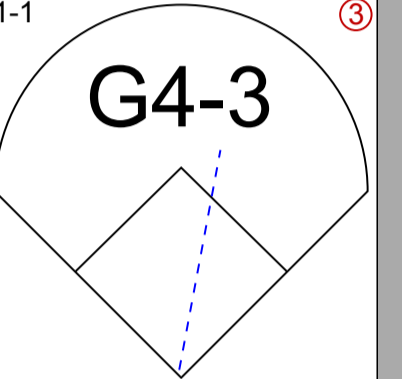
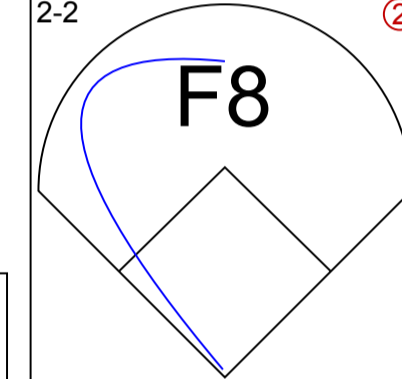
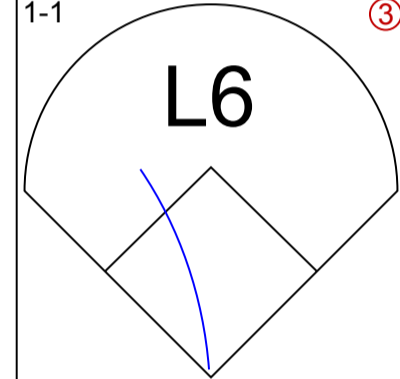
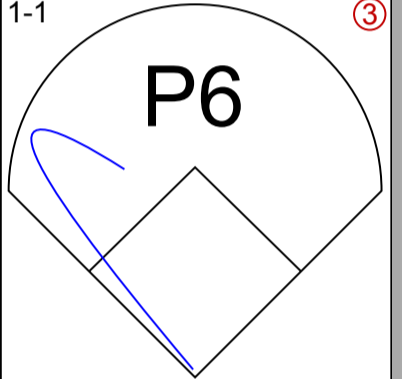
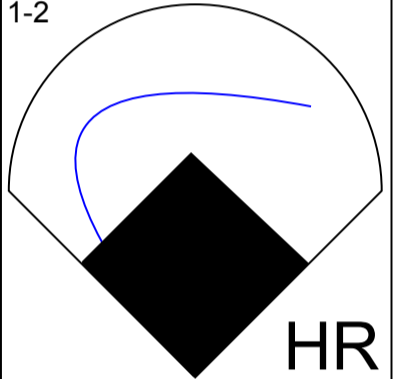
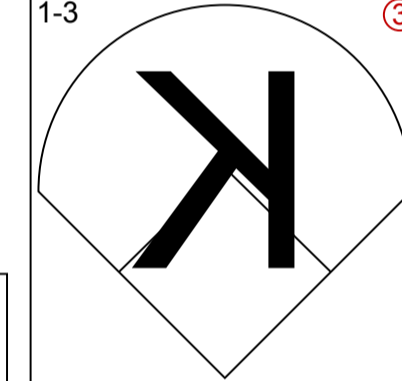
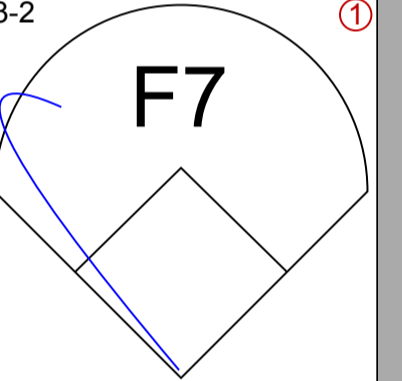
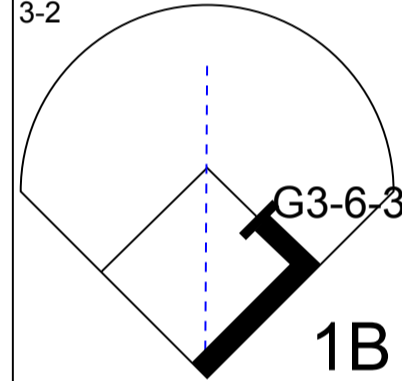
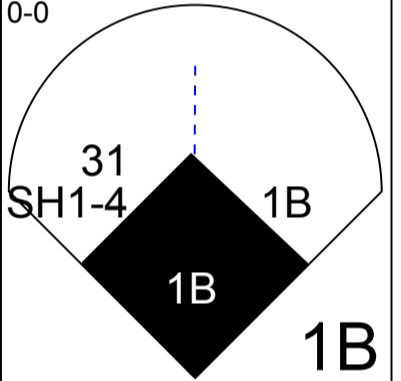
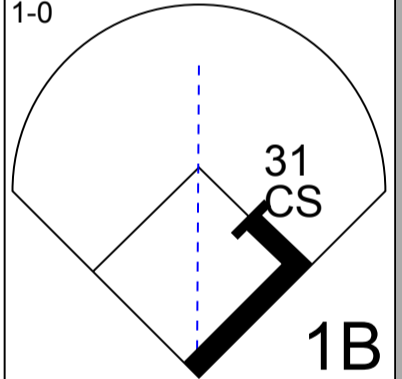
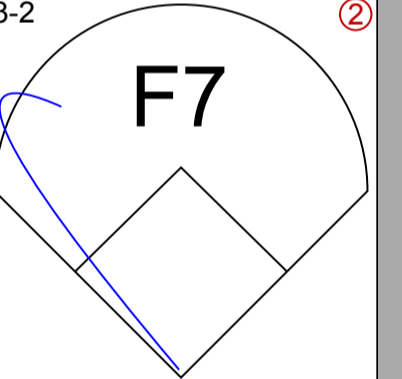
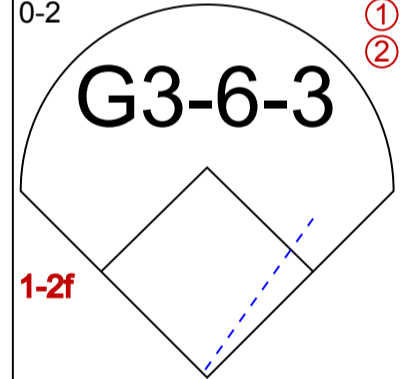
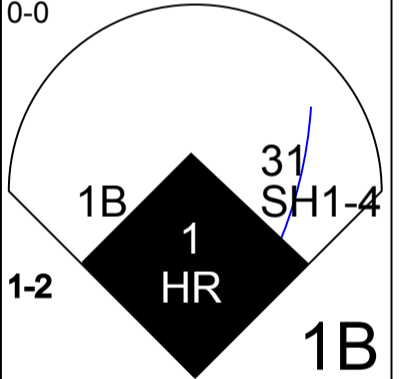
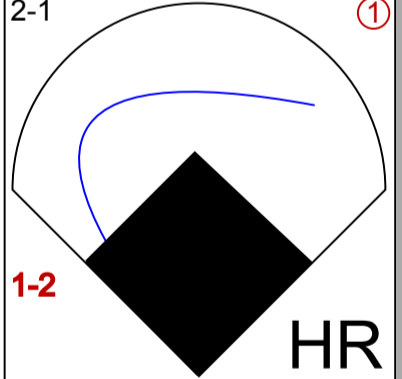
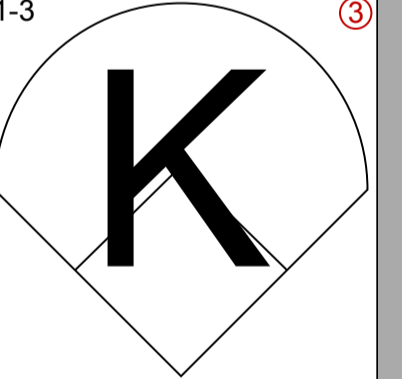
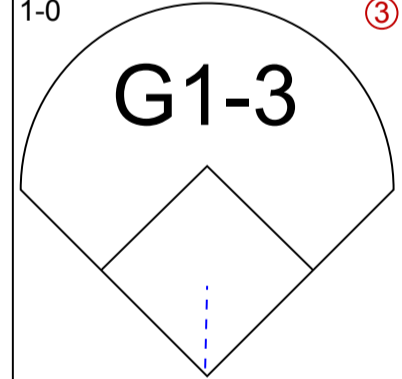
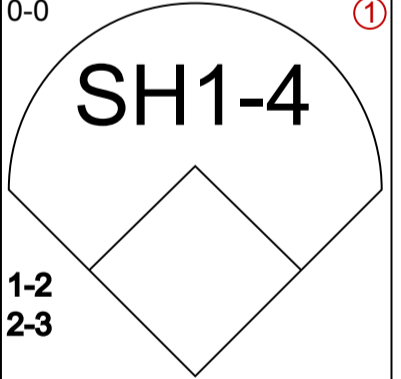
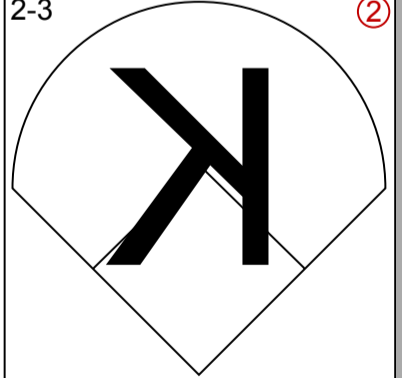
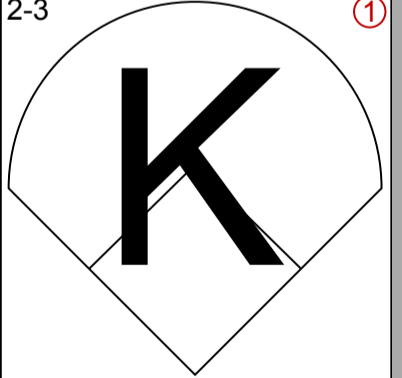
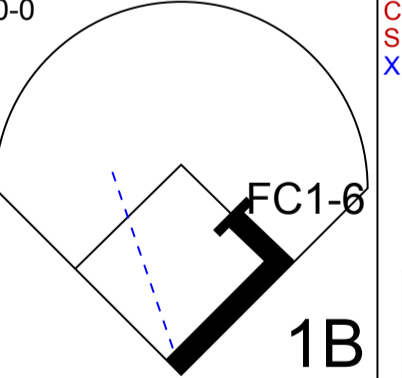
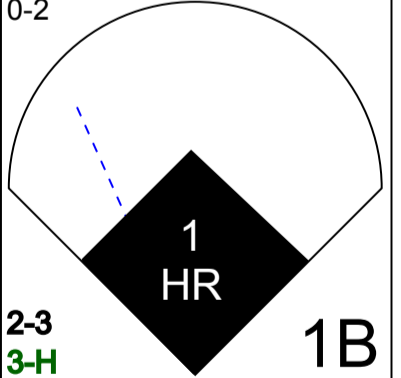
Fri Sep 03 2004, 7:05 PM EDT  
Att: 44,148 - Cloudy - 74 F

AB	R	H	RBI	BB	SO	LOB
31	1	6	1	2	10	10

WP: 1 PA: 33  
PB: 0 SB: 0 CS: 0



PITCHER	IP	WLS	BF	H	R	ER	SO	BB	IBB	HBP	BLK	WP	HR	S	P	ERA	WHIP
---------	----	-----	----	---	---	----	----	----	-----	-----	-----	----	----	---	---	-----	------

Batter	1	2	3	4	5	6	7	8	9	AB R H RBI BB SO LOB	TOP										
1 Brian Roberts, S OBP: 0.360, SLG: 0.389 (1, 4)	3-3 		3-2  2B			1-1  1B		1-0  B1	0-0  1-H 3-H	5 2 3 3 0 1 1											
David Newhan, L OBP: 0.385, SLG: 0.486 16 Tim Raines, S OBP: 0.302, SLG: 0.288 (1, 7) (8, 8)	1-3 		1-1  G1-3			2-2  1B		1-1  FC1-6 1-2f	1-0  P6	4 0 1 0 0 1 2 1 0 0 0 0 0 0											
6 Melvin Mora, R OBP: 0.426, SLG: 0.576 (1, 5)	2-3 			3-2  F9		1-1  1B		1-1  1B	1-1  F8	5 0 2 1 0 1 0											
10 Miguel Tejada, R OBP: 0.359, SLG: 0.528 (1, 6)		2-1  F7		1-1  P4		1-3 		1-1  G4-3		4 0 0 0 0 1 4											
Rafael Palmeiro, L OBP: 0.359, SLG: 0.403 (1, 10)		2-2  F8		1-1  L6		1-1  P6			1-2  HR	4 1 1 1 0 0 2											
Javy Lopez, R OBP: 0.372, SLG: 0.502 (1, 2)		1-3 			3-2  F7			3-2  G3-6-3 1B	0-0  31 SH1-4 1B	4 1 2 0 0 1 0											
David Segui, S OBP: 0.393, SLG: 0.436 (1, 3)			1-0  31 CS 1B		3-2  F7			0-2  G3-6-3 1-2f	0-0  1B 31 SH1-4 1B	4 1 2 0 0 0 1											
31 Jay Gibbons, L OBP: 0.293, SLG: 0.365 (1, 9)			2-1  1-2 HR		1-3  K			1-0  G1-3	0-0  SH1-4	3 1 1 1 0 1 0											
Larry Bigbie, L OBP: 0.335, SLG: 0.420 (1, 8) (8, 7)			2-3 			2-3  K			0-0  FC1-6 1B	0-2  2-3 3-H 1B	4 1 2 1 0 2 0										
<b>Inning Stats</b>	R: 0 E: 0 K: 3 S: 12	H: 0 LOB: 0 BB: 0 P: 18	R: 0 E: 0 K: 1 S: 9	H: 0 LOB: 0 BB: 0 P: 14	R: 1 E: 0 K: 1 S: 12	H: 3 LOB: 1 BB: 0 P: 21	R: 0 E: 0 K: 1 S: 7	H: 0 LOB: 0 BB: 0 P: 12	R: 0 E: 0 K: 1 S: 10	H: 0 LOB: 0 BB: 0 P: 17	R: 1 E: 0 K: 2 S: 17	H: 3 LOB: 2 BB: 0 P: 24	R: 0 E: 0 K: 0 S: 9	H: 1 LOB: 0 BB: 0 P: 13	R: 0 E: 0 K: 0 S: 8	H: 2 LOB: 2 BB: 0 P: 12	R: 5 E: 0 K: 0 S: 14	H: 5 LOB: 0 BB: 0 P: 17	1B: 10 2B: 1 3B: 0 HR: 3	SF: 0 SAC: 1 DP: 1 HBP: 0	WP: 0 PA: 39 PB: 0 SB: 0 CS: 1
<b>PITCHER</b>	IP WLS BF H R ER SO BB IBB HBP BLK WP HR S P ERA WHIP																				
35 Mike Mussina, R ERA: 5.28 (1, 1)	7.0 L 26 7 2 2 8 0 0 0 0 0 0 1 76 119 2.57 1.000																				
Tom Gordon, R ERA: 2.39 (8, 1)	1.0 5 2 0 0 0 0 0 0 0 0 0 0 8 12 0.00 2.000																				
42 Mariano Rivera, R ERA: 1.83 (9, 1)	0.1 5 4 4 4 0 0 0 0 0 0 0 1 10 11 108.00 12.000																				
Bret Prinz, R ERA: 5.47 (9, 1)	0.2 3 1 1 1 0 0 0 0 0 0 0 1 4 6 13.50 1.500																				

Baltimore Orioles @ New York Yankees  
Yankee Stadium, Bronx, NY

AB	38
R	7
H	14
RBI	7
BB	0
SO	8
LOB	10



Sat Sep 04 2004, 1:05 PM EDT  
Att. 48,963 - Sunny - 82 F

livebaseballscorecards.com

Batter	1	2	3	4	5	6	7	8	9	AB R H RBI BB SO LOB
<b>Bernie Williams, S</b> (1, 8) OBP: 0.348, SLG: 0.413	2-2 L4			0-3 K2-3		2-2 F8			0-1 G1-3	4 0 0 0 0 1 0
<b>2 Derek Jeter, R</b> (1, 6) OBP: 0.333, SLG: 0.437	0-2 G5-3			0-1 G4-3		1-2 G4-3			0-2 L3	4 0 0 0 0 0 0
<b>Gary Sheffield, R</b> (1, 9) OBP: 0.406, SLG: 0.559	3-2 F7			2-2 FC6-4 13 1B		0-2 P2				3 0 1 0 0 0 0
<b>13 Alex Rodriguez, R</b> (1, 5) OBP: 0.371, SLG: 0.519			1-2 F8	1-0 FC6-4 1-2f		2-0 G5-3				3 0 0 0 0 0 1
<b>55 Hideki Matsui, L</b> (1, 7) OBP: 0.389, SLG: 0.511			0-1 G6-3		0-3 K	0-0 G6-3				3 0 0 0 0 1 0
<b>Ruben Sierra, S</b> (1, 10) OBP: 0.305, SLG: 0.467			0-1 P6		3-2 F7			3-3 K		3 0 0 0 0 1 0
<b>John Olerud, L</b> (1, 3) OBP: 0.361, SLG: 0.372			3-2 F7		4-1 BB			0-0 F7		2 0 0 0 1 0 0
<b>Miguel Cairo, R</b> (1, 4) OBP: 0.324, SLG: 0.429			1-2 G5-4-3 1B		1-1 G1-3			2-3 K		3 0 1 0 0 1 1
<b>John Flaherty, R</b> (1, 2) OBP: 0.257, SLG: 0.402			0-0 G5-4-3 1-2f			0-1 G5-3			1-1 G1-3	2 0 0 0 0 0 1
<b>20 Jorge Posada, S</b> (9, PH) OBP: 0.407, SLG: 0.495										1 0 0 0 0 0 0

Inning Stats	R: 0	H: 0	E: 0	K: 0	S: 13	R: 0	H: 0	E: 0	K: 0	S: 7	R: 0	H: 1	E: 0	K: 0	S: 8	R: 0	H: 1	E: 0	K: 1	S: 9	R: 0	H: 0	E: 0	K: 1	S: 10	R: 0	H: 0	E: 0	K: 0	S: 8	R: 0	H: 0	E: 0	K: 2	S: 10	R: 0	H: 0	E: 0	K: 0	S: 7	R: 0	H: 0	E: 0	K: 0	S: 7	1B: 2	SF: 0	2B: 0	SAC: 0	3B: 0	DP: 1	HR: 0	HBP: 0	WP: 0	PA: 29
<b>PITCHER</b> <b>Sidney Ponson, R</b> (1, 1) ERA: 5.37	IP	WLS	BF	H	R	ER	SO	BB	IBB	HBP	BLK	WP	HR	S	P	ERA	WHIP													<b>PITCHER</b>	IP	WLS	BF	H	R	ER	SO	BB	IBB	HBP	BLK	WP	HR	S	P	ERA	WHIP								


**BOTTOM**

**Baltimore Orioles @ New York Yankees**  
Yankee Stadium, Bronx, NY

Sat Sep 04 2004, 1:05 PM EDT  
Att. 48,963 - Sunny - 82 F

livebaseballscorecards.com

<b>AB</b>	<b>28</b>
<b>R</b>	<b>0</b>
<b>H</b>	<b>2</b>
<b>RBI</b>	<b>0</b>
<b>BB</b>	<b>1</b>
<b>SO</b>	<b>4</b>
<b>LOB</b>	<b>3</b>



Batter	1	2	3	4	5	6	7	8	9	AB R H RBI BB SO LOB	TOP																								
1 Brian Roberts, S (1, 4) OBP: 0.359, SLG: 0.388	0-1 F9	1 SAFE 2-2 1B			1-3 K		0-0 SH1-4		2-2 G4-3	4 0 1 0 0 1 2																									
David Newhan, L (1, 10) OBP: 0.382, SLG: 0.479	4-0 10 1B HR BB	2-3 K			1-3 K		3-2 FC1-5-6-4		0-0 B1-3	4 1 0 0 1 2 6																									
6 Melvin Mora, R (1, 5) OBP: 0.425, SLG: 0.573	1-3 K				1-1 10 BB 1B			1-2 P6		4 0 1 0 0 1 1																									
10 Miguel Tejada, R (1, 6) OBP: 0.361, SLG: 0.529	2-0 1-2 HR 1B				1 SAFE 4-1 1-2 HBP 1B BB			0-2 L8		3 1 2 0 1 0 0																									
Rafael Palmeiro, L (1, 3) OBP: 0.362, SLG: 0.411	0-0 1-1 2-H HR				3-0 1-2 G6-3 HBP		2-1 F8	2-2 FC5-4 1B		3 1 2 3 0 0 2																									
Javy Lopez, R (1, 2) OBP: 0.369, SLG: 0.498	3-3 K				1-0 G6-3 1-2f		0-2 G5-3	0-0 FC5-4 1-2f		4 0 0 0 0 1 3																									
B.J. Surhoff, L (1, 7) OBP: 0.360, SLG: 0.410					1-2 F7		2-3 K		0-0 31 1B	4 0 1 0 0 1 0 0 0 0 0 0 0 0																									
16 Tim Raines, S (9, PR) OBP: 0.302, SLG: 0.288 (9, 8)					2-3 K		2-3 K		1 SAFE 0-0 1 G4-3 1B	4 0 1 0 0 2 0																									
31 Jay Gibbons, L (1, 9) OBP: 0.292, SLG: 0.363					0-0 L7		1-2 FC1-5-6 SH1-4 1B		2-3 K	3 0 1 0 1 1 2																									
Larry Bigbie, L (1, 8) OBP: 0.336, SLG: 0.419 (9, 7)																																			
<b>Inning Stats</b>	R: 3 E: 0 K: 2 S: 10	H: 2 LOB: 0 BB: 1 P: 20	R: 0 E: 0 K: 1 S: 16	H: 1 LOB: 2 BB: 1 P: 28	R: 0 E: 0 K: 0 S: 6	H: 1 LOB: 1 BB: 0 P: 10	R: 0 E: 0 K: 1 S: 11	H: 0 LOB: 0 BB: 0 P: 14	R: 0 E: 0 K: 2 S: 10	H: 0 LOB: 0 BB: 0 P: 14	R: 0 E: 0 K: 0 S: 8	H: 1 LOB: 0 BB: 0 P: 12	R: 0 E: 0 K: 0 S: 11	H: 1 LOB: 1 BB: 0 P: 14	R: 0 E: 0 K: 1 S: 9	H: 2 LOB: 3 BB: 0 P: 13	1B: 8 2B: 1 3B: 0 HR: 1	SF: 0 SAC: 1 DP: 2 HBP: 1	WP: 0 PB: 0 SB: 0 CS: 0	PA: 38															
<b>PITCHER</b>	IP WLS BF H R ER SO BB IBB HBP BLK WP HR S P ERA WHIP																																		
Javier Vazquez, R (1, 1) ERA: 4.59	7.0	29	6	3	3	8	3	0	1	0	0	1	72	118	3.86	1.286																			
Tom Gordon, R (8, 1) ERA: 2.36	1.0	4	1	0	0	0	0	0	0	0	0	0	11	14	0.00	1.000																			
42 Mariano Rivera, R (9, 1) ERA: 1.81	1.0	W 5	2	0	0	1	0	0	0	0	0	0	9	13	0.00	2.000																			

Baltimore Orioles @ New York Yankees  
 Yankee Stadium, Bronx, NY  
 Sun Sep 05 2004, 1:05 PM EDT  
 Att. 48,252 - Unknown - 68 F

AB	33
R	3
H	9
RBI	3
BB	3
SO	9
LOB	16



WP: 0	PA: 38
PB: 0	
SB: 0	
CS: 0	

ERA	WHIP

BOTTOM

Baltimore Orioles @ New York Yankees  
Yankee Stadium, Bronx, NY

AB	30
R	4
H	7
RBI	3
BB	9
SO	4
LOB	15



WP	1	PA	41
PB	1	SB	2
CS	0		

ERA	27.00	WHIP	6.000
-----	-------	------	-------

Sun Sep 05 2004, 1:05 PM EDT  
Att. 48,252 - Unknown - 68 F

livebaseballscorecards.com

AB R H RBI BB SO LOB

3	3	2	0	2	0	1
4	0	1	0	0	0	3
2	0	1	1	2	0	0
3	0	0	0	2	2	2
3	0	1	1	2	0	2
4	1	0	0	0	0	4
4	0	0	0	0	2	1
3	0	1	1	1	0	0
0	0	0	0	0	0	0
0	0	0	0	0	0	0
4	0	1	0	0	0	2

Batter	1	2	3	4	5	6	7	8	9
2 Derek Jeter, R OBP: 0.337, SLG: 0.440 (1, 6)	1-0 S E 2B		0-0 PB SF9 1B	0-1 L6		4-1 BB			4-0 SH1-3 20 BB WP BB
Bernie Williams, S OBP: 0.347, SLG: 0.412 (1, 8)	0-1 F7		2-2 SF9 PB 1B		3-2 G2-3	3-2 F8			2-0 SH1-3
Gary Sheffield, R OBP: 0.408, SLG: 0.559 (1, 9)	4-2 20 BB 1B 2-H BB		2-1 SF9		0-1 20 BB 1B				4-0 20 BB 13 IBB IBB
13 Alex Rodriguez, R OBP: 0.371, SLG: 0.516 (1, 5)	2-3 K		4-2 20 BB G1-6-3 BB		0-2 F9				4-0 20 BB 1-2 IBB
20 Jorge Posada, S OBP: 0.409, SLG: 0.493 (1, 2)	0-1 1-2 1B		0-1 G1-6-3		4-2 1-2 BB				4-2 1-2 2-3 3-H BB
55 Hideki Matsui, L OBP: 0.387, SLG: 0.507 (1, 7)	3-2 G4-3			1-1 E4 2B		2-1 G4-3			1-0 F8
Ruben Sierra, S OBP: 0.301, SLG: 0.459 (1, 10)		1-2 P4		1-3 K		2-2 P2			1-3 K
John Olerud, L OBP: 0.362, SLG: 0.374 (1, 3)		1-2 P4		1-1 1-H 2B		1-1 G4-3			4-2 BB
Bubba Crosby, L OBP: 0.233, SLG: 0.350 (8, PR)									
Tony Clark, S OBP: 0.309, SLG: 0.480 (9, 3)									
Miguel Cairo, R OBP: 0.323, SLG: 0.426 (1, 4)		1-1 G6-3		0-1 F9		1-1 2S 1B			1-2 F9

Inning Stats	R: 1 E: 0 K: 1 S: 17	H: 2 LOB: 2 BB: 1 P: 27	R: 0 E: 0 K: 0 S: 8	H: 0 LOB: 0 BB: 0 P: 11	R: 1 E: 0 K: 0 S: 10	H: 2 LOB: 1 BB: 1 P: 18	R: 1 E: 1 K: 1 S: 13	H: 1 LOB: 1 BB: 0 P: 16	R: 0 E: 0 K: 0 S: 13	H: 1 LOB: 2 BB: 1 P: 22	R: 0 E: 0 K: 0 S: 13	H: 1 LOB: 2 BB: 1 P: 24	R: 0 E: 0 K: 1 S: 14	H: 0 LOB: 0 BB: 0 P: 18	R: 0 E: 0 K: 1 S: 11	H: 0 LOB: 1 BB: 1 P: 17	R: 1 E: 0 K: 0 S: 3	H: 0 LOB: 3 BB: 4 P: 21	1B: 5 2B: 2 3B: 0 HR: 0	SF: 1 SAC: 1 DP: 1 HBP: 0
--------------	-------------------------------	----------------------------------	------------------------------	----------------------------------	-------------------------------	----------------------------------	-------------------------------	----------------------------------	-------------------------------	----------------------------------	-------------------------------	----------------------------------	-------------------------------	----------------------------------	-------------------------------	----------------------------------	------------------------------	----------------------------------	----------------------------------	------------------------------------

PITCHER	IP	WLS	BF	H	R	ER	SO	BB	IBB	HBP	BLK	WP	HR	S	P	ERA	WHIP
Bruce Chen, L ERA: 2.12 (1, 1)	4.2		23	6	3	1	2	3	0	0	0	0	0	59	90	1.93	1.929
John Parrish, L ERA: 3.53 (5, 1)	1.0		4	1	0	0	0	0	0	0	0	0	0	9	15	0.00	1.000
Dave Borkowski, R ERA: 4.58 (6, 1)	0.1		2	0	0	0	0	1	0	0	0	0	0	6	13	0.00	3.000
Jason Grimsley, R ERA: 3.66 (7, 1)	1.0		3	0	0	0	1	0	0	0	0	0	0	14	18	0.00	0.000
B.J. Ryan, L ERA: 2.22 (8, 1)	1.0		4	0	0	0	1	1	0	0	0	0	0	11	17	0.00	1.000

PITCHER	IP	WLS	BF	H	R	ER	SO	BB	IBB	HBP	BLK	WP	HR	S	P	ERA	WHIP
Jorge Julio, R ERA: 3.77 (9, 1)	0.1		5	0	1	1	0	2	2	0	0	1	0	3	21	27.00	6.000

Batter	1	2	3	4	5	6	7	8	9	AB R H RBI BB SO LOB	TOP										
Julio Lugo, R (1, 6) OBP: 0.338, SLG: 0.389	0-1 P6		3-3 K		3-2 F7		3-2 G6-3		1-0 G3	5 0 0 0 0 1 1	<b>Tampa Bay Devil Rays @ New York Yankees</b> Yankee Stadium, Bronx, NY Mon Sep 06 2004, 7:05 PM EDT Att. 44,422 - Unknown - 70 F										
5 Rocco Baldelli, R (1, 8) OBP: 0.331, SLG: 0.416	1-2 L8		1-2 F9			1-2 G3-1 1B 2B		2-1 1B	4 1 2 0 0 0 0												
Tino Martinez, L (1, 3) OBP: 0.357, SLG: 0.451	0-0 HBP 1B		1-2 HBP			1-1 P6		1-2 L7	3 0 1 0 0 0 2												
Randall Simon, L (1, 10) OBP: 0.270, SLG: 0.270	3-1 1-2 HBP		2-2 F8			0-1 G3-1 2-3		0-1 L7	3 0 0 0 0 0 3												
José Cruz Jr., S (1, 9) OBP: 0.337, SLG: 0.441	0-0 F7			3-3 K		3-0 1B		1-1 1B	4 0 2 1 0 1 2												
3 Jorge Cantu, R (1, 4) OBP: 0.339, SLG: 0.457		3-1 HR		2-2 P3		1-3 K		2-2 HR 1B	4 2 2 1 0 1 1												
Geoff Blum, S (1, 7) OBP: 0.279, SLG: 0.361		0-0 G3		1-0 P6			0-1 G3	0-0 HR	4 1 1 2 0 0 0												
Toby Hall, R (1, 2) OBP: 0.313, SLG: 0.383		0-1 P2			1-0 G1-3		1-3 K	0-2 G1-3	4 0 0 0 0 1 0												
B.J. Upton, R (1, 5) OBP: 0.323, SLG: 0.407		2-2 G6-3			2-3 K		4-0 S BB	2-3 K	3 0 0 0 1 2 0												
<b>Inning Stats</b>	R: 0 E: 0 K: 0 S: 8	H: 1 LOB: 2 BB: 0 P: 12	R: 1 E: 0 K: 0 S: 8	H: 1 LOB: 0 BB: 0 P: 13	R: 0 E: 0 K: 1 S: 13	H: 0 LOB: 1 BB: 0 P: 20	R: 0 E: 0 K: 1 S: 9	H: 0 LOB: 0 BB: 0 P: 15	R: 1 E: 0 K: 1 S: 11	H: 2 LOB: 1 BB: 0 P: 17	R: 0 E: 0 K: 1 S: 11	H: 0 LOB: 1 BB: 1 P: 19	R: 0 E: 0 K: 0 S: 9	H: 2 LOB: 1 BB: 0 P: 13	R: 2 E: 0 K: 1 S: 15	H: 2 LOB: 0 BB: 0 P: 20	1B: 5 2B: 1 3B: 0 HR: 2	SF: 0 SAC: 0 DP: 0 HBP: 2	WP: 0 PB: 0 SB: 1 CS: 0	PA: 37	
<b>PITCHER</b> Orlando Hernandez, R (1, 1) ERA: 2.62 Paul Quantrill, R (8, 1) ERA: 3.81	IP 7.0 2.0	WLS W S	BF 28 9	H 4 4	R 2 2	ER 2 2	SO 5 1	BB 1 0	IBB 0 0	HBP 2 0	BLK 0 0	WP 0 0	HR 1 1	S 68 24	P 110 33	ERA 2.57 9.00	WHIP 0.714 2.000				

livebaseballscorecards.com

**AB** 34  
**R** 4  
**H** 8  
**RBI** 4  
**BB** 1  
**SO** 6  
**LOB** 9



Batter	1	2	3	4	5	6	7	8	9	AB	R	H	RBI	BB	SO	LOB	BOTTOM			
2 Derek Jeter, R OBP: 0.338, SLG: 0.440 (1, 6)	L5		G4-3 13 2B	1B		G5-3		SF9		3	2	1	1	1	0	1	<p>Tampa Bay Devil Rays @ New York Yankees</p> <p>Yankee Stadium, Bronx, NY</p> <p>Mon Sep 06 2004, 7:05 PM EDT</p> <p>Att: 44,422 - Unknown - 70 F</p>			
13 Alex Rodriguez, R OBP: 0.373, SLG: 0.520 (1, 5)	55 BB		G4-3 1-3	2B		G6-3		K		4	0	2	3	1	1	3				
Gary Sheffield, R OBP: 0.405, SLG: 0.554 (1, 9)	K		G4-3 2-3	2B		G4-1		K		4	0	0	1	0	2	3				
55 Hideki Matsui, L OBP: 0.386, SLG: 0.504 (1, 7)	20 FC6		P5			L9		G4-3		3	0	0	0	1	0	1				
20 Jorge Posada, S OBP: 0.410, SLG: 0.493 (1, 2)	FC6							F7		4	1	2	0	0	0	2				
John Olerud, L OBP: 0.364, SLG: 0.376 (1, 3)			G1-3							4	0	2	0	0	1	1				
Bubba Crosby, L OBP: 0.233, SLG: 0.350 (8, PR) (9, 8)										0	1	0	0	0	0	0				
Bernie Williams, S OBP: 0.348, SLG: 0.412 (1, 10)			G1-3							4	2	2	0	0	0	2				
Miguel Cairo, R OBP: 0.322, SLG: 0.425 (1, 4)			G4-3							3	0	1	1	0	0	2				
Kenny Lofton, L OBP: 0.340, SLG: 0.398 (1, 8)										3	1	1	0	0	0	1				
Ruben Sierra, S OBP: 0.303, SLG: 0.462 (8, PH)										1	0	1	1	0	0	0				
Tony Clark, S OBP: 0.309, SLG: 0.480 (9, 3)										0	0	0	0	0	0	0				
<b>Inning Stats</b>	R: 0 E: 0 K: 13 S: 13	H: 0 LOB: 2 BB: 2 P: 24	R: 0 E: 0 K: 10 S: 10	H: 0 LOB: 0 BB: 0 P: 12	R: 1 E: 0 K: 0 S: 8	H: 2 LOB: 1 BB: 0 P: 9	R: 4 E: 1 K: 1 S: 12	H: 4 LOB: 1 BB: 1 P: 21	R: 0 E: 0 K: 0 S: 7	H: 2 LOB: 1 BB: 0 P: 11	R: 0 E: 0 K: 0 S: 9	H: 1 LOB: 1 BB: 0 P: 11	R: 0 E: 0 K: 1 S: 10	H: 0 LOB: 0 BB: 0 P: 16	R: 2 E: 0 K: 1 S: 20	H: 3 LOB: 2 BB: 0 P: 31	1B: 10 2B: 2 3B: 0 HR: 0	SF: 2 SAC: 0 DP: 1 HBP: 0	WP: 0 PB: 0 SB: 0 CS: 0	PA: 38
<b>PITCHER</b>	IP WLS BF H R ER SO BB IBB HBP BLK WP HR S P ERA WHIP	IP WLS BF H R ER SO BB IBB HBP BLK WP HR S P ERA WHIP	IP WLS BF H R ER SO BB IBB HBP BLK WP HR S P ERA WHIP	IP WLS BF H R ER SO BB IBB HBP BLK WP HR S P ERA WHIP	IP WLS BF H R ER SO BB IBB HBP BLK WP HR S P ERA WHIP	IP WLS BF H R ER SO BB IBB HBP BLK WP HR S P ERA WHIP	IP WLS BF H R ER SO BB IBB HBP BLK WP HR S P ERA WHIP	IP WLS BF H R ER SO BB IBB HBP BLK WP HR S P ERA WHIP	IP WLS BF H R ER SO BB IBB HBP BLK WP HR S P ERA WHIP	IP WLS BF H R ER SO BB IBB HBP BLK WP HR S P ERA WHIP	IP WLS BF H R ER SO BB IBB HBP BLK WP HR S P ERA WHIP	IP WLS BF H R ER SO BB IBB HBP BLK WP HR S P ERA WHIP	IP WLS BF H R ER SO BB IBB HBP BLK WP HR S P ERA WHIP	IP WLS BF H R ER SO BB IBB HBP BLK WP HR S P ERA WHIP	IP WLS BF H R ER SO BB IBB HBP BLK WP HR S P ERA WHIP	IP WLS BF H R ER SO BB IBB HBP BLK WP HR S P ERA WHIP	IP WLS BF H R ER SO BB IBB HBP BLK WP HR S P ERA WHIP	IP WLS BF H R ER SO BB IBB HBP BLK WP HR S P ERA WHIP	IP WLS BF H R ER SO BB IBB HBP BLK WP HR S P ERA WHIP	IP WLS BF H R ER SO BB IBB HBP BLK WP HR S P ERA WHIP

AB	33
R	7
H	12
RBI	7
BB	3
SO	4
LOB	16



Batter	1	2	3	4	5	6	7	8	9	AB R H RBI BB SO LOB	TOP									
Julio Lugo, R (1, 6) OBP: 0.337, SLG: 0.387	1-1 5 HR 1B	1-1 G4-3			0-0 G5-3		2-1 FC5-4 5 WP 1-2f		2-2 G6-3	5 1 1 0 0 0 1	<b>Tampa Bay Devil Rays @ New York Yankees</b> Yankee Stadium, Bronx, NY Tue Sep 07 2004, 7:05 PM EDT Att. 33,518 - Cloudy - 75 F <a href="http://livebaseballscorecards.com">livebaseballscorecards.com</a>									
5 Rocco Baldelli, R (1, 8) OBP: 0.330, SLG: 0.422	2-2 1-H HR		0-3 K		3-3 K		3-3 K 1-2			4 1 1 2 0 3 1										
Aubrey Huff, L (1, 7) OBP: 0.358, SLG: 0.492	1-2 FC6 1B		2-1 2B 1B		1-1 1B		1-2 G1			4 0 3 0 0 0 1										
Tino Martinez, L (1, 3) OBP: 0.357, SLG: 0.453 B.J. Upton, R (8, PH) OBP: 0.330, SLG: 0.413	1-0 FC6 1B 1-2f		1-2 1-3 2B		0-0 P6			1-0 DI 1B		3 0 1 0 0 0 2 1 0 1 0 0 0 0										
José Cruz Jr., S (1, 9) OBP: 0.336, SLG: 0.440	0-1 1-2 1B		3-3 K		0-3 K			0-0 F9		4 0 1 0 0 2 3										
Randall Simon, L (1, 10) OBP: 0.266, SLG: 0.266 Matt Diaz, R (8, PH)	1-3 K		1-1 G6-3		0-1 G5-3			0-1 F8 1-2		3 0 0 0 0 1 4 1 0 0 0 0 0 1										
3 Jorge Cantu, R (1, 4) OBP: 0.336, SLG: 0.450	0-3 K			0-3 K		2-2 1B		0-2 G5-3		4 0 1 0 0 2 3										
Geoff Blum, S (1, 5) OBP: 0.275, SLG: 0.356		1-2 G1-3		0-2 P3		2-2 F9		0-0 G4-3		4 0 0 0 0 0 1										
Brook Fordyce, R (1, 2) OBP: 0.254, SLG: 0.256		1-3 K		2-1 G5-3		0-0 FC5-4 1B		0-1 P4		4 0 1 0 0 1 0										
<b>Inning Stats</b>	R: 2 E: 0 K: 2 S: 17	H: 4 LOB: 2 BB: 0 P: 23	R: 0 E: 0 K: 1 S: 9	H: 0 LOB: 0 BB: 0 P: 12	R: 0 E: 0 K: 2 S: 15	H: 2 LOB: 2 BB: 0 P: 22	R: 0 E: 0 K: 1 S: 9	H: 0 LOB: 0 BB: 0 P: 11	R: 0 E: 0 K: 1 S: 7	H: 1 LOB: 1 BB: 0 P: 11	R: 0 E: 0 K: 1 S: 9	H: 1 LOB: 1 BB: 0 P: 15	R: 0 E: 0 K: 1 S: 7	H: 1 LOB: 1 BB: 0 P: 8	R: 0 E: 0 K: 0 S: 6	H: 0 LOB: 0 BB: 0 P: 8	1B: 8 2B: 1 3B: 0 HR: 1	SF: 0 SAC: 0 DP: 0 HBP: 0	WP: 1 PB: 0 SB: 0 CS: 0	PA: 37
<b>PITCHER</b>	IP WLS BF H R ER SO BB IBB HBP BLK WP HR S P ERA WHIP																			
Jon Lieber, R (1, 1) ERA: 4.38	6.2 W 29 9 2 2 9 0 0 0 0 1 1 74 105 2.70 1.350																			
Tom Gordon, R (7, 1) ERA: 2.35	0.1 H 1 0 0 0 0 0 0 0 0 0 0 3 4 0.00 0.000																			
C.J. Nitkowski, L (8, 1) ERA: 5.28	0.1 2 1 0 0 0 0 0 0 0 0 0 2 3 0.00 3.000																			
Bret Prinz, R (8, 1) ERA: 5.33	0.2 2 0 0 0 0 0 0 0 0 0 0 5 5 0.00 0.000																			
Steve Karsay, R (9, 1) ERA: 4.5	1.0 3 0 0 0 0 0 0 0 0 0 0 6 8 0.00 0.000																			

AB	37
R	2
H	10
RBI	2
BB	0
SO	9
LOB	17





Batter	1	2	3	4	5	6	7	8	9	AB	R	H	RBI	BB	SO	LOB
2 Derek Jeter, R OBP: 0.340, SLG: 0.443 Enrique Wilson, S OBP: 0.262, SLG: 0.342	2-0 L9	0-0 13 2B 1B		3-1 2B		0-1 G4-3	0-0 13 1B 1-3 2-H 3-H			5	1	3	2	0	0	1
13 Alex Rodriguez, R OBP: 0.375, SLG: 0.521	4-2 55 2B 1B BB	1-2 1B 1B 2B 1-H 2-H		1-2 G6-3			F8			4	1	2	3	1	0	1
Gary Sheffield, R OBP: 0.408, SLG: 0.559 Dioner Navarro, S	2-2 55 2B 1B	0-1 1B 1B 2-H			1-0 2B		55 1B 20 E			5	2	4	0	0	1	2
55 Hideki Matsui, L OBP: 0.388, SLG: 0.507	1-2 2B 1-H 2-H		1-1 20 G4-6-3 1B		3-3 K		3-2 2B 1B 1-3	3-2 F8		5	1	3	2	0	1	1
20 Jorge Posada, S OBP: 0.408, SLG: 0.488 Bubba Crosby, L OBP: 0.233, SLG: 0.350	1-3 K		2-2 G4-6-3 1-2f		3-3 K		0-1 E1 2B HBP 1-2 3-H	4-2 G4-6-3 BB		4	1	0	1	1	2	4
John Olerud, L OBP: 0.362, SLG: 0.376	1-0 F8		0-0 F7		3-2 G6-3		0-0 HBP 2 1B 2B 1-3 2-H	0-0 G4-6-3 1-2f		5	1	1	1	0	0	3
Bernie Williams, S OBP: 0.349, SLG: 0.418		3-2 P4		1-1 HR		3-3 K	4-0 HBP 2 1B IBB			3	2	1	1	1	1	0
Miguel Cairo, R OBP: 0.324, SLG: 0.424		0-3 K		2-0 F8		0-0 CS 1B	1-1 2 1B 13 1B HBP 1-2 2-3 3-H			3	1	1	1	0	1	0
Kenny Lofton, L OBP: 0.342, SLG: 0.402		4-1 2 1B 13 2B BB		0-1 F8		2-2 2B	0-0 L5			3	1	1	0	1	0	3

Inning Stats	R: 2	H: 2	E: 0	K: 1	S: 16	H: 2	LOB: 1	BB: 1	P: 27	R: 2	H: 3	E: 0	K: 1	S: 14	H: 1	LOB: 0	BB: 0	P: 10	R: 0	H: 1	E: 0	K: 0	S: 7	R: 1	H: 2	E: 0	K: 0	S: 10	H: 2	LOB: 1	BB: 0	P: 17	R: 0	H: 1	E: 0	K: 2	S: 11	H: 2	LOB: 1	BB: 0	P: 21	R: 0	H: 2	E: 0	K: 1	S: 9	R: 6	H: 5	E: 1	K: 1	S: 17	H: 0	LOB: 1	BB: 1	P: 13
--------------	------	------	------	------	-------	------	--------	-------	-------	------	------	------	------	-------	------	--------	-------	-------	------	------	------	------	------	------	------	------	------	-------	------	--------	-------	-------	------	------	------	------	-------	------	--------	-------	-------	------	------	------	------	------	------	------	------	------	-------	------	--------	-------	-------

PITCHER	IP	WLS	BF	H	R	ER	SO	BB	IBB	HBP	BLK	WP	HR	S	P	ERA	WHIP
Jorge Sosa, R ERA: 5.59	4.0	L	21	9	5	5	2	2	0	0	0	0	1	48	78	11.25	2.750
Trevor Miller, L ERA: 3.43	1.2		6	2	0	0	3	0	0	0	0	0	0	17	31	0.00	1.200
Chad Gaudin, R ERA: 5.3	2.1		15	5	6	2	1	1	1	1	0	0	0	25	42	7.71	2.571

**BOTTOM**

**Tampa Bay Devil Rays @ New York Yankees**  
Yankee Stadium, Bronx, NY

Tue Sep 07 2004, 7:05 PM EDT  
Att: 33,518 - Cloudy - 75 F

AB	37
R	11
H	16
RBI	11
BB	4
SO	6
LOB	15

livebaseballscorecards.com



WP	PA	ERA	WHIP
0	42		

Batter	1	2	3	4	5	6	7	8	9	AB R H RBI BB SO LOB	TOP	
13 Carl Crawford, L (1, 7) OBP: 0.326, SLG: 0.442	2-2 G6-3		2-2 F8		2-1 L9			1-3 K		4 0 0 0 0 1 2	<b>Tampa Bay Devil Rays @ New York Yankees</b> Yankee Stadium, Bronx, NY Thu Sep 09 2004, 3:05 PM EDT Cloudy - 81 F	
5 Rocco Baldelli, R (1, 8) OBP: 0.328, SLG: 0.418	2-2 G4-3		2-2 F8			2-2 G6-3		0-1 G4-3	4 0 0 0 0 0 1			
Aubrey Huff, L (1, 10) OBP: 0.356, SLG: 0.489 Damian Rolls, R (9, PH) OBP: 0.221, SLG: 0.188	2-1 P5		0-0 P5			0-3 K		1-2 P4	3 0 0 0 0 1 1 1 0 0 0 0 0 0			
Tino Martinez, L (1, 3) OBP: 0.355, SLG: 0.449 Matt Diaz, R (9, PH)		1-1 G1-3		1-1 F9		2-2 G3-1		1-2 E5	3 0 0 0 0 0 0 1 0 0 0 0 0 0			
Julio Lugo, R (1, 6) OBP: 0.337, SLG: 0.389 B.J. Upton, R (9, PH) OBP: 0.337, SLG: 0.419		2-2 1B 3 FC1-4 2B		1-0 G5-3		1-1 G3-1		1-0 1B 1-2 1B	3 1 1 0 0 0 0 1 0 1 0 0 0 0			
José Cruz Jr., S (1, 9) OBP: 0.335, SLG: 0.438		0-0 3 FC1-4 2-3 1B		2-3 K		1-3 K		0-0 G1-3	4 0 1 0 0 2 2			
3 Jorge Cantu, R (1, 4) OBP: 0.328, SLG: 0.438		1-0 FC1-4 1-2 3-H		1-0 G6-3		0-3 K			3 0 0 1 0 1 1			
Toby Hall, R (1, 2) OBP: 0.313, SLG: 0.382	2-1 G1-4-3				0-1 1B			0-0 P4	3 0 1 0 0 0 1			
Geoff Blum, S (1, 5) OBP: 0.276, SLG: 0.356			1-2 1B		0-3 K			3-2 G4-3	3 0 1 0 0 1 1			
<b>Inning Stats</b>	R: 0 H: 0 E: 0 LOB: 0 K: 0 BB: 0 S: 8 P: 14	R: 1 H: 2 E: 0 LOB: 1 K: 0 BB: 0 S: 9 P: 15	R: 0 H: 1 E: 0 LOB: 1 K: 0 BB: 0 S: 12 P: 17	R: 0 H: 0 E: 0 LOB: 0 K: 1 BB: 0 S: 6 P: 10	R: 0 H: 1 E: 0 LOB: 1 K: 1 BB: 0 S: 9 P: 12	R: 0 H: 0 E: 0 LOB: 0 K: 1 BB: 0 S: 9 P: 13	R: 0 H: 0 E: 0 LOB: 0 K: 2 BB: 0 S: 8 P: 10	R: 0 H: 0 E: 0 LOB: 0 K: 1 BB: 0 S: 7 P: 11	R: 0 H: 1 E: 1 LOB: 2 K: 0 BB: 0 S: 10 P: 13	1B: 4 SF: 0 2B: 1 SAC: 0 3B: 0 DP: 0 HR: 0 HBP: 0		WP: 0 PA: 33 PB: 0 SB: 0 CS: 0
<b>PITCHER</b> 35 Mike Mussina, R (1, 1) ERA: 5.03 Felix Heredia, L (9, 1) ERA: 6.75	IP WLS BF H R ER SO BB IBB HBP BLK WP HR S P ERA WHIP	8.0 W 28 4 1 1 6 0 0 0 0 0 0 0 68 102 1.12 0.500	1.0 5 1 0 0 0 0 0 0 0 0 0 0 10 13 0.00 1.000									

livebaseballscorecards.com

<b>AB</b>	33
<b>R</b>	1
<b>H</b>	5
<b>RBI</b>	1
<b>BB</b>	0
<b>SO</b>	6
<b>LOB</b>	9



Batter	1	2	3	4	5	6	7	8	9
<b>2 Derek Jeter, R</b> OBP: 0.340, SLG: 0.443 (1, 6)	2-1 BLK 13 1B 1B	2-1 SF7		1-1 55 BB 13 BB 1B	1-3 K		0-3 K		
<b>13 Alex Rodriguez, R</b> OBP: 0.377, SLG: 0.521 (1, 5)	2-1 1B 55 BLK 2B 1B	2-3 K		4-2 55 BB 1B 1-2 2-3 3-H		2-2 F8	0-0 2-H 1B		
<b>Gary Sheffield, R</b> OBP: 0.410, SLG: 0.558 (1, 9)	2-2 55 2B G4-3 1B 1-3 2-H	2-0 1B 2-H		0-2 F4		4-2 55 1B 20 1B BB	2-0 F8		
<b>55 Hideki Matsui, L</b> OBP: 0.390, SLG: 0.510 (1, 7)	1-2 G4-3 1B 1-3 3-H	2-1 F7		4-2 1B 1-2 2-3 3-H		3-1 F9 20 1B 1B 1-2	1-0 G4-3		
<b>Bubba Crosby, L</b> OBP: 0.227, SLG: 0.341 (8, 7)									
<b>20 Jorge Posada, S</b> OBP: 0.406, SLG: 0.485 (1, 2)	0-0 G3		2-1 G4-3	2-3 K		2-2 1B 1-2 2-H	0-3 K		
<b>Bernie Williams, S</b> OBP: 0.348, SLG: 0.416 (1, 10)	1-1 G4-3		0-1 G1-6-3 1B	2-3 K		2-1 F9	2-0 G6-3		
<b>John Olerud, L</b> OBP: 0.358, SLG: 0.372 (1, 3)	2-3 3-H 1-2 F8		1-1 G1-6-3			3-1 G1	0-3 K		
<b>Miguel Cairo, R</b> OBP: 0.332, SLG: 0.424 (1, 4)		2-0 E 2 SF7 HBP		4-1 2 1B 13 BB 1B BB	4-0 G4-3 BB		2-2 FC4-6 HBP		
<b>Kenny Lofton, L</b> OBP: 0.344, SLG: 0.403 (1, 8)		0-1 E9 1B 1B		2-2 13 BB 55 BB 2 1B 1B	1-2 G4-3		3-2 FC4-6 13 1B		

AB	R	H	RBI	BB	SO	LOB
4	1	2	1	0	2	2
4	1	2	2	1	1	1
4	2	2	2	1	0	4
3	0	2	2	1	0	1
1	0	0	0	0	0	0
5	0	1	1	0	2	5
5	0	1	1	0	1	6
4	0	0	0	0	1	4
0	2	0	0	2	0	0
4	3	2	0	0	0	2

**Tampa Bay Devil Rays @ New York Yankees**  
 Yankee Stadium, Bronx, NY  
 Thu Sep 09 2004, 3:05 PM EDT  
 Cloudy - 81 F


<b>AB</b>	34
<b>R</b>	9
<b>H</b>	12
<b>RBI</b>	9
<b>BB</b>	5
<b>SO</b>	7
<b>LOB</b>	25



Inning	R	H	E	K	S	IP	WLS	BF	H	R	ER	SO	BB	IBB	HBP	BLK	WP	HR	S	P	ERA	WHIP
1	3	4	0	17	26	3.0	L	20	9	7	6	1	2	0	1	1	0	0	41	74	18.00	3.667
2	2	2	1	10	20	3.0		14	2	1	1	4	3	0	0	0	0	0	37	67	3.00	1.667
3	0	1	0	6	9	1.0		5	1	1	0	1	0	0	1	0	0	0	11	18	0.00	1.000
4	0	0	0	10	20	1.0		3	0	0	0	1	0	0	0	0	0	0	5	8	0.00	0.000

PITCHER	IP	WLS	BF	H	R	ER	SO	BB	IBB	HBP	BLK	WP	HR	S	P	ERA	WHIP
<b>Dewon Brazelton, R</b> ERA: 4.33 (1, 1)	3.0	L	20	9	7	6	1	2	0	1	1	0	0	41	74	18.00	3.667
<b>19 Scott Kazmir, L</b> ERA: 5.63 (4, 1)	3.0		14	2	1	1	4	3	0	0	0	0	0	37	67	3.00	1.667
<b>Travis Harper, R</b> ERA: 4.02 (7, 1)	1.0		5	1	1	0	1	0	0	1	0	0	0	11	18	0.00	1.000
<b>Trever Miller, L</b> ERA: 3.35 (8, 1)	1.0		3	0	0	0	1	0	0	0	0	0	0	5	8	0.00	0.000

WP	PA	1B	2B	3B	HR	SF	SAC	DP	HBP	CS
0	42	11	1	0	0	1	0	1	2	0

Batter	1	2	3	4	5	6	7	8	9	AB R H RBI BB SO LOB	TOP														
5 Rocco Baldelli, R (1, 8) OBP: 0.328, SLG: 0.420	1-3 		0-0 FC3-6 1B 1-2 2B 1B	1-0 F9		1-1 G4-3		0-0 1-H 2-H 2B		5 1 2 2 0 1 3	<p><b>Tampa Bay Devil Rays @ New York Yankees</b>  Yankee Stadium, Bronx, NY</p> <p>Thu Sep 09 2004, 3:10 PM EDT  Att. 41,230 - Unknown - 78 F</p> <p>livebaseballscores.com</p> <table border="1"> <tr><td>AB</td><td>39</td></tr> <tr><td>R</td><td>5</td></tr> <tr><td>H</td><td>13</td></tr> <tr><td>RBI</td><td>5</td></tr> <tr><td>BB</td><td>2</td></tr> <tr><td>SO</td><td>6</td></tr> <tr><td>LOB</td><td>19</td></tr> </table> 	AB	39	R	5	H	13	RBI	5	BB	2	SO	6	LOB	19
AB	39																								
R	5																								
H	13																								
RBI	5																								
BB	2																								
SO	6																								
LOB	19																								
B.J. Upton, R (1, 6) OBP: 0.340, SLG: 0.449	3-2 		0-0 FC3-6 1B 1-2 2-3 1B	1-3 K			1-2 G4-3	0-0 G6-3		5 1 2 1 0 1 4															
Aubrey Huff, L (1, 3) OBP: 0.356, SLG: 0.488	1-0 F9		1-0 FC3-6 2B 1-2f 2-3 3-H		1-2 F9		0-0 1B	0-0 G3-6-3 1B		5 0 2 1 0 0 2															
José Cruz Jr., S (1, 9) OBP: 0.336, SLG: 0.439	0-0 F8		3-2 1-3 3-H 2B		4-2 3 2B BB		0-3 K	0-2 G3-6-3 1-2f		4 0 1 1 1 1 2															
Matt Diaz, R (1, 10) Midre Cummings, L (5, PH) OBP: 0.125, SLG: 0.133		1-3 K	0-3 K2-3		1-1 F8		2-1 F7	0-1 P4		2 0 0 0 0 2 2 3 0 0 0 0 0 2															
3 Jorge Cantu, R (1, 4) OBP: 0.333, SLG: 0.448		1-0 G5-3		2-2 FC6-4 1B	1 SAFE 0-2 2B			0-2 G6-3		4 0 2 0 0 0 0															
Geoff Blum, S (1, 5) OBP: 0.272, SLG: 0.352		1-0 G6-3		0-0 FC6-4 BB 1-2f 1B	0-1 F7			0-1 G5-3		4 0 0 0 0 0 3															
Damian Rolls, R (1, 7) OBP: 0.239, SLG: 0.210			0-2 FC3-6 1B 5 1B 1B	1-0 BB 1-2 1B		2-2 F8		0-2 5 2B 1B 1B		4 2 3 0 0 0 0															
Brook Fordyce, R (1, 2) OBP: 0.261, SLG: 0.258			0-2 P4 1 SAFE	4-2 BB 1-2 2-3 BB		2-3 K		1-1 5 2B 1B		3 1 1 0 1 1 1															
<b>Inning Stats</b>	R: 1 E: 0 K: 1 S: 8 H: 1 LOB: 0 BB: 0 P: 13	R: 0 E: 0 K: 1 S: 7 H: 0 LOB: 0 BB: 0 P: 10	R: 2 E: 0 K: 1 S: 17 H: 4 LOB: 2 BB: 0 P: 21	R: 0 E: 0 K: 1 S: 12 H: 2 LOB: 3 BB: 1 P: 21	R: 0 E: 0 K: 0 S: 14 H: 1 LOB: 2 BB: 1 P: 20	R: 0 E: 0 K: 1 S: 10 H: 0 LOB: 0 BB: 0 P: 15	R: 0 E: 0 K: 1 S: 9 H: 1 LOB: 1 BB: 0 P: 12	R: 2 E: 0 K: 0 S: 12 H: 3 LOB: 1 BB: 0 P: 13	R: 0 E: 0 K: 0 S: 6 H: 1 LOB: 0 BB: 0 P: 6	1B: 9 2B: 3 3B: 0 HR: 1 SF: 0 SAC: 0 DP: 1 HBP: 0	WP: 0 PB: 0 SB: 0 CS: 0 PA: 41														
<b>PITCHER</b>	IP WLS BF H R ER SO BB IBB HBP BLK WP HR S P ERA WHIP	IP WLS BF H R ER SO BB IBB HBP BLK WP HR S P ERA WHIP	IP WLS BF H R ER SO BB IBB HBP BLK WP HR S P ERA WHIP	IP WLS BF H R ER SO BB IBB HBP BLK WP HR S P ERA WHIP	IP WLS BF H R ER SO BB IBB HBP BLK WP HR S P ERA WHIP	IP WLS BF H R ER SO BB IBB HBP BLK WP HR S P ERA WHIP	IP WLS BF H R ER SO BB IBB HBP BLK WP HR S P ERA WHIP	IP WLS BF H R ER SO BB IBB HBP BLK WP HR S P ERA WHIP	IP WLS BF H R ER SO BB IBB HBP BLK WP HR S P ERA WHIP	IP WLS BF H R ER SO BB IBB HBP BLK WP HR S P ERA WHIP	IP WLS BF H R ER SO BB IBB HBP BLK WP HR S P ERA WHIP														
Brad Halsey, L (1, 1) ERA: 7.36	3.1																								
Tanyon Sturtze, R (4, 1) ERA: 5.57	3.2	W	14	2	0	0	3	1	0	0	0														
Paul Quantrill, R (8, 1) ERA: 3.97	1.0		6	3	2	2	0	0	0	0	0														
Bret Prinz, R (9, 1) ERA: 5.13	1.0		3	1	0	0	0	0	0	0	0														

Batter	1	2	3	4	5	6	7	8	9	AB	R	H	RBI	BB	SO	LOB
2 Derek Jeter, R OBP: 0.343, SLG: 0.454 Miguel Cairo, R OBP: 0.332, SLG: 0.424	0-1 G4-3	1-0 1B 2B		2-0 2B		2-1 HR		2-2 G6-3		5	2	3	2	0	0	0
13 Alex Rodriguez, R OBP: 0.374, SLG: 0.516	1-1 F8	0-0 G6-3		1-1 G6-3		3-2 F7		2-1 E6		5	0	0	0	0	0	3
Gary Sheffield, R OBP: 0.410, SLG: 0.556	3-3 K	1-1 55 2B 1B		0-0 G5-3		4-0 BB		2-2 P5		4	1	1	2	1	1	2
55 Hideki Matsui, L OBP: 0.390, SLG: 0.511		1-1 1B 2B			0-1 G4-3	1-0 G3		2-2 G4-3		5	1	2	1	0	0	2
Bernie Williams, S OBP: 0.349, SLG: 0.416		0-0 1B			0-1 G6-3		1-1 WP 1B			4	2	2	0	0	0	1
Ruben Sierra, S OBP: 0.306, SLG: 0.466 Bubba Crosby, L OBP: 0.227, SLG: 0.341		1-0 1B 2B	2-1 F9		3-2 1B		1-0 P3			4	1	2	1	0	0	1
Tony Clark, S OBP: 0.308, SLG: 0.476		1-0 2 2B 1B	0-0 P3		0-0 F9		3-3 K			4	1	1	2	0	1	2
John Flaherty, R OBP: 0.274, SLG: 0.441		2-2 2 2B 1B	3-2 G6-3			2-2 HR	1-1 1B			4	2	3	2	0	0	0
Enrique Wilson, S OBP: 0.258, SLG: 0.336		2-0 F9		1-2 L9		2-2 G5-3	2-2 F8			4	0	0	0	0	0	3

Inning Stats	R: 0	H: 0	E: 0	K: 1	S: 7	R: 7	H: 8	E: 0	K: 0	S: 16	R: 0	H: 0	E: 0	K: 0	S: 6	R: 0	H: 1	E: 0	K: 0	S: 7	R: 0	H: 1	E: 0	K: 0	S: 8	R: 2	H: 2	E: 0	K: 0	S: 15	R: 1	H: 2	E: 0	K: 1	S: 11	R: 0	H: 0	E: 1	K: 0	S: 12
	LOB: 0	BB: 0	P: 11	ER: 0	LOB: 1	BB: 0	P: 29	LOB: 0	BB: 0	P: 11	LOB: 1	BB: 0	P: 11	LOB: 1	BB: 0	P: 11	LOB: 1	BB: 0	P: 11	LOB: 1	BB: 0	P: 11	LOB: 1	BB: 0	P: 11	LOB: 1	BB: 0	P: 19	LOB: 1	BB: 0	P: 20	LOB: 1	BB: 0	P: 20	LOB: 1	BB: 0	P: 20			

PITCHER	IP	WLS	BF	H	R	ER	SO	BB	IBB	HBP	BLK	WP	HR	S	P	ERA	WHIP
Rob Bell, R ERA: 4.85	1.2	L	12	7	7	4	1	0	0	0	0	0	0	20	33	21.60	4.200
John Halama, L ERA: 4.59	3.2		15	4	1	1	0	0	0	0	0	0	1	30	50	2.46	1.091
Jesus Colome, R ERA: 3.27	0.0		1	1	1	1	0	0	0	0	0	0	1	2	4	∞	∞
Bobby Seay, L ERA: 2.75	1.2		8	2	1	1	1	1	0	0	0	1	0	18	34	5.40	1.800
Danys Baez, R ERA: 3.59	1.0		4	0	0	0	0	0	0	0	0	0	0	12	20	0.00	0.000


**BOTTOM**

**Tampa Bay Devil Rays @ New York Yankees**  
 Yankee Stadium, Bronx, NY

Thu Sep 09 2004, 3:10 PM EDT  
 Att: 41,230 - Unknown - 78 F

AB	39
R	10
H	14
RBI	10
BB	1
SO	2
LOB	14

WP: 1 PA: 40  
 PB: 0 SB: 0  
 CS: 0



Batter	1	2	3	4	5	6	7	8	9	AB R H RBI BB SO LOB	TOP											
2 Derek Jeter, R OBP: 0.341, SLG: 0.457 (1, 6)	2-2 G6-3	2-2 HR		0-1 G6-3		1-2 G6-3		3-3 K		5 1 1 3 0 1 2												
13 Alex Rodriguez, R OBP: 0.374, SLG: 0.514 (1, 5)	4-2 55 WP BB	2-0 F9		0-0 G5-3			0-2 20 BB 1B	3-2 F7		4 1 1 0 1 0 0												
Gary Sheffield, R OBP: 0.406, SLG: 0.550 (1, 9)	2-3 SAFE K				0-1 F8		2-1 20 BB 1B	2-2 K		5 1 0 0 0 3 2												
55 Hideki Matsui, L OBP: 0.392, SLG: 0.511 (1, 7)	4-0 1-2 BB			3-2 1B			0-0 F8		3-2 1B 1B	4 0 2 0 1 1 2												
20 Jorge Posada, S OBP: 0.404, SLG: 0.480 (1, 2)	1-2 G4-3			1-0 F9		3-2 G3	4-2 1B FC4-6 BB		0-1 L8	4 1 0 0 1 0 4												
John Olerud, L OBP: 0.359, SLG: 0.372 (1, 3)		0-2 2 HR 1B 1B		3-0 F8			1-0 G4-3		0-2 L8	5 1 2 2 0 0 2												
Ruben Sierra, S OBP: 0.311, SLG: 0.480 (1, 10)		0-0 L9			3-2 HR		1-1 F8		0-0 DI 1B	5 1 3 1 0 0 1												
Miguel Cairo, R OBP: 0.336, SLG: 0.434 (1, 4)		1-2 2 HR 1B		1-2 SF8 3B			2-2 1B		1-3 K	5 2 3 1 0 1 4												
Kenny Lofton, L OBP: 0.343, SLG: 0.402 (1, 8)		2-3 K		1-1 SF8			1-1 2 S 1B		1-2 K	3 0 1 1 0 1 4												
<b>Inning Stats</b>	R: 0 E: 0 K: 1 S: 15	H: 0 LOB: 2 BB: 2 P: 27	R: 3 E: 0 K: 1 S: 15	H: 3 LOB: 0 BB: 0 P: 22	R: 0 E: 0 K: 1 S: 9	H: 1 LOB: 1 BB: 0 P: 18	R: 2 E: 0 K: 0 S: 12	H: 2 LOB: 0 BB: 0 P: 17	R: 0 E: 0 K: 1 S: 9	H: 0 LOB: 0 BB: 0 P: 13	R: 0 E: 1 K: 0 S: 11	H: 2 LOB: 2 BB: 0 P: 17	R: 3 E: 1 K: 0 S: 18	H: 3 LOB: 2 BB: 1 P: 28	R: 0 E: 0 K: 2 S: 14	H: 0 LOB: 0 BB: 0 P: 22	R: 0 E: 0 K: 1 S: 13	H: 2 LOB: 2 BB: 0 P: 17	1B: 10 2B: 0 3B: 1 HR: 2	SF: 1 SAC: 0 DP: 0 HBP: 0	WP: 1 PB: 0 SB: 1 CS: 0	PA: 44
<b>PITCHER</b>	IP WLS BF H R ER SO BB IBB HBP BLK WP HR S P ERA WHIP																					
Rodrigo Lopez, R ERA: 3.86 (1, 1)	5.2 W 27 8 5 5 4 2 0 0 0 1 2 68 110 7.94 1.765																					
Jason Grimsley, R ERA: 3.57 (6, 1)	0.1 1 0 0 0 0 0 0 0 0 0 0 3 4 0.00 0.000																					
Dave Borkowski, R ERA: 4.69 (7, 1)	0.1 6 3 3 1 0 1 0 0 0 0 0 14 22 27.00 12.000																					
Todd Williams, R ERA: 3.18 (7, 1)	0.2 2 0 0 0 0 0 0 0 0 0 0 4 6 0.00 0.000																					
B.J. Ryan, L ERA: 2.17 (8, 1)	1.0 3 0 0 0 0 2 0 0 0 0 0 14 22 0.00 0.000																					
<b>PITCHER</b>	IP WLS BF H R ER SO BB IBB HBP BLK WP HR S P ERA WHIP																					
Jorge Julio, R ERA: 3.9 (9, 1)	1.0 5 2 0 0 1 0 0 0 0 0 0 13 17 0.00 2.000																					

**New York Yankees @ Baltimore Orioles**  
**Oriole Park at Camden Yards, Baltimore, MD**

**AB 40**  
**R 8**  
**H 13**  
**RBI 8**  
**BB 3**  
**SO 7**  
**LOB 21**



Fri Sep 10 2004, 7:05 PM EDT  
 Att. 48,026 - Sunny - 86 F

livebaseballscorecards.com

Batter	1	2	3	4	5	6	7	8	9
<b>1 Brian Roberts, S</b> OBP: 0.358, SLG: 0.391 (1, 4)	1-2 10 HR 1B		1-0 10 BB 1B		1-3 SAFE 1 SAFE 1 SAFE 1 B 1 F 1 C 1 F 1 B 1 C 1 F 1 B 1 C		0-0 F8		
<b>David Newhan, L</b> OBP: 0.379, SLG: 0.476 (1, 7)	1-3 K		0-3 K			0-0 F8			
<b>16 Tim Raines, S</b> OBP: 0.300, SLG: 0.303 (8, 8)			1-0 HBP				0-3 K		
<b>6 Melvin Mora, R</b> OBP: 0.425, SLG: 0.576 (1, 5)	0-0 F8		0-0 10 BB 1B			1-0 BB 1B		0-1 HR	
<b>10 Miguel Tejada, R</b> OBP: 0.362, SLG: 0.528 (1, 6)	1-0 HR		4-1 BB HBP 1B BB	3-2 P5		0-1 L8		3-2 F8	
<b>Rafael Palmeiro, L</b> OBP: 0.359, SLG: 0.404 (1, 10)	1-3 K		2-2 1B HBP	2-3 K		4-1 1B 3B BB		1-2 G1-3	
<b>Javy Lopez, R</b> OBP: 0.366, SLG: 0.489 (1, 2)		1-1 G5-3	4-2 1B BB	0-1 F8		1-0 3B 1B		0-1 1B	
<b>B.J. Surhoff, L</b> OBP: 0.359, SLG: 0.412 (1, 9)		0-1 P6	1-1 1B 2B 1B		0-1 G3-1		0-0 3B	1-0 G3	
<b>31 Jay Gibbons, L</b> OBP: 0.283, SLG: 0.351 (1, 3)		2-2 F8	0-3 K		0-0 F9		1-2 G4-3		
<b>Larry Bigbie, L</b> OBP: 0.339, SLG: 0.418 (1, 8) (8, 7)			1-1 10 BB 1B		1-2 1B		3-2 G4-3		


Inning Stats	R: 2	H: 2	E: 0	K: 2	S: 11	LOB: 0	BB: 0	P: 15	R: 0	H: 0	E: 0	K: 0	S: 8	LOB: 0	BB: 0	P: 11	R: 8	H: 6	E: 0	K: 3	S: 26	LOB: 2	BB: 2	P: 44	R: 0	H: 0	E: 0	K: 1	S: 8	LOB: 1	BB: 0	P: 13	R: 3	H: 3	E: 0	K: 0	S: 10	LOB: 1	BB: 1	P: 17	R: 0	H: 0	E: 0	K: 1	S: 7	LOB: 0	BB: 0	P: 10	R: 1	H: 2	E: 0	K: 0	S: 12	LOB: 1	BB: 0	P: 17
--------------	------	------	------	------	-------	--------	-------	-------	------	------	------	------	------	--------	-------	-------	------	------	------	------	-------	--------	-------	-------	------	------	------	------	------	--------	-------	-------	------	------	------	------	-------	--------	-------	-------	------	------	------	------	------	--------	-------	-------	------	------	------	------	-------	--------	-------	-------

PITCHER	IP	WLS	BF	H	R	ER	SO	BB	IBB	HBP	BLK	WP	HR	S	P	ERA	WHIP
<b>Javier Vazquez, R</b> ERA: 4.94 (1, 1)	2.1	L	15	5	8	8	3	2	0	1	0	0	1	34	54	30.86	3.000
<b>C.J. Nitkowski, L</b> ERA: 5.83 (3, 1)	0.1		5	3	2	2	1	0	0	1	0	0	0	8	11	54.00	9.000
<b>Esteban Loaiza, R</b> ERA: 5.52 (3, 1)	3.0		14	4	3	3	3	1	0	0	0	0	0	28	44	9.00	1.667
<b>Felix Heredia, L</b> ERA: 6.49 (6, 1)	1.1		4	0	0	0	1	0	0	0	0	0	0	10	14	0.00	0.000
<b>Steve Karsay, R</b> ERA: 6.0 (8, 1)	1.0		5	2	1	1	0	0	0	0	0	0	1	12	17	9.00	2.000

**BOTTOM**

AB	R	H	RBI	BB	SO	LOB
5	2	3	2	0	1	1
4	0	0	0	0	3	3
0	0	0	0	0	0	0
5	3	3	1	0	1	3
4	2	1	3	1	0	1
3	2	0	1	1	2	0
4	2	2	2	1	0	0
5	1	2	4	0	0	1
4	0	0	0	0	1	3
4	2	3	1	0	0	0

**AB 38**  
**R 14**  
**H 14**  
**RBI 14**  
**BB 3**  
**SO 8**  
**LOB 12**



**WP: 0** **PA: 43**  
**PB: 0**  
**SB: 0**  
**CS: 0**

**1B: 10** **SF: 0**  
**2B: 1** **SAC: 0**  
**3B: 1** **DP: 0**  
**HR: 2** **HBP: 2**

**New York Yankees @ Baltimore Orioles**  
Oriole Park at Camden Yards, Baltimore, MD

Fri Sep 10 2004, 7:05 PM EDT  
Att: 48,026 - Sunny - 86 F

livebaseballscorecards.com

Batter	1	2	3	4	5	6	7	8	9	AB R H RBI BB SO LOB	TOP											
2 Derek Jeter, R OBP: 0.342, SLG: 0.458 (1, 6)	F8		13 1B		G6-4-3			13 E 2B 1B	B1-3	5 2 2 1 0 0 1												
13 Alex Rodriguez, R OBP: 0.373, SLG: 0.512 (1, 5)	G1-3		WP 1B			G5-3		E6 2B G5-3		4 1 1 1 0 0 1												
Gary Sheffield, R OBP: 0.405, SLG: 0.550 (1, 9)	K		G5-3			G6-3		G5-3 1-3 2-H 2B		4 0 1 1 0 1 1												
55 Hideki Matsui, L OBP: 0.389, SLG: 0.507 (1, 7)		F8	L6			F7		K		4 0 0 0 0 1 3												
20 Jorge Posada, S OBP: 0.407, SLG: 0.481 (1, 2)		G4-3		G6-3 1B			FC1-6 1B	G5-3 IBB		3 0 2 0 1 0 0												
Bernie Williams, S OBP: 0.348, SLG: 0.417 (1, 10)		1B 2B		G6-3 1-2f		FC1-6 1B 1-2f	G5-3	G5-3		4 1 1 1 0 0 4												
John Olerud, L OBP: 0.360, SLG: 0.374 (1, 3)		1-1 2-H 1B		F8		1 SAFE G6-3 1-2 1B	L7			4 0 2 1 0 0 2												
Miguel Cairo, R OBP: 0.332, SLG: 0.428 (1, 4)		G4-3			F7	G6-3 1-2f			G4-3	4 0 0 0 0 0 3												
Kenny Lofton, L OBP: 0.345, SLG: 0.410 (1, 8)			F9			2 G6-4-3 BB		2 1B 3B	G4-3	3 1 1 0 1 0 0												
<b>Inning Stats</b>	R: 0 E: 0 K: 1 S: 9	H: 0 LOB: 0 BB: 0 P: 14	R: 1 E: 0 K: 0 S: 11	H: 2 LOB: 1 BB: 0 P: 18	R: 1 E: 0 K: 0 S: 10	H: 2 LOB: 1 BB: 0 P: 14	R: 0 E: 0 K: 0 S: 7	H: 1 LOB: 0 BB: 0 P: 12	R: 0 E: 0 K: 0 S: 6	H: 0 LOB: 0 BB: 1 P: 11	R: 0 E: 0 K: 0 S: 3	H: 0 LOB: 0 BB: 0 P: 6	R: 0 E: 0 K: 0 S: 9	H: 2 LOB: 1 BB: 0 P: 11	R: 3 E: 1 K: 1 S: 19	H: 3 LOB: 2 BB: 1 P: 35	R: 0 E: 0 K: 0 S: 4	H: 0 LOB: 0 BB: 0 P: 6	1B: 6 2B: 3 3B: 1 HR: 0	SF: 0 SAC: 0 DP: 3 HBP: 0	WP: 1 PB: 0 SB: 0 CS: 0	PA: 37
<b>PITCHER</b>	IP WLS BF H R ER SO BB IBB HBP BLK WP HR S P ERA WHIP																					
Sidney Ponson, R ERA: 5.31 (1, 1)	7.0 L 30 10 5 3 1 1 0 0 0 1 0 64 100 3.86 1.571																					
B.J. Ryan, L ERA: 2.14 (8, 1)	1.0 4 0 0 0 1 0 1 0 0 0 0 10 21 0.00 0.000																					
Todd Williams, R ERA: 3.04 (9, 1)	1.0 3 0 0 0 0 0 0 0 0 0 0 4 6 0.00 0.000																					

**New York Yankees @ Baltimore Orioles**  
**Oriole Park at Camden Yards, Baltimore, MD**

livebaseballscorecards.com

AB	35
R	5
H	10
RBI	5
BB	2
SO	2
LOB	15



Sat Sep 11 2004, 4:35 PM EDT  
 Att. 47,858 - Cloudy - 84 F



Batter	1	2	3	4	5	6	7	8	9	AB	R	H	RBI	BB	SO	LOB
1 Brian Roberts, S OBP: 0.359, SLG: 0.391	1-2 G6-3		1-0 1B		0-2 P6-3 1B			1-2 G4-3		4	0	2	0	0	0	0
David Newhan, L OBP: 0.378, SLG: 0.473	0-1 G4-3		0-0 6 BB 1B		2-0 P6-3 1-1f			1-2 G4-3		4	0	1	0	0	0	1
6 Melvin Mora, R OBP: 0.426, SLG: 0.581	0-1 F8		4-0 1-2 BB		1-1 F8			3-1 HR		3	1	1	1	1	0	0
10 Miguel Tejada, R OBP: 0.359, SLG: 0.524		3-2 G5-3	2-3 K		0-0 G5-3			1-3 K		4	0	0	0	0	2	3
Rafael Palmeiro, L OBP: 0.362, SLG: 0.413		2-2 1B		1-0 HR		1-1 G5-3		2-1 1B		4	1	3	1	0	0	0
Javy Lopez, R OBP: 0.364, SLG: 0.485		1-3 K		3-3 K		2-3 K		1-0 F9		4	0	0	0	0	3	2
B.J. Surhoff, L OBP: 0.355, SLG: 0.406		1-1 F8		0-0 G3			0-1 F9		2-2 K	4	0	0	0	0	1	2
31 Jay Gibbons, L OBP: 0.283, SLG: 0.348			1-2 G4-3	4-1 BB			1-2 F9		2-2 F7	3	0	0	0	1	0	1
Larry Bigbie, L OBP: 0.336, SLG: 0.414			1-2 P6	0-1 F7			0-0 G4-3			3	0	0	0	0	0	1

Inning Stats	R: 0	H: 0	E: 0	K: 0	S: 8	R: 0	H: 1	E: 0	K: 1	S: 12	R: 0	H: 2	E: 0	K: 1	S: 12	R: 1	H: 1	E: 0	K: 1	S: 8	R: 0	H: 1	E: 0	K: 0	S: 7	R: 0	H: 0	E: 0	K: 1	S: 10	R: 0	H: 0	E: 0	K: 0	S: 8	R: 1	H: 1	E: 0	K: 1	S: 16	R: 0	H: 1	E: 0	K: 1	S: 9	1B: 5	SF: 0	2B: 1	SAC: 0	3B: 0	DP: 1	HR: 2	HBP: 0	WP: 0	PA: 35
--------------	------	------	------	------	------	------	------	------	------	-------	------	------	------	------	-------	------	------	------	------	------	------	------	------	------	------	------	------	------	------	-------	------	------	------	------	------	------	------	------	------	-------	------	------	------	------	------	-------	-------	-------	--------	-------	-------	-------	--------	-------	--------

PITCHER	IP	WLS	BF	H	R	ER	SO	BB	IBB	HBP	BLK	WP	HR	S	P	ERA	WHIP
Orlando Hernandez, R ERA: 2.49	(1, 1)	7.0	W	27	5	1	1	4	2	0	0	0	0	65	96	1.29	1.000
Tom Gordon, R ERA: 2.43	(8, 1)	1.0		4	1	1	1	0	0	0	0	0	1	16	22	9.00	1.000
42 Mariano Rivera, R ERA: 1.78	(9, 1)	1.0	S	4	1	0	1	0	0	0	0	0	0	9	16	0.00	1.000


**BOTTOM**

**New York Yankees @ Baltimore Orioles**  
**Oriole Park at Camden Yards, Baltimore, MD**

Sat Sep 11 2004, 4:35 PM EDT  
 Att: 47,858 - Cloudy - 84 F

livebaseballscorecards.com

<b>AB</b>	<b>33</b>
<b>R</b>	<b>2</b>
<b>H</b>	<b>7</b>
<b>RBI</b>	<b>2</b>
<b>BB</b>	<b>2</b>
<b>SO</b>	<b>6</b>
<b>LOB</b>	<b>10</b>



# New York Yankees @ Baltimore Orioles

## Oriole Park at Camden Yards, Baltimore, MD

Sun Sep 12 2004, 1:35 PM EDT  
Att. 47,780 - Sunny - 84 F

AB	38
R	9
H	11
RBI	9
BB	14
SO	5
LOB	34



Batter	1	2	3	4	5	6	7	8	9	AB	R	H	RBI	BB	SO	LOB	TOP								
<b>2 Derek Jeter, R</b> OBP: 0.345, SLG: 0.457 (1, 6)	4-1 20 BB 55 WP BB	0-0 F8		2-1 13 G5-3 1B		4-0 13 2B BB	1 SAFE 4-1 20 WP 55 BB BB	0-3 K		3	2	1	0	3	1	3									
<b>13 Alex Rodriguez, R</b> OBP: 0.373, SLG: 0.512 (1, 5)	0-0 F9	3-2 55 BB BB 1B		3-2 G5-3		0-1 1B 2B	0-0 F9	2-2 L5		6	1	2	2	0	0	6									
<b>Gary Sheffield, R</b> OBP: 0.406, SLG: 0.555 (1, 10)	1-3 K	4-2 55 BB BB		1-0 G6-3		3-2 20 G5-3 55 1B 1B	0-1 SF7		2-2 HR	4	1	2	3	1	1	2									
<b>55 Hideki Matsui, L</b> OBP: 0.394, SLG: 0.513 (1, 7)	4-2 BB 20 BB BB	4-0				0-0 F7	0-0 FC5 20 G5-3 1B	4-0 20 WP BB	2-1 HR	3	1	2	2	3	0	0									
<b>20 Jorge Posada, S</b> OBP: 0.408, SLG: 0.477 (1, 2)	4-2 BB BB	3-2 F7				4-2 FC5-4 BB	0-2 G5-3	4-1 BB	2-3 K	3	0	0	0	3	1	5									
<b>Ruben Sierra, S</b> OBP: 0.312, SLG: 0.474 (1, 9)	4-1			1-0 G4-3		0-0 FC5-4 BB 1B	4-0 IBB	2-1 G3-1	2-1 G5-3	3	1	0	1	2	0	4									
<b>Bubba Crosby, L</b> OBP: 0.222, SLG: 0.333 (7, 9)	1-2 2-3 3-H BB									1	0	0	0	0	0	0									
<b>John Olerud, L</b> OBP: 0.361, SLG: 0.371 (1, 3)	2-1 L8			2-2 L3		4-1 1B 2-1 BB	2-2 P6		4-2 E BB	3	0	0	0	2	0	6									
<b>Enrique Wilson, S</b> OBP: 0.258, SLG: 0.336 (8, PR)										0	0	0	0	0	0	0									
<b>Tony Clark, S</b> OBP: 0.307, SLG: 0.474 (8, 3)										1	0	0	0	0	1	0									
<b>Miguel Cairo, R</b> OBP: 0.332, SLG: 0.426 (1, 4)				2-2 G5-3		2-0 1B	0-1 FC5		0-1 E1	6	1	2	1	0	0	5									
<b>Kenny Lofton, L</b> OBP: 0.346, SLG: 0.409 (1, 8)						3-1 P6	2-2 2-1	2-1 2 BB 13 2B 1B	0-0 13 F9 2 S SF7 1B	5	2	2	0	0	1	3									
<b>Inning Stats</b>	R: 1 E: 0 K: 1 S: 13	H: 0 LOB: 3 BB: 4 P: 32	R: 1 E: 0 K: 0 S: 17	H: 2 LOB: 3 BB: 2 P: 34	R: 0 E: 0 K: 0 S: 8	H: 0 LOB: 0 BB: 0 P: 13	R: 0 E: 0 K: 0 S: 9	H: 1 LOB: 1 BB: 0 P: 17	R: 1 E: 0 K: 0 S: 10	H: 1 LOB: 2 BB: 2 P: 22	R: 3 E: 0 K: 0 S: 16	H: 4 LOB: 3 BB: 2 P: 31	R: 1 E: 0 K: 0 S: 8	H: 1 LOB: 3 BB: 3 P: 22	R: 0 E: 1 K: 2 S: 14	H: 0 LOB: 2 BB: 1 P: 22	R: 2 E: 0 K: 2 S: 16	H: 2 LOB: 1 BB: 0 P: 27	1B: 8 2B: 1 3B: 0 HR: 2	SF: 1 SAC: 0 DP: 0 HBP: 0	WP: 2 PB: 1 SB: 1 CS: 0	PA: 53			
<b>PITCHER</b>	IP	WLS	BF	H	R	ER	SO	BB	IBB	HBP	BLK	WP	HR	S	P	ERA	WHIP								
<b>40 Daniel Cabrera, R</b> ERA: 4.58 (1, 1)	1.2		13	2	2	2	1	6	0	0	0	1	0	27	60	10.80	4.800								
<b>Eddy Rodriguez, R</b> ERA: 4.85 (2, 1)	0.1		1	0	0	0	0	0	0	0	0	0	0	3	6	0.00	0.000								
<b>Rick Bauer, R</b> ERA: 5.31 (3, 1)	3.0		13	2	1	1	0	2	0	0	0	0	0	27	52	3.00	1.333								
<b>Dave Borkowski, R</b> ERA: 5.17 (6, 1)	0.0	B	4	3	3	3	0	1	0	0	0	0	0	7	16	∞	∞								
<b>Buddy Groom, L</b> ERA: 5.44 (6, 1)	0.2		4	1	0	0	0	0	1	0	0	0	0	7	13	0.00	1.500								
<b>PITCHER</b>	IP	WLS	BF	H	R	ER	SO	BB	IBB	HBP	BLK	WP	HR	S	P	ERA	WHIP								
<b>Todd Williams, R</b> ERA: 3.0 (6, 1)	0.1		1	0	0	0	0	0	0	0	0	0	0	2	2	0.00	0.000								
<b>Jason Grimsley, R</b> ERA: 3.67 (7, 1)	1.0		7	1	1	1	0	3	0	0	0	1	0	8	22	9.00	4.000								
<b>B.J. Ryan, L</b> ERA: 2.11 (8, 1)	1.0		5	0	0	0	2	1	0	0	0	0	0	14	22	0.00	1.000								
<b>Jorge Julio, R</b> ERA: 4.15 (9, 1)	0.2	L	5	2	2	2	2	0	0	0	0	0	2	15	25	27.00	3.000								
<b>John Parrish, L</b> ERA: 3.52 (9, 1)	0.1		1	0	0	0	0	0	0	0	0	0	0	1	2	0.00	0.000								

livebaseballscorecards.com

Batter	1	2	3	4	5	6	7	8	9	AB	R	H	RBI	BB	SO	LOB
<b>1 Brian Roberts, S</b> OBP: 0.356, SLG: 0.388 (1, 4)	0-1 G3	3-2 F8		0-2 G4-6-3		0-0 F8		2-3 K		5	0	0	0	0	1	6
<b>David Newhan, L</b> OBP: 0.378, SLG: 0.472 <b>16 Tim Raines, S</b> OBP: 0.300, SLG: 0.303 (1, 7) (9, 8)	0-2 E5 2B	1-2 1B		0-1 1B		2-3 K		1-0 F8		5	1	2	3	0	1	2
<b>6 Melvin Mora, R</b> OBP: 0.425, SLG: 0.581 (1, 5)	1-2 2B	1-3 K		2-1 L5			1-1 G4-3 1B		3-3 K	5	2	2	0	0	2	2
<b>10 Miguel Tejada, R</b> OBP: 0.357, SLG: 0.519 (1, 6)	1-2 G1-3		1-0 F7		2-2 E4		2-1 G5-3		2-1 L1	5	0	0	0	0	0	3
<b>Rafael Palmeiro, L</b> OBP: 0.360, SLG: 0.413 (1, 10)	2-2 2B		2-3 K		0-0 F7		2-2 G4-3		0-0 G3	5	0	1	2	0	1	2
<b>Javy Lopez, R</b> OBP: 0.363, SLG: 0.483 (1, 2)	1-2 G1-3		0-3 K		1-0 F7		0-2 1B			4	0	1	1	0	1	2
<b>B.J. Surhoff, L</b> OBP: 0.353, SLG: 0.404 (1, 9)		1-3 K		0-0 1B		0-0 L9		1-3 K		4	1	1	0	0	2	2
<b>31 Jay Gibbons, L</b> OBP: 0.286, SLG: 0.350 (1, 3)		0-1 1B		0-0 1B		0-0 F9		2-3 K		4	2	2	0	0	1	0
<b>Larry Bigbie, L</b> OBP: 0.342, SLG: 0.423 (1, 8) (9, 7)		2-2 1B		1-2 1B		2-2 1B		0-1 2B		4	1	4	1	0	0	0

Inning Stats	R: 2	H: 2	E: 1	K: 0	S: 18	H: 2	LOB: 1	BB: 0	P: 23	R: 2	H: 3	E: 0	K: 2	S: 18	R: 0	H: 0	E: 0	K: 2	S: 7	R: 2	H: 4	E: 0	K: 0	S: 14	R: 0	H: 0	E: 1	K: 0	S: 6	R: 0	H: 1	E: 0	K: 1	S: 9	R: 1	H: 2	E: 0	K: 1	S: 14	R: 0	H: 1	E: 0	K: 2	S: 10	R: 0	H: 0	E: 0	K: 1	S: 6	R: 0	H: 0	E: 0	K: 1	S: 6	R: 0	H: 0	E: 0	K: 1	S: 6	1B: 10	2B: 3	3B: 0	HR: 0	SF: 0	SAC: 0	DP: 1	HBP: 0	WP: 1	PA: 41
--------------	------	------	------	------	-------	------	--------	-------	-------	------	------	------	------	-------	------	------	------	------	------	------	------	------	------	-------	------	------	------	------	------	------	------	------	------	------	------	------	------	------	-------	------	------	------	------	-------	------	------	------	------	------	------	------	------	------	------	------	------	------	------	------	--------	-------	-------	-------	-------	--------	-------	--------	-------	--------

PITCHER	IP	WLS	BF	H	R	ER	SO	BB	IBB	HBP	BLK	WP	HR	S	P	ERA	WHIP
<b>Jon Lieber, R</b> ERA: 4.46 (1, 1)	5.1		27	10	6	4	4	0	0	0	0	1	0	68	92	6.75	1.875
<b>Felix Heredia, L</b> ERA: 6.37 (6, 1)	0.2		2	0	0	0	1	0	0	0	0	0	0	4	6	0.00	0.000
<b>Paul Quantrill, R</b> ERA: 4.04 (7, 1)	0.2	B	4	2	1	1	0	0	0	0	0	0	0	10	15	13.50	3.000
<b>Tom Gordon, R</b> ERA: 2.39 (7, 1)	1.1	W	5	1	0	0	3	0	0	0	0	0	0	14	20	0.00	0.750
<b>42 Mariano Rivera, R</b> ERA: 1.76 (9, 1)	1.0	S	3	0	0	0	1	0	0	0	0	0	0	6	11	0.00	0.000

**BOTTOM**

**New York Yankees @ Baltimore Orioles**  
**Oriole Park at Camden Yards, Baltimore, MD**  
 Sun Sep 12 2004, 1:35 PM EDT  
 Att: 47,780 - Sunny - 84 F

<b>AB</b>	<b>41</b>
<b>R</b>	<b>7</b>
<b>H</b>	<b>13</b>
<b>RBI</b>	<b>7</b>
<b>BB</b>	<b>0</b>
<b>SO</b>	<b>9</b>
<b>LOB</b>	<b>19</b>



WP	PA
1	41

Batter	1	2	3	4	5	6	7	8	9	AB R H RBI BB SO LOB	TOP
<b>2 Derek Jeter, R</b> (1, 6) <small>OBP: 0.346, SLG: 0.458</small> <b>Enrique Wilson, S</b> (7, 6) <small>OBP: 0.256, SLG: 0.333</small>	0-1  13 2B FC6-2 1B		0-0  13 1B 20 FC5-4 1B	1-2  F7			2-1  G6-3	1-0  G4-6-3	0-2  FC6-4	4 1 2 0 0 0 2 2 0 0 0 0 0 4	
<b>13 Alex Rodriguez, R</b> (1, 5) <small>OBP: 0.378, SLG: 0.517</small>	3-1  2B		3-2  20 FC5-4 1B		4-0  2B 55 SF8 BB		4-2  G1-4-3 BB		0-2  1B	3 2 3 1 2 0 0	
<b>Gary Sheffield, R</b> (1, 9) <small>OBP: 0.405, SLG: 0.555</small> <b>Bubba Crosby, L</b> (7, 9) <small>OBP: 0.217, SLG: 0.326</small>	3-2  FC6-2 20 G6-4-3 2B		2-0  P2		1-1  2B		3-2  G1-4-3		1-2  F7	4 0 1 0 0 0 5 1 0 0 0 0 0 1	
<b>20 Jorge Posada, S</b> (1, 2) <small>OBP: 0.406, SLG: 0.474</small> <b>John Flaherty, R</b> (7, 2) <small>OBP: 0.280, SLG: 0.446</small>	1-0  G6-4-3		3-0  FC5-4		2-1  P3		1-2  HBP		0-1  BB 1B	3 0 0 1 0 0 5 1 1 1 0 0 0 0	
<b>55 Hideki Matsui, L</b> (1, 7) <small>OBP: 0.393, SLG: 0.514</small> <b>Steve Karsay, R</b> (8, 1) <small>OBP: 1.000, SLG: 1.000</small> <b>Dioner Navarro, S</b> (9, PH)		0-2  G1-6-3 2B	1-2  F7		3-2  SF8		0-3  K		1-0  BB 1B	3 0 1 1 0 0 1 3 0 0 0 0 0 0 0 1 1 1 1 0 0 0	
<b>Bernie Williams, S</b> (1, 8) <small>OBP: 0.350, SLG: 0.420</small>		2-1  G6-3		0-0  1B	1-1  G5-3			0-0  1B 2B	4-2  3B BB	4 1 2 0 1 0 2	
<b>John Olerud, L</b> (1, 3) <small>OBP: 0.358, SLG: 0.368</small> <b>Tony Clark, S</b> (8, PH) <small>OBP: 0.308, SLG: 0.474</small>		3-2  G1-6-3	3-2  F7		2-1  G6-3		1-1  BB 1B	1-3  K	3 0 0 0 0 0 2 2 0 1 0 0 0 1 3		
<b>Ruben Sierra, S</b> (1, 10) <small>OBP: 0.310, SLG: 0.477</small>		1-0  F7	3-0  P4		1-1  L6		0-0  P6	3-2  1B 3B	5 1 1 3 0 0 4		
<b>Miguel Cairo, R</b> (1, 4) <small>OBP: 0.339, SLG: 0.430</small>			1-1  2 1B 13 1B 1B	1-1  1B		0-2  F7		4-0  G4-6-3 BB	1-1  FC6-4 1B	4 1 3 1 1 0 0	
<b>Inning Stats</b>	R: 0 H: 2 E: 0 LOB: 1 K: 0 BB: 0 S: 10 P: 17	R: 0 H: 1 E: 0 LOB: 1 K: 0 BB: 0 S: 9 P: 15	R: 2 H: 3 E: 0 LOB: 1 K: 0 BB: 0 S: 11 P: 21	R: 0 H: 2 E: 0 LOB: 2 K: 0 BB: 0 S: 10 P: 18	R: 1 H: 1 E: 0 LOB: 1 K: 0 BB: 1 S: 9 P: 20	R: 0 H: 0 E: 0 LOB: 0 K: 0 BB: 0 S: 7 P: 10	R: 0 H: 0 E: 0 LOB: 2 K: 1 BB: 1 S: 14 P: 24	R: 0 H: 2 E: 0 LOB: 2 K: 0 BB: 1 S: 5 P: 11	R: 5 H: 5 E: 0 LOB: 1 K: 1 BB: 1 S: 23 P: 34	1B: 11 SF: 1 2B: 4 SAC: 0 3B: 1 DP: 2 HR: 0 HBP: 1	WP: 0 PA: 46 PB: 0 SB: 0 CS: 0
<b>PITCHER</b> <b>Brian Anderson, L</b> (1, 1) <small>ERA: 5.94</small> <b>Shawn Camp, R</b> (7, 1) <small>ERA: 3.02</small> <b>Chris George, L</b> (8, 1) <small>ERA: 8.07</small>	IP WLS BF H R ER SO BB IBB HBP BLK WP HR S P ERA WHIP 6.0 W 27 9 3 3 0 1 1 0 1 0 0 0 56 101 4.50 1.667 1.0 5 0 0 0 1 1 0 1 0 0 0 0 14 24 0.00 1.000 2.0 14 7 5 5 1 2 0 0 0 0 0 0 28 45 22.50 4.500	<b>PITCHER</b> IP WLS BF H R ER SO BB IBB HBP BLK WP HR S P ERA WHIP									

**New York Yankees @ Kansas City Royals**  
 Kauffman Stadium, Kansas City, MO  
 Mon Sep 13 2004, 7:10 PM CDT  
 Att. 23,951 - Sunny - 84 F

AB	40
R	8
H	16
RBI	8
BB	4
SO	2
LOB	31



Batter	1	2	3	4	5	6	7	8	9	AB	R	H	RBI	BB	SO	LOB
9 David DeJesus, L OBP: 0.359, SLG: 0.376	1-1 F9		1-2 F9				0-2 G4-3			5	2	1	0	1	0	2
4 Angel Berroa, R OBP: 0.315, SLG: 0.400	2-2 F8 1B HBP		1-2 S 1B 1B				3-2 F9 1B 1B	0-1 BB 1B		5	5	5	1	0	0	0
Abraham Nunez, S OBP: 0.317, SLG: 0.359 Alexis Gomez, L OBP: 0.188, SLG: 0.133	1-0 F8 1-2		3-3 K 1-2				4-2 1B 14 2B BB 1-2	4-2 G4-6-3 BB 1-2		3	3	1	0	2	1	2
Ken Harvey, R OBP: 0.342, SLG: 0.427	2-1 1B 2-H		3-1 1B 2-H				1-1 F9 2-3	0-2 F7 1-2		4	1	2	3	2	0	4
Joe Randa, R OBP: 0.351, SLG: 0.414 Wilton Guerrero, S OBP: 0.219, SLG: 0.281	1-2 F7		0-0 F8				1-1 14 2B BB 1-3	2-1 G4-6-3 1-2f		5	1	2	3	0	0	3
Matt Stairs, L OBP: 0.335, SLG: 0.446							1-3 14 2B BB 1-2			3	2	0	0	2	1	2
14 John Buck, R OBP: 0.282, SLG: 0.413 Paul Phillips, R OBP: 0.500, SLG: 0.500							2-2 G3-1 1B 2B 1-3 2-H 3-H			5	2	4	5	0	0	0
Dee Brown, L OBP: 0.297, SLG: 0.376							2-2 G3-1			5	0	0	1	0	0	3
Ruben Gotay, S OBP: 0.333, SLG: 0.333							1-2 1B 4 1B 1B 3-H			5	1	3	1	0	0	3

Inning Stats	R: 1	H: 1	E: 0	K: 10	S: 10	LOB: 1	BB: 0	P: 17	R: 0	H: 1	E: 1	K: 0	S: 15	LOB: 1	BB: 0	P: 21	R: 1	H: 2	E: 0	K: 1	S: 13	LOB: 1	BB: 0	P: 21	R: 0	H: 1	E: 0	K: 1	S: 12	LOB: 1	BB: 0	P: 18	R: 10	H: 7	E: 0	K: 0	S: 32	LOB: 2	BB: 5	P: 61	R: 0	H: 1	E: 0	K: 0	S: 9	LOB: 1	BB: 0	P: 13	R: 5	H: 4	E: 0	K: 0	S: 25	LOB: 1	BB: 2	P: 43	R: 0	H: 1	E: 0	K: 0	S: 12	LOB: 1	BB: 1	P: 18
--------------	------	------	------	-------	-------	--------	-------	-------	------	------	------	------	-------	--------	-------	-------	------	------	------	------	-------	--------	-------	-------	------	------	------	------	-------	--------	-------	-------	-------	------	------	------	-------	--------	-------	-------	------	------	------	------	------	--------	-------	-------	------	------	------	------	-------	--------	-------	-------	------	------	------	------	-------	--------	-------	-------

PITCHER	IP	WLS	BF	H	R	ER	SO	BB	IBB	HBP	BLK	WP	HR	S	P	ERA	WHIP
Brad Halsey, L ERA: 7.62	(1, 1)	4.0	L	20	6	4	4	2	1	0	0	0	0	51	82	9.00	1.750
Tanyon Sturtze, R ERA: 6.47	(5, 1)	0.2		9	5	5	0	1	1	0	1	1	1	22	36	67.50	9.000
Bret Prinz, R ERA: 5.47	(5, 1)	0.0		3	1	3	0	2	0	0	0	1	0	6	16	∞	∞
C.J. Nitkowski, L ERA: 5.58	(5, 1)	1.1		5	1	0	0	0	0	0	0	0	0	12	17	0.00	0.750
Paul Quantrill, R ERA: 4.33	(7, 1)	0.1		4	2	3	0	1	0	0	0	0	0	12	21	81.00	9.000


**BOTTOM**

**New York Yankees @ Kansas City Royals**  
**Kauffman Stadium, Kansas City, MO**

Mon Sep 13 2004, 7:10 PM CDT  
Att: 23,951 - Sunny - 84 F

livebaseballscorecards.com

AB	41
R	17
H	18
RBI	14
BB	8
SO	2
LOB	21



PITCHER	IP	WLS	BF	H	R	ER	SO	BB	IBB	HBP	BLK	WP	HR	S	P	ERA	WHIP
Felix Heredia, L ERA: 6.75	(7, 1)	0.2		5	2	2	0	1	0	0	0	0	0	13	22	27.00	4.500
Steve Karsay, R ERA: 4.5	(8, 1)	1.0		4	1	0	0	1	0	0	0	0	0	12	18	0.00	2.000

Batter	1	2	3	4	5	6	7	8	9	AB R H RBI BB SO LOB	TOP											
2 Derek Jeter, R OBP: 0.345, SLG: 0.456 (1, 6)	3-2 L6			0-1 F8	2-2 1B			1 SAFE 0-1 FC6 1-2f 13 2B		4 1 1 2 0 0 1												
13 Alex Rodriguez, R OBP: 0.379, SLG: 0.518 (1, 5)	3-2 F7			1-1 G6-3 1B		1-3 K		0-1 1B 1-H 2B		4 1 2 1 0 1 0												
Gary Sheffield, R OBP: 0.404, SLG: 0.553 (1, 9)	2-2 F9			3-2 G6-3 1-2		2-3 K		1-0 1B 2-H 55 FC4-6		4 0 1 1 0 1 1												
55 Hideki Matsui, L OBP: 0.390, SLG: 0.510 (1, 7)			1-3 K	0-0 P3		2-2 G4-3		2-1 FC4-6 1-2f		4 0 0 0 0 1 2												
20 Jorge Posada, S OBP: 0.403, SLG: 0.469 (1, 2)			2-3 K		1-1 G3-1		0-1 G6-3		1-3 K	4 0 0 0 0 2 0												
25 Jason Giambi, L OBP: 0.358, SLG: 0.397 (1, 10)			3-1 F8		2-3 K		0-0 F8		4-0 WP BB	3 0 0 0 1 1 0 0 0 0 0 0 0 0												
12 Andy Phillips, R (9, PR)																						
Bernie Williams, S OBP: 0.350, SLG: 0.417 (1, 8)			1-3 K		4-2 BB 2 1B BB		1-3 K		3-3 K 1-2	3 1 0 0 1 3 1												
John Olerud, L OBP: 0.357, SLG: 0.366 (1, 3)			2-1 G4-3		2-1 BB 2 1B 1B			0-1 G4-3	0-3 K	4 1 1 0 0 1 2												
Miguel Cairo, R OBP: 0.342, SLG: 0.431 (1, 4)			2-1 F7		4-2 BB 2 1B 1-2 2-3 BB			0-1 FC6 2 1B		2 0 1 0 1 0 0												
<b>Inning Stats</b>	R: 0 E: 0 K: 0 S: 12	H: 0 LOB: 0 BB: 0 P: 20	R: 0 E: 0 K: 2 S: 8	H: 0 LOB: 0 BB: 0 P: 14	R: 0 E: 0 K: 1 S: 7	H: 0 LOB: 0 BB: 0 P: 12	R: 0 E: 0 K: 0 S: 9	H: 1 LOB: 1 BB: 0 P: 13	R: 2 E: 0 K: 1 S: 15	H: 2 LOB: 2 BB: 2 P: 30	R: 0 E: 0 K: 2 S: 9	H: 0 LOB: 0 BB: 0 P: 14	R: 0 E: 0 K: 1 S: 7	H: 0 LOB: 0 BB: 0 P: 8	R: 2 E: 0 K: 0 S: 11	H: 3 LOB: 1 BB: 0 P: 14	R: 0 E: 0 K: 3 S: 9	H: 0 LOB: 2 BB: 1 P: 17	1B: 5 2B: 1 3B: 0 HR: 0	SF: 0 SAC: 0 DP: 0 HBP: 0	WP: 1 PB: 0 SB: 0 CS: 0	PA: 35
<b>PITCHER</b>	IP WLS BF H R ER SO BB IBB HBP BLK WP HR S P ERA WHIP																					
23 Zack Greinke, R ERA: 4.2 (1, 1)	6.0 L 22 3 2 2 6 2 0 0 0 0 0 0 60 103 3.00 0.833																					
Dennys Reyes, L ERA: 4.66 (7, 1)	1.1 5 1 1 1 1 0 0 0 0 0 0 0 11 12 6.75 0.750																					
Shawn Camp, R ERA: 3.13 (8, 1)	0.2 4 2 1 1 0 0 0 0 0 0 0 0 7 10 13.50 3.000																					
Jeremy Affeldt, L ERA: 4.54 (9, 1)	1.0 4 0 0 0 0 3 1 0 0 0 1 0 9 17 0.00 1.000																					

**New York Yankees @ Kansas City Royals**  
Kauffman Stadium, Kansas City, MO  
Tue Sep 14 2004, 7:10 PM CDT  
Att. 23,426 - Cloudy - 84 F

AB	32
R	4
H	6
RBI	4
BB	3
SO	10
LOB	7



WP: 1	PA: 35
PB: 0	
SB: 0	
CS: 0	

**New York Yankees @ Kansas City Royals**  
 Kauffman Stadium, Kansas City, MO

Tue Sep 14 2004, 7:10 PM CDT  
 Att. 23,426 - Cloudy - 84 F

[livebaseballscorecards.com](http://livebaseballscorecards.com)

AB	30
R	0
H	3
RBI	0
BB	1
SO	13
LOB	8



WP:	1	PA:	31
PB:	0	SB:	1
CS:	0		

Batter	1	2	3	4	5	6	7	8	9	AB	R	H	RBI	BB	SO	LOB
<b>9 David DeJesus, L</b> (1, 8) OBP: 0.358, SLG: 0.374	1-1 G4-3		0-3 K			0-1 WP, 4S 1B		0-0 L7		4	0	1	0	0	1	0
<b>4 Angel Berroa, R</b> (1, 6) OBP: 0.317, SLG: 0.400	3-2 E6 1B			0-3 K		4-2 FC6-4 BB			1-3 K	3	0	1	0	1	2	0
<b>Abraham Nunez, S</b> (1, 9) OBP: 0.312, SLG: 0.353	0-3 K			0-0 L9		1-3 SAFE SAFE K			2-3 K	4	0	0	0	0	3	3
<b>Ken Harvey, R</b> (1, 3) OBP: 0.339, SLG: 0.423	2-1 G3			0-0 G1-3		0-1 FC6-4 1-2f			2-2 G4-3	4	0	0	0	0	0	3
<b>Joe Randa, R</b> (1, 5) OBP: 0.349, SLG: 0.411		2-1 G5-3			2-1 P3				0-1 G1-3	3	0	0	0	0	0	0
<b>Matt Stairs, L</b> (1, 10) OBP: 0.335, SLG: 0.445		2-1 G5-3			0-0 1B				3-3 K	3	0	1	0	0	1	0
<b>14 John Buck, R</b> (1, 2) OBP: 0.278, SLG: 0.406		2-0 P6			1-3 K				1-2 L4	3	0	0	0	0	1	1
<b>Dee Brown, L</b> (1, 7) OBP: 0.292, SLG: 0.369			0-3 K		0-3 K				1-3 K	3	0	0	0	0	3	1
<b>Ruben Gotay, S</b> (1, 4) OBP: 0.325, SLG: 0.324			2-3 K			1-2 G1-3			1-3 K	3	0	0	0	0	2	0

Inning Stats	R: 0	H: 1	E: 1	K: 1	S: 10	H: 1	LOB: 1	BB: 0	P: 16	R: 0	H: 0	E: 0	K: 0	S: 5	H: 0	LOB: 0	BB: 0	P: 11	R: 0	H: 0	E: 0	K: 3	S: 9	H: 0	LOB: 0	BB: 0	P: 11	R: 0	H: 0	E: 0	K: 1	S: 5	H: 1	LOB: 1	BB: 0	P: 12	R: 0	H: 1	E: 0	K: 1	S: 13	H: 1	LOB: 2	BB: 1	P: 19	R: 0	H: 0	E: 0	K: 1	S: 10	H: 0	LOB: 0	BB: 0	P: 14	R: 0	H: 0	E: 0	K: 2	S: 7	H: 0	LOB: 0	BB: 0	P: 9	R: 0	H: 0	E: 0	K: 2	S: 11	H: 0	LOB: 0	BB: 0	P: 16	1B: 3	SF: 0	2B: 0	SAC: 0	3B: 0	DP: 0	HR: 0	HBP: 0	WP: 1	PA: 31
--------------	------	------	------	------	-------	------	--------	-------	-------	------	------	------	------	------	------	--------	-------	-------	------	------	------	------	------	------	--------	-------	-------	------	------	------	------	------	------	--------	-------	-------	------	------	------	------	-------	------	--------	-------	-------	------	------	------	------	-------	------	--------	-------	-------	------	------	------	------	------	------	--------	-------	------	------	------	------	------	-------	------	--------	-------	-------	-------	-------	-------	--------	-------	-------	-------	--------	-------	--------

PITCHER	IP	WLS	BF	H	R	ER	SO	BB	IBB	HBP	BLK	WP	HR	S	P	ERA	WHIP
<b>35 Mike Mussina, R</b> (1, 1) ERA: 4.76	8.0	W	28	3	0	0	11	1	0	0	0	1	0	68	97	0.00	0.500
<b>Tom Gordon, R</b> (9, 1) ERA: 2.36	1.0		3	0	0	0	2	0	0	0	0	0	0	11	16	0.00	0.000

PITCHER	IP	WLS	BF	H	R	ER	SO	BB	IBB	HBP	BLK	WP	HR	S	P	ERA	WHIP
---------	----	-----	----	---	---	----	----	----	-----	-----	-----	----	----	---	---	-----	------

Batter	1	2	3	4	5	6	7	8	9	AB R H RBI BB SO LOB	TOP
2 Derek Jeter, R OBP: 0.348, SLG: 0.467 (1, 6)	0-0 13 P3 G6-3 2B		1-0 13 CS 2B		1-2 S 1-3		1-3 K		2-3 K	5 2 3 1 0 1 2	
13 Alex Rodriguez, R OBP: 0.379, SLG: 0.516 (1, 5)	2-1 P3 2-3		3-3 K 2-3			1-0 HR	0-3 K			2 0 0 0 2 1 2	
Gary Sheffield, R OBP: 0.402, SLG: 0.548 (1, 9)	1-1 G6-3			1-0 P4		4-1 S BB		4-1 S BB		4 0 0 1 0 0 2	
55 Hideki Matsui, L OBP: 0.391, SLG: 0.509 (1, 7)	3-H 4-2 BB			1-3 K		1-1 F9		1-2 G6-3		2 0 0 0 2 1 1	
Bernie Williams, S OBP: 0.349, SLG: 0.415 (1, 8)	1-3 K			0-0 F9		1-2 F7		4-0 IBB		3 0 0 0 1 2 3	
25 Jason Giambi, L OBP: 0.353, SLG: 0.391 (1, 10)		2-2 G5-3			1-3 K	1 SAFE 4-0 IBB		0-3 K		4 0 0 0 0 3 4	
Tony Clark, S OBP: 0.307, SLG: 0.483 (1, 3)		2-3 K			2-0 HR	2-3 K		2-3 K		4 1 1 1 0 1 0	
John Flaherty, R OBP: 0.279, SLG: 0.448 (1, 2)		3-3 K			2-2 P4		0-2 G4-3		0-0 G5-3	4 0 1 0 0 1 0	
Miguel Cairo, R OBP: 0.341, SLG: 0.429 (1, 4)			1-3 K		3-2 S 1B		2-2 2B		1-0 P5	4 0 1 0 0 3 1	
Inning Stats	R: 1 E: 0 K: 1 S: 11 H: 1 LOB: 1 BB: 1 P: 19	R: 0 E: 0 K: 2 S: 10 H: 0 LOB: 0 BB: 0 P: 17	R: 0 E: 0 K: 2 S: 8 H: 1 LOB: 0 BB: 0 P: 13	R: 0 E: 0 K: 1 S: 5 H: 0 LOB: 0 BB: 0 P: 7	R: 1 E: 0 K: 1 S: 12 H: 2 LOB: 1 BB: 0 P: 21	R: 1 E: 0 K: 1 S: 10 H: 1 LOB: 2 BB: 2 P: 23	R: 0 E: 0 K: 2 S: 12 H: 1 LOB: 1 BB: 0 P: 15	R: 0 E: 0 K: 2 S: 10 H: 0 LOB: 2 BB: 2 P: 21	R: 0 E: 0 K: 1 S: 5 H: 0 LOB: 0 BB: 0 P: 8	1B: 1 2B: 3 3B: 0 HR: 2 SF: 0 SAC: 0 DP: 0 HBP: 0	WP: 0 PB: 0 SB: 3 CS: 1 PA: 37
PITCHER	IP WLS BF H R ER SO BB IBB HBP BLK WP HR S P ERA WHIP										
Darrell May, L ERA: 5.48 (1, 1)	6.1 L 27 6 3 3 8 2 1 0 0 0 2 62 108 4.26 1.263										
D.J. Carrasco, R ERA: 3.95 (7, 1)	1.2 7 0 0 0 4 1 1 0 0 0 0 16 28 0.00 0.600										
Jeremy Affeldt, L ERA: 4.48 (9, 1)	1.0 3 0 0 0 1 0 0 0 0 0 0 5 8 0.00 0.000										

New York Yankees @ Kansas City Royals  
Kauffman Stadium, Kansas City, MO  
Wed Sep 15 2004, 1:10 PM CDT  
Att. 22,418 - Unknown - 74 F

AB	32
R	3
H	6
RBI	3
BB	5
SO	13
LOB	15





Batter	1	2	3	4	5	6	7	8	9	AB	R	H	RBI	BB	SO	LOB	BOTTOM
--------	---	---	---	---	---	---	---	---	---	----	---	---	-----	----	----	-----	--------

<b>9 David DeJesus, L</b> <small>OBP: 0.357, SLG: 0.372</small> (1, 8)	1-1 <b>G4-3</b> 		2-2 <b>P1</b> 		0-3 <b>K</b> 			0-1 <b>1B</b>		4	0	1	0	0	1	2	<b>New York Yankees @ Kansas City Royals</b> Kauffman Stadium, Kansas City, MO Wed Sep 15 2004, 1:10 PM CDT Att: 22,418 - Unknown - 74 F	
<b>4 Angel Berroa, R</b> <small>OBP: 0.314, SLG: 0.396</small> (1, 6)	2-3 <b>K</b> 		0-0 <b>F8</b> 			0-2 <b>G6-3</b> 		0-3 <b>K</b> 		4	0	0	0	0	2	3		
<b>Abraham Nunez, S</b> <small>OBP: 0.311, SLG: 0.355</small> (1, 9)	2-1 <b>G1-3</b> 			3-2 <b>F8</b> <b>2B</b>		3-2 <b>G4-3</b> 		1-3 <b>K</b> 		4	0	1	0	0	1	1		
<b>Matt Stairs, L</b> <small>OBP: 0.336, SLG: 0.444</small> (1, 7)		4-2 <b>G6-4-3</b> <b>BB</b>		0-1 <b>F8</b> 		0-0 <b>1B</b>		1-2 <b>F7</b> 		3	0	1	0	1	0	2		
<b>Ken Harvey, R</b> <small>OBP: 0.336, SLG: 0.421</small> (1, 3)		0-2 <b>G6-4-3</b> <b>1-2f</b>		0-3 <b>K</b> 		2-3 <b>K</b> 		2-0 <b>G3-6-3</b> <b>HBP</b>		3	0	0	0	0	2	3		
<b>Calvin Pickering, L</b> <small>OBP: 0.321, SLG: 0.473</small> (1, 10)		1-3 <b>K</b> 		4-2 <b>BB</b>		3-3 <b>K</b> 		0-3 <b>K</b> 		3	0	0	0	1	3	1		
<b>Desi Relaford, S</b> <small>OBP: 0.310, SLG: 0.323</small> (1, 5)			4-1 <b>SH2-3</b> <b>1B</b> <b>BB</b>		2-2 <b>F9</b> 		1-1 <b>G4-3</b> 		1-0 <b>G3-6-3</b> <b>1-2f</b>		3	0	0	0	1	0		3
<b>Alberto Castillo, R</b> <small>OBP: 0.370, SLG: 0.423</small> (1, 2)		1 SAFE 0-2 <b>SH2-3</b> <b>1-2</b> <b>1B</b>			1-1 <b>L4</b> 		4-2 <b>BB</b>			2	0	1	0	1	0	0		
<b>Ruben Gotay, S</b> <small>OBP: 0.320, SLG: 0.319</small> (1, 4)			0-2 <b>SH2-3</b> <b>1-2</b> <b>2-3</b>		0-1 <b>P6</b> 		0-3 <b>K</b> 			2	0	0	0	0	1	1		

Inning Stats	R: 0	H: 0	E: 0	K: 1	S: 7	R: 0	H: 0	E: 0	K: 1	S: 8	R: 0	H: 1	E: 0	K: 0	S: 11	R: 0	H: 1	E: 0	K: 1	S: 14	R: 0	H: 0	E: 0	K: 1	S: 7	R: 0	H: 1	E: 0	K: 1	S: 14	R: 0	H: 0	E: 0	K: 2	S: 11	R: 0	H: 1	E: 0	K: 2	S: 17	R: 0	H: 0	E: 0	K: 1	S: 4	1B: 3	2B: 1	3B: 0	HR: 0	SF: 0	SAC: 1	DP: 2	HBP: 1	WP: 0	PB: 0	SB: 0	CS: 0	PA: 34
<b>PITCHER</b> <b>Javier Vazquez, R</b> <small>ERA: 4.75</small> (1, 1) <b>Tom Gordon, R</b> <small>ERA: 2.33</small> (8, 1) <b>42 Mariano Rivera, R</b> <small>ERA: 1.73</small> (9, 1)	IP	WLS	BF	H	R	ER	SO	BB	IBB	HBP	BLK	WP	HR	S	P	ERA	WHIP																																									
	7.0	W	27	3	0	0	7	4	0	0	0	0	0	72	111	0.00	1.000																																									
	1.0	H	4	1	0	0	2	0	0	0	0	0	0	17	19	0.00	1.000																																									
	1.0	S	3	0	0	0	1	0	0	1	0	0	0	4	7	0.00	0.000																																									



livebaseballscores.com

Batter	1	2	3	4	5	6	7	8	9	AB R H RBI BB SO LOB	TOP																									
18 Johnny Damon, L (1, 8) OBP: 0.389, SLG: 0.480	0-1 F8		3-1 HR		4-0 BB		2-2 G3		1-1 1B	4 1 2 2 1 0 0																										
Mark Bellhorn, S (1, 4) OBP: 0.372, SLG: 0.457 Pokey Reese, R (9, 4) OBP: 0.275, SLG: 0.313	3-2 34 1B FC1-2 BB 1B		3-3 K		3-3 K			3-3 K	1-0 G4-3	5 0 1 0 0 3 3 0 0 0 0 0 0 0																										
Manny Ramirez, R (1, 7) OBP: 0.403, SLG: 0.623	4-2 34 1B FC1-2 BB 1-2		4-1 34 G1-3 BB		1-2 L9			2-0 G3		2 0 0 0 2 0 1																										
34 David Ortiz, L (1, 10) OBP: 0.374, SLG: 0.598	1-1 FC1-2 1-2 2-3 1B		2-2 G1-3				4-2 1B BB	1-3 K		3 0 1 0 1 1 1																										
Trot Nixon, L (1, 9) OBP: 0.357, SLG: 0.474 Dave Roberts, L (9, PR) OBP: 0.340, SLG: 0.377 Doug Mientkiewicz, L (9, 3) OBP: 0.328, SLG: 0.354	0-0 FC1-2 1-2 2-3 3-H 1B		3-3 K				0-1 G1-4-3 1-2 1B	4-2 1B BB	3 0 1 0 1 1 4 0 1 0 0 0 0 0 0 0 0 0 0 0 0																											
Jason Varitek, S (1, 2) OBP: 0.396, SLG: 0.488	2-3 K			2-3 K			0-2 K	0-3 K	1-2 K	4 0 0 0 0 4 6																										
Kevin Millar, R (1, 3) OBP: 0.381, SLG: 0.481 Gabe Kapler, R (9, PR) OBP: 0.307, SLG: 0.401		3-3 K		3-2 P3			0-0 G1-4-3 1-2	3-1 1B 1B HBP	3 0 0 0 0 1 2 0 1 0 0 0 0 0																											
Orlando Cabrera, R (1, 6) OBP: 0.305, SLG: 0.373		0-0 G3		1-2 L8			1-3 K	2-1 1B 1B	4 0 1 1 0 1 0																											
20 Kevin Youkilis, R (1, 5) OBP: 0.365, SLG: 0.428		2-3 K		2-1 F9			2-3 K	0-3 K	4 0 0 0 0 3 2																											
<b>Inning Stats</b>	R: 0 E: 0 K: 1 S: 13	H: 2 LOB: 3 BB: 1 P: 23	R: 0 E: 0 K: 2 S: 10	H: 0 LOB: 0 BB: 0 P: 15	R: 1 E: 0 K: 2 S: 15	H: 1 LOB: 1 BB: 1 P: 30	R: 0 E: 0 K: 1 S: 10	H: 0 LOB: 0 BB: 0 P: 16	R: 0 E: 0 K: 1 S: 12	H: 1 LOB: 1 BB: 1 P: 22	R: 0 E: 0 K: 2 S: 9	H: 0 LOB: 0 BB: 0 P: 14	R: 0 E: 0 K: 2 S: 9	H: 0 LOB: 0 BB: 0 P: 15	R: 2 E: 0 K: 2 S: 16	H: 2 LOB: 2 BB: 1 P: 27	1B: 5 2B: 0 3B: 0 HR: 1	SF: 0 SAC: 0 DP: 1 HBP: 1	WP: 0 PB: 0 SB: 2 CS: 0	PA: 38																
<b>PITCHER</b>	IP WLS BF H R ER SO BB IBB HBP BLK WP HR S P ERA WHIP																																			
Orlando Hernandez, R (1, 1) ERA: 2.51	3.0		14	3	1	1	5	2	0	0	0	0	1	38	68	3.00	1.667																			
Tanyon Sturtze, R (4, 1) ERA: 6.13	3.2		13	1	0	0	5	2	0	0	0	0	0	36	59	0.00	0.818																			
Tom Gordon, R (7, 1) ERA: 2.3	1.1	H	4	0	0	0	2	0	0	0	0	0	0	12	20	0.00	0.000																			
42 Mariano Rivera, R (9, 1) ERA: 1.95	1.0	L	7	2	2	2	2	1	0	1	0	0	0	16	27	18.00	3.000																			

**Boston Red Sox @ New York Yankees**  
 Yankee Stadium, Bronx, NY  
 Fri Sep 17 2004, 7:05 PM EDT  
 Att. 55,128 - Unknown - 73 F

AB	32
R	3
H	6
RBI	3
BB	5
SO	14
LOB	19



Batter	1	2	3	4	5	6	7	8	9	AB	R	H	RBI	BB	SO	LOB
2 Derek Jeter, R OBP: 0.346, SLG: 0.464 (1, 6)	0-0 P6		3-3 K		1-0 G5-3			1-2 L9		4	0	0	0	0	1	2
13 Alex Rodriguez, R OBP: 0.380, SLG: 0.517 (1, 5)	2-2 P6			0-1 1B 20 G3-1 2B	4-2 BB			1-3 K		3	1	1	0	1	1	0
Gary Sheffield, R OBP: 0.402, SLG: 0.547 (1, 9)	1-1 P4			2-0 20 G3-1 1B	2-0 FC5			4-1 BB		3	0	1	0	1	0	2
55 Hideki Matsui, L OBP: 0.388, SLG: 0.505 (1, 7)		1-1 G3-1		0-0 F9		3-2 P5		3-3 K		4	0	0	0	0	1	3
20 Jorge Posada, S OBP: 0.400, SLG: 0.465 (1, 2)		1-0 F9		0-2 G3-1		3-2 F8		1-1 F8		4	0	0	1	0	0	1
25 Jason Giambi, L OBP: 0.348, SLG: 0.384 (1, 10)		1-3 K		3-1 G4-3		1-0 P6		3-3 K		4	0	0	0	0	2	1
John Olerud, L OBP: 0.356, SLG: 0.373 (1, 3)			0-3 K		1-1 HR			3-3 K		4	1	1	1	0	3	0
Miguel Cairo, R OBP: 0.341, SLG: 0.426 (1, 4)			2-2 HBP		0-2 F7			0-2 P2		2	0	0	0	0	0	0
Kenny Lofton, L OBP: 0.346, SLG: 0.409 (1, 8)			1-0 F8		2-2 FC5 2 G5-3 1B			2-3 K		3	0	1	0	0	1	1

Inning Stats	R: 0	H: 0	E: 0	K: 0	S: 7	R: 0	H: 0	E: 0	K: 1	S: 6	R: 0	H: 0	E: 0	K: 2	S: 9	R: 1	H: 2	E: 0	K: 0	S: 9	R: 1	H: 2	E: 0	K: 0	S: 13	R: 0	H: 0	E: 0	K: 2	S: 11	R: 0	H: 0	E: 0	K: 2	S: 12	R: 0	H: 0	E: 0	K: 2	S: 10	R: 0	H: 0	E: 0	K: 2	S: 9	1B: 2	2B: 1	3B: 0	HR: 1	SF: 0	SAC: 0	DP: 0	HBP: 1	WP: 0	PB: 0	SB: 0	CS: 0	PA: 34
--------------	------	------	------	------	------	------	------	------	------	------	------	------	------	------	------	------	------	------	------	------	------	------	------	------	-------	------	------	------	------	-------	------	------	------	------	-------	------	------	------	------	-------	------	------	------	------	------	-------	-------	-------	-------	-------	--------	-------	--------	-------	-------	-------	-------	--------

PITCHER	IP	WLS	BF	H	R	ER	SO	BB	IBB	HBP	BLK	WP	HR	S	P	ERA	WHIP
Bronson Arroyo, R ERA: 4.01 (1, 1)	6.0		24	4	2	2	3	1	0	1	0	0	1	55	89	3.00	0.833
Alan Embree, L ERA: 4.44 (7, 1)	1.0		3	0	0	0	2	0	0	0	0	0	0	12	16	0.00	0.000
50 Mike Timlin, R ERA: 4.09 (8, 1)	1.0	W	4	0	0	0	2	1	0	0	0	0	0	10	19	0.00	1.000
Keith Foulke, R ERA: 1.9 (9, 1)	1.0	S	3	0	0	0	2	0	0	0	0	0	0	9	16	0.00	0.000


BOTTOM

**Boston Red Sox @ New York Yankees**  
 Yankee Stadium, Bronx, NY  
 Fri Sep 17 2004, 7:05 PM EDT  
 Att: 55,128 - Unknown - 73 F

livebaseballscorecards.com

AB	31
R	2
H	4
RBI	2
BB	2
SO	9
LOB	10



Batter	1	2	3	4	5	6	7	8	9	AB R H RBI BB SO LOB	TOP	
18 Johnny Damon, L (1, 8) OBP: 0.388, SLG: 0.477 Adam Hyzdu, R (6, 7) OBP: 0.333, SLG: 0.667	1-0 P6		1-2 FC6			2-2 G1-3			0-0 P6	3 0 0 0 0 0 1 1 0 0 0 0 0 0		
Mark Bellhorn, S (1, 5) OBP: 0.371, SLG: 0.455 20 Kevin Youkilis, R (6, 5) OBP: 0.366, SLG: 0.429	0-1 F7			0-0 F7			1-3 K		1-0 HR	2 0 0 0 0 0 0 2 1 1 0 0 0 1 0		
Manny Ramirez, R (1, 7) OBP: 0.401, SLG: 0.620 Dave Roberts, L (6, 8) OBP: 0.341, SLG: 0.387	2-2 G6-3			1-3 K			1-1 G4-3		0-1 HR	2 0 0 0 0 0 1 0 2 1 1 2 0 0 0		
34 David Ortiz, L (1, 10) OBP: 0.374, SLG: 0.603 Trot Nixon, L (9, PH) OBP: 0.354, SLG: 0.470		1-0 F8		0-0 G6-3			1-1 HR		2-2 F7	3 1 1 1 0 0 0 1 0 0 0 0 0 0		
Kevin Millar, R (1, 9) OBP: 0.380, SLG: 0.479 Dave McCarty, R (7, PH) OBP: 0.321, SLG: 0.379 (7, 9)		0-3 K			2-2 F9		0-1 G6-3		0-1 2B	2 0 0 0 0 0 1 0 2 1 1 0 0 0 0		
Jason Varitek, S (1, 2) OBP: 0.394, SLG: 0.486 Doug Mirabeli, R (5, 2) OBP: 0.368, SLG: 0.526		0-1 P4			3-3 K			3-2 L9	3-2 2B	2 0 0 0 0 0 1 0 2 0 1 1 0 0 0		
Orlando Cabrera, R (1, 6) OBP: 0.304, SLG: 0.371 Ricky Gutierrez, R (6, 4) OBP: 0.288, SLG: 0.260			1-2 P4		1-2 G5-3			0-0 F9	3-1 F9	2 0 0 0 0 0 0 0 2 0 0 0 0 0 0 1	AB 33 R 4 H 6 RBI 4 BB 1 SO 7 LOB 4	
Doug Mientkiewicz, L (1, 3) OBP: 0.331, SLG: 0.357			4-1 FC6 BB			1-0 G6-3		1-1 2B		2 0 1 0 1 0 0		
Pokey Reese, R (1, 4) OBP: 0.272, SLG: 0.308 (6, 6)			0-3 K			0-3 K		1-3 K		3 0 0 0 0 0 3 2		
<b>Inning Stats</b>	R: 0 H: 0 E: 0 LOB: 0 K: 0 BB: 0 S: 6 P: 9	R: 0 H: 0 E: 0 LOB: 0 K: 1 BB: 0 S: 7 P: 8	R: 0 H: 0 E: 0 LOB: 1 K: 1 BB: 1 S: 11 P: 17	R: 0 H: 0 E: 0 LOB: 0 K: 1 BB: 0 S: 5 P: 6	R: 0 H: 0 E: 0 LOB: 0 K: 1 BB: 0 S: 10 P: 16	R: 0 H: 0 E: 0 LOB: 0 K: 1 BB: 0 S: 7 P: 10	R: 1 H: 1 E: 0 LOB: 0 K: 1 BB: 0 S: 10 P: 13	R: 0 H: 1 E: 0 LOB: 1 K: 1 BB: 0 S: 9 P: 14	R: 3 H: 4 E: 0 LOB: 1 K: 0 BB: 0 S: 15 P: 24	1B: 2 SF: 0 2B: 2 SAC: 0 3B: 0 DP: 0 HR: 2 HBP: 0	WP: 0 PA: 34 PB: 0 SB: 0 CS: 0	
<b>PITCHER</b> Jon Lieber, R (1, 1) ERA: 4.4 Scott Proctor, R (9, 1) ERA: 5.32	IP WLS BF H R ER SO BB IBB HBP BLK WP HR S P ERA WHIP	8.1 W 30 4 3 3 7 1 0 0 0 0 0 2 69 98 3.24 0.600	0.2 4 2 1 1 0 0 0 0 0 0 0 0 11 19 13.50 3.000									

**Boston Red Sox @ New York Yankees**  
 Yankee Stadium, Bronx, NY  
 Sat Sep 18 2004, 1:05 PM EDT  
 Att. 55,153 - Cloudy - 68 F

[livebaseballscorecards.com](http://livebaseballscorecards.com)

**BOTTOM**

**Boston Red Sox @ New York Yankees**  
 Yankee Stadium, Bronx, NY

livebaseballscores.com

<b>AB</b>	<b>38</b>
<b>R</b>	<b>14</b>
<b>H</b>	<b>15</b>
<b>RBI</b>	<b>13</b>
<b>BB</b>	<b>4</b>
<b>SO</b>	<b>5</b>
<b>LOB</b>	<b>19</b>



WP: 1	PA: 43
PB: 0	
SB: 1	
CS: 0	

ERA	9.00	WHIP	2.000
-----	------	------	-------

IP	1.0	WLS	4	BF	2	H	1	R	1	ER	1	SO	0	BB	0	IBB	0	HBP	0	BLK	0	WP	0	HR	1	S	14	P	20	ERA	9.00	WHIP	2.000
----	-----	-----	---	----	---	---	---	---	---	----	---	----	---	----	---	-----	---	-----	---	-----	---	----	---	----	---	---	----	---	----	-----	------	------	-------

AB	R	H	RBI	BB	SO	LOB
3	3	2	0	2	0	3
0	0	0	0	0	0	0

AB	R	H	RBI	BB	SO	LOB
5	3	3	3	0	1	1
0	0	0	0	0	0	0

AB	R	H	RBI	BB	SO	LOB
4	1	1	1	0	1	2
1	0	0	0	0	1	0

AB	R	H	RBI	BB	SO	LOB
5	2	3	1	0	0	0

AB	R	H	RBI	BB	SO	LOB
4	2	2	3	1	0	1

AB	R	H	RBI	BB	SO	LOB
4	2	2	3	1	2	2

AB	R	H	RBI	BB	SO	LOB
4	0	1	0	0	0	3
1	0	0	0	0	0	0

AB	R	H	RBI	BB	SO	LOB
4	0	0	1	0	0	5

AB	R	H	RBI	BB	SO	LOB
3	1	1	1	0	0	2

1B	11	SF	0
2B	1	SAC	0
3B	0	DP	2
HR	3	HBP	1

Batter	1	2	3	4	5	6	7	8	9
2 Derek Jeter, R OBP: 0.349, SLG: 0.466 Enrique Wilson, S OBP: 0.256, SLG: 0.333	4-1 BB 1B 1B	1B BB			0-1 HR 2B		2-1 G6-4-3 1B		
13 Alex Rodriguez, R OBP: 0.382, SLG: 0.523 Felix Escalona, R	1-1 BB 1B 1B	1-2 SAFE 1B 1B	0-2 K		1-1 HR		0-1 G6-4-3 1-2f		
Gary Sheffield, R OBP: 0.401, SLG: 0.545 Bubba Crosby, L OBP: 0.213, SLG: 0.318	2-3 K	2-1 WP 1B 1B	1-1 L7		3-1 G2-3		1-3 K		
55 Hideki Matsui, L OBP: 0.390, SLG: 0.506	2-1 BB 1B 1B	1-2 WP 1B 1B	0-0 L3		0-2 P4		2-1 G6-3 1B		
Bernie Williams, S OBP: 0.351, SLG: 0.421	4-1 FC3-6 BB	2-2 HBP 1B 1B		1-0 HR	1-1 G1-3		1-2 G6-3 1-2f		
20 Jorge Posada, S OBP: 0.402, SLG: 0.472	0-0 FC1 1B	2-3 K		2-3 K		4-2 G6-3 BB	3-2 HR		
John Olerud, L OBP: 0.355, SLG: 0.372 Tony Clark, S OBP: 0.306, SLG: 0.481	2-2 FC1 1B	2-0 HBP 1B		2-0 G4-3		1-0 G3-1	0-1 G6-3		
Ruben Sierra, S OBP: 0.306, SLG: 0.470	1-2 FC3-6 1B	0-1 F7		0-0 G4-3		1-0 G6-3	2-3		
Miguel Cairo, R OBP: 0.343, SLG: 0.425	1-0 FC6-4 1B	2-2 HBP			0-1 HR 1B	0-1 F8			

Inning Stats	R	H	E	K	S	R	H	E	K	S	R	H	E	K	S	R	H	E	K	S	R	H	E	K	S
	5	3	1	18	35	4	5	0	1	42	0	0	0	6	7	1	1	0	0	11	3	3	0	6	18

PITCHER	IP	WLS	BF	H	R	ER	SO	BB	IBB	HBP	BLK	WP	HR	S	P	ERA	WHIP
Derek Lowe, R ERA: 5.19	1.0	L	11	4	7	6	1	3	0	0	0	0	0	25	48	54.00	7.000
Terry Adams, R ERA: 4.77	3.0		15	5	3	3	3	0	0	1	0	1	1	29	47	9.00	1.667
Ramiro Mendoza, R ERA: 2.88	1.0		6	3	3	3	0	0	0	0	0	0	1	13	18	27.00	3.000
Scott Williamson, R ERA: 1.09	1.0		4	0	0	0	0	1	0	0	0	0	0	7	13	0.00	1.000
Curt Leskanic, R ERA: 5.97	1.0		3	1	0	0	1	0	0	0	0	0	0	7	10	0.00	1.000

Sat Sep 18 2004, 1:05 PM EDT  
 Att: 55,153 - Cloudy - 68 F

Batter	1	2	3	4	5	6	7	8	9	AB R H RBI BB SO LOB	TOP											
18 Johnny Damon, L (1, 8) OBP: 0.386, SLG: 0.475	2-2 F7		2-2 P6		0-0 1B		1-3 K		0-1 G4-3	5 0 1 1 0 1 0												
Mark Bellhorn, S (1, 4) OBP: 0.372, SLG: 0.454	2-2 1B		1-3 K		2-3 SAFE K		4-2 FC6-4 BB			3 0 1 0 1 2 1												
Manny Ramirez, R (1, 7) Adam Hyzdu, R (8, 7) OBP: 0.399, SLG: 0.616 OBP: 0.333, SLG: 0.667	1-2 P5		3-2 G1-3		0-0 P6		1-2 FC6-4 1-2f			4 0 0 0 0 0 3 0 0 0 0 0 0 0												
34 David Ortiz, L (1, 10) OBP: 0.373, SLG: 0.600	2-3 K			3-2 F8		1-1 1B 1B		3-1 F8		4 0 1 0 0 1 1												
Kevin Millar, R (1, 3) OBP: 0.383, SLG: 0.480		4-1 FC5 1B BB		0-1 1B		0-1 F7		1-0 1B		3 0 2 0 1 0 1												
Jason Varitek, S (1, 2) OBP: 0.391, SLG: 0.481		0-3 K		0-3 K		1-3 K		0-0 P6		4 0 0 0 0 3 4												
Trot Nixon, L (1, 9) OBP: 0.358, SLG: 0.471		1-0 FC5 1B		0-0 G4-3		0-0 1B		2-2 G1-3		4 0 2 0 0 0 2												
Orlando Cabrera, R (1, 6) OBP: 0.304, SLG: 0.372		0-0 FC5 1-2 2-3f		1-2 G3 18 1B 2B		1-2 G1-3		3-2 P4		4 1 1 0 0 0 4												
Bill Mueller, S (1, 5) OBP: 0.359, SLG: 0.442		2-2 G1-3		0-1 G3		0-3 K		2-3 K		4 0 0 0 0 2 3												
<b>Inning Stats</b>	R: 0 E: 0 K: 1 S: 13	H: 1 LOB: 1 BB: 0 P: 20	R: 0 E: 0 K: 1 S: 11	H: 1 LOB: 2 BB: 1 P: 18	R: 0 E: 0 K: 1 S: 15	H: 0 LOB: 0 BB: 0 P: 21	R: 0 E: 0 K: 1 S: 10	H: 1 LOB: 1 BB: 0 P: 13	R: 1 E: 0 K: 1 S: 10	H: 2 LOB: 1 BB: 0 P: 13	R: 0 E: 0 K: 1 S: 11	H: 2 LOB: 2 BB: 0 P: 14	R: 0 E: 0 K: 2 S: 12	H: 0 LOB: 1 BB: 1 P: 18	R: 0 E: 0 K: 0 S: 7	H: 1 LOB: 1 BB: 0 P: 13	R: 0 E: 0 K: 1 S: 8	H: 0 LOB: 0 BB: 0 P: 13	1B: 7 2B: 1 3B: 0 HR: 0	SF: 0 SAC: 0 DP: 0 HBP: 0	WP: 0 PB: 0 SB: 0 CS: 0	PA: 37
<b>PITCHER</b>	IP WLS BF H R ER SO BB IBB HBP BLK WP HR S P ERA WHIP																					
35 Mike Mussina, R (1, 1) ERA: 4.6	7.0 W 30 7 1 1 8 2 0 0 0 0 0 0 82 117 1.29 1.286																					
Paul Quantrill, R (8, 1) ERA: 4.28	1.0 4 1 0 0 0 0 0 0 0 0 0 0 7 13 0.00 1.000																					
Steve Karsay, R (9, 1) ERA: 3.6	1.0 3 0 0 0 0 1 0 0 0 0 0 0 8 13 0.00 0.000																					

**Boston Red Sox @ New York Yankees**  
**Yankee Stadium, Bronx, NY**  
 Sun Sep 19 2004, 1:05 PM EDT  
 Att. 55,142 - Sunny - 62 F

[livebaseballscorecards.com](http://livebaseballscorecards.com)

<b>AB</b>	<b>35</b>
<b>R</b>	<b>1</b>
<b>H</b>	<b>8</b>
<b>RBI</b>	<b>1</b>
<b>BB</b>	<b>2</b>
<b>SO</b>	<b>9</b>
<b>LOB</b>	<b>19</b>



Batter	1	2	3	4	5	6	7	8	9
<b>2 Derek Jeter, R</b> (1, 6) OBP: 0.351, SLG: 0.472 <b>Enrique Wilson, S</b> (9, 6) OBP: 0.256, SLG: 0.333	0-1 G6-3		0-0 HR	3-2 L6		1 SAFE 0-0 G5-4-3 13 HBP 1-2 1B		1-2 13 HR 1B	
<b>13 Alex Rodriguez, R</b> (1, 5) OBP: 0.383, SLG: 0.529	0-0 HR 1B		3-3 K		1-2 F8	1-1 G5-4-3 HBP		0-1 HR	
<b>Gary Sheffield, R</b> (1, 9) OBP: 0.400, SLG: 0.548 <b>Bubba Crosby, L</b> (8, PH) OBP: 0.208, SLG: 0.311 (9, 9)	0-0 1-H HR		0-0 P5		0-1 G5-3	1-0 G5-4-3		2-3 K	
<b>55 Hideki Matsui, L</b> (1, 7) OBP: 0.389, SLG: 0.503	2-0 G3-1		3-2 BB 1B		1-2 G4-3	2-2 F7		1-2 P5	
<b>Bernie Williams, S</b> (1, 8) OBP: 0.353, SLG: 0.420	0-0 F8		4-1 BB 1B			4-0 20 HR BB	4-2 20 1B BB	0-0 G4-3	
<b>20 Jorge Posada, S</b> (1, 2) OBP: 0.403, SLG: 0.480		2-3 K	2-3 K			0-1 1-H HR	1-1 1-3 1B		
<b>John Olerud, L</b> (1, 3) OBP: 0.361, SLG: 0.375		1-0 HBP 1B		1-2 FC5-4 1B		4-0 2B 1B BB	0-1 FC6-4 1B		
<b>Ruben Sierra, S</b> (1, 10) OBP: 0.306, SLG: 0.470		0-0 P6		0-3 K		0-1 1B 2B	0-2 F8		
<b>Miguel Cairo, R</b> (1, 4) OBP: 0.342, SLG: 0.423		2-2 F8		0-0 FC5-4 2S 1-2f		0-2 13 HBP 2 1B G5-4-3 1B 2-H 3-H	2-0 FC6-4 1-2f		

AB	R	H	RBI	BB	SO	LOB
5	2	3	1	0	0	1
0	0	0	0	0	0	0
4	2	2	2	0	1	0
4	1	1	2	0	0	2
1	0	0	0	0	1	0
5	0	1	0	0	0	1
2	2	0	0	3	0	0
4	1	2	2	0	2	2
2	1	2	1	1	0	0
4	1	1	0	0	1	3
4	1	1	2	0	0	3

**BOTTOM**

**Boston Red Sox @ New York Yankees**  
 Yankee Stadium, Bronx, NY  
 Sun Sep 19 2004, 1:05 PM EDT  
 Att: 55,142 - Sunny - 62 F

[livebaseballscorecards.com](http://livebaseballscorecards.com)

<b>AB</b>	<b>35</b>
<b>R</b>	<b>11</b>
<b>H</b>	<b>13</b>
<b>RBI</b>	<b>10</b>
<b>BB</b>	<b>4</b>
<b>SO</b>	<b>5</b>
<b>LOB</b>	<b>12</b>



1B: 8	SF: 0
2B: 1	SAC: 0
3B: 0	DP: 1
HR: 4	HBP: 2

WP: 0	PA: 41
PB: 0	
SB: 1	
CS: 0	

Inning Stats		R	H	E	K	S	PITCHER		IP	WLS	BF	H	R	ER	SO	BB	IBB	HBP	BLK	WP	HR	S	P	ERA	WHIP
R: 2 H: 2 E: 0 K: 0 S: 6		2	2	0	0	8	Pedro Martinez, R (1, 1) ERA: 3.69		5.0	L	27	8	8	8	4	3	0	0	0	0	3	59	92	14.40	2.200
R: 0 H: 0 E: 0 K: 1 S: 10		0	0	0	1	15	50 Mike Timlin, R (6, 1) ERA: 4.06		0.2		3	1	0	0	0	0	0	1	0	0	0	3	5	0.00	1.500
R: 1 H: 2 E: 0 K: 2 S: 15		1	2	0	1	27	Mike Myers, L (6, 1) ERA: 4.78		0.1		1	0	0	0	0	0	0	0	0	0	0	3	5	0.00	0.000
R: 0 H: 1 E: 0 K: 1 S: 12		0	1	0	0	16	Pedro Astacio, R (7, 1) ERA: 12.27		2.0		10	4	3	3	1	1	0	0	0	0	1	27	38	13.50	2.500

TOP

Toronto Blue Jays @ New York Yankees  
Yankee Stadium, Bronx, NY

livebaseballscorecards.com

AB	39
R	6
H	13
RBI	6
BB	4
SO	4
LOB	21



WP:	0	PA:	43
PB:	0		
SB:	0		
CS:	0		

Mon Sep 20 2004, 7:05 PM EDT  
Att. 10,732 - Sunny - 67 F

AB R H RBI BB SO LOB

5 1 2 3 0 0 2

5 1 2 0 0 0 1

5 2 2 0 0 0 3

3 0 1 0 2 1 3

4 0 1 2 1 1 2

5 0 1 1 0 0 2

5 1 2 0 0 1 3

3 1 1 0 1 1 1

4 0 1 0 0 0 4

1B:	8	SF:	0
2B:	5	SAC:	0
3B:	0	DP:	1
HR:	1	HBP:	0

Batter	1	2	3	4	5	6	7	8	9
8 Russ Adams, L (1, 6) OBP: 0.366, SLG: 0.550	2-1 HR		0-1 G4-3	1-1 F8		0-2 F9		0-2 2B 10 FC6-2 1B	
Orlando Hudson, S (1, 4) OBP: 0.335, SLG: 0.434	2-0 F8		1-2 G1-3	1-1 G3			0-0 10 G6-3 15 FC5-4 2B	0-1 10 FC6-2 2B	
10 Vernon Wells, R (1, 8) OBP: 0.340, SLG: 0.472	2-0 P4		0-0 15 BB 1B 2B		2-0 15 1B 2B		1-0 G6-3	0-1 FC6-2	
Carlos Delgado, L (1, 3) OBP: 0.371, SLG: 0.538	1-2 1B		4-0 1B 15 BB IBB		1-3 K		4-0 15 FC5-4 IBB	2-2 F8	
15 Alex Rios, R (1, 9) OBP: 0.328, SLG: 0.385	2-2 F9		4-1 1B BB		1-1 F9-3 1B		0-2 FC5-4		1-2 K
Eric Hinske, L (1, 5)		2-2 G4-3	0-0 FC5-4 1B		1-1 F9-3 1B		1-2 G4-3		2-0 G4-3
Frank Menechino, R (1, 10) OBP: 0.378, SLG: 0.453		0-3 K	2-2 FC5-4			0-0 G4-3 1B		3-2 1B 8 1B 1B	1-2 P4
Gabe Gross, L (1, 7) OBP: 0.333, SLG: 0.337		4-2 BB		1-3 K		2-1 G4-3		2-1 8 1B 1B	
Guillermo Quiroz, R (1, 2) OBP: 0.257, SLG: 0.250		0-0 P6		1-2 1B		1-1 G5-3		2-2 G4-3	

Inning Stats	R: 1	H: 2	E: 0	LOB: 1	K: 0	S: 12	P: 21	R: 0	H: 0	E: 0	LOB: 1	K: 1	BB: 1	S: 13	P: 19	R: 1	H: 2	E: 0	LOB: 3	K: 0	BB: 2	S: 12	P: 23	R: 0	H: 1	E: 0	LOB: 1	K: 1	BB: 0	S: 14	P: 18	R: 1	H: 2	E: 0	LOB: 0	K: 1	BB: 0	S: 8	P: 13	R: 0	H: 1	E: 0	LOB: 1	K: 0	BB: 0	S: 8	P: 11	R: 1	H: 1	E: 0	LOB: 1	K: 0	BB: 1	S: 8	P: 15	R: 2	H: 4	E: 0	LOB: 2	K: 0	BB: 0	S: 22	P: 31	R: 0	H: 0	E: 0	LOB: 0	K: 1	BB: 0	S: 7	P: 11
--------------	------	------	------	--------	------	-------	-------	------	------	------	--------	------	-------	-------	-------	------	------	------	--------	------	-------	-------	-------	------	------	------	--------	------	-------	-------	-------	------	------	------	--------	------	-------	------	-------	------	------	------	--------	------	-------	------	-------	------	------	------	--------	------	-------	------	-------	------	------	------	--------	------	-------	-------	-------	------	------	------	--------	------	-------	------	-------

PITCHER	IP	WLS	BF	H	R	ER	SO	BB	IBB	HBP	BLK	WP	HR	S	P	ERA	WHIP
Javier Vazquez, R (1, 1) ERA: 4.77	6.2	L	32	9	4	4	3	2	2	0	0	0	1	72	115	5.40	1.650
Felix Heredia, L (7, 1) ERA: 6.69	0.1		1	0	0	0	0	0	0	0	0	0	0	3	5	0.00	0.000
Paul Quantrill, R (8, 1) ERA: 4.47	0.1		5	4	2	2	0	0	0	0	0	0	0	14	21	54.00	12.000
Scott Proctor, R (8, 1) ERA: 5.24	0.1		1	0	0	0	0	0	0	0	0	0	0	2	2	0.00	0.000
C.J. Nitkowski, L (8, 1) ERA: 5.52	0.1		1	0	0	0	0	0	0	0	0	0	0	6	8	0.00	0.000

PITCHER	IP	WLS	BF	H	R	ER	SO	BB	IBB	HBP	BLK	WP	HR	S	P	ERA	WHIP
Tom Gordon, R (9, 1) ERA: 2.27	1.0		3	0	0	0	1	0	0	0	0	0	0	7	11	0.00	0.000



BOTTOM

Toronto Blue Jays @ New York Yankees  
Yankee Stadium, Bronx, NY  
Mon Sep 20 2004, 7:05 PM EDT  
Att: 10,732 - Sunny - 67 F

livebaseballscorecards.com

AB 31  
R 3  
H 7  
RBI 2  
BB 5  
SO 3  
LOB 19



WP: 0 PA: 37  
PB: 0  
SB: 0  
CS: 0

AB R H RBI BB SO LOB

5 0 1 0 0 0 7

3 0 1 2 1 1 2

3 0 1 0 1 0 1

4 0 0 0 0 1 5

4 0 2 0 0 0 1

4 0 0 0 0 1 2

3 1 0 0 1 0 1

3 1 1 0 1 0 0

1 1 0 0 1 0 0  
1 0 1 0 0 0 0  
0 0 0 0 0 0 0

1B: 6 SF: 0  
2B: 1 SAC: 0  
3B: 0 DP: 4  
HR: 0 HBP: 1

Batter	1	2	3	4	5	6	7	8	9
2 Derek Jeter, R OBP: 0.350, SLG: 0.470 (1, 6)	3-1 G5-3		0-2 G5-3			0-2 G4-6-3 1B		0-0 F9	1-2 G6-3
13 Alex Rodriguez, R OBP: 0.384, SLG: 0.528 (1, 5)	4-1 G1-3 BB		0-3 K			0-0 G4-6-3 1-2f 3-H 1B		2-0 BB 1-2 2-H 3-H 1B	
Bernie Williams, S OBP: 0.354, SLG: 0.419 (1, 8)	0-2 G1-3				2-1 G6-4-3 1B			4-0 BB 1-2 2-3	
55 Hideki Matsui, L OBP: 0.386, SLG: 0.499 (1, 7)	0-3 K			1-1 F7		0-0 G5-3		1-2 G1-2-3 3-Hf	
20 Jorge Posada, S OBP: 0.403, SLG: 0.480 (1, 2)		1-0 G5-4-3 1B		2-1 G6-4-3 1-2f			3-2 F8		3-2 1B DI 1B
Ruben Sierra, S OBP: 0.302, SLG: 0.464 (1, 10)		0-1 G5-4-3 1-2f			1-2 F8		2-2 P6		0-3 K
John Olerud, L OBP: 0.360, SLG: 0.372 (1, 3)		2-1 L4			2-2 G4-3			4-2 2B 13 1B BB	0-1 F7
Miguel Cairo, R OBP: 0.343, SLG: 0.425 (1, 4)			0-1 L4		1-2 G5-3			1-2 13 1B 2B	4-2 1B BB
Kenny Lofton, L OBP: 0.349, SLG: 0.407 Tony Clark, S OBP: 0.309, SLG: 0.483 Bubba Crosby, L OBP: 0.208, SLG: 0.311 (1, 9) (9, PH) (9, PR)			1-1 E6			4-2 2 1B 13 G4-6-3 BB		1-0 BB 13 1B HBP	0-0 1B

Inning Stats	R: 0	H: 0	E: 0	K: 1	S: 9	H: 0	LOB: 1	BB: 1	P: 16	R: 0	H: 1	E: 0	K: 0	S: 5	H: 1	LOB: 0	BB: 0	P: 8	R: 0	H: 0	E: 1	K: 1	S: 11	H: 0	LOB: 1	BB: 0	P: 12	R: 0	H: 1	E: 0	K: 0	S: 6	H: 0	LOB: 0	BB: 0	P: 11	R: 0	H: 0	E: 0	K: 0	S: 9	H: 0	LOB: 0	BB: 0	P: 13	R: 1	H: 1	E: 0	K: 0	S: 8	H: 1	LOB: 0	BB: 1	P: 12	R: 0	H: 0	E: 0	K: 0	S: 9	H: 0	LOB: 0	BB: 0	P: 14	R: 2	H: 2	E: 0	K: 0	S: 11	H: 2	LOB: 2	BB: 2	P: 24	R: 0	H: 2	E: 0	K: 1	S: 17	H: 2	LOB: 3	BB: 1	P: 25	1B: 6	SF: 0	2B: 1	SAC: 0	3B: 0	DP: 4	HR: 0	HBP: 1	WP: 0	PA: 37	PB: 0	SB: 0	CS: 0
--------------	------	------	------	------	------	------	--------	-------	-------	------	------	------	------	------	------	--------	-------	------	------	------	------	------	-------	------	--------	-------	-------	------	------	------	------	------	------	--------	-------	-------	------	------	------	------	------	------	--------	-------	-------	------	------	------	------	------	------	--------	-------	-------	------	------	------	------	------	------	--------	-------	-------	------	------	------	------	-------	------	--------	-------	-------	------	------	------	------	-------	------	--------	-------	-------	-------	-------	-------	--------	-------	-------	-------	--------	-------	--------	-------	-------	-------

PITCHER	IP	WLS	BF	H	R	ER	SO	BB	IBB	HBP	BLK	WP	HR	S	P	ERA	WHIP
39 Gustavo Chacin, L ERA: 3.86 (1, 1)	7.0	W	27	4	3	3	2	3	0	0	0	0	0	63	98	3.86	1.000
Miguel Batista, R ERA: 4.8 (8, 1)	2.0	S	10	3	0	0	1	2	0	0	0	0	0	22	37	0.00	2.500

PITCHER	IP	WLS	BF	H	R	ER	SO	BB	IBB	HBP	BLK	WP	HR	S	P	ERA	WHIP
---------	----	-----	----	---	---	----	----	----	-----	-----	-----	----	----	---	---	-----	------

Batter	1	2	3	4	5	6	7	8	9	AB R H RBI BB SO LOB	TOP											
8 Russ Adams, L (1, 6) OBP: 0.356, SLG: 0.512	2-3 	1 SAFE 4-2 SAFE 1-2 WP BB			1-1 G4-3		2-1 F8			3 0 0 0 1 1 2												
Orlando Hudson, S (1, 4) OBP: 0.332, SLG: 0.430	3-3 	3-2 G4-3			3-2 G3-1			1-2 F7		4 0 0 0 0 1 2												
10 Vernon Wells, R (1, 8) OBP: 0.339, SLG: 0.470	1-1 				0-1 G5-3			0-1 F8		4 0 1 0 0 0 0												
Carlos Delgado, L (1, 3) OBP: 0.368, SLG: 0.533	3-3 				1-3 K		3-2 F8	2-1 F8		4 0 0 0 0 2 1												
Eric Hinske, L (1, 5) OBP: 0.314, SLG: 0.387		4-2 15 1B SF9 BB			1-1 F7		1-3 K		0-1 15 FC3-6 1B	3 1 1 0 1 1 0												
15 Alex Rios, R (1, 9) OBP: 0.329, SLG: 0.386		2-2 SF9 BB WP 1B			0-1 F9		1-2 FC6-4 1B		0-0 FC3-6 1B G1-3	4 2 2 0 0 0 1												
Gabe Gross, L (1, 7) OBP: 0.339, SLG: 0.337		1 SAFE 4-2 WP 8 BB BB			2-1 F8		0-0 FC6-4 9 BB		0-2 G1-3 1B	3 0 1 0 1 0 1												
Eric Crozier, L (1, 10) OBP: 0.333, SLG: 0.471 Chris Gomez, R (9, PH) OBP: 0.339, SLG: 0.345		3-3 K			2-1 L9		1-3 K		0-0 G1-3	3 0 0 0 0 2 4 1 0 0 1 0 0 1												
Kevin Cash, R (1, 2) OBP: 0.249, SLG: 0.309 9 Gregg Zaun, S (7, PH) OBP: 0.374, SLG: 0.391 Guillermo Quiroz, R (7, PR) OBP: 0.250, SLG: 0.242		3-2 SF9			0-0 F9		4-1 BB		1-3 K	1 0 0 1 0 0 0 0 0 0 0 1 0 0 1 0 0 0 0 1 1												
<b>Inning Stats</b>	R: 0 E: 0 K: 3 S: 13	H: 1 LOB: 1 BB: 0 P: 22	R: 2 E: 0 K: 1 S: 18	H: 1 LOB: 2 BB: 3 P: 41	R: 0 E: 0 K: 1 S: 9	H: 0 LOB: 0 BB: 0 P: 11	R: 0 E: 0 K: 0 S: 6	H: 0 LOB: 0 BB: 0 P: 10	R: 0 E: 0 K: 0 S: 7	H: 0 LOB: 0 BB: 0 P: 11	R: 0 E: 0 K: 1 S: 11	H: 0 LOB: 0 BB: 0 P: 16	R: 0 E: 0 K: 1 S: 10	H: 1 LOB: 2 BB: 1 P: 18	R: 0 E: 0 K: 0 S: 8	H: 0 LOB: 0 BB: 0 P: 11	R: 1 E: 0 K: 1 S: 12	H: 2 LOB: 1 BB: 0 P: 13	1B: 5 2B: 0 3B: 0 HR: 0	SF: 1 SAC: 0 DP: 0 HBP: 0	WP: 1 PB: 0 SB: 0 CS: 0	PA: 36
<b>PITCHER</b>	IP WLS BF H R ER SO BB IBB HBP BLK WP HR S P ERA WHIP																					
Esteban Loaiza, R (1, 1) ERA: 5.45	5.1 W 21 2 2 2 5 3 0 0 0 1 0 56 99 3.38 0.938																					
Felix Heredia, L (6, 1) ERA: 6.57	0.2 H 2 0 0 0 1 0 0 0 0 0 0 8 12 0.00 0.000																					
Paul Quantrill, R (7, 1) ERA: 4.43	0.2 H 4 1 0 0 1 1 0 0 0 0 0 8 14 0.00 3.000																					
Tom Gordon, R (7, 1) ERA: 2.23	1.1 H 4 0 0 0 0 0 0 0 0 0 0 10 15 0.00 0.000																					
42 Mariano Rivera, R (9, 1) ERA: 2.05	1.0 S 5 2 1 1 1 0 0 0 0 0 0 0 12 13 9.00 2.000																					

Toronto Blue Jays @ New York Yankees  
 Yankee Stadium, Bronx, NY  
 Tue Sep 21 2004, 7:05 PM EDT  
 Att. 36,675 - Sunny - 74 F

livebaseballscorecards.com

AB	31
R	3
H	5
RBI	2
BB	4
SO	8
LOB	13



Batter	1	2	3	4	5	6	7	8	9	AB R H RBI BB SO LOB
<b>2 Derek Jeter, R</b> OBP: 0.351, SLG: 0.470 (1, 6)	2-3 K		1-1 F9		1-2 1B		1 SAFE 0-0 1-2 1B			4 0 2 1 0 1 0
<b>13 Alex Rodriguez, R</b> OBP: 0.383, SLG: 0.525 (1, 5)	2-2 F8		4-1 S BB		3-H 3-3 SAFE K		0-0 F9			3 0 0 0 1 1 3
<b>Gary Sheffield, R</b> OBP: 0.399, SLG: 0.552 (1, 9)	1-2 HR		0-1 F7		1-2 G2-3		1-3 SAFE K			4 1 1 1 0 1 4
<b>55 Hideki Matsui, L</b> OBP: 0.387, SLG: 0.499 (1, 7)	1-0 G5-3		0-1 G3-1		1-0 20 G4-3 G6-3 1B		0-1 2B SF7 1B			4 1 2 0 0 0 1
<b>Bernie Williams, S</b> OBP: 0.354, SLG: 0.420 (1, 8)		1-1 G3		1-0 F9		2-0 G6-3		1-1 CS 2B		4 0 1 0 0 0 1
<b>20 Jorge Posada, S</b> OBP: 0.404, SLG: 0.479 (1, 2)		0-1 25 HR 1B		2-0 G3		0-0 G4-3		4-0 BB		3 1 1 0 1 0 1
<b>25 Jason Giambi, L</b> OBP: 0.347, SLG: 0.396 (1, 10)		2-2 1-H HR		2-3 K		3-1 G3		3-1 SF7		3 1 1 3 0 1 1
<b>John Olerud, L</b> OBP: 0.361, SLG: 0.376 (1, 3)		1-0 1B		1-0 SH2-4 2 1B 2B		2-2 P4		3-3 K		4 1 2 0 0 1 2
<b>Miguel Cairo, R</b> OBP: 0.344, SLG: 0.426 (1, 4)		3-1 L4		0-1 SH2-4		2-1 2 1B 1B				2 0 1 0 0 0 0

Inning Stats	R: 1	H: 1	E: 0	K: 1	S: 11	LOB: 0	BB: 0	P: 17	R: 2	H: 3	E: 0	K: 0	S: 10	LOB: 0	BB: 0	P: 17	R: 0	H: 0	E: 0	K: 0	S: 7	LOB: 1	BB: 1	P: 12	R: 0	H: 0	E: 0	K: 1	S: 8	LOB: 0	BB: 0	P: 13	R: 1	H: 2	E: 0	K: 1	S: 13	LOB: 1	BB: 0	P: 19	R: 0	H: 1	E: 0	K: 0	S: 5	LOB: 1	BB: 0	P: 11	R: 0	H: 2	E: 0	K: 1	S: 11	LOB: 2	BB: 0	P: 16	R: 1	H: 2	E: 0	K: 1	S: 9	LOB: 2	BB: 1	P: 20
--------------	------	------	------	------	-------	--------	-------	-------	------	------	------	------	-------	--------	-------	-------	------	------	------	------	------	--------	-------	-------	------	------	------	------	------	--------	-------	-------	------	------	------	------	-------	--------	-------	-------	------	------	------	------	------	--------	-------	-------	------	------	------	------	-------	--------	-------	-------	------	------	------	------	------	--------	-------	-------

PITCHER	IP	WLS	BF	H	R	ER	SO	BB	IBB	HBP	BLK	WP	HR	S	P	ERA	WHIP
<b>32 Roy Halladay, R</b> ERA: 4.43 (1, 1)	4.0	L	16	4	3	3	2	1	0	0	0	0	2	36	59	6.75	1.250
<b>Ryan Glynn, R</b> ERA: 3.68 (5, 1)	0.2		4	2	1	1	1	0	0	0	0	0	0	10	15	13.50	3.000
<b>22 Brandon League, R</b> ERA: (5, 1)	1.1		5	1	0	0	0	0	0	0	0	0	0	8	15	0.00	0.750
<b>Vinnie Chulk, R</b> ERA: 4.73 (7, 1)	2.0		10	4	1	1	2	1	0	0	0	0	0	20	36	4.50	2.500


**BOTTOM**

**Toronto Blue Jays @ New York Yankees**  
Yankee Stadium, Bronx, NY


Tue Sep 21 2004, 7:05 PM EDT  
Att. 36,675 - Sunny - 74 F

AB	31
R	5
H	11
RBI	5
BB	2
SO	5
LOB	13

WP: 0 PA: 35  
PB: 0 SB: 1  
CS: 1



PITCHER	IP	WLS	BF	H	R	ER	SO	BB	IBB	HBP	BLK	WP	HR	S	P	ERA	WHIP
---------	----	-----	----	---	---	----	----	----	-----	-----	-----	----	----	---	---	-----	------

Batter	1	2	3	4	5	6	7	8	9	AB R H RBI BB SO LOB	TOP														
8 Russ Adams, L (1, 6) OBP: 0.380, SLG: 0.583	2-1 10 G5-4-3 1B		2-1 HR		1-1 G3-1		3-2 10 3B 1B		0-1 G1-3	5 2 3 1 0 0 0	<p><b>Toronto Blue Jays @ New York Yankees</b>  <b>Yankee Stadium, Bronx, NY</b>            Wed Sep 22 2004, 7:05 PM EDT            Att. 49,560 - Cloudy - 77 F</p> <p>livebaseballscorecards.com</p> <table border="1"> <tr><td>AB</td><td>35</td></tr> <tr><td>R</td><td>5</td></tr> <tr><td>H</td><td>10</td></tr> <tr><td>RBI</td><td>5</td></tr> <tr><td>BB</td><td>3</td></tr> <tr><td>SO</td><td>8</td></tr> <tr><td>LOB</td><td>15</td></tr> </table> 	AB	35	R	5	H	10	RBI	5	BB	3	SO	8	LOB	15
AB	35																								
R	5																								
H	10																								
RBI	5																								
BB	3																								
SO	8																								
LOB	15																								
Orlando Hudson, S (1, 4) OBP: 0.333, SLG: 0.432	2-0 10 G5-4-3 1B		1-0 F9		0-0 G3		3-2 L8		1-2 2B	5 0 2 0 0 0 2															
10 Vernon Wells, R (1, 8) OBP: 0.340, SLG: 0.472	0-1 G5-4-3		4-1 15 BB HBP BB		2-3 K		2-1 2B 3B		3-2 F7	4 1 1 2 1 1 2															
Carlos Delgado, L (1, 3) OBP: 0.369, SLG: 0.534	3-2 P1		1-2 15 BB HBP				0-2 F7		2-0 2B	3 0 1 1 0 0 1															
15 Alex Rios, R (1, 9) OBP: 0.333, SLG: 0.386		2-1 1B	4-2 1-2 2-3 BB				4-1 G4-3 9 1B BB		1-3 K	2 1 1 0 2 1 1															
Eric Hinske, L (1, 5) OBP: 0.312, SLG: 0.384		0-0 F9	2-2 K				3-1 G4-3		1-0 G4-3	4 0 0 0 0 1 6															
9 Gregg Zaun, S (1, 2) OBP: 0.373, SLG: 0.389		2-3 K		1-3 K			0-2 1B		1-1 F8	4 0 1 1 0 2 1															
Gabe Gross, L (1, 7) OBP: 0.328, SLG: 0.324	0-0 P4			2-1 P5			0-3 K		0-0 G6-3	4 0 0 0 0 1 2															
Chris Gomez, R (1, 10) OBP: 0.338, SLG: 0.347			3-2 G5-3	3-3 K			0-0 10 3B 2B		2-3 K	4 1 1 0 0 2 0															
<b>Inning Stats</b>	R: 0 E: 0 K: 0 S: 10	H: 2 LOB: 1 BB: 0 P: 17	R: 0 E: 0 K: 1 S: 7	H: 1 LOB: 1 BB: 0 P: 11	R: 1 E: 0 K: 1 S: 18	H: 1 LOB: 3 BB: 2 P: 35	R: 0 E: 0 K: 2 S: 8	H: 0 LOB: 0 BB: 0 P: 14	R: 0 E: 0 K: 1 S: 6	H: 0 LOB: 0 BB: 0 P: 9	R: 1 E: 0 K: 1 S: 13	H: 1 LOB: 1 BB: 1 P: 20	R: 3 E: 0 K: 1 S: 14	H: 4 LOB: 1 BB: 0 P: 26	R: 0 E: 0 K: 1 S: 6	H: 0 LOB: 0 BB: 0 P: 9	R: 0 E: 0 K: 0 S: 9	H: 1 LOB: 0 BB: 0 P: 13	1B: 5 2B: 3 3B: 1 HR: 1	SF: 0 SAC: 0 DP: 1 HBP: 1	WP: 0 PB: 0 SB: 2 CS: 0	PA: 39			
<b>PITCHER</b>	IP WLS BF H R ER SO BB IBB HBP BLK WP HR S P ERA WHIP																				<b>PITCHER</b>	IP WLS BF H R ER SO BB IBB HBP BLK WP HR S P ERA WHIP			
Orlando Hernandez, R (1, 1) ERA: 2.87	6.1 L 30 8 5 5 6 3 0 1 0 0 1 71 123 7.11 1.737																								
Felix Heredia, L (7, 1) ERA: 6.57	0.0 1 1 0 0 0 0 0 0 0 0 0 0 1 3 ∞ ∞																								
Tanyon Sturtze, R (7, 1) ERA: 5.9	2.2 8 1 0 0 0 2 0 0 0 0 0 0 19 28 0.00 0.375																								

BOTTOM

Toronto Blue Jays @ New York Yankees  
Yankee Stadium, Bronx, NY  
Wed Sep 22 2004, 7:05 PM EDT  
Att: 49,560 - Cloudy - 77 F

livebaseballscorecards.com

AB 36  
R 4  
H 8  
RBI 4  
BB 3  
SO 8  
LOB 19



WP: 0 PA: 39  
PB: 0  
SB: 0  
CS: 0

AB R H RBI BB SO LOB

3 0 0 0 2 0 1

5 0 2 0 0 2 1

5 1 0 0 0 1 6

3 1 1 2 1 0 3

4 1 2 1 0 1 1

4 0 1 0 0 1 2

4 1 1 1 0 1 3

4 0 0 0 0 2 1

1B: 4 SF: 0  
2B: 1 SAC: 0  
3B: 0 DP: 0  
HR: 3 HBP: 0

Batter	1	2	3	4	5	6	7	8	9
2 Derek Jeter, R OBP: 0.351, SLG: 0.468 (1, 6)	4-0 FC5-4 BB		0-0 F8		1-1 F8		4-0 13 1B BB		0-0 F8
13 Alex Rodriguez, R OBP: 0.383, SLG: 0.524 (1, 5)	2-3 SAFE		1-2 L6		1-0 FC4 1B		1-1 1B		0-3 K
Gary Sheffield, R OBP: 0.396, SLG: 0.547 (1, 9)	1-2 FC5-4 HR		0-2 F7		2-0 FC4 1-2f		1-3 K		0-0 G6-3
Bernie Williams, S OBP: 0.354, SLG: 0.425 (1, 8)	0-1 HR			4-2 BB		2-2 G6-3		2-2 G3	
20 Jorge Posada, S OBP: 0.405, SLG: 0.486 (1, 2)	1-1 G3-1			0-3 K		1-0 FC5-4 1B		0-0 HR	
55 Hideki Matsui, L OBP: 0.386, SLG: 0.499 (1, 7)		2-1 G4-3		2-0 P2		1-3 K		2-2 2B	
Ruben Sierra, S OBP: 0.301, SLG: 0.471 (1, 10)		0-2 HR		3-2 L5		0-2 FC5-4 1-2f		0-3 K2-3	
Tony Clark, S OBP: 0.304, SLG: 0.475 (1, 3)		1-3 K			0-0 P4		0-1 L8		0-3 K
Miguel Cairo, R OBP: 0.344, SLG: 0.425 (1, 4) John Olerud, L OBP: 0.360, SLG: 0.375 (8, PH) Enrique Wilson, S OBP: 0.256, SLG: 0.333 (9, 4)		1-1 F7			0-1 13 1B 1B		3-2 13 1B 2 BB BB		1-1 P5

Inning Stats	R: 2	H: 1	E: 0	K: 10	LOB: 0	BB: 1	P: 18	R: 1	H: 1	E: 0	K: 10	LOB: 0	BB: 0	P: 14	R: 0	H: 0	E: 0	K: 8	LOB: 0	BB: 0	P: 9	R: 0	H: 0	E: 0	K: 10	LOB: 1	BB: 1	P: 19	R: 0	H: 2	E: 0	K: 7	LOB: 2	BB: 0	P: 11	R: 0	H: 1	E: 0	K: 11	LOB: 1	BB: 0	P: 15	R: 0	H: 1	E: 1	K: 14	LOB: 3	BB: 1	P: 25	R: 1	H: 2	E: 0	K: 14	LOB: 1	BB: 0	P: 17	R: 0	H: 0	E: 0	K: 5	LOB: 0	BB: 0	P: 5
--------------	------	------	------	-------	--------	-------	-------	------	------	------	-------	--------	-------	-------	------	------	------	------	--------	-------	------	------	------	------	-------	--------	-------	-------	------	------	------	------	--------	-------	-------	------	------	------	-------	--------	-------	-------	------	------	------	-------	--------	-------	-------	------	------	------	-------	--------	-------	-------	------	------	------	------	--------	-------	------

PITCHER	IP	WLS	BF	H	R	ER	SO	BB	IBB	HBP	BLK	WP	HR	S	P	ERA	WHIP
Ted Lilly, L ERA: 3.92 (1, 1)	6.1	W	27	5	3	3	4	2	0	0	0	0	2	62	95	4.26	1.105
22 Brandon League, R ERA: (7, 1)	0.2	H	4	1	0	0	1	1	0	0	0	0	0	8	16	0.00	3.000
Justin Speier, R ERA: 3.93 (8, 1)	1.0	H	5	2	1	1	2	0	0	0	0	0	1	14	17	9.00	2.000
Miguel Batista, R ERA: 4.78 (9, 1)	1.0	S	3	0	0	0	1	0	0	0	0	0	0	5	5	0.00	0.000

Tampa Bay Devil Rays @ New York Yankees  
 Yankee Stadium, Bronx, NY

Thu Sep 23 2004, 3:05 PM EDT  
 Att. 29,501 - Cloudy - 79 F

AB 36  
 R 3  
 H 11  
 RBI 3  
 BB 0  
 SO 4  
 LOB 18



WP: 1 PA: 36  
 PB: 0  
 SB: 0  
 CS: 0

Batter	1	2	3	4	5	6	7	8	9	AB R H RBI BB SO LOB	TOP		
<b>13 Carl Crawford, L</b> (1, 7) OBP: 0.329, SLG: 0.440	0-1 L3		0-1 F7-3 1B		0-0 G6-3		1-0 G4-3			4 0 1 0 0 0 1			
<b>José Cruz Jr., S</b> (1, 9) OBP: 0.336, SLG: 0.437	1-1 1B		0-0 F7-3 1-1			0-0 F9		1-0 2B 1B		4 1 2 0 0 0 1			
<b>Aubrey Huff, L</b> (1, 5) OBP: 0.364, SLG: 0.502	1-0 1B			0-1 G6-3 2B 1B		0-1 2B 5 F8-2 1B		0-0 FC5-4 1-H 2B		4 1 4 1 0 0 0			
<b>Tino Martinez, L</b> (1, 3) OBP: 0.367, SLG: 0.470	2-1 F7			0-1 G6-3 1-2		2-2 2B 1-3		2-2 P2		4 0 1 0 0 0 4			
<b>5 Rocco Baldelli, R</b> (1, 8) OBP: 0.330, SLG: 0.437	0-0 G4-3			2-2 G5-3		0-0 F8-2 3-H		0-0 FC5-4 2-3		4 0 0 0 0 0 6			
<b>Midre Cummings, L</b> (1, 10) OBP: 0.300, SLG: 0.379		0-0 3 G3-6 1B		3-1 2-H 2B		1-3 K 3 G5-3 2B		3-2 G3		4 1 2 1 0 1 1			
<b>B.J. Upton, R</b> (1, 6) OBP: 0.327, SLG: 0.410		2-1 SAFE SAFE SAFE		0-0 F8 3		0-3 K			2-2 G6-3	4 0 0 0 0 1 3			
<b>3 Jorge Cantu, R</b> (1, 4) OBP: 0.335, SLG: 0.440		2-2 SAFE SAFE		0-0 F7		1-1 G5-3			1-3 K	4 0 0 0 0 1 2			
<b>Brook Fordyce, R</b> (1, 2) OBP: 0.265, SLG: 0.271			0-0 F8		0-3 K		0-1 2-H 2B		3-2 G1-3	3 0 1 1 0 1 0			
<b>Julio Lugo, R</b> (9, PH) OBP: 0.342, SLG: 0.399										1 0 0 0 0 0 0			
<b>Inning Stats</b>	R: 0 H: 2 E: 0 LOB: 2 K: 0 BB: 0 S: 8 P: 12	R: 0 H: 1 E: 0 LOB: 0 K: 0 BB: 0 S: 6 P: 10	R: 0 H: 1 E: 0 LOB: 0 K: 0 BB: 0 S: 4 P: 4	R: 1 H: 2 E: 0 LOB: 1 K: 0 BB: 0 S: 10 P: 15	R: 0 H: 0 E: 0 LOB: 0 K: 1 BB: 0 S: 5 P: 5	R: 0 H: 2 E: 0 LOB: 1 K: 0 BB: 0 S: 11 P: 13	R: 1 H: 1 E: 0 LOB: 1 K: 2 BB: 0 S: 12 P: 15	R: 1 H: 2 E: 0 LOB: 1 K: 0 BB: 0 S: 10 P: 16	R: 0 H: 0 E: 0 LOB: 0 K: 1 BB: 0 S: 9 P: 15	1B: 7 SF: 0 2B: 6 SAC: 0 3B: 0 DP: 3 HR: 0 HBP: 0	WP: 1 PA: 36 PB: 0 SB: 0 CS: 0		
<b>PITCHER</b>	IP WLS BF H R ER SO BB IBB HBP BLK WP HR S P ERA WHIP											<b>PITCHER</b>	IP WLS BF H R ER SO BB IBB HBP BLK WP HR S P ERA WHIP
<b>Jon Lieber, R</b> (1, 1) ERA: 4.37	7.1 W 31 11 3 3 3 0 0 0 0 1 0 61 82 3.68 1.500												
<b>Tom Gordon, R</b> (8, 1) ERA: 2.21	0.2 2 0 0 0 0 0 0 0 0 0 0 5 8 0.00 0.000												
<b>Paul Quantrill, R</b> (9, 1) ERA: 4.39	1.0 3 0 0 0 0 1 0 0 0 0 0 9 15 0.00 0.000												

Batter	1	2	3	4	5	6	7	8	9	AB R H RBI BB SO LOB
<b>2 Derek Jeter, R</b> OBP: 0.355, SLG: 0.475 (1, 6)	1-1 HR	1-1 SAFE 13 G5-4-3 1B	1-0 G1-3		4-1 WP BB		2-1 1B			4 1 3 1 1 0 1
<b>13 Alex Rodriguez, R</b> OBP: 0.382, SLG: 0.520 (1, 5)	4-2 55 G4-3 G2-3 1B BB	2-2 G5-4-3 1-2f 2-3		1-3 K	0-1 F9		1-3 K			4 1 0 0 1 2 4
<b>Gary Sheffield, R</b> OBP: 0.396, SLG: 0.548 (1, 9)	1-2 G2-3	2-2 55 E 3B		4-2 55 FC4-6 BB	2-2 F7		1-1 G6-3			4 1 1 1 1 0 2
<b>55 Hideki Matsui, L</b> OBP: 0.385, SLG: 0.496 (1, 7)	1-2 G4-3	3-1 E4 WP		0-0 FC4-6 25 1B	2-1 F7		2-2 25 FC5-4 1B			5 1 1 0 0 0 2
<b>Bernie Williams, S</b> OBP: 0.356, SLG: 0.425 (1, 8)	2-2 25 BB 1B	4-2 1-2 BB		1-1 25 1B 1B	2-1 G3		2-0 F7			4 1 2 1 1 0 1
<b>25 Jason Giambi, L</b> OBP: 0.351, SLG: 0.395 (1, 10)	4-2 SAFE 1-2 BB	3-2 G3-1		2-1 1B 1B	4-0 BB		2-1 FC5-4			3 0 1 1 2 0 3
<b>John Olerud, L</b> OBP: 0.359, SLG: 0.374 (1, 3)	0-1 F9			3-2 1-2 1B	2-2 G5-3					4 0 1 1 0 0 3
<b>John Flaherty, R</b> OBP: 0.278, SLG: 0.467 (1, 2)		0-1 HR		2-3 K	0-3 K		2-2 P3			4 1 1 1 0 2 2
<b>Miguel Cairo, R</b> OBP: 0.346, SLG: 0.426 (1, 4)		1-1 13 G5-4-3 2 1B 3B 1B		0-0 1B			1-3 K			4 1 2 0 0 1 0


Inning Stats	R: 2 E: 0 K: 0 S: 18	H: 2 LOB: 2 BB: 2 P: 31	R: 3 E: 1 K: 0 S: 21	H: 4 LOB: 2 BB: 1 P: 37	R: 0 E: 0 K: 1 S: 7	H: 1 LOB: 1 BB: 0 P: 11	R: 2 E: 0 K: 2 S: 17	H: 3 LOB: 2 BB: 1 P: 28	R: 0 E: 0 K: 0 S: 9	H: 0 LOB: 1 BB: 1 P: 17	R: 0 E: 0 K: 0 S: 7	H: 0 LOB: 1 BB: 1 P: 17	R: 0 E: 0 K: 2 S: 13	H: 1 LOB: 1 BB: 0 P: 19	R: 0 E: 0 K: 0 S: 8	H: 1 LOB: 1 BB: 0 P: 15
1B: 9 2B: 0 3B: 1 HR: 2	SF: 0 SAC: 0 DP: 1 HBP: 0	WP: 2 PB: 0 SB: 0 CS: 0	PA: 42													

PITCHER	IP	WLS	BF	H	R	ER	SO	BB	IBB	HBP	BLK	WP	HR	S	P	ERA	WHIP
<b>Todd Ritchie, R</b> ERA: 10.29 (1, 1)	1.2	L	12	6	5	4	0	2	0	0	0	0	2	31	50	21.60	4.800
<b>Franklin Nunez, R</b> ERA: 5.91 (2, 1)	2.1		14	4	2	2	3	2	0	0	0	1	0	32	57	7.71	2.571
<b>John Webb, R</b> ERA: 6.75 (5, 1)	4.0		16	2	0	0	2	2	0	0	0	1	0	37	68	0.00	1.000

**Tampa Bay Devil Rays @ New York Yankees**  
Yankee Stadium, Bronx, NY

Thu Sep 23 2004, 3:05 PM EDT  
Att. 29,501 - Cloudy - 79 F

<b>AB</b>	<b>36</b>
<b>R</b>	<b>7</b>
<b>H</b>	<b>12</b>
<b>RBI</b>	<b>6</b>
<b>BB</b>	<b>6</b>
<b>SO</b>	<b>5</b>
<b>LOB</b>	<b>18</b>







Batter	1	2	3	4	5	6	7	8	9	AB	R	H	RBI	BB	SO	LOB
18 Johnny Damon, L (1, 8) OBP: 0.384, SLG: 0.472	1-2 G4-3		1-3 K		1-2 F8		1-1 HR			4	1	1	1	0	1	0
Mark Bellhorn, S (1, 4) OBP: 0.368, SLG: 0.443	2-3 K2-3		4-2 HR BB		4-1 1B BB		0-2 G3			2	1	0	0	2	1	0
Manny Ramirez, R (1, 7) OBP: 0.399, SLG: 0.614	1-0 F9		0-0 1-H HR		2-1 1B			3-2 G4-3		4	1	2	2	0	0	0
34 David Ortiz, L (1, 10) OBP: 0.372, SLG: 0.597		0-1 F7	1-1 F9		1-2 F9			1-3 K		4	0	0	0	0	1	2
Kevin Millar, R (1, 3) OBP: 0.381, SLG: 0.476		4-2 1B BB		3-2 F8		1-1 1B		1-1 F9		3	0	1	0	1	0	0
Trot Nixon, L (1, 9) OBP: 0.372, SLG: 0.504 Gabe Kapler, R (9, PR) OBP: 0.309, SLG: 0.398		0-0 1B		0-0 HR		2-3 K			4-0 G1-6-3 BB	3	1	2	1	1	1	0
Jason Varitek, S (1, 2) OBP: 0.388, SLG: 0.473		2-3 K		1-0 G4-3		0-3 K			1-1 G1-6-3	4	0	0	0	0	2	3
Orlando Cabrera, R (1, 6) OBP: 0.304, SLG: 0.377		0-3 K		2-2 F7			1-2 G5-3		0-0 2B	4	0	1	0	0	1	2
Bill Mueller, S (1, 5) OBP: 0.363, SLG: 0.449			0-1 G3		2-1 L5		3-2 G6-3		2-2 G1-3	4	0	0	0	0	0	2


Inning Stats	R: 0	H: 0	E: 0	K: 1	S: 9	H: 0	LOB: 0	BB: 0	P: 13	R: 0	H: 1	E: 0	K: 2	S: 12	H: 1	LOB: 2	BB: 1	P: 18	R: 2	H: 1	E: 0	K: 1	S: 11	H: 1	LOB: 0	BB: 1	P: 17	R: 1	H: 1	E: 0	K: 0	S: 12	H: 1	LOB: 2	BB: 1	P: 22	R: 0	H: 1	E: 0	K: 2	S: 12	H: 1	LOB: 0	BB: 0	P: 15	R: 1	H: 1	E: 0	K: 0	S: 11	H: 1	LOB: 0	BB: 0	P: 16	R: 0	H: 0	E: 0	K: 1	S: 9	H: 0	LOB: 0	BB: 0	P: 14	R: 0	H: 1	E: 0	K: 0	S: 7	H: 1	LOB: 2	BB: 1	P: 14	1B: 3	SF: 0	2B: 1	SAC: 0	3B: 0	DP: 1	HR: 3	HBP: 0	WP: 0	PA: 36
--------------	------	------	------	------	------	------	--------	-------	-------	------	------	------	------	-------	------	--------	-------	-------	------	------	------	------	-------	------	--------	-------	-------	------	------	------	------	-------	------	--------	-------	-------	------	------	------	------	-------	------	--------	-------	-------	------	------	------	------	-------	------	--------	-------	-------	------	------	------	------	------	------	--------	-------	-------	------	------	------	------	------	------	--------	-------	-------	-------	-------	-------	--------	-------	-------	-------	--------	-------	--------

PITCHER	IP	WLS	BF	H	R	ER	SO	BB	IBB	HBP	BLK	WP	HR	S	P	ERA	WHIP
35 Mike Mussina, R (1, 1) ERA: 4.59	6.0		25	5	3	3	6	3	0	0	0	0	2	68	103	4.50	1.333
Tom Gordon, R (7, 1) ERA: 2.27	2.0	W	7	1	1	1	1	0	0	0	0	0	1	20	30	4.50	0.500
42 Mariano Rivera, R (9, 1) ERA: 2.02	1.0	S	4	1	0	0	0	1	0	0	0	0	0	7	14	0.00	2.000

**BOTTOM**

**New York Yankees @ Boston Red Sox**  
 Fenway Park, Boston, MA  
 Fri Sep 24 2004, 7:05 PM EDT  
 Att: 35,022 - Cloudy - 65 F

<b>AB</b>	<b>32</b>
<b>R</b>	<b>4</b>
<b>H</b>	<b>7</b>
<b>RBI</b>	<b>4</b>
<b>BB</b>	<b>4</b>
<b>SO</b>	<b>7</b>
<b>LOB</b>	<b>9</b>



PITCHER	IP	WLS	BF	H	R	ER	SO	BB	IBB	HBP	BLK	WP	HR	S	P	ERA	WHIP
---------	----	-----	----	---	---	----	----	----	-----	-----	-----	----	----	---	---	-----	------

Batter	1	2	3	4	5	6	7	8	9	AB R H RBI BB SO LOB	TOP																
2 Derek Jeter, R OBP: 0.351, SLG: 0.470 (1, 6)	2-2 P2		3-3 K		1-0 G4-6-3		1-2 G6-4-3			4 0 0 0 0 1 2																	
13 Alex Rodriguez, R OBP: 0.381, SLG: 0.516 (1, 5)	0-1 P2			0-1 E3 G3 20 2B 55 BB		0-2 G6-3		4-1 BB		3 1 0 0 1 0 0																	
Gary Sheffield, R OBP: 0.395, SLG: 0.544 (1, 9)	0-2 P2			2-2 F7 1 SAFE		0-0 55 FC4-6 1B		2-3 K		4 0 1 0 0 1 2																	
55 Hideki Matsui, L OBP: 0.388, SLG: 0.510 (1, 7)		1-0 HR		4-2 G3 20 2B BB		0-2 FC4-6 20 2B BB		1-0 F8		3 3 1 1 1 0 2																	
Bernie Williams, S OBP: 0.358, SLG: 0.427 (1, 10)		1-0 G4-3		1-2 G3		4-2 20 2B BB		4-1 BB		2 1 0 0 2 0 2																	
20 Jorge Posada, S OBP: 0.403, SLG: 0.486 (1, 2)		0-0 F9		1-0 2B 2-H 3-H		1-0 2B		0-1 G3		4 0 2 4 0 0 2																	
John Olerud, L OBP: 0.356, SLG: 0.369 (1, 3)		2-2 P6		1-1 P2		2-1 G3-1			2-1 G6-3	4 0 0 0 0 0 2																	
Miguel Cairo, R OBP: 0.350, SLG: 0.424 (1, 4)			1-1 G5-3		1-0 HBP 2 G4-6-3		1-0 2 G6-4-3 1B		1-0 F8	2 0 1 0 0 0 0 1 0 0 0 0 0 0																	
25 Jason Giambi, L OBP: 0.350, SLG: 0.394 (9, PH)																											
Kenny Lofton, L OBP: 0.345, SLG: 0.401 (1, 8)			2-2 G4-3		0-0 F8		1-0 F9		1-1 F9	4 0 0 0 0 0 2																	
<b>Inning Stats</b>	R: 0 E: 0 K: 0 S: 8	H: 0 LOB: 0 BB: 0 P: 10	R: 1 E: 0 K: 0 S: 6	H: 1 LOB: 0 BB: 0 P: 10	R: 0 E: 0 K: 1 S: 8	H: 0 LOB: 0 BB: 0 P: 14	R: 2 E: 1 K: 0 S: 16	H: 1 LOB: 1 BB: 1 P: 25	R: 0 E: 0 K: 0 S: 2	H: 0 LOB: 0 BB: 0 P: 4	R: 2 E: 0 K: 0 S: 14	H: 2 LOB: 1 BB: 1 P: 21	R: 0 E: 0 K: 0 S: 5	H: 1 LOB: 0 BB: 0 P: 8	R: 0 E: 0 K: 1 S: 8	H: 0 LOB: 2 BB: 2 P: 19	R: 0 E: 0 K: 0 S: 5	H: 0 LOB: 0 BB: 0 P: 9	1B: 2 2B: 2 3B: 0 HR: 1	SF: 0 SAC: 0 DP: 2 HBP: 1	WP: 0 PB: 0 SB: 0 CS: 0	PA: 36					
<b>PITCHER</b>	IP WLS BF H R ER SO BB IBB HBP BLK WP HR S P ERA WHIP																										
49 Tim Wakefield, R ERA: 4.94 (1, 1)	6.1		27	5	5	3	1	2	0	1	0	0	1	56	88	4.26	1.105										
Curt Leskanic, R ERA: 5.44 (7, 1)	1.1		5	0	0	0	1	2	0	0	0	0	0	9	21	0.00	1.500										
Keith Foulke, R ERA: 2.25 (8, 1)	1.1	W	4	0	0	0	0	0	0	0	0	0	0	7	11	0.00	0.000										

**New York Yankees @ Boston Red Sox**  
**Fenway Park, Boston, MA**  
 Sat Sep 25 2004, 7:05 PM EDT  
 Att. 34,856 - Cloudy - 71 F

livebaseballscorecards.com

**AB 31**  
**R 5**  
**H 5**  
**RBI 5**  
**BB 4**  
**SO 2**  
**LOB 14**



Batter	1	2	3	4	5	6	7	8	9
18 Johnny Damon, L OBP: 0.382, SLG: 0.469	1-1 G3		3-3 K		2-3 K	2-1 G6-3			
Mark Bellhorn, S OBP: 0.370, SLG: 0.444 Pokey Reese, R OBP: 0.267, SLG: 0.306	4-1 BB		1-3 K		2-2 1B 34 1B 2B	2-3 K		4-1 2B BB	
Manny Ramirez, R OBP: 0.399, SLG: 0.614 Dave Roberts, L OBP: 0.344, SLG: 0.390	0-0 F9		1-1 F7		0-0 1B 34 1B		2-3 K	0-0 2B	
34 David Ortiz, L OBP: 0.374, SLG: 0.599	3-0 F9			2-2 F7	0-0 1B		1-0 2B	4-0 2B IBB	
Kevin Millar, R OBP: 0.382, SLG: 0.475 Doug Mientkiewicz, L OBP: 0.329, SLG: 0.353		0-2 G6-3		4-2 HR BB	2-2 F6		4-1 FC5 E BB	0-1 2B 2B	
Jason Varitek, S OBP: 0.390, SLG: 0.476 Dave McCarty, R OBP: 0.319, SLG: 0.377				1-3 K	0-2 HBP 1B		1-1 FC4	4-2 2B SF7 HBP	
Trot Nixon, L OBP: 0.380, SLG: 0.504 Gabe Kapler, R OBP: 0.309, SLG: 0.398		3-2 WP HBP SF8 1B		1-3 K	1-3 2-H 1B		1-2 2-3 FC4		
Doug Mirabelli, R OBP: 0.376, SLG: 0.542		3-1 HBP		0-1 HR	2-1 HBP		0-1 F6	1-1 1B 2B	
Orlando Cabrera, R OBP: 0.304, SLG: 0.377		2-2 SF8		2-1 1B	1-1 F9		0-1 FC5	0-0 SF7	
Bill Mueller, S OBP: 0.361, SLG: 0.445	1-1 G3			0-0 F9		3-1 G4-3		K	

Inning Stats	R: 0	H: 0	E: 0	K: 5	S: 5	R: 1	H: 1	E: 0	K: 0	S: 14	R: 0	H: 0	E: 0	K: 2	S: 10	R: 2	H: 2	E: 0	K: 1	S: 15	R: 2	H: 4	E: 0	K: 1	S: 19	R: 0	H: 1	E: 1	K: 1	S: 13	R: 7	H: 5	E: 0	K: 1	S: 18	
	LOB: 1	BB: 1				LOB: 1	BB: 0				LOB: 1	BB: 1		LOB: 0	BB: 0	LOB: 3	BB: 0		LOB: 0	BB: 0	LOB: 3	BB: 1		LOB: 2	BB: 2		LOB: 3	BB: 1		LOB: 2	BB: 2		LOB: 2	BB: 2		
	P: 13					P: 23					P: 24			P: 15		P: 28			P: 14			P: 21			P: 36											


AB	R	H	RBI	BB	SO	LOB
6	1	1	0	0	2	2
3	1	1	0	2	2	0
0	1	0	0	0	0	0
5	2	2	1	0	1	1
0	0	0	0	0	0	0
4	1	2	1	1	0	1
2	1	0	0	2	0	2
0	0	0	0	0	0	0
1	1	1	2	0	0	0
0	0	0	0	0	0	0
4	1	2	1	0	1	3
0	1	0	0	0	0	0
3	2	2	4	0	0	3
3	0	1	2	0	0	6
5	0	1	1	0	1	2

**BOTTOM**

**New York Yankees @ Boston Red Sox**  
Fenway Park, Boston, MA

Sat Sep 25 2004, 7:05 PM EDT  
Att: 34,856 - Cloudy - 71 F

AB	36
R	12
H	13
RBI	12
BB	5
SO	7
LOB	20



1B:	7	SF:	2	WP:	1	PA:	46
2B:	5	SAC:	0	PB:	0		
3B:	0	DP:	0	SB:	1		
HR:	1	HBP:	3	CS:	0		

PITCHER	IP	WLS	BF	H	R	ER	SO	BB	IBB	HBP	BLK	WP	HR	S	P	ERA	WHIP
Javier Vazquez, R ERA: 4.89	(1, 1)	4.2	24	7	5	5	4	2	0	1	0	1	0	60	97	9.64	1.929
Tanyon Sturtze, R ERA: 5.77	(5, 1)	1.2	8	1	0	0	2	1	0	1	0	0	0	17	34	0.00	1.200
Felix Heredia, L ERA: 6.57	(7, 1)	0.0	1	0	0	0	0	0	0	0	0	0	0	2	3	∞	∞
Paul Quantrill, R ERA: 4.73	(7, 1)	1.0	L 7	2	4	4	1	1	1	0	0	0	0	12	24	36.00	3.000
C.J. Nitkowski, L ERA: 6.1	(8, 1)	0.0	2	1	0	0	0	0	0	1	0	0	0	4	8	∞	∞

PITCHER	IP	WLS	BF	H	R	ER	SO	BB	IBB	HBP	BLK	WP	HR	S	P	ERA	WHIP
Scott Proctor, R ERA: 5.48	(8, 1)	0.2	4	2	3	3	0	0	0	0	0	0	0	6	8	40.50	3.000

Batter	1	2	3	4	5	6	7	8	9	AB R H RBI BB SO LOB	TOP	
<b>2 Derek Jeter, R</b> (1, 6) <small>OBP: 0.350, SLG: 0.467</small> <b>Felix Escalona, R</b> (8, PH) <small>(8, 6)</small>	2-1 			3-2 	1-0 			0-2 		3 0 0 0 0 0 1 1 0 0 0 0	<b>New York Yankees @ Boston Red Sox</b> Fenway Park, Boston, MA Sun Sep 26 2004, 2:05 PM EDT Att. 34,582 - Cloudy - 74 F	
<b>13 Alex Rodriguez, R</b> (1, 5) <small>OBP: 0.381, SLG: 0.515</small> <b>12 Andy Phillips, R</b> (8, PH) <small>OBP: 1.000, SLG: 4.000</small> <small>(8, 5)</small>	2-3 			4-0 		0-0 		0-0 		2 1 0 0 1 1 1 1 1 2 0 0		
<b>Gary Sheffield, R</b> (1, 9) <small>OBP: 0.395, SLG: 0.542</small> <b>Bubba Crosby, L</b> (8, PH) <small>OBP: 0.204, SLG: 0.304</small> <small>(8, 9)</small>	3-2 			4-0 		2-2 		1-0 		2 1 0 0 1 1 1 0 0 0 0 0		
<b>55 Hideki Matsui, L</b> (1, 7) <small>OBP: 0.388, SLG: 0.508</small> <b>Ruben Sierra, S</b> (8, PH) <small>OBP: 0.303, SLG: 0.471</small> <small>(8, 7)</small>		2-1 		4-0 		0-2 		1-1 		2 0 0 0 1 0 1 0 1 0 0 0		
<b>Bernie Williams, S</b> (1, 10) <small>OBP: 0.355, SLG: 0.424</small>		3-3 		0-3 			1-0 	2-3 		4 0 0 0 0 3 4		
<b>20 Jorge Posada, S</b> (1, 2) <small>OBP: 0.402, SLG: 0.485</small> <b>John Flaherty, R</b> (7, 2) <small>OBP: 0.278, SLG: 0.467</small> <b>Dioner Navarro, S</b> (8, 2) <small>OBP: 0.500, SLG: 0.500</small>		1-3 		0-0 			2-1 		1-1 	3 0 1 2 0 1 0 0 0 0 0 0 1 0 0 0 0 0		
<b>John Olerud, L</b> (1, 3) <small>OBP: 0.355, SLG: 0.366</small>			0-3 	1-2 			4-1 		1-2 	3 0 0 0 1 1 2		
<b>Miguel Cairo, R</b> (1, 4) <small>OBP: 0.346, SLG: 0.419</small>			1-0 		0-2 		2-2 		2-1 	4 0 0 0 0 0 1		
<b>Kenny Lofton, L</b> (1, 8) <small>OBP: 0.344, SLG: 0.398</small>			1-2 		1-0 			4-0 		2 0 0 0 1 0 0		
<b>Inning Stats</b>	R: 0 H: 0 E: 0 LOB: 0 K: 1 BB: 0 S: 10 P: 17	R: 0 H: 0 E: 0 LOB: 0 K: 2 BB: 0 S: 8 P: 14	R: 0 H: 0 E: 0 LOB: 0 K: 1 BB: 0 S: 8 P: 10	R: 2 H: 1 E: 0 LOB: 2 K: 1 BB: 3 S: 12 P: 28	R: 0 H: 0 E: 0 LOB: 0 K: 0 BB: 0 S: 5 P: 7	R: 0 H: 0 E: 0 LOB: 0 K: 1 BB: 0 S: 7 P: 9	R: 0 H: 0 E: 0 LOB: 1 K: 0 BB: 1 S: 9 P: 18	R: 2 H: 2 E: 0 LOB: 1 K: 1 BB: 1 S: 10 P: 18	R: 0 H: 0 E: 0 LOB: 0 K: 0 BB: 0 S: 8 P: 12	1B: 2 SF: 0 2B: 0 SAC: 0 3B: 0 DP: 0 HR: 1 HBP: 0		WP: 0 PA: 35 PB: 0 SB: 0 CS: 0
<b>PITCHER</b> <b>38 Curt Schilling, R</b> (1, 1) <small>ERA: 3.26</small> <b>Pedro Astacio, R</b> (8, 1) <small>ERA: 14.73</small> <b>Terry Adams, R</b> (8, 1) <small>ERA: 4.69</small> <b>Ramiro Mendoza, R</b> (9, 1) <small>ERA: 3.33</small>	IP WLS BF H R ER SO BB IBB HBP BLK WP HR S P ERA WHIP											<b>PITCHER</b> IP WLS BF H R ER SO BB IBB HBP BLK WP HR S P ERA WHIP
7.0 W 26 1 2 2 6 4 0 0 0 0 0 0 59 103 2.57 0.714 0.0 0 0 0 0 0 0 0 0 0 0 0 0 0 0 0 0 1.0 6 2 2 2 1 1 0 0 0 0 1 10 18 18.00 3.000 1.0 3 0 0 0 0 0 0 0 0 0 0 0 8 12 0.00 0.000												

livebaseballscores.com

**AB** 30  
**R** 4  
**H** 3  
**RBI** 4  
**BB** 5  
**SO** 7  
**LOB** 8



Batter	1	2	3	4	5	6	7	8	9
18 Johnny Damon, L OBP: 0.380, SLG: 0.466 Gabe Kapler, R OBP: 0.309, SLG: 0.398	1-1 G4-3	4-1 1B SF9 BB	1-1 P5		3-3 K		2-2 L3		
Mark Bellhorn, S OBP: 0.372, SLG: 0.446 Pokey Reese, R OBP: 0.267, SLG: 0.306	1-0 2B 34 2B 1B	2-2 SAFE SAFE G5-3 34 BB 1B 1B		1-0 BB 1B		1-3 K	2-3 K		
Manny Ramirez, R OBP: 0.399, SLG: 0.615 Dave Roberts, L OBP: 0.345, SLG: 0.394	1-1 34 2B 2B	0-0 SF9		3-3 K		1-1 1B 2B	2-3 K		
34 David Ortiz, L OBP: 0.376, SLG: 0.600 Dave McCarty, R OBP: 0.323, SLG: 0.381	1-2 2B 2B	4-0 G5-3 E BB		1-0 F9		4-2 BB 1B WP BB	3-1 BB 1B		
Trot Nixon, L OBP: 0.390, SLG: 0.515 Adam Hyzdu, R OBP: 0.250, SLG: 0.500	0-1 1B 2B	0-2 G5-3		4-2 BB		0-0 WP BB SF8 1B	1-3 K		
Jason Varitek, S OBP: 0.392, SLG: 0.478 Doug Mirabelli, R OBP: 0.380, SLG: 0.542	3-2 1B 1B	2-2 E6 1B		0-3 K		4-2 WP BB	4-0 BB		
Orlando Cabrera, R OBP: 0.302, SLG: 0.375 Ricky Gutierrez, R OBP: 0.283, SLG: 0.255	0-3 K	1-2 P5			1-2 F9	2-1 SF8	1-1 G3		
Bill Mueller, S OBP: 0.362, SLG: 0.454 20 Kevin Youkilis, R OBP: 0.368, SLG: 0.426	3-1 1B		2-2 F8		3-2 HR	0-0 P5			
Doug Mientkiewicz, L OBP: 0.328, SLG: 0.349	1-0 L1		2-3 K		1-2 K		0-3 K		

AB	R	H	RBI	BB	SO	LOB
4	1	0	0	1	1	0
0	0	0	0	0	0	0
5	2	3	0	0	2	0
0	0	0	0	0	0	0
2	1	1	1	0	1	1
2	1	1	0	0	1	0
2	3	1	2	2	0	1
1	0	1	0	0	0	0
3	2	2	2	1	0	2
1	0	0	0	0	1	1
3	0	2	2	1	1	2
0	0	0	0	1	0	0
3	0	0	1	0	1	2
1	0	0	0	0	0	2
4	1	2	1	0	0	1
0	0	0	0	0	0	0
4	0	0	0	0	3	2

AB	R	H	RBI	BB	SO	LOB
35	11	13	9	6	11	14

WP	PA
1	43

**New York Yankees @ Boston Red Sox**  
 Fenway Park, Boston, MA  
 Sun Sep 26 2004, 2:05 PM EDT  
 Att: 34,582 - Cloudy - 74 F

Inning Stats	R	H	E	K	S	IP	WLS	BF	H	R	ER	SO	BB	IBB	HBP	BLK	WP	HR	S	P	ERA	WHIP
Kevin Brown, R ERA: 4.25	4	6	0	1	23	0.2	L	8	6	4	4	1	0	0	0	0	0	0	22	32	54.00	9.000
Esteban Loaiza, R ERA: 5.61	0	0	0	0	0	4.2		25	6	7	6	6	5	0	0	0	0	1	63	109	11.57	2.357
Steve Karsay, R ERA: 3.18	0	0	0	0	0	0.2		2	0	0	0	0	0	0	0	0	1	0	3	5	0.00	0.000
Brad Halsey, L ERA: 7.33	0	0	0	0	0	1.0		3	0	0	0	2	0	0	0	0	0	0	9	13	0.00	0.000
C.J. Nitkowski, L ERA: 5.91	0	0	0	0	0	1.0		5	1	0	0	2	1	0	0	0	0	0	10	21	0.00	2.000

1B	2B	3B	HR	SF	SAC	DP	HBP	WP	HR	S	P	ERA	WHIP
8	4	0	1	2	0	0	0	1	0	0	0	0.00	2.000



Batter	1	2	3	4	5	6	7	8	9	AB R H RBI BB SO LOB	TOP																	
20 Lew Ford, R OBP: 0.384, SLG: 0.453 (1, 7)	2-2 F8	1-0 G6-3		1-1 G4-3		1-2 K		0-0 G5-3		5 0 0 0 0 1 5																		
Jason Kubel, L OBP: 0.362, SLG: 0.476 (1, 9)	1-0 F7		1-2 G1-3	1-2 G4-3			0-0 33 1B	4-0 33 G6-4-3 BB		4 0 1 0 1 0 1																		
Torii Hunter, R OBP: 0.330, SLG: 0.477 (1, 8)	1-1 HR		2-0 33 2B		1-2 P6		2-3 K	1-3 K		5 1 2 1 0 2 2																		
33 Justin Moreau, L OBP: 0.347, SLG: 0.548 (1, 3)	4-0 2B		2-0 2B		3-2 F7		2-1 G6-4-3 1B	0-1 G6-4-3 1-2f		4 1 2 0 1 0 1																		
Matthew LeCroy, R OBP: 0.320, SLG: 0.414 (1, 10)	0-1 2B		1-3 K		0-0 F7		0-1 G6-4-3 1-2f			4 1 1 0 0 1 4																		
Corey Koskie, L OBP: 0.340, SLG: 0.488 (1, 5)	2-2		4-0		4-2 WP SH1-3 BB		1-0 BB			2 0 2 2 2 0 0																		
Augie Ojeda, S OBP: 0.419, SLG: 0.472 (8, PR)	2-H 3-H 2B		IBB		0-1 SH1-3		1-3 K			0 0 0 0 0 0 0																		
Cristian Guzman, S OBP: 0.309, SLG: 0.386 (1, 6)	1-3 K		0-1 G1		0-1 SH1-3		1-3 K			3 0 0 0 0 2 5																		
5 Michael Cuddyer, R OBP: 0.342, SLG: 0.429 (1, 4)		0-2 G5-4-3 1B		3-1 SH3-4 2B		1-1 F9		1-3 K		4 0 2 0 0 1 2																		
Henry Blanco, R OBP: 0.259, SLG: 0.362 (1, 2)		1-0 G5-4-3 1-2f		0-0 SH3-4		4-1 BB		4-2 BB		1 0 0 0 1 0 1																		
Jacque Jones, L OBP: 0.317, SLG: 0.432 (8, PH)										0 0 0 0 1 0 0																		
Pat Borders, R OBP: 0.247, SLG: 0.333 (8, 2)										0 0 0 0 0 0 0																		
<b>Inning Stats</b>	R: 3 E: 0 K: 1 S: 18	H: 3 LOB: 1 BB: 1 P: 29	R: 0 E: 0 K: 0 S: 5	H: 1 LOB: 0 BB: 0 P: 7	R: 0 E: 0 K: 1 S: 10	H: 2 LOB: 3 BB: 1 P: 20	R: 0 E: 0 K: 0 S: 8	H: 1 LOB: 1 BB: 0 P: 13	R: 0 E: 0 K: 0 S: 7	H: 0 LOB: 0 BB: 0 P: 11	R: 0 E: 0 K: 1 S: 9	H: 2 LOB: 1 BB: 0 P: 13	R: 0 E: 0 K: 2 S: 10	H: 1 LOB: 2 BB: 1 P: 17	R: 0 E: 0 K: 1 S: 6	H: 0 LOB: 0 BB: 1 P: 11	1B: 5 2B: 4 3B: 0 HR: 1	SF: 0 SAC: 2 DP: 3 HBP: 0	WP: 1 PB: 0 SB: 0 CS: 0	PA: 40								
<b>PITCHER</b>	IP WLS BF H R ER SO BB IBB HBP BLK WP HR S P ERA WHIP																											
35 Mike Mussina, R ERA: 4.59 (1, 1)	6.0		28	7	3	3	3	3	1	0	0	1	1	59	101	4.50	1.667											
Paul Quantrill, R ERA: 4.67 (7, 1)	1.0	W	4	2	0	0	1	0	0	0	0	0	0	9	13	0.00	2.000											
Tom Gordon, R ERA: 2.24 (8, 1)	1.0	H	5	1	0	0	2	1	0	0	0	0	0	10	17	0.00	2.000											
42 Mariano Rivera, R ERA: 2.0 (9, 1)	1.0	S	3	0	0	0	1	1	0	0	0	0	0	6	11	0.00	1.000											

Minnesota Twins @ New York Yankees  
 Yankee Stadium, Bronx, NY  
 Wed Sep 29 2004, 4:05 PM EDT  
 Unknown - 64 F

livebaseballscorecards.com

AB	32
R	3
H	10
RBI	3
BB	6
SO	7
LOB	21



Batter	1	2	3	4	5	6	7	8	9	AB R H RBI BB SO LOB
2 Derek Jeter, R OBP: 0.351, SLG: 0.469 (1, 6)	1-0 13 G4-3 1B 2B	1-3 K			1-2 P4		2-2 13 3B 1B			4 2 2 1 0 1 2
13 Alex Rodriguez, R OBP: 0.380, SLG: 0.516 (1, 5)	0-0 G4-3 2-3		2-2 G4-3			2-2 P4	0-1 1-H 2-H 3B			4 0 1 2 0 0 1
Gary Sheffield, R OBP: 0.396, SLG: 0.542 (1, 9)	0-0 1B 3-H		1-2 G6-3			2-1 G4-6-3 1B	3-3 K			4 0 2 1 0 1 2
Bernie Williams, S OBP: 0.353, SLG: 0.421 (1, 8)	1-2 L9		1-1 G4-3			0-1 G4-6-3 1-2f		1-0 F7		4 0 0 0 0 0 2
20 Jorge Posada, S OBP: 0.399, SLG: 0.481 (1, 2)	1-3 K			2-3 K			1-3 K2-3	1-1 G1-3		4 0 0 0 0 3 1
55 Hideki Matsui, L OBP: 0.389, SLG: 0.515 (1, 7)		1-2 2B		0-1 F8			1-1 HR	2-1 P4		4 1 2 1 0 0 0
Ruben Sierra, S OBP: 0.300, SLG: 0.467 (1, 10)		0-3 K		0-1 F8			2-0 G5-3			3 0 0 0 0 1 1
John Olerud, L OBP: 0.357, SLG: 0.365 (1, 3)		4-1 BB			3-1 G1-3		4-1 E 2 1B BB			1 0 0 0 2 0 0
Bubba Crosby, L OBP: 0.204, SLG: 0.304 (7, PR)										0 1 0 0 0 0 0
Tony Clark, S OBP: 0.304, SLG: 0.475 (8, 3)										0 0 0 0 0 0 0
Miguel Cairo, R OBP: 0.346, SLG: 0.418 (1, 4)		2-3 K			2-2 F9		0-1 E8 2 1B 13 3B 1B			3 1 1 0 0 1 2

Inning Stats	R: 1	H: 2	E: 0	K: 1	S: 9	LOB: 1	BB: 0	P: 12	R: 0	H: 1	E: 0	K: 3	S: 14	LOB: 2	BB: 1	P: 22	R: 0	H: 0	E: 0	K: 0	S: 8	LOB: 0	BB: 0	P: 12	R: 0	H: 0	E: 0	K: 1	S: 9	LOB: 0	BB: 0	P: 11	R: 0	H: 1	E: 0	K: 0	S: 7	LOB: 0	BB: 0	P: 11	R: 4	H: 4	E: 1	K: 2	S: 18	LOB: 2	BB: 1	P: 31	R: 0	H: 0	E: 0	K: 0	S: 5	LOB: 0	BB: 0	P: 9	1B: 4	2B: 2	3B: 1	HR: 1	SF: 0	SAC: 0	DP: 1	HBP: 0	WP: 0	PB: 0	SB: 0	CS: 0	PA: 33
--------------	------	------	------	------	------	--------	-------	-------	------	------	------	------	-------	--------	-------	-------	------	------	------	------	------	--------	-------	-------	------	------	------	------	------	--------	-------	-------	------	------	------	------	------	--------	-------	-------	------	------	------	------	-------	--------	-------	-------	------	------	------	------	------	--------	-------	------	-------	-------	-------	-------	-------	--------	-------	--------	-------	-------	-------	-------	--------

PITCHER	IP	WLS	BF	H	R	ER	SO	BB	IBB	HBP	BLK	WP	HR	S	P	ERA	WHIP
Johan Santana, L ERA: 2.61 (1, 1)	5.0		19	3	1	1	5	1	0	0	0	0	0	48	71	1.80	0.800
Grant Balfour, R ERA: 3.93 (6, 1)	1.0	H	3	1	0	0	0	0	0	0	0	0	0	7	11	0.00	1.000
J.C. Romero, L ERA: 3.39 (7, 1)	0.2	L	5	2	3	3	1	1	0	0	0	0	1	9	17	40.50	4.500
Juan Rincon, R ERA: 2.77 (7, 1)	0.1	B	3	2	1	1	1	0	0	0	0	0	0	9	14	27.00	6.000
Aaron Fultz, L ERA: 4.68 (8, 1)	1.0		3	0	0	0	0	0	0	0	0	0	0	5	9	0.00	0.000

**MINNESOTA TWINS @ NEW YORK YANKEES**  
**Yankee Stadium, Bronx, NY**  
 Wed Sep 29 2004, 4:05 PM EDT  
 Unknown - 64 F

AB	31
R	5
H	8
RBI	5
BB	2
SO	7
LOB	11



Batter	1	2	3	4	5	6	7	8	9	AB R H RBI BB SO LOB	TOP											
Jason Kubel, L (1, 10) OBP: 0.385, SLG: 0.489	1-1 G3-1	0-0 1B		0-0 1B		0-1 1B			2-1 P6	5 0 3 2 0 0 0												
Jacque Jones, L (1, 9) OBP: 0.316, SLG: 0.430	0-1 G6-3	1-2 G1-3		3-3 K		1-1 G4-3			0-1 20 G6-3 1B	5 0 1 0 0 1 4												
20 Lew Ford, R (1, 8) OBP: 0.383, SLG: 0.451	1-2 1B		1-0 G6-3		1-3 K				2-2 G6-3 1-2f	5 0 1 0 0 2 1												
33 Justin Moreau, L (1, 3) OBP: 0.342, SLG: 0.539	2-3 K		1-1 G4-3		0-2 F8				0-3 K	4 0 0 0 0 2 1												
5 Michael Cuddyer, R (1, 5) OBP: 0.341, SLG: 0.429		2-2 G6-3	1-0 1B 2B		2-2 F9				1-1 G1-3	4 0 1 0 0 0 0												
Cristian Guzman, S (1, 6) OBP: 0.311, SLG: 0.389		1-0 1B 2B	0-1 FC6-4 1B		0-0 E1 1B				0-0 F7	4 2 2 0 0 0 0												
Michael Restovich, R (1, 7) OBP: 0.333, SLG: 0.477		0-3 K	1 SAFE 1-1 FC6-4 1-2f		0-0 G6-3 SH1-3 1B 1B				2-2 K	4 1 1 1 0 2 3												
Augie Ojeda, S (1, 4) OBP: 0.422, SLG: 0.473 Corey Koskie, L (8, PH) OBP: 0.341, SLG: 0.491 Jason Bartlett, R (8, PR) OBP: 0.091, SLG: 0.091		2-2 1B 1B		3-2 P6		2-1 SH1-3			0-1 2B	2 1 1 1 0 0 0 1 0 1 0 0 0 0 0 0 0 0 0 0 0												
Pat Borders, R (1, 2) OBP: 0.250, SLG: 0.333 Jose Offerman, S (8, PH) OBP: 0.361, SLG: 0.401 Henry Blanco, R (8, 2) OBP: 0.259, SLG: 0.362		0-1 1B 1B		0-3 K		0-2 G6-3			0-3 K	3 0 1 0 0 1 1 1 0 0 0 0 1 1 0 0 0 0 0 0 0												
<b>Inning Stats</b>	R: 0 E: 0 K: 1 S: 11	H: 1 LOB: 1 BB: 0 P: 15	R: 2 E: 0 K: 0 S: 17	H: 4 LOB: 2 BB: 0 P: 23	R: 0 E: 0 K: 0 S: 8	H: 2 LOB: 2 BB: 0 P: 12	R: 0 E: 0 K: 2 S: 14	H: 1 LOB: 1 BB: 0 P: 20	R: 0 E: 0 K: 1 S: 10	H: 0 LOB: 0 BB: 0 P: 13	R: 2 E: 1 K: 0 S: 11	H: 2 LOB: 1 BB: 0 P: 14	R: 0 E: 0 K: 2 S: 8	H: 0 LOB: 0 BB: 0 P: 9	R: 0 E: 0 K: 2 S: 9	H: 1 LOB: 1 BB: 0 P: 11	R: 0 E: 0 K: 0 S: 9	H: 1 LOB: 0 BB: 0 P: 13	1B: 9 2B: 3 3B: 0 HR: 0	SF: 0 SAC: 1 DP: 1 HBP: 0	WP: 0 PB: 0 SB: 0 CS: 0	PA: 39
<b>PITCHER</b>	IP WLS BF H R ER SO BB IBB HBP BLK WP HR S P ERA WHIP																					
Jon Lieber, R (1, 1) ERA: 4.33	5.2 W 28 10 4 2 5 0 0 0 0 0 0 0 69 94 3.18 1.765																					
Felix Heredia, L (6, 1) ERA: 6.51	0.1 H 1 0 0 0 0 0 0 0 0 0 0 0 2 3 0.00 0.000																					
Tanyon Sturtze, R (7, 1) ERA: 5.64	1.2 H 5 0 0 0 3 0 0 0 0 0 0 0 12 15 0.00 0.000																					
Tom Gordon, R (8, 1) ERA: 2.23	0.1 H 2 1 0 0 1 0 0 0 0 0 0 0 5 5 0.00 3.000																					
42 Mariano Rivera, R (9, 1) ERA: 1.97	1.0 S 3 1 0 0 0 0 0 0 0 0 0 0 9 13 0.00 1.000																					

Minnesota Twins @ New York Yankees  
 Yankee Stadium, Bronx, NY  
 Wed Sep 29 2004, 4:10 PM EDT  
 Att. 45,072 - Unknown - 64 F

livebaseballscorecards.com

AB	38
R	4
H	12
RBI	4
BB	0
SO	9
LOB	11





Batter	1	2	3	4	5	6	7	8	9
2 Derek Jeter, R OBP: 0.351, SLG: 0.470 (1, 6)	0-0 S 55 G4-3 13 HR 1B	2-0 L9			2-1 E 13 SF8 2B	3-3 K2-3 1-2		2-3 K	
13 Alex Rodriguez, R OBP: 0.380, SLG: 0.519 (1, 5)	3-2 G4-3 1-2	2-1 CS 1-2	0-1 HR		1-0 E 55 BB 2-3		2-2 L8		
Gary Sheffield, R OBP: 0.396, SLG: 0.541 (1, 9)	4-2 55 HR 2-3 BB		2-1 G5-3		3-1 SF8 3-H		4-1 BB BB		
55 Hideki Matsui, L OBP: 0.390, SLG: 0.519 (1, 7)	0-0 1-H 3-H HR		2-2 G4-3		4-1 SAFE E 1-2 BB		0-0 F7		
Bernie Williams, S OBP: 0.354, SLG: 0.421 (1, 8)	1-0 F8		3-2 25 FC6-4 1B		3-3 K 1-2 2-3		4-0 SAFE SAFE 1-2 BB		
25 Jason Giambi, L OBP: 0.348, SLG: 0.391 (1, 10)	2-2 1B		2-2 FC6-4 1-2f		2-1 G1-3		2-2 P6		
Tony Clark, S OBP: 0.303, SLG: 0.470 (1, 3)	1-3 K			0-0 G4-3		4-2 2 WP BB		3-2 G4-3	
John Flaherty, R OBP: 0.285, SLG: 0.468 (1, 2)		1-2 FC5-4 1B		1-3 K		0-1 B2		1-2 G3 1B	
Enrique Wilson, S OBP: 0.253, SLG: 0.329 (1, 4)		1-2 FC5-4 13 CS		0-0 F9		0-0 F7		3-2 SAFE G3	
John Olerud, L OBP: 0.356, SLG: 0.365 (8, PH)									
Miguel Cairo, R OBP: 0.346, SLG: 0.418 (9, 4)									

Inning Stats	R: 3	H: 3	E: 0	K: 1	S: 16	LOB: 1	BB: 1	P: 27	R: 0	H: 1	E: 0	K: 0	S: 8	LOB: 0	BB: 0	P: 14	R: 1	H: 2	E: 0	K: 0	S: 13	LOB: 1	BB: 0	P: 22	R: 0	H: 0	E: 0	K: 1	S: 5	LOB: 0	BB: 0	P: 6	R: 1	H: 1	E: 2	K: 1	S: 12	LOB: 2	BB: 1	P: 27	R: 0	H: 0	E: 0	K: 1	S: 10	LOB: 1	BB: 1	P: 17	R: 0	H: 0	E: 0	K: 0	S: 9	LOB: 2	BB: 2	P: 21	R: 0	H: 1	E: 0	K: 1	S: 20	LOB: 1	BB: 0	P: 29
--------------	------	------	------	------	-------	--------	-------	-------	------	------	------	------	------	--------	-------	-------	------	------	------	------	-------	--------	-------	-------	------	------	------	------	------	--------	-------	------	------	------	------	------	-------	--------	-------	-------	------	------	------	------	-------	--------	-------	-------	------	------	------	------	------	--------	-------	-------	------	------	------	------	-------	--------	-------	-------


PITCHER	IP	WLS	BF	H	R	ER	SO	BB	IBB	HBP	BLK	WP	HR	S	P	ERA	WHIP
Kyle Lohse, R ERA: 5.33 (1, 1)	6.0	L	28	7	5	4	4	3	0	0	0	1	2	64	113	6.00	1.667
28 Jesse Crain, R ERA: 2.25 (7, 1)	1.2		8	1	0	0	0	2	0	0	0	0	0	26	45	0.00	1.800
36 Joe Nathan, R ERA: 1.69 (8, 1)	0.1		1	0	0	0	1	0	0	0	0	0	0	3	5	0.00	0.000

**MINNESOTA TWINS @ NEW YORK YANKEES**  
**Yankee Stadium, Bronx, NY**  
 Wed Sep 29 2004, 4:10 PM EDT  
 Att: 45,072 - Unknown - 64 F

AB	R	H	RBI	BB	SO	LOB
5	2	2	0	0	2	3
4	1	1	1	0	0	2
1	1	0	1	2	0	0
3	1	1	3	1	0	1
3	0	1	0	1	1	2
4	0	1	0	0	0	5
3	0	0	0	1	1	1
4	0	2	0	0	1	1
3	0	0	0	0	0	2
1	0	0	0	0	0	1
0	0	0	0	0	0	0

AB	31
R	5
H	8
RBI	5
BB	5
SO	5
LOB	18

livebaseballscorecards.com



WP	PA
1	38
PB	0
SB	1
CS	1

Batter	1	2	3	4	5	6	7	8	9	AB R H RBI BB SO LOB	TOP						
20 Lew Ford, R OBP: 0.380, SLG: 0.447 (1, 7) C B X	1-1 F9		1-2 F8		2-1 G6-3		1-1 G5-3		3-3 K	5 0 0 0 0 1 3							
Jacque Jones, L OBP: 0.314, SLG: 0.427 (1, 9) C X	0-1 G4-3		1-3 K			0-0 F7	1-2 G1-3			4 0 0 0 0 1 1							
Torii Hunter, R OBP: 0.332, SLG: 0.483 (1, 8) S B B X	2-1 1B		1-2 HR			1-1 G6-3		0-3 K		4 1 2 1 0 1 0							
33 Justin Moreau, L OBP: 0.341, SLG: 0.546 (1, 3) C B S X	1-2 F7		0-2 F9			0-1 HR		1-1 L9		4 1 1 1 0 0 1							
Corey Koskie, L OBP: 0.340, SLG: 0.489 (1, 5) B L B T B C T B C T B C T B C T		3-3 K		1-2 G1-3		1-1 1B		3-2 G3		4 0 1 0 0 1 0							
5 Michael Cuddyer, R OBP: 0.340, SLG: 0.427 (1, 4) C B S X		1-1 1B		3-3 K		0-0 L4		0-0 F9		4 1 1 0 0 1 1							
Jason Kubel, L OBP: 0.375, SLG: 0.460 (1, 10) F 1 SAFE B X		1-1 G1-3		0-2 G4-3			4-1 2B	0-2 G3		3 1 0 0 1 0 1							
Augie Ojeda, S OBP: 0.426, SLG: 0.466 (1, 6) C B S X		1-1 1B			0-1 P3		1-3 K	4-0 1B		3 0 1 1 1 1 1							
Henry Blanco, R OBP: 0.260, SLG: 0.365 (1, 2) Jose Offerman, S OBP: 0.364, SLG: 0.405 (9, PH) Pat Borders, R OBP: 0.250, SLG: 0.333 (9, 2) 1 SAFE X C S		0-2 P3			0-0 F8		1-1 2B	0-0 1B		3 0 1 1 0 0 1 1 0 1 0 0 0 0 0 0 0 0 0 0 0							
Inning Stats	R: 0 E: 0 K: 0 S: 9 H: 1 LOB: 1 BB: 0 P: 13	R: 1 E: 0 K: 1 S: 14 H: 2 LOB: 1 BB: 0 P: 20	R: 1 E: 0 K: 1 S: 13 H: 1 LOB: 0 BB: 0 P: 16	R: 0 E: 0 K: 1 S: 10 H: 0 LOB: 0 BB: 0 P: 14	R: 0 E: 0 K: 0 S: 5 H: 0 LOB: 0 BB: 0 P: 7	R: 1 E: 0 K: 0 S: 8 H: 2 LOB: 1 BB: 0 P: 10	R: 1 E: 0 K: 1 S: 11 H: 1 LOB: 1 BB: 1 P: 19	R: 0 E: 0 K: 1 S: 8 H: 0 LOB: 0 BB: 0 P: 12	R: 0 E: 0 K: 1 S: 10 H: 1 LOB: 2 BB: 1 P: 17	1B: 5 2B: 1 3B: 0 HR: 2 SF: 0 SAC: 0 DP: 0 HBP: 0	WP: 0 PB: 0 SB: 1 CS: 0 PA: 37						
PITCHER	IP WLS BF H R ER SO BB IBB HBP BLK WP HR S P ERA WHIP																
Javier Vazquez, R ERA: 4.91 (1, 1)	6.2		7	4	4	4	1	0	0	0	0	0	2	67	95	5.40	1.200
Felix Heredia, L ERA: 6.45 (7, 1)	0.1		1	0	0	0	0	0	0	0	0	0	0	3	4	0.00	0.000
Tanyon Sturtze, R ERA: 5.57 (8, 1)	1.0		3	0	0	0	0	0	0	0	0	0	0	8	12	0.00	0.000
Tom Gordon, R ERA: 2.21 (9, 1)	1.0	W	5	1	0	0	1	1	0	0	0	0	0	10	17	0.00	2.000

Minnesota Twins @ New York Yankees  
 Yankee Stadium, Bronx, NY  
 Thu Sep 30 2004, 7:05 PM EDT  
 Att. 48,454 - Unknown - 60 F

livebaseballscorecards.com

AB	35
R	4
H	8
RBI	4
BB	2
SO	6
LOB	9



Batter	1	2	3	4	5	6	7	8	9	AB	R	H	RBI	BB	SO	LOB
2 Derek Jeter, R OBP: 0.350, SLG: 0.469 (1, 6)	0-0 F8		0-0 SH5-3	0-1 G5-3		2-2 1B		0-3 K		4	0	1	0	0	1	2
13 Alex Rodriguez, R OBP: 0.377, SLG: 0.515 (1, 5)	0-3 K		2-2 F9		0-0 P6	0-0 L7		1-3 K		5	0	0	0	0	2	4
Gary Sheffield, R OBP: 0.395, SLG: 0.537 (1, 9)	1-1 G6-3		1-1 P5		4-2 BB		2-1 G6-3		3-3 K	4	0	0	0	1	1	2
55 Hideki Matsui, L OBP: 0.391, SLG: 0.523 (1, 7)		2-2 G4-3		4-1 1B 20 1B BB	0-0 F8		1-0 HR	4-2 HR BB	3	3	1	1	2	0	1	
Bernie Williams, S OBP: 0.358, SLG: 0.428 (1, 10)		1-0 1B		2-2 20 1B 1B	2-1 F8		4-0 20 1B BB	1-0 HR	4	2	3	2	1	0	1	
20 Jorge Posada, S OBP: 0.400, SLG: 0.481 (1, 2)		2-3 K		1-2 SH1-4 1B 1-3 3-H 1B	0-1 G4-3	0-0 1B	1-2 1B		4	0	2	1	0	1	1	
John Olerud, L OBP: 0.357, SLG: 0.373 (1, 3)		0-2 G4-3		1-0 SH1-4 1B 1-2 3-H 1B	1-0 HR	0-3 K			4	1	2	2	0	1	3	
Miguel Cairo, R OBP: 0.346, SLG: 0.417 (1, 4)			3-2 SH5-3 2 1B 1B	1-1 SH1-4 1B 1-2 2-3 1B	1-0 G5-3	2-3 K2-3			3	0	1	0	0	1	2	
Kenny Lofton, L OBP: 0.347, SLG: 0.399 (1, 8)			1-0 SH5-3 2 1B 1-2 1B	1-2 P3	1-0 2 1B 1B		2-2 L9		4	0	2	0	0	0	2	

**BOTTOM**

**Minnesota Twins @ New York Yankees**  
 Yankee Stadium, Bronx, NY  
 Thu Sep 30 2004, 7:05 PM EDT  
 Att: 48,454 - Unknown - 60 F

[livebaseballscorecards.com](http://livebaseballscorecards.com)

<b>AB</b>	<b>35</b>
<b>R</b>	<b>6</b>
<b>H</b>	<b>12</b>
<b>RBI</b>	<b>6</b>
<b>BB</b>	<b>4</b>
<b>SO</b>	<b>7</b>
<b>LOB</b>	<b>18</b>



Inning Stats	R: 0	H: 0	E: 0	K: 1	S: 6	H: 0	LOB: 0	BB: 0	P: 7	R: 0	H: 1	E: 0	K: 1	S: 13	R: 0	H: 2	E: 0	K: 0	S: 13	R: 2	H: 3	E: 0	K: 0	S: 16	R: 0	H: 0	E: 0	K: 0	S: 6	R: 1	H: 3	E: 0	K: 0	S: 12	R: 1	H: 2	E: 0	K: 2	S: 11	R: 0	H: 0	E: 0	K: 2	S: 9	R: 2	H: 1	E: 0	K: 1	S: 6	1B: 9	SF: 0	2B: 0	3B: 0	HR: 3	SAC: 2	DP: 0	HBP: 0	WP: 0	PB: 0	SB: 0	CS: 0	PA: 41
--------------	------	------	------	------	------	------	--------	-------	------	------	------	------	------	-------	------	------	------	------	-------	------	------	------	------	-------	------	------	------	------	------	------	------	------	------	-------	------	------	------	------	-------	------	------	------	------	------	------	------	------	------	------	-------	-------	-------	-------	-------	--------	-------	--------	-------	-------	-------	-------	--------

PITCHER	IP	WLS	BF	H	R	ER	SO	BB	IBB	HBP	BLK	WP	HR	S	P	ERA	WHIP
Brad Radke, R ERA: 3.48 (1, 1)	5.0		23	6	2	2	2	2	0	0	0	0	0	54	83	3.60	1.600
J.C. Romero, L ERA: 3.48 (6, 1)	0.2	B	4	2	1	1	0	0	0	0	0	0	1	5	8	13.50	3.000
Grant Balfour, R ERA: 4.1 (6, 1)	0.2		6	3	1	1	0	1	0	0	0	0	1	11	20	13.50	6.000
Juan Rincon, R ERA: 2.7 (7, 1)	2.0		6	0	0	0	5	0	0	0	0	0	0	19	27	0.00	0.000
Aaron Fultz, L ERA: 5.04 (9, 1)	0.0	L	2	1	2	2	0	1	0	0	0	0	1	3	8	∞	∞

Batter	1	2	3	4	5	6	7	8	9	AB R H RBI BB SO LOB	TOP											
<b>Kenny Lofton, L</b> (1, 8) OBP: 0.345, SLG: 0.395	0-3 <b>K</b>		4-2 <b>BB</b>			2-1 <b>F8</b>		0-2 <b>K</b>		3 0 0 0 1 2 2												
<b>55 Hideki Matsui, L</b> (1, 7) OBP: 0.391, SLG: 0.522 <b>Bubba Crosby, L</b> (1, 7) OBP: 0.192, SLG: 0.286	3-1 <b>G4-3</b>		0-0 <b>G6-3</b>			0-1 <b>F9</b>			0-0 <b>P2</b>	1 0 0 0 0 0 0 3 0 0 0 0 0 1												
<b>25 Jason Giambi, L</b> (1, 10) OBP: 0.347, SLG: 0.387	1-1 <b>HBP</b>				2-3 <b>K</b>				1-3 <b>K</b>	3 0 0 0 0 3 0												
<b>Ruben Sierra, S</b> (1, 9) OBP: 0.299, SLG: 0.462	2-2 <b>F7</b>				1-3 <b>K</b>				4-2 <b>BB</b>	3 0 0 0 1 1 1												
<b>Tony Clark, S</b> (1, 3) OBP: 0.299, SLG: 0.462					2-1 <b>P2</b>				0-3 <b>K</b>	4 0 0 0 0 3 1												
<b>12 Andy Phillips, R</b> (1, 5) OBP: 0.250, SLG: 1.000						3-3 <b>K</b>			0-1 <b>G5-3</b>	3 0 0 0 0 1 0												
<b>Enrique Wilson, S</b> (1, 4) OBP: 0.258, SLG: 0.331						2-0 <b>1B</b>			4-0 <b>1B</b> <b>BB</b>	2 0 1 0 1 0 0												
<b>John Flaherty, R</b> (1, 2) OBP: 0.280, SLG: 0.460 <b>Dioner Navarro, S</b> (7, 2) OBP: 0.667, SLG: 0.667						0-2 <b>G5-4-3</b>			2-0 <b>1B</b>	2 0 0 0 0 1 1 1 0 1 0 0 0 0												
<b>Felix Escalona, R</b> (1, 6)						1-1 <b>F7</b>			0-1 <b>F9</b>	3 0 0 0 0 0 2												
<b>Inning Stats</b>	R: 0 E: 0 K: 1 S: 9	H: 0 LOB: 1 BB: 0 P: 15	R: 0 E: 0 K: 1 S: 5	H: 0 LOB: 0 BB: 0 P: 6	R: 0 E: 0 K: 1 S: 10	H: 0 LOB: 1 BB: 1 P: 16	R: 0 E: 0 K: 2 S: 10	H: 0 LOB: 0 BB: 0 P: 15	R: 0 E: 0 K: 1 S: 8	H: 1 LOB: 0 BB: 0 P: 13	R: 0 E: 0 K: 0 S: 6	H: 0 LOB: 0 BB: 0 P: 9	R: 0 E: 0 K: 2 S: 9	H: 0 LOB: 0 BB: 0 P: 13	R: 0 E: 0 K: 1 S: 8	H: 1 LOB: 2 BB: 1 P: 14	R: 0 E: 0 K: 2 S: 11	H: 0 LOB: 1 BB: 1 P: 16	1B: 2 2B: 0 3B: 0 HR: 0	SF: 0 SAC: 0 DP: 1 HBP: 1	WP: 0 PB: 0 SB: 0 CS: 0	PA: 32
<b>PITCHER</b> <b>Dave Bush, R</b> (1, 1) ERA: 3.69	IP: 9.0 WLS: W BF: 32 H: 2 R: 0 ER: 0 SO: 11 BB: 3 IBB: 0 HBP: 1 BLK: 0 WP: 0 HR: 0 S: 76 P: 117 ERA: 0.00 WHIP: 0.556											<b>PITCHER</b> IP: WLS: BF: H: R: ER: SO: BB: IBB: HBP: BLK: WP: HR: S: P: ERA: WHIP:										

**New York Yankees @ Toronto Blue Jays**  
**SkyDome, Toronto, ON**  
 Fri Oct 01 2004, 7:05 PM EDT  
 Att. 48,914 - Cloudy - 67 F

[livebaseballscorecards.com](http://livebaseballscorecards.com)

<b>AB</b>	<b>28</b>
<b>R</b>	<b>0</b>
<b>H</b>	<b>2</b>
<b>RBI</b>	<b>0</b>
<b>BB</b>	<b>3</b>
<b>SO</b>	<b>11</b>
<b>LOB</b>	<b>8</b>



Batter	1	2	3	4	5	6	7	8	9
8 Russ Adams, L OBP: 0.365, SLG: 0.515 (1, 6)	0-2 G3 10 HR 1B	0-1 P5		4-1 10 FC6-4 BB		4-0 BB 10 BB BB		1-2 E1 G1	
Orlando Hudson, S OBP: 0.338, SLG: 0.434 (1, 4)	3-1 G3 1-3		1-0 F8	0-3 K		3-3 K		0-0 G1 1-2 2-3	
10 Vernon Wells, R OBP: 0.339, SLG: 0.475 (1, 8)	0-0 HR 3-H		0-0 P6	3-1 FC6-4 1-2f		4-1 BB 1-2 2-3 BB		4-2 BB BB	
Carlos Delgado, L OBP: 0.368, SLG: 0.531 (1, 3)	0-3 K		2-1 BB 15 BB 1B	2-2 F9		4-2 BB 1-2 2-3 3-H BB		2-1 SF8 3-H 2-3	
15 Alex Rios, R OBP: 0.337, SLG: 0.386 (1, 9)	2-0 PB 1B		4-2 BB 1-2 1B BB		0-0 G6-3	0-0 P3		3-2 K	
Eric Hinske, L OBP: 0.313, SLG: 0.379 (1, 5)	3-2 HBP 1-2		4-2 BB 1-2 2-3 1B BB		1-2 G4-3		1-3 K		
Gabe Gross, L OBP: 0.317, SLG: 0.309 (1, 7)	1-1 G3-1		4-1 1B 1-2 2-3 3-H BB		2-1 F8		3-3 K		
Guillermo Quiroz, R OBP: 0.283, SLG: 0.271 (1, 2)		1-1 F9	0-1 1-2 2-H 3-H 1B		2-0 10 BB S BB 1B		3-2 K		
Eric Crozier, L OBP: 0.286, SLG: 0.433 (1, 10)		1-1 P5	2-3 K		3-3 K		1-2 G1 8 E SF8 1B		

Inning Stats	R: 2	H: 3	E: 0	K: 1	S: 15	LOB: 2	BB: 0	P: 24	R: 0	H: 0	E: 0	K: 0	S: 6	LOB: 0	BB: 0	P: 8	R: 3	H: 2	E: 0	K: 1	S: 15	LOB: 2	BB: 3	P: 32	R: 0	H: 0	E: 1	K: 1	S: 11	LOB: 1	BB: 1	P: 20	R: 0	H: 0	E: 0	K: 0	S: 7	LOB: 0	BB: 0	P: 10	R: 1	H: 1	E: 0	K: 2	S: 13	LOB: 3	BB: 3	P: 33	R: 0	H: 0	E: 0	K: 3	S: 10	LOB: 0	BB: 0	P: 17	R: 1	H: 1	E: 1	K: 1	S: 15	LOB: 2	BB: 1	P: 25
--------------	------	------	------	------	-------	--------	-------	-------	------	------	------	------	------	--------	-------	------	------	------	------	------	-------	--------	-------	-------	------	------	------	------	-------	--------	-------	-------	------	------	------	------	------	--------	-------	-------	------	------	------	------	-------	--------	-------	-------	------	------	------	------	-------	--------	-------	-------	------	------	------	------	-------	--------	-------	-------


AB	R	H	RBI	BB	SO	LOB
3	1	1	0	2	0	1
5	0	0	0	0	2	6
3	1	1	2	2	0	1
3	1	1	2	1	1	1
4	1	1	0	1	1	5
2	1	0	0	1	1	0
3	0	0	1	1	1	2
4	1	2	2	0	1	0
4	1	1	0	0	2	3

**BOTTOM**

**New York Yankees @ Toronto Blue Jays**  
**SkyDome, Toronto, ON**  
 Fri Oct 01 2004, 7:05 PM EDT  
 Att: 48,914 - Cloudy - 67 F

livebaseballscorecards.com

<b>AB</b>	<b>31</b>
<b>R</b>	<b>7</b>
<b>H</b>	<b>7</b>
<b>RBI</b>	<b>7</b>
<b>BB</b>	<b>8</b>
<b>SO</b>	<b>9</b>
<b>LOB</b>	<b>19</b>



PITCHER	IP	WLS	BF	H	R	ER	SO	BB	IBB	HBP	BLK	WP	HR	S	P	ERA	WHIP
Orlando Hernandez, R ERA: 3.3	(1, 1)	3.0	L	18	5	5	2	3	0	0	0	0	1	36	64	15.00	2.667
Bret Prinz, R ERA: 5.08	(4, 1)	2.0		7	0	0	1	1	0	0	0	0	0	18	30	0.00	0.500
Scott Proctor, R ERA: 5.63	(6, 1)	1.0		7	1	1	2	3	0	0	0	0	0	13	33	9.00	4.000
C.J. Nitkowski, L ERA: 5.73	(7, 1)	1.0		3	0	0	3	0	0	0	0	0	0	10	17	0.00	0.000
Steve Karsay, R ERA: 2.7	(8, 1)	1.0		6	1	1	0	1	0	0	0	0	0	15	25	0.00	2.000

Batter	1	2	3	4	5	6	7	8	9	AB R H RBI BB SO LOB	TOP	
Kenny Lofton, L (1, 8) OBP: 0.347, SLG: 0.396	2-0 FC4-6 1B			0-0 G6-3		3-3 K			2-1 G6-3 1B	4 1 2 0 0 1 0	<b>New York Yankees @ Toronto Blue Jays</b> SkyDome, Toronto, ON Sat Oct 02 2004, 4:05 PM EDT Att. 50,498 - Dome - 68 F <a href="http://livebaseballscorecards.com">livebaseballscorecards.com</a>	
55 Hideki Matsui, L (1, 7) OBP: 0.390, SLG: 0.522 Bubba Crosby, L (1, PR) OBP: 0.200, SLG: 0.308	0-0 FC4-6 1-2f			0-1 G5-3			0-1 G1-3	2-2 G6-3 2B	1 0 0 0 0 0 1 3 0 1 0 0 0 0			
25 Jason Giambi, L (1, 10) OBP: 0.346, SLG: 0.385	0-0 G4-5-3 1-2f			2-3 K			1-1 1B 2B 1B	2-0 P5	4 1 1 0 0 1 3			
20 Jorge Posada, S (1, 2) OBP: 0.400, SLG: 0.481 John Flaherty, R (5, PR) OBP: 0.286, SLG: 0.465				0-1 G4-3		1-1 G1-3 1B	1-0 2B 1B	0-0 G6-3	2 0 1 0 0 0 0 1 0 1 0 0 0 0			
Tony Clark, S (9, PH) OBP: 0.298, SLG: 0.460							1-2 2B 1B	2-3 3-H	1 0 0 1 0 0 1			
Ruben Sierra, S (1, 9) OBP: 0.296, SLG: 0.456				0-2 G1-3		0-0 G1-3 1-2	1-1 F6	1-0 F8	4 0 0 0 0 0 4			
John Olerud, L (1, 3) OBP: 0.357, SLG: 0.375				2-2 G6-3		2-3 K	2-2 2B		3 0 1 1 0 1 1			
12 Andy Phillips, R (1, 5) OBP: 0.286, SLG: 0.714				0-0 L5-3 1B		1-2 G6-3		2-2 G3	3 0 1 0 0 0 1			
Enrique Wilson, S (1, 4) OBP: 0.255, SLG: 0.326				0-0 L9		0-0 F8		1-3 K	3 0 0 0 0 1 1			
Felix Escalona, R (1, 6)				0-0 L5-3 1-1		1-1 L9		2-3 K	3 0 0 0 0 1 1			
<b>Inning Stats</b>	R: 0 H: 1 E: 0 LOB: 1 K: 0 BB: 0 S: 3 P: 5	R: 0 H: 0 E: 0 LOB: 0 K: 0 BB: 0 S: 11 P: 13	R: 0 H: 1 E: 0 LOB: 0 K: 0 BB: 0 S: 3 P: 3	R: 0 H: 0 E: 0 LOB: 0 K: 1 BB: 0 S: 6 P: 8	R: 0 H: 1 E: 0 LOB: 1 K: 1 BB: 0 S: 10 P: 14	R: 0 H: 0 E: 0 LOB: 0 K: 1 BB: 0 S: 9 P: 13	R: 1 H: 3 E: 0 LOB: 2 K: 0 BB: 0 S: 10 P: 15	R: 0 H: 0 E: 0 LOB: 0 K: 2 BB: 0 S: 10 P: 15	R: 1 H: 2 E: 0 LOB: 1 K: 0 BB: 0 S: 9 P: 16	1B: 6 SF: 0 2B: 3 SAC: 0 3B: 0 DP: 2 HR: 0 HBP: 0	WP: 0 PA: 32 PB: 0 SB: 0 CS: 0	
<b>PITCHER</b> 32 Roy Halladay, R (1, 1) ERA: 4.2 Miguel Batista, R (9, 1) ERA: 4.8	IP WLS BF H R ER SO BB IBB HBP BLK WP HR S P ERA WHIP	8.0 W 27 6 1 1 5 0 0 0 0 0 0 0 62 86 1.12 0.750	1.0 S 5 2 1 1 0 0 0 0 0 0 0 0 9 16 9.00 2.000									ERA WHIP



BOTTOM

New York Yankees @ Toronto Blue Jays  
 SkyDome, Toronto, ON  
 Sat Oct 02 2004, 4:05 PM EDT  
 Att. 50,498 - Dome - 68 F

livebaseballscores.com

AB 31  
 R 4  
 H 6  
 RBI 3  
 BB 5  
 SO 4  
 LOB 16



WP: 1 PA: 36  
 PB: 1  
 SB: 1  
 CS: 0

AB	R	H	RBI	BB	SO	LOB	
4	1	1	0	0	0	1	
4	1	2	1	0	0	1	
3	1	1	0	1	0	2	
2	1	0	0	2	0	2	
3	0	1	0	1	1	1	
4	0	0	0	0	0	6	
4	0	1	2	0	0	1	
4	0	0	0	0	1	2	
3	0	0	0	1	2	0	
1B: 2	SF: 0	2B: 2	SAC: 0	3B: 2	DP: 0	HR: 0	HBP: 0

Batter	1	2	3	4	5	6	7	8	9
<b>8 Russ Adams, L</b> OBP: 0.359, SLG: 0.528 (1, 6) C B F B B X	3-2 G3 ①		3-2 P4 ② 1-2		1-0 G4-3 ③		2-2 1B 3B		
<b>Orlando Hudson, S</b> OBP: 0.339, SLG: 0.438 (1, 4) C B F X	1-2 G6-3 ②		2-1 G4-3 ③			2-1 9 2B 3B	1-0 15 1B WP 1B		
<b>10 Vernon Wells, R</b> OBP: 0.340, SLG: 0.476 (1, 8) B F B B	4-2 BB			1-0 E 2B		2-2 P4 ①	0-0 F8 ②		
<b>Carlos Delgado, L</b> OBP: 0.369, SLG: 0.529 (1, 3) B B B X	3-0 F8 ③			0-1 F9 ①		4-0 15 BB 9 2B IBB	4-2 15 1B 1-2 BB		
<b>15 Alex Rios, R</b> OBP: 0.338, SLG: 0.385 (1, 9) C B B B F B		3-3 K ①		1-0 L9 ②		4-2 9 2B 1-2 BB	1-1 1-2 2-3 1B		
<b>Eric Hinske, L</b> OBP: 0.311, SLG: 0.377 (1, 5) F B X	1-1 G4-3 ②		0-1 E4 9 PB 9 S 2-H		1-0 L7 ②	1-0 L7 ②	3-2 P4 ③		
<b>9 Gregg Zaun, S</b> OBP: 0.367, SLG: 0.393 (1, 2) B S X	1-1 G5-3 ③		1-0 G6-3 ③ 1-3		1-0 G6-3 ③ 1-3 2-H 3-H			0-0 G6-3 ①	
<b>Gabe Gross, L</b> OBP: 0.308, SLG: 0.299 (1, 7) C B B B X			3-2 G4-3 ①		0-3 K ①	1-0 G1-3 ③		0-1 P4 ②	
<b>Eric Crozier, L</b> OBP: 0.282, SLG: 0.394 (1, 10) B B B B			4-0 8 E BB		0-2 F8 ②		3-3 K ①	0-3 K ③	

Inning	R	H	E	K	S	H	LOB	BB	P
1	0	0	0	0	0	0	1	0	21
2	0	0	0	1	7	0	0	0	12
3	1	1	1	0	10	1	1	0	22
4	1	1	1	0	7	1	0	0	10
5	0	0	0	1	7	0	0	0	8
6	2	2	0	1	15	2	2	2	30
7	1	3	0	1	15	3	1	29	
8	0	0	0	1	6	0	0	6	
9	0	0	0	0	0	0	0	0	

PITCHER	IP	WLS	BF	H	R	ER	SO	BB	IBB	HBP	BLK	WP	HR	S	P	ERA	WHIP
<b>Kevin Brown, R</b> ERA: 4.09 (1, 1)	5.0	L	19	1	1	0	2	2	0	0	0	0	0	41	73	0.00	0.600
<b>Esteban Loaiza, R</b> ERA: 5.7 (6, 1)	1.2		11	4	3	3	1	1	1	0	0	0	0	23	44	16.20	3.000
<b>Felix Heredia, L</b> ERA: 6.39 (7, 1)	0.1		3	1	0	0	0	1	0	0	0	1	0	7	15	0.00	6.000
<b>42 Mariano Rivera, R</b> ERA: 1.94 (8, 1)	1.0		3	0	0	0	1	0	0	0	0	0	0	6	6	0.00	0.000

WP	HR	S	P	ERA	WHIP
1	0	0	0	0.00	0.600
2	0	0	0	16.20	3.000
3	0	0	0	0.00	6.000
4	0	0	0	0.00	0.000

Batter	1	2	3	4	5	6	7	8	9	AB R H RBI BB SO LOB	TOP
2 Derek Jeter, R OBP: 0.352, SLG: 0.471 Felix Escalona, R (5, 6)	3-1 55 2B 1B	0-1 13 G4-3 1-3 2-H 2B			1-0 F9		1-1 12 G6-4-3 HBP		0-3 K	3 0 2 1 0 0 0 1 0 0 0 0 1 0	
13 Alex Rodriguez, R OBP: 0.375, SLG: 0.512 12 Andy Phillips, R OBP: 0.250, SLG: 0.625	1-3 K	0-1 G4-3 2-3 3-H			2-1 F9		0-2 G6-4-3 1-2f			3 0 0 1 0 1 2 1 0 0 0 0 0 1	
Gary Sheffield, R OBP: 0.393, SLG: 0.534 Bubba Crosby, L OBP: 0.196, SLG: 0.302	3-2 F8	1-1 G6-3			3-2 F8		0-1 P5			3 0 0 0 0 0 2 1 0 0 0 0 0 0	
55 Hideki Matsui, L OBP: 0.390, SLG: 0.522 Kenny Lofton, L OBP: 0.346, SLG: 0.395	1-0 1-3 2B		2-3 K			1-0 F8		0-0 G4-3		3 0 1 0 0 1 0 1 0 0 0 0 0 0	
Bernie Williams, S OBP: 0.360, SLG: 0.435	4-2 BB		1-0 G4-3			0-1 E PB 1B		1-0 HR		3 1 2 1 1 0 0	
25 Jason Giambi, L OBP: 0.342, SLG: 0.379	1-3 K		2-2 G3			1-1 F7		3-3 K		4 0 0 0 0 2 4	
John Olerud, L OBP: 0.359, SLG: 0.374 Tony Clark, S OBP: 0.297, SLG: 0.458		4-2 2 2B BB		0-1 G5-3		4-0 E IBB		1-2 G4-3		1 1 0 0 2 0 0 1 0 0 0 0 0 0	
Miguel Cairo, R OBP: 0.346, SLG: 0.417 Enrique Wilson, S OBP: 0.254, SLG: 0.325		0-2 F9		1-2 G1-6-3 1B		0-2 E6 1-2 2-3		3-1 G4-3		3 0 1 0 0 0 3 1 0 0 0 0 0 0	
Dioner Navarro, S OBP: 0.429, SLG: 0.429		2-0 2 2B 13 G4-3 1B		1-2 G1-6-3 1-2f		1-0 L4		2-2 F8		4 1 1 0 0 0 4	
Inning Stats	R: 0 E: 0 K: 2 S: 15 H: 2 LOB: 3 BB: 1 P: 28	R: 2 E: 0 K: 0 S: 14 H: 2 LOB: 1 BB: 1 P: 21	R: 0 E: 0 K: 1 S: 10 H: 0 LOB: 0 BB: 0 P: 15	R: 0 E: 0 K: 0 S: 10 H: 1 LOB: 0 BB: 0 P: 12	R: 0 E: 0 K: 0 S: 9 H: 0 LOB: 0 BB: 0 P: 15	R: 0 E: 1 K: 0 S: 10 H: 1 LOB: 3 BB: 1 P: 17	R: 0 E: 0 K: 0 S: 6 H: 0 LOB: 0 BB: 0 P: 7	R: 1 E: 0 K: 1 S: 8 H: 1 LOB: 0 BB: 0 P: 13	R: 0 E: 0 K: 1 S: 9 H: 0 LOB: 0 BB: 0 P: 14	1B: 4 2B: 2 3B: 0 HR: 1 SF: 0 SAC: 0 DP: 2 HBP: 1	WP: 0 PB: 1 SB: 0 CS: 0 PA: 37
PITCHER Josh Towers, R ERA: 5.11 Justin Speier, R ERA: 3.91	IP WLS BF H R ER SO BB IBB HBP BLK WP HR S P ERA WHIP	IP WLS BF H R ER SO BB IBB HBP BLK WP HR S P ERA WHIP	IP WLS BF H R ER SO BB IBB HBP BLK WP HR S P ERA WHIP	IP WLS BF H R ER SO BB IBB HBP BLK WP HR S P ERA WHIP	IP WLS BF H R ER SO BB IBB HBP BLK WP HR S P ERA WHIP	IP WLS BF H R ER SO BB IBB HBP BLK WP HR S P ERA WHIP	IP WLS BF H R ER SO BB IBB HBP BLK WP HR S P ERA WHIP	IP WLS BF H R ER SO BB IBB HBP BLK WP HR S P ERA WHIP	IP WLS BF H R ER SO BB IBB HBP BLK WP HR S P ERA WHIP	IP WLS BF H R ER SO BB IBB HBP BLK WP HR S P ERA WHIP	IP WLS BF H R ER SO BB IBB HBP BLK WP HR S P ERA WHIP

New York Yankees @ Toronto Blue Jays  
SkyDome, Toronto, ON  
Sun Oct.03 2004, 1:05 PM EDT  
Att. 49,948 - Sunny - 59 F

AB	33
R	3
H	7
RBI	3
BB	3
SO	5
LOB	16





BOTTOM

New York Yankees @ Toronto Blue Jays  
SkyDome, Toronto, ON  
Sun Oct 03 2004, 1:05 PM EDT  
Att. 49,948 - Sunny - 59 F

livebaseballscorecards.com

AB	32
R	2
H	8
RBI	2
BB	5
SO	2
LOB	21



WP:	0	PA:	39
PB:	0		
SB:	0		
CS:	0		

AB R H RBI BB SO LOB

5	1	2	0	0	0	1
3	0	1	0	2	0	0
5	0	0	0	0	0	5
2	0	2	1	1	0	0
3	0	0	0	1	0	3
2	0	0	0	0	0	3
2	1	1	0	0	0	0
2	0	0	0	1	1	1
4	0	0	0	0	1	5
4	0	2	1	0	0	3

1-1	P3	1-1	G4-3
3-2	F7	4-2	BB
2-2	F9	1-1	F9
4-2	BB	2-1	2B
2-0	F8	1-0	G5-3
1-2	P4	0-1	G6-3
2-3	K	0-3	K
0-2	2B	2-1	G5-3
1-2	1B		

0-1	FC6	0-1	F8
1-2	1B	2-0	G5-3
1-2	1B	1-1	2B
0-1	FC5-4	1-0	G5-3
1-2	1B	0-1	G6-3
1-2	1B	4-0	BB
1-2	1B	0-1	G6-3
0-1	FC5-4	0-1	G6-3
0-1	FC6	0-0	FC6

0-1	FC5-4	1-1	SF9
1-2	1B	3-H	FC6-4
1-2	1B	1-2	HBP
1-2	1B	1-2	HBP
1-2	1B	1-2	HBP
1-2	1B	1-2	HBP
1-2	1B	1-2	HBP
1-2	1B	1-2	HBP
1-2	1B	1-2	HBP
1-2	1B	1-2	HBP

1-1	SF9	1-1	G3
1-1	2B	1-2	G3
1-1	2B	2-0	F9
1-1	2B	0-3	K
1-1	2B	0-3	K
1-1	2B	0-3	K
1-1	2B	0-3	K
1-1	2B	0-3	K
1-1	2B	0-3	K
1-1	2B	0-3	K

0-1	SF9	0-1	G6-3
0-1	2B	0-1	G6-3
0-1	2B	0-1	G6-3
0-1	2B	0-1	G6-3
0-1	2B	0-1	G6-3
0-1	2B	0-1	G6-3
0-1	2B	0-1	G6-3
0-1	2B	0-1	G6-3
0-1	2B	0-1	G6-3
0-1	2B	0-1	G6-3

0-0	HBP	0-0	G5-3
0-0	2B	0-0	P3
0-0	2B	0-0	P3
0-0	2B	0-0	P3
0-0	2B	0-0	P3
0-0	2B	0-0	P3
0-0	2B	0-0	P3
0-0	2B	0-0	P3
0-0	2B	0-0	P3
0-0	2B	0-0	P3

0-0	HBP	0-0	G5-3
0-0	2B	0-0	P3
0-0	2B	0-0	P3
0-0	2B	0-0	P3
0-0	2B	0-0	P3
0-0	2B	0-0	P3
0-0	2B	0-0	P3
0-0	2B	0-0	P3
0-0	2B	0-0	P3
0-0	2B	0-0	P3

0-0	HBP	0-0	G5-3
0-0	2B	0-0	P3
0-0	2B	0-0	P3
0-0	2B	0-0	P3
0-0	2B	0-0	P3
0-0	2B	0-0	P3
0-0	2B	0-0	P3
0-0	2B	0-0	P3
0-0	2B	0-0	P3
0-0	2B	0-0	P3

0-0	HBP	0-0	G5-3
0-0	2B	0-0	P3
0-0	2B	0-0	P3
0-0	2B	0-0	P3
0-0	2B	0-0	P3
0-0	2B	0-0	P3
0-0	2B	0-0	P3
0-0	2B	0-0	P3
0-0	2B	0-0	P3
0-0	2B	0-0	P3

0-0	HBP	0-0	G5-3
0-0	2B	0-0	P3
0-0	2B	0-0	P3
0-0	2B	0-0	P3
0-0	2B	0-0	P3
0-0	2B	0-0	P3
0-0	2B	0-0	P3
0-0	2B	0-0	P3
0-0	2B	0-0	P3
0-0	2B	0-0	P3

Inning Stats															PITCHER																																																																																												
R: 0	H: 0	E: 0	K: 10	S: 10	H: 0	LOB: 0	BB: 0	P: 16	R: 0	H: 0	E: 0	K: 9	S: 9	H: 0	LOB: 1	BB: 1	P: 18	R: 0	H: 2	E: 0	K: 12	S: 12	H: 2	LOB: 2	BB: 1	P: 20	R: 0	H: 1	E: 0	K: 12	S: 12	H: 1	LOB: 3	BB: 1	P: 20	R: 1	H: 2	E: 0	K: 13	S: 13	H: 2	LOB: 1	BB: 0	P: 16	R: 1	H: 2	E: 0	K: 8	S: 8	H: 2	LOB: 1	BB: 1	P: 14	R: 0	H: 1	E: 0	K: 6	S: 6	H: 1	LOB: 1	BB: 0	P: 11	R: 0	H: 0	E: 0	K: 7	S: 7	H: 0	LOB: 0	BB: 0	P: 10	R: 0	H: 0	E: 0	K: 9	S: 9	H: 0	LOB: 1	BB: 1	P: 17	1B: 4	SF: 1	2B: 4	SAC: 0	3B: 0	DP: 1	HR: 0	HBP: 1	WP: 0	PA: 39	ERA	WHIP															
Brad Halsey, L (1, 1)	5.0	WLS	BF	H	R	ER	SO	BB	IBB	HBP	BLK	WP	HR	S	P	90	1.80	1.600	Paul Quantrill, R (6, 1)	1.0	B	5	2	1	1	0	1	0	0	0	0	0	8	14	9.00	3.000	Scott Proctor, R (7, 1)	1.0	W	4	1	0	0	0	0	0	0	0	0	0	6	11	0.00	1.000	Felix Heredia, L (8, 1)	0.2	H	2	0	0	0	0	0	0	0	0	0	0	4	7	0.00	0.000	Tanyon Sturtze, R (8, 1)	1.1	S	5	0	0	0	1	1	0	0	0	0	0	12	20	0.00	0.750	IP	WLS	BF	H	R	ER	SO	BB	IBB	HBP	BLK	WP	HR	S	P	ERA	WHIP

Batter	1	2	3	4	5	6	7	8	9	AB R H RBI BB SO LOB	TOP
Shannon Stewart, R (1, 7) OBP: 0.500, SLG: 0.500	2-1 G5-3 1B		0-1 G4-6-3 1B			1-3 K		1-2 G4-3		4 0 2 1 0 1 0	<b>Minnesota Twins @ New York Yankees</b> Yankee Stadium, Bronx, NY Tue Oct 05 2004, 8:00 PM EDT Att. 55,749 - Sunny - 52 F
Jacque Jones, L (1, 9) OBP: 0.250, SLG: 1.000	1-3 K		0-2 G4-6-3 1-2f			0-1 HR		1-1 F7		4 1 1 1 0 1 2	
Torii Hunter, R (1, 8) OBP: 0.250, SLG: 0.250	0-2 G5-3 1-2				1-2 F8		2-0 S 1B	1-2 L9		4 0 1 0 0 0 1	
33 Justin Moreau, L (1, 3)	1-2 G3-1				0-0 G4-3		2-3 K		0-1 G1-3	4 0 0 0 0 1 2	
Corey Koskie, L (1, 5) OBP: 0.500, SLG: 0.333		2-0 F7			1-2 1B		4-1 1-2 BB	2-2 G3-1		3 0 1 0 1 0 0	
20 Lew Ford, R (1, 10)		3-1 G5-3			2-3 K		2-1 G5-3	0-2 K		4 0 0 0 0 2 3	
Cristian Guzman, S (1, 6)		0-1 B3			0-3 K		0-2 F8			3 0 0 0 0 1 0	
5 Michael Cuddyer, R (1, 4) Luis Rivas, R (8, 4) OBP: 0.667, SLG: 0.667			2-1 SH1-4 1B		1-3 K		0-0 CS 1B			3 1 2 0 0 1 0 0 0 0 0 0 0 0	
Henry Blanco, R (1, 2)			0-0 SH1-4 1-2		1-0 P4		2-3 K			2 0 0 0 0 1 1	
<b>Inning Stats</b>	R: 0 H: 1 E: 0 LOB: 1 K: 1 BB: 0 S: 13 P: 17	R: 0 H: 0 E: 0 LOB: 0 K: 0 BB: 0 S: 5 P: 10	R: 1 H: 2 E: 0 LOB: 0 K: 0 BB: 0 S: 8 P: 10	R: 0 H: 1 E: 0 LOB: 1 K: 1 BB: 0 S: 10 P: 14	R: 0 H: 0 E: 0 LOB: 0 K: 2 BB: 0 S: 7 P: 9	R: 1 H: 2 E: 0 LOB: 2 K: 2 BB: 1 S: 13 P: 24	R: 0 H: 1 E: 0 LOB: 0 K: 1 BB: 0 S: 10 P: 11	R: 0 H: 0 E: 0 LOB: 0 K: 1 BB: 0 S: 8 P: 11	R: 0 H: 0 E: 0 LOB: 0 K: 1 BB: 0 S: 12 P: 14	1B: 6 SF: 0 2B: 0 SAC: 1 3B: 0 DP: 1 HR: 1 HBP: 0	WP: 0 PA: 33 PB: 0 SB: 1 CS: 1
<b>PITCHER</b>	IP WLS BF H R ER SO BB IBB HBP BLK WP HR S P ERA WHIP										
35 Mike Mussina, R (1, 1) ERA: 2.57	7.0 L 27 7 2 2 7 1 0 0 0 0 0 1 66 95 2.57 1.143										
Tom Gordon, R (8, 1) ERA:	1.0 3 0 0 0 0 0 0 0 0 0 0 0 8 11 0.00 0.000										
42 Mariano Rivera, R (9, 1) ERA:	1.0 3 0 0 0 0 1 0 0 0 0 0 0 0 12 14 0.00 0.000										

AB	31
R	2
H	7
RBI	2
BB	1
SO	8
LOB	9



Batter	1	2	3	4	5	6	7	8	9	AB	R	H	RBI	BB	SO	LOB
2 Derek Jeter, R OBP: 0.250, SLG: 0.250 (1, 6)	0-0 F8		0-0 1B		1-1 G6-4-3		1-2 G6-3			4	0	1	0	0	0	2
13 Alex Rodriguez, R OBP: 0.500, SLG: 0.500 (1, 5)	0-0 CS BB 1B		3-3 K			1-0 FC6-4 1B		0-0 F8		4	0	2	0	0	1	1
Gary Sheffield, R (1, 9)	4-0 1-2 BB		0-1 P5			1-2 FC6-4 20 1B		4-0 G6-4-3 BB		2	0	0	0	2	0	2
Bernie Williams, S OBP: 0.250, SLG: 0.250 (1, 8)	3-3 K			0-0 20 G6-4-3 1B		0-0 F8		2-2 G6-4-3		4	0	1	0	0	1	4
20 Jorge Posada, S OBP: 0.500, SLG: 0.500 (1, 2)		0-0 F7 55 F8-2 1B		1-0 G6-4-3		1-2 1B		1-0 F9		4	0	2	0	0	0	1
55 Hideki Matsui, L OBP: 0.500, SLG: 0.750 (1, 7)		1-0 1-2 1B		0-1 2B		2-2 G4-3		0-1 F7		4	0	2	0	0	0	2
Ruben Sierra, S (1, 10)		1-2 F7		0-1 G6-3			2-3 K		3-2 F9	4	0	0	0	0	1	3
John Olerud, L (1, 3)		1 SAFE 0-2 F8-2		4-1 2 G6-4-3 HBP			0-0 F7			2	0	0	0	0	0	2
Miguel Cairo, R OBP: 0.333, SLG: 0.667 (1, 4)			2-3 K		0-3 K		2-1 2B			3	0	1	0	0	2	1

**BOTTOM**

**Minnesota Twins @ New York Yankees**  
 Yankee Stadium, Bronx, NY  
 Tue Oct 05 2004, 8:00 PM EDT  
 Att. 55,749 - Sunny - 52 F

AB	31
R	0
H	9
RBI	0
BB	2
SO	5
LOB	18



Inning Stats	R: 0	H: 1	E: 0	K: 1	S: 8	R: 0	H: 2	E: 0	K: 0	S: 9	R: 0	H: 1	E: 0	K: 2	S: 10	R: 0	H: 2	E: 0	K: 0	S: 6	R: 0	H: 0	E: 0	K: 1	S: 6	R: 0	H: 2	E: 0	K: 0	S: 14	R: 0	H: 1	E: 0	K: 1	S: 10	R: 0	H: 0	E: 0	K: 0	S: 4	R: 0	H: 0	E: 0	K: 0	S: 6	R: 0	H: 0	E: 0	K: 0	S: 10	1B: 7	2B: 4	3B: 0	HR: 0	SF: 0	SAC: 0	DP: 5	HBP: 1	WP: 0	PB: 0	SB: 0	CS: 1	PA: 34
--------------	------	------	------	------	------	------	------	------	------	------	------	------	------	------	-------	------	------	------	------	------	------	------	------	------	------	------	------	------	------	-------	------	------	------	------	-------	------	------	------	------	------	------	------	------	------	------	------	------	------	------	-------	-------	-------	-------	-------	-------	--------	-------	--------	-------	-------	-------	-------	--------

PITCHER	IP	WLS	BF	H	R	ER	SO	BB	IBB	HBP	BLK	WP	HR	S	P	ERA	WHIP
Johan Santana, L ERA:	(1, 1)	7.0	W	28	9	0	0	5	1	0	0	0	0	63	93	0.00	1.429
Juan Rincon, R ERA:	(8, 1)	1.0	H	3	0	0	0	1	0	0	0	0	0	4	10	0.00	1.000
36 Joe Nathan, R ERA:	(9, 1)	1.0	S	3	0	0	0	0	0	0	0	0	0	6	10	0.00	0.000

Batter	1	2	3	4	5	6	7	8	9	10	11	12	AB	R	H	RBI	BB	SO	LOB	TOP						
Shannon Stewart, R OBP: 0.200, SLG: 0.200	F9	FC6-4			F9			F9	G4-3			K	6	0	0	0	0	1	1							
Jacque Jones, L OBP: 0.200, SLG: 0.500	FC5-4 1B		G4-3			K		K			K	P4	6	1	1	0	0	3	0							
Torii Hunter, R OBP: 0.400, SLG: 0.700	FC5-4 33 2B		K			K		33 1B 2B			P6	HR	6	3	3	1	0	1	1							
33 Justin Moreau, L OBP: 0.250, SLG: 0.375 Luis Rivas, R (8, PR) (8, 4) Matthew LeCroy, R OBP: 1.000, SLG: 1.000 (10, PH) (10, 3)	2B		P6			P6		2B 1B			BB	BB 1B	4	0	2	2	0	0	1							
Corey Koskie, L OBP: 0.500, SLG: 0.429					G4-3								4	1	1	1	2	2	2							
Jason Kubel, L (1, 10)													6	0	0	0	0	2	6							
Cristian Guzman, S OBP: 0.375, SLG: 0.286													4	1	2	0	1	0	3							
5 Michael Cuddyer, R OBP: 0.500, SLG: 0.500 (8, 3) (10, 4)													5	0	2	1	0	0	2							
Henry Blanco, R Jose Offerman, S Pat Borders, R													1	0	0	1	0	0	1							
													1	0	0	0	0	0	1							
													2	0	0	0	0	1	1							
<b>Inning Stats</b>	R: 1 E: 0 K: 5	H: 2 LOB: 1 BB: 0 P: 6	R: 2 E: 0 K: 1 S: 13	H: 2 LOB: 1 BB: 1 P: 20	R: 0 E: 0 K: 1 S: 6	H: 0 LOB: 0 BB: 0 P: 10	R: 0 E: 0 K: 0 S: 5	H: 0 LOB: 0 BB: 0 P: 8	R: 0 E: 0 K: 2 S: 11	H: 1 LOB: 1 BB: 0 P: 18	R: 0 E: 0 K: 0 S: 6	H: 1 LOB: 1 BB: 0 P: 11	R: 2 E: 0 K: 2 S: 21	H: 3 LOB: 3 BB: 0 P: 29	R: 0 E: 0 K: 0 S: 8	H: 0 LOB: 0 BB: 0 P: 10	R: 0 E: 0 K: 2 S: 11	H: 0 LOB: 1 BB: 1 P: 20	R: 0 E: 0 K: 1 S: 7	H: 0 LOB: 1 BB: 1 P: 15	R: 1 E: 0 K: 1 S: 12	H: 2 LOB: 2 BB: 1 P: 24	1B: 9 2B: 2 3B: 0 HR: 1	SF: 1 SAC: 0 DP: 1 HBP: 0	WP: 1 PB: 1 SB: 1 CS: 0	PA: 51
<b>PITCHER</b>	IP	WLS	BF	H	R	ER	SO	BB	IBB	HBP	BLK	WP	HR	S	P	ERA	WHIP									
Jon Lieber, R ERA: 4.05	6.2		26	7	3	3	4	1	0	0	0	0	0	51	78	4.05	1.200									
Tom Gordon, R ERA: 10.8	0.2	H	4	1	2	2	1	0	0	0	0	1	0	10	17	27.00	1.500									
42 Mariano Rivera, R ERA:	1.2	B	7	2	0	0	1	0	0	0	0	0	0	20	25	0.00	1.200									
Tanyon Sturtze, R ERA: 3.38	2.2		13	2	1	1	4	3	0	0	0	0	1	28	56	3.38	1.875									
Paul Quantrill, R ERA:	0.1	W	1	0	0	0	0	0	0	0	0	0	0	2	3	0.00	0.000									

Minnesota Twins @ New York Yankees  
Yankee Stadium, Bronx, NY  
Wed Oct 06 2004, 7:00 PM EDT  
Att. 56,354 - Sunny - 59 F

livebaseballscorecards.com

AB	46
R	6
H	12
RBI	6
BB	4
SO	10
LOB	19



Batter	1	2	3	4	5	6	7	8	9	10	11	12	AB R H RBI BB SO LOB
<b>2 Derek Jeter, R</b> OBP: 0.333, SLG: 0.625	1-1 HR		3-2 F7		0-0 G5-3		0-1 SH5-4			3-2 F9		4-0 13 2B 55 SF9 BB	4 2 1 1 1 0 0
<b>13 Alex Rodriguez, R</b> OBP: 0.600, SLG: 1.000	2-2 L4		0-0 HR		0-0 HR		0-1 G1-4-3			1-2 G1-3		1-1 2B	6 2 4 3 0 0 0
<b>Gary Sheffield, R</b> OBP: 0.400, SLG: 0.571	0-2 G5-3		2-1 HR		0-0 P5		3-2 G1-4-3			0-0 G6-3		4-0 IBB	5 1 1 2 1 0 1
<b>55 Hideki Matsui, L</b> OBP: 0.400, SLG: 0.500	4-0 2B BB		0-2 G3-6-3 1B		0-1 F8		2-2 K			1-0 F8		0-0 SF9	4 0 1 1 1 1 0
<b>Bernie Williams, S</b> OBP: 0.333, SLG: 0.375	2-1 1-3 2B		0-2 G3-6-3 1-2f		2-2 G6-3		2-2 G4-3			4-1 BB			4 0 1 0 1 0 1
<b>20 Jorge Posada, S</b> OBP: 0.222, SLG: 0.222	0-0 P4				2-0 P5		0-0 F9			1-3 K			5 0 0 0 0 2 3
<b>Ruben Sierra, S</b> (1, 10)					0-0 G4-3		4-1 S BB			2-3 K			4 0 0 0 1 2 1
<b>John Olerud, L</b> OBP: 0.250, SLG: 0.286			0-2 F7		0-0 G1-3		3-2 G1-3			0-1 G3		1-3 K	5 0 1 0 0 1 1
<b>Miguel Cairo, R</b> OBP: 0.375, SLG: 0.333			0-2 G6-3		0-0 G6-3		4-2 2 SH5-4 13 1B BB			3-3 K		4-1 2 BB 13 2B BB	3 2 0 0 2 1 1


Inning Stats	R: 1	H: 2	E: 0	K: 0	S: 12	R: 0	H: 0	E: 0	K: 0	S: 7	R: 2	H: 3	E: 0	K: 0	S: 13	R: 0	H: 1	E: 0	K: 0	S: 4	R: 1	H: 1	E: 0	K: 0	S: 5	R: 0	H: 0	E: 0	K: 2	S: 13	R: 0	H: 0	E: 0	K: 2	S: 10	R: 0	H: 0	E: 0	K: 0	S: 8	R: 0	H: 0	E: 0	K: 1	S: 8	R: 2	H: 1	E: 0	K: 1	S: 8	1B: 3	2B: 3	3B: 0	HR: 3	SF: 1	SAC: 1	DP: 2	HBP: 0	WP: 0	PA: 49
--------------	------	------	------	------	-------	------	------	------	------	------	------	------	------	------	-------	------	------	------	------	------	------	------	------	------	------	------	------	------	------	-------	------	------	------	------	-------	------	------	------	------	------	------	------	------	------	------	------	------	------	------	------	-------	-------	-------	-------	-------	--------	-------	--------	-------	--------

PITCHER	IP	WLS	BF	H	R	ER	SO	BB	IBB	HBP	BLK	WP	HR	S	P	ERA	WHIP
<b>Brad Radke, R</b> ERA: 7.11	(1, 1)	6.1	29	8	5	5	0	3	0	0	0	0	3	58	87	7.11	1.737
<b>Grant Balfour, R</b> ERA:	(7, 1)	0.2	1	0	0	0	0	0	0	0	0	0	0	3	6	0.00	0.000
<b>Juan Rincon, R</b> ERA:	(8, 1)	2.0	6	0	0	0	4	0	0	0	0	0	0	23	33	0.00	0.000
<b>36 Joe Nathan, R</b> ERA: 5.4	(10, 1)	2.1	L 12	1	2	2	3	3	1	0	0	0	0	26	53	7.71	1.714
<b>J.C. Romero, L</b> ERA:	(12, 1)	0.1	1	0	0	0	0	0	0	0	0	0	0	1	1	0.00	0.000

**Minnesota Twins @ New York Yankees**  
**Yankee Stadium, Bronx, NY**  
 Wed Oct 06 2004, 7:00 PM EDT  
 Att: 56,354 - Sunny - 59 F

livebaseballscorecards.com

AB	40
R	7
H	9
RBI	7
BB	7
SO	7
LOB	8



Batter	1	2	3	4	5	6	7	8	9	AB	R	H	RBI	BB	SO	LOB	TOP										
2 Derek Jeter, R OBP: 0.429, SLG: 0.692 (1, 6)	0-0 G6-3	2-2 1B			3-2 G6-3	1-0 1B		3-2 2B		5	0	3	3	0	0	0											
13 Alex Rodriguez, R OBP: 0.400, SLG: 0.667 (1, 5)	1-1 G6-3	1-1 P4			0-0 F8	3-2 G1-3		2-0 G5-3		5	0	0	0	0	0	4											
Gary Sheffield, R OBP: 0.400, SLG: 0.583 Bubba Crosby, L (9, 9)	1-2 1B				0-0 L7		0-1 G6-3		2-2 F8	5	0	2	0	0	0	0											
55 Hideki Matsui, L OBP: 0.467, SLG: 0.769 (1, 7)	2-2 CS	1-1 L6	1-0 FC3		3-1 1B	3-2 HR		2-1 1B	5	2	3	1	0	0	1												
Bernie Williams, S OBP: 0.286, SLG: 0.538 (1, 8)		2-2 G4-3	0-0 G6-3		0-0 HR	1-2 E6		0-0 G6-4-3	5	1	1	2	0	0	3												
20 Jorge Posada, S OBP: 0.308, SLG: 0.308 (1, 2)		2-1 1B	1-3 K		2-1 SH1-4	1-1 F9			4	2	2	0	0	1	2												
John Olerud, L OBP: 0.333, SLG: 0.300 (1, 3)		0-0 1B			3-1 P6	4-2 2B		0-1 G4-3	3	2	1	0	1	0	1												
Miguel Cairo, R OBP: 0.364, SLG: 0.333 (1, 4)		0-1 1B			2-1 G4-3	0-0 SH1-4		1-1 F9	3	1	1	1	0	0	0												
Kenny Lofton, L OBP: 0.250, SLG: 0.250 (1, 10)		0-0 1B			0-1 F8	2-3 K		1-0 G6-3	4	0	1	1	0	1	2												
<b>Inning Stats</b>	R: 0 E: 0 K: 0 S: 8	H: 1 LOB: 0 BB: 0 P: 12	R: 3 E: 0 K: 0 S: 16	H: 5 LOB: 2 BB: 0 P: 24	R: 0 E: 0 K: 1 S: 7	H: 1 LOB: 1 BB: 0 P: 10	R: 0 E: 0 K: 0 S: 6	H: 0 LOB: 0 BB: 0 P: 11	R: 0 E: 0 K: 0 S: 8	H: 0 LOB: 0 BB: 0 P: 11	R: 4 E: 0 K: 1 S: 17	H: 4 LOB: 1 BB: 1 P: 31	R: 1 E: 1 K: 0 S: 13	H: 1 LOB: 1 BB: 0 P: 18	R: 0 E: 0 K: 0 S: 7	H: 1 LOB: 1 BB: 0 P: 14	R: 0 E: 0 K: 0 S: 6	H: 1 LOB: 0 BB: 0 P: 10	1B: 10 2B: 2 3B: 0 HR: 2	SF: 0 SAC: 1 DP: 2 HBP: 0	WP: 0 PB: 0 SB: 1 CS: 1	PA: 42					
<b>PITCHER</b>	IP	WLS	BF	H	R	ER	SO	BB	IBB	HBP	BLK	WP	HR	S	P	ERA	WHIP										
Carlos Silva, R ERA: 10.8 (1, 1)	5.0	L	24	10	6	6	1	0	0	0	0	0	1	50	78	10.80	2.000										
J.C. Romero, L ERA: 9.0 (6, 1)	0.2		3	0	0	0	1	1	0	0	0	0	0	7	12	0.00	1.500										
28 Jesse Crain, R ERA: (6, 1)	0.1		2	1	1	1	0	0	0	0	0	0	0	5	9	27.00	3.000										
Terry Mulholland, L ERA: 3.0 (7, 1)	3.0		12	3	1	1	0	0	0	0	0	0	1	26	42	3.00	1.000										

**New York Yankees @ Minnesota Twins**  
 Hubert H. Humphrey Metrodome, Minneapolis, MN  
 Fri Oct 08 2004, 8:00 PM EDT  
 Att. 54,803 - Unknown - 70 F

AB	39
R	8
H	14
RBI	8
BB	1
SO	2
LOB	13



Batter	1	2	3	4	5	6	7	8	9	AB R H RBI BB SO LOB
Shannon Stewart, R (1, 7) OBP: 0.200, SLG: 0.214	2-2 G6-3		1-1 G6-3 1B		1-2 G5-3			1-0 G6-3	1-1 SF8	4 0 1 1 0 0 0
Jacque Jones, L (1, 9) OBP: 0.267, SLG: 0.733	2-2 HR		0-1 G6-3 1-2f		3-2 G4-3			1-1 2B	1-2 G5-3	5 1 2 1 0 0 2
Torii Hunter, R (1, 8) OBP: 0.357, SLG: 0.643	0-1 F7		2-2 F8			2-0 2B		1-0 G6-3		4 0 1 0 0 0 1
33 Justin Morneau, L (1, 3) OBP: 0.167, SLG: 0.250	1-2 F7			0-1 L8		0-1 F7		1-1 G5-3		4 0 0 0 0 0 1
Corey Koskie, L (1, 5) OBP: 0.571, SLG: 0.500		0-0 G4-3		3-2 1B 20 G5-3 1B		0-2 1B		1-0 1B 5 1B HBP		3 1 2 0 0 0 0
20 Lew Ford, R (1, 10) OBP: 0.250, SLG: 0.143		1-2 1B E6 1B		2-2 G5-3 1-2		0-1 G1-3		1-1 1B 5 1B 1B G3-1 HBP		3 1 1 0 0 0 1
Cristian Guzman, S (1, 6) OBP: 0.500, SLG: 0.455		0-0 1B 5 1B		0-0 1B		2-1 G4-3		1-1 G3-1 5 1B 1B SF8 1B		4 1 3 0 0 0 0
5 Michael Cuddyer, R (1, 4) OBP: 0.500, SLG: 0.500		1 SAFE 1 SAFE 1 SAFE K		1 SAFE 1 SAFE 1 SAFE G6-3		3-2 1B		0-0 SF8 G3-1 1B		4 0 2 1 0 1 4
Henry Blanco, R (1, 2) Matthew LeCroy, R (7, PH) Jose Offerman, S (9, PH)		0-2 L5			1-1 P4		2-3 K	1-1 G3-1		2 0 0 0 0 0 2 1 0 0 0 0 1 1 1 0 0 1 0 0 2

Inning Stats	R: 1 E: 0 K: 0 S: 14	H: 1 LOB: 0 BB: 0 P: 19	R: 0 E: 1 K: 1 S: 12	H: 2 LOB: 2 BB: 0 P: 13	R: 0 E: 0 K: 0 S: 7	H: 1 LOB: 0 BB: 0 P: 10	R: 0 E: 0 K: 0 S: 14	H: 2 LOB: 2 BB: 0 P: 20	R: 0 E: 0 K: 0 S: 9	H: 0 LOB: 0 BB: 0 P: 14	R: 0 E: 0 K: 0 S: 6	H: 2 LOB: 1 BB: 0 P: 8	R: 0 E: 0 K: 1 S: 10	H: 1 LOB: 1 BB: 0 P: 17	R: 0 E: 0 K: 0 S: 6	H: 1 LOB: 1 BB: 0 P: 10	R: 3 E: 0 K: 0 S: 11	H: 2 LOB: 1 BB: 0 P: 17	1B: 9 2B: 2 3B: 0 HR: 1	SF: 1 SAC: 0 DP: 1 HBP: 2	WP: 0 PB: 0 SB: 1 CS: 0	PA: 38
--------------	-------------------------------	----------------------------------	-------------------------------	----------------------------------	------------------------------	----------------------------------	-------------------------------	----------------------------------	------------------------------	----------------------------------	------------------------------	---------------------------------	-------------------------------	----------------------------------	------------------------------	----------------------------------	-------------------------------	----------------------------------	----------------------------------	------------------------------------	----------------------------------	--------

PITCHER	IP	WLS	BF	H	R	ER	SO	BB	IBB	HBP	BLK	WP	HR	S	P	ERA	WHIP
Kevin Brown, R (1, 1) ERA: 1.5	6.0		23	8	1	1	1	0	0	0	0	0	1	62	84	1.50	1.333
Paul Quantrill, R (7, 1) ERA:	1.2		7	2	0	0	1	0	0	0	0	0	0	14	24	0.00	1.200
Felix Heredia, L (8, 1) ERA: 54.0	0.1		3	0	2	2	0	0	0	2	0	0	0	3	6	54.00	0.000
Tanyon Sturtze, R (9, 1) ERA: 6.75	0.0		2	2	0	0	0	0	0	0	0	0	0	3	4	∞	∞
42 Mariano Rivera, R (9, 1) ERA:	1.0		3	0	1	1	0	0	0	0	0	0	0	7	10	9.00	0.000


**BOTTOM**

**New York Yankees @ Minnesota Twins**  
 Hubert H. Humphrey Metrodome, Minneapolis, MN

Fri Oct 08 2004, 8:00 PM EDT  
 Att: 54,803 - Unknown - 70 F

livebaseballscorecards.com

<b>AB</b>	<b>35</b>
<b>R</b>	<b>4</b>
<b>H</b>	<b>12</b>
<b>RBI</b>	<b>4</b>
<b>BB</b>	<b>0</b>
<b>SO</b>	<b>2</b>
<b>LOB</b>	<b>14</b>




Batter	1	2	3	4	5	6	7	8	9	10	11	AB R H RBI BB SO LOB	TOP														
2 Derek Jeter, R OBP: 0.350, SLG: 0.526 (1, 6)	0-3 K		1-2 55 E G4-3 1B	1-3 K			1-3 K	0-2 G6-3			1-3 K	6 1 1 0 0 4 3															
13 Alex Rodriguez, R OBP: 0.476, SLG: 0.737 (1, 5)	4-1 BB		0-1 F8			4-2 55 S BB	1-2 P3		1-1 20 PB 2B		1-1 WP 2B	4 1 2 0 2 0 1															
Gary Sheffield, R OBP: 0.333, SLG: 0.444 (1, 9)	1-2 P2		0-2 G4-3			0-3 K		2-2 55 WP 1B	1-1 P4		3-2 P4	6 1 1 0 0 1 4															
55 Hideki Matsui, L OBP: 0.476, SLG: 0.647 (1, 7)	3-3 K		3-1 E2 1B			2-3 K		4-1 1B HR BB	4-0 20 PB IBB		2-3 K	4 1 1 1 2 3 2															
Bernie Williams, S OBP: 0.316, SLG: 0.500 (1, 8)			1-1 F8			0-0 G6-3		1-1 HR 1B	0-3 K			5 1 2 1 0 1 4															
20 Jorge Posada, S OBP: 0.222, SLG: 0.222 (1, 2)			1-1 F8			0-0 G6-3		3-3 K	3-3 K			5 0 0 0 0 3 5															
Ruben Sierra, S OBP: 0.286, SLG: 0.417 (1, 10)			4-0 BB			0-1 FC3-6 1B		3-2 G4-3	2-2 HR		2-2 F7	4 1 2 3 1 0 0															
John Olerud, L OBP: 0.313, SLG: 0.357 (1, 3)			2-3 K			0-0 FC3-6 1B		2-2 F8	1-2 2B		3-3 K	4 0 1 0 0 1 3															
Bubba Crosby, L (8, PR)						1-2 1B						0 0 0 0 0 0 0															
Tony Clark, S (8, 3)												1 0 0 0 0 1 0															
Miguel Cairo, R OBP: 0.313, SLG: 0.286 (1, 4)			1-1 F9			1-0 1B		2-3 K	2-3 K		0-0 B1-3	5 0 1 0 0 2 3															
Inning Stats	R: 0 E: 0 K: 2 S: 11	H: 0 LOB: 1 BB: 1 P: 19	R: 0 E: 0 K: 1 S: 10	H: 1 LOB: 2 BB: 1 P: 20	R: 1 E: 1 K: 0 S: 13	H: 2 LOB: 1 BB: 0 P: 18	R: 0 E: 0 K: 2 S: 10	H: 2 LOB: 2 BB: 0 P: 15	R: 0 E: 0 K: 0 S: 9	H: 0 LOB: 0 BB: 0 P: 15	R: 0 E: 0 K: 2 S: 9	H: 0 LOB: 0 BB: 0 P: 13	R: 4 E: 0 K: 2 S: 24	H: 4 LOB: 1 BB: 1 P: 39	R: 0 E: 0 K: 1 S: 7	H: 1 LOB: 2 BB: 1 P: 23	R: 0 E: 0 K: 1 S: 7	H: 0 LOB: 0 BB: 0 P: 12	R: 1 E: 0 K: 2 S: 13	H: 1 LOB: 0 BB: 0 P: 20	1B: 7 2B: 3 3B: 0 HR: 1	SF: 0 SAC: 0 DP: 0 HBP: 0	WP: 2 PB: 1 SB: 2 CS: 0	PA: 49			
PITCHER	IP	WLS	BF	H	R	ER	SO	BB	IBB	HBP	BLK	WP	HR	S	P	ERA	WHIP										
Johan Santana, L ERA: 0.75 (1, 1)	5.0		23	5	1	1	7	3	0	0	0	0	0	53	87	1.80	1.600										
Grant Balfour, R ERA: (6, 1)	2.0		6	0	0	0	2	0	0	0	0	0	0	19	28	0.00	0.000										
Juan Rincon, R ERA: 10.8 (8, 1)	0.1		6	4	4	4	1	1	0	0	0	1	1	17	30	108.00	15.000										
36 Joe Nathan, R ERA: 3.6 (8, 1)	1.2		7	1	0	0	3	0	1	0	0	0	0	21	32	0.00	0.600										
Kyle Lohse, R ERA: 4.5 (10, 1)	2.0	L	7	1	1	1	3	0	0	0	0	1	0	20	32	4.50	0.500										

New York Yankees @ Minnesota Twins  
 Hubert H. Humphrey Metrodome, Minneapolis, MN  
 Sat Oct 09 2004, 4:00 PM EDT  
 Att: 52,498 - Unknown - 70 F

AB	44
R	6
H	11
RBI	5
BB	5
SO	16
LOB	25





Batter	1	2	3	4	5	6	7	8	9	10	11	AB R H RBI BB SO LOB	BOTTOM																					
Shannon Stewart, R (1, 10) OBP: 0.190, SLG: 0.200	0-1 1B SF9 1B		2-2 L6		1-2 G5-3	3-2 P3		0-0 L6			0-1 G4-3	6 1 1 0 0 0 2	<p><b>New York Yankees @ Minnesota Twins</b>  Hubert H. Humphrey Metrodome, Minneapolis, MN</p> <p>Sat Oct 09 2004, 4:00 PM EDT  Att: 52,498 - Unknown - 70 F</p> <p>livebaseballscores.com</p> <table border="0"> <tr><td>AB</td><td>40</td></tr> <tr><td>R</td><td>5</td></tr> <tr><td>H</td><td>12</td></tr> <tr><td>RBI</td><td>5</td></tr> <tr><td>BB</td><td>2</td></tr> <tr><td>SO</td><td>8</td></tr> <tr><td>LOB</td><td>12</td></tr> </table> 	AB	40	R	5	H	12	RBI	5	BB	2	SO	8	LOB	12							
AB	40																																	
R	5																																	
H	12																																	
RBI	5																																	
BB	2																																	
SO	8																																	
LOB	12																																	
Jacque Jones, L (1, 9) OBP: 0.300, SLG: 0.650	2-1 33 CS 1B		0-0 F7		2-3 K	0-0 1B			0-3 K			5 0 2 0 0 0 2 0																						
Torji Hunter, R (1, 8) OBP: 0.368, SLG: 0.588	0-2 SF9			4-1 33 2B SF7 BB	2-2 HBP 33 1B 20 2B 1B	0-0 P3			2-0 F7			3 2 1 1 1 0 2																						
33 Justin Morneau, L (1, 3) OBP: 0.235, SLG: 0.353	2-2 K 1-2			1-0 2B	2-2 HBP 20 2B 1B		0-0 G4-3		1-3 K			5 1 2 0 0 2 1																						
Corey Koskie, L (1, 5) OBP: 0.474, SLG: 0.385		3-2 G5-3		0-0 SF7	1-0 20 2B HBP		3-2 G3			1-2 P6		3 0 0 1 0 0 0																						
20 Lew Ford, R (1, 7) OBP: 0.385, SLG: 0.364		3-1 HBP		1-0 P5	0-2 2B		1-0 CS 1B		2-1 P4			4 0 2 2 0 0 1																						
Cristian Guzman, S (1, 6) OBP: 0.412, SLG: 0.333		1-3 K 1-2		4-2 BB	2-3 K		1-0 CS 1-2		0-1 G4-3 G1-3			4 0 0 0 1 2 3																						
5 Michael Cuddyer, R (1, 4) OBP: 0.467, SLG: 0.467 Luis Rivas, R (8, 4) Jose Offerman, S (11, PH)		0-3 K		3-2 G3-1			1-1 CS 1B		1-1 P6			3 0 1 0 0 1 3 1 0 0 0 0 0 0 1 0 0 0 0 0 0																						
Henry Blanco, R (1, 2) OBP: 0.222, SLG: 0.625 Jason Kubel, L (8, PH) Pat Borders, R (9, 2) Matthew LeCroy, R (11, PH) OBP: 0.500, SLG: 0.333			0-3 K		3-1 HR		2-2 1B 1-2 1B		1-2 2B			3 1 2 1 0 1 0 1 0 1 0 0 0 0 0 0 0 0 0 0 0 1 0 0 0 0 0 0																						
<b>Inning Stats</b>	R: 1 H: 2 E: 0 K: 1 S: 12	H: 2 LOB: 1 BB: 0 P: 16	R: 0 H: 0 E: 0 K: 2 S: 10	H: 0 LOB: 1 BB: 0 P: 17	R: 0 H: 0 E: 0 K: 1 S: 7	H: 0 LOB: 0 BB: 0 P: 9	R: 1 H: 1 E: 0 K: 0 S: 10	H: 1 LOB: 2 BB: 2 P: 23	R: 3 H: 4 E: 0 K: 2 S: 21	H: 4 LOB: 2 BB: 0 P: 33	R: 0 H: 3 E: 0 K: 0 S: 16	H: 3 LOB: 2 BB: 0 P: 22	R: 0 H: 1 E: 0 K: 0 S: 6	H: 1 LOB: 0 BB: 0 P: 11	R: 0 H: 1 E: 0 K: 0 S: 8	H: 1 LOB: 1 BB: 0 P: 11	R: 0 H: 0 E: 0 K: 2 S: 9	H: 0 LOB: 0 BB: 0 P: 12	R: 0 H: 0 E: 0 K: 0 S: 7	H: 0 LOB: 0 BB: 0 P: 10	R: 0 H: 0 E: 0 K: 0 S: 6	H: 0 LOB: 0 BB: 0 P: 10	1B: 8 SF: 2 2B: 4 SAC: 0 3B: 0 DP: 1 HR: 1 HBP: 2	WP: 0 PA: 47 PB: 0 SB: 1 CS: 3										
<b>PITCHER</b>	IP WLS BF H R ER SO BB IBB HBP BLK WP HR S P ERA WHIP														IP WLS BF H R ER SO BB IBB HBP BLK WP HR S P ERA WHIP																			
Javier Vazquez, R (1, 1) ERA: 9.0	5.0	25	7	5	5	6	2	0	2	0	0	0	0	0	0	60	98	9.00	1.800															
Esteban Loaiza, R (6, 1) ERA:	2.0	8	4	0	0	0	0	0	0	0	0	0	0	0	22	33	0.00	2.000																
Tom Gordon, R (8, 1) ERA: 4.91	2.0	7	1	0	0	2	0	0	0	0	0	0	0	0	17	23	0.00	0.500																
42 Mariano Rivera, R (10, 1) ERA:	2.0	W 6	0	0	0	0	0	0	0	0	0	0	0	0	13	20	0.00	0.000																

Batter	1	2	3	4	5	6	7	8	9	AB R H RBI BB SO LOB	TOP									
18 Johnny Damon, L (1, 8) OBP: 0.400, SLG: 0.421	0-3 K			3-3 K			2-2 K	1-3 K		4 0 0 0 0 4 1	<b>Boston Red Sox @ New York Yankees</b> Yankee Stadium, Bronx, NY Tue Oct 12 2004, 8:00 PM EDT Att. 56,135 - Cloudy - 59 F									
Mark Bellhorn, S (1, 4) OBP: 0.350, SLG: 0.200	1-1 F8			3-3 K			0-2 34 1B 2B	0-0 F7		4 1 1 0 0 1 1										
Manny Ramirez, R (1, 7) OBP: 0.350, SLG: 0.647	2-2 G3-1			1-3 K			0-0 G6-3	1-1 34 3B 1B		4 1 1 0 0 1 1										
34 David Ortiz, L (1, 10) OBP: 0.650, SLG: 1.000		3-2 G3-1			3-3 K		1-1 2B 1B	3-1 1-H 3B		4 1 2 2 0 1 0										
Kevin Millar, R (1, 3) OBP: 0.333, SLG: 0.571		0-1 G6-3			1-3 K2-3		1-1 PB 1B 2B	2-1 P6		4 1 1 2 0 1 1										
Trot Nixon, L (1, 9) OBP: 0.357, SLG: 0.250		1-0 P6			0-0 G1-3		0-1 HR 1B		0-0 P6	4 1 1 1 0 0 0										
Jason Varitek, S (1, 2) OBP: 0.368, SLG: 0.625			3-1 F7			1-3 K	0-2 1-H HR	2-2 1B 1B		4 1 2 2 0 1 0										
Orlando Cabrera, R (1, 6) OBP: 0.263, SLG: 0.235			1-1 P3			2-1 F9	0-3 K	0-0 G1-6-3 1B		4 0 1 0 0 1 0										
Bill Mueller, S (1, 5) OBP: 0.353, SLG: 0.313			1-2 P6			3-2 F7		2-1 1B 34 3B 1B	2-2 G1-6-3	4 1 1 0 0 0 2										
<b>Inning Stats</b>	R: 0 E: 0 K: 1 S: 8	H: 0 LOB: 0 BB: 0 P: 11	R: 0 E: 0 K: 0 S: 7	H: 0 LOB: 0 BB: 0 P: 12	R: 0 E: 0 K: 3 S: 9	H: 0 LOB: 0 BB: 0 P: 16	R: 0 E: 0 K: 2 S: 9	H: 0 LOB: 0 BB: 0 P: 13	R: 5 E: 0 K: 2 S: 20	H: 5 LOB: 0 BB: 0 P: 24	R: 2 E: 0 K: 1 S: 12	H: 3 LOB: 1 BB: 0 P: 21	R: 0 E: 0 K: 0 S: 10	H: 2 LOB: 1 BB: 0 P: 14	1B: 6 2B: 2 3B: 1 HR: 1	SF: 0 SAC: 0 DP: 1 HBP: 0	WP: 0 PB: 1 SB: 0 CS: 0	PA: 36		
<b>PITCHER</b>	IP WLS BF H R ER SO BB IBB HBP BLK WP HR S P ERA WHIP																			
35 Mike Mussina, R (1, 1) ERA: 3.95	6.2 W 24 4 4 4 8 0 0 0 0 0 0 62 95 5.40 0.600																			
Tanyon Sturtze, R (7, 1) ERA: 9.0	0.1 2 1 1 1 1 0 0 0 0 0 0 1 7 7 27.00 3.000																			
Tom Gordon, R (8, 1) ERA: 8.31	0.2 H 5 3 2 2 1 0 0 0 0 0 0 0 10 17 27.00 4.500																			
42 Mariano Rivera, R (8, 1) ERA:	1.1 S 5 2 0 0 0 0 0 0 0 0 0 0 12 18 0.00 1.500																			

livebaseballscorecards.com

<b>AB</b>	36
<b>R</b>	7
<b>H</b>	10
<b>RBI</b>	7
<b>BB</b>	0
<b>SO</b>	10
<b>LOB</b>	6



Batter	1	2	3	4	5	6	7	8	9	AB R H RBI BB SO LOB
2 Derek Jeter, R OBP: 0.360, SLG: 0.478 (1, 6)	0-2 F9		1-0 BB 55 2B 13 1B	4-2 BB 13 G6-4-3		3-1 G5-3		1-0 G6-3		4 1 1 0 1 0 0
13 Alex Rodriguez, R OBP: 0.462, SLG: 0.667 (1, 5)	3-2 F9		0-1 BB 55 2B 1B	0-0 G6-4-3		0-3 K		2-2 BB 1B 2B 1B		5 2 2 0 0 1 2
Gary Sheffield, R OBP: 0.423, SLG: 0.591 (1, 9)	3-1 BB 55 2B 2B		4-2 BB 55 2B BB	3-3 K		2-2 BB 55 1B 2B		2-2 BB 2B 1B		4 4 3 0 1 1 1
55 Hideki Matsui, L OBP: 0.500, SLG: 0.727 (1, 7)	0-2 BB 1B 2B		0-0 BB 20 SF8 2B		0-0 F7	1-1 BB 1B		2-2 BB P6		5 2 3 5 0 0 2
Bernie Williams, S OBP: 0.333, SLG: 0.522 (1, 8)	0-0 BB 1B		2-1 BB G4-3		3-1 BB G4-3	1-2 BB F7		1-0 BB 1B 2B		5 0 2 3 0 0 2
20 Jorge Posada, S OBP: 0.217, SLG: 0.190 (1, 2)	1-0 BB G4-3		0-1 BB SF8		1-1 BB 1B HBP		2-2 BB G4-3	3-1 BB L5		3 0 0 1 0 0 2
John Olerud, L OBP: 0.350, SLG: 0.353 (1, 3)		2-2 BB G4-3	4-0 BB BB		2-0 BB 1B		2-1 BB F7			3 0 1 0 1 0 0
Miguel Cairo, R OBP: 0.300, SLG: 0.278 (1, 4)		0-0 BB F7	2-2 BB F8		3-2 BB L6		2-1 BB 1B			4 0 1 0 0 0 3
Kenny Lofton, L OBP: 0.375, SLG: 0.714 (1, 10)		0-3 BB K		4-2 BB 13 G6-4-3 2 BB BB		2-2 BB HR	1-1 BB F7			3 1 1 1 1 1 1

Inning Stats	R: 2	H: 3	E: 0	K: 0	S: 14	L: 3	LOB: 1	BB: 0	P: 21	R: 0	H: 0	E: 0	K: 1	S: 8	L: 0	LOB: 0	BB: 0	P: 10	R: 4	H: 3	E: 0	K: 0	S: 14	R: 0	H: 0	E: 0	K: 1	S: 11	R: 0	H: 1	E: 0	K: 0	S: 8	R: 2	H: 3	E: 0	K: 1	S: 16	R: 0	H: 1	E: 0	K: 0	S: 11	R: 2	H: 3	E: 0	K: 0	S: 14	R: 2	H: 3	E: 0	K: 0	S: 14	R: 0	H: 3	E: 0	K: 0	S: 25	R: 0	H: 1	E: 0	K: 0	S: 18	R: 0	H: 3	E: 0	K: 0	S: 25
1B: 8	SF: 1	2B: 5	SAC: 0	3B: 0	DP: 1	HR: 1	HBP: 1	WP: 0	PA: 42	1B: 8	SF: 1	2B: 5	SAC: 0	3B: 0	DP: 1	HR: 1	HBP: 1	WP: 0	PA: 42	1B: 8	SF: 1	2B: 5	SAC: 0	3B: 0	DP: 1	HR: 1	HBP: 1	WP: 0	PA: 42	1B: 8	SF: 1	2B: 5	SAC: 0	3B: 0	DP: 1	HR: 1	HBP: 1	WP: 0	PA: 42	1B: 8	SF: 1	2B: 5	SAC: 0	3B: 0	DP: 1	HR: 1	HBP: 1	WP: 0	PA: 42	1B: 8	SF: 1	2B: 5	SAC: 0	3B: 0	DP: 1	HR: 1	HBP: 1	WP: 0	PA: 42									

PITCHER	IP	WLS	BF	H	R	ER	SO	BB	IBB	HBP	BLK	WP	HR	S	P	ERA	WHIP
38 Curt Schilling, R ERA: 7.45 (1, 1)	3.0	L	17	6	6	6	1	2	0	0	0	0	0	36	58	18.00	2.667
Curt Leskanic, R ERA: (4, 1)	1.0		4	0	0	0	1	2	0	0	0	0	0	11	22	0.00	2.000
Ramiro Mendoza, R ERA: (5, 1)	1.0		5	1	0	0	0	0	0	1	0	0	0	8	17	0.00	1.000
49 Tim Wakefield, R ERA: 18.0 (6, 1)	1.0		6	3	2	2	1	0	0	0	0	0	1	16	25	18.00	3.000
Alan Ambree, L ERA: (7, 1)	1.0		4	1	0	0	0	0	0	0	0	0	0	11	18	0.00	1.000
PITCHER	IP	WLS	BF	H	R	ER	SO	BB	IBB	HBP	BLK	WP	HR	S	P	ERA	WHIP
50 Mike Timlin, R ERA: 12.27 (8, 1)	0.2		5	3	2	2	0	0	0	0	0	0	0	12	20	27.00	4.500
Keith Foulke, R ERA: (8, 1)	0.1		1	0	0	0	0	0	0	0	0	0	0	2	5	0.00	0.000


BOTTOM

**Boston Red Sox @ New York Yankees**  
 Yankee Stadium, Bronx, NY  
 Tue Oct 12 2004, 8:00 PM EDT  
 Att: 56,135 - Cloudy - 59 F

livebaseballscorecards.com

AB	36
R	10
H	14
RBI	10
BB	4
SO	3
LOB	13



Batter	1	2	3	4	5	6	7	8	9	AB R H RBI BB SO LOB	TOP														
18 Johnny Damon, L (1, 8) OBP: 0.333, SLG: 0.348	2-1 G3		0-1 G4-3			3-2 L8		2-3 K		4 0 0 0 0 1 2	<p><b>Boston Red Sox @ New York Yankees</b>  <b>Yankee Stadium, Bronx, NY</b>            Wed Oct 13 2004, 8:00 PM EDT            Att. 56,136 - Sunny - 60 F</p> <p>livebaseballscorecards.com</p> <table border="1"> <tr><td>AB</td><td>31</td></tr> <tr><td>R</td><td>1</td></tr> <tr><td>H</td><td>5</td></tr> <tr><td>RBI</td><td>1</td></tr> <tr><td>BB</td><td>1</td></tr> <tr><td>SO</td><td>6</td></tr> <tr><td>LOB</td><td>12</td></tr> </table> 	AB	31	R	1	H	5	RBI	1	BB	1	SO	6	LOB	12
AB	31																								
R	1																								
H	5																								
RBI	1																								
BB	1																								
SO	6																								
LOB	12																								
Mark Bellhorn, S (1, 4) OBP: 0.292, SLG: 0.158	0-0 P6		1-2 F8			3-3 K			2-1 G3	4 0 0 0 0 1 1															
Manny Ramirez, R (1, 7) OBP: 0.333, SLG: 0.619	1-3 K			0-0 F8			2-1 G6-3		2-2 2B	4 0 1 0 0 1 0															
34 David Ortiz, L (1, 10) OBP: 0.625, SLG: 0.889		4-1 BB		0-1 P4			0-1 G5-4-3 1B		0-3 K	3 0 1 0 0 1 1															
Kevin Millar, R (1, 3) OBP: 0.263, SLG: 0.444		2-0 P6		2-0 G1-3			1-2 G5-4-3 1-2f		1-3 K	4 0 0 0 0 1 3															
Trot Nixon, L (1, 9) OBP: 0.353, SLG: 0.267		0-1 F7			1-0 F7			1-1 2B G6-3 1B		3 1 1 0 0 0 1															
Jason Varitek, S (1, 2) OBP: 0.364, SLG: 0.632		0-0 G4-3			0-1 G1-3			3-2 G4-3 1-3 2B		3 0 1 0 0 0 1															
Orlando Cabrera, R (1, 6) OBP: 0.273, SLG: 0.250			0-2 18 G4-3 G3 1B			2-3 K		1-1 G6-3		3 0 1 1 0 1 1															
Bill Mueller, S (1, 5) OBP: 0.300, SLG: 0.263			0-0 G3			0-1 P5		3-H G4-3		3 0 0 0 0 0 2															
<b>Inning Stats</b>	R: 0 E: 0 K: 1 S: 6	H: 0 LOB: 0 BB: 0 P: 9	R: 0 E: 0 K: 0 S: 5	H: 0 LOB: 1 BB: 1 P: 11	R: 0 E: 0 K: 0 S: 9	H: 1 LOB: 1 BB: 0 P: 10	R: 0 E: 0 K: 0 S: 4	H: 0 LOB: 0 BB: 0 P: 6	R: 0 E: 0 K: 1 S: 6	H: 0 LOB: 0 BB: 0 P: 9	R: 0 E: 0 K: 1 S: 18	H: 0 LOB: 0 BB: 0 P: 24	R: 0 E: 0 K: 0 S: 7	H: 1 LOB: 0 BB: 0 P: 10	R: 1 E: 0 K: 1 S: 15	H: 2 LOB: 1 BB: 0 P: 25	R: 0 E: 0 K: 2 S: 12	H: 1 LOB: 1 BB: 0 P: 17	1B: 3 2B: 2 3B: 0 HR: 0	SF: 0 SAC: 0 DP: 1 HBP: 0	WP: 0 PB: 0 SB: 0 CS: 0	PA: 32			
<b>PITCHER</b>	IP WLS BF H R ER SO BB IBB HBP BLK WP HR S P ERA WHIP																								
Jon Lieber, R (1, 1) ERA: 2.63	7.0 W 24 3 1 1 3 1 0 0 0 0 0 0 57 82 1.29 0.571																								
Tom Gordon, R (8, 1) ERA: 7.2	0.2 H 3 1 0 0 0 0 0 0 0 0 0 0 9 16 0.00 1.500																								
42 Mariano Rivera, R (8, 1) ERA:	1.1 S 5 1 0 0 3 0 0 0 0 0 0 0 16 23 0.00 0.750																								

Batter	1	2	3	4	5	6	7	8	9
<b>2 Derek Jeter, R</b> OBP: 0.367, SLG: 0.423 (1, 6)	4-0 13 S 1B BB	2-0 F8 2-3			1-0 G6-3 1B		1-2 G6-3	4-1 BB 1-2 2-3	
<b>13 Alex Rodriguez, R</b> OBP: 0.452, SLG: 0.607 (1, 5)	3-2 1B HBP	3-3 SAFE SAFE K			1-0 1B		2-0 L5	3-2 F9	
<b>Gary Sheffield, R</b> OBP: 0.433, SLG: 0.577 (1, 9)	0-0 1-2 2-H 1B		2-1 P6		1 SAFE 2-3 K		0-0 55 1B		
<b>55 Hideki Matsui, L</b> OBP: 0.467, SLG: 0.654 (1, 7)	0-3 K		2-1 G3		1 SAFE 3-3 K		0-0 1-2 1B		
<b>Bernie Williams, S</b> OBP: 0.286, SLG: 0.444 (1, 8)	2-3 K		0-1 G3-1		3-2 F8		0-0 F9		
<b>20 Jorge Posada, S</b> OBP: 0.296, SLG: 0.217 (1, 2)	2-2 G4-3			4-2 BB		4-1 HR BB		0-0 2 BB HBP 1B	
<b>John Olerud, L</b> OBP: 0.333, SLG: 0.476 (1, 3)		1-1 G4-3		2-1 P4		1-2 1-H HR		0-1 F8	
<b>Miguel Cairo, R</b> OBP: 0.333, SLG: 0.250 (1, 4)		4-2 2 F8 1B BB		0-1 F7		2-3 K		2-0 1 SAFE 2 BB HBP	
<b>Kenny Lofton, L</b> OBP: 0.333, SLG: 0.545 (1, 10)		0-0 1-2 1B		1-3 K		0-0 P5		0-2 K	

Inning Stats	R: 1	H: 1	E: 0	K: 2	S: 15	LOB: 2	BB: 1	P: 26	R: 0	H: 1	E: 0	K: 1	S: 10	LOB: 2	BB: 1	P: 20	R: 0	H: 0	E: 0	K: 0	S: 6	LOB: 0	BB: 0	P: 10	R: 0	H: 1	E: 0	K: 2	S: 12	LOB: 1	BB: 0	P: 19	R: 2	H: 1	E: 0	K: 1	S: 12	LOB: 0	BB: 1	P: 22	R: 0	H: 2	E: 0	K: 0	S: 7	LOB: 2	BB: 0	P: 10	R: 0	H: 1	E: 0	K: 1	S: 11	LOB: 3	BB: 1	P: 20
--------------	------	------	------	------	-------	--------	-------	-------	------	------	------	------	-------	--------	-------	-------	------	------	------	------	------	--------	-------	-------	------	------	------	------	-------	--------	-------	-------	------	------	------	------	-------	--------	-------	-------	------	------	------	------	------	--------	-------	-------	------	------	------	------	-------	--------	-------	-------

AB	R	H	RBI	BB	SO	LOB
3	1	0	0	2	0	2
4	0	1	0	0	1	5
4	0	2	1	0	1	1
4	0	1	0	0	2	3
4	0	0	0	0	1	4
2	1	1	0	2	0	2
4	1	1	2	0	0	2
2	0	0	0	1	1	1
4	0	1	0	0	2	3

**BOTTOM**

**Boston Red Sox @ New York Yankees**  
Yankee Stadium, Bronx, NY

Wed Oct 13 2004, 8:00 PM EDT  
Att: 56,136 - Sunny - 60 F

AB	31
R	3
H	7
RBI	3
BB	5
SO	8
LOB	23



PITCHER	IP	WLS	BF	H	R	ER	SO	BB	IBB	HBP	BLK	WP	HR	S	P	ERA	WHIP
<b>Pedro Martinez, R</b> ERA: 4.15 (1, 1)	6.0	L	27	4	3	3	7	4	0	1	0	0	1	64	113	4.50	1.333
<b>50 Mike Timlin, R</b> ERA: 10.38 (7, 1)	0.2		3	1	0	0	0	0	0	0	0	0	0	5	8	0.00	1.500
<b>Alan Embree, L</b> ERA: (7, 1)	0.2		4	2	0	0	0	0	0	0	0	0	0	5	5	0.00	3.000
<b>Keith Foulke, R</b> ERA: (8, 1)	0.2		4	0	0	0	1	1	0	1	0	0	0	8	17	0.00	1.500

# New York Yankees @ Boston Red Sox

## Fenway Park, Boston, MA

Sat Oct 16 2004, 7:30 PM EDT  
Att. 35,126 - Unknown - 57 F

AB	47
R	19
H	22
RBI	18
BB	5
SO	5
LOB	21



WP	0	PA	53
PB	0		
SB	0		
CS	0		

Batter	1	2	3	4	5	6	7	8	9	AB	R	H	RBI	BB	SO	LOB							
2 Derek Jeter, R OBP: 0.389, SLG: 0.400 (1, 6)										4	2	1	0	2	0	3							
13 Alex Rodriguez, R OBP: 0.486, SLG: 0.758 (1, 5)										5	5	3	3	1	0	2							
Gary Sheffield, R OBP: 0.500, SLG: 0.742 Bubba Crosby, L (9, PR) (9, 9)										5	3	4	4	1	0	1							
55 Hideki Matsui, L OBP: 0.528, SLG: 0.938 (1, 7)										6	5	5	5	0	0	1							
Bernie Williams, S OBP: 0.353, SLG: 0.515 (1, 8)										6	1	4	3	0	1	2							
20 Jorge Posada, S OBP: 0.333, SLG: 0.286 (1, 2)										5	1	2	1	1	0	2							
Ruben Sierra, S OBP: 0.300, SLG: 0.556 (1, 10)										6	0	2	2	0	2	4							
John Olerud, L OBP: 0.286, SLG: 0.400 Tony Clark, S (6, 3)										4	0	0	0	0	0	3							
Miguel Cairo, R OBP: 0.345, SLG: 0.250 (1, 4)										4	1	1	0	0	1	1							
<b>Inning Stats</b>	R: 3 E: 0 K: 0 S: 21	H: 3 LOB: 0 BB: 1 P: 31	R: 0 E: 0 K: 0 S: 8	H: 1 LOB: 1 BB: 0 P: 13	R: 3 E: 0 K: 1 S: 18	H: 3 LOB: 1 BB: 1 P: 35	R: 5 E: 0 K: 0 S: 14	H: 3 LOB: 1 BB: 2 P: 27	R: 2 E: 0 K: 1 S: 17	H: 2 LOB: 1 BB: 1 P: 28	R: 0 E: 0 K: 0 S: 9	H: 0 LOB: 0 BB: 0 P: 12	R: 4 E: 0 K: 0 S: 19	H: 5 LOB: 1 BB: 0 P: 27	R: 0 E: 0 K: 2 S: 12	H: 1 LOB: 1 BB: 0 P: 19	R: 2 E: 0 K: 1 S: 15	H: 4 LOB: 1 BB: 0 P: 23	1B: 9 2B: 9 3B: 1 HR: 4	SF: 0 SAC: 0 DP: 2 HBP: 1	WP: 0 PB: 0 SB: 0 CS: 0	PA: 53	
<b>PITCHER</b>	IP WLS BF H R ER SO BB IBB HBP BLK WP HR S P ERA WHIP	IP WLS BF H R ER SO BB IBB HBP BLK WP HR S P ERA WHIP																					
Bronson Arroyo, R ERA: 9.0 (1, 1)	2.0		13	6	6	6	0	2	0	0	0	0	2	36	60	27.00	4.000						
Ramiro Mendoza, R ERA: 4.5 (3, 1)	1.0	L	5	1	1	1	1	0	0	1	1	0	0	11	20	9.00	1.000						
Curt Leskanic, R ERA: 20.25 (4, 1)	0.1		4	2	2	2	0	1	0	0	0	0	1	8	15	54.00	9.000						
49 Tim Wakefield, R ERA: 14.54 (4, 1)	3.1		17	5	6	6	1	1	1	0	0	0	0	43	64	16.20	1.800						
Alan Embree, L ERA: 6.0 (7, 1)	0.1		4	3	2	2	0	0	0	0	0	0	0	8	14	54.00	9.000						
<b>PITCHER</b>	IP WLS BF H R ER SO BB IBB HBP BLK WP HR S P ERA WHIP	IP WLS BF H R ER SO BB IBB HBP BLK WP HR S P ERA WHIP																					
Mike Myers, L ERA: 11.57 (8, 1)	2.0		10	5	2	2	3	0	0	0	0	0	1	27	42	9.00	2.500						

livebaseballscorecards.com

Batter	1	2	3	4	5	6	7	8	9	AB	R	H	RBI	BB	SO	LOB
18 Johnny Damon, L OBP: 0.310, SLG: 0.321 (1, 8)	2-2 G6-3	0-0 WP E 2-H 1B	3-2 G3-1			X 0-0 F9	0-2 F7			5	1	1	1	0	0	4
Mark Bellhorn, S OBP: 0.276, SLG: 0.130 (1, 4)	1-3 K	4-2 E 2-3 BB			1-3 K	1-3 K		1-3 K		4	0	0	0	1	4	1
Manny Ramirez, R OBP: 0.345, SLG: 0.560 (1, 7)	3-1 34 1B	0-1 E6 1-2 3-H 1B			4-2 34 1B BB	2-3 K		1-1 F8		4	0	1	0	1	1	2
34 David Ortiz, L OBP: 0.621, SLG: 0.826 (1, 10)	3-1 1-3 1B	3-1 G4-3			2-2 L3 1-2 1B		1-1 HR 1B	1-3 K		5	1	3	0	0	1	2
Jason Varitek, S OBP: 0.423, SLG: 0.773 Doug Mirabelli, R (8, 2)		4-1 HR BB	3-2 2B 2B 1B		2-0 L3 1-1		1-1 1-H HR		2-1 P4	3	3	2	2	1	0	2
Trot Nixon, L OBP: 0.364, SLG: 0.500 (1, 9)		2-2 1-H HR	1-3 K		0-1 F8		3-2 F9		1-2 WP 2B	5	1	2	2	0	1	1
Kevin Millar, R OBP: 0.250, SLG: 0.435 (1, 3)		1-1 F8	1-2 2B 2B		2-2 P4		2-2 G6-3		2-3 K	5	1	1	0	0	1	1
Bill Mueller, S OBP: 0.360, SLG: 0.348 (1, 5)		2-1 18 1B 2B	4-1 2B BB		0-1 G4-3		1-1 1B 1B		2-0 F8	4	1	2	0	1	0	1
Orlando Cabrera, R OBP: 0.346, SLG: 0.417 (1, 6)		3-2 G5-3	3-2 1-H 2-H 3-H 2B				0-1 2B		1-2 1B	4	0	3	2	0	0	1

Inning Stats	R: 0	H: 2	E: 0	K: 1	S: 10	LOB: 2	BB: 0	P: 19	R: 4	H: 3	E: 1	K: 0	S: 19	LOB: 2	BB: 2	P: 38	R: 2	H: 3	E: 0	K: 1	S: 19	LOB: 1	BB: 1	P: 34	R: 0	H: 1	E: 0	K: 1	S: 16	LOB: 1	BB: 1	P: 25	R: 0	H: 0	E: 0	K: 0	S: 10	LOB: 0	BB: 0	P: 12	R: 0	H: 1	E: 0	K: 2	S: 10	LOB: 1	BB: 0	P: 13	R: 2	H: 4	E: 0	K: 0	S: 18	LOB: 2	BB: 0	P: 27	R: 0	H: 0	E: 0	K: 2	S: 9	LOB: 0	BB: 0	P: 12	R: 0	H: 1	E: 0	K: 1	S: 10	LOB: 1	BB: 0	P: 17	1B: 8	2B: 6	3B: 0	HR: 2	SF: 0	SAC: 0	DP: 1	HBP: 0	WP: 2	PA: 44
--------------	------	------	------	------	-------	--------	-------	-------	------	------	------	------	-------	--------	-------	-------	------	------	------	------	-------	--------	-------	-------	------	------	------	------	-------	--------	-------	-------	------	------	------	------	-------	--------	-------	-------	------	------	------	------	-------	--------	-------	-------	------	------	------	------	-------	--------	-------	-------	------	------	------	------	------	--------	-------	-------	------	------	------	------	-------	--------	-------	-------	-------	-------	-------	-------	-------	--------	-------	--------	-------	--------


PITCHER	IP	WLS	BF	H	R	ER	SO	BB	IBB	HBP	BLK	WP	HR	S	P	ERA	WHIP
Kevin Brown, R ERA: 4.5 (1, 1)	2.0		13	5	4	3	1	2	0	0	0	1	1	29	57	13.50	3.500
Javier Vazquez, R ERA: 8.68 (3, 1)	4.1	W	20	7	4	4	4	2	0	0	0	0	1	62	96	8.31	2.077
Paul Quantrill, R ERA: (7, 1)	1.2		7	2	0	0	2	0	0	0	0	0	0	20	27	0.00	1.200
Tom Gordon, R ERA: 6.0 (9, 1)	1.0		4	1	0	0	1	0	0	0	0	1	0	10	17	0.00	1.000

**BOTTOM**

**New York Yankees @ Boston Red Sox**  
 Fenway Park, Boston, MA  
 Sat Oct 16 2004, 7:30 PM EDT  
 Att: 35,126 - Unknown - 57 F

livebaseballscorecards.com

<b>AB</b>	<b>40</b>
<b>R</b>	<b>8</b>
<b>H</b>	<b>15</b>
<b>RBI</b>	<b>7</b>
<b>BB</b>	<b>4</b>
<b>SO</b>	<b>8</b>
<b>LOB</b>	<b>15</b>



Batter	1	2	3	4	5	6	7	8	9	10	11	12	AB R H RBI BB SO LOB	TOP											
2 Derek Jeter, R OBP: 0.390, SLG: 0.382 (1, 6)	G1-5-3		1-2 13 HR		1-0 G5-3	1-2 G4-3			4-2 BB		1 SAFE 0-0 SH1-3		4 1 1 0 1 0 4	<b>New York Yankees @ Boston Red Sox</b> Fenway Park, Boston, MA Sun Oct 17 2004, 7:30 PM EDT Att. 34,826 - Unknown - 54 F											
13 Alex Rodriguez, R OBP: 0.465, SLG: 0.763 (1, 5)	K		0-0 1-H HR		3-2 G5-3		4-0 55 G3 BB		1-2 P4		0-1 L6		5 1 1 2 1 1 3												
Gary Sheffield, R OBP: 0.452, SLG: 0.639 (1, 9)	F9		0-3 K			2-2 G5-3	1 SAFE 1 SAFE P2		2-1 L7		4-0 55 BB IBB		5 0 0 0 1 1 2												
55 Hideki Matsui, L OBP: 0.524, SLG: 0.946 (1, 7)		1-1 G4-3 20 FC6-2 2B		1-1 G4-3		1-1 1B 3B	2-1 SAFE G3		2-3 K		4-0 1-2 2-3 BB		5 1 2 0 1 1 2												
Bernie Williams, S OBP: 0.325, SLG: 0.462 (1, 8)		2-2 G4-3		1-2 G3-1		3-2 1B 20 WP 1B	3-3 K			2-2 L9	0-1 F8		6 0 1 1 0 1 5												
20 Jorge Posada, S OBP: 0.385, SLG: 0.313 (1, 2)		2-2 FC6-2		1-2 1B		4-0 1B 1B BB	4-2 FC4-6 BB			1-0 F8		1-0 G1-3 1B	4 1 2 0 2 0 1												
Ruben Sierra, S OBP: 0.308, SLG: 0.500 (1, 10)		1 SAFE 3-3 K		3-2 F7		1-1 BB 1B 1B	1-2 FC4-6		0-0 1B	1-2 1B		2-1 G1-3	6 0 2 0 0 1 4												
Tony Clark, S OBP: 0.222, SLG: 0.222 (1, 3)			3-2 F8		0-0 SH1-4 1B	0-0 BB 1B	1-2 3-H 1B		1 SAFE 3-3 K	1 SAFE 2-1 F8		0-0 F7	6 0 2 1 0 1 3												
Miguel Cairo, R OBP: 0.353, SLG: 0.250 (1, 4)			1-1 G6-3		1-0 SH1-4	4-2 BB	2-2 P6				1-2 55 BB 2 SH1-3 1B	1-3 K	4 0 1 0 1 1 2												
<b>Inning Stats</b>	R: 0 E: 0 K: 1 S: 7	H: 0 LOB: 0 BB: 0 P: 9	R: 0 E: 0 K: 1 S: 12	H: 1 LOB: 1 BB: 0 P: 20	R: 0 E: 0 K: 1 S: 16	H: 1 LOB: 1 BB: 0 P: 19	R: 0 E: 0 K: 0 S: 6	H: 1 LOB: 1 BB: 0 P: 11	R: 0 E: 0 K: 1 S: 11	H: 0 LOB: 1 BB: 1 P: 22	R: 0 E: 0 K: 1 S: 9	H: 0 LOB: 1 BB: 1 P: 18	R: 0 E: 0 K: 0 S: 10		H: 1 LOB: 1 BB: 0 P: 19	R: 0 E: 0 K: 0 S: 9	H: 1 LOB: 3 BB: 2 P: 18	R: 0 E: 0 K: 1 S: 7	H: 1 LOB: 1 BB: 0 P: 11	1B: 9 2B: 1 3B: 1 HR: 1	SF: 0 SAC: 2 DP: 0 HBP: 0	WP: 1 PB: 0 SB: 0 CS: 0	PA: 54		
<b>PITCHER</b>	IP WLS BF H R ER SO P ERA WHIP																			IP WLS BF H R ER SO P ERA WHIP					
Derek Lowe, R ERA: 4.26 (1, 1)	5.1	22	6	3	3	0	0	0	0	0	0	0	0		0	0	0	0	0	0	0	0	0	0	5.06
50 Mike Timlin, R ERA: 10.13 (6, 1)	1.0	8	3	1	1	0	0	0	0	1	0	0	0	0	0	0	0	0	0	0	0	0	0	9.00	6.000
Keith Foulke, R ERA: (7, 1)	2.2	10	0	0	0	3	2	0	0	0	0	0	0	0	0	0	0	0	0	0	0	0	0	0.00	0.750
Alan Embree, L ERA: 3.86 (10, 1)	1.2	8	2	0	0	0	0	1	0	0	0	0	0	0	0	0	0	0	0	0	0	0	0	0.00	1.200
Mike Myers, L ERA: 11.57 (11, 1)	0.0	1	0	0	0	0	1	0	0	0	0	0	0	0	0	0	0	0	0	0	0	0	0	∞	∞

AB	45
R	4
H	12
RBI	4
BB	7
SO	7
LOB	26



livebaseballscorecards.com





Batter	1	2	3	4	5	6	7	8	9	10	11	12	13	14	AB R H RBI BB SO LOB	TOP								
2 Derek Jeter, R OBP: 0.354, SLG: 0.366	0-3 K		2-3 K	0-0 G3-1		1-1 2B		1-0 SH1-4		1-2 P6		1-0 F9		0-1 G6-3	7 0 1 3 0 2 3									
13 Alex Rodriguez, R OBP: 0.460, SLG: 0.690	4-1 BB		3-2 F9		4-2 BB	2-0 HBP		2-3 K		3-3 K		0-0 F8			4 0 0 0 2 2 2									
Gary Sheffield, R OBP: 0.449, SLG: 0.575	0-3 K		4-1 55 1B BB		1-1 G5-4-3 BB	4-1 HBP		4-2 BB		3-3 K			3-3 K 55 FC4-6		4 0 0 0 3 3 2									
55 Hideki Matsui, L OBP: 0.469, SLG: 0.818	0-0 F8		3-2 1B		2-2 L3	2-1 L9		3-2 F7			1-3 K		3-1 FC4-6 20 PB 1-2f		7 0 1 0 0 1 7									
Bernie Williams, S OBP: 0.319, SLG: 0.500		0-0 HR				1-1 F7		2-0 F9		0-0 P3		0-1 1B		1-1 F9	7 1 2 1 0 1 3									
20 Jorge Posada, S OBP: 0.391, SLG: 0.316		0-1 G4-3		0-0 1B		0-0 HBP 2 1B 2B		0-0 F7		2-1 P3		0-3 K		4-1 PB IBB	6 1 2 0 1 1 1									
Ruben Sierra, S OBP: 0.394, SLG: 0.517		0-0 1B		4-2 1B		0-1 HBP 2 2B 1B		0-0 FC4-6 1B		4-1 2B BB		1-3 K		3-3 K	5 1 3 0 2 2 3									
Tony Clark, S OBP: 0.188, SLG: 0.250		1-1 F7		1-3 K		3-3 SAFE 0-0 FC4-6 1-2f		0-0 FC4-6		1-2 SAFE K		0-3 K		0-3 K	7 0 1 0 0 4 6									
Miguel Cairo, R OBP: 0.366, SLG: 0.294		1-1 G3		3-2 F9		2-0 2 2B HBP		0-0 SH1-4 2B		1-0 P3		0-0 E7 1B		1-2 F8	6 1 2 0 0 0 5									
<b>Inning Stats</b>	R: 0 E: 0 S: 8	H: 0 LOB: 1 BB: 1 P: 12	R: 1 E: 0 K: 0 S: 8	H: 2 LOB: 1 BB: 1 P: 10	R: 0 E: 0 K: 2 S: 13	H: 1 LOB: 2 BB: 1 P: 18	R: 0 E: 0 K: 1 S: 9	H: 0 LOB: 0 BB: 1 P: 16	R: 3 E: 0 K: 1 S: 14	H: 3 LOB: 3 BB: 1 P: 29	R: 0 E: 0 K: 0 S: 4	H: 1 LOB: 1 BB: 0 P: 6	R: 0 E: 0 K: 2 S: 10	H: 0 LOB: 2 BB: 1 P: 17	R: 0 E: 0 K: 3 S: 11	H: 1 LOB: 1 BB: 0 P: 13	R: 0 E: 0 K: 2 S: 12	H: 0 LOB: 2 BB: 1 P: 26	R: 0 E: 0 K: 1 S: 9	H: 0 LOB: 0 BB: 0 P: 10	1B: 8 2B: 3 3B: 0 HR: 1	SF: 0 SAC: 1 DP: 1 HBP: 2	WP: 0 PB: 3 SB: 0 CS: 0	PA: 64
<b>PITCHER</b>	IP WLS BF H R ER SO BB IBB HBP BLK WP HR S P ERA WHIP															IP WLS BF H R ER SO BB IBB HBP BLK WP HR S P ERA WHIP								
Pedro Martinez, R ERA: 4.74	6.0 31 7 4 4 6 5 0 2 0 0 0 1 62 111 6.00 2.000															Alan Ambree, L ERA: 3.38								
50 Mike Timlin, R ERA: 7.71	1.2 8 2 0 0 1 1 0 0 0 0 0 0 11 20 0.00 1.800															49 Tim Wakefield, R ERA: 8.59								
Keith Foulke, R ERA:	1.1 6 1 0 0 0 1 0 0 0 0 0 0 11 22 0.00 1.500																							
Bronson Arroyo, R ERA: 8.0	1.0 3 0 0 0 2 0 0 0 0 0 0 0 10 17 0.00 0.000																							
Mike Myers, L ERA: 10.13	0.1 1 0 0 0 1 0 0 0 0 0 0 0 3 4 0.00 0.000																							

**New York Yankees @ Boston Red Sox**  
 Fenway Park, Boston, MA  
 Mon Oct 18 2004, 5:00 PM EDT  
 Att. 35,120 - Cloudy - 58 F

AB	53
R	4
H	12
RBI	4
BB	8
SO	16
LOB	32




Batter	1	2	3	4	5	6	7	8	9	10	11	12	13	14	AB	R	H	RBI	BB	SO	LOB
18 Johnny Damon, L OBP: 0.286, SLG: 0.256	G4-3	K2-3		K			P6		1B		B2			BB 34 1B	6	1	1	0	1	2	3
Orlando Cabrera, R OBP: 0.333, SLG: 0.381	1B 34 1B	F8			FC6-4 1B		G5-4-3 BB		G6-3		G6-4-3			K	6	1	2	0	1	1	4
Manny Ramirez, R OBP: 0.429, SLG: 0.529	BB 34 1B			E 1B	F8		G5-4-3		F8		P5			BB 34 1B	6	0	2	0	1	0	3
34 David Ortiz, L OBP: 0.595, SLG: 0.882	FC3-2 BB 1B			K	K		HR				K			CS BB	6	2	3	3	1	3	2
Kevin Millar, R OBP: 0.344, SLG: 0.407 Dave Roberts, L Doug Mientkiewicz, L OBP: 0.429, SLG: 0.571	BB FC3-2 BB			E6	FC6-4		1B SF8 BB		G4-3		G4-3			K	2	0	0	0	2	0	2
Trot Nixon, L OBP: 0.290, SLG: 0.379 Gabe Kapler, R OBP: 0.143, SLG: 0.143	FC3-2 BB			K			L8		G3 1B		G4-3			L1	4	0	1	0	0	1	5
Jason Varitek, S OBP: 0.324, SLG: 0.548				K			G5-3		SF8		P6			G6-3	4	0	0	2	1	1	3
Bill Mueller, S OBP: 0.333, SLG: 0.324				K			F7		G3					F7	6	0	1	0	0	1	4
Mark Bellhorn, S OBP: 0.289, SLG: 0.194		G4-3					L4								6	0	2	0	0	2	2

Inning Stats	R: 2	H: 3	E: 0	K: 1	S: 19	R: 0	H: 0	E: 0	K: 1	S: 7	R: 0	H: 1	E: 1	K: 3	S: 12	R: 0	H: 0	E: 0	K: 1	S: 9	R: 0	H: 0	E: 0	K: 1	S: 11	R: 0	H: 1	E: 0	K: 1	S: 13	R: 0	H: 0	E: 0	K: 0	S: 13	R: 0	H: 1	E: 0	K: 0	S: 13	R: 2	H: 2	E: 0	K: 1	S: 13	R: 0	H: 1	E: 0	K: 0	S: 6	R: 0	H: 1	E: 0	K: 0	S: 11	R: 0	H: 2	E: 0	K: 1	S: 12	R: 0	H: 2	E: 0	K: 1	S: 8	R: 0	H: 0	E: 0	K: 1	S: 8	R: 0	H: 0	E: 0	K: 0	S: 7	R: 1	H: 1	E: 0	K: 2	S: 16	1B: 10	2B: 2	3B: 0	HR: 1	SF: 1	SAC: 0	DP: 2	HBP: 0	WP: 0	PA: 58
PITCHER	IP	WLS	BF	H	R	ER	SO	BB	IBB	HBP	BLK	WP	HR	S	P	105	ERA	WHIP																																																																								
35 Mike Mussina, R ERA: 3.66	6.0		27	6	2	2	7	2	0	0	0	0	0	7	13	0.00	3.000																																																																									
Tanyon Sturtze, R ERA: 5.06	0.1	H	2	0	0	0	0	1	0	0	0	0	0	7	13	0.00	3.000																																																																									
Tom Gordon, R ERA: 6.23	0.2	H	4	2	2	2	0	1	0	0	0	0	1	10	19	27.00	4.500																																																																									
42 Mariano Rivera, R ERA: 0.73	2.0	B	6	1	0	0	1	0	0	0	0	0	0	13	22	0.00	0.500																																																																									
Felix Heredia, L ERA: 27.0	0.1		2	1	0	0	1	0	0	0	0	0	0	9	14	0.00	3.000																																																																									
PITCHER	IP	WLS	BF	H	R	ER	SO	BB	IBB	HBP	BLK	WP	HR	S	P	105	ERA	WHIP																																																																								
Paul Quantrill, R ERA: 3.86	1.0		5	2	0	0	0	0	0	0	0	0	0	9	13	0.00	2.000																																																																									
Esteban Loaiza, R ERA: 1.69	3.1	L	12	1	1	1	3	3	0	0	0	0	0	35	59	2.70	1.200																																																																									

**NEW YORK YANKEES @ BOSTON RED SOX**  
**Fenway Park, Boston, MA**  
 Mon Oct 18 2004, 5:00 PM EDT  
 Att: 35,120 - Cloudy - 58 F

AB	50
R	5
H	13
RBI	5
BB	7
SO	12
LOB	30



Batter	1	2	3	4	5	6	7	8	9	AB R H RBI BB SO LOB	TOP	
18 Johnny Damon, L (1, 8) OBP: 0.277, SLG: 0.250	3-3 C K		1-2 G6-3 1B	0-1 F7			1-1 G4-3		2-0 F6	5 0 1 0 0 1 2		
Bill Mueller, S (1, 5) OBP: 0.317, SLG: 0.289	2-1 HBP		1-1 G6-3 1-2f		1-1 G3-1			1-2 G3	2-1 P6	4 0 0 0 0 0 3		
Manny Ramirez, R (1, 7) OBP: 0.413, SLG: 0.500	1-2 F9		3-1 F9		3-2 F8			2-2 1B 1B		4 0 1 0 0 0 1		
34 David Ortiz, L (1, 10) OBP: 0.543, SLG: 0.789	1-0 G3			2-2 G2-3		0-0 F7		3-2 F9		4 0 0 0 0 0 2		
Trot Nixon, L (1, 9) OBP: 0.265, SLG: 0.344 Gabe Kapler, R (8, PH) OBP: 0.250, SLG: 0.250		2-1 G4-3		0-1 G4-3		3-3 K		0-0 1B 1-2 1B		3 0 0 0 0 1 0 1 0 1 0 0 0 0		
Kevin Millar, R (1, 3) OBP: 0.361, SLG: 0.452 Doug Mientkiewicz, L (8, 3) OBP: 0.429, SLG: 0.571		1-2 1B 1B 1B		0-0 WP 1B 2B		2-1 G5-3		3-2 G6-3		4 1 2 0 0 0 2 0 0 0 0 0 0 0		
Jason Varitek, S (1, 2) OBP: 0.366, SLG: 0.571		0-0 1B 1-2 1B		3-2 HR 1B		3-2 F8			2-2 FC4-6 1B	4 1 3 1 0 0 0	AB 36 R 4 H 11 RBI 4 BB 1 SO 2 LOB 14	
Orlando Cabrera, R (1, 6) OBP: 0.349, SLG: 0.375		2-2 G4-6-3 1B 1-2 2-3		0-0 HR 1B			1-1 F8		1 SAFE 1 SAFE FC4-6 S	4 1 2 0 0 0 1		
Mark Bellhorn, S (1, 4) OBP: 0.310, SLG: 0.294 Pokey Reese, R (9, PR) (9, 4)		0-2 G4-6-3 1-2f		1-2 HR			0-1 F9		1 SAFE 1 SAFE 1 SAFE BB	3 1 1 3 1 0 3 0 0 0 0 0 0 0		
Inning Stats	R: 0 E: 0 K: 1 S: 12 H: 0 LOB: 1 BB: 0 P: 19	R: 0 E: 0 K: 0 S: 14 H: 3 LOB: 2 BB: 0 P: 19	R: 0 E: 0 K: 0 S: 7 H: 1 LOB: 0 BB: 0 P: 12	R: 4 E: 0 K: 0 S: 20 H: 4 LOB: 0 BB: 0 P: 26	R: 0 E: 0 K: 0 S: 6 H: 0 LOB: 0 BB: 0 P: 10	R: 0 E: 0 K: 1 S: 13 H: 0 LOB: 0 BB: 0 P: 21	R: 0 E: 0 K: 0 S: 6 H: 0 LOB: 0 BB: 0 P: 8	R: 0 E: 0 K: 0 S: 15 H: 2 LOB: 2 BB: 0 P: 24	R: 0 E: 0 K: 0 S: 14 H: 1 LOB: 2 BB: 1 P: 25	1B: 9 2B: 1 3B: 0 HR: 1 SF: 0 SAC: 0 DP: 2 HBP: 1	WP: 1 PB: 0 SB: 1 CS: 0 PA: 38	
PITCHER	IP WLS BF H R ER SO BB IBB HBP BLK WP HR S P ERA WHIP											
Jon Lieber, R (1, 1) ERA: 3.43	7.1 L 30 9 4 4 2 0 0 0 0 0 1 1 84 124 4.91 1.227											
Felix Heredia, L (8, 1) ERA: 18.0	0.1 1 0 0 0 0 0 0 0 0 0 0 0 4 7 0.00 0.000											
Paul Quantrill, R (8, 1) ERA: 3.38	0.2 4 2 0 0 0 0 0 0 0 0 0 0 13 19 0.00 3.000											
Tanyon Sturtze, R (9, 1) ERA: 4.5	0.2 3 0 0 0 0 1 0 0 0 0 0 0 6 14 0.00 1.500											

**Boston Red Sox @ New York Yankees**  
 Yankee Stadium, Bronx, NY  
 Tue Oct 19 2004, 8:00 PM EDT  
 Att. 56,128 - Unknown - 49 F

livebaseballscorecards.com

Batter	1	2	3	4	5	6	7	8	9	AB	R	H	RBI	BB	SO	LOB
2 Derek Jeter, R OBP: 0.346, SLG: 0.356 (1, 6)	0-0 F9		1-1 F8			3-2 G4-3		0-0 2-H 1B		4	0	1	1	0	0	1
13 Alex Rodriguez, R OBP: 0.444, SLG: 0.652 (1, 5)	2-2 L6			0-0 G3-1 1B		1-1 F9		2-2 G1		4	0	1	0	0	0	1
Gary Sheffield, R OBP: 0.434, SLG: 0.545 (1, 9)	0-1 P3			B 1 SAFE 1-2 G3-1 1B		2-2 F7		1-2 P2		4	0	1	0	0	0	1
55 Hideki Matsui, L OBP: 0.453, SLG: 0.766 (1, 7)		2-2 F8		0-0 P3		2-2 G3		4-2 BB BB		3	0	0	0	1	0	2
Bernie Williams, S OBP: 0.314, SLG: 0.540 (1, 8)		2-0 P5		1-2 G3-1		3-1 HR		1-3 K		4	1	1	1	0	1	3
20 Jorge Posada, S OBP: 0.360, SLG: 0.286 (1, 2)		2-1 F9		1-2 G3		2-2 P4		1-2 P5		4	0	0	0	0	0	3
Ruben Sierra, S OBP: 0.378, SLG: 0.469 (1, 10)			2-3 K		2-3 K		0-3 K		4-2 BB	3	0	0	0	1	3	0
Tony Clark, S OBP: 0.150, SLG: 0.200 (1, 3)			1-1 F7		0-3 K			2-3 K		4	0	0	0	0	3	2
Miguel Cairo, R OBP: 0.386, SLG: 0.378 (1, 4)			1-1 2B		1-1 G6-3			2-2 2 1B 2B		3	1	2	0	0	0	0

Inning Stats	R: 0	H: 0	E: 0	K: 0	S: 9	LOB: 0	BB: 0	P: 11	R: 0	H: 0	E: 0	K: 0	S: 6	LOB: 0	BB: 0	P: 12	R: 0	H: 1	E: 0	K: 1	S: 10	LOB: 1	BB: 0	P: 15	R: 0	H: 2	E: 0	K: 0	S: 13	LOB: 2	BB: 0	P: 16	R: 0	H: 0	E: 0	K: 2	S: 10	LOB: 0	BB: 0	P: 13	R: 1	H: 1	E: 0	K: 1	S: 11	LOB: 0	BB: 0	P: 18	R: 1	H: 2	E: 0	K: 1	S: 16	LOB: 1	BB: 0	P: 23	R: 0	H: 0	E: 0	K: 2	S: 15	LOB: 2	BB: 2	P: 28	1B: 3	SF: 0	2B: 2	SAC: 0	3B: 0	DP: 0	HR: 1	HBP: 0	WP: 0	PA: 35
--------------	------	------	------	------	------	--------	-------	-------	------	------	------	------	------	--------	-------	-------	------	------	------	------	-------	--------	-------	-------	------	------	------	------	-------	--------	-------	-------	------	------	------	------	-------	--------	-------	-------	------	------	------	------	-------	--------	-------	-------	------	------	------	------	-------	--------	-------	-------	------	------	------	------	-------	--------	-------	-------	-------	-------	-------	--------	-------	-------	-------	--------	-------	--------

PITCHER	IP	WLS	BF	H	R	ER	SO	BB	IBB	HBP	BLK	WP	HR	S	P	ERA	WHIP
38 Curt Schilling, R ERA: 4.86 (1, 1)	7.0	W	25	4	1	1	4	0	0	0	0	0	1	67	99	1.29	0.571
Bronson Arroyo, R ERA: 8.1 (8, 1)	1.0	H	5	2	1	1	1	0	0	0	0	0	0	16	23	9.00	2.000
Keith Foulke, R ERA: (9, 1)	1.0	S	5	0	0	0	2	2	0	0	0	0	0	15	28	0.00	2.000

**BOTTOM**

**Boston Red Sox @ New York Yankees**  
 Yankee Stadium, Bronx, NY

Tue Oct 19 2004, 8:00 PM EDT  
 Att: 56,128 - Unknown - 49 F

livebaseballscorecards.com

AB	33
R	2
H	6
RBI	2
BB	2
SO	7
LOB	13



Batter	1	2	3	4	5	6	7	8	9	AB	R	H	RBI	BB	SO	LOB	TOP																		
18 Johnny Damon, L OBP: 0.302, SLG: 0.400 (1, 8)	2-2 1B	0-0 HR		0-0 HR	1-1 FC1		1-1 G1-6-3		1-2 G1-3	6	2	3	6	0	0	4																			
Mark Bellhorn, S OBP: 0.340, SLG: 0.378 (1, 4) Pokey Reese, R (8, 4)	3-3 K	4-1 BB		4-0 BB	3-2 P6			1-1 HR		3	1	1	1	2	1	3																			
Manny Ramirez, R OBP: 0.392, SLG: 0.465 (1, 7)	1-1 34 HR 1B	3-2 P6		1-0 P5	0-0 G5-3			0-0 P3		5	1	1	0	0	0	4																			
34 David Ortiz, L OBP: 0.529, SLG: 0.810 (1, 10)	0-0 HR	1-1 G1-4-3		4-2 1B BB		3-2 G3		0-2 P6		4	1	1	2	1	0	1																			
Jason Varitek, S OBP: 0.348, SLG: 0.525 (1, 2)	1-2 G1		3-3 K	3-2 1B		2-0 G4-3		1-2 F7		5	0	1	0	0	1	0																			
Trot Nixon, L OBP: 0.256, SLG: 0.324 (1, 9)			3-1 G6-3	2-2 K	1-2 K		1-1 G3		3-2 F8 1B SF8 1B	5	1	1	0	0	2	3																			
Kevin Millar, R OBP: 0.375, SLG: 0.441 (1, 3) Doug Mientkiewicz, L OBP: 0.500, SLG: 0.625 (7, 3)		1-1 BB 18 HR 1B	4-1 BB	0-1 G4-3			1-3 K		0-2 1B	3	1	1	0	1	1	3	AB 38																		
Bill Mueller, S OBP: 0.348, SLG: 0.310 (1, 5)		4-1 18 HR BB	1-1 P6		0-1 18 E G4-3 1B		2-0 1B		0-0 F8	4	1	2	0	1	0	3	R 10																		
Orlando Cabrera, R OBP: 0.375, SLG: 0.381 (1, 6)		4-2 18 HR BB		4-2 18 HR BB	1-1 G4-3		0-0 18 G1-6-3 1B		1-2 SF8	2	2	1	1	2	0	1	H 13																		
<b>Inning Stats</b>	R: 2 E: 0 K: 1 S: 16	H: 3 LOB: 0 BB: 0 P: 23	R: 4 E: 0 K: 0 S: 17	H: 2 LOB: 1 BB: 3 P: 37	R: 0 E: 0 K: 2 S: 9	H: 0 LOB: 1 BB: 1 P: 19	R: 2 E: 0 K: 1 S: 16	H: 2 LOB: 3 BB: 3 P: 33	R: 0 E: 1 K: 0 S: 10	H: 1 LOB: 2 BB: 0 P: 15	R: 0 E: 0 K: 0 S: 7	H: 0 LOB: 0 BB: 0 P: 13	R: 0 E: 0 K: 1 S: 7	H: 2 LOB: 1 BB: 0 P: 11	R: 1 E: 0 K: 0 S: 10	H: 1 LOB: 0 BB: 0 P: 12	R: 1 E: 0 K: 0 S: 16	H: 2 LOB: 1 BB: 0 P: 21	1B: 9 2B: 0 3B: 0 HR: 4	SF: 1 SAC: 0 DP: 1 HBP: 0	WP: 0 PB: 0 SB: 1 CS: 0	PA: 46													
<b>PITCHER</b> Kevin Brown, R ERA: 8.68 (1, 1) Javier Vazquez, R ERA: 9.53 (2, 1) Esteban Loaiza, R ERA: 1.08 (4, 1) Felix Heredia, L ERA: 10.8 (7, 1) Tom Gordon, R ERA: 6.97 (8, 1)	IP 1.1 2.0 3.0 0.2 1.2	WLS L	BF 9 13 14 1 8	H 4 2 4 0 3	R 5 3 0 0 2	ER 5 3 0 0 2	SO 1 2 2 0 0	BB 2 5 0 0 0	IBB 0 0 0 0 0	HBP 0 0 0 0 0	BLK 0 0 0 0 0	WP 0 0 0 0 0	HR 1 2 0 0 1	S 25 24 31 2 23	P 44 55 49 3 29	ERA 33.75 13.50 0.00 0.00 10.80	WHIP 4.500 3.500 1.333 0.000 1.800	<b>PITCHER</b> 42 Mariano Rivera, R ERA: 0.71 (9, 1)	IP 0.1	WLS	BF 1	H 0	R 0	ER 0	SO 0	BB 0	IBB 0	HBP 0	BLK 0	WP 0	HR 0	S 3	P 4	ERA 0.00	WHIP 0.000

**Boston Red Sox @ New York Yankees**  
**Yankee Stadium, Bronx, NY**  
 Wed Oct 20 2004, 8:00 PM EDT  
 Att. 56,129 - Unknown - 54 F

livebaseballscorecards.com

AB 38  
 R 10  
 H 13  
 RBI 10  
 BB 7  
 SO 5  
 LOB 22



Batter	1	2	3	4	5	6	7	8	9	AB	R	H	RBI	BB	SO	LOB
<b>2 Derek Jeter, R</b> OBP: 0.339, SLG: 0.347 (1, 6)	1-1 F8		3-1 13 G1-3 1B			0-1 G6-3		3-2 G5-3		4	0	1	1	0	0	0
<b>13 Alex Rodriguez, R</b> OBP: 0.414, SLG: 0.600 (1, 5)	1-2 G5-3		1-2 SAFE SAFE G1-3			1-2 G6-3		3-3 K		4	0	0	0	0	1	1
<b>Gary Sheffield, R</b> OBP: 0.404, SLG: 0.500 (1, 9)	3-3 K		0-0 G5-3			1-2 K		1-2 G6-3		4	0	0	0	0	2	1
<b>55 Hideki Matsui, L</b> OBP: 0.456, SLG: 0.765 (1, 7)		2-0 G4-3		0-1 G3-1			2-0 2B 2B		2-1 FC4-6 1B	4	1	2	0	0	0	0
<b>Bernie Williams, S</b> OBP: 0.309, SLG: 0.537 (1, 8)		1-0 G6-3		2-2 F7			0-2 20 G3-1 2B 2B		3-2 FC4-6 DI 1-2f	4	1	1	1	0	0	1
<b>20 Jorge Posada, S</b> OBP: 0.352, SLG: 0.267 (1, 2)		4-2 BB		1-2 G3-1			0-1 G3-1		0-0 P6	3	0	0	0	1	0	2
<b>Kenny Lofton, L</b> OBP: 0.375, SLG: 0.500 (1, 10)		0-1 G2-3		0-1 G6-3			0-0 S 1B		4-0 1-2 BB	3	0	1	1	1	0	1
<b>Tony Clark, S</b> OBP: 0.136, SLG: 0.182 (1, 3)			0-0 F7		0-1 G3-1		2-3 K		1-0 G4-3	2	0	0	0	0	0	0
<b>John Olerud, L</b> OBP: 0.276, SLG: 0.385 (7, PH)							1-2 K			1	0	0	0	0	1	1
<b>Ruben Sierra, S</b> OBP: 0.368, SLG: 0.455 (9, PH)							1-2 K			1	0	0	0	0	0	2
<b>Miguel Cairo, R</b> OBP: 0.383, SLG: 0.359 (1, 4)			1-0 2 S 2 1B HBP		3-3 K		1-2 F9			2	1	0	0	0	1	1

Inning Stats	R: 0	H: 0	E: 0	K: 1	S: 8	R: 0	H: 0	E: 0	K: 0	S: 6	R: 0	H: 0	E: 0	K: 0	S: 7	R: 0	H: 0	E: 0	K: 1	S: 7	R: 0	H: 0	E: 0	K: 1	S: 8	R: 2	H: 3	E: 0	K: 1	S: 15	R: 0	H: 0	E: 0	K: 1	S: 9	R: 0	H: 1	E: 0	K: 0	S: 7	1B: 3	2B: 2	3B: 0	HR: 0	SF: 0	SAC: 0	DP: 0	HBP: 1	WP: 0	PB: 0	SB: 2	CS: 0	PA: 35
--------------	------	------	------	------	------	------	------	------	------	------	------	------	------	------	------	------	------	------	------	------	------	------	------	------	------	------	------	------	------	-------	------	------	------	------	------	------	------	------	------	------	-------	-------	-------	-------	-------	--------	-------	--------	-------	-------	-------	-------	--------

PITCHER	IP	WLS	BF	H	R	ER	SO	BB	IBB	HBP	BLK	WP	HR	S	P	ERA	WHIP
<b>Derek Lowe, R</b> ERA: 2.92 (1, 1)	6.0		21	1	1	1	3	1	0	0	0	0	0	44	69	1.50	0.333
<b>Pedro Martinez, R</b> ERA: 5.4 (7, 1)	1.0		6	3	2	2	1	0	0	0	0	0	0	15	20	18.00	3.000
<b>50 Mike Timlin, R</b> ERA: 6.23 (8, 1)	1.2		7	1	0	0	1	1	0	0	0	0	0	15	31	0.00	1.200
<b>Alan Embree, L</b> ERA: 3.18 (9, 1)	0.1		1	0	0	0	0	0	0	0	0	0	0	1	2	0.00	0.000

**BOTTOM**

**Boston Red Sox @ New York Yankees**  
Yankee Stadium, Bronx, NY

Wed Oct 20 2004, 8:00 PM EDT  
Att: 56,129 - Unknown - 54 F

livebaseballscorecards.com

<b>AB</b>	<b>32</b>
<b>R</b>	<b>3</b>
<b>H</b>	<b>5</b>
<b>RBI</b>	<b>3</b>
<b>BB</b>	<b>2</b>
<b>SO</b>	<b>5</b>
<b>LOB</b>	<b>10</b>

