

**New York Yankees - 2004**

Batter	1	2	3	4	5	6	7	8	9	AB R H RBI BB SO LOB	TOP																								
												<b>New York Yankees @ Hanshin Tigers</b> Tokyo Dome, Tokyo Sun Mar 28 2004, 10:00 PM EST  <a href="http://livebaseballscorecards.com">livebaseballscorecards.com</a>																							
Inning Stats																																			
PITCHER	IP	WLS	BF	H	R	ER	SO	BB	IBB	HBP	BLK	WP	HR	S	P	ERA	WHIP	PITCHER	IP	WLS	BF	H	R	ER	SO	BB	IBB	HBP	BLK	WP	HR	S	P	ERA	WHIP

**New York Yankees @ Hanshin Tigers**  
 Tokyo Dome, Tokyo  
 Sun Mar 28 2004, 10:00 PM EST

**AB 0**  
**R 0**  
**H 0**  
**RBI 0**  
**BB 0**  
**SO 0**  
**LOB 0**



1B: 0 SF: 0 WP: 0 PA: 0  
 2B: 0 SAC: 0 FB: 0  
 3B: 0 DP: 0 SB: 0  
 HR: 0 HBP: 0 CS: 0

Batter	1	2	3	4	5	6	7	8	9	AB R H RBI BB SO LOB	BOTTOM																								
												<b>New York Yankees @ Hanshin Tigers</b> Tokyo Dome, Tokyo Sun Mar 28 2004, 10:00 PM EST  <a href="http://livebaseballscorecards.com">livebaseballscorecards.com</a>																							
Inning Stats																																			
PITCHER	IP	WLS	BF	H	R	ER	SO	BB	IBB	HBP	BLK	WP	HR	S	P	ERA	WHIP	PITCHER	IP	WLS	BF	H	R	ER	SO	BB	IBB	HBP	BLK	WP	HR	S	P	ERA	WHIP


**New York Yankees @ Hanshin Tigers**  
 Tokyo Dome, Tokyo  
 Sun Mar 28 2004, 10:00 PM EST


**AB 0**  
**R 0**  
**H 0**  
**RBI 0**  
**BB 0**  
**SO 0**  
**LOB 0**



1B: 0 SF: 0 WP: 0 PA: 0  
 2B: 0 SAC: 0 FB: 0  
 3B: 0 DP: 0 SB: 0  
 HR: 0 HBP: 0 CS: 0



Batter	1	2	3	4	5	6	7	8	9	AB R H RBI BB SO LOB	TOP																								
											<p><b>New York Yankees @ Tokyo Yomiuri Giants</b>            Tokyo Dome, Tokyo            Sun Mar 28 2004, 5:00 AM EST</p> <p><a href="http://livebaseballscorecards.com">livebaseballscorecards.com</a></p> <p><b>AB</b> 0  <b>R</b> 0  <b>H</b> 0  <b>RBI</b> 0  <b>BB</b> 0  <b>SO</b> 0  <b>LOB</b> 0</p> 																								
<b>Inning Stats</b>										1B: 0 SF: 0 WP: 0 PA: 0 2B: 0 SAC: 0 FB: 0 3B: 0 DP: 0 SB: 0 HR: 0 HBP: 0 CS: 0																									
PITCHER	IP	WLS	BF	H	R	ER	SO	BB	IBB	HBP	BLK	WP	HR	S	P	ERA	WHIP	PITCHER	IP	WLS	BF	H	R	ER	SO	BB	IBB	HBP	BLK	WP	HR	S	P	ERA	WHIP

Batter	1	2	3	4	5	6	7	8	9	AB R H RBI BB SO LOB	BOTTOM																								
											<p><b>New York Yankees @ Tokyo Yomiuri Giants</b>            Tokyo Dome, Tokyo            Sun Mar 28 2004, 5:00 AM EST</p> <p><a href="http://livebaseballscorecards.com">livebaseballscorecards.com</a></p> <p><b>AB</b> 0  <b>R</b> 0  <b>H</b> 0  <b>RBI</b> 0  <b>BB</b> 0  <b>SO</b> 0  <b>LOB</b> 0</p> 																								
<b>Inning Stats</b>										1B: 0 SF: 0 WP: 0 PA: 0 2B: 0 SAC: 0 FB: 0 3B: 0 DP: 0 SB: 0 HR: 0 HBP: 0 CS: 0																									
PITCHER	IP	WLS	BF	H	R	ER	SO	BB	IBB	HBP	BLK	WP	HR	S	P	ERA	WHIP	PITCHER	IP	WLS	BF	H	R	ER	SO	BB	IBB	HBP	BLK	WP	HR	S	P	ERA	WHIP

Batter	1	2	3	4	5	6	7	8	9	AB	R	H	RBI	BB	SO	LOB	TOP		
2 Derek Jeter, R (1, 6)	G6-3	K			G6-3		G4-3		G5-3	5	0	0	0	0	1	2			
55 Hideki Matsui, L (1, 7) OBP: 0.250, SLG: 0.500	25 HR		G1-3		G4-3			P5		4	1	1	0	0	0	0			
13 Alex Rodriguez, R (1, 5) OBP: 0.250, SLG: 0.500	K		K		2B		2B	P6		4	1	1	0	0	2	1			
25 Jason Giambi, L (1, 3) OBP: 0.500, SLG: 1.500	2H HR		F7		G1-3			2B		4	1	2	2	0	0	1			
Gary Sheffield, R (1, 9) OBP: 1.000, SLG: 1.500	1B			BB	20 G4-3			BB		2	0	2	1	2	0	0			
20 Jorge Posada, S (1, 2)	K			P5	G4-3			BB		4	0	0	0	0	2	5			
Ruben Sierra, S (1, 10)		G4-3		P2						4	0	0	0	0	1	2			
Enrique Wilson, S (1, 4)		F9		L9						4	0	0	0	0	0	1			
Kenny Lofton, L (1, 8) OBP: 0.500, SLG: 1.000					F8					3	0	1	0	1	0	0			
<b>Inning Stats</b>	R: 2 H: 3 E: 0 K: 2 S: 12	H: 3 R: 0 ER: 0 LOB: 1 BB: 0 P: 21	R: 0 H: 1 E: 0 K: 1 S: 9	H: 1 R: 0 ER: 0 LOB: 0 BB: 0 P: 14	R: 0 H: 0 E: 0 K: 1 S: 9	H: 0 R: 0 ER: 0 LOB: 1 BB: 0 P: 11	R: 0 H: 0 E: 0 K: 0 S: 8	H: 0 R: 0 ER: 0 LOB: 1 BB: 1 P: 14	R: 0 H: 0 E: 0 K: 0 S: 7	H: 2 R: 1 ER: 0 LOB: 0 BB: 0 P: 19	R: 0 H: 0 E: 0 K: 0 S: 6	H: 0 R: 0 ER: 0 LOB: 0 BB: 0 P: 13	R: 0 H: 1 E: 0 K: 1 S: 8	H: 2 R: 0 ER: 0 LOB: 2 BB: 1 P: 18	R: 0 H: 0 E: 0 K: 1 S: 16	H: 0 R: 0 ER: 0 LOB: 1 BB: 1 P: 26	1B: 1 2B: 4 3B: 1 HR: 1	SF: 0 SAC: 0 DP: 0 HBP: 0	WP: 0 PA: 37 CS: 0
<b>PITCHER</b>	IP WLS BF H R ER SO BB IBB HBP BLK WP HR S P ERA WHIP																		
Victor Zambrano, R (1, 1) ERA: 4.5	6.0 W 25 6 3 3 4 1 0 0 0 0 1 56 91 4.50 1.167																		
Lance Carter, R (7, 1) ERA:	2.0 H 8 1 0 0 1 1 0 0 0 0 0 14 31 0.00 1.000																		
Danys Baez, R (9, 1) ERA:	1.0 4 0 0 0 1 1 0 0 0 0 0 16 26 0.00 1.000																		

**New York Yankees @ Tampa Bay Devil Rays**  
 Tokyo Dome, Tokyo  
 Tue Mar 30 2004, 5:05 AM EST  
 Att: 55,000 - Dome - 70 F


AB 34  
 R 3  
 H 7  
 RBI 3  
 BB 3  
 SO 6  
 LOB 12



Batter	1	2	3	4	5	6	7	8	9	AB	R	H	RBI	BB	SO	LOB	BOTTOM
13 Carl Crawford, L (1, 7)	B2-3		P6		K	G4-3		G6-3		5	0	0	0	0	1	3	
Damian Mills, R (1, 5) OBP: 0.400, SLG: 0.600	G4-3		G5-3		1B	G6-3		2B		5	0	2	0	0	0	2	
5 Rocco Baldelli, R (1, 8) OBP: 0.400, SLG: 0.250	K		G6-3		F8			1B		4	1	1	0	1	1	3	
Aubrey Huff, L (1, 10) OBP: 0.400, SLG: 0.400		F8	1B		F8		F9	1B		5	1	2	1	0	1	4	
José Cruz Jr., S (1, 9) OBP: 0.400, SLG: 1.000		F7		G5-3	1B	HR		F8		4	2	1	1	1	0	4	
Tino Martinez, L (1, 3) OBP: 1.000, SLG: 2.333		FC6-4		G5-3	1B	2B		HR		3	3	3	2	1	0	0	
Julio Lugo, R (1, 6) OBP: 0.250, SLG: 0.500		F8		G5-3		2B		G6-3		4	1	1	1	0	0	4	
Toby Hall, R (1, 2) OBP: 0.750, SLG: 1.000		FC6-4				13 G4-3				4	0	3	3	0	0	2	
Rey Sanchez, R (1, 4) OBP: 0.500, SLG: 0.500				G5-3		5 F8		G1-3		4	0	2	0	0	0	2	
<b>Inning Stats</b>	R: 0 H: 0 E: 0 K: 1 S: 7	H: 2 R: 0 ER: 0 LOB: 2 BB: 0 P: 10	R: 0 H: 1 E: 0 K: 0 S: 8	H: 1 R: 0 ER: 0 LOB: 1 BB: 0 P: 8	R: 2 H: 1 E: 0 K: 0 S: 9	H: 2 R: 0 ER: 0 LOB: 2 BB: 0 P: 18	R: 3 H: 4 E: 0 K: 0 S: 13	H: 4 R: 3 ER: 1 LOB: 1 BB: 0 P: 19	R: 0 H: 1 E: 0 K: 1 S: 9	H: 1 R: 0 ER: 0 LOB: 2 BB: 1 P: 16	1B: 9 2B: 4 3B: 0 HR: 2	SF: 0 SAC: 0 DP: 0 HBP: 0	WP: 0 PA: 41 CS: 0				
<b>PITCHER</b>	IP WLS BF H R ER SO BB IBB HBP BLK WP HR S P ERA WHIP																
35 Mike Mussina, R (1, 1) ERA: 9.0	5.0 L 26 10 0 5 2 2 0 0 0 0 0 1 54 81 9.00 2.400																
Paul Quantrill, R (6, 1) ERA: 9.0	1.0 4 1 1 1 0 0 0 0 0 0 0 4 4 9.00 1.000																
Felix Heredia, L (7, 1) ERA: 9.0	2.0 11 4 2 2 1 1 0 0 0 0 0 1 16 27 9.00 2.500																


**New York Yankees @ Tampa Bay Devil Rays**  
 Tokyo Dome, Tokyo  
 Tue Mar 30 2004, 5:05 AM EST  
 Att: 55,000 - Dome - 70 F


AB 38  
 R 8  
 H 15  
 RBI 8  
 BB 3  
 SO 3  
 LOB 24







Batter	1	2	3	4	5	6	7	8	9	AB R H RBI BB SO LOB	TOP																								
												<p>New York Yankees Futures @ New York Yankees George M. Steinbrenner Field, Tampa, FL Sun Apr 04 2004, 1:15 PM EDT</p> <p><a href="http://livebaseballscorecards.com">livebaseballscorecards.com</a></p> <p>AB 0 R 0 H 0 RBI 0 BB 0 SO 0 LOB 0</p> 																							
Inning Stats											1B: 0 SF: 0 WP: 0 PA: 0 2B: 0 SAC: 0 FB: 0 3B: 0 DP: 0 SB: 0 HR: 0 HBP: 0 CS: 0																								
PITCHER	IP	WLS	BF	H	R	ER	SO	BB	IBB	HBP	BLK	WP	HR	S	P	ERA	WHIP	PITCHER	IP	WLS	BF	H	R	ER	SO	BB	IBB	HBP	BLK	WP	HR	S	P	ERA	WHIP

Batter	1	2	3	4	5	6	7	8	9	AB R H RBI BB SO LOB	BOTTOM																								
												<p>New York Yankees Futures @ New York Yankees George M. Steinbrenner Field, Tampa, FL Sun Apr 04 2004, 1:15 PM EDT</p> <p><a href="http://livebaseballscorecards.com">livebaseballscorecards.com</a></p> <p>AB 0 R 0 H 0 RBI 0 BB 0 SO 0 LOB 0</p> 																							
Inning Stats											1B: 0 SF: 0 WP: 0 PA: 0 2B: 0 SAC: 0 FB: 0 3B: 0 DP: 0 SB: 0 HR: 0 HBP: 0 CS: 0																								
PITCHER	IP	WLS	BF	H	R	ER	SO	BB	IBB	HBP	BLK	WP	HR	S	P	ERA	WHIP	PITCHER	IP	WLS	BF	H	R	ER	SO	BB	IBB	HBP	BLK	WP	HR	S	P	ERA	WHIP



Batter	1	2	3	4	5	6	7	8	9	AB	R	H	RBI	BB	SO	LOB	TOP										
<b>Kenny Lofton, L</b> OBP: 0.429, SLG: 0.455	F7	K2-3		G3			BB		L7	4	0	0	0	1	1	0											
<b>2 Derek Jeter, R</b> OBP: 0.333, SLG: 0.091	13 HR	BB			G1-3		L9		G6-3	3	1	0	0	2	0	1											
<b>13 Alex Rodriguez, R</b> OBP: 0.286, SLG: 0.500	1-H	HR			25 BB		P3		K	3	1	1	2	1	1	1											
<b>25 Jason Giambi, L</b> OBP: 0.692, SLG: 1.000	HR	BB			CS		FC6-4			2	1	1	0	2	0	2											
<b>Gary Sheffield, R</b> OBP: 0.615, SLG: 0.889	1-H	HR		F8			FC6-4			4	1	1	2	0	1	4											
<b>55 Hideki Matsui, L</b> OBP: 0.231, SLG: 0.538	G6-3			K			E6		G4-3	4	0	0	0	0	1	0											
<b>Bernie Williams, S</b> OBP: 0.500, SLG: 0.333		BB		G4-3			K			3	0	1	0	1	1	1											
<b>20 Jorge Posada, S</b> OBP: 0.231, SLG: 0.667	K				G1-3		G1-3		F8	3	0	0	0	1	1	3											
<b>Enrique Wilson, S</b> OBP: 0.167, SLG: 0.167				G6-4-3			F8		K	3	0	0	0	0	1	2											
<b>Ruben Sierra, S</b> ERA: (8, PH)		K								1	0	0	0	0	1	1											
<b>Miguel Cairo, R</b> ERA: (8, 4)										0	0	0	0	0	0	0											
<b>Inning Stats</b>	R: 4 E: 0 K: 1 S: 15	H: 2 LOB: 1 BB: 3 P: 35	R: 0 E: 0 K: 2 S: 7	H: 0 LOB: 2 BB: 2 P: 19	R: 0 E: 0 K: 1 S: 6	H: 0 LOB: 0 BB: 0 P: 11	R: 0 E: 0 K: 0 S: 6	H: 0 LOB: 0 BB: 1 P: 11	R: 0 E: 0 K: 1 S: 5	H: 0 LOB: 2 BB: 1 P: 14	R: 0 E: 0 K: 0 S: 10	H: 1 LOB: 2 BB: 1 P: 16	R: 0 E: 0 K: 1 S: 13	H: 1 LOB: 1 BB: 0 P: 21	R: 0 E: 0 K: 1 S: 8	H: 0 LOB: 0 BB: 0 P: 12	1B: 2 2B: 1 3B: 0 HR: 2	SF: 0 SAC: 0 DP: 2 HBP: 1	WP: 1 SB: 0 CS: 0	PA: 39							
<b>PITCHER</b>	IP	WLS	BF	H	R	ER	SO	BB	IBB	HBP	BLK	WP	HR	S	P	ERA	WHIP										
<b>Victor Zambrano, R</b> ERA: 5.73	5.0	W	23	2	4	4	5	7	0	1	0	1	2	39	90	7.20	1.800										
<b>Lance Carter, R</b> ERA:	1.1	H	6	0	0	0	1	1	0	0	0	0	0	13	22	0.00	0.750										
<b>Chad Gaudin, R</b> ERA:	7.1	H	7	2	0	0	1	0	0	0	0	0	0	18	27	0.00	1.200										
<b>Danys Baez, R</b> ERA:	9.1		3	0	0	0	1	0	0	0	0	0	0	8	12	0.00	0.000										

**New York Yankees @ Tampa Bay Devil Rays**  
Tropicana Field, St. Petersburg, FL  
Tue Apr 06 2004, 7:15 PM EDT  
Att: 41,755 - Dome - 72 F

AB 30  
R 4  
H 4  
RBI 4  
BB 8  
SO 8  
LOB 15



Batter	1	2	3	4	5	6	7	8	9	AB	R	H	RBI	BB	SO	LOB	BOTTOM										
<b>13 Carl Crawford, L</b> OBP: 0.286, SLG: 0.429	G4-3	P2		3B		PB	SF8			5	1	3	1	0	0	1											
<b>Damian Rolls, R</b> OBP: 0.286, SLG: 0.273	5 1B	BB		L9		SF8				2	1	0	1	1	0	1											
<b>5 Rocco Baldelli, R</b> OBP: 0.214, SLG: 0.154	1B	1B		G5-3		G5-3			F9	5	0	1	0	0	0	4											
<b>Aubrey Huff, L</b> OBP: 0.286, SLG: 0.286	K			F9		L8			G4-3	5	1	1	0	0	1	2											
<b>José Cruz Jr., S</b> OBP: 0.538, SLG: 1.000	1-H	2H		1B		SF9	BB		G4-3	5	2	4	1	0	0	0											
<b>Tino Martinez, L</b> OBP: 0.500, SLG: 0.800	P6			HR		P3			P3	4	1	1	1	1	0	3											
<b>Julio Lugo, R</b> OBP: 0.273, SLG: 0.636		F8		HR		K				4	2	2	3	0	1	3											
<b>Toby Hall, R</b> OBP: 0.700, SLG: 1.000		BB		G5-3		SF9				2	0	1	2	1	0	0											
<b>Rey Sanchez, R</b> OBP: 0.400, SLG: 0.400	L5			13 3B		FC6-4			F8	4	1	1	0	0	0	4											
<b>Inning Stats</b>	R: 1 E: 0 K: 1 S: 21	H: 2 LOB: 1 BB: 1 P: 28	R: 0 E: 0 K: 0 S: 8	H: 0 LOB: 1 BB: 1 P: 18	R: 0 E: 0 K: 0 S: 4	H: 0 LOB: 0 BB: 0 P: 6	R: 4 E: 0 K: 0 S: 17	H: 5 LOB: 1 BB: 0 P: 23	R: 1 E: 0 K: 0 S: 12	H: 2 LOB: 0 BB: 0 P: 20	R: 2 E: 0 K: 0 S: 19	H: 4 LOB: 3 BB: 0 P: 29	R: 0 E: 0 K: 0 S: 7	H: 0 LOB: 0 BB: 0 P: 11	1B: 10 2B: 1 3B: 2 HR: 1	SF: 2 SAC: 0 DP: 0 HBP: 1	WP: 0 SB: 2 CS: 0	PA: 42									
<b>PITCHER</b>	IP	WLS	BF	H	R	ER	SO	BB	IBB	HBP	BLK	WP	HR	S	P	ERA	WHIP										
<b>35 Mike Mussina, R</b> ERA: 11.0	4.0	L	23	9	6	6	1	2	0	0	0	0	0	1	5	13.50	2.750										
<b>Donovan Osborne, L</b> ERA:	5.1		1	0	0	0	0	1	0	0	0	0	0	1	5	∞	∞										
<b>43 Jorge De Paula, R</b> ERA:	5.1		6	1	1	0	1	0	0	0	0	0	0	13	23	0.00	0.600										
<b>Gabe White, L</b> ERA: 13.5	6.1		3	1	1	1	0	0	0	0	0	0	0	10	15	13.50	1.500										
<b>Paul Quantrill, R</b> ERA: 10.8	7.1		6	3	1	1	0	0	0	1	0	0	0	14	22	13.50	4.500										
<b>PITCHER</b>	IP	WLS	BF	H	R	ER	SO	BB	IBB	HBP	BLK	WP	HR	S	P	ERA	WHIP										
<b>Felix Heredia, L</b> ERA: 6.0	8.1		1.0	3	0	0	0	0	0	0	0	0	0	7	11	0.00	0.000										

**New York Yankees @ Tampa Bay Devil Rays**  
Tropicana Field, St. Petersburg, FL  
Tue Apr 06 2004, 7:15 PM EDT  
Att: 41,755 - Dome - 72 F

AB 36  
R 9  
H 14  
RBI 9  
BB 3  
SO 2  
LOB 18





Batter	1	2	3	4	5	6	7	8	9	AB	R	H	RBI	BB	SO	LOB	TOP					
<b>Kenny Lofton, L</b> (1, 10) OBP: 0.368, SLG: 0.375	F7		G6-3			1B	K		F7	5	1	1	0	0	1	1	<b>New York Yankees @ Tampa Bay Devil Rays</b> Tropicana Field, St. Petersburg, FL Wed Apr 07 2004, 4:15 PM EDT Att: 31,669 - Dome - 72 F <a href="http://livebaseballscorecards.com">livebaseballscorecards.com</a>					
<b>2 Derek Jeter, R</b> (1, 6) OBP: 0.368, SLG: 0.267	G4-3			P4		1B				4	1	2	0	0	0	0						
<b>13 Alex Rodriguez, R</b> (1, 5) OBP: 0.278, SLG: 0.438	F9			G4-3		1B		G6-4-3		4	0	1	1	0	0	1						
<b>25 Jason Giambi, L</b> (1, 3) OBP: 0.647, SLG: 0.909 <b>Bubba Crosby, L</b> (8, PR) <b>Tony Clark, S</b> (8, 3) OBP: 0.400, SLG: 1.000		G3		E5		1B				4	0	2	1	0	0	0						
<b>Gary Sheffield, R</b> (1, 9) OBP: 0.471, SLG: 0.615	G5-3			F8		1B				4	0	0	0	0	0	0						
<b>55 Hideki Matsui, L</b> (1, 7) OBP: 0.353, SLG: 0.500										4	0	0	0	0	0	0						
<b>Bernie Williams, S</b> (1, 8) OBP: 0.250, SLG: 0.143	F8									4	0	0	0	0	0	4						
<b>20 Jorge Posada, S</b> (1, 2) OBP: 0.235, SLG: 0.563										1	0	0	0	3	1	0						
<b>Enrique Wilson, S</b> (1, 4) OBP: 0.125, SLG: 0.133										4	1	0	0	0	1	5						
<b>Inning Stats</b>	R: 0 E: 0 K: 0 S: 7	H: 0 LOB: 0 BB: 0 P: 12	R: 0 E: 0 K: 0 S: 7	H: 0 LOB: 1 BB: 1 P: 15	R: 0 E: 0 K: 1 S: 11	H: 0 LOB: 0 BB: 0 P: 19	R: 0 E: 1 K: 0 S: 12	H: 0 LOB: 1 BB: 0 P: 18	R: 0 E: 0 K: 2 S: 8	H: 0 LOB: 0 BB: 0 P: 13	R: 2 E: 0 K: 0 S: 15	H: 4 LOB: 3 BB: 1 P: 28	R: 0 E: 0 K: 2 S: 8	H: 0 LOB: 0 BB: 0 P: 11	R: 0 E: 0 K: 0 S: 11	H: 2 LOB: 1 BB: 0 P: 17		R: 1 E: 0 K: 0 S: 7	H: 1 LOB: 1 BB: 1 P: 14	1B: 5 2B: 2 3B: 0 HR: 0	SF: 1 SAC: 0 DP: 1 HBP: 0	WP: 0 PB: 0 CS: 0
<b>PITCHER</b>	IP	WLS	BF	H	R	ER	SO	BB	IBB	HBP	BLK	WP	HR	S	P	ERA	WHIP					
<b>Paul Abbott, R</b> (1, 1) ERA: 3.0	6.0	L	25	4	2	2	3	2	0	0	0	0	0	60	105	3.00	1.000					
<b>Trever Miller, L</b> (7, 1) ERA:	1.0		3	0	0	0	2	0	0	0	0	0	0	8	11	0.00	0.000					
<b>Chad Gaudin, R</b> (8, 1) ERA:	1.0		4	2	0	0	0	0	0	0	0	0	0	11	17	0.00	2.000					
<b>Lance Carter, R</b> (9, 1) ERA: 2.08	1.0		5	1	1	1	0	1	0	0	0	0	0	7	14	9.00	2.000					

Batter	1	2	3	4	5	6	7	8	9	AB	R	H	RBI	BB	SO	LOB	BOTTOM					
<b>13 Carl Crawford, L</b> (1, 7) OBP: 0.278, SLG: 0.389	K		F7							4	0	1	0	0	1	2	<b>New York Yankees @ Tampa Bay Devil Rays</b> Tropicana Field, St. Petersburg, FL Wed Apr 07 2004, 4:15 PM EDT Att: 31,669 - Dome - 72 F <a href="http://livebaseballscorecards.com">livebaseballscorecards.com</a>					
<b>5 Rocco Baldelli, R</b> (1, 8) OBP: 0.222, SLG: 0.176	G5-3			1B						4	1	1	0	0	2	2						
<b>Robert Fick, L</b> (1, 10) OBP: 0.200, SLG: 0.200	G1-4-3			1B						4	0	1	0	0	0	0						
<b>Aubrey Huff, L</b> (1, 5) OBP: 0.278, SLG: 0.278				F8						4	1	1	0	0	1	2						
<b>José Cruz Jr., S</b> (1, 9) OBP: 0.529, SLG: 0.875	K			1B						4	0	2	0	0	2	0						
<b>Eduardo Perez, R</b> (1, 3) OBP: 0.250, SLG: 0.500 <b>Jason Romano, R</b> (9, PR)				1B						4	0	1	2	0	0	2						
<b>Geoff Blum, S</b> (1, 4) (9, 6)										3	0	0	0	1	0	2						
<b>Brook Fordyce, R</b> (1, 2) OBP: 0.200, SLG: 0.200										4	0	1	0	0	0	3						
<b>Julio Lugo, R</b> (1, 6) OBP: 0.231, SLG: 0.538 <b>Tino Martinez, L</b> (8, PH) <b>Damian Rolfs, R</b> (8, PR) OBP: 0.286, SLG: 0.273										2	0	0	0	0	0	1						
<b>Inning Stats</b>	R: 0 E: 0 K: 1 S: 6	H: 0 LOB: 0 BB: 0 P: 10	R: 0 E: 0 K: 2 S: 8	H: 0 LOB: 0 BB: 0 P: 9	R: 0 E: 0 K: 0 S: 10	H: 1 LOB: 1 BB: 0 P: 13	R: 1 E: 0 K: 0 S: 12	H: 3 LOB: 2 BB: 0 P: 18	R: 0 E: 0 K: 1 S: 12	H: 1 LOB: 1 BB: 0 P: 18	R: 0 E: 0 K: 1 S: 11	H: 0 LOB: 0 BB: 0 P: 16	R: 0 E: 0 K: 0 S: 5	H: 0 LOB: 0 BB: 0 P: 7	R: 0 E: 0 K: 1 S: 10	H: 0 LOB: 1 BB: 1 P: 15		R: 1 E: 0 K: 0 S: 10	H: 3 LOB: 3 BB: 1 P: 19	1B: 7 2B: 1 3B: 0 HR: 0	SF: 0 SAC: 0 DP: 2 HBP: 0	WP: 1 PB: 0 CS: 0
<b>PITCHER</b>	IP	WLS	BF	H	R	ER	SO	BB	IBB	HBP	BLK	WP	HR	S	P	ERA	WHIP					
<b>Kevin Brown, R</b> (1, 1) ERA: 1.29	7.0	W	26	5	1	1	5	0	0	0	0	0	0	64	9	0.714	0.714					
<b>Tom Gordon, R</b> (8, 1) ERA:	1.0	H	3	0	0	0	1	1	0	0	0	0	0	10	15	0.00	1.000					
<b>42 Mariano Rivera, R</b> (9, 1) ERA: 4.5	1.0	S	6	3	1	1	0	0	1	0	0	0	0	10	19	9.00	3.000					



Batter	1	2	3	4	5	6	7	8	9	AB	R	H	RBI	BB	SO	LOB	TOP				
Willie Harris, L (1,4) C X	0-1 F7		4-1 PO BB		2-2 G6-3			2-2 G4-3		3	0	0	0	1	0	0					
Jose Valentin, S (1,6) OBP: 0.154, SLG: 0.231 SAFE	1-3 K		0-0 F9			1-1 G1-3			1-1 FC1-4 1B	4	0	1	0	0	1	1					
Magglio Ordonez, R (1,9) OBP: 0.333, SLG: 0.667 SAFE	1-2 P2		1-2 PO	1-1 G4-3		0-0 L9			0-0 FC1-4 1-2	4	0	0	0	0	0	1					
Frank Thomas, R (1,10) OBP: 0.417, SLG: 0.222 SAFE		1-2 24 1B		4-2 14 1B G2-3 BB		2-2 G5-3			2-2 P3	3	1	1	0	1	0	1					
Carlos Lee, R (1,7) OBP: 0.333, SLG: 0.833 SAFE		2-3 K		0-0 G2-3			3-2 P4		0-0 G6-3	4	0	0	0	0	1	3					
14 Paul Konerko, R (1,3) OBP: 0.455, SLG: 0.500 SAFE		3-3 K		0-0 24 FC5-4 1B			0-0 F8			3	0	1	1	0	1	1					
24 Joe Crede, R (1,5) OBP: 0.091, SLG: 0.091 SAFE		1-2 1B		0-0 FC5-4 1-2			0-3 K			3	0	1	0	0	1	1					
Aaron Rowand, R (1,8) OBP: 0.200, SLG: 0.200 Timo Perez, L (8,8) (8,8)	0-1 F9				1-1 P4			1-2 G1-3		2	0	0	0	0	0	2					
Sandy Alomar Jr., R (1,2) OBP: 0.429, SLG: 0.857 SAFE			1-3 K		1-2 G6-3			0-2 F9		3	0	0	0	0	1	0					
<b>Inning Stats</b>	R: 0 E: 0 K: 1 S: 10	H: 0 LOB: 0 BB: 0 P: 12	R: 0 E: 0 K: 2 S: 16	H: 2 LOB: 2 BB: 0 P: 23	R: 0 E: 0 K: 1 S: 7	H: 0 LOB: 0 BB: 1 P: 13	R: 1 E: 0 K: 0 S: 9	H: 1 LOB: 1 BB: 1 P: 14	R: 0 E: 0 K: 0 S: 8	H: 0 LOB: 0 BB: 0 P: 12	R: 0 E: 0 K: 1 S: 7	H: 0 LOB: 0 BB: 0 P: 10	R: 0 E: 0 K: 0 S: 10	H: 0 LOB: 0 BB: 0 P: 13	R: 0 E: 1 K: 0 S: 7	H: 1 LOB: 1 BB: 0 P: 10	1B: 4 2B: 0 3B: 0 HR: 0	SF: 0 SAC: 0 DP: 0 HBP: 0	WP: 0 PB: 0 SB: 0 CS: 0	PA: 33	
<b>PITCHER</b>	IP WLS BF H R ER SO BB IBB HBP BLK WP HR S P ERA WHIP	IP WLS BF H R ER SO BB IBB HBP BLK WP HR S P ERA WHIP	IP WLS BF H R ER SO BB IBB HBP BLK WP HR S P ERA WHIP	IP WLS BF H R ER SO BB IBB HBP BLK WP HR S P ERA WHIP	IP WLS BF H R ER SO BB IBB HBP BLK WP HR S P ERA WHIP	IP WLS BF H R ER SO BB IBB HBP BLK WP HR S P ERA WHIP	IP WLS BF H R ER SO BB IBB HBP BLK WP HR S P ERA WHIP	IP WLS BF H R ER SO BB IBB HBP BLK WP HR S P ERA WHIP	IP WLS BF H R ER SO BB IBB HBP BLK WP HR S P ERA WHIP	IP WLS BF H R ER SO BB IBB HBP BLK WP HR S P ERA WHIP	IP WLS BF H R ER SO BB IBB HBP BLK WP HR S P ERA WHIP	IP WLS BF H R ER SO BB IBB HBP BLK WP HR S P ERA WHIP	IP WLS BF H R ER SO BB IBB HBP BLK WP HR S P ERA WHIP	IP WLS BF H R ER SO BB IBB HBP BLK WP HR S P ERA WHIP	IP WLS BF H R ER SO BB IBB HBP BLK WP HR S P ERA WHIP	IP WLS BF H R ER SO BB IBB HBP BLK WP HR S P ERA WHIP	IP WLS BF H R ER SO BB IBB HBP BLK WP HR S P ERA WHIP	IP WLS BF H R ER SO BB IBB HBP BLK WP HR S P ERA WHIP	IP WLS BF H R ER SO BB IBB HBP BLK WP HR S P ERA WHIP	IP WLS BF H R ER SO BB IBB HBP BLK WP HR S P ERA WHIP	IP WLS BF H R ER SO BB IBB HBP BLK WP HR S P ERA WHIP

Chicago White Sox @ New York Yankees  
Yankee Stadium, Bronx, NY  
Thu Apr 08 2004, 1:05 PM EDT  
Att: 55,290 - Unknown - 54 F


AB 30  
R 1  
H 4  
RBI 1  
BB 2  
SO 5  
LOB 10



Batter	1	2	3	4	5	6	7	8	9	AB	R	H	RBI	BB	SO	LOB	BOTTOM				
2 Derek Jeter, R (1,6) OBP: 0.348, SLG: 0.263 SAFE	1-1 L9	1-2 13 BB 1B		1-2 G4-3		1-0 F8				4	0	1	0	0	0	3					
Bernie Williams, S (1,8) OBP: 0.333, SLG: 0.200 SAFE	3-2 25 BB 1B	4-1 13 BB BB			2-0 L6		2-2 G3			3	1	1	0	1	0	0					
13 Alex Rodriguez, R (1,5) OBP: 0.318, SLG: 0.389 SAFE	4-2 1B 20 SF9 BB	4-1 1B 25 BB BB			0-1 G5-3		0-0 P4			2	1	0	0	2	0	0					
25 Jason Giambi, L (1,3) OBP: 0.571, SLG: 0.714 SAFE	4-0 55 FC5 1B BB	0-0 F9			1-3 K		2-1 G3-1			3	0	0	0	1	1	3					
Gary Sheffield, R (1,9) OBP: 0.429, SLG: 0.529 SAFE	2-0 1B		2-0 P4		0-0 G6-3			1-1 G6-3		4	0	1	1	0	0	0					
20 Jorge Posada, S (1,2) OBP: 0.286, SLG: 0.722 SAFE	0-0 SF9		1-0 F7			3-2 HR		4-2 55 E BB		2	1	1	2	1	0	0					
55 Hideki Matsui, L (1,7) OBP: 0.286, SLG: 0.389 SAFE	3-H FC5		2-2 F8		1-3 K		2-1 E5			4	0	0	0	0	1	3					
Ruben Sierra, S (1,10) OBP: 0.111, SLG: 0.111 SAFE		2-3 K		3-2 L6		0-0 1B 1B		3-3 K		4	0	1	0	0	2	2					
Enrique Wilson, S (1,4) OBP: 0.211, SLG: 0.222 SAFE		1-2 G5-3		1-0 2 CS 1B		1-2 1B				3	0	2	0	0	0	0					
<b>Inning Stats</b>	R: 2 E: 0 K: 0 S: 12	H: 2 LOB: 2 BB: 2 P: 27	R: 0 E: 0 K: 1 S: 13	H: 1 LOB: 3 BB: 2 P: 25	R: 0 E: 0 K: 0 S: 5	H: 0 LOB: 0 BB: 0 P: 10	R: 0 E: 0 K: 0 S: 8	H: 1 LOB: 0 BB: 0 P: 13	R: 0 E: 0 K: 1 S: 6	H: 0 LOB: 0 BB: 0 P: 9	R: 1 E: 0 K: 1 S: 11	H: 3 LOB: 2 BB: 0 P: 17	R: 0 E: 0 K: 0 S: 6	H: 0 LOB: 0 BB: 0 P: 10	R: 0 E: 1 K: 1 S: 10	H: 0 LOB: 2 BB: 1 P: 20	1B: 6 2B: 1 3B: 0 HR: 1	SF: 1 SAC: 0 DP: 1 HBP: 0	WP: 0 PB: 0 SB: 0 CS: 2	PA: 35	
<b>PITCHER</b>	IP WLS BF H R ER SO BB IBB HBP BLK WP HR S P ERA WHIP	IP WLS BF H R ER SO BB IBB HBP BLK WP HR S P ERA WHIP	IP WLS BF H R ER SO BB IBB HBP BLK WP HR S P ERA WHIP	IP WLS BF H R ER SO BB IBB HBP BLK WP HR S P ERA WHIP	IP WLS BF H R ER SO BB IBB HBP BLK WP HR S P ERA WHIP	IP WLS BF H R ER SO BB IBB HBP BLK WP HR S P ERA WHIP	IP WLS BF H R ER SO BB IBB HBP BLK WP HR S P ERA WHIP	IP WLS BF H R ER SO BB IBB HBP BLK WP HR S P ERA WHIP	IP WLS BF H R ER SO BB IBB HBP BLK WP HR S P ERA WHIP	IP WLS BF H R ER SO BB IBB HBP BLK WP HR S P ERA WHIP	IP WLS BF H R ER SO BB IBB HBP BLK WP HR S P ERA WHIP	IP WLS BF H R ER SO BB IBB HBP BLK WP HR S P ERA WHIP	IP WLS BF H R ER SO BB IBB HBP BLK WP HR S P ERA WHIP	IP WLS BF H R ER SO BB IBB HBP BLK WP HR S P ERA WHIP	IP WLS BF H R ER SO BB IBB HBP BLK WP HR S P ERA WHIP	IP WLS BF H R ER SO BB IBB HBP BLK WP HR S P ERA WHIP	IP WLS BF H R ER SO BB IBB HBP BLK WP HR S P ERA WHIP	IP WLS BF H R ER SO BB IBB HBP BLK WP HR S P ERA WHIP	IP WLS BF H R ER SO BB IBB HBP BLK WP HR S P ERA WHIP	IP WLS BF H R ER SO BB IBB HBP BLK WP HR S P ERA WHIP	IP WLS BF H R ER SO BB IBB HBP BLK WP HR S P ERA WHIP

Chicago White Sox @ New York Yankees  
Yankee Stadium, Bronx, NY  
Thu Apr 08 2004, 1:05 PM EDT  
Att: 55,290 - Unknown - 54 F


AB 29  
R 3  
H 7  
RBI 3  
BB 5  
SO 4  
LOB 11










Batter	1	2	3	4	5	6	7	8	9	AB R H RBI BB SO LOB	TOP									
Willie Harris, L (1,4) OBP: 0.278, SLG: 0.313	E4 HR 1B	2-1 HR 2B			G1-3		G4-3		F8 2B 1B	5 3 3 2 0 0 2	<p>Chicago White Sox @ New York Yankees Yankee Stadium, Bronx, NY</p> <p>Sat Apr 10 2004, 1:05 PM EDT Att: 47,911 - Cloudy - 56 F</p> <p>livebaseballscorecards.com</p> <p>AB 38 R 7 H 13 RBI 7 BB 1 SO 1 LOB 17</p> 									
Jose Valentin, S (1,6) OBP: 0.281, SLG: 0.381	P4	0-2 HR			P5		G4-3		F8	5 1 1 2 0 0 4										
Magglio Ordonez, R (1,9) OBP: 0.409, SLG: 0.905	2-2 HR	3-1 P3			P4			G5-3	2B	5 1 2 3 0 0 0										
Frank Thomas, R (1,10) OBP: 0.333, SLG: 0.176	P6					F9		14 FC5-4 1B	G3	4 0 1 0 1 0 1										
Carlos Lee, R (1,7) Ross Gload, L (9,7)	2-1 2B				K		G5-3		14 FC5-4 1B	4 0 2 0 0 1 1 0 0 0 0 0 0 0										
14 Paul Konerko, R (1,3) OBP: 0.350, SLG: 0.421	G1-3				G6-4-3		L4		FC5-4	4 0 0 0 0 0 4										
24 Joe Crede, R (1,5) OBP: 0.200, SLG: 0.400		F8 2B			P4		G4-3 1B		F9	4 1 2 0 0 0 2										
Aaron Rowand, R (1,8) OBP: 0.214, SLG: 0.286		G6-3			G5-3		F7		SH3 1B 2B	4 1 1 0 0 0 2										
Sandy Alomar Jr., R (1,2) OBP: 0.400, SLG: 0.700		F8			B1		G4-3 1B		SH3	3 0 1 0 0 0 1										
<b>Inning Stats</b>	R: 2 H: 3 E: 1 K: 0 S: 12	H: 3 R: 1 LOB: 1 BB: 0 P: 19	R: 3 H: 3 E: 0 K: 0 S: 18	H: 3 R: 0 LOB: 0 BB: 0 P: 29	R: 0 H: 0 E: 0 K: 1 S: 14	H: 0 R: 0 LOB: 0 BB: 1 P: 21	R: 0 H: 0 E: 0 K: 0 S: 3	H: 0 R: 0 LOB: 0 BB: 0 P: 4	R: 0 H: 0 E: 0 K: 0 S: 5	H: 0 R: 0 LOB: 0 BB: 0 P: 6		R: 0 H: 2 E: 0 K: 0 S: 9	H: 2 R: 0 LOB: 2 BB: 0 P: 14	R: 0 H: 2 E: 0 K: 0 S: 16	H: 2 R: 0 LOB: 2 BB: 0 P: 23	R: 2 H: 3 E: 0 K: 0 S: 11	H: 3 R: 1 LOB: 1 BB: 0 P: 16	1B: 6 2B: 5 3B: 0 HR: 2	SF: 0 SAC: 1 DP: 1 HBP: 0	WP: 0 PB: 0 SB: 0 CS: 0
<b>PITCHER</b>	IP WLS BF H R ER SO BB IBB HBP BLK WP HR S P ERA WHIP											IP WLS BF H R ER SO BB IBB HBP BLK WP HR S P ERA WHIP								
43 Jorge De Paula, R (1,1) ERA: 5.63	6.1 L 27 8 5 5 1 1 0 0 0 0 2 64 95 7.11 1.421																			
Gabe White, L (7,1) ERA: 3.85	0.2 2 0 0 0 0 0 0 0 0 0 0 3 5 0.00 0.000																			
Paul Quantrill, R (8,1) ERA: 4.15	1.0 5 2 0 0 0 0 0 0 0 0 0 16 23 0.00 2.000																			
Tom Gordon, R (9,1) ERA: 6.0	1.0 6 3 2 2 0 0 0 0 0 0 0 11 16 18.00 3.000																			

Batter	1	2	3	4	5	6	7	8	9	AB R H RBI BB SO LOB	BOTTOM									
2 Derek Jeter, R (1,6) OBP: 0.313, SLG: 0.250	G4-3		F9					G4-3		4 0 1 0 0 0 0	<p>Chicago White Sox @ New York Yankees Yankee Stadium, Bronx, NY</p> <p>Sat Apr 10 2004, 1:05 PM EDT Att: 47,911 - Cloudy - 56 F</p> <p>livebaseballscorecards.com</p> <p>AB 33 R 3 H 4 RBI 2 BB 2 SO 4 LOB 8</p> 									
Bernie Williams, S (1,8) OBP: 0.368, SLG: 0.200	E6 25 BB 13 BB FC6							G1-3		3 1 1 0 1 0 0										
13 Alex Rodriguez, R (1,5) OBP: 0.300, SLG: 0.320	F9 25 BB E 1B		F9		K			F8		4 1 1 0 0 1 3										
25 Jason Giambi, L (1,3) OBP: 0.500, SLG: 0.526	4-2 FC6 1-2 2-3 BB		P5			F8		G3-1		3 0 0 0 1 0 1										
Gary Sheffield, R (1,9) OBP: 0.345, SLG: 0.440	2-1 FC6 1-2 2-3 2-H 3-H			G6-3		K		E1 20 1B		4 1 0 1 0 1 1										
20 Jorge Posada, S (1,2) OBP: 0.269, SLG: 0.609	K			G1-3		G6-3		55 FC4 1B		4 0 1 1 0 1 1										
55 Hideki Matsui, L (1,7) OBP: 0.310, SLG: 0.400		F8			F7		G1	FC4		4 0 0 0 0 0 1										
Ruben Sierra, S (1,10) OBP: 0.077, SLG: 0.077		F8			F8		F8	F7		4 0 0 0 0 0 1										
Miguel Cairo, R (1,4)		P3			K		G5-3			3 0 0 0 0 1 0										
<b>Inning Stats</b>	R: 2 H: 1 E: 2 K: 1 S: 15	H: 1 R: 0 LOB: 1 BB: 1 P: 25	R: 0 H: 0 E: 0 K: 0 S: 11	H: 0 R: 0 LOB: 0 BB: 0 P: 18	R: 0 H: 1 E: 0 K: 0 S: 6	H: 1 R: 0 LOB: 1 BB: 0 P: 10	R: 0 H: 0 E: 0 K: 0 S: 7	H: 0 R: 0 LOB: 0 BB: 0 P: 9	R: 0 H: 0 E: 0 K: 2 S: 13	H: 1 R: 0 LOB: 2 BB: 1 P: 23		R: 0 H: 0 E: 0 K: 1 S: 9	H: 0 R: 0 LOB: 0 BB: 0 P: 12	R: 0 H: 0 E: 0 K: 0 S: 7	H: 0 R: 0 LOB: 0 BB: 0 P: 10	R: 1 H: 1 E: 1 K: 0 S: 14	H: 1 R: 0 LOB: 1 BB: 0 P: 20	1B: 4 2B: 0 3B: 0 HR: 0	SF: 0 SAC: 0 DP: 0 HBP: 0	WP: 0 PB: 0 SB: 0 CS: 0
<b>PITCHER</b>	IP WLS BF H R ER SO BB IBB HBP BLK WP HR S P ERA WHIP											IP WLS BF H R ER SO BB IBB HBP BLK WP HR S P ERA WHIP								
56 Mark Buehrle, L (1,1) ERA: 1.23	8.0 W 30 3 2 0 0 2 0 0 0 0 0 73 117 0.00 0.625																			
Billy Koch, R (9,1) ERA: 3.85	1.0 5 1 1 0 0 0 0 0 0 0 0 14 20 0.00 1.000																			



Batter	1	2	3	4	5	6	7	8	9	AB	R	H	RBI	BB	SO	LOB	TOP			
Willie Harris, L (1, 4) OBP: 0.281, SLG: 0.333	K2-3			F8			B3		K	5	0	1	0	0	2	4	<p>Chicago White Sox @ New York Yankees</p> <p>Yankee Stadium, Bronx, NY</p> <p>Sun Apr 11 2004, 1:05 PM EDT</p> <p>Att: 37,484 - Overcast - 49 F</p> <p>livebaseballscorecards.com</p>			
Jose Valentin, S (1, 6) OBP: 0.286, SLG: 0.577	E1	G3			HR		3B		FC4-6	5	2	2	1	0	0	3				
Maglio Ordonez, R (1, 9) OBP: 0.385, SLG: 0.800			F8		K		F8			4	1	1	0	0	1	1				
Frank Thomas, R (1, 10) OBP: 0.320, SLG: 0.190			G5-3		F8			F8		4	1	1	1	0	0	0				
Carlos Lee, R (1, 7) OBP: 0.292, SLG: 0.625			G5-3		K			K		4	0	1	2	0	2	0				
14 Paul Konerko, R (1, 3) OBP: 0.417, SLG: 0.455				G4-3				G6-3		3	0	2	0	1	0	0				
24 Joe Crede, R (1, 5) 5 Juan Uribe, R (9, PR)	G4-3					G4-6-3				2	0	0	0	1	0	3				
Aaron Rowand, R (1, 8) Timo Perez, L (9, PH) OBP: 0.176, SLG: 0.235 OBP: 0.500, SLG: 0.400		K		B1				K		3	0	0	0	0	2	2				
Miguel Olivo, R (1, 2) Ross Gload, L (9, PH) OBP: 0.364, SLG: 0.700 OBP: 0.500, SLG: 0.500		B1		G4-3				K		3	0	0	0	0	1	2				
										1	0	1	0	0	0	0				
<b>Inning Stats</b>	R: 3 E: 1 K: 1 S: 16	H: 3 LOB: 1 BB: 1 P: 25	R: 0 E: 0 K: 1 S: 10	H: 1 LOB: 1 BB: 0 P: 14	R: 0 E: 0 K: 0 S: 11	H: 0 LOB: 0 BB: 0 P: 14	R: 0 E: 0 K: 0 S: 8	H: 1 LOB: 2 BB: 1 P: 15	R: 1 E: 0 K: 1 S: 10	H: 1 LOB: 0 BB: 0 P: 17	R: 0 E: 0 K: 1 S: 10	H: 1 LOB: 0 BB: 0 P: 15	R: 0 E: 0 K: 1 S: 6	H: 0 LOB: 0 BB: 0 P: 9	R: 0 E: 0 K: 2 S: 12	H: 1 LOB: 2 BB: 0 P: 17	1B: 5 2B: 2 3B: 1 HR: 1	SF: 0 SAC: 0 DP: 2 HBP: 1	WP: 0 PB: 0 SB: 0 CS: 0	PA: 38
<b>PITCHER</b>	IP WLS BF H R ER SO BB IBB HBP BLK WP HR S P ERA WHIP																			
35 Mike Mussina, R (1, 1) ERA: 8.22	6.1 W 27 7 4 3 6 2 0 0 0 0 0 1 66 103 4.26 1.421																			
Gabe White, L (7, 1) ERA: 3.39	0.1 H 2 1 0 0 0 0 0 0 0 0 0 0 5 7 0.00 3.000																			
Tom Gordon, R (7, 1) ERA: 4.15	1.1 H 4 0 0 0 1 0 0 0 0 0 0 0 8 13 0.00 0.000																			
42 Mariano Rivera, R (9, 1) ERA: 2.25	1.0 S 5 1 0 0 2 0 0 0 1 0 0 0 0 12 17 0.00 1.000																			

Batter	1	2	3	4	5	6	7	8	9	AB	R	H	RBI	BB	SO	LOB	BOTTOM			
2 Derek Jeter, R (1, 6) OBP: 0.333, SLG: 0.313	E6			G5-3			G6-4-3			4	1	2	0	0	0	0	<p>Chicago White Sox @ New York Yankees</p> <p>Yankee Stadium, Bronx, NY</p> <p>Sun Apr 11 2004, 1:05 PM EDT</p> <p>Att: 37,484 - Overcast - 49 F</p> <p>livebaseballscorecards.com</p>			
Bernie Williams, S (1, 10) OBP: 0.348, SLG: 0.167	P4		P4				G6-4-3			3	1	0	0	0	0	3				
13 Alex Rodriguez, R (1, 5) OBP: 0.294, SLG: 0.345			G6-3				F7			4	0	1	0	0	1	3				
25 Jason Giambi, L (1, 3) OBP: 0.469, SLG: 0.455				F8			G4-3			3	0	0	0	1	0	3				
Gary Sheffield, R (1, 9) OBP: 0.394, SLG: 0.500					HR					3	1	2	2	1	0	0				
55 Hideki Matsui, L (1, 7) OBP: 0.273, SLG: 0.345	L4			L9			K2-3			4	0	0	0	0	1	4				
20 Jorge Posada, S (1, 2) OBP: 0.300, SLG: 0.577			G6-3							3	1	1	0	1	0	0				
Bubba Crosby, L (1, 8) OBP: 0.400, SLG: 1.600			G3				G4-3			4	1	1	3	0	0	1				
Enrique Wilson, S (1, 4) OBP: 0.231, SLG: 0.174			G4-3				G6-3			3	0	0	0	0	0	0				
										1	0	3	0	0	0	0				
<b>Inning Stats</b>	R: 1 E: 1 K: 0 S: 12	H: 1 LOB: 2 BB: 1 P: 23	R: 0 E: 0 K: 0 S: 9	H: 0 LOB: 0 BB: 0 P: 13	R: 0 E: 0 K: 1 S: 7	H: 1 LOB: 1 BB: 0 P: 15	R: 3 E: 0 K: 0 S: 13	H: 1 LOB: 0 BB: 2 P: 27	R: 1 E: 0 K: 1 S: 9	H: 1 LOB: 1 BB: 0 P: 14	R: 0 E: 0 K: 0 S: 9	H: 0 LOB: 0 BB: 0 P: 13	R: 0 E: 0 K: 0 S: 9	H: 2 LOB: 1 BB: 0 P: 12	R: 0 E: 0 K: 0 S: 11	H: 1 LOB: 1 BB: 0 P: 17	1B: 3 2B: 3 3B: 0 HR: 1	SF: 0 SAC: 0 DP: 1 HBP: 1	WP: 0 PB: 0 SB: 1 CS: 0	PA: 35
<b>PITCHER</b>	IP WLS BF H R ER SO BB IBB HBP BLK WP HR S P ERA WHIP																			
Dan Wright, R (1, 1) ERA: 7.71	4.2 L 23 4 5 4 1 3 0 0 1 0 0 0 21 28 0.00 0.857																			
Neal Cotts, L (5, 1) ERA:	2.1 8 2 0 0 1 0 0 0 0 0 0 0 21 28 0.00 0.857																			
Damaso Marte, L (8, 1) ERA: 27.0	1.0 4 1 0 0 0 0 0 0 0 0 0 0 11 17 0.00 1.000																			



Batter	1	2	3	4	5	6	7	8	9	AB	R	H	RBI	BB	SO	LOB	TOP								
13 Carl Crawford, L OBP: 0.375, SLG: 0.379										3	0	1	1	1	2	1	<b>Tampa Bay Devil Rays @ New York Yankees</b> Yankee Stadium, Bronx, NY Wed Apr 14 2004, 1:05 PM EDT Att: 37,914 - Overcast - 52 F								
5 Rocco Baldelli, R OBP: 0.306, SLG: 0.242										4	0	2	0	0	1	2									
Aubrey Huff, L OBP: 0.250, SLG: 0.281										4	0	0	0	0	0	4									
José Cruz Jr., S OBP: 0.500, SLG: 0.759										3	0	1	0	1	0	2									
Tino Martinez, L OBP: 0.440, SLG: 0.700										4	0	0	0	0	1	2									
Geoff Blum, S OBP: 0.231, SLG: 0.182										3	0	1	0	1	1	1									
Julio Lugo, R OBP: 0.333, SLG: 0.407										3	1	1	0	1	0	3									
Toby Hall, R OBP: 0.476, SLG: 0.556										4	0	0	0	0	0	5									
Rey Sanchez, R OBP: 0.409, SLG: 0.350										2	0	1	0	1	1	1									
<b>Inning Stats</b>	R: 0 E: 0 K: 2 S: 8	H: 0 LOB: 0 BB: 0 P: 13	R: 0 E: 0 K: 1 S: 6	H: 0 LOB: 0 BB: 1 P: 11	R: 1 E: 0 K: 1 S: 15	H: 2 LOB: 0 BB: 0 P: 21	R: 0 E: 0 K: 0 S: 4	H: 1 LOB: 0 BB: 0 P: 8	R: 0 E: 0 K: 0 S: 11	H: 1 LOB: 1 BB: 2 P: 15	R: 0 E: 0 K: 0 S: 6	H: 0 LOB: 1 BB: 2 P: 16	R: 0 E: 0 K: 0 S: 11	H: 1 LOB: 2 BB: 1 P: 18	R: 0 E: 0 K: 1 S: 12	H: 2 LOB: 2 BB: 0 P: 18	R: 0 E: 0 K: 1 S: 10	H: 0 LOB: 1 BB: 1 P: 15	1B: 5 2B: 2 3B: 0 HR: 0	SF: 0 SAC: 0 DP: 3 HBP: 0	WP: 0 PB: 0 SB: 1 CS: 1	PA: 36			
<b>PITCHER</b>	IP	WLS	BF	H	R	ER	SO	BB	IBB	HBP	BLK	WP	HR	S	P	ERA	WHIP								
Kevin Brown, R ERA: 1.29	7.0	W	26	5	1	1	4	4	0	0	0	0	0	61	102	1.29	1.286								
Tom Gordon, R ERA: 3.33	1.0		5	2	0	0	1	0	0	0	0	0	0	12	18	0.00	2.000								
42 Mariano Rivera, R ERA: 1.8	1.0		4	0	0	0	1	1	0	0	0	0	0	10	15	0.00	1.000								

Batter	1	2	3	4	5	6	7	8	9	AB	R	H	RBI	BB	SO	LOB	BOTTOM								
2 Derek Jeter, R OBP: 0.325, SLG: 0.333										4	1	1	0	0	0	0	<b>Tampa Bay Devil Rays @ New York Yankees</b> Yankee Stadium, Bronx, NY Wed Apr 14 2004, 1:05 PM EDT Att: 37,914 - Overcast - 52 F								
Bernie Williams, S OBP: 0.333, SLG: 0.182										4	1	1	0	0	2	1									
13 Alex Rodriguez, R OBP: 0.316, SLG: 0.394										4	1	2	0	0	0	1									
25 Jason Giambi, L OBP: 0.528, SLG: 0.609										1	1	1	3	2	0	0									
Tony Clark, S OBP: 0.333, SLG: 0.800										0	0	0	0	0	0	0									
Gary Sheffield, R OBP: 0.378, SLG: 0.500										4	0	1	1	0	0	3									
20 Jorge Posada, S OBP: 0.324, SLG: 0.655										3	1	1	1	1	1	0									
55 Hideki Matsui, L OBP: 0.270, SLG: 0.313										3	0	0	0	1	0	3									
Ruben Sierra, S OBP: 0.059, SLG: 0.059										4	0	0	0	0	0	1									
Enrique Wilson, S OBP: 0.200, SLG: 0.148										4	0	0	0	0	0	1									
<b>Inning Stats</b>	R: 3 E: 0 K: 1 S: 10	H: 3 LOB: 0 BB: 0 P: 18	R: 0 E: 0 K: 0 S: 6	H: 0 LOB: 0 BB: 0 P: 13	R: 1 E: 0 K: 1 S: 12	H: 2 LOB: 3 BB: 2 P: 27	R: 0 E: 0 K: 0 S: 5	H: 0 LOB: 0 BB: 0 P: 10	R: 0 E: 0 K: 1 S: 8	H: 0 LOB: 1 BB: 0 P: 10	R: 1 E: 0 K: 0 S: 6	H: 1 LOB: 0 BB: 0 P: 7	R: 0 E: 0 K: 0 S: 10	H: 1 LOB: 2 BB: 1 P: 24	R: 0 E: 0 K: 0 S: 13	H: 0 LOB: 1 BB: 1 P: 18	R: 0 E: 0 K: 0 S: 10	H: 0 LOB: 1 BB: 1 P: 15	1B: 2 2B: 3 3B: 0 HR: 2	SF: 0 SAC: 0 DP: 0 HBP: 1	WP: 0 PB: 0 SB: 0 CS: 0	PA: 36			
<b>PITCHER</b>	IP	WLS	BF	H	R	ER	SO	BB	IBB	HBP	BLK	WP	HR	S	P	ERA	WHIP								
Mark Hendrickson, L ERA: 5.4	6.0	L	27	6	5	5	3	1	1	1	0	0	2	47	85	7.50	1.167								
Jorge Sosa, R ERA: 10.13	1.0		5	1	0	0	0	1	0	0	0	0	0	10	24	0.00	2.000								
Trevor Miller, L ERA:	1.0		4	0	0	0	0	1	0	0	0	0	0	13	18	0.00	1.000								

AB	30
R	1
H	7
RBI	1
BB	5
SO	6
LOB	21

AB	31
R	5
H	7
RBI	5
BB	4
SO	3
LOB	10



Batter	1	2	3	4	5	6	7	8	9	AB	R	H	RBI	BB	SO	LOB	TOP										
<b>Kenny Lofton, L</b> OBP: 0.310, SLG: 0.250 (1, 8)	G6-3		G5-3		G4-3		FC3-6		G1-3	5	0	0	0	0	0	4	<b>New York Yankees @ Boston Red Sox</b> Fenway Park, Boston, MA Fri Apr 16 2004, 8:05 PM EDT Att: 35,163 - Sunny - 43 F										
<b>2 Derek Jeter, R</b> OBP: 0.311, SLG: 0.317 (1, 6)	F8			25 BB 1B		G5-3		G4-3	F8	5	0	1	0	0	1												
<b>13 Alex Rodriguez, R</b> OBP: 0.286, SLG: 0.351 (1, 5)	G6-3			K		E6 25 BB CS		L5		4	0	0	0	0	1												
<b>25 Jason Giambi, L</b> OBP: 0.525, SLG: 0.560 (1, 3)		F9		G6-4-3 BB		CS BB		E7 20 WP		2	0	0	0	2	0												
<b>Gary Sheffield, R</b> OBP: 0.366, SLG: 0.457 (1, 9)	F7			G6-4-3 BB		K		20 WP BB		3	0	0	0	1	4												
<b>20 Jorge Posada, S</b> OBP: 0.342, SLG: 0.719 (1, 2)	HR									3	1	1	1	1	0												
<b>55 Hideki Matsui, L</b> OBP: 0.293, SLG: 0.314 (1, 7)	G1-3									3	1	1	0	1	3												
<b>Bernie Williams, S</b> OBP: 0.355, SLG: 0.200 (1, 10)										3	0	1	1	1	1												
<b>Enrique Wilson, S</b> OBP: 0.188, SLG: 0.138 (7, PH)										2	0	0	0	0	1												
<b>Tony Clark, S</b> OBP: 0.286, SLG: 0.667 (7, 4)										1	0	0	0	0	1												
<b>Miguel Cairo, R</b> (7, 4)										0	0	0	0	0	0												
<b>Inning Stats</b>	R: 0 H: 0 E: 0 K: 0 S: 7	H: 0 R: 0 ER: 0 LOB: 0 P: 8	R: 1 H: 1 E: 0 K: 0 S: 10	H: 1 R: 0 ER: 0 LOB: 0 P: 15	R: 0 H: 0 E: 0 K: 1 S: 5	H: 0 R: 0 ER: 0 LOB: 0 P: 7	R: 0 H: 1 E: 0 K: 1 S: 9	H: 1 R: 0 ER: 0 LOB: 1 P: 15	R: 1 H: 2 E: 0 K: 0 S: 13	H: 2 R: 0 ER: 0 LOB: 1 P: 20	R: 0 H: 0 E: 1 K: 1 S: 9	H: 0 R: 0 ER: 0 LOB: 1 P: 17	R: 0 H: 0 E: 0 K: 1 S: 11	H: 0 R: 0 ER: 0 LOB: 2 P: 24	R: 0 H: 0 E: 1 K: 1 S: 16	H: 0 R: 0 ER: 0 LOB: 3 P: 29	R: 0 H: 0 E: 0 K: 0 S: 7	H: 0 R: 0 ER: 0 LOB: 1 P: 11	1B: 3 2B: 0 3B: 0 HR: 1	SF: 0 SAC: 0 DP: 1 HBP: 1	WP: 2 PB: 1 SB: 0 CS: 2	PA: 38					
<b>PITCHER</b>	IP	WLS	BF	H	R	ER	SO	BB	IBB	HBP	BLK	WP	HR	S	P	ERA	WHIP										
<b>49 Tim Wakefield, R</b> ERA: 2.19	7.0	W	28	4	2	1	4	4	0	0	0	0	1	64	106	1.29	1.143										
<b>Scott Williamson, R</b> ERA: 0.00	0.2		5	0	0	0	0	2	0	0	0	2	0	13	26	0.00	3.000										
<b>Alan Embree, L</b> ERA: 3.86	0.1	H	1	0	0	0	1	0	0	0	0	0	0	3	3	0.00	0.000										
<b>Keith Foulke, R</b> ERA: 0.00	1.0		4	0	0	0	0	0	0	1	0	0	0	7	11	0.00	0.000										

Batter	1	2	3	4	5	6	7	8	9	AB	R	H	RBI	BB	SO	LOB	BOTTOM										
<b>18 Johnny Damon, L</b> OBP: 0.364, SLG: 0.333 (1, 8)	E3 HR	F7		G3-1		F7				4	1	0	0	0	2	<b>New York Yankees @ Boston Red Sox</b> Fenway Park, Boston, MA Fri Apr 16 2004, 8:05 PM EDT Att: 35,163 - Sunny - 43 F											
<b>Bill Mueller, S</b> OBP: 0.289, SLG: 0.381 (1, 5)	HR	G1-6-3 1B				34 CS 1B		G4-6-3 BB		3	1	3	2	1	0												
<b>34 David Ortiz, L</b> OBP: 0.375, SLG: 0.545 (1, 3)	K	G1-6-3				K		F7		4	0	0	0	0	3												
<b>Manny Ramirez, R</b> OBP: 0.452, SLG: 0.632 (1, 7)	HR			K		G6-3		G4-6-3		4	1	1	1	0	1												
<b>Kevin Millar, R</b> OBP: 0.302, SLG: 0.385 <b>Gabe Kapler, R</b> OBP: 0.214, SLG: 0.214 (9, 9)	FC6-4 1B			K		L5		G6-3		4	0	1	0	0	1												
<b>Ellis Burks, R</b> OBP: 0.200, SLG: 0.278 (1, 10)	FC6-4 BB E			K		1B 2B 1B		BB BB BB		3	2	1	0	1	1												
<b>Mark Bellhorn, S</b> OBP: 0.476, SLG: 0.357 (1, 4)	E BB			F9		2B FC6-2 1B		BB BB		2	0	1	0	2	0												
<b>Doug Mirabeli, R</b> OBP: 0.500, SLG: 1.200 (1, 2)	E6			HR		FC6-2 2B		G4-6-3 BB		3	1	2	2	1	0												
<b>Pokey Reese, R</b> OBP: 0.250, SLG: 0.231 (1, 6)	F8			P4		FC6-2		G4-6-3		4	0	0	0	0	7												
<b>Inning Stats</b>	R: 4 H: 3 E: 2 K: 1 S: 24	H: 3 R: 0 ER: 0 LOB: 1 P: 36	R: 0 H: 1 E: 0 K: 0 S: 5	H: 1 R: 0 ER: 0 LOB: 0 P: 9	R: 0 H: 0 E: 0 K: 3 S: 10	H: 0 R: 0 ER: 0 LOB: 0 P: 15	R: 1 H: 1 E: 0 K: 0 S: 9	H: 1 R: 0 ER: 0 LOB: 0 P: 11	R: 0 H: 3 E: 0 K: 0 S: 12	H: 3 R: 0 ER: 0 LOB: 2 P: 21	R: 0 H: 0 E: 0 K: 0 S: 6	H: 0 R: 0 ER: 0 LOB: 1 P: 12	R: 0 H: 0 E: 0 K: 0 S: 7	H: 0 R: 0 ER: 0 LOB: 2 P: 20	R: 0 H: 0 E: 0 K: 0 S: 7	H: 0 R: 0 ER: 0 LOB: 3 P: 20	1B: 5 2B: 2 3B: 0 HR: 3	SF: 0 SAC: 0 DP: 4 HBP: 0	WP: 0 PB: 0 SB: 0 CS: 1	PA: 36							
<b>PITCHER</b>	IP	WLS	BF	H	R	ER	SO	BB	IBB	HBP	BLK	WP	HR	S	P	ERA	WHIP										
<b>Javier Vazquez, R</b> ERA: 3.38	5.1	L	26	9	6	4	5	1	0	0	0	0	0	4	4	6.75	1.875										
<b>Paul Quantrill, R</b> ERA: 3.99	0.1		1	0	0	0	0	0	0	0	0	0	0	4	4	0.00	0.000										
<b>Gabe White, L</b> ERA: 2.7	0.2		3	0	0	0	0	1	0	0	0	0	0	4	10	0.00	1.500										
<b>43 Jorge De Paula, R</b> ERA: 5.0	1.0		5	0	0	0	0	3	0	0	0	0	0	7	20	0.00	3.000										
<b>Donovan Osborne, L</b> ERA: 0.00	0.2		1	0	0	0	0	0	0	0	0	0	0	3	4	0.00	0.000										

AB	31
R	2
H	4
RBI	2
BB	6
SO	5
LOB	16



AB	31
R	6
H	9
RBI	5
BB	5
SO	5
LOB	15










Batter	1	2	3	4	5	6	7	8	9	AB	R	H	RBI	BB	SO	LOB	TOP										
<b>2 Derek Jeter, R</b> OBP: 0.339, SLG: 0.320	G4-3	FC3-6	G6-3		1B		BB		BB	4	0	2	2	2	0	1	<b>New York Yankees @ Boston Red Sox</b> Fenway Park, Boston, MA Sun Apr 18 2004, 2:05 PM EDT Att: 35,011 - Overcast - 54 F										
<b>Bernie Williams, S</b> OBP: 0.381, SLG: 0.273	K	FC3-6	2B			P3	BB		BB	4	0	1	1	2	1	3											
<b>13 Alex Rodriguez, R</b> OBP: 0.289, SLG: 0.289	BB		F8			K	BB		F8	4	1	0	0	2	1	7											
<b>25 Jason Giambi, L</b> OBP: 0.510, SLG: 0.484	FC6-4	BB	2B	F9		HBP			K2-3	3	1	1	0	1	1	0											
<b>Gary Sheffield, R</b> OBP: 0.360, SLG: 0.465	FC6-4		2B	2B		FC5-4			G6-3	5	1	2	1	0	0	3											
<b>55 Hideki Matsui, L</b> OBP: 0.340, SLG: 0.333		G4-3	1B	BB		F8			F8	4	1	1	1	1	0	1											
<b>20 Jorge Posada, S</b> OBP: 0.383, SLG: 0.711	BB	1B	2B	F4		FC5-4			BB	3	2	1	1	2	0	3											
<b>Travis Lee, L</b> OBP: 0.200, SLG: 0.200	1B	BB	2B	FC6-4					F8	5	0	1	0	0	1	5											
<b>Enrique Wilson, S</b> OBP: 0.200, SLG: 0.162	F7		1B			F8			F9	5	1	1	1	0	0	3											
<b>Inning Stats</b>	R: 0 E: 0 K: 1 S: 15	H: 0 LOB: 2 BB: 2 P: 28	R: 1 E: 0 K: 0 S: 9	H: 2 LOB: 2 BB: 1 P: 17	R: 6 E: 0 K: 1 S: 20	H: 6 LOB: 1 BB: 1 P: 31	R: 0 E: 0 K: 0 S: 10	H: 1 LOB: 2 BB: 1 P: 16	R: 0 E: 0 K: 1 S: 10	H: 1 LOB: 1 BB: 0 P: 15	R: 0 E: 0 K: 0 S: 4	H: 0 LOB: 1 BB: 0 P: 10	R: 0 E: 0 K: 0 S: 7	H: 0 LOB: 2 BB: 2 P: 22	R: 0 E: 0 K: 1 S: 7	H: 0 LOB: 0 BB: 0 P: 13	R: 0 E: 0 K: 0 S: 8	H: 0 LOB: 3 BB: 3 P: 24	1B: 6 2B: 4 3B: 0 HR: 0	SF: 0 SAC: 0 DP: 0 HBP: 1	WP: 0 PB: 0 SB: 0 CS: 0	PA: 48					
<b>PITCHER</b>	IP	WLS	BF	H	R	ER	SO	BB	IBB	HBP	BLK	WP	HR	S	P	ERA	WHIP										
<b>Derek Lowe, R</b> ERA: 9.35	2.2	L	20	8	7	7	2	4	0	0	0	0	0	43	75	23.62	4.500										
<b>Mark Mataska, L</b> ERA:	3.1		10	2	0	0	1	1	0	0	0	0	0	21	32	0.00	1.286										
<b>Phil Seibel, L</b> ERA:	6.1		16	0	0	0	1	4	0	1	0	0	0	22	59	0.00	1.091										
<b>Frank Castillo, R</b> ERA:	9.1		2	0	0	0	0	1	0	0	0	0	0	4	10	0.00	3.000										
<b>Batter</b>	<b>1</b>	<b>2</b>	<b>3</b>	<b>4</b>	<b>5</b>	<b>6</b>	<b>7</b>	<b>8</b>	<b>9</b>	<b>AB</b>	<b>R</b>	<b>H</b>	<b>RBI</b>	<b>BB</b>	<b>SO</b>	<b>LOB</b>	<b>BOTTOM</b>										
<b>18 Johnny Damon, L</b> OBP: 0.372, SLG: 0.359	K	CS	BB	FC6-4		FC4-6			F9	5	1	1	0	0	1	3	<b>New York Yankees @ Boston Red Sox</b> Fenway Park, Boston, MA Sun Apr 18 2004, 2:05 PM EDT Att: 35,011 - Overcast - 54 F										
<b>Bill Mueller, S</b> OBP: 0.327, SLG: 0.380	1B		2B	1B					G6-3	4	2	2	0	1	0	1											
<b>34 David Ortiz, L</b> OBP: 0.333, SLG: 0.463	K		F9	P6					G3	4	0	0	0	0	1	5											
<b>Manny Ramirez, R</b> OBP: 0.460, SLG: 0.696	1B		2B	2B		F9			F9	4	0	2	2	0	0	0											
<b>Kevin Millar, R</b> OBP: 0.314, SLG: 0.378	2B		BB	BB		K			P6	3	0	1	1	1	1	0											
<b>Ellis Burks, R</b> OBP: 0.167, SLG: 0.227	F7		FC5-2	BB		F7			F8	4	0	0	0	0	0	4											
<b>Jason Varitek, S</b> OBP: 0.442, SLG: 0.364		1B	G3-1			1B			F7	4	0	2	0	0	0	2											
<b>Cesar Crespo, S</b> OBP: 0.176, SLG: 0.235	K			G4-3		L4			G5-3	4	0	0	0	0	1	2											
<b>Pokey Reese, R</b> OBP: 0.229, SLG: 0.188	F7			BB		P3			DI	2	0	0	0	1	0	2											
<b>Gabe Kapler, R</b> (9, PH) OBP: 0.242, SLG: 0.242				BB						1	0	1	0	0	0	0											
<b>Inning Stats</b>	R: 1 E: 0 K: 2 S: 13	H: 3 LOB: 0 BB: 0 P: 20	R: 0 E: 0 K: 1 S: 14	H: 1 LOB: 0 BB: 0 P: 21	R: 2 E: 0 K: 0 S: 15	H: 2 LOB: 2 BB: 2 P: 35	R: 0 E: 0 K: 0 S: 8	H: 1 LOB: 2 BB: 1 P: 14	R: 0 E: 0 K: 1 S: 10	H: 0 LOB: 0 BB: 0 P: 14	R: 0 E: 0 K: 0 S: 13	H: 1 LOB: 1 BB: 0 P: 19	R: 0 E: 0 K: 0 S: 3	H: 0 LOB: 0 BB: 0 P: 4	R: 0 E: 0 K: 0 S: 11	H: 0 LOB: 0 BB: 0 P: 14	R: 0 E: 0 K: 0 S: 8	H: 1 LOB: 1 BB: 0 P: 10	1B: 7 2B: 2 3B: 0 HR: 0	SF: 0 SAC: 0 DP: 0 HBP: 0	WP: 1 PB: 0 SB: 0 CS: 1	PA: 39					
<b>PITCHER</b>	IP	WLS	BF	H	R	ER	SO	BB	IBB	HBP	BLK	WP	HR	S	P	ERA	WHIP										
<b>Jose Contreras, R</b> ERA: 9.39	2.1		14	6	3	3	3	2	0	0	0	1	0	34	62	11.57	3.429										
<b>Paul Quantrill, R</b> ERA: 2.45	2.2	W	10	1	0	0	1	1	0	0	0	1	0	26	42	0.00	0.750										
<b>Gabe White, L</b> ERA: 1.8	1.2		6	1	0	0	0	0	0	0	0	0	0	15	22	0.00	0.600										
<b>Tom Gordon, R</b> ERA: 2.7	1.1		4	0	0	0	0	0	0	0	0	0	0	12	15	0.00	0.000										
<b>42 Mariano Rivera, R</b> ERA: 1.5	1.0		4	1	0	0	0	0	0	0	0	0	0	8	10	0.00	1.000										



Batter	1	2	3	4	5	6	7	8	9	AB	R	H	RBI	BB	SO	LOB	TOP										
<b>2 Derek Jeter, R</b> OBP: 0.328, SLG: 0.296	0-0 B5-3	1-2 G4-6-3 HBP		1-2 E5 13 FC6-4		3-2 E5			3-3 K	4	0	0	0	0	1	1											
<b>Bernie Williams, S</b> OBP: 0.362, SLG: 0.263	0-0	1-0 G4-6-3		1-0 F4		0-0 G6-3			1-0 F7	5	0	1	0	0	0	5											
<b>13 Alex Rodriguez, R</b> OBP: 0.263, SLG: 0.280	2-3 K		0-2 G5-3	2-2 FC6-4				0-3 K	0-1 K	5	0	1	0	0	2	3											
<b>25 Jason Giambi, L</b> OBP: 0.500, SLG: 0.543	3-1 F7		2-2 HR		1-2 55 1B HBP			1-2 G6-3	1-3 K	4	1	1	1	0	1	2											
<b>Gary Sheffield, R</b> OBP: 0.352, SLG: 0.447		3-2 55 BB E 1B	0-3 K		0-2 P4			2-1 F8		4	1	1	0	0	1	1											
<b>55 Hideki Matsui, L</b> OBP: 0.389, SLG: 0.400		4-2 E 1B	2-1		0-0 G6-4-3 1B			0-2 1B		3	1	3	0	1	0	0											
<b>Travis Lee, L</b> OBP: 0.222, SLG: 0.333		1-2 E6 1B 2B	0-1 G3-1		0-1 G6-4-3 1B			0-3 K		4	1	1	2	0	1	4											
<b>John Flaherty, R</b> OBP: 0.333, SLG: 0.333		1-1 SH1-3 1B		0-3 K		0-3 K		2-3 K		3	0	1	1	0	2	0											
<b>20 Jorge Posada, S</b> OBP: 0.375, SLG: 0.692		3-H SH1-3 1B		0-0 G3		1-2 G3		1-2 G3		1	0	0	0	0	1	1											
<b>Enrique Wilson, S</b> OBP: 0.214, SLG: 0.179		0-0 SH1-3		0-0 2E 1B						2	0	1	0	0	0	0											
<b>Ruben Sierra, S</b> OBP: 0.105, SLG: 0.105										1	0	0	0	0	0	1											
<b>Miguel Cairo, R</b> OBP: 0.105, SLG: 0.105										0	0	0	0	0	0	0											
<b>Inning Stats</b>	R: 0 E: 0 K: 1 S: 7	H: 1 LOB: 1 BB: 0 P: 12	R: 3 E: 1 K: 0 S: 16	H: 3 LOB: 1 BB: 27	R: 1 E: 0 K: 1 S: 14	H: 2 LOB: 2 BB: 0 P: 18	R: 0 E: 1 K: 1 S: 12	H: 1 LOB: 2 BB: 0 P: 16	R: 0 E: 0 K: 1 S: 10	H: 0 LOB: 1 BB: 0 P: 14	R: 0 E: 0 K: 1 S: 8	H: 0 LOB: 1 BB: 0 P: 11	R: 0 E: 0 K: 2 S: 12	H: 1 LOB: 1 BB: 0 P: 15	R: 0 E: 0 K: 2 S: 9	H: 1 LOB: 1 BB: 0 P: 14	1B: 7 2B: 2 3B: 0 HR: 1	SF: 0 SAC: 1 DP: 2 HBP: 2	WP: 0 PB: 0 SB: 0 CS: 0	PA: 40							
<b>PITCHER</b>	IP	WLS	BF	H	R	ER	SO	BB	IBB	HBP	BLK	WP	HR	S	P	ERA	WHIP										
<b>Bronson Arroyo, R</b> ERA: 7.11	(1, 1)	6.1	30	8	4	4	5	1	0	2	0	0	1	70	99	5.68	1.421										
<b>Alan Embree, L</b> ERA: 3.19	(7, 1)	1.0	4	1	0	0	1	0	0	0	0	0	0	11	14	0.00	1.000										
<b>50 Mike Timlin, R</b> ERA: 8.53	(8, 1)	0.2	W	2	0	0	1	0	0	0	0	0	0	6	9	0.00	0.000										
<b>Keith Foulke, R</b> ERA: 0.9	(9, 1)	1.0	S	4	1	0	2	0	0	0	0	0	0	9	14	0.00	1.000										

**New York Yankees @ Boston Red Sox**  
Fenway Park, Boston, MA  
Mon Apr 19 2004, 11:05 AM EDT  
Att: 35,027 - Cloudy - 71 F


AB 36  
R 4  
H 10  
RBI 4  
BB 1  
SO 9  
LOB 18



Batter	1	2	3	4	5	6	7	8	9	AB	R	H	RBI	BB	SO	LOB	BOTTOM										
<b>18 Johnny Damon, L</b> OBP: 0.362, SLG: 0.349	2-2 G3	1-1 F8			0-1 G6-3		1 SAFE 0-0 34 E 1B			4	0	1	0	0	0	2											
<b>Bill Mueller, S</b> OBP: 0.339, SLG: 0.407	2-3 K		1-1 1B		3-2 34 1B 2B		2-3 K			4	1	2	0	0	2	2											
<b>34 David Ortiz, L</b> OBP: 0.365, SLG: 0.511	1-1 2B		2-3 K		2-0 1B		0-2 E5 G6-4-3 1B			4	0	3	2	0	1	1											
<b>Manny Ramirez, R</b> OBP: 0.426, SLG: 0.640	0-1 G6-3		1-2 F9		3-2 F8		0-0 G6-4-3			4	0	0	0	0	0	5											
<b>Jason Varitek, S</b> OBP: 0.447, SLG: 0.459		0-1 G1-3 1B	0-0 F8			1-1 HR		3-3 K		4	2	2	1	0	1	1											
<b>Dave McCarty, R</b> OBP: 0.182, SLG: 0.200		2-3 K		1-1 G5-3		2-0 G4-3		0-2 G4-3 1B 2B		4	1	1	0	0	1	1											
<b>Cesar Crespo, S</b> OBP: 0.143, SLG: 0.190	1 SAFE 2-1 G1-3		1-1 G4-3		1-3 K		0-2 G4-3			4	0	0	0	0	1	2											
<b>Gabe Kapler, R</b> OBP: 0.270, SLG: 0.270		0-1 1B		2-1 G5-3		2-2 G6-3		0-1 1B		4	0	2	2	0	0	0											
<b>Pokey Reese, R</b> OBP: 0.256, SLG: 0.222	1 SAFE 1-2 1B		1-2 1B		0-1 F8		1-1 18 1B 34 1B		1-3 K	4	1	2	0	0	1	1											
<b>Inning Stats</b>	R: 0 E: 0 K: 1 S: 12	H: 1 LOB: 1 BB: 0 P: 17	R: 1 E: 0 K: 1 S: 14	H: 3 LOB: 2 BB: 0 P: 20	R: 0 E: 0 K: 0 S: 10	H: 1 LOB: 1 BB: 0 P: 14	R: 0 E: 0 K: 0 S: 6	H: 0 LOB: 0 BB: 0 P: 10	R: 1 E: 0 K: 0 S: 13	H: 2 LOB: 1 BB: 0 P: 21	R: 1 E: 0 K: 1 S: 14	H: 1 LOB: 0 BB: 0 P: 20	R: 1 E: 1 K: 1 S: 10	H: 3 LOB: 1 BB: 0 P: 13	R: 1 E: 0 K: 2 S: 15	H: 2 LOB: 1 BB: 0 P: 19	1B: 9 2B: 3 3B: 0 HR: 1	SF: 0 SAC: 0 DP: 1 HBP: 0	WP: 0 PB: 0 SB: 0 CS: 0	PA: 36							
<b>PITCHER</b>	IP	WLS	BF	H	R	ER	SO	BB	IBB	HBP	BLK	WP	HR	S	P	ERA	WHIP										
<b>Kevin Brown, R</b> ERA: 2.33	(1, 1)	6.0	27	9	4	4	4	0	0	0	0	0	0	71	105	6.00	1.500										
<b>Gabe White, L</b> ERA: 1.69	(7, 1)	0.1	B	3	2	0	0	0	0	0	0	0	0	7	9	0.00	6.000										
<b>Tom Gordon, R</b> ERA: 3.24	(7, 1)	1.2	L	6	2	1	1	2	0	0	0	0	0	16	20	5.40	1.200										

**New York Yankees @ Boston Red Sox**  
Fenway Park, Boston, MA  
Mon Apr 19 2004, 11:05 AM EDT  
Att: 35,027 - Cloudy - 71 F

AB 36  
R 5  
H 13  
RBI 5  
BB 0  
SO 7  
LOB 15





Batter	1	2	3	4	5	6	7	8	9	AB	R	H	RBI	BB	SO	LOB	TOP														
<b>2 Derek Jeter, R</b> OBP: 0.318, SLG: 0.288										5	1	1	0	0	1	3	<b>New York Yankees @ Chicago White Sox</b> U.S. Cellular Field, Chicago, IL Tue Apr 20 2004, 8:05 PM EDT Att: 32,034 - Unknown - 59 F <a href="http://livebaseballscorecards.com">livebaseballscorecards.com</a>														
<b>Bernie Williams, S</b> OBP: 0.358, SLG: 0.256										5	1	1	0	1	2	3															
<b>13 Alex Rodriguez, R</b> OBP: 0.286, SLG: 0.304										6	1	3	0	0	1	2															
<b>25 Jason Giambi, L</b> OBP: 0.492, SLG: 0.550										5	2	2	0	0	0	3															
<b>Travis Lee, L</b> OBP: 0.200, SLG: 0.300										1	0	0	0	0	1	1															
<b>Gary Sheffield, R</b> OBP: 0.373, SLG: 0.440										3	1	1	0	2	0	1															
<b>20 Jorge Posada, S</b> OBP: 0.415, SLG: 0.791										4	2	3	4	1	0	1															
<b>55 Hideki Matsui, L</b> OBP: 0.424, SLG: 0.404										2	1	1	1	2	1	1															
<b>Ruben Sierra, S</b> OBP: 0.208, SLG: 0.174										4	1	2	1	1	0	4															
<b>Miguel Cairo, R</b> OBP: 0.375, SLG: 0.571										4	1	2	3	0	0	2															
<b>Inning Stats</b>	R: 7 E: 2 K: 0 S: 21	H: 6 LOB: 2 BB: 2 P: 38	R: 1 E: 0 K: 1 S: 12	H: 2 LOB: 1 BB: 0 P: 19	R: 0 E: 0 K: 1 S: 7	H: 0 LOB: 0 BB: 0 P: 9	R: 0 E: 0 K: 0 S: 8	H: 2 LOB: 1 BB: 0 P: 12	R: 0 E: 0 K: 2 S: 7	H: 0 LOB: 2 BB: 2 P: 18	R: 1 E: 0 K: 1 S: 8	H: 1 LOB: 0 BB: 3 P: 24	R: 1 E: 0 K: 0 S: 7	H: 1 LOB: 0 BB: 0 P: 11	R: 1 E: 0 K: 0 S: 11	H: 3 LOB: 2 BB: 0 P: 20	R: 0 E: 0 K: 1 S: 11	H: 1 LOB: 1 BB: 0 P: 16	1B: 11 2B: 4 3B: 0 HR: 1	SF: 0 SAC: 2 DP: 2 HBP: 1	WP: 1 PB: 0 SB: 1 CS: 0	PA: 49									
<b>PITCHER</b>	IP WLS BF H R ER SO BB IBB HBP BLK WP HR S P ERA WHIP	IP WLS BF H R ER SO BB IBB HBP BLK WP HR S P ERA WHIP	<b>56 Mark Buehrle, L</b> ERA: 5.96 <b>Jon Adkins, R</b> ERA: 3.00 <b>Shingo Takatsu, R</b> ERA: 9.0 <b>Neal Cotts, L</b> ERA: 6.1 <b>Michael Jackson, R</b> ERA: 2.7														<b>Billy Koch, R</b> ERA: 7.11														IP WLS BF H R ER SO BB IBB HBP BLK WP HR S P ERA WHIP

Batter	1	2	3	4	5	6	7	8	9	AB	R	H	RBI	BB	SO	LOB	BOTTOM	
<b>Willie Harris, L</b> OBP: 0.256, SLG: 0.317										5	0	0	0	0	1	1	<b>New York Yankees @ Chicago White Sox</b> U.S. Cellular Field, Chicago, IL Tue Apr 20 2004, 8:05 PM EDT Att: 32,034 - Unknown - 59 F <a href="http://livebaseballscorecards.com">livebaseballscorecards.com</a>	
<b>5 Juan Uribe, R</b> OBP: 0.406, SLG: 0.533										5	2	2	0	0	1	0		
<b>Magglio Ordonez, R</b> OBP: 0.390, SLG: 0.642										4	1	3	2	1	0	0		
<b>Carlos Lee, R</b> OBP: 0.339, SLG: 0.469										4	0	0	0	1	1	3		
<b>14 Paul Konerko, R</b> OBP: 0.373, SLG: 0.553										5	2	2	2	0	0	2		
<b>Ross Gload, L</b> OBP: 0.500, SLG: 0.500										4	2	2	1	0	1	0		
<b>24 Joe Crede, R</b> OBP: 0.280, SLG: 0.289										3	0	2	0	1	1	0		
<b>Aaron Rowand, R</b> OBP: 0.324, SLG: 0.600										4	1	2	2	0	0	3		
<b>Sandy Alomar Jr., R</b> OBP: 0.286, SLG: 0.450										3	0	0	1	0	1	2		
<b>Inning Stats</b>	R: 1 E: 0 K: 0 S: 13	H: 2 LOB: 1 BB: 1 P: 22	R: 3 E: 0 K: 2 S: 18	H: 4 LOB: 2 BB: 1 P: 30	R: 0 E: 0 K: 0 S: 9	H: 0 LOB: 1 BB: 1 P: 17	R: 2 E: 0 K: 1 S: 9	H: 2 LOB: 0 BB: 0 P: 14	R: 0 E: 0 K: 0 S: 8	H: 1 LOB: 1 BB: 0 P: 12	R: 0 E: 0 K: 0 S: 9	H: 0 LOB: 0 BB: 0 P: 14	R: 0 E: 0 K: 0 S: 9	H: 0 LOB: 0 BB: 0 P: 11	1B: 6 2B: 4 3B: 1 HR: 2	SF: 1 SAC: 0 DP: 1 HBP: 0		WP: 0 PB: 0 SB: 0 CS: 1
<b>PITCHER</b>	IP WLS BF H R ER SO BB IBB HBP BLK WP HR S P ERA WHIP	IP WLS BF H R ER SO BB IBB HBP BLK WP HR S P ERA WHIP	<b>Alex Groman, L</b> ERA: 16.88 <b>Scott Proctor, R</b> ERA: 7.71 <b>Paul Quantrill, R</b> ERA: 2.89 <b>Tom Gordon, R</b> ERA: 2.89 <b>42 Mariano Rivera, R</b> ERA: 1.29														IP WLS BF H R ER SO BB IBB HBP BLK WP HR S P ERA WHIP	



Batter	1	2	3	4	5	6	7	8	9	AB	R	H	RBI	BB	SO	LOB	TOP							
Bubba Crosby, L (1, 8) OBP: 0.333, SLG: 1.000	0-1 13 G5-3 1B		0-0 G5-3			1-3 K		3-2 L9		4	0	1	0	0	1	0								
2 Derek Jeter, R (1, 6) OBP: 0.300, SLG: 0.270	3-1 F8			3-2 F8		3-3 K		0-3 K		4	0	0	0	0	2	1								
13 Alex Rodriguez, R (1, 5) OBP: 0.299, SLG: 0.356	0-0 G5-3			4-2 25 PB BB		0-2 HR		2-3 K		3	1	1	1	1	1	1								
25 Jason Giambi, L (1, 10) OBP: 0.460, SLG: 0.500	3-1 F7			2-2 P4		1-0 F8			2-3 K	4	0	0	0	0	1	2								
Gary Sheffield, R (1, 9) OBP: 0.397, SLG: 0.453		2-1 20 G6-4-3 1B		4-0 BB		2-1 20 HR 1B		0-2 G4-3		3	1	2	0	1	0	0								
20 Jorge Posada, S (1, 2) OBP: 0.404, SLG: 0.809	1-0 G6-4-3			0-3 K		2-2 1-H HR		2-1 G6-3		4	1	1	2	0	1	3								
55 Hideki Matsui, L (1, 7) OBP: 0.403, SLG: 0.380		2-3 K				1-3 K		2-3 K		3	0	0	0	0	3	0								
Travis Lee, L (1, 3) OBP: 0.154, SLG: 0.231			0-2 G6-3		0-0 F7		1-2 G4-3			3	0	0	0	0	0	0								
Enrique Wilson, S (1, 4) OBP: 0.200, SLG: 0.167			0-2 G4-3		0-0 G3		1-2 F9			3	0	0	0	0	0	0								
<b>Inning Stats</b>	R: 0 E: 0 K: 0 S: 7	H: 1 LOB: 1 BB: 0 P: 13	R: 0 E: 0 K: 1 S: 6	H: 1 LOB: 0 BB: 0 P: 11	R: 0 E: 0 K: 0 S: 8	H: 0 LOB: 0 BB: 0 P: 8	R: 0 E: 0 K: 1 S: 14	H: 0 LOB: 2 BB: 2 P: 27	R: 0 E: 0 K: 1 S: 5	H: 0 LOB: 0 BB: 0 P: 6	R: 1 E: 0 K: 2 S: 12	H: 1 LOB: 0 BB: 0 P: 17	R: 2 E: 0 K: 1 S: 14	H: 2 LOB: 0 BB: 0 P: 22	R: 0 E: 0 K: 2 S: 9	H: 0 LOB: 0 BB: 0 P: 14	R: 0 E: 0 K: 1 S: 8	H: 0 LOB: 0 BB: 0 P: 12	1B: 3 2B: 0 3B: 0 HR: 2	SF: 0 SAC: 0 DP: 1 HBP: 0	WP: 0 PB: 1 SB: 0 CS: 0	PA: 33		
<b>PITCHER</b>	IP	WLS	BF	H	R	ER	SO	BB	IBB	HBP	BLK	WP	HR	S	P	ERA	WHIP							
Jon Garland, R (1, 1) ERA: 3.74	7.0	L	27	5	3	3	6	2	0	0	0	0	2	66	104	3.86	1.000							
Cliff Politte, R (8, 1) ERA: 3.5	1.0		3	0	0	0	2	0	0	0	0	0	0	9	14	0.00	0.000							
Damaso Marte, L (9, 1) ERA: 4.5	1.0		3	0	0	0	1	0	0	0	0	0	0	8	12	0.00	0.000							

New York Yankees @ Chicago White Sox  
U.S. Cellular Field, Chicago, IL

AB 31  
R 3  
H 5  
RBI 3  
BB 2  
SO 9  
LOB 7



Wed Apr 21 2004, 8:05 PM EDT  
Att: 26,154 - Unknown - 55 F

Batter	1	2	3	4	5	6	7	8	9	AB	R	H	RBI	BB	SO	LOB	BOTTOM							
Willie Harris, L (1, 4) OBP: 0.255, SLG: 0.295	2-0 G3		4-1 5 1B BB		1-1 F7		1-3 K			3	0	0	0	1	1	0								
5 Juan Uribe, R (1, 6) OBP: 0.385, SLG: 0.500	1-3 K		0-1 FC5-4 1B		0-0 G5-3			2-2 F9		4	0	1	0	0	1	0								
Magglio Ordonez, R (1, 9) OBP: 0.381, SLG: 0.614	3-2 G1-3		0-1 FC5-4		1-0 FC6-4 1B			2-3 K		4	0	1	0	0	1	3								
Carlos Lee, R (1, 7) OBP: 0.333, SLG: 0.509		1-2 F9		0-0 HR		1-0 FC6-4		1-3 K		4	1	1	1	0	1	1								
14 Paul Konerko, R (1, 3) OBP: 0.345, SLG: 0.510		1-2 G5-3		0-0 G6-3		3-2 F8			1-1 F8	4	0	0	0	0	0	0								
Ross Gload, L (1, 10) OBP: 0.500, SLG: 0.462		2-3 K		0-0 1B		1-1 G4-3			4-1 BB	3	0	1	0	1	1	0								
24 Joe Crede, R (1, 5) OBP: 0.259, SLG: 0.265			1-1 G5-3		1-2 F7		2-0 G5-3		2-3 K	4	0	0	0	0	1	2								
Aaron Rowand, R (1, 8) OBP: 0.341, SLG: 0.579			4-0 5 1B SH1-3 BB		0-2 FC5-4 1B		2-2 P4		3-2 P5	3	0	1	0	1	0	1								
Miguel Olivo, R (1, 2) OBP: 0.407, SLG: 0.680			1-1 SH1-3		2-1 FC5-4		1-3 K			2	0	0	0	0	1	2								
<b>Inning Stats</b>	R: 0 E: 0 K: 1 S: 8	H: 0 LOB: 0 BB: 0 P: 14	R: 0 E: 0 K: 1 S: 9	H: 0 LOB: 0 BB: 0 P: 13	R: 0 E: 0 K: 0 S: 9	H: 1 LOB: 3 BB: 2 P: 19	R: 1 E: 0 K: 0 S: 12	H: 3 LOB: 2 BB: 0 P: 15	R: 0 E: 0 K: 0 S: 5	H: 1 LOB: 1 BB: 0 P: 8	R: 0 E: 0 K: 2 S: 7	H: 0 LOB: 0 BB: 0 P: 13	R: 0 E: 0 K: 2 S: 11	H: 0 LOB: 0 BB: 0 P: 15	R: 0 E: 0 K: 2 S: 11	H: 0 LOB: 0 BB: 0 P: 16	R: 0 E: 0 K: 1 S: 13	H: 0 LOB: 1 BB: 1 P: 23	1B: 4 2B: 0 3B: 0 HR: 1	SF: 0 SAC: 1 DP: 0 HBP: 0	WP: 0 PB: 0 SB: 0 CS: 0	PA: 35		
<b>PITCHER</b>	IP	WLS	BF	H	R	ER	SO	BB	IBB	HBP	BLK	WP	HR	S	P	ERA	WHIP							
Javier Vazquez, R (1, 1) ERA: 2.53	8.0	W	31	5	1	1	6	2	0	0	0	0	1	72	113	1.12	0.875							
42 Mariano Rivera, R (9, 1) ERA: 1.13	1.0	S	4	0	0	0	1	1	0	0	0	0	0	13	23	0.00	1.000							

New York Yankees @ Chicago White Sox  
U.S. Cellular Field, Chicago, IL

AB 31  
R 1  
H 5  
RBI 1  
BB 3  
SO 7  
LOB 9



Wed Apr 21 2004, 8:05 PM EDT  
Att: 26,154 - Unknown - 55 F



Batter	1	2	3	4	5	6	7	8	9	AB	R	H	RBI	BB	SO	LOB	TOP										
<b>2 Derek Jeter, R</b> OBP: 0.284, SLG: 0.254 (1, 6)	G1-3		G6-3		G1-6-3		G4-3			4	0	0	1	0	0	4	<b>New York Yankees @ Chicago White Sox</b> U.S. Cellular Field, Chicago, IL Thu Apr 22 2004, 8:05 PM EDT Att: 34,030 - Overcast - 46 F  <b>AB 31</b> <b>R 3</b> <b>H 7</b> <b>RBI 3</b> <b>BB 3</b> <b>SO 1</b> <b>LOB 13</b>										
<b>Bernie Williams, S</b> OBP: 0.333, SLG: 0.234 (1, 8)	F7		K			G6-3		P5		4	0	0	0	0	1												
<b>13 Alex Rodriguez, R</b> OBP: 0.296, SLG: 0.349 (1, 5)	G5-3		F8			F9		G4-6-3 1B		4	0	1	0	0	0	1											
<b>Gary Sheffield, R</b> OBP: 0.373, SLG: 0.421 (1, 9)		L6		F8		P6		G4-6-3 1-2		4	0	0	0	0	0	1											
<b>20 Jorge Posada, S</b> OBP: 0.410, SLG: 0.804 <b>Enrique Wilson, S</b> OBP: 0.200, SLG: 0.167 (9, PR)	G6-3		G4-3				G6-3 55 G3 2B		G6-3 55 1B	4	1	2	0	0	0	0											
<b>Ruben Sierra, S</b> OBP: 0.214, SLG: 0.185 (1, 10)	G6-3						G6-3 2-3		F7	4	0	1	0	0	0	2											
<b>55 Hideki Matsui, L</b> OBP: 0.409, SLG: 0.407 (1, 7)					F8		G3		G6-4-3 1B	4	1	2	1	0	0	1											
<b>Tony Clark, S</b> OBP: 0.429, SLG: 0.800 <b>Bubba Crosby, L</b> OBP: 0.333, SLG: 1.000 (7, PR) <b>Travis Lee, L</b> OBP: 0.143, SLG: 0.214 (7, 3)									G6-4-3 1-2	0	1	0	0	3	0	0											
<b>Miguel Cairo, R</b> OBP: 0.455, SLG: 0.667 (1, 4)										0	0	0	0	0	0	2											
<b>Inning Stats</b>	R: 0 E: 0 K: 0 S: 8	H: 0 LOB: 0 BB: 0 P: 13	R: 0 E: 0 K: 0 S: 8	H: 0 LOB: 0 BB: 0 P: 11	R: 2 E: 0 K: 1 S: 19	H: 2 LOB: 1 BB: 1 P: 29	R: 0 E: 0 K: 0 S: 10	H: 1 LOB: 1 BB: 0 P: 16	R: 0 E: 0 K: 0 S: 5	H: 0 LOB: 0 BB: 1 P: 10	R: 1 E: 0 K: 0 S: 12	H: 1 LOB: 2 BB: 1 P: 22	R: 0 E: 0 K: 0 S: 11	H: 1 LOB: 0 BB: 0 P: 17	R: 0 E: 0 K: 0 S: 5	H: 2 LOB: 2 BB: 0 P: 7		1B: 4 2B: 3 3B: 0 HR: 0	SF: 0 SAC: 0 DP: 3 HBP: 1	WP: 1 PB: 0 CS: 0	PA: 35						
<b>PITCHER</b>	IP	WLS	BF	H	R	ER	SO	BB	IBB	HBP	BLK	WP	HR	S	P	ERA	WHIP										
<b>Scott Schoeneweis, L</b> ERA: 2.79	(1, 1)	6.2	W	27	4	3	3	1	3	0	1	0	0	66	107	4.05	1.050										
<b>Cliff Polette, R</b> ERA: 2.84	(7, 1)	1.1	H	4	1	0	0	0	0	0	0	0	0	15	24	0.00	0.750										
<b>Damaso Marte, L</b> ERA: 3.86	(9, 1)	1.0	S	4	2	0	0	0	0	0	0	0	0	5	7	0.00	2.000										

Batter	1	2	3	4	5	6	7	8	9	AB	R	H	RBI	BB	SO	LOB	BOTTOM										
<b>Willie Harris, L</b> OBP: 0.255, SLG: 0.277 (1, 4)	G6-3 G4-3 BB		K		K					3	1	0	0	1	3	2	<b>New York Yankees @ Chicago White Sox</b> U.S. Cellular Field, Chicago, IL Thu Apr 22 2004, 8:05 PM EDT Att: 34,030 - Overcast - 46 F  <b>AB 32</b> <b>R 4</b> <b>H 9</b> <b>RBI 4</b> <b>BB 3</b> <b>SO 5</b> <b>LOB 13</b>										
<b>Timo Perez, L</b> OBP: 0.222, SLG: 0.188 (1, 8)	G6-3	G4-3			G6-3		G3			4	0	0	0	0	0	2											
<b>Magglio Ordonez, R</b> OBP: 0.373, SLG: 0.590 (1, 9)	G4-3		G5-3		G5-4-3 1B		E5			4	0	1	1	0	0	0											
<b>Carlos Lee, R</b> OBP: 0.328, SLG: 0.491 (1, 7)			K		G5-4-3 1-2		F7			4	1	1	0	0	1	2											
<b>14 Paul Konerko, R</b> OBP: 0.373, SLG: 0.509 (1, 3)							F7		G4-6-3 BB	2	1	1	0	2	0	0											
<b>Ross Gload, L</b> OBP: 0.450, SLG: 0.471 (1, 10)			P5				K		G4-6-3 1-2	4	0	1	2	0	1	2											
<b>24 Joe Crede, R</b> OBP: 0.276, SLG: 0.340 (1, 5)	G5-3				G5-3 P1-3 1B				E4	4	1	2	1	0	0	1											
<b>5 Juan Uribe, R</b> OBP: 0.400, SLG: 0.500 (1, 6)					P1-3 1-1				F8	4	0	2	0	0	0	2											
<b>Miguel Olivo, R</b> OBP: 0.400, SLG: 0.643 (1, 2)									G5-3 1-2	3	0	1	0	0	0	2											
<b>Inning Stats</b>	R: 3 E: 0 K: 0 S: 12	H: 2 LOB: 1 BB: 2 P: 23	R: 0 E: 0 K: 1 S: 8	H: 1 LOB: 1 BB: 0 P: 11	R: 0 E: 0 K: 1 S: 9	H: 1 LOB: 1 BB: 0 P: 12	R: 0 E: 0 K: 1 S: 8	H: 2 LOB: 1 BB: 0 P: 11	R: 0 E: 0 K: 0 S: 4	H: 1 LOB: 1 BB: 0 P: 7	R: 1 E: 0 K: 1 S: 11	H: 2 LOB: 1 BB: 0 P: 14	R: 0 E: 1 K: 0 S: 9	H: 0 LOB: 1 BB: 0 P: 14	R: 0 E: 1 K: 0 S: 6	H: 0 LOB: 1 BB: 1 P: 12		1B: 7 2B: 2 3B: 0 HR: 1	SF: 0 SAC: 0 DP: 3 HBP: 0	WP: 0 PB: 0 CS: 0	PA: 35						
<b>PITCHER</b>	IP	WLS	BF	H	R	ER	SO	BB	IBB	HBP	BLK	WP	HR	S	P	ERA	WHIP										
<b>35 Mike Mussina, R</b> ERA: 6.67	(1, 1)	8.0	L	35	9	4	4	5	3	0	0	0	1	67	104	4.50	1.500										



Batter	1	2	3	4	5	6	7	8	9	AB	R	H	RBI	BB	SO	LOB	TOP					
18 Johnny Damon, L OBP: 0.381, SLG: 0.375	1-3 K		4-1 F8 S BB	1-2 HR BB		2-2 34 2B	1-2 BB		0-2 G5-3	4	2	2	1	2	1	0	<b>Boston Red Sox @ New York Yankees</b> Yankee Stadium, Bronx, NY Fri Apr 23 2004, 7:05 PM EDT Att: 55,001 - Overcast - 53 F					
Bill Mueller, S OBP: 0.346, SLG: 0.429 Cesar Crespo, S OBP: 0.154, SLG: 0.269	1-1 P5		3-2 F7	1-1 HR		0-0 F8	4-0 BB		2-3 K	4	1	1	3	1	0	2						
34 David Ortiz, L OBP: 0.366, SLG: 0.548 Dave McCarty, R OBP: 0.182, SLG: 0.200	3-2 F8		4-2 F8 BB	3-2 F9		2-2 2B	1-2 BB			4	0	1	1	1	1	2						
Manny Ramirez, R OBP: 0.438, SLG: 0.636		2-3 K	1-1 F8	0-2 P3		0-0 F9		2-0 HR		5	1	1	1	0	1	3						
Ellis Burks, R OBP: 0.212, SLG: 0.233		2-2 G1-3 1B	1-0 G5-3		2-3 K		4-2 1B 2B BB		0-0 F9	4	2	1	0	1	1	2						
Jason Varitek, S OBP: 0.459, SLG: 0.479 Doug Mirabelli, R OBP: 0.600, SLG: 1.667	2-2 G1-3			3-2 K	2-2 G4-3		1-3 K	1-1 E9 FC6-4		5	0	0	0	0	2	2						
Kevin Millar, R OBP: 0.314, SLG: 0.403	4-1 1B BB			2-1 HR	4-2 BB		1-0 F7	0-2 FC6-4		3	1	1	1	2	0	2						
Mark Bellhorn, S OBP: 0.431, SLG: 0.362	3-1 1B			1-1 HR	3-3 K		0-1 2B	2-3 K		5	2	3	2	0	2	2						
Pokey Reese, R OBP: 0.250, SLG: 0.245	3-2 P3			2-2 18 S HR 1B		1-2 G4-3	0-0 18 1B 2B		1-2 F8	5	2	2	2	0	0	2						
<b>Inning Stats</b>	R: 0 E: 0 K: 1 S: 10	H: 0 LOB: 0 BB: 0 P: 15	R: 1 E: 0 K: 1 S: 15	H: 2 LOB: 2 BB: 1 P: 31	R: 0 E: 0 K: 0 S: 11	H: 0 LOB: 2 BB: 2 P: 23	R: 5 E: 0 K: 1 S: 20	H: 4 LOB: 0 BB: 1 P: 36	R: 0 E: 0 K: 2 S: 14	H: 0 LOB: 1 BB: 1 P: 25	R: 1 E: 0 K: 0 S: 12	H: 2 LOB: 1 BB: 0 P: 17	R: 3 E: 0 K: 2 S: 18	H: 3 LOB: 2 BB: 2 P: 30	R: 1 E: 1 K: 1 S: 12	H: 1 LOB: 1 BB: 0 P: 17		R: 0 E: 0 K: 1 S: 9	H: 0 LOB: 0 BB: 0 P: 12	1B: 5 2B: 3 3B: 0 HR: 4	SF: 0 SAC: 0 DP: 0 HBP: 0	WP: 0 PB: 0 SB: 3 CS: 0
<b>PITCHER</b>	IP WLS BF H R ER SO BB IBB HBP BLK WP HR S P ERA WHIP																					
Jose Contreras, R ERA: 10.64	3.1 L 19 5 5 5 3 4 0 0 0 0 0 2 48 93 13.50 2.700																					
Donovan Osborne, L ERA: 3.95	2.1 11 3 2 2 2 1 0 0 0 0 1 33 53 7.71 1.714																					
Scott Proctor, R ERA: 12.27	1.1 9 3 3 3 2 2 0 0 0 0 0 0 19 31 20.25 3.750																					
Alex Graman, L ERA: 11.57	2.0 8 1 1 1 2 0 0 0 0 0 0 1 21 29 4.50 0.500																					


Batter	1	2	3	4	5	6	7	8	9	AB	R	H	RBI	BB	SO	LOB	BOTTOM					
Bubba Crosby, L OBP: 0.231, SLG: 0.692	3-2 G4-3		2-2 K		2-1 G4-3			0-1 L6		4	0	0	0	0	1	1	<b>Boston Red Sox @ New York Yankees</b> Yankee Stadium, Bronx, NY Fri Apr 23 2004, 7:05 PM EDT Att: 55,001 - Overcast - 53 F					
2 Derek Jeter, R OBP: 0.295, SLG: 0.239	2-2 L9		0-2 G1-3			1-3 K		0-3 K		4	0	0	0	0	2	0						
13 Alex Rodriguez, R OBP: 0.307, SLG: 0.373	2-1 2B			2-2 G1-3		2-2 G6-3		0-0 1B		4	0	2	0	0	0	0						
25 Jason Giambi, L OBP: 0.448, SLG: 0.468	4-0 BB			2-2 G6-3		1-1 G3-1		0-3 K		3	0	0	0	1	1	1						
Gary Sheffield, R OBP: 0.380, SLG: 0.417	0-1 F8			4-0 BB			3-1 55 HR 1B		2-2 G5-3	3	1	1	0	1	0	2						
55 Hideki Matsui, L OBP: 0.414, SLG: 0.466		3-2 G5-4-3 1B		1-0 G5-3			2-0 1H HR		2-3 K	4	1	2	2	0	1	1						
Bernie Williams, S OBP: 0.328, SLG: 0.235		2-2 L4			2-1 G6-4-3 1B			0-1 G4-3		4	0	1	0	0	0	1						
John Flaherty, R OBP: 0.222, SLG: 0.222		1-0 G5-4-3			1-1 G6-4-3			3-3 K		3	0	0	0	0	1	2						
Enrique Wilson, S OBP: 0.208, SLG: 0.178			0-2 G6-3		1-1 1B		1-2 F7			3	0	1	0	0	0	0						
<b>Inning Stats</b>	R: 0 E: 0 K: 0 S: 11	H: 1 LOB: 2 BB: 1 P: 22	R: 0 E: 0 K: 0 S: 9	H: 1 LOB: 0 BB: 0 P: 15	R: 0 E: 0 K: 1 S: 10	H: 0 LOB: 0 BB: 0 P: 12	R: 0 E: 0 K: 0 S: 8	H: 0 LOB: 1 BB: 1 P: 17	R: 0 E: 0 K: 0 S: 8	H: 2 LOB: 1 BB: 0 P: 14	R: 0 E: 0 K: 1 S: 8	H: 0 LOB: 0 BB: 0 P: 12	R: 2 E: 0 K: 1 S: 14	H: 2 LOB: 0 BB: 0 P: 25	R: 0 E: 0 K: 2 S: 11	H: 1 LOB: 1 BB: 0 P: 11		R: 0 E: 0 K: 1 S: 10	H: 0 LOB: 0 BB: 0 P: 16	1B: 5 2B: 1 3B: 0 HR: 1	SF: 0 SAC: 0 DP: 2 HBP: 0	WP: 0 PB: 0 SB: 0 CS: 0
<b>PITCHER</b>	IP WLS BF H R ER SO BB IBB HBP BLK WP HR S P ERA WHIP																					
Derek Lowe, R ERA: 6.75	6.0 W 24 6 2 2 2 2 0 0 0 0 0 1 57 100 3.00 1.333																					
50 Mike Timlin, R ERA: 6.49	2.0 7 1 0 0 3 0 0 0 0 0 0 0 22 28 0.00 0.500																					
Lenny DiNardo, L ERA:	1.0 3 0 0 0 1 0 0 0 0 0 0 0 10 16 0.00 0.000																					



Batter	1	2	3	4	5	6	7	8	9	10	11	12	AB	R	H	RBI	BB	SO	LOB	TOP							
18 Johnny Damon, L OBP: 0.377, SLG: 0.350	4-1 G3-1 BB SF8	0-0 F7		0-1 G6-3			1-1 SAFE F9		0-1 G4-3		4-2 BB		4	1	0	0	2	0	4								
Bill Mueller, S OBP: 0.357, SLG: 0.432	4-2 G3-1 BB	1-0 G3			2-0 F9 2B		4-1 SAFE BB		0-1 P6		1-2 BB F6		4	0	1	0	2	0	6								
34 David Ortiz, L OBP: 0.351, SLG: 0.529 Dave McCarty, R OBP: 0.182, SLG: 0.200	1-0 G3-1		1-2 G5-3 2B		0-1 F9		2-3 SAFE BB		2-3 K		1-1 F9	2-3 K	6	0	1	0	0	2	8								
Manny Ramirez, R OBP: 0.430, SLG: 0.634	1-1 SF8		0-0 G1-3		0-1 G1-3		1-0 SAFE FC6-4		2-2 SAFE 1B		0-1 SAFE G4-3 2B SF8		5	1	2	1	0	0	4								
Jason Vartek, S OBP: 0.433, SLG: 0.434	2-2 G6-3		4-1 G5-3 BB		2-0 F8		1-3 SAFE K		1-2 SAFE FC3-6		2-2 SAFE G4-3		5	0	0	0	1	1	4								
Kevin Millar, R OBP: 0.316, SLG: 0.388		2-1 E1 SF8 1B	0-2 G5-3		2-1 F9		1-3 SAFE K		2-2 SAFE P2		1-1 SAFE HBP		5	1	1	0	0	1	3								
Mark Bellhorn, S OBP: 0.408, SLG: 0.333		0-1 E1 HBP	2-0 F8		2-0 F8		3-3 SAFE K				4-2 SAFE BB	0-1 SAFE SF8	4	0	0	1	1	1	3								
Gabe Kapler, R OBP: 0.273, SLG: 0.231	2-2 SAFE HBP		0-1 G5-3		1-1 G6-3				4-2 SAFE BB SH2-3		0-0 SAFE FC1-6 HBP	3-1 SAFE FC5-4	4	0	0	0	1	0	2								
Pokey Reese, R OBP: 0.235, SLG: 0.255 Ellis Burks, R OBP: 0.235, SLG: 0.233 Cesar Crespo, S OBP: 0.154, SLG: 0.269	0-0 SF8		2-2 F9		2-1 SAFE BB 1B				0-0 SAFE SH2-3		1-1 SAFE HBP		2	0	1	1	0	0	0								
<b>Inning Stats</b>	R: 1 E: 0 K: 0 S: 9	H: 0 LOB: 1 BB: 2 P: 21	R: 1 E: 2 K: 0 S: 9	H: 1 LOB: 2 BB: 0 P: 14	R: 0 E: 0 K: 0 S: 11	H: 1 LOB: 2 BB: 1 P: 18	R: 0 E: 0 K: 0 S: 7	H: 0 LOB: 0 BB: 0 P: 10	R: 0 E: 0 K: 0 S: 5	H: 0 LOB: 0 BB: 0 P: 10	R: 0 E: 0 K: 1 S: 11	H: 1 LOB: 2 BB: 1 P: 21	R: 0 E: 0 K: 3 S: 14	H: 0 LOB: 0 BB: 0 P: 19	R: 0 E: 0 K: 0 S: 7	H: 1 LOB: 1 BB: 2 P: 11	R: 0 E: 0 K: 1 S: 12	H: 0 LOB: 3 BB: 2 P: 24	R: 1 E: 0 K: 0 S: 13	H: 1 LOB: 1 BB: 0 P: 16	1B: 3 2B: 3 3B: 0 HR: 0	SF: 3 SAC: 1 DP: 0 HBP: 3	WP: 0 PB: 0 SB: 0 CS: 0	PA: 53			
<b>PITCHER</b>	IP WLS BF H R ER SO BB IBB HBP BLK WP HR S P ERA WHIP	7.0 0 31 4 2 1 1 4 0 1 0 0 0 0 21 30 0.00 1.143	2.0 0 7 0 0 0 3 1 0 0 0 0 0 0 21 30 0.00 0.500	2.0 0 10 1 0 0 1 2 0 1 0 0 0 0 28 46 0.00 1.500	1.0 L 5 1 1 1 0 0 0 1 0 0 0 0 13 16 9.00 1.000																						

**Boston Red Sox @ New York Yankees**  
 Yankee Stadium, Bronx, NY  
 Sat Apr 24 2004, 1:05 PM EDT  
 Att. 55,195 - Sunny - 61 F


AB 39  
 R 3  
 H 6  
 RBI 3  
 BB 7  
 SO 5  
 LOB 34



Batter	1	2	3	4	5	6	7	8	9	10	11	12	AB	R	H	RBI	BB	SO	LOB	BOTTOM							
2 Derek Jeter, R OBP: 0.262, SLG: 0.224	4-1 CS BB		0-0 F9			1-2 G5-3		1-3 K		2-0 G4-3		0-0 G5-3	5	0	0	0	1	1	2								
55 Hideki Matsui, L OBP: 0.400, SLG: 0.435	3-3 K		2-3 K			3-0 G4-3		1-0 F9		4-0 BB 13 IBB			4	0	0	0	1	2	1								
13 Alex Rodriguez, R OBP: 0.338, SLG: 0.429	2-1 G1-3		2-2 HR				0-2 SAFE 1B 25 E		4-1 SAFE SH3-4 BB		4-0 SAFE FC3-6 IBB		3	2	2	1	2	0	0								
25 Jason Giambi, L OBP: 0.443, SLG: 0.460 Bubba Crosby, L OBP: 0.231, SLG: 0.692 Ruben Sierra, R OBP: 0.207, SLG: 0.179		3-3 K	1-2 G1-3				0-0 SAFE E9 G3-1 1B		0-2 SAFE SH3-4		0-2 SAFE FC3-6		3	0	1	0	0	1	0								
Gary Sheffield, R OBP: 0.382, SLG: 0.406	2-3 K		0-1 G1-3				1-0 SAFE G3-1 1B		1-1 P6		4-2 SAFE CS HBP		4	0	1	1	0	1	1								
20 Jorge Posada, S OBP: 0.394, SLG: 0.745	3-2 G4-3					2-2 F8		1-2 SAFE G3-1		4-0 IBB		1-0 SAFE F8	4	0	0	0	1	0	3								
Travis Lee, L OBP: 0.158, SLG: 0.167			0-0 G4-3			1-1 F7		4-0 SAFE G4-6-3 IBB		2-2 IBB		1-0 SAFE F8	4	0	0	0	1	0	3								
Bernie Williams, S OBP: 0.303, SLG: 0.214			0-0 G4-3			2-2 F7		1-0 SAFE G4-6-3		1-2 SAFE E3 SH1-4		1-1 SAFE CS	5	0	0	0	0	1	3								
Enrique Wilson, S OBP: 0.220, SLG: 0.174 Tony Clark, S OBP: 0.400, SLG: 0.727 Miguel Cairo, R OBP: 0.417, SLG: 0.600			4-1 BB				0-1 G3		2-2 SAFE G4-3		0-0 SAFE SH1-4		2-3 K	1	0	0	0	1	0								
<b>Inning Stats</b>	R: 0 E: 0 K: 1 S: 6	H: 0 LOB: 0 BB: 1 P: 15	R: 0 E: 0 K: 2 S: 9	H: 0 LOB: 0 BB: 0 P: 17	R: 0 E: 0 K: 0 S: 4	H: 0 LOB: 1 BB: 1 P: 8	R: 1 E: 0 K: 1 S: 12	H: 1 LOB: 0 BB: 0 P: 17	R: 0 E: 0 K: 0 S: 6	H: 0 LOB: 0 BB: 0 P: 13	R: 0 E: 0 K: 0 S: 6	H: 0 LOB: 0 BB: 0 P: 10	R: 0 E: 0 K: 0 S: 7	H: 0 LOB: 0 BB: 0 P: 11	R: 0 E: 0 K: 0 S: 10	H: 0 LOB: 3 BB: 2 P: 19	R: 0 E: 0 K: 0 S: 8	H: 0 LOB: 0 BB: 0 P: 11	R: 0 E: 0 K: 2 S: 11	H: 0 LOB: 0 BB: 0 P: 15	1B: 3 2B: 1 3B: 0 HR: 1	SF: 0 SAC: 2 DP: 2 HBP: 1	WP: 0 PB: 0 SB: 0 CS: 2	PA: 47			
<b>PITCHER</b>	IP WLS BF H R ER SO BB IBB HBP BLK WP HR S P ERA WHIP	6.0 0 23 4 2 2 4 2 0 0 0 0 0 1 50 86 3.00 1.000	1.0 0 3 0 0 0 0 0 0 1 0 0 0 0 4 11 0.00 0.000	2.0 0 8 0 0 0 1 1 1 0 0 0 0 1 17 32 0.00 0.500	2.0 W 9 0 0 0 0 1 1 1 0 0 0 0 13 30 0.00 0.500	1.0 S 3 0 0 0 2 0 0 0 0 0 0 0 11 15 0.00 0.000																					

**Boston Red Sox @ New York Yankees**  
 Yankee Stadium, Bronx, NY  
 Sat Apr 24 2004, 1:05 PM EDT  
 Att. 55,195 - Sunny - 61 F

AB 36  
 R 2  
 H 4  
 RBI 2  
 BB 7  
 SO 7  
 LOB 16





Batter	1	2	3	4	5	6	7	8	9	AB	R	H	RBI	BB	SO	LOB	TOP										
18 Johnny Damon, L (1, 8) OBP: 0.370, SLG: 0.333	P2		K		L9			WP BB		3	0	0	0	1	1	1	<b>Boston Red Sox @ New York Yankees</b> Yankee Stadium, Bronx, NY Sun Apr 25 2004, 1:05 PM EDT Att: 55,338 - Cloudy - 55 F										
Mark Bellhorn, S (1, 5) OBP: 0.400, SLG: 0.315	K			HR BB		G4-3		F9		3	1	0	0	1	1												
34 David Ortiz, L (1, 10) OBP: 0.358, SLG: 0.542	1B					1B 2B		F8		4	0	2	0	0	1	2											
Manny Ramirez, R (1, 7) OBP: 0.446, SLG: 0.676	K			HR		1B		IBB		3	1	2	2	1	1												
Kevin Millar, R (1, 9) Gabe Kapler, R (8, 9) OBP: 0.313, SLG: 0.371 OBP: 0.273, SLG: 0.231		CS HBP		L6		K		K2-3		3	0	0	0	0	2	4											
Jason Varitek, S (1, 2) OBP: 0.408, SLG: 0.404	K			F8		F7		G1-4-3		4	0	0	0	0	1	3											
Dave McCarty, R (1, 3) OBP: 0.200, SLG: 0.154	K					G6-3		G1-3		3	0	0	0	1	1	0											
Cesar Crespo, S (1, 4) OBP: 0.133, SLG: 0.233			B2-3		L9			F8		4	0	0	0	0	1	1											
Pokey Reese, R (1, 6) OBP: 0.237, SLG: 0.236	K				E6			K		4	0	0	0	0	2	1											
<b>Inning Stats</b>	R: 0 H: 1 E: 0 K: 2 S: 14	H: 1 LOB: 1 BB: 0 P: 21	R: 0 H: 0 E: 0 K: 2 S: 7	H: 0 LOB: 0 BB: 0 P: 14	R: 0 H: 0 E: 0 K: 2 S: 8	H: 0 LOB: 0 BB: 0 P: 11	R: 2 H: 1 E: 0 K: 1 S: 15	H: 1 LOB: 1 BB: 0 P: 23	R: 0 H: 0 E: 1 K: 0 S: 11	H: 2 LOB: 2 BB: 0 P: 19	R: 0 H: 0 E: 0 K: 1 S: 8	H: 0 LOB: 0 BB: 0 P: 10	R: 0 H: 0 E: 0 K: 1 S: 11	H: 0 LOB: 1 BB: 1 P: 24	R: 0 H: 0 E: 0 K: 1 S: 11	H: 0 LOB: 1 BB: 1 P: 17	1B: 2 2B: 2 3B: 0 HR: 1	SF: 0 SAC: 0 DP: 1 HBP: 1	WP: 1 PB: 0 SB: 0 CS: 1	PA: 36							
<b>PITCHER</b>	IP	WLS	BF	H	R	ER	SO	BB	IBB	HBP	BLK	WP	HR	S	P	ERA	WHIP										
Javier Vazquez, R (1, 1) ERA: 2.63	6.0	L	24	4	2	2	8	1	0	1	0	0	1	69	102	3.00	0.833										
Paul Quantrill, R (7, 1) ERA: 3.18	1.0		3	0	0	0	1	0	0	0	0	0	0	8	10	0.00	0.000										
Gabe White, L (8, 1) ERA: 1.5	0.2		3	0	0	0	0	1	0	0	0	0	0	6	12	0.00	1.500										
Tom Gordon, R (8, 1) ERA: 2.31	0.1		2	0	0	0	1	0	1	0	0	1	0	5	12	0.00	0.000										
42 Mariano Rivera, R (9, 1) ERA: 0.82	1.0		4	0	0	0	1	1	0	0	0	0	0	11	17	0.00	1.000										

Batter	1	2	3	4	5	6	7	8	9	AB	R	H	RBI	BB	SO	LOB	BOTTOM										
2 Derek Jeter, R (1, 6) OBP: 0.250, SLG: 0.213	K		F9		K			K		4	0	0	0	0	3	2	<b>Boston Red Sox @ New York Yankees</b> Yankee Stadium, Bronx, NY Sun Apr 25 2004, 1:05 PM EDT Att: 55,338 - Cloudy - 55 F										
Bernie Williams, S (1, 8) OBP: 0.286, SLG: 0.200	G3-1			F8		K		G3		4	0	0	0	0	1	0											
13 Alex Rodriguez, R (1, 5) OBP: 0.345, SLG: 0.446	L9			1B		G4-3 2B		G5-3		4	0	2	0	0	0	0											
25 Jason Giambi, L (1, 3) OBP: 0.419, SLG: 0.426	K			F7		G4-3		G6-3		4	0	0	0	0	1	2											
Gary Sheffield, R (1, 9) OBP: 0.375, SLG: 0.397	1B			K		P2		K		4	0	1	0	0	2	2											
20 Jorge Posada, S (1, 2) OBP: 0.391, SLG: 0.719	P6			2B BB		G3-1				2	0	0	0	1	0	1											
55 Hideki Matsui, L (1, 7) OBP: 0.385, SLG: 0.415	F7			K		F8				3	0	0	0	0	1	2											
Ruben Sierra, S (1, 10) OBP: 0.219, SLG: 0.226			G1-4-3		2B			G5-3		3	0	1	0	0	0	0											
Enrique Wilson, S (1, 4) Travis Lee, L (8, PH) Miguel Cairo, R (9, 4) OBP: 0.212, SLG: 0.167 OBP: 0.150, SLG: 0.158 OBP: 0.417, SLG: 0.600	K			P6		P2		P2		2	0	0	0	0	1	2											
										1	0	0	0	0	0	0											
										0	0	0	0	0	0	0											
<b>Inning Stats</b>	R: 0 H: 0 E: 0 K: 1 S: 8	H: 1 LOB: 0 BB: 0 P: 14	R: 0 H: 1 E: 0 K: 1 S: 7	H: 0 LOB: 0 BB: 0 P: 12	R: 0 H: 0 E: 0 K: 1 S: 6	H: 0 LOB: 0 BB: 0 P: 8	R: 0 H: 1 E: 0 K: 1 S: 15	H: 1 LOB: 1 BB: 0 P: 25	R: 0 H: 1 E: 0 K: 2 S: 16	H: 1 LOB: 2 BB: 1 P: 24	R: 0 H: 1 E: 0 K: 0 S: 11	H: 0 LOB: 0 BB: 0 P: 8	R: 0 H: 0 E: 0 K: 1 S: 6	H: 0 LOB: 0 BB: 0 P: 7	R: 0 H: 0 E: 0 K: 1 S: 8	H: 0 LOB: 0 BB: 0 P: 12	1B: 2 2B: 2 3B: 0 HR: 0	SF: 0 SAC: 0 DP: 0 HBP: 0	WP: 0 PB: 0 SB: 1 CS: 0	PA: 32							
<b>PITCHER</b>	IP	WLS	BF	H	R	ER	SO	BB	IBB	HBP	BLK	WP	HR	S	P	ERA	WHIP										
Pedro Martinez, R (1, 1) ERA: 3.03	7.0	W	26	4	0	0	7	1	0	0	0	0	0	70	105	0.00	0.714										
Scott Williamson, R (8, 1) ERA:	2.0	S	6	0	0	0	2	0	0	0	0	0	0	14	19	0.00	0.000										



Batter	1	2	3	4	5	6	7	8	9	AB	R	H	RBI	BB	SO	LOB	TOP							
21 Mark Kotsay, L OBP: 0.329, SLG: 0.311										5	1	2	1	0	3	2	<p>Oakland Athletics @ New York Yankees Yankee Stadium, Bronx, NY Tue Apr 27 2004, 7:05 PM EDT Att: 33,191 - Unknown - 62 F</p> <p>livebaseballscores.com</p>							
23 Bobby Kielty, S OBP: 0.300, SLG: 0.321										4	0	0	0	1	4									
3 Eric Chavez, L OBP: 0.385, SLG: 0.432										4	1	1	1	1	0	1								
Jemaine Dye, R OBP: 0.374, SLG: 0.639										5	0	1	0	0	0	3								
Scott Hatteberg, L OBP: 0.407, SLG: 0.429										5	2	3	1	0	0	2								
Erubiel Durazo, L OBP: 0.359, SLG: 0.340										5	3	2	1	0	1	3								
Marco Scutaro, R OBP: 0.359, SLG: 0.432										4	1	3	2	0	1	1								
Billy McMillon, L OBP: 0.222, SLG: 0.389										1	0	0	0	0	0	0								
17 Adam Melhuse, S OBP: 0.346, SLG: 0.458										5	0	3	0	0	1	2								
Frank Menechino, R OBP: 0.200, SLG: 0.111										5	0	1	1	0	0	4								
<b>Inning Stats</b>	R: 0 E: 0 K: 1 S: 12	H: 1 LOB: 2 BB: 1 P: 20	R: 0 E: 0 K: 2 S: 11	H: 1 LOB: 1 BB: 0 P: 16	R: 1 E: 0 K: 2 S: 14	H: 1 LOB: 0 BB: 0 P: 17	R: 3 E: 0 K: 0 S: 19	H: 5 LOB: 1 BB: 0 P: 27	R: 0 E: 0 K: 0 S: 9	H: 0 LOB: 0 BB: 0 P: 11	R: 1 E: 1 K: 2 S: 12	H: 2 LOB: 2 BB: 0 P: 19	R: 2 E: 0 K: 0 S: 17	H: 3 LOB: 1 BB: 0 P: 22	R: 1 E: 1 K: 0 S: 11	H: 2 LOB: 3 BB: 0 P: 18	R: 0 E: 0 K: 0 S: 4	H: 1 LOB: 0 BB: 0 P: 6	1B: 12 2B: 3 3B: 0 HR: 1	SF: 0 SAC: 0 DP: 2 HBP: 0	WP: 0 PB: 0 SB: 0 CS: 0	PA: 45		
<b>PITCHER</b>	IP WLS BF H R ER SO BB IBB HBP BLK WP HR S P ERA WHIP																							
35 Mike Mussina, R ERA: 6.55	6.0	29	10	5	4	7	1	0	0	0	0	0	0	0	11	14	6.00	1.833						
Gabe White, L ERA: 4.05	0.2	4	2	2	2	0	0	0	0	0	0	0	0	0	11	14	27.00	3.000						
Paul Quantrill, R ERA: 2.92	1.0	7	2	1	0	0	0	1	0	0	0	0	0	0	12	19	0.00	2.000						
Donovan Osborne, L ERA: 3.68	0.1	W	2	1	0	0	0	0	0	0	0	0	0	5	7	0.00	3.000							
42 Mariano Rivera, R ERA: 0.75	1.0	S	3	1	0	0	0	0	0	0	0	0	0	4	6	0.00	1.000							

Batter	1	2	3	4	5	6	7	8	9	AB	R	H	RBI	BB	SO	LOB	BOTTOM						
2 Derek Jeter, R OBP: 0.250, SLG: 0.205										3	0	0	0	1	0	1	<p>Oakland Athletics @ New York Yankees Yankee Stadium, Bronx, NY Tue Apr 27 2004, 7:05 PM EDT Att: 33,191 - Unknown - 62 F</p> <p>livebaseballscores.com</p>						
Bernie Williams, S OBP: 0.293, SLG: 0.203										4	2	1	1	1	1	2							
13 Alex Rodriguez, R OBP: 0.337, SLG: 0.430										5	1	1	1	0	0	4							
25 Jason Giambi, L OBP: 0.423, SLG: 0.421										3	1	1	1	1	1	0							
Gary Sheffield, R OBP: 0.381, SLG: 0.394										3	1	1	1	1	0	1							
20 Jorge Posada, S OBP: 0.397, SLG: 0.700										3	1	1	1	1	0	1							
55 Hideki Matsui, L OBP: 0.402, SLG: 0.426										3	2	2	1	1	0	1							
Tony Clark, S OBP: 0.368, SLG: 0.667										4	1	1	0	0	2	5							
Miguel Cairo, R OBP: 0.400, SLG: 0.538										3	1	1	2	0	0	2							
Ruben Sierra, S OBP: 0.242, SLG: 0.281										1	0	1	2	0	0	0							
Enrique Wilson, S OBP: 0.212, SLG: 0.167										0	0	0	0	0	0	0							
<b>Inning Stats</b>	R: 0 E: 0 K: 0 S: 7	H: 0 LOB: 0 BB: 0 P: 13	R: 0 E: 0 K: 0 S: 7	H: 0 LOB: 0 BB: 0 P: 13	R: 4 E: 0 K: 0 S: 18	H: 4 LOB: 1 BB: 1 P: 25	R: 0 E: 0 K: 1 S: 8	H: 0 LOB: 1 BB: 1 P: 15	R: 0 E: 0 K: 1 S: 4	H: 0 LOB: 0 BB: 0 P: 8	R: 0 E: 0 K: 1 S: 10	H: 1 LOB: 1 BB: 0 P: 15	R: 6 E: 0 K: 0 S: 26	H: 5 LOB: 3 BB: 3 P: 48	R: 0 E: 0 K: 0 S: 7	H: 8 LOB: 2 3B: 0 HR: 0	SF: 0 SAC: 1 DP: 1 HBP: 0	WP: 0 PB: 0 SB: 0 CS: 0	PA: 39				
<b>PITCHER</b>	IP WLS BF H R ER SO BB IBB HBP BLK WP HR S P ERA WHIP																						
Tim Hudson, R ERA: 2.72	7.0	28	5	4	4	3	3	0	0	0	0	0	0	12	22	5.14	1.143						
Jim Mecir, R ERA: 9.45	0.0	L	5	4	5	5	1	0	0	0	0	0	0	12	22	∞	∞						
Ricardo Rincon, L ERA: 3.86	0.2	B	5	1	1	1	1	1	0	0	0	0	0	12	24	13.50	3.000						
Chad Bradford, R ERA: 7.04	0.1		0	0	0	0	0	0	0	0	0	2	2	0.00	0.000								

AB 43  
R 8  
H 16  
RBI 7  
BB 2  
SO 7  
LOB 22



AB 32  
R 10  
H 10  
RBI 10  
BB 6  
SO 4  
LOB 17





Batter	1	2	3	4	5	6	7	8	9	AB	R	H	RBI	BB	SO	LOB	TOP					
21 Mark Kotsay, L (1, 8) OBP: 0.326, SLG: 0.299	0-0 P4		3-1 F7		3-2 F9			4-1 G1-6-3 BB		3	0	0	0	1	0	1						
23 Bobby Kielty, S (1, 7) OBP: 0.313, SLG: 0.321	2-1 P6		4-0 BB			1-1 WP 1B		0-3 K		3	0	1	0	1	1	1						
3 Eric Chavez, L (1, 5) OBP: 0.368, SLG: 0.410	1-1 P5		1-2 L3			0-0 P4		1-2 G1-6-3		4	0	0	0	0	0	4						
Jermaine Dye, R (1, 9) OBP: 0.358, SLG: 0.609		0-3 K		3-2 G4-3		2-3 K		3-2 F9		4	0	0	0	0	2	1						
Scott Hatteberg, L (1, 3) OBP: 0.397, SLG: 0.415	1-1 F7		3-2 BB			2-2 G1		3-2 F8		4	0	1	0	0	0	1						
Erubiel Durazo, L (1, 10) OBP: 0.338, SLG: 0.316	2-3 K		2-3 K			1-2 F7		0-2 F7		4	0	0	0	0	2	1						
7 Bobby Crosby, R (1, 6) OBP: 0.267, SLG: 0.389			1-1 HR		3-1 P5			3-3 K		3	1	1	1	0	1	1						
Damian Miller, R (1, 2) OBP: 0.361, SLG: 0.464			3-2 P6		0-0 P6		2-1 BB 1B			3	0	1	0	0	0	0						
Frank Menechino, R (1, 4) OBP: 0.227, SLG: 0.150			3-2 BB 1B		1-1 F8		0-0 G4-3			2	0	1	0	0	0	0						
Eric Karros, R (7, PH) OBP: 0.225, SLG: 0.200										1	0	0	0	0	0	1						
Marco Scutaro, R (7, 4) OBP: 0.359, SLG: 0.432										0	0	0	0	0	0	0						
<b>Inning Stats</b>	R: 0 H: 0 E: 0 K: 0 S: 5	H: 0 LOB: 0 BB: 0 P: 8	R: 0 H: 0 E: 0 K: 2 S: 8	H: 0 LOB: 0 BB: 0 P: 11	R: 1 H: 2 E: 0 K: 0 S: 17	H: 2 LOB: 2 BB: 1 P: 32	R: 0 H: 1 E: 0 K: 1 S: 18	H: 1 LOB: 1 BB: 0 P: 29	R: 0 H: 0 E: 0 K: 1 S: 7	H: 0 LOB: 0 BB: 0 P: 11	R: 0 H: 1 E: 0 K: 1 S: 9	H: 1 LOB: 1 BB: 0 P: 14	R: 0 H: 1 E: 0 K: 1 S: 10	H: 1 LOB: 1 BB: 0 P: 16	R: 0 H: 0 E: 0 K: 1 S: 8	H: 0 LOB: 0 BB: 1 P: 13	R: 0 H: 0 E: 0 K: 0 S: 11	H: 0 LOB: 0 BB: 0 P: 17	1B: 4 2B: 0 3B: 0 HR: 1	SF: 0 SAC: 0 DP: 1 HBP: 0	WP: 1 PB: 0 SB: 0 CS: 0	PA: 33
<b>PITCHER</b>	IP	WLS	BF	H	R	ER	SO	BB	IBB	HBP	BLK	WP	HR	S	P	ERA	WHIP					
Jose Contreras, R (1, 1) ERA: 7.41	6.0	W	23	4	1	1	4	1	0	0	0	1	1	64	105	1.50	0.833					
Paul Quantrill, R (7, 1) ERA: 2.7	1.0	H	4	1	0	0	1	0	0	0	0	0	0	10	16	0.00	1.000					
Tom Gordon, R (8, 1) ERA: 1.98	2.0	S	6	0	0	0	1	1	0	0	0	0	0	19	30	0.00	0.500					

Oakland Athletics @ New York Yankees  
Yankee Stadium, Bronx, NY  
Wed Apr 28 2004, 7:05 PM EDT  
Att: 44,325 - Sunny - 56 F

AB 31  
R 1  
H 5  
RBI 1  
BB 2  
SO 6  
LOB 11



Batter	1	2	3	4	5	6	7	8	9	AB	R	H	RBI	BB	SO	LOB	BOTTOM					
2 Derek Jeter, R (1, 6) OBP: 0.247, SLG: 0.195	1-1 G6-3		0-1 E6		3-2 G6-3		4-2 BB	1-2 G3		4	0	0	0	1	0	3						
55 Hideki Matsui, L (1, 7) OBP: 0.395, SLG: 0.408	4-1 BB 1B		3-3 K		1-3 K		2-1 F7			3	1	0	0	1	2	2						
13 Alex Rodriguez, R (1, 5) OBP: 0.333, SLG: 0.422	1-1 BB 1B		1-2 FC6-4		2-1 P3		0-2 G6-4-3			4	1	1	0	0	0	2						
25 Jason Giambi, L (1, 3) OBP: 0.439, SLG: 0.492	2-0 BB 1B		1-1 G3		1-1 G3		1-1 FC6-4			4	2	3	2	0	0	0						
Tony Clark, S (9, 3) OBP: 0.366, SLG: 0.667	1-3 SF8		1-3 G3		1-1 FC6-4		2-0 BB 1B			0	0	0	0	0	0	0						
Gary Sheffield, R (1, 9) OBP: 0.398, SLG: 0.405	2-2 BB 1B		2-2 CS		1-3 K		4-0 BB 1B			3	0	2	1	1	1	1						
20 Jorge Posada, S (1, 2) OBP: 0.416, SLG: 0.746	4-0 BB		2-0 HR		0-0 FC6-4		3-2 BB			3	1	2	1	1	0	1						
Ruben Sierra, S (1, 10) OBP: 0.270, SLG: 0.294	0-0 SF8		1-1 BB 1B		2-3 K		4-1 BB			2	0	1	1	1	1	0						
Miguel Cairo, R (1, 4) OBP: 0.316, SLG: 0.412	3-H K		2-3 K		0-1 F9		1-3 K			4	0	0	0	0	3	6						
Bubba Crosby, L (1, 8) OBP: 0.176, SLG: 0.529		2-1 B3		3-2 G4-3		2-2 F7		1-3 K		4	0	0	0	0	1	3						
<b>Inning Stats</b>	R: 3 H: 3 E: 0 K: 1 S: 15	H: 3 LOB: 2 BB: 2 P: 31	R: 0 H: 0 E: 1 K: 1 S: 13	H: 0 LOB: 0 BB: 0 P: 19	R: 1 H: 3 E: 0 K: 1 S: 11	H: 3 LOB: 1 BB: 0 P: 19	R: 0 H: 0 E: 0 K: 1 S: 11	H: 0 LOB: 0 BB: 0 P: 18	R: 0 H: 1 E: 0 K: 1 S: 8	H: 1 LOB: 1 BB: 0 P: 12	R: 0 H: 0 E: 0 K: 1 S: 12	H: 0 LOB: 0 BB: 1 P: 16	R: 0 H: 0 E: 0 K: 0 S: 11	H: 0 LOB: 0 BB: 1 P: 17	R: 1 H: 2 E: 0 K: 2 S: 14	H: 2 LOB: 2 BB: 2 P: 28	R: 0 H: 0 E: 0 K: 0 S: 11	H: 0 LOB: 0 BB: 1 P: 17	1B: 7 2B: 0 3B: 0 HR: 2	SF: 1 SAC: 0 DP: 1 HBP: 0	WP: 0 PB: 0 SB: 0 CS: 1	PA: 37
<b>PITCHER</b>	IP	WLS	BF	H	R	ER	SO	BB	IBB	HBP	BLK	WP	HR	S	P	ERA	WHIP					
Mark Mulder, L (1, 1) ERA: 3.0	6.0	L	27	7	4	4	6	2	0	0	0	0	1	70	115	6.00	1.500					
Chris Hammond, L (7, 1) ERA: 3.0	1.0		3	0	0	0	0	1	0	0	0	0	0	11	17	0.00	1.000					
Arthur Rhodes, L (8, 1) ERA: 2.7	1.0		7	2	1	1	2	2	0	0	0	0	1	14	28	9.00	4.000					

Oakland Athletics @ New York Yankees  
Yankee Stadium, Bronx, NY  
Wed Apr 28 2004, 7:05 PM EDT  
Att: 44,325 - Sunny - 56 F

AB 31  
R 5  
H 9  
RBI 5  
BB 5  
SO 8  
LOB 18





Batter	1	2	3	4	5	6	7	8	9	AB	R	H	RBI	BB	SO	LOB	TOP										
21 Mark Kotsay, L (1, 8) OBP: 0.330, SLG: 0.305	2-2 G3 HR 1B		2-1 G3-1			1-0 G1-3 2B 1B	0-3 K		1-3 K	5	2	2	0	0	2	1											
Billy McMillon, L (1, 7) OBP: 0.227, SLG: 0.409	3-2 G3 1-2		1-3 K			2-3 K		2-1 1B 2B		4	1	1	0	0	2	2											
3 Eric Chavez, L (1, 5) OBP: 0.364, SLG: 0.439	1-0 HR			0-1 G3		3-1 G1-3 1-2		3-1 G6-3		4	1	1	2	0	0	2											
Jermaine Dye, R (1, 9) OBP: 0.364, SLG: 0.615	2-2 G6-3			1-3 K		1-2 2H 2B		1-1 1B 2H 1B		4	0	2	2	0	1	0											
Scott Hatteberg, L (1, 3) OBP: 0.373, SLG: 0.386	1-2 L6			2-2 G6-3		2-2 G6-3		2-1 F9		4	0	0	0	0	0	2											
Erubiel Durazo, L (1, 10) OBP: 0.347, SLG: 0.328		2-1 G3			2-2 L9		1-2 7 2B G4-3 1B	1-0 7 FC4-6 1B		4	1	2	0	0	0	0											
7 Bobby Crosby, R (1, 6) OBP: 0.266, SLG: 0.397		2-3 K			2-1 G5-3		3-2 G4-3 1-3 2B	0-0 FC4-6 1-2		4	0	1	0	0	1	2											
Damian Miller, R (1, 2) OBP: 0.354, SLG: 0.467		0-1 F8			2-2 2B		2-2 G4-3	1-1 G5-3		4	0	1	1	0	0	1											
Frank Menechino, R (1, 4) OBP: 0.200, SLG: 0.130 17 Adam Melhuse, S (9, PH) OBP: 0.333, SLG: 0.440			1-3 K		2-1 G1		2-3 K	1-2 P5		3	0	0	0	0	2	2											
<b>Inning Stats</b>	R: 2 E: 0 K: 0 S: 14	H: 2 LOB: 0 BB: 0 P: 23	R: 0 E: 0 K: 1 S: 8	H: 0 LOB: 0 BB: 0 P: 12	R: 0 E: 0 K: 2 S: 8	H: 0 LOB: 0 BB: 0 P: 12	R: 0 E: 0 K: 1 S: 10	H: 1 LOB: 1 BB: 0 P: 13	R: 1 E: 0 K: 1 S: 13	H: 2 LOB: 1 BB: 0 P: 22	R: 1 E: 0 K: 2 S: 17	H: 2 LOB: 1 BB: 0 P: 24	R: 1 E: 0 K: 0 S: 10	H: 3 LOB: 2 BB: 0 P: 19	R: 0 E: 0 K: 1 S: 10	H: 0 LOB: 0 BB: 0 P: 13	1B: 5 2B: 4 3B: 0 HR: 1	SF: 0 SAC: 0 DP: 0 HBP: 0	WP: 0 PB: 0 SB: 0 CS: 0	PA: 37							
<b>PITCHER</b>	IP	WLS	BF	H	R	ER	SO	BB	IBB	HBP	BLK	WP	HR	S	P	ERA	WHIP										
Kevin Brown, R (1, 1) ERA: 2.7	6.0	W	25	7	4	4	5	0	0	0	0	0	1	72	113	6.00	1.167										
Paul Quantrill, R (7, 1) ERA: 3.14	1.0	H	4	1	1	1	2	0	0	0	0	0	0	13	18	9.00	1.000										
Gabe White, L (8, 1) ERA: 3.86	0.1	H	1	0	0	0	0	0	0	0	0	0	0	2	5	0.00	0.000										
Tom Gordon, R (8, 1) ERA: 1.93	0.1	H	3	2	0	0	0	0	0	0	0	0	0	5	9	0.00	6.000										
42 Mariano Rivera, R (8, 1) ERA: 0.69	1.1	S	4	0	0	0	1	0	0	0	0	0	0	11	14	0.00	0.000										

Oakland Athletics @ New York Yankees  
 Yankee Stadium, Bronx, NY  
 Thu Apr 29 2004, 7:05 PM EDT  
 Att: 35,651 - Sunny - 77 F

livebaseballscores.com

AB 37  
 R 5  
 H 10  
 RBI 5  
 BB 0  
 SO 8  
 LOB 12



Batter	1	2	3	4	5	6	7	8	9	AB	R	H	RBI	BB	SO	LOB	BOTTOM										
2 Derek Jeter, R (1, 6) OBP: 0.248, SLG: 0.231	0-0 HR	0-0 FC5-4 1-2			1-0 F9	0-3 K				4	1	1	1	0	1	1											
Bernie Williams, S (1, 10) OBP: 0.291, SLG: 0.250	2-3 K		1-3 K		2-1 HR		2-3 K			4	1	1	1	0	3	0											
13 Alex Rodriguez, R (1, 5) OBP: 0.330, SLG: 0.448	2-3 K		2-0 HR		0-1 F8		0-1 G6-3			4	1	1	1	0	1	0											
25 Jason Giambi, L (1, 3) OBP: 0.430, SLG: 0.469 Tony Clark, S (9, 3) OBP: 0.366, SLG: 0.667	4-2 BB BB		0-2 K		0-0 F7		1-0 G5-3			3	0	0	0	1	1	0											
Gary Sheffield, R (1, 9) OBP: 0.402, SLG: 0.403	4-2 1-2 BB		1-3 K			0-1 55 1B HR 1B		2-1 G6-3		3	1	1	0	1	1	0											
20 Jorge Posada, S (1, 2) OBP: 0.407, SLG: 0.731	0-0 G4-3			2-3 K		3-3 K		2-2 55 G4-3 1B 2B		4	1	1	0	0	2	3											
55 Hideki Matsui, L (1, 8) OBP: 0.400, SLG: 0.413 (7, 7)		0-0 P2		0-1 FC1-4 1B		1-0 HR 1B		2-1 G4-3		4	1	2	0	0	0	1											
Ruben Sierra, S (1, 7) OBP: 0.275, SLG: 0.297 Bubba Crosby, L (7, 8) OBP: 0.222, SLG: 0.556	1-1 FC5-4 1B		1-2 FC1-4 FC5-4 1-2		1-3 K		1-3 K		0-1 S 1B	3	0	1	0	0	1	3											
Miguel Cairo, R (1, 4) OBP: 0.304, SLG: 0.524	2-2 F8		1-1 FC5-4 1-2		2-0 HR		1-1 3H 2-3 K			4	1	1	3	0	1	3											
<b>Inning Stats</b>	R: 1 E: 0 K: 2 S: 14	H: 1 LOB: 1 BB: 0 P: 26	R: 0 E: 0 K: 0 S: 9	H: 1 LOB: 1 BB: 0 P: 12	R: 1 E: 0 K: 3 S: 12	H: 1 LOB: 1 BB: 0 P: 16	R: 0 E: 0 K: 1 S: 12	H: 1 LOB: 0 BB: 0 P: 16	R: 1 E: 0 K: 3 S: 13	H: 3 LOB: 0 BB: 0 P: 20	R: 0 E: 0 K: 1 S: 8	H: 0 LOB: 0 BB: 0 P: 11	R: 1 E: 0 K: 1 S: 12	H: 2 LOB: 1 BB: 0 P: 20	R: 0 E: 0 K: 1 S: 10	H: 0 LOB: 0 BB: 0 P: 13	1B: 5 2B: 1 3B: 0 HR: 4	SF: 0 SAC: 0 DP: 0 HBP: 0	WP: 0 PB: 0 SB: 1 CS: 0	PA: 36							
<b>PITCHER</b>	IP	WLS	BF	H	R	ER	SO	BB	IBB	HBP	BLK	WP	HR	S	P	ERA	WHIP										
Barry Zito, L (1, 1) ERA: 6.83	6.0	L	28	8	6	6	9	2	0	0	0	0	0	4	66	9.00	1.667										
Chris Hammond, L (7, 1) ERA: 3.29	1.2	7	2	1	1	1	1	0	0	0	0	0	0	17	26	5.40	1.200										
Chad Bradford, R (8, 1) ERA: 6.75	0.1	1	0	0	0	0	1	0	0	0	0	0	0	3	5	0.00	0.000										

Oakland Athletics @ New York Yankees  
 Yankee Stadium, Bronx, NY  
 Thu Apr 29 2004, 7:05 PM EDT  
 Att: 35,651 - Sunny - 77 F

livebaseballscores.com

AB 34  
 R 7  
 H 10  
 RBI 7  
 BB 2  
 SO 11  
 LOB 11










Batter	1	2	3	4	5	6	7	8	9	AB	R	H	RBI	BB	SO	LOB	TOP					
4 Angel Berroa, R OBP: 0.256, SLG: 0.317										4	1	1	0	0	2	2	<b>Kansas City Royals @ New York Yankees</b> Yankee Stadium, Bronx, NY Sat May 01 2004, 1:05 PM EDT Att: 54,103 - Sunny - 72 F					
Carlos Beltrán, S OBP: 0.427, SLG: 0.687										4	0	1	0	0	0	3						
29 Mike Sweeney, R OBP: 0.367, SLG: 0.542										4	0	1	2	0	0	2						
Juan Gonzalez, R OBP: 0.313, SLG: 0.458										4	0	0	1	0	0	2						
Matt Stairs, L OBP: 0.391, SLG: 0.481										4	1	2	1	0	0	1						
Ken Harvey, R OBP: 0.427, SLG: 0.537										4	0	0	0	0	0	2						
Desi Relaford, S OBP: 0.167, SLG: 0.167										4	0	0	0	0	1	0						
Benito Santiago, R OBP: 0.279, SLG: 0.385										3	1	1	0	0	1	0						
Mendy López, R OBP: 0.192, SLG: 0.250										3	1	1	0	0	1	0						
<b>Inning Stats</b>	R: 1 E: 0 K: 0 S: 12	H: 2 LOB: 1 BB: 0 P: 14	R: 0 E: 0 K: 1 S: 12	H: 0 LOB: 0 BB: 0 P: 18	R: 0 E: 0 K: 2 S: 8	H: 0 LOB: 0 BB: 0 P: 10	R: 0 E: 0 K: 0 S: 10	H: 1 LOB: 1 BB: 0 P: 15	R: 0 E: 0 K: 0 S: 7	H: 0 LOB: 0 BB: 0 P: 8	R: 0 E: 1 K: 0 S: 6	H: 0 LOB: 0 BB: 0 P: 8	R: 1 E: 0 K: 0 S: 9	H: 1 LOB: 0 BB: 0 P: 13	R: 2 E: 0 K: 1 S: 22	H: 3 LOB: 1 BB: 0 P: 27	R: 0 E: 1 K: 1 S: 8	H: 0 LOB: 0 BB: 0 P: 15	1B: 4 2B: 2 3B: 0 HR: 1	SF: 0 SAC: 0 DP: 2 HBP: 0	WP: 0 PB: 0 CS: 0	PA: 34
<b>PITCHER</b>	IP WLS BF H R ER SO BB IBB HBP BLK WP HR S P ERA WHIP																					
Jon Lieber, R ERA: 3.86	(1, 1) 7.0 W 26 5 3 3 3 0 0 0 0 0 0 1 69 91 3.86 0.714																					
Paul Quantrill, R ERA: 3.5	(8, 1) 0.2 4 2 1 1 1 0 0 0 0 0 0 0 15 20 13.50 3.000																					
Tom Gordon, R ERA: 1.88	(8, 1) 0.1 H 1 0 0 0 0 0 0 0 0 0 0 0 2 2 0.00 0.000																					
Scott Proctor, R ERA: 9.64	(9, 1) 1.0 3 0 0 0 1 0 0 0 0 0 0 0 8 15 0.00 0.000																					

Batter	1	2	3	4	5	6	7	8	9	AB	R	H	RBI	BB	SO	LOB	BOTTOM					
2 Derek Jeter, R OBP: 0.268, SLG: 0.248										6	1	3	0	0	0	1	<b>Kansas City Royals @ New York Yankees</b> Yankee Stadium, Bronx, NY Sat May 01 2004, 1:05 PM EDT Att: 54,103 - Sunny - 72 F					
Bernie Williams, S OBP: 0.303, SLG: 0.286										5	0	1	0	0	0	3						
13 Alex Rodriguez, R OBP: 0.346, SLG: 0.442										4	2	2	0	1	0	2						
25 Jason Giambi, L OBP: 0.453, SLG: 0.486										2	1	2	0	2	0	0						
Gary Sheffield, R OBP: 0.406, SLG: 0.393										4	2	1	1	1	1	5						
55 Hideki Matsui, L OBP: 0.404, SLG: 0.439										4	3	1	3	1	1	6						
Ruben Sierra, S OBP: 0.327, SLG: 0.477										3	3	2	7	2	0	2						
John Flaherty, R OBP: 0.214, SLG: 0.286										5	0	1	0	0	1	3						
Enrique Wilson, S OBP: 0.211, SLG: 0.173										4	0	1	1	0	0	0						
<b>Inning Stats</b>	R: 2 E: 1 K: 0 S: 12	H: 3 LOB: 3 BB: 2 P: 23	R: 0 E: 0 K: 0 S: 5	H: 1 LOB: 1 BB: 0 P: 10	R: 3 E: 0 K: 0 S: 15	H: 1 LOB: 2 BB: 2 P: 28	R: 0 E: 0 K: 0 S: 10	H: 1 LOB: 2 BB: 0 P: 17	R: 2 E: 0 K: 0 S: 11	H: 3 LOB: 1 BB: 1 P: 18	R: 0 E: 0 K: 2 S: 12	H: 2 LOB: 2 BB: 0 P: 18	R: 0 E: 0 K: 1 S: 6	H: 0 LOB: 0 BB: 0 P: 10	R: 5 E: 1 K: 0 S: 19	H: 3 LOB: 1 BB: 2 P: 33	R: 0 E: 0 K: 0 S: 8	H: 0 LOB: 0 BB: 0 P: 15	1B: 9 2B: 3 3B: 0 HR: 3	SF: 1 SAC: 0 DP: 1 HBP: 1	WP: 1 PB: 0 CS: 0	PA: 46
<b>PITCHER</b>	IP WLS BF H R ER SO BB IBB HBP BLK WP HR S P ERA WHIP																					
Eduardo Villacas, R ERA: 13.5	(1, 1) 3.1 L 20 6 5 5 0 4 0 0 0 0 0 1 36 66 13.50 3.000																					
Shawn Camp, R ERA: 4.15	(4, 1) 2.2 14 5 2 2 2 1 0 1 0 0 0 1 29 48 6.75 2.250																					
Nate Field, R ERA: 1.0	(7, 1) 1.0 3 0 0 0 1 0 0 0 0 0 0 0 6 10 0.00 0.000																					
Curt Leskanic, R ERA: 14.73	(8, 1) 0.2 8 3 5 4 0 2 0 0 0 0 0 1 17 30 54.00 7.500																					
Scott Sullivan, R ERA: 5.78	(8, 1) 0.1 1 0 0 0 0 0 0 0 0 0 0 0 2 3 0.00 0.000																					

**AB 34**  
**R 4**  
**H 7**  
**RBI 4**  
**BB 0**  
**SO 5**  
**LOB 12**



**AB 37**  
**R 12**  
**H 14**  
**RBI 12**  
**BB 7**  
**SO 3**  
**LOB 22**





Batter	1	2	3	4	5	6	7	8	9	AB	R	H	RBI	BB	SO	LOB	TOP					
4 Angel Berroa, R OBP: 0.234, SLG: 0.289										4	0	0	0	0	1	2						
Carlos Beltrán, S OBP: 0.435, SLG: 0.721										3	2	2	0	1	0	0						
29 Mike Sweeney, R OBP: 0.361, SLG: 0.526										4	0	1	2	0	1	1						
Juan Gonzalez, R OBP: 0.321, SLG: 0.461										4	0	2	0	0	1	0						
Ken Harvey, R OBP: 0.418, SLG: 0.521										4	0	1	0	0	0	3						
Joe Randa, R OBP: 0.363, SLG: 0.416										3	0	0	0	0	0	0						
Benito Santiago, R OBP: 0.296, SLG: 0.412										3	0	2	0	0	0	0						
Matt Stairs, L OBP: 0.385, SLG: 0.473										1	0	0	0	0	1	2	AB 34					
Desi Relaford, S OBP: 0.188, SLG: 0.188										4	0	1	0	0	1	3	R 2					
9 David DeJesus, L OBP: 0.174, SLG: 0.050										4	0	0	0	0	0	5	H 9					
										4	0	0	0	0	0	5	RBI 2					
																	BB 1					
																	SO 5					
																	LOB 16					
<b>Inning Stats</b>	R: 1 E: 0 K: 1 S: 10	H: 2 LOB: 1 BB: 0 P: 15	R: 0 E: 0 K: 0 S: 7	H: 1 LOB: 1 BB: 0 P: 15	R: 1 E: 0 K: 0 S: 18	H: 3 LOB: 1 BB: 0 P: 22	R: 0 E: 0 K: 0 S: 16	H: 2 LOB: 2 BB: 0 P: 26	R: 0 E: 0 K: 1 S: 8	H: 0 LOB: 0 BB: 0 P: 12	R: 0 E: 0 K: 0 S: 6	H: 0 LOB: 0 BB: 0 P: 10	R: 0 E: 0 K: 0 S: 5	H: 0 LOB: 0 BB: 0 P: 10	R: 0 E: 0 K: 1 S: 8	H: 0 LOB: 1 BB: 1 P: 13	R: 0 E: 0 K: 2 S: 11	H: 1 LOB: 2 BB: 0 P: 19	1B: 6 2B: 2 3B: 1 HR: 0	SF: 0 SAC: 0 DP: 2 HBP: 1	WP: 0 PB: 0 CS: 0	PA: 36
<b>PITCHER</b>	IP	WLS	BF	H	R	ER	SO	BB	IBB	HBP	BLK	WP	HR	S	P	ERA	WHIP					
35 Mike Mussina, R ERA: 5.88	7.0	W	28	8	2	2	2	0	0	0	0	0	0	70	110	2.57	1.143					
Tom Gordon, R ERA: 1.75	1.0	H	3	0	0	0	1	1	0	0	0	0	0	8	13	0.00	1.000					
42 Mariano Rivera, R ERA: 0.59	1.0	S	5	1	0	0	2	0	0	1	0	0	0	11	19	0.00	1.000					

Kansas City Royals @ New York Yankees  
Yankee Stadium, Bronx, NY  
Sun May 02 2004, 1:05 PM EDT  
Att. 49,208 - Overcast - 65 F

AB	34
R	2
H	9
RBI	2
BB	1
SO	5
LOB	16




Batter	1	2	3	4	5	6	7	8	9	AB	R	H	RBI	BB	SO	LOB	BOTTOM				
2 Derek Jeter, R OBP: 0.259, SLG: 0.238										4	0	0	0	0	1	3					
Bernie Williams, S OBP: 0.290, SLG: 0.272										4	0	0	0	0	1	1					
13 Alex Rodriguez, R OBP: 0.342, SLG: 0.429										3	0	0	0	1	2	0					
25 Jason Giambi, L OBP: 0.455, SLG: 0.527										4	1	2	1	0	1	0					
Tony Clark, S OBP: 0.366, SLG: 0.667										0	0	0	0	0	0	0					
Gary Sheffield, R OBP: 0.400, SLG: 0.386										4	0	1	0	0	0	1					
20 Jorge Posada, S OBP: 0.409, SLG: 0.708										4	0	1	0	0	0	1					
55 Hideki Matsui, L OBP: 0.412, SLG: 0.459										3	2	2	1	0	0	0					
Ruben Sierra, S OBP: 0.327, SLG: 0.500										2	0	1	1	0	0	1					
Miguel Cairo, R OBP: 0.367, SLG: 0.520										1	0	1	1	1	0	0					
																	AB 28				
																	R 4				
																	H 8				
																	RBI 4				
																	BB 2				
																	SO 6				
																	LOB 7				
<b>Inning Stats</b>	R: 0 E: 0 K: 2 S: 7	H: 0 LOB: 0 BB: 0 P: 12	R: 0 E: 0 K: 0 S: 5	H: 0 LOB: 0 BB: 0 P: 8	R: 0 E: 0 K: 0 S: 7	H: 1 LOB: 0 BB: 0 P: 12	R: 1 E: 0 K: 1 S: 16	H: 2 LOB: 1 BB: 0 P: 25	R: 0 E: 0 K: 0 S: 7	H: 1 LOB: 1 BB: 1 P: 11	R: 0 E: 0 K: 0 S: 15	H: 1 LOB: 1 BB: 1 P: 26	R: 2 E: 0 K: 1 S: 11	H: 3 LOB: 1 BB: 0 P: 18	R: 0 E: 0 K: 2 S: 9	H: 0 LOB: 0 BB: 0 P: 14	1B: 4 2B: 3 3B: 0 HR: 1	SF: 2 SAC: 0 DP: 1 HBP: 0	WP: 1 PB: 1 CS: 0	PA: 32	
<b>PITCHER</b>	IP	WLS	BF	H	R	ER	SO	BB	IBB	HBP	BLK	WP	HR	S	P	ERA	WHIP				
Jeremy Afeldt, L ERA: 5.1	6.1	L	27	8	4	4	3	2	0	0	0	0	0	62	102	5.68	1.579				
Jason Grimsley, R ERA: 3.35	0.2		2	0	0	0	1	0	0	0	0	0	0	6	10	0.00	0.000				
Scott Sullivan, R ERA: 5.23	1.0		3	0	0	0	2	0	0	0	0	0	0	9	14	0.00	0.000				


Kansas City Royals @ New York Yankees  
Yankee Stadium, Bronx, NY  
Sun May 02 2004, 1:05 PM EDT  
Att. 49,208 - Overcast - 65 F

AB	28
R	4
H	8
RBI	4
BB	2
SO	6
LOB	7







Batter	1	2	3	4	5	6	7	8	9	AB	R	H	RBI	BB	SO	LOB	TOP														
2 Derek Jeter, R OBP: 0.254, SLG: 0.243	G1-3		13 1B	K			F9		G5-3	6	1	1	0	0	1	7	<p><b>New York Yankees @ Oakland Athletics</b> Network Associates Coliseum, Oakland, CA</p> <p>Tue May 04 2004, 10:05 PM EDT Att: 35,081 - Sunny - 64 F</p> <p>livebaseballscorecards.com</p> <p>AB 41 R 10 H 17 RBI 10 BB 5 SO 7 LOB 22</p> 														
Bernie Williams, S OBP: 0.296, SLG: 0.279	K2-3		K				13 HR	K		5	1	2	0	0	3	1															
13 Alex Rodriguez, R OBP: 0.362, SLG: 0.471	25 1B		25 C4-6-3				1-H	G5-3		4	1	3	4	1	0	0															
25 Jason Giambi, L OBP: 0.452, SLG: 0.513 Tony Clark, S OBP: 0.396, SLG: 0.667	1B		G4-6-3				20 BB	K		4	1	1	0	1	1	3															
Gary Sheffield, R OBP: 0.391, SLG: 0.370	F8			F8	P3		20 BB		K	4	1	0	0	1	1	3															
20 Jorge Posada, S OBP: 0.419, SLG: 0.711		55 FC1		G1-3			G6-3		55 2B	4	2	2	0	1	0	0															
55 Hideki Matsui, L OBP: 0.411, SLG: 0.467		FC1	G5-3				G6-3		FC6-4	5	1	2	0	0	1	4															
Ruben Sierra, S OBP: 0.357, SLG: 0.540 Homer Bush, R (7, PR) Kenny Lofton, L OBP: 0.333, SLG: 0.250							P3		FC6-4	4	1	3	3	0	0	0															
Enrique Wilson, S OBP: 0.242, SLG: 0.228	G5-3								FC6-4	5	1	3	3	0	0	4															
<b>Inning Stats</b>	R: 0 E: 0 K: 1 S: 10	H: 1 LOB: 2 BB: 1 P: 20	R: 0 E: 0 K: 0 S: 7	H: 2 LOB: 1 BB: 0 P: 10	R: 1 E: 0 K: 1 S: 9	H: 2 LOB: 0 BB: 0 P: 13	R: 2 E: 0 K: 1 S: 15	H: 3 LOB: 1 BB: 0 P: 21	R: 0 E: 0 K: 0 S: 5	H: 0 LOB: 0 BB: 0 P: 6	R: 6 E: 0 K: 1 S: 19	H: 5 LOB: 3 BB: 3 P: 39	R: 0 E: 0 K: 2 S: 8	H: 0 LOB: 0 BB: 0 P: 12	R: 1 E: 0 K: 1 S: 10	H: 2 LOB: 2 BB: 1 P: 24		1B: 11 2B: 5 3B: 0 HR: 1	SF: 0 SAC: 0 DP: 3 HBP: 0	WP: 0 PB: 0 SB: 0 CS: 0	PA: 46										
<b>PITCHER</b>	IP WLS BF H R ER SO BB IBB HBP BLK WP HR S P ERA WHIP																														
Mark Mulder, L ERA: 4.12 Chad Bradford, R ERA: 7.71 Ricardo Rincon, L ERA: 3.68 58 Justin Duchschere, R ERA: 2.13	6.1 0.0 0.1 2.1	31 L 2 B 3 10	13 0 2 1	7 0 2 1	3 0 1 1	3 0 0 3	2 2 0 1	0 0 0 0	0 0 0 0	0 0 0 0	0 0 0 0	1 4 7 19	61 12 11 39	96 ∞ 54.00 3.86	2.368 ∞ 6.000 0.857																

Batter	1	2	3	4	5	6	7	8	9	AB	R	H	RBI	BB	SO	LOB	BOTTOM																
21 Mark Kotsay, L OBP: 0.308, SLG: 0.277	F8		S WP				G1-3			3	1	1	0	1	0	0	<p><b>New York Yankees @ Oakland Athletics</b> Network Associates Coliseum, Oakland, CA</p> <p>Tue May 04 2004, 10:05 PM EDT Att: 35,081 - Sunny - 64 F</p> <p>livebaseballscorecards.com</p> <p>AB 31 R 8 H 7 RBI 7 BB 5 SO 8 LOB 8</p> 																
Eric Byrnes, R OBP: 0.400, SLG: 0.556	3 HR		3 BB				K			3	2	1	0	1	1	2																	
3 Eric Chavez, L OBP: 0.362, SLG: 0.510	1-H		1B				G4-3			3	3	2	3	1	0	0																	
Jermaine Dye, R OBP: 0.362, SLG: 0.567	K		1B				P4			3	1	0	1	1	2	0																	
Scott Hatteberg, L OBP: 0.400, SLG: 0.456	HR		P5				F7			4	1	1	1	0	0	3																	
Erubiel Durazo, L OBP: 0.352, SLG: 0.455	G5-3		7 K2-5				G6-3			4	0	1	2	0	0	0																	
7 Bobby Crosby, R OBP: 0.250, SLG: 0.353		K	K2-5				F9			4	0	0	0	0	3	1																	
Damian Miller, R OBP: 0.360, SLG: 0.449 Billy McMillon, L OBP: 0.209, SLG: 0.375							K			2	0	1	0	1	1	0																	
Marco Scutaro, R OBP: 0.319, SLG: 0.379 Eric Karros, R OBP: 0.200, SLG: 0.175							K			1	0	0	0	0	1	0																	
							G6-3			3	0	0	0	0	0	2																	
<b>Inning Stats</b>	R: 3 E: 0 K: 1 S: 15	H: 3 LOB: 0 BB: 0 P: 23	R: 0 E: 0 K: 1 S: 6	H: 0 LOB: 1 BB: 1 P: 13	R: 4 E: 0 K: 1 S: 17	H: 2 LOB: 2 BB: 3 P: 34	R: 0 E: 0 K: 0 S: 9	H: 1 LOB: 1 BB: 1 P: 16	R: 1 E: 0 K: 0 S: 10	H: 1 LOB: 0 BB: 0 P: 15	R: 0 E: 0 K: 1 S: 8	H: 0 LOB: 0 BB: 0 P: 12	R: 0 E: 0 K: 1 S: 9	H: 0 LOB: 0 BB: 0 P: 11	R: 0 E: 0 K: 1 S: 8	H: 0 LOB: 0 BB: 0 P: 9	R: 0 E: 0 K: 2 S: 10	H: 0 LOB: 0 BB: 0 P: 15	1B: 4 2B: 1 3B: 0 HR: 3	SF: 0 SAC: 0 DP: 2 HBP: 0	WP: 1 PB: 0 SB: 3 CS: 1	PA: 36											
<b>PITCHER</b>	IP WLS BF H R ER SO BB IBB HBP BLK WP HR S P ERA WHIP																																
Jose Contreras, R ERA: 9.47 Donovan Osborne, L ERA: 3.18 Paul Quantrill, R ERA: 3.38 Tom Gordon, R ERA: 1.65 42 Mariano Rivera, R ERA: 0.55	2.0 4.0 1.0 1.0 1.0	WLS W H H S	BF 14 3 3 3	H 3 0 0 0	R 1 0 0 0	ER 1 1 0 0 0	SO 2 1 1 0 2	BB 1 0 0 0 0	IBB 0 0 0 0 0	HBP 0 0 0 0 0	BLK 0 0 0 0 0	WP 0 0 0 0 0	HR 1 33 9 8 10	S 33 11 9 15	P 53 11 9 15	ERA 2.25 0.00 0.00 0.00 0.00	WHIP 1.000 0.000 0.000 0.000 0.000																



Batter	1	2	3	4	5	6	7	8	9	AB	R	H	RBI	BB	SO	LOB	TOP							
Enrique Wilson, S (1, 6) OBP: 0.239, SLG: 0.242	G5-3		P4				L7	K		5	0	1	0	0	1	2	<b>New York Yankees @ Oakland Athletics</b> Network Associates Coliseum, Oakland, CA Wed May 05 2004, 10:05 PM EDT Att: 43,227 - Cloudy - 60 F  <b>AB 38</b> <b>R 4</b> <b>H 11</b> <b>RBI 4</b> <b>BB 7</b> <b>SO 9</b> <b>LOB 25</b> 							
Bernie Williams, S (1, 8) OBP: 0.301, SLG: 0.278	P4		FC5-4 13 BB				25 G3 13 BB	F9		4	0	1	0	1	1	3								
13 Alex Rodriguez, R (1, 5) OBP: 0.364, SLG: 0.491	G4-3		FC5-4 25 2B 1-2				25 G3 BB		HR	4	1	1	1	1	1	2								
25 Jason Giambi, L (1, 10) OBP: 0.459, SLG: 0.561		F7					G3		HR	4	1	2	1	1	0	2								
Gary Sheffield, R (1, 9) OBP: 0.391, SLG: 0.396		HR					HR		G5-4-3 BB	4	1	1	1	1	2	3								
20 Jorge Posada, S (1, 2) OBP: 0.418, SLG: 0.700		55 1B 2B					F8		55 1B 2B BB	4	1	1	0	1	1	3								
55 Hideki Matsui, L (1, 7) OBP: 0.429, SLG: 0.479										4	0	3	0	1	0	0								
Tony Clark, S (1, 3) OBP: 0.375, SLG: 0.632		F7								4	0	1	1	1	2	3								
Miguel Cairo, R (1, 4) OBP: 0.333, SLG: 0.464										3	0	0	0	0	0	4								
Ruben Sierra, S (8, PH) OBP: 0.351, SLG: 0.529										1	0	0	0	0	0	1								
Homer Bush, R (8, 4) OBP: 0.375, SLG: 0.632										1	0	0	0	0	1	2								
<b>Inning Stats</b>	R: 0 E: 0 K: 0 S: 6	H: 0 LOB: 0 BB: 0 P: 8	R: 1 E: 0 K: 0 S: 16	H: 3 LOB: 2 BB: 0 P: 22	R: 0 E: 0 K: 1 S: 8	H: 1 LOB: 2 BB: 1 P: 16	R: 0 E: 0 K: 1 S: 8	H: 0 LOB: 0 BB: 0 P: 12	R: 0 E: 0 K: 2 S: 12	H: 1 LOB: 1 BB: 0 P: 16	R: 1 E: 0 K: 2 S: 16	H: 1 LOB: 2 BB: 2 P: 31	R: 0 E: 0 K: 0 S: 5	H: 1 LOB: 3 BB: 2 P: 15	R: 0 E: 1 K: 2 S: 13	H: 1 LOB: 2 BB: 0 P: 21	R: 2 E: 0 K: 1 S: 18	H: 3 LOB: 2 BB: 2 P: 34	1B: 4 2B: 4 3B: 0 HR: 3	SF: 0 SAC: 0 DP: 1 HBP: 0	WP: 0 PB: 0 SB: 0 CS: 0	PA: 45		
<b>PITCHER</b>	IP WLS BF H R ER SO BB IBB HBP BLK WP HR S P ERA WHIP																							
Barry Zito, L (1, 1) ERA: 6.17	6.0	27	6	2	2	6	3	0	0	0	0	0	0	2	66	105	3.00	1.500						
Chris Hammond, L (7, 1) ERA: 2.7	1.0	7	2	0	0	0	1	1	0	0	0	0	0	7	18	0.00	3.000							
Jim Mecir, R (8, 1) ERA: 11.42	1.0	H	4	0	0	2	0	0	0	0	0	0	0	11	18	0.00	0.000							
Arthur Rhodes, L (9, 1) ERA: 5.25	1.0	L	7	3	2	2	1	2	0	0	0	0	1	18	34	18.00	5.000							

Batter	1	2	3	4	5	6	7	8	9	AB	R	H	RBI	BB	SO	LOB	BOTTOM						
21 Mark Kotsay, L (1, 8) OBP: 0.303, SLG: 0.283	G4-3		G4-3				G1-3		FC1-5 FC6-4	5	1	1	0	0	0	4	<b>New York Yankees @ Oakland Athletics</b> Network Associates Coliseum, Oakland, CA Wed May 05 2004, 10:05 PM EDT Att: 43,227 - Cloudy - 60 F  <b>AB 37</b> <b>R 3</b> <b>H 10</b> <b>RBI 3</b> <b>BB 2</b> <b>SO 5</b> <b>LOB 18</b> 						
Eric Byrnes, R (1, 7) OBP: 0.413, SLG: 0.561	G5-3		2B				BB		FC6-4	3	0	1	1	2	0	2							
3 Eric Chavez, L (1, 5) OBP: 0.355, SLG: 0.495	G4-3		K				K		P4	5	0	1	1	0	2	6							
Jermaine Dye, R (1, 9) OBP: 0.350, SLG: 0.546		G5-3	G6-3				G6-3		K	4	0	0	0	0	1	3							
Scott Hatteberg, L (1, 3) OBP: 0.393, SLG: 0.486		HR					G6-3		G1-3	4	1	1	1	0	0	0							
Erubiel Durazo, L (1, 10) OBP: 0.348, SLG: 0.457		G4-3					L7		P6	4	0	1	0	0	0	0							
7 Bobby Crosby, R (1, 6) OBP: 0.250, SLG: 0.347		FC5-4 1B					F9		G6-3	4	0	1	0	0	0	1							
Damian Miller, R (1, 2) OBP: 0.367, SLG: 0.452		FC5-4								4	0	2	0	0	0	1							
Frank Menechino, R (9, PR) OBP: 0.179, SLG: 0.115		FC5-4					PB 21 G1-3 1B		P3	0	0	0	0	0	0	0							
Marco Scutaro, R (1, 4) OBP: 0.319, SLG: 0.378										3	1	1	0	0	2	1							
Billy McMillon, L (9, PH) OBP: 0.240, SLG: 0.400							K		FC6-4 21 FC1-5 1B	1	0	1	0	0	0	0							
<b>Inning Stats</b>	R: 0 E: 0 K: 0 S: 9	H: 0 LOB: 0 BB: 0 P: 14	R: 1 E: 0 K: 0 S: 12	H: 2 LOB: 1 BB: 0 P: 17	R: 1 E: 0 K: 1 S: 12	H: 2 LOB: 1 BB: 0 P: 20	R: 0 E: 0 K: 0 S: 8	H: 0 LOB: 0 BB: 0 P: 11	R: 0 E: 0 K: 2 S: 11	H: 1 LOB: 2 BB: 1 P: 18	R: 0 E: 0 K: 0 S: 8	H: 1 LOB: 1 BB: 0 P: 13	R: 1 E: 0 K: 2 S: 15	H: 2 LOB: 2 BB: 1 P: 22	R: 0 E: 0 K: 0 S: 8	H: 0 LOB: 0 BB: 0 P: 10	R: 0 E: 0 K: 0 S: 11	H: 2 LOB: 3 BB: 0 P: 14	1B: 6 2B: 3 3B: 0 HR: 1	SF: 0 SAC: 0 DP: 0 HBP: 0	WP: 1 PB: 1 SB: 0 CS: 0	PA: 39	
<b>PITCHER</b>	IP WLS BF H R ER SO BB IBB HBP BLK WP HR S P ERA WHIP																						
Kevin Brown, R (1, 1) ERA: 2.89	6.2	29	7	3	3	4	0	0	0	0	0	0	0	3	4	∞	∞						
Gabe White, L (7, 1) ERA: 3.85	0.0	1	1	0	0	0	0	0	0	0	0	0	0	3	4	∞	∞						
Paul Quantrill, R (7, 1) ERA: 3.12	1.1	W	4	0	0	0	1	0	0	0	0	0	0	12	15	0.00	0.000						
42 Mariano Rivera, R (9, 1) ERA: 0.52	1.0	S	5	2	0	0	0	0	0	0	0	0	0	11	14	0.00	2.000						



Batter	1	2	3	4	5	6	7	8	9	AB	R	H	RBI	BB	SO	LOB	TOP			
<b>Kenny Lofton, L</b> OBP: 0.343, SLG: 0.321 (1, 8)	4-1 BB BB 2 G6-3 BB	0-0 1-H 3-H 2 1B 3B		3-2 F7			0-0 F7		2-1 G5-3	4	1	2	1	0	0					
<b>2 Derek Jeter, R</b> OBP: 0.252, SLG: 0.241 (1, 6)	SAFE 2-2 G6-3	3-1 1-2 1B		0-0 F9			3-3 K		2-1 G6-3	5	0	1	1	0	1	1				
<b>13 Alex Rodriguez, R</b> OBP: 0.360, SLG: 0.477 (1, 5)	4-2 BB BB	0-3 K			0-0 G4-3		0-3 K			3	0	0	0	1	2	1				
<b>Gary Sheffield, R</b> OBP: 0.395, SLG: 0.394 (1, 9)	4-1 1-2 2-3 BB	1-2 P6			0-2 20 CS 1B			1-3 K		3	0	1	0	1	1	1				
<b>20 Jorge Posada, S</b> OBP: 0.412, SLG: 0.675 (1, 2)	0-3 K	3-3 K			SAFE 4-1 55 FC6-4 1-2 HBP			0-1 G4-3		3	0	0	0	0	2	4				
<b>55 Hideki Matsui, L</b> OBP: 0.422, SLG: 0.464 (1, 7)	0-0 G4-3		0-2 G6-3		0-0 FC6-4 1-2			4-1 BB BB		3	0	0	0	1	0	4				
<b>Bernie Williams, S</b> OBP: 0.308, SLG: 0.280 (1, 10)		0-0 2B 1B 1B	0-3 K			2-3 K		4-2 BB		3	1	1	0	1	2	0				
<b>Tony Clark, S</b> OBP: 0.357, SLG: 0.609 (1, 3)		0-1 1B 3B 2B	1-2 G6-3			2-3 K		3-3 K		4	1	1	0	0	2	2				
<b>Enrique Wilson, S</b> OBP: 0.239, SLG: 0.242 (1, 4)		0-0 2-3 3-H 3B 1B		0-2 G3-1		0-2 G4-3			0-2 F9	4	1	1	1	0	0	0				
<b>Inning Stats</b>	R: 0 E: 0 K: 1 S: 11	H: 0 LOB: 3 BB: 3 P: 25	R: 4 E: 0 K: 2 S: 16	H: 5 LOB: 1 BB: 20 P: 23	R: 0 E: 0 K: 1 S: 9	H: 0 LOB: 0 BB: 0 P: 10	R: 0 E: 0 K: 0 S: 6	H: 1 LOB: 1 BB: 0 P: 10	R: 0 E: 0 K: 2 S: 10	H: 0 LOB: 0 BB: 0 P: 14	R: 0 E: 0 K: 2 S: 7	H: 0 LOB: 0 BB: 0 P: 10	R: 0 E: 0 K: 2 S: 14	H: 0 LOB: 2 BB: 2 P: 26	R: 0 E: 0 K: 0 S: 7	H: 0 LOB: 0 BB: 0 P: 11	1B: 4 2B: 1 3B: 1 HR: 0	SF: 0 SAC: 0 DP: 0 HBP: 1	WP: 0 PB: 0 SB: 0 CS: 1	PA: 38
<b>PITCHER</b>	IP WLS BF H R ER SO BB IBB HBP BLK WP HR S P ERA WHIP																			
<b>40 Rich Harden, R</b> ERA: 4.45	7.2 W 34 6 4 4 9 5 0 1 0 0 0 76 121 4.70 1.435																			
<b>Ricardo Rincon, L</b> ERA: 3.52	0.1 H 1 0 0 0 1 0 0 0 0 0 0 6 9 0.00 0.000																			
<b>Jim Mecir, R</b> ERA: 10.24	1.0 S 3 0 0 0 0 0 0 0 0 0 0 7 11 0.00 0.000																			

**New York Yankees @ Oakland Athletics**  
Network Associates Coliseum, Oakland, CA  
Thu May 06 2004, 10:05 PM EDT  
Att: 38,417 - Cloudy - 64 F

AB 32  
R 4  
H 6  
RBI 4  
BB 5  
SO 10  
LOB 13




Batter	1	2	3	4	5	6	7	8	9	AB	R	H	RBI	BB	SO	LOB	BOTTOM			
<b>21 Mark Kotsay, L</b> OBP: 0.316, SLG: 0.298 (1, 8)	3-2 F7	0-2 1-3 2-H 3-H 1B			0-0 G4-3	1-2 1-2 2-H 3-H 1B		2-1 S 1B		5	0	3	4	0	0	0				
<b>Eric Byrnes, R</b> OBP: 0.388, SLG: 0.521 (1, 7)	1-2 F7	0-0 G6-3			1-2 G6-3	0-0 F7		3-2 G6-3		5	0	0	0	0	0	5				
<b>3 Eric Chavez, L</b> OBP: 0.344, SLG: 0.477 (1, 5)	1-2 K		0-0 P3		1-1 F7		0-1 F8			4	0	0	0	0	1	0				
<b>Jermaine Dye, R</b> OBP: 0.355, SLG: 0.545 (1, 9)		0-2 BB 1B BB 1B	0-3 K		2-3 K	1-2 1B		1B		4	1	2	0	0	2	0				
<b>Scott Hatteberg, L</b> OBP: 0.386, SLG: 0.474 (1, 3)		2-2 BB 21 BB 1B 1B	2-1 F7		1-2 G1-3	SAFE 0-1 P4				4	1	1	0	0	0	1				
<b>Erubiel Durazo, L</b> OBP: 0.375, SLG: 0.512 (1, 10)		4-0 BB 21 BB 1B BB		2-2 HR	0-0 WP 7 1B BB 1B	SAFE 1-2 1-2 1B 1B				3	3	3	1	1	0	0				
<b>7 Bobby Crosby, R</b> OBP: 0.250, SLG: 0.342 (1, 6)		1-1 P3		0-3 K	0-0 BB 21 WP 1B 1B	0-0 P3				4	1	1	0	0	1	5				
<b>Damian Miller, R</b> OBP: 0.373, SLG: 0.440 (1, 2)		4-2 21 BB 1B BB		0-0 G5-3	4-2 BB 21 BB 1B BB		2-2 F9			2	1	0	1	2	0	0				
<b>Marco Scutaro, R</b> OBP: 0.313, SLG: 0.370 <b>Billy McMillon, L</b> OBP: 0.269, SLG: 0.490 (6, PH) <b>Frank Menechino, R</b> OBP: 0.172, SLG: 0.111 (7, 4)		1-2 2-3 3-H F8		0-1 F8	4-1 BB 21 BB 1B BB		1-3 K			2	0	0	0	0	0	3				
<b>Inning Stats</b>	R: 0 E: 0 K: 1 S: 11	H: 0 LOB: 0 BB: 0 P: 16	R: 3 E: 0 K: 0 S: 19	H: 3 LOB: 2 BB: 2 P: 31	R: 0 E: 0 K: 1 S: 7	H: 0 LOB: 0 BB: 0 P: 9	R: 1 E: 0 K: 1 S: 9	H: 1 LOB: 0 BB: 0 P: 11	R: 0 E: 0 K: 0 S: 6	H: 0 LOB: 0 BB: 0 P: 8	R: 3 E: 0 K: 1 S: 21	H: 3 LOB: 2 BB: 2 P: 34	R: 0 E: 0 K: 0 S: 12	H: 2 LOB: 2 BB: 0 P: 14	R: 0 E: 0 K: 1 S: 14	H: 1 LOB: 1 BB: 0 P: 22	1B: 9 2B: 0 3B: 0 HR: 1	SF: 0 SAC: 0 DP: 0 HBP: 0	WP: 1 PB: 0 SB: 1 CS: 0	PA: 38
<b>PITCHER</b>	IP WLS BF H R ER SO BB IBB HBP BLK WP HR S P ERA WHIP																			
<b>Javier Vazquez, R</b> ERA: 3.73	5.2 L 27 6 3 0 0 0 4 0 0 0 0 0 67 101 11.12 1.765																			
<b>Gabe White, L</b> ERA: 3.39	1.0 6 3 0 0 0 0 0 0 0 0 0 0 17 21 0.00 3.000																			
<b>Scott Proctor, R</b> ERA: 7.5	1.1 5 1 0 0 1 0 0 0 0 0 0 0 15 23 0.00 0.750																			

**New York Yankees @ Oakland Athletics**  
Network Associates Coliseum, Oakland, CA  
Thu May 06 2004, 10:05 PM EDT  
Att: 38,417 - Cloudy - 64 F

AB 34  
R 7  
H 10  
RBI 7  
BB 4  
SO 5  
LOB 14





Batter	1	2	3	4	5	6	7	8	9	AB	R	H	RBI	BB	SO	LOB	TOP										
<b>Kenny Lofton, L</b> (1, 8) OBP: 0.333, SLG: 0.313 <b>Bernie Williams, S</b> (9, PH) OBP: 0.306, SLG: 0.277	0-1 G6-3		0-0 F8		0-0 1B		2-0 FC4 2B		0-1 P6	4	0	1	1	0	0	3	<b>New York Yankees @ Seattle Mariners</b> Safeco Field, Seattle, WA Fri May 07 2004, 7:05 PM PDT Att: 46,491 - Dome - 58 F										
<b>2 Derek Jeter, R</b> (1, 6) OBP: 0.292, SLG: 0.242	1-1 F8			1-2 G3	2-3 K		3-1 1B			4	0	1	1	0	1	2											
<b>13 Alex Rodriguez, R</b> (1, 5) OBP: 0.357, SLG: 0.469	2-2 F9			2-2 1B	2-3 K		3-2 P2			4	0	1	0	0	1	4											
<b>25 Jason Giambi, L</b> (1, 3) OBP: 0.442, SLG: 0.535		3-3 K		2-0 F8		3-2 P5		1-2 P6		4	0	0	0	0	1	1											
<b>Gary Sheffield, R</b> (1, 9) OBP: 0.398, SLG: 0.392		3-3 K		4-0 1B		1-1 G5-3		1-1 20 FC5-4 1B		3	0	1	0	1	1	0											
<b>20 Jorge Posada, S</b> (1, 2) OBP: 0.396, SLG: 0.644		0-3 K		1-1 F8		0-0 G6-3		1-2 FC5-4 1B		4	0	0	0	0	1	3											
<b>55 Hideki Matsui, L</b> (1, 7) OBP: 0.433, SLG: 0.465			4-2 1B		0-0 BB		4-1 FC4 2B	2-2 G6-3		2	2	1	0	2	0	1											
<b>Ruben Sierra, S</b> (1, 10) OBP: 0.361, SLG: 0.527			2-2 1B		3-1 F9		1-0 FC4 1B	1-3 K		4	0	2	0	0	1	1											
<b>Enrique Wilson, S</b> (1, 4) OBP: 0.243, SLG: 0.235 <b>Tony Clark, S</b> (9, PH) OBP: 0.345, SLG: 0.583	0-2 F8		0-2 F8		4-1 1B		2-3 K	0-1 F9		2	0	0	0	1	1	3											
<b>Inning Stats</b>	R: 0 E: 0 K: 0 S: 9	H: 0 LOB: 0 BB: 0 P: 12	R: 0 E: 0 K: 3 S: 10	H: 0 LOB: 0 BB: 0 P: 16	R: 0 E: 0 K: 0 S: 10	H: 1 LOB: 1 BB: 1 P: 16	R: 0 E: 0 K: 0 S: 11	H: 1 LOB: 2 BB: 1 P: 21	R: 1 E: 0 K: 2 S: 12	H: 2 LOB: 2 BB: 1 P: 23	R: 0 E: 0 K: 0 S: 7	H: 0 LOB: 0 BB: 0 P: 11	R: 1 E: 0 K: 1 S: 11	H: 2 LOB: 2 BB: 1 P: 26	R: 0 E: 0 K: 0 S: 12	H: 1 LOB: 1 BB: 0 P: 17		R: 0 E: 0 K: 1 S: 7	H: 0 LOB: 0 BB: 0 P: 8	1B: 7 2B: 0 3B: 0 HR: 0	SF: 0 SAC: 0 DP: 0 HBP: 0	WP: 0 PB: 0 CS: 0	PA: 37				
<b>PITCHER</b>	IP	WLS	BF	H	R	ER	SO	BB	IBB	HBP	BLK	WP	HR	S	P	ERA	WHIP										
<b>Ryan Franklin, R</b> (1, 1) ERA: 5.05	6.0	W	26	5	2	2	5	4	0	0	0	0	0	61	106	3.00	1.500										
<b>Shigetoshi Hasegawa, R</b> (7, 1) ERA: 5.27	1.0		4	1	0	0	1	0	0	0	0	0	0	9	19	0.00	1.000										
<b>Rafael Soriano, R</b> (8, 1) ERA: 12.0	0.2		3	1	0	0	0	0	0	0	0	0	0	9	12	0.00	1.500										
<b>Mike Myers, L</b> (8, 1) ERA: 4.32	0.1		1	0	0	0	0	0	0	0	0	0	0	3	5	0.00	0.000										
<b>Eddie Guardado, L</b> (9, 1) ERA: 1.29	1.0		3	0	0	0	1	0	0	0	0	0	0	7	8	0.00	0.000										

Batter	1	2	3	4	5	6	7	8	9	AB	R	H	RBI	BB	SO	LOB	BOTTOM										
<b>51 Ichiro Suzuki, L</b> (1, 9) OBP: 0.336, SLG: 0.344	0-0 G4-3	2-0 1B		0-0 FC3-6			3-2 FC5-4 1B			4	0	2	1	0	0	1	<b>New York Yankees @ Seattle Mariners</b> Safeco Field, Seattle, WA Fri May 07 2004, 7:05 PM PDT Att: 46,491 - Dome - 58 F										
<b>Randy Winn, S</b> (1, 8) OBP: 0.315, SLG: 0.313	0-2 1B	0-1 G4-3		1-3 K		1-2 P6				4	1	1	0	0	1	3											
<b>Scott Spiezio, S</b> (1, 5) OBP: 0.352, SLG: 0.449	3-1 2B		0-0 F9		0-1 G3-1		0-1 FC5-4 1B			4	1	1	0	0	0	1											
<b>Raul Ibanez, L</b> (1, 7) OBP: 0.336, SLG: 0.534	1-2 P2		3-2 HR		0-1 F7		2-2 1B			4	1	2	0	0	0	2											
<b>Edgar Martinez, R</b> (1, 10) OBP: 0.366, SLG: 0.411	0-1 2B		0-1 HR		1-2 F9		1-1 F7			4	1	2	4	0	0	2											
<b>John Olerud, L</b> (1, 3) OBP: 0.367, SLG: 0.366	3-2 F8		2-2 G4-3		1-0 G4-3 WP		3-1 G3			4	1	1	0	0	0	1											
<b>Rich Aurilia, R</b> (1, 6) OBP: 0.268, SLG: 0.272		0-1 G3		0-2 F7		0-1 G4-3		1-0 P3		4	0	0	0	0	0	1											
<b>Jolbert Cabrera, R</b> (1, 4) OBP: 0.306, SLG: 0.371		0-2 G6-3		2-1 51 FC3-6 1B		1-2 G6-3		1-1 2B		4	1	3	0	0	0	0											
<b>Dan Wilson, R</b> (1, 2) OBP: 0.311, SLG: 0.377		1-1 G6-3		2-3 K		3-1 G5-3		0-1 F8		4	0	0	0	0	1	3											
<b>Inning Stats</b>	R: 2 E: 0 K: 0 S: 15	H: 3 LOB: 1 BB: 0 P: 22	R: 1 E: 0 K: 0 S: 10	H: 2 LOB: 1 BB: 0 P: 13	R: 2 E: 0 K: 0 S: 14	H: 2 LOB: 0 BB: 0 P: 19	R: 0 E: 0 K: 2 S: 10	H: 1 LOB: 1 BB: 0 P: 14	R: 0 E: 0 K: 0 S: 7	H: 0 LOB: 0 BB: 0 P: 8	R: 1 E: 0 K: 0 S: 10	H: 1 LOB: 0 BB: 0 P: 13	R: 0 E: 0 K: 0 S: 14	H: 2 LOB: 2 BB: 0 P: 21	R: 0 E: 0 K: 0 S: 7	H: 1 LOB: 1 BB: 0 P: 12	1B: 8 2B: 3 3B: 0 HR: 1	SF: 0 SAC: 0 DP: 0 HBP: 0	WP: 1 PB: 0 CS: 0	PA: 36							
<b>PITCHER</b>	IP	WLS	BF	H	R	ER	SO	BB	IBB	HBP	BLK	WP	HR	S	P	ERA	WHIP										
<b>Jon Lieber, R</b> (1, 1) ERA: 6.23	6.0	L	27	9	6	6	2	0	0	0	0	0	0	66	89	9.00	1.500										
<b>Gabe White, L</b> (7, 1) ERA: 3.12	0.2		4	2	0	0	0	0	0	0	0	0	0	12	18	0.00	3.000										
<b>Bret Prinz, R</b> (7, 1) ERA:	1.1		5	1	0	0	0	0	0	0	0	0	0	9	15	0.00	0.750										





Batter	1	2	3	4	5	6	7	8	9	AB	R	H	RBI	BB	SO	LOB	TOP					
<b>2 Derek Jeter, R</b> OBP: 0.250, SLG: 0.234 (1, 6)										4	0	0	0	1	2	1						
<b>Bernie Williams, S</b> OBP: 0.310, SLG: 0.276 (1, 10)										4	1	1	0	1	1	1						
<b>13 Alex Rodriguez, R</b> OBP: 0.351, SLG: 0.466 (1, 5)										5	1	1	0	0	2	3						
<b>25 Jason Giambi, L</b> OBP: 0.441, SLG: 0.571 <b>Tony Clark, S</b> OBP: 0.345, SLG: 0.583 (9, 3)										5	2	2	3	0	1	0						
<b>Gary Sheffield, R</b> OBP: 0.402, SLG: 0.415 (1, 9)										4	2	2	1	0	0	0						
<b>20 Jorge Posada, S</b> OBP: 0.418, SLG: 0.681 (1, 2)										4	0	4	2	0	0	0						
<b>55 Hideki Matsui, L</b> OBP: 0.419, SLG: 0.447 (1, 7)										4	0	0	0	0	2	4						
<b>Enrique Wilson, S</b> OBP: 0.231, SLG: 0.222 (1, 4)										4	0	0	0	0	3	1						
<b>Kenny Lofton, L</b> OBP: 0.326, SLG: 0.333 (1, 8)										4	0	1	0	0	2	1						
<b>Inning Stats</b>	R: 0 H: 0 E: 0 K: 2 S: 12	H: 0 LOB: 0 BB: 0 P: 16	R: 0 H: 1 E: 0 K: 1 S: 11	LOB: 1 BB: 0 P: 18	R: 0 H: 0 E: 0 K: 1 S: 16	LOB: 2 BB: 2 P: 25	R: 0 H: 1 E: 0 K: 1 S: 7	LOB: 1 BB: 0 P: 14	R: 0 H: 1 E: 0 K: 1 S: 11	LOB: 1 BB: 0 P: 15	R: 3 H: 4 E: 0 K: 1 S: 20	LOB: 1 BB: 0 P: 30	R: 3 H: 4 E: 0 K: 1 S: 19	LOB: 1 BB: 0 P: 29	R: 0 H: 0 E: 0 K: 3 S: 13	LOB: 0 BB: 0 P: 17	R: 0 H: 0 E: 0 K: 2 S: 9	LOB: 0 BB: 0 P: 13	1B: 3 2B: 7 3B: 0 HR: 1	SF: 0 SAC: 0 DP: 0 HBP: 0	WP: 0 PB: 0 CS: 0	PA: 40
<b>PITCHER</b>	IP	WLS	BF	H	R	ER	SO	BB	IBB	HBP	BLK	WP	HR	S	P	ERA	WHIP					
<b>Gil Meche, R</b> ERA: 4.88 <b>Ron Villone, L</b> ERA: 4.71 <b>20 J.J. Putz, R</b> ERA:	(1, 1)	5.0	L	24	7	3	3	6	2	0	0	0	0	0	68	105	5.40	1.800				
(6, 1)	2.0		10	4	3	3	2	0	0	0	0	0	1	28	42	13.50	2.000					
(8, 1)	2.0		6	0	0	0	5	0	0	0	0	0	0	22	30	0.00	0.000					

**New York Yankees @ Seattle Mariners**  
Safeco Field, Seattle, WA  
Sat May 08 2004, 7:05 PM PDT  
Att: 46,454 - Unknown - 57 F

AB 38  
R 6  
H 11  
RBI 6  
BB 2  
SO 13  
LOB 11



Batter	1	2	3	4	5	6	7	8	9	AB	R	H	RBI	BB	SO	LOB	BOTTOM					
<b>51 Ichiro Suzuki, L</b> OBP: 0.340, SLG: 0.348 (1, 9)										4	0	2	0	0	1	2						
<b>Scott Spiezio, S</b> OBP: 0.337, SLG: 0.427 (1, 5)										4	0	0	0	0	2	2						
<b>Bret Boone, R</b> OBP: 0.294, SLG: 0.445 (1, 4)										4	0	1	0	0	0	1						
<b>Raul Ibanez, L</b> OBP: 0.325, SLG: 0.514 (1, 7)										4	0	0	0	0	3	2						
<b>Edgar Martinez, R</b> OBP: 0.354, SLG: 0.396 (1, 10)										4	0	0	0	0	0	2						
<b>John Olerud, L</b> OBP: 0.363, SLG: 0.354 (1, 3)										3	0	0	0	1	0	0						
<b>Rich Aurilia, R</b> OBP: 0.270, SLG: 0.274 (1, 6)										3	0	1	0	0	0	1						
<b>Pat Borders, R</b> (1, 2)										2	0	0	0	0	0	1						
<b>Dave Hansen, L</b> OBP: 0.409, SLG: 0.444 <b>Dan Wilson, R</b> OBP: 0.311, SLG: 0.377 (7, PH) (8, 2)										1	0	0	0	0	0	1						
<b>Quinton McCracken, S</b> OBP: 0.267, SLG: 0.154 (1, 8)										2	0	0	0	1	1	0						
<b>Inning Stats</b>	R: 0 H: 2 E: 0 K: 1 S: 12	H: 1 LOB: 2 BB: 1 P: 19	R: 0 H: 1 E: 0 K: 1 S: 8	LOB: 2 BB: 1 P: 16	R: 0 H: 0 E: 0 K: 2 S: 8	LOB: 0 BB: 0 P: 14	R: 0 H: 0 E: 0 K: 0 S: 5	LOB: 0 BB: 0 P: 6	R: 0 H: 0 E: 0 K: 1 S: 12	LOB: 0 BB: 0 P: 15	R: 0 H: 0 E: 0 K: 2 S: 11	LOB: 0 BB: 0 P: 15	R: 0 H: 0 E: 0 K: 0 S: 10	LOB: 1 BB: 1 P: 18	R: 0 H: 1 E: 0 K: 0 S: 14	LOB: 0 BB: 0 P: 20	R: 0 H: 0 E: 0 K: 0 S: 6	LOB: 0 BB: 0 P: 9	1B: 4 2B: 0 3B: 0 HR: 0	SF: 0 SAC: 0 DP: 0 HBP: 0	WP: 0 PB: 0 CS: 0	PA: 33
<b>PITCHER</b>	IP	WLS	BF	H	R	ER	SO	BB	IBB	HBP	BLK	WP	HR	S	P	ERA	WHIP					
<b>35 Mike Mussina, R</b> ERA: 4.93 <b>Paul Quantrill, R</b> ERA: 2.95	(1, 1)	8.0	W	30	4	0	0	0	2	0	0	0	0	80	123	0.00	0.750					
(9, 1)	1.0		3	0	0	0	0	0	0	0	0	0	0	6	9	0.00	0.000					

**New York Yankees @ Seattle Mariners**  
Safeco Field, Seattle, WA  
Sat May 08 2004, 7:05 PM PDT  
Att: 46,454 - Unknown - 57 F

AB 31  
R 0  
H 4  
RBI 0  
BB 2  
SO 7  
LOB 12





Batter	1	2	3	4	5	6	7	8	9	AB	R	H	RBI	BB	SO	LOB	TOP					
<b>2 Derek Jeter, R</b> OBP: 0.255, SLG: 0.264 (1, 6)										5	2	2	2	0	0	1	<b>New York Yankees @ Seattle Mariners</b> Safeco Field, Seattle, WA Sun May 09 2004, 1:05 PM PDT Att: 46,589 - Cloudy - 62 F					
<b>Bernie Williams, S</b> OBP: 0.297, SLG: 0.262 (1, 8)										5	0	0	0	0	2	2						
<b>13 Alex Rodriguez, R</b> OBP: 0.362, SLG: 0.496 (1, 5)										3	3	2	1	1	0	0						
<b>25 Jason Giambi, L</b> OBP: 0.443, SLG: 0.600 <b>Tony Clark, S</b> OBP: 0.345, SLG: 0.583 (9, 3)										4	1	2	3	0	2	0						
<b>Gary Sheffield, R</b> OBP: 0.389, SLG: 0.400 (1, 9)										4	0	0	0	0	0	2						
<b>55 Hideki Matsui, L</b> OBP: 0.414, SLG: 0.443 (1, 7)										3	0	1	1	0	1	0						
<b>Ruben Sierra, S</b> OBP: 0.354, SLG: 0.508 (1, 10)										4	0	1	0	0	0	1						
<b>Miguel Cairo, R</b> OBP: 0.324, SLG: 0.469 (1, 4)										4	1	1	0	0	1	2						
<b>John Flaherty, R</b> OBP: 0.188, SLG: 0.250 <b>20 Jorge Posada, S</b> OBP: 0.420, SLG: 0.674 (7, PH) (7, 2)										2	0	0	0	0	0	0						
<b>Inning Stats</b>	R: 0 E: 0 K: 0 S: 7	H: 0 LOB: 0 BB: 0 P: 13	R: 0 E: 0 K: 1 S: 19	H: 2 LOB: 2 BB: 0 P: 28	R: 0 E: 0 K: 0 S: 6	H: 0 LOB: 0 BB: 0 P: 7	R: 1 E: 0 K: 1 S: 9	H: 1 LOB: 0 BB: 0 P: 14	R: 0 E: 0 K: 1 S: 12	H: 0 LOB: 0 BB: 0 P: 18	R: 3 E: 0 K: 2 S: 17	H: 3 LOB: 0 BB: 0 P: 23	R: 2 E: 0 K: 2 S: 13	H: 2 LOB: 0 BB: 0 P: 22	R: 1 E: 0 K: 0 S: 12	H: 1 LOB: 1 BB: 1 P: 23		R: 0 E: 0 K: 0 S: 7	H: 0 LOB: 1 BB: 1 P: 18	1B: 5 2B: 1 3B: 0 HR: 3	SF: 1 SAC: 0 DP: 0 HBP: 0	WP: 0 PB: 0 CS: 0
<b>PITCHER</b>	IP	WLS	BF	H	R	ER	SO	BB	IBB	HBP	BLK	WP	HR	S	P	ERA	WHIP					
<b>Jamie Moyer, L</b> ERA: 4.7 (1, 1)	6.0		24	6	4	4	5	0	0	0	0	0	2	70	103	6.00	1.000					
<b>40 Julio Mateo, R</b> ERA: 4.4 (7, 1)	1.0	B	5	2	2	2	2	0	0	0	0	0	1	13	22	18.00	2.000					
<b>Rafael Soriano, R</b> ERA: 13.5 (8, 1)	0.1	L	3	1	1	1	0	1	0	0	0	0	0	8	14	27.00	6.000					
<b>Shigetoshi Hasegawa, R</b> ERA: 4.7 (8, 1)	1.2		6	0	0	0	0	1	0	0	0	0	0	11	27	0.00	0.600					

Batter	1	2	3	4	5	6	7	8	9	AB	R	H	RBI	BB	SO	LOB	BOTTOM					
<b>51 Ichiro Suzuki, L</b> OBP: 0.342, SLG: 0.353 (1, 9)										4	0	1	0	1	0	2	<b>New York Yankees @ Seattle Mariners</b> Safeco Field, Seattle, WA Sun May 09 2004, 1:05 PM PDT Att: 46,589 - Cloudy - 62 F					
<b>Randy Winn, S</b> OBP: 0.313, SLG: 0.311 (1, 8)										4	0	1	0	0	0	3						
<b>Bret Boone, R</b> OBP: 0.285, SLG: 0.431 (1, 4)										4	0	0	0	0	2	2						
<b>Edgar Martinez, R</b> OBP: 0.351, SLG: 0.386 (1, 10)										3	1	0	0	1	1	1						
<b>Raul Ibanez, L</b> OBP: 0.323, SLG: 0.505 (1, 7)										4	1	1	0	0	1	0						
<b>Jolbert Cabrera, R</b> OBP: 0.300, SLG: 0.385 (1, 5)										4	1	1	2	0	1	0						
<b>John Olerud, L</b> OBP: 0.359, SLG: 0.350 (1, 3)										4	1	1	0	0	1	0						
<b>Rich Aurilia, R</b> OBP: 0.271, SLG: 0.275 <b>Scott Spiezio, S</b> OBP: 0.333, SLG: 0.422 (9, PH)										3	1	1	1	0	1	0						
<b>Dan Wilson, R</b> OBP: 0.325, SLG: 0.431 <b>Dave Hansen, L</b> OBP: 0.453, SLG: 0.444 <b>Quinton McCracken, S</b> OBP: 0.287, SLG: 0.154 (9, PH) (9, PR)										0	0	0	0	0	0	0						
<b>Inning Stats</b>	R: 0 E: 0 K: 0 S: 6	H: 0 LOB: 1 BB: 1 P: 12	R: 6 E: 0 K: 1 S: 22	H: 6 LOB: 1 BB: 1 P: 39	R: 0 E: 0 K: 2 S: 10	H: 0 LOB: 0 BB: 0 P: 13	R: 0 E: 0 K: 1 S: 11	H: 1 LOB: 1 BB: 0 P: 13	R: 0 E: 0 K: 1 S: 6	H: 0 LOB: 0 BB: 0 P: 11	R: 0 E: 0 K: 1 S: 7	H: 0 LOB: 0 BB: 0 P: 9	R: 0 E: 0 K: 1 S: 8	H: 1 LOB: 1 BB: 0 P: 12	R: 0 E: 0 K: 0 S: 6	H: 0 LOB: 0 BB: 0 P: 7		R: 0 E: 0 K: 1 S: 10	H: 0 LOB: 1 BB: 1 P: 16	1B: 5 2B: 2 3B: 0 HR: 1	SF: 0 SAC: 0 DP: 1 HBP: 0	WP: 0 PB: 0 CS: 0
<b>PITCHER</b>	IP	WLS	BF	H	R	ER	SO	BB	IBB	HBP	BLK	WP	HR	S	P	ERA	WHIP					
<b>Donovan Osborne, L</b> ERA: 7.11 (1, 1)	1.1		11	6	6	6	0	2	0	0	0	0	0	25	33	0.00	0.375					
<b>Bret Prinz, R</b> ERA (2, 1)	2.2		9	1	0	0	4	0	0	0	0	0	0	13	20	0.00	0.000					
<b>Gabe White, L</b> ERA: 2.53 (5, 1)	2.0		6	0	0	0	2	0	0	0	0	0	0	8	12	0.00	1.000					
<b>Paul Quantrill, R</b> ERA: 2.79 (7, 1)	1.0	W	4	1	0	0	1	0	0	0	0	0	0	6	7	0.00	0.000					
<b>Tom Gordon, R</b> ERA: 1.58 (8, 1)	1.0	H	3	0	0	0	0	0	0	0	0	0	0	6	7	0.00	0.000					





Batter	1	2	3	4	5	6	7	8	9	10	AB	R	H	RBI	BB	SO	LOB	TOP								
David Eckstein, R OBP: 0.290, SLG: 0.254	(1, 6) 1-3 K	(1, 0) 0-0 F9			(2, 2) 2-2 L7			(2, 2) 2-2 F8		(1, 1) 1-1 F8	5	0	0	0	0	1	0									
9 Chone Figgins, S OBP: 0.376, SLG: 0.500	(1, 8) 2-1 27 2B		(2, 2) 0-2 27 F8 FC4-2		(1, 1) 1-1 F7			(2, 0) 2-0 F9		(2, 2) 2-2 2B	5	1	3	0	0	0	0									
27 Vladimir Guerrero, R OBP: 0.397, SLG: 0.600	(1, 9) 0-0 14H		(2, 1) 2-1 F8		(1, 1) 1-1 HR			(0, 0) 0-0 1B		(4, 0) 4-0 1BB	4	2	3	2	1	0	1									
Troy Glaus, R OBP: 0.367, SLG: 0.694	(1, 10) 0-1 2H		(3, 2) 3-2 FC4-2 CS		(2, 2) 2-2 G5-3			(1, 3) 1-3 K		(2, 3) 2-3 K	5	1	1	2	0	2	4									
Jeff DaVanon, S OBP: 0.404, SLG: 0.512	(1, 7) 0-1 FC6-4		(2, 1) 2-1 CS	(1, 0) 1-0 F7 SF8		(1, 0) 1-0 P6				(2, 3) 2-3 K	5	1	2	0	0	2	2									
Casey Kotchman, L OBP: 0.125, SLG: 0.143	(1, 3) 2-0 F7			(2, 1) 2-1 F7		(3, 2) 3-2 G6-3																				
Alfredo Amezaga, S OBP: 0.333, SLG: 0.250	(9, PR) (9, 5) 2-0 F7																									
Bengie Molina, R OBP: 0.324, SLG: 0.515	(1, 2) 1-0 FC6-4				(0, 1) 0-1 SF8			(2, 2) 2-2 G3																		
Shane Halter, R OBP: 0.262, SLG: 0.373	(1, 5) (9, 3) 2-2 G1-5-3				(2, 3) 2-3 K																					
Adam Kennedy, L OBP: 0.299, SLG: 0.352	(1, 4) 0-2 G4-3					(2, 2) 2-2 G4-3																				
<b>Inning Stats</b>	R: 3 E: 0 K: 1 S: 13	H: 4 LOB: 1 BB: 0 P: 19	R: 0 E: 0 K: 0 S: 7	H: 0 LOB: 0 BB: 0 P: 9	R: 0 E: 0 K: 0 S: 11	H: 1 LOB: 0 BB: 0 P: 18	R: 1 E: 0 K: 1 S: 8	H: 1 LOB: 0 BB: 0 P: 13	R: 0 E: 0 K: 0 S: 11	H: 0 LOB: 0 BB: 0 P: 16	R: 1 E: 0 K: 0 S: 11	H: 1 LOB: 0 BB: 0 P: 18	R: 0 E: 0 K: 1 S: 13	H: 1 LOB: 1 BB: 0 P: 18	R: 2 E: 0 K: 1 S: 22	H: 3 LOB: 1 BB: 0 P: 31	R: 0 E: 0 K: 2 S: 14	H: 1 LOB: 2 BB: 1 P: 24	1B: 5 2B: 4 3B: 0 HR: 3	SF: 1 SAC: 0 DP: 1 HBP: 0	WP: 0 PB: 0 SB: 0 CS: 1	PA: 42				
<b>PITCHER</b>	IP 6.0	WLS 7	BF 24	H 7	R 5	ER 5	SO 2	BB 0	IBB 0	HBP 0	BLK 0	WP 0	HR 2	S 61	P 93	ERA 7.50	WHIP 1.167									
Kevin Brown, R ERA: 3.42	(1, 1)																									
Paul Quantrill, R ERA: 2.53	(7, 1)																									
42 Mariano Rivera, R ERA: 1.4	(9, 1)																									
Tom Gordon, R ERA: 1.47	(10, 1)																									

Anaheim Angels @ New York Yankees  
 Yankee Stadium, Bronx, NY  
 Tue May 11 2004, 7:05 PM EDT  
 Att: 36,706 - Unknown - 82 F


AB 39  
 R 7  
 H 12  
 RBI 7  
 BB 1  
 SO 7  
 LOB 11



Batter	1	2	3	4	5	6	7	8	9	10	AB	R	H	RBI	BB	SO	LOB	BOTTOM								
Kenny Lofton, L OBP: 0.367, SLG: 0.400	(1, 8) 2-2 F9		(4, 2) 4-2 2 2B 13 1B		(3, 2) 3-2 13 1B						4	3	2	1	2	0	2									
2 Derek Jeter, R OBP: 0.265, SLG: 0.281	(1, 6) 2-0 25 S		(1, 2) 1-2 13 1B		(1, 2) 1-2 L4						6	0	3	2	0	1	2									
13 Alex Rodriguez, R OBP: 0.375, SLG: 0.500	(1, 5) 3-1 F8		(0, 1) 0-1 13 1B		(1, 0) 1-0 20 BB 25 S						5	1	3	2	0	0	2									
25 Jason Giambi, L OBP: 0.425, SLG: 0.570	(1, 3) 3-3 K		(0, 1) 0-1 P6		(2, 3) 2-3 20 BB 25 S						5	0	0	0	0	3	7									
Tony Clark, S OBP: 0.333, SLG: 0.560	(9, 3) 1-2 K				(1, 2) 1-2 K						1	0	0	0	0	1	1									
Gary Sheffield, R OBP: 0.357, SLG: 0.400	(1, 9) 2-1 F8		(1, 0) 1-0 G6-3		(4, 2) 4-2 20 BB						5	0	1	1	1	1	3									
20 Jorge Posada, S OBP: 0.419, SLG: 0.656	(1, 2) 2-3 K				(0, 2) 0-2 G6-3						4	0	1	0	1	2	1									
Homer Bush, R	(9, PR)										0	1	0	0	0	0	0									
John Flaherty, R OBP: 0.188, SLG: 0.250	(10, 2)				(1, 2) 1-2 BB						0	0	0	0	0	0	0									
55 Hideki Matsui, L OBP: 0.406, SLG: 0.427	(1, 7) 1-2 G4-3				(1, 0) 1-0 F9						4	0	0	0	1	1	3									
Ruben Sierra, S OBP: 0.357, SLG: 0.500	(1, 10) 0-1 L4				(1, 3) 1-3 K						5	1	2	1	0	1	0									
Miguel Cairo, R OBP: 0.350, SLG: 0.471	(1, 4) 4-1 BB				(3, 2) 3-2 2 1B						2	2	1	0	1	0	0									
Bernie Williams, S OBP: 0.294, SLG: 0.260	(8, PH)				(2, 2) 2-2 3B						1	0	0	0	0	1	1									
Enrique Wilson, S OBP: 0.228, SLG: 0.219	(9, 4)										1	0	0	0	0	1	2									
<b>Inning Stats</b>	R: 0 E: 1 K: 1 S: 9	H: 1 LOB: 1 BB: 0 P: 19	R: 0 E: 0 K: 1 S: 9	H: 0 LOB: 0 BB: 0 P: 14	R: 2 E: 0 K: 0 S: 14	H: 2 LOB: 2 BB: 2 P: 24	R: 0 E: 0 K: 2 S: 13	H: 0 LOB: 0 BB: 0 P: 16	R: 2 E: 0 K: 1 S: 23	H: 3 LOB: 3 BB: 2 P: 42	R: 0 E: 0 K: 0 S: 9	H: 0 LOB: 1 BB: 1 P: 15	R: 0 E: 0 K: 2 S: 9	H: 0 LOB: 1 BB: 0 P: 16	R: 2 E: 1 K: 2 S: 19	H: 3 LOB: 2 BB: 0 P: 30	R: 1 E: 0 K: 1 S: 13	H: 2 LOB: 2 BB: 0 P: 21	R: 1 E: 0 K: 2 S: 9	H: 2 LOB: 1 BB: 0 P: 13	1B: 10 2B: 2 3B: 1 HR: 0	SF: 0 SAC: 0 DP: 0 HBP: 1	WP: 0 PB: 0 SB: 4 CS: 0	PA: 50		
<b>PITCHER</b>	IP 3.0	WLS 14	BF 3	H 3	R 2	ER 2	SO 2	BB 2	IBB 0	HBP 0	BLK 0	WP 0	HR 0	S 32	P 57	ERA 6.00	WHIP 1.667									
45 Kelvin Escobar, R ERA: 4.88	(1, 1)																									
Kevin Gregg, R ERA: 1.16	(4, 1)																									
62 Scot Shields, R ERA: 4.32	(5, 1)																									
Francisco Rodriguez, R ERA: 0.5	(8, 1)																									
Troy Percival, R ERA: 2.31	(8, 1)																									

Anaheim Angels @ New York Yankees  
 Yankee Stadium, Bronx, NY  
 Tue May 11 2004, 7:05 PM EDT  
 Att: 36,706 - Unknown - 82 F

AB 43  
 R 8  
 H 13  
 RBI 7  
 BB 6  
 SO 12  
 LOB 24





Batter	1	2	3	4	5	6	7	8	9	AB	R	H	RBI	BB	SO	LOB	TOP								
9 Chone Figgins, S OBP: 0.378, SLG: 0.506	B1-3		1-2 BB 1B		1-2 G6-3			2-1 2B 2B	3-1 F9	5	1	2	0	0	0	1	<b>Anaheim Angels @ New York Yankees</b> Yankee Stadium, Bronx, NY Wed May 12 2004, 7:05 PM EDT Att: 49,954 - Unknown - 68 F								
Jeff DaVanon, S OBP: 0.421, SLG: 0.523	4-0 BB FC9-6 BB		4-1 BB SAFE SAFE SAFE BB	1-2 BB	1-0 G4-3			3-1 2B 2B	3-3 K	3	1	1	1	2	1										
27 Vladimir Guerrero, R OBP: 0.397, SLG: 0.550 39 Robb Quinlan, R OBP: 0.333, SLG: 0.500	2-0 FC9-6 HR		1-3 K		2-3 K			4-0 2B IBB	0-0 2B E 1B	4	3	1	1	1	2	3									
Jose Guillen, R OBP: 0.406, SLG: 0.561	0-0 HR		0-0 L8		1-2 G1-3			4-0 2B IBB	0-0 E 2B	4	3	2	2	1	0	2									
Casey Kotchman, L OBP: 0.231, SLG: 0.333	1-0 G2-3			1-0 G3				1-1 1B 2B	1-2 E3	5	1	2	3	0	0	0									
Bengie Molina, R OBP: 0.303, SLG: 0.479		2-0 F9		0-0 G5-3				1-1 G5-3	0-3 K	5	0	0	0	0	1	2									
Shane Halter, R OBP: 0.262, SLG: 0.365		1-3 K		1-3 K				1-1 B1-3	2-2 2B 1B	4	0	1	1	0	2	0									
Alfredo Amezaga, S OBP: 0.231, SLG: 0.167		1-1 B1-3			0-1 F8			2-1 G6-3	2-1 G3	4	0	0	0	0	0	1									
Adam Kennedy, L OBP: 0.306, SLG: 0.384			1-1 L6		2-1 HR			3-2 F8	1-0 27 1B 1B	4	2	2	1	0	0	0									
<b>Inning Stats</b>	R: 2 E: 0 K: 0 S: 4	H: 1 LOB: 0 BB: 1 P: 11	R: 0 E: 0 K: 1 S: 6	H: 0 LOB: 0 BB: 0 P: 10	R: 0 E: 0 K: 1 S: 10	H: 1 LOB: 2 BB: 1 P: 17	R: 0 E: 0 K: 1 S: 6	H: 0 LOB: 0 BB: 0 P: 8	R: 1 E: 0 K: 0 S: 10	H: 1 LOB: 0 BB: 0 P: 14	R: 0 E: 0 K: 1 S: 8	H: 1 LOB: 1 BB: 0 P: 13	R: 0 E: 0 K: 0 S: 7	H: 0 LOB: 0 BB: 0 P: 11	R: 5 E: 0 K: 0 S: 17	H: 4 LOB: 1 BB: 2 P: 39	R: 3 E: 1 K: 2 S: 14	H: 3 LOB: 1 BB: 0 P: 22	1B: 5 2B: 4 3B: 0 HR: 2	SF: 0 SAC: 0 DP: 0 HBP: 0	WP: 0 PB: 0 SB: 3 CS: 0	PA: 42			
<b>PITCHER</b>	IP	WLS	BF	H	R	ER	SO	BB	IBB	HBP	BLK	WP	HR	S	P	ERA	WHIP								
Javier Vazquez, R ERA: 4.1	(1, 1)	7.1	L	29	6	5	5	4	2	0	0	0	2	59	100	6.14	1.091								
Paul Quantrill, R ERA: 3.74	(8, 1)	0.1		5	2	3	3	0	0	2	0	0	0	7	19	81.00	6.000								
Scott Proctor, R ERA: 7.36	(8, 1)	1.1		8	3	3	1	2	0	0	0	0	0	16	26	6.75	2.250								

Batter	1	2	3	4	5	6	7	8	9	AB	R	H	RBI	BB	SO	LOB	BOTTOM								
Kenny Lofton, L OBP: 0.352, SLG: 0.386	1-0 G6-3		0-1 2B 13 SF7 1B		0-0 SF8		1-0 L7		0-0 G4-3	4	1	1	1	0	0	1	<b>Anaheim Angels @ New York Yankees</b> Yankee Stadium, Bronx, NY Wed May 12 2004, 7:05 PM EDT Att: 49,954 - Unknown - 68 F								
2 Derek Jeter, R OBP: 0.272, SLG: 0.295	2-2 F9		0-0 BB 1B		3-1 BB 1B			1-3 K		4	0	2	0	0	1	0									
13 Alex Rodriguez, R OBP: 0.372, SLG: 0.496	3-1 BB 1B		1-0 SF7		1-1 L8			3-2 E1 1B		3	0	1	1	0	0	1									
25 Jason Giambi, L OBP: 0.420, SLG: 0.558	2-1 P5		3-1 BB K		2-2 BB 1B			2-2 F7		4	0	1	0	0	1	3									
Gary Sheffield, R OBP: 0.383, SLG: 0.395		0-1 G6-3		1-0 G1-3				0-1 BB K	1-2 FC5-4 1B	4	0	1	0	0	1	1									
20 Jorge Posada, S OBP: 0.424, SLG: 0.656 John Flaherty, R OBP: 0.158, SLG: 0.211		4-2 BB FC4-6 BB		1-1 E5 55 CS				2-1 L9	1-1 FC5-4	0	0	0	0	1	0	0									
55 Hideki Matsui, L OBP: 0.394, SLG: 0.412		2-0 FC4-6 1-2		3-3 BB K				2-1 P5	0-0 G3	4	0	0	0	0	1	3									
Bernie Williams, S OBP: 0.293, SLG: 0.269		2-2 BB SAFE SAFE SAFE BB		2-2 P6				SH1-3 SF8 2B	G6-3 E7	4	1	1	0	0	0	1									
Miguel Cairo, R OBP: 0.326, SLG: 0.432			2-2 G6-3		0-0 SH1-3			2-2 G6-3	1-1 G6-3	3	0	0	0	0	0	1									
<b>Inning Stats</b>	R: 0 E: 0 K: 0 S: 9	H: 1 LOB: 1 BB: 0 P: 17	R: 0 E: 0 K: 0 S: 9	H: 0 LOB: 1 BB: 1 P: 17	R: 1 E: 0 K: 1 S: 13	H: 2 LOB: 1 BB: 0 P: 18	R: 0 E: 1 K: 1 S: 7	H: 0 LOB: 1 BB: 0 P: 12	R: 1 E: 0 K: 0 S: 9	H: 2 LOB: 1 BB: 0 P: 15	R: 0 E: 0 K: 1 S: 12	H: 1 LOB: 0 BB: 0 P: 21	R: 0 E: 0 K: 0 S: 8	H: 0 LOB: 0 BB: 0 P: 14	R: 0 E: 1 K: 1 S: 13	H: 1 LOB: 2 BB: 0 P: 20	R: 0 E: 1 K: 0 S: 5	H: 0 LOB: 1 BB: 0 P: 7	1B: 5 2B: 3 3B: 0 HR: 0	SF: 2 SAC: 1 DP: 1 HBP: 0	WP: 0 PB: 0 SB: 0 CS: 1	PA: 37			
<b>PITCHER</b>	IP	WLS	BF	H	R	ER	SO	BB	IBB	HBP	BLK	WP	HR	S	P	ERA	WHIP								
Aaron Sele, R ERA: 3.62	(1, 1)	6.0	W	25	6	2	2	3	1	0	0	0	0	59	100	3.00	1.167								
Ben Weber, R ERA: 6.61	(7, 1)	1.0	H	3	0	0	0	0	0	0	0	0	0	8	14	0.00	0.000								
62 Scot Shields, R ERA: 4.15	(8, 1)	1.0		5	1	0	0	1	0	0	0	0	0	13	20	0.00	1.000								
Ramon Ortiz, R ERA: 8.87	(9, 1)	1.0		4	0	0	0	0	0	0	0	0	0	5	7	0.00	0.000								

AB 38  
R 11  
H 11  
RBI 9  
BB 4  
SO 6  
LOB 10



AB 33  
R 2  
H 7  
RBI 2  
BB 1  
SO 4  
LOB 14









Batter	1	2	3	4	5	6	7	8	9	AB	R	H	RBI	BB	SO	LOB	TOP					
51 Ichiro Suzuki, L (1, 9) OBP: 0.345, SLG: 0.361										5	1	2	1	0	0	1	<b>Seattle Mariners @ New York Yankees</b> Yankee Stadium, Bronx, NY Fri May 14 2004, 7:05 PM EDT Att: 49,653 - Unknown - 61 F <a href="http://livebaseballscorecards.com">livebaseballscorecards.com</a>					
Randy Winn, S (1, 8) OBP: 0.336, SLG: 0.339										4	1	2	1	0	0	1						
Scott Spiezio, S (1, 5) OBP: 0.321, SLG: 0.416										4	0	1	1	0	0	3						
Edgar Martinez, R (1, 10) OBP: 0.356, SLG: 0.411										3	0	2	1	0	0	0						
Raul Ibanez, L (1, 7) OBP: 0.303, SLG: 0.457										4	0	0	0	0	0	3						
Jolbert Cabrera, R (1, 4) OBP: 0.315, SLG: 0.377										4	1	1	0	0	0	0						
Dave Hansen, L (1, 3) OBP: 0.364, SLG: 0.500										3	1	2	0	1	0	0						
Dan Wilson, R (1, 2) OBP: 0.348, SLG: 0.437										4	1	2	1	0	0	1						
Ramon Santiago, S (1, 6) OBP: 0.333, SLG: 0.200										3	0	0	0	0	0	3						
<b>Inning Stats</b>	R: 1 E: 0 K: 0 S: 12	H: 2 LOB: 1 BB: 0 P: 14	R: 0 E: 0 K: 0 S: 8	H: 2 LOB: 1 BB: 0 P: 9	R: 1 E: 0 K: 0 S: 8	H: 2 LOB: 1 BB: 0 P: 14	R: 3 E: 0 K: 0 S: 11	H: 5 LOB: 1 BB: 0 P: 17	R: 0 E: 0 K: 0 S: 6	H: 0 LOB: 0 BB: 0 P: 14	R: 0 E: 0 K: 0 S: 6	H: 0 LOB: 1 BB: 1 P: 11	R: 0 E: 0 K: 0 S: 10	H: 1 LOB: 1 BB: 0 P: 13	R: 0 E: 0 K: 0 S: 6	H: 0 LOB: 0 BB: 0 P: 9	R: 0 E: 0 K: 0 S: 6	H: 0 LOB: 1 BB: 0 P: 9	1B: 8 2B: 5 3B: 0 HR: 0	SF: 2 SAC: 1 DP: 2 HBP: 1	WP: 0 PB: 1 SB: 0 CS: 0	PA: 39
<b>PITCHER</b>	IP WLS BF H R ER SO BB IBB HBP BLK WP HR S P ERA WHIP	IP WLS BF H R ER SO BB IBB HBP BLK WP HR S P ERA WHIP																				
35 Mike Mussina, R (1, 1) ERA: 5.2	6.0 W 28 11 5 5 0 1 0 0 0 0 0 53 79 7.50 2.000																					
Paul Quantrill, R (7, 1) ERA: 3.57	1.0 H 4 1 0 0 0 0 0 0 0 0 0 0 10 13 0.00 1.000																					
Gabe White, L (8, 1) ERA: 2.13	2.0 7 0 0 0 0 0 0 0 1 0 0 0 0 12 18 0.00 0.000																					

Batter	1	2	3	4	5	6	7	8	9	AB	R	H	RBI	BB	SO	LOB	BOTTOM					
2 Derek Jeter, R (1, 6) OBP: 0.263, SLG: 0.291										5	0	0	0	0	3	7	<b>Seattle Mariners @ New York Yankees</b> Yankee Stadium, Bronx, NY Fri May 14 2004, 7:05 PM EDT Att: 49,653 - Unknown - 61 F <a href="http://livebaseballscorecards.com">livebaseballscorecards.com</a>					
Bernie Williams, S (1, 8) OBP: 0.326, SLG: 0.339										3	0	2	3	2	0	0						
13 Alex Rodriguez, R (1, 5) OBP: 0.363, SLG: 0.485										4	1	1	1	0	2	4						
Ruben Sierra, S (1, 10) OBP: 0.354, SLG: 0.514										5	1	0	0	0	1	5						
Gary Sheffield, R (1, 9) OBP: 0.380, SLG: 0.381										3	3	1	0	2	1	0						
55 Hideki Matsui, L (1, 7) OBP: 0.397, SLG: 0.451										4	1	1	1	1	1	1						
Tony Clark, S (1, 3) OBP: 0.429, SLG: 0.593										2	2	2	2	2	0	0						
John Flaherty, R (1, 2) OBP: 0.185, SLG: 0.160										2	1	0	1	2	0	3						
Miguel Cairo, R (1, 4) OBP: 0.327, SLG: 0.442										2	0	1	0	0	0	3						
25 Jason Giambi, L (7, PH) OBP: 0.430, SLG: 0.561										0	0	0	0	1	0	0						
Enrique Wilson, S (7, PR) OBP: 0.228, SLG: 0.219										0	0	0	0	0	0	0						
<b>Inning Stats</b>	R: 3 E: 0 K: 1 S: 18	H: 2 LOB: 3 BB: 4 P: 39	R: 0 E: 0 K: 1 S: 8	H: 0 LOB: 0 BB: 0 P: 16	R: 0 E: 0 K: 0 S: 5	H: 0 LOB: 0 BB: 0 P: 8	R: 2 E: 1 K: 1 S: 17	H: 1 LOB: 2 BB: 2 P: 32	R: 1 E: 1 K: 1 S: 18	H: 3 LOB: 2 BB: 0 P: 26	R: 0 E: 0 K: 1 S: 7	H: 0 LOB: 1 BB: 1 P: 12	R: 3 E: 0 K: 1 S: 18	H: 2 LOB: 3 BB: 3 P: 36	R: 0 E: 0 K: 2 S: 8	H: 0 LOB: 0 BB: 0 P: 10	R: 0 E: 0 K: 2 S: 8	H: 0 LOB: 0 BB: 0 P: 10	1B: 5 2B: 3 3B: 0 HR: 0	SF: 1 SAC: 1 DP: 1 HBP: 0	WP: 1 PB: 0 SB: 0 CS: 0	PA: 42
<b>PITCHER</b>	IP WLS BF H R ER SO BB IBB HBP BLK WP HR S P ERA WHIP	IP WLS BF H R ER SO BB IBB HBP BLK WP HR S P ERA WHIP																				
Gil Meche, R (1, 1) ERA: 5.63	0.2 8 3 3 0 2 4 0 0 0 0 0 0 43 74 0.00 1.364																					
Ron Villone, L (1, 1) ERA: 4.05	3.2 L 17 3 3 0 2 2 0 0 0 0 0 0 43 74 0.00 1.364																					
40 Julio Mateo, R (5, 1) ERA: 5.4	1.2 9 2 3 3 2 3 0 0 0 0 0 0 20 38 16.20 3.000																					
20 J.J. Putz, R (7, 1) ERA	1.0 5 1 0 0 1 0 1 0 0 1 0 0 11 19 0.00 1.000																					
Eddie Guardado, L (8, 1) ERA: 1.2	1.0 3 0 0 0 2 0 0 0 0 0 0 0 8 10 0.00 0.000																					



Batter	1	2	3	4	5	6	7	8	9	10	11	12	13	AB	R	H	RBI	BB	SO	LOB	TOP	
<b>51 Ichiro Suzuki, L</b> OBP: 0.360, SLG: 0.368 (1, 9)														5	1	3	0	2	0	2		
<b>Randy Winn, S</b> OBP: 0.324, SLG: 0.325 (1, 8)														5	0	0	0	0	0	5		
<b>Edgar Martinez, R</b> OBP: 0.395, SLG: 0.398 (13, PR)														4	0	0	0	3	0	1		
<b>Quinten McCracken, S</b> OBP: 0.287, SLG: 0.154 (13, PR)														7	2	2	2	0	1	5		
<b>Scott Spiezo, S</b> OBP: 0.319, SLG: 0.426 (1, 5)														7	2	2	2	0	1	5		
<b>Jolbert Cabrera, R</b> OBP: 0.344, SLG: 0.390 (1, 4)														6	3	3	0	1	0	2		
<b>Raul Ibanez, L</b> OBP: 0.315, SLG: 0.463 (1, 7)														5	3	2	2	0	0	1		
<b>Dan Wilson, R</b> OBP: 0.343, SLG: 0.447 (1, 2)														7	0	2	6	0	0	2		
<b>John Olerud, L</b> OBP: 0.360, SLG: 0.330 (1, 3)														4	1	1	0	2	1	3		
<b>Rich Aurilia, R</b> OBP: 0.281, SLG: 0.280 (1, 6)														2	1	1	1	0	0	1		
<b>Dave Hansen, L</b> OBP: 0.446, SLG: 0.476 (6, PH)														1	0	0	0	0	1	1		
<b>Ramon Santiago, S</b> OBP: 0.333, SLG: 0.376 (8, 6)														3	1	1	0	0	0	2		
<b>Inning Stats</b>	R: 0 E: 0 K: 0 S: 9	H: 1 LOB: 1 BB: 0 P: 10	R: 4 E: 1 K: 0 S: 9	H: 3 LOB: 0 BB: 0 P: 17	R: 0 E: 0 K: 0 S: 8	H: 1 LOB: 1 BB: 0 P: 10	R: 0 E: 0 K: 0 S: 8	H: 1 LOB: 0 BB: 0 P: 10	R: 0 E: 0 K: 1 S: 9	H: 0 LOB: 0 BB: 0 P: 9	R: 0 E: 0 K: 1 S: 8	H: 1 LOB: 2 BB: 1 P: 14	R: 0 E: 0 K: 1 S: 16	H: 1 LOB: 2 BB: 0 P: 23	R: 0 E: 0 K: 1 S: 8	H: 1 LOB: 1 BB: 0 P: 9	R: 6 E: 0 K: 0 S: 16	H: 3 LOB: 2 BB: 3 P: 34	1B: 9 2B: 6 3B: 0 HR: 0	SF: 0 SAC: 3 DP: 2 HBP: 3	W/P: 0 PB: 1 SB: 1 CS: 1	PA: 64
<b>PITCHER</b>	IP	WLS	BF	H	R	ER	SO	BB	IBB	HBP	BLK	WP	HR	S	P	ERA	WHIP					
<b>Donovan Osborne, L</b> (1, 1)	5.0		23	8	6	4	0	0	0	1	0	0	0	11	23	4.50	1.600					
<b>Paul Quantrell, R</b> (8, 1)	2.0	9	1	1	1	0	0	1	1	1	0	0	0	11	23	4.50	1.600					
<b>Tom Gordon, R</b> (8, 1)	2.0	9	1	0	0	2	1	1	0	0	0	0	0	17	32	0.00	1.000					
<b>42 Mariano Rivera, R</b> (10, 1)	2.0	8	1	0	0	0	0	1	0	0	0	0	0	24	35	0.00	0.500					
<b>Gabe White, L</b> (12, 1)	2.0	L	14	4	6	6	1	0	3	1	0	0	0	24	43	27.00	2.000					

Seattle Mariners @ New York Yankees  
Yankee Stadium, Bronx, NY  
Sat May 15 2004, 1:05 PM EDT  
Att. 54,531 - Sunny - 81 F

AB 49  
R 13  
H 15  
RBI 11  
BB 8  
SO 3  
LOB 25



Batter	1	2	3	4	5	6	7	8	9	10	11	12	13	AB	R	H	RBI	BB	SO	LOB	BOTTOM	
<b>2 Derek Jeter, R</b> OBP: 0.257, SLG: 0.284 (1, 6)														7	0	1	0	0	2	6		
<b>Bernie Williams, S</b> OBP: 0.331, SLG: 0.358 (1, 8)														5	2	1	1	2	1	3		
<b>13 Alex Rodriguez, R</b> OBP: 0.374, SLG: 0.532 (1, 5)														5	2	3	3	1	0	3		
<b>25 Jason Giambi, L</b> OBP: 0.411, SLG: 0.531 (1, 3)														6	0	0	0	0	2	5		
<b>Tony Clark, S</b> OBP: 0.429, SLG: 0.593 (13, 3)														0	0	0	0	0	0	0		
<b>Gary Sheffield, R</b> OBP: 0.391, SLG: 0.412 (1, 9)														5	2	3	1	1	0	0		
<b>55 Hideki Matsui, L</b> OBP: 0.388, SLG: 0.461 (1, 7)														6	1	1	2	0	1	3		
<b>Ruben Sierra, S</b> OBP: 0.341, SLG: 0.487 (1, 10)														6	0	1	0	0	2	2		
<b>John Flaherty, R</b> OBP: 0.182, SLG: 0.194 (1, 2)														6	0	1	0	0	1	1		
<b>Miguel Cairo, R</b> OBP: 0.352, SLG: 0.458 (1, 4)														5	0	3	0	0	0	0		
<b>Inning Stats</b>	R: 0 E: 0 K: 0 S: 10	H: 2 LOB: 1 BB: 0 P: 16	R: 1 E: 1 K: 1 S: 13	H: 3 LOB: 2 BB: 0 P: 23	R: 2 E: 0 K: 1 S: 11	H: 1 LOB: 0 BB: 2 P: 27	R: 0 E: 0 K: 0 S: 4	H: 0 LOB: 0 BB: 0 P: 7	R: 1 E: 0 K: 1 S: 9	H: 1 LOB: 0 BB: 0 P: 18	R: 0 E: 0 K: 1 S: 10	H: 1 LOB: 3 BB: 1 P: 16	R: 0 E: 0 K: 1 S: 9	H: 1 LOB: 1 BB: 0 P: 10	R: 0 E: 1 K: 2 S: 12	H: 1 LOB: 2 BB: 1 P: 19	R: 0 E: 0 K: 1 S: 13	H: 1 LOB: 1 BB: 0 P: 18	1B: 8 2B: 1 3B: 0 HR: 5	SF: 0 SAC: 1 DP: 2 HBP: 0	W/P: 0 PB: 0 SB: 1 CS: 0	PA: 56
<b>PITCHER</b>	IP	WLS	BF	H	R	ER	SO	BB	IBB	HBP	BLK	WP	HR	S	P	ERA	WHIP					
<b>Jamie Moyer, L</b> (1, 1)	5.1		25	9	6	6	4	2	0	0	0	0	0	18	30	10.12	2.062					
<b>Shigetoshi Hasegawa, R</b> (8, 1)	2.0	B	7	1	1	1	0	0	0	0	0	0	0	5	8	0.00	0.000					
<b>Mike Myers, L</b> (8, 1)	0.2		2	0	0	0	0	0	0	0	0	0	0	5	8	0.00	0.000					
<b>20 J.J. Putz, R</b> (8, 1)	2.0	9	1	0	0	0	0	1	0	0	0	0	0	15	28	0.00	0.500					
<b>40 Julio Mateo, R</b> (11, 1)	1.0	4	1	0	0	1	0	0	0	0	0	0	0	9	10	0.00	1.000					

Seattle Mariners @ New York Yankees  
Yankee Stadium, Bronx, NY  
Sat May 15 2004, 1:05 PM EDT  
Att. 54,531 - Sunny - 81 F

AB 51  
R 7  
H 14  
RBI 7  
BB 4  
SO 9  
LOB 23





Batter	1	2	3	4	5	6	7	8	9	AB	R	H	RBI	BB	SO	LOB	TOP				
51 Ichiro Suzuki, L (1, 9) OBP: 0.363, SLG: 0.371	0-1 G1-6-3 1B		0-1 1-2 1B		1-0 G4-3			1-0 L5		4	0	2	0	0	0	0	<b>Seattle Mariners @ New York Yankees</b> Yankee Stadium, Bronx, NY Sun May 16 2004, 1:05 PM EDT Att: 54,732 - Cloudy - 74 F				
Scott Spiezio, S (1, 5) OBP: 0.317, SLG: 0.446	0-0 G1-6-3 1-2f		1-2 P6		0-1 G3-1			0-0 HR		4	1	1	1	0	0	3					
Edgar Martinez, R (1, 10) OBP: 0.350, SLG: 0.387	2-3 K			0-0 G4-3				3-2 G5-3		4	0	0	0	0	2	0					
Raul Ibanez, L (1, 7) OBP: 0.320, SLG: 0.464		3-2 F9		1-2 1B				2-2 L6		4	0	2	0	0	0	0					
Jolbert Cabrera, R (1, 4) OBP: 0.338, SLG: 0.381		1-2 G5-3		1-2 FC5 1-3 1B				0-2 F8		4	0	1	0	0	1	1					
John Olerud, L (1, 3) Quinton McCracken, S (9, PR) OBP: 0.354, SLG: 0.331 OBP: 0.287, SLG: 0.154		2-3 K		1-2 BB				1-3 K		3	0	1	0	1	2	0					
Rich Aurilia, R (1, 6) OBP: 0.290, SLG: 0.298			0-2 FC2-6 1B	2-2 P2				2-1 SH1-4		3	0	2	0	0	0	3					
Pat Borders, R (1, 2) Dave Hanson, L (9, PH) OBP: 0.433, SLG: 0.458			2-2 P4	1-1 FC5				0-0 F8		3	0	0	0	0	0	5					
Randy Winn, S (1, 8) OBP: 0.314, SLG: 0.315			0-0 FC2-6 51 1B		1-3 K			0-0 G3		4	0	0	0	0	1	4					
<b>Inning Stats</b>	R: 0 E: 0 K: 1 S: 6	H: 1 LOB: 0 BB: 0 P: 8	R: 0 E: 0 K: 1 S: 9	H: 0 LOB: 0 BB: 0 P: 15	R: 0 E: 0 K: 0 S: 13	H: 2 LOB: 2 BB: 0 P: 16	R: 0 E: 0 K: 0 S: 17	H: 2 LOB: 3 BB: 1 P: 26	R: 0 E: 0 K: 1 S: 10	H: 0 LOB: 0 BB: 0 P: 14	R: 0 E: 0 K: 1 S: 7	H: 1 LOB: 1 BB: 0 P: 11	R: 1 E: 0 K: 0 S: 12	H: 2 LOB: 1 BB: 0 P: 20	R: 0 E: 0 K: 0 S: 7	H: 1 LOB: 2 BB: 0 P: 10		1B: 7 2B: 1 3B: 0 HR: 1	SF: 0 SAC: 1 DP: 1 HBP: 0	WP: 0 PB: 0 CS: 0	PA: 36
<b>PITCHER</b>	IP WLS BF H R ER SO BB IBB HBP BLK WP HR S P ERA WHIP	IP WLS BF H R ER SO BB IBB HBP BLK WP HR S P ERA WHIP	IP WLS BF H R ER SO BB IBB HBP BLK WP HR S P ERA WHIP	IP WLS BF H R ER SO BB IBB HBP BLK WP HR S P ERA WHIP	IP WLS BF H R ER SO BB IBB HBP BLK WP HR S P ERA WHIP	IP WLS BF H R ER SO BB IBB HBP BLK WP HR S P ERA WHIP	IP WLS BF H R ER SO BB IBB HBP BLK WP HR S P ERA WHIP	IP WLS BF H R ER SO BB IBB HBP BLK WP HR S P ERA WHIP	IP WLS BF H R ER SO BB IBB HBP BLK WP HR S P ERA WHIP	IP WLS BF H R ER SO BB IBB HBP BLK WP HR S P ERA WHIP	IP WLS BF H R ER SO BB IBB HBP BLK WP HR S P ERA WHIP	IP WLS BF H R ER SO BB IBB HBP BLK WP HR S P ERA WHIP	IP WLS BF H R ER SO BB IBB HBP BLK WP HR S P ERA WHIP	IP WLS BF H R ER SO BB IBB HBP BLK WP HR S P ERA WHIP	IP WLS BF H R ER SO BB IBB HBP BLK WP HR S P ERA WHIP	IP WLS BF H R ER SO BB IBB HBP BLK WP HR S P ERA WHIP	IP WLS BF H R ER SO BB IBB HBP BLK WP HR S P ERA WHIP	IP WLS BF H R ER SO BB IBB HBP BLK WP HR S P ERA WHIP	IP WLS BF H R ER SO BB IBB HBP BLK WP HR S P ERA WHIP	IP WLS BF H R ER SO BB IBB HBP BLK WP HR S P ERA WHIP	IP WLS BF H R ER SO BB IBB HBP BLK WP HR S P ERA WHIP

AB	34
R	1
H	9
RBI	1
BB	1
SO	6
LOB	18



Batter	1	2	3	4	5	6	7	8	9	AB	R	H	RBI	BB	SO	LOB	BOTTOM				
Kenny Lofton, L (1, 8) OBP: 0.328, SLG: 0.354	1-3 K		1-2 F7		2-2 F7			3-1 F8		4	0	0	0	0	1	1	<b>Seattle Mariners @ New York Yankees</b> Yankee Stadium, Bronx, NY Sun May 16 2004, 1:05 PM EDT Att: 54,732 - Cloudy - 74 F				
2 Derek Jeter, R (1, 6) OBP: 0.251, SLG: 0.277	2-3 K		1-0 G6-4-3 1-2f			0-0 F8		0-0 G6-3		4	0	0	0	0	1	1					
13 Alex Rodriguez, R (1, 5) OBP: 0.371, SLG: 0.524	1-3 K2-3			1-1 F8				2-0 S 1B		4	0	1	0	0	1	0					
Gary Sheffield, R (1, 9) OBP: 0.396, SLG: 0.409		4-2 BB		0-2 G1-3				4-1 1B		1	0	0	0	2	0	0					
Bernie Williams, S (1, 10) OBP: 0.331, SLG: 0.358		1-3 K		0-0 55 BB 1B				2-1 L8		3	1	1	0	0	1	3					
55 Hideki Matsui, L (1, 7) OBP: 0.387, SLG: 0.454		1-0 L8		4-2 1B				1-2 G4-3		2	0	0	0	1	0	3					
Tony Clark, S (1, 3) OBP: 0.421, SLG: 0.567		1-3 K		1-1 BB				3-3 K		3	0	1	1	0	2	1					
John Flaherty, R (1, 2) OBP: 0.194, SLG: 0.294			3-2 HR		0-1 F7			0-1 P4		3	1	1	1	0	0	0					
Miguel Cairo, R (1, 4) OBP: 0.351, SLG: 0.451			2-2 G6-4-3 1B		2-1 F8			1-2 F7		3	0	1	0	0	0	0					
<b>Inning Stats</b>	R: 0 E: 0 K: 3 S: 10	H: 0 LOB: 0 BB: 0 P: 14	R: 0 E: 0 K: 2 S: 9	H: 0 LOB: 1 BB: 1 P: 17	R: 1 E: 0 K: 0 S: 11	H: 2 LOB: 0 BB: 0 P: 18	R: 1 E: 0 K: 0 S: 10	H: 2 LOB: 2 BB: 1 P: 16	R: 0 E: 0 K: 0 S: 9	H: 0 LOB: 0 BB: 0 P: 13	R: 0 E: 0 K: 1 S: 7	H: 0 LOB: 0 BB: 0 P: 11	R: 0 E: 0 K: 0 S: 5	H: 0 LOB: 0 BB: 0 P: 11	R: 0 E: 0 K: 0 S: 5	H: 0 LOB: 0 BB: 0 P: 11		1B: 4 2B: 0 3B: 0 HR: 1	SF: 0 SAC: 0 DP: 1 HBP: 0	WP: 0 PB: 0 CS: 0	PA: 30
<b>PITCHER</b>	IP WLS BF H R ER SO BB IBB HBP BLK WP HR S P ERA WHIP	IP WLS BF H R ER SO BB IBB HBP BLK WP HR S P ERA WHIP	IP WLS BF H R ER SO BB IBB HBP BLK WP HR S P ERA WHIP	IP WLS BF H R ER SO BB IBB HBP BLK WP HR S P ERA WHIP	IP WLS BF H R ER SO BB IBB HBP BLK WP HR S P ERA WHIP	IP WLS BF H R ER SO BB IBB HBP BLK WP HR S P ERA WHIP	IP WLS BF H R ER SO BB IBB HBP BLK WP HR S P ERA WHIP	IP WLS BF H R ER SO BB IBB HBP BLK WP HR S P ERA WHIP	IP WLS BF H R ER SO BB IBB HBP BLK WP HR S P ERA WHIP	IP WLS BF H R ER SO BB IBB HBP BLK WP HR S P ERA WHIP	IP WLS BF H R ER SO BB IBB HBP BLK WP HR S P ERA WHIP	IP WLS BF H R ER SO BB IBB HBP BLK WP HR S P ERA WHIP	IP WLS BF H R ER SO BB IBB HBP BLK WP HR S P ERA WHIP	IP WLS BF H R ER SO BB IBB HBP BLK WP HR S P ERA WHIP	IP WLS BF H R ER SO BB IBB HBP BLK WP HR S P ERA WHIP	IP WLS BF H R ER SO BB IBB HBP BLK WP HR S P ERA WHIP	IP WLS BF H R ER SO BB IBB HBP BLK WP HR S P ERA WHIP	IP WLS BF H R ER SO BB IBB HBP BLK WP HR S P ERA WHIP	IP WLS BF H R ER SO BB IBB HBP BLK WP HR S P ERA WHIP	IP WLS BF H R ER SO BB IBB HBP BLK WP HR S P ERA WHIP	IP WLS BF H R ER SO BB IBB HBP BLK WP HR S P ERA WHIP

AB	27
R	2
H	5
RBI	2
BB	3
SO	6
LOB	9






Batter	1	2	3	4	5	6	7	8	9	10	11	AB	R	H	RBI	BB	SO	LOB	TOP									
<b>Kenny Lofton, L</b> OBP: 0.349, SLG: 0.365	1-2 2 G6-4-3 1B		2-2 1B		2-0 F7			4-2 13 CS 2 SH1-3 BB		1-2 G6-3		4	0	2	0	1	0	0										
<b>2 Derek Jeter, R</b> OBP: 0.246, SLG: 0.270	2-0 G6-4-3 1-2r		0-0 F9		1-3 K			1-0 SH1-3 1-2		3-2 G4-3		4	0	0	0	0	1	2										
<b>13 Alex Rodriguez, R</b> OBP: 0.366, SLG: 0.510	4-2 BB HBP		0-0 G5-3		1-1 F8			1-3 K 2-3		0-0 G5-3		4	0	0	0	0	1	2										
<b>Gary Sheffield, R</b> OBP: 0.390, SLG: 0.397	4-1 1 SAFE BB				3-1 E5 20 CS			2-1 G5-3		3-2 G5-3		4	0	0	0	1	0	0										
<b>20 Jorge Posada, S</b> OBP: 0.426, SLG: 0.643	1-1 G3				4-2 BB 55 BB 1-2			2-0 G1-3		1-1 55 G1-3 1B HBP		2	0	0	0	1	0	2										
<b>55 Hideki Matsui, L</b> OBP: 0.344, SLG: 0.444		3-2 G4-3			4-2 BB 1-2			2-2 G4-3		2-2 G1-3 1-2		3	0	0	0	1	0	1										
<b>Bernie Williams, S</b> OBP: 0.329, SLG: 0.354		3-1 G4-3			0-3 K			0-0 G3		0-0 1B 2H		4	0	1	0	0	1	2										
<b>Tony Clark, S</b> OBP: 0.405, SLG: 0.515		3-2 F8			4-0 FC5-4 BB 1-2 2-3			1-1 F8		1-2 K		3	0	0	0	1	1	0										
<b>Miguel Cairo, R</b> OBP: 0.328, SLG: 0.418			2-1 F9		1-2 FC5-4 1-2r			3-3 K2-3		1-3 K2-3		4	0	0	0	0	2	3										
<b>Inning Stats</b>	R: 0 E: 0 K: 1 S: 9	H: 1 LOB: 2 BB: 1 P: 21	R: 0 E: 0 K: 2 S: 9	H: 0 LOB: 0 BB: 0 P: 18	R: 0 E: 0 K: 1 S: 9	H: 1 LOB: 1 BB: 0 P: 13	R: 0 E: 1 K: 1 S: 12	H: 0 LOB: 3 BB: 3 P: 28	R: 0 E: 0 K: 1 S: 6	H: 0 LOB: 0 BB: 0 P: 12	R: 0 E: 0 K: 1 S: 7	H: 0 LOB: 1 BB: 1 P: 13	R: 0 E: 0 K: 2 S: 8	H: 1 LOB: 2 BB: 0 P: 14	R: 0 E: 0 K: 2 S: 9	H: 0 LOB: 0 BB: 0 P: 12	R: 0 E: 0 K: 0 S: 7	H: 0 LOB: 0 BB: 0 P: 10	1B: 3 2B: 0 3B: 0 HR: 0	SF: 0 SAC: 1 DP: 1 HBP: 2	WP: 0 PB: 0 SB: 0 CS: 2	PA: 40						
<b>PITCHER</b>	IP WLS BF H R ER SO BB IBB HBP BLK WP HR S P ERA WHIP																											
<b>Aaron Sele, R</b> ERA: 2.97	(1, 1)	6.0	24	2	0	0	2	1	0	0	0	0	0	0	15	25	0.00	0.500										
<b>Franco Rodriguez, R</b> ERA: 0.43	(7, 1)	2.0	6	0	0	0	2	1	0	0	0	0	0	0	8	14	0.00	1.000										
<b>Troy Percival, R</b> ERA: 3.77	(8, 1)	1.0	4	1	0	0	0	0	0	1	0	0	0	0	0	0	0.00	1.000										
<b>62 Scot Shields, R</b> ERA: 3.72	(10, 1)	2.0	W	6	0	0	0	2	0	0	0	0	0	0	16	22	0.00	0.000										

New York Yankees @ Anaheim Angels  
Angel Stadium of Anaheim, Anaheim, CA  
Tue May 18 2004, 7:05 PM PDT  
Att. 43,660 - Sunny - 71 F

livebaseballscorecards.com

AB 32  
R 0  
H 3  
RBI 0  
BB 5  
SO 6  
LOB 12



Batter	1	2	3	4	5	6	7	8	9	10	11	AB	R	H	RBI	BB	SO	LOB	BOTTOM								
<b>David Eckstein, R</b> OBP: 0.304, SLG: 0.274	2-1 F9		2-2 BB 1B		1-2 G1-3			2-2 P4		2-1 1B		5	0	2	0	0	0	1									
<b>9 Chone Figgins, S</b> OBP: 0.369, SLG: 0.505	2-2 F7		1-3 K		3-2 B1-3			2-1 L6		1-0 F8		5	0	0	0	0	1	3									
<b>Jeff DaVanon, S</b> OBP: 0.427, SLG: 0.492	0-1 27 1B		4-2 BB		0-0 G3-1			0-0 27 FC6-4 1B		1-0 SH3-4 27 1B 1B		4	1	3	0	1	0	0									
<b>27 Vladimir Guerrero, R</b> OBP: 0.402, SLG: 0.587	0-1 1B		3-2 F7		4-1 BB			0-1 FC6-4 1-2r		0-1 1B SH3-4 1B		4	0	2	0	1	0	3									
<b>Jose Guillen, R</b> OBP: 0.384, SLG: 0.531	2-3 K				3-2 G3-6-1 1B			2-0 F9		3-2 CS 1B		4	0	2	0	0	1	3									
<b>Alfredo Amezaga, S</b> OBP: 0.190, SLG: 0.150					0-2 G3-6-1 1-2r			2-2 F7		1 SAFE 1 SAFE 1 SAFE G1-3		4	0	0	0	1	0	3									
<b>Casey Kotchman, L</b> OBP: 0.333, SLG: 0.333		0-0 F8			3-1 G6-3			0-0 F7		0-3 K		5	0	1	1	0	2	1									
<b>Adam Riggs, R</b> OBP: 0.200, SLG: 0.200								0-0 F7		0-3 K		5	0	1	1	0	2	1									
<b>José Molina, R</b> OBP: 0.348, SLG: 0.516					0-1 G3-4 2B			0-2 G6-3		2-0 G6-3		4	0	1	0	0	1	0									
<b>Adam Kennedy, L</b> OBP: 0.301, SLG: 0.368					2-2 L8			2-3 K		1-2 F8		4	0	0	0	0	1	1									
<b>Inning Stats</b>	R: 0 E: 0 K: 1 S: 12	H: 2 LOB: 2 BB: 0 P: 18	R: 0 E: 0 K: 2 S: 7	H: 0 LOB: 0 BB: 0 P: 11	R: 0 E: 0 K: 1 S: 20	H: 1 LOB: 2 BB: 1 P: 32	R: 0 E: 0 K: 0 S: 10	H: 1 LOB: 0 BB: 0 P: 16	R: 0 E: 0 K: 0 S: 9	H: 1 LOB: 1 BB: 1 P: 13	R: 0 E: 0 K: 0 S: 6	H: 1 LOB: 1 BB: 1 P: 14	R: 0 E: 0 K: 1 S: 7	H: 0 LOB: 0 BB: 0 P: 9	R: 0 E: 0 K: 0 S: 9	H: 1 LOB: 1 BB: 0 P: 13	R: 0 E: 0 K: 1 S: 10	H: 1 LOB: 1 BB: 0 P: 15	R: 0 E: 0 K: 0 S: 7	H: 1 LOB: 1 BB: 0 P: 13	R: 1 E: 0 K: 0 S: 6	H: 3 LOB: 3 BB: 1 P: 11	1B: 10 2B: 1 3B: 0 HR: 0	SF: 0 SAC: 1 DP: 1 HBP: 0	WP: 0 PB: 0 SB: 0 CS: 1	PA: 43	
<b>PITCHER</b>	IP WLS BF H R ER SO BB IBB HBP BLK WP HR S P ERA WHIP																										
<b>Javier Vazquez, R</b> ERA: 3.55	(1, 1)	7.0	27	2	0	0	1	0	0	0	0	0	0	19	28	0.00	1.000										
<b>Tom Gordon, R</b> ERA: 1.57	(8, 1)	2.0	7	5	0	0	1	0	0	0	0	0	0	13	24	6.75	3.000										
<b>Paul Quantrill, R</b> ERA: 3.81	(10, 1)	1.1	L	9	4	1	1	0	0	1	0	0	0	0	0	0	0	0	1								

New York Yankees @ Anaheim Angels  
Angel Stadium of Anaheim, Anaheim, CA  
Tue May 18 2004, 7:05 PM PDT  
Att. 43,660 - Sunny - 71 F

livebaseballscorecards.com

AB 39  
R 1  
H 11  
RBI 1  
BB 3  
SO 6  
LOB 15





Batter	1	2	3	4	5	6	7	8	9	AB	R	H	RBI	BB	SO	LOB	TOP								
<b>2 Derek Jeter, R</b> OBP: 0.250, SLG: 0.265	L8		F8	CS HBP				G6-3		3	0	0	1	1	0	0	<b>New York Yankees @ Anaheim Angels</b> Angel Stadium of Anaheim, Anaheim, CA Wed May 19, 2004, 7:05 PM PDT Att: 43,742 - Sunny - 71 F								
<b>Bernie Williams, S</b> OBP: 0.325, SLG: 0.344	G5-3		B1-3	CS	F8	F5		BB 13 2B		4	1	0	0	1	0	3									
<b>13 Alex Rodriguez, R</b> OBP: 0.367, SLG: 0.526	K		25 HR		F9	K		BB 1-H		5	1	2	1	0	2	3									
<b>25 Jason Giambi, L</b> OBP: 0.418, SLG: 0.564		P5	HR		BB			F8		4	1	2	2	1	0	1									
<b>Gary Sheffield, R</b> OBP: 0.391, SLG: 0.393	BB 55 BB		20 1B		F8			G4-3		4	0	1	0	1	1	2									
<b>20 Jorge Posada, S</b> OBP: 0.433, SLG: 0.634	K		1B					G4-3		3	0	1	0	2	1	1									
<b>55 Hideki Matsui, L</b> OBP: 0.390, SLG: 0.441	BB		K					BB 2 BB		3	1	1	0	2	2	4									
<b>Tony Clark, S</b> OBP: 0.404, SLG: 0.472					G4-3			BB 2 BB		3	0	0	0	2	1	4									
<b>Miguel Cairo, R</b> OBP: 0.317, SLG: 0.404								F8		2	0	0	0	0	1	3									
<b>Ruben Sierra, S</b> OBP: 0.349, SLG: 0.487	K				G6-3			G4-3		0	0	0	0	1	0	0									
<b>Enrique Wilson, S</b> OBP: 0.222, SLG: 0.213								BB 2 BB		2	0	0	0	0	0	2									
<b>Inning Stats</b>	R: 0 E: 0 K: 1 S: 7	H: 0 LOB: 0 BB: 0 P: 11	R: 0 E: 0 K: 2 S: 12	H: 0 LOB: 3 BB: 3 P: 27	R: 2 E: 0 K: 1 S: 16	H: 4 LOB: 2 BB: 0 P: 23	R: 0 E: 0 K: 0 S: 8	H: 0 LOB: 0 BB: 0 P: 15	R: 0 E: 0 K: 0 S: 8	H: 0 LOB: 1 BB: 1 P: 14	R: 1 E: 0 K: 1 S: 15	H: 1 LOB: 3 BB: 3 P: 33	R: 0 E: 0 K: 2 S: 13	H: 1 LOB: 2 BB: 1 P: 21	R: 1 E: 0 K: 0 S: 10	H: 1 LOB: 1 BB: 2 P: 21	R: 0 E: 0 K: 1 S: 10	H: 0 LOB: 2 BB: 2 P: 25	1B: 3 2B: 2 3B: 1 HR: 1	SF: 0 SAC: 0 DP: 0 HBP: 1	WP: 0 PB: 0 SB: 1 CS: 1	PA: 46			
<b>PITCHER</b>	IP	WLS	BF	H	R	ER	SO	BB	IBB	HBP	BLK	WP	HR	S	P	ERA	WHIP								
<b>41 John Lackey, R</b> ERA: 4.83	5.1	L	27	5	3	3	4	6	0	1	0	0	1	56	106	5.06	2.062								
<b>Kevin Gregg, R</b> ERA: 1.29	1.2		8	1	0	0	3	2	0	0	0	0	0	23	38	0.00	1.800								
<b>Ben Weber, R</b> ERA: 6.75	2.0		10	1	1	1	1	3	0	0	0	0	0	20	46	4.50	2.000								

AB 33  
R 4  
H 7  
RBI 4  
BB 11  
SO 8  
LOB 23



Batter	1	2	3	4	5	6	7	8	9	AB	R	H	RBI	BB	SO	LOB	BOTTOM								
<b>David Eckstein, R</b> OBP: 0.322, SLG: 0.290	F8 9 G6-3 27 1B		G5-3							3	1	3	0	1	0	0	<b>New York Yankees @ Anaheim Angels</b> Angel Stadium of Anaheim, Anaheim, CA Wed May 19, 2004, 7:05 PM PDT Att: 43,742 - Sunny - 71 F								
<b>9 Chone Figgins, S</b> OBP: 0.347, SLG: 0.486	G6-3		G5-3		G3-6-3			BB		4	0	0	0	0	5										
<b>Jeff DaVanon, S</b> OBP: 0.405, SLG: 0.460	F8		F8					F7		4	0	0	0	0	1	3									
<b>27 Vladimir Guerrero, R</b> OBP: 0.399, SLG: 0.579					G5-3			L8		4	0	1	1	0	0	0									
<b>Jose Guillen, R</b> OBP: 0.374, SLG: 0.517	G3				G4-3			L4		4	0	0	0	0	0	1									
<b>Casey Kotchman, L</b> OBP: 0.294, SLG: 0.290			L7		G3-1			G4-3		4	0	0	0	0	0	0									
<b>José Molina, R</b> OBP: 0.348, SLG: 0.507			G6-3					G4-3		3	1	1	0	0	0	0									
<b>Shane Halter, R</b> OBP: 0.260, SLG: 0.387			F9					K		3	0	1	0	0	1	0									
<b>Adam Kennedy, L</b> OBP: 0.302, SLG: 0.367			G3					G3-1		3	0	1	1	0	0	0									
<b>Inning Stats</b>	R: 1 E: 0 K: 0 S: 13	H: 2 LOB: 1 BB: 0 P: 21	R: 0 E: 0 K: 0 S: 6	H: 0 LOB: 0 BB: 0 P: 10	R: 0 E: 0 K: 0 S: 8	H: 1 LOB: 1 BB: 0 P: 13	R: 0 E: 0 K: 0 S: 3	H: 0 LOB: 0 BB: 0 P: 8	R: 0 E: 0 K: 1 S: 7	H: 0 LOB: 0 BB: 0 P: 9	R: 0 E: 0 K: 1 S: 7	H: 0 LOB: 0 BB: 0 P: 7	R: 0 E: 0 K: 0 S: 11	H: 0 LOB: 1 BB: 1 P: 19	R: 0 E: 0 K: 0 S: 5	H: 0 LOB: 0 BB: 0 P: 5		1B: 7 2B: 0 3B: 0 HR: 0	SF: 0 SAC: 0 DP: 1 HBP: 0	WP: 0 PB: 0 SB: 0 CS: 0	PA: 33				
<b>PITCHER</b>	IP	WLS	BF	H	R	ER	SO	BB	IBB	HBP	BLK	WP	HR	S	P	ERA	WHIP								
<b>Jon Lieber, R</b> ERA: 4.4	7.2		29	7	2	2	2	1	0	0	0	0	0	1	102	2.35	1.043								
<b>Tom Gordon, R</b> ERA: 1.54	0.1	H	1	0	0	0	0	0	0	0	0	0	0	1	1	0.00	0.000								
<b>42 Mariano Rivera, R</b> ERA: 1.13	1.0	S	3	0	0	0	0	0	0	0	0	0	0	5	5	0.00	0.000								

AB 32  
R 2  
H 7  
RBI 2  
BB 1  
SO 2  
LOB 9





Batter	1	2	3	4	5	6	7	8	9	AB R H RBI BB SO LOB	TOP									
<b>2 Derek Jeter, R</b> OBP: 0.254, SLG: 0.287										5 2 2 1 0 1 1	<b>New York Yankees @ Anaheim Angels</b> Angel Stadium of Anaheim, Anaheim, CA Thu May 20 2004, 7:05 PM PDT Att: 43,810 - Sunny - 68 F									
<b>Bernie Williams, S</b> OBP: 0.321, SLG: 0.338										5 0 1 0 0 3 0										
<b>13 Alex Rodriguez, R</b> OBP: 0.363, SLG: 0.519										4 1 1 1 0 2 0										
<b>25 Jason Giambi, L</b> OBP: 0.407, SLG: 0.545										4 0 0 0 0 2 2										
<b>Gary Sheffield, R</b> OBP: 0.393, SLG: 0.403										4 2 2 0 0 0 1										
<b>20 Jorge Posada, S</b> OBP: 0.443, SLG: 0.644										3 0 2 2 1 1 1										
<b>55 Hideki Matsui, L</b> OBP: 0.393, SLG: 0.464										4 1 2 2 0 0 2										
<b>Tony Clark, S</b> OBP: 0.392, SLG: 0.450										4 0 1 0 0 1 3										
<b>Enrique Wilson, S</b> OBP: 0.212, SLG: 0.203										4 0 0 0 0 0 4										
<b>Inning Stats</b>	R: 1 E: 0 K: 0 S: 8	H: 2 LOB: 1 BB: 0 P: 14	R: 0 E: 0 K: 0 S: 7	H: 0 LOB: 1 BB: 1 P: 18	R: 1 E: 0 K: 2 S: 10	H: 1 LOB: 0 BB: 0 P: 16	R: 2 E: 0 K: 1 S: 15	H: 3 LOB: 1 BB: 0 P: 22	R: 2 E: 0 K: 1 S: 10	H: 3 LOB: 1 BB: 0 P: 18	R: 0 E: 0 K: 3 S: 9	H: 0 LOB: 0 BB: 0 P: 14	R: 0 E: 0 K: 1 S: 13	H: 2 LOB: 2 BB: 0 P: 18	R: 0 E: 0 K: 1 S: 8	H: 0 LOB: 0 BB: 0 P: 12	1B: 7 2B: 2 3B: 0 HR: 2	SF: 1 SAC: 0 DP: 0 HBP: 0	WP: 0 PB: 0 SB: 0 CS: 0	PA: 39
<b>PITCHER</b>	IP WLS BF H R ER SO BB IBB HBP BLK WP HR S P ERA WHIP											<b>PITCHER</b>	IP WLS BF H R ER SO BB IBB HBP BLK WP HR S P ERA WHIP							
<b>40 Bartolo Colon, R</b> ERA: 5.17	(1, 1) 5.0 L 25 9 6 6 4 1 0 0 0 0 0 2 50 88 10.80 2.000																			
<b>Ramon Ortiz, R</b> ERA: 7.45	(6, 1) 4.0 14 2 0 0 6 0 0 0 0 0 0 39 57 0.00 0.500																			

AB	37
R	6
H	11
RBI	6
BB	1
SO	10
LOB	14



Batter	1	2	3	4	5	6	7	8	9	AB R H RBI BB SO LOB	BOTTOM											
<b>David Eckstein, R</b> OBP: 0.327, SLG: 0.296										4 1 2 0 0 1 0	<b>New York Yankees @ Anaheim Angels</b> Angel Stadium of Anaheim, Anaheim, CA Thu May 20 2004, 7:05 PM PDT Att: 43,810 - Sunny - 68 F											
<b>9 Chone Figgins, S</b> OBP: 0.352, SLG: 0.487										4 0 2 0 0 1 2												
<b>27 Vladimir Guerrero, R</b> OBP: 0.390, SLG: 0.564										4 0 0 0 0 0 2												
<b>Jose Guillen, R</b> OBP: 0.371, SLG: 0.517										4 1 1 0 0 0 0												
<b>Jeff DaVanon, S</b> OBP: 0.398, SLG: 0.448										4 0 1 0 0 1 1												
<b>Bengie Molina, R</b> OBP: 0.315, SLG: 0.482										2 0 0 0 0 0 1												
<b>Josh Paul, R</b>										1 0 0 0 1 0 0												
<b>Casey Kotchman, L</b> OBP: 0.316, SLG: 0.314										4 0 2 1 0 0 0												
<b>Adam Riggs, R</b> OBP: 0.111, SLG: 0.111										4 0 0 0 0 2 3												
<b>Adam Kennedy, L</b> OBP: 0.303, SLG: 0.366										3 0 1 0 0 2 0												
<b>Inning Stats</b>	R: 0 E: 0 K: 1 S: 10	H: 0 LOB: 0 BB: 0 P: 15	R: 0 E: 0 K: 0 S: 10	H: 0 LOB: 0 BB: 0 P: 17	R: 0 E: 0 K: 2 S: 12	H: 0 LOB: 0 BB: 0 P: 15	R: 1 E: 0 K: 0 S: 8	H: 2 LOB: 0 BB: 0 P: 11	R: 0 E: 0 K: 1 S: 8	H: 2 LOB: 1 BB: 0 P: 11	R: 0 E: 0 K: 2 S: 13	H: 1 LOB: 0 BB: 0 P: 17	R: 0 E: 0 K: 0 S: 7	H: 0 LOB: 0 BB: 0 P: 15	R: 0 E: 0 K: 0 S: 13	H: 2 LOB: 2 BB: 0 P: 20	R: 1 E: 0 K: 1 S: 13	H: 2 LOB: 2 BB: 1 P: 22	1B: 8 2B: 1 3B: 0 HR: 0	SF: 0 SAC: 0 DP: 2 HBP: 0	WP: 0 PB: 0 SB: 0 CS: 0	PA: 35
<b>PITCHER</b>	IP WLS BF H R ER SO BB IBB HBP BLK WP HR S P ERA WHIP											<b>PITCHER</b>	IP WLS BF H R ER SO BB IBB HBP BLK WP HR S P ERA WHIP									
<b>35 Mike Mussina, R</b> ERA: 4.71	(1, 1) 7.2 W 28 7 1 1 6 1 0 0 0 0 0 0 79 118 1.17 0.913																					
<b>Paul Quantrill, R</b> ERA: 3.95	(8, 1) 1.1 7 2 1 1 1 1 0 0 0 0 0 0 15 25 6.75 2.250																					

AB	34
R	2
H	9
RBI	1
BB	1
SO	7
LOB	9





Batter	1	2	3	4	5	6	7	8	9	AB	R	H	RBI	BB	SO	LOB	TOP											
<b>Kenny Lofton, L</b> OBP: 0.353, SLG: 0.375	4-1 13 HR BB	3-2 2B		3-2 F8		2-2 G3			1-1 F8	4	1	1	0	1	0	2												
<b>2 Derek Jeter, R</b> OBP: 0.256, SLG: 0.286	0-3 K	0-0 F9			2-0 13 FC6-4 1B		1-3 K		4-2 13 1B BB	4	1	1	0	1	2	2												
<b>13 Alex Rodriguez, R</b> OBP: 0.364, SLG: 0.534	2-1 1-H HR		2-2 G4-3		2-1 FC6-4		1-3 K		0-0 25 1B 1B	5	2	2	2	0	1	1												
<b>25 Jason Giambi, L</b> OBP: 0.406, SLG: 0.540 <b>Homer Bush, R</b> (9, PR)	2-3 K		2-1 G5-4-3 1B		0-0 F8		2-3 K		1-0 1B 20 1B 1B	5	0	2	1	0	2	1												
<b>Gary Sheffield, R</b> OBP: 0.399, SLG: 0.409	1-1 20 2B 1B		1-1 G5-4-3		1-0 G3			0-2 55 1B 1B	1-0 20 1B 1B	5	0	3	1	0	0	2												
<b>20 Jorge Posada, S</b> OBP: 0.456, SLG: 0.667	2-1 1-3 2B			3-2 55 G3-1 HR		4-2 55 1B BB		1-3 K	1-2 1B	4	1	3	1	1	1	1												
<b>55 Hideki Matsui, L</b> OBP: 0.393, SLG: 0.462	2-1 P6			0-0 G3-1		2-0 1B		0-1 1B	1-3 K	5	0	2	0	0	1	5												
<b>Tony Clark, S</b> OBP: 0.357, SLG: 0.400		1-3 K		1-3 K		1-1 F4		1-0 F5	1-3 K	5	0	0	0	0	3	7												
<b>Enrique Wilson, S</b> OBP: 0.216, SLG: 0.244 <b>Ruben Sierra, S</b> OBP: 0.345, SLG: 0.481 <b>Miguel Cairo, R</b> OBP: 0.317, SLG: 0.404		1-1 F7		0-1 HR		0-0 F8		0-0 L9		3	1	1	2	0	0	2												
<b>Inning Stats</b>	R: 2 E: 0 K: 2 S: 16	H: 3 LOB: 2 BB: 1 P: 29	R: 0 E: 0 K: 1 S: 11	H: 1 LOB: 1 BB: 0 P: 16	R: 0 E: 0 K: 0 S: 7	H: 1 LOB: 0 BB: 0 P: 12	R: 2 E: 0 K: 1 S: 14	H: 2 LOB: 0 BB: 0 P: 21	R: 0 E: 0 K: 0 S: 5	H: 1 LOB: 1 BB: 0 P: 10	R: 0 E: 0 K: 3 S: 9	H: 0 LOB: 0 BB: 0 P: 13	R: 0 E: 0 K: 1 S: 11	H: 2 LOB: 2 BB: 0 P: 13	R: 3 E: 0 K: 2 S: 18	H: 4 LOB: 2 BB: 1 P: 28	1B: 10 2B: 3 3B: 0 HR: 2	SF: 0 SAC: 0 DP: 1 HBP: 0	WP: 0 PB: 0 CS: 0	PA: 44								
<b>PITCHER</b>	IP	WLS	BF	H	R	ER	SO	BB	IBB	HBP	BLK	WP	HR	S	P	ERA	WHIP											
<b>53 Joaquin Benoit, R</b> ERA: 5.4	(1, 1)	5.0	W	23	8	4	4	4	1	0	0	0	0	2	53	88	7.20	1.800										
<b>Erasmio Ramirez, L</b> ERA: 3.95	(6, 1)	1.0	H	5	1	0	0	0	1	0	0	0	0	0	11	20	0.00	2.000										
<b>50 Frank Francisco, R</b> ERA: 3.88	(7, 1)	2.0	H	8	2	0	0	4	0	0	0	0	0	0	20	26	0.00	1.000										
<b>Jay Powell, R</b> ERA: 3.71	(9, 1)	0.1		4	2	3	3	0	1	0	0	0	0	0	6	12	81.00	9.000										
<b>Francisco Cordero, R</b> ERA: 2.2	(9, 1)	0.2	S	4	2	0	0	2	0	0	0	0	0	0	12	16	0.00	3.000										

New York Yankees @ Texas Rangers  
The Ballpark at Arlington, Arlington, TX  
Fri May 21 2004, 8:05 PM EDT  
Att: 49,195 - Sunny - 88 F

AB 41  
R 7  
H 15  
RBI 7  
BB 3  
SO 10  
LOB 25



Batter	1	2	3	4	5	6	7	8	9	AB	R	H	RBI	BB	SO	LOB	BOTTOM											
<b>10 Michael Young, R</b> OBP: 0.390, SLG: 0.589	3-2 L8		0-2 G6-3	0-1 9 1B 1B		3-3 K	0-3 K			5	0	1	0	0	2	0												
<b>9 Hank Blalock, L</b> OBP: 0.354, SLG: 0.595	2-3 K		2-3 K	2-1 1B		2-1 2B		1-2 G4-3		5	0	2	0	0	2	0												
<b>Alfonso Soriano, R</b> OBP: 0.342, SLG: 0.459	1-2 1B		1-2 G6-3	1-2 F7		2-2 G5-3		1-2 G6-3 1B		5	0	2	0	0	0	3												
<b>Brad Fullmer, L</b> OBP: 0.323, SLG: 0.443	0-1 L9			1-1 23 2B E	0-0 F8		1-1 G4-3	1-2 G6-3		5	1	1	0	0	0	2												
<b>23 Mark Teixeira, S</b> OBP: 0.369, SLG: 0.452		1-0 1B FC6-4 2B		1-2 E	0-0 L9		4-1 HR			3	3	2	0	1	0	0												
<b>David Dellucci, L</b> OBP: 0.416, SLG: 0.612		3-1 FC6-4 1B		0-0 E9 HR	0-0 BB		0-1 HR			4	2	4	4	0	0	0												
<b>Kevin Mench, R</b> OBP: 0.331, SLG: 0.490		0-1 FC6-4		2-2 G5-3	4-1 BB		4-2 HR			2	1	0	1	2	0	2												
<b>Laynce Nix, L</b> OBP: 0.359, SLG: 0.667		1 SAFE P5		1-1 HR	1-3 K		1-0 HR			4	2	2	4	0	1	3												
<b>Rod Barajas, R</b> OBP: 0.327, SLG: 0.600		0-0 P4		2-1 P6		0-1 F7		0-3 K		4	0	0	0	0	1	1												
<b>Inning Stats</b>	R: 0 E: 0 K: 1 S: 12	H: 1 LOB: 1 BB: 0 P: 18	R: 1 E: 0 K: 0 S: 10	H: 2 LOB: 0 BB: 0 P: 16	R: 0 E: 0 K: 1 S: 9	H: 0 LOB: 0 BB: 0 P: 12	R: 4 E: 1 K: 0 S: 26	H: 6 LOB: 2 BB: 0 P: 36	R: 0 E: 0 K: 1 S: 7	H: 1 LOB: 2 BB: 1 P: 12	R: 0 E: 0 K: 1 S: 12	H: 1 LOB: 0 BB: 0 P: 19	R: 4 E: 0 K: 2 S: 15	H: 2 LOB: 0 BB: 2 P: 25	R: 0 E: 0 K: 0 S: 9	H: 1 LOB: 0 BB: 0 P: 12	1B: 7 2B: 4 3B: 0 HR: 3	SF: 0 SAC: 0 DP: 1 HBP: 0	WP: 0 PB: 0 CS: 0	PA: 40								
<b>PITCHER</b>	IP	WLS	BF	H	R	ER	SO	BB	IBB	HBP	BLK	WP	HR	S	P	ERA	WHIP											
<b>Kevin Brown, R</b> ERA: 3.6	(1, 1)	4.2	L	25	10	5	5	2	1	0	0	0	0	1	61	90	9.64	2.357										
<b>Felix Heredia, L</b> ERA: 15.2	(5, 1)	0.1		1	0	0	0	1	0	0	0	0	0	3	4	0.00	0.000											
<b>Tanyon Sturtze, R</b> ERA: 18.0	(6, 1)	2.0		11	3	4	4	3	2	0	0	0	0	2	27	44	18.00	2.500										
<b>Bret Prinz, R</b> ERA:	(8, 1)	1.0		3	1	0	0	0	0	0	0	0	0	0	9	12	0.00	1.000										

New York Yankees @ Texas Rangers  
The Ballpark at Arlington, Arlington, TX  
Fri May 21 2004, 8:05 PM EDT  
Att: 49,195 - Sunny - 88 F

AB 37  
R 9  
H 14  
RBI 9  
BB 3  
SO 6  
LOB 11





Batter	1	2	3	4	5	6	7	8	9	AB	R	H	RBI	BB	SO	LOB	TOP								
<b>Kenny Lofton, L</b> (1, 8) OBP: 0.347, SLG: 0.367	1-1 P6			0-0 G4-3		2-2 L9-3 1B		3-1 G3		4	0	1	0	0	0	1									
<b>2 Derek Jeter, R</b> (1, 6) OBP: 0.253, SLG: 0.279	2-2 G6-3			1-1 F8		1-0 L9-3		0-0 G4-3		4	0	0	0	0	0	2									
<b>13 Alex Rodriguez, R</b> (1, 5) OBP: 0.361, SLG: 0.527	1-3 K			2-3 K			2-2 G1-3 1B		1-1 L8	4	1	1	0	0	2	0									
<b>Gary Sheffield, R</b> (1, 9) OBP: 0.390, SLG: 0.399		3-1 G5-3			1-2 F9		0-2 G1-3		1-0 F8	4	0	0	0	0	0	1									
<b>55 Hideki Matsui, L</b> (1, 7) OBP: 0.390, SLG: 0.456		0-1 G4-3			1-1 P5		0-0 1B		1-0 G3-1	4	0	1	1	0	0	0									
<b>Bernie Williams, S</b> (1, 10) OBP: 0.327, SLG: 0.367		1-0 F8			1-1 HR		2-0 1B			3	1	2	1	0	0	0									
<b>Tony Clark, S</b> (1, 3) OBP: 0.356, SLG: 0.458			2-3 K		0-0 HR		0-0 G3-6-1 1B			3	1	1	1	0	1	2									
<b>John Flaherty, R</b> (1, 2) OBP: 0.179, SLG: 0.270			1-1 G6-3		1-0 G6-3			0-0 F9		3	0	0	0	0	0	0									
<b>Enrique Wilson, S</b> (1, 4) OBP: 0.220, SLG: 0.247			1-1 G3			1-0 G4-3		0-0 G3 1B		3	0	1	0	0	0	0									
<b>Inning Stats</b>	R: 0 E: 0 K: 1 S: 8	H: 0 LOB: 0 BB: 0 P: 12	R: 0 E: 0 K: 0 S: 5	H: 0 LOB: 0 BB: 0 P: 9	R: 0 E: 0 K: 1 S: 7	H: 0 LOB: 0 BB: 0 P: 11	R: 0 E: 0 K: 1 S: 6	H: 0 LOB: 0 BB: 0 P: 9	R: 2 E: 0 K: 0 S: 10	H: 2 LOB: 0 BB: 0 P: 14	R: 0 E: 0 K: 0 S: 5	H: 1 LOB: 0 BB: 0 P: 9	R: 1 E: 0 K: 0 S: 9	H: 3 LOB: 1 BB: 0 P: 13	R: 0 E: 0 K: 0 S: 5	H: 1 LOB: 0 BB: 0 P: 8	R: 0 E: 0 K: 0 S: 4	H: 0 LOB: 0 BB: 0 P: 7	1B: 5 2B: 1 3B: 0 HR: 2	SF: 0 SAC: 0 DP: 2 HBP: 0	WP: 0 PB: 0 CS: 0	PA: 32			
<b>PITCHER</b>	IP	WLS	BF	H	R	ER	SO	BB	IBB	HBP	BLK	WP	HR	S	P	ERA	WHIP								
<b>Ryan Drese, R</b> (1, 1) ERA: 2.92	8.0		29	7	3	3	3	0	0	0	0	0	2	55	85	3.38	0.875								
<b>Carlos Almanzar, R</b> (9, 1) ERA: 2.63	1.0	W	3	0	0	0	0	0	0	0	0	0	0	4	7	0.00	0.000								

New York Yankees @ Texas Rangers  
The Ballpark at Arlington, Arlington, TX  
Sat May 22 2004, 4:05 PM EDT  
Att: 49,458 - Cloudy - 84 F

AB	32
R	3
H	7
RBI	3
BB	0
SO	3
LOB	6



Batter	1	2	3	4	5	6	7	8	9	AB	R	H	RBI	BB	SO	LOB	BOTTOM								
<b>10 Michael Young, R</b> (1, 6) OBP: 0.387, SLG: 0.582	1-1 G6-3	2-2 1B			2-0 L9		1-0 L9			4	0	1	0	0	0	0									
<b>9 Hank Blalock, L</b> (1, 5) OBP: 0.352, SLG: 0.588	2-3 K	0-2 G1-3			3-1 F7		0-0 E 1B			4	1	1	0	0	1	2									
<b>Alfonso Soriano, R</b> (1, 4) OBP: 0.340, SLG: 0.471	0-0 HR		0-0 F8		3-3 K2-3		0-0 E5 23 1B			4	2	1	1	0	1	1									
<b>Brad Fullmer, L</b> (1, 10) OBP: 0.321, SLG: 0.432	4-1 23 HBP BB		2-0 F9		2-3 K		0-0 E1 23 1B FC1-6			3	0	0	0	1	1	1									
<b>23 Mark Teixeira, S</b> (1, 3) OBP: 0.374, SLG: 0.448	1-1 HBP		2-1 P2		0-1 G5-3		0-1 FC1-6 1B			3	0	1	1	0	0	0									
<b>David Dellucci, L</b> (1, 7) OBP: 0.412, SLG: 0.591	3-1 F7			0-3 K		3-1 HBP	1-2 2-3 FC1-6 G4-6-3 1B			3	0	0	0	0	1	4									
<b>Kevin Mench, R</b> (1, 9) OBP: 0.329, SLG: 0.483		0-2 FC6-4 1B		0-3 K		1 SAFE 3-2 K	0-0 G4-6-3			4	0	1	0	0	2	3									
<b>Laynce Nix, L</b> (1, 8) OBP: 0.355, SLG: 0.646	1 SAFE 2-3 K		2-3 K		4-2 WP BB		1-3 K		2-3 K	3	0	0	0	1	3	1									
<b>Rod Barajas, R</b> (1, 2) OBP: 0.321, SLG: 0.630		0-2 FC6-4 10 1B		1 SAFE 2-0 P2		1-2 F8		0-1 HR		4	1	1	1	0	0	2									
<b>Inning Stats</b>	R: 1 E: 0 K: 1 S: 10	H: 1 LOB: 2 BB: 1 P: 21	R: 0 E: 0 K: 1 S: 16	H: 2 LOB: 0 BB: 0 P: 20	R: 0 E: 0 K: 2 S: 10	H: 0 LOB: 1 BB: 1 P: 16	R: 0 E: 0 K: 2 S: 11	H: 0 LOB: 0 BB: 0 P: 19	R: 0 E: 0 K: 1 S: 8	H: 0 LOB: 0 BB: 0 P: 11	R: 2 E: 2 K: 0 S: 7	H: 2 LOB: 1 BB: 0 P: 8	R: 1 E: 0 K: 1 S: 5	H: 1 LOB: 0 BB: 0 P: 7	1B: 4 2B: 0 3B: 0 HR: 2	SF: 0 SAC: 0 DP: 1 HBP: 2	WP: 1 PB: 0 CS: 0	PA: 36							
<b>PITCHER</b>	IP	WLS	BF	H	R	ER	SO	BB	IBB	HBP	BLK	WP	HR	S	P	ERA	WHIP								
<b>Jose Contreras, R</b> (1, 1) ERA: 7.56	6.0		25	3	1	1	7	2	0	2	0	0	0	8	11	1.50	0.833								
<b>Paul Quantrill, R</b> (7, 1) ERA: 3.51	1.0	H	3	0	0	0	1	0	0	0	0	0	0	8	11	0.00	0.000								
<b>Felix Heredia, L</b> (8, 1) ERA: 18.9	0.0		1	1	1	1	0	0	0	0	0	0	0	1	1	∞	∞								
<b>Tom Gordon, R</b> (8, 1) ERA: 1.82	1.1	L	7	2	2	1	1	0	0	0	0	0	1	11	14	6.75	1.500								

New York Yankees @ Texas Rangers  
The Ballpark at Arlington, Arlington, TX  
Sat May 22 2004, 4:05 PM EDT  
Att: 49,458 - Cloudy - 84 F

AB	32
R	4
H	6
RBI	3
BB	2
SO	9
LOB	14





Batter	1	2	3	4	5	6	7	8	9	AB	R	H	RBI	BB	SO	LOB	TOP								
<b>Kenny Lofton, L</b> (1, 8) OBP: 0.355, SLG: 0.406 <b>Bubba Crosby, L</b> (6, 8) OBP: 0.211, SLG: 0.526	E6 3B		20 WP HBP 1B	G1-3		E4 2 1B		B1		4	2	2	0	0	0	0									
<b>2 Derek Jeter, R</b> (1, 6) OBP: 0.277, SLG: 0.277	B1-3		K	G1-3		13 BB 1B		F9		5	0	1	1	0	1	2									
<b>13 Alex Rodriguez, R</b> (1, 5) OBP: 0.367, SLG: 0.532	G4-3 55 1B		K		20 G4-3 2B			K		4	0	2	0	1	2	2									
<b>Gary Sheffield, R</b> (1, 9) OBP: 0.385, SLG: 0.389	G4-3		HBP 20 WP		G5-3		P2		G5-3	4	0	0	0	0	4										
<b>20 Jorge Posada, S</b> (1, 2) OBP: 0.447, SLG: 0.643	55 1B BB		P5		G4-3		K		F7	4	0	0	0	1	1	5									
<b>55 Hideki Matsui, L</b> (1, 7) OBP: 0.396, SLG: 0.474	1-2 2-H 1B				F8		L7		1B 2B	5	2	3	0	0	0	1									
<b>Bernie Williams, S</b> (1, 10) OBP: 0.329, SLG: 0.364		G3-1		P2		G1-3 2B BB		G6-3		4	1	1	1	1	0	1									
<b>Tony Clark, S</b> (1, 3) OBP: 0.359, SLG: 0.442		P4		HBP 20 WP		G1-3		G6-3		4	1	1	1	1	0	1									
<b>Enrique Wilson, S</b> (1, 4) OBP: 0.240, SLG: 0.311		F8		HR 1B					F9	5	2	3	3	0	0	2									
<b>Inning Stats</b>	R: 1 E: 1 K: 0 S: 11	H: 3 LOB: 2 BB: 1 P: 20	R: 0 E: 0 K: 0 S: 6	H: 0 LOB: 0 BB: 0 P: 10	R: 0 E: 0 K: 2 S: 12	H: 1 LOB: 2 BB: 0 P: 17	R: 3 E: 0 K: 0 S: 14	H: 3 LOB: 0 BB: 0 P: 23	R: 0 E: 0 K: 0 S: 10	H: 1 LOB: 1 BB: 0 P: 16	R: 3 E: 1 K: 1 S: 18	H: 2 LOB: 2 BB: 2 P: 30	R: 0 E: 0 K: 0 S: 8	H: 0 LOB: 0 BB: 0 P: 12	R: 0 E: 0 K: 1 S: 11	H: 1 LOB: 1 BB: 1 P: 19	R: 1 E: 0 K: 0 S: 13	H: 2 LOB: 2 BB: 1 P: 25	1B: 7 2B: 4 3B: 1 HR: 1	SF: 0 SAC: 0 DP: 0 HBP: 1	WP: 1 PB: 0 SB: 0 CS: 0	PA: 45			
<b>PITCHER</b>	IP	WLS	BF	H	R	ER	SO	BB	IBB	HBP	BLK	WP	HR	S	P	ERA	WHIP								
<b>R.A. Dickey, R</b> (1, 1) ERA: 5.26	5.0	L	24	8	4	4	2	1	0	1	0	1	1	53	86	7.20	1.800								
<b>32 Ron Mahay, L</b> (6, 1) ERA: 6.75	0.1		4	1	3	2	0	1	0	0	0	0	0	11	16	54.00	6.000								
<b>50 Frank Francisco, R</b> (6, 1) ERA: 3.38	0.2		4	1	0	0	1	1	0	0	0	0	0	7	14	0.00	3.000								
<b>Brian Shouse, L</b> (7, 1) ERA: 3.93	1.1		5	1	0	0	0	0	0	0	0	0	0	14	21	0.00	0.750								
<b>Jay Powell, R</b> (8, 1) ERA: 3.93	1.1		7	2	1	1	1	1	0	0	0	0	0	17	32	6.75	2.250								
<b>PITCHER</b>	IP	WLS	BF	H	R	ER	SO	BB	IBB	HBP	BLK	WP	HR	S	P	ERA	WHIP								
<b>Erasmio Ramirez, L</b> (9, 1) ERA: 3.86	0.1		1	0	0	0	0	0	0	0	0	0	0	1	3	0.00	0.000								
<b>Batter</b>	<b>1</b>	<b>2</b>	<b>3</b>	<b>4</b>	<b>5</b>	<b>6</b>	<b>7</b>	<b>8</b>	<b>9</b>	<b>AB</b>	<b>R</b>	<b>H</b>	<b>RBI</b>	<b>BB</b>	<b>SO</b>	<b>LOB</b>	<b>BOTTOM</b>								
<b>10 Michael Young, R</b> (1, 6) OBP: 0.382, SLG: 0.571	L9	L3			2-H 1B		G4-3		L4	5	0	1	1	0	0	3									
<b>9 Hank Blalock, L</b> (1, 5) OBP: 0.345, SLG: 0.575	K		G3		F8		P5			4	0	0	0	0	1	1									
<b>Alfonso Soriano, R</b> (1, 4) OBP: 0.339, SLG: 0.466	K		P3		1-2 1B		G6-3			4	0	1	0	0	1	0									
<b>Brad Fullmer, L</b> (1, 10) OBP: 0.312, SLG: 0.418	G1-3		P6		P4		F8			4	0	0	0	0	0	3									
<b>23 Mark Teixeira, S</b> (1, 3) OBP: 0.369, SLG: 0.451		K		K		2B		G4-3		4	0	1	0	0	2	0									
<b>David Dellucci, L</b> (1, 7) OBP: 0.406, SLG: 0.571		2B BB		F7		P3		G4-3		3	1	0	0	1	0	1									
<b>Kevin Mench, R</b> (1, 9) OBP: 0.329, SLG: 0.483										0	0	0	0	0	0	0									
<b>Brian Jordan, R</b> (2, PH) OBP: 0.228, SLG: 0.163		K		G4-3		K2-3		F8 1B BB		3	0	0	0	1	2	2									
<b>Laynce Nix, L</b> (1, 8) OBP: 0.369, SLG: 0.660		1-H 1B 2B			10 WP 1B		F8			4	2	3	1	0	0	1									
<b>Rod Barajas, R</b> (1, 2) OBP: 0.317, SLG: 0.603		2-H 1B		P3			F7		F8	4	0	1	1	0	0	3									
<b>Inning Stats</b>	R: 0 E: 0 K: 2 S: 12	H: 0 LOB: 1 BB: 0 P: 19	R: 2 E: 0 K: 2 S: 17	H: 2 LOB: 1 BB: 1 P: 24	R: 0 E: 0 K: 0 S: 11	H: 0 LOB: 0 BB: 0 P: 14	R: 0 E: 0 K: 1 S: 7	H: 0 LOB: 0 BB: 0 P: 10	R: 1 E: 0 K: 0 S: 12	H: 3 LOB: 2 BB: 0 P: 20	R: 0 E: 0 K: 1 S: 7	H: 1 LOB: 1 BB: 0 P: 12	R: 0 E: 0 K: 0 S: 6	H: 0 LOB: 0 BB: 0 P: 10	R: 0 E: 0 K: 0 S: 10	H: 0 LOB: 0 BB: 0 P: 14	R: 0 E: 0 K: 0 S: 10	H: 1 LOB: 2 BB: 1 P: 18	1B: 5 2B: 2 3B: 0 HR: 0	SF: 0 SAC: 0 DP: 0 HBP: 0	WP: 2 PB: 0 SB: 0 CS: 0	PA: 37			
<b>PITCHER</b>	IP	WLS	BF	H	R	ER	SO	BB	IBB	HBP	BLK	WP	HR	S	P	ERA	WHIP								
<b>Javier Vazquez, R</b> (1, 1) ERA: 3.67	6.0	W	26	6	3	3	6	1	0	0	0	0	0	66	99	4.50	1.167								
<b>Paul Quantrill, R</b> (7, 1) ERA: 3.56	2.0		6	0	0	0	0	0	0	0	0	0	0	16	24	0.00	0.000								
<b>42 Mariano Rivera, R</b> (9, 1) ERA: 1.08	1.0		5	1	0	0	0	1	0	0	0	0	0	10	18	0.00	2.000								

New York Yankees @ Texas Rangers  
The Ballpark at Arlington, Arlington, TX  
Sun May 23 2004, 2:05 PM EDT  
Att: 50,241 - Cloudy - 86 F

AB 40  
R 8  
H 13  
RBI 6  
BB 4  
SO 4  
LOB 19



New York Yankees @ Texas Rangers  
The Ballpark at Arlington, Arlington, TX  
Sun May 23 2004, 2:05 PM EDT  
Att: 50,241 - Cloudy - 86 F

AB 35  
R 3  
H 7  
RBI 3  
BB 2  
SO 6  
LOB 14





Batter	1	2	3	4	5	6	7	8	9	AB	R	H	RBI	BB	SO	LOB	TOP								
<b>2 Derek Jeter, R</b> OBP: 0.249, SLG: 0.279	F8		K	G5-3		G6-4-3		G6-3		6	1	1	1	0	1	5	<b>New York Yankees @ Baltimore Orioles</b> Oriole Park at Camden Yards, Baltimore, MD Tue May 25 2004, 7:05 PM EDT Att: 42,846 - Overcast - 89 F								
<b>Bernie Williams, S</b> OBP: 0.331, SLG: 0.361	L7		G5-3		L7					4	1	1	0	0	0	1									
<b>13 Alex Rodriguez, R</b> OBP: 0.373, SLG: 0.549			L4		G6-3					4	1	2	3	1	0	1									
<b>Gary Sheffield, R</b> OBP: 0.380, SLG: 0.383	L7				F7			G5-4-3		5	1	1	0	0	1	3									
<b>20 Jorge Posada, S</b> OBP: 0.452, SLG: 0.655			K							4	2	2	1	1	1	0									
<b>Ruben Sierra, S</b> OBP: 0.341, SLG: 0.470 <b>Bubba Crosby, L</b> OBP: 0.200, SLG: 0.500	F9				G4-3			G3-1		4	1	1	0	0	0	2									
<b>55 Hideki Matsui, L</b> OBP: 0.412, SLG: 0.494										2	3	2	1	3	0	0									
<b>Tony Clark, S</b> OBP: 0.377, SLG: 0.464										4	1	2	0	0	0	2									
<b>Enrique Wilson, S</b> OBP: 0.248, SLG: 0.323										3	0	2	4	0	0	2									
<b>Inning Stats</b>	R: 0 E: 0 K: 0 S: 12	H: 0 LOB: 1 BB: 1 P: 21	R: 0 E: 0 K: 1 S: 9	H: 0 LOB: 1 BB: 1 P: 14	R: 0 E: 0 K: 1 S: 15	H: 1 LOB: 1 BB: 0 P: 20	R: 2 E: 0 K: 0 S: 16	H: 4 LOB: 2 BB: 0 P: 24	R: 0 E: 0 K: 0 S: 7	H: 0 LOB: 0 BB: 0 P: 10	R: 6 E: 0 K: 1 S: 17	H: 5 LOB: 0 BB: 1 P: 29	R: 2 E: 0 K: 0 S: 8	H: 2 LOB: 1 BB: 1 P: 18	R: 0 E: 0 K: 0 S: 9	H: 1 LOB: 2 BB: 1 P: 16		R: 0 E: 0 K: 0 S: 7	H: 1 LOB: 0 BB: 0 P: 16	1B: 8 2B: 4 3B: 1 HR: 1	SF: 2 2B: 4 DP: 2 HBP: 2	WP: 2 PB: 0 SB: 1 CS: 0	PA: 46		
<b>PITCHER</b>	IP	WLS	BF	H	R	ER	SO	BB	IBB	HBP	BLK	WP	HR	S	P	ERA	WHIP								
<b>45 Erik Bedard, L</b> ERA: 4.91	4.0	L	19	5	2	2	2	2	0	0	0	0	0	52	79	4.50	1.750								
<b>Denny Bautista, R</b> ERA: 21.6	1.2		9	3	4	4	0	1	0	0	0	1	0	17	31	21.60	2.400								
<b>Mike DeJean, R</b> ERA: 9.19	2.0		13	5	4	4	1	2	0	2	0	1	1	23	41	18.00	3.500								
<b>John Parrish, L</b> ERA: 4.86	1.1		5	1	1	1	0	0	0	0	0	0	0	8	17	6.75	0.750								

Batter	1	2	3	4	5	6	7	8	9	AB	R	H	RBI	BB	SO	LOB	BOTTOM								
<b>1 Brian Roberts, S</b> OBP: 0.330, SLG: 0.349	G1-3		G6-3			L8		G6-3		5	0	1	1	0	0	0	<b>New York Yankees @ Baltimore Orioles</b> Oriole Park at Camden Yards, Baltimore, MD Tue May 25 2004, 7:05 PM EDT Att: 42,846 - Overcast - 89 F								
<b>6 Melvin Mora, R</b> OBP: 0.474, SLG: 0.621	K									4	1	1	0	0	1	2									
<b>10 Miguel Tejada, R</b> OBP: 0.358, SLG: 0.461 <b>Luis Lopez, S</b> OBP: 0.250, SLG: 0.182	G6-3									4	1	0	0	0	0	2									
<b>Rafael Palmeiro, L</b> OBP: 0.381, SLG: 0.432 <b>Jose Leon, R</b> OBP: 0.324, SLG: 0.333										4	0	2	1	0	0	1									
<b>Javy Lopez, R</b> OBP: 0.374, SLG: 0.478 <b>Robert Machado, R</b> OBP: 0.324, SLG: 0.333										4	0	1	1	0	1	2									
<b>31 Jay Gibbons, L</b> OBP: 0.333, SLG: 0.408 <b>B.J. Surhoff, L</b> OBP: 0.324, SLG: 0.333										3	0	1	0	1	0	2									
<b>Luis Matos, R</b> OBP: 0.273, SLG: 0.342										4	0	1	0	0	0	4									
<b>Larry Bigbie, L</b> OBP: 0.314, SLG: 0.420										4	1	0	0	0	0	2									
<b>Jerry Hairston, R</b> OBP: 0.214, SLG: 0.275										3	0	0	0	1	0	1									
<b>Inning Stats</b>	R: 0 E: 0 K: 1 S: 8	H: 0 LOB: 0 BB: 0 P: 12	R: 0 E: 0 K: 1 S: 8	H: 0 LOB: 1 BB: 1 P: 12	R: 0 E: 0 K: 0 S: 6	H: 0 LOB: 0 BB: 0 P: 10	R: 0 E: 0 K: 0 S: 6	H: 1 LOB: 1 BB: 0 P: 10	R: 0 E: 0 K: 0 S: 7	H: 1 LOB: 0 BB: 0 P: 15	R: 2 E: 0 K: 0 S: 13	H: 2 LOB: 2 BB: 0 P: 22	R: 0 E: 0 K: 0 S: 6	H: 0 LOB: 0 BB: 0 P: 8	R: 0 E: 0 K: 0 S: 6	H: 1 LOB: 1 BB: 0 P: 10		R: 1 E: 0 K: 0 S: 11	H: 2 LOB: 2 BB: 1 P: 19	1B: 7 2B: 0 3B: 0 HR: 0	SF: 0 SAC: 0 DP: 1 HBP: 1	WP: 0 PB: 0 SB: 1 CS: 0	PA: 38		
<b>PITCHER</b>	IP	WLS	BF	H	R	ER	SO	BB	IBB	HBP	BLK	WP	HR	S	P	ERA	WHIP								
<b>Jon Lieber, R</b> ERA: 3.53	7.0	W	28	4	2	0	2	4	0	0	0	0	0	54	89	0.00	0.714								
<b>Gabe White, L</b> ERA: 5.17	1.0		4	1	0	0	0	0	0	0	0	0	0	6	10	0.00	1.000								
<b>Felix Heredia, L</b> ERA: 16.62	1.0		6	2	1	1	0	1	0	0	0	0	0	11	19	9.00	3.000								


AB	37
R	11
H	14
RBI	10
BB	5
SO	3
LOB	18




AB	35
R	3
H	7
RBI	3
BB	2
SO	2
LOB	16





Batter	1	2	3	4	5	6	7	8	9	AB	R	H	RBI	BB	SO	LOB	TOP										
<b>Kenny Lofton, L</b> OBP: 0.375, SLG: 0.441 <b>Bernie Williams, S</b> (7, PH) OBP: 0.339, SLG: 0.365	P5		13 FC5-4 2 HBP		2 1B	13 BB 1B	2 2B 1B	2 FC5-4 1B		4	2	3	0	0	0	0	<b>New York Yankees @ Baltimore Orioles</b> Oriole Park at Camden Yards, Baltimore, MD Wed May 26 2004, 7:05 PM EDT Att: 37,610 - Unknown - 87 F  <b>AB 41</b> <b>R 12</b> <b>H 16</b> <b>RBI 12</b> <b>BB 8</b> <b>SO 5</b> <b>LOB 23</b> 										
<b>2 Derek Jeter, R</b> OBP: 0.291, SLG: 0.297	S		13 FC5-4 HBP		2H 1B	K	2H 1B	FC5-4		5	2	3	1	0	1	2											
<b>13 Alex Rodriguez, R</b> OBP: 0.382, SLG: 0.545	S		FC5-4		HR	1B	1B	20 BB 1B	F9	3	1	1	0	3	0	2											
<b>Gary Sheffield, R</b> OBP: 0.394, SLG: 0.413	20 G4-6-3		L8		HR	1B	20 BB 1B	20 G1-6-3		5	1	4	6	1	0	2											
<b>20 Jorge Posada, S</b> OBP: 0.447, SLG: 0.633	G4-6-3			FC4-6 55 BB G4-3	G3-1	G4-3		G1-6-3		4	1	0	0	2	0	6											
<b>55 Hideki Matsui, L</b> OBP: 0.411, SLG: 0.506		G6-3		FC4-6 BB	G3-1		K			4	1	1	1	1	1	3											
<b>Ruben Sierra, S</b> OBP: 0.333, SLG: 0.455		G4-3		FC4-6 G4-3	G4-3					5	1	1	0	0	0	5											
<b>Tony Clark, S</b> OBP: 0.365, SLG: 0.492		G4-3		G4-3		HR	G6-3	K		5	1	1	2	0	1	2											
<b>Enrique Wilson, S</b> OBP: 0.245, SLG: 0.316			G3	G3-1		K	2H 1B	K		5	1	1	1	0	2	1											
<b>Inning Stats</b>	R: 0 E: 0 K: 0 S: 10	H: 1 LOB: 2 BB: 2 P: 22	R: 0 E: 0 K: 0 S: 7	H: 0 LOB: 0 BB: 0 P: 8	R: 0 E: 0 K: 0 S: 13	H: 1 LOB: 2 BB: 0 P: 19	R: 1 E: 0 K: 0 S: 10	H: 0 LOB: 1 BB: 2 P: 20	R: 4 E: 0 K: 0 S: 16	H: 4 LOB: 0 BB: 0 P: 24	R: 2 E: 0 K: 1 S: 16	H: 3 LOB: 2 BB: 1 P: 28	R: 5 E: 0 K: 1 S: 26	H: 6 LOB: 3 BB: 2 P: 49	R: 0 E: 0 K: 2 S: 11	H: 0 LOB: 1 BB: 1 P: 16		R: 0 E: 0 K: 0 S: 7	H: 1 LOB: 0 BB: 0 P: 12	1B: 10 2B: 3 3B: 0 HR: 3	SF: 0 SAC: 0 DP: 2 HBP: 1	WP: 0 PB: 0 SB: 2 CS: 0	PA: 50				
<b>PITCHER</b>	IP	WLS	BF	H	R	ER	SO	BB	IBB	HBP	BLK	WP	HR	S	P	ERA	WHIP										
<b>Rodrigo Lopez, R</b> ERA: 2.92	5.0		25	6	5	5	0	4	0	1	0	0	1	56	93	9.00	2.000										
<b>Darwin Cubillan, R</b> ERA: 4.7	1.0		7	3	2	2	2	1	0	0	0	0	1	16	28	18.00	4.000										
<b>Buddy Groom, L</b> ERA: 3.65	0.0		2	2	2	2	0	0	0	0	0	0	1	6	10	∞	∞										
<b>B.J. Ryan, L</b> ERA: 2.63	1.0	L	9	4	3	3	1	1	1	0	0	0	0	20	39	27.00	5.000										
<b>John Parrish, L</b> ERA: 4.21	2.0		7	1	0	0	2	1	0	0	0	0	0	18	28	0.00	1.000										

Batter	1	2	3	4	5	6	7	8	9	AB	R	H	RBI	BB	SO	LOB	BOTTOM										
<b>1 Brian Roberts, S</b> OBP: 0.326, SLG: 0.345	F7	F7			6 WP 1B	F9		F9		5	0	1	0	0	0	2	<b>New York Yankees @ Baltimore Orioles</b> Oriole Park at Camden Yards, Baltimore, MD Wed May 26 2004, 7:05 PM EDT Att: 37,610 - Unknown - 87 F  <b>AB 40</b> <b>R 9</b> <b>H 14</b> <b>RBI 9</b> <b>SO 6</b> <b>LOB 13</b> 										
<b>6 Melvin Mora, R</b> OBP: 0.472, SLG: 0.633	HR		K		K	10 1B		K		5	1	2	2	0	3	1											
<b>10 Miguel Tejada, R</b> OBP: 0.365, SLG: 0.462	F9 WP 1B		P6					K		4	1	2	1	1	1	0											
<b>Rafael Palmeiro, L</b> OBP: 0.376, SLG: 0.424	F9		K					1B		5	0	1	0	0	1	4											
<b>Javy Lopez, R</b> OBP: 0.369, SLG: 0.470	G6-3			G6-3		HR 1B		K		5	1	1	0	0	1	2											
<b>B.J. Surhoff, L</b> OBP: 0.342, SLG: 0.397		2B G4-3 1B		G3		HR 1B		G3-1		5	2	3	3	0	0	1											
<b>Luis Matos, R</b> OBP: 0.278, SLG: 0.352		G4-3 SF9 2B		F8		1B 1B		F9		4	2	2	0	0	0	1											
<b>Larry Bigbie, L</b> OBP: 0.312, SLG: 0.415		G4-3			G3-1	6 1B 1B		G4-3		4	1	1	1	0	0	2											
<b>Jerry Hairston, R</b> OBP: 0.217, SLG: 0.279	SF9				F7	6 1B 10 1B 1B		G4-3		3	1	1	2	0	0	0											
<b>Inning Stats</b>	R: 1 E: 0 K: 0 S: 15	H: 2 LOB: 1 BB: 0 P: 21	R: 2 E: 0 K: 0 S: 6	H: 2 LOB: 0 BB: 0 P: 10	R: 0 E: 0 K: 2 S: 8	H: 0 LOB: 0 BB: 0 P: 13	R: 0 E: 0 K: 0 S: 11	H: 0 LOB: 0 BB: 0 P: 15	R: 0 E: 0 K: 1 S: 13	H: 1 LOB: 1 BB: 0 P: 21	R: 6 E: 0 K: 0 S: 23	H: 7 LOB: 2 BB: 1 P: 39	R: 0 E: 0 K: 0 S: 10	H: 1 LOB: 1 BB: 0 P: 12	R: 0 E: 0 K: 1 S: 12	H: 0 LOB: 0 BB: 0 P: 17		R: 0 E: 0 K: 2 S: 10	H: 1 LOB: 1 BB: 0 P: 13	1B: 11 2B: 1 3B: 0 HR: 2	SF: 1 SAC: 0 DP: 0 HBP: 0	WP: 2 PB: 0 SB: 0 CS: 0	PA: 42				
<b>PITCHER</b>	IP	WLS	BF	H	R	ER	SO	BB	IBB	HBP	BLK	WP	HR	S	P	ERA	WHIP										
<b>35 Mike Mussina, R</b> ERA: 5.0	5.1		23	6	5	5	3	1	0	0	0	0	1	58	93	8.44	1.312										
<b>Paul Quantrill, R</b> ERA: 4.15	0.0		2	2	1	1	0	0	0	0	0	0	0	5	5	∞	∞										
<b>Gabe White, L</b> ERA: 6.19	0.1	B	3	2	1	1	0	0	0	0	0	0	0	6	8	27.00	6.000										
<b>Tanyon Sturtze, R</b> ERA: 15.43	0.1	W	3	2	2	2	0	0	0	0	0	0	0	7	13	54.00	6.000										
<b>Tom Gordon, R</b> ERA: 1.69	2.0	H	7	1	0	0	1	0	0	0	0	0	0	22	29	0.00	0.500										
<b>PITCHER</b>	IP	WLS	BF	H	R	ER	SO	BB	IBB	HBP	BLK	WP	HR	S	P	ERA	WHIP										
<b>42 Mariano Rivera, R</b> ERA: 1.04	1.0	S	4	1	0	0	2	0	0	0	0	0	0	4	13	0.00	1.000										



Batter	1	2	3	4	5	6	7	8	9	AB	R	H	RBI	BB	SO	LOB	TOP					
<b>Kenny Lofton, L</b> OBP: 0.369, SLG: 0.431 <b>Bubba Crosby, L</b> OBP: 0.273, SLG: 0.571	F7		F8		G6-3		G6-3	G6-3		4	1	1	0	0	0	0	<b>New York Yankees @ Baltimore Orioles</b> Oriole Park at Camden Yards, Baltimore, MD Thu May 27 2004, 7:05 PM EDT Att: 46,282 - Sunny - 80 F					
<b>2 Derek Jeter, R</b> OBP: 0.273, SLG: 0.317 <b>Homer Bush, R</b>	FC5-4		L6		13 HR		2B	G6-3		4	1	3	2	0	0	0						
<b>13 Alex Rodriguez, R</b> OBP: 0.379, SLG: 0.555 <b>Miguel Cairo, R</b> OBP: 0.323, SLG: 0.407	K				F8		P2	P5		4	1	1	2	0	1	2						
<b>Gary Sheffield, R</b> OBP: 0.397, SLG: 0.416	FC5-4				P5					6	3	3	0	0	0	3						
<b>20 Jorge Posada, S</b> OBP: 0.452, SLG: 0.629 <b>John Flaherty, R</b> OBP: 0.200, SLG: 0.289	G6-3				K					4	2	2	0	1	1	2						
<b>55 Hideki Matsui, L</b> OBP: 0.428, SLG: 0.521	G6-3									3	4	3	3	2	0	0						
<b>Bernie Williams, S</b> OBP: 0.333, SLG: 0.357	G6-3									6	1	1	1	0	1	9						
<b>Tony Clark, S</b> OBP: 0.375, SLG: 0.530	K									5	3	3	4	0	2	2						
<b>Enrique Wilson, S</b> OBP: 0.241, SLG: 0.340	G1-3				SF8		G6-3	G4-3		5	1	1	4	0	0	3						
<b>Inning Stats</b>	R: 0 E: 0 K: 1 S: 9	H: 1 LOB: 1 BB: 0 P: 12	R: 0 E: 0 K: 1 S: 6	H: 1 LOB: 1 BB: 1 P: 11	R: 0 E: 0 K: 0 S: 6	H: 0 LOB: 0 BB: 0 P: 7	R: 0 E: 0 K: 1 S: 10	H: 0 LOB: 0 BB: 0 P: 15	R: 8 E: 0 K: 1 S: 28	H: 9 LOB: 1 BB: 0 P: 41	R: 0 E: 0 K: 0 S: 11	H: 1 LOB: 1 BB: 2 P: 17	R: 6 E: 0 K: 1 S: 26	H: 5 LOB: 2 BB: 2 P: 52	R: 3 E: 1 K: 0 S: 11	H: 2 LOB: 1 BB: 1 P: 22		R: 1 E: 0 K: 0 S: 12	H: 2 LOB: 2 BB: 1 P: 25	1B: 13 2B: 6 3B: 0 HR: 2	SF: 2 SAC: 0 DP: 1 HBP: 2	WP: 0 PB: 1 SB: 0 CS: 0
<b>PITCHER</b>	IP	WLS	BF	H	R	ER	SO	BB	IBB	HBP	BLK	WP	HR	S	P	ERA	WHIP					
<b>Sidney Ponson, R</b> ERA: 6.09	4.2	L	24	10	8	8	3	1	0	0	0	0	1	54	77	15.43	2.357					
<b>Mike DeJean, R</b> ERA: 9.53	1.1		8	3	2	2	1	1	0	0	0	0	0	17	32	13.50	3.000					
<b>Denny Bautista, R</b> ERA: 36.0	0.1		6	3	3	3	1	1	0	1	0	0	1	19	35	81.00	12.000					
<b>John Parrish, L</b> ERA: 4.78	0.2		6	2	4	3	0	0	0	1	0	0	0	10	19	40.50	3.000					
<b>Darwin Cubillan, R</b> ERA: 4.15	1.0		4	1	0	0	0	0	0	0	0	0	0	7	14	0.00	1.000					
<b>Jorge Julio, R</b> ERA: 2.25	1.0		6	2	1	1	0	1	0	0	0	0	0	12	25	9.00	3.000					
Batter	1	2	3	4	5	6	7	8	9	AB	R	H	RBI	BB	SO	LOB	BOTTOM					
<b>1 Brian Roberts, S</b> OBP: 0.333, SLG: 0.348	6 BB		G4-3		G3			6 BB		4	0	2	0	1	0	0	<b>New York Yankees @ Baltimore Orioles</b> Oriole Park at Camden Yards, Baltimore, MD Thu May 27 2004, 7:05 PM EDT Att: 46,282 - Sunny - 80 F					
<b>6 Melvin Mora, R</b> OBP: 0.480, SLG: 0.633	BB		10 HR		G4-3			1B		3	1	2	0	2	0	0						
<b>10 Miguel Tejada, R</b> OBP: 0.362, SLG: 0.474 <b>Luis Lopez, S</b> OBP: 0.231, SLG: 0.167	K		1 HR		G1-3		E6	P4		4	1	1	2	0	1	5						
<b>Rafael Palmeiro, L</b> OBP: 0.384, SLG: 0.448 <b>Jose Leon, R</b> OBP: 1.000, SLG: 4.000	F3		HR		1B		G4-6-3			3	1	2	1	1	0	2						
<b>Javy Lopez, R</b> OBP: 0.368, SLG: 0.467 <b>Robert Machado, R</b>	K		1B		K		G4-6-3	G6-3		3	0	1	0	0	2	3						
<b>B.J. Surhoff, L</b> OBP: 0.333, SLG: 0.397	G4-3		P6		F7		F9	1B		5	1	1	0	0	0	4						
<b>Luis Matos, R</b> OBP: 0.282, SLG: 0.354	K2-3				F8			P6		5	0	2	1	0	1	0						
<b>Larry Bigbie, L</b> OBP: 0.309, SLG: 0.408	F8				6 PB		1 S	F7		5	0	1	0	0	0	3						
<b>Jerry Hairston, R</b> OBP: 0.216, SLG: 0.271	G5-3				F8			P3		5	0	1	0	0	0	2						
<b>Inning Stats</b>	R: 0 E: 0 K: 2 S: 14	H: 1 LOB: 2 BB: 1 P: 21	R: 0 E: 0 K: 1 S: 8	H: 0 LOB: 0 BB: 0 P: 14	R: 3 E: 0 K: 0 S: 10	H: 4 LOB: 1 BB: 0 P: 16	R: 0 E: 0 K: 0 S: 10	H: 1 LOB: 3 BB: 2 P: 20	R: 0 E: 0 K: 1 S: 11	H: 1 LOB: 2 BB: 1 P: 19	R: 0 E: 0 K: 0 S: 9	H: 0 LOB: 0 BB: 0 P: 13	R: 0 E: 1 K: 0 S: 10	H: 1 LOB: 2 BB: 0 P: 19	R: 0 E: 0 K: 0 S: 14	H: 3 LOB: 3 BB: 0 P: 19		R: 2 E: 0 K: 0 S: 14	H: 3 LOB: 1 BB: 0 P: 18	1B: 10 2B: 1 3B: 0 HR: 3	SF: 0 SAC: 0 DP: 1 HBP: 0	WP: 0 PB: 1 SB: 1 CS: 0
<b>PITCHER</b>	IP	WLS	BF	H	R	ER	SO	BB	IBB	HBP	BLK	WP	HR	S	P	ERA	WHIP					
<b>Jose Contreras, R</b> ERA: 6.97	6.0	W	31	8	3	3	4	4	0	0	0	0	2	67	112	4.50	2.000					
<b>Felix Heredia, L</b> ERA: 11.97	2.0		8	3	0	0	0	0	0	0	0	0	0	19	29	0.00	1.500					
<b>Gabe White, L</b> ERA: 6.88	1.0		6	3	2	2	0	0	0	0	0	0	1	14	18	18.00	3.000					
<b>PITCHER</b>	IP	WLS	BF	H	R	ER	SO	BB	IBB	HBP	BLK	WP	HR	S	P	ERA	WHIP					
<b>Jose Contreras, R</b> ERA: 6.97	6.0	W	31	8	3	3	4	4	0	0	0	0	2	67	112	4.50	2.000					
<b>Felix Heredia, L</b> ERA: 11.97	2.0		8	3	0	0	0	0	0	0	0	0	0	19	29	0.00	1.500					
<b>Gabe White, L</b> ERA: 6.88	1.0		6	3	2	2	0	0	0	0	0	0	1	14	18	18.00	3.000					



Batter	1	2	3	4	5	6	7	8	9	AB	R	H	RBI	BB	SO	LOB	TOP					
<b>2 Derek Jeter, R</b> OBP: 0.281, SLG: 0.343	F9		1B		G4-3	K			HR	5	2	3	1	0	1	0	<b>New York Yankees @ Tampa Bay Devil Rays</b> Tropicana Field, St. Petersburg, FL Fri May 28 2004, 7:15 PM EDT Att: 20,627 - Dome - 72 F <a href="http://livebaseballscorecards.com">livebaseballscorecards.com</a>					
<b>Bernie Williams, S</b> OBP: 0.330, SLG: 0.358	2B		F7		G4-3		G1-3	G6-3		5	0	1	0	0	0	2						
<b>13 Alex Rodriguez, R</b> OBP: 0.380, SLG: 0.546	G4-3		P3		HR		K	L5		3	1	0	0	2	1	1						
<b>Gary Sheffield, R</b> OBP: 0.392, SLG: 0.427	G4-3			F9	HR		L8	F8		5	1	1	3	0	0	2						
<b>20 Jorge Posada, S</b> OBP: 0.453, SLG: 0.619		FC4-6		F8	G4-3			F9	BB	2	0	0	0	2	0	0						
<b>55 Hideki Matsui, L</b> OBP: 0.431, SLG: 0.539		P5		HR	1B			K		4	2	2	1	0	1	2						
<b>Ruben Sierra, S</b> OBP: 0.340, SLG: 0.484		FC4-6		HR			P6		BB	3	1	1	2	1	0	1						
<b>Tony Clark, S</b> OBP: 0.369, SLG: 0.514		G3			1B		K	F9		4	0	1	0	0	1	3						
<b>Enrique Wilson, S</b> OBP: 0.233, SLG: 0.327			G4-3		G3		G3	G6-3		4	0	0	0	0	0	3						
<b>Inning Stats</b>	R: 0 E: 0 K: 0 S: 9	H: 1 LOB: 1 BB: 1 P: 17	R: 0 E: 0 K: 0 S: 8	H: 0 LOB: 1 BB: 1 P: 16	R: 0 E: 0 K: 0 S: 11	H: 1 LOB: 1 BB: 0 P: 19	R: 2 E: 0 K: 0 S: 10	H: 3 LOB: 1 BB: 0 P: 20	R: 4 E: 0 K: 2 S: 8	H: 3 LOB: 0 BB: 0 P: 18	R: 0 E: 0 K: 1 S: 9	H: 0 LOB: 0 BB: 0 P: 15	R: 0 E: 0 K: 1 S: 10	H: 0 LOB: 2 BB: 2 P: 23	R: 1 E: 0 K: 0 S: 9	H: 1 LOB: 0 BB: 0 P: 13	1B: 3 2B: 2 3B: 0 HR: 4	SF: 0 SAC: 0 DP: 1 HBP: 0	WP: 1 CS: 0	PA: 40		
<b>PITCHER</b>	IP	WLS	BF	H	R	ER	SO	BB	IBB	HBP	BLK	WP	HR	S	P	ERA	WHIP					
<b>Doug Waechter, R</b> ERA: 4.75	(1, 1)	5.0	L	25	8	6	6	0	2	1	0	0	1	3	46	90	10.80	2.000				
<b>Paul Abbott, R</b> ERA: 5.07	(6, 1)	2.1		9	0	0	0	4	2	0	0	0	0	0	23	42	0.00	0.857				
<b>Lance Carter, R</b> ERA: 3.42	(8, 1)	1.2		6	1	1	1	0	0	0	0	0	0	1	14	21	5.40	0.600				

Batter	1	2	3	4	5	6	7	8	9	AB	R	H	RBI	BB	SO	LOB	BOTTOM					
<b>13 Carl Crawford, L</b> OBP: 0.354, SLG: 0.434	P6			G4-3						5	1	3	0	0	0	2	<b>New York Yankees @ Tampa Bay Devil Rays</b> Tropicana Field, St. Petersburg, FL Fri May 28 2004, 7:15 PM EDT Att: 20,627 - Dome - 72 F <a href="http://livebaseballscorecards.com">livebaseballscorecards.com</a>					
<b>5 Rocco Baldelli, R</b> OBP: 0.349, SLG: 0.402	1B		K		G6-3		G6-3	G6-3		5	1	1	0	0	1	3						
<b>Aubrey Huff, L</b> OBP: 0.309, SLG: 0.379	1B		G4-3				1B	FC6-5	1B	5	3	4	2	0	0	0						
<b>Tino Martinez, L</b> OBP: 0.382, SLG: 0.500	P6		F7		G4-3		FC6-5	BB		5	0	1	0	0	1	3						
<b>José Cruz Jr., S</b> OBP: 0.355, SLG: 0.462	1B		G3-1		P3		FC6-5	BB		3	0	0	0	2	0	1						
<b>Julio Lugo, R</b> OBP: 0.294, SLG: 0.450				K			P6	FC6-5		5	0	1	3	0	1	3						
<b>Robert Fick, L</b> OBP: 0.221, SLG: 0.253	F9			1B			L5	K2-3		3	0	0	0	1	1	4						
<b>Toby Hall, R</b> OBP: 0.308, SLG: 0.366		F7		F7						4	0	1	0	0	0	1						
<b>Rey Sanchez, R</b> OBP: 0.268, SLG: 0.256		F7								3	0	1	0	0	0	1						
<b>Fred McGriff, L</b> (8, PH)										1	0	0	0	0	0	0						
<b>Geoff Blum, S</b> OBP: 0.226, SLG: 0.330										0	0	0	0	0	0	0						
<b>Inning Stats</b>	R: 2 E: 0 K: 0 S: 14	H: 3 LOB: 2 BB: 1 P: 21	R: 0 E: 0 K: 1 S: 9	H: 1 LOB: 0 BB: 0 P: 16	R: 0 E: 0 K: 0 S: 5	H: 0 LOB: 0 BB: 0 P: 11	R: 0 E: 0 K: 1 S: 13	H: 1 LOB: 2 BB: 1 P: 21	R: 1 E: 0 K: 0 S: 11	H: 1 LOB: 0 BB: 0 P: 16	R: 0 E: 0 K: 0 S: 8	H: 1 LOB: 1 BB: 0 P: 10	R: 2 E: 0 K: 1 S: 19	H: 3 LOB: 2 BB: 1 P: 32	R: 0 E: 0 K: 0 S: 8	H: 1 LOB: 1 BB: 0 P: 10	R: 0 E: 0 K: 1 S: 10	H: 1 LOB: 1 BB: 0 P: 19	1B: 8 2B: 3 3B: 0 HR: 1	SF: 0 SAC: 0 DP: 0 HBP: 0	WP: 0 CS: 0	PA: 42
<b>PITCHER</b>	IP	WLS	BF	H	R	ER	SO	BB	IBB	HBP	BLK	WP	HR	S	P	ERA	WHIP					
<b>Javier Vazquez, R</b> ERA: 3.88	(1, 1)	6.0	W	28	8	4	4	0	0	0	0	0	0	1	65	102	6.00	1.667				
<b>Paul Quantrill, R</b> ERA: 4.4	(7, 1)	0.1	H	3	2	0	0	0	0	0	0	0	0	8	13	0.00	6.000					
<b>Tom Gordon, R</b> ERA: 1.59	(7, 1)	1.2	H	7	1	1	1	1	1	0	0	0	0	14	22	5.40	1.200					
<b>42 Mariano Rivera, R</b> ERA: 1.0	(9, 1)	1.0	S	4	1	0	0	1	0	0	0	0	0	10	19	0.00	1.000					



Batter	1	2	3	4	5	6	7	8	9	AB	R	H	RBI	BB	SO	LOB	TOP					
<b>2 Derek Jeter, R</b> OBP: 0.279, SLG: 0.340										5	0	1	1	0	1	0						
<b>Bernie Williams, S</b> OBP: 0.342, SLG: 0.387										4	1	3	1	1	0	0						
<b>13 Alex Rodriguez, R</b> OBP: 0.385, SLG: 0.545										4	0	2	0	1	1	2						
<b>Gary Sheffield, R</b> OBP: 0.388, SLG: 0.421										5	0	1	0	0	0	5						
<b>20 Jorge Posada, S</b> OBP: 0.446, SLG: 0.600										4	0	0	0	1	0	4						
<b>55 Hideki Matsui, L</b> OBP: 0.427, SLG: 0.529										3	1	0	0	1	0	2						
<b>Ruben Sierra, S</b> OBP: 0.346, SLG: 0.526										4	1	2	1	0	0	0						
<b>Tony Clark, S</b> OBP: 0.352, SLG: 0.486										4	0	0	1	0	0	1						
<b>Enrique Wilson, S</b> OBP: 0.242, SLG: 0.355										3	2	1	1	1	0	1						
<b>Inning Stats</b>	R: 1 E: 0 K: 1 S: 12	H: 2 LOB: 2 BB: 1 P: 22	R: 0 E: 0 K: 0 S: 5	H: 0 LOB: 0 BB: 0 P: 9	R: 0 E: 0 K: 0 S: 7	H: 0 LOB: 1 BB: 1 P: 16	R: 1 E: 0 K: 0 S: 8	H: 1 LOB: 1 BB: 1 P: 17	R: 0 E: 0 K: 0 S: 11	H: 2 LOB: 2 BB: 0 P: 19	R: 2 E: 0 K: 1 S: 14	H: 3 LOB: 2 BB: 1 P: 26	R: 0 E: 0 K: 0 S: 5	H: 0 LOB: 0 BB: 0 P: 7	R: 1 E: 0 K: 0 S: 7	H: 1 LOB: 1 BB: 1 P: 9	R: 0 E: 0 K: 0 S: 7	H: 1 LOB: 1 BB: 1 P: 16	1B: 6 2B: 1 3B: 0 HR: 3	SF: 0 SAC: 0 DP: 1 HBP: 0	WP: 0 PB: 0 CS: 1	PA: 41
<b>PITCHER</b>	IP	WLS	BF	H	R	ER	SO	BB	IBB	HBP	BLK	WP	HR	S	P	ERA	WHIP					
<b>Mark Hendrickson, L</b> ERA: 5.27	(1, 1)	5.2	L	29	8	4	1	4	0	0	0	0	2	54	105	6.35	2.118					
<b>Travis Harper, R</b> ERA: 3.79	(6, 1)	2.2		11	2	1	1	1	0	0	0	0	1	20	33	3.38	1.125					
<b>Lance Carter, R</b> ERA: 3.33	(9, 1)	0.2		1	0	0	0	0	0	0	0	0	0	2	3	0.00	0.000					

**New York Yankees @ Tampa Bay Devil Rays**  
Tropicana Field, St. Petersburg, FL  
Sat May 29 2004, 6:15 PM EDT  
Att: 25,692 - Dome - 72 F

livebaseballscores.com

AB 36  
R 5  
H 10  
RBI 5  
BB 5  
SO 2  
LOB 15

Batter	1	2	3	4	5	6	7	8	9	AB	R	H	RBI	BB	SO	LOB	BOTTOM					
<b>13 Carl Crawford, L</b> OBP: 0.357, SLG: 0.429										2	1	0	0	2	0	1						
<b>5 Rocco Baldelli, R</b> OBP: 0.347, SLG: 0.404										4	1	1	1	0	1	1						
<b>Aubrey Huff, L</b> OBP: 0.308, SLG: 0.382										4	0	1	1	0	0	0						
<b>Fred McGriff, L</b>										4	0	0	0	0	3	1						
<b>José Cruz Jr., S</b> OBP: 0.352, SLG: 0.452										3	0	0	0	1	1	0						
<b>Julio Lugo, R</b> OBP: 0.288, SLG: 0.439										4	0	0	0	0	1	1						
<b>Toby Hall, R</b> OBP: 0.315, SLG: 0.400										4	1	2	1	0	0	1						
<b>Geoff Blum, S</b> OBP: 0.220, SLG: 0.320										3	0	0	0	0	0	1						
<b>Brook Fordyce, R</b> OBP: 0.268, SLG: 0.250										1	0	0	0	0	0	1						
<b>Rey Sanchez, R</b> OBP: 0.259, SLG: 0.247										3	0	0	0	0	0	1						
<b>Inning Stats</b>	R: 0 E: 0 K: 0 S: 4	H: 0 LOB: 0 BB: 0 P: 9	R: 0 E: 0 K: 1 S: 7	H: 0 LOB: 0 BB: 0 P: 13	R: 0 E: 0 K: 1 S: 9	H: 1 LOB: 1 BB: 0 P: 12	R: 0 E: 0 K: 1 S: 7	H: 0 LOB: 0 BB: 0 P: 10	R: 0 E: 0 K: 0 S: 8	H: 0 LOB: 0 BB: 0 P: 13	R: 0 E: 0 K: 1 S: 14	H: 0 LOB: 1 BB: 1 P: 23	R: 0 E: 0 K: 2 S: 11	H: 0 LOB: 1 BB: 1 P: 17	R: 3 E: 0 K: 1 S: 18	H: 3 LOB: 1 BB: 1 P: 29	R: 0 E: 1 K: 0 S: 7	H: 0 LOB: 1 BB: 0 P: 8	1B: 1 2B: 2 3B: 0 HR: 1	SF: 0 SAC: 0 DP: 0 HBP: 0	WP: 0 PB: 0 CS: 0	PA: 35
<b>PITCHER</b>	IP	WLS	BF	H	R	ER	SO	BB	IBB	HBP	BLK	WP	HR	S	P	ERA	WHIP					
<b>Kevin Brown, R</b> ERA: 3.59	(1, 1)	7.2	W	29	3	3	3	3	0	0	0	0	1	72	118	3.52	0.783					
<b>Felix Heredia, L</b> ERA: 11.37	(8, 1)	0.0		1	1	0	0	0	0	0	0	0	0	3	5	∞	∞					
<b>Tom Gordon, R</b> ERA: 1.57	(8, 1)	0.1	H	1	0	0	0	1	0	0	0	0	0	3	3	0.00	0.000					
<b>42 Mariano Rivera, R</b> ERA: 0.96	(9, 1)	1.0	S	4	0	0	0	0	0	0	0	0	0	7	8	0.00	0.000					

**New York Yankees @ Tampa Bay Devil Rays**  
Tropicana Field, St. Petersburg, FL  
Sat May 29 2004, 6:15 PM EDT  
Att: 25,692 - Dome - 72 F

livebaseballscores.com

AB 32  
R 3  
H 4  
RBI 3  
BB 3  
SO 6  
LOB 8



Batter	1	2	3	4	5	6	7	8	9	AB	R	H	RBI	BB	SO	LOB	TOP					
<b>2 Derek Jeter, R</b> OBP: 0.277, SLG: 0.336										5	0	1	1	0	2	3	<b>New York Yankees @ Tampa Bay Devil Rays</b> Tropicana Field, St. Petersburg, FL Sun May 30 2004, 1:15 PM EDT Att: 26,098 - Dome - 72 F <a href="http://livebaseballscorecards.com">livebaseballscorecards.com</a>					
<b>Bernie Williams, S</b> OBP: 0.333, SLG: 0.375										5	0	0	0	0	0	6						
<b>13 Alex Rodriguez, R</b> OBP: 0.385, SLG: 0.539										4	1	1	0	0	2	1						
<b>Gary Sheffield, R</b> OBP: 0.384, SLG: 0.415										5	1	1	0	0	1	3						
<b>55 Hideki Matsui, L</b> OBP: 0.431, SLG: 0.531										5	1	3	1	0	1	2						
<b>Ruben Sierra, S</b> OBP: 0.348, SLG: 0.530										5	2	2	0	0	1	3						
<b>Tony Clark, S</b> OBP: 0.186, SLG: 0.268 <b>Homer Bush, R</b> (9, PR)										3	1	2	3	2	1	1						
<b>John Flaherty, R</b> OBP: 0.186, SLG: 0.268 <b>20 Jorge Posada, S</b> OBP: 0.440, SLG: 0.591										3	0	0	0	0	2	3						
<b>Enrique Wilson, S</b> OBP: 0.258, SLG: 0.357										2	0	1	0	2	0	2						
<b>Inning Stats</b>	R: 0 E: 0 K: 2 S: 11	H: 0 LOB: 1 BB: 0 P: 17	R: 0 E: 0 K: 0 S: 13	H: 1 LOB: 2 BB: 1 P: 23	R: 0 E: 0 K: 0 S: 5	H: 0 LOB: 0 BB: 0 P: 9	R: 0 E: 0 K: 1 S: 10	H: 1 LOB: 1 BB: 0 P: 18	R: 0 E: 0 K: 1 S: 8	H: 0 LOB: 1 BB: 1 P: 15	R: 0 E: 0 K: 2 S: 8	H: 0 LOB: 2 BB: 1 P: 13	R: 0 E: 0 K: 2 S: 11	H: 1 LOB: 2 BB: 1 P: 19	R: 4 E: 1 K: 1 S: 18	H: 5 LOB: 2 BB: 1 P: 31		R: 2 E: 0 K: 3 S: 17	H: 3 LOB: 1 BB: 0 P: 23	1B: 10 2B: 1 3B: 0 HR: 0	SF: 0 SAC: 0 DP: 0 HBP: 1	WP: 0 SB: 1 CS: 2
<b>PITCHER</b>	IP WLS BF H R ER SO BB IBB HBP BLK WP HR S P ERA WHIP																					
<b>Victor Zambrano, R</b> ERA: 5.11	(1, 1) 6.1 W 27 3 0 0 7 3 0 0 0 0 0 61 108 0.00 0.947																					
<b>Jorge Sosa, R</b> ERA: 5.31	(7, 1) 1.0 7 4 4 3 1 0 0 0 0 0 0 14 20 27.00 4.000																					
<b>Danys Baez, R</b> ERA: 2.95	(8, 1) 1.2 S 10 4 2 2 4 1 0 0 0 0 0 0 26 40 10.80 3.000																					

Batter	1	2	3	4	5	6	7	8	9	AB	R	H	RBI	BB	SO	LOB	BOTTOM			
<b>13 Carl Crawford, L</b> OBP: 0.348, SLG: 0.420										4	0	0	1	0	0	4	<b>New York Yankees @ Tampa Bay Devil Rays</b> Tropicana Field, St. Petersburg, FL Sun May 30 2004, 1:15 PM EDT Att: 26,098 - Dome - 72 F <a href="http://livebaseballscorecards.com">livebaseballscorecards.com</a>			
<b>5 Rocco Baldelli, R</b> OBP: 0.338, SLG: 0.393										5	0	0	0	0	3	3				
<b>Aubrey Huff, L</b> OBP: 0.317, SLG: 0.423										4	2	3	3	0	0	0				
<b>Tino Martinez, L</b> OBP: 0.385, SLG: 0.500										4	1	2	0	0	0	2				
<b>José Cruz Jr., S</b> OBP: 0.358, SLG: 0.456										3	1	2	0	0	1	0				
<b>Julio Lugo, R</b> OBP: 0.286, SLG: 0.437 <b>Geoff Blum, S</b> OBP: 0.216, SLG: 0.314										1	0	0	0	0	0	1				
<b>Robert Fick, L</b> OBP: 0.231, SLG: 0.263										4	1	2	1	0	0	1				
<b>Brook Fordyce, R</b> OBP: 0.300, SLG: 0.339										4	2	3	2	0	0	2				
<b>Rey Sanchez, R</b> OBP: 0.270, SLG: 0.250										3	0	1	0	1	0	2				
<b>Inning Stats</b>	R: 0 E: 0 K: 1 S: 7	H: 0 LOB: 0 BB: 0 P: 8	R: 0 E: 0 K: 0 S: 8	H: 1 LOB: 0 BB: 0 P: 9	R: 0 E: 0 K: 0 S: 8	H: 2 LOB: 1 BB: 0 P: 12	R: 3 E: 1 K: 0 S: 16	H: 4 LOB: 2 BB: 0 P: 19	R: 1 E: 0 K: 0 S: 9	H: 2 LOB: 1 BB: 0 P: 11	R: 2 E: 0 K: 1 S: 19	H: 3 LOB: 2 BB: 1 P: 30	R: 0 E: 0 K: 1 S: 5	H: 0 LOB: 0 BB: 0 P: 8	R: 1 E: 0 K: 1 S: 7	H: 1 LOB: 0 BB: 0 P: 11		1B: 10 2B: 0 3B: 0 HR: 3	SF: 1 SAC: 2 DP: 1 HBP: 0	WP: 0 SB: 0 CS: 0
<b>PITCHER</b>	IP WLS BF H R ER SO BB IBB HBP BLK WP HR S P ERA WHIP																			
<b>Jon Lieber, R</b> ERA: 4.43	(1, 1) 5.0 L 27 11 6 6 1 1 0 0 0 0 0 0 54 70 10.80 2.400																			
<b>Gabe White, L</b> ERA: 6.5	(6, 1) 1.0 4 1 0 0 1 0 0 0 0 0 0 13 19 0.00 1.000																			
<b>Tanyon Sturtze, R</b> ERA: 10.38	(7, 1) 2.0 7 1 1 1 2 0 0 0 0 0 0 1 12 19 4.50 0.500																			











Batter	1	2	3	4	5	6	7	8	9	AB	R	H	RBI	BB	SO	LOB	TOP					
1 Brian Roberts, S (1,4) OBP: 0.338, SLG: 0.361	F7		G4-3		F9			K		4	0	0	0	0	1	0						
6 Melvin Mora, R (1,5) OBP: 0.460, SLG: 0.601	CS	2B		1B	P4			P4		4	1	2	0	0	0	0						
10 Miguel Tejada, R (1,6) OBP: 0.374, SLG: 0.488	P5			1B						3	0	1	0	1	0	1						
Rafael Palmeiro, L (1,3) OBP: 0.403, SLG: 0.446	CS	F9		HBP	F8			K		4	0	1	0	0	1	1						
Javy Lopez, R (1,10) OBP: 0.367, SLG: 0.459		HR		FC6-4	K					3	1	1	2	0	1	0						
B.J. Surhoff, L (1,9) OBP: 0.360, SLG: 0.417	G4-3			P2				B1-3		4	0	0	0	0	0	3						
Luis Matos, R (1,8) OBP: 0.296, SLG: 0.370	F7			K						3	0	0	0	1	1	3						
Larry Bigbie, L (1,7) OBP: 0.314, SLG: 0.396			G4-3	FC6-4	L7					3	0	0	0	0	0	4						
Robert Machado, R (1,2) OBP: 0.314, SLG: 0.396			G4-3		F8					3	0	0	0	0	0	1						
<b>Inning Stats</b>	R: 0 E: 0 K: 0 S: 10	H: 1 LOB: 0 BB: 0 P: 13	R: 1 E: 0 K: 0 S: 15	H: 1 LOB: 0 BB: 0 P: 23	R: 0 E: 0 K: 0 S: 13	H: 0 LOB: 0 BB: 0 P: 17	R: 1 E: 0 K: 1 S: 18	H: 3 LOB: 3 BB: 0 P: 27	R: 0 E: 0 K: 0 S: 5	H: 0 LOB: 0 BB: 0 P: 6	R: 0 E: 0 K: 0 S: 7	H: 0 LOB: 0 BB: 0 P: 11	R: 0 E: 0 K: 0 S: 14	H: 0 LOB: 1 BB: 1 P: 21	R: 0 E: 0 K: 2 S: 9	H: 0 LOB: 1 BB: 1 P: 17	R: 0 E: 0 K: 0 S: 7	H: 0 LOB: 0 BB: 0 P: 10	1B: 3 2B: 1 3B: 0 HR: 1	SF: 0 SAC: 0 DP: 0 HBP: 1	WP: 0 PB: 0 SB: 0 CS: 1	PA: 35
<b>PITCHER</b>	IP	WLS	BF	H	R	ER	SO	BB	IBB	HBP	BLK	WP	HR	S	P	ERA	WHIP					
Javier Vazquez, R (1,1) ERA: 3.75	7.0	W	27	5	2	2	2	1	0	1	0	0	1	82	118	2.57	0.857					
Tom Gordon, R (8,1) ERA: 2.3	1.0	H	4	0	0	0	2	1	0	0	0	0	0	9	17	0.00	1.000					
42 Mariano Rivera, R (9,1) ERA: 1.17	1.0	S	3	0	0	0	0	0	0	0	0	0	0	7	10	0.00	0.000					

Baltimore Orioles @ New York Yankees  
Yankee Stadium, Bronx, NY  
Thu Jun 03 2004, 1:05 PM EDT  
Att: 44,020 - Unknown - 71 F

AB 31  
R 2  
H 5  
RBI 2  
BB 2  
SO 4  
LOB 13



Batter	1	2	3	4	5	6	7	8	9	AB	R	H	RBI	BB	SO	LOB	BOTTOM					
Bubba Crosby, L (1,8) OBP: 0.269, SLG: 0.520	SH1-3		K		F8		SH1-4	K		4	1	1	0	0	2	2						
2 Derek Jeter, R (1,6) OBP: 0.288, SLG: 0.387	SH1-3		K		L8					2	1	0	0	0	1	0						
13 Alex Rodriguez, R (1,5) OBP: 0.399, SLG: 0.537	FC3-2									3	1	2	1	1	1	2						
Gary Sheffield, R (1,10) OBP: 0.397, SLG: 0.437	WP			F9						3	1	2	2	1	0	1						
55 Hideki Matsui, L (1,7) OBP: 0.424, SLG: 0.527	FC3-2				F7					4	0	1	1	0	0	4						
Ruben Sierra, S (1,9) OBP: 0.342, SLG: 0.518	G6-3									4	0	2	1	0	1	3						
Bernie Williams, S (8,8) OBP: 0.333, SLG: 0.366										0	0	0	0	0	0	0						
Tony Clark, S (1,3) OBP: 0.365, SLG: 0.447		G5-3			L9					3	0	0	0	1	1	1						
John Flaherty, R (1,2) OBP: 0.191, SLG: 0.289		P6			F7		G5-2-3			4	0	1	0	0	0	4						
Miguel Cairo, R (1,4) OBP: 0.333, SLG: 0.403		G4-3			L5					3	1	1	0	0	0	0						
<b>Inning Stats</b>	R: 1 E: 0 K: 0 S: 10	H: 3 LOB: 2 BB: 0 P: 19	R: 0 E: 0 K: 0 S: 7	H: 0 LOB: 0 BB: 0 P: 11	R: 0 E: 0 K: 2 S: 11	H: 0 LOB: 1 BB: 1 P: 21	R: 0 E: 0 K: 0 S: 9	H: 1 LOB: 1 BB: 0 P: 12	R: 0 E: 0 K: 0 S: 4	H: 0 LOB: 0 BB: 0 P: 7	R: 1 E: 0 K: 0 S: 5	H: 2 LOB: 2 BB: 2 P: 18	R: 3 E: 0 K: 2 S: 13	H: 3 LOB: 1 BB: 0 P: 23	R: 0 E: 0 K: 2 S: 14	H: 1 LOB: 2 BB: 0 P: 21	R: 0 E: 0 K: 0 S: 7	H: 0 LOB: 0 BB: 0 P: 10	1B: 6 2B: 5 3B: 0 HR: 0	SF: 0 SAC: 2 DP: 2 HBP: 2	WP: 2 PB: 0 SB: 0 CS: 1	PA: 37
<b>PITCHER</b>	IP	WLS	BF	H	R	ER	SO	BB	IBB	HBP	BLK	WP	HR	S	P	ERA	WHIP					
40 Daniel Cabrera, R (1,1) ERA: 3.9	6.0	L	26	6	2	2	2	2	0	0	0	0	0	46	88	3.00	1.333					
John Parrish, L (7,1) ERA: 4.78	0.1	L	3	1	2	2	0	0	0	1	0	0	0	2	7	54.00	3.000					
B.J. Ryan, L (7,1) ERA: 2.73	0.2		4	2	1	1	2	0	0	0	0	0	0	11	16	13.50	3.000					
Eddy Rodriguez, R (8,1) ERA: 3.0	1.0		4	1	0	0	2	0	0	1	0	0	0	14	21	0.00	1.000					

Baltimore Orioles @ New York Yankees  
Yankee Stadium, Bronx, NY  
Thu Jun 03 2004, 1:05 PM EDT  
Att: 44,020 - Unknown - 71 F

AB 30  
R 5  
H 10  
RBI 5  
BB 3  
SO 6  
LOB 17





Batter	1	2	3	4	5	6	7	8	9	AB	R	H	RBI	BB	SO	LOB	TOP										
10 Michael Young, R (1, 6) OBP: 0.368, SLG: 0.522	0-1 G4-3 1B		1-2 G5-3		1-2 G6-3		2-0 F9		2-2 F9	5	0	1	0	0	0	1											
9 Hank Blalock, L (1, 5) OBP: 0.356, SLG: 0.554	0-0 G4-3		4-0 HR		0-0 F9		2-0 1B			3	1	1	0	1	0	1											
Alfonso Soriano, R (1, 4) OBP: 0.322, SLG: 0.433	1-0 G5-3		0-0 HR		1-1 F9		1-2 1B			4	1	2	3	0	0	1											
Brad Fullmer, L (1, 10) OBP: 0.283, SLG: 0.387	0-1 G4-3		2-2 F9		4-2 2B PB BB		3-2 G6-3			3	1	0	0	1	0	3											
23 Mark Teixeira, S (1, 3) OBP: 0.349, SLG: 0.460		1-1 G6-3	1-0 HR		1-3 K		1-1 F7			4	1	1	1	0	1	1											
Laynce Nix, L (1, 8) OBP: 0.354, SLG: 0.612	0-1 F9		2-2 G3		0-0 PB 1B		1-3 K			4	1	1	0	0	1	0											
Eric Young Sr., R (1, 7) OBP: 0.407, SLG: 0.358	3-1 1B				3-2 F9		3-3 K			4	0	2	1	0	1	0											
Gary Matthews, S (1, 9) OBP: 0.321, SLG: 0.364	2-3 K				3-3 K		3-3 K			3	0	0	0	0	3	2											
Herben Perry, R (9, PH) OBP: 0.309, SLG: 0.409	1-2 K				1-2 K				2-0 G3	1	0	0	0	0	0	0											
Rod Barajas, R (1, 2) OBP: 0.313, SLG: 0.650			2-2 HR G5-3 1B		0-1 F9		1-2 G5-3		2-2 F8	4	1	1	0	0	0	0											
<b>Inning Stats</b>	R: 0 E: 0 K: 1 S: 6	H: 1 LOB: 1 BB: 0 P: 7	R: 0 E: 0 K: 1 S: 9	H: 1 LOB: 1 BB: 0 P: 15	R: 4 E: 0 K: 0 S: 18	H: 3 LOB: 0 BB: 1 P: 30	R: 0 E: 0 K: 1 S: 8	H: 0 LOB: 0 BB: 0 P: 14	R: 0 E: 0 K: 2 S: 12	H: 2 LOB: 1 BB: 1 P: 23	R: 0 E: 0 K: 0 S: 17	H: 2 LOB: 2 BB: 0 P: 26	R: 0 E: 0 K: 2 S: 8	H: 0 LOB: 0 BB: 0 P: 13	R: 0 E: 0 K: 0 S: 9	H: 0 LOB: 0 BB: 0 P: 15	1B: 6 2B: 2 3B: 0 HR: 2	SF: 0 SAC: 0 DP: 1 HBP: 0	WP: 0 PB: 1 SB: 1 CS: 1	PA: 37							
<b>PITCHER</b>	IP	WLS	BF	H	R	ER	SO	BB	IBB	HBP	BLK	WP	HR	S	P	ERA	WHIP										
Kevin Brown, R (1, 1) ERA: 3.89	6.0	W	26	7	6	5	4	2	0	0	0	0	2	59	97	7.50	1.500										
Paul Quantrill, R (7, 1) ERA: 3.53	2.0	H	8	2	0	0	2	0	0	0	0	0	0	25	39	0.00	1.000										
42 Mariano Rivera, R (9, 1) ERA: 1.14	1.0	S	3	0	0	0	0	0	0	0	0	0	0	9	15	0.00	0.000										

Texas Rangers @ New York Yankees  
Yankee Stadium, Bronx, NY  
Fri Jun 04 2004, 7:05 PM EDT  
Att: 49,372 - Unknown - 65 F

AB 35  
R 6  
H 9  
RBI 5  
BB 2  
SO 6  
LOB 9



Batter	1	2	3	4	5	6	7	8	9	AB	R	H	RBI	BB	SO	LOB	BOTTOM										
2 Derek Jeter, R (1, 6) OBP: 0.290, SLG: 0.388	K		1-2 HR		2-3 K		2-2 G6-3		1-0 F8	2	1	1	0	0	1	0											
Miguel Cairo, R (4, PH) OBP: 0.319, SLG: 0.385	K		1-2 HR		1-1 F8		2-3 K		0-2 G3	3	0	0	0	0	1	2											
Bernie Williams, S (1, 8) OBP: 0.330, SLG: 0.378	2-1 F8		1-2 HR		1-1 F8		2-3 K		0-2 G3	5	1	1	2	0	1	0											
13 Alex Rodriguez, R (1, 5) OBP: 0.395, SLG: 0.549	4-2 1B BB		0-2 P2		2-2 HR		2-2 P4			3	1	1	1	1	0	0											
Gary Sheffield, R (1, 10) OBP: 0.407, SLG: 0.475	1-1 1B		4-0 55 1B BB		0-1 HR		2-1 HR			3	2	3	2	1	0	0											
20 Jorge Posada, S (1, 2) OBP: 0.431, SLG: 0.587	2-2 F8		2-1 F8		2-0 F7		0-3 K			4	0	0	0	0	1	3											
55 Hideki Matsui, L (1, 7) OBP: 0.425, SLG: 0.542		3-2 F7	3-2 BB 1B		1-0 HR		1-2 G6-3			4	1	2	1	0	0	0											
Ruben Sierra, S (1, 9) OBP: 0.347, SLG: 0.509		4-2 G1-3 BB	4-1 BB		2-2 P6		0-1 P4			2	0	0	0	2	0	0											
Bubba Crosby, L (9, 9) OBP: 0.269, SLG: 0.520			1-2 BB		1-2 BB		2-2 P6			0	0	0	0	0	0	0											
Tony Clark, S (1, 3) OBP: 0.361, SLG: 0.432	0-1 G1-3		0-2 G1-3		4-1 E BB		0-3 K			3	0	0	0	1	1	4											
Enrique Wilson, S (1, 4) OBP: 0.259, SLG: 0.374	1-3 K				0-1 HR		0-1 E5 G6-3		0-1 G4-3	4	1	1	1	0	1	2											
<b>Inning Stats</b>	R: 0 E: 0 K: 1 S: 13	H: 1 LOB: 2 BB: 1 P: 23	R: 0 E: 0 K: 1 S: 11	H: 0 LOB: 1 BB: 1 P: 19	R: 2 E: 0 K: 0 S: 18	H: 3 LOB: 3 BB: 2 P: 33	R: 3 E: 0 K: 1 S: 14	H: 3 LOB: 0 BB: 0 P: 21	R: 1 E: 1 K: 0 S: 11	H: 1 LOB: 1 BB: 1 P: 20	R: 1 E: 0 K: 2 S: 11	H: 1 LOB: 0 BB: 0 P: 17	R: 0 E: 0 K: 1 S: 8	H: 0 LOB: 0 BB: 0 P: 9	R: 0 E: 0 K: 0 S: 6	H: 0 LOB: 0 BB: 0 P: 7	1B: 3 2B: 0 3B: 0 HR: 6	SF: 0 SAC: 0 DP: 1 HBP: 0	WP: 0 PB: 0 SB: 0 CS: 0	PA: 38							
<b>PITCHER</b>	IP	WLS	BF	H	R	ER	SO	BB	IBB	HBP	BLK	WP	HR	S	P	ERA	WHIP										
Kenny Rogers, L (1, 1) ERA: 3.64	4.0	L	24	8	1	1	1	2	1	0	0	0	1	21	35	4.50	1.000										
Jay Powell, R (5, 1) ERA: 3.38	2.0	L	8	1	1	1	2	1	0	0	0	0	1	21	35	4.50	1.000										
Erasm Ramirez, L (7, 1) ERA: 3.26	2.0	L	6	0	0	0	1	0	0	0	0	0	0	14	16	0.00	0.000										

Texas Rangers @ New York Yankees  
Yankee Stadium, Bronx, NY  
Fri Jun 04 2004, 7:05 PM EDT  
Att: 49,372 - Unknown - 65 F

AB 33  
R 7  
H 9  
RBI 7  
BB 5  
SO 6  
LOB 11





Batter	1	2	3	4	5	6	7	8	9	AB	R	H	RBI	BB	SO	LOB	TOP									
10 Michael Young, R OBP: 0.365, SLG: 0.515	F9		F8		F8		K		9 2B 1B	5	1	1	0	0	1	1										
9 Hank Blalock, L OBP: 0.355, SLG: 0.550	K			F8	F7		K		1-H 2B	5	0	1	1	0	2	1										
Alfonso Soriano, R OBP: 0.324, SLG: 0.430	F8			2B 1B		P4		G5-3	4-0 IBB	4	1	1	0	1	0	0										
Brad Fuller, L OBP: 0.299, SLG: 0.425		HR		2-1 23 1B 1-H		2-1 23 HR 1B		4-1 23 1B 23 E BB	0-2 P5	4	4	3	2	1	0	2										
23 Mark Teixeira, S OBP: 0.359, SLG: 0.492	G4-3			2-2 G6-4-3 1B		0-1 1-H HR		1-0 1-H 1B		4	1	3	3	0	0	0										
Laynce Nix, L OBP: 0.351, SLG: 0.616	P2			2-2 G6-4-3 1-2		1-1 3B		1-2 G6-3		4	0	1	0	0	0	2										
Eric Young Sr., R OBP: 0.402, SLG: 0.355	F8				2-2 1B SF8 1B	1-1 F9		3-2 G5-3		4	1	1	0	0	0	2										
Gary Matthews, S OBP: 0.313, SLG: 0.346			F9		1-0 1B	3-1 F9		2-3 K		4	0	1	0	0	1	1										
Rod Barajas, R OBP: 0.299, SLG: 0.627			K		1-0 SF8 3H		0-0 F7	1-2 F8		3	0	0	1	0	1	0										
<b>Inning Stats</b>	R: 0 E: 0 K: 1 S: 7	H: 0 LOB: 0 BB: 0 P: 11	R: 1 E: 0 K: 0 S: 10	H: 1 LOB: 0 BB: 0 P: 18	R: 0 E: 0 K: 1 S: 7	H: 0 LOB: 0 BB: 0 P: 10	R: 2 E: 0 K: 0 S: 12	H: 3 LOB: 0 BB: 0 P: 19	R: 1 E: 0 K: 0 S: 10	H: 2 LOB: 1 BB: 0 P: 16	R: 2 E: 0 K: 0 S: 17	H: 3 LOB: 0 BB: 0 P: 24	R: 0 E: 0 K: 2 S: 7	H: 0 LOB: 0 BB: 0 P: 10	R: 1 E: 0 K: 0 S: 10	H: 1 LOB: 1 BB: 1 P: 20	R: 1 E: 0 K: 1 S: 16	H: 2 LOB: 2 BB: 1 P: 26	1B: 7 2B: 2 3B: 1 HR: 2	SF: 1 SAC: 0 DP: 1 HBP: 0	WP: 0 PB: 0 SB: 0 CS: 0	PA: 40				
<b>PITCHER</b>	IP	WLS	BF	H	R	ER	SO	BB	IBB	HBP	BLK	WP	HR	S	P	ERA	WHIP									
Jon Lieber, R ERA: 5.01	(1, 1)	6.0	L	26	9	6	6	2	0	0	0	0	0	2	63	98	9.00	1.500								
Felix Heredia, L ERA: 9.0	(7, 1)	1.2		7	1	1	0	2	1	0	0	0	0	0	14	24	0.00	1.200								
Bret Prinz, R ERA:	(8, 1)	0.1		1	0	0	0	0	0	0	0	0	0	3	6	0.00	0.000									
Gabe White, L ERA: 6.63	(9, 1)	1.0		6	2	1	1	1	0	1	0	0	0	0	16	26	9.00	2.000								

Texas Rangers @ New York Yankees  
Yankee Stadium, Bronx, NY  
Sat Jun 05 2004, 4:05 PM EDT  
Att: 51,910 - Unknown - 60 F

AB	37
R	8
H	12
RBI	7
BB	2
SO	5
LOB	9



Batter	1	2	3	4	5	6	7	8	9	AB	R	H	RBI	BB	SO	LOB	BOTTOM									
Miguel Cairo, R OBP: 0.316, SLG: 0.377	G5-3		G6-3			13 BB 1B		G4-3		4	0	1	0	0	0	0										
Bernie Williams, S OBP: 0.324, SLG: 0.370	K		F7			K		P4		4	0	0	0	0	2	1										
13 Alex Rodriguez, R OBP: 0.397, SLG: 0.545	2B 1B			2-1 F8		4-2 BB		1-1 G5-3		3	0	1	0	1	0	0										
Gary Sheffield, R OBP: 0.408, SLG: 0.480	2-0 2B			0-1 P6		0-0 L7		1-2 1B		4	0	2	0	0	0	2										
20 Jorge Posada, S OBP: 0.422, SLG: 0.571	K			2-2 G3		1-0 F7		0-0 P5		4	0	0	0	0	1	5										
55 Hideki Matsui, L OBP: 0.418, SLG: 0.531		F8			0-1 G6-3		2-1 L8		1-2 F9	4	0	0	0	0	0	1										
Ruben Sierra, S OBP: 0.346, SLG: 0.530	G4-3				2-1 HR		0-1 P4			3	1	1	1	0	0	0										
Tony Clark, S OBP: 0.360, SLG: 0.429	K				2-2 G6-3 1B		0-3 K			3	0	1	0	0	2	0										
Homer Bush, R OBP: 0.360, SLG: 0.429			G5-3		0-1 G6-3			2-2 G4-3		3	0	0	0	0	0	1										
<b>Inning Stats</b>	R: 0 E: 0 K: 2 S: 14	H: 2 LOB: 2 BB: 0 P: 20	R: 0 E: 0 K: 1 S: 8	H: 0 LOB: 0 BB: 0 P: 11	R: 0 E: 0 K: 0 S: 4	H: 0 LOB: 0 BB: 0 P: 6	R: 0 E: 0 K: 0 S: 7	H: 0 LOB: 0 BB: 0 P: 11	R: 1 E: 0 K: 0 S: 10	H: 2 LOB: 0 BB: 0 P: 14	R: 0 E: 0 K: 1 S: 8	H: 1 LOB: 2 BB: 1 P: 15	R: 0 E: 0 K: 0 S: 9	H: 0 LOB: 0 BB: 0 P: 9	R: 0 E: 0 K: 0 S: 9	H: 0 LOB: 0 BB: 0 P: 15	R: 0 E: 0 K: 0 S: 9	H: 1 LOB: 1 BB: 0 P: 12	1B: 4 2B: 1 3B: 0 HR: 1	SF: 0 SAC: 0 DP: 1 HBP: 0	WP: 0 PB: 0 SB: 0 CS: 0	PA: 33				
<b>PITCHER</b>	IP	WLS	BF	H	R	ER	SO	BB	IBB	HBP	BLK	WP	HR	S	P	ERA	WHIP									
Juan Dominguez, R ERA: 2.63	(1, 1)	8.0	W	29	5	1	1	5	1	0	0	0	0	1	67	101	1.12	0.750								
Carlos Almanzar, R ERA: 2.63	(9, 1)	1.0		4	1	0	0	0	0	0	0	0	0	9	12	0.00	1.000									

Texas Rangers @ New York Yankees  
Yankee Stadium, Bronx, NY  
Sat Jun 05 2004, 4:05 PM EDT  
Att: 51,910 - Unknown - 60 F

AB	32
R	1
H	6
RBI	1
BB	1
SO	5
LOB	10





Batter	1	2	3	4	5	6	7	8	9	AB	R	H	RBI	BB	SO	LOB	TOP				
10 Michael Young, R OBP: 0.359, SLG: 0.506	1-1 F8			2-3 K			1-0 G6-3		0-0 G6-3	4	0	0	1	0	1	0	<b>Texas Rangers @ New York Yankees</b> Yankee Stadium, Bronx, NY Sun Jun 06 2004, 1:05 PM EDT Att: 54,092 - Unknown - 58 F  <b>AB 32</b> <b>R 1</b> <b>H 6</b> <b>RBI 1</b> <b>BB 0</b> <b>SO 11</b> <b>LOB 6</b>				
9 Hank Blalock, L OBP: 0.349, SLG: 0.541	2-2 G1-3			2-2 G3-1			1-3 K		3-H K	4	0	0	0	0	2	0					
Alfonso Soriano, R OBP: 0.326, SLG: 0.431	0-3 K			0-0 P4			1-2 1B		1-0 1B	4	0	2	0	0	1	0					
Brad Fuller, L OBP: 0.298, SLG: 0.420 Gary Matthews, S OBP: 0.313, SLG: 0.346		2-1 G3			0-0 G1-3		1-3 K		0-0 1B	4	0	1	0	0	1	1					
23 Mark Teixeira, S OBP: 0.350, SLG: 0.478		1-0 G4-3			1-3 K			1-3 K	2-2 G1-3	4	0	0	0	0	2	2					
Laynce Nix, L OBP: 0.350, SLG: 0.617		2-3 K			0-3 K			2-2 2B		3	0	1	0	0	2	0					
Herbert Perry, R OBP: 0.300, SLG: 0.396			0-3 K			2-2 G5-3		2-1 G5-3		3	0	0	0	0	1	1					
Eric Young Sr., R OBP: 0.400, SLG: 0.354			1-0 1B			1-1 G6-3		1-0 G5-3		3	0	1	0	0	0	1					
Rod Barajas, R OBP: 0.300, SLG: 0.640			2-3 K		0-1 F8			1-2 10 G6-3		3	1	1	0	0	1	1					
<b>Inning Stats</b>	R: 0 E: 0 K: 1 S: 8	H: 0 LOB: 0 BB: 0 P: 11	R: 0 E: 0 K: 1 S: 6	H: 0 LOB: 0 BB: 0 P: 11	R: 0 E: 0 K: 2 S: 8	H: 1 LOB: 1 BB: 0 P: 11	R: 0 E: 0 K: 1 S: 7	H: 0 LOB: 0 BB: 0 P: 11	R: 0 E: 0 K: 2 S: 8	H: 0 LOB: 0 BB: 0 P: 10	R: 0 E: 0 K: 2 S: 13	H: 1 LOB: 1 BB: 0 P: 16	R: 0 E: 0 K: 1 S: 9	H: 1 LOB: 1 BB: 0 P: 15	R: 1 E: 0 K: 1 S: 12	H: 3 LOB: 2 BB: 0 P: 17	1B: 4 2B: 2 3B: 1 HR: 0	SF: 0 SAC: 0 DP: 1 HBP: 0	WP: 0 PB: 0 SB: 0 CS: 1	PA: 32	
<b>PITCHER</b>	IP	WLS	BF	H	R	ER	SO	BB	IBB	HBP	BLK	WP	HR	S	P	ERA	WHIP				
35 Mike Mussina, R ERA: 4.59	8.0	W	27	4	1	1	10	0	0	0	0	0	0	69	98	1.12	0.500				
42 Mariano Rivera, R ERA: 1.1	1.0	S	5	2	0	0	1	0	0	0	0	0	0	9	13	0.00	2.000				

Batter	1	2	3	4	5	6	7	8	9	AB	R	H	RBI	BB	SO	LOB	BOTTOM				
Bernie Williams, S OBP: 0.332, SLG: 0.394	2-0 1B			0-0 HR		2-2 1B	0-0 G4-3			4	1	3	1	0	0	2	<b>Texas Rangers @ New York Yankees</b> Yankee Stadium, Bronx, NY Sun Jun 06 2004, 1:05 PM EDT Att: 54,092 - Unknown - 58 F  <b>AB 30</b> <b>R 2</b> <b>H 7</b> <b>RBI 2</b> <b>BB 1</b> <b>SO 5</b> <b>LOB 12</b>				
55 Hideki Matsui, L OBP: 0.411, SLG: 0.520	1-1 G4-6-3			1-0 G1-3		0-0 F7		3-1 F7		4	0	0	0	0	0	2					
13 Alex Rodriguez, R OBP: 0.398, SLG: 0.545	3-2 F9			0-2 1B		1-0 25 BB	1-2 25 G3	1-0 G1-3		4	0	2	0	0	0	0					
25 Jason Giambi, L OBP: 0.403, SLG: 0.554		0-0 F7		2-3 K		1-1 G3	1-2 2-3	0-1 HR		4	1	1	1	0	1	3					
20 Jorge Posada, S OBP: 0.418, SLG: 0.560		1-0 G3		4-1 1B		1-0 G1-3		1-3 K		3	0	0	0	1	1	2					
Ruben Sierra, S OBP: 0.338, SLG: 0.517		0-3 K		0-0 G4-3						3	0	0	0	0	1	2					
Tony Clark, S OBP: 0.360, SLG: 0.436			1-3 K		1-1 G4-3		0-0 2B			3	0	1	0	0	1	0					
Miguel Cairo, R OBP: 0.304, SLG: 0.361			1-1 F8		0-0 G5-3		1-2 G6-3			3	0	0	0	0	0	1					
Homer Bush, R OBP: 0.304, SLG: 0.361			0-2 G5-3		1-3 K		3-2 HBP			2	0	0	0	0	1	0					
<b>Inning Stats</b>	R: 0 E: 0 K: 0 S: 6	H: 1 LOB: 0 BB: 0 P: 12	R: 0 E: 0 K: 1 S: 6	H: 0 LOB: 0 BB: 0 P: 7	R: 0 E: 0 K: 1 S: 8	H: 0 LOB: 0 BB: 0 P: 10	R: 1 E: 0 K: 1 S: 10	H: 2 LOB: 2 BB: 1 P: 17	R: 0 E: 0 K: 1 S: 6	H: 0 LOB: 0 BB: 0 P: 8	R: 0 E: 0 K: 0 S: 8	H: 2 LOB: 2 BB: 0 P: 13	R: 0 E: 0 K: 0 S: 9	H: 1 LOB: 2 BB: 0 P: 14	R: 1 E: 0 K: 1 S: 8	H: 1 LOB: 0 BB: 0 P: 13	1B: 4 2B: 1 3B: 0 HR: 2	SF: 0 SAC: 0 DP: 1 HBP: 1	WP: 0 PB: 0 SB: 0 CS: 0	PA: 32	
<b>PITCHER</b>	IP	WLS	BF	H	R	ER	SO	BB	IBB	HBP	BLK	WP	HR	S	P	ERA	WHIP				
Ryan Drese, R ERA: 3.97	8.0	L	32	7	2	2	5	1	0	1	0	0	2	61	94	2.25	1.000				



Batter	1	2	3	4	5	6	7	8	9	AB	R	H	RBI	BB	SO	LOB	TOP					
Aaron Miles, S OBP: 0.316, SLG: 0.414	1-3 K			1-3 K		3-1 SH1-3 1B		3-2 G4-3		4	0	1	0	0	2	2	<b>Colorado Rockies @ New York Yankees</b> Yankee Stadium, Bronx, NY Tue Jun 08 2004, 7:05 PM EDT Att: 51,852 - Cloudy - 83 F					
Royce Clayton, R OBP: 0.361, SLG: 0.484	1-3 K			1-0 G5-3		0-0 SH1-3		0-1 G3		3	0	0	0	0	1	2						
17 Todd Helton, L OBP: 0.454, SLG: 0.560	0-0 F7			0-2 G4-3		0-1 L3			1-1 G1-3	4	0	0	0	0	0	1						
Vinny Castilla, R OBP: 0.343, SLG: 0.587 Denny Hocking, S OBP: 0.253, SLG: 0.221		3-2 G6-3			0-0 P4	0-0 G5-3			0-0 5 CS 1B	4	0	1	0	0	0	1						
Jeromy Burnitz, L OBP: 0.381, SLG: 0.635		1-2 G3-1			2-2 5 1B 1B		1-2 G4-3		2-3 K	4	1	1	0	0	1	1						
5 Matt Holliday, R OBP: 0.343, SLG: 0.497		1-1 F7			1-2 1B		3-2 F7		2-2 CS	3	0	1	0	0	0	0						
Mark Sweeney, L OBP: 0.458, SLG: 0.528				1-2 K		2-2 1B		3-2 G4-3		3	0	1	1	0	1	0						
Todd Greene, R OBP: 0.295, SLG: 0.453 Choo Freeman, R OBP: 0.400, SLG: 0.250 Charles Johnson, R OBP: 0.361, SLG: 0.563				1-0 P5		0-3 K		0-0 G4-3 SH3-4 1B		3	0	1	0	0	1	2						
Luis Gonzalez, R OBP: 0.299, SLG: 0.403				2-1 G6-3		1-3 K		0-0 SH3-4		2	0	0	0	0	1	2						
<b>Inning Stats</b>	R: 0 E: 0 K: 2 S: 7	H: 0 LOB: 0 BB: 0 P: 9	R: 0 E: 0 K: 0 S: 9	H: 0 LOB: 0 BB: 0 P: 14	R: 0 E: 0 K: 1 S: 6	H: 0 LOB: 0 BB: 0 P: 10	R: 0 E: 0 K: 1 S: 7	H: 0 LOB: 0 BB: 0 P: 9	R: 1 E: 0 K: 2 S: 18	H: 3 LOB: 2 BB: 0 P: 24	R: 0 E: 0 K: 0 S: 6	H: 1 LOB: 1 BB: 0 P: 9	R: 0 E: 0 K: 0 S: 12	H: 0 LOB: 0 BB: 0 P: 19	R: 0 E: 0 K: 0 S: 7	H: 1 LOB: 2 BB: 0 P: 10		R: 0 E: 0 K: 1 S: 8	H: 1 LOB: 1 BB: 0 P: 13	1B: 6 2B: 0 3B: 0 HR: 0	SF: 0 SAC: 2 DP: 0 HBP: 0	WP: 0 PB: 0 SB: 0 CS: 1
<b>PITCHER</b>	IP WLS BF H R ER SO BB IBB HBP BLK WP HR S P ERA WHIP	7.0 W 26 5 1 1 6 0 0 0 0 0 0 66 95 1.29 0.714	1.0 H 3 0 0 0 0 0 0 0 0 0 0 6 9 0.00 0.000	1.0 S 3 1 0 0 1 0 0 0 0 0 0 8 13 0.00 1.000	<b>PITCHER</b>										IP WLS BF H R ER SO BB IBB HBP BLK WP HR S P ERA WHIP							

AB	30
R	1
H	6
RBI	1
BB	0
SO	7
LOB	11



Batter	1	2	3	4	5	6	7	8	9	AB	R	H	RBI	BB	SO	LOB	BOTTOM			
Bernie Williams, S OBP: 0.330, SLG: 0.391	2-1 F8		2-0 55 1B 25 1B 1B		2-2 G5-3		1-1 L8			4	1	1	0	0	0	0	<b>Colorado Rockies @ New York Yankees</b> Yankee Stadium, Bronx, NY Tue Jun 08 2004, 7:05 PM EDT Att: 51,852 - Cloudy - 83 F			
55 Hideki Matsui, L OBP: 0.408, SLG: 0.515	0-0 F8		0-0 BB 25 1B 1B		1-0 G4-3		1-1 G3-1			4	1	1	0	0	0	0				
13 Alex Rodriguez, R OBP: 0.396, SLG: 0.537	1-1 P4		1-3 K		4-2 BB		0-1 G6-3			3	0	0	0	1	1	2				
Gary Sheffield, R OBP: 0.410, SLG: 0.476		4-0 FC2-5 20 1B BB	4-2 25 1B BB		1 SAFE 3-2 G5-3		1-1 F7			2	0	0	0	2	0	1				
25 Jason Giambi, L OBP: 0.405, SLG: 0.549 Homer Bush, R OBP: 0.360, SLG: 0.436		1-3 K	0-0 1-3 2-H 3-H 1B		2-0 F9		4-2 BB			3	0	1	2	1	1	1				
20 Jorge Posada, S OBP: 0.420, SLG: 0.556		2-2 FC2-5 1B	0-1 G4-3		4-0 FC6-4 BB		0-3 K			3	0	1	0	1	1	3				
Ruben Sierra, S OBP: 0.328, SLG: 0.500		2-2 FC2-5		0-0 G1-3		3-0 FC6-4 1B		1-0 G3		4	0	0	0	0	0	4				
Miguel Cairo, R OBP: 0.317, SLG: 0.373		1-1 F7		0-1 CS 1B		0-0 1B				3	0	2	0	0	0	2				
Enrique Wilson, S OBP: 0.254, SLG: 0.365			1-2 F9		2-2 G5-3		3-1 F7			3	0	0	0	0	0	3				
<b>Inning Stats</b>	R: 0 E: 0 K: 0 S: 5	H: 0 LOB: 0 BB: 0 P: 8	R: 0 E: 0 K: 1 S: 11	H: 1 LOB: 2 BB: 1 P: 21	R: 2 E: 0 K: 1 S: 14	H: 3 LOB: 2 BB: 1 P: 22	R: 0 E: 0 K: 0 S: 6	H: 1 LOB: 0 BB: 0 P: 8	R: 0 E: 0 K: 0 S: 9	H: 0 LOB: 1 BB: 1 P: 19	R: 0 E: 0 K: 0 S: 5	H: 1 LOB: 2 BB: 1 P: 17	R: 0 E: 0 K: 0 S: 6	H: 0 LOB: 0 BB: 0 P: 8	R: 0 E: 0 K: 1 S: 9	H: 0 LOB: 1 BB: 1 P: 15		1B: 6 2B: 0 3B: 0 HR: 0	SF: 0 SAC: 0 DP: 0 HBP: 0	WP: 0 PB: 0 SB: 0 CS: 1
<b>PITCHER</b>	IP WLS BF H R ER SO BB IBB HBP BLK WP HR S P ERA WHIP	5.2 L 26 6 2 2 2 4 0 0 0 0 0 17 28 0.00 0.429	<b>PITCHER</b>										IP WLS BF H R ER SO BB IBB HBP BLK WP HR S P ERA WHIP							

AB	29
R	2
H	6
RBI	2
BB	5
SO	3
LOB	16





Batter	1	2	3	4	5	6	7	8	9	AB	R	H	RBI	BB	SO	LOB	TOP										
Aaron Miles, S OBP: 0.319, SLG: 0.414	2-2 G5-4-3 1B	2-0 2H 1B		1-2 G6-3			1-1 F8		0-1 G4-3	5	0	2	1	0	0	1											
Royce Clayton, R OBP: 0.354, SLG: 0.475	1 SAFE G5-4-3 1-2	1 SAFE 2-2 G5-3		2-2 G5-3			1-2 G4-3			4	0	0	0	0	0	2											
17 Todd Helton, L OBP: 0.451, SLG: 0.554	2-3 K		0-1 5 WP HBP BB 1B		1-1 G3		1-2 P2			4	1	1	0	0	1	0											
Vinny Castilla, R OBP: 0.346, SLG: 0.581		4-2 1B 5 1B BB	1-0 5 WP HBP		1-3 K			1-2 G4-3		2	1	0	0	1	1	0											
Jeremy Burnitz, L OBP: 0.379, SLG: 0.628	2-2 1B 5 1B	2-3 K		3-3 K				3-3 K		4	1	1	0	0	3	2											
5 Matt Holliday, R OBP: 0.352, SLG: 0.506	0-0 1B E	4-2 BB		1-1 F8 2B				0-1 F8		3	1	2	1	1	0	0											
Mark Sweeney, L OBP: 0.450, SLG: 0.507	3-1 P6	4-2 BB G6-4-3		2-1 F8				2-3 K		3	0	0	1	1	1	3											
Todd Greene, R OBP: 0.293, SLG: 0.443	0-3 K	1-1 G6-4-3		2-1 P4				2-2 G1-3 1B		4	0	1	0	0	1	6											
Choo Freeman, R OBP: 0.357, SLG: 0.250	0-0 E9 1B 1B		3-1 G6-3		0-0 F8			0-2 G1-3		4	1	1	1	0	0	2											
<b>Inning Stats</b>	R: 0 E: 0 K: 1 S: 9	H: 1 LOB: 0 BB: 0 P: 13	R: 4 E: 1 K: 1 S: 17	H: 4 LOB: 1 BB: 1 P: 30	R: 1 E: 0 K: 1 S: 11	H: 1 LOB: 2 BB: 2 P: 23	R: 0 E: 0 K: 0 S: 8	H: 0 LOB: 0 BB: 0 P: 14	R: 0 E: 0 K: 2 S: 8	H: 1 LOB: 1 BB: 0 P: 12	R: 0 E: 0 K: 0 S: 8	H: 0 LOB: 0 BB: 0 P: 11	R: 0 E: 0 K: 1 S: 8	H: 0 LOB: 0 BB: 0 P: 12	R: 0 E: 0 K: 1 S: 13	H: 1 LOB: 1 BB: 0 P: 17	1B: 7 2B: 1 3B: 0 HR: 0	SF: 0 SAC: 0 DP: 2 HBP: 1	WP: 1 PB: 0 SB: 0 CS: 0	PA: 37							
<b>PITCHER</b>	IP	WLS	BF	H	R	ER	SO	BB	IBB	HBP	BLK	WP	HR	S	P	ERA	WHIP										
Kevin Brown, R ERA: 4.13	2.0		11	5	4	3	2	1	0	0	0	0	0	26	43	13.50	3.000										
Tanyon Sturtze, R ERA: 4.15	4.0		16	2	1	1	3	2	0	1	0	1	0	34	62	2.25	1.000										
Paul Quantrill, R ERA: 3.82	1.0	W	3	0	0	0	0	0	0	0	0	0	0	8	11	0.00	0.000										
Tom Gordon, R ERA: 2.16	1.0	H	3	0	0	0	1	0	0	0	0	0	0	8	12	0.00	0.000										
42 Mariano Rivera, R ERA: 1.04	1.0	S	4	1	0	0	1	0	0	0	0	0	0	13	17	0.00	1.000										

Colorado Rockies @ New York Yankees  
Yankee Stadium, Bronx, NY  
Wed Jun 09 2004, 7:05 PM EDT  
Att: 38,013 - Sunny - 93 F

AB 33  
R 5  
H 8  
RBI 4  
BB 3  
SO 7  
LOB 16



Batter	1	2	3	4	5	6	7	8	9	AB	R	H	RBI	BB	SO	LOB	BOTTOM										
2 Derek Jeter, R OBP: 0.292, SLG: 0.398	0-0 F8		2-2 E 13 SF9 HBP	2-0 G1-3			3-2 2H HR	1-1 F7		4	2	1	2	0	0	3											
Bernie Williams, S OBP: 0.333, SLG: 0.405	2-1 F8		0-0 E1 HR		4-1 BB		3-1 HR			3	2	1	1	1	0	1											
13 Alex Rodriguez, R OBP: 0.394, SLG: 0.534	0-0 FC5-4 1B		2-1 SF9		3-1 F8		1-2 G6-3			3	0	1	1	0	0	1											
Gary Sheffield, R OBP: 0.407, SLG: 0.486	1-2 FC5-4 1-2		0-0 3H 1H HR		3-1 P3		2-2 F7			4	1	1	2	0	0	2											
25 Jason Giambi, L OBP: 0.395, SLG: 0.533		0-0 G3	1-3 K		0-3 K		2-1 F8			4	0	0	0	0	2	1											
Tony Clark, S OBP: 0.360, SLG: 0.436										0	0	0	0	0	0	0											
20 Jorge Posada, S OBP: 0.426, SLG: 0.567		1-1 2B	0-3 K			0-0 55 G3-6 1B		0-0 1B		4	0	3	0	0	1	0											
55 Hideki Matsui, L OBP: 0.406, SLG: 0.507		2-3 K		4-0 G5-4-3 BB		0-0 G3-6		0-0 F9		3	0	0	0	1	1	3											
Ruben Sierra, S OBP: 0.319, SLG: 0.484		1-1 G6-3		1-1 G5-4-3		0-1 G6-3		2-2 P6		4	0	0	0	0	0	3											
Miguel Cairo, R OBP: 0.349, SLG: 0.418			0-1 2 HBP E 1B		2-0 1B		3-2 2 HR 2B	3-2 1B		4	2	4	0	0	0	0											
<b>Inning Stats</b>	R: 0 E: 0 K: 0 S: 7	H: 1 LOB: 1 BB: 0 P: 10	R: 0 E: 0 K: 1 S: 10	H: 1 LOB: 0 BB: 0 P: 14	R: 4 E: 1 K: 2 S: 14	H: 2 LOB: 0 BB: 0 P: 19	R: 0 E: 0 K: 0 S: 4	H: 1 LOB: 1 BB: 1 P: 13	R: 0 E: 0 K: 1 S: 8	H: 0 LOB: 1 BB: 1 P: 18	R: 0 E: 0 K: 0 S: 4	H: 1 LOB: 0 BB: 0 P: 4	R: 3 E: 0 K: 0 S: 21	H: 3 LOB: 0 BB: 0 P: 35	R: 0 E: 0 K: 0 S: 11	H: 2 LOB: 2 BB: 0 P: 17	1B: 6 2B: 2 3B: 0 HR: 3	SF: 1 SAC: 0 DP: 2 HBP: 1	WP: 0 PB: 0 SB: 0 CS: 0	PA: 37							
<b>PITCHER</b>	IP	WLS	BF	H	R	ER	SO	BB	IBB	HBP	BLK	WP	HR	S	P	ERA	WHIP										
Joe Kennedy, L ERA: 4.06	6.0	L	29	9	7	6	4	2	0	1	0	0	0	9	14	9.00	1.833										
Steve Reed, R ERA: 2.99	1.0		3	0	0	0	0	0	0	0	0	0	0	9	14	0.00	0.000										
Shawn Chacon, R ERA: 6.56	1.0		5	2	0	0	0	0	0	0	0	0	0	11	17	0.00	2.000										

Colorado Rockies @ New York Yankees  
Yankee Stadium, Bronx, NY  
Wed Jun 09 2004, 7:05 PM EDT  
Att: 38,013 - Sunny - 93 F

AB 33  
R 7  
H 11  
RBI 6  
BB 2  
SO 4  
LOB 14











Batter	1	2	3	4	5	6	7	8	9	AB	R	H	RBI	BB	SO	LOB	TOP					
Sean Burroughs, L (1,5) OBP: 0.355, SLG: 0.383	K		F9				F9		24 G3 BB HR	5	1	2	2	0	1	1	<b>San Diego Padres @ New York Yankees</b> Yankee Stadium, Bronx, NY Fri Jun 11 2004, 7:05 PM EDT Att: 49,855 - Unknown - 68 F <a href="http://livebaseballscorecards.com">livebaseballscorecards.com</a>					
Mark Loretta, R (1,4) OBP: 0.356, SLG: 0.446	G6-3			1B	2B		FC6-4 1B		24 G4-3 SF7	4	3	2	1	1	0	1						
24 Brian Giles, L (1,9) OBP: 0.380, SLG: 0.469	K			L7	G3-1				G4-3	5	0	0	1	0	1	5						
Phil Nevin, R (1,3)		K					G6-3			4	1	2	4	1	1	0						
Jay Payton, R (1,8) OBP: 0.361, SLG: 0.400	K			FC4-6 1B			P5		SF7	4	0	0	1	0	1	1						
Terrence Long, L (1,7) OBP: 0.320, SLG: 0.372	F7			K			G4-3		G5-3	4	0	0	0	0	1	2						
Ramon Hernandez, R (1,2) OBP: 0.335, SLG: 0.411			F7				G4-3			3	2	1	0	1	0	0						
Kerry Robinson, L (1,10) OBP: 0.317, SLG: 0.293					P6					4	2	3	0	0	0	1						
3 Khalil Greene, R (1,6) OBP: 0.358, SLG: 0.379				P2						4	1	2	0	0	0	2						
<b>Inning Stats</b>	R: 0 H: 0 E: 0 K: 2 S: 9	H: 0 LOB: 0 BB: 0 P: 12	R: 0 H: 0 E: 0 K: 2 S: 10	H: 0 LOB: 0 BB: 0 P: 15	R: 1 H: 1 E: 0 K: 0 S: 10	H: 1 LOB: 0 BB: 0 P: 14	R: 1 H: 2 E: 0 K: 1 S: 17	H: 2 LOB: 1 BB: 0 P: 26	R: 2 H: 2 E: 0 K: 0 S: 9	H: 2 LOB: 1 BB: 1 P: 19	R: 0 H: 0 E: 0 K: 0 S: 5	H: 0 LOB: 0 BB: 0 P: 10	R: 0 H: 2 E: 0 K: 0 S: 11	H: 2 LOB: 1 BB: 0 P: 14	R: 1 H: 1 E: 0 K: 0 S: 10	H: 1 LOB: 1 BB: 1 P: 17	R: 5 H: 4 E: 0 K: 0 S: 13	H: 4 LOB: 0 BB: 1 P: 21	1B: 8 2B: 3 3B: 0 HR: 1	SF: 1 SAC: 0 DP: 0 HBP: 0	WP: 0 PB: 0 SB: 2 CS: 0	PA: 41
<b>PITCHER</b>	IP	WLS	BF	H	R	ER	SO	BB	IBB	HBP	BLK	WP	HR	S	P	ERA	WHIP					
35 Mike Mussina, R (1,1) ERA: 4.43	3.0		10	1	1	0	4	0	0	0	0	0	0	29	41	0.00	0.333					
Felix Heredia, L (4,1) ERA: 9.0	3.0	L	14	4	3	3	1	1	0	0	0	0	0	31	55	9.00	1.667					
Paul Quantrill, R (7,1) ERA: 3.86	2.0		9	3	1	1	0	0	1	0	0	0	0	21	31	4.50	1.500					
Gabe White, L (9,1) ERA: 8.41	1.0		8	4	5	5	0	1	0	0	0	0	1	13	21	45.00	5.000					

Batter	1	2	3	4	5	6	7	8	9	AB	R	H	RBI	BB	SO	LOB	BOTTOM					
2 Derek Jeter, R (1,6) OBP: 0.297, SLG: 0.395	K		1B				K			4	0	1	0	0	2	0	<b>San Diego Padres @ New York Yankees</b> Yankee Stadium, Bronx, NY Fri Jun 11 2004, 7:05 PM EDT Att: 49,855 - Unknown - 68 F <a href="http://livebaseballscorecards.com">livebaseballscorecards.com</a>					
Bernie Williams, S (1,8) OBP: 0.351, SLG: 0.423	F8		1B						G3-1	3	1	1	0	1	0	0						
13 Alex Rodriguez, R (1,5) OBP: 0.396, SLG: 0.548			1B						F8	4	1	2	1	0	0	2						
25 Jason Giambi, L (1,3) OBP: 0.398, SLG: 0.517	F7									3	0	0	0	1	0	0						
Gary Sheffield, R (1,9) OBP: 0.401, SLG: 0.484		F8							G6-3	3	0	0	1	0	0	0						
20 Jorge Posada, S (1,2) OBP: 0.423, SLG: 0.556		G3							G3	3	0	0	0	1	0	2						
55 Hideki Matsui, L (1,7) OBP: 0.395, SLG: 0.495		L7							F8	4	0	0	0	0	1	3						
Ruben Sierra, S (1,10) OBP: 0.312, SLG: 0.473			F8							3	0	0	0	0	1	0						
Enrique Wilson, S (1,4) OBP: 0.241, SLG: 0.346			F8							3	0	0	0	0	0	0						
<b>Inning Stats</b>	R: 1 H: 1 E: 0 K: 1 S: 15	H: 1 LOB: 0 BB: 0 P: 17	R: 0 H: 0 E: 0 K: 0 S: 8	H: 0 LOB: 0 BB: 0 P: 13	R: 0 H: 2 E: 0 K: 0 S: 12	H: 2 LOB: 2 BB: 0 P: 18	R: 0 H: 0 E: 0 K: 0 S: 5	H: 0 LOB: 1 BB: 1 P: 11	R: 0 H: 0 E: 0 K: 0 S: 5	H: 0 LOB: 0 BB: 0 P: 9	R: 1 H: 1 E: 0 K: 1 S: 12	H: 1 LOB: 2 BB: 2 P: 26	R: 0 H: 0 E: 0 K: 2 S: 10	H: 0 LOB: 0 BB: 0 P: 13	R: 0 H: 0 E: 0 K: 0 S: 9	H: 0 LOB: 0 BB: 0 P: 14	R: 0 H: 0 E: 0 K: 0 S: 7	H: 0 LOB: 0 BB: 0 P: 10	1B: 3 2B: 0 3B: 0 HR: 1	SF: 1 SAC: 0 DP: 0 HBP: 0	WP: 0 PB: 0 SB: 0 CS: 0	PA: 34
<b>PITCHER</b>	IP	WLS	BF	H	R	ER	SO	BB	IBB	HBP	BLK	WP	HR	S	P	ERA	WHIP					
Adam Eaton, R (1,1) ERA: 5.38	7.0	W	28	4	2	2	4	4	2	2	4	0	0	0	0	0	2.57	1.000				
Akinori Otsuka, R (8,1) ERA: 1.17	2.0	S	6	0	0	0	0	0	0	0	0	0	0	16	24	0.00	0.000					



Batter	1	2	3	4	5	6	7	8	9	AB	R	H	RBI	BB	SO	LOB	TOP										
Sean Burroughs, L (1, 5) OBP: 0.348, SLG: 0.375	L6	G1-3			G4-3	G4-6-3			G1-3	5	0	0	0	0	0	4	<b>San Diego Padres @ New York Yankees</b> Yankee Stadium, Bronx, NY Sat Jun 12 2004, 4:05 PM EDT Att: 54,280 - Sunny - 76 F										
Mark Loretta, R (1, 4) OBP: 0.370, SLG: 0.451	F8		F8		24 F8 1B 2B		24 1B		BB	4	1	2	0	1	0	0											
24 Brian Giles, L (1, 9) OBP: 0.380, SLG: 0.468	2B 1B		L6		F8				BB	5	0	2	0	0	1	2											
Phil Nevin, R (1, 3) OBP: 0.373, SLG: 0.470	1B 2B		L9						K	5	0	2	1	0	1	3											
Jay Payton, R (1, 10) OBP: 0.359, SLG: 0.397	G4-3			FC4-6 1B	P5				P2	4	0	1	0	0	0	5											
Terrence Long, L (1, 7) OBP: 0.325, SLG: 0.376				L6					F7	4	1	2	0	0	0	3											
Ramon Hernandez, R (1, 2) OBP: 0.339, SLG: 0.414		F8			FC4-6 1B				K	4	0	2	0	0	1	1											
Kerry Robinson, L (1, 8) OBP: 0.313, SLG: 0.295					FC4-6				G6-3	3	0	1	1	0	0	2											
3 Khalil Greene, R (1, 6) OBP: 0.357, SLG: 0.376		K			G5-3				K	4	0	1	0	0	2	4											
<b>Inning Stats</b>	R: 0 E: 0 K: 0 S: 7	H: 2 LOB: 2 BB: 0 P: 12	R: 0 E: 0 K: 1 S: 9	H: 2 LOB: 2 BB: 0 P: 10	R: 0 E: 0 K: 0 S: 5	H: 0 LOB: 0 BB: 0 P: 7	R: 0 E: 0 K: 0 S: 12	H: 2 LOB: 2 BB: 0 P: 15	R: 1 E: 0 K: 0 S: 9	H: 3 LOB: 1 BB: 0 P: 15	R: 0 E: 0 K: 0 S: 9	H: 2 LOB: 2 BB: 0 P: 11	R: 0 E: 0 K: 2 S: 8	H: 0 LOB: 0 BB: 0 P: 12	R: 0 E: 0 K: 12 S: 12	H: 0 LOB: 1 BB: 1 P: 22		1B: 11 2B: 2 3B: 0 HR: 0	SF: 1 SAC: 0 DP: 1 HBP: 0	WP: 0 PB: 0 SB: 0 CS: 0	PA: 40						
<b>PITCHER</b>	IP	WLS	BF	H	R	ER	SO	BB	IBB	HBP	BLK	WP	HR	S	P	ERA	WHIP										
Jon Lieber, R (1, 1) ERA: 4.78	6.0	W	28	11	2	2	1	0	0	0	0	0	0	51	68	3.00	1.833										
Paul Quanttrill, R (7, 1) ERA: 3.95	0.0		2	2	0	0	0	0	0	0	0	0	0	6	6	∞	∞										
Bret Prinz, R (7, 1) ERA:	1.0	H	3	0	0	0	0	0	0	0	0	0	0	3	5	0.00	0.000										
Tom Gordon, R (8, 1) ERA: 2.1	1.0	H	3	0	0	0	2	0	0	0	0	0	0	8	12	0.00	0.000										
42 Mariano Rivera, R (9, 1) ERA: 1.01	1.0	S	4	0	0	0	2	1	0	0	0	0	0	12	22	0.00	1.000										
<b>Batter</b>	<b>1</b>	<b>2</b>	<b>3</b>	<b>4</b>	<b>5</b>	<b>6</b>	<b>7</b>	<b>8</b>	<b>9</b>	<b>AB</b>	<b>R</b>	<b>H</b>	<b>RBI</b>	<b>BB</b>	<b>SO</b>	<b>LOB</b>	<b>BOTTOM</b>										
Bernie Williams, S (1, 8) OBP: 0.349, SLG: 0.424	F7		2 PB 1B 2B		K				G5-3	4	1	1	0	0	1	2	<b>San Diego Padres @ New York Yankees</b> Yankee Stadium, Bronx, NY Sat Jun 12 2004, 4:05 PM EDT Att: 54,280 - Sunny - 76 F										
2 Derek Jeter, R (1, 6) OBP: 0.304, SLG: 0.401			2-H 1B			25 F8 13 BB 1B			F7	4	1	3	1	0	0	0											
13 Alex Rodriguez, R (1, 5) OBP: 0.397, SLG: 0.550	K		F8			4-2 1B S BB			20 WP 2B	3	1	1	0	1	1	2											
25 Jason Giambi, L (1, 3) OBP: 0.389, SLG: 0.503	P5				L9				K	4	0	0	0	0	1	4											
Tony Clark, S (9, 3) OBP: 0.361, SLG: 0.423						2-3 F8				0	0	0	0	0	0	0											
Gary Sheffield, R (1, 9) OBP: 0.406, SLG: 0.486		L7			20 G6-3 1B				20 BB BB	3	0	2	2	1	0	0											
20 Jorge Posada, S (1, 2) OBP: 0.420, SLG: 0.546		P5			G6-3				BB	3	0	0	0	1	0	2											
55 Hideki Matsui, L (1, 7) OBP: 0.389, SLG: 0.486		G3			G3-1				P2	4	0	0	0	0	1	3											
Ruben Sierra, S (1, 10) OBP: 0.313, SLG: 0.466					G4-3				BB	2	0	0	0	1	1	0											
Miguel Cairo, R (1, 4) OBP: 0.348, SLG: 0.415					G5-3				F8	3	0	1	0	0	0	1											
<b>Inning Stats</b>	R: 0 E: 0 K: 1 S: 9	H: 1 LOB: 1 BB: 0 P: 14	R: 0 E: 0 K: 0 S: 5	H: 0 LOB: 0 BB: 0 P: 10	R: 1 E: 0 K: 0 S: 9	H: 2 LOB: 1 BB: 0 P: 17	R: 0 E: 0 K: 0 S: 5	H: 1 LOB: 0 BB: 0 P: 9	R: 0 E: 0 K: 2 S: 9	H: 1 LOB: 1 BB: 0 P: 16	R: 2 E: 1 K: 0 S: 10	H: 2 LOB: 0 BB: 1 P: 19	R: 0 E: 0 K: 1 S: 9	H: 0 LOB: 1 BB: 1 P: 16	R: 0 E: 0 K: 13 S: 13	H: 1 LOB: 3 BB: 2 P: 29		1B: 6 2B: 2 3B: 0 HR: 0	SF: 0 SAC: 0 DP: 2 HBP: 0	WP: 1 PB: 1 SB: 2 CS: 0	PA: 34						
<b>PITCHER</b>	IP	WLS	BF	H	R	ER	SO	BB	IBB	HBP	BLK	WP	HR	S	P	ERA	WHIP										
Dennis Tankersley, R (1, 1) ERA: 3.1	5.0	L	21	6	3	3	3	1	0	0	0	0	0	41	74	5.40	1.400										
Scott Linebrink, R (6, 1) ERA: 1.8	2.0	B	7	1	0	0	1	1	0	0	0	0	0	15	27	0.00	1.000										
Rod Beck, R (8, 1) ERA: 1.35	1.0		6	1	0	0	1	2	0	0	0	1	0	13	29	0.00	3.000										











Batter	1	2	3	4	5	6	7	8	9	AB	R	H	RBI	BB	SO	LOB	TOP		
<b>Bernie Williams, S</b> (1, 8) <small>OBP: 0.363, SLG: 0.445</small> <b>Paul Quantrill, L</b> (7, 1) <small>ERA: 3.69</small> <b>Felix Heredia, L</b> (7, 1) <small>ERA: 7.82</small> <b>Bret Prinz, R</b> (9, 1) <small>ERA: 2.38</small>	 <b>HR</b>	 <b>G5-3</b>		 <b>P4</b>	 <b>G3-1</b>		 <b>IBB</b>			4	1	1	1	1	0	3	<b>New York Yankees @ Arizona Diamondbacks</b> Bank One Ballpark, Phoenix, AZ Wed Jun 16 2004, 10:05 PM EDT Att: 48,274 - Unknown - 80 F <a href="http://livebaseballscorecards.com">livebaseballscorecards.com</a>		
<b>2 Derek Jeter, R</b> (1, 6) <small>OBP: 0.320, SLG: 0.424</small>	 <b>1B</b>	 <b>K</b>			 <b>HR</b>	 <b>HBP</b>	 <b>E3</b>			4	2	2	2	0	1	2			
<b>13 Alex Rodriguez, R</b> (1, 5) <small>OBP: 0.392, SLG: 0.543</small>	 <b>L6</b>	 <b>HR</b>			 <b>K</b>	 <b>G6-3</b>	 <b>G5-4-3</b>			5	1	1	1	0	1	5			
<b>Gary Sheffield, R</b> (1, 9) <small>OBP: 0.404, SLG: 0.489</small>	 <b>BB</b>	 <b>G5-3</b>			 <b>1B</b>	 <b>P4</b>		 <b>F8</b>		4	2	1	0	1	0	1			
<b>25 Jason Giambi, L</b> (1, 3) <small>OBP: 0.390, SLG: 0.481</small> <b>Tony Clark, S</b> (8, PH) <small>OBP: 0.350, SLG: 0.406</small>	 <b>BB</b>		 <b>1B</b>		 <b>P6</b>			 <b>P4</b>		2	1	1	0	2	0	1			
<b>20 Jorge Posada, S</b> (1, 2) <small>OBP: 0.412, SLG: 0.540</small>	 <b>BB</b>		 <b>1B</b>		 <b>1B</b>	 <b>G3-1</b>		 <b>G5-3</b>		5	1	2	2	0	0	3			
<b>55 Hideki Matsui, L</b> (1, 7) <small>OBP: 0.393, SLG: 0.489</small> <b>Bubba Crosby, L</b> (8, 7) <small>OBP: 0.259, SLG: 0.500</small>	 <b>1B</b>		 <b>F9</b>		 <b>BB</b>			 <b>BB</b>	 <b>K</b>	2	1	1	1	2	0	0			
<b>Miguel Cairo, R</b> (1, 4) <small>OBP: 0.346, SLG: 0.423</small>	 <b>P3</b>			 <b>L9</b>	 <b>BB</b>			 <b>1B</b>	 <b>1B</b>	5	0	2	0	0	0	4			
<b>Tanyon Sturtze, R</b> (1, 1) <b>Kenny Lofton, L</b> (7, PH) <small>OBP: 0.368, SLG: 0.467</small>	 <b>K</b>		 <b>F9</b>	 <b>F9</b>	 <b>BB</b>			 <b>G6-3</b>	 <b>1B</b>	3	0	0	0	0	1	4			
<b>Inning Stats</b>	R: 4 H: 4 E: 0 K: 1 S: 18	H: 4 R: 1 ER: 1 LOB: 0 BB: 0 P: 30	R: 0 H: 1 E: 0 K: 0 S: 7	H: 1 R: 0 ER: 0 LOB: 0 BB: 0 P: 10	R: 0 H: 0 E: 0 K: 0 S: 4	H: 0 R: 0 ER: 0 LOB: 0 BB: 0 P: 7	R: 3 H: 3 E: 2 K: 1 S: 21	H: 3 R: 0 ER: 0 LOB: 2 BB: 1 P: 31	R: 0 H: 0 E: 0 K: 0 S: 15	H: 0 R: 0 ER: 0 LOB: 0 BB: 1 P: 28	R: 1 H: 1 E: 2 K: 0 S: 18	H: 1 R: 0 ER: 0 LOB: 2 BB: 2 P: 32	R: 0 H: 0 E: 0 K: 0 S: 9	H: 1 R: 0 ER: 0 LOB: 0 BB: 0 P: 13	R: 0 H: 1 E: 0 K: 1 S: 6	H: 1 R: 0 ER: 0 LOB: 0 BB: 0 P: 10	1B: 7 2B: 1 3B: 0 HR: 3	SF: 0 SAC: 0 DP: 3 HBP: 1	WP: 0 PA: 45 CS: 0
<b>PITCHER</b>	IP: 4.2 WLS: L BF: 25	H: 9 R: 8 ER: 6 SO: 3	BB: 3 IBB: 0 HBP: 0 BLK: 0	WP: 0 HR: 3 S: 53 P: 84	ERA: 11.57 WHIP: 2.571														
<b>Casey Fossum, L</b> (1, 1) <small>ERA: 6.62</small> <b>Scott Service, R</b> (5, 1) <small>ERA: 4.15</small> <b>Brandon Villafuerte, R</b> (7, 1) <small>ERA: 3.0</small> <b>Stephen Randolph, L</b> (8, 1) <small>ERA: 3.23</small> <b>Randy Choate, L</b> (9, 1) <small>ERA: 5.92</small>	IP: 4.2 WLS: L BF: 25	H: 9 R: 8 ER: 6 SO: 3	BB: 3 IBB: 0 HBP: 0 BLK: 0	WP: 0 HR: 3 S: 53 P: 84	ERA: 11.57 WHIP: 2.571														

Batter	1	2	3	4	5	6	7	8	9	AB	R	H	RBI	BB	SO	LOB	BOTTOM		
<b>Scott Hairston, R</b> (1, 4) <small>OBP: 0.356, SLG: 0.560</small>	 <b>K</b>		 <b>1B</b>	 <b>F7</b>			 <b>F8</b>		 <b>F9</b>	5	1	1	0	0	1	1	<b>New York Yankees @ Arizona Diamondbacks</b> Bank One Ballpark, Phoenix, AZ Wed Jun 16 2004, 10:05 PM EDT Att: 48,274 - Unknown - 80 F <a href="http://livebaseballscorecards.com">livebaseballscorecards.com</a>		
<b>Steve Finley, L</b> (1, 8) <small>OBP: 0.355, SLG: 0.536</small>	 <b>1B</b>		 <b>1B</b>		 <b>P6</b>		 <b>G4-1</b>	 <b>F8</b>		5	1	2	1	0	1				
<b>Luis Gonzalez, L</b> (1, 7) <small>OBP: 0.380, SLG: 0.550</small>	 <b>F9</b>		 <b>BB</b>		 <b>F9</b>			 <b>P3</b>		3	1	0	0	1	0				
<b>Shea Hillenbrand, R</b> (1, 3) <small>OBP: 0.345, SLG: 0.469</small>	 <b>1B</b>		 <b>1B</b>		 <b>F9</b>			 <b>BB</b>		3	0	2	1	1	0	0			
<b>Chad Tracy, L</b> (1, 5) <small>OBP: 0.317, SLG: 0.388</small>	 <b>BB</b>		 <b>P5</b>			 <b>F8</b>		 <b>1B</b>		3	0	1	0	1	0	2			
<b>Alex Cintron, S</b> (1, 6) <small>OBP: 0.302, SLG: 0.352</small>	 <b>F8</b>		 <b>1B</b>			 <b>P5</b>		 <b>F9</b>		4	0	1	1	0	0	5			
<b>Doug DeVore, L</b> (1, 9) <small>OBP: 0.234, SLG: 0.293</small> <b>Brandon Villafuerte, R</b> (7, 1) <small>OBP: 1.000, SLG: 2.000</small> <b>Alan Zinter, S</b> (8, PH) <small>OBP: 0.374, SLG: 0.167</small> <b>Randy Choate, L</b> (9, 1) <small>ERA: 2.38</small>		 <b>F8</b>	 <b>1B</b>			 <b>F7</b>		 <b>K</b>		3	0	0	0	0	0	2			
<b>Juan Brito, R</b> (1, 2) <small>OBP: 0.250, SLG: 0.200</small> <b>Andy Green, R</b> (9, PH) <small>OBP: 0.333, SLG: 1.333</small>		 <b>K2-3</b>		 <b>G6-3</b>			 <b>1B</b>		 <b>K</b>	3	0	1	0	0	1	0			
<b>Casey Fossum, L</b> (1, 1) <b>Scott Service, R</b> (5, 1) <b>Tim Olson, R</b> (7, 9) <small>OBP: 0.217, SLG: 0.333</small>		 <b>K</b>		 <b>G5-3</b>			 <b>P3</b>	 <b>HR</b>		2	0	0	0	0	1	0			
<b>Inning Stats</b>	R: 0 H: 2 E: 0 K: 1 S: 19	H: 0 R: 0 ER: 0 LOB: 0 BB: 0 P: 13	R: 3 H: 4 E: 0 K: 0 S: 14	H: 4 R: 0 ER: 0 LOB: 1 BB: 1 P: 26	R: 0 H: 0 E: 0 K: 0 S: 9	H: 0 R: 0 ER: 0 LOB: 0 BB: 0 P: 16	R: 0 H: 0 E: 0 K: 0 S: 4	H: 0 R: 0 ER: 0 LOB: 0 BB: 0 P: 5	R: 0 H: 0 E: 0 K: 0 S: 6	H: 0 R: 0 ER: 0 LOB: 0 BB: 0 P: 11	R: 0 H: 1 E: 0 K: 0 S: 8	H: 1 R: 0 ER: 0 LOB: 1 BB: 1 P: 13	R: 0 H: 1 E: 0 K: 1 S: 15	H: 1 R: 0 ER: 0 LOB: 2 BB: 1 P: 24	R: 1 H: 1 E: 0 K: 1 S: 11	H: 1 R: 0 ER: 0 LOB: 0 BB: 0 P: 16	1B: 7 2B: 1 3B: 0 HR: 1	SF: 0 SAC: 0 DP: 1 HBP: 0	WP: 0 PA: 38 CS: 0
<b>PITCHER</b>	IP: 6.0 WLS: W BF: 25	H: 6 R: 3 ER: 3 SO: 3	BB: 2 IBB: 0 HBP: 0 BLK: 0	WP: 0 HR: 0 S: 60 P: 104	ERA: 4.50 WHIP: 1.333														
<b>Tanyon Sturtze, R</b> (1, 1) <small>ERA: 4.26</small> <b>Paul Quantrill, R</b> (7, 1) <small>ERA: 3.69</small> <b>Felix Heredia, L</b> (7, 1) <small>ERA: 7.82</small> <b>Bret Prinz, R</b> (9, 1) <small>ERA: 2.38</small>	IP: 6.0 WLS: W BF: 25	H: 6 R: 3 ER: 3 SO: 3	BB: 2 IBB: 0 HBP: 0 BLK: 0	WP: 0 HR: 0 S: 60 P: 104	ERA: 4.50 WHIP: 1.333														



Batter	1	2	3	4	5	6	7	8	9	AB	R	H	RBI	BB	SO	LOB	TOP				
<b>Bernie Williams, S</b> (1, 8) OBP: 0.369, SLG: 0.445	3-2 25 BB 1B	2-2 G4-3			4-2 BB		4-0 SAFE 1-2 BB			2	0	1	0	2	0	2					
<b>Derek Jeter, R</b> (1, 6) OBP: 0.316, SLG: 0.417	0-0 F9		0-0 F7		2-0 L9		1-1 F9			4	0	0	0	0	0	4					
<b>13 Alex Rodriguez, R</b> (1, 5) OBP: 0.390, SLG: 0.550	SAFE 2-1 F8		3-2 G1-3			1-0 HR		0-0 G6-3		4	1	1	1	0	0	1					
<b>25 Jason Giambi, L</b> (1, 3) OBP: 0.387, SLG: 0.472	SAFE 4-2 1-2 BB		0-0 G3			2-2 G4-3		2-3 K		3	0	0	0	1	1	0					
<b>Gary Sheffield, R</b> (1, 9) OBP: 0.399, SLG: 0.481	1-3 K			1-0 F7		3-2 G6-3		0-0 F7		4	0	0	0	0	1	2					
<b>20 Jorge Posada, S</b> (1, 2) OBP: 0.409, SLG: 0.531		4-2 55 CS BB		0-0 F8		2-1 G3			0-3 K	3	0	0	0	1	1	0					
<b>55 Hideki Matsui, L</b> (1, 7) OBP: 0.391, SLG: 0.483		4-2 1B 1-2 BB		3-3 K			1-3 K		0-0 F7	3	0	0	0	1	2	0					
<b>Enrique Wilson, S</b> (1, 4) OBP: 0.253, SLG: 0.346		2-1 F8			4-1 G5-4-3 BB		4-1 BB		1-1 BB	2	0	1	0	2	0	1					
<b>Jon Lieber, L</b> (1, 1) OBP: 0.333, SLG: 0.333				2-0 SAFE		1-1 G5-4-3		0-0 B1		3	0	1	0	0	0	2					
<b>Felix Heredia, L</b> (8, 1)									3-2 P6	0	0	0	0	0	0	0					
<b>Bret Prinz, R</b> (8, 1)									1-2	0	0	0	0	0	0	0					
<b>Ruben Sierra, S</b> (9, PH) OBP: 0.308, SLG: 0.462		1-3 1B								1	0	0	0	0	0	1					
<b>Inning Stats</b>	R: 0 E: 0 K: 1 S: 11	H: 1 LOB: 2 BB: 1 P: 21	R: 0 E: 0 K: 0 S: 11	H: 1 LOB: 2 BB: 2 P: 25	R: 0 E: 0 K: 0 S: 5	H: 0 LOB: 0 BB: 0 P: 8	R: 0 E: 0 K: 1 S: 5	H: 0 LOB: 0 BB: 0 P: 9	R: 0 E: 0 K: 0 S: 7	H: 0 LOB: 1 BB: 2 P: 18	R: 1 E: 0 K: 0 S: 9	H: 1 LOB: 0 BB: 0 P: 17	R: 0 E: 0 K: 1 S: 7	H: 0 LOB: 2 BB: 2 P: 17	R: 0 E: 0 K: 1 S: 5	H: 0 LOB: 1 BB: 0 P: 7	R: 0 E: 0 K: 1 S: 9	H: 1 LOB: 1 BB: 0 P: 13	1B: 3 2B: 0 3B: 0 HR: 1	SF: 0 SAC: 0 DP: 1 HBP: 0	WP: 0 PA: 36 CS: 1
<b>PITCHER</b>	IP	WLS	BF	H	R	ER	SO	BB	IBB	HBP	BLK	WP	HR	S	P	ERA	WHIP				
<b>Steve Sparks, R</b> (1, 1) ERA: 5.42	7.0	W	29	3	1	1	3	7	0	0	0	0	1	55	115	1.29	1.429				
<b>Elmer Dessens, R</b> (8, 1) ERA: 5.67	2.0	S	7	1	0	0	2	0	0	0	0	0	0	14	20	0.00	0.500				

**New York Yankees @ Arizona Diamondbacks**  
Bank One Ballpark, Phoenix, AZ  
Thu Jun 17 2004, 9:35 PM EDT  
Att: 48,252 - Cloudy - 80 F

AB 29  
R 1  
H 4  
RBI 1  
BB 7  
SO 5  
LOB 13



Batter	1	2	3	4	5	6	7	8	9	AB	R	H	RBI	BB	SO	LOB	BOTTOM				
<b>Scott Hairston, R</b> (1, 4) OBP: 0.352, SLG: 0.547	3-2 1B FC6-4 1B		0-0 F8		0-1 G2		1-3 K			4	1	1	0	0	1	2					
<b>Steve Finley, L</b> (1, 8) OBP: 0.333, SLG: 0.544	SAFE 0-1 FC6-4 1B		2-1 BB		2-1 F8			0-0 E 1B		4	1	3	0	0	0	2					
<b>Danny Bautista, R</b> (1, 9) OBP: 0.369, SLG: 0.464	0-0 FC6-4 1-2 3-H		0-0 G4-3			2-1 F8		0-1 SAFE SAFE E8 2B		4	1	1	2	0	0	2					
<b>Luis Gonzalez, L</b> (1, 7) OBP: 0.382, SLG: 0.547	0-1 F7			1-0 G3		1-0 BB		4-2 2B BB		3	1	1	0	1	0	1					
<b>Shea Hillenbrand, R</b> (1, 3) OBP: 0.343, SLG: 0.470	1-1 G5-3			2-0 G6-3		2-2 P3		1-0 1B 2B		4	1	1	2	0	0	2					
<b>Chad Tracy, L</b> (1, 5) OBP: 0.310, SLG: 0.380		2-2 G3		1-1 G4-3		1-2 G4-3		3-3 1B 2B K		4	0	0	0	0	1	2					
<b>Tim Olson, R</b> (1, 6) OBP: 0.259, SLG: 0.375		4-0 G6-4-3 BB			0-0 1B 2B		0-1 G4-3	1-2 P6		3	0	1	0	1	0	1					
<b>Juan Brito, R</b> (1, 2) OBP: 0.350, SLG: 0.474		1-1 SAFE G6-4-3			0-0 2B		0-1 BB	1-1 BB		4	1	3	2	0	0	1					
<b>Steve Sparks, R</b> (1, 1) ERA: 4.83					0-3 K		2-3 HR	2-2 G1-3		2	0	0	0	0	2	2					
<b>Felix Heredia, L</b> (8, 1) ERA: 5.53										1	0	0	0	0	1	0					
<b>Bret Prinz, R</b> (8, 1) ERA: 2.92										1	0	0	0	0	0	1					
<b>Inning Stats</b>	R: 1 E: 0 K: 0 S: 10	H: 2 LOB: 1 BB: 0 P: 14	R: 0 E: 0 K: 0 S: 5	H: 0 LOB: 0 BB: 1 P: 12	R: 0 E: 0 K: 1 S: 8	H: 1 LOB: 0 BB: 0 P: 11	R: 0 E: 0 K: 0 S: 4	H: 0 LOB: 0 BB: 0 P: 8	R: 0 E: 0 K: 1 S: 9	H: 2 LOB: 2 BB: 0 P: 11	R: 0 E: 0 K: 0 S: 9	H: 1 LOB: 1 BB: 0 P: 15	R: 1 E: 0 K: 2 S: 10	H: 1 LOB: 0 BB: 0 P: 13	R: 4 E: 1 K: 1 S: 18	H: 4 LOB: 1 BB: 1 P: 30	1B: 6 2B: 4 3B: 0 HR: 1	SF: 0 SAC: 0 DP: 1 HBP: 0	WP: 0 PA: 36 CS: 0		
<b>PITCHER</b>	IP	WLS	BF	H	R	ER	SO	BB	IBB	HBP	BLK	WP	HR	S	P	ERA	WHIP				
<b>Jon Lieber, R</b> (1, 1) ERA: 4.83	7.0	L	30	9	4	4	4	1	0	0	0	0	0	2	6	∞	∞				
<b>Bret Prinz, R</b> (8, 1) ERA: 2.92	1.0		5	2	2	2	1	0	0	0	0	0	0	13	21	18.00	2.000				

**New York Yankees @ Arizona Diamondbacks**  
Bank One Ballpark, Phoenix, AZ  
Thu Jun 17 2004, 9:35 PM EDT  
Att: 48,252 - Cloudy - 80 F

AB 34  
R 6  
H 11  
RBI 6  
BB 2  
SO 5  
LOB 16





Batter	1	2	3	4	5	6	7	8	9	AB	R	H	RBI	BB	SO	LOB	TOP			
<b>Bernie Williams, S</b> OBP: 0.369, SLG: 0.444 (1, 8)										5	1	2	1	0	2	1	<b>New York Yankees @ Los Angeles Dodgers</b> Dodger Stadium, Los Angeles, CA Fri Jun 18 2004, 7:10 PM PDT Att: 55,207 - Cloudy - 68 F			
<b>2 Derek Jeter, R</b> OBP: 0.315, SLG: 0.414 (1, 6)										4	0	1	0	0	0	1				
<b>13 Alex Rodriguez, R</b> OBP: 0.385, SLG: 0.542 (1, 5)										4	1	0	0	0	2	3				
<b>25 Jason Giambi, L</b> OBP: 0.384, SLG: 0.467 (1, 3)										4	0	1	2	0	2	1				
<b>Gary Sheffield, R</b> OBP: 0.396, SLG: 0.477 (1, 9)										4	0	1	0	0	1	1				
<b>20 Jorge Posada, S</b> OBP: 0.411, SLG: 0.533 (1, 2)										3	0	1	0	1	1	1				
<b>55 Hideki Matsui, L</b> OBP: 0.389, SLG: 0.479 (1, 7)										4	0	1	0	0	1	3				
<b>Miguel Cairo, R</b> OBP: 0.346, SLG: 0.414 (9, PH)										2	0	0	0	1	1	1				
<b>Javier Vazquez, R</b> OBP: 0.333, SLG: 0.667 (6, 1)										3	1	1	0	0	0	3				
<b>Paul Quantrill, L</b> OBP: 0.306, SLG: 0.459 (9, PH)										0	0	0	0	0	0	0				
<b>Inning Stats</b>	R: 0 E: 0 K: 1 S: 7	H: 1 LOB: 1 BB: 0 P: 9	R: 0 E: 0 K: 1 S: 9	H: 1 LOB: 1 BB: 0 P: 12	R: 3 E: 0 K: 0 S: 13	H: 4 LOB: 1 BB: 0 P: 23	R: 0 E: 0 K: 1 S: 9	H: 0 LOB: 0 BB: 0 P: 14	R: 0 E: 0 K: 0 S: 14	H: 1 LOB: 3 BB: 2 P: 30	R: 0 E: 0 K: 2 S: 9	H: 0 LOB: 0 BB: 0 P: 13	R: 0 E: 0 K: 3 S: 9	H: 0 LOB: 0 BB: 0 P: 13	R: 0 E: 0 K: 1 S: 9	H: 1 LOB: 1 BB: 0 P: 11	1B: 6 2B: 2 3B: 0 HR: 0	SF: 0 SAC: 0 DP: 0 HBP: 0	WP: 1 PB: 0 SB: 1 CS: 0	PA: 37
<b>PITCHER</b>	IP WLS BF H R ER SO BB IBB HBP BLK WP HR S P ERA WHIP																			
<b>Jeff Weaver, R</b> ERA: 4.53	6.0 W 27 7 3 3 4 1 1 0 0 0 0 0 0 0 0 0 0 4.50 1.333																			
<b>37 Darren Dreifort, R</b> ERA: 4.71	1.0 H 3 0 0 0 2 0 0 0 0 0 0 0 0 9 13 0.00 0.000																			
<b>Guillermo Mota, R</b> ERA: 1.67	1.0 H 3 0 0 0 3 0 0 0 0 0 0 0 0 9 13 0.00 0.000																			
<b>Eric Gagne, R</b> ERA: 1.53	1.0 S 4 1 0 0 1 0 0 0 0 0 0 0 0 9 11 0.00 1.000																			

Batter	1	2	3	4	5	6	7	8	9	AB	R	H	RBI	BB	SO	LOB	BOTTOM			
<b>Dave Roberts, L</b> OBP: 0.384, SLG: 0.430 (1, 7)										5	0	1	2	0	0	3	<b>New York Yankees @ Los Angeles Dodgers</b> Dodger Stadium, Los Angeles, CA Fri Jun 18 2004, 7:10 PM PDT Att: 55,207 - Cloudy - 68 F			
<b>Cesar Izturis, S</b> OBP: 0.348, SLG: 0.395 (1, 6)										5	0	2	0	0	0	3				
<b>Milton Bradley, S</b> OBP: 0.360, SLG: 0.412 (1, 8)										2	1	0	0	1	1	2				
<b>Shawn Green, L</b> OBP: 0.349, SLG: 0.421 (1, 3)										4	0	0	0	0	1	5				
<b>Paul Lo Duca, R</b> OBP: 0.380, SLG: 0.457 (1, 2)										4	0	1	1	0	1	2				
<b>Adrian Beltré, R</b> OBP: 0.343, SLG: 0.560 (1, 5)										4	2	3	0	0	0	1				
<b>Juan Encarnacion, R</b> OBP: 0.299, SLG: 0.453 (1, 9)										3	2	1	1	1	1	2				
<b>Alex Cora, L</b> OBP: 0.378, SLG: 0.415 (1, 4)										4	1	1	0	0	1	2				
<b>Jeff Weaver, R</b> ERA: 4.53	5.0 L 26 9 5 2 5 1 0 0 0 0 0 0 0 0 0 0 0 4.50 1.333																			
<b>Felix Heredia, L</b> ERA: 7.98	2.0 8 1 1 1 0 1 0 0 0 0 0 0 0 19 30 4.50 1.000																			
<b>Paul Quantrill, R</b> ERA: 3.6	1.0 4 1 0 0 1 0 0 0 0 0 0 0 0 9 11 0.00 1.000																			
<b>Inning Stats</b>	R: 0 E: 0 K: 1 S: 10	H: 1 LOB: 2 BB: 0 P: 12	R: 0 E: 0 K: 1 S: 8	H: 1 LOB: 0 BB: 0 P: 12	R: 0 E: 0 K: 1 S: 12	H: 2 LOB: 2 BB: 0 P: 19	R: 3 E: 1 K: 1 S: 20	H: 2 LOB: 1 BB: 1 P: 29	R: 0 E: 0 K: 0 S: 8	H: 0 LOB: 0 BB: 0 P: 14	R: 2 E: 1 K: 0 S: 14	H: 3 LOB: 1 BB: 0 P: 23	R: 1 E: 0 K: 0 S: 10	H: 1 LOB: 1 BB: 1 P: 17	R: 0 E: 0 K: 1 S: 9	H: 1 LOB: 1 BB: 0 P: 11	1B: 7 2B: 5 3B: 0 HR: 0	SF: 0 SAC: 0 DP: 1 HBP: 1	WP: 3 PB: 0 SB: 1 CS: 1	PA: 38
<b>PITCHER</b>	IP WLS BF H R ER SO BB IBB HBP BLK WP HR S P ERA WHIP																			
<b>Javier Vazquez, R</b> ERA: 3.43	5.0 L 26 9 5 2 5 1 0 0 0 0 0 0 0 0 0 0 0 3.43 1.000																			
<b>Felix Heredia, L</b> ERA: 7.98	2.0 8 1 1 1 0 1 0 0 0 0 0 0 0 19 30 4.50 1.000																			
<b>Paul Quantrill, R</b> ERA: 3.6	1.0 4 1 0 0 1 0 0 0 0 0 0 0 0 9 11 0.00 1.000																			

AB	35
R	3
H	8
RBI	3
BB	2
SO	10
LOB	17









Batter	1	2	3	4	5	6	7	8	9	AB	R	H	RBI	BB	SO	LOB	TOP				
<b>Kenny Lofton, L</b> (1, 8) OBP: 0.359, SLG: 0.450	F7		L8			L8		2 WP 1B		4	0	1	0	0	0	0	<b>New York Yankees @ Los Angeles Dodgers</b> Dodger Stadium, Los Angeles, CA Sun Jun 20 2004, 5:05 PM PDT Att: 55,157 - Sunny - 71 F				
<b>2 Derek Jeter, R</b> (1, 6) OBP: 0.315, SLG: 0.410	G6-3		1B			F8		G5-3		4	0	1	0	0	0	1					
<b>13 Alex Rodriguez, R</b> (1, 5) OBP: 0.382, SLG: 0.531	K		F9			K		K		4	0	0	0	0	3	2					
<b>25 Jason Giambi, L</b> (1, 3) OBP: 0.389, SLG: 0.483		G3				G6-4-3 1B		20 G6-3 55 3B 1B		4	2	3	1	0	0	0					
<b>Gary Sheffield, R</b> (1, 9) OBP: 0.399, SLG: 0.474		G5-3				G6-4-3 1-2		20 G6-3 1B		4	0	1	0	0	0	1					
<b>20 Jorge Posada, S</b> (1, 2) OBP: 0.404, SLG: 0.522		F9				F7		G6-3		4	0	0	0	0	0	2					
<b>55 Hideki Matsui, L</b> (1, 7) OBP: 0.389, SLG: 0.508						F9		1-2 2-3		4	1	2	2	0	1	0					
<b>Miguel Cairo, R</b> (1, 4) OBP: 0.345, SLG: 0.433						HR		3H 0-1 3B		2	1	1	1	0	0	0					
<b>Ruben Sierra, S</b> (7, PH) OBP: 0.309, SLG: 0.459						G4-3		F7		1	0	0	0	0	0	1					
<b>Paul Quantrill, L</b> (7, 1)						HR				0	0	0	0	0	0	0					
<b>Jose Contreras, R</b> (1, 1)						G3-1		G6-3		2	0	0	0	0	0	0					
<b>Enrique Wilson, S</b> (7, 4) OBP: 0.252, SLG: 0.343								F9		1	0	0	0	0	0	0					
<b>Inning Stats</b>	R: 0 E: 0 K: 1 S: 8	H: 0 LOB: 0 BB: 0 P: 13	R: 0 E: 0 K: 0 S: 7	H: 0 LOB: 0 BB: 0 P: 11	R: 2 E: 0 K: 0 S: 14	H: 3 LOB: 1 BB: 0 P: 20	R: 0 E: 0 K: 0 S: 9	H: 1 LOB: 0 BB: 0 P: 16	R: 0 E: 0 K: 0 S: 6	H: 0 LOB: 0 BB: 0 P: 9	R: 1 E: 0 K: 0 S: 9	H: 3 LOB: 1 BB: 0 P: 11	R: 0 E: 0 K: 1 S: 10	H: 1 LOB: 1 BB: 0 P: 13	R: 1 E: 0 K: 1 S: 10	H: 1 LOB: 0 BB: 0 P: 14	1B: 5 2B: 0 3B: 1 HR: 3	SF: 0 SAC: 0 DP: 2 HBP: 0	WP: 1 PB: 0 CS: 0	PA: 34	
<b>PITCHER</b>	IP	WLS	BF	H	R	ER	SO	BB	IBB	HBP	BLK	WP	HR	S	P	ERA	WHIP				
<b>Jose Lima, R</b> (1, 1) ERA: 3.75	6.0	W	22	5	3	3	2	0	0	0	0	0	2	53	84	4.50	0.833				
<b>37 Darren Dreifort, R</b> (7, 1) ERA: 4.5	0.2	H	2	1	0	0	0	0	0	0	0	0	0	4	4	0.00	1.500				
<b>Tom Martin, L</b> (7, 1) ERA: 3.45	0.0		1	1	0	0	0	0	0	0	0	0	0	2	3	∞	∞				
<b>Guillermo Mota, R</b> (7, 1) ERA: 1.63	1.0	H	4	1	0	0	0	0	0	0	0	1	0	9	10	0.00	1.000				
<b>Eric Gagne, R</b> (8, 1) ERA: 1.79	1.1	S	5	1	1	1	2	0	0	0	0	0	1	13	19	6.75	0.750				

Batter	1	2	3	4	5	6	7	8	9	AB	R	H	RBI	BB	SO	LOB	BOTTOM				
<b>Dave Roberts, L</b> (1, 7) OBP: 0.387, SLG: 0.439	B3-4					K		E7 2B		4	1	2	2	0	1	0	<b>New York Yankees @ Los Angeles Dodgers</b> Dodger Stadium, Los Angeles, CA Sun Jun 20 2004, 5:05 PM PDT Att: 55,157 - Sunny - 71 F				
<b>Cesar Izturis, S</b> (1, 6) OBP: 0.342, SLG: 0.387	G4-3		K			G3		F9		4	0	0	0	0	1	1					
<b>Milton Bradley, S</b> (1, 8) OBP: 0.357, SLG: 0.410	K					K		K		4	0	1	0	0	3	0					
<b>Shawn Green, L</b> (1, 3) OBP: 0.347, SLG: 0.428								HR		4	1	2	1	0	0	1					
<b>Paul Lo Duca, R</b> (1, 2) OBP: 0.382, SLG: 0.462								1B SF8 2B		4	1	2	0	0	0	2					
<b>Adrian Beltré, R</b> (1, 5) OBP: 0.341, SLG: 0.554								G4-3		4	1	1	0	0	0	3					
<b>Juan Encarnacion, R</b> (1, 9) OBP: 0.299, SLG: 0.446								SF8		2	0	0	1	0	0	1					
<b>Robin Ventura, L</b> (8, 3) OBP: 0.284, SLG: 0.242								G5-3		0	0	0	0	0	0	0					
<b>Alex Cora, L</b> (1, 4) OBP: 0.377, SLG: 0.414								G4-3		3	1	1	0	0	0	0					
<b>Jose Lima, R</b> (1, 1) ERA: 3.75								SH3-4 1B		1	0	0	0	0	1	0					
<b>37 Darren Dreifort, R</b> (7, 1) ERA: 4.5								SH3-4 1B		0	0	0	0	0	0	0					
<b>Tom Martin, L</b> (7, 1) ERA: 3.45								SH3-4 1B		0	0	0	0	0	0	0					
<b>Guillermo Mota, R</b> (7, 1) ERA: 1.63								SH3-4 1B		1	0	0	0	0	0	0					
<b>Jayson Werth, R</b> (8, 9) OBP: 0.330, SLG: 0.590								SH3-4 1B		0	0	0	0	0	0	0					
<b>Eric Gagne, R</b> (8, 1) ERA: 1.79								SH3-4 1B		0	0	0	0	0	0	0					
<b>Inning Stats</b>	R: 0 E: 0 K: 1 S: 7	H: 0 LOB: 0 BB: 0 P: 10	R: 4 E: 0 K: 1 S: 18	H: 5 LOB: 1 BB: 0 P: 28	R: 0 E: 0 K: 0 S: 10	H: 1 LOB: 1 BB: 0 P: 15	R: 0 E: 0 K: 1 S: 12	H: 0 LOB: 0 BB: 0 P: 15	R: 0 E: 0 K: 2 S: 7	H: 0 LOB: 0 BB: 0 P: 11	R: 0 E: 0 K: 0 S: 10	H: 1 LOB: 1 BB: 0 P: 17	R: 1 E: 1 K: 0 S: 9	H: 1 LOB: 0 BB: 0 P: 13	R: 0 E: 0 K: 1 S: 9	H: 1 LOB: 1 BB: 0 P: 15	1B: 6 2B: 2 3B: 0 HR: 1	SF: 1 SAC: 1 DP: 0 HBP: 0	WP: 1 PB: 0 CS: 2	PA: 33	
<b>PITCHER</b>	IP	WLS	BF	H	R	ER	SO	BB	IBB	HBP	BLK	WP	HR	S	P	ERA	WHIP				
<b>Jose Contreras, R</b> (1, 1) ERA: 6.18	6.0	L	25	7	4	4	5	0	0	0	0	0	0	18	28	6.00	1.167				
<b>Paul Quantrill, R</b> (7, 1) ERA: 3.35	2.0		8	2	1	0	1	0	0	0	0	0	0	18	28	0.00	1.000				













Batter	1	2	3	4	5	6	7	8	9	AB	R	H	RBI	BB	SO	LOB	TOP					
<b>Kenny Lofton, L</b> OBP: 0.361, SLG: 0.447 (1, 8)	F7		G4-3		E1 2 HR		L4		F8	5	1	2	0	0	0	0	<b>New York Yankees @ Baltimore Orioles</b> Oriole Park at Camden Yards, Baltimore, MD Thu Jun 24 2004, 7:05 PM EDT Att: 48,442 - Sunny - 91 F					
<b>2 Derek Jeter, R</b> OBP: 0.316, SLG: 0.425 (1, 6)	F8		E5 13 HR		HR		1B		F8	5	2	2	2	0	0	1						
<b>13 Alex Rodriguez, R</b> OBP: 0.382, SLG: 0.551 (1, 5)	G5-3		HR		K		G5-3		F8	5	1	1	2	0	1	2						
<b>25 Jason Giambi, L</b> OBP: 0.384, SLG: 0.467 (1, 3)		F7	P5		P5				K	4	0	0	0	0	1	0						
<b>Tony Clark, S</b> OBP: 0.346, SLG: 0.389 (9, 3)										0	0	0	0	0	0	0						
<b>20 Jorge Posada, S</b> OBP: 0.415, SLG: 0.518 (1, 2)		55 1B		E4 G1-3 1B		G3-1		55 1B FC4-6		3	1	2	0	1	0	0						
<b>55 Hideki Matsui, L</b> OBP: 0.389, SLG: 0.498 (1, 7)		1B		F7		L8		FC4-6 1B		4	0	2	0	0	0	1						
<b>Bernie Williams, S</b> OBP: 0.366, SLG: 0.434 (1, 10)		F8		G1-3		FC6 1B		FC4-6		4	0	1	1	0	0	4						
<b>Bubba Crosby, L</b> OBP: 0.226, SLG: 0.433 (1, 9)				G6-3		FC6		F8		4	0	0	0	0	0	5						
<b>Miguel Cairo, R</b> OBP: 0.333, SLG: 0.410 (1, 4)			F7		F8		L9		F8	4	0	0	0	0	0	0						
<b>Inning Stats</b>	R: 0 E: 0 K: 0 S: 8	H: 0 LOB: 0 BB: 0 P: 13	R: 0 E: 0 K: 0 S: 13	H: 1 LOB: 2 BB: 1 P: 19	R: 2 E: 1 K: 0 S: 11	H: 1 LOB: 1 BB: 0 P: 18	R: 0 E: 1 K: 0 S: 10	H: 1 LOB: 1 BB: 0 P: 17	R: 2 E: 1 K: 1 S: 15	H: 2 LOB: 0 BB: 0 P: 20	R: 0 E: 0 K: 0 S: 7	H: 1 LOB: 1 BB: 0 P: 9	R: 0 E: 0 K: 0 S: 6	H: 1 LOB: 0 BB: 0 P: 9	R: 1 E: 0 K: 1 S: 11	H: 2 LOB: 1 BB: 0 P: 16	R: 0 E: 0 K: 0 S: 8	H: 1 LOB: 1 BB: 0 P: 12	1B: 8 2B: 0 3B: 0 HR: 2	SF: 0 SAC: 0 DP: 0 HBP: 0	WP: 0 PB: 0 SB: 0 CS: 0	PA: 39
<b>PITCHER</b>	IP	WLS	BF	H	R	ER	SO	BB	IBB	HBP	BLK	WP	HR	S	P	ERA	WHIP					
<b>Sidney Ponson, R</b> ERA: 6.22 (1, 1)	7.0	L	30	7	4	2	1	1	0	0	0	0	2	70	105	2.57	1.143					
<b>John Parrish, L</b> ERA: 4.29 (8, 1)	1.0		5	2	1	1	1	0	0	0	0	0	0	11	16	9.00	2.000					
<b>Eddy Rodriguez, R</b> ERA: 2.4 (9, 1)	1.0		4	1	0	0	0	0	0	0	0	0	0	8	12	0.00	1.000					

AB 38  
R 5  
H 10  
RBI 5  
BB 1  
SO 2  
LOB 13



Batter	1	2	3	4	5	6	7	8	9	AB	R	H	RBI	BB	SO	LOB	BOTTOM				
<b>1 Brian Roberts, S</b> OBP: 0.337, SLG: 0.352 (1, 4)	HR	FC6-4			G4-3		10 F8-6 1B			3	1	1	0	1	0	1	<b>New York Yankees @ Baltimore Orioles</b> Oriole Park at Camden Yards, Baltimore, MD Thu Jun 24 2004, 7:05 PM EDT Att: 48,442 - Sunny - 91 F				
<b>David Newhan, L</b> OBP: 0.565, SLG: 0.900 (1, 5)	HR		G3		K		K			4	1	1	2	0	2	1					
<b>10 Miguel Tejada, R</b> OBP: 0.361, SLG: 0.484 (1, 6)	G4-3		1B		2B		F8-6			4	0	2	0	0	0	1					
<b>Rafael Palmeiro, L</b> OBP: 0.375, SLG: 0.424 (1, 3)	G1-3 1B		P4		G3		L9			4	0	1	0	0	0	2					
<b>Javy Lopez, R</b> OBP: 0.354, SLG: 0.455 (1, 2)	G1-3		F8		G6-3		K			4	0	0	0	0	1	2					
<b>31 Jay Gibbons, L</b> OBP: 0.293, SLG: 0.351 (1, 9)	F9		F7		P6		G4-3			4	0	0	0	0	0	1					
<b>Luis Matos, R</b> OBP: 0.285, SLG: 0.362 (1, 8)		L9	G5-3		G5-3		G6-3			4	0	1	0	0	0	0					
<b>Larry Bigbie, L</b> OBP: 0.324, SLG: 0.391 (1, 7)		1B BB		1B	1B		G6-3			3	0	2	0	1	0	0					
<b>Jerry Hairston, R</b> OBP: 0.386, SLG: 0.405 (1, 10)		1 FC6-4 1B	F7		F7		G3			4	0	1	0	0	0	3					
<b>Inning Stats</b>	R: 2 E: 0 K: 0 S: 14	H: 2 LOB: 1 BB: 1 P: 23	R: 0 E: 0 K: 0 S: 7	H: 1 LOB: 1 BB: 1 P: 13	R: 0 E: 0 K: 0 S: 9	H: 1 LOB: 1 BB: 0 P: 16	R: 0 E: 0 K: 0 S: 9	H: 1 LOB: 1 BB: 0 P: 14	R: 0 E: 0 K: 1 S: 10	H: 2 LOB: 2 BB: 0 P: 13	R: 0 E: 0 K: 1 S: 7	H: 1 LOB: 0 BB: 0 P: 11	R: 0 E: 0 K: 1 S: 10	H: 0 LOB: 0 BB: 0 P: 13	R: 0 E: 0 K: 0 S: 8	H: 0 LOB: 0 BB: 0 P: 10	1B: 6 2B: 3 3B: 0 HR: 1	SF: 0 SAC: 0 DP: 1 HBP: 0	WP: 0 PB: 0 SB: 0 CS: 0	PA: 36	
<b>PITCHER</b>	IP	WLS	BF	H	R	ER	SO	BB	IBB	HBP	BLK	WP	HR	S	P	ERA	WHIP				
<b>Javier Vazquez, R</b> ERA: 3.38 (1, 1)	7.0		30	9	2	2	2	2	0	0	0	0	0	66	106	2.57	1.571				
<b>Tom Gordon, R</b> ERA: 1.73 (8, 1)	1.0	H	3	0	0	0	1	0	0	0	0	0	0	10	13	0.00	0.000				
<b>42 Mariano Rivera, R</b> ERA: 0.93 (9, 1)	1.0	S	3	0	0	0	0	0	0	0	0	0	0	8	10	0.00	0.000				

AB 34  
R 2  
H 9  
RBI 2  
BB 2  
SO 3  
LOB 11





Batter	1	2	3	4	5	6	7	8	9	AB	R	H	RBI	BB	SO	LOB	TOP					
7 José Reyes, S OBP: 0.214, SLG: 0.385	(1, 4) K	(1, 2) FC5-4		(2, 2) 1B		(0, 0) F8		(0, 2) P6		5	1	1	1	0	1	1						
Kazu Matsui, S OBP: 0.329, SLG: 0.381	(1, 6) F9		(2, 0) G5-3	(1, 1) 1B		(2, 1) F7		(0, 0) 1B		5	1	2	2	0	0	0						
31 Mike Piazza, R OBP: 0.405, SLG: 0.567	(1, 10) 2B		(4, 0) BB	(1, 1) 1B		(2, 1) P2		(2, 3) K		4	1	2	1	1	1	1						
Cliff Floyd, L OBP: 0.356, SLG: 0.513 Shane Spencer, R OBP: 0.354, SLG: 0.400	(1, 7) K		(0, 3) K	(1, 2) G3			(0, 0) HR	(0, 1) G4-3		5	1	1	1	0	2	4						
Richard Hidalgo, R OBP: 0.305, SLG: 0.410		(4, 2) G3 BB	(2, 3) K	(0, 1) 1B		(2, 0) G1-3		(0, 0) BB		4	1	2	1	1	1	1						
Mike Cameron, R OBP: 0.308, SLG: 0.386		(4, 0) E G3		(1, 2) P2		(3, 0) 1B		(0, 0) P6		3	1	0	0	1	0	2						
Ty Wigginton, R OBP: 0.309, SLG: 0.439	(1, 1) G3		(0, 1) 1B	(3, 3) K		(1, 0) P4		(1, 3) K		5	1	1	0	0	2	4						
Todd Zeile, R OBP: 0.332, SLG: 0.397	(1, 3) 7 FC5-4		(4, 2) 2B	(2, 2) G6-3		(3, 1) 1B		(4, 1) 1B		2	1	2	0	3	0	0						
Jason Phillips, R OBP: 0.295, SLG: 0.353	(1, 2) SF8		(1, 2) 1B	(1, 1) G6-3		(0, 0) G1-3		(0, 0) P4		4	1	1	2	0	0	5						
<b>Inning Stats</b>	R: 0 E: 0 K: 2 S: 12	H: 1 LOB: 1 BB: 0 P: 15	R: 2 E: 1 K: 0 S: 9	H: 0 LOB: 1 BB: 3 P: 24	R: 0 E: 0 K: 2 S: 7	H: 0 LOB: 1 BB: 1 P: 15	R: 6 E: 0 K: 0 S: 30	H: 6 LOB: 1 BB: 1 P: 44	R: 0 E: 0 K: 1 S: 11	H: 1 LOB: 0 BB: 0 P: 17	R: 0 E: 0 K: 0 S: 5	H: 0 LOB: 0 BB: 0 P: 9	R: 1 E: 0 K: 0 S: 6	H: 2 LOB: 2 BB: 0 P: 15	R: 0 E: 0 K: 1 S: 9	H: 1 LOB: 1 BB: 0 P: 11	R: 0 E: 0 K: 1 S: 10	H: 1 LOB: 2 BB: 1 P: 15	1B: 9 2B: 2 3B: 0 HR: 1	SF: 1 SAC: 0 DP: 1 HBP: 1	WP: 0 PB: 0 SB: 3 CS: 0	PA: 45
<b>PITCHER</b>	IP WLS BF H R ER SO BB IBB HBP BLK WP HR S P ERA WHIP																					
Brad Halsey, L ERA: 8.0	(1, 1) 3.1 L 20 5 7 6 4 5 0 0 0 0 0 0 43 76 16.20 3.000																					
Tanyon Sturtze, R ERA: 4.91	(4, 1) 4.1 19 6 2 2 2 0 0 1 0 0 1 44 72 4.15 1.385																					
Felix Heredia, L ERA: 8.0	(8, 1) 1.1 6 1 0 0 1 1 0 0 0 0 0 12 17 0.00 1.500																					

New York Mets @ New York Yankees  
Yankee Stadium, Bronx, NY

AB 37  
R 9  
H 12  
RBI 8  
BB 6  
SO 7  
LOB 18



Sat Jun 26 2004, 1:05 PM EDT  
Att: 55,303 - Unknown - 78 F

Batter	1	2	3	4	5	6	7	8	9	AB	R	H	RBI	BB	SO	LOB	BOTTOM			
Bernie Williams, S OBP: 0.373, SLG: 0.441	(1, 8) 13 G1-3		(1, 1) HR	(3, 1) F8			(4, 1) 2 BB		(2, 1) 13 DI	3	1	2	0	2	0	0				
2 Derek Jeter, R OBP: 0.321, SLG: 0.429	(1, 6) 13 G1-3		(2, 1) P4	(0, 0) 13 F8			(4, 1) 13 G6-4-3		(1, 3) K	4	0	2	0	1	1	2				
13 Alex Rodriguez, R OBP: 0.377, SLG: 0.542	(1, 5) G1-3		(1, 1) F8	(2, 2) F8			(0, 2) G6-4-3		(1, 2) L3	5	0	0	0	0	0	7				
Gary Sheffield, R OBP: 0.404, SLG: 0.486	(1, 10) IBB		(1, 1) 2H HR	(4, 2) BB			(2, 3) K			2	1	1	2	2	1	0				
25 Jason Giambi, L OBP: 0.377, SLG: 0.457	(1, 3) K		(1, 1) L6	(1, 0) F9			(2, 1) G6-3			4	0	0	0	0	1	5				
20 Jorge Posada, S OBP: 0.412, SLG: 0.510	(1, 2) G1-3		(3, 2) F8	(3, 3) K			(2, 1) 55 BB		(4, 1) HBP	3	0	0	0	0	1	3				
55 Hideki Matsui, L OBP: 0.390, SLG: 0.508		(1, 1) L6	(3, 2) HR	(0, 0) F7			(4, 1) BB			3	1	1	1	1	0	0				
Ruben Sierra, S OBP: 0.296, SLG: 0.429		(3, 3) K	(2, 2) G5-3	(1, 3) K			(0, 0) G6-3			4	0	0	0	0	2	2				
Miguel Cairo, R OBP: 0.326, SLG: 0.400 Kenny Lofton, L OBP: 0.357, SLG: 0.442	(1, 4) P5		(0, 1) P6	(2, 2) K			(0, 3) K		(1, 1) G3-1	3	0	0	0	0	1	0				
<b>Inning Stats</b>	R: 0 E: 0 K: 1 S: 12	H: 1 LOB: 3 BB: 2 P: 27	R: 0 E: 0 K: 1 S: 7	H: 0 LOB: 0 BB: 0 P: 11	R: 2 E: 0 K: 0 S: 10	H: 2 LOB: 0 BB: 0 P: 16	R: 1 E: 0 K: 0 S: 12	H: 1 LOB: 0 BB: 0 P: 22	R: 0 E: 0 K: 2 S: 11	H: 0 LOB: 0 BB: 0 P: 15	R: 0 E: 0 K: 1 S: 8	H: 0 LOB: 1 BB: 2 P: 16	R: 0 E: 0 K: 1 S: 9	H: 0 LOB: 2 BB: 1 P: 19	R: 0 E: 0 K: 1 S: 10	H: 1 LOB: 1 BB: 0 P: 15	1B: 2 2B: 2 3B: 0 HR: 2	SF: 0 SAC: 0 DP: 1 HBP: 1	WP: 0 PB: 0 SB: 0 CS: 0	PA: 39
<b>PITCHER</b>	IP WLS BF H R ER SO BB IBB HBP BLK WP HR S P ERA WHIP																			
Al Leiter, L ERA: 2.34	(1, 1) 6.1 W 28 5 3 3 3 5 3 1 0 0 0 0 13 27 0.00 1.263																			
Ricky Bottalico, R ERA: 1.75	(7, 1) 1.2 7 0 0 0 1 2 0 1 0 0 0 13 27 0.00 1.200																			
Jose Parra, R ERA:	(9, 1) 1.0 4 1 0 0 1 0 0 0 0 0 0 10 15 0.00 1.000																			

New York Mets @ New York Yankees  
Yankee Stadium, Bronx, NY

AB 32  
R 3  
H 6  
RBI 3  
BB 6  
SO 7  
LOB 19



Sat Jun 26 2004, 1:05 PM EDT  
Att: 55,303 - Unknown - 78 F











Batter	1	2	3	4	5	6	7	8	9	AB R H RBI BB SO LOB	TOP											
18 Johnny Damon, L (1, 8) OBP: 0.388, SLG: 0.449 Gabe Kapler, R (9, PH) OBP: 0.308, SLG: 0.361	1-0 HR		0-0 HR		3-2 G1-3		4-1 BB		3-3 K	3 2 2 2 1 0 2 1 0 0 0 0 1 0	<b>Boston Red Sox @ New York Yankees</b> Yankee Stadium, Bronx, NY Tue Jun 29 2004, 7:05 PM EDT Att: 55,231 - Cloudy - 77 F											
Mark Bellhorn, S (1, 5) OBP: 0.384, SLG: 0.429	2-0 P3		3-3 K			2-3 K	0-0 F8			4 0 0 0 0 2 2												
34 David Ortiz, L (1, 10) OBP: 0.357, SLG: 0.597	1-2 L8			2-1 F9		3-2 HR		1-1 F8		4 1 1 1 1 0 0												
Manny Ramirez, R (1, 7) OBP: 0.437, SLG: 0.651	3-3 K			0-0 F8		1-3 K		2-2 F8		4 0 0 0 0 2 0												
Nomar Garciaparra, R (1, 6) OBP: 0.290, SLG: 0.406		0-0 G5-3		0-0 P2		1-2 1B		1-2 1B		4 0 2 0 0 0 0												
Trot Nixon, L (1, 9) OBP: 0.381, SLG: 0.600		0-1 G4-3			2-1 1B	0-1 P6		1-2 1B		4 0 2 0 0 0 1												
Jason Varitek, S (1, 2) OBP: 0.390, SLG: 0.450		3-1 G4-3			1-3 K		2-3 K	0-3 K		4 0 0 0 0 3 3												
Kevin Millar, R (1, 3) OBP: 0.349, SLG: 0.395			3-3 K		0-2 F8		2-1 1B	0-0 F8		4 0 1 0 0 1 1												
Pokey Reese, R (1, 4) OBP: 0.298, SLG: 0.358			0-3 K		0-1 1B		1-1 F8	0-2 G1-3		4 0 1 0 0 1 1												
<b>Inning Stats</b>	R: 1 E: 0 K: 1 S: 9	H: 1 LOB: 0 BB: 0 P: 16	R: 0 E: 0 K: 0 S: 5	H: 0 LOB: 0 BB: 0 P: 8	R: 1 E: 0 K: 3 S: 20	H: 1 LOB: 0 BB: 0 P: 26	R: 0 E: 0 K: 0 S: 4	H: 0 LOB: 0 BB: 0 P: 6	R: 0 E: 0 K: 1 S: 14	H: 2 LOB: 2 BB: 0 P: 20		R: 1 E: 0 K: 1 S: 15	H: 2 LOB: 1 BB: 0 P: 22	R: 0 E: 0 K: 1 S: 9	H: 1 LOB: 2 BB: 1 P: 18	R: 0 E: 0 K: 1 S: 14	H: 2 LOB: 2 BB: 0 P: 19	R: 0 E: 0 K: 1 S: 7	H: 0 LOB: 0 BB: 0 P: 10	1B: 6 2B: 0 3B: 0 HR: 3	SF: 0 SAC: 0 DP: 0 HBP: 0	WP: 0 PB: 0 SB: 0 CS: 0
<b>PITCHER</b>	IP WLS BF H R ER SO BB IBB HBP BLK WP HR S P ERA WHIP											<b>PITCHER</b>	IP WLS BF H R ER SO BB IBB HBP BLK WP HR S P ERA WHIP									
Javier Vazquez, R (1, 1) ERA: 3.42	6.2 W 28 7 3 3 8 1 0 0 0 0 3 75 115 4.05 1.200																					
Paul Quantrill, R (7, 1) ERA: 3.19	1.1 6 2 0 0 1 0 0 0 0 0 0 15 20 0.00 1.500																					
Felix Heredia, L (9, 1) ERA: 7.45	1.0 3 0 0 0 1 0 0 0 0 0 0 7 10 0.00 0.000																					

AB	36
R	3
H	9
RBI	3
BB	1
SO	10
LOB	10



Batter	1	2	3	4	5	6	7	8	9	AB R H RBI BB SO LOB	BOTTOM									
Kenny Lofton, L (1, 8) OBP: 0.346, SLG: 0.415	0-2 E6 2 G6-3		0-2 E3 2 1B SF8	1-0 F8		0-0 BB 2 1B FC5	4-0 2 1B BB			4 2 1 0 1 0 1	<b>Boston Red Sox @ New York Yankees</b> Yankee Stadium, Bronx, NY Tue Jun 29 2004, 7:05 PM EDT Att: 55,231 - Cloudy - 77 F									
2 Derek Jeter, R (1, 6) OBP: 0.331, SLG: 0.454	1-0 G6-3		3-2 55 S 1-3 55 1B	1-2 E6 HR		1-0 13 FC5 BB	2-2 BB	1-3 2-H 1B		5 2 3 1 0 0 2										
Gary Sheffield, R (1, 9) OBP: 0.405, SLG: 0.504 Bubba Crosby, L (8, 9) OBP: 0.235, SLG: 0.424	3-2 G2-3		0-0 SF8	1-0 1-H 2-H HR		4-1 13 FC5 BB	3-2 L3			3 1 1 4 1 0 3 0 0 0 0 0 0 0										
13 Alex Rodriguez, R (1, 5) OBP: 0.379, SLG: 0.533	1-0 F9		3-H 1-2 55 1B	1-1 G4-3		0-0 FC5		4-1 G4-6-3 BB		4 1 1 1 1 0 3										
55 Hideki Matsui, L (1, 7) OBP: 0.382, SLG: 0.504		2-0 20 G6-4-3 1B	3-2 E: 1 LOB: 1 1-H 2-H 1B		0-1 G1-3	0-3 K	1-2 F9			5 1 2 2 0 1 3										
Bernie Williams, S (1, 10) OBP: 0.374, SLG: 0.439	1-0 20 G6-4-3 1B		0-0 G2-3		0-1 FC4-6 1B	0-1 F9		1-1 G4-6-3		5 0 2 0 0 0 4										
20 Jorge Posada, S (1, 2) OBP: 0.411, SLG: 0.505		3-1 G6-4-3	3-0 G4-3		0-0 FC4-6 HR		3-2 G5-3			4 1 0 0 0 0 4										
Tony Clark, S (1, 3) OBP: 0.340, SLG: 0.400		1-0 1B		2-3 K	0-1 HR		1-0 F9			4 1 2 3 0 1 0										
Miguel Cairo, R (1, 4) OBP: 0.336, SLG: 0.421		3-H 3-2 G1-3		4-1 2 HR	1-2 G1-3		4-1 2 BB			2 2 0 0 2 0 1										
<b>Inning Stats</b>	R: 0 E: 1 K: 0 S: 9	H: 0 LOB: 1 BB: 0 P: 14	R: 1 E: 0 K: 0 S: 8	H: 3 LOB: 1 BB: 0 P: 18	R: 3 E: 1 K: 0 S: 17	H: 3 LOB: 1 BB: 0 P: 27	R: 3 E: 1 K: 1 S: 12	H: 1 LOB: 0 BB: 1 P: 22	R: 2 E: 0 K: 0 S: 12	H: 2 LOB: 0 BB: 0 P: 13		R: 1 E: 0 K: 1 S: 9	H: 2 LOB: 2 BB: 1 P: 14	R: 1 E: 0 K: 0 S: 11	H: 1 LOB: 2 BB: 2 P: 28	R: 0 E: 0 K: 0 S: 7	H: 0 LOB: 0 BB: 1 P: 13	1B: 10 2B: 0 3B: 0 HR: 2	SF: 1 SAC: 0 DP: 2 HBP: 0	WP: 0 PB: 0 SB: 4 CS: 0
<b>PITCHER</b>	IP WLS BF H R ER SO BB IBB HBP BLK WP HR S P ERA WHIP											<b>PITCHER</b>	IP WLS BF H R ER SO BB IBB HBP BLK WP HR S P ERA WHIP							
Derek Lowe, R (1, 1) ERA: 5.47	5.0 L 27 9 9 5 1 3 0 0 0 0 0 2 58 94 9.00 2.000																			
Lenny DiNardo, L (6, 1) ERA: 4.5	1.2 11 3 2 2 1 3 0 0 0 0 0 17 36 10.80 3.600																			
Curt Leskanic, R (7, 1) ERA: 6.52	1.1 4 0 0 0 0 1 0 0 0 0 0 10 19 0.00 0.750																			

AB	36
R	11
H	12
RBI	11
BB	5
SO	2
LOB	21





Batter	1	2	3	4	5	6	7	8	9	AB	R	H	RBI	BB	SO	LOB	TOP										
18 Johnny Damon, L (1, 8) OBP: 0.386, SLG: 0.446			G3				K			4	1	1	0	0	1	4	<b>Boston Red Sox @ New York Yankees</b> Yankee Stadium, Bronx, NY Wed Jun 30 2004, 7:05 PM EDT Att: 55,023 - Sunny - 82 F										
Mark Bellhorn, S (1, 5) OBP: 0.386, SLG: 0.428			FC6-4			F8				3	0	1	0	1	0	4											
34 David Ortiz, L (1, 3) OBP: 0.359, SLG: 0.606			F8				HR			4	1	2	2	0	1	4											
Manny Ramirez, R (1, 7) OBP: 0.432, SLG: 0.641			FC6-4							4	0	0	0	0	1	3											
Nomar Garciaparra, R (1, 6) OBP: 0.274, SLG: 0.382						F8				4	0	0	0	0	0	1											
Trot Nixon, L (1, 10) OBP: 0.370, SLG: 0.564						F8				4	0	1	0	0	1	0											
Kevin Millar, R (1, 9) Gabe Kapler, R (7, PR) OBP: 0.306, SLG: 0.358						K				2	0	1	0	0	1	0		<b>AB 33</b> <b>R 2</b> <b>H 8</b> <b>RBI 2</b> <b>BB 2</b> <b>SO 9</b> <b>LOB 20</b>									
Doug Mirabeli, R (1, 2) Jason Varitek, S (9, PH) OBP: 0.364, SLG: 0.633							1B, FC3-2, BB			3	0	2	0	0	0	2											
Pokey Reese, R (1, 4) Dave McCarty, R (9, PH) OBP: 0.298, SLG: 0.354						F9				1	0	0	0	1	1	2											
Inning Stats	R: 1 E: 0 K: 0 S: 18	H: 3 LOB: 1 BB: 0 P: 22	R: 0 E: 0 K: 1 S: 14	H: 2 LOB: 1 BB: 0 P: 18	R: 0 E: 0 K: 0 S: 11	H: 0 LOB: 1 BB: 1 P: 21	R: 0 E: 0 K: 1 S: 5	H: 0 LOB: 0 BB: 0 P: 9	R: 0 E: 0 K: 1 S: 10	H: 1 LOB: 1 BB: 0 P: 14	R: 1 E: 0 K: 0 S: 4	H: 1 LOB: 0 BB: 0 P: 7	R: 0 E: 0 K: 1 S: 15	H: 1 LOB: 3 BB: 1 P: 26	R: 0 E: 0 K: 2 S: 12	H: 0 LOB: 0 BB: 0 P: 17			R: 0 E: 0 K: 3 S: 10	H: 0 LOB: 0 BB: 0 P: 12	1B: 7 2B: 0 3B: 0 HR: 1	SF: 0 SAC: 0 DP: 2 HBP: 1	WP: 0 PB: 0 SB: 0 CS: 0	PA: 36			
PITCHER	IP	WLS	BF	H	R	ER	SO	BB	IBB	HBP	BLK	WP	HR	S	P	ERA	WHIP										
Jon Lieber, R (1, 1) ERA: 5.06	6.0		26	8	2	2	3	1	0	1	0	0	0	1	5	3.00	1.500										
Bret Prinz, R (7, 1) ERA: 3.07	0.0	H	1	0	0	0	0	1	0	0	0	0	0	1	5	∞	∞										
Felix Heredia, L (7, 1) ERA: 7.08	1.0		3	0	0	0	1	0	0	0	0	0	0	10	13	0.00	0.000										
Tom Gordon, R (8, 1) ERA: 1.61	1.0	W	3	0	0	0	2	0	0	0	0	0	0	12	17	0.00	0.000										
42 Mariano Rivera, R (9, 1) ERA: 0.91	1.0	S	3	0	0	0	3	0	0	0	0	0	0	10	12	0.00	0.000										

Batter	1	2	3	4	5	6	7	8	9	AB	R	H	RBI	BB	SO	LOB	BOTTOM										
Kenny Lofton, L (1, 8) OBP: 0.351, SLG: 0.418			F7							4	1	2	0	0	0	2	<b>Boston Red Sox @ New York Yankees</b> Yankee Stadium, Bronx, NY Wed Jun 30 2004, 7:05 PM EDT Att: 55,023 - Sunny - 82 F										
2 Derek Jeter, R (1, 6) OBP: 0.331, SLG: 0.452										3	0	1	0	0	1	2											
Gary Sheffield, R (1, 9) OBP: 0.406, SLG: 0.506										3	2	1	1	0	0	2											
13 Alex Rodriguez, R (1, 5) OBP: 0.377, SLG: 0.527			F8							3	0	0	0	1	1	2											
55 Hideki Matsui, L (1, 7) OBP: 0.384, SLG: 0.502										3	1	1	1	1	0	0											
Bernie Williams, S (1, 10) OBP: 0.369, SLG: 0.432										4	0	0	0	0	2	3											
20 Jorge Posada, S (1, 2) OBP: 0.410, SLG: 0.500										2	0	0	0	1	0	0											
Tony Clark, S (1, 3) OBP: 0.340, SLG: 0.398										3	0	1	0	0	0	1											
Miguel Cairo, R (1, 4) OBP: 0.336, SLG: 0.414										2	0	0	0	0	0	3											
Inning Stats	R: 0 E: 0 K: 0 S: 5	H: 1 LOB: 0 BB: 0 P: 7	R: 0 E: 0 K: 0 S: 8	H: 0 LOB: 0 BB: 0 P: 12	R: 0 E: 0 K: 0 S: 9	H: 0 LOB: 1 BB: 0 P: 17	R: 0 E: 0 K: 0 S: 9	H: 1 LOB: 0 BB: 1 P: 16	R: 0 E: 0 K: 1 S: 11	H: 0 LOB: 0 BB: 0 P: 13	R: 2 E: 1 K: 2 S: 11	H: 0 LOB: 2 BB: 2 P: 24	R: 2 E: 1 K: 0 S: 19	H: 3 LOB: 1 BB: 0 P: 21	R: 2 E: 1 K: 0 S: 12	H: 0 LOB: 1 BB: 0 P: 17		1B: 5 2B: 1 3B: 0 HR: 0	SF: 0 SAC: 1 DP: 1 HBP: 2	WP: 0 PB: 1 SB: 3 CS: 2	PA: 35						
PITCHER	IP	WLS	BF	H	R	ER	SO	BB	IBB	HBP	BLK	WP	HR	S	P	ERA	WHIP										
49 Tim Wakefield, R (1, 1) ERA: 4.27	6.1		23	3	2	0	3	2	0	0	0	0	0	55	92	0.00	0.789										
Scott Williamson, R (7, 1) ERA: 1.25	0.1	H	2	0	0	0	1	1	0	0	0	0	0	5	11	0.00	3.000										
50 Mike Timlin, R (7, 1) ERA: 3.24	1.0	L	6	2	2	2	0	0	0	0	0	0	0	17	18	18.00	2.000										
Alan Embree, L (8, 1) ERA: 4.97	0.1		2	1	0	0	0	0	0	0	0	0	0	4	5	0.00	3.000										







Batter	1	2	3	4	5	6	7	8	9	AB	R	H	RBI	BB	SO	LOB	TOP					
<b>Bernie Williams, S</b> (1, 8) OBP: 0.358, SLG: 0.418 <b>Bret Prinz, R</b> (6, 1) <b>Enrique Wilson, S</b> (8, PH) OBP: 0.253, SLG: 0.336 (8, 6)	P6		G4-3			K		F8		3	0	0	0	0	1	1	<b>New York Yankees @ New York Mets</b> <b>Shea Stadium, Flushing, NY</b> Fri Jul 02 2004, 7:10 PM EDT Att: 55,068 - Unknown - 90 F <a href="http://livebaseballscorecards.com">livebaseballscorecards.com</a>					
<b>2 Derek Jeter, R</b> (1, 6) OBP: 0.335, SLG: 0.448 <b>Bubba Crosby, L</b> (8, PH) OBP: 0.243, SLG: 0.400 (8, 9)	G4-3			13 F8 BB		F 13 SF9 BB		K		1	1	0	0	2	0	0						
<b>Gary Sheffield, R</b> (1, 9) OBP: 0.401, SLG: 0.493 <b>Ruben Sierra, S</b> (8, PH) OBP: 0.312, SLG: 0.452 (8, 7)	F7			2-3 SAFE SAFE SAFE SAFE		1-2 13 SF9 BB		13 BB 1B		3	0	0	0	0	1	2						
<b>13 Alex Rodriguez, R</b> (1, 5) OBP: 0.375, SLG: 0.522		G1-3		0-0		2-3 2-3 2-1		SF9		2	0	0	1	1	0	1						
<b>55 Hideki Matsui, L</b> (1, 7) OBP: 0.378, SLG: 0.491 <b>Paul Quantrill, L</b> (8, 1)		K		1-0		G4-3		K		4	0	0	0	0	2	4						
<b>20 Jorge Posada, S</b> (1, 2) OBP: 0.414, SLG: 0.514				2-1		G6-3		G4-3		4	0	1	0	0	0	0						
<b>Tony Clark, S</b> (1, 3) OBP: 0.331, SLG: 0.402		1B		0-3		G1-3		G6-3		4	0	0	0	0	1	1						
<b>Miguel Cairo, R</b> (1, 4) OBP: 0.342, SLG: 0.440				2-2		F9		F9		4	0	1	0	0	1	0						
<b>35 Mike Mussina, L</b> (1, 1) <b>Kenny Lofton, L</b> (6, PH) OBP: 0.347, SLG: 0.404 (6, 8)				1-2		P6		E2 E 1B		1	0	0	0	0	0	0						
<b>Inning Stats</b>	R: 0 E: 0 K: 0 S: 4	H: 0 LOB: 0 BB: 0 P: 8	R: 0 E: 0 K: 2 S: 12	H: 1 LOB: 1 BB: 0 P: 20	R: 0 E: 0 K: 0 S: 12	H: 0 LOB: 0 BB: 0 P: 17	R: 0 E: 0 K: 1 S: 7	H: 0 LOB: 1 BB: 1 P: 14	R: 0 E: 0 K: 0 S: 7	H: 0 LOB: 0 BB: 0 P: 10	R: 2 E: 2 K: 1 S: 14	H: 1 LOB: 1 BB: 1 P: 25	R: 0 E: 0 K: 0 S: 8	H: 1 LOB: 1 BB: 0 P: 13	R: 0 E: 0 K: 2 S: 13	H: 1 LOB: 2 BB: 1 P: 21		R: 0 E: 0 K: 1 S: 9	H: 0 LOB: 0 BB: 0 P: 12	1B: 4 2B: 0 3B: 0 HR: 0	SF: 1 SAC: 0 DP: 0 HBP: 0	WP: 0 PB: 0 SB: 1 CS: 0
<b>PITCHER</b>	IP	WLS	BF	H	R	ER	SO	BB	IBB	HBP	BLK	WP	HR	S	P	ERA	WHIP					
<b>Steve Trachsel, R</b> (1, 1) ERA: 3.49	7.0	W	27	3	2	0	4	2	0	0	0	0	0	64	107	0.00	0.714					
<b>Jose Parra, R</b> (8, 1) ERA: 1.35	1.0		5	1	0	0	2	1	0	0	0	0	0	13	21	0.00	2.000					
<b>Orber Moreno, R</b> (9, 1) ERA: 3.42	1.0		3	0	0	0	1	0	0	0	0	0	0	9	12	0.00	0.000					

Batter	1	2	3	4	5	6	7	8	9	AB	R	H	RBI	BB	SO	LOB	BOTTOM					
<b>7 José Reyes, S</b> (1, 4) OBP: 0.200, SLG: 0.327	F9			F9		K		F9		5	1	1	0	0	1	1	<b>New York Yankees @ New York Mets</b> <b>Shea Stadium, Flushing, NY</b> Fri Jul 02 2004, 7:10 PM EDT Att: 55,068 - Unknown - 90 F <a href="http://livebaseballscorecards.com">livebaseballscorecards.com</a>					
<b>Kazuo Matsui, S</b> (1, 6) OBP: 0.321, SLG: 0.393	G6-3			K		K		G5-3		5	2	2	5	0	1	0						
<b>31 Mike Piazza, R</b> (1, 2) OBP: 0.401, SLG: 0.546 <b>Orber Moreno, R</b> (9, 1)						L9		G5-3		4	2	2	0	1	0	0						
<b>Cliff Floyd, L</b> (1, 7) OBP: 0.348, SLG: 0.511 <b>Joe McEwing, R</b> (9, 8) OBP: 0.256, SLG: 0.272	E7					K		G6-4-3 BB		3	1	1	0	1	1	1						
<b>Richard Hidalgo, R</b> (1, 9) OBP: 0.318, SLG: 0.466						K		G6-4-3		4	1	3	3	0	0	1						
<b>Shane Spencer, R</b> (1, 8) OBP: 0.351, SLG: 0.409 (9, 7)	G4-3					K		2B 1B		4	1	1	0	0	1	1						
<b>Ty Wigginton, R</b> (1, 5) OBP: 0.309, SLG: 0.436						L7		1H 3B 2B		4	1	1	1	0	0	0						
<b>Eric Valent, L</b> (1, 3) OBP: 0.340, SLG: 0.465 <b>Jose Parra, R</b> (8, 1)						K		K		4	1	2	1	0	1	0						
<b>Jason Phillips, R</b> (9, 2) OBP: 0.291, SLG: 0.348						K		2H 3B		0	0	0	0	0	0	0						
<b>Steve Trachsel, R</b> (1, 1) OBP: 0.242, SLG: 0.250 <b>Todd Zeile, R</b> (7, PH) OBP: 0.327, SLG: 0.387 (8, 3)						K		K		2	1	1	0	0	0	0						
<b>Inning Stats</b>	R: 2 E: 1 K: 0 S: 16	H: 2 LOB: 1 BB: 0 P: 17	R: 3 E: 0 K: 0 S: 12	H: 5 LOB: 2 BB: 1 P: 22	R: 0 E: 0 K: 0 S: 5	H: 0 LOB: 0 BB: 0 P: 5	R: 0 E: 0 K: 1 S: 7	H: 0 LOB: 0 BB: 0 P: 10	R: 2 E: 0 K: 2 S: 16	H: 2 LOB: 0 BB: 0 P: 25	R: 2 E: 0 K: 1 S: 16	H: 3 LOB: 1 BB: 1 P: 24	R: 0 E: 0 K: 0 S: 8	H: 0 LOB: 0 BB: 0 P: 12	1B: 8 2B: 2 3B: 1 HR: 3	SF: 0 SAC: 1 DP: 1 HBP: 0	WP: 0 PB: 0 SB: 0 CS: 0	PA: 39				
<b>PITCHER</b>	IP	WLS	BF	H	R	ER	SO	BB	IBB	HBP	BLK	WP	HR	S	P	ERA	WHIP					
<b>35 Mike Mussina, R</b> (1, 1) ERA: 4.88	5.0	L	25	9	7	5	3	1	0	0	0	0	0	1	32	49	18.00	3.000				
<b>Bret Prinz, R</b> (6, 1) ERA: 4.86	2.0		11	5	4	4	3	1	0	0	0	0	0	8	12	0.00	0.000					
<b>Paul Quantrill, R</b> (8, 1) ERA: 3.22	1.0		3	0	0	0	0	0	0	0	0	0	0	0	0	0	0.00	0.000				



Batter	1	2	3	4	5	6	7	8	9	AB R H RBI BB SO LOB	TOP											
<b>Bernie Williams, S</b> OBP: 0.369, SLG: 0.433	0-1 CS 1B		1-0 HR		1-2 2H 1B		2-2 1-3 2H 1B		0-0 G4-3	5 1 4 3 0 0 0	<b>New York Yankees @ New York Mets</b> Shea Stadium, Flushing, NY Sun Jul 04 2004, 1:10 PM EDT Att: 55,437 - Unknown - 81 F  <b>livebaseballscorecards.com</b>											
<b>2 Derek Jeter, R</b> OBP: 0.340, SLG: 0.453	1-1 L9		2-2 1B		1-2 1B		2-0 3H 1B		1-0 G6-3	5 0 3 1 0 0 1												
<b>Gary Sheffield, R</b> OBP: 0.401, SLG: 0.489	2-2 1B		2-2 G1-3		1-0 P4		0-2 F9		3-2 13 FC5-4 1B	5 0 2 0 0 0 4												
<b>13 Alex Rodriguez, R</b> OBP: 0.367, SLG: 0.506	1-3 K			1-2 F8		4-2 20 G4-6-3 55 1B BB		1-2 G5-3	1-0 FC5-4 1B	4 0 0 0 1 1 3												
<b>55 Hideki Matsui, L</b> OBP: 0.383, SLG: 0.495		4-1 G3-6-3 BB		0-2 F8		1-2 20 G4-6-3 1B		2-1 20 1B 2B		3 1 2 0 1 0 0												
<b>20 Jorge Posada, S</b> OBP: 0.410, SLG: 0.507		1-0 F7		0-0 F9		3-2 G4-6-3		3-1 1B		4 0 1 1 0 0 3												
<b>Tony Clark, S</b> OBP: 0.337, SLG: 0.454		2-1 G3-6-3			2-3 K		1-2 F8		0-3 K	4 0 0 0 0 2 3												
<b>Miguel Cairo, R</b> OBP: 0.368, SLG: 0.461			1-2 E6 G1-6-3 1B		2-2 SH2-4 1B		0-2 1B 1B	2-2 25 PB 1B		4 2 3 0 0 0 0												
<b>Javier Vazquez, R</b> OBP: 0.295, SLG: 0.500			1-2 G1-6-3		0-0 SH2-4		0-0 1B 2 1B	2-3 K		1 0 0 0 0 0 1												
<b>Bret Prinz, R</b> OBP: 0.302, SLG: 0.410					1-2 K			1-2 K		0 0 0 0 0 0 0												
<b>Kenny Lofton, L</b> OBP: 0.325, SLG: 0.410										1 1 1 0 0 0 0												
<b>Felix Heredia, L</b> OBP: 0.312, SLG: 0.410										0 0 0 0 0 0 0												
<b>25 Jason Giambi, L</b> OBP: 0.312, SLG: 0.410										1 0 0 0 0 1 1												
<b>Tom Gordon, R</b> OBP: 0.295, SLG: 0.410										0 0 0 0 0 0 0												
<b>Inning Stats</b>	R: 0 E: 0 K: 1 S: 10	H: 2 LOB: 1 BB: 0 P: 14	R: 0 E: 0 K: 0 S: 4	H: 0 LOB: 0 BB: 1 P: 11	R: 1 E: 1 K: 0 S: 15	H: 2 LOB: 1 BB: 0 P: 22	R: 0 E: 0 K: 0 S: 7	H: 0 LOB: 0 BB: 0 P: 8	R: 1 E: 0 K: 1 S: 14	H: 3 LOB: 2 BB: 0 P: 21	R: 0 E: 0 K: 0 S: 11	H: 1 LOB: 1 BB: 0 P: 20	R: 2 E: 0 K: 0 S: 17	H: 4 LOB: 1 BB: 0 P: 22	R: 1 E: 0 K: 2 S: 13	H: 3 LOB: 1 BB: 0 P: 22	R: 0 E: 0 K: 0 S: 6	H: 1 LOB: 1 BB: 0 P: 11	1B: 14 2B: 1 3B: 0 HR: 1	SF: 0 SAC: 1 DP: 3 HBP: 0	WP: 0 PB: 1 SB: 0 CS: 1	PA: 40
<b>PITCHER</b>	IP WLS BF H R ER SO BB IBB HBP BLK WP HR S P ERA WHIP											<b>PITCHER</b>	IP WLS BF H R ER SO BB IBB HBP BLK WP HR S P ERA WHIP									
<b>Jae Weong Seo, R</b> ERA: 4.79	(1, 1) 5.2 24 8 2 2 2 2 0 0 0 0 0 1 58 92 3.18 1.765																					
<b>Mike Stanton, L</b> ERA: 3.74	(6, 1) 0.2 4 3 2 2 0 0 0 0 0 0 0 0 13 16 27.00 4.500																					
<b>Ricky Bottalico, R</b> ERA: 3.14	(7, 1) 0.2 3 1 0 0 0 0 0 0 0 0 0 0 7 10 0.00 1.500																					
<b>Orber Moreno, R</b> ERA: 3.62	(8, 1) 1.0 5 3 1 1 2 0 0 0 0 0 0 0 13 22 9.00 3.000																					
<b>Braden Looper, R</b> ERA: 1.97	(9, 1) 1.0 4 1 0 0 0 0 0 0 0 0 0 0 6 11 0.00 1.000																					
<b>Kazuo Matsui, S</b> OBP: 0.331, SLG: 0.400	4-2 1B 31 SF7 BB	2-1 1B		4-2 31 G6-4-3 BB		0-0 F8		1 SAFE 0-2 FC1-6		3 1 1 0 2 0 1	<b>New York Yankees @ New York Mets</b> Shea Stadium, Flushing, NY Sun Jul 04 2004, 1:10 PM EDT Att: 55,437 - Unknown - 81 F  <b>livebaseballscorecards.com</b>											
<b>Todd Zeile, R</b> OBP: 0.329, SLG: 0.384	3-2 HBP 1B	3-1 F8		4-2 31 G6-4-3 BB		3-3 K		1 SAFE 3-3 K		4 0 1 0 1 2 2												
<b>31 Mike Piazza, R</b> OBP: 0.535, SLG: 0.535	0-1 SF7	2-2 G6-3		2-2 G6-4-3		1-2 L7		4-0 IBB		3 0 0 1 1 0 3												
<b>Joe McEwing, R</b> OBP: 0.256, SLG: 0.272				1-2 2-3						0 0 0 0 0 0 0												
<b>Cliff Floyd, L</b> OBP: 0.346, SLG: 0.511	2-3 K		3-3 K	1-3 K		1-1 G6-3		0-0 P4		5 0 0 0 0 3 4												
<b>Braden Looper, R</b>										0 0 0 0 0 0 0												
<b>Richard Hidalgo, R</b> OBP: 0.332, SLG: 0.492	3-1 HBP		4-2 E SF7 BB		2-1 FC6-4 1B		3-1 HR			2 2 2 1 1 0 0												
<b>Shane Spencer, R</b> OBP: 0.350, SLG: 0.414	3-3 K		0-1 E5 1B		0-0 FC6-4 1B		1-3 K			4 0 0 0 0 2 4												
<b>Jason Phillips, R</b> OBP: 0.290, SLG: 0.343		4-2 HR BB	1-2 SF7		0-0 1B		3-2 P4			2 1 1 1 1 0 0												
<b>Ty Wigginton, R</b> OBP: 0.319, SLG: 0.481		2-2 HR	3-H HR		1-1 F7		1-0 HR			4 2 3 3 0 0 2												
<b>Jae Weong Seo, R</b> OBP: 0.362, SLG: 0.500		0-0 G6-3		0-0 F9		0-3 K		4-2 FC1-6 BB		3 0 0 0 0 1 4												
<b>Mike Stanton, L</b> OBP: 0.302, SLG: 0.410										0 0 0 0 0 0 0												
<b>Ricky Bottalico, R</b> OBP: 0.325, SLG: 0.410										0 0 0 0 0 0 0												
<b>Orber Moreno, R</b> OBP: 0.312, SLG: 0.410										0 0 0 0 0 0 0												
<b>Eric Valeri, L</b> OBP: 0.342, SLG: 0.462										0 0 0 0 1 0 0												
<b>7 Jose Reyes, S</b> OBP: 0.295, SLG: 0.316										0 0 0 0 0 0 0												
<b>Inning Stats</b>	R: 1 E: 0 K: 2 S: 17	H: 1 LOB: 2 BB: 1 P: 32	R: 2 E: 0 K: 0 S: 13	H: 2 LOB: 1 BB: 1 P: 26	R: 1 E: 1 K: 1 S: 13	H: 1 LOB: 2 BB: 1 P: 22	R: 0 E: 0 K: 1 S: 10	H: 0 LOB: 1 BB: 2 P: 21	R: 0 E: 0 K: 1 S: 8	H: 2 LOB: 0 BB: 0 P: 12	R: 0 E: 0 K: 1 S: 8	H: 0 LOB: 0 BB: 0 P: 12	R: 1 E: 0 K: 1 S: 11	H: 1 LOB: 0 BB: 0 P: 19	R: 1 E: 0 K: 1 S: 12	H: 1 LOB: 2 BB: 2 P: 24	1B: 5 2B: 0 3B: 0 HR: 3	SF: 2 SAC: 0 DP: 1 HBP: 1	WP: 0 PB: 0 SB: 1 CS: 0	PA: 40		
<b>PITCHER</b>	IP WLS BF H R ER SO BB IBB HBP BLK WP HR S P ERA WHIP											<b>PITCHER</b>	IP WLS BF H R ER SO BB IBB HBP BLK WP HR S P ERA WHIP									
<b>Javier Vazquez, R</b> ERA: 3.5	(1, 1) 5.0 27 6 4 3 5 5 0 1 0 0 0 0 8 12 5.40 2.200																					
<b>Bret Prinz, R</b> ERA: 4.59	(6, 1) 1.0 3 0 0 0 1 0 0 0 0 0 0 0 8 12 0.00 0.000																					
<b>Felix Heredia, L</b> ERA: 7.36	(7, 1) 1.0 4 1 1 1 1 0 0 0 0 0 0 1 11 19 9.00 1.000																					
<b>Tom Gordon, R</b> ERA: 1.66	(8, 1) 1.0 6 1 1 1 1 1 1 0 0 0 0 1 12 24 9.00 2.000																					



Batter	1	2	3	4	5	6	7	8	9	AB	R	H	RBI	BB	SO	LOB	TOP										
Alex Sanchez, L (1, 8) OBP: 0.341, SLG: 0.399	F9		FC5-4 1B			G3		G4-6-3 1B		4	0	2	0	0	0	0											
20 Omar Infante, R (1, 4) OBP: 0.359, SLG: 0.489	K		FC5-4			F8		L8		4	0	0	0	0	1	3											
Ivan Rodriguez, R (1, 2) Mike DiFelice, R (7, 2) OBP: 0.333, SLG: 0.143	G6-3			K			G1-3	G4-6-3		3	0	0	0	0	1	0											
Dmitri Young, S (1, 10) OBP: 0.403, SLG: 0.533		G3-6-3 1B		L7			WP 1B		G5-3	4	1	2	0	0	0	0											
Rondell White, R (1, 7) 33 Marcus Thames, R (7, 7) OBP: 0.342, SLG: 0.454 OBP: 0.208, SLG: 0.286	K			K			WP 2B			3	1	1	1	0	2	1											
Bobby Higginson, L (1, 9) OBP: 0.377, SLG: 0.405	G3-6-3				L9		F8	F9		4	0	0	0	0	0	3											
Carlos Pena, L (1, 3) OBP: 0.320, SLG: 0.450			FC3-6 BB		K		1-H 1B	G4-3		3	1	1	1	1	1	1											
Eric Munson, L (1, 5) OBP: 0.318, SLG: 0.494			FC3-6 1B		K		1-2 1B			3	0	1	1	0	1	1											
Jason Smith, L (1, 6) OBP: 0.368, SLG: 0.556			F7			G3		K		3	0	0	0	0	1	2											
<b>Inning Stats</b>	R: 0 E: 0 K: 1 S: 14	H: 0 LOB: 0 BB: 0 P: 17	R: 0 E: 0 K: 1 S: 10	H: 1 LOB: 0 BB: 0 P: 15	R: 0 E: 0 K: 0 S: 8	H: 1 LOB: 2 BB: 1 P: 16	R: 0 E: 0 K: 2 S: 14	H: 0 LOB: 0 BB: 0 P: 19	R: 0 E: 0 K: 0 S: 7	H: 0 LOB: 0 BB: 0 P: 9	R: 0 E: 0 K: 0 S: 5	H: 0 LOB: 0 BB: 0 P: 5	R: 3 E: 0 K: 1 S: 25	H: 4 LOB: 1 BB: 0 P: 37	R: 0 E: 0 K: 0 S: 4	H: 1 LOB: 0 BB: 1 P: 6	R: 0 E: 0 K: 0 S: 5	H: 0 LOB: 1 BB: 1 P: 10	1B: 6 2B: 1 3B: 0 HR: 0	SF: 0 SAC: 0 DP: 2 HBP: 0	WP: 2 PB: 0 SB: 0 CS: 0	PA: 34					
<b>PITCHER</b>	IP	WLS	BF	H	R	ER	SO	BB	IBB	HBP	BLK	WP	HR	S	P	ERA	WHIP										
Jon Lieber, R (1, 1) ERA: 4.97	6.2	W	26	6	3	3	6	1	0	0	0	2	0	77	109	4.05	1.050										
Felix Heredia, L (7, 1) ERA: 6.94	1.1		4	1	0	0	1	0	0	0	0	0	0	10	15	0.00	0.750										
Bret Prinz, R (9, 1) ERA: 4.34	1.0		4	0	0	0	0	1	0	0	0	0	0	5	10	0.00	1.000										

Detroit Tigers @ New York Yankees  
Yankee Stadium, Bronx, NY  
Mon Jul 05 2004, 7:05 PM EDT  
Att: 52,608 - Cloudy - 85 F

AB	32
R	3
H	7
RBI	3
BB	2
SO	7
LOB	12



Batter	1	2	3	4	5	6	7	8	9	AB	R	H	RBI	BB	SO	LOB	BOTTOM										
Bernie Williams, S (1, 8) OBP: 0.376, SLG: 0.450	13 1B	2 F8 13 HR	L8				HBP 2 WP			3	3	2	3	2	0	0											
2 Derek Jeter, R (1, 6) OBP: 0.338, SLG: 0.448	F9	F8	F9		G6-3		HBP BB			4	0	0	0	1	0	2											
Gary Sheffield, R (1, 9) Bubba Crosby, L (7, 9) OBP: 0.402, SLG: 0.498 OBP: 0.263, SLG: 0.400	F7					G4-3	FC4-6 HBP			3	2	1	1	1	0	1											
13 Alex Rodriguez, R (1, 5) Enrique Wilson, S (6, PR) OBP: 0.372, SLG: 0.518 OBP: 0.252, SLG: 0.333	25 F	25 1B			K		25 BB	FC4-6		3	1	2	3	1	1	0											
25 Jason Giambi, L (1, 10) Ruben Sierra, S (8, PH) OBP: 0.383, SLG: 0.464 OBP: 0.314, SLG: 0.475	E9 20 BB	20 F8 55 1B			L4					3	1	2	1	1	0	0											
20 Jorge Posada, S (1, 2) OBP: 0.413, SLG: 0.502		F8				F7				2	0	0	0	3	0	3											
55 Hideki Matsui, L (1, 7) OBP: 0.381, SLG: 0.490	G4-3				F7		L9			5	0	1	1	0	0	7											
Tony Clark, S (1, 3) OBP: 0.333, SLG: 0.445						G4-3				5	1	1	0	0	2	1											
Miguel Cairo, R (1, 4) OBP: 0.365, SLG: 0.462			G6-3			F9				4	1	1	0	0	0	0											
<b>Inning Stats</b>	R: 1 E: 1 K: 0 S: 11	H: 2 LOB: 3 BB: 2 P: 23	R: 6 E: 0 K: 1 S: 20	H: 6 LOB: 1 BB: 1 P: 36	R: 0 E: 0 K: 0 S: 10	H: 0 LOB: 0 BB: 0 P: 15	R: 1 E: 0 K: 1 S: 8	H: 1 LOB: 1 BB: 1 P: 15	R: 1 E: 0 K: 0 S: 9	H: 1 LOB: 0 BB: 0 P: 14	R: 0 E: 0 K: 0 S: 16	H: 0 LOB: 2 BB: 2 P: 28	R: 0 E: 0 K: 0 S: 14	H: 0 LOB: 3 BB: 2 P: 30	R: 1 E: 0 K: 1 S: 8	H: 1 LOB: 0 BB: 1 P: 18	1B: 5 2B: 3 3B: 0 HR: 4	SF: 0 SAC: 0 DP: 1 HBP: 1	WP: 2 PB: 0 SB: 0 CS: 0	PA: 44							
<b>PITCHER</b>	IP	WLS	BF	H	R	ER	SO	BB	IBB	HBP	BLK	WP	HR	S	P	ERA	WHIP										
29 Nate Robertson, L (1, 1) ERA: 4.39	1.2	L	16	8	7	7	0	3	0	0	0	1	1	28	55	37.80	6.600										
Esteban Yan, R (2, 1) ERA: 4.34	1.1		5	1	1	1	1	0	0	0	0	0	1	15	22	6.75	0.750										
Al Levine, R (4, 1) ERA: 5.63	3.0		13	1	1	1	1	3	0	0	0	0	1	31	54	3.00	1.333										
Steve Colyer, L (7, 1) ERA: 6.93	2.0		10	1	1	1	1	3	0	1	0	1	1	22	48	4.50	2.000										

Detroit Tigers @ New York Yankees  
Yankee Stadium, Bronx, NY  
Mon Jul 05 2004, 7:05 PM EDT  
Att: 52,608 - Cloudy - 85 F

AB	34
R	10
H	11
RBI	10
BB	9
SO	3
LOB	17





Batter	1	2	3	4	5	6	7	8	9	AB	R	H	RBI	BB	SO	LOB	TOP					
Alex Sanchez, L (1, 8) OBP: 0.339, SLG: 0.395	K2-3		G1-3				F8		G5-3	5	1	1	0	0	1	0						
20 Omar Infante, R (1, 4) OBP: 0.360, SLG: 0.490	K						K		2B	4	1	1	0	1	2	1						
Ivan Rodriguez, R (1, 2) OBP: 0.415, SLG: 0.555 Mike DiFelice, R (9, PR) OBP: 0.333, SLG: 0.143	K2-3						G4-3		2B	4	1	1	0	0	1	1						
Dmitri Young, S (1, 10) OBP: 0.411, SLG: 0.563							P6		HBP	5	2	3	2	0	1	0						
9 Carlos Guillen, S (1, 6) OBP: 0.391, SLG: 0.550									2B	5	2	2	2	0	0	4						
Rondell White, R (1, 7) OBP: 0.347, SLG: 0.469 Craig Monroe, R (8, PR) OBP: 0.313, SLG: 0.362										4	1	3	3	0	1	1						
Bobby Higginson, L (1, 9) OBP: 0.379, SLG: 0.419										0	0	0	0	0	0	0						
Carlos Pena, L (1, 3) OBP: 0.319, SLG: 0.447										4	1	2	2	0	1	1						
Eric Munson, L (1, 5) OBP: 0.312, SLG: 0.484										4	0	1	0	0	0	2						
<b>Inning Stats</b>	R: 0 E: 0 K: 3 S: 9	H: 0 LOB: 0 BB: 0 P: 13	R: 0 E: 1 K: 2 S: 12	H: 1 LOB: 1 BB: 0 P: 16	R: 0 E: 0 K: 0 S: 13	H: 0 LOB: 0 BB: 0 P: 20	R: 0 E: 0 K: 0 S: 5	H: 0 LOB: 0 BB: 1 P: 12	R: 2 E: 0 K: 2 S: 16	H: 2 LOB: 0 BB: 0 P: 22	R: 5 E: 0 K: 1 S: 16	H: 6 LOB: 1 BB: 0 P: 23	R: 0 E: 0 K: 1 S: 8	H: 0 LOB: 0 BB: 0 P: 12	R: 1 E: 0 K: 0 S: 15	H: 3 LOB: 2 BB: 0 P: 24	R: 1 E: 0 K: 0 S: 9	H: 2 LOB: 3 BB: 0 P: 13	1B: 8 2B: 4 3B: 0 HR: 2	SF: 0 SAC: 0 DP: 2 HBP: 1	WP: 0 PB: 0 SB: 0 CS: 0	PA: 41
<b>PITCHER</b>	IP	WLS	BF	H	R	ER	SO	BB	IBB	HBP	BLK	WP	HR	S	P	ERA	WHIP					
35 Mike Mussina, R (1, 1) ERA: 5.2	6.0	L	27	9	7	7	8	1	0	0	0	0	2	71	106	10.50	1.667					
Tanyon Sturtze, R (7, 1) ERA: 5.23	3.0		14	5	2	2	1	0	0	1	0	0	0	32	49	6.00	1.667					

Detroit Tigers @ New York Yankees  
Yankee Stadium, Bronx, NY  
Tue Jul 06 2004, 7:05 PM EDT  
Att: 41,772 - Sunny - 80 F


AB	39
R	9
H	14
RBI	9
BB	1
SO	9
LOB	11



Batter	1	2	3	4	5	6	7	8	9	AB	R	H	RBI	BB	SO	LOB	BOTTOM					
Bernie Williams, S (1, 8) OBP: 0.371, SLG: 0.443	F8									4	0	0	0	0	0	1						
2 Derek Jeter, R (1, 6) OBP: 0.337, SLG: 0.448	G6-3									4	0	1	0	0	0	1						
Gary Sheffield, R (1, 9) OBP: 0.400, SLG: 0.493	L4									3	0	0	0	1	0	1						
13 Alex Rodriguez, R (1, 5) OBP: 0.370, SLG: 0.514										4	1	1	0	0	1	2						
25 Jason Giambi, L (1, 10) OBP: 0.381, SLG: 0.459										4	0	1	0	0	0	1						
20 Jorge Posada, S (1, 2) OBP: 0.414, SLG: 0.502										4	0	2	1	0	1	1						
55 Hideki Matsui, L (1, 7) OBP: 0.378, SLG: 0.485										3	0	0	0	0	0	3						
Tony Clark, S (1, 3) OBP: 0.328, SLG: 0.436										3	0	0	0	0	2	3						
Miguel Cairo, R (1, 4) OBP: 0.364, SLG: 0.459										3	0	1	0	0	1	2						
<b>Inning Stats</b>	R: 0 E: 0 K: 0 S: 4	H: 0 LOB: 0 BB: 0 P: 4	R: 0 E: 0 K: 1 S: 7	H: 0 LOB: 0 BB: 0 P: 10	R: 0 E: 0 K: 2 S: 9	H: 0 LOB: 0 BB: 0 P: 12	R: 0 E: 0 K: 0 S: 7	H: 0 LOB: 0 BB: 0 P: 12	R: 1 E: 0 K: 1 S: 13	H: 3 LOB: 2 BB: 0 P: 25	R: 0 E: 0 K: 0 S: 15	H: 1 LOB: 1 BB: 0 P: 21	R: 0 E: 0 K: 0 S: 7	H: 1 LOB: 1 BB: 0 P: 11	R: 0 E: 0 K: 0 S: 4	H: 1 LOB: 0 BB: 0 P: 6	R: 0 E: 0 K: 1 S: 7	H: 0 LOB: 1 BB: 1 P: 16	1B: 5 2B: 1 3B: 0 HR: 0	SF: 0 SAC: 0 DP: 1 HBP: 0	WP: 0 PB: 0 SB: 0 CS: 0	PA: 33
<b>PITCHER</b>	IP	WLS	BF	H	R	ER	SO	BB	IBB	HBP	BLK	WP	HR	S	P	ERA	WHIP					
Jason Johnson, R (1, 1) ERA: 4.6	8.0	W	29	6	1	1	4	0	0	0	0	0	0	66	101	0.00	1.000					
Ugueth Urbina, R (9, 1) ERA: 5.06	1.0		4	0	0	0	1	1	0	0	0	0	0	7	16	0.00	1.000					

Detroit Tigers @ New York Yankees  
Yankee Stadium, Bronx, NY  
Tue Jul 06 2004, 7:05 PM EDT  
Att: 41,772 - Sunny - 80 F

AB	32
R	1
H	6
RBI	1
BB	1
SO	5
LOB	15





Batter	1	2	3	4	5	6	7	8	9	AB	R	H	RBI	BB	SO	LOB	TOP										
Alex Sanchez, L (1, 8) OBP: 0.338, SLG: 0.394 33 Marcus Thames, R (4, FH) OBP: 0.185, SLG: 0.250	G3	SH4-3		K		FC5-4 20 2B		F9		1	0	0	1	0	0	0	1 0 0 1 0 0 0										
20 Omar Infante, R OBP: 0.366, SLG: 0.497								G6-3		5	2	3	1	0	1	1	5 2 3 1 0 1 1										
Ivan Rodriguez, R OBP: 0.414, SLG: 0.553 Mike DiFelice, R OBP: 0.462, SLG: 0.500								F8		1	0	0	0	0	1	1	1 0 0 0 0 1 1										
Dmitri Young, S OBP: 0.396, SLG: 0.538										3	1	2	1	1	0	0	3 1 2 1 1 0 0										
9 Carlos Guillen, S OBP: 0.394, SLG: 0.560										5	1	0	0	0	2	5	5 1 0 0 0 2 5										
Rondell White, R OBP: 0.348, SLG: 0.471										5	2	3	3	0	0	1	5 2 3 3 0 0 1										
Bobby Higginson, L OBP: 0.379, SLG: 0.414										5	1	2	2	0	0	1	5 1 2 2 0 0 1										
Craig Monroe, R OBP: 0.314, SLG: 0.375										3	0	0	0	2	1	3	3 0 0 0 2 1 3										
Eric Munson, L OBP: 0.316, SLG: 0.481										5	2	2	1	0	0	3	5 2 2 1 0 0 3										
<b>Inning Stats</b>	R: 0 E: 0 K: 1 S: 11	H: 1 LOB: 1 BB: 0 P: 16	R: 3 E: 1 K: 2 S: 13	H: 3 LOB: 1 BB: 0 P: 18	R: 1 E: 0 K: 0 S: 14	H: 2 LOB: 1 BB: 1 P: 21	R: 0 E: 0 K: 1 S: 8	H: 0 LOB: 0 BB: 0 P: 13	R: 3 E: 0 K: 1 S: 18	H: 3 LOB: 1 BB: 1 P: 24	R: 0 E: 0 K: 1 S: 9	H: 0 LOB: 1 BB: 1 P: 17	R: 0 E: 0 K: 0 S: 11	H: 0 LOB: 0 BB: 0 P: 14	R: 0 E: 0 K: 0 S: 8	H: 1 LOB: 2 BB: 1 P: 14	1B: 8 2B: 3 3B: 1 HR: 2	SF: 0 SAC: 1 DP: 1 HBP: 0	WP: 0 PB: 0 SB: 1 CS: 0	PA: 44							
<b>PITCHER</b>	IP	WLS	BF	H	R	ER	SO	BB	IBB	HBP	BLK	WP	HR	S	P	ERA	WHIP										
Brad Halsey, L (1, 1) ERA: 7.23	4.1	L	23	9	7	5	5	1	0	0	0	0	1	59	86	10.38	2.308										
Bret Prinz, R (5, 1) ERA: 5.49	1.0		6	2	3	3	0	1	0	0	0	0	1	12	19	27.00	3.000										
Felix Heredia, L (6, 1) ERA: 6.48	1.2		7	1	0	0	2	1	0	0	0	0	0	19	32	0.00	1.200										
Paul Quantrill, R (8, 1) ERA: 3.17	2.0		8	1	0	0	0	0	1	0	0	0	0	19	28	0.00	0.500										

Detroit Tigers @ New York Yankees  
Yankee Stadium, Bronx, NY  
Wed Jul 07 2004, 1:05 PM EDT  
Att: 50,338 - Sunny - 83 F

AB 39  
R 10  
H 13  
RBI 10  
BB 4  
SO 7  
LOB 17



Batter	1	2	3	4	5	6	7	8	9	AB	R	H	RBI	BB	SO	LOB	BOTTOM										
Kenny Lofton, L (1, 8) OBP: 0.355, SLG: 0.427								L8		5	1	2	0	0	1	2	5 1 2 0 0 1 2										
2 Derek Jeter, R OBP: 0.336, SLG: 0.446										4	1	1	1	0	1	1	4 1 1 1 0 1 1										
Gary Sheffield, R (1, 9) OBP: 0.397, SLG: 0.488										3	1	0	1	1	0	1	3 1 0 1 1 0 1										
13 Alex Rodriguez, R OBP: 0.371, SLG: 0.522										5	1	2	3	0	0	1	5 1 2 3 0 0 1										
25 Jason Giambi, L (1, 3) OBP: 0.381, SLG: 0.452										3	0	0	0	2	1	1	3 0 0 0 2 1 1										
Bernie Williams, S (1, 10) OBP: 0.370, SLG: 0.439										3	1	0	0	1	1	2	3 1 0 0 1 1 2										
55 Hideki Matsui, L (1, 7) OBP: 0.382, SLG: 0.498										4	2	3	2	0	0	0	4 2 3 2 0 0 0										
John Flaherty, R (1, 2) OBP: 0.200, SLG: 0.288 20 Jorge Posada, S (8, FH) OBP: 0.416, SLG: 0.594										3	0	0	0	0	1	2	3 0 0 0 0 1 2										
Enrique Wilson, S (1, 4) OBP: 0.253, SLG: 0.340 Ruben Sierra, S (8, FH) OBP: 0.313, SLG: 0.472 Miguel Cairo, R (9, 4) OBP: 0.364, SLG: 0.459										1	0	0	0	0	0	0	1 0 1 0 0 0 0										
										3	1	1	1	0	0	0	3 1 1 1 0 0 0										
										1	0	0	0	0	1	1	1 0 0 0 0 1 1										
										0	0	0	0	0	0	0	0 0 0 0 0 0 0										
<b>Inning Stats</b>	R: 0 E: 0 K: 0 S: 11	H: 1 LOB: 1 BB: 0 P: 14	R: 2 E: 0 K: 1 S: 13	H: 1 LOB: 0 BB: 1 P: 23	R: 1 E: 0 K: 1 S: 7	H: 1 LOB: 0 BB: 0 P: 9	R: 0 E: 0 K: 1 S: 8	H: 1 LOB: 1 BB: 0 P: 11	R: 0 E: 0 K: 0 S: 5	H: 0 LOB: 0 BB: 0 P: 7	R: 0 E: 0 K: 0 S: 8	H: 0 LOB: 1 BB: 1 P: 13	R: 5 E: 0 K: 2 S: 21	H: 4 LOB: 1 BB: 2 P: 37	R: 0 E: 0 K: 1 S: 9	H: 1 LOB: 1 BB: 0 P: 16	R: 0 E: 0 K: 0 S: 9	H: 1 LOB: 1 BB: 0 P: 13	1B: 6 2B: 1 3B: 1 HR: 2	SF: 1 SAC: 1 DP: 0 HBP: 0	WP: 1 PB: 0 SB: 0 CS: 0	PA: 41					
<b>PITCHER</b>	IP	WLS	BF	H	R	ER	SO	BB	IBB	HBP	BLK	WP	HR	S	P	ERA	WHIP										
38 Jeremy Bonderman, R (1, 1) ERA: 6.03	6.2	W	29	7	6	6	5	2	0	0	0	0	1	66	96	8.10	1.350										
Franklyn German, R (7, 1) ERA: 10.38	0.0		3	1	2	2	0	2	0	0	0	0	1	5	14	"	"										
Esteban Yan, R (7, 1) ERA: 4.22	1.1	H	5	1	0	0	1	0	0	0	0	0	0	11	20	0.00	0.750										
Ugueth Urbina, R (9, 1) ERA: 4.91	1.0	S	4	1	0	0	0	0	0	0	0	0	0	9	13	0.00	1.000										

Detroit Tigers @ New York Yankees  
Yankee Stadium, Bronx, NY  
Wed Jul 07 2004, 1:05 PM EDT  
Att: 50,338 - Sunny - 83 F

AB 35  
R 8  
H 10  
RBI 8  
BB 4  
SO 6  
LOB 11





Batter	1	2	3	4	5	6	7	8	9	AB	R	H	RBI	BB	SO	LOB	TOP			
13 Carl Crawford, L OBP: 0.336, SLG: 0.431	P4		FC6		P6		1B			4	0	1	0	0	0	1	<b>Tampa Bay Devil Rays @ New York Yankees</b> Yankee Stadium, Bronx, NY Thu Jul 08 2004, 7:05 PM EDT Att: 40,378 - Cloudy - 84 F			
5 Rocco Baldelli, R OBP: 0.344, SLG: 0.422	K			WP G6-3	F7		G4-3			4	1	1	0	0	1	3				
Aubrey Huff, L OBP: 0.340, SLG: 0.423	G4-3			SAFE SAFE SAFE	K		F8	1B	1B	4	0	1	0	0	1	1				
José Cruz Jr., S OBP: 0.376, SLG: 0.483		G4-3		G6-3 WP BB		F8		K		3	0	0	0	1	1					
Tino Martinez, L OBP: 0.363, SLG: 0.481	G3			G6-3		F8		G6-4-3	1B	4	0	1	1	0	0	1				
Julio Lugo, R OBP: 0.340, SLG: 0.426	F9			S BB			K	G6-4-3	1B	3	0	0	0	1	1	2				
Fred McGriff, L OBP: 0.274, SLG: 0.333			P6	IBB		F8		K		3	0	0	0	1	1	0				
Toby Hall, R OBP: 0.326, SLG: 0.391			FC6 1B	F7		13 1B	E	G5-3		4	0	2	0	0	0	3				
Rey Sanchez, R OBP: 0.305, SLG: 0.375	F9			G6-3		E5 13 1B		G4-3		4	0	0	0	0	0	2				
<b>Inning Stats</b>	R: 0 E: 0 K: 1 S: 8	H: 0 LOB: 0 BB: 0 P: 13	R: 0 E: 0 K: 0 S: 6	H: 0 LOB: 0 BB: 0 P: 11	R: 0 E: 0 K: 0 S: 9	H: 1 LOB: 1 BB: 0 P: 12	R: 1 E: 0 K: 1 S: 14	H: 1 LOB: 3 BB: 3 P: 30	R: 0 E: 0 K: 0 S: 6	H: 0 LOB: 0 BB: 0 P: 10	R: 0 E: 1 K: 1 S: 15	H: 2 LOB: 3 BB: 0 P: 20	R: 0 E: 0 K: 1 S: 8	H: 2 LOB: 1 BB: 0 P: 11	R: 0 E: 0 K: 1 S: 7	H: 0 LOB: 0 BB: 0 P: 10	1B: 6 2B: 0 3B: 0 HR: 0	SF: 0 SAC: 0 DP: 1 HBP: 0	WP: 1 PB: 0 CS: 2	PA: 36
<b>PITCHER</b>	IP WLS BF H R ER SO BB IBB HBP BLK WP HR S P ERA WHIP	IP WLS BF H R ER SO BB IBB HBP BLK WP HR S P ERA WHIP																		
Jose Contreras, R ERA: 5.64	6.2	W	27	3	1	1	3	2	1	0	0	0	1	0	58	100	1.35	0.750		
Paul Quantrill, R ERA: 3.13	0.2	H	5	3	0	0	1	0	0	0	0	0	0	0	12	15	0.00	4.500		
42 Mariano Rivera, R ERA: 0.83	1.2	S	4	0	0	0	1	0	0	0	0	0	0	0	9	13	0.00	0.000		

Batter	1	2	3	4	5	6	7	8	9	AB	R	H	RBI	BB	SO	LOB	BOTTOM	
Bernie Williams, S OBP: 0.373, SLG: 0.438	13 BB 25 SF7	2 BB 1B		K		K		FC5-4 BB		3	1	1	0	2	2	1	<b>Tampa Bay Devil Rays @ New York Yankees</b> Yankee Stadium, Bronx, NY Thu Jul 08 2004, 7:05 PM EDT Att: 40,378 - Cloudy - 84 F	
2 Derek Jeter, R OBP: 0.337, SLG: 0.451	F9	1B				G1-4-3		FC5-4 HR		5	1	2	2	0	0	2		
Gary Sheffield, R OBP: 0.400, SLG: 0.497	25 SF7 13 BB	K		F8			25 E 25 1B	HR		3	2	1	2	1	1	3		
13 Alex Rodriguez, R OBP: 0.368, SLG: 0.515	BB			K		P5	K	G6-3		4	0	0	0	1	2	1		
25 Jason Giambi, L OBP: 0.379, SLG: 0.450	SF7			K		F7				3	0	1	1	0	1	0		
Bubba Crosby, L OBP: 0.283, SLG: 0.400							E8 20 BB			0	1	0	0	0	0	0		
Tony Clark, S OBP: 0.331, SLG: 0.440							55 2B	1B		1	0	1	0	0	0	0		
20 Jorge Posada, S OBP: 0.420, SLG: 0.500	G1			55 FC4-6 BB		55 1B	BB			2	0	0	0	3	1	3		
55 Hideki Matsui, L OBP: 0.383, SLG: 0.502			K	FC4-6			FC6-4	1B		4	0	2	2	0	1	1		
Miguel Cairo, R OBP: 0.355, SLG: 0.447		F7		G5-3		FC6-4	1B	FC6-4		4	0	0	0	0	0	5		
Kenny Lofton, L OBP: 0.359, SLG: 0.434		1B 2B BB		2 2B		G6-3		G4-3		3	2	1	0	1	0	3		
<b>Inning Stats</b>	R: 1 E: 0 K: 0 S: 9	H: 0 LOB: 2 BB: 3 P: 26	R: 1 E: 0 K: 2 S: 17	H: 2 LOB: 2 BB: 1 P: 25	R: 0 E: 0 K: 2 S: 9	H: 0 LOB: 1 BB: 1 P: 14	R: 1 E: 0 K: 1 S: 13	H: 2 LOB: 1 BB: 0 P: 21	R: 0 E: 0 K: 1 S: 7	H: 0 LOB: 0 BB: 0 P: 10	R: 2 E: 1 K: 1 S: 11	H: 2 LOB: 3 BB: 1 P: 21	R: 2 E: 0 K: 1 S: 16	H: 2 LOB: 1 BB: 1 P: 29	1B: 4 2B: 4 3B: 0 HR: 1	SF: 1 SAC: 0 DP: 0 HBP: 1	WP: 0 PB: 0 CS: 0	PA: 42
<b>PITCHER</b>	IP WLS BF H R ER SO BB IBB HBP BLK WP HR S P ERA WHIP	IP WLS BF H R ER SO BB IBB HBP BLK WP HR S P ERA WHIP																
Victor Zambrano, R ERA: 4.46	6.1	L	33	6	5	5	7	7	0	1	0	0	0	0	71	128	7.11	2.053
Bobby Seay, L ERA:	0.0		1	1	0	0	0	0	0	0	0	0	0	0	1	1	∞	∞
Travis Harper, R ERA: 4.71	1.2		8	2	2	2	1	1	0	0	0	0	0	1	19	34	10.80	1.800



Batter	1	2	3	4	5	6	7	8	9	AB R H RBI BB SO LOB	TOP									
13 Carl Crawford, L OBP: 0.340, SLG: 0.439	1-2 HR 3B		2-3 K			3-2 CS 1B	1-1 F7		0-2 BB 1B	5 1 3 0 0 1 0	<b>Tampa Bay Devil Rays @ New York Yankees</b> Yankee Stadium, Bronx, NY Fri Jul 09 2004, 7:05 PM EDT Att: 47,700 - Cloudy - 75 F									
José Cruz Jr., S OBP: 0.376, SLG: 0.491	0-0 HR		0-1 G3		1-2 K	3-3 K	0-0 P6	4-0 BB	1-2 2-3 BB	4 1 1 2 1 1 1										
5 Rocco Baldelli, R OBP: 0.338, SLG: 0.415	1-3 K2-3		0-1 L8			0-3 K		0-1 F7	3-2 P3	5 0 0 0 0 2 3										
Aubrey Huff, L OBP: 0.339, SLG: 0.419	1-0 G4-3				1-1 F8	4-2 BB G1-3 BB		3-3 K		3 0 0 0 1 1 0										
Robert Fick, L OBP: 0.284, SLG: 0.350	1-3 K				2-2 HR	1-1 G1-3		3-3 K		4 1 1 1 0 2 1										
Julio Lugo, R OBP: 0.342, SLG: 0.429		1-3 K			0-3 K	4-1 BB BB		0-0 G4-3 1B 2B		3 1 1 0 1 2 0										
Fred McGriff, L OBP: 0.286, SLG: 0.324		1-3 K			4-2 BLK BB	4-1 BB BB		1-2 G4-3		2 0 0 0 2 1 1										
Toby Hall, R OBP: 0.324, SLG: 0.385		4-1 BB			1-2 F9	3-2 F8		0-2 P2		3 0 0 0 1 0 5										
Geoff Blum, S OBP: 0.260, SLG: 0.344		1-3 K			3-2 F8		0-3 K	0-1 BB 13 1B		3 0 0 0 0 2 1										
Tino Martínez, L OBP: 0.365, SLG: 0.483 (9, PH)										1 0 1 1 0 0 0										
Damian Rolis, R OBP: 0.288, SLG: 0.250 (9, PR)										0 0 0 0 0 0 0										
<b>Inning Stats</b>	R: 2 E: 0 K: 2 S: 11	H: 2 LOB: 0 BB: 0 P: 15	R: 0 E: 0 K: 3 S: 11	H: 0 LOB: 1 BB: 1 P: 18	R: 0 E: 0 K: 1 S: 8	H: 0 LOB: 0 BB: 0 P: 10	R: 1 E: 0 K: 1 S: 15	H: 1 LOB: 1 BB: 1 P: 23	R: 0 E: 0 K: 1 S: 16	H: 0 LOB: 0 BB: 3 P: 32	R: 0 E: 0 K: 1 S: 6	H: 0 LOB: 0 BB: 0 P: 7	R: 0 E: 0 K: 2 S: 12	H: 0 LOB: 0 BB: 0 P: 18	R: 1 E: 0 K: 0 S: 18	H: 3 LOB: 3 BB: 1 P: 26	1B: 3 2B: 1 3B: 1 HR: 2	SF: 0 SAC: 0 DP: 0 HBP: 0	WP: 0 PB: 0 CS: 1	PA: 39
<b>PITCHER</b>	IP WLS BF H R ER SO BB IBB HBP BLK WP HR S P ERA WHIP											IP WLS BF H R ER SO BB IBB HBP BLK WP HR S P ERA WHIP								
Javier Vazquez, R ERA: 3.56	(1, 1) 5.2 W 25 4 3 3 9 5 0 0 0 1 0 2 65 108 4.76 1.588																			
Paul Quantrill, R ERA: 3.05	(6, 1) 1.1 H 4 0 0 0 1 0 0 0 0 0 0 0 13 17 0.00 0.000																			
Tom Gordon, R ERA: 1.63	(8, 1) 1.0 H 3 0 0 0 2 0 0 0 0 0 0 0 12 18 0.00 0.000																			
42 Mariano Rivera, R ERA: 1.02	(9, 1) 1.0 S 7 3 1 1 0 0 1 0 0 0 0 0 0 18 26 9.00 4.000																			

Batter	1	2	3	4	5	6	7	8	9	AB R H RBI BB SO LOB	BOTTOM									
Bernie Williams, S OBP: 0.371, SLG: 0.432	1-0 L9		1-0 G4-3		1-2 25 BB 20 1B SH1-4 BB	3-2 F8		1-1 L7		4 1 0 0 1 0 3	<b>Tampa Bay Devil Rays @ New York Yankees</b> Yankee Stadium, Bronx, NY Fri Jul 09 2004, 7:05 PM EDT Att: 47,700 - Cloudy - 75 F									
2 Derek Jeter, R OBP: 0.339, SLG: 0.452	0-0 FC4-6 1B		1-1 S 1B		0-0 SH1-4	2-2 F7		0-0 G5-3		4 0 2 1 0 0 2										
Gary Sheffield, R OBP: 0.401, SLG: 0.495	2-2 FC4-6 1B		3-2 G1-3		4-1 25 BB 20 1B BB	1-2 F7				3 1 1 0 1 0 1										
13 Alex Rodriguez, R OBP: 0.365, SLG: 0.509	0-0 FC4-6 25 FC6		3-2 G5-3		0-0 P4	3-2 F9				4 0 0 0 0 0 6										
25 Jason Giambi, L OBP: 0.381, SLG: 0.449 (7, PR)	1-2 FC6				0-2 G5-3	4-2 20 1B BB				3 0 1 1 1 0 2										
Bubba Crosby, L OBP: 0.283, SLG: 0.400 (7, PR)					1-2 2-3 3-H BB					0 0 0 0 0 0 0										
Tony Clark, S OBP: 0.331, SLG: 0.440					1-2 2-3 3-H BB					0 0 0 0 0 0 0										
20 Jorge Posada, S OBP: 0.384, SLG: 0.500		0-0 55 G4-6-3 1B			1-0 G6-3	1-1 1B		1-3 K		4 0 2 2 0 1 1										
55 Hideki Matsui, L OBP: 0.384, SLG: 0.505		2-1 G4-6-3 1-2			0-2 1B	2-2 F8		0-2 SH3-4 1B 2B		4 1 2 0 0 0 3										
Miguel Cairo, R OBP: 0.355, SLG: 0.452		3-1 P5			1-0 F8			0-0 SH3-4		3 0 1 0 0 0 1										
Kenny Lofton, L OBP: 0.371, SLG: 0.453			1-0 G4-3 2 1B 2B			0-1 SH1-4 25 BB 1B		1-0 FC6-5 1B		4 2 3 1 0 0 1										
<b>Inning Stats</b>	R: 0 E: 0 K: 0 S: 9	H: 2 LOB: 2 BB: 0 P: 13	R: 0 E: 0 K: 0 S: 5	H: 1 LOB: 0 BB: 0 P: 10	R: 1 E: 0 K: 0 S: 12	H: 2 LOB: 1 BB: 0 P: 21	R: 0 E: 0 K: 0 S: 8	H: 1 LOB: 1 BB: 0 P: 10	R: 3 E: 0 K: 0 S: 17	H: 2 LOB: 2 BB: 3 P: 32	R: 0 E: 0 K: 0 S: 14	H: 1 LOB: 1 BB: 0 P: 23	R: 0 E: 0 K: 1 S: 10	H: 1 LOB: 1 BB: 0 P: 15	R: 1 E: 0 K: 0 S: 10	H: 2 LOB: 1 BB: 0 P: 12	1B: 9 2B: 3 3B: 0 HR: 0	SF: 0 SAC: 2 DP: 1 HBP: 0	WP: 0 PB: 0 CS: 0	PA: 38
<b>PITCHER</b>	IP WLS BF H R ER SO BB IBB HBP BLK WP HR S P ERA WHIP											IP WLS BF H R ER SO BB IBB HBP BLK WP HR S P ERA WHIP								
John Halama, L ERA: 4.09	(1, 1) 4.0 L 3 0 0 0 0 1 0 0 0 0 0 0 3 7 0.00 1.500																			
Jesus Colome, R ERA: 1.37	(5, 1) 2.0 9 2 1 1 0 1 0 0 0 0 0 0 32 52 4.50 1.500																			
Lance Carter, R ERA: 3.12	(5, 1) 0.2 5 3 1 1 1 0 0 0 0 0 0 0 11 13 13.50 4.500																			
Trever Miller, L ERA: 2.96	(7, 1) 0.2 2 0 0 0 0 0 0 0 0 0 0 0 3 4 0.00 0.000																			
Travis Harper, R ERA: 4.62	(8, 1) 0.2 2 0 0 0 0 0 0 0 0 0 0 0 3 4 0.00 0.000																			





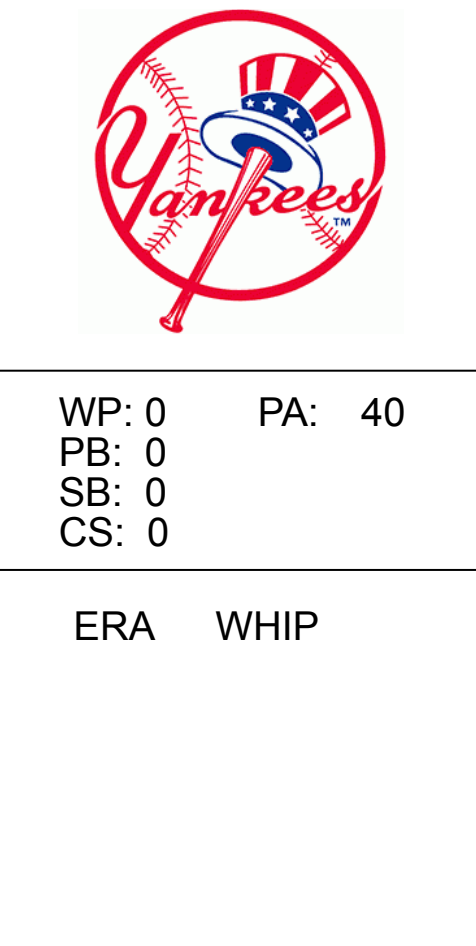


Batter	1	2	3	4	5	6	7	8	9	AB	R	H	RBI	BB	SO	LOB	TOP											
<b>13 Carl Crawford, L</b> OBP: 0.337, SLG: 0.434 (1, 7)	1-1 PB G4-3 1B		0-0 FC5-4 CS 1-2		1-0 F8		1-2 G6-3		2-1 G2-3 1-2	5	0	1	0	0	0	2	<b>Tampa Bay Devil Rays @ New York Yankees</b> Yankee Stadium, Bronx, NY Sun Jul 11 2004, 1:05 PM EDT Att: 53,383 - Cloudy - 86 F											
<b>5 Rocco Baldelli, R</b> OBP: 0.335, SLG: 0.412 (1, 8)	3-1 P4		2-3 K		0-3 K		2-3 K		0-0 F8	5	0	0	0	0	3	3												
<b>Aubrey Huff, L</b> OBP: 0.340, SLG: 0.425 (1, 5)	1-0 G4-3 1-2		3-2 CS 1-2	1-1 HR	4-1 BB		3-2 F7			3	1	1	1	1	0	1												
<b>Tino Martinez, L</b> OBP: 0.366, SLG: 0.481 (1, 3)	4-1 BB 2-3			0-1 HR 1B 1B	3-2 P2			2-2 G4-3		3	1	1	0	1	0	1												
<b>José Cruz Jr., S</b> OBP: 0.370, SLG: 0.480 (1, 9)	0-1 P4			3-3 K		2-1 G4-3		1-0 F7		4	0	0	0	0	1	3												
<b>Julio Lugo, R</b> OBP: 0.346, SLG: 0.432 (1, 6)		2-3 K		4-2 1B 1-2 BB		2-2 G4-3 1B		2-1 2B		3	1	2	0	1	1	0												
<b>Robert Fick, L</b> OBP: 0.286, SLG: 0.349 <b>Damian Rolls, R</b> OBP: 0.280, SLG: 0.242 (6, PH)		0-1 F8		2-2 K		0-0 G4-3		3-1 F8		2	0	0	0	0	1	2												
<b>Toby Hall, R</b> OBP: 0.332, SLG: 0.392 (1, 2)		0-1 F7		1-2 1B		0-1 1B		2-2 13 G2-3 1B		4	0	3	2	0	0	0												
<b>Geoff Blum, S</b> OBP: 0.259, SLG: 0.342 (1, 4)			2-2 13 FC5-4 1B		0-0 G4-3		3-2 G5-3		1-2 F8	4	0	1	0	0	0	4												
<b>Inning Stats</b>	R: 0 E: 0 K: 0 S: 9	H: 1 LOB: 2 BB: 1 P: 17	R: 0 E: 0 K: 1 S: 7	H: 0 LOB: 0 BB: 0 P: 9	R: 0 E: 0 K: 1 S: 11	H: 1 LOB: 0 BB: 0 P: 18	R: 2 E: 0 K: 2 S: 17	H: 3 LOB: 2 BB: 1 P: 28	R: 0 E: 0 K: 1 S: 8	H: 0 LOB: 1 BB: 1 P: 16	R: 1 E: 0 K: 0 S: 11	H: 2 LOB: 1 BB: 0 P: 18	R: 0 E: 0 K: 0 S: 10	H: 0 LOB: 0 BB: 0 P: 16	R: 0 E: 0 K: 0 S: 8	H: 1 LOB: 1 BB: 0 P: 16		R: 0 E: 0 K: 0 S: 9	H: 1 LOB: 1 BB: 0 P: 14	1B: 7 2B: 1 3B: 0 HR: 1	SF: 0 SAC: 0 DP: 0 HBP: 0	WP: 0 PB: 1 CS: 1	PA: 39					
<b>PITCHER</b>	IP	WLS	BF	H	R	ER	SO	BB	IBB	HBP	BLK	WP	HR	S	P	ERA	WHIP											
<b>Orlando Hernandez, R</b> ERA: 3.6	(1, 1)	5.0	W	22	5	2	2	5	3	0	0	0	0	1	52	88	3.60	1.600										
<b>Felix Hernandez, L</b> ERA: 6.18	(6, 1)	2.2	H	10	2	1	1	1	0	0	0	0	0	0	25	41	3.38	0.750										
<b>Sam Marsonsek, R</b> ERA:	(8, 1)	1.1		6	2	0	0	0	0	0	0	0	0	0	13	23	0.00	1.500										

Batter	1	2	3	4	5	6	7	8	9	AB	R	H	RBI	BB	SO	LOB	BOTTOM											
<b>Bernie Williams, S</b> OBP: 0.364, SLG: 0.420 (1, 8)	1-2 G6-3		2-2 F8	1-3 K		0-0 F7		2-3 K		5	0	0	0	0	2	2	<b>Tampa Bay Devil Rays @ New York Yankees</b> Yankee Stadium, Bronx, NY Sun Jul 11 2004, 1:05 PM EDT Att: 53,383 - Cloudy - 86 F											
<b>2 Derek Jeter, R</b> OBP: 0.336, SLG: 0.451 (1, 6)	1-1 L9		2-0 1B 2B	1-3 K		1-1 P4		0-0 G1-3		5	1	1	0	0	1	2												
<b>Gary Sheffield, R</b> OBP: 0.410, SLG: 0.508 <b>Bubba Crosby, L</b> OBP: 0.263, SLG: 0.400 (9, 9)	1-0 13 FC6-4 1B		3-1 13 1B 25 1B 2H	1-1 F7		4-2 BB		2-2 HR		4	2	3	2	1	0	1												
<b>13 Alex Rodriguez, R</b> OBP: 0.361, SLG: 0.510 (1, 5)	1-2 FC6-4 1-2		2-1 20 1B 25 1B 1B		0-3 K	1-0 F9		1-3 K		5	1	1	0	0	2	3												
<b>25 Jason Giambi, L</b> OBP: 0.377, SLG: 0.439 (1, 10)		2-3 K	2-2 20 1B 55 1B 1B		0-1 F7		3-1 G4-3			4	1	1	1	0	1	0												
<b>20 Jorge Posada, S</b> OBP: 0.419, SLG: 0.508 <b>John Flaherty, R</b> OBP: 0.194, SLG: 0.279 (3, PR) (4, 2)		3-1 HR	2-1 55 E 55 1B 1B		0-3 K2-3		2-2 L9			2	1	2	2	0	0	0												
<b>55 Hideki Matsui, L</b> OBP: 0.390, SLG: 0.516 (1, 7)		1-1 F8	0-1 E8 FC6-4 1B		0-2 HR 1B	2-0 HR				4	2	3	2	0	0	0												
<b>Tony Clark, S</b> OBP: 0.335, SLG: 0.481 (1, 3)		0-0 G5-3	3-1 FC6-4 1-2		3-2 HR 1B	1-2 HR				4	2	2	3	0	0	2												
<b>Miguel Cairo, R</b> OBP: 0.356, SLG: 0.454 (1, 4)			1-2 G4-3	1-0 2B		0-0 BB 1B	1-3 K			4	0	2	0	0	1	0												
<b>Inning Stats</b>	R: 0 E: 0 K: 0 S: 10	H: 1 LOB: 1 BB: 0 P: 14	R: 1 E: 0 K: 1 S: 9	H: 1 LOB: 0 BB: 0 P: 15	R: 4 E: 1 K: 0 S: 21	H: 6 LOB: 2 BB: 0 P: 38	R: 0 E: 0 K: 2 S: 14	H: 1 LOB: 1 BB: 0 P: 18	R: 0 E: 0 K: 2 S: 8	H: 0 LOB: 0 BB: 0 P: 8	R: 2 E: 0 K: 0 S: 13	H: 3 LOB: 2 BB: 1 P: 22	R: 2 E: 0 K: 1 S: 12	H: 2 LOB: 0 BB: 0 P: 21	R: 1 E: 0 K: 2 S: 18	H: 1 LOB: 0 BB: 0 P: 23		1B: 8 2B: 2 3B: 0 HR: 5	SF: 0 SAC: 0 DP: 0 HBP: 0	WP: 0 PB: 0 CS: 0	PA: 40							
<b>PITCHER</b>	IP	WLS	BF	H	R	ER	SO	BB	IBB	HBP	BLK	WP	HR	S	P	ERA	WHIP											
<b>Mark Hendrickson, L</b> ERA: 4.55	(1, 1)	3.0	L	17	8	5	5	1	0	0	0	0	0	1	40	67	15.00	2.667										
<b>Jorge Sosa, R</b> ERA: 6.05	(4, 1)	3.0		14	4	2	2	4	1	0	0	0	0	2	12	21	18.00	2.000										
<b>Lance Carter, R</b> ERA: 0.45	(7, 1)	1.0		5	2	2	2	1	0	0	0	0	0	1	18	23	9.00	1.000										
<b>Danyis Baez, R</b> ERA: 3.26	(8, 1)	1.0		4	1	1	1	2	0	0	0	0	0	1	18	23	9.00	1.000										

AB	35
R	3
H	9
RBI	3
BB	3
SO	6
LOB	18

AB	39
R	10
H	15
RBI	10
BB	1
SO	8
LOB	10






Batter	1	2	3	4	5	6	7	8	9	AB	R	H	RBI	BB	SO	LOB	TOP										
<b>Bernie Williams, S</b> (1, 10) OBP: 0.363, SLG: 0.416	1-3 K		1-3 K		1-0 G4-3			4-1 BB		3	0	0	0	1	2	0	<b>New York Yankees @ Detroit Tigers</b> Comerica Park, Detroit, MI Thu Jul 15 2004, 7:05 PM EDT Att: 38,902 - Cloudy - 82 F										
<b>2 Derek Jeter, R</b> (1, 6) OBP: 0.335, SLG: 0.458	1-0 G5-3		0-0 HR		0-0 G4-3			2-2 L9		4	1	1	1	0	0	1											
<b>Gary Sheffield, R</b> (1, 9) OBP: 0.406, SLG: 0.502	0-3 K		3-3 K		3-2 F7			3-1 G6-3		4	0	0	0	0	2	1											
<b>13 Alex Rodriguez, R</b> (1, 5) OBP: 0.363, SLG: 0.528		0-2 P6		1-2 HR		3-2 G6-3			1-0 HR	4	2	2	2	0	0	0											
<b>25 Jason Giambi, L</b> (1, 3) OBP: 0.375, SLG: 0.433 <b>Tony Clark, S</b> (9, 3) OBP: 0.335, SLG: 0.481		4-2 BB		3-1 G4-3		1-2 G3-1			3-2 G3	3	0	0	0	1	0	0											
<b>20 Jorge Posada, S</b> (1, 2) OBP: 0.413, SLG: 0.500		2-3 K		2-0 G4-3			1-1 G3		1-3 K	4	0	0	0	0	2	1											
<b>55 Hideki Matsui, L</b> (1, 7) OBP: 0.388, SLG: 0.522		2-0 F8		2-1 HR			0-2 G4-3		0-1 G3	4	1	1	1	0	0	1											
<b>Miguel Cairo, R</b> (1, 4) OBP: 0.350, SLG: 0.446			3-3 K	1-0 G1-3			0-1 G6-3			3	0	0	0	0	1	0											
<b>Kenny Lofton, L</b> (1, 8) OBP: 0.377, SLG: 0.471			3-1 HR		1-1 L9			3-2 G4-3		3	1	1	1	0	0	0											
<b>Inning Stats</b>	R: 0 E: 0 K: 2 S: 9	H: 0 LOB: 0 BB: 0 P: 11	R: 0 E: 0 K: 1 S: 10	H: 0 LOB: 1 BB: 1 P: 18	R: 2 E: 0 K: 3 S: 12	H: 2 LOB: 0 BB: 0 P: 22	R: 2 E: 0 K: 0 S: 10	H: 2 LOB: 0 BB: 0 P: 19	R: 0 E: 0 K: 0 S: 4	H: 0 LOB: 0 BB: 0 P: 6	R: 0 E: 0 K: 0 S: 12	H: 0 LOB: 0 BB: 0 P: 19	R: 0 E: 0 K: 0 S: 7	H: 0 LOB: 0 BB: 0 P: 8	R: 0 E: 0 K: 0 S: 9	H: 0 LOB: 1 BB: 1 P: 21		R: 1 E: 0 K: 1 S: 11	H: 1 LOB: 0 BB: 0 P: 16	1B: 0 2B: 0 3B: 0 HR: 5	SF: 0 SAC: 0 DP: 0 HBP: 0	WP: 0 PB: 0 SB: 0 CS: 0	PA: 34				
<b>PITCHER</b>	IP	WLS	BF	H	R	ER	SO	BB	IBB	HBP	BLK	WP	HR	S	P	ERA	WHIP										
<b>38 Jeremy Bonderman, R</b> (1, 1) ERA: 5.97	7.0	L	26	4	4	4	6	1	0	0	0	0	4	64	103	5.14	0.714										
<b>Al Levine, R</b> (8, 1) ERA: 5.36	1.0		4	0	0	0	0	1	0	0	0	0	0	9	21	0.00	1.000										
<b>Wilfredo Ledezma, L</b> (9, 1) ERA: 9.0	1.0		4	1	1	1	1	0	0	0	0	0	1	11	16	9.00	1.000										

Batter	1	2	3	4	5	6	7	8	9	AB	R	H	RBI	BB	SO	LOB	BOTTOM										
<b>20 Omar Infante, R</b> (1, 4) OBP: 0.351, SLG: 0.479	4-1 G1-5-3 BB		1-1 F7		2-1 G5-3			0-0 G1-3		3	0	0	0	1	0	0	<b>New York Yankees @ Detroit Tigers</b> Comerica Park, Detroit, MI Thu Jul 15 2004, 7:05 PM EDT Att: 38,902 - Cloudy - 82 F										
<b>Bobby Higginson, L</b> (1, 9) OBP: 0.361, SLG: 0.390	2-1 F9		1-3 K		1-0 G3			3-2 9 DI 1B		4	0	1	0	0	1	1											
<b>Ivan Rodriguez, R</b> (1, 2) OBP: 0.406, SLG: 0.557	0-0 G1-5-3		0-0 G6-3		0-2 F7			1-3 K		4	0	0	0	0	1	2											
<b>Dmitri Young, S</b> (1, 7) OBP: 0.367, SLG: 0.526	0-1 F7			1-1 3B		0-2 F9		0-3 K		4	0	1	0	0	1	2											
<b>9 Carlos Guillen, S</b> (1, 6) OBP: 0.389, SLG: 0.554		1-1 PB 2B WP 1B		1-0 F8		2-1 P6		1-1 G3-1		4	1	1	0	0	0	2											
<b>Rondell White, R</b> (1, 10) OBP: 0.343, SLG: 0.460		3-3 SAFE K		3-3 K		1-2 F9				3	0	0	0	0	2	2											
<b>Carlos Pena, L</b> (1, 3) OBP: 0.316, SLG: 0.438		2-1 2H 2B		3-3 K		0-1 G4-3				3	0	1	1	0	1	1											
<b>15 Brandon Inge, R</b> (1, 8) OBP: 0.368, SLG: 0.482		3-2 G6-3			2-2 F9			1-0 G6-3		3	0	0	0	0	0	1											
<b>Eric Munson, L</b> (1, 5) OBP: 0.304, SLG: 0.468		2-3 K			1-3 K			2-3 K		3	0	0	0	0	3	1											
<b>Inning Stats</b>	R: 0 E: 0 K: 0 S: 6	H: 0 LOB: 1 BB: 1 P: 12	R: 1 E: 0 K: 2 S: 15	H: 2 LOB: 1 BB: 0 P: 26	R: 0 E: 0 K: 1 S: 6	H: 0 LOB: 0 BB: 0 P: 8	R: 0 E: 0 K: 2 S: 9	H: 1 LOB: 1 BB: 0 P: 17	R: 0 E: 0 K: 1 S: 8	H: 0 LOB: 0 BB: 0 P: 13	R: 0 E: 0 K: 0 S: 8	H: 0 LOB: 0 BB: 0 P: 9	R: 0 E: 0 K: 0 S: 8	H: 0 LOB: 0 BB: 0 P: 11	R: 0 E: 0 K: 1 S: 5	H: 0 LOB: 0 BB: 0 P: 8		R: 0 E: 0 K: 2 S: 12	H: 1 LOB: 1 BB: 0 P: 17	1B: 2 2B: 1 3B: 1 HR: 0	SF: 0 SAC: 0 DP: 0 HBP: 0	WP: 1 PB: 1 SB: 0 CS: 0	PA: 32				
<b>PITCHER</b>	IP	WLS	BF	H	R	ER	SO	BB	IBB	HBP	BLK	WP	HR	S	P	ERA	WHIP										
<b>Jose Contreras, R</b> (1, 1) ERA: 5.17	8.0	W	29	4	1	1	7	1	0	0	0	0	0	68	110	1.12	0.625										
<b>42 Mariano Rivera, R</b> (9, 1) ERA: 0.97	1.0		3	0	0	0	2	0	0	0	0	0	0	9	11	0.00	0.000										

AB	32
R	5
H	5
RBI	5
BB	2
SO	7
LOB	4





Batter	1	2	3	4	5	6	7	8	9	AB	R	H	RBI	BB	SO	LOB	TOP			
<b>Bernie Williams, S</b> (1, 8) OBP: 0.359, SLG: 0.410	F9			G4-3		G5-4-3			K	4	0	0	0	0	1	1				
<b>Derek Jeter, R</b> (1, 6) OBP: 0.332, SLG: 0.453	G6-3			P4		F8			G5-3	4	0	0	0	0	0	0				
<b>Gary Sheffield, R</b> (1, 9) OBP: 0.404, SLG: 0.502	P4							L8	K	4	0	1	0	0	1	0				
<b>13 Alex Rodriguez, R</b> (1, 5) OBP: 0.363, SLG: 0.525									K	2	0	0	0	1	1	0				
<b>25 Jason Giambi, L</b> (1, 3) OBP: 0.371, SLG: 0.427									K	3	0	0	0	0	1	2				
<b>20 Jorge Posada, S</b> (1, 2) OBP: 0.409, SLG: 0.494									K	3	0	0	0	0	1	0				
<b>55 Hideki Matsui, L</b> (1, 7) OBP: 0.385, SLG: 0.517										3	0	0	0	0	0	0				
<b>Ruben Sierra, S</b> (1, 10) OBP: 0.307, SLG: 0.463										3	0	0	0	0	1	0				
<b>Miguel Cairo, R</b> (1, 4) OBP: 0.350, SLG: 0.440										2	0	0	0	1	1	1				
<b>Inning Stats</b>	R: 0 H: 0 E: 0 K: 0 S: 6	H: 0 LOB: 0 BB: 0 P: 10	R: 0 H: 0 E: 0 K: 1 S: 14	H: 0 LOB: 0 BB: 0 P: 20	R: 0 H: 0 E: 0 K: 1 S: 8	H: 1 LOB: 2 BB: 1 P: 11	R: 0 H: 0 E: 0 K: 0 S: 10	H: 0 LOB: 0 BB: 0 P: 16	R: 0 H: 0 E: 0 K: 0 S: 2	H: 0 LOB: 0 BB: 1 P: 7	R: 0 H: 0 E: 0 K: 2 S: 9	H: 0 LOB: 0 BB: 0 P: 12	R: 0 H: 0 E: 1 K: 0 S: 10	H: 0 LOB: 1 BB: 0 P: 14	R: 0 H: 0 E: 0 K: 0 S: 11	H: 0 LOB: 0 BB: 0 P: 17	1B: 0 2B: 1 3B: 0 HR: 0	SF: 0 SAC: 0 DP: 1 HBP: 0	WP: 0 PB: 0 SB: 0 CS: 0	PA: 30
<b>PITCHER</b> <b>Mike Maroth, L</b> (1, 1) ERA: 4.65	IP: 9.0 WLS: W BF: 30 H: 1 R: 0 ER: 0 SO: 7 BB: 2 IBB: 0 HBP: 0 BLK: 0 WP: 0 HR: 0 S: 80 P: 127 ERA: 0.00 WHIP: 0.333															<b>PITCHER</b>				

**New York Yankees @ Detroit Tigers**  
Comerica Park, Detroit, MI  
Fri Jul 16, 2004, 7:05 PM EDT  
Att: 40,918 - Unknown - 79 F

AB 28  
R 0  
H 1  
RBI 0  
BB 2  
SO 7  
LOB 4



Batter	1	2	3	4	5	6	7	8	9	AB	R	H	RBI	BB	SO	LOB	BOTTOM	
<b>20 Omar Infante, R</b> (1, 4) OBP: 0.349, SLG: 0.475	L6									4	1	1	0	0	0	1		
<b>Bobby Higginson, L</b> (1, 9) OBP: 0.362, SLG: 0.392	F7									4	1	2	1	0	0	0		
<b>Ivan Rodriguez, R</b> (1, 2) OBP: 0.405, SLG: 0.556	L4									4	1	1	2	0	0	1		
<b>Dmitri Young, S</b> (1, 10) OBP: 0.373, SLG: 0.544										3	2	2	1	0	1	0		
<b>Craig Monroe, R</b> (8, PH) OBP: 0.313, SLG: 0.373										1	0	1	0	0	0	0		
<b>9 Carlos Guillen, S</b> (1, 6) OBP: 0.391, SLG: 0.559										4	1	2	2	0	1	1		
<b>Carlos Pena, L</b> (1, 3) OBP: 0.312, SLG: 0.432										4	0	0	0	0	3	3		
<b>Eric Munson, L</b> (1, 5) OBP: 0.303, SLG: 0.478										4	1	1	2	0	1	1		
<b>33 Marcus Thames, R</b> (1, 7) OBP: 0.244, SLG: 0.429										3	0	0	0	0	2	0		
<b>15 Brandon Inge, R</b> (1, 8) OBP: 0.373, SLG: 0.491										3	1	2	0	0	0	0		
<b>Inning Stats</b>	R: 0 H: 0 E: 0 K: 0 S: 7	H: 4 LOB: 1 BB: 0 P: 11	R: 3 H: 4 E: 0 K: 1 S: 17	H: 0 LOB: 0 BB: 0 P: 9	R: 0 H: 0 E: 0 K: 2 S: 9	H: 0 LOB: 0 BB: 0 P: 13	R: 5 H: 6 E: 0 K: 1 S: 24	H: 6 LOB: 0 BB: 0 P: 29	R: 0 H: 0 E: 0 K: 1 S: 7	H: 0 LOB: 0 BB: 0 P: 11	R: 0 H: 1 E: 0 K: 0 S: 5	H: 1 LOB: 0 BB: 0 P: 9	R: 0 H: 1 E: 0 K: 2 S: 12	H: 1 LOB: 1 BB: 0 P: 17	1B: 7 2B: 2 3B: 2 HR: 1	SF: 0 SAC: 0 DP: 2 HBP: 0	WP: 0 PB: 0 SB: 0 CS: 0	PA: 34
<b>PITCHER</b> <b>Javier Vazquez, R</b> (1, 1) ERA: 4.02 <b>Juan Padilla, R</b> (5, 1) ERA: <b>Felix Heredia, L</b> (8, 1) ERA: 5.97	IP: 4.1 WLS: L BF: 22 H: 9 R: 8 ER: 8 SO: 5 BB: 0 IBB: 0 HBP: 0 BLK: 0 WP: 0 HR: 1 S: 54 P: 78 ERA: 16.61 WHIP: 2.077															<b>PITCHER</b>		

**New York Yankees @ Detroit Tigers**  
Comerica Park, Detroit, MI  
Fri Jul 16, 2004, 7:05 PM EDT  
Att: 40,918 - Unknown - 79 F

AB 34  
R 8  
H 12  
RBI 8  
BB 0  
SO 8  
LOB 7





Batter	1	2	3	4	5	6	7	8	9	AB	R	H	RBI	BB	SO	LOB	TOP									
<b>Kenny Lofton, L</b> OBP: 0.378, SLG: 0.476										5	1	2	0	0	2	2	<b>New York Yankees @ Detroit Tigers</b> Comerica Park, Detroit, MI Sat Jul 17 2004, 7:05 PM EDT Att: 41,857 - Unknown - 74 F									
<b>2 Derek Jeter, R</b> OBP: 0.332, SLG: 0.452										5	2	2	0	0	1	2										
<b>Gary Sheffield, R</b> OBP: 0.407, SLG: 0.513										5	1	3	3	0	0	1										
<b>13 Alex Rodriguez, R</b> OBP: 0.368, SLG: 0.527										4	0	3	1	1	0	2										
<b>25 Jason Giambi, L</b> OBP: 0.364, SLG: 0.417 <b>Tony Clark, S</b> OBP: 0.335, SLG: 0.481										5	0	0	0	0	0	5										
<b>20 Jorge Posada, S</b> OBP: 0.407, SLG: 0.490										4	0	1	0	0	0	2										
<b>55 Hideki Matsui, L</b> OBP: 0.381, SLG: 0.511										4	0	0	0	0	2	3										
<b>Ruben Sierra, S</b> OBP: 0.306, SLG: 0.476										4	1	1	1	0	1	1										
<b>Enrique Wilson, S</b> OBP: 0.253, SLG: 0.344										4	0	1	0	0	0	0										
<b>Inning Stats</b>	R: 1 E: 0 K: 0 S: 13	H: 2 LOB: 1 BB: 0 P: 18	R: 0 E: 0 K: 1 S: 7	H: 0 LOB: 0 BB: 0 P: 11	R: 0 E: 0 K: 0 S: 8	H: 2 LOB: 2 BB: 0 P: 10	R: 0 E: 0 K: 0 S: 5	H: 0 LOB: 0 BB: 0 P: 7	R: 3 E: 0 K: 3 S: 11	H: 4 LOB: 1 BB: 0 P: 19	R: 0 E: 0 K: 3 S: 14	H: 2 LOB: 2 BB: 0 P: 20	R: 1 E: 0 K: 0 S: 15	H: 3 LOB: 1 BB: 0 P: 20	R: 0 E: 0 K: 1 S: 7	H: 0 LOB: 0 BB: 0 P: 8		R: 0 E: 0 K: 1 S: 8	H: 0 LOB: 1 BB: 1 P: 15	1B: 9 2B: 2 3B: 0 HR: 2	SF: 0 SAC: 0 DP: 0 HBP: 0	WP: 1 PB: 0 SB: 0 CS: 0	PA: 41			
<b>PITCHER</b>	IP	WLS	BF	H	R	ER	SO	BB	IBB	HBP	BLK	WP	HR	S	P	ERA	WHIP									
<b>Gary Knotts, R</b> ERA: 5.15	(1, 1)	5.2	L	27	10	4	4	3	0	0	0	0	0	2	54	80	6.35	1.765								
<b>Esteban Yan, R</b> ERA: 4.29	(6, 1)	0.1		4	3	1	1	1	0	0	0	0	1	0	12	16	27.00	9.000								
<b>Jamie Walker, L</b> ERA: 2.97	(7, 1)	2.0		6	0	0	0	1	0	0	0	0	0	0	14	17	0.00	0.000								
<b>Ugueth Urbina, R</b> ERA: 4.5	(9, 1)	1.0		4	0	0	0	1	1	0	0	0	0	0	8	15	0.00	1.000								

Batter	1	2	3	4	5	6	7	8	9	AB	R	H	RBI	BB	SO	LOB	BOTTOM									
<b>20 Omar Infante, R</b> OBP: 0.342, SLG: 0.465										5	0	0	0	0	1	2	<b>New York Yankees @ Detroit Tigers</b> Comerica Park, Detroit, MI Sat Jul 17 2004, 7:05 PM EDT Att: 41,857 - Unknown - 74 F									
<b>Bobby Higginson, L</b> OBP: 0.363, SLG: 0.396										5	1	2	0	0	2	0										
<b>Ivan Rodriguez, R</b> OBP: 0.409, SLG: 0.559										4	0	3	0	0	0	1										
<b>Dmitri Young, S</b> OBP: 0.376, SLG: 0.540										3	0	1	1	1	2	2										
<b>9 Carlos Guillen, S</b> OBP: 0.386, SLG: 0.553										4	0	0	0	0	1	5										
<b>Rondell White, R</b> OBP: 0.345, SLG: 0.459										3	1	1	0	1	0	0										
<b>Carlos Pena, L</b> OBP: 0.315, SLG: 0.431										3	0	1	0	1	2	1										
<b>Eric Munson, L</b> OBP: 0.302, SLG: 0.488										4	1	1	2	0	1	3										
<b>15 Brandon Inge, R</b> OBP: 0.365, SLG: 0.480										4	0	0	0	0	3	2										
<b>Inning Stats</b>	R: 0 E: 0 K: 0 S: 11	H: 1 LOB: 2 BB: 1 P: 22	R: 2 E: 0 K: 2 S: 13	H: 1 LOB: 0 BB: 1 P: 24	R: 0 E: 0 K: 2 S: 9	H: 0 LOB: 1 BB: 1 P: 15	R: 0 E: 0 K: 1 S: 11	H: 2 LOB: 2 BB: 0 P: 14	R: 0 E: 0 K: 2 S: 15	H: 1 LOB: 1 BB: 0 P: 21	R: 0 E: 0 K: 2 S: 9	H: 0 LOB: 0 BB: 0 P: 12	R: 0 E: 0 K: 1 S: 10	H: 0 LOB: 0 BB: 0 P: 15	1B: 7 2B: 1 3B: 0 HR: 1	SF: 0 SAC: 0 DP: 0 HBP: 0		WP: 0 PB: 0 SB: 0 CS: 1	PA: 39							
<b>PITCHER</b>	IP	WLS	BF	H	R	ER	SO	BB	IBB	HBP	BLK	WP	HR	S	P	ERA	WHIP									
<b>Oriando Hernandez, R</b> ERA: 4.5	(1, 1)	5.0	W	23	6	3	3	6	3	0	0	0	0	1	57	99	5.40	1.800								
<b>Paul Quantrill, R</b> ERA: 2.98	(6, 1)	1.1	H	7	3	0	0	1	0	0	0	0	0	20	26	0.00	2.250									
<b>Tom Gordon, R</b> ERA: 1.72	(7, 1)	1.2	H	5	0	0	0	4	0	0	0	0	0	15	21	0.00	0.000									
<b>42 Mariano Rivera, R</b> ERA: 0.95	(9, 1)	1.0	S	3	0	0	0	1	0	0	0	0	0	10	15	0.00	0.000									



Batter	1	2	3	4	5	6	7	8	9	AB	R	H	RBI	BB	SO	LOB	TOP			
Miguel Cairo, R OBP: 0.342, SLG: 0.430	F8		F8		L7			G4-6-3		4	0	0	0	0	0	3				
2 Derek Jeter, R OBP: 0.332, SLG: 0.452	L8			L1		F9			2B	4	0	1	0	0	0	0				
Gary Sheffield, R OBP: 0.403, SLG: 0.506	G6-3			K		K			K	4	0	0	0	0	3	1				
13 Alex Rodriguez, R OBP: 0.369, SLG: 0.529		G6-4-3 BB		HR	2B				F8	3	1	1	0	1	1	1				
Ruben Sierra, S OBP: 0.305, SLG: 0.488	G6-4-3			HR				G6-3		4	1	1	2	0	1	2				
Bernie Williams, S OBP: 0.358, SLG: 0.410	F8			G5-3						3	0	1	0	0	0	0				
55 Hideki Matsui, L OBP: 0.378, SLG: 0.506			G4-3		G3			G4-6-3		3	0	0	0	0	0	1				
Tony Clark, S OBP: 0.335, SLG: 0.484					G6-3				G1-3	3	0	1	0	0	0	0				
John Flaherty, R OBP: 0.213, SLG: 0.296			L5							3	0	2	0	0	0	1				
<b>Inning Stats</b>	R: 0 E: 0 K: 0 S: 7	H: 0 LOB: 0 BB: 0 P: 8	R: 0 E: 0 K: 0 S: 5	H: 0 LOB: 0 BB: 1 P: 12	R: 0 E: 0 K: 0 S: 9	H: 1 LOB: 1 BB: 0 P: 11	R: 2 E: 0 K: 1 S: 11	H: 2 LOB: 0 BB: 0 P: 15	R: 0 E: 0 K: 2 S: 10	H: 0 LOB: 0 BB: 0 P: 15	R: 0 E: 0 K: 0 S: 4	H: 1 LOB: 0 BB: 0 P: 6	R: 0 E: 0 K: 0 S: 4	H: 1 LOB: 0 BB: 0 P: 4	R: 0 E: 0 K: 2 S: 11	H: 1 LOB: 1 BB: 0 P: 19	1B: 3 2B: 3 3B: 0 HR: 1	SF: 0 SAC: 0 DP: 3 HBP: 0	WP: 0 PB: 0 SB: 0 CS: 0	PA: 32
<b>PITCHER</b>	IP	WLS	BF	H	R	ER	SO	BB	IBB	HBP	BLK	WP	HR	S	P	ERA	WHIP			
29 Nate Robertson, L ERA: 3.98	8.0	W	28	6	2	2	3	1	0	0	0	0	1	59	86	2.25	0.875			
Ugueth Urbina, R ERA: 4.35	1.0	S	4	1	0	0	2	0	0	0	0	0	0	11	19	0.00	1.000			

New York Yankees @ Detroit Tigers  
Comerica Park, Detroit, MI  
Sun Jul 18 2004, 1:05 PM EDT  
Att: 40,132 - Unknown - 72 F

AB 31  
R 2  
H 7  
RBI 2  
BB 1  
SO 5  
LOB 9



Batter	1	2	3	4	5	6	7	8	9	AB	R	H	RBI	BB	SO	LOB	BOTTOM				
20 Omar Infante, R OBP: 0.341, SLG: 0.461	F7	P3			K					4	0	1	0	0	1	1					
9 Carlos Guillen, S OBP: 0.388, SLG: 0.558	SF9				G3-1		G4-3			4	1	2	0	0	0	1					
Ivan Rodriguez, R OBP: 0.404, SLG: 0.554	SF9		F9		L3			G5-3		3	0	0	1	0	0	1					
Dmitri Young, S OBP: 0.373, SLG: 0.531	P4					F7		L3		4	0	1	0	0	0	0					
Eric Munson, L OBP: 0.297, SLG: 0.479		P2	P3			K		G4-3		4	0	0	0	0	1	1					
Craig Monroe, R OBP: 0.314, SLG: 0.373		1B			K		K			3	1	1	0	0	2	0					
Carlos Pena, L OBP: 0.321, SLG: 0.448		1B						HR		3	2	3	1	0	0	0					
33 Marcus Thames, R OBP: 0.271, SLG: 0.467		1B			K			15 G6-3		3	0	2	1	0	1	1					
15 Brandon Inge, R OBP: 0.360, SLG: 0.475	SF8				G5-3			G6-3		2	0	0	1	0	0	2					
<b>Inning Stats</b>	R: 1 E: 0 K: 0 S: 12	H: 1 LOB: 0 BB: 0 P: 16	R: 2 E: 0 K: 0 S: 13	H: 3 LOB: 1 BB: 0 P: 16	R: 0 E: 0 K: 0 S: 13	H: 2 LOB: 1 BB: 0 P: 18	R: 0 E: 0 K: 2 S: 14	H: 1 LOB: 1 BB: 0 P: 19	R: 0 E: 0 K: 1 S: 7	H: 0 LOB: 0 BB: 0 P: 9	R: 0 E: 0 K: 2 S: 11	H: 0 LOB: 0 BB: 0 P: 15	R: 1 E: 0 K: 0 S: 10	H: 3 LOB: 1 BB: 0 P: 16	R: 0 E: 0 K: 0 S: 9	H: 0 LOB: 0 BB: 0 P: 14	1B: 7 2B: 1 3B: 1 HR: 1	SF: 2 SAC: 0 DP: 1 HBP: 0	WP: 0 PB: 0 SB: 0 CS: 0	PA: 32	
<b>PITCHER</b>	IP	WLS	BF	H	R	ER	SO	BB	IBB	HBP	BLK	WP	HR	S	P	ERA	WHIP				
Jon Lieber, R ERA: 4.82	6.2	L	28	10	4	4	5	0	0	0	0	0	0	12	20	0.00	0.000				
Paul Quantrill, R ERA: 2.91	1.1		4	0	0	0	0	0	0	0	0	0	0	0	0	0	0.00	0.000			

New York Yankees @ Detroit Tigers  
Comerica Park, Detroit, MI  
Sun Jul 18 2004, 1:05 PM EDT  
Att: 40,132 - Unknown - 72 F

AB 30  
R 4  
H 10  
RBI 4  
BB 0  
SO 5  
LOB 7





Batter	1	2	3	4	5	6	7	8	9	AB	R	H	RBI	BB	SO	LOB	TOP					
<b>Bernie Williams, S</b> (1, 10) OBP: 0.353, SLG: 0.403	P5		K		G4-3	K			F8	5	0	0	0	0	2	0						
<b>2 Derek Jeter, R</b> (1, 6) OBP: 0.333, SLG: 0.454	K						G5-3		F9	5	1	2	0	0	1	0						
<b>Gary Sheffield, R</b> (1, 9) OBP: 0.400, SLG: 0.502	F7		K				G5-3		F7	5	1	1	0	0	1	1						
<b>13 Alex Rodriguez, R</b> (1, 5) OBP: 0.370, SLG: 0.527		E5					K			3	2	1	0	0	1	0						
<b>25 Jason Giambi, L</b> (1, 3) OBP: 0.366, SLG: 0.415									F8	1	0	0	1	2	0	0						
<b>20 Jorge Posada, S</b> (1, 2) OBP: 0.405, SLG: 0.490									G1-3	4	1	1	2	0	0	4						
<b>55 Hideki Matsui, L</b> (1, 7) (8, 8)										3	1	1	1	1	2	3						
<b>Enrique Wilson, S</b> (1, 4) OBP: 0.254, SLG: 0.344										3	0	1	1	0	0	2						
<b>Ruben Sierra, S</b> (8, PH) OBP: 0.309, SLG: 0.509										1	1	1	2	0	0	0						
<b>Kenny Lofton, L</b> (1, 8) OBP: 0.367, SLG: 0.462										4	0	0	0	0	1	2						
<b>Miguel Cairo, R</b> (8, 4) OBP: 0.342, SLG: 0.430										0	0	0	0	0	0	0						
<b>Inning Stats</b>	R: 0 E: 0 K: 1 S: 7	H: 0 LOB: 0 BB: 0 P: 12	R: 0 E: 1 K: 1 S: 9	H: 0 LOB: 2 BB: 1 P: 18	R: 0 E: 0 K: 2 S: 13	H: 1 LOB: 1 BB: 0 P: 17	R: 2 E: 0 K: 0 S: 11	H: 3 LOB: 1 BB: 1 P: 17	R: 3 E: 0 K: 1 S: 11	H: 3 LOB: 1 BB: 0 P: 20	R: 0 E: 0 K: 1 S: 8	H: 0 LOB: 0 BB: 0 P: 10	R: 0 E: 0 K: 1 S: 9	H: 0 LOB: 0 BB: 0 P: 14	R: 2 E: 0 K: 1 S: 9	H: 1 LOB: 0 BB: 1 P: 19	R: 0 E: 0 K: 0 S: 13	H: 0 LOB: 0 BB: 0 P: 18	1B: 5 2B: 2 HR: 1	SF: 1 SAC: 0 HBP: 1	WP: 0 SB: 1 CS: 0	PA: 39
<b>PITCHER</b>	IP	WLS	BF	H	R	ER	SO	BB	IBB	HBP	BLK	WP	HR	S	P	ERA	WHIP					
<b>Rob Bell, R</b> (1, 1) ERA: 4.97	4.1		22	6	5	5	4	2	0	0	0	0	0	46	75	10.38	1.846					
<b>Lance Carter, R</b> (5, 1) ERA: 3.25	1.2	W	6	1	0	0	2	0	0	0	0	0	0	13	19	0.00	0.600					
<b>Jesus Colome, R</b> (7, 1) ERA: 2.35	1.2	H	7	1	2	2	1	1	0	0	0	0	1	15	27	10.80	1.200					
<b>Danys Baez, R</b> (8, 1) ERA: 3.07	1.1	S	4	0	0	0	1	0	0	0	0	0	0	16	24	0.00	0.000					

**New York Yankees @ Tampa Bay Devil Rays**  
Tropicana Field, St. Petersburg, FL  
Mon Jul 19 2004, 7:15 PM EDT  
Att: 41,755 - Dome - 72 F

AB	34
R	7
H	8
RBI	7
BB	3
SO	8
LOB	12



Batter	1	2	3	4	5	6	7	8	9	AB	R	H	RBI	BB	SO	LOB	BOTTOM					
<b>13 Carl Crawford, L</b> (1, 7) OBP: 0.337, SLG: 0.456		G4-3								5	1	2	1	0	1	2						
<b>3 Jorge Cantu, R</b> (1, 10) OBP: 0.375, SLG: 0.500										3	1	1	0	0	0	0						
<b>Robert Fick, L</b> (6, PH) OBP: 0.289, SLG: 0.353										2	0	1	2	0	0	1						
<b>5 Rocco Baldelli, R</b> (1, 8) OBP: 0.337, SLG: 0.409										4	1	1	1	0	1	1						
<b>Aubrey Huff, L</b> (1, 3) (9, 5) OBP: 0.346, SLG: 0.446										4	1	2	2	0	0	0						
<b>José Cruz Jr., S</b> (1, 9) OBP: 0.370, SLG: 0.478										4	0	0	0	0	1	2						
<b>Julio Lugo, R</b> (1, 6) OBP: 0.351, SLG: 0.431										3	2	2	1	1	0	0						
<b>Toby Hall, R</b> (1, 2) OBP: 0.351, SLG: 0.405										4	1	2	1	0	0	1						
<b>Geoff Blum, S</b> (1, 5) (9, 4) OBP: 0.263, SLG: 0.348										4	2	2	1	0	0	1						
<b>Rey Sanchez, R</b> (1, 4) OBP: 0.294, SLG: 0.363										2	0	0	0	0	0	1						
<b>Tino Martinez, L</b> (8, PH) OBP: 0.364, SLG: 0.460										1	0	0	0	0	0	1						
<b>Inning Stats</b>	R: 5 E: 0 K: 0 S: 20	H: 6 LOB: 1 BB: 0 P: 38	R: 0 E: 0 K: 0 S: 7	H: 0 LOB: 0 BB: 0 P: 9	R: 0 E: 0 K: 1 S: 12	H: 0 LOB: 1 BB: 1 P: 19	R: 0 E: 0 K: 0 S: 3	H: 0 LOB: 0 BB: 0 P: 4	R: 0 E: 0 K: 0 S: 7	H: 1 LOB: 1 BB: 0 P: 14	R: 3 E: 0 K: 2 S: 14	H: 4 LOB: 1 BB: 0 P: 23	R: 0 E: 0 K: 0 S: 6	H: 0 LOB: 0 BB: 0 P: 9	R: 1 E: 0 K: 0 S: 15	H: 2 LOB: 1 BB: 0 P: 22	R: 0 E: 0 K: 0 S: 13	H: 0 LOB: 0 BB: 0 P: 18	1B: 4 2B: 8 3B: 1 HR: 0	SF: 0 SAC: 1 DP: 0 HBP: 0	WP: 0 SB: 0 CS: 0	PA: 38
<b>PITCHER</b>	IP	WLS	BF	H	R	ER	SO	BB	IBB	HBP	BLK	WP	HR	S	P	ERA	WHIP					
<b>Alex Groman, L</b> (1, 1) ERA: 19.8	0.1							0	0	0	0	0	0	12	23	135.00	15.000					
<b>Tanyon Sturtze, R</b> (1, 1) ERA: 5.05	4.2	L	19	4	2	2	1	1	0	0	0	0	0	40	67	3.86	1.071					
<b>Felix Heredia, L</b> (6, 1) ERA: 6.14	0.2		3	1	0	0	1	0	0	0	0	0	0	6	10	0.00	1.500					
<b>Juan Padilla, R</b> (6, 1) ERA:	1.1		5	1	1	1	1	0	0	0	0	0	0	11	16	6.75	0.750					
<b>Paul Quantrill, R</b> (8, 1) ERA: 3.02	1.0		5	2	1	1	0	0	0	0	0	0	0	15	22	9.00	2.000					

**New York Yankees @ Tampa Bay Devil Rays**  
Tropicana Field, St. Petersburg, FL  
Mon Jul 19 2004, 7:15 PM EDT  
Att: 41,755 - Dome - 72 F

AB	36
R	9
H	13
RBI	9
BB	1
SO	3
LOB	10





Batter	1	2	3	4	5	6	7	8	9	AB	R	H	RBI	BB	SO	LOB	TOP										
<b>Bernie Williams, S</b> (1, 10) OBP: 0.354, SLG: 0.399	4-2 WP 2 1B G6-3 BB		2-0 G4-6-3 1-2f		2-1 G3-6-3 1-2f		2-1 G4-3		4-1 1B BB	3	1	0	0	2	0	3	<b>New York Yankees @ Tampa Bay Devil Rays</b> Tropicana Field, St. Petersburg, FL Tue Jul 20 2004, 2:15 PM EDT Att: 27,613 - Dome - 72 F <a href="http://livebaseballscorecards.com">livebaseballscorecards.com</a>										
<b>2 Derek Jeter, R</b> (1, 6) OBP: 0.337, SLG: 0.455 <b>Tony Clark, S</b> (8, 3) OBP: 0.339, SLG: 0.487	2-1 13 S WP 1-2 1B		1-3 K			2-0 HR HBP	4-2 BB	0-2 FC6-4 1-3 2-H 1B	2 1 1 0 1 1 0 1 0 1 1 0 0 0	5	1	1	3	0	2	4											
<b>Gary Sheffield, R</b> (1, 9) OBP: 0.397, SLG: 0.506	2-2 G6-3 1-2 2-H			2-3 K		2-2 HR 1-H	2-3 K	0-1 FC6-4 1-2f	5 1 1 3 0 2 4	4	0	1	0	0	2	1											
<b>13 Alex Rodriguez, R</b> (1, 5) OBP: 0.369, SLG: 0.527	2-3 K			0-0 2B		1-2 L9		0-3 K	4 0 1 0 0 2 1	4	0	0	0	0	2	2											
<b>25 Jason Giambi, L</b> (1, 3) OBP: 0.361, SLG: 0.408 <b>Miguel Cairo, R</b> (8, 4) OBP: 0.342, SLG: 0.430	3-1 F8			3-3 K		3-1 G3-1		0-3 K	4 0 0 0 0 2 2 0 0 0 0 0 0 0	3	0	0	0	0	1	1											
<b>20 Jorge Posada, S</b> (1, 2) OBP: 0.403, SLG: 0.484		2-3 K		0-0 G4-3		2-1 55 BB HBP		2-1 F8	3 0 0 0 0 1 1	3	0	0	0	1	3	0											
<b>55 Hideki Matsui, L</b> (1, 7) OBP: 0.378, SLG: 0.500		2-3 K			1-3 K	4-1 1-2 BB		0-3 K	3 0 0 0 1 3 0	3	0	0	0	1	3	0											
<b>Enrique Wilson, S</b> (1, 4) OBP: 0.260, SLG: 0.350		0-0 G4-3			3-1 1B	2-1 G4-3		4-1 G5-3 1B BB	3 1 1 0 1 0 2	3	0	1	0	1	0	1											
<b>Kenny Lofton, L</b> (1, 8) OBP: 0.371, SLG: 0.459				4-2 G4-6-3 BB		0-1 G3-6-3 1B		1-0 G6-3	3 0 1 0 1 0 1	3	0	1	0	1	0	1											
<b>Inning Stats</b>	R: 1 E: 0 K: 1 S: 14	H: 1 LOB: 1 BB: 1 P: 27	R: 0 E: 0 K: 2 S: 8	H: 0 LOB: 0 BB: 0 P: 12	R: 0 E: 0 K: 1 S: 9	H: 0 LOB: 0 BB: 1 P: 16	R: 0 E: 0 K: 2 S: 9	H: 1 LOB: 1 BB: 0 P: 14	R: 0 E: 0 K: 1 S: 9	H: 2 LOB: 1 BB: 0 P: 15	R: 2 E: 0 K: 0 S: 12	H: 1 LOB: 1 BB: 1 P: 28	R: 0 E: 0 K: 1 S: 8	H: 0 LOB: 1 BB: 1 P: 17	R: 0 E: 0 K: 2 S: 8	H: 0 LOB: 0 BB: 0 P: 10		R: 1 E: 0 K: 1 S: 14	H: 1 LOB: 2 BB: 2 P: 23	1B: 3 2B: 2 3B: 0 HR: 1	SF: 0 SAC: 0 DP: 2 HBP: 2	WP: 1 PB: 0 CS: 1	PA: 39				
<b>PITCHER</b>	IP	WLS	BF	H	R	ER	SO	BB	IBB	HBP	BLK	WP	HR	S	P	ERA	WHIP										
<b>Victor Zambrano, R</b> (1, 1) ERA: 4.39	5.2	L	25	5	3	3	7	3	0	2	0	1	1	59	108	4.76	1.412										
<b>Trever Miller, L</b> (6, 1) ERA: 3.14	0.2		2	0	0	0	0	0	0	0	0	0	0	3	6	0.00	0.000										
<b>Jorge Sosa, R</b> (7, 1) ERA: 5.7	2.1		10	0	1	1	4	3	0	0	0	0	0	24	43	3.86	1.286										
<b>Bobby Seay, L</b> (9, 1) ERA: 4.57	0.0		1	1	0	0	0	0	0	0	0	0	0	3	3	∞	∞										
<b>Travis Harper, R</b> (9, 1) ERA: 4.57	0.1		1	0	0	0	0	0	0	0	0	0	0	2	2	0.00	0.000										

Batter	1	2	3	4	5	6	7	8	9	AB	R	H	RBI	BB	SO	LOB	BOTTOM										
<b>13 Carl Crawford, L</b> (1, 10) OBP: 0.338, SLG: 0.458	0-2 G4-3 S 1B		1-0 SF8 1-H		2-1 F7			0-0 1B		3	0	2	1	0	0	0	<b>New York Yankees @ Tampa Bay Devil Rays</b> Tropicana Field, St. Petersburg, FL Tue Jul 20 2004, 2:15 PM EDT Att: 27,613 - Dome - 72 F <a href="http://livebaseballscorecards.com">livebaseballscorecards.com</a>										
<b>José Cruz Jr., S</b> (1, 9) OBP: 0.366, SLG: 0.472	2-1 G4-3 1-3		0-0 G3			1-0 G4-3		1-0 F9	4 0 0 0 0 0 2	4	0	0	0	0	2												
<b>5 Rocco Baldelli, R</b> (1, 8) OBP: 0.333, SLG: 0.404	1-0 L6		0-3 K2-3			2-1 G5-3		1-3 K	4 0 0 0 0 2 2	4	0	0	0	0	2												
<b>Aubrey Huff, L</b> (1, 5) OBP: 0.348, SLG: 0.445	4-1 S BB			3-1 1B G6-4-3 1B		2-1 P6		0-1 F9	3 1 1 0 1 0 0	3	1	1	0	1	0	0											
<b>Julio Lugo, R</b> (1, 6) OBP: 0.355, SLG: 0.433	3-2 P6			3-2 G6-4-3 1B			4-1 WP BB	1-1 DI 1B	3 0 2 0 1 0 2	3	0	2	0	1	0	2											
<b>Tino Martinez, L</b> (1, 3) OBP: 0.359, SLG: 0.453		2-1 F9		2-1 G6-4-3 1-2f		1-3 K		2-3 K	4 0 0 0 0 2 3	4	0	0	0	0	2	3											
<b>3 Jorge Cantu, R</b> (1, 4) OBP: 0.250, SLG: 0.333		1-3 K		3-H F7		1-1 G6-3		3-3 K	4 0 0 0 0 2 2	4	0	0	0	0	2	2											
<b>Toby Hall, R</b> (1, 2) OBP: 0.347, SLG: 0.400		0-1 G5-3			0-2 G5-3		0-2 F7		3 0 0 0 0 0 1	3	0	0	0	0	0	1											
<b>Joey Gathright, L</b> (1, 7) OBP: 0.344, SLG: 0.276			2-2 13 E 13 S SF8 1B		1-0 G4-3			2-2 G6-3	3 1 1 0 0 0 0	3	1	1	0	0	0	0											
<b>Inning Stats</b>	R: 0 E: 0 K: 0 S: 10	H: 1 LOB: 2 BB: 1 P: 20	R: 0 E: 0 K: 1 S: 8	H: 0 LOB: 0 BB: 0 P: 11	R: 1 E: 0 K: 1 S: 9	H: 1 LOB: 0 BB: 0 P: 11	R: 1 E: 0 K: 0 S: 8	H: 2 LOB: 0 BB: 0 P: 16	R: 0 E: 0 K: 0 S: 5	H: 0 LOB: 0 BB: 0 P: 9	R: 0 E: 0 K: 0 S: 5	H: 0 LOB: 0 BB: 0 P: 10	R: 0 E: 0 K: 1 S: 9	H: 0 LOB: 1 BB: 1 P: 15	R: 0 E: 0 K: 1 S: 9	H: 1 LOB: 0 BB: 0 P: 13		R: 0 E: 0 K: 2 S: 13	H: 1 LOB: 1 BB: 0 P: 19	1B: 6 2B: 0 3B: 0 HR: 0	SF: 1 SAC: 0 DP: 1 HBP: 0	WP: 1 PB: 0 CS: 0	PA: 34				
<b>PITCHER</b>	IP	WLS	BF	H	R	ER	SO	BB	IBB	HBP	BLK	WP	HR	S	P	ERA	WHIP										
<b>Jose Contreras, R</b> (1, 1) ERA: 4.84	7.0	W	26	4	2	1	3	2	0	0	0	1	0	55	92	1.29	0.857										
<b>Tom Gordon, R</b> (8, 1) ERA: 1.09	1.0	H	4	1	0	0	1	0	0	0	0	0	0	9	13	0.00	1.000										
<b>42 Mariano Rivera, R</b> (9, 1) ERA: 0.93	1.0	S	4	1	0	0	2	0	0	0	0	0	0	13	19	0.00	1.000										



Batter	1	2	3	4	5	6	7	8	9	AB	R	H	RBI	BB	SO	LOB	TOP										
<b>3 Reed Johnson, R</b> OBP: 0.335, SLG: 0.401 (1, 7)	1-2 FC5-4 1B		0-2 G6-3	0-3 K		1-0 2B 1B		0-2 1B		5	0	3	0	0	1	1	<b>Toronto Blue Jays @ New York Yankees</b> Yankee Stadium, Bronx, NY Wed Jul 21 2004, 7:05 PM EDT Att: 53,031 - Cloudy - 83 F										
<b>Frank Catalanotto, L</b> OBP: 0.379, SLG: 0.467 (1, 10)	2-2 FC5-4 1-2		2-1 10 2B 9 BB	2-2 1B		0-0 1B 1-3 2B		4-0 1B 1-2 2-3 BB		4	1	3	1	1	0	1											
<b>10 Vernon Wells, R</b> OBP: 0.359, SLG: 0.474 <b>Dave Berg, R</b> OBP: 0.280, SLG: 0.320 (7, 7)	1-3 K		0-1 9 BB SF7 2B	0-0 F8		3-H F7		2-2 G4-6-3 1-2		4	1	1	0	0	1	5											
<b>Carlos Delgado, L</b> OBP: 0.311, SLG: 0.398 <b>Josh Phelps, R</b> OBP: 0.294, SLG: 0.384 (7, 3)	0-1 G1-3		1-1 9 BB HBP		0-0 P5		2-1 L3		0-1 G6-3	3	0	0	0	0	0	1											
<b>9 Gregg Zaun, S</b> OBP: 0.389, SLG: 0.395 <b>Kevin Cash, R</b> OBP: 0.260, SLG: 0.326 (6, 2)		2-2 G3	4-1 1-2 2-3 3-H BB		0-2 F7		0-0 G1-3		1-3 K	2	0	0	1	1	0	0											
<b>Eric Hinske, L</b> OBP: 0.335, SLG: 0.396 (1, 5)		0-1 G1-3 15 BB 1B	2-2 SF7		3-2 G4-3		1-1 2B		1-2 G4-3	4	0	2	1	0	0	0											
<b>15 Alex Rios, R</b> OBP: 0.344, SLG: 0.416 (1, 9)		4-1 G1-3 BB	3-2 F8		3-2 3 BB 2B 1B		2-3 K			3	1	1	0	1	1	3											
<b>Chris Gomez, R</b> OBP: 0.352, SLG: 0.350 (1, 6)		0-0 G1-3 1-2 2-3		1-0 1B 1B		0-0 F9		4-1 BB 3 BB 1B BB		3	0	1	0	1	0	3											
<b>Orlando Hudson, S</b> OBP: 0.346, SLG: 0.407 (1, 4)		3-3 K		1-2 P5		2-3 K		1-3 K		4	0	0	0	0	3	5											
<b>Inning Stats</b>	R: 0 E: 0 K: 1 S: 14	H: 1 LOB: 1 BB: 0 P: 18	R: 0 E: 0 K: 1 S: 12	H: 1 LOB: 2 BB: 2 P: 21	R: 2 E: 0 K: 0 S: 15	H: 2 LOB: 2 BB: 1 P: 27	R: 0 E: 0 K: 1 S: 14	H: 2 LOB: 2 BB: 0 P: 18	R: 0 E: 0 K: 1 S: 10	H: 0 LOB: 0 BB: 0 P: 11	R: 1 E: 0 K: 1 S: 10	H: 3 LOB: 2 BB: 0 P: 17	R: 0 E: 0 K: 1 S: 8	H: 1 LOB: 1 BB: 0 P: 13	R: 0 E: 0 K: 1 S: 11	H: 1 LOB: 2 BB: 2 P: 22		R: 0 E: 0 K: 1 S: 13	H: 0 LOB: 0 BB: 0 P: 15	1B: 8 2B: 3 3B: 0 HR: 0	SF: 1 SAC: 0 DP: 1 HBP: 1	WP: 0 PB: 0 SB: 0 CS: 0	PA: 42				
<b>PITCHER</b>	IP	WLS	BF	H	R	ER	SO	BB	IBB	HBP	BLK	WP	HR	S	P	ERA	WHIP										
<b>Javier Vazquez, R</b> ERA: 4.05 (1, 1)	6.0	W	30	9	3	3	4	2	0	1	0	0	0	73	112	4.50	1.833										
<b>Felix Heredia, L</b> ERA: 5.93 (7, 1)	1.0		4	1	0	0	1	0	0	0	0	0	0	8	13	0.00	1.000										
<b>Juan Padilla, R</b> ERA: (8, 1)	0.1		4	1	0	0	1	2	0	0	0	0	0	8	17	0.00	9.000										
<b>Paul Quantrill, R</b> ERA: 2.93 (8, 1)	1.2		4	0	0	0	1	0	0	0	0	0	0	16	20	0.00	0.000										

Batter	1	2	3	4	5	6	7	8	9	AB	R	H	RBI	BB	SO	LOB	BOTTOM										
<b>Bernie Williams, S</b> OBP: 0.355, SLG: 0.399 (1, 8)	0-0 G4-3	1-1 13 WP 20 1B BB	3-2 1B HR		1-3 K	1-1 FC4-6 1-2				5	2	2	2	0	1	1	<b>Toronto Blue Jays @ New York Yankees</b> Yankee Stadium, Bronx, NY Wed Jul 21 2004, 7:05 PM EDT Att: 53,031 - Cloudy - 83 F										
<b>Miguel Cairo, R</b> OBP: 0.349, SLG: 0.443 (1, 4)	1-2 2B	2-2 SF8	0-1 1B HR		0-2 P4		0-0 13 G6-4-3 1B		4	1	3	1	0	0	0	0											
<b>Gary Sheffield, R</b> OBP: 0.403, SLG: 0.517 (1, 9)	1-0 HBP	4-1 13 WP 20 1B BB	0-0 1B HR		1-2 20 BB 13 1B 1B		2-1 F8		3	2	2	3	1	0	1	1											
<b>13 Alex Rodriguez, R</b> OBP: 0.370, SLG: 0.524 (1, 5)	2-0 F8	4-0 20 1B BB	1-1 G6-3		0-2 20 BB 1B		1-0 G6-4-3 1-2		4	0	1	0	1	0	3	3											
<b>20 Jorge Posada, S</b> OBP: 0.406, SLG: 0.484 (1, 2)	0-1 G4-3	2-1 1B		0-0 F8	4-1 1B		0-2 1B		4	0	2	2	1	0	2	2											
<b>55 Hideki Matsui, L</b> OBP: 0.379, SLG: 0.501 <b>Bubba Crosby, L</b> OBP: 0.256, SLG: 0.389 (8, 7)		1-3 2-H 3-H 1B		1-0 1B 2B	0-2 L7		1-0 F9		3	1	1	0	1	0	5	5											
<b>Ruben Sierra, S</b> OBP: 0.311, SLG: 0.506 (1, 10)		3-2 1B BB SF8 1B	1-0 G4-3	1-2 2-H 1B		2-3 K		2-3 K		5	1	2	0	0	2	1											
<b>Tony Clark, S</b> OBP: 0.346, SLG: 0.484 (1, 3)		4-1 BB 13 WP 1B BB	1-1 G4-3 1B	3-3 K		4-2 FC4-6 BB		0-0 G4-3		3	2	1	0	2	1	2											
<b>Enrique Wilson, S</b> OBP: 0.260, SLG: 0.366 (1, 6)		1-0 L7	1-0 G4-3		0-0 HR		0-3 K		4	1	1	1	0	1	5	5											
<b>Inning Stats</b>	R: 0 E: 0 K: 0 S: 7	H: 3 LOB: 2 BB: 4 P: 41	R: 4 E: 0 K: 0 S: 12	H: 4 LOB: 0 BB: 0 P: 19	R: 0 E: 0 K: 1 S: 10	H: 2 LOB: 1 BB: 0 P: 15	R: 1 E: 0 K: 2 S: 11	H: 3 LOB: 3 BB: 1 P: 27	R: 0 E: 0 K: 2 S: 11	H: 0 LOB: 1 BB: 1 P: 18	R: 0 E: 0 K: 0 S: 4	H: 1 LOB: 0 BB: 0 P: 7	R: 0 E: 0 K: 1 S: 9	H: 1 LOB: 1 BB: 0 P: 12	R: 0 E: 0 K: 1 S: 13	H: 0 LOB: 0 BB: 0 P: 15		1B: 11 2B: 2 3B: 0 HR: 2	SF: 1 SAC: 0 DP: 1 HBP: 1	WP: 1 PB: 0 SB: 0 CS: 0	PA: 44						
<b>PITCHER</b>	IP	WLS	BF	H	R	ER	SO	BB	IBB	HBP	BLK	WP	HR	S	P	ERA	WHIP										
<b>Pat Hentgen, R</b> ERA: 6.95 (3, 1)	2.1	L	13	6	2	2	2	1	0	0	0	0	2	34	46	7.71	3.000										
<b>Bob Fife, R</b> ERA: 5.48 (6, 1)	3.0		11	2	0	0	3	1	0	0	0	0	0	24	37	0.00	1.000										











Batter	1	2	3	4	5	6	7	8	9	AB	R	H	RBI	BB	SO	LOB	TOP					
<b>Bernie Williams, S</b> (1, 10) <small>OBP: 0.359, SLG: 0.404</small>	G3-1		2B			FC5-4 BB		G3		4	0	2	2	1	0	0	<b>New York Yankees @ Boston Red Sox</b> Fenway Park, Boston, MA Fri Jul 23, 2004, 7:05 PM EDT Att: 34,933 - Sunny - 81 F					
<b>2 Derek Jeter, R</b> (1, 6) <small>OBP: 0.333, SLG: 0.449</small>	F8		L7					G5-3	F8	5	0	0	0	0	1	6						
<b>Gary Sheffield, R</b> (1, 9) <small>OBP: 0.399, SLG: 0.521</small>	HR			P2	FC5-4	G5-3			13 1B	5	2	2	1	0	0	5						
<b>13 Alex Rodriguez, R</b> (1, 5) <small>OBP: 0.369, SLG: 0.519</small>	K								20 FC5	5	1	3	1	0	2	0						
<b>25 Jason Giambi, L</b> (1, 3) <small>OBP: 0.359, SLG: 0.403</small> <b>Tony Clark, S</b> (7, 3) <small>OBP: 0.344, SLG: 0.479</small>		P5						G6-3	K	3	1	0	0	1	0	1						
<b>20 Jorge Posada, S</b> (1, 2) <small>OBP: 0.408, SLG: 0.485</small>	K									1	0	0	0	0	1	1						
<b>55 Hideki Matsui, L</b> (1, 7) <small>OBP: 0.378, SLG: 0.497</small>	G3									5	1	3	1	0	1	1						
<b>Enrique Wilson, S</b> (1, 4) <small>OBP: 0.253, SLG: 0.355</small> <b>Ruben Sierra, S</b> (6, PH) <small>OBP: 0.318, SLG: 0.525</small> <b>Miguel Cairo, R</b> (6, PH) <small>OBP: 0.342, SLG: 0.433</small>			G5-3						F9	2	0	0	0	0	0	2						
<b>Kenny Lofton, L</b> (1, 8) <small>OBP: 0.374, SLG: 0.467</small>	G3								L3	4	1	2	2	0	0	0						
<b>Inning Stats</b>	R: 1 E: 0 K: 1 S: 9	H: 1 LOB: 0 BB: 0 P: 14	R: 0 E: 0 K: 1 S: 13	H: 0 LOB: 0 BB: 0 P: 17	R: 0 E: 0 K: 0 S: 11	H: 1 LOB: 1 BB: 0 P: 14	R: 0 E: 0 K: 0 S: 7	H: 1 LOB: 0 BB: 0 P: 9	R: 1 E: 0 K: 1 S: 13	H: 3 LOB: 3 BB: 1 P: 25	R: 5 E: 0 K: 0 S: 26	H: 5 LOB: 2 BB: 1 P: 40	R: 0 E: 0 K: 2 S: 9	H: 1 LOB: 1 BB: 0 P: 12	R: 0 E: 0 K: 0 S: 8	H: 0 LOB: 3 BB: 0 P: 12		R: 1 E: 0 K: 1 S: 17	H: 2 LOB: 1 BB: 0 P: 26	1B: 9 2B: 4 3B: 0 HR: 1	SF: 0 SAC: 0 DP: 1 HBP: 0	WP: 0 PB: 0 SB: 1 CS: 0
<b>PITCHER</b>	IP WLS BF H R ER SO BB IBB HBP BLK WP HR S P ERA WHIP																					
<b>38 Curt Schilling, R</b> (1, 1) <small>ERA: 3.38</small> <b>50 Mike Timlin, R</b> (6, 1) <small>ERA: 3.46</small> <b>Curt Leskanic, R</b> (8, 1) <small>ERA: 6.75</small> <b>Keith Foulke, R</b> (9, 1) <small>ERA: 1.9</small>	5.1 1.2 1.0 1.0	L 7 3 5	27 2 0 2	10 0 0 1	7 0 0 1	7 0 0 1	3 2 0 1	3 0 0 0	0 0 0 0	0 0 0 0	0 0 0 0	0 0 0 0	0 0 0 0	1 14 8 17	112 19 12 26	11.81 0.00 0.00 9.00	2.250 1.200 0.000 2.000					

Batter	1	2	3	4	5	6	7	8	9	AB	R	H	RBI	BB	SO	LOB	BOTTOM					
<b>18 Johnny Damon, L</b> (1, 8) <small>OBP: 0.387, SLG: 0.476</small>	G3	G6-3		P6				2B		5	1	2	0	0	0	1	<b>New York Yankees @ Boston Red Sox</b> Fenway Park, Boston, MA Fri Jul 23, 2004, 7:05 PM EDT Att: 34,933 - Sunny - 81 F					
<b>Jason Varitek, S</b> (1, 2) <small>OBP: 0.376, SLG: 0.439</small>	G3-1		K		E7			K		5	0	1	1	0	2	3						
<b>34 David Ortiz, L</b> (1, 10) <small>OBP: 0.367, SLG: 0.615</small>	1B			FC5-4 BB	G6-3			K		3	0	1	0	2	1	4						
<b>Manny Ramirez, R</b> (1, 7) <small>OBP: 0.425, SLG: 0.648</small>	K		FC5-4		K			G6-4-3	F9	5	0	0	0	0	2	5						
<b>Nomar Garciaparra, R</b> (1, 6) <small>OBP: 0.362, SLG: 0.507</small>		2B	FC5-4		G6-3			HBP	G5-3	4	1	1	0	0	0	2						
<b>Trot Nixon, L</b> (1, 9) <small>OBP: 0.333, SLG: 0.427</small>	HR			G3				F8	F7	5	1	1	1	0	0	2						
<b>Kevin Millar, R</b> (1, 3) <small>OBP: 0.359, SLG: 0.442</small>	F9			HR				HR		4	3	3	3	0	0	1						
<b>Bill Mueller, S</b> (1, 5) <small>OBP: 0.339, SLG: 0.422</small> <b>Gabe Kapler, R</b> (8, PH) <small>OBP: 0.307, SLG: 0.406</small> <b>20 Kevin Youkilis, R</b> (9, 5) <small>OBP: 0.399, SLG: 0.457</small>		HR						HR		4	1	2	2	0	0	0						
<b>Ricky Gutierrez, R</b> (1, 4) <small>OBP: 0.253, SLG: 0.221</small> <b>Mark Bellhorn, S</b> (6, PH) <small>OBP: 0.376, SLG: 0.422</small>	G5-3			K				FC1-6		2	0	0	0	0	1	1						
<b>Inning Stats</b>	R: 0 E: 0 K: 1 S: 9	H: 1 LOB: 0 BB: 0 P: 13	R: 3 E: 0 K: 0 S: 14	H: 3 LOB: 0 BB: 0 P: 17	R: 0 E: 0 K: 1 S: 9	H: 0 LOB: 1 BB: 1 P: 15	R: 1 E: 0 K: 1 S: 15	H: 2 LOB: 1 BB: 0 P: 22	R: 0 E: 0 K: 1 S: 12	H: 0 LOB: 1 BB: 0 P: 16	R: 1 E: 0 K: 0 S: 10	H: 1 LOB: 2 BB: 0 P: 14	R: 1 E: 0 K: 0 S: 13	H: 2 LOB: 2 BB: 1 P: 19	R: 1 E: 1 K: 2 S: 16	H: 2 LOB: 3 BB: 0 P: 22		R: 0 E: 0 K: 0 S: 6	H: 0 LOB: 0 BB: 0 P: 9	1B: 3 2B: 4 3B: 0 HR: 4	SF: 0 SAC: 0 DP: 1 HBP: 1	WP: 0 PB: 0 SB: 0 CS: 0
<b>PITCHER</b>	IP WLS BF H R ER SO BB IBB HBP BLK WP HR S P ERA WHIP																					
<b>Jon Lieber, R</b> (1, 1) <small>ERA: 4.94</small> <b>Paul Quantrill, R</b> (6, 1) <small>ERA: 3.18</small> <b>Felix Heredia, L</b> (7, 1) <small>ERA: 5.93</small> <b>Tom Gordon, R</b> (7, 1) <small>ERA: 1.76</small> <b>42 Mariano Rivera, R</b> (9, 1) <small>ERA: 0.89</small>	5.0 1.0 0.0 2.0 1.0	L H W S	23 6 1 9 3	4 3 0 2 0	4 2 0 1 0	4 2 0 1 0	4 0 0 2 0	4 0 0 1 0	0 1 0 1 0	0 14 3 22 6	18 18 7 30 9	18.00 7.20 ∞ 4.50 0.00	3.000 1.400 ∞ 1.000 0.000									

AB	40
R	8
H	14
RBI	8
BB	2
SO	6
LOB	19



AB	39
R	7
H	11
RBI	7
BB	2
SO	6
LOB	20





Batter	1	2	3	4	5	6	7	8	9	AB	R	H	RBI	BB	SO	LOB	TOP								
<b>Bernie Williams, S</b> (1, 8) OBP: 0.359, SLG: 0.406	F8		G4-3 2B		P3	BB 1B	E6 FC1-2		F7	6	2	2	0	0	0	2									
<b>Derek Jeter, R</b> (1, 6) OBP: 0.333, SLG: 0.446	P4		G4-3 1B		G5-3	BB 1B	FC1-2			4	1	1	0	1	0	3									
<b>Gary Sheffield, R</b> (1, 9) OBP: 0.396, SLG: 0.515	F8		G4-3		F8	1B BB	K			4	0	0	1	1	1	4									
<b>13 Alex Rodriguez, R</b> (1, 5) OBP: 0.370, SLG: 0.518		E1 20 1B 55 2B								1	1	0	0	0	0	0									
<b>Enrique Wilson, S</b> (3, PR) (3, 4)			HBP							3	1	2	2	0	0	3									
<b>20 Jorge Posada, S</b> (1, 2) OBP: 0.411, SLG: 0.489		E1 55 2B G3-1 1B								4	2	2	0	1	0	1									
<b>55 Hideki Matsui, L</b> (1, 7) OBP: 0.380, SLG: 0.504										5	1	3	3	0	2	3									
<b>Ruben Sierra, S</b> (1, 10) OBP: 0.315, SLG: 0.532										5	1	1	1	0	0	4									
<b>Tony Clark, S</b> (1, 3) OBP: 0.335, SLG: 0.465										5	0	0	1	0	2	3									
<b>Miguel Cairo, R</b> (1, 4) (3, 5)										5	1	1	1	0	2	3									
<b>Inning Stats</b>	R: 0 E: 0 K: 0 S: 4	H: 0 LOB: 0 BB: 0 P: 5	R: 2 E: 1 K: 1 S: 19	H: 2 LOB: 1 BB: 0 P: 32	R: 1 E: 0 K: 0 S: 9	H: 2 LOB: 1 BB: 0 P: 17	R: 0 E: 0 K: 2 S: 8	H: 1 LOB: 1 BB: 0 P: 12	R: 0 E: 0 K: 0 S: 12	H: 0 LOB: 0 BB: 0 P: 17	R: 6 E: 0 K: 2 S: 27	H: 6 LOB: 3 BB: 3 P: 50	R: 1 E: 3 K: 1 S: 15	H: 1 LOB: 3 BB: 0 P: 22	R: 0 E: 0 K: 1 S: 7	H: 0 LOB: 0 BB: 0 P: 10	R: 0 E: 0 K: 0 S: 5	H: 0 LOB: 0 BB: 0 P: 8	1B: 7 2B: 4 3B: 0 HR: 1	SF: 0 SAC: 0 DP: 1 HBP: 1	WP: 0 PB: 0 SB: 0 CS: 0	PA: 46			
<b>PITCHER</b>	IP	WLS	BF	H	R	ER	SO	BB	IBB	HBP	BLK	WP	HR	S	P	ERA	WHIP								
<b>Bronson Arroyo, R</b> (1, 1) ERA: 4.2	5.2		28	10	8	6	4	0	0	1	0	0	0	68	104	9.53	1.765								
<b>Curt Leskanic, R</b> (6, 1) ERA: 7.09	0.0		4	1	1	1	0	3	0	0	0	0	0	7	22	∞	∞								
<b>Mark Malaska, L</b> (6, 1) ERA: 4.5	0.1		4	1	1	1	0	0	0	0	0	0	1	9	16	27.00	3.000								
<b>Alan Embree, L</b> (7, 1) ERA: 4.42	1.0		4	0	0	0	1	0	0	0	0	0	0	10	13	0.00	0.000								
<b>Ramiro Mendoza, R</b> (8, 1) ERA: 2.7	2.0	W	6	0	0	0	1	0	0	0	0	0	0	12	18	0.00	0.000								

**New York Yankees @ Boston Red Sox**  
Fenway Park, Boston, MA  
Sat Jul 24 2004, 3:15 PM EDT  
Att: 34,501 - Unknown - 65 F

AB 42  
R 10  
H 12  
RBI 9  
BB 3  
SO 7  
LOB 26



Batter	1	2	3	4	5	6	7	8	9	AB	R	H	RBI	BB	SO	LOB	BOTTOM								
<b>18 Johnny Damon, L</b> (1, 8) OBP: 0.387, SLG: 0.475	K		G6-3							5	0	2	2	0	1	0									
<b>Jason Varitek, S</b> (1, 2) OBP: 0.375, SLG: 0.438	G6-3		P2							1	0	0	0	0	0	0									
<b>Doug Mirabeli, R</b> (3, 2) OBP: 0.347, SLG: 0.609										4	0	0	0	0	2	3									
<b>34 David Ortiz, L</b> (1, 10) OBP: 0.369, SLG: 0.613	G4-3									3	1	1	0	2	0	1									
<b>Manny Ramirez, R</b> (1, 7) OBP: 0.424, SLG: 0.646										4	1	1	1	1	1	2									
<b>Nomar Garciaparra, R</b> (1, 6) OBP: 0.369, SLG: 0.517										5	2	3	2	0	1	3									
<b>Trot Nixon, L</b> (1, 9) OBP: 0.345, SLG: 0.424										3	1	1	0	2	0	1									
<b>Kevin Millar, R</b> (1, 3) OBP: 0.365, SLG: 0.447										5	2	4	1	0	1	1									
<b>Dave McCarty, R</b> (9, PR) OBP: 0.316, SLG: 0.373										0	1	0	0	0	0	0									
<b>Bill Mueller, S</b> (1, 5) OBP: 0.340, SLG: 0.442										4	2	2	3	0	0	4									
<b>Mark Bellhorn, S</b> (1, 4) OBP: 0.374, SLG: 0.423										4	1	1	2	0	0	4									
<b>Inning Stats</b>	R: 0 E: 0 K: 1 S: 8	H: 0 LOB: 0 BB: 0 P: 13	R: 0 E: 0 K: 1 S: 6	H: 0 LOB: 0 BB: 0 P: 10	R: 2 E: 0 K: 0 S: 10	H: 4 LOB: 2 BB: 1 P: 13	R: 0 E: 0 K: 1 S: 17	H: 1 LOB: 1 BB: 0 P: 22	R: 4 E: 0 K: 2 S: 18	H: 4 LOB: 3 BB: 3 P: 39	R: 0 E: 0 K: 1 S: 11	H: 0 LOB: 1 BB: 1 P: 18	R: 0 E: 0 K: 0 S: 11	H: 1 LOB: 1 BB: 0 P: 15	R: 3 E: 0 K: 0 S: 8	H: 3 LOB: 1 BB: 0 P: 14	1B: 10 2B: 4 3B: 0 HR: 1	SF: 1 SAC: 0 DP: 1 HBP: 0	WP: 0 PB: 0 SB: 0 CS: 0	PA: 44					
<b>PITCHER</b>	IP	WLS	BF	H	R	ER	SO	BB	IBB	HBP	BLK	WP	HR	S	P	ERA	WHIP								
<b>Tanyon Sturtze, R</b> (1, 1) ERA: 5.12	3.0		11	2	2	2	2	0	0	0	0	0	0	24	45	6.00	0.667								
<b>Juan Padilla, R</b> (4, 1) ERA: 5.89	2.0		13	6	4	4	1	2	0	0	0	0	0	25	40	18.00	4.000								
<b>Paul Quantrill, R</b> (6, 1) ERA: 3.43	0.2		5	3	1	1	1	0	0	0	0	0	0	11	19	13.50	4.500								
<b>Felix Heredia, L</b> (6, 1) ERA: 5.93	0.0		2	0	1	1	0	2	0	0	0	0	0	3	11	∞	∞								
<b>Scott Proctor, R</b> (6, 1) ERA: 5.79	2.0	H	8	1	0	0	2	1	0	0	1	0	0	24	36	0.00	1.000								

**New York Yankees @ Boston Red Sox**  
Fenway Park, Boston, MA  
Sat Jul 24 2004, 3:15 PM EDT  
Att: 34,501 - Unknown - 65 F

AB 38  
R 11  
H 15  
RBI 11  
BB 5  
SO 6  
LOB 19













Batter	1	2	3	4	5	6	7	8	9	AB	R	H	RBI	BB	SO	LOB	TOP										
<b>Bernie Williams, S</b> OBP: 0.361, SLG: 0.410 (1, 8)	4-2 BB	2-1 P3			0-0 F9			1-1 BB 13 SF9 1B	1-2 HR	4	2	2	1	1	0	2											
<b>2 Derek Jeter, R</b> OBP: 0.329, SLG: 0.438 (1, 6)	1-2 F8		0-1 G6-3		2-2 G6-3			0-1 13 SF9 20 HR 1B	0-0 G4-3	5	1	1	0	0	0	1											
<b>Gary Sheffield, R</b> OBP: 0.399, SLG: 0.521 (1, 9)	2-2 P6		2-2 F8		2-2 G6-3			4-0 20 HR BB	0-1 HR	4	2	1	1	1	0	1											
<b>13 Alex Rodriguez, R</b> OBP: 0.371, SLG: 0.518 (1, 5)	4-2 BB		2-2 HR		0-2 P4			1-2 SF9	2-3 K	3	1	1	2	1	1	0											
<b>20 Jorge Posada, S</b> OBP: 0.414, SLG: 0.502 (1, 2)	1-1 F9		3-2 G6-3		2-2 F8			1-2 HR		4	1	1	3	0	0	2											
<b>55 Hideki Matsui, L</b> OBP: 0.375, SLG: 0.504 (1, 7)		4-1 1B BB		0-1 G3			1-0 G3	4-2 S BB		2	0	0	0	2	0	0											
<b>Ruben Sierra, S</b> OBP: 0.309, SLG: 0.521 (1, 10)		1-3 K		0-0 G5-3			3-2 G4-3	2-2 F7		4	0	0	0	0	1	2											
<b>Tony Clark, S</b> OBP: 0.329, SLG: 0.459 (1, 3)		1-0 1B		0-3 K			0-0 E3	1-3 K		4	0	1	0	0	2	1											
<b>Miguel Cairo, R</b> OBP: 0.333, SLG: 0.418 (1, 4)		3-2 F7		1-2 G6-3			0-1 F7	0-1 G4-3		4	0	0	0	0	0	3											
<b>Inning Stats</b>	R: 0 E: 0 K: 0 S: 18	H: 0 LOB: 2 BB: 2 P: 30	R: 0 E: 0 K: 1 S: 14	H: 1 LOB: 2 BB: 1 P: 25	R: 1 E: 0 K: 0 S: 15	H: 1 LOB: 0 BB: 0 P: 22	R: 0 E: 0 K: 1 S: 6	H: 0 LOB: 0 BB: 0 P: 6	R: 0 E: 0 K: 0 S: 8	H: 0 LOB: 0 BB: 0 P: 11	R: 0 E: 1 K: 0 S: 7	H: 0 LOB: 1 BB: 0 P: 11	R: 0 E: 0 K: 1 S: 19	H: 3 LOB: 1 BB: 2 P: 33	R: 2 E: 0 K: 1 S: 11	H: 2 LOB: 0 BB: 0 P: 14	1B: 3 2B: 0 3B: 0 HR: 4	SF: 1 SAC: 0 DP: 0 HBP: 0	WP: 0 PB: 0 SB: 2 CS: 0	PA: 40							
<b>PITCHER</b>	IP	WLS	BF	H	R	ER	SO	BB	IBB	HBP	BLK	WP	HR	S	P	ERA	WHIP										
<b>Ted Lilly, L</b> ERA: 3.92 (1, 1)	6.0		23	2	1	1	2	3	0	0	0	0	1	72	109	1.50	0.833										
<b>Kevin Frederick, R</b> ERA: (7, 1)	1.0	H	4	0	0	0	0	0	0	0	0	0	0	7	11	0.00	0.000										
<b>Kerry Ligtenberg, R</b> ERA: 5.97 (8, 1)	0.0	L	3	2	3	3	0	1	0	0	0	0	0	4	9	∞	∞										
<b>Justin Speier, R</b> ERA: 5.22 (8, 1)	1.0	B	5	1	1	1	1	1	0	0	0	0	1	15	24	9.00	2.000										
<b>Michael Nakamura, R</b> ERA: 7.88 (9, 1)	1.0		5	2	2	2	1	0	0	0	0	0	2	11	14	18.00	2.000										

**New York Yankees @ Toronto Blue Jays**  
**SkyDome, Toronto, ON**  
Tue Jul 27 2004, 7:05 PM EDT  
Att: 30,087 - Dome - 68 F

AB	34
R	7
H	7
RBI	7
BB	5
SO	4
LOB	12



Batter	1	2	3	4	5	6	7	8	9	AB	R	H	RBI	BB	SO	LOB	BOTTOM										
<b>3 Reed Johnson, R</b> OBP: 0.335, SLG: 0.392 (1, 7)	0-3 K		1-0 G4-6-3 1B		0-1 G6-3			1-1 1B	2-3 K	5	0	2	0	0	2	1											
<b>Frank Catalanotto, L</b> OBP: 0.364, SLG: 0.444 (1, 10)	3-3 K		2-2 G4-6-3		2-2 G3		1-3 9 BB 1B		0-2 10 BB 3B	3	0	0	0	0	1	1											
<b>Frank Menechino, R</b> OBP: 0.389, SLG: 0.470 (7, PH)			1-2 1B							2	1	2	0	0	0	0											
<b>10 Vernon Wells, R</b> OBP: 0.352, SLG: 0.468 (1, 8)	1-2 F7		0-1 HR		1-2 1B			0-0 P3	4-2 3B BB	4	2	2	1	1	0	2											
<b>Carlos Delgado, L</b> OBP: 0.315, SLG: 0.411 (1, 3)		4-2 15 FC5-4 9 BB BB	3-1 1B		0-2 G4-3			1-3 K	0-3 K	4	0	1	0	1	2	5											
<b>9 Gregg Zaun, S</b> OBP: 0.390, SLG: 0.415 (1, 2)		4-1 15 FC5-4 BB	0-0 F8		1-1 G5-3		4-0 BB		1-3 K	3	0	0	0	2	1	3											
<b>Eric Hinske, L</b> OBP: 0.329, SLG: 0.396 (1, 5)		1-3 K		1-2 F7		1-1 HR	0-0 F7		3-2 1B 2H 3B	5	1	2	3	0	1	5											
<b>15 Alex Rios, R</b> OBP: 0.344, SLG: 0.422 (1, 9)		2-2 FC5-4 1-2 2-3		2-2 2B		1-2 2B 1B		3-2 G6-3	1-3 K	5	0	2	0	0	1	3											
<b>Orlando Hudson, S</b> OBP: 0.346, SLG: 0.410 (1, 4)		4-1 BB		1-0 P6		1-0 2B		1-2 1B		3	0	2	0	1	0	1											
<b>Chris Woodward, R</b> OBP: 0.295, SLG: 0.401 (1, 6)		3-2 F7		1-1 P4		2-0 P3		1-0 F8		4	0	0	0	0	0	6											
<b>Inning Stats</b>	R: 0 E: 0 K: 2 S: 14	H: 0 LOB: 0 BB: 0 P: 18	R: 0 E: 0 K: 1 S: 15	H: 0 LOB: 3 BB: 3 P: 33	R: 1 E: 0 K: 0 S: 9	H: 3 LOB: 1 BB: 0 P: 15	R: 0 E: 0 K: 0 S: 9	H: 1 LOB: 1 BB: 0 P: 14	R: 0 E: 0 K: 0 S: 11	H: 3 LOB: 1 BB: 0 P: 14	R: 1 E: 0 K: 0 S: 9	H: 3 LOB: 1 BB: 0 P: 15	R: 0 E: 0 K: 1 S: 9	H: 2 LOB: 3 BB: 1 P: 17	R: 0 E: 0 K: 1 S: 12	H: 1 LOB: 1 BB: 0 P: 19	R: 2 E: 0 K: 3 S: 18	H: 2 LOB: 1 BB: 1 P: 27	1B: 8 2B: 2 3B: 1 HR: 2	SF: 0 SAC: 0 DP: 1 HBP: 0	WP: 0 PB: 0 SB: 1 CS: 0	PA: 43					
<b>PITCHER</b>	IP	WLS	BF	H	R	ER	SO	BB	IBB	HBP	BLK	WP	HR	S	P	ERA	WHIP										
<b>Orlando Hernandez, R</b> ERA: 2.37 (1, 1)	2.0		9	0	0	0	3	3	0	0	0	0	0	29	51	0.00	1.500										
<b>Juan Padilla, R</b> ERA: 5.0 (3, 1)	2.2		12	5	1	1	0	0	0	0	0	0	1	26	40	3.38	1.875										
<b>Felix Heredia, L</b> ERA: 0.35 (5, 1)	1.0		5	3	1	1	0	0	0	0	0	0	1	11	15	9.00	3.000										
<b>Bret Prinz, R</b> ERA: 4.7 (6, 1)	1.0		6	2	0	0	1	1	0	0	0	0	0	9	19	0.00	3.000										
<b>Scott Proctor, R</b> ERA: 5.21 (7, 1)	0.2	W	3	1	0	0	0	0	0	0	0	0	0	8	12	0.00	1.500										

**New York Yankees @ Toronto Blue Jays**  
**SkyDome, Toronto, ON**  
Tue Jul 27 2004, 7:05 PM EDT  
Att: 30,087 - Dome - 68 F

AB	38
R	4
H	13
RBI	4
BB	5
SO	8
LOB	27









Batter	1	2	3	4	5	6	7	8	9	AB	R	H	RBI	BB	SO	LOB	TOP										
<b>1 Brian Roberts, S</b> (1, 4) OBP: 0.339, SLG: 0.362										5	2	2	0	0	1	1											
<b>David Newhan, L</b> (1, 10) OBP: 0.426, SLG: 0.567										4	2	1	0	1	1	0											
<b>6 Melvin Mora, R</b> (1, 5) OBP: 0.423, SLG: 0.565										5	2	2	4	0	1	0											
<b>10 Miguel Tejada, R</b> (1, 6) OBP: 0.366, SLG: 0.541										5	1	2	2	0	0												
<b>Javy Lopez, R</b> (1, 2) OBP: 0.372, SLG: 0.504										4	1	3	3	0	0												
<b>Rafael Palmeiro, L</b> (1, 3) OBP: 0.348, SLG: 0.397										4	0	0	0	0	0	3											
<b>B.J. Surhoff, L</b> (1, 7) <b>Larry Bigbie, L</b> (8, PR) <b>Larry Bigbie, L</b> (8, 7)										4	0	1	0	0	2	0											
<b>Jerry Hairston, R</b> (1, 9) OBP: 0.378, SLG: 0.408										2	1	1	0	1	1												
<b>Karim Garcia, L</b> (1, 8) OBP: 0.259, SLG: 0.392										4	0	0	0	0	2	4											
<b>Inning Stats</b>	R: 0 E: 0 K: 2 S: 8	H: 0 LOB: 0 BB: 0 P: 12	R: 0 E: 0 K: 0 S: 8	H: 0 LOB: 0 BB: 0 P: 11	R: 4 E: 0 K: 1 S: 19	H: 5 LOB: 2 BB: 1 P: 28	R: 0 E: 0 K: 1 S: 8	H: 0 LOB: 0 BB: 1 P: 14	R: 0 E: 0 K: 1 S: 8	H: 0 LOB: 0 BB: 0 P: 12	R: 1 E: 0 K: 1 S: 8	H: 1 LOB: 0 BB: 0 P: 13	R: 4 E: 0 K: 1 S: 15	H: 5 LOB: 1 BB: 0 P: 27	R: 0 E: 0 K: 1 S: 11	H: 1 LOB: 1 BB: 0 P: 16	R: 0 E: 0 K: 0 S: 6	H: 0 LOB: 0 BB: 0 P: 7	1B: 8 2B: 4 3B: 0 HR: 1	SF: 0 SAC: 0 DP: 1 HBP: 1	WP: 0 PB: 0 SB: 0 CS: 2	PA: 40					
<b>PITCHER</b>	IP	WLS	BF	H	R	ER	SO	BB	IBB	HBP	BLK	WP	HR	S	P	ERA	WHIP										
<b>Jose Contreras, R</b> (1, 1) ERA: 5.64	6.2	L	29	8	7	7	7	2	0	1	0	0	1	67	104	9.45	1.500										
<b>Bret Prinz, R</b> (7, 1) ERA: 5.48	0.0		3	3	2	2	0	0	0	0	0	0	0	6	11	∞	∞										
<b>Juan Padilla, R</b> (7, 1) ERA: 3.97	2.1		8	1	0	0	1	0	0	0	0	0	0	18	25	0.00	0.429										

**Baltimore Orioles @ New York Yankees**  
 Yankee Stadium, Bronx, NY  
 Thu Jul 29 2004, 7:05 PM EDT  
 Att: 51,677 - Sunny - 82 F

AB 37  
 R 9  
 H 12  
 RBI 9  
 BB 2  
 SO 8  
 LOB 9



Batter	1	2	3	4	5	6	7	8	9	AB	R	H	RBI	BB	SO	LOB	BOTTOM										
<b>Bernie Williams, S</b> (1, 8) OBP: 0.359, SLG: 0.408										4	1	1	0	0	1	0											
<b>2 Derek Jeter, R</b> (1, 6) OBP: 0.323, SLG: 0.430										3	0	0	0	0	0	0											
<b>Gary Sheffield, R</b> (1, 9) OBP: 0.399, SLG: 0.526										3	0	1	1	0	0	0											
<b>13 Alex Rodriguez, R</b> (1, 5) OBP: 0.369, SLG: 0.514										3	0	0	0	0	1	1											
<b>20 Jorge Posada, S</b> (1, 2) OBP: 0.413, SLG: 0.498 <b>John Flaherty, R</b> (9, 2) OBP: 0.200, SLG: 0.276										3	0	1	0	0	1	0											
<b>55 Hideki Matsui, L</b> (1, 7) OBP: 0.383, SLG: 0.504										3	0	1	0	0	0	1											
<b>Ruben Sierra, S</b> (1, 10) OBP: 0.305, SLG: 0.513										3	0	0	0	0	0	1											
<b>Tony Clark, S</b> (1, 3) OBP: 0.327, SLG: 0.453										3	0	0	0	0	2	1											
<b>Enrique Wilson, S</b> (1, 4) OBP: 0.262, SLG: 0.354										3	0	0	0	0	0	0											
<b>Inning Stats</b>	R: 1 E: 0 K: 0 S: 7	H: 2 LOB: 0 BB: 0 P: 11	R: 0 E: 0 K: 0 S: 7	H: 1 LOB: 0 BB: 0 P: 10	R: 0 E: 0 K: 1 S: 9	H: 0 LOB: 0 BB: 0 P: 14	R: 0 E: 0 K: 0 S: 5	H: 0 LOB: 0 BB: 0 P: 7	R: 0 E: 0 K: 2 S: 10	H: 0 LOB: 0 BB: 0 P: 13	R: 0 E: 0 K: 1 S: 9	H: 0 LOB: 0 BB: 0 P: 14	R: 0 E: 0 K: 1 S: 12	H: 1 LOB: 1 BB: 0 P: 16	R: 0 E: 0 K: 0 S: 5	H: 0 LOB: 0 BB: 0 P: 10	1B: 3 2B: 1 3B: 0 HR: 0	SF: 0 SAC: 1 DP: 2 HBP: 0	WP: 0 PB: 0 SB: 0 CS: 0	PA: 29							
<b>PITCHER</b>	IP	WLS	BF	H	R	ER	SO	BB	IBB	HBP	BLK	WP	HR	S	P	ERA	WHIP										
<b>Sidney Ponson, R</b> (1, 1) ERA: 5.6	9.0	W	29	4	1	1	5	0	0	0	0	0	0	70	103	1.00	0.444										

**Baltimore Orioles @ New York Yankees**  
 Yankee Stadium, Bronx, NY  
 Thu Jul 29 2004, 7:05 PM EDT  
 Att: 51,677 - Sunny - 82 F

AB 28  
 R 1  
 H 4  
 RBI 1  
 BB 0  
 SO 5  
 LOB 4





Batter	1	2	3	4	5	6	7	8	9	AB	R	H	RBI	BB	SO	LOB	TOP				
1 Brian Roberts, S (1, 4) OBP: 0.336, SLG: 0.358	L3		F7		K		K			4	0	0	0	0	2	3	<b>Baltimore Orioles @ New York Yankees</b> Yankee Stadium, Bronx, NY Fri Jul 30, 2004, 7:05 PM EDT Att: 51,551 - Cloudy - 80 F				
David Newhan, L (1, 10) OBP: 0.421, SLG: 0.559	F9		1B		F8			K		4	0	1	0	0	1	0					
6 Melvin Mora, R (1, 5) OBP: 0.424, SLG: 0.563	F7		BB		BB			K		3	0	1	0	1	1	0					
10 Miguel Tejada, R (1, 6) OBP: 0.363, SLG: 0.536			K		K			K		4	0	0	0	0	3	4					
Javy Lopez, R (1, 2) OBP: 0.373, SLG: 0.503 Karim Garcia, L (9, PR) OBP: 0.259, SLG: 0.392	G5-3				PB			F7		3	0	1	0	1	0	0					
Rafael Palmeiro, L (1, 3) OBP: 0.344, SLG: 0.393	G3-1				P3					4	0	0	0	0	0	2					
B.J. Surhoff, L (1, 7) OBP: 0.377, SLG: 0.453			HR		K					4	1	2	1	0	2	1					
Jerry Hairston, R (1, 9) OBP: 0.380, SLG: 0.409			BB		P6					4	0	2	0	0	0	2					
Larry Bigbie, L (1, 8) OBP: 0.321, SLG: 0.391	F7							F9		3	0	0	0	0	0	3					
<b>Inning Stats</b>	R: 0 E: 0 K: 0 S: 6	H: 0 LOB: 0 BB: 0 P: 9	R: 0 E: 0 K: 1 S: 6	H: 0 LOB: 0 BB: 0 P: 10	R: 1 E: 0 K: 1 S: 14	H: 3 LOB: 3 BB: 1 P: 21	R: 0 E: 0 K: 1 S: 11	H: 0 LOB: 1 BB: 1 P: 18	R: 0 E: 0 K: 1 S: 8	H: 1 LOB: 0 BB: 0 P: 14	R: 0 E: 0 K: 2 S: 12	H: 1 LOB: 2 BB: 0 P: 19	R: 0 E: 0 K: 3 S: 12	H: 0 LOB: 0 BB: 0 P: 19	R: 0 E: 0 K: 0 S: 8	H: 2 LOB: 1 BB: 0 P: 8		1B: 6 2B: 0 3B: 0 HR: 1	SF: 0 SAC: 0 DP: 2 HBP: 0	WP: 1 PB: 1 SB: 0 CS: 0	PA: 35
<b>PITCHER</b>	IP	WLS	BF	H	R	ER	SO	BB	IBB	HBP	BLK	WP	HR	S	P	ERA	WHIP				
Kevin Brown, R (1, 1) ERA: 3.93	6.1	W	25	4	1	1	5	2	0	0	0	1	1	55	88	1.42	0.947				
Paul Quantrill, R (7, 1) ERA: 3.31	0.2	H	3	1	0	0	1	0	0	0	0	0	0	6	10	0.00	1.500				
Tom Gordon, R (8, 1) ERA: 1.94	1.0	H	3	0	0	0	3	0	0	0	0	0	0	12	19	0.00	0.000				
42 Mariano Rivera, R (9, 1) ERA: 1.67	1.0	S	4	2	0	0	0	0	0	0	0	0	0	8	8	0.00	2.000				

Batter	1	2	3	4	5	6	7	8	9	AB	R	H	RBI	BB	SO	LOB	BOTTOM				
Kenny Lofton, L (1, 8) OBP: 0.368, SLG: 0.458	F7		G4-3		1B					3	1	1	0	1	0	0	<b>Baltimore Orioles @ New York Yankees</b> Yankee Stadium, Bronx, NY Fri Jul 30, 2004, 7:05 PM EDT Att: 51,551 - Cloudy - 80 F				
2 Derek Jeter, R (1, 6) OBP: 0.325, SLG: 0.430	F8		1B		1B			FC4-6		4	0	2	0	0	0	1					
Gary Sheffield, R (1, 10) OBP: 0.400, SLG: 0.525	BB		F7		1B			F8		3	0	1	0	1	0	2					
13 Alex Rodriguez, R (1, 5) OBP: 0.370, SLG: 0.523	G1-3				HR			SF7		3	1	2	2	0	0	1					
20 Jorge Posada, S (1, 2) OBP: 0.408, SLG: 0.491	F7		G3-1		P4			G3		4	0	0	0	0	0	3					
55 Hideki Matsui, L (1, 7) OBP: 0.386, SLG: 0.505	BB				1B			F8		3	0	2	0	1	0	1					
Ruben Sierra, S (1, 9) OBP: 0.300, SLG: 0.505 Bernie Williams, S (9, 8) OBP: 0.359, SLG: 0.408	F7				F7			L9-3		3	0	0	0	0	0	3					
Tony Clark, S (1, 3) OBP: 0.323, SLG: 0.446	K				P5			G4-3		3	0	0	0	0	1	2					
Enrique Wilson, S (1, 4) OBP: 0.258, SLG: 0.348			B2-3		P4			F8		3	0	0	0	0	0	0					
<b>Inning Stats</b>	R: 0 E: 0 K: 0 S: 7	H: 0 LOB: 1 BB: 1 P: 12	R: 0 E: 0 K: 1 S: 8	H: 0 LOB: 1 BB: 1 P: 19	R: 0 E: 0 K: 0 S: 8	H: 1 LOB: 1 BB: 0 P: 14	R: 1 E: 0 K: 0 S: 14	H: 2 LOB: 1 BB: 0 P: 20	R: 1 E: 0 K: 0 S: 12	H: 3 LOB: 2 BB: 0 P: 18	R: 0 E: 0 K: 0 S: 5	H: 1 LOB: 0 BB: 0 P: 8	R: 0 E: 0 K: 0 S: 9	H: 0 LOB: 1 BB: 1 P: 15	R: 0 E: 0 K: 0 S: 8	H: 1 LOB: 0 BB: 0 P: 15		1B: 7 2B: 1 3B: 0 HR: 1	SF: 1 SAC: 0 DP: 1 HBP: 0	WP: 0 PB: 0 SB: 1 CS: 1	PA: 33
<b>PITCHER</b>	IP	WLS	BF	H	R	ER	SO	BB	IBB	HBP	BLK	WP	HR	S	P	ERA	WHIP				
40 Daniel Cabrera, R (1, 1) ERA: 3.6	6.1	L	28	7	2	2	1	3	0	0	0	0	1	60	102	2.84	1.579				
Jason Grimsley, R (7, 1) ERA: 4.59	1.0		4	1	0	0	0	0	0	0	0	0	0	8	15	0.00	1.000				
B.J. Ryan, L (8, 1) ERA: 1.77	0.2		1	0	0	0	0	0	0	0	0	0	0	3	4	0.00	0.000				



Batter	1	2	3	4	5	6	7	8	9	AB	R	H	RBI	BB	SO	LOB	TOP										
Jerry Hairston, R OBP: 0.381, SLG: 0.422	F8		HR			G6-3			G6-3	5	2	1	0	0	1		<b>Baltimore Orioles @ New York Yankees</b> Yankee Stadium, Bronx, NY Sat Jul 31 2004, 1:20 PM EDT Att: 51,845 - Unknown - 84 F										
David Newhan, L OBP: 0.417, SLG: 0.547	E1					G4-3				3	1	0	0	1	1	0											
6 Melvin Mora, R OBP: 0.422, SLG: 0.559	G6-3		G5-3							4	1	1	0	0	1	1											
10 Miguel Tejada, R OBP: 0.364, SLG: 0.535										2	0	1	1	0	0	0											
Javy Lopez, R OBP: 0.372, SLG: 0.499										3	0	0	0	1	1	2											
B.J. Surhoff, L OBP: 0.380, SLG: 0.454										4	0	2	0	0	0	1											
Karim Garcia, L OBP: 0.255, SLG: 0.387										3	0	0	1	0	1	2											
Larry Bigbie, L OBP: 0.318, SLG: 0.388										3	0	0	0	0	1	4											
Rafael Palmeiro, L OBP: 0.343, SLG: 0.392										1	0	0	0	0	0	0											
1 Brian Roberts, S OBP: 0.335, SLG: 0.357										4	0	1	0	0	0	0											
<b>Inning Stats</b>	R: 0 E: 1 K: 0 S: 6	H: 0 LOB: 0 BB: 0 P: 8	R: 0 E: 0 K: 1 S: 11	H: 1 LOB: 2 BB: 0 P: 16	R: 1 E: 0 K: 1 S: 12	H: 1 LOB: 0 BB: 0 P: 17	R: 0 E: 0 K: 0 S: 6	H: 0 LOB: 0 BB: 0 P: 9	R: 0 E: 0 K: 1 S: 8	H: 0 LOB: 0 BB: 0 P: 13	R: 3 E: 0 K: 1 S: 23	H: 3 LOB: 2 BB: 2 P: 32	R: 0 E: 0 K: 0 S: 9	H: 0 LOB: 0 BB: 0 P: 12	R: 0 E: 0 K: 1 S: 13	H: 1 LOB: 1 BB: 0 P: 20	R: 0 E: 0 K: 0 S: 18	H: 1 LOB: 1 BB: 0 P: 22	1B: 6 2B: 0 3B: 0 HR: 1	SF: 2 SAC: 0 DP: 1 HBP: 1	WP: 1 PB: 0 SB: 0 CS: 0	PA: 37					
<b>PITCHER</b>	IP	WLS	BF	H	R	ER	SO	BB	IBB	HBP	BLK	WP	HR	S	P	ERA	WHIP										
Javier Vazquez, R ERA: 4.16	5.1	W	23	4	4	4	3	2	0	1	0	1	1	56	85	6.75	1.125										
Scott Proctor, R ERA: 5.56	0.2	H	3	1	0	0	1	0	0	0	0	0	0	10	10	0.00	1.500										
Paul Quantrill, R ERA: 3.26	1.0	H	3	0	0	0	0	0	0	0	0	0	0	9	12	0.00	0.000										
Tom Gordon, R ERA: 1.91	1.0	H	4	1	0	0	1	0	0	0	0	0	0	13	20	0.00	1.000										
42 Mariano Rivera, R ERA: 1.64	1.0	S	4	1	0	0	0	0	0	0	0	0	0	18	22	0.00	1.000										

Batter	1	2	3	4	5	6	7	8	9	AB	R	H	RBI	BB	SO	LOB	BOTTOM											
Miguel Cairo, R OBP: 0.333, SLG: 0.412										4	1	1	0	1	1	0	<b>Baltimore Orioles @ New York Yankees</b> Yankee Stadium, Bronx, NY Sat Jul 31 2004, 1:20 PM EDT Att: 51,845 - Unknown - 84 F											
2 Derek Jeter, R OBP: 0.327, SLG: 0.434	G5-3									3	1	1	1	1	1	0												
Gary Sheffield, R OBP: 0.399, SLG: 0.530	P2									4	1	1	2	0	0	3												
13 Alex Rodriguez, R OBP: 0.374, SLG: 0.533										4	2	3	1	0	1	0												
Bernie Williams, S OBP: 0.356, SLG: 0.403										4	0	0	0	0	1	2												
55 Hideki Matsui, L OBP: 0.387, SLG: 0.505										4	1	2	0	0	0	0												
Ruben Sierra, S OBP: 0.300, SLG: 0.497										3	0	0	0	1	2	1												
Tony Clark, S OBP: 0.326, SLG: 0.444										3	0	1	1	1	0	0												
John Flaherty, R OBP: 0.202, SLG: 0.288										4	0	1	0	0	1	4												
<b>Inning Stats</b>	R: 0 E: 0 K: 1 S: 6	H: 0 LOB: 0 BB: 0 P: 15	R: 0 E: 0 K: 0 S: 7	H: 1 LOB: 0 BB: 0 P: 11	R: 0 E: 0 K: 1 S: 19	H: 1 LOB: 3 BB: 2 P: 31	R: 2 E: 0 K: 2 S: 19	H: 3 LOB: 1 BB: 0 P: 27	R: 3 E: 0 K: 1 S: 19	H: 4 LOB: 3 BB: 2 P: 34	R: 1 E: 0 K: 2 S: 11	H: 1 LOB: 0 BB: 0 P: 12	R: 0 E: 0 K: 0 S: 8	H: 0 LOB: 0 BB: 0 P: 11	R: 0 E: 0 K: 0 S: 6	H: 0 LOB: 0 BB: 0 P: 11		1B: 6 2B: 1 3B: 1 HR: 2	SF: 0 SAC: 0 DP: 1 HBP: 0	WP: 0 PB: 0 SB: 2 CS: 0	PA: 37							
<b>PITCHER</b>	IP	WLS	BF	H	R	ER	SO	BB	IBB	HBP	BLK	WP	HR	S	P	ERA	WHIP											
45 Erik Bedard, L ERA: 4.67	4.2	L	24	9	5	5	4	2	0	0	0	0	0	1	18	27	6.75	2.250										
Eddy Rodriguez, R ERA: 4.35	1.1		7	1	1	1	3	2	0	0	0	0	0	14	22	0.00	0.000											
Buddy Groom, L ERA: 4.98	2.0		6	0	0	0	0	0	0	0	0	0	0	14	22	0.00	0.000											







Batter	1	2	3	4	5	6	7	8	9	AB	R	H	RBI	BB	SO	LOB	TOP					
21 Mark Kotsay, L (1, 8) 23 Bobby Kielty, S (9, PH) OBP: 0.380, SLG: 0.457 OBP: 0.305, SLG: 0.362										5	0	2	0	0	0	3						
Mark McLemore, S (1, 4) Marco Scutaro, R (8, PH) OBP: 0.380, SLG: 0.325 OBP: 0.306, SLG: 0.386									4	0	1	1	0	0	3							
3 Eric Chavez, L (1, 5) OBP: 0.403, SLG: 0.528									5	1	1	0	0	1	2							
Jermaine Dye, R (1, 9) OBP: 0.339, SLG: 0.477									3	2	1	0	2	1	1							
Scott Hatteberg, L (1, 3) OBP: 0.372, SLG: 0.463									5	3	3	5	0	0	1							
Erubiel Durazo, L (1, 10) OBP: 0.385, SLG: 0.519									4	2	2	0	1	2	2							
7 Bobby Crosby, R (1, 6) OBP: 0.339, SLG: 0.468									5	2	1	2	0	3	3							
Damian Miller, R (1, 2) 17 Adam Melhuse, S (2, 2) OBP: 0.355, SLG: 0.449 OBP: 0.404, SLG: 0.536										0	0	0	0	0	0							
Eric Byrnes, R (1, 7) OBP: 0.353, SLG: 0.512 (9, 8)										4	1	3	3	1	0							
<b>Inning Stats</b>	R: 0 E: 0 K: 1 S: 8	H: 1 LOB: 0 BB: 0 P: 9	R: 0 E: 0 K: 1 S: 11	H: 1 LOB: 1 BB: 1 P: 17	R: 1 E: 0 K: 0 S: 10	H: 2 LOB: 1 BB: 0 P: 13	R: 3 E: 0 K: 1 S: 24	H: 5 LOB: 2 BB: 0 P: 33	R: 4 E: 1 K: 0 S: 15	H: 3 LOB: 1 BB: 1 P: 26	R: 0 E: 0 K: 1 S: 6	H: 0 LOB: 0 BB: 0 P: 9	R: 2 E: 0 K: 1 S: 14	H: 2 LOB: 1 BB: 1 P: 27	R: 3 E: 0 K: 3 S: 14	H: 1 LOB: 0 BB: 2 P: 28	R: 0 E: 0 K: 1 S: 7	H: 0 LOB: 0 BB: 0 P: 9	1B: 8 2B: 3 3B: 1 HR: 3	SF: 0 SAC: 0 DP: 2 HBP: 0	WP: 0 PB: 0 SB: 0 CS: 0	PA: 46
<b>PITCHER</b>	IP WLS BF H R ER SO BB IBB HBP BLK WP HR S P ERA WHIP																					
Jon Lieber, R (1, 1) ERA: 5.06	4.1 L 24 11 7 6 2 2 0 0 0 0 0 1 62 89 12.46 3.000																					
Tanyon Sturtze, R (5, 1) ERA: 5.27	2.2 13 3 3 2 2 1 0 0 0 0 0 1 26 45 6.75 1.500																					
Felix Heredia, L (8, 1) ERA: 6.96	1.0 6 1 3 3 2 0 0 0 0 0 0 1 14 28 27.00 3.000																					
Scott Proctor, R (9, 1) ERA: 5.84	1.0 3 0 0 0 1 0 0 0 0 0 0 0 7 9 0.00 0.000																					

Oakland Athletics @ New York Yankees  
Yankee Stadium, Bronx, NY  
Tue Aug 03 2004, 7:05 PM EDT  
Att: 50,625 - Cloudy - 79 F

AB 41  
R 13  
H 15  
RBI 13  
BB 5  
SO 8  
LOB 18



Batter	1	2	3	4	5	6	7	8	9	AB	R	H	RBI	BB	SO	LOB	BOTTOM					
Bernie Williams, S (1, 8) OBP: 0.355, SLG: 0.397										4	0	0	0	1	0	2						
2 Derek Jeter, R (1, 6) Miguel Cairo, R (9, 6) OBP: 0.331, SLG: 0.437 OBP: 0.330, SLG: 0.404										4	1	2	0	0	0	2						
Gary Sheffield, R (1, 9) Kenny Lofton, L (9, 9) OBP: 0.404, SLG: 0.536 OBP: 0.363, SLG: 0.469										2	2	2	1	2	0	0						
13 Alex Rodriguez, R (1, 5) OBP: 0.371, SLG: 0.532										3	0	0	0	0	2	5						
20 Jorge Posada, S (1, 2) OBP: 0.412, SLG: 0.498										4	1	1	3	0	0	4						
55 Hideki Matsui, L (1, 7) Bubba Crosby, L (8, PH) OBP: 0.385, SLG: 0.503 OBP: 0.250, SLG: 0.378									3	0	0	0	0	0	2							
Ruben Sierra, S (1, 10) OBP: 0.308, SLG: 0.498									2	0	1	0	2	1	0							
Tony Clark, S (1, 3) OBP: 0.319, SLG: 0.448										4	0	0	0	0	1	3						
Enrique Wilson, S (1, 4) OBP: 0.262, SLG: 0.357									4	0	2	0	0	0	1							
<b>Inning Stats</b>	R: 3 E: 0 K: 1 S: 12	H: 3 LOB: 0 BB: 0 P: 22	R: 0 E: 0 K: 0 S: 8	H: 1 LOB: 1 BB: 1 P: 14	R: 1 E: 0 K: 0 S: 8	H: 1 LOB: 1 BB: 0 P: 17	R: 0 E: 0 K: 0 S: 6	H: 1 LOB: 2 BB: 1 P: 16	R: 0 E: 0 K: 1 S: 7	H: 0 LOB: 1 BB: 1 P: 13	R: 0 E: 0 K: 1 S: 7	H: 1 LOB: 0 BB: 0 P: 9	R: 0 E: 0 K: 1 S: 12	H: 1 LOB: 2 BB: 1 P: 23	R: 0 E: 0 K: 1 S: 6	H: 0 LOB: 0 BB: 0 P: 6	R: 0 E: 0 K: 1 S: 6	H: 0 LOB: 0 BB: 0 P: 8	1B: 5 2B: 2 3B: 0 HR: 2	SF: 0 SAC: 0 DP: 3 HBP: 1	WP: 0 PB: 0 SB: 0 CS: 0	PA: 38
<b>PITCHER</b>	IP WLS BF H R ER SO BB IBB HBP BLK WP HR S P ERA WHIP																					
Mark Mulder, L (1, 1) ERA: 3.5	7.0 W 32 8 4 4 3 5 0 0 0 0 0 0 60 114 5.14 1.857																					
Chris Hammond, L (8, 1) ERA: 4.15	1.0 3 0 0 0 1 0 0 0 0 0 0 0 6 6 0.00 0.000																					
Justin Lehr, R (9, 1) ERA: 5.03	1.0 3 0 0 0 0 0 0 0 0 0 0 0 6 8 0.00 0.000																					

Oakland Athletics @ New York Yankees  
Yankee Stadium, Bronx, NY  
Tue Aug 03 2004, 7:05 PM EDT  
Att: 50,625 - Cloudy - 79 F

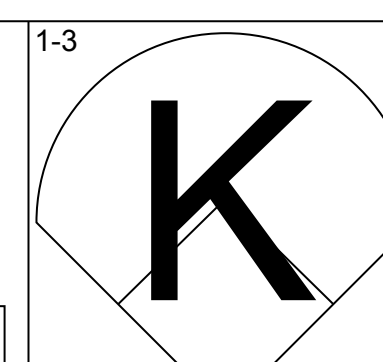
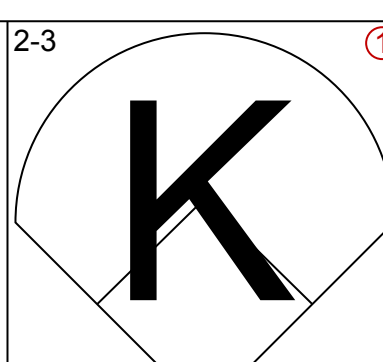
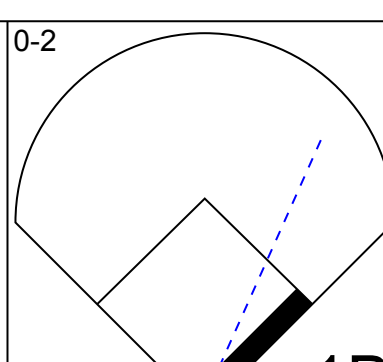
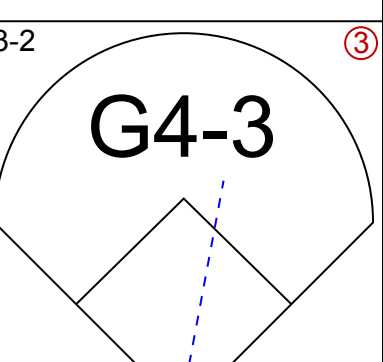
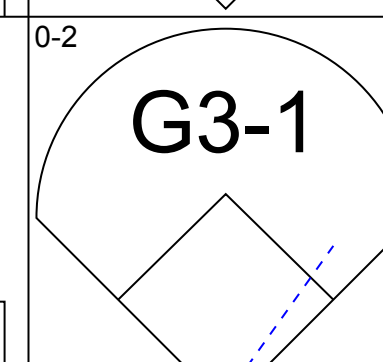
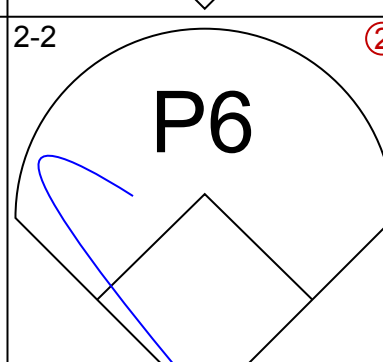
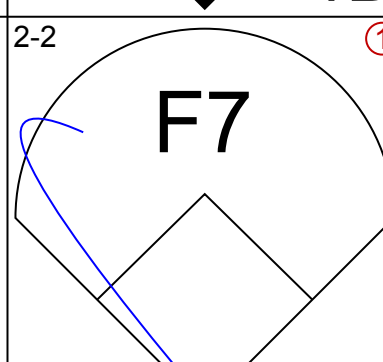
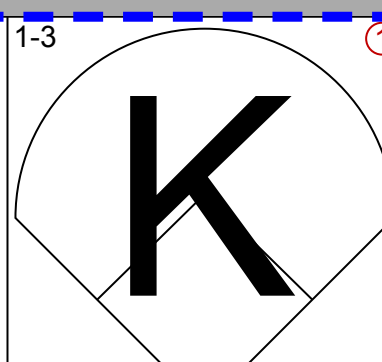
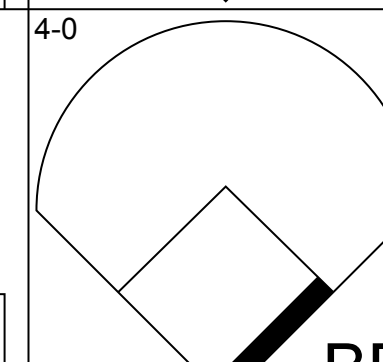
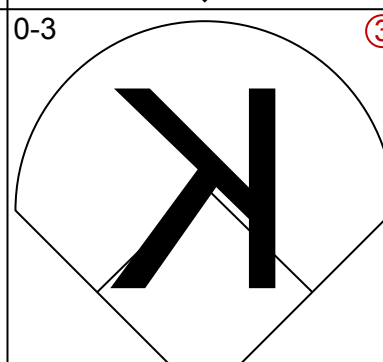
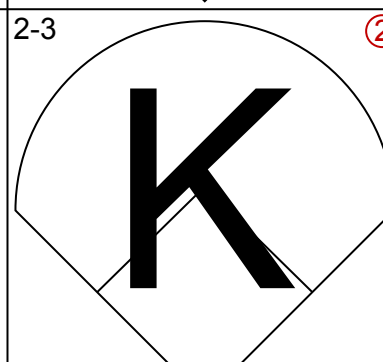
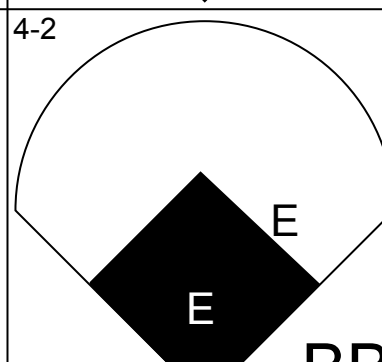
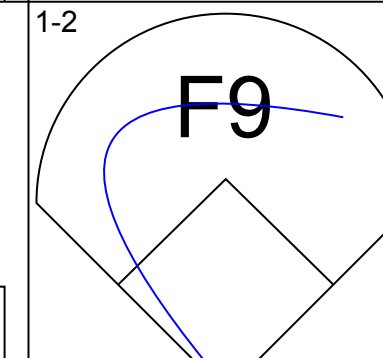
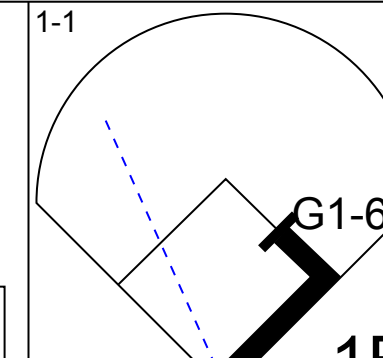
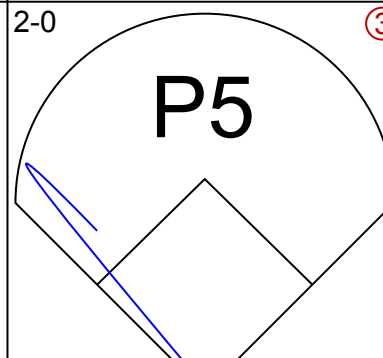
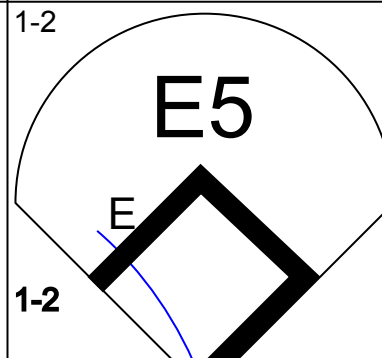
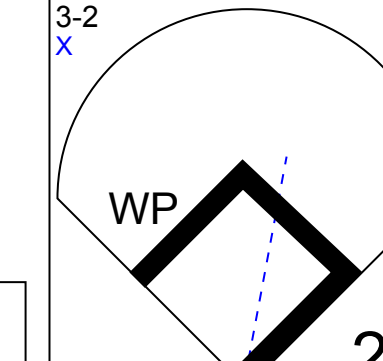
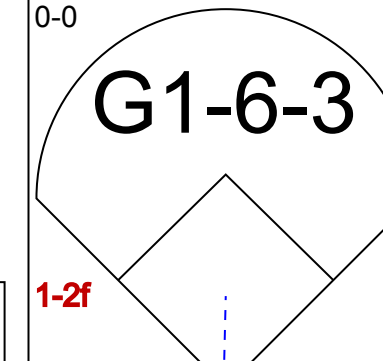
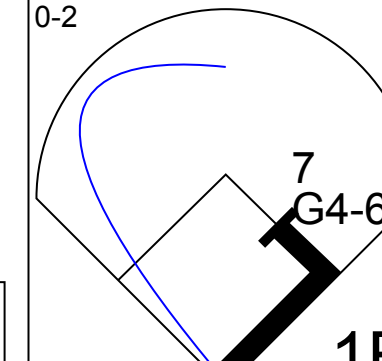
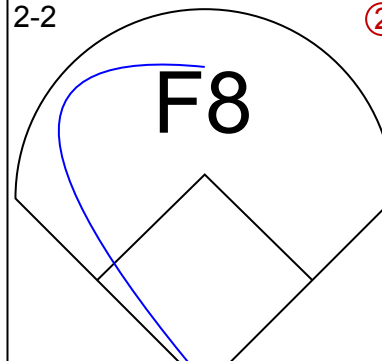

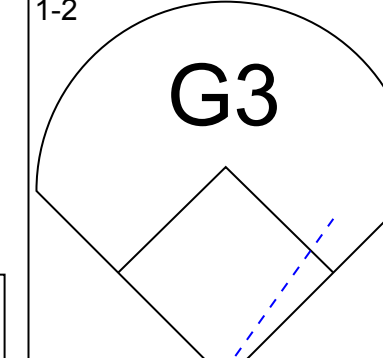
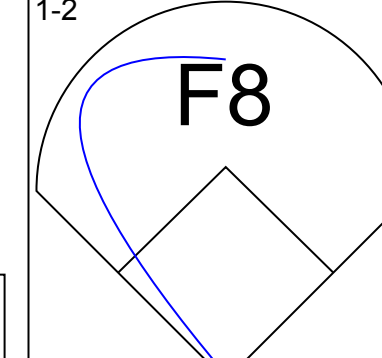
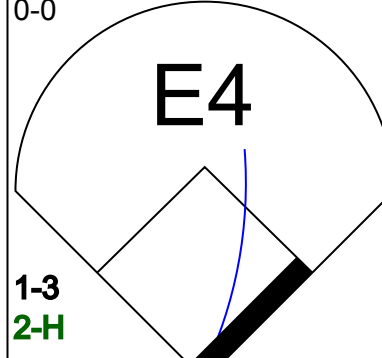

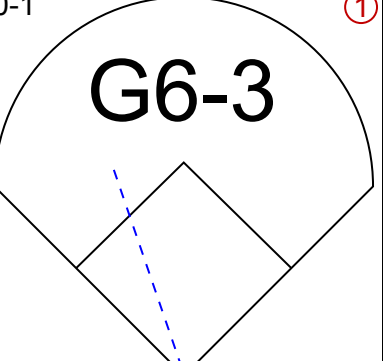
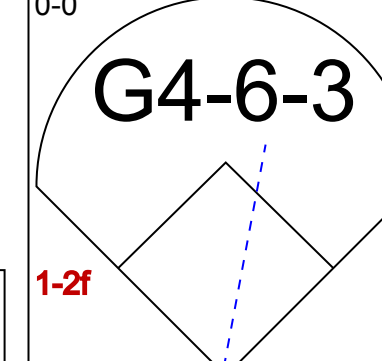
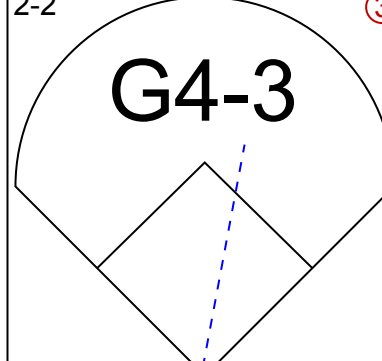
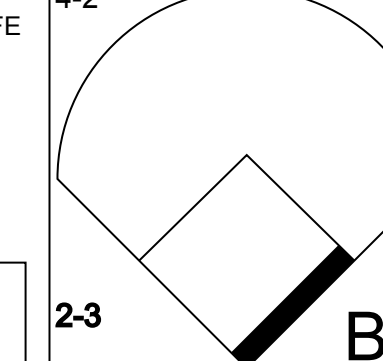
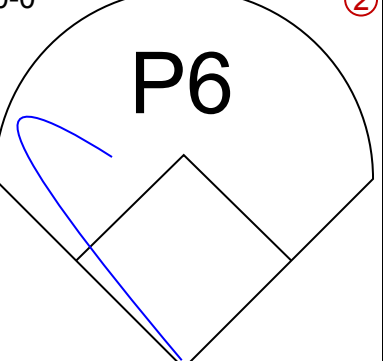
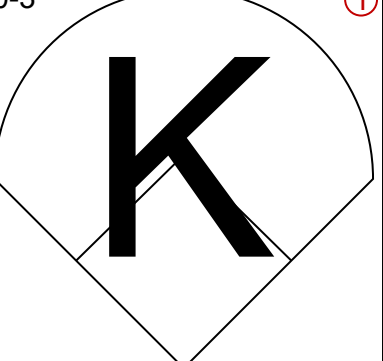
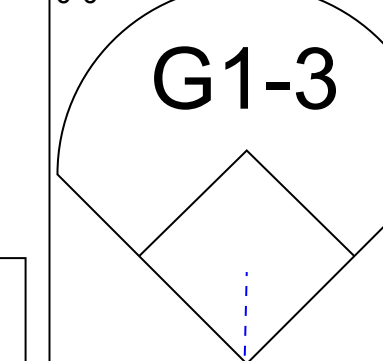
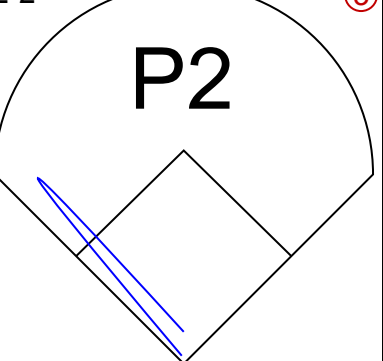
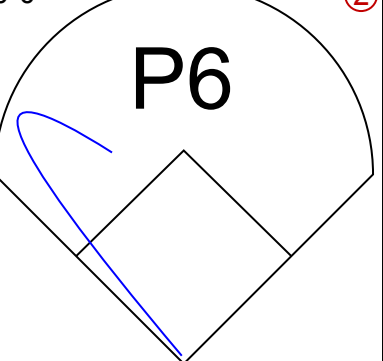
AB 32  
R 4  
H 8  
RBI 4  
BB 5  
SO 4  
LOB 19

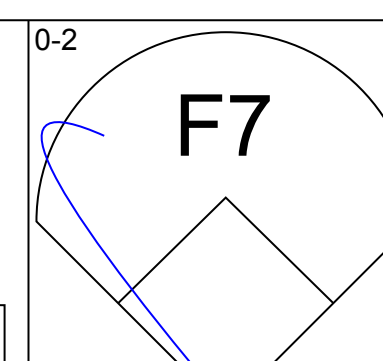
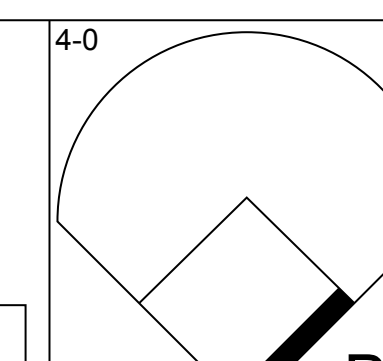
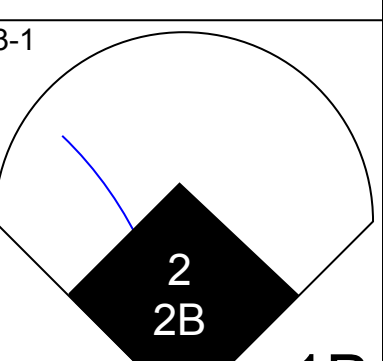
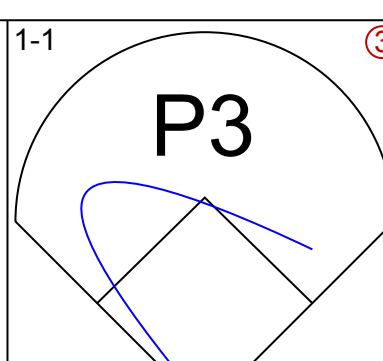
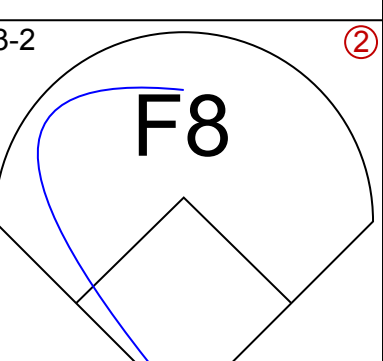
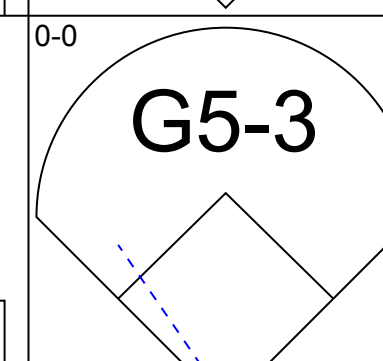
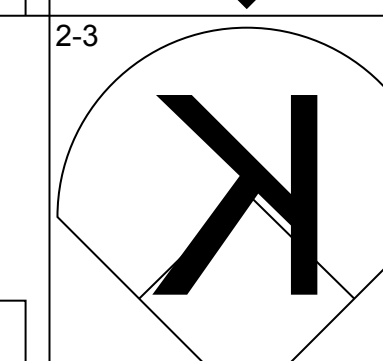
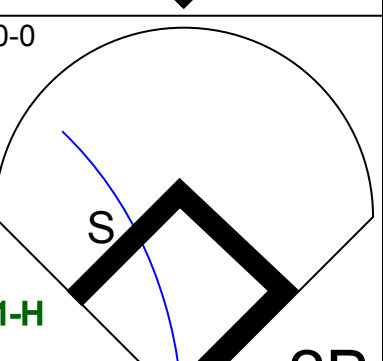
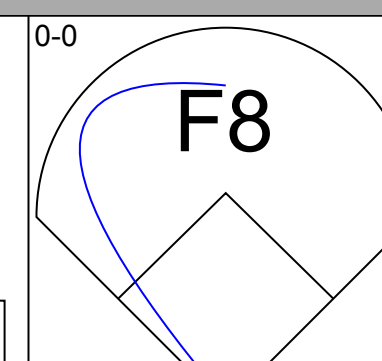
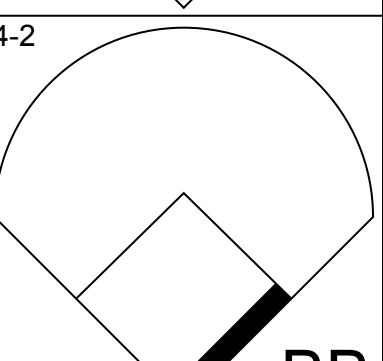
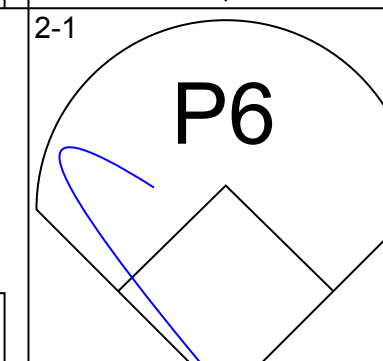
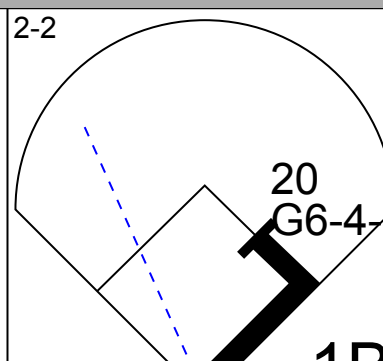
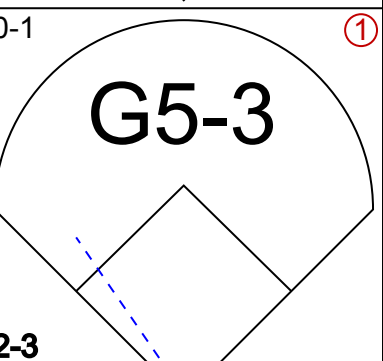
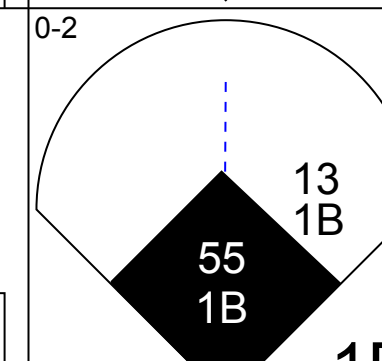
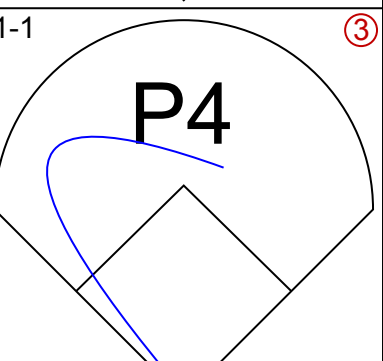
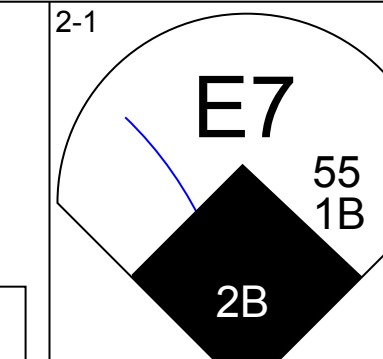
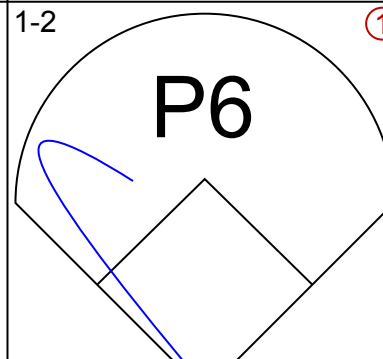
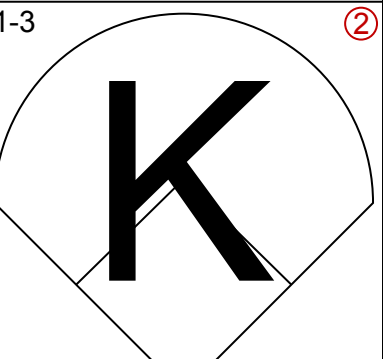
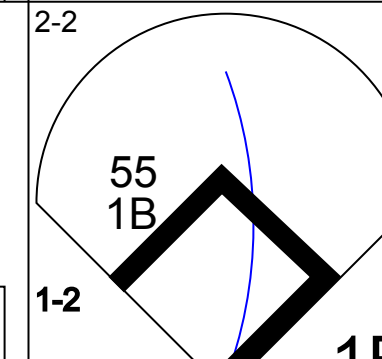

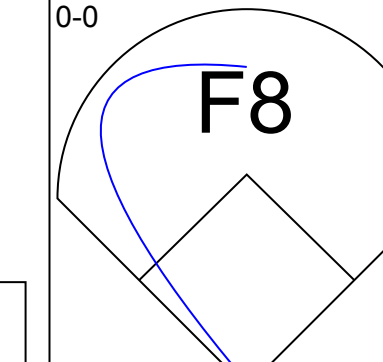
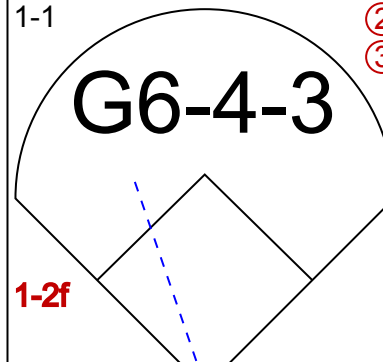
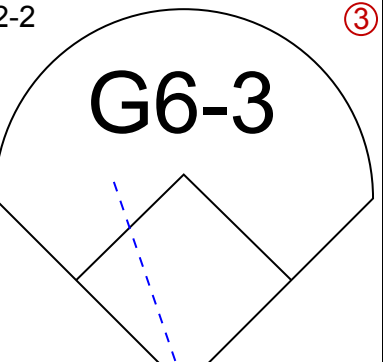
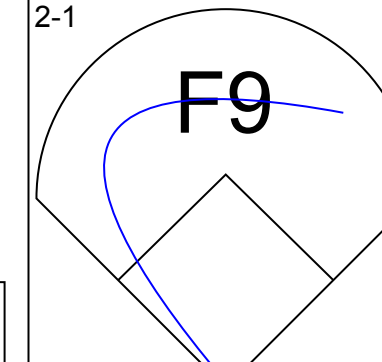
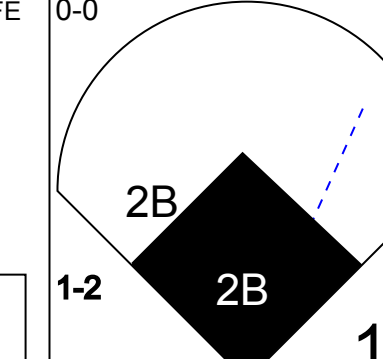
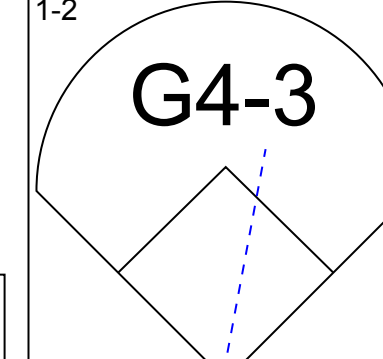
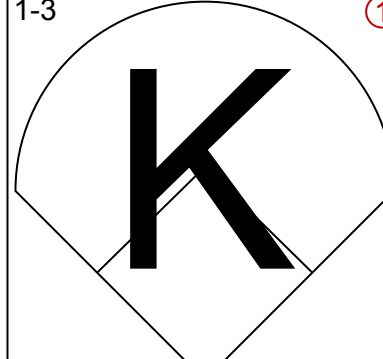
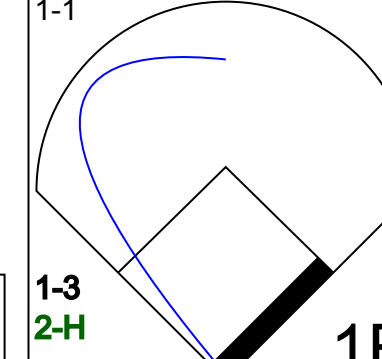

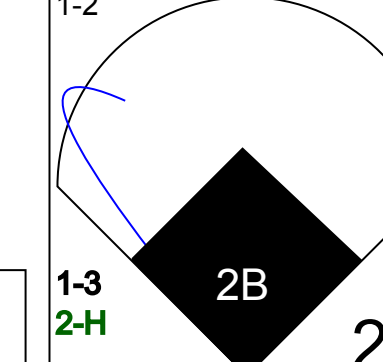
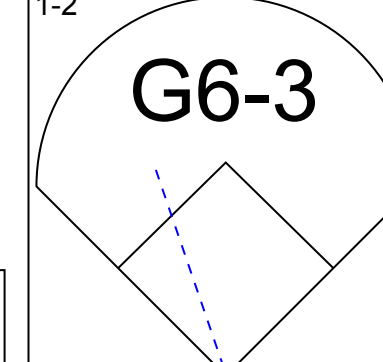
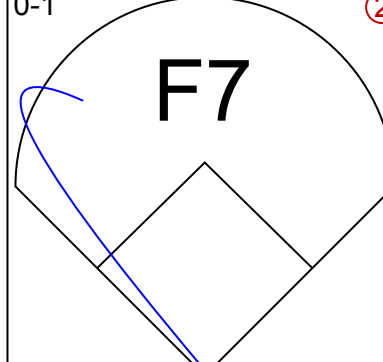
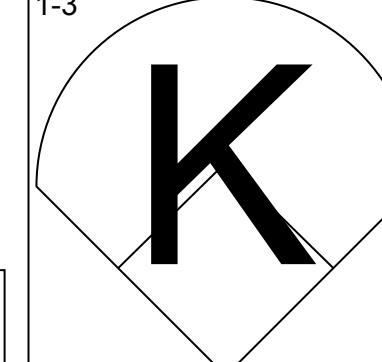
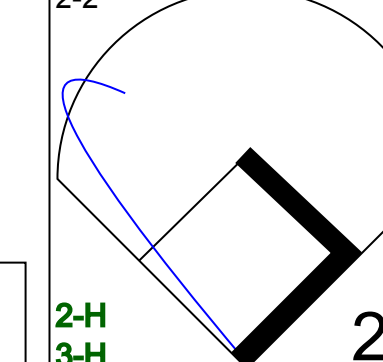

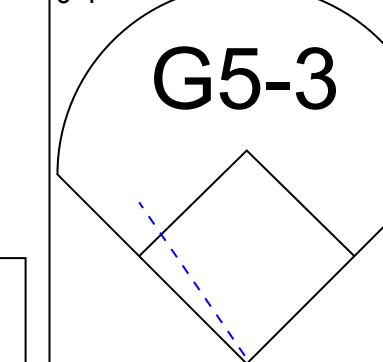
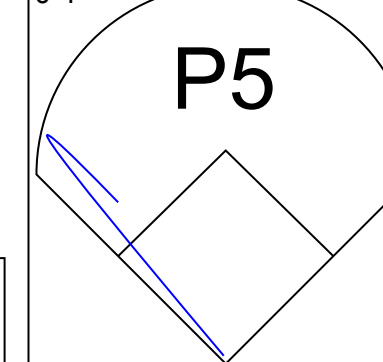
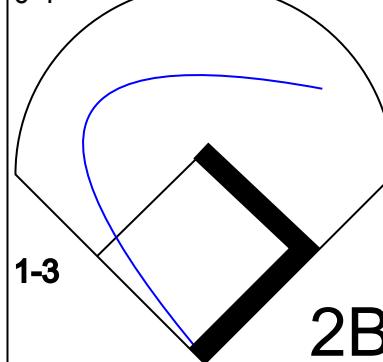
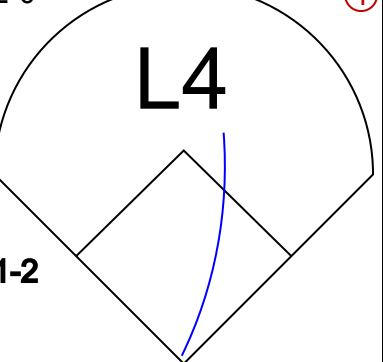
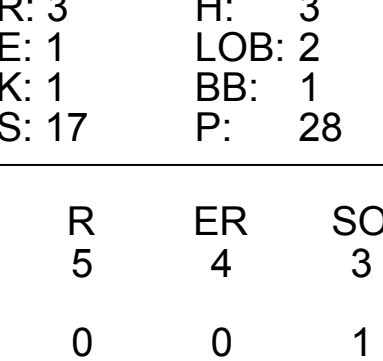
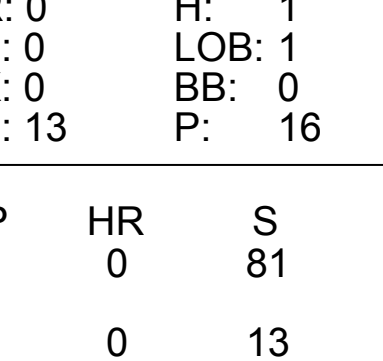
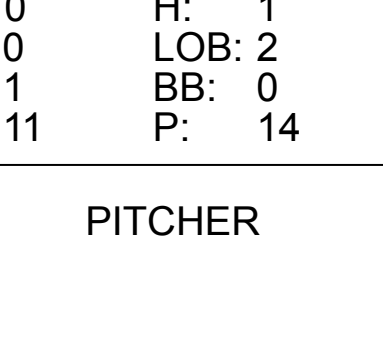
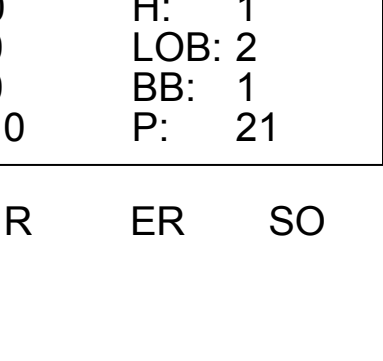








Batter	1	2	3	4	5	6	7	8	9	AB	R	H	RBI	BB	SO	LOB	TOP			
21 Mark Kotsay, L (1, 8) OBP: 0.376, SLG: 0.450										4	0	1	0	0	2	0	Oakland Athletics @ New York Yankees Yankee Stadium, Bronx, NY Thu Aug 05 2004, 1:05 PM EDT Att: 52,335 - Unknown - 73 F			
Eric Byrnes, R (1, 7) OBP: 0.350, SLG: 0.513										4	0	0	0	0	1	1				
3 Eric Chavez, L (1, 5) OBP: 0.406, SLG: 0.536										2	1	0	0	2	2	1				
Jermaine Dye, R (1, 9) OBP: 0.339, SLG: 0.479										4	0	1	0	0	0	3				
Scott Hatteberg, L (1, 10) OBP: 0.375, SLG: 0.463										4	0	2	0	0	0	3				
Erubiel Durazo, L (1, 3) OBP: 0.377, SLG: 0.506										4	0	0	0	0	1	3				
7 Bobby Crosby, R (1, 6) OBP: 0.341, SLG: 0.466										4	0	0	0	0	1	4				
Damian Miller, R (1, 2) OBP: 0.354, SLG: 0.445										2	0	0	0	1	1	0				
Marco Scutaro, R (1, 4) OBP: 0.302, SLG: 0.381										3	0	0	0	0	0	2				
<b>Inning Stats</b>	R: 0 E: 0 K: 1 S: 11	H: 0 LOB: 1 BB: 1 P: 16	R: 0 E: 0 K: 2 S: 16	H: 1 LOB: 2 BB: 1 P: 23	R: 0 E: 0 K: 2 S: 9	H: 0 LOB: 0 BB: 0 P: 13	R: 0 E: 0 K: 0 S: 6	H: 1 LOB: 0 BB: 0 P: 8	R: 0 E: 0 K: 0 S: 14	H: 1 LOB: 1 BB: 0 P: 20	R: 0 E: 0 K: 0 S: 7	H: 1 LOB: 0 BB: 0 P: 8	R: 0 E: 0 K: 1 S: 8	H: 0 LOB: 0 BB: 1 P: 11	R: 1 E: 2 K: 1 S: 20	H: 0 LOB: 2 BB: 1 P: 30	1B: 3 2B: 1 3B: 0 HR: 0	SF: 0 SAC: 0 DP: 2 HBP: 0	WP: 1 PB: 0 SB: 0 CS: 0	PA: 34
<b>PITCHER</b>	IP WLS BF H R ER SO BB IBB HBP BLK WP HR S P ERA WHIP																			
Kevin Brown, R (1, 1) ERA: 3.6	8.0 W 28 4 0 0 7 2 0 0 0 1 0 77 107 0.00 0.750																			
Paul Quantrill, R (9, 1) ERA: 3.21	1.0 6 0 1 0 1 1 0 0 0 0 0 20 30 0.00 1.000																			

Batter	1	2	3	4	5	6	7	8	9	AB	R	H	RBI	BB	SO	LOB	BOTTOM			
Bernie Williams, S (1, 8) OBP: 0.354, SLG: 0.392										4	1	1	0	1	0	3	Oakland Athletics @ New York Yankees Yankee Stadium, Bronx, NY Thu Aug 05 2004, 1:05 PM EDT Att: 52,335 - Unknown - 73 F			
2 Derek Jeter, R (1, 6) OBP: 0.333, SLG: 0.437										4	0	1	1	1	1	2				
Gary Sheffield, R (1, 10) OBP: 0.405, SLG: 0.541										5	1	2	0	0	0	3				
13 Alex Rodriguez, R (1, 5) OBP: 0.369, SLG: 0.534										4	1	1	0	0	1	2				
20 Jorge Posada, S (1, 2) OBP: 0.410, SLG: 0.492										4	0	0	0	0	0	5				
55 Hideki Matsui, L (1, 7) OBP: 0.388, SLG: 0.513										4	1	2	1	0	1	0				
Ruben Sierra, S (1, 9) OBP: 0.305, SLG: 0.495										4	1	1	1	0	1	2				
Bubba Crosby, L (8, 9) OBP: 0.250, SLG: 0.378										0	0	0	0	0	0	0				
John Olerud, L (1, 3) OBP: 0.363, SLG: 0.372										3	0	3	2	0	0	0				
Miguel Cairo, R (1, 4) OBP: 0.332, SLG: 0.409										4	0	1	0	0	0	3				
<b>Inning Stats</b>	R: 0 E: 0 K: 0 S: 6	H: 3 LOB: 2 BB: 1 P: 8	R: 3 E: 1 K: 1 S: 17	H: 3 LOB: 1 BB: 1 P: 28	R: 0 E: 0 K: 0 S: 9	H: 1 LOB: 0 BB: 0 P: 13	R: 0 E: 0 K: 0 S: 13	H: 1 LOB: 1 BB: 0 P: 16	R: 1 E: 0 K: 1 S: 11	H: 2 LOB: 1 BB: 0 P: 17	R: 0 E: 0 K: 1 S: 11	H: 1 LOB: 0 BB: 0 P: 14	R: 1 E: 0 K: 1 S: 17	H: 3 LOB: 2 BB: 0 P: 23	R: 0 E: 0 K: 0 S: 10	H: 1 LOB: 2 BB: 1 P: 21	1B: 8 2B: 4 3B: 0 HR: 0	SF: 0 SAC: 0 DP: 1 HBP: 1	WP: 1 PB: 0 SB: 1 CS: 0	PA: 39
<b>PITCHER</b>	IP WLS BF H R ER SO BB IBB HBP BLK WP HR S P ERA WHIP																			
Barry Zito, L (1, 1) ERA: 4.84	6.2 L 33 11 5 4 3 1 0 1 0 0 1 81 115 5.40 1.800																			
Justin Lehr, R (7, 1) ERA: 4.71	1.1 6 1 0 0 1 1 0 0 0 0 1 0 13 25 0.00 1.500																			

AB	31
R	1
H	4
RBI	0
BB	3
SO	8
LOB	17



AB	36
R	5
H	12
RBI	5
BB	2
SO	4
LOB	20





Batter	1	2	3	4	5	6	7	8	9	AB	R	H	RBI	BB	SO	LOB	TOP					
<b>Chris Gomez, R</b> OBP: 0.340, SLG: 0.343	L7		P4		G1-3			F7		4	0	0	0	0	0	1	<b>Toronto Blue Jays @ New York Yankees</b> Yankee Stadium, Bronx, NY Fri Aug 06 2004, 7:05 PM EDT Att: 48,900 - Unknown - 69 F <a href="http://livebaseballscorecards.com">livebaseballscorecards.com</a>					
<b>Frank Catalanotto, L</b> OBP: 0.364, SLG: 0.427	HR		G4-3		G4-3			1B		4	1	2	0	0	0	0						
<b>15 Alex Rios, R</b> OBP: 0.344, SLG: 0.424	HR		F9		G3-1			F9		4	1	2	0	0	0	1						
<b>Carlos Delgado, L</b> OBP: 0.325, SLG: 0.448	HR			G4-3		G3-1			G5-3	4	1	1	3	0	0	1						
<b>10 Vernon Wells, R</b> OBP: 0.357, SLG: 0.484	K			F8		G5-3			9 1B	4	1	1	0	0	1	1						
<b>Eric Hinske, L</b> OBP: 0.325, SLG: 0.391	G4-3			K			L8		9 1B	3	0	0	0	0	1	0						
<b>9 Gregg Zaun, S</b> OBP: 0.391, SLG: 0.421		G4-3					L4		3 1B	4	0	2	1	0	0	0						
<b>3 Reed Johnson, R</b> OBP: 0.326, SLG: 0.382		K			P3		G1-3		G4-6-3	4	0	0	0	0	1	3						
<b>Orlando Hudson, S</b> OBP: 0.330, SLG: 0.397		F7			G6-3			F7		3	0	0	0	0	0	1						
<b>Inning Stats</b>	R: 3 E: 0 K: 1 S: 14	H: 3 LOB: 0 BB: 0 P: 18	R: 0 E: 0 K: 1 S: 8	H: 0 LOB: 0 BB: 0 P: 10	R: 0 E: 0 K: 1 S: 9	H: 0 LOB: 0 BB: 0 P: 14	R: 0 E: 0 K: 1 S: 8	H: 0 LOB: 0 BB: 0 P: 12	R: 0 E: 0 K: 0 S: 10	H: 1 LOB: 1 BB: 0 P: 15	R: 0 E: 0 K: 0 S: 7	H: 1 LOB: 1 BB: 0 P: 10	R: 0 E: 0 K: 0 S: 5	H: 0 LOB: 0 BB: 0 P: 6	R: 0 E: 0 K: 0 S: 7	H: 1 LOB: 1 BB: 0 P: 7	R: 1 E: 0 K: 0 S: 9	H: 2 LOB: 1 BB: 0 P: 16	1B: 4 2B: 3 3B: 0 HR: 1	SF: 0 SAC: 0 DP: 1 HBP: 1	WP: 0 PB: 0 CS: 0	PA: 35
<b>PITCHER</b>	IP	WLS	BF	H	R	ER	SO	BB	IBB	HBP	BLK	WP	HR	S	P	ERA	WHIP					
<b>Javier Vazquez, R</b> ERA: 4.12	(1, 1)	8.0	W	30	6	3	3	3	0	0	0	0	1	68	92	3.38	0.750					
<b>C.J. Nitkowski, L</b> ERA: 4.71	(9, 1)	1.0		5	2	1	1	0	0	0	1	0	0	9	16	9.00	2.000					

Batter	1	2	3	4	5	6	7	8	9	AB	R	H	RBI	BB	SO	LOB	BOTTOM					
<b>Kenny Lofton, L</b> OBP: 0.358, SLG: 0.456	B5-3				G4-3			FC4-6		5	1	2	1	0	0	1	<b>Toronto Blue Jays @ New York Yankees</b> Yankee Stadium, Bronx, NY Fri Aug 06 2004, 7:05 PM EDT Att: 48,900 - Unknown - 69 F <a href="http://livebaseballscorecards.com">livebaseballscorecards.com</a>					
<b>2 Derek Jeter, R</b> OBP: 0.338, SLG: 0.445	HR				G5-3			2B		4	2	3	2	1	0	0						
<b>Gary Sheffield, R</b> OBP: 0.404, SLG: 0.537					L8					3	1	0	0	1	1	3						
<b>Bubba Crosby, L</b> OBP: 0.244, SLG: 0.368	P2									1	0	0	0	0	1	0						
<b>13 Alex Rodriguez, R</b> OBP: 0.368, SLG: 0.529	HR				E5					4	1	0	0	1	1	4						
<b>55 Hideki Matsui, L</b> OBP: 0.390, SLG: 0.529	HR									5	2	3	6	0	1	0						
<b>Bernie Williams, S</b> OBP: 0.395, SLG: 0.399	1B									4	2	2	0	0	0	2						
<b>John Olerud, L</b> OBP: 0.361, SLG: 0.368	1B				G3					3	0	0	0	1	0	1						
<b>John Flaherty, R</b> OBP: 0.227, SLG: 0.337					G5-3					3	2	2	2	0	0	0						
<b>Miguel Cairo, R</b> OBP: 0.330, SLG: 0.406	L3									4	0	1	0	0	1	4						
<b>Inning Stats</b>	R: 4 E: 0 K: 0 S: 18	H: 3 LOB: 2 BB: 3 P: 38	R: 0 E: 0 K: 1 S: 11	H: 2 LOB: 1 BB: 0 P: 16	R: 0 E: 1 K: 1 S: 20	H: 5 LOB: 2 BB: 1 P: 36	R: 0 E: 0 K: 0 S: 7	H: 0 LOB: 0 BB: 0 P: 9	R: 0 E: 0 K: 0 S: 7	H: 0 LOB: 0 BB: 0 P: 12	R: 0 E: 0 K: 1 S: 9	H: 0 LOB: 0 BB: 0 P: 14	R: 1 E: 0 K: 0 S: 10	H: 3 LOB: 2 BB: 0 P: 17	R: 0 E: 0 K: 2 S: 8	H: 0 LOB: 0 BB: 0 P: 13	R: 0 E: 0 K: 2 S: 8	H: 0 LOB: 0 BB: 0 P: 13	1B: 6 2B: 5 3B: 0 HR: 3	SF: 0 SAC: 0 DP: 1 HBP: 1	WP: 0 PB: 0 CS: 0	PA: 41
<b>PITCHER</b>	IP	WLS	BF	H	R	ER	SO	BB	IBB	HBP	BLK	WP	HR	S	P	ERA	WHIP					
<b>Sean Douglass, R</b> ERA: 7.94	(1, 1)	2.1	L	17	7	7	1	7	7	1	0	0	0	27	44	3.38	1.500					
<b>Justin Miller, R</b> ERA: 4.4	(3, 1)	2.2		13	3	3	1	1	1	0	0	0	0	19	31	4.50	1.500					
<b>Kevin Frederick, R</b> ERA: 7.71	(6, 1)	2.0		8	3	1	1	1	0	0	0	0	1	8	13	0.00	0.000					
<b>Justin Speier, R</b> ERA: 4.6	(8, 1)	1.0		3	0	0	0	2	0	0	0	0	0	8	13	0.00	0.000					



Batter	1	2	3	4	5	6	7	8	9	AB	R	H	RBI	BB	SO	LOB	TOP								
Chris Gomez, R (1,6) OBP: 0.342, SLG: 0.349	G5-3		2B		F7			1B		4	0	2	0	0	0	0	<b>Toronto Blue Jays @ New York Yankees</b> Yankee Stadium, Bronx, NY Sat Aug 07 2004, 4:05 PM EDT Att: 54,025 - Unknown - 70 F <a href="http://livebaseballscorecards.com">livebaseballscorecards.com</a>								
Frank Catalanotto, L (1,10) OBP: 0.362, SLG: 0.423	1B		K			L9		F7		4	0	1	0	0	1	2									
15 Alex Rios, R (1,9) OBP: 0.339, SLG: 0.417	K		P5		F7			F9		4	0	0	0	0	1	3									
Carlos Delgado, L (1,3) OBP: 0.327, SLG: 0.450	BB		K			2B			G4-3	3	0	1	0	1	1	1									
10 Vernon Wells, R (1,8) OBP: 0.356, SLG: 0.481	K			L4		G6-3			FC3-6 1B	4	0	1	0	0	1	3									
Eric Hinske, L (1,5)		G2-3		K			F7		FC3-6 BB 1-2	4	0	0	0	0	1	1									
Gabe Gross, L (1,7) OBP: 0.300, SLG: 0.333	1B			G4-3			G4-3		BB 1-2	3	0	1	0	1	0	0									
Orlando Hudson, S (1,4) OBP: 0.332, SLG: 0.394	K				CS BB		G3		BB 1-2 2-3	2	0	0	0	2	1	1									
Kevin Cash, R (1,2) OBP: 0.262, SLG: 0.318										3	0	0	0	0	1	2									
9 Gregg Zaun, S (9,PH) OBP: 0.389, SLG: 0.419	K				G3-1				G4-3	1	0	0	0	0	0	3									
<b>Inning Stats</b>	R: 0 E: 0 K: 2 S: 12	H: 1 LOB: 2 BB: 1 P: 20	R: 0 E: 0 K: 2 S: 13	H: 1 LOB: 1 BB: 0 P: 17	R: 0 E: 0 K: 2 S: 9	H: 1 LOB: 1 BB: 0 P: 10	R: 0 E: 0 K: 1 S: 5	H: 0 LOB: 0 BB: 0 P: 7	R: 0 E: 0 K: 0 S: 9	H: 0 LOB: 0 BB: 1 P: 14	R: 0 E: 0 K: 0 S: 8	H: 1 LOB: 0 BB: 0 P: 13	R: 0 E: 0 K: 0 S: 7	H: 0 LOB: 0 BB: 0 P: 13	R: 0 E: 0 K: 0 S: 8	H: 1 LOB: 1 BB: 2 P: 10	R: 0 E: 0 K: 0 S: 8	H: 1 LOB: 3 BB: 2 P: 18	1B: 4 2B: 2 3B: 0 HR: 0	SF: 0 SAC: 0 DP: 0 HBP: 0	WP: 0 PB: 0 SB: 0 CS: 1	PA: 36			
<b>PITCHER</b>	IP	WLS	BF	H	R	ER	SO	BB	IBB	HBP	BLK	WP	HR	S	P	ERA	WHIP								
Orlando Hernandez, R (1,1) ERA: 2.25	8.0	W	30	5	0	0	7	2	0	0	0	0	0	71	104	0.00	0.875								
Scott Proctor, R (9,1) ERA: 5.02	1.0		6	1	0	0	0	2	0	0	0	0	0	8	18	0.00	3.000								

Batter	1	2	3	4	5	6	7	8	9	AB	R	H	RBI	BB	SO	LOB	BOTTOM								
Miguel Cairo, R (1,4) OBP: 0.336, SLG: 0.424	1B		2B		P6	3B		L9		5	1	3	1	0	0	0	<b>Toronto Blue Jays @ New York Yankees</b> Yankee Stadium, Bronx, NY Sat Aug 07 2004, 4:05 PM EDT Att: 54,025 - Unknown - 70 F <a href="http://livebaseballscorecards.com">livebaseballscorecards.com</a>								
2 Derek Jeter, R (1,6) OBP: 0.340, SLG: 0.444	1B		G5-3		13 1B BB	F8		G5-4-3 1B		3	1	1	0	1	0	1									
Gary Sheffield, R (1,10) OBP: 0.406, SLG: 0.536	HBP		G6-3		13 1B BB		13 1B 55 1B BB	G5-4-3 1-2		3	2	1	1	2	0	1									
13 Alex Rodriguez, R (1,5) OBP: 0.369, SLG: 0.528	P3			G3	1B		13 1B 55 1B BB	1B		4	1	2	0	0	0	2									
Bernie Williams, S (1,8) OBP: 0.354, SLG: 0.397	K			P2	1B		13 1B 55 1B BB	P5		4	0	1	2	0	1	4									
55 Hideki Matsui, L (1,7) OBP: 0.391, SLG: 0.528	F7				1-3 2-H 3-H	G4-3		WP BB 1B		3	0	1	1	1	0	4									
Ruben Sierra, S (1,9) ERA: 3.88										2	0	1	0	2	1	0									
Bubba Crosby, L (7,PR) OBP: 0.244, SLG: 0.368										0	0	0	0	0	0	0									
Tony Clark, S (1,3) OBP: 0.318, SLG: 0.449		G6-4-3								4	1	1	0	0	2	5									
John Flaherty, R (1,2) OBP: 0.217, SLG: 0.322					G5-3			F7		4	0	0	0	0	2	4									
<b>Inning Stats</b>	R: 1 E: 0 K: 1 S: 12	H: 2 LOB: 2 BB: 0 P: 22	R: 0 E: 0 K: 1 S: 8	H: 1 LOB: 0 BB: 0 P: 13	R: 0 E: 0 K: 1 S: 7	H: 1 LOB: 0 BB: 0 P: 13	R: 0 E: 0 K: 1 S: 11	H: 0 LOB: 2 BB: 2 P: 22	R: 2 E: 0 K: 0 S: 15	H: 2 LOB: 1 BB: 2 P: 28	R: 1 E: 0 K: 2 S: 12	H: 2 LOB: 1 BB: 0 P: 20	R: 2 E: 0 K: 1 S: 15	H: 2 LOB: 3 BB: 2 P: 26	R: 0 E: 0 K: 0 S: 5	H: 1 LOB: 0 BB: 0 P: 7	1B: 8 2B: 2 3B: 1 HR: 0	SF: 0 SAC: 0 DP: 2 HBP: 1	WP: 1 PB: 0 SB: 1 CS: 0	PA: 39					
<b>PITCHER</b>	IP	WLS	BF	H	R	ER	SO	BB	IBB	HBP	BLK	WP	HR	S	P	ERA	WHIP								
Ted Lilly, L (1,1) ERA: 3.88	6.0	L	29	8	4	4	4	4	0	1	0	0	0	65	118	6.00	2.000								
Justin Speier, R (7,1) ERA: 4.89	1.0		7	2	2	2	1	2	0	0	0	1	0	15	26	18.00	4.000								
Vinnie Chulk, R (8,1) ERA: 2.75	1.0		3	1	0	0	0	0	0	0	0	0	0	5	7	0.00	1.000								



Batter	1	2	3	4	5	6	7	8	9	AB	R	H	RBI	BB	SO	LOB	TOP			
15 Alex Rios, R OBP: 0.333, SLG: 0.411	0-1 G6-3		3-2 G1-3		1-0 F8		2-1 P4			4	0	0	0	0	0	2	Toronto Blue Jays @ New York Yankees Yankee Stadium, Bronx, NY Sun Aug 08 2004, 1:05 PM EDT Att: 52,616 - Cloudy - 74 F			
Frank Catalanotto, L OBP: 0.360, SLG: 0.420	0-2 G6-3		2-2 G4-3			0-0 1B FC5-4		1-1 G4-3		4	0	1	0	0	0	0				
10 Vernon Wells, R OBP: 0.352, SLG: 0.476	1-2 G1-3			1-1 F9		3-1 FC5-4 2B G4-3		0-3 K		4	1	0	0	0	1	1				
Carlos Delgado, L OBP: 0.329, SLG: 0.458		1-0 G2-3 1B		2-0 G4-3		0-1 G4-3 2B		1-3 K		4	1	2	0	0	1	0				
9 Gregg Zaun, S OBP: 0.387, SLG: 0.414		0-2 G2-3		1-1 F7		4-2 G4-3 BB		0-1 F7		3	0	0	0	1	0	1				
Eric Hinske, L OBP: 0.321, SLG: 0.386		0-1 G2-3 1B			0-1 E6 CI		0-0 G4-3		1-3 K	4	0	1	2	0	1	2				
Gabe Gross, L OBP: 0.286, SLG: 0.167		2-2 G2-3			0-0 CI		0-1 G4-3		1-2 F7	3	0	0	0	0	0	3				
Dave Berg, R OBP: 0.288, SLG: 0.353		2-3 K			0-3 K		1-1 P3			3	0	0	0	0	2	3				
Chris Woodward, R OBP: 0.288, SLG: 0.385			2-3 K		1-2 F8		0-0 G5-3			3	0	0	0	0	1	2				
<b>Inning Stats</b>	R: 0 E: 0 K: 0 S: 8	H: 0 LOB: 0 BB: 0 P: 9	R: 1 E: 0 K: 1 S: 15	H: 2 LOB: 1 BB: 0 P: 20	R: 0 E: 0 K: 1 S: 12	H: 0 LOB: 0 BB: 0 P: 19	R: 0 E: 0 K: 0 S: 5	H: 0 LOB: 0 BB: 0 P: 9	R: 0 E: 2 K: 1 S: 10	H: 2 LOB: 2 BB: 0 P: 12	R: 0 E: 0 K: 0 S: 5	H: 0 LOB: 0 BB: 0 P: 8	R: 0 E: 0 K: 2 S: 8	H: 0 LOB: 0 BB: 0 P: 10	R: 0 E: 0 K: 1 S: 10	H: 0 LOB: 0 BB: 0 P: 12	1B: 2 2B: 2 3B: 0 HR: 0	SF: 0 SAC: 0 DP: 0 HBP: 0	WP: 0 PB: 0 CS: 0	PA: 34
<b>PITCHER</b>	IP WLS BF H R ER SO BB IBB HBP BLK WP HR S P ERA WHIP	IP WLS BF H R ER SO BB IBB HBP BLK WP HR S P ERA WHIP																		
Jon Lieber, R ERA: 4.87	(1, 1) 8.0 W 31 4 2 2 5 1 0 0 0 0 0 0 76 107 2.25 0.625																			
Paul Quantrill, R ERA: 3.17	(9, 1) 1.0 3 0 0 0 1 0 0 0 0 0 0 0 10 12 0.00 0.000																			

AB	32
R	2
H	4
RBI	2
BB	1
SO	6
LOB	14



Batter	1	2	3	4	5	6	7	8	9	AB	R	H	RBI	BB	SO	LOB	BOTTOM			
Kenny Lofton, L OBP: 0.364, SLG: 0.457	1-0 F8	2-0 G6-4-3 1B		1-0 G1-3 HR 1B		4-2 FC6-4 BB		3-2 G3		4	1	2	0	1	0	0	Toronto Blue Jays @ New York Yankees Yankee Stadium, Bronx, NY Sun Aug 08 2004, 1:05 PM EDT Att: 52,616 - Cloudy - 74 F			
2 Derek Jeter, R OBP: 0.339, SLG: 0.441	1-2 55 1B HR	2-2 G6-4-3		1-2 G1-3		1-3 K		1-0 F9		5	1	1	0	0	1	6				
Gary Sheffield, R OBP: 0.404, SLG: 0.539	2-3 K		0-0 G5-3	0-1 2H HR		1-0 P5		1-3 K		5	1	1	2	0	2	4				
Bubba Crosby, L OBP: 0.244, SLG: 0.368	1-2 K									0	0	0	0	0	0	0				
13 Alex Rodriguez, R OBP: 0.368, SLG: 0.525	1-2 55 1B HR HBP		1-1 F9	1-1 F9		0-1 FC6-4				3	1	0	0	0	0	3				
55 Hideki Matsui, L OBP: 0.392, SLG: 0.527	3-1 HR 1B		2-1 BB 1B		2-1 F7		2-2 F7			4	2	2	0	0	0	0				
Bernie Williams, S OBP: 0.358, SLG: 0.407	1-1 HR 1B		4-1 2B 1B	1-2 2B BB		3-1 P6		3-2 2B 1B		3	2	2	4	1	0	0				
John Olerud, L OBP: 0.360, SLG: 0.370	1-2 F9		1-2 2B		2-2 F7		0-3 K			4	0	1	2	0	1	1				
John Flaherty, R OBP: 0.229, SLG: 0.341		0-0 G6-3		3-3 K		3-1 BB 1B		0-0 BB 1B		4	0	2	0	0	1	1				
Enrique Wilson, S OBP: 0.264, SLG: 0.356		3-2 1B 1B			3-3 K		1-2 BB 1B	1-2 L8		4	0	2	0	0	1	2				
<b>Inning Stats</b>	R: 4 E: 0 K: 1 S: 14	H: 3 LOB: 0 BB: 0 P: 24	R: 0 E: 0 K: 0 S: 8	H: 2 LOB: 1 BB: 0 P: 15	R: 2 E: 0 K: 1 S: 14	H: 2 LOB: 1 BB: 1 P: 25	R: 2 E: 0 K: 1 S: 11	H: 2 LOB: 0 BB: 0 P: 17	R: 0 E: 0 K: 0 S: 7	H: 0 LOB: 0 BB: 0 P: 14	R: 0 E: 0 K: 1 S: 13	H: 2 LOB: 3 BB: 1 P: 23	R: 0 E: 0 K: 1 S: 14	H: 2 LOB: 2 BB: 0 P: 20	R: 0 E: 0 K: 1 S: 7	H: 0 LOB: 0 BB: 0 P: 12	1B: 9 2B: 2 3B: 0 HR: 2	SF: 0 SAC: 0 DP: 1 HBP: 1	WP: 0 PB: 0 CS: 0	PA: 39
<b>PITCHER</b>	IP WLS BF H R ER SO BB IBB HBP BLK WP HR S P ERA WHIP	IP WLS BF H R ER SO BB IBB HBP BLK WP HR S P ERA WHIP																		
Miguel Batista, R ERA: 4.41	(1, 1) 5.0 L 28 11 8 8 3 2 0 1 0 0 0 0 2 61 110 14.40 2.600																			
Kerry Ligtenberg, R ERA: 5.88	(6, 1) 2.0 8 2 0 0 2 0 0 0 0 0 0 0 20 28 0.00 1.000																			
Kevin Frederick, R ERA: 6.75	(8, 1) 1.0 3 0 0 0 1 0 0 0 0 0 0 0 7 12 0.00 0.000																			

AB	36
R	8
H	13
RBI	8
BB	2
SO	6
LOB	17





Batter	1	2	3	4	5	6	7	8	9	AB	R	H	RBI	BB	SO	LOB	TOP											
3 Reed Johnson, R OBP: 0.325, SLG: 0.380	F8	E4		F9		G1-3			G4-3	5	0	1	0	0	0	1												
Orlando Hudson, S OBP: 0.336, SLG: 0.397	FC5-4	G4-3			SF9		G6-3		G4-3	5	1	3	0	0	0	1												
10 Vernon Wells, R OBP: 0.353, SLG: 0.473	FC5-4		F8		CS		G6-3		L9	4	0	1	0	1	0	1												
Carlos Delgado, L OBP: 0.331, SLG: 0.458				G3		SF9		G6-3		2	0	1	1	1	0	2												
Eric Hinske, L OBP: 0.319, SLG: 0.382	FC5		G3		K		G3			4	0	0	0	0	1	5												
Frank Catalanotto, L OBP: 0.362, SLG: 0.422		G4-3	L3			HR		G1-3		4	2	2	0	0	0	1												
9 Gregg Zaun, S OBP: 0.382, SLG: 0.407		G4-3		G1-3		P3		F8		4	0	0	0	0	0	2												
Gabe Gross, L OBP: 0.364, SLG: 0.700		K		G4-3		HR				4	1	2	2	0	1	1												
Chris Woodward, R OBP: 0.293, SLG: 0.388						L8		G6-3		4	1	2	1	0	0	1												
<b>Inning Stats</b>	R: 0 E: 0 K: 0 S: 10	H: 1 LOB: 2 BB: 1 P: 20	R: 2 E: 1 K: 1 S: 18	H: 3 LOB: 1 BB: 0 P: 26	R: 0 E: 0 K: 0 S: 11	H: 1 LOB: 1 BB: 0 P: 18	R: 0 E: 0 K: 0 S: 9	H: 1 LOB: 0 BB: 0 P: 12	R: 1 E: 0 K: 0 S: 13	H: 2 LOB: 0 BB: 0 P: 19	R: 2 E: 0 K: 0 S: 10	H: 2 LOB: 1 BB: 1 P: 14	R: 0 E: 0 K: 0 S: 6	H: 1 LOB: 1 BB: 1 P: 14	R: 0 E: 0 K: 0 S: 11	H: 1 LOB: 0 BB: 0 P: 15	R: 0 E: 0 K: 0 S: 9	H: 0 LOB: 0 BB: 0 P: 12	1B: 10 2B: 1 3B: 0 HR: 1	SF: 1 SAC: 0 DP: 1 HBP: 0	WP: 0 PB: 0 SB: 0 CS: 1	PA: 39						
<b>PITCHER</b>	IP	WLS	BF	H	R	ER	SO	BB	IBB	HBP	BLK	WP	HR	S	P	ERA	WHIP											
Esteban Loaiza, R ERA: 5.01	6.0	L	28	10	5	4	2	1	0	0	0	0	0	1	71	109	6.00	1.833										
Scott Proctor, R ERA: 5.02	0.0		2	1	0	0	0	1	0	0	0	0	0	0	3	7	∞	∞										
C.J. Nitkowski, L ERA: 4.37	1.2		5	1	0	0	0	0	0	0	0	0	0	0	12	20	0.00	0.600										
Tom Gordon, R ERA: 1.87	0.1		1	0	0	0	0	0	0	0	0	0	0	2	2	0.00	0.000											
Paul Quantrill, R ERA: 3.13	1.0		3	0	0	0	0	0	0	0	0	0	0	9	12	0.00	0.000											

Toronto Blue Jays @ New York Yankees  
Yankee Stadium, Bronx, NY  
Mon Aug 09 2004, 1:05 PM EDT  
Att: 49,853 - Cloudy - 82 F

AB 36  
R 5  
H 12  
RBI 4  
BB 2  
SO 2  
LOB 15



Batter	1	2	3	4	5	6	7	8	9	AB	R	H	RBI	BB	SO	LOB	BOTTOM											
Kenny Lofton, L OBP: 0.362, SLG: 0.452	F7					B2-3		G4-3		4	0	1	0	0	0	0												
2 Derek Jeter, R OBP: 0.338, SLG: 0.439	P3		L9					K		4	0	1	0	0	1	1												
Gary Sheffield, R OBP: 0.400, SLG: 0.534	F7		K			F7		K		4	0	0	0	0	2	2												
13 Alex Rodriguez, R OBP: 0.367, SLG: 0.522		G5-3		P3		K		K		4	1	1	0	0	1	1												
55 Hideki Matsui, L OBP: 0.391, SLG: 0.532		G6-3		F8			G4-3		HR	4	1	1	2	0	0	0												
20 Jorge Posada, S OBP: 0.413, SLG: 0.495				F7						2	1	1	0	2	0	0												
Bubba Crosby, L OBP: 0.244, SLG: 0.368							HR		FC4-6	0	0	0	0	0	0	0												
Bernie Williams, S OBP: 0.359, SLG: 0.416						G4-3		L8		4	1	2	2	0	0	1												
John Olerud, L OBP: 0.355, SLG: 0.364						P4		K		4	0	0	0	0	1	3												
Enrique Wilson, S OBP: 0.261, SLG: 0.351						G3				3	0	0	0	0	0	0												
Ruben Sierra, S OBP: 0.312, SLG: 0.493			G5-3				L7		FC4-6	1	0	0	0	0	0	1												
<b>Inning Stats</b>	R: 0 E: 0 K: 0 S: 5	H: 0 LOB: 0 BB: 0 P: 8	R: 0 E: 0 K: 0 S: 8	H: 1 LOB: 2 BB: 1 P: 14	R: 0 E: 0 K: 1 S: 9	H: 1 LOB: 1 BB: 0 P: 13	R: 0 E: 0 K: 0 S: 7	H: 0 LOB: 0 BB: 0 P: 12	R: 0 E: 0 K: 1 S: 6	H: 1 LOB: 1 BB: 0 P: 8	R: 2 E: 0 K: 0 S: 9	H: 2 LOB: 0 BB: 0 P: 13	R: 0 E: 0 K: 2 S: 8	H: 0 LOB: 0 BB: 0 P: 12	R: 2 E: 0 K: 1 S: 12	H: 2 LOB: 1 BB: 1 P: 17	R: 0 E: 0 K: 1 S: 12	H: 0 LOB: 0 BB: 0 P: 12	1B: 4 2B: 1 3B: 0 HR: 2	SF: 0 SAC: 0 DP: 0 HBP: 0	WP: 0 PB: 0 SB: 0 CS: 0	PA: 36						
<b>PITCHER</b>	IP	WLS	BF	H	R	ER	SO	BB	IBB	HBP	BLK	WP	HR	S	P	ERA	WHIP											
Josh Towers, R ERA: 4.62	7.0	W	27	5	2	2	2	1	0	0	0	0	0	1	50	76	2.57	0.857										
Vinnie Chulk, R ERA: 2.68	1.0	H	3	0	0	0	2	0	0	0	0	0	0	8	12	0.00	0.000											
54 Jason Frasor, R ERA: 2.5	1.0	S	6	2	2	2	1	1	0	0	0	0	1	12	17	18.00	3.000											

Toronto Blue Jays @ New York Yankees  
Yankee Stadium, Bronx, NY  
Mon Aug 09 2004, 1:05 PM EDT  
Att: 49,853 - Cloudy - 82 F

AB 34  
R 4  
H 7  
RBI 4  
BB 2  
SO 5  
LOB 9





Batter	1	2	3	4	5	6	7	8	9	AB	R	H	RBI	BB	SO	LOB	TOP																						
<b>Bernie Williams, S</b> (1, 10) OBP: 0.358, SLG: 0.414	G3	F8						K		4	0	1	0	0	1	2	<b>New York Yankees @ Texas Rangers</b> The Ballpark at Arlington, Arlington, TX Tue Aug 10 2004, 8:05 PM EDT Att: 43,633 - Sunny - 92 F																						
<b>2 Derek Jeter, R</b> (1, 6) OBP: 0.337, SLG: 0.438	1B		G6-3		G6-4-3			F9		4	0	1	0	0	0	1																							
<b>Gary Sheffield, R</b> (1, 9) OBP: 0.398, SLG: 0.530 <b>Ruben Sierra, S</b> (8, PH) OBP: 0.310, SLG: 0.490 (8, 9)	1B		L5					K		3	0	0	0	0	2	1																							
<b>13 Alex Rodriguez, R</b> (1, 5) OBP: 0.368, SLG: 0.522	1B		K					K		1	0	0	0	0	1	0																							
<b>55 Hideki Matsui, L</b> (1, 7) OBP: 0.394, SLG: 0.531	L8							K		4	0	2	0	0	2	0																							
<b>20 Jorge Posada, S</b> (1, 2) OBP: 0.412, SLG: 0.492										1	1	0	0	3	0	2																							
<b>John Olerud, L</b> (1, 3) OBP: 0.357, SLG: 0.364										4	0	1	0	0	0	4																							
<b>Miguel Cairo, R</b> (1, 4) OBP: 0.332, SLG: 0.418										3	0	1	1	1	0	1																							
<b>Kenny Lofton, L</b> (1, 8) OBP: 0.356, SLG: 0.444										3	0	0	0	0	0	2																							
<b>Inning Stats</b>	R: 0 E: 0 K: 1 S: 14	H: 2 LOB: 2 BB: 0 P: 22	R: 0 E: 0 K: 0 S: 6	H: 1 LOB: 2 BB: 1 P: 12	R: 0 E: 0 K: 1 S: 7	H: 0 LOB: 0 BB: 0 P: 11	R: 0 E: 0 K: 0 S: 10	H: 0 LOB: 1 BB: 1 P: 20	R: 0 E: 0 K: 1 S: 10	H: 1 LOB: 0 BB: 0 P: 15	R: 0 E: 0 K: 0 S: 7	H: 0 LOB: 0 BB: 0 P: 10	R: 0 E: 0 K: 2 S: 7	H: 0 LOB: 0 BB: 0 P: 8	R: 1 E: 0 K: 1 S: 12	H: 1 LOB: 1 BB: 1 P: 21	1B: 6 2B: 0 3B: 0 HR: 0	SF: 0 SAC: 1 DP: 2 HBP: 0	WP: 0 PB: 0 CS: 0	PA: 35																			
<b>PITCHER</b>	IP	WLS	BF	H	R	ER	SO	BB	IBB	HBP	BLK	WP	HR	S	P	ERA	WHIP	<b>PITCHER</b>				IP	WLS	BF	H	R	ER	SO	BB	IBB	HBP	BLK	WP	HR	S	P	ERA	WHIP	
<b>Ryan Drese, R</b> (1, 1) ERA: 3.37	7.0	W	27	5	0	0	3	3	0	0	0	0	0	63	107	0.00	1.143					7.0	W	27	5	0	0	3	3	0	0	0	0	0	0	0	0	0.00	1.143
<b>50 Frank Francisco, R</b> (8, 1) ERA: 3.57	2.0		8	1	1	1	3	1	0	0	0	0	0	19	29	4.50	1.000					2.0		8	1	1	1	3	1	0	0	0	0	0	0	0	0	4.50	1.000

Batter	1	2	3	4	5	6	7	8	9	AB	R	H	RBI	BB	SO	LOB	BOTTOM																					
<b>Alfonso Soriano, R</b> (1, 4) OBP: 0.328, SLG: 0.490	1B									3	3	2	0	2	0	0	<b>New York Yankees @ Texas Rangers</b> The Ballpark at Arlington, Arlington, TX Tue Aug 10 2004, 8:05 PM EDT Att: 43,633 - Sunny - 92 F																					
<b>David Dellucci, L</b> (1, 7) OBP: 0.381, SLG: 0.468 <b>Kevin Mench, R</b> (8, PH) OBP: 0.307, SLG: 0.500 (9, 7)	1B									4	1	2	2	0	1	1																						
<b>10 Michael Young, R</b> (1, 6) OBP: 0.367, SLG: 0.482	1B									3	1	2	2	1	0	1																						
<b>9 Hank Blalock, L</b> (1, 5) OBP: 0.345, SLG: 0.506	1B									3	1	0	0	1	0	3																						
<b>23 Mark Teixeira, S</b> (1, 3) OBP: 0.347, SLG: 0.554	1B									4	1	1	2	0	0	5																						
<b>Brian Jordan, R</b> (1, 9) OBP: 0.248, SLG: 0.311										3	0	1	1	0	0	0																						
<b>Eric Young Sr., R</b> (1, 10) OBP: 0.415, SLG: 0.490										3	0	0	0	0	1	1																						
<b>Laynce Nix, L</b> (1, 8) OBP: 0.316, SLG: 0.514										4	0	1	0	0	1	2																						
<b>15 Gerald Laird, R</b> (1, 2) OBP: 0.321, SLG: 0.291										4	0	0	0	0	0	2																						
<b>Inning Stats</b>	R: 1 E: 0 K: 0 S: 12	H: 1 LOB: 1 BB: 1 P: 23	R: 0 E: 0 K: 0 S: 9	H: 2 LOB: 0 BB: 0 P: 14	R: 3 E: 1 K: 0 S: 21	H: 3 LOB: 2 BB: 0 P: 35	R: 1 E: 0 K: 0 S: 11	H: 2 LOB: 2 BB: 1 P: 18	R: 0 E: 0 K: 1 S: 10	H: 0 LOB: 0 BB: 0 P: 10	R: 0 E: 0 K: 1 S: 10	H: 0 LOB: 0 BB: 0 P: 13	R: 2 E: 0 K: 1 S: 13	H: 1 LOB: 0 BB: 1 P: 23	R: 0 E: 0 K: 1 S: 12	H: 0 LOB: 1 BB: 1 P: 17	1B: 5 2B: 2 3B: 0 HR: 2	SF: 1 SAC: 0 DP: 2 HBP: 1	WP: 1 PB: 0 CS: 0	PA: 38																		
<b>PITCHER</b>	IP	WLS	BF	H	R	ER	SO	BB	IBB	HBP	BLK	WP	HR	S	P	ERA	WHIP	<b>PITCHER</b>				IP	WLS	BF	H	R	ER	SO	BB	IBB	HBP	BLK	WP	HR	S	P	ERA	WHIP
<b>Kevin Brown, R</b> (1, 1) ERA: 3.78	5.0	L	26	8	5	4	0	2	0	1	0	0	1	58	100	7.20	2.000					5.0	L	26	8	5	4	0	2	0	1	0	0	1	58	100	7.20	2.000
<b>Scott Proctor, R</b> (6, 1) ERA: 5.51	2.0		8	1	2	2	2	1	0	0	0	0	1	23	36	9.00	1.000					2.0		8	1	2	2	2	1	0	0	0	1	23	36	9.00	1.000	
<b>C.J. Nitkowski, L</b> (8, 1) ERA: 4.18	1.0		4	0	0	0	1	1	0	0	0	1	0	12	17	0.00	1.000					1.0		4	0	0	0	1	1	0	0	0	1	12	17	0.00	1.000	

AB 30  
R 1  
H 6  
RBI 1  
BB 4  
SO 6  
LOB 15



AB 32  
R 7  
H 9  
RBI 7  
BB 4  
SO 3  
LOB 16





Batter	1	2	3	4	5	6	7	8	9	AB	R	H	RBI	BB	SO	LOB	TOP				
<b>Kenny Lofton, L</b> OBP: 0.350, SLG: 0.435 (1, 8)	L9	F9		FC3-6			G4-3		SH5-3	4	0	0	0	0	0	3					
<b>2 Derek Jeter, R</b> OBP: 0.336, SLG: 0.442 (1, 6)	HR			G6-3			P4		G3-1	5	1	1	1	0	1	3					
<b>Gary Sheffield, R</b> OBP: 0.400, SLG: 0.527 (1, 9)	F8			20 HBP 13 BB			G5-3			2	0	0	0	3	0	0					
<b>13 Alex Rodriguez, R</b> OBP: 0.366, SLG: 0.518 (1, 5)	G5-3			20 HBP					G4-3	5	0	1	0	0	1	3					
<b>55 Hideki Matsui, L</b> OBP: 0.397, SLG: 0.531 (1, 7)		20 BB FC4-6		L8					20 BB SF7	2	2	1	0	2	0	2					
<b>20 Jorge Posada, S</b> OBP: 0.415, SLG: 0.492 (1, 2)		FC4-6 SF8							1B	2	1	1	0	1	1	1					
<b>Bernie Williams, S</b> OBP: 0.357, SLG: 0.412 (1, 10)				G4-3			G3		SF7	2	0	0	1	1	0	3					
<b>John Olerud, L</b> OBP: 0.359, SLG: 0.364 (1, 3)		FC4-6					G5-4-3		F8	3	0	1	1	1	0	3					
<b>Miguel Cairo, R</b> OBP: 0.335, SLG: 0.419 (1, 4)		SF8					G5-4-3		G3-1 SH5-3	2	0	1	1	0	0	1					
<b>Inning Stats</b>	R: 1 E: 0 K: 0 S: 10	H: 1 LOB: 0 BB: 0 P: 16	R: 2 E: 0 K: 0 S: 12	H: 0 LOB: 1 BB: 3 P: 25	R: 0 E: 0 K: 1 S: 13	H: 1 LOB: 3 BB: 1 P: 28	R: 0 E: 0 K: 0 S: 12	H: 0 LOB: 1 BB: 2 P: 23	R: 0 E: 0 K: 2 S: 10	H: 1 LOB: 0 BB: 0 P: 13	R: 0 E: 0 K: 0 S: 5	H: 0 LOB: 0 BB: 0 P: 7	R: 1 E: 0 K: 0 S: 11	H: 2 LOB: 1 BB: 1 P: 18	R: 0 E: 0 K: 0 S: 8	H: 1 LOB: 2 BB: 1 P: 15	1B: 5 2B: 1 3B: 0 HR: 1	SF: 2 SAC: 1 DP: 2 HBP: 2	WP: 0 PB: 1 SB: 0 CS: 2	PA: 40	
<b>PITCHER</b>	IP	WLS	BF	H	R	ER	SO	BB	IBB	HBP	BLK	WP	HR	S	P	ERA	WHIP				
<b>Nick Regilio, R</b> ERA: 6.05 (1, 1)	3.0	L	16	2	3	3	1	4	0	1	0	0	1	35	69	9.00	2.000				
<b>Doug Brocail, R</b> ERA: 7.27 (4, 1)	3.0		11	1	0	0	2	3	0	1	0	0	0	31	58	0.00	1.333				
<b>Carlos Almanzar, R</b> ERA: 3.34 (7, 1)	2.0		8	2	1	1	0	0	0	0	0	0	0	16	25	4.50	1.000				
<b>32 Ron Mahay, L</b> ERA: 2.47 (9, 1)	1.0		5	1	0	0	0	1	0	0	0	0	0	8	15	0.00	2.000				

**New York Yankees @ Texas Rangers**  
The Ballpark at Arlington, Arlington, TX  
Wed Aug 11 2004, 8:05 PM EDT  
Att: 43,729 - Cloudy - 80 F

AB 27  
R 4  
H 6  
RBI 4  
BB 8  
SO 3  
LOB 19



Batter	1	2	3	4	5	6	7	8	9	AB	R	H	RBI	BB	SO	LOB	BOTTOM					
<b>Alfonso Soriano, R</b> OBP: 0.327, SLG: 0.488 (1, 4)	G3	P4						K		4	0	1	0	0	1	0						
<b>David Dellucci, L</b> OBP: 0.359, SLG: 0.468 (1, 7)	10 BB 2B			P5			G3		P6	4	1	1	0	0	0	1						
<b>10 Michael Young, R</b> OBP: 0.368, SLG: 0.482 (1, 6)	9 BB HBP			9 BB F8-3			F9		F9	4	1	2	1	0	0	0						
<b>9 Hank Blalock, L</b> OBP: 0.344, SLG: 0.506 (1, 5)	HBP F9-2			F8-3			G4-3		F8	4	0	1	0	0	0	1						
<b>23 Mark Teixeira, S</b> OBP: 0.346, SLG: 0.549 (1, 3)	HBP BB			P2			G4-3		G3	3	0	0	0	1	0	0						
<b>Gary Matthews, S</b> OBP: 0.345, SLG: 0.473 (1, 9)				P5					P6	2	0	0	1	0	0	0						
<b>Brian Jordan, R</b> OBP: 0.240, SLG: 0.301 (1, 10)	F9-2			K					F9	3	0	0	0	0	1	3						
<b>Laynce Nix, L</b> OBP: 0.311, SLG: 0.507 (1, 8)		F8					G1-3		F7	3	0	0	0	0	0	0						
<b>Rod Barajas, R</b> OBP: 0.266, SLG: 0.483 (1, 2)		G4-3					F8		P2	3	0	0	0	0	0	0						
<b>Inning Stats</b>	R: 2 E: 0 K: 0 S: 16	H: 3 LOB: 2 BB: 1 P: 31	R: 0 E: 0 K: 0 S: 7	H: 0 LOB: 0 BB: 0 P: 14	R: 0 E: 0 K: 1 S: 6	H: 1 LOB: 0 BB: 0 P: 14	R: 0 E: 0 K: 1 S: 10	H: 0 LOB: 0 BB: 0 P: 18	R: 0 E: 0 K: 0 S: 9	H: 1 LOB: 1 BB: 0 P: 12	R: 0 E: 0 K: 0 S: 5	H: 0 LOB: 0 BB: 0 P: 11	R: 0 E: 0 K: 0 S: 5	H: 0 LOB: 0 BB: 0 P: 9	R: 0 E: 0 K: 1 S: 6	H: 0 LOB: 0 BB: 0 P: 6	R: 0 E: 0 K: 0 S: 5	H: 0 LOB: 0 BB: 0 P: 8	1B: 3 2B: 4 3B: 0 HR: 0	SF: 0 SAC: 0 DP: 2 HBP: 1	WP: 0 PB: 0 SB: 0 CS: 0	PA: 32
<b>PITCHER</b>	IP	WLS	BF	H	R	ER	SO	BB	IBB	HBP	BLK	WP	HR	S	P	ERA	WHIP					
<b>Tanyon Sturtze, R</b> ERA: 5.1 (1, 1)	5.0	W	20	5	2	2	1	1	0	1	0	0	0	48	89	3.60	1.200					
<b>Paul Quantrill, R</b> ERA: 3.04 (6, 1)	2.0	H	6	0	0	0	0	0	0	0	0	0	0	10	20	0.00	0.000					
<b>Tom Gordon, R</b> ERA: 1.84 (8, 1)	1.0	H	3	0	0	0	1	0	0	0	0	0	0	6	6	0.00	0.000					
<b>42 Mariano Rivera, R</b> ERA: 1.53 (9, 1)	1.0	S	3	0	0	0	0	0	0	0	0	0	0	5	8	0.00	0.000					

**New York Yankees @ Texas Rangers**  
The Ballpark at Arlington, Arlington, TX  
Wed Aug 11 2004, 8:05 PM EDT  
Att: 43,729 - Cloudy - 80 F

AB 30  
R 2  
H 5  
RBI 2  
BB 1  
SO 2  
LOB 5






Batter	1	2	3	4	5	6	7	8	9	AB	R	H	RBI	BB	SO	LOB	TOP				
<b>Kenny Lofton, L</b> OBP: 0.351, SLG: 0.441	G5-3	F8		G3						4	0	1	0	1	0	1	<b>New York Yankees @ Texas Rangers</b> The Ballpark at Arlington, Arlington, TX Thu Aug 12 2004, 8:05 PM EDT Att: 48,925 - Sunny - 82 F				
<b>2 Derek Jeter, R</b> OBP: 0.335, SLG: 0.439	FC6-4 1B	G3		F8				G5-3		5	0	1	0	0	0	4					
<b>Gary Sheffield, R</b> OBP: 0.398, SLG: 0.523	FC6-4 13 BB 1-2	F7						L7		5	0	1	0	0	0	4					
<b>13 Alex Rodriguez, R</b> OBP: 0.366, SLG: 0.515				G5-3						3	0	0	0	2	0	0					
<b>55 Hideki Matsui, L</b> OBP: 0.395, SLG: 0.529	G4-3			L9				G6-3		5	0	1	0	0	0	4					
<b>20 Jorge Posada, S</b> OBP: 0.415, SLG: 0.489				E4				G6-3		4	1	1	0	1	1	1					
<b>Bernie Williams, S</b> OBP: 0.356, SLG: 0.411				F8						4	1	1	0	0	1	5					
<b>John Olerud, L</b> OBP: 0.360, SLG: 0.376				F9				HR		4	2	2	1	0	1	0					
<b>Miguel Cairo, R</b> OBP: 0.341, SLG: 0.436				G3				K		3	1	2	4	1	1	0					
<b>Inning Stats</b>	R: 0 E: 0 K: 0 S: 13	H: 1 LOB: 2 BB: 1 P: 20	R: 4 E: 0 K: 0 S: 15	H: 4 LOB: 0 BB: 0 P: 22	R: 0 E: 1 K: 0 S: 7	H: 0 LOB: 1 BB: 0 P: 9	R: 0 E: 0 K: 0 S: 10	H: 0 LOB: 1 BB: 1 P: 20	R: 0 E: 0 K: 1 S: 10	H: 1 LOB: 2 BB: 1 P: 18	R: 0 E: 0 K: 2 S: 12	H: 1 LOB: 1 BB: 0 P: 19	R: 1 E: 0 K: 1 S: 17	H: 2 LOB: 1 BB: 0 P: 26	R: 0 E: 0 K: 0 S: 7	H: 0 LOB: 0 BB: 0 P: 11		1B: 6 2B: 1 3B: 1 HR: 2	SF: 0 SAC: 0 DP: 1 HBP: 0	WP: 0 PB: 0 SB: 1 CS: 0	PA: 42
<b>PITCHER</b>	IP	WLS	BF	H	R	ER	SO	BB	IBB	HBP	BLK	WP	HR	S	P	ERA	WHIP				
<b>Scott Erickson, R</b> ERA: 7.0	4.1	L	24	6	4	4	0	4	0	0	0	0	1	48	83	8.31	2.308				
<b>53 Joaquin Benoit, R</b> ERA: 5.93	3.1		14	4	1	1	4	1	0	0	0	0	1	36	60	2.70	1.500				
<b>50 Frank Francisco, R</b> ERA: 3.5	0.2		2	0	0	0	0	0	0	0	0	0	0	8	14	0.00	0.000				
<b>Brian Shouse, L</b> ERA: 2.86	0.2		2	0	0	0	0	0	0	0	0	0	0	4	5	0.00	0.000				

Batter	1	2	3	4	5	6	7	8	9	AB	R	H	RBI	BB	SO	LOB	BOTTOM				
<b>Alfonso Soriano, R</b> OBP: 0.329, SLG: 0.493	10 F9 23 WP 2B		10 FC5-4 2B		G1-3					4	1	2	0	0	1	1	<b>New York Yankees @ Texas Rangers</b> The Ballpark at Arlington, Arlington, TX Thu Aug 12 2004, 8:05 PM EDT Att: 48,925 - Sunny - 82 F				
<b>David Dellucci, L</b> OBP: 0.365, SLG: 0.466	23 WP 23 S BB		10 FC5-4 BB					K		1	0	0	0	3	1	0					
<b>10 Michael Young, R</b> OBP: 0.365, SLG: 0.478	F9		FC5-4					K		4	0	0	0	0	2	5					
<b>9 Hank Blalock, L</b> OBP: 0.341, SLG: 0.501	L9		K					F9		4	0	0	0	0	2	4					
<b>23 Mark Teixeira, S</b> OBP: 0.342, SLG: 0.543	K		F9					F8		4	0	0	0	0	2	3					
<b>Laynce Nix, L</b> OBP: 0.310, SLG: 0.502					K			G6-3		4	0	1	0	0	1	0					
<b>Gary Matthews, S</b> OBP: 0.343, SLG: 0.474					L6					4	0	1	0	0	0	1					
<b>Kevin Mench, R</b> OBP: 0.307, SLG: 0.496					G1-3					4	0	1	0	0	1	2					
<b>15 Gerald Laird, R</b> OBP: 0.313, SLG: 0.283					L6					3	0	0	0	0	2	2					
<b>Inning Stats</b>	R: 1 E: 0 K: 1 S: 11	H: 1 LOB: 1 BB: 1 P: 23	R: 0 E: 0 K: 0 S: 8	H: 1 LOB: 0 BB: 0 P: 14	R: 0 E: 0 K: 1 S: 9	H: 1 LOB: 2 BB: 1 P: 13	R: 0 E: 0 K: 1 S: 8	H: 0 LOB: 0 BB: 0 P: 11	R: 0 E: 0 K: 2 S: 10	H: 0 LOB: 1 BB: 1 P: 19	R: 0 E: 0 K: 0 S: 6	H: 0 LOB: 0 BB: 0 P: 8	R: 0 E: 0 K: 3 S: 9	H: 0 LOB: 0 BB: 0 P: 13	R: 0 E: 0 K: 2 S: 16	H: 1 LOB: 1 BB: 0 P: 20		1B: 2 2B: 3 3B: 0 HR: 0	SF: 0 SAC: 0 DP: 0 HBP: 0	WP: 1 PB: 0 SB: 1 CS: 0	PA: 35
<b>PITCHER</b>	IP	WLS	BF	H	R	ER	SO	BB	IBB	HBP	BLK	WP	HR	S	P	ERA	WHIP				
<b>Orlando Hernandez, R</b> ERA: 2.88	7.0	W	28	4	1	1	7	3	0	0	0	0	0	61	100	1.29	1.000				
<b>Tom Gordon, R</b> ERA: 1.81	1.0		3	0	0	0	3	0	0	0	0	0	0	9	13	0.00	0.000				
<b>Scott Proctor, R</b> ERA: 5.4	0.1		2	1	0	0	1	0	0	0	0	0	0	8	12	0.00	3.000				
<b>42 Mariano Rivera, R</b> ERA: 1.51	0.2		2	0	0	0	1	0	0	0	0	0	0	8	8	0.00	0.000				



Batter	1	2	3	4	5	6	7	8	9	AB	R	H	RBI	BB	SO	LOB	TOP					
Miguel Cairo, R OBP: 0.347, SLG: 0.448										5	1	3	1	0	0	1	<b>New York Yankees @ Seattle Mariners</b> Safeco Field, Seattle, WA Fri Aug 13 2004, 7:05 PM PDT Att: 46,359 - Sunny - 80 F					
2 Derek Jeter, R OBP: 0.335, SLG: 0.441										5	1	2	0	0	3	2						
Gary Sheffield, R OBP: 0.402, SLG: 0.527										3	2	2	0	2	0	1						
Bernie Williams, S OBP: 0.357, SLG: 0.418										5	2	2	3	0	1	3						
20 Jorge Posada, S OBP: 0.415, SLG: 0.495										4	1	1	1	1	1	5						
55 Hideki Matsui, L OBP: 0.395, SLG: 0.526										4	2	1	0	1	1	1						
Ruben Sierra, S OBP: 0.312, SLG: 0.507										5	1	2	5	0	1	1						
Tony Clark, S OBP: 0.311, SLG: 0.439										5	0	0	0	0	2	2						
Enrique Wilson, S OBP: 0.260, SLG: 0.354										4	1	1	0	0	1	1						
<b>Inning Stats</b>	R: 0 E: 0 K: 1 S: 9	H: 2 LOB: 2 BB: 0 P: 17	R: 1 E: 0 K: 1 S: 14	H: 1 LOB: 1 BB: 1 P: 22	R: 3 E: 0 K: 1 S: 16	H: 3 LOB: 1 BB: 1 P: 22	R: 6 E: 1 K: 1 S: 22	H: 6 LOB: 1 BB: 1 P: 35	R: 0 E: 0 K: 2 S: 12	H: 1 LOB: 1 BB: 0 P: 19	R: 0 E: 0 K: 1 S: 8	H: 0 LOB: 0 BB: 0 P: 13	R: 0 E: 0 K: 1 S: 7	H: 0 LOB: 0 BB: 0 P: 9	R: 0 E: 0 K: 1 S: 8	H: 0 LOB: 1 BB: 1 P: 12	R: 1 E: 0 K: 1 S: 11	H: 1 LOB: 0 BB: 0 P: 16	1B: 6 2B: 4 3B: 1 HR: 3	SF: 0 SAC: 0 DP: 1 HBP: 0	WP: 2 PB: 0 CS: 0	PA: 44
<b>PITCHER</b>	IP WLS BF H R ER SO BB IBB HBP BLK WP HR S P ERA WHIP																					
Ron Villone, L ERA: 4.24	(1, 1) 3.1 L 22 10 8 8 3 3 0 0 0 0 0 1 50 80 21.60 3.900																					
Scott Atchison, R ERA: 3.97	(4, 1) 2.2 11 3 2 2 4 0 0 0 0 2 1 31 48 6.75 1.125																					
Shigetoshi Hasegawa, R ERA: 5.62	(7, 1) 2.0 7 0 0 0 2 1 0 0 0 0 0 0 15 21 0.00 0.500																					
20 J.J. Putz, R ERA: 5.51	(9, 1) 1.0 4 1 1 1 1 0 0 0 0 0 0 1 11 16 9.00 1.000																					

AB	40
R	11
H	14
RBI	10
BB	4
SO	10
LOB	17



Batter	1	2	3	4	5	6	7	8	9	AB	R	H	RBI	BB	SO	LOB	BOTTOM					
51 Ichiro Suzuki, L OBP: 0.400, SLG: 0.439										3	0	0	0	0	0	0	<b>New York Yankees @ Seattle Mariners</b> Safeco Field, Seattle, WA Fri Aug 13 2004, 7:05 PM PDT Att: 46,359 - Sunny - 80 F					
Jolbert Cabrera, R OBP: 0.315, SLG: 0.392										3	0	0	0	0	0	0						
Randy Winn, S OBP: 0.353, SLG: 0.428										1	0	0	0	0	0	1						
Hiram Bocachica, R OBP: 0.320, SLG: 0.379										4	0	2	0	0	0	1						
Edgar Martinez, R OBP: 0.353, SLG: 0.394										4	0	2	0	0	0	1						
Bret Boone, R OBP: 0.313, SLG: 0.408										4	0	0	0	0	1	2						
Raul Ibanez, L OBP: 0.313, SLG: 0.447										4	1	2	0	0	0	0						
Bucky Jacobsen, R OBP: 0.379, SLG: 0.590										4	0	0	0	0	1	2						
Miguel Olivo, R OBP: 0.300, SLG: 0.486										3	1	1	2	0	0	1						
Justin Leone, R OBP: 0.280, SLG: 0.449										3	1	1	0	0	1	0						
4 Jose Lopez, R OBP: 0.245, SLG: 0.231										3	0	1	0	0	1	0						
<b>Inning Stats</b>	R: 0 E: 0 K: 0 S: 9	H: 1 LOB: 1 BB: 0 P: 12	R: 0 E: 0 K: 0 S: 8	H: 0 LOB: 0 BB: 0 P: 13	R: 0 E: 0 K: 0 S: 5	H: 0 LOB: 0 BB: 0 P: 8	R: 0 E: 0 K: 0 S: 5	H: 1 LOB: 0 BB: 0 P: 9	R: 2 E: 0 K: 2 S: 12	H: 2 LOB: 0 BB: 0 P: 17	R: 0 E: 0 K: 0 S: 5	H: 0 LOB: 0 BB: 0 P: 8	R: 0 E: 0 K: 2 S: 15	H: 1 LOB: 1 BB: 0 P: 19	R: 1 E: 0 K: 0 S: 13	H: 2 LOB: 1 BB: 0 P: 20	R: 0 E: 0 K: 0 S: 9	H: 0 LOB: 0 BB: 0 P: 14	1B: 4 2B: 2 3B: 0 HR: 1	SF: 1 SAC: 0 DP: 1 HBP: 0	WP: 1 PB: 0 CS: 0	PA: 33
<b>PITCHER</b>	IP WLS BF H R ER SO BB IBB HBP BLK WP HR S P ERA WHIP																					
Jon Lieber, R ERA: 4.77	(1, 1) 8.0 W 30 7 3 3 4 0 0 0 0 0 0 1 72 106 3.38 0.875																					
Bret Prinz, R ERA: 5.25	(9, 1) 1.0 3 0 0 0 0 0 0 0 0 0 0 0 9 14 0.00 0.000																					









Batter	1	2	3	4	5	6	7	8	9	AB	R	H	RBI	BB	SO	LOB	TOP					
<b>Kenny Lofton, L</b> OBP: 0.347, SLG: 0.435 (1, 8)	F7		P6		K		1-2		F7	5	0	1	0	0	1	1						
<b>2 Derek Jeter, R</b> OBP: 0.333, SLG: 0.441 (1, 6)	2B		G6-3				F8		K	4	0	1	0	0	1	3						
<b>Gary Sheffield, R</b> OBP: 0.401, SLG: 0.527 (1, 9)	F8			G4-3		E5			P3	4	1	0	0	0	0	1						
<b>55 Hideki Matsui, L</b> OBP: 0.395, SLG: 0.532 (1, 7)	F8			1B	2B	2H	HR		K	4	2	2	2	0	1	1						
<b>Bernie Williams, S</b> OBP: 0.358, SLG: 0.428 (1, 10)		F8		2H	1B	G4-3			BB	4	0	2	1	0	0	0						
<b>John Olerud, L</b> OBP: 0.358, SLG: 0.370 (1, 3)		F8		SAFE	K	F8			FC4	3	0	0	0	1	1	1						
<b>Miguel Cairo, R</b> OBP: 0.336, SLG: 0.433 (1, 5)		G4-3		SAFE	L7				FC4	4	0	0	0	0	0	3						
<b>Enrique Wilson, S</b> OBP: 0.260, SLG: 0.354 (1, 4)			F8			P4			G4-3	4	0	0	0	0	0	0						
<b>John Flaherty, R</b> OBP: 0.260, SLG: 0.378 (1, 2)			2B			P2			G6-3	4	0	2	0	0	0	0						
<b>Inning Stats</b>	R: 0 E: 0 K: 0 S: 7	H: 1 LOB: 1 BB: 0 P: 11	R: 0 E: 0 K: 0 S: 9	H: 0 LOB: 0 BB: 0 P: 13	R: 0 E: 0 K: 0 S: 10	H: 1 LOB: 1 BB: 0 P: 14	R: 1 E: 0 K: 1 S: 15	H: 2 LOB: 1 BB: 0 P: 22	R: 0 E: 0 K: 0 S: 7	H: 0 LOB: 0 BB: 0 P: 11	R: 2 E: 1 K: 0 S: 11	H: 1 LOB: 0 BB: 0 P: 17	R: 0 E: 0 K: 1 S: 14	H: 2 LOB: 0 BB: 0 P: 24	R: 0 E: 0 K: 1 S: 12	H: 1 LOB: 2 BB: 1 P: 19	R: 0 E: 0 K: 0 S: 7	H: 0 LOB: 0 BB: 0 P: 11	1B: 4 2B: 3 3B: 0 HR: 1	SF: 0 SAC: 0 DP: 0 HBP: 0	WP: 0 PB: 0 CS: 0	PA: 37
<b>PITCHER</b>	IP	WLS	BF	H	R	ER	SO	BB	IBB	HBP	BLK	WP	HR	S	P	ERA	WHIP					
<b>Gil Meche, R</b> ERA: 5.63 (1, 1)	7.0	W	29	7	3	2	3	0	0	0	0	0	1	73	112	2.57	1.000					
<b>Matt Thornton, L</b> ERA: 5.4 (8, 1)	1.0		5	1	0	0	1	1	0	0	0	0	0	12	19	0.00	2.000					
<b>20 J.J. Putz, R</b> ERA: 5.4 (9, 1)	1.0		3	0	0	0	0	0	0	0	0	0	0	7	11	0.00	0.000					

**New York Yankees @ Seattle Mariners**  
Safeco Field, Seattle, WA  
Sun Aug 15 2004, 1:05 PM PDT  
Att: 46,335 - Sunny - 75 F

AB	36
R	3
H	8
RBI	3
BB	1
SO	4
LOB	10



Batter	1	2	3	4	5	6	7	8	9	AB	R	H	RBI	BB	SO	LOB	BOTTOM					
<b>51 Ichiro Suzuki, L</b> OBP: 0.403, SLG: 0.446 (1, 9)	HR		S		F7		1B		F7-3	4	2	3	1	1	0	0						
<b>Randy Winn, S</b> OBP: 0.352, SLG: 0.423 (1, 8)	K		SAFE		F7		1B		F7-3	5	1	1	1	0	2	2						
<b>Edgar Martinez, R</b> OBP: 0.355, SLG: 0.393 (1, 10)	K		G5-3		K		BB		1B	4	1	1	1	0	2	1						
<b>Raul Ibanez, L</b> OBP: 0.320, SLG: 0.453 (1, 7)	FC6-4			1B		F7			1B	3	1	2	0	1	0	0						
<b>Bret Boone, R</b> OBP: 0.311, SLG: 0.403 (1, 4)	FC6-4			4S		P4			1B	3	0	1	1	1	0	1						
<b>Scott Spiezio, S</b> OBP: 0.279, SLG: 0.335 (1, 3)			G3		P6		P6		K	4	0	0	0	0	1	5						
<b>Miguel Olivo, R</b> OBP: 0.308, SLG: 0.491 (1, 2)			1B		P6		1B		1B	4	1	3	2	0	0	2						
<b>4 Jose Lopez, R</b> OBP: 0.279, SLG: 0.339 (1, 6)			K				2B		F7	3	1	1	1	1	1	2						
<b>16 Willie Bloomquist, R</b> OBP: 0.281, SLG: 0.291 (1, 5)			F9		F8		K		K	4	0	0	0	0	2	4						
<b>Inning Stats</b>	R: 1 E: 0 K: 2 S: 16	H: 1 LOB: 1 BB: 1 P: 23	R: 0 E: 0 K: 1 S: 6	H: 1 LOB: 0 BB: 0 P: 11	R: 0 E: 0 K: 1 S: 8	H: 1 LOB: 1 BB: 0 P: 10	R: 0 E: 0 K: 0 S: 13	H: 2 LOB: 3 BB: 1 P: 20	R: 0 E: 0 K: 1 S: 7	H: 0 LOB: 0 BB: 0 P: 11	R: 0 E: 0 K: 0 S: 9	H: 0 LOB: 0 BB: 0 P: 14	R: 6 E: 0 K: 2 S: 24	H: 6 LOB: 2 BB: 2 P: 41	R: 0 E: 0 K: 1 S: 7	H: 1 LOB: 0 BB: 0 P: 10	R: 0 E: 0 K: 0 S: 7	H: 0 LOB: 0 BB: 0 P: 11	1B: 9 2B: 3 3B: 0 HR: 1	SF: 0 SAC: 0 DP: 1 HBP: 0	WP: 0 PB: 0 CS: 0	PA: 38
<b>PITCHER</b>	IP	WLS	BF	H	R	ER	SO	BB	IBB	HBP	BLK	WP	HR	S	P	ERA	WHIP					
<b>Kevin Brown, R</b> ERA: 3.81 (1, 1)	6.1		27	7	3	3	6	2	0	0	0	0	0	66	98	4.26	1.421					
<b>C.J. Nitkowski, L</b> ERA: 4.44 (7, 1)	0.0	L	1	0	0	0	0	1	0	0	0	0	0	2	6	∞	∞					
<b>Paul Quantrill, R</b> ERA: 3.36 (7, 1)	0.0	B	3	3	1	1	0	0	0	0	0	0	0	6	8	∞	∞					
<b>Scott Proctor, R</b> ERA: 4.91 (7, 1)	1.2		7	2	3	3	2	1	0	0	0	0	0	16	28	16.20	1.800					

**New York Yankees @ Seattle Mariners**  
Safeco Field, Seattle, WA  
Sun Aug 15 2004, 1:05 PM PDT  
Att: 46,335 - Sunny - 75 F

AB	34
R	7
H	12
RBI	7
BB	4
SO	8
LOB	17






Batter	1	2	3	4	5	6	7	8	9	AB	R	H	RBI	BB	SO	LOB	TOP																					
<b>Kenny Lofton, L</b> OBP: 0.344, SLG: 0.429	G4-3		P6			F8		BB 55 SF9 1B	G4-3	5	1	1	0	0	0	2	<b>New York Yankees @ Minnesota Twins</b> Hubert H. Humphrey Metrodome, Minneapolis, MN Tue Aug 17 2004, 8:10 PM EDT Att: 38,766 - Unknown - 70 F																					
<b>2 Derek Jeter, R</b> OBP: 0.332, SLG: 0.438	G1-3			G6-3		K		55 SF9 BB 1B	G5-3	5	0	1	0	0	1	2																						
<b>Gary Sheffield, R</b> OBP: 0.402, SLG: 0.533	F9			K		K	HR			3	1	1	1	1	1	0																						
<b>Bernie Williams, S</b> OBP: 0.358, SLG: 0.427		G6-3			55 1B					4	0	1	0	0	1	3																						
<b>55 Hideki Matsui, L</b> OBP: 0.398, SLG: 0.534										2	0	2	1	1	0	0																						
<b>20 Jorge Posada, S</b> OBP: 0.413, SLG: 0.492										4	0	1	0	0	2	5																						
<b>John Olerud, L</b> OBP: 0.360, SLG: 0.370										3	0	1	0	1	0	3																						
<b>Miguel Cairo, R</b> OBP: 0.331, SLG: 0.426			G1-3			G6-4-3			G4-3 1B BB	4	0	0	0	0	1	4																						
<b>Enrique Wilson, S</b> OBP: 0.260, SLG: 0.352			L1			G4-3			F7	4	0	1	0	0	0	2																						
<b>Inning Stats</b>	R: 0 E: 0 K: 0 S: 9	H: 0 LOB: 0 BB: 0 P: 12	R: 0 E: 0 K: 1 S: 10	H: 0 LOB: 1 BB: 1 P: 16	R: 0 E: 0 K: 0 S: 10	H: 0 LOB: 0 BB: 0 P: 13	R: 0 E: 0 K: 2 S: 12	H: 2 LOB: 2 BB: 0 P: 17	R: 0 E: 0 K: 0 S: 8	H: 1 LOB: 0 BB: 0 P: 10	R: 1 E: 0 K: 1 S: 9	H: 1 LOB: 0 BB: 0 P: 13	R: 0 E: 0 K: 1 S: 9	H: 2 LOB: 2 BB: 0 P: 16	R: 1 E: 0 K: 1 S: 19	H: 2 LOB: 2 BB: 1 P: 30	R: 0 E: 0 K: 0 S: 8	H: 1 LOB: 2 BB: 1 P: 18	1B: 8 2B: 0 3B: 0 HR: 1	SF: 1 SAC: 0 DP: 1 HBP: 0	WP: 0 PA: 38 CS: 0																	
<b>PITCHER</b>	IP	WLS	BF	H	R	ER	SO	BB	IBB	HBP	BLK	WP	HR	S	P	ERA	WHIP	<b>PITCHER</b>				IP	WLS	BF	H	R	ER	SO	BB	IBB	HBP	BLK	WP	HR	S	P	ERA	WHIP
<b>Brad Radke, R</b> ERA: 3.55	(1, 1)	7.0	W	27	6	1	1	5	1	0	0	0	0	1	67	97	1.29	1.000																				
<b>Juan Rincon, R</b> ERA: 2.53	(8, 1)	1.0		6	2	1	1	1	1	0	0	0	0	0	19	30	9.00	3.000																				
<b>J.C. Romero, L</b> ERA: 3.27	(9, 1)	1.0		5	1	0	0	0	1	0	0	0	0	0	8	18	0.00	2.000																				




Batter	1	2	3	4	5	6	7	8	9	AB	R	H	RBI	BB	SO	LOB	BOTTOM																					
<b>Shannon Stewart, R</b> OBP: 0.388, SLG: 0.440										4	3	3	1	0	1	1	<b>New York Yankees @ Minnesota Twins</b> Hubert H. Humphrey Metrodome, Minneapolis, MN Tue Aug 17 2004, 8:10 PM EDT Att: 38,766 - Unknown - 70 F																					
<b>Jacque Jones, L</b> OBP: 0.319, SLG: 0.447										5	1	1	0	0	1	3																						
<b>Tori Hunter, R</b> OBP: 0.315, SLG: 0.454										5	0	2	2	2	0	3																						
<b>33 Justin Morneau, L</b> OBP: 0.313, SLG: 0.537										4	1	1	1	1	0	3																						
<b>20 Lew Ford, R</b> OBP: 0.391, SLG: 0.482										3	1	1	1	0	0	1																						
<b>Corey Koskie, L</b> OBP: 0.343, SLG: 0.467										4	1	3	3	0	0	0																						
<b>Cristian Guzman, S</b> OBP: 0.301, SLG: 0.372										3	0	1	0	1	0	3																						
<b>Henry Blanco, R</b> OBP: 0.251, SLG: 0.343										4	0	0	0	0	0	3																						
<b>Luis Rivas, R</b> OBP: 0.269, SLG: 0.391										4	1	1	0	0	0	3																						
<b>Inning Stats</b>	R: 0 E: 0 K: 1 S: 10	H: 1 LOB: 1 BB: 0 P: 14	R: 2 E: 1 K: 1 S: 18	H: 2 LOB: 1 BB: 1 P: 26	R: 1 E: 0 K: 0 S: 7	H: 1 LOB: 0 BB: 0 P: 10	R: 0 E: 0 K: 0 S: 11	H: 1 LOB: 1 BB: 0 P: 20	R: 1 E: 0 K: 0 S: 11	H: 2 LOB: 1 BB: 0 P: 18	R: 0 E: 0 K: 0 S: 8	H: 1 LOB: 0 BB: 0 P: 9	R: 2 E: 0 K: 0 S: 10	H: 2 LOB: 2 BB: 1 P: 20	R: 2 E: 1 K: 0 S: 14	H: 3 LOB: 1 BB: 0 P: 21	1B: 9 2B: 2 3B: 0 HR: 2	SF: 1 SAC: 0 DP: 0 HBP: 1	WP: 1 PA: 40 CS: 0																			
<b>PITCHER</b>	IP	WLS	BF	H	R	ER	SO	BB	IBB	HBP	BLK	WP	HR	S	P	ERA	WHIP	<b>PITCHER</b>				IP	WLS	BF	H	R	ER	SO	BB	IBB	HBP	BLK	WP	HR	S	P	ERA	WHIP
<b>Javier Vazquez, R</b> ERA: 4.29	(1, 1)	6.2	L	32	9	6	6	2	1	1	0	0	0	1	73	112	8.10	1.500																				
<b>C.J. Nitkowski, L</b> ERA: 4.44	(7, 1)	0.0		1	1	0	0	0	0	0	0	0	0	0	1	3	∞	∞																				
<b>Scott Proctor, R</b> ERA: 5.49	(7, 1)	1.1		7	3	2	2	0	0	0	0	0	0	0	15	23	13.50	2.250																				





Batter	1	2	3	4	5	6	7	8	9	AB	R	H	RBI	BB	SO	LOB	TOP											
Miguel Cairo, R OBP: 0.330, SLG: 0.423	K2-3		1B			K		G3-4-3		4	0	1	1	0	2	1	<b>New York Yankees @ Minnesota Twins</b> Hubert H. Humphrey Metrodome, Minneapolis, MN Wed Aug 18 2004, 7:05 PM EDT Att: 41,125 - Unknown - 70 F											
2 Derek Jeter, R OBP: 0.330, SLG: 0.435	L6		F8			G6-3		F9		4	0	0	0	0	0	2												
Gary Sheffield, R OBP: 0.400, SLG: 0.533	2B			P3			G6-3	P4		4	0	1	0	0	0	1												
Bernie Williams, S OBP: 0.357, SLG: 0.423	K			G6-3			55 G4-3 BB	L3		3	0	0	0	1	1	1												
55 Hideki Matsui, L OBP: 0.396, SLG: 0.534		P6		L4			G4-3	2B		4	0	1	0	0	0	1												
20 Jorge Posada, S OBP: 0.409, SLG: 0.486	G4-3				K			K		4	0	0	0	0	3	2												
Ruben Sierra, S OBP: 0.310, SLG: 0.495	F9				P4			1B WP		4	1	1	0	0	1	1												
John Olerud, L OBP: 0.359, SLG: 0.370		P6			F7			1B WP G3-4-3 1B		3	1	1	0	0	0	0												
Enrique Wilson, S OBP: 0.261, SLG: 0.352			K			G4-3		G3-4-3 1B		3	0	1	0	0	1	0												
<b>Inning Stats</b>	R: 0 E: 0 K: 2 S: 12	H: 1 LOB: 1 BB: 0 P: 18	R: 0 E: 0 K: 0 S: 5	H: 0 LOB: 0 BB: 0 P: 10	R: 0 E: 0 K: 1 S: 11	H: 1 LOB: 1 BB: 0 P: 17	R: 0 E: 0 K: 0 S: 8	H: 0 LOB: 0 BB: 0 P: 14	R: 0 E: 0 K: 1 S: 5	H: 0 LOB: 0 BB: 0 P: 8	R: 0 E: 0 K: 1 S: 11	H: 0 LOB: 1 BB: 1 P: 13	R: 0 E: 0 K: 1 S: 8	H: 0 LOB: 1 BB: 1 P: 13	R: 2 E: 0 K: 0 S: 16	H: 3 LOB: 1 BB: 0 P: 23		R: 0 E: 0 K: 2 S: 13	H: 1 LOB: 1 BB: 0 P: 23	1B: 4 2B: 2 3B: 0 HR: 0	SF: 0 SAC: 0 DP: 0 HBP: 0	WP: 1 PB: 0 CS: 0	PA: 34					
<b>PITCHER</b>	IP	WLS	BF	H	R	ER	SO	BB	IBB	HBP	BLK	WP	HR	S	P	ERA	WHIP											
Johan Santana, L ERA: 3.23	(1, 1)	7.0	W	27	5	2	2	6	1	0	0	0	1	0	69	105	2.57	0.857										
Grant Balfour, R ERA: 3.21	(8, 1)	1.0		3	0	0	0	0	0	0	0	0	0	0	7	11	0.00	0.000										
36 Joe Nathan, R ERA: 0.82	(9, 1)	1.0		4	1	0	0	2	0	0	0	0	0	0	13	23	0.00	1.000										

Batter	1	2	3	4	5	6	7	8	9	AB	R	H	RBI	BB	SO	LOB	BOTTOM											
Shannon Stewart, R OBP: 0.392, SLG: 0.458	HR		FC6-4 1B			G6-4-3		K		5	1	3	2	0	1	1	<b>New York Yankees @ Minnesota Twins</b> Hubert H. Humphrey Metrodome, Minneapolis, MN Wed Aug 18 2004, 7:05 PM EDT Att: 41,125 - Unknown - 70 F											
Jacque Jones, L OBP: 0.317, SLG: 0.451	F7		K	K		HR		G6-3		5	1	1	1	0	2	2												
Tori Hunter, R OBP: 0.317, SLG: 0.455	33 G4-3 BB		FC6-4 1-2		K	33 1B		2B		3	1	1	0	1	1	1												
33 Justin Morneau, L OBP: 0.317, SLG: 0.533	G4-3		P5		20 FC4-6 BB	20 FC5-4 1B				3	0	1	1	1	0	2												
20 Lew Ford, R OBP: 0.390, SLG: 0.478	G1-3			2B HBP	FC4-6 1B	FC5-4				3	1	0	0	0	0	3												
Corey Koskie, L OBP: 0.347, SLG: 0.472		S BB		2B 2B			G4-3			3	1	2	0	1	0	0												
Cristian Guzman, S OBP: 0.301, SLG: 0.373	F7		SH1 2B		G6-3		G3-1			4	1	1	2	0	0	3												
Henry Blanco, R OBP: 0.252, SLG: 0.352	F9		SH1			G6-4-3 3B		P6		3	1	1	0	0	0	1												
Luis Rivas, R OBP: 0.269, SLG: 0.387	G6-3		G5-3			G6-4-3 BB		G5-3		3	0	0	0	1	0	2												
<b>Inning Stats</b>	R: 1 E: 0 K: 0 S: 8	H: 1 LOB: 1 BB: 1 P: 18	R: 0 E: 0 K: 0 S: 8	H: 0 LOB: 1 BB: 1 P: 17	R: 0 E: 0 K: 1 S: 9	H: 1 LOB: 1 BB: 0 P: 13	R: 3 E: 0 K: 1 S: 13	H: 3 LOB: 1 BB: 0 P: 20	R: 0 E: 0 K: 1 S: 9	H: 1 LOB: 2 BB: 1 P: 16	R: 3 E: 0 K: 0 S: 17	H: 4 LOB: 1 BB: 1 P: 29	R: 0 E: 0 K: 0 S: 6	H: 0 LOB: 0 BB: 0 P: 11	R: 0 E: 0 K: 1 S: 5	H: 0 LOB: 0 BB: 0 P: 10		1B: 3 2B: 4 3B: 1 HR: 2	SF: 0 SAC: 1 DP: 1 HBP: 1	WP: 0 PB: 0 CS: 0	PA: 38							
<b>PITCHER</b>	IP	WLS	BF	H	R	ER	SO	BB	IBB	HBP	BLK	WP	HR	S	P	ERA	WHIP											
35 Mike Mussina, R ERA: 5.34	(1, 1)	4.0	L	20	5	4	4	2	2	0	1	0	0	1	38	68	9.00	1.750										
Tanyon Sturtze, R ERA: 5.23	(5, 1)	4.0		18	5	3	3	2	2	0	0	0	0	1	37	66	6.75	1.750										



Batter	1	2	3	4	5	6	7	8	9	AB	R	H	RBI	BB	SO	LOB	TOP					
<b>Bernie Williams, S</b> OBP: 0.359, SLG: 0.426 (1, 10)										5	1	3	1	0	1	0						
<b>2 Derek Jeter, R</b> OBP: 0.327, SLG: 0.431 (1, 6)										4	1	0	0	0	2	4						
<b>Gary Sheffield, R</b> OBP: 0.404, SLG: 0.551 (1, 9)										4	3	3	5	1	0	0						
<b>13 Alex Rodriguez, R</b> OBP: 0.369, SLG: 0.522 (1, 5)										5	2	3	2	0	0	1						
<b>55 Hideki Matsui, L</b> OBP: 0.396, SLG: 0.531 (1, 7)										4	0	1	1	1	2	2						
<b>20 Jorge Posada, S</b> OBP: 0.411, SLG: 0.492 (1, 2)										4	3	2	0	1	2	1						
<b>John Olerud, L</b> OBP: 0.360, SLG: 0.370 (1, 3)										5	1	2	1	0	0	2						
<b>Miguel Cairo, R</b> OBP: 0.328, SLG: 0.420 (9, PH)										4	1	1	1	0	0	1						
<b>Ruben Sierra, S</b> OBP: 0.313, SLG: 0.498 (9, PH)										1	0	1	1	0	0	0						
<b>Enrique Wilson, S</b> OBP: 0.261, SLG: 0.352 (9, 4)										0	0	0	0	0	0	0						
<b>Kenny Lofton, L</b> OBP: 0.342, SLG: 0.423 (1, 8)										3	1	0	0	1	2	1						
<b>Inning Stats</b>	R: 1 E: 0 K: 1 S: 12	H: 2 LOB: 1 BB: 0 P: 15	R: 0 E: 0 K: 1 S: 9	H: 0 LOB: 0 BB: 0 P: 12	R: 0 E: 0 K: 1 S: 7	H: 0 LOB: 0 BB: 0 P: 8	R: 0 E: 0 K: 0 S: 5	H: 0 LOB: 0 BB: 0 P: 8	R: 5 E: 0 K: 1 S: 18	H: 5 LOB: 1 BB: 1 P: 30	R: 1 E: 0 K: 2 S: 13	H: 3 LOB: 2 BB: 0 P: 18	R: 2 E: 0 K: 1 S: 9	H: 1 LOB: 2 BB: 2 P: 21	R: 0 E: 0 K: 2 S: 12	H: 0 LOB: 0 BB: 0 P: 14	R: 4 E: 1 K: 0 S: 15	H: 5 LOB: 1 BB: 1 P: 25	1B: 10 2B: 3 3B: 0 HR: 3	SF: 0 SAC: 1 DP: 1 HBP: 0	WP: 2 PB: 0 CS: 1	PA: 44
<b>PITCHER</b>	IP WLS BF H R ER SO BB IBB HBP BLK WP HR S P ERA WHIP																					
<b>Carlos Silva, R</b> ERA: 4.78 (1, 1)	5.0 25 9 7 7 4 1 0 0 0 0 2 1 53 78 12.60 2.000																					
<b>Joe Roa, R</b> ERA: 3.58 (6, 1)	2.0 9 2 2 2 3 2 0 0 0 0 0 1 20 34 9.00 2.000																					
<b>Juan Rincon, R</b> ERA: 2.59 (8, 1)	1.0 3 0 0 0 2 0 0 0 0 0 0 0 12 14 0.00 0.000																					
<b>36 Joe Nathan, R</b> ERA: 1.3 (9, 1)	0.2 L 6 4 4 3 0 1 0 0 0 0 0 1 14 23 40.50 7.500																					
<b>J.C. Romero, L</b> ERA: 3.25 (9, 1)	0.1 1 1 0 0 0 0 0 0 0 0 0 0 1 2 0.00 3.000																					

**New York Yankees @ Minnesota Twins**  
 Hubert H. Humphrey Metrodome, Minneapolis, MN  
 Thu Aug 19 2004, 8:10 PM EDT  
 Att: 37,959 - Unknown - 70 F

AB 39  
 R 13  
 H 16  
 RBI 12  
 BB 4  
 SO 9  
 LOB 12



Batter	1	2	3	4	5	6	7	8	9	AB	R	H	RBI	BB	SO	LOB	BOTTOM					
<b>Shannon Stewart, R</b> OBP: 0.399, SLG: 0.477 (1, 7)										5	2	4	2	0	0	1						
<b>Jacque Jones, L</b> OBP: 0.316, SLG: 0.453 (1, 9)										5	1	2	2	0	1	3						
<b>Tori Hunter, R</b> OBP: 0.318, SLG: 0.454 (1, 8)										1	0	0	0	1	0	1						
<b>20 Lew Ford, R</b> OBP: 0.391, SLG: 0.484 (5, 8)										3	2	2	1	0	1	0						
<b>33 Justin Morneau, L</b> OBP: 0.308, SLG: 0.516 (1, 3)										5	1	0	1	0	2	4						
<b>Jose Offerman, S</b> OBP: 0.367, SLG: 0.420 (1, 10)										4	0	1	1	1	2	1						
<b>Corey Koskie, L</b> OBP: 0.346, SLG: 0.471 (1, 5)										3	1	1	1	0	0	1						
<b>Cristian Guzman, S</b> OBP: 0.305, SLG: 0.375 (1, 6)										3	2	2	0	1	0	0						
<b>Henry Blanco, R</b> OBP: 0.250, SLG: 0.349 (1, 2)										2	0	0	0	0	1	1						
<b>Matthew LeCroy, R</b> OBP: 0.316, SLG: 0.387 (7, PH)										1	0	0	0	0	1	1						
<b>Rob Bowen, S</b> OBP: 0.261, SLG: 0.300 (8, 2)										1	0	0	0	0	0	2						
<b>Luis Rivas, R</b> OBP: 0.268, SLG: 0.388 (1, 4)										4	1	1	1	0	3	3						
<b>Inning Stats</b>	R: 1 E: 0 K: 2 S: 13	H: 1 LOB: 1 BB: 1 P: 26	R: 0 E: 0 K: 1 S: 7	H: 0 LOB: 0 BB: 0 P: 10	R: 0 E: 0 K: 1 S: 10	H: 1 LOB: 1 BB: 0 P: 15	R: 0 E: 0 K: 0 S: 5	H: 0 LOB: 0 BB: 1 P: 10	R: 0 E: 0 K: 1 S: 10	H: 1 LOB: 1 BB: 0 P: 16	R: 2 E: 0 K: 0 S: 10	H: 3 LOB: 0 BB: 0 P: 18	R: 5 E: 0 K: 2 S: 18	H: 4 LOB: 1 BB: 1 P: 27	R: 2 E: 0 K: 1 S: 13	H: 3 LOB: 1 BB: 0 P: 21	R: 0 E: 0 K: 3 S: 9	H: 0 LOB: 0 BB: 0 P: 10	1B: 7 2B: 5 3B: 2 HR: 0	SF: 1 SAC: 0 DP: 2 HBP: 0	WP: 2 PB: 0 CS: 0	PA: 41
<b>PITCHER</b>	IP WLS BF H R ER SO BB IBB HBP BLK WP HR S P ERA WHIP																					
<b>Orlando Hernandez, R</b> ERA: 2.78 (1, 1)	6.1 27 5 5 5 6 3 0 0 0 0 0 0 62 107 7.11 1.579																					
<b>Paul Quantrill, R</b> ERA: 3.72 (7, 1)	0.0 3 3 2 2 0 0 0 0 0 0 0 0 6 7 - - -																					
<b>Tom Gordon, R</b> ERA: 2.0 (7, 1)	1.2 W 8 3 3 3 2 0 0 0 0 0 0 0 18 29 16.20 1.800																					
<b>42 Mariano Rivera, R</b> ERA: 1.46 (9, 1)	1.0 S 3 0 0 0 3 0 0 0 0 0 0 0 9 10 0.00 0.000																					

**New York Yankees @ Minnesota Twins**  
 Hubert H. Humphrey Metrodome, Minneapolis, MN  
 Thu Aug 19 2004, 8:10 PM EDT  
 Att: 37,959 - Unknown - 70 F

AB 37  
 R 10  
 H 13  
 RBI 9  
 BB 3  
 SO 11  
 LOB 18





Batter	1	2	3	4	5	6	7	8	9	AB R H RBI BB SO LOB	TOP											
David Eckstein, R (1, 6) OBP: 0.349, SLG: 0.348	1-3 K	2-2 CS	0-2 1B		0-2 G3		0-0 E 16 FC5-2 1B		0-1 FC2-6 1B	5 0 3 1 0 1 0	<b>Anaheim Angels @ New York Yankees</b> Yankee Stadium, Bronx, NY Fri Aug 20 2004, 7:05 PM EDT Att: 53,530 - Unknown - 85 F											
Darin Erstad, L (1, 3) OBP: 0.392, SLG: 0.429	3-2 G4-3		0-3 K		1-1 G4-3		1-1 E7 16 FC5-2 1B	0-0 FC2-6 27 FC5-4 1B	5 0 0 0 0 1 3													
27 Vladimir Guerrero, R (1, 9) OBP: 0.379, SLG: 0.571	0-0 16 1B		1-3 K			2-1 1B	4-0 16 FC5-2 1B	1-1 FC5-4 16 HR	4 1 2 0 1 1 2													
16 Garret Anderson, L (1, 10) OBP: 0.351, SLG: 0.435	0-0 1B		0-0 G4-3			2-0 F9	0-0 FC5-2	3-2 HR	5 1 2 2 0 0 5													
Jose Guillen, R (1, 7) OBP: 0.359, SLG: 0.510 Curtis Pride, L (9, 7) OBP: 0.231, SLG: 0.231	1-0 F9			1-2 F7		1-2 1B	1-1 P2	3-2 G6-3	5 0 1 0 0 0 5 0 0 0 0 0 0 0													
Jeff DaVanon, S (1, 8) OBP: 0.376, SLG: 0.403		2-1 P6		0-0 1B		1-1 F7			3 0 1 0 1 0 1													
Adam Kennedy, L (1, 4) OBP: 0.325, SLG: 0.363		2-2 HR		0-1 1B			2-3 K	2-0 P5	4 1 2 1 0 1 1													
José Molina, R (1, 2) OBP: 0.280, SLG: 0.342		1-3 K		2-2 G1-6-4-3			4-2 9 1B BB	3-3 K	3 1 0 0 1 2 3													
9 Chone Figgins, S (1, 5) OBP: 0.352, SLG: 0.422	1-0 CS 1B				1-1 G5-3		2-1 1B	3-2 G5-3	4 1 2 0 0 0 1													
<b>Inning Stats</b>	R: 0 E: 0 K: 1 S: 10	H: 2 LOB: 2 BB: 0 P: 15	R: 1 E: 0 K: 1 S: 12	H: 2 LOB: 0 BB: 0 P: 19	R: 0 E: 0 K: 2 S: 11	H: 1 LOB: 1 BB: 0 P: 12	R: 0 E: 0 K: 0 S: 10	H: 2 LOB: 1 BB: 0 P: 13	R: 0 E: 0 K: 0 S: 7	H: 0 LOB: 0 BB: 0 P: 9	R: 0 E: 0 K: 0 S: 8	H: 2 LOB: 1 BB: 0 P: 14	R: 2 E: 1 K: 1 S: 15	H: 2 LOB: 3 BB: 2 P: 29	R: 0 E: 0 K: 1 S: 11	H: 0 LOB: 1 BB: 1 P: 23	R: 2 E: 0 K: 0 S: 12	H: 2 LOB: 0 BB: 0 P: 19	1B: 11 2B: 0 3B: 0 HR: 2	SF: 0 SAC: 0 DP: 1 HBP: 0	WP: 0 PB: 0 SB: 1 CS: 1	PA: 42
<b>PITCHER</b>	IP WLS BF H R ER SO BB IBB HBP BLK WP HR S P ERA WHIP											IP WLS BF H R ER SO BB IBB HBP BLK WP HR S P ERA WHIP										
Jon Lieber, R (1, 1) ERA: 4.67	6.1 L 30 11 3 2 5 1 1 0 0 0 0 1 70 107 2.84 1.895																					
C.J. Nitkowski, L (7, 1) ERA: 4.38	0.1 1 0 0 0 0 0 0 0 0 0 0 0 1 1 0.00 0.000																					
Scott Proctor, R (7, 1) ERA: 5.14	1.1 5 0 0 0 1 1 0 0 0 0 0 0 13 26 0.00 0.750																					
Paul Quantrill, R (9, 1) ERA: 3.91	1.0 5 2 2 2 0 0 0 0 0 0 0 0 1 12 19 18.00 2.000																					

Batter	1	2	3	4	5	6	7	8	9	AB R H RBI BB SO LOB	BOTTOM											
Bernie Williams, S (1, 8) OBP: 0.356, SLG: 0.422	1-0 F7		0-0 G3		2-2 F8			3-2 F8		4 0 0 0 0 0 0	<b>Anaheim Angels @ New York Yankees</b> Yankee Stadium, Bronx, NY Fri Aug 20 2004, 7:05 PM EDT Att: 53,530 - Unknown - 85 F											
2 Derek Jeter, R (1, 6) OBP: 0.328, SLG: 0.433	4-1 13 E S BB		3-1 2B			1-0 G4-3		0-1 P4	3 0 1 0 1 0 0													
Gary Sheffield, R (1, 10) OBP: 0.403, SLG: 0.548	1-1 F7		1-2 K			0-1 13 CS 1B		2-2 F8	4 0 1 0 0 1 2													
13 Alex Rodriguez, R (1, 5) OBP: 0.370, SLG: 0.521	4-1 1B		1-3 K			3-3 K		0-0 55 DI 1B	3 0 1 0 1 2 2													
55 Hideki Matsui, L (1, 7) OBP: 0.395, SLG: 0.527	0-0 L9			2-0 20 G6-3 HBP			2-3 K	1-2 K	3 0 0 0 0 2 3													
20 Jorge Posada, S (1, 2) OBP: 0.411, SLG: 0.491		3-2 CS 1B		1-1 G6-3			0-0 G3-1		3 0 1 0 0 0 1													
John Olerud, L (1, 3) OBP: 0.360, SLG: 0.370		2-2 FC4-6 1B		1-0 G3			3-2 K		3 0 1 0 0 1 0													
Ruben Sierra, S (1, 9) OBP: 0.309, SLG: 0.491		3-2 FC4-6			1-1 F7			0-0 G3	3 0 0 0 0 0 1													
Miguel Cairo, R (1, 4) OBP: 0.326, SLG: 0.417 Kenny Lofton, L (8, PH) Enrique Wilson, S (9, 4) OBP: 0.261, SLG: 0.352		1-1 P3			0-2 F8			0-3 K	2 0 0 0 0 0 1 1 0 0 0 0 1 0 0 0 0 0 0 0 0													
<b>Inning Stats</b>	R: 0 E: 0 K: 0 S: 6	H: 0 LOB: 2 BB: 2 P: 16	R: 0 E: 0 K: 2 S: 9	H: 2 LOB: 1 BB: 0 P: 20	R: 0 E: 0 K: 2 S: 9	H: 1 LOB: 1 BB: 0 P: 14	R: 0 E: 0 K: 0 S: 3	H: 0 LOB: 0 BB: 0 P: 7	R: 0 E: 0 K: 0 S: 8	H: 0 LOB: 0 BB: 0 P: 11	R: 0 E: 0 K: 1 S: 6	H: 1 LOB: 1 BB: 0 P: 10	R: 0 E: 0 K: 2 S: 8	H: 0 LOB: 0 BB: 0 P: 13	R: 0 E: 0 K: 1 S: 8	H: 0 LOB: 0 BB: 0 P: 11	R: 0 E: 0 K: 1 S: 9	H: 1 LOB: 1 BB: 0 P: 12	1B: 4 2B: 2 3B: 0 HR: 0	SF: 0 SAC: 0 DP: 2 HBP: 1	WP: 0 PB: 0 SB: 1 CS: 2	PA: 32
<b>PITCHER</b>	IP WLS BF H R ER SO BB IBB HBP BLK WP HR S P ERA WHIP											IP WLS BF H R ER SO BB IBB HBP BLK WP HR S P ERA WHIP										
Ramon Ortiz, R (1, 1) ERA: 4.15	8.0 W 28 4 0 0 6 2 0 1 0 0 0 0 59 102 0.00 0.750																					
Troy Percival, R (9, 1) ERA: 3.72	1.0 4 1 0 0 1 0 0 0 0 0 0 0 9 12 0.00 1.000																					



Batter	1	2	3	4	5	6	7	8	9	AB	R	H	RBI	BB	SO	LOB	TOP				
David Eckstein, R (1, 6) OBP: 0.346, SLG: 0.345	F9		K2-3	SH5-4		G6-3		L4		4	0	0	0	0	1	1					
Darin Erstad, L (1, 3) OBP: 0.392, SLG: 0.428	F9		1B	K			2B	L4		5	1	2	0	0	1	2					
27 Vladimir Guerrero, R (1, 9) OBP: 0.379, SLG: 0.566	K		K				F9	16 2B		4	1	1	0	1	2	2					
16 Garret Anderson, L (1, 10) OBP: 0.355, SLG: 0.439		2B	F8	F8			2B	1B		4	1	2	1	1	0	4					
Jose Guillen, R (1, 7) OBP: 0.361, SLG: 0.521		FC5					FC4-2	2B		2	1	2	1	0	0	0					
Curtis Pride, L (4, 7) OBP: 0.313, SLG: 0.333		2B		HR			FC4-2	HBP		2	0	1	1	0	1	0					
Jeff DaVanon, S (1, 8) OBP: 0.376, SLG: 0.416		K		HR			FC4-2	1B		5	1	2	1	0	2	4					
Adam Kennedy, L (1, 4) OBP: 0.326, SLG: 0.362		E		9 1B			L9	FC1-2		4	1	1	0	1	0	5					
Bengie Molina, R (1, 2) OBP: 0.302, SLG: 0.433		FC5		E6			F9	G4-3		5	0	0	1	0	0	6					
9 Chone Figgins, S (1, 5) OBP: 0.353, SLG: 0.423		K		SH5-4			G6-3			4	0	2	1	0	2	2					
<b>Inning Stats</b>	R: 0 E: 0 K: 1 S: 9	H: 0 LOB: 0 BB: 0 P: 12	R: 1 E: 1 K: 2 S: 12	H: 2 LOB: 2 BB: 1 P: 21	R: 0 E: 0 K: 2 S: 10	H: 1 LOB: 1 BB: 0 P: 16	R: 3 E: 1 K: 1 S: 18	H: 4 LOB: 3 BB: 1 P: 31	R: 0 E: 0 K: 1 S: 6	H: 0 LOB: 0 BB: 0 P: 8	R: 1 E: 0 K: 0 S: 11	H: 2 LOB: 2 BB: 1 P: 20	R: 0 E: 0 K: 0 S: 9	H: 1 LOB: 0 BB: 0 P: 11	R: 1 E: 0 K: 0 S: 13	H: 3 LOB: 3 BB: 0 P: 20	1B: 8 2B: 3 3B: 0 HR: 2	SF: 0 SAC: 1 DP: 0 HBP: 1	WP: 0 PB: 0 SB: 1 CS: 1	PA: 44	
<b>PITCHER</b>	IP	WLS	BF	H	R	ER	SO	BB	IBB	HBP	BLK	WP	HR	S	P	ERA	WHIP				
Esteban Loaiza, R (1, 1) ERA: 5.14	3.0	L	18	7	4	3	5	0	1	0	0	0	2	42	65	9.00	2.333				
Tanyon Sturtze, R (4, 1) ERA: 5.01	4.0		16	2	1	1	4	1	1	0	0	0	0	32	57	2.25	0.750				
Paul Quantrill, R (8, 1) ERA: 3.86	1.0		3	1	0	0	0	0	0	0	0	0	0	9	11	0.00	1.000				
C.J. Nitkowski, L (9, 1) ERA: 4.62	0.2		6	3	1	1	0	0	0	1	0	0	0	10	17	13.50	4.500				
Scott Proctor, R (9, 1) ERA: 5.09	0.1		1	0	0	0	0	0	0	0	0	0	0	3	3	0.00	0.000				

Anaheim Angels @ New York Yankees  
Yankee Stadium, Bronx, NY  
Sat Aug 21 2004, 1:05 PM EDT  
Att: 54,008 - Overcast - 81 F

AB 39  
R 6  
H 13  
RBI 6  
BB 3  
SO 9  
LOB 26



Batter	1	2	3	4	5	6	7	8	9	AB	R	H	RBI	BB	SO	LOB	BOTTOM					
Kenny Lofton, L (1, 8) OBP: 0.339, SLG: 0.415	G4-3				G5-3		FC4-6			3	0	0	0	1	0	1						
2 Derek Jeter, R (1, 6) OBP: 0.326, SLG: 0.431	G4-3			BB	1B		K			4	0	1	0	0	2	2						
Gary Sheffield, R (1, 9) OBP: 0.404, SLG: 0.548	13 FC5-4			F7	1B			K		4	0	2	0	0	1	1						
13 Alex Rodriguez, R (1, 5) OBP: 0.369, SLG: 0.519	FC5-4			1B	1B		F9	F9		4	0	1	0	0	0	3						
55 Hideki Matsui, L (1, 7) OBP: 0.392, SLG: 0.523		F8		P5			F7	F9		4	0	0	0	0	0	1						
Bernie Williams, S (1, 10) OBP: 0.355, SLG: 0.420		1B		K			K	F9		4	0	1	0	0	2	1						
John Olerud, L (1, 3) OBP: 0.358, SLG: 0.368		L8-3		1B			F9	L7		4	0	1	0	0	0	1						
Enrique Wilson, S (1, 4) OBP: 0.258, SLG: 0.347				G6-3			F7			3	0	0	0	0	1	2						
Ruben Sierra, S (9, PH) OBP: 0.308, SLG: 0.489							K	G3		1	0	0	0	0	0	0						
John Flaherty, R (1, 2) OBP: 0.264, SLG: 0.410										2	1	1	1	0	0	0						
20 Jorge Posada, S (7, PH) OBP: 0.412, SLG: 0.492				HR			FC4-6	1B		1	0	1	0	0	0	0						
<b>Inning Stats</b>	R: 0 E: 0 K: 0 S: 9	H: 1 LOB: 1 BB: 0 P: 16	R: 0 E: 0 K: 0 S: 7	H: 1 LOB: 0 BB: 0 P: 14	R: 1 E: 0 K: 1 S: 10	H: 1 LOB: 1 BB: 1 P: 19	R: 0 E: 0 K: 1 S: 8	H: 2 LOB: 2 BB: 0 P: 11	R: 0 E: 0 K: 1 S: 13	H: 2 LOB: 2 BB: 0 P: 23	R: 0 E: 0 K: 1 S: 8	H: 0 LOB: 0 BB: 0 P: 14	R: 0 E: 0 K: 2 S: 10	H: 1 LOB: 1 BB: 0 P: 15	R: 0 E: 0 K: 1 S: 6	H: 0 LOB: 0 BB: 0 P: 11	R: 0 E: 0 K: 0 S: 5	H: 0 LOB: 0 BB: 0 P: 8	1B: 7 2B: 1 3B: 0 HR: 1	SF: 0 SAC: 0 DP: 1 HBP: 0	WP: 0 PB: 0 SB: 0 CS: 0	PA: 35
<b>PITCHER</b>	IP	WLS	BF	H	R	ER	SO	BB	IBB	HBP	BLK	WP	HR	S	P	ERA	WHIP					
Aaron Sele, R (1, 1) ERA: 4.43	3.0		12	3	1	1	1	1	0	0	0	0	0	26	49	3.00	1.333					
62 Scot Shields, R (4, 1) ERA: 3.02	3.0	W	13	4	0	0	2	0	0	0	0	0	0	29	48	0.00	1.333					
Brendan Donnelly, R (7, 1) ERA: 2.25	1.0		4	1	0	0	2	0	0	0	0	0	0	10	15	0.00	1.000					
Francisco Rodriguez, R (8, 1) ERA: 1.94	2.0		6	0	0	0	1	0	0	0	0	0	0	11	19	0.00	0.000					

Anaheim Angels @ New York Yankees  
Yankee Stadium, Bronx, NY  
Sat Aug 21 2004, 1:05 PM EDT  
Att: 54,008 - Overcast - 81 F

AB 34  
R 1  
H 8  
RBI 1  
BB 1  
SO 6  
LOB 12





Batter	1	2	3	4	5	6	7	8	9	AB	R	H	RBI	BB	SO	LOB	TOP					
David Eckstein, R (1, 6) OBP: 0.344, SLG: 0.342										4	0	0	0	1	0	4	Anaheim Angels @ New York Yankees Yankee Stadium, Bronx, NY Sun Aug 22 2004, 1:05 PM EDT Att: 53,885 - Sunny - 72 F					
Darin Erstad, L (1, 3) OBP: 0.364, SLG: 0.432										4	1	2	0	0	0	1						
27 Vladimir Guerrero, R (1, 9) OBP: 0.379, SLG: 0.564										3	0	0	0	0	2	1						
16 Garret Anderson, L (1, 10) OBP: 0.353, SLG: 0.435										3	0	0	0	1	1	2						
Jose Guillen, R (1, 7) OBP: 0.360, SLG: 0.520 Curtis Pride, L (8, 7) OBP: 0.313, SLG: 0.333											3	1	1	1	0	1		2				
Jeff DaVanon, S (1, 8) OBP: 0.380, SLG: 0.422											4	1	2	0	0	2		2				
Adam Kennedy, L (1, 4) OBP: 0.326, SLG: 0.361											4	0	1	0	0	1		3				
Bengie Molina, R (1, 2) OBP: 0.313, SLG: 0.456											4	1	4	3	0	0		0				
9 Chone Figgins, S (1, 5) OBP: 0.351, SLG: 0.419											4	0	0	0	0	4						
<b>Inning Stats</b>	R: 0 E: 0 K: 1 S: 6	H: 0 LOB: 0 BB: 1 P: 13	R: 0 E: 0 K: 1 S: 8	H: 1 LOB: 1 BB: 0 P: 12	R: 0 E: 0 K: 0 S: 5	H: 1 LOB: 0 BB: 0 P: 6	R: 0 E: 0 K: 0 S: 8	H: 0 LOB: 0 BB: 0 P: 14	R: 3 E: 0 K: 0 S: 11	H: 3 LOB: 0 BB: 0 P: 17	R: 1 E: 0 K: 0 S: 7	H: 1 LOB: 0 BB: 0 P: 14	R: 0 E: 0 K: 1 S: 12	H: 2 LOB: 2 BB: 0 P: 18	R: 0 E: 0 K: 3 S: 11	H: 1 LOB: 2 BB: 1 P: 19	R: 0 E: 0 K: 1 S: 12	H: 1 LOB: 1 BB: 0 P: 14	1B: 7 2B: 2 3B: 0 HR: 1	SF: 1 SAC: 0 DP: 2 HBP: 1	WP: 0 PB: 0 SB: 1 CS: 1	PA: 38
<b>PITCHER</b>	IP	WLS	BF	H	R	ER	SO	BB	IBB	HBP	BLK	WP	HR	S	P	ERA	WHIP					
Kevin Brown, R (1, 1) ERA: 3.89	7.0	L	28	8	4	4	3	1	0	1	0	0	1	57	94	5.14	1.286					
Tom Gordon, R (8, 1) ERA: 1.98	1.0		5	1	0	0	3	0	1	0	0	0	0	11	19	0.00	1.000					
42 Mariano Rivera, R (9, 1) ERA: 1.44	1.0		4	1	0	0	1	0	0	0	0	0	0	12	14	0.00	1.000					

Batter	1	2	3	4	5	6	7	8	9	AB	R	H	RBI	BB	SO	LOB	BOTTOM					
Bernie Williams, S (1, 10) OBP: 0.355, SLG: 0.421										4	1	1	1	0	1	1	Anaheim Angels @ New York Yankees Yankee Stadium, Bronx, NY Sun Aug 22 2004, 1:05 PM EDT Att: 53,885 - Sunny - 72 F					
2 Derek Jeter, R (1, 6) OBP: 0.326, SLG: 0.429										3	0	0	0	0	0	0						
Gary Sheffield, R (1, 9) OBP: 0.405, SLG: 0.556										4	1	2	2	0	1	0						
13 Alex Rodriguez, R (1, 5) OBP: 0.368, SLG: 0.515										3	0	0	0	1	1	1						
55 Hideki Matsui, L (1, 7) OBP: 0.391, SLG: 0.519										3	0	0	0	1	2	2						
20 Jorge Posada, S (1, 2) OBP: 0.408, SLG: 0.487											4	0	0	0	2	2						
John Olerud, L (1, 3) OBP: 0.357, SLG: 0.365											3	0	0	0	1	0						
Miguel Cairo, R (1, 4) OBP: 0.322, SLG: 0.412 Ruben Sierra, S (9, PH) OBP: 0.307, SLG: 0.487											3	0	0	0	1	2						
Kenny Lofton, L (1, 8) OBP: 0.343, SLG: 0.415											2	1	1	0	1	0						
<b>Inning Stats</b>	R: 0 E: 0 K: 0 S: 6	H: 0 LOB: 0 BB: 2 P: 8	R: 0 E: 0 K: 0 S: 11	H: 0 LOB: 2 BB: 2 P: 23	R: 2 E: 0 K: 0 S: 12	H: 3 LOB: 1 BB: 0 P: 17	R: 0 E: 0 K: 2 S: 8	H: 0 LOB: 0 BB: 0 P: 11	R: 0 E: 0 K: 1 S: 5	H: 0 LOB: 0 BB: 0 P: 10	R: 0 E: 0 K: 3 S: 14	H: 0 LOB: 1 BB: 1 P: 21	R: 0 E: 0 K: 2 S: 9	H: 0 LOB: 1 BB: 1 P: 16	R: 1 E: 0 K: 2 S: 10	H: 1 LOB: 0 BB: 0 P: 15	R: 0 E: 0 K: 0 S: 4	H: 0 LOB: 0 BB: 0 P: 4	1B: 1 2B: 2 3B: 0 HR: 1	SF: 0 SAC: 1 DP: 0 HBP: 0	WP: 0 PB: 0 SB: 1 CS: 0	PA: 35
<b>PITCHER</b>	IP	WLS	BF	H	R	ER	SO	BB	IBB	HBP	BLK	WP	HR	S	P	ERA	WHIP					
45 Kelvim Escobar, R (1, 1) ERA: 4.11	7.0	W	28	3	2	2	8	4	0	0	0	0	0	65	106	2.57	1.000					
Brendan Donnelly, R (8, 1) ERA: 2.81	1.0	H	4	1	1	1	2	0	0	0	0	0	1	10	15	9.00	1.000					
Troy Percival, R (9, 1) ERA: 3.62	1.0	S	3	0	0	0	0	0	0	0	0	0	0	4	4	0.00	0.000					







Batter	1	2	3	4	5	6	7	8	9	AB	R	H	RBI	BB	SO	LOB	TOP					
<b>Bernie Williams, S</b> (1, 10) OBP: 0.354, SLG: 0.419	P3	K			K	F7		P6		5	0	0	0	0	2	4						
<b>2 Derek Jeter, R</b> (1, 6) OBP: 0.331, SLG: 0.436	HR		F8		1B		G6-3		13 S 55 1B BB	4	2	2	1	1	0	0						
<b>Gary Sheffield, R</b> (1, 9) OBP: 0.404, SLG: 0.557	G6-3		P3		F8		P5		K	5	0	0	0	0	1	2						
<b>13 Alex Rodriguez, R</b> (1, 5) OBP: 0.369, SLG: 0.515	1B		G6-3		1B		2B		G6-3	5	0	3	0	0	0	1						
<b>55 Hideki Matsui, L</b> (1, 7) OBP: 0.390, SLG: 0.517	K				20 G4-3 SF8 2B		F8		20 S 1B	5	1	2	1	0	2	4						
<b>20 Jorge Posada, S</b> (1, 2) OBP: 0.409, SLG: 0.494		1B BB			G4-3		HR		G1-3	3	1	1	1	2	0	1						
<b>John Olerud, L</b> (1, 3) <b>Enrique Wilson, S</b> (8, PR) OBP: 0.261, SLG: 0.350		1B			SF8		SH1-3 SF9 2B		BB BB	2	1	2	1	1	0	0						
<b>Miguel Cairo, R</b> (1, 4) <b>Ruben Sierra, S</b> (8, PH) <b>Tony Clark, S</b> (8, 3) OBP: 0.310, SLG: 0.449		K			3-H 3-2		SH1-3		1-2 2-H	2	0	1	0	0	1	2						
<b>Kenny Lofton, L</b> (1, 8) OBP: 0.336, SLG: 0.408		P5			L7		SF9		F8	3	0	0	1	0	0	5						
<b>Inning Stats</b>	R: 1 E: 0 K: 1 S: 11	H: 2 LOB: 1 BB: 0 P: 18	R: 0 E: 0 K: 2 S: 15	H: 1 LOB: 2 BB: 1 P: 24	R: 0 E: 0 K: 0 S: 5	H: 0 LOB: 0 BB: 0 P: 6	R: 1 E: 0 K: 0 S: 15	H: 2 LOB: 1 BB: 0 P: 21	R: 0 E: 0 K: 2 S: 14	H: 2 LOB: 2 BB: 0 P: 19	R: 2 E: 0 K: 0 S: 6	H: 2 LOB: 0 BB: 0 P: 12	R: 0 E: 0 K: 0 S: 10	H: 1 LOB: 1 BB: 0 P: 17	R: 0 E: 0 K: 0 S: 14	H: 0 LOB: 2 BB: 2 P: 30	R: 1 E: 0 K: 1 S: 13	H: 2 LOB: 2 BB: 2 P: 26	1B: 6 2B: 4 3B: 0 HR: 2	SF: 2 SAC: 1 DP: 0 HBP: 0	WP: 0 PB: 0 SB: 3 CS: 0	PA: 43
<b>PITCHER</b>	IP	WLS	BF	H	R	ER	SO	BB	IBB	HBP	BLK	WP	HR	S	P	ERA	WHIP					
<b>Scott Elarton, R</b> (1, 1) ERA: 6.91	6.0		28	9	4	4	5	1	0	0	0	0	2	66	100	6.00	1.667					
<b>59 Matt Miller, R</b> (7, 1) ERA: 3.95	0.2		3	1	0	0	0	0	0	0	0	0	0	7	12	0.00	1.500					
<b>63 Rafael Betancourt, R</b> (7, 1) ERA: 4.25	0.1		1	0	0	0	0	0	0	0	0	0	0	3	5	0.00	0.000					
<b>Bob Howry, R</b> (8, 1) ERA: 1.45	1.0		5	0	0	0	0	2	0	0	0	0	0	14	30	0.00	2.000					
<b>Bob Wickman, R</b> (9, 1) ERA: 3.97	0.2	L	5	1	1	1	1	2	0	0	0	0	0	11	23	13.50	4.500					
<b>David Riske, R</b> (9, 1) ERA: 4.19	0.1		1	1	0	0	0	0	0	0	0	0	0	2	3	0.00	3.000					

**New York Yankees @ Cleveland Indians**  
Jacobs Field, Cleveland, OH  
Tue Aug 24 2004, 7:05 PM EDT  
Att: 31,729 - Cloudy - 81 F

AB 35  
R 5  
H 12  
RBI 5  
BB 5  
SO 6  
LOB 19



Batter	1	2	3	4	5	6	7	8	9	AB	R	H	RBI	BB	SO	LOB	BOTTOM				
<b>Coco Crisp, S</b> (1, 7) OBP: 0.317, SLG: 0.433	G4-3		HR		G6-3		G6-3			4	1	2	2	0	0	0					
<b>Omar Vizquel, S</b> (1, 6) OBP: 0.355, SLG: 0.403	F7		48 WP 41 2B 48 BB		G6-3				41 BB 1B	4	1	2	0	0	0	1					
<b>48 Travis Hafner, L</b> (1, 10) OBP: 0.407, SLG: 0.576	F7		41 2B BB		G1-3		F8		F8	3	1	0	0	1	0	1					
<b>41 Victor Martinez, S</b> (1, 2) OBP: 0.364, SLG: 0.512		G3			F7		F7		BB	3	0	1	2	1	0	0					
<b>Ben Broussard, L</b> (1, 3) OBP: 0.377, SLG: 0.467		K			3B		L9		L9	4	0	1	0	0	2	3					
<b>Casey Blake, R</b> (1, 5) OBP: 0.353, SLG: 0.481		G6-3			K		BB		L1	3	0	0	0	1	1	2					
<b>Jody Gerut, L</b> (1, 9) OBP: 0.336, SLG: 0.406			24 G4-3 HR 24 BLK		G1-4-3		L6		G3-1	3	1	1	0	1	0	2					
<b>Ronnie Belliard, R</b> (1, 4) OBP: 0.371, SLG: 0.419			P5		G1-4-3		F9		G4-3	4	0	0	0	0	0	2					
<b>24 Grady Sizemore, L</b> (1, 8) <b>Matt Lawton, L</b> (8, PH) OBP: 0.362, SLG: 0.436		G4-3			K		F7		G5-3	3	0	0	0	0	1	1					
<b>Inning Stats</b>	R: 0 E: 0 K: 0 S: 7	H: 0 LOB: 0 BB: 0 P: 11	R: 0 E: 0 K: 1 S: 6	H: 0 LOB: 0 BB: 0 P: 10	R: 4 E: 0 K: 1 S: 21	H: 3 LOB: 1 BB: 2 P: 36	R: 0 E: 0 K: 1 S: 5	H: 1 LOB: 0 BB: 0 P: 9	R: 0 E: 0 K: 0 S: 6	H: 1 LOB: 2 BB: 1 P: 17	R: 0 E: 0 K: 0 S: 10	H: 0 LOB: 0 BB: 0 P: 14	R: 0 E: 0 K: 0 S: 12	H: 1 LOB: 2 BB: 1 P: 20	R: 0 E: 0 K: 0 S: 5	H: 0 LOB: 0 BB: 0 P: 6	1B: 4 2B: 1 3B: 1 HR: 1	SF: 0 SAC: 0 DP: 2 HBP: 0	WP: 1 PB: 0 SB: 0 CS: 0	PA: 36	
<b>PITCHER</b>	IP	WLS	BF	H	R	ER	SO	BB	IBB	HBP	BLK	WP	HR	S	P	ERA	WHIP				
<b>Javier Vazquez, R</b> (1, 1) ERA: 4.32	7.0		28	6	4	4	4	3	0	0	1	0	0	66	111	5.14	1.286				
<b>Tom Gordon, R</b> (8, 1) ERA: 2.05	1.0	W	5	1	0	0	0	1	0	0	0	0	0	12	20	0.00	2.000				
<b>42 Mariano Rivera, R</b> (9, 1) ERA: 1.39	1.0	S	3	0	0	0	0	0	0	0	0	0	0	5	6	0.00	0.000				

**New York Yankees @ Cleveland Indians**  
Jacobs Field, Cleveland, OH  
Tue Aug 24 2004, 7:05 PM EDT  
Att: 31,729 - Cloudy - 81 F

AB 32  
R 4  
H 7  
RBI 4  
BB 4  
SO 4  
LOB 12





Batter	1	2	3	4	5	6	7	8	9	AB	R	H	RBI	BB	SO	LOB	TOP										
<b>Bernie Williams, S</b> (1, 8) OBP: 0.354, SLG: 0.423	F8		G4-3 2B	G3-1			G4-3 2B		F9	5	1	2	1	0	0	2	<b>New York Yankees @ Cleveland Indians</b> Jacobs Field, Cleveland, OH Wed Aug 25 2004, 7:05 PM EDT Att: 30,605 - Cloudy - 83 F										
<b>2 Derek Jeter, R</b> (1, 6) OBP: 0.330, SLG: 0.436	G4-3 2B		G4-3		F8		SH 13 G4-6-3 2H		G5-3	4	0	1	0	0	0	1											
<b>Gary Sheffield, R</b> (1, 9) OBP: 0.405, SLG: 0.554	G5-3				L5		13 G4-6-3 IBB			2	0	0	0	2	0	1											
<b>13 Alex Rodriguez, R</b> (1, 5) OBP: 0.366, SLG: 0.511	G1-3				E4		G4-6-3			4	0	0	0	0	1	5											
<b>55 Hideki Matsui, L</b> (1, 7) OBP: 0.389, SLG: 0.516					G4-3					4	1	1	0	0	1	4											
<b>20 Jorge Posada, S</b> (1, 2) OBP: 0.405, SLG: 0.488	G4-3									4	0	0	0	0	1	1											
<b>John Olerud, L</b> (1, 3) OBP: 0.358, SLG: 0.367					G4-3		G1-6-3		F7	4	0	0	0	0	1	2											
<b>Enrique Wilson, S</b> (1, 4) OBP: 0.265, SLG: 0.350							G4-3		G6-3	3	0	1	1	1	0	0											
<b>Kenny Lofton, L</b> (1, 10) OBP: 0.335, SLG: 0.405	G6-3								G4-3	4	1	1	0	0	1	1											
<b>Kenny Lofton, L</b> (1, 10) OBP: 0.335, SLG: 0.405							E8 2B			4	1	1	0	0	1	1											
<b>Inning Stats</b>	R: 0 E: 0 K: 0 S: 11	H: 1 LOB: 1 BB: 0 P: 14	R: 1 E: 0 K: 1 S: 14	H: 2 LOB: 1 BB: 0 P: 22	R: 0 E: 0 K: 1 S: 9	H: 1 LOB: 2 BB: 1 P: 18	R: 0 E: 0 K: 1 S: 6	H: 1 LOB: 2 BB: 1 P: 15	R: 0 E: 1 K: 0 S: 10	H: 0 LOB: 0 BB: 0 P: 16	R: 0 E: 0 K: 0 S: 6	H: 0 LOB: 0 BB: 0 P: 9	R: 2 E: 2 K: 1 S: 10	H: 1 LOB: 1 BB: 1 P: 20	R: 0 E: 0 K: 0 S: 9	H: 0 LOB: 0 BB: 0 P: 15	R: 0 E: 0 K: 1 S: 8	H: 0 LOB: 0 BB: 0 P: 15	1B: 2 2B: 4 3B: 0 HR: 0	SF: 0 SAC: 1 DP: 2 HBP: 0	WP: 0 PA: 38 PB: 0 SB: 0 CS: 0						
<b>PITCHER</b>	IP	WLS	BF	H	R	ER	SO	BB	IBB	HBP	BLK	WP	HR	S	P	ERA	WHIP										
<b>37 Jake Westbrook, R</b> (1, 1) ERA: 3.58	6.0		28	6	3	1	3	2	0	0	0	0	0	60	99	1.50	1.333										
<b>59 Matt Miller, R</b> (7, 1) ERA: 3.89	0.2		3	0	0	0	0	0	1	0	0	0	0	3	10	0.00	0.000										
<b>David Riske, R</b> (7, 1) ERA: 4.1	1.1	W	4	0	0	0	1	0	0	0	0	0	0	12	20	0.00	0.000										
<b>63 Rafael Betancourt, R</b> (9, 1) ERA: 4.17	1.0	S	3	0	0	0	1	0	0	0	0	0	0	8	15	0.00	0.000										

Batter	1	2	3	4	5	6	7	8	9	AB	R	H	RBI	BB	SO	LOB	BOTTOM										
<b>Matt Lawton, L</b> (1, 7) OBP: 0.361, SLG: 0.436	G4-3 48 G4-1 2B		G3-4		F8		F7		G5-3	5	1	1	0	0	0	3	<b>New York Yankees @ Cleveland Indians</b> Jacobs Field, Cleveland, OH Wed Aug 25 2004, 7:05 PM EDT Att: 30,605 - Cloudy - 83 F										
<b>Omar Vizquel, S</b> (1, 6) OBP: 0.395, SLG: 0.404	G4-3				F8		G6-3			4	0	1	1	0	0	1											
<b>48 Travis Hafner, L</b> (1, 10) OBP: 0.408, SLG: 0.576	G4-1				F9		41 1B BB			3	0	1	1	1	0	1											
<b>41 Victor Martinez, S</b> (1, 2) OBP: 0.363, SLG: 0.510	F8				F9		G3			4	0	1	0	0	0	2											
<b>Ben Broussard, L</b> (1, 3) OBP: 0.378, SLG: 0.469										3	0	1	0	1	0	2											
<b>John McDonald, R</b> (8, PR) OBP: 0.284, SLG: 0.416										0	1	0	0	0	0	0											
<b>Casey Blake, R</b> (1, 5) OBP: 0.356, SLG: 0.481										0	1	0	0	3	0	0											
<b>Jody Gerut, L</b> (1, 9) OBP: 0.334, SLG: 0.403										3	0	0	0	0	1	4											
<b>Ronnie Belliard, R</b> (1, 4) OBP: 0.370, SLG: 0.418										2	0	0	1	1	1	2											
<b>Coco Crisp, S</b> (1, 8) OBP: 0.319, SLG: 0.434										4	1	2	1	0	0	3											
<b>Inning Stats</b>	R: 1 E: 0 K: 0 S: 10	H: 1 LOB: 0 BB: 0 P: 15	R: 0 E: 0 K: 1 S: 8	H: 0 LOB: 0 BB: 0 P: 16	R: 1 E: 0 K: 0 S: 7	H: 2 LOB: 1 BB: 0 P: 12	R: 0 E: 0 K: 1 S: 17	H: 1 LOB: 2 BB: 2 P: 28	R: 0 E: 0 K: 0 S: 10	H: 1 LOB: 1 BB: 1 P: 21	R: 0 E: 0 K: 0 S: 9	H: 0 LOB: 1 BB: 1 P: 17	R: 0 E: 0 K: 0 S: 9	H: 1 LOB: 1 BB: 0 P: 14	R: 2 E: 0 K: 0 S: 9	H: 1 LOB: 1 BB: 2 P: 18	1B: 3 2B: 5 3B: 0 HR: 0	SF: 1 SAC: 1 DP: 1 HBP: 1	WP: 0 PA: 37 PB: 0 SB: 0 CS: 2								
<b>PITCHER</b>	IP	WLS	BF	H	R	ER	SO	BB	IBB	HBP	BLK	WP	HR	S	P	ERA	WHIP										
<b>Orlando Hernandez, R</b> (1, 1) ERA: 2.81	6.0		27	5	2	2	2	4	0	1	0	0	0	61	109	3.00	1.500										
<b>Paul Quantrill, R</b> (7, 1) ERA: 3.71	1.0	H	4	1	0	0	0	0	0	0	0	0	0	9	14	0.00	1.000										
<b>Tom Gordon, R</b> (8, 1) ERA: 2.27	1.0	L	6	1	2	2	0	2	0	0	0	0	0	9	18	18.00	3.000										






Batter	1	2	3	4	5	6	7	8	9	AB	R	H	RBI	BB	SO	LOB	TOP								
<b>Bernie Williams, S</b> (1, 8) OBP: 0.352, SLG: 0.420										3	0	0	1	1	1	4									
<b>2 Derek Jeter, R</b> (1, 6) OBP: 0.331, SLG: 0.435										4	1	1	1	1	0	1									
<b>Gary Sheffield, R</b> (1, 10) OBP: 0.409, SLG: 0.556										2	1	1	0	2	0	0									
<b>13 Alex Rodriguez, R</b> (1, 5) OBP: 0.364, SLG: 0.507										5	1	1	2	0	1	5									
<b>55 Hideki Matsui, L</b> (1, 7) OBP: 0.387, SLG: 0.513										5	0	1	1	0	2	1									
<b>20 Jorge Posada, S</b> (1, 2) OBP: 0.405, SLG: 0.486										4	2	1	0	0	1	1									
<b>John Olerud, L</b> (1, 3) OBP: 0.358, SLG: 0.368										5	1	2	0	0	0	2									
<b>Miguel Cairo, R</b> (1, 4) OBP: 0.320, SLG: 0.411										3	1	1	0	0	1	2									
<b>Ruben Sierra, S</b> (8, PH) OBP: 0.307, SLG: 0.481										1	0	0	0	0	0	1									
<b>Enrique Wilson, S</b> (8, 4) OBP: 0.265, SLG: 0.350										0	0	0	0	0	0	0									
<b>Kenny Lofton, L</b> (1, 9) OBP: 0.341, SLG: 0.411										4	0	3	2	0	0	0									
<b>Inning Stats</b>	R: 0 E: 0 K: 1 S: 5	H: 0 LOB: 1 BB: 0 P: 9	R: 0 E: 0 K: 0 S: 5	H: 0 LOB: 0 BB: 0 P: 9	R: 0 E: 0 K: 1 S: 13	H: 0 LOB: 1 BB: 1 P: 21	R: 0 E: 0 K: 1 S: 7	H: 0 LOB: 0 BB: 0 P: 15	R: 3 E: 1 K: 0 S: 17	H: 4 LOB: 2 BB: 1 P: 27	R: 1 E: 0 K: 1 S: 16	H: 3 LOB: 2 BB: 0 P: 23	R: 0 E: 0 K: 1 S: 11	H: 0 LOB: 1 BB: 1 P: 21	R: 0 E: 0 K: 0 S: 17	H: 1 LOB: 2 BB: 0 P: 23	R: 3 E: 0 K: 1 S: 17	H: 3 LOB: 0 BB: 1 P: 26	1B: 10 2B: 1 3B: 0 HR: 0	SF: 1 SAC: 0 DP: 2 HBP: 2	WP: 0 PB: 0 SB: 1 CS: 0	PA: 43			
<b>PITCHER</b>	IP	WLS	BF	H	R	ER	SO	BB	IBB	HBP	BLK	WP	HR	S	P	ERA	WHIP								
<b>Dave Bush, R</b> (1, 1) ERA: 3.79	5.2		27	7	4	3	4	2	0	1	0	0	0	62	103	4.76	1.588								
<b>Vinnie Chulk, R</b> (8, 1) ERA: 4.43	1.1		5	0	0	0	1	1	0	0	0	0	0	12	22	0.00	0.750								
<b>Justin Speier, R</b> (8, 1) ERA: 4.14	1.0		5	1	0	0	0	0	0	1	0	0	0	17	23	0.00	1.000								
<b>54 Jason Frasor, R</b> (9, 1) ERA: 3.38	1.0	L	6	3	3	3	1	1	0	0	1	0	0	17	26	27.00	4.000								

**New York Yankees @ Toronto Blue Jays**  
 SkyDome, Toronto, ON  
 Thu Aug 26 2004, 7:05 PM EDT  
 Att: 35,682 - Overcast - 75 F


AB	36
R	7
H	11
RBI	7
BB	4
SO	6
LOB	17



Batter	1	2	3	4	5	6	7	8	9	AB	R	H	RBI	BB	SO	LOB	BOTTOM								
<b>3 Reed Johnson, R</b> (1, 8) OBP: 0.326, SLG: 0.383										4	1	1	0	0	0	1									
<b>Orlando Hudson, S</b> (1, 4) OBP: 0.348, SLG: 0.441										4	2	2	2	0	0	1									
<b>15 Alex Rios, R</b> (1, 9) OBP: 0.340, SLG: 0.414										4	0	1	0	0	1	1									
<b>Carlos Delgado, L</b> (1, 3) OBP: 0.344, SLG: 0.472										3	1	1	2	1	0	0									
<b>Eric Hinske, L</b> (1, 10) OBP: 0.318, SLG: 0.388										3	0	0	0	1	1	2									
<b>Frank Menechino, R</b> (1, 5) OBP: 0.375, SLG: 0.457										4	0	0	0	0	2	3									
<b>9 Gregg Zaun, S</b> (1, 2) OBP: 0.379, SLG: 0.399										4	0	0	0	0	0	2									
<b>Gabe Gross, L</b> (1, 7) OBP: 0.305, SLG: 0.308										4	0	0	0	0	2	0									
<b>Chris Woodward, R</b> (1, 6) OBP: 0.276, SLG: 0.360										3	0	1	0	0	1	0									
<b>Inning Stats</b>	R: 2 E: 0 K: 1 S: 14	H: 2 LOB: 1 BB: 1 P: 23	R: 0 E: 0 K: 1 S: 8	H: 0 LOB: 0 BB: 0 P: 12	R: 2 E: 0 K: 1 S: 15	H: 3 LOB: 2 BB: 1 P: 23	R: 0 E: 0 K: 0 S: 4	H: 0 LOB: 0 BB: 0 P: 6	R: 0 E: 0 K: 0 S: 6	H: 0 LOB: 0 BB: 0 P: 8	R: 0 E: 0 K: 0 S: 5	H: 0 LOB: 0 BB: 0 P: 6	R: 0 E: 0 K: 1 S: 8	H: 1 LOB: 1 BB: 0 P: 13	R: 0 E: 0 K: 1 S: 5	H: 0 LOB: 0 BB: 0 P: 10	R: 0 E: 0 K: 2 S: 10	H: 0 LOB: 0 BB: 0 P: 12	1B: 3 2B: 1 3B: 0 HR: 2	SF: 0 SAC: 0 DP: 0 HBP: 0	WP: 0 PB: 0 SB: 0 CS: 0	PA: 35			
<b>PITCHER</b>	IP	WLS	BF	H	R	ER	SO	BB	IBB	HBP	BLK	WP	HR	S	P	ERA	WHIP								
<b>Jon Lieber, R</b> (1, 1) ERA: 4.69	7.1		30	6	4	4	4	2	0	0	0	0	2	61	94	4.91	1.091								
<b>C.J. Nitkowski, L</b> (8, 1) ERA: 4.5	0.2	W	2	0	0	0	1	0	0	0	0	0	0	4	7	0.00	0.000								
<b>42 Mariano Rivera, R</b> (9, 1) ERA: 1.37	1.0	S	3	0	0	0	2	0	0	0	0	0	0	10	12	0.00	0.000								

**New York Yankees @ Toronto Blue Jays**  
 SkyDome, Toronto, ON  
 Thu Aug 26 2004, 7:05 PM EDT  
 Att: 35,682 - Overcast - 75 F

AB	33
R	4
H	6
RBI	4
BB	2
SO	7
LOB	10









Batter	1	2	3	4	5	6	7	8	9	AB	R	H	RBI	BB	SO	LOB	TOP					
<b>Bernie Williams, S</b> (1, 8) OBP: 0.353, SLG: 0.423	F9		F8		L9	CS BB		K	2B	5	1	1	0	1	1	1						
<b>2 Derek Jeter, R</b> (1, 6) OBP: 0.335, SLG: 0.440	P3			13 HBP 20 BB		CS		F9	2B	4	2	1	0	2	1	1						
<b>Gary Sheffield, R</b> (1, 9) OBP: 0.408, SLG: 0.561 <b>Kenny Lofton, L</b> (9, 9) OBP: 0.344, SLG: 0.410	F7									6	2	3	3	0	2	2						
<b>13 Alex Rodriguez, R</b> (1, 5) OBP: 0.368, SLG: 0.514		20 F8 2B								0	0	0	0	0	0	0						
<b>20 Jorge Posada, S</b> (1, 2) OBP: 0.409, SLG: 0.486 <b>John Flaherty, R</b> (9, 2) OBP: 0.264, SLG: 0.410	F8			55 BB 1B						4	3	3	2	2	0	1						
<b>55 Hideki Matsui, L</b> (1, 7) OBP: 0.392, SLG: 0.520	K									4	2	2	2	2	1	2						
<b>Ruben Sierra, S</b> (1, 10) OBP: 0.311, SLG: 0.490	P2									6	2	2	5	0	1	4						
<b>Tony Clark, S</b> (1, 3) OBP: 0.316, SLG: 0.493										5	3	3	5	0	1	1						
<b>Miguel Cairo, R</b> (1, 4) OBP: 0.315, SLG: 0.402										5	0	1	0	0	3	0						
<b>Inning Stats</b>	R: 0 E: 0 K: 0 S: 5	H: 0 LOB: 0 BB: 0 P: 8	R: 0 E: 0 K: 1 S: 9	H: 1 LOB: 1 BB: 0 P: 13	R: 0 E: 0 K: 2 S: 11	H: 0 LOB: 0 BB: 0 P: 13	R: 3 E: 0 K: 2 S: 16	H: 2 LOB: 1 BB: 1 P: 28	R: 0 E: 0 K: 1 S: 12	H: 0 LOB: 1 BB: 1 P: 20	R: 4 E: 0 K: 2 S: 18	H: 2 LOB: 0 BB: 3 P: 38	R: 1 E: 0 K: 1 S: 10	H: 2 LOB: 1 BB: 0 P: 16	R: 1 E: 0 K: 1 S: 11	H: 2 LOB: 2 BB: 2 P: 18	R: 9 E: 0 K: 1 S: 25	H: 10 LOB: 2 BB: 44	1B: 9 2B: 4 3B: 0 HR: 6	SF: 0 SAC: 0 DP: 0 HBP: 1	WP: 0 PB: 0 SB: 0 CS: 1	PA: 53
<b>PITCHER</b>	IP	WLS	BF	H	R	ER	SO	BB	IBB	HBP	BLK	WP	HR	S	P	ERA	WHIP					
<b>Ted Lilly, L</b> (1, 1) ERA: 3.95	5.1	L	26	5	7	7	7	4	0	1	0	0	0	1	63	103	11.81	1.688				
<b>Vinnie Chulk, R</b> (6, 1) ERA: 4.47	1.2		7	2	1	1	2	1	0	0	0	0	0	1	18	33	5.40	1.800				
<b>54 Jason Frasor, R</b> (8, 1) ERA: 3.47	1.0		5	2	1	1	1	0	0	0	0	0	0	1	11	18	9.00	2.000				
<b>Dave Maurer, L</b> (9, 1) ERA: 54.0	0.0		4	2	4	4	0	2	0	0	0	0	0	5	16	=	=					
<b>Kerry Ligtenberg, R</b> (9, 1) ERA: 6.35	0.2		7	6	5	5	1	0	0	0	0	0	3	14	19	67.50	9.000					
<b>PITCHER</b>	IP	WLS	BF	H	R	ER	SO	BB	IBB	HBP	BLK	WP	HR	S	P	ERA	WHIP					
<b>Frank Menechino, R</b> (9, 1) ERA:	0.1		3	2	0	0	0	0	0	0	0	0	0	6	9	0.00	6.000					

**New York Yankees @ Toronto Blue Jays**  
 SkyDome, Toronto, ON  
 Sat Aug 28 2004, 4:05 PM EDT  
 Att: 43,541 - Dome - 68 F

AB 44  
 R 18  
 H 19  
 RBI 18  
 BB 7  
 SO 11  
 LOB 12



Batter	1	2	3	4	5	6	7	8	9	AB	R	H	RBI	BB	SO	LOB	BOTTOM				
<b>3 Reed Johnson, R</b> (1, 8) OBP: 0.329, SLG: 0.390	K			G5-3		FC5-4				5	0	2	3	0	1	1					
<b>Orlando Hudson, S</b> (1, 4) OBP: 0.349, SLG: 0.442	10 WP 10 S SF8 1B									5	1	1	0	0	0	3					
<b>10 Vernon Wells, R</b> (1, 10) OBP: 0.337, SLG: 0.454										3	1	0	0	2	1	0					
<b>Carlos Delgado, L</b> (1, 3) OBP: 0.346, SLG: 0.480 <b>Dave Berg, R</b> (9, PH) OBP: 0.292, SLG: 0.356	SF8									3	0	1	1	0	0	1					
<b>15 Alex Rios, R</b> (1, 9) OBP: 0.336, SLG: 0.408	L5									5	0	1	0	0	0	2					
<b>Eric Hinske, L</b> (1, 5) OBP: 0.321, SLG: 0.386										3	1	1	0	1	0	1					
<b>9 Gregg Zaun, S</b> (1, 2) OBP: 0.379, SLG: 0.401										2	2	1	1	1	0	0					
<b>Gabe Gross, L</b> (1, 7) OBP: 0.313, SLG: 0.305										4	0	1	0	0	1	5					
<b>Chris Woodward, R</b> (1, 6) OBP: 0.285, SLG: 0.359										3	1	1	1	1	1	1					
<b>Inning Stats</b>	R: 1 E: 0 K: 1 S: 14	H: 1 LOB: 1 BB: 1 P: 24	R: 2 E: 0 K: 1 S: 9	H: 2 LOB: 1 BB: 1 P: 21	R: 1 E: 0 K: 0 S: 11	H: 1 LOB: 2 BB: 2 P: 21	R: 0 E: 0 K: 0 S: 5	H: 0 LOB: 0 BB: 0 P: 9	R: 0 E: 0 K: 1 S: 11	H: 1 LOB: 1 BB: 0 P: 17	R: 0 E: 0 K: 1 S: 8	H: 0 LOB: 0 BB: 0 P: 13	R: 2 E: 0 K: 0 S: 12	H: 3 LOB: 2 BB: 1 P: 20	R: 0 E: 0 K: 0 S: 5	H: 0 LOB: 0 BB: 0 P: 8	1B: 7 2B: 2 3B: 0 HR: 0	SF: 2 SAC: 0 DP: 0 HBP: 0	WP: 1 PB: 0 SB: 1 CS: 0	PA: 41	
<b>PITCHER</b>	IP	WLS	BF	H	R	ER	SO	BB	IBB	HBP	BLK	WP	HR	S	P	ERA	WHIP				
<b>Kevin Brown, R</b> (1, 1) ERA: 3.96	7.0	W	31	6	4	4	4	4	0	0	0	0	0	10	16	27.00	6.000				
<b>Paul Quantrill, R</b> (8, 1) ERA: 3.96	0.2		6	3	2	2	0	1	0	0	0	0	0	7	12	0.00	0.000				
<b>42 Mariano Rivera, R</b> (8, 1) ERA: 1.34	1.1	S	4	0	0	0	0	0	0	0	0	0	0	7	12	0.00	0.000				

**New York Yankees @ Toronto Blue Jays**  
 SkyDome, Toronto, ON  
 Sat Aug 28 2004, 4:05 PM EDT  
 Att: 43,541 - Dome - 68 F

AB 34  
 R 6  
 H 9  
 RBI 6  
 BB 5  
 SO 4  
 LOB 14





Batter	1	2	3	4	5	6	7	8	9	AB	R	H	RBI	BB	SO	LOB	TOP								
<b>Kenny Lofton, L</b> OBP: 0.345, SLG: 0.410 (1, 9)	2-2 G4-6-3 1B		0-1 G4-6-3 1B		2-1 FC3-5-6-5 13 1B		2-2 G6-3		3-3 K	5	1	2	0	0	1	1	<b>New York Yankees @ Toronto Blue Jays</b> SkyDome, Toronto, ON Sun Aug 29 2004, 1:15 PM EDT Att: 44,072 - Dome - 68 F								
<b>2 Derek Jeter, R</b> OBP: 0.334, SLG: 0.436 (1, 6)	0-1 G4-6-3 1-2f		2-2 G4-6-3 1-2f		0-0 G5-3		3-1 F7	1B	4-1 13 1B BB	4	0	0	0	1	0	3									
<b>13 Alex Rodriguez, R</b> OBP: 0.373, SLG: 0.525 (1, 5)	4-2 55 1B BB		0-0 HR		3-1 1B		3-2 55 1B 1B	1B	0-0 1B	4	2	4	2	1	0	0									
<b>55 Hideki Matsui, L</b> OBP: 0.394, SLG: 0.521 (1, 7)	0-0 1-2 1B		2-1 FC4-6 1B		2-2 F8		3-1 1B	1B	1-2 P4	5	0	3	0	0	0	3									
<b>Bernie Williams, S</b> OBP: 0.352, SLG: 0.422 (1, 8)	0-0 L9		0-0 FC4-6 1-2f		2-0 F9		1-2 1B	1B	1-2 1B	4	0	1	1	0	0	3									
<b>John Olerud, L</b> OBP: 0.363, SLG: 0.367 (1, 3)		2-2 L3		2-2 G4-3		3-0 F8		1-2 F7		4	0	0	0	0	0	2									
<b>Ruben Sierra, S</b> OBP: 0.306, SLG: 0.481 (1, 10)		0-0 F7		2-1 G3		0-2 G4-3		2-3 K		4	0	0	0	0	1	2									
<b>Enrique Wilson, S</b> OBP: 0.264, SLG: 0.345 (1, 4)		4-1 BB		1-2 G4-3		2-0 G4-3		1-0 HR		2	0	0	0	1	0	0									
<b>20 Jorge Posada, S</b> OBP: 0.410, SLG: 0.496 (9, PH)										1	1	1	1	0	0	0									
<b>John Flaherty, R</b> OBP: 0.266, SLG: 0.417 (1, 2)		0-1 F8		0-2 FC3-6 2B		1-1 G1-3		2-0 G3		3	0	1	0	0	0	1									
<b>Tony Clark, S</b> OBP: 0.315, SLG: 0.491 (9, PH)										1	0	0	0	0	0	0									
<b>Inning Stats</b>	R: 0 E: 0 K: 0 S: 11	H: 2 LOB: 2 BB: 1 P: 17	R: 0 E: 0 K: 0 S: 9	H: 0 LOB: 1 BB: 1 P: 15	R: 1 E: 0 K: 0 S: 10	H: 3 LOB: 1 BB: 0 P: 14	R: 0 E: 0 K: 0 S: 8	H: 0 LOB: 0 BB: 0 P: 13	R: 1 E: 0 K: 0 S: 12	H: 2 LOB: 1 BB: 0 P: 19	R: 0 E: 0 K: 0 S: 5	H: 0 LOB: 0 BB: 0 P: 10	R: 0 E: 0 K: 0 S: 6	H: 0 LOB: 0 BB: 0 P: 11	R: 1 E: 0 K: 1 S: 17	H: 3 LOB: 2 BB: 0 P: 30	R: 1 E: 0 K: 1 S: 12	H: 2 LOB: 2 BB: 1 P: 23	1B: 9 2B: 1 3B: 0 HR: 2	SF: 0 SAC: 0 DP: 2 HBP: 0	WP: 0 PB: 0 SB: 0 CS: 0	PA: 40			
<b>PITCHER</b>	IP	WLS	BF	H	R	ER	SO	BB	IBB	HBP	BLK	WP	HR	S	P	ERA	WHIP								
<b>Miguel Batista, R</b> ERA: 4.46 (1, 1)	7.0	W	28	7	2	2	0	2	0	0	0	0	1	61	99	2.57	1.286								
<b>Justin Speier, R</b> ERA: 4.15 (8, 1)	1.0		6	3	1	1	1	0	0	0	0	0	0	17	30	9.00	3.000								
<b>54 Jason Frasor, R</b> ERA: 3.57 (9, 1)	1.0	S	6	2	1	1	1	1	0	0	0	0	1	12	23	9.00	3.000								

AB	37
R	4
H	12
RBI	4
BB	3
SO	2
LOB	15



Batter	1	2	3	4	5	6	7	8	9	AB	R	H	RBI	BB	SO	LOB	BOTTOM								
<b>3 Reed Johnson, R</b> OBP: 0.331, SLG: 0.397 (1, 8)	1-0 HR		1-2 G6-3			1-2 G4-3	1B		2-1 1B E 1B	4	2	2	2	0	0	0	<b>New York Yankees @ Toronto Blue Jays</b> SkyDome, Toronto, ON Sun Aug 29 2004, 1:15 PM EDT Att: 44,072 - Dome - 68 F								
<b>Orlando Hudson, S</b> OBP: 0.346, SLG: 0.440 (1, 4)	0-3 K		3-2 F9			1-3 K	1B	1-2 E6 1B	4	0	1	1	0	2	0										
<b>10 Vernon Wells, R</b> OBP: 0.334, SLG: 0.450 (1, 10)	1-1 F8			3-2 G6-3		0-1 F9	1B	1-1 K	4	0	0	0	0	1	1										
<b>Carlos Delgado, L</b> OBP: 0.348, SLG: 0.492 (1, 3)	1-3 K2-3			3-2 2B		1-1 HR	1B	2-3 K	4	1	2	1	0	2	0										
<b>15 Alex Rios, R</b> OBP: 0.335, SLG: 0.406 (1, 9)		1-1 G5-3		2-0 F8		1-0 FC3-6 1B	1B	0-1 F9	4	0	1	0	0	0	1										
<b>Eric Hinske, L</b> OBP: 0.321, SLG: 0.383 (1, 5)		4-2 BB		0-3 K		1-2 FC3-6 1B	1B	1-1 F7	3	1	0	0	1	1	2										
<b>9 Gregg Zaun, S</b> OBP: 0.379, SLG: 0.399 (1, 2)		0-3 K			1-2 G4-3		4-2 1B 3 1B BB		2	1	0	0	1	1	1										
<b>Gabe Gross, L</b> OBP: 0.314, SLG: 0.306 (1, 7)		1-2 G4-3			2-3 K		0-0 1B 3 1B 1B		3	1	1	1	0	1	1										
<b>Chris Gomez, R</b> OBP: 0.338, SLG: 0.340 (1, 6)			1-3 K		2-1 L5		0-2 K		3	0	0	0	0	2	2										
<b>Inning Stats</b>	R: 1 E: 0 K: 2 S: 10	H: 1 LOB: 0 BB: 0 P: 13	R: 0 E: 0 K: 1 S: 11	H: 0 LOB: 1 BB: 1 P: 17	R: 0 E: 0 K: 1 S: 14	H: 0 LOB: 0 BB: 0 P: 19	R: 0 E: 0 K: 1 S: 13	H: 1 LOB: 1 BB: 0 P: 21	R: 0 E: 0 K: 1 S: 8	H: 0 LOB: 0 BB: 0 P: 13	R: 0 E: 0 K: 1 S: 9	H: 0 LOB: 0 BB: 0 P: 11	R: 5 E: 1 K: 2 S: 24	H: 5 LOB: 1 BB: 1 P: 34	R: 0 E: 0 K: 1 S: 7	H: 0 LOB: 0 BB: 0 P: 10		1B: 4 2B: 1 3B: 0 HR: 2	SF: 0 SAC: 0 DP: 0 HBP: 0	WP: 0 PB: 0 SB: 1 CS: 0	PA: 33				
<b>PITCHER</b>	IP	WLS	BF	H	R	ER	SO	BB	IBB	HBP	BLK	WP	HR	S	P	ERA	WHIP								
<b>35 Mike Mussina, R</b> ERA: 5.43 (1, 1)	6.1	L	26	5	5	5	7	2	0	0	0	0	2	76	111	7.11	1.105								
<b>Paul Quantrill, R</b> ERA: 3.53 (7, 1)	0.2		4	2	1	0	2	0	0	0	0	0	0	13	17	0.00	3.000								
<b>C.J. Nitkowski, L</b> ERA: 4.67 (8, 1)	1.0		3	0	0	0	1	0	0	0	0	0	0	7	10	0.00	0.000								

AB	31
R	6
H	7
RBI	5
BB	2
SO	10
LOB	8





Batter	1	2	3	4	5	6	7	8	9	AB	R	H	RBI	BB	SO	LOB	TOP								
<b>Coco Crisp, S</b> OBP: 0.328, SLG: 0.451 (1, 8)	F8	F7	2B		HR	FC6-4 WP 2B		G4-3	1B 41 HR BB	6	4	2	3	1	0	3	<b>Cleveland Indians @ New York Yankees</b> Yankee Stadium, Bronx, NY Tue Aug 31 2004, 7:05 PM EDT Att: 51,777 - Sunny - 82 F								
<b>Omar Vizquel, S</b> OBP: 0.397, SLG: 0.415 (1, 6)	41 BB 48 FC4 3B	1B 41 SF8 1B	1-2 2H 1B		48 1B 41 BB BB	41 BB 1B		41 BB 1B	F9	7	3	6	4	0	0	1									
<b>Matt Lawton, L</b> OBP: 0.360, SLG: 0.429 <b>Ryan Ludwick, R</b> OBP: 0.500, SLG: 0.500 (7, 9)	FC4 41 BB 48 3B	48 SF 1B	G1-3		F9	F7		K	41 HR 1B	5	1	1	1	0	0	4									
<b>41 Victor Martinez, S</b> OBP: 0.367, SLG: 0.513 (1, 2)	48 3B 2B	SF8		F9	BB 48 1B 1B	G6-3		1B	41 HR 1B	4	3	2	4	2	0	1									
<b>48 Travis Hafner, L</b> OBP: 0.406, SLG: 0.580 (1, 10)	1-2 2-3 3B	G1-3		K	1-2 2-3 1B		FC5-4 BB	L9	K	6	1	2	3	1	2	3									
<b>Casey Blake, R</b> OBP: 0.395, SLG: 0.497 <b>John McDonald, R</b> OBP: 0.277, SLG: 0.405 (6, 5)	K		BB 1B	F9	1B	1-2 2-3 3H BB		FC5-4 1B	G1-3	2	1	0	1	2	1	1									
<b>Ben Broussard, L</b> OBP: 0.361, SLG: 0.483 <b>Josh Phelps, R</b> OBP: 0.307, SLG: 0.440 (6, 3)	P4		1B 2B BB		2B			1-2 1B	1B HR 1B	3	2	2	2	1	0	1									
<b>Ronnie Belliard, R</b> OBP: 0.370, SLG: 0.439 (1, 4)			F7 1B 2B		F9			F7	1-2 HR 1B	6	3	3	1	0	1	6									
<b>Jody Gerut, L</b> OBP: 0.338, SLG: 0.408 (7, 7)	1B 1B BB		F7		F9	FC6-4 BB		K	1-2 2H HR	4	2	1	3	2	1	5									
<b>Inning Stats</b>	R: 3 E: 0 K: 1 S: 14	H: 2 LOB: 1 BB: 1 P: 25	R: 3 E: 0 K: 0 S: 15	H: 3 LOB: 1 BB: 1 P: 24	R: 3 E: 0 K: 0 S: 12	H: 2 LOB: 1 BB: 2 P: 23	R: 0 E: 0 K: 1 S: 8	H: 0 LOB: 0 BB: 0 P: 13	R: 6 E: 0 K: 1 S: 23	H: 6 LOB: 2 BB: 2 P: 42	R: 1 E: 0 K: 0 S: 9	H: 1 LOB: 1 BB: 1 P: 17	R: 0 E: 0 K: 1 S: 9	H: 1 LOB: 2 BB: 1 P: 16	R: 0 E: 0 K: 1 S: 12	H: 2 LOB: 2 BB: 0 P: 22		R: 6 E: 0 K: 1 S: 20	H: 5 LOB: 0 BB: 1 P: 36	1B: 13 2B: 5 3B: 1 HR: 3	SF: 1 SAC: 0 DP: 0 HBP: 0	WP: 1 PB: 0 SB: 1 CS: 0	PA: 59		
<b>PITCHER</b>	IP	WLS	BF	H	R	ER	SO	BB	IBB	HBP	BLK	WP	HR	S	P	ERA	WHIP								
<b>Javier Vazquez, R</b> ERA: 4.62 (1, 1)	1.1	L	12	5	6	6	1	2	0	0	0	0	0	23	41	40.50	5.250								
<b>Tanyon Sturtze, R</b> ERA: 5.9 (2, 1)	3.0		17	6	7	7	1	2	0	0	0	0	1	37	61	21.00	2.667								
<b>C.J. Nitkowski, L</b> ERA: 5.34 (5, 1)	1.2		11	3	3	3	1	3	0	0	0	1	0	21	42	16.20	3.600								
<b>Esteban Loaiza, R</b> ERA: 5.45 (7, 1)	3.0		19	8	6	6	3	2	0	0	0	0	2	41	74	18.00	3.333								

AB 49  
R 22  
H 22  
RBI 22  
BB 9  
SO 6  
LOB 27



Batter	1	2	3	4	5	6	7	8	9	AB	R	H	RBI	BB	SO	LOB	BOTTOM								
<b>Bernie Williams, S</b> OBP: 0.349, SLG: 0.418 (1, 8)	K			G3		G1		P6		4	0	0	0	0	1	1	<b>Cleveland Indians @ New York Yankees</b> Yankee Stadium, Bronx, NY Tue Aug 31 2004, 7:05 PM EDT Att: 51,777 - Sunny - 82 F								
<b>2 Derek Jeter, R</b> OBP: 0.333, SLG: 0.435 <b>Enrique Wilson, S</b> OBP: 0.262, SLG: 0.342 (6, PH)	F8			G6-3		F8		G4-3		2	0	0	0	0	0	0									
<b>Gary Sheffield, R</b> OBP: 0.407, SLG: 0.562 <b>Tony Clark, S</b> OBP: 0.313, SLG: 0.489 (6, PH)	L7			2B		G5-3		K		3	0	1	0	0	0	0									
<b>13 Alex Rodriguez, R</b> OBP: 0.373, SLG: 0.522 (1, 5)			F9		K			1B	G6-3	4	0	1	0	0	1	1									
<b>55 Hideki Matsui, L</b> OBP: 0.395, SLG: 0.523 <b>Bubba Crosby, L</b> OBP: 0.233, SLG: 0.350 (6, 7)		F7			20 E1 2B			K	F9	2	0	1	0	0	0	0									
<b>20 Jorge Posada, S</b> OBP: 0.408, SLG: 0.493 <b>John Flaherty, R</b> OBP: 0.261, SLG: 0.410 (6, 2)					E1 FC1-6 2B			F9	P3	2	0	0	0	0	1	1									
<b>John Olerud, L</b> OBP: 0.363, SLG: 0.367 (1, 3)				K		FC1-6 1B		1B		3	0	1	0	0	1	1									
<b>Miguel Cairo, R</b> OBP: 0.315, SLG: 0.401 (1, 4)				G6-3				G5-3		3	0	1	0	0	0	2									
<b>Kenny Lofton, L</b> OBP: 0.345, SLG: 0.406 (1, 9)				G5-3		F7		G4-3 DI BB		2	0	0	0	1	0	2									
<b>Inning Stats</b>	R: 0 E: 0 K: 1 S: 8	H: 0 LOB: 0 BB: 0 P: 12	R: 0 E: 0 K: 1 S: 9	H: 0 LOB: 0 BB: 0 P: 13	R: 0 E: 0 K: 1 S: 6	H: 0 LOB: 0 BB: 0 P: 11	R: 0 E: 0 K: 1 S: 8	H: 1 LOB: 1 BB: 0 P: 13	R: 0 E: 0 K: 0 S: 11	H: 2 LOB: 2 BB: 0 P: 21	R: 0 E: 0 K: 0 S: 7	H: 0 LOB: 0 BB: 0 P: 9	R: 0 E: 0 K: 1 S: 14	H: 2 LOB: 2 BB: 0 P: 19	R: 0 E: 0 K: 1 S: 7	H: 0 LOB: 1 BB: 1 P: 14		R: 0 E: 0 K: 0 S: 9	H: 0 LOB: 0 BB: 0 P: 12	1B: 3 2B: 2 3B: 0 HR: 0	SF: 0 SAC: 0 DP: 0 HBP: 0	WP: 0 PB: 0 SB: 0 CS: 0	PA: 33		
<b>PITCHER</b>	IP	WLS	BF	H	R	ER	SO	BB	IBB	HBP	BLK	WP	HR	S	P	ERA	WHIP								
<b>37 Jake Westbrook, R</b> ERA: 3.42 (1, 1)	7.0	W	26	5	0	0	5	0	0	0	0	0	0	16	26	0.00	0.714								
<b>Jeremy Guthrie, R</b> ERA: (8, 1)	2.0		7	0	0	0	1	1	0	0	0	0	0	16	26	0.00	0.500								

AB 32  
R 0  
H 5  
RBI 0  
BB 1  
SO 6  
LOB 12





Batter	1	2	3	4	5	6	7	8	9	AB	R	H	RBI	BB	SO	LOB	TOP								
<b>Coco Crisp, S</b> OBP: 0.324, SLG: 0.446 (1, 8)	G4-3		G1		FC2-6			F7		4	0	0	0	0	0	1	<b>Cleveland Indians @ New York Yankees</b> Yankee Stadium, Bronx, NY Wed Sep 01 2004, 7:05 PM EDT Att: 41,448 - Cloudy - 78 F								
<b>Omar Vizquel, S</b> OBP: 0.388, SLG: 0.414 (1, 6)	41 BB 48 1B		G4-3		F7			1B 41 WP		2	2	0	0	2	0	1									
<b>Matt Lawton, L</b> OBP: 0.360, SLG: 0.428 (1, 7)	P2		F8					41 WP 41 2B		4	1	1	0	0	0	1									
<b>41 Victor Martinez, S</b> OBP: 0.368, SLG: 0.515 <b>John McDonald, R</b> OBP: 0.277, SLG: 0.405 <b>Tim Laker, R</b> OBP: 0.264, SLG: 0.310 (1, 2)	48 1B			K				2B		4	0	2	1	0	2	0									
<b>48 Travis Hafner, L</b> OBP: 0.405, SLG: 0.577 (1, 10)	1B			K				G4-3		0	0	0	0	0	0	0									
<b>Casey Blake, R</b> OBP: 0.360, SLG: 0.498 (1, 5)	P4									4	0	1	1	0	2	1									
<b>Ben Broussard, L</b> OBP: 0.377, SLG: 0.477 (1, 3)		K		G3				2B		3	0	1	0	1	1	2									
<b>Ronnie Belliard, R</b> OBP: 0.367, SLG: 0.436 (1, 4)			G6-3							4	0	0	0	0	2	1									
<b>Jody Gerut, L</b> OBP: 0.337, SLG: 0.407 (1, 9)			F8							4	0	1	0	0	2	1									
<b>Inning Stats</b>	R: 1 E: 0 K: 0 S: 11	H: 2 LOB: 2 BB: 1 P: 23	R: 0 E: 0 K: 1 S: 7	H: 0 LOB: 0 BB: 0 P: 8	R: 0 E: 0 K: 0 S: 7	H: 0 LOB: 0 BB: 0 P: 13	R: 0 E: 0 K: 2 S: 11	H: 0 LOB: 1 BB: 0 P: 21	R: 0 E: 0 K: 1 S: 7	H: 0 LOB: 0 BB: 0 P: 10	R: 0 E: 0 K: 1 S: 8	H: 0 LOB: 0 BB: 0 P: 14	R: 0 E: 0 K: 1 S: 7	H: 0 LOB: 0 BB: 0 P: 12	R: 2 E: 0 K: 1 S: 16	H: 2 LOB: 1 BB: 1 P: 25	R: 0 E: 0 K: 2 S: 11	H: 1 LOB: 1 BB: 0 P: 14	1B: 4 2B: 2 3B: 0 HR: 0	SF: 0 SAC: 0 DP: 0 HBP: 0	WP: 1 PB: 0 SB: 1 CS: 0	PA: 36			
<b>PITCHER</b>	IP	WLS	BF	H	R	ER	SO	BB	IBB	HBP	BLK	WP	HR	S	P	ERA	WHIP								
<b>Orlando Hernandez, R</b> ERA: 2.62 (1, 1)	7.0	W	26	3	1	1	7	2	0	0	0	0	0	58	101	1.29	0.714								
<b>Tom Gordon, R</b> ERA: 2.45 (8, 1)	0.2	H	5	2	2	2	1	1	0	0	0	1	0	14	23	27.00	4.500								
<b>42 Mariano Rivera, R</b> ERA: 1.32 (8, 1)	1.1	S	5	1	0	0	2	0	0	0	0	0	0	13	16	0.00	0.750								


Batter	1	2	3	4	5	6	7	8	9	AB	R	H	RBI	BB	SO	LOB	BOTTOM								
<b>Bernie Williams, S</b> OBP: 0.350, SLG: 0.416 (1, 8)	2B FC5-2		G5-3		K2-3			K		4	0	1	0	1	2	2	<b>Cleveland Indians @ New York Yankees</b> Yankee Stadium, Bronx, NY Wed Sep 01 2004, 7:05 PM EDT Att: 41,448 - Cloudy - 78 F								
<b>2 Derek Jeter, R</b> OBP: 0.336, SLG: 0.439 (1, 6)	13 S		G6-4-3		L8		SH1-3	1B		4	0	3	1	0	0	0									
<b>Gary Sheffield, R</b> OBP: 0.406, SLG: 0.557 (1, 9)	FC5-2		G6-4-3		F7		20 HBP	K		4	0	0	0	1	1	5									
<b>13 Alex Rodriguez, R</b> OBP: 0.372, SLG: 0.519 (1, 5)	K				20 HR		F8			3	1	0	0	1	2	4									
<b>20 Jorge Posada, S</b> OBP: 0.411, SLG: 0.501 (1, 2)					HR		G1-3	HBP		2	1	1	2	1	0	0									
<b>55 Hideki Matsui, L</b> OBP: 0.394, SLG: 0.520 (1, 7)	G3				F7		G3			3	0	0	0	1	0	6									
<b>Ruben Sierra, S</b> OBP: 0.309, SLG: 0.480 (1, 10)			G1-3		P3			1B 2B		3	1	1	0	1	0	0									
<b>John Olerud, L</b> OBP: 0.361, SLG: 0.374 (1, 3)	F8				HR		L4	K		4	1	1	1	0	1	3									
<b>Miguel Cairo, R</b> OBP: 0.318, SLG: 0.414 (1, 4)	G5-3				F7			2B		4	1	2	1	0	0	0									
<b>Inning Stats</b>	R: 0 E: 0 K: 1 S: 14	H: 2 LOB: 3 BB: 1 P: 28	R: 0 E: 0 K: 0 S: 8	H: 0 LOB: 0 BB: 0 P: 13	R: 0 E: 0 K: 0 S: 6	H: 1 LOB: 0 BB: 0 P: 10	R: 3 E: 0 K: 0 S: 14	H: 2 LOB: 0 BB: 1 P: 25	R: 0 E: 0 K: 1 S: 7	H: 0 LOB: 0 BB: 0 P: 9	R: 0 E: 0 K: 1 S: 11	H: 0 LOB: 2 BB: 2 P: 24	R: 1 E: 0 K: 0 S: 13	H: 1 LOB: 1 BB: 1 P: 26	R: 1 E: 0 K: 3 S: 15	H: 3 LOB: 3 BB: 0 P: 20	1B: 5 2B: 1 3B: 0 HR: 3	SF: 0 SAC: 1 DP: 1 HBP: 1	WP: 0 PB: 0 SB: 2 CS: 0	PA: 39					
<b>PITCHER</b>	IP	WLS	BF	H	R	ER	SO	BB	IBB	HBP	BLK	WP	HR	S	P	ERA	WHIP								
<b>CC Sabathia, L</b> ERA: 4.2 (7, 1)	6.0	L	26	5	3	3	3	4	0	0	0	0	0	0	109	4.50	1.500								
<b>59 Matt Miller, R</b> ERA: 3.74 (7, 1)	0.2		4	0	0	0	0	0	1	1	0	0	0	7	13	0.00	0.000								
<b>Cliff Bartosh, L</b> ERA: 6.0 (7, 1)	0.1		1	0	0	0	0	0	0	0	0	0	0	1	1	0.00	0.000								
<b>63 Rafael Betancourt, R</b> ERA: 4.18 (8, 1)	1.0		6	3	1	1	3	0	0	0	0	0	0	15	20	9.00	3.000								



Batter	1	2	3	4	5	6	7	8	9	AB	R	H	RBI	BB	SO	LOB	TOP										
<b>Coco Crisp, S</b> OBP: 0.324, SLG: 0.444 (1, 8)	G5-3		0-1 1B		1-1 G4-3			0-0 F9		4	0	1	0	0	0	1											
<b>Omar Vizquel, S</b> OBP: 0.369, SLG: 0.414 (1, 6)	0-2 L4-3 1B		2-1 G1-3			1-1 F8		1-2 G4-6-3 1B		4	0	2	0	0	0	1											
<b>Matt Lawton, L</b> OBP: 0.359, SLG: 0.429 (1, 7)	2-2 L4-3 1-1			1-3 K		3-2 41 G4-3 2B		1-1 G4-6-3 1-2		4	0	1	0	0	1	2											
<b>41 Victor Martinez, S</b> OBP: 0.369, SLG: 0.522 (1, 2)		2-2 G4-3		1-2 FC5-4 1B		2-2 G4-3		0-0 HR		4	1	2	1	0	0	1											
<b>48 Travis Hafner, L</b> OBP: 0.404, SLG: 0.573 (1, 10)		4-2 BB		1-3 K		0-0 G3		1-3 K		3	0	0	0	1	2	2											
<b>Casey Blake, R</b> OBP: 0.357, SLG: 0.494 (1, 5)		2-0 F8		2-2 FC5-4 1-2			2-1 G4-3		2-3 K	4	0	0	0	0	1	2											
<b>Ben Broussard, L</b> OBP: 0.376, SLG: 0.475 (1, 3)		0-1 G4-3			1-0 G3		1-1 1B		2-1 P4	4	0	1	0	0	0	1											
<b>Ronnie Belliard, R</b> OBP: 0.365, SLG: 0.434 (1, 4)			0-1 F8		0-1 G6-3		0-3 K			3	0	0	0	0	1	1											
<b>Jody Gerut, L</b> OBP: 0.337, SLG: 0.407 (1, 9)			1-0 G4-3		2-0 1B		0-1 F7			3	0	1	0	0	0	1											
<b>Inning Stats</b>	R: 0 E: 0 K: 0 S: 13	H: 1 LOB: 0 BB: 0 P: 17	R: 0 E: 0 K: 0 S: 9	H: 0 LOB: 1 BB: 1 P: 17	R: 0 E: 0 K: 0 S: 7	H: 1 LOB: 1 BB: 0 P: 10	R: 0 E: 0 K: 2 S: 13	H: 1 LOB: 1 BB: 0 P: 18	R: 0 E: 0 K: 0 S: 6	H: 1 LOB: 1 BB: 0 P: 10	R: 0 E: 0 K: 1 S: 11	H: 1 LOB: 1 BB: 0 P: 17	R: 0 E: 0 K: 1 S: 9	H: 1 LOB: 0 BB: 0 P: 12	R: 1 E: 0 K: 2 S: 12	H: 1 LOB: 0 BB: 0 P: 17	1B: 6 2B: 2 3B: 0 HR: 1	SF: 0 SAC: 0 DP: 2 HBP: 0	WP: 0 PB: 0 SB: 0 CS: 0	PA: 34							
<b>PITCHER</b>	IP	WLS	BF	H	R	ER	SO	BB	IBB	HBP	BLK	WP	HR	S	P	ERA	WHIP										
<b>Jon Lieber, R</b> ERA: 4.46 (1, 1)	7.0	W	27	6	0	0	3	1	0	0	0	0	0	68	101	0.00	1.000										
<b>Paul Quantrill, R</b> ERA: 3.79 (8, 1)	1.0		3	1	0	0	0	0	0	0	0	0	0	6	8	0.00	1.000										
<b>Steve Karsay, R</b> ERA: 9.0 (9, 1)	1.0		4	1	1	1	2	0	0	0	0	0	1	12	17	9.00	1.000										

**Cleveland Indians @ New York Yankees**  
Yankee Stadium, Bronx, NY  
Thu Sep 02 2004, 7:05 PM EDT  
Att: 37,963 - Unknown - 74 F


AB 33  
R 1  
H 8  
RBI 1  
BB 1  
SO 5  
LOB 12



Batter	1	2	3	4	5	6	7	8	9	AB	R	H	RBI	BB	SO	LOB	BOTTOM										
<b>Bernie Williams, S</b> OBP: 0.350, SLG: 0.416 (1, 8)	G5-3	3-2 13 HR 1B	0-1 F8			2-1 F7		2-0 13 L6-4 2 E 1B		5	1	2	1	0	0	0											
<b>2 Derek Jeter, R</b> OBP: 0.336, SLG: 0.436 (1, 6)	4-0 20 1B BB	1-3 K		4-2 2B BB		0-0 F9		0-0 E5		3	2	0	0	2	1	4											
<b>Gary Sheffield, R</b> OBP: 0.407, SLG: 0.563 (1, 9)	2-2 F7	1-2 13 HR 1B		3-2 1-H 2B		3-1 2B		0-1 SF8		4	1	3	3	0	0	1											
<b>Bubba Crosby, L</b> OBP: 0.233, SLG: 0.350 (9, 9)		1-2 3-H 2H HR		0-1 F7		1-2 G5-3		3-H 3-2 L6-4		4	1	1	3	1	0	4											
<b>13 Alex Rodriguez, R</b> OBP: 0.372, SLG: 0.523 (1, 5)	4-2 20 1B BB	3-2 1-H 2H HR		0-1 F7		1-2 F9		1-2 L6-4		4	1	1	3	1	0	4											
<b>20 Jorge Posada, S</b> OBP: 0.412, SLG: 0.501 (1, 2)	2-2 1-2 2H 1B	0-0 1B		1-2 F9		2-1 F7				4	0	2	1	0	0	1											
<b>Ruben Sierra, S</b> OBP: 0.308, SLG: 0.474 (1, 10)	3-3 K	0-2 G4-3		0-0 G1-3		4-0 BB				3	0	0	0	1	1	4											
<b>55 Hideki Matsui, L</b> OBP: 0.393, SLG: 0.518 (1, 7)		3-2 HBP 1B 1B	2-1 F7		2-2 F7		0-1 F7			4	1	1	0	0	0	1											
<b>Tony Clark, S</b> OBP: 0.309, SLG: 0.480 (1, 3)		2-3 K	1-3 K		1-0 F7		0-3 K			4	0	0	0	0	3	2											
<b>Miguel Cairo, R</b> OBP: 0.323, SLG: 0.427 (1, 4)		2-0 1B HBP	0-1 HR		1-0 G6-3		3-2 2 E 1B SF8			3	3	2	1	0	0	0											
<b>Inning Stats</b>	R: 1 E: 0 K: 1 S: 15	H: 1 LOB: 2 BB: 2 P: 30	R: 5 E: 0 K: 2 S: 24	H: 5 LOB: 1 BB: 0 P: 39	R: 1 E: 0 K: 1 S: 9	H: 1 LOB: 0 BB: 0 P: 12	R: 1 E: 0 K: 0 S: 11	H: 1 LOB: 1 BB: 1 P: 19	R: 0 E: 0 K: 0 S: 5	H: 0 LOB: 0 BB: 0 P: 9	R: 0 E: 0 K: 0 S: 9	H: 1 LOB: 1 BB: 0 P: 15	R: 0 E: 0 K: 1 S: 7	H: 0 LOB: 1 BB: 1 P: 13	R: 1 E: 1 K: 0 S: 12	H: 2 LOB: 1 BB: 0 P: 20	1B: 7 2B: 3 3B: 0 HR: 2	SF: 1 SAC: 0 DP: 1 HBP: 1	WP: 0 PB: 0 SB: 0 CS: 0	PA: 40							
<b>PITCHER</b>	IP	WLS	BF	H	R	ER	SO	BB	IBB	HBP	BLK	WP	HR	S	P	ERA	WHIP										
<b>31 Cliff Lee, L</b> ERA: 5.48 (1, 1)	1.2	L	13	5	6	6	3	2	0	0	0	0	1	35	65	32.40	4.200										
<b>Kazuhito Tadano, R</b> ERA: 4.65 (2, 1)	4.1		18	4	2	2	1	1	0	0	0	0	1	38	59	4.15	1.154										
<b>David Riske, R</b> ERA: 4.05 (7, 1)	1.0		4	0	0	0	1	1	0	0	0	0	0	7	13	0.00	1.000										
<b>Rick White, R</b> ERA: 5.37 (8, 1)	1.0		5	2	1	1	0	0	0	0	0	0	0	12	20	9.00	2.000										

**Cleveland Indians @ New York Yankees**  
Yankee Stadium, Bronx, NY  
Thu Sep 02 2004, 7:05 PM EDT  
Att: 37,963 - Unknown - 74 F

AB 34  
R 9  
H 11  
RBI 9  
BB 4  
SO 5  
LOB 17





Batter	1	2	3	4	5	6	7	8	9	AB	R	H	RBI	BB	SO	LOB	TOP					
1 Brian Roberts, S (1,4) OBP: 0.358, SLG: 0.379	G3		SF8			6 WP 10 1B 2B	G4-6-3			3	1	1	1	0	0	3	<b>Baltimore Orioles @ New York Yankees</b> Yankee Stadium, Bronx, NY Fri Sep 03 2004, 7:05 PM EDT Att: 44,148 - Cloudy - 74 F					
David Newhan, L (1,10) OBP: 0.387, SLG: 0.489	K		G3-1			K		K		4	0	0	0	0	3	2						
6 Melvin Mora, R (1,5) OBP: 0.426, SLG: 0.578	K		K			10 1B 2-3 BB		BB 1B		3	0	1	0	1	2	1						
10 Miguel Tejada, R (1,6) OBP: 0.361, SLG: 0.532		2B 31 SF9-3-5 BB		K		SAFE 1-3 G4-6-3 1B		F9		3	1	1	1	1	1	1						
Rafael Palmeiro, L (1,3) OBP: 0.359, SLG: 0.397		31 SF9-3-5 2B		G4-3		SAFE 1-3 G4-6-3 1B		FC6-4 BB		3	0	1	0	1	0	2						
B.J. Surhoff, L (1,7) OBP: 0.362, SLG: 0.412		K		G1-3		SAFE 1-3 SH1-3 31 BB BB		FC6-4 BB		3	0	0	0	1	1	4						
31 Jay Gibbons, L (1,9) OBP: 0.292, SLG: 0.354		SF9-3-5		F9		SAFE 1-2 SH1-3 BB		P4		2	0	0	1	1	0	0						
Larry Bigbie, L (1,8) OBP: 0.333, SLG: 0.419			1B 1 SF8 1B	K		SAFE 1-2 SH1-3 BB		K		3	1	1	0	0	2	0						
Gerónimo Gil, R (1,2) OBP: 0.429, SLG: 0.500			SAFE 1-3 G3-1 1B	G3-1		SAFE 1-2 G4-6-3 1B		F8		2	0	1	0	0	0	0						
David Segui, S (7,PH) OBP: 0.366, SLG: 0.431										0	0	0	0	1	0	0						
Robert Machado, R (7,2) OBP: 0.197, SLG: 0.236										1	0	0	0	0	0	0						
<b>Inning Stats</b>	R: 0 E: 0 K: 2 S: 10	H: 0 LOB: 0 BB: 0 P: 16	R: 1 E: 0 K: 1 S: 9	H: 1 LOB: 0 BB: 1 P: 18	R: 1 E: 0 K: 1 S: 9	H: 2 LOB: 1 BB: 0 P: 15	R: 0 E: 0 K: 1 S: 8	H: 0 LOB: 0 BB: 0 P: 12	R: 0 E: 0 K: 1 S: 5	H: 0 LOB: 0 BB: 0 P: 5	R: 1 E: 0 K: 1 S: 9	H: 2 LOB: 1 BB: 1 P: 15	R: 0 E: 0 K: 0 S: 4	H: 0 LOB: 2 BB: 3 P: 17	R: 0 E: 0 K: 1 S: 11	H: 1 LOB: 2 BB: 1 P: 22	R: 0 E: 0 K: 1 S: 6	H: 0 LOB: 0 BB: 0 P: 7	1B: 4 2B: 3 3B: 0 HR: 0	SF: 2 SAC: 1 DP: 3 HBP: 0	WP: 1 PB: 0 SB: 0 CS: 0	PA: 36
<b>PITCHER</b>	IP WLS BF H R ER SO BB IBB HBP BLK WP HR S P ERA WHIP	IP WLS BF H R ER SO BB IBB HBP BLK WP HR S P ERA WHIP	IP WLS BF H R ER SO BB IBB HBP BLK WP HR S P ERA WHIP	IP WLS BF H R ER SO BB IBB HBP BLK WP HR S P ERA WHIP	IP WLS BF H R ER SO BB IBB HBP BLK WP HR S P ERA WHIP	IP WLS BF H R ER SO BB IBB HBP BLK WP HR S P ERA WHIP	IP WLS BF H R ER SO BB IBB HBP BLK WP HR S P ERA WHIP	IP WLS BF H R ER SO BB IBB HBP BLK WP HR S P ERA WHIP	IP WLS BF H R ER SO BB IBB HBP BLK WP HR S P ERA WHIP	IP WLS BF H R ER SO BB IBB HBP BLK WP HR S P ERA WHIP	IP WLS BF H R ER SO BB IBB HBP BLK WP HR S P ERA WHIP	IP WLS BF H R ER SO BB IBB HBP BLK WP HR S P ERA WHIP	IP WLS BF H R ER SO BB IBB HBP BLK WP HR S P ERA WHIP	IP WLS BF H R ER SO BB IBB HBP BLK WP HR S P ERA WHIP	IP WLS BF H R ER SO BB IBB HBP BLK WP HR S P ERA WHIP	IP WLS BF H R ER SO BB IBB HBP BLK WP HR S P ERA WHIP	IP WLS BF H R ER SO BB IBB HBP BLK WP HR S P ERA WHIP					
Kevin Brown, R (1,1) ERA: 3.99	6.0	L	23	5	3	3	7	2	0	0	0	0	0	0	0	0	1	0	50	81	4.50	1.167
Felix Heredia, L (7,1) ERA: 5.96	0.0		2	0	0	0	0	2	0	0	0	0	0	0	0	0	0	0	2	10	∞	∞
Paul Quantrill, R (7,1) ERA: 3.69	2.0		8	1	0	0	1	1	1	0	0	0	0	0	0	0	0	0	13	29	0.00	1.000
Tom Gordon, R (9,1) ERA: 2.42	1.0		3	0	0	0	1	0	0	0	0	0	0	0	0	0	0	0	6	7	0.00	0.000

Batter	1	2	3	4	5	6	7	8	9	AB	R	H	RBI	BB	SO	LOB	BOTTOM					
Kenny Lofton, L (1,8) OBP: 0.340, SLG: 0.399	P5	K			K			F8		4	0	0	0	0	2	2	<b>Baltimore Orioles @ New York Yankees</b> Yankee Stadium, Bronx, NY Fri Sep 03 2004, 7:05 PM EDT Att: 44,148 - Cloudy - 74 F					
2 Derek Jeter, R (1,6) OBP: 0.336, SLG: 0.441	HR		G5-3		K		G5-3			4	1	1	1	0	1	1						
Gary Sheffield, R (1,9) OBP: 0.406, SLG: 0.560	55 BB 13 WP 1B		K			G5-3		G1-3		4	0	1	0	0	1	1						
13 Alex Rodriguez, R (1,5) OBP: 0.373, SLG: 0.522	55 BB 1-2 BB		K			55 BB G6-4-3 1B		K		3	0	1	0	1	2	0						
55 Hideki Matsui, L (1,7) OBP: 0.392, SLG: 0.514	20 G4-6-3 BB			G1-3		G6-4-3		K2-3		3	0	0	0	1	1	1						
20 Jorge Posada, S (1,2) OBP: 0.408, SLG: 0.496	G4-6-3			K			K			4	0	0	0	0	3	3						
John Olerud, L (1,3) OBP: 0.361, SLG: 0.374		G4-3					L7			3	0	1	0	0	0	0						
Ruben Sierra, S (1,10) OBP: 0.308, SLG: 0.472					P5		G3-1			3	0	1	0	0	0	1						
Miguel Cairo, R (1,4) OBP: 0.324, SLG: 0.430		P6						2 G5-3 2B		3	0	1	0	0	0	1						
<b>Inning Stats</b>	R: 1 E: 0 K: 0 S: 11	H: 2 LOB: 2 BB: 2 P: 21	R: 0 E: 0 K: 1 S: 9	H: 1 LOB: 0 BB: 0 P: 11	R: 0 E: 0 K: 2 S: 8	H: 0 LOB: 0 BB: 0 P: 13	R: 0 E: 0 K: 1 S: 9	H: 1 LOB: 0 BB: 0 P: 14	R: 0 E: 0 K: 2 S: 8	H: 0 LOB: 0 BB: 0 P: 13	R: 0 E: 0 K: 0 S: 8	H: 1 LOB: 0 BB: 0 P: 11	R: 0 E: 0 K: 1 S: 7	H: 0 LOB: 0 BB: 0 P: 10	R: 0 E: 0 K: 0 S: 5	H: 1 LOB: 1 BB: 0 P: 7		R: 0 E: 0 K: 3 S: 10	H: 0 LOB: 0 BB: 0 P: 14	1B: 4 2B: 1 3B: 0 HR: 1	SF: 0 SAC: 0 DP: 2 HBP: 0	WP: 1 PB: 0 SB: 0 CS: 0
<b>PITCHER</b>	IP WLS BF H R ER SO BB IBB HBP BLK WP HR S P ERA WHIP	IP WLS BF H R ER SO BB IBB HBP BLK WP HR S P ERA WHIP	IP WLS BF H R ER SO BB IBB HBP BLK WP HR S P ERA WHIP	IP WLS BF H R ER SO BB IBB HBP BLK WP HR S P ERA WHIP	IP WLS BF H R ER SO BB IBB HBP BLK WP HR S P ERA WHIP	IP WLS BF H R ER SO BB IBB HBP BLK WP HR S P ERA WHIP	IP WLS BF H R ER SO BB IBB HBP BLK WP HR S P ERA WHIP	IP WLS BF H R ER SO BB IBB HBP BLK WP HR S P ERA WHIP	IP WLS BF H R ER SO BB IBB HBP BLK WP HR S P ERA WHIP	IP WLS BF H R ER SO BB IBB HBP BLK WP HR S P ERA WHIP	IP WLS BF H R ER SO BB IBB HBP BLK WP HR S P ERA WHIP	IP WLS BF H R ER SO BB IBB HBP BLK WP HR S P ERA WHIP	IP WLS BF H R ER SO BB IBB HBP BLK WP HR S P ERA WHIP	IP WLS BF H R ER SO BB IBB HBP BLK WP HR S P ERA WHIP	IP WLS BF H R ER SO BB IBB HBP BLK WP HR S P ERA WHIP	IP WLS BF H R ER SO BB IBB HBP BLK WP HR S P ERA WHIP						
Rodrigo Lopez, R (1,1) ERA: 3.69	7.1	W	28	6	1	1	7	2	0	0	0	0	0	0	0	0	1	0	63	98	1.23	1.091
Jason Grimsley, R (8,1) ERA: 3.73	0.2	H	2	0	0	0	0	0	0	0	0	0	0	0	0	0	0	0	2	2	0.00	0.000
Jorge Julio, R (9,1) ERA: 3.63	1.0	S	3	0	0	0	3	0	0	0	0	0	0	0	0	0	0	0	10	14	0.00	0.000





Batter	1	2	3	4	5	6	7	8	9	AB R H RBI BB SO LOB	TOP										
1 Brian Roberts, S (1,4) OBP: 0.360, SLG: 0.389										5 2 3 3 0 1 1	<b>Baltimore Orioles @ New York Yankees</b> Yankee Stadium, Bronx, NY Sat Sep 04 2004, 1:05 PM EDT Att: 48,963 - Sunny - 82 F										
David Newhan, L (1,7) OBP: 0.385, SLG: 0.486 16 Tim Raines, S (8,8) OBP: 0.302, SLG: 0.288										4 0 1 0 0 1 2 1 0 0 0 0 0 0											
6 Melvin Mora, R (1,5) OBP: 0.426, SLG: 0.576										5 0 2 1 0 1 0											
10 Miguel Tejada, R (1,6) OBP: 0.359, SLG: 0.528										4 0 0 0 0 1 4											
Rafael Palmeiro, L (1,10) OBP: 0.359, SLG: 0.403										4 1 1 1 0 0 2											
Javy Lopez, R (1,2) OBP: 0.372, SLG: 0.502										4 1 2 0 0 1 0											
David Segui, S (1,3) OBP: 0.393, SLG: 0.436										4 1 2 0 0 0 1											
31 Jay Gibbons, L (1,9) OBP: 0.293, SLG: 0.365										3 1 1 1 0 1 0											
Larry Bigbie, L (1,8) OBP: 0.335, SLG: 0.420 (8,7)										4 1 2 1 0 2 0											
<b>Inning Stats</b>	R: 0 H: 0 E: 0 K: 3 S: 12	H: 0 LOB: 0 BB: 0 P: 18	R: 0 H: 0 E: 0 K: 1 S: 9	H: 0 LOB: 0 BB: 0 P: 14	R: 1 H: 3 E: 0 K: 1 S: 12	H: 3 LOB: 1 BB: 0 P: 21	R: 0 H: 0 E: 0 K: 0 S: 7	H: 0 LOB: 0 BB: 0 P: 12	R: 0 H: 0 E: 0 K: 1 S: 10	H: 0 LOB: 0 BB: 0 P: 17		R: 1 H: 3 E: 0 K: 2 S: 17	H: 3 LOB: 2 BB: 0 P: 24	R: 0 H: 1 E: 0 K: 0 S: 9	H: 1 LOB: 0 BB: 0 P: 13	R: 0 H: 2 E: 0 K: 0 S: 8	H: 2 LOB: 2 BB: 0 P: 12	R: 5 H: 5 E: 0 K: 0 S: 14	H: 5 LOB: 0 BB: 0 P: 17	1B: 10 2B: 1 3B: 0 HR: 3	SF: 0 SAC: 1 DP: 1 HBP: 0
<b>PITCHER</b>	IP WLS BF H R ER SO BB IBB HBP BLK WP HR S P ERA WHIP											IP WLS BF H R ER SO BB IBB HBP BLK WP HR S P ERA WHIP									
35 Mike Mussina, R (1,1) ERA: 5.28	7.0 L 26 7 2 2 8 0 0 0 0 0 0 1 76 119 2.57 1.000																				
Tom Gordon, R (8,1) ERA: 2.39	1.0 5 2 0 0 0 0 0 0 0 0 0 0 8 12 0.00 2.000																				
42 Mariano Rivera, R (9,1) ERA: 1.83	0.1 5 4 4 0 0 0 0 0 0 0 0 1 10 11 108.00 12.000																				
Bret Prinz, R (9,1) ERA: 5.47	0.2 3 1 1 1 0 0 0 0 0 0 0 1 4 6 13.50 1.500																				

AB 38  
R 7  
H 14  
RBI 7  
BB 0  
SO 8  
LOB 10



Batter	1	2	3	4	5	6	7	8	9	AB R H RBI BB SO LOB	BOTTOM								
Bernie Williams, S (1,8) OBP: 0.348, SLG: 0.413										4 0 0 0 0 1 0	<b>Baltimore Orioles @ New York Yankees</b> Yankee Stadium, Bronx, NY Sat Sep 04 2004, 1:05 PM EDT Att: 48,963 - Sunny - 82 F								
2 Derek Jeter, R (1,6) OBP: 0.333, SLG: 0.437										4 0 0 0 0 0 0									
Gary Sheffield, R (1,9) OBP: 0.406, SLG: 0.559										3 0 1 0 0 0 0									
13 Alex Rodriguez, R (1,5) OBP: 0.371, SLG: 0.519										3 0 0 0 0 0 1									
55 Hideki Matsui, L (1,7) OBP: 0.389, SLG: 0.511										3 0 0 0 0 1 0									
Ruben Sierra, S (1,10) OBP: 0.305, SLG: 0.467										3 0 0 0 0 1 0									
John Olerud, L (1,3) OBP: 0.361, SLG: 0.372										2 0 0 0 1 0 0									
Miguel Cairo, R (1,4) OBP: 0.324, SLG: 0.429										3 0 1 0 0 1 1									
John Flaherty, R (1,2) OBP: 0.257, SLG: 0.402 20 Jorge Posada, S (9,PH) OBP: 0.407, SLG: 0.495										2 0 0 0 0 0 1 1 0 0 0 0 0 0									
<b>Inning Stats</b>	R: 0 H: 0 E: 0 K: 0 S: 13	H: 0 LOB: 0 BB: 0 P: 18	R: 0 H: 0 E: 0 K: 0 S: 7	H: 0 LOB: 0 BB: 0 P: 8	R: 0 H: 1 E: 0 K: 0 S: 8	H: 1 LOB: 0 BB: 0 P: 12	R: 0 H: 1 E: 0 K: 1 S: 9	H: 1 LOB: 1 BB: 0 P: 12	R: 0 H: 0 E: 0 K: 1 S: 10	H: 0 LOB: 1 BB: 1 P: 18		R: 0 H: 0 E: 0 K: 0 S: 8	H: 0 LOB: 0 BB: 0 P: 11	R: 0 H: 0 E: 0 K: 2 S: 10	H: 0 LOB: 0 BB: 0 P: 15	R: 0 H: 0 E: 0 K: 0 S: 7	H: 0 LOB: 0 BB: 0 P: 8	1B: 2 2B: 0 3B: 0 HR: 0	SF: 0 SAC: 0 DP: 1 HBP: 0
<b>PITCHER</b>	IP WLS BF H R ER SO BB IBB HBP BLK WP HR S P ERA WHIP											IP WLS BF H R ER SO BB IBB HBP BLK WP HR S P ERA WHIP							
Sidney Ponson, R (1,1) ERA: 5.37	9.0 W 29 2 0 0 4 1 0 0 0 0 0 0 77 109 0.00 0.333																		

AB 28  
R 0  
H 2  
RBI 0  
BB 1  
SO 4  
LOB 3









Batter	1	2	3	4	5	6	7	8	9	AB	R	H	RBI	BB	SO	LOB	TOP																					
Julio Lugo, R OBP: 0.338, SLG: 0.389	0-1 P6		3-3 K			3-2 F7		3-2 G6-3	1-0 G3	5	0	0	0	0	1	1																						
5 Rocco Baldelli, R OBP: 0.331, SLG: 0.416	1-2 L8		1-2 F9			1-2 G3-1 1B 2B		2-1 1B		4	1	2	0	0	0	0																						
Tino Martinez, L OBP: 0.357, SLG: 0.451	0-0 HBP 1B		1-2 HBP			1-1 P6		1-2 L7		3	0	1	0	0	0	2																						
Randall Simon, L OBP: 0.270, SLG: 0.270	3-1 HBP 1-2 HBP		2-2 F8			0-1 G3-1		0-1 L7		3	0	0	0	0	0	3																						
José Cruz Jr., S OBP: 0.337, SLG: 0.441	0-0 F7			3-3 K		3-0 1B		1-1 1B		4	0	2	1	0	1	2																						
3 Jorge Cantu, R OBP: 0.339, SLG: 0.457		3-1 HR		2-2 P3		3-0 K		2-2 HR 1B		4	2	2	1	0	1	1																						
Geoff Blum, S OBP: 0.279, SLG: 0.361	0-0 G3		1-0 P6				0-1 G3		0-0 HR	4	1	1	2	0	0	0																						
Toby Hall, R OBP: 0.313, SLG: 0.383	0-1 P2			1-0 G1-3			1-3 K		0-2 G1-3	4	0	0	0	0	1	0																						
B.J. Upton, R OBP: 0.323, SLG: 0.407	2-2 G6-3			2-3 K			4-0 S BB		2-3 K	3	0	0	0	1	2	0																						
<b>Inning Stats</b>	R: 0 E: 0 K: 0 S: 8	H: 1 LOB: 2 BB: 0 P: 12	R: 1 E: 0 K: 0 S: 8	H: 1 LOB: 0 BB: 0 P: 13	R: 0 E: 0 K: 1 S: 13	H: 0 LOB: 1 BB: 0 P: 20	R: 0 E: 0 K: 1 S: 8	H: 0 LOB: 0 BB: 0 P: 14	R: 0 E: 0 K: 1 S: 9	H: 0 LOB: 0 BB: 0 P: 15	R: 1 E: 0 K: 1 S: 11	H: 2 LOB: 1 BB: 1 P: 17	R: 0 E: 0 K: 1 S: 11	H: 0 LOB: 1 BB: 1 P: 19	R: 0 E: 0 K: 0 S: 9	H: 2 LOB: 1 BB: 0 P: 13	R: 2 E: 0 K: 1 S: 15	H: 2 LOB: 0 BB: 0 P: 20	1B: 5 2B: 1 3B: 0 HR: 2	SF: 0 SAC: 0 DP: 0 HBP: 2	WP: 0 PA: 37 PB: 0 CS: 1																	
<b>PITCHER</b>	IP	WLS	BF	H	R	ER	SO	BB	IBB	HBP	BLK	WP	HR	S	P	ERA	WHIP	<b>PITCHER</b>				IP	WLS	BF	H	R	ER	SO	BB	IBB	HBP	BLK	WP	HR	S	P	ERA	WHIP
Orlando Hernandez, R ERA: 2.62	(1, 1)	7.0	W	28	4	2	2	5	1	0	2	0	0	1	68	110	2.57	0.714																				
Paul Quantrill, R ERA: 3.81	(8, 1)	2.0	S	9	4	2	2	1	0	0	0	0	0	1	24	33	9.00	2.000																				

Tampa Bay Devil Rays @ New York Yankees  
Yankee Stadium, Bronx, NY  
Mon Sep 06 2004, 7:05 PM EDT  
Att: 44,422 - Unknown - 70 F

AB 34  
R 4  
H 8  
RBI 4  
BB 1  
SO 6  
LOB 9



Batter	1	2	3	4	5	6	7	8	9	AB	R	H	RBI	BB	SO	LOB	BOTTOM																					
2 Derek Jeter, R OBP: 0.338, SLG: 0.440	1-1 L5		0-1 13 2B G4-3 1B	4-0 13 2B BB		1-1 SAFE G5-3		1-0 SF9		3	2	1	1	1	0	1																						
13 Alex Rodriguez, R OBP: 0.373, SLG: 0.520	4-1 55 BB BB		0-0 G4-3 1-3 2B	0-0 1-3 1H 2H 3H 2B		0-0 G6-3		3-H K		4	0	2	3	1	1	3																						
Gary Sheffield, R OBP: 0.405, SLG: 0.554	2-3 K		0-1 G4-3	0-1 G4-1			3-3 K			4	0	0	1	0	2	3																						
55 Hideki Matsui, L OBP: 0.386, SLG: 0.504	4-2 SAFE SAFE SAFE 1-2 BB FC6		2-3 3H P5		1-0 L9		2-2 G4-3			3	0	0	0	1	0	1																						
20 Jorge Posada, S OBP: 0.410, SLG: 0.493	0-1 FC6 1-2			0-0 1B E SF7 1B	1-1 1B		1-1 F7			4	1	2	0	0	0	2																						
John Olerud, L OBP: 0.394, SLG: 0.376		1-2 G1-3		2-3 SAFE K	0-1 1B			3-2 F8 1B 1B		4	0	2	0	0	1	1																						
Bubba Crosby, L OBP: 0.233, SLG: 0.350				1-2 K	1-2 G4-6-3 1B			2-2 1B 2 SF9 1B		0	1	0	0	0	0	0																						
Bernie Williams, S OBP: 0.348, SLG: 0.412		0-2 G1-3		0-0 2 BB 13 2B 1B	2-1 G4-6-3 1B			2-2 1B 2 SF9 1B		4	2	2	0	0	0	2																						
Miguel Cairo, R OBP: 0.322, SLG: 0.425		1-2 G4-3		0-0 SF7		2-2 G5-3 1B		1-2 F8		3	0	1	1	0	0	2																						
Kenny Lofton, L OBP: 0.340, SLG: 0.398				3-H L7		0-0 B2		3-2 1B		3	1	1	0	0	0	1																						
Ruben Sierra, S OBP: 0.303, SLG: 0.462				1-1 13 2B 1B				1-3 1B		1	0	1	1	0	0	0																						
Tony Clark, S OBP: 0.309, SLG: 0.480				1-2 13 2B 1B				1-3 1B		0	0	0	0	0	0	0																						
<b>Inning Stats</b>	R: 0 E: 0 K: 1 S: 13	H: 0 LOB: 2 BB: 2 P: 24	R: 0 E: 0 K: 0 S: 10	H: 0 LOB: 0 BB: 0 P: 12	R: 1 E: 0 K: 0 S: 8	H: 2 LOB: 1 BB: 0 P: 9	R: 4 E: 0 K: 1 S: 12	H: 4 LOB: 1 BB: 1 P: 21	R: 0 E: 0 K: 0 S: 7	H: 2 LOB: 1 BB: 0 P: 11	R: 0 E: 0 K: 0 S: 9	H: 1 LOB: 0 BB: 0 P: 11	R: 0 E: 0 K: 1 S: 10	H: 0 LOB: 0 BB: 0 P: 16	R: 2 E: 0 K: 1 S: 20	H: 3 LOB: 2 BB: 0 P: 31	1B: 10 2B: 2 3B: 0 HR: 0	SF: 2 SAC: 0 DP: 1 HBP: 0	WP: 0 PA: 38 PB: 0 CS: 0																			
<b>PITCHER</b>	IP	WLS	BF	H	R	ER	SO	BB	IBB	HBP	BLK	WP	HR	S	P	ERA	WHIP	<b>PITCHER</b>				IP	WLS	BF	H	R	ER	SO	BB	IBB	HBP	BLK	WP	HR	S	P	ERA	WHIP
Doug Waechter, R ERA: 5.43	(1, 1)	4.0	L	21	6	5	2	0	0	0	0	0	0	12	18	0.00	2.250																					
John Halama, L ERA: 4.66	(5, 1)	1.1		6	3	0	0	0	0	0	0	0	0	0	9	12	0.00	0.000																				
Franklin Nunez, R ERA: 1.23	(6, 1)	1.0		3	0	0	0	1	0	0	0	0	0	0	15	24	18.00	2.000																				
Bobby Seay, L ERA: 2.5	(7, 1)	1.0		5	2	2	2	0	0	0	0	0	0	10	15	0.00	1.500																					
Lance Carter, R ERA: 3.22	(8, 1)	0.2		3	1	0	0	1	0	0	0	0	0	10	15	0.00	1.500																					

Tampa Bay Devil Rays @ New York Yankees  
Yankee Stadium, Bronx, NY  
Mon Sep 06 2004, 7:05 PM EDT  
Att: 44,422 - Unknown - 70 F

AB 33  
R 7  
H 12  
RBI 7  
BB 3  
SO 4  
LOB 16





Batter	1	2	3	4	5	6	7	8	9	AB	R	H	RBI	BB	SO	LOB	TOP										
<b>Julio Lugo, R</b> OBP: 0.337, SLG: 0.387 (1, 6)	1-1 5 HR 1B	1-1 G4-3			0-0 G5-3		2-1 FC5-4 5 WP 1-2		2-2 G6-3	5	1	1	0	0	0	1											
<b>5 Rocco Baldelli, R</b> OBP: 0.330, SLG: 0.422 (1, 8)	2-2 1-H HR		0-3 K		3-3 K		3-3 K			4	1	1	2	0	3	1											
<b>Aubrey Huff, L</b> OBP: 0.358, SLG: 0.492 (1, 7)	1-2 FC6 1B		2-1 2B 1B		1-1 1B		1-2 G1			4	0	3	0	0	0	1											
<b>Tino Martinez, L</b> OBP: 0.357, SLG: 0.453 (8, PH)	1-0 FC6 1B		1-2 2B		0-0 P6				1-0 DI 1B	3	0	1	0	0	0	2											
<b>B.J. Upton, R</b> OBP: 0.330, SLG: 0.413 (8, 5)	1-2		1-3 2B							1	0	1	0	0	0	0											
<b>José Cruz Jr., S</b> OBP: 0.336, SLG: 0.440 (1, 9)	0-1 1-2 1B		3-3 K		0-3 K		0-0 F9			4	0	1	0	0	2	3											
<b>Randall Simon, L</b> OBP: 0.286, SLG: 0.266 (8, PH)	1-3 K		1-1 G6-3		0-1 G5-3		0-1 F8			3	0	0	0	0	1	4											
<b>Matt Diaz, R</b> (8, PH)							1-2 F8			1	0	0	0	0	0	1											
<b>3 Jorge Cantu, R</b> OBP: 0.336, SLG: 0.450 (1, 4)	0-3 K			0-3 K		2-2 1B		0-2 G5-3		4	0	1	0	0	2	3											
<b>Geoff Blum, S</b> OBP: 0.275, SLG: 0.356 (8, 3)		1-2 G1-3		0-2 P3		2-2 F9			0-0 G4-3	4	0	0	0	0	0	1											
<b>Brook Fordyce, R</b> OBP: 0.254, SLG: 0.256 (1, 2)	1-3 K		2-1 G5-3				0-0 FC5-4 1B		0-1 P4	4	0	1	0	0	1	0											
<b>Inning Stats</b>	R: 2 E: 0 K: 2 S: 17	H: 4 LOB: 2 BB: 0 P: 23	R: 0 E: 0 K: 1 S: 9	H: 0 LOB: 0 BB: 0 P: 12	R: 0 E: 0 K: 2 S: 15	H: 2 LOB: 2 BB: 0 P: 22	R: 0 E: 0 K: 1 S: 9	H: 0 LOB: 1 BB: 0 P: 11	R: 0 E: 0 K: 1 S: 7	H: 1 LOB: 1 BB: 0 P: 15	R: 0 E: 0 K: 1 S: 9	H: 1 LOB: 0 BB: 0 P: 15	R: 0 E: 0 K: 0 S: 7	H: 1 LOB: 1 BB: 0 P: 8	R: 0 E: 0 K: 0 S: 6	H: 0 LOB: 0 BB: 0 P: 8	1B: 8 2B: 1 3B: 0 HR: 1	SF: 0 SAC: 0 DP: 0 HBP: 0	WP: 1 PB: 0 CS: 0	PA: 37							
<b>PITCHER</b>	IP	WLS	BF	H	R	ER	SO	BB	IBB	HBP	BLK	WP	HR	S	P	ERA	WHIP										
<b>Jon Lieber, R</b> ERA: 4.38 (1, 1)	6.2	W	29	9	2	2	9	0	0	0	0	1	1	74	105	2.70	1.350										
<b>Tom Gordon, R</b> ERA: 2.35 (7, 1)	0.1	H	1	0	0	0	0	0	0	0	0	0	0	3	4	0.00	0.000										
<b>C.J. Nitkowski, L</b> ERA: 5.28 (8, 1)	0.1		2	1	0	0	0	0	0	0	0	0	0	2	3	0.00	3.000										
<b>Bret Prinz, R</b> ERA: 5.33 (8, 1)	0.2		2	0	0	0	0	0	0	0	0	0	0	5	5	0.00	0.000										
<b>Steve Karsay, R</b> ERA: 4.5 (9, 1)	1.0		3	0	0	0	0	0	0	0	0	0	0	6	8	0.00	0.000										

Tampa Bay Devil Rays @ New York Yankees  
Yankee Stadium, Bronx, NY  
Tue Sep.07 2004, 7:05 PM EDT  
Att: 33,518 - Cloudy - 75 F

AB	37
R	2
H	10
RBI	2
BB	0
SO	9
LOB	17



Batter	1	2	3	4	5	6	7	8	9	AB	R	H	RBI	BB	SO	LOB	BOTTOM										
<b>2 Derek Jeter, R</b> OBP: 0.340, SLG: 0.443 (1, 6)	2-0 L9	0-0 13 2B 1B		3-1 2B		0-1 G4-3	0-0 13 1B 1-3 2-H 3-H			5	1	3	2	0	0	1											
<b>Enrique Wilson, S</b> OBP: 0.262, SLG: 0.342 (9, 6)		1-2 1B								0	0	0	0	0	0	0											
<b>13 Alex Rodriguez, R</b> OBP: 0.375, SLG: 0.521 (1, 5)	4-2 55 2B BB	1-2 1B 2B		1-2 G6-3						4	1	2	3	1	0	1											
<b>Gary Sheffield, R</b> OBP: 0.408, SLG: 0.559 (9, 2)	2-2 55 2B 1B	0-1 1B								5	2	4	0	0	1	2											
<b>Dioner Navarro, S</b> (9, 2)	1-2 55 2B 1B	2-H 1B								0	0	0	0	0	0	0											
<b>55 Hideki Matsui, L</b> OBP: 0.388, SLG: 0.507 (1, 7)	1-2 2B		1-1 20 G4-6-3 1B		3-3 K		3-2 2B 1B		3-2 F8	5	1	3	2	0	1	1											
<b>20 Jorge Posada, S</b> OBP: 0.408, SLG: 0.488 (8, PR)	1-3 K		2-2 G4-6-3		3-3 K		0-1 2B HBP		4-2 G4-6-3 BB	4	1	0	1	1	2	4											
<b>Bubba Crosby, L</b> OBP: 0.233, SLG: 0.350 (9, 9)			1-2				1-2 HBP			0	0	0	0	0	0	0											
<b>John Olerud, L</b> OBP: 0.362, SLG: 0.376 (1, 3)	1-0 F8		0-0 F7		3-2 G6-3		0-0 HBP 2 1B 1-3 2-H		0-0 G4-6-3	5	1	1	1	0	0	3											
<b>Bernie Williams, S</b> OBP: 0.349, SLG: 0.418 (1, 10)		3-2 P4		1-1 HR		3-3 K	4-0 2 1B HBP IBB			3	2	1	1	1	1	0											
<b>Miguel Cairo, R</b> OBP: 0.324, SLG: 0.424 (1, 4)		0-3 K		2-0 F8		0-0 CS 1B	1-1 2 1B 13 1B HBP			3	1	1	1	0	1	0											
<b>Kenny Lofton, L</b> OBP: 0.342, SLG: 0.402 (1, 8)		4-1 2 1B 13 2B BB		0-1 F8		2-2 2B	0-0 L5			3	1	1	0	1	0	3											
<b>Inning Stats</b>	R: 2 E: 0 K: 1 S: 16	H: 2 LOB: 1 BB: 1 P: 27	R: 2 E: 0 K: 1 S: 14	H: 3 LOB: 2 BB: 1 P: 22	R: 0 E: 0 K: 0 S: 7	H: 1 LOB: 0 BB: 0 P: 10	R: 1 E: 0 K: 0 S: 10	H: 2 LOB: 1 BB: 0 P: 17	R: 0 E: 0 K: 2 S: 11	H: 1 LOB: 1 BB: 0 P: 21	R: 0 E: 0 K: 1 S: 9	H: 2 LOB: 1 BB: 0 P: 14	R: 6 E: 1 K: 1 S: 17	H: 5 LOB: 2 BB: 1 P: 27	R: 0 E: 0 K: 0 S: 6	H: 0 LOB: 1 BB: 1 P: 13	1B: 9 2B: 6 3B: 0 HR: 1	SF: 0 SAC: 0 DP: 2 HBP: 1	WP: 0 PB: 0 CS: 1	PA: 42							
<b>PITCHER</b>	IP	WLS	BF	H	R	ER	SO	BB	IBB	HBP	BLK	WP	HR	S	P	ERA	WHIP										
<b>Jorge Sosa, R</b> ERA: 5.59 (1, 1)	4.0	L	21	9	5	5	2	2	0	0	0	0	1	48	78	11.25	2.750										
<b>Trey Miller, L</b> ERA: 3.43 (5, 1)	1.2		6	2	0	0	3	0	0	0	0	0	0	17	31	0.00	1.200										
<b>Chad Gaudin, R</b> ERA: 5.3 (6, 1)	2.1		15	5	6	2	1	1	1	1	0	0	0	25	42	7.71	2.571										

Tampa Bay Devil Rays @ New York Yankees  
Yankee Stadium, Bronx, NY  
Tue Sep.07 2004, 7:05 PM EDT  
Att: 33,518 - Cloudy - 75 F

AB	37
R	11
H	16
RBI	11
BB	4
SO	6
LOB	15





Batter	1	2	3	4	5	6	7	8	9	AB	R	H	RBI	BB	SO	LOB	TOP					
13 Carl Crawford, L OBP: 0.326, SLG: 0.442	G6-3		F8		L9			K		4	0	0	0	0	1	2						
5 Rocco Baldelli, R OBP: 0.328, SLG: 0.418	G4-3		F8			G6-3			G4-3	4	0	0	0	0	0	1						
Aubrey Huff, L OBP: 0.356, SLG: 0.489 Damian Rolls, R OBP: 0.221, SLG: 0.188	P5		P5				K		P4	3	0	0	0	0	1	1						
Tino Martinez, L OBP: 0.355, SLG: 0.449 Matt Diaz, R OBP: 0.337, SLG: 0.419		G1-3		F9		G3-1			E5	3	0	0	0	0	0	0						
Julio Lugo, R OBP: 0.337, SLG: 0.389 B.J. Upton, R OBP: 0.337, SLG: 0.419		1B FC1-4 2B		G5-3			G3-1			3	1	1	0	0	0	0						
José Cruz Jr., S OBP: 0.335, SLG: 0.438				K			K			4	0	1	0	0	2	2						
3 Jorge Cantu, R OBP: 0.328, SLG: 0.438		FC1-4				G6-3				3	0	0	1	0	1	1						
Toby Hall, R OBP: 0.313, SLG: 0.382									P4	3	0	1	0	0	0	1						
Geoff Blum, S OBP: 0.276, SLG: 0.356						K		G4-3		3	0	1	0	0	1	1						
<b>Inning Stats</b>	R: 0 E: 0 K: 0 S: 8	H: 0 LOB: 0 BB: 0 P: 14	R: 1 E: 1 K: 0 S: 9	H: 2 LOB: 1 BB: 0 P: 15	R: 0 E: 0 K: 0 S: 12	H: 1 LOB: 1 BB: 0 P: 17	R: 0 E: 0 K: 1 S: 6	H: 0 LOB: 0 BB: 0 P: 10	R: 0 E: 0 K: 1 S: 9	H: 1 LOB: 1 BB: 0 P: 12	R: 0 E: 0 K: 1 S: 9	H: 0 LOB: 0 BB: 0 P: 13	R: 0 E: 0 K: 2 S: 8	H: 0 LOB: 0 BB: 0 P: 10	R: 0 E: 0 K: 1 S: 7	H: 0 LOB: 0 BB: 0 P: 11	R: 0 E: 1 K: 0 S: 10	H: 1 LOB: 2 BB: 0 P: 13	1B: 4 2B: 1 3B: 0 HR: 0	SF: 0 SAC: 0 DP: 0 HBP: 0	WP: 0 PB: 0 CS: 0	PA: 33
<b>PITCHER</b>	IP	WLS	BF	H	R	ER	SO	BB	IBB	HBP	BLK	WP	HR	S	P	ERA	WHIP					
35 Mike Mussina, R ERA: 5.03 Felix Heredia, L ERA: 6.75	8.0	W	28	4	1	1	6	0	0	0	0	0	0	68	102	1.12	0.500					
	1.0		5	1	0	0	0	0	0	0	0	0	0	10	13	0.00	1.000					

Tampa Bay Devil Rays @ New York Yankees  
Yankee Stadium, Bronx, NY  
Thu Sep 09 2004, 3:05 PM EDT  
Cloudy - 81 F

AB 33  
R 1  
H 5  
RBI 1  
BB 0  
SO 6  
LOB 9



Batter	1	2	3	4	5	6	7	8	9	AB	R	H	RBI	BB	SO	LOB	BOTTOM				
2 Derek Jeter, R OBP: 0.340, SLG: 0.443	BLK 13 1B	SF7		55 BB 13 BB 1B	K		K			4	1	2	1	0	2	2					
13 Alex Rodriguez, R OBP: 0.377, SLG: 0.521	1B 55 2B 1B	K		55 BB 1B		F8				4	1	2	2	1	1	1					
Gary Sheffield, R OBP: 0.410, SLG: 0.558	55 2B 1B			F4			F8			4	2	2	2	1	0	4					
55 Hideki Matsui, L OBP: 0.390, SLG: 0.510 Bubba Crosby, L OBP: 0.227, SLG: 0.341	G4-3	F7				F9			G4-3	3	0	2	2	1	0	1					
20 Jorge Posada, S OBP: 0.406, SLG: 0.485	G3			G4-3						5	0	1	1	0	2	5					
Bernie Williams, S OBP: 0.348, SLG: 0.416	G4-3			K						5	0	1	1	0	1	6					
John Olerud, L OBP: 0.358, SLG: 0.372	F8			G1-6-3						4	0	0	0	0	1	4					
Miguel Cairo, R OBP: 0.332, SLG: 0.424										0	2	0	0	2	0	0					
Kenny Lofton, L OBP: 0.344, SLG: 0.403		E9		13 BB 2 1B					FC4-6	4	3	2	0	0	0	2					
<b>Inning Stats</b>	R: 3 E: 0 K: 0 S: 17	H: 4 LOB: 1 BB: 0 P: 26	R: 2 E: 1 K: 1 S: 10	H: 2 LOB: 1 BB: 0 P: 20	R: 0 E: 0 K: 0 S: 6	H: 1 LOB: 0 BB: 0 P: 9	R: 2 E: 0 K: 2 S: 22	H: 2 LOB: 3 BB: 3 P: 41	R: 0 E: 0 K: 1 S: 8	H: 0 LOB: 1 BB: 1 P: 17	R: 1 E: 0 K: 0 S: 15	H: 2 LOB: 2 BB: 1 P: 28	R: 1 E: 1 K: 1 S: 11	H: 1 LOB: 1 BB: 0 P: 18	R: 0 E: 0 K: 1 S: 5	H: 0 LOB: 0 BB: 0 P: 8	1B: 11 2B: 1 3B: 0 HR: 0	SF: 1 SAC: 0 DP: 1 HBP: 2	WP: 0 PB: 0 CS: 0	PA: 42	
<b>PITCHER</b>	IP	WLS	BF	H	R	ER	SO	BB	IBB	HBP	BLK	WP	HR	S	P	ERA	WHIP				
Dewon Brazelton, R ERA: 4.33 19 Scott Kazmir, L ERA: 5.63 Travis Harper, R ERA: 4.02 Trever Miller, L ERA: 3.35	3.0	L	14	2	1	1	4	3	0	0	0	0	0	37	67	3.00	1.667				
	1.0		5	1	1	0	1	0	0	1	0	0	0	11	18	0.00	1.000				
	1.0		3	0	0	0	1	0	0	0	0	0	0	5	8	0.00	0.000				

Tampa Bay Devil Rays @ New York Yankees  
Yankee Stadium, Bronx, NY  
Thu Sep 09 2004, 3:05 PM EDT  
Cloudy - 81 F

AB 34  
R 9  
H 12  
RBI 9  
BB 5  
SO 7  
LOB 25











Batter	1	2	3	4	5	6	7	8	9	AB	R	H	RBI	BB	SO	LOB	TOP				
<b>2 Derek Jeter, R</b> OBP: 0.341, SLG: 0.457	G6-3	HR		G6-3		G6-3		K		5	1	1	3	0	1	2	<b>New York Yankees @ Baltimore Orioles</b> Oriole Park at Camden Yards, Baltimore, MD Fri Sep 10 2004, 7:05 PM EDT Att: 48,026 - Sunny - 86 F				
<b>13 Alex Rodriguez, R</b> OBP: 0.374, SLG: 0.514	55 WP BB	F9		G5-3			20 BB E 1B	F7		4	1	1	0	1	0	0					
<b>Gary Sheffield, R</b> OBP: 0.406, SLG: 0.550	K			K		F8	E6 20 BB 1B	K		5	1	0	0	0	3	2					
<b>55 Hideki Matsui, L</b> OBP: 0.392, SLG: 0.511						F8		F8		4	0	2	0	1	1	2					
<b>20 Jorge Posada, S</b> OBP: 0.404, SLG: 0.480	G4-3			F9		G3	1B FC4-6 BB	L8		4	1	0	0	1	0	4					
<b>John Olerud, L</b> OBP: 0.359, SLG: 0.372		2 HR 1B		F8		G4-3	FC4-6 1B	L8		5	1	2	2	0	0	2					
<b>Ruben Sierra, S</b> OBP: 0.311, SLG: 0.480		L9				F8	1-2 2-3 3-H 1B	DI 1B		5	1	3	1	0	0	1					
<b>Miguel Cairo, R</b> OBP: 0.336, SLG: 0.434		2 HR 1B		SF8		1B	FC4-6 1B	K		5	2	3	1	0	1	4					
<b>Kenny Lofton, L</b> OBP: 0.343, SLG: 0.402		K		SF8		2 S 1B	G6-3			3	0	1	1	0	1	4					
<b>Inning Stats</b>	R: 0 E: 0 K: 1 S: 15	H: 0 LOB: 2 BB: 2 P: 27	R: 3 E: 0 K: 1 S: 15	H: 3 LOB: 0 BB: 0 P: 22	R: 0 E: 0 K: 1 S: 9	H: 1 LOB: 1 BB: 0 P: 18	R: 2 E: 0 K: 0 S: 12	H: 2 LOB: 0 BB: 0 P: 17	R: 0 E: 0 K: 0 S: 11	H: 2 LOB: 2 BB: 0 P: 17	R: 3 E: 1 K: 0 S: 18	H: 3 LOB: 1 BB: 1 P: 28	R: 0 E: 0 K: 2 S: 14	H: 0 LOB: 0 BB: 0 P: 22	R: 0 E: 0 K: 1 S: 13	H: 2 LOB: 2 BB: 0 P: 17	1B: 10 2B: 0 3B: 1 HR: 2	SF: 1 SAC: 0 DP: 0 HBP: 0	WP: 1 PB: 0 SB: 1 CS: 0	PA: 44	
<b>PITCHER</b>	IP	WLS	BF	H	R	ER	SO	BB	IBB	HBP	BLK	WP	HR	S	P	ERA	WHIP				
<b>Rodrigo Lopez, R</b> ERA: 3.86	5.2	W	27	8	5	5	4	2	0	0	0	1	2	68	110	7.94	1.765				
<b>Jason Grimsley, R</b> ERA: 3.57	0.1		1	0	0	0	0	0	0	0	0	0	0	3	4	0.00	0.000				
<b>Dave Borkowski, R</b> ERA: 4.69	0.1		6	3	3	1	0	1	0	0	0	0	0	14	22	27.00	12.000				
<b>Todd Williams, R</b> ERA: 3.18	0.2		2	0	0	0	0	0	0	0	0	0	0	4	6	0.00	0.000				
<b>B.J. Ryan, L</b> ERA: 2.17	1.0		3	0	0	0	2	0	0	0	0	0	0	14	22	0.00	0.000				
<b>PITCHER</b>	IP	WLS	BF	H	R	ER	SO	BB	IBB	HBP	BLK	WP	HR	S	P	ERA	WHIP				
<b>Jorge Julio, R</b> ERA: 3.9	1.0		5	2	0	0	1	0	0	0	0	0	0	13	17	0.00	2.000				

AB	40
R	8
H	13
RBI	8
BB	3
SO	7
LOB	21



Batter	1	2	3	4	5	6	7	8	9	AB	R	H	RBI	BB	SO	LOB	BOTTOM				
<b>1 Brian Roberts, S</b> OBP: 0.358, SLG: 0.391	10 HR 1B				K		F8			5	2	3	2	0	1	1	<b>New York Yankees @ Baltimore Orioles</b> Oriole Park at Camden Yards, Baltimore, MD Fri Sep 10 2004, 7:05 PM EDT Att: 48,026 - Sunny - 86 F				
<b>David Newhan, L</b> OBP: 0.379, SLG: 0.476					K		F8			4	0	0	0	0	3	3					
<b>16 Tim Raines, S</b> OBP: 0.300, SLG: 0.303							K			0	0	0	0	0	0	0					
<b>6 Melvin Mora, R</b> OBP: 0.425, SLG: 0.576	F8				K			HR		5	3	3	1	0	1	3					
<b>10 Miguel Tejada, R</b> OBP: 0.362, SLG: 0.528	HR			P5		L8		F8		4	2	1	3	1	0	1					
<b>Rafael Palmeiro, L</b> OBP: 0.359, SLG: 0.404	K							G1-3		3	2	0	1	1	2	0					
<b>Javy Lopez, R</b> OBP: 0.366, SLG: 0.489										4	2	2	2	1	0	0					
<b>B.J. Surhoff, L</b> OBP: 0.359, SLG: 0.412								G3		5	1	2	4	0	0	1					
<b>31 Jay Gibbons, L</b> OBP: 0.283, SLG: 0.351										4	0	0	0	0	1	3					
<b>Larry Bigbie, L</b> OBP: 0.339, SLG: 0.418								G4-3		4	2	3	1	0	0	0					
<b>Inning Stats</b>	R: 2 E: 0 K: 2 S: 11	H: 2 LOB: 0 BB: 0 P: 15	R: 0 E: 0 K: 0 S: 8	H: 0 LOB: 0 BB: 0 P: 11	R: 8 E: 0 K: 3 S: 26	H: 6 LOB: 2 BB: 2 P: 44	R: 0 E: 0 K: 1 S: 8	H: 0 LOB: 0 BB: 0 P: 13	R: 0 E: 0 K: 0 S: 10	H: 1 LOB: 1 BB: 0 P: 13	R: 3 E: 0 K: 0 S: 10	H: 3 LOB: 1 BB: 1 P: 17	R: 0 E: 0 K: 1 S: 7	H: 0 LOB: 0 BB: 0 P: 10	R: 1 E: 0 K: 0 S: 12	H: 2 LOB: 1 BB: 0 P: 17	1B: 10 2B: 1 3B: 1 HR: 2	SF: 0 SAC: 0 DP: 0 HBP: 2	WP: 0 PB: 0 SB: 0 CS: 0	PA: 43	
<b>PITCHER</b>	IP	WLS	BF	H	R	ER	SO	BB	IBB	HBP	BLK	WP	HR	S	P	ERA	WHIP				
<b>Javier Vazquez, R</b> ERA: 4.94	2.1	L	15	5	8	8	3	2	0	1	0	0	0	8	11	54.00	9.000				
<b>C.J. Nitkowski, L</b> ERA: 5.83	0.1		5	3	2	2	1	0	0	1	0	0	0	8	11	54.00	9.000				
<b>Esteban Loaiza, R</b> ERA: 5.52	3.0		14	4	3	3	3	1	0	0	0	0	0	28	44	9.00	1.667				
<b>Felix Heredia, L</b> ERA: 6.49	1.1		4	0	0	0	1	0	0	0	0	0	0	10	14	0.00	0.000				
<b>Steve Karsay, R</b> ERA: 6.0	1.0		5	2	1	1	0	0	0	0	0	0	1	12	17	9.00	2.000				

AB	38
R	14
H	14
RBI	14
BB	3
SO	8
LOB	12













Batter	1	2	3	4	5	6	7	8	9	AB	R	H	RBI	BB	SO	LOB	TOP					
2 Derek Jeter, R OBP: 0.346, SLG: 0.458 Enrique Wilson, S OBP: 0.256, SLG: 0.333										4	1	2	0	0	0	2	<b>New York Yankees @ Kansas City Royals</b> Kauffman Stadium, Kansas City, MO Mon Sep 13 2004, 7:10 PM CDT Att: 23,951 - Sunny - 84 F <a href="http://livebaseballscorecards.com">livebaseballscorecards.com</a>					
13 Alex Rodriguez, R OBP: 0.376, SLG: 0.517										3	2	3	1	2	0	0						
Gary Sheffield, R OBP: 0.359, SLG: 0.555 Bubba Crosby, L OBP: 0.217, SLG: 0.326										4	0	1	0	0	0	5						
20 Jorge Posada, S OBP: 0.406, SLG: 0.474 John Flaherty, R OBP: 0.230, SLG: 0.446										3	0	0	1	0	0	5						
55 Hideki Matsui, L OBP: 0.393, SLG: 0.514 Steve Karsay, R OBP: 1.000, SLG: 1.000										3	0	1	1	0	1	3						
Bernie Williams, S OBP: 0.350, SLG: 0.420										4	1	2	0	1	0	2						
John Olerud, L OBP: 0.317, SLG: 0.368 Tony Clark, S OBP: 0.308, SLG: 0.474										3	0	0	0	0	0	2						
Ruben Sierra, S OBP: 0.310, SLG: 0.477										5	1	1	3	0	0	4						
Miguel Cairo, R OBP: 0.339, SLG: 0.430										4	1	3	1	1	0	0						
<b>Inning Stats</b>	R: 0 E: 0 K: 0 S: 10	H: 2 LOB: 1 BB: 0 P: 17	R: 0 E: 0 K: 0 S: 9	H: 1 LOB: 1 BB: 0 P: 15	R: 2 E: 0 K: 0 S: 11	H: 3 LOB: 1 BB: 0 P: 21	R: 0 E: 0 K: 0 S: 10	H: 2 LOB: 2 BB: 1 P: 18	R: 1 E: 0 K: 0 S: 9	H: 1 LOB: 1 BB: 1 P: 20	R: 0 E: 0 K: 0 S: 7	H: 0 LOB: 0 BB: 0 P: 10	R: 0 E: 0 K: 0 S: 14	H: 0 LOB: 1 BB: 1 P: 24	R: 0 E: 0 K: 0 S: 5	H: 2 LOB: 2 BB: 1 P: 11		R: 5 E: 0 K: 1 S: 23	H: 5 LOB: 1 BB: 1 P: 34	1B: 11 2B: 4 3B: 1 HR: 0	SF: 1 SAC: 0 DP: 2 HBP: 1	WP: 0 PB: 0 SB: 0 CS: 0
<b>PITCHER</b>	IP WLS BF H R ER SO BB IBB HBP BLK WP HR S P ERA WHIP																					
Brian Anderson, L ERA: 5.94	(1, 1) 6.0 W 27 9 3 3 0 1 0 0 0 0 0 0 56 101 4.50 1.667																					
Shawn Camp, R ERA: 3.02	(7, 1) 1.0 5 0 0 0 1 1 0 1 0 0 0 14 24 0.00 1.000																					
Chris George, L ERA: 8.07	(8, 1) 2.0 14 7 5 5 1 2 0 0 0 0 0 28 45 22.50 4.500																					

Batter	1	2	3	4	5	6	7	8	9	AB	R	H	RBI	BB	SO	LOB	BOTTOM			
9 David DeJesus, L OBP: 0.359, SLG: 0.376										5	2	1	0	1	0	2	<b>New York Yankees @ Kansas City Royals</b> Kauffman Stadium, Kansas City, MO Mon Sep 13 2004, 7:10 PM CDT Att: 23,951 - Sunny - 84 F <a href="http://livebaseballscorecards.com">livebaseballscorecards.com</a>			
4 Angel Berroa, R OBP: 0.315, SLG: 0.400										5	5	5	1	0	0	0				
Abraham Nunez, S OBP: 0.359, SLG: 0.359 Alexis Gomez, L OBP: 0.188, SLG: 0.133										3	3	1	0	2	1	2				
Ken Harvey, R OBP: 0.342, SLG: 0.427										4	1	2	3	2	0	4				
Joe Randa, R OBP: 0.351, SLG: 0.414 Wilton Guerrero, S OBP: 0.219, SLG: 0.281										5	1	2	3	0	0	3				
Matt Stairs, L OBP: 0.335, SLG: 0.446										3	2	0	0	2	1	2				
14 John Buck, R OBP: 0.382, SLG: 0.413 Paul Phillips, R OBP: 0.500, SLG: 0.500										5	2	4	5	0	0	0				
Dee Brown, L OBP: 0.297, SLG: 0.376										5	0	0	1	0	0	3				
Ruben Gotay, S OBP: 0.333, SLG: 0.333										5	1	3	1	0	0	3				
<b>Inning Stats</b>	R: 1 E: 0 K: 0 S: 10	H: 1 LOB: 1 BB: 0 P: 17	R: 0 E: 1 K: 0 S: 15	H: 1 LOB: 1 BB: 0 P: 21	R: 1 E: 0 K: 1 S: 13	H: 2 LOB: 1 BB: 0 P: 21	R: 0 E: 0 K: 1 S: 12	H: 1 LOB: 1 BB: 0 P: 18	R: 10 E: 0 K: 0 S: 32	H: 7 LOB: 2 BB: 5 P: 61	R: 0 E: 0 K: 0 S: 9	H: 1 LOB: 1 BB: 0 P: 13	R: 5 E: 0 K: 0 S: 25	H: 4 LOB: 1 BB: 2 P: 43	R: 0 E: 0 K: 0 S: 12	H: 1 LOB: 1 BB: 1 P: 18		1B: 15 2B: 2 3B: 0 HR: 1	SF: 0 SAC: 0 DP: 2 HBP: 1	WP: 2 PB: 0 SB: 1 CS: 0
<b>PITCHER</b>	IP WLS BF H R ER SO BB IBB HBP BLK WP HR S P ERA WHIP																			
Brad Halsey, L ERA: 7.62	(1, 1) 4.0 L 20 6 4 4 2 1 0 1 0 1 1 1 22 36 9.00 1.750																			
Tanyon Sturtze, R ERA: 6.47	(5, 1) 0.2 9 5 5 5 0 1 1 0 1 1 1 22 36 67.50 9.000																			
Bret Prinz, R ERA: 5.47	(5, 1) 0.0 3 1 3 3 0 2 0 0 0 0 1 0 6 16 ∞ ∞																			
C.J. Nitkowski, L ERA: 5.58	(5, 1) 1.1 5 1 0 0 0 0 0 0 0 0 0 0 12 17 0.00 0.750																			
Paul Quantrill, R ERA: 4.33	(7, 1) 0.1 4 2 3 3 0 1 0 0 0 0 0 0 12 21 81.00 9.000																			



Batter	1	2	3	4	5	6	7	8	9	AB	R	H	RBI	BB	SO	LOB	TOP										
2 Derek Jeter, R OBP: 0.345, SLG: 0.456	L6			F8	1B			FC6 13 2B		4	1	1	2	0	0	1											
13 Alex Rodriguez, R OBP: 0.379, SLG: 0.518	F7			G6-3 1B		K		1B 2B		4	1	2	1	0	1	0											
Gary Sheffield, R OBP: 0.404, SLG: 0.553	F9			G6-3		K		55 FC4-6 1B		4	0	1	1	0	1	1											
55 Hideki Matsui, L OBP: 0.390, SLG: 0.510			K	P3		G4-3		FC4-6 1-2		4	0	0	0	0	1	2											
20 Jorge Posada, S OBP: 0.403, SLG: 0.469			K		G3-1		G6-3		K	4	0	0	0	0	2	0											
25 Jason Giambi, L OBP: 0.358, SLG: 0.397 12 Andy Phillips, R (9, FR)	F8				K		F8		WP BB	3	0	0	0	1	1	0											
Bernie Williams, S OBP: 0.350, SLG: 0.417			K		BB 2 1B BB		K		K	3	1	0	0	1	3	1											
John Olerud, L OBP: 0.357, SLG: 0.366			G4-3		BB 2 1B BB		G4-3		K	4	1	1	0	0	1	2											
Miguel Cairo, R OBP: 0.342, SLG: 0.431			F7		BB 2 1B BB		G4-3		FC6 2 1B	2	0	1	0	1	0	0											
<b>Inning Stats</b>	R: 0 H: 0 E: 0 K: 0 S: 12	H: 0 LOB: 0 BB: 0 P: 20	R: 0 H: 0 E: 0 K: 2 S: 8	H: 0 LOB: 0 BB: 0 P: 14	R: 0 H: 0 E: 0 K: 1 S: 7	H: 0 LOB: 1 BB: 0 P: 12	R: 0 H: 1 E: 0 K: 0 S: 9	H: 1 LOB: 1 BB: 0 P: 13	R: 2 H: 2 E: 0 K: 1 S: 15	H: 2 LOB: 2 BB: 2 P: 30	R: 0 H: 0 E: 0 K: 1 S: 9	H: 0 LOB: 0 BB: 0 P: 14	R: 0 H: 0 E: 0 K: 1 S: 7	H: 0 LOB: 0 BB: 0 P: 8	R: 2 H: 3 E: 0 K: 0 S: 11	H: 1 LOB: 1 BB: 0 P: 14	R: 0 H: 0 E: 0 K: 3 S: 9	H: 0 LOB: 2 BB: 1 P: 17	1B: 5 2B: 1 3B: 0 HR: 0	SF: 0 SAC: 0 DP: 0 HBP: 0	WP: 1 PA: 35 PB: 0 CS: 0						
<b>PITCHER</b>	IP	WLS	BF	H	R	ER	SO	BB	IBB	HBP	BLK	WP	HR	S	P	ERA	WHIP										
23 Zack Greinke, R ERA: 4.2	6.0	L	22	3	2	2	6	2	0	0	0	0	0	60	103	3.00	0.833										
Dennys Reyes, L ERA: 4.69	7.1	1	5	1	1	1	1	0	0	0	0	0	0	11	12	6.75	0.750										
Shawn Camp, R ERA: 3.13	8.1	0.2	4	2	1	1	0	0	0	0	0	0	0	7	10	13.50	3.000										
Jeremy Affeldt, L ERA: 4.84	9.1	1.0	4	0	0	0	3	1	0	0	0	1	0	9	17	0.00	1.000										

New York Yankees @ Kansas City Royals  
Kauffman Stadium, Kansas City, MO  
Tue Sep 14 2004, 7:10 PM CDT  
Att: 23,426 - Cloudy - 84 F

AB 32  
R 4  
H 6  
RBI 4  
BB 3  
SO 10  
LOB 7



Batter	1	2	3	4	5	6	7	8	9	AB	R	H	RBI	BB	SO	LOB	BOTTOM										
9 David DeJesus, L OBP: 0.358, SLG: 0.374	G4-3		K			WP 4 S 4 1B		L7		4	0	1	0	0	1	0											
4 Angel Berroa, R OBP: 0.317, SLG: 0.400	E6 1B			K		FC6-4 BB		K		3	0	1	0	1	2	0											
Abraham Nunez, S OBP: 0.312, SLG: 0.353	K			L9		SAFE SAFE SAFE		K		4	0	0	0	0	3	3											
Ken Harvey, R OBP: 0.339, SLG: 0.423	G3			G1-3		FC6-4 1-2		G4-3		4	0	0	0	0	0	3											
Joe Randa, R OBP: 0.349, SLG: 0.411			G5-3		P3		G1-3			3	0	0	0	0	0	0											
Matt Stairs, L OBP: 0.335, SLG: 0.445			G5-3		1B		K			3	0	1	0	0	1	0											
14 John Buck, R OBP: 0.276, SLG: 0.406			P6		K		L4			3	0	0	0	0	1	1											
Dee Brown, L OBP: 0.292, SLG: 0.369			K		K		K			3	0	0	0	0	3	1											
Ruben Gotay, S OBP: 0.325, SLG: 0.324			K		G1-3		K			3	0	0	0	0	2	0											
<b>Inning Stats</b>	R: 0 H: 1 E: 1 K: 1 S: 10	H: 1 LOB: 1 BB: 0 P: 16	R: 0 H: 0 E: 0 K: 0 S: 5	H: 0 LOB: 0 BB: 0 P: 11	R: 0 H: 0 E: 0 K: 3 S: 9	H: 0 LOB: 0 BB: 0 P: 11	R: 0 H: 0 E: 0 K: 1 S: 5	H: 0 LOB: 0 BB: 0 P: 5	R: 0 H: 1 E: 0 K: 2 S: 9	H: 1 LOB: 1 BB: 0 P: 12	R: 0 H: 1 E: 0 K: 1 S: 13	H: 1 LOB: 2 BB: 1 P: 19	R: 0 H: 0 E: 0 K: 1 S: 10	H: 0 LOB: 0 BB: 0 P: 14	R: 0 H: 0 E: 0 K: 2 S: 7	H: 0 LOB: 0 BB: 0 P: 9	R: 0 H: 0 E: 0 K: 2 S: 11	H: 0 LOB: 0 BB: 0 P: 16	1B: 3 2B: 0 3B: 0 HR: 0	SF: 0 SAC: 0 DP: 0 HBP: 0	WP: 1 PA: 31 PB: 0 CS: 0						
<b>PITCHER</b>	IP	WLS	BF	H	R	ER	SO	BB	IBB	HBP	BLK	WP	HR	S	P	ERA	WHIP										
35 Mike Mussina, R ERA: 4.76	8.0	W	28	3	0	0	11	1	0	0	0	0	0	68	97	0.00	0.500										
Tom Gordon, R ERA: 2.36	9.1	1.0	3	0	0	0	2	0	0	0	0	0	0	11	16	0.00	0.000										

New York Yankees @ Kansas City Royals  
Kauffman Stadium, Kansas City, MO  
Tue Sep 14 2004, 7:10 PM CDT  
Att: 23,426 - Cloudy - 84 F

AB 30  
R 0  
H 3  
RBI 0  
BB 1  
SO 13  
LOB 8













Batter	1	2	3	4	5	6	7	8	9	AB	R	H	RBI	BB	SO	LOB	TOP											
18 Johnny Damon, L OBP: 0.388, SLG: 0.477 Adam Hyzdu, R OBP: 0.333, SLG: 0.667	1-0 P6		1-2 FC6			2-2 G1-3			0-0 P6	3	0	0	0	0	0	1	<b>Boston Red Sox @ New York Yankees</b> Yankee Stadium, Bronx, NY Sat Sep 18 2004, 1:05 PM EDT Att: 55,153 - Cloudy - 68 F											
Mark Bellhorn, S OBP: 0.371, SLG: 0.455 20 Kevin Youkilis, R OBP: 0.366, SLG: 0.429	0-1 F7			0-0 F7			1-3 K		1-0 HR	2	0	0	0	0	0	0												
Manny Ramirez, R OBP: 0.401, SLG: 0.620 Dave Roberts, L OBP: 0.341, SLG: 0.387	2-2 G6-3			1-3 K			1-1 G4-3		0-1 HR	2	0	0	0	0	1	0												
34 David Ortiz, L OBP: 0.374, SLG: 0.603 Trot Nixon, L OBP: 0.354, SLG: 0.470		1-0 F8		0-0 G6-3			1-1 HR		2-2 F7	3	1	1	1	0	0	0												
Kevin Millar, R OBP: 0.380, SLG: 0.479 Dave McCarty, R OBP: 0.321, SLG: 0.379		0-3 K			2-2 F9				0-1 HR	2	0	0	0	0	1	0												
Jason Varitek, S OBP: 0.394, SLG: 0.486 Doug Mirabeli, R OBP: 0.368, SLG: 0.526		0-1 P4			3-3 K				3-2 L9	2	0	0	0	0	1	0												
Orlando Cabrera, R OBP: 0.401, SLG: 0.371 Ricky Gutierrez, R OBP: 0.288, SLG: 0.260			1-2 P4		1-2 G5-3				0-0 F9	2	0	0	0	0	0	1												
Doug Mientkiewicz, L OBP: 0.331, SLG: 0.357			4-1 FC6			1-0 G6-3			1-1 HR	2	0	1	0	1	0	0												
Pokey Reese, R OBP: 0.272, SLG: 0.308			0-3 K			0-3 K			1-3 K	3	0	0	0	0	3	2												
<b>Inning Stats</b>	R: 0 E: 0 K: 0 S: 6	H: 0 LOB: 0 BB: 0 P: 9	R: 0 E: 0 K: 1 S: 7	H: 0 LOB: 1 BB: 1 P: 8	R: 0 E: 0 K: 1 S: 11	H: 0 LOB: 0 BB: 1 P: 17	R: 0 E: 0 K: 1 S: 5	H: 0 LOB: 0 BB: 0 P: 6	R: 0 E: 0 K: 1 S: 10	H: 0 LOB: 0 BB: 0 P: 16	R: 0 E: 0 K: 1 S: 7	H: 0 LOB: 0 BB: 0 P: 10	R: 1 E: 0 K: 1 S: 10	H: 1 LOB: 0 BB: 0 P: 13	R: 0 E: 0 K: 1 S: 9	H: 1 LOB: 1 BB: 0 P: 14		R: 3 E: 0 K: 0 S: 15	H: 4 LOB: 1 BB: 0 P: 24	1B: 2 2B: 2 3B: 0 HR: 2	SF: 0 SAC: 0 DP: 0 HBP: 0	WP: 0 PB: 0 SB: 0 CS: 0	PA: 34					
<b>PITCHER</b>	IP	WLS	BF	H	R	ER	SO	BB	IBB	HBP	BLK	WP	HR	S	P	ERA		WHIP										
Jon Lieber, R ERA: 4.4	(1, 1)	8.1	W	30	4	3	3	7	1	0	0	0	0	2	69	98		3.24	0.600									
Scott Proctor, R ERA: 5.32	(9, 1)	0.2		4	2	1	1	0	0	0	0	0	0	0	11	19	13.50	3.000										

Batter	1	2	3	4	5	6	7	8	9	AB	R	H	RBI	BB	SO	LOB	BOTTOM											
2 Derek Jeter, R OBP: 0.349, SLG: 0.466 Enrique Wilson, S OBP: 0.256, SLG: 0.333	4-1 BB						2-1 HR			3	3	2	0	2	0	3	<b>Boston Red Sox @ New York Yankees</b> Yankee Stadium, Bronx, NY Sat Sep 18 2004, 1:05 PM EDT Att: 55,153 - Cloudy - 68 F											
13 Alex Rodriguez, R OBP: 0.382, SLG: 0.523 Felix Escalona, R	1-1 BB	1 SAFE					0-1 G6-4-3			5	3	3	3	0	1	1												
Gary Sheffield, R OBP: 0.401, SLG: 0.545 Bubba Crosby, L OBP: 0.213, SLG: 0.318	2-3 K	2-2 WP					2-1 HR			4	1	1	1	0	1	2												
55 Hideki Matsui, L OBP: 0.390, SLG: 0.506	2-1 BB	1-2 HBP					1-3 K			5	2	3	1	0	0	0												
Bernie Williams, S OBP: 0.351, SLG: 0.421	4-1 FC3-6	2-2 HBP					1-0 G1-3			4	2	2	3	1	0	1												
20 Jorge Posada, S OBP: 0.402, SLG: 0.472	0-0 FC1	2-3 K					2-3 K			4	2	2	3	1	2	2												
John Olerud, L OBP: 0.355, SLG: 0.372 Tony Clark, S OBP: 0.306, SLG: 0.481	2-2 FC1	2-0 HBP					1-0 G3-1			4	0	1	0	0	0	3												
Ruben Sierra, S OBP: 0.306, SLG: 0.470	1-2 FC3-6	0-1 F7					1-0 G6-3			4	0	0	1	0	0	5												
Miguel Cairo, R OBP: 0.343, SLG: 0.425	1-0 FC6-4						0-1 HR			3	1	1	1	0	0	2												
<b>Inning Stats</b>	R: 5 E: 1 K: 1 S: 18	H: 3 LOB: 1 BB: 2 P: 35	R: 4 E: 0 K: 1 S: 24	H: 5 LOB: 3 BB: 1 P: 42	R: 0 E: 0 K: 1 S: 6	H: 0 LOB: 0 BB: 0 P: 7	R: 1 E: 0 K: 1 S: 6	H: 1 LOB: 0 BB: 0 P: 11	R: 3 E: 0 K: 0 S: 13	H: 3 LOB: 0 BB: 0 P: 18	R: 0 E: 0 K: 0 S: 7	H: 0 LOB: 1 BB: 1 P: 13	R: 0 E: 0 K: 1 S: 7	H: 1 LOB: 0 BB: 0 P: 10	R: 1 E: 0 K: 0 S: 14	H: 2 LOB: 0 BB: 0 P: 20		1B: 11 2B: 1 3B: 0 HR: 3	SF: 0 SAC: 0 DP: 2 HBP: 1	WP: 1 PB: 0 SB: 1 CS: 0	PA: 43							
<b>PITCHER</b>	IP	WLS	BF	H	R	ER	SO	BB	IBB	HBP	BLK	WP	HR	S	P	ERA		WHIP										
Derek Lowe, R ERA: 5.15	(1, 1)	1.0	L	11	4	7	6	1	3	0	0	0	0	25	48	54.00		7.000										
Terry Adams, R ERA: 4.77	(2, 1)	3.0		15	5	3	3	3	0	0	1	0	1	1	29	47	9.00	1.667										
Ramiro Mendoza, R ERA: 2.98	(5, 1)	1.0		6	3	3	3	0	0	0	0	0	0	1	13	18	27.00	3.000										
Scott Williamson, R ERA: 1.09	(6, 1)	1.0		4	0	0	0	0	1	0	0	0	0	7	13	0.00	1.000											
Curt Leskanic, R ERA: 5.97	(7, 1)	1.0		3	1	0	0	1	0	0	0	0	0	7	10	0.00	1.000											
<b>PITCHER</b>	IP	WLS	BF	H	R	ER	SO	BB	IBB	HBP	BLK	WP	HR	S	P	ERA	WHIP											
Mike Myers, L ERA: 4.82	(8, 1)	1.0		4	2	1	1	0	0	0	0	0	0	14	20	9.00	2.000											



Batter	1	2	3	4	5	6	7	8	9	AB	R	H	RBI	BB	SO	LOB	TOP										
18 Johnny Damon, L (1, 8) OBP: 0.386, SLG: 0.475	F7		P6						G4-3	5	0	1	1	0	1	0	<b>Boston Red Sox @ New York Yankees</b> Yankee Stadium, Bronx, NY Sun Sep 19 2004, 1:05 PM EDT Att: 55,142 - Sunny - 62 F										
Mark Bellhorn, S (1, 4) OBP: 0.372, SLG: 0.454	1B		K							3	0	1	0	1	2	1											
Manny Ramirez, R (1, 7) Adam Hyzdu, R (8, 7) OBP: 0.333, SLG: 0.667	P5		G1-3							4	0	0	0	0	0	3											
34 David Ortiz, L (1, 10) OBP: 0.373, SLG: 0.600	K									4	0	1	0	0	1	1											
Kevin Millar, R (1, 3) OBP: 0.383, SLG: 0.480										3	0	2	0	1	0	1											
Jason Varitek, S (1, 2) OBP: 0.391, SLG: 0.481	K									4	0	0	0	0	3	4											
Trot Nixon, L (1, 9) OBP: 0.358, SLG: 0.471										4	0	2	0	0	0	2											
Orlando Cabrera, R (1, 6) OBP: 0.304, SLG: 0.372										4	1	1	0	0	0	4											
Bill Mueller, S (1, 5) OBP: 0.359, SLG: 0.442	G1-3									4	0	0	0	0	2	3											
<b>Inning Stats</b>	R: 0 E: 0 K: 1 S: 13	H: 1 LOB: 1 BB: 0 P: 20	R: 0 E: 0 K: 1 S: 11	H: 1 LOB: 2 BB: 1 P: 18	R: 0 E: 0 K: 1 S: 15	H: 0 LOB: 0 BB: 0 P: 21	R: 0 E: 0 K: 1 S: 10	H: 1 LOB: 1 BB: 0 P: 13	R: 1 E: 0 K: 1 S: 10	H: 2 LOB: 1 BB: 0 P: 13	R: 0 E: 0 K: 1 S: 11	H: 2 LOB: 1 BB: 0 P: 14	R: 0 E: 0 K: 1 S: 12	H: 0 LOB: 1 BB: 1 P: 18	R: 0 E: 0 K: 0 S: 7	H: 1 LOB: 1 BB: 0 P: 13		R: 0 E: 0 K: 1 S: 8	H: 0 LOB: 0 BB: 0 P: 13	1B: 7 2B: 1 3B: 0 HR: 0	SF: 0 SAC: 0 DP: 0 HBP: 0	WP: 0 PB: 0 SB: 0 CS: 0	PA: 37				
<b>PITCHER</b>	IP	WLS	BF	H	R	ER	SO	BB	IBB	HBP	BLK	WP	HR	S	P	ERA	WHIP										
35 Mike Mussina, R (1, 1) ERA: 4.6	7.0	W	30	7	1	1	8	2	0	0	0	0	0	82	117	1.29	1.286										
Paul Quantrill, R (8, 1) ERA: 4.23	1.0		4	1	0	0	0	0	0	0	0	0	0	7	13	0.00	1.000										
Steve Karsay, R (9, 1) ERA: 3.6	1.0		3	0	0	0	1	0	0	0	0	0	0	8	13	0.00	0.000										

AB 35  
R 1  
H 8  
RBI 1  
BB 2  
SO 9  
LOB 19



Batter	1	2	3	4	5	6	7	8	9	AB	R	H	RBI	BB	SO	LOB	BOTTOM										
2 Derek Jeter, R (1, 6) Enrique Wilson, S (9, 6) OBP: 0.351, SLG: 0.472 OBP: 0.256, SLG: 0.333	G6-3			L6						5	2	3	1	0	0	1	<b>Boston Red Sox @ New York Yankees</b> Yankee Stadium, Bronx, NY Sun Sep 19 2004, 1:05 PM EDT Att: 55,142 - Sunny - 62 F										
13 Alex Rodriguez, R (1, 5) OBP: 0.383, SLG: 0.529	HR		K							4	2	2	2	0	1	0											
Gary Sheffield, R (1, 9) Bubba Crosby, L (9, 9) OBP: 0.400, SLG: 0.548 OBP: 0.208, SLG: 0.311	HR		P5							4	1	1	2	0	0	2											
55 Hideki Matsui, L (1, 7) OBP: 0.389, SLG: 0.503	HR		G3-1							1	0	0	0	0	1	0											
Bernie Williams, S (1, 8) OBP: 0.353, SLG: 0.420	HR		1B							5	0	1	0	0	0	1											
20 Jorge Posada, S (1, 2) OBP: 0.403, SLG: 0.480			F8							2	2	0	0	3	0	0											
John Olerud, L (1, 3) OBP: 0.361, SLG: 0.375										4	1	2	2	0	2	2											
Ruben Sierra, S (1, 10) OBP: 0.306, SLG: 0.470										2	1	2	1	1	0	0											
Miguel Cairo, R (1, 4) OBP: 0.342, SLG: 0.423										4	1	1	0	0	1	3											
										4	1	1	2	0	0	3											
<b>Inning Stats</b>	R: 2 E: 0 K: 0 S: 6	H: 2 LOB: 0 BB: 0 P: 8	R: 0 E: 0 K: 1 S: 10	H: 0 LOB: 0 BB: 0 P: 15	R: 1 E: 0 K: 2 S: 15	H: 2 LOB: 2 BB: 1 P: 27	R: 0 E: 0 K: 1 S: 12	H: 1 LOB: 1 BB: 0 P: 16	R: 0 E: 0 K: 0 S: 8	H: 0 LOB: 0 BB: 0 P: 10	R: 5 E: 0 K: 0 S: 14	H: 4 LOB: 1 BB: 2 P: 26	R: 1 E: 0 K: 0 S: 10	H: 2 LOB: 1 BB: 1 P: 17	R: 2 E: 0 K: 1 S: 17	H: 2 LOB: 0 BB: 0 P: 21	1B: 8 2B: 1 3B: 0 HR: 4	SF: 0 SAC: 0 DP: 1 HBP: 2	WP: 0 PB: 0 SB: 1 CS: 0	PA: 41							
<b>PITCHER</b>	IP	WLS	BF	H	R	ER	SO	BB	IBB	HBP	BLK	WP	HR	S	P	ERA	WHIP										
Pedro Martinez, R (1, 1) ERA: 3.69	5.0	L	27	8	8	8	4	3	0	1	0	0	0	3	5	0.00	1.500										
50 Mike Timlin, R (6, 1) ERA: 4.05	0.2		3	1	0	0	0	0	0	1	0	0	0	3	5	0.00	1.500										
Mike Myers, L (6, 1) ERA: 4.78	0.1		1	0	0	0	0	0	0	0	0	0	0	3	5	0.00	0.000										
Pedro Astacio, R (7, 1) ERA: 12.27	2.0		10	4	3	3	1	1	0	0	0	0	1	27	38	13.50	2.500										

AB 35  
R 11  
H 13  
RBI 10  
BB 4  
SO 5  
LOB 12









Batter	1	2	3	4	5	6	7	8	9	AB	R	H	RBI	BB	SO	LOB	TOP					
8 Russ Adams, L (1, 6) OBP: 0.356, SLG: 0.512										3	0	0	0	1	1	2						
Orlando Hudson, S (1, 4) OBP: 0.332, SLG: 0.430										4	0	0	0	0	1	2						
10 Vernon Wells, R (1, 8) OBP: 0.339, SLG: 0.470										4	0	1	0	0	0	0						
Carlos Delgado, L (1, 3) OBP: 0.368, SLG: 0.533										4	0	0	0	0	2	1						
Eric Hinske, L (1, 5) OBP: 0.314, SLG: 0.387										3	1	1	0	1	1	0						
15 Alex Rios, R (1, 9) OBP: 0.329, SLG: 0.386										4	2	2	0	0	0	1						
Gabe Gross, L (1, 7) OBP: 0.339, SLG: 0.337										3	0	1	0	1	0	1						
Eric Crozier, L (1, 10) OBP: 0.333, SLG: 0.471 Chris Gomez, R (9, PH) OBP: 0.339, SLG: 0.345										3	0	0	0	0	2	4						
Kevin Cash, R (1, 2) OBP: 0.249, SLG: 0.309 9 Grego Zaun, S (7, PH) OBP: 0.374, SLG: 0.391 Guillermo Quiroz, R (7, FR) OBP: 0.250, SLG: 0.242										1	0	0	1	0	0	0						
<b>Inning Stats</b>	R: 0 E: 0 K: 3 S: 13	H: 1 LOB: 1 BB: 0 P: 22	R: 2 E: 0 K: 1 S: 18	H: 1 LOB: 2 BB: 3 P: 41	R: 0 E: 0 K: 1 S: 9	H: 0 LOB: 0 BB: 0 P: 11	R: 0 E: 0 K: 0 S: 6	H: 0 LOB: 0 BB: 0 P: 10	R: 0 E: 0 K: 0 S: 7	H: 0 LOB: 0 BB: 0 P: 11	R: 0 E: 0 K: 1 S: 11	H: 0 LOB: 0 BB: 0 P: 16	R: 0 E: 0 K: 1 S: 10	H: 1 LOB: 2 BB: 1 P: 18	R: 0 E: 0 K: 0 S: 8	H: 0 LOB: 0 BB: 0 P: 11	R: 1 E: 0 K: 1 S: 12	H: 2 LOB: 1 BB: 0 P: 13	1B: 5 2B: 0 3B: 0 HR: 0	SF: 1 SAC: 0 DP: 0 HBP: 0	WP: 1 PB: 0 SB: 0 CS: 0	PA: 36
<b>PITCHER</b>	IP WLS BF H R ER SO BB IBB HBP BLK WP HR S P ERA WHIP																					
Esteban Loaiza, R (1, 1) ERA: 5.45	5.1 W 21 2 2 2 5 3 0 0 0 0 1 0 56 99 3.38 0.938																					
Felix Heredia, L (6, 1) ERA: 6.57	0.2 H 2 0 0 0 1 0 0 0 0 0 0 0 8 12 0.00 0.000																					
Paul Quantrill, R (7, 1) ERA: 4.43	0.2 H 4 1 0 0 1 1 0 0 0 0 0 0 8 14 0.00 3.000																					
Tom Gordon, R (7, 1) ERA: 2.23	1.1 H 4 0 0 0 0 0 0 0 0 0 0 0 10 15 0.00 0.000																					
42 Mariano Rivera, R (9, 1) ERA: 2.65	1.0 S 5 2 1 1 1 0 0 0 0 0 0 0 12 13 9.00 2.000																					

Toronto Blue Jays @ New York Yankees  
Yankee Stadium, Bronx, NY  
Tue Sep 21 2004, 7:05 PM EDT  
Att: 36,675 - Sunny - 74 F

AB 31  
R 3  
H 5  
RBI 2  
BB 4  
SO 8  
LOB 13



Batter	1	2	3	4	5	6	7	8	9	AB	R	H	RBI	BB	SO	LOB	BOTTOM			
2 Derek Jeter, R (1, 6) OBP: 0.351, SLG: 0.470										4	0	2	1	0	1	0				
13 Alex Rodriguez, R (1, 5) OBP: 0.383, SLG: 0.525										3	0	0	0	1	1	3				
Gary Sheffield, R (1, 9) OBP: 0.399, SLG: 0.552										4	1	1	1	0	1	4				
55 Hideki Matsui, L (1, 7) OBP: 0.387, SLG: 0.499										4	1	2	0	0	0	1				
Bernie Williams, S (1, 8) OBP: 0.354, SLG: 0.420										4	0	1	0	0	0	1				
20 Jorge Posada, S (1, 2) OBP: 0.404, SLG: 0.479										3	1	1	0	1	0	1				
25 Jason Giambi, L (1, 10) OBP: 0.347, SLG: 0.396										3	1	1	3	0	1	1				
John Olerud, L (1, 3) OBP: 0.361, SLG: 0.376										4	1	2	0	0	1	2				
Miguel Cairo, R (1, 4) OBP: 0.344, SLG: 0.426										2	0	1	0	0	0	0				
<b>Inning Stats</b>	R: 1 E: 0 K: 1 S: 11	H: 3 LOB: 0 BB: 0 P: 17	R: 2 E: 0 K: 0 S: 10	H: 3 LOB: 0 BB: 0 P: 17	R: 0 E: 0 K: 0 S: 7	H: 0 LOB: 1 BB: 1 P: 12	R: 0 E: 0 K: 1 S: 8	H: 0 LOB: 0 BB: 0 P: 13	R: 1 E: 0 K: 1 S: 13	H: 2 LOB: 1 BB: 0 P: 19	R: 0 E: 0 K: 0 S: 5	H: 1 LOB: 1 BB: 0 P: 11	R: 0 E: 0 K: 1 S: 11	H: 2 LOB: 2 BB: 0 P: 16	R: 1 E: 0 K: 1 S: 9	H: 2 LOB: 2 BB: 1 P: 20	1B: 7 2B: 3 3B: 0 HR: 2	SF: 1 SAC: 1 DP: 1 HBP: 0	WP: 0 PB: 0 SB: 1 CS: 1	PA: 35
<b>PITCHER</b>	IP WLS BF H R ER SO BB IBB HBP BLK WP HR S P ERA WHIP																			
32 Roy Halladay, R (1, 1) ERA: 4.43	4.0 L 16 4 3 3 2 1 0 0 0 0 0 0 36 59 6.75 1.250																			
Ryan Glynn, R (5, 1) ERA: 3.68	0.2 4 2 1 1 1 0 0 0 0 0 0 0 10 15 13.50 3.000																			
22 Brandon League, R (5, 1) ERA: 0.00	1.1 5 1 0 0 0 0 0 0 0 0 0 0 8 15 0.00 0.750																			
Vinnie Chulk, R (7, 1) ERA: 4.73	2.0 10 4 1 1 2 1 0 0 0 0 0 0 20 36 4.50 2.500																			

Toronto Blue Jays @ New York Yankees  
Yankee Stadium, Bronx, NY  
Tue Sep 21 2004, 7:05 PM EDT  
Att: 36,675 - Sunny - 74 F

AB 31  
R 5  
H 11  
RBI 5  
BB 2  
SO 5  
LOB 13





Batter	1	2	3	4	5	6	7	8	9	AB	R	H	RBI	BB	SO	LOB	TOP								
<b>8 Russ Adams, L</b> (1, 6) OBP: 0.380, SLG: 0.583										5	2	3	1	0	0	0									
<b>Orlando Hudson, S</b> (1, 4) OBP: 0.333, SLG: 0.432										5	0	2	0	0	0	2									
<b>10 Vernon Wells, R</b> (1, 8) OBP: 0.340, SLG: 0.472										4	1	1	2	1	1	2									
<b>Carlos Delgado, L</b> (1, 3) OBP: 0.369, SLG: 0.534										3	0	1	1	0	0	1									
<b>15 Alex Rios, R</b> (1, 9) OBP: 0.333, SLG: 0.386										2	1	1	0	2	1	1									
<b>Eric Hinske, L</b> (1, 5) OBP: 0.312, SLG: 0.384										4	0	0	0	0	1	6									
<b>9 Gregg Zaun, S</b> (1, 2) OBP: 0.373, SLG: 0.389										4	0	1	1	0	2	1									
<b>Gabe Gross, L</b> (1, 7) OBP: 0.328, SLG: 0.324										4	0	0	0	0	1	2									
<b>Chris Gomez, R</b> (1, 10) OBP: 0.338, SLG: 0.347										4	1	1	0	0	2	0									
<b>Inning Stats</b>	R: 0 E: 0 K: 0 S: 10	H: 2 LOB: 1 BB: 0 P: 17	R: 0 E: 0 K: 1 S: 7	H: 1 LOB: 1 BB: 0 P: 11	R: 1 E: 0 K: 1 S: 18	H: 1 LOB: 3 BB: 2 P: 35	R: 0 E: 0 K: 2 S: 8	H: 0 LOB: 0 BB: 0 P: 14	R: 0 E: 0 K: 1 S: 6	H: 0 LOB: 0 BB: 0 P: 9	R: 1 E: 0 K: 1 S: 13	H: 1 LOB: 1 BB: 1 P: 20	R: 3 E: 0 K: 1 S: 14	H: 4 LOB: 1 BB: 0 P: 26	R: 0 E: 0 K: 2 S: 6	H: 0 LOB: 0 BB: 0 P: 9	R: 0 E: 0 K: 0 S: 9	H: 1 LOB: 0 BB: 0 P: 13	1B: 5 2B: 3 3B: 1 HR: 1	SF: 0 SAC: 0 DP: 1 HBP: 1	WP: 0 PB: 0 SB: 2 CS: 0	PA: 39			
<b>PITCHER</b>	IP	WLS	BF	H	R	ER	SO	BB	IBB	HBP	BLK	WP	HR	S	P	ERA	WHIP								
<b>Orlando Hernandez, R</b> (1, 1) ERA: 2.87	6.1	L	30	8	5	5	6	3	0	1	0	0	1	71	123	7.11	1.737								
<b>Felix Hernandez, L</b> (7, 1) ERA: 6.57	0.0		1	1	0	0	0	0	0	0	0	0	0	1	3	∞	∞								
<b>Tanyon Sturtze, R</b> (7, 1) ERA: 5.9	2.2		8	1	0	0	2	0	0	0	0	0	0	19	28	0.00	0.375								

Toronto Blue Jays @ New York Yankees  
 Yankee Stadium, Bronx, NY  
 Wed Sep 22 2004, 7:05 PM EDT  
 Att: 49,560 - Cloudy - 77 F

AB	35
R	5
H	10
RBI	5
BB	3
SO	8
LOB	15



Batter	1	2	3	4	5	6	7	8	9	AB	R	H	RBI	BB	SO	LOB	BOTTOM								
<b>2 Derek Jeter, R</b> (1, 6) OBP: 0.351, SLG: 0.468										3	0	0	0	2	0	1									
<b>13 Alex Rodriguez, R</b> (1, 5) OBP: 0.383, SLG: 0.524										5	0	2	0	0	2	1									
<b>Gary Sheffield, R</b> (1, 9) OBP: 0.396, SLG: 0.547										5	1	0	0	0	1	6									
<b>Bernie Williams, S</b> (1, 8) OBP: 0.354, SLG: 0.425										3	1	1	2	1	0	3									
<b>20 Jorge Posada, S</b> (1, 2) OBP: 0.405, SLG: 0.486										4	1	2	1	0	1	1									
<b>55 Hideki Matsui, L</b> (1, 7) OBP: 0.386, SLG: 0.499										4	0	1	0	0	1	2									
<b>Ruben Sierra, S</b> (1, 10) OBP: 0.301, SLG: 0.471										4	1	1	1	0	1	3									
<b>Tony Clark, S</b> (1, 3) OBP: 0.304, SLG: 0.475										4	0	0	0	0	2	1									
<b>Miguel Cairo, R</b> (1, 4) OBP: 0.344, SLG: 0.425										3	0	1	0	0	0	0									
<b>John Olerud, L</b> (8, PH) OBP: 0.360, SLG: 0.375										1	0	0	0	0	0	1									
<b>Enrique Wilson, S</b> (9, 4) OBP: 0.256, SLG: 0.333										0	0	0	0	0	0	0									
<b>Inning Stats</b>	R: 2 E: 0 K: 1 S: 10	H: 1 LOB: 1 BB: 1 P: 18	R: 1 E: 0 K: 1 S: 10	H: 1 LOB: 0 BB: 0 P: 14	R: 0 E: 0 K: 0 S: 8	H: 0 LOB: 0 BB: 0 P: 9	R: 0 E: 0 K: 1 S: 10	H: 0 LOB: 1 BB: 1 P: 19	R: 0 E: 0 K: 0 S: 7	H: 2 LOB: 2 BB: 0 P: 11	R: 0 E: 0 K: 1 S: 11	H: 1 LOB: 1 BB: 0 P: 15	R: 0 E: 1 K: 1 S: 14	H: 1 LOB: 3 BB: 1 P: 25	R: 1 E: 0 K: 2 S: 14	H: 2 LOB: 1 BB: 0 P: 17	R: 0 E: 0 K: 1 S: 5	H: 0 LOB: 0 BB: 0 P: 5	1B: 4 2B: 1 3B: 0 HR: 3	SF: 0 SAC: 0 DP: 0 HBP: 0	WP: 0 PB: 0 SB: 0 CS: 0	PA: 39			
<b>PITCHER</b>	IP	WLS	BF	H	R	ER	SO	BB	IBB	HBP	BLK	WP	HR	S	P	ERA	WHIP								
<b>Ted Lilly, L</b> (1, 1) ERA: 3.92	6.1	W	27	5	3	3	4	2	0	0	0	0	0	62	95	4.26	1.105								
<b>22 Brandon League, R</b> (7, 1) ERA: 3.93	0.2	H	4	1	0	0	1	1	0	0	0	0	0	8	16	0.00	3.000								
<b>Justin Speier, R</b> (8, 1) ERA: 3.93	1.0	H	5	2	1	1	2	0	0	0	0	0	1	14	17	9.00	2.000								
<b>Miguel Batista, R</b> (9, 1) ERA: 4.78	1.0	S	3	0	0	0	1	0	0	0	0	0	0	5	5	0.00	0.000								

Toronto Blue Jays @ New York Yankees  
 Yankee Stadium, Bronx, NY  
 Wed Sep 22 2004, 7:05 PM EDT  
 Att: 49,560 - Cloudy - 77 F

AB	36
R	4
H	8
RBI	4
BB	3
SO	8
LOB	19





Batter	1	2	3	4	5	6	7	8	9	AB	R	H	RBI	BB	SO	LOB	TOP					
<b>13 Carl Crawford, L</b> OBP: 0.329, SLG: 0.440	L3		F7-3 1B		G6-3		G4-3			4	0	1	0	0	0	1	<b>Tampa Bay Devil Rays @ New York Yankees</b> Yankee Stadium, Bronx, NY Thu Sep 23 2004, 3:05 PM EDT Att: 29,501 - Cloudy - 79 F					
<b>José Cruz Jr., S</b> OBP: 0.336, SLG: 0.437	1B		F7-3 1-1				F9	2B 1B		4	1	2	0	0	0	1						
<b>Aubrey Huff, L</b> OBP: 0.364, SLG: 0.502	1B				G6-3 2B 1B		2B 5 F8-2 1B	FC5-4 1-H 2B		4	1	4	1	0	0	0						
<b>Tino Martinez, L</b> OBP: 0.367, SLG: 0.470	F7				G6-3		2B 1-3 2B	P2		4	0	1	0	0	0	4						
<b>5 Rocco Baldelli, R</b> OBP: 0.330, SLG: 0.437	G4-3				G5-3		F8-2 3-H	FC5-4 2-3		4	0	0	0	0	0	6						
<b>Midre Cummings, L</b> OBP: 0.300, SLG: 0.379								G3		4	1	2	1	0	1	1						
<b>B.J. Upton, R</b> OBP: 0.327, SLG: 0.410										4	0	0	0	0	1	3						
<b>3 Jorge Cantu, R</b> OBP: 0.335, SLG: 0.440										4	0	0	0	0	1	2						
<b>Brook Fordyce, R</b> OBP: 0.265, SLG: 0.271										3	0	1	1	0	1	0						
<b>Julio Lugo, R</b> OBP: 0.342, SLG: 0.399										1	0	0	0	0	0	0						
<b>Inning Stats</b>	R: 0 E: 0 K: 0 S: 8	H: 2 LOB: 2 BB: 0 P: 12	R: 0 E: 0 K: 0 S: 6	H: 1 LOB: 0 BB: 0 P: 10	R: 0 E: 0 K: 0 S: 4	H: 1 LOB: 0 BB: 0 P: 4	R: 1 E: 0 K: 0 S: 10	H: 2 LOB: 1 BB: 0 P: 15	R: 0 E: 0 K: 1 S: 5	H: 0 LOB: 0 BB: 0 P: 5	R: 0 E: 0 K: 0 S: 11	H: 2 LOB: 1 BB: 0 P: 13	R: 1 E: 0 K: 2 S: 12	H: 1 LOB: 0 BB: 0 P: 15	R: 1 E: 0 K: 0 S: 10	H: 2 LOB: 1 BB: 0 P: 16	R: 0 E: 0 K: 1 S: 9	H: 0 LOB: 0 BB: 0 P: 15	1B: 7 2B: 8 3B: 0 HR: 0	SF: 0 SAC: 0 DP: 3 HBP: 0	WP: 1 PB: 0 SB: 0 CS: 0	PA: 36
<b>PITCHER</b>	IP	WLS	BF	H	R	ER	SO	BB	IBB	HBP	BLK	WP	HR	S	P	ERA	WHIP					
<b>Jon Lieber, R</b> ERA: 4.37	(1, 1)	7.1	W	31	11	3	3	0	0	0	0	1	0	61	82	3.68	1.500					
<b>Tom Gordon, R</b> ERA: 2.21	(8, 1)	0.2		2	0	0	0	0	0	0	0	0	0	5	8	0.00	0.000					
<b>Paul Quantrill, R</b> ERA: 4.39	(9, 1)	1.0		3	0	0	0	1	0	0	0	0	0	9	15	0.00	0.000					


Batter	1	2	3	4	5	6	7	8	9	AB	R	H	RBI	BB	SO	LOB	BOTTOM				
<b>2 Derek Jeter, R</b> OBP: 0.355, SLG: 0.475	HR		G1-3							4	1	3	1	1	0	1	<b>Tampa Bay Devil Rays @ New York Yankees</b> Yankee Stadium, Bronx, NY Thu Sep 23 2004, 3:05 PM EDT Att: 29,501 - Cloudy - 79 F				
<b>13 Alex Rodriguez, R</b> OBP: 0.382, SLG: 0.520	1B									4	1	0	0	1	2	4					
<b>Gary Sheffield, R</b> OBP: 0.396, SLG: 0.548	1B									4	1	1	1	1	0	2					
<b>55 Hideki Matsui, L</b> OBP: 0.385, SLG: 0.496	1B									5	1	1	0	0	0	2					
<b>Bernie Williams, S</b> OBP: 0.356, SLG: 0.425	1B									4	1	2	1	1	0	1					
<b>25 Jason Giambi, L</b> OBP: 0.351, SLG: 0.395	1B									3	0	1	1	2	0	3					
<b>John Olerud, L</b> OBP: 0.359, SLG: 0.374	1B									4	0	1	1	0	0	3					
<b>John Flaherty, R</b> OBP: 0.278, SLG: 0.467										4	1	1	1	0	2	2					
<b>Miguel Cairo, R</b> OBP: 0.346, SLG: 0.426										4	1	2	0	0	1	0					
<b>Inning Stats</b>	R: 2 E: 0 K: 0 S: 18	H: 2 LOB: 2 BB: 2 P: 31	R: 3 E: 1 K: 0 S: 21	H: 4 LOB: 2 BB: 1 P: 37	R: 0 E: 0 K: 1 S: 7	H: 1 LOB: 1 BB: 0 P: 11	R: 2 E: 0 K: 2 S: 17	H: 3 LOB: 2 BB: 1 P: 28	R: 0 E: 0 K: 0 S: 9	H: 0 LOB: 1 BB: 1 P: 17	R: 0 E: 0 K: 0 S: 7	H: 0 LOB: 1 BB: 1 P: 17	R: 0 E: 0 K: 2 S: 13	H: 1 LOB: 0 BB: 0 P: 19	R: 0 E: 0 K: 0 S: 8	H: 1 LOB: 1 BB: 0 P: 15	1B: 9 2B: 0 3B: 1 HR: 2	SF: 0 SAC: 0 DP: 1 HBP: 0	WP: 2 PB: 0 SB: 0 CS: 0	PA: 42	
<b>PITCHER</b>	IP	WLS	BF	H	R	ER	SO	BB	IBB	HBP	BLK	WP	HR	S	P	ERA	WHIP				
<b>Todd Ritchie, R</b> ERA: 10.29	(1, 1)	1.2	L	12	6	5	4	0	0	0	0	1	0	31	50	21.60	4.800				
<b>Franklin Nunez, R</b> ERA: 5.91	(2, 1)	2.1		14	4	2	2	3	2	0	0	1	0	32	57	7.71	2.571				
<b>John Webb, R</b> ERA: 6.75	(5, 1)	4.0		16	2	0	0	2	2	0	0	1	0	37	68	0.00	1.000				



Batter	1	2	3	4	5	6	7	8	9	AB	R	H	RBI	BB	SO	LOB	TOP					
<b>2 Derek Jeter, R</b> OBP: 0.353, SLG: 0.473	G5-3		G1-3		G5-3		1B	2-1	G6-3	5	0	1	0	0	0	1						
<b>13 Alex Rodriguez, R</b> OBP: 0.382, SLG: 0.519	BB		E9 G4-3		K		F8		G5-3	5	1	2	1	0	1	1						
<b>Gary Sheffield, R</b> OBP: 0.396, SLG: 0.546	BB		G4-3		G6-3		F8			4	1	1	1	1	0	1						
<b>55 Hideki Matsui, L</b> OBP: 0.388, SLG: 0.505	FC4-6									4	2	3	2	1	0	2						
<b>Bernie Williams, S</b> OBP: 0.357, SLG: 0.429	K		G4-3							5	1	2	0	0	1	4						
<b>20 Jorge Posada, S</b> OBP: 0.402, SLG: 0.481		G6-3			F8		F9		K	4	0	0	0	0	1	3						
<b>Ruben Sierra, S</b> OBP: 0.301, SLG: 0.470		K			K		SF9		G5-3 2 2-1	3	0	1	2	0	2	0						
<b>John Olerud, L</b> OBP: 0.358, SLG: 0.373		F8					G6-3		G5-3	4	0	1	0	0	0	2						
<b>Miguel Cairo, R</b> OBP: 0.347, SLG: 0.423					G6-3					2	1	0	0	1	0	1						
<b>Inning Stats</b>	R: 0 E: 0 K: 1 S: 8	H: 1 LOB: 2 BB: 1 P: 14	R: 0 E: 0 K: 1 S: 7	H: 0 LOB: 0 BB: 0 P: 11	R: 2 E: 1 K: 0 S: 18	H: 2 LOB: 1 BB: 0 P: 30	R: 0 E: 0 K: 1 S: 11	H: 1 LOB: 1 BB: 0 P: 15	R: 0 E: 0 K: 1 S: 5	H: 0 LOB: 0 BB: 0 P: 8	R: 1 E: 0 K: 0 S: 8	H: 1 LOB: 1 BB: 1 P: 16	R: 0 E: 0 K: 0 S: 6	H: 1 LOB: 1 BB: 0 P: 7	R: 2 E: 0 K: 1 S: 17	H: 3 LOB: 2 BB: 1 P: 27	R: 1 E: 0 K: 0 S: 16	H: 2 LOB: 1 BB: 0 P: 21	1B: 7 2B: 3 3B: 0 HR: 1	SF: 1 SAC: 0 DP: 0 HBP: 1	WP: 0 PB: 0 SB: 2 CS: 0	PA: 41
<b>PITCHER</b>	IP	WLS	BF	H	R	ER	SO	BB	IBB	HBP	BLK	WP	HR	S	P	ERA	WHIP					
<b>Pedro Martinez, R</b> ERA: 3.78	7.1	L	34	9	5	5	5	2	0	1	0	0	1	74	117	6.14	1.500					
<b>Alan Embree, L</b> ERA: 4.2	0.1		1	0	0	0	0	0	0	0	0	0	0	3	3	0.00	0.000					
<b>50 Mike Timlin, R</b> ERA: 4.05	1.1		7	2	1	1	0	1	0	0	0	0	0	19	29	6.75	2.250					

**New York Yankees @ Boston Red Sox**  
Fenway Park, Boston, MA  
Fri Sep 24 2004, 7:05 PM EDT  
Att: 35,022 - Cloudy - 65 F


**AB 36**  
**R 6**  
**H 11**  
**RBI 6**  
**BB 3**  
**SO 5**  
**LOB 15**



Batter	1	2	3	4	5	6	7	8	9	AB	R	H	RBI	BB	SO	LOB	BOTTOM				
<b>18 Johnny Damon, L</b> OBP: 0.384, SLG: 0.472	G4-3		K		F8		HR			4	1	1	1	0	1	0					
<b>Mark Bellhorn, S</b> OBP: 0.368, SLG: 0.443	K2-3		HR		1B		G3			2	1	0	0	2	1	0					
<b>Manny Ramirez, R</b> OBP: 0.399, SLG: 0.614	F9		HR		1B					4	1	2	2	0	0	0					
<b>34 David Ortiz, L</b> OBP: 0.372, SLG: 0.597		F7	F9		F9					4	0	0	0	0	1	2					
<b>Kevin Millar, R</b> OBP: 0.381, SLG: 0.476		1B			F8		1B			3	0	1	0	1	0	0					
<b>Trot Nixon, L</b> OBP: 0.372, SLG: 0.504										3	1	2	1	1	1	0					
<b>Gabe Kapler, R</b> OBP: 0.309, SLG: 0.398										0	0	0	0	0	0	0					
<b>Jason Varitek, S</b> OBP: 0.388, SLG: 0.473		K			G4-3		K		G1-6-3	4	0	0	0	0	2	3					
<b>Orlando Cabrera, R</b> OBP: 0.304, SLG: 0.377					F7					4	0	1	0	0	1	2					
<b>Bill Mueller, S</b> OBP: 0.363, SLG: 0.449					G3		L5		G1-3	4	0	0	0	0	0	2					
<b>Inning Stats</b>	R: 0 E: 0 K: 1 S: 9	H: 0 LOB: 0 BB: 0 P: 13	R: 0 E: 0 K: 2 S: 12	H: 1 LOB: 2 BB: 1 P: 18	R: 2 E: 0 K: 1 S: 11	H: 1 LOB: 0 BB: 1 P: 17	R: 1 E: 0 K: 0 S: 12	H: 1 LOB: 0 BB: 0 P: 18	R: 0 E: 0 K: 2 S: 12	H: 1 LOB: 0 BB: 0 P: 15	R: 1 E: 0 K: 0 S: 11	H: 1 LOB: 0 BB: 0 P: 16	R: 0 E: 0 K: 1 S: 9	H: 0 LOB: 0 BB: 0 P: 14	R: 0 E: 0 K: 0 S: 7	H: 1 LOB: 2 BB: 1 P: 14	1B: 3 2B: 1 3B: 0 HR: 3	SF: 0 SAC: 0 DP: 1 HBP: 0	WP: 0 PB: 0 SB: 0 CS: 0	PA: 36	
<b>PITCHER</b>	IP	WLS	BF	H	R	ER	SO	BB	IBB	HBP	BLK	WP	HR	S	P	ERA	WHIP				
<b>35 Mike Mussina, R</b> ERA: 4.59	6.0		25	5	3	3	6	3	0	0	0	0	0	20	30	4.50	1.333				
<b>Tom Gordon, R</b> ERA: 2.27	2.0	W	7	1	1	1	1	0	0	0	0	0	1	20	30	4.50	0.500				
<b>42 Mariano Rivera, R</b> ERA: 2.02	1.0	S	4	1	0	0	0	1	0	0	0	0	0	7	14	0.00	2.000				

**New York Yankees @ Boston Red Sox**  
Fenway Park, Boston, MA  
Fri Sep 24 2004, 7:05 PM EDT  
Att: 35,022 - Cloudy - 65 F

**AB 32**  
**R 4**  
**H 7**  
**RBI 4**  
**BB 4**  
**SO 7**  
**LOB 9**





Batter	1	2	3	4	5	6	7	8	9	AB	R	H	RBI	BB	SO	LOB	TOP								
<b>2 Derek Jeter, R</b> OBP: 0.391, SLG: 0.470										4	0	0	0	0	1	2									
<b>13 Alex Rodriguez, R</b> OBP: 0.381, SLG: 0.516										3	1	0	0	1	0	0									
<b>Gary Sheffield, R</b> OBP: 0.395, SLG: 0.544										4	0	1	0	0	1	2									
<b>55 Hideki Matsui, L</b> OBP: 0.388, SLG: 0.510										3	3	1	1	1	0	2									
<b>Bernie Williams, S</b> OBP: 0.358, SLG: 0.427										2	1	0	0	2	0	2									
<b>20 Jorge Posada, S</b> OBP: 0.403, SLG: 0.486										4	0	2	4	0	0	2									
<b>John Olerud, L</b> OBP: 0.356, SLG: 0.369										4	0	0	0	0	0	2									
<b>Miguel Cairo, R</b> OBP: 0.350, SLG: 0.424										2	0	1	0	0	0	0									
<b>25 Jason Giambi, L</b> OBP: 0.350, SLG: 0.394										1	0	0	0	0	0	0									
<b>Kenny Lofton, L</b> OBP: 0.345, SLG: 0.401										4	0	0	0	0	0	2									
<b>Inning Stats</b>	R: 0 E: 0 K: 0 S: 8	H: 0 LOB: 0 BB: 0 P: 10	R: 1 E: 0 K: 0 S: 6	H: 1 LOB: 0 BB: 0 P: 10	R: 0 E: 0 K: 1 S: 8	H: 0 LOB: 0 BB: 0 P: 14	R: 2 E: 1 K: 0 S: 16	H: 1 LOB: 1 BB: 0 P: 25	R: 0 E: 0 K: 0 S: 2	H: 0 LOB: 0 BB: 0 P: 4	R: 2 E: 0 K: 0 S: 14	H: 2 LOB: 1 BB: 0 P: 21	R: 0 E: 0 K: 1 S: 5	H: 1 LOB: 0 BB: 0 P: 8	R: 0 E: 0 K: 1 S: 8	H: 0 LOB: 2 BB: 2 P: 19	R: 0 E: 0 K: 0 S: 5	H: 0 LOB: 0 BB: 0 P: 9	1B: 2 2B: 2 3B: 0 HR: 1	SF: 0 SAC: 0 DP: 2 HBP: 1	WP: 0 PB: 0 SB: 0 CS: 0	PA: 36			
<b>PITCHER</b>	IP	WLS	BF	H	R	ER	SO	BB	IBB	HBP	BLK	WP	HR	S	P	ERA	WHIP								
<b>49 Tim Wakefield, R</b> ERA: 4.94	6.1		27	5	5	3	1	2	0	1	0	0	1	56	88	4.26	1.105								
<b>Curt Leskanic, R</b> ERA: 5.44	1.1	W	4	0	0	0	0	0	0	0	0	0	0	9	21	0.00	1.500								
<b>Keith Foulke, R</b> ERA: 2.25	1.1		4	0	0	0	0	0	0	0	0	0	0	7	11	0.00	0.000								

**New York Yankees @ Boston Red Sox**  
Fenway Park, Boston, MA  
Sat Sep 25 2004, 7:05 PM EDT  
Att: 34,856 - Cloudy - 71 F

AB 31  
R 5  
H 5  
RBI 5  
BB 4  
SO 2  
LOB 14



Batter	1	2	3	4	5	6	7	8	9	AB	R	H	RBI	BB	SO	LOB	BOTTOM								
<b>18 Johnny Damon, L</b> OBP: 0.382, SLG: 0.469										6	1	1	0	0	2	2									
<b>Mark Bellhorn, S</b> OBP: 0.370, SLG: 0.444										3	1	1	0	2	2	0									
<b>Pokey Reese, R</b> OBP: 0.267, SLG: 0.306										0	1	0	0	0	0	0									
<b>Manny Ramirez, R</b> OBP: 0.399, SLG: 0.614										5	2	2	1	0	1	1									
<b>Dave Roberts, L</b> OBP: 0.344, SLG: 0.390										0	0	0	0	0	0	0									
<b>34 David Ortiz, L</b> OBP: 0.374, SLG: 0.599										4	1	2	1	1	0	1									
<b>Kevin Millar, R</b> OBP: 0.382, SLG: 0.475										2	1	0	0	2	0	2									
<b>Doug Mientkiewicz, L</b> OBP: 0.320, SLG: 0.353										0	0	0	0	0	0	0									
<b>Jason Varitek, S</b> OBP: 0.390, SLG: 0.476										1	1	1	2	0	0	0									
<b>Dave McCarty, R</b> OBP: 0.319, SLG: 0.377										0	0	0	0	0	0	0									
<b>Trot Nixon, L</b> OBP: 0.380, SLG: 0.504										4	1	2	1	0	1	3									
<b>Gabe Kapler, R</b> OBP: 0.309, SLG: 0.398										0	1	0	0	0	0	0									
<b>Doug Mirabeli, R</b> OBP: 0.376, SLG: 0.542										3	2	2	4	0	0	3									
<b>Orlando Cabrera, R</b> OBP: 0.304, SLG: 0.377										3	0	1	2	0	0	6									
<b>Bill Mueller, S</b> OBP: 0.361, SLG: 0.445										5	0	1	1	0	1	2									
<b>Inning Stats</b>	R: 0 E: 0 K: 0 S: 5	H: 0 LOB: 1 BB: 1 P: 13	R: 1 E: 0 K: 0 S: 14	H: 1 LOB: 0 BB: 0 P: 23	R: 0 E: 0 K: 2 S: 10	H: 0 LOB: 0 BB: 0 P: 15	R: 2 E: 0 K: 1 S: 15	H: 2 LOB: 1 BB: 1 P: 24	R: 2 E: 0 K: 1 S: 19	H: 4 LOB: 3 BB: 0 P: 28	R: 0 E: 0 K: 1 S: 7	H: 0 LOB: 0 BB: 0 P: 14	R: 0 E: 1 K: 1 S: 13	H: 1 LOB: 3 BB: 1 P: 21	R: 7 E: 0 K: 1 S: 18	H: 5 LOB: 2 BB: 2 P: 36	1B: 7 2B: 5 3B: 0 HR: 1	SF: 2 SAC: 0 DP: 0 HBP: 3	WP: 1 PB: 0 SB: 1 CS: 0	PA: 46					
<b>PITCHER</b>	IP	WLS	BF	H	R	ER	SO	BB	IBB	HBP	BLK	WP	HR	S	P	ERA	WHIP								
<b>Javier Vazquez, R</b> ERA: 4.89	4.2		24	7	5	5	4	2	0	1	0	0	0	17	34	0.00	1.200								
<b>Tanyon Sturtze, R</b> ERA: 5.77	1.2		8	1	0	0	2	1	0	1	0	0	0	2	3	∞	∞								
<b>Felix Heredia, L</b> ERA: 6.57	0.0	L	7	2	4	4	1	1	1	0	0	0	0	12	24	36.00	3.000								
<b>Paul Quantrill, R</b> ERA: 4.73	1.0		7	2	4	4	1	1	1	0	0	0	0	4	8	∞	∞								
<b>C.J. Nitkowski, L</b> ERA: 6.1	0.0		2	1	0	0	0	0	0	1	0	0	0	4	8	∞	∞								

**New York Yankees @ Boston Red Sox**  
Fenway Park, Boston, MA  
Sat Sep 25 2004, 7:05 PM EDT  
Att: 34,856 - Cloudy - 71 F

AB 36  
R 12  
H 13  
RBI 12  
BB 5  
SO 7  
LOB 20










Batter	1	2	3	4	5	6	7	8	9	AB	R	H	RBI	BB	SO	LOB	TOP										
<b>20 Lew Ford, R</b> OBP: 0.384, SLG: 0.453	F8	G6-3		G4-3		K		G5-3		5	0	0	0	0	1	5	<b>Minnesota Twins @ New York Yankees</b> Yankee Stadium, Bronx, NY Wed Sep 29 2004, 4:05 PM EDT Unknown - 64 F										
<b>Jason Kubel, L</b> OBP: 0.362, SLG: 0.476	F7		G1-3	G4-3					4-0 33 1B BB	4	0	1	0	1	0	1											
<b>Tori Hunter, R</b> OBP: 0.330, SLG: 0.477	HR				1-2 P6				2-3 K	5	1	2	1	0	2	2											
<b>33 Justin Morneau, L</b> OBP: 0.347, SLG: 0.548	2B 2B BB				3-2 F7				0-1 G6-4-3 1B	4	1	2	0	1	0	1											
<b>Matthew LeCroy, R</b> OBP: 0.320, SLG: 0.414	2B 2B				0-0 F7				0-1 G6-4-3 1B	4	1	1	0	0	1	4											
<b>Corey Koskie, L</b> OBP: 0.340, SLG: 0.488 <b>Augie Ojeda, S</b> OBP: 0.419, SLG: 0.472	2B				4-2 WP SH1-3 BB				1-0 BB 1B	2	0	2	2	2	0	0											
<b>Cristian Guzman, S</b> OBP: 0.309, SLG: 0.386	K				0-1 SH1-3				1-3 K	3	0	0	0	0	2	5											
<b>5 Michael Cuddyer, R</b> OBP: 0.342, SLG: 0.429					1-1 F9				1-3 K	4	0	2	0	0	1	2											
<b>Henry Blanco, R</b> OBP: 0.299, SLG: 0.362 <b>Jacque Jones, L</b> OBP: 0.317, SLG: 0.432 <b>Pat Borders, R</b> OBP: 0.247, SLG: 0.333	G5-4-3				4-1 BB				4-2 BB	1	0	0	0	1	0	1											
<b>Inning Stats</b>	R: 3 E: 0 K: 1 S: 18	H: 3 LOB: 1 BB: 1 P: 29	R: 0 E: 0 K: 0 S: 5	H: 1 LOB: 0 BB: 0 P: 7	R: 0 E: 0 K: 1 S: 10	H: 2 LOB: 3 BB: 1 P: 20	R: 0 E: 0 K: 0 S: 8	H: 1 LOB: 1 BB: 0 P: 13	R: 0 E: 0 K: 0 S: 7	H: 0 LOB: 0 BB: 0 P: 11	R: 0 E: 0 K: 1 S: 11	H: 0 LOB: 2 BB: 2 P: 21	R: 0 E: 0 K: 1 S: 9	H: 2 LOB: 1 BB: 0 P: 13	R: 0 E: 0 K: 2 S: 10	H: 1 LOB: 2 BB: 1 P: 17		R: 0 E: 0 K: 1 S: 6	H: 0 LOB: 0 BB: 1 P: 11	1B: 5 2B: 4 3B: 0 HR: 1	SF: 0 SAC: 2 DP: 3 HBP: 0	WP: 1 PB: 0 CS: 0	PA: 40				
<b>PITCHER</b>	IP	WLS	BF	H	R	ER	SO	BB	IBB	HBP	BLK	WP	HR	S	P	ERA	WHIP										
<b>35 Mike Mussina, R</b> ERA: 4.59	6.0		28	7	3	3	3	3	1	0	0	1	1	59	101	4.50	1.667										
<b>Paul Quantrill, R</b> ERA: 4.57	1.0	W	4	2	0	0	1	0	0	0	0	0	0	9	13	0.00	2.000										
<b>Tom Gordon, R</b> ERA: 2.24	1.0	H	5	1	0	0	2	1	0	0	0	0	0	10	17	0.00	2.000										
<b>42 Mariano Rivera, R</b> ERA: 2.0	1.0	S	3	0	0	0	1	1	0	0	0	0	0	6	11	0.00	1.000										


Batter	1	2	3	4	5	6	7	8	9	AB	R	H	RBI	BB	SO	LOB	BOTTOM										
<b>2 Derek Jeter, R</b> OBP: 0.351, SLG: 0.469	G4-3 13 1B 2B	K			P4					4	2	2	1	0	1	2	<b>Minnesota Twins @ New York Yankees</b> Yankee Stadium, Bronx, NY Wed Sep 29 2004, 4:05 PM EDT Unknown - 64 F										
<b>13 Alex Rodriguez, R</b> OBP: 0.380, SLG: 0.516	G4-3								2-2 13 3B 1B	4	0	1	2	0	0	1											
<b>Gary Sheffield, R</b> OBP: 0.396, SLG: 0.542									1-2 3H 2H 3B	4	0	2	1	0	1	2											
<b>Bernie Williams, S</b> OBP: 0.353, SLG: 0.421	L9								0-1 G4-6-3 1B	4	0	0	0	0	0	2											
<b>20 Jorge Posada, S</b> OBP: 0.399, SLG: 0.481	K								1-3 K2-3 G1-3	4	0	0	0	0	3	1											
<b>55 Hideki Matsui, L</b> OBP: 0.389, SLG: 0.515									1-1 F8 HR P4	4	1	2	1	0	0	0											
<b>Ruben Sierra, S</b> OBP: 0.300, SLG: 0.467									2-0 F8 G5-3	3	0	0	0	0	1	1											
<b>John Olerud, L</b> OBP: 0.357, SLG: 0.365 <b>Bubba Crosby, L</b> OBP: 0.304, SLG: 0.304 <b>Tony Clark, S</b> OBP: 0.304, SLG: 0.475									4-1 G1-3 E 2 1B BB	1	0	0	0	2	0	0											
<b>Miguel Cairo, R</b> OBP: 0.346, SLG: 0.418									2-2 F9 E8 2 1B 13 3B 1B	3	1	1	0	0	1	2											
<b>Inning Stats</b>	R: 1 E: 0 K: 1 S: 9	H: 2 LOB: 1 BB: 0 P: 12	R: 0 E: 0 K: 3 S: 14	H: 1 LOB: 2 BB: 1 P: 22	R: 0 E: 0 K: 0 S: 8	H: 0 LOB: 0 BB: 0 P: 12	R: 0 E: 0 K: 1 S: 9	H: 0 LOB: 0 BB: 0 P: 11	R: 0 E: 0 K: 0 S: 7	H: 1 LOB: 0 BB: 0 P: 11	R: 4 E: 1 K: 2 S: 18	H: 4 LOB: 2 BB: 1 P: 31	R: 0 E: 0 K: 0 S: 5	H: 0 LOB: 0 BB: 0 P: 9	1B: 4 2B: 2 3B: 1 HR: 1	SF: 0 SAC: 0 DP: 1 HBP: 0		WP: 0 PB: 0 CS: 0	PA: 33								
<b>PITCHER</b>	IP	WLS	BF	H	R	ER	SO	BB	IBB	HBP	BLK	WP	HR	S	P	ERA	WHIP										
<b>Johan Santana, L</b> ERA: 2.61	5.0		19	3	1	1	5	1	0	0	0	0	0	7	11	0.00	1.000										
<b>Grant Balfour, R</b> ERA: 3.59	1.0	H	3	1	0	0	0	0	0	0	0	0	0	7	11	0.00	1.000										
<b>J.C. Romero, L</b> ERA: 3.39	0.2	L	5	2	3	3	1	1	0	0	0	0	1	9	17	40.50	4.500										
<b>Juan Rincon, R</b> ERA: 2.77	0.1	B	3	2	1	1	1	0	0	0	0	0	0	9	14	27.00	6.000										
<b>Aaron Fultz, L</b> ERA: 4.68	1.0		3	0	0	0	0	0	0	0	0	0	0	5	9	0.00	0.000										

AB	32
R	3
H	10
RBI	3
BB	6
SO	7
LOB	21





Batter	1	2	3	4	5	6	7	8	9	AB	R	H	RBI	BB	SO	LOB	TOP					
Jason Kubel, L (1.10) OBP: 0.385, SLG: 0.489	G3-1								P6	5	0	3	2	0	0	0	<b>Minnesota Twins @ New York Yankees</b> Yankee Stadium, Bronx, NY Wed Sep 29 2004, 4:10 PM EDT Att: 45,072 - Unknown - 64 F  <b>AB 38</b> <b>R 4</b> <b>H 12</b> <b>RBI 4</b> <b>BB 0</b> <b>SO 9</b> <b>LOB 11</b> 					
Jacque Jones, L (1.9) OBP: 0.316, SLG: 0.430	G6-3	G1-3				G4-3				5	0	1	0	0	1	4						
20 Lew Ford, R (1.8) OBP: 0.383, SLG: 0.451			G6-3				K		G6-3	5	0	1	0	0	2	1						
33 Justin Morneau, L (1.3) OBP: 0.342, SLG: 0.539				G4-3			F8			4	0	0	0	0	2	1						
5 Michael Cuddyer, R (1.5) OBP: 0.341, SLG: 0.429		G6-3					F9		G1-3	4	0	1	0	0	0	0						
Cristian Guzman, S (1.6) OBP: 0.311, SLG: 0.389							E1		F7	4	2	2	0	0	0	0						
Michael Restovich, R (1.7) OBP: 0.333, SLG: 0.477									K	4	1	1	1	0	2	3						
Augie Ojeda, S (1.4) OBP: 0.422, SLG: 0.473						P6				2	1	1	1	0	0	0						
Corey Koskie, L (8, PH) OBP: 0.341, SLG: 0.491							SH1-3			1	0	1	0	0	0	0						
Jason Bartlett, R (8, FR) OBP: 0.091, SLG: 0.091										0	0	0	0	0	0	0						
Pat Borders, R (1.2) OBP: 0.250, SLG: 0.333										3	0	1	0	0	1	1						
Jose Offerman, S (8, PH) OBP: 0.361, SLG: 0.401										1	0	0	0	0	1	1						
Henry Blanco, R (8, 2) OBP: 0.259, SLG: 0.362										0	0	0	0	0	0	0						
<b>Inning Stats</b>	R: 0 E: 0 K: 1 S: 11	H: 1 LOB: 1 BB: 0 P: 15	R: 2 E: 0 K: 1 S: 17	H: 4 LOB: 2 BB: 0 P: 23	R: 0 E: 0 K: 0 S: 8	H: 2 LOB: 2 BB: 0 P: 12	R: 0 E: 0 K: 2 S: 14	H: 1 LOB: 1 BB: 0 P: 20	R: 0 E: 0 K: 1 S: 10	H: 0 LOB: 0 BB: 0 P: 13	R: 2 E: 1 K: 0 S: 11	H: 2 LOB: 1 BB: 0 P: 14	R: 0 E: 0 K: 2 S: 8	H: 0 LOB: 0 BB: 0 P: 9	R: 0 E: 0 K: 2 S: 9	H: 1 LOB: 1 BB: 0 P: 11	R: 0 E: 0 K: 0 S: 9	H: 1 LOB: 0 BB: 0 P: 13	1B: 9 2B: 3 3B: 0 HR: 0	SF: 0 SAC: 1 DP: 1 HBP: 0	WP: 0 PB: 0 SB: 0 CS: 0	PA: 39
<b>PITCHER</b>	IP WLS BF H R ER SO BB IBB HBP BLK WP HR S P ERA WHIP																					
Jon Lieber, R (1.1) ERA: 4.33	5.2 W 28	H 10 R 4 ER 2 SO 5	BB 0 IBB 0 HBP 0 BLK 0	WP 0 HR 0 S 69 P 94	ERA 3.18 WHIP 1.765																	
Felix Heredia, L (6.1) ERA: 5.51	0.1 H 1	0 0 0 0 0	0 0 0 0 0	0 0 2 3	0.00 0.000																	
Tanyon Sturtze, R (7.1) ERA: 5.64	1.2 H 5	0 0 0 3	0 0 0 0	0 0 12 15	0.00 0.000																	
Tom Gordon, R (8.1) ERA: 2.23	0.1 H 2	1 0 0 1	0 0 0 0	0 0 5 5	0.00 3.000																	
42 Mariano Rivera, R (9.1) ERA: 1.97	1.0 S 3	1 0 0 0	0 0 0 0	0 0 9 13	0.00 1.000																	

Batter	1	2	3	4	5	6	7	8	9	AB	R	H	RBI	BB	SO	LOB	BOTTOM					
2 Derek Jeter, R (1.6) OBP: 0.351, SLG: 0.470		L9								5	2	2	0	0	2	3	<b>Minnesota Twins @ New York Yankees</b> Yankee Stadium, Bronx, NY Wed Sep 29 2004, 4:10 PM EDT Att: 45,072 - Unknown - 64 F  <b>AB 31</b> <b>R 5</b> <b>H 8</b> <b>RBI 5</b> <b>BB 5</b> <b>SO 5</b> <b>LOB 18</b> 					
13 Alex Rodriguez, R (1.5) OBP: 0.380, SLG: 0.519	G4-3	CS								4	1	1	1	0	0	2						
Gary Sheffield, R (1.9) OBP: 0.396, SLG: 0.541										1	1	0	1	2	0	0						
55 Hideki Matsui, L (1.7) OBP: 0.390, SLG: 0.519										3	1	1	3	1	0	1						
Bernie Williams, S (1.8) OBP: 0.354, SLG: 0.421	F8									3	0	1	0	1	1	2						
25 Jason Giambi, L (1.10) OBP: 0.348, SLG: 0.391										4	0	1	0	0	0	5						
Tony Clark, S (1.3) OBP: 0.303, SLG: 0.470										3	0	0	0	1	1	1						
John Flaherty, R (1.2) OBP: 0.285, SLG: 0.468										4	0	2	0	0	1	1						
Enrique Wilson, S (1.4) OBP: 0.253, SLG: 0.329										3	0	0	0	0	0	2						
John Olerud, L (8, PH) OBP: 0.356, SLG: 0.365										1	0	0	0	0	0	1						
Miguel Cairo, R (9.4) OBP: 0.346, SLG: 0.418										0	0	0	0	0	0	0						
<b>Inning Stats</b>	R: 3 E: 0 K: 1 S: 16	H: 3 LOB: 1 BB: 1 P: 27	R: 0 E: 0 K: 0 S: 8	H: 1 LOB: 0 BB: 0 P: 14	R: 1 E: 0 K: 0 S: 13	H: 2 LOB: 1 BB: 0 P: 22	R: 0 E: 0 K: 1 S: 5	H: 0 LOB: 0 BB: 0 P: 6	R: 1 E: 2 K: 1 S: 12	H: 1 LOB: 2 BB: 1 P: 27	R: 0 E: 0 K: 1 S: 10	H: 0 LOB: 1 BB: 1 P: 17	R: 0 E: 0 K: 0 S: 9	H: 0 LOB: 2 BB: 2 P: 21	R: 0 E: 0 K: 1 S: 20	H: 1 LOB: 1 BB: 0 P: 29	R: 0 E: 0 K: 1 S: 20	H: 1 LOB: 1 BB: 0 P: 29	1B: 5 2B: 1 3B: 0 HR: 2	SF: 1 SAC: 0 DP: 0 HBP: 0	WP: 1 PB: 0 SB: 1 CS: 1	PA: 38
<b>PITCHER</b>	IP WLS BF H R ER SO BB IBB HBP BLK WP HR S P ERA WHIP																					
Kyle Lohse, R (1.1) ERA: 5.33	6.0 L 28	H 7 R 5 ER 4 SO 4	BB 3 IBB 0 HBP 0 BLK 0	WP 1 HR 2 S 64 P 113	ERA 6.00 WHIP 1.667																	
28 Jesse Crain, R (7.1) ERA: 2.25	1.2	8 1 0 0 0	2 0 0 0	0 0 26 45	0.00 1.800																	
36 Joe Nathan, R (8.1) ERA: 1.69	0.1	1 0 0 0 1	0 0 0 0	0 0 3 5	0.00 0.000																	



Batter	1	2	3	4	5	6	7	8	9	AB	R	H	RBI	BB	SO	LOB	TOP								
20 Lew Ford, R OBP: 0.380, SLG: 0.447	1-1 F9		1-2 F8		2-1 G6-3		1-1 G5-3		3-3 K	5	0	0	0	0	1	3	<b>Minnesota Twins @ New York Yankees</b> Yankee Stadium, Bronx, NY Thu Sep 30 2004, 7:05 PM EDT Att: 48,454 - Unknown - 60 F								
Jacque Jones, L OBP: 0.314, SLG: 0.427	0-1 G4-3		1-3 K			0-0 F7	1-2 G1-3			4	0	0	0	0	1	1									
Tori Hunter, R OBP: 0.332, SLG: 0.483	2-1 1B		1-2 HR			1-1 G6-3		0-3 K		4	1	2	1	0	1	0									
33 Justin Morneau, L OBP: 0.341, SLG: 0.546	1-2 F7		0-2 F9			0-1 HR		1-1 L9		4	1	1	1	0	0	1									
Corey Koskie, L OBP: 0.340, SLG: 0.489		3-3 K		1-2 G1-3		1-1 1B		3-2 G3		4	0	1	0	0	1	0									
5 Michael Cuddyer, R OBP: 0.340, SLG: 0.427		1-1 1B		3-3 K		0-0 L4		0-0 F9		4	1	1	0	0	1	1									
Jason Kubel, L OBP: 0.375, SLG: 0.460		1-1 G1-3		0-2 G4-3		4-1 2B		0-2 G3		3	1	0	0	1	0	1									
Augie Ojeda, S OBP: 0.426, SLG: 0.466		1-1 1B		0-1 P3		1-3 K		4-0 1B		3	0	1	1	1	1	1									
Henry Blanco, R OBP: 0.260, SLG: 0.365		0-2 P3		0-0 F8		1-2 2B		0-0 1B		3	0	1	1	0	0	1									
Jose Offerman, S OBP: 0.364, SLG: 0.405										1	0	1	0	0	0	0									
Pat Borders, R OBP: 0.290, SLG: 0.333										0	0	0	0	0	0	0									
<b>Inning Stats</b>	R: 0 E: 0 K: 0 S: 9	H: 1 LOB: 1 BB: 0 P: 13	R: 1 E: 0 K: 1 S: 14	H: 2 LOB: 1 BB: 0 P: 20	R: 1 E: 0 K: 1 S: 13	H: 1 LOB: 0 BB: 0 P: 16	R: 0 E: 0 K: 1 S: 10	H: 0 LOB: 0 BB: 0 P: 14	R: 0 E: 0 K: 0 S: 5	H: 0 LOB: 0 BB: 0 P: 7	R: 1 E: 0 K: 0 S: 8	H: 2 LOB: 1 BB: 0 P: 10	R: 1 E: 0 K: 1 S: 11	H: 1 LOB: 1 BB: 1 P: 19	R: 0 E: 0 K: 1 S: 8	H: 0 LOB: 0 BB: 0 P: 12	R: 0 E: 0 K: 1 S: 10	H: 1 LOB: 2 BB: 1 P: 17	1B: 5 2B: 1 3B: 0 HR: 2	SF: 0 SAC: 0 DP: 0 HBP: 0	WP: 0 PB: 0 CS: 1	PA: 37			
<b>PITCHER</b>	IP WLS BF H R ER SO BB IBB HBP BLK WP HR S P ERA WHIP	6.2 1 28 7 4 4 4 1 0 0 0 0 2 67 95 5.40 1.200	7.1 0 1 0 0 0 0 0 0 0 0 0 0 3 4 0.00 0.000	8.1 1 3 0 0 0 1 0 0 0 0 0 0 8 12 0.00 0.000	9.1 1 5 1 0 0 1 1 0 0 0 0 0 10 17 0.00 2.000																				

AB	35
R	4
H	8
RBI	4
BB	2
SO	6
LOB	9



Batter	1	2	3	4	5	6	7	8	9	AB	R	H	RBI	BB	SO	LOB	BOTTOM							
2 Derek Jeter, R OBP: 0.350, SLG: 0.469	0-0 F8		0-0 SH5-3	0-1 G5-3		2-2 1B		0-3 K		4	0	1	0	0	1	2	<b>Minnesota Twins @ New York Yankees</b> Yankee Stadium, Bronx, NY Thu Sep 30 2004, 7:05 PM EDT Att: 48,454 - Unknown - 60 F							
13 Alex Rodriguez, R OBP: 0.377, SLG: 0.515	0-3 K		2-2 F9		0-0 P6	0-0 L7		1-3 K		5	0	0	0	0	2	4								
Gary Sheffield, R OBP: 0.395, SLG: 0.537	1-1 G6-3		1-1 P5		4-2 BB		2-1 G6-3		3-3 K	4	0	0	0	1	1	2								
55 Hideki Matsui, L OBP: 0.391, SLG: 0.523		2-2 G4-3		4-1 1B	0-0 F8		1-0 HR		4-2 HR	3	3	1	1	2	0	1								
Bernie Williams, S OBP: 0.358, SLG: 0.428		1-0 1B		2-2 20 1B	2-1 F8		4-0 20 1B		1-0 HR	4	2	3	2	1	0	1								
20 Jorge Posada, S OBP: 0.400, SLG: 0.481		2-3 K		1-2 SH1-4		0-1 G4-3	0-0 1B			4	0	2	1	0	1	1								
John Olerud, L OBP: 0.357, SLG: 0.373		0-2 G4-3		1-3 3H	1-0 SH1-4		1-0 HR	0-3 K		4	1	2	2	0	1	3								
Miguel Cairo, R OBP: 0.346, SLG: 0.417			3-2 SH5-3	1-2 SH1-4		1-0 G5-3	2-3 K2-3			3	0	1	0	0	1	2								
Kenny Lofton, L OBP: 0.347, SLG: 0.399			1-0 1B	1-2 P3		1-0 2 1B		2-2 L9		4	0	2	0	0	0	2								
<b>Inning Stats</b>	R: 0 E: 0 K: 1 S: 6	H: 0 LOB: 0 BB: 0 P: 7	R: 0 E: 0 K: 1 S: 13	H: 1 LOB: 1 BB: 0 P: 18	R: 0 E: 0 K: 0 S: 13	H: 2 LOB: 2 BB: 0 P: 20	R: 2 E: 0 K: 0 S: 16	H: 3 LOB: 1 BB: 1 P: 26	R: 0 E: 0 K: 0 S: 6	H: 0 LOB: 1 BB: 1 P: 12	R: 1 E: 0 K: 0 S: 12	H: 3 LOB: 2 BB: 0 P: 17	R: 1 E: 0 K: 2 S: 11	H: 2 LOB: 2 BB: 1 P: 20	R: 0 E: 0 K: 2 S: 9	H: 0 LOB: 0 BB: 0 P: 12	R: 2 E: 0 K: 1 S: 6	H: 1 LOB: 0 BB: 1 P: 14	1B: 9 2B: 0 3B: 0 HR: 3	SF: 0 SAC: 2 DP: 0 HBP: 0	WP: 0 PB: 0 CS: 0	PA: 41		
<b>PITCHER</b>	IP WLS BF H R ER SO BB IBB HBP BLK WP HR S P ERA WHIP	5.0 0 23 6 2 2 2 2 0 0 0 0 1 5 8 13.50 3.000	6.1 0 4 2 1 1 0 0 0 0 0 0 1 5 8 13.50 6.000	6.1 0 6 3 1 1 0 1 0 0 0 0 1 11 20 13.50 6.000	7.1 0 6 0 0 0 5 0 0 0 0 0 0 19 27 0.00 0.000	9.1 0 2 1 2 2 0 1 0 0 0 0 1 3 8 ∞ ∞																		

AB	35
R	6
H	12
RBI	6
BB	4
SO	7
LOB	18





Batter	1	2	3	4	5	6	7	8	9	AB	R	H	RBI	BB	SO	LOB	TOP			
<b>Kenny Lofton, L</b> OBP: 0.345, SLG: 0.395	0-3 <b>K</b>		4-2 <b>BB</b>			2-1 <b>F8</b>		0-2 <b>K</b>		3	0	0	0	1	2	2				
<b>55 Hideki Matsui, L</b> OBP: 0.391, SLG: 0.522 <b>Bubba Crosby, L</b> OBP: 0.192, SLG: 0.286	3-1 <b>G4-3</b>		0-0 <b>G6-3</b>			0-1 <b>F9</b>		0-0 <b>P2</b>		1	0	0	0	0	0	0				
<b>25 Jason Giambi, L</b> OBP: 0.347, SLG: 0.387	1-1 <b>HBP</b>			2-3 <b>K</b>		3-3 <b>K</b>		1-3 <b>K</b>		3	0	0	0	0	3	0				
<b>Ruben Sierra, S</b> OBP: 0.299, SLG: 0.462	2-2 <b>F7</b>			1-3 <b>K</b>		1-0 <b>F8</b>		4-2 <b>BB</b>		3	0	0	0	1	1	1				
<b>Tony Clark, S</b> OBP: 0.299, SLG: 0.462		0-3 <b>K</b>		2-1 <b>P2</b>		0-2 <b>K</b>		0-3 <b>K</b>		4	0	0	0	0	3	1				
<b>12 Andy Phillips, R</b> OBP: 0.250, SLG: 1.000		1-0 <b>F7</b>			3-3 <b>K</b>			0-1 <b>G5-3</b>		3	0	0	0	0	1	0				
<b>Enrique Wilson, S</b> OBP: 0.258, SLG: 0.331		0-0 <b>G1-3</b>			2-0 <b>G5-4-3</b> <b>1B</b>			4-0 <b>1B</b> <b>BB</b>		2	0	1	0	1	0	0				
<b>John Flaherty, R</b> OBP: 0.280, SLG: 0.460 <b>Dioner Navarro, S</b> OBP: 0.697, SLG: 0.667			1-3 <b>K2-3</b>		0-2 <b>G5-4-3</b>			2-0 <b>1B</b>		2	0	0	0	0	1	1				
<b>Felix Escalona, R</b> OBP: 0.697, SLG: 0.667			1-1 <b>F7</b>		1-2 <b>G6-3</b>			0-1 <b>F9</b>		3	0	0	0	0	0	2				
<b>Inning Stats</b>	R: 0 H: 0 E: 0 K: 1 S: 9	H: 0 LOB: 1 BB: 0 P: 15	R: 0 H: 0 E: 0 K: 1 S: 5	H: 0 LOB: 0 BB: 0 P: 6	R: 0 H: 0 E: 0 K: 1 S: 10	H: 0 LOB: 1 BB: 1 P: 16	R: 0 H: 0 E: 0 K: 2 S: 10	H: 1 LOB: 0 BB: 0 P: 13	R: 0 H: 0 E: 0 K: 0 S: 6	H: 0 LOB: 0 BB: 0 P: 9	R: 0 H: 0 E: 0 K: 2 S: 9	H: 0 LOB: 0 BB: 0 P: 13	R: 0 H: 1 E: 0 K: 1 S: 8	H: 2 LOB: 2 BB: 1 P: 14	R: 0 H: 0 E: 0 K: 2 S: 11	H: 0 LOB: 1 BB: 1 P: 16	1B: 2 2B: 0 3B: 0 HR: 0	SF: 0 SAC: 0 DP: 1 HBP: 1	WP: 0 PB: 0 SB: 0 CS: 0	PA: 32
<b>PITCHER</b> <b>Dave Bush, R</b> ERA: 3.69	IP: 9.0 WLS: W BF: 32 H: 2 R: 0 ER: 0 SO: 11 BB: 3 IBB: 0 HBP: 1 BLK: 0 WP: 0 HR: 0 S: 76 P: 117 ERA: 0.00 WHIP: 0.556																			

New York Yankees @ Toronto Blue Jays  
SkyDome, Toronto, ON  
Fri Oct 01 2004, 7:05 PM EDT  
Att: 48,914 - Cloudy - 67 F

AB 28  
R 0  
H 2  
RBI 0  
BB 3  
SO 11  
LOB 8



Batter	1	2	3	4	5	6	7	8	9	AB	R	H	RBI	BB	SO	LOB	BOTTOM			
<b>8 Russ Adams, L</b> OBP: 0.365, SLG: 0.515	0-2 <b>G3</b> <b>10 HR</b> <b>1B</b>	0-1 <b>P5</b>		4-1 <b>10 FC6-4</b> <b>BB</b>		4-0 <b>10 BB</b> <b>BB</b>		1-2 <b>E1</b> <b>G1</b>		3	1	1	0	2	0	1				
<b>Orlando Hudson, S</b> OBP: 0.338, SLG: 0.434	3-1 <b>G3</b>		1-0 <b>F8</b>	0-3 <b>K</b>		3-3 <b>K</b>		0-0 <b>G1</b>		5	0	0	0	0	2	6				
<b>10 Vernon Wells, R</b> OBP: 0.339, SLG: 0.475	0-0 <b>HR</b>		0-0 <b>P6</b>	3-1 <b>FC6-4</b>		4-1 <b>BB</b> <b>BB</b>		4-2 <b>BB</b> <b>BB</b>		3	1	1	2	2	0	1				
<b>Carlos Delgado, L</b> OBP: 0.368, SLG: 0.531	0-3 <b>K</b>		2-1 <b>BB</b> <b>15 BB</b> <b>1B</b>	2-2 <b>F9</b>		4-2 <b>BB</b> <b>BB</b>		2-1 <b>SF8</b>		3	1	1	2	1	1	1				
<b>15 Alex Rios, R</b> OBP: 0.337, SLG: 0.386	2-0 <b>PB</b> <b>1B</b>		4-2 <b>BB</b> <b>BB</b> <b>1B</b> <b>BB</b>		0-0 <b>G6-3</b>	0-0 <b>P3</b>		3-2 <b>K</b>		4	1	1	0	1	1	5				
<b>Eric Hinske, L</b> OBP: 0.313, SLG: 0.379	3-2 <b>HBP</b>		4-2 <b>BB</b> <b>1B</b> <b>BB</b>		1-2 <b>G4-3</b>		1-3 <b>K</b>			2	1	0	0	1	1	0				
<b>Gabe Gross, L</b> OBP: 0.317, SLG: 0.309	1-1 <b>G3-1</b>		4-1 <b>1B</b> <b>BB</b>		2-1 <b>F8</b>		3-3 <b>K</b>			3	0	0	1	1	1	2				
<b>Guillermo Quiroz, R</b> OBP: 0.283, SLG: 0.271		1-1 <b>F9</b>	0-1 <b>1B</b>			2-0 <b>10 BB</b> <b>S</b> <b>1B</b>		3-2 <b>K</b>		4	1	2	2	0	1	0				
<b>Eric Crozier, L</b> OBP: 0.286, SLG: 0.433		1-1 <b>P5</b>	2-3 <b>K</b>			3-3 <b>K</b>		1-2 <b>G1</b> <b>8 E</b> <b>SF8</b> <b>1B</b>		4	1	1	0	0	2	3				
<b>Inning Stats</b>	R: 2 H: 3 E: 0 K: 1 S: 15	H: 3 LOB: 2 BB: 0 P: 24	R: 0 H: 0 E: 0 K: 0 S: 6	H: 0 LOB: 0 BB: 0 P: 8	R: 3 H: 2 E: 0 K: 1 S: 15	H: 2 LOB: 3 BB: 3 P: 32	R: 0 H: 0 E: 1 K: 1 S: 11	H: 0 LOB: 1 BB: 1 P: 20	R: 0 H: 0 E: 0 K: 2 S: 7	H: 0 LOB: 0 BB: 0 P: 10	R: 1 H: 1 E: 0 K: 2 S: 13	H: 1 LOB: 3 BB: 3 P: 33	R: 0 H: 0 E: 0 K: 3 S: 10	H: 0 LOB: 0 BB: 0 P: 17	R: 1 H: 1 E: 1 K: 1 S: 15	H: 1 LOB: 2 BB: 1 P: 25	1B: 6 2B: 0 3B: 0 HR: 1	SF: 1 SAC: 0 DP: 0 HBP: 1	WP: 0 PB: 1 SB: 2 CS: 0	PA: 41
<b>PITCHER</b> <b>Orlando Hernandez, R</b> ERA: 3.3 <b>Bret Prinz, R</b> ERA: 5.08 <b>Scott Proctor, R</b> ERA: 5.63 <b>C.J. Nitkowski, L</b> ERA: 6.73 <b>Steve Karsay, R</b> ERA: 2.7	IP: 3.0 WLS: L BF: 18 H: 5 R: 5 ER: 5 SO: 2 BB: 3 IBB: 0 HBP: 1 BLK: 0 WP: 0 HR: 1 S: 36 P: 64 ERA: 15.00 WHIP: 2.667																			

New York Yankees @ Toronto Blue Jays  
SkyDome, Toronto, ON  
Fri Oct 01 2004, 7:05 PM EDT  
Att: 48,914 - Cloudy - 67 F

AB 31  
R 7  
H 7  
RBI 7  
BB 8  
SO 9  
LOB 19





Batter	1	2	3	4	5	6	7	8	9	AB R H RBI BB SO LOB	TOP											
<b>Kenny Lofton, L</b> (1, 8) OBP: 0.347, SLG: 0.396										4 1 2 0 0 1 0	<b>New York Yankees @ Toronto Blue Jays</b> SkyDome, Toronto, ON Sat Oct 02 2004, 4:05 PM EDT Att: 50,498 - Dome - 68 F											
<b>55 Hideki Matsui, L</b> (1, 7) OBP: 0.390, SLG: 0.522 <b>Bubba Crosby, L</b> (1, PR) OBP: 0.200, SLG: 0.308										1 0 0 0 0 0 1 3 0 1 0 0 0 0												
<b>25 Jason Giambi, L</b> (1, 10) OBP: 0.346, SLG: 0.385										4 1 1 0 0 1 3												
<b>20 Jorge Posada, S</b> (1, 2) OBP: 0.400, SLG: 0.481 <b>John Flaherty, R</b> (5, PR) OBP: 0.296, SLG: 0.465 <b>Tony Clark, S</b> (9, PH) OBP: 0.298, SLG: 0.460										2 0 1 0 0 0 0 1 0 1 0 0 0 0 1 0 0 1 0 0 1												
<b>Ruben Sierra, S</b> (1, 9) OBP: 0.296, SLG: 0.456										4 0 0 0 0 0 4												
<b>John Olerud, L</b> (1, 3) OBP: 0.357, SLG: 0.375										3 0 1 1 0 1 1												
<b>12 Andy Phillips, R</b> (1, 5) OBP: 0.286, SLG: 0.714										3 0 1 0 0 0 1												
<b>Enrique Wilson, S</b> (1, 4) OBP: 0.255, SLG: 0.326										3 0 0 0 0 1 1												
<b>Felix Escalona, R</b> (1, 6)										3 0 0 0 0 1 1												
<b>Inning Stats</b>	R: 0 E: 0 K: 0 S: 3	H: 1 LOB: 1 BB: 0 P: 5	R: 0 E: 0 K: 0 S: 11	H: 0 LOB: 0 BB: 0 P: 13	R: 0 E: 0 K: 0 S: 3	H: 1 LOB: 0 BB: 0 P: 3	R: 0 E: 0 K: 1 S: 6	H: 0 LOB: 0 BB: 0 P: 8	R: 0 E: 0 K: 1 S: 10	H: 1 LOB: 1 BB: 0 P: 14	R: 0 E: 0 K: 1 S: 9	H: 0 LOB: 0 BB: 0 P: 13	R: 1 E: 0 K: 0 S: 10	H: 3 LOB: 2 BB: 0 P: 15	R: 0 E: 0 K: 2 S: 10	H: 0 LOB: 0 BB: 0 P: 15	R: 1 E: 0 K: 0 S: 9	H: 2 LOB: 1 BB: 0 P: 16	1B: 6 2B: 3 3B: 0 HR: 0	SF: 0 SAC: 0 DP: 2 HBP: 0	WP: 0 PB: 0 CS: 0	PA: 32
<b>PITCHER</b>	IP WLS BF H R ER SO BB IBB HBP BLK WP HR S P ERA WHIP											IP WLS BF H R ER SO BB IBB HBP BLK WP HR S P ERA WHIP										
<b>32 Roy Halladay, R</b> (1, 1) ERA: 4.2	8.0 W 27 6 1 1 5 0 0 0 0 0 0 0 62 86 1.12 0.750																					
<b>Miguel Batista, R</b> (9, 1) ERA: 4.6	1.0 S 5 2 1 1 0 0 0 0 0 0 0 0 9 16 9.00 2.000																					

Batter	1	2	3	4	5	6	7	8	9	AB R H RBI BB SO LOB	BOTTOM									
<b>8 Russ Adams, L</b> (1, 6) OBP: 0.359, SLG: 0.528										4 1 1 0 0 0 1	<b>New York Yankees @ Toronto Blue Jays</b> SkyDome, Toronto, ON Sat Oct 02 2004, 4:05 PM EDT Att: 50,498 - Dome - 68 F									
<b>Orlando Hudson, S</b> (1, 4) OBP: 0.339, SLG: 0.438										4 1 2 1 0 0 1										
<b>10 Vernon Wells, R</b> (1, 8) OBP: 0.340, SLG: 0.476										3 1 1 0 1 0 2										
<b>Carlos Delgado, L</b> (1, 3) OBP: 0.369, SLG: 0.529										2 1 0 0 2 0 2										
<b>15 Alex Rios, R</b> (1, 9) OBP: 0.338, SLG: 0.385										3 0 1 0 1 1 1										
<b>Eric Hinske, L</b> (1, 5) OBP: 0.311, SLG: 0.377										4 0 0 0 0 0 6										
<b>9 Gregg Zaun, S</b> (1, 2) OBP: 0.367, SLG: 0.393										4 0 1 2 0 0 1										
<b>Gabe Gross, L</b> (1, 7) OBP: 0.308, SLG: 0.299										4 0 0 0 0 1 2										
<b>Eric Crozier, L</b> (1, 10) OBP: 0.282, SLG: 0.394										3 0 0 0 1 2 0										
<b>Inning Stats</b>	R: 0 E: 0 K: 0 S: 10	H: 0 LOB: 0 BB: 1 P: 21	R: 0 E: 0 K: 1 S: 7	H: 0 LOB: 0 BB: 0 P: 12	R: 0 E: 1 K: 0 S: 10	H: 0 LOB: 1 BB: 1 P: 22	R: 1 E: 1 K: 0 S: 7	H: 1 LOB: 0 BB: 0 P: 10	R: 0 E: 0 K: 1 S: 7	H: 0 LOB: 0 BB: 0 P: 8	R: 2 E: 0 K: 0 S: 15	H: 2 LOB: 2 BB: 2 P: 30	R: 1 E: 0 K: 1 S: 15	H: 3 LOB: 3 BB: 1 P: 29	R: 0 E: 0 K: 1 S: 6	H: 0 LOB: 0 BB: 0 P: 6	1B: 2 2B: 2 3B: 2 HR: 0	SF: 0 SAC: 0 DP: 0 HBP: 0	WP: 1 PB: 1 SB: 1 CS: 0	PA: 36
<b>PITCHER</b>	IP WLS BF H R ER SO BB IBB HBP BLK WP HR S P ERA WHIP											IP WLS BF H R ER SO BB IBB HBP BLK WP HR S P ERA WHIP								
<b>Kevin Brown, R</b> (1, 1) ERA: 4.09	5.0 L 19 1 1 0 2 2 0 0 0 0 0 0 41 73 0.00 0.600																			
<b>Esteban Loaiza, R</b> (6, 1) ERA: 5.7	1.2 11 4 3 3 1 1 1 0 0 0 0 23 44 16.20 3.000																			
<b>Felix Heredia, L</b> (7, 1) ERA: 6.39	0.1 3 1 0 0 0 1 0 0 0 0 1 0 7 15 0.00 6.000																			
<b>42 Mariano Rivera, R</b> (8, 1) ERA: 1.94	1.0 3 0 0 0 1 0 0 0 0 0 0 0 6 6 0.00 0.000																			



Batter	1	2	3	4	5	6	7	8	9	AB	R	H	RBI	BB	SO	LOB	TOP
2 Derek Jeter, R OBP: 0.352, SLG: 0.471 Felix Escalona, R (5, 6)	3-1 55 2B 1B	0-1 13 G4-3 2B			1-0 F9		1-1 12 G6-4-3 HBP		0-3 K	3	0	2	1	0	0	0	
13 Alex Rodriguez, R OBP: 0.375, SLG: 0.512 12 Andy Phillips, R OBP: 0.250, SLG: 0.625	1-3 K	0-1 G4-3			2-1 F9		0-2 G6-4-3			3	0	0	1	0	1	2	
Gary Sheffield, R OBP: 0.534 Bubba Crosby, L OBP: 0.196, SLG: 0.302	3-2 F8	1-1 G6-3			3-2 F8		0-1 P5			3	0	0	0	0	0	2	
55 Hideki Matsui, L OBP: 0.359, SLG: 0.522 Kenny Lofton, L OBP: 0.346, SLG: 0.395	1-0 2B		2-3 K		1-0 F8		0-0 G4-3			3	0	1	0	0	1	0	
Bernie Williams, S OBP: 0.360, SLG: 0.435	4-2 BB		1-0 G4-3		0-1 E PB 1B		1-0 HR			3	1	2	1	1	0	0	
25 Jason Giambi, L OBP: 0.342, SLG: 0.379	1-3 K		2-2 G3		1-1 F7		3-3 K			4	0	0	0	0	2	4	
John Olerud, L OBP: 0.374 Tony Clark, S OBP: 0.297, SLG: 0.458		4-2 1B 2B BB		0-1 G5-3	4-0 E 1B		1-2 G4-3			1	1	0	0	2	0	0	
Miguel Cairo, R OBP: 0.346, SLG: 0.417 Enrique Wilson, S OBP: 0.254, SLG: 0.325		0-2 F9		1-2 G1-6-3 1B	0-2 E6		3-1 G4-3			3	0	1	0	0	0	3	
Dioner Navarro, S OBP: 0.429, SLG: 0.429		2-0 2B 13 G4-3 1B		1-2 G1-6-3	1-2 L4		2-2 F8			4	1	1	0	0	0	4	
<b>Inning Stats</b>	R: 0 H: 2 E: 0 LOB: 3 K: 2 S: 15	H: 2 R: 1 ER: 1 SO: 1 BB: 1 P: 21	R: 0 H: 0 E: 0 LOB: 0 K: 1 S: 10	H: 1 R: 0 ER: 0 SO: 1 BB: 0 P: 12	R: 0 H: 0 E: 0 LOB: 0 K: 0 S: 9	H: 1 R: 0 ER: 0 SO: 1 BB: 1 P: 15	R: 0 H: 0 E: 0 LOB: 0 K: 0 S: 6	H: 1 R: 0 ER: 0 SO: 1 BB: 0 P: 7	R: 1 H: 1 E: 0 LOB: 0 K: 1 S: 8	H: 0 R: 0 ER: 0 SO: 1 BB: 0 P: 14	1B: 4 2B: 2 3B: 0 HR: 1	SF: 0 SAC: 0 DP: 2 HBP: 1	WP: 0 PB: 1 SB: 0 CS: 0	PA: 37			
<b>PITCHER</b>	IP WLS BF H R ER SO BB IBB HBP BLK WP HR S P ERA WHIP																
Josh Towers, R ERA: 5.11	(1, 1) 8.0 L 34 7 3 3 4 2 1 1 0 0 1 82 128 3.38 1.125																
Justin Speier, R ERA: 3.91	(9, 1) 1.0 3 0 0 0 1 0 0 0 0 0 0 9 14 0.00 0.000																

New York Yankees @ Toronto Blue Jays  
SkyDome, Toronto, ON  
Sun Oct 03 2004, 1:05 PM EDT  
Att: 49,948 - Sunny - 59 F

AB 33  
R 3  
H 7  
RBI 3  
BB 3  
SO 5  
LOB 16



Batter	1	2	3	4	5	6	7	8	9	AB	R	H	RBI	BB	SO	LOB	BOTTOM
Frank Menechino, R OBP: 0.371, SLG: 0.454	1-1 P3		1 SAFE 2-2 1-H 2B		0-1 10 FC5-4 1B	1-2 FC6			1-1 G4-3	5	1	2	0	0	0	1	
Orlando Hudson, S OBP: 0.341, SLG: 0.438	3-2 F7		4-2 BB		1 SAFE 0-1 10 FC5-4 1B		0-1 F8		4-2 BB	3	0	1	0	2	0	0	
10 Vernon Wells, R OBP: 0.337, SLG: 0.472	2-2 F9		2-0 P4		2-2 15 FC5-4 FC6-4 1B		2-0 G5-3		1 SAFE 1-1 F9	5	0	0	0	0	0	5	
Carlos Delgado, L OBP: 0.372, SLG: 0.535		4-2 BB		0-0 HBP 2B	1 SAFE 1-1 SF9		2-1 2B			2	0	2	1	1	0	0	
15 Alex Rios, R OBP: 0.338, SLG: 0.383		2-0 F8		4-2 HBP BB	1 SAFE 0-1 FC6-4		1-0 G5-3			3	0	0	0	1	0	3	
3 Reed Johnson, R OBP: 0.320, SLG: 0.380 Gabe Gross, L OBP: 0.311, SLG: 0.310	1-2 P4			0-1 F7		1-1 G6-3 1B 2B		1-2 G3		2	0	0	0	0	0	3	
Eric Hinske, L OBP: 0.312, SLG: 0.375	2-3 K			1-1 FC5-4 HBP		4-0 G6-3 BB		2-0 F9		2	0	0	0	1	1	1	
Guillermo Quiroz, R OBP: 0.263, SLG: 0.250			0-0 G5-3		3-2 P3		0-1 G6-3		0-3 K	4	0	0	0	0	1	5	
Chris Gomez, R OBP: 0.337, SLG: 0.346			0-2 2B 1B		0-1 FC5-4		0-0 FC6 1B		2-1 G5-3	4	0	2	1	0	0	3	
<b>Inning Stats</b>	R: 0 H: 0 E: 0 LOB: 0 K: 0 S: 10	H: 0 R: 1 ER: 1 SO: 1 BB: 1 P: 18	R: 0 H: 2 E: 0 LOB: 2 K: 0 S: 12	H: 1 R: 0 ER: 0 SO: 1 BB: 1 P: 20	H: 2 R: 1 ER: 0 SO: 1 BB: 0 P: 16	H: 1 R: 0 ER: 0 SO: 1 BB: 1 P: 14	H: 1 R: 0 ER: 0 SO: 1 BB: 0 P: 11	H: 0 R: 0 ER: 0 SO: 1 BB: 0 P: 10	H: 0 R: 0 ER: 0 SO: 1 BB: 1 P: 17	1B: 4 2B: 4 3B: 0 HR: 0	SF: 1 SAC: 0 DP: 1 HBP: 1	WP: 0 PB: 0 SB: 0 CS: 0	PA: 39				
<b>PITCHER</b>	IP WLS BF H R ER SO BB IBB HBP BLK WP HR S P ERA WHIP																
Brad Halsey, L ERA: 6.47	(1, 1) 5.0 B 23 5 1 1 1 3 0 0 0 0 0 8 14 9.00 3.000																
Paul Quantrill, R ERA: 4.72	(6, 1) 1.0 W 4 1 0 0 0 0 0 0 0 0 0 6 11 0.00 1.000																
Scott Proctor, R ERA: 5.4	(7, 1) 1.0 H 2 0 0 0 0 0 0 0 0 0 0 4 7 0.00 0.000																
Felix Heredia, L ERA: 6.28	(8, 1) 1.1 S 5 0 0 0 1 1 0 0 0 0 0 12 20 0.00 0.750																

New York Yankees @ Toronto Blue Jays  
SkyDome, Toronto, ON  
Sun Oct 03 2004, 1:05 PM EDT  
Att: 49,948 - Sunny - 59 F

AB 32  
R 2  
H 8  
RBI 2  
BB 5  
SO 2  
LOB 21










Batter	1	2	3	4	5	6	7	8	9	10	11	12	AB	R	H	RBI	BB	SO	LOB											
Shannon Stewart, R OBP: 0.200, SLG: 0.200	F9	FC6-4			F9			F9	G4-3			K	6	0	0	0	0	1	1											
Jacque Jones, L OBP: 0.200, SLG: 0.500	FC5-4 1B		G4-3			K		K		K		P4	6	1	1	0	0	3	0											
Toni Hunter, R OBP: 0.400, SLG: 0.700	FC5-4 33 2B		K					33 1B 2B		P6			6	3	3	1	0	1	1											
33 Justin Morneau, L OBP: 0.250, SLG: 0.375 Luis Rivas, R (8, PH) (8, 4)			P6			P6		2B 1B					4	0	2	2	0	0	1											
Matthew LeCroy, R (10, PH) OBP: 1.000, SLG: 1.000 (10, 3)	2B							1-3 2-H 1B					4	0	0	0	0	0	0											
Corey Koskie, L OBP: 0.500, SLG: 0.429													4	1	1	1	2	2	2											
Jason Kubel, L (1, 10)													6	0	0	0	0	2	6											
Cristian Guzman, S OBP: 0.375, SLG: 0.286													4	1	2	0	1	0	3											
5 Michael Cuddyer, R OBP: 0.500, SLG: 0.500													5	0	2	1	0	0	2											
Henry Blanco, R Jose Offerman, S Pat Borders, R													1	0	0	1	0	0	1											
													1	0	0	0	0	0	1											
													2	0	0	0	0	1	1											
<b>Inning Stats</b>	R: 1 E: 0 K: 0 S: 5	H: 2 LOB: 1 BB: 0 P: 6	R: 2 E: 0 K: 1 S: 13	H: 2 LOB: 1 BB: 1 P: 20	R: 0 E: 0 K: 1 S: 6	H: 0 LOB: 0 BB: 0 P: 10	R: 0 E: 0 K: 0 S: 5	H: 0 LOB: 0 BB: 0 P: 8	R: 0 E: 0 K: 2 S: 11	H: 1 LOB: 1 BB: 0 P: 18	R: 0 E: 0 K: 0 S: 6	H: 1 LOB: 1 BB: 1 P: 11	R: 2 E: 0 K: 2 S: 21	H: 3 LOB: 3 BB: 0 P: 29	R: 0 E: 0 K: 0 S: 8	H: 0 LOB: 0 BB: 0 P: 10	R: 0 E: 0 K: 2 S: 11	H: 0 LOB: 1 BB: 1 P: 20	R: 0 E: 0 K: 1 S: 7	H: 0 LOB: 1 BB: 1 P: 15	R: 1 E: 0 K: 1 S: 12	H: 2 LOB: 2 BB: 1 P: 24	1B: 9 2B: 2 3B: 0 HR: 1	SF: 1 SAC: 0 DP: 1 HBP: 0	WP: 1 PB: 1 SB: 0 CS: 0	PA: 51				
<b>PITCHER</b>	IP WLS BF H R ER SO BB IBB HBP BLK WP HR S P ERA WHIP													IP WLS BF H R ER SO BB IBB HBP BLK WP HR S P ERA WHIP																
Jon Lieber, R ERA: 4.05	6.2	26	7	3	3	4	0	0	0	0	0	0	1	0	10	17	27.00	1.500												
Tom Gordon, R ERA: 10.8	0.2	4	1	2	2	1	0	0	0	0	0	0	0	0	20	25	0.00	1.200												
42 Mariano Rivera, R ERA:	1.2	7	2	0	0	1	0	0	0	0	0	0	0	0	20	25	0.00	1.200												
Tanyon Sturtze, R ERA: 3.38	2.2	13	2	1	1	4	3	0	0	0	0	0	0	1	28	56	3.38	1.875												
Paul Quantrill, R ERA:	0.1	1	0	0	0	0	0	0	0	0	0	0	0	0	2	3	0.00	0.000												

**Minnesota Twins @ New York Yankees**  
 Yankee Stadium, Bronx, NY  
 Wed Oct 06 2004, 7:00 PM EDT  
 Att. 56,354 - Sunny - 59 F

livebaseballscorecards.com

AB 46  
 R 6  
 H 12  
 RBI 6  
 BB 4  
 SO 10  
 LOB 19




Batter	1	2	3	4	5	6	7	8	9	10	11	12	AB	R	H	RBI	BB	SO	LOB											
2 Derek Jeter, R OBP: 0.333, SLG: 0.625	HR		F7		G5-3								4	2	1	1	1	0	0											
13 Alex Rodriguez, R OBP: 0.600, SLG: 1.000	L4		HR		1B								6	2	4	3	0	0	0											
Gary Sheffield, R OBP: 0.400, SLG: 0.571	G5-3		HR		P5								5	1	1	2	1	0	1											
55 Hideki Matsui, L OBP: 0.400, SLG: 0.500	2B		HR		1B								4	0	1	1	1	1	0											
Bernie Williams, S OBP: 0.333, SLG: 0.375	2B		G3-6-3										4	0	1	0	1	0	1											
20 Jorge Posada, S OBP: 0.222, SLG: 0.222	P4												5	0	0	0	0	2	3											
Ruben Sierra, S													4	0	0	0	1	2	1											
John Olerud, L OBP: 0.250, SLG: 0.286													5	0	1	0	0	1	1											
Miguel Cairo, R OBP: 0.375, SLG: 0.333													3	2	0	0	2	1	1											
<b>Inning Stats</b>	R: 1 E: 0 K: 0 S: 12	H: 2 LOB: 2 BB: 1 P: 21	R: 0 E: 0 K: 0 S: 7	H: 0 LOB: 0 BB: 0 P: 7	R: 2 E: 0 K: 0 S: 13	H: 3 LOB: 0 BB: 0 P: 18	R: 0 E: 0 K: 0 S: 4	H: 1 LOB: 1 BB: 0 P: 6	R: 1 E: 0 K: 0 S: 9	H: 1 LOB: 0 BB: 1 P: 16	R: 0 E: 0 K: 0 S: 13	H: 0 LOB: 0 BB: 0 P: 18	R: 0 E: 0 K: 2 S: 10	H: 0 LOB: 0 BB: 0 P: 15	R: 0 E: 0 K: 0 S: 8	H: 0 LOB: 0 BB: 0 P: 12	R: 0 E: 0 K: 1 S: 11	H: 0 LOB: 1 BB: 1 P: 20	R: 0 E: 0 K: 1 S: 8	H: 0 LOB: 2 BB: 3 P: 22	1B: 3 2B: 3 3B: 0 HR: 3	SF: 1 SAC: 1 DP: 2 HBP: 0	WP: 0 PB: 0 SB: 1 CS: 0	PA: 49						
<b>PITCHER</b>	IP WLS BF H R ER SO BB IBB HBP BLK WP HR S P ERA WHIP													IP WLS BF H R ER SO BB IBB HBP BLK WP HR S P ERA WHIP																
Brad Radke, R ERA: 7.11	6.1	29	8	5	5	0	3	0	0	0	0	0	0	3	58	87	7.11	1.737												
Grant Balfour, R ERA:	0.2	1	0	0	0	0	0	0	0	0	0	0	0	0	3	6	0.00	0.000												
Juan Rincon, R ERA:	2.0	6	0	0	0	4	0	0	0	0	0	0	0	23	33	0.00	0.000													
36 Joe Nathan, R ERA: 5.4	2.1	12	1	2	2	3	3	1	0	0	0	0	0	26	53	7.71	1.714													
J.C. Romero, L ERA:	0.1	1	0	0	0	0	0	0	0	0	0	0	0	1	1	0.00	0.000													

**Minnesota Twins @ New York Yankees**  
 Yankee Stadium, Bronx, NY  
 Wed Oct 06 2004, 7:00 PM EDT  
 Att. 56,354 - Sunny - 59 F

livebaseballscorecards.com

AB 40  
 R 7  
 H 9  
 RBI 7  
 BB 7  
 SO 7  
 LOB 8





Batter	1	2	3	4	5	6	7	8	9	AB	R	H	RBI	BB	SO	LOB	TOP								
<b>2 Derek Jeter, R</b> OBP: 0.429, SLG: 0.692 (1, 6)	G6-3	1-2 2-H 1B			G6-3	1-0 13 S 1B				5	0	3	3	0	0	0	<b>New York Yankees @ Minnesota Twins</b> Hubert H. Humphrey Metrodome, Minneapolis, MN Fri Oct 08 2004, 8:00 PM EDT Att: 54,803 - Unknown - 70 F <a href="http://livebaseballscorecards.com">livebaseballscorecards.com</a>								
<b>13 Alex Rodriguez, R</b> OBP: 0.400, SLG: 0.667 (1, 5)	G6-3	P4			F8	G1-3		G5-3		5	0	0	0	0	0	4									
<b>Gary Sheffield, R</b> <b>Bubba Crosby, L</b> (1, 9) (9, 9)	1-2 55 CS 1B			G6-3	L7		G6-3		F8	5	0	2	0	0	0	0									
<b>55 Hideki Matsui, L</b> OBP: 0.467, SLG: 0.769 (1, 7)	CS	L6	FC3			3-1 HR 1B			2-1 G6-4-3 1B	5	2	3	1	0	0	1									
<b>Bernie Williams, S</b> OBP: 0.286, SLG: 0.538 (1, 8)		G4-3	G6-3			0-0 HR			0-0 G6-4-3	5	1	1	2	0	0	3									
<b>20 Jorge Posada, S</b> OBP: 0.308, SLG: 0.308 (1, 2)		1B	K			2-1 SH1-4 2 1B			1-1 F9	4	2	2	0	0	1	2									
<b>John Olerud, L</b> OBP: 0.333, SLG: 0.300 (1, 3)		1B			P6	4-2 SH1-4 2 1B			0-1 G4-3	3	2	1	0	1	0	1									
<b>Miguel Cairo, R</b> OBP: 0.364, SLG: 0.333 (1, 4)		1B			G4-3	0-0 SH1-4			1-1 F9	3	1	1	1	0	0	0									
<b>Kenny Lofton, L</b> OBP: 0.250, SLG: 0.250 (1, 10)		1B			F8	1-2 2-3 K			1-0 G6-3	4	0	1	1	0	1	2									
<b>Inning Stats</b>	R: 0 E: 0 K: 0 S: 8	H: 1 LOB: 0 BB: 0 P: 12	R: 3 E: 0 K: 0 S: 16	H: 5 LOB: 2 BB: 0 P: 24	R: 0 E: 0 K: 1 S: 7	H: 1 LOB: 1 BB: 0 P: 10	R: 0 E: 0 K: 0 S: 6	H: 0 LOB: 0 BB: 0 P: 11	R: 0 E: 0 K: 0 S: 8	H: 0 LOB: 0 BB: 0 P: 11	R: 4 E: 0 K: 1 S: 17	H: 4 LOB: 1 BB: 1 P: 31	R: 1 E: 1 K: 0 S: 13	H: 1 LOB: 1 BB: 0 P: 18	R: 0 E: 0 K: 0 S: 7	H: 1 LOB: 1 BB: 0 P: 14	R: 0 E: 0 K: 0 S: 6	H: 1 LOB: 0 BB: 0 P: 10	1B: 10 2B: 2 3B: 0 HR: 2	SF: 0 SAC: 1 DP: 2 HBP: 0	WP: 0 PB: 0 SB: 0 CS: 1	PA: 42			
<b>PITCHER</b>	IP	WLS	BF	H	R	ER	SO	BB	IBB	HBP	BLK	WP	HR	S	P	ERA	WHIP								
<b>Carlos Silva, R</b> ERA: 10.8 (1, 1)	5.0	L	24	10	6	6	1	0	0	0	0	0	1	50	78	10.80	2.000								
<b>J.C. Romero, L</b> ERA: 9.0 (6, 1)	0.2		3	0	0	0	1	1	0	0	0	0	0	7	12	0.00	1.500								
<b>28 Jesse Crain, R</b> ERA: (6, 1)	0.1		2	1	1	1	0	0	0	0	0	0	0	5	9	27.00	3.000								
<b>Terry Mulholland, L</b> ERA: 3.0 (7, 1)	3.0		12	3	1	1	0	0	0	0	0	0	1	26	42	3.00	1.000								

Batter	1	2	3	4	5	6	7	8	9	AB	R	H	RBI	BB	SO	LOB	BOTTOM								
<b>Shannon Stewart, R</b> OBP: 0.200, SLG: 0.214 (1, 7)	G6-3		G6-3		G5-3			G6-3	SF8	4	0	1	1	0	0	0	<b>New York Yankees @ Minnesota Twins</b> Hubert H. Humphrey Metrodome, Minneapolis, MN Fri Oct 08 2004, 8:00 PM EDT Att: 54,803 - Unknown - 70 F <a href="http://livebaseballscorecards.com">livebaseballscorecards.com</a>								
<b>Jacque Jones, L</b> OBP: 0.287, SLG: 0.733 (1, 9)	HR		G6-3		G4-3			2B	G5-3	5	1	2	1	0	0	2									
<b>Tori Hunter, R</b> OBP: 0.357, SLG: 0.643 (1, 8)	F7		F8					G6-3		4	0	1	0	0	0	1									
<b>33 Justin Morneau, L</b> OBP: 0.167, SLG: 0.250 (1, 3)	F7				L8			F7	G5-3	4	0	0	0	0	0	1									
<b>Corey Koskie, L</b> OBP: 0.571, SLG: 0.500 (1, 5)		G4-3			1B			1B	1B	3	1	2	0	0	0	0									
<b>20 Lew Ford, R</b> OBP: 0.250, SLG: 0.143 (1, 10)		E6			G5-3			G1-3		3	1	1	0	0	0	1									
<b>Cristian Guzman, S</b> OBP: 0.500, SLG: 0.455 (1, 6)								G4-3		4	1	3	0	0	0	0									
<b>5 Michael Cuddyer, R</b> OBP: 0.500, SLG: 0.500 (1, 4)		K			G6-3					4	0	2	1	0	1	4									
<b>Henry Blanco, R</b> <b>Matthew LeCroy, R</b> (7, PH) <b>Jose Offerman, S</b> (9, PH)		L5							G3-1	2	0	0	0	0	0	2									
<b>Inning Stats</b>	R: 1 E: 0 K: 0 S: 14	H: 1 LOB: 0 BB: 0 P: 19	R: 0 E: 1 K: 1 S: 12	H: 2 LOB: 2 BB: 0 P: 13	R: 0 E: 0 K: 0 S: 7	H: 1 LOB: 0 BB: 0 P: 10	R: 0 E: 0 K: 0 S: 14	H: 2 LOB: 2 BB: 0 P: 20	R: 0 E: 0 K: 0 S: 9	H: 0 LOB: 0 BB: 0 P: 14	R: 0 E: 0 K: 1 S: 10	H: 2 LOB: 1 BB: 0 P: 8	R: 0 E: 0 K: 0 S: 6	H: 1 LOB: 1 BB: 0 P: 17	R: 0 E: 0 K: 0 S: 6	H: 1 LOB: 1 BB: 0 P: 10	R: 3 E: 0 K: 0 S: 11	H: 2 LOB: 1 BB: 0 P: 17	1B: 9 2B: 2 3B: 0 HR: 1	SF: 1 SAC: 0 DP: 1 HBP: 2	WP: 0 PB: 0 SB: 1 CS: 0	PA: 38			
<b>PITCHER</b>	IP	WLS	BF	H	R	ER	SO	BB	IBB	HBP	BLK	WP	HR	S	P	ERA	WHIP								
<b>Kevin Brown, R</b> ERA: 1.5 (1, 1)	6.0	W	23	8	1	1	1	0	0	0	0	0	0	14	24	0.00	1.200								
<b>Paul Quantrill, R</b> ERA: (7, 1)	1.2		7	2	0	0	1	0	0	0	0	0	0	3	6	54.00	0.000								
<b>Felix Heredia, L</b> ERA: 54.0 (8, 1)	0.1		3	0	2	2	0	0	0	2	0	0	0	3	4	∞	∞								
<b>Tanyon Sturtze, R</b> ERA: 6.75 (9, 1)	0.0		2	2	0	0	0	0	0	0	0	0	0	3	4	∞	∞								
<b>42 Mariano Rivera, R</b> ERA: (9, 1)	1.0		3	0	1	1	0	0	0	0	0	0	0	7	10	9.00	0.000								



Batter	1	2	3	4	5	6	7	8	9	10	11	AB	R	H	RBI	BB	SO	LOB	TOP	
2 Derek Jeter, R OBP: 0.350, SLG: 0.526	K		G4-3 55 E 1B	K			K	G6-3			K	6	1	1	0	0	4	3		
13 Alex Rodriguez, R OBP: 0.476, SLG: 0.737			F8				P3			20 PB 2B	WP	4	1	2	0	2	0	1		
Gary Sheffield, R OBP: 0.333, SLG: 0.444	P2		G4-3							P4	P4	6	1	1	0	0	1	4		
55 Hideki Matsui, L OBP: 0.476, SLG: 0.647	K		E2 2-H 1B							1B HR BB	20 PB IBB	4	1	1	1	2	3	2		
Bernie Williams, S OBP: 0.316, SLG: 0.500			F8							K	K	5	1	2	1	0	1	4		
20 Jorge Posada, S OBP: 0.222, SLG: 0.222			F8					G6-3		K	K	5	0	0	0	0	3	5		
Ruben Sierra, S OBP: 0.286, SLG: 0.417								G4-3			F7	4	1	2	3	1	0	0		
John Olerud, L OBP: 0.313, SLG: 0.357											K	4	0	1	0	0	1	3		
Bubba Crosby, L Tony Clark, S								F8			2B	0	0	0	0	0	0	0		
Miguel Cairo, R OBP: 0.313, SLG: 0.286											B1-3	5	0	1	0	0	2	3		
<b>Inning Stats</b>	R: 0 E: 0 K: 2 S: 11	H: 0 LOB: 1 BB: 1 P: 19	R: 0 E: 0 K: 1 S: 10	H: 1 LOB: 2 BB: 1 P: 20	R: 1 E: 1 K: 0 S: 13	H: 2 LOB: 1 BB: 0 P: 18	R: 0 E: 0 K: 2 S: 10	H: 0 LOB: 2 BB: 1 P: 15	R: 0 E: 0 K: 0 S: 9	H: 0 LOB: 0 BB: 0 P: 13	R: 4 E: 0 K: 2 S: 24	H: 4 LOB: 1 BB: 1 P: 39	R: 0 E: 0 K: 1 S: 7	H: 0 LOB: 0 BB: 0 P: 12	R: 1 E: 0 K: 2 S: 13	H: 1 LOB: 0 BB: 0 P: 20	1B: 7 2B: 3 3B: 0 HR: 1	SF: 0 SAC: 0 DP: 0 HBP: 0	WP: 2 PB: 1 SB: 2 CS: 0	PA: 49
<b>PITCHER</b>	IP 5.0	WLS 23	BF 23	H 5	R 1	ER 1	SO 7	BB 3	IBB 0	HBP 0	BLK 0	WP 0	HR 0	S 53	P 87	ERA 1.80	WHIP 1.600			
Johan Santana, L ERA: 0.75	Grant Balfour, R ERA:	Juan Rincon, R ERA: 10.8	36 Joe Nathan, R ERA: 3.6	Kyle Lohse, R ERA: 4.5																

New York Yankees @ Minnesota Twins  
Hubert H. Humphrey Metrodome, Minneapolis, MN

AB 44  
R 6  
H 11  
RBI 5  
BB 5  
SO 16  
LOB 25



Batter	1	2	3	4	5	6	7	8	9	10	11	AB	R	H	RBI	BB	SO	LOB	BOTTOM							
Shannon Stewart, R OBP: 0.190, SLG: 0.200	L6 SF9 1B		L6			G5-3		P3			L6	6	1	1	0	0	0	2								
Jacque Jones, L OBP: 0.300, SLG: 0.650			F7			K					K	5	0	2	0	0	2	0								
Torii Hunter, R OBP: 0.368, SLG: 0.588	SF9							P3			F7	3	2	1	1	1	0	2								
33 Justin Morneau, L OBP: 0.235, SLG: 0.353											K	5	1	2	0	0	2	1								
Corey Koskie, L OBP: 0.474, SLG: 0.385												3	0	0	1	0	0	0								
20 Lew Ford, R OBP: 0.385, SLG: 0.364												4	0	2	2	0	0	1								
Cristian Guzman, S OBP: 0.412, SLG: 0.333												4	0	0	0	1	2	3								
5 Michael Cuddyer, R OBP: 0.467, SLG: 0.467												3	0	1	0	0	1	3								
Luis Rivas, R Jose Offerman, S												1	0	0	0	0	0	0								
Henry Blanco, R OBP: 0.222, SLG: 0.625												3	1	2	1	0	1	0								
Jason Kubel, L OBP: 0.143, SLG: 0.286												1	0	1	0	0	0	0								
Pat Borders, R Matthew LeCroy, R OBP: 0.500, SLG: 0.333												0	0	0	0	0	0	0								
<b>Inning Stats</b>	R: 1 E: 0 K: 1 S: 12	H: 2 LOB: 1 BB: 0 P: 16	R: 0 E: 0 K: 2 S: 10	H: 0 LOB: 1 BB: 0 P: 17	R: 0 E: 0 K: 1 S: 7	H: 0 LOB: 0 BB: 0 P: 9	R: 1 E: 0 K: 0 S: 10	H: 1 LOB: 2 BB: 2 P: 23	R: 3 E: 0 K: 2 S: 21	H: 4 LOB: 2 BB: 0 P: 33	R: 0 E: 0 K: 0 S: 16	H: 3 LOB: 0 BB: 0 P: 22	R: 0 E: 0 K: 0 S: 6	H: 1 LOB: 0 BB: 0 P: 11	R: 0 E: 0 K: 0 S: 8	H: 1 LOB: 1 BB: 0 P: 11	R: 0 E: 0 K: 2 S: 9	H: 0 LOB: 0 BB: 0 P: 12	R: 0 E: 0 K: 0 S: 7	H: 0 LOB: 0 BB: 0 P: 10	R: 0 E: 0 K: 0 S: 6	H: 0 LOB: 0 BB: 0 P: 10	1B: 8 2B: 4 3B: 0 HR: 1	SF: 2 SAC: 0 DP: 1 HBP: 2	WP: 0 PB: 0 SB: 1 CS: 3	PA: 47
<b>PITCHER</b>	IP 5.0	WLS 8	BF 25	H 4	R 0	ER 0	SO 6	BB 2	IBB 0	HBP 2	BLK 0	WP 0	HR 1	S 60	P 98	ERA 9.00	WHIP 1.800									
Javier Vazquez, R ERA: 9.0	Esteban Loaiza, R ERA:	Tom Gordon, R ERA: 4.91	42 Mariano Rivera, R ERA:																							

New York Yankees @ Minnesota Twins  
Hubert H. Humphrey Metrodome, Minneapolis, MN

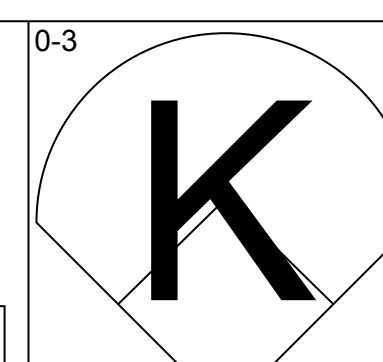
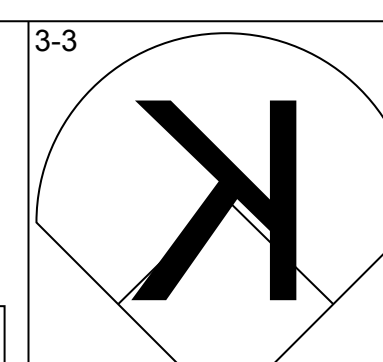
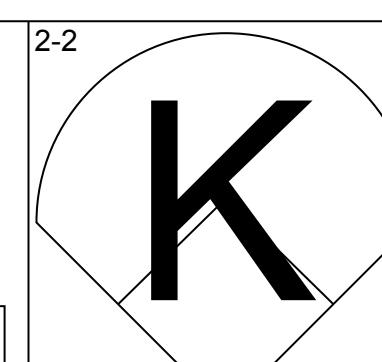
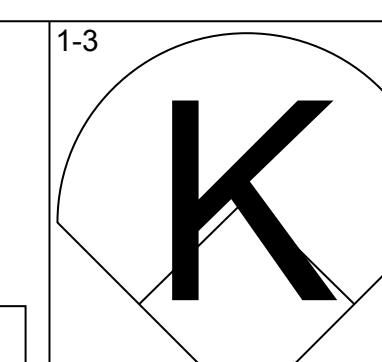
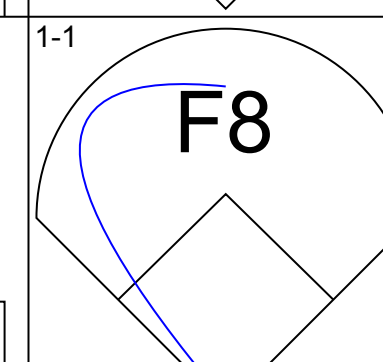
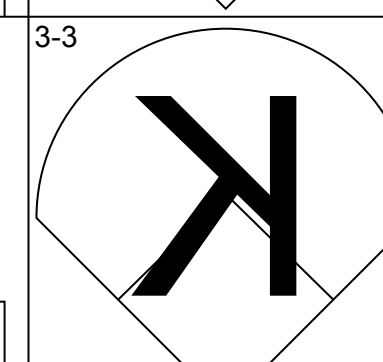
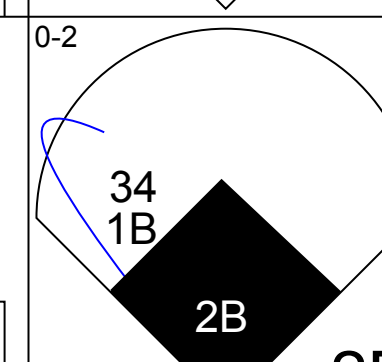
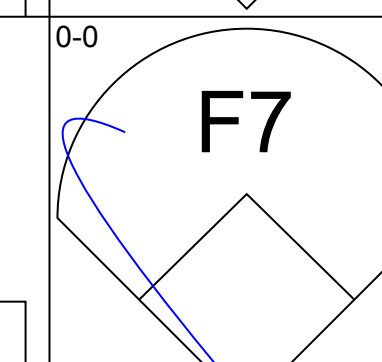
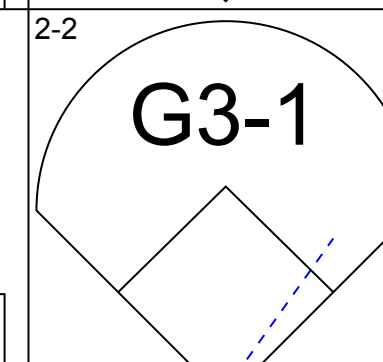
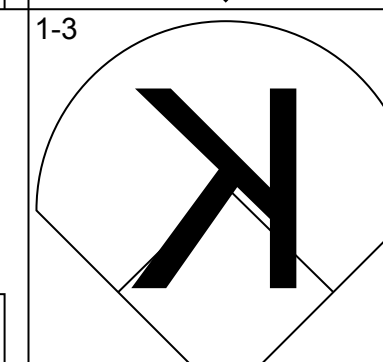
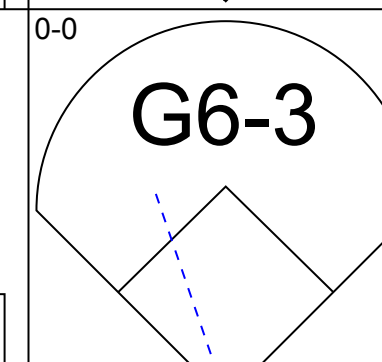
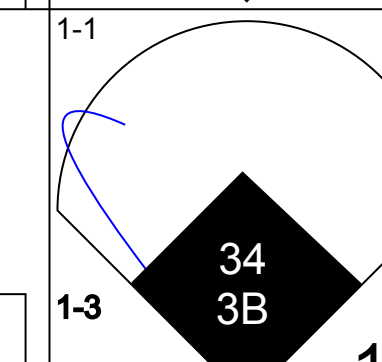
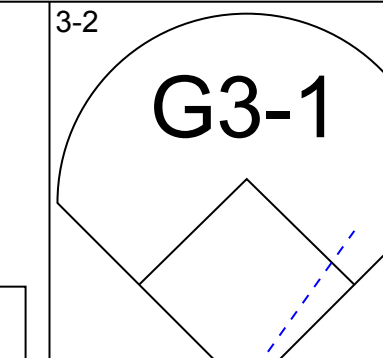
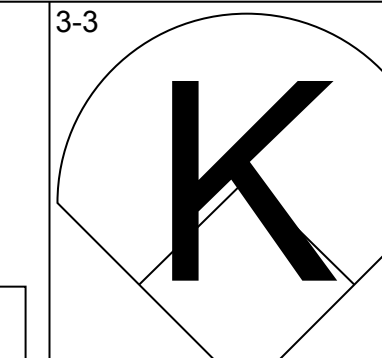
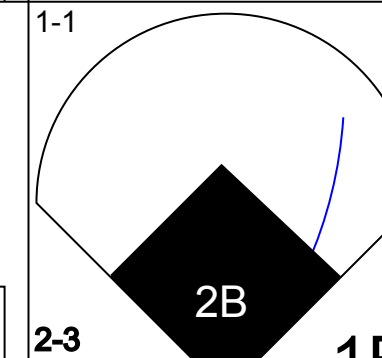
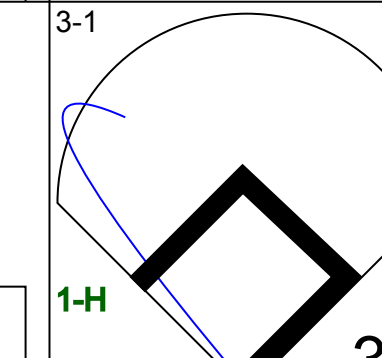
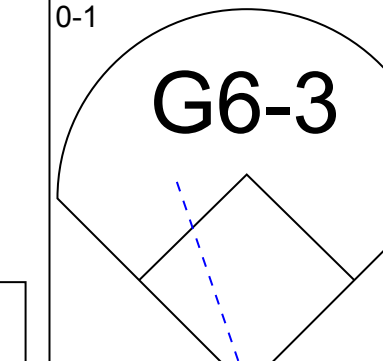
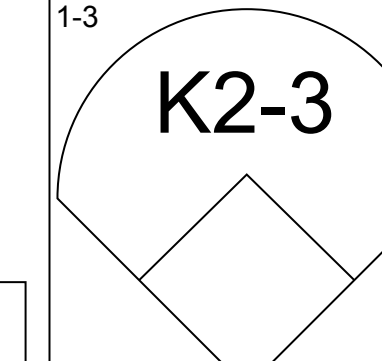
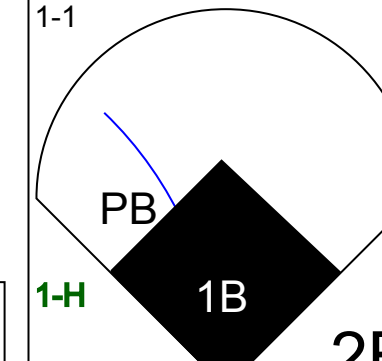
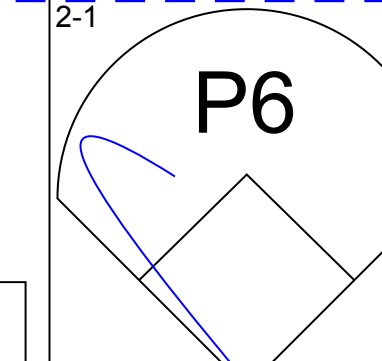
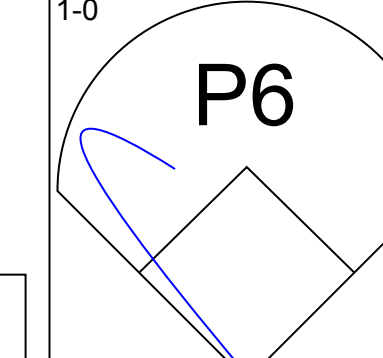
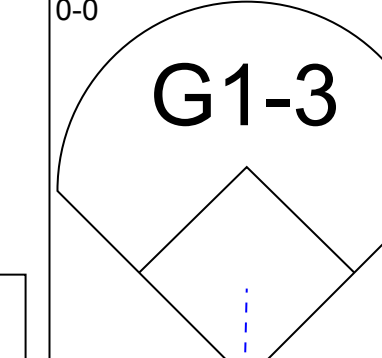
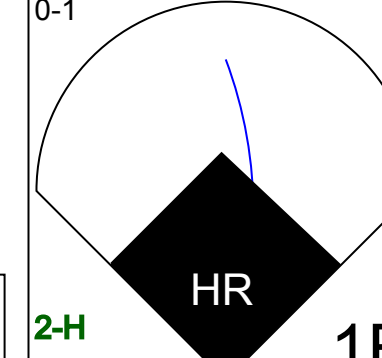
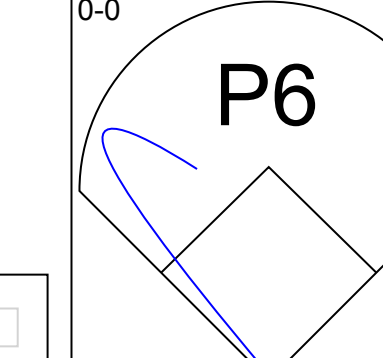
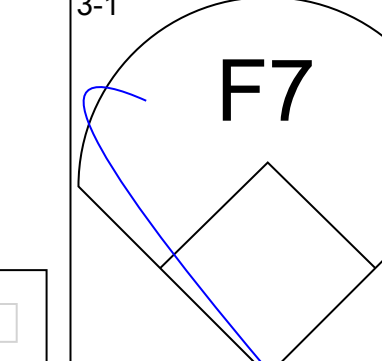
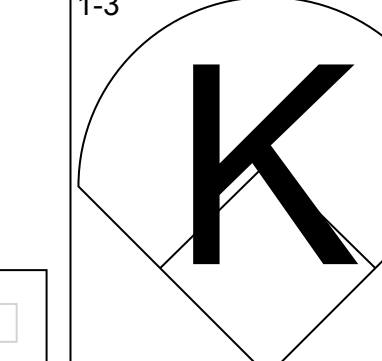
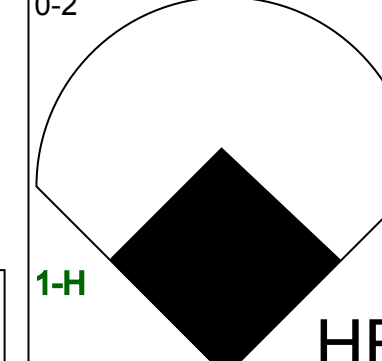
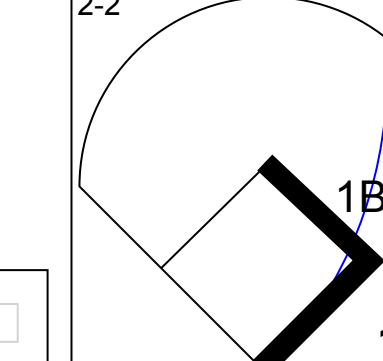
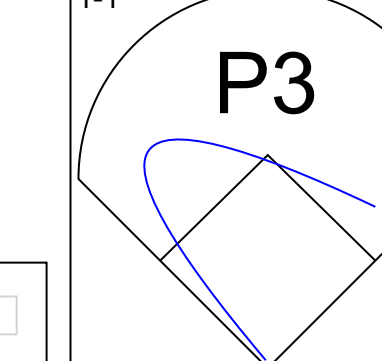
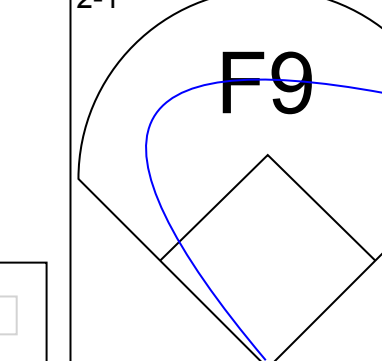
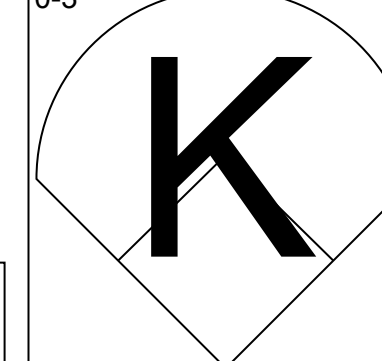
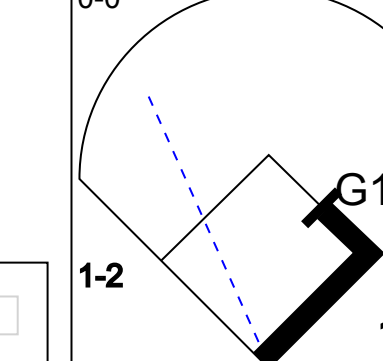
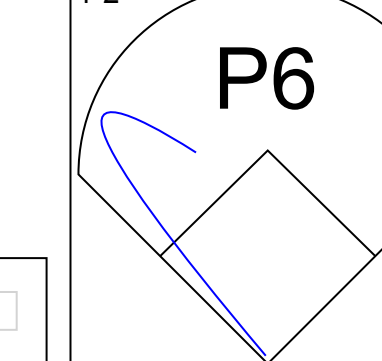
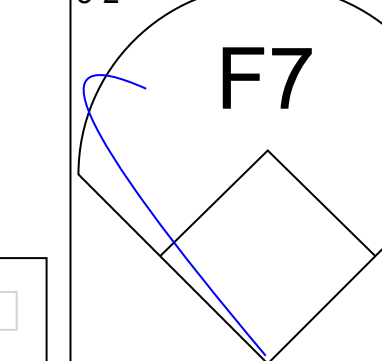
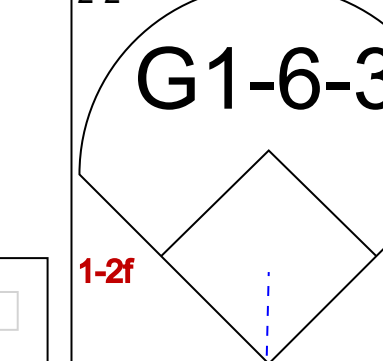
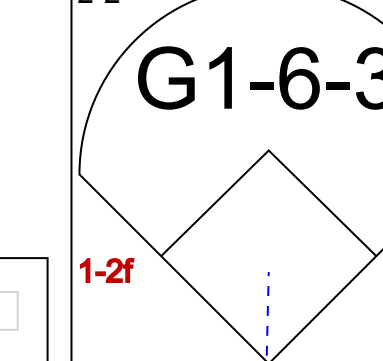
AB 40  
R 5  
H 12  
RBI 5  
BB 2  
SO 8  
LOB 12



Sat Oct 09 2004, 4:00 PM EDT  
Att. 52,498 - Unknown - 70 F

Sat Oct 09 2004, 4:00 PM EDT  
Att. 52,498 - Unknown - 70 F

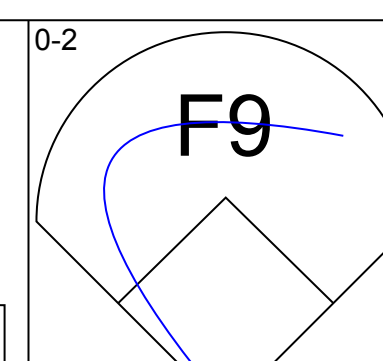
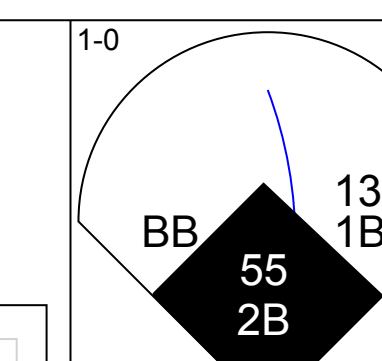
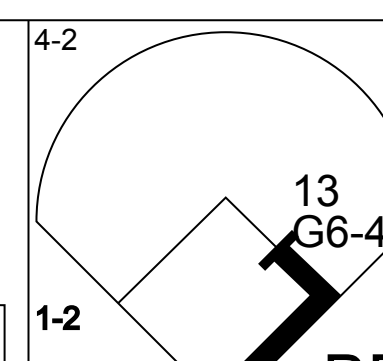
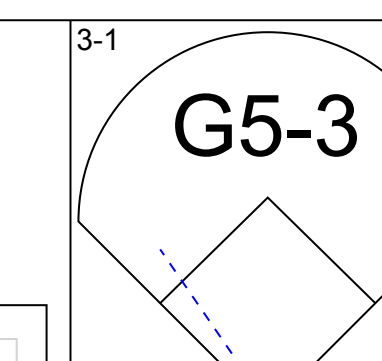
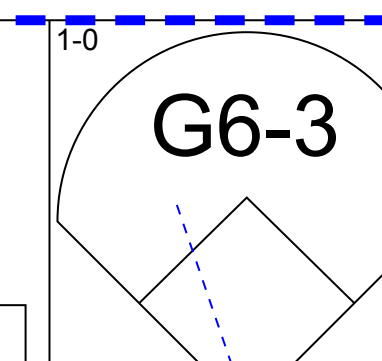
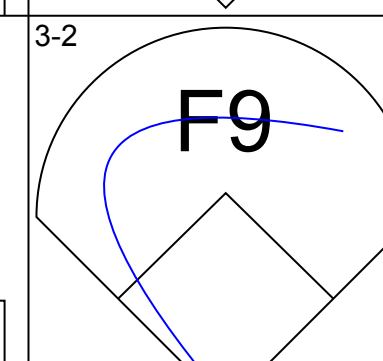
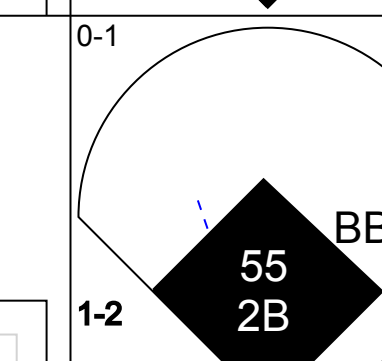
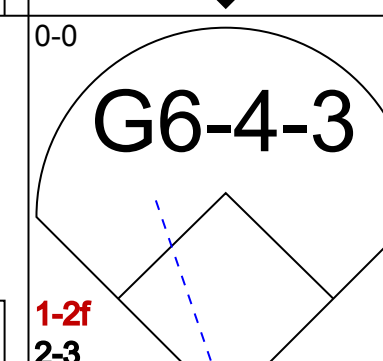
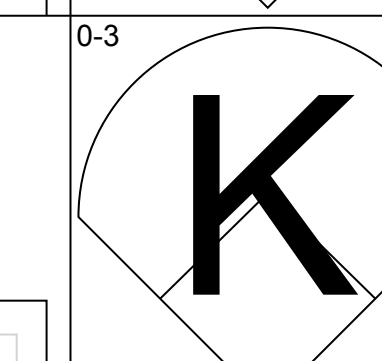
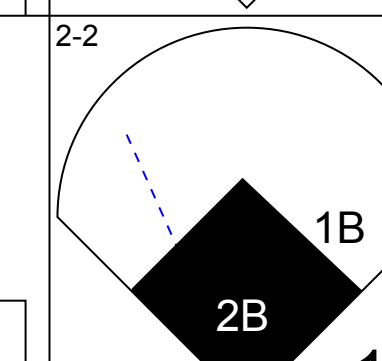
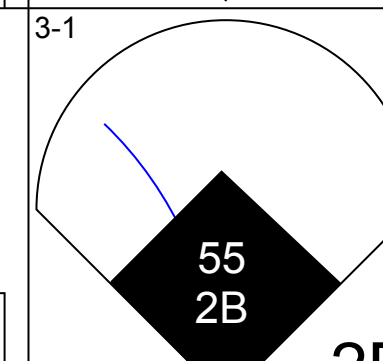
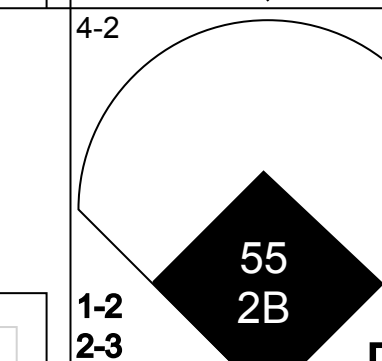
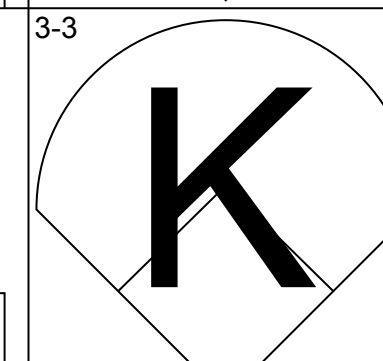
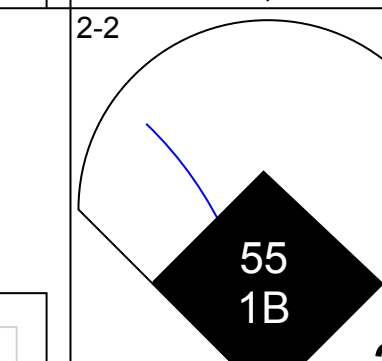
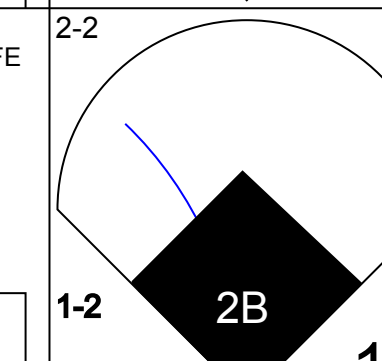
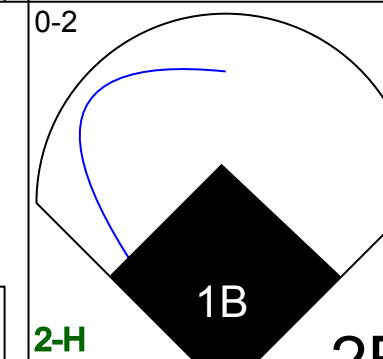
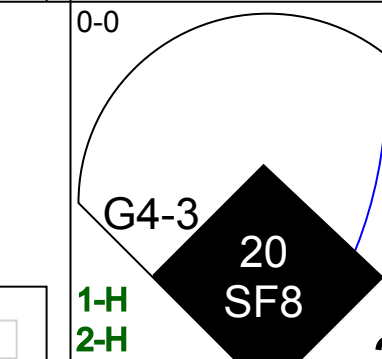

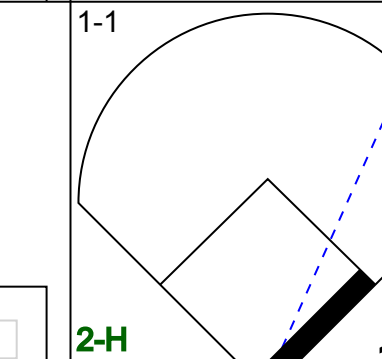
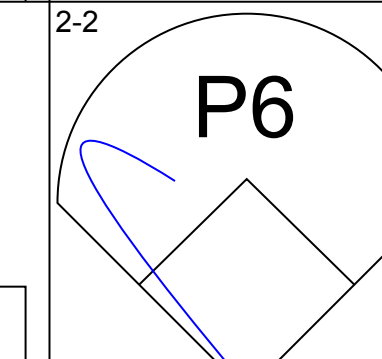
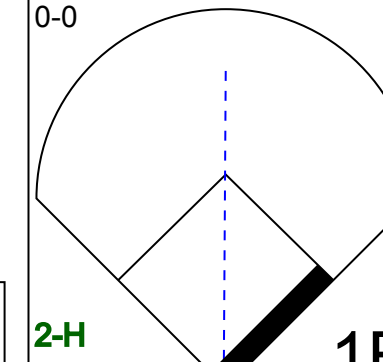
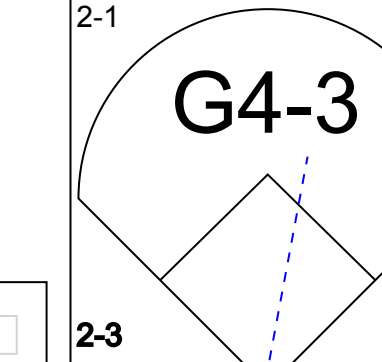

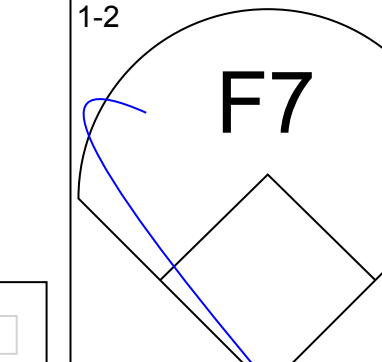
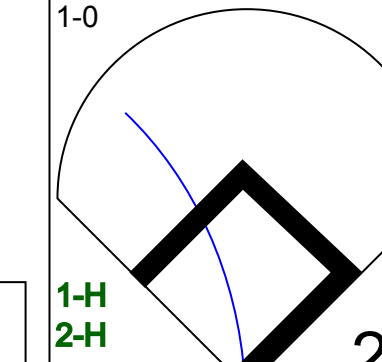
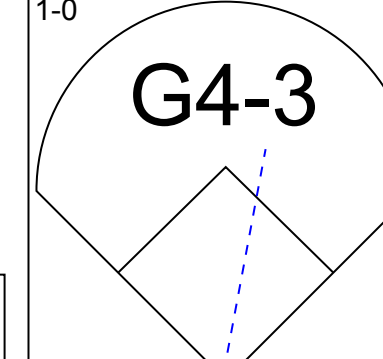
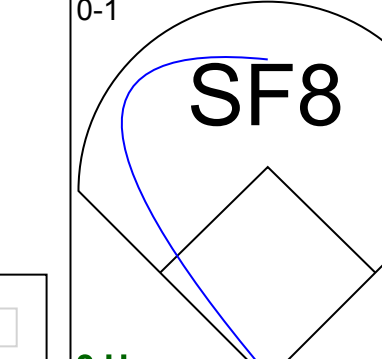


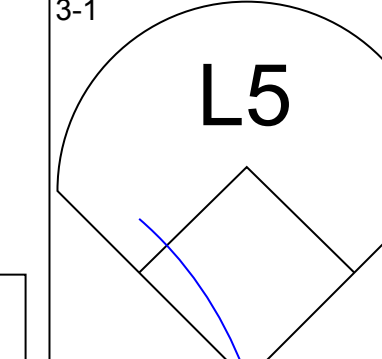
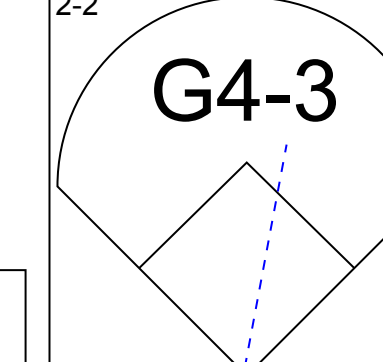
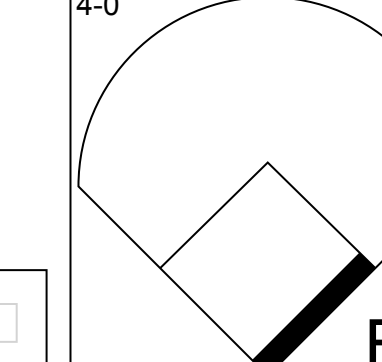



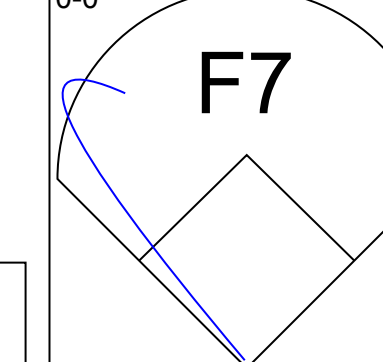
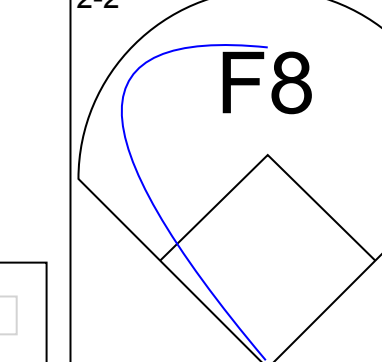




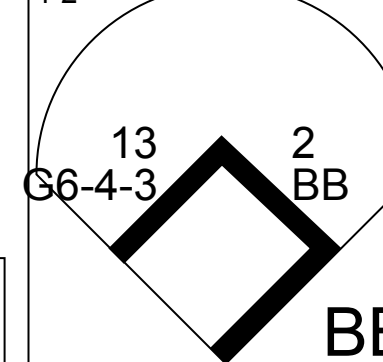
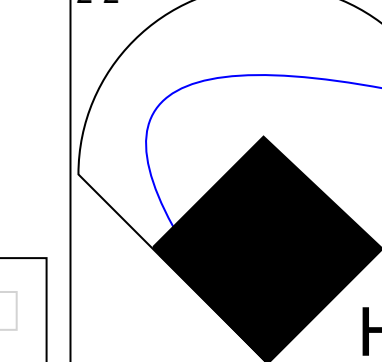



Batter	1	2	3	4	5	6	7	8	9	AB	R	H	RBI	BB	SO	LOB	TOP					
18 Johnny Damon, L OBP: 0.400, SLG: 0.421										4	0	0	0	0	0	4	1					
Mark Bellhorn, S OBP: 0.350, SLG: 0.200										4	1	1	0	0	0	1	1					
Manny Ramirez, R OBP: 0.350, SLG: 0.647										4	1	1	0	0	0	1	1					
34 David Ortiz, L OBP: 0.650, SLG: 1.000										4	1	2	2	0	1	0						
Kevin Millar, R OBP: 0.333, SLG: 0.571										4	1	1	2	0	1	1						
Trot Nixon, L OBP: 0.357, SLG: 0.250										4	1	1	1	0	0	0						
Jason Varitek, S OBP: 0.368, SLG: 0.625										4	1	2	2	0	1	0						
Orlando Cabrera, R OBP: 0.263, SLG: 0.235										4	0	1	0	0	1	0						
Bill Mueller, S OBP: 0.353, SLG: 0.313										4	1	1	0	0	0	2						
<b>Inning Stats</b>	R: 0 E: 0 K: 1 S: 8	H: 0 LOB: 0 BB: 0 P: 11	R: 0 E: 0 K: 0 S: 7	H: 0 LOB: 0 BB: 0 P: 11	R: 0 E: 0 K: 0 S: 7	H: 0 LOB: 0 BB: 0 P: 12	R: 0 E: 0 K: 3 S: 9	H: 0 LOB: 0 BB: 0 P: 16	R: 0 E: 0 K: 2 S: 9	H: 0 LOB: 0 BB: 0 P: 13	R: 0 E: 0 K: 1 S: 9	H: 0 LOB: 0 BB: 0 P: 15	R: 5 E: 0 K: 2 S: 20	H: 5 LOB: 0 BB: 0 P: 24	R: 2 E: 0 K: 1 S: 12	H: 3 LOB: 1 BB: 0 P: 21	R: 0 E: 0 K: 0 S: 10	H: 2 LOB: 1 BB: 0 P: 14	1B: 6 2B: 2 3B: 1 HR: 1	SF: 0 SAC: 0 DP: 1 HBP: 0	WP: 0 PB: 1 SB: 0 CS: 0	PA: 36
<b>PITCHER</b>	IP WLS BF H R ER SO BB IBB HBP BLK WP HR S P ERA WHIP																					
35 Mike Mussina, R ERA: 3.95	(1, 1) 6.2 W 24 4 4 4 8 0 0 0 0 0 0 0 62 95 5.40 0.600																					
Tanyon Sturtze, R ERA: 9.0	(7, 1) 0.1 2 1 1 1 1 0 0 0 0 0 0 1 7 7 27.00 3.000																					
Tom Gordon, R ERA: 8.31	(8, 1) 0.2 H 5 3 2 2 1 0 0 0 0 0 0 0 10 17 27.00 4.500																					
42 Mariano Rivera, R ERA:	(8, 1) 1.1 S 5 2 0 0 0 0 0 0 0 0 0 0 12 18 0.00 1.500																					

**Boston Red Sox @ New York Yankees**  
Yankee Stadium, Bronx, NY  
Tue Oct 12 2004, 8:00 PM EDT  
Att: 56,135 - Cloudy - 59 F

AB 36  
R 7  
H 10  
RBI 7  
BB 0  
SO 10  
LOB 6



Batter	1	2	3	4	5	6	7	8	9	AB	R	H	RBI	BB	SO	LOB	BOTTOM			
2 Derek Jeter, R OBP: 0.360, SLG: 0.478										4	1	1	0	1	0	0				
13 Alex Rodriguez, R OBP: 0.482, SLG: 0.667										5	2	2	0	0	1	2				
Gary Sheffield, R OBP: 0.423, SLG: 0.591										4	4	3	0	1	1	1				
55 Hideki Matsui, L OBP: 0.500, SLG: 0.727										5	2	3	5	0	0	2				
Bernie Williams, S OBP: 0.333, SLG: 0.522										5	0	2	3	0	0	2				
20 Jorge Posada, S OBP: 0.217, SLG: 0.190										3	0	0	1	0	0	2				
John Olerud, L OBP: 0.350, SLG: 0.353										3	0	1	0	1	0	0				
Miguel Cairo, R OBP: 0.300, SLG: 0.278										4	0	1	0	0	0	3				
Kenny Lofton, L OBP: 0.375, SLG: 0.714										3	1	1	1	1	1	1				
<b>Inning Stats</b>	R: 2 E: 0 K: 0 S: 14	H: 3 LOB: 1 BB: 0 P: 21	R: 0 E: 0 K: 1 S: 8	H: 0 LOB: 0 BB: 0 P: 10	R: 4 E: 0 K: 0 S: 14	H: 3 LOB: 1 BB: 2 P: 27	R: 0 E: 0 K: 1 S: 11	H: 0 LOB: 2 BB: 2 P: 22	R: 0 E: 0 K: 1 S: 16	H: 3 LOB: 1 BB: 0 P: 25	R: 0 E: 0 K: 0 S: 11	H: 1 LOB: 1 BB: 0 P: 18	R: 2 E: 0 K: 0 S: 14	H: 3 LOB: 1 BB: 0 P: 25	R: 0 E: 0 K: 0 S: 10	H: 2 LOB: 1 BB: 0 P: 14	1B: 8 2B: 5 3B: 0 HR: 1	SF: 1 SAC: 0 DP: 1 HBP: 1	WP: 0 PB: 0 SB: 0 CS: 0	PA: 42
<b>PITCHER</b>	IP WLS BF H R ER SO BB IBB HBP BLK WP HR S P ERA WHIP																			
38 Curt Schilling, R ERA: 7.45	(1, 1) 3.0 L 17 6 6 6 1 2 0 0 0 0 0 0 11 22 18.00 2.667																			
Curt Leskanic, R ERA:	(4, 1) 1.0 4 0 0 0 1 2 0 0 0 0 0 0 11 22 0.00 2.000																			
Ramiro Mendoza, R ERA:	(5, 1) 1.0 5 1 0 0 0 0 0 1 0 0 0 0 8 17 0.00 1.000																			
49 Tim Wakefield, R ERA: 18.0	(6, 1) 1.0 6 3 2 2 1 0 0 0 0 0 0 1 16 25 18.00 3.000																			
Alan Embree, L ERA:	(7, 1) 1.0 4 1 0 0 0 0 0 0 0 0 0 0 11 18 0.00 1.000																			

**Boston Red Sox @ New York Yankees**  
Yankee Stadium, Bronx, NY  
Tue Oct 12 2004, 8:00 PM EDT  
Att: 56,135 - Cloudy - 59 F

AB 36  
R 10  
H 14  
RBI 10  
BB 4  
SO 3  
LOB 13





Batter	1	2	3	4	5	6	7	8	9	AB	R	H	RBI	BB	SO	LOB	TOP																						
18 Johnny Damon, L OBP: 0.333, SLG: 0.348	G3		G4-3			L8		K		4	0	0	0	0	1	2	<b>Boston Red Sox @ New York Yankees</b> Yankee Stadium, Bronx, NY Wed Oct 13 2004, 8:00 PM EDT Att: 56,136 - Sunny - 60 F																						
Mark Bellhorn, S OBP: 0.292, SLG: 0.158	P6		F8			K		G3		4	0	0	0	0	1	1																							
Manny Ramirez, R OBP: 0.333, SLG: 0.619	K				F8			G6-3		4	0	1	0	0	1	0																							
34 David Ortiz, L OBP: 0.625, SLG: 0.889		BB			P4			G5-4-3		3	0	1	0	1	1	1																							
Kevin Millar, R OBP: 0.263, SLG: 0.444	P6				G1-3			G5-4-3		4	0	0	0	0	1	3																							
Trot Nixon, L OBP: 0.353, SLG: 0.267					F7					3	1	1	0	0	0	1																							
Jason Varitek, S OBP: 0.364, SLG: 0.632					G4-3			2B		3	0	1	0	0	0	1																							
Orlando Cabrera, R OBP: 0.273, SLG: 0.250								G4-3		3	0	1	1	0	1	1																							
Bill Mueller, S OBP: 0.300, SLG: 0.263					G3			G6-3		3	0	0	0	0	0	2																							
<b>Inning Stats</b>	R: 0 E: 0 K: 1 S: 6	H: 0 LOB: 0 BB: 0 P: 9	R: 0 E: 0 K: 0 S: 5	H: 0 LOB: 1 BB: 1 P: 11	R: 0 E: 0 K: 0 S: 9	H: 1 LOB: 1 BB: 0 P: 10	R: 0 E: 0 K: 0 S: 4	H: 0 LOB: 0 BB: 0 P: 6	R: 0 E: 0 K: 1 S: 6	H: 0 LOB: 0 BB: 0 P: 9	R: 0 E: 0 K: 0 S: 18	H: 0 LOB: 0 BB: 0 P: 24	R: 0 E: 0 K: 0 S: 7	H: 1 LOB: 0 BB: 0 P: 10	R: 1 E: 0 K: 1 S: 15	H: 2 LOB: 1 BB: 0 P: 25	R: 0 E: 0 K: 2 S: 12	H: 1 LOB: 1 BB: 0 P: 17	1B: 3 2B: 2 3B: 0 HR: 0	SF: 0 SAC: 0 DP: 1 HBP: 0	WP: 0 PB: 0 SB: 0 CS: 0	PA: 32																	
<b>PITCHER</b>	IP	WLS	BF	H	R	ER	SO	BB	IBB	HBP	BLK	WP	HR	S	P	ERA	WHIP	<b>PITCHER</b>				IP	WLS	BF	H	R	ER	SO	BB	IBB	HBP	BLK	WP	HR	S	P	ERA	WHIP	
Jon Lieber, R ERA: 2.63	(1, 1)	7.0	W	24	3	1	1	3	1	0	0	0	0	0	57	82	1.29	0.571																					
Tom Gordon, R ERA: 7.2	(8, 1)	0.2	H	3	1	0	0	0	0	0	0	0	0	0	9	16	0.00	1.500																					
42 Mariano Rivera, R ERA:	(8, 1)	1.1	S	5	1	0	0	3	0	0	0	0	0	0	16	23	0.00	0.750																					

Batter	1	2	3	4	5	6	7	8	9	AB	R	H	RBI	BB	SO	LOB	BOTTOM																						
2 Derek Jeter, R OBP: 0.367, SLG: 0.423	BB	F8			G6-3		G6-3			3	1	0	0	2	0	2	<b>Boston Red Sox @ New York Yankees</b> Yankee Stadium, Bronx, NY Wed Oct 13 2004, 8:00 PM EDT Att: 56,136 - Sunny - 60 F																						
13 Alex Rodriguez, R OBP: 0.452, SLG: 0.607	BB		K				L5			4	0	1	0	0	1	5																							
Gary Sheffield, R OBP: 0.433, SLG: 0.577					P6					4	0	2	1	0	1	1																							
55 Hideki Matsui, L OBP: 0.467, SLG: 0.654					G3					4	0	1	0	0	2	3																							
Bernie Williams, S OBP: 0.286, SLG: 0.444					G3-1					4	0	0	0	0	1	4																							
20 Jorge Posada, S OBP: 0.296, SLG: 0.217										2	1	1	0	2	0	2																							
John Olerud, L OBP: 0.333, SLG: 0.476										4	1	1	2	0	0	2																							
Miguel Cairo, R OBP: 0.333, SLG: 0.250										2	0	0	0	1	1	1																							
Kenny Lofton, L OBP: 0.333, SLG: 0.545										4	0	1	0	0	2	3																							
<b>Inning Stats</b>	R: 1 E: 0 K: 2 S: 15	H: 1 LOB: 2 BB: 1 P: 26	R: 0 E: 0 K: 1 S: 10	H: 1 LOB: 2 BB: 1 P: 20	R: 0 E: 0 K: 0 S: 6	H: 0 LOB: 0 BB: 0 P: 10	R: 0 E: 0 K: 1 S: 9	H: 0 LOB: 1 BB: 1 P: 16	R: 0 E: 0 K: 2 S: 12	H: 1 LOB: 1 BB: 0 P: 19	R: 2 E: 0 K: 1 S: 12	H: 1 LOB: 0 BB: 1 P: 22	R: 0 E: 0 K: 0 S: 7	H: 2 LOB: 2 BB: 0 P: 10	R: 0 E: 0 K: 1 S: 11	H: 1 LOB: 3 BB: 1 P: 20	1B: 6 2B: 0 3B: 0 HR: 1	SF: 0 SAC: 0 DP: 0 HBP: 2	WP: 0 PB: 0 SB: 1 CS: 0	PA: 38																			
<b>PITCHER</b>	IP	WLS	BF	H	R	ER	SO	BB	IBB	HBP	BLK	WP	HR	S	P	ERA	WHIP	<b>PITCHER</b>				IP	WLS	BF	H	R	ER	SO	BB	IBB	HBP	BLK	WP	HR	S	P	ERA	WHIP	
Pedro Martinez, R ERA: 4.15	(1, 1)	6.0	L	27	4	3	3	7	4	0	1	0	0	64	113	4.50	1.333																						
50 Mike Timlin, R ERA: 10.38	(7, 1)	0.2		3	1	0	0	0	0	0	0	0	0	5	8	0.00	1.500																						
Alan Embree, L ERA:	(7, 1)	0.2		4	2	0	0	0	0	0	0	0	0	5	5	0.00	3.000																						
Keith Foulke, R ERA:	(8, 1)	0.2		4	0	0	0	1	1	0	1	0	0	0	8	17	0.00	1.500																					

AB	31
R	1
H	5
RBI	1
BB	1
SO	6
LOB	12



AB	31
R	3
H	7
RBI	3
BB	5
SO	8
LOB	23





Batter	1	2	3	4	5	6	7	8	9	AB	R	H	RBI	BB	SO	LOB	TOP						
<b>2 Derek Jeter, R</b> OBP: 0.389, SLG: 0.400										4	2	1	0	2	0	3	<b>New York Yankees @ Boston Red Sox</b> Fenway Park, Boston, MA Sat Oct 16 2004, 7:30 PM EDT Att: 35,126 - Unknown - 57 F						
<b>13 Alex Rodriguez, R</b> OBP: 0.496, SLG: 0.758										5	5	3	3	1	0	2							
<b>Gary Sheffield, R</b> OBP: 0.500, SLG: 0.742 <b>Bubba Crosby, L</b> OBP: 0.000, SLG: 0.000										5	3	4	4	1	0	1							
<b>55 Hideki Matsui, L</b> OBP: 0.528, SLG: 0.938										6	5	5	5	0	0	1							
<b>Bernie Williams, S</b> OBP: 0.353, SLG: 0.515										6	1	4	3	0	1	2							
<b>20 Jorge Posada, S</b> OBP: 0.333, SLG: 0.286										5	1	2	1	1	0	2							
<b>Ruben Sierra, S</b> OBP: 0.300, SLG: 0.556										6	0	2	2	0	2	4							
<b>John Olerud, L</b> OBP: 0.286, SLG: 0.400 <b>Tony Clark, S</b> OBP: 0.000, SLG: 0.000										4	0	0	0	0	0	3							
<b>Miguel Cairo, R</b> OBP: 0.345, SLG: 0.250										4	1	1	0	0	1	1							
<b>Inning Stats</b>	R: 3 E: 0 K: 0 S: 21	H: 3 LOB: 0 BB: 1 P: 31	R: 0 E: 0 K: 0 S: 8	H: 1 LOB: 1 BB: 0 P: 13	R: 3 E: 0 K: 1 S: 18	H: 3 LOB: 1 BB: 1 P: 35	R: 5 E: 0 K: 0 S: 14	H: 3 LOB: 1 BB: 2 P: 27	R: 2 E: 0 K: 1 S: 17	H: 2 LOB: 1 BB: 1 P: 28	R: 0 E: 0 K: 0 S: 9	H: 0 LOB: 1 BB: 0 P: 12	R: 4 E: 0 K: 0 S: 19	H: 5 LOB: 1 BB: 0 P: 27	R: 0 E: 0 K: 2 S: 12	H: 1 LOB: 1 BB: 0 P: 19		R: 2 E: 0 K: 1 S: 15	H: 4 LOB: 1 BB: 0 P: 23	1B: 9 2B: 9 3B: 1 HR: 4	SF: 0 SAC: 0 DP: 2 HBP: 1	WP: 0 PB: 0 SB: 0 CS: 0	PA: 53
<b>PITCHER</b>	IP WLS BF H R ER SO BB IBB HBP BLK WP HR S P ERA WHIP																						
<b>Bronson Arroyo, R</b> ERA: 9.0	2.0	13	6	6	6	0	2	0	0	0	0	0	2	36	60	27.00	4.000						
<b>Ramiro Mendoza, R</b> ERA: 4.5	3.1	5	1	1	1	1	0	0	1	1	0	0	1	11	20	9.00	1.000						
<b>Curt Leskanic, R</b> ERA: 20.25	4.1	4	2	2	2	0	1	0	0	0	0	1	8	15	54.00	9.000							
<b>49 Tim Wakefield, R</b> ERA: 14.54	4.1	3.1	17	5	6	6	1	1	1	0	0	0	0	43	64	16.20	1.800						
<b>Alan Embree, L</b> ERA: 6.0	7.1	0.1	4	3	2	2	0	0	0	0	0	0	0	8	14	54.00	9.000						
<b>Mike Myers, L</b> ERA: 11.57	8.1	2.0	10	5	2	2	3	0	0	0	0	0	0	1	27	42	9.00	2.500					
Batter	1	2	3	4	5	6	7	8	9	AB	R	H	RBI	BB	SO	LOB	BOTTOM						
<b>18 Johnny Damon, L</b> OBP: 0.310, SLG: 0.321										5	1	1	1	0	0	4	<b>New York Yankees @ Boston Red Sox</b> Fenway Park, Boston, MA Sat Oct 16 2004, 7:30 PM EDT Att: 35,126 - Unknown - 57 F						
<b>Mark Bellhorn, S</b> OBP: 0.276, SLG: 0.130										4	0	0	0	1	4	1							
<b>Manny Ramirez, R</b> OBP: 0.345, SLG: 0.560										4	0	1	0	1	1	2							
<b>34 David Ortiz, L</b> OBP: 0.621, SLG: 0.826										5	1	3	0	0	1	2							
<b>Jason Varitek, S</b> OBP: 0.423, SLG: 0.773 <b>Doug Mirabelli, R</b> OBP: 0.000, SLG: 0.000										3	3	2	2	1	0	2							
<b>Trot Nixon, L</b> OBP: 0.384, SLG: 0.500										5	1	2	2	0	1	1							
<b>Kevin Millar, R</b> OBP: 0.250, SLG: 0.435										5	1	1	0	0	1	1							
<b>Bill Mueller, S</b> OBP: 0.360, SLG: 0.348										4	1	2	0	1	0	1							
<b>Orlando Cabrera, R</b> OBP: 0.346, SLG: 0.417										4	0	3	2	0	0	1							
<b>Inning Stats</b>	R: 0 E: 1 K: 1 S: 10	H: 2 LOB: 2 BB: 0 P: 19	R: 4 E: 1 K: 0 S: 19	H: 3 LOB: 2 BB: 2 P: 38	R: 2 E: 0 K: 1 S: 19	H: 3 LOB: 1 BB: 1 P: 34	R: 0 E: 0 K: 1 S: 16	H: 1 LOB: 1 BB: 1 P: 25	R: 0 E: 0 K: 2 S: 10	H: 0 LOB: 0 BB: 0 P: 12	R: 0 E: 0 K: 2 S: 10	H: 1 LOB: 1 BB: 0 P: 13	R: 2 E: 0 K: 0 S: 18	H: 4 LOB: 2 BB: 0 P: 27	R: 0 E: 0 K: 2 S: 9	H: 0 LOB: 0 BB: 0 P: 12		R: 0 E: 0 K: 1 S: 10	H: 1 LOB: 1 BB: 0 P: 17	1B: 8 2B: 6 3B: 0 HR: 2	SF: 0 SAC: 0 DP: 1 HBP: 0	WP: 2 PB: 0 SB: 0 CS: 0	PA: 44
<b>PITCHER</b>	IP WLS BF H R ER SO BB IBB HBP BLK WP HR S P ERA WHIP																						
<b>Kevin Brown, R</b> ERA: 4.5	1.1	13	5	4	3	1	2	0	0	0	0	1	1	29	57	13.50	3.500						
<b>Javier Vazquez, R</b> ERA: 8.68	3.1	20	7	4	4	4	2	0	0	0	0	1	62	96	8.31	2.077							
<b>Paul Quantrill, R</b> ERA: 0.00	7.1	7	2	0	0	2	0	0	0	0	0	0	20	27	0.00	1.200							
<b>Tom Gordon, R</b> ERA: 6.0	9.1	4	1	0	0	1	0	0	0	0	1	0	10	17	0.00	1.000							







Batter	1	2	3	4	5	6	7	8	9	10	11	12	13	14	AB	R	H	RBI	BB	SO	LOB	TOP
<b>2 Derek Jeter, R</b> OBP: 0.354, SLG: 0.366															7	0	1	3	0	2	3	
<b>13 Alex Rodriguez, R</b> OBP: 0.460, SLG: 0.690															4	0	0	0	2	2	2	
<b>Gary Sheffield, R</b> OBP: 0.449, SLG: 0.575															4	0	0	0	3	3	2	
<b>55 Hideki Matsui, L</b> OBP: 0.469, SLG: 0.818															7	0	1	0	0	1	7	
<b>Bernie Williams, S</b> OBP: 0.319, SLG: 0.500															7	1	2	1	0	1	3	
<b>20 Jorge Posada, S</b> OBP: 0.391, SLG: 0.316															6	1	2	0	1	1	1	
<b>Ruben Sierra, S</b> OBP: 0.394, SLG: 0.517															5	1	3	0	2	2	3	
<b>Tony Clark, S</b> OBP: 0.188, SLG: 0.250															7	0	1	0	0	4	6	
<b>Miguel Cairo, R</b> OBP: 0.366, SLG: 0.294															6	1	2	0	0	0	5	
<b>Inning Stats</b>	R: 0 E: 0 K: 2 S: 8	H: 0 LOB: 1 BB: 1 P: 12	R: 1 E: 0 K: 0 S: 8	H: 2 LOB: 1 BB: 0 P: 10	R: 0 E: 0 K: 1 S: 10	H: 1 LOB: 2 BB: 1 P: 18	R: 0 E: 0 K: 1 S: 9	H: 0 LOB: 0 BB: 1 P: 16	R: 3 E: 0 K: 1 S: 14	H: 3 LOB: 3 BB: 1 P: 29	R: 0 E: 0 K: 0 S: 10	H: 1 LOB: 1 BB: 1 P: 20	R: 0 E: 0 K: 2 S: 11	H: 1 LOB: 1 BB: 0 P: 13	R: 0 E: 0 K: 1 S: 12	H: 0 LOB: 2 BB: 1 P: 26	R: 0 E: 0 K: 1 S: 9	H: 0 LOB: 0 BB: 0 P: 10	1B: 8 2B: 3 3B: 0 HR: 1	SF: 0 SAC: 1 DP: 1 HBP: 2	WP: 0 PB: 3 SB: 0 CS: 0	PA: 64
<b>PITCHER</b>	IP	WLS	BF	H	R	ER	SO	BB	IBB	HBP	BLK	WP	HR	S	P	ERA	WHIP					
<b>Pedro Martinez, R</b> ERA: 4.74	6.0	12	31	7	4	4	6	5	0	0	0	0	0	62	111	6.00	2.000					
<b>50 Mike Timlin, R</b> ERA: 7.71	1.2	8	2	0	0	0	1	1	0	0	0	0	0	11	20	0.00	1.800					
<b>Keith Foulke, R</b> ERA: 7.71	1.1	6	1	0	0	0	1	0	0	0	0	0	0	11	22	0.00	1.500					
<b>Bronson Arroyo, R</b> ERA: 8.0	1.0	3	0	0	0	2	0	0	0	0	0	0	0	10	17	0.00	0.000					
<b>Mike Myers, L</b> ERA: 10.13	0.1	1	0	0	0	1	0	0	0	0	0	0	0	3	4	0.00	0.000					
<b>PITCHER</b>	IP	WLS	BF	H	R	ER	SO	BB	IBB	HBP	BLK	WP	HR	S	P	ERA	WHIP					
<b>Alan Embree, L</b> ERA: 3.38	0.2	3	1	0	0	0	2	0	0	0	0	0	0	8	9	0.00	1.500					
<b>49 Tim Wakefield, R</b> ERA: 6.59	3.0	12	1	0	0	4	0	1	0	0	0	0	0	27	43	0.00	0.333					

**New York Yankees @ Boston Red Sox**  
Fenway Park, Boston, MA  
Mon Oct 18 2004, 5:00 PM EDT  
Att: 35,120 - Cloudy - 58 F

AB: 53  
R: 4  
H: 12  
RBI: 4  
BB: 8  
SO: 16  
LOB: 32

Batter	1	2	3	4	5	6	7	8	9	10	11	12	13	14	AB	R	H	RBI	BB	SO	LOB	BOTTOM		
<b>18 Johnny Damon, L</b> OBP: 0.286, SLG: 0.256															6	1	1	0	1	2	3			
<b>Orlando Cabrera, R</b> OBP: 0.333, SLG: 0.361															6	1	2	0	1	1	4			
<b>Manny Ramirez, R</b> OBP: 0.429, SLG: 0.529															6	0	2	0	1	0	3			
<b>34 David Ortiz, L</b> OBP: 0.995, SLG: 0.882															6	2	3	3	1	3	2			
<b>Kevin Millar, R</b> OBP: 0.344, SLG: 0.407															2	0	0	0	2	0	2			
<b>Doug Mientkiewicz, L</b> OBP: 0.429, SLG: 0.571															4	0	1	0	0	1	5			
<b>Trot Nixon, L</b> OBP: 0.290, SLG: 0.379															2	0	0	0	0	0	1			
<b>Gabe Kapler, R</b> OBP: 0.143, SLG: 0.143															4	0	1	0	0	1	5			
<b>Jason Varitek, S</b> OBP: 0.324, SLG: 0.548															4	0	0	2	1	1	3			
<b>Bill Mueller, S</b> OBP: 0.333, SLG: 0.324															6	0	1	0	0	1	4			
<b>Mark Bellhorn, S</b> OBP: 0.289, SLG: 0.194															6	0	2	0	0	2	2			
<b>Inning Stats</b>	R: 2 E: 0 K: 1 S: 19	H: 3 LOB: 3 BB: 2 P: 34	R: 0 E: 0 K: 1 S: 7	H: 0 LOB: 0 BB: 0 P: 9	R: 0 E: 0 K: 3 S: 12	H: 1 LOB: 1 BB: 0 P: 14	R: 0 E: 0 K: 1 S: 13	H: 0 LOB: 0 BB: 0 P: 13	R: 0 E: 0 K: 0 S: 13	H: 1 LOB: 1 BB: 1 P: 21	R: 2 E: 0 K: 0 S: 13	H: 2 LOB: 2 BB: 1 P: 24	R: 0 E: 0 K: 0 S: 6	H: 1 LOB: 1 BB: 0 P: 11	R: 0 E: 0 K: 1 S: 12	H: 2 LOB: 1 BB: 0 P: 10	R: 0 E: 0 K: 0 S: 7	H: 0 LOB: 0 BB: 0 P: 9	R: 1 E: 0 K: 2 S: 18	H: 1 LOB: 2 BB: 2 P: 31	1B: 10 2B: 2 3B: 0 HR: 1	SF: 1 SAC: 0 DP: 2 HBP: 0	WP: 0 PB: 0 SB: 0 CS: 2	PA: 58
<b>PITCHER</b>	IP	WLS	BF	H	R	ER	SO	BB	IBB	HBP	BLK	WP	HR	S	P	ERA	WHIP							
<b>35 Mike Mussina, R</b> ERA: 3.66	6.0	12	27	6	2	2	7	2	0	0	0	0	0	73	105	3.00	1.333							
<b>Tanyon Sturtz, R</b> ERA: 0.06	0.1	H	2	0	0	0	0	1	0	0	0	0	0	7	13	0.00	3.000							
<b>Tom Gordon, R</b> ERA: 6.23	0.2	H	4	2	2	2	0	1	0	0	0	0	0	10	19	27.00	4.500							
<b>42 Mariano Rivera, R</b> ERA: 0.73	2.0	B	6	1	0	0	1	0	0	0	0	0	0	13	22	0.00	0.500							
<b>Felix Heredia, L</b> ERA: 27.0	0.1	2	1	0	0	1	0	0	0	0	0	0	0	9	14	0.00	3.000							
<b>PITCHER</b>	IP	WLS	BF	H	R	ER	SO	BB	IBB	HBP	BLK	WP	HR	S	P	ERA	WHIP							
<b>Paul Quantrill, R</b> ERA: 3.86	1.0	L	5	2	0	0	0	0	0	0	0	0	0	9	13	0.00	2.000							
<b>Esteban Loaiza, R</b> ERA: 1.69	3.1	L	12	1	1	1	3	3	0	0	0	0	0	35	59	2.70	1.200							

**New York Yankees @ Boston Red Sox**  
Fenway Park, Boston, MA  
Mon Oct 18 2004, 5:00 PM EDT  
Att: 35,120 - Cloudy - 58 F

AB: 50  
R: 5  
H: 13  
RBI: 5  
BB: 7  
SO: 12  
LOB: 30



Batter	1	2	3	4	5	6	7	8	9	AB	R	H	RBI	BB	SO	LOB	TOP										
18 Johnny Damon, L (1, 8) OBP: 0.277, SLG: 0.250										5	0	1	0	0	1	2	<b>Boston Red Sox @ New York Yankees</b> Yankee Stadium, Bronx, NY Tue Oct 19 2004, 8:00 PM EDT Att: 56,128 - Unknown - 49 F <a href="http://livebaseballscorecards.com">livebaseballscorecards.com</a>										
Bill Mueller, S (1, 5) OBP: 0.317, SLG: 0.289										4	0	0	0	0	0	3											
Manny Ramirez, R (1, 7) OBP: 0.413, SLG: 0.500										4	0	1	0	0	0	1											
34 David Ortiz, L (1, 10) OBP: 0.543, SLG: 0.789										4	0	0	0	0	0	2											
Trot Nixon, L (1, 9) OBP: 0.265, SLG: 0.344 Gabe Kapler, R (8, PH) OBP: 0.250, SLG: 0.250 (8, 9)										3	0	0	0	0	1	0											
Kevin Millar, R (1, 3) OBP: 0.381, SLG: 0.452 Doug Mientkiewicz, L (8, 3) OBP: 0.429, SLG: 0.571										4	1	2	0	0	0	2											
Jason Varitek, S (1, 2) OBP: 0.366, SLG: 0.571										4	1	3	1	0	0	0											
Orlando Cabrera, R (1, 6) OBP: 0.349, SLG: 0.375										4	1	2	0	0	0	1											
Mark Bellhorn, S (1, 4) OBP: 0.310, SLG: 0.294 Pokey Reese, R (9, PR) (9, 4)										3	1	1	3	1	0	3											
<b>Inning Stats</b>	R: 0 E: 0 K: 1 S: 12	H: 0 LOB: 1 BB: 0 P: 19	R: 0 E: 0 K: 0 S: 14	H: 3 LOB: 2 BB: 0 P: 19	R: 0 E: 0 K: 0 S: 7	H: 1 LOB: 0 BB: 0 P: 12	R: 4 E: 0 K: 0 S: 20	H: 4 LOB: 0 BB: 0 P: 26	R: 0 E: 0 K: 1 S: 13	H: 0 LOB: 0 BB: 0 P: 21	R: 0 E: 0 K: 0 S: 6	H: 0 LOB: 0 BB: 0 P: 8	R: 0 E: 0 K: 0 S: 15	H: 2 LOB: 2 BB: 0 P: 24	R: 0 E: 0 K: 0 S: 14	H: 1 LOB: 2 BB: 1 P: 25		1B: 9 2B: 1 HR: 1	SF: 0 SAC: 0 DP: 2 HBP: 1	WP: 1 PB: 0 SB: 1 CS: 0	PA: 38						
<b>PITCHER</b>	IP	WLS	BF	H	R	ER	SO	BB	IBB	HBP	BLK	WP	HR	S	P	ERA	WHIP										
Jon Lieber, R (1, 1) ERA: 3.43	7.1	L	30	9	4	4	2	0	0	1	0	1	1	84	124	4.91	1.227										
Felix Heredia, L (8, 1) ERA: 19.0	0.1		1	0	0	0	0	0	0	0	0	0	0	4	7	0.00	0.000										
Paul Quantrill, R (8, 1) ERA: 3.38	0.2		4	2	0	0	0	0	0	0	0	0	0	13	19	0.00	3.000										
Tanyon Sturtze, R (9, 1) ERA: 4.5	0.2		3	0	0	0	0	1	0	0	0	0	0	6	14	0.00	1.500										

Batter	1	2	3	4	5	6	7	8	9	AB	R	H	RBI	BB	SO	LOB	BOTTOM										
2 Derek Jeter, R (1, 6) OBP: 0.346, SLG: 0.356										4	0	1	1	0	0	1	<b>Boston Red Sox @ New York Yankees</b> Yankee Stadium, Bronx, NY Tue Oct 19 2004, 8:00 PM EDT Att: 56,128 - Unknown - 49 F <a href="http://livebaseballscorecards.com">livebaseballscorecards.com</a>										
13 Alex Rodriguez, R (1, 5) OBP: 0.444, SLG: 0.652										4	0	1	0	0	0	1											
Gary Sheffield, R (1, 9) OBP: 0.434, SLG: 0.545										4	0	1	0	0	0	1											
55 Hideki Matsui, L (1, 7) OBP: 0.453, SLG: 0.766										3	0	0	0	1	0	2											
Bernie Williams, S (1, 8) OBP: 0.314, SLG: 0.540										4	1	1	1	0	1	3											
20 Jorge Posada, S (1, 2) OBP: 0.360, SLG: 0.286										4	0	0	0	0	0	3											
Ruben Sierra, S (1, 10) OBP: 0.378, SLG: 0.469										3	0	0	0	1	3	0											
Tony Clark, S (1, 3) OBP: 0.150, SLG: 0.200										4	0	0	0	0	3	2											
Miguel Cairo, R (1, 4) OBP: 0.386, SLG: 0.378										3	1	2	0	0	0	0											
<b>Inning Stats</b>	R: 0 E: 0 K: 0 S: 9	H: 0 LOB: 0 BB: 0 P: 11	R: 0 E: 0 K: 0 S: 6	H: 0 LOB: 0 BB: 0 P: 12	R: 0 E: 0 K: 1 S: 10	H: 1 LOB: 1 BB: 0 P: 15	R: 0 E: 0 K: 0 S: 13	H: 2 LOB: 2 BB: 0 P: 16	R: 0 E: 0 K: 2 S: 10	H: 0 LOB: 0 BB: 0 P: 13	R: 0 E: 0 K: 0 S: 8	H: 0 LOB: 0 BB: 0 P: 14	R: 1 E: 0 K: 1 S: 11	H: 1 LOB: 0 BB: 0 P: 18	R: 1 E: 0 K: 1 S: 16	H: 2 LOB: 1 BB: 0 P: 23		R: 0 E: 0 K: 2 S: 15	H: 0 LOB: 2 BB: 2 P: 28	1B: 3 2B: 2 HR: 1	SF: 0 SAC: 0 DP: 0 HBP: 0	WP: 0 PB: 0 SB: 0 CS: 0	PA: 35				
<b>PITCHER</b>	IP	WLS	BF	H	R	ER	SO	BB	IBB	HBP	BLK	WP	HR	S	P	ERA	WHIP										
38 Curt Schilling, R (1, 1) ERA: 4.86	7.0	W	25	4	1	1	4	0	0	0	0	0	0	16	23	9.00	2.000										
Bronson Arroyo, R (8, 1) ERA: 8.1	1.0	H	5	2	1	1	1	0	0	0	0	0	0	15	28	0.00	2.000										
Keith Foulke, R (9, 1) ERA:	1.0	S	5	0	0	0	2	2	0	0	0	0	0	15	28	0.00	2.000										



