

New York Yankees - 2005


Batter	1	2	3	4	5	6	7	8	9	AB	R	H	RBI	BB	SO	LOB	TOP										
18 Johnny Damon, L (1,8)	G4-3		E3				G3-1			4	0	0	0	0	1	1	Boston Red Sox @ New York Yankees Yankee Stadium, Bronx, NY Sun Apr 03 2005, 8:05 PM EDT Att: 54,818 - Cloudy - 43 F										
Edgar Renteria, R (1,6)	K		G5-4-3			G6-3		G5-3	4	0	0	0	0	1	2												
Manny Ramirez, R (1,7)	K		F8				K	F8	4	0	0	0	0	2	0												
34 David Ortiz, L (1,10)		G6-3						K	4	1	1	0	0	2	0												
Kevin Millar, R (1,3)		F7							2	1	0	0	2	0	1												
Jason Varitek, S (1,2)		G6-3						K	4	0	3	0	0	0	1												
Jay Payton, R (1,9)									3	0	1	1	0	0	3												
Trot Nixon, L (9,PH)									0	0	0	1	0	0	0												
Bill Mueller, S (1,5)									3	0	0	0	1	1	1												
Mark Bellhorn, S (1,4)									4	0	1	0	0	3	3												
Inning Stats	R: 0 E: 0 K: 2 S: 9	H: 0 LOB: 0 BB: 0 P: 14	R: 1 E: 0 K: 1 S: 13	H: 2 LOB: 2 BB: 1 P: 22	R: 0 E: 1 K: 0 S: 4	H: 0 LOB: 0 BB: 0 P: 6	R: 0 E: 0 K: 1 S: 14	H: 1 LOB: 1 BB: 0 P: 18	R: 0 E: 0 K: 1 S: 9	H: 1 LOB: 1 BB: 0 P: 18	R: 0 E: 0 K: 2 S: 7	H: 0 LOB: 0 BB: 0 P: 13	R: 0 E: 0 K: 1 S: 7	H: 0 LOB: 0 BB: 0 P: 12	R: 1 E: 0 K: 1 S: 16	H: 1 LOB: 1 BB: 1 P: 25	1B: 3 2B: 3 3B: 0 HR: 0	SF: 1 SAC: 0 DP: 1 HBP: 0	WP: 0 PB: 0 SB: 0 CS: 0	PA: 36							
PITCHER	IP	WLS	BF	H	R	ER	SO	BB	IBB	HBP	BLK	WP	HR	S	P	ERA	WHIP										
Randy Johnson, L (1,1)	6.0	W	25	5	1	1	6	2	0	0	0	0	0	60	95	1.50	1.167										
Tanyon Sturtze, R (7,1)	2.0		6	0	0	0	3	0	0	0	0	0	0	14	25	0.00	0.000										
Tom Gordon, R (9,1)	1.0		5	1	1	1	1	1	0	0	0	0	0	16	25	9.00	2.000										

Batter	1	2	3	4	5	6	7	8	9	AB	R	H	RBI	BB	SO	LOB	BOTTOM											
2 Derek Jeter, R (1,6)	F9		2B			F9		E1		5	2	0	1	0	4	Boston Red Sox @ New York Yankees Yankee Stadium, Bronx, NY Sun Apr 03 2005, 8:05 PM EDT Att: 54,818 - Cloudy - 43 F												
13 Alex Rodriguez, R (1,5)	F8		K			E8		G5-3	6	1	2	1	0	1	6													
Gary Sheffield, R (1,9)	FC5-4		L6			F7			4	2	1	1	1	0	4													
Ruben Sierra, S (1,10)	K		G6-3			FC6-4		F8	5	0	1	1	0	1	5													
55 Hideki Matsui, L (1,7)		25 1B	25 HBP						5	3	3	3	0	1	1													
20 Jorge Posada, S (1,2)	F9		BLK						4	0	2	0	1	1	1													
25 Jason Giambi, L (1,3)			BLK						2	0	1	0	0	0	2													
Tino Martinez, L (7,3)			HBP						0	1	0	0	1	0	0													
Bernie Williams, S (1,8)									2	0	0	1	2	2	2													
Bubba Crosby, L (8,PR)									0	0	0	0	0	0	0													
Tony Womack, L (1,4)	FC6-4								5	0	3	0	0	0	4													
Inning Stats	R: 0 E: 0 K: 1 S: 9	H: 1 LOB: 1 BB: 0 P: 13	R: 1 E: 0 K: 0 S: 13	H: 2 LOB: 1 BB: 0 P: 18	R: 3 E: 0 K: 2 S: 16	H: 4 LOB: 2 BB: 0 P: 27	R: 0 E: 0 K: 0 S: 9	H: 2 LOB: 2 BB: 0 P: 10	R: 0 E: 0 K: 1 S: 6	H: 1 LOB: 2 BB: 1 P: 14	R: 2 E: 1 K: 0 S: 12	H: 2 LOB: 2 BB: 2 P: 26	R: 0 E: 0 K: 1 S: 15	H: 1 LOB: 1 BB: 0 P: 25	R: 3 E: 1 K: 1 S: 18	H: 2 LOB: 3 BB: 3 P: 37	1B: 10 2B: 4 3B: 0 HR: 1	SF: 1 SAC: 0 DP: 1 HBP: 2	WP: 0 PB: 0 SB: 2 CS: 0	PA: 47								
PITCHER	IP	WLS	BF	H	R	ER	SO	BB	IBB	HBP	BLK	WP	HR	S	P	ERA	WHIP											
David Wells, L (1,1)	4.1	L	26	10	4	4	4	1	0	0	0	0	0	52	2	1	8.31	2.538										
Mike Myers, L (5,1)	0.2		1	0	0	0	0	0	0	0	0	0	0	1	2	0.00	0.000											
Blaine Neal, R (6,1)	0.1		3	1	2	1	0	1	0	0	0	0	0	5	10	27.00	6.000											
Alan Embree, L (6,1)	0.2		4	1	0	0	0	1	0	0	0	0	0	7	16	0.00	3.000											
50 Mike Timlin, R (7,1)	1.0		4	1	0	0	1	0	0	0	0	0	0	15	25	0.00	1.000											
PITCHER	IP	WLS	BF	H	R	ER	SO	BB	IBB	HBP	BLK	WP	HR	S	P	ERA	WHIP											
Matt Mantei, R (8,1)	0.2		3	1	3	2	1	3	0	0	0	0	0	5	29	27.00	6.000											
John Halama, L (8,1)	0.1		3	1	0	0	0	0	0	0	0	0	0	5	8	0.00	3.000											

Batter	1	2	3	4	5	6	7	8	9	AB	R	H	RBI	BB	SO	LOB	TOP					
18 Johnny Damon, L (1, 8) OBP: 0.222, SLG: 0.222	P4		1-2		0-1	F8			1-1	F9	5	0	2	1	0	0	2					
Trot Nixon, L (1, 9)	K		1-3		1-3	G4-3			2-2	G4-3	4	0	0	0	0	2	5					
Manny Ramirez, R (1, 7)	K		1-3		2-3	G4-3			1-1	F9	4	0	0	0	0	2	0					
34 David Ortiz, L (1, 10) OBP: 0.375, SLG: 0.875		2-3		0-0		1B			0-2	P5	4	1	2	1	0	1	0					
Kevin Millar, R (1, 3) OBP: 0.500, SLG: 0.200		2-3		4-1		1B			0-2	L7	3	0	1	0	1	1	0					
Edgar Renteria, R (1, 6)		1-1		2-1		1B			0-1	G6-4-3	4	0	0	0	0	1	3					
Jason Varitek, S (1, 2) OBP: 0.500, SLG: 1.000		2-2		2-1		F9			3-2	G4-3	4	1	1	1	0	0	1					
Bill Mueller, S (1, 5) OBP: 0.500, SLG: 0.429		2-0		1-1		G6-3			0-0	1B	4	1	3	0	0	0	0					
Mark Bellhorn, S (1, 4) OBP: 0.375, SLG: 0.500		1-3		0-0		1B			0-1	18 1B	4	0	2	0	0	2	2					
Inning Stats	R: 0 H: 0 E: 0 K: 2 S: 7	H: 0 LOB: 0 BB: 0 P: 10	R: 0 H: 0 E: 0 K: 2 S: 9	H: 0 LOB: 0 BB: 0 P: 14	R: 0 H: 2 E: 0 K: 2 S: 12	H: 2 LOB: 2 BB: 0 P: 17	R: 1 H: 1 E: 0 K: 1 S: 9	H: 1 LOB: 1 BB: 1 P: 19	R: 0 H: 1 E: 0 K: 0 S: 6	H: 1 LOB: 1 BB: 0 P: 7	R: 0 H: 2 E: 0 K: 0 S: 7	H: 2 LOB: 1 BB: 0 P: 11	R: 1 H: 3 E: 0 K: 0 S: 12	H: 3 LOB: 1 BB: 0 P: 19	R: 0 H: 0 E: 0 K: 0 S: 11	H: 0 LOB: 0 BB: 0 P: 14	R: 1 H: 2 E: 0 K: 2 S: 14	H: 2 LOB: 1 BB: 0 P: 21	1B: 9 2B: 0 3B: 0 HR: 2	SF: 0 SAC: 0 DP: 2 HBP: 0	WP: 0 PB: 0 SB: 0 CS: 0	PA: 37
PITCHER	IP	WLS	BF	H	R	ER	SO	BB	IBB	HBP	BLK	WP	HR	S	P	ERA	WHIP					
Carl Pavano, R (1, 1) ERA: 2.84	6.1		27	8	2	2	7	1	0	0	0	0	1	56	87	2.84	1.421					
Mike Stanton, L (7, 1) ERA:	0.2	H	2	1	0	0	0	0	0	0	0	0	0	6	10	0.00	1.500					
Tom Gordon, R (8, 1) ERA: 4.5	1.0	H	3	0	0	0	0	0	0	0	0	0	0	11	14	0.00	0.000					
42 Mariano Rivera, R (9, 1) ERA: 9.0	1.0	W	5	2	1	1	2	0	0	0	0	0	1	14	21	9.00	2.000					

Boston Red Sox @ New York Yankees
 Yankee Stadium, Bronx, NY
 Tue Apr 05 2005, 1:05 PM EDT
 Att: 54,690 - Partly Cloudy - 55 F


AB 36
 R 3
 H 11
 RBI 3
 BB 1
 SO 9
 LOB 13



Batter	1	2	3	4	5	6	7	8	9	AB	R	H	RBI	BB	SO	LOB	BOTTOM					
2 Derek Jeter, R (1, 6) OBP: 0.545, SLG: 0.875	G6-3		1-0		4-1	G5-3			3-2	HR	3	2	1	1	1	0	0					
13 Alex Rodriguez, R (1, 5) OBP: 0.300, SLG: 0.222	K		1-0		0-3				4-2	20 F8 55 1B	3	1	0	0	1	2	3					
Gary Sheffield, R (1, 9) OBP: 0.333, SLG: 0.375	F7		1-0		0-2				3-1	F8	4	0	1	1	0	0	2					
55 Hideki Matsui, L (1, 7) OBP: 0.667, SLG: 1.333		1-0		3-2		F7			0-2		4	1	3	2	0	0	1					
20 Jorge Posada, S (1, 2) OBP: 0.556, SLG: 0.571		4-0		2-3		K			1-2	25 HBP	3	0	1	0	1	1	2					
25 Jason Giambi, L (1, 10) OBP: 0.500, SLG: 0.200	K		2-3		3-1	G4-3			2-0		3	0	0	0	0	2	4					
Bernie Williams, S (1, 8)		4-2		2-2		F7			1-1	G3-2-3	3	0	0	0	1	0	3					
Tino Martinez, L (1, 3)	P2		1-2		0-0	G4-3			1-2	G4-3	4	0	0	0	0	1	3					
Tony Womack, L (1, 4) OBP: 0.444, SLG: 0.444	P4		0-0		2-1	G4-3			3-1	G4-3	4	0	1	0	0	0	3					
Inning Stats	R: 0 H: 0 E: 0 K: 1 S: 7	H: 1 LOB: 3 BB: 2 P: 11	R: 0 H: 1 E: 0 K: 1 S: 13	H: 1 LOB: 2 BB: 2 P: 25	R: 3 H: 1 E: 1 K: 1 S: 12	H: 1 LOB: 0 BB: 0 P: 22	R: 0 H: 1 E: 0 K: 1 S: 11	H: 1 LOB: 2 BB: 1 P: 19	R: 0 H: 0 E: 0 K: 0 S: 10	H: 0 LOB: 0 BB: 0 P: 13	R: 0 H: 1 E: 0 K: 1 S: 13	H: 1 LOB: 2 BB: 1 P: 23	R: 0 H: 0 E: 0 K: 1 S: 8	H: 0 LOB: 0 BB: 0 P: 12	R: 1 H: 1 E: 0 K: 0 S: 4	H: 1 LOB: 0 BB: 0 P: 7	1B: 5 2B: 0 3B: 0 HR: 2	SF: 0 SAC: 0 DP: 1 HBP: 2	WP: 0 PB: 0 SB: 1 CS: 0	PA: 37		
PITCHER	IP	WLS	BF	H	R	ER	SO	BB	IBB	HBP	BLK	WP	HR	S	P	ERA	WHIP					
30 Matt Clement, R (1, 1) ERA: 4.15	4.1		23	5	3	2	4	3	0	1	0	0	0	7	14	4.15	1.846					
John Halama, L (5, 1) ERA:	1.1		4	0	0	0	0	0	0	1	0	0	0	7	14	0.00	0.000					
Matt Mantei, R (6, 1) ERA: 13.5	0.2		3	0	0	0	0	1	0	0	0	0	0	7	15	0.00	1.500					
Mike Myers, L (7, 1) ERA:	0.0		1	1	0	0	0	0	0	0	0	0	0	3	3	∞	∞					
Alan Embree, L (7, 1) ERA:	0.2		2	0	0	0	1	0	0	0	0	0	0	6	9	0.00	0.000					

Boston Red Sox @ New York Yankees
 Yankee Stadium, Bronx, NY
 Tue Apr 05 2005, 1:05 PM EDT
 Att: 54,690 - Partly Cloudy - 55 F

AB 31
 R 4
 H 7
 RBI 4
 BB 4
 SO 6
 LOB 21



Batter	1	2	3	4	5	6	7	8	9	AB	R	H	RBI	BB	SO	LOB	TOP					
18 Johnny Damon, L OBP: 0.286, SLG: 0.286	F8		F7		BB		FC3-6		G1-3	5	1	2	0	0	0	1	Boston Red Sox @ New York Yankees Yankee Stadium, Bronx, NY Wed Apr 06 2005, 1:05 PM EDT Att: 55,165 - Sunny - 67 F					
Trot Nixon, L	G4-3			34 1B	1B				K	2	1	0	0	3	1	3						
Manny Ramirez, R OBP: 0.077, SLG: 0.077	G4-3			34 1B	1B		L5		E5	5	2	1	1	0	0	5						
34 David Ortiz, L OBP: 0.462, SLG: 0.846		G5-4-3		L4-6	1B		F7		G1-3	5	0	3	1	0	0	2						
Kevin Millar, R OBP: 0.636, SLG: 0.500 Dave McCarty, R (6, PR)		G5-4-3		1B	1B				F9	3	0	3	2	0	0	0						
Edgar Renteria, R OBP: 0.154, SLG: 0.154		G5-4-3		L4-6	1B				G4-3	5	0	2	2	0	0	5						
Doug Mirabeli, R OBP: 0.400, SLG: 0.250		G4-3			1B				P4	4	0	1	0	1	0	4						
Bill Mueller, S OBP: 0.385, SLG: 0.273			F7	G4-3			G4-3			4	1	0	0	1	1	6						
Mark Bellhorn, S OBP: 0.417, SLG: 0.500			K				K			4	1	2	0	0	2	0						
Inning Stats	R: 0 E: 0 K: 0 S: 5	H: 0 LOB: 0 BB: 0 P: 7	R: 0 E: 0 K: 0 S: 8	H: 2 LOB: 1 BB: 0 P: 16	R: 0 E: 0 K: 1 S: 7	H: 0 LOB: 0 BB: 0 P: 14	R: 2 E: 0 K: 0 S: 15	H: 4 LOB: 2 BB: 1 P: 22	R: 0 E: 0 K: 1 S: 9	H: 1 LOB: 1 BB: 1 P: 19	R: 0 E: 0 K: 0 S: 12	H: 2 LOB: 2 BB: 0 P: 18	R: 0 E: 0 K: 0 S: 10	H: 1 LOB: 1 BB: 1 P: 19	R: 0 E: 0 K: 0 S: 4	H: 1 LOB: 1 BB: 0 P: 9	R: 5 E: 1 K: 2 S: 21	H: 3 LOB: 2 BB: 3 P: 44	1B: 13 2B: 2 3B: 0 HR: 0	SF: 0 SAC: 0 DP: 3 HBP: 0	WP: 1 PB: 0 SB: 0 CS: 0	PA: 44
PITCHER	IP	WLS	BF	H	R	ER	SO	BB	IBB	HBP	BLK	WP	HR	S	P	ERA	WHIP					
35 Mike Mussina, R ERA: 3.0	6.0		26	9	2	2	2	2	0	0	0	0	0	56	96	3.00	1.833					
Tanyon Sturtze, R ERA:	2.0		8	2	0	0	0	1	0	0	0	0	0	14	28	0.00	1.500					
42 Mariano Rivera, R ERA: 10.8	0.2	L	9	3	5	1	1	3	0	0	0	0	0	18	38	13.50	9.000					
Felix Rodriguez, R ERA:	0.1		1	0	0	0	1	0	0	0	0	1	0	3	6	0.00	0.000					

Batter	1	2	3	4	5	6	7	8	9	AB	R	H	RBI	BB	SO	LOB	BOTTOM					
2 Derek Jeter, R OBP: 0.533, SLG: 0.727 Rey Sanchez, R	G5-3			G5-3		K		HBP		3	0	1	0	0	1	0	Boston Red Sox @ New York Yankees Yankee Stadium, Bronx, NY Wed Apr 06 2005, 1:05 PM EDT Att: 55,165 - Sunny - 67 F					
13 Alex Rodriguez, R OBP: 0.357, SLG: 0.500	G1-3			HR		G5-3		BB		3	1	1	1	1	0	1						
Gary Sheffield, R OBP: 0.231, SLG: 0.273	G5-3			F8		F7		SF7		3	0	0	1	0	0	1						
55 Hideki Matsui, L OBP: 0.538, SLG: 1.000		F7		K			F9			3	0	0	0	1	1	0						
20 Jorge Posada, S OBP: 0.385, SLG: 0.364		G1-3			G3-1		L8		G3-1	4	0	0	0	0	0	3						
25 Jason Giambi, L OBP: 0.455, SLG: 0.143 Bubba Crosby, L						K				2	0	0	0	1	1	0						
Ruben Sierra, S OBP: 0.333, SLG: 0.667								2B		1	0	1	0	0	0	0						
Tino Martinez, L OBP: 0.222, SLG: 0.500			G4-3		HR		F9		F8	4	1	1	1	0	0	2						
Bernie Williams, S			K					F9	F9	3	0	0	0	1	1	1						
Tony Womack, L OBP: 0.385, SLG: 0.333			G3-1		G4-3			F8		3	1	0	0	1	0	2						
Inning Stats	R: 0 E: 0 K: 0 S: 8	H: 1 LOB: 0 BB: 0 P: 12	R: 0 E: 0 K: 0 S: 7	H: 0 LOB: 0 BB: 0 P: 11	R: 0 E: 0 K: 1 S: 8	H: 0 LOB: 0 BB: 0 P: 12	R: 1 E: 0 K: 1 S: 10	H: 1 LOB: 0 BB: 0 P: 18	R: 1 E: 0 K: 1 S: 11	H: 1 LOB: 1 BB: 1 P: 21	R: 0 E: 0 K: 1 S: 9	H: 0 LOB: 0 BB: 0 P: 13	R: 0 E: 0 K: 0 S: 9	H: 0 LOB: 1 BB: 1 P: 15	R: 1 E: 0 K: 0 S: 11	H: 0 LOB: 3 BB: 3 P: 27	R: 0 E: 0 K: 0 S: 12	H: 1 LOB: 1 BB: 0 P: 16	1B: 1 2B: 1 3B: 0 HR: 2	SF: 1 SAC: 0 DP: 0 HBP: 1	WP: 0 PB: 0 SB: 0 CS: 1	PA: 36
PITCHER	IP	WLS	BF	H	R	ER	SO	BB	IBB	HBP	BLK	WP	HR	S	P	ERA	WHIP					
49 Tim Wakefield, R ERA: 2.7	6.2		24	3	2	2	4	3	0	0	0	0	0	60	99	2.70	0.750					
Alan Embree, L ERA: 4.5	0.2		3	0	1	1	0	1	0	0	0	0	0	6	13	13.50	1.500					
50 Mike Timlin, R ERA:	0.2	W	5	0	0	0	0	2	0	1	0	0	0	7	17	0.00	3.000					
Keith Foulke, R ERA: 4.5	1.0		4	1	0	0	0	0	0	0	0	0	0	12	16	0.00	1.000					

AB	38
R	7
H	14
RBI	6
BB	6
SO	4
LOB	27



AB	29
R	3
H	4
RBI	3
BB	5
SO	4
LOB	10





Batter	1	2	3	4	5	6	7	8	9	AB	R	H	RBI	BB	SO	LOB	TOP																			
1 Brian Roberts, S OBP: 0.500, SLG: 0.933	L7		HR		BB	1B	L1		3B	5	3	3	4	1	0	0	Baltimore Orioles @ New York Yankees Yankee Stadium, Bronx, NY Fri Apr 08 2005, 7:05 PM EDT Att: 43,128 - Cloudy - 61°F																			
6 Melvin Mora, R OBP: 0.111, SLG: 0.118	G1		K		HBP	K		F7	G1-3	5	1	0	0	0	2	2																				
10 Miguel Tejada, R OBP: 0.471, SLG: 0.429 Chris Gomez, R (9, PH)	F9		K		HBP	K		F9	F9	5	2	3	2	0	1	0																				
Sammy Sosa, R OBP: 0.353, SLG: 0.333		K			K	L6		1B	HBP	4	0	1	0	0	2	3																				
Rafael Palmeiro, L OBP: 0.294, SLG: 0.214	F7				G3-6	1B		1B	HBP	4	0	2	1	1	0	1																				
Javy Lopez, R OBP: 0.250, SLG: 0.214 Geronimo Gil, R (9, 2)	K				IBB	1B		L5		4	1	2	2	0	1	2																				
31 Jay Gibbons, L OBP: 0.353, SLG: 0.286			1B		2B	1B		G3		5	1	2	0	0	1	6																				
Larry Bigbie, L OBP: 0.273, SLG: 0.364			G6-3		2B	1B		G4-3	G4-3	5	1	2	1	0	0	1																				
Luis Matos, R OBP: 0.417, SLG: 0.909	HR		G6-3		1B	3B		L8	2B	5	3	3	2	0	0	2																				
Inning Stats	R: 0 E: 0 K: 0 S: 9	H: 0 LOB: 0 BB: 0 P: 13	R: 0 E: 0 K: 2 S: 9	H: 0 LOB: 0 BB: 0 P: 13	R: 3 E: 0 K: 2 S: 15	H: 3 LOB: 0 BB: 0 P: 25	R: 1 E: 0 K: 0 S: 13	H: 4 LOB: 2 BB: 0 P: 21	R: 2 E: 0 K: 2 S: 13	H: 1 LOB: 2 BB: 2 P: 26	R: 4 E: 0 K: 1 S: 18	H: 6 LOB: 2 BB: 0 P: 22	R: 0 E: 0 K: 0 S: 5	H: 0 LOB: 0 BB: 0 P: 7	R: 1 E: 0 K: 0 S: 11	H: 2 LOB: 1 BB: 0 P: 19		R: 1 E: 0 K: 0 S: 11	H: 2 LOB: 1 BB: 0 P: 17	1B: 11 2B: 4 3B: 2 HR: 1	SF: 1 SAC: 0 DP: 1 HBP: 2	WP: 0 PA: 48 PB: 1 SB: 1 CS: 0														
PITCHER	IP	WLS	BF	H	R	ER	SO	BB	IBB	HBP	BLK	WP	HR	S	P	ERA	WHIP	PITCHER		IP	WLS	BF	H	R	ER	SO	BB	IBB	HBP	BLK	WP	HR	S	P	ERA	WHIP
Jaret Wright, R ERA: 13.5	4.0	L	21	8	6	6	4	1	0	1	0	0	0	13	24	13.50	2.250			4.0	L	21	8	6	6	4	1	0	1	0	0	0	13	24	13.50	2.250
Steve Karsay, R ERA: 27.0	1.0		7	3	3	3	2	0	1	0	0	0	0	13	24	27.00	3.000			1.0		7	3	3	3	2	0	1	0	0	0	13	24	27.00	3.000	
Paul Quantrill, R ERA: 4.5	2.0		9	3	1	1	1	0	0	0	1	0	0	9	17	4.50	1.500			2.0		9	3	1	1	1	0	0	0	0	1	0	9	17	4.50	1.500
Felix Rodriguez, R ERA: 9.0	0.2		5	2	1	1	0	0	0	1	0	0	0	9	17	13.50	3.000			0.2		5	2	1	1	0	0	0	0	1	0	9	17	13.50	3.000	
Mike Stanton, L ERA: 4.5	1.1		6	2	1	1	0	0	0	0	0	0	0	13	19	6.75	1.500			1.1		6	2	1	1	0	0	0	0	0	0	13	19	6.75	1.500	

Batter	1	2	3	4	5	6	7	8	9	AB	R	H	RBI	BB	SO	LOB	BOTTOM																			
2 Derek Jeter, R OBP: 0.650, SLG: 0.786 Rey Sanchez, R (9, 6)	1B		BB		HR	1B		BB		3	2	3	1	2	0	0	Baltimore Orioles @ New York Yankees Yankee Stadium, Bronx, NY Fri Apr 08 2005, 7:05 PM EDT Att: 43,128 - Cloudy - 61°F																			
13 Alex Rodriguez, R OBP: 0.283, SLG: 0.353	K		F8		L4	F8		G6-3		5	0	0	0	0	1	7																				
Gary Sheffield, R OBP: 0.278, SLG: 0.500	1B		F9		HR			F7	K	5	1	2	2	0	1	1																				
55 Hideki Matsui, L OBP: 0.444, SLG: 1.000	SF9		G1-3		K			G3	HR	4	1	1	2	0	1	1																				
25 Jason Giambi, L OBP: 0.467, SLG: 0.200 Ruben Sierra, S (9, PH)	BB		G4-3		1B			G6-3	K	3	0	1	0	1	0	0																				
Bernie Williams, S Bubba Crosby, L (9, 8)	G4-3		K		F7			P6	K	4	0	0	0	0	1	3																				
Tino Martinez, L 12 Andy Phillips, R (9, 3)	G3-1		1B		1B			F7	BB	3	0	1	0	1	0	0																				
John Flaherty, R OBP: 0.500, SLG: 0.333	K		1B		1B			G1-3	BB	3	0	1	0	1	1	0																				
Tony Womack, L OBP: 0.353, SLG: 0.313	G6-3		G3-1		G3-1			K	1B	4	1	1	0	0	1	4																				
Inning Stats	R: 1 E: 0 K: 1 S: 11	H: 2 LOB: 2 BB: 1 P: 20	R: 0 E: 0 K: 1 S: 8	H: 0 LOB: 0 BB: 0 P: 12	R: 0 E: 0 K: 0 S: 11	H: 0 LOB: 1 BB: 1 P: 18	R: 0 E: 0 K: 1 S: 14	H: 2 LOB: 2 BB: 0 P: 23	R: 2 E: 0 K: 1 S: 13	H: 3 LOB: 1 BB: 0 P: 18	R: 1 E: 0 K: 0 S: 12	H: 2 LOB: 1 BB: 0 P: 21	R: 0 E: 0 K: 0 S: 6	H: 0 LOB: 0 BB: 0 P: 10	R: 0 E: 0 K: 1 S: 14	H: 0 LOB: 3 BB: 3 P: 27		R: 1 E: 0 K: 3 S: 17	H: 1 LOB: 0 BB: 0 P: 25	1B: 8 2B: 0 3B: 0 HR: 2	SF: 1 SAC: 0 DP: 0 HBP: 0	WP: 3 PA: 42 PB: 1 SB: 0 CS: 0														
PITCHER	IP	WLS	BF	H	R	ER	SO	BB	IBB	HBP	BLK	WP	HR	S	P	ERA	WHIP	PITCHER		IP	WLS	BF	H	R	ER	SO	BB	IBB	HBP	BLK	WP	HR	S	P	ERA	WHIP
Sidney Ponson, R ERA: 6.35	5.2	W	28	9	4	4	4	2	0	0	0	0	0	4	4	6.35	1.941			5.2	W	28	9	4	4	4	2	0	0	0	0	4	4	6.35	1.941	
Steve Reed, R ERA: 6.75	0.2		2	0	0	0	0	0	0	0	0	0	0	4	8	0.00	0.000			0.2		2	0	0	0	0	0	0	0	0	4	8	0.00	0.000		
Steve Kline, L ERA: 15.43	0.2		2	0	0	0	0	0	0	0	0	0	0	4	8	0.00	0.000			0.2		2	0	0	0	0	0	0	0	0	4	8	0.00	0.000		
John Parrish, L ERA	0.2		5	0	0	0	1	3	0	0	0	1	0	13	25	0.00	4.500			0.2		5	0	0	0	1	3	0	0	0	1	13	25	0.00	4.500	
Jorge Julio, R ERA	0.1		1	0	0	0	0	0	0	0	0	0	0	1	2	0.00	0.000			0.1		1	0	0	0	0	0	0	0	0	1	2	0.00	0.000		

Batter	1	2	3	4	5	6	7	8	9	AB	R	H	RBI	BB	SO	LOB	TOP			
1 Brian Roberts, S (1,4) OBP: 0.478, SLG: 0.850	F9		SH5-4 1B	K		K			L9 2B	5	0	2	0	0	2	4	<p>Baltimore Orioles @ New York Yankees Yankee Stadium, Bronx, NY Sat Apr 09 2005, 1:05 PM EDT Att: 50,275 - Sunny - 55 F</p>			
6 Melvin Mora, R (1,5) OBP: 0.091, SLG: 0.095	F9		SH5-4 1B	K		K			G5-3	4	0	0	0	0	2	4				
10 Miguel Tejada, R (1,6) OBP: 0.455, SLG: 0.421	G4-3		G5-3						L9	5	0	2	2	0	0	3				
Sammy Sosa, R (1,9) OBP: 0.318, SLG: 0.300		F9	G5-3	F9					K	5	0	1	0	0	1	5				
Javy Lopez, R (1,10) OBP: 0.300, SLG: 0.333					K					4	2	2	0	0	2	2				
B.J. Surhoff, L (1,7) OBP: 0.125, SLG: 0.125										4	1	1	0	0	0	3				
Luis Matos, R (1,8) OBP: 0.375, SLG: 0.769										2	1	0	1	0	0	0				
Chris Gomez, R (1,3) OBP: 0.500, SLG: 0.333										2	1	1	1	1	0	1				
Rafael Palmeiro, L (7,3) OBP: 0.276, SLG: 0.200										1	0	0	0	0	0	0				
Geronomo Gil, R (1,2) OBP: 0.400, SLG: 0.400										4	0	2	1	0	0	1				
Inning Stats	R: 0 E: 0 K: 0 S: 8	H: 0 LOB: 0 BB: 0 P: 11	R: 1 E: 1 K: 0 S: 11	H: 1 LOB: 1 BB: 0 P: 15	R: 0 E: 0 K: 0 S: 13	H: 2 LOB: 2 BB: 0 P: 19	R: 4 E: 0 K: 2 S: 18	H: 4 LOB: 2 BB: 1 P: 27	R: 0 E: 0 K: 1 S: 8	H: 0 LOB: 0 BB: 0 P: 15	R: 0 E: 0 K: 2 S: 15	H: 2 LOB: 2 BB: 0 P: 22	R: 0 E: 0 K: 0 S: 7	H: 0 LOB: 0 BB: 0 P: 8	R: 0 E: 0 K: 1 S: 10	H: 1 LOB: 1 BB: 0 P: 16	1B: 9 2B: 2 3B: 0 HR: 0	SF: 1 SAC: 1 DP: 0 HBP: 1	WP: 1 PB: 1 SB: 2 CS: 1	PA: 40
PITCHER	IP WLS BF H R ER SO BB IBB HBP BLK WP HR S P ERA WHIP	IP WLS BF H R ER SO BB IBB HBP BLK WP HR S P ERA WHIP	IP WLS BF H R ER SO BB IBB HBP BLK WP HR S P ERA WHIP	IP WLS BF H R ER SO BB IBB HBP BLK WP HR S P ERA WHIP	IP WLS BF H R ER SO BB IBB HBP BLK WP HR S P ERA WHIP	IP WLS BF H R ER SO BB IBB HBP BLK WP HR S P ERA WHIP	IP WLS BF H R ER SO BB IBB HBP BLK WP HR S P ERA WHIP	IP WLS BF H R ER SO BB IBB HBP BLK WP HR S P ERA WHIP	IP WLS BF H R ER SO BB IBB HBP BLK WP HR S P ERA WHIP	IP WLS BF H R ER SO BB IBB HBP BLK WP HR S P ERA WHIP	IP WLS BF H R ER SO BB IBB HBP BLK WP HR S P ERA WHIP	IP WLS BF H R ER SO BB IBB HBP BLK WP HR S P ERA WHIP	IP WLS BF H R ER SO BB IBB HBP BLK WP HR S P ERA WHIP	IP WLS BF H R ER SO BB IBB HBP BLK WP HR S P ERA WHIP	IP WLS BF H R ER SO BB IBB HBP BLK WP HR S P ERA WHIP	IP WLS BF H R ER SO BB IBB HBP BLK WP HR S P ERA WHIP	IP WLS BF H R ER SO BB IBB HBP BLK WP HR S P ERA WHIP			
Randy Johnson, L (1,1) ERA: 3.75	6.0	28	8	5	4	4	1	0	0	0	0	66	100	6.00	1.500					
Tanyon Sturtze, R (7,1) ERA:	1.0	5	2	0	0	2	0	0	0	0	1	0	15	22	0.00	2.000				
Tom Gordon, R (8,1) ERA: 3.0	1.0	3	0	0	0	0	0	0	0	0	0	7	8	0.00	0.000					
42 Mariano Rivera, R (9,1) ERA: 6.75	1.0	4	1	0	0	1	0	0	0	0	0	10	16	0.00	1.000					

Batter	1	2	3	4	5	6	7	8	9	AB	R	H	RBI	BB	SO	LOB	BOTTOM			
2 Derek Jeter, R (1,6) OBP: 0.600, SLG: 0.684	F9		S 13 1B						E6	5	1	2	0	0	1	1	<p>Baltimore Orioles @ New York Yankees Yankee Stadium, Bronx, NY Sat Apr 09 2005, 1:05 PM EDT Att: 50,275 - Sunny - 55 F</p>			
13 Alex Rodriguez, R (1,5) OBP: 0.333, SLG: 0.409			S 1B						F9	5	0	3	1	0	0	3				
Gary Sheffield, R (1,9) OBP: 0.261, SLG: 0.429									F9	5	1	1	1	0	2	5				
55 Hideki Matsui, L (1,7) OBP: 0.409, SLG: 0.900										4	1	1	1	0	0	3				
Ruben Sierra, S (1,10) OBP: 0.273, SLG: 0.727										4	1	1	3	0	2	0				
20 Jorge Posada, S (1,2) OBP: 0.412, SLG: 0.357										3	0	1	0	1	0	0				
25 Jason Giambi, L (1,3) OBP: 0.421, SLG: 0.429										4	1	1	1	0	1	2				
Tino Martinez, L (7, PR) (8,3) OBP: 0.308, SLG: 0.455										0	0	0	0	0	0	0				
Bernie Williams, S (1,8) OBP: 0.238, SLG: 0.063										4	0	1	0	0	1	2				
Rey Sanchez, R (1,4) OBP: 0.500, SLG: 0.500										2	2	1	0	0	0	1				
Tony Womack, L (7, PH) (8,4) OBP: 0.368, SLG: 0.294										1	1	0	0	1	1	0				
Inning Stats	R: 0 E: 0 K: 1 S: 12	H: 1 LOB: 1 BB: 0 P: 18	R: 0 E: 0 K: 2 S: 12	H: 1 LOB: 1 BB: 0 P: 22	R: 1 E: 0 K: 1 S: 16	H: 3 LOB: 2 BB: 0 P: 27	R: 1 E: 0 K: 0 S: 12	H: 1 LOB: 0 BB: 0 P: 21	R: 1 E: 1 K: 1 S: 10	H: 2 LOB: 1 BB: 0 P: 13	R: 0 E: 0 K: 1 S: 7	H: 0 LOB: 0 BB: 0 P: 9	R: 5 E: 1 K: 1 S: 23	H: 4 LOB: 2 BB: 2 P: 43	R: 0 E: 1 K: 1 S: 10	H: 0 LOB: 1 BB: 0 P: 11	1B: 9 2B: 2 3B: 0 HR: 2	SF: 0 SAC: 0 DP: 1 HBP: 0	WP: 0 PB: 0 SB: 2 CS: 1	PA: 39
PITCHER	IP WLS BF H R ER SO BB IBB HBP BLK WP HR S P ERA WHIP	IP WLS BF H R ER SO BB IBB HBP BLK WP HR S P ERA WHIP	IP WLS BF H R ER SO BB IBB HBP BLK WP HR S P ERA WHIP	IP WLS BF H R ER SO BB IBB HBP BLK WP HR S P ERA WHIP	IP WLS BF H R ER SO BB IBB HBP BLK WP HR S P ERA WHIP	IP WLS BF H R ER SO BB IBB HBP BLK WP HR S P ERA WHIP	IP WLS BF H R ER SO BB IBB HBP BLK WP HR S P ERA WHIP	IP WLS BF H R ER SO BB IBB HBP BLK WP HR S P ERA WHIP	IP WLS BF H R ER SO BB IBB HBP BLK WP HR S P ERA WHIP	IP WLS BF H R ER SO BB IBB HBP BLK WP HR S P ERA WHIP	IP WLS BF H R ER SO BB IBB HBP BLK WP HR S P ERA WHIP	IP WLS BF H R ER SO BB IBB HBP BLK WP HR S P ERA WHIP	IP WLS BF H R ER SO BB IBB HBP BLK WP HR S P ERA WHIP	IP WLS BF H R ER SO BB IBB HBP BLK WP HR S P ERA WHIP	IP WLS BF H R ER SO BB IBB HBP BLK WP HR S P ERA WHIP	IP WLS BF H R ER SO BB IBB HBP BLK WP HR S P ERA WHIP	IP WLS BF H R ER SO BB IBB HBP BLK WP HR S P ERA WHIP			
Bruce Chen, L (1,1) ERA: 3.0	6.0	25	8	3	2	6	0	0	0	0	0	69	110	3.00	1.333					
Steve Reed, R (7,1) ERA: 13.5	0.2	5	2	3	3	1	1	0	0	0	0	13	23	40.50	4.500					
Steve Kline, L (7,1) ERA: 23.14	0.0	4	2	2	2	0	1	0	0	0	1	9	17	∞	∞					
Jorge Julio, R (7,1) ERA:	1.1	5	0	0	0	1	0	0	0	0	0	11	14	0.00	0.000					

Batter	1	2	3	4	5	6	7	8	9	AB	R	H	RBI	BB	SO	LOB	TOP										
1 Brian Roberts, S OBP: 0.494, SLG: 0.880	L3		6 1B 10 1B	F7		HR		F7		5	2	2	1	0	0	1	Baltimore Orioles @ New York Yankees Yankee Stadium, Bronx, NY Sun Apr 10 2005, 1:05 PM EDT Att: 46,797 - Sunny - 67 F										
6 Melvin Mora, R OBP: 0.148, SLG: 0.154	F8		G4-3 10 1B 2B		10 1B 1B	L5		K		5	2	2	0	0	1												
10 Miguel Tejada, R OBP: 0.444, SLG: 0.417	K		G4-3 1B		1B 31 SF9 1B	G5-3		F8		5	2	2	1	0	1												
Sammy Sosa, R OBP: 0.259, SLG: 0.240		F9	F7		P6		F8		G6-3	5	0	0	0	0	4												
Rafael Palmeiro, L OBP: 0.391, SLG: 0.316		31 1B 1B	G4-3		31 SF9 1B		FC4-6 1B		FC5-4 BB	4	1	3	1	1	0	2											
Javy Lopez, R OBP: 0.320, SLG: 0.391	F9		2B		31 SF9 1B		FC4-6		FC5-4	5	0	2	2	0	0	3											
31 Jay Gibbons, L OBP: 0.333, SLG: 0.294	1B		F8		SF9		F8			3	0	1	2	0	0	2											
Luis Matos, R OBP: 0.400, SLG: 0.706		1B		F9	F7				1B	4	0	2	0	0	0	2											
Larry Bigbie, L OBP: 0.200, SLG: 0.267	L8		G4-3		G3			L8		4	0	0	0	0	0	3											
Inning Stats	R: 0 E: 0 K: 1 S: 10	H: 0 LOB: 0 BB: 0 P: 14	R: 1 E: 0 K: 0 S: 12	H: 3 LOB: 2 BB: 0 P: 21	R: 3 E: 0 K: 0 S: 12	H: 4 LOB: 1 BB: 0 P: 17	R: 0 E: 0 K: 0 S: 11	H: 0 LOB: 0 BB: 0 P: 18	R: 2 E: 0 K: 0 S: 19	H: 4 LOB: 2 BB: 0 P: 26	R: 1 E: 0 K: 0 S: 5	H: 1 LOB: 0 BB: 0 P: 7	R: 0 E: 0 K: 0 S: 6	H: 1 LOB: 1 BB: 0 P: 9	R: 0 E: 0 K: 1 S: 9	H: 1 LOB: 1 BB: 0 P: 15		R: 0 E: 0 K: 0 S: 4	H: 0 LOB: 1 BB: 1 P: 11	1B: 12 2B: 1 3B: 0 HR: 1	SF: 1 SAC: 0 DP: 0 HBP: 0	WP: 0 PB: 0 SB: 1 CS: 0	PA: 42				
PITCHER	IP	WLS	BF	H	R	ER	SO	BB	IBB	HBP	BLK	WP	HR	S	P	ERA	WHIP										
Carl Pavano, R ERA: 3.24	2.0	L	11	5	3	2	1	0	0	0	0	0	0	27	40	9.00	2.500										
Tanyon Sturtze, R ERA: 3.99	3.1		12	5	3	2	0	0	0	0	0	0	0	30	47	7.71	2.143										
Paul Quantrill, R ERA: 3.86	5.1		22	11	3	1	0	0	0	0	0	0	1	18	25	3.38	1.125										
Steve Karsay, R ERA: 13.5	1.0		4	1	0	0	1	0	0	0	0	0	0	9	15	0.00	1.000										
Felix Rodriguez, R ERA: 4.5	1.0		4	0	0	0	0	1	0	0	0	0	0	4	11	0.00	1.000										

Batter	1	2	3	4	5	6	7	8	9	AB	R	H	RBI	BB	SO	LOB	BOTTOM										
2 Derek Jeter, R OBP: 0.552, SLG: 0.609	G6-3		K					G6-3		4	0	1	0	0	1	0	Baltimore Orioles @ New York Yankees Yankee Stadium, Bronx, NY Sun Apr 10 2005, 1:05 PM EDT Att: 46,797 - Sunny - 67 F										
13 Alex Rodriguez, R OBP: 0.321, SLG: 0.385	G4-3			G5-3				K		4	0	1	0	0	1	2											
Gary Sheffield, R OBP: 0.222, SLG: 0.360	K			G5-3				G4-6-3 1B		4	0	0	0	0	1	1											
55 Hideki Matsui, L OBP: 0.385, SLG: 0.783		G1-3						F8		3	0	0	0	1	1	0											
Ruben Sierra, S OBP: 0.267, SLG: 0.571		L4		F8				K		3	1	0	0	1	1	1											
25 Jason Giambi, L OBP: 0.435, SLG: 0.412					20 1B G6-4-3 1B			K		3	1	1	0	1	2	1											
20 Jorge Posada, S OBP: 0.429, SLG: 0.389		F7						K		4	0	2	1	0	1	1											
Bubba Crosby, L OBP: 0.250, SLG: 0.250					20 1B G6-4-3 1B					3	0	1	0	0	0	1											
Bernie Williams, S OBP: 0.273, SLG: 0.118				G3						1	0	1	0	0	0	0											
Tony Womack, L OBP: 0.348, SLG: 0.286			G6-3					K		4	0	1	0	0	2	3											
Inning Stats	R: 0 E: 0 K: 1 S: 5	H: 0 LOB: 0 BB: 0 P: 11	R: 0 E: 0 K: 0 S: 8	H: 0 LOB: 1 BB: 1 P: 17	R: 0 E: 0 K: 1 S: 10	H: 0 LOB: 0 BB: 0 P: 13	R: 0 E: 0 K: 0 S: 8	H: 0 LOB: 1 BB: 1 P: 15	R: 1 E: 0 K: 1 S: 14	H: 4 LOB: 2 BB: 0 P: 19	R: 0 E: 0 K: 2 S: 7	H: 0 LOB: 0 BB: 0 P: 8	R: 0 E: 0 K: 3 S: 12	H: 1 LOB: 1 BB: 0 P: 17	R: 0 E: 0 K: 0 S: 7	H: 1 LOB: 0 BB: 0 P: 11		R: 1 E: 0 K: 2 S: 15	H: 2 LOB: 2 BB: 1 P: 26	1B: 8 2B: 0 3B: 0 HR: 0	SF: 0 SAC: 0 DP: 2 HBP: 0	WP: 0 PB: 0 SB: 0 CS: 0	PA: 36				
PITCHER	IP	WLS	BF	H	R	ER	SO	BB	IBB	HBP	BLK	WP	HR	S	P	ERA	WHIP										
Rodrigo Lopez, R ERA: 0.64	8.0	W	30	6	1	1	8	2	0	0	0	0	0	15	11	1.12	1.000										
B.J. Ryan, L ERA: 6.0	1.0		6	2	1	1	2	1	0	0	0	0	0	15	26	9.00	3.000										

Batter	1	2	3	4	5	6	7	8	9	AB	R	H	RBI	BB	SO	LOB	TOP								
2 Derek Jeter, R OBP: 0.485, SLG: 0.519 (1, 6)	G1-3		K		K		G5-3			4	0	0	0	0	2	2	New York Yankees @ Boston Red Sox Fenway Park, Boston, MA Mon Apr 11 2005, 3:05 PM EDT Att: 33,702 - Sunny - 46 F								
13 Alex Rodriguez, R OBP: 0.313, SLG: 0.367 (1, 5)	K			E	G6-3			K	4	1	1	0	0	2	1										
Gary Sheffield, R OBP: 0.290, SLG: 0.393 (1, 9)				E6				K	3	0	2	0	1	1	0										
55 Hideki Matsui, L OBP: 0.367, SLG: 0.704 (1, 7)				G4-3				K	4	0	1	0	0	1	3										
Tino Martinez, L OBP: 0.235, SLG: 0.333 (1, 3)				P2				F7	4	0	0	0	0	0	3										
20 Jorge Posada, S OBP: 0.400, SLG: 0.333 (1, 2)				BB					3	0	0	0	1	0	1										
25 Jason Giambi, L OBP: 0.370, SLG: 0.333 (1, 10)				BB					4	0	0	0	0	2	2										
Bernie Williams, S OBP: 0.269, SLG: 0.143 (1, 8)				P2				P6	4	0	1	0	0	0	0										
Tony Womack, L OBP: 0.346, SLG: 0.333 (1, 4)				L9				L6	3	0	1	0	0	0	1										
Inning Stats	R: 0 E: 0 K: 2 S: 9	H: 0 LOB: 1 BB: 1 P: 16	R: 0 E: 0 K: 1 S: 10	H: 0 LOB: 0 BB: 0 P: 14	R: 0 E: 0 K: 1 S: 11	H: 0 LOB: 0 BB: 0 P: 17	R: 1 E: 1 K: 0 S: 11	H: 2 LOB: 2 BB: 1 P: 20	R: 0 E: 0 K: 1 S: 13	H: 1 LOB: 1 BB: 0 P: 17	R: 0 E: 0 K: 0 S: 7	H: 1 LOB: 1 BB: 0 P: 10	R: 0 E: 0 K: 0 S: 9	H: 1 LOB: 1 BB: 0 P: 16	R: 0 E: 0 K: 2 S: 10	H: 1 LOB: 1 BB: 0 P: 18	R: 0 E: 0 K: 1 S: 10	H: 0 LOB: 0 BB: 0 P: 13	1B: 5 2B: 1 3B: 0 HR: 0	SF: 0 SAC: 0 DP: 0 HBP: 0	WP: 1 PB: 0 SB: 1 CS: 0	PA: 35			
PITCHER	IP	WLS	BF	H	R	ER	SO	BB	IBB	HBP	BLK	WP	HR	S	P	ERA	WHIP								
49 Tim Wakefield, R ERA: 1.32 (1, 1)	7.0	W	28	5	1	0	5	2	0	0	0	1	0	70	110	0.00	1.000								
Matt Mantei, R ERA: 9.0 (8, 1)	1.0		4	1	0	0	2	0	0	0	0	0	0	10	18	0.00	1.000								
Keith Foulke, R ERA: 6.75 (9, 1)	1.0		3	0	0	0	1	0	0	0	0	0	0	10	13	0.00	0.000								

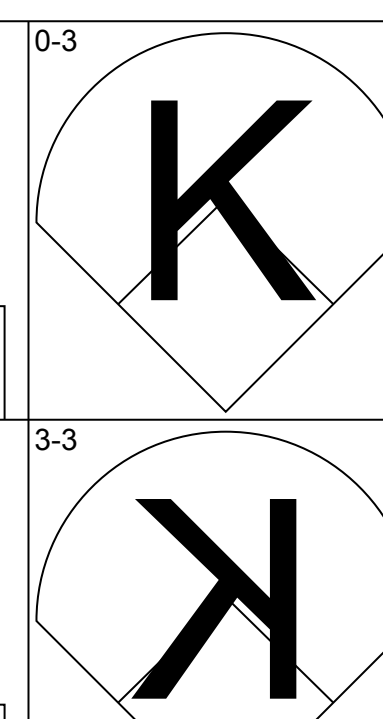
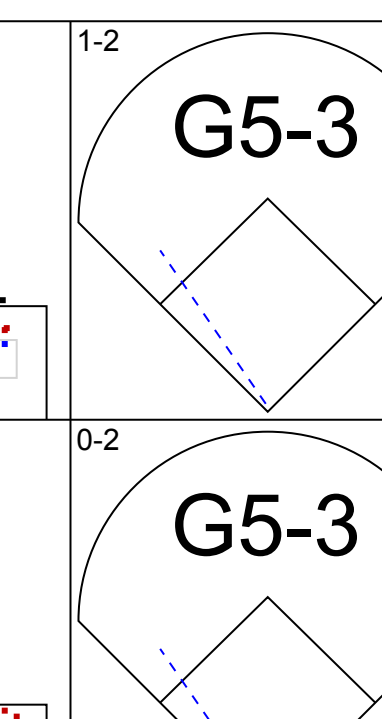
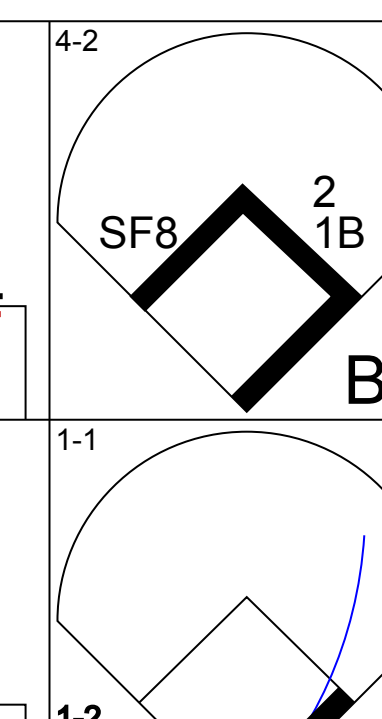
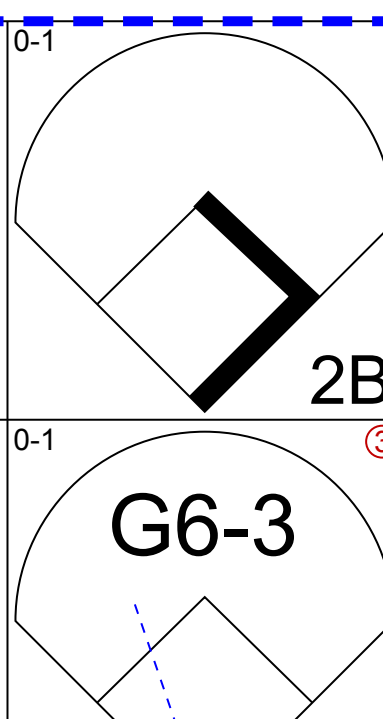
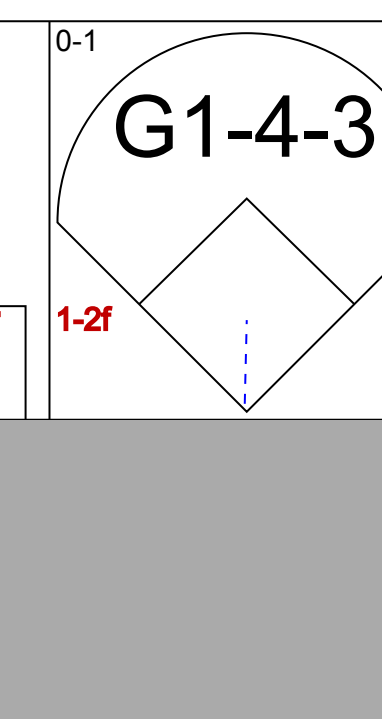
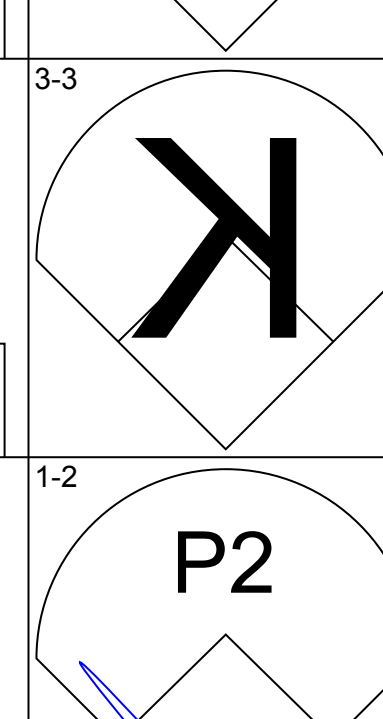
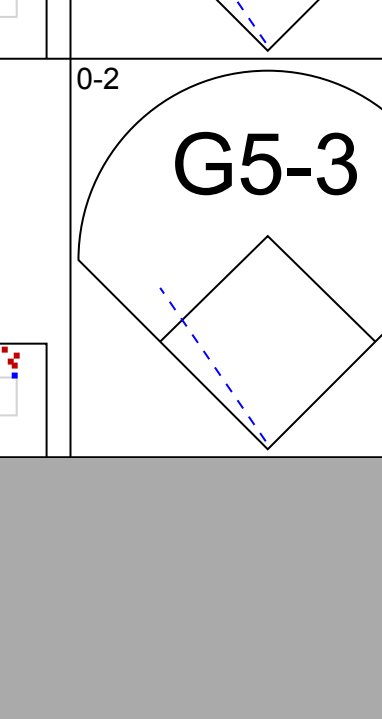
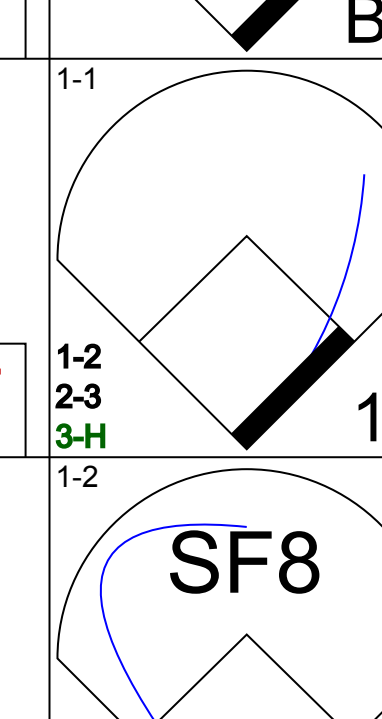
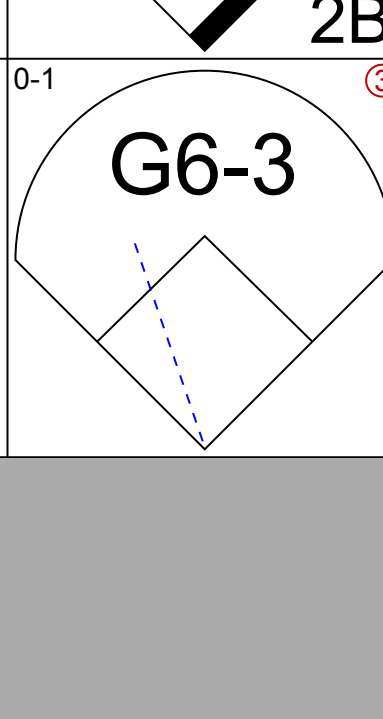
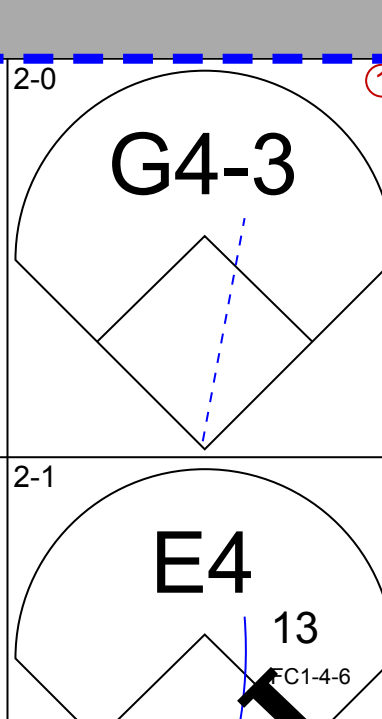
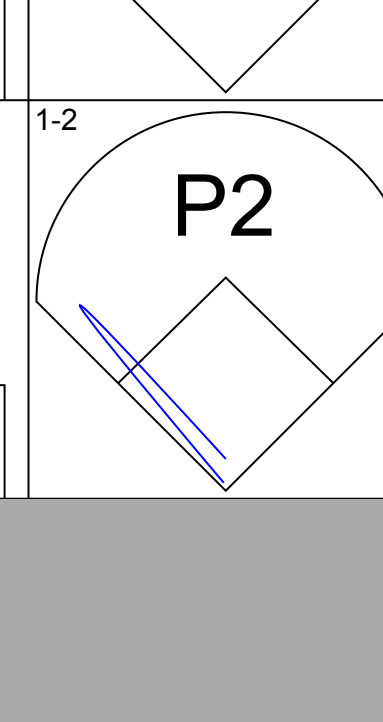
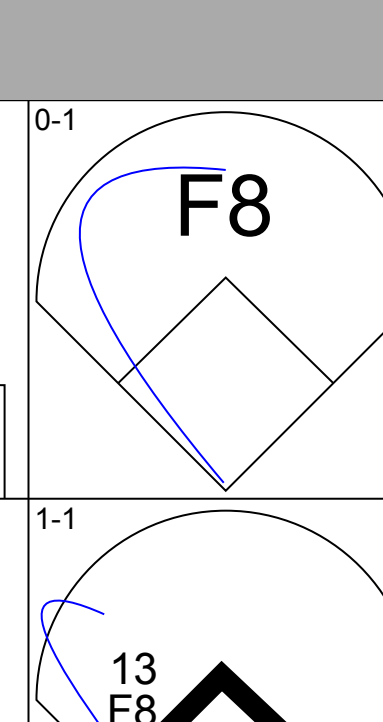
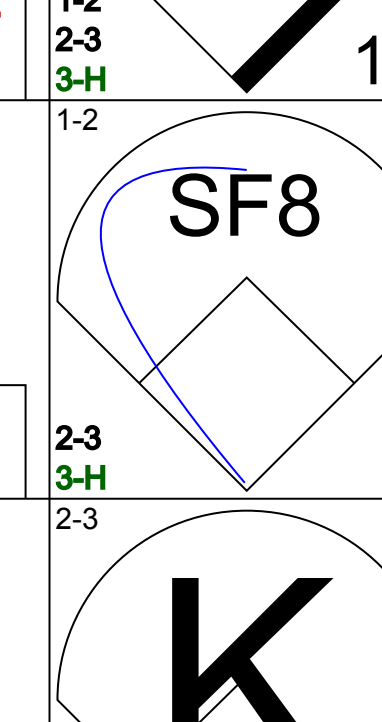
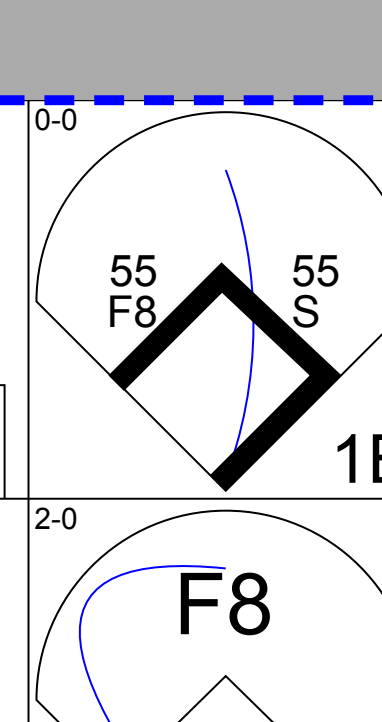
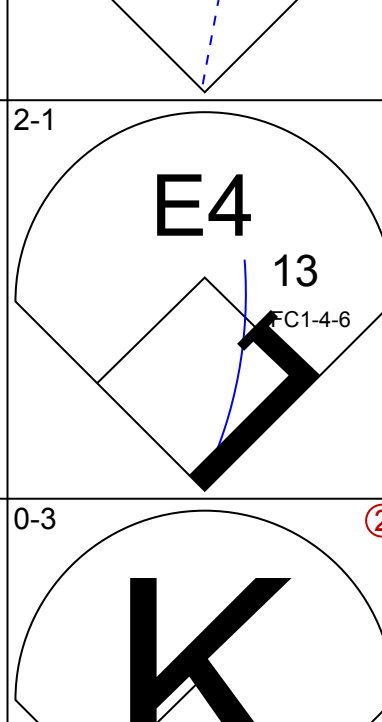
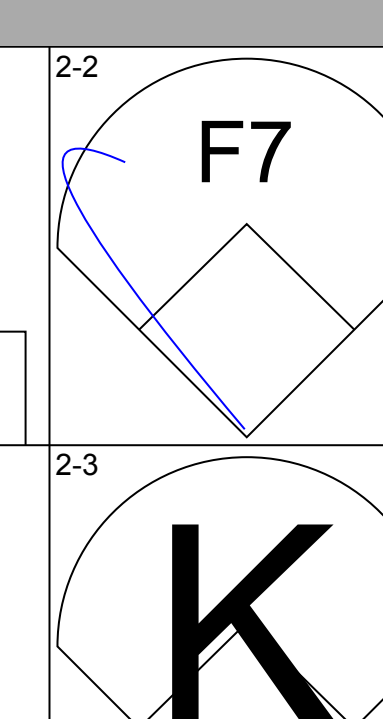
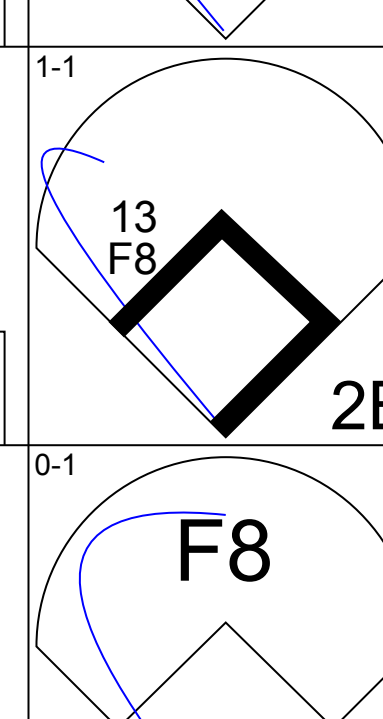
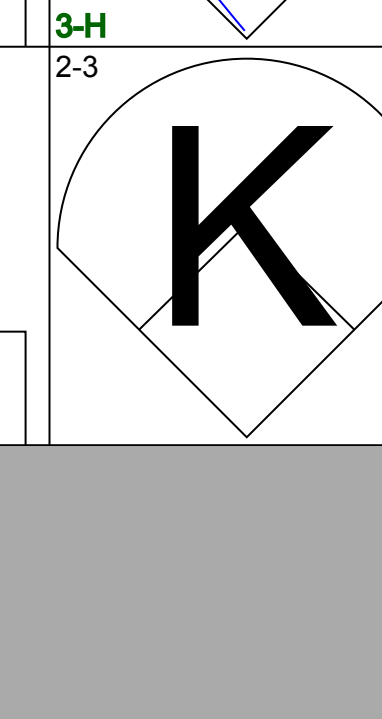
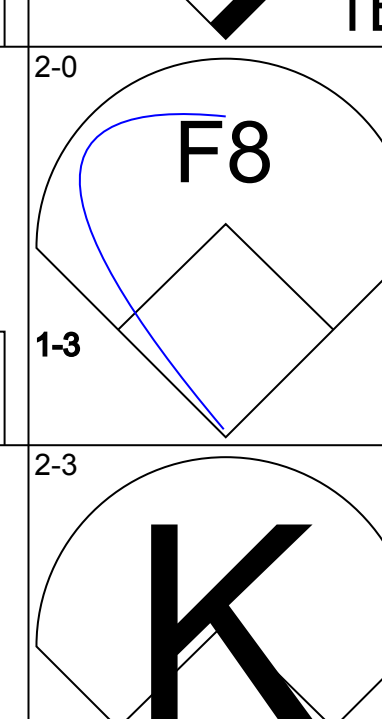
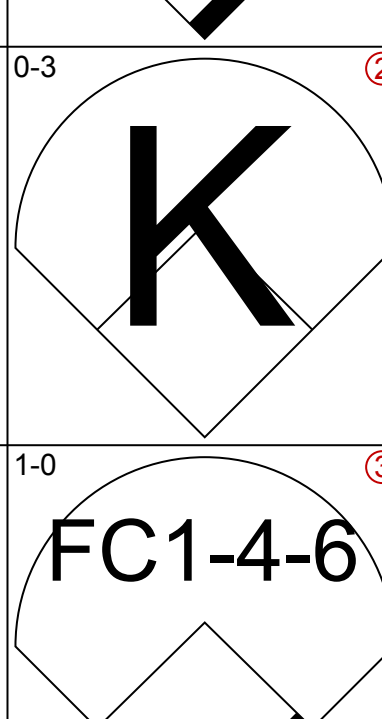
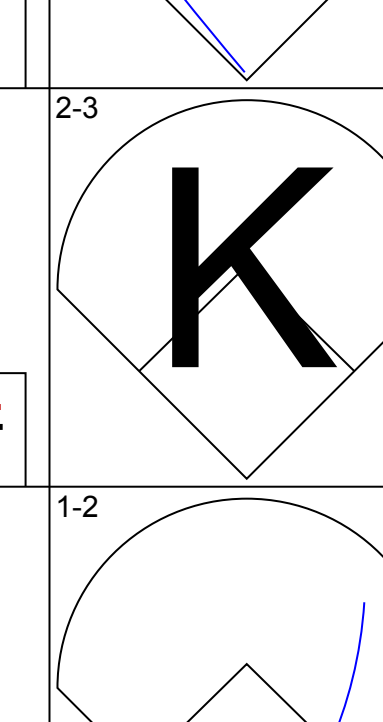
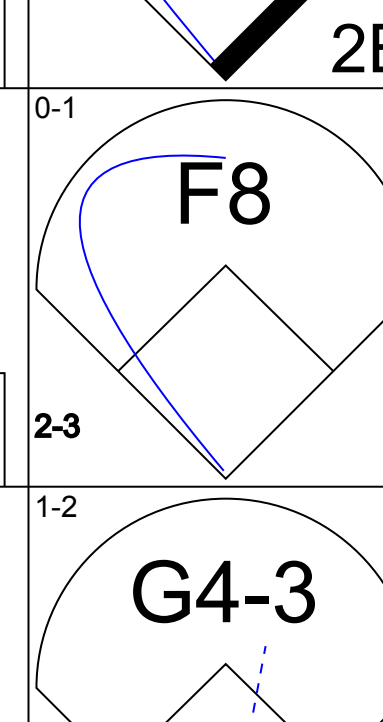
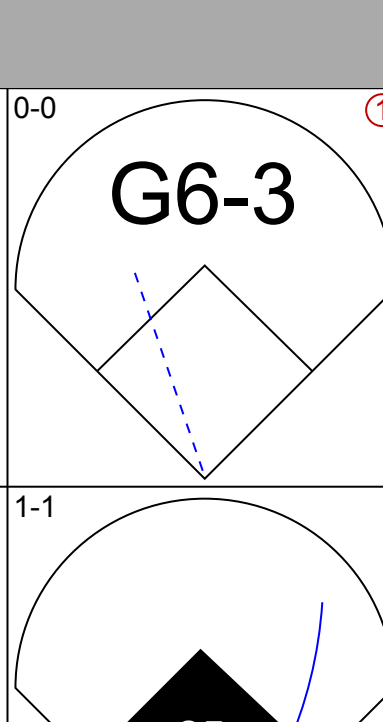
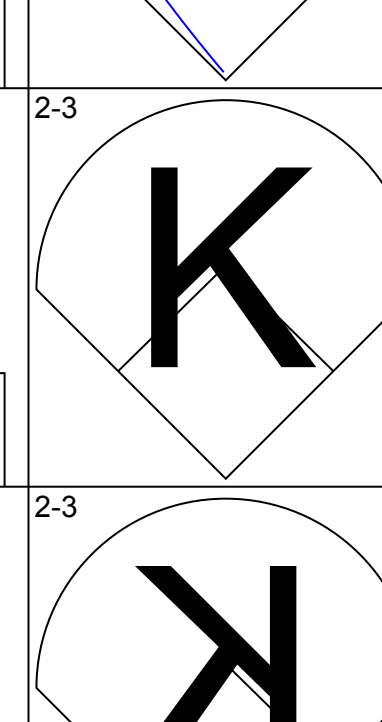
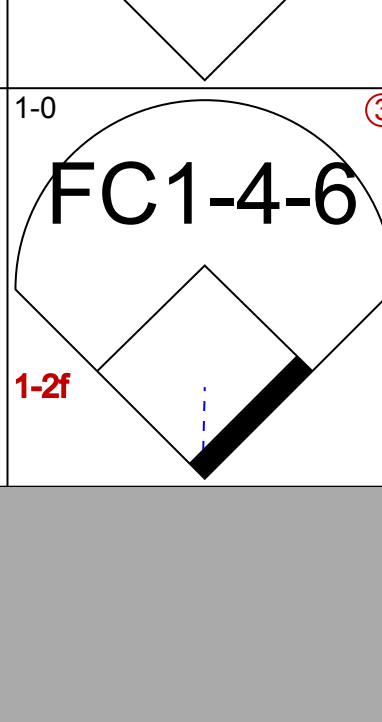
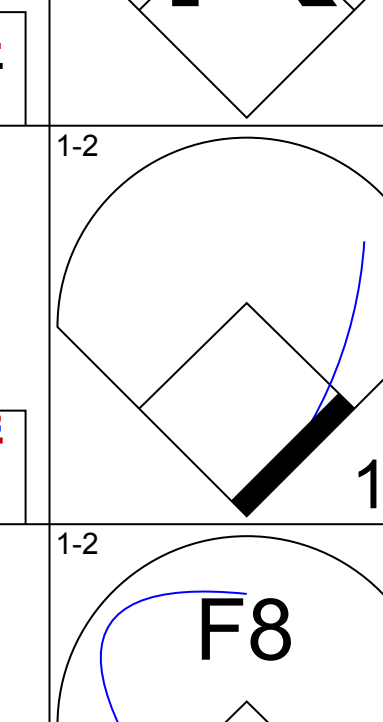
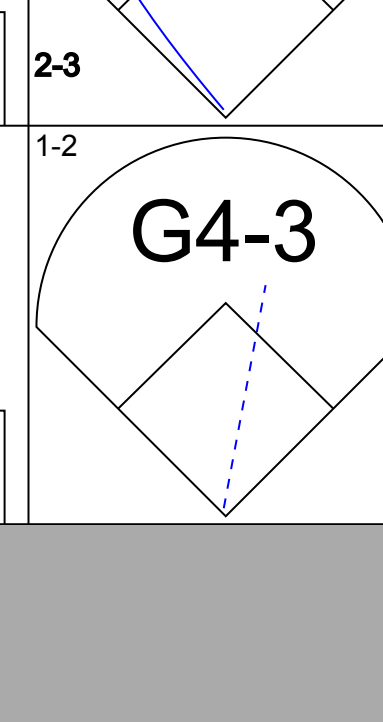
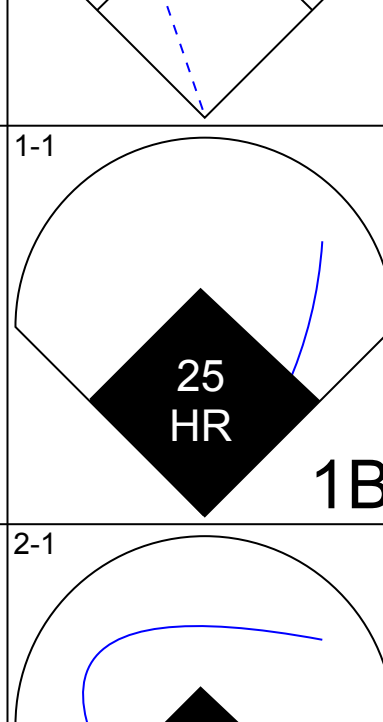
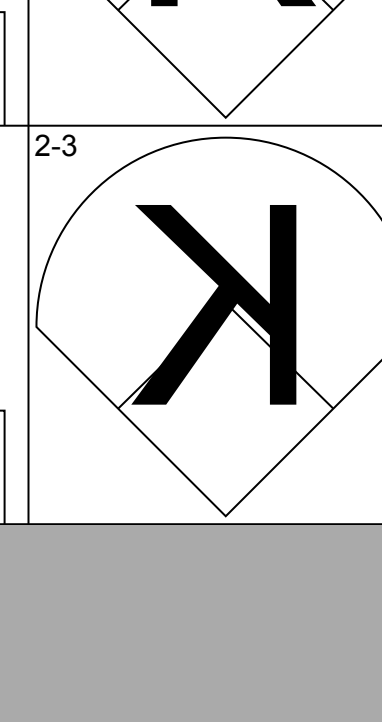
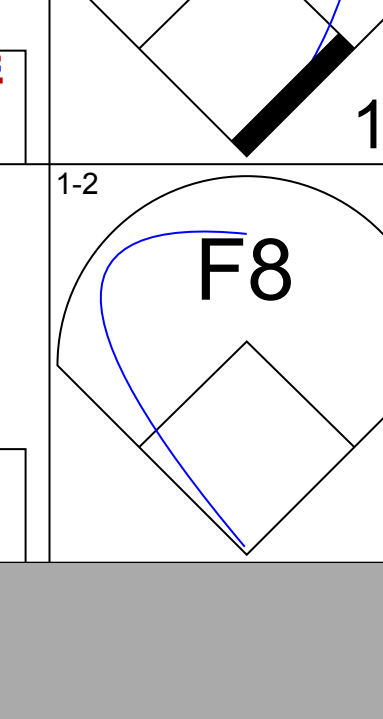
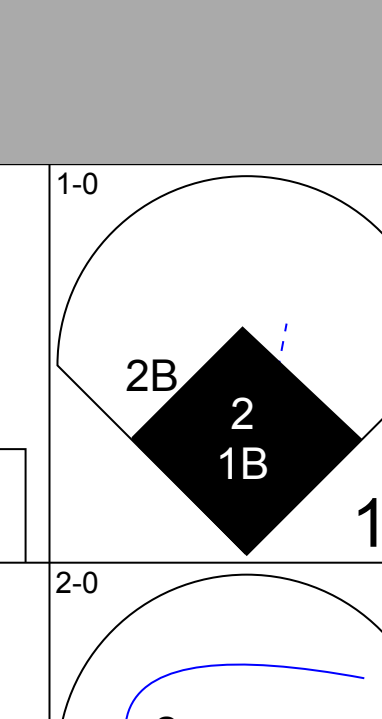
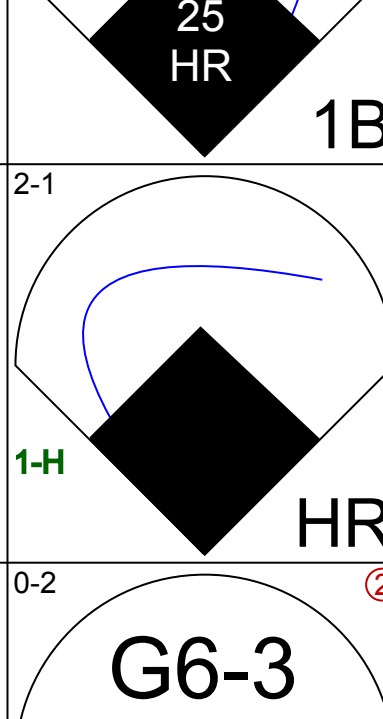
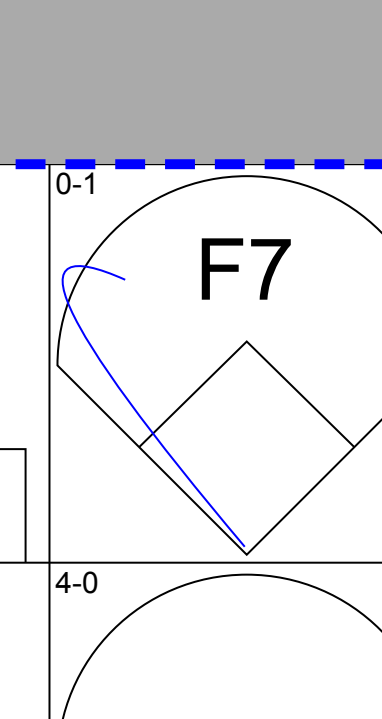
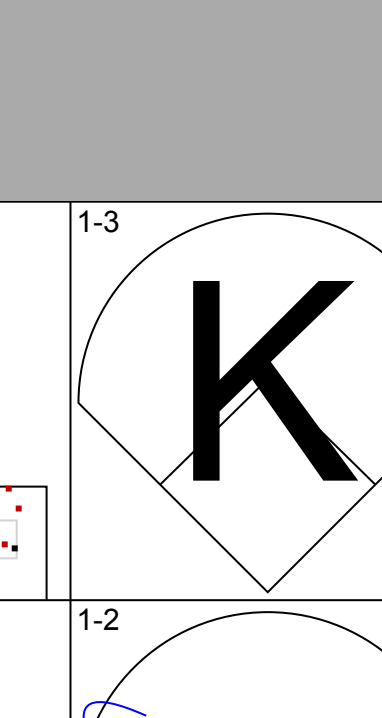
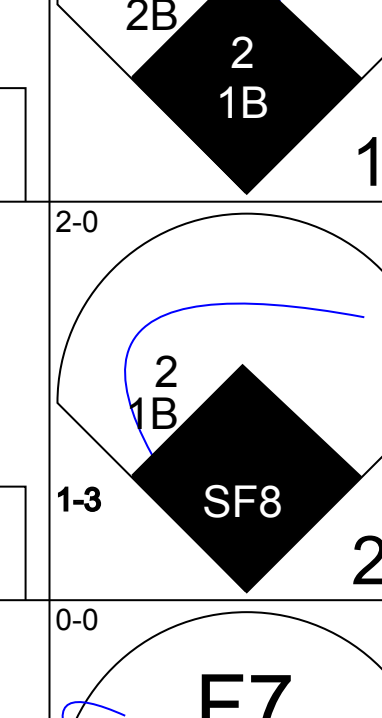
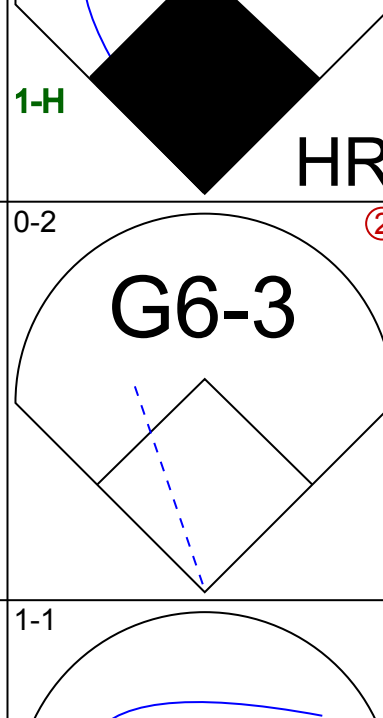
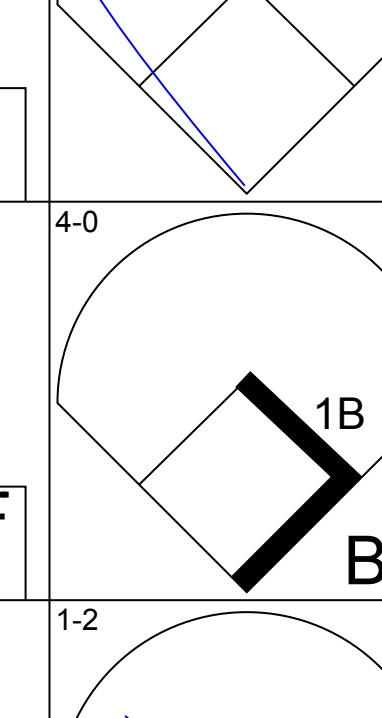

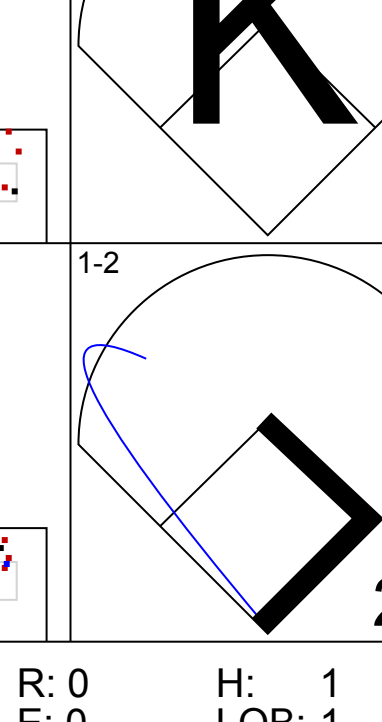
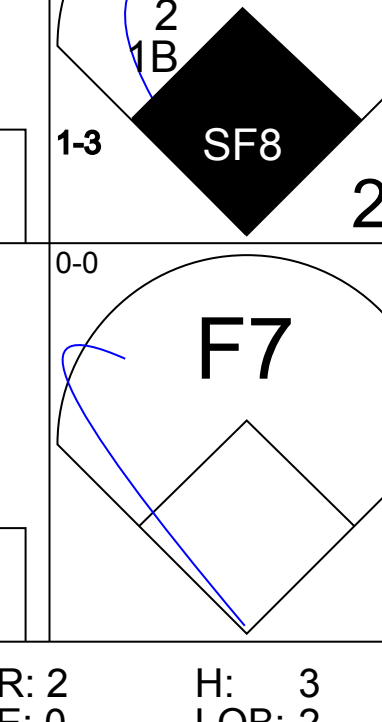
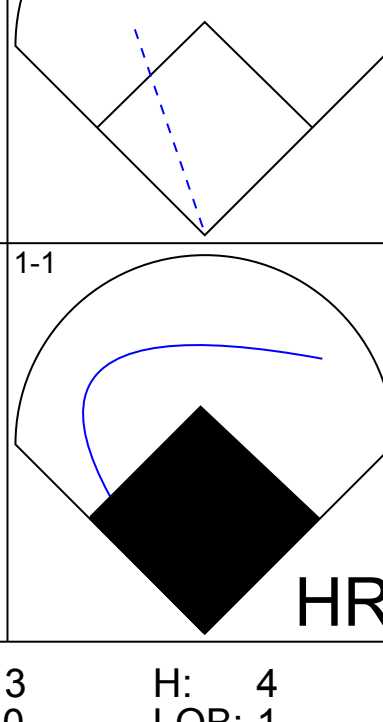
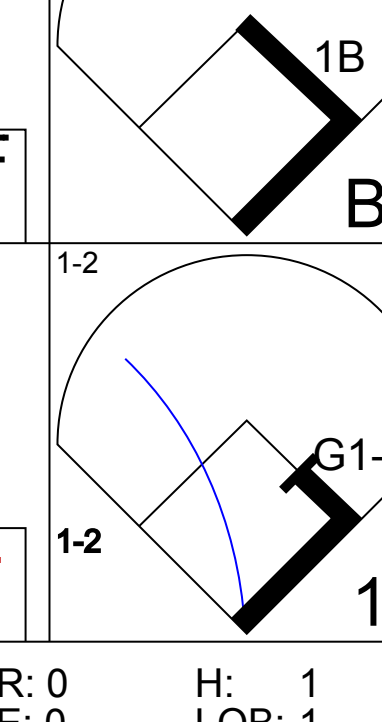

Batter	1	2	3	4	5	6	7	8	9	AB	R	H	RBI	BB	SO	LOB	BOTTOM								
18 Johnny Damon, L OBP: 0.321, SLG: 0.357 (8, FH) Jay Payton, R OBP: 0.273, SLG: 0.300 (9, 8)	F9		F9	E5		F8		P6		4	1	1	0	0	0	1	New York Yankees @ Boston Red Sox Fenway Park, Boston, MA Mon Apr 11 2005, 3:05 PM EDT Att: 33,702 - Sunny - 46 F								
Trot Nixon, L OBP: 0.375, SLG: 0.474 (1, 9)	F8		34 BB	1B	1-2				3	2	2	2	1	0	1										
Manny Ramirez, R OBP: 0.290, SLG: 0.250 (1, 7)	K		34 BB	1B	1-2			F7	3	1	1	1	1	1	2										
34 David Ortiz, L OBP: 0.448, SLG: 0.769 (1, 10)	F7		L6-4	1B	1-2			F8	3	0	0	0	1	1	3										
Kevin Millar, R OBP: 0.370, SLG: 0.273 (1, 3) Dave McCarty, R (8, 3)	G5-3		1-2	1B				K	3	0	1	2	1	1	1										
Edgar Renteria, R OBP: 0.175, SLG: 0.214 (1, 6)	G4-3		L6-4					2B	4	1	1	0	0	1	3										
Bill Mueller, S OBP: 0.308, SLG: 0.261 (1, 5)				HR				2B	3	1	1	1	0	0	1										
Doug Mirabeli, R OBP: 0.333, SLG: 0.625 (1, 2)				HR				G5-3	4	1	1	2	0	2	1										
Mark Bellhorn, S OBP: 0.321, SLG: 0.346 (1, 4)				18 E				K	4	1	1	0	0	2	1										
Inning Stats	R: 0 E: 0 K: 1 S: 11	H: 1 LOB: 1 BB: 0 P: 18	R: 2 E: 0 K: 1 S: 7	H: 1 LOB: 0 BB: 0 P: 12	R: 2 E: 0 K: 0 S: 11	H: 2 LOB: 1 BB: 2 P: 27	R: 3 E: 1 K: 2 S: 19	H: 3 LOB: 1 BB: 0 P: 27	R: 0 E: 0 K: 1 S: 6	H: 0 LOB: 0 BB: 1 P: 11	R: 0 E: 0 K: 1 S: 6	H: 0 LOB: 0 BB: 0 P: 12	R: 0 E: 0 K: 1 S: 12	H: 0 LOB: 1 BB: 1 P: 24	R: 1 E: 0 K: 1 S: 9	H: 2 LOB: 1 BB: 0 P: 16	1B: 5 2B: 4 3B: 0 HR: 1	SF: 0 SAC: 0 DP: 2 HBP: 1	WP: 0 PB: 0 SB: 1 CS: 0	PA: 37					
PITCHER	IP	WLS	BF	H	R	ER	SO	BB	IBB	HBP	BLK	WP	HR	S	P	ERA	WHIP								
35 Mike Mussina, R ERA: 4.91 (1, 1)	5.0	L	25	7	7	4	5	3	0	1	0	0	0	18	95	7.20	2.000								
Felix Rodriguez, R ERA: 2.25 (6, 1)	2.0		7	0	0	0	2	1	0	0	0	0	0	18	36	0.00	0.500								
Mike Stanton, L ERA: 6.0 (8, 1)	1.0		5	2	1	1	1	0	0	0	0	0	0	9	16	9.00	2.000								

AB 33
R 1
H 6
RBI 0
BB 2
SO 8
LOB 13




AB 32
R 8
H 9
RBI 8
BB 4
SO 8
LOB 15

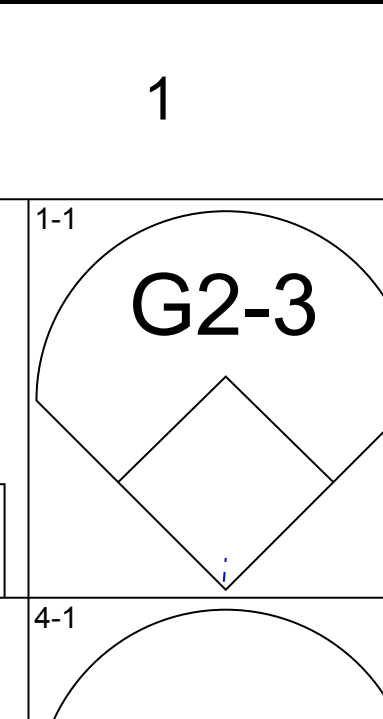
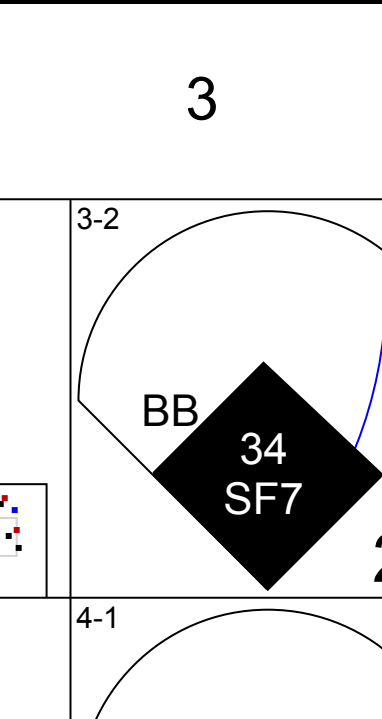
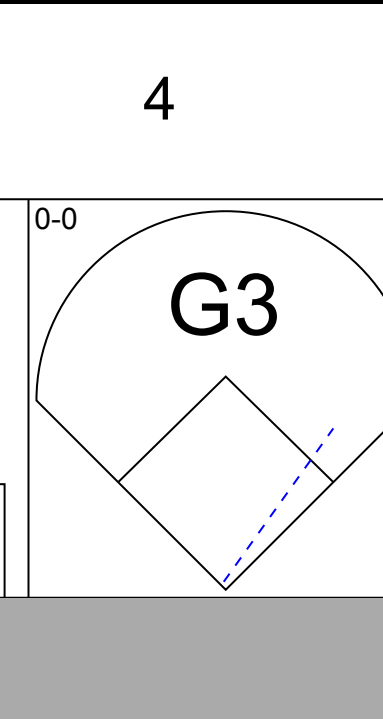
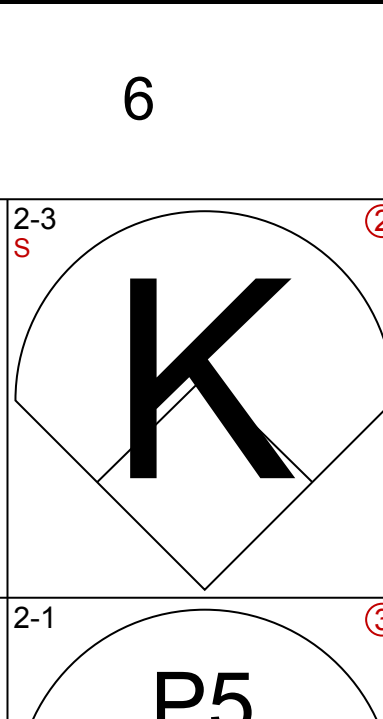
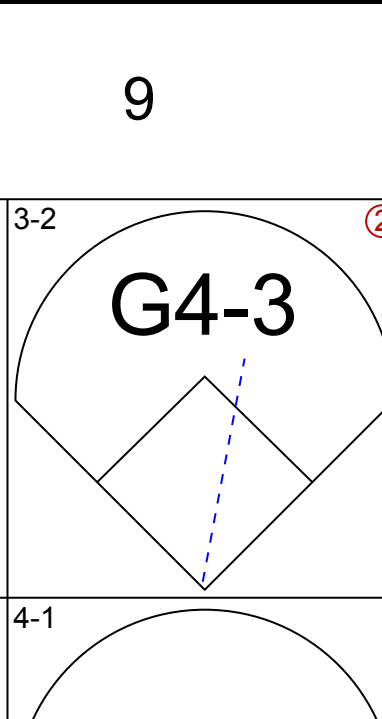
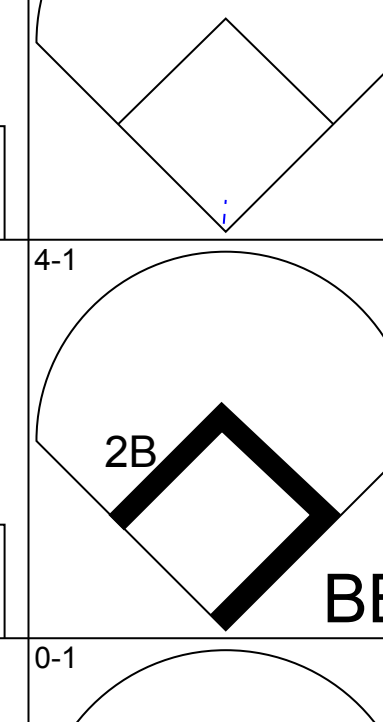
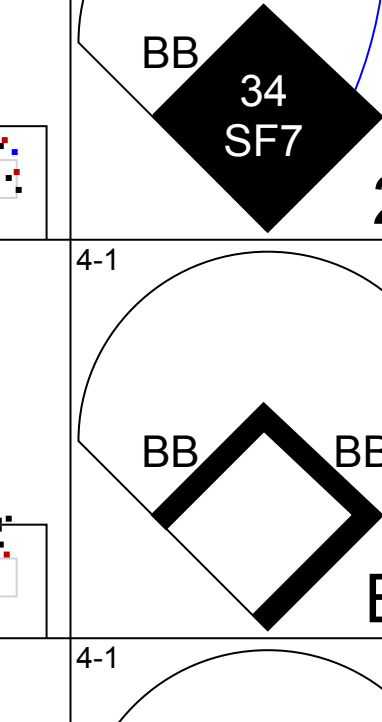
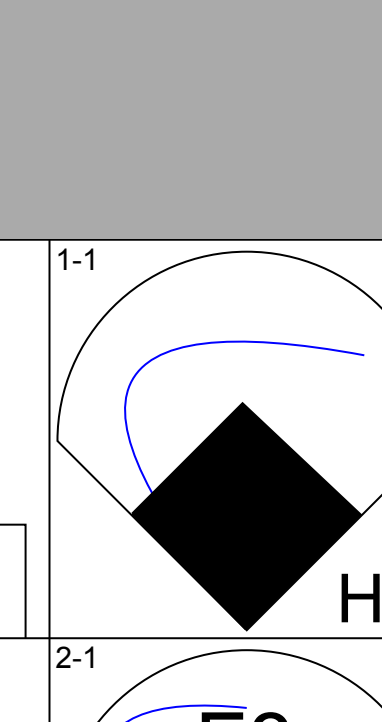
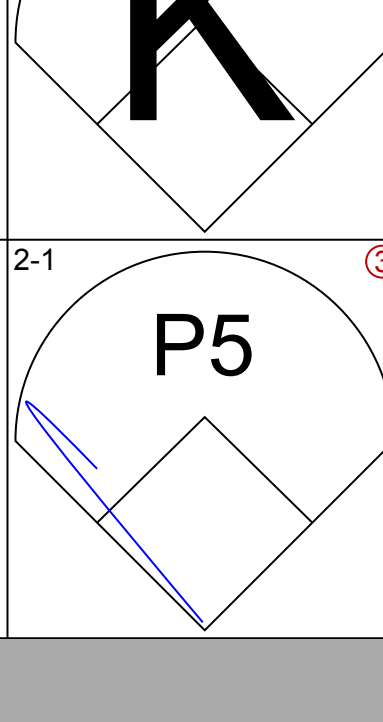
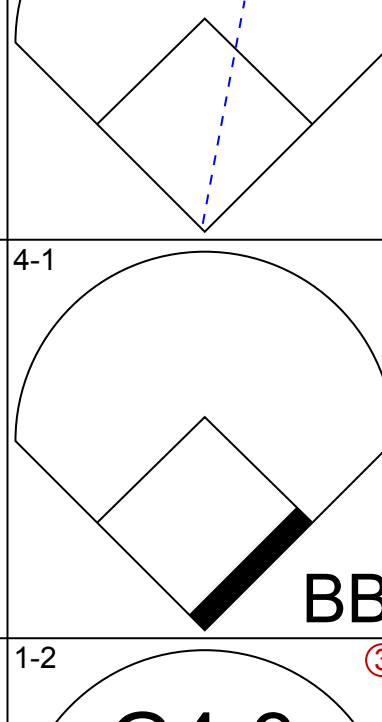
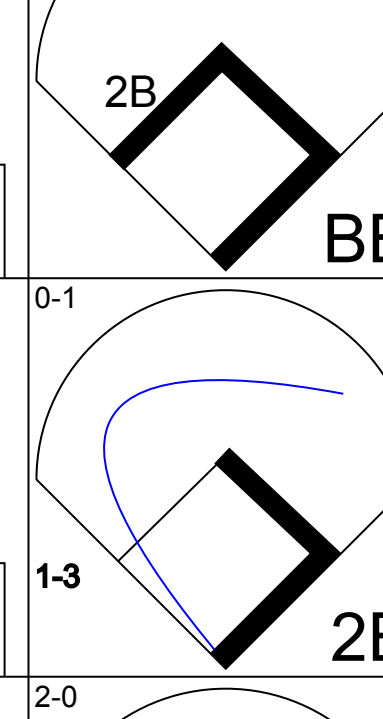
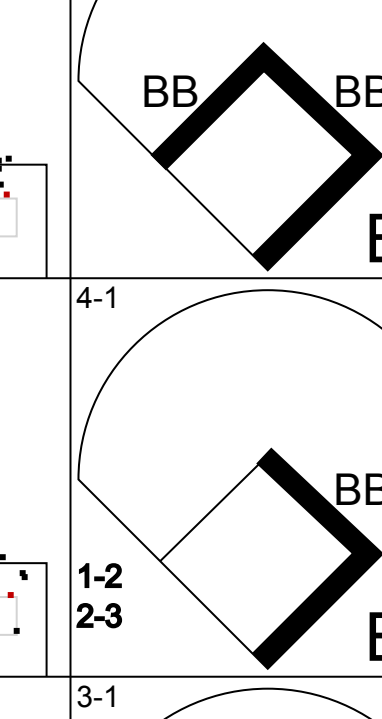
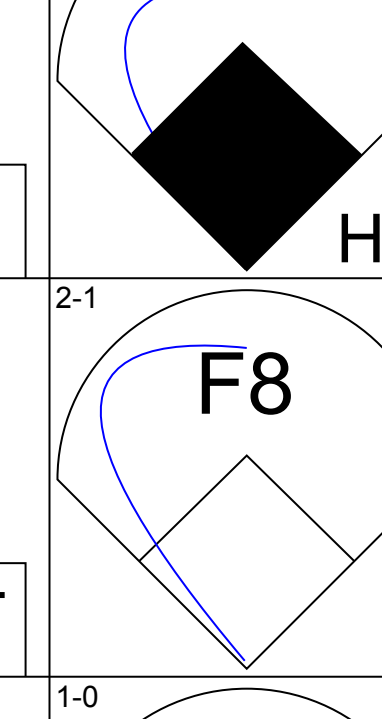
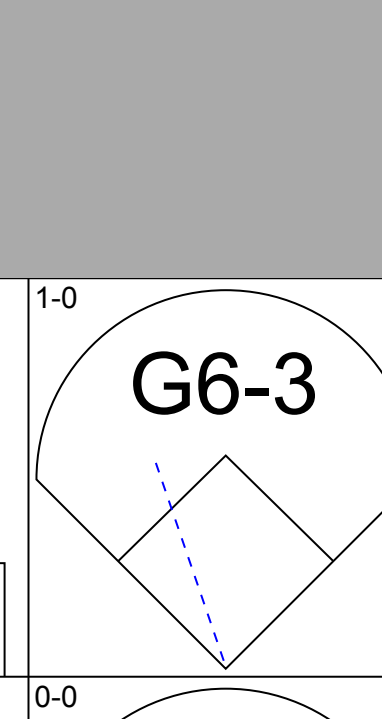
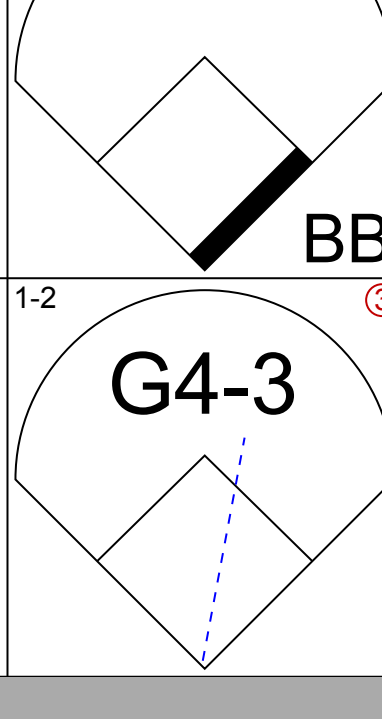
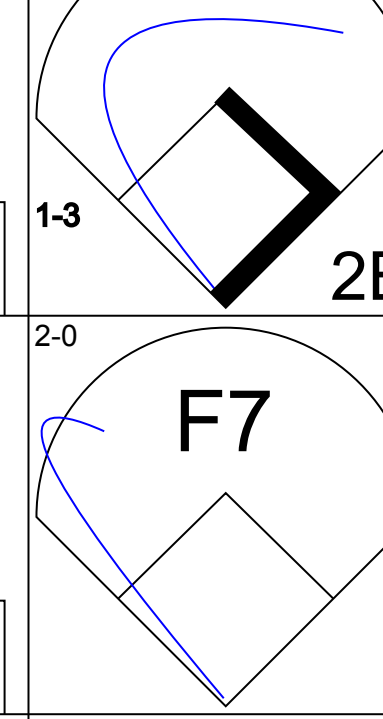
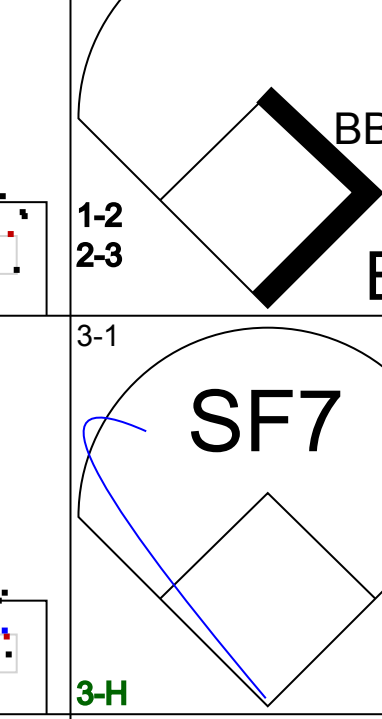
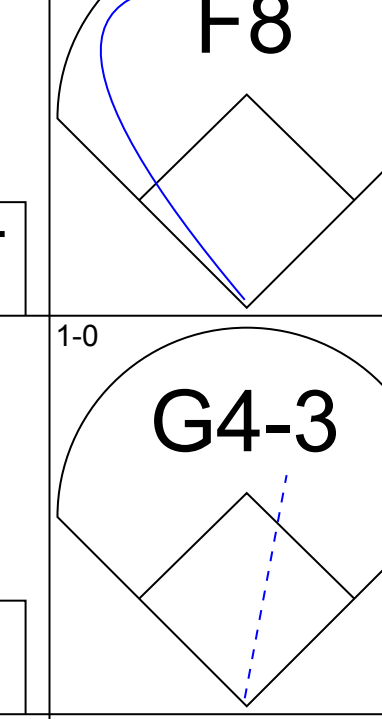
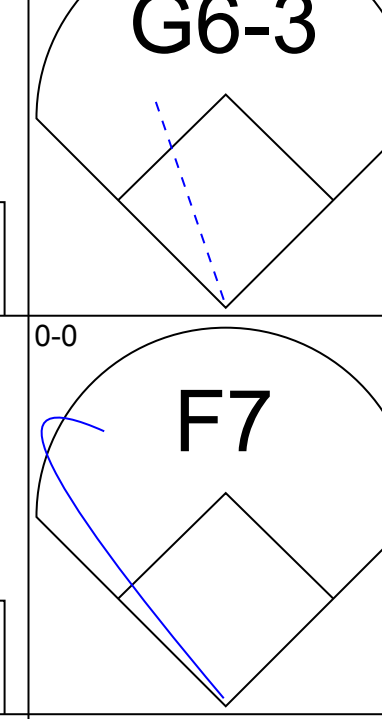
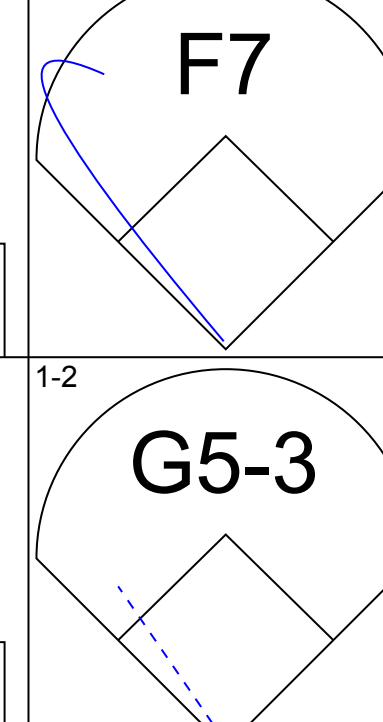
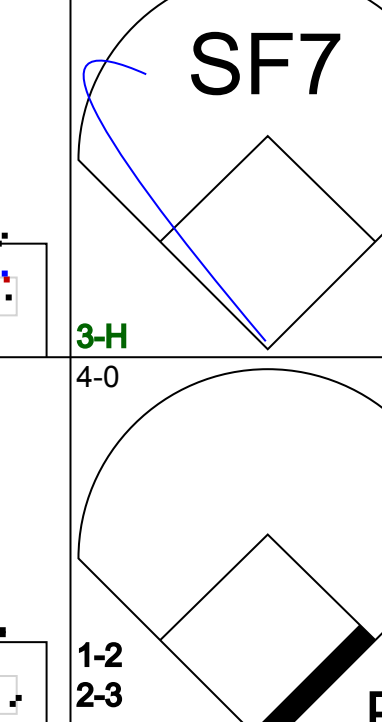
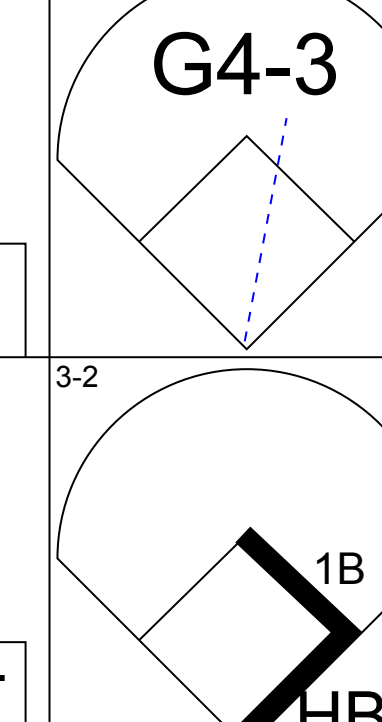

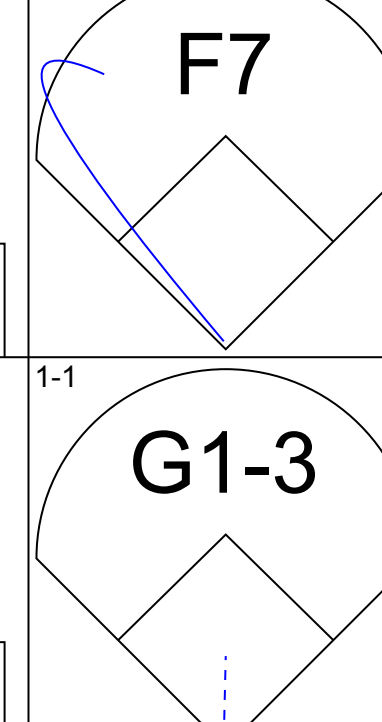
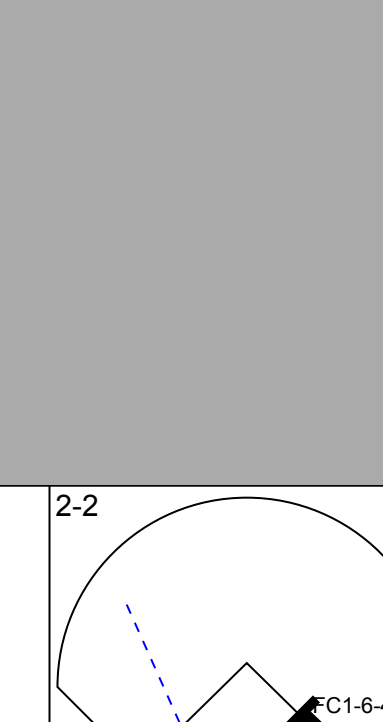
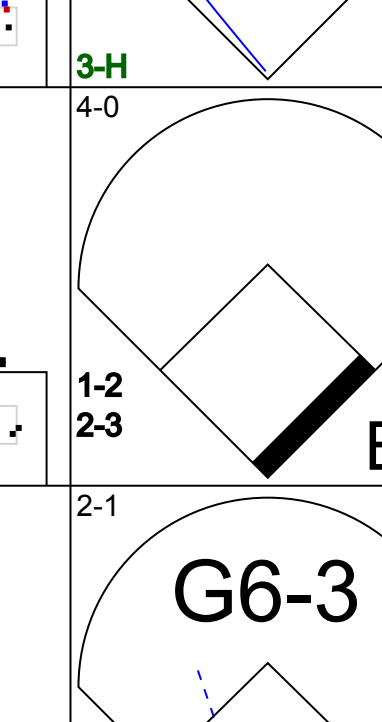
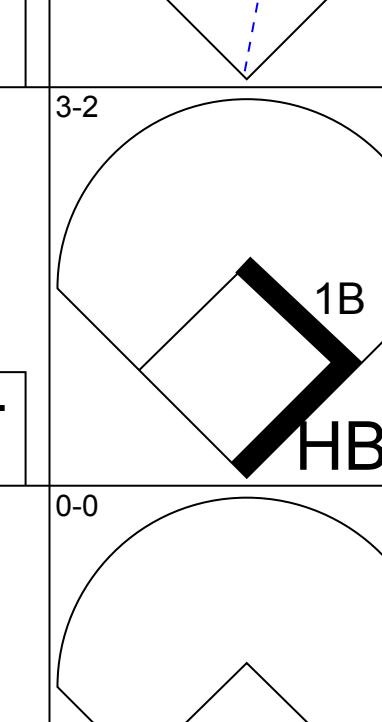
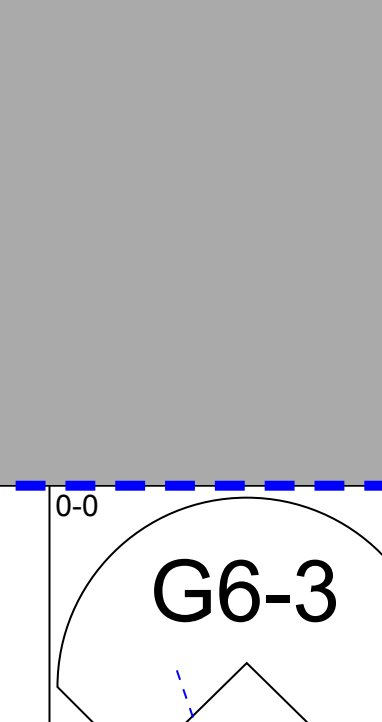
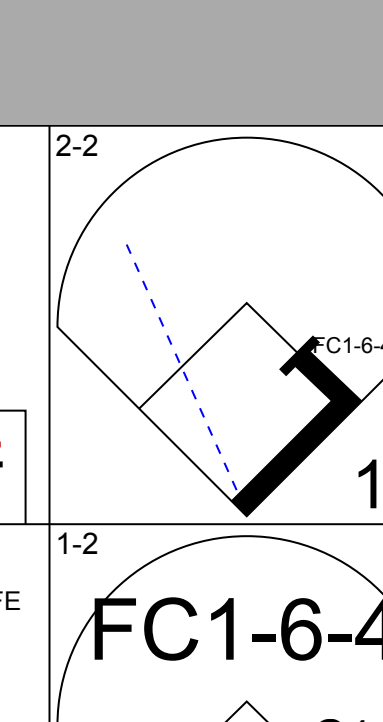


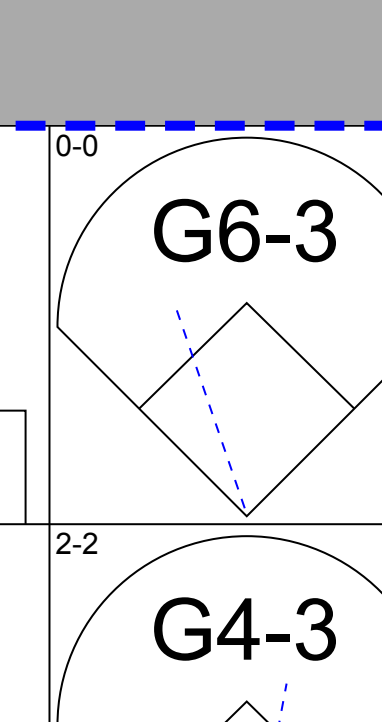
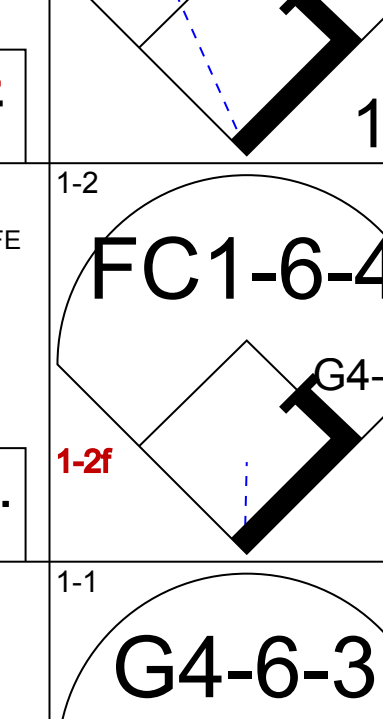
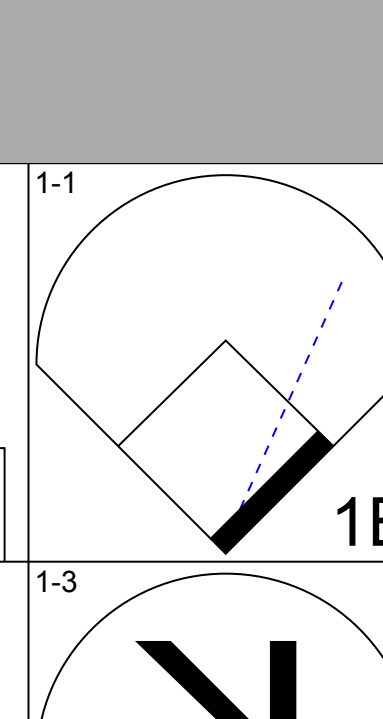

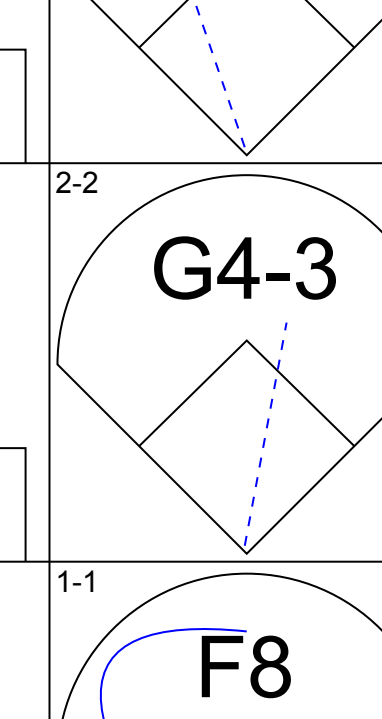

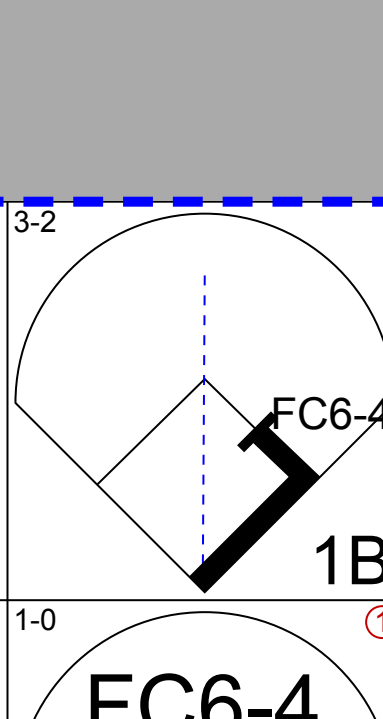

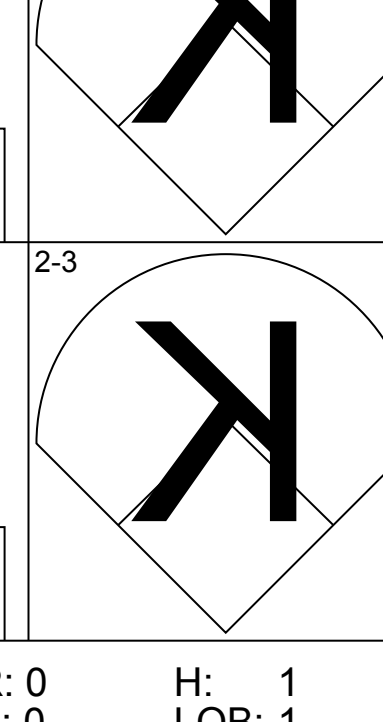
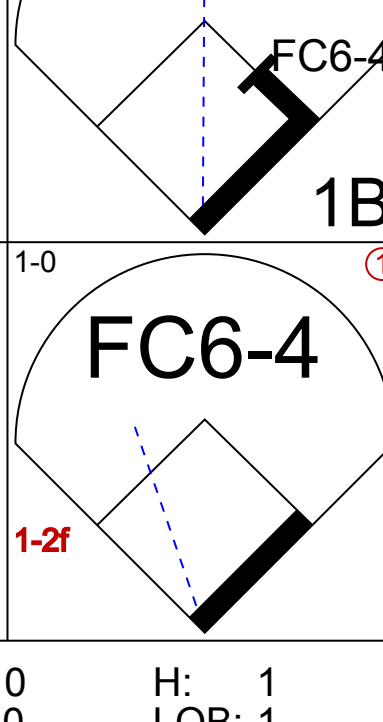


Batter	1	2	3	4	5	6	7	8	9	AB	R	H	RBI	BB	SO	LOB	TOP																								
Tony Womack , L (1, 4) OBP: 0.355, SLG: 0.357										4	0	1	0	1	1	3																									
2 Derek Jeter , R (1, 6) OBP: 0.447, SLG: 0.469										5	0	1	1	0	1	2																									
Gary Sheffield , R (1, 9) OBP: 0.278, SLG: 0.375										4	0	1	1	0	0	0																									
55 Hideki Matsui , L (1, 7) OBP: 0.343, SLG: 0.656										5	0	1	0	0	2	4																									
13 Alex Rodriguez , R (1, 5) OBP: 0.270, SLG: 0.314										5	0	0	0	0	2	3																									
20 Jorge Posada , S (1, 2) OBP: 0.414, SLG: 0.360										4	1	2	0	0	1	2																									
25 Jason Giambi , L (1, 10) OBP: 0.387, SLG: 0.480										4	2	2	2	0	0	1																									
Tino Martinez , L (1, 3) OBP: 0.286, SLG: 0.389										3	1	1	0	1	1	0																									
Bernie Williams , S (1, 8) OBP: 0.333, SLG: 0.400										4	1	3	1	0	0	2																									
Inning Stats	R: 0 E: 0 K: 2 S: 14	H: 0 LOB: 0 BB: 0 P: 18	R: 0 E: 0 K: 1 S: 16	H: 1 LOB: 1 BB: 0 P: 22	R: 0 E: 0 K: 1 S: 15	H: 1 LOB: 1 BB: 0 P: 18	R: 0 E: 0 K: 0 S: 9	H: 1 LOB: 1 BB: 0 P: 11	R: 2 E: 0 K: 1 S: 14	H: 3 LOB: 2 BB: 1 P: 25	R: 3 E: 0 K: 0 S: 14	H: 4 LOB: 1 BB: 0 P: 18	R: 0 E: 0 K: 2 S: 8	H: 1 LOB: 1 BB: 0 P: 14	R: 0 E: 0 K: 0 S: 7	H: 1 LOB: 1 BB: 0 P: 12	R: 0 E: 1 K: 1 S: 7	H: 0 LOB: 1 BB: 0 P: 12	1B: 6 2B: 4 3B: 0 HR: 2	SF: 1 SAC: 0 DP: 1 HBP: 0	WP: 0 PB: 0 SB: 1 CS: 0	PA: 41																			
PITCHER	IP	WLS	BF	H	R	ER	SO	BB	IBB	HBP	BLK	WP	HR	S	P	ERA	WHIP	PITCHER				IP	WLS	BF	H	R	ER	SO	BB	IBB	HBP	BLK	WP	HR	S	P	ERA	WHIP			
38 Curt Schilling , R (1, 1) ERA: 7.94	5.2	L	27	9	5	5	5	1	0	0	0	0	0	2	78	108	7.94	1.765																							
50 Mike Timlin , R (6, 1) ERA: 2.09	0.1		2	1	0	0	0	0	0	0	0	0	0	0	4	4	0.00	3.000																							
Blaine Neal , R (7, 1) ERA: 11.57	1.0		4	1	0	0	2	0	0	0	0	0	0	0	8	14	0.00	1.000																							
Mike Myers , L (8, 1) ERA:	1.0		4	1	0	0	0	1	0	0	0	0	0	0	7	12	0.00	2.000																							
John Halama , L (9, 1) ERA: 10.13	1.0		4	0	0	0	1	0	0	0	0	0	0	0	7	12	0.00	0.000																							

New York Yankees @ Boston Red Sox
Fenway Park, Boston, MA
Wed Apr 13 2005, 7:05 PM EDT
Att: 35,115 - Clear - 46 F


AB 38
R 5
H 12
RBI 5
BB 2
SO 8
LOB 17



Batter	1	2	3	4	5	6	7	8	9	AB	R	H	RBI	BB	SO	LOB	BOTTOM																								
18 Johnny Damon , L (1, 8) OBP: 0.303, SLG: 0.364										5	1	1	0	0	1	2																									
Trot Nixon , L (1, 9) OBP: 0.446, SLG: 0.619										2	1	1	1	3	0	1																									
Manny Ramirez , R (1, 7) OBP: 0.306, SLG: 0.281										4	0	1	0	1	0	1																									
34 David Ortiz , L (1, 10) OBP: 0.394, SLG: 0.690										3	0	0	1	0	0	2																									
Kevin Millar , R (1, 3) OBP: 0.387, SLG: 0.250										2	0	0	0	1	0	2																									
Edgar Renteria , R (1, 6) OBP: 0.219, SLG: 0.250										4	0	2	0	0	0	3																									
Jason Varitek , S (1, 2) OBP: 0.375, SLG: 0.652										4	0	1	0	0	0	3																									
Bill Mueller , S (1, 5) OBP: 0.300, SLG: 0.259										4	0	1	0	0	1	2																									
Ramón Vázquez , L (1, 4) OBP: 0.200, SLG: 0.200										3	0	0	0	0	1	2																									
Mark Bellhorn , S (9, PH) OBP: 0.310, SLG: 0.333										1	0	0	0	0	0	0																									
Inning Stats	R: 0 E: 0 K: 0 S: 9	H: 1 LOB: 0 BB: 1 P: 17	R: 0 E: 0 K: 0 S: 8	H: 1 LOB: 0 BB: 0 P: 12	R: 1 E: 0 K: 0 S: 12	H: 1 LOB: 3 BB: 3 P: 35	R: 0 E: 0 K: 2 S: 9	H: 1 LOB: 1 BB: 0 P: 13	R: 1 E: 0 K: 0 S: 11	H: 2 LOB: 2 BB: 0 P: 20	R: 0 E: 0 K: 1 S: 14	H: 1 LOB: 1 BB: 0 P: 22	R: 0 E: 0 K: 0 S: 4	H: 0 LOB: 0 BB: 0 P: 6	R: 0 E: 0 K: 0 S: 6	H: 0 LOB: 0 BB: 0 P: 9	R: 0 E: 0 K: 0 S: 9	H: 0 LOB: 1 BB: 1 P: 18	1B: 4 2B: 2 3B: 0 HR: 1	SF: 1 SAC: 0 DP: 1 HBP: 1	WP: 0 PB: 0 SB: 0 CS: 0	PA: 39																			
PITCHER	IP	WLS	BF	H	R	ER	SO	BB	IBB	HBP	BLK	WP	HR	S	P	ERA	WHIP	PITCHER				IP	WLS	BF	H	R	ER	SO	BB	IBB	HBP	BLK	WP	HR	S	P	ERA	WHIP			
Jaret Wright , R (1, 1) ERA: 8.0	5.0	W	25	6	2	2	2	4	0	1	0	0	0	18	28	0.00	0.500																								
Tanyon Sturtze , R (6, 1) ERA: 2.99	2.0	H	7	1	0	0	1	0	0	0	0	0	0	6	9	0.00	0.000																								
Tom Gordon , R (8, 1) ERA: 2.25	1.0	H	3	0	0	0	0	0	0	0	0	0	0	6	9	0.00	0.000																								
42 Mariano Rivera , R (9, 1) ERA: 4.91	1.0	S	4	0	0	0	0	1	0	0	0	0	0	9	18	0.00	1.000																								

New York Yankees @ Boston Red Sox
Fenway Park, Boston, MA
Wed Apr 13 2005, 7:05 PM EDT
Att: 35,115 - Clear - 46 F

AB 32
R 2
H 7
RBI 2
BB 5
SO 3
LOB 18



Batter	1	2	3	4	5	6	7	8	9	AB	R	H	RBI	BB	SO	LOB	TOP				
Tony Womack, L (1,4) OBP: 0.306, SLG: 0.303	G6-3	L4		FC6-4 BB 55 1B		F8		K		5	1	0	0	0	1	6	New York Yankees @ Boston Red Sox Fenway Park, Boston, MA Thu Apr 14 2005, 7:05 PM EDT Att: 35,251 - Partly Cloudy - 45 F				
2 Derek Jeter, R (1,6) OBP: 0.442, SLG: 0.472	G3		55 2B	55 1B		K		F9		4	2	1	0	1	1	2					
Gary Sheffield, R (1,9) OBP: 0.341, SLG: 0.444	55 1B		F9	55 1B					25 BB	4	1	3	1	1	0	1					
55 Hideki Matsui, L (1,7) OBP: 0.400, SLG: 0.694	1B		13 1B	13 1B		F8			25 BB	4	0	3	3	1	0	1					
13 Alex Rodriguez, R (1,5) OBP: 0.262, SLG: 0.300	F7		P3	1B					F7	5	0	1	1	0	1	5					
20 Jorge Posada, S (1,2) OBP: 0.353, SLG: 0.300		P5	G4-3	G6-3					F6	5	0	0	0	0	0	5					
25 Jason Giambi, L (1,10) Rey Sanchez, R (9, PR) OBP: 0.500, SLG: 0.500		FC4-6 1B		G6-3	G4-3				BB	4	0	1	0	1	0	0					
Tino Martinez, L (1,3) Bubba Crosby, L (8, PR) 12 Andy Phillips, R (8, 3) Ruben Sierra, S (9, PH) OBP: 0.250, SLG: 0.533			FC4-6 BB	FC6-4 BB	G4-3				P2	2	1	1	0	2	0	0					
Bernie Williams, S (1,8) OBP: 0.324, SLG: 0.357		FC4-6		FC6-4 BB	G3-1					3	0	0	0	1	1	3					
Inning Stats	R: 0 E: 0 K: 0 S: 10	H: 2 LOB: 2 BB: 0 P: 13	R: 0 E: 0 K: 0 S: 12	H: 1 LOB: 2 BB: 1 P: 20	R: 1 E: 0 K: 0 S: 7	H: 2 LOB: 0 BB: 0 P: 10	R: 4 E: 0 K: 0 S: 23	H: 3 LOB: 2 BB: 3 P: 41	R: 0 E: 0 K: 1 S: 9	H: 0 LOB: 1 BB: 0 P: 14	R: 0 E: 0 K: 1 S: 10	H: 0 LOB: 0 BB: 0 P: 16	R: 0 E: 0 K: 2 S: 10	H: 0 LOB: 2 BB: 1 P: 19	R: 0 E: 0 K: 0 S: 18	H: 1 LOB: 3 BB: 2 P: 34		1B: 7 2B: 3 3B: 0 HR: 0	SF: 0 SAC: 0 DP: 0 HBP: 0	WP: 0 PB: 0 SB: 1 CS: 0	PA: 44
PITCHER	IP	WLS	BF	H	R	ER	SO	BB	IBB	HBP	BLK	WP	HR	S	P	ERA	WHIP				
Bronson Arroyo, R (1,1) ERA: 5.4	5.2		30	9	5	5	1	4	0	0	0	0	0	66	104	7.94	2.294				
Alan Embree, L (6,1) ERA: 3.38	1.1		4	0	0	0	1	0	0	0	0	0	0	11	18	0.00	0.000				
Keith Foulke, R (8,1) ERA: 4.5	2.0	W	10	1	0	0	2	3	0	0	0	0	0	28	53	0.00	2.000				

Batter	1	2	3	4	5	6	7	8	9	AB	R	H	RBI	BB	SO	LOB	BOTTOM				
18 Johnny Damon, L (1,8) OBP: 0.324, SLG: 0.361	K		S HR		G4-3			2B 1B		3	2	1	0	1	1	0	New York Yankees @ Boston Red Sox Fenway Park, Boston, MA Thu Apr 14 2005, 7:05 PM EDT Att: 35,251 - Partly Cloudy - 45 F				
Edgar Renteria, R (1,6) OBP: 0.250, SLG: 0.389	F9		1-H HR		G5-3			3B 2B		4	2	2	3	0	0	0					
Manny Ramirez, R (1,7) OBP: 0.300, SLG: 0.257	P3		K					L7		3	0	0	0	1	1	1					
34 David Ortiz, L (1,10) OBP: 0.378, SLG: 0.625		P6	K					3B IBB		3	1	0	0	1	1	1					
Kevin Millar, R (1,3) Dave McCarty, R (9,3) OBP: 0.371, SLG: 0.250		HR 1B		P6				F7		4	1	1	0	0	1	3					
Jason Varitek, S (1,2) OBP: 0.393, SLG: 0.815		K		HR				3B		4	1	2	3	0	1	2					
Jay Payton, R (1,9) Trot Nixon, L (8, PH) OBP: 0.433, SLG: 0.591		1-H HR		K				K		3	1	1	2	0	2	0					
Bill Mueller, S (1,5) OBP: 0.303, SLG: 0.267		G6-3		F9				G5-4-3 1B		3	0	1	0	0	0	0					
Mark Bellhorn, S (1,4) OBP: 0.281, SLG: 0.300			K		K			G5-4-3		3	0	0	0	0	2	1					
Inning Stats	R: 0 E: 0 K: 1 S: 5	H: 0 LOB: 0 BB: 0 P: 9	R: 2 E: 0 K: 1 S: 12	H: 2 LOB: 0 BB: 0 P: 16	R: 2 E: 0 K: 3 S: 12	H: 1 LOB: 0 BB: 1 P: 23	R: 1 E: 0 K: 1 S: 11	H: 1 LOB: 0 BB: 0 P: 16	R: 0 E: 0 K: 1 S: 10	H: 0 LOB: 1 BB: 1 P: 15	R: 0 E: 0 K: 1 S: 10	H: 1 LOB: 0 BB: 0 P: 13	R: 3 E: 0 K: 1 S: 13	H: 3 LOB: 1 BB: 1 P: 24	R: 0 E: 0 K: 1 S: 18	H: 0 LOB: 3 BB: 2 P: 34		1B: 3 2B: 1 3B: 1 HR: 3	SF: 0 SAC: 0 DP: 1 HBP: 0	WP: 0 PB: 0 SB: 1 CS: 0	PA: 34
PITCHER	IP	WLS	BF	H	R	ER	SO	BB	IBB	HBP	BLK	WP	HR	S	P	ERA	WHIP				
Randy Johnson, L (1,1) ERA: 4.74	7.0		27	5	5	5	9	2	0	0	0	0	0	68	103	6.43	1.000				
Tom Gordon, R (8,1) ERA: 7.71	0.2	L	6	3	3	3	0	0	1	0	0	0	0	10	20	40.50	4.500				
Mike Stanton, L (8,1) ERA: 5.4	0.1		1	0	0	0	1	0	0	0	0	0	0	3	4	0.00	0.000				

Batter	1	2	3	4	5	6	7	8	9	AB	R	H	RBI	BB	SO	LOB	TOP					
2 Derek Jeter, R OBP: 0.404, SLG: 0.425	F9		P3			G5-3			G6-3	4	0	0	0	0	0	2	New York Yankees @ Baltimore Orioles Oriole Park at Camden Yards, Baltimore, MD Fri Apr 15 2005, 7:35 PM EDT Att: 48,061 - Clear - 58 F					
Bernie Williams, S OBP: 0.316, SLG: 0.344	F7		L8			L8			L8	4	0	1	1	0	0	0						
Gary Sheffield, R OBP: 0.333, SLG: 0.425	G1-3									4	0	1	0	0	1	0						
13 Alex Rodriguez, R OBP: 0.239, SLG: 0.273		F8								4	0	0	0	0	0	1						
55 Hideki Matsui, L OBP: 0.395, SLG: 0.667		K								3	0	1	0	0	1	0						
20 Jorge Posada, S OBP: 0.324, SLG: 0.273										3	0	0	0	0	1	1						
25 Jason Giambi, L OBP: 0.359, SLG: 0.406										3	0	0	0	0	0	0						
Tino Martinez, L OBP: 0.357, SLG: 0.364										2	1	0	0	1	0	0						
Rey Sanchez, R OBP: 0.400, SLG: 0.400										3	0	1	0	0	0	0						
Inning Stats	R: 0 E: 0 K: 0 S: 8	H: 0 LOB: 0 BB: 0 P: 9	R: 0 E: 0 K: 1 S: 9	H: 0 LOB: 0 BB: 0 P: 13	R: 1 E: 0 K: 0 S: 10	H: 2 LOB: 2 BB: 1 P: 19	R: 0 E: 0 K: 1 S: 7	H: 0 LOB: 0 BB: 0 P: 11	R: 0 E: 0 K: 1 S: 10	H: 0 LOB: 0 BB: 0 P: 15	R: 0 E: 0 K: 0 S: 5	H: 0 LOB: 0 BB: 0 P: 7	R: 0 E: 0 K: 0 S: 5	H: 1 LOB: 1 BB: 0 P: 10	R: 0 E: 0 K: 0 S: 5	H: 0 LOB: 0 BB: 0 P: 5	R: 0 E: 0 K: 0 S: 8	H: 1 LOB: 1 BB: 0 P: 13	1B: 4 2B: 0 3B: 0 HR: 0	SF: 0 SAC: 0 DP: 0 HBP: 0	WP: 0 PB: 0 SB: 0 CS: 0	PA: 31
PITCHER Bruce Chen, L ERA: 1.8	IP: 9.0 WLS: W BF: 31 H: 4 R: 1 ER: 1 SO: 3 BB: 1 IBB: 0 HBP: 0 BLK: 0 WP: 0 HR: 0 S: 67 P: 102 ERA: 1.00 WHIP: 0.556																					

Batter	1	2	3	4	5	6	7	8	9	AB	R	H	RBI	BB	SO	LOB	BOTTOM					
1 Brian Roberts, S OBP: 0.500, SLG: 0.881	G5-3									5	1	3	1	0	0	0	New York Yankees @ Baltimore Orioles Oriole Park at Camden Yards, Baltimore, MD Fri Apr 15 2005, 7:35 PM EDT Att: 48,061 - Clear - 58 F					
6 Melvin Mora, R OBP: 0.304, SLG: 0.381										3	2	1	0	1	0	1						
10 Miguel Tejada, R OBP: 0.413, SLG: 0.600										4	1	2	3	1	1	3						
Sammy Sosa, R OBP: 0.333, SLG: 0.548										4	1	2	3	0	0	3						
Rafael Palmeiro, L OBP: 0.270, SLG: 0.212										4	1	0	0	0	1	5						
Javy Lopez, R OBP: 0.286, SLG: 0.395										3	0	0	0	1	2	1						
31 Jay Gibbons, L OBP: 0.303, SLG: 0.222										3	0	0	0	1	0	2						
Luis Matos, R OBP: 0.394, SLG: 0.536										4	1	1	1	0	1	2						
Larry Bigbie, L OBP: 0.259, SLG: 0.308										3	1	0	0	1	0	2						
Inning Stats	R: 1 E: 0 K: 0 S: 8	H: 2 LOB: 1 BB: 0 P: 15	R: 0 E: 0 K: 1 S: 11	H: 0 LOB: 1 BB: 1 P: 19	R: 0 E: 0 K: 1 S: 9	H: 1 LOB: 2 BB: 0 P: 11	R: 0 E: 0 K: 0 S: 6	H: 0 LOB: 0 BB: 0 P: 9	R: 0 E: 0 K: 2 S: 30	H: 0 LOB: 0 BB: 0 P: 12	R: 7 E: 1 K: 2 S: 30	H: 5 LOB: 2 BB: 3 P: 53	R: 0 E: 0 K: 1 S: 9	H: 0 LOB: 1 BB: 1 P: 14	R: 0 E: 0 K: 0 S: 11	H: 1 LOB: 0 BB: 0 P: 16	R: 0 E: 0 K: 0 S: 8	H: 1 LOB: 0 BB: 0 P: 13	1B: 3 2B: 2 3B: 2 HR: 2	SF: 0 SAC: 0 DP: 1 HBP: 1	WP: 1 PB: 0 SB: 0 CS: 0	PA: 39
PITCHER Carl Pavano, R ERA: 3.86	IP: 5.2 WLS: L BF: 28 H: 7 R: 7 ER: 4 SO: 3 BB: 2 IBB: 0 HBP: 0 BLK: 0 WP: 1 HR: 2 S: 59 P: 94 ERA: 6.35 WHIP: 1.588																					
Felix Rodriguez, R ERA: 4.5	IP: 0.0 WLS: L BF: 3 H: 1 R: 1 ER: 0 SO: 0 BB: 2 IBB: 0 HBP: 0 BLK: 0 WP: 0 HR: 0 S: 6 P: 16 ERA: ∞ WHIP: ∞																					
Mike Stanton, L ERA: 3.86	IP: 1.1 WLS: L BF: 5 H: 0 R: 0 ER: 0 SO: 2 BB: 1 IBB: 0 HBP: 0 BLK: 0 WP: 0 HR: 0 S: 15 P: 23 ERA: 0.00 WHIP: 0.750																					
Paul Quantrill, R ERA: 3.18	IP: 1.0 WLS: L BF: 3 H: 1 R: 0 ER: 0 SO: 0 BB: 0 IBB: 0 HBP: 0 BLK: 0 WP: 0 HR: 0 S: 11 P: 16 ERA: 0.00 WHIP: 1.000																					

AB 30
R 1
H 4
RBI 1
BB 1
SO 3
LOB 4



AB 33
R 8
H 9
RBI 8
BB 5
SO 5
LOB 19



Batter	1	2	3	4	5	6	7	8	9	AB	R	H	RBI	BB	SO	LOB	TOP				
Tony Womack , L (1,4) OBP: 0.289, SLG: 0.268	F9		G5-3		G4-3	G5-3		K2-3		5	0	0	0	0	1	4					
2 Derek Jeter , R (1,6) OBP: 0.456, SLG: 0.457	G1-3		FC5-4 BB		BB 1B		G4-3 BB		G5-3	3	0	1	1	2	0	0					
Gary Sheffield , R (1,9) OBP: 0.400, SLG: 0.511	55 1B		FC5-4 1-2		BB		G4-3 1-2		13 FC6-4 1B	4	0	2	0	1	0	2					
55 Hideki Matsui , L (1,7) OBP: 0.358, SLG: 0.571	13 FC4-6 1B				F7		G3		P6	5	0	2	0	0	0	3					
13 Alex Rodriguez , R (1,5) OBP: 0.268, SLG: 0.389	FC4-6 1-2				HR				FC6-4	5	2	2	1	0	1	4					
Ruben Sierra , S (1,10) OBP: 0.340, SLG: 0.583		F9			F7		HR		20 G4-3 2B	4	1	2	2	0	0	1					
Tino Martinez , L (1,3) OBP: 0.333, SLG: 0.333		G3-1			G3		1B		F9	4	0	1	0	0	0	2					
John Flaherty , R (1,2) OBP: 0.375, SLG: 0.429																					
20 Jorge Posada , S (8,PH) OBP: 0.302, SLG: 0.237		G5-3			G4-3 2 1B 2B		F9		G4-3	3	1	1	0	0	0	1					
Bubba Crosby , L (1,8) OBP: 0.143, SLG: 0.143																					
Bernie Williams , S (8,PH) OBP: 0.341, SLG: 0.314			F8		K		K		BB	3	0	0	0	0	2	2					
Inning Stats	R: 0 E: 0 K: 0 S: 10	H: 2 LOB: 2 BB: 0 P: 18	R: 0 E: 0 K: 0 S: 7	H: 0 LOB: 0 BB: 0 P: 13	R: 0 E: 0 K: 0 S: 8	H: 1 LOB: 1 BB: 1 P: 15	R: 0 E: 0 K: 1 S: 9	H: 1 LOB: 2 BB: 1 P: 10	R: 1 E: 0 K: 1 S: 16	H: 3 LOB: 1 BB: 0 P: 27	R: 0 E: 0 K: 0 S: 7	H: 0 LOB: 0 BB: 1 P: 14	R: 1 E: 0 K: 1 S: 11	H: 2 LOB: 2 BB: 1 P: 20	R: 0 E: 0 K: 0 S: 10	H: 1 LOB: 1 BB: 0 P: 16	1B: 6 2B: 3 3B: 0 HR: 2	SF: 0 SAC: 0 DP: 1 HBP: 0	WP: 0 PB: 0 SB: 0 CS: 0	PA: 41	
PITCHER	IP	WLS	BF	H	R	ER	SO	BB	IBB	HBP	BLK	WP	HR	S	P	ERA	WHIP				
40 Daniel Cabrera , R (1,1) ERA: 7.53	6.0	W	28	8	3	3	3	2	0	0	0	0	1	63	101	4.50	1.667				
Steve Reed , R (7,1) ERA: 10.8	1.0	H	4	1	1	1	0	1	0	0	0	0	1	8	15	9.00	2.000				
Steve Kline , L (8,1) ERA: 13.5	1.0		5	1	0	0	1	1	0	0	0	0	0	10	19	0.00	2.000				
B.J. Ryan , L (9,1) ERA: 2.7	1.0		4	1	0	0	0	0	0	0	0	0	0	10	16	0.00	1.000				

New York Yankees @ Baltimore Orioles
 Oriole Park at Camden Yards, Baltimore, MD

AB 37
 R 4
 H 11
 RBI 4
 BB 4
 SO 4
 LOB 20



WP: 0 PA: 41
 PB: 0
 SB: 0
 CS: 0

New York Yankees @ Baltimore Orioles
 Oriole Park at Camden Yards, Baltimore, MD

AB 34
 R 8
 H 13
 RBI 8
 BB 4
 SO 4
 LOB 9



WP: 0 PA: 38
 PB: 0
 SB: 2
 CS: 1

Batter	1	2	3	4	5	6	7	8	9	AB	R	H	RBI	BB	SO	LOB	BOTTOM				
1 Brian Roberts , S (1,4) OBP: 0.534, SLG: 0.898	G3				G4-3 1B					4	1	2	0	1	1	1					
David Newhan , L (1,8) OBP: 0.182, SLG: 0.182	G1-3				G4-3					3	1	1	0	0	0	1					
B.J. Surhoff , L (7,9) OBP: 0.111, SLG: 0.111					G4-3 1B					2	0	0	0	0	0	1					
6 Melvin Mora , R (1,5) OBP: 0.352, SLG: 0.469	HR				P3					3	3	2	1	1	0	1					
10 Miguel Tejada , R (1,6) OBP: 0.436, SLG: 0.688	1B 2B				G2-3					4	3	3	4	0	0	0					
Sammy Sosa , R (1,10) OBP: 0.352, SLG: 0.540	2B 1B				K					3	0	1	1	1	1	0					
Rafael Palmeiro , L (1,3) OBP: 0.304, SLG: 0.250	2B				K					3	0	1	1	1	1	0					
31 Jay Gibbons , L (1,9) OBP: 0.300, SLG: 0.265	F7				G4-3					3	0	0	0	0	0	2					
Luis Matos , R (7,8) OBP: 0.421, SLG: 0.531					G4-3					1	0	1	1	0	0	0					
Larry Bigbie , L (1,7) OBP: 0.258, SLG: 0.300					G3					4	0	1	0	0	1	2					
Geronimo Gil , R (1,2) OBP: 0.385, SLG: 0.385	G4-6-3 1B				G4-3					4	0	1	0	0	0	1					
Inning Stats	R: 2 E: 0 K: 0 S: 11	H: 4 LOB: 2 BB: 0 P: 16	R: 4 E: 0 K: 0 S: 13	H: 3 LOB: 0 BB: 2 P: 24	R: 0 E: 0 K: 0 S: 3	H: 0 LOB: 0 BB: 0 P: 5	R: 0 E: 0 K: 0 S: 8	H: 1 LOB: 1 BB: 0 P: 12	R: 0 E: 0 K: 2 S: 8	H: 0 LOB: 0 BB: 0 P: 11	R: 0 E: 0 K: 1 S: 10	H: 1 LOB: 0 BB: 0 P: 17	R: 2 E: 0 K: 1 S: 17	H: 3 LOB: 2 BB: 2 P: 30	R: 0 E: 0 K: 0 S: 7	H: 1 LOB: 0 BB: 0 P: 11	1B: 8 2B: 3 3B: 0 HR: 2	SF: 0 SAC: 0 DP: 1 HBP: 0	WP: 0 PB: 0 SB: 2 CS: 1	PA: 38	
PITCHER	IP	WLS	BF	H	R	ER	SO	BB	IBB	HBP	BLK	WP	HR	S	P	ERA	WHIP				
Kevin Brown , R (1,1) ERA: 9.0	6.0	L	28	9	6	6	3	2	0	0	0	0	0	9	17	54.00	6.000				
Paul Quantrill , R (7,1) ERA: 6.0	0.1		4	2	2	2	0	0	1	0	0	0	0	1	5	∞	∞				
Mike Stanton , L (7,1) ERA: 3.86	0.0		1	0	0	0	0	1	0	0	0	0	0	1	5	∞	∞				
Steve Karsay , R (7,1) ERA: 7.36	1.2		5	2	0	0	1	0	0	0	0	0	0	14	19	0.00	1.200				

Sun Apr 17 2005, 1:35 PM EDT
 Att: 47,863 - Sunny - 73 F

livebaseballscores.com

livebaseballscores.com

Batter	1	2	3	4	5	6	7	8	9	AB	R	H	RBI	BB	SO	LOB	TOP										
13 Carl Crawford, L OBP: 0.356, SLG: 0.529	G3		1B			2B HR	SF8 1B	K		5	1	3	1	0	1	0	Tampa Bay Devil Rays @ New York Yankees Yankee Stadium, Bronx, NY Mon Apr 18 2005, 7:05 PM EDT Att: 35,282 - Clear - 57 F										
Julio Lugo, R OBP: 0.364, SLG: 0.360	G3		1B			HR	SF8 1B	P4		5	1	3	2	0	0												
Aubrey Huff, L OBP: 0.339, SLG: 0.490	K		G6-3			HR	SF8	G4-3		4	1	1	4	0	1	2											
Travis Lee, L OBP: 0.304, SLG: 0.310		G3-1				BB	F7		G4-3	4	1	0	0	1	0	2											
3 Jorge Cantu, R OBP: 0.327, SLG: 0.547	K						L8		G5-3	5	0	2	0	0	1	0											
Chris Singleton, L OBP: 0.300, SLG: 0.300	G4-3						F9 1B		F8	5	0	2	1	0	0	1											
Alex Sanchez, L OBP: 0.294, SLG: 0.438			1B WP 13 1B BB			G1-6-3				3	1	1	0	1	0	3											
Toby Hall, R OBP: 0.316, SLG: 0.257			1B 13 1B			2B 1B	SF8 1B BB		F9	3	3	2	0	1	0	2											
Nick Green, R OBP: 0.167, SLG: 0.118	K						P4		F8	4	0	0	0	0	2	6											
Inning Stats	R: 0 E: 0 K: 1 S: 7	H: 0 LOB: 0 BB: 0 P: 9	R: 0 E: 0 K: 1 S: 7	H: 0 LOB: 0 BB: 0 P: 14	R: 2 E: 0 K: 1 S: 14	H: 3 LOB: 1 BB: 1 P: 23	R: 0 E: 0 K: 0 S: 9	H: 1 LOB: 1 BB: 0 P: 16	R: 5 E: 0 K: 1 S: 18	H: 6 LOB: 1 BB: 1 P: 32	R: 1 E: 0 K: 0 S: 13	H: 2 LOB: 2 BB: 1 P: 23	R: 0 E: 0 K: 0 S: 10	H: 2 LOB: 2 BB: 0 P: 14	R: 0 E: 0 K: 1 S: 7	H: 0 LOB: 0 BB: 0 P: 10	R: 0 E: 0 K: 0 S: 9	H: 0 LOB: 0 BB: 0 P: 15	1B: 12 2B: 1 3B: 0 HR: 1	SF: 1 SAC: 0 DP: 2 HBP: 0	WP: 1 PB: 0 SB: 0 CS: 1	PA: 42					
PITCHER	IP	WLS	BF	H	R	ER	SO	BB	IBB	HBP	BLK	WP	HR	S	P	ERA	WHIP										
Jaret Wright, R ERA: 10.05	5.1	W	28	11	8	8	4	3	0	0	0	1	1	61	107	13.50	2.625										
Paul Quantrill, R ERA: 4.7	1.2		8	3	0	0	0	0	0	0	0	0	0	17	24	0.00	1.800										
Felix Rodriguez, R ERA: 3.0	2.0		6	0	0	0	1	0	0	0	0	0	0	16	25	0.00	0.000										

Batter	1	2	3	4	5	6	7	8	9	AB	R	H	RBI	BB	SO	LOB	BOTTOM										
2 Derek Jeter, R OBP: 0.476, SLG: 0.449	G6-3					1B				3	1	1	2	3	0	0	Tampa Bay Devil Rays @ New York Yankees Yankee Stadium, Bronx, NY Mon Apr 18 2005, 7:05 PM EDT Att: 35,282 - Clear - 57 F										
Bernie Williams, S OBP: 0.360, SLG: 0.341	G3-1					1B				6	1	3	1	0	4												
Gary Sheffield, R OBP: 0.393, SLG: 0.480	P6									5	2	1	1	1	0	3											
Bubba Crosby, L OBP: 0.143, SLG: 0.143		55 1B								0	0	0	0	0	0	0											
55 Hideki Matsui, L OBP: 0.373, SLG: 0.556										5	3	2	0	1	0	2											
13 Alex Rodriguez, R OBP: 0.323, SLG: 0.567										6	5	5	6	0	0	1											
25 Jason Giambi, L OBP: 0.417, SLG: 0.447										3	3	2	1	2	1	1											
20 Jorge Posada, S OBP: 0.306, SLG: 0.250										6	1	2	2	0	0	5											
Tino Martinez, L OBP: 0.385, SLG: 0.500										5	2	3	6	0	1	1											
Tony Womack, L OBP: 0.275, SLG: 0.255										6	1	1	0	0	1	6											
Inning Stats	R: 0 E: 0 K: 0 S: 6	H: 0 LOB: 0 BB: 0 P: 10	R: 13 E: 1 K: 0 S: 32	H: 11 LOB: 1 BB: 3 P: 59	R: 2 E: 0 K: 0 S: 10	H: 1 LOB: 1 BB: 1 P: 16	R: 0 E: 0 K: 0 S: 5	H: 1 LOB: 1 BB: 0 P: 8	R: 0 E: 0 K: 1 S: 8	H: 1 LOB: 1 BB: 0 P: 12	R: 0 E: 0 K: 1 S: 13	H: 1 LOB: 3 BB: 1 P: 22	R: 2 E: 0 K: 1 S: 14	H: 3 LOB: 3 BB: 1 P: 29	R: 2 E: 1 K: 0 S: 9	H: 2 LOB: 3 BB: 1 P: 16	1B: 13 2B: 4 3B: 0 HR: 3	SF: 0 SAC: 0 DP: 0 HBP: 2	WP: 0 PB: 0 SB: 0 CS: 0	PA: 54							
PITCHER	IP	WLS	BF	H	R	ER	SO	BB	IBB	HBP	BLK	WP	HR	S	P	ERA	WHIP										
Rob Bell, R ERA: 10.8	1.1	L	14	9	10	10	0	1	0	0	0	0	0	29	46	67.50	7.500										
Lance Carter, R ERA: 8.66	4.1		24	6	5	5	2	3	1	1	0	0	2	42	77	10.38	2.077										
37 Seth McClung, R ERA: 14.4	0.2		5	3	2	2	0	0	0	0	0	0	0	10	17	27.00	4.500										
Trever Miller, L ERA:	0.2		4	0	0	0	1	1	0	1	0	0	0	7	16	0.00	1.500										
Danys Baez, R ERA:	1.0		7	2	2	0	0	1	0	0	0	0	0	9	16	0.00	3.000										

Batter	1	2	3	4	5	6	7	8	9	AB	R	H	RBI	BB	SO	LOB	TOP											
13 Carl Crawford, L OBP: 0.344, SLG: 0.500	G3		G5-3		G4-3			1B E	K	5	1	1	0	0	1	0	Tampa Bay Devil Rays @ New York Yankees Yankee Stadium, Bronx, NY Tue Apr 19 2005, 7:05 PM EDT Att: 45,802 - Clear - 66 F livebaseballscorecards.com											
Alex Gonzalez, R OBP: 0.410, SLG: 0.457	F9		K			L8		1B E		4	1	1	0	0	1	0												
Julio Lugo, R OBP: 0.339, SLG: 0.333	K2-3			K		K		G5-3		4	0	0	0	0	3	2												
Aubrey Huff, L OBP: 0.350, SLG: 0.481		1B HBP			G4-3			E6		3	2	1	1	0	0	1												
Eduardo Perez, R OBP: 0.316, SLG: 0.611 Travis Lee, L OBP: 0.319, SLG: 0.326 (8, PH)	K			1B HR			HR	1B		3	2	3	0	1	1	1												
3 Jorge Cantu, R OBP: 0.322, SLG: 0.526	F9			G2-3			L9	1B		4	0	1	1	0	0	1												
Josh Phelps, R OBP: 0.320, SLG: 0.426	FC6-4 1B			K			HBP	F9		3	0	1	0	0	1	1												
Toby Hall, R OBP: 0.286, SLG: 0.231	FC6-4				G5-3		F7		G1-6-3	4	0	0	0	0	0	3												
Alex Sanchez, L OBP: 0.238, SLG: 0.350			K		K		F9		G3	4	0	0	0	0	2	1												
Inning Stats	R: 0 E: 0 K: 1 S: 6	H: 0 LOB: 0 BB: 0 P: 8	R: 0 E: 0 K: 1 S: 8	H: 1 LOB: 2 BB: 0 P: 14	R: 0 E: 0 K: 2 S: 10	H: 0 LOB: 0 BB: 0 P: 11	R: 2 E: 0 K: 2 S: 12	H: 2 LOB: 0 BB: 0 P: 20	R: 0 E: 0 K: 1 S: 6	H: 0 LOB: 0 BB: 0 P: 8	R: 0 E: 0 K: 1 S: 8	H: 0 LOB: 0 BB: 0 P: 13	R: 1 E: 0 K: 0 S: 10	H: 1 LOB: 1 BB: 0 P: 17	R: 3 E: 1 K: 0 S: 15	H: 4 LOB: 1 BB: 0 P: 21		R: 0 E: 0 K: 1 S: 7	H: 0 LOB: 0 BB: 0 P: 8	1B: 6 2B: 0 3B: 0 HR: 2	SF: 0 SAC: 0 DP: 0 HBP: 2	WP: 0 PB: 0 SB: 1 CS: 0	PA: 37					
PITCHER	IP	WLS	BF	H	R	ER	SO	BB	IBB	HBP	BLK	WP	HR	S	P	ERA	WHIP											
Randy Johnson, L ERA: 5.13	(1, 1)	7.1	L	31	6	6	5	8	0	0	2	0	0	2	68	103	6.14	0.818										
Tom Gordon, R ERA: 6.75	(8, 1)	0.2		3	2	0	0	0	0	0	0	0	0	0	7	9	0.00	3.000										
42 Mariano Rivera, R ERA: 3.86	(9, 1)	1.0		3	0	0	0	1	0	0	0	0	0	0	7	8	0.00	0.000										


Batter	1	2	3	4	5	6	7	8	9	AB	R	H	RBI	BB	SO	LOB	BOTTOM											
2 Derek Jeter, R OBP: 0.493, SLG: 0.491	CS 1B		1B		2B		G6-3			4	0	3	0	0	0	2	Tampa Bay Devil Rays @ New York Yankees Yankee Stadium, Bronx, NY Tue Apr 19 2005, 7:05 PM EDT Att: 45,802 - Clear - 66 F livebaseballscorecards.com											
Bernie Williams, S OBP: 0.333, SLG: 0.311	P6		F9			G3	P5			4	0	0	0	0	0	3												
Gary Sheffield, R OBP: 0.385, SLG: 0.453	F7			L9		55 1B BB		F8		3	0	0	0	1	0	0												
55 Hideki Matsui, L OBP: 0.381, SLG: 0.544	G3			BB		1B		F7		3	0	1	0	1	0	0												
13 Alex Rodriguez, R OBP: 0.303, SLG: 0.531	K		F9		F8		F8		F8	4	0	0	0	0	1	3												
25 Jason Giambi, L OBP: 0.404, SLG: 0.500	HR		K		K		K		G6-3	4	1	1	1	0	2	3												
20 Jorge Posada, S OBP: 0.321, SLG: 0.255	F7				G6-3 BB		1B 1B		G1-3	3	1	1	0	1	0	0												
Tino Martinez, L OBP: 0.372, SLG: 0.472			P5		G6-3		G6-3 1B		L6	4	0	1	0	0	0	1												
Tony Womack, L OBP: 0.296, SLG: 0.280	G1-3				2B 1B		2B G6-3 1B			3	0	2	1	0	0	0												
Inning Stats	R: 0 E: 0 K: 0 S: 7	H: 1 LOB: 0 BB: 0 P: 12	R: 1 E: 0 K: 1 S: 7	H: 1 LOB: 0 BB: 0 P: 11	R: 0 E: 0 K: 0 S: 10	H: 1 LOB: 1 BB: 0 P: 18	R: 0 E: 0 K: 1 S: 9	H: 0 LOB: 1 BB: 1 P: 19	R: 0 E: 0 K: 0 S: 8	H: 2 LOB: 2 BB: 1 P: 13	R: 0 E: 0 K: 1 S: 6	H: 1 LOB: 2 BB: 1 P: 11	R: 1 E: 0 K: 0 S: 15	H: 3 LOB: 1 BB: 0 P: 23	R: 0 E: 0 K: 0 S: 8	H: 0 LOB: 0 BB: 0 P: 9		R: 0 E: 0 K: 0 S: 6	H: 0 LOB: 0 BB: 0 P: 7	1B: 7 2B: 1 3B: 0 HR: 1	SF: 0 SAC: 0 DP: 2 HBP: 0	WP: 0 PB: 0 SB: 0 CS: 1	PA: 35					
PITCHER	IP	WLS	BF	H	R	ER	SO	BB	IBB	HBP	BLK	WP	HR	S	P	ERA	WHIP											
Hideo Nomo, R ERA: 6.59	(1, 1)	5.2	W	23	6	1	1	2	3	0	0	0	0	0	44	81	1.59	1.588										
Trevor Miller, L ERA: 2.09	(6, 1)	0.1	H	4	3	1	1	1	0	0	0	0	0	0	12	18	27.00	9.000										
Travis Harper, R ERA: 4.35	(7, 1)	2.0	H	5	0	0	0	0	0	0	0	0	0	14	17	0.00	0.000											
Danys Baez, R ERA:	(9, 1)	1.0		3	0	0	0	0	0	0	0	0	0	6	7	0.00	0.000											

Batter	1	2	3	4	5	6	7	8	9	AB	R	H	RBI	BB	SO	LOB	TOP					
2 Derek Jeter, R OBP: 0.493, SLG: 0.483										5	1	2	1	1	1	2						
Bernie Williams, S OBP: 0.373, SLG: 0.333 Bubba Crosby, L OBP: 0.125, SLG: 0.125										3	0	2	1	2	0	0						
Gary Sheffield, R OBP: 0.380, SLG: 0.458										6	0	2	0	0	2	6						
55 Hideki Matsui, L OBP: 0.377, SLG: 0.532										5	1	1	1	1	0	5						
13 Alex Rodriguez, R OBP: 0.319, SLG: 0.529										4	2	1	2	2	1	5						
Ruben Sierra, S OBP: 0.296, SLG: 0.692 25 Jason Giambi, L OBP: 0.400, SLG: 0.477										2	2	2	1	0	0	0						
20 Jorge Posada, S OBP: 0.345, SLG: 0.365										5	2	3	4	0	0	1						
Tino Martinez, L OBP: 0.354, SLG: 0.425										4	1	0	0	1	1	2						
Tony Womack, L OBP: 0.310, SLG: 0.283										3	0	1	1	0	1	1						
Inning Stats	R: 0 E: 0 K: 1 S: 5	H: 0 LOB: 0 BB: 0 P: 6	R: 3 E: 0 K: 0 S: 11	H: 4 LOB: 1 BB: 0 P: 18	R: 0 E: 0 K: 1 S: 10	H: 0 LOB: 1 BB: 1 P: 17	R: 4 E: 0 K: 1 S: 21	H: 4 LOB: 3 BB: 3 P: 37	R: 0 E: 0 K: 1 S: 13	H: 1 LOB: 3 BB: 2 P: 22	R: 3 E: 0 K: 0 S: 16	H: 1 LOB: 2 BB: 0 P: 28	R: 1 E: 0 K: 2 S: 14	H: 2 LOB: 2 BB: 0 P: 18	R: 0 E: 0 K: 1 S: 9	H: 0 LOB: 0 BB: 0 P: 11	R: 0 E: 0 K: 1 S: 14	H: 2 LOB: 2 BB: 0 P: 18	1B: 7 2B: 8 3B: 0 HR: 1	SF: 0 SAC: 1 DP: 0 HBP: 1	WP: 0 PB: 0 SB: 1 CS: 0	PA: 50
PITCHER	IP WLS BF H R ER SO BB IBB HBP BLK WP HR S P ERA WHIP																	PITCHER	IP WLS BF H R ER SO BB IBB HBP BLK WP HR S P ERA WHIP			
Ted Lilly, L ERA: 6.75	3.1 L 18 6 6 6 2 2 0 0 0 0 0 0 33 54 16.20 2.400																					
Pete Walker, R ERA: 1.23	1.2 12 3 1 1 2 4 0 0 0 0 0 1 27 46 5.40 4.200																					
Matt Whiteside, R ERA: 18.0	2.0 12 3 4 4 2 2 0 1 0 0 0 1 30 46 18.00 2.500																					
54 Jason Frasor, R ERA: 7.2	1.0 3 0 0 0 1 0 0 0 0 0 0 0 9 11 0.00 0.000																					
Justin Speier, R ERA: 4.05	1.0 5 2 0 0 1 0 0 0 0 0 0 0 14 18 0.00 2.000																					
Batter	1	2	3	4	5	6	7	8	9	AB	R	H	RBI	BB	SO	LOB	BOTTOM					
Frank Catalanotto, L OBP: 0.346, SLG: 0.468										4	1	2	0	0	1	1						
9 Gregg Zaun, S OBP: 0.418, SLG: 0.545 Greg Myers, L OBP: 0.167, SLG: 0.091										2	0	1	0	0	1	1						
Shea Hillenbrand, R OBP: 0.435, SLG: 0.595										4	0	0	0	0	0	2						
47 Corey Koskie, L OBP: 0.328, SLG: 0.357										4	0	0	0	0	1	0						
10 Vernon Wells, R OBP: 0.215, SLG: 0.393 3 Reed Johnson, R OBP: 0.382, SLG: 0.448										3	0	0	0	0	1	0						
Eric Hinske, L OBP: 0.383, SLG: 0.519										3	0	0	0	0	0	0						
15 Alex Rios, R OBP: 0.304, SLG: 0.404										3	1	1	0	0	0	0						
Orlando Hudson, S OBP: 0.275, SLG: 0.397 Frank Menechino, R OBP: 0.357, SLG: 0.100										1	0	1	1	0	0	0						
8 Russ Adams, L OBP: 0.310, SLG: 0.368										3	0	1	0	0	0	1						
Inning Stats	R: 0 E: 0 K: 0 S: 7	H: 2 LOB: 0 BB: 0 P: 11	R: 0 E: 0 K: 1 S: 6	H: 0 LOB: 0 BB: 0 P: 9	R: 1 E: 0 K: 2 S: 12	H: 2 LOB: 1 BB: 0 P: 21	R: 0 E: 0 K: 0 S: 6	H: 0 LOB: 0 BB: 0 P: 9	R: 0 E: 0 K: 0 S: 7	H: 1 LOB: 1 BB: 0 P: 10	R: 1 E: 1 K: 0 S: 8	H: 1 LOB: 0 BB: 0 P: 11	R: 0 E: 0 K: 0 S: 8	H: 0 LOB: 0 BB: 0 P: 13	R: 0 E: 0 K: 0 S: 6	H: 1 LOB: 1 BB: 0 P: 9	R: 0 E: 0 K: 1 S: 5	H: 0 LOB: 0 BB: 0 P: 7	1B: 5 2B: 1 3B: 1 HR: 0	SF: 1 SAC: 0 DP: 2 HBP: 0	WP: 0 PB: 0 SB: 0 CS: 0	PA: 32
PITCHER	IP WLS BF H R ER SO BB IBB HBP BLK WP HR S P ERA WHIP																	PITCHER	IP WLS BF H R ER SO BB IBB HBP BLK WP HR S P ERA WHIP			
Carl Pavano, R ERA: 2.86	8.0 W 29 7 2 1 3 0 0 0 0 0 0 0 60 93 1.12 0.875																					
Steve Karsay, R ERA: 5.79	1.0 3 0 0 0 1 0 0 0 0 0 0 0 5 7 0.00 0.000																					

New York Yankees @ Toronto Blue Jays
Rogers Centre, Toronto, ON
Wed Apr 20 2005, 7:07 PM EDT
Att: 22,838 - Roof Closed - 68 F

livebaseballscorecards.com


AB 40
R 11
H 14
RBI 11
BB 8
SO 8
LOB 28



New York Yankees @ Toronto Blue Jays
Rogers Centre, Toronto, ON
Wed Apr 20 2005, 7:07 PM EDT
Att: 22,838 - Roof Closed - 68 F

livebaseballscorecards.com

AB 31
R 2
H 7
RBI 1
BB 0
SO 4
LOB 6



Batter	1	2	3	4	5	6	7	8	9	AB	R	H	RBI	BB	SO	LOB	TOP										
2 Derek Jeter, R OBP: 0.497, SLG: 0.484	G6-3		G4-3			SF9											4 0 2 1 0 0 1										
Bernie Williams, S OBP: 0.375, SLG: 0.340	G6-3																5 1 2 1 0 1 2										
Gary Sheffield, R OBP: 0.373, SLG: 0.460	K																4 1 1 1 0 2 2										
55 Hideki Matsui, L OBP: 0.356, SLG: 0.508																	3 0 0 1 0 2 0										
13 Alex Rodriguez, R OBP: 0.329, SLG: 0.521																	3 0 1 0 1 0 0										
25 Jason Giambi, L OBP: 0.407, SLG: 0.468																	3 0 1 0 1 0 1										
Bubba Crosby, L OBP: 0.125, SLG: 0.125	L6																0 0 0 0 0 0 0										
20 Jorge Posada, S OBP: 0.355, SLG: 0.364																	3 1 1 0 1 0 2										
Tino Martinez, L OBP: 0.346, SLG: 0.409																	4 1 1 0 0 3 4										
Rey Sanchez, R OBP: 0.444, SLG: 0.375																	2 0 0 0 0 0 0										
Inning Stats	R: 0 E: 0 K: 1 S: 7	H: 0 LOB: 0 BB: 0 P: 10	R: 0 E: 0 K: 1 S: 7	H: 0 LOB: 0 BB: 1 P: 14	R: 0 E: 0 K: 1 S: 9	H: 0 LOB: 0 BB: 1 P: 14	R: 2 E: 0 K: 0 S: 12	H: 2 LOB: 0 BB: 0 P: 18	R: 2 E: 0 K: 0 S: 13	H: 2 LOB: 1 BB: 1 P: 27	R: 0 E: 0 K: 2 S: 16	H: 2 LOB: 2 BB: 0 P: 26	R: 0 E: 0 K: 1 S: 10	H: 1 LOB: 1 BB: 0 P: 19	R: 0 E: 0 K: 1 S: 10	H: 1 LOB: 2 BB: 0 P: 19	R: 0 E: 0 K: 0 S: 4	H: 1 LOB: 0 BB: 0 P: 5	1B: 8 2B: 1 3B: 0 HR: 0	SF: 2 SAC: 1 DP: 1 HBP: 1	WP: 0 PB: 0 SB: 0 CS: 1	PA: 38					
PITCHER	IP	WLS	BF	H	R	ER	SO	BB	IBB	HBP	BLK	WP	HR	S	P	ERA	WHIP										
39 Gustavo Chacin, L ERA: 2.52	6.0	L	26	6	4	4	5	2	0	1	0	0	0	64	109	6.00	1.333										
Vinnie Chulk, R ERA: 1.17	1.0		4	1	0	0	2	0	0	0	0	0	0	12	21	0.00	1.000										
Scott Schoeneweis, L ERA: 0.95	1.0		5	1	0	0	1	1	0	0	0	0	0	10	19	0.00	2.000										
Miguel Batista, R ERA: 2.35	1.0		3	1	0	0	0	0	0	0	0	0	0	4	5	0.00	1.000										

New York Yankees @ Toronto Blue Jays
Rogers Centre, Toronto, ON
Thu Apr 21 2005, 7:07 PM EDT
Att: 23,178 - Roof Closed - 68 F

AB 31
R 4
H 9
RBI 4
BB 3
SO 8
LOB 12



Batter	1	2	3	4	5	6	7	8	9	AB	R	H	RBI	BB	SO	LOB	BOTTOM										
Frank Catalanotto, L OBP: 0.364, SLG: 0.490	G4-3																3 1 2 1 0 0 0										
3 Reed Johnson, R OBP: 0.369, SLG: 0.433																	1 0 0 0 1 1 1										
9 Greg Zaun, S OBP: 0.417, SLG: 0.551																	5 0 2 0 0 1 6										
Shea Hillenbrand, R OBP: 0.449, SLG: 0.590																	4 0 2 1 0 0 3										
47 Corey Koskie, L OBP: 0.304, SLG: 0.328																	5 0 0 0 0 1 7										
10 Vernon Wells, R OBP: 0.243, SLG: 0.424																	5 0 3 1 0 0 2										
Eric Hinske, L OBP: 0.369, SLG: 0.492																	5 0 1 0 0 1 4										
15 Alex Rios, R OBP: 0.295, SLG: 0.386																	5 0 1 0 0 0 4										
Orlando Hudson, S OBP: 0.301, SLG: 0.400																	2 1 1 0 2 1 0										
John McDonald, R OBP: 0.412, SLG: 0.500																	2 1 1 0 0 1 0										
8 Russ Adams, L OBP: 0.302, SLG: 0.359																	1 0 0 0 0 1 1										
Inning Stats	R: 0 E: 0 K: 1 S: 12	H: 2 LOB: 2 BB: 0 P: 16	R: 0 E: 0 K: 1 S: 9	H: 0 LOB: 0 BB: 0 P: 13	R: 0 E: 0 K: 1 S: 12	H: 2 LOB: 2 BB: 0 P: 21	R: 0 E: 1 K: 1 S: 7	H: 0 LOB: 0 BB: 0 P: 11	R: 3 E: 0 K: 0 S: 17	H: 5 LOB: 2 BB: 0 P: 30	R: 0 E: 0 K: 0 S: 7	H: 1 LOB: 3 BB: 2 P: 18	R: 0 E: 0 K: 0 S: 10	H: 1 LOB: 1 BB: 0 P: 16	R: 0 E: 0 K: 2 S: 8	H: 0 LOB: 1 BB: 1 P: 16	R: 0 E: 0 K: 0 S: 10	H: 2 LOB: 2 BB: 0 P: 19	1B: 11 2B: 2 3B: 0 HR: 0	SF: 0 SAC: 1 DP: 2 HBP: 1	WP: 0 PB: 0 SB: 0 CS: 0	PA: 43					
PITCHER	IP	WLS	BF	H	R	ER	SO	BB	IBB	HBP	BLK	WP	HR	S	P	ERA	WHIP										
35 Mike Mussina, R ERA: 4.5	5.1	W	27	10	3	3	5	1	0	1	0	0	0	60	99	5.06	2.062										
Buddy Groom, L ERA: 2.7	0.1	H	2	0	0	0	0	0	1	0	0	0	0	1	5	0.00	0.000										
Felix Rodriguez, R ERA: 2.7	0.2	H	3	1	0	0	0	0	0	0	0	0	0	8	14	0.00	1.500										
Mike Stanton, L ERA: 3.6	0.1	H	1	0	0	0	0	0	0	0	0	0	0	3	5	0.00	0.000										
Tom Gordon, R ERA: 5.63	1.1	H	5	0	0	0	2	1	0	0	0	0	0	10	18	0.00	0.750										

New York Yankees @ Toronto Blue Jays
Rogers Centre, Toronto, ON
Thu Apr 21 2005, 7:07 PM EDT
Att: 23,178 - Roof Closed - 68 F

AB 38
R 3
H 13
RBI 3
BB 3
SO 7
LOB 28



Batter	1	2	3	4	5	6	7	8	9	AB	R	H	RBI	BB	SO	LOB	TOP								
Alfonso Soriano, R (1,4) OBP: 0.313, SLG: 0.480										5	1	2	0	0	1	2									
9 Hank Blalock, L (1,5) OBP: 0.365, SLG: 0.459										5	1	1	1	0	1	1									
10 Michael Young, R (1,6) OBP: 0.341, SLG: 0.440										3	1	0	0	1	2	0									
23 Mark Teixeira, S (1,3) OBP: 0.317, SLG: 0.411										4	0	2	0	0	1	2									
David Dellucci, L (1,10) OBP: 0.510, SLG: 0.600										4	2	1	2	0	1	2									
Kevin Mench, R (1,7) OBP: 0.357, SLG: 0.400										4	0	1	1	0	0	1									
Gary Matthews, S (1,9) OBP: 0.268, SLG: 0.273										4	0	3	1	0	0	1									
Rod Barajas, R (1,2) OBP: 0.333, SLG: 0.455										4	0	2	0	0	1	2									
Laynce Nix, L (1,8) OBP: 0.308, SLG: 0.308										4	0	0	0	0	1	4									
Inning Stats	R: 4 E: 0 K: 0 S: 20	H: 5 LOB: 2 BB: 1 P: 33	R: 0 E: 0 K: 1 S: 6	H: 1 LOB: 0 BB: 0 P: 9	R: 1 E: 0 K: 1 S: 7	H: 2 LOB: 1 BB: 0 P: 12	R: 0 E: 0 K: 1 S: 9	H: 0 LOB: 0 BB: 0 P: 12	R: 0 E: 0 K: 0 S: 5	H: 1 LOB: 0 BB: 0 P: 8	R: 0 E: 0 K: 1 S: 13	H: 2 LOB: 2 BB: 0 P: 21	R: 0 E: 0 K: 3 S: 9	H: 0 LOB: 0 BB: 0 P: 12	R: 0 E: 0 K: 1 S: 11	H: 1 LOB: 1 BB: 0 P: 16	R: 0 E: 0 K: 0 S: 5	H: 0 LOB: 0 BB: 0 P: 6	1B: 10 2B: 2 3B: 0 HR: 0	SF: 0 SAC: 0 DP: 2 HBP: 0	WP: 1 PB: 0 SB: 2 CS: 0	PA: 38			
PITCHER	IP WLS BF H R ER SO BB IBB HBP BLK WP HR S P ERA WHIP	IP WLS BF H R ER SO BB IBB HBP BLK WP HR S P ERA WHIP	IP WLS BF H R ER SO BB IBB HBP BLK WP HR S P ERA WHIP	IP WLS BF H R ER SO BB IBB HBP BLK WP HR S P ERA WHIP	IP WLS BF H R ER SO BB IBB HBP BLK WP HR S P ERA WHIP	IP WLS BF H R ER SO BB IBB HBP BLK WP HR S P ERA WHIP	IP WLS BF H R ER SO BB IBB HBP BLK WP HR S P ERA WHIP	IP WLS BF H R ER SO BB IBB HBP BLK WP HR S P ERA WHIP	IP WLS BF H R ER SO BB IBB HBP BLK WP HR S P ERA WHIP	IP WLS BF H R ER SO BB IBB HBP BLK WP HR S P ERA WHIP	IP WLS BF H R ER SO BB IBB HBP BLK WP HR S P ERA WHIP	IP WLS BF H R ER SO BB IBB HBP BLK WP HR S P ERA WHIP	IP WLS BF H R ER SO BB IBB HBP BLK WP HR S P ERA WHIP	IP WLS BF H R ER SO BB IBB HBP BLK WP HR S P ERA WHIP	IP WLS BF H R ER SO BB IBB HBP BLK WP HR S P ERA WHIP	IP WLS BF H R ER SO BB IBB HBP BLK WP HR S P ERA WHIP	IP WLS BF H R ER SO BB IBB HBP BLK WP HR S P ERA WHIP	IP WLS BF H R ER SO BB IBB HBP BLK WP HR S P ERA WHIP	IP WLS BF H R ER SO BB IBB HBP BLK WP HR S P ERA WHIP	IP WLS BF H R ER SO BB IBB HBP BLK WP HR S P ERA WHIP	IP WLS BF H R ER SO BB IBB HBP BLK WP HR S P ERA WHIP	IP WLS BF H R ER SO BB IBB HBP BLK WP HR S P ERA WHIP	IP WLS BF H R ER SO BB IBB HBP BLK WP HR S P ERA WHIP	IP WLS BF H R ER SO BB IBB HBP BLK WP HR S P ERA WHIP	IP WLS BF H R ER SO BB IBB HBP BLK WP HR S P ERA WHIP

Texas Rangers @ New York Yankees
Yankee Stadium, Bronx, NY
Fri Apr 22 2005, 7:05 PM EDT
Att: 42,710 - Cloudy - 49 F


AB 37
R 5
H 12
RBI 5
BB 1
SO 8
LOB 15

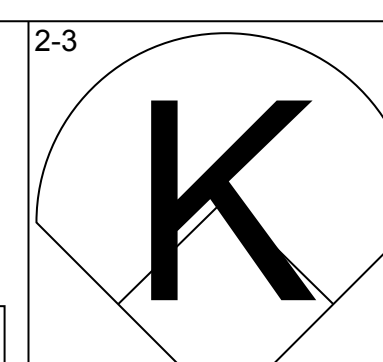
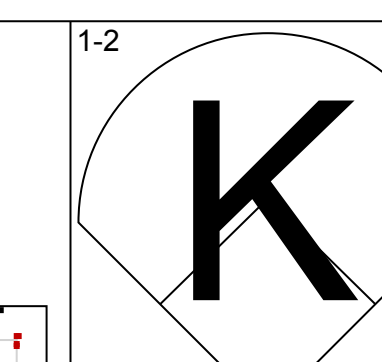
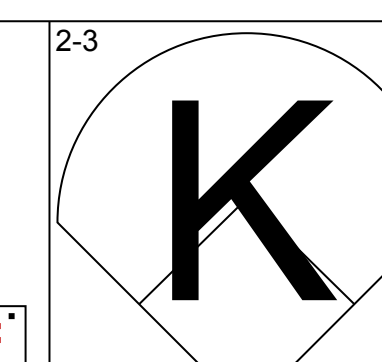
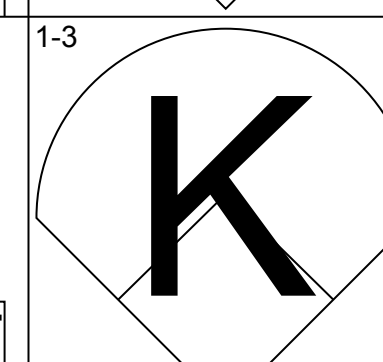
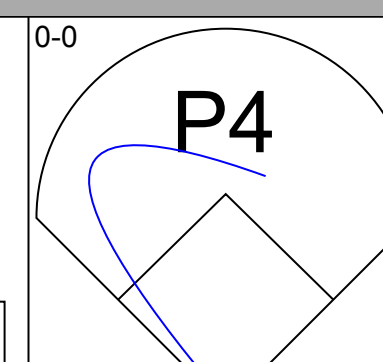
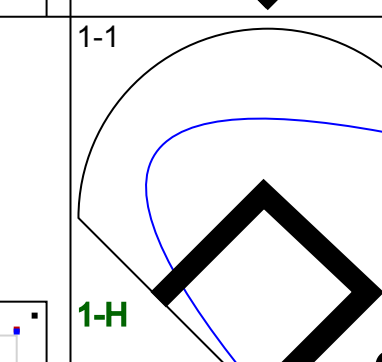
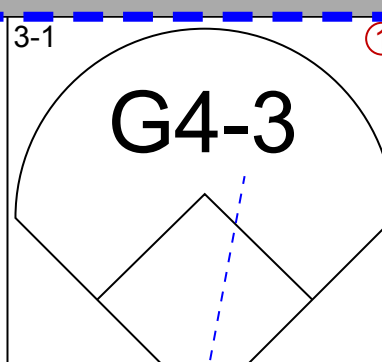
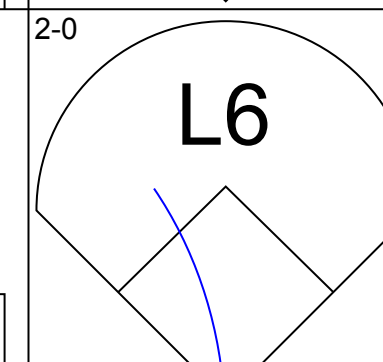
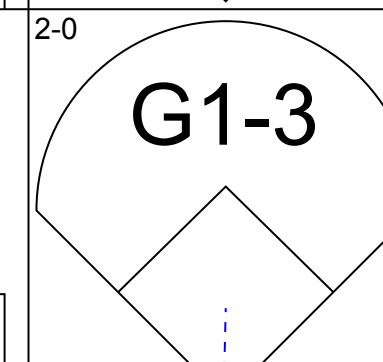
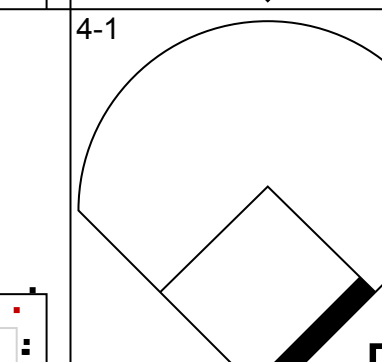
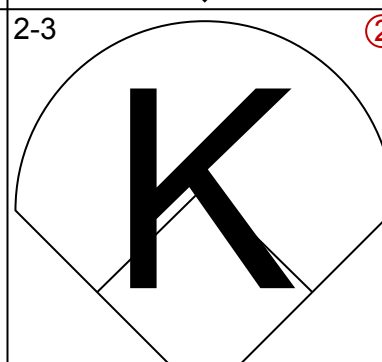
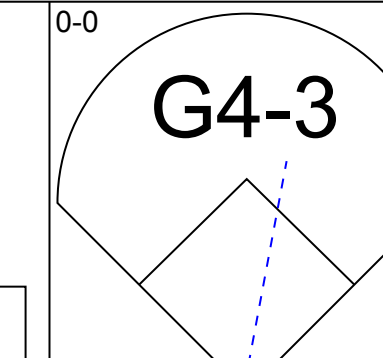
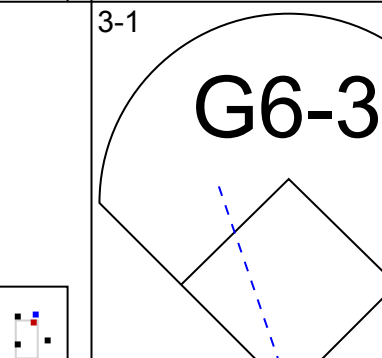
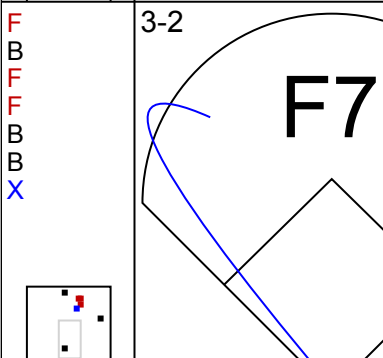
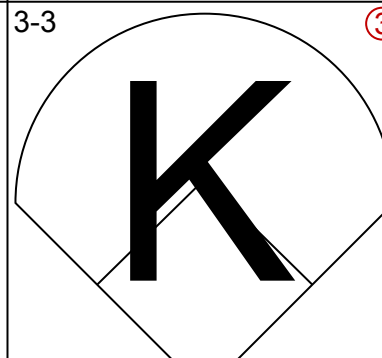
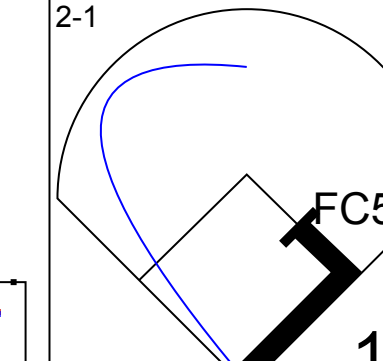
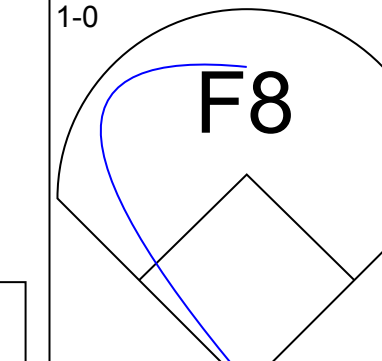
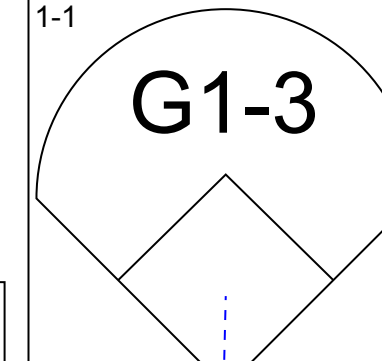
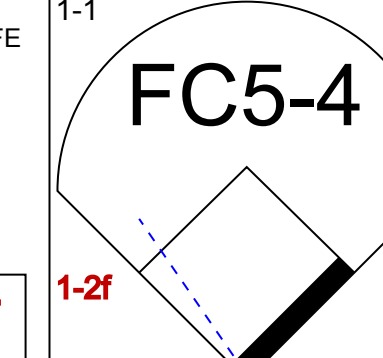
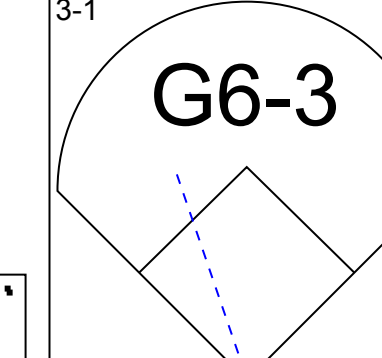
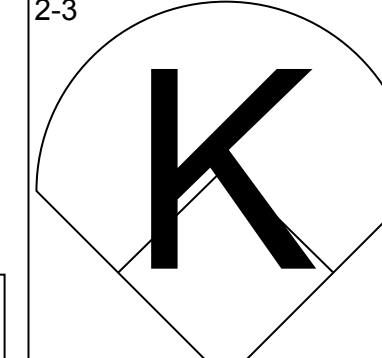
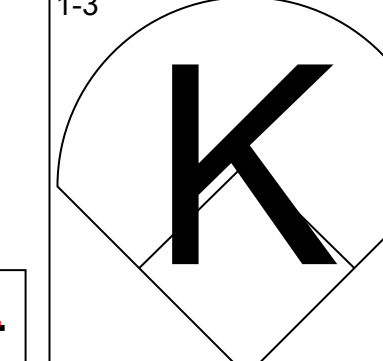
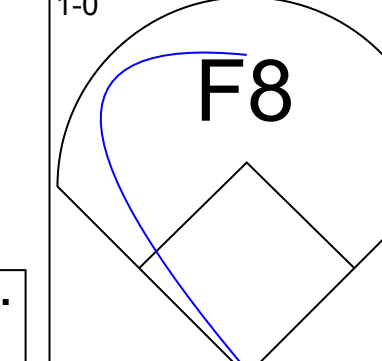
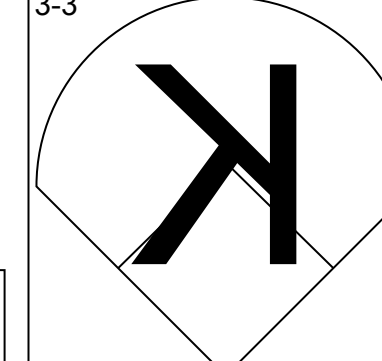
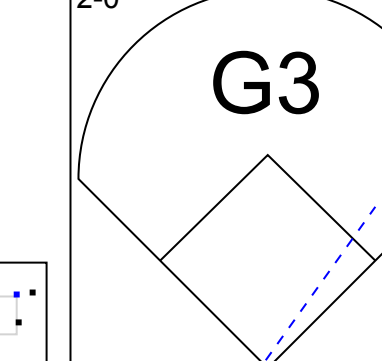
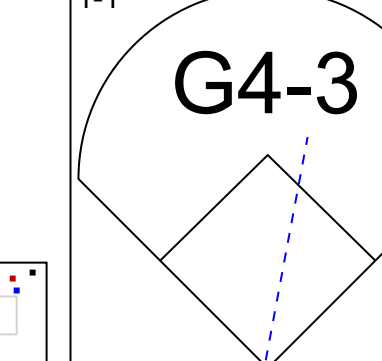
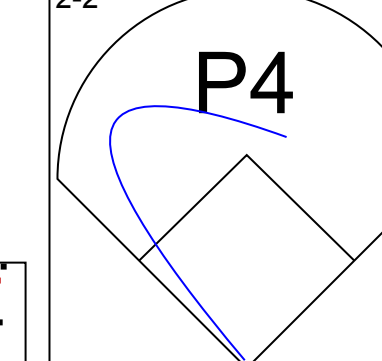
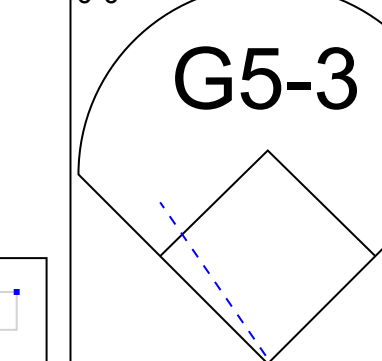
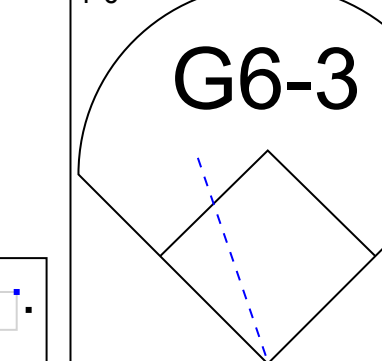
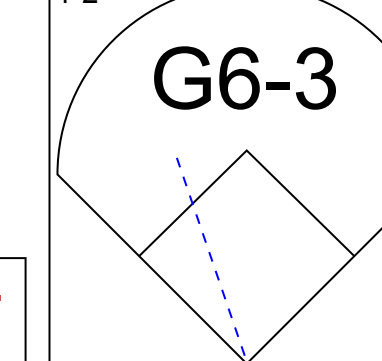


Batter	1	2	3	4	5	6	7	8	9	AB	R	H	RBI	BB	SO	LOB	BOTTOM								
2 Derek Jeter, R (1,6) OBP: 0.458, SLG: 0.448										5	0	0	0	0	1	2									
Bernie Williams, S (1,8) OBP: 0.377, SLG: 0.333										4	0	1	0	1	0	2									
Gary Sheffield, R (1,9) OBP: 0.392, SLG: 0.470										3	1	2	0	1	0	1									
55 Hideki Matsui, L (1,7) OBP: 0.351, SLG: 0.507										4	0	1	1	0	1	4									
13 Alex Rodriguez, R (1,5) OBP: 0.325, SLG: 0.500										3	0	0	0	1	2	4									
25 Jason Giambi, L (1,10) OBP: 0.381, SLG: 0.431										4	0	0	0	0	3	3									
Tino Martinez, L (1,3) ERA: 5.79										3	0	0	0	0	1	2									
Rey Sanchez, R (9, PH) OBP: 0.500, SLG: 0.444										3	0	0	0	0	2	1									
John Flaherty, R (1,2) OBP: 0.273, SLG: 0.300										1	1	0	0	0	0	1									
12 Andy Phillips, R (9, PH) ERA: 5.06										3	0	1	0	0	1	0									
Tony Womack, L (1,4) OBP: 0.311, SLG: 0.304										1	0	1	1	0	0	0									
20 Jorge Posada, S (9, PH) OBP: 0.365, SLG: 0.393																									
Inning Stats	R: 0 E: 1 K: 1 S: 10	H: 0 LOB: 1 BB: 0 P: 15	R: 0 E: 0 K: 2 S: 11	H: 0 LOB: 1 BB: 1 P: 22	R: 0 E: 0 K: 0 S: 7	H: 0 LOB: 0 BB: 0 P: 10	R: 1 E: 0 K: 3 S: 16	H: 1 LOB: 1 BB: 1 P: 27	R: 0 E: 0 K: 1 S: 18	H: 2 LOB: 2 BB: 0 P: 22	R: 0 E: 0 K: 1 S: 11	H: 1 LOB: 1 BB: 0 P: 17	R: 0 E: 0 K: 1 S: 7	H: 0 LOB: 0 BB: 0 P: 9	R: 0 E: 0 K: 1 S: 16	H: 1 LOB: 2 BB: 1 P: 27	R: 2 E: 1 K: 1 S: 16	H: 2 LOB: 1 BB: 0 P: 23	1B: 4 2B: 3 3B: 0 HR: 0	SF: 0 SAC: 0 DP: 0 HBP: 0	WP: 0 PB: 0 SB: 0 CS: 0	PA: 38			
PITCHER	IP WLS BF H R ER SO BB IBB HBP BLK WP HR S P ERA WHIP	IP WLS BF H R ER SO BB IBB HBP BLK WP HR S P ERA WHIP	IP WLS BF H R ER SO BB IBB HBP BLK WP HR S P ERA WHIP	IP WLS BF H R ER SO BB IBB HBP BLK WP HR S P ERA WHIP	IP WLS BF H R ER SO BB IBB HBP BLK WP HR S P ERA WHIP	IP WLS BF H R ER SO BB IBB HBP BLK WP HR S P ERA WHIP	IP WLS BF H R ER SO BB IBB HBP BLK WP HR S P ERA WHIP	IP WLS BF H R ER SO BB IBB HBP BLK WP HR S P ERA WHIP	IP WLS BF H R ER SO BB IBB HBP BLK WP HR S P ERA WHIP	IP WLS BF H R ER SO BB IBB HBP BLK WP HR S P ERA WHIP	IP WLS BF H R ER SO BB IBB HBP BLK WP HR S P ERA WHIP	IP WLS BF H R ER SO BB IBB HBP BLK WP HR S P ERA WHIP	IP WLS BF H R ER SO BB IBB HBP BLK WP HR S P ERA WHIP	IP WLS BF H R ER SO BB IBB HBP BLK WP HR S P ERA WHIP	IP WLS BF H R ER SO BB IBB HBP BLK WP HR S P ERA WHIP	IP WLS BF H R ER SO BB IBB HBP BLK WP HR S P ERA WHIP	IP WLS BF H R ER SO BB IBB HBP BLK WP HR S P ERA WHIP	IP WLS BF H R ER SO BB IBB HBP BLK WP HR S P ERA WHIP	IP WLS BF H R ER SO BB IBB HBP BLK WP HR S P ERA WHIP	IP WLS BF H R ER SO BB IBB HBP BLK WP HR S P ERA WHIP	IP WLS BF H R ER SO BB IBB HBP BLK WP HR S P ERA WHIP	IP WLS BF H R ER SO BB IBB HBP BLK WP HR S P ERA WHIP	IP WLS BF H R ER SO BB IBB HBP BLK WP HR S P ERA WHIP	IP WLS BF H R ER SO BB IBB HBP BLK WP HR S P ERA WHIP	IP WLS BF H R ER SO BB IBB HBP BLK WP HR S P ERA WHIP

Texas Rangers @ New York Yankees
Yankee Stadium, Bronx, NY
Fri Apr 22 2005, 7:05 PM EDT
Att: 42,710 - Cloudy - 49 F

AB 35
R 3
H 7
RBI 2
BB 3
SO 11
LOB 20

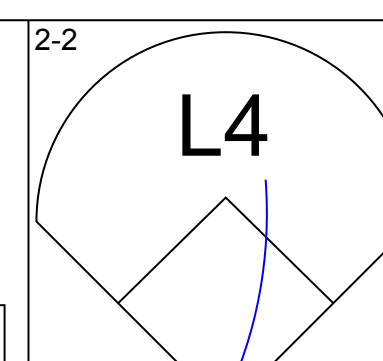
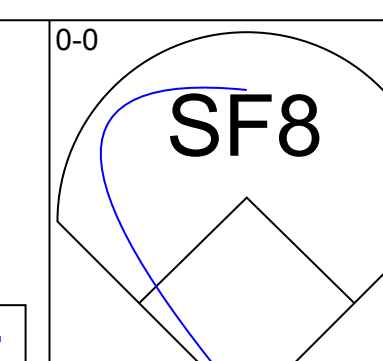
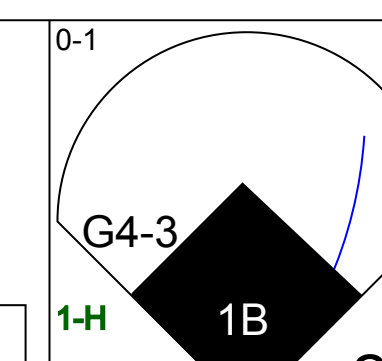
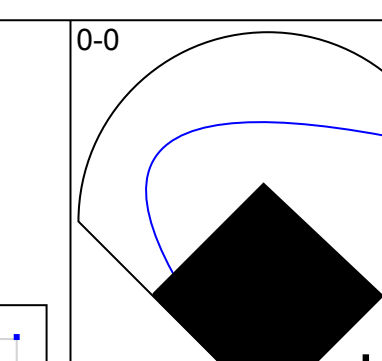
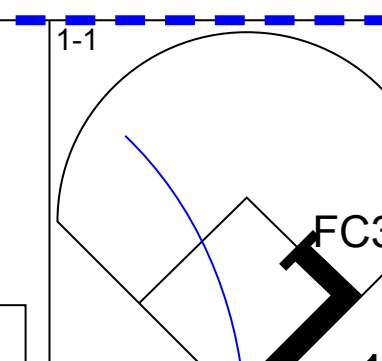
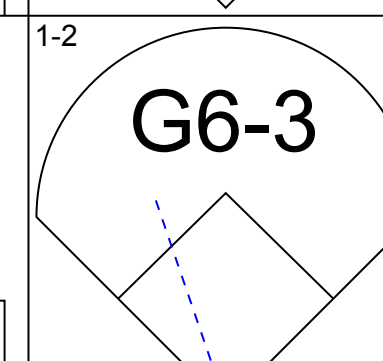
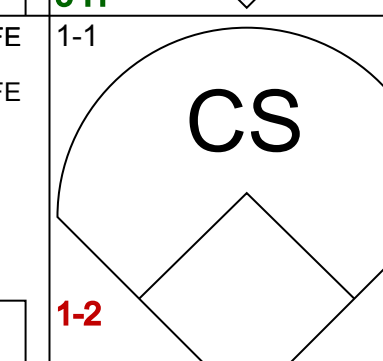
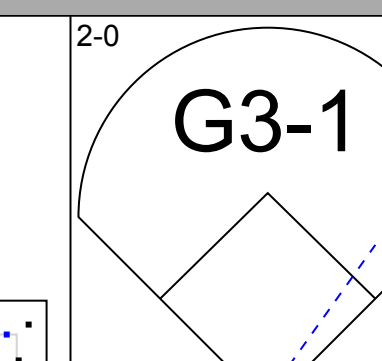
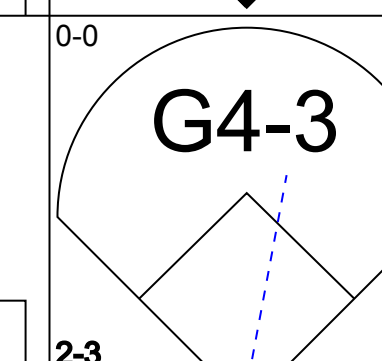
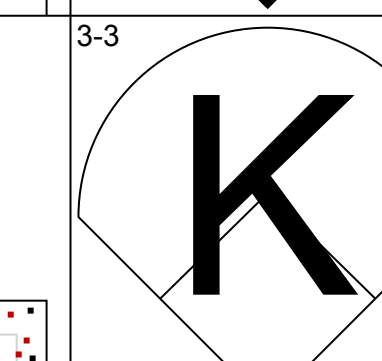
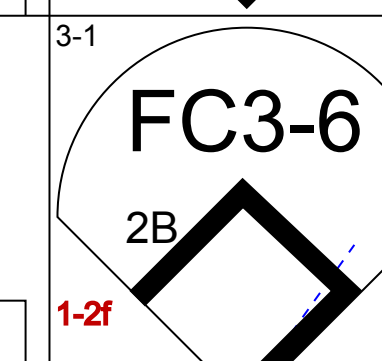
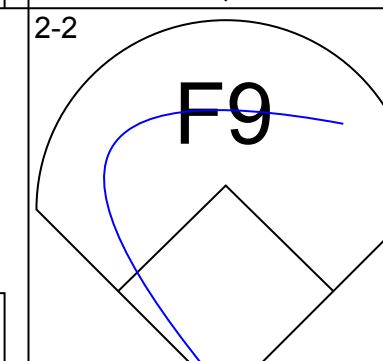
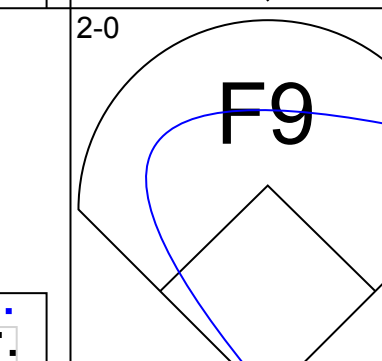
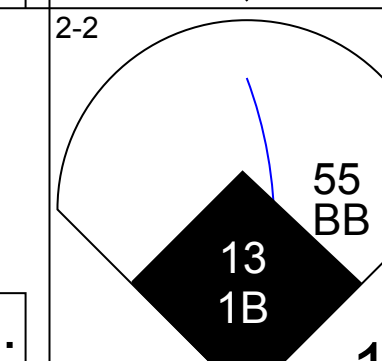
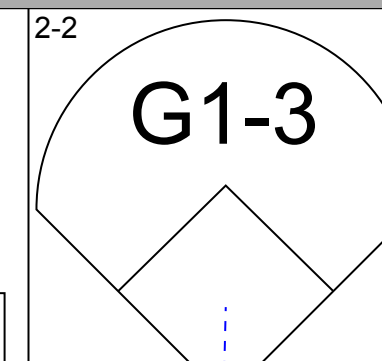
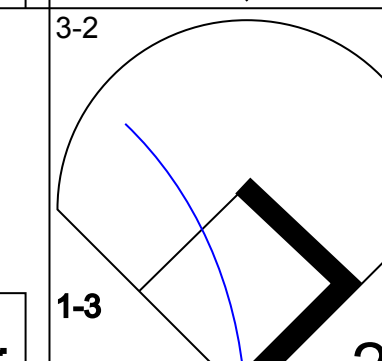
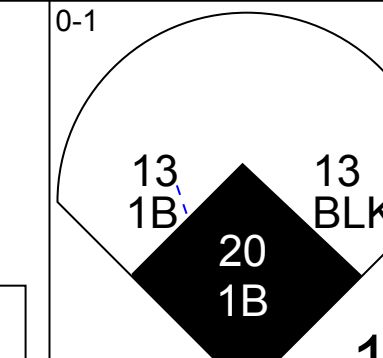
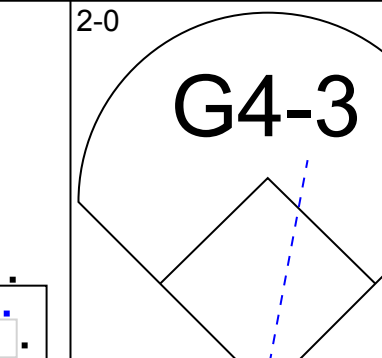
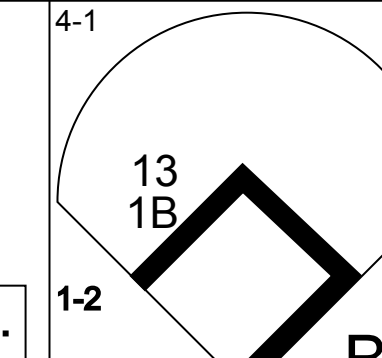

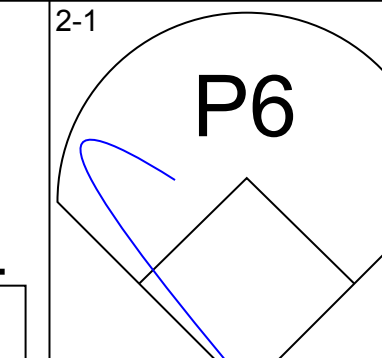
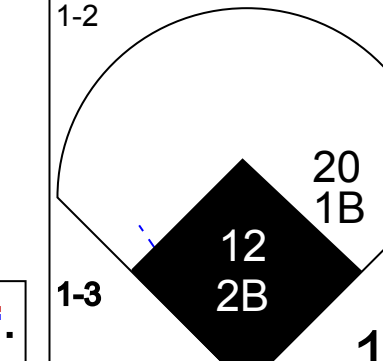
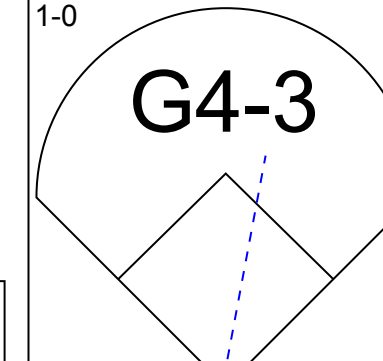
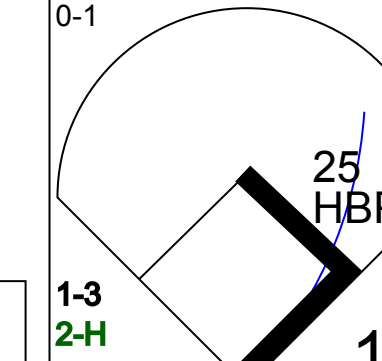
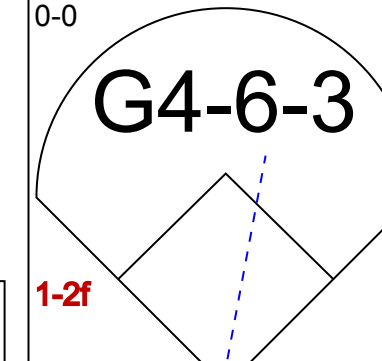
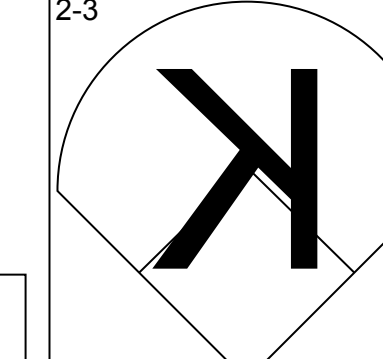
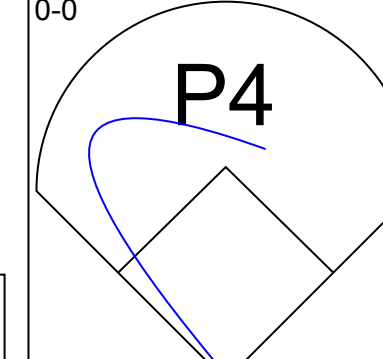
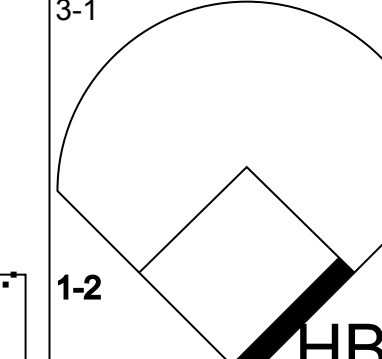
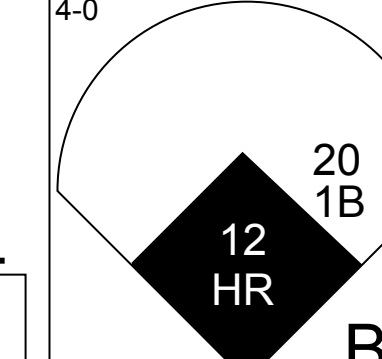
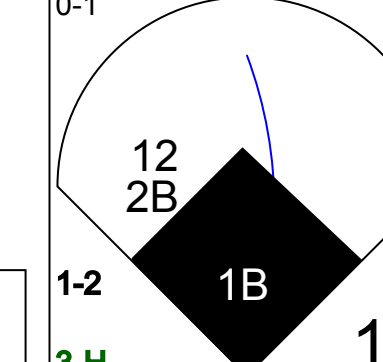
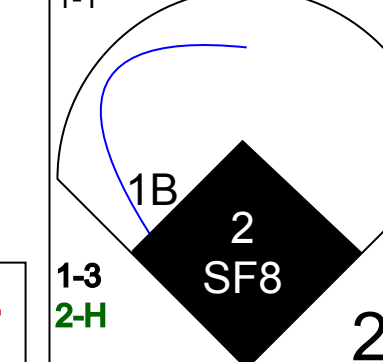
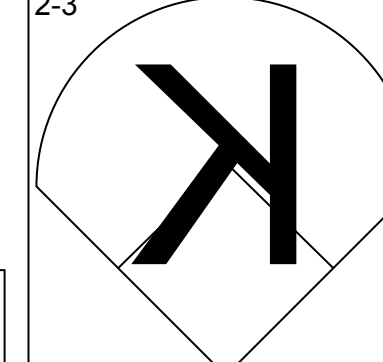
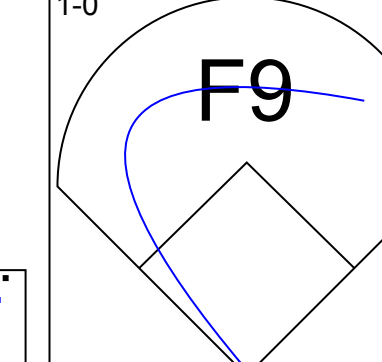
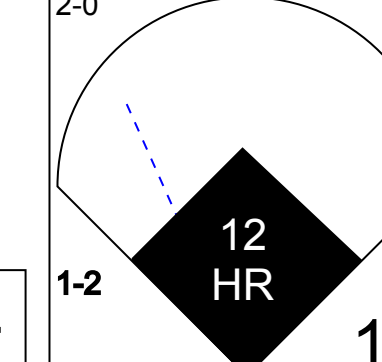
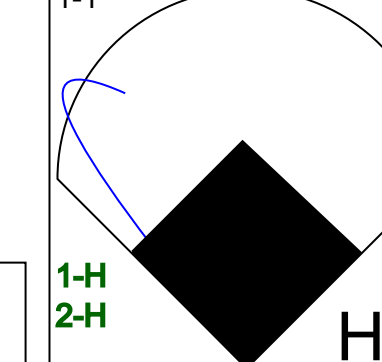
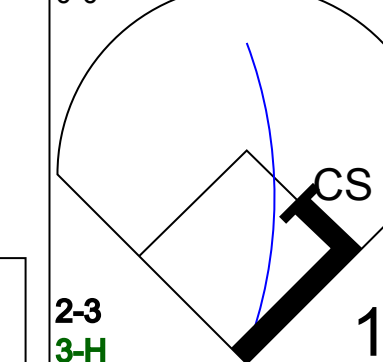
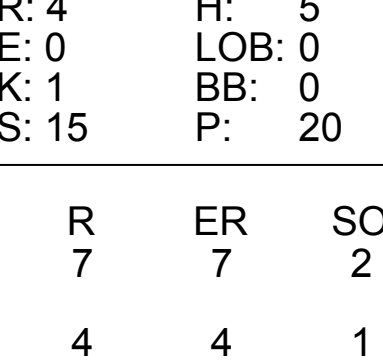
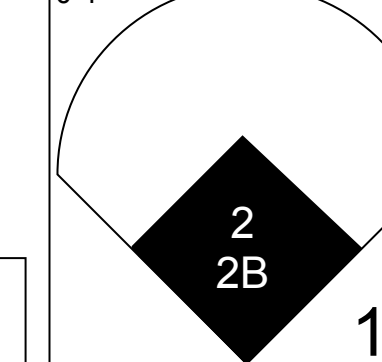
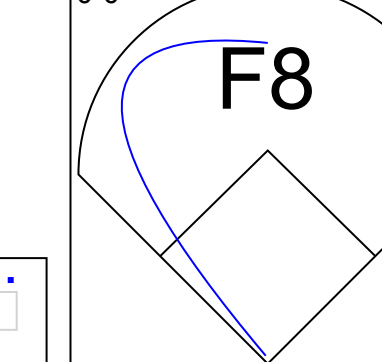
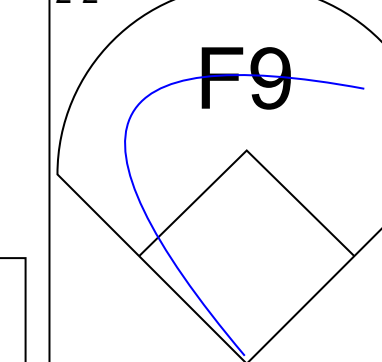
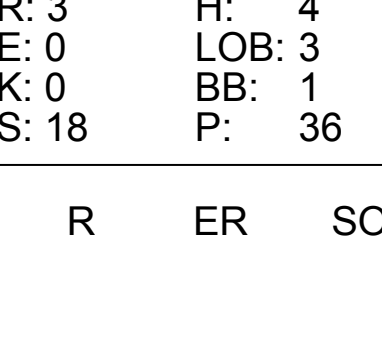

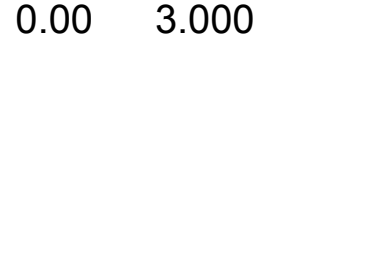




Batter	1	2	3	4	5	6	7	8	9	AB	R	H	RBI	BB	SO	LOB	TOP					
Alfonso Soriano, R OBP: 0.311, SLG: 0.459 (1, 4)										4	1	1	0	0	3	0						
Gary Matthews, S OBP: 0.277, SLG: 0.302 (1, 8)										4	0	1	1	0	1	0						
10 Michael Young, R OBP: 0.359, SLG: 0.434 (1, 6)										3	0	0	0	1	1	0						
23 Mark Teixeira, S OBP: 0.304, SLG: 0.458 (1, 3)										4	0	0	0	0	1	2						
Kevin Mench, R OBP: 0.375, SLG: 0.483 (1, 7)										3	0	1	0	0	0	0						
Richard Hidalgo, R OBP: 0.247, SLG: 0.299 (1, 9)										3	0	0	0	0	1	1						
Chad Allen, R OBP: 0.318, SLG: 0.250 (1, 10)										3	0	0	0	0	2	1						
Rod Barajas, R OBP: 0.317, SLG: 0.431 (1, 2)										3	0	0	0	0	0	0						
Mark DeRosa, R OBP: 0.300, SLG: 0.500 (1, 5)										3	0	0	0	0	0	0						
Inning Stats	R: 0 E: 0 K: 2 S: 7	H: 0 LOB: 0 BB: 0 P: 12	R: 0 E: 0 K: 1 S: 8	H: 1 LOB: 1 BB: 0 P: 10	R: 0 E: 0 K: 1 S: 6	H: 0 LOB: 0 BB: 0 P: 9	R: 0 E: 0 K: 0 S: 4	H: 0 LOB: 0 BB: 0 P: 9	R: 0 E: 0 K: 0 S: 4	H: 0 LOB: 0 BB: 0 P: 9	R: 1 E: 0 K: 0 S: 12	H: 2 LOB: 2 BB: 1 P: 22	R: 0 E: 0 K: 2 S: 9	H: 0 LOB: 0 BB: 0 P: 15	R: 0 E: 0 K: 1 S: 10	H: 0 LOB: 0 BB: 0 P: 15	R: 0 E: 0 K: 2 S: 8	H: 0 LOB: 0 BB: 0 P: 16	1B: 2 2B: 0 3B: 1 HR: 0	SF: 0 SAC: 0 DP: 0 HBP: 0	WP: 0 PB: 0 SB: 0 CS: 0	PA: 31
PITCHER	IP	WLS	BF	H	R	ER	SO	BB	IBB	HBP	BLK	WP	HR	S	P	ERA	WHIP					
Randy Johnson, L ERA: 4.19 (1, 1)	8.0	W	28	3	1	1	7	1	0	0	0	0	0	60	103	1.12	0.500					
Tom Gordon, R ERA: 5.0 (9, 1)	1.0		3	0	0	0	2	0	0	0	0	0	0	8	16	0.00	0.000					

Texas Rangers @ New York Yankees
Yankee Stadium, Bronx, NY
Sun Apr 24 2005, 1:05 PM EDT
Att: 42,732 - Cloudy - 51 F

AB	30
R	1
H	3
RBI	1
BB	1
SO	9
LOB	4



Batter	1	2	3	4	5	6	7	8	9	AB	R	H	RBI	BB	SO	LOB	BOTTOM					
2 Derek Jeter, R OBP: 0.478, SLG: 0.514 (1, 6)										4	2	3	3	0	0	0						
Bernie Williams, S OBP: 0.359, SLG: 0.333 (1, 8)										5	0	0	0	0	1	2						
Gary Sheffield, R OBP: 0.391, SLG: 0.473 (1, 9)										5	1	2	1	0	0	0						
55 Hideki Matsui, L OBP: 0.365, SLG: 0.486 (8, PH) Bubba Crosby, L OBP: 0.182, SLG: 0.182 (9, 7)										2	1	1	0	2	0	0						
13 Alex Rodriguez, R OBP: 0.330, SLG: 0.488 (1, 5)										4	1	2	1	0	0	1						
25 Jason Giambi, L OBP: 0.394, SLG: 0.400 Rey Sanchez, R OBP: 0.455, SLG: 0.400 (8, FR) (9, 10)										2	0	0	0	1	1	2						
20 Jorge Posada, S OBP: 0.366, SLG: 0.381 (1, 2)										4	2	2	1	0	1	3						
12 Andy Phillips, R OBP: 0.333, SLG: 1.000 (1, 3)										4	2	2	4	0	0	0						
Tony Womack, L OBP: 0.304, SLG: 0.297 (1, 4)										4	1	2	1	0	0	1						
Inning Stats	R: 0 E: 0 K: 0 S: 11	H: 0 LOB: 0 BB: 0 P: 16	R: 4 E: 0 K: 1 S: 15	H: 5 LOB: 0 BB: 0 P: 20	R: 0 E: 0 K: 1 S: 3	H: 0 LOB: 0 BB: 0 P: 9	R: 0 E: 0 K: 1 S: 6	H: 0 LOB: 0 BB: 0 P: 9	R: 3 E: 0 K: 0 S: 14	H: 4 LOB: 3 BB: 1 P: 24	R: 1 E: 0 K: 1 S: 8	H: 1 LOB: 0 BB: 0 P: 11	R: 0 E: 0 K: 0 S: 5	H: 0 LOB: 0 BB: 1 P: 11	R: 3 E: 0 K: 0 S: 18	H: 4 LOB: 3 BB: 1 P: 36	R: 0 E: 0 K: 0 S: 11	H: 0 LOB: 0 BB: 1 P: 11	1B: 9 2B: 3 3B: 0 HR: 2	SF: 1 SAC: 0 DP: 1 HBP: 1	WP: 0 PB: 0 SB: 0 CS: 1	PA: 41
PITCHER	IP	WLS	BF	H	R	ER	SO	BB	IBB	HBP	BLK	WP	HR	S	P	ERA	WHIP					
Pedro Astacio, R ERA: 3.71 (1, 1)	4.2	L	23	9	7	7	2	1	0	0	1	0	0	47	72	13.50	2.143					
Matt Riley, L ERA: 8.38 (5, 1)	2.2		13	3	4	4	1	2	0	1	0	0	2	23	45	13.50	1.875					
Nick Regilio, R ERA: 4.5 (8, 1)	0.2		4	2	0	0	0	0	0	0	0	0	0	10	19	0.00	3.000					

Texas Rangers @ New York Yankees
Yankee Stadium, Bronx, NY
Sun Apr 24 2005, 1:05 PM EDT
Att: 42,732 - Cloudy - 51 F

AB	35
R	11
H	14
RBI	11
BB	3
SO	3
LOB	12



Batter	1	2	3	4	5	6	7	8	9	AB	R	H	RBI	BB	SO	LOB	TOP								
Darin Erstad, L (1, 3) OBP: 0.316, SLG: 0.429	F7		CI		L3		F7		F8	4	0	0	0	0	0	2	Los Angeles Angels @ New York Yankees Yankee Stadium, Bronx, NY Wed Apr 27 2005, 7:05 PM EDT Att: 37,934 - Rain - 59 F								
9 Chone Figgins, S (1, 4) OBP: 0.318, SLG: 0.457	27 WP 27 S 1B		F7		G4-3		27 G4-6-3 1B		L5	5	0	2	0	0	0	2									
27 Vladimir Guerrero, R (1, 9) OBP: 0.399, SLG: 0.639	1-3 K			16 1B		16 HR 1B		G4-6-3		4	2	2	0	0	1	3									
16 Garret Anderson, L (1, 7) OBP: 0.315, SLG: 0.430	G1-3			HR 1B		1-H HR		FC3-6 1B		4	2	3	3	0	0	1									
Steve Finley, L (1, 8) OBP: 0.259, SLG: 0.373		F9		HR		G4-3		FC3-6 S 1B		4	1	1	2	0	0	1									
Orlando Cabrera, R (1, 6) OBP: 0.329, SLG: 0.429	G4-3			8 G4-6-3 1B		F9		F7		4	0	1	0	0	0	1									
8 Dallas McPherson, L (1, 5) OBP: 0.250, SLG: 0.308	K			G4-6-3				G4-3		4	0	1	0	0	1	2									
José Molina, R (1, 2) OBP: 0.367, SLG: 0.240			F8		F8		G4-3		S 1B	4	0	1	0	0	0	1									
Jeff DaVanon, S (1, 10) OBP: 0.297, SLG: 0.263			CS BB		L3			9 1B	1-2 K	3	0	1	0	1	1	1									
Inning Stats	R: 0 E: 0 K: 1 S: 14	H: 1 LOB: 1 BB: 0 P: 22	R: 0 E: 0 K: 1 S: 10	H: 0 LOB: 0 BB: 0 P: 16	R: 0 E: 1 K: 0 S: 8	H: 0 LOB: 1 BB: 1 P: 16	R: 3 E: 0 K: 0 S: 10	H: 4 LOB: 0 BB: 0 P: 14	R: 0 E: 0 K: 0 S: 4	H: 0 LOB: 0 BB: 0 P: 7	R: 2 E: 0 K: 0 S: 11	H: 3 LOB: 1 BB: 0 P: 17	R: 0 E: 0 K: 0 S: 10	H: 2 LOB: 1 BB: 0 P: 13	R: 0 E: 0 K: 1 S: 11	H: 1 LOB: 1 BB: 0 P: 14	R: 0 E: 0 K: 1 S: 10	H: 1 LOB: 1 BB: 0 P: 16	1B: 8 2B: 2 3B: 0 HR: 2	SF: 0 SAC: 0 DP: 2 HBP: 0	WP: 1 PB: 0 SB: 3 CS: 1	PA: 38			
PITCHER	IP	WLS	BF	H	R	ER	SO	BB	IBB	HBP	BLK	WP	HR	S	P	ERA	WHIP								
35 Mike Mussina, R (1, 1) ERA: 4.97	7.0	L	30	10	5	5	2	1	0	0	0	1	2	67	105	6.43	1.571								
Buddy Groom, L (8, 1) ERA:	1.0		4	1	0	0	0	0	0	0	0	0	0	11	14	0.00	1.000								
Felix Rodriguez, R (9, 1) ERA: 4.5	0.1		2	1	0	0	1	0	0	0	0	0	0	6	11	0.00	3.000								
Mike Stanton, L (9, 1) ERA: 2.45	0.2		2	0	0	0	0	0	0	0	0	0	0	4	5	0.00	0.000								
Batter	1	2	3	4	5	6	7	8	9	AB	R	H	RBI	BB	SO	LOB	BOTTOM								
2 Derek Jeter, R (1, 6) OBP: 0.475, SLG: 0.494	2B BB		G5-4-3		1-2 1B		FC5-4			3	0	1	0	1	0	3	Los Angeles Angels @ New York Yankees Yankee Stadium, Bronx, NY Wed Apr 27 2005, 7:05 PM EDT Att: 37,934 - Rain - 59 F								
Bernie Williams, S (1, 8) OBP: 0.345, SLG: 0.333	1-1 2B		F8		F8		G6-3			4	0	1	0	0	0	3									
Gary Sheffield, R (1, 9) OBP: 0.406, SLG: 0.488	3-3 K			55 G3-6-3 1B		13 1B 2B		13 WP 1B		4	0	3	0	0	1	1									
55 Hideki Matsui, L (1, 7) OBP: 0.362, SLG: 0.450	3-3 K			G3-6-3		P6		K		4	0	0	0	0	2	4									
13 Alex Rodriguez, R (1, 5) OBP: 0.361, SLG: 0.637		G4-3		HR		12 G5-4-3 1B		K		4	1	2	1	0	1	1									
12 Andy Phillips, R (1, 10) OBP: 0.214, SLG: 0.571		1-3 K		F9		G5-4-3		G2-3		3	0	0	0	0	1	2									
25 Jason Giambi, L (9, FH) OBP: 0.403, SLG: 0.390						1-2 K				1	0	0	0	0	0	0									
20 Jorge Posada, S (1, 2) OBP: 0.325, SLG: 0.333						F9		G4-3		4	0	0	0	0	0	0									
Tino Martinez, L (1, 3) OBP: 0.323, SLG: 0.370			2 G5-4-3 SH 1B		G1-3		2 FC5-4 1B		K	4	0	2	0	0	1	0									
Tony Womack, L (1, 4) OBP: 0.333, SLG: 0.333			2 G5-4-3 SH 1B		2 1B		F8			1	0	0	0	1	0	1									
Inning Stats	R: 0 E: 0 K: 2 S: 8	H: 1 LOB: 1 BB: 1 P: 18	R: 0 E: 0 K: 1 S: 7	H: 0 LOB: 0 BB: 0 P: 8	R: 0 E: 0 K: 0 S: 7	H: 1 LOB: 1 BB: 0 P: 13	R: 1 E: 0 K: 0 S: 6	H: 2 LOB: 0 BB: 0 P: 9	R: 0 E: 0 K: 0 S: 13	H: 1 LOB: 2 BB: 1 P: 18	R: 0 E: 0 K: 0 S: 6	H: 2 LOB: 1 BB: 0 P: 12	R: 0 E: 0 K: 2 S: 5	H: 1 LOB: 1 BB: 0 P: 8	R: 0 E: 0 K: 1 S: 11	H: 0 LOB: 0 BB: 0 P: 17	R: 0 E: 0 K: 1 S: 7	H: 0 LOB: 0 BB: 0 P: 11	1B: 6 2B: 2 3B: 0 HR: 1	SF: 0 SAC: 1 DP: 3 HBP: 0	WP: 1 PB: 0 SB: 0 CS: 0	PA: 35			
PITCHER	IP	WLS	BF	H	R	ER	SO	BB	IBB	HBP	BLK	WP	HR	S	P	ERA	WHIP								
Jarrod Washburn, L (1, 1) ERA: 3.38	7.2	W	31	9	1	1	4	2	0	0	0	1	0	60	99	1.17	1.435								
62 Scott Shields, R (8, 1) ERA: 1.32	1.1		4	0	0	0	2	0	0	0	0	1	0	10	15	0.00	0.000								

Batter	1	2	3	4	5	6	7	8	9	AB	R	H	RBI	BB	SO	LOB	TOP			
Darin Erstad, L (1, 3) OBP: 0.311, SLG: 0.417	G4-3		F7				G4-3		K	5	0	1	1	0	1	0				
9 Chone Figgins, S (1, 4) OBP: 0.326, SLG: 0.459	1B		1B				K			4	1	2	0	0	2	2				
27 Vladimir Guerrero, R (1, 9) OBP: 0.492, SLG: 0.628	1B		1B				G6-3			3	1	1	1	1	0	2				
16 Garret Anderson, L (1, 7) OBP: 0.312, SLG: 0.433	F7		1B						K	4	0	1	0	0	1	2				
Steve Finley, L (1, 8) OBP: 0.247, SLG: 0.354	L8		G3				G4-3		E1	4	0	0	0	0	0	3				
Orlando Cabrera, R (1, 6) OBP: 0.326, SLG: 0.420			P3				K		1B	4	0	1	0	0	2	1				
8 Dallas McPherson, L (1, 5) OBP: 0.281, SLG: 0.367							G3-1		F8	4	1	2	0	0	0	1				
José Molina, R (1, 2) OBP: 0.333, SLG: 0.214							K		G4-1	3	0	0	0	0	1	1				
Jeff DaVanon, S (1, 10) OBP: 0.294, SLG: 0.262							F8		K	4	0	1	0	0	1	1				
Inning Stats	R: 0 E: 0 K: 0 S: 7	H: 1 LOB: 2 BB: 1 P: 14	R: 0 E: 0 K: 1 S: 8	H: 1 LOB: 1 BB: 0 P: 14	R: 2 E: 0 K: 0 S: 12	H: 3 LOB: 1 BB: 0 P: 16	R: 1 E: 0 K: 1 S: 16	H: 3 LOB: 2 BB: 0 P: 26	R: 0 E: 0 K: 1 S: 9	H: 0 LOB: 0 BB: 0 P: 13	R: 0 E: 0 K: 1 S: 7	H: 0 LOB: 0 BB: 0 P: 10	R: 0 E: 1 K: 1 S: 11	H: 1 LOB: 1 BB: 0 P: 17	R: 0 E: 0 K: 2 S: 10	H: 0 LOB: 0 BB: 0 P: 14	1B: 7 2B: 2 3B: 0 HR: 0	SF: 0 SAC: 1 DP: 0 HBP: 0	WP: 0 PB: 0 SB: 1 CS: 1	PA: 37
PITCHER	IP	WLS	BF	H	R	ER	SO	BB	IBB	HBP	BLK	WP	HR	S	P	ERA	WHIP			
Kevin Brown, R (1, 1) ERA: 6.63	7.0	L	30	8	3	3	5	1	0	0	0	0	0	68	107	3.86	1.286			
Buddy Groom, L (8, 1) ERA:	1.0		4	1	0	0	1	0	0	0	0	0	0	11	17	0.00	1.000			
Tom Gordon, R (9, 1) ERA: 4.5	1.0		3	0	0	0	2	0	0	0	0	0	0	10	14	0.00	0.000			

Los Angeles Angels @ New York Yankees
Yankee Stadium, Bronx, NY
Thu Apr 28 2005, 7:05 PM EDT
Att: 51,951 - Cloudy - 53 F

AB 35
R 3
H 9
RBI 2
BB 1
SO 8
LOB 13



Batter	1	2	3	4	5	6	7	8	9	AB	R	H	RBI	BB	SO	LOB	BOTTOM					
2 Derek Jeter, R (1, 6) OBP: 0.472, SLG: 0.476	CS						F9		K	3	1	0	0	1	2	2						
Tony Womack, L (1, 4) OBP: 0.338, SLG: 0.338	1B						G4-3		K	5	0	2	0	0	1	1						
Gary Sheffield, R (1, 9) OBP: 0.410, SLG: 0.488	1B						G5-3			4	0	2	0	0	0	2						
55 Hideki Matsui, L (1, 7) OBP: 0.357, SLG: 0.452	F9						F7			4	0	1	1	1	0	4						
13 Alex Rodriguez, R (1, 5) OBP: 0.347, SLG: 0.611	K						G5-3		G6-3	4	0	0	0	0	2	3						
25 Jason Giambi, L (1, 10) OBP: 0.407, SLG: 0.397	F8						1B		K	4	0	2	0	0	1	0						
20 Jorge Posada, S (1, 2) OBP: 0.321, SLG: 0.320	K						F8			3	0	0	0	1	2	2						
Tino Martinez, L (1, 3) OBP: 0.333, SLG: 0.368	1B						FC4-6		K	3	0	1	0	1	1	2						
Bubba Crosby, L (1, 8) OBP: 0.231, SLG: 0.167	1B						G5-3			1	0	0	0	1	0	2						
Bernie Williams, S (6, PH) OBP: 0.337, SLG: 0.325	BB								G3	2	0	0	0	0	0	1						
Inning Stats	R: 0 E: 0 K: 1 S: 13	H: 2 LOB: 2 BB: 1 P: 21	R: 0 E: 0 K: 2 S: 16	H: 1 LOB: 2 BB: 1 P: 26	R: 0 E: 0 K: 0 S: 6	H: 1 LOB: 0 BB: 0 P: 12	R: 0 E: 0 K: 1 S: 14	H: 1 LOB: 2 BB: 1 P: 24	R: 1 E: 0 K: 0 S: 11	H: 1 LOB: 1 BB: 0 P: 18	R: 0 E: 0 K: 1 S: 10	H: 1 LOB: 1 BB: 0 P: 17	R: 0 E: 0 K: 0 S: 10	H: 1 LOB: 1 BB: 0 P: 15	R: 0 E: 0 K: 2 S: 13	H: 0 LOB: 1 BB: 1 P: 20	R: 0 E: 0 K: 2 S: 7	H: 0 LOB: 0 BB: 0 P: 11	1B: 7 2B: 2 3B: 0 HR: 0	SF: 0 SAC: 0 DP: 1 HBP: 1	WP: 0 PB: 0 SB: 1 CS: 1	PA: 38
PITCHER	IP	WLS	BF	H	R	ER	SO	BB	IBB	HBP	BLK	WP	HR	S	P	ERA	WHIP					
41 John Lackey, R (1, 1) ERA: 5.61	5.1	W	25	7	1	1	5	3	0	1	0	0	0	1	3	0.00	0.000					
Jake Woods, L (6, 1) ERA: 2.16	0.1	H	1	0	0	0	0	0	0	0	0	0	0	1	3	0.00	0.000					
Brendan Donnelly, R (6, 1) ERA: 3.75	1.1	H	5	1	0	0	0	0	0	0	0	0	0	12	18	0.00	0.750					
62 Scot Shields, R (8, 1) ERA: 1.23	1.0	H	4	0	0	0	2	1	0	0	0	0	0	13	20	0.00	1.000					
Francisco Rodriguez, R (9, 1) ERA: 1.74	1.0	S	3	0	0	0	2	0	0	0	0	0	0	7	11	0.00	0.000					

Los Angeles Angels @ New York Yankees
Yankee Stadium, Bronx, NY
Thu Apr 28 2005, 7:05 PM EDT
Att: 51,951 - Cloudy - 53 F

AB 33
R 1
H 8
RBI 1
BB 4
SO 9
LOB 19



Batter	1	2	3	4	5	6	7	8	9	AB	R	H	RBI	BB	SO	LOB	TOP			
Frank Menechino, R (1, 10) OBP: 0.333, SLG: 0.182	0-0 1B		3-3 K		0-0 G6-4-3			0-0 P6		4	0	1	0	0	1	2	Toronto Blue Jays @ New York Yankees Yankee Stadium, Bronx, NY Fri Apr 29 2005, 7:05 PM EDT Att: 40,839 - Partly Cloudy - 56 F			
3 Reed Johnson, R (1, 7) OBP: 0.404, SLG: 0.426	0-3 K		2-1 2B			2-3 K		0-2 G6-3		4	0	1	0	0	2	1				
10 Vernon Wells, R (1, 8) OBP: 0.248, SLG: 0.385	2-3 K		1-1 G6-3			0-0 G5-3		1-2 G6-3		4	0	0	0	0	1	2				
Shea Hillenbrand, R (1, 5) OBP: 0.427, SLG: 0.531	1-3 K			1-0 G4-3		1-1 G1-3			0-0 15 1B	4	0	1	0	0	1	1				
15 Alex Rios, R (1, 9) OBP: 0.349, SLG: 0.469		4-0 9 G3 BB		1-0 L8			0-0 9 CS 1B		1-0 1-2 1B	3	0	2	0	1	0	0				
9 Greg Zaun, S (1, 2) OBP: 0.422, SLG: 0.545		1-1 SAFE G3		3-1 G6-3			4-1 SAFE 1-2 HR BB		0-1 B1	3	1	0	0	1	0	3				
Eric Hinske, L (1, 3) OBP: 0.360, SLG: 0.488		1-3 K		0-1 P3			0-2 1-H HR		0-3 K	4	1	1	2	0	2	3				
Orlando Hudson, S (1, 4) OBP: 0.330, SLG: 0.385		2-0 F8		4-1 1B S BB			0-1 G4-3		0-3 K	3	0	0	0	1	1	3				
John McDonald, R (1, 6) OBP: 0.357, SLG: 0.385			2-3 K		1-2 G6-4-3 1B		0-0 G1-3			3	0	1	0	0	1	0				
Inning Stats	R: 0 E: 0 K: 3 S: 11	H: 1 LOB: 1 BB: 0 P: 14	R: 0 E: 0 K: 1 S: 7	H: 0 LOB: 1 BB: 1 P: 15	R: 0 E: 0 K: 2 S: 11	H: 1 LOB: 1 BB: 0 P: 19	R: 0 E: 0 K: 0 S: 4	H: 0 LOB: 0 BB: 0 P: 9	R: 0 E: 0 K: 1 S: 7	H: 1 LOB: 1 BB: 1 P: 12	R: 2 E: 0 K: 0 S: 9	H: 2 LOB: 0 BB: 1 P: 12	R: 0 E: 0 K: 1 S: 7	H: 0 LOB: 0 BB: 0 P: 8	R: 0 E: 0 K: 2 S: 10	H: 2 LOB: 2 BB: 0 P: 11	1B: 5 2B: 1 3B: 0 HR: 1	SF: 0 SAC: 0 DP: 1 HBP: 0	WP: 0 PB: 0 SB: 1 CS: 1	PA: 35
PITCHER Randy Johnson, L (1, 1) ERA: 3.74	IP: 9.0 WLS: L BF: 35	H: 7 R: 2 ER: 2 SO: 9	BB: 3 IBB: 0 HBP: 0 BLK: 0	WP: 0 HR: 1 S: 72 P: 109	ERA: 2.00 WHIP: 1.111	PITCHER										IP: 9.0 WLS: W BF: 32	H: 3 R: 0 ER: 0 SO: 9	BB: 1 IBB: 0 HBP: 1 BLK: 0	WP: 0 HR: 0 S: 75 P: 115	ERA: 0.00 WHIP: 0.444


Batter	1	2	3	4	5	6	7	8	9	AB	R	H	RBI	BB	SO	LOB	BOTTOM			
2 Derek Jeter, R (1, 6) OBP: 0.464, SLG: 0.465	2-2 G5-3		0-1 S 1B		1-3 K			2-3 K		4	0	1	0	0	2	0	Toronto Blue Jays @ New York Yankees Yankee Stadium, Bronx, NY Fri Apr 29 2005, 7:05 PM EDT Att: 40,839 - Partly Cloudy - 56 F			
Tony Womack, L (1, 4) OBP: 0.321, SLG: 0.321	3-2 G3		3-3 K			2-3 K		0-2 P4		4	0	0	0	0	2	2				
Gary Sheffield, R (1, 9) OBP: 0.394, SLG: 0.467	3-1 G2		0-0 L8			0-0 F8			1-3 K	4	0	0	0	0	1	2				
55 Hideki Matsui, L (1, 7) OBP: 0.343, SLG: 0.432		0-1 G4-3		1-2 G5-3		1-0 G1-3			1-0 G4-3	4	0	0	0	0	0	0				
13 Alex Rodriguez, R (1, 5) OBP: 0.343, SLG: 0.596		1-3 K		2-1 25 S 1B			3-2 K		0-0 G6-3	4	0	1	0	0	2	0				
25 Jason Giambi, L (1, 10) OBP: 0.405, SLG: 0.385		4-2 BB		1-3 K			0-0 F7			2	0	0	0	1	1	1				
20 Jorge Posada, S (1, 2) OBP: 0.322, SLG: 0.333		1-0 G4-3		1-2 K			1-1 2B			3	0	1	0	0	0	2				
Tino Martinez, L (1, 3) OBP: 0.333, SLG: 0.356			2-1 S 2 1B HBP			1-2 G1-3			1-0 G4-3	2	0	0	0	0	0	1				
Bernie Williams, S (1, 8) OBP: 0.326, SLG: 0.313			2-3 K		1-1 L6			0-0 G4-3		3	0	0	0	0	1	1				
Inning Stats	R: 0 E: 0 K: 0 S: 10	H: 0 LOB: 0 BB: 0 P: 18	R: 0 E: 0 K: 1 S: 8	H: 0 LOB: 1 BB: 1 P: 14	R: 0 E: 0 K: 2 S: 10	H: 1 LOB: 2 BB: 0 P: 17	R: 0 E: 0 K: 1 S: 12	H: 1 LOB: 1 BB: 0 P: 16	R: 0 E: 0 K: 1 S: 8	H: 0 LOB: 0 BB: 0 P: 11	R: 0 E: 0 K: 1 S: 7	H: 1 LOB: 1 BB: 0 P: 12	R: 0 E: 0 K: 1 S: 7	H: 0 LOB: 0 BB: 0 P: 9	R: 0 E: 0 K: 1 S: 5	H: 0 LOB: 0 BB: 0 P: 7	1B: 2 2B: 1 3B: 0 HR: 0	SF: 0 SAC: 0 DP: 0 HBP: 1	WP: 0 PB: 0 SB: 3 CS: 0	PA: 32
PITCHER 32 Roy Halladay, R (1, 1) ERA: 3.4	IP: 9.0 WLS: W BF: 32	H: 3 R: 0 ER: 0 SO: 9	BB: 1 IBB: 0 HBP: 1 BLK: 0	WP: 0 HR: 0 S: 75 P: 115	ERA: 0.00 WHIP: 0.444	PITCHER										IP: 9.0 WLS: W BF: 32	H: 3 R: 0 ER: 0 SO: 9	BB: 1 IBB: 0 HBP: 1 BLK: 0	WP: 0 HR: 0 S: 75 P: 115	ERA: 0.00 WHIP: 0.444

Batter	1	2	3	4	5	6	7	8	9	AB	R	H	RBI	BB	SO	LOB	TOP								
Frank Catalanotto, L (1, 7) OBP: 0.320, SLG: 0.352 3 Reed Johnson, R (9, 7) OBP: 0.404, SLG: 0.426	G6-3			G4-3	FC6-4 1B		FC4-6 FC6-4		K	5	0	1	1	0	1	1									
Orlando Hudson, S (1, 4) OBP: 0.324, SLG: 0.375	F7			FC6-4 1B	FC6-4		FC6-4		G4-3	5	0	1	0	0	0	2									
10 Vernon Wells, R (1, 8) OBP: 0.248, SLG: 0.372	F8			FC6-4 47 1B			FC5 47 1B		G6-3	3	0	0	0	1	0	1									
47 Corey Koskie, L (1, 5) OBP: 0.327, SLG: 0.407		G4-3		FC6-4 1B			FC5 1B		HR	4	1	3	1	0	0	0									
Shea Hillenbrand, R (1, 10) OBP: 0.421, SLG: 0.530	L1			P5			FC5 15 FC1-4		15 G6-3 2B	4	0	1	0	0	0	4									
Eric Hinske, L (1, 3) OBP: 0.366, SLG: 0.482	G3						F8		15 G6-3 IBB	3	1	1	0	1	0	2									
15 Alex Rios, R (1, 9) OBP: 0.344, SLG: 0.452				G5-3			FC1-4		G6-3	3	1	0	0	1	0	4									
9 Gregg Zaun, S (1, 2) OBP: 0.402, SLG: 0.514				G6-3			G3		G4-3	4	0	0	0	0	1	4									
8 Russ Adams, L (1, 6) OBP: 0.295, SLG: 0.327	F7			G3-1			G3-1		P5	4	0	1	1	0	0	1									
Inning Stats	R: 0 E: 0 K: 0 S: 5	H: 0 LOB: 0 BB: 0 P: 6	R: 0 E: 0 K: 0 S: 6	H: 0 LOB: 0 BB: 0 P: 9	R: 0 E: 0 K: 0 S: 5	H: 0 LOB: 0 BB: 0 P: 7	R: 0 E: 0 K: 0 S: 12	H: 2 LOB: 2 BB: 0 P: 17	R: 2 E: 0 K: 0 S: 10	H: 2 LOB: 1 BB: 1 P: 15	R: 0 E: 0 K: 0 S: 8	H: 1 LOB: 2 BB: 1 P: 14	R: 0 E: 0 K: 0 S: 8	H: 1 LOB: 1 BB: 0 P: 13	R: 1 E: 0 K: 1 S: 17	H: 2 LOB: 2 BB: 1 P: 26	R: 0 E: 0 K: 1 S: 6	H: 0 LOB: 0 BB: 0 P: 8	1B: 6 2B: 1 HR: 1	SF: 0 SAC: 0 DP: 0 HBP: 0	WP: 0 PB: 0 SB: 0 CS: 0	PA: 38			
PITCHER	IP	WLS	BF	H	R	ER	SO	BB	IBB	HBP	BLK	WP	HR	S	P	ERA	WHIP								
40 Chien-Ming Wang, R (1, 1) ERA: 2.57	7.0		29	6	2	2	0	2	0	0	0	0	0	54	81	2.57	1.143								
Tom Gordon, R (8, 1) ERA: 4.91	1.0	B	6	2	1	1	1	0	1	0	0	0	1	17	26	9.00	2.000								
42 Mariano Rivera, R (9, 1) ERA: 2.7	1.0	W	3	0	0	0	1	0	0	0	0	0	0	6	8	0.00	0.000								

Toronto Blue Jays @ New York Yankees
Yankee Stadium, Bronx, NY
Sat Apr 30 2005, 1:05 PM EDT
Att: 47,483 - Overcast - 54 F

livebaseballscorecards.com

AB 35
R 3
H 8
RBI 3
BB 3
SO 2
LOB 19




Batter	1	2	3	4	5	6	7	8	9	AB	R	H	RBI	BB	SO	LOB	BOTTOM								
2 Derek Jeter, R (1, 6) OBP: 0.465, SLG: 0.467	1B 1B	K			G1-3 1B		G4-1			4	1	2	0	0	1	2									
Bernie Williams, S (1, 8) OBP: 0.323, SLG: 0.310	1B 55 G6-3			P6	G1-3				F7	4	1	1	1	0	0	1									
Gary Sheffield, R (1, 9) OBP: 0.389, SLG: 0.457	55 G6-3			G5-3	G6-3				G1-3	4	0	1	0	0	0	1									
55 Hideki Matsui, L (1, 7) OBP: 0.330, SLG: 0.413	G6-3			G3			G3-1		P4	4	0	0	0	0	0	1									
13 Alex Rodriguez, R (1, 5) OBP: 0.349, SLG: 0.618	K			HR			G6-3		12 FC2-6 BB	3	1	1	1	1	1	0									
25 Jason Giambi, L (1, 10) OBP: 0.395, SLG: 0.373 12 Andy Phillips, R (6, PH) OBP: 0.250, SLG: 0.625 Bubba Crosby, L (9, PR) OBP: 0.231, SLG: 0.167	K			K			K		1B 1B	2	0	0	0	0	2	0									
Tino Martinez, L (1, 3) OBP: 0.342, SLG: 0.365	1B WP 1B			G3			F7		20 IBB 1B	4	0	2	0	0	0	1									
John Flaherty, R (1, 2) OBP: 0.214, SLG: 0.231 20 Jorge Posada, S (9, PH) OBP: 0.330, SLG: 0.333	F8			G5-3			P3		1B IBB	3	0	0	0	0	0	1									
Tony Womack, L (1, 4) OBP: 0.330, SLG: 0.329					G3		F9		1B	4	0	2	1	0	0	0									
Inning Stats	R: 2 E: 0 K: 1 S: 13	H: 3 LOB: 0 BB: 0 P: 21	R: 0 E: 0 K: 2 S: 13	H: 2 LOB: 2 BB: 0 P: 18	R: 0 E: 0 K: 0 S: 4	H: 0 LOB: 0 BB: 0 P: 6	R: 1 E: 0 K: 1 S: 10	H: 1 LOB: 0 BB: 0 P: 13	R: 0 E: 0 K: 0 S: 12	H: 1 LOB: 1 BB: 0 P: 19	R: 0 E: 0 K: 0 S: 15	H: 1 LOB: 1 BB: 0 P: 20	R: 0 E: 0 K: 0 S: 7	H: 0 LOB: 0 BB: 0 P: 10	R: 0 E: 0 K: 0 S: 7	H: 0 LOB: 0 BB: 0 P: 12	R: 1 E: 0 K: 0 S: 5	H: 2 LOB: 3 BB: 2 P: 18	1B: 8 2B: 1 3B: 0 HR: 1	SF: 0 SAC: 0 DP: 1 HBP: 0	WP: 1 PB: 0 SB: 0 CS: 0	PA: 36			
PITCHER	IP	WLS	BF	H	R	ER	SO	BB	IBB	HBP	BLK	WP	HR	S	P	ERA	WHIP								
Dave Bush, R (1, 1) ERA: 4.97	7.0		28	8	3	3	4	0	0	0	0	0	0	74	107	3.86	1.143								
54 Jason Frasor, R (8, 1) ERA: 4.32	1.0		3	0	0	0	0	0	0	0	0	0	0	7	12	0.00	0.000								
Vinnie Chulk, R (9, 1) ERA: 3.75	0.1	L	5	2	1	1	0	1	1	0	0	0	0	5	18	27.00	9.000								

Toronto Blue Jays @ New York Yankees
Yankee Stadium, Bronx, NY
Sat Apr 30 2005, 1:05 PM EDT
Att: 47,483 - Overcast - 54 F

livebaseballscorecards.com

AB 34
R 4
H 10
RBI 3
BB 2
SO 4
LOB 8



Batter	1	2	3	4	5	6	7	8	9	AB	R	H	RBI	BB	SO	LOB	TOP					
Frank Catalanotto, L (1.7) OBP: 0.350, SLG: 0.408 3 Reed Johnson, R (8. PR) OBP: 0.404, SLG: 0.426	F9		G4-3 HBP		10 1B 47 CS 2B	1B BB		FC1-4 1B		3	0	2	0	1	0	0						
Orlando Hudson, S (1.4) OBP: 0.318, SLG: 0.367 Frank Menechino, R (4.4) OBP: 0.333, SLG: 0.200	G4-3		G4-3		G6-3			FC1-4 10 1B		2	0	0	1	0	0	1						
10 Vernon Wells, R (1.8) OBP: 0.255, SLG: 0.374	L7		K		47 CS 1B			47 G5-4-3 1B		3	0	1	3	0	0	2						
47 Corey Koskie, L (1.5) OBP: 0.330, SLG: 0.438					F8			G5-4-3		5	1	2	1	0	1	4						
Shea Hillenbrand, R (1.10) OBP: 0.438, SLG: 0.552	P5				9 F9 F8 1B					5	2	4	0	0	0	1						
Eric Hinske, L (1.3) OBP: 0.378, SLG: 0.494					F8			F8		4	2	2	1	0	0	2						
9 Gregg Zaun, S (1.2) OBP: 0.391, SLG: 0.493	G4-3				F9			SF8		3	1	0	1	1	1	4						
15 Alex Rios, R (1.9) OBP: 0.347, SLG: 0.466					8 G3 G4-3 2B					4	1	2	1	0	2	2						
8 Russ Adams, L (1.6) OBP: 0.292, SLG: 0.322	G3				2B G6-3 1B					4	1	1	0	0	0	4						
Inning Stats	R: 0 E: 0 K: 0 S: 8	H: 0 LOB: 0 BB: 0 P: 17	R: 0 E: 0 K: 0 S: 7	H: 1 LOB: 1 BB: 0 P: 10	R: 1 E: 0 K: 1 S: 14	H: 1 LOB: 1 BB: 0 P: 21	R: 1 E: 0 K: 1 S: 11	H: 2 LOB: 1 BB: 0 P: 20	R: 1 E: 0 K: 0 S: 10	H: 3 LOB: 1 BB: 0 P: 13	R: 3 E: 0 K: 0 S: 19	H: 3 LOB: 2 BB: 2 P: 32	R: 2 E: 0 K: 1 S: 17	H: 3 LOB: 1 BB: 0 P: 26	R: 0 E: 0 K: 2 S: 16	H: 2 LOB: 2 BB: 0 P: 26	R: 0 E: 0 K: 2 S: 11	H: 1 LOB: 1 BB: 0 P: 16	1B: 11 2B: 4 3B: 0 HR: 1	SF: 2 SAC: 0 DP: 2 HBP: 2	WP: 0 PB: 1 CS: 3	PA: 44
PITCHER	IP	WLS	BF	H	R	ER	SO	BB	IBB	HBP	BLK	WP	HR	S	P	ERA	WHIP					
Carl Pavano, R (1.1) ERA: 4.24	5.0		25	9	6	6	2	1	0	2	0	0	1	53	90	10.80	2.000					
Paul Quantrill, R (6.1) ERA: 3.18	1.0	B	5	1	0	0	0	1	0	0	0	0	0	16	23	0.00	2.000					
Mike Stanton, L (7.1) ERA: 4.5	0.2	L	4	2	2	2	1	0	0	0	0	0	0	12	20	27.00	3.000					
Steve Karsay, R (7.1) ERA: 6.0	0.1		2	1	0	0	0	0	0	0	0	0	0	5	6	0.00	3.000					
Tom Gordon, R (8.1) ERA: 4.78	0.1		3	2	0	0	0	0	0	0	0	0	0	10	17	0.00	6.000					
PITCHER	IP	WLS	BF	H	R	ER	SO	BB	IBB	HBP	BLK	WP	HR	S	P	ERA	WHIP					
Buddy Groom, L (8.1) ERA:	1.2		5	1	0	0	2	0	0	0	0	0	0	17	25	0.00	0.600					

Toronto Blue Jays @ New York Yankees
Yankee Stadium, Bronx, NY
Sun May 01 2005, 1:05 PM EDT
Att: 54,224 - Cloudy - 56 F

AB	38
R	8
H	16
RBI	8
BB	2
SO	5
LOB	23



Batter	1	2	3	4	5	6	7	8	9	AB	R	H	RBI	BB	SO	LOB	BOTTOM					
2 Derek Jeter, R (1.6) OBP: 0.462, SLG: 0.457	G6-3		F8		1B 2B 1B				G6-3	4	1	1	0	1	0	1						
Bernie Williams, S (1.8) OBP: 0.317, SLG: 0.303	P5		K		2B 20 SF9 1B				F7	5	1	1	0	0	2	2						
Gary Sheffield, R (1.9) OBP: 0.393, SLG: 0.500	K				HR 55 2B 2B				G6-3	4	2	2	3	0	1	1						
13 Alex Rodriguez, R (1.5) OBP: 0.372, SLG: 0.631					20 F7 55 SF7 2B					1	1	1	0	3	0	0						
20 Jorge Posada, S (1.2) OBP: 0.315, SLG: 0.321	F7				G5-4-3 SF9				G1-3	3	0	0	1	0	0	4						
55 Hideki Matsui, L (1.7) OBP: 0.327, SLG: 0.421	SF7				G5-3 2B				G4-3	3	0	1	2	0	0	1						
12 Andy Phillips, R (1.10) OBP: 0.200, SLG: 0.500	F7				K				F9	4	0	0	0	0	1	1						
Tino Martinez, L (1.3) OBP: 0.338, SLG: 0.358					2 F8 SH5-3 1B				K	4	0	1	0	0	2	0						
Tony Womack, L (1.4) OBP: 0.330, SLG: 0.329					SH5-3 1B 2B 1B				G4-3	3	1	1	0	0	0	0						
Inning Stats	R: 0 E: 0 K: 1 S: 8	H: 0 LOB: 0 BB: 0 P: 10	R: 1 E: 0 K: 0 S: 6	H: 1 LOB: 0 BB: 0 P: 10	R: 0 E: 0 K: 1 S: 7	H: 1 LOB: 1 BB: 0 P: 12	R: 1 E: 0 K: 1 S: 16	H: 1 LOB: 1 BB: 1 P: 28	R: 4 E: 0 K: 1 S: 15	H: 5 LOB: 2 BB: 1 P: 24	R: 0 E: 0 K: 0 S: 5	H: 0 LOB: 0 BB: 0 P: 9	R: 0 E: 0 K: 1 S: 12	H: 0 LOB: 2 BB: 2 P: 24	R: 0 E: 0 K: 1 S: 8	H: 0 LOB: 0 BB: 0 P: 12	R: 0 E: 0 K: 0 S: 8	H: 0 LOB: 0 BB: 0 P: 12	1B: 4 2B: 3 3B: 0 HR: 1	SF: 2 SAC: 1 DP: 0 HBP: 0	WP: 0 PB: 0 CS: 0	PA: 38
PITCHER	IP	WLS	BF	H	R	ER	SO	BB	IBB	HBP	BLK	WP	HR	S	P	ERA	WHIP					
Ted Lilly, L (1.1) ERA: 7.77	5.0		24	8	6	6	4	1	1	0	0	0	0	16	31	0.00	1.200					
Pete Walker, R (6.1) ERA: 0.84	1.2	W	7	0	0	0	1	2	0	0	0	0	0	9	14	0.00	0.000					
Scott Schoeneweis, L (7.1) ERA: 0.48	1.1	H	4	0	0	0	1	0	0	0	0	0	0	8	12	0.00	0.000					
Miguel Batista, R (9.1) ERA: 2.45	1.0	S	3	0	0	0	0	0	0	0	0	0	0	8	12	0.00	0.000					
PITCHER	IP	WLS	BF	H	R	ER	SO	BB	IBB	HBP	BLK	WP	HR	S	P	ERA	WHIP					

Toronto Blue Jays @ New York Yankees
Yankee Stadium, Bronx, NY
Sun May 01 2005, 1:05 PM EDT
Att: 54,224 - Cloudy - 56 F

AB	31
R	6
H	8
RBI	6
BB	4
SO	6
LOB	10



Batter	1	2	3	4	5	6	7	8	9	AB	R	H	RBI	BB	SO	LOB	TOP					
2 Derek Jeter, R OBP: 0.460, SLG: 0.455 (1, 6)										5	1	2	0	0	2	3	New York Yankees @ Tampa Bay Devil Rays Tropicana Field, St. Petersburg, FL Mon May 02 2005, 7:15 PM EDT Att: 13,217 - Dome - 72 F livebaseballscorecards.com					
Rey Sanchez, R OBP: 0.438, SLG: 0.467 (1, 4)										5	1	2	2	0	0	1						
Gary Sheffield, R OBP: 0.410, SLG: 0.529 (1, 9)										4	1	3	1	1	0	1						
13 Alex Rodriguez, R OBP: 0.356, SLG: 0.602 (1, 5)										5	0	0	0	0	0	7						
20 Jorge Posada, S OBP: 0.309, SLG: 0.318 (1, 10)										4	1	1	1	0	2	1						
55 Hideki Matsui, L OBP: 0.336, SLG: 0.418 (1, 7)										3	0	1	0	2	2	0						
12 Andy Phillips, R OBP: 0.160, SLG: 0.400 (1, 3)										5	0	0	0	0	5	5						
John Flaherty, R OBP: 0.278, SLG: 0.294 (1, 2)										4	1	2	0	0	1	2						
Bernie Williams, S OBP: 0.324, SLG: 0.312 (1, 8)										4	0	2	1	0	1	1						
Bubba Crosby, L OBP: 0.231, SLG: 0.167 (8, PR) (8, 8)										0	1	0	0	0	0	0						
Inning Stats	R: 0 E: 0 K: 1 S: 9	H: 1 LOB: 1 BB: 0 P: 14	R: 0 E: 0 K: 3 S: 11	H: 0 LOB: 0 BB: 0 P: 15	R: 0 E: 0 K: 2 S: 15	H: 2 LOB: 3 BB: 1 P: 25	R: 1 E: 0 K: 2 S: 15	H: 2 LOB: 2 BB: 1 P: 26	R: 2 E: 1 K: 1 S: 12	H: 2 LOB: 1 BB: 0 P: 20	R: 0 E: 0 K: 0 S: 6	H: 1 LOB: 1 BB: 0 P: 9	R: 0 E: 0 K: 1 S: 11	H: 1 LOB: 2 BB: 1 P: 18	R: 3 E: 1 K: 0 S: 9	H: 4 LOB: 1 BB: 0 P: 14	R: 0 E: 0 K: 3 S: 11	H: 0 LOB: 0 BB: 0 P: 12	1B: 10 2B: 3 3B: 0 HR: 0	SF: 1 SAC: 0 DP: 1 HBP: 0	WP: 0 SB: 0 CS: 1	PA: 43
PITCHER	IP	WLS	BF	H	R	ER	SO	BB	IBB	HBP	BLK	WP	HR	S	P	ERA	WHIP					
19 Scott Kazmir, L ERA: 3.71 (1, 1)	6.0	L	29	8	3	1	9	2	0	0	0	0	0	68	109	1.50	1.667					
Travis Harper, R ERA: 8.62 (7, 1)	2.0		11	5	3	2	1	0	1	0	0	0	0	20	32	9.00	2.500					
Danys Baez, R ERA: 3.0 (9, 1)	1.0		3	0	0	0	3	0	0	0	0	0	0	11	12	0.00	0.000					

Batter	1	2	3	4	5	6	7	8	9	AB	R	H	RBI	BB	SO	LOB	BOTTOM					
Alex Sanchez, L OBP: 0.326, SLG: 0.455 (1, 8)										4	1	1	2	0	1	0	New York Yankees @ Tampa Bay Devil Rays Tropicana Field, St. Petersburg, FL Mon May 02 2005, 7:15 PM EDT Att: 13,217 - Dome - 72 F livebaseballscorecards.com					
Julio Lugo, R OBP: 0.305, SLG: 0.337 (1, 6)										4	0	1	0	0	0	0						
13 Carl Crawford, L OBP: 0.306, SLG: 0.423 (1, 7)										4	0	1	0	0	0	1						
Aubrey Huff, L OBP: 0.352, SLG: 0.402 (1, 3)										3	0	1	0	1	1	1						
Josh Phelps, R OBP: 0.349, SLG: 0.378 (1, 10)										3	0	0	0	1	2	1						
3 Jorge Cantu, R OBP: 0.297, SLG: 0.384 (1, 4)										4	0	0	0	0	1	3						
Nick Green, R OBP: 0.362, SLG: 0.442 (1, 5)										4	0	0	0	0	1	0						
Toby Hall, R OBP: 0.371, SLG: 0.400 (1, 2)										3	0	1	0	0	0	0						
Damon Hollins, R OBP: 0.333, SLG: 0.333 (1, 9)										3	1	1	0	0	0	1						
Inning Stats	R: 0 E: 0 K: 0 S: 6	H: 0 LOB: 0 BB: 0 P: 8	R: 0 E: 0 K: 0 S: 6	H: 0 LOB: 0 BB: 0 P: 14	R: 0 E: 0 K: 0 S: 7	H: 0 LOB: 0 BB: 0 P: 13	R: 0 E: 0 K: 1 S: 14	H: 1 LOB: 3 BB: 2 P: 22	R: 2 E: 0 K: 0 S: 19	H: 2 LOB: 0 BB: 0 P: 25	R: 0 E: 0 K: 1 S: 7	H: 1 LOB: 1 BB: 0 P: 13	R: 0 E: 0 K: 0 S: 14	H: 1 LOB: 1 BB: 0 P: 20	R: 0 E: 0 K: 1 S: 12	H: 1 LOB: 1 BB: 0 P: 18		R: 0 E: 0 K: 3 S: 9	H: 0 LOB: 0 BB: 0 P: 13	1B: 5 2B: 1 3B: 0 HR: 1	SF: 0 SAC: 0 DP: 1 HBP: 0	WP: 0 SB: 0 CS: 1
PITCHER	IP	WLS	BF	H	R	ER	SO	BB	IBB	HBP	BLK	WP	HR	S	P	ERA	WHIP					
35 Mike Mussina, R ERA: 4.5 (1, 1)	7.0	W	27	5	2	2	2	2	0	0	0	0	0	73	115	2.57	1.000					
Tom Gordon, R ERA: 4.38 (8, 1)	1.0		4	1	0	0	1	0	0	0	0	0	0	12	18	0.00	1.000					
42 Mariano Rivera, R ERA: 2.35 (9, 1)	1.0		3	0	0	0	3	0	0	0	0	0	0	9	13	0.00	0.000					

Batter	1	2	3	4	5	6	7	8	9	AB	R	H	RBI	BB	SO	LOB	TOP										
2 Derek Jeter, R OBP: 0.453, SLG: 0.466	2-2 F8		2-1 L8		1-0 3B			3-1 F9		4	0	1	2	0	0	0	New York Yankees @ Tampa Bay Devil Rays Tropicana Field, St. Petersburg, FL Tue May 03 2005, 7:15 PM EDT Att: 14,824 - Dome - 72 F livebaseballscorecards.com										
Tony Womack, L OBP: 0.316, SLG: 0.315	0-1 G6-3		0-1 G6-3		3-2 G4-3			1-2 G6-3		4	0	0	0	0	0	1											
Gary Sheffield, R OBP: 0.405, SLG: 0.519	0-1 F7			3-2 55 G4-6-3 1B		1-0 G5-3		2-1 L5		4	0	1	0	0	0	0											
55 Hideki Matsui, L OBP: 0.328, SLG: 0.402		0-0 G4-3		3-1 G4-6-3 1-2		2-0 P6		1-3 K		4	0	0	0	0	1	1											
13 Alex Rodriguez, R OBP: 0.352, SLG: 0.589		0-1 P3		0-0 25 CS 1B		0-0 F8		1-2 G6-3		4	0	1	0	0	0	0											
25 Jason Giambi, L OBP: 0.400, SLG: 0.362		4-2 BB		2-2 CS 1-2	4-0 1B 2 3B BB		2-3 K		1-3 K	2	1	0	0	2	2	0											
20 Jorge Posada, S OBP: 0.310, SLG: 0.352		1-3 K			0-3 K		1-1 HR			3	1	1	1	0	2	2											
Tino Martinez, L OBP: 0.350, SLG: 0.414			1-2 HR		0-1 2 3B 1B		0-0 P6			3	2	2	1	0	0	0											
24 Robinson Canó, L (1, 4)			0-0 G6-3		1-3 K		0-0 G3			3	0	0	0	0	1	2											
Inning Stats	R: 0 E: 0 K: 0 S: 7	H: 0 LOB: 0 BB: 0 P: 9	R: 0 E: 0 K: 1 S: 9	H: 0 LOB: 1 BB: 1 P: 14	R: 1 E: 0 K: 0 S: 8	H: 1 LOB: 0 BB: 0 P: 11	R: 0 E: 0 K: 0 S: 8	H: 2 LOB: 0 BB: 0 P: 16	R: 2 E: 0 K: 2 S: 13	H: 2 LOB: 1 BB: 1 P: 22	R: 0 E: 0 K: 0 S: 3	H: 0 LOB: 0 BB: 0 P: 6	R: 1 E: 0 K: 1 S: 8	H: 1 LOB: 0 BB: 0 P: 11	R: 0 E: 0 K: 2 S: 7	H: 0 LOB: 0 BB: 0 P: 13	R: 0 E: 0 K: 2 S: 9	H: 0 LOB: 0 BB: 0 P: 12	1B: 3 2B: 0 3B: 1 HR: 2	SF: 0 SAC: 0 DP: 1 HBP: 0	WP: 0 SB: 0 CS: 1	PA: 34					
PITCHER	IP	WLS	BF	H	R	ER	SO	BB	IBB	HBP	BLK	WP	HR	S	P	ERA	WHIP										
Doug Waechter, R ERA: 5.66	7.0	W	27	6	4	4	4	2	0	0	0	0	2	56	89	5.14	1.143										
Lance Carter, R ERA: 6.43	1.0		3	0	0	0	0	0	0	0	0	0	0	7	13	0.00	0.000										
Trever Miller, L ERA: 3.86	1.0		3	0	0	0	2	0	0	0	0	0	0	9	12	0.00	0.000										

Batter	1	2	3	4	5	6	7	8	9	AB	R	H	RBI	BB	SO	LOB	BOTTOM										
Alex Sanchez, L OBP: 0.333, SLG: 0.449				2-2 13 1B G3-1 1B	2-0 L4		2-1 F7			5	2	2	0	0	0	4	New York Yankees @ Tampa Bay Devil Rays Tropicana Field, St. Petersburg, FL Tue May 03 2005, 7:15 PM EDT Att: 14,824 - Dome - 72 F livebaseballscorecards.com										
Julio Lugo, R OBP: 0.313, SLG: 0.339				1-1 G3-1 13 1B SF7 1B	1-2	2-0 G6-3		1-0 G6-3		5	2	2	1	0	0	2											
13 Carl Crawford, L OBP: 0.317, SLG: 0.440	1-1 G4-3 1B 2B	0-1 G4-3		0-0 G3-1 1B	1-2 2-3 1B		0-0 G3	0-2 2B 1B		5	2	3	0	0	0	0											
Aubrey Huff, L OBP: 0.336, SLG: 0.381	1-1 G4-3	2-0 G4-3		0-0 G3-1	0-0 F8		0-0 F8	0-2 F9		5	0	0	2	0	0	4											
Josh Phelps, R OBP: 0.375, SLG: 0.416	2-3 3-H 1B	2-0 FC5-4 1B		2-2 SF7	4-0 BB BB		1-1 BB BB	1-2 2B		3	2	3	3	1	0	0											
Damon Hollins, R OBP: 0.250, SLG: 0.375	1-2 1B 2B	2-2 FC5-4 1B		2-2 G5-3	1-1 P6		1-1 P6	1-3 K		5	1	1	0	0	1	4											
Nick Green, R OBP: 0.373, SLG: 0.435	0-2 1B 1B		1-0 G5-3		1-1 G5-3		4-1 2B BB			3	2	1	2	1	0	0											
Toby Hall, R OBP: 0.378, SLG: 0.420	1-2 1B 1B		2-3 K		1-1 F9		1-1 G6-3 2B			4	0	2	2	0	1	0											
Alex Gonzalez, R OBP: 0.324, SLG: 0.379	3-2 FC6-4 1B		1-3 K		0-2 K		0-1 G6-3			4	0	2	1	0	1	1											
Inning Stats	R: 6 E: 0 K: 0 S: 28	H: 8 LOB: 2 BB: 0 P: 37	R: 0 E: 0 K: 0 S: 7	H: 1 LOB: 0 BB: 0 P: 13	R: 0 E: 0 K: 2 S: 7	H: 0 LOB: 0 BB: 0 P: 11	R: 2 E: 0 K: 0 S: 12	H: 3 LOB: 1 BB: 0 P: 19	R: 0 E: 0 K: 0 S: 8	H: 1 LOB: 1 BB: 0 P: 12	R: 0 E: 0 K: 0 S: 3	H: 0 LOB: 0 BB: 0 P: 5	R: 2 E: 0 K: 0 S: 9	H: 1 LOB: 1 BB: 2 P: 21	R: 1 E: 0 K: 1 S: 13	H: 2 LOB: 1 BB: 0 P: 16	1B: 12 2B: 4 3B: 0 HR: 0	SF: 1 SAC: 0 DP: 0 HBP: 0	WP: 1 SB: 0 CS: 0	PA: 42							
PITCHER	IP	WLS	BF	H	R	ER	SO	BB	IBB	HBP	BLK	WP	HR	S	P	ERA	WHIP										
Kevin Brown, R ERA: 8.25	5.0	L	28	13	8	8	2	1	0	0	0	0	0	62	92	14.40	2.600										
Mike Stanton, L ERA: 4.0	1.0		3	0	0	0	0	0	0	0	0	0	0	3	5	0.00	0.000										
Felix Rodriguez, R ERA: 6.3	2.0		11	3	3	3	1	2	0	0	0	0	0	22	37	13.50	2.500										

Batter	1	2	3	4	5	6	7	8	9	AB	R	H	RBI	BB	SO	LOB	TOP					
2 Derek Jeter, R OBP: 0.444, SLG: 0.449	F7		FC6-4 1B					G4-3		4	1	0	0	1	1	3	New York Yankees @ Tampa Bay Devil Rays Tropicana Field, St. Petersburg, FL Wed May 04, 2005, 7:15 PM EDT Att: 16,452 - Dome - 72 F livebaseballscorecards.com					
Tony Womack, L OBP: 0.320, SLG: 0.319	G4-3								G4-3	5	0	2	1	0	1	2						
Gary Sheffield, R OBP: 0.397, SLG: 0.514	F8									5	1	1	1	0	1	3						
55 Hideki Matsui, L OBP: 0.323, SLG: 0.393		P5	G3-1							5	0	1	2	0	0	3						
13 Alex Rodriguez, R OBP: 0.357, SLG: 0.612										4	1	2	1	0	0	1						
25 Jason Giambi, L OBP: 0.394, SLG: 0.347										3	0	0	0	0	1	2						
12 Andy Phillips, R OBP: 0.160, SLG: 0.400										0	1	0	0	0	0	0						
20 Jorge Posada, S OBP: 0.308, SLG: 0.348										4	1	1	0	0	1	0						
Tino Martinez, L OBP: 0.357, SLG: 0.458										2	2	1	2	1	0	0						
24 Robinson Canó, L OBP: 0.286, SLG: 0.286										4	1	2	1	0	0	1						
Inning Stats	R: 0 E: 0 K: 0 S: 10	H: 0 LOB: 0 BB: 0 P: 14	R: 1 E: 0 K: 1 S: 8	H: 1 LOB: 0 BB: 0 P: 12	R: 1 E: 0 K: 0 S: 10	H: 2 LOB: 2 BB: 1 P: 19	R: 0 E: 0 K: 0 S: 6	H: 0 LOB: 0 BB: 0 P: 11	R: 3 E: 0 K: 1 S: 20	H: 4 LOB: 2 BB: 1 P: 32	R: 1 E: 0 K: 2 S: 10	H: 1 LOB: 0 BB: 0 P: 13	R: 0 E: 0 K: 0 S: 9	H: 1 LOB: 1 BB: 0 P: 10	R: 2 E: 0 K: 0 S: 9	H: 1 LOB: 1 BB: 0 P: 13	R: 0 E: 0 K: 1 S: 9	H: 0 LOB: 0 BB: 0 P: 14	1B: 7 2B: 1 3B: 0 HR: 2	SF: 1 SAC: 0 DP: 0 HBP: 1	WP: 0 PB: 0 CS: 0	PA: 40
PITCHER	IP	WLS	BF	H	R	ER	SO	BB	IBB	HBP	BLK	WP	HR	S	P	ERA	WHIP					
Hideo Nomo, R ERA: 7.04	4.2		23	7	5	5	2	2	0	0	0	0	1	52	84	9.64	1.929					
Casey Fossum, L ERA: 4.51	1.1	W	6	2	1	1	2	0	0	0	0	0	1	15	21	6.75	1.500					
Travis Harper, R ERA: 6.27	1.0		3	0	0	0	0	0	0	0	0	0	0	6	6	0.00	0.000					
Trever Miller, L ERA: 3.52	0.2		4	1	2	0	0	0	0	1	0	0	0	7	11	0.00	1.500					
Danys Baez, R ERA: 2.7	1.1	S	4	0	0	0	1	0	0	0	0	0	0	11	16	0.00	0.000					

Batter	1	2	3	4	5	6	7	8	9	AB	R	H	RBI	BB	SO	LOB	BOTTOM					
13 Carl Crawford, L OBP: 0.336, SLG: 0.463										5	2	4	0	0	0	1	New York Yankees @ Tampa Bay Devil Rays Tropicana Field, St. Petersburg, FL Wed May 04, 2005, 7:15 PM EDT Att: 16,452 - Dome - 72 F livebaseballscorecards.com					
Julio Lugo, R OBP: 0.317, SLG: 0.339										3	2	1	1	1	0	2						
Aubrey Huff, L OBP: 0.347, SLG: 0.380										3	1	1	0	2	0	1						
Eduardo Perez, R OBP: 0.357, SLG: 0.590										4	0	0	1	0	0	4						
Chris Singleton, L OBP: 0.314, SLG: 0.250										0	0	0	0	1	0	0						
Josh Phelps, R OBP: 0.366, SLG: 0.415										5	1	1	1	0	1	4						
Alex Gonzalez, R OBP: 0.333, SLG: 0.391										3	1	1	1	1	1	0						
Nick Green, R OBP: 0.400, SLG: 0.449										3	2	2	0	0	0	1						
Toby Hall, R OBP: 0.385, SLG: 0.438										4	0	2	0	0	0	3						
Damon Hollins, R OBP: 0.417, SLG: 0.818										3	2	3	4	0	0	0						
Inning Stats	R: 0 E: 0 K: 0 S: 9	H: 2 LOB: 1 BB: 0 P: 12	R: 2 E: 0 K: 0 S: 18	H: 2 LOB: 1 BB: 1 P: 31	R: 4 E: 1 K: 0 S: 24	H: 3 LOB: 1 BB: 1 P: 42	R: 2 E: 0 K: 1 S: 12	H: 2 LOB: 1 BB: 1 P: 24	R: 1 E: 0 K: 0 S: 11	H: 2 LOB: 1 BB: 0 P: 14	R: 1 E: 0 K: 0 S: 10	H: 1 LOB: 0 BB: 0 P: 19	R: 0 E: 0 K: 0 S: 5	H: 1 LOB: 1 BB: 0 P: 8	R: 1 E: 0 K: 0 S: 8	H: 2 LOB: 2 BB: 2 P: 18	R: 1 E: 0 K: 0 S: 8	H: 2 LOB: 2 BB: 2 P: 18	1B: 10 2B: 5 3B: 0 HR: 1	SF: 2 SAC: 0 DP: 2 HBP: 1	WP: 0 PB: 0 CS: 1	PA: 41
PITCHER	IP	WLS	BF	H	R	ER	SO	BB	IBB	HBP	BLK	WP	HR	S	P	ERA	WHIP					
34 Sean Henn, L ERA: 19.29	2.1		15	4	3	3	2	0	0	0	0	0	0	30	48	11.57	1.714					
Paul Quantrill, R ERA: 4.51	0.2		3	1	1	1	0	0	0	0	0	0	0	9	16	13.50	1.500					
Buddy Groom, L ERA: 1.8	1.2		5	1	0	0	0	0	0	1	0	0	0	8	14	0.00	0.600					
Felix Rodriguez, R ERA: 5.4	1.0		6	2	1	1	0	1	1	0	0	0	1	8	18	9.00	3.000					

Batter	1	2	3	4	5	6	7	8	9	AB	R	H	RBI	BB	SO	LOB	TOP					
2 Derek Jeter, R OBP: 0.431, SLG: 0.432										4	0	0	0	0	1	1						
Tony Womack, L OBP: 0.327, SLG: 0.327										4	1	2	0	0	0	0						
Gary Sheffield, R OBP: 0.392, SLG: 0.530										4	1	1	2	0	0	2						
13 Alex Rodriguez, R OBP: 0.354, SLG: 0.600										4	0	1	0	0	2	0						
20 Jorge Posada, S OBP: 0.315, SLG: 0.375										4	0	2	0	0	0	1						
55 Hideki Matsui, L OBP: 0.320, SLG: 0.382										3	0	0	0	1	0	1						
Bernie Williams, S OBP: 0.321, SLG: 0.309										4	0	1	0	0	0	3						
Tino Martinez, L OBP: 0.356, SLG: 0.446										2	0	0	0	1	0	1						
24 Robinson Cano, L OBP: 0.200, SLG: 0.200										3	0	0	0	0	0	2						
Inning Stats	R: 0 E: 0 K: 1 S: 7	H: 0 LOB: 0 BB: 0 P: 8	R: 0 E: 0 K: 0 S: 5	H: 1 LOB: 0 BB: 0 P: 8	R: 0 E: 0 K: 0 S: 5	H: 1 LOB: 0 BB: 0 P: 6	R: 2 E: 0 K: 1 S: 12	H: 3 LOB: 2 BB: 1 P: 21	R: 0 E: 0 K: 0 S: 5	H: 1 LOB: 1 BB: 0 P: 12	R: 0 E: 0 K: 1 S: 13	H: 0 LOB: 0 BB: 0 P: 4	R: 0 E: 0 K: 0 S: 9	H: 0 LOB: 0 BB: 0 P: 15	R: 0 E: 0 K: 0 S: 7	H: 0 LOB: 0 BB: 0 P: 10	1B: 4 2B: 2 3B: 0 HR: 1	SF: 0 SAC: 0 DP: 2 HBP: 0	WP: 0 PB: 0 CS: 0	PA: 34		
PITCHER	IP	WLS	BF	H	R	ER	SO	BB	IBB	HBP	BLK	WP	HR	S	P	ERA	WHIP					
Mark Hendrickson, L ERA: 3.95	(1, 1)	7.1	W	29	7	2	2	3	2	0	0	0	0	1	55	86	2.46	1.227				
Lance Carter, R ERA: 5.74	(8, 1)	1.2		5	0	0	0	0	0	0	0	0	0	0	12	20	0.00	0.000				

New York Yankees @ Tampa Bay Devil Rays
Tropicana Field, St. Petersburg, FL
Thu May 05 2005, 7:15 PM EDT
Att: 16,662 - Dome - 72 F

AB	32
R	2
H	7
RBI	2
BB	2
SO	3
LOB	11



Batter	1	2	3	4	5	6	7	8	9	AB	R	H	RBI	BB	SO	LOB	BOTTOM					
Alex Sanchez, L OBP: 0.382, SLG: 0.538										3	4	3	1	1	0	0						
Julio Lugo, R OBP: 0.323, SLG: 0.339										3	0	1	0	1	0	1						
13 Carl Crawford, L OBP: 0.333, SLG: 0.464										4	2	1	1	0	0	4						
Aubrey Huff, L OBP: 0.361, SLG: 0.388										3	0	2	2	1	0	1						
Josh Phelps, R OBP: 0.351, SLG: 0.405										2	0	0	2	0	1	2						
Damon Hollins, R OBP: 0.313, SLG: 0.600										4	0	0	0	0	0	1						
Nick Green, R OBP: 0.390, SLG: 0.434										4	0	1	0	0	0	0						
Toby Hall, R OBP: 0.378, SLG: 0.429										4	0	1	0	0	1	1						
Alex Gonzalez, R OBP: 0.321, SLG: 0.375										3	0	0	0	0	2	2						
Inning Stats	R: 1 E: 0 K: 0 S: 8	H: 1 LOB: 1 BB: 1 P: 16	R: 0 E: 0 K: 0 S: 8	H: 1 LOB: 0 BB: 0 P: 11	R: 2 E: 0 K: 2 S: 8	H: 3 LOB: 0 BB: 0 P: 11	R: 0 E: 0 K: 1 S: 7	H: 1 LOB: 0 BB: 0 P: 12	R: 1 E: 0 K: 1 S: 7	H: 1 LOB: 1 BB: 1 P: 17	R: 0 E: 0 K: 0 S: 6	H: 0 LOB: 0 BB: 0 P: 6	1B: 7 2B: 1 3B: 0 HR: 1	SF: 2 SAC: 0 DP: 0 HBP: 0	WP: 0 PB: 0 CS: 1	PA: 36						
PITCHER	IP	WLS	BF	H	R	ER	SO	BB	IBB	HBP	BLK	WP	HR	S	P	ERA	WHIP					
40 Chien-Ming Wang, R ERA: 4.85	(1, 1)	6.0	L	27	8	5	5	3	2	0	0	0	0	1	49	81	7.50	1.667				
Buddy Groom, L ERA: 3.19	(7, 1)	0.2		4	1	1	1	0	1	0	0	0	0	1	4	11	13.50	3.000				
Tanyon Sturtze, R ERA: 5.4	(7, 1)	1.1		4	0	0	0	1	0	0	0	0	0	0	9	12	0.00	0.000				

New York Yankees @ Tampa Bay Devil Rays
Tropicana Field, St. Petersburg, FL
Thu May 05 2005, 7:15 PM EDT
Att: 16,662 - Dome - 72 F

AB	30
R	6
H	9
RBI	6
BB	3
SO	4
LOB	12



Batter	1	2	3	4	5	6	7	8	9	10	AB	R	H	RBI	BB	SO	LOB	TOP									
21 Mark Kotsay, L OBP: 0.357, SLG: 0.415	F7		G4-3																								
Jason Kendall, R OBP: 0.333, SLG: 0.282	G6-3																										
3 Eric Chavez, L OBP: 0.261, SLG: 0.298	K		G4-3																								
Scott Hatteberg, L OBP: 0.322, SLG: 0.368																											
23 Bobby Kielty, S OBP: 0.377, SLG: 0.404																											
Charles Thomas, L OBP: 0.256, SLG: 0.094																											
Erubiel Durazo, L OBP: 0.326, SLG: 0.392																											
Keith Ginter, R OBP: 0.271, SLG: 0.333																											
Eric Byrnes, R OBP: 0.269, SLG: 0.352																											
Marco Scutaro, R OBP: 0.371, SLG: 0.386																											
Inning Stats	R: 0 E: 0 K: 1 S: 6	H: 0 LOB: 0 BB: 0 P: 11	R: 0 E: 0 K: 0 S: 10	H: 1 LOB: 1 BB: 0 P: 18	R: 1 E: 0 K: 0 S: 9	H: 1 LOB: 1 BB: 1 P: 17	R: 2 E: 0 K: 0 S: 8	H: 1 LOB: 0 BB: 1 P: 18	R: 0 E: 0 K: 1 S: 9	H: 2 LOB: 1 BB: 0 P: 12	R: 0 E: 0 K: 0 S: 5	H: 0 LOB: 1 BB: 1 P: 10	R: 0 E: 0 K: 1 S: 12	H: 2 LOB: 1 BB: 0 P: 15	R: 0 E: 0 K: 1 S: 7	H: 0 LOB: 0 BB: 0 P: 11	R: 0 E: 0 K: 1 S: 10	H: 0 LOB: 0 BB: 0 P: 15	R: 3 E: 2 K: 2 S: 20	H: 1 LOB: 3 BB: 2 P: 35	1B: 5 2B: 2 3B: 0 HR: 2	SF: 0 SAC: 0 DP: 2 HBP: 1	WP: 0 PB: 0 SB: 2 CS: 0	PA: 44			
PITCHER	IP 7.0	WLS 29	H 7	R 3	ER 3	SO 3	BB 3	IBB 0	HBP 0	BLK 0	WP 0	HR 2	S 59	P 101	ERA 3.86	WHIP 1.429											
Carl Pavano, R ERA: 4.17	1.0	3	0	0	0	1	0	0	0	0	0	0	7	11	0.00	0.000											
Buddy Groom, L ERA: 2.7	2.0	L	12	1	3	1	3	2	0	1	0	0	0	30	50	4.50	1.500										
42 Mariano Rivera, R ERA: 2.78																											

Oakland Athletics @ New York Yankees
Yankee Stadium, Bronx, NY
Fri May 06 2005, 7:05 PM EDT
Att.: 47,973 - Drizzle - 53 F


AB	38
R	6
H	8
RBI	5
BB	5
SO	7
LOB	19



Batter	1	2	3	4	5	6	7	8	9	10	AB	R	H	RBI	BB	SO	LOB	BOTTOM								
2 Derek Jeter, R OBP: 0.423, SLG: 0.422	F7		G6-3																							
Tony Womack, L OBP: 0.327, SLG: 0.327																										
20 Jorge Posada, S OBP: 0.318, SLG: 0.378																										
Gary Sheffield, R OBP: 0.368, SLG: 0.521																										
55 Hideki Matsui, L OBP: 0.326, SLG: 0.388																										
13 Alex Rodriguez, R OBP: 0.343, SLG: 0.581																										
Bernie Williams, S OBP: 0.310, SLG: 0.297																										
12 Andy Phillips, R OBP: 0.172, SLG: 0.414																										
John Flaherty, R OBP: 0.286, SLG: 0.263																										
Tino Martinez, L OBP: 0.364, SLG: 0.446																										
24 Robinson Cano, L OBP: 0.143, SLG: 0.143																										
Inning Stats	R: 1 E: 0 K: 1 S: 10	H: 2 LOB: 1 BB: 0 P: 13	R: 0 E: 0 K: 0 S: 6	H: 0 LOB: 0 BB: 0 P: 12	R: 0 E: 0 K: 1 S: 7	H: 0 LOB: 0 BB: 0 P: 12	R: 0 E: 0 K: 1 S: 10	H: 0 LOB: 0 BB: 0 P: 13	R: 0 E: 0 K: 0 S: 5	H: 1 LOB: 1 BB: 0 P: 9	R: 0 E: 0 K: 0 S: 9	H: 1 LOB: 1 BB: 0 P: 13	R: 0 E: 0 K: 2 S: 10	H: 0 LOB: 0 BB: 0 P: 15	R: 2 E: 1 K: 0 S: 14	H: 2 LOB: 2 BB: 2 P: 28	R: 0 E: 0 K: 1 S: 7	H: 0 LOB: 0 BB: 0 P: 12	R: 0 E: 0 K: 0 S: 5	H: 0 LOB: 1 BB: 1 P: 13	1B: 4 2B: 1 3B: 1 HR: 0	SF: 0 SAC: 0 DP: 0 HBP: 0	WP: 0 PB: 0 SB: 2 CS: 0	PA: 38		
PITCHER	IP 7.1	WLS 29	H 6	R 3	ER 3	SO 5	BB 1	IBB 0	HBP 0	BLK 0	WP 0	HR 0	S 68	P 104	ERA 3.68	WHIP 0.955										
Barry Zito, L ERA: 5.48	1.2	W	6	0	0	1	0	1	0	0	0	0	10	23	0.00	0.000										
Octavio Dotel, R ERA: 1.42	0.1	H	2	0	0	0	1	0	0	0	0	0	2	6	0.00	3.000										
Ricardo Rincon, L ERA: 4.91	0.2	S	2	0	0	0	0	0	0	0	0	0	3	7	0.00	0.000										
50 Kiko Calero, R ERA: 4.82																										

Oakland Athletics @ New York Yankees
Yankee Stadium, Bronx, NY
Fri May 06 2005, 7:05 PM EDT
Att.: 47,973 - Drizzle - 53 F

AB	35
R	3
H	6
RBI	3
BB	3
SO	6
LOB	10



Batter	1	2	3	4	5	6	7	8	9	AB	R	H	RBI	BB	SO	LOB	TOP			
21 Mark Kotsay, L (1, 8) OBP: 0.353, SLG: 0.410	1-3 K		0-0 FC6			0-0 1B			0-1 G4-3	4	0	1	0	0	1	1	<p>Oakland Athletics @ New York Yankees Yankee Stadium, Bronx, NY Sat May 07 2005, 1:05 PM EDT Att: 52,776 - Cloudy - 54 F</p> <p>livebaseballscorecards.com</p>			
Jason Kendall, R (1, 2) OBP: 0.322, SLG: 0.271	2-2 G4-3			1-2 F8		1-2 F7			0-1 G6-3	4	0	0	0	0	2					
3 Eric Chavez, L (1, 5) OBP: 0.280, SLG: 0.291	1-1 F7			3-2 F9		2-3 K			4-2 1B BB	3	0	0	0	1	2					
Scott Hatteberg, L (1, 3) OBP: 0.319, SLG: 0.364		3-1 G6-3		1-1 G3			1-1 F8		2-1 1B	4	0	1	0	0	0					
23 Bobby Kielty, S (1, 9) OBP: 0.369, SLG: 0.382		4-2 G1-6-3 BB			0-3 K		0-0 G4-1		3-2 F7	3	0	0	0	1	2					
Erubiel Durazo, L (1, 10) OBP: 0.316, SLG: 0.381		3-2 G1-6-3			1-0 F7		2-1 G4-3			3	0	0	0	0	1					
14 Mark Ellis, R (1, 4) OBP: 0.333, SLG: 0.351			1-1 L9		2-2 G6-3			3-2 G6-3		3	0	0	0	0	0					
Eric Byrnes, R (1, 7) OBP: 0.272, SLG: 0.351			0-2 G5-3			1-0 FC5-4 1B		2-2 L5		3	0	1	0	0	0					
Marco Scutaro, R (1, 6) OBP: 0.370, SLG: 0.384			2-1 FC6 1B			1-1 FC5-4 1B		1-1 G6-3		3	0	1	0	0	1					
Inning Stats	R: 0 E: 0 K: 1 S: 11	H: 0 LOB: 0 BB: 0 P: 15	R: 0 E: 0 K: 0 S: 9	H: 0 LOB: 0 BB: 1 P: 19	R: 0 E: 0 K: 0 S: 8	H: 1 LOB: 1 BB: 0 P: 11	R: 0 E: 0 K: 0 S: 8	H: 0 LOB: 0 BB: 0 P: 13	R: 0 E: 0 K: 1 S: 10	H: 2 LOB: 2 BB: 0 P: 15	R: 0 E: 0 K: 0 S: 5	H: 0 LOB: 0 BB: 0 P: 8	R: 0 E: 0 K: 0 S: 11	H: 0 LOB: 0 BB: 1 P: 17	R: 0 E: 0 K: 0 S: 13	H: 1 LOB: 2 BB: 1 P: 22	1B: 4 2B: 0 3B: 0 HR: 0	SF: 0 SAC: 0 DP: 1 HBP: 0	WP: 0 PB: 0 SB: 0 CS: 0	PA: 32
PITCHER 35 Mike Mussina, R (1, 1) ERA: 3.6	IP: 9.0 WLS: W BF: 32 H: 4 R: 0 ER: 0 SO: 3	BB: 2 IBB: 0 HBP: 0 BLK: 0	WP: 0 HR: 0 S: 83 P: 131 ERA: 0.00 WHIP: 0.667																	

Batter	1	2	3	4	5	6	7	8	9	AB	R	H	RBI	BB	SO	LOB	BOTTOM			
2 Derek Jeter, R (1, 6) OBP: 0.418, SLG: 0.412	4-2 2B BB		0-0 G1-3	0-2 G4-3			2-1 F9			3	1	0	0	1	0	1	<p>Oakland Athletics @ New York Yankees Yankee Stadium, Bronx, NY Sat May 07 2005, 1:05 PM EDT Att: 52,776 - Cloudy - 54 F</p> <p>livebaseballscorecards.com</p>			
Tony Womack, L (1, 7) OBP: 0.324, SLG: 0.324	2-1 P6		0-1 55 G3 13 2B BB 1B		0-3 K		3-2 L8			4	1	1	0	0	1	1				
Gary Sheffield, R (1, 9) OBP: 0.391, SLG: 0.525	3-2 55 G1-3 1H 2B		4-1 13 2B 55 G3 BB		2-2 P4		2-1 E5 13 1B 55 G3			3	2	1	1	1	0	0				
55 Hideki Matsui, L (1, 8) OBP: 0.316, SLG: 0.385	2-2 G1-3		2-2 G3		2-3 K		1-3 K			4	0	0	0	0	2	4				
13 Alex Rodriguez, R (1, 5) OBP: 0.348, SLG: 0.586	0-1 F8		2-0 2B			0-0 G4-3		2-2 2H 1B		4	0	2	3	0	0	1				
Tino Martinez, L (1, 3) OBP: 0.359, SLG: 0.474		0-0 HR	3-2 F9			2-1 L9		2-0 G5-3		4	1	1	1	0	0	2				
20 Jorge Posada, S (1, 2) OBP: 0.319, SLG: 0.370		2-3 K		4-2 BB		0-0 G4-3				2	0	0	0	1	1	0				
12 Andy Phillips, R (1, 10) OBP: 0.156, SLG: 0.375		2-1 F9		1-2 F8			2-3 K			3	0	0	0	0	1	1				
24 Robinson Cano, L (1, 4) OBP: 0.118, SLG: 0.118		0-1 G4-3		0-0 F8			1-2 G6-3			3	0	0	0	0	0	1				
Inning Stats	R: 1 E: 0 K: 0 S: 13	H: 1 LOB: 1 BB: 1 P: 24	R: 1 E: 0 K: 1 S: 8	H: 1 LOB: 0 BB: 0 P: 12	R: 2 E: 0 K: 0 S: 17	H: 2 LOB: 1 BB: 1 P: 28	R: 0 E: 0 K: 0 S: 11	H: 0 LOB: 1 BB: 1 P: 17	R: 0 E: 0 K: 2 S: 9	H: 0 LOB: 0 BB: 0 P: 13	R: 0 E: 0 K: 0 S: 4	H: 0 LOB: 0 BB: 0 P: 6	R: 0 E: 1 K: 1 S: 8	H: 0 LOB: 1 BB: 0 P: 13	R: 1 E: 1 K: 1 S: 14	H: 1 LOB: 1 BB: 0 P: 24	1B: 2 2B: 2 3B: 0 HR: 1	SF: 0 SAC: 0 DP: 0 HBP: 0	WP: 0 PB: 0 SB: 1 CS: 0	PA: 33
PITCHER Joe Blanton, R (1, 1) ERA: 3.22 20 Huston Street, R (7, 1) ERA: 2.81 58 Justin Duchschere, R (8, 1) ERA: 1.46	IP: 6.0 WLS: L BF: 25 H: 4 R: 4 ER: 4 SO: 3	BB: 3 IBB: 0 HBP: 0 BLK: 0	WP: 0 HR: 0 S: 62 P: 100 ERA: 6.00 WHIP: 1.167																	

AB	30
R	0
H	4
RBI	0
BB	2
SO	3
LOB	9



AB	30
R	5
H	5
RBI	5
BB	3
SO	5
LOB	11



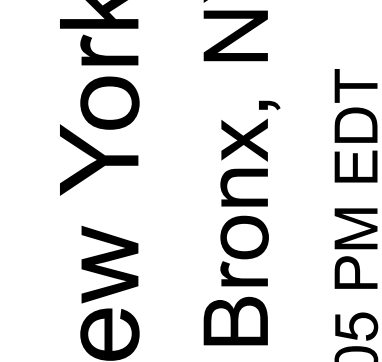
Batter	1	2	3	4	5	6	7	8	9	AB	R	H	RBI	BB	SO	LOB	TOP				
21 Mark Kotsay, L (1, 8) OBP: 0.350, SLG: 0.405	F7		F8				G3			4	0	1	0	0	0	0	<p>Oakland Athletics @ New York Yankees Yankee Stadium, Bronx, NY Sun May 08 2005, 1:05 PM EDT Att: 47,575 - Cloudy - 57 F</p>				
Jason Kendall, R (1, 2) OBP: 0.312, SLG: 0.261	G4-3		F8				F9	G4-3		4	0	0	0	0	0	1					
3 Eric Chavez, L (1, 5) OBP: 0.272, SLG: 0.281	F7		G6-3				F9	K		4	0	0	0	0	1	1					
Scott Hatteberg, L (1, 3) OBP: 0.325, SLG: 0.368							G3	G4-3		4	0	2	0	0	0	1					
23 Bobby Kielty, S (1, 9) OBP: 0.362, SLG: 0.362							G3-1			3	0	0	0	1	1	1					
Erubiel Durazo, L (1, 10) OBP: 0.331, SLG: 0.404							F8			4	0	3	0	0	0	0					
Keith Ginter, R (1, 4) OBP: 0.250, SLG: 0.304							K			4	0	0	0	0	1	6					
Eric Byrnes, R (1, 7) OBP: 0.282, SLG: 0.351							P2			3	0	1	0	0	1	3					
Marco Scutaro, R (1, 6) OBP: 0.356, SLG: 0.367							F8			4	0	0	0	0	1	8					
Inning Stats	R: 0 E: 0 K: 0 S: 9	H: 0 LOB: 0 BB: 0 P: 13	R: 0 E: 0 K: 2 S: 17	H: 2 LOB: 3 BB: 1 P: 28	R: 0 E: 0 K: 0 S: 6	H: 0 LOB: 0 BB: 0 P: 9	R: 0 E: 0 K: 1 S: 13	H: 2 LOB: 3 BB: 0 P: 19	R: 0 E: 0 K: 0 S: 6	H: 0 LOB: 0 BB: 0 P: 10	R: 0 E: 0 K: 0 S: 5	H: 0 LOB: 0 BB: 0 P: 7	R: 0 E: 0 K: 1 S: 8	H: 0 LOB: 0 BB: 0 P: 11	R: 0 E: 0 K: 0 S: 11	H: 2 LOB: 2 BB: 0 P: 16	1B: 6 2B: 1 3B: 0 HR: 0	SF: 0 SAC: 0 DP: 0 HBP: 1	WP: 0 PB: 0 SB: 0 CS: 0	PA: 36	
PITCHER	IP	WLS	BF	H	R	ER	SO	BB	IBB	HBP	BLK	WP	HR	S	P	ERA	WHIP				
Kevin Brown, R (1, 1) ERA: 6.39	7.0	W	28	5	0	0	4	1	0	1	0	0	0	69	106	0.00	0.857				
Tom Gordon, R (8, 1) ERA: 4.4	1.0	H	3	0	0	0	1	0	0	0	0	0	0	8	11	0.00	0.000				
Tanyon Sturtze, R (9, 1) ERA: 4.97	1.0	5	2	0	0	0	0	0	0	0	0	0	0	11	16	0.00	2.000				

Batter	1	2	3	4	5	6	7	8	9	AB	R	H	RBI	BB	SO	LOB	BOTTOM				
2 Derek Jeter, R (1, 6) OBP: 0.417, SLG: 0.419	G5-3		SH2-3 WP				G6-3			5	0	2	0	0	1	0	<p>Oakland Athletics @ New York Yankees Yankee Stadium, Bronx, NY Sun May 08 2005, 1:05 PM EDT Att: 47,575 - Cloudy - 57 F</p>				
Tony Womack, L (1, 7) OBP: 0.325, SLG: 0.318	F7		SH2-3				L8			2	1	0	0	1	0	1					
Gary Sheffield, R (1, 9) OBP: 0.387, SLG: 0.512	K		G6-3				K			3	0	0	0	0	2	2					
55 Hideki Matsui, L (1, 8) OBP: 0.329, SLG: 0.392			G3							3	1	2	1	1	0	1					
13 Alex Rodriguez, R (1, 5) OBP: 0.359, SLG: 0.611							G5-3			3	2	2	1	1	0	2					
Tino Martinez, L (1, 3) OBP: 0.354, SLG: 0.500							P6			4	1	1	3	0	2	2					
20 Jorge Posada, S (1, 2) OBP: 0.316, SLG: 0.394							P6			4	1	1	1	0	0	2					
25 Jason Giambi, L (1, 10) OBP: 0.398, SLG: 0.338							K			2	0	0	0	2	2	0					
24 Robinson Cano, L (1, 4) OBP: 0.095, SLG: 0.095							G4-3			4	0	0	0	0	1	4					
Inning Stats	R: 0 E: 0 K: 1 S: 6	H: 1 LOB: 3 BB: 2 P: 10	R: 0 E: 0 K: 1 S: 10	H: 1 LOB: 2 BB: 2 P: 21	R: 0 E: 0 K: 0 S: 8	H: 1 LOB: 1 BB: 0 P: 13	R: 1 E: 0 K: 2 S: 11	H: 1 LOB: 1 BB: 1 P: 17	R: 1 E: 0 K: 0 S: 9	H: 1 LOB: 1 BB: 1 P: 19	R: 0 E: 0 K: 1 S: 7	H: 0 LOB: 0 BB: 0 P: 15	R: 0 E: 0 K: 1 S: 7	H: 1 LOB: 0 BB: 0 P: 12	R: 4 E: 0 K: 2 S: 21	H: 3 LOB: 0 BB: 1 P: 35	1B: 4 2B: 1 3B: 0 HR: 3	SF: 0 SAC: 1 DP: 1 HBP: 1	WP: 2 PB: 0 SB: 0 CS: 0	PA: 37	
PITCHER	IP	WLS	BF	H	R	ER	SO	BB	IBB	HBP	BLK	WP	HR	S	P	ERA	WHIP				
40 Rich Harden, R (1, 1) ERA: 1.94	7.0	L	30	5	2	2	6	4	0	1	0	0	0	58	107	2.57	1.286				
50 Kiko Calero, R (8, 1) ERA: 8.69	0.0	4	3	4	4	4	0	1	0	0	0	0	2	10	18	∞	∞				
Ricardo Rincon, L (8, 1) ERA: 4.5	0.2	2	0	0	0	1	0	0	0	0	0	0	0	7	10	0.00	0.000				
Keiichi Yabu, R (8, 1) ERA: 1.42	0.1	1	0	0	0	1	0	0	0	0	0	0	0	4	7	0.00	0.000				

AB 34
R 0
H 7
RBI 0
BB 1
SO 5
LOB 21



AB 30
R 6
H 8
RBI 6
BB 5
SO 8
LOB 14



Batter	1	2	3	4	5	6	7	8	9	AB	R	H	RBI	BB	SO	LOB	TOP			
51 Ichiro Suzuki, L (1, 9) OBP: 0.389, SLG: 0.458										4	0	2	1	0	1	0	Seattle Mariners @ New York Yankees Yankee Stadium, Bronx, NY Mon May 09 2005, 7:05 PM EDT Att: 38,079 - Clear - 60 F			
Randy Winn, S (1, 7) OBP: 0.394, SLG: 0.384										3	0	1	1	0	0	0				
29 Adrian Beltré, R (1, 5) OBP: 0.274, SLG: 0.359										4	1	1	1	0	0	2				
Richie Sexson, R (1, 3) OBP: 0.336, SLG: 0.505										3	0	1	0	1	1	1				
Bret Boone, R (1, 4) OBP: 0.282, SLG: 0.339										4	0	0	0	0	2	3				
Raul Ibanez, L (1, 10) OBP: 0.344, SLG: 0.388										4	0	0	0	0	1	0				
Wiki Gonzalez, R (1, 2) OBP: 0.300, SLG: 0.750										4	0	1	0	0	1	0				
16 Willie Bloomquist, R (1, 8) OBP: 0.161, SLG: 0.172 Greg Dobbs, L (9, PH) OBP: 0.211, SLG: 0.316										3	0	0	0	0	0	1				
39 Wilson Valdez, R (1, 6) OBP: 0.239, SLG: 0.258										2	2	1	0	1	1	1				
Inning Stats	R: 0 E: 1 K: 1 S: 13	H: 0 LOB: 1 BB: 0 P: 18	R: 0 E: 0 K: 2 S: 8	H: 0 LOB: 0 BB: 0 P: 12	R: 1 E: 0 K: 0 S: 6	H: 1 LOB: 1 BB: 1 P: 12	R: 0 E: 0 K: 2 S: 9	H: 0 LOB: 0 BB: 0 P: 10	R: 1 E: 0 K: 0 S: 11	H: 2 LOB: 0 BB: 0 P: 19	R: 0 E: 0 K: 1 S: 10	H: 1 LOB: 1 BB: 0 P: 13	R: 0 E: 0 K: 1 S: 10	H: 1 LOB: 2 BB: 1 P: 16	R: 0 E: 0 K: 1 S: 7	H: 0 LOB: 0 BB: 0 P: 8		1B: 5 2B: 1 3B: 0 HR: 1	SF: 1 SAC: 0 DP: 1 HBP: 0	WP: 0 PB: 0 SB: 1 CS: 1
PITCHER	IP WLS BF H R ER SO BB IBB HBP BLK WP HR S P ERA WHIP	8.0 W 32 7 3 3 7 1 1 0 0 0 1 76 119 3.38 1.000	1.0 S 3 0 0 0 1 0 0 0 0 0 0 7 8 0.00 0.000	PITCHER																

Batter	1	2	3	4	5	6	7	8	9	AB	R	H	RBI	BB	SO	LOB	BOTTOM			
2 Derek Jeter, R (1, 6) OBP: 0.416, SLG: 0.417										3	0	1	0	0	0	0	Seattle Mariners @ New York Yankees Yankee Stadium, Bronx, NY Mon May 09 2005, 7:05 PM EDT Att: 38,079 - Clear - 60 F			
Tony Womack, L (1, 7) OBP: 0.331, SLG: 0.318										3	1	1	1	1	0	1				
Gary Sheffield, R (1, 9) OBP: 0.384, SLG: 0.504										4	0	1	0	0	1	1				
55 Hideki Matsui, L (1, 8) OBP: 0.326, SLG: 0.387										4	0	1	1	0	1	1				
13 Alex Rodriguez, R (1, 5) OBP: 0.366, SLG: 0.617										2	1	1	0	1	0	2				
Tino Martinez, L (1, 3) OBP: 0.354, SLG: 0.529										3	1	1	2	0	0	1				
20 Jorge Posada, S (1, 2) OBP: 0.317, SLG: 0.393										3	0	1	0	0	1	0				
25 Jason Giambi, L (1, 10) OBP: 0.386, SLG: 0.325										3	0	0	0	0	1	1				
24 Robinson Cano, L (1, 4) OBP: 0.087, SLG: 0.087 Rey Sanchez, R (8, PH) OBP: 0.471, SLG: 0.500										2	0	0	0	0	1	0				
Inning Stats	R: 1 E: 0 K: 0 S: 8	H: 2 LOB: 1 BB: 1 P: 18	R: 0 E: 0 K: 1 S: 7	H: 0 LOB: 0 BB: 0 P: 14	R: 0 E: 0 K: 0 S: 5	H: 1 LOB: 0 BB: 0 P: 6	R: 2 E: 0 K: 1 S: 14	H: 2 LOB: 0 BB: 0 P: 25	R: 0 E: 0 K: 1 S: 11	H: 0 LOB: 0 BB: 0 P: 18	R: 0 E: 0 K: 0 S: 7	H: 0 LOB: 0 BB: 0 P: 13	R: 0 E: 0 K: 1 S: 7	H: 1 LOB: 1 BB: 1 P: 13	R: 1 E: 0 K: 1 S: 11	H: 2 LOB: 1 BB: 0 P: 14		1B: 6 2B: 1 3B: 0 HR: 1	SF: 0 SAC: 1 DP: 2 HBP: 0	WP: 0 PB: 0 SB: 0 CS: 0
PITCHER	IP WLS BF H R ER SO BB IBB HBP BLK WP HR S P ERA WHIP	6.2 1 25 6 0 0 3 2 0 0 0 0 0 3 5 0.00 0.000	0.1 L 4 2 1 1 0 0 0 0 0 0 0 8 11 13.50 3.000	0.1 1 0 0 0 1 0 0 0 0 0 0 0 3 3 0.00 0.000	PITCHER															

Batter	1	2	3	4	5	6	7	8	9	AB	R	H	RBI	BB	SO	LOB	TOP				
51 Ichiro Suzuki, L (1, 9) OBP: 0.393, SLG: 0.463										5	1	1	0	0	0	2					
Randy Winn, S (1, 7) OBP: 0.380, SLG: 0.368										5	0	0	1	0	1	1					
29 Adrián Beltré, R (1, 5) OBP: 0.273, SLG: 0.356										4	0	1	0	0	1	0					
Richie Sexson, R (1, 3) OBP: 0.341, SLG: 0.495										2	1	0	0	2	0	2					
Raul Ibanez, L (1, 10) OBP: 0.341, SLG: 0.378										3	1	0	0	1	0	3					
Bret Boone, R (1, 4) OBP: 0.289, SLG: 0.352										4	0	2	2	0	0	0					
7 Jeremy Reed, L (1, 8) OBP: 0.331, SLG: 0.311										3	1	0	0	1	1	3					
Miguel Olivo, R (1, 2) OBP: 0.175, SLG: 0.173										3	0	0	0	0	0	1					
Dave Hansen, L (9, PH)										1	0	0	0	0	1	0					
39 Wilson Valdez, R (1, 6) OBP: 0.242, SLG: 0.261										3	0	1	1	0	0	0					
Greg Dobbs, L (9, PH) OBP: 0.250, SLG: 0.350										1	0	1	0	0	0	0					
Inning Stats	R: 1 E: 0 K: 0 S: 8	H: 1 LOB: 1 BB: 1 P: 19	R: 1 E: 0 K: 0 S: 10	H: 1 LOB: 1 BB: 1 P: 17	R: 0 E: 0 K: 1 S: 11	H: 0 LOB: 0 BB: 1 P: 20	R: 0 E: 0 K: 0 S: 6	H: 0 LOB: 0 BB: 0 P: 11	R: 0 E: 0 K: 1 S: 10	H: 1 LOB: 2 BB: 0 P: 14	R: 0 E: 0 K: 0 S: 4	H: 0 LOB: 0 BB: 0 P: 7	R: 2 E: 0 K: 0 S: 14	H: 2 LOB: 1 BB: 1 P: 22	R: 0 E: 0 K: 1 S: 13	H: 1 LOB: 1 BB: 0 P: 20	1B: 4 2B: 1 3B: 1 HR: 0	SF: 0 SAC: 0 DP: 0 HBP: 0	WP: 0 PB: 0 SB: 1 CS: 0	PA: 38	
PITCHER	IP	WLS	BF	H	R	ER	SO	BB	IBB	HBP	BLK	WP	HR	S	P	ERA	WHIP				
40 Chien-Ming Wang, R (1, 1) ERA: 4.43	7.1	W	30	4	3	3	3	3	0	0	0	0	0	62	108	3.68	0.955				
Tom Gordon, R (8, 1) ERA: 4.5	0.2		4	1	1	1	0	1	0	0	0	0	0	8	14	13.50	3.000				
42 Mariano Rivera, R (9, 1) ERA: 2.31	1.0	S	4	1	0	0	1	0	0	0	0	0	0	13	20	0.00	1.000				

Seattle Mariners @ New York Yankees
Yankee Stadium, Bronx, NY
Tue May 10 2005, 7:05 PM EDT
Att: 39,780 - Clear - 58 F

AB 34
R 4
H 6
RBI 4
BB 4
SO 4
LOB 12



Batter	1	2	3	4	5	6	7	8	9	AB	R	H	RBI	BB	SO	LOB	BOTTOM				
2 Derek Jeter, R (1, 6) OBP: 0.415, SLG: 0.417										5	0	2	0	0	1	1					
Tony Womack, L (1, 7) OBP: 0.333, SLG: 0.322										5	0	2	0	0	0	3					
Gary Sheffield, R (1, 9) OBP: 0.384, SLG: 0.496										4	1	1	0	1	0	2					
55 Hideki Matsui, L (1, 8) OBP: 0.315, SLG: 0.372										5	0	0	0	0	1	4					
13 Alex Rodriguez, R (1, 5) OBP: 0.369, SLG: 0.607										2	1	0	0	2	0	2					
Tino Martinez, L (1, 3) OBP: 0.359, SLG: 0.573										4	2	2	2	0	0	3					
Bernie Williams, S (1, 10) OBP: 0.308, SLG: 0.295										4	1	1	0	0	0	2					
John Flaherty, R (1, 2) OBP: 0.320, SLG: 0.348										4	1	2	2	0	0	0					
24 Robinson Canó, L (1, 4) OBP: 0.148, SLG: 0.192										3	1	2	2	0	0	0					
Inning Stats	R: 0 E: 0 K: 0 S: 7	H: 1 LOB: 0 BB: 0 P: 10	R: 2 E: 0 K: 0 S: 14	H: 3 LOB: 2 BB: 1 P: 29	R: 5 E: 1 K: 0 S: 21	H: 5 LOB: 1 BB: 1 P: 36	R: 0 E: 0 K: 0 S: 7	H: 0 LOB: 1 BB: 1 P: 14	R: 0 E: 0 K: 0 S: 13	H: 1 LOB: 2 BB: 0 P: 15	R: 0 E: 0 K: 0 S: 6	H: 0 LOB: 0 BB: 0 P: 7	R: 0 E: 0 K: 2 S: 9	H: 1 LOB: 1 BB: 0 P: 11	1B: 8 2B: 3 3B: 0 HR: 1	SF: 1 SAC: 0 DP: 0 HBP: 0	WP: 0 PB: 0 SB: 1 CS: 0	PA: 40			
PITCHER	IP	WLS	BF	H	R	ER	SO	BB	IBB	HBP	BLK	WP	HR	S	P	ERA	WHIP				
Aaron Sele, R (1, 1) ERA: 6.31	2.2	L	18	8	7	6	0	2	0	0	0	0	0	35	64	20.25	3.750				
40 Julio Mateo, R (3, 1) ERA: 0.48	3.1		15	3	0	0	0	1	0	0	0	0	0	36	54	0.00	1.200				
20 J.J. Putz, R (7, 1) ERA: 0.83	1.0		3	0	0	0	0	0	0	0	0	0	0	6	7	0.00	0.000				
Shigetoshi Hasegawa, R (8, 1) ERA: 1.2	1.0		4	1	0	0	2	0	0	0	0	0	0	9	11	0.00	1.000				

Seattle Mariners @ New York Yankees
Yankee Stadium, Bronx, NY
Tue May 10 2005, 7:05 PM EDT
Att: 39,780 - Clear - 58 F

AB 36
R 7
H 12
RBI 6
BB 3
SO 2
LOB 17



Batter	1	2	3	4	5	6	7	8	9	AB	R	H	RBI	BB	SO	LOB	TOP				
51 Ichiro Suzuki, L (1,9) OBP: 0.390, SLG: 0.489	1-2 E FC5 HR 1B	1-1 F9		3-1 HR	0-1 1B		2-2 L5			5	2	3	1	0	0	1	Seattle Mariners @ New York Yankees Yankee Stadium, Bronx, NY Wed May 11 2005, 1:05 PM EDT Att: 47,844 - Sunny - 69 F livebaseballscores.com				
Randy Winn, S (1,7) OBP: 0.380, SLG: 0.369	1-0 FC5 HR	1-0 29 2B 1B		0-0 F8	2-2 1B		0-1 F7			5	1	2	0	0	0	1					
29 Adrian Beltré, R (1,5) OBP: 0.271, SLG: 0.358	1-2 K	1-1 2B		1-0 E5 HR	1-1 G1-3		3-2 G6-3			5	1	1	0	0	1	4					
Richie Sexson, R (1,3) OBP: 0.344, SLG: 0.514	1-1 HR	0-3 K		4-2 HR	1-2 BB		2-2 G5-3		2-3 K	4	2	1	3	1	2	2					
Raul Ibanez, L (1,10) OBP: 0.343, SLG: 0.403	3-2 HR	1-1 G4-3		2-2 HR	1-1 HR		1-3 K		3-3 K	5	2	2	3	0	2	2					
Bret Boone, R (1,4) OBP: 0.293, SLG: 0.392	1-1 HR		2-3 K	0-0 3B			0-1 G5-3		1-3 K	5	1	2	2	0	2	0					
7 Jeremy Reed, L (1,8) OBP: 0.333, SLG: 0.315	1-1 1B		2-3 K	2-1 G4-3			2-2 G4-3		1-1 1B	5	0	2	0	0	1	1					
Miguel Olivo, R (1,2) OBP: 0.167, SLG: 0.165	0-3 K2-3		0-2 F9		1-1 G6-3		1-0 G5-3		0-0 G3	4	0	0	0	0	1	1					
Greg Dobbs, L (9,PH) OBP: 0.236, SLG: 0.333	1-2 1B									1	0	0	0	0	0	1					
39 Wilson Valdez, R (1,6) OBP: 0.242, SLG: 0.260	0-3 K			0-2 F7	0-1 G6-3		3-1 1B			4	0	1	0	0	1	1					
Inning Stats	R: 5 E: 1 K: 3 S: 26	H: 5 LOB: 1 BB: 0 P: 34	R: 0 E: 0 K: 1 S: 10	H: 2 LOB: 2 BB: 0 P: 14	R: 0 E: 0 K: 2 S: 9	H: 0 LOB: 0 BB: 0 P: 13	R: 4 E: 1 K: 0 S: 15	H: 3 LOB: 1 BB: 1 P: 27	R: 0 E: 0 K: 0 S: 12	H: 2 LOB: 2 BB: 0 P: 15	R: 0 E: 0 K: 1 S: 8	H: 1 LOB: 1 BB: 0 P: 17	R: 0 E: 0 K: 1 S: 8	H: 0 LOB: 0 BB: 0 P: 13	R: 0 E: 0 K: 2 S: 10	H: 1 LOB: 1 BB: 0 P: 15	1B: 8 2B: 1 3B: 1 HR: 4	SF: 0 SAC: 0 DP: 0 HBP: 0	WP: 0 PB: 0 SB: 1 CS: 0	PA: 44	
PITCHER	IP WLS BF H R ER SO BB IBB HBP BLK WP HR S P ERA WHIP																				
Carl Pavano, R (1,1) ERA: 4.8	4.0	25	10	9	5	6	1	0	0	0	0	0	0	0	0	0	0	11.25	2.750		
Paul Quantrill, R (5,1) ERA: 4.02	2.0	W	8	2	0	0	1	0	0	0	0	0	0	0	0	0	0	20	26	0.00	1.000
Tanyon Sturtze, R (7,1) ERA: 4.3	2.0	H	7	1	0	0	1	0	0	0	0	0	0	0	0	0	0	17	30	0.00	0.500
Tom Gordon, R (9,1) ERA: 4.5	1.0		4	1	0	0	2	0	0	0	0	0	0	0	0	0	0	10	15	0.00	1.000

Batter	1	2	3	4	5	6	7	8	9	AB	R	H	RBI	BB	SO	LOB	BOTTOM				
2 Derek Jeter, R (1,6) OBP: 0.415, SLG: 0.438	0-1 S 55 2B 1B	2-0 G5-3	0-1 G4-3		0-0 HR	3-3 K				5	2	2	1	0	1	4	Seattle Mariners @ New York Yankees Yankee Stadium, Bronx, NY Wed May 11 2005, 1:05 PM EDT Att: 47,844 - Sunny - 69 F livebaseballscores.com				
Tony Womack, L (1,7) OBP: 0.336, SLG: 0.325	2-2 FC4 S 55 2B 1B	1-1 S 1B	1-1 F9		1-1 HR	1-1 F7				5	3	2	0	0	0	5					
Gary Sheffield, R (1,9) OBP: 0.397, SLG: 0.522	4-2 S 55 2B BB	1-2 1B		4-2 S 55 FC3-6 BB	1-1 HR		1-3 K			3	2	2	3	2	1	0					
55 Hideki Matsui, L (1,8) OBP: 0.318, SLG: 0.381	2-1 S 13 1B 20 1B 2B	2-2 1B		1-1 FC3-6 13 BB HR	0-3 K		3-2 G4-3			5	2	2	3	0	1	1					
13 Alex Rodriguez, R (1,5) OBP: 0.377, SLG: 0.601	2-0 S 20 1B 1B	1-3 K		4-1 HR	2-2 HBP		2-3 K			3	2	1	0	1	2	2					
Tino Martinez, L (1,3) OBP: 0.352, SLG: 0.585	2-3 K	3-2 G3		2-2 HR	1-2 G3-6		2-2 P5			5	1	1	3	0	1	5					
20 Jorge Posada, S (1,2) OBP: 0.336, SLG: 0.432	1-1 1B		0-1 2B	4-2 G1-3		0-1 G1-3		2-2 HR		4	1	3	2	1	0	0					
Bernie Williams, S (1,10) OBP: 0.311, SLG: 0.309	1-0 G6-3		3-2 1B	1-1 G1-3		1-1 E3 1B		0-0 G4-3		5	0	2	1	0	0	1					
Rey Sanchez, R (1,4) OBP: 0.409, SLG: 0.429	1-2 G6-3		0-1 P6	0-0 G6-3		0-0 1B		0-1 G4-3		5	0	1	0	0	0	5					
Inning Stats	R: 5 E: 1 K: 1 S: 19	H: 5 LOB: 1 BB: 1 P: 34	R: 1 E: 0 K: 1 S: 16	H: 3 LOB: 2 BB: 0 P: 26	R: 0 E: 0 K: 0 S: 12	H: 2 LOB: 2 BB: 0 P: 16	R: 3 E: 0 K: 0 S: 17	H: 1 LOB: 1 BB: 3 P: 33	R: 3 E: 0 K: 1 S: 14	H: 3 LOB: 0 BB: 0 P: 19	R: 0 E: 1 K: 1 S: 11	H: 1 LOB: 2 BB: 0 P: 16	R: 0 E: 0 K: 2 S: 10	H: 0 LOB: 0 BB: 0 P: 16	R: 1 E: 0 K: 0 S: 9	H: 1 LOB: 0 BB: 0 P: 13		1B: 10 2B: 2 3B: 0 HR: 4	SF: 0 SAC: 0 DP: 2 HBP: 1	WP: 0 PB: 0 SB: 0 CS: 0	PA: 45
PITCHER	IP WLS BF H R ER SO BB IBB HBP BLK WP HR S P ERA WHIP																				
Jamie Moyer, L (1,1) ERA: 5.51	2.1		18	10	6	5	2	1	0	0	0	0	0	0	0	0	0	43	71	19.29	4.714
Matt Thornton, L (3,1) ERA: 6.89	2.0	L	13	4	6	6	1	3	0	0	0	0	0	0	0	0	3	29	48	27.00	3.500
Shigetoshi Hasegawa, S (5,1) ERA: 1.08	1.2		7	1	0	0	1	0	0	1	0	0	0	0	0	0	0	17	25	0.00	0.600
Jeff Nelson, R (7,1) ERA: 4.0	1.0		3	0	0	0	2	0	0	0	0	0	0	0	0	0	0	10	16	0.00	0.000
20 J.J. Putz, R (8,1) ERA: 1.59	1.0		4	1	1	1	0	0	0	0	0	0	0	0	0	0	1	9	13	9.00	1.000

AB 43
R 9
H 14
RBI 9
BB 1
SO 10
LOB 14



AB 40
R 13
H 16
RBI 13
BB 4
SO 6
LOB 23



Batter	1	2	3	4	5	6	7	8	9	AB R H RBI BB SO LOB	TOP											
2 Derek Jeter, R OBP: 0.414, SLG: 0.433										4 2 1 0 1 1 2	New York Yankees @ Oakland Athletics McAfee Coliseum, Oakland, CA Fri May 13 2005, 10:05 PM EDT Att: 38,636 - Clear - 63 F											
Tony Womack, L OBP: 0.333, SLG: 0.339										4 1 1 2 0 1 2												
Gary Sheffield, R OBP: 0.398, SLG: 0.536										4 1 1 2 1 0 2												
55 Hideki Matsui, L OBP: 0.310, SLG: 0.375										2 0 0 2 0 0 0												
13 Alex Rodriguez, R OBP: 0.367, SLG: 0.585										4 0 0 0 0 2 2												
Tino Martinez, L OBP: 0.348, SLG: 0.567										3 1 0 0 1 1 0												
20 Jorge Posada, S OBP: 0.333, SLG: 0.421										3 1 0 0 1 0 0												
25 Jason Giambi, L OBP: 0.381, SLG: 0.321										4 1 1 0 0 2 0												
24 Robinson Cano, L OBP: 0.226, SLG: 0.333										4 2 3 1 0 0 0												
Inning Stats	R: 2 E: 0 K: 1 S: 14	H: 2 LOB: 0 BB: 0 P: 20	R: 0 E: 0 K: 2 S: 9	H: 0 LOB: 0 BB: 0 P: 12	R: 3 E: 0 K: 1 S: 10	H: 2 LOB: 1 BB: 1 P: 22	R: 0 E: 0 K: 0 S: 6	H: 0 LOB: 0 BB: 0 P: 12	R: 0 E: 0 K: 1 S: 8	H: 0 LOB: 0 BB: 0 P: 13	R: 0 E: 0 K: 0 S: 5	H: 0 LOB: 0 BB: 0 P: 7	R: 0 E: 0 K: 1 S: 8	H: 0 LOB: 0 BB: 0 P: 13	R: 1 E: 1 K: 1 S: 14	H: 1 LOB: 2 BB: 1 P: 24	R: 3 E: 1 K: 0 S: 11	H: 2 LOB: 1 BB: 2 P: 23	1B: 3 2B: 2 3B: 1 HR: 1	SF: 2 SAC: 1 DP: 0 HBP: 0	WP: 1 PB: 0 SB: 0 CS: 0	PA: 39
PITCHER	IP WLS BF H R ER SO BB IBB HBP BLK WP HR S P ERA WHIP											PITCHER	IP WLS BF H R ER SO BB IBB HBP BLK WP HR S P ERA WHIP									
40 Rich Harden, R ERA: 2.8	3.1 L 15 4 5 5 4 1 0 0 0 0 1 1 35 57 13.50 1.500																					
Keiichi Yabu, R ERA: 2.55	4.0 1 1 0 2 0 1 0 0 0 0 0 0 32 55 0.00 0.250																					
Ricardo Rincon, L ERA: 3.72	0.1 1 0 0 0 0 0 0 0 0 0 0 0 2 4 0.00 0.000																					
Juan Cruz, R ERA: 8.31	0.1 5 2 3 2 1 2 0 0 0 0 0 0 13 25 54.00 12.000																					
Tim Lincecum, R ERA: 3.94	1.0 3 0 0 0 0 0 0 0 0 0 0 0 3 5 0.00 0.000																					

Batter	1	2	3	4	5	6	7	8	9	AB R H RBI BB SO LOB	BOTTOM									
21 Mark Kotsay, L OBP: 0.342, SLG: 0.380										4 0 0 0 0 1 2	New York Yankees @ Oakland Athletics McAfee Coliseum, Oakland, CA Fri May 13 2005, 10:05 PM EDT Att: 38,636 - Clear - 63 F									
Jason Kendall, R OBP: 0.304, SLG: 0.268										4 0 2 1 0 1 0										
3 Eric Chavez, L OBP: 0.268, SLG: 0.270										4 0 0 0 0 2 2										
Erubiel Durazo, L OBP: 0.312, SLG: 0.376										4 0 0 0 0 3 1										
23 Bobby Kielty, S OBP: 0.395, SLG: 0.403										3 2 2 0 1 0 0										
Scott Hatteberg, L OBP: 0.321, SLG: 0.357										4 0 1 0 0 0 2										
Keith Ginter, R OBP: 0.267, SLG: 0.302										4 1 1 1 0 2 2										
Eric Byrnes, R OBP: 0.304, SLG: 0.424										4 1 2 2 0 0 1										
Marco Scutaro, R OBP: 0.339, SLG: 0.359										3 0 0 0 1 0 2										
Inning Stats	R: 0 E: 0 K: 1 S: 7	H: 0 LOB: 0 BB: 0 P: 10	R: 0 E: 0 K: 2 S: 11	H: 1 LOB: 1 BB: 0 P: 18	R: 1 E: 0 K: 1 S: 15	H: 2 LOB: 1 BB: 1 P: 25	R: 0 E: 0 K: 1 S: 10	H: 0 LOB: 0 BB: 0 P: 13	R: 0 E: 0 K: 3 S: 12	H: 1 LOB: 1 BB: 0 P: 19	R: 1 E: 0 K: 0 S: 14	H: 2 LOB: 1 BB: 0 P: 20	R: 0 E: 0 K: 0 S: 12	H: 0 LOB: 0 BB: 0 P: 18	R: 2 E: 0 K: 0 S: 12	H: 2 LOB: 1 BB: 1 P: 20	1B: 3 2B: 5 3B: 0 HR: 0	SF: 0 SAC: 0 DP: 1 HBP: 0	WP: 0 PB: 0 SB: 0 CS: 0	PA: 36
PITCHER	IP WLS BF H R ER SO BB IBB HBP BLK WP HR S P ERA WHIP											PITCHER	IP WLS BF H R ER SO BB IBB HBP BLK WP HR S P ERA WHIP							
35 Mike Mussina, R ERA: 3.46	7.0 W 27 6 2 2 9 1 0 0 0 0 0 0 75 114 2.57 1.000																			
Tom Gordon, R ERA: 4.24	1.0 3 0 0 0 0 0 0 0 0 0 0 0 12 18 0.00 0.000																			
Mike Stanton, L ERA: 5.59	0.2 5 2 2 2 0 1 0 0 0 0 0 0 11 18 27.00 4.500																			
Paul Quantrill, R ERA: 3.94	0.1 1 0 0 0 0 0 0 0 0 0 0 0 1 2 0.00 0.000																			

Batter	1	2	3	4	5	6	7	8	9	AB	R	H	RBI	BB	SO	LOB	TOP				
2 Derek Jeter, R (1, 6) OBP: 0.422, SLG: 0.458 Rey Sanchez, R (6, FH) OBP: 0.417, SLG: 0.409										3	2	3	1	0	0						
Tony Womack, L (1, 7) OBP: 0.333, SLG: 0.338										6	1	2	0	0	1	4					
Gary Sheffield, R (1, 9) OBP: 0.392, SLG: 0.521 Russ Johnson, R (7, 9)										4	1	0	0	1	0	1					
55 Hideki Matsui, L (1, 8) OBP: 0.329, SLG: 0.411										5	3	4	1	1	0	0					
13 Alex Rodriguez, R (1, 5) OBP: 0.372, SLG: 0.599										5	2	2	2	0	0	3					
Tino Martinez, L (1, 3) OBP: 0.356, SLG: 0.598										5	3	3	5	0	0	2					
20 Jorge Posada, S (1, 2) OBP: 0.343, SLG: 0.449										4	2	2	3	1	0	2					
25 Jason Giambi, L (1, 10) OBP: 0.382, SLG: 0.318										4	0	1	0	1	1	1					
24 Robinson Cano, L (1, 4) OBP: 0.250, SLG: 0.371										5	1	2	1	0	0	4					
Inning Stats	R: 4 H: 3 E: 0 K: 0 S: 17	H: 3 LOB: 2 BB: 2 P: 34	R: 0 H: 0 E: 0 K: 0 S: 5	H: 0 LOB: 0 BB: 0 P: 9	R: 5 H: 4 E: 0 K: 0 S: 14	H: 4 LOB: 1 BB: 1 P: 29	R: 3 H: 4 E: 0 K: 1 S: 18	H: 4 LOB: 3 BB: 2 P: 29	R: 3 H: 2 E: 0 K: 0 S: 6	H: 2 LOB: 1 BB: 0 P: 11	R: 0 H: 1 E: 0 K: 1 S: 9	H: 1 LOB: 1 BB: 0 P: 14	R: 0 H: 0 E: 0 K: 1 S: 8	H: 0 LOB: 1 BB: 1 P: 15	R: 0 H: 1 E: 0 K: 0 S: 9	H: 1 LOB: 1 BB: 0 P: 14	1B: 10 2B: 4 3B: 0 HR: 4	SF: 1 SAC: 0 DP: 1 HBP: 1	WP: 0 PA: 51 PB: 0 SB: 0 CS: 0		
PITCHER	IP WLS BF H R ER SO	IP WLS BF H R ER SO	IP WLS BF H R ER SO	IP WLS BF H R ER SO	IP WLS BF H R ER SO	IP WLS BF H R ER SO	IP WLS BF H R ER SO	IP WLS BF H R ER SO	IP WLS BF H R ER SO	IP WLS BF H R ER SO	IP WLS BF H R ER SO	IP WLS BF H R ER SO	IP WLS BF H R ER SO	IP WLS BF H R ER SO	IP WLS BF H R ER SO	IP WLS BF H R ER SO	ERA WHIP	ERA WHIP			
Joe Blanton, R (1, 1) ERA: 5.08 Tim Lincecum, R (3, 1) ERA: 12.46 Ricardo Rincon, L (7, 1) ERA: 3.38 20 Huston Street, R (8, 1) ERA: 2.33 Octavio Dotel, R (9, 1) ERA: 3.77	2.2 L 19 7 9 9 0	3.1 20 9 6 6 1 2	1.0 4 1 0 0 0 0	1.0 4 1 0 0 0 0	2.2 L 19 7 9 9 0	3.1 20 9 6 6 1 2	1.0 4 1 0 0 0 0	1.0 4 1 0 0 0 0	2.2 L 19 7 9 9 0	3.1 20 9 6 6 1 2	1.0 4 1 0 0 0 0	1.0 4 1 0 0 0 0	2.2 L 19 7 9 9 0	3.1 20 9 6 6 1 2	1.0 4 1 0 0 0 0	1.0 4 1 0 0 0 0	30.38 3.750	16.20 3.300	0.00 1.000	0.00 1.000	0.00 1.000
21 Mark Kotsay, L (1, 8) OBP: 0.342, SLG: 0.379 Charles Thomas, L (6, 8)										3	1	1	0	0	0	1					
Jason Kendall, R (1, 2) OBP: 0.312, SLG: 0.272 17 Adam Melhuse, S (6, 2)										2	2	1	0	0	0	0					
3 Eric Chavez, L (1, 5) OBP: 0.266, SLG: 0.270										4	0	1	1	0	1	0					
Erubiel Durazo, L (1, 10) OBP: 0.315, SLG: 0.392										5	0	2	1	0	1	1					
23 Bobby Kielty, S (1, 9) OBP: 0.385, SLG: 0.403										5	0	1	1	0	1	3					
Scott Hatteberg, L (1, 3) OBP: 0.322, SLG: 0.351 14 Mark Ellis, R (7, FH) OBP: 0.330, SLG: 0.337										2	1	0	0	0	0	1					
Keith Ginter, R (1, 4) OBP: 0.281, SLG: 0.316										4	0	2	0	0	1	0					
Matt Watson, L (1, 7)										4	1	0	0	0	0	3					
Marco Scutaro, R (1, 6) OBP: 0.344, SLG: 0.383										4	1	2	0	0	0	2					
Inning Stats	R: 1 H: 2 E: 0 K: 0 S: 9	H: 2 LOB: 1 BB: 0 P: 14	R: 0 H: 1 E: 0 K: 0 S: 10	H: 1 LOB: 0 BB: 0 P: 13	R: 2 H: 3 E: 0 K: 0 S: 16	H: 3 LOB: 1 BB: 0 P: 26	R: 0 H: 1 E: 0 K: 0 S: 11	H: 1 LOB: 1 BB: 0 P: 15	R: 0 H: 0 E: 0 K: 1 S: 9	H: 0 LOB: 0 BB: 0 P: 14	R: 2 H: 1 E: 2 K: 0 S: 14	H: 1 LOB: 2 BB: 0 P: 21	R: 0 H: 1 E: 0 K: 1 S: 9	H: 1 LOB: 1 BB: 0 P: 16	R: 1 H: 2 E: 0 K: 1 S: 11	H: 2 LOB: 1 BB: 0 P: 18	R: 0 H: 0 E: 0 K: 2 S: 10	H: 0 LOB: 0 BB: 0 P: 15	1B: 8 2B: 1 3B: 2 HR: 0	SF: 1 SAC: 0 DP: 1 HBP: 2	WP: 0 PA: 41 PB: 0 SB: 0 CS: 0
PITCHER	IP WLS BF H R ER SO	IP WLS BF H R ER SO	IP WLS BF H R ER SO	IP WLS BF H R ER SO	IP WLS BF H R ER SO	IP WLS BF H R ER SO	IP WLS BF H R ER SO	IP WLS BF H R ER SO	IP WLS BF H R ER SO	IP WLS BF H R ER SO	IP WLS BF H R ER SO	IP WLS BF H R ER SO	IP WLS BF H R ER SO	IP WLS BF H R ER SO	IP WLS BF H R ER SO	IP WLS BF H R ER SO	ERA WHIP	ERA WHIP			
Kevin Brown, R (1, 1) ERA: 6.08 Buddy Groom, L (7, 1) ERA: 3.12 Paul Quantrill, R (9, 1) ERA: 3.71	6.0 W 29 8 5 3 1	2.0 9 3 1 1 1 0	1.0 3 0 0 0 0 0	1.0 3 0 0 0 0 0	6.0 W 29 8 5 3 1	2.0 9 3 1 1 1 0	1.0 3 0 0 0 0 0	1.0 3 0 0 0 0 0	6.0 W 29 8 5 3 1	2.0 9 3 1 1 1 0	1.0 3 0 0 0 0 0	1.0 3 0 0 0 0 0	6.0 W 29 8 5 3 1	2.0 9 3 1 1 1 0	1.0 3 0 0 0 0 0	1.0 3 0 0 0 0 0	4.50 1.333	4.50 1.500	0.00 0.000	0.00 0.000	

New York Yankees @ Oakland Athletics
 McAfee Coliseum, Oakland, CA
 Sat May 14 2005, 9:05 PM EDT
 Att: 41,180 - Partly Cloudy - 63 F

AB 43
 R 15
 H 18
 RBI 15
 BB 6
 SO 2
 LOB 18



New York Yankees @ Oakland Athletics
 McAfee Coliseum, Oakland, CA
 Sat May 14 2005, 9:05 PM EDT
 Att: 41,180 - Partly Cloudy - 63 F

AB 38
 R 6
 H 11
 RBI 4
 BB 0
 SO 4
 LOB 16



Batter	1	2	3	4	5	6	7	8	9	AB	R	H	RBI	BB	SO	LOB	TOP				
2 Derek Jeter, R OBP: 0.425, SLG: 0.460	2-2 1B		1-0 G6-3	2-0 FC6-4 1B		1-1 FC6 1B	2-3 K		2-3 K	6	0	3	1	0	2	3					
Tony Womack, L OBP: 0.326, SLG: 0.331	2-1 F7		1-2 S 1B	0-0 FC6-4 1-2 1B		0-2 FC6 S 1-2 2-3 1B		2-2 E6 13 S 1B	0-0 G3-1	6	0	1	0	0	0	6					
Gary Sheffield, R OBP: 0.392, SLG: 0.520	0-3 K		0-2 P2		2-2 2B	1-2 G5-3		4-2 13 S 1B		4	0	1	0	1	1	4					
55 Hideki Matsui, L OBP: 0.325, SLG: 0.404	0-1 G6-3			1-1 HR 1B		2-0 F8		0-2 L9		5	1	1	0	0	0	4					
13 Alex Rodriguez, R OBP: 0.367, SLG: 0.583		3-1 G5-3		0-0 F8	3-3 K		4-1 P5 25 2B BB	0-3 K		4	1	0	0	1	2	4					
Tino Martinez, L OBP: 0.374, SLG: 0.657		3-2 HR		0-0 HR 1-1 1B	4-0 IBB		1-2 P5	4-0 IBB		3	2	2	3	2	0	1					
20 Jorge Posada, S OBP: 0.338, SLG: 0.434		0-3 K		1-0 P6	1-2 G3-1		4-0 25 2B 24 1B IBB	1-0 F7		4	1	0	0	1	1	5					
25 Jason Giambi, L OBP: 0.383, SLG: 0.326		0-0 P5		4-0 24 1B 2 1B BB		2-1 F8	0-0 24 1B	2-1 G4-3		4	1	1	1	1	0	0					
24 Robinson Canó, L OBP: 0.317, SLG: 0.450			2-0 G6-3	0-2 2 1B 1B		0-2 FC6 2 1B 1B		1-0 2B		5	0	4	1	0	0	0					
Inning Stats	R: 0 E: 0 K: 1 S: 10	H: 1 LOB: 1 BB: 0 P: 14	R: 1 E: 0 K: 1 S: 12	H: 1 LOB: 0 BB: 0 P: 18	R: 0 E: 0 K: 0 S: 10	H: 1 LOB: 1 BB: 0 P: 14	R: 3 E: 0 K: 0 S: 10	H: 4 LOB: 2 BB: 1 P: 18	R: 0 E: 0 K: 1 S: 10	H: 2 LOB: 2 BB: 0 P: 17	R: 2 E: 0 K: 1 S: 11	H: 2 LOB: 2 BB: 2 P: 24	R: 0 E: 1 K: 1 S: 14	H: 0 LOB: 3 BB: 2 P: 25	R: 0 E: 0 K: 1 S: 8	H: 1 LOB: 1 BB: 0 P: 13	1B: 8 2B: 3 3B: 0 HR: 2	SF: 0 SAC: 0 DP: 0 HBP: 0	WP: 0 PB: 0 SB: 5 CS: 0	PA: 47	
PITCHER	IP WLS BF H R ER SO BB IBB HBP BLK WP HR S P ERA WHIP	IP WLS BF H R ER SO BB IBB HBP BLK WP HR S P ERA WHIP	IP WLS BF H R ER SO BB IBB HBP BLK WP HR S P ERA WHIP	IP WLS BF H R ER SO BB IBB HBP BLK WP HR S P ERA WHIP	IP WLS BF H R ER SO BB IBB HBP BLK WP HR S P ERA WHIP	IP WLS BF H R ER SO BB IBB HBP BLK WP HR S P ERA WHIP	IP WLS BF H R ER SO BB IBB HBP BLK WP HR S P ERA WHIP	IP WLS BF H R ER SO BB IBB HBP BLK WP HR S P ERA WHIP	IP WLS BF H R ER SO BB IBB HBP BLK WP HR S P ERA WHIP	IP WLS BF H R ER SO BB IBB HBP BLK WP HR S P ERA WHIP	IP WLS BF H R ER SO BB IBB HBP BLK WP HR S P ERA WHIP	IP WLS BF H R ER SO BB IBB HBP BLK WP HR S P ERA WHIP	IP WLS BF H R ER SO BB IBB HBP BLK WP HR S P ERA WHIP	IP WLS BF H R ER SO BB IBB HBP BLK WP HR S P ERA WHIP	IP WLS BF H R ER SO BB IBB HBP BLK WP HR S P ERA WHIP	IP WLS BF H R ER SO BB IBB HBP BLK WP HR S P ERA WHIP	IP WLS BF H R ER SO BB IBB HBP BLK WP HR S P ERA WHIP	IP WLS BF H R ER SO BB IBB HBP BLK WP HR S P ERA WHIP	IP WLS BF H R ER SO BB IBB HBP BLK WP HR S P ERA WHIP	IP WLS BF H R ER SO BB IBB HBP BLK WP HR S P ERA WHIP	IP WLS BF H R ER SO BB IBB HBP BLK WP HR S P ERA WHIP

New York Yankees @ Oakland Athletics
McAfee Coliseum, Oakland, CA
Sun May 15 2005, 4:05 PM EDT
Att: 37,237 - Partly Cloudy - 69 F

AB 41
R 6
H 13
RBI 6
BB 6
SO 6
LOB 27



Batter	1	2	3	4	5	6	7	8	9	AB	R	H	RBI	BB	SO	LOB	BOTTOM					
21 Mark Kotsay, L OBP: 0.340, SLG: 0.376	1-2 E1 2B		3-2 G3	0-1 1B			3-1 F7			4	1	1	1	0	0	1						
Eric Byrnes, R OBP: 0.305, SLG: 0.421	0-2 2B		2-0 L3	0-0 P2			2-0 G6-3			3	1	1	0	0	0	3						
Matt Watson, L (7, PH)	1-2 23 1B									1	0	0	0	0	0	0						
Jason Kendall, R OBP: 0.310, SLG: 0.279	0-0 23 1B G5-3 2B		2-1 G5-3		3-1 P4		1-1 G6-3			4	1	1	1	0	0	0						
23 Bobby Kielty, S OBP: 0.391, SLG: 0.410	0-2 G4-3		2-2 G3		1-1 G3			2-2 P6		1	0	1	1	0	0	0						
Charles Thomas, L OBP: 0.273, SLG: 0.111	2-3 3H 1B		G5-4-3 HBP							2	0	0	0	0	0	0						
Keith Ginter, R OBP: 0.265, SLG: 0.295	3-2 G5-3		3-1 G5-4-3		0-1 G1-3			0-1 G5-3		4	0	0	1	0	0	2						
Erubiel Durazo, L OBP: 0.313, SLG: 0.388	1-0 G4-3			0-0 FC4-6 21 1B		0-2 P4		2-1 G4-3		4	1	1	0	0	0	1						
14 Mark Ellis, R OBP: 0.327, SLG: 0.326	2-2 G5-3			4-1 FC4-6 1B		1-1 L3			0-2 P4	3	0	0	0	1	0	1						
Scott Hatteberg, L OBP: 0.327, SLG: 0.356		3-2 FC4-6 1B		0-2 FC4-6 21 1B		2-0 1B			0-1 G4-3	4	0	2	0	0	0	2						
Marco Scutaro, R OBP: 0.336, SLG: 0.373		1-0 FC4-6 21 S		1-0 F8		1-2 G4-3			0-1 L1	3	0	0	0	0	0	4						
3 Eric Chavez, L (9, PH)										1	0	0	0	0	0	0						
Inning Stats	R: 3 E: 1 K: 0 S: 21	H: 3 LOB: 1 BB: 0 P: 28	R: 0 E: 0 K: 0 S: 12	H: 1 LOB: 1 BB: 0 P: 21	R: 0 E: 0 K: 0 S: 7	H: 0 LOB: 0 BB: 0 P: 14	R: 1 E: 0 K: 0 S: 9	H: 2 LOB: 2 BB: 1 P: 14	R: 0 E: 0 K: 0 S: 6	H: 0 LOB: 0 BB: 0 P: 10	R: 0 E: 0 K: 0 S: 9	H: 1 LOB: 1 BB: 0 P: 13	R: 0 E: 0 K: 0 S: 5	H: 0 LOB: 0 BB: 0 P: 11	R: 0 E: 0 K: 0 S: 7	H: 0 LOB: 0 BB: 0 P: 11	R: 0 E: 0 K: 0 S: 7	H: 0 LOB: 0 BB: 0 P: 7	1B: 6 2B: 1 3B: 0 HR: 0	SF: 0 SAC: 0 DP: 1 HBP: 1	WP: 0 PB: 0 SB: 1 CS: 0	PA: 36
PITCHER	IP WLS BF H R ER SO BB IBB HBP BLK WP HR S P ERA WHIP	IP WLS BF H R ER SO BB IBB HBP BLK WP HR S P ERA WHIP	IP WLS BF H R ER SO BB IBB HBP BLK WP HR S P ERA WHIP	IP WLS BF H R ER SO BB IBB HBP BLK WP HR S P ERA WHIP	IP WLS BF H R ER SO BB IBB HBP BLK WP HR S P ERA WHIP	IP WLS BF H R ER SO BB IBB HBP BLK WP HR S P ERA WHIP	IP WLS BF H R ER SO BB IBB HBP BLK WP HR S P ERA WHIP	IP WLS BF H R ER SO BB IBB HBP BLK WP HR S P ERA WHIP	IP WLS BF H R ER SO BB IBB HBP BLK WP HR S P ERA WHIP	IP WLS BF H R ER SO BB IBB HBP BLK WP HR S P ERA WHIP	IP WLS BF H R ER SO BB IBB HBP BLK WP HR S P ERA WHIP	IP WLS BF H R ER SO BB IBB HBP BLK WP HR S P ERA WHIP	IP WLS BF H R ER SO BB IBB HBP BLK WP HR S P ERA WHIP	IP WLS BF H R ER SO BB IBB HBP BLK WP HR S P ERA WHIP	IP WLS BF H R ER SO BB IBB HBP BLK WP HR S P ERA WHIP	IP WLS BF H R ER SO BB IBB HBP BLK WP HR S P ERA WHIP	IP WLS BF H R ER SO BB IBB HBP BLK WP HR S P ERA WHIP	IP WLS BF H R ER SO BB IBB HBP BLK WP HR S P ERA WHIP	IP WLS BF H R ER SO BB IBB HBP BLK WP HR S P ERA WHIP	IP WLS BF H R ER SO BB IBB HBP BLK WP HR S P ERA WHIP	IP WLS BF H R ER SO BB IBB HBP BLK WP HR S P ERA WHIP	

New York Yankees @ Oakland Athletics
McAfee Coliseum, Oakland, CA
Sun May 15 2005, 4:05 PM EDT
Att: 37,237 - Partly Cloudy - 69 F

AB 34
R 4
H 7
RBI 4
BB 1
SO 0
LOB 14



Batter	1	2	3	4	5	6	7	8	9	AB	R	H	RBI	BB	SO	LOB	TOP										
2 Derek Jeter, R OBP: 0.411, SLG: 0.441 (1, 6)	0-0 B1-3	0-3 K		1-0 G6-3		3-1 G6-3			1-2 F8	5	0	0	0	0	1	4											
Tony Womack, L OBP: 0.313, SLG: 0.317 (1, 7)	1-2 F7		1-1 P2		0-2 L9		0-1 P5		0-3 K	5	0	0	0	0	1	0											
Gary Sheffield, R OBP: 0.414, SLG: 0.523 (1, 9)	0-1 F9		1-2 F9		0-1 13 HR		4-0 BB		4-1 BB	3	1	1	0	2	0	0											
55 Hideki Matsui, L OBP: 0.318, SLG: 0.391 (1, 8)		2-0 20 1B	0-1 L9		1-2 F8		3-3 K		0-0 P4	5	1	1	0	0	1	3											
13 Alex Rodriguez, R OBP: 0.376, SLG: 0.595 (1, 5)		0-1 20 1B		3-2 P3	1-1 HR		3-2 F8			4	2	2	2	0	0	1											
Tino Martinez, L OBP: 0.371, SLG: 0.625 (1, 3)	0-2 F8		4-2 25 1B	0-0 G4-3				1-3 K		3	1	0	0	1	1	2											
20 Jorge Posada, S OBP: 0.343, SLG: 0.437 (1, 2)	2-1 25 1B		0-0 F8		0-3 K		2-1 1B			4	0	2	1	0	1	1											
25 Jason Giambi, L OBP: 0.390, SLG: 0.371 (1, 10)	0-2 1B		1-2 24 1B	0-1 HR		0-1 HR		2-1 P5		4	1	3	3	0	0	1											
24 Robinson Canó, L OBP: 0.320, SLG: 0.449 (1, 4)	0-0 P6		0-1 1B		1-3 K		2-3 K			4	0	1	0	0	2	3											
Inning Stats	R: 0 E: 0 K: 0 S: 7	H: 0 LOB: 0 BB: 0 P: 8	R: 2 E: 0 K: 1 S: 16	H: 4 LOB: 2 BB: 0 P: 20	R: 0 E: 0 K: 0 S: 7	H: 0 LOB: 0 BB: 0 P: 9	R: 1 E: 0 K: 0 S: 12	H: 2 LOB: 2 BB: 1 P: 21	R: 2 E: 0 K: 0 S: 12	H: 2 LOB: 0 BB: 0 P: 14	R: 1 E: 0 K: 2 S: 10	H: 1 LOB: 0 BB: 0 P: 14	R: 0 E: 0 K: 1 S: 9	H: 0 LOB: 1 BB: 1 P: 19	R: 0 E: 0 K: 2 S: 12	H: 1 LOB: 1 BB: 0 P: 19	R: 0 E: 0 K: 1 S: 8	H: 0 LOB: 1 BB: 1 P: 13	1B: 8 2B: 0 3B: 0 HR: 2	SF: 0 SAC: 0 DP: 0 HBP: 0	WP: 0 SB: 1 CS: 0	PA: 40					
PITCHER	IP	WLS	BF	H	R	ER	SO	BB	IBB	HBP	BLK	WP	HR	S	P	ERA	WHIP										
40 Julio Mateo, R ERA: 2.0 (1, 1)	5.0	L	24	8	5	5	1	1	0	0	0	0	1	54	72	9.00	1.800										
Matt Thornton, L ERA: 6.27 (6, 1)	3.0		12	2	1	1	5	1	0	0	0	0	1	31	52	3.00	1.000										
Ron Villone, L ERA: 4.85 (9, 1)	1.0		4	0	0	0	1	1	0	0	0	0	0	8	13	0.00	1.000										

New York Yankees @ Seattle Mariners
Safeco Field, Seattle, WA
Tue May 17 2005, 7:05 PM PDT
Att: 35,549 - Partly Cloudy - 61 F

AB	37
R	6
H	10
RBI	6
BB	3
SO	7
LOB	15



Batter	1	2	3	4	5	6	7	8	9	AB	R	H	RBI	BB	SO	LOB	BOTTOM										
51 Ichiro Suzuki, L OBP: 0.392, SLG: 0.481 (1, 9)	0-0 F7		2-2 L6			1-2 G5-3		1-2 K		4	0	0	0	0	1	0											
Randy Winn, S OBP: 0.372, SLG: 0.373 (1, 7)	0-2 G3-1			2-1 G6-3		2-1 G4-3			0-0 G6-3	4	0	0	0	0	0	0											
29 Adrian Beltre, R OBP: 0.264, SLG: 0.359 (1, 5)		2-3 K		1-0 G6-3		2-1 F7			3-2 1B	2	0	0	0	0	1	0											
Dave Hansen, L OBP: 0.125, SLG: 0.143 (6, 5)									3-2 1B	2	0	1	0	0	0	0											
Richie Sexson, R OBP: 0.342, SLG: 0.524 (1, 3)		3-3 K		0-1 1B		1-2 G5-3			3-2 1B	4	0	2	0	0	1	0											
Raul Ibanez, L OBP: 0.348, SLG: 0.441 (1, 10)		1-1 G3		0-0 1B		1-3 K			2-3 K	4	0	1	0	0	2	2											
Bret Boone, R OBP: 0.323, SLG: 0.415 (1, 4)		1-2 HBP		1-3 K		2-1 1B			3-2 F9	3	0	1	0	0	1	4											
7 Jeremy Reed, L OBP: 0.329, SLG: 0.315 (1, 8)			3-2 L8		0-2 G4-3		0-0 G4-3			3	0	0	0	0	0	2											
Miguel Olivo, R OBP: 0.179, SLG: 0.222 (1, 2)				0-0 G5-3		1-3 K		0-2 G5-3		3	0	0	0	0	1	0											
39 Wilson Valdez, R OBP: 0.229, SLG: 0.238 (1, 6)			2-2 G6-3		3-2 G6-3			0-0 G6-3		3	0	0	0	0	0	0											
Inning Stats	R: 0 E: 0 K: 1 S: 7	H: 0 LOB: 0 BB: 0 P: 9	R: 0 E: 0 K: 1 S: 11	H: 0 LOB: 0 BB: 0 P: 19	R: 0 E: 0 K: 0 S: 11	H: 0 LOB: 0 BB: 0 P: 15	R: 0 E: 0 K: 1 S: 9	H: 2 LOB: 2 BB: 0 P: 13	R: 0 E: 0 K: 0 S: 9	H: 0 LOB: 0 BB: 0 P: 13	R: 0 E: 0 K: 0 S: 7	H: 0 LOB: 0 BB: 0 P: 12	R: 0 E: 0 K: 1 S: 10	H: 1 LOB: 1 BB: 0 P: 14	R: 0 E: 0 K: 1 S: 7	H: 0 LOB: 0 BB: 0 P: 8	R: 0 E: 0 K: 1 S: 19	H: 2 LOB: 2 BB: 0 P: 30	1B: 5 2B: 0 3B: 0 HR: 0	SF: 0 SAC: 0 DP: 0 HBP: 1	WP: 0 SB: 0 CS: 0	PA: 33					
PITCHER	IP	WLS	BF	H	R	ER	SO	BB	IBB	HBP	BLK	WP	HR	S	P	ERA	WHIP										
Carl Pavano, R ERA: 4.0 (1, 1)	9.0	W	33	5	0	0	7	0	0	1	0	0	0	90	133	0.00	0.556										

New York Yankees @ Seattle Mariners
Safeco Field, Seattle, WA
Tue May 17 2005, 7:05 PM PDT
Att: 35,549 - Partly Cloudy - 61 F

AB	32
R	0
H	5
RBI	0
BB	0
SO	7
LOB	8



Batter	1	2	3	4	5	6	7	8	9	AB	R	H	RBI	BB	SO	LOB	TOP				
2 Derek Jeter, R OBP: 0.410, SLG: 0.440										5	1	2	0	0	1	2					
Tony Womack, L OBP: 0.323, SLG: 0.322										4	1	2	0	1	1	1					
Gary Sheffield, R OBP: 0.409, SLG: 0.510									4	0	0	0	1	1	6						
55 Hideki Matsui, L OBP: 0.326, SLG: 0.404									5	2	3	1	0	1	3						
13 Alex Rodriguez, R OBP: 0.377, SLG: 0.605									4	2	1	3	1	1	2						
20 Jorge Posada, S OBP: 0.345, SLG: 0.431									4	0	1	0	1	0	2						
25 Jason Giambi, L OBP: 0.383, SLG: 0.363									5	0	1	2	0	1	4						
Bernie Williams, S OBP: 0.313, SLG: 0.325									3	0	0	0	1	0	1						
24 Robinson Cano, L OBP: 0.333, SLG: 0.442									3	0	1	0	1	0	1						
Inning Stats	R: 4 E: 0 K: 0 S: 16	H: 4 LOB: 0 BB: 0 P: 26	R: 0 E: 0 K: 1 S: 11	H: 1 LOB: 1 BB: 0 P: 20	R: 2 E: 0 K: 1 S: 14	H: 2 LOB: 1 BB: 1 P: 27	R: 0 E: 0 K: 0 S: 9	H: 1 LOB: 1 BB: 1 P: 16	R: 0 E: 1 K: 1 S: 13	H: 3 LOB: 3 BB: 1 P: 27	R: 0 E: 0 K: 1 S: 6	H: 0 LOB: 0 BB: 0 P: 11	R: 0 E: 0 K: 1 S: 9	H: 0 LOB: 0 BB: 1 P: 17	R: 0 E: 0 K: 1 S: 19	H: 2 LOB: 3 BB: 1 P: 27	1B: 9 2B: 1 3B: 0 HR: 1	SF: 0 SAC: 0 DP: 2 HBP: 0	WP: 1 PB: 0 SB: 1 CS: 0	PA: 43	
PITCHER	IP	WLS	BF	H	R	ER	SO	BB	IBB	HBP	BLK	WP	HR	S	P	ERA	WHIP				
Jamie Moyer, L ERA: 6.11	5.0	25	8	6	6	2	2	2	1	0	0	1	1	57	101	10.80	2.000				
Shigetoshi Hasegawa, R ERA: 2.61	2.0	9	1	0	0	2	1	0	0	0	0	0	0	19	38	0.00	1.000				
Jeff Nelson, R ERA: 3.65	1.1	W	5	0	0	0	1	2	0	0	0	0	0	14	28	0.00	1.500				
Ron Villone, L ERA: 4.61	0.2	S	4	2	0	0	1	0	0	0	0	0	0	14	16	0.00	3.000				

New York Yankees @ Seattle Mariners
Safeco Field, Seattle, WA
Wed May 18 2005, 7:05 PM PDT
Att: 37,419 - Roof Closed - 61 F

AB	37
R	6
H	11
RBI	6
BB	6
SO	6
LOB	22



Batter	1	2	3	4	5	6	7	8	9	AB	R	H	RBI	BB	SO	LOB	BOTTOM				
51 Ichiro Suzuki, L OBP: 0.389, SLG: 0.476										4	1	1	0	0	0	2					
Randy Winn, S OBP: 0.375, SLG: 0.377										4	2	2	0	0	1	0					
Raul Ibanez, L OBP: 0.352, SLG: 0.456										4	1	2	3	0	1	0					
Richie Sexson, R OBP: 0.333, SLG: 0.508										4	0	0	0	0	2	2					
Bret Boone, R OBP: 0.321, SLG: 0.411										4	0	1	1	0	1	0					
7 Jeremy Reed, L OBP: 0.333, SLG: 0.323										3	2	1	0	1	0	1					
Greg Dobbs, L OBP: 0.185, SLG: 0.259										4	0	0	0	0	2	2					
Miguel Olivo, R OBP: 0.182, SLG: 0.223										4	1	1	1	0	1	1					
39 Wilson Valdez, R OBP: 0.241, SLG: 0.259										3	0	2	1	0	0	0					
Inning Stats	R: 2 E: 0 K: 1 S: 19	H: 3 LOB: 1 BB: 0 P: 30	R: 0 E: 0 K: 1 S: 15	H: 1 LOB: 0 BB: 0 P: 21	R: 0 E: 0 K: 2 S: 8	H: 0 LOB: 0 BB: 0 P: 9	R: 0 E: 0 K: 2 S: 11	H: 0 LOB: 0 BB: 0 P: 16	R: 2 E: 2 K: 1 S: 11	H: 3 LOB: 1 BB: 1 P: 18	R: 0 E: 0 K: 1 S: 14	H: 0 LOB: 0 BB: 0 P: 21	R: 1 E: 1 K: 0 S: 9	H: 2 LOB: 0 BB: 0 P: 14	R: 0 E: 0 K: 1 S: 19	H: 0 LOB: 0 BB: 0 P: 27	1B: 6 2B: 4 3B: 0 HR: 0	SF: 0 SAC: 0 DP: 0 HBP: 0	WP: 0 PB: 0 SB: 0 CS: 1	PA: 36	
PITCHER	IP	WLS	BF	H	R	ER	SO	BB	IBB	HBP	BLK	WP	HR	S	P	ERA	WHIP				
35 Mike Mussina, R ERA: 3.79	5.0	22	7	4	4	6	7	4	0	0	0	0	0	71	104	7.20	1.400				
Tanyon Sturtze, R ERA: 3.44	2.0	B	9	1	2	0	2	1	0	0	0	0	0	25	39	0.00	1.000				
Tom Gordon, R ERA: 4.05	1.0	L	4	2	1	1	0	0	0	0	0	0	0	9	14	9.00	2.000				

New York Yankees @ Seattle Mariners
Safeco Field, Seattle, WA
Wed May 18 2005, 7:05 PM PDT
Att: 37,419 - Roof Closed - 61 F

AB	34
R	7
H	10
RBI	6
BB	1
SO	8
LOB	8



Batter	1	2	3	4	5	6	7	8	9	AB	R	H	RBI	BB	SO	LOB	TOP								
2 Derek Jeter, R OBP: 0.400, SLG: 0.427	G4-3		G4-3			K		K									5 0 0 0 0 3 6								
Tony Womack, L OBP: 0.331, SLG: 0.322	G1-3 1B			F8 55 2B BB		F8		K									3 2 1 0 2 1 4								
Gary Sheffield, R OBP: 0.403, SLG: 0.500	G1-3			F8		P6		G4-3									5 0 1 0 0 0 3								
55 Hideki Matsui, L OBP: 0.328, SLG: 0.410	K			BB 2B				G4-3									5 2 2 2 0 1 2								
13 Alex Rodriguez, R OBP: 0.388, SLG: 0.604				BB BB				K									2 1 1 0 3 1 0								
Tino Martinez, L OBP: 0.385, SLG: 0.609	G4-6-3			BB BB													3 0 0 1 1 0 3								
20 Jorge Posada, S OBP: 0.353, SLG: 0.429	F9			P6													3 0 1 0 2 0 3								
24 Robinson Canó, L OBP: 0.322, SLG: 0.421				F8		K											5 0 1 1 0 1 7								
Kevin Brown, R OBP: 0.200, SLG: 1.000 Rubén Sierra, S OBP: 0.298, SLG: 0.687 Tanyon Sturtze, R ERA: 4.7 Mike Stanton, L ERA: 5.4 25 Jason Giambi, L OBP: 0.306, SLG: 0.359 Tom Gordon, R ERA: 3.86 42 Mariano Rivera, R ERA: 1.84				K													2 0 1 0 0 1 0 1 0 0 0 1 0 0 2 0 0 0 0 0 0 0 0 0 0 0 0 0 0 0 0 1 0 0 0 0 0 0 2 0 0 0 0 0 0 0 0 0 0 0 0 0 0 0 0								
Inning Stats	R: 0 E: 0 K: 1 S: 11	H: 1 LOB: 1 BB: 0 P: 16	R: 0 E: 0 K: 0 S: 7	H: 0 LOB: 0 BB: 1 P: 15	R: 0 E: 0 K: 1 S: 6	H: 0 LOB: 0 BB: 0 P: 10	R: 1 E: 0 K: 1 S: 11	H: 1 LOB: 3 BB: 0 P: 25	R: 0 E: 0 K: 1 S: 9	H: 1 LOB: 0 BB: 0 P: 17	R: 2 E: 2 K: 2 S: 18	H: 1 LOB: 3 BB: 2 P: 33	R: 0 E: 0 K: 1 S: 7	H: 0 LOB: 0 BB: 0 P: 11	R: 0 E: 0 K: 1 S: 13	H: 1 LOB: 2 BB: 1 P: 24	R: 2 E: 0 K: 0 S: 17	H: 3 LOB: 2 BB: 1 P: 25	1B: 6 2B: 2 3B: 0 HR: 0	SF: 1 SAC: 0 DP: 1 HBP: 0	WP: 0 PB: 0 SB: 2 CS: 0	PA: 44			
PITCHER	IP	WLS	BF	H	R	ER	SO	BB	IBB	HBP	BLK	WP	HR	S	P	ERA	WHIP								
Victor Zambrano, R ERA: 5.19	5.1	L	27	4	3	2	4	6	0	0	0	0	0	56	108	3.38	1.875								
Heath Bell, R ERA: 3.5	1.2		5	0	0	0	3	0	0	0	0	0	0	13	19	0.00	0.000								
Mike DeJean, R ERA: 4.7	1.0		5	1	0	0	1	1	0	0	0	0	0	13	24	0.00	2.000								
Roberto Hernandez, R ERA: 2.57	0.2		6	3	2	2	0	1	0	0	0	0	0	14	22	27.00	6.000								
Aaron Heilman, R ERA: 4.34	0.1		1	0	0	0	0	0	0	0	0	0	0	3	3	0.00	0.000								

New York Yankees @ New York Mets
Shea Stadium, Flushing, NY
Fri May 20 2005, 7:10 PM EDT
Att: 55,740 - Partly Cloudy + 52 F

AB 35
R 5
H 8
RBI 5
BB 8
SO 8
LOB 32



Batter	1	2	3	4	5	6	7	8	9	AB	R	H	RBI	BB	SO	LOB	BOTTOM								
7 José Reyes, S OBP: 0.283, SLG: 0.393	G4-3	G6-3		K					P6								5 1 1 0 0 1 2								
Mike Cameron, R OBP: 0.492, SLG: 0.729	WP 15 G3 1B			31 S BB		P4		F8									4 0 1 0 1 0 1								
15 Carlos Beltrán, S OBP: 0.346, SLG: 0.464	G3			F9		FC4-6 BB											4 0 1 1 1 0 2								
Cliff Floyd, L OBP: 0.360, SLG: 0.560	31 S BB			K		FC4-6		L3									3 0 0 0 1 1 3								
31 Mike Piazza, R OBP: 0.299, SLG: 0.444				K		K											3 0 0 0 1 2 2								
Doug Mientkiewicz, L OBP: 0.320, SLG: 0.378	K			G4-3				F7									4 0 0 0 0 1 3								
5 David Wright, R OBP: 0.386, SLG: 0.507				E6 E		G3											3 1 1 0 1 0 0								
Kazuo Matsui, S OBP: 0.285, SLG: 0.343	F8			E6 2B		K		K									4 0 1 1 0 2 3								
Victor Zambrano, S ERA: 5.36 Heath Bell, R ERA: 3.5 Marlon Anderson, L ERA: 5.4 Mike DeJean, R ERA: 4.7 Eric Valenti, L OBP: 0.257, SLG: 0.194 Roberto Hernandez, R ERA: 2.57 Aaron Heilman, R ERA: 4.34				P6				L9									1 0 0 0 0 0 1 0 0 0 0 0 0 0 0 1 0 0 0 0 0 0 0 0 0 0 0 0 0 0 0 1 0 0 0 0 0 0 2 0 0 0 0 0 0 0 0 0 0 0 0 0 0 0 0								
Inning Stats	R: 0 E: 0 K: 1 S: 13	H: 1 LOB: 2 BB: 0 P: 26	R: 0 E: 0 K: 0 S: 9	H: 1 LOB: 0 BB: 0 P: 16	R: 0 E: 0 K: 2 S: 9	H: 0 LOB: 1 BB: 1 P: 17	R: 1 E: 2 K: 1 S: 10	H: 1 LOB: 1 BB: 0 P: 17	R: 0 E: 0 K: 1 S: 8	H: 0 LOB: 1 BB: 1 P: 14	R: 0 E: 0 K: 1 S: 9	H: 0 LOB: 0 BB: 0 P: 15	R: 1 E: 0 K: 0 S: 10	H: 2 LOB: 1 BB: 0 P: 14	R: 0 E: 1 K: 2 S: 12	H: 0 LOB: 2 BB: 1 P: 20	R: 0 E: 0 K: 0 S: 7	H: 0 LOB: 0 BB: 0 P: 11	1B: 3 2B: 2 3B: 0 HR: 0	SF: 0 SAC: 1 DP: 0 HBP: 0	WP: 1 PB: 0 SB: 2 CS: 0	PA: 39			
PITCHER	IP	WLS	BF	H	R	ER	SO	BB	IBB	HBP	BLK	WP	HR	S	P	ERA	WHIP								
Kevin Brown, R ERA: 5.36	5.0	W	23	3	1	0	5	4	0	0	0	0	0	49	90	0.00	1.400								
Tanyon Sturtze, R ERA: 3.5	1.2	H	7	2	1	1	1	0	0	0	0	0	0	16	26	5.40	1.200								
Mike Stanton, L ERA: 5.4	0.1	H	1	0	0	0	0	0	0	0	0	0	0	3	3	0.00	0.000								
Tom Gordon, R ERA: 3.86	1.0	H	5	0	0	0	2	1	0	0	0	0	0	12	20	0.00	1.000								
42 Mariano Rivera, R ERA: 1.84	1.0	S	3	0	0	0	0	0	0	0	0	0	0	7	11	0.00	0.000								

New York Yankees @ New York Mets
Shea Stadium, Flushing, NY
Fri May 20 2005, 7:10 PM EDT
Att: 55,740 - Partly Cloudy + 52 F

AB 33
R 2
H 5
RBI 2
BB 5
SO 8
LOB 19



Batter	1	2	3	4	5	6	7	8	9	AB	R	H	RBI	BB	SO	LOB	TOP					
2 Derek Jeter, R OBP: 0.399, SLG: 0.422 Rey Sanchez, R OBP: 0.400, SLG: 0.391	G3			G6-3		FC6-4 HBP		F8		2	0	0	0	0	0	0						
Tony Womack, L OBP: 0.329, SLG: 0.320	G4-3			K		FC6-4 L4-6 BB			13 1B	4	1	1	0	0	1	1						
Bernie Williams, S OBP: 0.311, SLG: 0.317	P4			G1-3					G3	3	0	0	0	1	0	1						
55 Hideki Matsui, L OBP: 0.326, SLG: 0.406						L4-6			K	4	0	1	0	0	2	3						
13 Alex Rodriguez, R OBP: 0.396, SLG: 0.605									G1-6-3	3	0	2	1	1	0	1						
Tino Martinez, L OBP: 0.362, SLG: 0.593									F8	3	0	0	0	1	1	2						
20 Jorge Posada, S OBP: 0.350, SLG: 0.431									F8	4	0	1	0	0	1	2						
24 Robinson Canó, L OBP: 0.323, SLG: 0.407									G3	2	0	0	0	1	1	0						
Randy Johnson, R Paul Quantrill, L Ruben Sierra, S Buddy Groom, L									K	2	0	0	0	1	1	0						
Inning Stats	R: 0 E: 0 K: 0 S: 8	H: 0 LOB: 0 BB: 0 P: 13	R: 0 E: 0 K: 0 S: 8	H: 1 LOB: 0 BB: 0 P: 15	R: 0 E: 0 K: 1 S: 6	H: 0 LOB: 0 BB: 0 P: 10	R: 0 E: 0 K: 1 S: 10	H: 0 LOB: 3 BB: 2 P: 15	R: 0 E: 0 K: 2 S: 11	H: 1 LOB: 1 BB: 1 P: 20	R: 0 E: 0 K: 2 S: 8	H: 1 LOB: 0 BB: 0 P: 14	R: 0 E: 0 K: 1 S: 5	H: 0 LOB: 0 BB: 0 P: 8	R: 1 E: 0 K: 1 S: 11	H: 2 LOB: 2 BB: 1 P: 22	1B: 4 2B: 2 3B: 0 HR: 0	SF: 0 SAC: 0 DP: 2 HBP: 1	WP: 0 PB: 0 SB: 0 CS: 0	PA: 34		
PITCHER	IP	WLS	BF	H	R	ER	SO	BB	IBB	HBP	BLK	WP	HR	S	P	ERA	WHIP					
Kris Benson, R ERA: 3.7	(1, 1)	6.0	W	23	3	0	0	3	2	1	1	0	0	0	59	106	0.00	0.833				
Dae-Sung Koo, L ERA: 3.38	(7, 1)	1.1	H	3	0	0	0	3	0	0	0	0	0	9	14	0.00	0.000					
Roberto Hernandez, R ERA: 2.49	(8, 1)	0.2		2	0	0	0	0	0	0	0	0	0	2	4	0.00	0.000					
Braden Loooper, R ERA: 4.41	(9, 1)	1.0		6	2	1	1	1	1	0	0	0	0	11	22	9.00	3.000					

New York Yankees @ New York Mets
Shea Stadium, Flushing, NY
Sat May 21 2005, 1:20 PM EDT
Att: 55,800 - Partly Cloudy - 67 F

AB	29
R	1
H	5
RBI	1
BB	4
SO	7
LOB	13



Batter	1	2	3	4	5	6	7	8	9	AB	R	H	RBI	BB	SO	LOB	BOTTOM					
7 José Reyes, S OBP: 0.293, SLG: 0.412	FC4-6 1B			G6-3			SH2-4			4	0	3	4	0	0	0						
Miguel Cairo, R OBP: 0.288, SLG: 0.377	FC4-6 15 CS			P3			HR			5	1	1	1	0	1	4						
15 Carlos Beltrán, S Cliff Floyd, L										3	0	2	0	0	0	0						
31 Mike Piazza, R OBP: 0.305, SLG: 0.446										4	1	2	0	0	1	1						
Mike Cameron, R OBP: 0.476, SLG: 0.692										4	1	1	0	0	1	4						
5 David Wright, R OBP: 0.385, SLG: 0.522										4	1	2	2	0	2	0						
Chris Woodward, R OBP: 0.333, SLG: 0.372										4	0	1	0	0	0	1						
Kazuo Matsui, S Doug Mientkiewicz, L										2	1	1	0	0	0	2						
Kris Benson, R Dae-Sung Koo, L Roberto Hernandez, R Eric Valent, L Braden Loooper, R										2	0	1	0	0	1	0						
Inning Stats	R: 0 E: 0 K: 1 S: 15	H: 3 LOB: 2 BB: 0 P: 20	R: 1 E: 0 K: 1 S: 14	H: 3 LOB: 2 BB: 0 P: 23	R: 1 E: 0 K: 0 S: 13	H: 3 LOB: 2 BB: 0 P: 16	R: 0 E: 0 K: 1 S: 8	H: 0 LOB: 0 BB: 0 P: 9	R: 0 E: 0 K: 1 S: 5	H: 1 LOB: 0 BB: 0 P: 9	R: 0 E: 0 K: 2 S: 10	H: 0 LOB: 0 BB: 0 P: 13	R: 2 E: 0 K: 2 S: 13	H: 2 LOB: 0 BB: 0 P: 22	R: 3 E: 0 K: 1 S: 16	H: 3 LOB: 1 BB: 1 P: 27	1B: 10 2B: 3 3B: 1 HR: 1	SF: 0 SAC: 1 DP: 1 HBP: 0	WP: 0 PB: 0 SB: 0 CS: 1	PA: 38		
PITCHER	IP	WLS	BF	H	R	ER	SO	BB	IBB	HBP	BLK	WP	HR	S	P	ERA	WHIP					
Randy Johnson, L ERA: 3.94	(1, 1)	6.2	L	30	12	4	4	5	0	0	0	0	0	1	74	106	5.40	1.800				
Paul Quantrill, R ERA: 3.63	(7, 1)	0.1		1	0	0	0	1	0	0	0	0	0	4	6	0.00	0.000					
Buddy Groom, L ERA: 5.59	(8, 1)	1.0		7	3	3	3	1	1	0	0	0	0	16	27	27.00	4.000					

New York Yankees @ New York Mets
Shea Stadium, Flushing, NY
Sat May 21 2005, 1:20 PM EDT
Att: 55,800 - Partly Cloudy - 67 F

AB	36
R	7
H	15
RBI	7
BB	1
SO	7
LOB	13



Batter	1	2	3	4	5	6	7	8	9	AB	R	H	RBI	BB	SO	LOB	TOP										
15 Brandon Inge, R OBP: 0.393, SLG: 0.479	G4-3		G6-3			G5-3		G6-4-3 13 HR	F8	5	1	1	0	0	0	0											
Ramon Martinez, R OBP: 0.324, SLG: 0.314	FC4 1B		F8			1B		1B		4	0	3	0	0	0	0											
Ivan Rodriguez, R OBP: 0.294, SLG: 0.427										2	0	0	0	0	1	1											
13 Vance Wilson, R OBP: 0.212, SLG: 0.103	K				G1-3	K		G6-4-3		2	0	0	0	0	1	3											
9 Carlos Guillen, S OBP: 0.425, SLG: 0.514	FC4					F7		33 HR HBP		2	0	0	0	0	1	1											
Jason Smith, L OBP: 0.235, SLG: 0.242					K					1	1	0	0	0	0	1											
Rondell White, R OBP: 0.327, SLG: 0.476										2	0	2	0	0	0	0											
33 Marcus Thames, R OBP: 0.284, SLG: 0.507										2	1	2	3	0	0	0											
Dmitri Young, S OBP: 0.331, SLG: 0.467										4	0	1	0	0	0	3											
Craig Monroe, R OBP: 0.344, SLG: 0.413										4	0	1	0	0	2	2											
Carlos Pena, L OBP: 0.314, SLG: 0.297										4	0	0	0	0	1	3											
Nook Logan, S OBP: 0.331, SLG: 0.384										4	0	0	0	0	1	2											
Inning Stats	R: 0 E: 0 K: 1 S: 9	H: 1 LOB: 1 BB: 0 P: 11	R: 0 E: 0 K: 2 S: 12	H: 1 LOB: 1 BB: 0 P: 15	R: 0 E: 0 K: 1 S: 9	H: 0 LOB: 0 BB: 0 P: 13	R: 0 E: 0 K: 1 S: 8	H: 1 LOB: 1 BB: 0 P: 10	R: 0 E: 0 K: 0 S: 10	H: 0 LOB: 0 BB: 0 P: 15	R: 0 E: 0 K: 1 S: 9	H: 1 LOB: 1 BB: 0 P: 15	R: 0 E: 0 K: 0 S: 10	H: 2 LOB: 2 BB: 0 P: 14	R: 3 E: 0 K: 1 S: 19	H: 4 LOB: 1 BB: 0 P: 32	R: 0 E: 0 K: 0 S: 10	H: 0 LOB: 0 BB: 0 P: 16	1B: 8 2B: 1 3B: 0 HR: 1	SF: 0 SAC: 0 DP: 1 HBP: 1	WP: 0 PB: 0 SB: 0 CS: 0	PA: 37					
PITCHER	IP	WLS	BF	H	R	ER	SO	BB	IBB	HBP	BLK	WP	HR	S	P	ERA	WHIP										
35 Mike Mussina, R ERA: 3.38	7.0	W	27	6	0	0	6	0	0	0	0	0	0	67	93	0.00	0.857										
Paul Quantrill, R ERA: 4.5	0.2		4	2	2	2	0	0	0	1	0	0	0	9	14	27.00	3.000										
Buddy Groom, L ERA: 5.73	1.1		6	2	1	1	1	0	0	0	0	0	1	20	34	6.75	1.500										

Detroit Tigers @ New York Yankees
Yankee Stadium, Bronx, NY
Tue May 24 2005, 7:05 PM EDT
Att: 37,099 - Cloudy - 48 F

AB 36
R 3
H 10
RBI 3
BB 0
SO 7
LOB 16



Batter	1	2	3	4	5	6	7	8	9	AB	R	H	RBI	BB	SO	LOB	BOTTOM										
2 Derek Jeter, R OBP: 0.391, SLG: 0.412	G6-3		G1-3	F9	G4-3					4	0	0	0	0	0	3											
Rey Sanchez, R OBP: 0.400, SLG: 0.393										1	0	1	0	0	0	0											
Tony Womack, L OBP: 0.322, SLG: 0.313	G4-3		F9		E6 HR	G6-3		1B		5	1	0	0	0	1	2											
Gary Sheffield, R OBP: 0.403, SLG: 0.515	L5									5	2	2	2	0	2	1											
55 Hideki Matsui, L OBP: 0.325, SLG: 0.406										5	1	1	0	0	0	2											
13 Alex Rodriguez, R OBP: 0.413, SLG: 0.642										2	3	2	3	1	0	0											
Tino Martinez, L OBP: 0.359, SLG: 0.588										0	0	0	0	0	0	0											
20 Jorge Posada, S OBP: 0.380, SLG: 0.482										4	2	3	4	0	1	0											
John Flaherty, R OBP: 0.294, SLG: 0.313										0	0	0	0	0	0	0											
25 Jason Giambi, L OBP: 0.375, SLG: 0.555										3	1	2	0	0	0	0											
Russ Johnson, R										1	1	0	0	0	1	2											
Bernie Williams, S OBP: 0.322, SLG: 0.339										4	0	2	0	0	1	2											
24 Robinson Cano, L OBP: 0.304, SLG: 0.431										3	1	1	2	0	0	1											
Inning Stats	R: 0 E: 0 K: 0 S: 7	H: 0 LOB: 0 BB: 0 P: 9	R: 1 E: 0 K: 1 S: 11	H: 1 LOB: 0 BB: 0 P: 17	R: 0 E: 1 K: 0 S: 10	H: 0 LOB: 1 BB: 0 P: 16	R: 4 E: 0 K: 0 S: 13	H: 5 LOB: 1 BB: 0 P: 19	R: 6 E: 0 K: 0 S: 16	H: 5 LOB: 1 BB: 1 P: 31	R: 0 E: 0 K: 1 S: 10	H: 0 LOB: 0 BB: 0 P: 15	R: 0 E: 0 K: 2 S: 9	H: 1 LOB: 2 BB: 0 P: 15	R: 1 E: 0 K: 2 S: 12	H: 2 LOB: 1 BB: 0 P: 16	1B: 6 2B: 2 3B: 0 HR: 6	SF: 1 SAC: 0 DP: 1 HBP: 1	WP: 0 PB: 0 SB: 1 CS: 0	PA: 40							
PITCHER	IP	WLS	BF	H	R	ER	SO	BB	IBB	HBP	BLK	WP	HR	S	P	ERA	WHIP										
Wilfredo Ledezma, L ERA: 6.53	4.0	L	21	7	7	6	1	0	0	0	0	0	1	10	22	-	-										
Matt Ginter, R ERA: 5.66	0.0		5	4	3	3	0	1	0	0	0	0	1	10	22	-	-										
Chris Spurling, R ERA: 1.26	2.0		5	0	1	1	1	0	0	0	0	0	0	12	17	4.50	0.000										
Franklyn German, R ERA: 2.5	1.0		4	1	0	0	2	0	0	1	0	0	0	9	15	0.00	1.000										
Doug Creek, L ERA: 2.08	1.0		5	2	1	1	2	0	0	0	0	0	1	12	16	9.00	2.000										

Detroit Tigers @ New York Yankees
Yankee Stadium, Bronx, NY
Tue May 24 2005, 7:05 PM EDT
Att: 37,099 - Cloudy - 48 F


AB 37
R 12
H 14
RBI 11
BB 1
SO 6
LOB 13




Batter	1	2	3	4	5	6	7	8	9	AB	R	H	RBI	BB	SO	LOB	TOP								
15 Brandon Inge, R OBP: 0.395, SLG: 0.479	L9			SF9 1B		E9 1B		K		4	1	2	0	0	1	0	Detroit Tigers @ New York Yankees Yankee Stadium, Bronx, NY Wed May 25 2005, 7:05 PM EDT Att: 51,833 - Overcast - 51 F								
9 Carlos Guillen, S OBP: 0.421, SLG: 0.507	B2-3			1B		E4 G6-3		K		4	0	1	0	0	1	1									
Ivan Rodriguez, R OBP: 0.287, SLG: 0.419	G6-3			SF9		G6-3		G4-3		3	0	0	1	0	2										
Rondell White, R OBP: 0.331, SLG: 0.473		K		3-H 1-2 1B		1B G1-3 HBP		G3-1		3	1	1	0	0	1	0									
Dmitri Young, S OBP: 0.324, SLG: 0.455	G4-3			G4-6-3		G1-3		G1-3		4	0	0	0	0	3										
Craig Monroe, R OBP: 0.348, SLG: 0.411	G1-3			1-2		1-2				3	0	1	0	1	0	0									
Carlos Pena, L OBP: 0.310, SLG: 0.292				G3		20 WP 1B				2	0	0	0	0	1	0									
Ramon Martinez, R OBP: 0.333, SLG: 0.324				K		1-2 3-H 1B		F9		2	0	1	1	0	0	1									
33 Marcus Thames, R OBP: 0.273, SLG: 0.486				P2		G6-3		P6		3	0	0	0	0	2										
20 Omar Infante, R OBP: 0.275, SLG: 0.370				F8		F8		K		3	0	0	0	0	1	2									
Inning Stats	R: 0 E: 0 K: 0 S: 6	H: 0 LOB: 0 BB: 0 P: 9	R: 0 E: 0 K: 1 S: 7	H: 0 LOB: 0 BB: 0 P: 13	R: 0 E: 0 K: 1 S: 6	H: 0 LOB: 0 BB: 0 P: 8	R: 1 E: 0 K: 0 S: 13	H: 3 LOB: 1 BB: 0 P: 21	R: 0 E: 0 K: 1 S: 6	H: 0 LOB: 0 BB: 0 P: 7	R: 0 E: 1 K: 0 S: 7	H: 1 LOB: 1 BB: 0 P: 11	R: 1 E: 0 K: 1 S: 11	H: 2 LOB: 2 BB: 0 P: 16	R: 0 E: 0 K: 2 S: 8	H: 0 LOB: 0 BB: 1 P: 10	R: 0 E: 0 K: 0 S: 15	H: 0 LOB: 1 BB: 1 P: 23	1B: 6 2B: 0 3B: 0 HR: 0	SF: 1 SAC: 0 DP: 2 HBP: 1	WP: 1 PB: 0 SB: 1 CS: 0	PA: 34			
PITCHER	IP	WLS	BF	H	R	ER	SO	BB	IBB	HBP	BLK	WP	HR	S	P	ERA	WHIP								
40 Chien-Ming Wang, R ERA: 4.09	6.1	W	24	5	2	2	2	0	0	1	0	0	0	50	77	2.84	0.789								
Mike Stanton, L ERA: 5.23	0.0		1	1	0	0	0	0	0	0	0	0	0	1	1	∞	∞								
Tanyon Sturtze, R ERA: 3.48	0.2	H	2	0	0	0	1	0	0	0	0	1	0	5	7	0.00	0.000								
Tom Gordon, R ERA: 3.57	1.0	H	3	0	0	0	2	0	0	0	0	0	0	8	10	0.00	0.000								
42 Mariano Rivera, R ERA: 1.62	1.0	S	4	0	0	0	0	1	0	0	0	0	0	15	23	0.00	1.000								

Batter	1	2	3	4	5	6	7	8	9	AB	R	H	RBI	BB	SO	LOB	BOTTOM								
2 Derek Jeter, R OBP: 0.393, SLG: 0.420	24 SH1-4 1B									4	1	2	0	0	0	0	Detroit Tigers @ New York Yankees Yankee Stadium, Bronx, NY Wed May 25 2005, 7:05 PM EDT Att: 51,833 - Overcast - 51 F								
24 Robinson Cano, L OBP: 0.292, SLG: 0.412	SH1-4			P6						3	0	0	0	0	1	2									
Gary Sheffield, R OBP: 0.410, SLG: 0.515	55 C4-6-3 1B			55 FC3-2 IBB						2	1	1	1	2	1	0									
55 Hideki Matsui, L OBP: 0.329, SLG: 0.404	G4-6-3			FC3-2						3	1	1	0	1	0	4									
13 Alex Rodriguez, R OBP: 0.415, SLG: 0.642				20 FC5-4 BB						3	1	1	1	1	2	4									
20 Jorge Posada, S OBP: 0.370, SLG: 0.486	FC5-4 25 E			G4-3						3	0	2	2	1	0	1									
25 Jason Giambi, L OBP: 0.367, SLG: 0.345	L4			K						3	0	0	0	0	1	3									
Ruben Sierra, S OBP: 0.290, SLG: 0.621										0	0	0	0	1	0	0									
Bernie Williams, S OBP: 0.313, SLG: 0.328	F8			G4-3						4	0	0	0	0	0	6									
Tino Martinez, L OBP: 0.359, SLG: 0.582				2 55 FC3-2 1B						3	0	1	0	0	0	0									
Inning Stats	R: 1 E: 0 K: 0 S: 11	H: 2 LOB: 0 BB: 0 P: 18	R: 0 E: 1 K: 0 S: 7	H: 0 LOB: 1 BB: 1 P: 13	R: 0 E: 0 K: 1 S: 11	H: 2 LOB: 3 BB: 1 P: 20	R: 0 E: 0 K: 1 S: 7	H: 1 LOB: 0 BB: 0 P: 12	R: 0 E: 0 K: 0 S: 5	H: 0 LOB: 0 BB: 0 P: 6	R: 3 E: 0 K: 0 S: 8	H: 3 LOB: 0 BB: 1 P: 16	R: 0 E: 0 K: 1 S: 7	H: 0 LOB: 0 BB: 0 P: 9	R: 0 E: 0 K: 2 S: 15	H: 0 LOB: 3 BB: 3 P: 31	1B: 6 2B: 2 3B: 0 HR: 0	SF: 0 SAC: 1 DP: 2 HBP: 0	WP: 0 PB: 0 SB: 1 CS: 0	PA: 35					
PITCHER	IP	WLS	BF	H	R	ER	SO	BB	IBB	HBP	BLK	WP	HR	S	P	ERA	WHIP								
Mike Maroth, L ERA: 4.53	5.0	L	24	8	4	4	2	2	1	0	0	0	0	46	81	7.20	2.000								
Jamie Walker, L ERA: 2.12	2.0		5	0	0	0	1	0	0	0	0	0	0	10	13	0.00	0.000								
Franklyn German, R ERA: 2.41	0.2		4	0	0	0	2	1	1	0	0	0	0	11	23	0.00	1.500								
Doug Creek, L ERA: 1.93	0.1		2	0	0	0	0	1	0	0	0	0	0	4	8	0.00	3.000								





Batter	1	2	3	4	5	6	7	8	9	AB R H RBI BB SO LOB	TOP											
15 Brandon Inge, R (1, 5) OBP: 0.395, SLG: 0.483	1-2 G3 SH2-3 1B		2-2 1B 2B	3-3 SAFE SAFE K			1-2 G6-3		1-3 K	5 1 2 0 0 2 2	<p>Detroit Tigers @ New York Yankees Yankee Stadium, Bronx, NY Thu May 26 2005, 7:05 PM EDT Att: 42,835 - Cloudy - 59 F</p> <p>livebaseballscorecards.com</p> <p>AB 36 R 3 H 12 RBI 3 BB 0 SO 9 LOB 13</p> 											
Ramon Martinez, R (1, 4) OBP: 0.333, SLG: 0.325	1 SAFE SH2-3		0-2 E 1B		1-0 G1-3		1-1 G6-3			3 1 1 1 0 0 0												
Dmitri Young, S (1, 10) OBP: 0.322, SLG: 0.456	1-0 G3		0-0 E6 2B		1-2 G1-3			3-3 K		4 0 1 1 0 1 1												
Rondell White, R (1, 7) OBP: 0.335, SLG: 0.474	1-0 P3		0-0 G6-4-3 1B		2-1 E9 1B			0-3 K		4 0 2 0 0 1 1												
Ivan Rodriguez, R (1, 2) OBP: 0.292, SLG: 0.427		3-2 1B	0-0 G6-4-3 1B		1-1 G6-3			1-0 2B		4 0 2 0 0 0 3												
Craig Monroe, R (1, 9) OBP: 0.345, SLG: 0.407	2-2 F9			1-1 CS 1B		0-0 L7		0-1 G6-3		4 0 1 0 0 0 2												
Carlos Pena, L (1, 3) OBP: 0.301, SLG: 0.282	0-2 K			3-3 SAFE SAFE K		1-1 G4-3			3-3 K	4 0 0 0 0 3 2												
Jason Smith, L (1, 6) OBP: 0.263, SLG: 0.324	1-0 L4			0-0 1B 3B		3-2 L6			2-2 33 S 1B	4 1 2 0 0 0 1												
Nook Logan, S (1, 8) OBP: 0.331, SLG: 0.383 33 Marcus Thames, R (9, PH) OBP: 0.269, SLG: 0.479			0-2 P4 1B	0-1 15 S 1B			0-3 K		3-3 SAFE K	3 0 1 1 0 1 0 1 0 0 0 0 1 1												
Inning Stats	R: 0 E: 0 K: 0 S: 7	H: 1 LOB: 1 BB: 0 P: 10	R: 0 E: 0 K: 1 S: 12	H: 1 LOB: 1 BB: 0 P: 18	R: 2 E: 1 K: 0 S: 12	H: 4 LOB: 1 BB: 0 P: 14	R: 1 E: 0 K: 2 S: 13	H: 3 LOB: 1 BB: 0 P: 19	R: 0 E: 1 K: 0 S: 9	H: 1 LOB: 1 BB: 0 P: 14	R: 0 E: 0 K: 0 S: 6	H: 0 LOB: 0 BB: 0 P: 10	R: 0 E: 0 K: 1 S: 9	H: 0 LOB: 0 BB: 0 P: 11	R: 0 E: 0 K: 2 S: 12	H: 1 LOB: 1 BB: 0 P: 16	R: 0 E: 0 K: 3 S: 14	H: 1 LOB: 1 BB: 0 P: 23	1B: 8 2B: 4 3B: 1 HR: 0	SF: 0 SAC: 1 DP: 2 HBP: 0	WP: 0 PB: 0 SB: 2 CS: 1	PA: 37
PITCHER	IP WLS BF H R ER SO BB IBB HBP BLK WP HR S P ERA WHIP											PITCHER	IP WLS BF H R ER SO BB IBB HBP BLK WP HR S P ERA WHIP									
Kevin Brown, R (1, 1) ERA: 5.14	7.0 W 29 10 3 3 4 0 0 0 0 0 0 68 96 3.86 1.429																					
Tom Gordon, R (8, 1) ERA: 3.42	1.0 H 4 1 0 0 2 0 0 0 0 0 0 12 16 0.00 1.000																					
42 Mariano Rivera, R (9, 1) ERA: 1.53	1.0 S 4 1 0 0 3 0 0 0 0 0 0 14 23 0.00 1.000																					

Batter	1	2	3	4	5	6	7	8	9	AB R H RBI BB SO LOB	BOTTOM									
2 Derek Jeter, R (1, 6) OBP: 0.394, SLG: 0.416	1-0 G1-4-3		3-3 K	2-2 FC6-4 FC6-4		4-1 SAFE FC5-4 BB		2-1 1B		4 0 1 1 1 1 2	<p>Detroit Tigers @ New York Yankees Yankee Stadium, Bronx, NY Thu May 26 2005, 7:05 PM EDT Att: 42,835 - Cloudy - 59 F</p> <p>livebaseballscorecards.com</p> <p>AB 35 R 4 H 11 RBI 4 BB 2 SO 6 LOB 22</p> 									
Tony Womack, L (1, 7) OBP: 0.318, SLG: 0.310	1-1 F7		0-2 CS 1B	0-0 FC6-4		0-1 F7		0-2 G4-3		5 0 1 0 0 0 5										
Gary Sheffield, R (1, 9) OBP: 0.407, SLG: 0.509	2-1 F9		1 SAFE SAFE SAFE 55 1B 1-2 1B		0-2 G4-3		1-1 FC5-4			4 0 1 0 0 0 2										
55 Hideki Matsui, L (1, 8) OBP: 0.332, SLG: 0.406		1-1 G3	0-0 1B		0-1 13 HR 1B		2-3 K			4 1 2 0 0 1 0										
13 Alex Rodriguez, R (1, 5) OBP: 0.421, SLG: 0.659		4-2 2B 20 E BB	2-3 K		0-1 1-H HR		2-0 20 S 1B			3 2 2 2 1 1 2										
Tino Martinez, L (1, 3) OBP: 0.382, SLG: 0.587	1-0 20 E 2B			1-1 24 E 20 1B 2 FC6-4 1B		0-3 K		3-2 SAFE SAFE P6		4 1 2 0 0 1 1										
20 Jorge Posada, S (1, 2) OBP: 0.367, SLG: 0.480	0-0 E3 25 HBP			2-1 2 FC6-4 24 E 1B		2-2 F8		1-1 F7		4 0 1 1 0 0 2										
25 Jason Giambi, L (1, 10) OBP: 0.373, SLG: 0.348 Bernie Williams, S (6, PR) OBP: 0.311, SLG: 0.326 (7, 10)	1-2 24 G4-6-3 HBP			0-3 K		1-2 2 BB 1B		0-2 G5-3		2 0 1 0 0 1 2 1 0 0 0 0 0 0										
24 Robinson Cano, L (1, 4) OBP: 0.276, SLG: 0.389	1-2 G4-6-3			2-1 FC6 2 FC6-4		1-2 F7		1-3 K		4 0 0 0 0 1 6										
Inning Stats	R: 0 E: 0 K: 0 S: 5	H: 0 LOB: 0 BB: 0 P: 9	R: 1 E: 1 K: 0 S: 15	H: 1 LOB: 2 BB: 1 P: 23	R: 0 E: 0 K: 2 S: 13	H: 3 LOB: 2 BB: 0 P: 21	R: 1 E: 1 K: 1 S: 14	H: 2 LOB: 2 BB: 0 P: 21	R: 2 E: 0 K: 1 S: 15	H: 2 LOB: 0 BB: 0 P: 17	R: 0 E: 0 K: 0 S: 14	H: 1 LOB: 1 BB: 1 P: 21	R: 0 E: 0 K: 1 S: 11	H: 1 LOB: 1 BB: 0 P: 19	R: 0 E: 0 K: 1 S: 12	H: 1 LOB: 1 BB: 0 P: 15	1B: 9 2B: 1 3B: 0 HR: 1	SF: 0 SAC: 0 DP: 1 HBP: 1	WP: 0 PB: 0 SB: 1 CS: 1	PA: 38
PITCHER	IP WLS BF H R ER SO BB IBB HBP BLK WP HR S P ERA WHIP											PITCHER	IP WLS BF H R ER SO BB IBB HBP BLK WP HR S P ERA WHIP							
38 Jeremy Bonderman, R (1, 1) ERA: 3.48	6.0 L 30 9 4 3 4 2 0 0 0 0 0 76 112 4.50 1.833																			
Jamie Walker, L (7, 1) ERA: 2.04	0.2 3 1 0 0 1 0 0 0 0 0 0 9 16 0.00 1.500																			
Kyle Farnsworth, R (7, 1) ERA: 3.08	1.1 5 1 0 0 1 0 0 0 0 0 0 14 18 0.00 0.750																			

Batter	1	2	3	4	5	6	7	8	9	AB	R	H	RBI	BB	SO	LOB	TOP			
18 Johnny Damon, L (1, 8) OBP: 0.393, SLG: 0.440	E4 BB S	G6-3		F7		34 1B 1B		P3		5	0	1	1	0	0	4	Boston Red Sox @ New York Yankees Yankee Stadium, Bronx, NY Fri May 27 2005, 7:05 PM EDT Att: 55,051 - Overcast - 70 F			
Edgar Renteria, R (1, 6) OBP: 0.315, SLG: 0.371	BB BB			2B	FC6-4 1B	34 1B 1B		K		4	0	3	0	1	1					
34 David Ortiz, L (1, 10) OBP: 0.359, SLG: 0.530	F8		F7		P6			K		5	0	1	0	0	1					
Manny Ramirez, R (1, 7) OBP: 0.335, SLG: 0.491	F7		K		FC6-4 HR			G4-3		4	1	0	0	1	1					
Jason Varitek, S (1, 2) OBP: 0.389, SLG: 0.592	BB		G3		HR			K		4	1	1	2	1	2					
Kevin Millar, R (1, 3) OBP: 0.344, SLG: 0.333	F8			F8	K2-3			1B		5	0	2	0	0	1					
Bill Mueller, S (1, 5) OBP: 0.406, SLG: 0.382		F7		1B BB		G4-3		FC6		4	0	0	0	1	1					
Jay Payton, R (1, 9) OBP: 0.274, SLG: 0.325		G4-3								3	1	2	0	0	0					
Trot Nixon, L (8, PH) OBP: 0.406, SLG: 0.504						18 1B 2B		K		1	0	0	0	0	1					
Mark Bellhorn, S (1, 4) OBP: 0.354, SLG: 0.374				K		18 1B 1B				2	0	1	0	2	1					
Inning Stats	R: 0 E: 1 K: 0 S: 12	H: 0 LOB: 3 BB: 2 P: 23	R: 0 E: 0 K: 0 S: 9	H: 0 LOB: 1 BB: 1 P: 15	R: 0 E: 0 K: 1 S: 8	H: 1 LOB: 2 BB: 1 P: 10	R: 0 E: 0 K: 1 S: 12	H: 1 LOB: 2 BB: 1 P: 19	R: 2 E: 0 K: 1 S: 16	H: 2 LOB: 0 BB: 0 P: 24	R: 1 E: 0 K: 0 S: 11	H: 5 LOB: 2 BB: 0 P: 13	R: 0 E: 0 K: 2 S: 11	H: 0 LOB: 1 BB: 1 P: 18	R: 0 E: 0 K: 3 S: 14	H: 1 LOB: 2 BB: 1 P: 24	1B: 8 2B: 2 3B: 0 HR: 1	SF: 0 SAC: 0 DP: 0 HBP: 0	WP: 1 PB: 0 SB: 1 CS: 0	PA: 43
PITCHER	IP WLS BF H R ER SO BB IBB HBP BLK WP HR S P ERA WHIP																			
Randy Johnson, L (1, 1) ERA: 3.99	6.0 W 30 9 3 3 3 4 0 0 0 0 1 1 68 104 4.50 2.167																			
Tanyon Sturtze, R (7, 1) ERA: 3.32	1.0 H 4 1 0 0 0 0 0 0 0 0 0 0 9 13 0.00 1.000																			
Buddy Groom, L (8, 1) ERA: 5.4	0.2 H 3 0 0 0 1 1 0 0 0 0 0 0 8 13 0.00 1.500																			
Tom Gordon, R (8, 1) ERA: 3.33	0.2 H 3 0 0 0 2 1 0 0 0 0 0 0 6 13 0.00 1.500																			
42 Mariano Rivera, R (9, 1) ERA: 1.47	0.2 S 3 1 0 0 2 0 0 0 0 0 0 0 11 16 0.00 1.500																			

Batter	1	2	3	4	5	6	7	8	9	AB	R	H	RBI	BB	SO	LOB	BOTTOM			
2 Derek Jeter, R (1, 6) OBP: 0.394, SLG: 0.426	F9		FC3-6 S		G4-3 3B	1B HR		F8		5	2	2	0	0	0	1	Boston Red Sox @ New York Yankees Yankee Stadium, Bronx, NY Fri May 27 2005, 7:05 PM EDT Att: 55,051 - Overcast - 70 F			
Tony Womack, L (1, 7) OBP: 0.315, SLG: 0.306	F8		K		G4-3	HR		G4-3		5	1	1	1	0	1					
Gary Sheffield, R (1, 9) OBP: 0.411, SLG: 0.523	K				BB 13 HBP	HR		G6-3		3	1	1	3	2	1					
55 Hideki Matsui, L (1, 8) OBP: 0.326, SLG: 0.398		G1	P5		F7	K				4	0	0	0	0	1					
13 Alex Rodriguez, R (1, 5) OBP: 0.432, SLG: 0.659		20 1B BB		20 BB BB	BB	G4-6-3 BB				0	0	0	0	3	0					
Tino Martinez, L (1, 3) OBP: 0.359, SLG: 0.574		P2		K		G4-6-3				3	0	0	0	1	1					
20 Jorge Posada, S (1, 2) OBP: 0.376, SLG: 0.483					F8			G4-6-3 1B		3	0	2	0	1	0					
Bernie Williams, S (1, 10) OBP: 0.309, SLG: 0.319	F8			P2		24 HR BB		G4-6-3		3	1	0	0	1	0					
24 Robinson Cano, L (1, 4) OBP: 0.275, SLG: 0.421			E4 FC3-6	G4-3		HR		K		4	1	1	2	0	1					
Inning Stats	R: 0 E: 0 K: 1 S: 6	H: 0 LOB: 0 BB: 0 P: 10	R: 0 E: 0 K: 0 S: 7	H: 1 LOB: 2 BB: 1 P: 14	R: 0 E: 1 K: 1 S: 14	H: 0 LOB: 2 BB: 1 P: 19	R: 0 E: 0 K: 1 S: 9	H: 0 LOB: 2 BB: 2 P: 20	R: 1 E: 0 K: 0 S: 13	H: 1 LOB: 3 BB: 2 P: 28	R: 5 E: 0 K: 1 S: 15	H: 4 LOB: 0 BB: 2 P: 29	R: 0 E: 0 K: 1 S: 7	H: 1 LOB: 0 BB: 0 P: 8	R: 0 E: 0 K: 0 S: 7	H: 0 LOB: 0 BB: 0 P: 11		1B: 4 2B: 0 3B: 1 HR: 2	SF: 0 SAC: 0 DP: 2 HBP: 1	WP: 0 PB: 0 SB: 1 CS: 0
PITCHER	IP WLS BF H R ER SO BB IBB HBP BLK WP HR S P ERA WHIP																			
49 Tim Wakefield, R (1, 1) ERA: 4.48	5.0 L 28 4 4 4 4 7 0 1 0 0 0 0 1 11 21 18.00 3.000																			
Alan Embree, L (6, 1) ERA: 5.4	1.0 5 2 2 2 1 1 0 0 0 0 0 0 7 8 0.00 1.000																			
Matt Mantei, R (7, 1) ERA: 2.12	1.0 3 1 0 0 1 0 0 0 0 0 0 0 7 8 0.00 1.000																			
John Halama, L (8, 1) ERA: 6.29	1.0 3 0 0 0 0 0 0 0 0 0 0 0 7 11 0.00 0.000																			

Batter	1	2	3	4	5	6	7	8	9	AB	R	H	RBI	BB	SO	LOB	TOP			
2 Derek Jeter, R OBP: 0.388, SLG: 0.427	F8		E5	FC6-4			FC4-6 BB		K	4	0	0	0	1	1	2	<p>New York Yankees @ Kansas City Royals Kauffman Stadium, Kansas City, MO</p> <p>Tue May 31 2005, 7:10 PM CDT Att: 18,680 - Partly Cloudy - 80 F</p> <p>livebaseballscorecards.com</p> <p>AB 32 R 3 H 5 RBI 3 BB 6 SO 5 LOB 14</p> 			
Tony Womack, L OBP: 0.308, SLG: 0.297 Russ Johnson, R OBP: 0.222, SLG: 0.125	G6-3		L3		F8		FC4-6 BB		P3	4	0	0	0	0	0	3				
13 Alex Rodriguez, R OBP: 0.433, SLG: 0.649	F9		K		G5-3					3	0	0	0	1	1					
Tino Martinez, L OBP: 0.350, SLG: 0.548 Gary Sheffield, R OBP: 0.417, SLG: 0.538		K	F9		G6-3		L8			3	0	0	0	0	1					
20 Jorge Posada, S OBP: 0.365, SLG: 0.462										3	1	0	0	1	0					
55 Hideki Matsui, L OBP: 0.321, SLG: 0.402										3	1	1	2	1	0					
Bernie Williams, S OBP: 0.327, SLG: 0.354										3	1	2	0	1	1					
25 Jason Giambi, L OBP: 0.376, SLG: 0.347 Ruben Sierra, S OBP: 0.250, SLG: 0.529										3	0	1	1	0	0					
24 Robinson Cano, L OBP: 0.273, SLG: 0.398										3	0	1	0	1	0					
Inning Stats	R: 0 E: 0 K: 0 S: 10	H: 0 LOB: 0 BB: 0 P: 14	R: 2 E: 0 K: 1 S: 21	H: 1 LOB: 1 BB: 2 P: 38	R: 0 E: 1 K: 1 S: 12	H: 0 LOB: 1 BB: 0 P: 18	R: 1 E: 0 K: 0 S: 12	H: 2 LOB: 2 BB: 1 P: 24	R: 0 E: 0 K: 0 S: 8	H: 1 LOB: 1 BB: 0 P: 15	R: 0 E: 0 K: 0 S: 11	H: 1 LOB: 2 BB: 2 P: 24	R: 0 E: 0 K: 2 S: 8	H: 0 LOB: 1 BB: 1 P: 18	R: 0 E: 0 K: 1 S: 8	H: 0 LOB: 0 BB: 0 P: 11		1B: 2 2B: 2 3B: 0 HR: 1	SF: 0 SAC: 0 DP: 0 HBP: 0	WP: 0 PB: 0 SB: 0 CS: 0
PITCHER	IP WLS BF H R ER SO BB IBB HBP BLK WP HR S P ERA WHIP																			
23 Zack Greinke, R ERA: 4.23 Mike Wood, R ERA: 3.99 Andrew Sisco, L ERA: 2.7 Mike MacDougal, R ERA: 4.15	5.0 W 22 3 3 3 2 3 0 0 0 0 1 61 106 5.40 1.200	1.2 H 8 2 0 0 0 2 0 0 0 0 0 17 35 0.00 2.400	1.1 H 5 0 0 0 2 1 0 0 0 0 0 10 22 0.00 0.750	1.0 S 3 0 0 0 1 0 0 0 0 0 0 8 11 0.00 0.000																

Batter	1	2	3	4	5	6	7	8	9	AB	R	H	RBI	BB	SO	LOB	BOTTOM			
4 Angel Berroa, R OBP: 0.289, SLG: 0.365	FC6-4			FC6-5		K			K	5	0	1	0	0	2	5	<p>New York Yankees @ Kansas City Royals Kauffman Stadium, Kansas City, MO</p> <p>Tue May 31 2005, 7:10 PM CDT Att: 18,680 - Partly Cloudy - 80 F</p> <p>livebaseballscorecards.com</p> <p>AB 32 R 5 H 10 RBI 4 BB 3 SO 9 LOB 20</p> 			
9 David DeJesus, L OBP: 0.340, SLG: 0.394	K		1B	FC6-4			HBP			3	1	1	0	0	1	2				
29 Mike Sweeney, R OBP: 0.350, SLG: 0.533	K		F9	F7		G5-3				4	0	0	0	0	1	4				
Matt Stairs, L OBP: 0.394, SLG: 0.479	K2-3									3	2	2	0	1	1	1				
Emil Brown, R OBP: 0.335, SLG: 0.439										4	0	2	1	0	1	1				
Terrence Long, L OBP: 0.294, SLG: 0.298										3	0	0	2	0	1	2				
24 Mark Teahen, L OBP: 0.287, SLG: 0.379										4	1	2	0	0	1	2				
14 John Buck, R OBP: 0.257, SLG: 0.349										3	0	1	0	1	1	2				
Ruben Gotay, S OBP: 0.297, SLG: 0.361										3	1	1	1	1	0	1				
Inning Stats	R: 0 E: 0 K: 3 S: 14	H: 1 LOB: 1 BB: 0 P: 21	R: 1 E: 0 K: 0 S: 9	H: 2 LOB: 2 BB: 1 P: 14	R: 2 E: 0 K: 0 S: 9	H: 3 LOB: 1 BB: 0 P: 13	R: 1 E: 1 K: 0 S: 9	H: 1 LOB: 1 BB: 1 P: 16	R: 1 E: 0 K: 1 S: 14	H: 2 LOB: 1 BB: 0 P: 21	R: 0 E: 0 K: 1 S: 8	H: 0 LOB: 1 BB: 0 P: 12	R: 0 E: 1 K: 2 S: 12	H: 0 LOB: 1 BB: 1 P: 19	R: 0 E: 0 K: 2 S: 12	H: 1 LOB: 1 BB: 0 P: 17		1B: 8 2B: 2 3B: 0 HR: 0	SF: 1 SAC: 0 DP: 0 HBP: 1	WP: 2 PB: 0 SB: 1 CS: 0
PITCHER	IP WLS BF H R ER SO BB IBB HBP BLK WP HR S P ERA WHIP																			
Kevin Brown, R ERA: 5.14 Tanyon Sturtze, R ERA: 3.0	7.0 L 33 9 5 4 7 3 0 0 0 0 0 0 75 116 5.14 1.714	1.0 4 1 0 0 2 0 0 0 0 0 0 12 17 0.00 1.000																		

Batter	1	2	3	4	5	6	7	8	9	AB	R	H	RBI	BB	SO	LOB	TOP								
2 Derek Jeter, R OBP: 0.386, SLG: 0.420	F8		F8		F8			L9		4	0	2	1	0	0	0	New York Yankees @ Kansas City Royals Kauffman Stadium, Kansas City, MO Thu Jun 02 2005, 7:10 PM CDT Att: 25,590 - Overcast - 80 F livebaseballscorecards.com								
Tony Womack, L OBP: 0.310, SLG: 0.298	2B 55 SF9		P5		G3			1B		3	1	1	0	1	0	2									
Gary Sheffield, R OBP: 0.415, SLG: 0.540	2B 55 SF9		P6		G5-3			G4-3		4	0	1	0	0	0	2									
55 Hideki Matsui, L OBP: 0.319, SLG: 0.398	SF9		F8		G4-3			20 HBP		3	0	1	1	0	0	0									
13 Alex Rodriguez, R OBP: 0.422, SLG: 0.626	K		K		F9			K		4	0	0	0	0	3	2									
Tino Martinez, L OBP: 0.341, SLG: 0.532	P5		K2-3		K			K		4	0	0	0	0	3	1									
20 Jorge Posada, S OBP: 0.365, SLG: 0.455	K		K		24 F8-4 2 1B			G3-6-3 1B		3	1	2	0	0	1	0									
Bernie Williams, S OBP: 0.329, SLG: 0.371	G3		G3		E1 24 F8-4			G3-6-3 1B		3	0	0	0	1	0	2									
24 Robinson Cano, L OBP: 0.266, SLG: 0.393			F8		F8-4			K		2	0	0	0	0	0	2									
Russ Johnson, R OBP: 0.200, SLG: 0.111								G6-3		1	0	0	0	0	1	0									
Ruben Sierra, S OBP: 0.244, SLG: 0.487										1	0	0	0	0	0	3									
Inning Stats	R: 1 E: 0 K: 1 S: 12	H: 1 LOB: 1 BB: 1 P: 20	R: 0 E: 0 K: 1 S: 5	H: 0 LOB: 0 BB: 0 P: 7	R: 0 E: 0 K: 0 S: 11	H: 1 LOB: 1 BB: 0 P: 17	R: 0 E: 0 K: 2 S: 8	H: 0 LOB: 0 BB: 0 P: 10	R: 1 E: 1 K: 0 S: 9	H: 2 LOB: 1 BB: 0 P: 14	R: 0 E: 0 K: 0 S: 8	H: 0 LOB: 0 BB: 0 P: 12	R: 0 E: 0 K: 1 S: 5	H: 1 LOB: 1 BB: 0 P: 8	R: 0 E: 0 K: 1 S: 10	H: 1 LOB: 1 BB: 1 P: 15	R: 0 E: 0 K: 2 S: 13	H: 1 LOB: 3 BB: 1 P: 24	1B: 6 2B: 2 3B: 0 HR: 0	SF: 1 SAC: 0 DP: 2 HBP: 1	WP: 0 PB: 0 SB: 0 CS: 0	PA: 36			
PITCHER	IP	WLS	BF	H	R	ER	SO	BB	IBB	HBP	BLK	WP	HR	S	P	ERA	WHIP								
Ryan Jensen, R ERA: 7.43	5.0	W	20	4	2	2	4	1	0	0	0	0	0	45	68	3.60	1.000								
Mike Wood, R ERA: 3.73	2.0	H	6	1	0	0	1	0	0	0	0	0	0	6	20	0.00	0.500								
Andrew Sisco, L ERA: 2.64	0.2	H	3	1	0	0	1	0	0	0	0	0	0	6	10	0.00	1.500								
46 Juan Carlos Oviedo, R ERA: 6.35	0.1	H	1	0	0	0	0	0	0	0	0	0	0	4	5	0.00	0.000								
Ambiorix Burgos, R ERA: 6.32	1.0	S	6	1	0	0	2	1	0	1	0	0	0	13	24	0.00	2.000								

Batter	1	2	3	4	5	6	7	8	9	AB	R	H	RBI	BB	SO	LOB	BOTTOM									
4 Angel Berroa, R OBP: 0.294, SLG: 0.382	K		K		F9			G6-3		4	0	1	1	0	1	0	New York Yankees @ Kansas City Royals Kauffman Stadium, Kansas City, MO Thu Jun 02 2005, 7:10 PM CDT Att: 25,590 - Overcast - 80 F livebaseballscorecards.com									
9 David DeJesus, L OBP: 0.347, SLG: 0.398	P6		G4-3		G6-3			G6-3		4	0	1	0	0	0	1										
29 Mike Sweeney, R OBP: 0.341, SLG: 0.516	F9				P3			G6-3		4	1	1	0	0	0	1										
Matt Stairs, L OBP: 0.390, SLG: 0.496	G4-3		K		2B 24 1B			K		4	1	1	1	0	2	1										
Terrence Long, L OBP: 0.265, SLG: 0.326	G4-3		K		24 1B 32 FC4-6			K		4	2	2	1	0	1	0										
24 Mark Teahen, L OBP: 0.288, SLG: 0.378	G4-3		K		32 FC4-6			F7		3	0	1	1	0	0	0										
32 Shane Costa, L OBP: 0.333, SLG: 0.333	G3-1		G3-1		FC4-6			G6-4-3 1B		3	0	1	1	0	0	1										
14 John Buck, R OBP: 0.245, SLG: 0.331	G5-3		G5-3		P6			G6-4-3		3	0	0	0	0	0	2										
Ruben Gotay, S OBP: 0.298, SLG: 0.360	P5		P5		P6			P6		3	1	1	0	0	0	0										
Inning Stats	R: 0 E: 0 K: 1 S: 5	H: 0 LOB: 0 BB: 0 P: 7	R: 0 E: 0 K: 0 S: 5	H: 0 LOB: 0 BB: 0 P: 12	R: 1 E: 0 K: 0 S: 10	H: 2 LOB: 1 BB: 0 P: 13	R: 2 E: 0 K: 1 S: 17	H: 3 LOB: 1 BB: 0 P: 26	R: 0 E: 0 K: 0 S: 10	H: 1 LOB: 1 BB: 0 P: 16	R: 2 E: 0 K: 0 S: 13	H: 3 LOB: 0 BB: 0 P: 20	R: 0 E: 0 K: 2 S: 4	H: 0 LOB: 0 BB: 0 P: 7	R: 0 E: 0 K: 2 S: 8	H: 0 LOB: 0 BB: 0 P: 12	1B: 4 2B: 3 3B: 0 HR: 2	SF: 0 SAC: 0 DP: 1 HBP: 0	WP: 0 PB: 0 SB: 0 CS: 0	PA: 32						
PITCHER	IP	WLS	BF	H	R	ER	SO	BB	IBB	HBP	BLK	WP	HR	S	P	ERA	WHIP									
Carl Pavano, R ERA: 4.5	5.1	L	25	9	5	5	2	0	0	0	0	0	0	2	58	92	8.44	1.688								
Tanyon Sturtze, R ERA: 2.91	1.2		4	0	0	0	0	0	0	0	0	0	0	6	9	0.00	0.000									
Tom Gordon, R ERA: 3.2	1.0		3	0	0	0	2	0	0	0	0	0	0	8	12	0.00	0.000									

Batter	1	2	3	4	5	6	7	8	9	AB	R	H	RBI	BB	SO	LOB	TOP			
Tony Womack, L (1, 7) OBP: 0.309, SLG: 0.297	1-2 G5-3 HR 1B	2-3 K		3-2 G3			1-0 B1-3			4	1	1	0	0	1	1				
2 Derek Jeter, R (1, 6) OBP: 0.360, SLG: 0.412	0-0 G5-3		0-1 G4-3		1-0 G6-3		2-3 K			4	0	0	0	0	1	1				
Gary Sheffield, R (1, 9) OBP: 0.412, SLG: 0.549	3-1 HR		1-2 G4-3		2-2 G5-3		2-1 F7			4	1	1	2	0	0	0				
55 Hideki Matsui, L (1, 8) OBP: 0.326, SLG: 0.414	1-2 1B		0-0 1B		3-2 2B		0-3 K			4	1	3	0	0	1	0				
13 Alex Rodriguez, R (1, 5) OBP: 0.424, SLG: 0.621	1-2 G4-6-3 1B		4-0 1B		1-1 F7		3-2 F9			3	0	1	0	1	0	1				
Bernie Williams, S (1, 10) OBP: 0.328, SLG: 0.368	0-2 G4-6-3		0-0 1B		1-1 G4-3		0-0 G6-3			4	0	1	1	0	0	2				
20 Jorge Posada, S (1, 2) OBP: 0.363, SLG: 0.446		4-1 G4-6-3 1B	3-3 K		1-2 F7		2-1 G6-3			3	0	0	0	1	1	2				
Tino Martinez, L (1, 3) OBP: 0.345, SLG: 0.531	1-0 G4-6-3 1B		1-1 F7		0-0 1B		2-2 G3			4	0	2	0	0	0	0				
24 Robinson Cano, L (1, 4) OBP: 0.255, SLG: 0.376	3-1 G4-6-3		0-0 G4-3		3-1 G4-3		2-3 K			4	0	0	0	0	1	3				
Inning Stats	R: 2 E: 0 K: 0 S: 18	H: 4 LOB: 1 BB: 0 P: 24	R: 0 E: 0 K: 1 S: 7	H: 1 LOB: 1 BB: 1 P: 17	R: 1 E: 0 K: 1 S: 10	H: 2 LOB: 2 BB: 1 P: 18	R: 0 E: 0 K: 0 S: 7	H: 0 LOB: 0 BB: 0 P: 11	R: 0 E: 0 K: 0 S: 11	H: 1 LOB: 1 BB: 0 P: 18	R: 0 E: 0 K: 1 S: 6	H: 0 LOB: 0 BB: 0 P: 11	R: 0 E: 0 K: 1 S: 7	H: 0 LOB: 0 BB: 0 P: 10	R: 0 E: 0 K: 1 S: 8	H: 0 LOB: 0 BB: 0 P: 14	1B: 6 2B: 2 3B: 0 HR: 1	SF: 0 SAC: 0 DP: 2 HBP: 0	WP: 0 PA: 36 CS: 0	
PITCHER	IP	WLS	BF	H	R	ER	SO	BB	IBB	HBP	BLK	WP	HR	S	P	ERA	WHIP			
Kyle Lohse, R (1, 1) ERA: 4.25	6.0	W	27	9	3	3	2	1	1	0	0	0	1	61	101	4.50	1.667			
28 Jesse Crain, R (7, 1) ERA: 0.79	1.0	H	3	0	0	0	1	0	0	0	0	0	0	6	11	0.00	0.000			
Juan Rincon, R (8, 1) ERA: 2.35	1.0	H	3	0	0	0	1	0	0	0	0	0	0	7	10	0.00	0.000			
36 Joe Nathan, R (9, 1) ERA: 2.99	1.0	S	3	0	0	0	1	0	0	0	0	0	0	8	14	0.00	0.000			

New York Yankees @ Minnesota Twins
 Hubert H. Humphrey Metrodome, Minneapolis, MN
 Fri Jun 03 2005, 8:10 PM EDT
 Att: 41,588 - Dome - 70 F

AB 34
 R 3
 H 9
 RBI 3
 BB 2
 SO 5
 LOB 10



Batter	1	2	3	4	5	6	7	8	9	AB	R	H	RBI	BB	SO	LOB	BOTTOM			
Shannon Stewart, R (1, 7) OBP: 0.351, SLG: 0.427	1-1 G3		1-0 L6		0-1 20 HR 2B		1-1 SF8			3	1	1	1	0	0	0				
Brent Abernathy, R (1, 4) OBP: 0.625, SLG: 1.000	4-1 BB		0-1 HR		4-0 20 HR BB		3-H 20 G4-3 1B			2	2	2	1	2	0	0				
20 Lew Ford, R (1, 10) OBP: 0.365, SLG: 0.429	0-3 K		2-1 1B		1-0 3B		2-0 G4-3			4	2	2	3	0	1	3				
Torii Hunter, R (1, 8) OBP: 0.330, SLG: 0.446	2-1 F9		0-0 1B		1-2 G3-1		1-1 1B			4	0	2	1	0	0	1				
Jacque Jones, L (1, 9) OBP: 0.372, SLG: 0.433		1-1 G6-3		2-1 5 G5-4-3 1B		2-0 G3		0-0 1B		4	0	2	0	0	0	0				
Terry Tiffee, S (1, 3) OBP: 0.250, SLG: 0.317		2-1 G6-4-3 1B		1-1 F7		1-0 G3		3-1 G6-3		4	0	1	0	0	0	4				
33 Justin Morneau, L (9, 3) OBP: 0.340, SLG: 0.518		2-1 G6-4-3		1-1 G5-4-3		1-1 G3		1-2 G6-3		0	0	0	0	0	0	0				
5 Michael Cuddyer, R (1, 5) OBP: 0.321, SLG: 0.359		2-1 G6-4-3		0-1 G5-4-3		1-1 G1-4-3		0-1 G5-3		4	0	0	0	0	0	5				
55 Mike Redmond, R (1, 2) OBP: 0.306, SLG: 0.286			0-0 G3		1-1 G6-3		0-0 SH SF8 2B		2-3 K	4	1	1	0	0	1	2				
Juan Castro, R (1, 6) OBP: 0.270, SLG: 0.385			1-2 G3		0-0 P4		0-0 SH 1B			2	0	0	0	0	0	0				
Inning Stats	R: 0 E: 0 K: 1 S: 8	H: 0 LOB: 1 BB: 1 P: 15	R: 0 E: 0 K: 0 S: 6	H: 1 LOB: 0 BB: 0 P: 11	R: 0 E: 0 K: 0 S: 8	H: 0 LOB: 0 BB: 0 P: 10	R: 2 E: 0 K: 0 S: 11	H: 4 LOB: 1 BB: 0 P: 16	R: 3 E: 0 K: 0 S: 9	H: 2 LOB: 0 BB: 1 P: 16	R: 0 E: 0 K: 0 S: 4	H: 0 LOB: 0 BB: 0 P: 8	R: 1 E: 1 K: 0 S: 7	H: 2 LOB: 1 BB: 0 P: 10	R: 0 E: 0 K: 1 S: 10	H: 2 LOB: 2 BB: 0 P: 16	1B: 6 2B: 2 3B: 1 HR: 2	SF: 1 SAC: 1 DP: 3 HBP: 0	WP: 0 PA: 35 CS: 0	
PITCHER	IP	WLS	BF	H	R	ER	SO	BB	IBB	HBP	BLK	WP	HR	S	P	ERA	WHIP			
35 Mike Mussina, R (1, 1) ERA: 4.32	6.0	L	27	8	6	6	1	2	0	0	0	0	2	48	78	9.00	1.667			
Tanyon Sturtze, R (7, 1) ERA: 2.7	1.0		3	1	0	0	0	0	0	0	0	0	0	5	8	0.00	1.000			
42 Mariano Rivera, R (8, 1) ERA: 1.4	1.0		5	2	0	0	1	0	0	0	0	0	0	10	16	0.00	2.000			

New York Yankees @ Minnesota Twins
 Hubert H. Humphrey Metrodome, Minneapolis, MN
 Fri Jun 03 2005, 8:10 PM EDT
 Att: 41,588 - Dome - 70 F

AB 31
 R 6
 H 11
 RBI 6
 BB 2
 SO 2
 LOB 15



Batter	1	2	3	4	5	6	7	8	9	AB	R	H	RBI	BB	SO	LOB	TOP																						
Tony Womack, L (1,7) Russ Johnson, R (7,5) OBP: 0.296, SLG: 0.284 OBP: 0.273, SLG: 0.300	G6-3		F7		G4-3		F9		2B	4	0	0	0	0	0	0	1 0 1 0 0 0 0																						
24 Robinson Cano, L (1,4) OBP: 0.271, SLG: 0.422	HR		F7		K			E3 55 1B	G4-3	5	2	1	1	0	1	1	5 2 1 1 0 1 1																						
Gary Sheffield, R (1,9) OBP: 0.409, SLG: 0.540	F9				P5			13 FC5 55 1B		3	0	1	0	1	0	0	3 0 1 0 1 0 0																						
55 Hideki Matsui, L (1,8) OBP: 0.327, SLG: 0.408	F7		G4-3			G6-3		13 FC5 1B		4	0	1	1	0	0	1	4 0 1 1 0 0 1																						
13 Alex Rodriguez, R (1,5) OBP: 0.429, SLG: 0.617		25 S 1B			20 1B	G6-3		FC5		4	1	2	0	0	0	2	4 1 2 0 0 0 2																						
25 Jason Giambi, L (1,10) OBP: 0.375, SLG: 0.351		1B			F7			F8		4	0	2	1	0	0	3	4 0 2 1 0 0 3																						
20 Jorge Posada, S (1,2) OBP: 0.362, SLG: 0.443		F7			1B			G1-3		4	0	1	0	0	0	4	4 0 1 0 0 0 4																						
Tino Martinez, L (1,3) OBP: 0.333, SLG: 0.503		P6			F6			G3-1		4	0	0	0	0	0	3	4 0 0 0 0 0 3																						
Rey Sanchez, R (1,6) Bernie Williams, S (7,PH) OBP: 0.293, SLG: 0.282 OBP: 0.322, SLG: 0.361		G3			G1-3			G4-3	G6-3	2	0	0	0	0	0	3	2 0 0 0 0 0 3																						
										2	0	0	0	0	0	0	2 0 0 0 0 0 0																						
Inning Stats	R: 1 E: 0 K: 0 S: 6	H: 1 LOB: 0 BB: 0 P: 9	R: 1 E: 0 K: 0 S: 8	H: 2 LOB: 1 BB: 0 P: 12	R: 0 E: 0 K: 0 S: 5	H: 1 LOB: 1 BB: 0 P: 8	R: 0 E: 0 K: 0 S: 10	H: 2 LOB: 2 BB: 0 P: 14	R: 0 E: 0 K: 0 S: 7	H: 0 LOB: 0 BB: 0 P: 12	R: 0 E: 0 K: 0 S: 13	H: 1 LOB: 1 BB: 0 P: 20	R: 0 E: 0 K: 0 S: 5	H: 0 LOB: 0 BB: 0 P: 7	R: 1 E: 1 K: 0 S: 11	H: 1 LOB: 2 BB: 0 P: 22	R: 0 E: 0 K: 0 S: 9	H: 1 LOB: 1 BB: 0 P: 13	1B: 6 2B: 2 3B: 0 HR: 1	SF: 0 SAC: 0 DP: 0 HBP: 0	WP: 0 PB: 0 CS: 1	PA: 38																	
PITCHER	IP	WLS	BF	H	R	ER	SO	BB	IBB	HBP	BLK	WP	HR	S	P	ERA	WHIP	PITCHER				IP	WLS	BF	H	R	ER	SO	BB	IBB	HBP	BLK	WP	HR	S	P	ERA	WHIP	
Carlos Silva, R (1,1) ERA: 3.04	7.0	W	28	7	2	2	1	0	0	0	0	0	1	54	82	2.57	1.000																						
J.C. Romero, L (8,1) ERA: 1.64	0.0		3	1	1	0	0	1	0	0	0	0	0	4	10																								
28 Jesse Crain, R (8,1) ERA: 0.78	1.0	H	3	0	0	0	0	0	0	0	0	0	0	7	12	0.00	0.000																						
Terry Mulholland, L (9,1) ERA: 3.86	1.0		4	1	0	0	0	0	0	0	0	0	0	9	13	0.00	1.000																						

New York Yankees @ Minnesota Twins
Hubert H. Humphrey Metrodome, Minneapolis, MN
Sun Jun 05 2005, 2:10 PM EDT
Att: 37,349 - Dome - 70 F

AB 37
R 3
H 9
RBI 3
BB 1
SO 1
LOB 17



Batter	1	2	3	4	5	6	7	8	9	AB	R	H	RBI	BB	SO	LOB	BOTTOM																						
Michael Ryan, L (1,10) OBP: 0.667, SLG: 0.600	G3 1B		P6		FC3-6			20 HBP 1B		5	1	3	2	0	0	2	5 1 3 2 0 0 2																						
Brent Abernathy, R (1,4) OBP: 0.375, SLG: 0.538	G3		F8		P3		SF7	1B 20 HBP		4	1	1	1	0	0	3	4 1 1 1 0 0 3																						
20 Lew Ford, R (1,7) OBP: 0.364, SLG: 0.419	G6-3				K		G4-3	1B HBP		4	1	0	0	0	1	3	4 1 0 0 0 1 3																						
Tori Hunter, R (1,8) OBP: 0.335, SLG: 0.441	G6-3				F8			1B 2B HBP		4	1	1	1	0	1	1	4 1 1 1 0 1 1																						
Jacque Jones, L (1,9) OBP: 0.380, SLG: 0.453								1B 2B HBP		4	1	3	2	1	0	0	4 1 3 2 1 0 0																						
Matthew LeCroy, R (1,3) 33 Justin Morneau, L (9,3) OBP: 0.342, SLG: 0.426 OBP: 0.340, SLG: 0.518					F8			1B K		5	1	2	1	0	2	3	5 1 2 1 0 2 3																						
5 Michael Cuddyer, R (1,5) OBP: 0.323, SLG: 0.362								1B K		0	0	0	0	0	0	0	0 0 0 0 0 0 0																						
55 Mike Redmond, R (1,2) OBP: 0.300, SLG: 0.270								1B K		3	2	2	0	1	1	2	3 2 2 0 1 1 2																						
38 Luis Antonio Rodriguez, S (6) OBP: 0.308, SLG: 0.308								1B K		3	1	0	1	0	1	4	3 1 0 1 0 1 4																						
Inning Stats	R: 0 E: 0 K: 0 S: 10	H: 1 LOB: 1 BB: 0 P: 13	R: 0 E: 0 K: 1 S: 11	H: 2 LOB: 1 BB: 0 P: 16	R: 0 E: 0 K: 1 S: 7	H: 0 LOB: 0 BB: 0 P: 10	R: 0 E: 0 K: 1 S: 11	H: 0 LOB: 1 BB: 1 P: 21	R: 0 E: 0 K: 0 S: 16	H: 2 LOB: 2 BB: 0 P: 21	R: 5 E: 0 K: 0 S: 24	H: 4 LOB: 2 BB: 1 P: 41	R: 0 E: 0 K: 2 S: 7	H: 0 LOB: 0 BB: 0 P: 9	R: 4 E: 0 K: 1 S: 20	H: 5 LOB: 2 BB: 0 P: 32	R: 0 E: 0 K: 0 S: 4	H: 1 LOB: 1 BB: 0 P: 13	1B: 12 2B: 2 3B: 0 HR: 0	SF: 1 SAC: 0 DP: 1 HBP: 3	WP: 0 PB: 0 CS: 0	PA: 42																	
PITCHER	IP	WLS	BF	H	R	ER	SO	BB	IBB	HBP	BLK	WP	HR	S	P	ERA	WHIP	PITCHER				IP	WLS	BF	H	R	ER	SO	BB	IBB	HBP	BLK	WP	HR	S	P	ERA	WHIP	
Kevin Brown, R (1,1) ERA: 5.43	5.1	L	27	8	5	5	4	1	0	0	0	0	0	67	106	8.44	1.688																						
Tanyon Sturtze, R (6,1) ERA: 2.54	1.2		6	1	0	0	2	0	0	0	0	0	0	19	25	0.00	0.600																						
Paul Quantrill, R (8,1) ERA: 8.02	0.2		7	4	4	4	0	0	0	1	0	0	0	14	20	54.00	6.000																						
Buddy Groom, L (8,1) ERA: 6.43	0.1		2	1	0	0	1	0	0	0	0	0	0	6	12	0.00	3.000																						

New York Yankees @ Minnesota Twins
Hubert H. Humphrey Metrodome, Minneapolis, MN
Sun Jun 05 2005, 2:10 PM EDT
Att: 37,349 - Dome - 70 F

AB 36
R 9
H 14
RBI 9
BB 2
SO 7
LOB 19



Batter	1	2	3	4	5	6	7	8	9	AB	R	H	RBI	BB	SO	LOB	TOP			
2 Derek Jeter, R OBP: 0.380, SLG: 0.412										5	0	2	0	0	1	3				
55 Hideki Matsui, L OBP: 0.325, SLG: 0.403										3	0	0	0	1	1	2				
Gary Sheffield, R OBP: 0.407, SLG: 0.532										3	0	0	0	1	2	1				
13 Alex Rodriguez, R OBP: 0.430, SLG: 0.611										2	1	0	0	2	1	1				
20 Jorge Posada, S OBP: 0.360, SLG: 0.438										4	1	1	0	0	3	3				
25 Jason Giambi, L OBP: 0.372, SLG: 0.348										4	1	1	1	0	1	3				
Bernie Williams, S OBP: 0.326, SLG: 0.356										2	0	0	0	2	0	0				
Tony Womack, L OBP: 0.296, SLG: 0.284										0	0	0	0	0	0	0				
24 Robinson Cano, L OBP: 0.261, SLG: 0.406										4	0	0	1	0	2	3				
Randy Johnson, R OBP: 0.227, SLG: 0.463										3	0	0	0	0	1	2				
Tanyon Sturtze, R OBP: 0.227, SLG: 0.463										0	0	0	0	0	0	0				
Mike Stanton, L OBP: 0.227, SLG: 0.463										0	0	0	0	0	0	0				
Ruben Sierra, S OBP: 0.227, SLG: 0.463										1	0	0	0	0	0	1				
Inning Stats	R: 0 E: 0 K: 0 S: 9	H: 1 LOB: 1 BB: 0 P: 14	R: 0 E: 0 K: 2 S: 7	H: 0 LOB: 0 BB: 0 P: 11	R: 0 E: 0 K: 2 S: 13	H: 1 LOB: 1 BB: 0 P: 19	R: 3 E: 0 K: 3 S: 20	H: 2 LOB: 2 BB: 2 P: 35	R: 0 E: 0 K: 1 S: 14	H: 0 LOB: 2 BB: 3 P: 30	R: 0 E: 0 K: 1 S: 10	H: 0 LOB: 0 BB: 0 P: 15	R: 0 E: 0 K: 2 S: 10	H: 0 LOB: 0 BB: 0 P: 15	R: 0 E: 0 K: 1 S: 10	H: 0 LOB: 1 BB: 1 P: 17	1B: 4 2B: 0 3B: 0 HR: 0	SF: 0 SAC: 0 DP: 1 HBP: 0	WP: 2 PB: 0 SB: 0 CS: 0	PA: 37
PITCHER	IP	WLS	BF	H	R	ER	SO	BB	IBB	HBP	BLK	WP	HR	S	P	ERA	WHIP			
Doug Davis, L ERA: 3.88	6.0	W	27	4	3	3	8	5	0	0	0	1	0	70	120	4.50	1.500			
Matt Wise, R ERA: 1.94	2.0	H	6	0	0	0	3	0	0	0	0	0	0	20	30	0.00	0.000			
Derrick Turnbow, R ERA: 2.92	1.0	S	4	0	0	0	1	1	0	0	0	1	0	10	17	0.00	1.000			

New York Yankees @ Milwaukee Brewers
Miller Park, Milwaukee, WI
Mon Jun 06 2005, 7:05 PM CDT
Att: 34,627 - Clear - 85 F

AB 31
R 3
H 4
RBI 2
BB 6
SO 12
LOB 19



Batter	1	2	3	4	5	6	7	8	9	AB	R	H	RBI	BB	SO	LOB	BOTTOM			
Brady Clark, R OBP: 0.399, SLG: 0.465										3	1	1	0	1	0	2				
Jeff Cirillo, R OBP: 0.371, SLG: 0.413										4	2	2	2	0	0	1				
Geoff Jenkins, L OBP: 0.340, SLG: 0.402										3	0	0	0	0	0	1				
Carlos Lee, R OBP: 0.351, SLG: 0.549										2	0	2	1	2	0	0				
2 Bill Hall, R OBP: 0.333, SLG: 0.493										4	0	0	0	0	0	5				
Wes Helms, R OBP: 0.340, SLG: 0.549										4	0	2	0	0	2	3				
Dave Krynzal, L OBP: 0.309, SLG: 0.440										0	0	0	0	0	0	0				
Derrick Turnbow, R ERA: 2.92										0	0	0	0	0	0	0				
Junior Spivey, R OBP: 0.314, SLG: 0.383										4	1	1	1	0	1	4				
Chad Moeller, R OBP: 0.169, SLG: 0.176										4	0	1	0	0	2	1				
Doug Davis, R OBP: 0.071, SLG: 0.071										2	0	0	0	0	2	2				
Chris Magruder, S OBP: 0.309, SLG: 0.440										1	0	0	0	0	1	0				
Matt Wise, R ERA: 2.5										0	0	0	0	0	0	0				
Lyle Overbay, L OBP: 0.413, SLG: 0.473										1	0	0	0	0	1	1				
Inning Stats	R: 2 E: 0 K: 0 S: 9	H: 3 LOB: 0 BB: 0 P: 19	R: 0 E: 0 K: 1 S: 13	H: 2 LOB: 2 BB: 0 P: 18	R: 1 E: 0 K: 2 S: 18	H: 1 LOB: 2 BB: 1 P: 27	R: 0 E: 0 K: 2 S: 15	H: 0 LOB: 1 BB: 1 P: 24	R: 0 E: 0 K: 1 S: 8	H: 0 LOB: 1 BB: 1 P: 16	R: 1 E: 0 K: 2 S: 11	H: 1 LOB: 0 BB: 0 P: 17	R: 0 E: 0 K: 0 S: 6	H: 1 LOB: 1 BB: 0 P: 9	R: 0 E: 0 K: 1 S: 7	H: 1 LOB: 1 BB: 0 P: 9	1B: 5 2B: 3 3B: 0 HR: 2	SF: 0 SAC: 0 DP: 1 HBP: 1	WP: 0 PB: 0 SB: 1 CS: 0	PA: 36
PITCHER	IP	WLS	BF	H	R	ER	SO	BB	IBB	HBP	BLK	WP	HR	S	P	ERA	WHIP			
Randy Johnson, L ERA: 4.07	6.0	L	28	7	4	4	8	3	0	1	0	2	74	121	6.00	1.667				
Tanyon Sturtze, R ERA: 2.5	1.2	7	2	0	0	0	0	0	0	0	0	0	9	13	0.00	1.200				
Mike Stanton, L ERA: 7.15	0.1	1	0	0	0	1	0	0	0	0	0	0	4	5	0.00	0.000				

New York Yankees @ Milwaukee Brewers
Miller Park, Milwaukee, WI
Mon Jun 06 2005, 7:05 PM CDT
Att: 34,627 - Clear - 85 F

AB 32
R 4
H 9
RBI 4
BB 3
SO 9
LOB 20



Batter	1	2	3	4	5	6	7	8	9	AB	R	H	RBI	BB	SO	LOB	TOP										
2 Derek Jeter, R OBP: 0.380, SLG: 0.409	K2-3		BB 1B		FC6 BB		K		G1-3	4	0	1	0	1	2	1	New York Yankees @ Milwaukee Brewers Miller Park, Milwaukee, WI Tue Jun 07 2005, 7:05 PM CDT Att: 35,611 - Cloudy - 76 F										
Tony Womack, L OBP: 0.295, SLG: 0.283	K		BB 1B		FC6			F7		4	0	1	0	0	1												
Gary Sheffield, R OBP: 0.408, SLG: 0.527	K		BB					F8		2	0	0	0	2	1												
55 Hideki Matsui, L OBP: 0.324, SLG: 0.397		F9	G4-3					F8		3	0	0	0	1	0	4											
13 Alex Rodriguez, R OBP: 0.423, SLG: 0.599	G4-3				G6-3			FC5-4 25 WP		4	0	0	0	0	2												
25 Jason Giambi, L OBP: 0.375, SLG: 0.343					F8					2	0	0	0	2	0												
20 Jorge Posada, S OBP: 0.357, SLG: 0.434										4	1	1	0	0	1	3											
24 Robinson Canó, L OBP: 0.261, SLG: 0.409			F7					G6-3		4	0	1	0	0	0	0											
Carl Pavano, R ERA: 3.65			L3					G6-3		2	0	0	0	0	0	0											
Tino Martinez, L OBP: 0.337, SLG: 0.500										1	0	0	0	0	0	0											
Paul Quantrill, L ERA: 2.99										0	0	0	0	0	0	0											
Mike Stanton, L ERA: 7.15										0	0	0	0	0	0	0											
Tom Gordon, R ERA: 2.86										1	0	0	0	0	0	1											
Bernie Williams, S OBP: 0.324, SLG: 0.354										1	0	0	1	0	0	1											
Inning Stats	R: 0 E: 0 K: 3 S: 9	H: 0 LOB: 0 BB: 0 P: 13	R: 0 E: 0 K: 0 S: 6	H: 0 LOB: 1 BB: 1 P: 12	R: 0 E: 0 K: 0 S: 9	H: 2 LOB: 3 BB: 1 P: 17	R: 0 E: 0 K: 1 S: 11	H: 0 LOB: 0 BB: 0 P: 17	R: 0 E: 0 K: 0 S: 10	H: 0 LOB: 2 BB: 2 P: 22	R: 0 E: 0 K: 1 S: 7	H: 0 LOB: 1 BB: 0 P: 10	R: 0 E: 0 K: 0 S: 11	H: 0 LOB: 1 BB: 1 P: 18	R: 0 E: 0 K: 0 S: 9	H: 2 LOB: 1 BB: 0 P: 11	1B: 3 2B: 1 3B: 0 HR: 0	SF: 0 SAC: 0 DP: 0 HBP: 0	WP: 1 PB: 0 CS: 0	PA: 37							
PITCHER	IP	WLS	BF	H	R	ER	SO	BB	IBB	HBP	BLK	WP	HR	S	P	ERA	WHIP										
15 Ben Sheets, R ERA: 3.65	7.0	W	28	2	0	0	5	5	0	0	0	1	0	63	108	0.00	1.000										
Ricky Bottalico, R ERA: 2.99	1.0	H	4	0	0	0	0	1	0	0	0	0	0	11	18	0.00	1.000										
Derrick Turnbow, R ERA: 3.16	1.0	S	5	2	1	1	0	0	0	0	0	0	0	9	11	9.00	2.000										

AB	31
R	1
H	4
RBI	1
BB	6
SO	5
LOB	12



Batter	1	2	3	4	5	6	7	8	9	AB	R	H	RBI	BB	SO	LOB	BOTTOM										
Brady Clark, R OBP: 0.397, SLG: 0.461	G4-3 G4-3 1B		G6-3		G6-3		P3			4	0	1	0	0	0	3	New York Yankees @ Milwaukee Brewers Miller Park, Milwaukee, WI Tue Jun 07 2005, 7:05 PM CDT Att: 35,611 - Cloudy - 76 F										
Jeff Cirillo, R OBP: 0.375, SLG: 0.411	G4-3		G6-4-3 1B				FC6-4			3	0	1	0	1	0	3											
Geoff Jenkins, L OBP: 0.339, SLG: 0.396	G4-3		G6-4-3		G1-3			FC4-6 BB		3	0	0	0	1	0	4											
Carlos Lee, R OBP: 0.345, SLG: 0.539	G1-3				G6-3		G5-3		L3	4	0	0	0	0	2												
Lyle Overbay, L OBP: 0.410, SLG: 0.464		2 HR BB			G6-3		G5-3		FC4-6	3	1	0	0	1	0	1											
2 Bill Hall, R OBP: 0.338, SLG: 0.520		1 HR HR			2B		K		K	4	1	2	2	0	2	1											
Junior Spivey, R OBP: 0.310, SLG: 0.376			K		G6-3				L7	3	0	0	0	0	1	1											
Chad Moeller, R OBP: 0.189, SLG: 0.211		G6-3							15 SH3-4 1B	3	0	2	0	0	0	0											
15 Ben Sheets, R ERA: 4.38										1	0	0	0	0	1	0											
Chris Magruder, S OBP: 0.321, SLG: 0.440									SH3-4	0	0	0	0	1	0	0											
Ricky Bottalico, L ERA: 7.66									FC6-4 BB	0	0	0	0	0	0	0											
Derrick Turnbow, R ERA: 2.86										0	0	0	0	0	0	0											
Inning Stats	R: 0 E: 0 K: 0 S: 6	H: 1 LOB: 1 BB: 0 P: 12	R: 2 E: 0 K: 2 S: 12	H: 1 LOB: 0 BB: 1 P: 19	R: 0 E: 0 K: 0 S: 7	H: 1 LOB: 0 BB: 0 P: 10	R: 0 E: 0 K: 0 S: 9	H: 1 LOB: 1 BB: 0 P: 13	R: 0 E: 0 K: 0 S: 6	H: 0 LOB: 2 BB: 1 P: 12	R: 0 E: 0 K: 1 S: 6	H: 1 LOB: 2 BB: 1 P: 14	R: 0 E: 0 K: 1 S: 11	H: 0 LOB: 1 BB: 1 P: 18	R: 0 E: 0 K: 0 S: 9	H: 0 LOB: 1 BB: 1 P: 18	1B: 3 2B: 2 3B: 0 HR: 1	SF: 0 SAC: 1 DP: 1 HBP: 0	WP: 0 PB: 0 CS: 0	PA: 33							
PITCHER	IP	WLS	BF	H	R	ER	SO	BB	IBB	HBP	BLK	WP	HR	S	P	ERA	WHIP										
Carl Pavano, R ERA: 3.37	6.0	L	24	5	2	2	3	2	0	0	0	0	0	7	14	0.00	2.000										
Paul Quantrill, R ERA: 7.66	1.0		5	1	0	0	0	1	0	0	0	0	0	3	7	∞	∞										
Mike Stanton, L ERA: 7.15	0.0		1	0	0	0	0	1	0	0	0	0	0	3	7	∞	∞										
Tom Gordon, R ERA: 2.86	1.0		3	0	0	0	1	0	0	0	0	0	0	8	11	0.00	0.000										

AB	28
R	2
H	6
RBI	2
BB	4
SO	4
LOB	15



Batter	1	2	3	4	5	6	7	8	9	AB	R	H	RBI	BB	SO	LOB	TOP
2 Derek Jeter, R OBP: 0.393, SLG: 0.420	G6-3	CS	F8			2B 13 1B	HR	G6-3		4	2	1	2	2	0	0	New York Yankees @ Milwaukee Brewers Miller Park, Milwaukee, WI Wed Jun 08 2005, 7:05 PM CDT Att: 37,586 - Cloudy - 83 F
Bernie Williams, S OBP: 0.324, SLG: 0.355	K		G4-3			13 1B	BB	L9	G1-2-3	5	1	1	0	1	1	3	
Gary Sheffield, R OBP: 0.408, SLG: 0.519	E5		P3			1B 13 1B	BB	F8		3	2	0	0	2	0	0	
13 Alex Rodriguez, R OBP: 0.434, SLG: 0.634	HR					2B	1B	HR		4	3	4	4	1	0	0	
Ruben Sierra, S OBP: 0.265, SLG: 0.500	1B					2B	1B	G4-3		5	1	3	1	0	0	3	
Tino Martinez, L OBP: 0.331, SLG: 0.503	G4-3					1B	2B			3	0	1	2	0	0	3	
Russ Johnson, R OBP: 0.385, SLG: 0.500						2B	1B			2	2	2	0	0	0	0	
John Flaherty, R OBP: 0.239, SLG: 0.233		L8				K	L7	G6-3		5	0	0	0	0	2	4	
Rey Sanchez, R OBP: 0.326, SLG: 0.302		CS				1B		G6-3		4	0	2	0	1	1	1	
35 Mike Mussina, L OBP: 0.335, SLG: 0.447						G6-3				3	0	0	0	0	2	2	
24 Robinson Cano, L OBP: 0.287, SLG: 0.447										1	1	1	2	0	0	0	
Tanyon Sturtze, R ERA: 4.26										0	0	0	0	0	0	0	
Buddy Groom, L ERA: 6.0										0	0	0	0	0	0	0	
55 Hideki Matsui, L OBP: 0.327, SLG: 0.500										1	0	1	0	0	0	0	
42 Mariano Rivera, R ERA: 2.68										0	0	0	0	0	0	0	
Inning Stats	R: 2 H: 2 E: 1 K: 1 S: 15	H: 2 R: 0 ER: 0 LOB: 1 BB: 0 P: 25	R: 0 H: 0 E: 0 K: 1 S: 11	H: 0 R: 0 ER: 0 LOB: 0 BB: 1 P: 18	R: 0 H: 0 E: 0 K: 0 S: 4	H: 4 R: 0 ER: 0 LOB: 1 BB: 0 P: 24	R: 3 H: 3 E: 0 K: 0 S: 14	H: 1 R: 0 ER: 0 LOB: 3 BB: 3 P: 28	R: 2 H: 2 E: 0 K: 0 S: 8	H: 1 R: 0 ER: 0 LOB: 0 BB: 0 P: 23	R: 1 H: 3 E: 0 K: 1 S: 15	H: 3 R: 0 ER: 0 LOB: 2 BB: 1 P: 23	1B: 8 2B: 4 3B: 0 HR: 4	SF: 0 SAC: 0 DP: 2 HBP: 0	WP: 0 PB: 0 CS: 1	PA: 48	
PITCHER	IP	WLS	BF	H	R	ER	SO	BB	IBB	HBP	BLK	WP	HR	S	P	ERA	WHIP
39 Chris Capuano, L ERA: 3.4	4.0	L	22	8	7	5	3	3	0	0	0	0	1	50	89	11.25	2.750
Julio Santana, R ERA: 4.26	1.2		9	2	1	1	2	3	0	0	0	0	1	20	39	5.40	3.000
Wes Obermueller, R ERA: 4.26	1.1		6	2	2	2	0	0	0	0	0	0	1	9	14	13.50	1.500
Jorge De La Rosa, L ERA: 5.64	1.1		9	4	2	2	1	1	0	0	0	0	1	27	43	13.50	3.750
Tommy Phelps, L ERA: 2.68	0.2		1	0	0	0	0	0	0	0	0	0	0	2	3	0.00	0.000

Batter	1	2	3	4	5	6	7	8	9	AB	R	H	RBI	BB	SO	LOB	BOTTOM			
Brady Clark, R OBP: 0.391, SLG: 0.454	K	G5-3						G5-3		4	0	0	0	0	2	1	New York Yankees @ Milwaukee Brewers Miller Park, Milwaukee, WI Wed Jun 08 2005, 7:05 PM CDT Att: 37,586 - Cloudy - 83 F			
Junior Spivey, R OBP: 0.308, SLG: 0.374	G4-3 2B		K				G5-3	L6		4	1	1	0	0	1	0				
Geoff Jenkins, L OBP: 0.355, SLG: 0.390	G4-3		F7				F8	FC4-6 HBP		3	0	0	0	0	0	1				
Chris Magruder, S OBP: 0.333, SLG: 0.440	G4-3							F9		4	2	3	2	0	0	1				
Carlos Lee, R OBP: 0.351, SLG: 0.564	2B		2B				HR	G1-3	FC4-6	3	0	1	1	1	0	1				
Lyle Overbay, L OBP: 0.411, SLG: 0.468	2B		BB					K	L9	4	0	0	0	0	2	3				
2 Bill Hall, R OBP: 0.329, SLG: 0.506	K		F9					G5-3	L9	4	0	0	0	0	0	0				
Wes Helms, R OBP: 0.316, SLG: 0.509		L7					L6	G5-3	L9	4	0	0	0	0	0	0				
Chad Moeller, R OBP: 0.195, SLG: 0.216							K	G6-3	G5-3	3	0	1	0	0	1	0				
Julio Mosquera, R ERA: 2.32										1	0	0	0	0	0	0				
39 Chris Capuano, L OBP: 0.335, SLG: 0.447										2	0	0	0	0	2	1				
Julio Santana, R ERA: 4.33										0	0	0	0	0	0	0				
Wes Obermueller, R ERA: 4.26										0	0	0	0	0	0	0				
Dave Kryzwicki, L ERA: 6.0										1	0	0	0	0	0	0				
Jorge De La Rosa, L ERA: 5.64										0	0	0	0	0	0	0				
Tommy Phelps, L ERA: 2.68										0	0	0	0	0	0	0				
Inning Stats	R: 2 H: 3 E: 0 K: 2 S: 17	H: 3 R: 0 ER: 0 LOB: 1 BB: 0 P: 21	R: 0 H: 1 E: 0 K: 1 S: 9	H: 1 R: 0 ER: 0 LOB: 2 BB: 1 P: 13	R: 0 H: 1 E: 0 K: 1 S: 14	H: 0 R: 0 ER: 0 LOB: 0 BB: 0 P: 9	R: 0 H: 0 E: 0 K: 1 S: 9	H: 0 R: 0 ER: 0 LOB: 0 BB: 0 P: 12	R: 1 H: 1 E: 0 K: 0 S: 16	H: 1 R: 0 ER: 0 LOB: 1 BB: 0 P: 23	R: 0 H: 0 E: 0 K: 0 S: 5	H: 0 R: 0 ER: 0 LOB: 0 BB: 0 P: 6	R: 0 H: 0 E: 0 K: 0 S: 9	H: 0 R: 0 ER: 0 LOB: 1 BB: 0 P: 16	R: 0 H: 0 E: 0 K: 0 S: 4	H: 0 R: 0 ER: 0 LOB: 0 BB: 0 P: 6	1B: 2 2B: 3 3B: 0 HR: 1	SF: 0 SAC: 0 DP: 0 HBP: 1	WP: 1 PB: 0 CS: 0	PA: 35
PITCHER	IP	WLS	BF	H	R	ER	SO	BB	IBB	HBP	BLK	WP	HR	S	P	ERA	WHIP			
35 Mike Mussina, R ERA: 4.33	6.0	W	25	6	3	3	8	1	0	0	0	0	1	72	103	4.50	1.167			
Tanyon Sturtze, R ERA: 2.32	1.0		3	0	0	0	0	0	0	0	0	0	0	5	6	0.00	0.000			
Buddy Groom, L ERA: 6.0	1.0		4	0	0	0	0	0	0	1	0	0	0	9	16	0.00	0.000			
42 Mariano Rivera, R ERA: 1.27	1.0		3	0	0	0	0	0	0	0	0	0	0	4	6	0.00	0.000			



Batter	1	2	3	4	5	6	7	8	9	AB	R	H	RBI	BB	SO	LOB	TOP										
2 Derek Jeter, R OBP: 0.391, SLG: 0.421	G4-3		FC5-4		F8		G6-3			4	0	1	1	0	0	1	New York Yankees @ St. Louis Cardinals Busch Stadium, St. Louis, MO Fri Jun 10 2005, 7:10 PM CDT Att: 50,250 - Cloudy - 89 F										
Tony Womack, L OBP: 0.291, SLG: 0.279 Paul Quantrill, L (5, 1)	G4-3		G1-3		F8			K	3	0	0	0	0	0	2												
Russ Johnson, R OBP: 0.357, SLG: 0.462 Buddy Groom, L (8, 1)										1	0	0	0	1	0												
Gary Sheffield, R OBP: 0.406, SLG: 0.512	F8				G6-3			G5-3	3	0	0	0	1	0	1												
13 Alex Rodriguez, R OBP: 0.431, SLG: 0.627		G6-3		F8		G4-3			4	0	1	0	0	0	1												
55 Hideki Matsui, L OBP: 0.326, SLG: 0.397 (5, 7)		F7				G5-3			4	0	1	0	0	1	1												
20 Jorge Posada, S OBP: 0.360, SLG: 0.432									3	0	1	0	1	1	2												
25 Jason Giambi, L OBP: 0.372, SLG: 0.336									3	0	0	0	1	0	4												
24 Robinson Cano, L OBP: 0.275, SLG: 0.452									4	1	2	0	0	1	1												
40 Chien-Ming Wang, R (1, 1)									1	0	0	0	0	0	1												
Tino Martinez, L OBP: 0.330, SLG: 0.500 Bernie Williams, S OBP: 0.321, SLG: 0.351									1	0	0	0	0	0	1												
									2	0	0	0	0	0	1												
Inning Stats	R: 0 E: 0 K: 0 S: 8	H: 0 LOB: 0 BB: 0 P: 13	R: 0 E: 0 K: 0 S: 10	H: 0 LOB: 1 BB: 1 P: 15	R: 0 E: 0 K: 0 S: 9	H: 1 LOB: 1 BB: 0 P: 13	R: 0 E: 0 K: 1 S: 11	H: 1 LOB: 2 BB: 1 P: 22	R: 1 E: 0 K: 0 S: 10	H: 2 LOB: 1 BB: 0 P: 15	R: 0 E: 0 K: 0 S: 11	H: 1 LOB: 1 BB: 0 P: 17	R: 0 E: 0 K: 0 S: 6	H: 0 LOB: 0 BB: 0 P: 7	R: 0 E: 0 K: 2 S: 10	H: 1 LOB: 1 BB: 1 P: 11	R: 0 E: 0 K: 1 S: 7	H: 0 LOB: 1 BB: 1 P: 15	1B: 4 2B: 2 3B: 0 HR: 0	SF: 0 SAC: 0 DP: 0 HBP: 0	WP: 0 PB: 0 CS: 0	PA: 36					
PITCHER	IP	WLS	BF	H	R	ER	SO	BB	IBB	HBP	BLK	WP	HR	S	P	ERA	WHIP										
Jason Marquis, R ERA: 3.27	8.0	W	32	6	1	1	3	2	0	0	0	0	0	75	113	1.12	1.000										
34 Randy Flores, L ERA: 3.43	1.0		4	0	0	0	1	1	0	0	0	0	0	7	15	0.00	1.000										

Batter	1	2	3	4	5	6	7	8	9	AB	R	H	RBI	BB	SO	LOB	BOTTOM										
22 David Eckstein, R OBP: 0.382, SLG: 0.393	G3		G1-3		G4-3			F9		4	0	0	0	1	0	0	New York Yankees @ St. Louis Cardinals Busch Stadium, St. Louis, MO Fri Jun 10 2005, 7:10 PM CDT Att: 50,250 - Cloudy - 89 F										
Mark Czuzdzianek, R OBP: 0.360, SLG: 0.453										4	1	1	0	1	0	2											
5 Albert Pujols, R OBP: 0.420, SLG: 0.603										4	3	3	2	1	0	0											
15 Jim Edmonds, L OBP: 0.390, SLG: 0.534 So Taguchi, R OBP: 0.294, SLG: 0.376										4	1	2	1	0	0	0											
Larry Walker, L OBP: 0.356, SLG: 0.418										2	1	1	1	2	0	0											
Reggie Sanders, R OBP: 0.340, SLG: 0.538										4	1	2	1	0	1	2											
Abraham Nunez, S OBP: 0.344, SLG: 0.409										3	1	1	0	1	0	4											
4 Yadier Molina, R OBP: 0.289, SLG: 0.328										4	0	0	0	0	0	2											
Jason Marquis, L OBP: 0.378, SLG: 0.571 Scott Seabolt, R OBP: 0.297, SLG: 0.265 34 Randy Flores, L (9, 1)										3	0	0	0	0	1	0											
										1	0	0	0	0	1	0											
										0	0	0	0	0	0	0											
Inning Stats	R: 2 E: 1 K: 1 S: 13	H: 3 LOB: 2 BB: 1 P: 22	R: 0 E: 0 K: 1 S: 8	H: 0 LOB: 0 BB: 0 P: 12	R: 5 E: 2 K: 0 S: 14	H: 3 LOB: 2 BB: 3 P: 33	R: 0 E: 0 K: 0 S: 10	H: 1 LOB: 2 BB: 1 P: 17	R: 0 E: 0 K: 0 S: 4	H: 0 LOB: 0 BB: 0 P: 6	R: 1 E: 0 K: 0 S: 10	H: 1 LOB: 0 BB: 0 P: 15	R: 0 E: 0 K: 0 S: 7	H: 1 LOB: 0 BB: 0 P: 10	R: 0 E: 0 K: 2 S: 10	H: 1 LOB: 2 BB: 1 P: 18	1B: 6 2B: 3 3B: 0 HR: 1	SF: 0 SAC: 0 DP: 0 HBP: 0	WP: 0 PB: 1 CS: 0	PA: 40							
PITCHER	IP	WLS	BF	H	R	ER	SO	BB	IBB	HBP	BLK	WP	HR	S	P	ERA	WHIP										
40 Chien-Ming Wang, R ERA: 4.44	4.0	L	25	7	7	4	2	3	2	0	0	0	0	45	84	9.00	2.500										
Paul Quantrill, R ERA: 7.11	3.0		10	2	1	1	0	0	0	0	0	0	1	21	31	3.00	0.667										
Buddy Groom, L ERA: 5.63	1.0		5	1	0	0	2	0	1	0	0	0	0	10	18	0.00	1.000										


Batter	1	2	3	4	5	6	7	8	9	AB	R	H	RBI	BB	SO	LOB	TOP					
2 Derek Jeter, R OBP: 0.385, SLG: 0.426										5	1	2	0	0	0	0	New York Yankees @ St. Louis Cardinals Busch Stadium, St. Louis, MO Sun Jun 12 2005, 1:15 PM CDT Att: 50,372 - Cloudy - 78 F					
Tony Womack, L OBP: 0.289, SLG: 0.277										5	1	1	0	0	1	2						
13 Alex Rodriguez, R OBP: 0.430, SLG: 0.620										5	0	1	1	0	1	2						
55 Hideki Matsui, L OBP: 0.330, SLG: 0.401										4	0	1	1	0	0	2						
Russ Johnson, R OBP: 0.357, SLG: 0.462										0	0	0	0	0	0	0						
Bernie Williams, S OBP: 0.322, SLG: 0.347										3	0	0	0	1	1	1						
25 Jason Giambi, L OBP: 0.383, SLG: 0.340										1	0	1	0	2	0	0						
Tino Martinez, L OBP: 0.321, SLG: 0.484										1	0	0	0	0	0	0						
20 Jorge Posada, S OBP: 0.363, SLG: 0.450										4	1	2	1	0	1	3						
24 Robinson Cano, L OBP: 0.281, SLG: 0.446										4	0	1	0	0	1	4						
Carl Pavano, R OBP: 0.255, SLG: 0.479										3	0	0	0	0	2	4						
Tanyon Sturtze, R OBP: 0.281, SLG: 0.446										0	0	0	0	0	0	0						
Mike Stanton, L OBP: 0.281, SLG: 0.446										0	0	0	0	0	0	0						
Ruben Sierra, S OBP: 0.255, SLG: 0.479										1	0	0	0	0	1	0						
Tom Gordon, R OBP: 0.255, SLG: 0.479										0	0	0	0	0	0	0						
Inning Stats	R: 0 E: 0 K: 0 S: 7	H: 1 LOB: 1 BB: 0 P: 10	R: 0 E: 1 K: 1 S: 11	H: 2 LOB: 2 BB: 0 P: 17	R: 0 E: 0 K: 0 S: 5	H: 0 LOB: 0 BB: 0 P: 7	R: 0 E: 0 K: 1 S: 10	H: 0 LOB: 2 BB: 2 P: 23	R: 1 E: 0 K: 1 S: 12	H: 2 LOB: 1 BB: 0 P: 18	R: 0 E: 0 K: 2 S: 14	H: 1 LOB: 1 BB: 1 P: 23	R: 1 E: 0 K: 1 S: 10	H: 2 LOB: 1 BB: 0 P: 16	R: 1 E: 0 K: 1 S: 9	H: 1 LOB: 0 BB: 0 P: 12	R: 0 E: 0 K: 1 S: 6	H: 0 LOB: 0 BB: 0 P: 6	1B: 5 2B: 3 3B: 0 HR: 1	SF: 0 SAC: 0 DP: 0 HBP: 0	WP: 0 PB: 0 CS: 0	PA: 39
PITCHER	IP WLS BF H R ER SO BB IBB HBP BLK WP HR S P ERA WHIP																					
Matt Morris, R ERA: 3.27	6.0 27 6 1 1 5 3 0 0 0 0 0 0 59 98 1.50 1.500																					
Al Reyes, R ERA: 2.08	0.2 3 1 1 1 1 0 0 0 0 0 0 0 6 9 13.50 1.500																					
Ray King, L ERA: 3.31	0.1 W 2 1 0 0 0 0 0 0 0 0 0 0 4 7 0.00 3.000																					
Julian Tavaréz, R ERA: 2.84	1.0 H 4 1 1 1 1 0 0 0 0 0 1 9 12 9.00 1.000																					
44 Jason Istringhausen, R ERA: 1.77	1.0 S 3 0 0 0 1 0 0 0 0 0 0 0 6 6 0.00 0.000																					

Batter	1	2	3	4	5	6	7	8	9	AB	R	H	RBI	BB	SO	LOB	BOTTOM			
22 David Eckstein, R OBP: 0.378, SLG: 0.388										4	1	2	1	0	0	1	New York Yankees @ St. Louis Cardinals Busch Stadium, St. Louis, MO Sun Jun 12 2005, 1:15 PM CDT Att: 50,372 - Cloudy - 78 F			
Mark Czudzielanek, R OBP: 0.367, SLG: 0.450										4	0	1	0	0	0	2				
5 Albert Pujols, R OBP: 0.412, SLG: 0.585										3	1	0	0	1	0	2				
15 Jim Edmonds, L OBP: 0.399, SLG: 0.547										3	0	2	2	1	0	0				
Larry Walker, L OBP: 0.357, SLG: 0.420										3	0	1	0	0	0	2				
Reggie Sanders, R OBP: 0.332, SLG: 0.519										4	0	0	0	0	1	5				
44 Jason Istringhausen, R ERA: 1.77										0	0	0	0	0	0	0				
John Mabry, L OBP: 0.327, SLG: 0.404										3	0	0	0	0	0	2				
Abraham Nunez, S OBP: 0.341, SLG: 0.403										1	0	0	0	0	0	0				
4 Yadier Molina, R OBP: 0.294, SLG: 0.337										4	2	3	0	0	0	0				
Matt Morris, R ERA: 3.27										1	0	0	0	0	1	1				
Al Reyes, R ERA: 2.08										0	0	0	0	0	0	0				
Ray King, L ERA: 3.31										0	0	0	0	0	0	0				
Scott Seabolt, R ERA: 3.41										1	1	2	0	0	0	0				
Julian Tavaréz, L ERA: 2.84										0	0	0	0	0	0	0				
So Taguchi, R OBP: 0.296, SLG: 0.395										0	0	0	0	0	0	0				
Inning Stats	R: 0 E: 0 K: 0 S: 5	H: 0 LOB: 0 BB: 0 P: 9	R: 0 E: 0 K: 0 S: 10	H: 1 LOB: 1 BB: 0 P: 18	R: 1 E: 0 K: 0 S: 12	H: 2 LOB: 1 BB: 0 P: 19	R: 0 E: 0 K: 1 S: 9	H: 1 LOB: 1 BB: 0 P: 14	R: 0 E: 0 K: 0 S: 11	H: 1 LOB: 2 BB: 1 P: 23	R: 4 E: 0 K: 0 S: 15	H: 4 LOB: 1 BB: 1 P: 23	R: 0 E: 0 K: 0 S: 8	H: 0 LOB: 0 BB: 0 P: 11	R: 0 E: 0 K: 0 S: 8	H: 0 LOB: 0 BB: 0 P: 11	1B: 5 2B: 4 3B: 0 HR: 1	SF: 0 SAC: 1 DP: 2 HBP: 1	WP: 0 PB: 0 CS: 0	PA: 35
PITCHER	IP WLS BF H R ER SO BB IBB HBP BLK WP HR S P ERA WHIP																			
Carl Pavano, R ERA: 4.17	6.0 24 6 3 4 4 0 1 0 0 0 0 0 1 10 15 54.00 6.000																			
Tanyon Sturtze, R ERA: 3.41	0.2 L 6 3 4 4 0 0 0 0 0 0 0 0 5 8 0.00 3.000																			
Mike Stanton, L ERA: 6.94	0.1 2 1 0 0 0 0 0 0 0 0 0 0 4 7 0.00 3.000																			
Tom Gordon, R ERA: 2.7	1.0 3 0 0 0 0 0 0 0 0 0 0 0 8 11 0.00 0.000																			

Batter	1	2	3	4	5	6	7	8	9	AB	R	H	RBI	BB	SO	LOB	TOP			
Matt Lawton, L OBP: 0.378, SLG: 0.463 Michael Restovich, R OBP: 0.314, SLG: 0.409	G2-3			G6-3		G6-3		F7		4	0	1	0	0	0	0				
12 Freddy Sanchez, R OBP: 0.328, SLG: 0.390 Bobby Hill, S OBP: 0.299, SLG: 0.275	K			G5-3		L7			G3-1	3	0	0	0	0	1	1				
Jason Bay, R OBP: 0.387, SLG: 0.549	K			K						4	0	2	0	0	2	0				
Rob Mackowiak, L OBP: 0.418, SLG: 0.515		G1-3			G4-3				K	4	0	0	0	0	2	1				
41 Ryan Doumit, S OBP: 0.381, SLG: 0.650		G4-3			F8				G1-3	4	0	1	0	0	0	1				
Daryle Ward, L OBP: 0.350, SLG: 0.532		G4-3			BB 1B					3	0	1	0	0	1	1				
Jose Castillo, R OBP: 0.318, SLG: 0.404			P2		BB 1B					2	0	0	0	1	0	1				
11 Humberto Cota, R OBP: 0.314, SLG: 0.441			F7		G1-3					3	0	0	0	0	0	2				
2 Jack Wilson, R OBP: 0.269, SLG: 0.347			L9			G5-3			P4	3	0	0	0	0	0	0				
Inning Stats	R: 0 E: 0 K: 2 S: 10	H: 0 LOB: 0 BB: 0 P: 14	R: 0 E: 0 K: 0 S: 6	H: 0 LOB: 0 BB: 0 P: 10	R: 0 E: 0 K: 0 S: 6	H: 0 LOB: 0 BB: 0 P: 7	R: 0 E: 0 K: 1 S: 5	H: 0 LOB: 0 BB: 1 P: 6	R: 0 E: 0 K: 0 S: 11	H: 1 LOB: 2 BB: 1 P: 17	R: 0 E: 0 K: 2 S: 10	H: 1 LOB: 1 BB: 0 P: 15	R: 0 E: 0 K: 0 S: 3	H: 0 LOB: 0 BB: 0 P: 5	R: 0 E: 0 K: 1 S: 14	H: 1 LOB: 1 BB: 0 P: 20	1B: 4 2B: 1 3B: 0 HR: 0	SF: 0 SAC: 0 DP: 0 HBP: 0	WP: 0 PB: 0 CS: 0	PA: 32
PITCHER 35 Mike Mussina, R ERA: 3.89	IP: 9.0 WLS: W BF: 32 H: 5 R: 0 ER: 0 SO: 6 BB: 1 IBB: 0 HBP: 0 BLK: 0 WP: 0 HR: 0 S: 76 P: 109 ERA: 0.00 WHIP: 0.667															PITCHER				

Pittsburgh Pirates @ New York Yankees
Yankee Stadium, Bronx, NY
Tue Jun 14 2005, 7:05 PM EDT
Att: 44,541 - Partly Cloudy - 88 F


AB 31
R 0
H 5
RBI 0
BB 1
SO 6
LOB 7

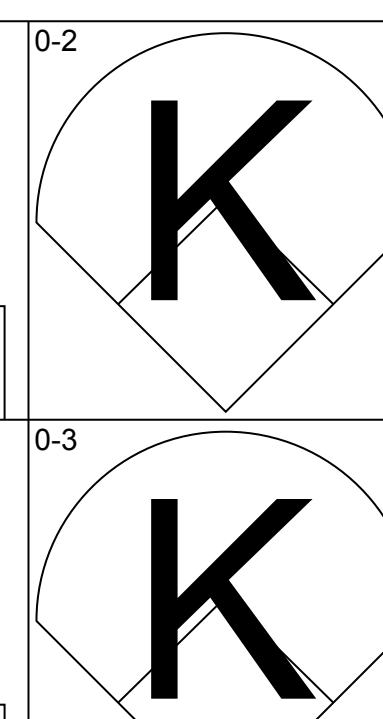
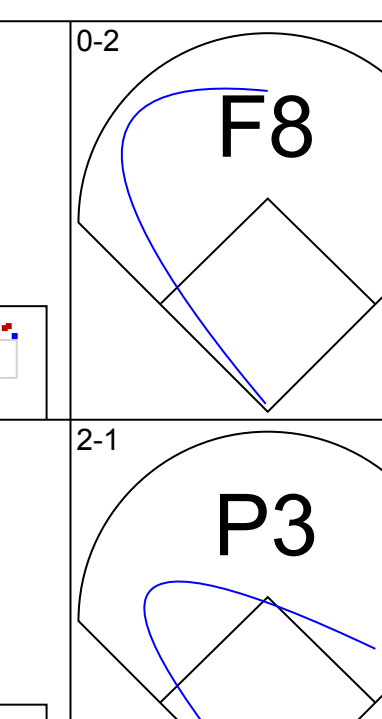
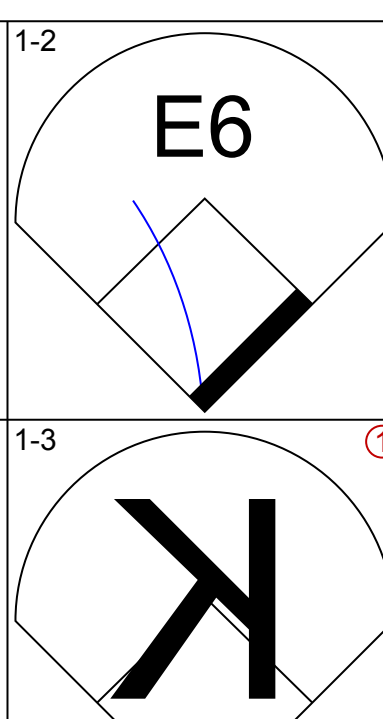
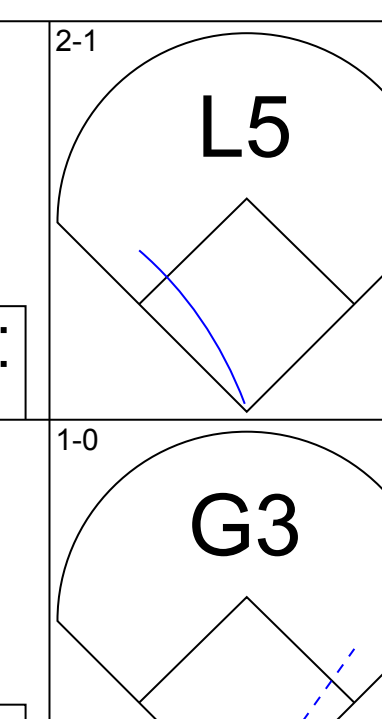
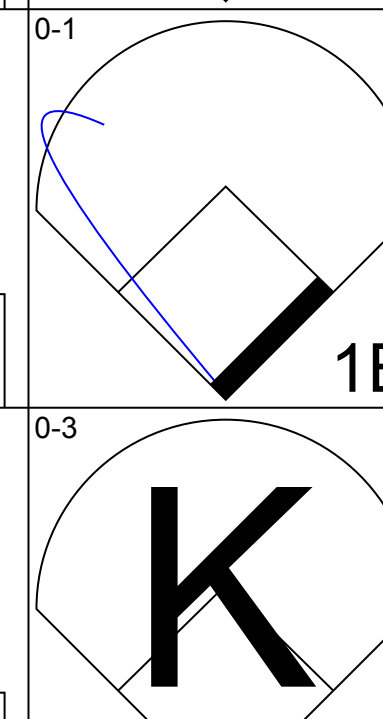

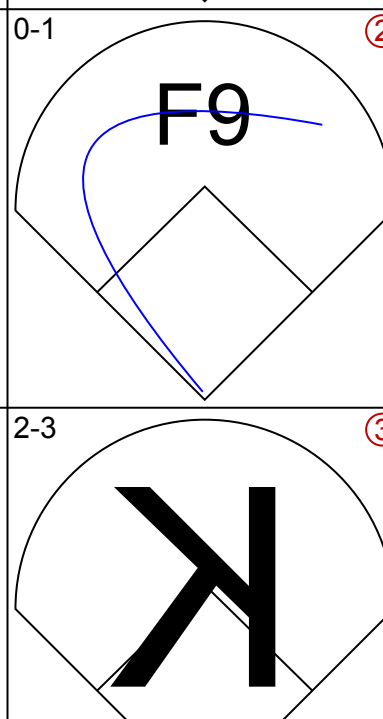


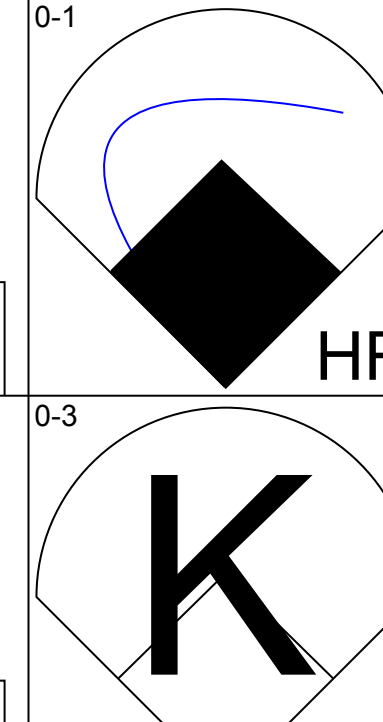

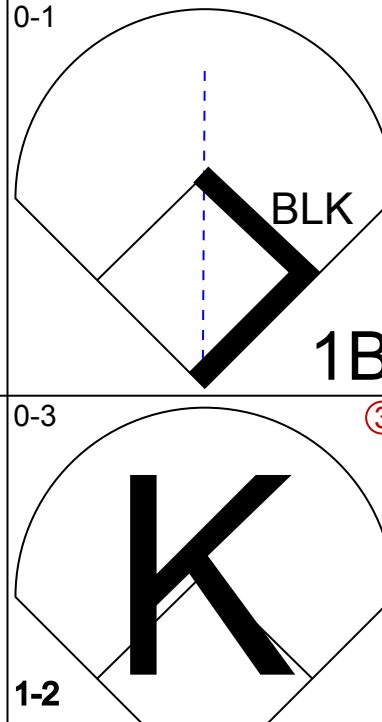




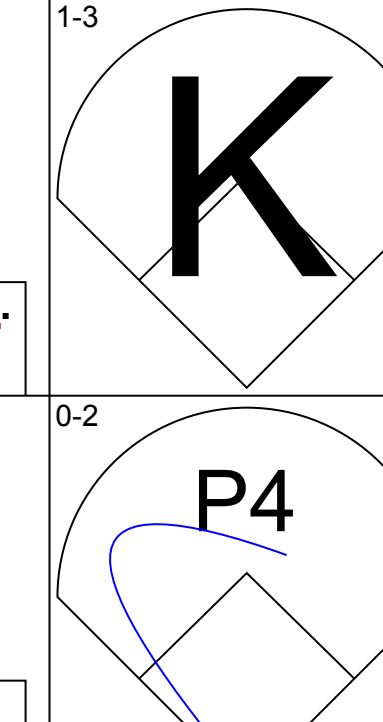
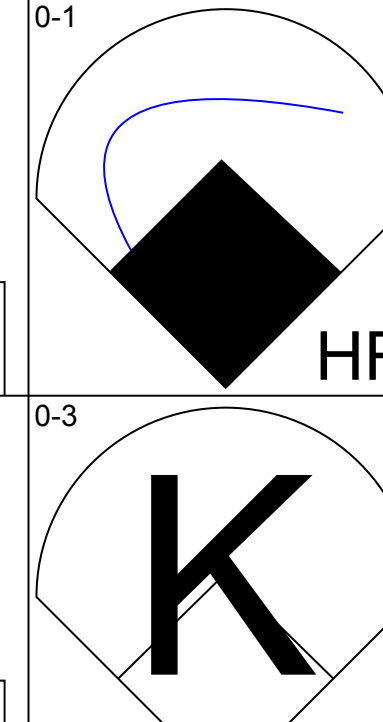
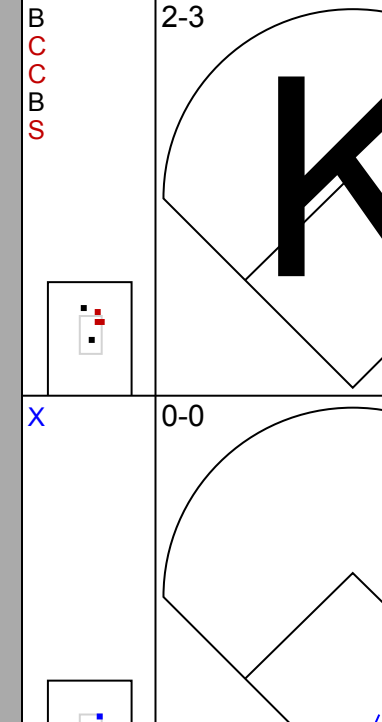
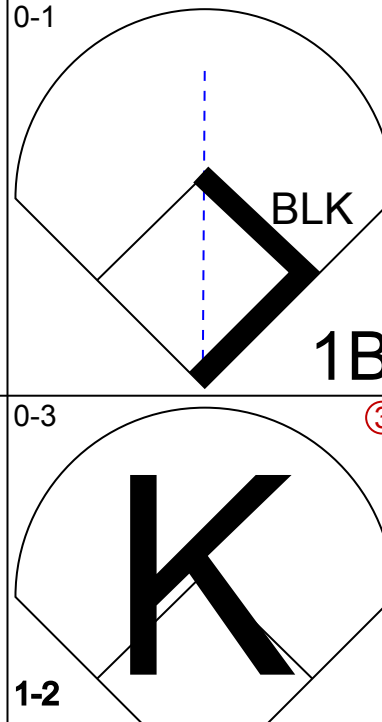
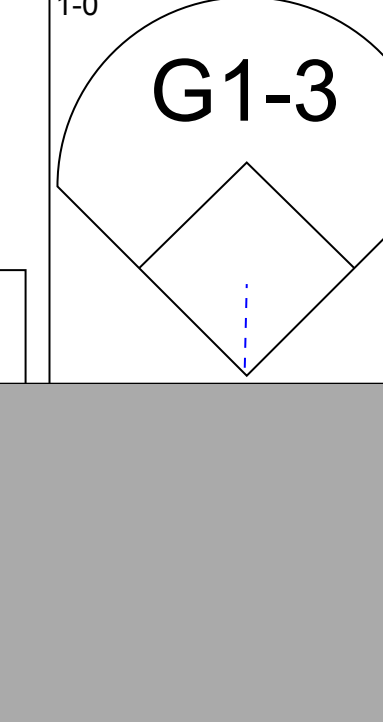

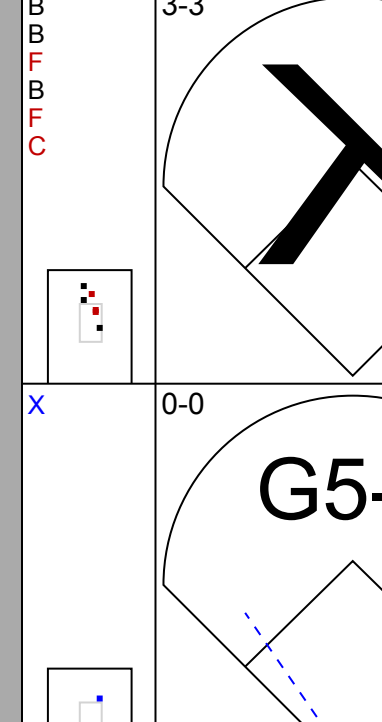


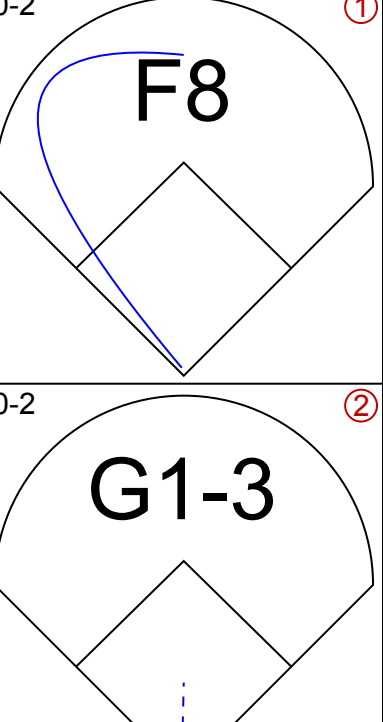

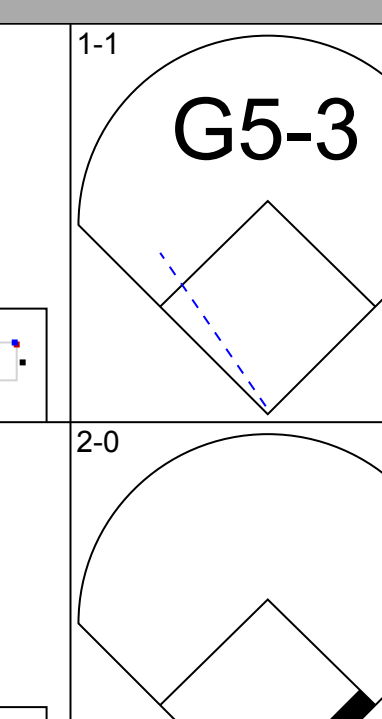
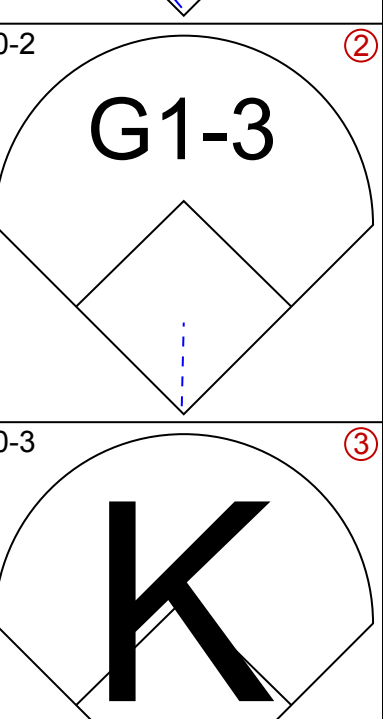
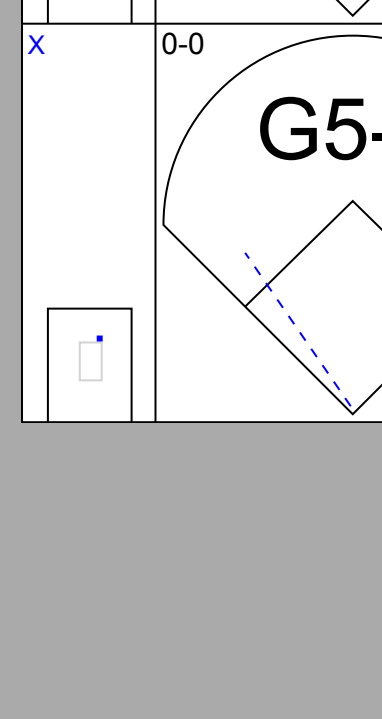
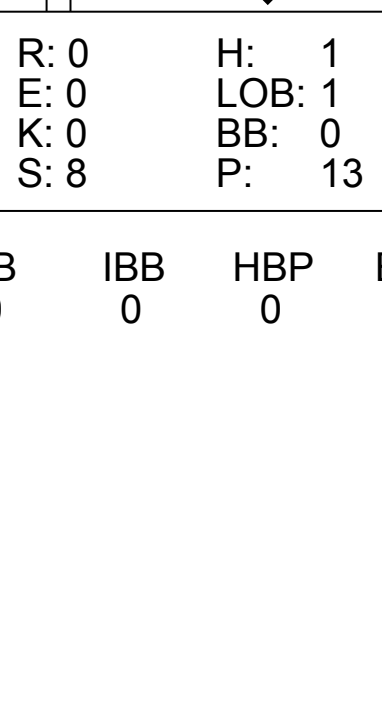
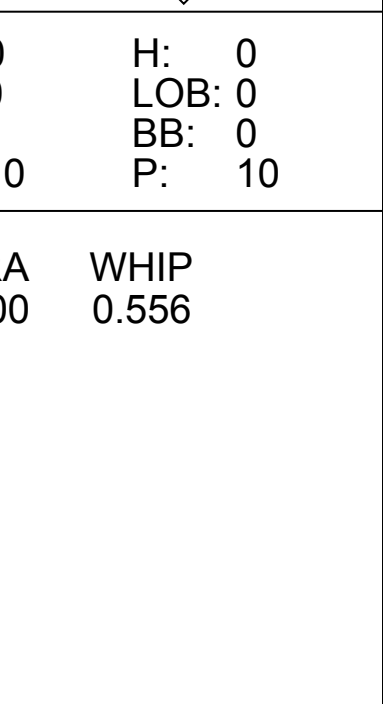
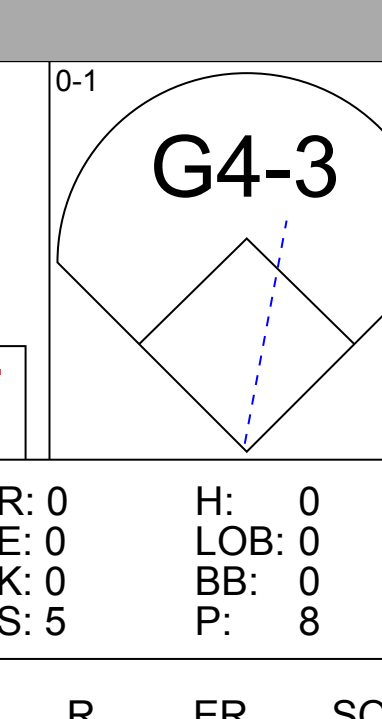


Batter	1	2	3	4	5	6	7	8	9	AB	R	H	RBI	BB	SO	LOB	BOTTOM	
2 Derek Jeter, R OBP: 0.386, SLG: 0.423	G6-3		FC6-4 1B	FC6-4 1B		G6-3		BB 1B		4	1	1	0	1	0	2		
24 Robinson Cano, L OBP: 0.286, SLG: 0.452	L6		FC6-4 BB		BB 2B		BB 1B	F7		5	1	2	0	0	0	2		
Gary Sheffield, R OBP: 0.409, SLG: 0.505	G5-3		FC6-4 BB		BB 1B	FC6		BB 1B		2	2	1	1	3	0	0		
13 Alex Rodriguez, R OBP: 0.430, SLG: 0.612		G6-3	FC6-4		HBP	K		BB 1B		3	0	0	0	0	1	4		
55 Hideki Matsui, L OBP: 0.333, SLG: 0.417 Ruben Sierra, S OBP: 0.264, SLG: 0.480				BB 1B	G4-6-3 BB	FC6		BB 1B		3	2	2	1	0	0	2		
Bernie Williams, S OBP: 0.328, SLG: 0.346		F7		BB 1B	BB 2B		K	BB 1B		3	1	1	0	2	1	0		
20 Jorge Posada, S OBP: 0.364, SLG: 0.448		F7		BB 1B	BB 2B	G4-3		F8		5	1	2	2	0	0	3		
25 Jason Giambi, L OBP: 0.388, SLG: 0.350 Tino Martinez, L OBP: 0.323, SLG: 0.485			BB 1B	K	BB 2B		BB 1B	K		2	1	1	2	1	1	2		
Tony Womack, L OBP: 0.284, SLG: 0.272		F8		F8	F9		G3			4	0	0	0	0	0	5		
Inning Stats	R: 0 E: 0 K: 0 S: 9	H: 1 LOB: 0 BB: 0 P: 8	R: 1 E: 1 K: 0 S: 13	H: 1 LOB: 2 BB: 2 P: 27	R: 1 E: 0 K: 1 S: 12	H: 2 LOB: 2 BB: 1 P: 21	R: 4 E: 0 K: 0 S: 19	H: 4 LOB: 1 BB: 1 P: 34	R: 0 E: 0 K: 1 S: 9	H: 1 LOB: 1 BB: 1 P: 14	R: 0 E: 0 K: 1 S: 11	H: 1 LOB: 1 BB: 0 P: 19	R: 2 E: 0 K: 1 S: 12	H: 2 LOB: 3 BB: 2 P: 24	1B: 9 2B: 2 3B: 0 HR: 1	SF: 0 SAC: 0 DP: 1 HBP: 2	WP: 1 PB: 0 CS: 0	PA: 44
PITCHER Kip Wells, R ERA: 3.83 Brian Meadows, R ERA: 5.67 Ryan Vogelsong, R ERA: 5.4	IP: 4.2 WLS: L BF: 26 H: 8 R: 7 ER: 6 SO: 1 BB: 4 IBB: 0 HBP: 1 BLK: 0 WP: 0 HR: 1 S: 102 P: 102 ERA: 11.57 WHIP: 2.571															PITCHER		

Pittsburgh Pirates @ New York Yankees
Yankee Stadium, Bronx, NY
Tue Jun 14 2005, 7:05 PM EDT
Att: 44,541 - Partly Cloudy - 88 F


AB 35
R 9
H 12
RBI 8
BB 7
SO 4
LOB 25

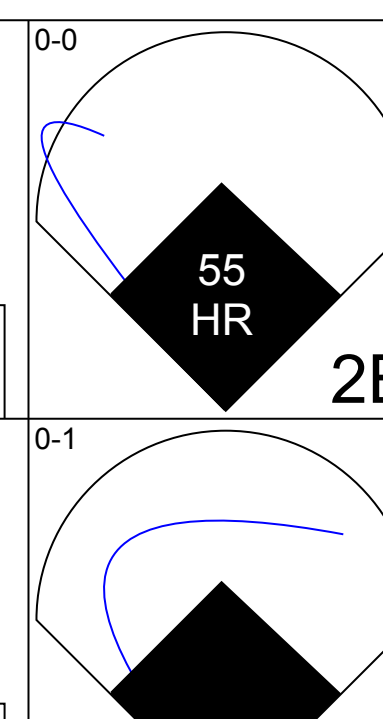
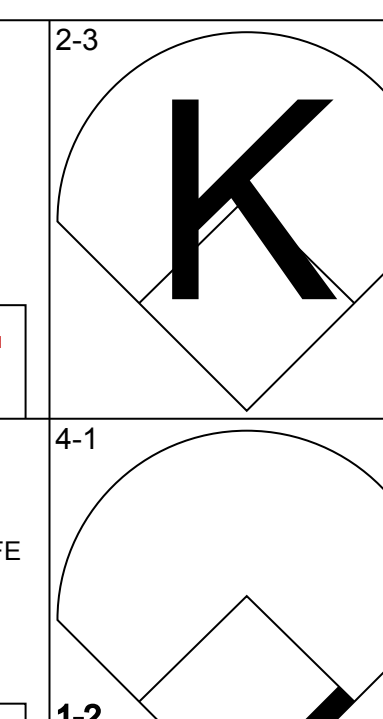
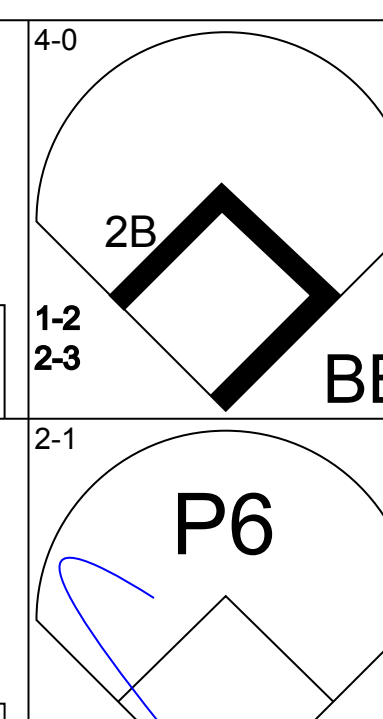

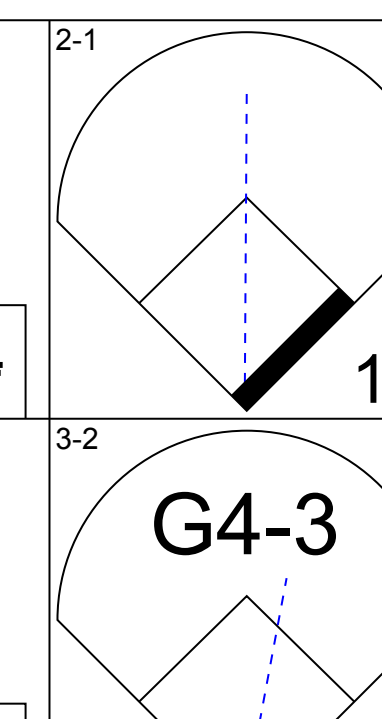
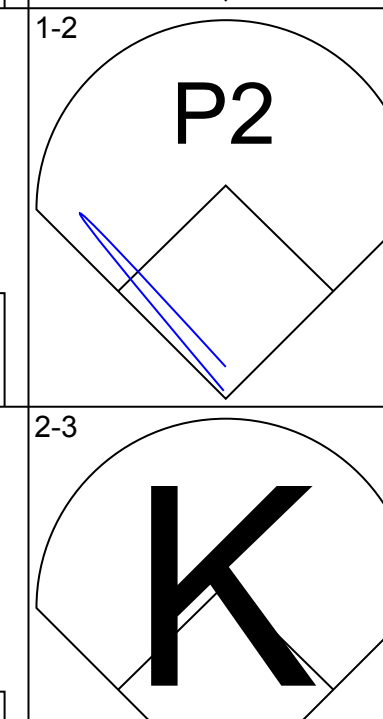
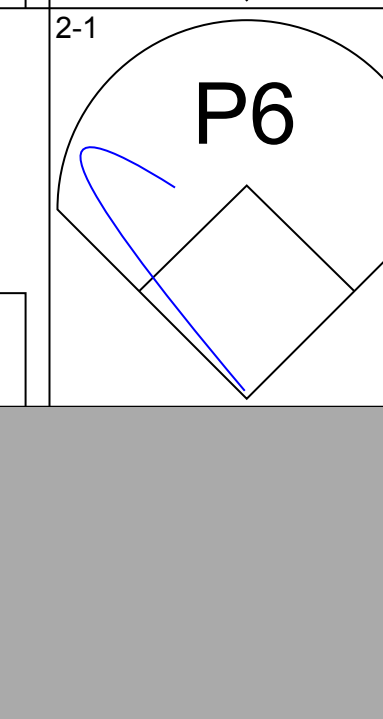
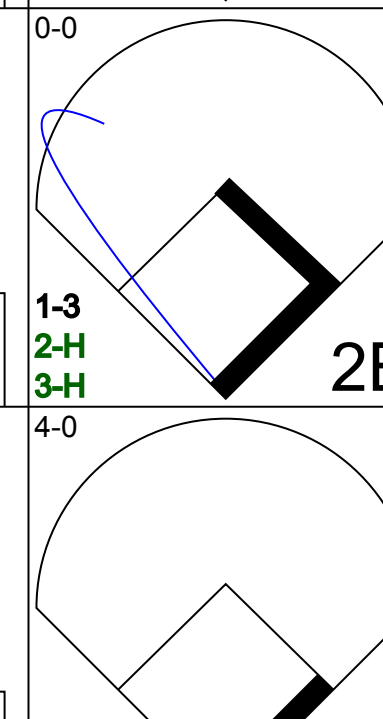
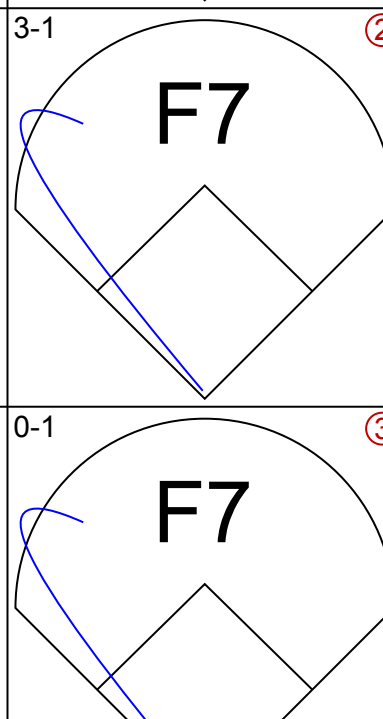

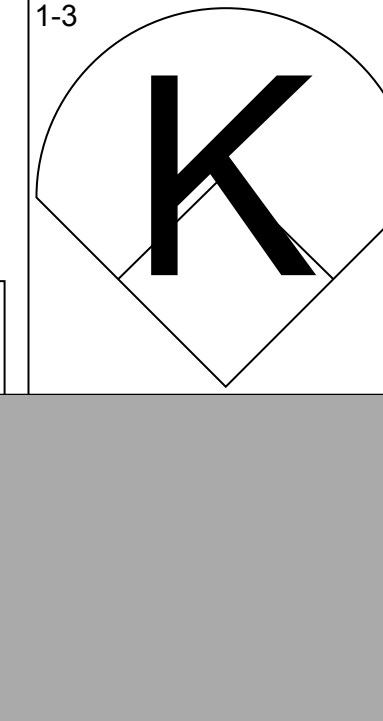
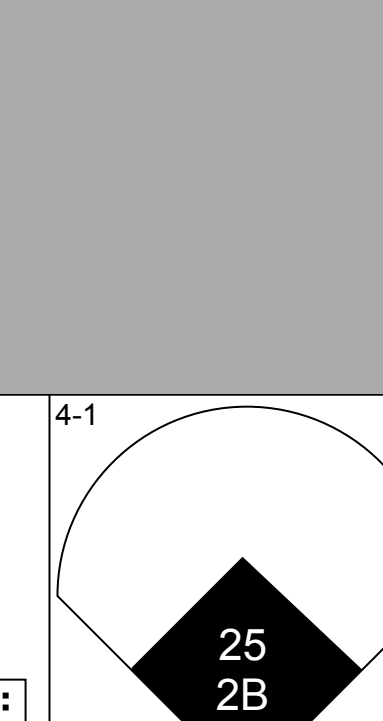
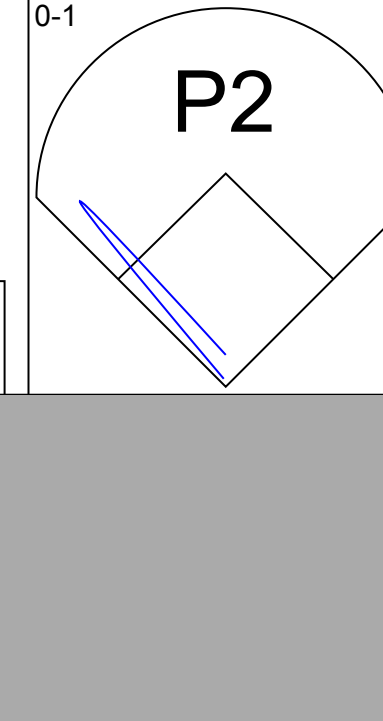



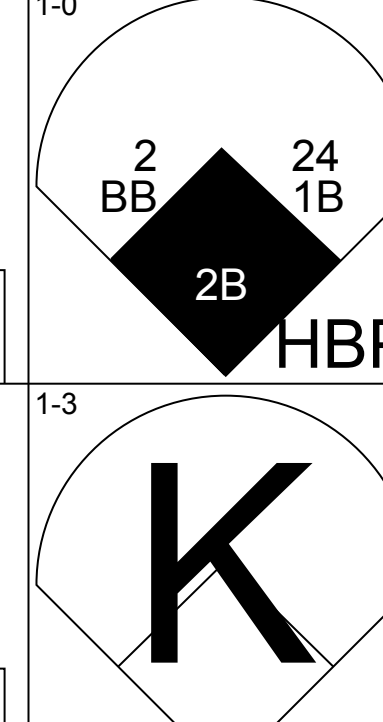


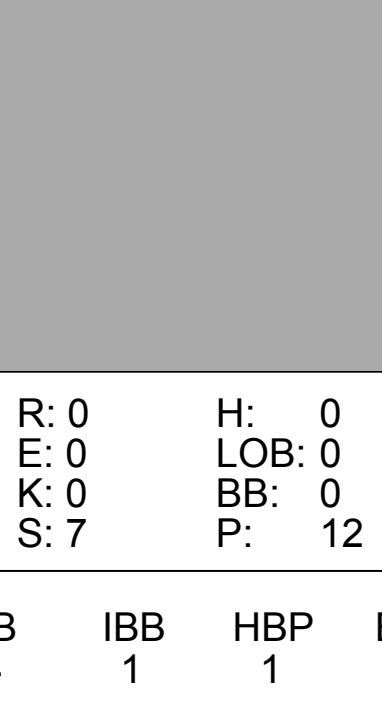
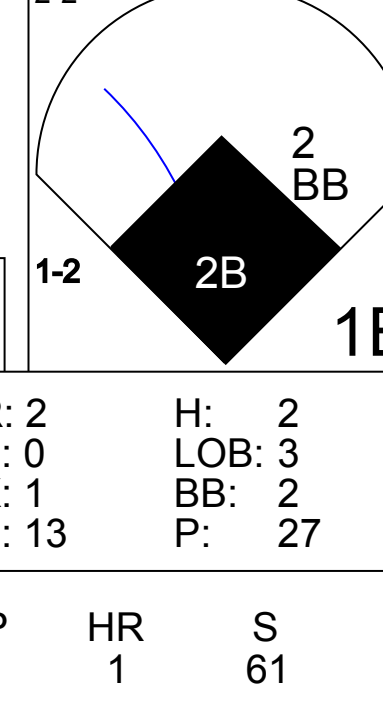

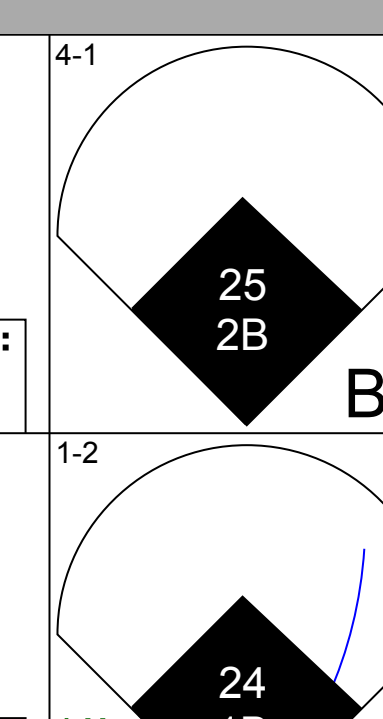
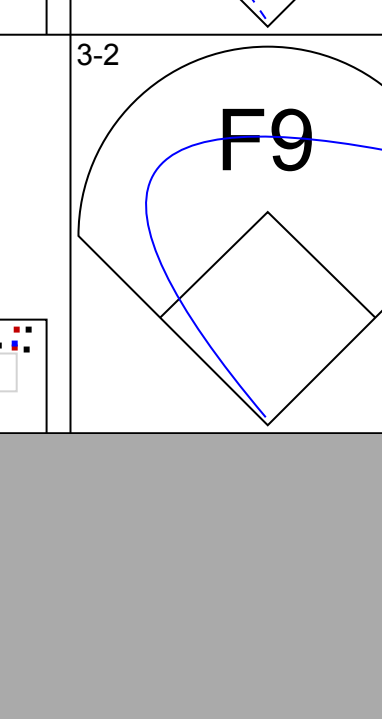
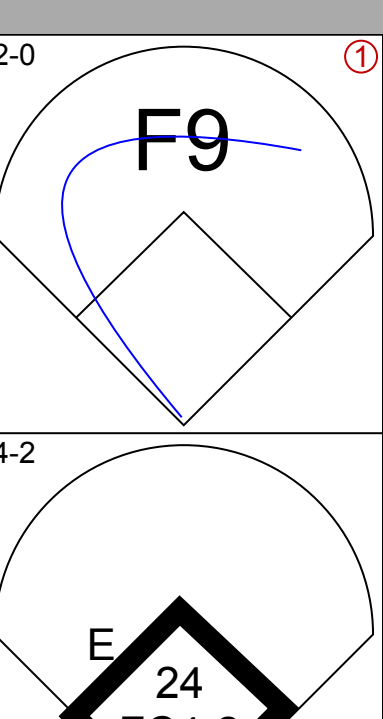
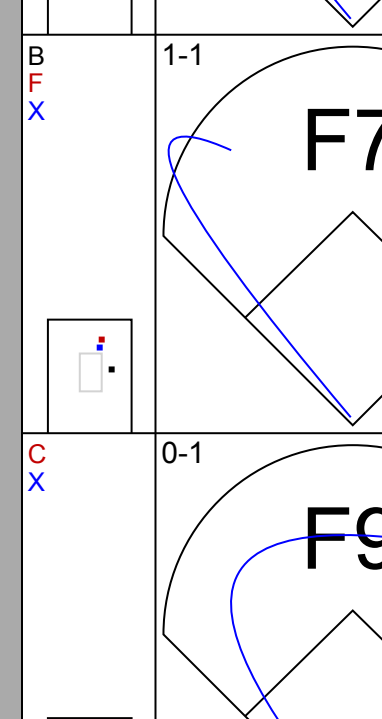

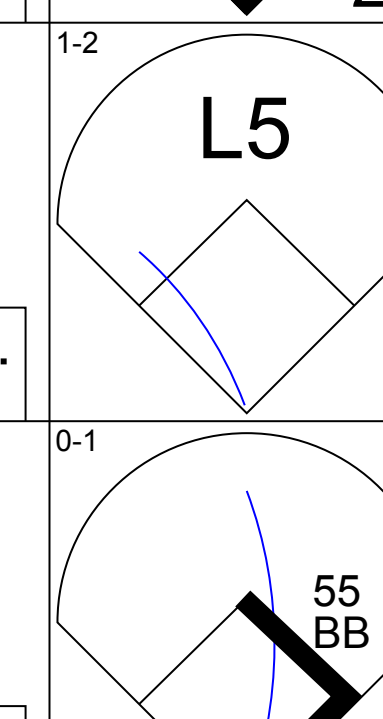
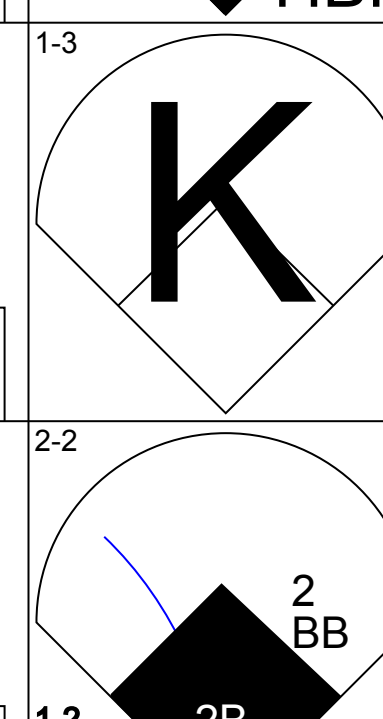
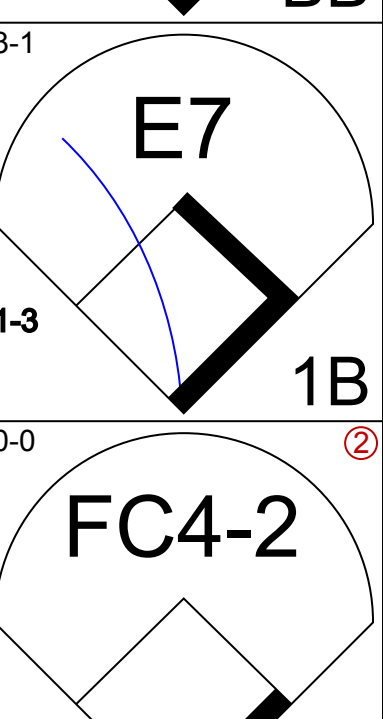


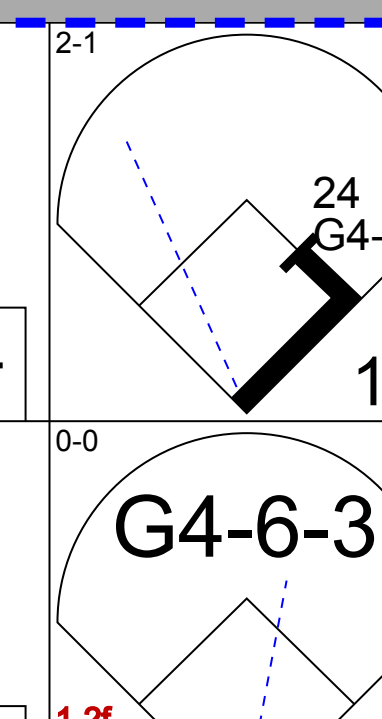
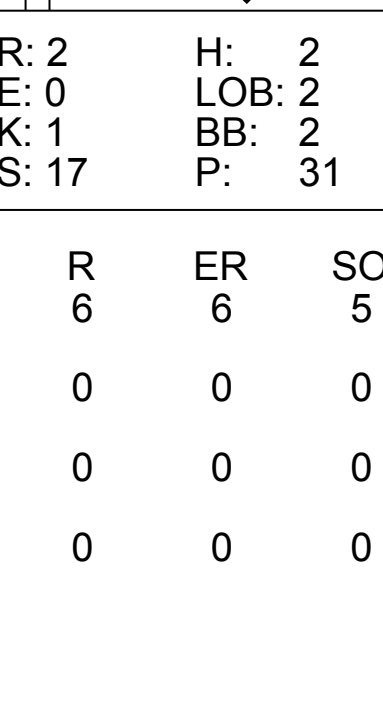
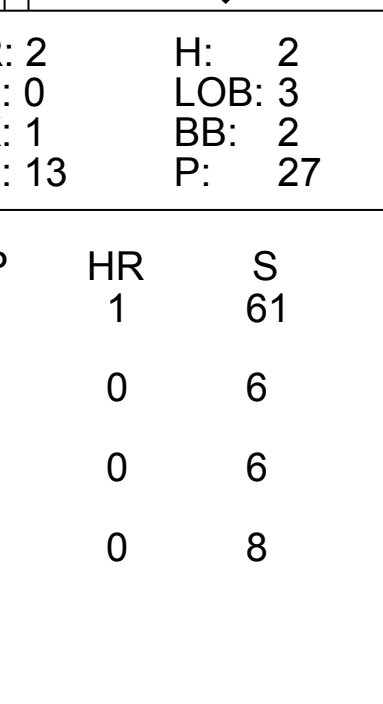
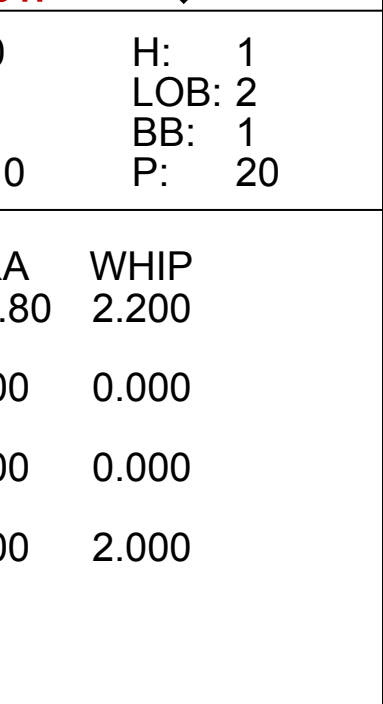
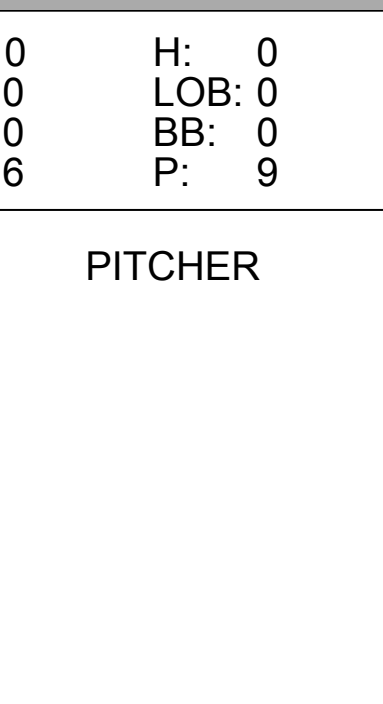
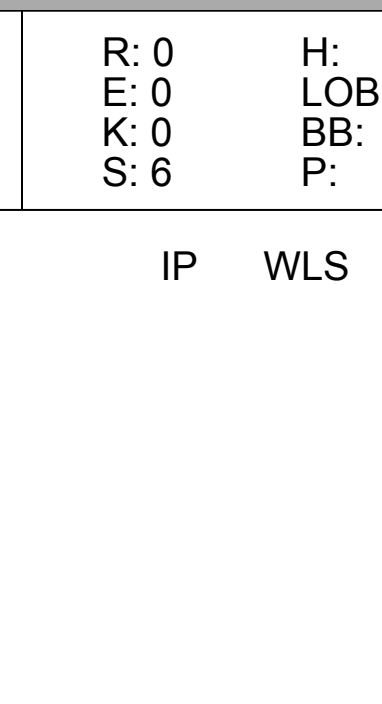
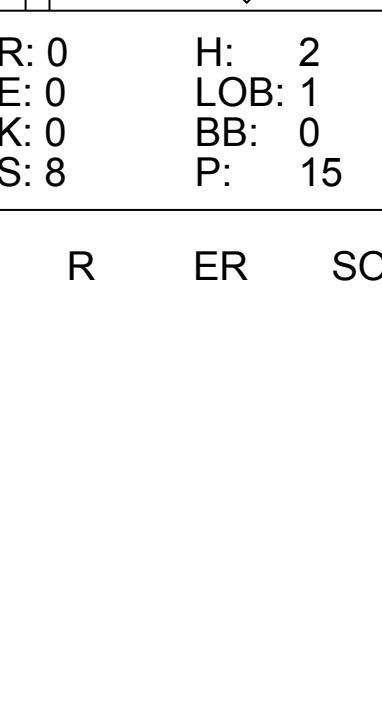
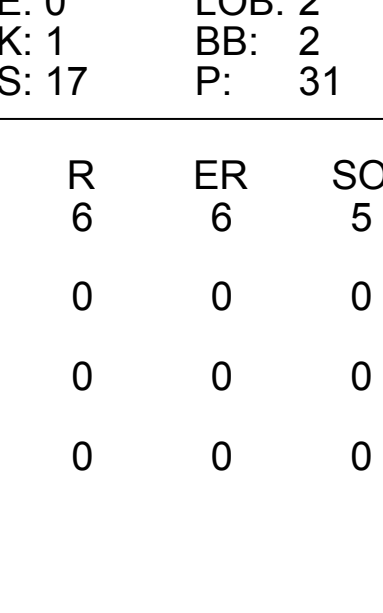
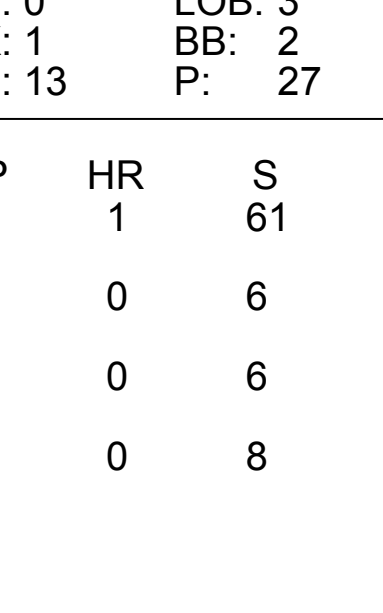
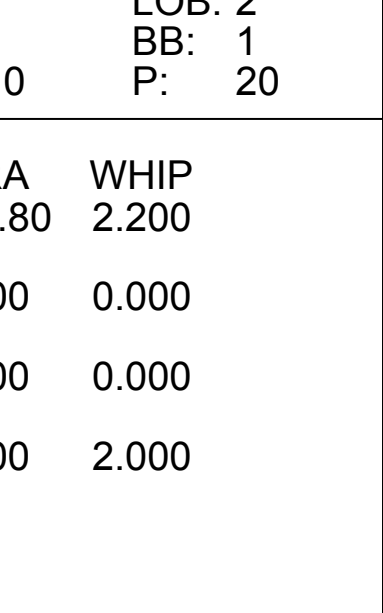

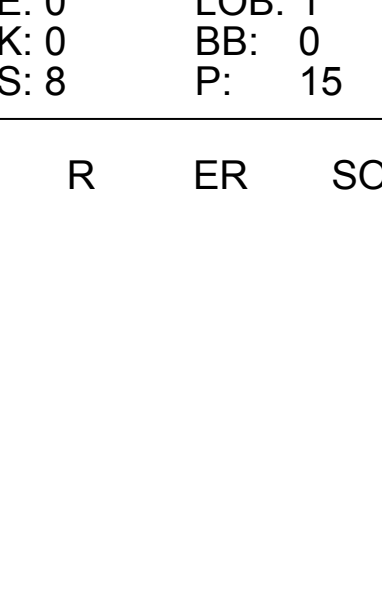


Batter	1	2	3	4	5	6	7	8	9	AB	R	H	RBI	BB	SO	LOB	TOP			
12 Freddy Sanchez, R OBP: 0.336, SLG: 0.389										4	0	0	0	0	1	1				
Matt Lawton, L OBP: 0.396, SLG: 0.445										4	0	0	0	0	2	2				
Jason Bay, R OBP: 0.386, SLG: 0.554										4	0	1	0	0	0	1				
41 Ryan Doumit, S OBP: 0.310, SLG: 0.500										4	0	0	0	0	2	2				
Michael Restovich, R OBP: 0.324, SLG: 0.456										4	1	2	1	0	2	0				
Daryle Ward, L OBP: 0.347, SLG: 0.520										4	0	1	0	0	2	1				
Jose Castillo, R OBP: 0.305, SLG: 0.386										3	0	0	0	0	1	1				
11 Humberto Cota, R OBP: 0.306, SLG: 0.430										3	0	0	0	0	0	1				
2 Jack Wilson, R OBP: 0.269, SLG: 0.358										3	0	1	0	0	1	0				
Inning Stats	R: 0 E: 0 K: 3 S: 12	H: 1 LOB: 1 BB: 0 P: 12	R: 0 E: 0 K: 1 S: 9	H: 0 LOB: 0 BB: 0 P: 11	R: 0 E: 0 K: 0 S: 8	H: 1 LOB: 1 BB: 0 P: 13	R: 1 E: 0 K: 1 S: 10	H: 1 LOB: 0 BB: 0 P: 12	R: 0 E: 0 K: 2 S: 13	H: 0 LOB: 0 BB: 0 P: 17	R: 0 E: 0 K: 2 S: 8	H: 1 LOB: 1 BB: 0 P: 13	R: 0 E: 0 K: 0 S: 5	H: 0 LOB: 0 BB: 0 P: 8	R: 0 E: 0 K: 1 S: 11	H: 1 LOB: 1 BB: 0 P: 14	1B: 4 2B: 0 3B: 0 HR: 1	SF: 0 SAC: 0 DP: 0 HBP: 0	WP: 0 PB: 0 SB: 0 CS: 0	PA: 33
PITCHER Randy Johnson, L ERA: 3.51	IP: 9.0 WLS: W BF: 33	H: 5 R: 1 ER: 1 SO: 11	BB: 0 IBB: 0 HBP: 0 BLK: 1	WP: 0 HR: 1 S: 86 P: 110	ERA: 1.00 WHIP: 0.556	PITCHER IP: WLS: BF: H: R: ER: SO: BB: IBB: HBP: BLK: WP: HR: S: P: ERA: WHIP														

Pittsburgh Pirates @ New York Yankees
Yankee Stadium, Bronx, NY
Thu Jun 16 2005, 7:05 PM EDT
Att: 54,734 - Cloudy - 66 F


AB 33
R 1
H 5
RBI 1
BB 0
SO 11
LOB 9



Batter	1	2	3	4	5	6	7	8	9	AB	R	H	RBI	BB	SO	LOB	BOTTOM			
2 Derek Jeter, R OBP: 0.390, SLG: 0.428										4	1	2	0	1	2	3				
55 Hideki Matsui, L OBP: 0.337, SLG: 0.431										4	1	1	2	1	0	4				
Gary Sheffield, R OBP: 0.403, SLG: 0.498										4	0	1	2	0	0	2				
13 Alex Rodriguez, R OBP: 0.430, SLG: 0.608										3	0	0	0	1	1	0				
Ruben Sierra, S OBP: 0.246, SLG: 0.448 Bubba Crosby, L OBP: 0.231, SLG: 0.167										4	0	0	0	0	1	3				
Bernie Williams, S OBP: 0.328, SLG: 0.335										3	1	0	0	1	0	0				
25 Jason Giambi, L OBP: 0.396, SLG: 0.580 Tino Martinez, L OBP: 0.326, SLG: 0.485										2	2	1	1	1	0	0				
John Flaherty, R OBP: 0.259, SLG: 0.255										4	0	2	0	0	1	2				
24 Robinson Cano, L OBP: 0.305, SLG: 0.459										4	1	2	1	0	0	3				
Inning Stats	R: 2 E: 0 K: 2 S: 14	H: 2 LOB: 0 BB: 0 P: 18	R: 2 E: 0 K: 1 S: 17	H: 2 LOB: 2 BB: 2 P: 31	R: 0 E: 0 K: 0 S: 7	H: 0 LOB: 0 BB: 0 P: 12	R: 2 E: 0 K: 1 S: 13	H: 2 LOB: 3 BB: 2 P: 27	R: 0 E: 1 K: 1 S: 10	H: 1 LOB: 2 BB: 1 P: 20	R: 0 E: 0 K: 0 S: 6	H: 0 LOB: 0 BB: 0 P: 9	R: 0 E: 0 K: 0 S: 6	H: 0 LOB: 0 BB: 0 P: 8	R: 0 E: 0 K: 0 S: 8	H: 2 LOB: 1 BB: 0 P: 15	1B: 5 2B: 3 3B: 0 HR: 1	SF: 0 SAC: 0 DP: 1 HBP: 1	WP: 0 PB: 0 SB: 0 CS: 0	PA: 38
PITCHER Oliver Pérez, L ERA: 6.22 Ryan Vogelsong, R ERA: 5.22 34 John Grabow, L ERA: 2.41 16 Salomon Torres, R ERA: 2.6	IP: 5.0 WLS: L BF: 28	H: 7 R: 6 ER: 6 SO: 5	BB: 4 IBB: 1 HBP: 0 BLK: 0	WP: 0 HR: 1 S: 61 P: 108	ERA: 10.80 WHIP: 2.200	PITCHER IP: WLS: BF: H: R: ER: SO: BB: IBB: HBP: BLK: WP: HR: S: P: ERA: WHIP														

Pittsburgh Pirates @ New York Yankees
Yankee Stadium, Bronx, NY
Thu Jun 16 2005, 7:05 PM EDT
Att: 54,734 - Cloudy - 66 F

AB 32
R 6
H 9
RBI 6
BB 5
SO 5
LOB 17




Batter	1	2	3	4	5	6	7	8	9	AB	R	H	RBI	BB	SO	LOB	TOP										
Neft Perez, S (1, 6) OBP: 0.316, SLG: 0.430	0-1 P6		2-2 G1-3		0-1 G5-3	0-0 L9		0-3 K		5	0	0	0	0	1	2	Chicago Cubs @ New York Yankees Yankee Stadium, Bronx, NY Fri Jun 17 2005, 7:05 PM EDT Att: 54,773 - Cloudy - 74 F										
Corey Patterson, L (1, 8) OBP: 0.294, SLG: 0.424	0-1 3B		0-3 K		2-1 25 1B 2B		0-0 G4-3		2-2 G5-3	5	1	2	0	0	1	0											
25 Derrek Lee, R (1, 3) OBP: 0.465, SLG: 0.705	0-3 K			0-0 F9	1-1 CS 1B		1-2 G5-3		0-1 G1-3 1B	5	0	2	1	0	1	1											
Jeremy Burnitz, L (1, 9) OBP: 0.336, SLG: 0.494	1-2 G4-3			2-2 16 1B 1B	1-0 CS 1-2	2-0 16 1B 1B	2-0 16 1B 2B		0-2 G1-3 1-2	5	2	3	0	0	0	2											
16 Aramis Ramirez, R (1, 5) OBP: 0.358, SLG: 0.553		3-1 P3		0-0 1B FC3-6 1B		1-2 24 WP 24 1B 1B			0-1 BB	4	2	2	0	1	0	1											
Todd Walker, L (1, 10) OBP: 0.370, SLG: 0.506		4-2 FC4-6 BB		0-1 FC3-6 1B		0-0 L7			2-2 F7	3	0	1	1	1	0	4											
Todd Hollandsworth, L (1, 7) OBP: 0.316, SLG: 0.362		1-0 FC4-6 1-2		1-0 FC3-6 24 S 1B		0-0 24 WP 24 1B 1B			3-2 P6	4	1	1	2	0	0	2											
24 Henry Blanco, R (1, 2) OBP: 0.186, SLG: 0.286		0-3 K		1-2 F9		3-2 F8			1-0 F8	3	0	1	2	0	1	2											
Michael Barrett, R (8, PH) OBP: 0.326, SLG: 0.503				1-2 F9		1-2 F8			4-1 BB	1	0	0	0	0	0	0											
Enrique Wilson, S (1, 4) OBP: 0.200, SLG: 0.167				1-0 G1		0-1 F8				3	0	0	0	1	0	1											
Jerry Hairston, R (8, PR) OBP: 0.364, SLG: 0.369										0	0	0	0	0	0	0											
Inning Stats	R: 0 E: 0 K: 1 S: 10	H: 1 LOB: 1 BB: 0 P: 11	R: 0 E: 0 K: 1 S: 8	H: 0 LOB: 1 BB: 1 P: 16	R: 0 E: 0 K: 1 S: 8	H: 0 LOB: 0 BB: 0 P: 11	R: 2 E: 0 K: 0 S: 12	H: 3 LOB: 1 BB: 0 P: 17	R: 1 E: 0 K: 0 S: 11	H: 2 LOB: 0 BB: 0 P: 17	R: 3 E: 0 K: 0 S: 11	H: 4 LOB: 1 BB: 0 P: 16	R: 0 E: 0 K: 1 S: 10	H: 1 LOB: 2 BB: 1 P: 19	R: 0 E: 0 K: 1 S: 9	H: 0 LOB: 1 BB: 1 P: 17	R: 0 E: 0 K: 0 S: 11	H: 1 LOB: 1 BB: 0 P: 13	1B: 9 2B: 2 3B: 1 HR: 0	SF: 0 SAC: 0 DP: 0 HBP: 0	WP: 1 PB: 0 SB: 1 CS: 1	PA: 42					
PITCHER	IP	WLS	BF	H	R	ER	SO	BB	IBB	HBP	BLK	WP	HR	S	P	ERA	WHIP										
Carl Pavano, R (1, 1) ERA: 4.53	5.1		26	10	6	6	3	1	0	0	0	1	0	57	85	10.12	2.062										
Paul Quantrill, R (6, 1) ERA: 6.75	1.1	6	1	0	0	0	0	1	0	0	0	0	0	10	17	0.00	1.500										
Mike Stanton, L (7, 1) ERA: 6.57	0.2	W	2	0	0	0	0	0	0	0	0	0	0	7	12	0.00	0.000										
Tom Gordon, R (8, 1) ERA: 2.64	0.2	H	3	0	0	0	1	1	0	0	0	0	0	5	10	0.00	1.500										
42 Mariano Rivera, R (9, 1) ERA: 1.65	1.0	S	4	1	0	0	0	0	0	0	0	0	0	11	13	0.00	1.000										

AB	38
R	6
H	12
RBI	6
BB	3
SO	4
LOB	15



Batter	1	2	3	4	5	6	7	8	9	AB	R	H	RBI	BB	SO	LOB	BOTTOM											
2 Derek Jeter, R (1, 6) OBP: 0.390, SLG: 0.425	0-3 K		0-0 13 2B 1B	4-2 BB		0-0 G5-4-3 1-2	2-1 L9			4	1	1	0	1	1	4	Chicago Cubs @ New York Yankees Yankee Stadium, Bronx, NY Fri Jun 17 2005, 7:05 PM EDT Att: 54,773 - Cloudy - 74 F											
24 Robinson Cano, L (1, 4) OBP: 0.301, SLG: 0.449	1-2 F7		0-0 F7	1-0 F7			0-1 F7	0-0 13 2B 1B		5	1	1	0	0	0	3												
Gary Sheffield, R (1, 9) OBP: 0.410, SLG: 0.504	4-1 BB		4-1 13 2B 55 1B BB	0-3 K			2-1 13 1B 2B	0-1 13 2B 1B		3	3	2	0	2	1	2												
13 Alex Rodriguez, R (1, 5) OBP: 0.436, SLG: 0.615	0-3 K		0-1 55 1B 20 E 2B		2-0 55 2B G4-6-3 1B		2-2 55 HR 1B	4-0 55 2B FC4-2 BB		4	2	3	2	1	1	1												
55 Hideki Matsui, L (1, 10) OBP: 0.345, SLG: 0.452		4-0 25 G5-3 20 1B BB	1-1 20 E 1B		0-0 G4-6-3 1-2		2-0 1-H HR	1-1 FC4-2 2B		4	1	3	5	1	0	1												
Russ Johnson, R (8, PR) OBP: 0.357, SLG: 0.462			2-3 3-H 1B		1-2 25 G5-3 1B		4-2 1B BB	3-2 L7		0	0	0	0	0	0	0												
20 Jorge Posada, S (1, 2) OBP: 0.374, SLG: 0.470	1-0 25 G5-3 1B		2-2 E4 25 G4-6-3 1B		4-2 BB		1-2 1B BB	3-2 L7		4	1	2	1	1	0	3												
25 Jason Giambi, L (1, 3) OBP: 0.373, SLG: 0.573	2-2 G5-3		2-2 G4-6-3		1-0 G4-3		4-0 1B BB	2-1 FC4-2		3	0	0	0	0	0	5												
Tino Martinez, L (6, 3) OBP: 0.328, SLG: 0.482	1-2 2-3f		1-2 G4-6-3		1-2 G4-3		1-2 1B BB	2-3 3-H 2B		1	0	0	0	1	0	2												
Bernie Williams, S (1, 8) OBP: 0.335, SLG: 0.339	1-1 2-H 1B			3-1 G1-3 1B		4-1 2 G5-4-3 BB	2-3 K	2-1 F7		4	0	2	1	1	1	5												
Tony Womack, L (1, 7) OBP: 0.283, SLG: 0.271	3-2 SAFE F7			0-2 G1-3		2-0 L9	1-1 1-2 1B			4	0	1	0	0	0	3												
Inning Stats	R: 0 E: 0 K: 2 S: 12	H: 0 LOB: 1 BB: 1 P: 17	R: 1 E: 0 K: 0 S: 13	H: 2 LOB: 1 BB: 1 P: 24	R: 3 E: 1 K: 0 S: 13	H: 3 LOB: 1 BB: 1 P: 21	R: 0 E: 0 K: 1 S: 13	H: 1 LOB: 2 BB: 1 P: 21	R: 0 E: 0 K: 0 S: 5	H: 0 LOB: 0 BB: 1 P: 12	R: 0 E: 0 K: 0 S: 3	H: 0 LOB: 0 BB: 1 P: 9	R: 3 E: 0 K: 1 S: 20	H: 5 LOB: 3 BB: 1 P: 36	R: 2 E: 0 K: 0 S: 12	H: 3 LOB: 3 BB: 1 P: 24	R: 0 E: 0 K: 0 S: 11	H: 1 LOB: 1 BB: 0 P: 13	1B: 11 2B: 3 3B: 0 HR: 1	SF: 0 SAC: 0 DP: 4 HBP: 0	WP: 0 PB: 0 SB: 0 CS: 0	PA: 44						
PITCHER	IP	WLS	BF	H	R	ER	SO	BB	IBB	HBP	BLK	WP	HR	S	P	ERA	WHIP											
38 Carlos Zambrano, R (1, 1) ERA: 3.56	6.1		31	9	6	6	3	6	0	0	0	0	1	5	12	8.53	2.368											
13 Will Ohman, L (7, 1) ERA: 2.57	0.0	L	3	2	1	1	0	1	0	0	0	0	0	1	5	12	∞	∞										
43 Michael Wertz, R (7, 1) ERA: 3.73	0.2		6	3	2	2	1	1	0	0	0	0	0	10	19	27.00	6.000											
Mike Remlinger, L (8, 1) ERA: 4.82	1.0		4	1	0	0	0	0	0	0	0	0	0	9	17	0.00	1.000											

AB	36
R	9
H	15
RBI	9
BB	8
SO	4
LOB	29



Batter	1	2	3	4	5	6	7	8	9	AB	R	H	RBI	BB	SO	LOB	TOP					
Neft Perez, S (1, 6) OBP: 0.311, SLG: 0.423	G4-3		P6			G1-3		F7		4	0	0	0	0	0	0	Chicago Cubs @ New York Yankees Yankee Stadium, Bronx, NY Sat Jun 18 2005, 3:15 PM EDT Att: 55,284 - Partly Cloudy - 72 F					
Corey Patterson, L (1, 8) OBP: 0.288, SLG: 0.417	G4-3			K		B1-3		G3		4	0	0	0	0	1	0						
25 Derrek Lee, R (1, 3) OBP: 0.466, SLG: 0.702				G4-6-3 1B		K		F8		4	0	2	0	0	1	0						
Jeremy Burnitz, L (1, 9) OBP: 0.335, SLG: 0.488				G4-6-3 1-2				F7		3	0	0	0	1	1	2						
16 Aramis Ramirez, R (1, 5) OBP: 0.356, SLG: 0.548		G5-3				G3-6-3 1B		G4-3		4	0	1	0	0	0	1						
Todd Walker, L (1, 4) OBP: 0.388, SLG: 0.511		F8				G3-6-3 1-2				3	0	1	0	0	0	1						
Michael Barrett, R (1, 2) OBP: 0.327, SLG: 0.497		G5-3						2B		2	0	0	0	1	1	1						
Todd Hollandsworth, L (1, 7) OBP: 0.311, SLG: 0.374				G1-3		K		G5-3		3	0	0	0	0	1	1						
Jason Dubois, R (1, 10) OBP: 0.302, SLG: 0.496				G5-3				P4		3	1	1	1	0	0	0						
Inning Stats	R: 0 E: 0 K: 1 S: 10	H: 1 LOB: 1 BB: 0 P: 14	R: 0 E: 0 K: 0 S: 4	H: 0 LOB: 0 BB: 0 P: 7	R: 0 E: 0 K: 0 S: 4	H: 0 LOB: 0 BB: 0 P: 6	R: 0 E: 0 K: 1 S: 6	H: 1 LOB: 0 BB: 0 P: 12	R: 0 E: 0 K: 1 S: 8	H: 1 LOB: 1 BB: 0 P: 13	R: 1 E: 0 K: 1 S: 7	H: 1 LOB: 0 BB: 0 P: 10	R: 0 E: 0 K: 1 S: 15	H: 1 LOB: 1 BB: 0 P: 20	R: 0 E: 0 K: 0 S: 3	H: 0 LOB: 0 BB: 0 P: 6	R: 0 E: 0 K: 0 S: 7	H: 0 LOB: 1 BB: 1 P: 15	1B: 3 2B: 1 3B: 0 HR: 1	SF: 0 SAC: 0 DP: 2 HBP: 0	WP: 0 PB: 0 SB: 0 CS: 0	PA: 32
PITCHER	IP	WLS	BF	H	R	ER	SO	BB	IBB	HBP	BLK	WP	HR	S	P	ERA	WHIP					
40 Chien-Ming Wang, R (1, 1) ERA: 3.97	8.0	W	28	5	1	1	5	1	0	0	0	0	1	57	88	1.12	0.750					
Tanyon Sturtze, R (9, 1) ERA: 3.63	1.0		4	0	0	0	0	1	0	0	0	0	0	7	15	0.00	1.000					

Batter	1	2	3	4	5	6	7	8	9	AB	R	H	RBI	BB	SO	LOB	BOTTOM				
2 Derek Jeter, R (1, 6) OBP: 0.390, SLG: 0.448	K		G4-3			F8		HR		5	2	2	5	0	1	1	Chicago Cubs @ New York Yankees Yankee Stadium, Bronx, NY Sat Jun 18 2005, 3:15 PM EDT Att: 55,284 - Partly Cloudy - 72 F				
Tony Womack, L (1, 7) OBP: 0.282, SLG: 0.270	G6-3		G6-3			F9		HR		5	0	1	0	0	0	0					
Gary Sheffield, R (1, 9) OBP: 0.413, SLG: 0.506	E8 13 1B		F9			F9		G6-3		5	1	3	1	0	0	0					
13 Alex Rodriguez, R (1, 5) OBP: 0.432, SLG: 0.606								F9		5	0	1	1	0	1	3					
Russ Johnson, R (9, 5) OBP: 0.357, SLG: 0.462								F9		0	0	0	0	0	0	0					
55 Hideki Matsui, L (1, 10) OBP: 0.347, SLG: 0.455	G3									3	1	1	0	1	0	3					
20 Jorge Posada, S (1, 2) OBP: 0.376, SLG: 0.473										3	1	1	1	1	0	1					
Bernie Williams, S (1, 8) OBP: 0.342, SLG: 0.347										4	1	3	0	0	1	1					
Bubba Crosby, L (9, 8) OBP: 0.231, SLG: 0.167										0	0	0	0	0	0	0					
Tino Martinez, L (1, 3) OBP: 0.321, SLG: 0.470										4	0	0	0	0	3	6					
24 Robinson Cano, L (1, 4) OBP: 0.307, SLG: 0.447										3	2	1	0	1	0	3					
Inning Stats	R: 1 E: 1 K: 1 S: 12	H: 2 LOB: 1 BB: 0 P: 23	R: 0 E: 0 K: 1 S: 10	H: 1 LOB: 1 BB: 0 P: 13	R: 0 E: 0 K: 0 S: 11	H: 0 LOB: 0 BB: 0 P: 16	R: 1 E: 0 K: 1 S: 12	H: 2 LOB: 1 BB: 0 P: 19	R: 1 E: 0 K: 2 S: 14	H: 3 LOB: 2 BB: 0 P: 19	R: 4 E: 0 K: 2 S: 18	H: 3 LOB: 1 BB: 2 P: 34	R: 0 E: 0 K: 1 S: 12	H: 1 LOB: 2 BB: 1 P: 22	R: 1 E: 0 K: 0 S: 11	H: 1 LOB: 0 BB: 0 P: 16	1B: 9 2B: 2 3B: 0 HR: 2	SF: 0 SAC: 0 DP: 0 HBP: 0	WP: 0 PB: 0 SB: 0 CS: 0	PA: 40	
PITCHER	IP	WLS	BF	H	R	ER	SO	BB	IBB	HBP	BLK	WP	HR	S	P	ERA	WHIP				
Glendon Rusch, L (1, 1) ERA: 2.89	5.0	L	25	9	5	4	3	1	0	0	0	0	0	4	8	0.00	3.000				
53 Rich Hill, L (6, 1) ERA: 20.25	0.1		2	0	0	0	1	1	0	0	0	0	0	4	8	0.00	3.000				
Joe Borowski, R (6, 1) ERA: 7.0	0.2		4	2	2	2	1	0	0	0	0	0	1	11	18	27.00	3.000				
Todd Wellemeyer, R (7, 1) ERA: 3.38	1.0		5	1	0	0	1	1	0	0	0	0	0	12	22	0.00	2.000				
Cliff Bartosh, L (8, 1) ERA: 5.49	1.0		4	1	1	1	0	0	0	0	0	0	1	11	16	9.00	1.000				

AB 30
R 1
H 5
RBI 1
BB 2
SO 5
LOB 6



AB 37
R 8
H 13
RBI 8
BB 3
SO 6
LOB 18



Batter	1	2	3	4	5	6	7	8	9	AB	R	H	RBI	BB	SO	LOB	TOP			
Neft Perez, S (1, 6) OBP: 0.305, SLG: 0.414	L3		G4-3		F8		G1-2-3		F7	5	0	0	0	0	0	3	Chicago Cubs @ New York Yankees Yankee Stadium, Bronx, NY Sun Jun 19 2005, 1:05 PM EDT Att: 55,060 - Cloudy - 70 F			
Todd Hollandsworth, L (1, 7) OBP: 0.363, SLG: 0.364	K			G3		G3		F7		4	0	0	0	0	1	0				
25 Derrek Lee, R (1, 3) OBP: 0.466, SLG: 0.698	K				F8			1B		4	2	2	0	0	1	0				
Jeremy Burnitz, L (1, 9) OBP: 0.340, SLG: 0.504					F8			1B		4	1	3	1	0	0	1				
16 Aramis Ramirez, R (1, 5) OBP: 0.358, SLG: 0.545	K				F8			1B		3	0	1	0	1	1	1				
Todd Walker, L (1, 4) OBP: 0.384, SLG: 0.500					F8			1B		4	0	1	2	0	0	2				
Michael Barrett, R (1, 2) OBP: 0.325, SLG: 0.492	P4				L5			K		4	0	1	0	0	1	4				
Corey Patterson, L (1, 8) OBP: 0.289, SLG: 0.412					K			K		3	0	0	0	1	1	0				
Jason Dubois, R (1, 10) OBP: 0.301, SLG: 0.484					K			K		3	0	0	0	0	2	0				
Inning Stats	R: 0 E: 0 K: 2 S: 9	H: 0 LOB: 0 BB: 0 P: 13	R: 1 E: 0 K: 1 S: 13	H: 1 LOB: 0 BB: 0 P: 21	R: 0 E: 0 K: 0 S: 5	H: 0 LOB: 0 BB: 0 P: 9	R: 1 E: 0 K: 0 S: 13	H: 2 LOB: 2 BB: 1 P: 22	R: 0 E: 0 K: 2 S: 9	H: 1 LOB: 1 BB: 0 P: 15	R: 0 E: 0 K: 0 S: 6	H: 1 LOB: 2 BB: 1 P: 15	R: 1 E: 0 K: 1 S: 13	H: 3 LOB: 2 BB: 0 P: 17	R: 0 E: 0 K: 1 S: 6	H: 0 LOB: 0 BB: 0 P: 8	1B: 7 2B: 0 3B: 0 HR: 1	SF: 0 SAC: 0 DP: 1 HBP: 1	WP: 0 PB: 0 SB: 1 CS: 0	PA: 37
PITCHER	IP	WLS	BF	H	R	ER	SO	BB	IBB	HBP	BLK	WP	HR	S	P	ERA	WHIP			
35 Mike Mussina, R (1, 1) ERA: 3.82	6.1	W	26	5	2	2	5	2	0	0	0	0	1	62	102	2.84	1.105			
Tanyon Sturtze, R (7, 1) ERA: 3.79	1.0	H	4	1	1	1	0	0	0	1	0	0	0	7	11	9.00	1.000			
Tom Gordon, R (8, 1) ERA: 2.59	0.2		4	2	0	0	1	0	0	0	0	0	0	8	10	0.00	3.000			
42 Mariano Rivera, R (9, 1) ERA: 1.01	1.0	S	3	0	0	0	1	0	0	0	0	0	0	6	8	0.00	0.000			

AB 34
R 3
H 8
RBI 3
BB 2
SO 7
LOB 11



Batter	1	2	3	4	5	6	7	8	9	AB	R	H	RBI	BB	SO	LOB	BOTTOM			
2 Derek Jeter, R (1, 6) OBP: 0.390, SLG: 0.443	G4-3		FC5-4		FC5-4					3	2	0	0	1	0	3	Chicago Cubs @ New York Yankees Yankee Stadium, Bronx, NY Sun Jun 19 2005, 1:05 PM EDT Att: 55,060 - Cloudy - 70 F			
Tony Womack, L (1, 7) OBP: 0.284, SLG: 0.274	G4-3				SF8		G4-3			4	0	2	1	0	0	0				
Gary Sheffield, R (1, 9) OBP: 0.413, SLG: 0.502	G6-3						F7			4	0	1	1	1	1	2				
13 Alex Rodriguez, R (1, 5) OBP: 0.432, SLG: 0.601							E6			4	1	1	2	1	2	4				
55 Hideki Matsui, L (1, 10) OBP: 0.348, SLG: 0.452										4	0	1	1	1	0	5				
Russ Johnson, R (8, PR) OBP: 0.357, SLG: 0.462										0	0	0	0	0	0	0				
20 Jorge Posada, S (1, 2) OBP: 0.372, SLG: 0.464										4	0	0	0	1	2	4				
25 Jason Giambi, L (1, 3) OBP: 0.392, SLG: 0.372										3	1	1	0	1	2	0				
Tino Martinez, L (8, 3) OBP: 0.321, SLG: 0.470										0	0	0	0	0	0	0				
Bernie Williams, S (1, 8) OBP: 0.341, SLG: 0.345										4	1	1	0	0	0	3				
24 Robinson Cano, L (1, 4) OBP: 0.312, SLG: 0.448										4	1	2	1	0	0	2				
Inning Stats	R: 0 E: 0 K: 0 S: 7	H: 1 LOB: 2 BB: 2 P: 9	R: 1 E: 0 K: 1 S: 10	H: 3 LOB: 2 BB: 0 P: 18	R: 4 E: 0 K: 0 S: 18	H: 3 LOB: 2 BB: 2 P: 36	R: 0 E: 1 K: 1 S: 14	H: 1 LOB: 1 BB: 0 P: 22	R: 0 E: 0 K: 1 S: 6	H: 0 LOB: 0 BB: 0 P: 9	R: 0 E: 0 K: 3 S: 13	H: 1 LOB: 3 BB: 2 P: 25	1B: 9 2B: 0 3B: 0 HR: 0	SF: 1 SAC: 0 DP: 1 HBP: 1	WP: 1 PB: 0 SB: 3 CS: 0	PA: 42				
PITCHER	IP	WLS	BF	H	R	ER	SO	BB	IBB	HBP	BLK	WP	HR	S	P	ERA	WHIP			
Sergio Mitre, R (1, 1) ERA: 4.19	5.2	L	32	4	0	1	0	4	0	1	0	0	0	9	14	0.00	0.000			
13 Will Ohman, L (6, 1) ERA: 2.35	1.1		4	0	0	0	2	0	0	0	0	0	0	9	14	0.00	0.000			
43 Michael Wuerz, R (8, 1) ERA: 3.62	1.0		6	1	0	0	3	1	1	0	0	0	0	13	25	0.00	2.000			

AB 34
R 6
H 9
RBI 6
BB 6
SO 7
LOB 23




Batter	1	2	3	4	5	6	7	8	9	AB	R	H	RBI	BB	SO	LOB	TOP								
13 Carl Crawford, L OBP: 0.308, SLG: 0.425										4	0	2	1	1	0	1	Tampa Bay Devil Rays @ New York Yankees Yankee Stadium, Bronx, NY Mon Jun 20 2005, 7:05 PM EDT Att: 43,543 - Cloudy - 69 F								
Julio Lugo, R OBP: 0.336, SLG: 0.374										5	1	3	1	0	0	2									
3 Jorge Cantu, R OBP: 0.339, SLG: 0.502										3	0	1	1	1	0	3									
Aubrey Huff, L OBP: 0.323, SLG: 0.363 Reggie Taylor, L OBP: 0.273, SLG: 0.300										5	0	0	0	0	1	5									
Eduardo Perez, R OBP: 0.322, SLG: 0.468 Travis Lee, L OBP: 0.339, SLG: 0.351										2	1	0	0	1	0	0									
31 Jonny Gomes, R OBP: 0.462, SLG: 0.643										2	1	1	0	3	1	1									
Damon Hollins, R OBP: 0.370, SLG: 0.520										3	1	1	1	2	0	2									
Toby Hall, R OBP: 0.310, SLG: 0.393										5	0	1	0	0	1	7									
Alex Gonzalez, R OBP: 0.305, SLG: 0.362										4	1	0	0	1	0	3									
Inning Stats	R: 0 E: 0 K: 1 S: 8	H: 1 LOB: 1 BB: 0 P: 14	R: 3 E: 1 K: 0 S: 11	H: 1 LOB: 2 BB: 4 P: 32	R: 0 E: 0 K: 0 S: 10	H: 0 LOB: 1 BB: 1 P: 22	R: 0 E: 0 K: 0 S: 10	H: 1 LOB: 1 BB: 0 P: 13	R: 1 E: 0 K: 0 S: 10	H: 2 LOB: 2 BB: 2 P: 22	R: 1 E: 0 K: 0 S: 11	H: 3 LOB: 1 BB: 0 P: 14	R: 0 E: 0 K: 1 S: 12	H: 1 LOB: 1 BB: 0 P: 16	R: 0 E: 0 K: 0 S: 4	H: 1 LOB: 2 BB: 2 P: 8		R: 0 E: 0 K: 1 S: 12	H: 0 LOB: 2 BB: 2 P: 23	1B: 8 2B: 2 3B: 0 HR: 0	SF: 0 SAC: 0 DP: 1 HBP: 1	WP: 0 PB: 0 SB: 2 CS: 1	PA: 45		
PITCHER	IP	WLS	BF	H	R	ER	SO	BB	IBB	HBP	BLK	WP	HR	S	P	ERA	WHIP								
34 Sean Henn, L ERA: 10.29	4.2	L	24	4	4	3	1	7	0	0	0	0	0	46	98	5.79	2.357								
Paul Quantrill, R ERA: 6.52	2.1		11	5	1	1	1	0	0	0	0	0	0	26	35	3.86	2.143								
Buddy Groom, L ERA: 4.82	1.0		5	1	0	0	0	0	0	1	0	0	0	4	8	0.00	1.000								
42 Mariano Rivera, R ERA: 0.98	1.0		5	0	0	0	1	2	0	0	0	0	0	12	23	0.00	2.000								


Batter	1	2	3	4	5	6	7	8	9	AB	R	H	RBI	BB	SO	LOB	BOTTOM								
2 Derek Jeter, R OBP: 0.390, SLG: 0.440										4	1	1	0	0	0	0	Tampa Bay Devil Rays @ New York Yankees Yankee Stadium, Bronx, NY Mon Jun 20 2005, 7:05 PM EDT Att: 43,543 - Cloudy - 69 F								
Tony Womack, L OBP: 0.278, SLG: 0.269										4	0	0	0	0	2	3									
Gary Sheffield, R OBP: 0.411, SLG: 0.498										4	1	1	1	0	1	1									
13 Alex Rodriguez, R OBP: 0.430, SLG: 0.599										4	0	1	0	0	1	3									
55 Hideki Matsui, L OBP: 0.354, SLG: 0.469										3	1	2	3	1	0	0									
20 Jorge Posada, S OBP: 0.370, SLG: 0.458 Bubba Crosby, L OBP: 0.231, SLG: 0.167 Tino Martinez, L OBP: 0.321, SLG: 0.470										3	0	0	0	1	0	3									
25 Jason Giambi, L OBP: 0.394, SLG: 0.563 John Flaherty, R OBP: 0.259, SLG: 0.255										4	0	0	0	0	2	4									
Bernie Williams, S OBP: 0.343, SLG: 0.342										2	0	0	0	2	1	2									
24 Robinson Cano, L OBP: 0.310, SLG: 0.443										4	1	1	0	0	0	3									
Inning Stats	R: 0 E: 0 K: 3 S: 12	H: 0 LOB: 1 BB: 0 P: 18	R: 0 E: 0 K: 0 S: 8	H: 0 LOB: 0 BB: 0 P: 14	R: 0 E: 0 K: 0 S: 4	H: 0 LOB: 0 BB: 1 P: 10	R: 0 E: 0 K: 0 S: 11	H: 0 LOB: 0 BB: 0 P: 16	R: 0 E: 0 K: 1 S: 5	H: 0 LOB: 0 BB: 0 P: 7	R: 0 E: 0 K: 1 S: 9	H: 1 LOB: 2 BB: 1 P: 17	R: 4 E: 0 K: 1 S: 23	H: 4 LOB: 1 BB: 1 P: 38	R: 0 E: 0 K: 1 S: 6	H: 0 LOB: 0 BB: 0 P: 11		1B: 3 2B: 2 3B: 0 HR: 1	SF: 0 SAC: 0 DP: 1 HBP: 1	WP: 0 PB: 0 SB: 0 CS: 0	PA: 37				
PITCHER	IP	WLS	BF	H	R	ER	SO	BB	IBB	HBP	BLK	WP	HR	S	P	ERA	WHIP								
Casey Fossum, L ERA: 3.99	7.0	W	27	3	1	1	5	3	0	1	0	0	0	60	99	1.29	0.857								
Lance Carter, R ERA: 4.5	0.2		5	3	3	3	0	0	0	0	0	0	1	15	22	40.50	4.500								
Danys Baez, R ERA: 3.19	1.1	S	5	0	0	0	2	1	0	0	0	0	0	10	21	0.00	0.750								

Batter	1	2	3	4	5	6	7	8	9	AB	R	H	RBI	BB	SO	LOB	TOP			
13 Carl Crawford, L OBP: 0.314, SLG: 0.434	0-0 S 1B		1-0 G4-6-3		1-1 G4-6-3		1-0 P2			4	0	1	0	0	0	3	<p>Tampa Bay Devil Rays @ New York Yankees</p> <p>Yankee Stadium, Bronx, NY</p> <p>Wed Jun 22 2005, 1:05 PM EDT</p> <p>Att: 48,452 - Cloudy - 75 F</p> <p>livebaseballscores.com</p>			
Julio Lugo, R OBP: 0.334, SLG: 0.369	1-3 K			2-3 K		2-2 G5-3		0-0 F9		4	0	0	0	0	2	1				
3 Jorge Cantu, R Alex Gonzalez, R OBP: 0.308, SLG: 0.364	0-2 K			0-2 F8		0-1 G6-3		2-3 K		4	0	0	0	0	2	1				
Travis Lee, L OBP: 0.343, SLG: 0.361	0-3 K			2-2 31 HR		3-2 F7		3-2 G3		4	1	1	0	0	1	1				
31 Jonny Gomes, R OBP: 0.475, SLG: 0.740		2-3 K		1-0 HR			4-1 HBP		0-3 K	3	2	1	2	1	2	0				
Aubrey Huff, L Reggie Taylor, L OBP: 0.322, SLG: 0.358 OBP: 0.250, SLG: 0.273	3-2 G4-3			0-0 CS			1-3 K		0-0 G5-3	2	0	1	0	0	0	0				
Damon Hollins, R OBP: 0.361, SLG: 0.523	1-2 G5-3			0-1 CS		1-3 K		0-0 F8		0-1 G1-3	4	0	0	0	0	1				
Toby Hall, R OBP: 0.315, SLG: 0.391			1-2 E5		2-1 1B		2-1 HR			1	1	0	0	0	0	0				
Nick Green, R OBP: 0.369, SLG: 0.400			1-1 F9		3-2 1B		1-2 HR			3	1	2	3	0	0	1				
Inning Stats	R: 0 E: 0 K: 3 S: 10	H: 1 LOB: 1 BB: 0 P: 11	R: 0 E: 0 K: 1 S: 16	H: 0 LOB: 0 BB: 0 P: 22	R: 0 E: 1 K: 0 S: 6	H: 0 LOB: 0 BB: 0 P: 9	R: 2 E: 0 K: 1 S: 12	H: 3 LOB: 0 BB: 0 P: 17	R: 0 E: 0 K: 0 S: 8	H: 0 LOB: 0 BB: 0 P: 13	R: 3 E: 0 K: 1 S: 10	H: 1 LOB: 0 BB: 1 P: 19	R: 0 E: 0 K: 1 S: 8	H: 0 LOB: 0 BB: 0 P: 13	R: 0 E: 0 K: 1 S: 6	H: 0 LOB: 0 BB: 0 P: 6		1B: 4 2B: 0 3B: 0 HR: 2	SF: 0 SAC: 0 DP: 2 HBP: 2	WP: 0 PB: 0 CS: 1
PITCHER	IP WLS BF H R ER SO BB IBB HBP BLK WP HR S P ERA WHIP	IP WLS BF H R ER SO BB IBB HBP BLK WP HR S P ERA WHIP	IP WLS BF H R ER SO BB IBB HBP BLK WP HR S P ERA WHIP	IP WLS BF H R ER SO BB IBB HBP BLK WP HR S P ERA WHIP	IP WLS BF H R ER SO BB IBB HBP BLK WP HR S P ERA WHIP	IP WLS BF H R ER SO BB IBB HBP BLK WP HR S P ERA WHIP	IP WLS BF H R ER SO BB IBB HBP BLK WP HR S P ERA WHIP	IP WLS BF H R ER SO BB IBB HBP BLK WP HR S P ERA WHIP	IP WLS BF H R ER SO BB IBB HBP BLK WP HR S P ERA WHIP	IP WLS BF H R ER SO BB IBB HBP BLK WP HR S P ERA WHIP	IP WLS BF H R ER SO BB IBB HBP BLK WP HR S P ERA WHIP	IP WLS BF H R ER SO BB IBB HBP BLK WP HR S P ERA WHIP	IP WLS BF H R ER SO BB IBB HBP BLK WP HR S P ERA WHIP	IP WLS BF H R ER SO BB IBB HBP BLK WP HR S P ERA WHIP	IP WLS BF H R ER SO BB IBB HBP BLK WP HR S P ERA WHIP	IP WLS BF H R ER SO BB IBB HBP BLK WP HR S P ERA WHIP				
Carl Pavano, R ERA: 4.69	6.2 L	27	6	5	5	7	1	0	2	0	0	0	0	0	0	0	6.75	1.050		
Mike Stanton, L ERA: 8.23	0.1	1	0	0	0	0	0	0	0	0	0	0	0	0	0	0	0.00	0.000		
Tanyon Sturtze, R ERA: 3.69	2.0	6	0	0	0	2	0	0	0	0	0	0	0	0	14	19	0.00	0.000		

Batter	1	2	3	4	5	6	7	8	9	AB	R	H	RBI	BB	SO	LOB	BOTTOM					
2 Derek Jeter, R OBP: 0.393, SLG: 0.455	3-2 G6-3		2-0 G4-3		2-1 G2-3		0-0 L6		3-3 K	5	0	0	0	0	1	2	<p>Tampa Bay Devil Rays @ New York Yankees</p> <p>Yankee Stadium, Bronx, NY</p> <p>Wed Jun 22 2005, 1:05 PM EDT</p> <p>Att: 48,452 - Cloudy - 75 F</p> <p>livebaseballscores.com</p>					
Bernie Williams, S OBP: 0.347, SLG: 0.359	1-0 HR		2-2 P3		4-1 13 F8		0-0 F9		3	1	1	0	1	0	0							
Gary Sheffield, R OBP: 0.417, SLG: 0.538	1-2 HR		3-2 F7		0-1 13 F8		3-1 P2		4	1	2	2	0	0	0							
13 Alex Rodriguez, R OBP: 0.425, SLG: 0.599	2-3 K		2-0 G5-3		2-1 F8		1-2 PB		0-0 55 BB	4	0	1	0	0	1	2						
55 Hideki Matsui, L Tony Womack, L OBP: 0.362, SLG: 0.485 OBP: 0.279, SLG: 0.269	1-2 G4-3		1-2 G4-3		3-2 G3		4-1 PB		1-2 BB	3	0	0	0	1	0	2						
Ruben Sierra, S OBP: 0.269, SLG: 0.460		1-1 G6-3		2-0 SH5-4		4-0 IBB		3-3 K		3	1	1	0	1	1	2						
Russ Johnson, R 20 Jorge Posada, S OBP: 0.333, SLG: 0.375 OBP: 0.372, SLG: 0.470	3-3 K		1-0 SH5-4		0-1 F9		3-3 K		2	0	0	0	0	1	3							
John Flaherty, R 25 Jason Giambi, L OBP: 0.241, SLG: 0.236 OBP: 0.392, SLG: 0.372	2-1 F7		1-0 SH5-4		1-2 F8		0-1 F7		2	0	0	0	0	0	0							
24 Robinson Cano, L OBP: 0.305, SLG: 0.443			1-3 K		1-0 G4-3		1-3 K		0-0 3B	4	0	1	1	0	2	1						
Inning Stats	R: 2 E: 0 K: 1 S: 18	H: 2 LOB: 0 BB: 0 P: 26	R: 0 E: 0 K: 1 S: 8	H: 0 LOB: 0 BB: 0 P: 14	R: 0 E: 0 K: 1 S: 8	H: 0 LOB: 0 BB: 0 P: 13	R: 0 E: 0 K: 0 S: 8	H: 0 LOB: 0 BB: 0 P: 14	R: 1 E: 0 K: 0 S: 5	H: 1 LOB: 1 BB: 0 P: 12	R: 0 E: 0 K: 0 S: 11	H: 1 LOB: 3 BB: 2 P: 24	R: 0 E: 0 K: 1 S: 10	H: 0 LOB: 0 BB: 0 P: 12	R: 0 E: 0 K: 1 S: 8	H: 1 LOB: 3 BB: 1 P: 18		R: 0 E: 0 K: 2 S: 11	H: 1 LOB: 1 BB: 0 P: 17	1B: 3 2B: 1 3B: 1 HR: 1	SF: 0 SAC: 1 DP: 0 HBP: 1	WP: 0 PB: 1 CS: 0
PITCHER	IP WLS BF H R ER SO BB IBB HBP BLK WP HR S P ERA WHIP	IP WLS BF H R ER SO BB IBB HBP BLK WP HR S P ERA WHIP	IP WLS BF H R ER SO BB IBB HBP BLK WP HR S P ERA WHIP	IP WLS BF H R ER SO BB IBB HBP BLK WP HR S P ERA WHIP	IP WLS BF H R ER SO BB IBB HBP BLK WP HR S P ERA WHIP	IP WLS BF H R ER SO BB IBB HBP BLK WP HR S P ERA WHIP	IP WLS BF H R ER SO BB IBB HBP BLK WP HR S P ERA WHIP	IP WLS BF H R ER SO BB IBB HBP BLK WP HR S P ERA WHIP	IP WLS BF H R ER SO BB IBB HBP BLK WP HR S P ERA WHIP	IP WLS BF H R ER SO BB IBB HBP BLK WP HR S P ERA WHIP	IP WLS BF H R ER SO BB IBB HBP BLK WP HR S P ERA WHIP	IP WLS BF H R ER SO BB IBB HBP BLK WP HR S P ERA WHIP	IP WLS BF H R ER SO BB IBB HBP BLK WP HR S P ERA WHIP	IP WLS BF H R ER SO BB IBB HBP BLK WP HR S P ERA WHIP	IP WLS BF H R ER SO BB IBB HBP BLK WP HR S P ERA WHIP	IP WLS BF H R ER SO BB IBB HBP BLK WP HR S P ERA WHIP						
19 Scott Kazmir, L ERA: 4.62	7.0 W	28	4	3	3	4	1	1	0	0	0	0	0	0	0	0	3.86	0.714				
Lance Carter, R ERA: 4.41	0.2	H	3	1	0	0	0	0	0	0	0	4	7	0.00	1.500							
Danys Baez, R ERA: 3.06	1.1	S	6	1	0	0	3	1	0	0	0	15	28	0.00	1.500							

Batter	1	2	3	4	5	6	7	8	9	AB	R	H	RBI	BB	SO	LOB	TOP					
13 Carl Crawford, L OBP: 0.313, SLG: 0.430	F7		P4		G4-3	FC5 BB		G4-3		5	0	1	1	0	0	2	Tampa Bay Devil Rays @ New York Yankees Yankee Stadium, Bronx, NY Thu Jun 23 2005, 7:05 PM EDT Att: 45,382 - Partly Cloudy - 73 F					
Julio Lugo, R OBP: 0.342, SLG: 0.376	3 HR		3 HR		G6-3				3 2B 31 FC6-2	3	2	0	2	0	1							
3 Jorge Cantu, R OBP: 0.335, SLG: 0.516	1-H		2-H		E6				31 FC6-2	5	3	3	4	0	3							
Travis Lee, L OBP: 0.350, SLG: 0.360	G1-3		31 FC6-4						31 FC6-2	3	1	1	0	2	0							
31 Jonny Gomes, R OBP: 0.439, SLG: 0.673	K		1-2		G4-3				2B	5	1	0	0	0	1							
Eric Munson, L OBP: 0.400, SLG: 0.400									2B	5	1	2	0	0	2							
Damon Hollins, R OBP: 0.362, SLG: 0.522									IBB	4	0	1	3	1	0							
Toby Hall, R OBP: 0.313, SLG: 0.383									2B	4	0	0	0	0	2							
Nick Green, R OBP: 0.366, SLG: 0.402									2B	4	1	1	0	0	1							
Inning Stats	R: 2 E: 0 K: 1 S: 12	H: 1 LOB: 0 BB: 1 P: 17	R: 0 E: 0 K: 0 S: 5	H: 1 LOB: 0 BB: 0 P: 9	R: 2 E: 0 K: 0 S: 14	H: 3 LOB: 1 BB: 0 P: 20	R: 0 E: 0 K: 0 S: 5	H: 0 LOB: 0 BB: 0 P: 7	R: 1 E: 1 K: 0 S: 12	H: 1 LOB: 2 BB: 1 P: 20	R: 1 E: 0 K: 0 S: 13	H: 2 LOB: 3 BB: 1 P: 21	R: 0 E: 0 K: 1 S: 8	H: 0 LOB: 0 BB: 0 P: 14	R: 0 E: 0 K: 1 S: 6	H: 0 LOB: 1 BB: 1 P: 13	R: 3 E: 0 K: 1 S: 19	H: 3 LOB: 1 BB: 1 P: 28	1B: 5 2B: 4 3B: 0 HR: 2	SF: 0 SAC: 0 DP: 1 HBP: 1	WP: 0 PB: 0 SB: 0 CS: 0	PA: 44
PITCHER	IP	WLS	BF	H	R	ER	SO	BB	IBB	HBP	BLK	WP	HR	S	P	ERA	WHIP					
40 Chien-Ming Wang, R ERA: 4.31	6.0	L	30	8	6	5	1	3	0	1	0	0	2	61	94	7.50	1.833					
Mike Stanton, L ERA: 5.79	7.1		3	0	0	0	1	0	0	0	0	0	0	8	14	0.00	0.000					
Tom Gordon, R ERA: 3.18	8.1		10	3	3	3	2	1	1	0	0	0	0	21	37	16.20	2.400					
Scott Proctor, R ERA: 3.86	9.1		1	0	0	0	0	0	0	0	0	0	0	4	4	0.00	0.000					
Batter	1	2	3	4	5	6	7	8	9	AB	R	H	RBI	BB	SO	LOB	BOTTOM					
2 Derek Jeter, R OBP: 0.393, SLG: 0.454	HR		F8	G4-6-3			G6-3		G4-6-3	5	1	2	0	0	0	3	Tampa Bay Devil Rays @ New York Yankees Yankee Stadium, Bronx, NY Thu Jun 23 2005, 7:05 PM EDT Att: 45,382 - Partly Cloudy - 73 F					
Bernie Williams, S OBP: 0.348, SLG: 0.379	1-H		55 1B		L6			G6-3	G4-6-3	5	2	2	2	0	0	2						
Gary Sheffield, R OBP: 0.412, SLG: 0.531	G6-3		SF8		G6-3			G5-3		3	0	0	1	0	0	0						
13 Alex Rodriguez, R OBP: 0.426, SLG: 0.600	G5-3		55 1B		P4			55 1B		3	0	1	0	1	0	0						
55 Hideki Matsui, L OBP: 0.363, SLG: 0.485	G3-1		1-2				K		20 S	4	0	2	1	0	1	0						
Tony Womack, L OBP: 0.279, SLG: 0.269			1-2					2-3	1B	0	0	0	0	0	0	0						
20 Jorge Posada, S OBP: 0.371, SLG: 0.463		F9	G5-3				F8		BB	3	0	0	0	1	0	2						
Ruben Sierra, S OBP: 0.254, SLG: 0.433		P6			L7		G5-3		G4-3	4	0	0	0	0	0	3						
25 Jason Giambi, L OBP: 0.394, SLG: 0.375		P5								4	0	2	0	0	0	0						
24 Robinson Cano, L OBP: 0.310, SLG: 0.444			2B				G3		F9	4	1	2	0	0	0	1						
Inning Stats	R: 2 E: 0 K: 0 S: 11	H: 2 LOB: 0 BB: 0 P: 19	R: 0 E: 0 K: 0 S: 6	H: 0 LOB: 0 BB: 0 P: 11	R: 2 E: 0 K: 0 S: 13	H: 3 LOB: 2 BB: 1 P: 25	R: 0 E: 0 K: 0 S: 6	H: 2 LOB: 1 BB: 0 P: 7	R: 0 E: 0 K: 1 S: 9	H: 0 LOB: 0 BB: 0 P: 15	R: 0 E: 0 K: 0 S: 4	H: 0 LOB: 0 BB: 0 P: 6	R: 0 E: 0 K: 0 S: 11	H: 2 LOB: 3 BB: 1 P: 19	R: 0 E: 0 K: 0 S: 10	H: 2 LOB: 1 BB: 0 P: 14	1B: 8 2B: 2 3B: 0 HR: 1	SF: 1 SAC: 0 DP: 2 HBP: 0	WP: 0 PB: 0 SB: 1 CS: 0	PA: 38		
PITCHER	IP	WLS	BF	H	R	ER	SO	BB	IBB	HBP	BLK	WP	HR	S	P	ERA	WHIP					
Mark Hendrickson, L ERA: 5.72	7.2	W	32	9	4	4	1	0	1	0	0	0	0	15	23	0.00	2.250					
Danys Baez, R ERA: 2.94	1.1	S	6	2	0	0	0	1	0	0	0	0	0	15	23	0.00	2.250					

Batter	1	2	3	4	5	6	7	8	9	AB	R	H	RBI	BB	SO	LOB	TOP				
7 José Reyes, S OBP: 0.283, SLG: 0.387	1-1 G3	2-1 SF SF9 E		0-2 G5-3			0-1 F7		0-1 SF8	3	0	0	2	0	0	0	New York Mets @ New York Yankees Yankee Stadium, Bronx, NY Fri Jun 24 2005, 7:05 PM EDT Att: 55,297 - Partly Cloudy - 80 F AB 31 R 6 H 8 RBI 6 BB 2 SO 4 LOB 9 				
Mike Cameron, R OBP: 0.411, SLG: 0.555	2-1 2B	2-2 SF9			1-2 G6-3		4-2 FC6 BB		3-2 F9	3	0	1	1	1	0	0					
15 Carlos Beltrán, S OBP: 0.321, SLG: 0.429	1-3 K	1-1 P6			1-0 HR		2-2 F8			4	1	1	1	0	1	3					
Cliff Floyd, L OBP: 0.345, SLG: 0.538	1-0 HBP				0-1 F8		0-1 FC6			3	1	1	1	0	0	1					
31 Mike Piazza, R OBP: 0.327, SLG: 0.443	2-2 G5-3				1-0 F7			0-0 P3		4	0	1	0	0	0	2					
Marlon Anderson, L OBP: 0.337, SLG: 0.341		2-1 1B 11 SF9 5 BB			2-0 F9		2-1 G4-1		1-2 5 CS 1B	4	1	2	0	0	0	1					
5 David Wright, R OBP: 0.384, SLG: 0.498		4-2 11 SF9 7 SF 1B BB			2-3 K		2-3 K		1-2 G1-3	3	1	0	0	1	2	1					
Doug Mientkiewicz, L OBP: 0.311, SLG: 0.392		1-0 7 SF SF9 1B			1-0 G3		1-2 G4-3		3-2 11 G4-3 7 SF8	4	2	2	0	0	0	0					
11 Ramon Castro, R OBP: 0.297, SLG: 0.273		0-0 SF9			3-3 K		0-1 F9		1-0 G4-3	3	0	0	1	0	1	1					
Inning Stats	R: 0 E: 0 K: 1 S: 12	H: 1 LOB: 2 BB: 0 P: 19	R: 3 E: 2 K: 0 S: 16	H: 2 LOB: 1 BB: 1 P: 28	R: 1 E: 0 K: 1 S: 6	H: 1 LOB: 0 BB: 0 P: 13	R: 0 E: 0 K: 1 S: 9	H: 0 LOB: 0 BB: 0 P: 13	R: 1 E: 0 K: 0 S: 14	H: 2 LOB: 1 BB: 0 P: 20	R: 0 E: 0 K: 0 S: 9	H: 0 LOB: 1 BB: 1 P: 15	R: 0 E: 0 K: 0 S: 7	H: 1 LOB: 0 BB: 0 P: 9	R: 1 E: 0 K: 0 S: 10	H: 1 LOB: 0 BB: 0 P: 17	1B: 3 2B: 3 3B: 0 HR: 2	SF: 4 SAC: 0 DP: 0 HBP: 1	WP: 0 PB: 0 SB: 0 CS: 1	PA: 38	
PITCHER	IP	WLS	BF	H	R	ER	SO	BB	IBB	HBP	BLK	WP	HR	S	P	ERA	WHIP				
35 Mike Mussina, R ERA: 3.95	6.0	L	27	6	5	4	4	1	0	1	0	0	2	66	105	6.00	1.167				
Tanyon Sturtze, R ERA: 3.51	2.0		7	1	0	0	0	1	0	0	0	0	0	16	24	0.00	1.000				
Paul Quantrill, R ERA: 6.6	1.0		4	1	1	1	0	0	0	0	0	0	0	10	17	9.00	1.000				

Batter	1	2	3	4	5	6	7	8	9	AB	R	H	RBI	BB	SO	LOB	BOTTOM					
2 Derek Jeter, R OBP: 0.399, SLG: 0.469	0-1 HR		4-2 24 G5-3 13 1B BB				0-1 G1-3		1-2 1B	4	2	3	1	1	0	0	New York Mets @ New York Yankees Yankee Stadium, Bronx, NY Fri Jun 24 2005, 7:05 PM EDT Att: 55,297 - Partly Cloudy - 80 F AB 35 R 4 H 8 RBI 4 BB 3 SO 3 LOB 13 					
24 Robinson Canó, L OBP: 0.301, SLG: 0.431	0-0 P5		0-2 G5-3		0-0 L9			0-0 L9	1-1 G4-3	5	0	0	0	0	0	3						
Gary Sheffield, R OBP: 0.410, SLG: 0.527	1-1 55 CS G3 13 1B		3-1 G5-3		1-2 F9			0-1 F7		4	0	1	0	0	0	2						
13 Alex Rodriguez, R OBP: 0.430, SLG: 0.602	2-2 55 G3		0-2 55 S		0-0 F9			1-0 F9		4	0	3	1	0	0	1						
55 Hideki Matsui, L OBP: 0.362, SLG: 0.480	1-2 1B		2H 1B		0-0 F9			1-0 1B		4	0	3	1	0	0	1						
Bernie Williams, S OBP: 0.343, SLG: 0.372	0-0 G3		4-2 BB		1-2 BB		1-2 F7		2-1 F8	3	0	0	0	1	0	3						
20 Jorge Posada, S OBP: 0.369, SLG: 0.457			0-3 K		0-1 F7			1-0 G3		4	0	0	0	0	1	4						
Tino Martinez, L OBP: 0.320, SLG: 0.483	1-2 G4-3		0-3 K		0-1 F7			0-1 G3		3	1	0	0	1	1	0						
Tony Womack, L OBP: 0.275, SLG: 0.264			1-2 G4-3		0-0 F8			3-2 P6		4	1	1	2	0	0	0						
Inning Stats	R: 1 E: 0 K: 0 S: 14	H: 3 LOB: 2 BB: 0 P: 18	R: 0 E: 0 K: 2 S: 9	H: 0 LOB: 0 BB: 0 P: 12	R: 1 E: 0 K: 1 S: 15	H: 1 LOB: 2 BB: 2 P: 26	R: 0 E: 0 K: 0 S: 6	H: 0 LOB: 0 BB: 0 P: 10	R: 0 E: 0 K: 0 S: 7	H: 1 LOB: 1 BB: 0 P: 8	R: 0 E: 0 K: 0 S: 7	H: 0 LOB: 0 BB: 0 P: 10	R: 0 E: 0 K: 0 S: 10	H: 0 LOB: 0 BB: 0 P: 13	R: 0 E: 0 K: 0 S: 6	H: 1 LOB: 1 BB: 0 P: 9	R: 2 E: 0 K: 0 S: 10	H: 2 LOB: 1 BB: 1 P: 20	1B: 6 2B: 0 3B: 0 HR: 2	SF: 0 SAC: 0 DP: 0 HBP: 0	WP: 0 PB: 0 SB: 1 CS: 0	PA: 38
PITCHER	IP	WLS	BF	H	R	ER	SO	BB	IBB	HBP	BLK	WP	HR	S	P	ERA	WHIP					
45 Pedro Martinez, R ERA: 2.72	8.0	W	32	6	2	2	3	2	0	0	0	0	1	74	106	2.25	1.000					
Braden Looper, R ERA: 3.29	1.0		6	2	2	2	0	1	0	0	0	0	1	10	20	18.00	3.000					

Batter	1	2	3	4	5	6	7	8	9	AB	R	H	RBI	BB	SO	LOB	TOP					
7 José Reyes, S OBP: 0.287, SLG: 0.385	G1-3		G6-3			P4	E3			4	0	1	2	0	0	1	New York Mets @ New York Yankees Yankee Stadium, Bronx, NY Sun Jun 26 2005, 8:05 PM EDT Att: 55,327 - Partly Cloudy - 79 F					
Mike Cameron, R OBP: 0.399, SLG: 0.534	K		K			15 S	F9			4	0	1	0	0	2	2						
15 Carlos Beltrán, S OBP: 0.318, SLG: 0.426	G1-3		G6-3			K		G4-3		4	0	0	0	0	1	2						
31 Mike Piazza, R OBP: 0.323, SLG: 0.439		F8		G5-3		G6-3		K		4	0	0	0	0	1	1						
Cliff Floyd, L OBP: 0.349, SLG: 0.555	K		G6-3				P6	F9		4	0	0	0	0	1	0						
5 David Wright, R OBP: 0.385, SLG: 0.514		1B		F9			CS	1B	G6-3	4	0	2	0	0	0	0						
Chris Woodward, R OBP: 0.357, SLG: 0.438	F8				K		11 WP	E	F8	4	1	1	0	0	1	1						
11 Ramon Castro, R OBP: 0.329, SLG: 0.323			2B 7 G6-3	1B	L7			7 1B E BB	G6-3	3	2	1	0	1	0	0						
Marlon Anderson, L OBP: 0.337, SLG: 0.352			1-3 PB	2B	G4-3		E4 7 1B E			3	1	1	0	0	0	1						
Inning Stats	R: 0 E: 0 K: 1 S: 8	H: 0 LOB: 0 BB: 0 P: 10	R: 0 E: 0 K: 1 S: 11	H: 1 LOB: 1 BB: 0 P: 13	R: 1 E: 0 K: 1 S: 16	H: 2 LOB: 1 BB: 0 P: 21	R: 0 E: 0 K: 0 S: 9	H: 0 LOB: 0 BB: 0 P: 13	R: 0 E: 0 K: 1 S: 7	H: 0 LOB: 0 BB: 0 P: 9	R: 0 E: 0 K: 1 S: 15	H: 1 LOB: 1 BB: 0 P: 19	R: 3 E: 2 K: 0 S: 22	H: 3 LOB: 1 BB: 1 P: 34	R: 0 E: 0 K: 1 S: 6	H: 0 LOB: 0 BB: 0 P: 9	R: 0 E: 0 K: 0 S: 5	H: 0 LOB: 0 BB: 0 P: 8	1B: 4 2B: 3 3B: 0 HR: 0	SF: 0 SAC: 0 DP: 0 HBP: 0	WP: 1 PB: 1 SB: 1 CS: 1	PA: 35
PITCHER	IP	WLS	BF	H	R	ER	SO	BB	IBB	HBP	BLK	WP	HR	S	P	ERA	WHIP					
Randy Johnson, L ERA: 3.86	(1, 1)	6.2	27	6	4	1	5	1	0	0	0	1	0	84	112	1.35	1.050					
Tom Gordon, R ERA: 3.06	(7, 1)	1.1	5	1	0	0	1	0	0	0	0	0	0	10	16	0.00	0.750					
42 Mariano Rivera, R ERA: 0.94	(9, 1)	1.0	W	3	0	0	0	0	0	0	0	0	0	5	8	0.00	0.000					

Batter	1	2	3	4	5	6	7	8	9	AB	R	H	RBI	BB	SO	LOB	BOTTOM					
2 Derek Jeter, R OBP: 0.399, SLG: 0.463	G6-3		FC6-4				G1-4-3 13 1B			3	1	1	1	2	0	1	New York Mets @ New York Yankees Yankee Stadium, Bronx, NY Sun Jun 26 2005, 8:05 PM EDT Att: 55,327 - Partly Cloudy - 79 F					
Tony Womack, L OBP: 0.275, SLG: 0.265					BB		1B	BB		3	0	1	0	0	0	2						
Ruben Sierra, S OBP: 0.234, SLG: 0.397	FC1-4 1B		F8		G1-3		K	F8		2	0	0	0	0	1	4						
Gary Sheffield, R OBP: 0.401, SLG: 0.513	FC1-4									4	1	0	0	0	0	2						
Russ Johnson, R OBP: 0.333, SLG: 0.375										0	0	0	0	0	0	0						
Tino Martinez, L OBP: 0.323, SLG: 0.483										0	1	0	0	1	0	0						
13 Alex Rodriguez, R OBP: 0.435, SLG: 0.606	P4									5	1	4	1	0	0	1						
55 Hideki Matsui, L OBP: 0.364, SLG: 0.475		P4								3	0	0	0	2	0	3						
25 Jason Giambi, L OBP: 0.396, SLG: 0.375		F8								4	0	1	2	1	1	2						
24 Robinson Canó, L OBP: 0.310, SLG: 0.454		F8								4	0	1	1	0	0	4						
John Flaherty, R OBP: 0.233, SLG: 0.228										2	0	0	0	0	1	0						
20 Jorge Posada, S OBP: 0.368, SLG: 0.449										1	0	0	0	1	0	2						
64 Kevin Reese, L OBP: 0.341, SLG: 0.367										1	0	0	0	1	1	0						
Bernie Williams, S OBP: 0.341, SLG: 0.367										1	1	0	0	1	0	2						
Inning Stats	R: 0 E: 0 K: 0 S: 11	H: 1 LOB: 1 BB: 0 P: 14	R: 0 E: 0 K: 0 S: 4	H: 0 LOB: 0 BB: 0 P: 6	R: 0 E: 0 K: 0 S: 6	H: 0 LOB: 1 BB: 1 P: 12	R: 0 E: 0 K: 1 S: 11	H: 1 LOB: 2 BB: 1 P: 18	R: 0 E: 0 K: 2 S: 14	H: 0 LOB: 1 BB: 1 P: 23	R: 1 E: 1 K: 0 S: 11	H: 1 LOB: 2 BB: 1 P: 19	R: 2 E: 0 K: 1 S: 18	H: 2 LOB: 1 BB: 1 P: 31	R: 0 E: 0 K: 0 S: 12	H: 1 LOB: 3 BB: 2 P: 22	R: 2 E: 0 K: 0 S: 8	H: 2 LOB: 2 BB: 2 P: 18	1B: 7 2B: 1 3B: 0 HR: 0	SF: 0 SAC: 0 DP: 0 HBP: 0	WP: 0 PB: 0 SB: 0 CS: 0	PA: 42
PITCHER	IP	WLS	BF	H	R	ER	SO	BB	IBB	HBP	BLK	WP	HR	S	P	ERA	WHIP					
Kris Benson, R ERA: 3.89	(1, 1)	6.0		3	2	1	3	5	0	0	0	0	0	59	98	1.50	1.333					
Aaron Heilmann, R ERA: 4.18	(7, 1)	0.2	H	4	2	1	1	0	0	0	0	1	0	13	19	13.50	3.000					
43 Royce Ring, L ERA: 4.5	(7, 1)	0.2	H	3	1	0	0	0	0	0	0	0	0	7	11	0.00	1.500					
Roberto Hernandez, R ERA: 1.99	(8, 1)	0.2	H	4	0	0	0	2	0	0	0	0	0	8	17	0.00	3.000					
Braden Looper, R ERA: 3.95	(9, 1)	0.0	L	4	2	2	0	1	1	0	0	0	0	8	18	*	*					

Batter	1	2	3	4	5	6	7	8	9	AB	R	H	RBI	BB	SO	LOB	TOP										
2 Derek Jeter, R OBP: 0.396, SLG: 0.456	G4-3		K		G5-3	24 PB BB		FC6-4		4	0	0	1	1	1	1	New York Yankees @ Baltimore Orioles Oriole Park at Camden Yards, Baltimore, MD Mon Jun 27 2005, 7:05 PM EDT Att: 45,801 - Partly Cloudy - 83 F										
24 Robinson Cano, L OBP: 0.307, SLG: 0.447	K		G6-3		G3	G3-1		E9 1B	5	1	1	0	0	1	2												
Gary Sheffield, R OBP: 0.401, SLG: 0.509	G6-3		FC6-4 BB		G4-3		K	13 PB 1B	4	0	1	1	1	1	0												
13 Alex Rodriguez, R OBP: 0.429, SLG: 0.595	K		FC6-4		G6-3	K		L8 1B	5	0	0	0	0	2	2												
55 Hideki Matsui, L OBP: 0.368, SLG: 0.476	BB 25 BB 1B		G4-3		G4-3	G4-3		IBB	4	1	2	0	1	0	0												
20 Jorge Posada, S OBP: 0.368, SLG: 0.445	F7		25 BB SF9 BB		K			FC3-6 25 BLK 1B	4	2	1	0	1	2	4												
25 Jason Giambi, L OBP: 0.405, SLG: 0.376 Russ Johnson, R OBP: 0.333, SLG: 0.375	BB BB		FC5-4 1B		BB 2 BB BB			FC3-6 IBB	2	1	1	0	3	1	2												
Ruben Sierra, S OBP: 0.247, SLG: 0.400	BB		SF9		2 BB 24 PB 1B			FC3-6 FC6-4	2	1	1	2	1	0	2												
Tony Womack, L Tino Martinez, L 64 Kevin Reese, L Bernie Williams, S	F7		FC5-4		24 PB 2 BB BB			SF8	2	0	0	0	0	0	4												
										0	0	0	0	0	0												
Inning Stats	R: 0 E: 0 K: 1 S: 8	H: 0 LOB: 0 BB: 0 P: 17	R: 0 E: 0 K: 1 S: 11	H: 1 LOB: 3 BB: 2 P: 25	R: 0 E: 0 K: 1 S: 10	H: 0 LOB: 1 BB: 1 P: 19	R: 1 E: 0 K: 0 S: 12	H: 1 LOB: 1 BB: 1 P: 18	R: 0 E: 0 K: 0 S: 5	H: 0 LOB: 0 BB: 0 P: 9	R: 3 E: 0 K: 1 S: 18	H: 2 LOB: 3 BB: 3 P: 39	R: 0 E: 0 K: 2 S: 8	H: 0 LOB: 0 BB: 0 P: 14	R: 1 E: 0 K: 0 S: 7	H: 1 LOB: 1 BB: 1 P: 13	R: 1 E: 1 K: 2 S: 11	H: 2 LOB: 2 BB: 1 P: 17	1B: 7 2B: 0 3B: 0 HR: 0	SF: 2 SAC: 0 DP: 0 HBP: 0	WP: 0 PB: 2 SB: 0 CS: 0	PA: 43					
PITCHER	IP	WLS	BF	H	R	ER	SO	BB	IBB	HBP	BLK	WP	HR	S	P	ERA	WHIP										
40 Daniel Cabrera, R ERA: 5.48	(1, 1)	5.2	27	4	4	3	4	6	0	0	0	0	0	0	116	4.76	1.765										
37 Chris Ray, R ERA: 1.23	(6, 1)	1.0	B	4	0	0	2	1	0	0	0	0	0	11	23	0.00	1.000										
Steve Kline, L ERA: 5.08	(7, 1)	0.1	L	2	1	1	0	0	0	0	0	0	0	3	4	27.00	3.000										
Jorge Julio, R ERA: 3.82	(8, 1)	2.0		10	2	1	0	2	2	0	1	0	0	17	28	0.00	1.000										

Batter	1	2	3	4	5	6	7	8	9	AB	R	H	RBI	BB	SO	LOB	BOTTOM										
1 Brian Roberts, S OBP: 0.435, SLG: 0.604	P6		CS HBP		SH3-4 10 SF8 2B		F8			3	1	1	1	0	0	1	New York Yankees @ Baltimore Orioles Oriole Park at Camden Yards, Baltimore, MD Mon Jun 27 2005, 7:05 PM EDT Att: 45,801 - Partly Cloudy - 83 F										
Luis Matos, R OBP: 0.349, SLG: 0.383	G6-3		G6-3		SH3-4		K			3	0	0	0	0	1	2											
10 Miguel Tejada, R OBP: 0.364, SLG: 0.604	BB 1B		L3		SF8		L6			3	0	1	1	0	0	1											
Rafael Palmeiro, L OBP: 0.344, SLG: 0.444 David Newhan, L OBP: 0.246, SLG: 0.316	BB		G6-3 1B		G6-3 2B		G4-6-3 BB			2	0	2	0	2	0	0											
Sammy Sosa, R OBP: 0.310, SLG: 0.414	L4		G6-3		G1-6-3		F8			4	0	0	0	0	5												
31 Jay Gibbons, L OBP: 0.308, SLG: 0.509	G3		BLK 1B		F9		G4-6-3			4	1	1	0	0	0	1											
Chris Gomez, R OBP: 0.375, SLG: 0.355	G4-3		G4-3		G5-4-3 1B		G5-3			4	0	2	1	0	0	0											
Sal Fasano, R OBP: 0.338, SLG: 0.514 Eli Marrero, R OBP: 0.250, SLG: 0.417	G4-3		G5-3		G5-4-3		K			3	0	0	0	0	2												
Larry Bigbie, L OBP: 0.331, SLG: 0.397	HR		G4-3		G4-3		G4-3			4	2	3	1	0	0	0											
Inning Stats	R: 0 E: 0 K: 0 S: 11	H: 1 LOB: 2 BB: 1 P: 21	R: 0 E: 0 K: 0 S: 10	H: 0 LOB: 0 BB: 0 P: 17	R: 1 E: 0 K: 0 S: 8	H: 1 LOB: 0 BB: 0 P: 10	R: 1 E: 0 K: 0 S: 11	H: 3 LOB: 1 BB: 0 P: 20	R: 2 E: 0 K: 0 S: 11	H: 3 LOB: 1 BB: 0 P: 15	R: 0 E: 0 K: 1 S: 4	H: 1 LOB: 1 BB: 0 P: 6	R: 0 E: 0 K: 1 S: 8	H: 1 LOB: 1 BB: 0 P: 12	R: 0 E: 0 K: 0 S: 5	H: 0 LOB: 0 BB: 1 P: 10	R: 0 E: 0 K: 1 S: 9	H: 0 LOB: 0 BB: 0 P: 15	1B: 6 2B: 3 3B: 0 HR: 1	SF: 1 SAC: 1 DP: 3 HBP: 1	WP: 0 PB: 0 SB: 0 CS: 1	PA: 36					
PITCHER	IP	WLS	BF	H	R	ER	SO	BB	IBB	HBP	BLK	WP	HR	S	P	ERA	WHIP										
Carl Pavano, R ERA: 4.77	(1, 1)	6.0	26	9	4	4	0	1	0	0	0	0	0	8	12	0.00	1.000										
Tanyon Sturtze, R ERA: 3.43	(7, 1)	1.0	W	4	1	0	1	0	0	0	0	0	0	8	12	0.00	1.000										
Tom Gordon, R ERA: 2.97	(8, 1)	1.0	H	3	0	0	0	1	0	0	0	0	0	5	10	0.00	1.000										
42 Mariano Rivera, R ERA: 0.91	(9, 1)	1.0	S	3	0	0	1	0	0	0	0	0	0	9	15	0.00	0.000										

AB 32
R 6
H 7
RBI 5
BB 9
SO 8
LOB 17



AB 31
R 4
H 10
RBI 4
BB 2
SO 2
LOB 12



Batter	1	2	3	4	5	6	7	8	9	10	AB	R	H	RBI	BB	SO	LOB	TOP
2 Derek Jeter, R OBP: 0.393, SLG: 0.452	0-1 24 1B 13 SF9 1B		1-1 F9		2-2 G6-3		1-3 K			3-3 K	5	1	1	0	0	2	1	
24 Robinson Canó, L OBP: 0.311, SLG: 0.464	1-1 55 2B 1B		0-0 HR		3-2 F8			0-0 G3-1			4	2	2	1	0	0	1	
Gary Sheffield, R OBP: 0.396, SLG: 0.502	2-3 K		1-1 F9		1-2 F7			1-0 P3			4	0	0	0	0	1	3	
13 Alex Rodriguez, R OBP: 0.424, SLG: 0.589	0-2 SF9		3-2 L6			1-3 K		0-1 G4-3			3	0	0	1	0	1	0	
55 Hideki Matsui, L OBP: 0.372, SLG: 0.493	3-4 1-H 2B		0-1 25 BB 1B		3-1 HR			1-2 F8			4	1	3	2	0	0	0	
20 Jorge Posada, S OBP: 0.367, SLG: 0.442		0-1 G4-6-3 25 BB 1B		1-0 P6		0-2 G5-3		2-1 G5-3			4	0	1	0	0	0	1	
25 Jason Giambi, L OBP: 0.409, SLG: 0.374	4-1 G4-6-3 BB		4-2 G4-6-3 BB		2-2 F8			3-2 G4-3			1	0	0	0	2	0	0	
Tino Martinez, L OBP: 0.325, SLG: 0.480	1-2 BB		1-2 BB								1	0	0	0	0	0	0	
Ruben Sierra, S OBP: 0.247, SLG: 0.392	0-0 G4-6-3		1-1 G4-6-3					1-2 G4-6-3 1B			4	0	1	0	0	0	4	
Tony Womack, L OBP: 0.274, SLG: 0.284	1-2 G4-3				0-1 2 S 1B			1-2 G4-6-3			3	0	1	0	0	0	2	
Bernie Williams, S OBP: 0.339, SLG: 0.365						1-2 G4-6-3				3-1 G6-3	1	0	0	0	0	0	0	
Inning Stats	R: 2 E: 0 K: 1 S: 12	H: 3 LOB: 1 BB: 0 P: 15	R: 0 E: 0 K: 0 S: 7	H: 1 LOB: 1 BB: 1 P: 12	R: 1 E: 0 K: 0 S: 9	H: 1 LOB: 0 BB: 0 P: 14	R: 0 E: 0 K: 0 S: 7	H: 1 LOB: 1 BB: 0 P: 18	R: 0 E: 0 K: 1 S: 10	H: 1 LOB: 0 BB: 0 P: 13	R: 0 E: 0 K: 0 S: 9	H: 0 LOB: 0 BB: 0 P: 15	R: 0 E: 0 K: 1 S: 9	H: 0 LOB: 0 BB: 0 P: 16	1B: 6 2B: 1 3B: 0 HR: 2	SF: 1 SAC: 0 DP: 3 HBP: 0	WP: 0 PB: 0 SB: 1 CS: 0	PA: 37
PITCHER	IP 8.0	WLS 3	BF 31	H 9	R 4	ER 4	SO 3	BB 2	IBB 0	HBP 0	BLK 0	WP 0	HR 2	S 73	P 108	ERA 4.50	WHIP 1.375	
Sidney Ponson, R ERA: 5.35																		
B.J. Ryan, L ERA: 1.72																		

New York Yankees @ Baltimore Orioles
 Oriole Park at Camden Yards, Baltimore, MD
 Tue Jun 28 2005, 7:05 PM EDT
 Att: 47,465 - Overcast - 85 F

AB 34
 R 4
 H 9
 RBI 4
 BB 2
 SO 4
 LOB 12



Batter	1	2	3	4	5	6	7	8	9	10	AB	R	H	RBI	BB	SO	LOB	BOTTOM						
1 Brian Roberts, S OBP: 0.437, SLG: 0.617	0-0 G1-5-3		0-1 F8			1-1 G4-3 HR 2B		4-2 SH 10 1B BB		0-0 HR	4	3	2	1	1	0	0							
Larry Bigbie, L OBP: 0.331, SLG: 0.416	2-1 HR			2-0 G4-3		0-0 G4-3		1-1 SH 10 1B FC6-5 BB			3	1	1	1	0	0	1							
10 Miguel Tejada, R OBP: 0.365, SLG: 0.603	1-1 G6-3			0-1 31 FC6 1B		1-0 P2		0-0 1B			4	0	2	1	0	0	1							
Rafael Palmeiro, L OBP: 0.343, SLG: 0.452	2-3 K			0-0 P4		1-2 HR		1-2 K			4	1	1	2	0	2	3							
31 Jay Gibbons, L OBP: 0.307, SLG: 0.504		0-0 G6-4-3 1B		2-1 FC6		3-4 P5		1-3 K			4	0	1	0	0	1	3							
Sammy Sosa, R OBP: 0.308, SLG: 0.407	0-1 G6-4-3			0-0 G5-3			3-2 G4-3	2-1 FC6-5			4	0	0	0	0	0	3							
Luis Matos, R OBP: 0.347, SLG: 0.379	0-3 K			1-0 G6-3				3-3 K			4	0	1	0	0	2	0							
Chris Gomez, R OBP: 0.371, SLG: 0.351			2-2 G1-3		2-1 FC5-4 1B		1-2 FC1-4	1-2 L9			4	0	1	0	0	0	1							
Gerónimo Gil, R OBP: 0.213, SLG: 0.352				0-3 K		1-2 FC5-4 1B		1-0 F7			2	0	0	0	0	1	1							
Eli Marrero, R ERA: 3.05					1-2 FC5-4						1	0	0	0	0	0	1							
Sal Fasano, R OBP: 0.333, SLG: 0.507						1-2 FC5-4					1	0	0	0	0	1	0							
Inning Stats	R: 1 E: 0 K: 1 S: 8	H: 1 LOB: 0 BB: 0 P: 13	R: 0 E: 0 K: 1 S: 7	H: 1 LOB: 0 BB: 0 P: 7	R: 0 E: 0 K: 1 S: 8	H: 0 LOB: 0 BB: 0 P: 10	R: 0 E: 0 K: 0 S: 6	H: 1 LOB: 1 BB: 0 P: 10	R: 0 E: 0 K: 0 S: 7	H: 1 LOB: 1 BB: 0 P: 11	R: 2 E: 0 K: 0 S: 10	H: 2 LOB: 0 BB: 0 P: 13	R: 0 E: 1 K: 0 S: 11	H: 1 LOB: 1 BB: 0 P: 19	R: 1 E: 1 K: 2 S: 13	H: 1 LOB: 2 BB: 1 P: 24	R: 0 E: 0 K: 2 S: 10	H: 0 LOB: 0 BB: 0 P: 17	R: 1 E: 0 K: 0 S: 1	H: 1 LOB: 0 BB: 0 P: 1	1B: 5 2B: 1 3B: 0 HR: 3	SF: 0 SAC: 1 DP: 1 HBP: 0	WP: 0 PB: 0 SB: 0 CS: 0	PA: 37
PITCHER	IP 7.0	WLS 3	BF 27	H 7	R 3	ER 3	SO 3	BB 0	IBB 0	HBP 0	BLK 0	WP 0	HR 2	S 57	P 83	ERA 3.86	WHIP 1.000							
40 Chien-Ming Wang, R ERA: 4.26																								
Tom Gordon, R ERA: 3.05																								
Mike Stanton, L ERA: 7.07																								

New York Yankees @ Baltimore Orioles
 Oriole Park at Camden Yards, Baltimore, MD
 Tue Jun 28 2005, 7:05 PM EDT
 Att: 47,465 - Overcast - 85 F

AB 35
 R 5
 H 9
 RBI 5
 BB 1
 SO 7
 LOB 14



Batter	1	2	3	4	5	6	7	8	9	AB	R	H	RBI	BB	SO	LOB	TOP			
2 Derek Jeter, R OBP: 0.392, SLG: 0.450										4	1	1	0	0	0	1	New York Yankees @ Detroit Tigers Comerica Park, Detroit, MI Fri Jul 01 2005, 7:05 PM EDT Att: 40,776 - Partly Cloudy - 74 F			
24 Robinson Cano, L OBP: 0.315, SLG: 0.465										4	0	2	0	0	0	1				
Gary Sheffield, R OBP: 0.395, SLG: 0.498										4	0	1	1	0	0	2				
13 Alex Rodriguez, R OBP: 0.419, SLG: 0.581										4	0	0	0	0	0	3				
55 Hideki Matsui, L OBP: 0.371, SLG: 0.500										4	1	1	1	0	0	3				
20 Jorge Posada, S OBP: 0.365, SLG: 0.443										4	0	1	0	0	2	0				
25 Jason Giambi, L OBP: 0.406, SLG: 0.368										3	0	0	0	1	1	0				
Bernie Williams, S OBP: 0.341, SLG: 0.364										3	0	1	0	1	1	0				
Tino Martinez, L OBP: 0.324, SLG: 0.475										4	0	1	0	0	1	4				
Inning Stats	R: 1 E: 0 K: 0 S: 11	H: 2 LOB: 1 BB: 0 P: 16	R: 0 E: 0 K: 1 S: 8	H: 1 LOB: 2 BB: 0 P: 12	R: 0 E: 1 K: 0 S: 8	H: 1 LOB: 2 BB: 0 P: 11	R: 0 E: 0 K: 2 S: 8	H: 0 LOB: 0 BB: 0 P: 9	R: 0 E: 0 K: 1 S: 6	H: 1 LOB: 0 BB: 0 P: 14	R: 0 E: 0 K: 1 S: 8	H: 0 LOB: 0 BB: 0 P: 14	R: 0 E: 0 K: 0 S: 6	H: 1 LOB: 0 BB: 0 P: 9	R: 0 E: 0 K: 0 S: 10	H: 1 LOB: 3 BB: 2 P: 24	1B: 6 2B: 1 3B: 0 HR: 1	SF: 0 SAC: 0 DP: 2 HBP: 0	WP: 2 PB: 2 SB: 0 CS: 0	PA: 36
PITCHER 38 Jeremy Bonderman, R ERA: 4.12	IP: 9.0 WLS: W BF: 36	H: 8 R: 2 ER: 2 SO: 5	BB: 2 IBB: 0 HBP: 0 BLK: 1	WP: 2 HR: 1 S: 73 P: 118	ERA: 2.00 WHIP: 1.111											IP: 9.0 WLS: W BF: 36	H: 8 R: 2 ER: 2 SO: 5	BB: 2 IBB: 0 HBP: 0 BLK: 1	WP: 2 HR: 1 S: 73 P: 118	ERA: 2.00 WHIP: 1.111

Batter	1	2	3	4	5	6	7	8	9	AB	R	H	RBI	BB	SO	LOB	BOTTOM			
15 Brandon Inge, R OBP: 0.383, SLG: 0.460										3	2	1	0	2	0	0	New York Yankees @ Detroit Tigers Comerica Park, Detroit, MI Fri Jul 01 2005, 7:05 PM EDT Att: 40,776 - Partly Cloudy - 74 F			
14 Placido Polanco, R OBP: 0.385, SLG: 0.445										4	1	2	5	0	0	0				
9 Carlos Guillen, S OBP: 0.395, SLG: 0.468										4	1	2	0	0	0	2				
30 Magglio Ordonez, R OBP: 0.133, SLG: 0.286										4	1	1	2	0	0	2				
Ivan Rodriguez, R OBP: 0.306, SLG: 0.456										4	0	1	0	0	1	1				
13 Vance Wilson, R OBP: 0.228, SLG: 0.120										0	0	0	0	0	0	0				
Rondell White, R OBP: 0.327, SLG: 0.465										4	1	1	0	0	1	1				
31 Chris Shelton, R OBP: 0.398, SLG: 0.597										3	2	2	2	1	0	0				
Craig Monroe, R OBP: 0.337, SLG: 0.444										4	1	2	0	0	0	2				
Nook Logan, S OBP: 0.328, SLG: 0.363										2	1	0	0	0	0	1				
Inning Stats	R: 1 E: 0 K: 1 S: 11	H: 2 LOB: 1 BB: 0 P: 13	R: 3 E: 0 K: 0 S: 16	H: 3 LOB: 1 BB: 1 P: 30	R: 0 E: 0 K: 1 S: 5	H: 0 LOB: 0 BB: 0 P: 7	R: 1 E: 0 K: 0 S: 11	H: 2 LOB: 0 BB: 0 P: 14	R: 2 E: 0 K: 0 S: 10	H: 2 LOB: 1 BB: 1 P: 16	R: 3 E: 0 K: 0 S: 22	H: 2 LOB: 1 BB: 1 P: 33	R: 0 E: 0 K: 0 S: 5	H: 1 LOB: 1 BB: 1 P: 10	R: 0 E: 0 K: 0 S: 5	H: 0 LOB: 0 BB: 0 P: 7	1B: 6 2B: 2 3B: 1 HR: 3	SF: 1 SAC: 1 DP: 2 HBP: 1	WP: 1 PB: 0 SB: 1 CS: 0	PA: 38
PITCHER Randy Johnson, L ERA: 4.24	IP: 5.0 WLS: L BF: 24	H: 9 R: 7 ER: 7 SO: 2	BB: 1 IBB: 0 HBP: 0 BLK: 0	WP: 1 HR: 2 S: 53 P: 80	ERA: 12.60 WHIP: 2.000											IP: 5.0 WLS: L BF: 24	H: 9 R: 7 ER: 7 SO: 2	BB: 1 IBB: 0 HBP: 0 BLK: 0	WP: 1 HR: 2 S: 53 P: 80	ERA: 12.60 WHIP: 2.000
Scott Proctor, R ERA: 9.0	IP: 1.0 WLS: L BF: 7	H: 2 R: 3 ER: 3 SO: 0	BB: 1 IBB: 0 HBP: 1 BLK: 0	WP: 0 HR: 1 S: 22 P: 33	ERA: 27.00 WHIP: 3.000											IP: 1.0 WLS: L BF: 7	H: 2 R: 3 ER: 3 SO: 0	BB: 1 IBB: 0 HBP: 1 BLK: 0	WP: 0 HR: 1 S: 22 P: 33	ERA: 27.00 WHIP: 3.000
Jason Anderson, R ERA: 7.1	IP: 2.0 WLS: L BF: 7	H: 1 R: 0 ER: 0 SO: 0	BB: 1 IBB: 0 HBP: 0 BLK: 0	WP: 0 HR: 0 S: 10 P: 17	ERA: 0.00 WHIP: 1.000											IP: 2.0 WLS: L BF: 7	H: 1 R: 0 ER: 0 SO: 0	BB: 1 IBB: 0 HBP: 0 BLK: 0	WP: 0 HR: 0 S: 10 P: 17	ERA: 0.00 WHIP: 1.000

Batter	1	2	3	4	5	6	7	8	9	AB	R	H	RBI	BB	SO	LOB	TOP								
2 Derek Jeter, R OBP: 0.392, SLG: 0.447										4	1	1	0	1	2	1	New York Yankees @ Detroit Tigers Comerica Park, Detroit, MI Sat Jul 02 2005, 7:05 PM EDT Att: 41,207 - Clear - 74 F								
24 Robinson Cano, L OBP: 0.317, SLG: 0.474										5	0	2	0	0	0	4									
Gary Sheffield, R OBP: 0.392, SLG: 0.497										5	0	1	1	0	1	3									
13 Alex Rodriguez, R OBP: 0.419, SLG: 0.580										4	3	1	0	1	2	2									
55 Hideki Matsui, L OBP: 0.374, SLG: 0.500										4	1	2	0	1	0	2									
20 Jorge Posada, S OBP: 0.362, SLG: 0.436										4	1	0	1	1	1	4									
25 Jason Giambi, L OBP: 0.403, SLG: 0.362										3	0	0	0	1	1	4									
Tony Womack, L OBP: 0.277, SLG: 0.267										1	1	1	1	0	0	0									
Bernie Williams, S OBP: 0.350, SLG: 0.387										5	1	4	5	0	0	1									
Bubba Crosby, L OBP: 0.250, SLG: 0.200										3	0	1	0	0	0	3									
Tino Martinez, L OBP: 0.321, SLG: 0.469										2	0	0	0	0	0	2									
Inning Stats	R: 0 E: 0 K: 0 S: 6	H: 1 LOB: 1 BB: 0 P: 9	R: 0 E: 0 K: 0 S: 4	H: 1 LOB: 1 BB: 0 P: 9	R: 0 E: 0 K: 2 S: 10	H: 2 LOB: 2 BB: 0 P: 14	R: 1 E: 0 K: 1 S: 10	H: 2 LOB: 2 BB: 1 P: 19	R: 0 E: 0 K: 1 S: 9	H: 0 LOB: 0 BB: 0 P: 12	R: 2 E: 0 K: 2 S: 14	H: 1 LOB: 1 BB: 1 P: 23	R: 1 E: 0 K: 1 S: 14	H: 2 LOB: 1 BB: 0 P: 22	R: 0 E: 0 K: 0 S: 9	H: 1 LOB: 3 BB: 2 P: 19	R: 4 E: 0 K: 0 S: 14	H: 3 LOB: 0 BB: 1 P: 23	1B: 9 2B: 3 3B: 1 HR: 1	SF: 0 SAC: 0 DP: 1 HBP: 0	WP: 0 PB: 1 SB: 0 CS: 1	PA: 45			
PITCHER	IP	WLS	BF	H	R	ER	SO	BB	IBB	HBP	BLK	WP	HR	S	P	ERA	WHIP								
Sean Douglass, R ERA: 1.5	6.0		27	7	3	1	6	2	0	0	0	0	0	53	86	1.50	1.500								
56 Fernando Rodney, R ERA: 3.52	0.2	B	4	2	1	1	1	0	0	0	0	0	0	11	18	13.50	3.000								
Jamie Walker, L ERA: 1.69	0.1		1	0	0	0	0	0	0	0	0	0	0	3	4	0.00	0.000								
Kyle Farnsworth, R ERA: 2.18	1.0	L	6	1	0	0	0	2	0	0	0	0	0	9	19	0.00	3.000								
Troy Parival, R ERA: 5.24	1.0	L	7	3	4	4	0	0	1	0	0	0	1	14	23	36.00	3.000								

Batter	1	2	3	4	5	6	7	8	9	AB	R	H	RBI	BB	SO	LOB	BOTTOM								
15 Brandon Inge, R OBP: 0.382, SLG: 0.457										4	0	1	0	0	2	1	New York Yankees @ Detroit Tigers Comerica Park, Detroit, MI Sat Jul 02 2005, 7:05 PM EDT Att: 41,207 - Clear - 74 F								
14 Placido Polanco, R OBP: 0.383, SLG: 0.442										4	1	1	0	0	0	1									
9 Carlos Guillen, S OBP: 0.392, SLG: 0.464										4	1	1	0	0	1	0									
30 Magglio Ordonez, R OBP: 0.211, SLG: 0.353										3	1	1	1	1	1	0									
Ivan Rodriguez, R OBP: 0.305, SLG: 0.453										4	0	1	0	0	1	4									
Dmitri Young, S OBP: 0.315, SLG: 0.472										4	1	1	3	0	1	1									
31 Chris Shelton, R OBP: 0.379, SLG: 0.568										4	0	0	0	0	0	0									
Craig Monroe, R OBP: 0.336, SLG: 0.441										4	0	1	0	0	1	0									
Nook Logan, S OBP: 0.324, SLG: 0.358										3	0	0	0	0	1	1									
Inning Stats	R: 0 E: 0 K: 1 S: 8	H: 0 LOB: 0 BB: 0 P: 11	R: 0 E: 0 K: 2 S: 11	H: 0 LOB: 0 BB: 0 P: 14	R: 0 E: 0 K: 0 S: 11	H: 1 LOB: 1 BB: 0 P: 16	R: 4 E: 0 K: 1 S: 15	H: 4 LOB: 0 BB: 0 P: 24	R: 0 E: 0 K: 1 S: 7	H: 1 LOB: 0 BB: 0 P: 12	R: 0 E: 0 K: 1 S: 9	H: 1 LOB: 1 BB: 0 P: 13	R: 0 E: 0 K: 1 S: 10	H: 0 LOB: 0 BB: 0 P: 14	R: 0 E: 1 K: 2 S: 13	H: 0 LOB: 2 BB: 1 P: 21		R: 0 E: 0 K: 0 S: 7	H: 0 LOB: 0 BB: 0 P: 11	1B: 5 2B: 1 3B: 0 HR: 1	SF: 0 SAC: 0 DP: 0 HBP: 0	WP: 0 PB: 0 SB: 1 CS: 1	PA: 35		
PITCHER	IP	WLS	BF	H	R	ER	SO	BB	IBB	HBP	BLK	WP	HR	S	P	ERA	WHIP								
35 Mike Mussina, R ERA: 4.06	6.0		24	7	4	4	5	0	0	0	0	0	0	61	90	6.00	1.167								
Tom Gordon, R ERA: 2.9	2.0	W	8	0	0	0	3	1	0	0	0	0	0	23	35	0.00	0.500								
42 Mariano Rivera, R ERA: 0.88	1.0		3	0	0	0	0	0	0	0	0	0	0	7	11	0.00	0.000								

AB	40
R	8
H	13
RBI	8
BB	5
SO	7
LOB	26



AB	34
R	4
H	7
RBI	4
BB	1
SO	8
LOB	8



Batter	1	2	3	4	5	6	7	8	9	AB	R	H	RBI	BB	SO	LOB	TOP			
2 Derek Jeter, R OBP: 0.390, SLG: 0.444	G5-3		G1-6-3				F9			4	0	1	0	0	0	2	New York Yankees @ Detroit Tigers Comerica Park, Detroit, MI Sun Jul 03 2005, 1:05 PM EDT Att: 40,056 - Partly Cloudy - 76 F			
24 Robinson Cano, L OBP: 0.316, SLG: 0.474	G3-1			1B	P3			G4-3		4	1	1	0	0	0	2				
Gary Sheffield, R OBP: 0.390, SLG: 0.493	G1-3			2B	G4-3			P4		4	0	1	1	0	0	2				
13 Alex Rodriguez, R OBP: 0.414, SLG: 0.572		G6-3		K			F8		K	4	0	0	0	0	2	1				
Bernie Williams, S OBP: 0.348, SLG: 0.385 Bubba Crosby, L OBP: 0.250, SLG: 0.200	F7		55 1B		G6-3			F7		4	0	1	0	0	0	0				
55 Hideki Matsui, L OBP: 0.376, SLG: 0.500	G3			1B				G3-1		4	0	2	0	0	0	0				
Ruben Sierra, S OBP: 0.258, SLG: 0.398			25 1B		FC5-4		F8		1B	4	0	2	0	0	0	3				
25 Jason Giambi, L OBP: 0.407, SLG: 0.364 Tino Martinez, L OBP: 0.319, SLG: 0.467									K	2	0	1	0	1	1	0				
John Flaherty, R OBP: 0.222, SLG: 0.217									K	1	0	0	0	0	1	1				
										3	0	0	0	0	0	3				
Inning Stats	R: 0 E: 0 K: 0 S: 5	H: 0 LOB: 0 BB: 0 P: 6	R: 0 E: 0 K: 0 S: 5	H: 0 LOB: 0 BB: 0 P: 8	R: 0 E: 0 K: 0 S: 11	H: 2 LOB: 1 BB: 0 P: 12	R: 1 E: 0 K: 1 S: 13	H: 4 LOB: 2 BB: 1 P: 20	R: 0 E: 0 K: 0 S: 6	H: 1 LOB: 1 BB: 0 P: 11	R: 0 E: 0 K: 1 S: 11	H: 0 LOB: 0 BB: 0 P: 18	R: 0 E: 0 K: 1 S: 8	H: 0 LOB: 0 BB: 0 P: 10	R: 0 E: 0 K: 1 S: 9	H: 1 LOB: 1 BB: 0 P: 14	1B: 8 2B: 1 3B: 0 HR: 0	SF: 0 SAC: 0 DP: 1 HBP: 0	WP: 0 PB: 0 SB: 0 CS: 1	PA: 35
PITCHER 29 Nate Robertson, L ERA: 3.35	IP: 9.0 WLS: L BF: 35	H: 9 R: 1 ER: 1 SO: 4	BB: 1 IBB: 0 HBP: 0 BLK: 0	WP: 0 HR: 0 S: 76 P: 110	ERA: 1.00 WHIP: 1.111	PITCHER										IP: 9.0 WLS: L BF: 35	H: 9 R: 1 ER: 1 SO: 4	BB: 1 IBB: 0 HBP: 0 BLK: 0	WP: 0 HR: 0 S: 76 P: 110	ERA: 1.00 WHIP: 1.111

Batter	1	2	3	4	5	6	7	8	9	AB	R	H	RBI	BB	SO	LOB	BOTTOM					
15 Brandon Inge, R OBP: 0.380, SLG: 0.454	14 HBP	G3			G6-3		G4-3			4	0	1	0	0	0	2	New York Yankees @ Detroit Tigers Comerica Park, Detroit, MI Sun Jul 03 2005, 1:05 PM EDT Att: 40,056 - Partly Cloudy - 76 F					
14 Placido Polanco, R OBP: 0.388, SLG: 0.450	HBP		30 G6-4-3		HBP			G5-3		2	0	1	0	0	0	0						
9 Carlos Guillen, S OBP: 0.385, SLG: 0.454	F7		L5		F7			F7		4	0	0	0	0	0	4						
30 Magglio Ordonez, R OBP: 0.217, SLG: 0.300	L7		G6-4-3					F9		3	0	0	0	1	0	3						
Ivan Rodriguez, R OBP: 0.308, SLG: 0.455	F9				F7					3	0	1	0	0	0	2						
Dmitri Young, S OBP: 0.317, SLG: 0.465		K			L5					4	0	0	0	0	2	3						
31 Chris Shelton, R OBP: 0.385, SLG: 0.565										4	0	2	0	0	1	3						
Craig Monroe, R OBP: 0.331, SLG: 0.434		FC6-4			FC6-4					4	0	0	0	0	0	3						
Nook Logan, S OBP: 0.324, SLG: 0.358										3	0	1	0	0	0	0						
										3	0	1	0	0	0	0						
Inning Stats	R: 0 E: 0 K: 0 S: 11	H: 1 LOB: 2 BB: 0 P: 15	R: 0 E: 0 K: 1 S: 13	H: 2 LOB: 2 BB: 0 P: 18	R: 0 E: 0 K: 0 S: 6	H: 0 LOB: 0 BB: 0 P: 9	R: 0 E: 0 K: 0 S: 9	H: 1 LOB: 1 BB: 0 P: 11	R: 0 E: 0 K: 0 S: 6	H: 1 LOB: 1 BB: 0 P: 10	R: 0 E: 0 K: 1 S: 14	H: 0 LOB: 0 BB: 1 P: 24	R: 0 E: 0 K: 0 S: 7	H: 0 LOB: 0 BB: 0 P: 11	R: 0 E: 0 K: 0 S: 10	H: 0 LOB: 0 BB: 0 P: 17	R: 0 E: 0 K: 1 S: 7	H: 1 LOB: 1 BB: 0 P: 9	1B: 4 2B: 1 3B: 1 HR: 0	SF: 0 SAC: 0 DP: 2 HBP: 3	WP: 0 PB: 0 SB: 0 CS: 0	PA: 35
PITCHER 40 Chien-Ming Wang, R ERA: 3.87 Tom Gordon, R ERA: 2.53 42 Mariano Rivera, R ERA: 0.85	IP: 7.0 WLS: W BF: 28	H: 5 R: 0 ER: 0 SO: 2	BB: 1 IBB: 0 HBP: 3 BLK: 0	WP: 0 HR: 0 S: 66 P: 98	ERA: 0.00 WHIP: 0.857	PITCHER										IP: 7.0 WLS: W BF: 28	H: 5 R: 0 ER: 0 SO: 2	BB: 1 IBB: 0 HBP: 3 BLK: 0	WP: 0 HR: 0 S: 66 P: 98	ERA: 0.00 WHIP: 0.857		

Batter	1	2	3	4	5	6	7	8	9	AB	R	H	RBI	BB	SO	LOB	TOP								
1 Brian Roberts, S OBP: 0.432, SLG: 0.618	P6		HR	BB		K	F9			4	1	1	2	1	1	4	Baltimore Orioles @ New York Yankees Yankee Stadium, Bronx, NY Mon Jul 04 2005, 1:05 PM EDT Att: 53,844 - Partly Cloudy - 76 F								
6 Melvin Mora, R OBP: 0.357, SLG: 0.514	2B		F9	K			1B	2B	K	5	1	2	0	0	2	3									
10 Miguel Tejada, R OBP: 0.366, SLG: 0.589	G2-3			HBP	K		P4	G6-3		4	1	0	0	0	1	2									
Rafael Palmeiro, L OBP: 0.339, SLG: 0.433	G3		G1-3	F8			2B	BB		4	1	1	1	1	0	2									
Sammy Sosa, R OBP: 0.302, SLG: 0.390		K	F9	BB	F7		2B	BB	P4	3	2	0	0	2	1	1									
31 Jay Gibbons, L OBP: 0.299, SLG: 0.506 David Newhan, L (9, PH) OBP: 0.254, SLG: 0.310	P4		BB	BB	1B	HR	F9		K	4	2	2	2	0	0	2									
Luis Matos, R OBP: 0.353, SLG: 0.401	G5-3		F9			P4	BB	2B	F9	5	0	1	2	0	0	2									
Larry Bigbie, L OBP: 0.335, SLG: 0.394			F8	BB	BB	1B			K	3	0	1	0	2	1	0									
Sal Fasano, R OBP: 0.316, SLG: 0.483	G6-3		G6-3	BB		K		BB		2	0	0	1	2	1	1									
Inning Stats	R: 0 E: 0 K: 0 S: 9	H: 1 LOB: 1 BB: 0 P: 15	R: 0 E: 0 K: 1 S: 10	H: 0 LOB: 0 BB: 0 P: 17	R: 1 E: 0 K: 0 S: 13	H: 1 LOB: 0 BB: 0 P: 17	R: 3 E: 0 K: 1 S: 18	H: 1 LOB: 3 BB: 4 P: 45	R: 0 E: 0 K: 1 S: 8	H: 0 LOB: 0 BB: 0 P: 13	R: 1 E: 0 K: 2 S: 14	H: 2 LOB: 1 BB: 0 P: 23	R: 3 E: 0 K: 0 S: 22	H: 3 LOB: 3 BB: 3 P: 40	R: 0 E: 0 K: 1 S: 9	H: 0 LOB: 1 BB: 1 P: 16		R: 0 E: 0 K: 2 S: 8	H: 0 LOB: 0 BB: 0 P: 11	1B: 3 2B: 3 3B: 0 HR: 2	SF: 0 SAC: 0 DP: 0 HBP: 1	WP: 0 PB: 0 SB: 2 CS: 0	PA: 44		
PITCHER	IP	WLS	BF	H	R	ER	SO	BB	IBB	HBP	BLK	WP	HR	S	P	ERA	WHIP								
Tanyon Sturtze, R ERA: 3.94	3.2		18	3	4	4	1	3	0	0	0	0	1	44	82	9.82	1.636								
Scott Proctor, R ERA: 7.71	2.0	9	2	1	1	3	1	0	0	0	0	0	1	25	44	4.50	1.500								
Wayne Franklin, L ERA: 27.0	0.2	B	4	2	2	2	1	0	0	0	0	0	0	11	16	27.00	3.000								
Jason Anderson, R ERA: 2.45	1.2	W	10	1	1	1	1	3	1	0	0	0	0	23	44	5.40	2.400								
42 Mariano Rivera, R ERA: 0.83	1.0		3	0	0	0	2	0	0	0	0	0	0	8	11	0.00	0.000								

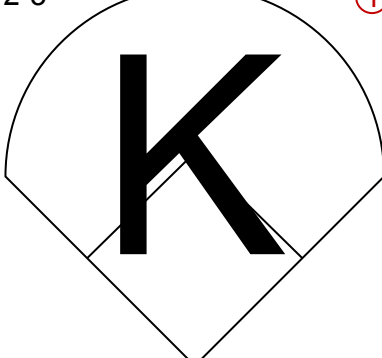
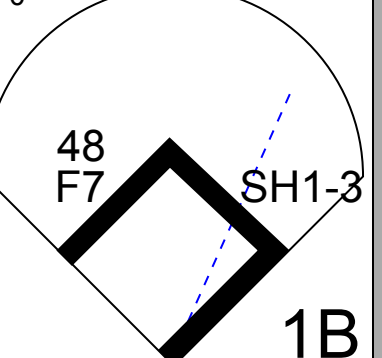
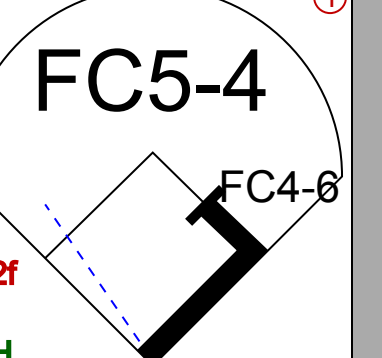
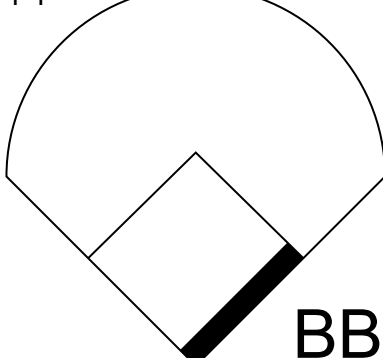
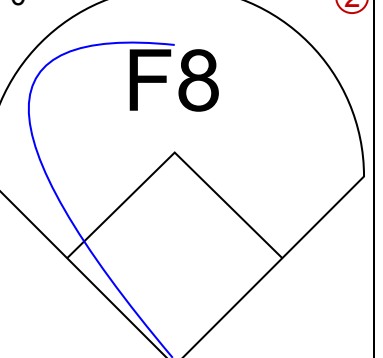
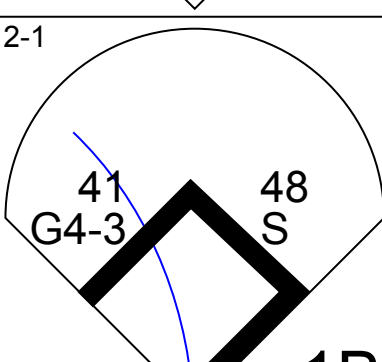
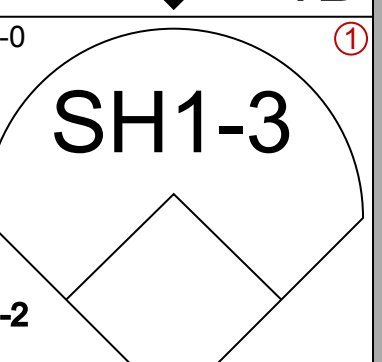
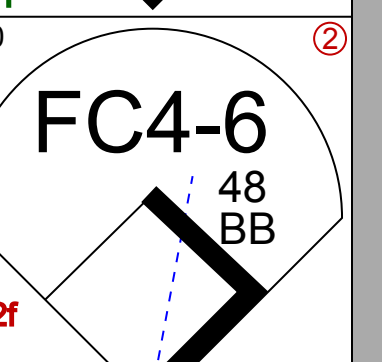
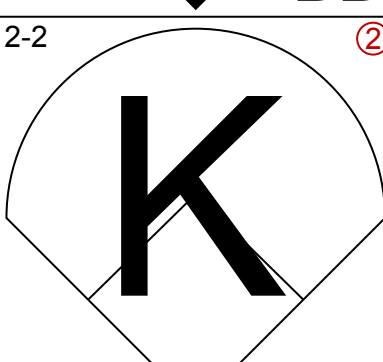
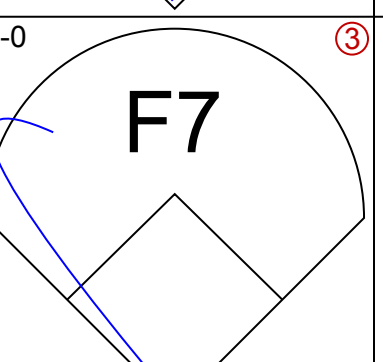
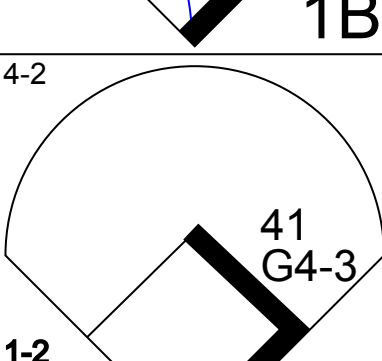
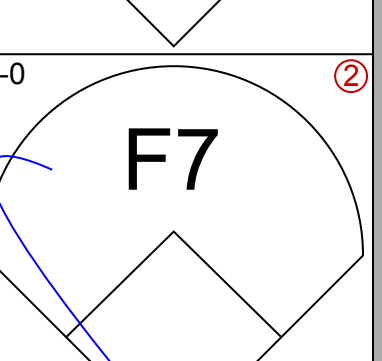
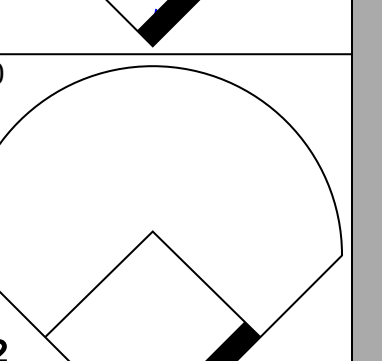
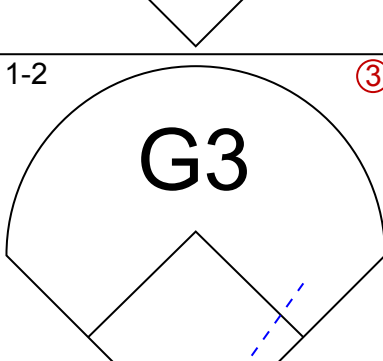
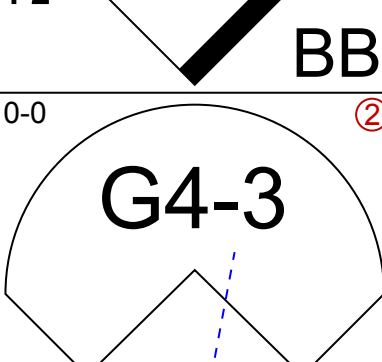
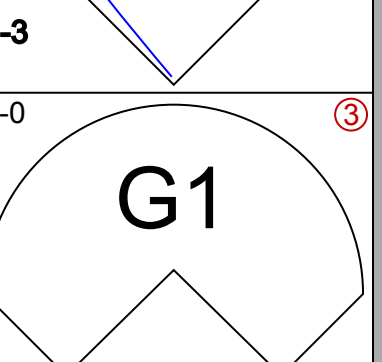
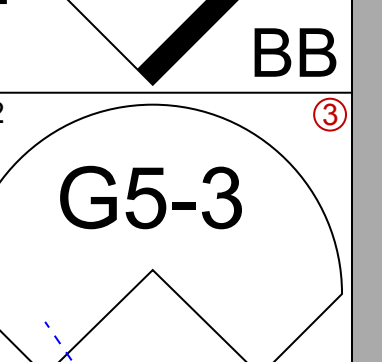
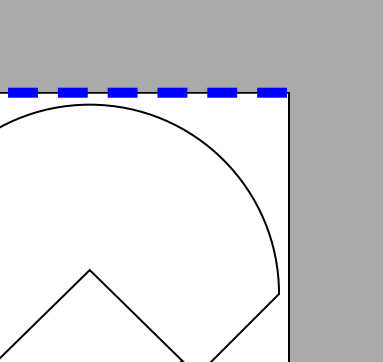
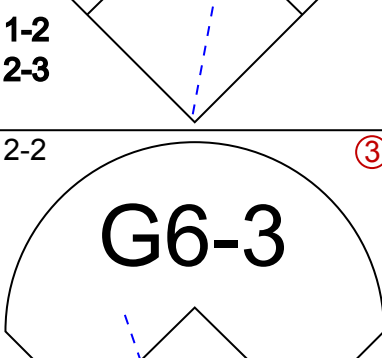
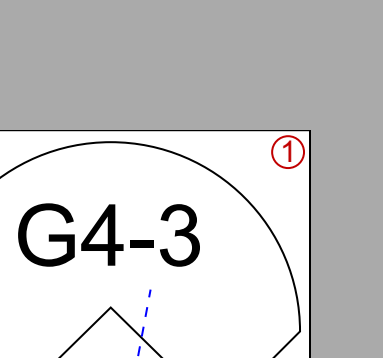
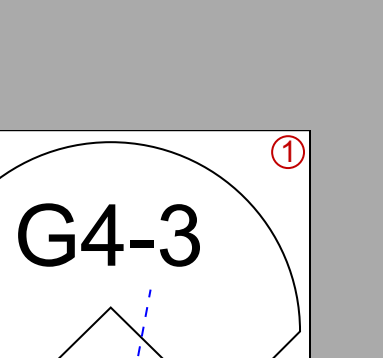
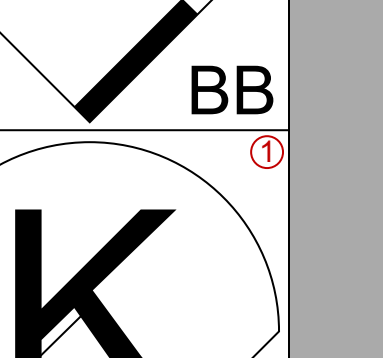
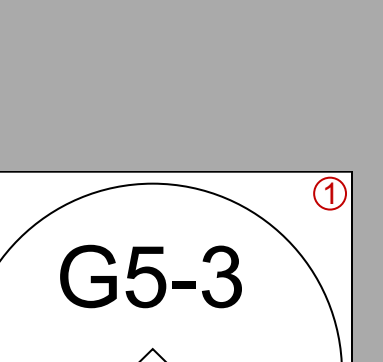
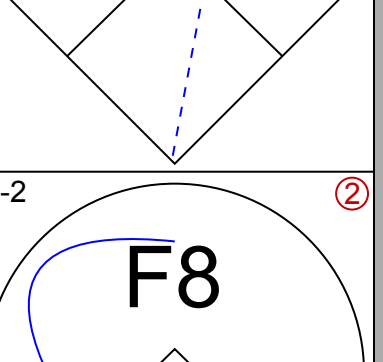
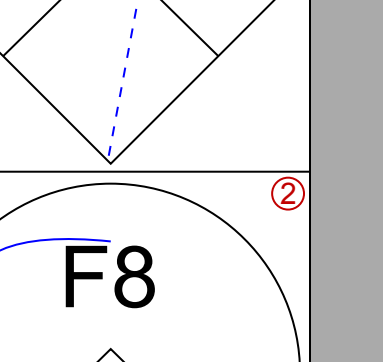
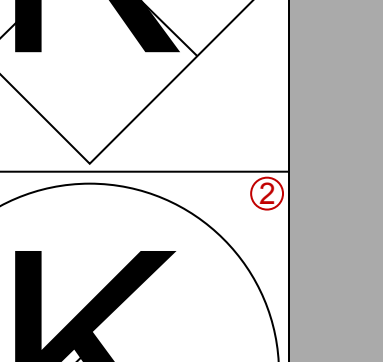
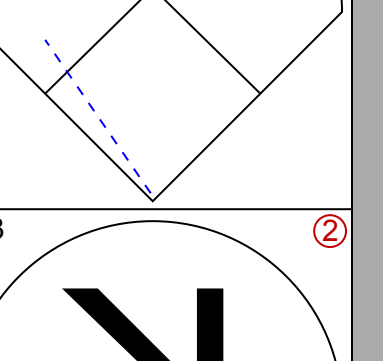
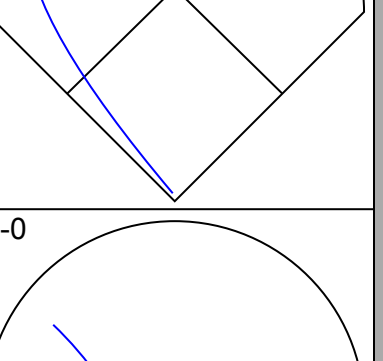
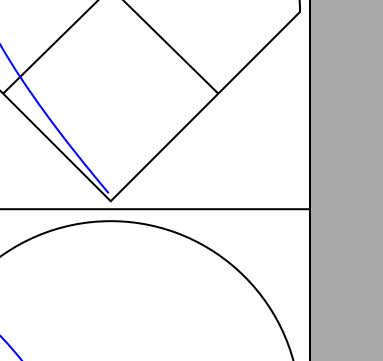
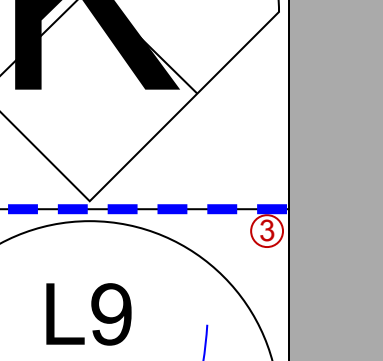

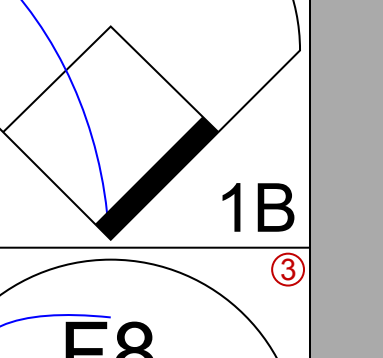
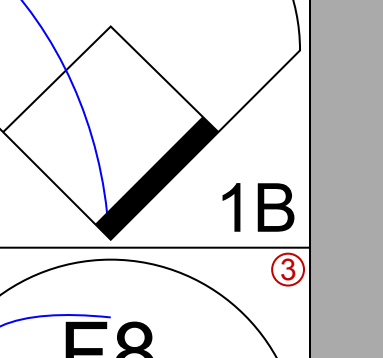
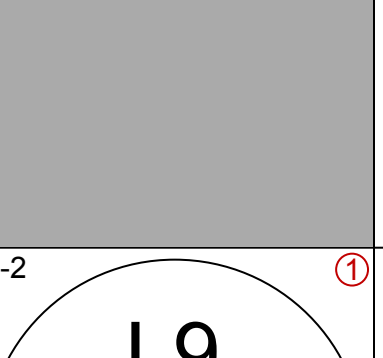

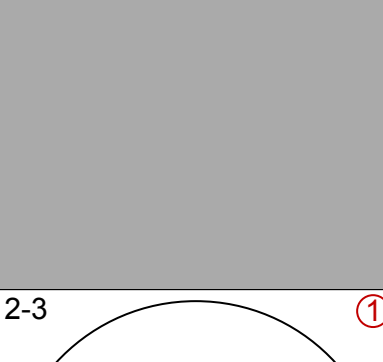
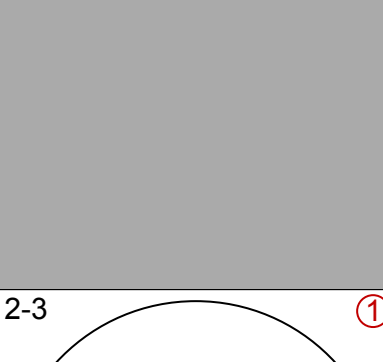
Batter	1	2	3	4	5	6	7	8	9	AB	R	H	RBI	BB	SO	LOB	BOTTOM								
2 Derek Jeter, R OBP: 0.392, SLG: 0.444	HR	BB	G6-3			G5-3		BB	F9	5	3	2	0	1	0	5	Baltimore Orioles @ New York Yankees Yankee Stadium, Bronx, NY Mon Jul 04 2005, 1:05 PM EDT Att: 53,844 - Partly Cloudy - 76 F								
24 Robinson Cano, L OBP: 0.319, SLG: 0.472	HR	BB	FC4-6	1B		G6-3		SH5-4		3	1	1	1	1	0	0									
Gary Sheffield, R OBP: 0.393, SLG: 0.502	HR	FC4-6		13 BB			F9	13 BB	1B	3	2	1	3	1	0	1									
13 Alex Rodriguez, R OBP: 0.417, SLG: 0.570	G5-3	F9		G4-6-3	1B		55 BB	1B	55 E	3	1	1	1	1	0	1									
Bernie Williams, S OBP: 0.345, SLG: 0.381	K		G4-3	G4-6-3			K	20 BB	25 HBP	5	1	1	2	0	2	3									
55 Hideki Matsui, L OBP: 0.379, SLG: 0.510	HR		25 BB	20 BB	1B	F9		25 HBP	20 BB	4	2	2	2	1	0	2									
20 Jorge Posada, S OBP: 0.363, SLG: 0.433	K		25 BB	1B		K		1B	25 HBP	4	0	1	0	1	3	2									
25 Jason Giambi, L OBP: 0.415, SLG: 0.400										3	2	2	3	1	1	0									
Tino Martinez, L OBP: 0.319, SLG: 0.467										0	0	0	0	0	0	0									
Tony Womack, L OBP: 0.277, SLG: 0.268 Ruben Sierra, S (8, PH) OBP: 0.267, SLG: 0.405 Bubba Crosby, L (8, PR) OBP: 0.294, SLG: 0.250	HR	24 CS	2 S	1B			F8			3	0	1	0	0	0	3									
										1	0	1	0	0	0	0									
										1	1	1	1	0	0	0									
Inning Stats	R: 4 E: 0 K: 2 S: 17	H: 3 LOB: 1 BB: 1 P: 30	R: 2 E: 0 K: 0 S: 7	H: 3 LOB: 1 BB: 1 P: 18	R: 0 E: 0 K: 0 S: 14	H: 2 LOB: 3 BB: 1 P: 28	R: 0 E: 0 K: 0 S: 5	H: 1 LOB: 1 BB: 0 P: 9	R: 0 E: 0 K: 2 S: 10	H: 0 LOB: 0 BB: 0 P: 17	R: 0 E: 0 K: 0 S: 9	H: 0 LOB: 2 BB: 1 P: 13	R: 0 E: 0 K: 2 S: 16	H: 0 LOB: 2 BB: 1 P: 27	R: 7 E: 1 K: 0 S: 33	H: 5 LOB: 3 BB: 3 P: 58	1B: 10 2B: 0 3B: 0 HR: 4	SF: 0 SAC: 1 DP: 1 HBP: 3	WP: 0 PB: 0 SB: 1 CS: 2	PA: 46					
PITCHER	IP	WLS	BF	H	R	ER	SO	BB	IBB	HBP	BLK	WP	HR	S	P	ERA	WHIP								
Bruce Chen, L ERA: 4.06	1.1		11	6	6	6	2	2	0	0	0	0	0	22	43	40.50	6.000								
Todd Williams, R ERA: 3.32	2.2		12	3	0	0	2	1	0	1	0	0	0	21	42	0.00	1.500								
Tim Lincecum, L ERA: 3.32	1.1		4	0	0	0	2	0	0	0	0	0	0	15	25	0.00	0.000								
37 Chris Ray, R ERA: 0.5	1.2		7	0	0	0	2	1	0	1	0	0	0	20	32	0.00	0.600								
Steve Kline, L ERA: 5.93	0.0		2	2	2	2	0	0	0	0	0	0	1	7	12	∞	∞								
PITCHER	IP	WLS	BF	H	R	ER	SO	BB	IBB	HBP	BLK	WP	HR	S	P	ERA	WHIP								
B.J. Ryan, L ERA: 2.58	8.1		9	3	5	4	0	2	1	1	0	0	0	25	45	54.00	7.500								
Jorge Julio, R ERA: 4.35	0.1		1	0	0	0	0	0	0	0	0	0	0	1	1	0.00	0.000								

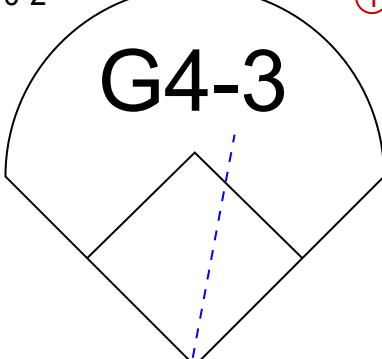
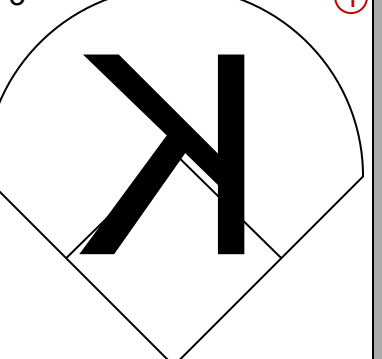
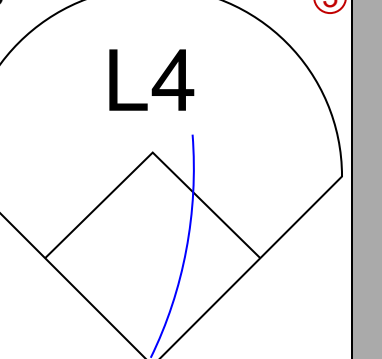
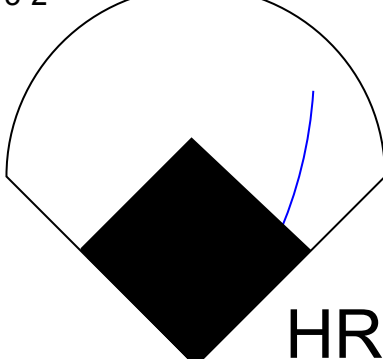
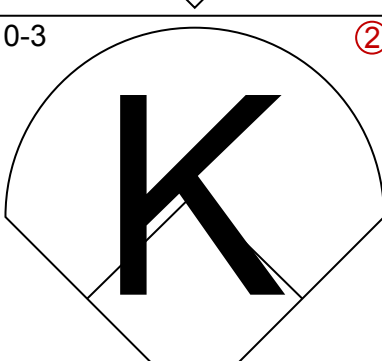
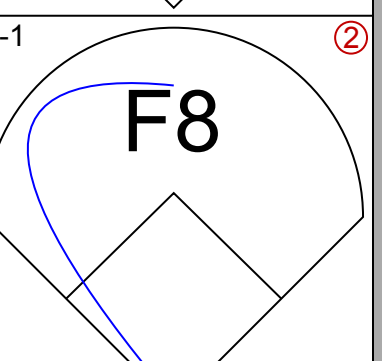
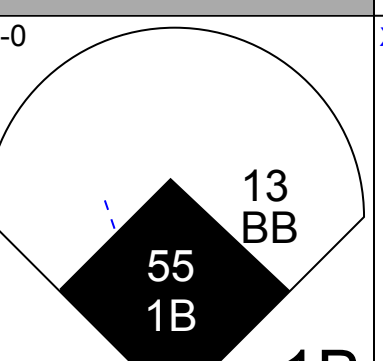

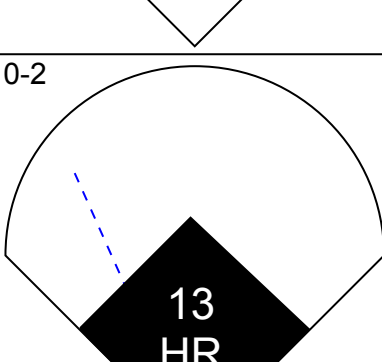
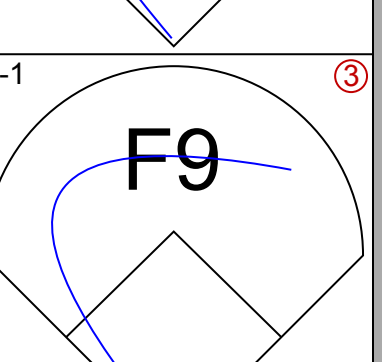
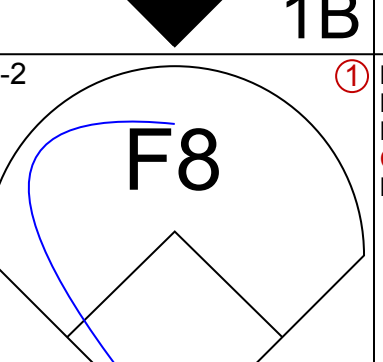

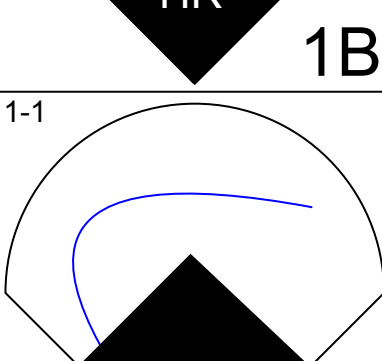
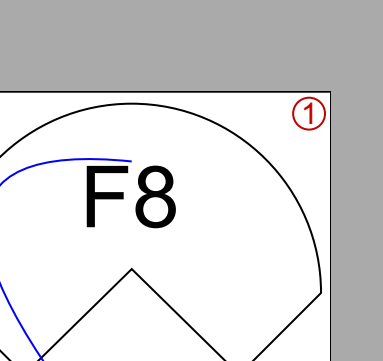
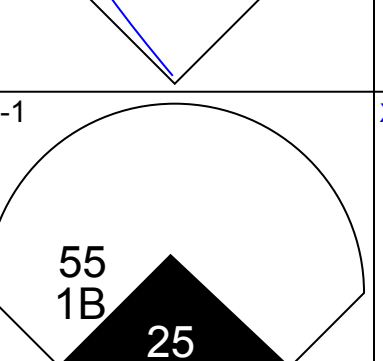

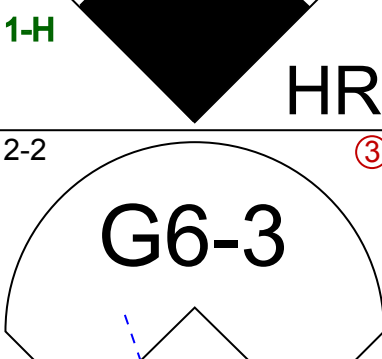
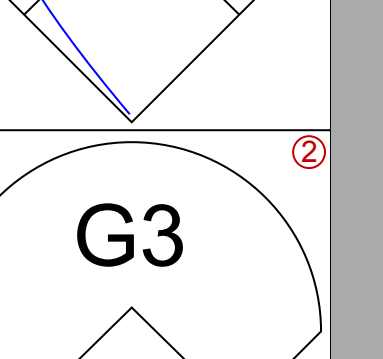
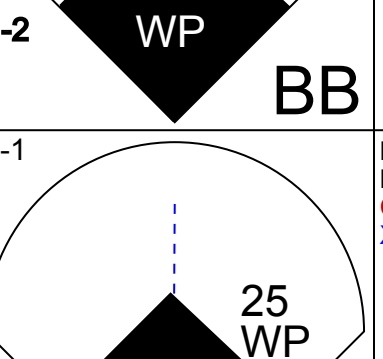

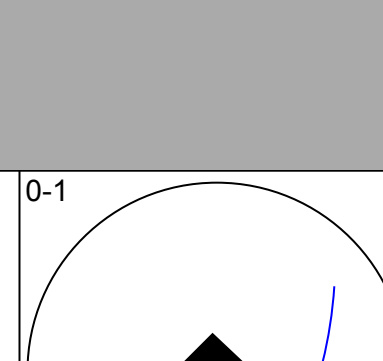
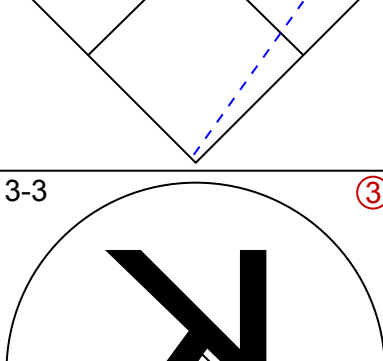
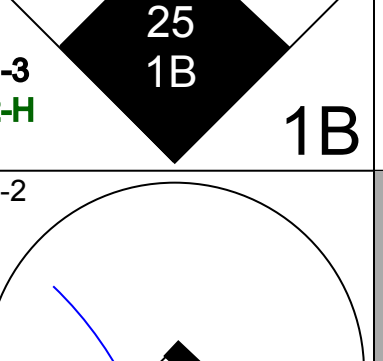
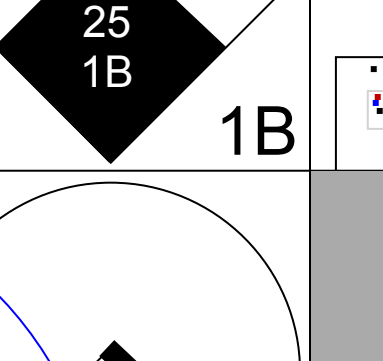
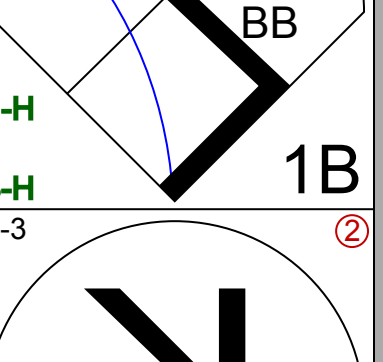

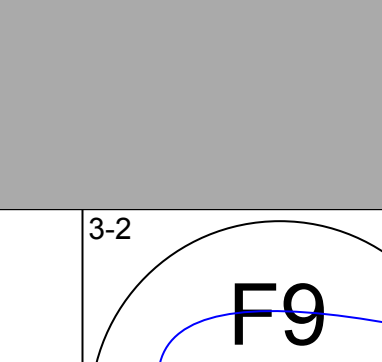
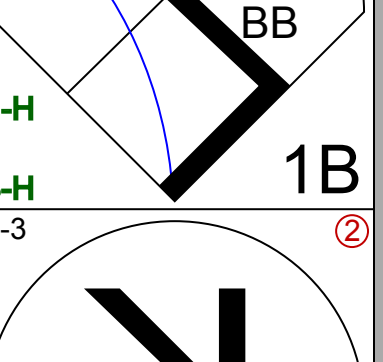
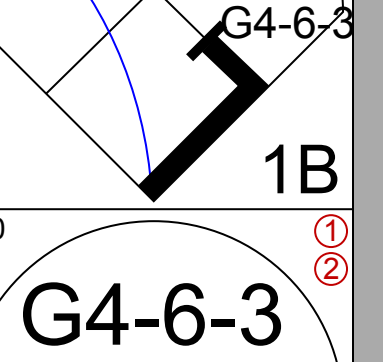

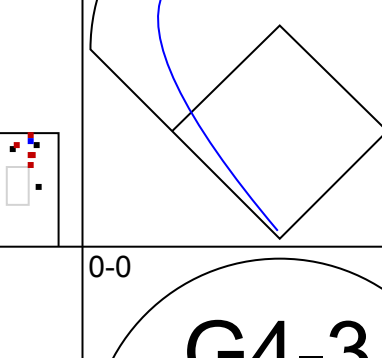
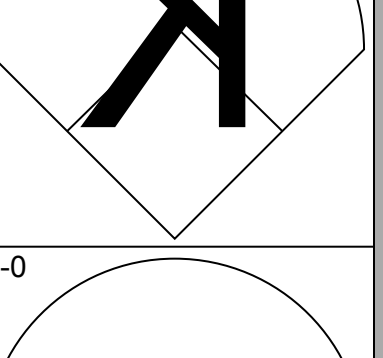
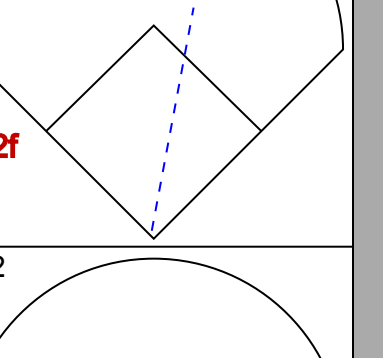
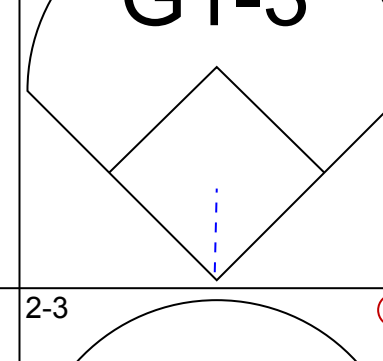
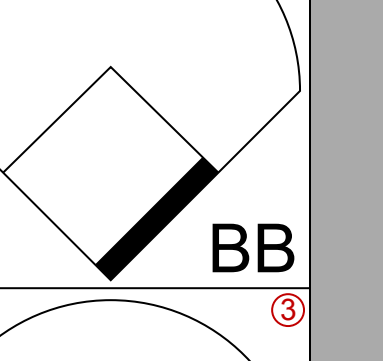
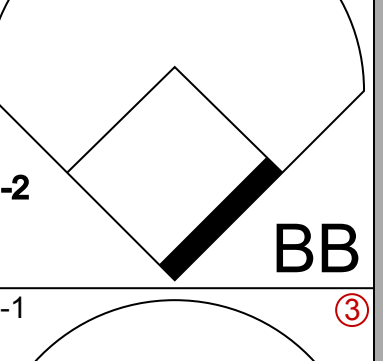
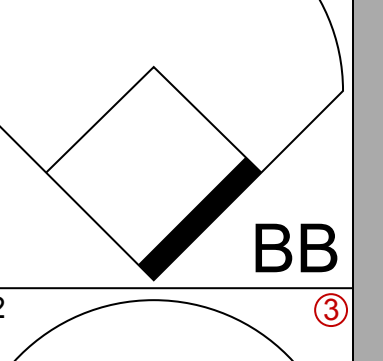
AB	35
R	8
H	8
RBI	8
BB	8
SO	8
LOB	17



Batter	1	2	3	4	5	6	7	8	9	AB	R	H	RBI	BB	SO	LOB	TOP					
1 Brian Roberts, S OBP: 0.427, SLG: 0.609 (1,4)										4	0	0	0	0	4	1	<p>Baltimore Orioles @ New York Yankees Yankee Stadium, Bronx, NY Tue Jul 05 2005, 1:05 PM EDT Att: 55,276 - Partly Cloudy - 83 F</p> <p>livebaseballscores.com</p> <p>AB 34 R 3 H 9 RBI 3 BB 0 SO 9 LOB 11</p>					
Chris Gomez, R OBP: 0.354, SLG: 0.362 (1,3)										4	1	1	2	0	0	0						
6 Melvin Mora, R David Newhan, L OBP: 0.254, SLG: 0.310 (1,5), (8,5)										4	0	0	0	0	1	0						
10 Miguel Tejada, R OBP: 0.370, SLG: 0.594 (1,6)										4	1	3	0	0	0	0						
Sammy Sosa, R OBP: 0.305, SLG: 0.396 (1,10)										4	0	2	0	0	0	1						
Eli Marrero, R OBP: 0.243, SLG: 0.391 (1,9)										3	0	0	1	0	2	3						
Luis Matos, R OBP: 0.357, SLG: 0.404 (1,8)										4	0	2	0	0	0	1						
Larry Bigbie, L OBP: 0.328, SLG: 0.384 (1,7)										4	0	0	0	0	2	4						
Sal Fasano, R Eli Whiteside, R OBP: 0.320, SLG: 0.483 (1,2), (6,2)										2	1	1	0	0	0	0						
										1	0	0	0	0	0	1						
Inning Stats	R: 0 E: 0 K: 1 S: 8	H: 0 LOB: 0 BB: 0 P: 9	R: 0 E: 0 K: 1 S: 8	H: 0 LOB: 0 BB: 0 P: 9	R: 0 E: 0 K: 1 S: 10	H: 0 LOB: 0 BB: 0 P: 15	R: 0 E: 0 K: 2 S: 8	H: 0 LOB: 0 BB: 0 P: 8	R: 0 E: 1 K: 0 S: 9	H: 2 LOB: 2 BB: 0 P: 15	R: 2 E: 0 K: 2 S: 16	H: 4 LOB: 2 BB: 0 P: 23	R: 0 E: 0 K: 1 S: 10	H: 1 LOB: 0 BB: 0 P: 13	R: 0 E: 0 K: 1 S: 12	H: 0 LOB: 0 BB: 0 P: 17	R: 1 E: 0 K: 0 S: 9	H: 2 LOB: 1 BB: 0 P: 17	1B: 6 2B: 2 3B: 0 HR: 1	SF: 1 SAC: 0 DP: 1 HBP: 0	WP: 0 PB: 0 SB: 0 CS: 0	PA: 35
PITCHER	IP WLS BF H R ER SO BB IBB HBP BLK WP HR S P ERA WHIP																					
Randy Johnson, L ERA: 4.14 (1,1)	7.0 W 27 7 2 2 8 0 0 0 0 0 1 69 92 2.57 1.000																					
Buddy Groom, L ERA: 4.3 (8,1)	2.0 8 2 1 1 1 0 0 0 0 0 0 21 34 4.50 1.000																					

Batter	1	2	3	4	5	6	7	8	9	AB	R	H	RBI	BB	SO	LOB	BOTTOM					
2 Derek Jeter, R OBP: 0.395, SLG: 0.446 (1,6)										5	2	3	0	0	1	0	<p>Baltimore Orioles @ New York Yankees Yankee Stadium, Bronx, NY Tue Jul 05 2005, 1:05 PM EDT Att: 55,276 - Partly Cloudy - 83 F</p> <p>livebaseballscores.com</p> <p>AB 42 R 12 H 17 RBI 11 BB 2 SO 7 LOB 25</p>					
24 Robinson Cano, L OBP: 0.316, SLG: 0.471 (1,4)										5	1	1	0	0	0	2						
Gary Sheffield, R Bubba Crosby, L OBP: 0.394, SLG: 0.512 (1,9), (7,9)										4	3	2	3	0	0	2						
13 Alex Rodriguez, R Russ Johnson, R OBP: 0.415, SLG: 0.576 (1,5), (8,5)										4	2	1	1	0	1	5						
55 Hideki Matsui, L OBP: 0.385, SLG: 0.522 (1,7)										4	2	3	3	1	0	2						
25 Jason Giambi, L Tino Martinez, L OBP: 0.420, SLG: 0.433 (1,3), (6, FR), (7,3)										4	2	3	2	0	0	1						
Ruben Sierra, S OBP: 0.295, SLG: 0.420 (1,10)										4	0	3	2	1	1	1						
Tony Womack, L OBP: 0.276, SLG: 0.266 (1,8)										5	0	1	0	0	3	6						
John Flaherty, R OBP: 0.209, SLG: 0.203 (1,2)										4	0	0	0	0	1	5						
Inning Stats	R: 0 E: 1 K: 1 S: 12	H: 1 LOB: 2 BB: 0 P: 17	R: 1 E: 0 K: 1 S: 9	H: 2 LOB: 0 BB: 0 P: 14	R: 5 E: 2 K: 2 S: 17	H: 4 LOB: 1 BB: 0 P: 17	R: 4 E: 0 K: 0 S: 19	H: 6 LOB: 1 BB: 0 P: 26	R: 0 E: 0 K: 1 S: 8	H: 0 LOB: 0 BB: 0 P: 11	R: 2 E: 0 K: 1 S: 18	H: 4 LOB: 3 BB: 0 P: 25	R: 0 E: 0 K: 1 S: 5	H: 0 LOB: 0 BB: 0 P: 8	R: 0 E: 0 K: 1 S: 12	H: 0 LOB: 2 BB: 2 P: 25		R: 0 E: 0 K: 1 S: 12	H: 0 LOB: 2 BB: 2 P: 25	1B: 10 2B: 3 3B: 0 HR: 4	SF: 0 SAC: 0 DP: 2 HBP: 0	WP: 0 PB: 0 SB: 2 CS: 0
PITCHER	IP WLS BF H R ER SO BB IBB HBP BLK WP HR S P ERA WHIP																					
Rodrigo Lopez, R ERA: 4.72 (1,1)	3.0 L 22 11 10 5 4 0 0 0 0 0 0 20 27 0.00 1.000																					
Steve Reed, R ERA: 6.61 (4,1)	2.0 7 2 0 0 0 0 0 0 0 0 0 20 27 0.00 1.000																					
James Baldwin, R ERA: 1.61 (6,1)	2.0 10 4 2 2 2 0 0 0 0 0 1 23 33 9.00 2.000																					
Steve Kline, L ERA: 5.74 (8,1)	1.0 5 0 0 0 0 1 2 0 0 0 0 0 12 25 0.00 2.000																					

Batter	1	2	3	4	5	6	7	8	9	AB	R	H	RBI	BB	SO	LOB	TOP				
24 Grady Sizemore, L (1, 8) OBP: 0.341, SLG: 0.463										4	0	1	1	1	1	2	<p>Cleveland Indians @ New York Yankees Yankee Stadium, Bronx, NY Thu Jul 07 2005, 7:05 PM EDT Att: 52,201 - Cloudy - 72 F</p>				
Coco Crisp, S (1, 7) OBP: 0.344, SLG: 0.455										4	0	1	0	0	1	3					
48 Travis Hafner, L (1, 10) OBP: 0.423, SLG: 0.591										2	0	0	0	2	0	2					
41 Victor Martinez, S (1, 2)										3	0	0	0	1	0	5					
Ben Broussard, L (1, 3)										4	0	0	0	0	1	3					
Ronnie Belliard, R (1, 4) OBP: 0.327, SLG: 0.417									4	0	0	0	0	1	1						
Casey Blake, R (1, 9) OBP: 0.300, SLG: 0.398									4	0	1	0	0	2	1						
2 Jhonny Peralta, R (1, 6) OBP: 0.350, SLG: 0.525										4	2	2	1	0	0	1					
Aaron Boone, R (1, 5) OBP: 0.255, SLG: 0.352										4	0	2	0	0	1	0					
Inning Stats	R: 0 E: 0 K: 1 S: 13	H: 1 LOB: 2 BB: 1 P: 22	R: 1 E: 0 K: 1 S: 10	H: 1 LOB: 0 BB: 0 P: 16	R: 0 E: 0 K: 0 S: 4	H: 1 LOB: 1 BB: 0 P: 5	R: 0 E: 0 K: 1 S: 6	H: 0 LOB: 0 BB: 0 P: 8	R: 1 E: 0 K: 0 S: 10	H: 2 LOB: 2 BB: 1 P: 20	R: 0 E: 0 K: 0 S: 7	H: 1 LOB: 1 BB: 0 P: 9	R: 0 E: 0 K: 2 S: 14	H: 0 LOB: 1 BB: 1 P: 23	R: 0 E: 0 K: 2 S: 9	H: 0 LOB: 1 BB: 1 P: 15	R: 0 E: 0 K: 0 S: 7	H: 1 LOB: 1 BB: 0 P: 11	1B: 6 2B: 0 3B: 0 HR: 1	SF: 0 SAC: 1 DP: 0 HBP: 0	WP: 0 PA: 38 CS: 1
PITCHER	IP	WLS	BF	H	R	ER	SO	BB	IBB	HBP	BLK	WP	HR	S	P	ERA	WHIP				
35 Mike Mussina, R (1, 1) ERA: 3.97	7.0	W	30	6	2	2	5	3	0	0	0	0	1	64	103	2.57	1.286				
Tom Gordon, R (8, 1) ERA: 2.79	0.2		3	0	0	0	2	1	0	0	0	0	0	6	12	0.00	1.500				
Scott Proctor, R (8, 1) ERA: 6.48	1.1		5	1	0	0	0	0	0	0	0	0	0	10	14	0.00	0.750				

Batter	1	2	3	4	5	6	7	8	9	AB	R	H	RBI	BB	SO	LOB	BOTTOM					
2 Derek Jeter, R (1, 6) OBP: 0.393, SLG: 0.453										4	1	1	1	0	1	1	<p>Cleveland Indians @ New York Yankees Yankee Stadium, Bronx, NY Thu Jul 07 2005, 7:05 PM EDT Att: 52,201 - Cloudy - 72 F</p>					
24 Robinson Cano, L (1, 4) OBP: 0.315, SLG: 0.466										4	1	1	0	0	1	0						
Gary Sheffield, R (1, 9) OBP: 0.395, SLG: 0.510										3	1	1	0	1	0	1						
13 Alex Rodriguez, R (1, 5) OBP: 0.416, SLG: 0.583										3	2	1	2	1	0	1						
55 Hideki Matsui, L (1, 7) OBP: 0.383, SLG: 0.519										4	1	1	1	0	0	1						
25 Jason Giambi, L (1, 3) OBP: 0.423, SLG: 0.452										3	1	2	2	0	1	0						
Tino Martinez, L (8, 3) OBP: 0.321, SLG: 0.467										1	0	1	0	0	0	0						
20 Jorge Posada, S (1, 2) OBP: 0.358, SLG: 0.426									4	0	0	0	0	2	2							
Bernie Williams, S (1, 10) OBP: 0.348, SLG: 0.378									2	0	0	0	2	0	0							
28 Melky Cabrera, S (1, 8) OBP: 0.250, SLG: 0.250									4	0	1	0	0	1	3							
Inning Stats	R: 2 E: 0 K: 1 S: 14	H: 2 LOB: 0 BB: 0 P: 17	R: 1 E: 0 K: 2 S: 11	H: 1 LOB: 0 BB: 0 P: 18	R: 0 E: 0 K: 1 S: 7	H: 0 LOB: 0 BB: 0 P: 10	R: 0 E: 0 K: 1 S: 11	H: 0 LOB: 0 BB: 0 P: 18	R: 0 E: 0 K: 0 S: 9	H: 1 LOB: 1 BB: 0 P: 12	R: 3 E: 0 K: 1 S: 15	H: 3 LOB: 2 BB: 2 P: 29	R: 1 E: 0 K: 0 S: 8	H: 1 LOB: 1 BB: 1 P: 17	R: 0 E: 0 K: 0 S: 9	H: 1 LOB: 1 BB: 1 P: 13	R: 0 E: 0 K: 0 S: 7	H: 1 LOB: 1 BB: 1 P: 11	1B: 6 2B: 0 3B: 0 HR: 3	SF: 0 SAC: 0 DP: 1 HBP: 0	WP: 1 PA: 36 CS: 0	
PITCHER	IP	WLS	BF	H	R	ER	SO	BB	IBB	HBP	BLK	WP	HR	S	P	ERA	WHIP					
Kevin Millwood, R (1, 1) ERA: 3.58	6.0	L	27	7	6	6	6	2	0	0	0	0	1	2	67	104	9.00	1.500				
Fernando Cabrera, R (7, 1) ERA: 2.25	1.0		5	1	1	1	0	1	0	0	0	0	1	8	17	9.00	2.000					
Bob Howry, R (8, 1) ERA: 3.25	1.0		4	1	0	0	0	1	0	0	0	0	0	9	13	0.00	2.000					

Batter	1	2	3	4	5	6	7	8	9	AB	R	H	RBI	BB	SO	LOB	TOP								
24 Grady Sizemore, L OBP: 0.339, SLG: 0.468	0-0 HR	2-2 F9			2-0 G4-6-3		1-1 F9		0-0 G3	5	1	1	1	0	0	7									
Coco Crisp, S OBP: 0.343, SLG: 0.452	0-1 48 G5-4-3 1B		0-2 G1-3		2-3 K			2-1 F9		4	0	1	0	0	1	0									
48 Travis Hafner, L OBP: 0.421, SLG: 0.585	2-2 G5-4-3		1-1 P4		4-1 41 G4-6-3 BB		2-3 K		3	0	0	0	1	1	1										
41 Victor Martinez, S OBP: 0.315, SLG: 0.386	1-1 G1-3		2-2 G3		2-0 G4-6-3		2-3 K		4	0	0	0	0	1	1										
Ben Broussard, L OBP: 0.306, SLG: 0.444		0-3 K		2-3 K		0-0 1B		2-3 K		4	0	1	0	0	3	0									
Ronnie Belliard, R OBP: 0.326, SLG: 0.418	3-2 G6-3		3-2 G5-3		2-1 F8		0-1 2 1B SF7		4	1	1	0	0	0	1										
2 Jhonny Perella, R OBP: 0.352, SLG: 0.529	2-0 1B		2-2 G4-3		1-0 P4		3-1 1B		4	1	2	0	0	0	0										
Jody Gerut, L OBP: 0.363, SLG: 0.378	4-1 1B		4-2 24 G4-6-3 1B WP		1-1 G1-3		0-2 SF7		1	1	0	0	2	0	0										
Casey Blake, R OBP: 0.290, SLG: 0.398	1-2 2H 1B		1-1 24 G4-6-3 1B		3-2 1B		0-2 1B		0	0	0	1	0	0	0										
Aaron Boone, R OBP: 0.266, SLG: 0.362	1-2 1B		1-2 1B		1-1 1B		1-3 1B		4	0	4	1	0	0	0										
Inning Stats	R: 1 E: 0 K: 0 S: 9	H: 2 LOB: 0 BB: 0 P: 12	R: 1 E: 0 K: 1 S: 16	H: 2 LOB: 2 BB: 1 P: 28	R: 0 E: 0 K: 1 S: 10	H: 0 LOB: 0 BB: 0 P: 13	R: 0 E: 0 K: 1 S: 9	H: 0 LOB: 0 BB: 0 P: 16	R: 1 E: 0 K: 1 S: 8	H: 1 LOB: 0 BB: 1 P: 17	R: 0 E: 0 K: 0 S: 5	H: 1 LOB: 1 BB: 1 P: 13	R: 0 E: 0 K: 0 S: 8	H: 1 LOB: 0 BB: 0 P: 14	R: 0 E: 0 K: 2 S: 8	H: 0 LOB: 0 BB: 0 P: 14	R: 1 E: 0 K: 1 S: 16	H: 3 LOB: 2 BB: 0 P: 21	1B: 7 2B: 2 3B: 0 HR: 1	SF: 1 SAC: 0 DP: 3 HBP: 0	WP: 1 PB: 0 SB: 0 CS: 0	PA: 37			
PITCHER	IP	WLS	BF	H	R	ER	SO	BB	IBB	HBP	BLK	WP	HR	S	P	ERA	WHIP								
40 Chien-Ming Wang, R ERA: 3.89	6.2	W	27	7	3	3	3	3	0	0	0	1	1	63	110	4.05	1.500								
Wayne Franklin, L ERA: 9.0	1.1	H	4	0	0	0	2	0	0	0	0	0	0	10	17	0.00	0.000								
42 Mariano Rivera, R ERA: 1.07	1.0	S	6	3	1	1	1	0	0	0	0	0	0	16	21	9.00	3.000								

Cleveland Indians @ New York Yankees
Yankee Stadium, Bronx, NY
Fri Jul 08 2005, 7:05 PM EDT
Att. 52,938 - Rain - 64 F


AB 33
R 4
H 10
RBI 3
BB 3
SO 6
LOB 10



Batter	1	2	3	4	5	6	7	8	9	AB	R	H	RBI	BB	SO	LOB	BOTTOM								
2 Derek Jeter, R OBP: 0.395, SLG: 0.458	2-2 CS 1B		2-1 24 G4-3 13 1B 2B	0-3 K			1-0 SH1-3		3	1	2	1	0	1	0										
24 Robinson Cano, L OBP: 0.395, SLG: 0.458	2-3 K		2-2 G4-3		0-1 F7		0-1 G6-3		4	0	0	1	0	1	3										
Gary Sheffield, R OBP: 0.394, SLG: 0.505	3-3 K		2-3 3H 4-2 13 1B BB		3-2 P2		2-2 F8		3	1	0	0	1	1	2										
13 Alex Rodriguez, R OBP: 0.419, SLG: 0.584		4-0 20 S BB	1-2 25 1B		0-2 G1-3		3-2 55 G6-4-3 1B		3	0	2	1	1	0	0										
55 Hideki Matsui, L OBP: 0.382, SLG: 0.519	0-0 F9		1-2 1-3 3H 1B		1-0 G3		1-0 G6-4-3		4	1	1	0	0	1	4										
25 Jason Giambi, L OBP: 0.424, SLG: 0.452	1-3 K		1-1 1-3 2H 1B		3-1 G3		1-0 G4-3		2	0	1	1	0	1	1										
Tino Martinez, L OBP: 0.318, SLG: 0.462									2	0	0	0	0	0	1										
20 Jorge Posada, S OBP: 0.354, SLG: 0.422	2-2 F9		2-3 K		2-0 SF7		1-0 G4-3		2	0	0	1	0	1	3										
Bernie Williams, S OBP: 0.348, SLG: 0.374			4-2 28 1B 2B		1-0 F9		0-1 F8		2	1	0	0	1	0	0										
2B Melky Cabrera, S OBP: 0.429, SLG: 0.429			0-0 2 2B 24 G4-3 1B		1-2 P4		0-1 2 SH1-3 1B		3	1	2	0	0	0	0										
Inning Stats	R: 0 E: 0 K: 2 S: 9	H: 1 LOB: 1 BB: 0 P: 16	R: 0 E: 0 K: 1 S: 7	H: 0 LOB: 1 BB: 1 P: 14	R: 4 E: 0 K: 2 S: 22	H: 4 LOB: 2 BB: 2 P: 39	R: 0 E: 0 K: 1 S: 8	H: 0 LOB: 0 BB: 0 P: 10	R: 0 E: 0 K: 0 S: 6	H: 1 LOB: 0 BB: 0 P: 12	R: 0 E: 0 K: 0 S: 9	H: 1 LOB: 1 BB: 0 P: 12	R: 0 E: 0 K: 0 S: 6	H: 1 LOB: 0 BB: 0 P: 11	R: 0 E: 0 K: 0 S: 6	H: 1 LOB: 0 BB: 0 P: 11	R: 0 E: 0 K: 0 S: 6	H: 1 LOB: 0 BB: 0 P: 11	1B: 6 2B: 3 3B: 0 HR: 0	SF: 1 SAC: 1 DP: 2 HBP: 0	WP: 0 PB: 0 SB: 1 CS: 1	PA: 33			
PITCHER	IP	WLS	BF	H	R	ER	SO	BB	IBB	HBP	BLK	WP	HR	S	P	ERA	WHIP								
31 Cliff Lee, L ERA: 3.89	6.0	L	26	6	5	5	6	3	0	0	0	0	0	61	103	7.50	1.500								
David Riske, R ERA: 2.94	1.0		4	1	0	0	0	0	0	0	0	0	0	9	12	0.00	1.000								
Bob Wickman, R ERA: 2.53	1.0		3	1	0	0	0	0	0	0	0	0	0	6	11	0.00	1.000								

Cleveland Indians @ New York Yankees
Yankee Stadium, Bronx, NY
Fri Jul 08 2005, 7:05 PM EDT
Att. 52,938 - Rain - 64 F

AB 28
R 5
H 8
RBI 5
BB 3
SO 6
LOB 14



Batter	1	2	3	4	5	6	7	8	9	AB R H RBI BB SO LOB	TOP							
24 Grady Sizemore, L OBP: 0.338, SLG: 0.472										5 2 3 0 0 2 1	Cleveland Indians @ New York Yankees Yankee Stadium, Bronx, NY Sun Jul 10 2005, 1:05 PM EDT Att: 54,256 - Partly Cloudy - 83 F							
Coco Crisp, S OBP: 0.348, SLG: 0.459										4 0 1 0 1 3 3								
48 Travis Hafner, L OBP: 0.425, SLG: 0.595										3 0 2 3 0 0 1								
41 Victor Martinez, S OBP: 0.312, SLG: 0.380										4 0 0 0 0 1 5								
Casey Blake, R OBP: 0.300, SLG: 0.397										4 0 0 0 0 1 4								
José Hernández, R OBP: 0.298, SLG: 0.412										3 1 2 0 1 1 0								
Ronnie Belliard, R OBP: 0.325, SLG: 0.416										4 0 1 0 0 2 2								
2 Jhonny Peralta, R OBP: 0.345, SLG: 0.528										4 0 0 0 0 2 4								
Aaron Boone, R OBP: 0.266, SLG: 0.362										4 1 2 1 0 0 0								
Inning Stats	R: 1 E: 1 K: 2 S: 13	H: 2 LOB: 1 BB: 0 P: 17	R: 1 E: 0 K: 3 S: 14	H: 2 LOB: 1 BB: 0 P: 21	R: 0 E: 0 K: 0 S: 12	H: 1 LOB: 0 BB: 1 P: 16	R: 1 E: 0 K: 1 S: 14	H: 2 LOB: 1 BB: 0 P: 20	R: 0 E: 0 K: 1 S: 12	H: 0 LOB: 2 BB: 1 P: 37	R: 0 E: 0 K: 2 S: 9	H: 0 LOB: 0 BB: 0 P: 15	R: 0 E: 0 K: 2 S: 9	H: 0 LOB: 0 BB: 0 P: 14	1B: 6 2B: 5 3B: 1 HR: 0	SF: 1 SAC: 0 DP: 1 HBP: 0	WP: 0 PB: 0 SB: 1 CS: 2	PA: 39
PITCHER	IP WLS BF H R ER SO BB IBB HBP BLK WP HR S P ERA WHIP											IP WLS BF H R ER SO BB IBB HBP BLK WP HR S P ERA WHIP						
Randy Johnson, L ERA: 4.16	6.0 W 26 9 3 3 8 1 0 0 0 0 0 0 73 109 4.50 1.667																	
Wayne Franklin, L ERA: 11.57	0.1 H 4 2 1 1 0 1 0 0 0 0 0 0 17 27 27.00 9.000																	
Tanyon Sturtze, R ERA: 3.91	0.2 H 2 0 0 0 1 0 0 0 0 0 0 0 8 10 0.00 0.000																	
42 Mariano Rivera, R ERA: 1.01	2.0 S 6 0 0 0 3 0 0 0 0 0 0 0 17 29 0.00 0.000																	

Batter	1	2	3	4	5	6	7	8	9	AB R H RBI BB SO LOB	BOTTOM									
2 Derek Jeter, R OBP: 0.393, SLG: 0.452										4 1 1 0 1 0 0	Cleveland Indians @ New York Yankees Yankee Stadium, Bronx, NY Sun Jul 10 2005, 1:05 PM EDT Att: 54,256 - Partly Cloudy - 83 F									
24 Robinson Canó, L OBP: 0.313, SLG: 0.459										5 1 2 0 0 0 1										
Gary Sheffield, R OBP: 0.399, SLG: 0.521										4 2 1 3 1 1 1										
13 Alex Rodriguez, R OBP: 0.416, SLG: 0.582										3 1 0 0 2 1 1										
55 Hideki Matsui, L OBP: 0.384, SLG: 0.530										4 3 3 1 0 0 0										
25 Jason Giambi, L OBP: 0.426, SLG: 0.463										2 1 1 2 2 1 2										
Tino Martinez, L OBP: 0.318, SLG: 0.462										0 0 0 0 0 0 0										
Ruben Sierra, S OBP: 0.320, SLG: 0.484										3 0 1 2 1 2 2										
John Flaherty, R OBP: 0.197, SLG: 0.194										3 0 0 1 0 2 2										
28 Melky Cabrera, S OBP: 0.231, SLG: 0.231										4 0 0 0 0 1 2										
Inning Stats	R: 0 E: 0 K: 0 S: 8	H: 0 LOB: 0 BB: 0 P: 12	R: 1 E: 0 K: 0 S: 8	H: 1 LOB: 2 BB: 2 P: 16	R: 0 E: 0 K: 1 S: 6	H: 1 LOB: 1 BB: 0 P: 10	R: 2 E: 1 K: 3 S: 17	H: 1 LOB: 0 BB: 3 P: 24	R: 3 E: 0 K: 0 S: 16	H: 1 LOB: 2 BB: 2 P: 31	R: 0 E: 0 K: 0 S: 5	H: 1 LOB: 0 BB: 0 P: 6	R: 0 E: 0 K: 3 S: 16	H: 1 LOB: 2 BB: 1 P: 25	R: 3 E: 0 K: 1 S: 10	H: 2 LOB: 0 BB: 1 P: 18	1B: 5 2B: 2 3B: 0 HR: 2	SF: 1 SAC: 0 DP: 1 HBP: 0	WP: 0 PB: 0 SB: 0 CS: 0	PA: 40
PITCHER	IP WLS BF H R ER SO BB IBB HBP BLK WP HR S P ERA WHIP											IP WLS BF H R ER SO BB IBB HBP BLK WP HR S P ERA WHIP								
37 Jake Westbrook, R ERA: 4.67	6.0 L 29 6 0 0 5 4 1 0 0 0 0 0 5 9 7.50 1.667																			
David Riske, R ERA: 2.52	0.1 2 0 0 0 1 1 0 0 0 0 0 0 6 9 0.00 3.000																			
Scott Sauerbeck, L ERA: 3.24	0.1 2 1 0 0 1 0 0 0 0 0 0 0 6 9 0.00 3.000																			
Arthur Rhodes, L ERA: 2.38	1.0 5 1 2 2 2 1 0 0 0 0 0 0 11 18 18.00 2.000																			
Bob Howry, R ERA: 3.93	0.1 2 1 1 1 0 0 0 0 0 0 0 1 4 7 27.00 3.000																			

AB	35
R	4
H	11
RBI	4
BB	2
SO	12
LOB	20

AB	32
R	9
H	9
RBI	9
BB	7
SO	8
LOB	11



Batter	1	2	3	4	5	6	7	8	9	AB	R	H	RBI	BB	SO	LOB	TOP								
2 Derek Jeter, R OBP: 0.393, SLG: 0.451	1-1 F8	0-2 G6-3		0-0 1B		1-1 E5		1-0 G3-1		5	0	2	0	0	0	1									
24 Robinson Cano, L OBP: 0.315, SLG: 0.463	1-1 2B		0-2 2B	0-1 P3		1-1 F7		0-0 P6		5	1	2	0	0	0	4									
Gary Sheffield, R OBP: 0.405, SLG: 0.540	4-2 1B		0-2 2B		0-1 HR		1-2 G1-3		2-2 2B	4	2	3	2	1	0	0									
13 Alex Rodriguez, R OBP: 0.419, SLG: 0.590	3-2 1B		1-3 K		0-0 P3		4-0 BB		0-0 HR	4	1	2	2	1	1	1									
55 Hideki Matsui, L OBP: 0.379, SLG: 0.523	0-1 F8		2-1 F8		2-2 G4-3		1-2 F9		3-3 K	5	0	0	0	0	1	4									
25 Jason Giambi, L OBP: 0.427, SLG: 0.476		3-2 HR	3-2 HBP		0-0 G3		0-0 G4-3		0-2 F7	3	1	1	1	0	0	1									
Tino Martinez, L OBP: 0.316, SLG: 0.459										1	0	0	0	0	0	0									
20 Jorge Posada, S OBP: 0.275, SLG: 0.265		1-0 G3-1	1-2 F7			3-1 2B		0-0 G3-1		4	1	2	0	0	0	2									
Tony Womack, L OBP: 0.275, SLG: 0.265						2B				1	1	0	0	0	0	0									
Bernie Williams, S OBP: 0.347, SLG: 0.386		1-2 HR			1-2 G6-3		1-1 P5		1-0 G3-1	4	1	1	1	0	0	2									
28 Melky Cabrera, S OBP: 0.188, SLG: 0.188		0-1 G4-3			0-0 F7		2-2 F8		1-1 G3-1	3	0	0	0	0	0	1									
Ruben Sierra, S OBP: 0.327, SLG: 0.500										1	0	1	1	0	0	0									
John Flaherty, R OBP: 0.197, SLG: 0.194							1-2 2B			0	0	0	0	0	0	0									
Inning Stats	R: 0 E: 0 K: 0 S: 14	H: 2 LOB: 2 BB: 1 P: 23	R: 2 E: 0 K: 0 S: 13	H: 2 LOB: 0 BB: 0 P: 18	R: 1 E: 0 K: 1 S: 20	H: 2 LOB: 2 BB: 0 P: 27	R: 0 E: 0 K: 0 S: 7	H: 1 LOB: 1 BB: 0 P: 8	R: 1 E: 0 K: 0 S: 7	H: 1 LOB: 0 BB: 0 P: 9	R: 1 E: 1 K: 0 S: 11	H: 2 LOB: 1 BB: 0 P: 19	R: 0 E: 0 K: 0 S: 5	H: 0 LOB: 1 BB: 1 P: 10	R: 1 E: 0 K: 0 S: 6	H: 2 LOB: 2 BB: 0 P: 9	R: 2 E: 0 K: 1 S: 14	H: 2 LOB: 0 BB: 0 P: 19	1B: 5 2B: 5 3B: 0 HR: 4	SF: 0 SAC: 0 DP: 0 HBP: 1	WP: 0 PB: 1 SB: 0 CS: 0	PA: 43			
PITCHER	IP	WLS	BF	H	R	ER	SO	BB	IBB	HBP	BLK	WP	HR	S	P	ERA	WHIP								
Bronson Arroyo, R ERA: 4.14	(1, 1)	5.2	28	10	5	4	1	1	0	1	0	0	3	70	101	6.35	1.941								
Mike Myers, L ERA: 2.8	(6, 1)	0.1	1	0	0	0	0	0	0	0	0	0	0	2	3	0.00	0.000								
Chad Bradford, R ERA:	(7, 1)	0.1	2	0	0	0	0	1	0	0	0	0	0	3	8	0.00	3.000								
Alan Embree, L ERA: 7.93	(7, 1)	0.2	3	1	1	1	0	0	0	0	0	0	0	3	3	13.50	1.500								
50 Mike Timlin, R ERA: 1.65	(8, 1)	1.0	B	4	1	0	0	0	0	0	0	0	0	5	8	0.00	1.000								

New York Yankees @ Boston Red Sox
Fenway Park, Boston, MA
Thu Jul 14 2005, 7:05 PM EDT
Att: 35,232 - Partly Cloudy - 85 F

AB 40
R 8
H 14
RBI 7
BB 2
SO 2
LOB 16



Batter	1	2	3	4	5	6	7	8	9	AB	R	H	RBI	BB	SO	LOB	BOTTOM								
18 Johnny Damon, L OBP: 0.383, SLG: 0.469	1-1 SH2-3 34 1B			1-0 F8					2-3 K	5	1	1	0	0	3	2									
Edgar Renteria, R OBP: 0.326, SLG: 0.385	2-0 SH2-3	3-2 34 G3-6-3 1B		1-0 P4					1-3 K	4	0	1	0	0	2	0									
34 David Ortiz, L OBP: 0.396, SLG: 0.592	0-0 HR	0-2 G3-6-3			0-3 K				1-2 HR	5	2	2	2	0	2	1									
Manny Ramirez, R OBP: 0.359, SLG: 0.544	4-1 HR		3-0 G6-3		1-0 L5				3-2 G6-3	3	1	0	0	1	0	0									
Trot Nixon, L OBP: 0.379, SLG: 0.496	3-2 HR		3-2 2B		0-0 F9				1-1 G4-3	4	2	2	3	0	0	0									
Kevin Millar, R OBP: 0.351, SLG: 0.377	4-0 BB		0-1 G6-3			3-2 FC6-4 1B			4-2 G3	2	0	2	0	2	0	0									
Adam Stern, L OBP: 0.241, SLG: 0.276			1-3 2B			1-2 FC6-4 1B			0-1 G3	0	0	0	0	0	0	0									
13 Alex Cora, L OBP: 0.241, SLG: 0.276										0	0	0	0	0	0	0									
Jason Varitek, S OBP: 0.365, SLG: 0.521	1-3 K		3-1 G6-3		0-0 FC6-4 1B				1-3 F7	4	0	1	1	0	1	3									
Bill Mueller, S OBP: 0.388, SLG: 0.402	4-2 BB		3-H P5		0-0 FC6-4				0-1 G3	3	0	0	0	1	0	4									
Mark Bellhorn, S OBP: 0.329, SLG: 0.356	0-0 F7					1-2 FC6-4			1-2 G3	3	0	0	0	0	2	4									
John Olerud, L OBP: 0.390, SLG: 0.481						1-3 K			1-0 G6-3	1	0	0	0	0	0	2									
Inning Stats	R: 4 E: 0 K: 1 S: 15	H: 3 LOB: 3 BB: 3 P: 34	R: 0 E: 0 K: 1 S: 10	H: 1 LOB: 0 BB: 0 P: 13	R: 1 E: 0 K: 0 S: 11	H: 2 LOB: 1 BB: 0 P: 20	R: 0 E: 0 K: 1 S: 6	H: 0 LOB: 0 BB: 0 P: 9	R: 0 E: 0 K: 2 S: 12	H: 2 LOB: 2 BB: 0 P: 19	R: 1 E: 0 K: 1 S: 14	H: 1 LOB: 0 BB: 0 P: 22	R: 0 E: 0 K: 0 S: 6	H: 0 LOB: 2 BB: 1 P: 11	R: 0 E: 0 K: 3 S: 9	H: 0 LOB: 0 BB: 0 P: 13	1B: 6 2B: 1 3B: 0 HR: 2	SF: 0 SAC: 1 DP: 1 HBP: 0	WP: 0 PB: 0 SB: 1 CS: 0	PA: 39					
PITCHER	IP	WLS	BF	H	R	ER	SO	BB	IBB	HBP	BLK	WP	HR	S	P	ERA	WHIP								
35 Mike Mussina, R ERA: 4.15	(1, 1)	6.0	28	8	5	5	6	3	0	0	0	0	1	14	22	9.00	1.833								
Tanyon Sturtze, R ERA: 4.01	(7, 1)	1.0	4	1	1	1	1	0	0	0	0	0	0	6	11	0.00	1.000								
Tom Gordon, R ERA: 2.72	(8, 1)	1.0	W	4	0	0	0	1	0	0	0	0	0	6	11	0.00	1.000								
42 Mariano Rivera, R ERA: 0.98	(9, 1)	1.0	S	3	0	0	3	0	0	0	0	0	0	9	13	0.00	0.000								

New York Yankees @ Boston Red Sox
Fenway Park, Boston, MA
Thu Jul 14 2005, 7:05 PM EDT
Att: 35,232 - Partly Cloudy - 85 F

AB 34
R 6
H 9
RBI 6
BB 4
SO 10
LOB 16



Batter	1	2	3	4	5	6	7	8	9	AB	R	H	RBI	BB	SO	LOB	TOP										
2 Derek Jeter, R OBP: 0.389, SLG: 0.446										4	0	0	0	0	1	3											
24 Robinson Cano, L OBP: 0.318, SLG: 0.463										4	1	2	0	0	2	0											
Gary Sheffield, R OBP: 0.407, SLG: 0.544 Tony Womack, L OBP: 0.274, SLG: 0.264										3	0	2	1	0	0	0											
13 Alex Rodriguez, R OBP: 0.415, SLG: 0.584 Russ Johnson, R OBP: 0.300, SLG: 0.333										3	0	0	0	0	1	3											
55 Hideki Matsui, L OBP: 0.375, SLG: 0.516										4	0	0	0	0	2												
Ruben Sierra, S OBP: 0.315, SLG: 0.480										4	0	0	0	0	2												
25 Jason Giambi, L OBP: 0.428, SLG: 0.474 Tino Martinez, L OBP: 0.313, SLG: 0.455										1	0	0	0	0	0	0											
20 Jorge Posada, S OBP: 0.348, SLG: 0.416 John Flaherty, R OBP: 0.197, SLG: 0.194										3	0	0	0	0	1	1											
28 Melky Cabrera, S OBP: 0.211, SLG: 0.211										3	0	1	0	0	0	1											
Inning Stats	R: 0 E: 0 K: 2 S: 9	H: 0 LOB: 0 BB: 0 P: 11	R: 0 E: 0 K: 0 S: 7	H: 0 LOB: 0 BB: 0 P: 12	R: 0 E: 1 K: 0 S: 6	H: 0 LOB: 1 BB: 0 P: 9	R: 1 E: 0 K: 0 S: 6	H: 2 LOB: 1 BB: 0 P: 9	R: 0 E: 0 K: 2 S: 13	H: 0 LOB: 1 BB: 0 P: 13	R: 0 E: 0 K: 1 S: 13	H: 2 LOB: 2 BB: 0 P: 21	R: 0 E: 1 K: 0 S: 8	H: 1 LOB: 2 BB: 0 P: 10	R: 0 E: 0 K: 1 S: 12	H: 0 LOB: 0 BB: 0 P: 16	1B: 4 2B: 1 3B: 0 HR: 0	SF: 0 SAC: 0 DP: 1 HBP: 1	WP: 1 PB: 0 SB: 0 CS: 0	PA: 34							
PITCHER	IP	WLS	BF	H	R	ER	SO	BB	IBB	HBP	BLK	WP	HR	S	P	ERA	WHIP										
David Wells, L ERA: 4.73	7.0	W	28	5	1	1	5	0	0	1	0	1	0	58	85	1.29	0.714										
John Halama, L ERA: 5.91	1.0		3	0	0	0	1	0	0	0	0	0	0	8	12	0.00	0.000										
Geremi Gonzalez, R ERA: 5.92	1.0		3	0	0	0	1	0	0	0	0	0	0	12	16	0.00	0.000										

New York Yankees @ Boston Red Sox
Fenway Park, Boston, MA
Fri Jul 15 2005, 7:05 PM EDT
Att: 35,083 - Partly Cloudy - 76 F

AB	33
R	1
H	5
RBI	1
BB	0
SO	7
LOB	10

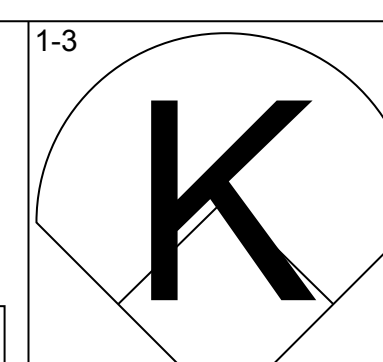
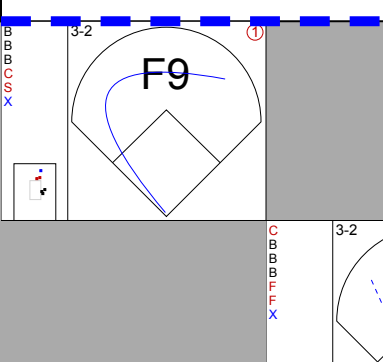
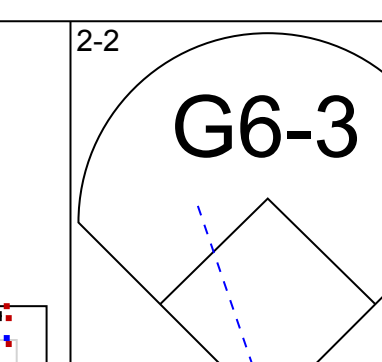
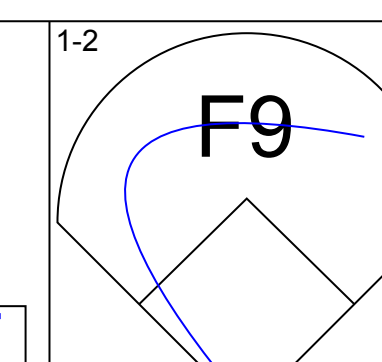
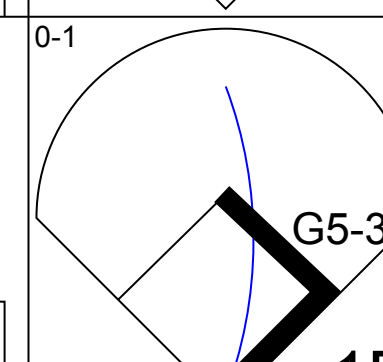
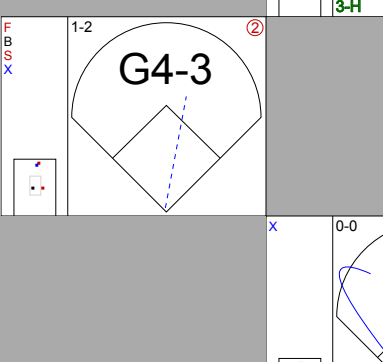
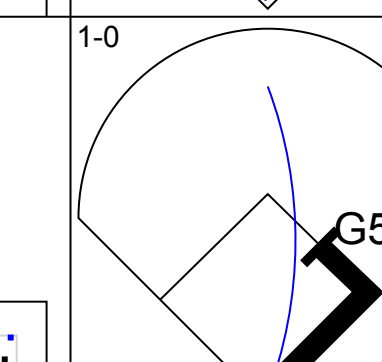
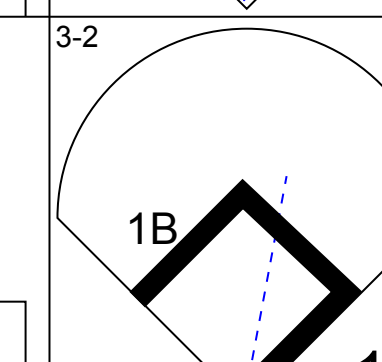
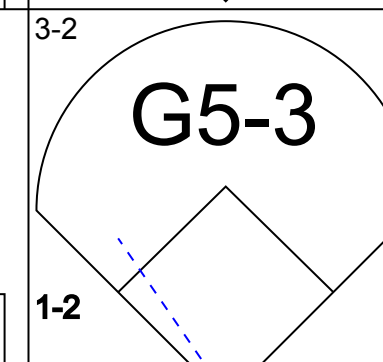
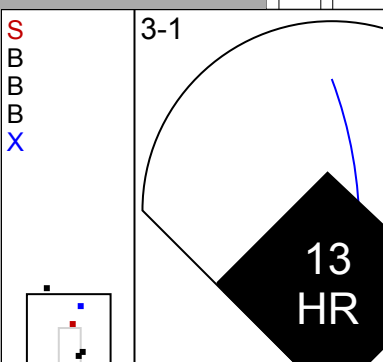
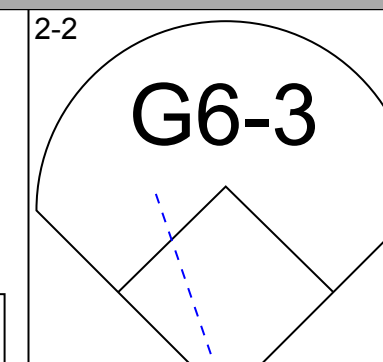
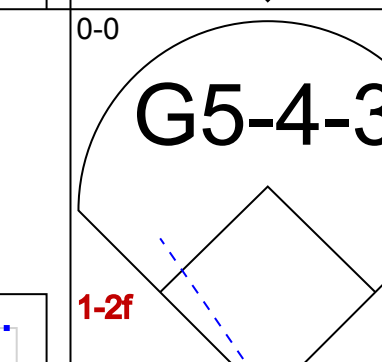
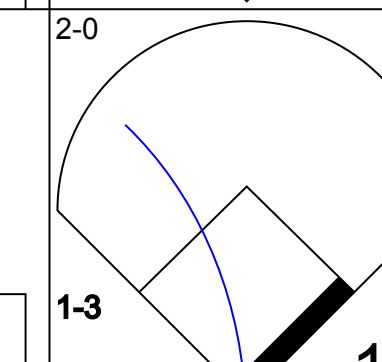
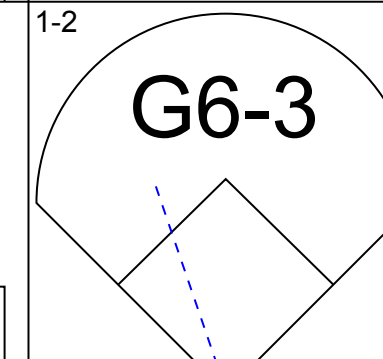
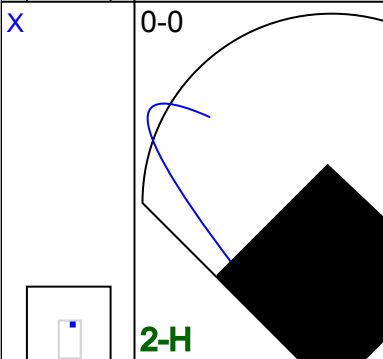
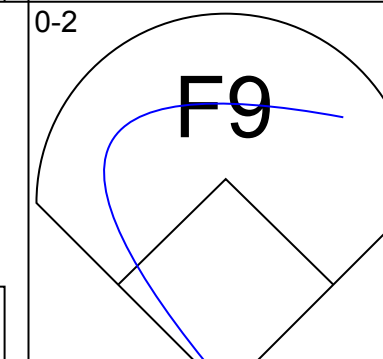

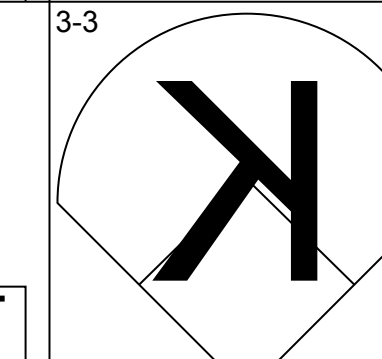
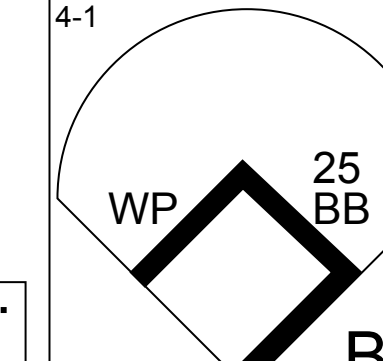
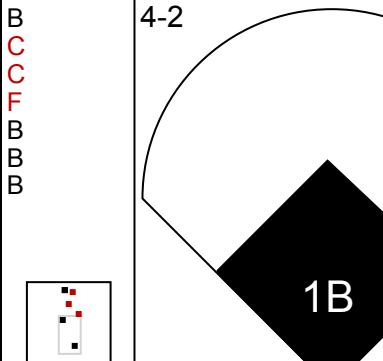
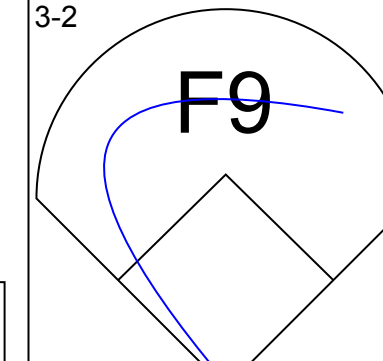
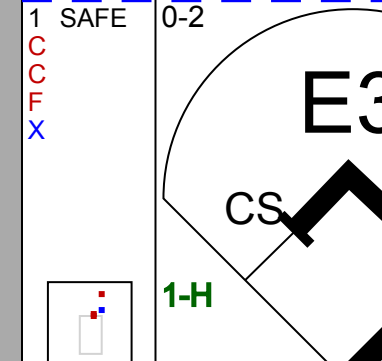
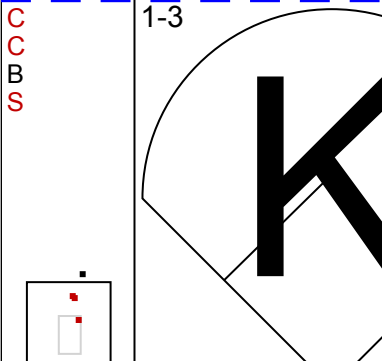
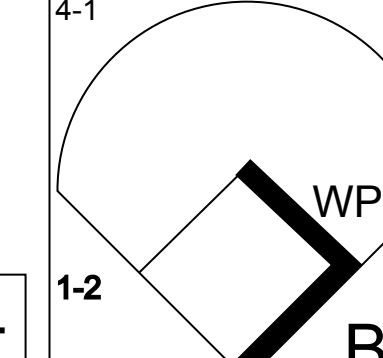
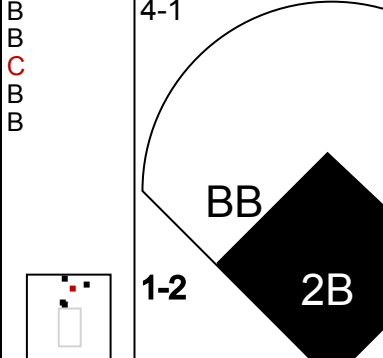
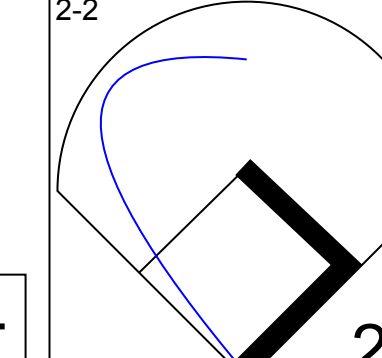
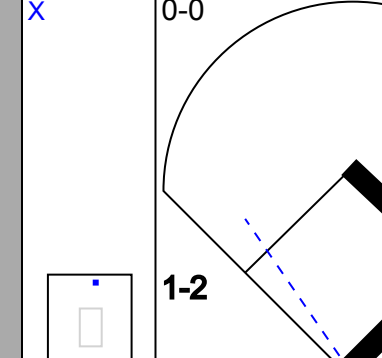
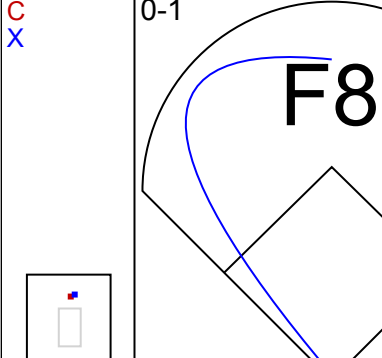
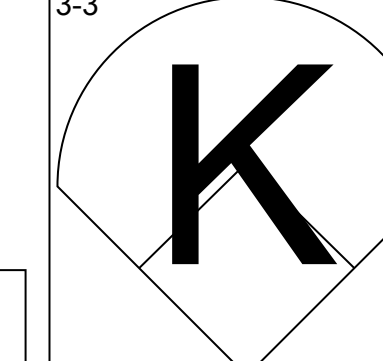
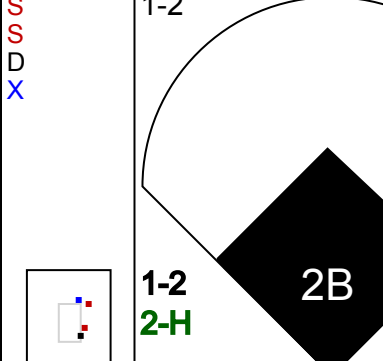
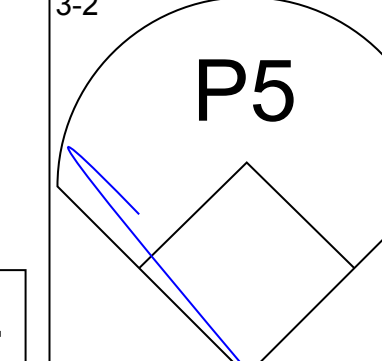
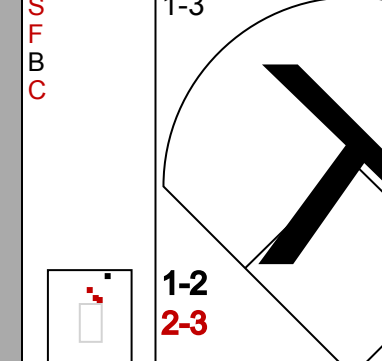
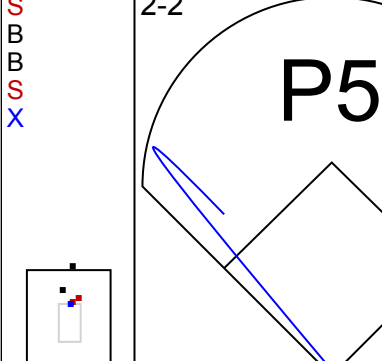
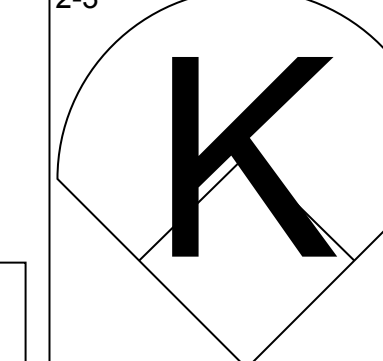
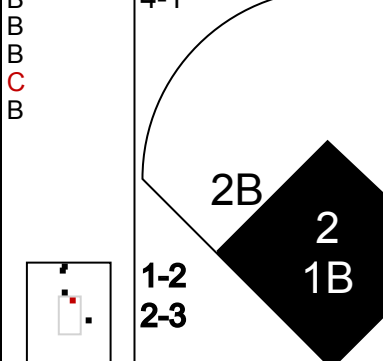
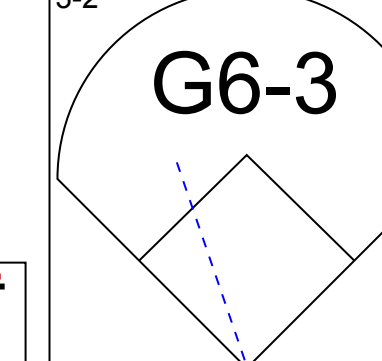
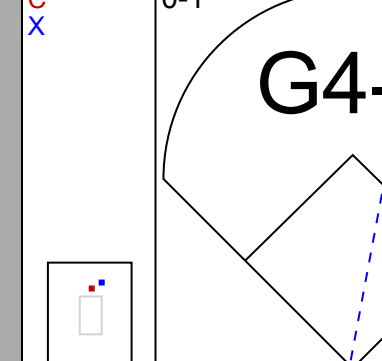
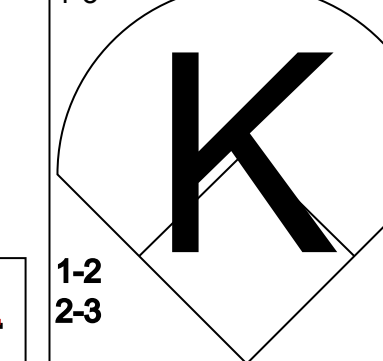
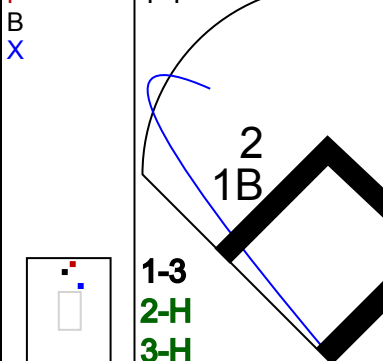
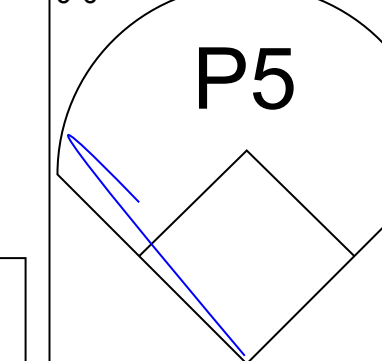
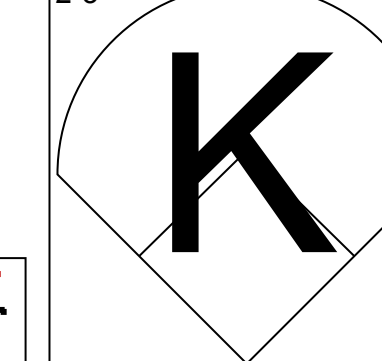


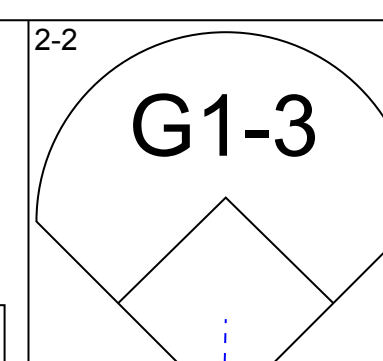
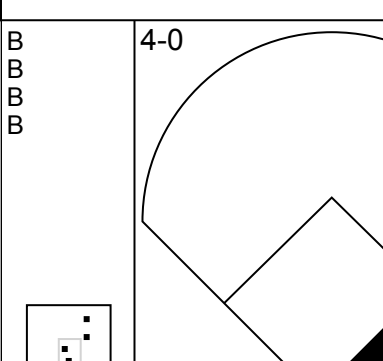
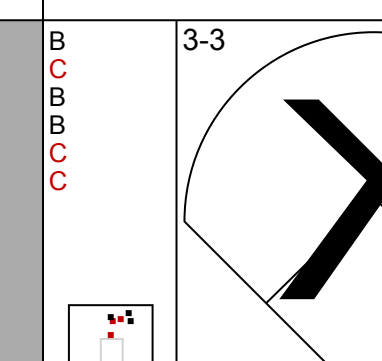
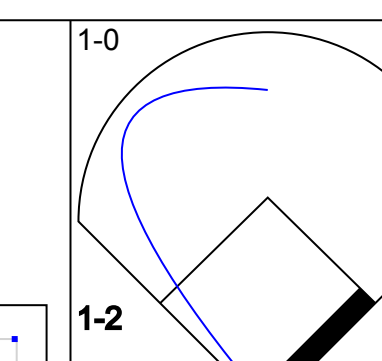
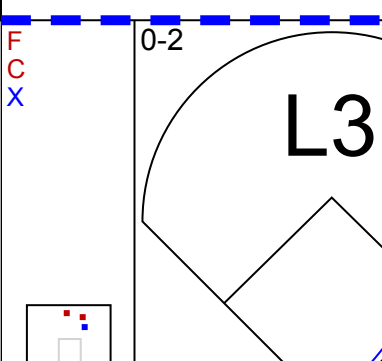
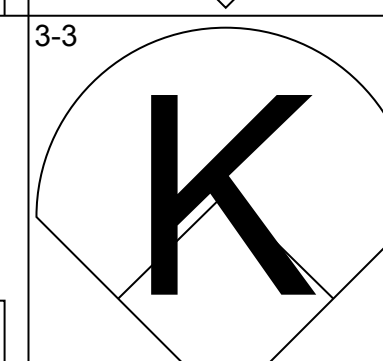
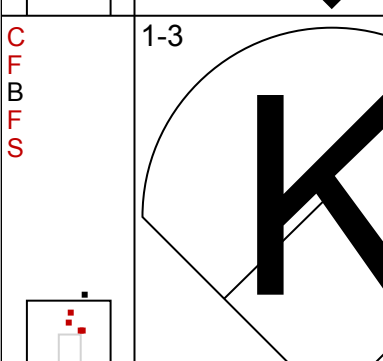
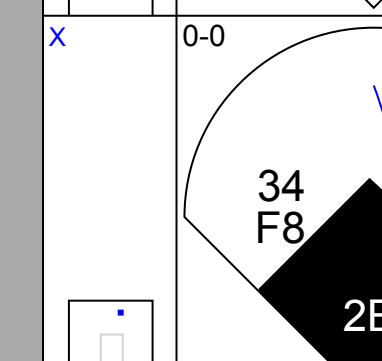
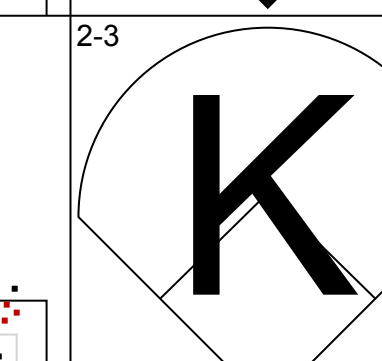
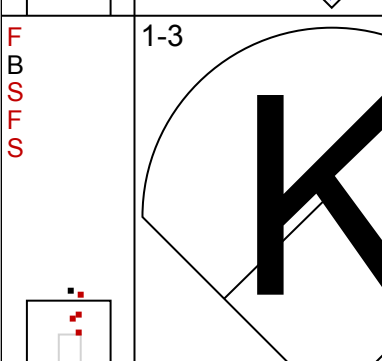
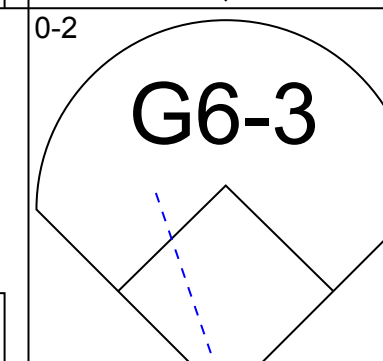
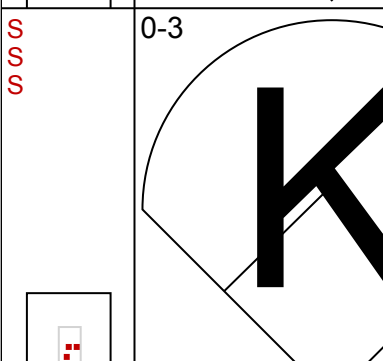
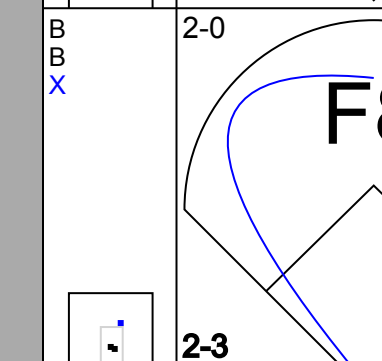
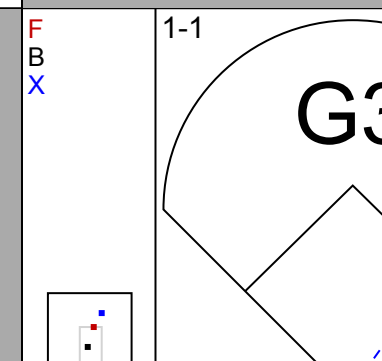
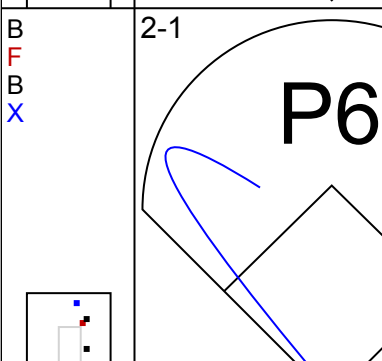
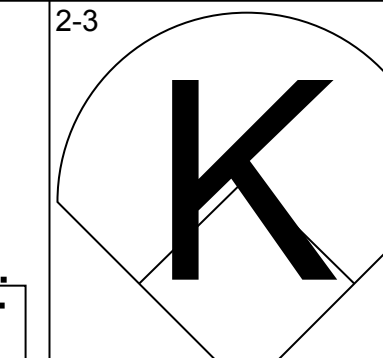
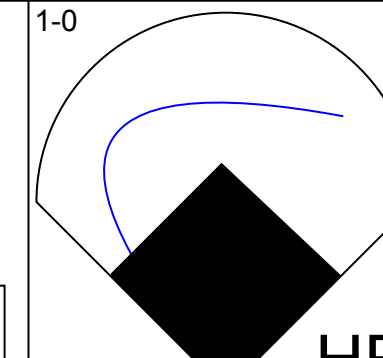
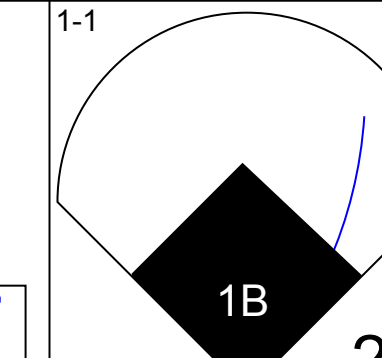
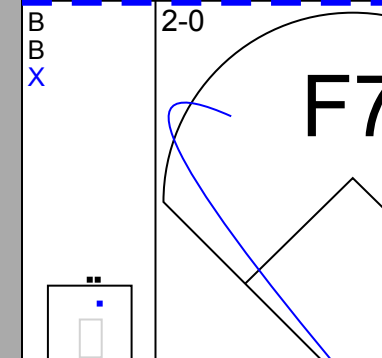
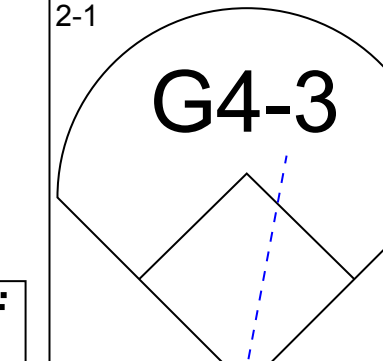
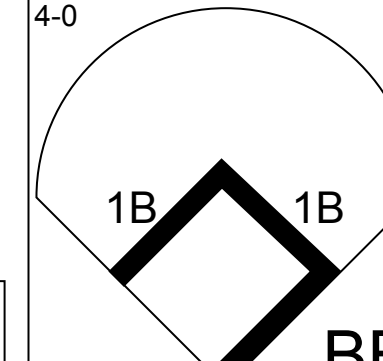
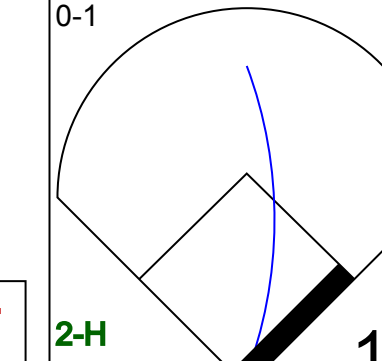

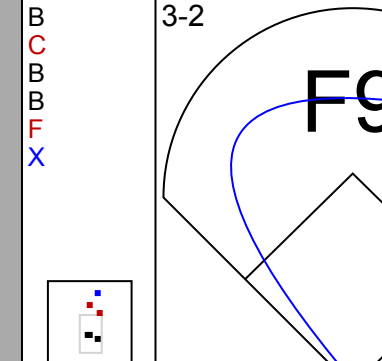
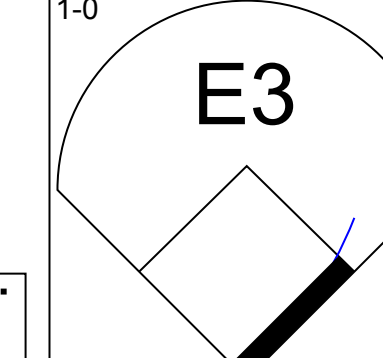
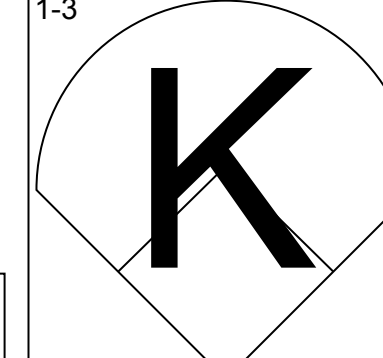
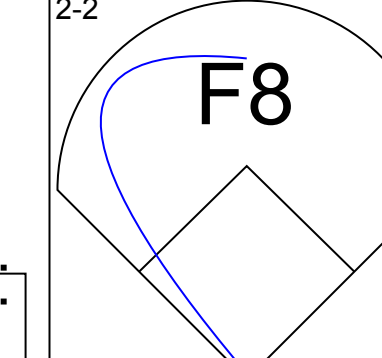
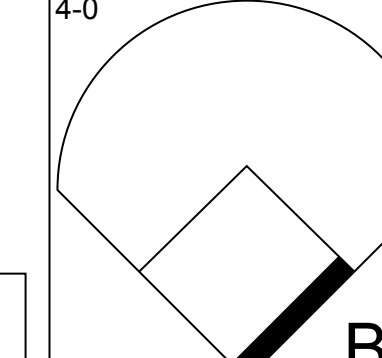
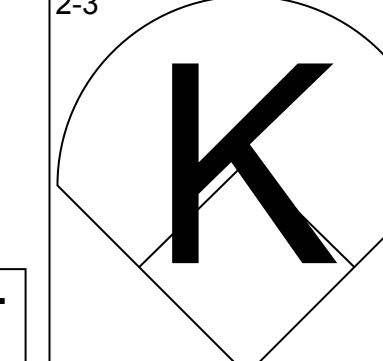
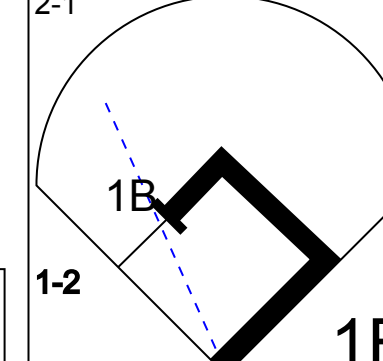
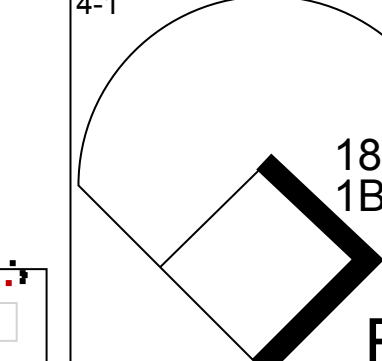
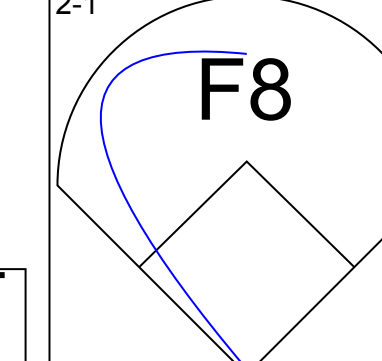
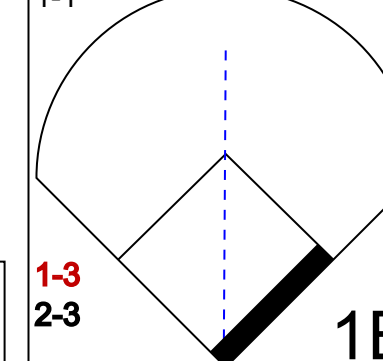
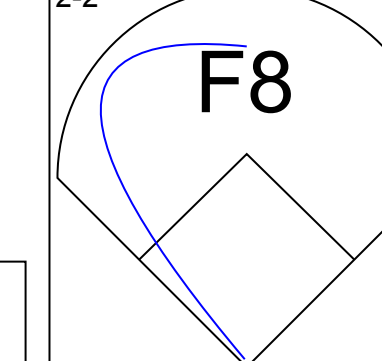
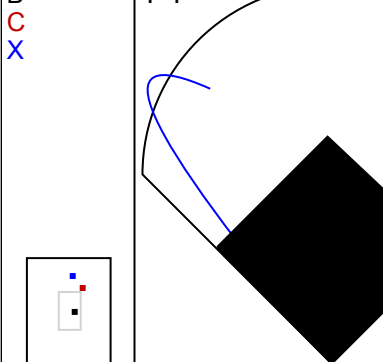
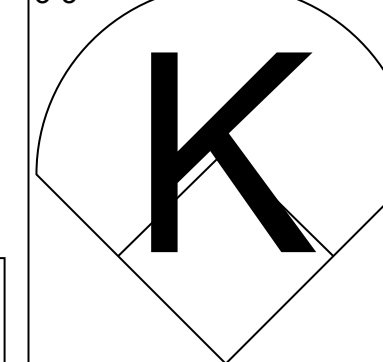
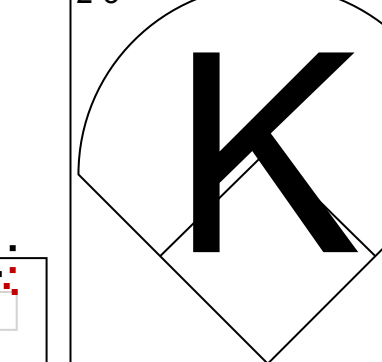
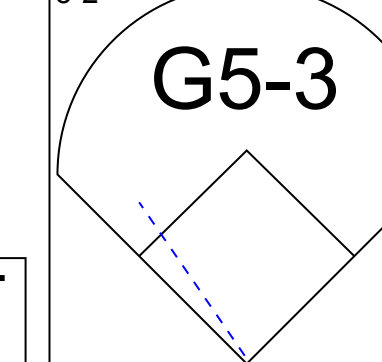
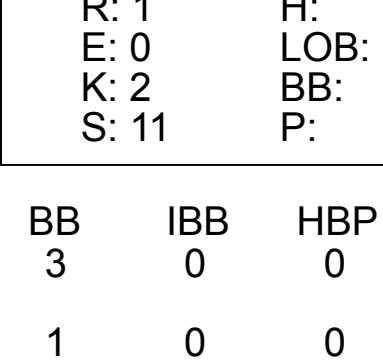
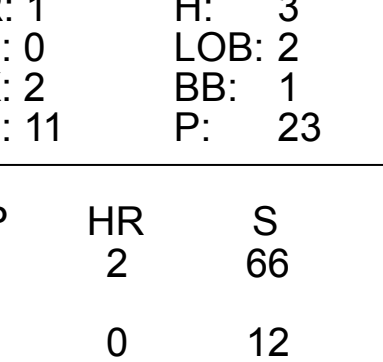
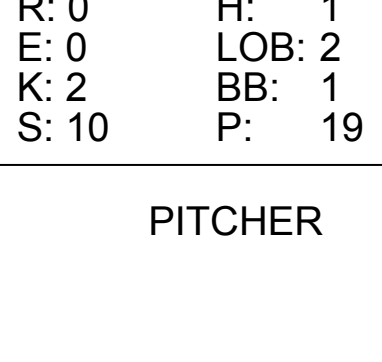
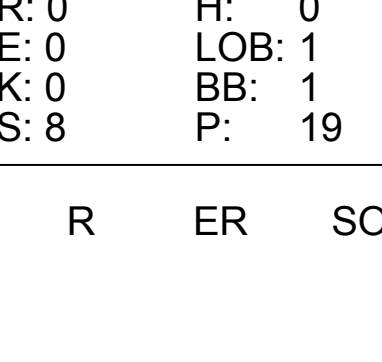
Batter	1	2	3	4	5	6	7	8	9	AB	R	H	RBI	BB	SO	LOB	BOTTOM										
18 Johnny Damon, L OBP: 0.389, SLG: 0.478 Adam Stern, L OBP: 0.400, SLG: 0.250										4	2	3	2	1	0	3											
Edgar Renteria, R OBP: 0.332, SLG: 0.386										4	3	2	2	2	1	3											
34 David Ortiz, L OBP: 0.393, SLG: 0.593										6	2	1	5	0	1	6											
Manny Ramirez, R OBP: 0.361, SLG: 0.545 John Olerud, L OBP: 0.363, SLG: 0.472										3	1	1	1	1	1	2											
Trot Nixon, L OBP: 0.379, SLG: 0.510										5	2	2	5	0	0	1											
Kevin Millar, R OBP: 0.355, SLG: 0.386										4	2	2	0	1	0	1											
Jason Varitek, S OBP: 0.387, SLG: 0.525 Doug Mirabeli, R OBP: 0.292, SLG: 0.431										2	2	1	1	2	0	0											
Bill Mueller, S OBP: 0.387, SLG: 0.405 13 Alex Cora, L OBP: 0.244, SLG: 0.279										3	1	1	1	0	0	2											
Mark Bellhorn, S OBP: 0.330, SLG: 0.353										3	1	0	0	2	2	3											
Inning Stats	R: 3 E: 0 K: 2 S: 13	H: 3 LOB: 2 BB: 2 P: 29	R: 5 E: 0 K: 0 S: 16	H: 3 LOB: 0 BB: 2 P: 35	R: 1 E: 0 K: 0 S: 12	H: 2 LOB: 1 BB: 0 P: 18	R: 3 E: 0 K: 0 S: 18	H: 2 LOB: 2 BB: 3 P: 34	R: 0 E: 0 K: 1 S: 4	H: 0 LOB: 0 BB: 0 P: 8	R: 5 E: 0 K: 1 S: 14	H: 3 LOB: 0 BB: 2 P: 27	R: 0 E: 0 K: 0 S: 10	H: 1 LOB: 1 BB: 0 P: 13	R: 0 E: 0 K: 2 S: 14	H: 1 LOB: 1 BB: 0 P: 20	1B: 5 2B: 8 3B: 0 HR: 2	SF: 0 SAC: 0 DP: 0 HBP: 0	WP: 0 PB: 0 SB: 0 CS: 0	PA: 48							
PITCHER	IP	WLS	BF	H	R	ER	SO	BB	IBB	HBP	BLK	WP	HR	S	P	ERA	WHIP										
Tim Lincecum, R ERA: 10.57	1.0	L	11	4	6	6	2	4	0	0	0	0	0	40	69	20.25	3.375										
Darrell May, L ERA: 6.72	2.2		17	6	6	6	0	3	0	0	0	0	0	17	36	18.00	2.000										
Jason Anderson, R ERA: 7.94	2.0		10	2	4	4	1	2	0	0	0	0	0	14	18	6.75	1.500										
Buddy Groom, L ERA: 4.44	1.1		6	2	1	1	0	0	0	0	0	0	1	14	18	6.75	1.500										
Scott Proctor, R ERA: 4.5	4.1		4	1	0	0	2	0	0	0	0	0	0	14	20	0.00	1.000										

New York Yankees @ Boston Red Sox
Fenway Park, Boston, MA
Fri Jul 15 2005, 7:05 PM EDT
Att: 35,083 - Partly Cloudy - 76 F

AB	39
R	17
H	15
RBI	17
BB	9
SO	5
LOB	23



Batter	1	2	3	4	5	6	7	8	9	AB	R	H	RBI	BB	SO	LOB	TOP					
2 Derek Jeter, R OBP: 0.397, SLG: 0.442 (1, 6)										5	0	1	1	0	1	0	New York Yankees @ Boston Red Sox Fenway Park, Boston, MA Sat Jul 16 2005, 1:20 PM EDT Att: 34,694 - Partly Cloudy - 82 F					
24 Robinson Cano, L OBP: 0.324, SLG: 0.466 (1, 4)										5	0	3	0	0	0	2						
Gary Sheffield, R OBP: 0.407, SLG: 0.545 (1, 9)										5	1	2	0	0	0	2						
13 Alex Rodriguez, R OBP: 0.415, SLG: 0.589 (1, 5)										4	2	1	2	1	1	3						
55 Hideki Matsui, L OBP: 0.376, SLG: 0.512 (1, 7)										3	1	0	0	2	1	0						
25 Jason Giambi, L OBP: 0.435, SLG: 0.481 (1, 10)										3	1	2	0	2	0	0						
Bernie Williams, S OBP: 0.345, SLG: 0.382 (1, 8)										5	1	1	1	0	2	5						
Tino Martinez, L OBP: 0.312, SLG: 0.447 (1, 3)										3	1	0	0	1	1	4						
John Flaherty, R OBP: 0.200, SLG: 0.211 (1, 2)										4	0	1	2	0	2	3						
Inning Stats	R: 0 E: 0 K: 1 S: 12	H: 1 LOB: 1 BB: 0 P: 17	R: 0 E: 0 K: 3 S: 12	H: 0 LOB: 2 BB: 2 P: 26	R: 6 E: 0 K: 0 S: 24	H: 5 LOB: 3 BB: 3 P: 48	R: 0 E: 0 K: 0 S: 10	H: 0 LOB: 0 BB: 0 P: 15	R: 0 E: 0 K: 0 S: 10	H: 1 LOB: 1 BB: 0 P: 18	R: 0 E: 0 K: 0 S: 6	H: 1 LOB: 0 BB: 0 P: 9	R: 1 E: 1 K: 1 S: 12	H: 1 LOB: 1 BB: 1 P: 17	R: 0 E: 0 K: 2 S: 14	H: 2 LOB: 2 BB: 0 P: 25		R: 0 E: 0 K: 1 S: 8	H: 0 LOB: 0 BB: 0 P: 11	1B: 7 2B: 4 3B: 0 HR: 1	SF: 0 SAC: 0 DP: 2 HBP: 0	WP: 1 PB: 0 SB: 0 CS: 2
PITCHER	IP	WLS	BF	H	R	ER	SO	BB	IBB	HBP	BLK	WP	HR	S	P	ERA	WHIP					
30 Matt Clement, R ERA: 4.21 (1, 1)	2.2	L	18	5	6	6	4	5	0	0	0	1	1	43	83	20.25	3.750					
Geremi Gonzalez, R ERA: 5.53 (3, 1)	3.1		13	3	1	1	0	1	0	0	0	0	0	33	56	2.70	1.200					
Alan Embree, L ERA: 7.71 (7, 1)	1.0		4	1	0	0	1	0	0	0	1	0	0	10	11	0.00	1.000					
50 Mike Timlin, R ERA: 1.61 (8, 1)	1.0		5	2	0	0	2	0	0	0	0	0	0	14	25	0.00	2.000					
38 Curt Schilling, R ERA: 8.24 (9, 1)	1.0		3	0	0	0	1	0	0	0	0	0	0	8	11	0.00	0.000					

Batter	1	2	3	4	5	6	7	8	9	AB	R	H	RBI	BB	SO	LOB	BOTTOM					
18 Johnny Damon, L OBP: 0.389, SLG: 0.475 (1, 8)										4	0	1	0	1	1	0	New York Yankees @ Boston Red Sox Fenway Park, Boston, MA Sat Jul 16 2005, 1:20 PM EDT Att: 34,694 - Partly Cloudy - 82 F					
Edgar Renteria, R OBP: 0.330, SLG: 0.387 (1, 6)										5	1	1	0	0	4	3						
34 David Ortiz, L OBP: 0.388, SLG: 0.584 (1, 3)										5	0	0	0	0	1	2						
Manny Ramirez, R OBP: 0.362, SLG: 0.557 (1, 7)										4	2	2	2	0	1	0						
Kevin Millar, R OBP: 0.357, SLG: 0.386 (1, 9)										3	0	1	1	1	0	0						
Jason Varitek, S OBP: 0.369, SLG: 0.519 (1, 2)										3	0	0	0	1	1	2						
Doug Mirabeli, R OBP: 0.307, SLG: 0.433 (1, 10)										2	0	1	0	1	1	1						
Trot Nixon, L OBP: 0.378, SLG: 0.508 (8, PH) (9, 10)										1	0	0	0	0	0	1						
Bill Mueller, S OBP: 0.385, SLG: 0.402 (1, 5)										4	0	1	0	0	0	2						
Mark Bellhorn, S OBP: 0.330, SLG: 0.363 (1, 4)										3	1	1	1	0	2	3						
John Olerud, L OBP: 0.377, SLG: 0.463 (8, PH)										1	0	0	0	0	0	1						
13 Alex Cora, L OBP: 0.244, SLG: 0.279 (9, 4)										0	0	0	0	0	0	0						
Inning Stats	R: 0 E: 0 K: 1 S: 9	H: 0 LOB: 0 BB: 0 P: 14	R: 0 E: 1 K: 2 S: 11	H: 0 LOB: 1 BB: 0 P: 18	R: 1 E: 0 K: 2 S: 11	H: 1 LOB: 1 BB: 1 P: 17	R: 1 E: 0 K: 2 S: 11	H: 3 LOB: 2 BB: 1 P: 23	R: 2 E: 0 K: 1 S: 12	H: 3 LOB: 1 BB: 0 P: 20	R: 0 E: 0 K: 2 S: 10	H: 1 LOB: 2 BB: 1 P: 19	R: 0 E: 0 K: 0 S: 6	H: 0 LOB: 0 BB: 0 P: 12	R: 0 E: 0 K: 0 S: 8	H: 0 LOB: 1 BB: 1 P: 19	R: 0 E: 0 K: 1 S: 9	H: 0 LOB: 0 BB: 0 P: 12	1B: 4 2B: 2 3B: 0 HR: 2	SF: 0 SAC: 0 DP: 0 HBP: 0	WP: 0 PB: 0 SB: 0 CS: 0	PA: 39
PITCHER	IP	WLS	BF	H	R	ER	SO	BB	IBB	HBP	BLK	WP	HR	S	P	ERA	WHIP					
Randy Johnson, L ERA: 4.23 (1, 1)	6.1	W	30	8	4	4	10	3	0	0	0	0	0	12	28	0.00	0.600					
Tom Gordon, R ERA: 2.02 (7, 1)	1.2	H	6	0	0	0	0	1	0	0	0	0	0	9	12	0.00	0.000					
42 Mariano Rivera, R ERA: 0.96 (9, 1)	1.0	S	3	0	0	0	1	0	0	0	0	0	0	9	12	0.00	0.000					

AB	37
R	7
H	11
RBI	6
BB	6
SO	8
LOB	19



AB	35
R	4
H	8
RBI	4
BB	4
SO	11
LOB	15



Batter	1	2	3	4	5	6	7	8	9	AB	R	H	RBI	BB	SO	LOB	TOP			
2 Derek Jeter, R OBP: 0.383, SLG: 0.437 (1, 6)	G6-3		K		P3		G5-3			4	0	0	0	0	1	0	New York Yankees @ Boston Red Sox Fenway Park, Boston, MA Sun Jul 17 2005, 6:05 PM EDT Att: 34,802 - Cloudy - 82 F			
24 Robinson Cano, L OBP: 0.323, SLG: 0.467 (1, 4)	G3-1		HR		G6-3			F8		4	1	1	0	0	0	0				
Gary Sheffield, R OBP: 0.405, SLG: 0.551 (1, 9)	G6-3		HR		P6			F7		4	1	1	2	0	0	0				
13 Alex Rodriguez, R OBP: 0.414, SLG: 0.594 (1, 5)		F8	G5-3		G5-3			HR		4	1	1	1	0	0	0				
55 Hideki Matsui, L OBP: 0.377, SLG: 0.513 (1, 7)		20 HR			G6-3			K		3	1	1	0	1	1	0				
20 Jorge Posada, S OBP: 0.350, SLG: 0.426 (1, 2)		2B	BB						P3	3	1	1	2	1	0	1				
25 Jason Giambi, L OBP: 0.432, SLG: 0.474 (1, 10)		HR			G4-3				P1	3	0	0	0	1	1	1				
Bernie Williams, S OBP: 0.340, SLG: 0.376 (1, 8)		BB							F7	4	0	0	0	0	1	1				
Tino Martinez, L OBP: 0.308, SLG: 0.440 (1, 3)	G1-3				G3					3	0	0	0	0	1	1				
Inning Stats	R: 0 E: 0 K: 0 S: 6	H: 0 LOB: 0 BB: 0 P: 8	R: 2 E: 0 K: 0 S: 13	H: 2 LOB: 1 BB: 1 P: 21	R: 2 E: 0 K: 1 S: 10	H: 2 LOB: 0 BB: 1 P: 16	R: 0 E: 0 K: 1 S: 7	H: 0 LOB: 0 BB: 0 P: 8	R: 0 E: 0 K: 0 S: 8	H: 0 LOB: 0 BB: 0 P: 12	R: 0 E: 0 K: 1 S: 7	H: 0 LOB: 0 BB: 0 P: 13	R: 0 E: 0 K: 1 S: 9	H: 1 LOB: 0 BB: 0 P: 10	R: 0 E: 0 K: 0 S: 6	H: 0 LOB: 0 BB: 0 P: 7	1B: 0 2B: 2 3B: 0 HR: 3	SF: 0 SAC: 0 DP: 0 HBP: 0	WP: 0 PB: 0 CS: 0	PA: 35
PITCHER 49 Tim Wakefield, R ERA: 4.12 (1, 1)	IP: 9.0 WLS: L BF: 35 H: 5 R: 5 ER: 5 SO: 5 BB: 3 IBB: 0 HBP: 0 BLK: 0 WP: 0 HR: 3 S: 73 P: 109 ERA: 5.00 WHIP: 0.889																			

Batter	1	2	3	4	5	6	7	8	9	AB	R	H	RBI	BB	SO	LOB	BOTTOM				
18 Johnny Damon, L OBP: 0.386, SLG: 0.474 (1, 8)	K		K2-3		L4				G4-3	5	0	1	0	0	2	2	New York Yankees @ Boston Red Sox Fenway Park, Boston, MA Sun Jul 17 2005, 6:05 PM EDT Att: 34,802 - Cloudy - 82 F				
Edgar Renteria, R OBP: 0.332, SLG: 0.384 (1, 6)		BB	34 2B		P2			2B		2	1	0	0	2	0	1					
34 David Ortiz, L OBP: 0.387, SLG: 0.583 (1, 10)	K		1-H		G3-1			P3		4	0	1	1	0	1	2					
Manny Ramirez, R OBP: 0.364, SLG: 0.566 (1, 7)	L6		P3					1B		4	1	2	1	0	0	2					
Kevin Millar, R OBP: 0.359, SLG: 0.385 (1, 3)		FC4	1B		K			K		3	1	1	0	1	2	1					
Trot Nixon, L OBP: 0.373, SLG: 0.500 (1, 9)		FC4	FC5-4		G4-3			F7		4	0	0	0	0	0	2					
Doug Mirabelli, R OBP: 0.328, SLG: 0.420 (9, PH)		K			K			G4-6-3		2	0	0	0	1	2	1					
Jason Varitek, S OBP: 0.371, SLG: 0.520 (9, PH)		K			K			G4-6-3		1	0	1	1	0	0	0					
Bill Mueller, S OBP: 0.384, SLG: 0.400 (1, 5)		FC5-4						P3		4	0	1	0	0	0	2					
Mark Bellhorn, S OBP: 0.328, SLG: 0.360 (1, 4)								G4-6-3		2	0	0	0	0	1	0					
13 Alex Cora, L OBP: 0.241, SLG: 0.276 (8, 4)			K		G5-3			L6		2	0	0	0	0	0	3					
Inning Stats	R: 0 E: 0 K: 2 S: 13	H: 1 LOB: 1 BB: 1 P: 20	R: 0 E: 0 K: 1 S: 8	H: 1 LOB: 0 BB: 0 P: 12	R: 1 E: 0 K: 2 S: 13	H: 1 LOB: 1 BB: 1 P: 22	R: 0 E: 0 K: 2 S: 8	H: 0 LOB: 0 BB: 0 P: 10	R: 0 E: 0 K: 0 S: 5	H: 1 LOB: 0 BB: 0 P: 11	R: 0 E: 0 K: 1 S: 9	H: 1 LOB: 1 BB: 0 P: 20	R: 0 E: 0 K: 0 S: 5	H: 0 LOB: 0 BB: 1 P: 10	R: 0 E: 0 K: 0 S: 9	H: 1 LOB: 1 BB: 0 P: 12	R: 2 E: 1 K: 0 S: 16	H: 3 LOB: 2 2B: 2 3B: 0 HR: 1	SF: 0 SAC: 0 DP: 2 HBP: 0	WP: 0 PB: 0 CS: 0	PA: 37
PITCHER Al Leiter, L ERA: 6.25 (1, 1)	IP: 6.1 WLS: W BF: 25 H: 3 R: 1 ER: 1 SO: 8 BB: 3 IBB: 0 HBP: 0 BLK: 0 WP: 0 HR: 0 S: 59 P: 102 ERA: 1.42 WHIP: 0.947																				
Tanyon Sturtze, R ERA: 3.93 (7, 1)	IP: 1.0 WLS: H BF: 3 H: 1 R: 0 ER: 0 SO: 0 BB: 0 IBB: 0 HBP: 0 BLK: 0 WP: 0 HR: 7 S: 11 P: 11 ERA: 0.00 WHIP: 1.000																				
Tom Gordon, R ERA: 2.78 (8, 1)	IP: 0.2 WLS: S BF: 4 H: 1 R: 2 ER: 1 SO: 0 BB: 1 IBB: 0 HBP: 0 BLK: 0 WP: 1 HR: 10 S: 15 P: 15 ERA: 13.50 WHIP: 3.000																				
42 Mariano Rivera, R ERA: 0.93 (9, 1)	IP: 1.0 WLS: S BF: 5 H: 2 R: 0 ER: 0 SO: 0 BB: 0 IBB: 0 HBP: 0 BLK: 0 WP: 0 HR: 10 S: 15 P: 15 ERA: 0.00 WHIP: 2.000																				

AB 32
R 5
H 5
RBI 5
BB 3
SO 5
LOB 4



AB 33
R 3
H 7
RBI 3
BB 4
SO 8
LOB 16



Batter	1	2	3	4	5	6	7	8	9	AB	R	H	RBI	BB	SO	LOB	TOP										
2 Derek Jeter, R OBP: 0.380, SLG: 0.436	G6-3	24 1B	G1-3		FC5-4		K		F8	6	1	1	0	0	1	6											
24 Robinson Cano, L OBP: 0.324, SLG: 0.465	K	2B			F7		K		FC4-6 1B	5	1	2	1	0	2	1											
Gary Sheffield, R OBP: 0.405, SLG: 0.561	G4-3	2B			HR				FC4-6 1B	5	2	2	2	0	0	1											
13 Alex Rodriguez, R OBP: 0.416, SLG: 0.592					HR				1B	3	3	1	0	2	1	1											
55 Hideki Matsui, L OBP: 0.377, SLG: 0.520	25 2B 20 HR	1B	L7		HR				F8	5	2	2	2	0	0	2											
Ruben Sierra, S OBP: 0.319, SLG: 0.486	K		G4-3		K				FC3-6 2B	5	0	2	2	0	2	2											
Bubba Crosby, L OBP: 0.278, SLG: 0.235									1B	0	0	0	0	0	0	0											
25 Jason Giambi, L OBP: 0.308, SLG: 0.440	20 HR	2B	20 1B		P6				F9	4	1	1	1	1	0	2											
Tino Martinez, L									G5-3	0	0	0	0	0	0	0											
20 Jorge Posada, S OBP: 0.354, SLG: 0.439	HR	1B			G6-3				F7	4	1	2	3	1	0	0											
Bernie Williams, S OBP: 0.341, SLG: 0.372	F8								F7	3	0	0	0	2	0	2											
Inning Stats	R: 0 E: 0 K: 1 S: 7	H: 0 LOB: 0 BB: 0 P: 11	R: 6 E: 0 K: 1 S: 21	H: 7 LOB: 1 BB: 0 P: 33	R: 0 E: 0 K: 0 S: 8	H: 1 LOB: 3 BB: 2 P: 22	R: 3 E: 0 K: 1 S: 15	H: 2 LOB: 0 BB: 1 P: 24	R: 0 E: 0 K: 1 S: 12	H: 0 LOB: 1 BB: 1 P: 19	R: 0 E: 0 K: 1 S: 8	H: 0 LOB: 2 BB: 1 P: 25	R: 2 E: 0 K: 0 S: 13	H: 2 LOB: 1 BB: 1 P: 24	R: 0 E: 0 K: 0 S: 7	H: 0 LOB: 0 BB: 0 P: 8	1B: 6 2B: 4 3B: 0 HR: 3	SF: 0 SAC: 0 DP: 0 HBP: 0	WP: 0 PB: 0 SB: 0 CS: 0	PA: 46							
PITCHER	IP	WLS	BF	H	R	ER	SO	BB	IBB	HBP	BLK	WP	HR	S	P	ERA	WHIP										
Ricardo Rodriguez, R ERA: 4.91	(1, 1)	2.2	17	8	6	6	2	1	0	0	0	0	1	33	58	20.25	3.375										
32 Ron Mahay, L ERA: 6.82	(3, 1)	2.1	12	2	3	3	2	3	0	0	0	0	2	30	51	11.57	2.143										
John Waddell, R ERA: 4.6	(6, 1)	2.0	8	1	0	0	2	1	0	0	0	0	0	20	36	0.00	1.000										
Doug Brocail, R ERA: 4.98	(8, 1)	0.2	L	5	2	2	0	1	0	0	0	0	0	11	22	27.00	4.500										
Erasmio Ramirez, L ERA:	(8, 1)	1.1	4	0	0	0	0	0	0	0	0	0	0	9	10	0.00	0.000										

New York Yankees @ Texas Rangers
 Ameriquest Field, Arlington, TX
 Mon Jul 18 2005, 8:05 PM EDT
 Att: 46,538 - Partly Cloudy - 93 F

AB 40
R 11
H 13
RBI 11
BB 6
SO 6
LOB 17



Batter	1	2	3	4	5	6	7	8	9	AB	R	H	RBI	BB	SO	LOB	BOTTOM										
David Dellucci, L OBP: 0.404, SLG: 0.526	23 1B	1B		G3-1		G6-3		K		5	1	2	0	0	1	2											
10 Michael Young, R OBP: 0.371, SLG: 0.521	K	F7				23 1B		G6-3		4	1	1	0	1	1	2											
23 Mark Teixeira, S OBP: 0.354, SLG: 0.545	9 1B	1B		F8		K			K	5	2	2	2	0	2	1											
9 Hank Blalock, L OBP: 0.346, SLG: 0.489	1B	1B		HR		G4-3		E8		4	2	1	0	0	0	0											
Alfonso Soriano, R OBP: 0.318, SLG: 0.543	2B	1B		HR		S		CS		5	2	4	4	0	0	0											
Kevin Mench, R OBP: 0.341, SLG: 0.544	2B	1B		HR		F7		CS		4	0	1	1	0	0	1											
Gary Matthews, S OBP: 0.285, SLG: 0.391	K			F8		K		G3		4	0	0	0	0	2	2											
Richard Hidalgo, R OBP: 0.281, SLG: 0.407		F8		F8		G6-3		G1-3		3	1	0	0	1	0	0											
Rod Barajas, R OBP: 0.315, SLG: 0.423	G5-3			HR		G6-3		F7		3	1	1	1	1	0	0											
Inning Stats	R: 3 E: 0 K: 2 S: 26	H: 5 LOB: 1 BB: 0 P: 38	R: 0 E: 0 K: 0 S: 7	H: 1 LOB: 0 BB: 0 P: 11	R: 2 E: 0 K: 0 S: 7	H: 1 LOB: 0 BB: 0 P: 11	R: 1 E: 0 K: 1 S: 10	H: 2 LOB: 1 BB: 0 P: 16	R: 0 E: 0 K: 0 S: 9	H: 1 LOB: 0 BB: 0 P: 12	R: 4 E: 1 K: 0 S: 20	H: 2 LOB: 3 BB: 3 P: 41	R: 0 E: 0 K: 0 S: 7	H: 0 LOB: 0 BB: 0 P: 10	R: 0 E: 0 K: 1 S: 7	H: 0 LOB: 0 BB: 0 P: 13	R: 0 E: 0 K: 1 S: 7	H: 0 LOB: 0 BB: 0 P: 9	1B: 8 2B: 2 3B: 0 HR: 2	SF: 0 SAC: 0 DP: 1 HBP: 1	WP: 0 PB: 0 SB: 2 CS: 1	PA: 42					
PITCHER	IP	WLS	BF	H	R	ER	SO	BB	IBB	HBP	BLK	WP	HR	S	P	ERA	WHIP										
Kevin Brown, R ERA: 5.91	(1, 1)	4.1	23	10	6	6	3	2	0	0	0	0	0	9	18	13.50	3.000										
Scott Proctor, R ERA: 4.97	(5, 1)	0.2	4	0	2	1	1	2	0	0	0	0	0	14	27	0.00	4.500										
Wayne Franklin, L ERA: 9.0	(6, 1)	0.2	B	5	2	2	0	1	0	0	0	0	0	16	25	0.00	0.000										
Tanyon Sturtze, R ERA: 3.76	(6, 1)	2.1	W	6	0	0	0	1	0	0	0	0	0	7	9	0.00	0.000										
42 Mariano Rivera, R ERA: 0.91	(9, 1)	1.0	S	3	0	0	0	1	0	0	0	0	0	7	9	0.00	0.000										

New York Yankees @ Texas Rangers
 Ameriquest Field, Arlington, TX
 Mon Jul 18 2005, 8:05 PM EDT
 Att: 46,538 - Partly Cloudy - 93 F

AB 37
R 10
H 12
RBI 8
BB 3
SO 6
LOB 8



Batter	1	2	3	4	5	6	7	8	9	AB	R	H	RBI	BB	SO	LOB	TOP				
2 Derek Jeter, R OBP: 0.377, SLG: 0.432 (1, 6)	F8		G4-3			F8		SH1-4		3	0	0	0	0	0	1					
24 Robinson Cano, L OBP: 0.327, SLG: 0.470 (1, 4)	L9			F9		1B	2B	1B		4	0	2	1	0	0	0					
Gary Sheffield, R OBP: 0.404, SLG: 0.557 (1, 9)	G5-3			G5-3		1B	13 G6-4-3	L5		4	0	1	0	0	0	1					
13 Alex Rodriguez, R OBP: 0.417, SLG: 0.590 (1, 5)		25 1B		HBP		G6-4-3		K		3	0	1	0	0	1	3					
55 Hideki Matsui, L OBP: 0.378, SLG: 0.519 (1, 7)	K			HBP					25 FC4-6	3	0	1	0	1	1	1					
25 Jason Giambi, L OBP: 0.433, SLG: 0.473 (1, 3)				BB						3	0	1	0	1	1	3					
Tony Womack, L OBP: 0.274, SLG: 0.264 (9, PR)	1B			K						0	0	0	0	0	0	0					
20 Jorge Posada, S OBP: 0.352, SLG: 0.434 (1, 2)										3	0	0	0	0	1	3					
Bernie Williams, S OBP: 0.340, SLG: 0.367 (1, 10)										3	0	0	0	1	2	2					
Bubba Crosby, L OBP: 0.333, SLG: 0.263 (1, 8)										2	1	1	0	1	0	0					
Tino Martinez, L OBP: 0.307, SLG: 0.438 (9, PH)										1	0	0	0	0	0	2					
Inning Stats	R: 0 E: 0 K: 0 S: 4	H: 0 LOB: 0 BB: 0 P: 5	R: 0 E: 0 K: 2 S: 12	H: 2 LOB: 1 BB: 0 P: 16	R: 0 E: 0 K: 1 S: 10	H: 1 LOB: 0 BB: 0 P: 15	R: 0 E: 0 K: 1 S: 11	H: 0 LOB: 2 BB: 1 P: 20	R: 0 E: 0 K: 1 S: 10	H: 2 LOB: 1 BB: 0 P: 17	R: 0 E: 0 K: 1 S: 10	H: 0 LOB: 1 BB: 1 P: 15	R: 1 E: 0 K: 1 S: 9	H: 1 LOB: 1 BB: 1 P: 14	R: 0 E: 0 K: 0 S: 13	H: 1 LOB: 2 BB: 1 P: 23	1B: 6 2B: 1 3B: 0 HR: 0	SF: 0 SAC: 1 DP: 3 HBP: 2	WP: 1 PB: 0 SB: 0 CS: 0	PA: 36	
PITCHER	IP	WLS	BF	H	R	ER	SO	BB	IBB	HBP	BLK	WP	HR	S	P	ERA	WHIP				
Chan Ho Park, R ERA: 5.33 (1, 1)	7.1		29	6	1	1	5	3	0	2	0	1	0	65	109	1.23	1.227				
43 Kameron Loe, R ERA: 4.66 (8, 1)	0.2	W	2	0	0	0	1	0	0	0	0	0	0	5	5	0.00	0.000				
Francisco Cordero, R ERA: 3.92 (9, 1)	1.0	S	5	1	0	0	0	1	0	0	0	0	0	13	23	0.00	2.000				

New York Yankees @ Texas Rangers
Ameriquet Field, Arlington, TX
Tue Jul 19 2005, 8:05 PM EDT
Att: 45,208 - Clear - 93 F

AB 29
R 1
H 7
RBI 1
BB 4
SO 6
LOB 16

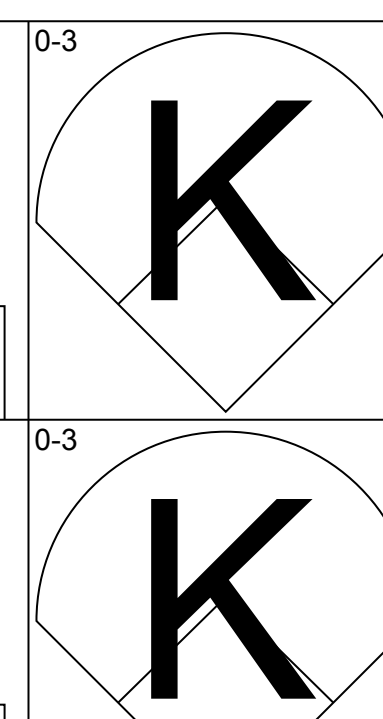
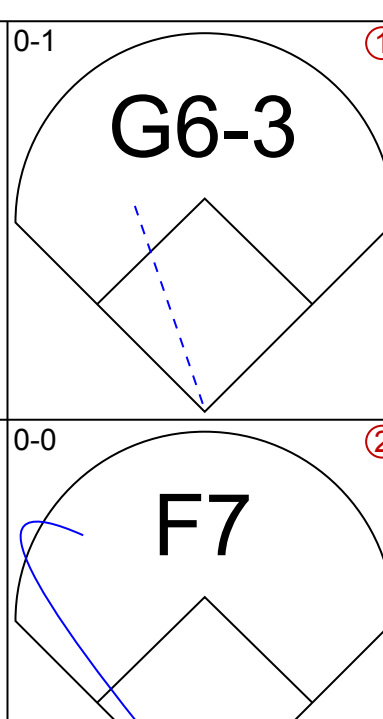
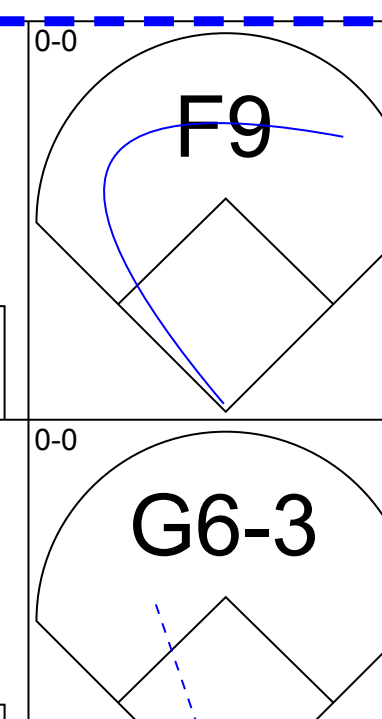
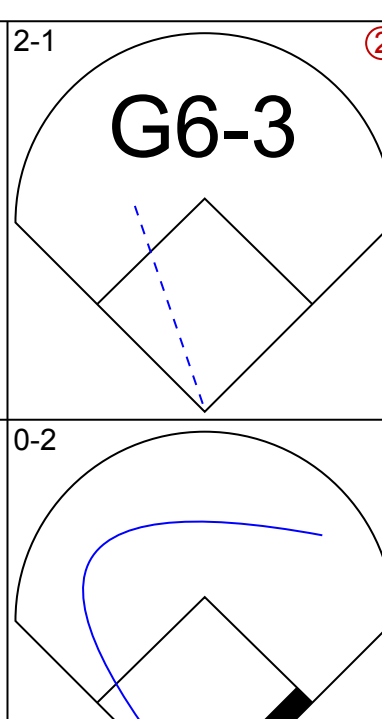
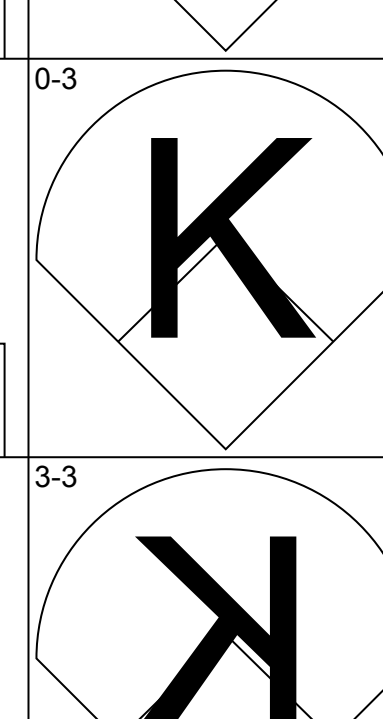
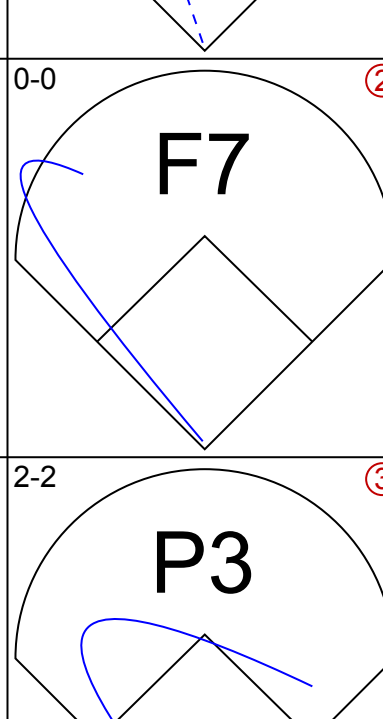
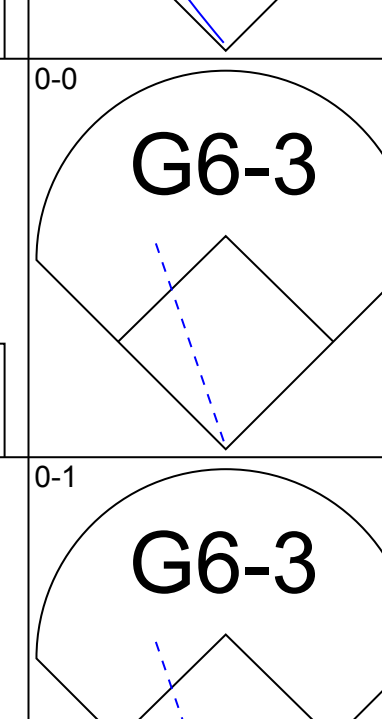
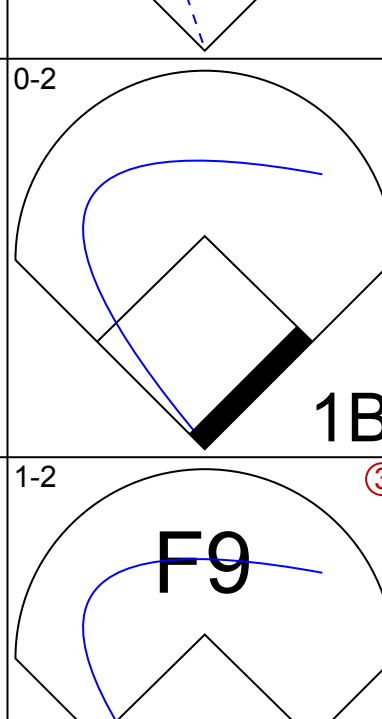
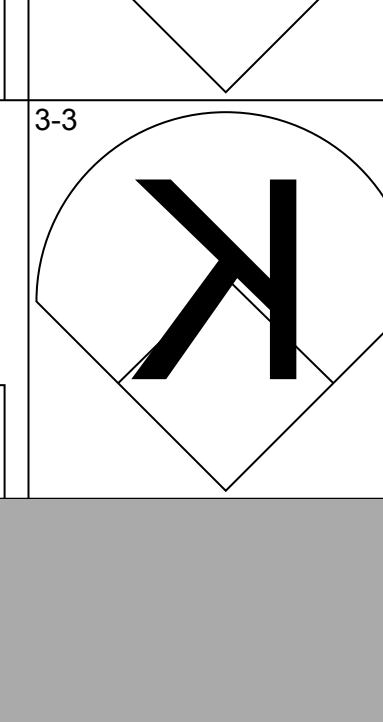
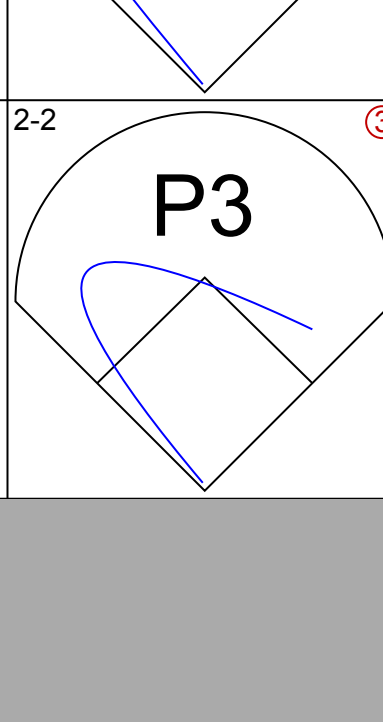
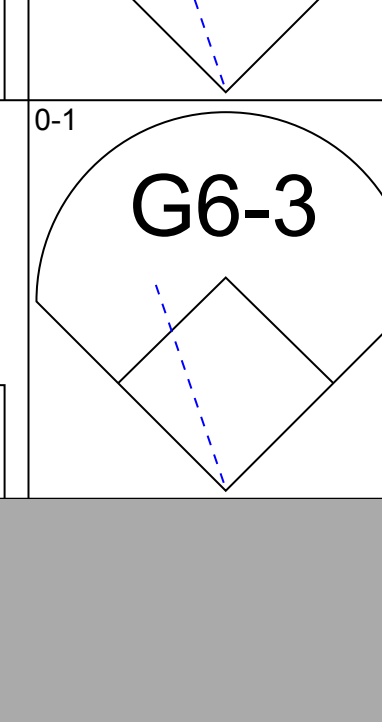
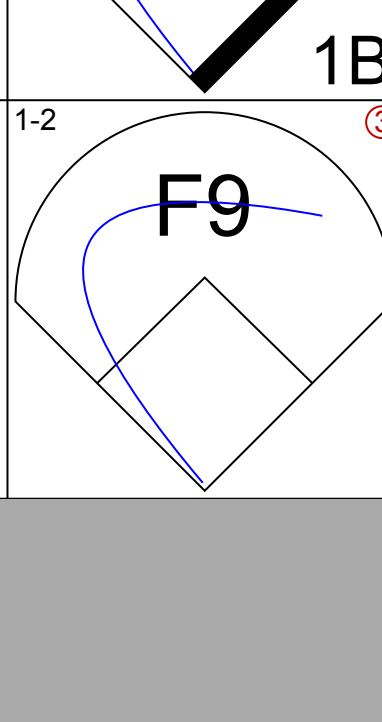
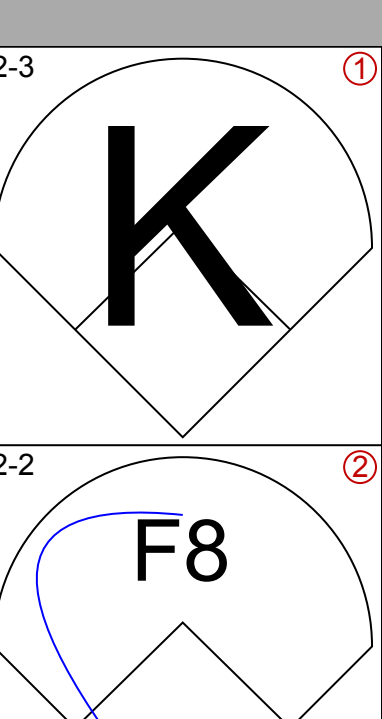
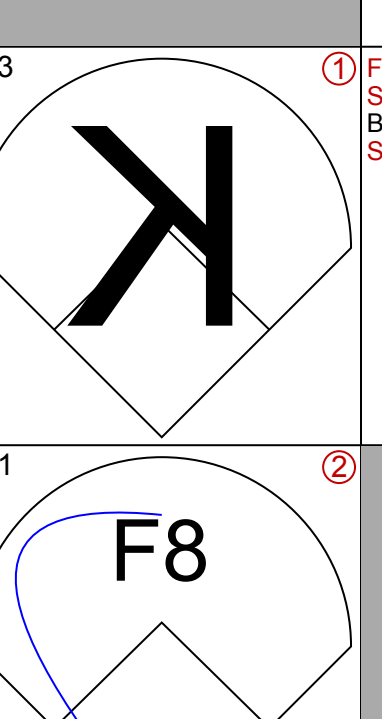
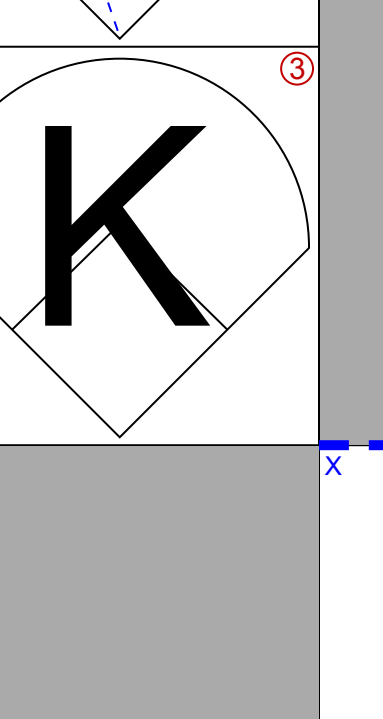
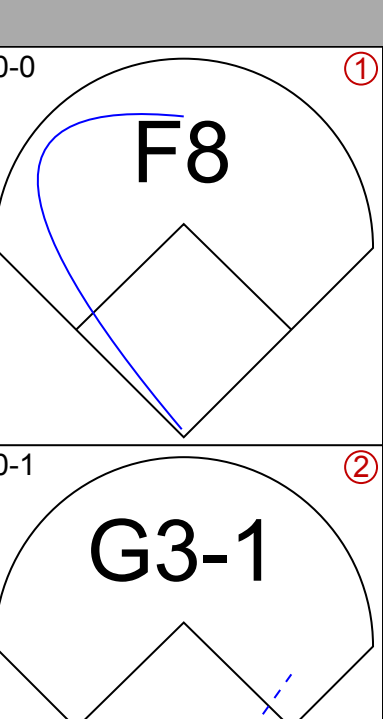
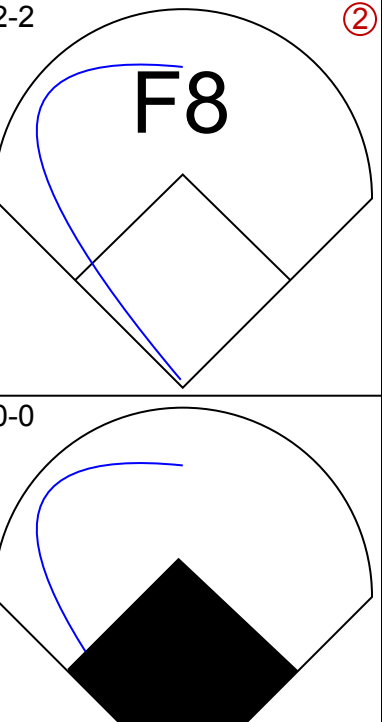
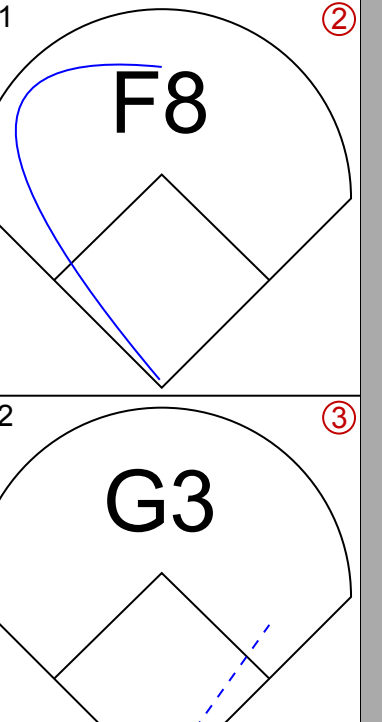
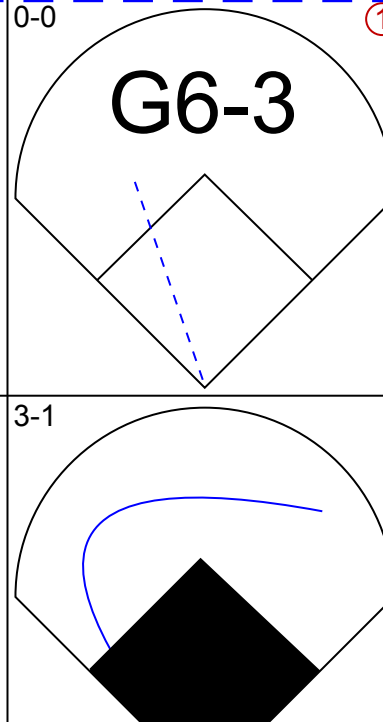
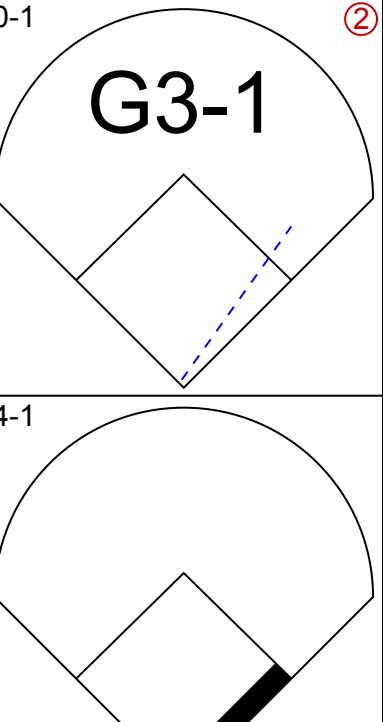
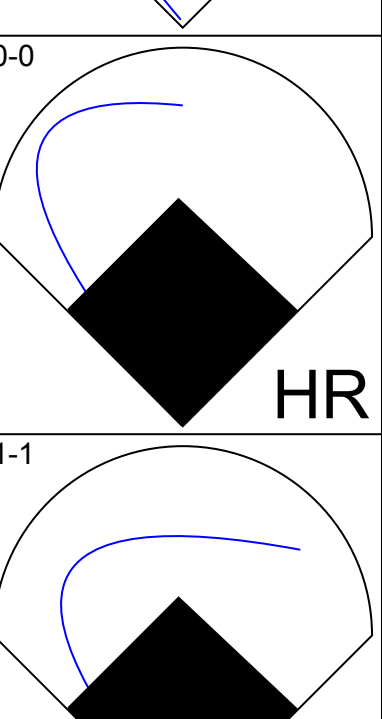
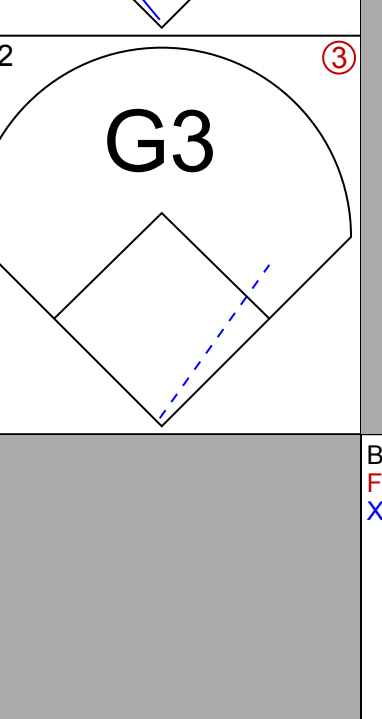
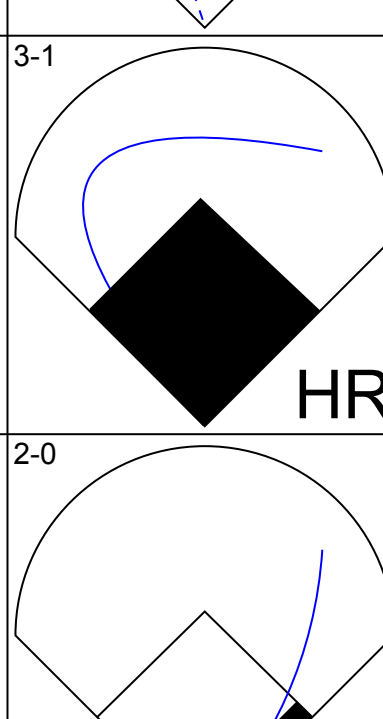
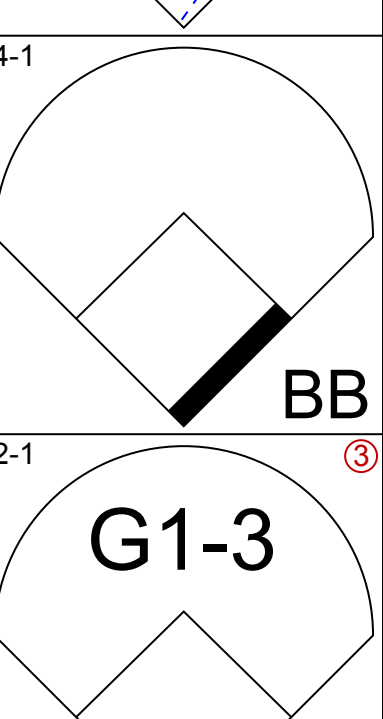
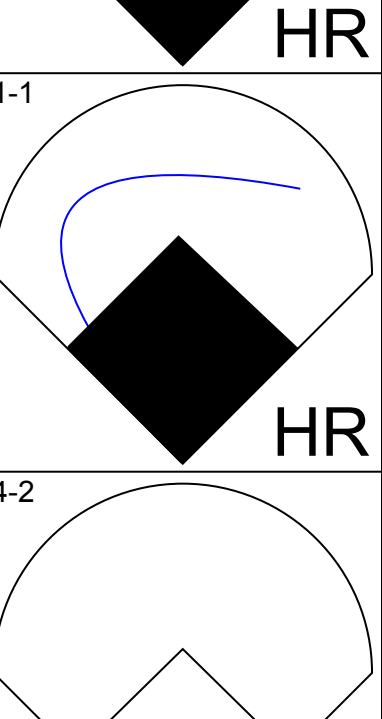
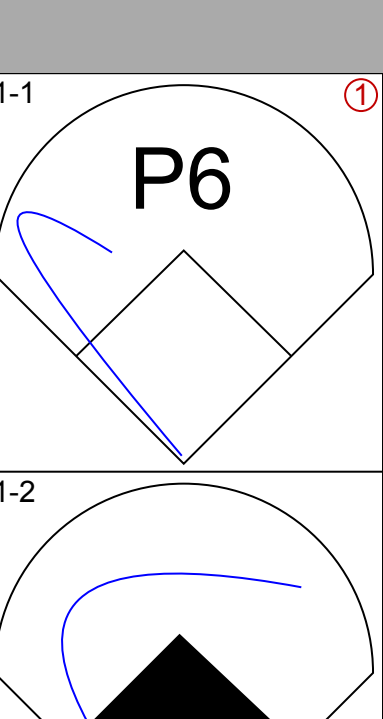
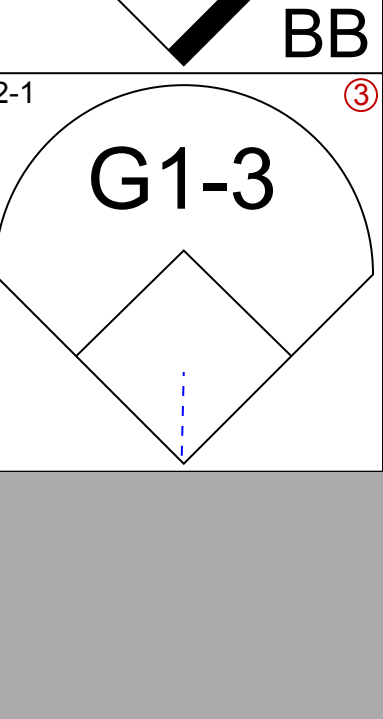
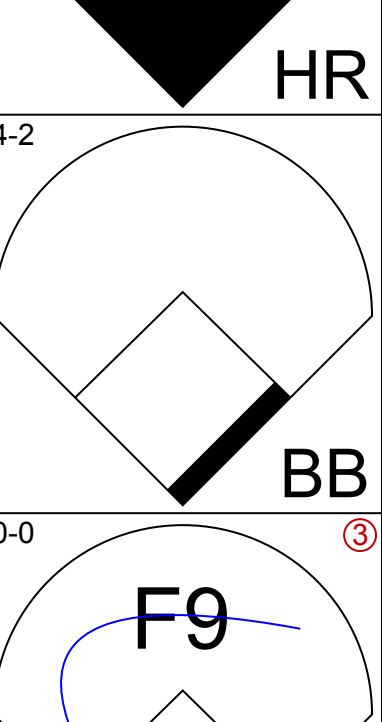
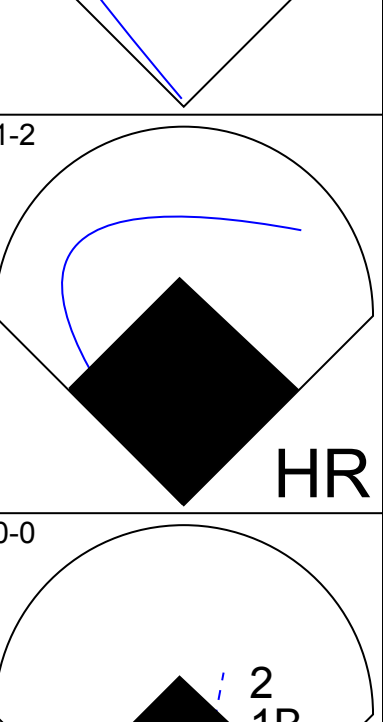

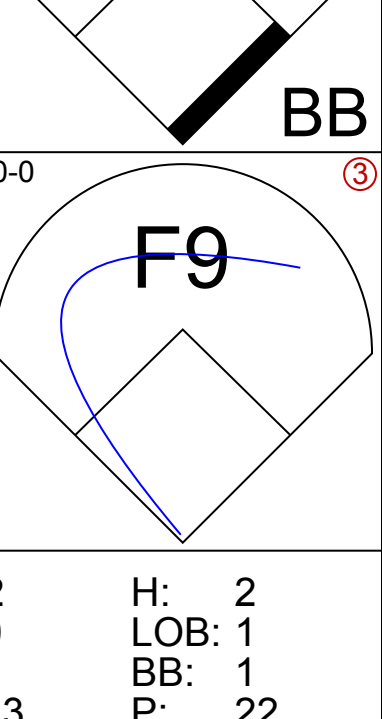
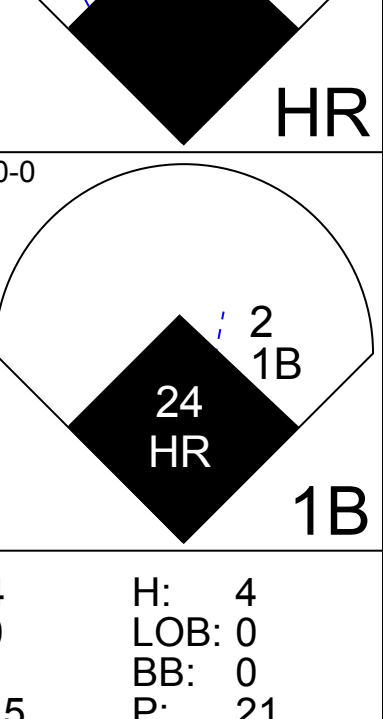



Batter	1	2	3	4	5	6	7	8	9	AB	R	H	RBI	BB	SO	LOB	BOTTOM				
David Dellucci, L OBP: 0.408, SLG: 0.527 (1, 10)	23 BB		10 CS		F9			23 10 G5-4-3 1B 9 HR		3	1	2	0	1	0	2					
10 Michael Young, R OBP: 0.370, SLG: 0.518 (1, 6)	K		F8			G1-3		23 23 G5-4-3 1B		4	0	1	0	0	1	2					
23 Mark Teixeira, S OBP: 0.353, SLG: 0.541 (1, 3)	BB			G4-3		K		G5-4-3		3	0	0	0	1	1	2					
9 Hank Blalock, L OBP: 0.348, SLG: 0.497 (1, 5)	K			K		1B		HR		4	1	2	2	0	2	2					
Alfonso Soriano, R OBP: 0.317, SLG: 0.539 (1, 4)	K			CS		F8		L7		3	0	0	0	1	1	3					
Kevin Mench, R OBP: 0.341, SLG: 0.542 (1, 7)	F8			CS		1B		P6		3	0	1	0	0	0	0					
Richard Hidalgo, R OBP: 0.281, SLG: 0.406 (1, 9)	F8					1B		G2-3		3	0	1	0	0	0	0					
Gary Matthews, S OBP: 0.286, SLG: 0.388 (1, 8)	K					K		S		2	0	0	0	1	2	2					
Rod Barajas, R OBP: 0.312, SLG: 0.418 (1, 2)			G6-3			F6		L8		3	0	0	0	0	0	3					
Inning Stats	R: 0 E: 0 K: 3 S: 14	H: 1 LOB: 2 BB: 1 P: 26	R: 0 E: 0 K: 1 S: 12	H: 0 LOB: 0 BB: 0 P: 18	R: 0 E: 0 K: 0 S: 10	H: 0 LOB: 0 BB: 1 P: 18	R: 0 E: 0 K: 1 S: 6	H: 0 LOB: 0 BB: 1 P: 13	R: 0 E: 0 K: 1 S: 14	H: 2 LOB: 2 BB: 0 P: 22	R: 0 E: 0 K: 1 S: 9	H: 1 LOB: 1 BB: 0 P: 12	R: 0 E: 0 K: 0 S: 14	H: 0 LOB: 1 BB: 1 P: 25	R: 2 E: 0 K: 0 S: 7	H: 3 LOB: 0 BB: 0 P: 12	1B: 6 2B: 0 3B: 0 HR: 1	SF: 0 SAC: 0 DP: 1 HBP: 0	WP: 0 PB: 0 SB: 1 CS: 2	PA: 33	
PITCHER	IP	WLS	BF	H	R	ER	SO	BB	IBB	HBP	BLK	WP	HR	S	P	ERA	WHIP				
35 Mike Mussina, R ERA: 3.95 (1, 1)	6.0		23	4	0	0	7	3	0	0	0	0	0	65	109	0.00	1.167				
Felix Rodriguez, R ERA: 4.97 (7, 1)	1.0		4	0	0	0	0	1	0	0	0	0	0	14	25	0.00	1.000				
Wayne Franklin, L ERA: 12.27 (8, 1)	0.2	L	4	3	2	2	0	0	0	0	0	0	1	4	9	27.00	4.500				
Scott Proctor, R ERA: 4.85 (8, 1)	0.1		1	0	0	0	0	0	0	0	0	0	0	3	3	0.00	0.000				

New York Yankees @ Texas Rangers
Ameriquet Field, Arlington, TX
Tue Jul 19 2005, 8:05 PM EDT
Att: 45,208 - Clear - 93 F

AB 28
R 2
H 7
RBI 2
BB 4
SO 7
LOB 16

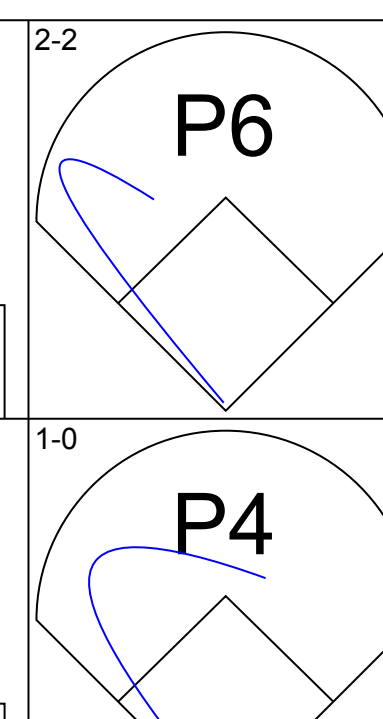
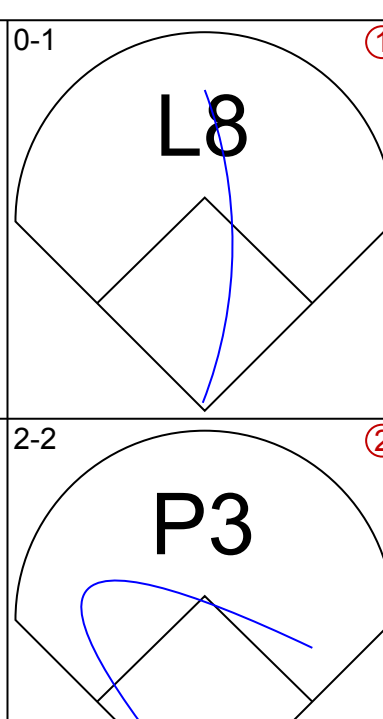
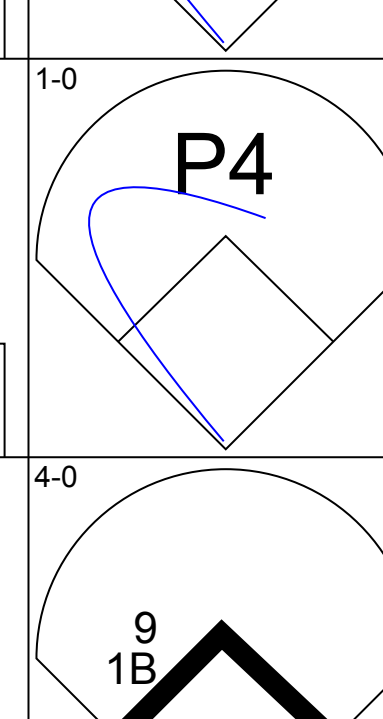
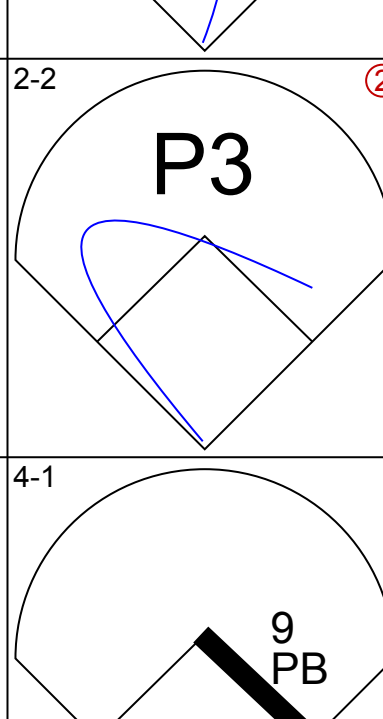
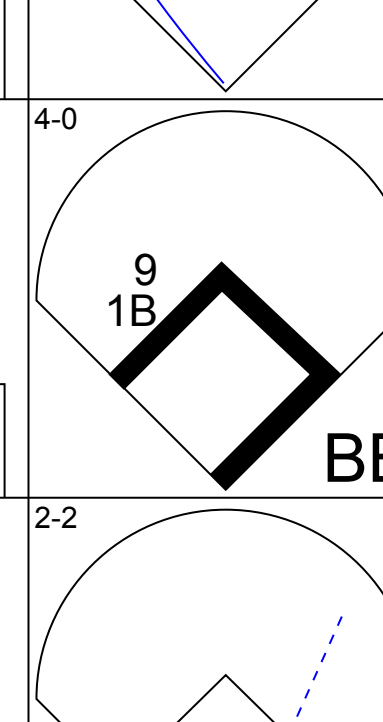
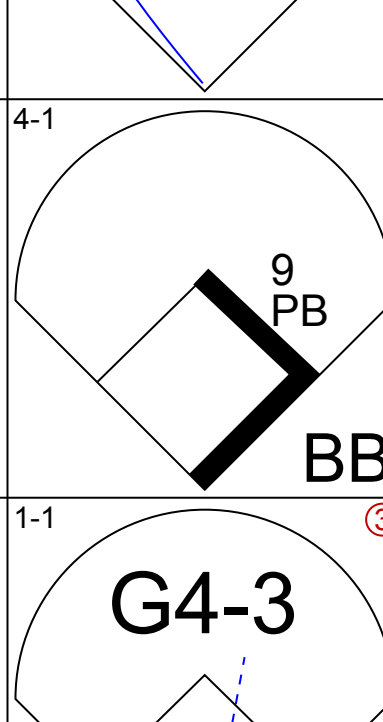
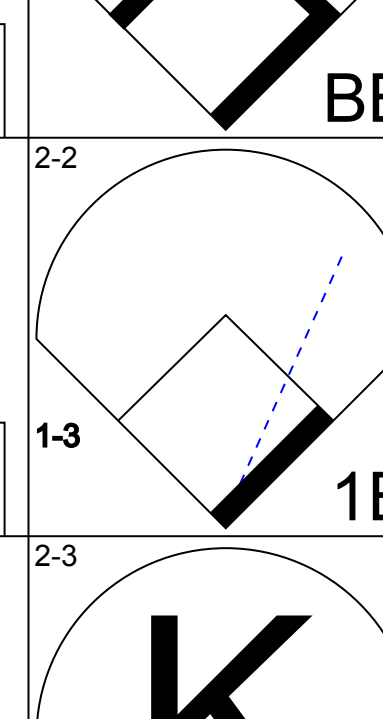
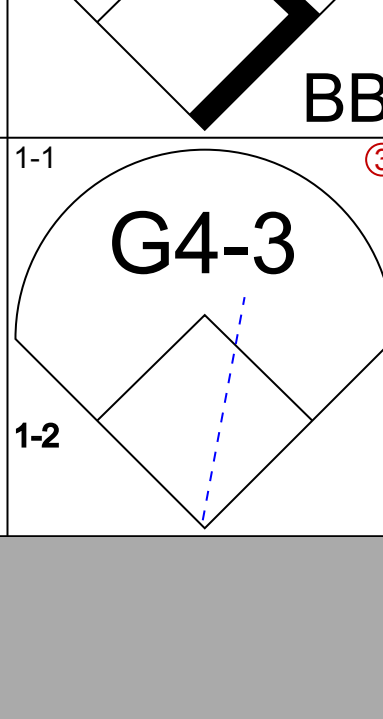
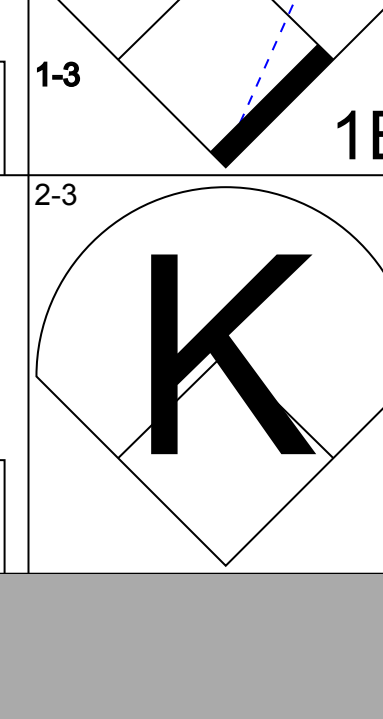
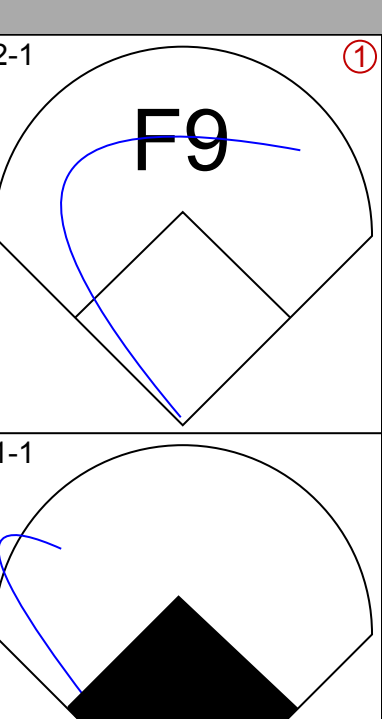
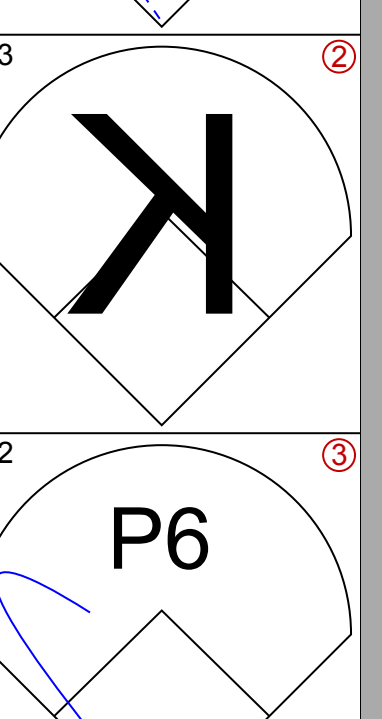
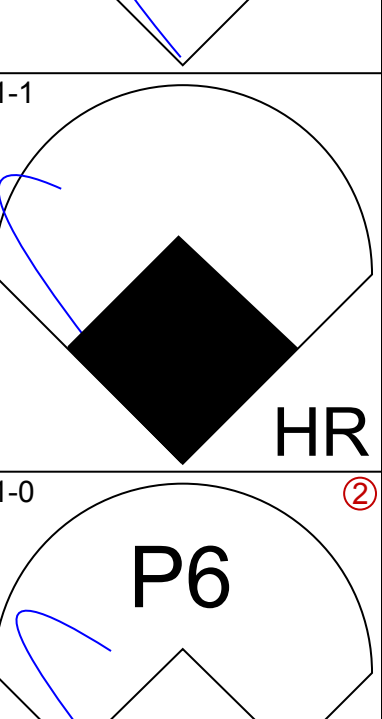
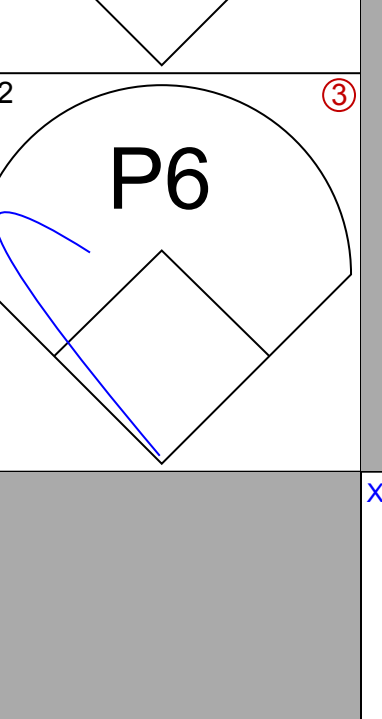
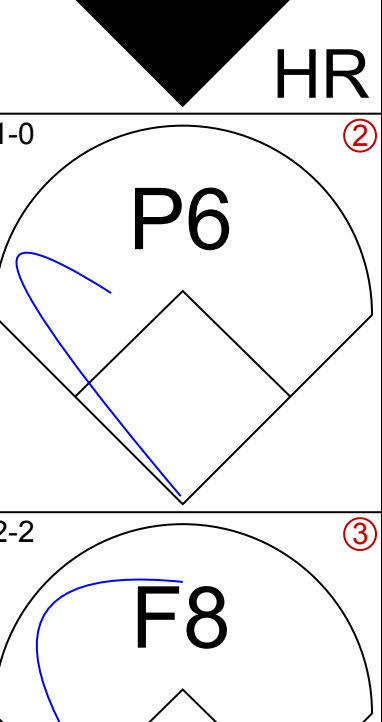
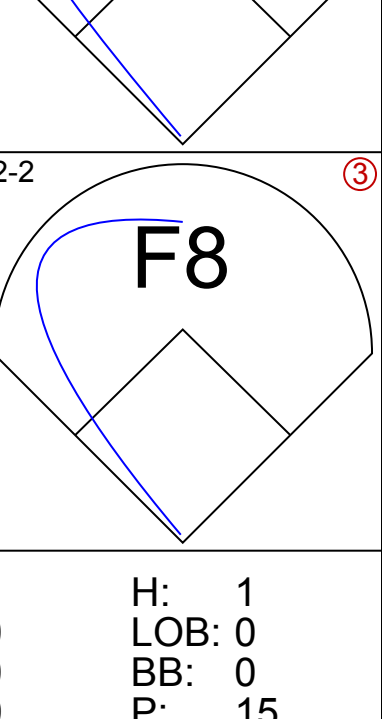


Batter	1	2	3	4	5	6	7	8	9	AB	R	H	RBI	BB	SO	LOB	TOP								
2 Derek Jeter, R OBP: 0.375, SLG: 0.429										5	1	1	0	0	1	0									
24 Robinson Cano, L OBP: 0.328, SLG: 0.480										5	1	2	3	0	1	0									
Gary Sheffield, R OBP: 0.398, SLG: 0.549										5	0	0	0	0	1	1									
13 Alex Rodriguez, R OBP: 0.413, SLG: 0.583										4	0	0	0	0	3	0									
55 Hideki Matsui, L OBP: 0.375, SLG: 0.513										4	0	0	0	0	0	0									
25 Jason Giambi, L OBP: 0.437, SLG: 0.502										3	2	2	2	1	0	0									
20 Jorge Posada, S OBP: 0.354, SLG: 0.446										4	1	2	1	0	0	1									
Tino Martinez, L OBP: 0.314, SLG: 0.472										3	2	2	2	1	0	1									
Bubba Crosby, L OBP: 0.320, SLG: 0.261										4	1	1	0	0	0	2									
Inning Stats	R: 0 E: 0 K: 3 S: 11	H: 0 LOB: 0 BB: 0 P: 14	R: 2 E: 0 K: 1 S: 13	H: 2 LOB: 1 BB: 22	R: 0 E: 0 K: 0 S: 6	H: 0 LOB: 0 BB: 0 P: 8	R: 0 E: 0 K: 1 S: 8	H: 0 LOB: 0 BB: 0 P: 12	R: 4 E: 0 K: 1 S: 15	H: 4 LOB: 0 BB: 0 P: 21	R: 1 E: 0 K: 0 S: 9	H: 2 LOB: 1 BB: 0 P: 17	R: 0 E: 0 K: 0 S: 4	H: 0 LOB: 0 BB: 0 P: 4	R: 0 E: 0 K: 0 S: 6	H: 0 LOB: 1 BB: 1 P: 12	R: 1 E: 0 K: 0 S: 12	H: 2 LOB: 1 BB: 0 P: 15	1B: 4 2B: 0 3B: 0 HR: 6	SF: 0 SAC: 0 DP: 0 HBP: 0	WP: 0 PB: 0 CS: 0	PA: 39			
PITCHER	IP	WLS	BF	H	R	ER	SO	BB	IBB	HBP	BLK	WP	HR	S	P	ERA	WHIP								
53 Joaquin Benoit, R ERA: 2.32	(1, 1)	5.0	L	22	6	6	6	6	1	0	0	0	0	4	53	77	10.80	1.400							
Brian Shouse, L ERA: 4.73	(6, 1)	1.0		5	2	1	1	0	0	0	0	0	0	1	9	17	9.00	2.000							
Doug Brocail, R ERA: 4.76	(7, 1)	2.0		7	0	0	0	0	1	0	0	0	0	0	10	16	0.00	0.500							
Erasmio Ramirez, L ERA: 1.8	(9, 1)	1.0		5	2	1	1	0	0	0	0	0	0	1	12	15	9.00	2.000							

New York Yankees @ Texas Rangers
Ameritrust Field, Arlington, TX
Wed Jul 20 2005, 7:05 PM EDT
Att: 45,354 - Partly Cloudy - 92 F

AB 37
R 8
H 10
RBI 8
BB 2
SO 6
LOB 5



Batter	1	2	3	4	5	6	7	8	9	AB	R	H	RBI	BB	SO	LOB	BOTTOM								
David Dellucci, L OBP: 0.402, SLG: 0.517										5	0	0	1	0	0	4									
10 Michael Young, R OBP: 0.388, SLG: 0.514										5	0	1	0	0	0	1									
23 Mark Teixeira, S OBP: 0.354, SLG: 0.537										3	0	0	0	2	1	2									
9 Hank Blalock, L OBP: 0.351, SLG: 0.497										4	1	2	0	1	1	1									
Alfonso Soriano, R OBP: 0.315, SLG: 0.533										4	0	0	0	1	2	3									
Kevin Mench, R OBP: 0.340, SLG: 0.537										3	0	0	0	1	1	2									
Richard Hidalgo, R OBP: 0.284, SLG: 0.423										4	1	2	2	0	1	0									
Gary Matthews, S OBP: 0.289, SLG: 0.392										3	1	1	0	1	1	0									
Rod Barajas, R OBP: 0.314, SLG: 0.419										4	1	2	0	0	0	3									
Inning Stats	R: 0 E: 0 K: 1 S: 10	H: 1 LOB: 2 BB: 1 P: 21	R: 1 E: 0 K: 0 S: 9	H: 1 LOB: 0 BB: 0 P: 15	R: 0 E: 0 K: 0 S: 8	H: 0 LOB: 0 BB: 1 P: 15	R: 0 E: 0 K: 1 S: 9	H: 0 LOB: 0 BB: 0 P: 13	R: 1 E: 0 K: 0 S: 8	H: 3 LOB: 1 BB: 0 P: 11	R: 1 E: 0 K: 0 S: 16	H: 1 LOB: 3 BB: 3 P: 34	R: 0 E: 0 K: 0 S: 8	H: 1 LOB: 2 BB: 1 P: 19	R: 1 E: 1 K: 2 S: 17	H: 1 LOB: 1 BB: 0 P: 23	R: 0 E: 0 K: 2 S: 8	H: 0 LOB: 0 BB: 0 P: 10	1B: 5 2B: 2 3B: 0 HR: 1	SF: 0 SAC: 0 DP: 1 HBP: 0	WP: 0 PB: 1 CS: 0	PA: 41			
PITCHER	IP	WLS	BF	H	R	ER	SO	BB	IBB	HBP	BLK	WP	HR	S	P	ERA	WHIP								
Aaron Small, R ERA: 5.06	(1, 1)	5.1	W	24	5	3	3	3	4	0	0	0	0	1	51	91	5.06	1.688							
Tanyon Sturtze, R ERA: 3.67	(6, 1)	1.1		8	2	0	0	0	2	0	0	0	0	0	15	34	0.00	3.000							
Tom Gordon, R ERA: 2.7	(7, 1)	1.1	H	6	1	1	0	2	0	0	0	0	0	0	19	26	0.00	0.750							
42 Mariano Rivera, R ERA: 0.89	(9, 1)	1.0		3	0	0	0	2	0	0	0	0	0	0	8	10	0.00	0.000							

New York Yankees @ Texas Rangers
Ameritrust Field, Arlington, TX
Wed Jul 20 2005, 7:05 PM EDT
Att: 45,354 - Partly Cloudy - 92 F

AB 35
R 4
H 8
RBI 3
BB 6
SO 7
LOB 16



Batter	1	2	3	4	5	6	7	8	9	AB	R	H	RBI	BB	SO	LOB	TOP			
2 Derek Jeter, R OBP: 0.375, SLG: 0.434 (1, 6)										3	1	1	0	0	0	0	New York Yankees @ Los Angeles Angels Angel Stadium of Anaheim, Anaheim, CA Thu Jul 21 2005, 7:05 PM PDT Att: 44,109 - Clear - 87 F livebaseballscorecards.com			
24 Robinson Cano, L OBP: 0.327, SLG: 0.477 (1, 4)										4	0	1	1	0	0	1				
Gary Sheffield, R OBP: 0.395, SLG: 0.542 (1, 9)										4	0	0	0	0	1	2				
13 Alex Rodriguez, R OBP: 0.416, SLG: 0.596 (1, 5)										4	1	3	1	0	0	0				
55 Hideki Matsui, L OBP: 0.373, SLG: 0.518 (1, 10)										4	1	1	1	0	1	2				
25 Jason Giambi, L OBP: 0.438, SLG: 0.528 (1, 3)										4	2	2	2	0	2	1				
Bernie Williams, S OBP: 0.339, SLG: 0.363 (1, 8)										3	0	0	0	1	0	0				
John Flaherty, R OBP: 0.192, SLG: 0.203 (1, 2)										3	0	0	0	0	0	0				
20 Jorge Posada, S OBP: 0.353, SLG: 0.444 (9, PH)										1	0	0	0	0	0	2				
Bubba Crosby, L OBP: 0.321, SLG: 0.269 (1, 7)										3	0	1	0	0	0	0				
Inning Stats	R: 2 E: 0 K: 0 S: 10	H: 3 LOB: 0 BB: 0 P: 15	R: 0 E: 0 K: 1 S: 7	H: 0 LOB: 0 BB: 0 P: 7	R: 0 E: 0 K: 0 S: 7	H: 1 LOB: 1 BB: 0 P: 10	R: 1 E: 0 K: 1 S: 10	H: 2 LOB: 0 BB: 0 P: 17	R: 0 E: 0 K: 0 S: 5	H: 0 LOB: 0 BB: 0 P: 7	R: 2 E: 0 K: 0 S: 12	H: 2 LOB: 0 BB: 0 P: 17	R: 0 E: 0 K: 0 S: 7	H: 0 LOB: 0 BB: 0 P: 8	R: 0 E: 0 K: 1 S: 13	H: 1 LOB: 2 BB: 1 P: 23	1B: 3 2B: 2 3B: 1 HR: 4	SF: 0 SAC: 1 DP: 2 HBP: 0	WP: 0 PB: 0 SB: 0 CS: 1	PA: 35
PITCHER	IP WLS BF H R ER SO BB IBB HBP BLK WP HR S P ERA WHIP																			
40 Bartolo Colon, R ERA: 3.78 (1, 1)	7.0 W 27 8 5 5 3 0 0 0 0 0 4 60 87 6.43 1.143																			
62 Scot Shields, R ERA: 2.29 (8, 1)	1.0 H 3 0 0 0 0 0 0 0 0 0 0 7 8 0.00 0.000																			
Francisco Rodriguez, R ERA: 1.91 (9, 1)	1.0 S 5 1 0 0 1 1 0 0 0 0 0 0 13 23 0.00 2.000																			

Batter	1	2	3	4	5	6	7	8	9	AB	R	H	RBI	BB	SO	LOB	BOTTOM			
9 Chone Figgins, S OBP: 0.335, SLG: 0.395 (1, 4)										4	1	1	0	0	0	1	New York Yankees @ Los Angeles Angels Angel Stadium of Anaheim, Anaheim, CA Thu Jul 21 2005, 7:05 PM PDT Att: 44,109 - Clear - 87 F livebaseballscorecards.com			
Darin Erstad, L OBP: 0.341, SLG: 0.383 (1, 3)										3	2	1	0	0	1	3				
27 Vladimir Guerrero, R OBP: 0.364, SLG: 0.545 (1, 9)										4	1	1	4	0	0	2				
16 Garret Anderson, L OBP: 0.324, SLG: 0.452 (1, 7)										4	0	2	1	0	0	0				
Bengie Molina, R OBP: 0.348, SLG: 0.475 (1, 10)										3	0	2	1	0	0	0				
Orlando Cabrera, R OBP: 0.301, SLG: 0.354 (1, 6)										3	0	0	0	1	0	2				
Steve Finley, L OBP: 0.282, SLG: 0.397 (1, 8)										4	0	0	0	0	1	3				
José Molina, R OBP: 0.290, SLG: 0.311 (1, 2)										2	0	0	0	0	2	0				
Jeff DaVanon, S OBP: 0.355, SLG: 0.335 (7, PH)										0	1	0	0	1	0	0				
Josh Paul, R OBP: 0.212, SLG: 0.355 (8, 2)										1	0	0	0	0	0	0				
6 Maicer Izturis, S OBP: 0.328, SLG: 0.414 (1, 5)										3	1	1	0	1	2	0				
Inning Stats	R: 0 E: 0 K: 0 S: 6	H: 0 LOB: 0 BB: 0 P: 10	R: 0 E: 0 K: 0 S: 10	H: 0 LOB: 0 BB: 0 P: 12	R: 0 E: 0 K: 2 S: 11	H: 0 LOB: 1 BB: 1 P: 17	R: 1 E: 0 K: 0 S: 9	H: 1 LOB: 1 BB: 0 P: 14	R: 0 E: 0 K: 2 S: 10	H: 0 LOB: 0 BB: 0 P: 12	R: 1 E: 0 K: 0 S: 16	H: 3 LOB: 3 BB: 1 P: 24	R: 4 E: 0 K: 1 S: 18	H: 4 LOB: 1 BB: 1 P: 30	R: 0 E: 0 K: 1 S: 11	H: 0 LOB: 0 BB: 0 P: 17	1B: 6 2B: 1 3B: 0 HR: 1	SF: 1 SAC: 0 DP: 0 HBP: 1	WP: 0 PB: 0 SB: 0 CS: 0	PA: 36
PITCHER	IP WLS BF H R ER SO BB IBB HBP BLK WP HR S P ERA WHIP																			
Randy Johnson, L ERA: 4.18 (1, 1)	6.0 1 0 1 1 0 1 0 0 0 0 0 5 9 3.00 0.833																			
Scott Proctor, R ERA: 5.54 (7, 1)	0.0 H 3 2 0 0 1 0 0 0 0 0 0 6 10 0.00 6.000																			
Buddy Groom, L ERA: 5.11 (7, 1)	0.1 L 4 2 3 3 0 0 0 0 0 0 1 7 11 40.50 3.000																			
Tom Gordon, R ERA: 2.85 (8, 1)	1.0 3 0 0 0 1 0 0 0 0 0 0 0 11 17 0.00 0.000																			

Batter	1	2	3	4	5	6	7	8	9	AB	R	H	RBI	BB	SO	LOB	TOP								
2 Derek Jeter, R OBP: 0.373, SLG: 0.429										4	1	0	0	1	2	2									
24 Robinson Cano, L OBP: 0.330, SLG: 0.481										4	1	2	1	0	0	2									
Gary Sheffield, R OBP: 0.393, SLG: 0.538										3	0	0	0	1	0	3									
13 Alex Rodriguez, R OBP: 0.417, SLG: 0.595										4	1	2	0	0	1	2									
55 Hideki Matsui, L OBP: 0.372, SLG: 0.515										4	0	1	1	0	0	2									
25 Jason Giambi, L OBP: 0.435, SLG: 0.528										4	0	1	1	0	2	3									
20 Jorge Posada, S OBP: 0.349, SLG: 0.438										4	0	0	0	0	2	4									
Bernie Williams, S OBP: 0.338, SLG: 0.362										4	0	1	0	0	1	0									
Bubba Crosby, L OBP: 0.323, SLG: 0.250										2	0	0	0	1	1	0									
Tino Martinez, L OBP: 0.313, SLG: 0.470										1	0	0	0	0	1	0									
Inning Stats	R: 0 E: 0 K: 1 S: 7	H: 0 LOB: 0 BB: 0 P: 11	R: 1 E: 1 K: 1 S: 11	H: 1 LOB: 0 BB: 0 P: 17	R: 0 E: 0 K: 2 S: 7	H: 0 LOB: 0 BB: 0 P: 10	R: 1 E: 0 K: 2 S: 16	H: 2 LOB: 2 BB: 1 P: 31	R: 1 E: 1 K: 1 S: 13	H: 1 LOB: 1 BB: 1 P: 23	R: 0 E: 0 K: 1 S: 10	H: 1 LOB: 1 BB: 0 P: 18	R: 0 E: 0 K: 0 S: 11	H: 1 LOB: 2 BB: 1 P: 21	R: 0 E: 0 K: 1 S: 8	H: 1 LOB: 1 BB: 0 P: 12	R: 0 E: 0 K: 1 S: 10	H: 0 LOB: 0 BB: 0 P: 15	1B: 5 2B: 2 3B: 0 HR: 0	SF: 0 SAC: 0 DP: 0 HBP: 0	WP: 1 PB: 0 SB: 0 CS: 0	PA: 37			
PITCHER	IP	WLS	BF	H	R	ER	SO	BB	IBB	HBP	BLK	WP	HR	S	P	ERA	WHIP								
41 John Lackey, R ERA: 3.84	5.1	W	23	5	3	2	7	2	0	0	0	1	0	58	101	3.38	1.312								
Brendan Donnelly, R ERA: 3.21	1.1	H	6	1	0	0	1	1	0	0	0	0	0	15	28	0.00	1.500								
62 Scot Shields, R ERA: 2.24	1.1	H	5	1	0	0	1	0	0	0	0	0	0	14	14	0.00	0.750								
Francisco Rodriguez, R ERA: 1.86	1.0	S	3	0	0	0	1	0	0	0	0	0	0	10	15	0.00	0.000								

New York Yankees @ Los Angeles Angels
Angel Stadium of Anaheim, Anaheim, CA

AB 34
R 3
H 7
RBI 3
BB 3
SO 10
LOB 18



WP: 1 PA: 37
PB: 0
SB: 0
CS: 0

New York Yankees @ Los Angeles Angels
Angel Stadium of Anaheim, Anaheim, CA

AB 34
R 6
H 10
RBI 5
BB 2
SO 3
LOB 16



WP: 0 PA: 36
PB: 0
SB: 2
CS: 0

Batter	1	2	3	4	5	6	7	8	9	AB	R	H	RBI	BB	SO	LOB	BOTTOM								
9 Chone Figgins, S OBP: 0.337, SLG: 0.396										4	0	2	1	0	1	1									
Darin Erstad, L OBP: 0.341, SLG: 0.382										4	0	1	1	0	0	2									
27 Vladimir Guerrero, R OBP: 0.360, SLG: 0.536										4	0	0	0	0	0	3									
16 Garret Anderson, L OBP: 0.323, SLG: 0.450										4	1	1	0	0	1	1									
Bengie Molina, R OBP: 0.351, SLG: 0.473										3	1	1	0	1	0	0									
Orlando Cabrera, R OBP: 0.300, SLG: 0.352										4	0	1	0	0	0	3									
José Molina, R OBP: 0.296, SLG: 0.317										4	1	2	1	0	1	1									
6 Maicer Izturis, S OBP: 0.333, SLG: 0.412										3	2	1	0	1	0	2									
Adam Kennedy, L OBP: 0.369, SLG: 0.397										4	1	1	2	0	0	3									
Inning Stats	R: 0 E: 0 K: 0 S: 9	H: 1 LOB: 1 BB: 0 P: 14	R: 4 E: 1 K: 0 S: 16	H: 4 LOB: 1 BB: 1 P: 29	R: 1 E: 0 K: 0 S: 10	H: 2 LOB: 2 BB: 1 P: 19	R: 0 E: 0 K: 1 S: 6	H: 0 LOB: 0 BB: 0 P: 13	R: 0 E: 0 K: 1 S: 7	H: 1 LOB: 1 BB: 0 P: 11	R: 1 E: 0 K: 0 S: 14	H: 2 LOB: 1 BB: 0 P: 18	R: 0 E: 0 K: 0 S: 12	H: 0 LOB: 0 BB: 0 P: 19	R: 0 E: 0 K: 1 S: 6	H: 0 LOB: 0 BB: 0 P: 10	1B: 10 2B: 0 3B: 0 HR: 0	SF: 0 SAC: 0 DP: 0 HBP: 0	WP: 0 PB: 0 SB: 2 CS: 0	PA: 36					
PITCHER	IP	WLS	BF	H	R	ER	SO	BB	IBB	HBP	BLK	WP	HR	S	P	ERA	WHIP								
Al Leiter, L ERA: 6.43	6.0	L	30	10	6	6	2	2	0	0	0	0	0	62	104	9.00	2.000								
Scott Proctor, R ERA: 4.6	2.0		6	0	0	0	1	0	0	0	0	0	0	18	29	0.00	0.000								

Fri Jul 22 2005, 7:05 PM PDT
Att: 44,043 - Clear - 79 F

livebaseballscores.com

Batter	1	2	3	4	5	6	7	8	9	AB	R	H	RBI	BB	SO	LOB	TOP											
2 Derek Jeter, R OBP: 0.380, SLG: 0.443 (1, 6)										4	2	4	1	1	0	0	New York Yankees @ Los Angeles Angels Angel Stadium of Anaheim, Anaheim, CA Sat Jul 23 2005, 7:05 PM PDT Att: 44,035 - Cloudy - 79 F											
24 Robinson Cano, L OBP: 0.331, SLG: 0.469 (1, 4)										4	2	1	1	1	0	4												
Gary Sheffield, R OBP: 0.393, SLG: 0.536 (1, 9)										5	0	2	1	0	1	1												
13 Alex Rodriguez, R OBP: 0.414, SLG: 0.590 (1, 5)										5	0	1	1	0	3	3												
55 Hideki Matsui, L OBP: 0.373, SLG: 0.512 (1, 7)										5	1	1	0	0	0	4												
25 Jason Giambi, L OBP: 0.433, SLG: 0.536 (1, 10)										4	1	1	2	0	0	4												
20 Jorge Posada, S OBP: 0.348, SLG: 0.433 (1, 2)										3	0	0	0	1	0	0												
Tino Martinez, L OBP: 0.316, SLG: 0.470 (1, 3)										4	0	2	0	0	0	0												
Bubba Crosby, L OBP: 0.294, SLG: 0.226 Bernie Williams, S OBP: 0.337, SLG: 0.360 (8, PH)										3	0	0	0	0	0	3												
Inning Stats	R: 1 E: 0 K: 1 S: 14	H: 1 LOB: 0 BB: 1 P: 25	R: 0 E: 0 K: 0 S: 8	H: 1 LOB: 2 BB: 1 P: 20	R: 2 E: 0 K: 0 S: 12	H: 3 LOB: 1 BB: 0 P: 17	R: 0 E: 0 K: 0 S: 5	H: 0 LOB: 0 BB: 0 P: 8	R: 1 E: 0 K: 1 S: 15	H: 2 LOB: 2 BB: 1 P: 26	R: 0 E: 0 K: 0 S: 9	H: 2 LOB: 2 BB: 0 P: 13	R: 2 E: 0 K: 1 S: 14	H: 2 LOB: 0 BB: 0 P: 21	R: 0 E: 0 K: 0 S: 7	H: 1 LOB: 1 BB: 0 P: 14		R: 0 E: 0 K: 1 S: 6	H: 0 LOB: 0 BB: 0 P: 7	1B: 9 2B: 0 3B: 0 HR: 3	SF: 0 SAC: 0 DP: 1 HBP: 1	WP: 0 PB: 1 SB: 0 CS: 1	PA: 42					
PITCHER	IP	WLS	BF	H	R	ER	SO	BB	IBB	HBP	BLK	WP	HR	S	P	ERA	WHIP											
54 Ervin Santana, R ERA: 5.64	(1, 1)	5.0	W	25	7	4	3	2	3	0	1	0	0	2	54	96	5.40	2.000										
Esteban Yan, R ERA: 4.1	(6, 1)	2.0		10	4	2	2	1	0	0	0	0	0	1	23	34	9.00	2.000										
62 Scot Shields, R ERA: 2.2	(8, 1)	1.0	H	4	1	0	0	0	0	0	0	0	0	7	14	0.00	1.000											
Francisco Rodriguez, R ERA: 1.82	(9, 1)	1.0	S	3	0	0	0	1	0	0	0	0	0	6	7	0.00	0.000											

Batter	1	2	3	4	5	6	7	8	9	AB	R	H	RBI	BB	SO	LOB	BOTTOM											
9 Chone Figgins, S OBP: 0.342, SLG: 0.401 (1, 5)										3	2	2	1	2	0	1	New York Yankees @ Los Angeles Angels Angel Stadium of Anaheim, Anaheim, CA Sat Jul 23 2005, 7:05 PM PDT Att: 44,035 - Cloudy - 79 F											
Darin Erstad, L OBP: 0.344, SLG: 0.387 (1, 3)										5	1	3	2	0	1	3												
27 Vladimir Guerrero, R OBP: 0.360, SLG: 0.544 (1, 9)										4	1	1	3	1	0	3												
16 Garret Anderson, L OBP: 0.322, SLG: 0.450 (1, 10)										4	1	1	0	0	0	3												
Steve Finley, L OBP: 0.289, SLG: 0.400 (1, 8)										3	0	2	1	1	0	1												
Bengie Molina, R OBP: 0.345, SLG: 0.464 (1, 2)										4	0	0	1	0	0	4												
Jeff DaVanon, S OBP: 0.353, SLG: 0.330 (1, 7)										3	1	0	0	1	0	1												
Orlando Cabrera, R OBP: 0.300, SLG: 0.351 (1, 6)										4	0	1	0	0	1	2												
Adam Kennedy, L OBP: 0.376, SLG: 0.398 (1, 4)										2	2	1	0	2	1	0												
Inning Stats	R: 0 E: 0 K: 1 S: 8	H: 1 LOB: 0 BB: 0 P: 11	R: 1 E: 0 K: 0 S: 16	H: 2 LOB: 1 BB: 0 P: 19	R: 3 E: 0 K: 0 S: 15	H: 1 LOB: 1 BB: 3 P: 29	R: 4 E: 0 K: 1 S: 16	H: 4 LOB: 2 BB: 2 P: 29	R: 0 E: 0 K: 0 S: 8	H: 1 LOB: 1 BB: 0 P: 15	R: 0 E: 0 K: 0 S: 6	H: 0 LOB: 0 BB: 0 P: 11	R: 0 E: 0 K: 1 S: 8	H: 1 LOB: 1 BB: 1 P: 14	R: 0 E: 0 K: 1 S: 8	H: 1 LOB: 1 BB: 1 P: 14		1B: 7 2B: 3 3B: 0 HR: 1	SF: 0 SAC: 0 DP: 1 HBP: 0	WP: 0 PB: 0 SB: 3 CS: 0	PA: 39							
PITCHER	IP	WLS	BF	H	R	ER	SO	BB	IBB	HBP	BLK	WP	HR	S	P	ERA	WHIP											
Kevin Brown, R ERA: 6.5	(1, 1)	3.1	L	19	6	7	7	2	4	0	0	0	0	0	5	11	18.90	3.000										
Alex Graman, L ERA: 27.0	(4, 1)	0.1		4	2	1	1	0	0	1	0	0	0	0	5	11	27.00	6.000										
Felix Rodriguez, R ERA: 4.2	(4, 1)	1.1		5	1	0	0	0	1	0	0	0	0	0	19	32	0.00	1.500										
Buddy Groom, L ERA: 4.91	(6, 1)	1.0		4	1	0	0	0	0	0	0	0	0	8	15	0.00	1.000											
Aaron Small, R ERA: 4.28	(7, 1)	1.0		3	0	0	0	0	0	0	0	0	0	6	11	0.00	0.000											

Batter	1	2	3	4	5	6	7	8	9	AB	R	H	RBI	BB	SO	LOB	TOP				
2 Derek Jeter, R OBP: 0.376, SLG: 0.437	G6-3		K			F8		K	G5-3	5	0	0	0	0	2	2					
24 Robinson Cano, L OBP: 0.330, SLG: 0.469	G4-3				G3 13 F9-2	G3-1		F7		4	0	1	0	0	0	0					
Gary Sheffield, R OBP: 0.392, SLG: 0.532	F9			G3			K	13 BB		4	0	1	0	0	1	1					
13 Alex Rodriguez, R OBP: 0.417, SLG: 0.589		20 FC4-6		F9-2			55 HR			2	1	1	0	2	0	1					
55 Hideki Matsui, L OBP: 0.371, SLG: 0.518	F8					F9		P5		4	1	1	2	0	0	3					
25 Jason Giambi, L OBP: 0.437, SLG: 0.534	P2									1	1	0	0	1	0	1					
Tony Womack, L OBP: 0.274, SLG: 0.264					HBP		20 1B	FC3-6	2B	0	1	0	0	0	0	0					
20 Jorge Posada, S OBP: 0.346, SLG: 0.431	FC4-6				F8		FC3-6		P5	4	0	1	0	0	0	3					
Tino Martinez, L OBP: 0.315, SLG: 0.471			F9		F9		FC3-6			4	0	1	2	0	0	2					
Bernie Williams, S OBP: 0.333, SLG: 0.356			G1-3			L6			P6	3	0	0	0	0	0	1					
Bubba Crosby, L OBP: 0.286, SLG: 0.219										1	0	0	0	0	0	2					
Inning Stats	R: 0 E: 0 K: 0 S: 7	H: 0 LOB: 0 BB: 0 P: 12	R: 0 E: 0 K: 0 S: 7	H: 0 LOB: 1 BB: 1 P: 14	R: 0 E: 0 K: 1 S: 9	H: 0 LOB: 0 BB: 0 P: 14	R: 0 E: 0 K: 0 S: 8	H: 1 LOB: 0 BB: 0 P: 11	R: 0 E: 0 K: 0 S: 5	H: 0 LOB: 1 BB: 0 P: 13	R: 3 E: 0 K: 1 S: 15	H: 3 LOB: 1 BB: 0 P: 24	R: 0 E: 0 K: 1 S: 16	H: 1 LOB: 2 BB: 1 P: 29	R: 1 E: 0 K: 0 S: 16	H: 1 LOB: 2 BB: 1 P: 25	1B: 3 2B: 3 3B: 0 HR: 1	SF: 0 SAC: 0 DP: 1 HBP: 2	WP: 0 PB: 0 SB: 0 CS: 0	PA: 37	
PITCHER	IP	WLS	BF	H	R	ER	SO	BB	IBB	HBP	BLK	WP	HR	S	P	ERA	WHIP				
Jarrod Washburn, L ERA: 3.28	7.2	L	30	5	3	3	3	1	0	2	0	0	1	69	112	3.52	0.783				
Joel Peralta, R ERA: 4.43	1.1		7	1	1	1	0	2	0	0	0	0	0	22	38	6.75	2.250				

New York Yankees @ Los Angeles Angels
Angel Stadium of Anaheim, Anaheim, CA

Sun Jul 24 2005, 1:05 PM PDT
Att: 44,032 - Partly Cloudy - 84 F

AB 32
R 4
H 6
RBI 4
BB 3
SO 3
LOB 16



Batter	1	2	3	4	5	6	7	8	9	AB	R	H	RBI	BB	SO	LOB	BOTTOM					
9 Chone Figgins, S OBP: 0.348, SLG: 0.406	G1-3 27 G5-3		1B				1B			3	1	3	0	1	0	0						
Darin Erstad, L OBP: 0.340, SLG: 0.383	G1-3		K		P4		G5-3			4	0	0	0	0	1	6						
27 Vladimir Guerrero, R OBP: 0.399, SLG: 0.540	G5-3		F8			F7		BB		4	0	1	1	0	0	2						
16 Garret Anderson, L OBP: 0.321, SLG: 0.448	P4		P4			K		P4		4	0	1	0	0	1	3						
Steve Finley, L OBP: 0.291, SLG: 0.399	P4				G3-1		6 1B		6 G1-6-3	3	0	1	0	1	0	1						
6 Maicer Izturis, S OBP: 0.338, SLG: 0.415		20 G6-4-3		G6-3					G1-6-3	4	0	2	0	0	0	2						
20 Juan Rivera, R OBP: 0.282, SLG: 0.419	G6-4-3			K			G1-3			4	0	0	0	0	2	3						
José Molina, R OBP: 0.292, SLG: 0.312										2	0	0	0	0	1	0						
Jeff DaVanon, S OBP: 0.351, SLG: 0.328	F8								F9	1	0	0	0	0	0	0						
Josh Paul, R OBP: 0.212, SLG: 0.355										0	0	0	0	0	0	0						
Bengie Molina, R OBP: 0.343, SLG: 0.462										1	0	0	0	0	0	0						
Adam Kennedy, L OBP: 0.378, SLG: 0.397										3	0	1	0	1	1	0						
Inning Stats	R: 1 E: 0 K: 0 S: 14	H: 1 LOB: 1 BB: 1 P: 21	R: 0 E: 0 K: 0 S: 8	H: 1 LOB: 0 BB: 0 P: 11	R: 0 E: 0 K: 1 S: 11	H: 1 LOB: 2 BB: 1 P: 19	R: 0 E: 0 K: 1 S: 11	H: 0 LOB: 0 BB: 0 P: 16	R: 0 E: 0 K: 1 S: 10	H: 2 LOB: 1 BB: 0 P: 16	R: 0 E: 0 K: 0 S: 9	H: 2 LOB: 1 BB: 0 P: 17	R: 0 E: 0 K: 0 S: 4	H: 1 LOB: 1 BB: 1 P: 9	R: 0 E: 0 K: 2 S: 9	H: 0 LOB: 0 BB: 0 P: 12	1B: 9 2B: 0 3B: 0 HR: 0	SF: 0 SAC: 0 DP: 3 HBP: 0	WP: 0 PB: 0 SB: 0 CS: 0	PA: 36		
PITCHER	IP	WLS	BF	H	R	ER	SO	BB	IBB	HBP	BLK	WP	HR	S	P	ERA	WHIP					
35 Mike Mussina, R ERA: 3.83	6.1	W	27	7	1	1	4	2	0	0	0	0	0	5	9	0.00	1.500					
Tanyon Sturtze, R ERA: 3.62	0.2	H	2	1	0	0	0	0	0	0	0	0	0	2	6	0.00	6.000					
Tom Gordon, R ERA: 2.77	0.1	H	3	1	0	0	0	1	0	0	0	0	0	11	15	0.00	0.000					
42 Mariano Rivera, R ERA: 0.85	1.2	S	4	0	0	0	2	0	0	0	0	0	0	0	0	0	0.00	0.000				

New York Yankees @ Los Angeles Angels
Angel Stadium of Anaheim, Anaheim, CA

Sun Jul 24 2005, 1:05 PM PDT
Att: 44,032 - Partly Cloudy - 84 F

AB 33
R 1
H 9
RBI 1
BB 3
SO 6
LOB 17



Batter	1	2	3	4	5	6	7	8	9	AB	R	H	RBI	BB	SO	LOB	TOP								
Shannon Stewart, R (1, 7) OBP: 0.336, SLG: 0.408	2-0 HBP 8 G6-3			1-3 K		2-3 K			1-1 F9	3	0	0	0	0	2	1	Minnesota Twins @ New York Yankees Yankee Stadium, Bronx, NY Tue Jul 26 2005, 7:05 PM EDT Att: 53,855 - Partly Cloudy - 89 F livebaseballscorecards.com								
8 Nick Punto, S (1, 5) OBP: 0.322, SLG: 0.367	1-2 G6-3 1-2		0-0 G3			1-3 K			3-2 G3-1	4	0	0	0	0	1	1									
Tori Hunter, R (1, 8) OBP: 0.332, SLG: 0.451	0-3 K		0-3 K			1-3 K				3	0	0	0	0	3	0									
7 Joe Mauer, L (1, 2) OBP: 0.381, SLG: 0.438		1-3 K			2-3 K				0-1 G4-3	3	0	0	0	0	2	0									
Matthew LeCroy, R (1, 10) OBP: 0.378, SLG: 0.476		1-3 K			2-2 G6-3				1-1 F7	3	0	0	0	0	1	0									
20 Lew Ford, R (1, 9) OBP: 0.341, SLG: 0.375		1-1 F8			0-0 F7				0-2 F8 2B	3	0	1	0	0	0	0									
Bret Boone, R (1, 4) OBP: 0.288, SLG: 0.356			3-3 K			1-1 G5-3			0-1 F8 2-3	3	0	0	0	0	1	1									
5 Michael Cuddyer, R (1, 3) OBP: 0.332, SLG: 0.388			1-2 L8			2-3 K			3-1 G3	3	0	0	0	0	1	1									
Juan Castro, R (1, 6) OBP: 0.268, SLG: 0.383			0-0 F9			0-1 1B			0-0 G1-3	2	0	1	0	0	0	0									
Terry Tiffee, S (9, PH) OBP: 0.233, SLG: 0.294										1	0	0	0	0	0	0									
Inning Stats	R: 0 E: 0 K: 1 S: 6	H: 0 LOB: 0 BB: 0 P: 9	R: 0 E: 0 K: 2 S: 8	H: 0 LOB: 0 BB: 0 P: 11	R: 0 E: 0 K: 1 S: 10	H: 0 LOB: 0 BB: 0 P: 14	R: 0 E: 0 K: 2 S: 7	H: 0 LOB: 0 BB: 0 P: 8	R: 0 E: 0 K: 1 S: 8	H: 0 LOB: 0 BB: 0 P: 12	R: 0 E: 0 K: 2 S: 14	H: 1 LOB: 1 BB: 0 P: 19	R: 0 E: 0 K: 2 S: 9	H: 0 LOB: 0 BB: 0 P: 11	R: 0 E: 0 K: 0 S: 9	H: 1 LOB: 1 BB: 0 P: 13	R: 0 E: 0 K: 0 S: 8	H: 0 LOB: 0 BB: 0 P: 12	1B: 1 2B: 1 3B: 0 HR: 0	SF: 0 SAC: 0 DP: 1 HBP: 1	WP: 0 PB: 0 CS: 0	PA: 29			
PITCHER	IP	WLS	BF	H	R	ER	SO	BB	IBB	HBP	BLK	WP	HR	S	P	ERA	WHIP								
Randy Johnson, L (1, 1) ERA: 3.95	8.0	W	26	2	0	0	11	0	0	1	0	0	0	71	97	0.00	0.250								
Tom Gordon, R (9, 1) ERA: 2.72	1.0		3	0	0	0	0	0	0	0	0	0	0	8	12	0.00	0.000								

Batter	1	2	3	4	5	6	7	8	9	AB	R	H	RBI	BB	SO	LOB	BOTTOM								
2 Derek Jeter, R (1, 6) OBP: 0.377, SLG: 0.438	1-3 K		0-0 G5-3		0-1 G5-4-3 1B		0-0 13 BB 55 1B 1B			4	1	2	0	0	1	0	Minnesota Twins @ New York Yankees Yankee Stadium, Bronx, NY Tue Jul 26 2005, 7:05 PM EDT Att: 53,855 - Partly Cloudy - 89 F livebaseballscorecards.com								
24 Robinson Cano, L (1, 4) OBP: 0.325, SLG: 0.482	0-2 G3-1		1-3 K2-3		2-2 G5-4-3 1-2		0-3 K			4	0	0	0	0	2	2									
Gary Sheffield, R (1, 9) OBP: 0.390, SLG: 0.529	1-2 F9		2-1 G5-3		2-2 G5-3		0-1 13 BB 55 1B 1B			4	1	1	0	0	0	0									
13 Alex Rodriguez, R (1, 5) OBP: 0.420, SLG: 0.598		1-0 HR		2-1 F7		1-1 WP 25 HBP 1B	4-1 55 1B BB			3	1	2	1	1	0	0									
55 Hideki Matsui, L (1, 7) OBP: 0.373, SLG: 0.520		1-0 G5-3		0-0 G1-3 2B		0-1 P2	2-1 1-2 2-H 3-H 1B			4	0	2	2	0	0	1									
25 Jason Giambi, L (1, 10) OBP: 0.441, SLG: 0.531		4-2 1B FC4-6 BB		4-2 G1-3 BB		3-2 WP 1-2 HBP K				1	1	0	0	2	1	2									
Bernie Williams, S (1, 8) OBP: 0.335, SLG: 0.358		0-0 FC4-6 1B		1-2 G1-3		2-2 FC6-2-5 1-2 2-H K		0-2 G4-3 1B		4	0	2	0	0	0	4									
Tino Martinez, L (1, 3) OBP: 0.314, SLG: 0.464		1-2 FC4-6 1-2		2-1 HBP		2-2 F8		2-0 G4-3 1-2		3	0	0	1	0	0	4									
John Flaherty, R (1, 2) OBP: 0.183, SLG: 0.192		3-H F7		2-3 K		0-0 G4-3		0-2 F9		4	0	0	0	0	1	4									
Inning Stats	R: 0 E: 0 K: 1 S: 10	H: 2 LOB: 1 BB: 1 P: 16	R: 2 E: 0 K: 0 S: 9	H: 2 LOB: 1 BB: 1 P: 16	R: 0 E: 0 K: 1 S: 8	H: 0 LOB: 0 BB: 0 P: 11	R: 0 E: 0 K: 1 S: 14	H: 1 LOB: 3 BB: 1 P: 25	R: 0 E: 0 K: 0 S: 8	H: 1 LOB: 0 BB: 0 P: 12	R: 0 E: 0 K: 0 S: 16	H: 1 LOB: 2 BB: 0 P: 24	R: 2 E: 0 K: 2 S: 15	H: 3 LOB: 1 BB: 1 P: 24	R: 0 E: 0 K: 0 S: 8	H: 1 LOB: 0 BB: 0 P: 10	1B: 7 2B: 1 3B: 0 HR: 1	SF: 0 SAC: 0 DP: 2 HBP: 2	WP: 1 PB: 0 CS: 0	PA: 36					
PITCHER	IP	WLS	BF	H	R	ER	SO	BB	IBB	HBP	BLK	WP	HR	S	P	ERA	WHIP								
Brad Radke, R (1, 1) ERA: 3.88	6.0	L	26	5	2	2	3	2	0	2	0	0	0	65	100	3.00	1.167								
28 Jesse Crain, R (7, 1) ERA: 2.49	0.2		5	2	2	2	1	1	0	0	0	0	0	8	12	27.00	4.500								
J.C. Romero, L (7, 1) ERA: 2.15	0.1		2	1	0	0	1	0	0	0	0	0	0	7	12	0.00	3.000								
Terry Mulholland, L (8, 1) ERA: 5.36	1.0		3	1	0	0	0	0	0	0	0	0	0	8	10	0.00	1.000								

Batter	1	2	3	4	5	6	7	8	9	AB	R	H	RBI	BB	SO	LOB	TOP					
Shannon Stewart, R OBP: 0.343, SLG: 0.414										4	0	3	2	1	0	1	Minnesota Twins @ New York Yankees Yankee Stadium, Bronx, NY Wed Jul 27 2005, 7:05 PM EDT Att: 50,334 - Overcast - 82 F					
8 Nick Punto, S OBP: 0.322, SLG: 0.363										5	0	1	0	1	2	6						
20 Lew Ford, R OBP: 0.335, SLG: 0.368										6	0	0	0	0	1	9						
7 Joe Mauer, L OBP: 0.382, SLG: 0.441										5	2	2	0	0	1	4						
Tori Hunter, R OBP: 0.337, SLG: 0.454										4	2	3	1	1	0	1						
Jacque Jones, L OBP: 0.352, SLG: 0.446										5	1	1	2	0	1	6						
Bret Boone, R OBP: 0.290, SLG: 0.353										3	0	0	0	2	1	1						
33 Justin Morneau, L OBP: 0.327, SLG: 0.462										4	2	2	2	1	0	2						
5 Michael Cuddyer, R OBP: 0.340, SLG: 0.395										3	0	2	0	2	0	0						
Juan Castro, R OBP: 0.268, SLG: 0.383										0	0	0	0	0	0	0						
Inning Stats	R: 0 E: 0 K: 1 S: 14	H: 3 LOB: 3 BB: 0 P: 21	R: 0 E: 0 K: 0 S: 11	H: 1 LOB: 3 BB: 1 P: 24	R: 1 E: 0 K: 0 S: 14	H: 2 LOB: 2 BB: 1 P: 24	R: 0 E: 0 K: 1 S: 17	H: 1 LOB: 2 BB: 1 P: 31	R: 0 E: 0 K: 0 S: 6	H: 0 LOB: 1 BB: 2 P: 15	R: 0 E: 0 K: 1 S: 11	H: 1 LOB: 1 BB: 0 P: 20	R: 3 E: 0 K: 2 S: 15	H: 3 LOB: 2 BB: 2 P: 34	R: 2 E: 0 K: 1 S: 13	H: 2 LOB: 0 BB: 1 P: 17	R: 1 E: 0 K: 0 S: 12	H: 1 LOB: 1 BB: 1 P: 20	1B: 8 2B: 4 3B: 0 HR: 2	SF: 0 SAC: 0 DP: 1 HBP: 1	WP: 1 PB: 0 CS: 0	PA: 48
PITCHER	IP WLS BF H R ER SO BB IBB HBP BLK WP HR S P ERA WHIP																					
Al Leiter, L ERA: 6.2	(1, 1) 5.0 L 26 7 1 1 2 5 0 1 0 0 0 0 0 0 0 0 11 20 1.80 2.400																					
Felix Rodriguez, R ERA: 3.94	(6, 1) 1.0 4 1 0 0 1 0 0 0 0 0 0 0 0 0 0 11 20 0.00 1.000																					
Tanyon Sturtze, R ERA: 4.04	(7, 1) 1.0 8 3 3 3 2 1 1 0 0 0 0 0 0 0 15 34 27.00 4.000																					
Scott Proctor, R ERA: 5.63	(8, 1) 1.0 5 2 2 2 1 0 0 0 0 0 0 1 13 17 18.00 2.000																					
Alex Graman, L ERA: 13.5	(9, 1) 1.0 5 1 1 1 0 1 0 0 0 0 0 1 12 20 9.00 2.000																					

Batter	1	2	3	4	5	6	7	8	9	AB	R	H	RBI	BB	SO	LOB	BOTTOM					
2 Derek Jeter, R OBP: 0.377, SLG: 0.436										4	0	1	0	1	1	1	Minnesota Twins @ New York Yankees Yankee Stadium, Bronx, NY Wed Jul 27 2005, 7:05 PM EDT Att: 50,334 - Overcast - 82 F					
24 Robinson Cano, L OBP: 0.330, SLG: 0.484										5	1	3	0	0	0	1						
Gary Sheffield, R OBP: 0.391, SLG: 0.527										5	1	2	0	0	0	2						
13 Alex Rodriguez, R OBP: 0.420, SLG: 0.593										3	0	0	0	2	1	5						
55 Hideki Matsui, L OBP: 0.376, SLG: 0.521										3	1	2	0	1	0	1						
25 Jason Giambi, L OBP: 0.439, SLG: 0.525										3	0	0	1	1	2	3						
20 Jorge Posada, S OBP: 0.342, SLG: 0.425										4	0	0	0	0	1	6						
Tino Martinez, L OBP: 0.313, SLG: 0.460										4	0	1	0	0	0	4						
Bernie Williams, S OBP: 0.331, SLG: 0.353										4	0	0	0	0	2	3						
Inning Stats	R: 0 E: 0 K: 0 S: 6	H: 0 LOB: 0 BB: 0 P: 10	R: 0 E: 0 K: 1 S: 8	H: 1 LOB: 1 BB: 1 P: 17	R: 0 E: 0 K: 0 S: 9	H: 3 LOB: 0 BB: 0 P: 9	R: 0 E: 0 K: 2 S: 13	H: 1 LOB: 0 BB: 0 P: 16	R: 0 E: 0 K: 1 S: 10	H: 1 LOB: 1 BB: 0 P: 17	R: 0 E: 0 K: 0 S: 5	H: 0 LOB: 0 BB: 1 P: 9	R: 0 E: 0 K: 1 S: 11	H: 1 LOB: 1 BB: 0 P: 16	R: 3 E: 1 K: 1 S: 20	H: 2 LOB: 2 BB: 2 P: 35		R: 0 E: 0 K: 1 S: 10	H: 0 LOB: 1 BB: 1 P: 16	1B: 9 2B: 0 3B: 0 HR: 0	SF: 0 SAC: 0 DP: 1 HBP: 0	WP: 0 PB: 0 CS: 0
PITCHER	IP WLS BF H R ER SO BB IBB HBP BLK WP HR S P ERA WHIP																					
Johan Santana, L ERA: 3.7	(1, 1) 7.0 W 28 7 2 3 1 0 2 0 0 0 0 0 0 0 17 32 13.50 6.000																					
Juan Rincon, R ERA: 2.59	(8, 1) 0.2 7 2 3 1 0 2 0 0 0 0 0 0 0 17 32 13.50 6.000																					
36 Joe Nathan, R ERA: 3.09	(8, 1) 1.1 S 5 0 0 0 2 1 0 0 0 0 0 0 0 13 19 0.00 0.750																					

AB 39
R 7
H 14
RBI 7
BB 8
SO 6
LOB 30



AB 35
R 3
H 9
RBI 1
BB 5
SO 7
LOB 26




Batter	1	2	3	4	5	6	7	8	9	AB	R	H	RBI	BB	SO	LOB	TOP										
Shannon Stewart, R OBP: 0.340, SLG: 0.410	G5-3		G6-3		F8			G6-3		4	0	0	0	0	0	0	Minnesota Twins @ New York Yankees Yankee Stadium, Bronx, NY Thu Jul 28 2005, 1:05 PM EDT Att: 53,524 - Sunny - 77 F										
8 Nick Punto, S OBP: 0.321, SLG: 0.361	G4-3		G4-3		F8			1B		4	0	1	0	0	0	0											
7 Joe Mauer, L OBP: 0.377, SLG: 0.435	F7		F8					K		4	0	0	0	0	1	1											
Tori Hunter, R OBP: 0.337, SLG: 0.452		F8						K		4	1	1	0	0	1	0											
Jacque Jones, L OBP: 0.353, SLG: 0.450		55 1B 38 1B						G4-3		4	1	2	1	0	0	0											
33 Justin Morneau, L OBP: 0.323, SLG: 0.456	F7							L4		4	0	0	0	0	0	2											
5 Michael Cuddyer, R OBP: 0.340, SLG: 0.395								K		3	1	1	0	0	1	1											
55 Mike Redmond, R OBP: 0.318, SLG: 0.333								G4-3		3	0	1	0	0	0	1											
38 Luis Antonio Rodríguez, S OBP: 0.352, SLG: 0.425					F9			K		3	0	1	2	0	1	0											
Inning Stats	R: 0 E: 0 K: 0 S: 8	H: 0 LOB: 0 BB: 0 P: 9	R: 2 E: 0 K: 0 S: 13	H: 4 LOB: 1 BB: 0 P: 16	R: 0 E: 0 K: 0 S: 10	H: 0 LOB: 0 BB: 0 P: 14	R: 1 E: 0 K: 0 S: 7	H: 2 LOB: 1 BB: 0 P: 12	R: 0 E: 0 K: 0 S: 6	H: 0 LOB: 0 BB: 0 P: 9	R: 0 E: 0 K: 1 S: 10	H: 0 LOB: 0 BB: 0 P: 15	R: 0 E: 0 K: 2 S: 11	H: 1 LOB: 1 BB: 0 P: 18	R: 0 E: 0 K: 1 S: 6	H: 0 LOB: 0 BB: 0 P: 9	1B: 6 2B: 1 3B: 0 HR: 0	SF: 0 SAC: 0 DP: 0 HBP: 0	WP: 0 PB: 0 SB: 1 CS: 0	PA: 33							
PITCHER	IP	WLS	BF	H	R	ER	SO	BB	IBB	HBP	BLK	WP	HR	S	P	ERA	WHIP										
Aaron Small, R ERA: 4.05	(1, 1)	7.0	W	26	6	3	3	1	0	0	0	0	0	58	81	3.86	0.857										
Tom Gordon, R ERA: 2.95	(8, 1)	1.0	H	4	1	0	0	2	0	0	0	0	0	11	18	0.00	1.000										
42 Mariano Rivera, R ERA: 0.83	(9, 1)	1.0	S	3	0	0	0	1	0	0	0	0	0	6	9	0.00	0.000										

Batter	1	2	3	4	5	6	7	8	9	AB	R	H	RBI	BB	SO	LOB	BOTTOM										
2 Derek Jeter, R OBP: 0.377, SLG: 0.434	24 1B HR	K			G5-3	24 1B BB		P4		4	1	1	0	1	1	2	Minnesota Twins @ New York Yankees Yankee Stadium, Bronx, NY Thu Jul 28 2005, 1:05 PM EDT Att: 53,524 - Sunny - 77 F										
24 Robinson Canó, L OBP: 0.334, SLG: 0.489	HR		L6		1B	1B		G1-3		5	2	3	2	0	0	2											
Gary Sheffield, R OBP: 0.392, SLG: 0.535	HR		G5-3		2B	1B		G5-3		4	1	2	4	0	0	2											
13 Alex Rodriguez, R OBP: 0.421, SLG: 0.592	E1		25 FC5 55 1B		P3			P3		4	0	2	0	0	0	1											
55 Hideki Matsui, L OBP: 0.375, SLG: 0.518	G1-3				F8			K		4	0	1	0	0	1	2											
25 Jason Giambi, L OBP: 0.433, SLG: 0.516	P3		FC5					F7		4	0	0	0	0	0	3											
Tino Martinez, L OBP: 0.313, SLG: 0.460			2-3F					G1		0	0	0	0	0	0	0											
20 Jorge Posada, S OBP: 0.344, SLG: 0.424	L9				F8	2 BB 24 1B		FC1-5 BB		3	1	1	0	1	0	1											
Bernie Williams, S OBP: 0.333, SLG: 0.353		F9			K			FC1-5 BB		3	1	1	0	1	1	0											
Bubba Crosby, L OBP: 0.256, SLG: 0.194	G5-3				G3-1			FC1-5 BB		4	0	0	0	0	1	4											
Inning Stats	R: 3 E: 1 K: 0 S: 14	H: 4 LOB: 1 BB: 0 P: 21	R: 0 E: 0 K: 1 S: 7	H: 0 LOB: 0 BB: 0 P: 9	R: 0 E: 0 K: 0 S: 7	H: 2 LOB: 2 BB: 0 P: 11	R: 0 E: 0 K: 1 S: 5	H: 0 LOB: 0 BB: 0 P: 9	R: 1 E: 0 K: 0 S: 11	H: 2 LOB: 1 BB: 0 P: 17	R: 2 E: 0 K: 1 S: 12	H: 3 LOB: 2 BB: 1 P: 20	R: 0 E: 0 K: 1 S: 7	H: 0 LOB: 0 BB: 0 P: 14	R: 0 E: 0 K: 0 S: 6	H: 0 LOB: 2 BB: 2 P: 15	1B: 9 2B: 1 3B: 0 HR: 1	SF: 0 SAC: 0 DP: 0 HBP: 0	WP: 0 PB: 0 SB: 0 CS: 0	PA: 38							
PITCHER	IP	WLS	BF	H	R	ER	SO	BB	IBB	HBP	BLK	WP	HR	S	P	ERA	WHIP										
Joe Mays, R ERA: 4.71	(1, 1)	5.2	L	29	11	6	3	1	0	0	0	0	0	54	84	9.53	2.118										
54 Matt Guerrier, R ERA: 3.2	(6, 1)	1.1		4	0	0	0	1	0	0	0	0	0	9	17	0.00	0.000										
J.C. Romero, L ERA: 2.08	(8, 1)	1.0		5	0	0	0	0	2	0	0	0	0	6	15	0.00	2.000										

Batter	1	2	3	4	5	6	7	8	9	AB	R	H	RBI	BB	SO	LOB	TOP										
9 Chone Figgins, S OBP: 0.341, SLG: 0.395										4	0	1	0	0	0	1											
Orlando Cabrera, R OBP: 0.294, SLG: 0.342										4	0	0	0	0	1	2											
Darin Erstad, L OBP: 0.338, SLG: 0.381										4	0	1	0	0	0	1											
27 Vladimir Guerrero, R OBP: 0.367, SLG: 0.551										4	2	2	0	0	0	1											
16 Garret Anderson, L OBP: 0.317, SLG: 0.443										4	1	2	2	0	0	0											
Steve Finley, L OBP: 0.287, SLG: 0.387										4	0	0	0	0	2	2											
20 Juan Rivera, R OBP: 0.275, SLG: 0.418										4	0	1	1	0	0	1											
Bengie Molina, R OBP: 0.329, SLG: 0.452										4	1	2	1	0	2	2											
Adam Kennedy, L OBP: 0.376, SLG: 0.397										3	0	1	0	0	1	1											
Inning Stats	R: 0 E: 0 K: 1 S: 9	H: 1 LOB: 0 BB: 0 P: 12	R: 3 E: 0 K: 1 S: 19	H: 4 LOB: 1 BB: 0 P: 32	R: 0 E: 0 K: 0 S: 6	H: 0 LOB: 0 BB: 0 P: 7	R: 0 E: 0 K: 2 S: 14	H: 1 LOB: 1 BB: 0 P: 19	R: 0 E: 0 K: 1 S: 6	H: 0 LOB: 0 BB: 0 P: 8	R: 0 E: 0 K: 0 S: 10	H: 1 LOB: 0 BB: 0 P: 12	R: 0 E: 1 K: 0 S: 9	H: 0 LOB: 0 BB: 0 P: 13	R: 1 E: 0 K: 1 S: 12	H: 2 LOB: 1 BB: 0 P: 18	1B: 7 2B: 1 3B: 0 HR: 2	SF: 0 SAC: 0 DP: 2 HBP: 0	WP: 0 PB: 0 SB: 1 CS: 1	PA: 35							
PITCHER	IP	WLS	BF	H	R	ER	SO	BB	IBB	HBP	BLK	WP	HR	S	P	ERA	WHIP										
35 Mike Mussina, R ERA: 3.8	8.0	L	30	8	3	3	5	0	0	0	0	0	2	81	115	3.38	1.000										
Tanyon Sturtze, R ERA: 4.13	1.0		5	2	1	1	1	0	0	0	0	0	0	12	18	9.00	2.000										

Los Angeles Angels @ New York Yankees
Yankee Stadium, Bronx, NY
Fri Jul 29 2005, 7:05 PM EDT
Att: 54,025 - Partly Cloudy - 80 F


AB	35
R	4
H	10
RBI	4
BB	0
SO	6
LOB	11



Batter	1	2	3	4	5	6	7	8	9	AB	R	H	RBI	BB	SO	LOB	BOTTOM										
2 Derek Jeter, R OBP: 0.380, SLG: 0.438										3	0	2	0	1	1	0											
24 Robinson Cano, L OBP: 0.330, SLG: 0.483										4	0	0	0	0	0	4											
Gary Sheffield, R OBP: 0.393, SLG: 0.534										3	0	1	0	0	0	1											
13 Alex Rodriguez, R OBP: 0.419, SLG: 0.588										4	0	1	0	0	1	4											
55 Hideki Matsui, L OBP: 0.374, SLG: 0.514										3	0	0	0	0	0	3											
25 Jason Giambi, L OBP: 0.431, SLG: 0.510										3	0	0	0	1	2	0											
20 Jorge Posada, S OBP: 0.343, SLG: 0.421										4	0	1	0	0	0	2											
Tino Martinez, L OBP: 0.312, SLG: 0.470										4	1	1	1	0	2	1											
Tony Womack, L OBP: 0.273, SLG: 0.268										4	0	1	0	0	0	0											
Inning Stats	R: 0 E: 0 K: 0 S: 13	H: 2 LOB: 2 BB: 0 P: 21	R: 0 E: 0 K: 1 S: 6	H: 0 LOB: 0 BB: 0 P: 8	R: 0 E: 0 K: 0 S: 8	H: 1 LOB: 2 BB: 1 P: 14	R: 0 E: 0 K: 2 S: 11	H: 1 LOB: 1 BB: 0 P: 16	R: 0 E: 0 K: 1 S: 8	H: 0 LOB: 0 BB: 0 P: 13	R: 0 E: 0 K: 1 S: 11	H: 0 LOB: 2 BB: 1 P: 21	R: 1 E: 0 K: 0 S: 13	H: 2 LOB: 1 BB: 0 P: 18	R: 0 E: 0 K: 1 S: 7	H: 1 LOB: 0 BB: 0 P: 9	R: 0 E: 0 K: 0 S: 5	H: 0 LOB: 0 BB: 0 P: 6	1B: 4 2B: 2 3B: 0 HR: 1	SF: 0 SAC: 0 DP: 1 HBP: 2	WP: 0 PB: 0 SB: 0 CS: 2	PA: 36					
PITCHER	IP	WLS	BF	H	R	ER	SO	BB	IBB	HBP	BLK	WP	HR	S	P	ERA	WHIP										
54 Ervin Santana, R ERA: 5.19	0.2	H	2	0	0	0	0	0	0	0	0	0	0	4	6	0.00	0.000										
Brendan Donnelly, R ERA: 3.2	1.0	H	3	1	0	0	1	0	0	0	0	0	0	7	9	0.00	1.000										
62 Scot Shields, R ERA: 2.23	1.0	S	3	0	0	0	0	0	0	0	0	0	0	5	6	0.00	0.000										

Los Angeles Angels @ New York Yankees
Yankee Stadium, Bronx, NY
Fri Jul 29 2005, 7:05 PM EDT
Att: 54,025 - Partly Cloudy - 80 F

AB	32
R	1
H	7
RBI	1
BB	2
SO	6
LOB	15



Batter	1	2	3	4	5	6	7	8	9	AB	R	H	RBI	BB	SO	LOB	TOP									
9 Chone Figgins, S OBP: 0.340, SLG: 0.393	F8		G5-3 PB 1B		K		SH 1B	K		4	2	1	0	0	2	2	Los Angeles Angels @ New York Yankees Yankee Stadium, Bronx, NY Sat Jul 30 2005, 1:20 PM EDT Att: 54,220 - Sunny - 80 F									
Orlando Cabrera, R OBP: 0.295, SLG: 0.340	F9		G5-3		G6-3		G4-3 27 BLK 27 G4-3 1B	G6-3		5	1	1	2	0	0	3										
Darin Erstad, L OBP: 0.338, SLG: 0.380		1B			K		G4-3		K	4	0	1	0	1	2	2										
27 Vladimir Guerrero, R OBP: 0.362, SLG: 0.543	F7		K				G1-3	G4-3	K	5	0	0	1	0	2	2										
16 Garret Anderson, L OBP: 0.316, SLG: 0.440				G1-3			F9	K	G3	5	0	1	0	0	1	0										
Steve Finley, L OBP: 0.285, SLG: 0.386		P5		G4-3			20 S BB	20 HR 1B		3	1	1	0	1	0	1										
20 Juan Rivera, R OBP: 0.279, SLG: 0.436		K					F9	HR		4	1	2	2	0	1	2										
José Molina, R OBP: 0.282, SLG: 0.300										2	0	0	0	0	0	2										
Jeff DaVanon, S OBP: 0.350, SLG: 0.317										0	1	0	0	1	0	0										
Josh Paul, R OBP: 0.235, SLG: 0.406	L8			P4			9 SH 1B BB	SH1-3 2B		1	0	1	0	0	0	0										
Adam Kennedy, L OBP: 0.380, SLG: 0.398				P4			9 SH 1B	SH1-3		2	1	1	0	1	0	0										
Inning Stats	R: 0 E: 0 K: 0 S: 8	H: 1 LOB: 1 BB: 0 P: 14	R: 0 E: 0 K: 1 S: 11	H: 1 LOB: 1 BB: 0 P: 17	R: 1 E: 0 K: 1 S: 11	H: 1 LOB: 1 BB: 1 P: 25	R: 0 E: 0 K: 0 S: 9	H: 1 LOB: 1 BB: 1 P: 13	R: 0 E: 0 K: 2 S: 8	H: 0 LOB: 1 BB: 1 P: 19	R: 0 E: 0 K: 0 S: 9	H: 0 LOB: 1 BB: 1 P: 16	R: 4 E: 1 K: 1 S: 16	H: 2 LOB: 0 BB: 1 P: 22	R: 2 E: 0 K: 1 S: 13	H: 3 LOB: 1 BB: 0 P: 19	R: 0 E: 0 K: 2 S: 10	H: 0 LOB: 0 BB: 0 P: 14	1B: 7 2B: 1 3B: 0 HR: 1	SF: 0 SAC: 2 DP: 0 HBP: 0	WP: 0 PB: 1 SB: 3 CS: 0	PA: 41				
PITCHER	IP	WLS	BF	H	R	ER	SO	BB	IBB	HBP	BLK	WP	HR	S	P	ERA	WHIP									
Shawn Chacon, R ERA: 3.78	(1, 1)	6.0	25	4	1	0	4	3	0	0	0	0	0	56	104	0.00	1.167									
Felix Rodriguez, R ERA: 4.5	(7, 1)	0.0	1	0	1	1	0	1	0	0	0	0	0	3	7	∞	∞									
Alan Embree, L ERA: 7.88	(7, 1)	0.0	2	1	0	0	0	0	0	0	0	0	0	4	5	∞	∞									
Tom Gordon, R ERA: 3.14	(7, 1)	1.0	B	7	4	5	4	1	0	0	1	0	1	14	19	36.00	4.000									
Wayne Franklin, L ERA: 9.64	(8, 1)	1.0	3	0	0	0	1	0	0	0	0	0	0	8	10	0.00	0.000									
42 Mariano Rivera, R ERA: 0.81	(9, 1)	1.0	W	3	0	0	2	0	0	0	0	0	0	10	14	0.00	0.000									
Batter	1	2	3	4	5	6	7	8	9	AB	R	H	RBI	BB	SO	LOB	BOTTOM									
2 Derek Jeter, R OBP: 0.381, SLG: 0.439	K			K			F8		13 BB 55 2B WP BB	4	1	1	2	1	2	1	Los Angeles Angels @ New York Yankees Yankee Stadium, Bronx, NY Sat Jul 30 2005, 1:20 PM EDT Att: 54,220 - Sunny - 80 F									
24 Robinson Canó, L OBP: 0.325, SLG: 0.474	K		G4-3		G1-3		G4-3		K	5	0	0	0	0	2	4										
Gary Sheffield, R OBP: 0.393, SLG: 0.531				P1			G6-3		13 BB 55 2B BB	4	1	1	0	1	0	0										
13 Alex Rodriguez, R OBP: 0.421, SLG: 0.586				25 BB HBP			F9		55 2B BB	3	0	1	1	1	1	0										
55 Hideki Matsui, L OBP: 0.374, SLG: 0.515	F8			L8			G3		25 HR 1B	5	1	2	2	0	0	3										
25 Jason Giambi, L OBP: 0.438, SLG: 0.528				20 G6-3 1B					1B HR	3	1	3	2	1	0	0										
20 Jorge Posada, S OBP: 0.339, SLG: 0.416				G6-3			F7		G3	4	0	0	0	0	0	3										
Bernie Williams, S OBP: 0.335, SLG: 0.369									K	4	2	2	1	0	2	0										
Tony Womack, L OBP: 0.280, SLG: 0.272									L3	3	2	2	0	1	0	0										
Inning Stats	R: 0 E: 0 K: 2 S: 13	H: 2 LOB: 2 BB: 0 P: 18	R: 2 E: 0 K: 0 S: 11	H: 4 LOB: 1 BB: 0 P: 16	R: 0 E: 0 K: 0 S: 10	H: 0 LOB: 2 BB: 1 P: 21	R: 0 E: 0 K: 2 S: 14	H: 1 LOB: 1 BB: 0 P: 16	R: 0 E: 0 K: 0 S: 8	H: 0 LOB: 0 BB: 0 P: 11	R: 1 E: 0 K: 0 S: 11	H: 2 LOB: 0 BB: 0 P: 14	R: 0 E: 0 K: 0 S: 9	H: 0 LOB: 0 BB: 0 P: 13	R: 2 E: 0 K: 2 S: 10	H: 2 LOB: 2 BB: 0 P: 18		R: 3 E: 0 K: 1 S: 11	H: 1 LOB: 4 BB: 4 P: 30	1B: 7 2B: 3 3B: 0 HR: 2	SF: 0 SAC: 0 DP: 1 HBP: 1	WP: 1 PB: 0 SB: 3 CS: 0	PA: 41			
PITCHER	IP	WLS	BF	H	R	ER	SO	BB	IBB	HBP	BLK	WP	HR	S	P	ERA	WHIP									
Paul Byrd, R ERA: 4.08	(1, 1)	7.0	30	9	3	3	4	1	0	1	0	0	1	76	109	3.86	1.429									
Joel Peralta, R ERA: 3.95	(8, 1)	0.1	1	0	0	0	1	0	0	0	0	0	0	3	5	0.00	0.000									
Jake Woods, L ERA: 4.56	(8, 1)	0.0	2	2	2	2	0	0	0	0	0	0	1	3	7	∞	∞									
Francisco Rodríguez, R ERA: 2.53	(8, 1)	1.0	L	8	1	3	3	2	4	0	0	0	1	0	15	36	27.00	5.000								

Batter	1	2	3	4	5	6	7	8	9	AB	R	H	RBI	BB	SO	LOB	TOP										
2 Derek Jeter, R OBP: 0.382, SLG: 0.438	F9		F9		G5-3		FC6-4		G4-3	5	0	0	1	0	0	2	New York Yankees @ Cleveland Indians Jacobs Field, Cleveland, OH Tue Aug 02 2005, 7:05 PM EDT Att: 34,457 - Clear - 85 F										
24 Robinson Cano, L OBP: 0.317, SLG: 0.462	F9		WP 1B			K	K			4	0	1	0	0	2	1											
Gary Sheffield, R OBP: 0.395, SLG: 0.527			G5-3							3	2	2	0	0	0	1											
13 Alex Rodriguez, R OBP: 0.416, SLG: 0.584										4	1	1	2	0	1	2											
55 Hideki Matsui, L OBP: 0.370, SLG: 0.513										4	0	0	0	0	0	1											
25 Jason Giambi, L OBP: 0.443, SLG: 0.547	F9									3	0	0	0	0	0	0											
20 Jorge Posada, S OBP: 0.341, SLG: 0.412										4	1	1	0	0	1	1											
Tino Martinez, L OBP: 0.310, SLG: 0.476										4	1	1	1	0	1	1											
Tony Womack, L OBP: 0.281, SLG: 0.273										2	0	0	0	0	0	0											
Bernie Williams, S OBP: 0.334, SLG: 0.375										2	0	1	0	0	0	2											
Inning Stats	R: 0 E: 0 K: 1 S: 9	H: 0 LOB: 1 BB: 0 P: 16	R: 0 E: 0 K: 0 S: 10	H: 0 LOB: 0 BB: 0 P: 15	R: 1 E: 0 K: 0 S: 6	H: 2 LOB: 1 BB: 0 P: 11	R: 0 E: 0 K: 1 S: 11	H: 0 LOB: 0 BB: 0 P: 19	R: 0 E: 0 K: 1 S: 7	H: 0 LOB: 0 BB: 0 P: 11	R: 2 E: 0 K: 1 S: 11	H: 2 LOB: 0 BB: 0 P: 14	R: 1 E: 1 K: 1 S: 17	H: 1 LOB: 1 BB: 0 P: 26	R: 1 E: 0 K: 0 S: 16	H: 1 LOB: 0 BB: 0 P: 24	R: 0 E: 0 K: 0 S: 7	H: 1 LOB: 1 BB: 0 P: 15	1B: 4 2B: 1 3B: 0 HR: 2	SF: 0 SAC: 0 DP: 0 HBP: 2	WP: 2 PA: 37 CS: 0						
PITCHER	IP	WLS	BF	H	R	ER	SO	BB	IBB	HBP	BLK	WP	HR	S	P	ERA	WHIP										
Scott Elarton, R ERA: 4.54	6.0	W	24	4	3	3	4	0	0	2	0	1	2	54	86	4.50	0.667										
Arthur Rhodes, L ERA: 1.99	1.0	H	5	1	1	0	1	0	0	0	0	0	0	17	26	0.00	1.000										
Bob Howry, R ERA: 3.56	0.1	H	2	1	1	0	0	0	0	0	0	0	0	7	10	27.00	3.000										
Scott Sauerbeck, L ERA: 3.33	0.2	H	2	0	0	0	0	0	0	0	0	1	0	9	14	0.00	0.000										
Bob Wickman, R ERA: 2.85	1.0	S	4	1	0	0	0	0	0	0	0	0	0	7	15	0.00	1.000										

AB	35
R	5
H	7
RBI	4
BB	0
SO	5
LOB	11



Batter	1	2	3	4	5	6	7	8	9	AB	R	H	RBI	BB	SO	LOB	BOTTOM										
24 Grady Sizemore, L OBP: 0.341, SLG: 0.460	G6-3				G3-1					5	0	2	1	0	1	1	New York Yankees @ Cleveland Indians Jacobs Field, Cleveland, OH Tue Aug 02 2005, 7:05 PM EDT Att: 34,457 - Clear - 85 F										
Coco Crisp, S OBP: 0.328, SLG: 0.432	K				G4-3					4	0	0	0	0	1	3											
2 Jhonny Peralta, R OBP: 0.357, SLG: 0.529										3	2	1	0	1	1	1											
41 Victor Martinez, S OBP: 0.348, SLG: 0.444										2	2	2	2	2	0	0											
José Hernández, R OBP: 0.295, SLG: 0.381										3	1	0	0	1	1	2											
Ronnie Belliard, R OBP: 0.329, SLG: 0.427										4	0	2	3	0	0	0											
Aaron Boone, R OBP: 0.284, SLG: 0.364										3	1	0	0	1	0	2											
Casey Blake, R OBP: 0.300, SLG: 0.399										4	0	1	0	0	1	3											
Jason Dubois, R OBP: 0.300, SLG: 0.463										2	0	0	0	1	0	1											
Jeff Liefer, L OBP: 0.250, SLG: 0.296										1	0	0	0	0	1	1											
Inning Stats	R: 1 E: 0 K: 2 S: 12	H: 2 LOB: 1 BB: 0 P: 21	R: 1 E: 0 K: 0 S: 20	H: 1 LOB: 2 BB: 2 P: 35	R: 3 E: 0 K: 1 S: 16	H: 1 LOB: 1 BB: 3 P: 33	R: 0 E: 0 K: 0 S: 7	H: 0 LOB: 0 BB: 0 P: 10	R: 1 E: 0 K: 0 S: 14	H: 2 LOB: 1 BB: 0 P: 22	R: 0 E: 0 K: 1 S: 10	H: 1 LOB: 0 BB: 0 P: 16	R: 0 E: 0 K: 0 S: 5	H: 0 LOB: 0 BB: 1 P: 11	R: 0 E: 0 K: 2 S: 12	H: 1 LOB: 1 BB: 0 P: 16	1B: 5 2B: 2 3B: 0 HR: 1	SF: 0 SAC: 0 DP: 1 HBP: 0	WP: 0 PA: 37 CS: 0								
PITCHER	IP	WLS	BF	H	R	ER	SO	BB	IBB	HBP	BLK	WP	HR	S	P	ERA	WHIP										
Al Leiter, L ERA: 6.52	2.0	L	15	4	5	5	2	5	0	0	0	0	0	41	78	22.50	4.500										
Scott Proctor, R ERA: 4.95	4.0		15	3	1	1	2	0	0	0	0	0	1	38	59	2.25	0.750										
Felix Rodriguez, R ERA: 4.15	1.0		3	0	0	0	0	1	0	0	0	0	0	5	11	0.00	1.000										
Tom Gordon, R ERA: 3.02	1.0		4	1	0	0	2	0	0	0	0	0	0	12	16	0.00	1.000										

AB	31
R	6
H	8
RBI	6
BB	6
SO	6
LOB	14



Batter	1	2	3	4	5	6	7	8	9	AB	R	H	RBI	BB	SO	LOB	TOP										
2 Derek Jeter, R OBP: 0.383, SLG: 0.438	F8		1B 13 SF7 2B		13 1B BB		G5-3		G6-3	4	1	1	0	1	0	0	New York Yankees @ Cleveland Indians Jacobs Field, Cleveland, OH Wed Aug 03 2005, 7:05 PM EDT Att: 35,737 - Clear - 86 F										
24 Robinson Cano, L OBP: 0.317, SLG: 0.459	F8		P5		K					4	0	1	0	0	1	2											
Gary Sheffield, R OBP: 0.394, SLG: 0.525	G6-3		1B		K		G1-3			4	0	1	0	0	1	2											
13 Alex Rodriguez, R OBP: 0.415, SLG: 0.582		P3	SF7		1B				K	3	0	1	1	0	1	0											
55 Hideki Matsui, L OBP: 0.371, SLG: 0.515	25 2B	F8			F8				1B	4	1	2	0	0	0	3											
25 Jason Giambi, L OBP: 0.443, SLG: 0.548	20 HR				20 G5-4-3 BB				1B	3	1	1	1	1	2	1											
20 Jorge Posada, S OBP: 0.340, SLG: 0.420	HR				G5-4-3		F9		K	4	1	1	2	0	1	2											
Tino Martinez, L OBP: 0.309, SLG: 0.472	F7				1B		K		K	4	0	1	0	0	2	0											
Bernie Williams, S OBP: 0.330, SLG: 0.370	G5-3				G6-3		K		F9	4	0	0	0	0	1	1											
Inning Stats	R: 0 E: 0 K: 0 S: 6	H: 0 LOB: 0 BB: 0 P: 8	R: 3 E: 0 K: 0 S: 9	H: 3 LOB: 0 BB: 0 P: 16	R: 1 E: 0 K: 0 S: 10	H: 2 LOB: 1 BB: 0 P: 14	R: 0 E: 0 K: 0 S: 8	H: 1 LOB: 1 BB: 1 P: 16	R: 0 E: 0 K: 2 S: 12	H: 0 LOB: 0 BB: 0 P: 14	R: 0 E: 0 K: 1 S: 12	H: 1 LOB: 1 BB: 0 P: 18	R: 0 E: 0 K: 3 S: 12	H: 1 LOB: 0 BB: 0 P: 17	R: 0 E: 0 K: 1 S: 9	H: 0 LOB: 0 BB: 0 P: 11	1B: 5 2B: 3 3B: 0 HR: 1	SF: 1 SAC: 0 DP: 1 HBP: 0	WP: 0 PB: 0 SB: 0 CS: 0	PA: 37							
PITCHER	IP	WLS	BF	H	R	ER	SO	BB	IBB	HBP	BLK	WP	HR	S	P	ERA	WHIP										
31 Cliff Lee, L ERA: 4.02	6.2	W	29	8	4	4	5	2	0	0	0	0	1	63	101	5.40	1.500										
Bob Howry, R ERA: 3.5	0.2	H	3	1	0	0	1	0	0	0	0	0	0	9	15	0.00	1.500										
Scott Sauerbeck, L ERA: 3.25	0.2	H	2	0	0	0	2	0	0	0	0	0	0	6	7	0.00	0.000										
Bob Wickman, R ERA: 2.79	1.0	S	3	0	0	0	1	0	0	0	0	0	0	9	11	0.00	0.000										

Batter	1	2	3	4	5	6	7	8	9	AB	R	H	RBI	BB	SO	LOB	BOTTOM										
24 Grady Sizemore, L OBP: 0.339, SLG: 0.456	K		G3-6-3		K	G3		FC4-6 BB		4	0	0	0	1	2	2	New York Yankees @ Cleveland Indians Jacobs Field, Cleveland, OH Wed Aug 03 2005, 7:05 PM EDT Att: 35,737 - Clear - 86 F										
Coco Crisp, S OBP: 0.339, SLG: 0.437	K		2S		1B 2B	F8		B2		5	1	2	1	0	1	1											
2 Jhonny Peralta, R OBP: 0.354, SLG: 0.522	BB		G5-3		F8	K		FC4-6 41 BB		4	0	0	0	1	1	3											
41 Victor Martinez, S OBP: 0.352, SLG: 0.443	K				G6-3	BB 1B BB		1B		3	2	1	0	2	1	1											
Jeff Liefer, L OBP: 0.273, SLG: 0.313			K		K	1B BB		FC4-6 1B		5	1	2	1	0	3	2											
Ronnie Belliard, R OBP: 0.331, SLG: 0.426	G4-3				FC6-4 1B	1B BB		FC4-6 1B		3	1	1	0	1	0	1											
Aaron Boone, R OBP: 0.289, SLG: 0.367	E1 1B				FC6-4	1B BB		FC4-6 BB		3	0	2	2	1	0	1											
Ben Broussard, L OBP: 0.312, SLG: 0.439	K				HR			FC4-6		4	1	2	2	0	1	3											
Casey Blake, R OBP: 0.302, SLG: 0.401					24 G3-6-3 BB			K		3	1	1	0	1	1	4											
Inning Stats	R: 0 E: 0 K: 3 S: 11	H: 0 LOB: 1 BB: 1 P: 18	R: 0 E: 1 K: 2 S: 11	H: 1 LOB: 1 BB: 0 P: 14	R: 0 E: 0 K: 0 S: 9	H: 1 LOB: 1 BB: 1 P: 16	R: 0 E: 0 K: 1 S: 6	H: 1 LOB: 1 BB: 0 P: 11	R: 6 E: 0 K: 1 S: 28	H: 6 LOB: 2 BB: 2 P: 50	R: 0 E: 0 K: 1 S: 11	H: 0 LOB: 0 BB: 0 P: 17	R: 1 E: 1 K: 1 S: 14	H: 2 LOB: 2 BB: 1 P: 25	R: 0 E: 0 K: 1 S: 12	H: 0 LOB: 2 BB: 2 P: 26	1B: 7 2B: 3 3B: 0 HR: 1	SF: 0 SAC: 0 DP: 1 HBP: 0	WP: 0 PB: 0 SB: 1 CS: 0	PA: 41							
PITCHER	IP	WLS	BF	H	R	ER	SO	BB	IBB	HBP	BLK	WP	HR	S	P	ERA	WHIP										
35 Mike Mussina, R ERA: 4.05	4.2	L	26	9	6	6	7	4	0	0	0	0	0	62	103	11.57	2.786										
Tanyon Sturtze, R ERA: 4.17	1.2		8	2	1	1	1	1	0	0	0	0	0	22	39	5.40	1.800										
Wayne Franklin, L ERA: 7.11	1.2		7	0	0	0	2	2	0	0	0	0	0	18	35	0.00	1.200										

AB	34
R	4
H	9
RBI	4
BB	2
SO	9
LOB	11



AB	34
R	7
H	11
RBI	6
BB	7
SO	10
LOB	18



Batter	1	2	3	4	5	6	7	8	9	AB	R	H	RBI	BB	SO	LOB	TOP									
2 Derek Jeter, R OBP: 0.384, SLG: 0.441										4	0	2	0	0	1	0	New York Yankees @ Cleveland Indians Jacobs Field, Cleveland, OH Thu Aug 04 2005, 7:05 PM EDT Att: 40,048 - Cloudy - 86 F									
24 Robinson Cano, L OBP: 0.316, SLG: 0.457										4	0	1	0	0	0	2										
Gary Sheffield, R OBP: 0.393, SLG: 0.522										4	0	1	0	0	1	0										
13 Alex Rodriguez, R OBP: 0.414, SLG: 0.586										4	1	1	1	0	2	2										
55 Hideki Matsui, L OBP: 0.368, SLG: 0.510										4	0	0	0	0	1	0										
25 Jason Giambi, L OBP: 0.447, SLG: 0.574										4	2	3	2	0	0	0										
Tino Martinez, L OBP: 0.309, SLG: 0.472										0	0	0	0	0	0	0										
Bernie Williams, S OBP: 0.332, SLG: 0.372										4	0	2	0	0	1	1										
John Flaherty, R OBP: 0.193, SLG: 0.229										3	1	1	1	0	0	1										
Tony Womack, L OBP: 0.278, SLG: 0.270										0	0	0	0	0	0	0										
20 Jorge Posada, S OBP: 0.339, SLG: 0.419										3	0	0	0	0	2	0										
Bubba Crosby, L OBP: 0.296, SLG: 0.194										1	0	0	0	0	1	2										
										0	0	0	0	0	0	0										
Inning Stats	R: 0 E: 0 K: 0 S: 6	H: 1 LOB: 0 BB: 0 P: 9	R: 0 E: 0 K: 1 S: 6	H: 0 LOB: 0 BB: 7 P: 7	R: 1 E: 0 K: 1 S: 9	H: 3 LOB: 1 BB: 0 P: 11	R: 0 E: 0 K: 3 S: 9	H: 0 LOB: 0 BB: 0 P: 11	R: 1 E: 0 K: 2 S: 12	H: 1 LOB: 0 BB: 0 P: 16	R: 0 E: 0 K: 0 S: 14	H: 2 LOB: 1 BB: 0 P: 18	R: 0 E: 0 K: 0 S: 8	H: 1 LOB: 1 BB: 0 P: 13	R: 0 E: 0 K: 1 S: 7	H: 0 LOB: 0 BB: 0 P: 9	R: 2 E: 0 K: 1 S: 14	H: 3 LOB: 2 BB: 0 P: 26	1B: 6 2B: 1 3B: 0 HR: 4	SF: 0 SAC: 0 DP: 2 HBP: 1	WP: 0 PB: 0 SB: 0 CS: 1	PA: 36				
PITCHER	IP WLS BF H R ER SO BB IBB HBP BLK WP HR S P ERA WHIP	IP WLS BF H R ER SO BB IBB HBP BLK WP HR S P ERA WHIP	IP WLS BF H R ER SO BB IBB HBP BLK WP HR S P ERA WHIP	IP WLS BF H R ER SO BB IBB HBP BLK WP HR S P ERA WHIP	IP WLS BF H R ER SO BB IBB HBP BLK WP HR S P ERA WHIP	IP WLS BF H R ER SO BB IBB HBP BLK WP HR S P ERA WHIP	IP WLS BF H R ER SO BB IBB HBP BLK WP HR S P ERA WHIP	IP WLS BF H R ER SO BB IBB HBP BLK WP HR S P ERA WHIP	IP WLS BF H R ER SO BB IBB HBP BLK WP HR S P ERA WHIP	IP WLS BF H R ER SO BB IBB HBP BLK WP HR S P ERA WHIP	IP WLS BF H R ER SO BB IBB HBP BLK WP HR S P ERA WHIP	IP WLS BF H R ER SO BB IBB HBP BLK WP HR S P ERA WHIP	IP WLS BF H R ER SO BB IBB HBP BLK WP HR S P ERA WHIP	IP WLS BF H R ER SO BB IBB HBP BLK WP HR S P ERA WHIP	IP WLS BF H R ER SO BB IBB HBP BLK WP HR S P ERA WHIP	IP WLS BF H R ER SO BB IBB HBP BLK WP HR S P ERA WHIP	IP WLS BF H R ER SO BB IBB HBP BLK WP HR S P ERA WHIP	IP WLS BF H R ER SO BB IBB HBP BLK WP HR S P ERA WHIP	IP WLS BF H R ER SO BB IBB HBP BLK WP HR S P ERA WHIP	IP WLS BF H R ER SO BB IBB HBP BLK WP HR S P ERA WHIP	IP WLS BF H R ER SO BB IBB HBP BLK WP HR S P ERA WHIP	IP WLS BF H R ER SO BB IBB HBP BLK WP HR S P ERA WHIP	IP WLS BF H R ER SO BB IBB HBP BLK WP HR S P ERA WHIP	IP WLS BF H R ER SO BB IBB HBP BLK WP HR S P ERA WHIP	IP WLS BF H R ER SO BB IBB HBP BLK WP HR S P ERA WHIP	IP WLS BF H R ER SO BB IBB HBP BLK WP HR S P ERA WHIP

AB 35
R 4
H 11
RBI 4
BB 0
SO 9
LOB 8



Batter	1	2	3	4	5	6	7	8	9	AB	R	H	RBI	BB	SO	LOB	BOTTOM									
24 Grady Sizemore, L OBP: 0.340, SLG: 0.452										3	1	0	0	2	0	1	New York Yankees @ Cleveland Indians Jacobs Field, Cleveland, OH Thu Aug 04 2005, 7:05 PM EDT Att: 40,048 - Cloudy - 86 F									
Coco Crisp, S OBP: 0.338, SLG: 0.435										4	1	1	0	0	2	2										
2 Johnny Peralta, R OBP: 0.353, SLG: 0.521										4	0	1	2	0	1	3										
48 Travis Hafner, L OBP: 0.417, SLG: 0.581										4	0	2	1	0	0	1										
41 Victor Martinez, S OBP: 0.351, SLG: 0.444										4	0	1	0	0	0	2										
Ronnie Belliard, R OBP: 0.330, SLG: 0.424										4	0	1	0	0	0	1										
Ben Broussard, L OBP: 0.311, SLG: 0.437										4	0	1	0	0	0	3										
Aaron Boone, R OBP: 0.289, SLG: 0.365										4	0	1	0	0	1	3										
Casey Blake, R OBP: 0.304, SLG: 0.401										3	1	1	0	1	1	1										
Inning Stats	R: 0 E: 0 K: 1 S: 9	H: 0 LOB: 0 BB: 0 P: 14	R: 0 E: 0 K: 0 S: 11	H: 1 LOB: 1 BB: 0 P: 17	R: 0 E: 0 K: 2 S: 10	H: 1 LOB: 2 BB: 1 P: 17	R: 0 E: 0 K: 1 S: 12	H: 2 LOB: 0 BB: 0 P: 19	R: 1 E: 0 K: 0 S: 10	H: 3 LOB: 1 BB: 0 P: 17	R: 0 E: 0 K: 0 S: 9	H: 1 LOB: 1 BB: 0 P: 15	R: 2 E: 0 K: 0 S: 11	H: 1 LOB: 1 BB: 2 P: 25	R: 0 E: 0 K: 0 S: 7	H: 0 LOB: 0 BB: 0 P: 8		R: 0 E: 0 K: 1 S: 8	H: 0 LOB: 0 BB: 0 P: 10	1B: 6 2B: 3 3B: 0 HR: 0	SF: 0 SAC: 1 DP: 1 HBP: 0	WP: 0 PB: 0 SB: 0 CS: 0	PA: 38			
PITCHER	IP WLS BF H R ER SO BB IBB HBP BLK WP HR S P ERA WHIP	IP WLS BF H R ER SO BB IBB HBP BLK WP HR S P ERA WHIP	IP WLS BF H R ER SO BB IBB HBP BLK WP HR S P ERA WHIP	IP WLS BF H R ER SO BB IBB HBP BLK WP HR S P ERA WHIP	IP WLS BF H R ER SO BB IBB HBP BLK WP HR S P ERA WHIP	IP WLS BF H R ER SO BB IBB HBP BLK WP HR S P ERA WHIP	IP WLS BF H R ER SO BB IBB HBP BLK WP HR S P ERA WHIP	IP WLS BF H R ER SO BB IBB HBP BLK WP HR S P ERA WHIP	IP WLS BF H R ER SO BB IBB HBP BLK WP HR S P ERA WHIP	IP WLS BF H R ER SO BB IBB HBP BLK WP HR S P ERA WHIP	IP WLS BF H R ER SO BB IBB HBP BLK WP HR S P ERA WHIP	IP WLS BF H R ER SO BB IBB HBP BLK WP HR S P ERA WHIP	IP WLS BF H R ER SO BB IBB HBP BLK WP HR S P ERA WHIP	IP WLS BF H R ER SO BB IBB HBP BLK WP HR S P ERA WHIP	IP WLS BF H R ER SO BB IBB HBP BLK WP HR S P ERA WHIP	IP WLS BF H R ER SO BB IBB HBP BLK WP HR S P ERA WHIP	IP WLS BF H R ER SO BB IBB HBP BLK WP HR S P ERA WHIP	IP WLS BF H R ER SO BB IBB HBP BLK WP HR S P ERA WHIP	IP WLS BF H R ER SO BB IBB HBP BLK WP HR S P ERA WHIP	IP WLS BF H R ER SO BB IBB HBP BLK WP HR S P ERA WHIP	IP WLS BF H R ER SO BB IBB HBP BLK WP HR S P ERA WHIP	IP WLS BF H R ER SO BB IBB HBP BLK WP HR S P ERA WHIP	IP WLS BF H R ER SO BB IBB HBP BLK WP HR S P ERA WHIP	IP WLS BF H R ER SO BB IBB HBP BLK WP HR S P ERA WHIP	IP WLS BF H R ER SO BB IBB HBP BLK WP HR S P ERA WHIP	IP WLS BF H R ER SO BB IBB HBP BLK WP HR S P ERA WHIP

AB 34
R 3
H 9
RBI 3
BB 3
SO 5
LOB 17



Batter	1	2	3	4	5	6	7	8	9	AB	R	H	RBI	BB	SO	LOB	TOP					
2 Derek Jeter, R OBP: 0.386, SLG: 0.447 (1, 6)										4	1	2	1	1	0	1	New York Yankees @ Toronto Blue Jays Rogers Centre, Toronto, ON Fri Aug 05 2005, 7:07 PM EDT Att: 43,688 - Clear - 79 F					
24 Robinson Cano, L OBP: 0.311, SLG: 0.451 (1, 4)										4	0	0	1	0	2	5						
Gary Sheffield, R OBP: 0.393, SLG: 0.528 Bubba Crosby, L OBP: 0.256, SLG: 0.194 (8, 9)										5	1	2	2	0	1	5						
13 Alex Rodriguez, R OBP: 0.416, SLG: 0.584 (1, 5)										2	1	0	0	3	1	0						
55 Hideki Matsui, L OBP: 0.369, SLG: 0.508 (1, 7)										5	1	2	0	0	0	3						
25 Jason Giambi, L OBP: 0.451, SLG: 0.573 Tony Womack, L OBP: 0.277, SLG: 0.270 (8, 10)										2	0	1	0	2	0	1						
20 Jorge Posada, S OBP: 0.340, SLG: 0.418 (1, 2)										5	0	2	1	0	2	4						
Bernie Williams, S OBP: 0.331, SLG: 0.369 (1, 8)										5	1	1	0	0	4	4						
12 Andy Phillips, R OBP: 0.189, SLG: 0.361 Tino Martinez, L OBP: 0.312, SLG: 0.472 (7, 3)										2	0	1	0	1	0	0						
Inning Stats	R: 2 E: 0 K: 1 S: 13	H: 3 LOB: 2 BB: 2 P: 25	R: 0 E: 0 K: 1 S: 9	H: 1 LOB: 1 BB: 0 P: 11	R: 0 E: 0 K: 0 S: 10	H: 1 LOB: 1 BB: 1 P: 17	R: 1 E: 0 K: 1 S: 12	H: 1 LOB: 2 BB: 2 P: 25	R: 0 E: 0 K: 2 S: 11	H: 0 LOB: 0 BB: 0 P: 19	R: 0 E: 0 K: 1 S: 5	H: 0 LOB: 0 BB: 0 P: 8	R: 0 E: 0 K: 1 S: 6	H: 0 LOB: 0 BB: 0 P: 9	R: 2 E: 1 K: 2 S: 17	H: 4 LOB: 3 BB: 1 P: 32		R: 1 E: 1 K: 1 S: 9	H: 1 LOB: 1 BB: 1 P: 19	1B: 9 2B: 0 3B: 1 HR: 1	SF: 2 SAC: 0 DP: 2 HBP: 0	WP: 0 PB: 0 SB: 0 CS: 0
PITCHER	IP WLS BF H R ER SO BB IBB HBP BLK WP HR S P ERA WHIP																					
39 Gustavo Chacin, L ERA: 3.36 (1, 1)	5.0 L 25 6 3 3 5 6 0 0 0 0 0 1 55 97 5.40 2.400																					
22 Brandon League, R ERA: 7.8 (8, 1)	2.0 9 3 2 2 2 0 0 0 0 0 0 0 9 28 9.00 1.500																					
Scott Schoeneweis, L ERA: 4.46 (8, 1)	0.2 4 1 0 0 2 1 0 0 0 0 0 0 9 18 0.00 3.000																					
Vinnie Chulk, R ERA: 3.29 (8, 1)	1.1 6 1 1 0 1 1 0 0 0 0 0 0 12 22 0.00 1.500																					

Batter	1	2	3	4	5	6	7	8	9	AB	R	H	RBI	BB	SO	LOB	BOTTOM					
8 Russ Adams, L OBP: 0.349, SLG: 0.454 (1, 6)										3	0	2	2	1	0	0	New York Yankees @ Toronto Blue Jays Rogers Centre, Toronto, ON Fri Aug 05 2005, 7:07 PM EDT Att: 43,688 - Clear - 79 F					
Frank Catalanotto, L OBP: 0.360, SLG: 0.430 15 Alex Rios, R OBP: 0.324, SLG: 0.407 (7, PH)										3	0	0	0	0	1	4						
10 Vernon Wells, R OBP: 0.322, SLG: 0.501 (1, 8)										3	0	1	0	1	0	0						
Shea Hillenbrand, R OBP: 0.353, SLG: 0.448 (1, 3)										4	0	1	0	0	0	2						
47 Corey Koskie, L OBP: 0.308, SLG: 0.389 (1, 5)										4	0	1	0	0	0	4						
9 Gregg Zaun, S OBP: 0.371, SLG: 0.398 (1, 2)										4	0	0	0	0	0	3						
Eric Hinske, L OBP: 0.338, SLG: 0.427 (1, 10)										3	2	2	0	1	1	0						
3 Reed Johnson, R OBP: 0.345, SLG: 0.462 (1, 9)										4	0	2	0	0	0	1						
Orlando Hudson, S OBP: 0.315, SLG: 0.408 (1, 4)										4	0	0	0	0	1	5						
Inning Stats	R: 0 E: 0 K: 1 S: 7	H: 0 LOB: 1 BB: 1 P: 12	R: 0 E: 0 K: 1 S: 10	H: 0 LOB: 0 BB: 0 P: 15	R: 0 E: 0 K: 0 S: 6	H: 0 LOB: 0 BB: 0 P: 11	R: 0 E: 0 K: 0 S: 9	H: 1 LOB: 1 BB: 0 P: 17	R: 0 E: 0 K: 0 S: 13	H: 2 LOB: 2 BB: 1 P: 20	R: 0 E: 0 K: 0 S: 10	H: 2 LOB: 1 BB: 0 P: 14	R: 1 E: 0 K: 0 S: 6	H: 2 LOB: 1 BB: 0 P: 8	R: 0 E: 0 K: 0 S: 5	H: 0 LOB: 0 BB: 0 P: 7		R: 1 E: 0 K: 1 S: 14	H: 2 LOB: 2 BB: 1 P: 25	1B: 7 2B: 2 3B: 0 HR: 0	SF: 0 SAC: 0 DP: 2 HBP: 1	WP: 0 PB: 0 SB: 0 CS: 0
PITCHER	IP WLS BF H R ER SO BB IBB HBP BLK WP HR S P ERA WHIP																					
Aaron Small, R ERA: 3.15 (7, 1)	6.2 W 28 7 1 1 2 2 0 0 0 0 0 0 6 8 0.00 0.000																					
Alan Embree, L ERA: 7.71 (9, 1)	1.1 H 4 0 0 0 0 0 0 0 0 0 0 0 6 8 0.00 4.500																					
Tanyon Sturtze, R ERA: 4.27 (9, 1)	0.2 S 5 2 1 1 1 1 0 0 0 0 0 0 11 20 13.50 4.500																					
42 Mariano Rivera, R ERA: 0.94 (9, 1)	0.1 S 1 0 0 0 0 0 0 0 0 0 0 0 3 5 0.00 0.000																					

Batter	1	2	3	4	5	6	7	8	9	AB	R	H	RBI	BB	SO	LOB	TOP										
2 Derek Jeter, R OBP: 0.388, SLG: 0.448	L9	FC3-6 1B		BB 13 FC5-4 1B		FC6-4 13 24 G4-3 1B		K		5	1	3	2	0	1	0	New York Yankees @ Toronto Blue Jays Rogers Centre, Toronto, ON Sat Aug 06 2005, 4:07 PM EDT Att: 48,088 - Sunny - 81 F										
24 Robinson Cano, L OBP: 0.312, SLG: 0.453	FC3-6 2B	FC3-6 1B		FC5-4 13 BB 1B		G4-3		G4-3		5	0	2	0	0	0	3											
Gary Sheffield, R OBP: 0.397, SLG: 0.536	K	K		FC5-4 13 BB 1B		FC6-4 13 BB		HR		3	1	2	2	2	1	1											
13 Alex Rodriguez, R OBP: 0.413, SLG: 0.578	BB	K		FC5-4		FC6-4		K		4	0	0	1	1	2	6											
55 Hideki Matsui, L OBP: 0.365, SLG: 0.502	K			K		G4-3		G4-3		5	0	0	0	0	3	6											
25 Jason Giambi, L OBP: 0.450, SLG: 0.567		G3-1		K		BB		BB		3	0	0	0	2	1	0											
20 Jorge Posada, S OBP: 0.341, SLG: 0.418		1B 2 1B 1B		1B		F8		F8		5	1	2	0	0	0	2											
Bernie Williams, S OBP: 0.330, SLG: 0.367		BB 2 1B 1B		G5-3		F8		F7		4	1	1	0	0	0	2											
John Flaherty, R OBP: 0.198, SLG: 0.224		FC3-6 24 2 1B BB		F7		F9		P5		2	1	0	0	1	0	1											
Tony Womack, L OBP: 0.276, SLG: 0.269										1	0	0	0	0	0	0											
Wayne Franklin, L OBP: 0.330, SLG: 0.367										0	0	0	0	0	0	0											
Felix Rodriguez, R OBP: 0.330, SLG: 0.367										0	0	0	0	0	0	0											
Inning Stats	R: 0 E: 0 K: 2 S: 12	H: 1 LOB: 2 BB: 1 P: 19	R: 3 E: 0 K: 1 S: 18	H: 4 LOB: 2 BB: 1 P: 29	R: 0 E: 0 K: 2 S: 11	H: 1 LOB: 1 BB: 0 P: 18	R: 1 E: 0 K: 1 S: 10	H: 2 LOB: 2 BB: 1 P: 22	R: 0 E: 0 K: 0 S: 8	H: 0 LOB: 1 BB: 1 P: 14	R: 0 E: 0 K: 0 S: 9	H: 1 LOB: 0 BB: 1 P: 14	R: 0 E: 0 K: 0 S: 4	H: 0 LOB: 0 BB: 0 P: 7	R: 0 E: 0 K: 1 S: 6	H: 0 LOB: 0 BB: 0 P: 9	R: 1 E: 0 K: 1 S: 10	H: 1 LOB: 1 BB: 1 P: 17	1B: 8 2B: 1 3B: 0 HR: 1	SF: 0 SAC: 0 DP: 0 HBP: 0	WP: 0 PB: 0 SB: 0 CS: 0	PA: 43					
PITCHER	IP	WLS	BF	H	R	ER	SO	BB	IBB	HBP	BLK	WP	HR	S	P	ERA	WHIP										
37 Scott Downs, L ERA: 5.75	3.1		21	8	4	4	5	3	0	0	0	0	0	46	79	10.80	3.300										
Pete Walker, R ERA: 2.73	2.1	W	10	1	0	0	1	2	0	0	0	0	0	20	34	0.00	1.286										
Scott Schoeneweis, L ERA: 4.3	1.1	H	4	0	0	0	0	0	0	0	0	0	0	6	10	0.00	0.000										
Justin Speier, R ERA: 2.35	1.0		3	0	0	0	1	0	0	0	0	0	0	6	9	0.00	0.000										
Miguel Batista, R ERA: 2.91	1.0		5	1	1	1	1	1	0	0	0	0	1	10	17	9.00	2.000										

AB	37
R	5
H	10
RBI	5
BB	6
SO	8
LOB	21



Batter	1	2	3	4	5	6	7	8	9	AB	R	H	RBI	BB	SO	LOB	BOTTOM										
8 Russ Adams, L OBP: 0.350, SLG: 0.451	HBP 3 1B BB	10 2B 1B		E1 3 10 1B		P5		G5-3		4	3	1	0	1	0	0	New York Yankees @ Toronto Blue Jays Rogers Centre, Toronto, ON Sat Aug 06 2005, 4:07 PM EDT Att: 48,088 - Sunny - 81 F										
3 Reed Johnson, R OBP: 0.348, SLG: 0.462	1B 2 1B HBP	10 2B 1B		10 1B		K		L8		4	1	2	0	0	1	0											
10 Vernon Wells, R OBP: 0.326, SLG: 0.506	K	2B		G4-6-3 1B		E S HR 1B		1B		4	1	3	2	0	1	2											
Shea Hillenbrand, R OBP: 0.357, SLG: 0.458	1B			G4-6-3		HR				4	2	3	3	0	0	2											
2 Aaron Hill, R OBP: 0.363, SLG: 0.429	1B			1B		F8		F8		4	0	3	1	0	0	0											
9 Gregg Zaun, S OBP: 0.370, SLG: 0.396	K			P3		1B		P2		4	0	1	0	0	1	4											
15 Alex Rios, R OBP: 0.321, SLG: 0.402		K		FC5-4 E		F9		K		4	0	0	0	0	2	4											
Frank Menechino, R OBP: 0.369, SLG: 0.358		HR		G4-3		F8		P5		2	1	1	1	0	0	1											
Eric Hinske, L OBP: 0.336, SLG: 0.425				G5-3		F8				2	0	0	0	0	0	2											
Orlando Hudson, S OBP: 0.312, SLG: 0.403		G5-3		G5-3		K		F9		4	0	0	0	0	1	2											
Inning Stats	R: 2 E: 0 K: 2 S: 11	H: 2 LOB: 2 BB: 1 P: 19	R: 2 E: 0 K: 1 S: 19	H: 4 LOB: 0 BB: 0 P: 28	R: 1 E: 0 K: 0 S: 12	H: 2 LOB: 1 BB: 0 P: 17	R: 1 E: 1 K: 0 S: 8	H: 2 LOB: 1 BB: 0 P: 11	R: 0 E: 0 K: 1 S: 13	H: 2 LOB: 2 BB: 0 P: 19	R: 2 E: 0 K: 1 S: 12	H: 2 LOB: 0 BB: 0 P: 19	R: 0 E: 0 K: 1 S: 8	H: 0 LOB: 0 BB: 0 P: 13	R: 0 E: 0 K: 0 S: 10	H: 0 LOB: 0 BB: 0 P: 16	R: 0 E: 0 K: 0 S: 10	H: 0 LOB: 0 BB: 0 P: 16	1B: 11 2B: 2 3B: 0 HR: 2	SF: 0 SAC: 0 DP: 2 HBP: 1	WP: 0 PB: 0 SB: 2 CS: 1	PA: 38					
PITCHER	IP	WLS	BF	H	R	ER	SO	BB	IBB	HBP	BLK	WP	HR	S	P	ERA	WHIP										
Randy Johnson, L ERA: 4.29	4.0	L	22	10	6	5	3	1	0	0	0	0	1	50	75	11.25	2.750										
Scott Proctor, R ERA: 5.16	2.2		12	4	2	2	3	0	0	0	0	0	0	32	49	6.75	1.500										
Wayne Franklin, L ERA: 6.14	1.0		3	0	0	0	0	0	0	0	0	0	0	8	14	0.00	0.000										
Wayne Franklin, L ERA: 6.14	1.0		3	0	0	0	0	0	0	0	0	0	0	8	14	0.00	0.000										
Felix Rodriguez, R ERA: 4.69	0.1		1	0	0	0	0	0	0	0	0	0	0	3	4	0.00	0.000										

AB	36
R	8
H	14
RBI	7
BB	1
SO	6
LOB	17



Batter	1	2	3	4	5	6	7	8	9	AB	R	H	RBI	BB	SO	LOB	TOP			
2 Derek Jeter, R OBP: 0.392, SLG: 0.453 (1, 6)	1-2 G5-4-3 1B		1-1 1B	2-2 G4-3		1-1 1B		4-2 24 WP BB		4	1	3	0	1	0	0	New York Yankees @ Toronto Blue Jays Rogers Centre, Toronto, ON Sun Aug 07 2005, 1:07 PM EDT Att: 46,114 - Sunny - 81 F			
24 Robinson Cano, L OBP: 0.314, SLG: 0.449 (1, 4)	0-0 G5-4-3		1-2 1B HBP		4-0 55 G4-3 13 1B BB	0-1 G6-3		3-1 G6-3		3	0	0	0	1	0	3				
Gary Sheffield, R OBP: 0.396, SLG: 0.533 Bubba Crosby, L OBP: 0.250, SLG: 0.189 (8, 9)	0-3 K		1-1 1B		0-1 P6			1-1 G4-3		4	0	1	1	0	2	1				
13 Alex Rodriguez, R OBP: 0.417, SLG: 0.589 (1, 5)		1-1 HR	0-3 K		1-0 55 G4-3 1B		1-0 25 1B 2B		4-1 55 L6-3 BB	4	2	3	1	1	1	2				
55 Hideki Matsui, L OBP: 0.363, SLG: 0.501 (1, 7)	1-1 25 1B 2B		0-0 G3		0-0 G4-3		1-1 F8		1-0 L6-3	5	1	1	0	0	0	6				
25 Jason Giambi, L OBP: 0.453, SLG: 0.568 (1, 10)	1-2 G6-4-3 1B			1-1 E3 20 1B 1B	4-1 BB		2-2 20 FC4-6 1B			3	1	2	2	1	0	0				
20 Jorge Posada, S OBP: 0.340, SLG: 0.416 (1, 2)	1-3 K			0-0 1B G6-4-3 1B	2-3 K		3-1 FC4-6			4	1	1	0	0	2	5				
Tino Martinez, L OBP: 0.311, SLG: 0.468 (1, 3)	0-0 G6-4-3		1-2 G6-4-3 1B		0-0 F7			2-1 P6		4	0	1	1	0	0	1				
Tony Womack, L OBP: 0.272, SLG: 0.265 (1, 8)			0-2 G4-3	2-2 G6-4-3		0-1 G6-3		1-2 G3		4	0	0	0	0	0	1				
Inning Stats	R: 0 E: 0 K: 1 S: 9	H: 1 LOB: 0 BB: 0 P: 10	R: 2 E: 0 K: 1 S: 11	H: 3 LOB: 0 BB: 0 P: 15	R: 1 E: 0 K: 1 S: 17	H: 2 LOB: 2 BB: 0 P: 20	R: 2 E: 1 K: 0 S: 13	H: 2 LOB: 0 BB: 0 P: 19	R: 0 E: 0 K: 0 S: 7	H: 1 LOB: 1 BB: 0 P: 8	R: 1 E: 0 K: 1 S: 11	H: 2 LOB: 1 BB: 0 P: 21	R: 0 E: 0 K: 0 S: 10	H: 0 LOB: 1 BB: 1 P: 20	R: 0 E: 0 K: 0 S: 4	H: 0 LOB: 0 BB: 1 P: 10	1B: 8 2B: 4 3B: 0 HR: 1	SF: 0 SAC: 0 DP: 4 HBP: 1	WP: 1 PB: 0 SB: 0 CS: 0	PA: 41
PITCHER	IP WLS BF H R ER SO	IP WLS BF H R ER SO	IP WLS BF H R ER SO	IP WLS BF H R ER SO	IP WLS BF H R ER SO	IP WLS BF H R ER SO	IP WLS BF H R ER SO	IP WLS BF H R ER SO	IP WLS BF H R ER SO	IP WLS BF H R ER SO	IP WLS BF H R ER SO	IP WLS BF H R ER SO	IP WLS BF H R ER SO	IP WLS BF H R ER SO	IP WLS BF H R ER SO	IP WLS BF H R ER SO	ERA WHIP	ERA WHIP		
Josh Towers, R ERA: 4.53 (1, 1)	6.0 L	29 10	5 3	3 4	2 0	0 0	0 0	0 0	0 0	0 0	11 21	9.00	2.000							
54 Jason Frasor, R ERA: 4.32 (7, 1)	1.0	5 2	1 1	1 1	0 0	0 0	0 0	0 0	0 0	1 14	30	0.00	1.000							
22 Brandon League, R ERA: 6.88 (8, 1)	2.0	7 0	0 0	0 0	2 0	0 0	0 0	1 0	0 14	30	0.00	1.000								

AB	36
R	6
H	12
RBI	5
BB	4
SO	5
LOB	19



Batter	1	2	3	4	5	6	7	8	9	AB	R	H	RBI	BB	SO	LOB	BOTTOM			
8 Russ Adams, L OBP: 0.350, SLG: 0.449 (1, 6)	2-1 G4-3		3-2 3 FC5-4 HBP		2-2 F7				2-2 10 DI 10 1B 1B	4	1	1	0	0	1	1	New York Yankees @ Toronto Blue Jays Rogers Centre, Toronto, ON Sun Aug 07 2005, 1:07 PM EDT Att: 46,114 - Sunny - 81 F			
3 Reed Johnson, R OBP: 0.343, SLG: 0.454 (9, 9)	2-3 K		0-0 FC5-4 FC5 10 BB 1-2 2-3		1-0 L9		0-3 K2-3		1-2 P4	5	0	0	0	0	2	4				
10 Vernon Wells, R OBP: 0.329, SLG: 0.508 (1, 8)	2-1 2B		4-1 BB		3-2 P3		0-1 G6-3		0-2 DI 1B	4	0	2	1	1	0	1				
Shea Hillenbrand, R OBP: 0.359, SLG: 0.459 (1, 3)	2-0 G4-3		0-0 FC5		4-1 15 1B 2 G6-3 BB			1-0 BB SF7-6 2B	4-2 1-2 BB	3	1	1	0	2	0	4				
2 Aaron Hill, R OBP: 0.359, SLG: 0.424 47 Corey Koskie, L OBP: 0.305, SLG: 0.385 (8, PH) (9, 5)		2-1 G5-3		1-0 G5-3		1-0 G6-3		1-2 K	0-0 F7	3	0	0	0	0	0	1				
9 Gregg Zaun, S OBP: 0.371, SLG: 0.393 (1, 2)		2-2 L3		4-1 BB		0-0 P6		4-0 SF7-6 BB		2	0	0	0	2	0	1				
15 Alex Rios, R OBP: 0.321, SLG: 0.402 Frank Catalanotto, L OBP: 0.362, SLG: 0.430 (8, PH) (9, 7)		2-2 P4		2-3 K		2-2 BB 1B		4-1 BB 1B		3	0	1	0	0	1	1				
Frank Menechino, R OBP: 0.368, SLG: 0.352 Eric Hinske, L OBP: 0.335, SLG: 0.425 (8, PH) (9, 10)			2-2 P6		2-3 F7		4-0 BB 1B		0-2 SF7-6	2	0	0	0	1	0	0				
Orlando Hudson, S OBP: 0.314, SLG: 0.404 (1, 4)			2-0 3 FC5-4 8 HBP 1B		2-1 P3		0-0 P3		1-1 G4-3	4	0	2	0	0	0	3				
Inning Stats	R: 0 E: 0 K: 1 S: 10	H: 1 LOB: 1 BB: 0 P: 18	R: 0 E: 0 K: 0 S: 9	H: 0 LOB: 0 BB: 0 P: 15	R: 0 E: 0 K: 0 S: 11	H: 1 LOB: 3 BB: 1 P: 22	R: 0 E: 0 K: 1 S: 6	H: 0 LOB: 1 BB: 1 P: 13	R: 0 E: 0 K: 0 S: 9	H: 1 LOB: 3 BB: 2 P: 17	R: 0 E: 0 K: 2 S: 8	H: 0 LOB: 0 BB: 0 P: 10	R: 1 E: 0 K: 1 S: 8	H: 1 LOB: 2 BB: 2 P: 18	R: 1 E: 0 K: 0 S: 15	H: 2 LOB: 2 BB: 1 P: 23	1B: 5 2B: 3 3B: 0 HR: 0	SF: 1 SAC: 0 DP: 1 HBP: 1	WP: 0 PB: 0 SB: 0 CS: 0	PA: 41
PITCHER	IP WLS BF H R ER SO	IP WLS BF H R ER SO	IP WLS BF H R ER SO	IP WLS BF H R ER SO	IP WLS BF H R ER SO	IP WLS BF H R ER SO	IP WLS BF H R ER SO	IP WLS BF H R ER SO	IP WLS BF H R ER SO	IP WLS BF H R ER SO	IP WLS BF H R ER SO	IP WLS BF H R ER SO	IP WLS BF H R ER SO	IP WLS BF H R ER SO	IP WLS BF H R ER SO	IP WLS BF H R ER SO	ERA WHIP	ERA WHIP		
Al Leiter, L ERA: 6.17 (1, 1)	5.2 W	26 4	0 0	0 2	4 0	0 0	0 0	0 0	9 11	0.00	0.000									
Alan Embree, L ERA: 7.46 (8, 1)	0.1	4 1	1 1	1 1	2 0	0 0	0 0	0 0	5 15	27.00	9.000									
Tanyon Sturtze, R ERA: 4.4 (8, 1)	1.1	6 2	1 1	1 0	1 0	0 0	0 0	0 0	17 25	6.75	2.250									
42 Mariano Rivera, R ERA: 0.94 (9, 1)	0.1 S	1 0	0 0	0 0	0 0	0 0	0 0	0 1	1 1	0.00	0.000									

AB	32
R	2
H	7
RBI	2
BB	7
SO	5
LOB	20



Batter	1	2	3	4	5	6	7	8	9	AB	R	H	RBI	BB	SO	LOB	TOP				
22 Scott Podsednik, L OBP: 0.348, SLG: 0.338	1-1 CS 1B		3-3 K		3-3 K		0-1 SAFE B1-3			4	0	1	0	0	2	1	Chicago White Sox @ New York Yankees Yankee Stadium, Bronx, NY Mon Aug 08 2005, 7:05 PM EDT Att: 54,871 - Cloudy - 82 F				
Tadahito Iguchi, R OBP: 0.351, SLG: 0.436	1-3 SAFE K			2-2 P6		2-2 F8		1-0 F8		4	0	0	0	0	1						
12 A.J. Pierzynski, L OBP: 0.328, SLG: 0.481	3-3 K			1-1 1B		3-2 G6-3		0-0 L4		4	0	1	0	0	1						
14 Paul Konerko, R OBP: 0.365, SLG: 0.510		3-2 1B 1B		1-2 SAFE P4		3-2 2B 1B		2-2 G6-3		4	0	2	0	0	0	1					
Timo Perez, L OBP: 0.285, SLG: 0.319	2-1 G4-6-3 1B			0-2 P1		2-2 1B		0-1 G5-3		4	0	2	0	0	0	1					
23 Jermaine Dye, R OBP: 0.329, SLG: 0.496	1-3 K			0-2 2B 1B		3-3 K		0-1 G6-3		4	1	1	0	0	2	4					
Aaron Rowand, R OBP: 0.341, SLG: 0.412	2-2 G4-6-3			1-1 24 G4-3 5 SF7 2B		0-1 G3		0-3 K		4	1	1	1	0	1	2					
24 Joe Crede, R OBP: 0.301, SLG: 0.439			2-3 K		1-1 G4-3		0-1 P6			3	0	0	0	0	1	1					
5 Juan Uribe, R OBP: 0.283, SLG: 0.381			0-0 L9		1-2 SF7		1-0 1B			2	0	1	1	0	0	0					
Inning Stats	R: 0 E: 0 K: 2 S: 11	H: 1 LOB: 0 BB: 0 P: 16	R: 0 E: 0 K: 1 S: 13	H: 2 LOB: 1 BB: 0 P: 21	R: 0 E: 0 K: 2 S: 10	H: 0 LOB: 0 BB: 0 P: 15	R: 0 E: 0 K: 0 S: 13	H: 1 LOB: 1 BB: 0 P: 17	R: 2 E: 0 K: 1 S: 16	H: 2 LOB: 0 BB: 0 P: 22	R: 0 E: 0 K: 1 S: 18	H: 2 LOB: 2 BB: 0 P: 31	R: 0 E: 0 K: 0 S: 5	H: 0 LOB: 0 BB: 0 P: 8	R: 0 E: 0 K: 1 S: 7	H: 0 LOB: 0 BB: 0 P: 7		1B: 7 2B: 2 3B: 0 HR: 0	SF: 1 SAC: 0 DP: 1 HBP: 0	WP: 0 PB: 0 SB: 0 CS: 1	PA: 34
PITCHER	IP	WLS	BF	H	R	ER	SO	BB	IBB	HBP	BLK	WP	HR	S	P	ERA	WHIP				
35 Mike Mussina, R ERA: 4.01	6.0	W	24	8	2	2	7	0	0	0	0	0	0	81	122	3.00	1.333				
Tanyon Sturtze, R ERA: 4.33	1.0	H	4	1	0	0	0	0	0	0	0	0	0	7	8	0.00	1.000				
Tom Gordon, R ERA: 2.97	1.0	H	3	0	0	0	0	0	0	0	0	0	0	5	8	0.00	0.000				
42 Mariano Rivera, R ERA: 0.92	1.0	S	3	0	0	0	1	0	0	0	0	0	0	7	7	0.00	0.000				

Batter	1	2	3	4	5	6	7	8	9	AB	R	H	RBI	BB	SO	LOB	BOTTOM				
2 Derek Jeter, R OBP: 0.389, SLG: 0.449	0-1 F8	2-1 G4-3		1-3 K			0-0 G1-3			4	0	0	1	0	1	3	Chicago White Sox @ New York Yankees Yankee Stadium, Bronx, NY Mon Aug 08 2005, 7:05 PM EDT Att: 54,871 - Cloudy - 82 F				
24 Robinson Cano, L OBP: 0.310, SLG: 0.443	1-1 F8	1-0 P6			1-0 F7		0-3 K			4	0	0	0	0	1	1					
Gary Sheffield, R OBP: 0.397, SLG: 0.531	4-2 13 HR BB		3-3 K		4-2 5 BB		2-2 F9			2	1	0	0	2	1	0					
13 Alex Rodriguez, R OBP: 0.416, SLG: 0.593	3-1 SAFE 1H HR		3-3 K		3-2 F9		2-3 K			4	1	1	2	0	2	1					
55 Hideki Matsui, L OBP: 0.362, SLG: 0.498	1-1 HBP		1-1 F7		0-3 K		3-2 L9			3	0	0	0	0	1	1					
25 Jason Giambi, L OBP: 0.452, SLG: 0.564	3-2 P6			4-1 1B BB		2-2 P4				2	0	0	0	1	0	1					
20 Jorge Posada, S OBP: 0.337, SLG: 0.412		2-2 G3		1-1 SAFE F9		3-2 G4-3				3	0	0	0	0	0	1					
Tino Martinez, L OBP: 0.315, SLG: 0.470		1-2 2B 2 G4-3 1B		0-1 1B		1-0 F8				3	1	2	0	0	0	0					
Tony Womack, L OBP: 0.273, SLG: 0.270		0-0 G4-3 2B		1-0 F9			2-1 F7			3	0	1	0	0	0	2					
Bubba Crosby, L OBP: 0.250, SLG: 0.189										0	0	0	0	0	0	0					
Inning Stats	R: 2 E: 0 K: 0 S: 15	H: 1 LOB: 1 BB: 1 P: 27	R: 1 E: 0 K: 0 S: 10	H: 2 LOB: 1 BB: 0 P: 16	R: 0 E: 0 K: 2 S: 9	H: 0 LOB: 0 BB: 0 P: 16	R: 0 E: 0 K: 1 S: 11	H: 1 LOB: 2 BB: 1 P: 20	R: 0 E: 0 K: 1 S: 12	H: 0 LOB: 1 BB: 1 P: 20	R: 0 E: 0 K: 0 S: 11	H: 0 LOB: 0 BB: 0 P: 17	R: 0 E: 0 K: 1 S: 6	H: 0 LOB: 0 BB: 0 P: 8	R: 0 E: 0 K: 1 S: 10	H: 0 LOB: 0 BB: 0 P: 17	1B: 2 2B: 1 3B: 0 HR: 1	SF: 0 SAC: 0 DP: 0 HBP: 1	WP: 0 PB: 0 SB: 1 CS: 0	PA: 32	
PITCHER	IP	WLS	BF	H	R	ER	SO	BB	IBB	HBP	BLK	WP	HR	S	P	ERA	WHIP				
Orlando Hernandez, R ERA: 4.87	6.0	L	26	4	3	3	4	3	0	1	0	0	0	68	116	4.50	1.167				
Neal Cotts, L ERA: 2.14	1.0		3	0	0	0	1	0	0	0	0	0	0	6	8	0.00	0.000				
45 Bobby Jenks, R ERA: 2.63	1.0		3	0	0	0	1	0	0	0	0	0	0	10	17	0.00	0.000				

Batter	1	2	3	4	5	6	7	8	9	AB	R	H	RBI	BB	SO	LOB	TOP											
Gary Matthews, S (1, 8) OBP: 0.340, SLG: 0.495	2-2 1B	4-2 10 E BB		3-1 10 1B 3B		2-3 K		1-1 1B		4	1	3	1	1	1	0												
10 Michael Young, R (1, 6) OBP: 0.379, SLG: 0.502	2-3 K	1-2 FC6		0-0 CS 23 1B		1-1 G6-3		1-1 F8		5	0	1	1	0	1	3												
23 Mark Teixeira, S (1, 3) OBP: 0.357, SLG: 0.533	1-1 F8	1-3 2-H 3-H K		3-H 1B						5	0	1	0	0	1	3												
Phil Nevin, R (1, 10) OBP: 0.295, SLG: 0.393	3-2 G4-3			1-1 F7		3-3 K		2-2 S 1B		5	0	1	0	0	2	3												
Alfonso Soriano, R (1, 4) OBP: 0.326, SLG: 0.546		3-2 FC5-4 1B		1-1 HR		3-3 K		4-2 1B		4	1	2	1	1	1	0												
9 Hank Blalock, L (1, 5) OBP: 0.338, SLG: 0.479	1 SAFE 1 SAFE 1 SAFE K	1-1 FC5-4 HBP G1-3 BB		0-0 F9		2-0 G3		1-2 F7		4	1	0	0	0	0	3												
Kevin Mench, R (1, 7) OBP: 0.339, SLG: 0.496 (8, 9)	3-2 G1-3	2-1 2B		2-1 2B		4-1 BB		2-3 K		3	0	1	0	1	1	3												
Mark DeRosa, R (1, 9) OBP: 0.295, SLG: 0.391 David Dellucci, L (8, PH) OBP: 0.396, SLG: 0.524 (8, 7)	4-0 BB 10 FC6 HBP BB			1-2 F9		1-3 K		2-1 G6-3		2	1	0	0	1	1	2												
Rod Barajas, R (1, 2) OBP: 0.315, SLG: 0.424	3-2 10 FC6 10 E HBP			2-2 F7		0-1 F9		1-2 P6		3	1	0	0	0	0	0												
Inning Stats	R: 0 E: 0 K: 1 S: 11	H: 1 LOB: 1 BB: 0 P: 19	R: 3 E: 1 K: 1 S: 22	H: 1 LOB: 2 BB: 2 P: 44	R: 1 E: 0 K: 0 S: 10	H: 2 LOB: 1 BB: 0 P: 15	R: 1 E: 0 K: 1 S: 14	H: 3 LOB: 2 BB: 0 P: 25	R: 0 E: 0 K: 2 S: 11	H: 0 LOB: 1 BB: 1 P: 21	R: 0 E: 0 K: 1 S: 8	H: 0 LOB: 0 BB: 0 P: 11	R: 0 E: 0 K: 1 S: 20	H: 1 LOB: 2 BB: 1 P: 32	R: 0 E: 0 K: 0 S: 9	H: 1 LOB: 1 BB: 0 P: 14	R: 0 E: 0 K: 1 S: 6	H: 0 LOB: 0 BB: 0 P: 9	1B: 6 2B: 2 3B: 1 HR: 1	SF: 0 SAC: 0 DP: 1 HBP: 1	WP: 0 PB: 0 SB: 1 CS: 1	PA: 41						
PITCHER	IP	WLS	BF	H	R	ER	SO	BB	IBB	HBP	BLK	WP	HR	S	P	ERA	WHIP											
Al Leiter, L (1, 1) ERA: 6.14	5.0	W	26	7	5	3	5	3	0	1	0	0	0	1	68	124	5.40	2.000										
Felix Rodriguez, R (6, 1) ERA: 4.95	1.1	H	6	1	0	0	1	1	0	0	0	0	0	18	30	0.00	1.500											
Wayne Franklin, L (7, 1) ERA: 5.63	0.2	H	2	0	0	0	1	0	0	0	0	0	0	0	10	13	0.00	0.000										
Shawn Chacon, R (8, 1) ERA: 3.5	1.0	H	4	1	0	0	0	0	0	0	0	0	0	9	14	0.00	1.000											
Tanyon Sturtze, R (9, 1) ERA: 4.33	1.0	S	3	0	0	0	1	0	0	0	0	0	0	6	9	0.00	0.000											
Batter	1	2	3	4	5	6	7	8	9	AB	R	H	RBI	BB	SO	LOB	BOTTOM											
2 Derek Jeter, R (1, 6) OBP: 0.390, SLG: 0.462	2-3 K	4-2 BB		1-0 HR		4-0 IBB		3-3 K		3	1	1	1	2	2	0												
24 Robinson Cano, L (1, 4) OBP: 0.307, SLG: 0.435	1-3 K	0-0 F8		1-1 FC1-4 1B		0-1 G3		3-2 BB 1B		5	0	2	0	0	1	5												
Gary Sheffield, R (1, 9) OBP: 0.394, SLG: 0.523	2-2 E6			0-2 F8		3-2 FC1-4 55 1B		4-1 BB 1B		4	0	0	0	1	0	1												
13 Alex Rodriguez, R (1, 5) OBP: 0.415, SLG: 0.589	1-3 K			1-2 55 1B 2B		2-2 P3		1-0 G6-3		5	1	1	0	0	1	4												
55 Hideki Matsui, L (1, 7) OBP: 0.364, SLG: 0.503		1-0 F8 2B		1-2 20 2B 1B		1-0 1B		2-2 G4-3		4	1	3	0	0	0	0												
20 Jorge Posada, S (1, 2) OBP: 0.337, SLG: 0.415		4-2 2B BB		2-2 1B 2B		0-3 K		4-0 G4-6-3 BB		2	1	1	1	2	1	2												
Tino Martinez, L (1, 3) OBP: 0.327, SLG: 0.469		3-2 F8		1-2 HR 1B		3-2 G3 1B		0-3 K		4	1	2	1	0	1	3												
Bernie Williams, S (1, 10) OBP: 0.326, SLG: 0.370		2-3 K		3-2 HR 1B		3-3 K		2-2 G4-6-3		4	1	1	2	0	2	4												
Tony Womack, L (1, 8) OBP: 0.274, SLG: 0.275 Bubba Crosby, L (9, 8) OBP: 0.250, SLG: 0.169	0-2 2B			2-2 F7		0-0 G3		2-3 K		4	0	1	1	0	1	1												
Inning Stats	R: 0 E: 1 K: 3 S: 13	H: 0 LOB: 1 BB: 0 P: 19	R: 4 E: 0 K: 1 S: 17	H: 2 LOB: 3 BB: 2 P: 31	R: 4 E: 0 K: 0 S: 22	H: 5 LOB: 0 BB: 0 P: 32	R: 1 E: 0 K: 1 S: 13	H: 3 LOB: 2 BB: 0 P: 21	R: 0 E: 0 K: 1 S: 9	H: 1 LOB: 2 BB: 1 P: 19	R: 0 E: 0 K: 0 S: 7	H: 0 LOB: 0 BB: 0 P: 10	R: 0 E: 0 K: 1 S: 6	H: 0 LOB: 0 BB: 1 P: 12	R: 0 E: 0 K: 2 S: 17	H: 1 LOB: 2 BB: 1 P: 30	R: 0 E: 0 K: 1 S: 6	H: 0 LOB: 0 BB: 0 P: 9	1B: 7 2B: 3 3B: 0 HR: 2	SF: 0 SAC: 0 DP: 1 HBP: 0	WP: 0 PB: 0 SB: 0 CS: 0	PA: 40						
PITCHER	IP	WLS	BF	H	R	ER	SO	BB	IBB	HBP	BLK	WP	HR	S	P	ERA	WHIP											
Chris Young, R (1, 1) ERA: 4.91	3.0	18	7	5	5	4	2	2	0	0	0	0	1	52	82	15.00	3.000											
36 C.J. Wilson, L (4, 1) ERA: 8.89	4.0	L	17	4	1	1	3	1	1	0	0	0	1	35	62	2.25	1.250											
Francisco Cordero, R (8, 1) ERA: 3.33	1.0	5	1	0	0	0	2	1	0	0	0	0	0	17	30	0.00	2.000											

Texas Rangers @ New York Yankees
 Yankee Stadium, Bronx, NY
 Fri Aug 12 2005, 7:05 PM EDT
 Att: 54,442 - Partly Cloudy - 89 F

AB	36
R	5
H	9
RBI	3
BB	4
SO	8
LOB	17




Texas Rangers @ New York Yankees
 Yankee Stadium, Bronx, NY
 Fri Aug 12 2005, 7:05 PM EDT
 Att: 54,442 - Partly Cloudy - 89 F

AB	35
R	6
H	12
RBI	6
BB	5
SO	9
LOB	20




Batter	1	2	3	4	5	6	7	8	9	AB	R	H	RBI	BB	SO	LOB	TOP							
David Dellucci, L (1,7) OBP: 0.389, SLG: 0.512	3-1 G4-3 1B		2-2 K		1-2 F7			3-2 P6		4	0	1	0	0	1	1	Texas Rangers @ New York Yankees Yankee Stadium, Bronx, NY Sun Aug 14 2005, 1:05 PM EDT Att: 54,824 - Sunny - 94 F							
10 Michael Young, R (1,6) OBP: 0.378, SLG: 0.499 Mark DeRosa, R (8,6) OBP: 0.295, SLG: 0.391	1-0 G4-3		2-1 1B		2-0 F9			0-1 G4-3		4	0	1	0	0	0	1								
23 Mark Teixeira, S (1,3) OBP: 0.354, SLG: 0.529 Steve Karsay, R (8,1)	1-3 K		0-3 K		1-0 G1-3 2B			1-1 1B		4	0	2	0	0	2	2								
9 Hank Blalock, L (1,5) OBP: 0.338, SLG: 0.476 Marshall McDougall, R (8,5) OBP: 0.286, SLG: 0.286		2-1 G5-4-3 1B		3-2 F7		0-2 G1-3		1-2 G3-1		4	0	1	0	0	0	2								
Alfonso Soriano, R (1,4) OBP: 0.327, SLG: 0.548		0-0 F7		2-2 G4-3		0-1 F7		1-1 1B		4	0	1	0	0	0	2								
Phil Nevin, R (1,10) OBP: 0.297, SLG: 0.391	1-0 G5-4-3		2-3 K		2-3 K			1-2 1B		4	0	1	0	0	2	2								
Gary Matthews, S (1,8) OBP: 0.337, SLG: 0.494			3-2 WP 1B		3-2 HR		1-3 K		1-0 F8	4	2	2	0	0	1	2								
Kevin Mench, R (1,9) OBP: 0.342, SLG: 0.505		2-1 G5-3		2-3 K		0-0 F9		2-1 P2		4	0	0	0	0	1	4								
Rod Barajas, R (1,2) OBP: 0.317, SLG: 0.435		2-2 10 1B		1-1 HR		1-3 K		0-2 F8		4	1	2	3	0	1	2								
Inning Stats	R: 0 E: 0 K: 1 S: 6	H: 1 LOB: 0 BB: 0 P: 11	R: 0 E: 0 K: 0 S: 4	H: 1 LOB: 0 BB: 0 P: 7	R: 1 E: 0 K: 2 S: 17	H: 3 LOB: 2 BB: 0 P: 28	R: 0 E: 0 K: 1 S: 12	H: 0 LOB: 0 BB: 0 P: 19	R: 2 E: 0 K: 1 S: 14	H: 2 LOB: 0 BB: 0 P: 23	R: 0 E: 0 K: 1 S: 9	H: 1 LOB: 1 BB: 0 P: 12	R: 0 E: 0 K: 2 S: 8	H: 0 LOB: 0 BB: 0 P: 10	R: 0 E: 0 K: 0 S: 10	H: 1 LOB: 1 BB: 0 P: 15		R: 0 E: 0 K: 0 S: 15	H: 2 LOB: 2 BB: 0 P: 20	1B: 7 2B: 3 3B: 0 HR: 1	SF: 0 SAC: 0 DP: 2 HBP: 0	WP: 1 PB: 0 SB: 0 CS: 0	PA: 36	
PITCHER	IP WLS BF H R ER SO BB IBB HBP BLK WP HR S P ERA WHIP	5.0 W 20 7 3 3 5 0 0 0 0 1 1 53 88 5.40 1.400	0.1 2 1 0 0 0 0 0 0 0 0 0 0 4 5 0.00 3.000	1.2 5 0 0 0 3 0 0 0 0 0 0 0 13 17 0.00 0.000	1.0 4 1 0 0 0 0 0 0 0 0 0 0 10 15 0.00 1.000	1.0 5 2 0 0 0 0 0 0 0 0 0 0 15 20 0.00 2.000																		
2 Derek Jeter, R (1,6) OBP: 0.386, SLG: 0.455	0-0 G6-3		1-3 K		1-3 K		4-2 13 HR		0-2 G6-4-3		4	1	0	0	1	2	Texas Rangers @ New York Yankees Yankee Stadium, Bronx, NY Sun Aug 14 2005, 1:05 PM EDT Att: 54,824 - Sunny - 94 F							
24 Robinson Cano, L (1,4) OBP: 0.305, SLG: 0.431	0-1 E7 F8 13 1B		2-3 K		0-0 G3		0-0 BB		0-3 K		5	1	0	0	0	2		4						
Gary Sheffield, R (1,9) OBP: 0.394, SLG: 0.526 Bubba Crosby, L (8,9) OBP: 0.238, SLG: 0.179	3-1 F8		2-3 K		4-2 13 BB		1-1 L7		0-0 G4-3		3	1	0	0	1	1								
13 Alex Rodriguez, R (1,5) OBP: 0.419, SLG: 0.602	2-2 1B		1-2 G5-3		4-2 55 HR		1-1 HR		2-2 1B		4	2	3	3	1	0								
55 Hideki Matsui, L (1,7) OBP: 0.364, SLG: 0.506	1-2 P5		3-0 F8		0-2 1-H 2-H HR		4-2 BB		2-1 F7		4	1	1	3	1	0		2						
25 Jason Giambi, L (1,3) OBP: 0.446, SLG: 0.538 Tino Martinez, L (7,3) OBP: 0.329, SLG: 0.470		4-2 20 2B		4-2 BB		4-2 20 1B		3-3 K		1-3 K		1	2	0	0	3		1						
20 Jorge Posada, S (1,2) OBP: 0.341, SLG: 0.422		2-0 1B		2-2 P6		0-1 1B		2-0 1B		4	2	3	0	0	0	1								
Bernie Williams, S (1,10) OBP: 0.332, SLG: 0.384		1-1 1B		2-3 K		1-2 WP		1-0 G6-4-3		4	0	3	2	0	1	1								
Tony Womack, L (1,8) OBP: 0.270, SLG: 0.271		3-1 FC3-2-5		1-2 P6		1-3 K		0-0 1B		4	0	1	0	0	1	4								
Inning Stats	R: 1 E: 1 K: 0 S: 13	H: 1 LOB: 1 BB: 0 P: 19	R: 1 E: 0 K: 2 S: 18	H: 2 LOB: 2 BB: 1 P: 31	R: 0 E: 0 K: 1 S: 7	H: 0 LOB: 0 BB: 0 P: 13	R: 0 E: 0 K: 1 S: 11	H: 0 LOB: 1 BB: 1 P: 20	R: 5 E: 0 K: 2 S: 26	H: 3 LOB: 1 BB: 3 P: 41	R: 2 E: 0 K: 1 S: 15	H: 1 LOB: 1 BB: 2 P: 28	R: 1 E: 0 K: 1 S: 9	H: 3 LOB: 1 BB: 0 P: 12	R: 0 E: 0 K: 1 S: 9	H: 1 LOB: 1 BB: 0 P: 14		1B: 8 2B: 1 3B: 0 HR: 2	SF: 0 SAC: 0 DP: 1 HBP: 0	WP: 1 PB: 0 SB: 0 CS: 0	PA: 42			
PITCHER	IP WLS BF H R ER SO BB IBB HBP BLK WP HR S P ERA WHIP	4.2 L 22 4 0 0 1 1 0 0 0 1 1 14 20 81.00 12.000	0.1 5 3 3 3 1 1 0 0 0 0 1 1 14 20 81.00 12.000	1.0 6 1 2 2 1 2 0 0 0 0 0 1 15 28 18.00 3.000	1.0 5 3 1 1 1 0 0 0 0 0 0 0 9 12 9.00 3.000	1.0 4 1 0 0 1 0 0 0 0 0 0 0 9 14 0.00 1.000																		

AB 36
R 3
H 11
RBI 3
BB 0
SO 8
LOB 18



AB 35
R 10
H 11
RBI 8
BB 7
SO 9
LOB 20



Batter	1	2	3	4	5	6	7	8	9	AB	R	H	RBI	BB	SO	LOB	TOP					
2 Derek Jeter, R OBP: 0.395, SLG: 0.452	G5-3			FC5-4 1B	E5 24 1B 1B		G6-3		G3	5	1	1	0	0	0	0	New York Yankees @ Tampa Bay Devil Rays Tropicana Field, St. Petersburg, FL Mon Aug 15 2005, 7:15 PM EDT Att: 19,320 - Dome - 72 F livebaseballscorecards.com					
24 Robinson Cano, L OBP: 0.303, SLG: 0.428	P6			F7	1B		G3		F8	5	0	1	0	0	0	1						
Gary Sheffield, R OBP: 0.395, SLG: 0.532	F8			FC5-4 13 HR	1B		HR			4	2	2	2	0	0	1						
13 Alex Rodriguez, R OBP: 0.421, SLG: 0.611				HR	1B		2B			3	1	2	2	1	1	2						
55 Hideki Matsui, L OBP: 0.365, SLG: 0.503	F8			HR			F8			2	0	0	0	2	0	2						
25 Jason Giambi, L OBP: 0.441, SLG: 0.531	G3			K						4	0	0	0	0	1	3						
Tino Martinez, L OBP: 0.329, SLG: 0.470										0	0	0	0	0	0	0						
20 Jorge Posada, S OBP: 0.340, SLG: 0.418				G6-3	G5-3		G6-3			3	0	0	0	1	0	1						
Bernie Williams, S OBP: 0.333, SLG: 0.386				G6-3						3	1	1	0	1	0	1						
Bubba Crosby, L OBP: 0.236, SLG: 0.179							L4-3			0	0	0	0	0	0	0						
Felix Escalona, R (1, 6)				K	K		FC5-4		F8	4	0	0	0	0	2	3						
Inning Stats	R: 0 E: 0 K: 0 S: 5	H: 0 LOB: 0 BB: 0 P: 6	R: 0 E: 0 K: 0 S: 5	H: 0 LOB: 0 BB: 1 P: 10	R: 0 E: 0 K: 1 S: 8	H: 0 LOB: 0 BB: 0 P: 13	R: 2 E: 0 K: 1 S: 20	H: 2 LOB: 1 BB: 1 P: 36	R: 2 E: 1 K: 2 S: 21	H: 3 LOB: 2 BB: 0 P: 29	R: 0 E: 0 K: 0 S: 20	H: 0 LOB: 2 BB: 2 P: 32	R: 1 E: 0 K: 0 S: 11	H: 2 LOB: 1 BB: 0 P: 19	R: 0 E: 0 K: 0 S: 5	H: 0 LOB: 0 BB: 1 P: 11	R: 0 E: 0 K: 0 S: 6	H: 0 LOB: 0 BB: 0 P: 9	1B: 3 2B: 3 3B: 0 HR: 2	SF: 0 SAC: 0 DP: 2 HBP: 0	WP: 0 SB: 0 CS: 0	PA: 38
PITCHER	IP	WLS	BF	H	R	ER	SO	BB	IBB	HBP	BLK	WP	HR	S	P	ERA	WHIP					
Casey Fossum, L ERA: 4.4	(1, 1)	6.0	L	27	5	4	2	4	3	1	0	1	0	79	126	3.00	1.333					
Travis Harper, R ERA: 7.39	(7, 1)	2.0		8	2	1	1	0	1	0	0	0	1	16	30	4.50	1.500					
Jesus Colome, R ERA: 5.88	(9, 1)	1.0		3	0	0	0	0	0	0	0	0	0	6	9	0.00	0.000					

Batter	1	2	3	4	5	6	7	8	9	AB	R	H	RBI	BB	SO	LOB	BOTTOM					
Julio Lugo, R OBP: 0.354, SLG: 0.393	G6-3		F7		13 CS HBP			K		3	0	0	0	0	1	0	New York Yankees @ Tampa Bay Devil Rays Tropicana Field, St. Petersburg, FL Mon Aug 15 2005, 7:15 PM EDT Att: 19,320 - Dome - 72 F livebaseballscorecards.com					
13 Carl Crawford, L OBP: 0.315, SLG: 0.452	G4-3		G4-3		CS		P4	G1-3		4	0	0	0	0	0	0						
3 Jorge Cantu, R OBP: 0.316, SLG: 0.491	F8			G5-3			G6-3	L5		4	0	0	0	0	0	0						
Aubrey Huff, L OBP: 0.323, SLG: 0.440			P6		F8		F9			4	0	1	0	0	0	0						
31 Jonny Gomes, R OBP: 0.372, SLG: 0.571			S HBP		HR		F9 1B HBP	S HBP		1	1	1	1	0	0	0						
Travis Lee, L OBP: 0.341, SLG: 0.406					K		K			3	0	0	0	1	2	3						
Alex Gonzalez, R OBP: 0.321, SLG: 0.410							WP 1B 2B	G1-3		4	1	2	0	0	0	4						
Toby Hall, R OBP: 0.318, SLG: 0.387							F9			4	0	1	1	0	0	6						
Joey Gathright, L OBP: 0.339, SLG: 0.381							G6-3			3	0	0	0	0	0	3						
Inning Stats	R: 0 E: 0 K: 0 S: 5	H: 0 LOB: 0 BB: 0 P: 6	R: 0 E: 0 K: 0 S: 7	H: 0 LOB: 2 BB: 1 P: 16	R: 0 E: 0 K: 0 S: 6	H: 0 LOB: 0 BB: 0 P: 7	R: 1 E: 0 K: 1 S: 11	H: 1 LOB: 0 BB: 0 P: 16	R: 1 E: 0 K: 0 S: 10	H: 2 LOB: 0 BB: 0 P: 15	R: 0 E: 0 K: 0 S: 6	H: 0 LOB: 0 BB: 0 P: 10	R: 0 E: 0 K: 1 S: 9	H: 1 LOB: 2 BB: 0 P: 14	R: 0 E: 0 K: 1 S: 5	H: 0 LOB: 0 BB: 0 P: 8		R: 0 E: 0 K: 0 S: 13	H: 1 LOB: 2 BB: 0 P: 18	1B: 2 2B: 2 3B: 0 HR: 1	SF: 0 SAC: 0 DP: 1 HBP: 4	WP: 1 SB: 0 CS: 1
PITCHER	IP	WLS	BF	H	R	ER	SO	BB	IBB	HBP	BLK	WP	HR	S	P	ERA	WHIP					
Jaret Wright, R ERA: 7.62	(1, 1)	6.1	W	25	4	2	2	2	1	0	3	0	0	51	79	2.84	0.789					
Tanyon Sturtze, R ERA: 4.18	(7, 1)	0.2	H	2	0	0	0	0	0	0	0	0	0	3	5	0.00	0.000					
Tom Gordon, R ERA: 2.8	(8, 1)	1.0	H	3	0	0	0	1	0	0	0	0	0	5	8	0.00	0.000					
42 Mariano Rivera, R ERA: 1.3	(9, 1)	1.0	S	5	1	0	0	0	0	0	1	0	0	13	18	0.00	1.000					

Batter	1	2	3	4	5	6	7	8	9	10	11	AB	R	H	RBI	BB	SO	LOB	TOP							
2 Derek Jeter, R OBP: 0.382, SLG: 0.449	E6 G6-3 24 BB 55 1B	FC3-2 24 FC3-2 1B		F9		G5-3			K		F8	6	1	1	0	0	1	2								
24 Robinson Cano, L OBP: 0.304, SLG: 0.426	G6-3 13 G6-3 55 1B BB	FC3-2		1B		G5-3			G4-3			4	1	1	0	1	0	4								
Gary Sheffield, R OBP: 0.391, SLG: 0.526	P6	K		F7			G3-1		L5			5	0	0	0	0	1	6								
13 Alex Rodriguez, R OBP: 0.417, SLG: 0.604	G6-3	G6-3			E6 55 FC1-6		G5-3			K		5	0	0	0	0	1	5								
55 Hideki Matsui, L OBP: 0.364, SLG: 0.500	F9		F9		FC1-6		G6-3			G1		5	0	1	2	0	0	1								
Tino Martinez, L OBP: 0.359, SLG: 0.468	G3		G3		P3			F8		G3-1		5	0	1	0	0	0	2								
Bernie Williams, S OBP: 0.335, SLG: 0.391				F8				F9			G3	4	1	2	0	0	0	1								
Bubba Crosby, L OBP: 0.233, SLG: 0.175		WP 1B 2B		1B								1	0	0	0	0	0	0								
John Flaherty, R OBP: 0.218, SLG: 0.253												4	0	2	1	0	0	1								
20 Jorge Posada, S OBP: 0.342, SLG: 0.416		1B FC3-2 24 FC3-2 1B 2H 3H		G5-3				E5			FC1-6 BB	0	0	0	0	1	0	0								
Tony Womack, L OBP: 0.269, SLG: 0.269								F8			FC1-6	5	0	1	0	0	0	3								
Inning Stats	R: 2 E: 1 K: 0 S: 10	H: 1 LOB: 1 BB: 1 P: 18	R: 1 E: 0 K: 1 S: 13	H: 4 LOB: 3 BB: 0 P: 18	R: 0 E: 0 K: 0 S: 9	H: 2 LOB: 1 BB: 0 P: 10	R: 0 E: 0 K: 0 S: 6	H: 1 LOB: 1 BB: 0 P: 8	R: 0 E: 0 K: 0 S: 4	H: 0 LOB: 1 BB: 0 P: 4	R: 0 E: 0 K: 0 S: 9	H: 1 LOB: 1 BB: 0 P: 13	R: 0 E: 0 K: 0 S: 6	H: 0 LOB: 0 BB: 0 P: 10	R: 0 E: 1 K: 0 S: 7	H: 0 LOB: 1 BB: 0 P: 9	R: 0 E: 0 K: 1 S: 12	H: 0 LOB: 0 BB: 0 P: 16	R: 0 E: 0 K: 1 S: 12	H: 0 LOB: 0 BB: 0 P: 16	R: 0 E: 0 K: 0 S: 7	H: 0 LOB: 1 BB: 1 P: 13	1B: 6 2B: 3 3B: 0 HR: 0	SF: 0 SAC: 0 DP: 0 HBP: 0	WP: 1 PB: 0 CS: 0	PA: 46
PITCHER Doug Waechter, R ERA: 4.98	IP: 9.0 WLS: 7 BF: 39 H: 9 R: 3 ER: 1 SO: 2	W: 7 L: 0 S: 10	H: 0 LOB: 0 BB: 0 P: 18	R: 0 E: 0 K: 1 S: 13	H: 2 LOB: 1 BB: 0 P: 10	R: 0 E: 0 K: 0 S: 6	H: 1 LOB: 1 BB: 0 P: 8	R: 0 E: 0 K: 0 S: 4	H: 0 LOB: 1 BB: 0 P: 4	R: 0 E: 0 K: 0 S: 9	H: 1 LOB: 1 BB: 0 P: 13	R: 0 E: 0 K: 0 S: 6	H: 0 LOB: 0 BB: 0 P: 10	R: 0 E: 1 K: 0 S: 7	H: 0 LOB: 1 BB: 0 P: 9	R: 0 E: 0 K: 1 S: 12	H: 0 LOB: 0 BB: 0 P: 16	R: 0 E: 0 K: 1 S: 12	H: 0 LOB: 0 BB: 0 P: 16	R: 0 E: 0 K: 0 S: 7	H: 0 LOB: 1 BB: 1 P: 13	1B: 6 2B: 3 3B: 0 HR: 0	SF: 0 SAC: 0 DP: 0 HBP: 0	WP: 1 PB: 0 CS: 0	PA: 46	
PITCHER 54 Chad Orvella, R ERA: 3.76	IP: 10.1 WLS: 7 BF: 40 H: 10 R: 0 ER: 0 SO: 1	W: 7 L: 0 S: 10	H: 0 LOB: 0 BB: 0 P: 18	R: 0 E: 0 K: 1 S: 13	H: 2 LOB: 1 BB: 0 P: 10	R: 0 E: 0 K: 0 S: 6	H: 1 LOB: 1 BB: 0 P: 8	R: 0 E: 0 K: 0 S: 4	H: 0 LOB: 1 BB: 0 P: 4	R: 0 E: 0 K: 0 S: 9	H: 1 LOB: 1 BB: 0 P: 13	R: 0 E: 0 K: 0 S: 6	H: 0 LOB: 0 BB: 0 P: 10	R: 0 E: 1 K: 0 S: 7	H: 0 LOB: 1 BB: 0 P: 9	R: 0 E: 0 K: 1 S: 12	H: 0 LOB: 0 BB: 0 P: 16	R: 0 E: 0 K: 1 S: 12	H: 0 LOB: 0 BB: 0 P: 16	R: 0 E: 0 K: 0 S: 7	H: 0 LOB: 1 BB: 1 P: 13	1B: 6 2B: 3 3B: 0 HR: 0	SF: 0 SAC: 0 DP: 0 HBP: 0	WP: 1 PB: 0 CS: 0	PA: 46	

New York Yankees @ Tampa Bay Devil Rays
Tropicana Field, St. Petersburg, FL
Tue Aug 16 2005, 7:15 PM EDT
Att: 20,678 - Dome - 72 F

livebaseballscorecards.com
AB 44
R 3
H 9
RBI 3
BB 2
SO 3
LOB 25



Batter	1	2	3	4	5	6	7	8	9	10	11	AB	R	H	RBI	BB	SO	LOB	BOTTOM			
Nick Green, R OBP: 0.341, SLG: 0.363	K							G1-3			F8	3	1	2	0	0	1	0				
Travis Lee, L OBP: 0.339, SLG: 0.403				1B		HR 1B						2	0	0	0	0	0	0				
13 Carl Crawford, L OBP: 0.316, SLG: 0.453	BB 3 1B 1B			F8		K		G3			3 BLK 31 BB 2B	5	1	2	0	0	1	2				
3 Jorge Cantu, R OBP: 0.314, SLG: 0.487						F7			K		G5-3	5	0	1	0	0	2	3				
Eduardo Perez, R OBP: 0.378, SLG: 0.545				G6-3							31 BB IBB BB	3	2	2	3	2	0	0				
Aubrey Huff, L OBP: 0.321, SLG: 0.436				L6		F9			F7		31 BB IBB	4	0	0	0	1	0	3				
31 Jonny Gomes, R OBP: 0.379, SLG: 0.562												3	0	0	1	2	3	0				
Alex Gonzalez, R OBP: 0.315, SLG: 0.403												4	0	0	0	0	1	1				
Toby Hall, R OBP: 0.318, SLG: 0.386												4	0	1	0	0	1	1				
Joey Gathright, L OBP: 0.339, SLG: 0.381												0	0	0	0	0	0	0				
Pete Laforest, L OBP: 0.273, SLG: 0.300												0	0	0	0	0	0	0				
Damon Hollins, R OBP: 0.310, SLG: 0.444												4	0	0	0	0	1	1				
Inning Stats	R: 0 E: 0 K: 1 S: 12	H: 2 LOB: 2 BB: 1 P: 21	R: 0 E: 0 K: 0 S: 7	H: 0 LOB: 0 BB: 1 P: 11	R: 0 E: 0 K: 1 S: 9	H: 1 LOB: 1 BB: 0 P: 10	R: 0 E: 0 K: 1 S: 8	H: 0 LOB: 0 BB: 0 P: 10	R: 0 E: 0 K: 1 S: 5	H: 0 LOB: 0 BB: 0 P: 8	R: 0 E: 0 K: 2 S: 13	H: 0 LOB: 0 BB: 0 P: 16	R: 0 E: 0 K: 0 S: 5	H: 1 LOB: 0 BB: 0 P: 15	R: 0 E: 0 K: 1 S: 6	H: 1 LOB: 1 BB: 0 P: 8	R: 1 E: 0 K: 0 S: 8	H: 1 LOB: 3 BB: 3 P: 26	1B: 5 2B: 1 3B: 0 HR: 2	SF: 0 SAC: 0 DP: 2 HBP: 0	WP: 0 PB: 0 CS: 1	PA: 42
PITCHER Randy Johnson, L ERA: 4.22	IP: 7.0 WLS: 1.0 BF: 26 H: 7 R: 0 ER: 2 SO: 7	W: 3 L: 4 S: 10	H: 0 LOB: 0 BB: 1 P: 11	R: 0 E: 0 K: 1 S: 9	H: 1 LOB: 1 BB: 0 P: 10	R: 0 E: 0 K: 1 S: 8	H: 0 LOB: 0 BB: 0 P: 10	R: 0 E: 0 K: 1 S: 5	H: 0 LOB: 0 BB: 0 P: 8	R: 0 E: 0 K: 2 S: 13	H: 0 LOB: 0 BB: 0 P: 16	R: 0 E: 0 K: 0 S: 5	H: 1 LOB: 0 BB: 0 P: 15	R: 0 E: 0 K: 1 S: 6	H: 1 LOB: 1 BB: 0 P: 8	R: 1 E: 0 K: 0 S: 8	H: 1 LOB: 3 BB: 3 P: 26	1B: 5 2B: 1 3B: 0 HR: 2	SF: 0 SAC: 0 DP: 2 HBP: 0	WP: 0 PB: 0 CS: 1	PA: 42	
PITCHER Tom Gordon, R ERA: 2.76	IP: 1.0 WLS: 0 BF: 3 H: 0 R: 0 ER: 0 SO: 0	W: 0 L: 1 S: 10	H: 0 LOB: 0 BB: 0 P: 11	R: 0 E: 0 K: 1 S: 9	H: 1 LOB: 1 BB: 0 P: 10	R: 0 E: 0 K: 1 S: 8	H: 0 LOB: 0 BB: 0 P: 10	R: 0 E: 0 K: 1 S: 5	H: 0 LOB: 0 BB: 0 P: 8	R: 0 E: 0 K: 2 S: 13	H: 0 LOB: 0 BB: 0 P: 16	R: 0 E: 0 K: 0 S: 5	H: 1 LOB: 0 BB: 0 P: 15	R: 0 E: 0 K: 1 S: 6	H: 1 LOB: 1 BB: 0 P: 8	R: 1 E: 0 K: 0 S: 8	H: 1 LOB: 3 BB: 3 P: 26	1B: 5 2B: 1 3B: 0 HR: 2	SF: 0 SAC: 0 DP: 2 HBP: 0	WP: 0 PB: 0 CS: 1	PA: 42	
PITCHER 42 Mariano Rivera, R ERA: 1.41	IP: 2.0 WLS: 2 BF: 7 H: 2 R: 1 ER: 1 SO: 3	W: 2 L: 1 S: 10	H: 0 LOB: 0 BB: 0 P: 11	R: 0 E: 0 K: 1 S: 9	H: 1 LOB: 1 BB: 0 P: 10	R: 0 E: 0 K: 1 S: 8	H: 0 LOB: 0 BB: 0 P: 10	R: 0 E: 0 K: 1 S: 5	H: 0 LOB: 0 BB: 0 P: 8	R: 0 E: 0 K: 2 S: 13	H: 0 LOB: 0 BB: 0 P: 16	R: 0 E: 0 K: 0 S: 5	H: 1 LOB: 0 BB: 0 P: 15	R: 0 E: 0 K: 1 S: 6	H: 1 LOB: 1 BB: 0 P: 8	R: 1 E: 0 K: 0 S: 8	H: 1 LOB: 3 BB: 3 P: 26	1B: 5 2B: 1 3B: 0 HR: 2	SF: 0 SAC: 0 DP: 2 HBP: 0	WP: 0 PB: 0 CS: 1	PA: 42	
PITCHER Alan Embree, L ERA: 7.63	IP: 0.1 WLS: 0 BF: 2 H: 1 R: 1 ER: 1 SO: 0	W: 0 L: 1 S: 10	H: 0 LOB: 0 BB: 0 P: 11	R: 0 E: 0 K: 1 S: 9	H: 1 LOB: 1 BB: 0 P: 10	R: 0 E: 0 K: 1 S: 8	H: 0 LOB: 0 BB: 0 P: 10	R: 0 E: 0 K: 1 S: 5	H: 0 LOB: 0 BB: 0 P: 8	R: 0 E: 0 K: 2 S: 13	H: 0 LOB: 0 BB: 0 P: 16	R: 0 E: 0 K: 0 S: 5	H: 1 LOB: 0 BB: 0 P: 15	R: 0 E: 0 K: 1 S: 6	H: 1 LOB: 1 BB: 0 P: 8	R: 1 E: 0 K: 0 S: 8	H: 1 LOB: 3 BB: 3 P: 26	1B: 5 2B: 1 3B: 0 HR: 2	SF: 0 SAC: 0 DP: 2 HBP: 0	WP: 0 PB: 0 CS: 1	PA: 42	
PITCHER Scott Proctor, R ERA: 4.37	IP: 0.1 WLS: 0 BF: 4 H: 0 R: 0 ER: 0 SO: 0	W: 0 L: 1 S: 10	H: 0 LOB: 0 BB: 0 P: 11	R: 0 E: 0 K: 1 S: 9	H: 1 LOB: 1 BB: 0 P: 10	R: 0 E: 0 K: 1 S: 8	H: 0 LOB: 0 BB: 0 P: 10	R: 0 E: 0 K: 1 S: 5	H: 0 LOB: 0 BB: 0 P: 8	R: 0 E: 0 K: 2 S: 13	H: 0 LOB: 0 BB: 0 P: 16	R: 0 E: 0 K: 0 S: 5	H: 1 LOB: 0 BB: 0 P: 15	R: 0 E: 0 K: 1 S: 6	H: 1 LOB: 1 BB: 0 P: 8	R: 1 E: 0 K: 0 S: 8	H: 1 LOB: 3 BB: 3 P: 26	1B: 5 2B: 1 3B: 0 HR: 2	SF: 0 SAC: 0 DP: 2 HBP: 0	WP: 0 PB: 0 CS: 1	PA: 42	

New York Yankees @ Tampa Bay Devil Rays
Tropicana Field, St. Petersburg, FL
Tue Aug 16 2005, 7:15 PM EDT
Att: 20,678 - Dome - 72 F

livebaseballscorecards.com
AB 37
R 4
H 8
RBI 4
BB 5
SO 10
LOB 11



Batter	1	2	3	4	5	6	7	8	9	AB	R	H	RBI	BB	SO	LOB	TOP					
2 Derek Jeter, R OBP: 0.380, SLG: 0.446	G1-3		SH5-3		G4-3		K			3	0	0	1	0	1	1	New York Yankees @ Chicago White Sox U.S. Cellular Field, Chicago, IL Fri Aug 19 2005, 8:05 PM EDT Att: 39,496 - Partly Cloudy - 83 F livebaseballscorecards.com					
Bernie Williams, S OBP: 0.333, SLG: 0.387 Bubba Crosby, L OBP: 0.233, SLG: 0.175	F8		F7					G5-3 13 G6-3		4	0	2	1	0	0	1						
Gary Sheffield, R OBP: 0.393, SLG: 0.533	1B				F8			G6-3		4	0	2	1	0	0	2						
13 Alex Rodriguez, R OBP: 0.415, SLG: 0.597	P4							G5-3		3	0	1	0	1	0	2						
55 Hideki Matsui, L OBP: 0.362, SLG: 0.495	G4-3		FC4-6 25 G4-5-3		K			1B		3	0	0	0	1	1	2						
25 Jason Giambi, L OBP: 0.440, SLG: 0.522			G4-5-3		G3-4-3			1B		3	0	0	0	1	0	4						
20 Jorge Posada, S OBP: 0.340, SLG: 0.413								G3-1		3	0	0	0	1	1	2						
Tino Martinez, L OBP: 0.328, SLG: 0.463	P4									4	1	1	0	0	1	2						
24 Robinson Cano, L OBP: 0.305, SLG: 0.422					E9 2 SH5-3 1B			G4-3		4	2	2	0	0	0	1						
Inning Stats	R: 0 E: 0 K: 0 S: 16	H: 1 LOB: 1 BB: 0 P: 25	R: 0 E: 0 K: 0 S: 7	H: 0 LOB: 1 BB: 1 P: 15	R: 1 E: 0 K: 0 S: 6	H: 2 LOB: 1 BB: 0 P: 11	R: 0 E: 0 K: 0 S: 10	H: 0 LOB: 0 BB: 1 P: 16	R: 2 E: 1 K: 1 S: 14	H: 3 LOB: 1 BB: 0 P: 25	R: 0 E: 0 K: 1 S: 9	H: 1 LOB: 1 BB: 0 P: 13	R: 0 E: 0 K: 1 S: 10	H: 0 LOB: 0 BB: 0 P: 15	R: 0 E: 0 K: 0 S: 9	H: 1 LOB: 2 BB: 1 P: 19	R: 0 E: 0 K: 1 S: 4	H: 0 LOB: 0 BB: 1 P: 9	1B: 8 2B: 0 3B: 0 HR: 0	SF: 0 SAC: 1 DP: 2 HBP: 0	WP: 0 PB: 0 CS: 0	PA: 36
PITCHER	IP	WLS	BF	H	R	ER	SO	BB	IBB	HBP	BLK	WP	HR	S	P	ERA	WHIP					
Jon Garland, R ERA: 3.43	(1, 1)	7.0	L	28	7	3	2	3	2	0	0	0	0	0	72	120	2.57	1.286				
Cliff Politte, R ERA: 1.92	(8, 1)	0.2		4	1	0	0	0	0	1	0	0	0	0	6	13	0.00	1.500				
Damaso Marte, L ERA: 2.87	(8, 1)	1.1		4	0	0	0	1	1	0	0	0	0	0	7	15	0.00	0.750				


Batter	1	2	3	4	5	6	7	8	9	AB	R	H	RBI	BB	SO	LOB	BOTTOM					
Timo Perez, L OBP: 0.276, SLG: 0.321	G6-3 1B		G6-3		F7		G4-3			4	1	1	0	0	0	1	New York Yankees @ Chicago White Sox U.S. Cellular Field, Chicago, IL Fri Aug 19 2005, 8:05 PM EDT Att: 39,496 - Partly Cloudy - 83 F livebaseballscorecards.com					
Tadahito Iguchi, R OBP: 0.345, SLG: 0.437	G6-3		G5-3		G1-3			1B		4	0	1	0	0	0	1						
Carl Everett, S OBP: 0.320, SLG: 0.467	1B							K		3	0	1	0	1	2	1						
12 A.J. Pierzynski, L OBP: 0.322, SLG: 0.463	FC4 1B		K					K		4	0	1	1	0	3	2						
23 Jermaine Dye, R OBP: 0.317, SLG: 0.477	P4				G5-3			1B		4	0	1	0	0	0	3						
Aaron Rowand, R OBP: 0.332, SLG: 0.410	FC4				G6-3			K		4	0	0	0	0	1	3						
24 Joe Crede, R OBP: 0.293, SLG: 0.421										3	0	0	0	0	1	0						
Geoff Blum, S OBP: 0.316, SLG: 0.364										4	0	1	0	0	2	1						
5 Juan Uribe, R OBP: 0.285, SLG: 0.376										3	0	0	0	0	0	1						
Inning Stats	R: 1 E: 0 K: 0 S: 14	H: 3 LOB: 2 BB: 0 P: 24	R: 0 E: 0 K: 1 S: 6	H: 0 LOB: 0 BB: 0 P: 7	R: 0 E: 0 K: 1 S: 10	H: 0 LOB: 1 BB: 1 P: 21	R: 0 E: 0 K: 1 S: 9	H: 0 LOB: 1 BB: 0 P: 11	R: 0 E: 0 K: 3 S: 13	H: 1 LOB: 1 BB: 0 P: 20	R: 0 E: 0 K: 1 S: 9	H: 1 LOB: 1 BB: 0 P: 14	R: 0 E: 0 K: 2 S: 13	H: 1 LOB: 1 BB: 0 P: 16	R: 0 E: 0 K: 0 S: 10	H: 0 LOB: 0 BB: 0 P: 15	1B: 6 2B: 0 3B: 0 HR: 0	SF: 0 SAC: 0 DP: 0 HBP: 1	WP: 0 PB: 0 CS: 0	PA: 35		
PITCHER	IP	WLS	BF	H	R	ER	SO	BB	IBB	HBP	BLK	WP	HR	S	P	ERA	WHIP					
35 Mike Mussina, R ERA: 3.88	(1, 1)	7.0	W	28	5	1	1	7	1	0	1	0	0	0	71	115	1.29	0.857				
Tom Gordon, R ERA: 2.71	(8, 1)	1.0	H	4	1	0	0	2	0	0	0	0	0	13	16	0.00	1.000					
42 Mariano Rivera, R ERA: 1.39	(9, 1)	1.0	S	3	0	0	0	0	0	0	0	0	0	10	15	0.00	0.000					

Batter	1	2	3	4	5	6	7	8	9	AB	R	H	RBI	BB	SO	LOB	TOP						
2 Derek Jeter, R OBP: 0.381, SLG: 0.445	G2-3			FC1 1B	K		K			5	1	2	0	0	2	4	New York Yankees @ Chicago White Sox U.S. Cellular Field, Chicago, IL Sat Aug 20 2005, 1:20 PM EDT Att: 38,938 - Cloudy - 79 F						
Bernie Williams, S OBP: 0.332, SLG: 0.386	G1-3			F 13 2B	SF9		G6-3			4	1	1	1	0	1	2							
Gary Sheffield, R OBP: 0.389, SLG: 0.527 Bubba Crosby, L OBP: 0.233, SLG: 0.175	P6			FC1 13 2B	G1-4-3			K	K	5	1	0	0	0	2	4							
13 Alex Rodriguez, R OBP: 0.415, SLG: 0.598		F8		25 BLK 25 BB			F9			3	0	1	2	1	0	0							
55 Hideki Matsui, L OBP: 0.361, SLG: 0.491	P6			K			E1			3	0	0	0	1	1	1							
25 Jason Giambi, L OBP: 0.437, SLG: 0.518 Tony Womack, L OBP: 0.268, SLG: 0.268	G3			K			G1-6-3			2	0	0	0	0	1	1							
20 Jorge Posada, S OBP: 0.344, SLG: 0.416				K			G1-6-3			2	0	0	0	0	0	3							
Tino Martinez, L OBP: 0.330, SLG: 0.464				K			SF9 24 HBP			4	0	2	1	0	1	3							
24 Robinson Cano, L OBP: 0.305, SLG: 0.419	P4						P6			3	0	0	0	0	0	1							
Inning Stats	R: 0 H: 0 E: 0 K: 0 S: 6	H: 0 LOB: 0 BB: 0 P: 9	R: 0 H: 0 E: 0 K: 0 S: 9	H: 0 LOB: 0 BB: 0 P: 17	R: 0 H: 0 E: 0 K: 2 S: 9	H: 0 LOB: 0 BB: 0 P: 10	R: 3 H: 3 E: 1 K: 2 S: 20	H: 3 LOB: 0 BB: 0 P: 28	R: 1 H: 1 E: 0 K: 1 S: 17	H: 1 LOB: 2 BB: 1 P: 30	R: 0 H: 0 E: 0 K: 0 S: 6	H: 0 LOB: 0 BB: 0 P: 10	R: 1 H: 2 E: 0 K: 1 S: 12	H: 2 LOB: 1 BB: 0 P: 16	R: 0 H: 0 E: 0 K: 1 S: 10	H: 0 LOB: 3 BB: 3 P: 25		R: 0 H: 1 E: 0 K: 2 S: 10	H: 1 LOB: 1 BB: 0 P: 11	1B: 5 2B: 2 3B: 0 HR: 0	SF: 1 SAC: 0 DP: 1 HBP: 1	WP: 1 PB: 0 CS: 1	PA: 39
PITCHER	IP	WLS	BF	H	R	ER	SO	BB	IBB	HBP	BLK	WP	HR	S	P	ERA	WHIP						
Orlando Hernandez, R ERA: 4.75	(1, 1)	6.0	L	26	6	5	4	5	1	0	1	1	1	0	72	112	6.00	1.167					
45 Bobby Jenks, R ERA: 2.95	(7, 1)	1.1		6	0	0	0	2	1	1	0	0	0	0	12	21	0.00	0.750					
Neal Cotts, L ERA: 1.98	(8, 1)	0.2		3	0	0	0	0	1	0	0	0	0	5	12	0.00	1.500						
Luis Vizcaino, R ERA: 3.61	(9, 1)	1.0		4	1	0	0	2	0	0	0	0	0	10	11	0.00	1.000						

Batter	1	2	3	4	5	6	7	8	9	AB	R	H	RBI	BB	SO	LOB	BOTTOM					
Timo Perez, L OBP: 0.268, SLG: 0.312	E3 G5-3		P6-4		G4-3			F7		4	0	0	0	0	0	4	New York Yankees @ Chicago White Sox U.S. Cellular Field, Chicago, IL Sat Aug 20 2005, 1:20 PM EDT Att: 38,938 - Cloudy - 79 F					
Tadahito Iguchi, R OBP: 0.347, SLG: 0.440	K		P4							4	0	2	0	0	1	2						
Carl Everett, S OBP: 0.317, SLG: 0.462	G5-3				K		F8			4	0	0	0	0	2	3						
12 A.J. Pierzynski, L OBP: 0.321, SLG: 0.459	G4-3				F8			G1		3	0	0	0	1	0	2						
Aaron Rowand, R OBP: 0.329, SLG: 0.406		G6-3			L8		K			4	0	0	0	0	2	2						
23 Jermaine Dye, R OBP: 0.316, SLG: 0.477		P3						F7		4	0	1	0	0	0	2						
24 Joe Crede, R OBP: 0.290, SLG: 0.416		K						F7		4	0	0	0	0	1	1						
Geoff Blum, S OBP: 0.316, SLG: 0.363					P6-4 5 BB					3	0	1	0	0	0	1						
5 Juan Uribe, R OBP: 0.288, SLG: 0.375								F9		1	0	0	0	2	0	0						
Inning Stats	R: 0 H: 0 E: 1 K: 1 S: 11	H: 0 LOB: 1 BB: 0 P: 16	R: 0 H: 0 E: 0 K: 1 S: 11	H: 0 LOB: 0 BB: 0 P: 16	R: 0 H: 1 E: 0 K: 0 S: 13	H: 1 LOB: 1 BB: 1 P: 21	R: 0 H: 0 E: 0 K: 1 S: 9	H: 0 LOB: 0 BB: 0 P: 12	R: 0 H: 1 E: 0 K: 0 S: 10	H: 1 LOB: 2 BB: 1 P: 20	R: 0 H: 0 E: 0 K: 0 S: 10	H: 1 LOB: 0 BB: 1 P: 18	R: 0 H: 0 E: 0 K: 0 S: 6	H: 0 LOB: 0 BB: 0 P: 9	R: 0 H: 1 E: 0 K: 1 S: 8	H: 1 LOB: 1 BB: 0 P: 15		R: 0 H: 0 E: 0 K: 1 S: 11	H: 0 LOB: 0 BB: 0 P: 17	1B: 2 2B: 3 3B: 0 HR: 0	SF: 0 SAC: 0 DP: 1 HBP: 0	WP: 0 PB: 0 CS: 0
PITCHER	IP	WLS	BF	H	R	ER	SO	BB	IBB	HBP	BLK	WP	HR	S	P	ERA	WHIP					
Shawn Chacon, R ERA: 3.32	(1, 1)	8.0	W	31	4	0	0	5	3	0	0	0	0	78	127	0.00	0.875					
Felix Rodriguez, R ERA: 4.5	(9, 1)	1.0		3	0	0	0	1	0	0	0	0	0	11	17	0.00	0.000					

Batter	1	2	3	4	5	6	7	8	9	AB	R	H	RBI	BB	SO	LOB	TOP					
2 Derek Jeter, R OBP: 0.391, SLG: 0.446	G5-3		G4-3		G6-3		K			4	0	2	0	0	1	0	New York Yankees @ Chicago White Sox U.S. Cellular Field, Chicago, IL Sun Aug 21 2005, 3:05 PM EDT Att: 39,480 - Sunny - 78 F					
24 Robinson Cano, L OBP: 0.304, SLG: 0.417	L3		G4-3		G6-3					4	0	1	1	0	0	3						
Gary Sheffield, R OBP: 0.390, SLG: 0.526			F8				L7			4	1	2	0	0	0	2						
13 Alex Rodriguez, R OBP: 0.416, SLG: 0.599	F7									4	0	2	0	0	0	1						
55 Hideki Matsui, L OBP: 0.360, SLG: 0.489			K		G3		F8			4	0	1	0	0	1	1						
Bernie Williams, S OBP: 0.328, SLG: 0.381	F8		K2-3		K		G1-3			4	0	0	0	0	2	3						
Tino Martinez, L OBP: 0.329, SLG: 0.461	G4-3		K							4	0	1	1	0	1	1						
John Flaherty, R OBP: 0.212, SLG: 0.245			G5-3		L6		G1-3			3	0	0	0	0	0	2						
20 Jorge Posada, S OBP: 0.343, SLG: 0.415					FC5					1	0	0	0	0	0	0						
Tony Womack, L OBP: 0.271, SLG: 0.271							P6			4	1	2	0	0	0	0						
Inning Stats	R: 0 E: 0 K: 0 S: 9	H: 1 LOB: 1 BB: 0 P: 15	R: 0 E: 0 K: 1 S: 8	H: 0 LOB: 0 BB: 0 P: 12	R: 1 E: 1 K: 0 S: 11	H: 2 LOB: 1 BB: 0 P: 12	R: 0 E: 0 K: 2 S: 10	H: 1 LOB: 1 BB: 0 P: 16	R: 0 E: 0 K: 0 S: 5	H: 2 LOB: 1 BB: 0 P: 10	R: 1 E: 0 K: 1 S: 14	H: 4 LOB: 2 BB: 0 P: 19	R: 0 E: 0 K: 1 S: 10	H: 1 LOB: 0 BB: 0 P: 16	R: 0 E: 0 K: 0 S: 6	H: 0 LOB: 0 BB: 0 P: 12	R: 0 E: 0 K: 0 S: 9	H: 0 LOB: 0 BB: 0 P: 14	1B: 10 2B: 1 3B: 0 HR: 0	SF: 0 SAC: 0 DP: 1 HBP: 0	WP: 0 PB: 0 SB: 1 CS: 0	PA: 36
PITCHER	IP	WLS	BF	H	R	ER	SO	BB	IBB	HBP	BLK	WP	HR	S	P	ERA	WHIP					
52 Jose Contreras, R ERA: 4.08	8.0	W	33	11	2	1	5	0	0	0	0	0	0	73	112	1.12	1.375					
Damaso Marte, L ERA: 2.79	1.0		3	0	0	0	0	0	0	0	0	0	0	9	14	0.00	0.000					

AB	36
R	2
H	11
RBI	2
BB	0
SO	5
LOB	13




Batter	1	2	3	4	5	6	7	8	9	AB	R	H	RBI	BB	SO	LOB	BOTTOM				
38 Pablo Ozuna, R OBP: 0.314, SLG: 0.318				G6-3			G6-3			4	0	2	0	0	0	0	New York Yankees @ Chicago White Sox U.S. Cellular Field, Chicago, IL Sun Aug 21 2005, 3:05 PM EDT Att: 39,480 - Sunny - 78 F				
24 Joe Crede, R OBP: 0.290, SLG: 0.416										0	0	0	0	0	0	0					
Tadahito Iguchi, R OBP: 0.346, SLG: 0.446										4	1	1	1	0	2	2					
Aaron Rowand, R OBP: 0.328, SLG: 0.411										4	1	1	1	0	1	1					
14 Paul Konerko, R OBP: 0.369, SLG: 0.536										4	1	2	1	0	1	0					
23 Jermaine Dye, R OBP: 0.318, SLG: 0.477										4	1	2	0	0	0	0					
5 Juan Uribe, R OBP: 0.286, SLG: 0.375										3	1	1	0	0	0	2					
Chris Widger, R OBP: 0.313, SLG: 0.425										3	1	1	3	0	2	2					
32 Brian Anderson, R OBP: 0.154, SLG: 0.154										3	0	0	0	0	2	2					
Geoff Blum, S OBP: 0.313, SLG: 0.359										3	0	0	0	0	0	0					
Inning Stats	R: 0 E: 0 K: 1 S: 7	H: 1 LOB: 0 BB: 0 P: 12	R: 0 E: 0 K: 1 S: 8	H: 0 LOB: 0 BB: 0 P: 9	R: 0 E: 0 K: 2 S: 7	H: 0 LOB: 0 BB: 0 P: 11	R: 6 E: 0 K: 0 S: 21	H: 6 LOB: 0 BB: 0 P: 30	R: 0 E: 0 K: 1 S: 11	H: 1 LOB: 0 BB: 0 P: 16	R: 0 E: 0 K: 2 S: 14	H: 2 LOB: 2 BB: 0 P: 18	R: 0 E: 0 K: 1 S: 8	H: 0 LOB: 0 BB: 0 P: 12	R: 0 E: 0 K: 0 S: 7	H: 0 LOB: 0 BB: 0 P: 9	1B: 6 2B: 0 3B: 0 HR: 4	SF: 0 SAC: 0 DP: 0 HBP: 0	WP: 0 PB: 0 SB: 1 CS: 2	PA: 32	
PITCHER	IP	WLS	BF	H	R	ER	SO	BB	IBB	HBP	BLK	WP	HR	S	P	ERA	WHIP				
Randy Johnson, L ERA: 4.34	8.0	L	32	10	6	6	8	0	0	0	0	0	4	83	117	6.75	1.250				




Batter	1	2	3	4	5	6	7	8	9	AB	R	H	RBI	BB	SO	LOB	TOP
8 Russ Adams, L OBP: 0.349, SLG: 0.433 2 Aaron Hill, R OBP: 0.352, SLG: 0.421	4-1 47 BB S BB		3-2 F8		2-1 G4-6-3 1B			1-0 2B		2	0	1	0	1	0	0	Toronto Blue Jays @ New York Yankees Yankee Stadium, Bronx, NY Mon Aug 22 2005, 7:05 PM EDT Att: 50,162 - Partly Cloudy - 84 F
Frank Catalanotto, L OBP: 0.355, SLG: 0.420 3 Reed Johnson, R OBP: 0.337, SLG: 0.440	4-1 47 BB BB		1-3 K		1-0 G4-6-3			1-3 K		2	0	0	0	1	1	2	
10 Vernon Wells, R OBP: 0.322, SLG: 0.487	0-3 K		0-1 G4-3					1-0 P3		4	0	0	0	0	1	3	
Shea Hillenbrand, R OBP: 0.353, SLG: 0.468	1-1 P4			0-1 47 G3 9 FC4-2 2B				0-0 G6-3		4	0	1	0	0	0	3	
47 Corey Koskie, L OBP: 0.309, SLG: 0.393	4-2 BB		3-2 G3		0-1 F7			3-2 F7		3	0	0	0	1	0	1	
9 Gregg Zaun, S OBP: 0.381, SLG: 0.382	0-2 F7		1-2 FC4-2					0-2 G5-3		4	0	0	0	0	0	4	
15 Alex Rios, R OBP: 0.321, SLG: 0.413		3-2 G5-3		3-H F8				0-0 L6		4	0	0	0	0	1	1	
Eric Hinske, L OBP: 0.337, SLG: 0.427		2-3 K			2-0 G4-3			1-0 WP 1B		3	0	1	0	0	1	0	
Orlando Hudson, S OBP: 0.322, SLG: 0.422		2-3 K			0-0 8 1B			3-3 K		3	0	1	0	0	2	1	
Inning Stats	R: 0 E: 0 K: 1 S: 14	H: 0 LOB: 3 BB: 3 P: 27	R: 0 E: 0 K: 2 S: 12	H: 0 LOB: 0 BB: 0 P: 19	R: 0 E: 0 K: 1 S: 8	H: 1 LOB: 1 BB: 0 P: 14	R: 0 E: 0 K: 0 S: 5	H: 2 LOB: 1 BB: 0 P: 10	R: 0 E: 0 K: 1 S: 7	H: 1 LOB: 1 BB: 0 P: 10	R: 0 E: 0 K: 1 S: 9	H: 0 LOB: 0 BB: 0 P: 15	1B: 3 2B: 2 3B: 0 HR: 0	SF: 0 SAC: 0 DP: 1 HBP: 0	WP: 1 PB: 0 SB: 1 CS: 0	PA: 34	
PITCHER	IP WLS BF H R ER SO BB IBB HBP BLK WP HR S P ERA WHIP																
Jaret Wright, R ERA: 6.0	7.0 W 27 4 0 0 5 3 0 0 0 0 1 0 60 99 0.00 1.000																
Alan Embree, L ERA: 7.51	0.0 1 1 0 0 0 0 0 0 0 0 0 0 1 2 ∞ ∞																
Tanyon Sturtze, R ERA: 4.19	1.0 3 0 0 0 1 0 0 0 0 0 0 0 6 8 0.00 0.000																
Scott Proctor, R ERA: 4.8	1.0 3 0 0 0 1 0 0 0 0 0 0 0 9 15 0.00 0.000																


Batter	1	2	3	4	5	6	7	8	9	AB	R	H	RBI	BB	SO	LOB	BOTTOM			
Tony Womack, L OBP: 0.272, SLG: 0.276	1-1 G6-3	0-2 G4-3		1 SAFE 2-2 F8			1-2 HBP 55 1B	1-1 13 2B		5	2	2	0	0	0	5	Toronto Blue Jays @ New York Yankees Yankee Stadium, Bronx, NY Mon Aug 22 2005, 7:05 PM EDT Att: 50,162 - Partly Cloudy - 84 F			
Bernie Williams, S OBP: 0.332, SLG: 0.381	2-1 F7		0-0 1B		4-1 13 55 SF8 BB		4-2 HBP 55 BB	3-2 F8		3	2	1	0	2	0	1				
Gary Sheffield, R OBP: 0.388, SLG: 0.522	3-2 G6-3		1-0 P2		1-0 G2-3		2-0 55 25 1B	0-0 F7		4	1	0	0	0	0	3				
13 Alex Rodriguez, R OBP: 0.418, SLG: 0.603		3-1 55 1B 20 E 2B	2-2 F8		1-1 1B		0-3 K	2-2 2B		5	1	3	1	0	1	4				
55 Hideki Matsui, L OBP: 0.361, SLG: 0.489	1-1 HBP 20 E 1B	1-1 G3		3-2 SF8			2-0 25 1B 1B	1-2 G6-3		4	1	2	3	0	0	2				
20 Jorge Posada, S OBP: 0.342, SLG: 0.413	0-2 E6 HBP			3-2 24 FC3-6 25 1B			1-3 2-H 3-H 1B			4	0	1	0	0	0	4				
25 Jason Giambi, L ERA: 4.53 Tino Martinez, L OBP: 0.329, SLG: 0.461	2-3 K			2-1 24 FC3-6 1B		4-2 G5-4-3 BB	2-2 1B			3	0	2	1	1	1	2				
Felix Escalona, R OBP: 0.250, SLG: 0.143	1-1 HBP			1-0 B5		1-2 G5-4-3	1-1 1B			3	0	1	1	0	0	3				
24 Robinson Cano, L OBP: 0.301, SLG: 0.413	1-3 K			0-1 FC3-6			0-0 G4-3	1-2 G3		4	0	0	0	0	1	7				
Inning Stats	R: 0 E: 0 K: 0 S: 7	H: 2 LOB: 3 BB: 0 P: 13	R: 1 E: 1 K: 2 S: 17	H: 2 LOB: 0 BB: 0 P: 25	R: 0 E: 0 K: 0 S: 8	H: 1 LOB: 1 BB: 0 P: 12	R: 0 E: 0 K: 0 S: 11	H: 2 LOB: 2 BB: 0 P: 19	R: 1 E: 0 K: 0 S: 10	H: 1 LOB: 1 BB: 1 P: 20	R: 0 E: 0 K: 0 S: 6	H: 0 LOB: 1 BB: 1 P: 11	R: 4 E: 0 K: 1 S: 22	H: 4 LOB: 2 BB: 1 P: 34	R: 1 E: 0 K: 0 S: 12	H: 2 LOB: 1 BB: 0 P: 19	1B: 9 2B: 3 3B: 0 HR: 0	SF: 1 SAC: 0 DP: 1 HBP: 2	WP: 0 PB: 0 SB: 1 CS: 0	PA: 41
PITCHER	IP WLS BF H R ER SO BB IBB HBP BLK WP HR S P ERA WHIP																			
37 Scott Downs, L ERA: 3.12	6.0 L 27 6 2 1 2 2 0 1 0 0 0 0 13 21 54.00 1.333																			
Pete Walker, R ERA: 3.12	0.2 6 2 4 4 1 1 0 1 0 0 0 0 13 21 54.00 1.333																			
Scott Schoeneweis, L ERA: 4.01	0.1 3 2 0 0 0 0 0 0 0 0 0 0 9 13 0.00 6.000																			
Vinnie Chulk, R ERA: 3.22	1.0 5 2 1 1 0 0 0 0 0 0 0 0 12 19 9.00 2.000																			


AB 31
R 0
H 5
RBI 0
BB 3
SO 7
LOB 16



AB 35
R 7
H 12
RBI 6
BB 3
SO 3
LOB 31



Batter	1	2	3	4	5	6	7	8	9	AB	R	H	RBI	BB	SO	LOB	TOP				
8 Russ Adams, L (1.6)	P6		L9						G2-3	5	1	1	0	0	1	2	<p>Toronto Blue Jays @ New York Yankees Yankee Stadium, Bronx, NY Tue Aug 23 2005, 7:05 PM EDT Att: 50,528 - Cloudy - 82 F</p> <p>livebaseballscorecards.com</p> <p>AB 37 R 4 H 10 RBI 4 BB 2 SO 6 LOB 16</p> 				
3 Reed Johnson, R (1.7)	K							B3	G1-3	5	0	1	1	0	2	2					
10 Vernon Wells, R (1.8)										5	1	3	1	0	0	1					
Shea Hillenbrand, R (1.3)	G1-3									4	0	1	1	0	0	1					
2 Aaron Hill, R (1.5)										3	1	1	0	1	0	0					
9 Greg Zaun, S (1.2)										4	0	2	1	0	2	3					
15 Alex Rios, R (1.9)										4	0	0	0	0	0	5					
Frank Menechino, R (1.10)										3	0	0	0	0	0	1					
Eric Hinske, L (9.10)										1	0	0	0	0	0	0					
Orlando Hudson, S (1.4)										3	1	1	0	1	1	1					
Inning Stats	R: 0 E: 0 K: 1 S: 13	H: 1 LOB: 1 BB: 0 P: 21	R: 0 E: 0 K: 1 S: 7	H: 0 LOB: 0 BB: 0 P: 10	R: 0 E: 0 K: 0 S: 5	H: 0 LOB: 0 BB: 0 P: 12	R: 2 E: 0 K: 0 S: 13	H: 3 LOB: 1 BB: 0 P: 24	R: 0 E: 0 K: 0 S: 7	H: 0 LOB: 1 BB: 1 P: 22	R: 0 E: 0 K: 1 S: 9	H: 1 LOB: 1 BB: 0 P: 17	R: 1 E: 0 K: 1 S: 14	H: 3 LOB: 3 BB: 1 P: 23	R: 1 E: 0 K: 0 S: 8	H: 2 LOB: 1 BB: 0 P: 9	1B: 7 2B: 2 3B: 0 HR: 1	SF: 0 SAC: 0 DP: 0 HBP: 0	WP: 0 PB: 0 SB: 0 CS: 0	PA: 39	
PITCHER	IP	WLS	BF	H	R	ER	SO	BB	IBB	HBP	BLK	WP	HR	S	P	ERA	WHIP				
Al Leiter, L (1.1)	7.0		28	6	3	3	5	1	0	0	0	0	1	69	121	3.86	1.000				
Tanyon Sturtze, R (8.1)	1.0		6	2	0	0	1	1	0	0	0	0	0	12	20	0.00	3.000				
42 Mariano Rivera, R (9.1)	1.0	W	5	2	1	1	0	0	0	0	0	0	0	8	9	9.00	2.000				

Batter	1	2	3	4	5	6	7	8	9	AB	R	H	RBI	BB	SO	LOB	BOTTOM					
2 Derek Jeter, R (1.6)			K							4	0	2	0	1	2	2	<p>Toronto Blue Jays @ New York Yankees Yankee Stadium, Bronx, NY Tue Aug 23 2005, 7:05 PM EDT Att: 50,528 - Cloudy - 82 F</p> <p>livebaseballscorecards.com</p> <p>AB 31 R 5 H 9 RBI 5 BB 4 SO 6 LOB 11</p> 					
Bernie Williams, S (1.8)										3	0	1	2	0	1	1						
Felix Escalona, R (9.3)										1	0	1	1	0	0	0						
Gary Sheffield, R (1.9)										4	0	0	0	0	0	4						
13 Alex Rodriguez, R (1.5)										4	0	0	0	0	1	3						
55 Hideki Matsui, L (1.7)										4	2	2	1	0	0	0						
25 Jason Giambi, L (1.10)										4	0	1	0	0	1	0						
20 Jorge Posada, S (1.2)										2	1	0	1	1	0	0						
Tino Martinez, L (1.3)										2	1	1	0	1	0	0						
Tony Womack, L (9.8)										1	1	0	0	0	1	1						
24 Robinson Cano, L (1.4)										2	0	1	0	1	0	0						
Inning Stats	R: 0 E: 0 K: 1 S: 9	H: 1 LOB: 1 BB: 0 P: 13	R: 0 E: 0 K: 1 S: 8	H: 0 LOB: 0 BB: 0 P: 12	R: 0 E: 0 K: 1 S: 7	H: 0 LOB: 0 BB: 0 P: 9	R: 0 E: 0 K: 0 S: 5	H: 0 LOB: 0 BB: 0 P: 7	R: 0 E: 0 K: 0 S: 8	H: 0 LOB: 0 BB: 0 P: 10	R: 1 E: 0 K: 0 S: 5	H: 3 LOB: 1 BB: 0 P: 6	R: 1 E: 0 K: 0 S: 8	H: 2 LOB: 1 BB: 0 P: 14	R: 1 E: 1 K: 2 S: 17	H: 1 LOB: 2 BB: 1 P: 31	R: 2 E: 0 K: 1 S: 16	H: 2 LOB: 3 BB: 3 P: 33	1B: 8 2B: 0 3B: 0 HR: 1	SF: 2 SAC: 1 DP: 1 HBP: 0	WP: 0 PB: 0 SB: 0 CS: 0	PA: 38
PITCHER	IP	WLS	BF	H	R	ER	SO	BB	IBB	HBP	BLK	WP	HR	S	P	ERA	WHIP					
Josh Towers, R (1.1)	7.0		25	6	2	2	3	0	0	0	0	0	0	4	11	27.00	3.000					
Scott Schoeneweis, L (8.1)	0.1	H	2	0	1	1	0	1	0	0	0	0	0	4	11	27.00	3.000					
Justin Speier, R (8.1)	0.2	B	4	1	0	0	2	0	0	0	0	0	0	13	20	0.00	1.500					
Miguel Batista, R (9.1)	0.2	L	7	2	2	2	1	2	1	0	0	0	1	16	33	27.00	6.000					

Batter	1	2	3	4	5	6	7	8	9	AB	R	H	RBI	BB	SO	LOB	TOP																					
8 Russ Adams, L (1, 6) OBP: 0.348, SLG: 0.431	F9			P4	1B 10 HR			F7		4	1	1	2	1	0	1	Toronto Blue Jays @ New York Yankees Yankee Stadium, Bronx, NY Wed Aug 24 2005, 7:05 PM EDT Att: 54,705 - Clear - 76 F																					
Frank Catalanotto, L (1, 7) OBP: 0.356, SLG: 0.424				F7					F8	4	1	2	1	0	0	2																						
15 Alex Rios, R (8, 9) OBP: 0.317, SLG: 0.407	L4				1B 10 HR					1	0	0	0	0	0	0																						
10 Vernon Wells, R (1, 8) OBP: 0.326, SLG: 0.500				F8						5	1	2	3	0	0	3																						
Shea Hillenbrand, R (1, 3)					HR					5	1	1	0	0	3	1																						
47 Corey Koskie, L (1, 5) OBP: 0.319, SLG: 0.397				F7						3	1	2	1	2	0	0																						
9 Gregg Zaun, S (1, 2) OBP: 0.380, SLG: 0.384										5	1	1	0	0	1	4																						
3 Reed Johnson, R (1, 9) OBP: 0.334, SLG: 0.434										4	1	1	0	0	0	1																						
Eric Hinske, L (1, 10) OBP: 0.340, SLG: 0.433										3	1	2	1	0	1	0																						
Orlando Hudson, S (1, 4) OBP: 0.323, SLG: 0.418										3	1	0	1	1	0	2																						
Inning Stats	R: 0 E: 0 K: 0 S: 7	H: 1 LOB: 0 BB: 0 P: 9	R: 0 E: 0 K: 2 S: 12	H: 0 LOB: 0 BB: 0 P: 16	R: 0 E: 0 K: 1 S: 10	H: 0 LOB: 0 BB: 0 P: 16	R: 0 E: 0 K: 0 S: 5	H: 0 LOB: 0 BB: 0 P: 7	R: 9 E: 0 K: 1 S: 28	H: 7 LOB: 2 BB: 1 P: 50	R: 0 E: 0 K: 1 S: 10	H: 1 LOB: 2 BB: 1 P: 21	R: 0 E: 0 K: 1 S: 8	H: 0 LOB: 1 BB: 1 P: 14	R: 0 E: 0 K: 0 S: 8	H: 1 LOB: 1 BB: 0 P: 10	R: 0 E: 0 K: 0 S: 13	H: 2 LOB: 2 BB: 0 P: 21	1B: 7 2B: 5 3B: 1 HR: 1	SF: 0 SAC: 0 DP: 2 HBP: 1	WP: 0 PB: 0 SB: 0 CS: 0	PA: 42																
PITCHER	IP	WLS	BF	H	R	ER	SO	BB	IBB	HBP	BLK	WP	HR	S	P	ERA	WHIP	PITCHER				IP	WLS	BF	H	R	ER	SO	BB	IBB	HBP	BLK	WP	HR	S	P	ERA	WHIP
35 Mike Mussina, R (1, 1) ERA: 4.21	4.1	L	21	6	8	8	4	2	0	1	0	0	0	1	52	81	16.61	1.846																				
Felix Rodriguez, R (5, 1) ERA: 4.56	1.2		9	3	1	1	0	1	0	0	0	0	0	0	20	38	5.40	2.400																				
Scott Proctor, R (7, 1) ERA: 4.5	2.0		7	1	0	0	1	1	0	0	0	0	0	0	16	24	0.00	1.000																				
Alan Embree, L (9, 1) ERA: 7.35	1.0		5	2	0	0	0	0	0	0	0	0	0	0	13	21	0.00	2.000																				


AB	37
R	9
H	12
RBI	9
BB	4
SO	5
LOB	14




Batter	1	2	3	4	5	6	7	8	9	AB	R	H	RBI	BB	SO	LOB	BOTTOM																						
2 Derek Jeter, R (1, 6) OBP: 0.385, SLG: 0.446										4	1	2	0	1	2	2	Toronto Blue Jays @ New York Yankees Yankee Stadium, Bronx, NY Wed Aug 24 2005, 7:05 PM EDT Att: 54,705 - Clear - 76 F																						
55 Hideki Matsui, L (1, 7) OBP: 0.366, SLG: 0.500										4	0	3	2	1	0	1																							
Gary Sheffield, R (1, 9) OBP: 0.383, SLG: 0.514										3	0	0	0	0	1	5																							
Bubba Crosby, L (7, 9) OBP: 0.267, SLG: 0.214										2	1	2	0	0	0	0																							
13 Alex Rodriguez, R (1, 5) OBP: 0.414, SLG: 0.599										3	0	1	0	0	2	1																							
Felix Escobedo, R (7, 5) OBP: 0.300, SLG: 0.222										1	0	0	0	0	1	2																							
Bernie Williams, S (9, PH) OBP: 0.333, SLG: 0.391										1	1	1	3	0	0	0																							
25 Jason Giambi, L (1, 10) OBP: 0.436, SLG: 0.511										5	0	1	0	0	2	3																							
Tino Martinez, L (1, 3) OBP: 0.331, SLG: 0.458										4	0	1	0	0	1	2																							
20 Jorge Posada, S (1, 2) OBP: 0.339, SLG: 0.498										3	0	0	0	0	1	2																							
John Flaherty, R (7, 2) OBP: 0.210, SLG: 0.242										1	0	0	0	0	0	1																							
24 Robinson Cano, L (1, 4) OBP: 0.303, SLG: 0.411										4	1	1	0	0	0	0																							
Tony Womack, L (1, 8) OBP: 0.271, SLG: 0.275										4	1	1	0	0	1	0																							
Inning Stats	R: 0 E: 0 K: 2 S: 11	H: 1 LOB: 1 BB: 0 P: 16	R: 0 E: 0 K: 0 S: 7	H: 0 LOB: 0 BB: 0 P: 12	R: 0 E: 0 K: 0 S: 10	H: 1 LOB: 2 BB: 1 P: 19	R: 0 E: 0 K: 3 S: 14	H: 1 LOB: 1 BB: 0 P: 21	R: 0 E: 0 K: 1 S: 14	H: 1 LOB: 2 BB: 1 P: 22	R: 0 E: 0 K: 1 S: 10	H: 1 LOB: 1 BB: 0 P: 16	R: 2 E: 0 K: 3 S: 15	H: 4 LOB: 2 BB: 0 P: 21	R: 0 E: 0 K: 0 S: 4	H: 1 LOB: 0 BB: 0 P: 9	R: 3 E: 0 K: 1 S: 16	H: 3 LOB: 0 BB: 0 P: 23	1B: 10 2B: 2 3B: 0 HR: 1	SF: 0 SAC: 0 DP: 1 HBP: 0	WP: 0 PB: 0 SB: 0 CS: 0	PA: 41																	
PITCHER	IP	WLS	BF	H	R	ER	SO	BB	IBB	HBP	BLK	WP	HR	S	P	ERA	WHIP	PITCHER				IP	WLS	BF	H	R	ER	SO	BB	IBB	HBP	BLK	WP	HR	S	P	ERA	WHIP	
Dave Bush, R (1, 1) ERA: 4.44	6.0	W	25	5	0	0	7	2	0	0	0	0	0	0	66	106	0.00	1.167																					
54 Jason Frasor, R (7, 1) ERA: 4.03	2.0		10	5	2	2	3	0	0	0	0	0	0	0	19	30	9.00	2.500																					
Vinnie Chulk, R (9, 1) ERA: 3.62	1.0		6	3	3	3	1	0	0	0	0	0	0	1	16	23	27.00	3.000																					

AB	39
R	5
H	13
RBI	5
BB	2
SO	11
LOB	19




Batter	1	2	3	4	5	6	7	8	9	AB	R	H	RBI	BB	SO	LOB	TOP										
8 Russ Adams, L (1, 6) OBP: 0.346, SLG: 0.426	G2-3		1B 47 BB	F8		K			G5-3	4	1	0	0	1	1	4	<p>Toronto Blue Jays @ New York Yankees Yankee Stadium, Bronx, NY Thu Aug 25 2005, 1:05 PM EDT Att: 54,329 - Partly Cloudy - 76 F</p> <p>AB 32 R 2 H 6 RBI 2 BB 4 SO 7 LOB 19</p> 										
Frank Catalanotto, L (1, 7) OBP: 0.397, SLG: 0.622	G4-3		47 BB HBP 1B		10 FC5-4 BB	F9			G4-3	4	0	1	0	1	0	3											
10 Vernon Wells, R (1, 8) OBP: 0.325, SLG: 0.498	1B		K		FC5-4 1-2			F9		4	0	1	0	0	1	3											
Shea Hillenbrand, R (1, 3) OBP: 0.350, SLG: 0.463	F8		47 BB HBP		F7			F9		3	0	0	0	0	0	2											
47 Corey Koskie, L (1, 5) OBP: 0.321, SLG: 0.400		9 G4-3 3 G1-6-3 2B			F7			K		3	1	1	1	1	1	1											
9 Gregg Zaun, S (1, 2) OBP: 0.395, SLG: 0.380	G4-3		K			1B 1B BB			G3	3	0	0	0	1	1	4											
3 Reed Johnson, R (1, 9) OBP: 0.333, SLG: 0.430	G1-6-3			2-0 G4-6-3 HBP		K			K	3	0	0	1	0	2	1											
Eric Hinske, L (1, 10) OBP: 0.340, SLG: 0.431	K			1-0 G4-6-3 1-2		1B 1B			F9	4	0	1	0	0	1	1											
Orlando Hudson, S (1, 4) OBP: 0.325, SLG: 0.419			G5-3	1-0 1B		1-2 1B			G2-3	4	0	2	0	0	0	0											
Inning Stats	R: 0 E: 0 K: 0 S: 9	H: 1 LOB: 1 BB: 0 P: 17	R: 1 E: 0 K: 1 S: 11	H: 1 LOB: 0 BB: 0 P: 15	R: 1 E: 0 K: 2 S: 13	H: 1 LOB: 3 BB: 2 P: 30	R: 0 E: 0 K: 0 S: 4	H: 1 LOB: 1 BB: 0 P: 8	R: 0 E: 0 K: 0 S: 6	H: 0 LOB: 1 BB: 1 P: 12	R: 0 E: 0 K: 1 S: 7	H: 0 LOB: 0 BB: 0 P: 11	R: 0 E: 0 K: 1 S: 8	H: 0 LOB: 0 BB: 0 P: 13	R: 0 E: 0 K: 0 S: 6	H: 0 LOB: 0 BB: 0 P: 9	1B: 5 2B: 1 3B: 0 HR: 0	SF: 0 SAC: 0 DP: 1 HBP: 2	WP: 0 PB: 0 SB: 0 CS: 0	PA: 38							
PITCHER	IP	WLS	BF	H	R	ER	SO	BB	IBB	HBP	BLK	WP	HR	S	P	ERA	WHIP										
Shawn Chacon, R (1, 1) ERA: 3.28	7.0	W	32	6	2	2	6	4	0	2	0	0	0	66	119	2.57	1.429										
Tom Gordon, R (8, 1) ERA: 2.97	1.0		3	0	0	0	1	0	0	0	0	0	0	8	13	0.00	0.000										
42 Mariano Rivera, R (9, 1) ERA: 1.49	1.0		3	0	0	0	0	0	0	0	0	0	0	6	9	0.00	0.000										

Batter	1	2	3	4	5	6	7	8	9	AB	R	H	RBI	BB	SO	LOB	BOTTOM										
2 Derek Jeter, R (1, 6) OBP: 0.397, SLG: 0.452	HR 55 1B	55 FC4-6 1B		FC1-5-2 2-3 3-H K		55 1B 3B		G6-3		5	2	3	1	0	0	3	<p>Toronto Blue Jays @ New York Yankees Yankee Stadium, Bronx, NY Thu Aug 25 2005, 1:05 PM EDT Att: 54,329 - Partly Cloudy - 76 F</p> <p>AB 33 R 6 H 11 RBI 6 BB 3 SO 8 LOB 13</p> 										
55 Hideki Matsui, L (1, 7) OBP: 0.397, SLG: 0.500	HR 1B	FC4-6 1-2 K				3-H 1B				4	1	2	1	0	1	3											
Gary Sheffield, R (1, 9) OBP: 0.382, SLG: 0.518	HR 1H 2H	P3				F8				4	1	1	3	0	1	2											
13 Alex Rodriguez, R (1, 5) OBP: 0.413, SLG: 0.602	HR					F9				4	1	1	1	0	2	0											
25 Jason Giambi, L (1, 10) OBP: 0.434, SLG: 0.506	G5-3					BB				3	0	0	0	1	1	0											
Bernie Williams, S (1, 8) OBP: 0.329, SLG: 0.386	G3-1					F8				4	0	0	0	0	2	1											
Bubba Crosby, L (9, 8) OBP: 0.267, SLG: 0.214										0	0	0	0	0	0	0											
20 Jorge Posada, S (1, 2) OBP: 0.345, SLG: 0.415	BB			SH2-4 2 BB 1B		2 3B 2B				3	1	3	0	1	0	0											
Tino Martinez, L (1, 3) OBP: 0.330, SLG: 0.453	G4-3			2 FC1-6-3 SH2-4 BB		F8				3	0	0	0	1	0	3											
Felix Escalona, R (1, 4) OBP: 0.308, SLG: 0.333				SH2-4 1-2 2-3		P4				3	0	1	0	0	1	1											
Inning Stats	R: 4 E: 0 K: 0 S: 16	H: 4 LOB: 1 BB: 1 P: 27	R: 0 E: 0 K: 1 S: 15	H: 1 LOB: 1 BB: 0 P: 22	R: 0 E: 0 K: 3 S: 10	H: 0 LOB: 0 BB: 0 P: 17	R: 0 E: 0 K: 1 S: 13	H: 1 LOB: 2 BB: 1 P: 22	R: 0 E: 0 K: 0 S: 5	H: 0 LOB: 1 BB: 1 P: 9	R: 2 E: 0 K: 1 S: 13	H: 3 LOB: 1 BB: 0 P: 20	R: 0 E: 0 K: 2 S: 9	H: 0 LOB: 0 BB: 0 P: 15	R: 0 E: 0 K: 0 S: 9	H: 2 LOB: 1 BB: 0 P: 15	1B: 6 2B: 3 3B: 1 HR: 2	SF: 0 SAC: 1 DP: 1 HBP: 0	WP: 0 PB: 0 SB: 0 CS: 0	PA: 37							
PITCHER	IP	WLS	BF	H	R	ER	SO	BB	IBB	HBP	BLK	WP	HR	S	P	ERA	WHIP										
39 Gustavo Chacin, L (1, 1) ERA: 3.62	5.2	L	29	9	6	6	5	3	0	0	0	0	0	22	112	9.53	2.118										
Pete Walker, R (6, 1) ERA: 3.03	2.1		8	2	0	0	3	0	0	0	0	0	0	22	35	0.00	0.857										

Batter	1	2	3	4	5	6	7	8	9	AB	R	H	RBI	BB	SO	LOB	TOP				
9 David DeJesus, L (1,8) OBP: 0.355, SLG: 0.444	2-1 P6		1-0 G4-3			2-1 G5-3		1-3 K		4	0	0	0	0	1	1					
Chip Ambres, R (1,7) OBP: 0.352, SLG: 0.403	1-0 F7			3-2 F9		1-3 K		2-2 F8		4	0	0	0	0	1	0					
29 Mike Sweeney, R (1,3) OBP: 0.343, SLG: 0.519	1-2 P4			0-2 F9			0-0 4 1B 2B		3-1 1B 1B	4	1	2	0	0	0	0					
Emil Brown, R (1,10) OBP: 0.339, SLG: 0.441		0-1 F9		0-1 3B			1-2 L4		1-0 1B	4	0	2	0	0	0	1					
4 Angel Berroa, R (1,6) OBP: 0.300, SLG: 0.360	1-3 K			0-1 G6-3			1-2 24 G4-3 1B		0-3 K	4	0	1	1	0	2	3					
24 Mark Teahen, L (1,5) OBP: 0.298, SLG: 0.343	1-2 G6-3				0-2 F7		1-2 G4-3		3-2 G3-1	4	0	0	0	0	0	3					
14 John Buck, R (1,2) OBP: 0.271, SLG: 0.342			0-0 1B		0-2 F8		1-3 K			3	0	1	0	0	1	1					
Aaron Guiel, L (1,9)			2-1 F9		0-3 K			1-2 F7		3	0	0	0	0	1	1					
Joe McEwing, R (1,4) OBP: 0.268, SLG: 0.299			2-3 K			2-0 F8		1-1 F7		3	0	0	0	0	1	1					
Inning Stats	R: 0 E: 0 K: 0 S: 6	H: 0 LOB: 0 BB: 0 P: 10	R: 0 E: 0 K: 1 S: 10	H: 0 LOB: 0 BB: 0 P: 12	R: 0 E: 0 K: 1 S: 7	H: 1 LOB: 1 BB: 0 P: 12	R: 0 E: 0 K: 0 S: 11	H: 1 LOB: 1 BB: 0 P: 14	R: 0 E: 0 K: 1 S: 10	H: 0 LOB: 0 BB: 0 P: 10	R: 1 E: 0 K: 1 S: 18	H: 2 LOB: 1 BB: 0 P: 22	R: 0 E: 0 K: 1 S: 10	H: 0 LOB: 0 BB: 0 P: 13	R: 0 E: 0 K: 1 S: 13	H: 2 LOB: 2 BB: 0 P: 22	1B: 4 2B: 1 3B: 1 HR: 0	SF: 0 SAC: 0 DP: 0 HBP: 0	WP: 0 PB: 0 SB: 0 CS: 0	PA: 33	
PITCHER	IP	WLS	BF	H	R	ER	SO	BB	IBB	HBP	BLK	WP	HR	S	P	ERA	WHIP				
Randy Johnson, L (1,1) ERA: 4.2	8.0	W	28	4	1	1	6	0	0	0	0	0	0	78	104	1.12	0.500				
42 Mariano Rivera, R (9,1) ERA: 1.47	1.0		5	2	0	0	1	0	0	0	0	0	0	13	22	0.00	2.000				

Kansas City Royals @ New York Yankees
 Yankee Stadium, Bronx, NY
 Fri Aug 26 2005, 7:05 PM EDT
 Att: 53,922 - Cloudy - 78 F


AB 33
R 1
H 6
RBI 1
BB 0
SO 7
LOB 11



Batter	1	2	3	4	5	6	7	8	9	AB	R	H	RBI	BB	SO	LOB	BOTTOM				
2 Derek Jeter, R (1,6) OBP: 0.388, SLG: 0.454	3-2 G1-3 2B		1-1 55 G6-4-3 1B			2-1 F9		2-2 F9		4	0	2	0	0	0	0					
55 Hideki Matsui, L (1,7) OBP: 0.384, SLG: 0.496	0-0 G5-3		0-1 G6-4-3 1-2			1-2 F8		1-0 F9		4	0	0	0	0	0	2					
Gary Sheffield, R (1,9) OBP: 0.383, SLG: 0.519	2-2 G1-3		0-1 2B			1-1 F7		2-1 HR 25 C		3	1	1	0	0	0	1					
13 Alex Rodriguez, R (1,5) OBP: 0.414, SLG: 0.607	2-3 25 BB HBP		2-0 P4			0-0 HR		1-3 K		3	1	1	1	0	1	2					
25 Jason Giambi, L (1,10) OBP: 0.437, SLG: 0.505	4-1 BB			4-1 F9 1B BB		4-2 HR BB		1-1 P5		1	1	0	0	3	0	1					
Bernie Williams, S (1,8) OBP: 0.333, SLG: 0.407	1-2 BB			1-1 G5-4-3 1B		0-0 HR		1-2 HR		4	2	3	4	0	0	3					
Bubba Crosby, L (9,8) OBP: 0.267, SLG: 0.214	G3			1-2 1B		1-H HR		3-2 HR		0	0	0	0	0	0	0					
Tino Martinez, L (1,3) OBP: 0.329, SLG: 0.450		2-1 G3		1-0 F9		2-2 G6-4-3 1B		2-1 P5		4	0	1	0	0	0	2					
John Flaherty, R (1,2) OBP: 0.204, SLG: 0.235		1-0 G5-3		0-0 G5-4-3 1-2		1-1 G6-4-3				3	0	0	0	0	0	3					
24 Robinson Cano, L (1,4) OBP: 0.301, SLG: 0.408		0-0 G4-3			3-2 F8		0-3 K			3	0	0	0	0	1	0					
Inning Stats	R: 0 E: 0 K: 0 S: 13	H: 1 LOB: 3 BB: 1 P: 24	R: 0 E: 0 K: 0 S: 4	H: 0 LOB: 0 BB: 0 P: 7	R: 0 E: 0 K: 0 S: 7	H: 2 LOB: 1 BB: 0 P: 10	R: 0 E: 0 K: 0 S: 5	H: 1 LOB: 1 BB: 1 P: 11	R: 0 E: 0 K: 0 S: 8	H: 0 LOB: 0 BB: 0 P: 14	R: 3 E: 0 K: 1 S: 15	H: 3 LOB: 0 BB: 1 P: 22	R: 0 E: 0 K: 1 S: 10	H: 0 LOB: 0 BB: 0 P: 13	R: 2 E: 0 K: 1 S: 13	H: 1 LOB: 0 BB: 0 P: 22	1B: 3 2B: 2 3B: 0 HR: 3	SF: 0 SAC: 0 DP: 3 HBP: 2	WP: 0 PB: 0 SB: 1 CS: 0	PA: 34	
PITCHER	IP	WLS	BF	H	R	ER	SO	BB	IBB	HBP	BLK	WP	HR	S	P	ERA	WHIP				
Mike Wood, R (1,1) ERA: 4.12	6.0	L	26	7	3	3	0	3	0	1	0	0	2	52	88	4.50	1.667				
Jonah Bayliss, R (7,1) ERA: 5.06	2.0		8	1	2	2	2	0	0	1	0	0	1	23	35	9.00	0.500				

Kansas City Royals @ New York Yankees
 Yankee Stadium, Bronx, NY
 Fri Aug 26 2005, 7:05 PM EDT
 Att: 53,922 - Cloudy - 78 F

AB 29
R 5
H 8
RBI 5
BB 3
SO 2
LOB 14



Batter	1	2	3	4	5	6	7	8	9	AB	R	H	RBI	BB	SO	LOB	TOP				
9 David DeJesus, L (1, 8) OBP: 0.359, SLG: 0.445	4-1 FC1-6 1B BB		2-1 1B		4-2 29 2B 1B BB	2-1 CS	3-2 29 1B G1-3	2-1 G4-3		3	2	2	0	2	0	2					
Denny Hocking, S (1, 4) OBP: 0.310, SLG: 0.231	2-2 FC1-6 1B		0-1 F7		0-0 F4		2-2 G1-3		2-3 K	5	0	1	0	0	1	5					
29 Mike Sweeney, R (1, 3) OBP: 0.344, SLG: 0.521	3-2 F8		2-3 K		0-1 1B 2B		1-0 L6 1B		3-2 G4-3	5	1	2	3	0	1	3					
Terrence Long, L (1, 7) OBP: 0.317, SLG: 0.384	3-1 FC1-6			2-1 G1-3	1-0 1B WP 1B		3-2 L6		2-1 P6	5	1	1	2	0	0	3					
Emil Brown, R (1, 10) OBP: 0.338, SLG: 0.440	1-0 P4			3-3 K	1-0 WP 1B			2-3 K		4	0	1	0	0	2	2					
Aaron Guiel, L (1, 9) OBP: 0.143, SLG: 0.143		2-1 G4-3		2-3 K	2-1 L3			2-2 24 1B		4	1	1	0	0	1	1					
4 Angel Berroa, R (1, 6) OBP: 0.302, SLG: 0.361		1-3 K			2-2 9 BB 29 2B 1B	2-2 CS 1B		1-3 K		4	1	2	0	0	2	1	AB 37				
24 Mark Teahen, L (1, 5) OBP: 0.297, SLG: 0.340		0-3 K			2-2 F9	0-3 K		4-1 1B		3	0	0	0	1	2	2	H 12				
Paul Phillips, R (1, 2) OBP: 0.250, SLG: 0.429			1-2 P4		0-1 9 BB 29 2B 1B	0-1 F7		1-2 2-H 1B		3	0	0	0	1	2	2	RBI 6				
Inning Stats	R: 0 E: 0 K: 0 S: 15	H: 1 LOB: 2 BB: 1 P: 28	R: 0 E: 0 K: 2 S: 10	H: 0 LOB: 0 BB: 0 P: 13	R: 0 E: 0 K: 1 S: 11	H: 1 LOB: 1 BB: 0 P: 16	R: 0 E: 0 K: 2 S: 11	H: 0 LOB: 0 BB: 0 P: 18	R: 5 E: 0 K: 0 S: 22	H: 5 LOB: 1 BB: 1 P: 34	R: 0 E: 0 K: 1 S: 10	H: 1 LOB: 0 BB: 0 P: 14	R: 1 E: 0 K: 0 S: 13	H: 2 LOB: 0 BB: 0 P: 22	R: 1 E: 0 K: 2 S: 14	H: 2 LOB: 2 BB: 1 P: 25	R: 0 E: 0 K: 1 S: 10	H: 0 LOB: 0 BB: 0 P: 17	1B: 11 2B: 2 3B: 0 HR: 0	SF: 0 SAC: 0 DP: 1 HBP: 0	WP: 1 PB: 0 CS: 0 PA: 41
PITCHER	IP WLS BF H R ER SO BB IBB HBP BLK WP HR S P ERA WHIP	IP WLS BF H R ER SO BB IBB HBP BLK WP HR S P ERA WHIP	IP WLS BF H R ER SO BB IBB HBP BLK WP HR S P ERA WHIP	IP WLS BF H R ER SO BB IBB HBP BLK WP HR S P ERA WHIP	IP WLS BF H R ER SO BB IBB HBP BLK WP HR S P ERA WHIP	IP WLS BF H R ER SO BB IBB HBP BLK WP HR S P ERA WHIP	IP WLS BF H R ER SO BB IBB HBP BLK WP HR S P ERA WHIP	IP WLS BF H R ER SO BB IBB HBP BLK WP HR S P ERA WHIP	IP WLS BF H R ER SO BB IBB HBP BLK WP HR S P ERA WHIP	IP WLS BF H R ER SO BB IBB HBP BLK WP HR S P ERA WHIP	IP WLS BF H R ER SO BB IBB HBP BLK WP HR S P ERA WHIP	IP WLS BF H R ER SO BB IBB HBP BLK WP HR S P ERA WHIP	IP WLS BF H R ER SO BB IBB HBP BLK WP HR S P ERA WHIP	IP WLS BF H R ER SO BB IBB HBP BLK WP HR S P ERA WHIP	IP WLS BF H R ER SO BB IBB HBP BLK WP HR S P ERA WHIP	IP WLS BF H R ER SO BB IBB HBP BLK WP HR S P ERA WHIP	IP WLS BF H R ER SO BB IBB HBP BLK WP HR S P ERA WHIP	IP WLS BF H R ER SO BB IBB HBP BLK WP HR S P ERA WHIP	IP WLS BF H R ER SO BB IBB HBP BLK WP HR S P ERA WHIP	IP WLS BF H R ER SO BB IBB HBP BLK WP HR S P ERA WHIP	
Jaret Wright, R (1, 1) ERA: 6.39	5.0	24	7	5	5	5	2	0	0	0	0	1	0	69	109	9.00	1.800				
Aaron Small, R (6, 1) ERA: 3.41	2.2	12	5	2	2	3	1	0	0	0	0	0	0	35	57	6.75	2.250				
Alan Embree, L (8, 1) ERA: 7.14	1.1	W	4	0	0	0	1	0	0	0	0	0	0	12	21	0.00	0.000				

Kansas City Royals @ New York Yankees
Yankee Stadium, Bronx, NY
Sat Aug 27 2005, 1:05 PM EDT
Att: 54,452 - Cloudy - 82 F

AB	37
R	7
H	12
RBI	6
BB	3
SO	9
LOB	20



Batter	1	2	3	4	5	6	7	8	9	AB	R	H	RBI	BB	SO	LOB	BOTTOM				
2 Derek Jeter, R (1, 6) OBP: 0.391, SLG: 0.454	4-1 55 2B BB	2-1 CS	4-2 55 1B G5-4-3 BB		0-0 F9			4-2 FC5-4 BB	3-1 2B 13 1B 1B	2	3	1	2	3	0	0					
55 Hideki Matsui, L (1, 7) OBP: 0.384, SLG: 0.497	0-2 13 WP 25 SF8 2B		1-0 G5-4-3 1B			2-1 F8		2-1 F7	1-0 F8	5	1	2	1	0	0	3					
Gary Sheffield, R (1, 10) OBP: 0.383, SLG: 0.520	0-1 G5-3		0-0 G5-4-3			2-1 13 FC6-4 1B		3-2 FC5-4	1-1 13 1B 2B	5	0	2	1	0	0	3					
13 Alex Rodriguez, R (1, 5) OBP: 0.413, SLG: 0.604	4-2 BB		1-3 K2-3			1-1 FC6-4		2-0 G6-3	2-2 1B	4	0	1	1	1	1	2					
25 Jason Giambi, L (1, 3) OBP: 0.435, SLG: 0.502	2-2 SF8			1-1 G3		0-0 G4-3			2-3 1B 20 E 1B BB	2	1	0	1	1	0	1					
Bernie Williams, S (1, 8) OBP: 0.333, SLG: 0.405	2-0 P4			3-2 F7		2-1 1B			2-3 K	4	0	1	0	0	1	2					
20 Jorge Posada, S (1, 2) OBP: 0.342, SLG: 0.411		0-1 G4-3		0-3 K			2-1 F8		0-2 FC1 1B 2 1B 1B	4	1	0	0	0	1	2	AB 33				
Matt Lawton, L (1, 9) OBP: 0.367, SLG: 0.411		4-2 24 FC4-6 BB			0-0 F8		1-3 K		1-1 2 1B 1B	3	1	1	0	1	1	1	R 8				
24 Robinson Cano, L (1, 4) OBP: 0.299, SLG: 0.405		1-1 FC4-6			2-3 K				2-1 55 F8 2 1B 1B	3	0	0	0	0	2	2	H 9				
Tino Martinez, L (9, PH) OBP: 0.331, SLG: 0.452										1	0	1	1	0	0	0	RBI 7				
Tony Womack, L (9, PR) OBP: 0.271, SLG: 0.275										0	1	0	0	0	0	0	BB 6				
Inning Stats	R: 2 E: 0 K: 0 S: 13	H: 1 LOB: 1 BB: 2 P: 25	R: 0 E: 0 K: 0 S: 8	H: 0 LOB: 0 BB: 1 P: 15	R: 1 E: 0 K: 1 S: 8	H: 1 LOB: 0 BB: 1 P: 14	R: 0 E: 0 K: 1 S: 10	H: 0 LOB: 0 BB: 0 P: 14	R: 0 E: 0 K: 0 S: 5	H: 0 LOB: 0 BB: 0 P: 7	R: 0 E: 0 K: 0 S: 7	H: 1 LOB: 1 BB: 0 P: 12	R: 0 E: 0 K: 2 S: 10	H: 1 LOB: 1 BB: 0 P: 18	R: 0 E: 1 K: 0 S: 8	H: 0 LOB: 1 BB: 1 P: 19	R: 5 E: 1 K: 1 S: 21	H: 5 LOB: 2 BB: 1 P: 37	1B: 7 2B: 2 3B: 0 HR: 0	SF: 1 SAC: 0 DP: 1 HBP: 0	WP: 1 PB: 0 CS: 1 PA: 41
PITCHER	IP WLS BF H R ER SO BB IBB HBP BLK WP HR S P ERA WHIP	IP WLS BF H R ER SO BB IBB HBP BLK WP HR S P ERA WHIP	IP WLS BF H R ER SO BB IBB HBP BLK WP HR S P ERA WHIP	IP WLS BF H R ER SO BB IBB HBP BLK WP HR S P ERA WHIP	IP WLS BF H R ER SO BB IBB HBP BLK WP HR S P ERA WHIP	IP WLS BF H R ER SO BB IBB HBP BLK WP HR S P ERA WHIP	IP WLS BF H R ER SO BB IBB HBP BLK WP HR S P ERA WHIP	IP WLS BF H R ER SO BB IBB HBP BLK WP HR S P ERA WHIP	IP WLS BF H R ER SO BB IBB HBP BLK WP HR S P ERA WHIP	IP WLS BF H R ER SO BB IBB HBP BLK WP HR S P ERA WHIP	IP WLS BF H R ER SO BB IBB HBP BLK WP HR S P ERA WHIP	IP WLS BF H R ER SO BB IBB HBP BLK WP HR S P ERA WHIP	IP WLS BF H R ER SO BB IBB HBP BLK WP HR S P ERA WHIP	IP WLS BF H R ER SO BB IBB HBP BLK WP HR S P ERA WHIP	IP WLS BF H R ER SO BB IBB HBP BLK WP HR S P ERA WHIP	IP WLS BF H R ER SO BB IBB HBP BLK WP HR S P ERA WHIP	IP WLS BF H R ER SO BB IBB HBP BLK WP HR S P ERA WHIP	IP WLS BF H R ER SO BB IBB HBP BLK WP HR S P ERA WHIP	IP WLS BF H R ER SO BB IBB HBP BLK WP HR S P ERA WHIP	IP WLS BF H R ER SO BB IBB HBP BLK WP HR S P ERA WHIP	
J.P. Howell, L (1, 1) ERA: 7.23	6.0	24	4	3	3	3	4	0	0	0	0	0	0	0	8	14	0.00	0.000			
Andrew Sisco, L (7, 1) ERA: 2.48	1.0	H	3	0	0	0	2	0	0	0	0	0	0	8	19	0.00	1.000				
Ambiorix Burgos, R (8, 1) ERA: 3.55	1.0	4	0	0	0	0	0	1	0	0	0	0	0	8	22	81.00	9.000				
Jeremy Affeldt, L (9, 1) ERA: 4.83	0.1	L	5	2	4	3	1	1	0	0	0	0	0	13	22	81.00	9.000				
Shawn Camp, R (9, 1) ERA: 7.48	0.1	L	4	3	1	0	0	0	0	0	0	0	0	8	15	0.00	9.000				

Kansas City Royals @ New York Yankees
Yankee Stadium, Bronx, NY
Sat Aug 27 2005, 1:05 PM EDT
Att: 54,452 - Cloudy - 82 F


AB	33
R	8
H	9
RBI	7
BB	6
SO	6
LOB	16



Batter	1	2	3	4	5	6	7	8	9	AB	R	H	RBI	BB	SO	LOB	TOP										
2 Derek Jeter, R OBP: 0.390, SLG: 0.451	F9		G3		FC6-4		K		F9	5	0	0	0	0	1	1											
55 Hideki Matsui, L OBP: 0.363, SLG: 0.496	K			P6		G3-1			G1-3	5	0	1	0	0	1	0											
Gary Sheffield, R OBP: 0.382, SLG: 0.515	F8			G6-3			F8			3	1	0	0	1	0	1											
13 Alex Rodriguez, R OBP: 0.418, SLG: 0.611										3	2	2	1	1	0	0											
Felix Escalona, R OBP: 0.308, SLG: 0.333										0	0	0	0	0	0	0											
25 Jason Giambi, L OBP: 0.443, SLG: 0.545										3	2	2	4	1	1	0											
Tino Martinez, L OBP: 0.330, SLG: 0.450										0	0	0	0	0	0	0											
Bernie Williams, S OBP: 0.335, SLG: 0.403										2	0	0	0	2	1	2											
Bubba Crosby, L OBP: 0.261, SLG: 0.209										0	0	0	0	0	0	0											
Matt Lawton, L OBP: 0.365, SLG: 0.413										4	1	1	1	0	1	3											
20 Jorge Posada, S OBP: 0.340, SLG: 0.413										4	1	1	0	0	0	1											
24 Robinson Canó, L OBP: 0.298, SLG: 0.402										4	0	1	1	0	1	0											
Inning Stats	R: 0 E: 0 K: 1 S: 6	H: 0 LOB: 0 BB: 0 P: 10	R: 0 E: 0 K: 1 S: 6	H: 1 LOB: 1 BB: 1 P: 14	R: 0 E: 0 K: 1 S: 8	H: 0 LOB: 0 BB: 0 P: 13	R: 0 E: 0 K: 0 S: 9	H: 0 LOB: 0 BB: 0 P: 14	R: 2 E: 0 K: 1 S: 15	H: 3 LOB: 1 BB: 1 P: 28	R: 3 E: 0 K: 0 S: 12	H: 1 LOB: 1 BB: 3 P: 27	R: 0 E: 0 K: 1 S: 7	H: 1 LOB: 1 BB: 0 P: 12	R: 2 E: 0 K: 1 S: 10	H: 2 LOB: 0 BB: 0 P: 15	R: 0 E: 0 K: 0 S: 7	H: 0 LOB: 0 BB: 0 P: 13	1B: 2 2B: 4 3B: 0 HR: 4	SF: 0 SAC: 0 DP: 2 HBP: 0	WP: 1 SB: 0 CS: 3	PA: 38					
PITCHER	IP	WLS	BF	H	R	ER	SO	BB	IBB	HBP	BLK	WP	HR	S	P	ERA	WHIP										
Ryan Franklin, R ERA: 5.34	5.1		22	4	4	4	4	4	0	0	0	1	1	50	93	6.75	1.500										
Matt Thornton, L ERA: 5.66	1.0	L	5	1	1	1	1	0	0	0	0	0	1	7	15	9.00	2.000										
40 Julio Mateo, R ERA: 3.09	0.2		4	2	1	1	1	0	0	0	0	0	1	7	11	13.50	3.000										
George Sherrill, L ERA: 4.35	1.0		4	1	1	1	1	0	0	0	0	0	1	9	14	9.00	1.000										
Shigetoshi Hasegawa, R ERA: 4.33	1.0		3	0	0	0	0	0	0	0	0	0	0	7	13	0.00	0.000										

New York Yankees @ Seattle Mariners
Safeco Field, Seattle, WA
Mon Aug 29 2005, 7:05 PM PDT
Att. 41,731 - Roof Closed - 66 F

AB 33
R 7
H 8
RBI 7
BB 5
SO 6
LOB 8



Batter	1	2	3	4	5	6	7	8	9	AB	R	H	RBI	BB	SO	LOB	BOTTOM										
51 Ichiro Suzuki, L OBP: 0.344, SLG: 0.441				FC4-6		P4			F8	5	1	2	2	0	0	3											
16 Willie Bloomquist, R OBP: 0.289, SLG: 0.333				SH1-4		G4-6-3			K	2	0	0	1	0	0	1											
12 Michael Morse, R OBP: 0.350, SLG: 0.389									K	2	0	0	0	0	1	1											
Raul Ibanez, L OBP: 0.356, SLG: 0.450									K	3	0	1	0	2	1	0											
Richie Sexson, R OBP: 0.362, SLG: 0.538										3	0	0	1	1	0	2											
29 Adrian Beltré, R OBP: 0.304, SLG: 0.437										3	0	0	0	1	0	3											
Greg Dobbs, L OBP: 0.217, SLG: 0.333										4	0	2	0	0	0	4											
7 Yuniesky Betancourt, R OBP: 0.250, SLG: 0.309										3	1	0	0	1	1	2											
7 Jeremy Reed, L OBP: 0.322, SLG: 0.346										4	1	1	0	0	0	2											
Miguel Ojeda, R OBP: 0.258, SLG: 0.200										2	1	1	0	2	1	0											
Inning Stats	R: 1 E: 0 K: 0 S: 12	H: 2 LOB: 0 BB: 0 P: 17	R: 0 E: 0 K: 0 S: 8	H: 1 LOB: 1 BB: 0 P: 9	R: 1 E: 0 K: 0 S: 10	H: 2 LOB: 3 BB: 2 P: 22	R: 2 E: 0 K: 0 S: 12	H: 1 LOB: 2 BB: 3 P: 28	R: 0 E: 0 K: 0 S: 7	H: 1 LOB: 1 BB: 0 P: 11	R: 0 E: 0 K: 0 S: 6	H: 0 LOB: 0 BB: 1 P: 13	R: 0 E: 0 K: 2 S: 10	H: 0 LOB: 0 BB: 0 P: 16	R: 0 E: 0 K: 2 S: 11	H: 0 LOB: 0 BB: 0 P: 18	1B: 3 2B: 3 3B: 0 HR: 1	SF: 0 SAC: 1 DP: 1 HBP: 0	WP: 0 SB: 1 CS: 0	PA: 39							
PITCHER	IP	WLS	BF	H	R	ER	SO	BB	IBB	HBP	BLK	WP	HR	S	P	ERA	WHIP										
35 Mike Mussina, R ERA: 4.34	3.0		18	4	4	4	4	4	0	0	0	0	0	29	64	0.00	1.000										
Aaron Small, R ERA: 3.03	4.0	W	15	1	0	0	0	3	0	0	0	0	0	10	16	0.00	0.000										
Tom Gordon, R ERA: 2.63	1.0	H	3	0	0	0	2	0	0	0	0	0	0	11	18	0.00	0.000										
42 Mariano Rivera, R ERA: 1.44	1.0	S	3	0	0	0	2	0	0	0	0	0	0	11	18	0.00	0.000										

New York Yankees @ Seattle Mariners
Safeco Field, Seattle, WA
Mon Aug 29 2005, 7:05 PM PDT
Att. 41,731 - Roof Closed - 66 F


AB 31
R 4
H 7
RBI 4
BB 7
SO 4
LOB 18




Batter	1	2	3	4	5	6	7	8	9	AB	R	H	RBI	BB	SO	LOB	TOP										
2 Derek Jeter, R OBP: 0.390, SLG: 0.451	G6-3	1B		K		1B			K	5	0	2	0	0	2	0	New York Yankees @ Seattle Mariners Safeco Field, Seattle, WA Tue Aug 30 2005, 7:05 PM PDT Att: 37,773 - Cloudy - 68 F										
55 Hideki Matsui, L OBP: 0.392, SLG: 0.492	25 1B 13 BB	F8		G1-3		G1-3			G3-1	4	0	0	0	1	0	4											
13 Alex Rodriguez, R OBP: 0.421, SLG: 0.616	25 1B		20 1B		HR				25 DI BB	2	2	1	1	3	0	0											
25 Jason Giambi, L OBP: 0.445, SLG: 0.543	1B		20 1B		G4-3				L7	3	1	1	0	2	0	1											
Bernie Williams, S OBP: 0.332, SLG: 0.398	F8		K		F8				L4	4	0	0	0	0	1	6											
20 Jorge Posada, S OBP: 0.339, SLG: 0.411	P6		1-3 2-H 1B		K				K	4	0	1	1	0	2	4											
Matt Lawton, L OBP: 0.364, SLG: 0.411		FC4-6 HBP	G4-3		G4-3				P2	3	0	0	1	0	0	1											
Mark Bellhorn, S OBP: 0.324, SLG: 0.355		FC4-6 2 1B	G1-3		G4-3				F9	4	0	0	0	0	0	2											
24 Robinson Cano, L OBP: 0.297, SLG: 0.400	F9				K				F9	4	0	1	0	0	1	1											
Inning Stats	R: 0 E: 0 K: 0 S: 11	H: 1 LOB: 3 BB: 2 P: 23	R: 0 E: 0 K: 0 S: 13	H: 1 LOB: 2 BB: 0 P: 19	R: 2 E: 0 K: 1 S: 12	H: 1 LOB: 1 BB: 2 P: 22	R: 0 E: 0 K: 2 S: 12	H: 0 LOB: 0 BB: 0 P: 15	R: 1 E: 0 K: 1 S: 9	H: 1 LOB: 0 BB: 0 P: 13	R: 0 E: 0 K: 0 S: 9	H: 2 LOB: 2 BB: 0 P: 12	R: 0 E: 0 K: 1 S: 10	H: 0 LOB: 1 BB: 1 P: 18	R: 0 E: 0 K: 0 S: 10	H: 0 LOB: 1 BB: 1 P: 16	R: 0 E: 0 K: 1 S: 10	H: 0 LOB: 1 BB: 1 P: 16	1B: 5 2B: 0 3B: 0 HR: 1	SF: 0 SAC: 0 DP: 0 HBP: 1	WP: 0 PB: 0 CS: 0	PA: 40					
PITCHER	IP	WLS	BF	H	R	ER	SO	BB	IBB	HBP	BLK	WP	HR	S	P	ERA	WHIP										
Jeff Harris, R ERA: 2.28	6.1	W	31	6	3	3	4	5	0	1	0	0	1	69	112	4.26	1.737										
George Sherrill, L ERA: 3.75	1.2		5	0	0	0	1	0	0	0	0	0	0	16	26	0.00	0.000										
20 J.J. Putz, R ERA: 3.59	1.0		4	0	0	0	1	1	0	0	0	0	0	10	16	0.00	1.000										

Batter	1	2	3	4	5	6	7	8	9	AB	R	H	RBI	BB	SO	LOB	BOTTOM										
51 Ichiro Suzuki, L OBP: 0.345, SLG: 0.445	F7	HR	BB		K				K	4	1	1	3	1	2	2	New York Yankees @ Seattle Mariners Safeco Field, Seattle, WA Tue Aug 30 2005, 7:05 PM PDT Att: 37,773 - Cloudy - 68 F										
7 Jeremy Reed, L OBP: 0.323, SLG: 0.349	G3	2B	G3-1			G3			2B BB 1B	5	0	2	0	0	0	2											
Raul Ibanez, L OBP: 0.356, SLG: 0.448	G4-3	G4-3			G3-1				2B BB BB	4	0	1	0	1	0	1											
Richie Sexson, R OBP: 0.362, SLG: 0.536		12 HBP 4 WP 1B	29 1B 4 E BB		F9				P3	4	2	1	0	1	0	3											
29 Adrian Beltré, R OBP: 0.305, SLG: 0.435		4 WP 12 HBP FC4-6 1B	P4		K				F9	4	1	1	0	1	1	2											
12 Michael Morse, R OBP: 0.383, SLG: 0.390		FC4-6 4 WP HR HBP	4 E HBP		F9				G6-3 WP 1B	2	2	1	0	0	0	0											
Jamal Strong, R OBP: 0.444, SLG: 0.625		FC4-6 51 HR HBP	4 E HBP						FC4-6 BB	1	0	0	0	0	0	3											
4 Jose Lopez, R OBP: 0.264, SLG: 0.341		FC4-6 BB	E9 7 2B 2B		G4-3 2B				F9	3	1	2	2	1	0	1											
Yorvit Torrealba, R OBP: 0.321, SLG: 0.361		FC4-6 51 HR	K		G4-3				G6-3	4	1	0	1	0	1	5											
7 Yuniesky Betancourt, R OBP: 0.260, SLG: 0.320		L8	3H 2B						G6-3	3	0	1	1	1	0	4											
Inning Stats	R: 0 E: 0 K: 0 S: 9	H: 0 LOB: 0 BB: 0 P: 14	R: 5 E: 0 K: 0 S: 13	H: 4 LOB: 1 BB: 1 P: 29	R: 3 E: 1 K: 1 S: 17	H: 2 LOB: 2 BB: 2 P: 35	R: 0 E: 0 K: 1 S: 6	H: 0 LOB: 0 BB: 0 P: 10	R: 0 E: 0 K: 1 S: 9	H: 1 LOB: 1 BB: 1 P: 15	R: 0 E: 0 K: 0 S: 8	H: 1 LOB: 2 BB: 0 P: 10	R: 0 E: 0 K: 1 S: 10	H: 1 LOB: 2 BB: 0 P: 15	R: 0 E: 0 K: 1 S: 14	H: 1 LOB: 3 BB: 2 P: 29	R: 0 E: 0 K: 1 S: 10	H: 1 LOB: 2 BB: 2 P: 15	1B: 5 2B: 4 3B: 0 HR: 1	SF: 0 SAC: 0 DP: 0 HBP: 2	WP: 2 PB: 0 CS: 0	PA: 42					
PITCHER	IP	WLS	BF	H	R	ER	SO	BB	IBB	HBP	BLK	WP	HR	S	P	ERA	WHIP										
Shawn Chacon, R ERA: 3.72	6.0	L	32	8	8	8	3	4	0	2	0	0	1	62	113	12.00	2.000										
Felix Rodriguez, R ERA: 4.05	2.0		10	2	0	0	1	2	0	0	0	1	0	24	44	0.00	2.000										

AB	33
R	3
H	6
RBI	3
BB	6
SO	6
LOB	19



AB	34
R	8
H	10
RBI	7
BB	6
SO	4
LOB	23



Batter	1	2	3	4	5	6	7	8	9	AB	R	H	RBI	BB	SO	LOB	TOP										
2 Derek Jeter, R OBP: 0.390, SLG: 0.449	4-1 BB 55 G6-4-3		1-3 K			0-0 G4-3		0-0 SH2-3		2	0	0	0	1	1	0											
55 Hideki Matsui, L OBP: 0.359, SLG: 0.488	0-1 G6-4-3 1-2		2-2 G4-3			0-3 K		2-3 K		4	0	0	0	0	2	2											
Gary Sheffield, R OBP: 0.385, SLG: 0.523	4-1 BB 13 FC6-4			1-0 HR		3-1 G5-3			2-1 BB 1B	3	1	2	1	1	0	0											
13 Alex Rodriguez, R OBP: 0.420, SLG: 0.613	2-1 FC6-4 1-2			2-3 K			4-0 G6-3 25 1B		1-1 P4	3	0	0	0	1	1	2											
25 Jason Giambi, L OBP: 0.446, SLG: 0.541		1-0 F8		4-2 G3-6-1 BB		2-1 G6-3 1B		1-2 F7		3	0	1	0	1	0	1											
Tino Martinez, L OBP: 0.327, SLG: 0.446		0-3 K		1-1 G3-6-1 BB		0-2 G6-3		4-1 BB		3	0	0	0	0	1	3											
Bernie Williams, S OBP: 0.333, SLG: 0.398						1-2 2-3		1-2 BB		0	0	0	0	1	0	0											
42 Mariano Rivera, R OBP: 0.261, SLG: 0.209						3-1 G4-3		3-0 L5		4	0	0	0	0	0	3											
John Flaherty, R OBP: 0.198, SLG: 0.229			1-3 K		0-3 K			1-2 G4-3		3	0	0	0	0	2	0											
24 Robinson Canó, L OBP: 0.300, SLG: 0.410			1-0 HR		1-2 G5-3			2-0 SH2-3 1B		3	1	2	1	0	0	0											
Inning Stats	R: 0 E: 0 K: 0 S: 6	H: 0 LOB: 1 BB: 2 P: 16	R: 0 E: 0 K: 1 S: 6	H: 0 LOB: 0 BB: 0 P: 10	R: 1 E: 0 K: 2 S: 10	H: 1 LOB: 0 BB: 0 P: 15	R: 1 E: 0 K: 1 S: 9	H: 1 LOB: 0 BB: 1 P: 17	R: 0 E: 0 K: 1 S: 8	H: 0 LOB: 0 BB: 0 P: 12	R: 0 E: 0 K: 1 S: 6	H: 1 LOB: 1 BB: 1 P: 15	R: 0 E: 0 K: 1 S: 9	H: 1 LOB: 2 BB: 1 P: 14	R: 0 E: 0 K: 0 S: 10	H: 1 LOB: 1 BB: 1 P: 20	1B: 3 2B: 0 3B: 0 HR: 2	SF: 0 SAC: 1 DP: 3 HBP: 0	WP: 0 PB: 0 CS: 0	PA: 34							
PITCHER	IP	WLS	BF	H	R	ER	SO	BB	IBB	HBP	BLK	WP	HR	S	P	ERA	WHIP										
34 Félix Hernández, R ERA: 1.84	8.0	L	29	4	2	2	7	4	0	0	0	0	2	60	108	2.25	1.000										
Jeff Nelson, R ERA: 3.99	0.1		2	1	0	0	0	0	0	0	0	0	0	4	7	0.00	3.000										
Matt Thornton, L ERA: 5.58	0.2		3	0	0	0	0	1	0	0	0	0	0	6	13	0.00	1.500										

New York Yankees @ Seattle Mariners
Safeco Field, Seattle, WA
Wed Aug 31 2005, 7:05 PM PDT
Att. 46,240 - Clear - 71 F

AB 28
R 2
H 5
RBI 2
BB 5
SO 7
LOB 11



Batter	1	2	3	4	5	6	7	8	9	AB	R	H	RBI	BB	SO	LOB	BOTTOM										
51 Ichiro Suzuki, L OBP: 0.342, SLG: 0.442	2-3 K		1-1 G5-3			1-0 G6-3		0-1 P4		4	0	0	0	0	1	1											
Jamal Strong, R OBP: 0.333, SLG: 0.455	1-2 G6-3			0-0 G4-3		2-3 K		2-3 K		3	0	0	0	0	1	1											
7 Jeremy Reed, L OBP: 0.322, SLG: 0.348						1-2 G5-3				1	0	0	0	0	1	0											
Raul Ibanez, L OBP: 0.354, SLG: 0.445	3-3 K			2-1 G5-3		1-2 G5-3			1-2 F9	4	0	0	0	0	1	1											
Richie Sexson, R OBP: 0.363, SLG: 0.534		2-1 F8		4-1 BB		2-3 K			0-0 1B	3	0	1	0	1	1	0											
29 Adrian Beltré, R OBP: 0.307, SLG: 0.435		4-2 BB		1-1 L5		1-0 12 F8 4 1B			0-3 K	3	0	1	0	1	1	2											
4 Jose Lopez, R OBP: 0.294, SLG: 0.337		1-3 K			0-2 F8		0-2 FC6-4 1B		2-0 F9	4	0	1	0	0	1	2											
12 Michael Morse, R OBP: 0.358, SLG: 0.384		1-3 K			1-2 L8		0-1 F8			3	0	0	0	0	1	3											
Yorvit Torrealba, R OBP: 0.315, SLG: 0.354			2-2 G6-3		1-3 K		2-2 FC6-4			3	0	0	0	0	1	2											
7 Yuniesky Betancourt, R OBP: 0.262, SLG: 0.330			1-2 G6-3			1-2 51 G6-3 2B			2-2 F8	3	0	1	0	0	0	0											
Inning Stats	R: 0 E: 0 K: 2 S: 11	H: 0 LOB: 0 BB: 0 P: 17	R: 0 E: 0 K: 2 S: 14	H: 0 LOB: 1 BB: 1 P: 22	R: 0 E: 0 K: 0 S: 11	H: 0 LOB: 0 BB: 0 P: 15	R: 0 E: 0 K: 0 S: 6	H: 0 LOB: 1 BB: 1 P: 13	R: 0 E: 0 K: 1 S: 11	H: 0 LOB: 0 BB: 0 P: 13	R: 0 E: 0 K: 1 S: 13	H: 1 LOB: 1 BB: 0 P: 18	R: 0 E: 0 K: 1 S: 13	H: 2 LOB: 2 BB: 0 P: 18	R: 0 E: 0 K: 1 S: 8	H: 0 LOB: 0 BB: 0 P: 12	R: 0 E: 0 K: 1 S: 8	H: 1 LOB: 1 BB: 0 P: 11	1B: 3 2B: 1 3B: 0 HR: 0	SF: 0 SAC: 0 DP: 0 HBP: 0	WP: 0 PB: 0 CS: 0	PA: 33					
PITCHER	IP	WLS	BF	H	R	ER	SO	BB	IBB	HBP	BLK	WP	HR	S	P	ERA	WHIP										
Randy Johnson, L ERA: 4.04	7.0	W	26	3	0	0	7	3	0	0	0	0	0	79	116	0.00	0.714										
Tom Gordon, R ERA: 2.59	1.0	H	3	0	0	0	1	0	0	0	0	0	0	8	12	0.00	0.000										
42 Mariano Rivera, R ERA: 1.42	1.0	S	4	1	0	0	1	0	0	0	0	0	0	8	11	0.00	1.000										

New York Yankees @ Seattle Mariners
Safeco Field, Seattle, WA
Wed Aug 31 2005, 7:05 PM PDT
Att. 46,240 - Clear - 71 F

AB 31
R 0
H 4
RBI 0
BB 2
SO 9
LOB 12



Batter	1	2	3	4	5	6	7	8	9	AB	R	H	RBI	BB	SO	LOB	TOP				
2 Derek Jeter, R OBP: 0.397, SLG: 0.446	1-0 F8	1-2 G4-3			1-0 F8		3-2 F8			4	0	0	0	0	0	3					
55 Hideki Matsui, L OBP: 0.359, SLG: 0.486	2-0 BB 13 1B		3-3 K		1-1 F7		0-3 K			4	1	1	0	0	2	2					
Gary Sheffield, R OBP: 0.384, SLG: 0.519	4-0 BB 13 1B		1-2 G1-3			1-2 L6		2-2 L8		3	0	0	0	1	0	0					
13 Alex Rodriguez, R OBP: 0.421, SLG: 0.611	0-0 1B		2-3 K			1-2 25 1B HBP		0-1 G5-3		3	0	1	1	0	1	0					
25 Jason Giambi, L OBP: 0.444, SLG: 0.537	3-3 K			2-2 G4-3		1-1 1B		1-2 P2		4	0	1	0	0	1	2					
Bernie Williams, S OBP: 0.333, SLG: 0.397	2-2 G4-3			3-3 K		1-0 P5			1-1 FC6-4 1B	4	0	1	0	0	1	4					
Matt Lawton, L OBP: 0.359, SLG: 0.405 Ruben Sierra, S OBP: 0.316, SLG: 0.481		2-1 G3-1		0-0 G4-3		1-3 K		1-0 FC6-4 1B		3	0	0	0	0	1	2	AB 34				
20 Jorge Posada, S OBP: 0.336, SLG: 0.407		2-3 K			1-1 G6-3		1-1 G5-3		1-0 P4	4	0	0	0	0	1	1	R 1				
24 Robinson Cano, L OBP: 0.302, SLG: 0.413		0-0 2B			2-1 1B			2-3 K		4	0	2	0	0	1	1	H 6				
Inning Stats	R: 1 E: 0 K: 1 S: 11	H: 2 LOB: 2 BB: 1 P: 23	R: 0 E: 0 K: 1 S: 11	H: 1 LOB: 1 BB: 0 P: 16	R: 0 E: 0 K: 2 S: 9	H: 0 LOB: 0 BB: 0 P: 15	R: 0 E: 0 K: 1 S: 9	H: 0 LOB: 0 BB: 0 P: 14	R: 0 E: 0 K: 1 S: 7	H: 1 LOB: 1 BB: 0 P: 12	R: 0 E: 0 K: 2 S: 13	H: 0 LOB: 1 BB: 0 P: 19	R: 0 E: 0 K: 0 S: 10	H: 0 LOB: 0 BB: 0 P: 13	R: 0 E: 0 K: 0 S: 5	H: 1 LOB: 1 BB: 0 P: 8	1B: 5 2B: 1 3B: 0 HR: 0	SF: 0 SAC: 0 DP: 0 HBP: 1	WP: 1 PB: 0 CS: 0	PA: 36	
PITCHER	IP	WLS	BF	H	R	ER	SO	BB	IBB	HBP	BLK	WP	HR	S	P	ERA	WHIP				
Joel Pineiro, R ERA: 5.59	6.2		28	5	1	1	7	1	0	1	0	1	0	68	112	1.35	0.900				
George Sherrill, L ERA: 3.65	0.1	W	1	0	0	0	1	0	0	0	0	0	0	3	3	0.00	0.000				
20 J.J. Putz, R ERA: 3.52	1.0	H	3	0	0	0	0	0	0	0	0	0	0	10	13	0.00	0.000				
Eddie Guardado, L ERA: 1.77	1.0		4	1	0	0	0	0	0	0	0	0	0	5	8	0.00	1.000				

New York Yankees @ Seattle Mariners
Safeco Field, Seattle, WA
Thu Sep 01 2005, 1:35 PM PDT
Att: 39,986 - Partly Cloudy - 67 F

AB 34
R 1
H 6
RBI 1
BB 1
SO 8
LOB 16



Batter	1	2	3	4	5	6	7	8	9	AB	R	H	RBI	BB	SO	LOB	BOTTOM				
51 Ichiro Suzuki, L OBP: 0.340, SLG: 0.439	3-1 G3		2-2 L6		0-0 L3		1-2 G4-3			4	0	0	0	0	0	0					
7 Jeremy Reed, L OBP: 0.322, SLG: 0.345	3-1 F8		4-1 BB			2-1 G6-3	2-2 G4-3			3	0	0	0	1	0	0					
Raul Ibanez, L OBP: 0.357, SLG: 0.446	4-1 BB		0-0 F8			3-1 BB 1B		0-0 BB 2B		3	2	2	0	1	0	1					
Richie Sexson, R OBP: 0.364, SLG: 0.535	1-2 L8			2-2 2B		4-2 BB 1B	1-2 BB	1-3 K		3	0	1	0	1	1	2					
29 Adrian Beltré, R OBP: 0.306, SLG: 0.435		3-2 F8		1-2 G1-3		2-2 F9		2-2 G4-3 4 HR 2B		4	1	1	1	0	0	3					
Dave Hansen, L OBP: 0.319, SLG: 0.328		2-1 4 G4-3 1B		1-0 L8		2-2 1B		1-0 G4-3		4	0	2	1	0	0	2					
4 Jose Lopez, R OBP: 0.263, SLG: 0.367		1-2 G4-3		2-1 P5		2-0 L7		2-1 HR		4	1	1	2	0	0	4	AB 32				
7 Yuniesky Betancourt, R OBP: 0.252, SLG: 0.318		0-2 G6-3			2-2 P2		1-2 F7	3-H G6-3		4	0	0	0	0	0	1	R 5				
Miguel Ojeda, R OBP: 0.260, SLG: 0.241			0-1 F8		0-0 G6-3			2-0 HR		3	1	1	1	0	0	0	H 8				
Inning Stats	R: 0 E: 0 K: 0 S: 8	H: 0 LOB: 1 BB: 1 P: 19	R: 0 E: 0 K: 0 S: 13	H: 1 LOB: 0 BB: 0 P: 19	R: 0 E: 0 K: 0 S: 10	H: 0 LOB: 1 BB: 1 P: 16	R: 0 E: 0 K: 0 S: 9	H: 1 LOB: 0 BB: 0 P: 15	R: 0 E: 0 K: 0 S: 5	H: 0 LOB: 0 BB: 0 P: 7	R: 1 E: 0 K: 0 S: 13	H: 2 LOB: 2 BB: 1 P: 28	R: 1 E: 0 K: 0 S: 11	H: 1 LOB: 0 BB: 0 P: 17	R: 3 E: 0 K: 1 S: 11	H: 3 LOB: 0 BB: 0 P: 19	1B: 4 2B: 2 3B: 0 HR: 2	SF: 0 SAC: 0 DP: 0 HBP: 0	WP: 0 PB: 0 CS: 0	PA: 35	
PITCHER	IP	WLS	BF	H	R	ER	SO	BB	IBB	HBP	BLK	WP	HR	S	P	ERA	WHIP				
Jaret Wright, R ERA: 5.82	5.1		21	3	1	1	0	2	0	0	0	0	0	49	85	1.69	0.938				
Tanyon Sturtze, R ERA: 4.37	1.0	L	6	2	1	1	0	1	0	0	0	0	1	13	26	9.00	3.000				
Alan Embree, L ERA: 7.13	0.2		3	1	1	1	0	0	0	0	0	0	0	8	11	13.50	1.500				
Ramiro Mendoza, R ERA: 18.0	1.0		5	2	2	2	1	0	0	0	0	0	1	10	18	18.00	2.000				

New York Yankees @ Seattle Mariners
Safeco Field, Seattle, WA
Thu Sep 01 2005, 1:35 PM PDT
Att: 39,986 - Partly Cloudy - 67 F

AB 32
R 5
H 8
RBI 5
BB 3
SO 1
LOB 13



Batter	1	2	3	4	5	6	7	8	9	AB	R	H	RBI	BB	SO	LOB	TOP					
2 Derek Jeter, R OBP: 0.389, SLG: 0.448 Mark Bellhorn, S OBP: 0.323, SLG: 0.353	4-1 G6-3 BB		1-2 25 BB 2B	2-3 K			2-3 K		2-0 P6	2	2	0	1	0	1	1	2					
55 Hideki Matsui, L OBP: 0.397, SLG: 0.484 Matt Lawton, L OBP: 0.362, SLG: 0.407	0-0 F7		1-0 F7	1-0 G3-1			0-1		3-1	3	0	0	0	0	0	0	4					
Gary Sheffield, R OBP: 0.516 Bubba Crosby, L OBP: 0.250, SLG: 0.200	3-2 G6-3		0-3 K2-3		1-2 F8		3-1 F9		0-1 P3	3	0	0	0	0	1	2	2					
13 Alex Rodriguez, R OBP: 0.420, SLG: 0.608 12 Andy Phillips, R OBP: 0.194, SLG: 0.351	3-3 K		4-0 25 BB BB		0-1 F9				0-0 F7	2	0	0	0	1	1	1	1					
25 Jason Giambi, L OBP: 0.443, SLG: 0.534 John Flaherty, R OBP: 0.205, SLG: 0.229		3-3 K	4-2 BB		1-0 F7				4-2 E 1B BB	2	0	0	0	1	1	0	0					
Ruben Sierra, S OBP: 0.314, SLG: 0.473	1-1 BB 1B		1-3 K		2-1 P3				1-0 F8	2	4	0	1	0	0	1	4					
Bernie Williams, S OBP: 0.333, SLG: 0.395 Tony Womack, L OBP: 0.274, SLG: 0.277	4-2 BB			2-0 P5		0-3 K			2-2 E1 1B	2	2	0	0	0	1	1	0					
20 Jorge Posada, S OBP: 0.336, SLG: 0.409 Wil Nieves, R (6, 2)	0-0 F7			0-0 24 1B 2B		2-0 F7			1-2 P3	3	3	0	1	0	0	0	2					
24 Robinson Cano, L OBP: 0.301, SLG: 0.411	3-2 G6-3			0-1 1B			2-3 K		0-0 P5	1	4	0	1	0	0	1	2					
Inning Stats	R: 0 E: 0 K: 1 S: 8	H: 0 LOB: 1 BB: 1 P: 18	R: 0 E: 0 K: 1 S: 12	H: 1 LOB: 2 BB: 23 P: 21	R: 0 E: 0 K: 2 S: 15	H: 1 LOB: 3 BB: 2 P: 26	R: 0 E: 0 K: 1 S: 9	H: 2 LOB: 2 BB: 0 P: 14	R: 0 E: 0 K: 1 S: 6	H: 0 LOB: 0 BB: 0 P: 8	R: 0 E: 0 K: 2 S: 12	H: 1 LOB: 1 BB: 0 P: 19	R: 0 E: 1 K: 0 S: 11	H: 1 LOB: 2 BB: 1 P: 19	R: 0 E: 0 K: 0 S: 6	H: 1 LOB: 1 BB: 0 P: 11	1B: 5 2B: 2 3B: 0 HR: 0	SF: 0 SAC: 0 DP: 0 HBP: 0	WP: 0 PB: 0 SB: 0 CS: 0	PA: 39		
PITCHER	IP WLS BF H R ER SO BB IBB HBP BLK WP HR S P ERA WHIP	IP WLS BF H R ER SO BB IBB HBP BLK WP HR S P ERA WHIP	IP WLS BF H R ER SO BB IBB HBP BLK WP HR S P ERA WHIP	IP WLS BF H R ER SO BB IBB HBP BLK WP HR S P ERA WHIP	IP WLS BF H R ER SO BB IBB HBP BLK WP HR S P ERA WHIP	IP WLS BF H R ER SO BB IBB HBP BLK WP HR S P ERA WHIP	IP WLS BF H R ER SO BB IBB HBP BLK WP HR S P ERA WHIP	IP WLS BF H R ER SO BB IBB HBP BLK WP HR S P ERA WHIP	IP WLS BF H R ER SO BB IBB HBP BLK WP HR S P ERA WHIP	IP WLS BF H R ER SO BB IBB HBP BLK WP HR S P ERA WHIP	IP WLS BF H R ER SO BB IBB HBP BLK WP HR S P ERA WHIP	IP WLS BF H R ER SO BB IBB HBP BLK WP HR S P ERA WHIP	IP WLS BF H R ER SO BB IBB HBP BLK WP HR S P ERA WHIP	IP WLS BF H R ER SO BB IBB HBP BLK WP HR S P ERA WHIP	IP WLS BF H R ER SO BB IBB HBP BLK WP HR S P ERA WHIP	IP WLS BF H R ER SO BB IBB HBP BLK WP HR S P ERA WHIP	IP WLS BF H R ER SO BB IBB HBP BLK WP HR S P ERA WHIP	IP WLS BF H R ER SO BB IBB HBP BLK WP HR S P ERA WHIP	IP WLS BF H R ER SO BB IBB HBP BLK WP HR S P ERA WHIP	IP WLS BF H R ER SO BB IBB HBP BLK WP HR S P ERA WHIP	IP WLS BF H R ER SO BB IBB HBP BLK WP HR S P ERA WHIP	IP WLS BF H R ER SO BB IBB HBP BLK WP HR S P ERA WHIP

New York Yankees @ Oakland Athletics
McAfee Coliseum, Oakland, CA

AB 34
R 0
H 7
RBI 0
BB 5
SO 8
LOB 21



WP: 0 PA: 39
PB: 0
SB: 0
CS: 0

Batter	1	2	3	4	5	6	7	8	9	AB	R	H	RBI	BB	SO	LOB	BOTTOM					
Jason Kendall, R OBP: 0.338, SLG: 0.307 Alberto Castillo, R OBP: 0.289, SLG: 0.307	1-2 F7				4-1 BB		1-3 K			2	1	1	2	1	0	1	1					
14 Mark Ellis, R OBP: 0.385, SLG: 0.450 Freddie Bynum, L (7, PH)			0-1 G6-3		0-3 K		2-3 K			4	1	1	1	0	1	4	1					
3 Eric Chavez, L OBP: 0.339, SLG: 0.469 Keith Ginter, R OBP: 0.240, SLG: 0.271	2-1 G4-3	3-1 1B 2B	3-2 F7		0-0 P5		1-2 F9			4	1	1	1	0	0	2	2					
Jay Payton, R OBP: 0.310, SLG: 0.495	3-1 F8	0-1 23 1B HR	1-0 HR		2-2 G5-3				1-2 F9	5	2	2	2	0	0	2	2					
23 Bobby Kielty, S OBP: 0.355, SLG: 0.392 Matt Watson, L OBP: 0.179, SLG: 0.189	0-0 HR	0-1 HR 1B	3-2 F8		0-0 2B 2B				2-0 F8	4	3	3	1	0	0	0	0					
Scott Hatteberg, L OBP: 0.352, SLG: 0.376	1-1 29 1B HBP	1-0 HR		3-3 K		2-1 G3 2B			2-1 F9	5	2	3	4	0	1	0	1					
Nick Swisher, S OBP: 0.324, SLG: 0.449	1-0 29 1B 2B	4-1 29 G3-6 BB		3-2 G1-3		1-0 G3			1-0 G3	2	1	0	0	1	0	1	1					
29 Dan Johnson, L OBP: 0.382, SLG: 0.495	0-1 2B	2-0 G3-6		1-2 G4-3		3-1 F7				4	1	1	1	0	0	2	2					
Marco Scutaro, R OBP: 0.312, SLG: 0.359	4-1 2B	0-2			2-1 E5 BB		1-0 F8			3	0	1	0	1	0	1	1					
Inning Stats	R: 6 E: 0 K: 0 S: 19	H: 5 LOB: 2 BB: 1 P: 39	R: 4 E: 0 K: 0 S: 16	H: 5 LOB: 1 BB: 1 P: 27	R: 1 E: 0 K: 0 S: 11	H: 1 LOB: 0 BB: 0 P: 18	R: 0 E: 0 K: 1 S: 9	H: 0 LOB: 0 BB: 0 P: 16	R: 0 E: 1 K: 1 S: 10	H: 0 LOB: 2 BB: 1 P: 18	R: 1 E: 0 K: 0 S: 7	H: 2 LOB: 1 BB: 0 P: 14	R: 0 E: 0 K: 2 S: 10	H: 0 LOB: 0 BB: 0 P: 14	R: 0 E: 0 K: 0 S: 7	H: 0 LOB: 0 BB: 0 P: 12	1B: 5 2B: 4 3B: 1 HR: 3	SF: 0 SAC: 0 DP: 1 HBP: 2	WP: 0 PB: 0 SB: 1 CS: 0	PA: 42		
PITCHER	IP WLS BF H R ER SO BB IBB HBP BLK WP HR S P ERA WHIP	IP WLS BF H R ER SO BB IBB HBP BLK WP HR S P ERA WHIP	IP WLS BF H R ER SO BB IBB HBP BLK WP HR S P ERA WHIP	IP WLS BF H R ER SO BB IBB HBP BLK WP HR S P ERA WHIP	IP WLS BF H R ER SO BB IBB HBP BLK WP HR S P ERA WHIP	IP WLS BF H R ER SO BB IBB HBP BLK WP HR S P ERA WHIP	IP WLS BF H R ER SO BB IBB HBP BLK WP HR S P ERA WHIP	IP WLS BF H R ER SO BB IBB HBP BLK WP HR S P ERA WHIP	IP WLS BF H R ER SO BB IBB HBP BLK WP HR S P ERA WHIP	IP WLS BF H R ER SO BB IBB HBP BLK WP HR S P ERA WHIP	IP WLS BF H R ER SO BB IBB HBP BLK WP HR S P ERA WHIP	IP WLS BF H R ER SO BB IBB HBP BLK WP HR S P ERA WHIP	IP WLS BF H R ER SO BB IBB HBP BLK WP HR S P ERA WHIP	IP WLS BF H R ER SO BB IBB HBP BLK WP HR S P ERA WHIP	IP WLS BF H R ER SO BB IBB HBP BLK WP HR S P ERA WHIP	IP WLS BF H R ER SO BB IBB HBP BLK WP HR S P ERA WHIP	IP WLS BF H R ER SO BB IBB HBP BLK WP HR S P ERA WHIP	IP WLS BF H R ER SO BB IBB HBP BLK WP HR S P ERA WHIP	IP WLS BF H R ER SO BB IBB HBP BLK WP HR S P ERA WHIP	IP WLS BF H R ER SO BB IBB HBP BLK WP HR S P ERA WHIP	IP WLS BF H R ER SO BB IBB HBP BLK WP HR S P ERA WHIP	IP WLS BF H R ER SO BB IBB HBP BLK WP HR S P ERA WHIP

New York Yankees @ Oakland Athletics
McAfee Coliseum, Oakland, CA

AB 37
R 12
H 13
RBI 12
BB 3
SO 4
LOB 13



WP: 0 PA: 42
PB: 0
SB: 1
CS: 0

Batter	1	2	3	4	5	6	7	8	9	AB	R	H	RBI	BB	SO	LOB	TOP					
Julio Lugo, R OBP: 0.362, SLG: 0.404 (1, 6)	F7		BB		L4		P6		E4	4	0	0	0	1	0	1	Tampa Bay Devil Rays @ New York Yankees Yankee Stadium, Bronx, NY Tue Sep 06 2005, 7:05 PM EDT Att. 48,820 - Clear - 74 F					
13 Carl Crawford, L OBP: 0.316, SLG: 0.451 (1, 7)	K		F5		F7		S		1B	5	0	2	0	0	1	2						
3 Jorge Cantu, R OBP: 0.315, SLG: 0.496 (1, 10) (9, 4)	F8		P4		L9		SF8		K	4	0	0	1	0	1	3						
Eduardo Perez, R OBP: 0.387, SLG: 0.555 Travis Lee, L OBP: 0.347, SLG: 0.446 (7, PH) (7, 3)		P4		K		FC5 31 1B		G4-3		2	0	0	0	1	1	0						
31 Jonny Gomes, R OBP: 0.382, SLG: 0.556 (1, 9)		K		G2-3 2B		1B		F8		4	1	2	0	0	1	0						
Damon Hollins, R OBP: 0.303, SLG: 0.424 (1, 8)		2B		G2-3		K		G6-3		4	0	1	0	0	1	3						
Alex Gonzalez, R OBP: 0.308, SLG: 0.406 (1, 5)		K		1B		F7		G4-3		4	1	1	1	0	1	3						
Toby Hall, R OBP: 0.318, SLG: 0.374 (1, 2)			P6		FC5			G5-3		4	0	1	1	0	0	2						
Nick Green, R OBP: 0.335, SLG: 0.355 Aubrey Huff, L OBP: 0.315, SLG: 0.431 (9, PH) Joey Gathright, L OBP: 0.327, SLG: 0.360 Danys Baez, R (9, 1)			BB HBP		P3		13 1B 3 SF8		E 1B	2	1	1	0	0	0	1						
Inning Stats	R: 0 E: 0 K: 1 S: 10	H: 0 LOB: 0 BB: 0 P: 13	R: 0 E: 0 K: 2 S: 10	H: 1 LOB: 1 BB: 0 P: 14	R: 0 E: 0 K: 0 S: 12	H: 0 LOB: 2 BB: 1 P: 17	R: 2 E: 0 K: 1 S: 10	H: 3 LOB: 1 BB: 0 P: 15	R: 0 E: 0 K: 0 S: 6	H: 0 LOB: 0 BB: 0 P: 8	R: 0 E: 0 K: 1 S: 15	H: 1 LOB: 2 BB: 1 P: 21	R: 1 E: 0 K: 0 S: 19	H: 2 LOB: 1 BB: 0 P: 25	R: 0 E: 0 K: 0 S: 8	H: 0 LOB: 0 BB: 0 P: 13		R: 1 E: 1 K: 1 S: 14	H: 2 LOB: 2 BB: 0 P: 19	1B: 7 2B: 2 3B: 0 HR: 0	SF: 1 SAC: 0 DP: 0 HBP: 1	WP: 0 PB: 0 SB: 3 CS: 0
PITCHER	IP	WLS	BF	H	R	ER	SO	BB	IBB	HBP	BLK	WP	HR	S	P	ERA	WHIP					
Randy Johnson, L ERA: 4.05 (1, 1)	6.1		29	7	3	3	5	2	0	1	0	0	0	74	102	4.26	1.421					
Tom Gordon, R ERA: 2.51 (7, 1)	1.2	B	5	0	0	0	0	0	0	0	0	0	0	16	24	0.00	0.000					
42 Mariano Rivera, R ERA: 1.52 (9, 1)	1.0	L	5	2	1	1	1	0	0	0	0	0	0	14	19	9.00	2.000					

Batter	1	2	3	4	5	6	7	8	9	AB	R	H	RBI	BB	SO	LOB	BOTTOM					
2 Derek Jeter, R OBP: 0.390, SLG: 0.453 (1, 6)	CS 55 1B	F8 55 BB		G6-3			G5-3		G4-6-3	5	1	2	1	0	0	1	Tampa Bay Devil Rays @ New York Yankees Yankee Stadium, Bronx, NY Tue Sep 06 2005, 7:05 PM EDT Att. 48,820 - Clear - 74 F					
55 Hideki Matsui, L OBP: 0.356, SLG: 0.482 (1, 7)	CS	BB			G3-1					2	0	1	0	2	0	0						
Gary Sheffield, R OBP: 0.379, SLG: 0.507 (1, 9)	CS 25 1B	F8			P5		F7			4	1	1	1	0	0	3						
13 Alex Rodriguez, R OBP: 0.422, SLG: 0.605 (1, 5)	BB	K			K2-3				G4-3	4	0	0	0	0	3	3						
25 Jason Giambi, L OBP: 0.448, SLG: 0.540 Tony Womack, L OBP: 0.274, SLG: 0.277 (8, PR) 12 Andy Phillips, R OBP: 0.184, SLG: 0.351 (9, 3)	E				F8		1B		L6 1B	3	0	2	0	1	0	0						
Ruben Sierra, S OBP: 0.299, SLG: 0.445 (1, 10)	E4				G6-3		F7		1B	4	0	1	0	0	0	1						
Bernie Williams, S OBP: 0.335, SLG: 0.393 (1, 8)	G4-3				K		1B 1B		L6	4	0	1	0	0	1	4						
John Flaherty, R OBP: 0.209, SLG: 0.231 20 Jorge Posada, S OBP: 0.340, SLG: 0.468 (9, PH)		K			P3		1B		G5-3	3	0	1	0	0	1	0						
24 Robinson Cano, L OBP: 0.305, SLG: 0.415 Bubba Crosby, L OBP: 0.255, SLG: 0.208 (9, PR)		2B			G4-3		G3-1		G4-6-3 2 1B	4	1	2	0	0	0	0						
Inning Stats	R: 2 E: 1 K: 1 S: 19	H: 4 LOB: 2 BB: 0 P: 31	R: 1 E: 0 K: 2 S: 17	H: 2 LOB: 2 BB: 1 P: 30	R: 0 E: 0 K: 1 S: 7	H: 0 LOB: 0 BB: 0 P: 11	R: 0 E: 0 K: 0 S: 5	H: 0 LOB: 0 BB: 0 P: 10	R: 0 E: 0 K: 0 S: 11	H: 3 LOB: 2 BB: 0 P: 16	R: 0 E: 0 K: 0 S: 8	H: 0 LOB: 1 BB: 1 P: 15	R: 0 E: 0 K: 0 S: 9	H: 1 LOB: 2 BB: 1 P: 17	R: 0 E: 0 K: 0 S: 5	H: 1 LOB: 1 BB: 0 P: 7		1B: 10 2B: 2 3B: 0 HR: 0	SF: 0 SAC: 0 DP: 2 HBP: 0	WP: 0 PB: 0 SB: 0 CS: 2	PA: 37	
PITCHER	IP	WLS	BF	H	R	ER	SO	BB	IBB	HBP	BLK	WP	HR	S	P	ERA	WHIP					
Casey Fossum, L ERA: 4.84 (1, 1)	6.0		26	9	3	2	5	1	0	0	0	0	0	68	110	3.00	1.667					
54 Chad Orvella, R ERA: 3.15 (7, 1)	2.0	W	8	1	0	0	0	2	0	0	0	0	0	17	32	0.00	1.500					
Danys Baez, R ERA: 2.57 (9, 1)	1.0	S	3	1	0	0	0	0	0	0	0	0	0	5	7	0.00	1.000					

Batter	1	2	3	4	5	6	7	8	9	AB	R	H	RBI	BB	SO	LOB	TOP				
Julio Lugo, R OBP: 0.361, SLG: 0.401	4-1 13 E 3 1B BB	0-2 G1-3		2-0 FC5-4 1-2F			1-1 G5-3		2-2 G1-3	4	1	0	0	1	0	1					
13 Carl Crawford, L OBP: 0.317, SLG: 0.450	0-1 E1 3 1B	0-0 F8			0-1 G1-3		1-2 S 1B		0-0 P6	5	1	2	0	0	0	0					
3 Jorge Cantu, R OBP: 0.316, SLG: 0.496	0-0 31 3B 1B		3-3 K		0-0 1B 1B		3-1 F8			4	1	2	2	0	1	1					
Aubrey Huff, L OBP: 0.319, SLG: 0.431	0-0 P6		4-2 31 BB BB		0-0 1B 1B		4-1 1B IBB			2	0	1	0	2	0	1					
31 Jonny Gomes, R OBP: 0.384, SLG: 0.561	0-1 SF7 3B		4-2 G4-6-3 BB		2-2 L7		1-1 P4			3	1	1	1	1	0	4					
Travis Lee, L OBP: 0.343, SLG: 0.442	0-0 SF7		1-1 G4-6-3		1-0 G4-3			2-1 G5-3		3	0	0	1	0	0	4					
Damon Hollins, R OBP: 0.306, SLG: 0.427	3-2 2B		0-0 G5-3		1-0 G6-3		4-2 G4-3 BB			3	0	1	0	1	0	0					
Toby Hall, R OBP: 0.318, SLG: 0.373	2-2 G4-3		1-1 FC5-4 1B		2-1 G6-3		0-1 G4-3			4	0	1	0	0	0	2					
Joey Gathright, L OBP: 0.319, SLG: 0.351		0-0 B4-3		1-1 L6		0-3 K		1-1 B1		4	0	0	0	0	1	1					
Inning Stats	R: 4 E: 1 K: 0 S: 15	H: 4 LOB: 1 BB: 1 P: 24	R: 0 E: 0 K: 0 S: 5	H: 0 LOB: 0 BB: 0 P: 5	R: 0 E: 0 K: 1 S: 11	H: 0 LOB: 1 BB: 2 P: 23	R: 0 E: 0 K: 0 S: 6	H: 1 LOB: 1 BB: 0 P: 10	R: 0 E: 0 K: 1 S: 8	H: 2 LOB: 2 BB: 0 P: 11	R: 0 E: 0 K: 0 S: 10	H: 1 LOB: 2 BB: 1 P: 20	R: 0 E: 0 K: 0 S: 6	H: 0 LOB: 0 BB: 1 P: 12	R: 0 E: 0 K: 0 S: 7	H: 0 LOB: 0 BB: 0 P: 10	1B: 6 2B: 1 3B: 1 HR: 0	SF: 1 SAC: 0 DP: 2 HBP: 0	WP: 0 PB: 0 SB: 1 CS: 0	PA: 38	
PITCHER	IP	WLS	BF	H	R	ER	SO	BB	IBB	HBP	BLK	WP	HR	S	P	ERA	WHIP				
Jaret Wright, R ERA: 5.76	(1, 1)	6.2	31	8	4	4	2	3	1	0	0	0	0	59	99	5.40	1.650				
Tanyon Sturtze, R ERA: 4.29	(7, 1)	1.1	W	4	0	0	0	1	0	0	0	0	0	8	15	0.00	0.750				
42 Mariano Rivera, R ERA: 1.49	(9, 1)	1.0	S	3	0	0	0	0	0	0	0	0	0	7	10	0.00	0.000				

Tampa Bay Devil Rays @ New York Yankees
Yankee Stadium, Bronx, NY
Wed Sep 07 2005, 7:05 PM EDT
Att: 52,928 - Clear - 74 F

AB 32
R 4
H 8
RBI 4
BB 5
SO 2
LOB 14



Batter	1	2	3	4	5	6	7	8	9	AB	R	H	RBI	BB	SO	LOB	BOTTOM				
2 Derek Jeter, R OBP: 0.389, SLG: 0.453	0-0 L7			0-2 K		3-2 55 2B	2-1 G4-6-3			4	1	1	0	0	1	3					
55 Hideki Matsui, L OBP: 0.357, SLG: 0.490	1-3 K			0-0 HR		2-1 G4-3 2B	1-1 F8			4	1	2	3	0	1	0					
Gary Sheffield, R OBP: 0.379, SLG: 0.507	0-0 F7			3-2 2B		0-0 G4-3	2-2 G5-3			0	0	0	0	0	0	0					
Bernie Williams, S OBP: 0.334, SLG: 0.394										4	0	1	0	0	0	1					
Bubba Crosby, L OBP: 0.255, SLG: 0.208										0	0	0	0	0	0	0					
13 Alex Rodriguez, R OBP: 0.423, SLG: 0.603		3-1 F8		1-3 K		4-0 25 L3 IBB	1-2 25 HR 1B			3	1	1	0	1	1	1					
25 Jason Giambi, L OBP: 0.446, SLG: 0.546		2-1 P4		1-1 F7		0-1 L3	0-1 HR			4	1	1	2	0	0	3					
12 Andy Phillips, R OBP: 0.184, SLG: 0.351										0	0	0	0	0	0	0					
Ruben Sierra, S OBP: 0.290, SLG: 0.431		1-3 K			0-3 K		3-2 P3	1-0 F9		4	0	0	0	0	2	0					
Matt Lawton, L OBP: 0.361, SLG: 0.403				1-1 P2		3-2 G1-3	2-2 24 BB 20 1B HBP			2	0	0	0	0	0	0					
20 Jorge Posada, S OBP: 0.340, SLG: 0.407				1-2 F9		0-0 G3-1	0-1 24 BB 1B			3	0	1	0	0	0	0					
24 Robinson Cano, L OBP: 0.307, SLG: 0.416				2-1 P5		0-1 2 2B 55 2B 1B	4-1 2 G4-6-3 BB			2	1	1	0	1	0	0					
Inning Stats	R: 0 E: 0 K: 1 S: 5	H: 0 LOB: 0 BB: 0 P: 6	R: 0 E: 0 K: 1 S: 7	H: 0 LOB: 0 BB: 0 P: 13	R: 0 E: 0 K: 0 S: 8	H: 0 LOB: 0 BB: 0 P: 12	R: 1 E: 0 K: 2 S: 12	H: 2 LOB: 1 BB: 0 P: 17	R: 0 E: 0 K: 1 S: 8	H: 0 LOB: 0 BB: 0 P: 11	R: 2 E: 0 K: 0 S: 10	H: 3 LOB: 1 BB: 1 P: 19	R: 0 E: 0 K: 0 S: 11	H: 1 LOB: 2 BB: 1 P: 22	R: 2 E: 0 K: 0 S: 12	H: 2 LOB: 0 BB: 0 P: 17	1B: 3 2B: 4 3B: 0 HR: 2	SF: 0 SAC: 0 DP: 2 HBP: 1	WP: 0 PB: 0 SB: 0 CS: 0	PA: 33	
PITCHER	IP	WLS	BF	H	R	ER	SO	BB	IBB	HBP	BLK	WP	HR	S	P	ERA	WHIP				
Doug Waechter, R ERA: 5.04	(1, 1)	5.1	22	5	3	3	5	0	1	0	0	0	0	48	76	5.06	0.938				
Trever Miller, L ERA: 4.74	(6, 1)	1.0	H	5	1	0	0	1	0	1	0	0	0	11	20	0.00	2.000				
Travis Harper, R ERA: 7.59	(7, 1)	0.2	H	1	0	0	0	0	0	0	0	0	0	2	4	0.00	0.000				
Joe Borowski, R ERA: 3.72	(8, 1)	1.0	L	5	2	2	2	0	0	0	0	0	1	12	17	18.00	2.000				

Tampa Bay Devil Rays @ New York Yankees
Yankee Stadium, Bronx, NY
Wed Sep 07 2005, 7:05 PM EDT
Att: 52,928 - Clear - 74 F

AB 30
R 5
H 8
RBI 5
BB 2
SO 5
LOB 8



Batter	1	2	3	4	5	6	7	8	9	AB	R	H	RBI	BB	SO	LOB	TOP								
Julio Lugo, R (1, 6) OBP: 0.359, SLG: 0.399										5	0	1	0	0	1	4	Tampa Bay Devil Rays @ New York Yankees Yankee Stadium, Bronx, NY Thu Sep 08 2005, 7:05 PM EDT Att: 49,673 - Partly Cloudy - 76 F livebaseballscorecards.com								
13 Carl Crawford, L (1, 7) OBP: 0.319, SLG: 0.455										5	3	3	2	0	0	2									
3 Jorge Cantu, R (1, 4) OBP: 0.317, SLG: 0.499										5	1	2	2	0	0	1									
Aubrey Huff, L (1, 9) OBP: 0.321, SLG: 0.431										3	0	1	0	2	0	1									
Damon Hollins, R (9, 9) OBP: 0.306, SLG: 0.427										4	1	2	2	1	0	3									
31 Jonny Gomes, R (1, 10) OBP: 0.387, SLG: 0.560										5	0	1	1	0	1	3									
Travis Lee, L (1, 3) OBP: 0.341, SLG: 0.442										3	0	0	0	1	1	0									
Pete Laforest, L (1, 2) OBP: 0.254, SLG: 0.327										3	0	0	0	1	1	0									
Toby Hall, R (8, 2) OBP: 0.317, SLG: 0.372										3	1	1	0	0	1	1									
Alex Gonzalez, R (1, 5) OBP: 0.309, SLG: 0.405										4	1	2	0	0	1	1									
Joey Gathright, L (1, 8) OBP: 0.323, SLG: 0.361																									
Inning Stats	R: 2 E: 0 K: 0 S: 13	H: 4 LOB: 1 BB: 0 P: 18	R: 0 E: 0 K: 0 S: 8	H: 1 LOB: 2 BB: 1 P: 15	R: 0 E: 0 K: 0 S: 7	H: 1 LOB: 0 BB: 0 P: 9	R: 0 E: 1 K: 2 S: 12	H: 0 LOB: 1 BB: 0 P: 16	R: 1 E: 0 K: 0 S: 12	H: 2 LOB: 2 BB: 1 P: 22	R: 3 E: 0 K: 1 S: 15	H: 4 LOB: 2 BB: 1 P: 26	R: 0 E: 0 K: 2 S: 10	H: 0 LOB: 0 BB: 0 P: 14	R: 0 E: 0 K: 0 S: 6	H: 0 LOB: 0 BB: 0 P: 10	R: 1 E: 0 K: 0 S: 7	H: 1 LOB: 1 BB: 1 P: 16	1B: 7 2B: 8 3B: 0 HR: 0	SF: 0 SAC: 1 DP: 1 HBP: 0	WP: 1 PB: 0 SB: 0 CS: 1	PA: 43			
PITCHER	IP	WLS	BF	H	R	ER	SO	BB	IBB	HBP	BLK	WP	HR	S	P	ERA	WHIP								
40 Chien-Ming Wang, R (1, 1) ERA: 3.97	5.0	L	24	8	3	3	2	2	0	0	0	1	0	52	80	5.40	2.000								
Wayne Franklin, L (6, 1) ERA: 6.1	0.1		3	2	2	2	0	0	0	0	0	0	0	7	10	54.00	6.000								
Scott Proctor, R (6, 1) ERA: 4.54	1.2		8	2	1	1	3	0	1	0	0	0	0	18	30	5.40	1.200								
Tom Gordon, R (8, 1) ERA: 2.57	1.0		3	0	0	0	0	0	0	0	0	0	0	6	10	0.00	0.000								
Felix Rodriguez, R (9, 1) ERA: 4.23	1.0		5	1	1	1	0	1	0	0	0	0	0	7	16	9.00	2.000								

Batter	1	2	3	4	5	6	7	8	9	AB	R	H	RBI	BB	SO	LOB	BOTTOM								
2 Derek Jeter, R (1, 6) OBP: 0.390, SLG: 0.453										3	0	1	0	1	0	0	Tampa Bay Devil Rays @ New York Yankees Yankee Stadium, Bronx, NY Thu Sep 08 2005, 7:05 PM EDT Att: 49,673 - Partly Cloudy - 76 F livebaseballscorecards.com								
Bernie Williams, S (1, 8) OBP: 0.331, SLG: 0.390										4	0	0	0	0	2										
55 Hideki Matsui, L (1, 7) OBP: 0.358, SLG: 0.494										4	1	2	0	0	1										
13 Alex Rodriguez, R (1, 5) OBP: 0.422, SLG: 0.600										4	1	1	0	0	2										
25 Jason Giambi, L (1, 3) OBP: 0.445, SLG: 0.545										4	1	1	1	0	2	0									
20 Jorge Posada, S (1, 2) OBP: 0.339, SLG: 0.404										3	0	0	1	1	1	1									
Ruben Sierra, S (1, 10) OBP: 0.289, SLG: 0.449										4	1	1	2	0	0	1									
Matt Lawton, L (1, 9) OBP: 0.359, SLG: 0.400										3	0	0	0	0	0	1									
Mark Bellhorn, S (1, 4) OBP: 0.325, SLG: 0.361										2	0	0	0	0	1	0									
24 Robinson Cano, L (7, PH) OBP: 0.307, SLG: 0.415										1	0	0	0	0	0	0									
Inning Stats	R: 0 E: 0 K: 0 S: 4	H: 1 LOB: 1 BB: 0 P: 6	R: 0 E: 0 K: 1 S: 8	H: 0 LOB: 0 BB: 0 P: 11	R: 0 E: 0 K: 0 S: 6	H: 0 LOB: 0 BB: 0 P: 8	R: 0 E: 0 K: 0 S: 6	H: 0 LOB: 0 BB: 0 P: 11	R: 0 E: 0 K: 1 S: 9	H: 0 LOB: 1 BB: 1 P: 18	R: 0 E: 0 K: 1 S: 6	H: 0 LOB: 0 BB: 1 P: 13	R: 4 E: 0 K: 0 S: 14	H: 4 LOB: 0 BB: 0 P: 20	R: 0 E: 0 K: 0 S: 10	H: 1 LOB: 1 BB: 0 P: 15	R: 0 E: 0 K: 1 S: 7	H: 0 LOB: 0 BB: 0 P: 10	1B: 2 2B: 3 3B: 0 HR: 1	SF: 0 SAC: 0 DP: 1 HBP: 0	WP: 0 PB: 0 SB: 0 CS: 0	PA: 34			
PITCHER	IP	WLS	BF	H	R	ER	SO	BB	IBB	HBP	BLK	WP	HR	S	P	ERA	WHIP								
Mark Hendrickson, L (1, 1) ERA: 6.06	6.2	W	26	5	4	4	3	2	0	0	0	0	0	9	13	0.00	1.000								
54 Chad Ornela, R (7, 1) ERA: 3.09	1.0	H	4	1	0	0	0	0	0	0	0	0	0	9	14	0.00	0.000								
Danyis Baez, R (8, 1) ERA: 2.52	1.1	S	4	0	0	0	1	0	0	0	0	0	0	9	14	0.00	0.000								

Batter	1	2	3	4	5	6	7	8	9	AB	R	H	RBI	BB	SO	LOB	TOP										
18 Johnny Damon, L (1, 10) OBP: 0.368, SLG: 0.448										3	0	0	0	1	1	2											
Edgar Renteria, R (1, 6) OBP: 0.335, SLG: 0.389										4	0	0	0	0	2	1											
20 Kevin Youkilis, R (1, 3) OBP: 0.386, SLG: 0.392 Trot Nixon, L (9, PH) OBP: 0.360, SLG: 0.461										2	0	1	0	1	0	0											
Manny Ramirez, R (1, 7) OBP: 0.380, SLG: 0.559										3	0	0	0	1	0	2											
Kevin Millar, R (1, 9) OBP: 0.356, SLG: 0.405										4	0	1	0	0	2	0											
Tony Graffanino, R (1, 4) OBP: 0.373, SLG: 0.410 Adam Stern, L (8, PR) OBP: 0.393, SLG: 0.333 Alejandro Machado, S (8, 8) John Olerud, L (9, PH) OBP: 0.363, SLG: 0.533										3	0	1	0	0	0	0											
Doug Mirabeli, R (1, 2) OBP: 0.316, SLG: 0.393										3	0	0	0	0	2	1											
Bill Mueller, S (1, 5) OBP: 0.373, SLG: 0.435										3	0	0	0	0	1	1											
Gabe Kapler, R (1, 8) OBP: 0.290, SLG: 0.368 34 David Ortiz, L (8, PR) OBP: 0.392, SLG: 0.582 13 Alex Cora, L (8, PR) OBP: 0.276, SLG: 0.321										2	0	0	0	0	0	0											
Inning Stats	R: 0 H: 0 E: 0 K: 1 S: 9	H: 0 LOB: 1 BB: 1 P: 18	R: 0 H: 0 E: 0 K: 2 S: 8	H: 0 LOB: 0 BB: 0 P: 11	R: 0 H: 0 E: 0 K: 1 S: 9	H: 0 LOB: 1 BB: 1 P: 15	R: 0 H: 1 E: 0 K: 0 S: 12	H: 0 LOB: 0 BB: 0 P: 18	R: 0 H: 0 E: 0 K: 2 S: 8	H: 0 LOB: 0 BB: 0 P: 11	R: 0 H: 0 E: 0 K: 1 S: 6	H: 0 LOB: 0 BB: 0 P: 8	R: 0 H: 0 E: 0 K: 1 S: 14	H: 0 LOB: 0 BB: 0 P: 19	R: 0 H: 1 E: 0 K: 0 S: 15	H: 1 LOB: 2 BB: 1 P: 24	R: 0 H: 1 E: 0 K: 1 S: 10	H: 1 LOB: 2 BB: 1 P: 20	1B: 3 2B: 0 3B: 0 HR: 0	SF: 0 SAC: 0 DP: 1 HBP: 0	WP: 0 PB: 0 SB: 0 CS: 0	PA: 33					
PITCHER	IP	WLS	BF	H	R	ER	SO	BB	IBB	HBP	BLK	WP	HR	S	P	ERA	WHIP										
Randy Johnson, L (1, 1) ERA: 3.91	7.0	W	23	1	0	0	8	2	0	0	0	0	0	66	100	0.00	0.429										
Tom Gordon, R (8, 1) ERA: 2.49	0.2	H	3	1	0	0	0	0	0	0	0	0	0	5	7	0.00	1.500										
42 Mariano Rivera, R (8, 1) ERA: 1.44	1.1	S	7	1	0	0	1	2	0	0	0	0	0	20	37	0.00	2.250										

Boston Red Sox @ New York Yankees
Yankee Stadium, Bronx, NY
Sun Sep 11 2005, 1:05 PM EDT
Att: 55,123 - Partly Cloudy - 73 F

AB 29
R 0
H 3
RBI 0
BB 4
SO 9
LOB 9



Batter	1	2	3	4	5	6	7	8	9	AB	R	H	RBI	BB	SO	LOB	BOTTOM										
2 Derek Jeter, R (1, 6) OBP: 0.386, SLG: 0.446										4	0	0	0	0	2	1											
24 Robinson Cano, L (1, 4) OBP: 0.313, SLG: 0.420										3	0	1	0	0	1	1											
25 Jason Giambi, L (1, 3) OBP: 0.444, SLG: 0.557 12 Andy Phillips, R (9, 3) OBP: 0.184, SLG: 0.351										3	1	1	1	0	2	1											
13 Alex Rodriguez, R (1, 5) OBP: 0.418, SLG: 0.600										3	0	0	0	0	1	1											
55 Hideki Matsui, L (1, 7) OBP: 0.355, SLG: 0.486										3	0	0	0	0	0	0											
20 Jorge Posada, S (1, 10) OBP: 0.342, SLG: 0.413										2	0	0	0	1	1	0											
Bernie Williams, S (1, 8) OBP: 0.329, SLG: 0.386										3	0	0	0	0	2	1											
John Flaherty, R (1, 2) OBP: 0.198, SLG: 0.219										3	0	0	0	0	2	1											
Bubba Crosby, L (1, 9) OBP: 0.259, SLG: 0.255										3	0	1	0	0	1	1											
Inning Stats	R: 1 H: 1 E: 0 K: 0 S: 13	H: 1 LOB: 0 BB: 0 P: 19	R: 0 H: 0 E: 0 K: 2 S: 10	H: 0 LOB: 0 BB: 0 P: 16	R: 0 H: 1 E: 0 K: 3 S: 10	H: 1 LOB: 1 BB: 0 P: 13	R: 0 H: 0 E: 0 K: 1 S: 8	H: 0 LOB: 0 BB: 0 P: 11	R: 0 H: 0 E: 0 K: 3 S: 12	H: 0 LOB: 1 BB: 1 P: 20	R: 0 H: 1 E: 0 K: 3 S: 13	H: 1 LOB: 0 BB: 0 P: 18	R: 0 H: 0 E: 0 K: 0 S: 5	H: 0 LOB: 0 BB: 0 P: 9	R: 0 H: 0 E: 0 K: 0 S: 6	H: 0 LOB: 0 BB: 0 P: 7	R: 0 H: 0 E: 0 K: 0 S: 6	H: 0 LOB: 0 BB: 0 P: 7	1B: 0 2B: 1 3B: 1 HR: 1	SF: 0 SAC: 0 DP: 0 HBP: 0	WP: 0 PB: 0 SB: 0 CS: 0	PA: 28					
PITCHER	IP	WLS	BF	H	R	ER	SO	BB	IBB	HBP	BLK	WP	HR	S	P	ERA	WHIP										
49 Tim Wakefield, R (1, 1) ERA: 4.16	8.0	L	28	3	1	1	12	1	0	0	0	0	1	77	113	1.12	0.500										

Boston Red Sox @ New York Yankees
Yankee Stadium, Bronx, NY
Sun Sep 11 2005, 1:05 PM EDT
Att: 55,123 - Partly Cloudy - 73 F

AB 27
R 1
H 3
RBI 1
BB 1
SO 12
LOB 7



Batter	1	2	3	4	5	6	7	8	9	AB	R	H	RBI	BB	SO	LOB	TOP							
2 Derek Jeter, R OBP: 0.386, SLG: 0.444 Mark Bellhorn, S OBP: 0.325, SLG: 0.358										4	2	1	1	1	1	6								
13 Alex Rodriguez, R OBP: 0.421, SLG: 0.600 Felix Escalona, R OBP: 0.286, SLG: 0.308										3	3	2	1	2	0	2								
25 Jason Giambi, L OBP: 0.446, SLG: 0.565 12 Andy Phillips, R OBP: 0.179, SLG: 0.342										4	2	5	1	0	3									
Gary Sheffield, R OBP: 0.381, SLG: 0.506 Ruben Sierra, S OBP: 0.271, SLG: 0.419										3	2	1	0	2	0	0								
55 Hideki Matsui, L OBP: 0.359, SLG: 0.492 Matt Lawton, L OBP: 0.357, SLG: 0.395										4	2	4	4	0	0	0								
Bernie Williams, S OBP: 0.332, SLG: 0.389 Mike Vento, R										5	1	3	1	0	0	2								
20 Jorge Posada, S OBP: 0.347, SLG: 0.415 Wil Nieves, R										3	1	2	4	2	0	0								
24 Robinson Cano, L OBP: 0.315, SLG: 0.421										6	1	3	0	0	2	5								
Bubba Crosby, L OBP: 0.267, SLG: 0.263										6	0	2	1	0	1	9								
Inning Stats	R: 5 E: 2 K: 2 S: 22	H: 5 LOB: 2 BB: 1 P: 36	R: 5 E: 0 K: 1 S: 22	H: 5 LOB: 3 BB: 3 P: 42	R: 0 E: 0 K: 0 S: 6	H: 1 LOB: 0 BB: 0 P: 11	R: 0 E: 0 K: 0 S: 6	H: 2 LOB: 2 BB: 0 P: 11	R: 0 E: 0 K: 0 S: 10	H: 1 LOB: 1 BB: 0 P: 15	R: 7 E: 0 K: 0 S: 19	H: 5 LOB: 2 BB: 4 P: 44	R: 0 E: 0 K: 0 S: 10	H: 0 LOB: 0 BB: 0 P: 17	R: 0 E: 0 K: 0 S: 8	H: 0 LOB: 0 BB: 0 P: 12	R: 0 E: 0 K: 1 S: 9	H: 1 LOB: 1 BB: 0 P: 15	1B: 18 2B: 2 3B: 0 HR: 1	SF: 0 SAC: 0 DP: 2 HBP: 0	WP: 1 PB: 0 CS: 0	PA: 55		
PITCHER	IP WLS BF H R ER SO BB IBB HBP BLK WP HR S P ERA WHIP	IP WLS BF H R ER SO BB IBB HBP BLK WP HR S P ERA WHIP	IP WLS BF H R ER SO BB IBB HBP BLK WP HR S P ERA WHIP	IP WLS BF H R ER SO BB IBB HBP BLK WP HR S P ERA WHIP	IP WLS BF H R ER SO BB IBB HBP BLK WP HR S P ERA WHIP	IP WLS BF H R ER SO BB IBB HBP BLK WP HR S P ERA WHIP	IP WLS BF H R ER SO BB IBB HBP BLK WP HR S P ERA WHIP	IP WLS BF H R ER SO BB IBB HBP BLK WP HR S P ERA WHIP	IP WLS BF H R ER SO BB IBB HBP BLK WP HR S P ERA WHIP	IP WLS BF H R ER SO BB IBB HBP BLK WP HR S P ERA WHIP	IP WLS BF H R ER SO BB IBB HBP BLK WP HR S P ERA WHIP	IP WLS BF H R ER SO BB IBB HBP BLK WP HR S P ERA WHIP	IP WLS BF H R ER SO BB IBB HBP BLK WP HR S P ERA WHIP	IP WLS BF H R ER SO BB IBB HBP BLK WP HR S P ERA WHIP	IP WLS BF H R ER SO BB IBB HBP BLK WP HR S P ERA WHIP	IP WLS BF H R ER SO BB IBB HBP BLK WP HR S P ERA WHIP	IP WLS BF H R ER SO BB IBB HBP BLK WP HR S P ERA WHIP	IP WLS BF H R ER SO BB IBB HBP BLK WP HR S P ERA WHIP	IP WLS BF H R ER SO BB IBB HBP BLK WP HR S P ERA WHIP	IP WLS BF H R ER SO BB IBB HBP BLK WP HR S P ERA WHIP	IP WLS BF H R ER SO BB IBB HBP BLK WP HR S P ERA WHIP	IP WLS BF H R ER SO BB IBB HBP BLK WP HR S P ERA WHIP	IP WLS BF H R ER SO BB IBB HBP BLK WP HR S P ERA WHIP	IP WLS BF H R ER SO BB IBB HBP BLK WP HR S P ERA WHIP

New York Yankees @ Tampa Bay Devil Rays
Tropicana Field, St. Petersburg, FL
Tue Sep 13 2005, 7:15 PM EDT
Att: 14,048 - Dome - 72 F

AB 45
R 17
H 20
RBI 17
BB 9
SO 4
LOB 29

Batter	1	2	3	4	5	6	7	8	9	AB	R	H	RBI	BB	SO	LOB	BOTTOM							
Julio Lugo, R OBP: 0.360, SLG: 0.397 Nick Green, R OBP: 0.333, SLG: 0.350										2	0	0	0	1	1	0								
13 Carl Crawford, L OBP: 0.323, SLG: 0.456 Damon Hollins, R OBP: 0.303, SLG: 0.430										2	1	1	0	1	0	1								
3 Jorge Cantu, R OBP: 0.314, SLG: 0.491										4	0	0	0	0	0	3								
Aubrey Huff, L OBP: 0.317, SLG: 0.425										3	1	1	0	1	0	0								
31 Jonny Gomes, R OBP: 0.385, SLG: 0.544										3	0	0	0	1	1	1								
Travis Lee, L OBP: 0.341, SLG: 0.439 Eric Munson, L OBP: 0.417, SLG: 0.222										2	0	2	2	0	0	0								
Alex Gonzalez, R OBP: 0.312, SLG: 0.403										3	1	0	0	1	1	3								
Toby Hall, R OBP: 0.315, SLG: 0.368 Pete Laforest, L OBP: 0.250, SLG: 0.308										1	0	0	0	0	0	0								
Joey Gathright, L OBP: 0.316, SLG: 0.352										3	0	0	0	0	1	1								
Inning Stats	R: 2 E: 0 K: 1 S: 14	H: 3 LOB: 1 BB: 1 P: 23	R: 0 E: 0 K: 1 S: 9	H: 0 LOB: 0 BB: 0 P: 14	R: 0 E: 0 K: 0 S: 5	H: 0 LOB: 0 BB: 1 P: 11	R: 0 E: 0 K: 1 S: 9	H: 1 LOB: 1 BB: 0 P: 14	R: 0 E: 0 K: 0 S: 9	H: 0 LOB: 0 BB: 1 P: 16	R: 0 E: 0 K: 0 S: 4	H: 0 LOB: 0 BB: 1 P: 9	R: 1 E: 1 K: 1 S: 13	H: 1 LOB: 1 BB: 0 P: 19	R: 0 E: 0 K: 1 S: 7	H: 0 LOB: 0 BB: 0 P: 13	R: 0 E: 0 K: 0 S: 5	H: 0 LOB: 0 BB: 1 P: 11	1B: 3 2B: 4 3B: 0 HR: 0	SF: 0 SAC: 0 DP: 3 HBP: 0	WP: 0 PB: 0 CS: 0	PA: 35		
PITCHER	IP WLS BF H R ER SO BB IBB HBP BLK WP HR S P ERA WHIP	IP WLS BF H R ER SO BB IBB HBP BLK WP HR S P ERA WHIP	IP WLS BF H R ER SO BB IBB HBP BLK WP HR S P ERA WHIP	IP WLS BF H R ER SO BB IBB HBP BLK WP HR S P ERA WHIP	IP WLS BF H R ER SO BB IBB HBP BLK WP HR S P ERA WHIP	IP WLS BF H R ER SO BB IBB HBP BLK WP HR S P ERA WHIP	IP WLS BF H R ER SO BB IBB HBP BLK WP HR S P ERA WHIP	IP WLS BF H R ER SO BB IBB HBP BLK WP HR S P ERA WHIP	IP WLS BF H R ER SO BB IBB HBP BLK WP HR S P ERA WHIP	IP WLS BF H R ER SO BB IBB HBP BLK WP HR S P ERA WHIP	IP WLS BF H R ER SO BB IBB HBP BLK WP HR S P ERA WHIP	IP WLS BF H R ER SO BB IBB HBP BLK WP HR S P ERA WHIP	IP WLS BF H R ER SO BB IBB HBP BLK WP HR S P ERA WHIP	IP WLS BF H R ER SO BB IBB HBP BLK WP HR S P ERA WHIP	IP WLS BF H R ER SO BB IBB HBP BLK WP HR S P ERA WHIP	IP WLS BF H R ER SO BB IBB HBP BLK WP HR S P ERA WHIP	IP WLS BF H R ER SO BB IBB HBP BLK WP HR S P ERA WHIP	IP WLS BF H R ER SO BB IBB HBP BLK WP HR S P ERA WHIP	IP WLS BF H R ER SO BB IBB HBP BLK WP HR S P ERA WHIP	IP WLS BF H R ER SO BB IBB HBP BLK WP HR S P ERA WHIP	IP WLS BF H R ER SO BB IBB HBP BLK WP HR S P ERA WHIP	IP WLS BF H R ER SO BB IBB HBP BLK WP HR S P ERA WHIP	IP WLS BF H R ER SO BB IBB HBP BLK WP HR S P ERA WHIP	IP WLS BF H R ER SO BB IBB HBP BLK WP HR S P ERA WHIP

New York Yankees @ Tampa Bay Devil Rays
Tropicana Field, St. Petersburg, FL
Tue Sep 13 2005, 7:15 PM EDT
Att: 14,048 - Dome - 72 F

AB 30
R 3
H 5
RBI 3
BB 5
SO 5
LOB 14



Batter	1	2	3	4	5	6	7	8	9	AB	R	H	RBI	BB	SO	LOB	TOP					
2 Derek Jeter, R OBP: 0.385, SLG: 0.440										5	1	0	0	1	1	3	New York Yankees @ Tampa Bay Devil Rays Tropicana Field, St. Petersburg, FL Thu Sep 15 2005, 7:15 PM EDT Att: 18,391 - Dome - 72 F					
13 Alex Rodriguez, R OBP: 0.420, SLG: 0.603										5	1	2	2	0	1	1						
25 Jason Giambi, L Tino Martinez, L OBP: 0.326, SLG: 0.444											3	0	0	0	2	0						
Gary Sheffield, R Tony Womack, L OBP: 0.384, SLG: 0.507 OBP: 0.274, SLG: 0.277											5	0	3	0	0	0						
55 Hideki Matsui, L OBP: 0.363, SLG: 0.497											3	1	2	0	2	0						
Bernie Williams, S OBP: 0.333, SLG: 0.386											4	1	0	0	1	1						
20 Jorge Posada, S OBP: 0.348, SLG: 0.414											5	2	2	0	0	1						
24 Robinson Cano, L OBP: 0.317, SLG: 0.434											5	3	3	5	0	0						
Bubba Crosby, L OBP: 0.303, SLG: 0.302											5	0	3	2	0	1						
Inning Stats	R: 0 E: 0 K: 1 S: 12	H: 1 LOB: 2 BB: 1 P: 22	R: 0 E: 0 K: 1 S: 5	H: 0 LOB: 0 BB: 0 P: 6	R: 0 E: 0 K: 1 S: 7	H: 1 LOB: 1 BB: 0 P: 10	R: 0 E: 0 K: 0 S: 10	H: 0 LOB: 1 BB: 1 P: 17	R: 1 E: 0 K: 0 S: 13	H: 2 LOB: 2 BB: 0 P: 21	R: 6 E: 0 K: 2 S: 24	H: 5 LOB: 3 BB: 4 P: 48	R: 0 E: 0 K: 0 S: 7	H: 0 LOB: 0 BB: 0 P: 9	R: 0 E: 0 K: 0 S: 9	H: 2 LOB: 2 BB: 0 P: 14		R: 2 E: 0 K: 0 S: 13	H: 4 LOB: 1 BB: 0 P: 22	1B: 8 2B: 4 3B: 2 HR: 2	SF: 0 SAC: 0 DP: 1 HBP: 1	WP: 2 PB: 0 CS: 0
PITCHER	IP WLS BF H R ER SO BB IBB HBP BLK WP HR S P ERA WHIP																					
37 Seth McClung, R ERA: 6.61	5.1 L 29 8 7 7 4 4 0 1 0 2 2 62 105 11.81 2.250																					
Trever Miller, L ERA: 4.43	1.1 7 1 0 0 1 2 0 0 0 0 0 15 27 0.00 2.250																					
Jesus Colome, R ERA: 5.3	1.0 4 1 0 0 0 0 0 0 0 0 0 5 8 0.00 1.000																					
Lance Carter, R ERA: 5.17	1.1 8 5 2 2 0 0 0 0 0 0 0 18 29 13.50 3.750																					

Batter	1	2	3	4	5	6	7	8	9	AB	R	H	RBI	BB	SO	LOB	BOTTOM					
Julio Lugo, R OBP: 0.357, SLG: 0.396										5	0	1	0	0	0	1	New York Yankees @ Tampa Bay Devil Rays Tropicana Field, St. Petersburg, FL Thu Sep 15 2005, 7:15 PM EDT Att: 18,391 - Dome - 72 F					
13 Carl Crawford, L OBP: 0.323, SLG: 0.459										5	1	1	0	0	2	1						
31 Jonny Gomes, R OBP: 0.384, SLG: 0.553										4	1	2	3	0	1	0						
Aubrey Huff, L OBP: 0.316, SLG: 0.422										4	0	1	0	0	1	1						
Damon Hollins, R OBP: 0.303, SLG: 0.431										4	1	1	0	0	0	1						
Travis Lee, L OBP: 0.337, SLG: 0.431										3	0	0	0	1	0	1						
Alex Gonzalez, R OBP: 0.311, SLG: 0.401										2	1	0	0	0	1	0						
Eric Munson, L OBP: 0.417, SLG: 0.222										0	0	0	0	0	0	0						
Eduardo Perez, R OBP: 0.385, SLG: 0.539										0	0	0	0	1	0	0						
Toby Hall, R OBP: 0.316, SLG: 0.371										4	0	2	2	0	0	3						
Nick Green, R OBP: 0.329, SLG: 0.346										4	1	0	0	0	2	2						
Inning Stats	R: 0 E: 0 K: 1 S: 8	H: 0 LOB: 0 BB: 0 P: 14	R: 2 E: 0 K: 1 S: 14	H: 2 LOB: 1 BB: 0 P: 23	R: 0 E: 0 K: 0 S: 8	H: 1 LOB: 1 BB: 0 P: 12	R: 0 E: 0 K: 1 S: 7	H: 0 LOB: 0 BB: 0 P: 11	R: 3 E: 0 K: 0 S: 9	H: 3 LOB: 0 BB: 0 P: 11	R: 0 E: 0 K: 0 S: 6	H: 0 LOB: 0 BB: 0 P: 8	R: 0 E: 0 K: 2 S: 9	H: 1 LOB: 1 BB: 0 P: 12	R: 0 E: 0 K: 1 S: 13	H: 1 LOB: 3 BB: 2 P: 24	R: 0 E: 0 K: 1 S: 10	H: 0 LOB: 0 BB: 0 P: 15	1B: 3 2B: 3 3B: 1 HR: 1	SF: 0 SAC: 0 DP: 0 HBP: 1	WP: 0 PB: 0 CS: 0	PA: 38
PITCHER	IP WLS BF H R ER SO BB IBB HBP BLK WP HR S P ERA WHIP																					
Aaron Small, R ERA: 3.28	6.2 W 28 7 5 5 4 0 0 1 0 0 0 3 4 6.75 1.050																					
Alan Embree, L ERA: 7.03	0.1 H 1 0 0 0 1 0 0 0 0 0 0 3 4 0.00 0.000																					
Tom Gordon, R ERA: 2.42	0.2 H 4 1 0 0 1 1 0 0 0 0 0 9 15 0.00 3.000																					
42 Mariano Rivera, R ERA: 1.39	1.1 S 5 0 0 0 1 1 0 0 0 0 0 14 24 0.00 0.750																					

Batter	1	2	3	4	5	6	7	8	9	AB	R	H	RBI	BB	SO	LOB	TOP	
2 Derek Jeter, R OBP: 0.386, SLG: 0.442	G3	HBP		13 HR	G5-3		25 S 13 HBP		K	5	1	2	0	0	1	0	New York Yankees @ Toronto Blue Jays Rogers Centre, Toronto, ON Fri Sep 16 2005, 7:07 PM EDT Att: 36,543 - Roof Closed - 68 F	
13 Alex Rodriguez, R OBP: 0.423, SLG: 0.608	25 S 2B	F7		2H HR	1B		25 S HBP			2	2	1	2	2	0	2		
25 Jason Giambi, L Tino Martinez, L OBP: 0.326, SLG: 0.444	G4-3		55 1B 24 HR	1B 55 FC4-6	P5		G4-3			3	2	1	1	2	0	3		
Gary Sheffield, R OBP: 0.384, SLG: 0.506	G4-3			1B 55 FC4-6			G6-3			0	0	0	0	0	0	0		
55 Hideki Matsui, L OBP: 0.362, SLG: 0.495	F7		24 HR	1B 24 HR	G1-3					5	2	1	1	0	0	4		
24 Robinson Cano, L OBP: 0.320, SLG: 0.451		2B		1H 3H HR			G1-3			5	3	3	5	0	0	0		
Matt Lawton, L OBP: 0.355, SLG: 0.391	K			4-1			G4-3			4	0	0	0	1	1	1		
John Flaherty, R 20 Jorge Posada, S OBP: 0.208, SLG: 0.263				2-1	P4		K			4	1	2	2	0	1	1		
Bubba Crosby, L OBP: 0.282, SLG: 0.279	F7			2-0	F7					1	0	0	0	0	0	0		
										5	0	0	0	0	1	2		
Inning Stats	R: 1 E: 0 K: 0 S: 14	H: 1 LOB: 1 BB: 1 P: 22	R: 1 E: 0 K: 1 S: 12	H: 2 LOB: 2 BB: 0 P: 17	R: 4 E: 0 K: 1 S: 16	H: 3 LOB: 0 BB: 1 P: 27	R: 5 E: 0 K: 0 S: 14	H: 4 LOB: 1 BB: 2 P: 33	R: 0 E: 0 K: 1 S: 12	H: 1 LOB: 2 BB: 0 P: 16	R: 0 E: 0 K: 0 S: 5	H: 0 LOB: 0 BB: 0 P: 5	R: 0 E: 0 K: 1 S: 8	H: 0 LOB: 0 BB: 0 P: 14	1B: 4 2B: 4 3B: 0 HR: 4	SF: 0 SAC: 0 DP: 0 HBP: 2	WP: 0 PB: 0 SB: 3 CS: 0	PA: 46
PITCHER	IP WLS BF H R ER SO BB IBB HBP BLK WP HR S P ERA WHIP	IP WLS BF H R ER SO BB IBB HBP BLK WP HR S P ERA WHIP																
Dave Bush, R ERA: 4.35	2.2 L 17 6 6 6 1 2 0 0 0 0 2 39 63 20.25 3.000																	
Pete Walker, R ERA: 3.4	0.1 5 3 4 4 1 1 0 0 0 0 1 10 18 108.00 12.000																	
22 Brandon League, R ERA: 7.29	2.0 10 2 1 1 0 2 0 0 0 0 1 19 39 4.50 2.000																	
40 Dustin McGowan, R ERA: 7.51	2.0 8 1 0 0 1 0 0 1 0 0 0 18 26 0.00 0.500																	
Scott Schoeneweis, L ERA: 3.99	1.0 3 0 0 0 0 0 0 0 0 0 0 5 5 0.00 0.000																	
54 Jason Frasor, R ERA: 3.51	1.0 3 0 0 0 1 0 0 0 0 0 0 10 6 3.51 1.000																	

Batter	1	2	3	4	5	6	7	8	9	AB	R	H	RBI	BB	SO	LOB	BOTTOM					
3 Reed Johnson, R OBP: 0.338, SLG: 0.431	10 HR	S			WP		F8			4	2	3	3	0	0	1	New York Yankees @ Toronto Blue Jays Rogers Centre, Toronto, ON Fri Sep 16 2005, 7:07 PM EDT Att: 36,543 - Roof Closed - 68 F					
Frank Menechino, R John-Ford Griffin, L OBP: 0.364, SLG: 0.364	HBP	1B			2B					1	1	0	0	1	0	1						
Frank Catalanotto, L OBP: 0.350, SLG: 0.424	10 HR	F9			G4-3		K			2	0	0	1	0	1	1						
10 Vernon Wells, R OBP: 0.316, SLG: 0.470	HR		P3		K		G6-3			5	1	2	3	0	1	1						
Shea Hillenbrand, R OBP: 0.349, SLG: 0.459	F8									5	1	3	0	0	1	1						
2 Aaron Hill, R OBP: 0.336, SLG: 0.389	47 S		F7		F9					4	1	1	1	1	0	3						
47 Corey Koskie, L OBP: 0.334, SLG: 0.405	K		K							5	1	1	0	0	3	3						
15 Alex Rios, R Gabe Gross, L OBP: 0.301, SLG: 0.380	F9				L7					1	0	0	0	0	0	1						
Guillermo Quiroz, R 9 Gregg Zaun, S OBP: 0.358, SLG: 0.379		G6-3			K					3	0	0	0	0	2	2						
Eric Hinske, L OBP: 0.341, SLG: 0.420					K					2	0	2	1	0	0	0						
8 Russ Adams, L OBP: 0.328, SLG: 0.395	K				P4					4	1	0	0	1	1	2						
Inning Stats	R: 3 E: 1 K: 1 S: 15	H: 1 LOB: 2 BB: 2 P: 33	R: 0 E: 0 K: 1 S: 12	H: 1 LOB: 1 BB: 0 P: 18	R: 0 E: 0 K: 1 S: 9	H: 1 LOB: 1 BB: 0 P: 17	R: 0 E: 0 K: 1 S: 7	H: 0 LOB: 0 BB: 0 P: 11	R: 1 E: 0 K: 1 S: 12	H: 2 LOB: 1 BB: 0 P: 16	R: 3 E: 0 K: 2 S: 18	H: 3 LOB: 1 BB: 1 P: 28	R: 3 E: 0 K: 1 S: 16	H: 4 LOB: 1 BB: 0 P: 22	R: 0 E: 0 K: 1 S: 16	H: 1 LOB: 0 BB: 0 P: 21	R: 0 E: 0 K: 0 S: 15	H: 1 LOB: 0 BB: 0 P: 23	1B: 8 2B: 5 3B: 0 HR: 1	SF: 0 SAC: 0 DP: 0 HBP: 1	WP: 1 PB: 0 SB: 3 CS: 0	PA: 45
PITCHER	IP WLS BF H R ER SO BB IBB HBP BLK WP HR S P ERA WHIP	IP WLS BF H R ER SO BB IBB HBP BLK WP HR S P ERA WHIP																				
Randy Johnson, L ERA: 4.01	1.2 3 3 3 2 2 0 0 0 0 1 0 43 68 9.82 1.636																					
Scott Proctor, R ERA: 5.09	3.2 W 17 5 4 4 4 1 0 0 0 0 1 0 43 68 9.82 1.636																					
Felix Rodriguez, R ERA: 4.85	0.2 5 3 2 2 1 0 0 0 0 0 0 11 17 27.00 4.500																					
Alan Embree, L ERA: 7.11	0.2 H 4 2 1 1 1 0 0 0 0 0 0 9 13 13.50 3.000																					
Tanyon Sturtze, R ERA: 4.21	1.1 H 5 1 0 0 1 0 0 0 0 0 0 19 24 0.00 0.750																					
42 Mariano Rivera, R ERA: 1.38	1.0 S 4 1 0 0 0 0 0 0 0 0 0 15 23 1.38 0.000																					

AB	39
R	11
H	12
RBI	11
BB	5
SO	4
LOB	17



Batter	1	2	3	4	5	6	7	8	9	AB	R	H	RBI	BB	SO	LOB	TOP				
2 Derek Jeter, R OBP: 0.385, SLG: 0.440	1-1 BB 1B	2-1 G5-3			3-2 G4-3		1 SAFE 1-0 G4-3			4	0	1	0	0	0	3					
13 Alex Rodriguez, R OBP: 0.420, SLG: 0.604	1-3 K	0-0 G6-3			0-2 K			2-3 K		4	0	0	0	0	3	3					
25 Jason Giambi, L OBP: 0.443, SLG: 0.552 Tino Martinez, L OBP: 0.326, SLG: 0.444	4-2 BB 1-2 BB				1-3 K			0-0 G4-3		3	0	1	0	1	1	0					
Gary Sheffield, R OBP: 0.385, SLG: 0.505 Tony Womack, L OBP: 0.274, SLG: 0.277	3-1 F9				2-2 HBP			2-1 1B		3	0	1	0	0	1	2					
55 Hideki Matsui, L OBP: 0.361, SLG: 0.493	3-2 G4-3				0-0 P5			1 SAFE 3-1 F8		4	0	1	0	0	0	4					
20 Jorge Posada, S OBP: 0.351, SLG: 0.421		2-1 1B 2B			0-2 F8			0-1 1B 2B		4	1	3	0	0	0	1					
Ruben Sierra, S OBP: 0.276, SLG: 0.408 Bubba Crosby, L OBP: 0.282, SLG: 0.279	1-0 SH1-4 1B				1-2 G5-3			1-1 P4		4	0	1	0	0	0	2					
Bernie Williams, S OBP: 0.335, SLG: 0.387	0-2 SH1-4 1B				0-0 F8			3-2 FC4-6 1B		4	0	2	1	0	0	1					
24 Robinson Cano, L OBP: 0.318, SLG: 0.448	1-2 SH1-4				1-1 G4-3			1-1 FC4-6 G4-3		3	0	0	0	0	0	2					
Inning Stats	R: 0 E: 0 K: 1 S: 12	H: 1 LOB: 2 BB: 1 P: 24	R: 1 E: 0 K: 0 S: 10	H: 3 LOB: 2 BB: 0 P: 15	R: 0 E: 0 K: 1 S: 10	H: 0 LOB: 1 BB: 0 P: 13	R: 0 E: 0 K: 0 S: 6	H: 0 LOB: 0 BB: 0 P: 8	R: 0 E: 0 K: 1 S: 10	H: 2 LOB: 1 BB: 0 P: 12	R: 0 E: 0 K: 0 S: 7	H: 1 LOB: 0 BB: 0 P: 12	R: 0 E: 0 K: 1 S: 8	H: 1 LOB: 1 BB: 0 P: 15	R: 0 E: 0 K: 0 S: 7	H: 1 LOB: 1 BB: 0 P: 12	1B: 8 2B: 2 3B: 0 HR: 0	SF: 0 SAC: 1 DP: 1 HBP: 1	WP: 0 PB: 0 SB: 0 CS: 0	PA: 36	
PITCHER	IP WLS BF H R ER SO BB IBB HBP BLK WP HR S P ERA WHIP	IP WLS BF H R ER SO BB IBB HBP BLK WP HR S P ERA WHIP	IP WLS BF H R ER SO BB IBB HBP BLK WP HR S P ERA WHIP	IP WLS BF H R ER SO BB IBB HBP BLK WP HR S P ERA WHIP	IP WLS BF H R ER SO BB IBB HBP BLK WP HR S P ERA WHIP	IP WLS BF H R ER SO BB IBB HBP BLK WP HR S P ERA WHIP	IP WLS BF H R ER SO BB IBB HBP BLK WP HR S P ERA WHIP	IP WLS BF H R ER SO BB IBB HBP BLK WP HR S P ERA WHIP	IP WLS BF H R ER SO BB IBB HBP BLK WP HR S P ERA WHIP	IP WLS BF H R ER SO BB IBB HBP BLK WP HR S P ERA WHIP	IP WLS BF H R ER SO BB IBB HBP BLK WP HR S P ERA WHIP	IP WLS BF H R ER SO BB IBB HBP BLK WP HR S P ERA WHIP	IP WLS BF H R ER SO BB IBB HBP BLK WP HR S P ERA WHIP	IP WLS BF H R ER SO BB IBB HBP BLK WP HR S P ERA WHIP	IP WLS BF H R ER SO BB IBB HBP BLK WP HR S P ERA WHIP	IP WLS BF H R ER SO BB IBB HBP BLK WP HR S P ERA WHIP	IP WLS BF H R ER SO BB IBB HBP BLK WP HR S P ERA WHIP	IP WLS BF H R ER SO BB IBB HBP BLK WP HR S P ERA WHIP	IP WLS BF H R ER SO BB IBB HBP BLK WP HR S P ERA WHIP	IP WLS BF H R ER SO BB IBB HBP BLK WP HR S P ERA WHIP	IP WLS BF H R ER SO BB IBB HBP BLK WP HR S P ERA WHIP

New York Yankees @ Toronto Blue Jays
Rogers Centre, Toronto, ON
Sat Sep 17 2005, 4:07 PM EDT
Att: 43,433 - Partly Cloudy - 73 F

AB 33
R 1
H 10
RBI 1
BB 1
SO 5
LOB 18



Batter	1	2	3	4	5	6	7	8	9	AB	R	H	RBI	BB	SO	LOB	BOTTOM					
8 Russ Adams, L OBP: 0.326, SLG: 0.391	2-2 F8				1-2 G4-3			1 SAFE 2-0 P5		4	0	0	0	0	0	1						
Frank Catalanotto, L OBP: 0.359, SLG: 0.422 15 Alex Rios, R OBP: 0.301, SLG: 0.380	2-1 F8				2-2 L5			0-1 10 1B		4	0	1	0	0	0	0						
10 Vernon Wells, R OBP: 0.317, SLG: 0.469	0-1 F8				2-1 F8			0-1 G5-4-3 1B		3	0	1	0	1	0	0						
47 Corey Koskie, L OBP: 0.333, SLG: 0.403		3-3 K			1-0 F9			2-1 G6-4-3 1B		4	0	1	0	0	2	2						
Shea Hillenbrand, R OBP: 0.349, SLG: 0.458	1-0 F9				3-2 HBP 1B			0-1 G6-4-3		4	0	1	0	0	0	4						
Eric Hinske, L OBP: 0.341, SLG: 0.418	1-2 G4-3				2-2 HBP			2-2 F7		2	0	0	0	0	0	1						
9 Gregg Zaun, S OBP: 0.356, SLG: 0.376					1-2 F9			0-2 G4-3		3	0	0	0	0	0	2						
3 Reed Johnson, R OBP: 0.338, SLG: 0.430					1-2 CS 1B			2-2 F7		3	0	1	0	0	0	2						
2 Aaron Hill, R OBP: 0.336, SLG: 0.389					0-1 F9			3-2 P3		3	0	1	0	0	0	1						
Inning Stats	R: 0 E: 0 K: 0 S: 7	H: 0 LOB: 0 BB: 0 P: 11	R: 0 E: 0 K: 1 S: 7	H: 0 LOB: 0 BB: 0 P: 12	R: 0 E: 0 K: 0 S: 8	H: 1 LOB: 0 BB: 0 P: 11	R: 0 E: 0 K: 0 S: 8	H: 0 LOB: 0 BB: 0 P: 13	R: 0 E: 0 K: 0 S: 11	H: 1 LOB: 2 BB: 0 P: 18	R: 0 E: 0 K: 0 S: 7	H: 0 LOB: 0 BB: 0 P: 12	R: 0 E: 0 K: 0 S: 7	H: 1 LOB: 1 BB: 1 P: 15	R: 0 E: 0 K: 0 S: 13	H: 1 LOB: 2 BB: 0 P: 17	R: 0 E: 0 K: 1 S: 12	H: 2 LOB: 2 BB: 0 P: 15	1B: 6 2B: 0 3B: 0 HR: 0	SF: 0 SAC: 0 DP: 2 HBP: 1	WP: 0 PB: 0 SB: 0 CS: 1	PA: 33
PITCHER	IP WLS BF H R ER SO BB IBB HBP BLK WP HR S P ERA WHIP	IP WLS BF H R ER SO BB IBB HBP BLK WP HR S P ERA WHIP	IP WLS BF H R ER SO BB IBB HBP BLK WP HR S P ERA WHIP	IP WLS BF H R ER SO BB IBB HBP BLK WP HR S P ERA WHIP	IP WLS BF H R ER SO BB IBB HBP BLK WP HR S P ERA WHIP	IP WLS BF H R ER SO BB IBB HBP BLK WP HR S P ERA WHIP	IP WLS BF H R ER SO BB IBB HBP BLK WP HR S P ERA WHIP	IP WLS BF H R ER SO BB IBB HBP BLK WP HR S P ERA WHIP	IP WLS BF H R ER SO BB IBB HBP BLK WP HR S P ERA WHIP	IP WLS BF H R ER SO BB IBB HBP BLK WP HR S P ERA WHIP	IP WLS BF H R ER SO BB IBB HBP BLK WP HR S P ERA WHIP	IP WLS BF H R ER SO BB IBB HBP BLK WP HR S P ERA WHIP	IP WLS BF H R ER SO BB IBB HBP BLK WP HR S P ERA WHIP	IP WLS BF H R ER SO BB IBB HBP BLK WP HR S P ERA WHIP	IP WLS BF H R ER SO BB IBB HBP BLK WP HR S P ERA WHIP	IP WLS BF H R ER SO BB IBB HBP BLK WP HR S P ERA WHIP	IP WLS BF H R ER SO BB IBB HBP BLK WP HR S P ERA WHIP	IP WLS BF H R ER SO BB IBB HBP BLK WP HR S P ERA WHIP	IP WLS BF H R ER SO BB IBB HBP BLK WP HR S P ERA WHIP	IP WLS BF H R ER SO BB IBB HBP BLK WP HR S P ERA WHIP	IP WLS BF H R ER SO BB IBB HBP BLK WP HR S P ERA WHIP	

New York Yankees @ Toronto Blue Jays
Rogers Centre, Toronto, ON
Sat Sep 17 2005, 4:07 PM EDT
Att: 43,433 - Partly Cloudy - 73 F

AB 30
R 0
H 6
RBI 0
BB 1
SO 2
LOB 13



Batter	1	2	3	4	5	6	7	8	9	AB	R	H	RBI	BB	SO	LOB	TOP					
2 Derek Jeter, R OBP: 0.384, SLG: 0.443	1-2 F8		2-2 P3			2-1 F8		2-2 HR	1-3 K	5	1	1	1	0	1	3	New York Yankees @ Toronto Blue Jays Rogers Centre, Toronto, ON Sun Sep 18 2005, 1:07 PM EDT Att: 39,891 - Sunny - 72 F					
13 Alex Rodriguez, R OBP: 0.419, SLG: 0.606	1-3 K		0-1 HR			2-3 K		0-3 K		4	1	1	2	0	3	0						
25 Jason Giambi, L OBP: 0.441, SLG: 0.549	1-3 K		1-3 K			2-3 K		0-1 L9		2	0	0	0	0	2	0						
12 Andy Phillips, R OBP: 0.175, SLG: 0.333										1	0	0	0	0	1	0						
Tino Martinez, L OBP: 0.325, SLG: 0.443										1	0	0	0	0	0	0						
Gary Sheffield, R OBP: 0.384, SLG: 0.502										3	0	0	0	1	1	0						
Tony Womack, L OBP: 0.274, SLG: 0.277										0	0	0	0	0	0	0						
55 Hideki Matsui, L OBP: 0.362, SLG: 0.493										4	1	2	0	0	0	1						
Ruben Sierra, S OBP: 0.269, SLG: 0.397										4	0	0	0	0	0	2						
20 Jorge Posada, S OBP: 0.354, SLG: 0.423										3	0	2	1	1	0	0						
Matt Lawton, L OBP: 0.355, SLG: 0.391										0	1	0	0	0	0	0						
Bernie Williams, S OBP: 0.332, SLG: 0.384										4	0	0	0	0	0	3						
24 Robinson Cano, L OBP: 0.320, SLG: 0.453										4	1	2	1	0	1	2						
Inning Stats	R: 0 E: 0 K: 2 S: 9	H: 0 LOB: 0 BB: 0 P: 12	R: 0 E: 0 K: 1 S: 9	H: 1 LOB: 1 BB: 1 P: 22	R: 2 E: 0 K: 1 S: 11	H: 2 LOB: 0 BB: 0 P: 16	R: 0 E: 0 K: 0 S: 6	H: 0 LOB: 0 BB: 0 P: 9	R: 0 E: 0 K: 0 S: 6	H: 0 LOB: 0 BB: 0 P: 9	R: 0 E: 0 K: 2 S: 9	H: 0 LOB: 0 BB: 0 P: 15	R: 1 E: 1 K: 1 S: 19	H: 2 LOB: 2 BB: 0 P: 28	R: 1 E: 0 K: 1 S: 11	H: 1 LOB: 1 BB: 1 P: 19	R: 1 E: 0 K: 1 S: 12	H: 2 LOB: 2 BB: 0 P: 17	1B: 4 2B: 2 3B: 0 HR: 2	SF: 0 SAC: 0 DP: 0 HBP: 0	WP: 0 PB: 0 SB: 0 CS: 0	PA: 38
PITCHER	IP WLS BF H R ER SO BB IBB HBP BLK WP HR S P ERA WHIP																					
Ted Lilly, L ERA: 5.46	(1, 1) 6.1 W 25 5 3 2 6 1 0 0 0 0 0 1 63 102 2.84 0.947																					
54 Jason Frasor, R ERA: 3.48	(7, 1) 0.2 H 2 0 0 0 1 0 0 0 0 0 0 0 6 9 0.00 0.000																					
Justin Speier, R ERA: 2.71	(8, 1) 0.2 H 4 1 1 1 1 1 0 0 0 0 0 0 1 10 16 13.50 3.000																					
Scott Schoeneweis, L ERA: 3.57	(8, 1) 0.1 H 1 0 0 0 0 0 0 0 0 0 0 0 1 3 0.00 0.000																					
Miguel Batista, R ERA: 3.86	(9, 1) 1.0 S 5 2 1 1 1 1 0 0 0 0 0 0 0 12 17 9.00 2.000																					

Batter	1	2	3	4	5	6	7	8	9	AB	R	H	RBI	BB	SO	LOB	BOTTOM			
8 Russ Adams, L OBP: 0.322, SLG: 0.387	1-1 G4-3	1-1 FC6 10 PB 10 1B HBP		1-2 F8		0-0 G6-3		1-2 F7		5	1	0	1	0	0	4	New York Yankees @ Toronto Blue Jays Rogers Centre, Toronto, ON Sun Sep 18 2005, 1:07 PM EDT Att: 39,891 - Sunny - 72 F			
Frank Catalanotto, L OBP: 0.359, SLG: 0.420	3-3 K	2-2 10 PB 10 1B HBP								2	1	0	0	0	1	0				
3 Reed Johnson, R OBP: 0.337, SLG: 0.429		1-2 10 PB 10 1B HBP								1	0	0	0	0	0	0				
10 Vernon Wells, R OBP: 0.320, SLG: 0.473	1-2 E9 1B	2-2 1B 1B								4	2	3	2	0	0	0				
Shea Hillenbrand, R OBP: 0.351, SLG: 0.461	4-1 1B 1B	3-1 L4								3	0	2	0	1	0	1				
Eric Hinske, L OBP: 0.340, SLG: 0.416	0-1 FC6-4 1B									4	0	1	2	0	0	1				
2 Aaron Hill, R OBP: 0.335, SLG: 0.387	0-0 FC6-4 1B									4	1	1	0	0	0	3				
9 Gregg Zaun, S OBP: 0.357, SLG: 0.377		2-1 1B 8 FC6 1B								4	1	2	0	0	0	1				
Gabe Gross, L OBP: 0.329, SLG: 0.375		0-2 F8								3	0	0	0	1	1	2				
Frank Menechino, R OBP: 0.367, SLG: 0.363		1-0 FC6 8 FC6 1B								3	0	1	0	0	1	1				
47 Corey Koskie, L OBP: 0.335, SLG: 0.405		1-3 1B								1	0	1	1	0	0	0				
Inning Stats	R: 1 E: 1 K: 1 S: 12	H: 2 LOB: 2 BB: 1 P: 21	R: 3 E: 0 K: 0 S: 15	H: 3 LOB: 1 BB: 0 P: 26	R: 0 E: 0 K: 0 S: 5	H: 0 LOB: 0 BB: 0 P: 10	R: 0 E: 0 K: 1 S: 8	H: 0 LOB: 0 BB: 0 P: 12	R: 1 E: 0 K: 0 S: 10	H: 2 LOB: 1 BB: 0 P: 18	R: 0 E: 0 K: 1 S: 8	H: 1 LOB: 1 BB: 0 P: 11	R: 0 E: 0 K: 0 S: 7	H: 1 LOB: 0 BB: 0 P: 13	R: 1 E: 0 K: 0 S: 15	H: 2 LOB: 2 BB: 1 P: 25	1B: 9 2B: 2 3B: 0 HR: 0	SF: 0 SAC: 0 DP: 0 HBP: 1	WP: 0 PB: 1 SB: 0 CS: 1	PA: 38
PITCHER	IP WLS BF H R ER SO BB IBB HBP BLK WP HR S P ERA WHIP																			
Jaret Wright, R ERA: 5.61	(1, 1) 2.1 L 14 3 1 1 2 0 0 0 0 0 0 0 29 51 11.57 2.571																			
Al Leiter, L ERA: 5.96	(3, 1) 3.2 14 3 1 1 2 0 0 0 0 0 0 0 29 47 2.46 0.818																			
Tanyon Sturtze, R ERA: 4.24	(7, 1) 1.2 6 2 1 1 0 0 0 0 0 0 0 0 15 24 5.40 1.200																			
Alan Embree, L ERA: 7.07	(8, 1) 0.1 3 1 0 0 0 1 0 0 0 0 0 0 7 14 0.00 6.000																			

Batter	1	2	3	4	5	6	7	8	9	AB	R	H	RBI	BB	SO	LOB	TOP			
1 Brian Roberts, S OBP: 0.397, SLG: 0.512																	4 1 1 0 0 1 0			
Bernie Castro, S OBP: 0.344, SLG: 0.379																	3 0 0 0 1 1 0			
6 Melvin Mora, R OBP: 0.341, SLG: 0.446																	3 1 2 0 0 0 0			
10 Miguel Tejada, R OBP: 0.355, SLG: 0.532																	4 0 2 1 0 0 2			
31 Jav Gibbons, L OBP: 0.300, SLG: 0.486																	4 0 1 1 0 1 2			
Javy Lopez, R OBP: 0.324, SLG: 0.446																	4 0 0 0 0 1 3			
Geronimo Gil, R OBP: 0.223, SLG: 0.316																	0 0 0 0 0 0 0			
B.J. Surhoff, L OBP: 0.292, SLG: 0.380																	4 0 1 0 0 1 1			
Walter Young, L OBP: 0.360, SLG: 0.409																	3 0 0 0 0 0 1			
Chris Gomez, R OBP: 0.360, SLG: 0.348																	0 0 0 0 0 0 0			
Luis Matos, R OBP: 0.344, SLG: 0.372																	3 0 0 0 0 0 1			
Inning Stats	R: 1 E: 0 K: 1 S: 16	H: 3 LOB: 2 BB: 0 P: 22	R: 0 E: 0 K: 0 S: 5	H: 0 LOB: 0 BB: 0 P: 6	R: 1 E: 0 K: 0 S: 8	H: 1 LOB: 1 BB: 1 P: 11	R: 0 E: 0 K: 1 S: 9	H: 1 LOB: 1 BB: 0 P: 12	R: 0 E: 0 K: 1 S: 10	H: 0 LOB: 0 BB: 0 P: 11	R: 0 E: 0 K: 0 S: 7	H: 0 LOB: 0 BB: 0 P: 10	R: 0 E: 0 K: 0 S: 7	H: 1 LOB: 0 BB: 0 P: 9	R: 0 E: 0 K: 1 S: 9	H: 0 LOB: 0 BB: 0 P: 13	1B: 7 2B: 0 3B: 0 HR: 0	SF: 0 SAC: 1 DP: 1 HBP: 0	WP: 0 PB: 0 SB: 0 CS: 0	PA: 34
PITCHER	IP: 8.0 ERA: 4.03	WLS: 31 BF: 7	H: 7 R: 2 ER: 2 SO: 4	BB: 1 IBB: 0 HBP: 0 BLK: 0	WP: 0 HR: 0 S: 69 P: 98	ERA: 2.25 WHIP: 1.000	PITCHER													
40 Chien-Ming Wang, R ERA: 4.03																				
42 Mariano Rivera, R ERA: 1.36																				

Baltimore Orioles @ New York Yankees
Yankee Stadium, Bronx, NY
Mon Sep 19 2005, 7:05 PM EDT
Att: 51,521 - Cloudy - 79 F

AB 32
R 2
H 7
RBI 2
BB 1
SO 5
LOB 10



Batter	1	2	3	4	5	6	7	8	9	AB	R	H	RBI	BB	SO	LOB	BOTTOM					
2 Derek Jeter, R OBP: 0.385, SLG: 0.444																	4 0 2 0 0 2 0					
13 Alex Rodriguez, R OBP: 0.418, SLG: 0.604																	4 0 1 1 0 1 2					
25 Jason Giambi, L OBP: 0.441, SLG: 0.546																	2 0 0 0 0 1 1 3					
Matt Lawton, L OBP: 0.355, SLG: 0.391																	0 0 0 0 0 0 0 0					
Tino Martinez, L OBP: 0.325, SLG: 0.443																	0 0 0 0 0 0 0 0					
Gary Sheffield, R OBP: 0.385, SLG: 0.501																	3 0 1 1 1 0 5					
55 Hideki Matsui, L OBP: 0.360, SLG: 0.490																	4 0 0 0 0 2 5					
20 Jorge Posada, S OBP: 0.395, SLG: 0.421																	2 0 0 0 2 0 0					
Bernie Williams, S OBP: 0.329, SLG: 0.380																	4 0 0 0 0 0 3					
24 Robinson Cano, L OBP: 0.319, SLG: 0.451																	4 1 1 0 0 1 3					
Bubba Crosby, L OBP: 0.307, SLG: 0.347																	4 2 3 1 0 0 1					
Inning Stats	R: 0 E: 0 K: 1 S: 8	H: 0 LOB: 0 BB: 0 P: 13	R: 0 E: 0 K: 1 S: 12	H: 0 LOB: 2 BB: 2 P: 24	R: 0 E: 0 K: 1 S: 14	H: 2 LOB: 2 BB: 0 P: 18	R: 0 E: 0 K: 0 S: 9	H: 0 LOB: 0 BB: 0 P: 11	R: 2 E: 0 K: 2 S: 16	H: 4 LOB: 2 BB: 0 P: 25	R: 0 E: 0 K: 0 S: 6	H: 0 LOB: 1 BB: 1 P: 13	R: 0 E: 0 K: 2 S: 9	H: 1 LOB: 2 BB: 1 P: 20	R: 0 E: 0 K: 0 S: 9	H: 0 LOB: 0 BB: 0 P: 15	R: 1 E: 0 K: 0 S: 1	H: 1 LOB: 0 BB: 0 P: 2	1B: 7 2B: 0 3B: 0 HR: 1	SF: 0 SAC: 0 DP: 1 HBP: 1	WP: 0 PB: 0 SB: 0 CS: 0	PA: 36
PITCHER	IP: 6.0 ERA: 3.78	WLS: 4 BF: 1	H: 1 R: 0 ER: 0 SO: 1	BB: 3 IBB: 0 HBP: 1 BLK: 0	WP: 0 HR: 0 S: 65 P: 104	ERA: 3.00 WHIP: 1.500	PITCHER															
45 Erik Bedard, L ERA: 3.78																						
47 Aaron Rakers, R ERA: 3.39																						
Eric DuBose, L ERA: 5.48																						

Baltimore Orioles @ New York Yankees
Yankee Stadium, Bronx, NY
Mon Sep 19 2005, 7:05 PM EDT
Att: 51,521 - Cloudy - 79 F

AB 31
R 3
H 8
RBI 3
BB 4
SO 7
LOB 22



Batter	1	2	3	4	5	6	7	8	9	AB	R	H	RBI	BB	SO	LOB	TOP		
1 Brian Roberts, S OBP: 0.397, SLG: 0.515 Chris Gomez, R OBP: 0.353, SLG: 0.340	1-2 P5	2-1 3B		1-2 G4-6-3		1-1 L8		0-1 L7	1-1 F9	2	0	1	2	0	0	0			
Bernie Castro, S OBP: 0.378, SLG: 0.424	4-2 6 CS	2-1 G1-3			0-1 31 1B	0-1 F7		1-1 6 L9		4	0	2	1	1	0	2			
6 Melvin Mora, R OBP: 0.342, SLG: 0.444	1-2 BB			0-3 K				1-1 31 WP	2-3 L9	4	1	1	0	1	1	2			
10 Miguel Tejada, R OBP: 0.354, SLG: 0.529	0-1 F9			0-0 1B		1-3 K		0-1 L7	1-3 K	5	0	1	0	0	2	4			
31 Jay Gibbons, L OBP: 0.303, SLG: 0.496		3-2 F9	2-2 P5		2-2 1B			2-2 HR	2-2 1B	5	2	3	2	0	0	1			
B.J. Surhoff, L OBP: 0.298, SLG: 0.384		2-2 FC6-4	3-2 FC6-4		1-0 G4-3			1-1 G4-3		5	1	3	1	0	0	2			
Javy Lopez, R OBP: 0.325, SLG: 0.448		0-1 FC6-4	0-1 FC6-4					0-0 1B	0-2 SF8	5	2	2	0	0	0	4			
David Newhan, L OBP: 0.278, SLG: 0.330		2-1 E4		2-0 L4		1-1 SF8		0-0 L1		5	1	2	1	0	0	2			
Luis Matos, R OBP: 0.350, SLG: 0.380		2-2 1B		0-0 G4-6-3		1-2 SF8		3-2 2B	1-1 2B	3	2	3	2	0	0	0			
Inning Stats	R: 0 E: 0 K: 0 S: 13	H: 0 LOB: 1 BB: 2 P: 22	R: 3 E: 1 K: 0 S: 17	H: 3 LOB: 1 BB: 0 P: 30	R: 0 E: 0 K: 1 S: 12	H: 2 LOB: 2 BB: 0 P: 17	R: 0 E: 0 K: 0 S: 5	H: 1 LOB: 0 BB: 0 P: 8	R: 0 E: 0 K: 1 S: 16	H: 2 LOB: 2 BB: 0 P: 21	R: 2 E: 0 K: 0 S: 12	H: 3 LOB: 1 BB: 0 P: 15	R: 1 E: 0 K: 1 S: 13	H: 2 LOB: 1 BB: 0 P: 19	R: 2 E: 0 K: 0 S: 11	H: 3 LOB: 1 BB: 0 P: 16	1B: 11 2B: 5 3B: 1 HR: 1	SF: 1 SAC: 0 DP: 1 HBP: 1	WP: 1 PA: 46 PB: 0 SB: 1 CS: 0
PITCHER	IP	WLS	BF	H	R	ER	SO	BB	IBB	HBP	BLK	WP	HR	S	P	ERA	WHIP		
Aaron Small, R ERA: 3.59	5.0	W	26	10	4	4	2	2	0	0	0	0	0	66	102	7.20	2.400		
Scott Proctor, R ERA: 5.29	2.0		9	3	2	2	0	0	0	0	0	1	1	17	21	9.00	1.500		
Tom Gordon, R ERA: 2.48	1.0		5	2	1	1	1	0	0	0	0	0	0	13	19	9.00	2.000		
Alan Embree, L ERA: 7.43	0.0		2	2	2	2	0	0	0	0	0	0	0	5	8	∞	∞		
42 Mariano Rivera, R ERA: 1.34	1.0		4	1	0	0	0	0	0	0	0	0	0	6	8	0.00	1.000		

Baltimore Orioles @ New York Yankees
Yankee Stadium, Bronx, NY
Tue Sep 20 2005, 7:05 PM EDT
Att: 46,982 - Cloudy - 81 F

AB 42
R 9
H 18
RBI 9
BB 2
SO 3
LOB 21



Batter	1	2	3	4	5	6	7	8	9	AB	R	H	RBI	BB	SO	LOB	BOTTOM		
2 Derek Jeter, R OBP: 0.385, SLG: 0.443	1-2 25 S	1-2 FC1	0-2 L8		2-2 13 1B			0-1 G6-3		5	2	2	0	0	0	1			
13 Alex Rodriguez, R OBP: 0.419, SLG: 0.609	0-0 G5-3	3-2 F9		0-0 1B	3-2 1B			3-1 HR		5	1	3	1	0	0	3			
25 Jason Giambi, L OBP: 0.440, SLG: 0.543 Tino Martinez, L OBP: 0.327, SLG: 0.448	3-3 K	3-2 HR		2-2 K	0-0 F8			2-2 1B		4	1	1	0	0	2	5			
Gary Sheffield, R OBP: 0.387, SLG: 0.509 Tony Womack, L OBP: 0.274, SLG: 0.277	2-1 55 1B	1-2 HR		2-1 F8		0-2 L7		2-2 55 DI		5	2	3	6	0	0	1			
55 Hideki Matsui, L OBP: 0.360, SLG: 0.488	0-1 20 HR			1-1 L4		2-0 G4-3		3-3 K		4	1	1	0	1	1	2			
20 Jorge Posada, S OBP: 0.354, SLG: 0.425	2-0 HR			3-2 K		3-3 K		3-2 F9		5	1	1	3	0	2	3			
24 Robinson Cano, L OBP: 0.319, SLG: 0.451		0-0 L9			2-2 1B		1-1 G4-3			4	1	1	0	0	1	1			
Bernie Williams, S OBP: 0.331, SLG: 0.381		0-0 BLK	2-1 P5		0-0 13 1B			0-0 F9		4	1	2	1	0	0	0			
Bubba Crosby, L OBP: 0.304, SLG: 0.342		2-1 25 1B	0-1 G3		1-2 F7			1-3 K		4	1	1	0	0	1	1			
Inning Stats	R: 4 E: 0 K: 2 S: 16	H: 4 LOB: 0 BB: 0 P: 25	R: 5 E: 1 K: 1 S: 29	H: 4 LOB: 1 BB: 1 P: 44	R: 0 E: 0 K: 0 S: 8	H: 0 LOB: 0 BB: 0 P: 10	R: 0 E: 0 K: 1 S: 8	H: 1 LOB: 1 BB: 0 P: 13	R: 1 E: 0 K: 0 S: 27	H: 4 LOB: 3 BB: 0 P: 38	R: 0 E: 0 K: 1 S: 9	H: 0 LOB: 0 BB: 0 P: 14	R: 0 E: 0 K: 1 S: 7	H: 0 LOB: 0 BB: 0 P: 9	R: 2 E: 0 K: 1 S: 21	H: 3 LOB: 2 BB: 0 P: 34	1B: 10 2B: 3 3B: 0 HR: 3	SF: 0 SAC: 0 DP: 0 HBP: 0	WP: 0 PA: 42 PB: 0 SB: 1 CS: 0
PITCHER	IP	WLS	BF	H	R	ER	SO	BB	IBB	HBP	BLK	WP	HR	S	P	ERA	WHIP		
John Maine, R ERA: 4.76	1.0	L	10	6	7	7	2	1	0	0	0	0	1	23	34	63.00	6.000		
James Baldwin, R ERA: 3.71	3.2		18	6	3	2	2	1	0	0	0	0	1	59	87	4.91	1.909		
Jason Grimsley, R ERA: 7.13	0.2		3	1	0	0	0	0	0	0	0	0	0	10	13	0.00	1.500		
Steve Kline, L ERA: 4.5	1.2		5	0	0	0	2	0	0	0	0	0	0	12	19	0.00	0.000		
Jorge Julio, R ERA: 6.08	1.0		6	3	2	1	1	0	0	0	0	1	21	34	18.00	3.000			

Baltimore Orioles @ New York Yankees
Yankee Stadium, Bronx, NY
Tue Sep 20 2005, 7:05 PM EDT
Att: 46,982 - Cloudy - 81 F

AB 41
R 12
H 16
RBI 11
BB 1
SO 7
LOB 17



Batter	1	2	3	4	5	6	7	8	9	AB	R	H	RBI	BB	SO	LOB	TOP										
Bernie Castro, S (1, 4) OBP: 0.366, SLG: 0.405	G6-3			F8		6 2B		K		4	1	1	0	0	1	0	Baltimore Orioles @ New York Yankees Yankee Stadium, Bronx, NY Wed Sep 21 2005, 7:05 PM EDT Att: 50,382 - Cloudy - 80 F										
6 Melvin Mora, R (1, 5) OBP: 0.343, SLG: 0.445	F9			K		10 F8		10 FC5-4 HBP		3	0	1	1	0	1	0											
10 Miguel Tejada, R (1, 6) OBP: 0.354, SLG: 0.526	G5-3							F8		3	0	0	0	1	0	2											
Javy Lopez, R (1, 2) OBP: 0.325, SLG: 0.446 Ed Rogers, R (9, PR)				F7				F8		4	0	1	0	0	0	2											
Alejandro Freire, R (1, 10) OBP: 0.367, SLG: 0.396 31 Jay Gibbons, L (9, PH) OBP: 0.333, SLG: 0.495				K				K		3	0	0	0	0	2	0											
Eric Byrnes, R (1, 7) OBP: 0.297, SLG: 0.378 B.J. Surhoff, L (9, PH) OBP: 0.297, SLG: 0.383				F9				K		3	0	0	0	0	1	0											
Chris Gomez, R (1, 3) OBP: 0.353, SLG: 0.340								L3		1	0	0	0	0	2												
Luis Matos, R (1, 8) OBP: 0.347, SLG: 0.377				F7				G1-3		3	0	1	0	0	0	0											
David Newhan, L (1, 9) OBP: 0.274, SLG: 0.324				P3				F8		3	0	0	0	0	0	2											
David Newhan, L (1, 9) OBP: 0.274, SLG: 0.324				K				G4-3		3	0	0	0	0	1	0											
Inning Stats	R: 0 E: 0 K: 0 S: 10	H: 0 LOB: 0 BB: 0 P: 13	R: 0 E: 0 K: 1 S: 8	H: 0 LOB: 0 BB: 0 P: 11	R: 0 E: 0 K: 1 S: 11	H: 0 LOB: 0 BB: 0 P: 16	R: 0 E: 0 K: 1 S: 14	H: 0 LOB: 1 BB: 1 P: 22	R: 0 E: 0 K: 1 S: 11	H: 1 LOB: 1 BB: 0 P: 13	R: 1 E: 0 K: 0 S: 11	H: 2 LOB: 1 BB: 0 P: 16	R: 0 E: 0 K: 1 S: 7	H: 0 LOB: 0 BB: 0 P: 13	R: 0 E: 0 K: 1 S: 11	H: 0 LOB: 0 BB: 0 P: 15	R: 0 E: 0 K: 1 S: 8	H: 1 LOB: 2 BB: 0 P: 12	1B: 3 2B: 1 3B: 0 HR: 0	SF: 0 SAC: 0 DP: 1 HBP: 1	WP: 0 PB: 0 SB: 0 CS: 0	PA: 33					
PITCHER	IP	WLS	BF	H	R	ER	SO	BB	IBB	HBP	BLK	WP	HR	S	P	ERA	WHIP										
Randy Johnson, L (1, 1) ERA: 3.9	8.0	W	28	3	1	1	6	1	0	0	0	0	0	82	119	1.12	0.500										
42 Mariano Rivera, R (9, 1) ERA: 1.32	1.0	S	5	1	0	0	1	0	0	1	0	0	0	8	12	0.00	1.000										

Batter	1	2	3	4	5	6	7	8	9	AB	R	H	RBI	BB	SO	LOB	BOTTOM										
2 Derek Jeter, R (1, 6) OBP: 0.382, SLG: 0.440	G4-3			F8		G1-6-3		K		4	0	0	0	0	1	3	Baltimore Orioles @ New York Yankees Yankee Stadium, Bronx, NY Wed Sep 21 2005, 7:05 PM EDT Att: 50,382 - Cloudy - 80 F										
13 Alex Rodriguez, R (1, 5) OBP: 0.418, SLG: 0.606	K			K		55 G4-3 HBP		K		3	0	0	0	0	3	1											
25 Jason Giambi, L (1, 3) OBP: 0.438, SLG: 0.541 Tino Martinez, L (6, 3)	G3-1			G3		55 G4-3 BB		G5-3		2	0	0	0	0	0	1											
Gary Sheffield, R (1, 10) OBP: 0.384, SLG: 0.506				G5-3				F7		4	0	0	0	0	0	3											
55 Hideki Matsui, L (1, 7) OBP: 0.361, SLG: 0.488				HR		24 L3		G4-3		4	1	2	0	0	1	3											
24 Robinson Canó, L (1, 4) OBP: 0.317, SLG: 0.449				L7		0-1 L3		G3		3	0	0	0	0	0	4											
Matt Lawton, L (1, 9) OBP: 0.357, SLG: 0.399				L8				L8		3	1	2	2	0	0	0											
John Flaherty, R (1, 2) OBP: 0.205, SLG: 0.258				HR				F7		2	0	0	0	0	0	0											
Bubba Crosby, L (1, 8) OBP: 0.317, SLG: 0.354				F7				F7		3	0	2	0	0	1	1											
Inning Stats	R: 0 E: 0 K: 1 S: 7	H: 0 LOB: 0 BB: 0 P: 14	R: 2 E: 0 K: 0 S: 10	H: 2 LOB: 0 BB: 0 P: 16	R: 0 E: 0 K: 1 S: 16	H: 1 LOB: 0 BB: 0 P: 22	R: 0 E: 0 K: 0 S: 7	H: 1 LOB: 0 BB: 0 P: 9	R: 0 E: 0 K: 0 S: 10	H: 1 LOB: 1 BB: 0 P: 14	R: 0 E: 0 K: 0 S: 11	H: 0 LOB: 2 BB: 1 P: 18	R: 0 E: 0 K: 2 S: 13	H: 1 LOB: 0 BB: 0 P: 21	R: 0 E: 0 K: 2 S: 11	H: 1 LOB: 1 BB: 0 P: 16		R: 0 E: 0 K: 2 S: 11	H: 1 LOB: 1 BB: 0 P: 16	1B: 5 2B: 2 3B: 0 HR: 1	SF: 0 SAC: 1 DP: 1 HBP: 1	WP: 0 PB: 0 SB: 1 CS: 0	PA: 32				
PITCHER	IP	WLS	BF	H	R	ER	SO	BB	IBB	HBP	BLK	WP	HR	S	P	ERA	WHIP										
Rodrigo Lopez, R (1, 1) ERA: 4.79	6.1	L	26	6	2	2	2	1	0	1	0	0	0	1	68	2.84	1.105										
Tim Lincecum, L (7, 1) ERA: 4.44	0.1		1	0	0	0	1	0	0	0	0	0	0	3	5	0.00	0.000										
37 Chris Ray, R (7, 1) ERA: 2.86	1.0		4	1	0	0	2	0	0	0	0	0	0	11	16	0.00	1.000										
B.J. Ryan, L (8, 1) ERA: 2.32	0.1		1	0	0	0	1	0	0	0	0	0	0	3	5	0.00	0.000										

Batter	1	2	3	4	5	6	7	8	9	AB	R	H	RBI	BB	SO	LOB	TOP										
Bernie Castro, S (1, 4) OBP: 0.370, SLG: 0.390	F7		1-2 3-H 1B		2-2 G5-3			4-1 10 BB 1B	1-2 G3-1	4	1	1	1	1	0	0	Baltimore Orioles @ New York Yankees Yankee Stadium, Bronx, NY Thu Sep 22 2005, 7:05 PM EDT Att: 52,368 - Clear - 76 F livebaseballscorecards.com										
6 Melvin Mora, R (1, 5) OBP: 0.343, SLG: 0.449	G5-3		L6			1-1 G6-3		4-2 10 BB 1B	1-2 HR	4	2	1	1	1	0	2											
10 Miguel Tejada, R (1, 6) OBP: 0.354, SLG: 0.527	2B		L6-4			0-0 P4		3-2 31 BB 2B	0-0 G6-3	5	1	2	1	0	0	2											
31 Jay Gibbons, L (1, 9) OBP: 0.304, SLG: 0.497	G4-3			2-3 K		3-2 1B		1-0 G4-3 2B		4	1	2	1	0	1	1											
B.J. Surhoff, L (1, 3)		0-3 K		1-3 K		2-0 E3 FC6-4		0-0 G4-3		4	0	0	1	0	2	2											
Javy Lopez, R (1, 2) OBP: 0.326, SLG: 0.448	G6-3			1-1 HBP		0-2 FC6-4		2-3 3-H G1-3		3	0	1	1	0	0	2											
Walter Young, L (1, 10) OBP: 0.332, SLG: 0.375 Alejandro Freire, R (7, PH) OBP: 0.355, SLG: 0.382		2-3 K		0-3 K			3-1 F9	2-2 G1-3		2	0	0	0	0	2	1											
Luis Matos, R (1, 8) OBP: 0.346, SLG: 0.375			0-1 E FC6 1B		0-1 F8		1-0 P6	2-3 K		4	1	1	0	0	1	1											
David Newhan, L (1, 7) OBP: 0.271, SLG: 0.321 Eric Byrnes, R (7, PH) OBP: 0.296, SLG: 0.376			0-0 FC6 10 L6-4 1B		0-3 K		2-3 K		0-1 G4-3	2	0	0	0	0	1	1											
Inning Stats	R: 0 E: 0 K: 0 S: 7	H: 1 LOB: 1 BB: 0 P: 10	R: 0 E: 0 K: 2 S: 7	H: 0 LOB: 0 BB: 0 P: 9	R: 1 E: 1 K: 0 S: 14	H: 2 LOB: 1 BB: 0 P: 15	R: 0 E: 0 K: 3 S: 10	H: 0 LOB: 1 BB: 0 P: 14	R: 0 E: 0 K: 1 S: 9	H: 0 LOB: 0 BB: 0 P: 11	R: 0 E: 0 K: 1 S: 11	H: 1 LOB: 2 BB: 0 P: 17	R: 0 E: 0 K: 1 S: 7	H: 0 LOB: 0 BB: 0 P: 13	R: 4 E: 0 K: 1 S: 20	H: 3 LOB: 1 BB: 2 P: 36		R: 1 E: 0 K: 0 S: 9	H: 1 LOB: 0 BB: 0 P: 11	1B: 4 2B: 4 3B: 0 HR: 1	SF: 0 SAC: 0 DP: 1 HBP: 1	WP: 0 PA: 39 PB: 0 SB: 0 CS: 0					
PITCHER	IP	WLS	BF	H	R	ER	SO	BB	IBB	HBP	BLK	WP	HR	S	P	ERA	WHIP										
35 Mike Mussina, R (1, 1) ERA: 4.2	6.0	W	24	4	1	0	6	0	0	1	0	0	0	58	76	0.00	0.667										
Al Leiter, L (7, 1) ERA: 5.07	1.0		7	2	4	4	1	2	0	0	0	0	0	19	37	36.00	4.000										
Tanyon Sturtze, R (8, 1) ERA: 4.18	1.0	H	4	1	0	0	1	0	0	0	0	0	0	8	12	0.00	1.000										
Tom Gordon, R (9, 1) ERA: 2.96	1.0	S	4	1	1	1	0	0	0	0	0	0	1	9	11	9.00	1.000										

Batter	1	2	3	4	5	6	7	8	9	AB	R	H	RBI	BB	SO	LOB	BOTTOM											
2 Derek Jeter, R (1, 6) OBP: 0.393, SLG: 0.440	24 SH 1B		F8			2-2 K		2-2 G5-3		5	0	2	0	0	1	3	Baltimore Orioles @ New York Yankees Yankee Stadium, Bronx, NY Thu Sep 22 2005, 7:05 PM EDT Att: 52,368 - Clear - 76 F livebaseballscorecards.com											
24 Robinson Cano, L (1, 4) OBP: 0.316, SLG: 0.451	SH		F7			1-0 E6 1B	1-0 13 SF8 3B	2-2 G6-3		4	2	1	0	0	0	1												
13 Alex Rodriguez, R (1, 5) OBP: 0.416, SLG: 0.603	K			0-0 F8		2-3 K	0-0 SF8			3	0	0	1	0	2	3												
Gary Sheffield, R (1, 10) OBP: 0.385, SLG: 0.511	P6			3-3 K		1-2 E6 1B	3-0 20 HR 1B	3-H HR		4	2	2	1	0	1	2												
55 Hideki Matsui, L (1, 7) OBP: 0.362, SLG: 0.487	K			0-1 G1-3		1-0 20 HR 1B	4-2 HR			3	1	1	1	1	1	2												
20 Jorge Posada, S (1, 2) OBP: 0.395, SLG: 0.439		3-3 K			1-1 HR	3-2 HR	1-0 F8			4	2	2	4	0	1	1												
Bernie Williams, S (1, 8) OBP: 0.328, SLG: 0.378		1-0 P6			1-0 G6-3	0-1 G6-3	1-2 G6-3			4	0	0	0	0	0	1												
Tino Martinez, L (1, 3) OBP: 0.333, SLG: 0.450	G4-3				4-1 BB	4-0 BB	2-1 L3-1			2	0	0	0	2	0	0												
Matt Lawton, L (1, 9) OBP: 0.357, SLG: 0.398 Ruben Sierra, S (8, PH) OBP: 0.269, SLG: 0.395 Bubba Crosby, L (9, 9) OBP: 0.317, SLG: 0.354			0-3 K		1-3 K	4-2 BB	1-0 P6			2	0	0	0	1	2	1												
Inning Stats	R: 0 E: 1 K: 2 S: 13	H: 1 LOB: 2 BB: 0 P: 17	R: 0 E: 0 K: 1 S: 7	H: 0 LOB: 0 BB: 0 P: 12	R: 0 E: 0 K: 1 S: 9	H: 0 LOB: 0 BB: 0 P: 13	R: 0 E: 0 K: 1 S: 7	H: 0 LOB: 0 BB: 0 P: 10	R: 1 E: 0 K: 2 S: 10	H: 1 LOB: 1 BB: 1 P: 19	R: 4 E: 1 K: 1 S: 18	H: 3 LOB: 2 BB: 2 P: 34	R: 2 E: 0 K: 0 S: 13	H: 2 LOB: 1 BB: 1 P: 23	R: 0 E: 0 K: 0 S: 9	H: 1 LOB: 1 BB: 0 P: 16		1B: 4 2B: 0 3B: 1 HR: 3	SF: 1 SAC: 1 DP: 0 HBP: 0	WP: 0 PA: 38 PB: 0 SB: 1 CS: 0								
PITCHER	IP	WLS	BF	H	R	ER	SO	BB	IBB	HBP	BLK	WP	HR	S	P	ERA	WHIP											
Bruce Chen, L (1, 1) ERA: 3.6	5.1	L	24	5	5	4	8	1	0	0	0	0	0	2	59	92	6.75	1.125										
Tim Lincecum, L (6, 1) ERA: 4.39	0.1		3	0	0	0	0	2	0	0	0	0	0	4	12	0.00	6.000											
47 Aaron Rakers, R (6, 1) ERA: 5.0	1.0		6	2	2	2	0	1	0	0	0	0	1	9	18	18.00	3.000											
Steve Kline, L (7, 1) ERA: 4.42	1.0		3	0	0	0	0	0	0	0	0	0	0	8	12	0.00	0.000											
Todd Williams, R (8, 1) ERA: 3.47	0.1		2	1	0	0	0	0	0	0	0	0	0	6	10	0.00	3.000											

Batter	1	2	3	4	5	6	7	8	9	AB	R	H	RBI	BB	SO	LOB	TOP										
8 Russ Adams, L OBP: 0.317, SLG: 0.381	G1-3		P5		G1-3			F8		4	0	0	0	0	0	0	Toronto Blue Jays @ New York Yankees Yankee Stadium, Bronx, NY Fri Sep 23 2005, 7:05 PM EDT Att: 53,175 - Cloudy - 82 F										
Frank Catalanotto, L OBP: 0.358, SLG: 0.415	G4-1							F7		3	0	1	0	0	0												
10 Vernon Wells, R OBP: 0.321, SLG: 0.472	K		F7						F9	4	0	0	0	0	1	2											
47 Corey Koskie, L OBP: 0.333, SLG: 0.401		FC4-6 1B							G3-1	4	0	1	0	0	1	1											
Shea Hillenbrand, R OBP: 0.349, SLG: 0.460		FC4-6 1B							G9 D1 1B	4	0	2	0	0	0	1											
9 Greg Zaun, S OBP: 0.355, SLG: 0.380	L5									2	0	0	0	2	0	2											
Eric Hinske, L OBP: 0.331, SLG: 0.403	FC4-6									4	0	0	0	0	0	5											
15 Alex Rios, R OBP: 0.304, SLG: 0.396	L5									3	0	0	0	0	1	2											
2 Aaron Hill, R OBP: 0.331, SLG: 0.377			G5-3							3	0	0	0	0	0	0											
Inning Stats	R: 0 H: 0 E: 0 K: 1 S: 11	H: 0 LOB: 0 BB: 0 P: 17	R: 0 H: 2 E: 0 K: 0 S: 12	H: 2 LOB: 2 BB: 0 P: 16	R: 0 H: 1 E: 0 K: 0 S: 7	H: 1 LOB: 1 BB: 0 P: 13	R: 0 H: 0 E: 0 K: 1 S: 9	H: 0 LOB: 0 BB: 1 P: 16	R: 0 H: 0 E: 0 K: 0 S: 6	H: 0 LOB: 0 BB: 0 P: 8	R: 0 H: 0 E: 0 K: 1 S: 14	H: 0 LOB: 0 BB: 0 P: 19	R: 0 H: 0 E: 0 K: 0 S: 9	H: 0 LOB: 0 BB: 0 P: 12	R: 0 H: 1 E: 0 K: 0 S: 9	H: 1 LOB: 2 BB: 1 P: 14	1B: 4 2B: 0 3B: 0 HR: 0	SF: 0 SAC: 0 DP: 0 HBP: 1	WP: 0 PB: 0 SB: 0 CS: 0	PA: 34							
PITCHER	IP	WLS	BF	H	R	ER	SO	BB	IBB	HBP	BLK	WP	HR	S	P	ERA	WHIP										
Shawn Chacon, R ERA: 3.49	(1, 1)	8.0	W	29	3	0	3	1	0	1	0	0	0	73	111	0.00	0.500										
Scott Proctor, R ERA: 5.13	(9, 1)	1.0		5	1	0	0	1	0	0	0	0	0	9	14	0.00	2.000										

Batter	1	2	3	4	5	6	7	8	9	AB	R	H	RBI	BB	SO	LOB	BOTTOM										
2 Derek Jeter, R OBP: 0.385, SLG: 0.445	HR	24 1B		24 L3 BB				K		2	1	1	1	3	1	0	Toronto Blue Jays @ New York Yankees Yankee Stadium, Bronx, NY Fri Sep 23 2005, 7:05 PM EDT Att: 53,175 - Cloudy - 82 F										
24 Robinson Cano, L OBP: 0.317, SLG: 0.457	HR	FC5 13 BB 1B		L3				G4-3		5	1	2	1	0	1	2											
13 Alex Rodriguez, R OBP: 0.418, SLG: 0.602	55 2B BB	FC5 BB		K				20 FC1 20 E S 1B		2	2	1	0	2	1	0											
Gary Sheffield, R OBP: 0.383, SLG: 0.507	F8	FC5 55 G3-6-3		P6				K		4	0	0	0	0	1	5											
55 Hideki Matsui, L OBP: 0.362, SLG: 0.488	1B 2B	G3-6-3		G3				20 E BB		3	1	1	1	1	0	3											
20 Jorge Posada, S OBP: 0.358, SLG: 0.441	1B BB			1B				FC1		3	0	2	0	1	0	1											
Bernie Williams, S OBP: 0.326, SLG: 0.374	P2			G3				K		4	0	0	0	0	1	6											
Tino Martinez, L OBP: 0.332, SLG: 0.447	1B			F9				G4-3		4	0	1	1	0	0	3											
Bubba Crosby, L OBP: 0.302, SLG: 0.337	G1-3			F9				G3-1		4	0	0	0	0	0	3											
Inning Stats	R: 4 H: 4 E: 0 K: 0 S: 24	H: 4 LOB: 2 BB: 2 P: 43	R: 0 H: 1 E: 0 K: 0 S: 8	H: 1 LOB: 2 BB: 2 P: 20	R: 0 H: 1 E: 0 K: 0 S: 11	H: 1 LOB: 1 BB: 0 P: 18	R: 0 H: 0 E: 0 K: 1 S: 6	H: 0 LOB: 0 BB: 1 P: 11	R: 0 H: 1 E: 0 K: 0 S: 10	H: 1 LOB: 1 BB: 0 P: 17	R: 0 H: 0 E: 0 K: 1 S: 7	H: 0 LOB: 1 BB: 1 P: 14	R: 1 H: 1 E: 1 K: 2 S: 19	H: 1 LOB: 2 BB: 1 P: 30	R: 0 H: 0 E: 0 K: 1 S: 9	H: 0 LOB: 0 BB: 0 P: 14	1B: 5 2B: 2 3B: 0 HR: 2	SF: 0 SAC: 0 DP: 2 HBP: 0	WP: 1 PB: 0 SB: 1 CS: 0	PA: 38							
PITCHER	IP	WLS	BF	H	R	ER	SO	BB	IBB	HBP	BLK	WP	HR	S	P	ERA	WHIP										
Ted Lilly, L ERA: 5.72	(1, 1)	1.0	L	11	5	4	4	0	0	0	0	0	0	27	50	36.00	8.000										
28 Shaun Marcum, R ERA: 3.32	(2, 1)	2.0		7	1	0	0	1	0	0	0	0	0	16	31	0.00	1.000										
Pete Walker, R ERA: 3.32	(4, 1)	2.0		7	1	0	0	1	0	0	0	0	0	16	28	0.00	1.000										
22 Brandon League, R ERA: 6.34	(6, 1)	1.0		4	0	0	0	1	0	0	0	0	0	7	14	0.00	1.000										
Vinnie Chulk, R ERA: 3.45	(7, 1)	1.0		6	1	1	0	2	1	0	0	0	0	19	30	0.00	2.000										
PITCHER	IP	WLS	BF	H	R	ER	SO	BB	IBB	HBP	BLK	WP	HR	S	P	ERA	WHIP										
54 Jason Frasor, R ERA: 3.34	(8, 1)	1.0		3	0	0	1	0	0	0	0	0	0	9	14	0.00	0.000										

AB 31
R 0
H 4
RBI 0
BB 2
SO 3
LOB 13



AB 31
R 5
H 8
RBI 4
BB 7
SO 5
LOB 23



Batter	1	2	3	4	5	6	7	8	9	AB	R	H	RBI	BB	SO	LOB	TOP								
8 Russ Adams, L (1,6) OBP: 0.319, SLG: 0.382	G6-3			G4-3	G4-3			15 2B	G4-3	5	0	1	0	0	0	3	Toronto Blue Jays @ New York Yankees Yankee Stadium, Bronx, NY Sun Sep.25.2005, 1:05 PM EDT Att: 55,136 - Cloudy - 71 F								
Frank Catalanotto, L (1,7) OBP: 0.357, SLG: 0.411 15 Alex Rios, R (7,9) OBP: 0.303, SLG: 0.395	E3			G3		G4-3		FC6-5-4 2-3		3	0	0	0	0	0	0									
10 Vernon Wells, R (1,8) OBP: 0.319, SLG: 0.467	G6-3			G5-3		F8		BB		3	0	0	0	1	0	0									
47 Corey Koskie, L (1,5) OBP: 0.335, SLG: 0.405		K			HR	2B	1B	K		4	1	2	0	0	2	2									
Shea Hillenbrand, R (1,3) OBP: 0.346, SLG: 0.456 John-Ford Griffin, L (9,PH) OBP: 0.250, SLG: 0.500	G1-3			G6-3		K		K		3	0	0	0	0	1	2									
Eric Hinske, L (1,10) OBP: 0.333, SLG: 0.413	G3				HR			9 2 1B	1B	4	2	3	2	0	0	0									
9 Gregg Zaun, S (1,2) OBP: 0.357, SLG: 0.374			G1-3		3 1B 2 2B	BB	G6-4-3	2 1B	1B	2	1	0	0	2	0	1									
3 Reed Johnson, R (1,9) OBP: 0.331, SLG: 0.419			K		2 CS	1B	G5-3		K	4	0	1	0	0	2	2									
2 Aaron Hill, R (1,4) OBP: 0.334, SLG: 0.382	G6-3			G6-3		3H 2B		G6-3	1-2 2H	4	0	2	2	0	0	0									
Inning Stats	R: 0 E: 1 K: 0 S: 5	H: 0 LOB: 0 BB: 0 P: 7	R: 0 E: 0 K: 1 S: 7	H: 0 LOB: 0 BB: 0 P: 12	R: 0 E: 0 K: 1 S: 5	H: 0 LOB: 0 BB: 0 P: 9	R: 0 E: 0 K: 0 S: 6	H: 0 LOB: 0 BB: 0 P: 8	R: 3 E: 0 K: 0 S: 9	H: 4 LOB: 1 BB: 1 P: 16	R: 0 E: 0 K: 1 S: 7	H: 1 LOB: 1 BB: 0 P: 14	R: 0 E: 0 K: 0 S: 6	H: 1 LOB: 0 BB: 0 P: 10	R: 0 E: 0 K: 1 S: 14	H: 1 LOB: 2 BB: 1 P: 23	R: 1 E: 0 K: 2 S: 17	H: 2 LOB: 2 BB: 1 P: 25	1B: 5 2B: 3 3B: 0 HR: 1	SF: 0 SAC: 0 DP: 1 HBP: 0	WP: 0 PB: 0 SB: 1 CS: 1	PA: 37			
PITCHER	IP	WLS	BF	H	R	ER	SO	BB	IBB	HBP	BLK	WP	HR	S	P	ERA	WHIP								
40 Chien-Ming Wang, R (1,1) ERA: 4.02	7.0	W	26	6	3	3	3	1	0	0	0	0	1	45	76	3.86	1.000								
Tom Gordon, R (8,1) ERA: 2.54	0.2	H	3	1	0	0	0	0	0	0	0	0	0	8	12	0.00	1.500								
42 Mariano Rivera, R (8,1) ERA: 1.41	1.1	S	8	2	1	1	3	2	0	0	0	0	0	23	36	6.75	3.000								

Batter	1	2	3	4	5	6	7	8	9	AB	R	H	RBI	BB	SO	LOB	BOTTOM								
2 Derek Jeter, R (1,6) OBP: 0.388, SLG: 0.445	25 F8 13 BB SF8 1B		F9		1-3 2H	1B	K	F9		5	1	2	1	0	1	2	Toronto Blue Jays @ New York Yankees Yankee Stadium, Bronx, NY Sun Sep.25.2005, 1:05 PM EDT Att: 55,136 - Cloudy - 71 F								
13 Alex Rodriguez, R (1,5) OBP: 0.421, SLG: 0.607			G6-3		K			25 BB HR	1B	3	1	1	0	1	1	2									
25 Jason Giambi, L (1,3) OBP: 0.434, SLG: 0.531 Mark Bellhorn, S (6,PR) OBP: 0.325, SLG: 0.358 Tino Martinez, L (9,3) OBP: 0.332, SLG: 0.447	F8			G3-1		G6-3		4-1 1-2	HR	BB	3	0	0	0	1	2									
Gary Sheffield, R (1,9) OBP: 0.380, SLG: 0.509 Matt Lawton, L (9,9) OBP: 0.357, SLG: 0.398	SF8			F8		G6-3		2-1 1-2	HR	BB	3	1	1	4	0	0									
55 Hideki Matsui, L (1,10) OBP: 0.361, SLG: 0.483	F7			G4-3		G4-3		1-0	P6		4	0	0	0	0	2									
20 Jorge Posada, S (1,2) OBP: 0.356, SLG: 0.439		G3-1			P6			24 HR	1B	24	2	2	0	0	0	0									
24 Robinson Canó, L (1,4) OBP: 0.318, SLG: 0.462		G3			1B	1B		1-1 1-2	HR	1B	4	1	3	2	0	0									
Bernie Williams, S (1,8) OBP: 0.324, SLG: 0.372	F7				1-3	1B		0-1	F7	L9	4	1	1	0	0	2									
Bubba Crosby, L (1,7) OBP: 0.315, SLG: 0.348				K		2 1B		2-2 1-2	1B		4	0	2	1	0	1									
Inning Stats	R: 1 E: 0 K: 0 S: 8	H: 1 LOB: 1 BB: 1 P: 16	R: 0 E: 0 K: 0 S: 4	H: 0 LOB: 0 BB: 0 P: 5	R: 0 E: 0 K: 1 S: 8	H: 0 LOB: 0 BB: 0 P: 14	R: 0 E: 0 K: 0 S: 6	H: 0 LOB: 0 BB: 0 P: 8	R: 1 E: 0 K: 1 S: 16	H: 4 LOB: 2 BB: 0 P: 21	R: 0 E: 0 K: 0 S: 9	H: 0 LOB: 0 BB: 0 P: 9	R: 2 E: 0 K: 1 S: 11	H: 2 LOB: 0 BB: 0 P: 14	R: 4 E: 0 K: 0 S: 16	H: 5 LOB: 2 BB: 1 P: 34	1B: 9 2B: 1 3B: 0 HR: 2	SF: 1 SAC: 0 DP: 0 HBP: 0	WP: 0 PB: 0 SB: 0 CS: 0	PA: 37					
PITCHER	IP	WLS	BF	H	R	ER	SO	BB	IBB	HBP	BLK	WP	HR	S	P	ERA	WHIP								
Josh Towers, R (1,1) ERA: 3.83	7.0	L	28	7	4	4	3	1	0	0	0	0	1	62	87	5.14	1.143								
Vinnie Chulk, R (8,1) ERA: 3.84	0.0		3	2	4	4	0	1	0	0	0	0	1	5	14	∞	∞								
22 Brandon League, R (8,1) ERA: 6.42	1.0		6	3	0	0	0	0	0	0	0	0	0	11	20	0.00	3.000								

Batter	1	2	3	4	5	6	7	8	9	AB	R	H	RBI	BB	SO	LOB	TOP	
2 Derek Jeter, R (1, 6) OBP: 0.391, SLG: 0.446 Felix Escalona, R (6, PR) OBP: 0.333, SLG: 0.357 (6, 6)	 1B		 G4-3	 13 2B	 BB	 BB	 1B	 FC5-4	 1B	3 1 2 2 2 0 0 1 0 1 0 0 0 0								
13 Alex Rodriguez, R (1, 5) OBP: 0.424, SLG: 0.609 Mark Bellhorn, S (7, 5) OBP: 0.324, SLG: 0.357	 BB	 BB	 BB	 25 HR	 BB	 F8	 1B	 FC5-4	 1B	3 1 2 3 2 0 3 1 0 0 0 0 0 1								
25 Jason Giambi, L (1, 3) OBP: 0.346, SLG: 0.537 Matt Lawton, L (6, PR) OBP: 0.356, SLG: 0.397 (6, 9)	 F8	 F8	 BB	 HR	 BB	 BB	 BB	 P2	 P2	3 2 1 3 2 1 3 1 0 0 0 0 0 0								
Gary Sheffield, R (1, 9) OBP: 0.381, SLG: 0.506 Tino Martinez, L (6, 3) OBP: 0.331, SLG: 0.446	 BB	 BB	 BB	 G5-3	 BB	 BB	 BB	 G3	 G3	3 1 0 0 2 1 6 1 0 0 0 0 0 0								
55 Hideki Matsui, L (1, 7) OBP: 0.361, SLG: 0.483 Tony Womack, L (7, PH) OBP: 0.275, SLG: 0.278 (7, 7)	 G4-3	 G4-3	 BB	 BB	 BB	 BB	 BB	 BB	 BB	3 2 1 0 1 0 3 2 0 1 0 0 0 0								
Ruben Sierra, S (1, 10) OBP: 0.274, SLG: 0.396	 FC4-6	 FC4-6	 K	 L1	 E	 K	 K	 K	 K	5 1 2 1 0 2 2								
24 Robinson Cano, L (1, 4) OBP: 0.317, SLG: 0.459	 P6	 P6	 BB	 F7	 F8	 G4-6-3	 G4-6-3	 G4-6-3	 G4-6-3	5 1 1 0 0 0 5								
John Flaherty, R (1, 2) OBP: 0.212, SLG: 0.258	 F9	 F9	 BB	 E	 E5	 L7	 L7	 L7	 L7	4 2 1 1 1 0 2								
Bubba Crosby, L (1, 8) OBP: 0.299, SLG: 0.330	 FC4-6	 FC4-6	 F6	 E3	 G4-3	 G5-3	 G5-3	 G5-3	 G5-3	5 0 0 0 0 0 7								
Inning Stats	R: 0 H: 1 E: 0 LOB: 2 K: 1 BB: 1 S: 8 P: 21	R: 0 H: 1 E: 0 LOB: 1 K: 0 BB: 0 S: 9 P: 14	R: 0 H: 0 E: 0 LOB: 1 K: 1 BB: 1 S: 8 P: 15	R: 6 H: 4 E: 0 LOB: 1 K: 1 BB: 3 S: 21 P: 37	R: 0 H: 1 E: 1 LOB: 3 K: 0 BB: 1 S: 13 P: 21	R: 5 H: 3 E: 1 LOB: 3 K: 0 BB: 4 S: 16 P: 42	R: 0 H: 1 E: 0 LOB: 0 K: 1 BB: 0 S: 6 P: 9	R: 0 H: 1 E: 0 LOB: 1 K: 0 BB: 0 S: 4 P: 16	R: 0 H: 0 E: 0 LOB: 0 K: 0 BB: 0 S: 4 P: 5	1B: 10 SF: 0 2B: 1 SAC: 0 3B: 0 DP: 1 HR: 1 HBP: 0	WP: 0 PA: 50 PB: 0 SB: 1 CS: 0							
PITCHER	IP WLS BF H R ER SO BB IBB HBP BLK WP HR S P ERA WHIP Rodrigo Lopez, R (1, 1) 4.0 L 23 6 6 6 3 5 0 0 0 0 0 1 46 87 13.50 2.750 ERA: 4.97 Eric DuBose, L (5, 1) 1.1 11 2 4 2 0 4 0 0 0 0 0 0 19 43 13.50 4.500 ERA: 6.23 Jason Grimsley, R (6, 1) 0.2 6 2 1 0 0 1 0 0 0 0 0 0 10 20 0.00 4.500 ERA: 6.3 Jorge Julio, R (7, 1) 1.0 3 1 0 0 1 0 0 0 0 0 0 6 9 0.00 1.000 ERA: 5.81 Steve Kline, L (8, 1) 1.0 4 1 0 0 0 0 0 0 0 0 0 8 16 0.00 1.000 ERA: 4.29	IP WLS BF H R ER SO BB IBB HBP BLK WP HR S P ERA WHIP James Baldwin, R (9, 1) 1.0 3 0 0 0 0 0 0 0 0 0 0 19 43 13.50 4.500 ERA: 3.86																
Batter	Bernie Castro, S (1, 10) OBP: 0.344, SLG: 0.345	Chris Gomez, R (1, 4) OBP: 0.348, SLG: 0.337	6 Melvin Mora, R (1, 5) OBP: 0.344, SLG: 0.457 Walter Young, L (9, 3) OBP: 0.379, SLG: 0.423	10 Miguel Tejada, R (1, 6) OBP: 0.353, SLG: 0.527 Ed Rogers, R (8, 6) OBP: 1.000, SLG: 4.000	Javy Lopez, R (1, 2) OBP: 0.323, SLG: 0.442 Eli Whiteside, R (8, 2) OBP: 0.333, SLG: 0.333	Luis Matos, R (1, 8) OBP: 0.341, SLG: 0.374	Eric Byrnes, R (1, 7) OBP: 0.298, SLG: 0.377 (9, 9)	Alejandro Freire, R (1, 3) OBP: 0.338, SLG: 0.361 (9, 7)	David Newhan, L (1, 9) OBP: 0.270, SLG: 0.315 (9, 5)	4 0 1 0 0 2 1 4 0 0 0 0 1 0 3 0 1 0 0 0 0 1 1 1 0 0 0 0 3 0 1 0 0 0 0 1 1 1 2 0 0 0 3 0 1 0 0 1 2 1 0 0 0 0 1 0 4 1 1 0 0 0 3 3 0 1 1 1 0 1								
Inning Stats	R: 0 H: 0 E: 0 LOB: 0 K: 0 BB: 0 S: 4 P: 6	R: 0 H: 1 E: 0 LOB: 1 K: 0 BB: 0 S: 12 P: 18	R: 0 H: 1 E: 0 LOB: 0 K: 0 BB: 0 S: 10 P: 16	R: 0 H: 2 E: 0 LOB: 2 K: 0 BB: 0 S: 16 P: 25	R: 0 H: 0 E: 0 LOB: 1 K: 1 BB: 1 S: 6 P: 13	R: 0 H: 0 E: 0 LOB: 0 K: 1 BB: 0 S: 7 P: 9	R: 0 H: 0 E: 0 LOB: 0 K: 1 BB: 0 S: 10 P: 14	R: 0 H: 0 E: 0 LOB: 1 K: 2 BB: 0 S: 16 P: 23	R: 3 H: 4 E: 0 LOB: 1 K: 2 BB: 0 S: 16 P: 23	1B: 5 SF: 0 2B: 2 SAC: 0 3B: 0 DP: 0 HR: 1 HBP: 0	WP: 0 PA: 36 PB: 0 SB: 1 CS: 1							
PITCHER	IP WLS BF H R ER SO BB IBB HBP BLK WP HR S P ERA WHIP Randy Johnson, L (1, 1) 6.0 W 22 4 4 0 0 2 1 0 0 0 0 0 0 55 87 0.00 0.833 ERA: 3.79 Scott Pactor, R (7, 1) 1.0 3 0 0 0 1 0 0 0 0 0 0 10 14 0.00 0.000 ERA: 5.01 Felix Rodriguez, R (8, 1) 1.0 3 0 0 0 1 0 0 0 0 0 0 8 10 0.00 0.000 ERA: 4.7 Alan Embree, L (9, 1) 1.0 7 4 3 3 2 0 0 0 0 0 1 16 23 27.00 4.000 ERA: 7.82	IP WLS BF H R ER SO BB IBB HBP BLK WP HR S P ERA WHIP James Baldwin, R (9, 1) 1.0 3 0 0 0 0 0 0 0 0 0 0 19 43 13.50 4.500 ERA: 3.86																

New York Yankees @ Baltimore Orioles
 Oriole Park at Camden Yards, Baltimore, MD
 Mon Sep 26 2005, 7:05 PM EDT
 Att. 43,039 - Rain - 78 F

livebaseballscores.com

AB 40
 R 11
 H 12
 RBI 10
 BB 10
 SO 4
 LOB 32

New York Yankees @ Baltimore Orioles
 Oriole Park at Camden Yards, Baltimore, MD
 Mon Sep 26 2005, 7:05 PM EDT
 Att. 43,039 - Rain - 78 F

livebaseballscores.com

AB 34
 R 3
 H 8
 RBI 3
 SO 6
 LOB 10

Batter	1	2	3	4	5	6	7	8	9	AB	R	H	RBI	BB	SO	LOB	TOP									
2 Derek Jeter, R OBP: 0.393, SLG: 0.451										4	2	2	1	1	1	2	New York Yankees @ Baltimore Orioles Oriole Park at Camden Yards, Baltimore, MD Tue Sep 27 2005, 7:05 PM EDT Att: 29,557 - Clear - 75 F									
13 Alex Rodriguez, R OBP: 0.422, SLG: 0.607										5	0	1	1	0	2	4										
25 Jason Giambi, L OBP: 0.438, SLG: 0.534										2	2	0	0	3	1	1										
Gary Sheffield, R OBP: 0.381, SLG: 0.516										5	2	2	6	0	0	2										
55 Hideki Matsui, L OBP: 0.363, SLG: 0.484										5	1	3	0	0	0	0										
20 Jorge Posada, S OBP: 0.352, SLG: 0.434										5	0	0	0	0	1	4										
24 Robinson Canó, L OBP: 0.317, SLG: 0.458										5	0	2	0	0	1	1										
Bernie Williams, S OBP: 0.325, SLG: 0.373										5	1	2	0	0	1	4										
Bubba Crosby, L OBP: 0.300, SLG: 0.323 Ruben Sierra, S OBP: 0.273, SLG: 0.394										2	1	0	0	1	0	2										
Inning Stats	R: 1 E: 0 K: 0 S: 9	H: 2 LOB: 2 BB: 1 P: 20	R: 0 E: 0 K: 1 S: 16	H: 2 LOB: 0 BB: 0 P: 23	R: 2 E: 1 K: 0 S: 13	H: 1 LOB: 0 BB: 1 P: 20	R: 4 E: 0 K: 2 S: 18	H: 2 LOB: 0 BB: 2 P: 34	R: 0 E: 0 K: 1 S: 9	H: 1 LOB: 1 BB: 0 P: 12	R: 0 E: 0 K: 0 S: 8	H: 0 LOB: 0 BB: 0 P: 14	R: 1 E: 1 K: 2 S: 16	H: 1 LOB: 1 BB: 0 P: 23	R: 1 E: 0 K: 2 S: 9	H: 1 LOB: 1 BB: 1 P: 16	R: 0 E: 0 K: 0 S: 10	H: 2 LOB: 1 BB: 0 P: 14	1B: 8 2B: 1 3B: 0 HR: 3	SF: 0 SAC: 0 DP: 2 HBP: 0	WP: 1 PB: 0 SB: 1 CS: 0	PA: 44				
PITCHER	IP	WLS	BF	H	R	ER	SO	BB	IBB	HBP	BLK	WP	HR	S	P	ERA	WHIP									
Bruce Chen, L ERA: 3.86	(1, 1)	4.0		23	7	7	3	4	0	0	0	0	0	3	56	97	15.75	2.750								
47 Aaron Rakers, R ERA: 3.95	(5, 1)	2.1	W	8	1	0	0	1	0	0	0	0	0	0	20	29	0.00	0.429								
Tim Byrdak, L ERA: 4.21	(7, 1)	0.2		4	1	1	0	2	0	0	0	0	1	0	13	20	0.00	1.500								
37 Chris Ray, R ERA: 2.87	(8, 1)	1.0		5	1	1	1	2	1	0	0	0	0	0	9	16	9.00	2.000								
Todd Williams, R ERA: 3.41	(9, 1)	1.0		4	2	0	0	0	0	0	0	0	0	0	10	14	0.00	2.000								

AB	39
R	9
H	12
RBI	8
BB	5
SO	8
LOB	20



Batter	1	2	3	4	5	6	7	8	9	AB	R	H	RBI	BB	SO	LOB	BOTTOM									
Bernie Castro, S OBP: 0.371, SLG: 0.381										5	4	3	0	1	0	3	New York Yankees @ Baltimore Orioles Oriole Park at Camden Yards, Baltimore, MD Tue Sep 27 2005, 7:05 PM EDT Att: 29,557 - Clear - 75 F									
6 Melvin Mora, R OBP: 0.345, SLG: 0.463										5	4	2	5	1	1	4										
10 Miguel Tejada, R OBP: 0.356, SLG: 0.528										5	2	3	3	1	1	1										
31 Jay Gibbons, L OBP: 0.315, SLG: 0.511 Eric Byrnes, R OBP: 0.296, SLG: 0.377											4	1	3	4	1	0										
B.J. Surhoff, L OBP: 0.283, SLG: 0.365											0	0	0	0	0	0										
Javy Lopez, R OBP: 0.324, SLG: 0.448 Ed Rogers, R OBP: 1.000, SLG: 4.000 Geronimo Gil, R OBP: 0.220, SLG: 0.308										4	1	1	1	1	1	3										
Luis Matos, R OBP: 0.339, SLG: 0.374										5	1	1	1	0	2	0										
David Newhan, L OBP: 0.273, SLG: 0.310										3	1	0	0	1	0	2										
Chris Gomez, R OBP: 0.357, SLG: 0.338										2	2	1	0	3	0	1										
Inning Stats	R: 2 E: 0 K: 0 S: 15	H: 3 LOB: 1 BB: 0 P: 21	R: 3 E: 0 K: 1 S: 22	H: 4 LOB: 2 BB: 1 P: 37	R: 0 E: 0 K: 1 S: 9	H: 0 LOB: 0 BB: 0 P: 17	R: 3 E: 0 K: 0 S: 22	H: 2 LOB: 0 BB: 1 P: 34	R: 5 E: 0 K: 1 S: 21	H: 3 LOB: 2 BB: 4 P: 45	R: 0 E: 0 K: 1 S: 14	H: 0 LOB: 0 BB: 1 P: 26	R: 0 E: 0 K: 0 S: 9	H: 0 LOB: 0 BB: 0 P: 15	R: 4 E: 0 K: 1 S: 14	H: 2 LOB: 1 BB: 2 P: 27	R: 0 E: 0 K: 0 S: 10	H: 1 LOB: 1 BB: 0 P: 14	1B: 7 2B: 4 3B: 0 HR: 3	SF: 1 SAC: 0 DP: 0 HBP: 1	WP: 1 PB: 1 SB: 1 CS: 0	PA: 48				
PITCHER	IP	WLS	BF	H	R	ER	SO	BB	IBB	HBP	BLK	WP	HR	S	P	ERA	WHIP									
35 Mike Mussina, R ERA: 4.41	(1, 1)	1.2		13	5	5	1	1	0	0	0	0	1	1	36	59	11.57	1.286								
Al Leiter, L ERA: 6.16	(2, 1)	2.1	L	10	2	3	3	1	1	0	0	0	1	1	36	59	11.57	1.286								
Scott Proctor, R ERA: 5.83	(5, 1)	0.1		5	3	4	4	1	1	0	0	0	0	1	13	22	108.00	12.000								
Felix Rodriguez, R ERA: 4.99	(5, 1)	0.0		2	0	0	0	0	2	0	0	0	0	0	4	12	∞	∞								
Wayne Franklin, L ERA: 5.25	(5, 1)	1.2		8	0	1	1	1	2	0	1	0	0	0	18	37	5.40	1.200								
PITCHER	IP	WLS	BF	H	R	ER	SO	BB	IBB	HBP	BLK	WP	HR	S	P	ERA	WHIP									
Alan Embree, L ERA: 7.66	(7, 1)	1.0		3	0	0	0	0	0	0	0	0	0	0	9	15	0.00	0.000								
Tanyon Sturtze, R ERA: 4.54	(8, 1)	0.2		6	2	4	4	0	2	0	0	0	0	1	10	22	54.00	6.000								
61 Jorge De Paula, R ERA: 8.1	(8, 1)	0.1		1	0	0	0	1	0	0	0	0	0	0	4	5	0.00	0.000								

AB	37
R	17
H	14
RBI	16
BB	9
SO	5
LOB	17



Batter	1	2	3	4	5	6	7	8	9	AB	R	H	RBI	BB	SO	LOB	TOP				
2 Derek Jeter, R OBP: 0.391, SLG: 0.449 (1, 6)	G4-3		FC5-4			G4-3			G5-4-3	5	0	1	1	0	0	2	New York Yankees @ Baltimore Orioles Oriole Park at Camden Yards, Baltimore, MD Wed Sep 28 2005, 7:05 PM EDT Att: 30,539 - Clear - 77 F livebaseballscorecards.com				
13 Alex Rodriguez, R OBP: 0.421, SLG: 0.610 (1, 5)	K		K				L9-2			4	1	1	1	0	2	3					
25 Jason Giambi, L OBP: 0.440, SLG: 0.534 (6, PR) Tony Womack, L OBP: 0.275, SLG: 0.278 (8, 3) Tino Martinez, L OBP: 0.331, SLG: 0.446 (8, 3)										2	0	1	0	2	0	0					
Gary Sheffield, R OBP: 0.380, SLG: 0.514 (1, 9)	G6-3									4	0	1	0	0	0	3					
55 Hideki Matsui, L OBP: 0.362, SLG: 0.482 (1, 7)										4	0	1	0	0	0	2					
Ruben Sierra, S OBP: 0.272, SLG: 0.386 (1, 10)	F8									3	0	0	0	1	0	3					
20 Jorge Posada, S OBP: 0.351, SLG: 0.432 (1, 2)	F7									4	1	1	0	0	1	2					
Bernie Williams, S OBP: 0.328, SLG: 0.374 (1, 8) Bubba Crosby, L OBP: 0.300, SLG: 0.323 (9, 8)										3	0	2	0	0	0	0					
24 Robinson Cano, L OBP: 0.318, SLG: 0.458 (1, 4)										0	0	0	0	0	0	0					
24 Robinson Cano, L OBP: 0.318, SLG: 0.458 (1, 4)										3	0	1	0	0	1	2					
Inning Stats	R: 0 E: 0 K: 1 S: 9	H: 0 LOB: 1 BB: 1 P: 20	R: 0 E: 0 K: 0 S: 5	H: 0 LOB: 0 BB: 0 P: 9	R: 0 E: 0 K: 2 S: 9	H: 1 LOB: 1 BB: 0 P: 14	R: 0 E: 0 K: 0 S: 6	H: 0 LOB: 1 BB: 1 P: 12	R: 0 E: 0 K: 0 S: 8	H: 1 LOB: 0 BB: 0 P: 14	R: 1 E: 0 K: 0 S: 11	H: 3 LOB: 2 BB: 0 P: 18	R: 1 E: 0 K: 0 S: 10	H: 2 LOB: 1 BB: 0 P: 15	R: 0 E: 0 K: 1 S: 11	H: 1 LOB: 2 BB: 1 P: 20	R: 0 E: 0 K: 0 S: 7	H: 1 LOB: 0 BB: 0 P: 11	1B: 8 2B: 1 3B: 0 HR: 1	SF: 0 SAC: 1 DP: 3 HBP: 1	WP: 0 PA: 37 PB: 0 SB: 1 CS: 0
PITCHER	IP WLS BF H R ER SO BB IBB HBP BLK WP HR S P ERA WHIP																				
40 Daniel Cabrera, R ERA: 4.52 (1, 1)	6.0 L 26 6 2 2 3 2 0 0 0 0 0 1 51 93 3.00 1.333																				
Tim Byrdak, L ERA: 4.15 (7, 1)	0.1 1 0 0 0 0 0 0 0 0 0 0 0 2 2 0.00 0.000																				
Todd Williams, R ERA: 3.38 (7, 1)	0.2 2 1 0 0 0 0 0 0 0 0 0 0 5 7 0.00 1.500																				
Steve Kline, L ERA: 4.28 (8, 1)	0.0 1 1 0 0 0 0 0 0 0 0 0 0 1 2 ∞ ∞																				
37 Chris Ray, R ERA: 2.82 (8, 1)	0.2 2 0 0 0 0 0 0 0 0 0 0 0 5 8 0.00 0.000																				

Batter	1	2	3	4	5	6	7	8	9	AB	R	H	RBI	BB	SO	LOB	BOTTOM				
Bernie Castro, S OBP: 0.351, SLG: 0.358 (1, 4)	L5		G4-3							4	0	0	0	0	2	1	New York Yankees @ Baltimore Orioles Oriole Park at Camden Yards, Baltimore, MD Wed Sep 28 2005, 7:05 PM EDT Att: 30,539 - Clear - 77 F livebaseballscorecards.com				
6 Melvin Mora, R OBP: 0.346, SLG: 0.463 (1, 5)	F7		P5							3	0	1	0	1	0	1					
10 Miguel Tejada, R OBP: 0.354, SLG: 0.524 (1, 6)	G4-3									4	0	0	0	0	0	2					
31 Jay Gibbons, L OBP: 0.313, SLG: 0.506 (1, 9)										4	0	0	0	0	0	1					
B.J. Surhoff, L OBP: 0.283, SLG: 0.361 (1, 7)	G4-3									3	0	0	0	1	0	1					
Javy Lopez, R OBP: 0.326, SLG: 0.459 (1, 10)										4	1	2	1	0	1	0					
Luis Matos, R OBP: 0.339, SLG: 0.372 (1, 8)										2	0	0	0	1	0	2					
Chris Gomez, R OBP: 0.361, SLG: 0.348 (1, 3)										3	0	2	0	0	0	0					
Geronimo Gil, R OBP: 0.217, SLG: 0.303 (1, 2) David Newhan, L OBP: 0.272, SLG: 0.309 (7, PH) Sal Fasano, R OBP: 0.307, SLG: 0.444 (8, 2)										2	0	0	0	0	0	1					
David Newhan, L OBP: 0.272, SLG: 0.309 (7, PH) Sal Fasano, R OBP: 0.307, SLG: 0.444 (8, 2)										1	0	0	0	0	0	1					
Inning Stats	R: 0 E: 0 K: 0 S: 6	H: 0 LOB: 0 BB: 0 P: 9	R: 1 E: 0 K: 0 S: 7	H: 1 LOB: 0 BB: 0 P: 11	R: 0 E: 0 K: 0 S: 10	H: 1 LOB: 1 BB: 0 P: 14	R: 0 E: 0 K: 0 S: 8	H: 1 LOB: 2 BB: 1 P: 15	R: 0 E: 0 K: 1 S: 7	H: 0 LOB: 0 BB: 0 P: 10	R: 0 E: 0 K: 0 S: 10	H: 0 LOB: 1 BB: 1 P: 18	R: 0 E: 0 K: 0 S: 9	H: 1 LOB: 1 BB: 1 P: 15	R: 0 E: 0 K: 1 S: 10	H: 1 LOB: 0 BB: 0 P: 12	R: 0 E: 0 K: 1 S: 6	H: 0 LOB: 0 BB: 0 P: 9	1B: 2 2B: 2 3B: 0 HR: 1	SF: 0 SAC: 0 DP: 1 HBP: 0	WP: 1 PA: 33 PB: 0 SB: 0 CS: 1
PITCHER	IP WLS BF H R ER SO BB IBB HBP BLK WP HR S P ERA WHIP																				
Shawn Chacon, R ERA: 3.4 (1, 1)	6.2 W 26 4 1 1 1 3 0 0 0 0 0 0 11 13 0.00 0.750																				
Tom Gordon, R ERA: 2.5 (7, 1)	1.1 H 4 1 0 0 1 0 0 0 0 0 0 0 11 13 0.00 0.750																				
42 Mariano Rivera, R ERA: 1.4 (9, 1)	1.0 S 3 0 0 0 0 1 0 0 0 0 0 0 6 9 0.00 0.000																				

Batter	1	2	3	4	5	6	7	8	9	AB	R	H	RBI	BB	SO	LOB	TOP			
2 Derek Jeter, R OBP: 0.389, SLG: 0.449	1-2 13 1B 25 FC4-6 1B	0-0 SF9			0-0 G5-3		3-3 K		3-1 13 1B 1B	4	1	2	1	0	1	0				
13 Alex Rodriguez, R OBP: 0.423, SLG: 0.613	0-0 25 FC4-6 1B	2-1 F7			0-2 HR			3-2 55 1B 24 FC6 2B	2-1 1B	5	2	4	1	0	0	0				
25 Jason Giambi, L OBP: 0.440, SLG: 0.535	0-2 FC4-6 HR		1-2 P6		1-2 G4-3			3-3 K	1-0 F5	5	1	0	1	0	1	4				
Gary Sheffield, R OBP: 0.379, SLG: 0.513	3-2 HR		2-1 G6-3		2-2 P5			4-0 24 FC6 55 1B IBB	1-1 G5-3	4	1	1	2	1	0	2				
55 Hideki Matsui, L OBP: 0.366, SLG: 0.494	1-1 G3		0-2 HR			1-3 K		0-0 24 FC6 1B		4	1	2	1	0	1	0				
24 Robinson Cano, L OBP: 0.318, SLG: 0.457	0-0 F7		0-1 G3-1			0-2 CS 1B		0-1 FC6		4	0	1	1	0	0	2				
Tino Martinez, L OBP: 0.329, SLG: 0.442		1-2 2B SF8 1B		0-3 K		3-1 G6-3		1-2 2-3 3-H 1B	1-1 P2	4	1	1	0	0	1	4				
Bernie Williams, S OBP: 0.323, SLG: 0.369		0-1 SF8 2 SF9 2B		1-2 G4-3			1-2 F9	2-3 K		4	1	1	0	0	1	3				
Bubba Crosby, L OBP: 0.300, SLG: 0.323										0	0	0	0	0	0	0				
John Flaherty, R OBP: 0.206, SLG: 0.252		0-2 SF8		0-0 P3			0-1 F7		0-2 P2	3	0	0	1	0	0	0				
Inning Stats	R: 3 E: 0 K: 0 S: 18	H: 3 LOB: 0 BB: 0 P: 23	R: 2 E: 0 K: 0 S: 13	H: 2 LOB: 0 BB: 0 P: 16	R: 1 E: 0 K: 0 S: 11	H: 1 LOB: 0 BB: 0 P: 14	R: 0 E: 0 K: 1 S: 7	H: 0 LOB: 0 BB: 0 P: 8	R: 1 E: 0 K: 0 S: 16	H: 1 LOB: 0 BB: 0 P: 19	R: 0 E: 0 K: 1 S: 8	H: 0 LOB: 0 BB: 0 P: 12	R: 0 E: 0 K: 2 S: 15	H: 2 LOB: 3 BB: 1 P: 28	R: 0 E: 0 K: 0 S: 10	H: 2 LOB: 2 BB: 0 P: 17	1B: 7 2B: 2 3B: 0 HR: 3	SF: 2 SAC: 0 DP: 0 HBP: 0	WP: 0 PB: 0 SB: 0 CS: 1	PA: 40
PITCHER	IP	WLS	BF	H	R	ER	SO	BB	IBB	HBP	BLK	WP	HR	S	P	ERA	WHIP			
49 Tim Wakefield, R ERA: 4.15	5.0	L	22	7	7	7	1	0	0	0	0	0	3	65	80	12.60	1.400			
Mike Stanton, L ERA: 4.54	1.0		3	1	0	0	1	0	0	0	0	0	0	8	12	0.00	1.000			
Geremi Gonzalez, R ERA: 6.11	1.0		4	1	1	1	1	0	0	0	0	0	0	11	18	9.00	1.000			
Lenny DiNardo, L ERA: 1.84	1.0		6	1	0	0	2	0	1	0	0	0	0	12	22	0.00	1.000			
Chad Bradford, R ERA: 3.86	0.1		2	1	0	0	0	0	0	0	0	0	0	5	8	0.00	3.000			
PITCHER	IP	WLS	BF	H	R	ER	SO	BB	IBB	HBP	BLK	WP	HR	S	P	ERA	WHIP			
56 Craig Hansen, R ERA: 6.0	0.2		3	1	0	0	0	0	0	0	0	0	0	5	9	0.00	1.500			

New York Yankees @ Boston Red Sox
Fenway Park, Boston, MA
Sat Oct 01 2005, 1:20 PM EDT
Att: 34,556 - Sunny - 64 F

AB 37
R 8
H 12
RBI 8
BB 1
SO 5
LOB 15



Batter	1	2	3	4	5	6	7	8	9	AB	R	H	RBI	BB	SO	LOB	BOTTOM			
18 Johnny Damon, L OBP: 0.365, SLG: 0.440	4-1 F9 HR	4-1 BB		3-2 G4-3			2-3 K		1-2 G1-3	3	1	0	0	2	1	2				
Edgar Renteria, R OBP: 0.335, SLG: 0.385	2-2 F9	3-3 K			1-0 F9		2-1 F9			4	0	0	0	0	1	4				
34 David Ortiz, L OBP: 0.395, SLG: 0.604	1-3 K		0-0 2B		0-0 G3			0-2 G3		4	0	1	0	0	1	1				
Manny Ramirez, R OBP: 0.384, SLG: 0.587	0-2 HR		1-2 G5-3		0-1 G5-3			3-2 HR		4	2	2	3	0	0	1				
Kevin Millar, R OBP: 0.355, SLG: 0.399	2-2 F9		3-2 F9			1-3 K		2-2 G3-1		3	0	0	0	0	1	1				
John Olerud, L OBP: 0.348, SLG: 0.458										1	0	0	0	0	0	0				
Bill Mueller, S OBP: 0.368, SLG: 0.422		4-1 18 BB 1B BB		0-0 P4		0-3 K		2-3 K		3	0	0	0	1	2	1				
Doug Mirabelli, R OBP: 0.307, SLG: 0.388		0-3 K		2-2 F7		2-3 K			0-1 1B	3	0	0	0	0	2	1				
Jason Varitek, S OBP: 0.366, SLG: 0.490										1	0	1	0	0	0	0				
Trot Nixon, L OBP: 0.359, SLG: 0.449		0-3 K		3-1 F9			0-0 G3		2-2 F9	4	0	0	0	0	1	2				
Tony Graffanino, R OBP: 0.367, SLG: 0.426		0-2 18 BB 1B		0-0 18 S 1B			0-1 HR		2-2 P5	4	1	3	1	0	0	1				
Inning Stats	R: 2 E: 0 K: 1 S: 15	H: 1 LOB: 1 BB: 1 P: 24	R: 0 E: 0 K: 3 S: 16	H: 1 LOB: 3 BB: 2 P: 27	R: 0 E: 0 K: 0 S: 8	H: 1 LOB: 1 BB: 0 P: 12	R: 0 E: 0 K: 0 S: 14	H: 1 LOB: 1 BB: 0 P: 22	R: 0 E: 0 K: 3 S: 13	H: 0 LOB: 0 BB: 0 P: 16	R: 1 E: 0 K: 1 S: 9	H: 1 LOB: 0 BB: 0 P: 13	R: 1 E: 0 K: 1 S: 15	H: 1 LOB: 0 BB: 0 P: 22	R: 0 E: 0 K: 0 S: 12	H: 1 LOB: 1 BB: 0 P: 17	1B: 3 2B: 1 3B: 0 HR: 3	SF: 0 SAC: 0 DP: 0 HBP: 0	WP: 0 PB: 0 SB: 2 CS: 0	PA: 37
PITCHER	IP	WLS	BF	H	R	ER	SO	BB	IBB	HBP	BLK	WP	HR	S	P	ERA	WHIP			
Randy Johnson, L ERA: 3.79	7.1		30	3	0	0	0	3	0	0	0	0	2	82	122	3.68	1.091			
Tom Gordon, R ERA: 2.57	0.2		3	1	1	1	1	0	0	0	0	0	1	12	19	13.50	1.500			
42 Mariano Rivera, R ERA: 1.38	1.0		4	1	0	0	0	0	0	0	0	0	0	12	17	0.00	1.000			
PITCHER	IP	WLS	BF	H	R	ER	SO	BB	IBB	HBP	BLK	WP	HR	S	P	ERA	WHIP			

New York Yankees @ Boston Red Sox
Fenway Park, Boston, MA
Sat Oct 01 2005, 1:20 PM EDT
Att: 34,556 - Sunny - 64 F

AB 34
R 4
H 7
RBI 4
BB 3
SO 9
LOB 14



Batter	1	2	3	4	5	6	7	8	9	AB	R	H	RBI	BB	SO	LOB	TOP																			
2 Derek Jeter, R OBP: 0.389, SLG: 0.450 Mark Bellhorn, S OBP: 0.324, SLG: 0.357	0-0 1B		G6-3		F7		1B		F7	2	0	1	0	0	0	0																				
24 Robinson Cano, L OBP: 0.320, SLG: 0.458 Tony Womack, L OBP: 0.276, SLG: 0.280	1-0 1B		G4-3		1B		F8		1B	3	0	2	0	0	0	0																				
13 Alex Rodriguez, R OBP: 0.421, SLG: 0.610 Bubba Crosby, L OBP: 0.304, SLG: 0.327	0-0 P3		F9		F9		1B		K	3	0	0	0	0	0	2																				
Gary Sheffield, R OBP: 0.379, SLG: 0.512 Matt Lawton, L OBP: 0.356, SLG: 0.396	0-2 1B		F9		G4-3		F8			3	0	1	0	0	0	0																				
55 Hideki Matsui, L OBP: 0.321, SLG: 0.496 12 Andy Phillips, R OBP: 0.171, SLG: 0.325	2-2 G3		FC3-6 20 BB		2B		K		K	3	1	2	0	0	0	2																				
20 Jorge Posada, S OBP: 0.352, SLG: 0.430 Mike Vento, R	1-0 2B		G3-1		FC3-6 BB		1B		K	2	0	2	1	1	0	0																				
Bernie Williams, S OBP: 0.367, SLG: 0.367 Felix Escalona, R OBP: 0.375, SLG: 0.357	0-0 G6-3		G6-3		FC3-6		P5		BB	3	0	0	0	0	0	4																				
Ruben Sierra, S OBP: 0.265, SLG: 0.371	2-2 G3-1		G3-1		F8		K		F8	4	0	0	0	0	1	5																				
Tino Martinez, L OBP: 0.328, SLG: 0.439 Wil Nieves, R	1-3 K		K		K		P4		K	2	0	0	0	0	2	1																				
Inning Stats	R: 0 E: 0 K: 0 S: 11	H: 3 LOB: 2 BB: 0 P: 14	R: 0 E: 0 K: 1 S: 8	H: 1 LOB: 1 BB: 0 P: 12	R: 0 E: 0 K: 0 S: 6	H: 0 LOB: 0 BB: 0 P: 12	R: 0 E: 0 K: 0 S: 13	H: 1 LOB: 2 BB: 1 P: 20	R: 0 E: 0 K: 1 S: 8	H: 1 LOB: 1 BB: 0 P: 10	R: 1 E: 0 K: 1 S: 11	H: 2 LOB: 1 BB: 0 P: 14	R: 0 E: 0 K: 0 S: 15	H: 2 LOB: 2 BB: 0 P: 22	R: 0 E: 0 K: 2 S: 12	H: 0 LOB: 1 BB: 1 P: 22	R: 0 E: 0 K: 1 S: 11	H: 1 LOB: 1 BB: 0 P: 11	1B: 9 2B: 2 3B: 0 HR: 0	SF: 0 SAC: 0 DP: 0 HBP: 0	WP: 0 PB: 0 SB: 0 CS: 0	PA: 39														
PITCHER	IP	WLS	BF	H	R	ER	SO	BB	IBB	HBP	BLK	WP	HR	S	P	ERA	WHIP	PITCHER	IP	WLS	BF	H	R	ER	SO	BB	IBB	HBP	BLK	WP	HR	S	P	ERA	WHIP	
38 Curt Schilling, R ERA: 5.69	6.0	W	26	8	1	1	3	1	0	0	0	0	0	57	82	1.50	1.500	50 Mike Timlin, R ERA: 2.24	0.1	0	2	1	0	0	1	0	0	0	0	0	6	6	0.00	3.000		
Bronson Arroyo, R ERA: 4.51	1.0		5	2	0	0	0	0	0	0	0	0	0	15	22	0.00	2.000																			
58 Jonathan Papelbon, R ERA: 2.65	0.2		3	0	0	0	2	1	0	0	0	0	0	10	19	0.00	1.500																			
17 Manny Delcarmen, R ERA: 3.0	0.1		1	0	0	0	0	0	0	0	0	0	0	2	3	0.00	0.000																			
Mike Myers, L ERA: 3.15	0.2		2	0	0	0	1	0	0	0	0	0	0	5	5	0.00	0.000																			

New York Yankees @ Boston Red Sox
Fenway Park, Boston, MA
Sun Oct 02 2005, 2:05 PM EDT
Att: 34,534 - Sunny - 71 F

AB 37
R 1
H 11
RBI 1
BB 2
SO 7
LOB 18



Batter	1	2	3	4	5	6	7	8	9	AB	R	H	RBI	BB	SO	LOB	BOTTOM																					
18 Johnny Damon, L OBP: 0.366, SLG: 0.439 Adam Hyzdu, R OBP: 0.286, SLG: 0.250	1-0 P6		BB SF8 G5-3 BB	1-2 HR 1B	FC3-6		2B			3	2	1	0	1	0	2																						
Edgar Renteria, R OBP: 0.335, SLG: 0.385 13 Alex Cora, L OBP: 0.275, SLG: 0.332	1-1 BB 1B		G5-3	K	L6		K			3	0	1	0	0	1	3																						
34 David Ortiz, L OBP: 0.397, SLG: 0.694 Kelly Shoppach, R	3-3 K		BB	HR 1B		BB HR BB	K			2	1	1	1	2	1	1																						
Manny Ramirez, R OBP: 0.388, SLG: 0.594 Alejandro Machado, S OBP: 0.333, SLG: 0.400	1-1 BB 1B		BB	HR 1B		HR BB	K			2	1	2	3	2	0	0																						
Trot Nixon, L OBP: 0.357, SLG: 0.446	4-1 BB		SF8	G6-3		F8			G4-3	3	0	0	1	1	0	2																						
Jason Varitek, S OBP: 0.386, SLG: 0.489 Doug Mirabeli, R OBP: 0.309, SLG: 0.412	0-0 F8		G5-3		1B SF7 1B		HR		K	3	1	1	0	0	0	5																						
John Olerud, L OBP: 0.344, SLG: 0.451	2-1 F7			G6-3	1B FC3-6 1B		G5-3		K	5	0	1	0	0	1	1																						
Bill Mueller, S OBP: 0.369, SLG: 0.430 20 Kevin Youkilis, R OBP: 0.400, SLG: 0.405	3-2 P5			HR	1B FC3-6 1B		BB			3	1	2	1	0	0	0																						
Tony Graffanino, R OBP: 0.366, SLG: 0.425 Hanley Ramirez, R	2-1 G5-3			HR BB	SF7		K			1	0	0	1	1	0	0																						
Inning Stats	R: 0 E: 0 K: 1 S: 10	H: 2 LOB: 3 BB: 1 P: 20	R: 0 E: 0 K: 0 S: 7	H: 0 LOB: 0 BB: 0 P: 14	R: 1 E: 0 K: 0 S: 13	H: 0 LOB: 2 BB: 3 P: 28	R: 5 E: 0 K: 1 S: 26	H: 4 LOB: 1 BB: 1 P: 42	R: 3 E: 0 K: 1 S: 19	H: 1 LOB: 3 BB: 3 P: 38	R: 0 E: 0 K: 3 S: 12	H: 1 LOB: 1 BB: 0 P: 18	R: 0 E: 0 K: 2 S: 7	H: 0 LOB: 0 BB: 0 P: 10	R: 0 E: 0 K: 1 S: 11	H: 0 LOB: 0 BB: 0 P: 11	1B: 7 2B: 1 3B: 0 HR: 3	SF: 2 SAC: 0 DP: 0 HBP: 0	WP: 0 PB: 0 SB: 0 CS: 0	PA: 43																		
PITCHER	IP	WLS	BF	H	R	ER	SO	BB	IBB	HBP	BLK	WP	HR	S	P	ERA	WHIP	PITCHER	IP	WLS	BF	H	R	ER	SO	BB	IBB	HBP	BLK	WP	HR	S	P	ERA	WHIP			
Jaret Wright, R ERA: 6.08	3.1	L	18	3	3	3	1	0	0	0	0	0	1	19	29	40.50	4.500	Alan Embree, L ERA: 7.62	0.1	0	1	0	0	0	2	0	0	0	0	0	6	8	0.00	0.000				
Scott Pactor, R ERA: 6.04	0.2		5	3	3	3	1	0	0	0	0	0	0	15	19	13.50	4.500	Al Leiter, L ERA: 6.13	0.2	2	0	0	0	2	0	0	0	0	0	0	0	0	0	0	0	0	0.00	0.000
Shawn Chacon, R ERA: 3.44	0.2		5	3	1	1	0	0	0	0	0	0	0	11	23	27.00	3.000																					
Wayne Franklin, L ERA: 6.39	0.2		4	0	2	2	0	2	0	0	0	0	0	11	23	27.00	3.000																					
Felix Rodriguez, R ERA: 5.01	1.2		8	2	1	1	4	1	0	0	0	0	1	22	36	5.40	1.800																					

New York Yankees @ Boston Red Sox
Fenway Park, Boston, MA
Sun Oct 02 2005, 2:05 PM EDT
Att: 34,534 - Sunny - 71 F

AB 33
R 10
H 11
RBI 10
BB 8
SO 8
LOB 20



Batter	1	2	3	4	5	6	7	8	9	AB	R	H	RBI	BB	SO	LOB	TOP			
2 Derek Jeter, R OBP: 0.750, SLG: 0.667	0-1 G5-3 1B	1-1 13 HBP 25 2B 1B		4-2 13 S BB			0-0 13 G5-4-3 1B			3	1	2	0	1	0	0				
13 Alex Rodriguez, R (1, 5)	0-3 K	3-0 25 2B HBP		3-3 K			0-1 G5-4-3 1-2			3	0	0	0	0	2	2				
25 Jason Giambi, L Tino Martinez, L (1, 3) (8, 3)	1-1 55 1B 24 2B 1B	1-1 2B			2-2 F8			1-3 K		4	1	2	1	0	1	0				
Gary Sheffield, R OBP: 0.500, SLG: 0.500 (1, 9)	0-2 55 1B 24 2B 1B	2-3 2B			2-1 55 G4-6-3 1B			1-0 F8		4	1	2	0	0	1	2				
55 Hideki Matsui, L OBP: 0.250, SLG: 0.250 (1, 7)	2-2 24 2B 1B		2-3 K		2-1 G4-6-3 1-2			1-1 G4-3		4	1	1	0	0	1	1				
24 Robinson Cano, L OBP: 0.250, SLG: 0.500 (1, 4)	2-2 2B		0-0 F7			0-0 F7			1-0 F7	4	0	1	3	0	0	0				
20 Jorge Posada, S (1, 2)	0-0 G4-3		1-1 F7			0-0 G3			1-2 F7	4	0	0	0	0	0	1				
Bernie Williams, S OBP: 0.250, SLG: 0.500 (1, 10)		2-3 K		1-0 F9		0-2 P4			3-2 2B	4	0	1	0	0	1	0				
Bubba Crosby, L (1, 8)		0-3 K		0-1 F8			0-1 P6		0-0 F7	4	0	0	0	0	1	1				
Inning Stats	R: 3 E: 0 K: 1 S: 20	H: 4 LOB: 1 BB: 0 P: 25	R: 1 E: 0 K: 3 S: 14	H: 2 LOB: 2 BB: 0 P: 23	R: 0 E: 0 K: 1 S: 8	H: 0 LOB: 0 BB: 0 P: 11	R: 0 E: 0 K: 1 S: 9	H: 0 LOB: 1 BB: 1 P: 17	R: 0 E: 0 K: 0 S: 6	H: 0 LOB: 0 BB: 0 P: 6	R: 0 E: 0 K: 0 S: 5	H: 1 LOB: 0 BB: 0 P: 5	R: 0 E: 0 K: 1 S: 6	H: 0 LOB: 0 BB: 0 P: 9	R: 0 E: 0 K: 0 S: 10	H: 1 LOB: 1 BB: 0 P: 15	1B: 6 2B: 3 3B: 0 HR: 0	SF: 0 SAC: 0 DP: 2 HBP: 1	WP: 0 PB: 0 SB: 1 CS: 0	PA: 36
PITCHER	IP WLS BF L	H R ER SO	BB IBB HBP BLK	WP HR S P	ERA WHIP	PITCHER	IP WLS BF H R ER SO	BB IBB HBP BLK	WP HR S P	ERA WHIP										
40 Bartolo Colon, R ERA: 5.14 (1, 1)	7.0 L	29 8 4 4 6	1 0 0 0	0 0 0 0	5.14 1.286	62 Scot Shields, R ERA: (8, 1)	2.0 7	1 0 0 1	0 0 0 0	0.00 0.500										

New York Yankees @ Los Angeles Angels
Angel Stadium of Anaheim, Anaheim, CA

AB 34
R 4
H 9
RBI 4
BB 1
SO 7
LOB 7



Tue Oct 04 2005, 5:00 PM PDT
Att. 45,142 - Clear - 78 F

Batter	1	2	3	4	5	6	7	8	9	AB	R	H	RBI	BB	SO	LOB	BOTTOM					
9 Chone Figgins, S (1, 5)	2-3 K		1-1 G4-3		0-0 F7			1-3 K		4	0	0	0	0	2	1						
Orlando Cabrera, R OBP: 0.500, SLG: 0.250 (1, 6)	2-2 16 G3 1B		1-1 P5			2-2 L5		1-0 F9		4	0	1	0	0	0	0						
16 Garret Anderson, L (1, 7)	1-0 G3		3-2 G4-3			2-2 G4-3			1-1 F8	4	0	0	0	0	0	1						
27 Vladimir Guerrero, R OBP: 0.500, SLG: 0.333 (1, 9)	1-2 G1-3		3-2 G6-3			0-2 CS 1B			4-2 S 1B BB	3	1	1	0	1	0	1						
Darin Erstad, L OBP: 0.250, SLG: 0.250 (1, 3)		1-3 K		2-3 K		1-2 CS	1-3 K		2-1 FC6-4 1B	4	0	1	1	1	0	3						
Bengie Molina, R OBP: 0.250, SLG: 1.000 Josh Paul, R (9, FR)		1-1 F8		2-2 F8			1-1 HR		0-0 FC6-4 1-2	4	1	1	1	0	0	1						
20 Juan Rivera, R Casey Kotchman, L (1, 10) (9, PH)		2-1 2B 1B			0-1 1B		1-1 G5-3		1-1 P5	3	0	2	0	0	0	0						
Steve Finley, L OBP: 0.333, SLG: 0.667 (1, 8)		3-2 2B			0-3 K		2-2 F9			3	0	1	0	0	1	1						
Adam Kennedy, L (1, 4)		2-0 F7			0-0 F7			1-2 G4-3		3	0	0	0	0	0	3						
Inning Stats	R: 0 E: 0 K: 1 S: 11	H: 1 LOB: 1 BB: 0 P: 17	R: 0 E: 0 K: 1 S: 14	H: 2 LOB: 2 BB: 0 P: 23	R: 0 E: 0 K: 0 S: 8	H: 0 LOB: 0 BB: 0 P: 13	R: 0 E: 0 K: 1 S: 12	H: 0 LOB: 0 BB: 0 P: 19	R: 0 E: 0 K: 1 S: 11	H: 1 LOB: 1 BB: 0 P: 11	R: 0 E: 0 K: 0 S: 13	H: 1 LOB: 0 BB: 0 P: 18	R: 1 E: 0 K: 1 S: 10	H: 1 LOB: 0 BB: 0 P: 15	R: 0 E: 0 K: 1 S: 8	H: 0 LOB: 0 BB: 0 P: 11	R: 1 E: 0 K: 0 S: 9	H: 1 LOB: 1 BB: 1 P: 17	1B: 5 2B: 1 3B: 0 HR: 1	SF: 0 SAC: 0 DP: 0 HBP: 0	WP: 0 PB: 0 SB: 1 CS: 1	PA: 35
PITCHER	IP WLS BF	H R ER SO	BB IBB HBP BLK	WP HR S P	ERA WHIP	PITCHER	IP WLS BF H R ER SO	BB IBB HBP BLK	WP HR S P	ERA WHIP												
35 Mike Mussina, R ERA: (1, 1)	5.2 W	22 5 0 0 4	0 0 0 0	0 0 5 7	0.00 0.882	AJ Leiter, L ERA: (6, 1)	0.2 1	0 0 0 1	0 0 0 0	0.00 0.000												
Tanyon Sturtze, R ERA: 27.0 (7, 1)	0.1 H	2 4 0 0 1	0 0 0 0	0 1 4 6	27.00 3.000	Tom Gordon, R ERA: (7, 1)	1.1 S	4 0 0 0 1	0 0 0 0	0.00 0.000												
42 Mariano Rivera, R ERA: 9.0 (9, 1)	1.0	5 1 1 1 0	1 0 0 0	0 0 9 17	9.00 2.000																	

New York Yankees @ Los Angeles Angels
Angel Stadium of Anaheim, Anaheim, CA

AB 33
R 2
H 7
RBI 2
BB 1
SO 6
LOB 9



Tue Oct 04 2005, 5:00 PM PDT
Att. 45,142 - Clear - 78 F

Batter	1	2	3	4	5	6	7	8	9	AB	R	H	RBI	BB	SO	LOB	TOP								
2 Derek Jeter, R OBP: 0.333, SLG: 0.250	G5-3		K		K	FC4-6			G6-3	5	0	0	0	0	2	2	New York Yankees @ Los Angeles Angels Angel Stadium of Anaheim, Anaheim, CA Wed Oct 05 2005, 7:00 PM PDT Att: 45,150 - Clear - 81 F livebaseballscorecards.com								
13 Alex Rodriguez, R (1, 5)	G5-3		FC4-6 25 S BB		25 2B G5-3 BB			25 CS BB	G5-3	2	1	0	0	3	0										
25 Jason Giambi, L OBP: 0.500, SLG: 0.714	L1		FC4-6 BB		55 WB 2B			K		3	0	1	0	1	1										
Gary Sheffield, R OBP: 0.250, SLG: 0.250			F8		FC4-6 55 FC4-6			F7		4	0	0	1	0	0										
55 Hideki Matsui, L OBP: 0.250, SLG: 0.375			FC4-6		G5-3				L4	4	1	1	0	0	0										
24 Robinson Cano, L OBP: 0.250, SLG: 0.500			2B		G4-3				L8	4	0	1	1	0	0										
Bernie Williams, S OBP: 0.250, SLG: 0.500			K		G1-3				F7	4	0	1	0	0	1										
20 Jorge Posada, S OBP: 0.375, SLG: 0.714			BB		FC4-6 1B				HR	3	1	2	1	1	0										
Tino Martinez, L (1, 3)	G1-3		FC4-6		FC4-6 2 BB				K	3	0	0	0	1	1										
Inning Stats	R: 0 E: 0 K: 0 S: 8	H: 0 LOB: 0 BB: 0 P: 13	R: 1 E: 0 K: 1 S: 12	H: 2 LOB: 2 BB: 1 P: 21	R: 0 E: 0 K: 1 S: 9	H: 0 LOB: 2 BB: 2 P: 20	R: 0 E: 0 K: 0 S: 8	H: 1 LOB: 1 BB: 0 P: 9	R: 1 E: 0 K: 1 S: 11	H: 1 LOB: 1 BB: 1 P: 20	R: 0 E: 0 K: 0 S: 10	H: 1 LOB: 2 BB: 1 P: 17	R: 0 E: 0 K: 1 S: 8	H: 0 LOB: 0 BB: 1 P: 16	R: 0 E: 0 K: 0 S: 6	H: 0 LOB: 0 BB: 0 P: 12	R: 1 E: 0 K: 1 S: 11	H: 1 LOB: 0 BB: 0 P: 18	1B: 1 2B: 4 3B: 0 HR: 1	SF: 0 SAC: 0 DP: 0 HBP: 0	WP: 1 PB: 0 SB: 1 CS: 1	PA: 38			
PITCHER	IP	WLS	BF	H	R	ER	SO	BB	IBB	HBP	BLK	WP	HR	S	P	ERA	WHIP								
41 John Lackey, R ERA: 3.18	5.2		27	5	2	2	3	5	0	0	0	1	0	56	98	3.18	1.765								
62 Scot Shields, R ERA:	0.1		1	0	0	0	0	0	0	0	0	0	0	2	2	0.00	0.000								
45 Kelvim Escobar, R ERA:	2.0	W	6	0	0	0	1	1	0	0	0	0	0	14	28	0.00	0.500								
Francisco Rodriguez, R ERA: 9.0	1.0	S	4	1	1	1	1	0	0	0	0	0	1	11	18	9.00	1.000								

Batter	1	2	3	4	5	6	7	8	9	AB	R	H	RBI	BB	SO	LOB	BOTTOM								
9 Chone Figgins, S (1, 5)	G4-3		K		G4-3				F8	4	0	0	0	0	1	4	New York Yankees @ Los Angeles Angels Angel Stadium of Anaheim, Anaheim, CA Wed Oct 05 2005, 7:00 PM PDT Att: 45,150 - Clear - 81 F livebaseballscorecards.com								
Orlando Cabrera, R OBP: 0.250, SLG: 0.250	G2-3		F9					E5 27 G5-3 1B		4	1	1	2	0	0										
16 Garret Anderson, L (1, 7)	G4-3				G4-3			P6	F9	4	0	0	0	0	2										
27 Vladimir Guerrero, R OBP: 0.375, SLG: 0.167			G5-3		G4-3 HBP			G5-3		3	0	0	0	0	1										
Bengie Molina, R OBP: 0.375, SLG: 1.125			G6-3		G4-3			G4-3 1B		4	1	2	2	0	0										
Darin Erstad, L OBP: 0.250, SLG: 0.250			20 E 1B		L8			G4-3		4	0	1	0	0	2										
20 Juan Rivera, R OBP: 0.000, SLG: 1.167 Jeff DaVanon, S (7, PR)			FC6		HR			G4-3		3	1	2	1	0	0										
38 Robb Quinlan, R Casey Kotchman, L (8, PR)			FC4-6					SH1-3 1B		0	0	0	0	0	0										
Steve Finley, L OBP: 0.200, SLG: 0.400			FC4-6		G3			SH 1B		2	1	0	0	0	2										
Adam Kennedy, L OBP: 0.200, SLG: 0.200			9 CS 1B		G5-3			SH1-3 1B		2	0	1	0	0	0										
Inning Stats	R: 0 E: 0 K: 0 S: 7	H: 0 LOB: 0 BB: 0 P: 10	R: 0 E: 1 K: 0 S: 13	H: 1 LOB: 2 BB: 0 P: 18	R: 0 E: 0 K: 1 S: 6	H: 1 LOB: 0 BB: 0 P: 10	R: 0 E: 0 K: 0 S: 4	H: 0 LOB: 1 BB: 0 P: 6	R: 1 E: 0 K: 0 S: 11	H: 1 LOB: 0 BB: 0 P: 14	R: 1 E: 1 K: 0 S: 8	H: 1 LOB: 1 BB: 0 P: 13	R: 2 E: 1 K: 0 S: 12	H: 2 LOB: 1 BB: 0 P: 18	R: 1 E: 0 K: 0 S: 12	H: 1 LOB: 0 BB: 0 P: 16	1B: 5 2B: 0 3B: 0 HR: 2	SF: 0 SAC: 2 DP: 0 HBP: 1	WP: 0 PB: 0 SB: 0 CS: 1	PA: 34					
PITCHER	IP	WLS	BF	H	R	ER	SO	BB	IBB	HBP	BLK	WP	HR	S	P	ERA	WHIP								
40 Chien-Ming Wang, R ERA: 1.35	6.2	L	29	6	4	1	1	0	0	0	0	0	1	58	85	1.35	0.900								
AJ Leiter, L ERA: 5.4	1.0		4	1	1	1	0	0	0	0	0	0	1	11	14	9.00	1.000								
Scott Proctor, R ERA:	0.1		1	0	0	0	0	0	0	0	0	0	0	4	6	0.00	0.000								

Batter	1	2	3	4	5	6	7	8	9	AB	R	H	RBI	BB	SO	LOB	TOP					
9 Chone Figgins, S OBP: 0.143, SLG: 0.286 (1, 8)	F9	CS	F7	G4-6-3				1B	K	6	1	2	1	0	1	3						
Orlando Cabrera, R OBP: 0.231, SLG: 0.308 (1, 6)	F8		HR		F7	F9		F8		5	1	1	0	0	0	3						
27 Vladimir Guerrero, R OBP: 0.462, SLG: 0.390 (1, 9)	1B		G6-3		G5-3			1B	1B	4	3	2	0	1	0	1						
Bengie Molina, R OBP: 0.500, SLG: 1.273 Jose Molina, R OBP: 1.000, SLG: 1.000 (7, PR)	1B		HR		G5-3			1B	1B	3	2	2	2	0	0	0						
16 Garret Anderson, L OBP: 0.308, SLG: 0.692 (1, 7)	HR							1B	1B	5	1	4	5	0	0	0						
20 Juan Rivera, R OBP: 0.455, SLG: 0.818 (1, 10)	K		K					L4		5	1	1	0	0	2	5						
Darin Erstad, L OBP: 0.385, SLG: 0.462 (1, 3)		G6-3								5	1	3	1	0	1	3						
39 Robb Quinlan, R OBP: 0.500, SLG: 0.500 Steve Finley, L OBP: 0.143, SLG: 0.286 (6, PH)		P4								2	0	1	0	0	0	0						
Adam Kennedy, L OBP: 0.300, SLG: 0.300 (1, 4)										2	0	0	1	0	1	2						
Inning Stats	R: 3 E: 0 K: 1 S: 12	H: 3 LOB: 0 BB: 0 P: 15	R: 0 E: 0 K: 0 S: 13	H: 1 LOB: 0 BB: 0 P: 18	R: 2 E: 0 K: 1 S: 13	H: 3 LOB: 1 BB: 0 P: 20	R: 0 E: 0 K: 1 S: 14	H: 2 LOB: 1 BB: 0 P: 17	R: 0 E: 0 K: 0 S: 3	H: 0 LOB: 0 BB: 0 P: 5	R: 2 E: 0 K: 1 S: 18	H: 4 LOB: 2 BB: 0 P: 23	R: 2 E: 2 K: 1 S: 13	H: 2 LOB: 3 BB: 0 P: 23	R: 2 E: 0 K: 0 S: 8	H: 3 LOB: 1 BB: 1 P: 17	R: 0 E: 0 K: 1 S: 10	H: 1 LOB: 1 BB: 0 P: 18	1B: 12 2B: 4 3B: 2 HR: 2	SF: 0 SAC: 1 DP: 2 HBP: 1	WP: 1 PB: 0 SB: 0 CS: 1	PA: 47
PITCHER	IP	WLS	BF	H	R	ER	SO	BB	IBB	HBP	BLK	WP	HR	S	P	ERA	WHIP					
Randy Johnson, L ERA: 15.0 (1, 1)	3.0		17	9	5	5	2	0	0	0	0	0	2	45	62	15.00	3.000					
Aaron Small, R ERA: 6.75 (4, 1)	2.2	L	11	4	2	2	2	0	0	0	0	0	0	27	35	6.75	1.500					
Tanyon Sturtze, R ERA: 13.5 (6, 1)	0.1		1	0	0	0	0	0	0	0	0	0	0	1	1	0.00	0.000					
Tom Gordon, R ERA: 6.75 (7, 1)	0.0		4	2	2	1	0	0	0	1	0	0	0	7	12	∞	∞					
Al Leiter, L ERA: 9.0 (7, 1)	1.1		6	1	2	2	1	0	1	0	0	0	0	11	23	13.50	0.750					

Los Angeles Angels @ New York Yankees
Yankee Stadium, Bronx, NY
Fri Oct 07 2005, 8:00 PM EDT
Att. 56,277 - Rain - 74 F

livebaseballscorecards.com

AB	43
R	11
H	19
RBI	11
BB	1
SO	6
LOB	23



Batter	1	2	3	4	5	6	7	8	9	AB	R	H	RBI	BB	SO	LOB	BOTTOM					
2 Derek Jeter, R OBP: 0.397, SLG: 0.538 (1, 6)	K		FC5-4			K		HR		5	2	2	2	0	2	1						
13 Alex Rodriguez, R OBP: 0.500, SLG: 0.333 (1, 5)			K					G6-3		4	0	2	0	1	1	1						
25 Jason Giambi, L OBP: 0.462, SLG: 0.583 (1, 10)	F7							G3		5	0	2	1	0	1	2						
Gary Sheffield, R OBP: 0.231, SLG: 0.167 (1, 9)	G4-3		F8		L8			K		4	0	0	0	1	1	5						
55 Hideki Matsui, L OBP: 0.462, SLG: 0.727 (1, 7)		G4-3								3	2	2	1	2	0	0						
24 Robinson Cano, L OBP: 0.308, SLG: 0.538 (1, 4)	F7							FC4-6		5	2	2	1	0	0	4						
Bernie Williams, S OBP: 0.308, SLG: 0.500 (1, 8)										4	1	2	1	0	0	1						
Tino Martinez, L Ruben Sierra, S (9, PH)		G3								4	0	0	0	0	1	3						
John Flaherty, R 20 Jorge Posada, S (4, PH)										0	0	0	0	1	0	0						
Inning Stats	R: 0 E: 0 K: 1 S: 10	H: 1 LOB: 1 BB: 0 P: 12	R: 0 E: 0 K: 0 S: 9	H: 1 LOB: 1 BB: 0 P: 14	R: 0 E: 0 K: 1 S: 16	H: 1 LOB: 2 BB: 1 P: 24	R: 4 E: 0 K: 0 S: 19	H: 5 LOB: 2 BB: 1 P: 31	R: 2 E: 1 K: 2 S: 12	H: 1 LOB: 3 BB: 2 P: 26	R: 0 E: 0 K: 1 S: 8	H: 0 LOB: 0 BB: 0 P: 14	R: 1 E: 0 K: 1 S: 8	H: 1 LOB: 0 BB: 0 P: 12	R: 0 E: 0 K: 1 S: 10	H: 1 LOB: 1 BB: 0 P: 13	1B: 8 2B: 2 3B: 0 HR: 2	SF: 1 SAC: 0 DP: 0 HBP: 0	WP: 0 PB: 0 SB: 0 CS: 0	PA: 44		
PITCHER	IP	WLS	BF	H	R	ER	SO	BB	IBB	HBP	BLK	WP	HR	S	P	ERA	WHIP					
Paul Byrd, R ERA: 9.82 (1, 1)	3.2		20	7	4	4	2	2	0	0	0	0	0	8	14	27.00	9.000					
Brendan Donnelly, R ERA: 27.0 (5, 1)	2.0	W	9	1	0	0	4	2	0	0	0	0	0	20	36	0.00	1.500					
45 Kelvim Escobar, R ERA: 2.25 (7, 1)	2.0	H	7	1	1	1	2	0	0	0	0	0	1	16	26	4.50	5.000					
Francisco Rodriguez, R ERA: 4.5 (9, 1)	1.0		4	1	0	0	1	0	0	0	0	0	0	10	13	0.00	1.000					

Los Angeles Angels @ New York Yankees
Yankee Stadium, Bronx, NY
Fri Oct 07 2005, 8:00 PM EDT
Att. 56,277 - Rain - 74 F

livebaseballscorecards.com

AB	38
R	7
H	12
RBI	7
BB	5
SO	9
LOB	19



Batter	1	2	3	4	5	6	7	8	9	AB	R	H	RBI	BB	SO	LOB	TOP					
9 Chone Figgins, S OBP: 0.167, SLG: 0.333	F8			E7		2B			K	4	1	1	1	0	1	0						
Orlando Cabrera, R OBP: 0.235, SLG: 0.353	K			G5-3					G1-3	4	0	1	1	0	1	1						
27 Vladimir Guerrero, R OBP: 0.412, SLG: 0.286	K			1B					G4-3	4	0	1	0	0	2	1						
16 Garret Anderson, L OBP: 0.250, SLG: 0.563		L8		2-6	F7					3	0	0	0	0	0	0						
Bengie Molina, R OBP: 0.467, SLG: 1.071		G4-3			P6					3	0	1	0	0	0	0						
Darin Erstad, L OBP: 0.313, SLG: 0.375		K			G6-3				G6-4-3	3	0	0	0	0	1	1						
20 Juan Rivera, R OBP: 0.429, SLG: 0.692										2	1	0	0	1	0	0						
Steve Finley, L OBP: 0.111, SLG: 0.222				F9					G4-3	2	0	0	0	0	1	0						
Adam Kennedy, L OBP: 0.231, SLG: 0.231				F8					K	2	0	0	0	0	1	0						
Inning Stats	R: 0 H: 0 E: 0 K: 2 S: 8	H: 0 LOB: 0 BB: 0 P: 13	R: 0 H: 0 E: 0 K: 1 S: 9	H: 0 LOB: 0 BB: 0 P: 14	R: 0 H: 0 E: 0 K: 1 S: 9	H: 0 LOB: 0 BB: 0 P: 14	R: 0 H: 1 E: 1 K: 0 S: 9	H: 1 LOB: 1 BB: 0 P: 15	R: 0 H: 0 E: 0 K: 0 S: 8	H: 0 LOB: 0 BB: 0 P: 12	R: 2 H: 2 E: 0 K: 1 S: 8	H: 2 LOB: 1 BB: 1 P: 14	R: 0 H: 1 E: 0 K: 0 S: 7	H: 1 LOB: 0 BB: 0 P: 10	R: 0 H: 0 E: 0 K: 1 S: 9	H: 0 LOB: 0 BB: 0 P: 17	R: 0 H: 0 E: 0 K: 1 S: 12	H: 0 LOB: 0 BB: 0 P: 18	1B: 2 2B: 2 3B: 0 HR: 0	SF: 0 SAC: 1 DP: 1 HBP: 0	WP: 0 PB: 0 SB: 0 CS: 1	PA: 30
PITCHER	IP	WLS	BF	H	R	ER	SO	BB	IBB	HBP	BLK	WP	HR	S	P	ERA	WHIP					
Shawn Chacon, R ERA: 2.84	6.1		24	4	2	2	5	1	0	0	0	0	0	55	87	2.84	0.789					
AJ Leiter, L ERA: 7.36	0.2	W	1	0	0	0	0	0	0	0	0	0	0	3	5	0.00	0.000					
42 Mariano Rivera, R ERA: 3.0	2.0	S	6	0	0	0	2	0	0	0	0	0	0	21	35	0.00	0.000					

Los Angeles Angels @ New York Yankees
Yankee Stadium, Bronx, NY
Sun Oct 09 2005, 7:30 PM EDT
Att: 56,226 - Cloudy - 61 F

AB 28
R 2
H 4
RBI 2
BB 1
SO 7
LOB 4



Batter	1	2	3	4	5	6	7	8	9	AB	R	H	RBI	BB	SO	LOB	BOTTOM				
2 Derek Jeter, R OBP: 0.278, SLG: 0.412	G1-3					G6-3	FC5			4	0	0	1	0	1	2					
13 Alex Rodriguez, R OBP: 0.500, SLG: 0.273	F7									2	1	0	0	2	1	1					
25 Jason Giambi, L OBP: 0.471, SLG: 0.500										2	0	0	0	2	1	4					
42 Mariano Rivera, R										0	0	0	0	0	0	0					
Gary Sheffield, R OBP: 0.235, SLG: 0.188	G1-3									4	0	1	1	0	0	5					
55 Hideki Matsui, L OBP: 0.353, SLG: 0.533										4	0	0	0	0	1	2					
24 Robinson Canó, L OBP: 0.383, SLG: 0.500										3	1	1	0	1	2	0					
Bernie Williams, S OBP: 0.235, SLG: 0.375										4	0	0	0	0	1	2					
20 Jorge Posada, S OBP: 0.467, SLG: 0.636										1	1	1	0	3	0	0					
Bubba Crosby, L										1	0	0	0	0	0	1					
Ruben Sierra, S OBP: 0.500, SLG: 0.500										1	0	1	1	0	0	0					
Tony Womack, L										0	0	0	0	0	0	0					
Tino Martinez, L										1	0	0	0	0	0	2					
Inning Stats	R: 0 H: 0 E: 0 K: 0 S: 8	H: 0 LOB: 1 BB: 1 P: 15	R: 0 H: 0 E: 0 K: 2 S: 10	H: 0 LOB: 0 BB: 0 P: 14	R: 0 H: 0 E: 0 K: 2 S: 10	H: 0 LOB: 1 BB: 1 P: 17	R: 0 H: 0 E: 0 K: 0 S: 4	H: 0 LOB: 0 BB: 1 P: 9	R: 0 H: 1 E: 0 K: 2 S: 11	H: 1 LOB: 1 BB: 0 P: 14	R: 1 H: 1 E: 0 K: 0 S: 8	H: 1 LOB: 1 BB: 1 P: 14	R: 2 H: 2 E: 0 K: 1 S: 17	H: 2 LOB: 3 BB: 2 P: 32	R: 0 H: 0 E: 0 K: 0 S: 13	H: 0 LOB: 2 BB: 2 P: 23	1B: 3 2B: 1 3B: 0 HR: 0	SF: 0 SAC: 1 DP: 1 HBP: 0	WP: 3 PB: 0 SB: 0 CS: 0	PA: 36	
PITCHER	IP	WLS	BF	H	R	ER	SO	BB	IBB	HBP	BLK	WP	HR	S	P	ERA	WHIP				
41 John Lackey, R ERA: 2.38	5.2		22	2	1	1	6	4	0	0	0	0	0	48	78	1.59	1.059				
62 Scott Shields, R ERA: 3.5	0.2	L	6	2	2	2	0	1	0	0	0	0	0	13	25	27.00	4.500				
45 Kelvim Escobar, R ERA: 1.59	1.2		8	0	0	0	1	3	0	0	0	2	0	20	35	0.00	1.800				

Los Angeles Angels @ New York Yankees
Yankee Stadium, Bronx, NY
Sun Oct 09 2005, 7:30 PM EDT
Att: 56,226 - Cloudy - 61 F

AB 27
R 3
H 4
RBI 3
BB 8
SO 7
LOB 19



Batter	1	2	3	4	5	6	7	8	9	AB	R	H	RBI	BB	SO	LOB	TOP				
2 Derek Jeter, R OBP: 0.348, SLG: 0.619	0-1 1B	2-2 SF9		0-0 FC6-4			0-1 HR		1-1 13 G5-4-3	4	1	3	2	0	0	1					
13 Alex Rodriguez, R OBP: 0.435, SLG: 0.200	0-0 P4	3-3 K			2-1 25 1B HBP		1-1 G6-3		1-0 G5-4-3	4	0	0	0	0	0	1	3				
25 Jason Giambi, L Mark Bellhorn, S OBP: 0.500, SLG: 0.579	3-2 F7		2-1 G4-3		0-0 1-2 1B		1-0 2B		1-2 1B	5	0	3	0	0	0	1					
Gary Sheffield, R Tony Womack, L OBP: 0.318, SLG: 0.286	0-2 1-3 1B		1-1 1B		1-2 F7		3-1 F9		1-1 1-2 1B	5	0	3	0	0	0	3					
55 Hideki Matsui, L OBP: 0.273, SLG: 0.400	2-3 K		3-1 F7		0-2 F3		1-0 P2		0-2 G3-1	5	0	0	0	0	1	8					
24 Robinson Cano, L OBP: 0.333, SLG: 0.421		4-2 CS BB	2-2 F8		1-3 K				1-3 K2-3	3	0	0	0	1	2	3					
Bernie Williams, S OBP: 0.338, SLG: 0.316		4-2 20 BB 1B BB	1-2 G3		1-2 F8		1-0 F7		1-0 F7	3	1	0	0	1	0	0					
20 Jorge Posada, S OBP: 0.474, SLG: 0.538		4-0 1B 2 SF9 BB	1-0 G4-3		2-2 F9		4-1 BB			2	1	0	0	2	0	0					
Bubba Crosby, L Ruben Sierra, S OBP: 0.250, SLG: 0.250	1-1 1-3 2-H 1B		1-1 2 FC6-4 1B		0-1 G6-3		0-2 G6-3			3	0	2	1	0	0	0					
										1	0	0	0	0	0	1					
Inning Stats	R: 0 E: 0 K: 1 S: 12	H: 2 LOB: 2 BB: 0 P: 17	R: 2 E: 0 K: 1 S: 19	H: 1 LOB: 1 BB: 3 P: 36	R: 0 E: 0 K: 0 S: 9	H: 1 LOB: 1 BB: 0 P: 17	R: 0 E: 0 K: 0 S: 7	H: 1 LOB: 2 BB: 0 P: 9	R: 0 E: 0 K: 1 S: 11	H: 0 LOB: 0 BB: 0 P: 9	R: 1 E: 0 K: 0 S: 8	H: 2 LOB: 1 BB: 0 P: 14	R: 0 E: 0 K: 1 S: 9	H: 0 LOB: 1 BB: 1 P: 15	R: 0 E: 0 K: 0 S: 12	H: 3 LOB: 2 BB: 0 P: 16	1B: 9 2B: 1 3B: 0 HR: 1	SF: 1 SAC: 0 DP: 1 HBP: 1	WP: 0 PB: 0 SB: 1 CS: 1	PA: 41	
PITCHER	IP WLS BF H R ER SO BB IBB HBP BLK WP HR S P ERA WHIP	IP WLS BF H R ER SO BB IBB HBP BLK WP HR S P ERA WHIP	IP WLS BF H R ER SO BB IBB HBP BLK WP HR S P ERA WHIP	IP WLS BF H R ER SO BB IBB HBP BLK WP HR S P ERA WHIP	IP WLS BF H R ER SO BB IBB HBP BLK WP HR S P ERA WHIP	IP WLS BF H R ER SO BB IBB HBP BLK WP HR S P ERA WHIP	IP WLS BF H R ER SO BB IBB HBP BLK WP HR S P ERA WHIP	IP WLS BF H R ER SO BB IBB HBP BLK WP HR S P ERA WHIP	IP WLS BF H R ER SO BB IBB HBP BLK WP HR S P ERA WHIP	IP WLS BF H R ER SO BB IBB HBP BLK WP HR S P ERA WHIP	IP WLS BF H R ER SO BB IBB HBP BLK WP HR S P ERA WHIP	IP WLS BF H R ER SO BB IBB HBP BLK WP HR S P ERA WHIP	IP WLS BF H R ER SO BB IBB HBP BLK WP HR S P ERA WHIP	IP WLS BF H R ER SO BB IBB HBP BLK WP HR S P ERA WHIP	IP WLS BF H R ER SO BB IBB HBP BLK WP HR S P ERA WHIP	IP WLS BF H R ER SO BB IBB HBP BLK WP HR S P ERA WHIP	IP WLS BF H R ER SO BB IBB HBP BLK WP HR S P ERA WHIP	IP WLS BF H R ER SO BB IBB HBP BLK WP HR S P ERA WHIP	IP WLS BF H R ER SO BB IBB HBP BLK WP HR S P ERA WHIP	IP WLS BF H R ER SO BB IBB HBP BLK WP HR S P ERA WHIP	IP WLS BF H R ER SO BB IBB HBP BLK WP HR S P ERA WHIP

New York Yankees @ Los Angeles Angels
Angel Stadium of Anaheim, Anaheim, CA
Mon Oct 10 2005, 5:00 PM PDT
Att. 45,133 - Clear - 77 F

AB	35
R	3
H	11
RBI	3
BB	4
SO	4
LOB	20



Batter	1	2	3	4	5	6	7	8	9	AB	R	H	RBI	BB	SO	LOB	BOTTOM					
9 Chone Figgins, S OBP: 0.182, SLG: 0.286	0-3 K	0-3 K		1-3 K		4-2 FC5-4 BB				3	0	0	0	1	3	1						
Orlando Cabrera, R OBP: 0.238, SLG: 0.333	0-0 G6-3		1-0 27 1B 16 SF8	2-1 P6		1-2 FC5-4				4	1	1	0	0	0	3						
27 Vladimir Guerrero, R OBP: 0.429, SLG: 0.333	1-0 L7		3-2 1B FC3	1-3 1B	1-1 G6-3		2-2 1B			4	1	2	0	0	0	0						
16 Garret Anderson, L OBP: 0.250, SLG: 0.684		3-1 HR	1 SAFE 3-2 SF8	0-1 G4-3	0-1 G4-3		1-1 F9			3	1	1	2	0	0	1						
Bengie Molina, R OBP: 0.474, SLG: 0.944		0-0 BB 3B 1B	0-1 FC3	1-3 1B	0-1 G6-3		0-0 F8			4	1	2	0	0	0	1						
Darin Erstad, L OBP: 0.300, SLG: 0.400		1-3 K	1 SAFE 0-2 FC3	1-2 2B	1-2 SH3-4		0-1 F8			4	0	1	1	0	1	3						
20 Juan Rivera, R OBP: 0.389, SLG: 0.588		3-2 P4	2-2 F7		1-0 SH3-4 1B		0-0 G6-3			4	0	1	0	0	0	3						
Steve Finley, L OBP: 0.167, SLG: 0.182		4-2 3B BB	2-2 G4-3		0-1 SH3-4		2-3 K			2	1	0	0	1	1	2						
Adam Kennedy, L OBP: 0.235, SLG: 0.353		0-0 1-H 2-H 3B		0-1 G3		2-3 K		1-2 G3		4	0	1	2	0	1	2						
										1B: 6	SF: 1	2B: 1	SAC: 1	3B: 1	DP: 0	HR: 1	HBP: 0	WP: 0	PB: 0	SB: 0	CS: 0	PA: 36
Inning Stats	R: 0 E: 0 K: 1 S: 6	H: 0 LOB: 0 BB: 0 P: 7	R: 3 E: 0 K: 2 S: 15	H: 3 LOB: 1 BB: 1 P: 26	R: 2 E: 0 K: 0 S: 20	H: 3 LOB: 2 BB: 0 P: 29	R: 0 E: 0 K: 1 S: 7	H: 0 LOB: 0 BB: 0 P: 10	R: 0 E: 0 K: 1 S: 6	H: 0 LOB: 0 BB: 0 P: 7	R: 0 E: 0 K: 1 S: 17	H: 2 LOB: 3 BB: 1 P: 26	R: 0 E: 0 K: 0 S: 8	H: 1 LOB: 1 BB: 0 P: 11	R: 0 E: 0 K: 1 S: 8	H: 0 LOB: 0 BB: 0 P: 11	1B: 6 2B: 1 3B: 1 HR: 1	SF: 1 SAC: 1 DP: 0 HBP: 0	WP: 0 PB: 0 SB: 0 CS: 0	PA: 36		
PITCHER	IP WLS BF H R ER SO BB IBB HBP BLK WP HR S P ERA WHIP	IP WLS BF H R ER SO BB IBB HBP BLK WP HR S P ERA WHIP	IP WLS BF H R ER SO BB IBB HBP BLK WP HR S P ERA WHIP	IP WLS BF H R ER SO BB IBB HBP BLK WP HR S P ERA WHIP	IP WLS BF H R ER SO BB IBB HBP BLK WP HR S P ERA WHIP	IP WLS BF H R ER SO BB IBB HBP BLK WP HR S P ERA WHIP	IP WLS BF H R ER SO BB IBB HBP BLK WP HR S P ERA WHIP	IP WLS BF H R ER SO BB IBB HBP BLK WP HR S P ERA WHIP	IP WLS BF H R ER SO BB IBB HBP BLK WP HR S P ERA WHIP	IP WLS BF H R ER SO BB IBB HBP BLK WP HR S P ERA WHIP	IP WLS BF H R ER SO BB IBB HBP BLK WP HR S P ERA WHIP	IP WLS BF H R ER SO BB IBB HBP BLK WP HR S P ERA WHIP	IP WLS BF H R ER SO BB IBB HBP BLK WP HR S P ERA WHIP	IP WLS BF H R ER SO BB IBB HBP BLK WP HR S P ERA WHIP	IP WLS BF H R ER SO BB IBB HBP BLK WP HR S P ERA WHIP	IP WLS BF H R ER SO BB IBB HBP BLK WP HR S P ERA WHIP	IP WLS BF H R ER SO BB IBB HBP BLK WP HR S P ERA WHIP	IP WLS BF H R ER SO BB IBB HBP BLK WP HR S P ERA WHIP	IP WLS BF H R ER SO BB IBB HBP BLK WP HR S P ERA WHIP	IP WLS BF H R ER SO BB IBB HBP BLK WP HR S P ERA WHIP	IP WLS BF H R ER SO BB IBB HBP BLK WP HR S P ERA WHIP	

New York Yankees @ Los Angeles Angels
Angel Stadium of Anaheim, Anaheim, CA
Mon Oct 10 2005, 5:00 PM PDT
Att. 45,133 - Clear - 77 F

AB	32
R	5
H	9
RBI	5
BB	2
SO	6
LOB	16

