

New York Yankees - 2006

Batter	1	2	3	4	5	6	7	8	9	AB	R	H	RBI	BB	SO	LOB	TOP										
6 Ryan Freel, R OBP: 0.125, SLG: 0.125 16 Frank Menechino, R OBP: 0.143, SLG: 0.143	G6-3		F7		SH		P5		1B	2	0	0	0	0	0	0	Cincinnati Reds @ New York Yankees Legends Field, Tampa, FL Sat Mar 04 2006, 1:15 PM EST Att: 10,209 - Sunny - 74 F										
Rich Aurilia, R OBP: 0.500, SLG: 0.600 Ray Olmedo, S OBP: 0.333, SLG: 0.333	12 HR BB		2B		F9		K		1B	2	2	1	0	1	0	3											
12 Edwin Encarnación, R OBP: 0.639, SLG: 1.778 54 Andy Abad, L OBP: 0.500, SLG: 0.500	1-H HR		2B		K				P6	1	3	1	2	3	0	1											
Adam Dunn, L OBP: 0.333, SLG: 1.000 27 Brian Buchanan, R OBP: 0.697, SLG: 1.000	F8		K		K				1B	3	0	0	0	0	2	4											
Austin Kearns, R OBP: 0.167, SLG: 0.333 Joey Votto, L OBP: 0.600, SLG: 0.667	K				F8				F7	3	0	1	0	0	1	0											
Jason LaRue, R OBP: 0.200, SLG: 0.200 29 Miguel Perez, R OBP: 0.167, SLG: 0.200					K				F9	3	0	0	0	0	1	1											
Karl Rhodes, L OBP: 0.286, SLG: 0.429					P5					4	0	0	0	0	1	1											
Quinton McCracken, S OBP: 0.550, SLG: 0.500 77 Aaron Holtzer, R OBP: 0.667, SLG: 1.667									1B	2	0	1	0	1	0	0											
27 Chris Denorfia, R OBP: 0.333, SLG: 0.250					G4-3				1B	3	1	1	0	1	0	0											
Inning Stats	R: 2 E: 0 K: 1 S: 6	H: 1 LOB: 0 BB: 1 P: 10	R: 0 E: 0 K: 0 S: 3	H: 0 LOB: 0 BB: 0 P: 3	R: 1 E: 0 K: 1 S: 7	H: 2 LOB: 1 BB: 0 P: 7	R: 0 E: 0 K: 1 S: 5	H: 0 LOB: 0 BB: 0 P: 5	R: 0 E: 0 K: 1 S: 8	H: 2 LOB: 2 BB: 0 P: 16	R: 0 E: 0 K: 1 S: 5	H: 0 LOB: 0 BB: 0 P: 5	R: 0 E: 0 K: 0 S: 4	H: 1 LOB: 1 BB: 0 P: 4	R: 1 E: 0 K: 0 S: 7	H: 4 LOB: 2 BB: 0 P: 8		1B: 6 2B: 3 3B: 0 HR: 1	SF: 0 SAC: 1 DP: 0 HBP: 0	WP: 0 PB: 0 SB: 1 CS: 1	PA: 39						
PITCHER	IP	WLS	BF	H	R	ER	SO	BB	IBB	HBP	BLK	WP	HR	S	P	ERA	WHIP										
Randy Johnson, L ERA: 9.0	3.0	L	13	3	3	3	2	1	0	0	0	0	1	16	20	9.00	1.333										
Scott Proctor, R ERA	2.0		9	0	0	0	3	2	0	0	0	0	0	13	21	0.00	1.000										
Kyle Farnsworth, R ERA	1.0		4	2	0	0	1	0	0	0	0	0	0	6	6	0.00	2.000										
27 Darrell Rasner, R ERA	2.0		7	1	0	0	1	0	0	0	0	0	0	9	9	0.00	0.500										
77 Dusty Bergman, L ERA: 9.0	1.0		6	4	1	1	0	0	0	0	0	0	0	7	8	9.00	4.000										

AB	35
R	4
H	10
RBI	4
BB	3
SO	7
LOB	16



Batter	1	2	3	4	5	6	7	8	9	AB	R	H	RBI	BB	SO	LOB	BOTTOM										
Miguel Cairo, R OBP: 0.222, SLG: 0.333 91 Ramiro Pena, S 61 Kevin Howard, L (9, PH)	G4-3		BB		G6-4-3		G5-4-3		L5	4	0	1	0	0	0	3	Cincinnati Reds @ New York Yankees Legends Field, Tampa, FL Sat Mar 04 2006, 1:15 PM EST Att: 10,209 - Sunny - 74 F										
24 Robinson Canó, L OBP: 0.495, SLG: 0.500 28 Felix Escalona, R OBP: 0.333, SLG: 0.400	FC6-4 1B		1B				F8		L5	4	0	2	0	0	1	0											
Gary Sheffield, R	FC6-4 1B		1B				P2		F9	2	0	0	0	1	0	1											
Mitch Jones, R OBP: 0.500, SLG: 0.750	55 1B 25 HBP		BB				F8		L8	2	0	0	0	0	2	2											
25 Jason Giambi, L OBP: 0.429, SLG: 0.333 85 Omar Santos, R OBP: 1.000, SLG: 1.000	55 1B HBP		P3				F8		78 2B	2	0	0	0	0	3	0											
55 Hideki Matsui, L OBP: 0.667, SLG: 0.500 78 Eric Duncan, L OBP: 0.500, SLG: 0.750 (8, PH)	1-2 2-3 1B		G4-6-3						12 G5-4-3 BB	2	0	1	0	1	0	3											
20 Jorge Posada, S OBP: 0.250, SLG: 0.667 12 Andy Phillips, R OBP: 0.400, SLG: 0.667	K						G5-4-3		1-3 2B	2	1	1	0	0	1	3											
64 Kevin Reese, L OBP: 0.375, SLG: 0.286							G4-3		G1	4	0	1	0	0	0	3											
92 Marcos Vechionacci, S (1, 5)									28 E BB	2	0	0	0	2	0	2											
27 Kevin Thompson, R OBP: 0.667, SLG: 0.625 28 Melky Cabrera, S OBP: 0.500, SLG: 0.625									E5	3	0	1	1	0	1	1											
Inning Stats	R: 0 E: 0 K: 1 S: 7	H: 2 LOB: 3 BB: 0 P: 8	R: 0 E: 0 K: 0 S: 3	H: 0 LOB: 0 BB: 0 P: 3	R: 0 E: 0 K: 0 S: 4	H: 2 LOB: 1 BB: 1 P: 8	R: 0 E: 0 K: 0 S: 5	H: 3 LOB: 1 BB: 0 P: 5	R: 0 E: 0 K: 0 S: 3	H: 0 LOB: 0 BB: 0 P: 3	R: 0 E: 0 K: 0 S: 2	H: 0 LOB: 0 BB: 1 P: 6	R: 0 E: 0 K: 1 S: 4	H: 0 LOB: 0 BB: 1 P: 8	R: 0 E: 1 K: 0 S: 7	H: 2 LOB: 3 BB: 1 P: 11	R: 0 E: 1 K: 0 S: 4	H: 0 LOB: 2 BB: 1 P: 8	1B: 7 2B: 2 3B: 0 HR: 0	SF: 0 SAC: 0 DP: 4 HBP: 1	WP: 0 PB: 0 SB: 0 CS: 0	PA: 39					
PITCHER	IP	WLS	BF	H	R	ER	SO	BB	IBB	HBP	BLK	WP	HR	S	P	ERA	WHIP										
39 Aaron Harang, R ERA	2.0	W	9	5	1	1	0	1	0	0	0	0	0	9	13	4.50	3.000										
Dave Williams, L ERA: 4.5	2.0		6	0	0	0	0	1	0	0	0	0	0	5	9	0.00	0.500										
Mike Burns, R ERA	1.0	H	3	0	0	0	1	1	0	0	0	0	0	4	8	0.00	1.000										
Allan Simpson, R ERA	1.0	H	6	2	0	0	1	1	0	0	0	0	0	7	11	0.00	3.000										

AB	33
R	1
H	9
RBI	1
BB	5
SO	3
LOB	27



Batter	1	2	3	4	5	6	7	8	9	AB	R	H	RBI	BB	SO	LOB	TOP										
28 Melky Cabrera, S OBP: 0.538, SLG: 0.692										5	0	3	0	0	0	1	New York Yankees @ Toronto Blue Jays Knology Park, Dunedin, FL Sun Mar 05 2006, 1:05 PM EST Att: 5,509 - Partly Cloudy - 76 F										
24 Robinson Cano, L Miguel Cairo, R OBP: 0.333, SLG: 0.357 OBP: 0.200, SLG: 0.300										4	0	0	0	0	0	4											
55 Hideki Matsui, L 78 Eric Duncan, L OBP: 0.333, SLG: 1.000 OBP: 0.500, SLG: 0.600										3	1	3	0	0	0	0											
20 Jorge Posada, S 66 David Parrish, R OBP: 0.429, SLG: 0.667 OBP: 0.200, SLG: 0.300										3	0	2	1	0	1	2											
12 Andy Phillips, R OBP: 0.333, SLG: 0.571										5	0	1	1	0	0	5											
Mitch Jones, R OBP: 0.250, SLG: 0.375										4	0	0	0	0	0	4											
27 Russ Johnson, R OBP: 0.692, SLG: 0.636										4	0	0	0	0	0	4											
27 Kevin Thompson, R OBP: 0.692, SLG: 0.636										3	1	2	0	1	0	0											
28 Felix Escalona, R OBP: 0.300, SLG: 0.333										4	0	1	1	0	1	4											
Inning Stats	R: 0 E: 0 K: 1 S: 7	H: 2 LOB: 2 BB: 0 P: 7	R: 1 E: 0 K: 0 S: 7	H: 3 LOB: 2 BB: 0 P: 7	R: 1 E: 0 K: 0 S: 5	H: 2 LOB: 1 BB: 0 P: 6	R: 0 E: 0 K: 0 S: 4	H: 1 LOB: 1 BB: 0 P: 4	R: 1 E: 0 K: 1 S: 8	H: 3 LOB: 3 BB: 1 P: 12	R: 0 E: 0 K: 0 S: 3	H: 0 LOB: 0 BB: 0 P: 3	R: 0 E: 0 K: 0 S: 3	H: 0 LOB: 0 BB: 0 P: 3	R: 0 E: 0 K: 1 S: 6	H: 1 LOB: 2 BB: 1 P: 10		1B: 9 2B: 3 3B: 0 HR: 0	SF: 0 SAC: 0 DP: 0 HBP: 0	WP: 2 PB: 0 SB: 1 CS: 0	PA: 41						
PITCHER	IP	WLS	BF	H	R	ER	SO	BB	IBB	HBP	BLK	WP	HR	S	P	ERA	WHIP										
Ted Lilly, L ERA: 4.5	2.0		11	5	1	1	1	0	0	0	0	0	0	14	14	4.50	2.500										
52 B.J. Ryan, L ERA: 9.0	1.0		5	2	1	1	0	0	0	0	0	1	0	5	6	9.00	2.000										
54 Jason Frasor, R ERA: 4.5	1.0		4	1	0	0	0	0	0	0	0	0	0	4	4	0.00	1.000										
57 Adrian Burnside, L ERA: 4.5	1.0	L	7	3	1	1	1	1	0	0	0	0	0	8	12	9.00	4.000										
22 Brandon League, R ERA: 4.5	2.0		6	0	0	0	0	0	0	0	0	0	0	6	6	0.00	0.000										
56 Brian Tallet, L ERA: 4.5	2.0		8	1	0	0	1	1	0	0	0	0	0	9	13	0.00	1.000										
Batter	1	2	3	4	5	6	7	8	9	AB	R	H	RBI	BB	SO	LOB	BOTTOM										
8 Russ Adams, L Sergio Santos, R OBP: 0.200, SLG: 0.400										2	0	0	0	0	0	1	New York Yankees @ Toronto Blue Jays Knology Park, Dunedin, FL Sun Mar 05 2006, 1:05 PM EST Att: 5,509 - Partly Cloudy - 76 F										
2 Aaron Hill, R 46 Luis Figueroa, S OBP: 0.500, SLG: 0.333 OBP: 0.429, SLG: 0.571										3	0	1	0	0	1	1											
17 Lyle Overbay, L 43 Kevin Barker, L OBP: 0.250, SLG: 0.250 OBP: 0.400, SLG: 0.667										2	0	0	0	0	2	2											
25 Troy Glaus, R 23 John Hattig, S OBP: 0.125, SLG: 0.250										1	0	0	0	1	1	1											
9 Gregg Zaun, S Jason Phillips, R OBP: 0.500, SLG: 1.000 OBP: 0.444, SLG: 0.500										2	0	1	1	0	1	0											
John-Ford Griffin, L 4 Ryan Roberts, R OBP: 0.600, SLG: 1.500 OBP: 0.333, SLG: 0.143										2	1	1	0	0	0	2											
21 Chad Mottola, R OBP: 0.333, SLG: 0.250										3	0	1	1	1	1	1											
Rob Cosby, R 59 Curtis Thigpen, R OBP: 0.273, SLG: 0.273 OBP: 0.300, SLG: 0.333										2	0	0	0	0	0	3											
Miguel Negron, L 68 Wayne Lydon, S OBP: 0.300, SLG: 0.333 OBP: 0.600, SLG: 0.600										2	0	1	0	0	0	0											
Inning Stats	R: 0 E: 0 K: 1 S: 6	H: 1 LOB: 1 BB: 0 P: 6	R: 1 E: 0 K: 1 S: 6	H: 2 LOB: 0 BB: 0 P: 6	R: 0 E: 0 K: 0 S: 4	H: 1 LOB: 1 BB: 0 P: 4	R: 0 E: 0 K: 0 S: 3	H: 1 LOB: 2 BB: 2 P: 11	R: 0 E: 0 K: 1 S: 5	H: 0 LOB: 0 BB: 0 P: 5	R: 0 E: 0 K: 1 S: 7	H: 2 LOB: 2 BB: 0 P: 7	R: 0 E: 0 K: 0 S: 2	H: 0 LOB: 0 BB: 1 P: 6	R: 0 E: 0 K: 0 S: 2	H: 0 LOB: 0 BB: 1 P: 6		1B: 5 2B: 3 3B: 0 HR: 0	SF: 0 SAC: 0 DP: 4 HBP: 0	WP: 0 PB: 0 SB: 0 CS: 0	PA: 34						
PITCHER	IP	WLS	BF	H	R	ER	SO	BB	IBB	HBP	BLK	WP	HR	S	P	ERA	WHIP										
35 Mike Mussina, R ERA: 3.38	2.2		11	4	1	1	2	2	0	0	0	0	0	4	12	6.75	2.250										
Phil Hughes, R ERA: 6.75	1.1	W	6	1	1	1	0	2	0	0	0	0	0	4	12	6.75	2.250										
Mike Myers, L ERA: 11.57	1.1		4	0	0	0	1	0	0	0	0	0	0	6	6	0.00	0.000										
Jeff Karstens, R ERA: 11.57	1.2	H	7	2	0	0	2	0	0	0	0	0	0	11	11	0.00	1.200										
Matt DeSalvo, R ERA: 11.57	2.0	S	6	0	0	0	0	2	0	0	0	0	0	4	12	0.00	1.000										

Batter	1	2	3	4	5	6	7	8	9	AB	R	H	RBI	BB	SO	LOB	TOP			
38 Luis Antonio Rodríguez, S OBP: 0.214, SLG: 0.214 41 Chris Heintz, R OBP: 0.250, SLG: 0.250										3	0	1	0	0	1	0	Minnesota Twins @ New York Yankees Legends Field, Tampa, FL Tue Mar 07 2006, 1:15 PM EST Att: 9,930 - Sunny - 71 F			
Luis Castillo, S OBP: 0.436, SLG: 0.429 53 Luis Maza, R OBP: 0.500, SLG: 0.800										2	0	1	0	1	0					
21 Ruben Sierra, S OBP: 0.400, SLG: 0.375 Denard Span, L OBP: 0.625, SLG: 0.400										3	0	0	0	0	3					
24 Rondell White, R OBP: 0.333, SLG: 0.273 Jason Hart, R OBP: 0.100, SLG: 0.100										3	0	1	0	0	2					
Tori Hunter, R OBP: 0.500, SLG: 1.125 Jason Pridie, L OBP: 0.100, SLG: 0.100										2	0	1	0	0	0					
Terry Tiffee, S OBP: 0.412, SLG: 0.588										4	0	1	0	0	0					
20 Lew Ford, R OBP: 0.889, SLG: 0.889 16 Jason Kubel, L OBP: 0.286, SLG: 0.200										2	0	0	0	0	3					
55 Mike Redmond, R OBP: 0.250, SLG: 0.250 79 Kyle Geiger, R OBP: 0.100, SLG: 0.100										2	0	0	0	0	1					
Jason Bartlett, R OBP: 0.400, SLG: 0.400										3	0	0	0	0	0					
Inning Stats	R: 0 E: 0 K: 2 S: 8	H: 1 LOB: 1 BB: 0 P: 8	R: 0 E: 0 K: 0 S: 4	H: 1 LOB: 1 BB: 0 P: 4	R: 0 E: 0 K: 0 S: 3	H: 0 LOB: 0 BB: 0 P: 3	R: 0 E: 0 K: 0 S: 5	H: 2 LOB: 2 BB: 0 P: 5	R: 0 E: 0 K: 0 S: 4	H: 0 LOB: 0 BB: 1 P: 8	R: 0 E: 0 K: 1 S: 5	H: 0 LOB: 0 BB: 0 P: 6	R: 0 E: 0 K: 1 S: 6	H: 1 LOB: 1 BB: 0 P: 6	R: 0 E: 0 K: 0 S: 3	H: 0 LOB: 0 BB: 0 P: 3		1B: 3 2B: 2 3B: 1 HR: 0	SF: 0 SAC: 0 DP: 1 HBP: 0	WP: 0 PB: 0 CS: 0
PITCHER	IP WLS BF H R ER SO BB IBB HBP BLK WP HR S P ERA WHIP																			
Shawn Chacon, R ERA: 4.5	(1, 1) 3.0 W 11 2 0 0 2 0 0 0 0 0 0 0 15 13 0.00 2.000																			
34 Sean Henn, L ERA: 4.5	(4, 1) 2.0 10 3 0 0 0 1 0 0 0 0 0 0 9 13 0.00 2.000																			
42 Mariano Rivera, R ERA: 4.5	(6, 1) 1.0 H 3 0 0 0 1 0 0 0 0 0 0 0 5 5 0.00 0.000																			
Kyle Farnsworth, R ERA: 9.0	(7, 1) 1.0 3 0 0 0 0 1 0 0 0 0 0 0 2 6 0.00 1.000																			
47 Ron Villone, L ERA: 9.0	(8, 1) 1.0 4 1 0 0 1 0 0 0 0 0 0 0 6 6 0.00 1.000																			


Batter	1	2	3	4	5	6	7	8	9	AB	R	H	RBI	BB	SO	LOB	BOTTOM			
27 Kevin Thompson, R OBP: 0.556, SLG: 0.563										3	0	0	0	0	0	1	Minnesota Twins @ New York Yankees Legends Field, Tampa, FL Tue Mar 07 2006, 1:15 PM EST Att: 9,930 - Sunny - 71 F			
24 Robinson Cano, L OBP: 0.435, SLG: 0.526										3	0	0	0	1	0					
55 Hideki Matsui, L OBP: 0.833, SLG: 1.111 Mitch Jones, R OBP: 0.231, SLG: 0.385										3	1	2	0	0	1					
20 Jorge Posada, S OBP: 0.500, SLG: 1.000 85 Omar Santos, R OBP: 0.500, SLG: 0.500										3	2	2	2	0	1					
12 Andy Phillips, R OBP: 0.348, SLG: 0.476 78 Eric Duncan, L OBP: 0.455, SLG: 0.600										2	0	0	0	1	0					
28 Melky Cabrera, S OBP: 0.412, SLG: 0.529										3	1	0	0	0	1					
27 Russ Johnson, R OBP: 0.167, SLG: 0.400										0	0	0	0	1	0					
61 Kevin Howard, L OBP: 0.167, SLG: 0.400										2	0	1	2	0	2					
28 Felix Escalona, R OBP: 0.231, SLG: 0.250 91 Ramiro Pena, S OBP: 0.250, SLG: 0.250										2	0	0	0	0	2					
67 Chris Prieto, L OBP: 0.429, SLG: 0.400										2	0	0	0	1	0					
Inning Stats	R: 2 E: 0 K: 0 S: 5	H: 2 LOB: 0 BB: 0 P: 5	R: 0 E: 0 K: 0 S: 2	H: 0 LOB: 0 BB: 1 P: 6	R: 0 E: 1 K: 1 S: 6	H: 0 LOB: 1 BB: 0 P: 6	R: 1 E: 0 K: 0 S: 4	H: 1 LOB: 1 BB: 1 P: 8	R: 0 E: 0 K: 0 S: 2	H: 0 LOB: 0 BB: 1 P: 6	R: 2 E: 0 K: 2 S: 10	H: 2 LOB: 1 BB: 0 P: 10	R: 0 E: 0 K: 0 S: 3	H: 0 LOB: 1 BB: 1 P: 7	R: 0 E: 1 K: 0 S: 4	H: 1 LOB: 1 BB: 0 P: 4	1B: 3 2B: 2 3B: 0 HR: 1	SF: 1 SAC: 2 DP: 3 HBP: 0	WP: 0 PB: 1 CS: 0	PA: 34
PITCHER	IP WLS BF H R ER SO BB IBB HBP BLK WP HR S P ERA WHIP																			
Brad Radke, R ERA: 9.0	(1, 1) 3.0 L 12 2 2 2 1 1 0 0 0 0 0 0 0 13 17 6.00 1.000																			
Matt Garza, R ERA: 2.7	(4, 1) 2.0 8 1 1 1 0 2 0 0 0 0 0 0 6 14 4.50 1.500																			
Errol Simonitsch, L ERA: 2.25	(6, 1) 2.0 10 2 2 0 2 1 0 0 0 0 0 0 13 17 0.00 1.500																			
85 Julio DePaula, R ERA: 2.25	(8, 1) 1.0 4 1 0 0 0 0 0 0 0 0 0 0 4 4 0.00 1.000																			



Batter	1	2	3	4	5	6	7	8	9	AB	R	H	RBI	BB	SO	LOB	TOP										
13 Nate McLouth, L OBP: 0.400, SLG: 0.769 Brad Correll, R (7.7)	0-0 F9		0-0 12 1B 3B	0-0 F7			0-0 G1-3		0-0 F7	4	1	1	1	0	0	2											
12 Freddy Sanchez, R OBP: 0.313, SLG: 0.231 76 Gookie Dawkins, R (5.6)	4-0 G4-6-3 BB		0-0 BB 1B		0-0 L5		0-3 K			2	0	1	1	1	0	0											
Jody Gerut, L OBP: 0.330, SLG: 0.333 62 Andrew McCutchen, R OBP: 0.250, SLG: 0.182 (1.7)	0-0 G4-6-3		0-0 1-2 BB		0-0 1B		0-3 K			2	0	1	0	1	0	1											
Jeromy Burnitz, L OBP: 0.375, SLG: 1.000 Wanell Macia, L OBP: 1.000, SLG: 1.000 (5.9)		0-0 G6-3	0-3 K		0-0 F8			0-0 13 G6-4-3 1B		3	0	0	0	0	1	3											
41 Ryan Doumit, S OBP: 0.500, SLG: 1.000 80 Steven Lerud, L (5.2)	0-0 P6			0-0 HR	0-0 G3			0-0 L4		3	1	1	1	0	0	1											
78 Carlos Maldonado, R OBP: 0.250, SLG: 1.000 (8.2)	0-3 K			0-3 K		4-0 BB		0-0 G6-4-3		2	0	0	0	1	2	0											
Brad Eldred, R OBP: 0.333, SLG: 0.688 (1.3)			0-0 G5-3	0-0 53 1B 1B		0-0 P6			0-0 2B	4	0	2	0	0	0	1											
19 José Bautista, R OBP: 0.389, SLG: 0.688 (1.5)			0-3 K	0-3 K		0-3 K		0-3 K		4	0	0	0	0	4	3											
53 Mike Edwards, R OBP: 0.467, SLG: 0.364 Brandon Chaves, S (9, PH)	0-0 1B		0-0 13 3B 1B	0-0 1-2 1B		0-0 G5-3		0-2 K		3	1	2	0	0	0	1											
Inning Stats	R: 0 E: 0 K: 0 S: 2	H: 0 LOB: 0 BB: 1 P: 6	R: 0 E: 0 K: 1 S: 5	H: 0 LOB: 0 BB: 0 P: 5	R: 2 E: 0 K: 2 S: 10	H: 3 LOB: 2 BB: 1 P: 14	R: 1 E: 0 K: 2 S: 10	H: 3 LOB: 2 BB: 0 P: 10	R: 0 E: 0 K: 1 S: 4	H: 0 LOB: 1 BB: 1 P: 9	R: 0 E: 0 K: 2 S: 7	H: 0 LOB: 0 BB: 0 P: 7	R: 0 E: 0 K: 0 S: 3	H: 1 LOB: 0 BB: 0 P: 3	R: 0 E: 0 K: 2 S: 8	H: 1 LOB: 1 BB: 0 P: 8	1B: 6 2B: 1 3B: 1 HR: 1	SF: 0 SAC: 0 DP: 2 HBP: 0	WP: 0 PB: 0 CS: 0	PA: 37							
PITCHER	IP	WLS	BF	H	R	ER	SO	BB	IBB	HBP	BLK	WP	HR	S	P	ERA	WHIP										
Jaret Wright, R ERA: 5.79 27 Darrell Rasner, R ERA: 2.09 Scott Erickson, R ERA: 8.1 64 Matt Childers, R ERA: 1.0	2.2		12	3	2	2	2	2	0	0	0	0	0	14	22	6.75	1.875										
27 Darrell Rasner, R ERA: 2.09 Scott Erickson, R ERA: 8.1 64 Matt Childers, R ERA: 1.0	2.1	W	11	4	1	1	3	0	0	0	0	0	1	17	17	3.86	1.714										
27 Darrell Rasner, R ERA: 2.09 Scott Erickson, R ERA: 8.1 64 Matt Childers, R ERA: 1.0	2.0		7	0	0	0	3	1	0	0	0	0	0	12	16	0.00	0.500										
27 Darrell Rasner, R ERA: 2.09 Scott Erickson, R ERA: 8.1 64 Matt Childers, R ERA: 1.0	1.0		3	1	0	0	0	0	0	0	0	0	0	3	3	0.00	1.000										
27 Darrell Rasner, R ERA: 2.09 Scott Erickson, R ERA: 8.1 64 Matt Childers, R ERA: 1.0	1.0		4	1	0	0	2	0	0	0	0	0	0	8	8	0.00	1.000										

Pittsburgh Pirates @ New York Yankees
Legends Field, Tampa, FL
Wed Mar 08 2006, 7:15 PM EST
Att: 10,106 - Clear - 67 F


AB 34
R 3
H 9
RBI 3
BB 3
SO 10
LOB 16



Batter	1	2	3	4	5	6	7	8	9	AB	R	H	RBI	BB	SO	LOB	BOTTOM										
Miguel Cairo, R OBP: 0.294, SLG: 0.313 91 Ramiro Pena, S OBP: 0.400, SLG: 0.400 (7.6)	0-0 S 24 G3 1B			0-0 SH2-3		0-0 F9		0-0 61 3B 1B		2	1	1	0	1	0	0											
24 Robinson Canó, L OBP: 0.407, SLG: 0.565 28 Felix Escalona, R OBP: 0.214, SLG: 0.231 (7.4)	0-0 G3	0-0 G4-3		0-0 3B		0-0 G5-3		0-0 F9		4	0	1	1	0	0	3											
Gary Sheffield, R OBP: 0.444, SLG: 0.167 61 Kevin Howard, L OBP: 0.375, SLG: 0.833 (7.10)	1-0 2H 2B		4-0 55 C4-6 BB	0-0 P4		4-0 27 C6-4 BB		0-0 1H 3B		2	1	1	1	1	0	1											
55 Hideki Matsui, L OBP: 0.667, SLG: 0.833 27 Kevin Thompson, R OBP: 0.500, SLG: 0.500 (5.7)	0-0 F8		0-0 FC4-6 12 2B BB	0-0 P3		0-0 FC6-4		0-0 F9		3	1	0	0	0	0	3											
20 Jorge Posada, S OBP: 0.583, SLG: 1.100 26 Wil Nieves, R OBP: 0.400, SLG: 1.200 (3, PR)	0-0 1H 2B		4-0 12 2B G6-3 BB		0-0 G4-3		0-0 78 G2-3 2B			1	0	1	1	1	0	0											
12 Andy Phillips, R OBP: 0.385, SLG: 0.542 78 Eric Duncan, L OBP: 0.417, SLG: 0.545 (7.3)	0-0 G6-3		0-0 92 1B 2B		0-0 1B 92 PB 1B		0-0 G2-3			3	2	2	1	0	0	1											
Mitch Jones, R OBP: 0.235, SLG: 0.353 (1.9)		0-0 G6-3	0-0 G6-3		0-1 64 PB 92 PB 1B		0-3 K			4	0	1	1	0	1	3											
92 Marcos Vechionacci, S OBP: 0.385, SLG: 0.111 (1.5)		0-0 G6-3	0-0 3H 1B		0-3 K		0-0 G4-3			4	0	1	1	0	1	2											
64 Kevin Reese, L OBP: 0.375, SLG: 0.467 (1.8)		0-0 2B		0-0 SH2-3 24 3B 2B		0-0 K		0-0 F9		4	1	2	0	0	1	1											
Inning Stats	R: 2 E: 0 K: 0 S: 6	H: 3 LOB: 1 BB: 0 P: 7	R: 0 E: 0 K: 0 S: 4	H: 1 LOB: 2 BB: 1 P: 8	R: 3 E: 0 K: 0 S: 4	H: 2 LOB: 1 BB: 2 P: 12	R: 1 E: 0 K: 0 S: 5	H: 2 LOB: 1 BB: 0 P: 5	R: 0 E: 0 K: 0 S: 3	H: 0 LOB: 1 BB: 1 P: 7	R: 0 E: 0 K: 1 S: 6	H: 1 LOB: 1 BB: 0 P: 6	R: 1 E: 0 K: 0 S: 5	H: 2 LOB: 1 BB: 0 P: 5	1B: 6 2B: 5 3B: 2 HR: 0	SF: 0 SAC: 1 DP: 0 HBP: 0	WP: 0 PB: 2 CS: 0	PA: 40									
PITCHER	IP	WLS	BF	H	R	ER	SO	BB	IBB	HBP	BLK	WP	HR	S	P	ERA	WHIP										
28 Paul Maholm, L ERA: 14.4 18 Sean Burnett, L ERA: 3.0 27 Terry Adams, R ERA: 6.75 67 Jorge Vasquez, R ERA: 8.75 63 Matt Whiteside, R ERA: 3.0	3.0	L	17	6	5	5	0	3	0	0	0	0	0	14	27	15.00	3.000										
27 Terry Adams, R ERA: 6.75 67 Jorge Vasquez, R ERA: 8.75 63 Matt Whiteside, R ERA: 3.0	1.0		4	0	0	0	0	1	0	0	0	0	0	3	7	0.00	1.000										
27 Terry Adams, R ERA: 6.75 67 Jorge Vasquez, R ERA: 8.75 63 Matt Whiteside, R ERA: 3.0	1.0		4	1	0	0	1	0	0	0	0	0	0	6	6	0.00	1.000										
27 Terry Adams, R ERA: 6.75 67 Jorge Vasquez, R ERA: 8.75 63 Matt Whiteside, R ERA: 3.0	1.0		5	2	1	1	0	0	0	0	0	0	0	5	5	9.00	2.000										

Pittsburgh Pirates @ New York Yankees
Legends Field, Tampa, FL
Wed Mar 08 2006, 7:15 PM EST
Att: 10,106 - Clear - 67 F

AB 35
R 8
H 13
RBI 7
BB 4
SO 3
LOB 18



Batter	1	2	3	4	5	6	7	8	9	AB	R	H	RBI	BB	SO	LOB	TOP					
64 Kevin Reese, L (1, 7) <small>OBP: 0.368, SLG: 0.500</small> Jose Tabata, R (6, PH) <small>OBP: 0.333, SLG: 0.333</small>										3	1	1	0	0	1	1	New York Yankees @ Philadelphia Phillies Bright House Networks Field, Clearwater, FL Thu Mar 09 2006, 1:05 PM EST Att: 7,651 - Cloudy - 79 F					
86 Danny Garcia, R (1, 4) <small>OBP: 1.000, SLG: 1.000</small> Gabriel Lopez, R (6, 4) <small>OBP: 0.500, SLG: 1.000</small>										3	1	3	1	1	0	0						
28 Melky Cabrera, S (1, 8) <small>OBP: 0.455, SLG: 0.524</small>										4	1	2	0	1	1	3						
78 Eric Duncan, L (1, 3) <small>OBP: 0.471, SLG: 0.733</small>										4	1	2	4	1	1	4						
26 Wil Nieves, R (1, 2) <small>OBP: 0.250, SLG: 0.750</small> 84 Jason Brown, R (5, 2)										3	0	0	0	0	2	4						
66 David Parrish, R (1, 10)										5	0	0	0	0	3	7						
92 Marcos Vechionacci, S (1, 5) <small>OBP: 0.375, SLG: 0.091</small> Shelley Duncan, R (7, PH) <small>OBP: 1.000, SLG: 2.500</small>										2	1	0	0	1	1	0						
Bronson Sardinha, L (1, 9) Austin Jackson, R (6, PH) <small>OBP: 1.000, SLG: 1.000</small>										2	0	0	0	0	0	0						
91 Ramiro Pena, S (1, 6) <small>OBP: 0.500, SLG: 0.625</small> C.J. Henry, R (7, PH) <small>OBP: 0.500, SLG: 0.625</small>										3	1	2	2	0	0	0						
Inning Stats	R: 4 E: 0 K: 2 S: 10	H: 3 LOB: 0 BB: 1 P: 14	R: 0 E: 0 K: 0 S: 3	H: 0 LOB: 0 BB: 0 P: 3	R: 0 E: 0 K: 3 S: 10	H: 1 LOB: 2 BB: 1 P: 14	R: 0 E: 0 K: 2 S: 8	H: 1 LOB: 1 BB: 0 P: 8	R: 0 E: 0 K: 1 S: 7	H: 2 LOB: 2 BB: 0 P: 7	R: 3 E: 1 K: 0 S: 6	H: 4 LOB: 2 BB: 2 P: 15	R: 0 E: 0 K: 1 S: 6	H: 2 LOB: 2 BB: 0 P: 7	R: 0 E: 0 K: 1 S: 6	H: 2 LOB: 2 BB: 1 P: 10		R: 1 E: 0 K: 1 S: 7	H: 2 LOB: 1 BB: 0 P: 7	1B: 12 2B: 3 3B: 0 HR: 2	SF: 0 SAC: 0 DP: 2 HBP: 0	WP: 1 PB: 0 SB: 4 CS: 0
PITCHER	IP: 3.0 WLS: L BF: 15	H: 4 R: 4 ER: 4 SO: 5	BB: 2 IBB: 0 HBP: 0 BLK: 0	WP: 0 HR: 1 S: 23 P: 31	ERA: 12.00 WHIP: 2.000	IP: 1.0 WLS: 5 BF: 5	H: 2 R: 1 ER: 1 SO: 1	BB: 0 IBB: 0 HBP: 0 BLK: 0	WP: 1 HR: 1 S: 7 P: 7	ERA: 9.00 WHIP: 2.000												
39 Brett Myers, R (1, 1) <small>ERA: 12.0</small> 65 Travis Mnix, L (4, 1) <small>ERA: 12.0</small> 71 Gio González, L (5, 1) <small>ERA: 12.0</small> 48 Brian Sanches, R (6, 1) <small>ERA: 12.0</small> Daniel Haigwood, L (7, 1) <small>ERA: 9.0</small>	3.0 L	4 4 4 5	2 0 0 0	0 1 23 31	12.00 2.000	1.0 5	2 1 1 1	0 0 0 0	1 1 7 7	9.00 2.000												
11 Jimmy Rollins, S (1, 6) <small>OBP: 0.263, SLG: 0.278</small> Danny Sandoval, S (7, 6) <small>OBP: 0.091, SLG: 0.091</small>										2	0	0	0	1	0	0	New York Yankees @ Philadelphia Phillies Bright House Networks Field, Clearwater, FL Thu Mar 09 2006, 1:05 PM EST Att: 7,651 - Cloudy - 79 F					
Abraham Nunez, S (1, 4) <small>OBP: 0.281, SLG: 0.300</small> Joe Thurston, L (6, 4) <small>OBP: 0.333, SLG: 0.500</small>										2	0	0	0	1	0	2						
Pat Burrell, R (1, 7) <small>OBP: 0.643, SLG: 0.889</small> 60 Peter Bergeron, L (4, PR) <small>OBP: 0.462, SLG: 0.417</small>										1	0	0	0	1	1	1						
6 Ryan Howard, L (1, 3) <small>OBP: 0.478, SLG: 0.905</small> 27 Chris Coste, R (6, 3) <small>OBP: 0.545, SLG: 0.818</small>										3	0	1	0	0	2	2						
Aaron Rowand, R (1, 8) <small>OBP: 0.316, SLG: 0.333</small> 9 Michael Bourn, L (7, 8) <small>OBP: 0.286, SLG: 0.333</small>										3	0	0	0	0	1	3						
Mike Lieberthal, R (1, 2) <small>OBP: 0.091, SLG: 0.182</small> 70 Jason Jaramillo, S (7, 2)										3	0	0	0	0	0	1						
Alex Gonzalez, R (1, 5) <small>OBP: 0.250, SLG: 0.600</small> 68 Bobby Scales, S (7, 5)										3	1	1	1	0	0	0						
8 Shane Victorino, S (1, 9) <small>OBP: 0.400, SLG: 0.519</small>										4	1	3	0	0	1	0						
12 Josh Kroeger, L (1, 10) <small>OBP: 0.417, SLG: 0.600</small>										4	1	1	2	0	1	2						
Inning Stats	R: 0 E: 1 K: 2 S: 8	H: 0 LOB: 1 BB: 0 P: 8	R: 0 E: 0 K: 0 S: 3	H: 0 LOB: 0 BB: 0 P: 3	R: 0 E: 0 K: 2 S: 8	H: 0 LOB: 1 BB: 1 P: 12	R: 3 E: 0 K: 0 S: 4	H: 4 LOB: 2 BB: 1 P: 11	R: 0 E: 0 K: 0 S: 4	H: 1 LOB: 1 BB: 0 P: 4	R: 0 E: 0 K: 1 S: 6	H: 0 LOB: 0 BB: 0 P: 3	R: 0 E: 0 K: 1 S: 6	H: 1 LOB: 1 BB: 0 P: 6	R: 0 E: 0 K: 2 S: 7	H: 0 LOB: 0 BB: 0 P: 7		1B: 4 2B: 2 3B: 0 HR: 2	SF: 0 SAC: 0 DP: 1 HBP: 0	WP: 0 PB: 0 SB: 0 CS: 0	PA: 37	
PITCHER	IP: 3.0 WLS: W BF: 11	H: 1 R: 0 ER: 0 SO: 2	BB: 1 IBB: 0 HBP: 0 BLK: 0	WP: 0 HR: 0 S: 14 P: 18	ERA: 0.00 WHIP: 0.667	IP: 1.0 WLS: 3 BF: 3	H: 0 R: 0 ER: 0 SO: 2	BB: 0 IBB: 0 HBP: 0 BLK: 0	WP: 0 HR: 0 S: 7 P: 7	0.00 0.000												
Matt DeSalvo, R (1, 1) <small>ERA: 8.1</small> Jeff Karstens, R (4, 1) <small>ERA: 8.1</small> Mike Myers, L (5, 1) <small>ERA: 7.36</small> 38 Ramiro Mendoza, R (6, 1) <small>ERA: 4.15</small> 62 Mark Corey, R (8, 1) <small>ERA: 4.15</small>	3.0 W	1 0 0 2	1 0 0 0	0 2 13 21	0.00 0.667	1.0 3	0 0 0 2	0 0 0 0	0 0 7 7	0.00 0.000												
AB	34	R	3	H	7	RBI	3	BB	3	SO	7	LOB	15									

Batter	1	2	3	4	5	6	7	8	9	AB	R	H	RBI	BB	SO	LOB	TOP					
64 Kevin Reese, L OBP: 0.375, SLG: 0.478 (1, 7)										5	0	2	0	0	0	0	New York Yankees @ Cincinnati Reds Ed Smith Stadium, Sarasota, FL Fri Mar 10 2006, 1:05 PM EST Att: 7,296 - Sunny - 81 F					
Miguel Cairo, R OBP: 0.261, SLG: 0.318 86 Danny Garcia, R OBP: 1.000, SLG: 1.000 (1, 4) (6, 4)										3	0	1	0	0	1	2						
Kelly Stinnett, R OBP: 0.333, SLG: 0.200 85 Omir Santos, R OBP: 0.200, SLG: 0.200 (1, 2) (6, 2)										3	0	0	0	0	0	3						
Mitch Jones, R OBP: 0.250, SLG: 0.333 (1, 10)										4	1	2	0	0	0	1						
28 Melky Cabrera, S OBP: 0.400, SLG: 0.458 Rudy Guillen, R OBP: 0.333, SLG: 0.667 (1, 8) (7, 9)										3	0	0	0	0	0	2						
78 Eric Duncan, L OBP: 0.381, SLG: 0.579 (1, 3)										4	0	0	0	0	2	2						
27 Russ Johnson, R 92 Marcos Vechionacci, S OBP: 0.363, SLG: 0.083 (1, 5) (7, 5)										3	0	0	0	0	0	1						
28 Felix Escalona, R OBP: 0.300, SLG: 0.579 91 Ramiro Pena, S OBP: 0.444, SLG: 0.556 (1, 6) (8, 6)										3	2	2	1	0	0	0						
27 Kevin Thompson, R OBP: 0.480, SLG: 0.455 Damian Rolls, R (7, PH) (7, 7)										1	0	0	0	1	0	1						
Inning Stats	R: 0 E: 0 K: 1 S: 7	H: 2 LOB: 2 BB: 0 P: 7	R: 1 E: 0 K: 0 S: 3	H: 1 LOB: 0 BB: 1 P: 8	R: 0 E: 0 K: 0 S: 4	H: 1 LOB: 1 BB: 0 P: 4	R: 0 E: 0 K: 1 S: 5	H: 0 LOB: 0 BB: 0 P: 5	R: 1 E: 1 K: 0 S: 5	H: 2 LOB: 1 BB: 0 P: 5	R: 0 E: 0 K: 1 S: 6	H: 0 LOB: 1 BB: 0 P: 6	R: 0 E: 0 K: 1 S: 5	H: 0 LOB: 0 BB: 0 P: 5	R: 2 E: 0 K: 0 S: 6	H: 3 LOB: 1 BB: 0 P: 6		R: 0 E: 0 K: 1 S: 5	H: 0 LOB: 0 BB: 0 P: 5	1B: 5 2B: 3 HR: 1	SF: 0 SAC: 0 DP: 0 HBP: 0	WP: 0 PB: 0 SB: 0 CS: 1
PITCHER	IP WLS BF H R ER SO BB IBB HBP BLK WP HR S P ERA WHIP	Phil Dumatrai, L (1, 1) 3.0 13 4 1 1 1 1 0 0 0 0 0 1 14 19 3.00 1.667 Kent Mercker, L (4, 1) 1.0 3 0 0 0 0 1 0 0 0 0 0 0 5 5 0.00 0.000 25 David Weathers, R (5, 1) 1.0 5 2 1 0 0 0 0 0 0 0 0 0 5 5 0.00 2.000 Chris Hammond, L (6, 1) 1.0 H 4 0 0 0 1 0 0 0 0 0 0 0 6 6 0.00 0.000 54 Elizardo Ramirez, R (7, 1) 2.0 B 9 3 2 2 1 0 0 0 0 0 0 0 11 11 9.00 1.500																ERA WHIP	0.00 0.000			

AB 36
R 4
H 9
RBI 3
BB 1
SO 5
LOB 14



Batter	1	2	3	4	5	6	7	8	9	AB	R	H	RBI	BB	SO	LOB	BOTTOM					
6 Ryan Freel, R OBP: 0.125, SLG: 0.045 77 Aaron Holbert, R OBP: 0.333, SLG: 0.833 (1, 4) (6, 4)										3	0	0	0	0	0	1	New York Yankees @ Cincinnati Reds Ed Smith Stadium, Sarasota, FL Fri Mar 10 2006, 1:05 PM EST Att: 7,296 - Sunny - 81 F					
Felipe Lopez, S OBP: 0.250, SLG: 0.304 Ray Olmedo, S OBP: 0.231, SLG: 0.231 (1, 6) (6, 6)										3	1	1	0	0	1	0						
Scott Hatteberg, L OBP: 0.300, SLG: 0.421 54 Andy Abad, L OBP: 0.368, SLG: 0.294 (1, 3) (7, 3)										3	0	0	0	0	1	1						
Adam Dunn, L OBP: 0.300, SLG: 0.471 15 Dewayne Wise, L OBP: 0.462, SLG: 0.846 (1, 7) (6, PR) (7, 7)										2	1	1	0	1	0	0						
Rich Aurilia, R OBP: 0.250, SLG: 0.267 70 Earl Snyder, R OBP: 0.357, SLG: 0.538 (1, 5) (7, 5)										3	1	1	1	0	0	1						
Karl Rhodes, L OBP: 0.389, SLG: 0.471 (1, 10)										4	0	1	1	0	0	2						
Austin Kearns, R OBP: 0.286, SLG: 0.222 27 Brian Buchanan, R OBP: 0.444, SLG: 0.556 (1, 9) (7, 9)										2	0	1	1	1	0	2						
Jason LaRue, R OBP: 0.300, SLG: 0.125 81 Ryan Hanigan, R OBP: 0.500, SLG: 0.333 (1, 2) (7, PR) (8, 2)										2	0	0	0	1	0	2						
27 Chris Denorfia, R OBP: 0.308, SLG: 0.227 (1, 8)										4	0	2	0	0	0	1						
Inning Stats	R: 0 E: 0 K: 1 S: 5	H: 0 LOB: 0 BB: 0 P: 5	R: 0 E: 0 K: 0 S: 3	H: 0 LOB: 0 BB: 0 P: 3	R: 0 E: 0 K: 0 S: 3	H: 0 LOB: 1 BB: 1 P: 7	R: 3 E: 1 K: 0 S: 6	H: 3 LOB: 1 BB: 1 P: 10	R: 0 E: 0 K: 1 S: 5	H: 0 LOB: 0 BB: 0 P: 5	R: 1 E: 0 K: 0 S: 5	H: 2 LOB: 1 BB: 0 P: 5	R: 0 E: 0 K: 2 S: 8	H: 1 LOB: 2 BB: 1 P: 12	R: 0 E: 0 K: 0 S: 3	H: 0 LOB: 0 BB: 0 P: 3		R: 1 E: 2 K: 0 S: 3	H: 1 LOB: 1 BB: 0 P: 3	1B: 5 2B: 2 HR: 0	SF: 0 SAC: 1 DP: 0 HBP: 0	WP: 0 PB: 0 SB: 0 CS: 0
PITCHER	IP WLS BF H R ER SO BB IBB HBP BLK WP HR S P ERA WHIP	35 Mike Mussina, R (1, 1) 4.0 17 3 3 2 1 2 0 0 0 0 0 0 5 5 4.50 1.250 79 J.B. Cox, R (5, 1) 1.0 3 0 0 0 0 1 0 0 0 0 0 0 5 5 0.00 0.000 Phil Hughes, R (6, 1) 2.0 10 3 1 1 2 1 0 0 0 1 0 0 13 17 4.50 2.000 Scott Erickson, R (8, 1) 1.1 L 6 1 1 0 0 0 0 0 0 0 0 0 6 6 0.00 0.750																ERA WHIP	0.00 0.000			

AB 32
R 5
H 7
RBI 3
BB 3
SO 4
LOB 16



Batter	1	2	3	4	5	6	7	8	9	AB	R	H	RBI	BB	SO	LOB	TOP																			
19 Bubba Crosby, L (1, 8) OBP: 0.125, SLG: 0.250										4	0	0	0	0	1	1	New York Yankees @ Cleveland Indians Chain of Lakes Park, Winter Haven, FL Sun Mar 12 2006, 1:05 PM EST Att: 7,852 - Cloudy - 78 F																			
24 Robinson Cano, L (1, 4) OBP: 0.391, SLG: 0.485										3	0	0	0	0	0	0																				
61 Kevin Howard, L (6, 4) OBP: 0.300, SLG: 0.625										1	0	0	0	0	0	0																				
Gary Sheffield, R (1, 10) OBP: 0.294, SLG: 0.083										3	0	0	0	0	0	0																				
28 Melky Cabrera, S (9, PH) OBP: 0.400, SLG: 0.464										1	1	1	0	0	0	0																				
55 Hideki Matsui, L (1, 7) OBP: 0.542, SLG: 0.579										3	1	1	0	0	0	1																				
27 Kevin Thompson, R (6, 7) OBP: 0.462, SLG: 0.435										1	0	0	0	0	0	1																				
12 Andy Phillips, R (1, 3) OBP: 0.417, SLG: 0.484										2	1	1	0	1	0	0																				
78 Eric Duncan, L (7, PR) OBP: 0.409, SLG: 0.600										1	1	1	1	0	0	0																				
Kelly Stinnett, R (1, 2) OBP: 0.286, SLG: 0.167										2	0	0	0	0	1	1																				
85 Omir Santos, R (8, 2) OBP: 0.200, SLG: 0.200										0	0	0	0	0	0	0																				
Mitch Jones, R (9, PH) OBP: 0.276, SLG: 0.379										1	0	0	0	0	0	1																				
27 Russ Johnson, R (1, 5) OBP: 0.364, SLG: 0.455										2	1	0	2	0	0	0																				
91 Ramiro Pena, S (7, 6) OBP: 0.364, SLG: 0.455										1	0	0	0	0	0	1																				
64 Kevin Reese, L (1, 9) OBP: 0.333, SLG: 0.423										3	0	0	0	1	2																					
28 Felix Escalona, R (1, 6) OBP: 0.333, SLG: 0.565										3	0	0	0	1	2																					
Inning Stats	R: 0 E: 0 K: 1 S: 5	H: 0 LOB: 0 BB: 0 P: 5	R: 3 E: 1 K: 1 S: 8	H: 2 LOB: 0 BB: 1 P: 12	R: 0 E: 0 K: 0 S: 3	H: 0 LOB: 0 BB: 0 P: 3	R: 0 E: 0 K: 0 S: 3	H: 0 LOB: 0 BB: 0 P: 3	R: 0 E: 0 K: 0 S: 4	H: 1 LOB: 1 BB: 0 P: 4	R: 0 E: 0 K: 0 S: 3	H: 0 LOB: 0 BB: 0 P: 3	R: 1 E: 0 K: 1 S: 7	H: 1 LOB: 1 BB: 0 P: 7	R: 0 E: 0 K: 0 S: 3	H: 0 LOB: 0 BB: 0 P: 3	R: 1 E: 0 K: 0 S: 5	H: 2 LOB: 1 BB: 0 P: 5	1B: 5 2B: 1 3B: 0 HR: 0	SF: 1 SAC: 1 DP: 0 HBP: 0	WP: 1 PA: 35 PB: 0 SB: 0 CS: 1															
PITCHER	IP	WLS	BF	H	R	ER	SO	BB	IBB	HBP	BLK	WP	HR	S	P	ERA	WHIP	PITCHER		IP	WLS	BF	H	R	ER	SO	BB	IBB	HBP	BLK	WP	HR	S	P	ERA	WHIP
CC Sabathia, L (1, 1) ERA: 7.27	4.0	15	2	3	1	2	2	1	0	0	0	0	0	19	23	2.25	0.750	49 Edward Mujica, R (9, 1) ERA: 2.25		1.0	5	5	2	1	1	0	0	0	0	0	5	5	9.00	2.000		
Guillermo Mota, R (5, 1) ERA:	1.0	4	1	0	0	0	0	0	0	0	0	0	0	4	4	0.00	1.000																			
Bob Wickman, R (6, 1) ERA:	1.0	H	3	0	0	0	0	0	0	0	0	0	0	3	3	0.00	0.000																			
27 Steve Karsay, R (7, 1) ERA: 5.4	1.0	B	4	1	1	0	1	0	0	0	0	1	0	7	7	0.00	1.000																			
32 Danny Graves, R (8, 1) ERA: 2.6	1.0	W	3	0	0	0	0	0	0	0	0	0	0	3	3	0.00	0.000																			

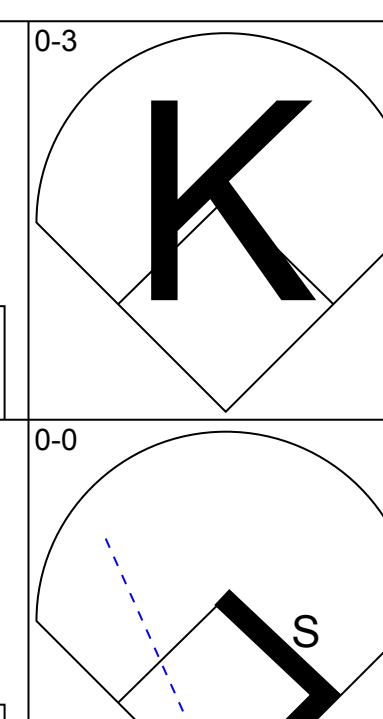
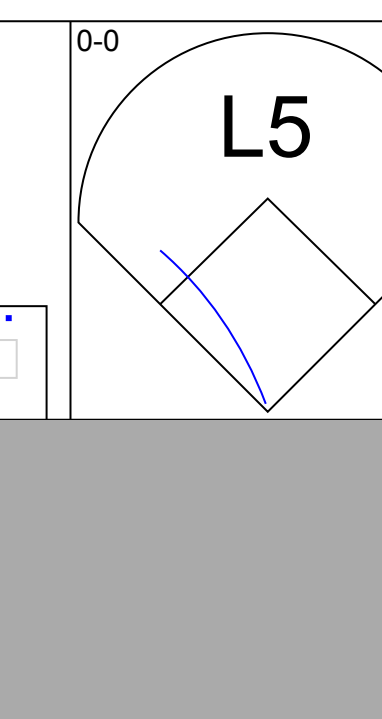
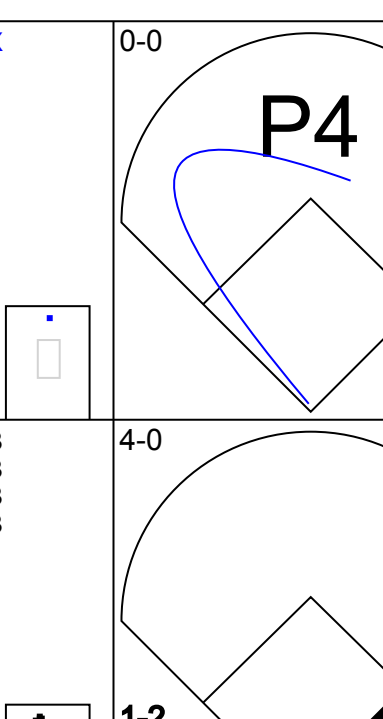
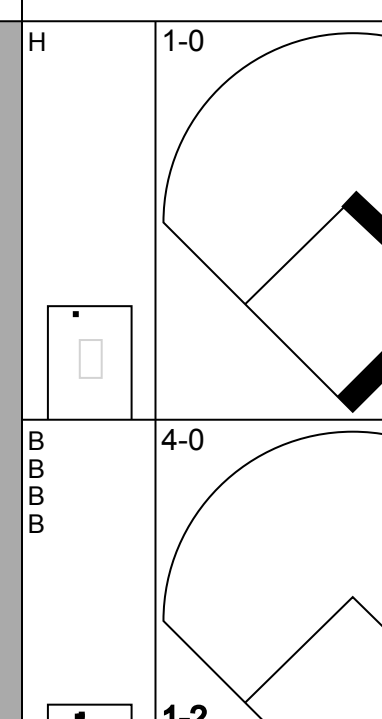
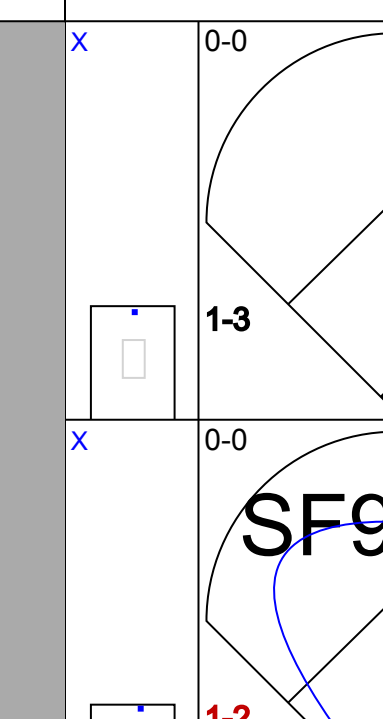
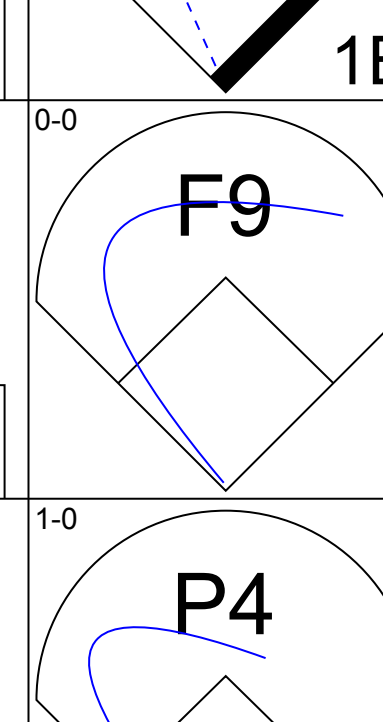
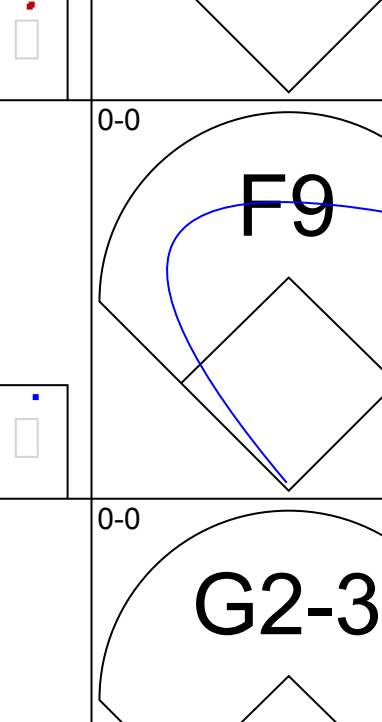
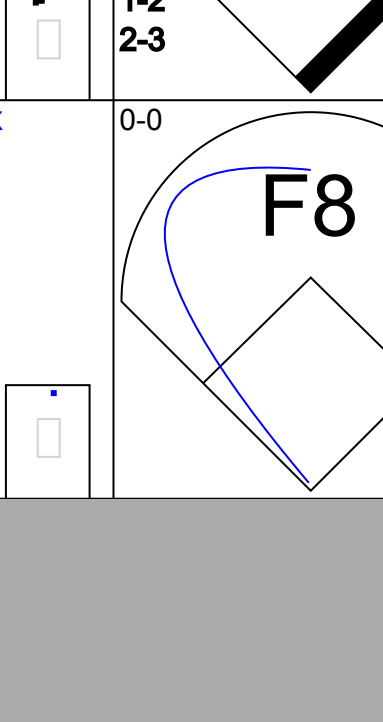
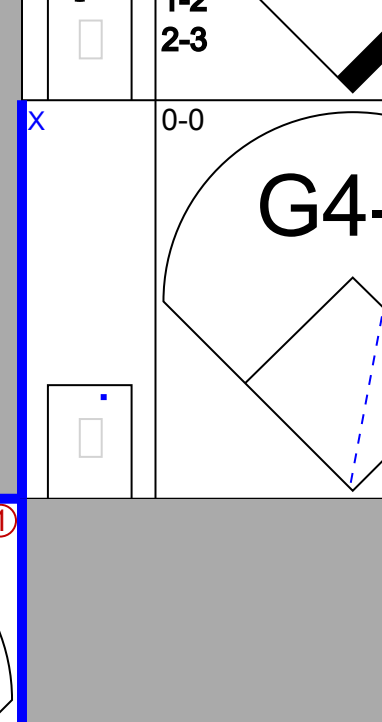
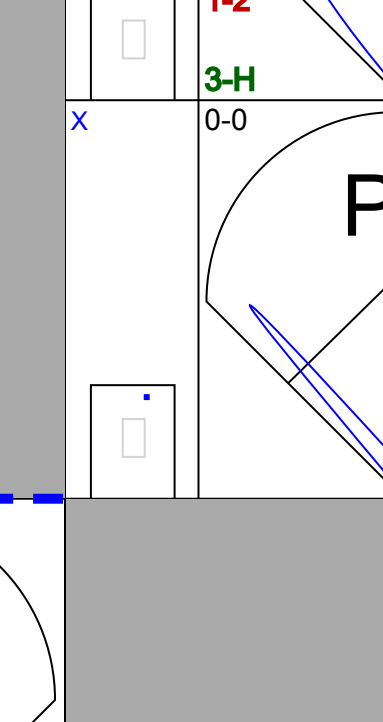


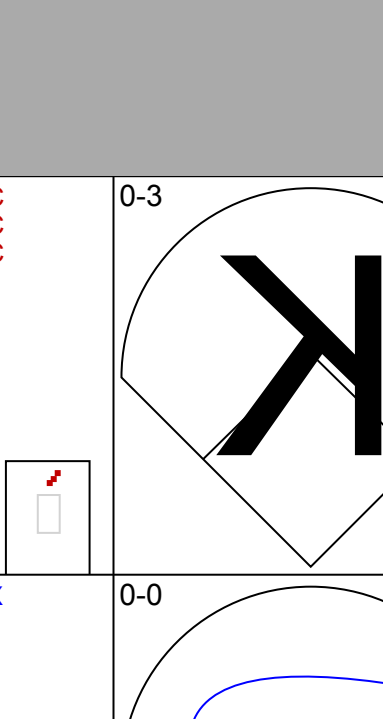
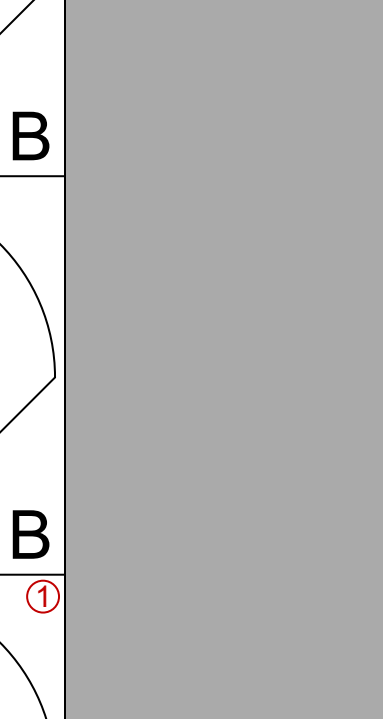


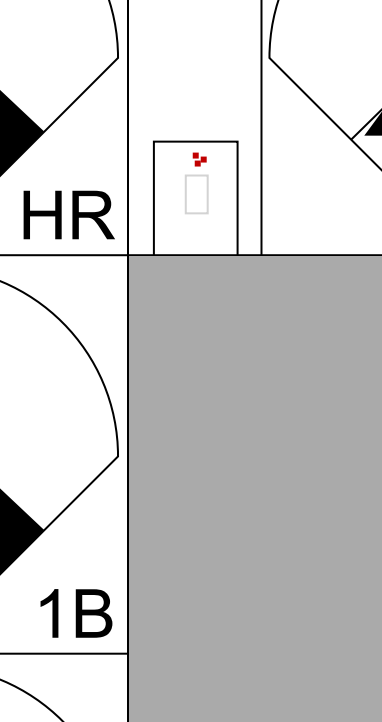
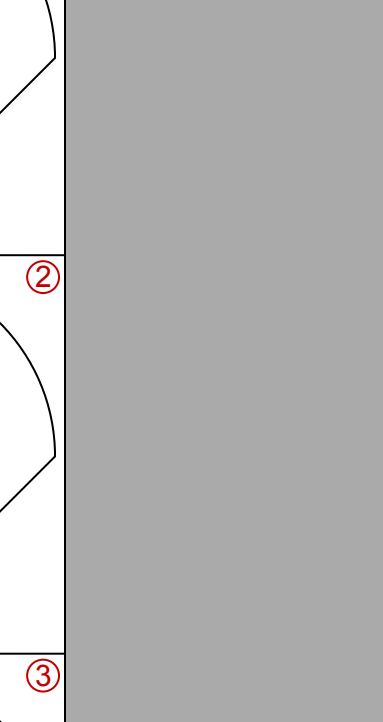
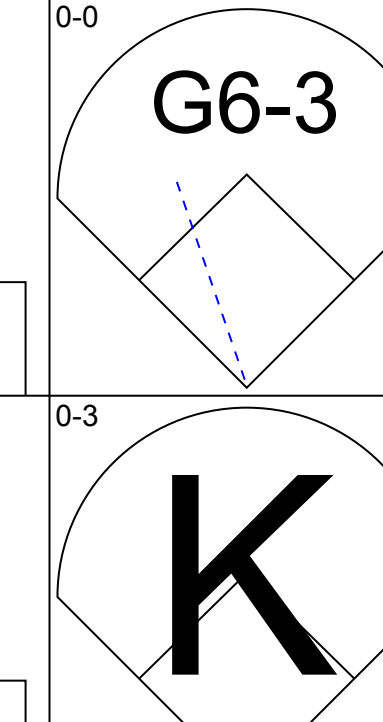
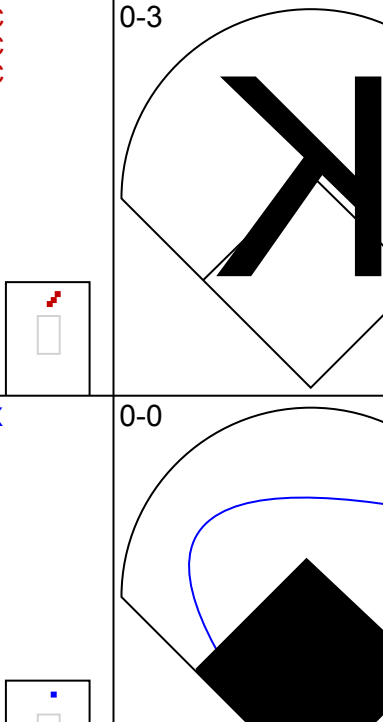
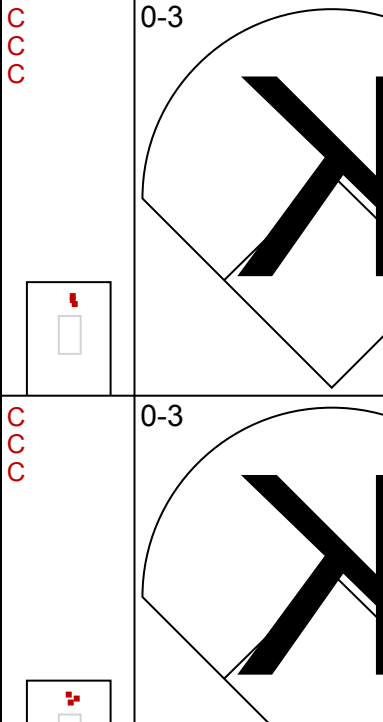
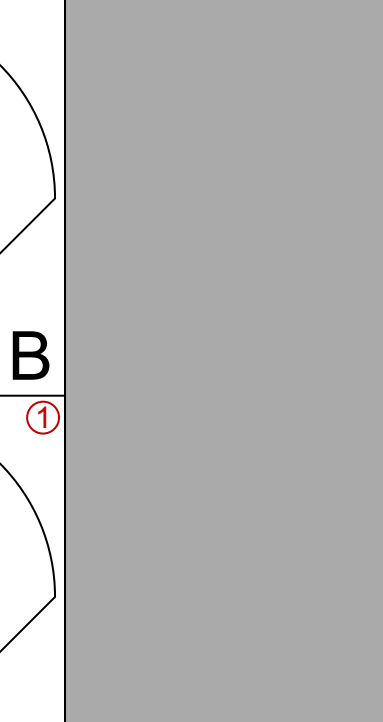
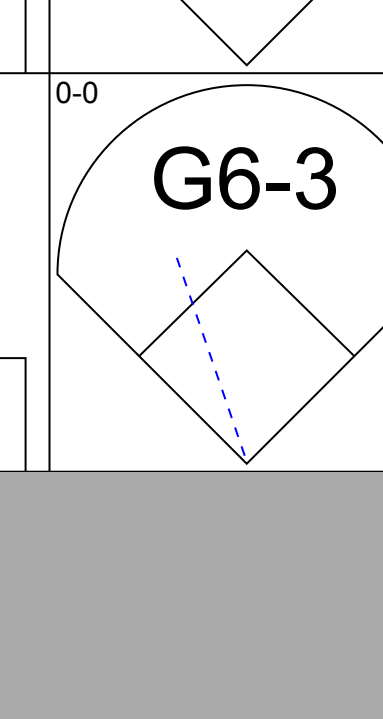
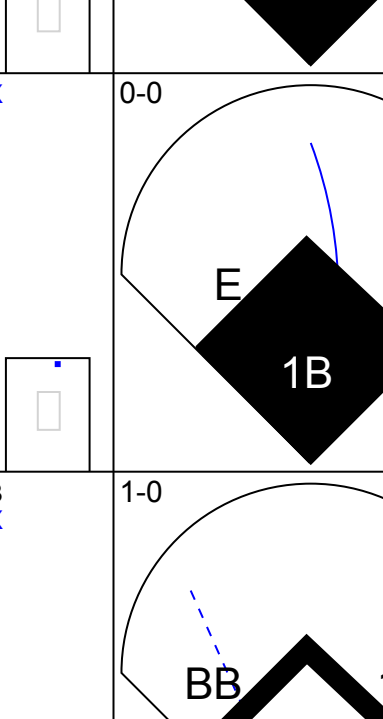

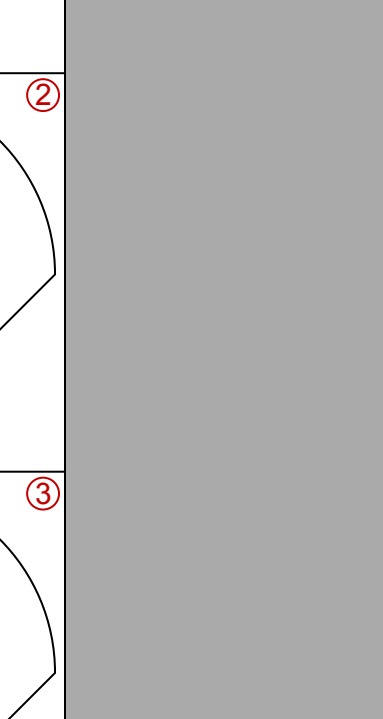

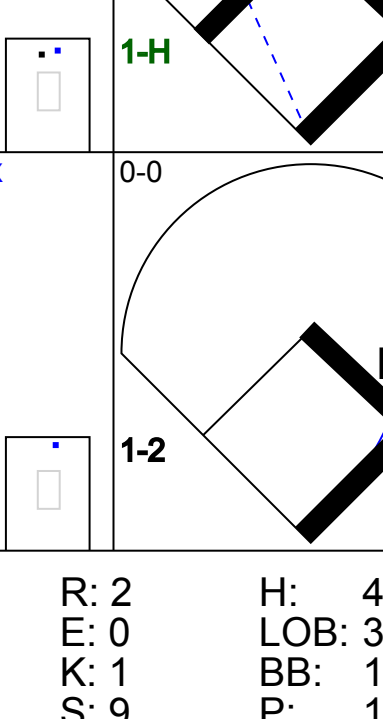
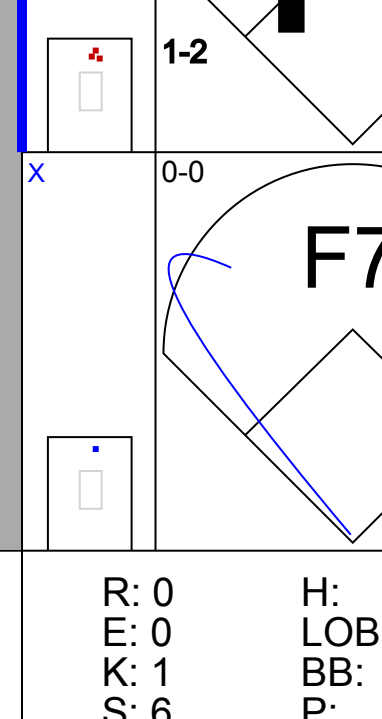
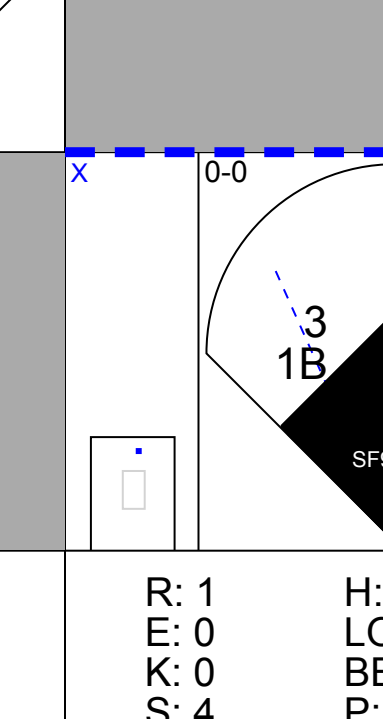
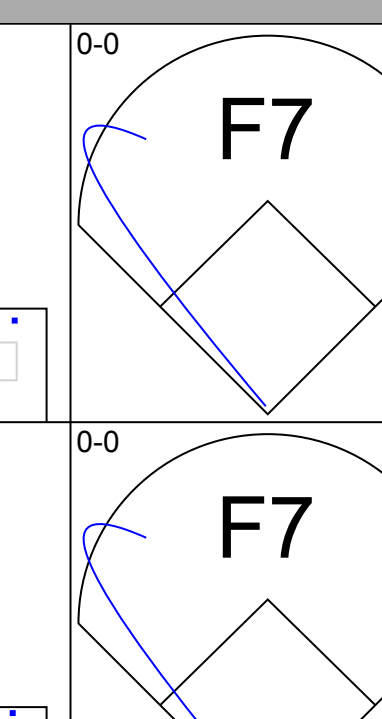
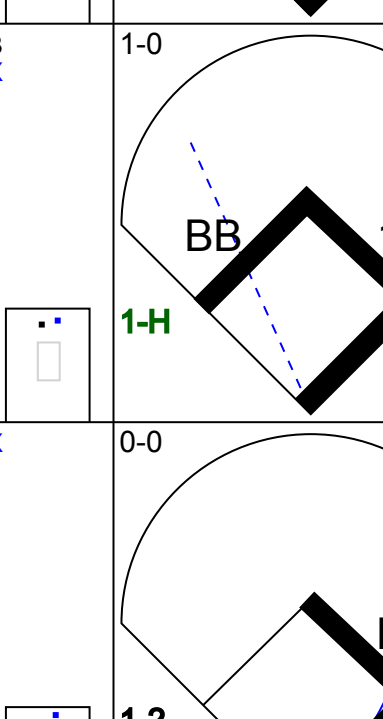
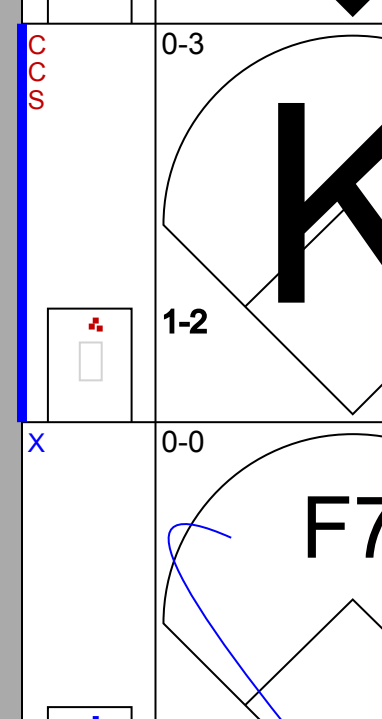
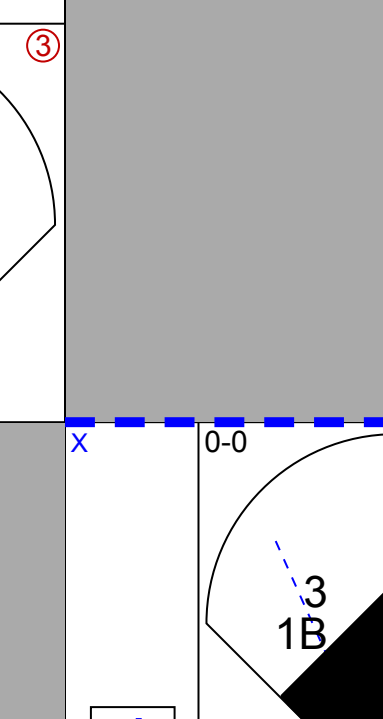
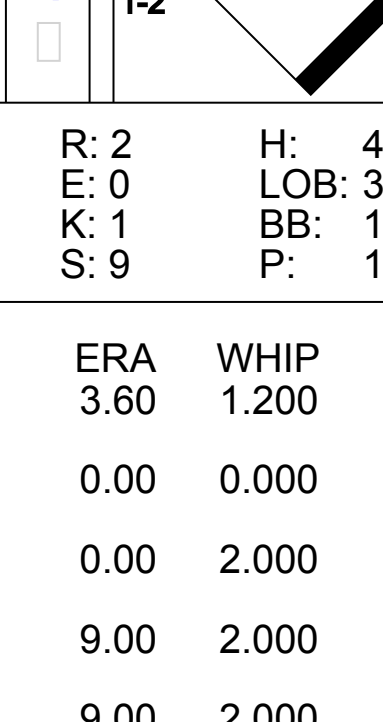
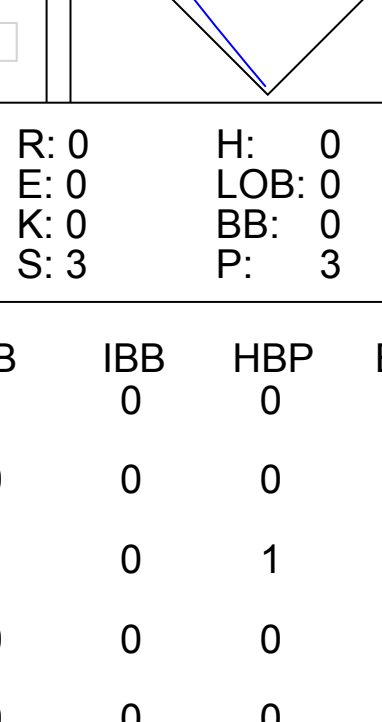
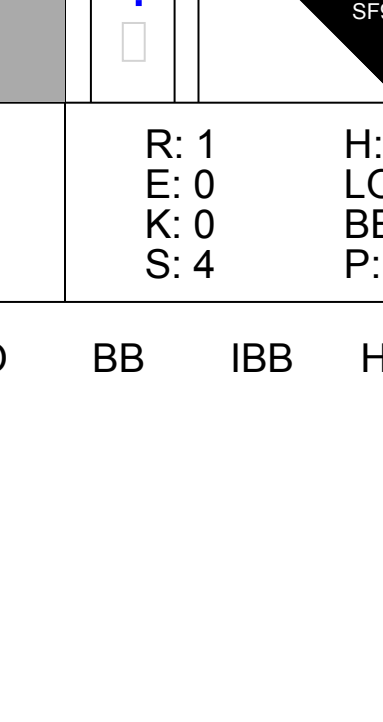
Batter	1	2	3	4	5	6	7	8	9	AB	R	H	RBI	BB	SO	LOB	BOTTOM																			
24 Grady Sizemore, L (1, 8) OBP: 0.542, SLG: 0.737										3	1	1	0	1	1	4	New York Yankees @ Cleveland Indians Chain of Lakes Park, Winter Haven, FL Sun Mar 12 2006, 1:05 PM EST Att: 7,852 - Cloudy - 78 F																			
62 Todd Donovan, R (8, 8) OBP: 0.176, SLG: 0.438										1	1	1	1	0	0	0																				
Jason Michaels, R (1, 7) OBP: 0.364, SLG: 0.368										3	1	2	1	0	0	3																				
Todd Hollandsworth, L (6, 7) OBP: 0.300, SLG: 0.421										2	1	2	0	0	0	0																				
2 Jhonny Peralta, R (1, 6) OBP: 0.275, SLG: 0.632										3	1	1	1	1	0	1																				
Lou Merloni, R (7, 6) OBP: 0.545, SLG: 0.714										0	1	0	0	1	0	0																				
48 Travis Hafner, L (1, 3) OBP: 0.556, SLG: 0.867										2	0	1	2	1	0	3																				
25 Ryan Garko, R (6, 3) OBP: 0.497, SLG: 0.391										2	0	0	0	0	0	2																				
Ben Broussard, L (1, 10) OBP: 0.269, SLG: 0.320										5	0	2	2	0	1	4																				
Casey Blake, R (1, 9) OBP: 0.380, SLG: 0.455										3	0	1	0	1	2	1																				
Brad Snyder, L (8, 9) OBP: 0.238, SLG: 0.118										1	0	0	0	0	0	0																				
10 Kelly Shoppach, R (1, 2) OBP: 0.275, SLG: 0.182										0	1	0	0	2	0	0																				
11 Einar Diaz, R (7, 2) OBP: 0.429, SLG: 0.462										1	0	1	0	0	0	0																				
30 Andy Marte, R (1, 5) OBP: 0.455, SLG: 0.789										2	0	0	0	2	0	3																				
66 Jake Gautreau, L (8, 5) OBP: 0.353, SLG: 0.385										0	0	0	0	0	0	0																				
15 Ramon Vazquez, L (1, 4) OBP: 0.269, SLG: 0.280										3	0	0	0	1	0	7																				
Joe Inglett, L (8, 4) OBP: 0.412, SLG: 0.357										0	0	0	0	0	0	0																				
Inning Stats	R: 0 E: 0 K: 0 S: 4	H: 2 LOB: 2 BB: 1 P: 8	R: 0 E: 0 K: 1 S: 6	H: 0 LOB: 3 BB: 2 P: 15	R: 0 E: 0 K: 2 S: 7	H: 0 LOB: 1 BB: 1 P: 11	R: 4 E: 0 K: 0 S: 6	H: 4 LOB: 2 BB: 2 P: 14	R: 0 E: 0 K: 1 S: 5	H: 0 LOB: 2 BB: 2 P: 13	R: 0 E: 0 K: 0 S: 3	H: 1 LOB: 0 BB: 0 P: 3	R: 0 E: 0 K: 0 S: 4	H: 2 LOB: 2 BB: 1 P: 8	R: 3 E: 0 K: 0 S: 6	H: 3 LOB: 0 BB: 1 P: 10	R: 1 E: 0 K: 0 S: 6	H: 2 LOB: 0 BB: 0 P: 5	1B: 9 2B: 2 3B: 0 HR: 1	SF: 0 SAC: 0 DP: 3 HBP: 1	WP: 0 PA: 42 PB: 1 SB: 0 CS: 0															
PITCHER	IP	WLS	BF	H	R	ER	SO	BB	IBB	HBP	BLK	WP	HR	S	P	ERA	WHIP	PITCHER		IP	WLS	BF	H	R	ER	SO	BB	IBB	HBP	BLK	WP	HR	S	P	ERA	WHIP
Shawn Chacon, R (1, 1) ERA:	3.0	15	2	0	0	0	3	4	0	1	0	0	0	17	34	0.00	2.000	Scott Erickson, R (8, 1) ERA: 2.45		1.0	6	6	3	2	0	1	0	0	0	10	18.00	4.000				
34 Sean Henn, L (4, 1) ERA: 10.8	1.0	10	4	4	4	0	4	0	0	0	0	0	0	6	22	36.00	8.000																			
60 Jose Veras, R (5, 1) ERA:	1.0	3	0	0	0	1	0	0	0	0	0	0	0	5	5	0.00	0.000																			
Tanyon Sturtze, R (6, 1) ERA:	1.0	3	1	0	0	0	0	0	0	0	0	0	0	3	3	0.00	1.000																			
Mike Myers, L (7, 1) ERA: 5.79	1.0	5	2	0	0	0	0	0	1	0	0	0	0	4	8	0.00	2.000																			

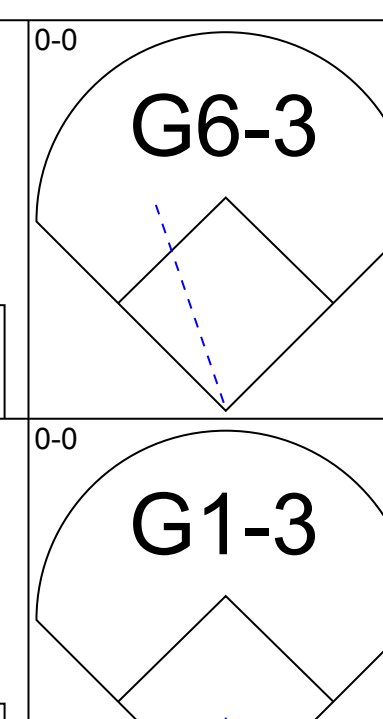
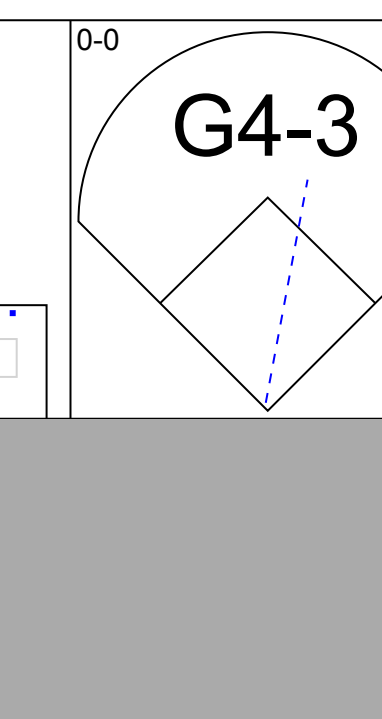
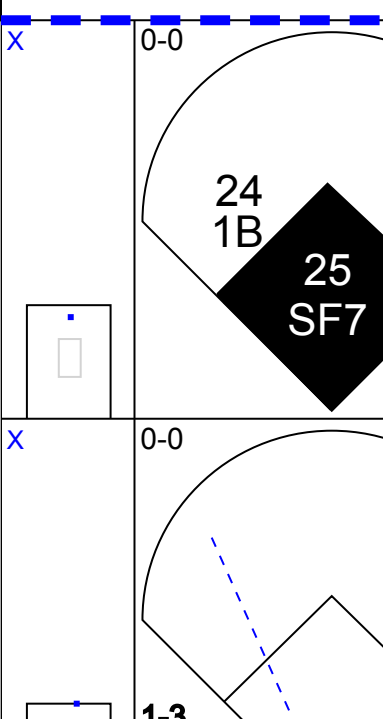
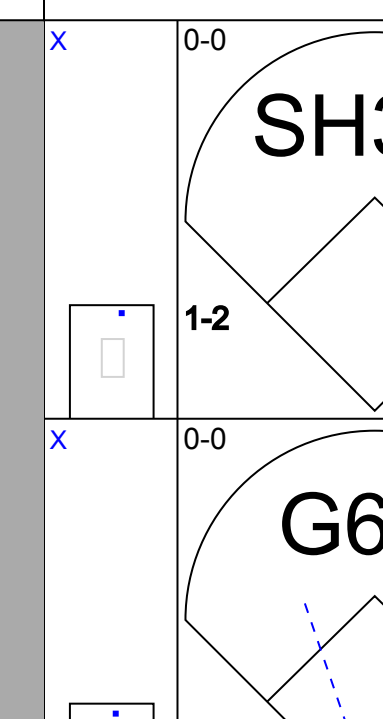
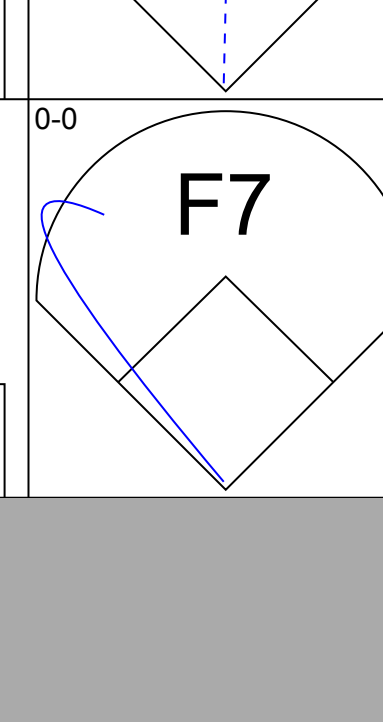
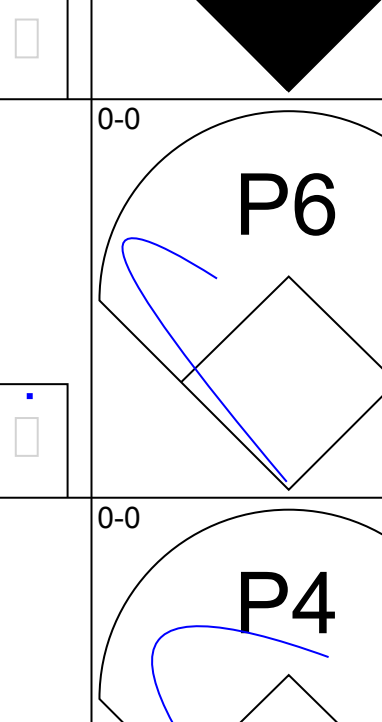
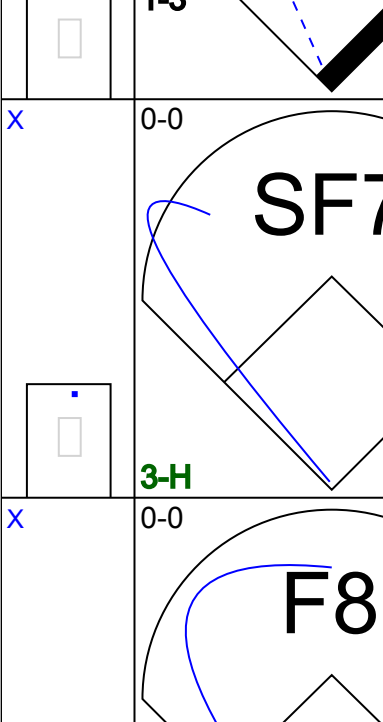
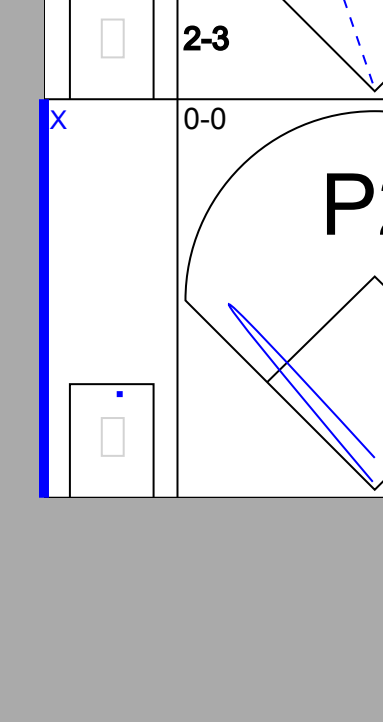


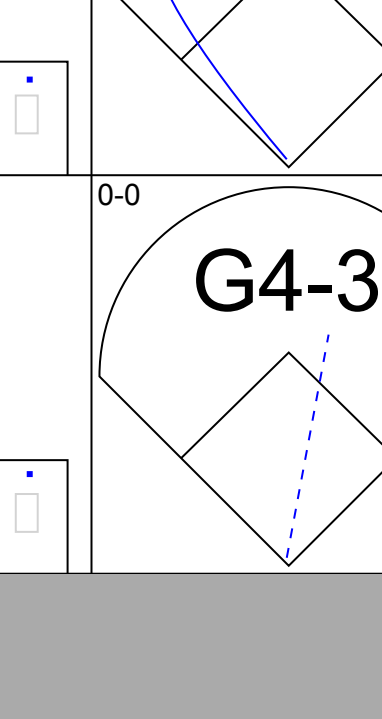
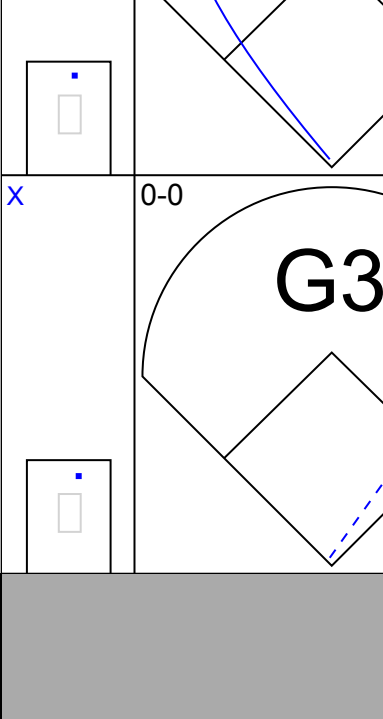

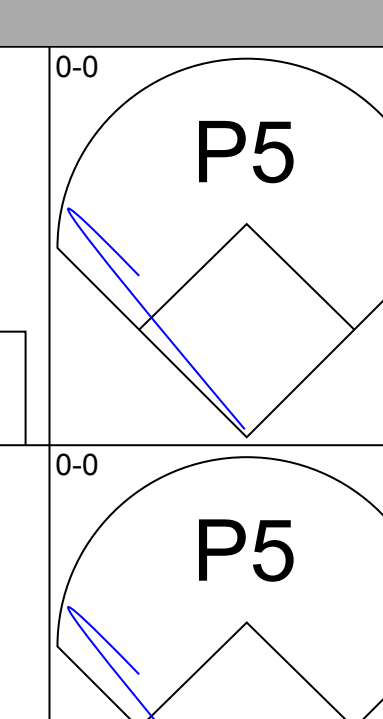
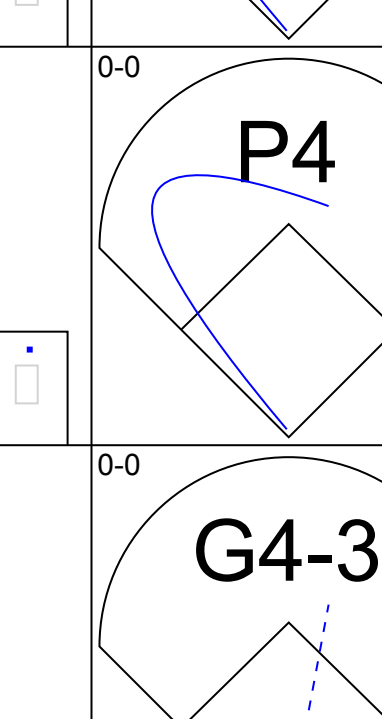
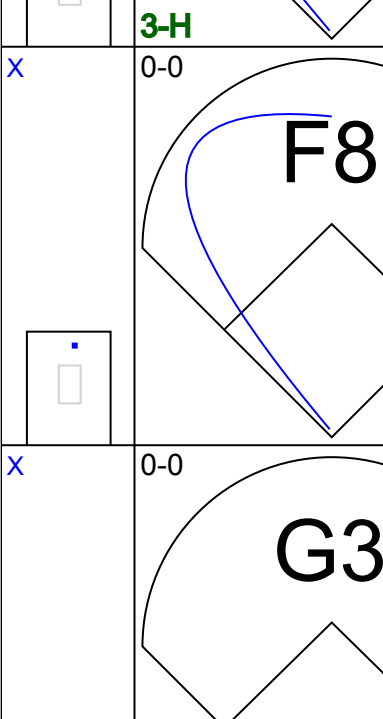
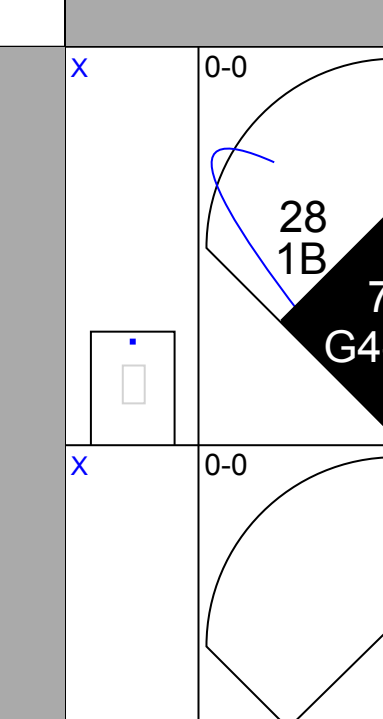
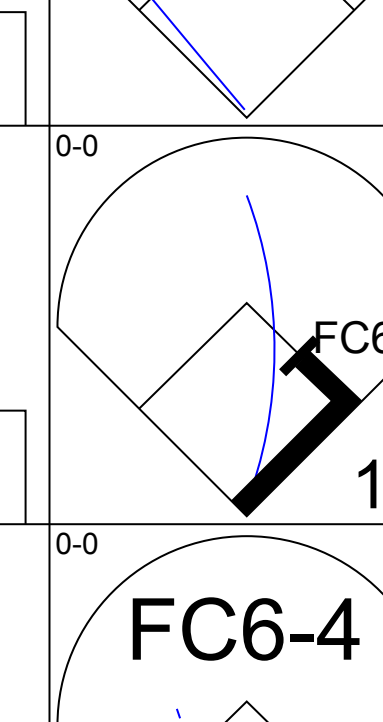


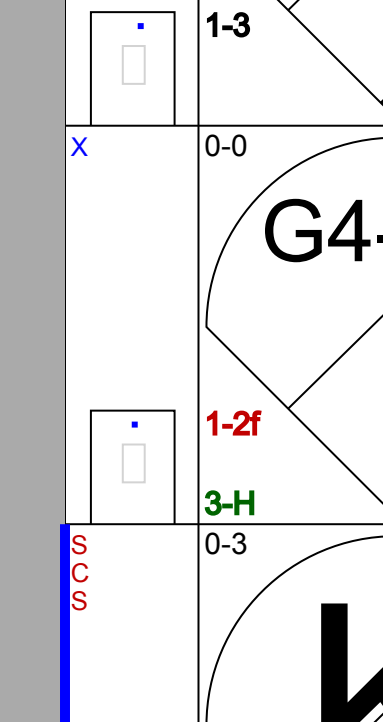



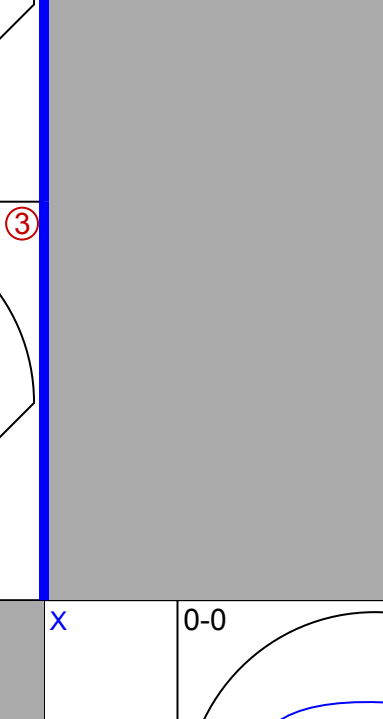
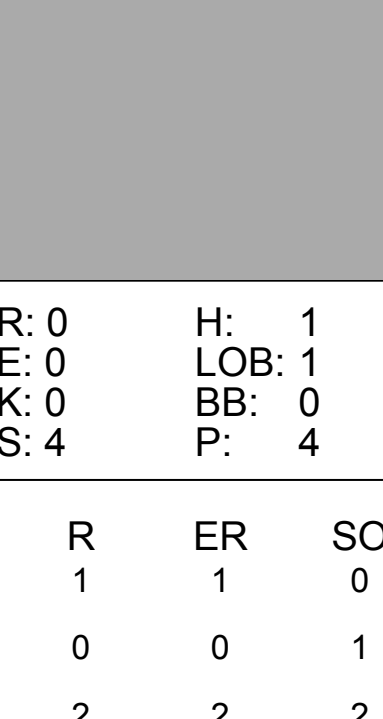
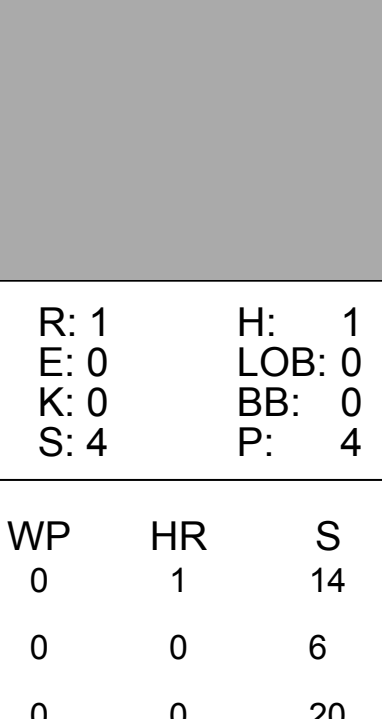
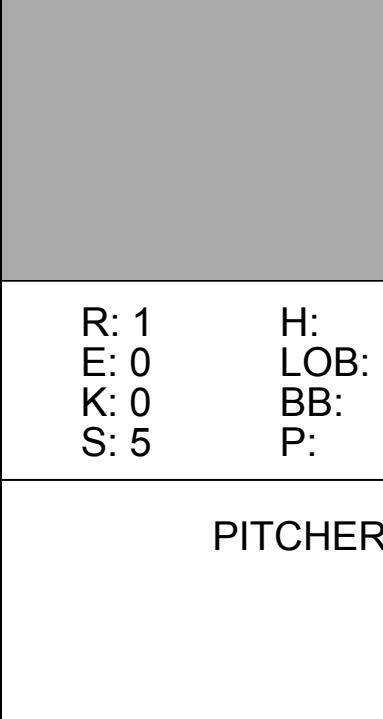
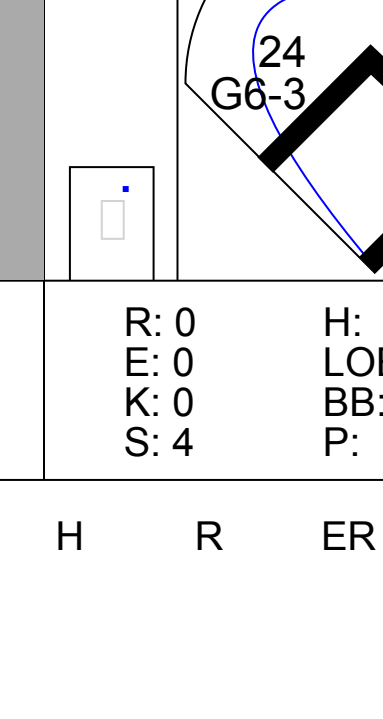
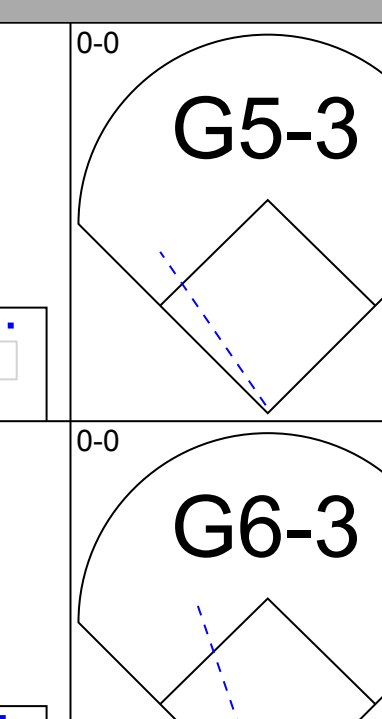
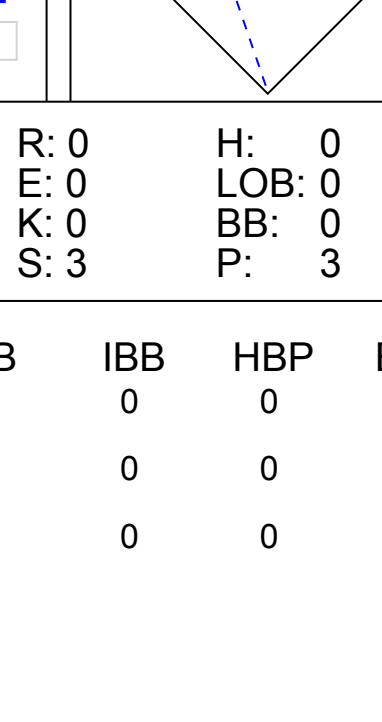
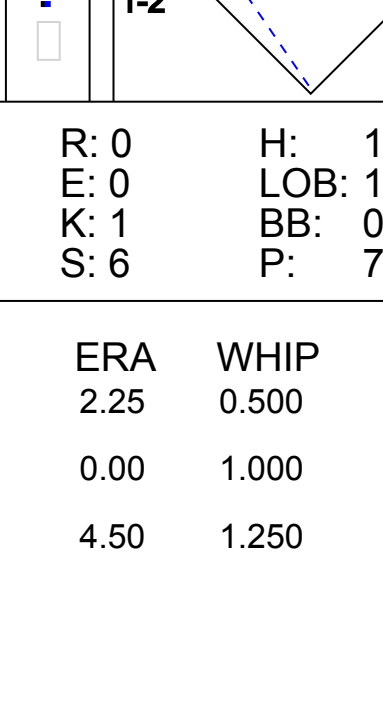
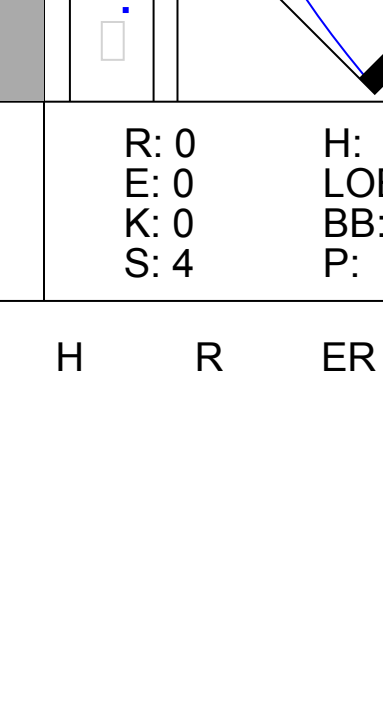


Batter	1	2	3	4	5	6	7	8	9	AB	R	H	RBI	BB	SO	LOB	TOP	
19 Bubba Crosby, L (1,8) OBP: 0.250, SLG: 0.545 64 Matt Childers, R (7,1) 38 Ramiro Mendoza, R (8,1) 64 Kevin Reese, L (9,PH) OBP: 0.321, SLG: 0.407	0-0 HR		0-0 B1-3		0-0 G5-3		4-0 BB		0-0 F8	3	1	1	1	0	1	0	New York Yankees @ Pittsburgh Pirates McKechnie Field, Bradenton, FL Mon Mar 13 2006, 1:05 PM EST Att: 6,002 - Partly Cloudy - 78 F	
Miguel Cairo, R (1,4) OBP: 0.300, SLG: 0.357 61 Kevin Howard, L (6,4) OBP: 0.250, SLG: 0.500	0-0 G6-3		0-0 2B		0-0 P3		0-0 G4-3		0-0 G4-3	3	0	1	0	0	0	0		
20 Jorge Posada, S (1,2) OBP: 0.371, SLG: 1.000 26 Wil Nieves, R (7,2) OBP: 0.400, SLG: 0.800	4-0 BB		0-0 F9		0-0 1B		0-0 1B		0-0 1B	2	0	1	0	1	0	1		
12 Andy Phillips, R (1,3) OBP: 0.410, SLG: 0.471 47 Ron Villone, L (6,1) 27 Kevin Thompson, R (7,8) OBP: 0.484, SLG: 0.560	0-0 F9-3		0-0 F9		0-0 1B		0-0 P4		0-0 HR	3	0	1	0	0	0	1		
Mitch Jones, R (1,7) OBP: 0.324, SLG: 0.618		0-0 SH1-3		0-0 P4		0-0 P4		0-0 HR	5	2	3	3	0	0	2			
28 Melky Cabrera, S (1,9) OBP: 0.382, SLG: 0.469	0-0 SH1-3		0-0 F8		0-0 G4-3		0-0 K		0-0 2B	4	0	1	0	0	1	2		
92 Marcos Veitchonacci, S (1,5) OBP: 0.300, SLG: 0.143	0-3 K		0-0 G6-3		0-0 G4-3		0-2 K		0-0 G3-1	5	0	0	0	0	2	2		
91 Ramiro Pena, S (1,6) OBP: 0.400, SLG: 0.467	0-0 F8		0-0 SH1-3		0-0 G3		0-0 7B HR		0-0 1B	4	1	2	0	0	0	1		
Jaret Wright, R (1,1) Scott Proctor, R (4,1) 78 Eric Duncan, L (6,3) OBP: 0.458, SLG: 0.818	0-0 G4-3		0-0 SH1-3		0-0 SH1-3		0-0 2B		0-0 HR	1	0	0	0	0	0	0		
Inning Stats	R: 1 E: 0 K: 0 S: 3	H: 1 LOB: 0 BB: 1 P: 7	R: 0 E: 0 K: 1 S: 6	H: 1 LOB: 1 BB: 0 P: 6	R: 0 E: 0 K: 0 S: 4	H: 1 LOB: 1 BB: 0 P: 4	R: 0 E: 0 K: 0 S: 5	H: 2 LOB: 2 BB: 1 P: 5	R: 0 E: 0 K: 0 S: 4	H: 1 LOB: 2 BB: 1 P: 8	R: 2 E: 0 K: 2 S: 9	H: 2 LOB: 1 BB: 0 P: 9	R: 5 E: 0 K: 0 S: 9	H: 6 LOB: 1 BB: 0 P: 9	1B: 6 2B: 5 3B: 0 HR: 5	SF: 0 SAC: 2 DP: 1 HBP: 0		WP: 0 PB: 0 SB: 0 CS: 0
PITCHER	IP WLS BF H R ER SO BB IBB HBP BLK WP HR S P ERA WHIP	18 Sean Burnett, L (1,1) ERA: 3.0 45 Ian Snell, R (4,1) ERA: 2.0 Michael Gonzalez, L (7,1) ERA: 3.0 27 Terry Adams, R (8,1) ERA: 7.2 68 Scott Strickland, R (9,1) ERA: 7.94	3.0 W 12 3 1 1 1 1 0 0 0 0 0 1 13 17 3.00 1.333	0.1 S 2 1 0 0 0 0 0 0 0 0 0 3 7 7 67.50 7.500	PITCHER	IP WLS BF H R ER SO BB IBB HBP BLK WP HR S P ERA WHIP	63 Matt Whiteside, R (9,1) ERA: 4.15	0.1 S 2 1 0 0 0 0 0 0 0 0 0 0 1 13 17 0.00 1.000	0.1 S 2 1 0 0 0 0 0 0 0 0 0 0 3 7 7 67.50 7.500									



Batter	1	2	3	4	5	6	7	8	9	AB	R	H	RBI	BB	SO	LOB	BOTTOM	
13 Nate McLouth, L (1,8) OBP: 0.400, SLG: 0.727 Brandon Chaves, S (8,PH) 68 Scott Strickland, R (9,1) 63 Matt Whiteside, R (9,1)	0-0 1B	0-0 G6-4-3	0-0 F9		0-0 G4-3			2-0 F8		4	1	1	0	0	0	5	New York Yankees @ Pittsburgh Pirates McKechnie Field, Bradenton, FL Mon Mar 13 2006, 1:05 PM EST Att: 6,002 - Partly Cloudy - 78 F	
19 José Bautista, R (1,4) OBP: 0.517, SLG: 0.792 Craig Stansberry, R (6,PH) OBP: 0.487, SLG: 0.846	1-0 1B	0-0 G5-3	0-0 F9		0-0 F9		1-0 FC1-6		4-0 BB	3	1	1	0	0	0	1		
Sean Casey, L (1,3) OBP: 0.618, SLG: 0.636 37 Yurendell Decaster, R (6,3)	0-0 1B		4-0 2B		0-0 G6-4-3		0-0 FC1-6		0-3 K	2	1	2	1	1	0	0		
Jason Bay, R (1,7) OBP: 0.500, SLG: 1.400 62 Andrew McCutchen, R (6,8) OBP: 0.222, SLG: 0.176	0-0 SF8		0-0 1B		0-0 G6-4-3		0-0 P3		0-0 P3	2	1	1	1	0	0	1		
Jeremy Burnitz, L (1,9) OBP: 0.462, SLG: 1.154 Rich Thompson, L (6,9)	0-0 G3-6-3		0-0 HR		0-0 HR		0-0 FC6-4		0-0 FC6-4	3	2	2	2	0	0	1		
Joe Randa, R (1,5) OBP: 0.400, SLG: 0.786 53 Mike Edwards, R (6,5) OBP: 0.478, SLG: 0.444		0-0 1B	0-0 1B		0-0 G6-3		0-0 G5-4-3		0-0 1B	3	2	2	3	0	0	0		
José Hernández, R (1,6) OBP: 0.273, SLG: 0.286 Javier Guzman, S (6,6) OBP: 0.200, SLG: 0.077		0-0 1B	0-0 F9		0-0 E6		0-3 K		0-0 K	3	1	1	0	0	0	0		
41 Ryan Doumit, S (1,2) OBP: 0.333, SLG: 0.556 66 Paul Chiareffredo, R (6,2) OBP: 0.273, SLG: 0.455 Milver Reyes, R (9,2)		0-0 1B	0-0 F9		0-0 FC4-6		0-0 G5-4-3		0-0 FC4-6	3	0	1	1	0	0	1		
18 Sean Burnett, L (1,1) OBP: 1.000, SLG: 1.000 Brian Baker, R (3,PH) 45 Ian Snell, R (4,1) Michael Gonzalez, R (7,1) 27 Terry Adams, R (8,1) Nyjer Morgan, L (9,7)		0-0 1B	0-0 F9		0-0 BB		0-0 K		0-0 K	1	0	1	0	0	0	0		
Inning Stats	R: 2 E: 0 K: 0 S: 5	H: 3 LOB: 0 BB: 0 P: 6	R: 2 E: 0 K: 0 S: 6	H: 4 LOB: 1 BB: 0 P: 6	R: 4 E: 0 K: 0 S: 7	H: 4 LOB: 1 BB: 1 P: 11	R: 0 E: 0 K: 0 S: 3	H: 1 LOB: 0 BB: 0 P: 3	R: 1 E: 0 K: 0 S: 5	H: 1 LOB: 2 BB: 1 P: 9	R: 0 E: 0 K: 1 S: 5	H: 0 LOB: 1 BB: 0 P: 5	R: 0 E: 0 K: 2 S: 7	H: 0 LOB: 1 BB: 1 P: 13	1B: 11 2B: 1 3B: 0 HR: 2	SF: 1 SAC: 0 DP: 4 HBP: 1		WP: 0 PB: 1 SB: 1 CS: 0
PITCHER	IP WLS BF H R ER SO BB IBB HBP BLK WP HR S P ERA WHIP	Jaret Wright, R (1,1) ERA: 12.91 Scott Proctor, R (4,1) ERA: 2.25 47 Ron Villone, L (6,1) ERA: 4.5 64 Matt Childers, R (7,1) ERA: 4.5 38 Ramiro Mendoza, R (8,1) ERA: 3.38	3.0 L 19 11 8 8 0 1 0 0 0 0 0 1 8 12 4.50 1.500	2.0 9 2 1 1 0 1 0 0 0 0 0 0 3 4 0.00 0.000	PITCHER	IP WLS BF H R ER SO BB IBB HBP BLK WP HR S P ERA WHIP	63 Matt Whiteside, R (9,1) ERA: 4.15	0.1 S 2 1 0 0 0 0 0 0 0 0 0 0 1 13 17 0.00 1.000	0.1 S 2 1 0 0 0 0 0 0 0 0 0 0 3 7 7 67.50 7.500									

Batter	1	2	3	4	5	6	7	8	9	AB	R	H	RBI	BB	SO	LOB	TOP									
3 Junior Spivey, R OBP: 0.270, SLG: 0.212										4	0	1	0	0	1	2	St. Louis Cardinals @ New York Yankees Legends Field, Tampa, FL Tue Mar 14 2006, 1:15 PM EST Att: 10,219 - Partly Cloudy - 80 F									
So Taguchi, R OBP: 0.308, SLG: 0.265										2	0	1	1	2	1	0										
27 Scott Rolen, R OBP: 0.395, SLG: 0.417										3	0	0	0	0	0	4										
53 John Rodriguez, L OBP: 0.227, SLG: 0.190										2	0	0	0	0	0	3										
55 Skip Schumaker, L OBP: 0.276, SLG: 0.286										0	0	0	0	0	0	0										
John Gall, R OBP: 0.278, SLG: 0.273										3	0	0	0	0	0	1										
Larry Bigbie, L OBP: 0.290, SLG: 0.304										1	1	1	0	0	0	0										
26 Scott Spiezo, S OBP: 0.421, SLG: 0.613										4	0	1	0	0	2	0										
16 Chris Duncan, L OBP: 0.400, SLG: 0.725										4	1	1	2	0	2	1										
7 Hector Luna, R OBP: 0.306, SLG: 0.250										4	1	2	0	0	0	1										
Deivi Cruz, R OBP: 0.111, SLG: 0.167										2	0	1	1	0	0	0										
15 Jim Edmonds, L OBP: 0.697, SLG: 0.833										1	0	0	0	0	1	1										
47 Brian Daubach, L OBP: 0.478, SLG: 0.789										1	0	0	0	0	0	1										
Michel Hernandez, R OBP: 0.381, SLG: 0.316										4	1	2	0	0	0	1										
Inning Stats	R: 0 E: 0 K: 1 S: 6	H: 1 LOB: 1 BB: 0 P: 7	R: 0 E: 0 K: 1 S: 5	H: 0 LOB: 0 BB: 0 P: 5	R: 0 E: 0 K: 0 S: 3	H: 0 LOB: 0 BB: 0 P: 3	R: 0 E: 0 K: 1 S: 5	H: 0 LOB: 0 BB: 0 P: 5	R: 2 E: 0 K: 1 S: 9	H: 4 LOB: 3 BB: 1 P: 14	R: 0 E: 0 K: 2 S: 7	H: 0 LOB: 0 BB: 0 P: 7	R: 0 E: 0 K: 1 S: 6	H: 1 LOB: 3 BB: 1 P: 11	R: 1 E: 0 K: 0 S: 5	H: 2 LOB: 1 BB: 0 P: 5	R: 1 E: 0 K: 0 S: 4	H: 2 LOB: 0 BB: 0 P: 4	1B: 9 2B: 1 3B: 0 HR: 1	SF: 1 SAC: 0 DP: 1 HBP: 1	WP: 0 PB: 0 CS: 2 SB: 0	PA: 39				
PITCHER	IP	WLS	BF	H	R	ER	SO	BB	IBB	HBP	BLK	WP	HR	S	P	ERA	WHIP									
Randy Johnson, L ERA: 5.25	(1, 1)	5.0	21	5	2	2	4	1	0	0	0	0	0	1	28	34	3.60	1.200								
42 Mariano Rivera, R ERA: 2.25	(6, 1)	1.0	3	0	0	0	2	0	0	0	0	0	0	0	7	7	0.00	0.000								
Kyle Farnsworth, R ERA:	(7, 1)	1.0	6	1	0	0	1	1	0	1	0	0	0	0	6	11	0.00	2.000								
Tanyon Sturtze, R ERA: 4.5	(8, 1)	1.0	L	5	2	1	1	0	0	0	0	0	0	5	5	9.00	2.000									
Mike Myers, L ERA: 6.35	(9, 1)	1.0	4	2	1	1	0	0	0	0	0	0	0	4	4	9.00	2.000									

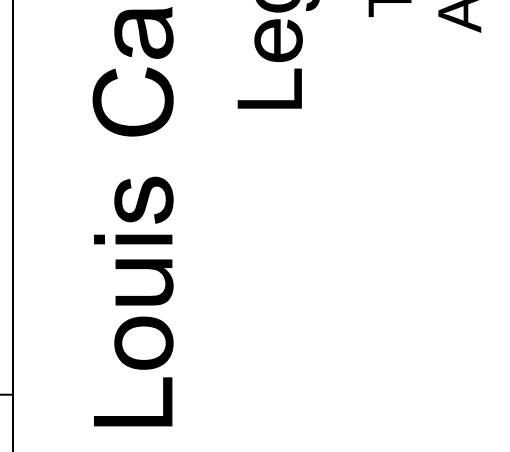
Batter	1	2	3	4	5	6	7	8	9	AB	R	H	RBI	BB	SO	LOB	BOTTOM									
19 Bubba Crosby, L OBP: 0.267, SLG: 0.500										3	1	1	0	0	0	0	St. Louis Cardinals @ New York Yankees Legends Field, Tampa, FL Tue Mar 14 2006, 1:15 PM EST Att: 10,219 - Partly Cloudy - 80 F									
64 Kevin Reese, L OBP: 0.321, SLG: 0.407										0	0	0	0	0	0	0										
24 Robinson Cano, L OBP: 0.396, SLG: 0.568										4	1	2	1	0	0	1										
61 Kevin Howard, L OBP: 0.250, SLG: 0.500										0	0	0	0	0	0	0										
25 Jason Giambi, L OBP: 0.273, SLG: 0.250										2	0	0	1	0	0	0										
Mitch Jones, R OBP: 0.314, SLG: 0.600										1	0	0	0	0	0	1										
Gary Sheffield, R OBP: 0.263, SLG: 0.071										2	0	0	0	0	0	0										
27 Kevin Thompson, R OBP: 0.467, SLG: 0.556										2	1	1	0	0	0	1										
55 Hideki Matsui, L OBP: 0.481, SLG: 0.500										3	0	0	0	0	0	1										
28 Melky Cabrera, S OBP: 0.400, SLG: 0.485										1	0	1	0	0	0	0										
12 Andy Phillips, R OBP: 0.405, SLG: 0.459										3	0	1	0	0	0	0										
78 Eric Duncan, L OBP: 0.440, SLG: 0.783										1	0	0	0	0	0	1										
Kelly Stinnett, R OBP: 0.235, SLG: 0.133										3	0	0	0	0	1	1										
26 Wil Nieves, R OBP: 0.400, SLG: 0.800										0	0	0	0	0	0	0										
17 Ben Davis, S OBP: 0.308, SLG: 0.143										1	0	0	0	0	1	0										
28 Felix Escalona, R OBP: 0.346, SLG: 0.560										2	0	1	0	0	0	0										
Shelley Duncan, R OBP: 0.697, SLG: 1.667										1	0	0	0	0	1	0										
92 Marcos Vechionacci, S OBP: 0.308, SLG: 0.143										0	0	0	0	0	0	0										
Miguel Cairo, R OBP: 0.281, SLG: 0.333										2	0	0	0	0	0	1										
91 Ramiro Pena, S OBP: 0.438, SLG: 0.500										1	0	1	0	0	0	0										
Inning Stats	R: 0 E: 0 K: 0 S: 3	H: 0 LOB: 0 BB: 0 P: 3	R: 0 E: 0 K: 0 S: 4	H: 1 LOB: 1 BB: 0 P: 4	R: 0 E: 0 K: 0 S: 3	H: 0 LOB: 0 BB: 0 P: 3	R: 1 E: 0 K: 0 S: 4	H: 1 LOB: 0 BB: 0 P: 4	R: 0 E: 0 K: 1 S: 6	H: 1 LOB: 1 BB: 0 P: 7	R: 1 E: 0 K: 0 S: 5	H: 2 LOB: 1 BB: 0 P: 5	R: 0 E: 0 K: 1 S: 5	H: 0 LOB: 0 BB: 0 P: 5	R: 0 E: 0 K: 0 S: 4	H: 1 LOB: 1 BB: 0 P: 4	R: 1 E: 0 K: 1 S: 6	H: 2 LOB: 0 BB: 0 P: 6	1B: 7 2B: 0 3B: 0 HR: 1	SF: 1 SAC: 1 DP: 1 HBP: 0	WP: 0 PB: 0 CS: 0	PA: 34				
PITCHER	IP	WLS	BF	H	R	ER	SO	BB	IBB	HBP	BLK	WP	HR	S	P	ERA	WHIP									
Sidney Ponson, R ERA: 4.5	(1, 1)	4.0	14	2	1	1	0	0	0	0	0	0	0	1	14	14	2.25	0.500								
44 Jason Istringhausen, R ERA:	(5, 1)	1.0	4	1	0	0	1	0	0	0	0	0	0	6	7	0.00	1.000									
23 Anthony Reyes, R ERA: 6.66	(6, 1)	4.0	W	16	5	2	2	2	0	0	0	0	0	20	20	4.50	1.250									

AB	35
R	4
H	10
RBI	4
BB	2
SO	7
LOB	15



WP	0
PB	0
CS	2
SB	0
CS	0

AB	32
R	3
H	8
RBI	2
BB	0
SO	3
LOB	7



WP	0
PB	0
CS	0

Batter	1	2	3	4	5	6	7	8	9	AB	R	H	RBI	BB	SO	LOB	TOP										
19 Bubba Crosby, L (1, 8) 64 Kevin Reese, L (6, 8) OBP: 0.211, SLG: 0.389 OBP: 0.300, SLG: 0.379	L9	K			L3	G4-3	F9		K	4	0	0	0	0	1	2											
24 Robinson Cano, L (1, 4) 28 Felix Escalona, R (6, PR) OBP: 0.400, SLG: 0.810 OBP: 0.321, SLG: 0.519	1B		2B		1B	1B	E3	F9	P4	4	1	3	0	0	0	0											
25 Jason Giambi, L (1, 10) 61 Kevin Howard, L (5, PR) OBP: 0.357, SLG: 0.222 OBP: 0.214, SLG: 0.417	F8		BB		BB	BB	F8		K	1	0	0	0	2	0	1											
20 Jorge Posada, S (1, 2) 85 Omar Santos, R (7, 2) OBP: 0.520, SLG: 0.857 OBP: 0.167, SLG: 0.167	G6-3		G5-4-3		1B	1B	G6-3	G4-3		4	0	1	0	0	0	3											
12 Andy Phillips, R (1, 3) 78 Eric Duncan, L (7, PR) OBP: 0.435, SLG: 0.488 OBP: 0.462, SLG: 0.875		G5-3	K		1B	1B	1B		HR	4	1	3	2	0	1	1											
Mitch Jones, R (1, 9) OBP: 0.325, SLG: 0.725	G5-3				HR	K	F7		HR	5	2	2	3	0	1	4											
27 Russ Johnson, R (1, 5) OBP: 0.286, SLG: 0.133	G5-3		K		F9		F9		HR	4	2	1	0	1	1	3											
27 Kevin Thompson, R (1, 7) OBP: 0.514, SLG: 0.656	2B		K		K		G6-3		64 WP	5	2	4	3	0	1	0											
Miguel Cairo, R (1, 6) 91 Ramiro Pena, S (6, 6) OBP: 0.286, SLG: 0.364 OBP: 0.444, SLG: 0.500	2B		G6-3		G6-3		G6-3		F7	3	0	1	1	0	0	1											
Inning Stats	R: 0 E: 0 K: 0 S: 9	H: 1 LOB: 1 BB: 0 P: 14	R: 2 E: 0 K: 1 S: 14	H: 3 LOB: 1 BB: 0 P: 17	R: 0 E: 0 K: 1 S: 7	H: 1 LOB: 0 BB: 1 P: 13	R: 1 E: 0 K: 2 S: 11	H: 1 LOB: 0 BB: 0 P: 15	R: 2 E: 0 K: 1 S: 14	H: 3 LOB: 2 BB: 1 P: 23	R: 1 E: 1 K: 0 S: 7	H: 1 LOB: 1 BB: 0 P: 8	R: 2 E: 0 K: 0 S: 7	H: 4 LOB: 2 BB: 0 P: 7	R: 0 E: 0 K: 1 S: 5	H: 0 LOB: 0 BB: 0 P: 5	R: 3 E: 0 K: 1 S: 8	H: 3 LOB: 1 BB: 1 P: 14	1B: 9 2B: 5 3B: 1 HR: 2	SF: 0 SAC: 0 DP: 1 HBP: 0	WP: 2 PB: 0 SB: 0 CS: 0	PA: 47					
PITCHER	IP	WLS	BF	H	R	ER	SO	BB	IBB	HBP	BLK	WP	HR	S	P	ERA	WHIP										
Andy Pettitte, L (1, 1) ERA: 6.0	3.0	L	14	5	2	2	2	1	0	0	0	0	0	30	44	6.00	2.000										
Steve Sparks, R (4, 1) ERA: 9.9	4.0		23	9	6	5	3	1	0	0	0	0	1	39	53	11.25	2.500										
45 Mike Gallo, L (8, 1) ERA: 9.0	1.0		3	0	0	0	1	0	0	0	0	0	0	5	5	0.00	0.000										
58 Dave Borkowski, R (9, 1) ERA: 4.5	1.0		7	3	3	3	1	1	0	0	0	1	1	8	14	27.00	4.000										

New York Yankees @ Houston Astros
Osceola County Stadium, Kissimmee, FL
Wed Mar 15 2006, 1:05 PM EST
Att: 6,100 - Sunny - 72 F

AB 44
R 11
H 17
RBI 9
BB 3
SO 7
LOB 22



Batter	1	2	3	4	5	6	7	8	9	AB	R	H	RBI	BB	SO	LOB	BOTTOM										
Craig Biggio, R (1, 10) Raul Chavez, R (5, FH) 65 Brian Gordon, L (8, FH) OBP: 0.333, SLG: 0.400 OBP: 0.357, SLG: 0.308 OBP: 0.222, SLG: 0.125	G6-3		G1-6-3		K					2	0	0	0	0	0	0											
28 Adam Everett, R (1, 6) 4 Eric Bruntlett, R (5, 6) OBP: 0.188, SLG: 0.250 OBP: 0.250, SLG: 0.333	K2-3		K							2	0	0	0	0	2	0											
17 Lance Berkman, S (1, 3) 13 Eric Munson, L (5, 5) OBP: 0.476, SLG: 0.444 OBP: 0.370, SLG: 0.708	F8				K					2	0	0	0	0	1	0											
Morgan Ensberg, R (1, 5) 31 Kevin Orie, R (5, 3) OBP: 0.261, SLG: 0.263 OBP: 0.192, SLG: 0.381	L8				K					2	0	0	0	0	1	0											
Preston Wilson, R (1, 8) Josh Anderson, L (5, 9) OBP: 0.471, SLG: 0.571 OBP: 0.190, SLG: 0.238	1B				F9					2	0	1	0	0	0	0											
Brad Ausmus, R (1, 2) 55 Humberto Quintero, R (6, 2) OBP: 0.250, SLG: 0.200 OBP: 0.182, SLG: 0.364	1B				P4					2	0	1	0	0	0	0											
2 Chris Burke, R (1, 4) Jonathan Ash, L (6, 4)	G5-3				K					2	0	0	1	0	1	1											
Luke Scott, L (1, 7) OBP: 0.259, SLG: 0.182	K				2B					2	0	0	0	1	1	1											
Charlton Jimerson, R (1, 9) OBP: 0.300, SLG: 0.464					2B					3	0	1	0	0	2	0											
Inning Stats	R: 0 E: 0 K: 1 S: 10	H: 0 LOB: 0 BB: 0 P: 11	R: 1 E: 0 K: 1 S: 12	H: 2 LOB: 1 BB: 0 P: 17	R: 0 E: 0 K: 2 S: 9	H: 0 LOB: 0 BB: 0 P: 12	R: 0 E: 0 K: 2 S: 11	H: 0 LOB: 0 BB: 0 P: 15	R: 0 E: 0 K: 2 S: 14	H: 1 LOB: 2 BB: 1 P: 21	R: 0 E: 0 K: 0 S: 8	H: 0 LOB: 0 BB: 1 P: 17	R: 0 E: 0 K: 0 S: 3	H: 0 LOB: 0 BB: 0 P: 4	R: 0 E: 0 K: 1 S: 5	H: 0 LOB: 1 BB: 1 P: 9	R: 0 E: 0 K: 0 S: 5	H: 2 LOB: 2 BB: 0 P: 5	1B: 2 2B: 3 3B: 0 HR: 0	SF: 0 SAC: 0 DP: 0 HBP: 0	WP: 0 PB: 0 SB: 0 CS: 1	PA: 35					
PITCHER	IP	WLS	BF	H	R	ER	SO	BB	IBB	HBP	BLK	WP	HR	S	P	ERA	WHIP										
35 Mike Mussina, R (1, 1) ERA: 3.09	5.0		19	3	1	1	8	1	0	0	0	0	0	56	76	1.80	0.800										
47 Ron Villone, L (6, 1) ERA: 3.86	1.0		3	0	0	0	0	1	0	0	0	0	0	8	17	0.00	1.000										
Scott Erickson, R (7, 1) ERA: 2.16	1.0		3	0	0	0	0	0	0	0	0	0	0	3	4	0.00	0.000										
38 Ramiro Mendoza, R (8, 1) ERA: 2.84	1.0		4	0	0	0	1	1	0	0	0	0	0	5	9	0.00	1.000										
63 Frank Brookes, L (9, 1) ERA: 5.4	1.0		5	2	0	0	0	0	0	0	0	0	0	5	5	0.00	2.000										

New York Yankees @ Houston Astros
Osceola County Stadium, Kissimmee, FL
Wed Mar 15 2006, 1:05 PM EST
Att: 6,100 - Sunny - 72 F

AB 31
R 1
H 5
RBI 1
BB 3
SO 9
LOB 11



Batter	1	2	3	4	5	6	7	8	9	AB	R	H	RBI	BB	SO	LOB	TOP		
19 Bubba Crosby, L OBP: 0.227, SLG: 0.381 Jose Tabata, R OBP: 0.250, SLG: 0.250										3	0	1	0	0	0	2			
24 Robinson Cano, L OBP: 0.398, SLG: 0.578										4	1	1	0	0	2	1			
12 Andy Phillips, R OBP: 0.420, SLG: 0.455										3	1	0	0	1	0	1			
Mitch Jones, R OBP: 0.318, SLG: 0.674										3	0	0	0	1	0	0			
Damian Rolls, R OBP: 0.143, SLG: 0.143										4	0	1	1	0	0	3			
28 Felix Escalona, R OBP: 0.313, SLG: 0.484										4	0	1	1	0	1	1			
85 Omar Santos, R 66 David Parrish, R										2	0	0	0	1	0	2			
92 Marcos Vechionacci, S OBP: 0.310, SLG: 0.167										3	1	1	0	0	0	1			
27 Kevin Thompson, R OBP: 0.474, SLG: 0.600										3	0	0	0	0	1	2			
Inning Stats	R: 0 E: 0 K: 1 S: 5	H: 1 LOB: 0 BB: 0 P: 5	R: 0 E: 0 K: 0 S: 3	H: 1 LOB: 0 BB: 0 P: 3	R: 0 E: 1 K: 1 S: 5	H: 0 LOB: 1 BB: 1 P: 9	R: 2 E: 0 K: 0 S: 4	H: 2 LOB: 1 BB: 2 P: 12	R: 0 E: 0 K: 0 S: 3	H: 0 LOB: 0 BB: 0 P: 3	R: 0 E: 1 K: 1 S: 6	H: 0 LOB: 1 BB: 0 P: 6	R: 1 E: 1 K: 0 S: 4	H: 1 LOB: 0 BB: 0 P: 5	R: 0 E: 0 K: 1 S: 5	H: 0 LOB: 0 BB: 0 P: 5	1B: 5 2B: 0 3B: 0 HR: 0	SF: 0 SAC: 0 DP: 4 HBP: 0	WP: 0 PA: 34 CS: 1
PITCHER	IP WLS BF H R ER SO BB IBB HBP BLK WP HR S P ERA WHIP																		
29 Nate Robertson, L ERA: 4.9	5.0	19	4	2	2	2	3	0	0	0	0	0	0	20	32	3.60	1.400		
50 Mark Woodyard, R ERA: 5.68	1.0	4	0	0	0	1	0	0	0	0	0	0	0	6	6	0.00	0.000		
44 Bobby Seay, L ERA: 2.25	1.0	4	1	1	0	0	0	0	0	0	0	0	0	4	5	0.00	1.000		
Frankie De La Cruz, R ERA:	2.0	W	6	0	0	0	2	0	0	0	0	0	0	10	10	0.00	0.000		

New York Yankees @ Detroit Tigers
Joker Marchant Stadium, Lakeland, FL
Thu Mar 16 2006, 1:05 PM EST
Att: 5,918 - Partly Cloudy - 82 F

AB	30
R	3
H	5
RBI	2
BB	3
SO	5
LOB	13



Batter	1	2	3	4	5	6	7	8	9	AB	R	H	RBI	BB	SO	LOB	BOTTOM		
Nook Logan, S OBP: 0.275, SLG: 0.171										3	0	1	1	2	0	0			
28 Curtis Granderson, L OBP: 0.513, SLG: 0.767										4	0	0	0	0	1	4			
31 Chris Shelton, R OBP: 0.300, SLG: 0.588										3	0	0	0	0	3	1			
70 Josh Phelps, R OBP: 0.636, SLG: 1.071										0	0	0	0	1	0	0			
Vincent Blue, L OBP: 0.333, SLG: 0.333										0	0	0	0	0	0	0			
Carlos Pena, L OBP: 0.282, SLG: 0.182										3	0	0	0	1	0	1			
20 Omar Infante, R OBP: 0.500, SLG: 0.842										4	1	1	1	0	0	3			
Don Kelly, L OBP: 0.333, SLG: 0.396										3	0	1	0	0	0	0			
39 Ramon Santiago, S OBP: 0.400, SLG: 0.600										1	0	0	0	0	1	0			
15 Brandon Inge, R OBP: 0.410, SLG: 0.571										4	1	1	0	0	0	1			
33 Marcus Thames, R OBP: 0.395, SLG: 0.718										4	1	1	1	0	2	2			
13 Vance Wilson, R OBP: 0.414, SLG: 0.667										3	1	2	1	0	0	0			
Mike Rabelo, S OBP: 0.400, SLG: 0.429										0	0	0	0	1	0	0			
Inning Stats	R: 0 E: 0 K: 2 S: 9	H: 0 LOB: 2 BB: 2 P: 17	R: 0 E: 0 K: 0 S: 5	H: 2 LOB: 3 BB: 1 P: 9	R: 1 E: 0 K: 1 S: 6	H: 1 LOB: 0 BB: 0 P: 6	R: 1 E: 0 K: 1 S: 6	H: 1 LOB: 0 BB: 0 P: 6	R: 0 E: 0 K: 0 S: 3	H: 0 LOB: 0 BB: 0 P: 3	R: 1 E: 0 K: 0 S: 4	H: 1 LOB: 0 BB: 0 P: 4	R: 0 E: 0 K: 0 S: 2	H: 0 LOB: 1 BB: 1 P: 6	R: 1 E: 0 K: 2 S: 8	H: 2 LOB: 2 BB: 1 P: 12	1B: 3 2B: 1 3B: 0 HR: 3	SF: 0 SAC: 0 DP: 1 HBP: 0	WP: 0 PA: 37 CS: 0
PITCHER	IP WLS BF H R ER SO BB IBB HBP BLK WP HR S P ERA WHIP																		
Matt DeSalvo, R ERA: 1.13	3.0	15	3	1	1	3	3	0	0	0	0	0	1	11	11	4.50	0.500		
Jeff Karstens, R ERA: 6.75	2.0	7	1	1	1	2	0	0	0	0	0	1	7	7	4.50	0.500			
Scott Erickson, R ERA: 2.61	2.0	7	1	1	1	0	0	0	0	0	0	1	7	7	4.50	0.500			
34 Sean Henn, L ERA: 9.45	1.2	L	8	2	1	1	2	2	0	0	0	0	0	10	18	5.40	2.400		

New York Yankees @ Detroit Tigers
Joker Marchant Stadium, Lakeland, FL
Thu Mar 16 2006, 1:05 PM EST
Att: 5,918 - Partly Cloudy - 82 F

AB	32
R	4
H	7
RBI	4
BB	5
SO	7
LOB	12



Batter	1	2	3	4	5	6	7	8	9	AB	R	H	RBI	BB	SO	LOB	TOP										
Jason Michaels, R (1,8) OBP: 0.368, SLG: 0.455	E6 1B		F7		K			K		4	0	1	0	0	1	2	Cleveland Indians @ New York Yankees Legends Field, Tampa, FL Sun Mar 19 2006, 1:15 PM EST Att: 10,269 - Sunny - 80 F										
Casey Blake, R (1,9) OBP: 0.350, SLG: 0.538 38 Franklin Gutierrez, R (8,9) OBP: 0.333, SLG: 0.226	1B		1B		K			K		4	0	2	0	0	2	1											
2 Jhonny Peralla, R (1,6) OBP: 0.343, SLG: 0.533 15 Ramón Vázquez, L (6,6) OBP: 0.275, SLG: 0.385	K		F8		F7			F8		3	0	0	0	0	1	3											
41 Victor Martínez, S (1,2) OBP: 0.333, SLG: 0.250 11 Einar Díaz, R (6,2) OBP: 0.391, SLG: 0.591	K				F8			G5-3		3	0	0	0	0	1	2											
Eduardo Pérez, R (1,3) OBP: 0.250, SLG: 0.250 Lou Merloni, R (7,3) OBP: 0.417, SLG: 0.500	F8				K			G5-3		3	0	0	0	0	1	2											
Jason Dubois, R (1,7) OBP: 0.523, SLG: 0.657			K		K			K		3	0	1	0	0	2	0											
25 Ryan Garko, R (1,10) OBP: 0.413, SLG: 0.389			K		G5-3			G6-4-3		3	0	0	0	0	1	1											
30 Andy Marte, R (1,5) OBP: 0.376, SLG: 0.588			K					E6		3	0	1	0	0	1	0											
64 José Flores, R (1,4) OBP: 0.227, SLG: 0.190					F9			G5-4-3		3	0	1	0	0	0	2											
Inning Stats	R: 0 E: 1 K: 2 S: 9	H: 1 LOB: 2 BB: 0 P: 10	R: 0 E: 0 K: 3 S: 9	H: 0 LOB: 0 BB: 0 P: 9	R: 0 E: 0 K: 0 S: 4	H: 2 LOB: 1 BB: 0 P: 5	R: 0 E: 0 K: 2 S: 7	H: 0 LOB: 0 BB: 0 P: 7	R: 0 E: 0 K: 1 S: 6	H: 1 LOB: 1 BB: 0 P: 6	R: 0 E: 0 K: 1 S: 5	H: 0 LOB: 0 BB: 0 P: 5	R: 0 E: 0 K: 0 S: 3	H: 1 LOB: 0 BB: 0 P: 3	R: 0 E: 1 K: 1 S: 6	H: 1 LOB: 1 BB: 0 P: 6	R: 0 E: 0 K: 0 S: 3	H: 0 LOB: 0 BB: 0 P: 3	1B: 5 2B: 0 3B: 1 HR: 0	SF: 0 SAC: 0 DP: 2 HBP: 0	WP: 0 PB: 0 SB: 1 CS: 1	PA: 32					
PITCHER	IP	WLS	BF	H	R	ER	SO	BB	IBB	HBP	BLK	WP	HR	S	P	ERA	WHIP										
Randy Johnson, L (1,1) ERA: 3.5	6.0	W	22	4	0	0	9	0	0	0	0	0	0	40	42	0.00	0.667										
Al Leiter, L (7,1) ERA:	0.1	H	1	0	0	0	0	0	0	0	0	0	0	1	1	0.00	0.000										
Mike Myers, L (7,1) ERA: 4.32	0.2	H	2	1	0	0	0	0	0	0	0	0	0	2	2	0.00	1.500										
Kyle Farnsworth, R (8,1) ERA: 1.29	1.0	H	4	1	0	0	1	0	0	0	0	0	0	6	6	0.00	1.000										
Tanyon Sturtze, R (9,1) ERA: 11.25	1.0	S	3	0	0	0	0	0	0	0	0	0	0	3	3	0.00	0.000										

Batter	1	2	3	4	5	6	7	8	9	AB	R	H	RBI	BB	SO	LOB	BOTTOM										
18 Johnny Damon, L (1,10) OBP: 0.667, SLG: 0.800 78 Eric Duncan, L (8, FH) OBP: 0.452, SLG: 0.793	2B	G5-4-3			HBP			1B		2	1	1	0	0	0	2	Cleveland Indians @ New York Yankees Legends Field, Tampa, FL Sun Mar 19 2006, 1:15 PM EST Att: 10,269 - Sunny - 80 F										
2 Derek Jeter, R (1,6) OBP: 0.333, SLG: 0.500 91 Ramiro Peña, S (8,6) OBP: 0.417, SLG: 0.458	1B		G5-3		F9			K		3	1	1	1	0	0	2											
25 Jason Giambi, L (1,3) OBP: 0.423, SLG: 0.333 12 Andy Phillips, R (3, PR) OBP: 0.393, SLG: 0.420	2B				G6-4-3			1B		1	0	1	1	1	0	0											
13 Alex Rodríguez, R (1,5) OBP: 0.303, SLG: 0.148	1B		BB					1B		2	0	1	0	0	0	2											
92 Marcos Vechionacci, S (8,5) OBP: 0.303, SLG: 0.148	K		FC4-6		K			G6-4-3		3	0	0	0	0	2	2											
Gary Sheffield, R (1,9) OBP: 0.194, SLG: 0.083 64 Kevin Reese, L (7,8) OBP: 0.350, SLG: 0.395	1B		FC5-4		G5-3			G5-3		3	0	1	0	0	0	1											
55 Hideki Matsui, L (1,7) OBP: 0.400, SLG: 0.576 27 Kevin Thompson, R (7,7) OBP: 0.476, SLG: 0.590	1B		FC5-4		G4-3			G4-3		0	0	0	0	0	0	0											
Bernie Williams, S (1,8) OBP: 0.400, SLG: 0.250 Mitch Jones, R (8,9) OBP: 0.326, SLG: 0.689					F7			K		2	0	0	0	0	0	0											
24 Robinson Canó, L (1,4) OBP: 0.404, SLG: 0.566 28 Félix Escalona, R (8,4) OBP: 0.351, SLG: 0.455								K		3	0	2	0	0	1	0											
Kelly Stinnett, R (1,2) OBP: 0.346, SLG: 0.375 85 Omir Santos, R (8,2) OBP: 0.222, SLG: 0.125					CS			1B		0	0	0	0	0	0	0											
Inning Stats	R: 2 E: 0 K: 1 S: 8	H: 4 LOB: 1 BB: 0 P: 9	R: 0 E: 0 K: 1 S: 5	H: 1 LOB: 1 BB: 1 P: 9	R: 0 E: 0 K: 0 S: 3	H: 0 LOB: 1 BB: 1 P: 7	R: 0 E: 0 K: 0 S: 3	H: 1 LOB: 0 BB: 0 P: 5	R: 0 E: 0 K: 0 S: 3	H: 1 LOB: 1 BB: 0 P: 4	R: 0 E: 0 K: 1 S: 5	H: 0 LOB: 0 BB: 0 P: 5	R: 0 E: 0 K: 2 S: 7	H: 0 LOB: 0 BB: 0 P: 7	R: 0 E: 0 K: 1 S: 6	H: 2 LOB: 1 BB: 0 P: 6	R: 0 E: 0 K: 0 S: 3	H: 0 LOB: 0 BB: 0 P: 3	1B: 8 2B: 2 3B: 0 HR: 0	SF: 0 SAC: 0 DP: 4 HBP: 1	WP: 0 PB: 0 SB: 1 CS: 2	PA: 32					
PITCHER	IP	WLS	BF	H	R	ER	SO	BB	IBB	HBP	BLK	WP	HR	S	P	ERA	WHIP										
Jason Johnson, R (1,1) ERA: 3.6	5.0	L	21	7	2	2	2	2	0	0	0	0	0	18	18	0.00	0.667										
55 Roberto Hernández, R (6,1) ERA: 0.75	3.0		10	2	0	0	4	0	0	0	0	0	0	18	18	0.00	0.667										

Batter	1	2	3	4	5	6	7	8	9	AB	R	H	RBI	BB	SO	LOB	TOP										
Adam Stern, L OBP: 0.435, SLG: 0.810 (1, 8)										5	1	3	2	0	0	0	Boston Red Sox @ New York Yankees Legends Field, Tampa, FL Wed Mar 22 2006, 7:15 PM EST Att: 10,334 - Clear - 71 F										
13 Alex Cora, L OBP: 0.273, SLG: 0.636 59 Trent Durrington, R OBP: 0.190, SLG: 0.158 (1, 6)										4	0	1	0	0	1	2											
J.T. Snow, L OBP: 0.400, SLG: 0.490 12 Ian Bladergroen, L (7, PR) OBP: 0.625, SLG: 0.500 (1, 3)										2	0	0	0	1	1	1											
Manny Ramirez, R OBP: 0.438, SLG: 0.630 13 Enrique Wilson, S (7, PH) OBP: 0.344, SLG: 0.543 (1, 10)										2	0	0	0	1	1	1											
25 Mike Lowell, R OBP: 0.350, SLG: 0.400 Igy Suarez, R (1, 5)										3	1	1	0	0	0	2											
Wily Mo Peña, R OBP: 0.444, SLG: 0.750 53 Ronald Colloway, L (8, PR) OBP: 0.292, SLG: 0.409 (1, 9)										4	1	2	2	0	1	0											
Dustan Mohr, R OBP: 0.677, SLG: 0.200 2 Willie Harris, L OBP: 0.219, SLG: 0.200 (1, 7)										3	0	0	0	0	1	0											
Ken Huckaby, R OBP: 0.286, SLG: 0.571 Javier Cardona, R (1, 2)										4	0	1	0	0	2	2											
Alejandro Machado, S OBP: 0.310, SLG: 0.342 (1, 4)										3	1	0	0	1	0	1											
Inning Stats	R: 0 E: 0 K: 2 S: 8	H: 1 LOB: 2 BB: 1 P: 13	R: 0 E: 0 K: 2 S: 8	H: 1 LOB: 1 BB: 0 P: 8	R: 0 E: 0 K: 1 S: 5	H: 0 LOB: 1 BB: 1 P: 9	R: 3 E: 0 K: 1 S: 8	H: 3 LOB: 1 BB: 1 P: 12	R: 0 E: 0 K: 0 S: 3	H: 0 LOB: 0 BB: 0 P: 3	R: 0 E: 0 K: 1 S: 5	H: 0 LOB: 0 BB: 0 P: 5	R: 0 E: 0 K: 0 S: 4	H: 1 LOB: 2 BB: 0 P: 5	R: 0 E: 0 K: 0 S: 3	H: 1 LOB: 2 BB: 0 P: 4		R: 1 E: 0 K: 0 S: 4	H: 1 LOB: 1 BB: 1 P: 8	1B: 3 2B: 3 3B: 0 HR: 2	SF: 0 SAC: 0 DP: 1 HBP: 2	WP: 0 PB: 0 SB: 1 CS: 0	PA: 40				
PITCHER	IP	WLS	BF	H	R	ER	SO	BB	IBB	HBP	BLK	WP	HR	S	P	ERA	WHIP										
Shawn Chacon, R ERA: 2.16 (1, 1)	5.0		23	5	3	3	6	3	0	0	0	0	1	32	45	5.40	1.600										
42 Mariano Rivera, R ERA: 1.5 (6, 1)	1.0	3	0	0	0	1	0	0	0	0	0	0	0	5	5	0.00	0.000										
Mike Myers, L ERA: 3.86 (7, 1)	1.0	W	5	1	0	0	0	0	0	1	0	0	0	4	5	0.00	1.000										
Tanyon Sturtze, R ERA: 9.0 (8, 1)	1.0	H	4	1	0	0	0	0	0	1	0	0	0	3	4	0.00	1.000										
Kyle Farnsworth, R ERA: 2.25 (9, 1)	1.0	S	5	1	1	1	0	1	0	0	0	0	1	4	8	9.00	2.000										

Batter	1	2	3	4	5	6	7	8	9	AB	R	H	RBI	BB	SO	LOB	BOTTOM										
18 Johnny Damon, L OBP: 0.571, SLG: 0.583 64 Kevin Reese, L (8, PH) OBP: 0.311, SLG: 0.349 (1, 10)										4	1	1	0	0	2	3	Boston Red Sox @ New York Yankees Legends Field, Tampa, FL Wed Mar 22 2006, 7:15 PM EST Att: 10,334 - Clear - 71 F										
2 Derek Jeter, R OBP: 0.500, SLG: 0.500 28 Felix Escalona, R (7, PR) OBP: 0.342, SLG: 0.441 (1, 6)										3	0	1	0	0	0	2											
55 Hideki Matsui, L OBP: 0.419, SLG: 0.559 19 Bubba Crosby, L OBP: 0.217, SLG: 0.364 (1, 7)										1	0	0	0	2	0	1											
Gary Sheffield, R OBP: 0.176, SLG: 0.077 Luis Alfonso Garcia, R OBP: 1.000, SLG: 4.000 (1, 9)										2	0	0	1	0	0	2											
13 Alex Rodriguez, R OBP: 0.333, SLG: 0.429 27 Russ Johnson, R OBP: 0.333, SLG: 0.429 (1, 5)										3	0	0	0	1	0	1											
25 Jason Giambi, L OBP: 0.397, SLG: 0.273 12 Andy Phillips, R OBP: 0.400, SLG: 0.426 (1, 3)										4	1	0	0	0	1	4											
Bernie Williams, S OBP: 0.417, SLG: 0.727 (1, 8)										3	1	3	1	0	0	0											
27 Kevin Thompson, R OBP: 0.426, SLG: 0.523 (8, 7)										1	0	0	0	0	0	0											
24 Robinson Cano, L OBP: 0.400, SLG: 0.554 Miguel Cairo, R OBP: 0.315, SLG: 0.432 (1, 4)										3	0	1	1	0	0	1											
Kelly Stinnett, R OBP: 0.345, SLG: 0.407 85 Omir Santos, R OBP: 0.300, SLG: 0.222 (1, 2)										3	0	1	0	0	0	3											
Inning Stats	R: 0 E: 0 K: 0 S: 3	H: 0 LOB: 1 BB: 1 P: 7	R: 1 E: 0 K: 0 S: 4	H: 1 LOB: 0 BB: 0 P: 4	R: 1 E: 0 K: 0 S: 7	H: 2 LOB: 3 BB: 2 P: 15	R: 0 E: 0 K: 1 S: 6	H: 1 LOB: 1 BB: 0 P: 6	R: 0 E: 0 K: 0 S: 3	H: 1 LOB: 0 BB: 0 P: 3	R: 1 E: 0 K: 2 S: 10	H: 2 LOB: 2 BB: 0 P: 10	R: 2 E: 0 K: 1 S: 6	H: 1 LOB: 1 BB: 0 P: 7	R: 0 E: 1 K: 1 S: 8	H: 1 LOB: 1 BB: 0 P: 8	1B: 5 2B: 2 3B: 0 HR: 2	SF: 1 SAC: 0 DP: 1 HBP: 1	WP: 1 PB: 0 SB: 1 CS: 1	PA: 37							
PITCHER	IP	WLS	BF	H	R	ER	SO	BB	IBB	HBP	BLK	WP	HR	S	P	ERA	WHIP										
58 Jonathan Papelbon, R ERA: 9.5 (1, 1)	5.0		22	5	2	2	1	3	0	0	0	0	1	23	35	3.60	1.600										
50 Mike Timlin, R ERA: 9.0 (6, 1)	1.0	B	6	2	1	1	2	0	0	0	0	1	0	10	10	9.00	2.000										
David Riske, R ERA: 11.57 (7, 1)	1.0	L	5	1	2	2	1	0	0	1	0	0	1	6	7	18.00	1.000										
56 Craig Hansen, R ERA: (8, 1)	1.0		4	1	0	0	1	0	0	0	0	0	0	8	8	0.00	1.000										

Batter	1	2	3	4	5	6	7	8	9	AB	R	H	RBI	BB	SO	LOB	TOP						
Orlando Palmeiro, L OBP: 0.294, SLG: 0.276 (1, 10)										4	0	0	0	0	0	1	Houston Astros @ New York Yankees Legends Field, Tampa, FL Thu Mar 23 2006, 7:15 PM EST Att: 10,220 - Cloudy - 67 F						
Willy Taveras, R OBP: 0.357, SLG: 0.429 4 Eric Bruntlett, R OBP: 0.256, SLG: 0.263 (1, 8) (6, 6)										3	0	1	0	0	1	0							
28 Adam Everett, R OBP: 0.265, SLG: 0.281 Josh Anderson, L OBP: 0.276, SLG: 0.286 (1, 6) (6, 8)										3	0	1	0	0	0	0							
Morgan Ensbarg, R OBP: 0.341, SLG: 0.294 31 Kevin Orle, R OBP: 0.294, SLG: 0.531 (1, 5) (7, 5)										1	0	0	0	2	0	0							
Mike Lamb, L OBP: 0.167, SLG: 0.353 56 Hector Gimenez, S OBP: 0.286, SLG: 0.300 (1, 3) (7, 3)										3	0	0	0	0	1	4							
16 Jason Lane, R OBP: 0.355, SLG: 0.615 Charlton Jimerson, R OBP: 0.308, SLG: 0.400 (1, 9) (7, 9)										3	0	0	0	0	0	4							
2 Chris Burke, R OBP: 0.296, SLG: 0.340 (1, 4)										4	0	0	0	0	2	1							
Luke Scott, L OBP: 0.350, SLG: 0.485 (1, 7)										3	1	1	1	0	2	0							
Raul Chavez, R OBP: 0.308, SLG: 0.250 (1, 2)										3	0	1	0	0	0	0							
Inning Stats	R: 0 E: 0 K: 1 S: 5	H: 0 LOB: 0 BB: 0 P: 5	R: 0 E: 0 K: 0 S: 3	H: 0 LOB: 0 BB: 0 P: 3	R: 0 E: 0 K: 2 S: 7	H: 0 LOB: 0 BB: 0 P: 7	R: 0 E: 0 K: 1 S: 7	H: 2 LOB: 3 BB: 1 P: 11	R: 0 E: 0 K: 1 S: 5	H: 0 LOB: 0 BB: 0 P: 5	R: 0 E: 0 K: 0 S: 3	H: 0 LOB: 0 BB: 0 P: 3	R: 0 E: 0 K: 1 S: 5	H: 0 LOB: 1 BB: 1 P: 9	R: 1 E: 0 K: 0 S: 5	H: 2 LOB: 2 BB: 1 P: 9		R: 0 E: 0 K: 2 S: 7	H: 0 LOB: 0 BB: 0 P: 7	1B: 3 2B: 0 3B: 0 HR: 1	SF: 0 SAC: 0 DP: 0 HBP: 0	WP: 1 PB: 0 SB: 0 CS: 0	PA: 34
PITCHER	IP	WLS	BF	H	R	ER	SO	BB	IBB	HBP	BLK	WP	HR	S	P	ERA	WHIP			ERA	WHIP		
Scott Proctor, R ERA: 0.75 Colter Bean, R ERA: 5.1 42 Mariano Rivera, R ERA: 1.29 Mike Myers, L ERA: 3.48 Tanyon Sturtze, R ERA: 9.0	4.0	W	15	2	0	0	4	1	0	0	0	0	0	22	26	0.00	0.750			0.00	0.000		
	1.0		3	0	0	0	1	0	0	0	0	0	0	5	5	0.00	0.000						
	1.0		3	0	0	0	0	0	0	0	0	0	0	3	3	0.00	0.000						
	1.0		4	0	0	0	1	1	0	0	0	0	0	5	9	0.00	1.000						
	1.0		6	2	1	1	0	1	0	0	0	1	1	5	9	9.00	3.000						
PITCHER	IP	WLS	BF	H	R	ER	SO	BB	IBB	HBP	BLK	WP	HR	S	P	ERA	WHIP			ERA	WHIP		
Kyle Farnsworth, R ERA: 2.0	1.0		3	0	0	0	2	0	0	0	0	0	0	7	7	0.00	0.000			0.00	0.000		

Batter	1	2	3	4	5	6	7	8	9	AB	R	H	RBI	BB	SO	LOB	BOTTOM						
18 Johnny Damon, L OBP: 0.500, SLG: 0.500 27 Kevin Thompson, R(7, FR) OBP: 0.426, SLG: 0.523 (1, 10) (8, 10)										4	0	1	0	0	2	1	Houston Astros @ New York Yankees Legends Field, Tampa, FL Thu Mar 23 2006, 7:15 PM EST Att: 10,220 - Cloudy - 67 F						
2 Derek Jeter, R OBP: 0.412, SLG: 0.400 28 Felix Escalona, R OBP: 0.359, SLG: 0.457 (1, 6) (7, 6)										3	0	0	0	0	2	2							
Gary Sheffield, R OBP: 0.216, SLG: 0.172 Luis Alfonso Garcia, R OBP: 1.000, SLG: 4.000 (1, 9) (7, 9)										3	1	2	0	0	0	0							
13 Alex Rodriguez, R OBP: 0.235, SLG: 0.333 27 Russ Johnson, R OBP: 0.321, SLG: 0.409 (1, 5) (6, FR) (7, 5)										3	1	2	2	0	0	0							
25 Jason Giambi, L OBP: 0.333, SLG: 0.240 12 Andy Phillips, R OBP: 0.393, SLG: 0.418 (1, 3) (7, 3)										3	0	0	0	0	1	2							
55 Hideki Matsui, L OBP: 0.435, SLG: 0.649 64 Kevin Reese, L OBP: 0.304, SLG: 0.341 (1, 7) (6, FR) (7, 7)										3	1	2	2	0	1	0							
Bernie Williams, S OBP: 0.429, SLG: 0.692 19 Bubba Crosby, L OBP: 0.200, SLG: 0.333 (1, 8) (5, 8)										2	1	1	0	0	0	0							
24 Robinson Cano, L OBP: 0.387, SLG: 0.534 Miguel Cairo, R OBP: 0.300, SLG: 0.413 (1, 4) (5, 4)										2	0	0	0	0	0	1							
26 Wil Nieves, R OBP: 0.300, SLG: 0.474 (1, 2)										3	0	0	1	0	0	1							
Inning Stats	R: 0 E: 0 K: 1 S: 5	H: 0 LOB: 0 BB: 0 P: 5	R: 0 E: 0 K: 1 S: 5	H: 0 LOB: 0 BB: 0 P: 5	R: 1 E: 1 K: 2 S: 9	H: 1 LOB: 1 BB: 0 P: 9	R: 3 E: 0 K: 0 S: 6	H: 3 LOB: 0 BB: 0 P: 6	R: 0 E: 0 K: 1 S: 5	H: 1 LOB: 0 BB: 0 P: 5	R: 1 E: 0 K: 2 S: 10	H: 3 LOB: 2 BB: 0 P: 10	R: 3 E: 1 K: 1 S: 8	H: 2 LOB: 1 BB: 0 P: 8	R: 0 E: 0 K: 0 S: 3	H: 0 LOB: 0 BB: 0 P: 3		1B: 6 2B: 1 3B: 0 HR: 3	SF: 0 SAC: 0 DP: 0 HBP: 0	WP: 0 PB: 0 SB: 1 CS: 1	PA: 35		
PITCHER	IP	WLS	BF	H	R	ER	SO	BB	IBB	HBP	BLK	WP	HR	S	P	ERA	WHIP			ERA	WHIP		
27 Carlos Hernández, L ERA: 5.4 Ezequiel Astacio, R ERA: 3.29	4.0	L	17	4	4	3	4	0	0	0	0	0	0	1	26	6.75	1.500						
	4.0		18	6	4	3	4	0	0	0	0	0	0	1	26	6.75	1.500						

Batter	1	2	3	4	5	6	7	8	9	AB	R	H	RBI	BB	SO	LOB	TOP										
19 Bubba Crosby, L (1, 8) OBP: 0.172, SLG: 0.286	G3		F9		F7			K		4	0	0	0	0	1	1	New York Yankees @ Minnesota Twins Hammond Stadium, Fort Myers, FL Fri Mar 24 2006, 1:05 PM EST Att: 7,673 - Sunny - 72 F										
Miguel Cairo, R (1, 6) OBP: 0.315, SLG: 0.408 91 Ramiro Pena, S (8, PR) OBP: 0.417, SLG: 0.458	F8		1B			L4		27 WP HBP		3	0	1	0	0	0	0											
Bernie Williams, S (1, 10) OBP: 0.389, SLG: 0.588	F7		1B			P6		K		4	0	1	1	0	1	1											
12 Andy Phillips, R (1, 3) OBP: 0.391, SLG: 0.431 27 Kevin Thompson, R (7, 9) OBP: 0.417, SLG: 0.511		K	FC5-4					G5-3		3	0	1	0	0	1	2											
24 Robinson Canó, L (1, 4) OBP: 0.394, SLG: 0.525					L7					3	0	1	0	1	0	1											
Kelly Stinnett, R (1, 2) OBP: 0.313, SLG: 0.367 85 Omir Santos, R (8, 2) OBP: 0.273, SLG: 0.200		BB				F8				3	0	0	0	0	0	1											
Luis Alfonso Garcia, R (1, 9) OBP: 0.500, SLG: 1.500					G6-3			F8		1	0	0	0	0	0	1											
27 Russ Johnson, R (1, 5) OBP: 0.313, SLG: 0.360 Tim Battle, R (9, PR)								K		4	0	1	0	0	1	2											
64 Kevin Reese, L (1, 7) OBP: 0.300, SLG: 0.333										3	0	0	0	1	2	1											
										0	0	0	0	0	0	0											
Inning Stats	R: 0 E: 0 K: 0 S: 3	H: 0 LOB: 0 BB: 0 P: 4	R: 0 E: 0 K: 1 S: 5	H: 0 LOB: 1 BB: 1 P: 9	R: 1 E: 0 K: 0 S: 6	H: 3 LOB: 2 BB: 0 P: 6	R: 0 E: 0 K: 0 S: 3	H: 0 LOB: 0 BB: 0 P: 3	R: 0 E: 0 K: 2 S: 7	H: 1 LOB: 1 BB: 0 P: 4	R: 0 E: 0 K: 1 S: 6	H: 1 LOB: 1 BB: 0 P: 6	R: 0 E: 0 K: 2 S: 7	H: 0 LOB: 2 BB: 1 P: 10	R: 0 E: 0 K: 1 S: 6	H: 1 LOB: 2 BB: 1 P: 10	1B: 5 2B: 1 3B: 0 HR: 0	SF: 0 SAC: 0 DP: 0 HBP: 1	WP: 1 PB: 0 CS: 0	PA: 36							
PITCHER	IP	WLS	BF	H	R	ER	SO	BB	IBB	HBP	BLK	WP	HR	S	P	ERA	WHIP										
Carlos Silva, R (1, 1) ERA: 5.0	4.0		16	3	1	1	1	1	0	0	0	0	0	17	22	2.25	1.000										
37 Denrys Reyes, L (5, 1) ERA:	1.0		3	0	0	0	2	0	0	0	0	0	0	7	7	0.00	0.000										
Willie Eyre, R (6, 1) ERA: 1.46	2.0		8	2	0	0	1	0	0	0	0	0	0	10	10	0.00	1.000										
Danny Powers, R (8, 1) ERA:	1.0	W	4	0	0	0	2	0	0	1	0	1	0	7	9	0.00	0.000										
19 Mike Smith, R (9, 1) ERA:	1.0	S	5	1	0	0	1	1	0	0	0	0	0	6	10	0.00	2.000										

AB 33
R 1
H 6
RBI 1
BB 2
SO 7
LOB 14



Batter	1	2	3	4	5	6	7	8	9	AB	R	H	RBI	BB	SO	LOB	BOTTOM										
Shannon Stewart, R (1, 7) OBP: 0.394, SLG: 0.517 11 Josh Rabe, R (6, 7) OBP: 0.379, SLG: 0.538	K		K		G5-3					3	0	0	0	0	2	1	New York Yankees @ Minnesota Twins Hammond Stadium, Fort Myers, FL Fri Mar 24 2006, 1:05 PM EST Att: 7,673 - Sunny - 72 F										
Luis Castillo, S (1, 4) OBP: 0.529, SLG: 0.407 51 Shawn Wooten, R (7, 2) OBP: 0.286, SLG: 0.417	G6-3					F7		G6-4-3 BB		3	0	1	0	0	0	0											
55 Mike Redmond, R (1, 2) OBP: 0.407, SLG: 0.385 Matt Tolbert, S (6, PR) (7, 4)	G1-3		G1-3					16 BB 16 BB		3	0	1	0	0	0	2											
24 Rondell White, R (1, 10) OBP: 0.386, SLG: 0.619 16 Jason Kubel, L (8, PH) OBP: 0.295, SLG: 0.282		G6-3				F9		1B 1B		3	0	0	0	0	1	1											
Tori Hunter, R (1, 8) OBP: 0.333, SLG: 0.556 Jason Tyner, L (7, 8) OBP: 0.515, SLG: 0.536		K			G3			1B		3	0	0	0	0	2	1											
Terry Tiffee, S (1, 3) OBP: 0.378, SLG: 0.578 Jason Hart, R (8, 3) OBP: 0.174, SLG: 0.571						K		1B		1	0	1	1	0	0	0											
Tony Batista, R (1, 5) OBP: 0.279, SLG: 0.488 15 Glenn Williams, S (8, 5) OBP: 0.304, SLG: 0.364										3	1	2	1	0	1	0											
20 Lew Ford, R (1, 9) OBP: 0.300, SLG: 0.472										1	0	0	0	0	0	1											
Jason Bartlett, R (1, 6) OBP: 0.500, SLG: 0.419 Trevor Plouffe, R (7, 6)										2	0	1	0	0	0	0											
										1	0	0	0	0	0	1											
Inning Stats	R: 0 E: 0 K: 1 S: 5	H: 0 LOB: 0 BB: 0 P: 5	R: 0 E: 0 K: 1 S: 6	H: 1 LOB: 0 BB: 0 P: 6	R: 0 E: 0 K: 1 S: 7	H: 2 LOB: 0 BB: 0 P: 7	R: 1 E: 0 K: 1 S: 6	H: 1 LOB: 0 BB: 0 P: 6	R: 0 E: 0 K: 1 S: 6	H: 1 LOB: 2 BB: 0 P: 7	R: 0 E: 0 K: 1 S: 5	H: 0 LOB: 1 BB: 1 P: 10	R: 2 E: 0 K: 0 S: 4	H: 2 LOB: 1 BB: 2 P: 12	R: 0 E: 0 K: 0 S: 4	H: 2 LOB: 1 BB: 2 P: 12	1B: 5 2B: 1 3B: 0 HR: 1	SF: 0 SAC: 0 DP: 1 HBP: 0	WP: 1 PB: 0 CS: 0	PA: 33							
PITCHER	IP	WLS	BF	H	R	ER	SO	BB	IBB	HBP	BLK	WP	HR	S	P	ERA	WHIP										
Randy Johnson, L (1, 1) ERA: 2.96	6.1		24	5	1	1	6	0	0	0	0	0	0	36	37	1.42	0.789										
60 Jose Veras, R (7, 1) ERA: 10.8	1.1	L	6	0	1	1	0	3	0	0	0	0	0	3	16	6.75	2.250										
77 Dusty Bergman, L (8, 1) ERA: 18.0	0.1		3	2	1	1	0	0	0	0	0	0	0	3	3	27.00	6.000										

AB 30
R 3
H 7
RBI 3
BB 3
SO 6
LOB 9



Batter	1	2	3	4	5	6	7	8	9	AB	R	H	RBI	BB	SO	LOB	TOP							
28 Curtis Granderson, L (1.9) OBP: 0.531, SLG: 0.784 (7.8)	0-3 K		0-0 20 S SF9 1B		0-0 20 E 1B	0-3 K		0-0 P6		5	2	2	0	0	2	1	Detroit Tigers @ New York Yankees Legends Field, Tampa, FL Sun Mar 26 2006, 1:15 PM EST Att: 10,232 - Sunny - 64 F							
20 Omar Infante, R (1.4) OBP: 0.435, SLG: 0.558 Don Kelly, L (8. PH) OBP: 0.303, SLG: 0.333 (8.4)	0-0 2B 30 G6-3 1B		4-1 30 CS BB		0-0 FC3 1B 39 S BB	0-0 1B		0-0 G4-3		3	2	2	0	1	0	1								
Ivan Rodriguez, R (1.2) OBP: 0.435, SLG: 0.818 Mike Rabelo, S (6.2) OBP: 0.375, SLG: 0.400 (6.2)	0-0 2B		0-0 SF9		0-1 38 BB S	0-0 1B		0-0 G4-3		3	0	3	3	0	0	0								
30 Magglio Ordonez, R (1.10) OBP: 0.333, SLG: 0.433 (1.10)	0-0 G6-3		0-1 3-H CS		0-3 F8	0-0 K		0-0 G6-3		5	0	0	1	0	1	5								
Craig Monroe, R (1.8) OBP: 0.393, SLG: 0.667 David Espinosa, S (7.9) OBP: 0.375, SLG: 0.400 (7.9)	0-3 K		0-0 SF9		0-3 31 2B 1B	0-3 K		0-0 K		4	1	1	0	0	2	3								
31 Chris Shelton, R (1.3) OBP: 0.328, SLG: 0.648 (1.3)			0-0 G4-3		0-0 1B	4-0 39 BB BB		0-0 HR		3	1	2	2	1	0	0								
9 Carlos Guillen, S (1.6) OBP: 0.259, SLG: 0.273 39 Ramon Santiago, S (5. PH) OBP: 0.400, SLG: 0.514 (5.6)	0-0 F7		0-0 F8		4-0 1-2 2-3 3-H BB	0-0 BB		4-0 33 CS BB		2	0	0	0	0	0	1								
33 Marcus Thames, R (1.7) OBP: 0.356, SLG: 0.574 (1.7)	0-0 G6-3		0-0 F8		0-0 F7	0-3 K		0-3 K		4	0	0	0	0	1	5								
67 Mike Hessman, R (1.5) OBP: 0.298, SLG: 0.537 (1.5)			0-3 K		0-0 20 FC3 20 E 1B	0-0 20 1B 1B		0-0 F7		4	2	2	0	0	1	0								
Inning Stats	R: 1 E: 0 K: 2 S: 9	H: 2 LOB: 1 BB: 0 P: 9	R: 0 E: 0 K: 0 S: 3	H: 0 LOB: 0 BB: 0 P: 3	R: 1 E: 0 K: 1 S: 7	H: 1 LOB: 0 BB: 1 P: 11	R: 1 E: 0 K: 0 S: 5	H: 2 LOB: 1 BB: 0 P: 5	R: 3 E: 1 K: 2 S: 12	H: 3 LOB: 3 BB: 2 P: 20	R: 1 E: 0 K: 1 S: 7	H: 3 LOB: 1 BB: 0 P: 7	R: 1 E: 0 K: 1 S: 5	H: 1 LOB: 1 BB: 1 P: 9	R: 0 E: 0 K: 0 S: 3	H: 0 LOB: 0 BB: 0 P: 3	R: 0 E: 0 K: 1 S: 5	H: 0 LOB: 0 BB: 0 P: 5	1B: 9 2B: 3 3B: 0 HR: 1	SF: 1 SAC: 0 DP: 2 HBP: 0	WP: 0 PB: 0 SB: 4 CS: 2	PA: 42		
PITCHER	IP WLS BF H R ER SO BB IBB HBP BLK WP HR S P ERA WHIP	2.1 10 7 3 2 2 3 0 0 0 0 0 0 0 16 16 7.71 1.286	1.0 3 3 0 0 0 0 0 0 0 0 0 0 0 11 11 5.40 1.800	1.0 3 3 0 0 0 0 2 0 0 0 0 0 1 9 9.00 2.500	1.0 W 3 0 0 0 0 0 0 0 0 0 0 0 3 3 0.00 0.000	1.0 S 3 0 0 0 0 1 0 0 0 0 0 5 5 0.00 0.000																		

Batter	1	2	3	4	5	6	7	8	9	AB	R	H	RBI	BB	SO	LOB	BOTTOM						
18 Johnny Damon, L (1.8) OBP: 0.538, SLG: 0.500 27 Kevin Thompson, R (6. PR) OBP: 0.420, SLG: 0.532 (7.8)	0-0 E6 2B G1-3	0-0 2B 1B		0-0 G4-3		0-0 19 E 1B	0-3 K			4	2	2	1	0	0	0	Detroit Tigers @ New York Yankees Legends Field, Tampa, FL Sun Mar 26 2006, 1:15 PM EST Att: 10,232 - Sunny - 64 F						
2 Derek Jeter, R (1.6) OBP: 0.417, SLG: 0.524 Miguel Cairo, R (6.6) OBP: 0.345, SLG: 0.423 (6.6)	0-0 G1-3	0-0 1B 13 G5-3 1B		0-0 G4-3 1B		0-0 19 E 1B		4-0 19 HR BB		3	1	2	0	0	0	1							
Gary Sheffield, R (1.9) OBP: 0.256, SLG: 0.286 19 Bubba Crosby, L (5.9) OBP: 0.188, SLG: 0.387 (5.9)	0-0 13 1B 2B	0-0 13 G5-3 1B		0-0 G4-3		0-0 E7 SH5-4 1B		0-0 HR		3	0	2	2	0	0	1							
13 Alex Rodriguez, R (1.5) OBP: 0.250, SLG: 0.455 27 Russ Johnson, R (6.5) OBP: 0.324, SLG: 0.346 (6.5)	0-0 25 HBP 1B	0-0 G5-3		0-3 K		0-0 SH5-4		0-0 P6		3	0	1	1	0	1	2							
55 Hideki Matsui, L (1.10) OBP: 0.360, SLG: 0.605 26 Wil Nieves, R (6. PH) OBP: 0.320, SLG: 0.435 (7.10)	0-3 K	0-0 G3		0-0 G4-3		0-0 25 L4-3 1B		0-0 G6-3		3	0	1	0	0	1	3							
25 Jason Giambi, L (1.3) OBP: 0.350, SLG: 0.267 Luis Alfonso Garcia, R (6.3) OBP: 0.400, SLG: 1.000 (6.3)	1-0 HBP		0-3 K		0-0 L4-3	0-0 G4-3		0-0 F9		2	0	0	0	0	1	1							
Bernie Williams, S (1.7) OBP: 0.360, SLG: 0.542 64 Kevin Reese, L (7. PR) OBP: 0.308, SLG: 0.360 (8.7)	0-0 G5-3		0-0 G6-3		0-0 24 2B 2B		0-0 E5			4	1	1	0	0	0	3							
24 Robinson Cano, L (1.4) OBP: 0.397, SLG: 0.529 (1.4)		0-0 E4 18 1B G1-3		0-0 1B		0-0 2H 2B		0-0 F7		4	1	2	1	0	0	1							
Kelly Stinnett, R (1.2) OBP: 0.286, SLG: 0.333 85 Omir Santos, R (6.2) OBP: 0.214, SLG: 0.154 (6.2)	0-0 G1-3		0-0 P4		0-0 F9		0-3 K			3	0	0	0	0	0	3							
Inning Stats	R: 1 E: 1 K: 1 S: 8	H: 2 LOB: 3 BB: 0 P: 9	R: 3 E: 1 K: 0 S: 7	H: 3 LOB: 1 BB: 0 P: 7	R: 0 E: 0 K: 1 S: 6	H: 1 LOB: 0 BB: 0 P: 6	R: 0 E: 0 K: 1 S: 6	H: 1 LOB: 0 BB: 0 P: 6	R: 1 E: 1 K: 0 S: 6	H: 2 LOB: 2 BB: 0 P: 6	R: 0 E: 1 K: 2 S: 8	H: 0 LOB: 1 BB: 0 P: 8	R: 2 E: 0 K: 0 S: 4	H: 1 LOB: 0 BB: 1 P: 8	R: 2 E: 0 K: 0 S: 4	H: 1 LOB: 0 BB: 1 P: 8	1B: 9 2B: 4 3B: 0 HR: 1	SF: 0 SAC: 1 DP: 1 HBP: 1	WP: 0 PB: 0 SB: 0 CS: 0	PA: 42			
PITCHER	IP WLS BF H R ER SO BB IBB HBP BLK WP HR S P ERA WHIP	4.2 11 26 10 5 2 3 0 0 0 0 0 0 0 31 32 3.86 2.143	1.1 7 2 2 0 0 0 0 0 0 0 0 0 7 7 0.00 1.500	1.0 H 4 0 0 0 2 0 0 0 0 0 0 8 8 0.00 0.000	1.0 L 5 1 2 2 0 1 0 0 0 0 1 4 8 18.00 2.000																		



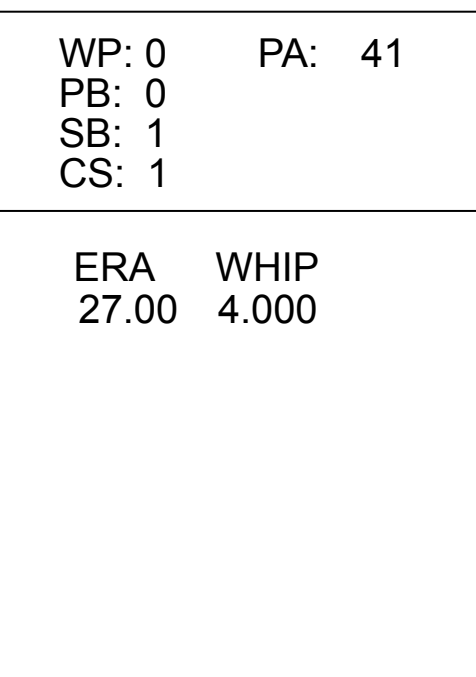
Batter	1	2	3	4	5	6	7	8	9	AB	R	H	RBI	BB	SO	LOB	TOP											
11 Jimmy Rollins, S OBP: 0.353, SLG: 0.413 Tomas Perez, S OBP: 0.207, SLG: 0.214	K		L8		K			F8		3	0	0	0	0	2	1	Philadelphia Phillies @ New York Yankees Legends Field, Tampa, FL Tue Mar 28 2006, 7:15 PM EST Att: 10,210 - Clear - 68 F											
Aaron Rowand, R OBP: 0.343, SLG: 0.417 8 Shane Victorino, S OBP: 0.330, SLG: 0.513	G3 HBP		K		G4-3			HR		1	0	0	0	0	1	1												
Bobby Abreu, L OBP: 0.371, SLG: 0.594 Ryan Fleming, L	G3		G3		G1			K		4	0	0	0	0	1	2												
26 Chase Utley, L OBP: 0.289, SLG: 0.683 Danny Sandoval, S OBP: 0.342, SLG: 0.417	G4-3		K		HR			G1-3		4	1	1	1	0	1	1												
Pat Burrell, R OBP: 0.413, SLG: 0.526 Chris Roberson, S OBP: 0.339, SLG: 0.451	FC6-4 BB		1B		G4-3			G5-3		2	0	1	0	1	0	0												
Mike Lieberthal, R OBP: 0.298, SLG: 0.341	P2		K		G5-3			G5-3		4	0	0	0	0	1	2												
Abraham Nunez, S OBP: 0.307, SLG: 0.318	P4		G4-3					G1-3		4	0	0	0	0	1	2												
Alex Gonzalez, R OBP: 0.321, SLG: 0.442	FC6-4		F9		G6-3			G6-3		3	0	0	0	0	0	1												
Sal Fasano, R OBP: 0.343, SLG: 0.625	1B		HR		G6-3			G6-3		3	1	2	1	0	0	0												
Inning Stats	R: 0 E: 0 K: 1 S: 5	H: 0 LOB: 1 BB: 0 P: 6	R: 0 E: 0 K: 0 S: 3	H: 0 LOB: 1 BB: 1 P: 7	R: 0 E: 0 K: 1 S: 6	H: 1 LOB: 1 BB: 0 P: 6	R: 0 E: 0 K: 2 S: 8	H: 1 LOB: 0 BB: 0 P: 8	R: 1 E: 0 K: 1 S: 6	H: 1 LOB: 0 BB: 0 P: 6	R: 0 E: 0 K: 0 S: 4	H: 0 LOB: 0 BB: 0 P: 5	R: 1 E: 0 K: 1 S: 6	H: 1 LOB: 0 BB: 0 P: 6	R: 0 E: 0 K: 0 S: 3	H: 0 LOB: 0 BB: 0 P: 3		1B: 2 2B: 0 3B: 0 HR: 3	SF: 0 SAC: 0 DP: 0 HBP: 1	WP: 0 PB: 0 CS: 0	PA: 34							
PITCHER	IP	WLS	BF	H	R	ER	SO	BB	IBB	HBP	BLK	WP	HR	S	P	ERA	WHIP											
Scott Proctor, R ERA: 1.06	(1, 1)	5.0	L	20	3	1	1	5	1	0	1	0	0	1	28	33	1.80	0.800										
Carl Pavano, R ERA: 9.0	(6, 1)	1.0		4	1	1	1	0	0	0	0	0	0	1	4	4	9.00	1.000										
42 Mariano Rivera, R ERA: 1.13	(7, 1)	1.0		3	0	0	0	1	0	0	0	0	0	0	5	5	0.00	0.000										
Tanyon Sturtze, R ERA: 9.39	(8, 1)	1.0		4	1	1	1	0	0	0	0	0	0	1	6	6	9.00	1.000										
Mike Myers, L ERA: 2.92	(9, 1)	1.0		3	0	0	0	0	0	0	0	0	0	0	3	3	0.00	0.000										

Batter	1	2	3	4	5	6	7	8	9	AB	R	H	RBI	BB	SO	LOB	BOTTOM											
18 Johnny Damon, L OBP: 0.500, SLG: 0.464 19 Bubba Crosby, L OBP: 0.200, SLG: 0.382	SH1-3 1B		K					G3-1		2	0	1	0	0	1	0	Philadelphia Phillies @ New York Yankees Legends Field, Tampa, FL Tue Mar 28 2006, 7:15 PM EST Att: 10,210 - Clear - 68 F											
2 Derek Jeter, R OBP: 0.400, SLG: 0.462 28 Felix Escalona, R OBP: 0.333, SLG: 0.421	SH1-3		G4-3		G5-3			P5		2	0	0	0	0	0	1												
Gary Sheffield, R OBP: 0.306, SLG: 0.341 Bernie Williams, S OBP: 0.333, SLG: 0.500	G5-3		CS 1B		F9			K		2	0	1	0	0	0	1												
13 Alex Rodriguez, R OBP: 0.323, SLG: 0.607 27 Russ Johnson, R OBP: 0.306, SLG: 0.321	L9		1B		P4			F7		3	0	1	0	0	0	2												
55 Hideki Matsui, L OBP: 0.400, SLG: 0.540 Luis Alfonso Garcia, R OBP: 0.450, SLG: 1.000	G6-3		G4-3		G4-3			G4-3		3	0	0	0	0	0	1												
25 Jason Giambi, L OBP: 0.383, SLG: 0.333 12 Andy Phillips, R OBP: 0.391, SLG: 0.431	G3		BB		BB			K		2	0	0	0	1	1	0												
20 Jorge Posada, S OBP: 0.452, SLG: 0.704	G3-1		F9		G5-3			G5-3		3	0	0	0	0	0	1												
24 Robinson Cano, L OBP: 0.380, SLG: 0.507 Miguel Cairo, R OBP: 0.333, SLG: 0.407	P4		K		K			F8		2	0	0	0	0	1	1												
Kelly Stinnett, R OBP: 0.270, SLG: 0.314 85 Omir Santos, R OBP: 0.200, SLG: 0.143	G5-3		K		K			G5-3		2	0	0	0	0	1	1												
Inning Stats	R: 0 E: 0 K: 0 S: 4	H: 1 LOB: 1 BB: 0 P: 4	R: 0 E: 0 K: 0 S: 3	H: 0 LOB: 0 BB: 0 P: 3	R: 0 E: 0 K: 1 S: 5	H: 0 LOB: 0 BB: 0 P: 5	R: 0 E: 0 K: 0 S: 4	H: 2 LOB: 1 BB: 0 P: 5	R: 0 E: 0 K: 2 S: 7	H: 0 LOB: 1 BB: 1 P: 11	R: 0 E: 0 K: 0 S: 4	H: 1 LOB: 1 BB: 0 P: 4	R: 0 E: 0 K: 1 S: 5	H: 0 LOB: 0 BB: 0 P: 5	R: 0 E: 0 K: 0 S: 3	H: 0 LOB: 0 BB: 0 P: 3		R: 0 E: 0 K: 1 S: 5	H: 0 LOB: 0 BB: 0 P: 5	1B: 4 2B: 0 3B: 0 HR: 0	SF: 0 SAC: 1 DP: 0 HBP: 0	WP: 0 PB: 0 CS: 1	PA: 31					
PITCHER	IP	WLS	BF	H	R	ER	SO	BB	IBB	HBP	BLK	WP	HR	S	P	ERA	WHIP											
63 Ryan Madson, R ERA: 1.89	(1, 1)	6.1	W	23	4	0	0	3	1	0	0	0	0	0	28	33	0.00	0.789										
Arthur Rhodes, L ERA: 1.17	(7, 1)	0.2	H	2	0	0	0	1	0	0	0	0	0	4	4	0.00	0.000											
45 Tom Gordon, R ERA: 3.0	(8, 1)	1.0	H	3	0	0	0	0	0	0	0	0	0	3	3	0.00	0.000											
Robinson Tejeda, R ERA: 6.14	(9, 1)	1.0	S	3	0	0	0	1	0	0	0	0	0	5	5	0.00	0.000											

Batter	1	2	3	4	5	6	7	8	9	AB	R	H	RBI	BB	SO	LOB	TOP																				
Julio Lugo, R (1.6) OBP: 0.349, SLG: 0.386 Ty Wigginton, R (5.5) OBP: 0.317, SLG: 0.447	G6-3	F7			G4-3	K			B1	3	0	0	0	0	0	0																					
13 Carl Crawford, L (1.7) OBP: 0.317, SLG: 0.583	F9		G6-3		K		F7		K	5	1	2	0	0	2	2																					
3 Jorge Cantu, R (1.4) OBP: 0.297, SLG: 0.541	F9		G6-3		1B		G6-3		1B	5	1	2	3	0	0	1																					
Aubrey Huff, L (1.10) OBP: 0.458, SLG: 0.588	BB		2B		1B		F7		2B	4	0	3	1	1	0	0																					
31 Jonny Gomes, R (1.9) OBP: 0.422, SLG: 0.649 10 Luis Ordaz, R (5.6) OBP: 0.240, SLG: 0.347	BB		2B		1B		F7		1B	4	0	3	1	1	0	0																					
Travis Lee, L (1.3) OBP: 0.308, SLG: 0.547	P4		F7		K				F8	2	0	0	0	1	1	3																					
Toby Hall, R (1.2) OBP: 0.286, SLG: 0.390		F9			F7				F8	2	0	0	0	1	1	3																					
Russell Branyan, L (1.5) OBP: 0.353, SLG: 0.613										4	1	2	0	0	0	4																					
14 Greg Norton, S (9. PH) OBP: 0.463, SLG: 0.636		HR			G3		G4-1		1B	3	1	2	2	0	0	0																					
Damon Hollins, R (1.8) OBP: 0.328, SLG: 0.322					G3		G4-1		1B	1	1	1	0	0	0	0																					
Inning Stats	R: 0 E: 0 K: 0 S: 4	H: 1 LOB: 3 BB: 2 P: 12	R: 1 E: 0 K: 0 S: 4	H: 1 LOB: 0 BB: 4 P: 4	R: 1 E: 0 K: 0 S: 5	H: 2 LOB: 1 BB: 0 P: 5	R: 0 E: 0 K: 0 S: 3	H: 0 LOB: 0 BB: 0 P: 3	R: 0 E: 0 K: 2 S: 9	H: 2 LOB: 2 BB: 0 P: 9	R: 0 E: 0 K: 1 S: 7	H: 0 LOB: 1 BB: 0 P: 8	R: 0 E: 0 K: 1 S: 5	H: 1 LOB: 0 BB: 0 P: 6	R: 3 E: 0 K: 1 S: 9	H: 4 LOB: 1 BB: 0 P: 9	1B: 7 2B: 4 3B: 1 HR: 1	SF: 0 SAC: 0 DP: 0 HBP: 0	WP: 0 PB: 0 SB: 1 CS: 1	PA: 41																	
PITCHER	IP	WLS	BF	H	R	ER	SO	BB	IBB	HBP	BLK	WP	HR	S	P	ERA	WHIP	PITCHER			IP	WLS	BF	H	R	ER	SO	BB	IBB	HBP	BLK	WP	HR	S	P	ERA	WHIP
35 Mike Mussina, R (1.1) ERA: 7.32	4.0		18	4	2	2	0	2	0	0	0	0	1	16	24	4.50	1.500	Matt Smith, L (9.1) ERA: 5.88			1.0	L	7	4	3	3	1	0	0	0	0	0	9	9	27.00	4.000	
Tanyon Sturtze, R (5.1) ERA: 8.31	1.0	5	2	0	0	2	0	0	0	0	0	0	0	9	9	0.00	2.000																				
Mike Myers, L (6.1) ERA: 3.38	1.0	5	2	1	1	1	0	0	0	0	0	0	0	7	8	9.00	2.000																				
47 Ron Villone, L (7.1) ERA: 4.26	1.0	3	0	0	0	0	0	0	0	0	0	0	0	3	3	0.00	0.000																				
38 Ramiro Mendoza, R (8.1) ERA: 1.74	1.0	3	1	0	0	1	0	0	0	0	0	0	0	5	6	0.00	1.000																				
Batter	1	2	3	4	5	6	7	8	9	AB	R	H	RBI	BB	SO	LOB	BOTTOM																				
18 Johnny Damon, L (1.8) OBP: 0.475, SLG: 0.429 19 Bubba Crosby, L (8.8) OBP: 0.225, SLG: 0.351	G5-3		1B		G4-3		P5		G4-3	4	1	1	0	0	0	0																					
2 Derek Jeter, R (1.6) OBP: 0.382, SLG: 0.433 28 Felix Escalona, R (8.6) OBP: 0.326, SLG: 0.429	G6-3		1B		G5-3		K			4	0	1	0	0	1	0																					
Gary Sheffield, R (1.9) OBP: 0.308, SLG: 0.409 64 Kevin Reese, L (8.9) OBP: 0.321, SLG: 0.360	F9		G6-3							3	1	1	1	0	0	1																					
13 Alex Rodriguez, R (1.5) OBP: 0.294, SLG: 0.548 27 Russ Johnson, R (8.5) OBP: 0.350, SLG: 0.387		F9			K					0	1	0	0	0	0	0																					
55 Hideki Matsui, L (1.7) OBP: 0.381, SLG: 0.509 Luis Alfonso Garcia, R (8.7) OBP: 0.417, SLG: 1.000		F7			G4-3					3	0	0	0	0	1	0																					
25 Jason Giambi, L (1.3) OBP: 0.396, SLG: 0.333 Miguel Cairo, R (2. FR) OBP: 0.365, SLG: 0.429										0	0	0	0	1	0	0																					
20 Jorge Posada, S (1.2) OBP: 0.500, SLG: 0.710 Damian Rolls, R (6. PR) OBP: 0.222, SLG: 0.222 26 Wil Nieves, R (7.2) OBP: 0.300, SLG: 0.393										2	1	2	0	1	0	0																					
Bernie Williams, S (1.10) OBP: 0.250, SLG: 0.371										2	0	1	1	1	0	1																					
24 Robinson Cano, L (1.4) OBP: 0.360, SLG: 0.475 12 Andy Phillips, R (8.3) OBP: 0.406, SLG: 0.435										0	0	0	0	0	0	0																					
Inning Stats	R: 0 E: 0 K: 0 S: 3	H: 0 LOB: 0 BB: 0 P: 3	R: 0 E: 0 K: 0 S: 3	H: 0 LOB: 1 BB: 1 P: 7	R: 1 E: 0 K: 0 S: 5	H: 2 LOB: 1 BB: 0 P: 7	R: 0 E: 0 K: 1 S: 5	H: 0 LOB: 2 BB: 2 P: 13	R: 0 E: 0 K: 1 S: 8	H: 3 LOB: 1 BB: 0 P: 8	R: 0 E: 0 K: 1 S: 5	H: 0 LOB: 0 BB: 0 P: 5	R: 1 E: 0 K: 0 S: 4	H: 1 LOB: 1 BB: 0 P: 6	R: 0 E: 0 K: 0 S: 3	H: 0 LOB: 0 BB: 0 P: 3	1B: 4 2B: 1 3B: 0 HR: 1	SF: 1 SAC: 1 DP: 0 HBP: 1	WP: 0 PB: 0 SB: 4 CS: 0	PA: 37																	
PITCHER	IP	WLS	BF	H	R	ER	SO	BB	IBB	HBP	BLK	WP	HR	S	P	ERA	WHIP	PITCHER			IP	WLS	BF	H	R	ER	SO	BB	IBB	HBP	BLK	WP	HR	S	P	ERA	WHIP
36 Edwin Jackson, R (1.1) ERA: 5.16	5.2		24	4	3	3	3	3	0	0	0	0	0	7	7	0.00	0.750	Jesus Colome, R (8.1) ERA: 9.82			1.0	W	5	1	1	1	0	0	0	0	0	4	6	9.00	1.000		
22 Shawn Camp, R (6.1) ERA: 3.38	1.1	B	5	1	0	0	1	0	0	0	0	0	0	7	7	0.00	0.750	Jason Childers, R (9.1) ERA:			1.0	S	3	0	0	0	0	0	0	0	0	3	3	0.00	0.000		

Tampa Bay Devil Rays @ New York Yankees
Legends Field, Tampa, FL
Thu Mar 30 2006, 1:15 PM EST
Att: 10,186 - Sunny - 78 F

AB 39
R 6
H 13
RBI 6
BB 2
SO 5
LOB 17



Tampa Bay Devil Rays @ New York Yankees
Legends Field, Tampa, FL
Thu Mar 30 2006, 1:15 PM EST
Att: 10,186 - Sunny - 78 F

AB 31
R 4
H 6
RBI 3
BB 3
SO 4
LOB 6



Batter	1	2	3	4	5	6	7	8	9	AB	R	H	RBI	BB	SO	LOB	TOP						
18 Johnny Damon, L OBP: 0.429, SLG: 0.714										7	2	3	1	0	1	2							
2 Derek Jeter, R OBP: 0.429, SLG: 0.333										6	2	2	2	1	1	1							
Gary Sheffield, R OBP: 0.600, SLG: 0.500 Bubba Crosby, L										4	2	1	0	1	1	3							
13 Alex Rodriguez, R OBP: 0.667, SLG: 1.200										5	2	3	5	1	0	1							
25 Jason Giambi, L OBP: 0.600, SLG: 0.333 12 Andy Phillips, R (7, PR)										3	2	1	1	1	2	2							
55 Hideki Matsui, L OBP: 1.000, SLG: 1.750										4	2	4	4	2	0	0							
20 Jorge Posada, S Kelly Stinnett, R										3	1	0	0	1	0	5							
Bernie Williams, S OBP: 0.333, SLG: 0.200										5	1	1	2	1	2	4							
24 Robinson Cano, L OBP: 0.400, SLG: 0.600										5	1	2	0	0	1	3							
Inning Stats	R: 0 E: 0 K: 2 S: 9	H: 0 LOB: 2 BB: 2 P: 23	R: 7 E: 0 K: 2 S: 27	H: 5 LOB: 2 BB: 2 P: 49	R: 0 E: 0 K: 1 S: 7	H: 1 LOB: 0 BB: 0 P: 10	R: 4 E: 1 K: 0 S: 12	H: 4 LOB: 1 BB: 0 P: 17	R: 2 E: 0 K: 0 S: 22	H: 2 LOB: 3 BB: 1 P: 32	R: 0 E: 0 K: 0 S: 8	H: 0 LOB: 0 BB: 0 P: 10	R: 0 E: 0 K: 1 S: 12	H: 1 LOB: 2 BB: 1 P: 24	R: 2 E: 0 K: 0 S: 14	H: 3 LOB: 3 BB: 2 P: 27	R: 0 E: 0 K: 2 S: 12	H: 1 LOB: 2 BB: 1 P: 22	1B: 11 2B: 4 3B: 0 HR: 2	SF: 0 SAC: 1 DP: 0 HBP: 3	WP: 0 PB: 0 CS: 1 SB: 0	PA: 57	
PITCHER	IP WLS BF H R ER SO BB IBB HBP BLK WP HR S P ERA WHIP	IP WLS BF H R ER SO BB IBB HBP BLK WP HR S P ERA WHIP	IP WLS BF H R ER SO BB IBB HBP BLK WP HR S P ERA WHIP	IP WLS BF H R ER SO BB IBB HBP BLK WP HR S P ERA WHIP	IP WLS BF H R ER SO BB IBB HBP BLK WP HR S P ERA WHIP	IP WLS BF H R ER SO BB IBB HBP BLK WP HR S P ERA WHIP	IP WLS BF H R ER SO BB IBB HBP BLK WP HR S P ERA WHIP	IP WLS BF H R ER SO BB IBB HBP BLK WP HR S P ERA WHIP	IP WLS BF H R ER SO BB IBB HBP BLK WP HR S P ERA WHIP	IP WLS BF H R ER SO BB IBB HBP BLK WP HR S P ERA WHIP	IP WLS BF H R ER SO BB IBB HBP BLK WP HR S P ERA WHIP	IP WLS BF H R ER SO BB IBB HBP BLK WP HR S P ERA WHIP	IP WLS BF H R ER SO BB IBB HBP BLK WP HR S P ERA WHIP	IP WLS BF H R ER SO BB IBB HBP BLK WP HR S P ERA WHIP	IP WLS BF H R ER SO BB IBB HBP BLK WP HR S P ERA WHIP	IP WLS BF H R ER SO BB IBB HBP BLK WP HR S P ERA WHIP	IP WLS BF H R ER SO BB IBB HBP BLK WP HR S P ERA WHIP	IP WLS BF H R ER SO BB IBB HBP BLK WP HR S P ERA WHIP	IP WLS BF H R ER SO BB IBB HBP BLK WP HR S P ERA WHIP	IP WLS BF H R ER SO BB IBB HBP BLK WP HR S P ERA WHIP	IP WLS BF H R ER SO BB IBB HBP BLK WP HR S P ERA WHIP	IP WLS BF H R ER SO BB IBB HBP BLK WP HR S P ERA WHIP	IP WLS BF H R ER SO BB IBB HBP BLK WP HR S P ERA WHIP

New York Yankees @ Oakland Athletics
McAfee Coliseum, Oakland, CA
Mon Apr 03 2006, 10:05 PM EDT
Att: 35,077 - Cloudy - 55 F

AB 44
R 15
H 17
RBI 15
BB 9
SO 8
LOB 25



Batter	1	2	3	4	5	6	7	8	9	AB	R	H	RBI	BB	SO	LOB	BOTTOM						
14 Mark Ellis, R OBP: 0.250, SLG: 0.250										4	0	1	0	0	0	1							
21 Mark Kotsay, L OBP: 0.500, SLG: 0.500										4	0	2	0	0	0	1							
7 Bobby Crosby, R Antonio Perez, R										2	0	0	0	0	1	3							
3 Eric Chavez, L										4	0	0	0	0	0	4							
Frank Thomas, R OBP: 0.333, SLG: 1.333 29 Dan Johnson, L (9, PH)										3	1	1	1	0	0	0							
22 Milton Bradley, S OBP: 0.500, SLG: 0.500										4	1	2	0	0	1	0							
Jay Payton, R OBP: 0.250, SLG: 0.250										4	0	1	0	0	0	1							
Jason Kendall, R										3	0	0	1	0	1	1							
Nick Swisher, S OBP: 0.250, SLG: 0.250										4	0	1	0	0	1	1							
Inning Stats	R: 0 E: 1 K: 1 S: 9	H: 0 LOB: 1 BB: 0 P: 16	R: 1 E: 0 K: 2 S: 12	H: 1 LOB: 0 BB: 0 P: 16	R: 0 E: 0 K: 0 S: 12	H: 2 LOB: 2 BB: 0 P: 16	R: 0 E: 0 K: 0 S: 5	H: 1 LOB: 1 BB: 0 P: 12	R: 0 E: 0 K: 0 S: 7	H: 0 LOB: 0 BB: 0 P: 16	R: 0 E: 0 K: 0 S: 9	H: 0 LOB: 0 BB: 0 P: 13	R: 0 E: 0 K: 1 S: 7	H: 1 LOB: 1 BB: 0 P: 12	R: 1 E: 0 K: 1 S: 13	H: 2 LOB: 1 BB: 0 P: 16	1B: 7 2B: 0 3B: 0 HR: 1	SF: 1 SAC: 0 DP: 0 HBP: 0	WP: 0 PB: 0 CS: 0 SB: 0	PA: 36			
PITCHER	IP WLS BF H R ER SO BB IBB HBP BLK WP HR S P ERA WHIP	IP WLS BF H R ER SO BB IBB HBP BLK WP HR S P ERA WHIP	IP WLS BF H R ER SO BB IBB HBP BLK WP HR S P ERA WHIP	IP WLS BF H R ER SO BB IBB HBP BLK WP HR S P ERA WHIP	IP WLS BF H R ER SO BB IBB HBP BLK WP HR S P ERA WHIP	IP WLS BF H R ER SO BB IBB HBP BLK WP HR S P ERA WHIP	IP WLS BF H R ER SO BB IBB HBP BLK WP HR S P ERA WHIP	IP WLS BF H R ER SO BB IBB HBP BLK WP HR S P ERA WHIP	IP WLS BF H R ER SO BB IBB HBP BLK WP HR S P ERA WHIP	IP WLS BF H R ER SO BB IBB HBP BLK WP HR S P ERA WHIP	IP WLS BF H R ER SO BB IBB HBP BLK WP HR S P ERA WHIP	IP WLS BF H R ER SO BB IBB HBP BLK WP HR S P ERA WHIP	IP WLS BF H R ER SO BB IBB HBP BLK WP HR S P ERA WHIP	IP WLS BF H R ER SO BB IBB HBP BLK WP HR S P ERA WHIP	IP WLS BF H R ER SO BB IBB HBP BLK WP HR S P ERA WHIP	IP WLS BF H R ER SO BB IBB HBP BLK WP HR S P ERA WHIP	IP WLS BF H R ER SO BB IBB HBP BLK WP HR S P ERA WHIP	IP WLS BF H R ER SO BB IBB HBP BLK WP HR S P ERA WHIP	IP WLS BF H R ER SO BB IBB HBP BLK WP HR S P ERA WHIP	IP WLS BF H R ER SO BB IBB HBP BLK WP HR S P ERA WHIP	IP WLS BF H R ER SO BB IBB HBP BLK WP HR S P ERA WHIP	IP WLS BF H R ER SO BB IBB HBP BLK WP HR S P ERA WHIP	IP WLS BF H R ER SO BB IBB HBP BLK WP HR S P ERA WHIP

New York Yankees @ Oakland Athletics
McAfee Coliseum, Oakland, CA
Mon Apr 03 2006, 10:05 PM EDT
Att: 35,077 - Cloudy - 55 F

AB 35
R 2
H 8
RBI 2
BB 0
SO 5
LOB 14



Batter	1	2	3	4	5	6	7	8	9	AB	R	H	RBI	BB	SO	LOB	TOP										
18 Johnny Damon, L (1, 8) OBP: 0.500, SLG: 0.727	4-2 2B BB		3-2 P6		1-1 P4		2-1 SH5-3 1B		1-0 2B	4	0	2	0	1	0	0	<p>New York Yankees @ Oakland Athletics</p> <p>McAfee Coliseum, Oakland, CA</p> <p>Tue Apr 04 2006, 10:05 PM EDT</p> <p>Att: 31,284 - Cloudy - 53 F</p> <p>livebaseballscorecards.com</p>										
2 Derek Jeter, R (1, 6) OBP: 0.545, SLG: 0.500	2-1 2B		4-2 2B BB		4-1 G6-4-3 BB		0-1 SH5-3		2-1 G6-3	2	1	1	0	2	0	1											
Gary Sheffield, R (1, 9) OBP: 0.400, SLG: 0.500	2-3 K		1-0 1B 2B		2-0 G6-4-3 1-2		2-1 G6-3		4-2 13 FC6-4 BB	4	0	1	1	1	1	4											
13 Alex Rodriguez, R (1, 5) OBP: 0.545, SLG: 0.800	3-3 K		2-0 2B		1-0 25 G1-3 1B		1-3 K		2-0 FC6-4 BB	5	1	2	0	0	2	5											
25 Jason Giambi, L (1, 3) Miguel Cairo, R (8, PR)	3-3 K			4-0 55 2B 20 G6-3 BB		1-0 G1-3		4-1 55 FC3-6 BB		2	1	0	0	2	1	3											
55 Hideki Matsui, L (1, 7) OBP: 0.700, SLG: 1.125		0-3 K		0-0 2B		3-2 G3		1-2 FC3-6 PB		4	0	1	0	0	1	2											
20 Jorge Posada, S (1, 2) OBP: 0.400, SLG: 0.143		0-0 G3-1		1-1 G6-3		0-1 1B		0-3 K		4	0	1	2	0	1	2											
Bernie Williams, S (1, 10) OBP: 0.300, SLG: 0.222		3-1 G4-3		0-2 P4		1-2 1B		3-2 F7		4	0	1	0	0	0	2											
24 Robinson Cano, L (1, 4) OBP: 0.222, SLG: 0.333			1-2 G3-1	0-0 L8		0-3 K		2-2 L8		4	0	0	0	0	1	3											
Inning Stats	R: 0 H: 1 E: 0 K: 3 S: 16	H: 1 LOB: 2 BB: 1 P: 30	R: 0 H: 0 E: 0 K: 1 S: 6	H: 0 LOB: 0 BB: 0 P: 9	R: 1 H: 2 E: 0 K: 0 S: 11	H: 2 LOB: 1 BB: 1 P: 22	R: 1 H: 1 E: 0 K: 0 S: 7	H: 1 LOB: 1 BB: 1 P: 12	R: 0 H: 0 E: 0 K: 1 S: 4	H: 0 LOB: 0 BB: 0 P: 11	R: 1 H: 3 E: 0 K: 1 S: 16	H: 3 LOB: 2 BB: 0 P: 22	R: 0 H: 1 E: 0 K: 1 S: 9	H: 1 LOB: 1 BB: 0 P: 14	R: 0 H: 0 E: 0 K: 1 S: 10	H: 0 LOB: 2 BB: 1 P: 18		R: 0 H: 1 E: 0 K: 0 S: 9	H: 1 LOB: 2 BB: 1 P: 20	1B: 5 2B: 4 3B: 0 HR: 0	SF: 0 SAC: 1 DP: 1 HBP: 0	WP: 0 PB: 1 SB: 0 CS: 0	PA: 40				
PITCHER	IP	WLS	BF	H	R	ER	SO	BB	IBB	HBP	BLK	WP	HR	S	P	ERA	WHIP										
40 Rich Harden, R (1, 1) ERA: 4.76	5.2		26	7	3	3	4	4	0	0	0	0	0	57	103	4.76	1.941										
58 Justin Duchschner, R (8, 1) ERA:	1.1		5	1	0	0	2	0	0	0	0	0	0	12	17	0.00	0.750										
Joe Kennedy, L (8, 1) ERA:	1.0		4	0	0	0	1	1	0	0	0	0	0	10	18	0.00	1.000										
20 Huston Street, R (9, 1) ERA:	1.0	W	5	1	0	0	0	1	0	0	0	0	0	9	20	0.00	2.000										

Batter	1	2	3	4	5	6	7	8	9	AB	R	H	RBI	BB	SO	LOB	BOTTOM										
14 Mark Ellis, R (1, 4) OBP: 0.250, SLG: 0.250	2-3 K		2-0 F9 21 1B		1-0 G6-3		1-0 F8			4	0	1	0	0	1	2	<p>New York Yankees @ Oakland Athletics</p> <p>McAfee Coliseum, Oakland, CA</p> <p>Tue Apr 04 2006, 10:05 PM EDT</p> <p>Att: 31,284 - Cloudy - 53 F</p> <p>livebaseballscorecards.com</p>										
21 Mark Kotsay, L (1, 8) OBP: 0.375, SLG: 0.375	3-2 F9		2-2 1B		1-1 P6		2-2 K			4	0	1	1	0	1	0											
3 Eric Chavez, L (1, 5) OBP: 0.250, SLG: 0.571	0-3 K		2-1 F9		0-0 HR		4-2 BB			3	1	1	1	1	1	2											
Frank Thomas, R (1, 10) OBP: 0.286, SLG: 0.667		0-0 P3	0-0 F8		4-1 BB		3-2 L9			3	0	0	0	1	0	3											
29 Dan Johnson, L (1, 3)		1-3 K2-3		1-0 G3		0-3 K		1-1 P5		4	0	0	0	0	2	2											
22 Milton Bradley, S (1, 9) OBP: 0.375, SLG: 0.286		2-2 G4-3		0-0 P6		3-2 G4-3		4-0 SH3 1B BB		3	1	0	0	1	0	1											
Jason Kendall, R (1, 2)			1-1 G5-3	1-0 F7		1-1 HBP		0-0 SH3		2	0	0	0	0	0	0											
Nick Swisher, S (1, 7) OBP: 0.375, SLG: 0.714			1-2 HR		2-3 K		1-0 F7		4-0 1B IBB	3	1	1	1	1	1	1											
Marco Scutaro, R (1, 6) OBP: 0.750, SLG: 0.667			1-1 HR		4-1 14 1B 21 1B BB		1-3 K		1-1 1B	3	1	2	1	1	1	1											
Inning Stats	R: 0 H: 0 E: 0 K: 2 S: 13	H: 0 LOB: 0 BB: 0 P: 18	R: 0 H: 0 E: 0 K: 1 S: 7	H: 0 LOB: 0 BB: 0 P: 10	R: 2 H: 4 E: 0 K: 0 S: 15	H: 4 LOB: 2 BB: 0 P: 24	R: 0 H: 0 E: 0 K: 0 S: 3	H: 0 LOB: 0 BB: 0 P: 5	R: 0 H: 0 E: 0 K: 1 S: 9	H: 0 LOB: 0 BB: 1 P: 16	R: 1 H: 1 E: 0 K: 1 S: 11	H: 1 LOB: 1 BB: 1 P: 19	R: 0 H: 0 E: 0 K: 1 S: 6	H: 0 LOB: 1 BB: 0 P: 10	R: 0 H: 0 E: 0 K: 1 S: 13	H: 0 LOB: 1 BB: 1 P: 23		R: 1 H: 1 E: 0 K: 0 S: 3	H: 1 LOB: 2 BB: 2 P: 12	1B: 4 2B: 0 3B: 0 HR: 2	SF: 0 SAC: 1 DP: 1 HBP: 1	WP: 0 PB: 0 SB: 0 CS: 0	PA: 36				
PITCHER	IP	WLS	BF	H	R	ER	SO	BB	IBB	HBP	BLK	WP	HR	S	P	ERA	WHIP										
35 Mike Mussina, R (1, 1) ERA: 3.86	7.0		28	5	3	3	6	2	0	1	0	0	0	2	64	3.86	1.000										
Mike Myers, L (8, 1) ERA:	0.1		2	0	0	0	1	1	0	0	0	0	0	7	13	0.00	3.000										
Kyle Farnsworth, R (8, 1) ERA:	0.2		2	0	0	0	0	0	0	0	0	0	0	6	10	0.00	0.000										
Scott Proctor, R (9, 1) ERA: 27.0	0.1	L	4	1	1	1	0	1	1	0	0	0	0	3	12	27.00	6.000										



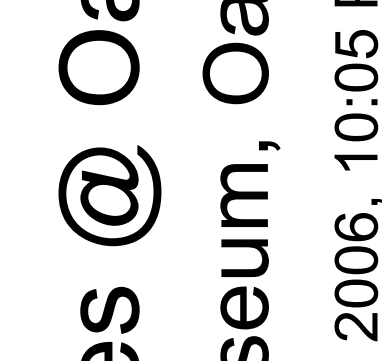
Batter	1	2	3	4	5	6	7	8	9	AB	R	H	RBI	BB	SO	LOB	TOP										
18 Johnny Damon, L (1, 8) OBP: 0.438, SLG: 0.600	F7		HR	K			G1-3			4	1	1	0	0	1	0	New York Yankees @ Oakland Athletics McAfee Coliseum, Oakland, CA Wed Apr 05 2006, 10:05 PM EDT Att: 30,165 - Partly Cloudy - 58 F livebaseballscorecards.com										
2 Derek Jeter, R (1, 6) OBP: 0.467, SLG: 0.417	G6-3		K					F8		4	0	1	0	0	1	2											
Gary Sheffield, R (1, 9) OBP: 0.429, SLG: 0.750	G5-3		HR					F7		4	1	2	3	0	0	1											
13 Alex Rodriguez, R (1, 5)		K	HR					K		3	0	0	0	0	2	2											
25 Jason Giambi, L (1, 3) OBP: 0.462, SLG: 0.222	G3-1		HBP					F9		4	0	1	0	0	1	1											
55 Hideki Matsui, L (1, 7) OBP: 0.571, SLG: 1.083	HR		K					F8		4	1	1	1	0	1	2											
20 Jorge Posada, S (1, 2) OBP: 0.357, SLG: 0.182	1B		K					G6-3		4	0	1	0	0	1	2											
Bernie Williams, S (1, 10) OBP: 0.214, SLG: 0.154	K							G6-3		4	0	0	0	0	3	1											
24 Robinson Cano, L (1, 4) OBP: 0.250, SLG: 0.417			HR	L4			G1-3			3	1	1	0	0	0	0											
Inning Stats	R: 0 E: 0 K: 0 S: 6	H: 0 LOB: 0 BB: 0 P: 8	R: 1 E: 0 K: 2 S: 17	H: 2 LOB: 1 BB: 0 P: 27	R: 3 E: 0 K: 3 S: 20	H: 4 LOB: 2 BB: 0 P: 31	R: 0 E: 0 K: 2 S: 11	H: 0 LOB: 0 BB: 0 P: 15	R: 0 E: 0 K: 1 S: 9	H: 0 LOB: 0 BB: 0 P: 12	R: 0 E: 0 K: 1 S: 7	H: 0 LOB: 0 BB: 0 P: 11	R: 0 E: 0 K: 1 S: 8	H: 1 LOB: 1 BB: 0 P: 14	R: 0 E: 0 K: 0 S: 10	H: 0 LOB: 0 BB: 0 P: 15	1B: 5 2B: 1 3B: 0 HR: 2	SF: 0 SAC: 0 DP: 1 HBP: 1	WP: 0 PB: 1 SB: 1 CS: 0	PA: 35							
PITCHER	IP	WLS	BF	H	R	ER	SO	BB	IBB	HBP	BLK	WP	HR	S	P	ERA	WHIP										
Dan Haren, R (1, 1) ERA: 6.0	6.0		25	7	4	4	8	0	0	1	0	0	2	68	100	6.00	1.167										
58 Justin Duchescher, R (7, 1) ERA:	1.2		6	1	0	0	2	0	0	0	0	0	0	14	23	0.00	0.600										
Joe Kennedy, L (8, 1) ERA:	1.1	W	4	0	0	0	0	0	0	0	0	0	0	11	17	0.00	0.000										


Batter	1	2	3	4	5	6	7	8	9	AB	R	H	RBI	BB	SO	LOB	BOTTOM										
21 Mark Kotsay, L (1, 8) OBP: 0.462, SLG: 0.417	1B		G3-6-3					K		4	0	2	0	1	1	3	New York Yankees @ Oakland Athletics McAfee Coliseum, Oakland, CA Wed Apr 05 2006, 10:05 PM EDT Att: 30,165 - Partly Cloudy - 58 F livebaseballscorecards.com										
14 Mark Ellis, R (1, 4) OBP: 0.231, SLG: 0.167	K			G6-3	FC5-4	K		2B		4	2	0	0	1	2	3											
3 Eric Chavez, L (1, 5) OBP: 0.308, SLG: 0.500	L9			2B	2B	F7		F3		5	1	2	0	0	0	4											
Frank Thomas, R (1, 10) OBP: 0.250, SLG: 0.545	L8			FC6	K			2B		5	1	1	3	0	2	4											
Nick Swisher, S (8, PR) OBP: 0.375, SLG: 0.714				2B				2B		0	0	0	0	0	0	0											
29 Dan Johnson, L (1, 3)		G4-3		1B	2B	P6		G6-3		3	1	0	0	2	0	1											
22 Milton Bradley, S (1, 9) OBP: 0.500, SLG: 0.600	G5-3			FC5-4	1B			E		3	1	2	3	1	0	0											
Jay Payton, R (1, 7) OBP: 0.250, SLG: 0.250	F8			1B	1B	P3		E4		4	1	1	0	0	0	3											
Jason Kendall, R (1, 2) OBP: 0.182, SLG: 0.111			G5-3	FC5-4		G6-3		1B		4	1	1	1	0	0	2											
Marco Scutaro, R (1, 6) OBP: 0.625, SLG: 0.571			1B	K		G4-3		2B		4	1	2	1	0	1	2											
Inning Stats	R: 0 E: 0 K: 1 S: 8	H: 1 LOB: 1 BB: 0 P: 11	R: 0 E: 0 K: 0 S: 5	H: 0 LOB: 0 BB: 0 P: 8	R: 0 E: 0 K: 0 S: 6	H: 1 LOB: 0 BB: 0 P: 10	R: 3 E: 1 K: 1 S: 17	H: 3 LOB: 2 BB: 1 P: 26	R: 1 E: 0 K: 1 S: 16	H: 2 LOB: 3 BB: 2 P: 30	R: 0 E: 0 K: 1 S: 12	H: 0 LOB: 1 BB: 1 P: 21	R: 0 E: 0 K: 1 S: 8	H: 0 LOB: 0 BB: 0 P: 11	R: 5 E: 1 K: 1 S: 19	H: 4 LOB: 1 BB: 1 P: 33	1B: 9 2B: 1 3B: 1 HR: 0	SF: 0 SAC: 0 DP: 1 HBP: 0	WP: 1 PB: 0 SB: 0 CS: 0	PA: 41							
PITCHER	IP	WLS	BF	H	R	ER	SO	BB	IBB	HBP	BLK	WP	HR	S	P	ERA	WHIP										
40 Chien-Ming Wang, R (1, 1) ERA: 3.86	4.2		24	7	4	2	3	3	0	0	0	0	0	50	81	3.86	2.143										
Tanyon Sturtze, R (5, 1) ERA:	0.1		1	0	0	0	0	0	0	0	0	0	0	2	4	0.00	0.000										
Jaret Wright, R (6, 1) ERA: 4.5	2.0	L	11	3	4	2	2	1	0	0	0	0	0	28	46	9.00	2.000										
Mike Myers, L (8, 1) ERA:	0.1		1	0	0	0	1	0	0	0	0	0	0	3	4	0.00	0.000										
Kyle Farnsworth, R (8, 1) ERA: 9.0	0.1		3	1	1	0	0	1	0	0	0	1	0	5	11	0.00	6.000										


AB 34
R 4
H 8
RBI 4
BB 0
SO 10
LOB 11



AB 36
R 9
H 11
RBI 8
BB 5
SO 6
LOB 22



Batter	1	2	3	4	5	6	7	8	9	AB	R	H	RBI	BB	SO	LOB	TOP								
18 Johnny Damon, L (1, 8) OBP: 0.360, SLG: 0.611	G1-3		F7		G4-3		BB			3	0	1	1	1	0	0	New York Yankees @ Los Angeles Angels Angel Stadium of Anaheim, Anaheim, CA Fri Apr 07 2006, 7:05 PM PDT Att: 44,221 - Partly Cloudy - 60 F livebaseballscorecards.com								
2 Derek Jeter, R (1, 6) OBP: 0.526, SLG: 0.467	1B		1B		G4-3		BB			3	0	2	0	1	0	1									
Gary Sheffield, R (1, 9) OBP: 0.333, SLG: 0.563	L7		G5-3		F7		G5-4-3			4	0	0	0	0	0	6									
13 Alex Rodriguez, R (1, 5) OBP: 0.368, SLG: 0.471	G6-3				E6		G5-3		G1-3	4	0	0	0	0	0	1									
25 Jason Giambi, L (1, 3) OBP: 0.353, SLG: 0.154		F9		P6		K		F8	4	0	0	0	0	1	1										
55 Hideki Matsui, L (1, 7) OBP: 0.500, SLG: 0.875	F8		FC6		1B		F8		F8	4	0	1	0	0	0	1									
20 Jorge Posada, S (1, 2) OBP: 0.333, SLG: 0.200			K2-3		G5-3				F8	4	0	1	0	0	1	2									
24 Robinson Canó, L (1, 4) OBP: 0.188, SLG: 0.313	FC6				F8		K		G3	4	0	0	0	0	1	1									
Bernie Williams, S (1, 10) OBP: 0.278, SLG: 0.188			F8		1B		BB		G3-1	3	1	1	0	1	0	0									
Inning Stats	R: 0 E: 0 K: 0 S: 15	H: 1 LOB: 1 BB: 0 P: 19	R: 0 E: 0 K: 0 S: 10	H: 1 LOB: 1 BB: 0 P: 19	R: 0 E: 0 K: 0 S: 11	H: 1 LOB: 1 BB: 0 P: 18	R: 0 E: 1 K: 1 S: 8	H: 0 LOB: 1 BB: 0 P: 10	R: 1 E: 0 K: 0 S: 8	H: 2 LOB: 1 BB: 0 P: 13	R: 0 E: 0 K: 1 S: 10	H: 1 LOB: 1 BB: 0 P: 17	R: 0 E: 0 K: 1 S: 14	H: 0 LOB: 2 BB: 3 P: 30	R: 0 E: 0 K: 0 S: 9	H: 0 LOB: 0 BB: 0 P: 12		R: 0 E: 0 K: 0 S: 6	H: 0 LOB: 0 BB: 0 P: 7	1B: 5 2B: 1 3B: 0 HR: 0	SF: 0 SAC: 0 DP: 1 HBP: 0	WP: 0 PB: 0 SB: 1 CS: 0	PA: 36		
PITCHER	IP	WLS	BF	H	R	ER	SO	BB	IBB	HBP	BLK	WP	HR	S	P	ERA	WHIP								
45 Kelvim Escobar, R (1, 1) ERA: 1.5	6.0	W	25	6	1	1	2	0	0	0	0	0	0	62	96	1.50	1.000								
J.C. Romero, L (7, 1) ERA:	0.1	H	3	0	0	0	1	2	0	0	0	0	0	9	19	0.00	6.000								
62 Scot Shields, R (7, 1) ERA:	1.2	H	5	0	0	0	0	1	0	0	0	0	0	14	23	0.00	0.600								
Francisco Rodríguez, R (9, 1) ERA: 4.5	1.0	S	3	0	0	0	0	0	0	0	0	0	0	6	7	0.00	0.000								

Batter	1	2	3	4	5	6	7	8	9	AB	R	H	RBI	BB	SO	LOB	BOTTOM								
9 Chone Figgins, S (1, 5) OBP: 0.421, SLG: 0.375	HR		F7		20 1B		27 G5-3			3	1	2	0	1	0	0	New York Yankees @ Los Angeles Angels Angel Stadium of Anaheim, Anaheim, CA Fri Apr 07 2006, 7:05 PM PDT Att: 44,221 - Partly Cloudy - 60 F livebaseballscorecards.com								
Orlando Cabrera, R (1, 6) OBP: 0.444, SLG: 0.813	HR		F9		K		F9			4	1	1	2	0	1	3									
27 Vladimir Guerrero, R (1, 9) OBP: 0.353, SLG: 0.590	P2				F7		G6-3		G5-3	4	0	0	0	0	0	3									
16 Garret Anderson, L (1, 7) OBP: 0.278, SLG: 0.412	F8				20 1B		20 1B		G4-3	3	1	1	0	1	0	1									
20 Juan Rivera, R (1, 10) OBP: 0.500, SLG: 0.750	G6-3				1B		1B		G1-6-3	4	0	2	1	0	0	0									
Darin Erstad, L (1, 8) OBP: 0.294, SLG: 0.412			K		1B		F8		G5-3	4	0	1	1	0	1	3									
Casey Kotchman, L (1, 3) OBP: 0.250, SLG: 0.200			G5-4-3		K				G1-3	4	0	1	0	0	1	2									
José Molina, R (1, 2) OBP: 0.200, SLG: 0.300			G5-4-3		K				G4-3	3	0	0	0	0	1	3									
Adam Kennedy, L (1, 4) OBP: 0.333, SLG: 0.143			G4-3				27 G6-3		K	2	1	0	0	1	1	0									
Inning Stats	R: 2 E: 0 K: 0 S: 10	H: 2 LOB: 0 BB: 0 P: 16	R: 0 E: 0 K: 1 S: 5	H: 1 LOB: 0 BB: 0 P: 9	R: 0 E: 0 K: 0 S: 5	H: 0 LOB: 0 BB: 0 P: 9	R: 1 E: 0 K: 2 S: 14	H: 3 LOB: 2 BB: 0 P: 21	R: 1 E: 0 K: 1 S: 13	H: 2 LOB: 3 BB: 2 P: 26	R: 0 E: 0 K: 1 S: 7	H: 0 LOB: 0 BB: 0 P: 10	R: 0 E: 0 K: 0 S: 8	H: 0 LOB: 1 BB: 1 P: 12	R: 0 E: 0 K: 0 S: 8	H: 0 LOB: 0 BB: 0 P: 12		1B: 6 2B: 1 3B: 0 HR: 1	SF: 0 SAC: 0 DP: 1 HBP: 0	WP: 0 PB: 0 SB: 0 CS: 0	PA: 34				
PITCHER	IP	WLS	BF	H	R	ER	SO	BB	IBB	HBP	BLK	WP	HR	S	P	ERA	WHIP								
Shawn Chacon, R (1, 1) ERA: 7.71	4.2	L	23	8	4	4	4	1	1	0	0	0	0	8	11	0.00	0.000								
Ron Villone, L (5, 1) ERA: 3.38	1.1		4	0	0	0	1	0	0	0	0	0	0	6	10	0.00	1.500								
Tanyon Sturtze, R (7, 1) ERA:	0.2		3	0	0	0	0	1	0	0	0	0	0	6	10	0.00	1.500								
Mike Myers, L (7, 1) ERA:	1.1		4	0	0	0	0	0	0	0	0	0	0	10	14	0.00	0.000								

Batter	1	2	3	4	5	6	7	8	9	AB R H RBI BB SO LOB	TOP									
18 Johnny Damon, L (1, 8) OBP: 0.375, SLG: 0.500	F8		G4-3			G4-3		K		4 0 0 0 0 1 0	New York Yankees @ Los Angeles Angels Angel Stadium of Anaheim, Anaheim, CA Sat Apr 08 2006, 7:05 PM PDT Att: 44,044 - Clear - 66 F livebaseballscorecards.com									
2 Derek Jeter, R (1, 6) OBP: 0.522, SLG: 0.611	HR		BB			E5 13 G1-3 1B		G4-3		3 1 1 1 1 0 0										
Gary Sheffield, R (1, 9) OBP: 0.364, SLG: 0.600	G1-3		P4			13 G1-3 1B		2B		4 0 2 0 0 0 1										
13 Alex Rodriguez, R (1, 5) OBP: 0.348, SLG: 0.400	BB					G1-3		G3-1		3 0 0 0 1 0 3										
25 Jason Giambi, L (1, 3) OBP: 0.333, SLG: 0.125	G3					F8		G4-3		3 0 0 0 1 0 1										
55 Hideki Matsui, L (1, 7) OBP: 0.455, SLG: 0.900			F9			F7		HR		4 1 1 1 0 0 3										
20 Jorge Posada, S (1, 10) OBP: 0.273, SLG: 0.158	L5					F8		K		4 0 0 0 0 1 0										
24 Robinson Canó, L (1, 4) OBP: 0.200, SLG: 0.300 Bubba Crosby, L (9, PR)	G4-3					L8		WP 1B		4 0 1 0 0 0 0 0 0 0 0 0 0 0										
Kelly Stinnett, R (1, 2) Bernie Williams, S (9, PH) OBP: 0.263, SLG: 0.176			K			K		G1-3		3 0 0 0 0 3 0 1 0 0 0 0 0 1										
Inning Stats	R: 1 E: 0 K: 0 S: 12	H: 1 LOB: 1 BB: 1 P: 21	R: 0 E: 0 K: 0 S: 4	H: 0 LOB: 0 BB: 0 P: 7	R: 0 E: 0 K: 1 S: 13	H: 0 LOB: 1 BB: 1 P: 24	R: 0 E: 0 K: 0 S: 10	H: 0 LOB: 0 BB: 0 P: 15	R: 0 E: 0 K: 1 S: 7	H: 1 LOB: 3 BB: 0 P: 12		R: 0 E: 0 K: 1 S: 17	H: 0 LOB: 0 BB: 0 P: 16	R: 0 E: 0 K: 1 S: 14	H: 1 LOB: 1 BB: 0 P: 18	R: 1 E: 0 K: 1 S: 15	H: 2 LOB: 2 BB: 0 P: 23	1B: 2 2B: 1 3B: 0 HR: 2	SF: 0 SAC: 0 DP: 0 HBP: 0	WP: 1 PB: 0 SB: 0 CS: 0
PITCHER	IP WLS BF H R ER SO BB IBB HBP BLK WP HR S P ERA WHIP											IP WLS BF H R ER SO BB IBB HBP BLK WP HR S P ERA WHIP								
54 Ervin Santana, R (1, 1) ERA: 1.98	5.2 W 23 2 1 1 2 3 0 0 0 0 0 1 62 103 1.59 0.882																			
J.C. Romero, L (6, 1) ERA:	1.1 H 4 0 0 0 1 0 0 0 0 0 0 0 12 18 0.00 0.000																			
62 Scot Shields, R (8, 1) ERA:	1.0 H 4 1 0 0 1 0 0 0 0 0 0 0 14 18 0.00 1.000																			
Francisco Rodríguez, R (9, 1) ERA: 6.0	1.0 S 5 2 1 1 1 0 0 0 0 0 1 1 15 23 9.00 2.000																			

Batter	1	2	3	4	5	6	7	8	9	AB R H RBI BB SO LOB	BOTTOM									
9 Chone Figgins, S (1, 5) OBP: 0.348, SLG: 0.300	F8		G5-3			G5-3		G6-3		4 0 0 0 0 0 1	New York Yankees @ Los Angeles Angels Angel Stadium of Anaheim, Anaheim, CA Sat Apr 08 2006, 7:05 PM PDT Att: 44,044 - Clear - 66 F livebaseballscorecards.com									
Orlando Cabrera, R (1, 6) OBP: 0.409, SLG: 0.700	1B					F9		F9		4 1 1 0 0 0 0										
16 Garret Anderson, L (1, 7) OBP: 0.238, SLG: 0.350	K					K		G3		3 0 0 0 0 2 1										
27 Vladimir Guerrero, R (1, 9) OBP: 0.400, SLG: 0.526	1B					F9		1B		3 0 2 1 0 0 0										
20 Juan Rivera, R (1, 8) OBP: 0.471, SLG: 0.667 Darin Erstad, L (9, 8) OBP: 0.294, SLG: 0.412	G5-3					3B 1B		F7		3 1 1 0 0 0 1 0 0 0 0 0 0 0										
Tim Lincecum, R (1, 10) OBP: 0.333, SLG: 1.111	K					K		F7		3 0 0 0 0 2 1										
José Molina, R (1, 2) OBP: 0.154, SLG: 0.231	K					K		K		3 0 0 0 0 3 1										
39 Robb Quinlan, R (1, 3) OBP: 0.667, SLG: 0.667 Casey Kotchman, L (8, 3) OBP: 0.250, SLG: 0.200			G4-6-3 1B			3B 1B		G5-3		3 1 2 0 0 0 0 0 0 0 0 0 0 0										
Adam Kennedy, L (1, 4) OBP: 0.333, SLG: 0.400	G4-6-3					3B		K		3 0 1 2 0 1 1										
Inning Stats	R: 1 E: 0 K: 1 S: 11	H: 2 LOB: 1 BB: 0 P: 13	R: 0 E: 0 K: 2 S: 8	H: 0 LOB: 0 BB: 0 P: 12	R: 0 E: 0 K: 0 S: 8	H: 1 LOB: 0 BB: 0 P: 13	R: 0 E: 0 K: 1 S: 6	H: 0 LOB: 0 BB: 0 P: 7	R: 2 E: 0 K: 2 S: 13	H: 3 LOB: 1 BB: 0 P: 21		R: 0 E: 0 K: 0 S: 7	H: 1 LOB: 1 BB: 0 P: 8	R: 0 E: 0 K: 1 S: 8	H: 0 LOB: 0 BB: 0 P: 12	R: 0 E: 0 K: 1 S: 8	H: 0 LOB: 0 BB: 0 P: 11	1B: 6 2B: 0 3B: 1 HR: 0	SF: 0 SAC: 0 DP: 1 HBP: 0	WP: 0 PB: 0 SB: 1 CS: 0
PITCHER	IP WLS BF H R ER SO BB IBB HBP BLK WP HR S P ERA WHIP											IP WLS BF H R ER SO BB IBB HBP BLK WP HR S P ERA WHIP								
Randy Johnson, L (1, 1) ERA: 2.4	8.0 L 29 7 3 3 8 0 0 0 0 0 0 0 69 97 3.38 0.875																			

Batter	1	2	3	4	5	6	7	8	9	AB	R	H	RBI	BB	SO	LOB	TOP					
32 Shane Costa, L (1, 8) OBP: 0.267, SLG: 0.667	G4-3		G4-3	L8			HR		G4-3	5	1	1	1	0	0	2	Kansas City Royals @ New York Yankees Yankee Stadium, Bronx, NY Tue Apr 11 2006, 1:05 PM EDT Att: 54,698 - Cloudy - 66 F					
15 Mark Grudzielanek, R (1, 4) OBP: 0.346, SLG: 0.460	G6-3		G1-3		L3		2B		29 HBP 1B	5	1	2	0	0	0	0						
29 Mike Sweeney, R (1, 10) OBP: 0.269, SLG: 0.286 Esteban German, R (9, PR)	G6-3			G6-3	F9		K		HBP	4	0	0	0	0	1	1						
16 Reggie Sanders, R (1, 9) OBP: 0.375, SLG: 0.652		G5-3		HR	G6-3		CS 1B		K	5	1	2	2	0	1	2						
Doug Mientkiewicz, L (1, 3) OBP: 0.200, SLG: 0.222		WP 24 2B 1B		G3-1		24 1B 4 G6-3 1B BB	1-2		L1	4	2	1	0	1	1	3						
Emil Brown, R (1, 7) OBP: 0.333, SLG: 0.500		G5-3		WP 24 4 1B 2B		4 G6-3 24 1B 1B			K	4	1	2	0	0	1	1						
24 Mark Teahen, L (1, 5) OBP: 0.227, SLG: 0.238		2B		4 1B 14 1B BB		4 G6-3 1B			F7	3	1	2	1	1	0	0						
4 Angel Berroa, R (1, 6) OBP: 0.350, SLG: 0.421		K		14 1B 1B		G6-3			BB	3	0	1	1	1	1	3						
14 John Buck, R (1, 2) OBP: 0.353, SLG: 0.467			G5-3		1-3 3-H 1B	L5			P2	4	0	1	1	0	0	2						
Inning Stats	R: 0 E: 0 K: 0 S: 7	H: 0 LOB: 0 BB: 0 P: 10	R: 1 E: 0 K: 1 S: 12	H: 2 LOB: 1 BB: 0 P: 19	R: 0 E: 0 K: 0 S: 6	H: 0 LOB: 0 BB: 0 P: 12	R: 3 E: 0 K: 0 S: 13	H: 4 LOB: 2 BB: 1 P: 21	R: 0 E: 0 K: 0 S: 3	H: 0 LOB: 0 BB: 0 P: 7	R: 1 E: 0 K: 0 S: 8	H: 2 LOB: 1 BB: 1 P: 17	R: 2 E: 0 K: 2 S: 13	H: 3 LOB: 0 BB: 0 P: 17	R: 0 E: 0 K: 1 S: 11	H: 0 LOB: 1 BB: 1 P: 20	R: 0 E: 0 K: 1 S: 12	H: 1 LOB: 2 BB: 0 P: 19	1B: 7 2B: 3 3B: 0 HR: 2	SF: 0 SAC: 0 DP: 1 HBP: 1	WP: 2 PB: 0 SB: 0 CS: 1	PA: 41
PITCHER	IP WLS BF H R ER SO BB IBB HBP BLK WP HR S P ERA WHIP	IP WLS BF H R ER SO BB IBB HBP BLK WP HR S P ERA WHIP	IP WLS BF H R ER SO BB IBB HBP BLK WP HR S P ERA WHIP	IP WLS BF H R ER SO BB IBB HBP BLK WP HR S P ERA WHIP	IP WLS BF H R ER SO BB IBB HBP BLK WP HR S P ERA WHIP	IP WLS BF H R ER SO BB IBB HBP BLK WP HR S P ERA WHIP	IP WLS BF H R ER SO BB IBB HBP BLK WP HR S P ERA WHIP	IP WLS BF H R ER SO BB IBB HBP BLK WP HR S P ERA WHIP	IP WLS BF H R ER SO BB IBB HBP BLK WP HR S P ERA WHIP	IP WLS BF H R ER SO BB IBB HBP BLK WP HR S P ERA WHIP	IP WLS BF H R ER SO BB IBB HBP BLK WP HR S P ERA WHIP	IP WLS BF H R ER SO BB IBB HBP BLK WP HR S P ERA WHIP	IP WLS BF H R ER SO BB IBB HBP BLK WP HR S P ERA WHIP	IP WLS BF H R ER SO BB IBB HBP BLK WP HR S P ERA WHIP	IP WLS BF H R ER SO BB IBB HBP BLK WP HR S P ERA WHIP	IP WLS BF H R ER SO BB IBB HBP BLK WP HR S P ERA WHIP						
40 Chien-Ming Wang, R (1, 1) ERA: 5.91	6.0	27	8	5	5	1	2	0	0	0	0	0	0	0	0	0	7.50	1.667				
Tanyon Sturtze, R (7, 1) ERA: 7.71	0.1	4	3	2	2	1	0	0	0	0	0	0	0	0	0	0	54.00	9.000				
Mike Myers, L (7, 1) ERA:	0.2	1	0	0	0	1	0	0	0	0	0	0	0	0	0	0	0.00	0.000				
Scott Proctor, R (8, 1) ERA: 3.86	1.0	W	4	0	0	0	1	0	0	0	0	0	0	0	0	0	0.00	1.000				
42 Mariano Rivera, R (9, 1) ERA:	1.0	S	5	1	0	0	1	0	0	1	0	0	0	0	0	0	0.00	1.000				

Batter	1	2	3	4	5	6	7	8	9	AB	R	H	RBI	BB	SO	LOB	BOTTOM			
18 Johnny Damon, L (1, 8) OBP: 0.394, SLG: 0.483	25 HR 2B		25 BB 55 BB G2-3 BB	SH5-3		G1-3		K		3	2	1	0	1	1	2	Kansas City Royals @ New York Yankees Yankee Stadium, Bronx, NY Tue Apr 11 2006, 1:05 PM EDT Att: 54,698 - Cloudy - 66 F			
2 Derek Jeter, R (1, 6) OBP: 0.455, SLG: 0.630	G6-3		F9	BB			G6-3	HR		4	1	1	3	1	0	2				
Gary Sheffield, R (1, 9) OBP: 0.258, SLG: 0.414	G5-3		G2-3	P6-4			K	K		5	0	0	0	0	2	5				
13 Alex Rodriguez, R (1, 5) OBP: 0.406, SLG: 0.519	25 HR BB		55 BB 25 BB BB	F8			K			2	1	0	0	2	1	0				
25 Jason Giambi, L (1, 3) OBP: 0.500, SLG: 0.368 12 Andy Phillips, R (9, 3)	1-H 2-H HR		55 BB BB	BB			20 BB 24 FC5-4 55 1B BB			1	2	1	3	3	0	0				
55 Hideki Matsui, L (1, 7) OBP: 0.452, SLG: 0.750	G6-3		1-2 2-3 BB	P6			24 FC5-4 20 BB 1B 1B			3	1	1	1	1	0	1				
20 Jorge Posada, S (1, 2) OBP: 0.387, SLG: 0.538			G1-3	BB			24 FC5-4 BB			3	0	1	0	1	0	4				
24 Robinson Cano, L (1, 4) OBP: 0.276, SLG: 0.379	G5-4-3		18 SH5-3 1B 1B	BB			2 HR 1B			4	1	1	1	0	0	3				
Bernie Williams, S (1, 10) OBP: 0.333, SLG: 0.318	P4		P6-4 18 SH5-3 1B	BB			2 HR 1B			4	1	2	1	0	0	0				
Inning Stats	R: 3 E: 0 K: 0 S: 13	H: 2 LOB: 1 BB: 0 P: 22	R: 0 E: 0 K: 0 S: 4	H: 1 LOB: 0 BB: 0 P: 5	R: 1 E: 0 K: 0 S: 12	H: 0 LOB: 3 BB: 4 P: 33	R: 0 E: 0 K: 0 S: 11	H: 2 LOB: 2 BB: 1 P: 22	R: 0 E: 0 K: 0 S: 6	H: 0 LOB: 1 BB: 1 P: 15	R: 0 E: 0 K: 2 S: 10	H: 0 LOB: 0 BB: 0 P: 11	R: 0 E: 0 K: 2 S: 18	H: 0 LOB: 0 BB: 2 P: 30	R: 5 E: 0 K: 2 S: 18	H: 3 LOB: 0 BB: 2 P: 30	1B: 5 2B: 2 3B: 0 HR: 2	SF: 0 SAC: 1 DP: 2 HBP: 0	WP: 0 PB: 0 SB: 0 CS: 0	PA: 39
PITCHER	IP WLS BF H R ER SO BB IBB HBP BLK WP HR S P ERA WHIP	IP WLS BF H R ER SO BB IBB HBP BLK WP HR S P ERA WHIP	IP WLS BF H R ER SO BB IBB HBP BLK WP HR S P ERA WHIP	IP WLS BF H R ER SO BB IBB HBP BLK WP HR S P ERA WHIP	IP WLS BF H R ER SO BB IBB HBP BLK WP HR S P ERA WHIP	IP WLS BF H R ER SO BB IBB HBP BLK WP HR S P ERA WHIP	IP WLS BF H R ER SO BB IBB HBP BLK WP HR S P ERA WHIP	IP WLS BF H R ER SO BB IBB HBP BLK WP HR S P ERA WHIP	IP WLS BF H R ER SO BB IBB HBP BLK WP HR S P ERA WHIP	IP WLS BF H R ER SO BB IBB HBP BLK WP HR S P ERA WHIP	IP WLS BF H R ER SO BB IBB HBP BLK WP HR S P ERA WHIP	IP WLS BF H R ER SO BB IBB HBP BLK WP HR S P ERA WHIP	IP WLS BF H R ER SO BB IBB HBP BLK WP HR S P ERA WHIP	IP WLS BF H R ER SO BB IBB HBP BLK WP HR S P ERA WHIP	IP WLS BF H R ER SO BB IBB HBP BLK WP HR S P ERA WHIP	IP WLS BF H R ER SO BB IBB HBP BLK WP HR S P ERA WHIP				
Joe Mays, R (1, 1) ERA: 12.86	2.2	15	3	4	4	0	5	0	0	0	0	0	0	0	0	0	13.50	3.000		
Mike Wood, R (3, 1) ERA: 8.31	2.1	10	2	0	0	0	2	0	0	0	0	0	0	0	0	0	0.00	1.714		
Elmer Dessens, R (6, 1) ERA:	2.0	H	6	0	0	0	0	0	0	0	0	0	0	0	0	0	0.00	0.000		
Andrew Sisco, L (8, 1) ERA: 21.0	0.1	L	5	2	4	4	2	0	0	0	0	0	0	0	0	0	108.00	12.000		
Ambiorix Burgos, R (8, 1) ERA: 2.45	0.2	B	3	1	1	1	2	0	0	0	0	0	0	0	0	0	13.50	1.500		

Batter	1	2	3	4	5	6	7	8	9	AB	R	H	RBI	BB	SO	LOB	TOP			
32 Shane Costa, L (1, 8) OBP: 0.250, SLG: 0.550										5	1	1	0	0	2	1	Kansas City Royals @ New York Yankees Yankee Stadium, Bronx, NY Wed Apr 12 2006, 1:05 PM EDT Att: 41,432 - Cloudy - 62 F			
15 Mark Grudzielanek, R (1, 4) OBP: 0.367, SLG: 0.917										4	2	2	1	0	0	1				
Doug Mientkiewicz, L (1, 3) OBP: 0.299, SLG: 0.273										4	0	1	1	0	0	2				
16 Reggie Sanders, R (1, 9) OBP: 0.357, SLG: 0.704										4	1	1	2	0	0	1				
Matt Stairs, L (1, 10) OBP: 0.299, SLG: 0.273										2	1	0	0	2	0	1				
Emil Brown, R (1, 7) OBP: 0.357, SLG: 0.520										3	0	1	1	1	1	1				
24 Mark Teahen, L (1, 5) OBP: 0.200, SLG: 0.208 Esteban German, R (8, PH) (8, 5)										3	0	0	0	0	2	2				
4 Angel Berroa, R (1, 6) OBP: 0.292, SLG: 0.348										4	0	0	0	0	0	1				
Paul Bako, L (1, 2) OBP: 0.167, SLG: 0.167 14 John Buck, R (9, PH) (8, 5)										3	0	1	0	0	1	0				
										1	0	0	0	0	0	0				
Inning Stats	R: 3 E: 0 K: 2 S: 15	H: 3 LOB: 1 BB: 1 P: 25	R: 0 E: 0 K: 1 S: 5	H: 0 LOB: 0 BB: 0 P: 5	R: 0 E: 0 K: 0 S: 8	H: 0 LOB: 0 BB: 0 P: 12	R: 0 E: 0 K: 0 S: 7	H: 0 LOB: 1 BB: 0 P: 16	R: 2 E: 0 K: 2 S: 12	H: 3 LOB: 1 BB: 0 P: 19	R: 0 E: 0 K: 0 S: 8	H: 0 LOB: 0 BB: 0 P: 13	R: 0 E: 0 K: 0 S: 7	H: 0 LOB: 1 BB: 1 P: 13	R: 0 E: 0 K: 0 S: 13	H: 0 LOB: 1 BB: 1 P: 17	1B: 3 2B: 3 3B: 0 HR: 1	SF: 0 SAC: 0 DP: 0 HBP: 0	WP: 0 PB: 0 CS: 0	PA: 37
PITCHER	IP WLS BF H R ER SO BB IBB HBP BLK WP HR S P ERA WHIP																			
Shawn Chacon, R (1, 1) ERA: 7.59	6.0 W 27 7 5 5 5 2 0 0 0 0 0 1 56 92 7.50 1.500																			
Mike Myers, L (7, 1) ERA:	1.0 3 0 0 0 0 0 0 0 0 0 0 0 6 11 0.00 0.000																			
Kyle Farnsworth, R (8, 1) ERA: 3.0	1.0 4 0 0 0 0 0 1 0 0 0 0 0 7 13 0.00 1.000																			
Ron Villone, L (9, 1) ERA: 2.45	1.0 3 0 0 0 0 1 0 0 0 0 0 0 13 17 0.00 0.000																			

Batter	1	2	3	4	5	6	7	8	9	AB	R	H	RBI	BB	SO	LOB	BOTTOM			
18 Johnny Damon, L (1, 8) OBP: 0.421, SLG: 0.485										4	2	2	1	1	0	2	Kansas City Royals @ New York Yankees Yankee Stadium, Bronx, NY Wed Apr 12 2006, 1:05 PM EDT Att: 41,432 - Cloudy - 62 F			
2 Derek Jeter, R (1, 6) OBP: 0.474, SLG: 0.600										3	3	1	1	2	0	4				
Gary Sheffield, R (1, 10) OBP: 0.306, SLG: 0.529										5	2	3	4	0	0	0				
13 Alex Rodriguez, R (1, 5) OBP: 0.405, SLG: 0.484										4	2	1	0	1	0	3				
25 Jason Giambi, L (1, 3) OBP: 0.514, SLG: 0.478 12 Andy Phillips, R (7, PR) (8, 3)										4	0	2	2	1	0	1				
55 Hideki Matsui, L (1, 7) OBP: 0.444, SLG: 0.688 Bubba Crosby, L (8, 7)										4	1	1	0	1	2	4				
20 Jorge Posada, S (1, 2) OBP: 0.417, SLG: 0.533										4	1	2	1	1	0	2				
Bernie Williams, S (1, 9) OBP: 0.310, SLG: 0.296										5	0	1	0	0	1	5				
Miguel Cairo, R (1, 4) OBP: 0.333, SLG: 0.250										4	1	2	1	1	0	2				
Inning Stats	R: 3 E: 0 K: 1 S: 14	H: 1 LOB: 2 BB: 2 P: 26	R: 0 E: 0 K: 0 S: 11	H: 2 LOB: 2 BB: 0 P: 18	R: 1 E: 0 K: 1 S: 13	H: 2 LOB: 2 BB: 1 P: 27	R: 2 E: 0 K: 0 S: 14	H: 2 LOB: 1 BB: 1 P: 25	R: 2 E: 0 K: 1 S: 14	H: 3 LOB: 1 BB: 1 P: 26	R: 1 E: 0 K: 0 S: 13	H: 1 LOB: 1 BB: 2 P: 24	R: 3 E: 1 K: 0 S: 22	H: 3 LOB: 2 BB: 1 P: 38	R: 0 E: 0 K: 0 S: 5	H: 1 LOB: 0 BB: 0 P: 9		1B: 12 2B: 3 3B: 0 HR: 1	SF: 0 SAC: 0 DP: 3 HBP: 0	WP: 2 PB: 0 CS: 0
PITCHER	IP WLS BF H R ER SO BB IBB HBP BLK WP HR S P ERA WHIP																			
Jeremy Affeldt, L (1, 1) ERA: 14.73	3.1 L 21 7 6 6 2 0 4 0 0 0 0 1 0 9 19 27.00 3.000																			
41 Jimmy Gobble, L (4, 1) ERA: 13.5	0.2 4 1 2 2 0 1 0 0 0 0 0 0 9 19 27.00 3.000																			
34 Luke Hudson, R (5, 1) ERA: 3.38	2.2 14 5 4 2 1 2 1 0 0 0 1 0 36 62 6.75 2.625																			
Steve Stemple, R (7, 1) ERA: 13.5	1.1 6 2 0 0 0 0 0 0 0 0 0 0 14 24 0.00 1.500																			

Batter	1	2	3	4	5	6	7	8	9	AB	R	H	RBI	BB	SO	LOB	TOP										
Tony Graffanino, R (1, 10) OBP: 0.200, SLG: 0.500	1-3 K		2-2 P4		1-1 F9			3-2 HR	3-2 P6	5	1	1	1	0	1	5											
15 Mark Grudzielanek, R (1, 4) OBP: 0.353, SLG: 0.485	1-2 P6			1-3 K		1-0 G4-3 1B		2-2 G5-3		4	0	1	0	0	1	0											
Emil Brown, R (1, 7) OBP: 0.313, SLG: 0.448	2-3 K			2-2 P3		1-0 G4-3 1-2		1-1 G5-3		4	0	0	0	0	1	1											
16 Reggie Sanders, R (1, 9) OBP: 0.313, SLG: 0.613		3-1 F8		3-3 K		0-2 F8		3-3 K		4	0	0	0	0	2	0											
4 Angel Berroa, R (1, 6) OBP: 0.286, SLG: 0.333	0-3 K				1-1 G4-3		2-0 FC4-6 1B	0-2 G5-3		4	0	1	0	0	1	0											
14 John Buck, R (1, 2) OBP: 0.318, SLG: 0.368	2-1 G5-3				1-2 F7		0-2 FC4-6 1B	4-1 1B 2B		3	1	0	0	1	0	1											
Doug Mientkiewicz, L (1, 3) OBP: 0.289, SLG: 0.346			2-2 F9		1-2 1B 32 1B		0-0 1B	1-0 2B 1B		4	1	3	0	0	0	0											
Esteban German, R (1, 5) OBP: 0.500, SLG: 0.667			1-1 1B 32 G4-3		2-2 1B 32 1B		2-2 F9	3-2 1B 2B		4	0	3	1	0	0	2											
32 Shane Costa, L (1, 8) OBP: 0.250, SLG: 0.500	1-2 G4-3		1-2 1B		0-2 1B		2-3 K	0-0 L9		4	0	1	1	0	1	5											
Inning Stats	R: 0 E: 0 K: 2 S: 9	H: 0 LOB: 0 BB: 0 P: 13	R: 0 E: 0 K: 1 S: 7	H: 0 LOB: 0 BB: 0 P: 12	R: 0 E: 0 K: 0 S: 14	H: 1 LOB: 1 BB: 0 P: 20	R: 0 E: 0 K: 2 S: 11	H: 0 LOB: 0 BB: 0 P: 17	R: 1 E: 0 K: 0 S: 19	H: 3 LOB: 2 BB: 0 P: 25	R: 0 E: 0 K: 0 S: 5	H: 1 LOB: 0 BB: 0 P: 7	R: 0 E: 0 K: 1 S: 15	H: 2 LOB: 2 BB: 0 P: 21	R: 1 E: 0 K: 0 S: 11	H: 1 LOB: 0 BB: 0 P: 20	R: 1 E: 0 K: 0 S: 14	H: 2 LOB: 2 BB: 1 P: 25	1B: 8 2B: 1 3B: 0 HR: 1	SF: 0 SAC: 0 DP: 1 HBP: 0	WP: 0 PB: 0 CS: 0	PA: 37					
PITCHER	IP	WLS	BF	H	R	ER	SO	BB	IBB	HBP	BLK	WP	HR	S	P	ERA	WHIP										
Randy Johnson, L (1, 1) ERA: 2.25	5.0	W	19	4	1	1	5	0	0	0	0	0	0	60	87	1.80	0.800										
Scott Proctor, R (6, 1) ERA: 2.45	1.1	H	5	2	0	0	0	0	0	0	0	0	0	9	13	0.00	1.500										
Mike Myers, L (7, 1) ERA:	0.2	H	3	1	0	0	1	0	0	0	0	0	0	11	15	0.00	1.500										
Tanyon Sturtze, R (8, 1) ERA: 8.1	1.0	H	4	1	1	1	1	0	0	0	0	0	1	11	20	9.00	1.000										
Ron Villone, L (9, 1) ERA: 3.89	1.0		6	2	1	1	0	1	0	0	0	0	0	14	25	9.00	3.000										

Kansas City Royals @ New York Yankees
Yankee Stadium, Bronx, NY
Thu Apr 13 2006, 1:05 PM EDT
Att: 54,397 - Cloudy - 73 F

AB	36
R	3
H	10
RBI	3
BB	1
SO	7
LOB	14





Batter	1	2	3	4	5	6	7	8	9	AB	R	H	RBI	BB	SO	LOB	BOTTOM										
18 Johnny Damon, L (1, 8) OBP: 0.395, SLG: 0.541	0-2 K	2-1 SF8		1-3 K			3-1 G3	2-2 HR		4	1	1	4	0	2	1											
2 Derek Jeter, R (1, 6) OBP: 0.442, SLG: 0.543	3-1 L9	2-3 3-H 3-3 K			3-2 L9		0-0 G6-3	3-2 1B		5	0	1	0	0	1	1											
Gary Sheffield, R (1, 9) OBP: 0.293, SLG: 0.564	1-0 HR		2-3 K		2-0 F7		1-2 F8	1-2 G4-3		5	1	1	1	0	1	1											
13 Alex Rodriguez, R (1, 5) OBP: 0.415, SLG: 0.500	4-2 BB 25 CS		1-3 K		0-3 K			1-0 2B 25 HR		3	1	1	0	1	2	0											
25 Jason Giambi, L (1, 3) OBP: 0.538, SLG: 0.615	1-0 CS	0-0 1B 55 1B		2-1 HBP		2-3 K		1-1 HR 2-H		3	2	2	2	0	1	0											
12 Andy Phillips, R (9, 3)		1-2 1B				4-0 K 24 FC5-4 BB		1-3 K		0	0	0	0	0	0	0											
55 Hideki Matsui, L (1, 7) OBP: 0.450, SLG: 0.657		1-1 1B 24 1B		3-3 K		2-0 1B 24 FC5-4		1-3 K		3	1	1	0	1	2	1											
Bubba Crosby, L (9, 7)		1-2 1B				1-2 1B				0	0	0	0	0	0	0											
Bernie Williams, S (1, 10) OBP: 0.384, SLG: 0.355		1-0 1B SH1-3 18 SF8 1B		1-0 F8		1-2 1B		0-0 1B 18 HR		4	2	3	1	0	0	0											
24 Robinson Cano, L (1, 4) OBP: 0.273, SLG: 0.364		3-1 1B 18 SF8 SH1-3 1B		1-1 L6		1-2 1B		3-2 F7		4	0	1	1	0	0	3											
Kelly Stinnett, R (1, 2) OBP: 0.333, SLG: 0.200		0-0 SH1-3		1-1 1B		1-3 K		4-1 1B 18 HR		2	1	1	0	1	1	2											
Inning Stats	R: 1 E: 0 K: 1 S: 9	H: 1 LOB: 1 BB: 1 P: 18	R: 3 E: 0 K: 1 S: 12	H: 4 LOB: 1 BB: 0 P: 22	R: 0 E: 0 K: 3 S: 16	H: 0 LOB: 1 BB: 0 P: 24	R: 0 E: 0 K: 1 S: 10	H: 1 LOB: 0 BB: 0 P: 14	R: 0 E: 0 K: 2 S: 7	H: 0 LOB: 0 BB: 0 P: 12	R: 0 E: 0 K: 2 S: 13	H: 1 LOB: 2 BB: 1 P: 23	R: 0 E: 0 K: 0 S: 6	H: 0 LOB: 0 BB: 0 P: 10	R: 5 E: 0 K: 1 S: 23	H: 5 LOB: 1 BB: 1 P: 39	1B: 8 2B: 1 3B: 0 HR: 3	SF: 1 SAC: 1 DP: 0 HBP: 1	WP: 0 PB: 0 CS: 1	PA: 40							
PITCHER	IP	WLS	BF	H	R	ER	SO	BB	IBB	HBP	BLK	WP	HR	S	P	ERA	WHIP										
Denny Bautista, R (1, 1) ERA: 4.09	5.0	L	22	6	4	4	7	1	0	1	0	0	0	54	90	7.20	1.400										
Andrew Sisco, L (6, 1) ERA: 15.75	1.0		5	1	0	0	2	1	0	0	0	0	0	13	23	0.00	2.000										
Steve Stemle, R (7, 1) ERA: 9.82	1.0		3	0	0	0	0	0	0	0	0	0	0	6	10	0.00	0.000										
41 Jimmy Gobble, L (8, 1) ERA: 24.0	1.0		9	5	5	5	1	1	0	0	0	0	2	23	39	45.00	6.000										

Kansas City Royals @ New York Yankees
Yankee Stadium, Bronx, NY
Thu Apr 13 2006, 1:05 PM EDT
Att: 54,397 - Cloudy - 73 F

AB	33
R	9
H	12
RBI	9
BB	3
SO	10
LOB	9



Batter	1	2	3	4	5	6	7	8	9	AB R H RBI BB SO LOB	TOP																
18 Johnny Damon, L (1, 8) OBP: 0.385, SLG: 0.533										4 1 1 1 1 2 1	<p>New York Yankees @ Minnesota Twins Hubert H. Humphrey Metrodome, Minneapolis, MN</p> <p>Sat Apr 15 2006, 7:10 PM EDT Att: 42,316 - Dome - 69 F</p> <p>livebaseballscores.com</p> <table border="0"> <tr><td>AB</td><td>36</td></tr> <tr><td>R</td><td>5</td></tr> <tr><td>H</td><td>11</td></tr> <tr><td>RBI</td><td>5</td></tr> <tr><td>BB</td><td>3</td></tr> <tr><td>SO</td><td>6</td></tr> <tr><td>LOB</td><td>20</td></tr> </table> 	AB	36	R	5	H	11	RBI	5	BB	3	SO	6	LOB	20		
AB	36																										
R	5																										
H	11																										
RBI	5																										
BB	3																										
SO	6																										
LOB	20																										
2 Derek Jeter, R (1, 6) OBP: 0.451, SLG: 0.548									3 1 3 3 1 0 0																		
Gary Sheffield, R (1, 9) OBP: 0.280, SLG: 0.500									5 0 2 0 0 1 3																		
13 Alex Rodriguez, R (1, 5)									4 0 1 1 1 0 3																		
55 Hideki Matsui, L (1, 7) OBP: 0.383, SLG: 0.548									4 0 0 0 0 0 5																		
20 Jorge Posada, S (1, 2) OBP: 0.419, SLG: 0.528									4 0 1 0 0 0 5																		
12 Andy Phillips, R (1, 10)									4 0 0 0 0 3 2																		
24 Robinson Canó, L (1, 4) OBP: 0.325, SLG: 0.400									4 2 2 0 0 0 0																		
Miguel Cairo, R (1, 3) OBP: 0.308, SLG: 0.333									4 1 1 0 0 0 1																		
Inning Stats	R: 0 E: 0 K: 1 S: 9	H: 0 LOB: 0 BB: 1 P: 14	R: 0 E: 0 K: 1 S: 9	H: 0 LOB: 1 BB: 1 P: 16	R: 0 E: 0 K: 1 S: 8	H: 2 LOB: 0 BB: 0 P: 10	R: 0 E: 0 K: 0 S: 7	H: 2 LOB: 2 BB: 0 P: 7	R: 2 E: 0 K: 1 S: 13	H: 3 LOB: 1 BB: 0 P: 23	R: 0 E: 0 K: 1 S: 10	H: 1 LOB: 1 BB: 0 P: 13	R: 3 E: 0 K: 0 S: 16	H: 5 LOB: 2 BB: 0 P: 26	R: 0 E: 0 K: 1 S: 8	H: 0 LOB: 0 BB: 0 P: 12	R: 0 E: 0 K: 1 S: 15	H: 0 LOB: 1 BB: 1 P: 23	1B: 7 2B: 4 3B: 0 HR: 0	SF: 0 SAC: 1 DP: 1 HBP: 0	WP: 0 PB: 0 CS: 0	PA: 40					
PITCHER	IP WLS BF H R ER SO BB IBB HBP BLK WP HR S P ERA WHIP											IP WLS BF H R ER SO BB IBB HBP BLK WP HR S P ERA WHIP															
Johan Santana, L (1, 1) ERA: 5.71	6.1	28	8	4	4	4	2	0	0	0	0	0	0	61	90	5.68	1.579										
28 Jesse Crain, R (7, 1) ERA: 9.0	0.0	B	3	3	1	1	0	0	0	0	0	0	0	5	10	∞	∞										
47 Francisco Liriano, L (7, 1) ERA:	1.2	6	0	0	0	1	1	0	0	0	0	0	0	15	26	0.00	0.600										
Juan Rincón, R (9, 1) ERA:	1.0	W	3	0	0	0	1	0	0	0	0	0	0	14	18	0.00	0.000										

Batter	1	2	3	4	5	6	7	8	9	AB R H RBI BB SO LOB	BOTTOM																
Shannon Stewart, R (1, 7) OBP: 0.396, SLG: 0.500										4 0 0 0 0 1 3	<p>New York Yankees @ Minnesota Twins Hubert H. Humphrey Metrodome, Minneapolis, MN</p> <p>Sat Apr 15 2006, 7:10 PM EDT Att: 42,316 - Dome - 69 F</p> <p>livebaseballscores.com</p> <table border="0"> <tr><td>AB</td><td>37</td></tr> <tr><td>R</td><td>6</td></tr> <tr><td>H</td><td>13</td></tr> <tr><td>RBI</td><td>6</td></tr> <tr><td>BB</td><td>4</td></tr> <tr><td>SO</td><td>7</td></tr> <tr><td>LOB</td><td>23</td></tr> </table> 	AB	37	R	6	H	13	RBI	6	BB	4	SO	7	LOB	23		
AB	37																										
R	6																										
H	13																										
RBI	6																										
BB	4																										
SO	7																										
LOB	23																										
Luis Castillo, S (1, 4) OBP: 0.425, SLG: 0.444										5 1 4 2 0 0 1																	
7 Joe Mauer, L (1, 2) OBP: 0.385, SLG: 0.364										3 1 1 0 2 0 4																	
24 Rondell White, R (1, 10) OBP: 0.109, SLG: 0.116										5 0 1 0 0 2 7																	
Tori Hunter, R (1, 8) OBP: 0.283, SLG: 0.500										5 1 1 0 0 2 3																	
33 Justin Morneau, L (1, 3) OBP: 0.289, SLG: 0.558										5 0 2 3 0 0 1																	
Tony Batista, R (1, 5) OBP: 0.378, SLG: 0.606										4 1 2 0 0 0 1																	
5 Michael Cuddyer, R (1, 9) OBP: 0.211, SLG: 0.294										2 1 0 0 1 1 3																	
16 Jason Kubel, L (9, PH) OBP: 0.235, SLG: 0.133										1 0 0 0 0 1 0																	
Juan Castro, R (1, 6) OBP: 0.419, SLG: 0.379										3 1 2 1 1 0 0																	
Inning Stats	R: 0 E: 0 K: 1 S: 10	H: 1 LOB: 1 BB: 0 P: 17	R: 3 E: 0 K: 0 S: 21	H: 5 LOB: 2 BB: 0 P: 37	R: 0 E: 0 K: 1 S: 11	H: 1 LOB: 1 BB: 0 P: 17	R: 1 E: 0 K: 0 S: 9	H: 1 LOB: 2 BB: 2 P: 22	R: 0 E: 0 K: 1 S: 14	H: 1 LOB: 1 BB: 0 P: 22	R: 0 E: 0 K: 1 S: 8	H: 1 LOB: 2 BB: 1 P: 16	R: 0 E: 0 K: 0 S: 8	H: 0 LOB: 0 BB: 0 P: 11	R: 0 E: 0 K: 1 S: 8	H: 0 LOB: 0 BB: 1 P: 17	R: 2 E: 0 K: 2 S: 16	H: 3 LOB: 1 BB: 0 P: 24	1B: 11 2B: 1 3B: 1 HR: 0	SF: 0 SAC: 0 DP: 2 HBP: 1	WP: 1 PB: 1 CS: 0	PA: 42					
PITCHER	IP WLS BF H R ER SO BB IBB HBP BLK WP HR S P ERA WHIP											IP WLS BF H R ER SO BB IBB HBP BLK WP HR S P ERA WHIP															
Jaret Wright, R (1, 1) ERA: 7.2	3.0	14	2	0	0	2	0	2	0	0	0	0	0	30	54	0.00	0.600										
Scott Proctor, R (4, 1) ERA: 1.29	0.1	H	1	0	0	0	0	0	0	0	0	0	0	3	4	0.00	0.000										
Mike Myers, L (7, 1) ERA:	0.2	H	3	0	0	0	1	0	0	0	0	0	0	8	16	0.00	1.500										
Kyle Farnsworth, R (7, 1) ERA: 6.23	0.2	L	3	0	0	1	1	0	0	0	0	0	0	8	16	0.00	1.500										
42 Mariano Rivera, R (8, 1) ERA: 5.4	1.1	L	6	3	2	2	0	0	0	0	0	0	0	18	28	13.50	2.250										

Batter	1	2	3	4	5	6	7	8	9	AB	R	H	RBI	BB	SO	LOB	TOP			
18 Johnny Damon, L OBP: 0.404, SLG: 0.540										5	1	3	0	0	0	0				
2 Derek Jeter, R OBP: 0.446, SLG: 0.553										5	2	2	0	0	0	2				
Gary Sheffield, R OBP: 0.309, SLG: 0.538										4	0	3	2	0	0	0				
13 Alex Rodriguez, R OBP: 0.400, SLG: 0.532										5	2	3	2	0	0	2				
25 Jason Giambi, L OBP: 0.543, SLG: 0.781										4	2	3	3	0	0	0				
12 Andy Phillips, R (7, PR)										0	0	0	0	1	0	0				
55 Hideki Matsui, L OBP: 0.392, SLG: 0.556										3	1	1	0	1	0	0				
Bubba Crosby, L (7, PR)										1	0	0	0	0	0	3				
20 Jorge Posada, S OBP: 0.396, SLG: 0.475										4	0	0	0	1	2	4				
24 Robinson Canó, L OBP: 0.333, SLG: 0.467										5	1	2	2	0	0	6				
Bernie Williams, S OBP: 0.300, SLG: 0.289										4	0	0	0	0	0	1				
Inning Stats	R: 0 E: 0 K: 0 S: 6	H: 1 LOB: 0 BB: 0 P: 7	R: 3 E: 0 K: 0 S: 10	H: 4 LOB: 0 BB: 0 P: 17	R: 0 E: 0 K: 0 S: 8	H: 1 LOB: 1 BB: 0 P: 15	R: 0 E: 0 K: 1 S: 8	H: 0 LOB: 0 BB: 0 P: 11	R: 2 E: 0 K: 0 S: 10	H: 3 LOB: 1 BB: 0 P: 13	R: 1 E: 0 K: 0 S: 7	H: 1 LOB: 0 BB: 0 P: 8	R: 3 E: 0 K: 0 S: 23	H: 4 LOB: 3 BB: 2 P: 41	R: 0 E: 0 K: 1 S: 16	H: 1 LOB: 2 BB: 1 P: 30	1B: 9 2B: 4 3B: 0 HR: 4	SF: 1 SAC: 0 DP: 2 HBP: 0	WP: 0 PB: 1 CS: 0	PA: 45
PITCHER	IP WLS BF H R ER SO BB IBB HBP BLK WP HR S P ERA WHIP																			
Brad Radke, R ERA: 6.63	(1, 1) 6.0 L 26 10 6 6 1 0 0 0 0 0 0 3 49 71 9.00 1.667																			
54 Matt Guerrier, R ERA: 9.0	(7, 1) 0.2 8 4 3 3 0 2 0 0 0 0 0 1 22 39 40.50 9.000																			
Willie Eyre, R ERA: 2.08	(7, 1) 2.1 10 3 0 0 1 1 0 0 0 0 0 0 25 44 0.00 1.714																			

New York Yankees @ Minnesota Twins
Hubert H. Humphrey Metrodome, Minneapolis, MN

Sun Apr 16 2006, 4:10 PM EDT
Att: 22,627 - Dome - 70 F

AB 40
R 9
H 17
RBI 9
BB 3
SO 2
LOB 18




Batter	1	2	3	4	5	6	7	8	9	AB	R	H	RBI	BB	SO	LOB	BOTTOM					
Shannon Stewart, R OBP: 0.392, SLG: 0.489										3	0	1	1	0	0	0						
5 Michael Cuddyer, R OBP: 0.286, SLG: 0.389										1	1	1	0	1	0	0						
38 Luis Antonio Rodriguez, S OBP: 0.417, SLG: 0.635										5	0	2	1	0	2	3						
7 Joe Mauer, L OBP: 0.395, SLG: 0.361										3	0	1	0	1	0	1						
24 Rondell White, R OBP: 0.100, SLG: 0.106										4	0	0	0	0	3	4						
Tori Hunter, R OBP: 0.265, SLG: 0.468										3	0	0	0	0	1	1						
16 Jason Kubel, L OBP: 0.278, SLG: 0.188										1	0	1	0	0	0	0						
33 Justin Morneau, L OBP: 0.306, SLG: 0.553										4	0	2	0	0	2	3						
Tony Batista, R OBP: 0.366, SLG: 0.568										4	0	1	0	0	1	1						
20 Lew Ford, R OBP: 0.385, SLG: 0.273										4	1	1	0	0	0	2						
Juan Castro, R OBP: 0.394, SLG: 0.355										2	1	0	0	0	1	2						
8 Nick Punto, S OBP: 0.385, SLG: 0.583										2	0	1	0	0	0	0						
Inning Stats	R: 0 E: 0 K: 1 S: 14	H: 1 LOB: 1 BB: 0 P: 20	R: 0 E: 0 K: 0 S: 9	H: 2 LOB: 1 BB: 0 P: 14	R: 0 E: 0 K: 2 S: 7	H: 0 LOB: 0 BB: 0 P: 10	R: 0 E: 0 K: 2 S: 9	H: 1 LOB: 0 BB: 0 P: 14	R: 2 E: 1 K: 1 S: 16	H: 3 LOB: 1 BB: 0 P: 19	R: 0 E: 0 K: 0 S: 4	H: 0 LOB: 0 BB: 0 P: 9	R: 0 E: 0 K: 2 S: 8	H: 0 LOB: 3 BB: 1 P: 11	R: 1 E: 0 K: 2 S: 15	H: 3 LOB: 2 BB: 1 P: 29	R: 0 E: 0 K: 0 S: 7	H: 1 LOB: 2 BB: 1 P: 16	1B: 9 2B: 3 3B: 0 HR: 0	SF: 0 SAC: 0 DP: 1 HBP: 0	WP: 2 PB: 0 CS: 1	PA: 38
PITCHER	IP WLS BF H R ER SO BB IBB HBP BLK WP HR S P ERA WHIP																					
40 Chien-Ming Wang, R ERA: 4.08	(1, 1) 7.0 W 26 7 2 1 8 1 0 0 0 0 0 0 67 97 1.29 1.000																					
Shawn Chacon, R ERA: 7.94	(8, 1) 0.2 5 2 1 1 1 1 0 0 0 0 0 0 10 21 13.50 4.500																					
Mike Myers, L ERA:	(8, 1) 0.1 2 1 0 0 1 0 0 0 0 0 0 0 5 8 0.00 3.000																					
Ron Villone, L ERA: 3.18	(9, 1) 1.0 5 1 0 0 0 1 0 0 0 0 1 0 7 16 0.00 2.000																					


New York Yankees @ Minnesota Twins
Hubert H. Humphrey Metrodome, Minneapolis, MN

Sun Apr 16 2006, 4:10 PM EDT
Att: 22,627 - Dome - 70 F

AB 36
R 3
H 11
RBI 2
BB 2
SO 10
LOB 17



Batter	1	2	3	4	5	6	7	8	9	AB	R	H	RBI	BB	SO	LOB	TOP			
18 Johnny Damon, L (1, 8) OBP: 0.371, SLG: 0.491	G3	G3			G4-3		P6		P6	5	0	0	0	0	0	3	<p>New York Yankees @ Toronto Blue Jays Rogers Centre, Toronto, ON Tue Apr 18 2006, 7:07 PM EDT Att. 48,776 - Roof Closed - 68 F</p> <p>livebaseballscorecards.com</p> <p>AB 34 R 5 H 10 RBI 5 BB 3 SO 2 LOB 10</p> 			
2 Derek Jeter, R (1, 6) OBP: 0.467, SLG: 0.620	1B	L7			1B		2B			3	1	2	1	1	0	1				
Gary Sheffield, R (1, 9) OBP: 0.339, SLG: 0.545	13 HR				13 G6-4-3		F7			3	1	2	1	1	0	1				
13 Alex Rodriguez, R (1, 5) OBP: 0.390, SLG: 0.569	1B				G6-4-3		F9		G4-3	4	1	1	2	0	0	2				
25 Jason Giambi, L (1, 3) OBP: 0.540, SLG: 0.829	HR						G1-3		K	3	1	1	1	1	1	0				
55 Hideki Matsui, L (1, 10) OBP: 0.384, SLG: 0.510	G4-3						P6		G4-3	4	0	0	0	0	1	1				
Bernie Williams, S (1, 7) OBP: 0.295, SLG: 0.286	G6-3						F9			4	0	1	0	0	0	0				
24 Robinson Cano, L (1, 4) OBP: 0.327, SLG: 0.449		G6-3			F7				G1-6-3	4	1	1	0	0	0	1				
Kelly Stinnett, R (1, 2) OBP: 0.375, SLG: 0.429							P3			2	0	1	0	0	0	0				
20 Jorge Posada, S (7, PH) OBP: 0.400, SLG: 0.476	18 G3				P3		P3			2	0	1	0	0	0	1				
Inning Stats	R: 4 E: 0 K: 0 S: 20	H: 4 LOB: 0 BB: 0 P: 30	R: 0 E: 0 K: 0 S: 12	H: 1 LOB: 1 BB: 0 P: 17	R: 0 E: 0 K: 1 S: 6	H: 0 LOB: 1 BB: 2 P: 16	R: 0 E: 0 K: 0 S: 7	H: 0 LOB: 0 BB: 1 P: 11	R: 0 E: 0 K: 0 S: 9	H: 0 LOB: 0 BB: 0 P: 15	R: 1 E: 0 K: 0 S: 8	H: 2 LOB: 1 BB: 0 P: 10	R: 0 E: 0 K: 1 S: 5	H: 0 LOB: 0 BB: 0 P: 7	R: 0 E: 0 K: 0 S: 9	H: 2 LOB: 1 BB: 0 P: 14	1B: 5 2B: 2 3B: 1 HR: 2	SF: 0 SAC: 0 DP: 2 HBP: 0	WP: 0 PB: 0 SB: 0 CS: 0	PA: 37
PITCHER	IP WLS BF H R ER SO BB IBB HBP BLK WP HR S P ERA WHIP																			
39 Gustavo Chacin, L (1, 1) ERA: 5.6	6.0 W 26 7 5 5 1 3 0 0 0 0 2 62 104 7.50 1.667																			
Justin Speier, R (7, 1) ERA: 1.29	1.1 5 1 0 0 0 0 0 0 0 0 0 8 10 0.00 0.750																			
Scott Schoeneweis, L (8, 1) ERA:	0.2 2 0 0 0 1 0 0 0 0 0 0 4 6 0.00 0.000																			
52 B.J. Ryan, L (9, 1) ERA:	1.0 4 2 0 0 0 0 0 0 0 0 0 9 14 0.00 2.000																			

Batter	1	2	3	4	5	6	7	8	9	AB	R	H	RBI	BB	SO	LOB	BOTTOM			
3 Reed Johnson, R (1, 7) OBP: 0.581, SLG: 0.458	15 2B	K						F7		3	1	1	0	2	1	1	<p>New York Yankees @ Toronto Blue Jays Rogers Centre, Toronto, ON Tue Apr 18 2006, 7:07 PM EDT Att. 48,776 - Roof Closed - 68 F</p> <p>livebaseballscorecards.com</p> <p>AB 33 R 10 H 12 RBI 8 BB 4 SO 6 LOB 14</p> 			
15 Alex Rios, R (1, 9) OBP: 0.390, SLG: 0.842	10 F8	25 HR						G5-3		4	2	2	4	0	1	1				
10 Vernon Wells, R (1, 8) OBP: 0.431, SLG: 0.704	F8	25 CS						F8		4	0	0	0	1	1	4				
25 Troy Glaus, R (1, 5) OBP: 0.464, SLG: 0.761	HR	CS						HR		4	3	3	3	0	1	0				
Bengie Molina, R (1, 2) OBP: 0.333, SLG: 0.514	L4							E9		4	1	1	0	0	0	0				
Shea Hillenbrand, R (1, 10) OBP: 0.255, SLG: 0.304	F8							F8		4	0	1	0	0	0	1				
17 Lyle Overbay, L (1, 3) OBP: 0.370, SLG: 0.469		2 2B	6 SF9					F8		3	1	1	0	1	1	3				
2 Aaron Hill, R (1, 4) OBP: 0.217, SLG: 0.333		6 SF9	15 HR					L9		4	2	1	0	0	0	3				
6 John McDonald, R (1, 6) OBP: 0.286, SLG: 0.308	SF9							K2-3		3	0	2	1	0	1	1				
Inning Stats	R: 3 E: 0 K: 0 S: 17	H: 3 LOB: 0 BB: 0 P: 27	R: 1 E: 1 K: 1 S: 13	H: 2 LOB: 1 BB: 0 P: 16	R: 0 E: 0 K: 1 S: 11	H: 1 LOB: 1 BB: 1 P: 22	R: 0 E: 0 K: 1 S: 9	H: 0 LOB: 0 BB: 0 P: 12	R: 1 E: 0 K: 1 S: 13	H: 1 LOB: 2 BB: 2 P: 25	R: 2 E: 1 K: 1 S: 17	H: 2 LOB: 1 BB: 0 P: 26	R: 0 E: 0 K: 0 S: 7	H: 0 LOB: 0 BB: 0 P: 11	R: 0 E: 0 K: 0 S: 9	H: 0 LOB: 0 BB: 0 P: 11		1B: 6 2B: 3 3B: 0 HR: 3	SF: 2 SAC: 0 DP: 0 HBP: 0	WP: 1 PB: 0 SB: 0 CS: 2
PITCHER	IP WLS BF H R ER SO BB IBB HBP BLK WP HR S P ERA WHIP																			
Randy Johnson, L (1, 1) ERA: 4.63	3.1 L 19 9 7 7 2 2 0 0 0 0 2 52 81 18.90 3.300																			
Scott Proctor, R (4, 1) ERA: 1.89	2.2 11 1 1 1 3 2 0 0 0 0 0 28 48 3.38 1.125																			
Shawn Chacon, R (7, 1) ERA: 8.03	1.0 6 2 2 1 1 0 0 0 0 1 1 17 26 9.00 2.000																			
Matt Smith, L (8, 1) ERA:	1.0 3 0 0 0 0 0 0 0 0 0 0 7 11 0.00 0.000																			

Batter	1	2	3	4	5	6	7	8	9	AB	R	H	RBI	BB	SO	LOB	TOP					
18 Johnny Damon, L OBP: 0.373, SLG: 0.466										3	0	0	0	2	2	1	<p>New York Yankees @ Toronto Blue Jays Rogers Centre, Toronto, ON Wed Apr 19 2006, 12:37 PM EDT Att: 32,886 - Sunny - G3 F</p>					
2 Derek Jeter, R OBP: 0.446, SLG: 0.574										4	0	0	0	1	1	5						
Gary Sheffield, R OBP: 0.519, SLG: 0.542 Bubba Crosby, L										4	0	2	0	0	0	1						
13 Alex Rodriguez, R OBP: 0.422, SLG: 0.623										0	0	0	0	0	0	0						
25 Jason Giambi, L OBP: 0.519, SLG: 0.763 Bernie Williams, S OBP: 0.289, SLG: 0.279										3	0	0	0	0	1	5						
55 Hideki Matsui, L OBP: 0.350, SLG: 0.481										5	1	1	0	0	1	2						
20 Jorge Posada, S OBP: 0.400, SLG: 0.468										5	0	2	1	0	2	0						
24 Robinson Cano, L OBP: 0.340, SLG: 0.453										4	0	2	0	0	0	1						
12 Andy Phillips, R OBP: 0.273, SLG: 0.111										3	0	1	0	1	2	0						
Inning Stats	R: 0 E: 0 K: 1 S: 12	H: 1 LOB: 2 BB: 1 P: 21	R: 0 E: 0 K: 1 S: 7	H: 0 LOB: 0 BB: 0 P: 10	R: 0 E: 0 K: 3 S: 14	H: 1 LOB: 3 BB: 2 P: 28	R: 0 E: 0 K: 0 S: 10	H: 1 LOB: 3 BB: 2 P: 22	R: 2 E: 0 K: 0 S: 14	H: 4 LOB: 2 BB: 0 P: 19	R: 0 E: 1 K: 1 S: 10	H: 0 LOB: 1 BB: 1 P: 15	R: 1 E: 0 K: 0 S: 7	H: 1 LOB: 1 BB: 1 P: 17	R: 0 E: 0 K: 2 S: 16	H: 1 LOB: 2 BB: 0 P: 22		R: 0 E: 0 K: 2 S: 9	H: 0 LOB: 0 BB: 0 P: 12	1B: 8 2B: 0 3B: 0 HR: 1	SF: 0 SAC: 0 DP: 1 HBP: 2	WP: 0 PB: 0 SB: 2 CS: 0
PITCHER	IP WLS BF H R ER SO BB IBB HBP BLK WP HR S P ERA WHIP																					
Ted Lilly, L ERA: 3.77	(1, 1) 5.0 L 26 7 2 2 5 4 1 0 0 0 0 1 57 100 3.60 2.200																					
54 Jason Frasor, R ERA: 13.5	(6, 1) 1.0 5 0 1 1 1 2 0 0 0 0 0 0 10 19 9.00 2.000																					
Scott Schoeneweis, L ERA:	(7, 1) 1.0 4 1 0 0 0 0 0 0 1 0 0 0 7 13 0.00 1.000																					
Vinnie Chulk, R ERA: 5.63	(8, 1) 1.0 5 1 0 0 2 0 0 0 1 0 0 0 16 22 0.00 1.000																					
52 B.J. Ryan, L ERA:	(9, 1) 1.0 3 0 0 0 2 0 0 0 0 0 0 0 9 12 0.00 0.000																					


Batter	1	2	3	4	5	6	7	8	9	AB	R	H	RBI	BB	SO	LOB	BOTTOM					
8 Russ Adams, L OBP: 0.298, SLG: 0.333										4	1	1	0	0	2	0	<p>New York Yankees @ Toronto Blue Jays Rogers Centre, Toronto, ON Wed Apr 19 2006, 12:37 PM EDT Att: 32,886 - Sunny - G3 F</p>					
Frank Catalanotto, L OBP: 0.276, SLG: 0.751										4	0	3	0	0	0	0						
10 Vernon Wells, R OBP: 0.419, SLG: 0.672										4	0	1	1	0	0	2						
25 Troy Glaus, R OBP: 0.433, SLG: 0.700										4	0	0	0	0	3	4						
17 Lyle Overbay, L OBP: 0.345, SLG: 0.434										4	0	0	0	0	2	3						
Shea Hillenbrand, R OBP: 0.255, SLG: 0.300										4	0	1	0	0	0	0						
9 Gregg Zaun, S OBP: 0.294, SLG: 0.706										4	0	0	0	0	1	1						
15 Alex Rios, R OBP: 0.386, SLG: 0.829										3	0	1	0	0	0	0						
2 Aaron Hill, R OBP: 0.204, SLG: 0.313										3	0	0	0	0	0	1						
Inning Stats	R: 0 E: 0 K: 1 S: 8	H: 0 LOB: 0 BB: 0 P: 10	R: 0 E: 0 K: 2 S: 11	H: 1 LOB: 1 BB: 0 P: 14	R: 0 E: 0 K: 1 S: 9	H: 0 LOB: 0 BB: 0 P: 13	R: 0 E: 0 K: 1 S: 10	H: 1 LOB: 1 BB: 0 P: 15	R: 0 E: 0 K: 1 S: 10	H: 0 LOB: 0 BB: 0 P: 14	R: 1 E: 0 K: 1 S: 12	H: 3 LOB: 2 BB: 0 P: 15	R: 0 E: 0 K: 0 S: 10	H: 1 LOB: 1 BB: 0 P: 14	R: 0 E: 0 K: 0 S: 9	H: 1 LOB: 1 BB: 0 P: 14		R: 0 E: 0 K: 1 S: 12	H: 0 LOB: 0 BB: 0 P: 16	1B: 5 2B: 2 3B: 0 HR: 0	SF: 0 SAC: 0 DP: 0 HBP: 0	WP: 0 PB: 0 SB: 0 CS: 0
PITCHER	IP WLS BF H R ER SO BB IBB HBP BLK WP HR S P ERA WHIP																					
35 Mike Mussina, R ERA: 2.67	(1, 1) 7.1 W 29 7 1 1 7 0 0 0 0 0 0 4 75 101 1.23 0.955																					
Kyle Farnsworth, R ERA: 5.4	(8, 1) 0.2 H 2 0 0 0 0 0 0 0 0 0 0 4 8 0.00 0.000																					
42 Mariano Rivera, R ERA: 4.15	(9, 1) 1.0 S 3 0 0 0 1 0 0 0 0 0 0 12 16 0.00 0.000																					


AB	34
R	3
H	9
RBI	2
BB	7
SO	10
LOB	17





AB	34
R	1
H	7
RBI	1
BB	0
SO	8
LOB	11

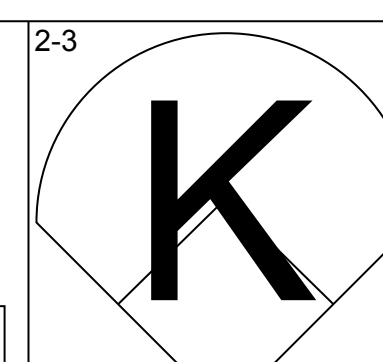
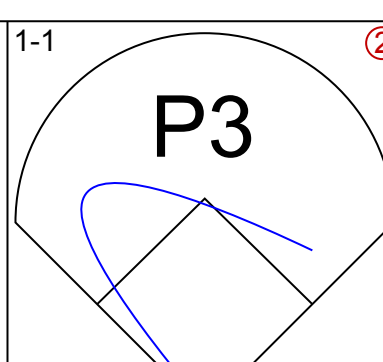
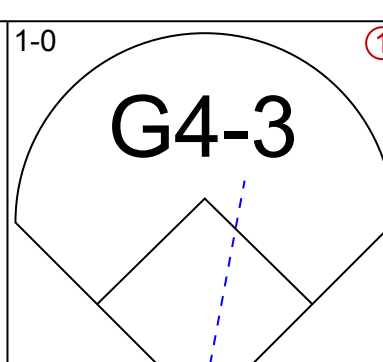
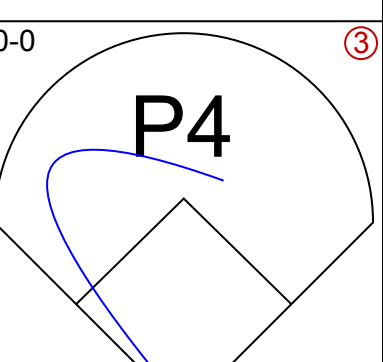
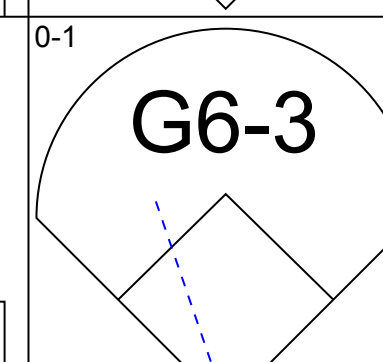
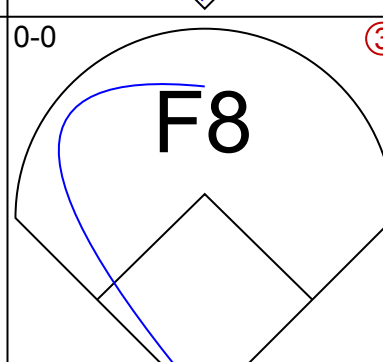
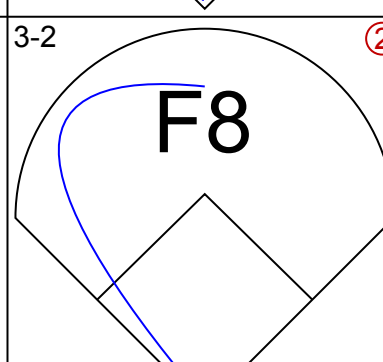
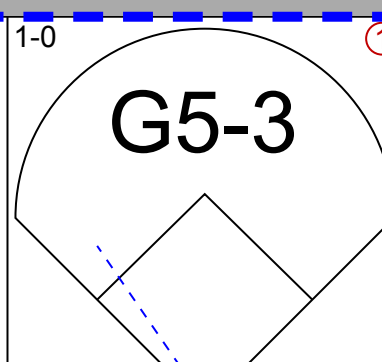
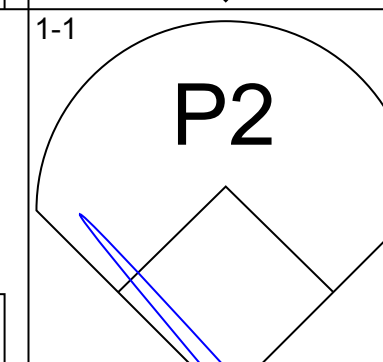
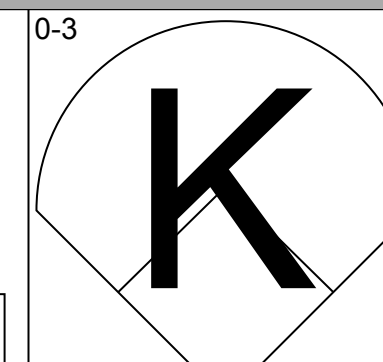
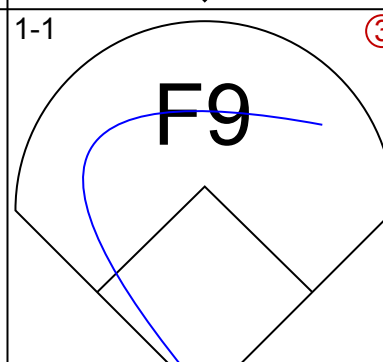
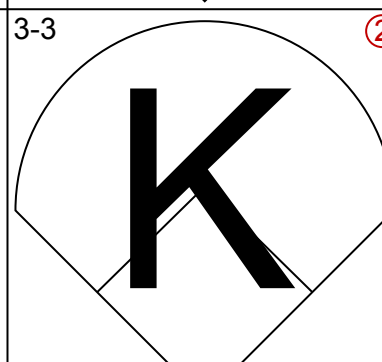
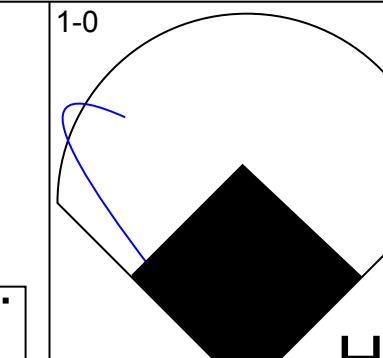
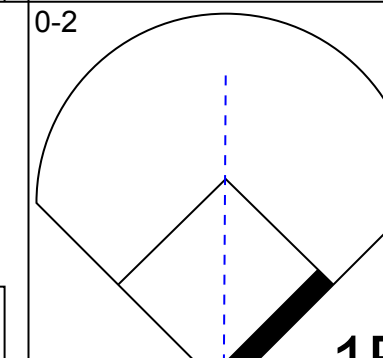
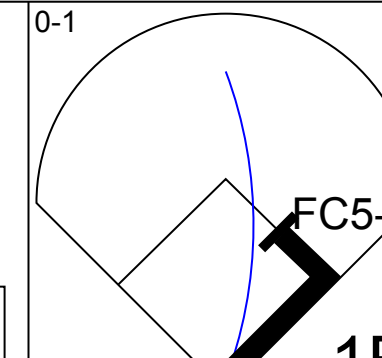
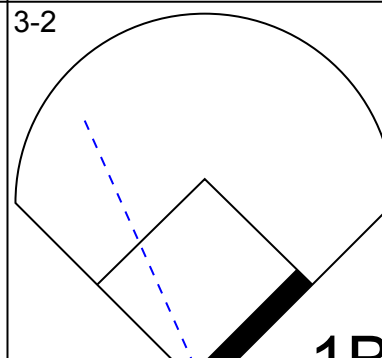
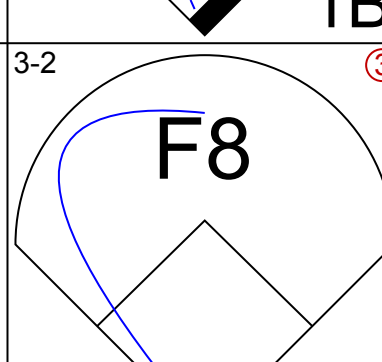
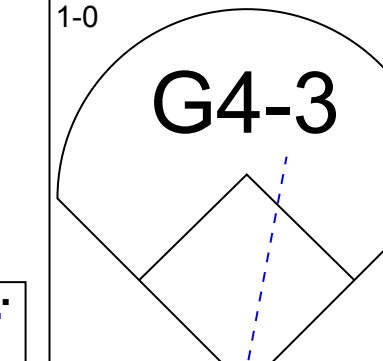
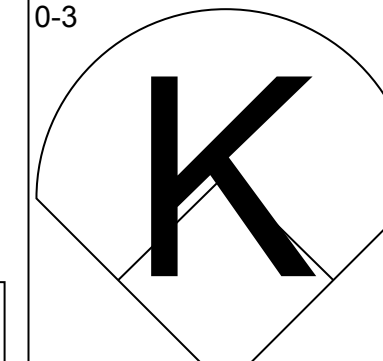
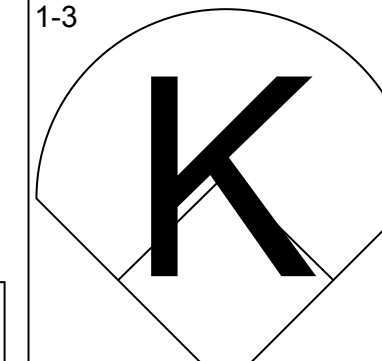
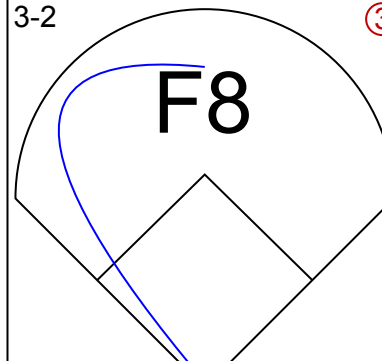
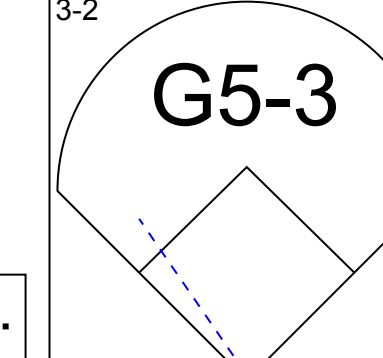
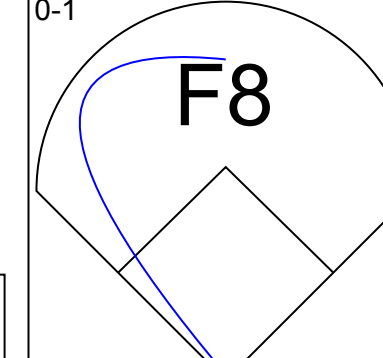
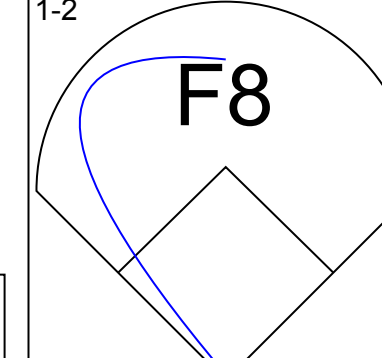
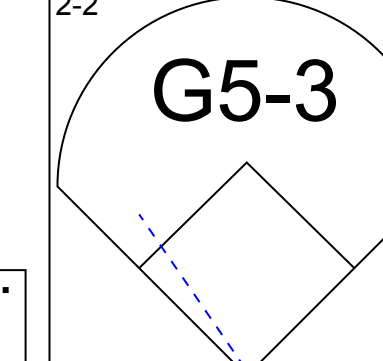
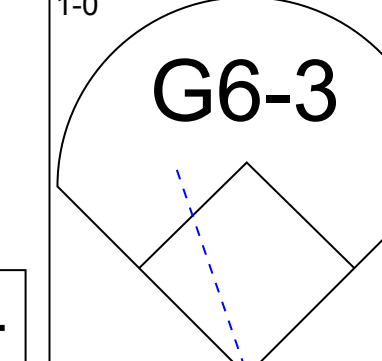
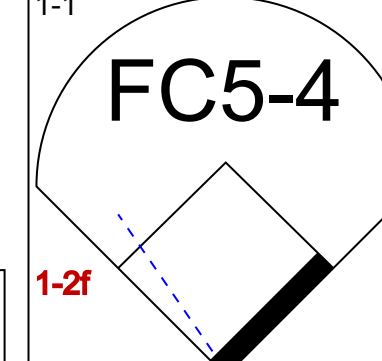
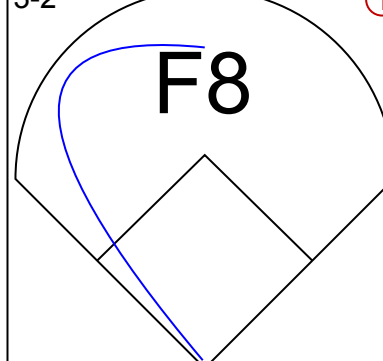
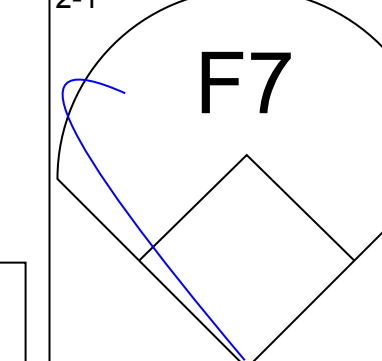
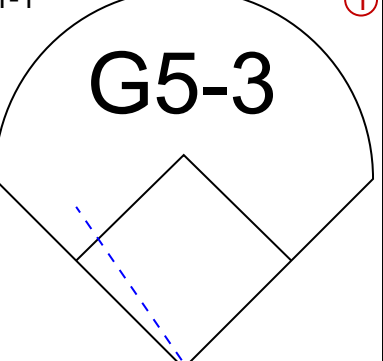
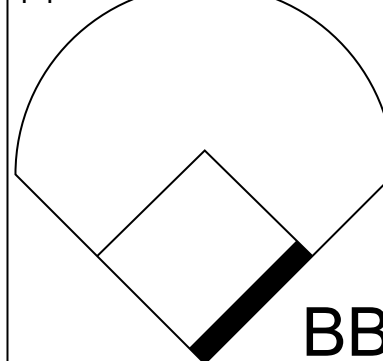
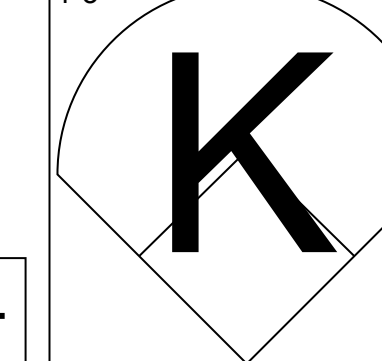
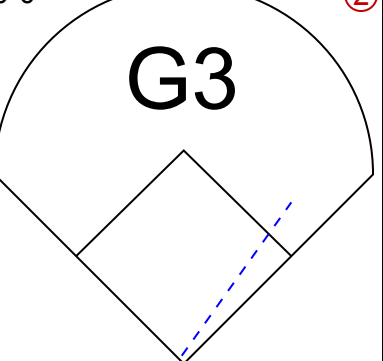


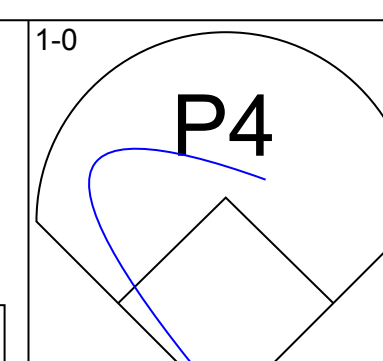
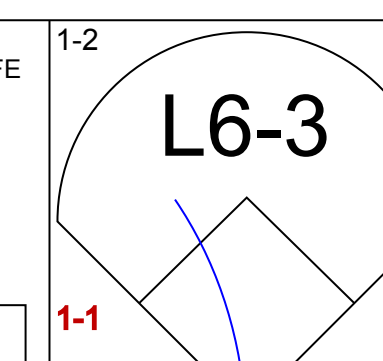
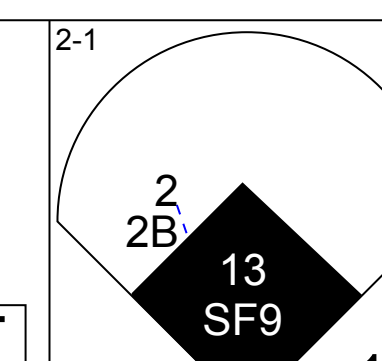
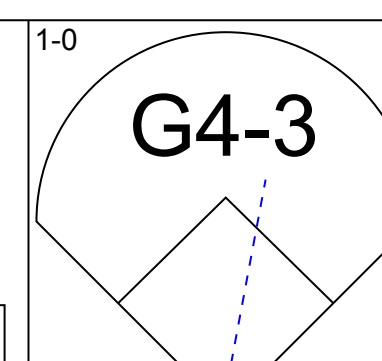
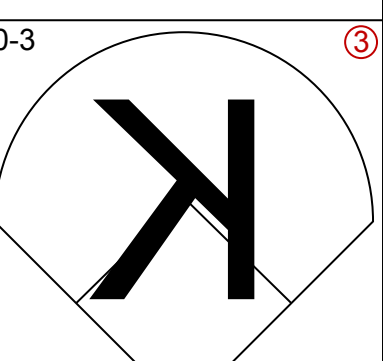
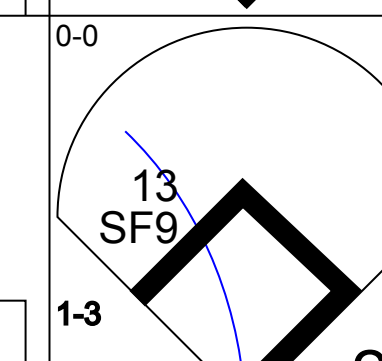
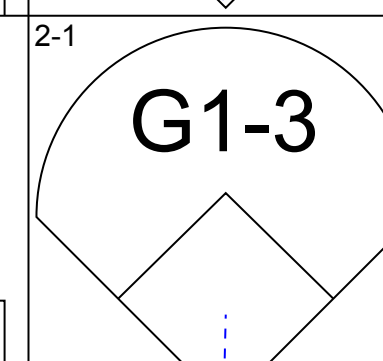
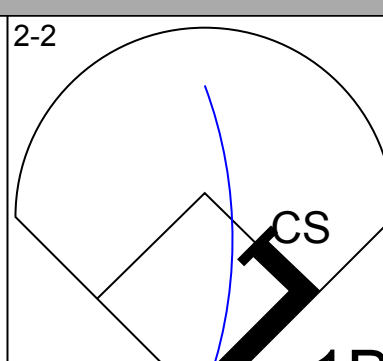
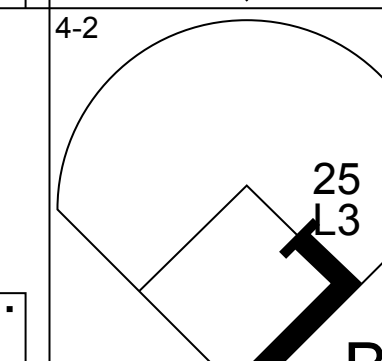
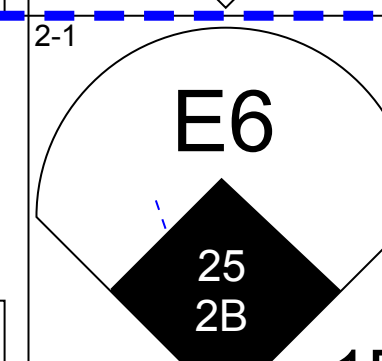

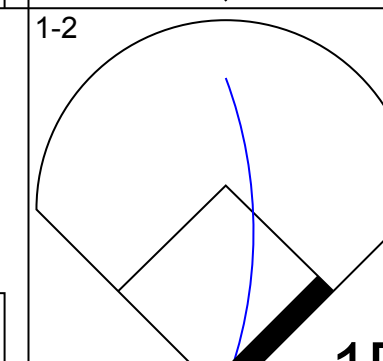
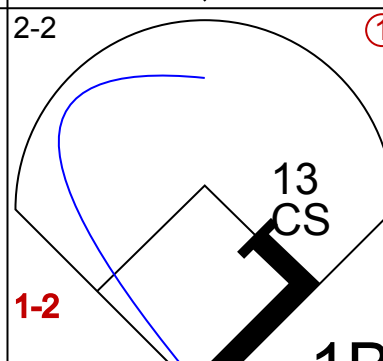
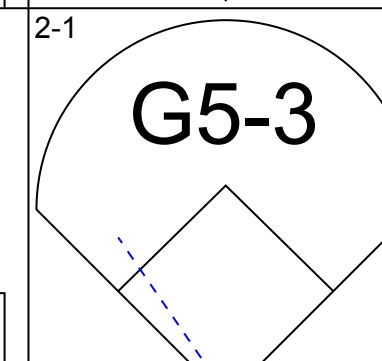
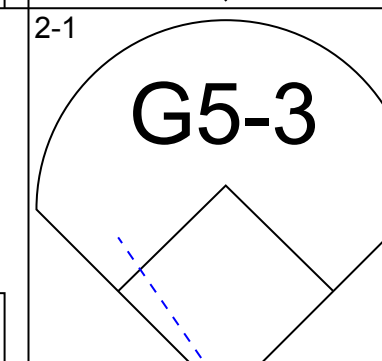

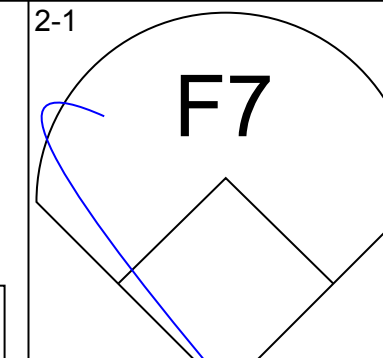
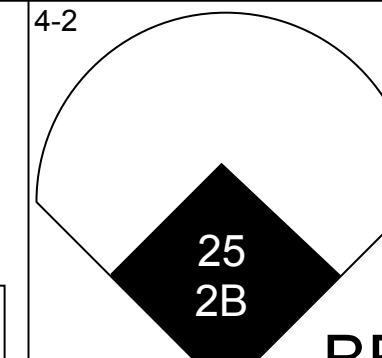
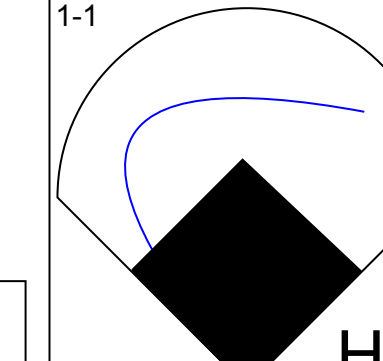
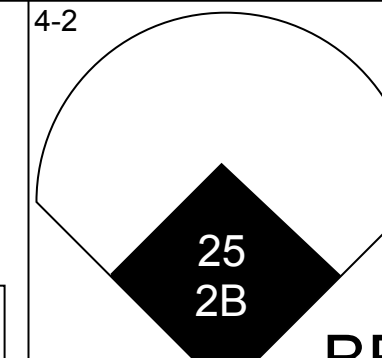

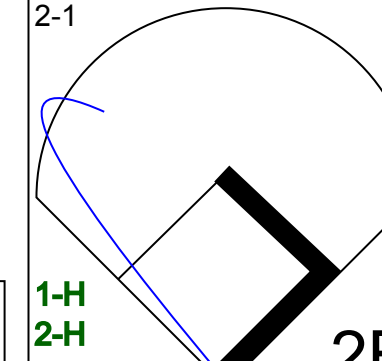

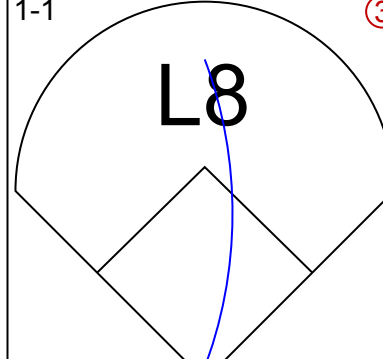
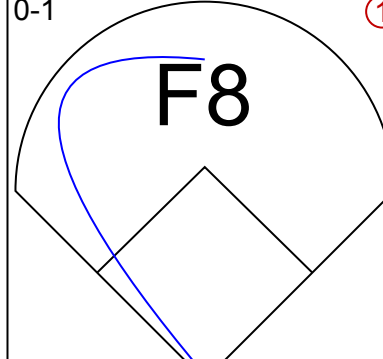
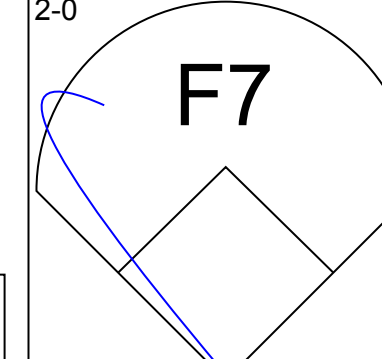

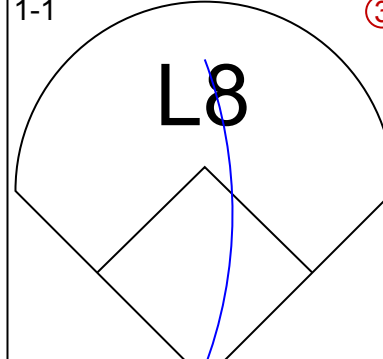
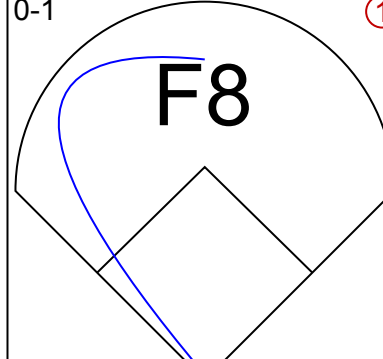
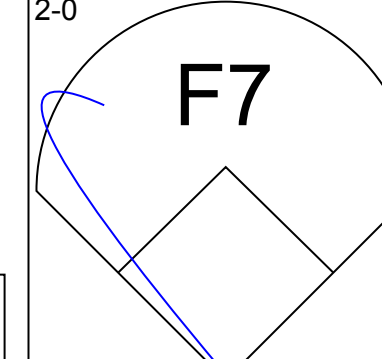
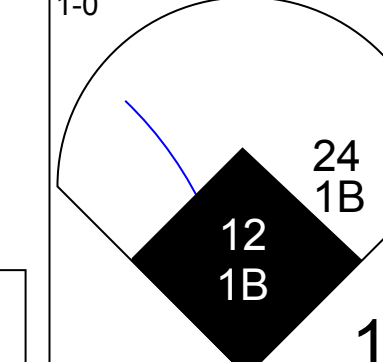
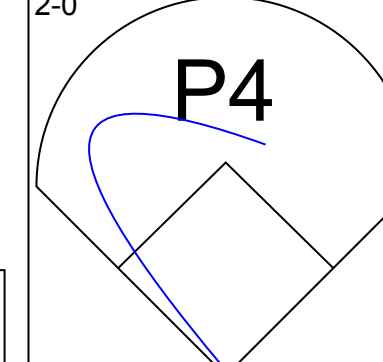
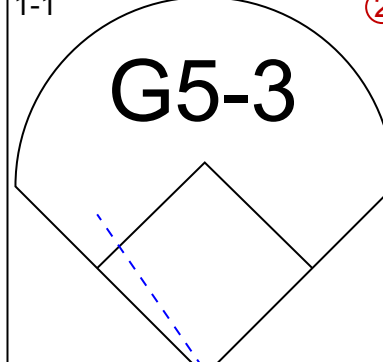
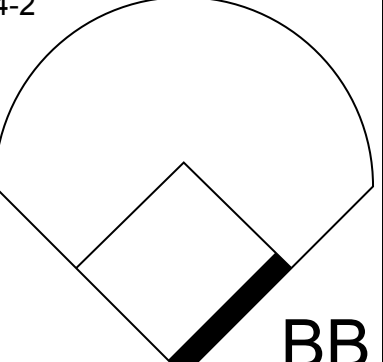
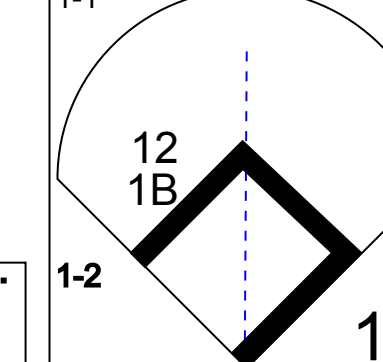
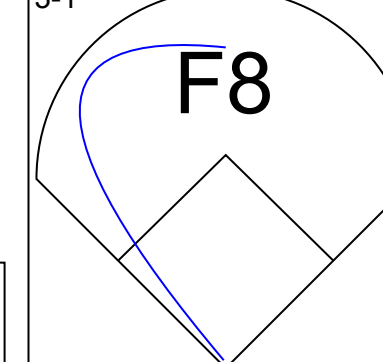
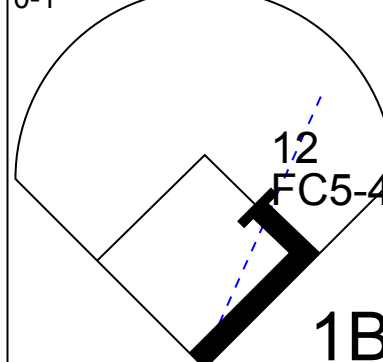
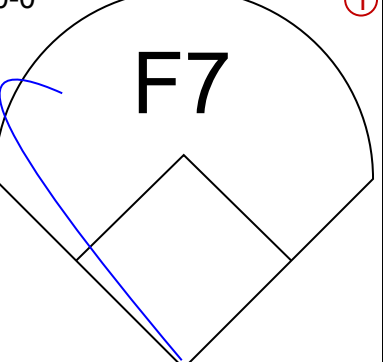
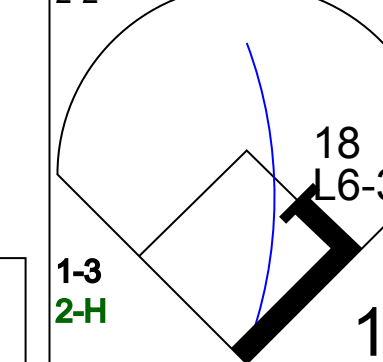
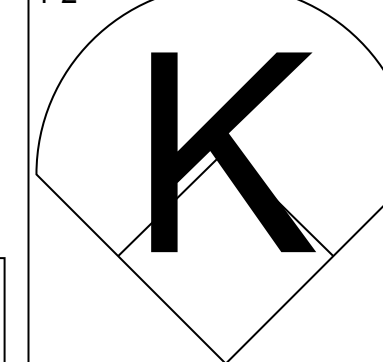
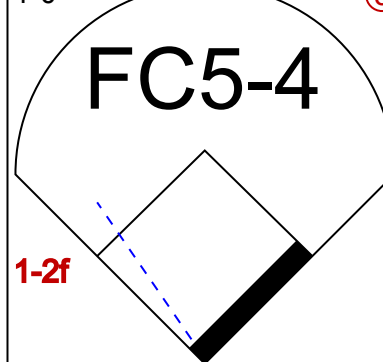
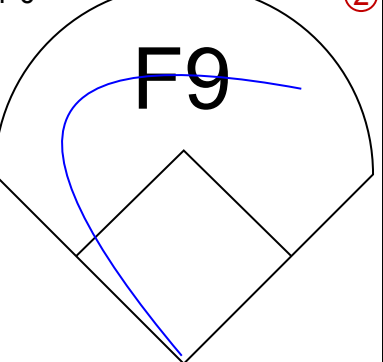
Batter	1	2	3	4	5	6	7	8	9	AB	R	H	RBI	BB	SO	LOB	TOP										
1 Brian Roberts, S OBP: 0.380, SLG: 0.437	G3		21 BB 6 1B		2-0 21 G4-3 1B	4-2 21 BB		2-2 1-2 1B		3	1	2	0	2	0	0	<p>Baltimore Orioles @ New York Yankees Yankee Stadium, Bronx, NY</p> <p>Fri Apr 21 2006, 7:05 PM EDT Att: 51,282 - Cloudy - 53 F</p> <p>livebaseballscorecards.com</p> <p>AB 37 R 6 H 10 RBI 6 BB 4 SO 4 LOB 17</p> 										
21 Nick Markakis, L OBP: 0.320, SLG: 0.364	G1-3		6 1B 10 1B		1-2 G4-3	4-2 BB		0-1 F9		3	1	0	1	2	0	3											
6 Melvin Mora, R OBP: 0.345, SLG: 0.526	G6-3		10 1B 1-3 2-H 3-H		0-1 G1-3	2-1 F8			2-3 K	5	0	1	2	0	1	4											
10 Miguel Tejada, R OBP: 0.423, SLG: 0.534		0-1 G4-3	1-3 1B		0-1 55 1B 31 1B FC1-2 1B		0-0 L9		3-3 K	5	0	2	1	0	1	0											
31 Jay Gibbons, L Luis Tterero, R	G6-3	G4-3			1-1 FC1-2 55 1B 1B		2-0 F7		2-2 G4-3	5	1	1	0	0	0	2											
55 Ramon Hernandez, R	F8			0-0 G5-3	1-1 FC1-2 1B		2-1 P3			4	1	1	0	0	0	0											
Javy Lopez, R			0-1 G5-3	0-0 G6-3	2-1 FC1-2 1B 21 BB		1-2 1B		1-2 1B	4	1	1	0	0	0	3											
Kevin Millar, R Chris Gomez, R			0-0 21 BB 6 1B 2B	1-3 K	0-1 21 BB 1 WP 1B		1-1 P4			4	1	2	2	0	1	1											
17 Corey Patterson, L	G5-3				1-0 G1-3		0-3 K		1-1 F9	4	0	0	0	0	1	4											
Inning Stats	R: 0 E: 0 K: 0 S: 4	H: 0 LOB: 0 BB: 0 P: 7	R: 0 E: 0 K: 0 S: 8	H: 0 LOB: 0 BB: 0 P: 9	R: 3 E: 0 K: 0 S: 12	H: 3 LOB: 2 BB: 2 P: 26	R: 0 E: 0 K: 1 S: 5	H: 0 LOB: 0 BB: 0 P: 6	R: 0 E: 0 K: 0 S: 8	H: 1 LOB: 1 BB: 0 P: 11	R: 3 E: 0 K: 1 S: 19	H: 4 LOB: 3 BB: 2 P: 33	R: 0 E: 0 K: 0 S: 4	H: 0 LOB: 0 BB: 0 P: 8	R: 0 E: 0 K: 0 S: 12	H: 2 LOB: 2 BB: 0 P: 17		R: 0 E: 0 K: 2 S: 14	H: 0 LOB: 0 BB: 0 P: 21	1B: 9 2B: 1 3B: 0 HR: 0	SF: 0 SAC: 0 DP: 0 HBP: 0	WP: 1 PB: 0 SB: 0 CS: 0	PA: 41				
PITCHER	IP	WLS	BF	H	R	ER	SO	BB	IBB	HBP	BLK	WP	HR	S	P	ERA	WHIP										
40 Chien-Ming Wang, R	5.1	L	26	8	6	6	1	2	0	0	0	0	0	47	73	10.12	1.875										
Scott Proctor, R	2.1		11	2	0	0	1	2	0	0	0	1	0	23	42	0.00	1.714										
Tanyon Sturtze, R	1.0		3	0	0	0	2	0	0	0	0	0	0	12	17	0.00	0.000										
Mike Myers, L	0.1		1	0	0	0	0	0	0	0	0	0	0	4	6	0.00	0.000										

Batter	1	2	3	4	5	6	7	8	9	AB	R	H	RBI	BB	SO	LOB	BOTTOM										
18 Johnny Damon, L OBP: 0.361, SLG: 0.444	G6-3		F8		E2 2 L9 13 1B	G4-3			P4	5	1	1	0	0	0	3	<p>Baltimore Orioles @ New York Yankees Yankee Stadium, Bronx, NY</p> <p>Fri Apr 21 2006, 7:05 PM EDT Att: 51,282 - Cloudy - 53 F</p> <p>livebaseballscorecards.com</p> <p>AB 36 R 5 H 12 RBI 5 BB 6 SO 6 LOB 21</p> 										
2 Derek Jeter, R	2-2 1B		4-2 1B		0-0 L9		2-1 G6-4-3 1B		4-1 25 DI 1B BB	3	1	2	0	2	0	1											
Gary Sheffield, R	0-0 13 3-H 1B		1-2 1B		2-0 G5-3		0-1 G6-4-3		1-1 25 DI 1B	5	0	3	1	0	0	2											
13 Alex Rodriguez, R	G1-6-4-3		3-3 K		1-0 25 CS 1B		2-0 L6		2-3 K	5	0	1	1	0	2	5											
25 Jason Giambi, L OBP: 0.492, SLG: 0.690		3-1 G4-3		2-3 K	2-1 CS	3-2 F9		2-1 F7	4-0 1-2 2-S BB	4	0	0	0	1	1	0											
55 Hideki Matsui, L OBP: 0.385, SLG: 0.509		4-1 20 G4-3 BB		4-1 24 HR BB	2-1 BB 20 1B		1-2 20 2B	3-3 K		3	2	2	0	2	1	3											
20 Jorge Posada, S Bubba Crosby, L Kelly Stinnett, R	G4-3		1-2 1B		3-3 K	2-0 BB 1B		0-2 2B		4	0	2	1	0	1	2											
24 Robinson Cano, L OBP: 0.333, SLG: 0.491	P5		1-1 P5		0-1 2H HR	0-0 P5		1-2 G6-3		4	1	1	2	0	0	4											
12 Andy Phillips, R Bernie Williams, S Miguel Cairo, R			0-0 P4		3-3 K	4-2 P4		2-0 G5-3		2	0	0	0	0	1	0											
						1-2 BB				1	0	0	0	0	0	1											
Inning Stats	R: 1 E: 0 K: 0 S: 7	H: 2 LOB: 0 BB: 0 P: 10	R: 0 E: 0 K: 0 S: 8	H: 0 LOB: 1 BB: 1 P: 18	R: 0 E: 0 K: 1 S: 14	H: 1 LOB: 2 BB: 1 P: 23	R: 2 E: 0 K: 3 S: 14	H: 1 LOB: 0 BB: 1 P: 26	R: 1 E: 1 K: 0 S: 7	H: 2 LOB: 0 BB: 0 P: 13	R: 0 E: 0 K: 0 S: 14	H: 2 LOB: 3 BB: 1 P: 27	R: 0 E: 0 K: 0 S: 5	H: 1 LOB: 0 BB: 0 P: 9	R: 1 E: 0 K: 0 S: 12	H: 2 LOB: 1 BB: 0 P: 18	R: 0 E: 0 K: 2 S: 10	H: 1 LOB: 3 BB: 2 P: 25	1B: 8 2B: 2 3B: 1 HR: 1	SF: 0 SAC: 0 DP: 2 HBP: 0	WP: 1 PB: 0 SB: 0 CS: 1	PA: 43					
PITCHER	IP	WLS	BF	H	R	ER	SO	BB	IBB	HBP	BLK	WP	HR	S	P	ERA	WHIP										
34 Kris Benson, R	5.1		25	8	4	3	4	3	0	0	0	0	0	56	103	5.06	2.062										
43 Sandy Real, R	0.2	H	3	0	0	0	0	1	0	0	0	0	0	8	14	0.00	1.500										
Jim Brower, R	1.0	H	3	1	0	0	0	0	0	0	0	0	0	5	9	0.00	1.000										
LaTroy Hawkins, R	1.0	H	5	2	1	1	0	0	0	0	0	0	0	12	18	9.00	2.000										
37 Chris Ray, R	1.0	S	6	1	0	0	2	2	0	0	0	0	0	10	25	0.00	3.000										

Batter	1	2	3	4	5	6	7	8	9	AB R H RBI BB SO LOB	TOP									
1 Brian Roberts, S OBP: 0.391, SLG: 0.427	L4		SH1-4 6 SH1-4 21 S BB		HBP 6 HBP 10 SF9 FC1-5 1B		F7		K	4 1 1 0 1 1 0	<p>Baltimore Orioles @ New York Yankees Yankee Stadium, Bronx, NY</p> <p>Sat Apr 22 2006, 1:05 PM EDT Att: 50,861 - Drizzlie - 48 F</p> <p>livebaseballscorecards.com</p> <p>AB 31 R 1 H 6 RBI 1 BB 3 SO 6 LOB 16</p> 									
21 Nick Markakis, L OBP: 0.315, SLG: 0.340	G5-3		SH1-4 6 SH1-4 BB		FC1-5 10 SF9 6 HBP		K			3 0 0 0 1 1 2										
6 Melvin Mora, R OBP: 0.356, SLG: 0.519	BB		SH1-4		HBP		K			1 0 0 0 1 1 0										
10 Miguel Tejada, R OBP: 0.427, SLG: 0.539	BB		G1-3		SF9		BB			3 0 2 1 0 0 2										
31 Jay Gibbons, L OBP: 0.316, SLG: 0.568	BB		P6		G1-3		K			4 0 0 0 0 1 7										
Javy Lopez, R OBP: 0.339, SLG: 0.463			FC6-4 1B		F8		F7			4 0 2 0 0 0 0										
Kevin Millar, R OBP: 0.290, SLG: 0.421			F7		F9		F7			4 0 0 0 0 0 3										
17 Corey Patterson, L OBP: 0.156, SLG: 0.250			K		P2		K			4 0 0 0 0 2 1										
Raul Chavez, R OBP: 0.250, SLG: 0.250			FC6-4		FC1-5 21 FC1-5 1B		F8			4 0 1 0 0 0 1										
Inning Stats	R: 0 E: 0 K: 1 S: 10	H: 1 LOB: 2 BB: 1 P: 20	R: 0 E: 0 K: 1 S: 8	H: 1 LOB: 1 BB: 0 P: 16	R: 0 E: 0 K: 0 S: 9	H: 0 LOB: 2 BB: 2 P: 19	R: 0 E: 0 K: 0 S: 7	H: 0 LOB: 0 BB: 0 P: 12	R: 1 E: 0 K: 0 S: 13	H: 2 LOB: 2 BB: 0 P: 17	R: 0 E: 0 K: 1 S: 9	H: 0 LOB: 0 BB: 0 P: 14	R: 0 E: 0 K: 2 S: 14	H: 2 LOB: 2 BB: 0 P: 18	R: 0 E: 0 K: 1 S: 7	H: 0 LOB: 0 BB: 0 P: 10	1B: 6 2B: 0 3B: 0 HR: 0	SF: 1 SAC: 1 DP: 0 HBP: 1	WP: 0 PB: 0 SB: 1 CS: 0	PA: 37
PITCHER	IP WLS BF H R ER SO BB IBB HBP BLK WP HR S P ERA WHIP	IP WLS BF H R ER SO BB IBB HBP BLK WP HR S P ERA WHIP											IP WLS BF H R ER SO BB IBB HBP BLK WP HR S P ERA WHIP							
Shawn Chacon, R ERA: 5.99	(1, 1) 7.0 W 29 4 1 1 3 3 0 1 0 0 0 63 111 1.29 1.000											(1, 1) 7.0 W 29 4 1 1 3 3 0 1 0 0 0 63 111 1.29 1.000								
Kyle Farnsworth, R ERA: 4.5	(8, 1) 1.0 5 2 0 0 2 0 0 0 0 0 0 14 18 0.00 2.000											(8, 1) 1.0 5 2 0 0 2 0 0 0 0 0 0 14 18 0.00 2.000								
Ron Villone, L ERA: 2.7	(9, 1) 1.0 3 0 0 0 1 0 0 0 0 0 0 7 10 0.00 0.000											(9, 1) 1.0 3 0 0 0 1 0 0 0 0 0 0 7 10 0.00 0.000								

Batter	1	2	3	4	5	6	7	8	9	AB R H RBI BB SO LOB	BOTTOM									
18 Johnny Damon, L OBP: 0.351, SLG: 0.426	F8		K		P6			F8		5 0 1 1 0 1 2	<p>Baltimore Orioles @ New York Yankees Yankee Stadium, Bronx, NY</p> <p>Sat Apr 22 2006, 1:05 PM EDT Att: 50,861 - Drizzlie - 48 F</p> <p>livebaseballscorecards.com</p> <p>AB 28 R 6 H 7 RBI 6 BB 7 SO 6 LOB 17</p> 									
2 Derek Jeter, R OBP: 0.473, SLG: 0.600	F7		BB		K		BB			3 0 1 2 1 1 0										
Gary Sheffield, R OBP: 0.384, SLG: 0.537	BB		K		BB		F7			3 1 1 0 1 1 4										
13 Alex Rodriguez, R OBP: 0.411, SLG: 0.581	G4-3		BB		FC3-6 55 FC3-6 25 BB SF9 1B		K			4 2 2 0 0 1 1										
25 Jason Giambi, L OBP: 0.516, SLG: 0.690 Bubba Crosby, L (6, PR) (7, 9)	BB		BB		FC3-6 55 FC3-6 18 BB 1B		F9			0 0 0 0 3 0 0 1 1 0 0 0 0 0										
55 Hideki Matsui, L OBP: 0.377, SLG: 0.508	G4-6-3		BB		FC3-6		F8			4 1 1 2 0 0 3										
Bernie Williams, S OBP: 0.286, SLG: 0.267			G4-6-3		SF9		G6-3			2 0 0 1 0 1 2 1 0 0 0 0 0 0										
12 Andy Phillips, R OBP: 0.214, SLG: 0.083	K						F8													
24 Robinson Cano, L OBP: 0.361, SLG: 0.492			BB		F7		G3			2 1 1 0 2 0 1										
Kelly Stinnett, R OBP: 0.273, SLG: 0.300			BB		SH2-4 2 SH2-4 1B		BB			3 0 0 0 0 1 4										
Inning Stats	R: 0 E: 0 K: 0 S: 11	H: 1 LOB: 1 BB: 0 P: 17	R: 0 E: 0 K: 1 S: 5	H: 0 LOB: 0 BB: 1 P: 13	R: 1 E: 0 K: 2 S: 13	H: 1 LOB: 1 BB: 1 P: 24	R: 1 E: 0 K: 0 S: 11	H: 1 LOB: 1 BB: 1 P: 19	R: 0 E: 0 K: 2 S: 8	H: 0 LOB: 0 BB: 0 P: 13	R: 4 E: 0 K: 0 S: 18	H: 3 LOB: 3 BB: 4 P: 45	R: 0 E: 0 K: 1 S: 12	H: 0 LOB: 0 BB: 0 P: 14	R: 0 E: 0 K: 0 S: 8	H: 1 LOB: 1 BB: 0 P: 19	1B: 6 2B: 1 3B: 0 HR: 0	SF: 1 SAC: 1 DP: 1 HBP: 0	WP: 0 PB: 0 SB: 0 CS: 0	PA: 37
PITCHER	IP WLS BF H R ER SO BB IBB HBP BLK WP HR S P ERA WHIP	IP WLS BF H R ER SO BB IBB HBP BLK WP HR S P ERA WHIP											IP WLS BF H R ER SO BB IBB HBP BLK WP HR S P ERA WHIP							
40 Daniel Cabrera, R ERA: 6.87	(1, 1) 5.0 L 24 5 6 6 5 5 0 0 0 0 0 0 10 18 0.00 3.000											(1, 1) 5.0 L 24 5 6 6 5 5 0 0 0 0 0 0 10 18 0.00 3.000								
John Halama, L ERA: 4.29	(6, 1) 0.2 4 1 0 0 0 1 0 0 0 0 0 0 10 18 0.00 3.000											(6, 1) 0.2 4 1 0 0 0 1 0 0 0 0 0 0 10 18 0.00 3.000								
Eddy Rodriguez, R ERA: 2.08	(6, 1) 2.1 9 1 0 0 1 1 0 0 0 0 0 0 22 42 0.00 0.857											(6, 1) 2.1 9 1 0 0 1 1 0 0 0 0 0 0 22 42 0.00 0.857								

Batter	1	2	3	4	5	6	7	8	9	AB	R	H	RBI	BB	SO	LOB	TOP								
Luis Tarrero, R (1, 8)										4	0	0	0	0	1	1	<p>Baltimore Orioles @ New York Yankees Yankee Stadium, Bronx, NY Sun Apr 23 2006, 1:05 PM EDT Att. 47,996 - Overcast - 55 F</p>								
Jeff Conine, R (1, 7) OBP: 0.220, SLG: 0.304										4	0	0	0	0	0	1									
6 Melvin Mora, R (1, 5) OBP: 0.341, SLG: 0.494										4	0	0	0	0	2	0									
10 Miguel Tejada, R (1, 6) OBP: 0.453, SLG: 0.600										4	1	4	1	0	0	0									
31 Jay Gibbons, L (1, 9) OBP: 0.300, SLG: 0.538										4	0	0	0	0	2	3									
55 Ramon Hernandez, R (1, 2) OBP: 0.418, SLG: 0.557										3	0	0	0	0	0	2									
Javy Lopez, R (1, 10) OBP: 0.323, SLG: 0.439										3	0	0	0	0	0	1									
Kevin Millar, R (1, 3) OBP: 0.277, SLG: 0.400										3	0	0	0	0	0	0									
Chris Gomez, R (1, 4) OBP: 0.417, SLG: 0.300										2	0	0	0	1	1	0									
Inning Stats	R: 0 E: 0 K: 1 S: 8	H: 0 LOB: 0 BB: 0 P: 11	R: 1 E: 0 K: 0 S: 9	H: 1 LOB: 0 BB: 0 P: 16	R: 0 E: 0 K: 0 S: 7	H: 0 LOB: 1 BB: 1 P: 15	R: 0 E: 0 K: 2 S: 11	H: 1 LOB: 1 BB: 0 P: 11	R: 0 E: 0 K: 1 S: 6	H: 0 LOB: 0 BB: 0 P: 10	R: 0 E: 0 K: 0 S: 7	H: 0 LOB: 0 BB: 0 P: 12	R: 0 E: 0 K: 1 S: 11	H: 1 LOB: 0 BB: 0 P: 14	R: 0 E: 0 K: 0 S: 4	H: 0 LOB: 0 BB: 0 P: 5		R: 0 E: 0 K: 1 S: 12	H: 1 LOB: 1 BB: 0 P: 22	1B: 3 2B: 0 3B: 0 HR: 1	SF: 0 SAC: 0 DP: 0 HBP: 0	WP: 0 PB: 0 SB: 0 CS: 0	PA: 32		
PITCHER	IP	WLS	BF	H	R	ER	SO	BB	IBB	HBP	BLK	WP	HR	S	P	ERA	WHIP								
Randy Johnson, L (1, 1) ERA: 3.73	8.0	W	28	3	1	1	5	1	0	0	0	0	1	63	94	1.12	0.500								
42 Mariano Rivera, R (9, 1) ERA: 3.38	1.0		4	1	0	0	1	0	0	0	0	0	0	12	22	0.00	1.000								

Batter	1	2	3	4	5	6	7	8	9	AB	R	H	RBI	BB	SO	LOB	BOTTOM								
18 Johnny Damon, L (1, 8) OBP: 0.346, SLG: 0.417										4	1	1	0	0	0	2	<p>Baltimore Orioles @ New York Yankees Yankee Stadium, Bronx, NY Sun Apr 23 2006, 1:05 PM EDT Att. 47,996 - Overcast - 55 F</p>								
Bubba Crosby, L (8, 8)										1	0	0	0	0	1	1									
2 Derek Jeter, R (1, 6) OBP: 0.487, SLG: 0.625										4	1	3	0	0	0	0									
Gary Sheffield, R (1, 9) OBP: 0.403, SLG: 0.543										3	0	2	0	1	0	1									
13 Alex Rodriguez, R (1, 5) OBP: 0.403, SLG: 0.563										2	2	0	1	1	0	2									
25 Jason Giambi, L (1, 10) OBP: 0.530, SLG: 0.848										4	2	3	5	0	0	2									
55 Hideki Matsui, L (1, 7) OBP: 0.356, SLG: 0.477										4	0	0	0	0	1	1									
20 Jorge Posada, S (1, 2) OBP: 0.413, SLG: 0.481										3	1	1	0	1	0	0									
24 Robinson Cano, L (1, 4) OBP: 0.369, SLG: 0.492										4	0	2	0	0	0	1									
12 Andy Phillips, R (1, 3) OBP: 0.222, SLG: 0.125										4	0	1	1	0	1	2									
Inning Stats	R: 0 E: 0 K: 0 S: 9	H: 1 LOB: 1 BB: 0 P: 15	R: 2 E: 0 K: 1 S: 14	H: 4 LOB: 1 BB: 0 P: 23	R: 2 E: 1 K: 0 S: 17	H: 3 LOB: 0 BB: 0 P: 28	R: 0 E: 0 K: 1 S: 6	H: 0 LOB: 0 BB: 0 P: 12	R: 1 E: 0 K: 0 S: 10	H: 2 LOB: 1 BB: 1 P: 21	R: 0 E: 0 K: 0 S: 7	H: 1 LOB: 0 BB: 0 P: 9	R: 2 E: 1 K: 0 S: 10	H: 2 LOB: 1 BB: 1 P: 23	R: 0 E: 0 K: 1 S: 7	H: 0 LOB: 1 BB: 1 P: 12	1B: 9 2B: 4 3B: 0 HR: 2	SF: 1 SAC: 0 DP: 2 HBP: 0	WP: 0 PB: 0 SB: 0 CS: 2	PA: 37					
PITCHER	IP	WLS	BF	H	R	ER	SO	BB	IBB	HBP	BLK	WP	HR	S	P	ERA	WHIP								
Bruce Chen, L (1, 1) ERA: 7.84	4.0	L	21	10	5	3	2	1	0	0	0	0	0	12	20	0.00	0.429								
John Halama, L (5, 1) ERA: 3.12	2.1		7	1	0	0	0	0	0	0	0	0	0	9	21	27.00	4.500								
Jim Brower, R (7, 1) ERA: 9.28	0.2		5	2	2	2	0	1	0	0	0	0	0	7	12	0.00	1.000								
Chris Britton, R (8, 1) ERA: 5.79	1.0		4	0	0	0	1	1	0	0	0	0	0	7	12	0.00	1.000								

AB	31
R	1
H	4
RBI	1
BB	1
SO	6
LOB	8



AB	33
R	7
H	13
RBI	7
BB	3
SO	3
LOB	12



Batter	1	2	3	4	5	6	7	8	9	AB	R	H	RBI	BB	SO	LOB	TOP																					
Joey Gathright, L (1, 8) OBP: 0.344, SLG: 0.255	B2		K			K		K		4	0	0	0	0	3	1																						
Damon Hollins, R (1, 7) OBP: 0.314, SLG: 0.580	P6			G6-3		K		G4-3		4	0	0	0	0	1	0																						
31 Jonny Gomes, R (1, 10) OBP: 0.435, SLG: 0.761	HR			K		P3		K		4	1	1	1	0	2	0																						
Travis Lee, L (1, 3) OBP: 0.289, SLG: 0.441	L3			K			G5-4-3 1B	K		4	0	1	0	0	2	0																						
Ty Wigginton, R (1, 5) OBP: 0.333, SLG: 0.671		P4			G1-3 1B		G5-4-3 1B			3	0	1	0	0	0	1																						
Russell Branyan, L (1, 9) OBP: 0.205, SLG: 0.308		K			K		G3-1			3	0	0	0	0	2	1																						
Toby Hall, R (1, 2) 8 Josh Paul, R (8, 2) OBP: 0.286, SLG: 0.381	G4-3				G1-3 1B			G1-4-3 2B		3	0	2	0	0	0	0																						
Tomas Perez, S (1, 6) OBP: 0.296, SLG: 0.360			P6		G1-3			F7		3	0	0	0	0	0	3																						
Nick Green, R (1, 4) OBP: 0.222, SLG: 0.097			F7		G1-3			G1-4-3		3	0	0	0	0	0	3																						
Inning Stats	R: 1 E: 0 K: 0 S: 7	H: 1 LOB: 0 BB: 0 P: 13	R: 0 E: 0 K: 1 S: 9	H: 0 LOB: 0 BB: 0 P: 16	R: 0 E: 0 K: 1 S: 13	H: 0 LOB: 0 BB: 0 P: 17	R: 0 E: 0 K: 2 S: 9	H: 0 LOB: 0 BB: 0 P: 15	R: 0 E: 0 K: 1 S: 13	H: 2 LOB: 2 BB: 0 P: 18	R: 0 E: 0 K: 2 S: 11	H: 0 LOB: 0 BB: 0 P: 17	R: 0 E: 0 K: 0 S: 10	H: 1 LOB: 0 BB: 0 P: 17	R: 0 E: 0 K: 1 S: 9	H: 1 LOB: 1 BB: 0 P: 13	R: 0 E: 0 K: 2 S: 9	H: 0 LOB: 0 BB: 0 P: 13	1B: 3 2B: 1 3B: 0 HR: 1	SF: 0 SAC: 0 DP: 1 HBP: 0	WP: 0 PB: 0 CS: 0	PA: 31																
PITCHER	IP	WLS	BF	H	R	ER	SO	BB	IBB	HBP	BLK	WP	HR	S	P	ERA	WHIP	PITCHER				IP	WLS	BF	H	R	ER	SO	BB	IBB	HBP	BLK	WP	HR	S	P	ERA	WHIP
35 Mike Mussina, R (1, 1) ERA: 2.45	6.0	W	22	4	1	1	7	0	0	0	0	0	0	1	65	101	1.50	0.667																				
Tanyon Sturtze, R (7, 1) ERA: 4.79	1.0		2	0	0	0	0	0	0	0	0	0	0	0	7	12	0.00	0.000																				
Ron Villone, L (8, 1) ERA: 2.35	1.0		4	1	0	0	1	0	0	0	0	0	0	0	9	13	0.00	1.000																				
Scott Proctor, R (9, 1) ERA: 1.38	1.0		3	0	0	0	2	0	0	0	0	0	0	0	9	13	0.00	0.000																				

Tampa Bay Devil Rays @ New York Yankees
Yankee Stadium, Bronx, NY
Tue Apr 25 2006, 7:05 PM EDT
Att: 36,345 - Cloudy - 63 F

AB 31
R 1
H 5
RBI 1
BB 0
SO 10
LOB 9



Batter	1	2	3	4	5	6	7	8	9	AB	R	H	RBI	BB	SO	LOB	BOTTOM																						
18 Johnny Damon, L (1, 8) OBP: 0.360, SLG: 0.432	2 HR	FC6-4 BB		SF8		2B 1B	G3-1			2	2	1	1	2	0	0																							
2 Derek Jeter, R (1, 6) OBP: 0.494, SLG: 0.681	HR	K		G6-3		13B 25B 2B		13B 25B 2B		5	3	3	3	0	1	2																							
Gary Sheffield, R (1, 9) Bubba Crosby, L (9, 9)	G6-3	FC6-4		F9		13B 25B 1B		F8		5	1	1	1	0	0	2																							
13 Alex Rodriguez, R (1, 5) OBP: 0.415, SLG: 0.559	K			25B G4-6-3 BB		20B 25B 1B	G1-3			4	0	2	0	1	1	2																							
25 Jason Giambi, L (1, 10) OBP: 0.535, SLG: 0.857	55B 20E BB			G4-6-3		20B 55B 2B		SF8		3	1	2	3	1	0	1																							
55 Hideki Matsui, L (1, 7) OBP: 0.346, SLG: 0.457	20E 1B			G3-1		F8		F8		5	0	1	0	0	1	4																							
20 Jorge Posada, S (1, 2) OBP: 0.403, SLG: 0.456	E5			G6-3		F8		F8		3	0	0	0	1	0	2																							
12 Andy Phillips, R (1, 3) OBP: 0.227, SLG: 0.150	G5-3			2B 18 SF8 1B		G4-3		F8		4	1	1	0	0	0	5																							
Miguel Cairo, R (1, 4) OBP: 0.389, SLG: 0.500		18B 2B		18 SF8 2B		18B 2B		F8		3	1	2	0	1	0	0																							
Inning Stats	R: 3 E: 1 K: 1 S: 20	H: 2 LOB: 2 BB: 2 P: 33	R: 0 E: 0 K: 1 S: 9	H: 1 LOB: 1 BB: 1 P: 14	R: 0 E: 0 K: 0 S: 4	H: 0 LOB: 0 BB: 1 P: 12	R: 1 E: 0 K: 0 S: 11	H: 2 LOB: 1 BB: 0 P: 17	R: 0 E: 0 K: 0 S: 13	H: 2 LOB: 3 BB: 1 P: 25	R: 4 E: 0 K: 0 S: 12	H: 4 LOB: 1 BB: 1 P: 24	R: 0 E: 0 K: 0 S: 11	H: 0 LOB: 0 BB: 0 P: 17	R: 1 E: 0 K: 1 S: 11	H: 2 LOB: 1 BB: 0 P: 20	R: 0 E: 0 K: 1 S: 9	H: 2 LOB: 1 BB: 0 P: 13	1B: 7 2B: 5 3B: 0 HR: 1	SF: 2 SAC: 0 DP: 1 HBP: 0	WP: 0 PB: 0 CS: 0	PA: 42																	
PITCHER	IP	WLS	BF	H	R	ER	SO	BB	IBB	HBP	BLK	WP	HR	S	P	ERA	WHIP	PITCHER				IP	WLS	BF	H	R	ER	SO	BB	IBB	HBP	BLK	WP	HR	S	P	ERA	WHIP	
19 Scott Kazmir, L (1, 1) ERA: 4.3	5.0	L	26	7	4	3	2	5	0	0	0	0	0	1	57	101	5.40	2.400																					
Scott Dunn, R (6, 1) ERA: 11.74	0.0		3	2	3	3	0	1	0	0	0	0	0	0	2	8	∞	∞																					
45 Ruddy Lugo, R (6, 1) ERA: 4.38	2.0		8	2	1	1	0	0	0	0	0	0	0	0	21	33	4.50	1.000																					
Brian Meadows, R (8, 1) ERA: 11.37	1.0		5	2	1	1	1	0	0	0	0	0	0	0	11	20	9.00	2.000																					

Tampa Bay Devil Rays @ New York Yankees
Yankee Stadium, Bronx, NY
Tue Apr 25 2006, 7:05 PM EDT
Att: 36,345 - Cloudy - 63 F

AB 34
R 9
H 13
RBI 8
BB 6
SO 3
LOB 18



Batter	1	2	3	4	5	6	7	8	9	10	AB	R	H	RBI	BB	SO	LOB	TOP								
13 Carl Crawford, L OBP: 0.333, SLG: 0.329	4-2 1B	1-0 CS	2-2 F8		1-3 K			0-3 K		0-0 SF9	4	1	1	1	1	2	0									
Tomas Perez, S OBP: 0.271, SLG: 0.327	3-3 K		1-2 F9		0-1 L4			3-1 P2		2-2 P4	5	0	0	0	0	1	3									
31 Jonny Gomes, R OBP: 0.444, SLG: 0.743	1-1 G6-3		4-0 1B		0-0 F8				1-1 1B	4-0 IBB	3	0	1	0	2	0	1									
Ty Wigginton, R OBP: 0.338, SLG: 0.662	2-2 1B		2-2 1B		2-0 P4				1-2 K	0-0 SF9	4	0	2	2	0	1	1									
Travis Lee, L OBP: 0.254, SLG: 0.425	0-1 L7		0-0 G4-3		2-1 P6				1-0 1B	2-3 P3	5	0	1	0	0	0	5									
Damon Hollins, R OBP: 0.309, SLG: 0.556		0-1 FC6		1-1 G4-3				1-3 K		1-3 K	4	1	1	0	0	2	2									
8 Josh Paul, R OBP: 0.250, SLG: 0.333		1-1 G4-3		3-2 F8				0-0 G5-3		0-1 F7	3	0	0	0	0	0	1									
Toby Hall, R OBP: 0.383, SLG: 0.500		1-3 G4-3		0-0 B2-3				4-1 CS			1	0	0	0	0	0	2									
Joey Gathright, L OBP: 0.354, SLG: 0.259		2-2 FC6		0-0 B2-3				0-2 CS			3	1	1	1	1	0	0									
Nick Green, R OBP: 0.225, SLG: 0.088		2-1 FC6-5		0-0 G1-3				1-1 CS		4-2 13 2B	3	1	0	0	1	1	1									
		1-3 FC6-5						0-3 K		1-2 SF9																
Inning Stats	R: 1 E: 0 K: 1 S: 15	H: 1 LOB: 1 BB: 1 P: 25	R: 1 E: 0 K: 0 S: 12	H: 1 LOB: 0 BB: 0 P: 16	R: 0 E: 0 K: 0 S: 12	H: 1 LOB: 2 BB: 1 P: 21	R: 0 E: 0 K: 0 S: 6	H: 0 LOB: 0 BB: 0 P: 10	R: 0 E: 0 K: 1 S: 6	H: 0 LOB: 0 BB: 0 P: 7	R: 0 E: 0 K: 0 S: 4	H: 0 LOB: 0 BB: 0 P: 8	R: 0 E: 0 K: 1 S: 7	H: 0 LOB: 0 BB: 1 P: 12	R: 0 E: 0 K: 2 S: 9	H: 2 LOB: 2 BB: 0 P: 16	R: 0 E: 0 K: 2 S: 12	H: 2 LOB: 2 BB: 2 P: 22	1B: 6 2B: 1 3B: 0 HR: 0	SF: 1 SAC: 0 DP: 0 HBP: 0	WP: 0 PB: 0 SB: 4 CS: 2	PA: 43				
PITCHER	IP 7.0	WLS 26	BF 3	H 2	R 2	ER 2	SO 3	BB 3	IBB 0	HBP 0	BLK 0	WP 0	HR 0	S 62	P 99	ERA 2.57	WHIP 0.857									
40 Chien-Ming Wang, R ERA: 4.8	1.0	3	0	0	0	2	0	0	0	0	0	0	0	9	12	0.00	0.000									
Kyle Farnsworth, R ERA: 3.86	2.0	L	12	4	2	2	2	1	1	0	0	0	0	24	38	9.00	2.500									
42 Mariano Rivera, R ERA: 4.91																										

Tampa Bay Devil Rays @ New York Yankees
Yankee Stadium, Bronx, NY
Wed Apr 26 2006, 7:05 PM EDT
Att: 35,642 - Cloudy - 50 F

AB	35
R	4
H	7
RBI	4
BB	5
SO	7
LOB	16

WP: 0	PA: 43
PB: 0	
SB: 4	
CS: 2	

Batter	1	2	3	4	5	6	7	8	9	10	AB	R	H	RBI	BB	SO	LOB	BOTTOM								
18 Johnny Damon, L OBP: 0.374, SLG: 0.429	4-2 F8		2-3 K		2-2 HR	0-0 SH2-4		2-1 FC1-6		4-1 2 1B	3	1	1	0	2	1	2									
2 Derek Jeter, R OBP: 0.494, SLG: 0.658	3-3 K		4-0 1B		3-1 L8	3-1 FC5-2-4-6		4-2 FC5-4		2-1 1B	4	0	1	0	2	1	4									
Gary Sheffield, R OBP: 0.389, SLG: 0.538	1-2 F8		1-0 P3		1-0 HR		4-2 13 FC5-4	1-0 FC5-4		2-1 G5-3	5	1	1	2	1	0	8									
13 Alex Rodriguez, R OBP: 0.402, SLG: 0.528	2-3 K		0-3 K		4-2 55 S		4-2 FC5-4	2-2 FC5-4		1-2 G4-3	4	0	0	0	1	2	4									
25 Jason Giambi, L ERA: 2.76		4-2 BB		4-2 24 1B	1-2 F9		4-1 BB	1-2 BB		4-2 55 G4-6-3	1	0	0	0	4	0	1									
Miguel Cairo, R OBP: 0.389, SLG: 0.500					3-1 F8		0-0 BB	1-2 BB		1-0 G4-6-3	4	0	0	0	1	0	5									
55 Hideki Matsui, L OBP: 0.337, SLG: 0.432		0-0 F9		3-1 F8	4-0 IBB		0-0 F8	2-3 K		4-1 2 1B	4	0	0	0	1	1	6									
20 Jorge Posada, S OBP: 0.389, SLG: 0.426		2-0 F7		2-2 L9	0-0 F8					4-1 18 DI	4	0	0	0	1	1	6									
24 Robinson Cano, L OBP: 0.386, SLG: 0.493		3-3 K		2-2 1B	1-1 SH2-4		4-0 FC1-6	1-2 SH2-4		0-3 K	4	0	2	0	1	2	2									
Bubba Crosby, L OBP: 0.333, SLG: 0.143		4-2 BB		0-0 G4-3	1-0 SH2-4		2-1 SH2-4	1-2 SH2-4		1-3 K	2	0	1	0	1	0	2									
Bernie Williams, S OBP: 0.280, SLG: 0.261					1-2 1B						1	0	0	0	0	1	1									
Inning Stats	R: 0 E: 0 K: 2 S: 14	H: 0 LOB: 1 BB: 1 P: 24	R: 0 E: 0 K: 1 S: 9	H: 0 LOB: 1 BB: 1 P: 18	R: 0 E: 0 K: 2 S: 12	H: 0 LOB: 2 BB: 1 P: 23	R: 0 E: 0 K: 0 S: 11	H: 1 LOB: 2 BB: 1 P: 22	R: 2 E: 0 K: 0 S: 13	H: 2 LOB: 2 BB: 2 P: 27	R: 0 E: 0 K: 1 S: 11	H: 0 LOB: 2 BB: 2 P: 23	R: 0 E: 0 K: 0 S: 7	H: 0 LOB: 2 BB: 2 P: 20	R: 0 E: 0 K: 0 S: 6	H: 0 LOB: 1 BB: 1 P: 12	R: 0 E: 0 K: 2 S: 13	H: 1 LOB: 3 BB: 2 P: 26	1B: 5 2B: 1 3B: 0 HR: 1	SF: 0 SAC: 2 DP: 2 HBP: 0	WP: 0 PB: 0 SB: 5 CS: 0	PA: 48				
PITCHER	IP 5.0	WLS 25	BF 3	H 2	R 2	ER 2	SO 5	BB 6	IBB 1	HBP 0	BLK 0	WP 0	HR 1	S 59	P 114	ERA 3.60	WHIP 1.800									
37 Seth McClung, R ERA: 9.27	1.0	5	2	0	0	0	1	0	0	0	0	0	0	9	18	0.00	3.000									
Travis Harper, R ERA: 2.76	3.0	W	12	0	0	0	1	4	0	0	0	0	0	21	48	0.00	1.333									
54 Chad Orvell, R ERA: 1.69	0.2	H	5	1	0	0	2	2	0	0	0	0	0	11	22	0.00	4.500									
Dan Miceli, R ERA: 6.0	0.1	S	1	0	0	0	0	0	0	0	0	0	0	2	4	0.00	0.000									
22 Shawn Camp, R ERA: 2.53																										

Tampa Bay Devil Rays @ New York Yankees
Yankee Stadium, Bronx, NY
Wed Apr 26 2006, 7:05 PM EDT
Att: 35,642 - Cloudy - 50 F

AB	32
R	2
H	6
RBI	2
BB	14
SO	8
LOB	35

WP: 0	PA: 48
PB: 0	
SB: 5	
CS: 0	

Batter	1	2	3	4	5	6	7	8	9	AB	R	H	RBI	BB	SO	LOB	TOP								
13 Carl Crawford, L OBP: 0.330, SLG: 0.317	G4-3		BB		FC6-4		K			3	0	0	0	1	1	3									
Russell Branyan, L OBP: 0.288, SLG: 0.326	2B		G4-3			P5		P4		4	0	1	0	0	0	1									
31 Jonny Gomes, R OBP: 0.436, SLG: 0.712	G6-3			K		G5-3	BB	K		3	0	0	0	1	2	1									
Ty Wigginton, R OBP: 0.333, SLG: 0.654	F7		G5-3		G5-3	G5-3		2B		4	0	1	0	0	0	2									
Travis Lee, L OBP: 0.271, SLG: 0.403	G3		G6-3			K		G4-3		4	0	0	0	0	1	2									
Toby Hall, R OBP: 0.391, SLG: 0.500	G5-3				F7			G5-3	1B	4	0	2	0	0	0	0									
Damon Hollins, R OBP: 0.305, SLG: 0.552	F8				1B			F9		4	1	1	0	0	0	2									
Joey Gathright, L OBP: 0.362, SLG: 0.276			F9		13 FC6-4			FC4-6		4	0	2	1	0	0	1									
Tomas Perez, S OBP: 0.258, SLG: 0.310			G3					G5-3		3	0	0	0	0	1	3									
14 Greg Norton, S (9, PH)					K			G5-3		1	0	0	0	0	0	1									
Inning Stats	R: 0 E: 0 K: 0 S: 9	H: 1 LOB: 1 BB: 0 P: 13	R: 0 E: 0 K: 0 S: 9	H: 0 LOB: 0 BB: 0 P: 15	R: 0 E: 0 K: 0 S: 7	H: 0 LOB: 1 BB: 1 P: 15	R: 0 E: 0 K: 1 S: 10	H: 2 LOB: 1 BB: 0 P: 14	R: 1 E: 0 K: 1 S: 10	H: 2 LOB: 1 BB: 0 P: 16	R: 0 E: 0 K: 1 S: 7	H: 0 LOB: 2 BB: 1 P: 16	R: 0 E: 0 K: 1 S: 11	H: 2 LOB: 0 BB: 0 P: 18	R: 0 E: 0 K: 1 S: 10	H: 1 LOB: 1 BB: 0 P: 16	R: 0 E: 0 K: 0 S: 7	H: 1 LOB: 1 BB: 0 P: 10	1B: 4 2B: 3 3B: 0 HR: 0	SF: 0 SAC: 0 DP: 0 HBP: 0	WP: 0 PB: 0 CS: 0	PA: 36			
PITCHER	IP	WLS	BF	H	R	ER	SO	BB	IBB	HBP	BLK	WP	HR	S	P	ERA	WHIP								
Shawn Chacon, R ERA: 4.56	6.1	W	25	4	1	1	3	2	0	0	0	0	0	54	93	1.42	0.947								
Mike Myers, L ERA:	1.0	H	4	1	0	0	1	0	0	0	0	0	0	11	17	0.00	1.000								
Kyle Farnsworth, R ERA: 3.52	0.2	H	3	1	0	0	1	0	0	0	0	0	0	8	13	0.00	1.500								
Tanyon Sturtze, R ERA: 4.76	0.0		1	1	0	0	0	0	0	0	0	0	0	2	3	∞	∞								
42 Mariano Rivera, R ERA: 4.32	1.0	S	3	0	0	0	0	0	0	0	0	0	0	5	7	0.00	0.000								

Tampa Bay Devil Rays @ New York Yankees
Yankee Stadium, Bronx, NY
Thu Apr 27 2006, 7:05 PM EDT
Att: 45,826 - Partly Cloudy - 65 F

AB 34
R 1
H 7
RBI 1
BB 2
SO 5
LOB 16



Batter	1	2	3	4	5	6	7	8	9	AB	R	H	RBI	BB	SO	LOB	BOTTOM								
18 Johnny Damon, L OBP: 0.368, SLG: 0.413	K		K			F8		2B		3	1	0	0	1	2	0									
2 Derek Jeter, R OBP: 0.516, SLG: 0.684	1B			G4-3		13 BB	25 G3	1B		3	1	3	1	1	0	0									
Gary Sheffield, R OBP: 0.370, SLG: 0.512	F8		G4-3		E5	25 G3	55 1B	G5-3		4	1	0	0	0	0	4									
13 Alex Rodriguez, R OBP: 0.407, SLG: 0.533	L9					25 G3	55 1B	K		3	1	1	0	1	1	1									
25 Jason Giambi, L OBP: 0.544, SLG: 0.808	G1-3					G3		F9		2	0	0	1	0	0	2									
12 Andy Phillips, R OBP: 0.217, SLG: 0.143				HBP						1	0	0	0	0	0	0									
55 Hideki Matsui, L OBP: 0.333, SLG: 0.423	K			G4-3				F8		4	0	1	2	0	1	2									
20 Jorge Posada, S OBP: 0.373, SLG: 0.496	P3					G6-3		F9		3	0	0	0	0	0	1									
24 Robinson Cano, L OBP: 0.370, SLG: 0.471			G4-3			G6-3		K		3	0	0	0	0	1	0									
Bernie Williams, S OBP: 0.264, SLG: 0.245								G6-3		3	0	0	0	0	1	0									
Bubba Crosby, L OBP: 0.333, SLG: 0.143			K			G4-3				0	0	0	0	0	0	0									
Inning Stats	R: 0 E: 0 K: 1 S: 10	H: 1 LOB: 1 BB: 0 P: 14	R: 0 E: 0 K: 1 S: 6	H: 0 LOB: 0 BB: 0 P: 10	R: 0 E: 0 K: 2 S: 10	H: 0 LOB: 0 BB: 0 P: 18	R: 0 E: 0 K: 0 S: 8	H: 2 LOB: 2 BB: 0 P: 13	R: 0 E: 0 K: 0 S: 7	H: 0 LOB: 0 BB: 0 P: 10	R: 3 E: 1 K: 0 S: 12	H: 1 LOB: 1 BB: 2 P: 24	R: 1 E: 0 K: 1 S: 16	H: 1 LOB: 1 BB: 1 P: 25	R: 0 E: 0 K: 1 S: 8	H: 0 LOB: 0 BB: 0 P: 10	1B: 3 2B: 2 3B: 0 HR: 0	SF: 0 SAC: 0 DP: 1 HBP: 1	WP: 0 PB: 0 CS: 0	PA: 33					
PITCHER	IP	WLS	BF	H	R	ER	SO	BB	IBB	HBP	BLK	WP	HR	S	P	ERA	WHIP								
Mark Hendrickson, L ERA:	6.0	L	25	4	3	0	4	2	0	1	0	0	0	53	89	0.00	1.000								
45 Ruddy Lugo, R ERA: 4.4	2.0		8	1	1	1	2	1	0	0	0	0	0	24	35	4.50	1.000								

Tampa Bay Devil Rays @ New York Yankees
Yankee Stadium, Bronx, NY
Thu Apr 27 2006, 7:05 PM EDT
Att: 45,826 - Partly Cloudy - 65 F

AB 29
R 4
H 5
RBI 4
BB 3
SO 6
LOB 10



Batter	1	2	3	4	5	6	7	8	9	AB R H RBI BB SO LOB	TOP											
8 Russ Adams, L (1, 6) OBP: 0.282, SLG: 0.333	4-1 HR BB		1-1 G6-3 1B			3-2 P5	2-2 G4-3		1-2 G3	4 1 1 0 1 0 1	Toronto Blue Jays @ New York Yankees Yankee Stadium, Bronx, NY Fri Apr 28 2006, 7:05 PM EDT Att: 47,204 - Clear - 57 F											
Frank Catalanotto, L (1, 7) OBP: 0.336, SLG: 0.651	3-2 HR		1-1 G6-3			4-2 25 F7 10 1B HR BB		1-1 G5-3		2 1 1 2 1 0 1 1 1 0 0 0 0 0												
3 Reed Johnson, R (6, PR) OBP: 0.500, SLG: 0.395	1-H HR		1-2 1-2f			1-2 HR 1B		2-3 K		3 1 1 0 1 1 0												
10 Vernon Wells, R (1, 8) OBP: 0.442, SLG: 0.761	4-2 25 G6-4-3 BB		1-0 P4			1-2 HR 1B		2-2 K		4 0 1 0 0 0 3												
25 Troy Glaus, R (1, 5) OBP: 0.376, SLG: 0.570	2-1 G6-4-3		3-2 G5-3 17 1B 1B			0-0 F7		2-2 P4		4 0 1 0 0 1 3												
17 Lyle Overbay, L (1, 3) OBP: 0.368, SLG: 0.395	1-2 F8		1-0 G5-3 1B			0-2 K		0-2 G5-3		4 0 1 0 0 1 3												
Shea Hillenbrand, R (1, 10) OBP: 0.355, SLG: 0.500		1-2 P2	0-0 G5-3 1B			1-0 HR		0-1 HR		4 2 2 4 0 0 2												
Bengie Molina, R (1, 2) OBP: 0.316, SLG: 0.491		1-0 G1-3	1-0 L9			1-2 2-3f F9		0-0 15 2B 2 SF8 1B		4 1 1 0 0 0 2												
Eric Hinske, L (1, 9) OBP: 0.441, SLG: 0.345		1-1 1B			4-2 2 G6-4-3 BB		2-1 G6-3		0-0 2 SF8 2B	1 0 1 0 1 0 0 2 0 1 0 0 0 0												
15 Alex Rios, R (6, 9) OBP: 0.370, SLG: 0.760		1-1 F9			1-2 G6-4-3		3-2 F7		0-0 2-3 3-H SF8	3 0 0 1 0 0 2												
2 Aaron Hill, R (1, 4) OBP: 0.189, SLG: 0.268																						
Inning Stats	R: 2 E: 0 K: 0 S: 12	H: 1 LOB: 0 BB: 2 P: 26	R: 0 E: 0 K: 0 S: 8	H: 1 LOB: 1 BB: 0 P: 12	R: 0 E: 0 K: 0 S: 5	H: 1 LOB: 0 BB: 0 P: 8	R: 0 E: 0 K: 0 S: 6	H: 2 LOB: 1 BB: 0 P: 11	R: 0 E: 0 K: 1 S: 9	H: 0 LOB: 0 BB: 1 P: 17	R: 3 E: 0 K: 1 S: 13	H: 2 LOB: 1 BB: 1 P: 20	R: 0 E: 0 K: 0 S: 9	H: 0 LOB: 0 BB: 0 P: 16	R: 0 E: 0 K: 1 S: 14	H: 0 LOB: 0 BB: 0 P: 19	R: 2 E: 0 K: 0 S: 12	H: 3 LOB: 1 BB: 0 P: 13	1B: 6 2B: 1 3B: 0 HR: 3	SF: 1 SAC: 0 DP: 4 HBP: 0	WP: 0 PB: 0 SB: 0 CS: 0	PA: 37
PITCHER	IP WLS BF H R ER SO BB IBB HBP BLK WP HR S P ERA WHIP											PITCHER	IP WLS BF H R ER SO BB IBB HBP BLK WP HR S P ERA WHIP									
Jaret Wright, R (1, 1) ERA: 7.2	5.0 L 21 6 4 4 0 4 0 0 0 0 0 1 45 84 7.20 2.000											Scott Proctor, R (6, 1) ERA: 1.69	3.0 10 1 1 1 2 0 0 0 0 0 0 1 31 45 3.00 0.333									
Tanyon Sturtze, R (9, 1) ERA: 6.75	1.0 6 3 2 2 0 0 0 0 0 0 0 1 12 13 18.00 3.000																					

AB	32
R	7
H	10
RBI	7
BB	4
SO	2
LOB	14



Batter	1	2	3	4	5	6	7	8	9	AB R H RBI BB SO LOB	BOTTOM											
18 Johnny Damon, L (1, 8) OBP: 0.370, SLG: 0.405	2-1 G1-3		2-0 2 CS 1B			3-3 K	1-1 FC3-6		4-1 2 DI BB	4 0 1 0 1 1 2	Toronto Blue Jays @ New York Yankees Yankee Stadium, Bronx, NY Fri Apr 28 2006, 7:05 PM EDT Att: 47,204 - Clear - 57 F											
2 Derek Jeter, R (1, 6) OBP: 0.510, SLG: 0.667	1-0 1B		3-3 K		0-0 1B	1-3 K	1-3 K	1-1 L3		5 0 2 0 0 2 3												
Gary Sheffield, R (1, 10) OBP: 0.365, SLG: 0.500	0-0 13 G5-4-3 1B		2-1 G2-3		3-2 P6	1-3 K				4 0 1 0 0 1 3												
13 Alex Rodriguez, R (1, 5) OBP: 0.400, SLG: 0.519	2-0 G5-4-3		3-2 F8			1-1 G6-3		2-2 55 F9 25 BB 1B		4 0 1 0 0 0 2												
25 Jason Giambi, L (1, 3) OBP: 0.542, SLG: 0.782		3-1 G3-1	0-2 55 1B 1B			0-1 G3-1		4-1 G5-4-3 BB		3 0 1 0 1 0 0												
55 Hideki Matsui, L (1, 7) OBP: 0.352, SLG: 0.425		4-2 G6-3 BB	2-0 1B			4-2 HR BB		1-2 F9		2 1 1 0 2 0 2												
Bernie Williams, S (1, 9) OBP: 0.283, SLG: 0.302		3-2 G6-3	1-1 G6-3			3-1 HR		3-1 G5-4-3		4 1 1 2 0 0 5												
24 Robinson Cano, L (1, 4) OBP: 0.351, SLG: 0.446		3-2 G6-3			3-2 G1-4-3	1-2 L1		2-3 K		4 0 0 0 0 1 1												
Kelly Stinnett, R (1, 2) OBP: 0.308, SLG: 0.333			0-3 K		3-2 2 1B 1B		1-1 18 FC3-6 1B		1-2 F9	2 0 1 0 0 1 0 2 0 1 0 0 0 0												
20 Jorge Posada, S (7, PH) OBP: 0.377, SLG: 0.409																						
Inning Stats	R: 0 E: 0 K: 0 S: 5	H: 2 LOB: 1 BB: 0 P: 10	R: 0 E: 0 K: 0 S: 13	H: 0 LOB: 1 BB: 1 P: 26	R: 0 E: 0 K: 2 S: 7	H: 1 LOB: 0 BB: 0 P: 12	R: 0 E: 0 K: 0 S: 11	H: 2 LOB: 2 BB: 0 P: 19	R: 0 E: 0 K: 1 S: 17	H: 2 LOB: 0 BB: 0 P: 29	R: 2 E: 0 K: 0 S: 11	H: 1 LOB: 0 BB: 1 P: 20	R: 0 E: 0 K: 2 S: 10	H: 1 LOB: 1 BB: 0 P: 14	R: 0 E: 0 K: 0 S: 10	H: 1 LOB: 1 BB: 1 P: 20	R: 0 E: 0 K: 1 S: 9	H: 0 LOB: 1 BB: 1 P: 17	1B: 9 2B: 1 3B: 0 HR: 1	SF: 0 SAC: 0 DP: 3 HBP: 0	WP: 0 PB: 0 SB: 0 CS: 1	PA: 38
PITCHER	IP WLS BF H R ER SO BB IBB HBP BLK WP HR S P ERA WHIP											PITCHER	IP WLS BF H R ER SO BB IBB HBP BLK WP HR S P ERA WHIP									
32 Roy Halladay, R (1, 1) ERA: 2.84	1.0 W 22 7 0 0 3 1 0 0 0 0 0 0 1 13 23 18.00 3.000											Justin Speier, R (7, 1) ERA: 0.84	0.2 H 4 1 0 0 2 1 0 0 0 0 0 0 11 19 0.00 3.000									
52 B.J. Ryan, L (8, 1) ERA: 1.04	2.0 S 6 0 0 0 1 1 0 0 0 0 0 0 0 14 26 0.00 0.500																					

AB	34
R	2
H	10
RBI	2
BB	4
SO	6
LOB	18




Batter	1	2	3	4	5	6	7	8	9	AB	R	H	RBI	BB	SO	LOB	TOP										
3 Reed Johnson, R OBP: 0.510, SLG: 0.375	1-1 10 2B HBP		3-2 15 2B 10 G6-3 HBP	2-1 F9		4-1 10 S HBP		2-2 F7		2	2	0	0	0	0	1											
15 Alex Rios, R OBP: 0.366, SLG: 0.750	1-3 K		1-0 25 2B		1-2 F8	1-3 K			0-3 K	5	1	1	0	0	3	2											
10 Vernon Wells, R OBP: 0.334, SLG: 0.750	1 SAFE 25 SF8		1-0 G5-3		0-0 G2-3	3-2 G6-3			3-2 G1-3	4	1	1	2	0	0	2											
8 Russ Adams, L OBP: 0.278, SLG: 0.328	2B		3-H 2B		4-1 BB 9 1B BB			0-2 P6	2-1 G4-3	2	2	1	2	1	0	0											
25 Troy Glaus, R OBP: 0.381, SLG: 0.580	SF8		2B		BB 9 1B BB			P6		3	0	0	0	1	0	1											
Eric Hinske, L OBP: 0.429, SLG: 0.333	2H		2B		BB			P6		3	0	0	0	1	0	1											
Bengie Molina, R OBP: 0.311, SLG: 0.466	G5-3		P4		BB			L5		2	0	2	1	1	0	0											
Shea Hillenbrand, R OBP: 0.380, SLG: 0.528			1B		BB					2	0	2	1	1	0	0											
17 Lyle Overbay, L OBP: 0.364, SLG: 0.390			2B		BB					1	0	0	0	0	0	0											
9 Gregg Zaun, S OBP: 0.333, SLG: 0.643			F7		BB			G6-3		4	0	1	1	0	0	2											
2 Aaron Hill, R OBP: 0.192, SLG: 0.257			F7		CS 6 BB			E6		3	0	0	0	1	0	4											
6 John McDonald, R OBP: 0.250, SLG: 0.269			K		G5-3			F9		4	0	0	0	0	2	3											
Inning Stats	R: 2 E: 0 K: 1 S: 11	H: 1 LOB: 0 BB: 0 P: 18	R: 0 E: 0 K: 1 S: 10	H: 1 LOB: 1 BB: 0 P: 15	R: 3 E: 0 K: 0 S: 17	H: 3 LOB: 1 BB: 0 P: 29	R: 0 E: 0 K: 0 S: 6	H: 0 LOB: 0 BB: 1 P: 14	R: 1 E: 0 K: 0 S: 14	H: 1 LOB: 3 BB: 3 P: 33	R: 0 E: 0 K: 1 S: 10	H: 0 LOB: 0 BB: 0 P: 18	R: 0 E: 1 K: 1 S: 14	H: 0 LOB: 1 BB: 0 P: 22	R: 0 E: 0 K: 1 S: 9	H: 0 LOB: 0 BB: 0 P: 14	1B: 2 2B: 4 3B: 0 HR: 0	SF: 1 SAC: 0 DP: 0 HBP: 3	WP: 0 PB: 0 SB: 2 CS: 1	PA: 40							
PITCHER	IP	WLS	BF	H	R	ER	SO	BB	IBB	HBP	BLK	WP	HR	S	P	ERA	WHIP										
Randy Johnson, L ERA: 4.71	(1, 1)	5.0	W	26	6	6	2	4	0	2	0	0	0	58	109	10.80	2.000										
Tanyon Sturtze, R ERA: 5.4	(6, 1)	1.2		6	0	0	0	1	0	0	0	0	0	15	26	0.00	0.000										
Ron Villone, L ERA: 2.0	(7, 1)	1.1		5	0	0	1	0	0	0	0	0	0	17	26	0.00	0.000										
Matt Smith, L ERA:	(9, 1)	1.0		3	0	0	1	0	0	0	0	0	0	9	14	0.00	0.000										

Toronto Blue Jays @ New York Yankees
Yankee Stadium, Bronx, NY
Sat Apr 29 2006, 1:05 PM EDT
Att: 50,119 - Sunny - 59 F

livebaseballscorecards.com

AB 32
R 6
H 6
RBI 6
BB 4
SO 5
LOB 15




Batter	1	2	3	4	5	6	7	8	9	AB	R	H	RBI	BB	SO	LOB	BOTTOM											
18 Johnny Damon, L OBP: 0.387, SLG: 0.483	3-2 1B 13 FC1 2 S	1-0 HR		1-1 HR	4-2 1B BB	1-0 F7		1-0 E4 1B		5	5	3	3	1	0	1												
2 Derek Jeter, R OBP: 0.495, SLG: 0.635	2-0 G6-3	0-3 K		3-3 K	4-0 1B BB	2-3 K		0-1 2H 1B		4	0	0	1	1	3	2												
Miguel Cairo, R OBP: 0.421, SLG: 0.529	1-2				1-2 2-3 3-H BB					1	0	1	1	0	0	0												
Gary Sheffield, R OBP: 0.390, SLG: 0.516	0-0				2-2					3	2	3	2	1	0	0												
Bubba Crosby, L OBP: 0.364, SLG: 0.333	2-3 13 HR		1-0 55 2B 13 S	4-2 13 BLK BB	2-2 25 BB 1B			2-3 K		2	1	1	0	0	1	1												
13 Alex Rodriguez, R OBP: 0.396, SLG: 0.494	3-2 FC1 25 HR		4-2 55 2B 20 G3	2-3 K	2-0 P5			4-2 25 1B 24 FC4-6	1-3 K	4	3	0	1	2	2	5												
25 Jason Giambi, L OBP: 0.557, SLG: 0.828	1-2		3-2 F7	4-1	4-1			0-0 55 G1-3	2-3 K	3	1	2	4	2	0	2												
12 Andy Phillips, R OBP: 0.208, SLG: 0.136	1-2 HR		F7		1-2 BB			1-3 2H E	1B	1	1	0	0	0	1	1												
55 Hideki Matsui, L OBP: 0.344, SLG: 0.424	2-1 G3-1		0-0 20 G3	2-3 K	1-2 G4-3			3-1 G1-3		5	0	1	1	0	1	7												
20 Jorge Posada, S OBP: 0.390, SLG: 0.457	1-2 P6		0-1 G3		3-2 1B 2 BB 1B	2-1 HR		4-1 24 FC4-6 BB		4	2	2	2	1	0	1												
24 Robinson Cano, L OBP: 0.341, SLG: 0.443			0-0 F7	0-1 G3	1-1 F7	3-2 G3-1 2B		1-1 FC4-6		5	0	1	1	0	0	3												
Bernie Williams, S OBP: 0.274, SLG: 0.298			2-3 K	4-0 18 HR BB	1-2 2 BB 18 BB 1B	2-0 G3-1		1-1 G1-3		4	2	1	0	1	1	2												
Inning Stats	R: 4 E: 0 K: 0 S: 21	H: 3 LOB: 0 BB: 0 P: 33	R: 1 E: 0 K: 2 S: 10	H: 1 LOB: 0 BB: 0 P: 13	R: 2 E: 0 K: 0 S: 11	H: 2 LOB: 1 BB: 1 P: 19	R: 2 E: 0 K: 3 S: 15	H: 1 LOB: 2 BB: 3 P: 35	R: 3 E: 0 K: 0 S: 22	H: 3 LOB: 3 BB: 3 P: 44	R: 1 E: 0 K: 1 S: 10	H: 2 LOB: 1 BB: 0 P: 20	R: 3 E: 1 K: 0 S: 12	H: 2 LOB: 1 BB: 2 P: 26	R: 1 E: 1 K: 3 S: 14	H: 1 LOB: 1 BB: 0 P: 20	1B: 8 2B: 3 3B: 0 HR: 4	SF: 0 SAC: 0 DP: 0 HBP: 0	WP: 0 PB: 0 SB: 2 CS: 0	PA: 50								
PITCHER	IP	WLS	BF	H	R	ER	SO	BB	IBB	HBP	BLK	WP	HR	S	P	ERA	WHIP											
Josh Towers, R ERA: 10.45	(1, 1)	2.1	L	15	7	7	2	1	0	0	0	0	0	2	38	61	27.00	3.000										
40 Dustin McGowan, R ERA: 13.5	(3, 1)	2.0		11	2	3	3	3	0	0	1	0	1	26	50	13.50	2.500											
28 Shaun Marcum, R ERA: 13.5	(5, 1)	1.2		12	4	3	3	3	0	0	0	0	1	25	53	16.20	4.200											
Vinnie Chulk, R ERA: 5.27	(7, 1)	2.0		12	3	4	2	2	0	0	0	0	0	26	46	9.00	2.500											

Toronto Blue Jays @ New York Yankees
Yankee Stadium, Bronx, NY
Sat Apr 29 2006, 1:05 PM EDT
Att: 50,119 - Sunny - 59 F

livebaseballscorecards.com

AB 41
R 17
H 15
RBI 16
BB 9
SO 9
LOB 25



Batter	1	2	3	4	5	6	7	8	9	AB	R	H	RBI	BB	SO	LOB	TOP			
18 Johnny Damon, L (1, 8) OBP: 0.386, SLG: 0.485	F9		G1				P5	G4-3		4	0	0	0	0	0	1				
2 Derek Jeter, R (1, 6) OBP: 0.505, SLG: 0.637	G5-3						F8	G4-3-6 BB		3	1	1	0	1	0	0				
25 Jason Giambi, L (1, 10)	F8							G4-3-6		3	1	0	0	1	0	1				
13 Alex Rodriguez, R (1, 5) OBP: 0.394, SLG: 0.466										2	1	0	0	2	1	0				
55 Hideki Matsui, L (1, 7) OBP: 0.327, SLG: 0.409	K									4	0	0	1	0	1	3				
20 Jorge Posada, S (1, 2) OBP: 0.376, SLG: 0.429	F9									4	0	0	0	0	1	3				
24 Robinson Cano, L (1, 4) OBP: 0.353, SLG: 0.451	F8									3	0	2	2	0	0	1				
Miguel Cairo, R (1, 3) OBP: 0.320, SLG: 0.391										3	0	0	0	0	0	2				
Bubba Crosby, L (1, 9) OBP: 0.333, SLG: 0.308										3	0	1	0	0	1	1				
Inning Stats	R: 0 E: 0 K: 0 S: 12	H: 0 LOB: 0 BB: 0 P: 18	R: 0 E: 0 K: 1 S: 6	H: 0 LOB: 1 BB: 1 P: 12	R: 0 E: 0 K: 0 S: 7	H: 1 LOB: 0 BB: 0 P: 8	R: 3 E: 0 K: 0 S: 11	H: 2 LOB: 1 BB: 2 P: 22	R: 0 E: 0 K: 1 S: 10	H: 0 LOB: 0 BB: 0 P: 15	R: 0 E: 0 K: 0 S: 7	H: 0 LOB: 0 BB: 0 P: 13	R: 0 E: 0 K: 0 S: 9	H: 0 LOB: 0 BB: 1 P: 17	R: 0 E: 0 K: 2 S: 10	H: 0 LOB: 0 BB: 0 P: 13	1B: 4 2B: 1 3B: 0 HR: 0	SF: 0 SAC: 0 DP: 1 HBP: 0	WP: 0 PB: 0 SB: 0 CS: 1	PA: 33
PITCHER	IP	WLS	BF	H	R	ER	SO	BB	IBB	HBP	BLK	WP	HR	S	P	ERA	WHIP			
49 Tim Wakefield, R (1, 1) ERA: 3.89	7.0		27	4	3	3	2	3	0	0	0	0	0	61	99	3.86	1.000			
50 Mike Timlin, R (8, 1) ERA: 1.74	1.0	W	3	0	0	0	0	1	0	0	0	0	0	9	17	0.00	1.000			
58 Jonathan Papelbon, R (9, 1) ERA:	1.0		3	0	0	0	2	0	0	0	0	0	0	10	13	0.00	0.000			

New York Yankees @ Boston Red Sox
Fenway Park, Boston, MA
Mon May 01 2006, 7:05 PM EDT
Att: 36,339 - Cloudy - 46 F

AB 29
R 3
H 4
RBI 3
BB 4
SO 4
LOB 12



Batter	1	2	3	4	5	6	7	8	9	AB	R	H	RBI	BB	SO	LOB	BOTTOM			
20 Kevin Youkilis, R (1, 3) OBP: 0.414, SLG: 0.411	G4-3 BB	F7					G6-3	G6-3 1B		3	3	1	0	1	0	1				
Mark Loretta, R (1, 4) OBP: 0.276, SLG: 0.292	G4-3									5	2	1	1	0	0	3				
34 David Ortiz, L (1, 10) OBP: 0.408, SLG: 0.673	BB FC3-2 1B									4	1	3	4	1	0	0				
Manny Ramirez, R (1, 7) OBP: 0.434, SLG: 0.456	FC3-2 BB									3	0	2	1	2	0	1				
Trot Nixon, L (1, 9) OBP: 0.418, SLG: 0.492	FC3-2 BB									4	0	1	1	1	1	5				
25 Mike Lowell, R (1, 5) OBP: 0.386, SLG: 0.495	FC3-2									3	0	0	0	1	0	5				
Wily Mo Peña, R (1, 8) OBP: 0.333, SLG: 0.529	F9									4	0	1	0	0	0	6				
Alex Gonzalez, R (9, 6) OBP: 0.275, SLG: 0.243										0	0	0	0	0	0	0				
28 Doug Mirabeli, R (1, 2) OBP: 0.267, SLG: 0.192										4	0	0	0	0	0	1				
Jason Varitek, S (9, 2) OBP: 0.345, SLG: 0.375										0	0	0	0	0	0	0				
13 Alex Cora, L (1, 6) OBP: 0.357, SLG: 0.304										3	0	1	0	1	0	1				
Willie Harris, L (8, PR) OBP: 0.283, SLG: 0.067										0	1	0	0	0	0	0				
Inning Stats	R: 1 E: 0 K: 0 S: 14	H: 1 LOB: 3 BB: 3 P: 31	R: 0 E: 0 K: 0 S: 7	H: 0 LOB: 0 BB: 0 P: 12	R: 0 E: 0 K: 0 S: 5	H: 1 LOB: 1 BB: 1 P: 13	R: 0 E: 0 K: 0 S: 6	H: 0 LOB: 0 BB: 0 P: 7	R: 2 E: 0 K: 0 S: 10	H: 4 LOB: 2 BB: 0 P: 14	R: 0 E: 0 K: 0 S: 7	H: 1 LOB: 1 BB: 0 P: 11	R: 0 E: 0 K: 0 S: 15	H: 1 LOB: 3 BB: 2 P: 27	R: 4 E: 0 K: 1 S: 12	H: 2 LOB: 1 BB: 1 P: 26	1B: 9 2B: 0 3B: 0 HR: 1	SF: 0 SAC: 0 DP: 1 HBP: 1	WP: 0 PB: 0 SB: 0 CS: 0	PA: 41
PITCHER	IP	WLS	BF	H	R	ER	SO	BB	IBB	HBP	BLK	WP	HR	S	P	ERA	WHIP			
40 Chien-Ming Wang, R (1, 1) ERA: 4.89	5.0		24	6	3	3	0	4	0	0	0	0	0	42	77	5.40	2.000			
Aaron Small, R (6, 1) ERA: 7.71	2.1	L	13	2	2	2	0	3	0	1	0	0	0	25	48	7.71	2.143			
Tanyon Sturtze, R (8, 1) ERA: 6.48	0.0		1	1	0	0	0	0	0	0	0	0	0	1	3	∞	∞			
Mike Myers, L (8, 1) ERA: 1.42	0.0		1	1	2	2	0	0	0	0	0	0	1	3	6	∞	∞			
Scott Proctor, R (8, 1) ERA: 1.62	0.2		2	0	0	0	1	0	0	0	0	0	0	5	7	0.00	0.000			

New York Yankees @ Boston Red Sox
Fenway Park, Boston, MA
Mon May 01 2006, 7:05 PM EDT
Att: 36,339 - Cloudy - 46 F

AB 33
R 7
H 10
RBI 7
BB 7
SO 1
LOB 23



Batter	1	2	3	4	5	6	7	8	9	10	AB	R	H	RBI	BB	SO	LOB	TOP							
18 Johnny Damon, L OBP: 0.387, SLG: 0.485	F9		G6-3			G5-3	G3-1			G6-3	4	1	1	0	1	0	1	New York Yankees @ Tampa Bay Devil Rays Tropicana Field, St. Petersburg, FL Wed May 03 2006, 7:15 PM EDT Att. 17,059 - Dome - 72 F livebaseballscorecards.com							
2 Derek Jeter, R OBP: 0.491, SLG: 0.611	G6-3			L3		G5-3		G3		G6-3	4	1	0	0	1	0	1								
25 Jason Giambi, L OBP: 0.545, SLG: 0.788					HBP			K		G6-3	2	0	0	0	2	1	2								
13 Alex Rodriguez, R OBP: 0.395, SLG: 0.457	G5-3				K					G6-3	4	0	1	1	1	1	4								
55 Hideki Matsui, L OBP: 0.330, SLG: 0.408		F9						G3			5	0	2	1	0	0	1								
Bernie Williams, S OBP: 0.288, SLG: 0.308											5	1	3	0	0	1	4								
Bubba Crosby, L OBP: 0.333, SLG: 0.308											0	0	0	0	0	0	0								
24 Robinson Cano, L OBP: 0.360, SLG: 0.459											3	1	1	0	1	0	2								
12 Andy Phillips, R OBP: 0.200, SLG: 0.250											2	0	0	0	0	0	1								
20 Jorge Posada, S OBP: 0.380, SLG: 0.430											2	0	1	1	0	0	1								
Kelly Stinnett, R OBP: 0.267, SLG: 0.286											2	0	0	0	0	1	0								
Miguel Cairo, R OBP: 0.296, SLG: 0.360											2	0	0	1	0	1	2								
Inning Stats	R: 0 E: 0 K: 1 S: 10	H: 0 LOB: 1 BB: 1 P: 19	R: 0 E: 0 K: 0 S: 7	H: 1 LOB: 0 BB: 0 P: 11	R: 0 E: 0 K: 1 S: 11	H: 0 LOB: 0 BB: 0 P: 15	R: 0 E: 0 K: 1 S: 5	H: 0 LOB: 1 BB: 2 P: 9	R: 0 E: 0 K: 0 S: 7	H: 0 LOB: 1 BB: 2 P: 17	R: 0 E: 0 K: 0 S: 11	H: 3 LOB: 1 BB: 0 P: 19	R: 0 E: 0 K: 1 S: 6	H: 0 LOB: 1 BB: 0 P: 12	R: 0 E: 0 K: 1 S: 14	H: 1 LOB: 1 BB: 0 P: 16	R: 2 E: 0 K: 1 S: 12	H: 3 LOB: 2 BB: 1 P: 26	1B: 7 2B: 3 3B: 0 HR: 0	SF: 0 SAC: 0 DP: 4 HBP: 1	WP: 0 PB: 0 SB: 0 CS: 1	PA: 42			
PITCHER	IP WLS BF H R ER SO BB IBB HBP BLK WP HR S P ERA WHIP	6.1 0.2 1.0 1.1 0.2	25 3 4 0 2	4 1 0 2 0	2 0 0 2 0	2 0 0 1 0	0 0 0 1 0	0 0 0 0 0	0 0 0 0 0	0 6 6 18 8	97 11 12 29 13	2.84 0.00 0.00 13.50 0.00	1.263 1.500 1.000 2.250 3.000	PITCHER	IP WLS BF H R ER SO BB IBB HBP BLK WP HR S P ERA WHIP	6.1 0.2 1.0 1.1 0.2	25 3 4 0 2	4 1 0 2 0	2 0 0 2 0	2 0 0 1 0	0 0 0 0 0	0 6 6 18 8	97 11 12 29 13	2.84 0.00 0.00 13.50 0.00	1.263 1.500 1.000 2.250 3.000

Batter	1	2	3	4	5	6	7	8	9	10	AB	R	H	RBI	BB	SO	LOB	BOTTOM					
Joey Gathright, L OBP: 0.330, SLG: 0.228			G6-3								3	0	0	0	2	1	0	New York Yankees @ Tampa Bay Devil Rays Tropicana Field, St. Petersburg, FL Wed May 03 2006, 7:15 PM EDT Att. 17,059 - Dome - 72 F livebaseballscorecards.com					
13 Carl Crawford, L OBP: 0.336, SLG: 0.337											4	0	2	0	0	0	2						
31 Jonny Gomes, R OBP: 0.429, SLG: 0.656											4	0	0	0	0	1	3						
Ty Wigginton, R OBP: 0.303, SLG: 0.550											4	0	0	0	0	3	2						
Toby Hall, R OBP: 0.300, SLG: 0.513											4	0	0	0	0	0	1						
Travis Lee, L OBP: 0.280, SLG: 0.378											4	0	1	0	0	0	0						
Damon Hollins, R OBP: 0.278, SLG: 0.513											4	0	0	0	0	1	1						
Sean Burroughs, L OBP: 0.320, SLG: 0.238											4	1	1	0	0	0	0						
Tomas Perez, S OBP: 0.229, SLG: 0.304											4	1	1	2	0	0	0						
Inning Stats	R: 0 E: 0 K: 1 S: 8	H: 0 LOB: 1 BB: 1 P: 16	R: 0 E: 0 K: 0 S: 7	H: 0 LOB: 0 BB: 0 P: 12	R: 0 E: 0 K: 0 S: 4	H: 0 LOB: 0 BB: 0 P: 6	R: 0 E: 0 K: 1 S: 9	H: 1 LOB: 1 BB: 0 P: 14	R: 2 E: 0 K: 1 S: 9	H: 2 LOB: 1 BB: 1 P: 21	R: 0 E: 0 K: 0 S: 7	H: 0 LOB: 0 BB: 0 P: 12	R: 0 E: 0 K: 1 S: 10	H: 1 LOB: 1 BB: 0 P: 13	R: 0 E: 0 K: 1 S: 9	H: 1 LOB: 1 BB: 0 P: 13	R: 0 E: 0 K: 1 S: 14		H: 0 LOB: 0 BB: 0 P: 19	1B: 4 2B: 0 3B: 0 HR: 1	SF: 0 SAC: 0 DP: 0 HBP: 0	WP: 1 PB: 0 SB: 0 CS: 0	PA: 37
PITCHER	IP WLS BF H R ER SO BB IBB HBP BLK WP HR S P ERA WHIP	6.0 1.0 0.2 1.1 1.0	23 3 1 0 2	2 0 0 0 2	3 0 0 0 1	0 0 0 0 0	0 0 0 1 0	0 0 0 0 0	0 6 7 12 16	81 12 10 16 19	3.00 0.000 1.500 0.750 0.000	PITCHER	IP WLS BF H R ER SO BB IBB HBP BLK WP HR S P ERA WHIP	6.1 1.0 0.2 1.1 0.2	25 3 4 0 2	4 1 0 2 0	2 0 0 1 0		0 0 0 0 0	0 6 6 18 8	97 11 12 29 13	2.84 0.00 0.00 13.50 0.00	1.263 1.500 1.000 2.250 3.000

Batter	1	2	3	4	5	6	7	8	9	AB	R	H	RBI	BB	SO	LOB	TOP				
18 Johnny Damon, L (1, 10) OBP: 0.387, SLG: 0.509	P5		K		F7		25 BB, 13 HBP, 2 BB	HR		5	2	2	4	0	1	1					
2 Derek Jeter, R (1, 6) OBP: 0.476, SLG: 0.586	G6-3			G6-3	G5-3		13 HBP, 25 BB	K		4	0	0	0	1	1	1					
25 Jason Giambi, L (1, 3) OBP: 0.338, SLG: 0.757				F7		G3-1	13 HBP, BB	FC6-4		4	0	1	1	1	1	0					
12 Andy Phillips, R (8, PR) OBP: 0.200, SLG: 0.250	K						13 HBP, BB	1B		0	0	0	0	0	0	0					
13 Alex Rodriguez, R (1, 5) OBP: 0.387, SLG: 0.438		F9		G5-3		F8		FC6-4		4	0	0	1	0	0	1					
55 Hideki Matsui, L (1, 7) OBP: 0.342, SLG: 0.456		HR				G3			G4-3	5	2	3	1	0	0	3					
20 Jorge Posada, S (1, 2) OBP: 0.392, SLG: 0.420		P6				G6-3				2	2	0	0	3	0	1					
24 Robinson Canó, L (1, 4) OBP: 0.351, SLG: 0.456				F8						5	2	1	1	0	0	2					
Bernie Williams, S (1, 9) OBP: 0.297, SLG: 0.319			F7							4	0	2	2	0	0	0					
Bubba Crosby, L (1, 8) OBP: 0.294, SLG: 0.267				G1-3						2	0	0	0	0	1	1					
Gary Sheffield, R (7, PH) OBP: 0.398, SLG: 0.516					K					2	2	1	0	1	0	2					
Inning Stats	R: 0 E: 0 K: 1 S: 10	H: 0 LOB: 0 BB: 0 P: 14	R: 1 E: 0 K: 0 S: 5	H: 1 LOB: 0 BB: 0 P: 11	R: 0 E: 0 K: 1 S: 7	H: 0 LOB: 0 BB: 0 P: 11	R: 0 E: 0 K: 0 S: 4	H: 0 LOB: 0 BB: 0 P: 5	R: 3 E: 0 K: 1 S: 14	H: 3 LOB: 1 BB: 1 P: 26	R: 0 E: 0 K: 0 S: 7	H: 1 LOB: 1 BB: 0 P: 14	R: 2 E: 0 K: 0 S: 14	H: 2 LOB: 3 BB: 2 P: 27	R: 4 E: 1 K: 1 S: 13	H: 2 LOB: 1 BB: 2 P: 23	R: 0 E: 0 K: 0 S: 11	H: 1 LOB: 2 BB: 1 P: 20	1B: 6 2B: 2 3B: 0 HR: 2	SF: 0 SAC: 1 DP: 0 HBP: 1	WP: 0 PA: 45
PITCHER	IP	WLS	BF	H	R	ER	SO	BB	IBB	HBP	BLK	WP	HR	S	P	ERA	WHIP				
Doug Waechter, R (1, 1) ERA: 6.46	4.0		17	4	4	4	2	1	0	0	0	0	1	34	55	9.00	1.250				
Brian Meadows, R (5, 1) ERA: 8.1	2.2	L	10	2	1	1	1	0	0	0	0	0	0	20	35	3.38	0.750				
54 Chad Orvela, R (7, 1) ERA: 4.32	0.0		3	1	0	0	0	2	0	0	0	0	0	5	15	∞	∞				
22 Shawn Camp, R (7, 1) ERA: 4.15	0.1		3	0	2	2	0	1	0	1	0	0	0	2	7	54.00	3.000				
Dan Miceli, R (8, 1) ERA: 6.39	0.1		4	1	3	2	0	0	1	0	0	0	1	5	9	54.00	3.000				

New York Yankees @ Tampa Bay Devil Rays
Tropicana Field, St. Petersburg, FL
Thu May 04 2006, 7:15 PM EDT
Att: 22,164 - Dome - 72 F

AB 37
R 10
H 10
RBI 10
BB 6
SO 4
LOB 12



Batter	1	2	3	4	5	6	7	8	9	AB	R	H	RBI	BB	SO	LOB	BOTTOM				
Joey Gathright, L (1, 8) OBP: 0.323, SLG: 0.217	SH1-3 13 S, 13 S, 31 2B		G3		G5-3		G6-3		G6-3	4	1	0	0	0	0	1					
13 Carl Crawford, L (1, 7) OBP: 0.333, SLG: 0.333	SH1-3				G6-3		K		K	4	1	1	1	0	2	0					
31 Jonny Gomes, R (1, 10) OBP: 0.444, SLG: 0.670							L6			4	1	3	1	1	0	0					
Ty Wigginton, R (1, 5) OBP: 0.307, SLG: 0.571	K								G1-3	5	1	2	3	0	1	2					
Toby Hall, R (1, 2) OBP: 0.356, SLG: 0.500		G5-3		P5						4	0	1	0	0	1	2					
Damon Hollins, R (1, 9) OBP: 0.289, SLG: 0.500										2	0	0	0	2	0	1					
14 Greg Norton, S (1, 3) OBP: 0.250, SLG: 0.357										3	0	0	0	0	1	1					
Travis Lee, L (7, 3) OBP: 0.287, SLG: 0.385							F8			1	0	1	0	0	0	0					
Nick Green, R (1, 4) OBP: 0.200, SLG: 0.077										3	0	0	0	0	1	1					
Sean Burroughs, L (8, PH) ERA: 6.23										0	0	0	0	0	0	0					
8 Josh Paul, R (8, PH) OBP: 0.259, SLG: 0.308										0	0	0	0	1	0	0					
Tomas Perez, S (1, 6) OBP: 0.230, SLG: 0.301										4	1	1	0	0	0	4					
Inning Stats	R: 1 E: 0 K: 1 S: 5	H: 1 LOB: 1 BB: 0 P: 9	R: 0 E: 0 K: 0 S: 6	H: 0 LOB: 0 BB: 0 P: 7	R: 2 E: 0 K: 0 S: 16	H: 3 LOB: 2 BB: 1 P: 26	R: 0 E: 0 K: 2 S: 9	H: 0 LOB: 1 BB: 1 P: 13	R: 2 E: 0 K: 0 S: 13	H: 3 LOB: 1 BB: 0 P: 19	R: 0 E: 0 K: 0 S: 6	H: 0 LOB: 0 BB: 0 P: 9	R: 0 E: 0 K: 1 S: 9	H: 0 LOB: 0 BB: 0 P: 14	R: 0 E: 0 K: 1 S: 19	H: 1 LOB: 3 BB: 2 P: 32	R: 0 E: 0 K: 1 S: 16	H: 1 LOB: 1 BB: 0 P: 23	1B: 7 2B: 2 3B: 0 HR: 1	SF: 0 SAC: 1 DP: 1 HBP: 1	WP: 0 PA: 40
PITCHER	IP	WLS	BF	H	R	ER	SO	BB	IBB	HBP	BLK	WP	HR	S	P	ERA	WHIP				
Randy Johnson, L (1, 1) ERA: 5.02	6.2		29	7	5	5	4	2	0	1	0	0	0	2	5	0.00	0.000				
Tanyon Sturtze, R (7, 1) ERA: 6.23	0.1	H	1	0	0	0	0	0	0	0	0	0	0	2	5	0.00	0.000				
Scott Proctor, R (8, 1) ERA: 1.56	0.2		4	1	0	0	1	1	0	0	0	0	0	12	19	0.00	3.000				
Mike Myers, L (8, 1) ERA: 1.08	1.1		6	1	0	0	1	1	0	0	0	0	0	23	36	0.00	1.500				

New York Yankees @ Tampa Bay Devil Rays
Tropicana Field, St. Petersburg, FL
Thu May 04 2006, 7:15 PM EDT
Att: 22,164 - Dome - 72 F


AB 34
R 5
H 9
RBI 5
BB 4
SO 6
LOB 12



Batter	1	2	3	4	5	6	7	8	9	AB	R	H	RBI	BB	SO	LOB	TOP			
18 Johnny Damon, L (1, 8) OBP: 0.395, SLG: 0.509	1-2 25 BB 13 FC6-4 2 1B	0-2 F9		0-0 25 BB 13 1B 2 E	4-2 2 1B		1-0 P4			4	2	2	1	1	0	0				
2 Derek Jeter, R (1, 6) OBP: 0.476, SLG: 0.577	1-2 13 FC6-4 20 BB	3-3 K		0-0 E5 25 BB 13 1B	1-2 2 1B		3-1 L8			5	2	2	2	0	1	2				
Gary Sheffield, R (1, 9) OBP: 0.380, SLG: 0.490 Bubba Crosby, L (8, 9) OBP: 0.294, SLG: 0.267	2-3 K			1-0 F9	2-1 F6		0-0 P4	1-1 P3		5	0	0	0	0	1	7				
25 Jason Giambi, L (1, 3) OBP: 0.532, SLG: 0.726 12 Andy Phillips, R (8, 3) OBP: 0.200, SLG: 0.250	4-2 13 FC6-4 2 1B			2-1 G6-3	4-0 13 1B		2-1 F7	0-3 K		3	0	0	1	2	1	0				
13 Alex Rodriguez, R (1, 5) OBP: 0.395, SLG: 0.450	1-1 FC6-4 20 BB 55 BB			2-3 K	0-0 2 1B		3-1 2B	4-1 BB		4	0	2	3	1	1	2				
55 Hideki Matsui, L (1, 7) OBP: 0.353, SLG: 0.462	4-2 20 BB			1-2 2 1B	1-2 2 1B		4-2 BB	2-0 P4		3	1	1	0	2	0	3				
20 Jorge Posada, S (1, 2) OBP: 0.382, SLG: 0.400	4-2 1-2 2-3 3-H			2-1 L4	2-2 G6-3		1-2 F9	1-0 E6 G6-4-3		4	0	0	1	1	0	3				
24 Robinson Cano, L (1, 4) OBP: 0.343, SLG: 0.442	2-2 F7			1-1 18 1B 2 BB	2-1 L4		0-0 L1	2-2 F7		5	1	1	0	0	0	6				
Bernie Williams, S (1, 10) OBP: 0.304, SLG: 0.315		1-3 K		4-1 2 E 18 1B 25 BB	2-1 18 BB 2 1B		3-2 G4-3	3-2 G6-4-3		4	2	1	0	1	1	1				
Inning Stats	R: 2 E: 0 K: 1 S: 21	H: 2 LOB: 3 BB: 3 P: 39	R: 0 E: 0 K: 2 S: 10	H: 0 LOB: 0 BB: 0 P: 14	R: 0 E: 0 K: 1 S: 6	H: 0 LOB: 0 BB: 0 P: 12	R: 5 E: 1 K: 0 S: 12	H: 4 LOB: 2 BB: 2 P: 27	R: 1 E: 0 K: 0 S: 12	H: 2 LOB: 2 BB: 1 P: 23	R: 0 E: 0 K: 0 S: 12	H: 1 LOB: 0 BB: 0 P: 22	R: 0 E: 0 K: 1 S: 7	H: 0 LOB: 1 BB: 1 P: 14	R: 0 E: 1 K: 0 S: 7	H: 0 LOB: 0 BB: 0 P: 13	1B: 7 2B: 2 3B: 0 HR: 0	SF: 0 SAC: 0 DP: 1 HBP: 0	WP: 0 PB: 0 CS: 0	PA: 45
PITCHER	IP WLS BF H R ER SO BB IBB HBP BLK WP HR S P ERA WHIP	IP WLS BF H R ER SO BB IBB HBP BLK WP HR S P ERA WHIP	IP WLS BF H R ER SO BB IBB HBP BLK WP HR S P ERA WHIP	IP WLS BF H R ER SO BB IBB HBP BLK WP HR S P ERA WHIP	IP WLS BF H R ER SO BB IBB HBP BLK WP HR S P ERA WHIP	IP WLS BF H R ER SO BB IBB HBP BLK WP HR S P ERA WHIP	IP WLS BF H R ER SO BB IBB HBP BLK WP HR S P ERA WHIP	IP WLS BF H R ER SO BB IBB HBP BLK WP HR S P ERA WHIP	IP WLS BF H R ER SO BB IBB HBP BLK WP HR S P ERA WHIP	IP WLS BF H R ER SO BB IBB HBP BLK WP HR S P ERA WHIP	IP WLS BF H R ER SO BB IBB HBP BLK WP HR S P ERA WHIP	IP WLS BF H R ER SO BB IBB HBP BLK WP HR S P ERA WHIP	IP WLS BF H R ER SO BB IBB HBP BLK WP HR S P ERA WHIP	IP WLS BF H R ER SO BB IBB HBP BLK WP HR S P ERA WHIP	IP WLS BF H R ER SO BB IBB HBP BLK WP HR S P ERA WHIP	IP WLS BF H R ER SO BB IBB HBP BLK WP HR S P ERA WHIP	IP WLS BF H R ER SO BB IBB HBP BLK WP HR S P ERA WHIP			
44 Vicente Padilla, R (1, 1) ERA: 4.58 Rick Bauer, R (4, 1) ERA: 3.24 36 C.J. Wilson, L (8, 1) ERA: 6.75 32 Ron Mahay, L (9, 1) ERA:	3.2 L 15 3 0 0 0 5 0 0 0 0 0 0 48 90 9.82 3.000	3.1 3 4 0 0 0 0 1 0 0 0 0 0 0 31 60 2.70 1.500	1.0 4 0 0 0 0 1 0 0 0 0 0 0 7 14 0.00 1.000	1.0 3 0 0 0 0 0 0 0 0 0 0 0 7 13 0.00 0.000																
Batter	1	2	3	4	5	6	7	8	9	AB	R	H	RBI	BB	SO	LOB	BOTTOM			
Gary Matthews, S (1, 8) OBP: 0.366, SLG: 0.513	0-1 G1-3		2-2 P2			1-2 F7		1-0 BB 10 1B 9 1B	1-2 10 FC6-4 1B	5	1	2	0	0	0	1				
10 Michael Young, R (1, 6) OBP: 0.378, SLG: 0.454	0-2 G4-3			0-1 23 G6-4-3 1B		2-1 G5-3		1-0 BB 9 1B 1B	1-2 BB 1B	5	1	2	0	0	0	2				
23 Mark Teixeira, S (1, 3) OBP: 0.353, SLG: 0.455	0-0 F7			2-1 G6-4-3			0-0 F8	3-3 K	1-0 L9	5	0	0	0	0	1	5				
Phil Nevin, R (1, 10) OBP: 0.346, SLG: 0.483		2-1 G6-3		3-1 G3			2-3 K	4-1 9 1B 1B BB	1-2 2-3 3-H	3	1	0	1	1	1	0				
9 Hank Blalock, L (1, 5) OBP: 0.395, SLG: 0.491		0-3 K		0-0 G3			0-3 K	0-0 6 HBP 1B 1B	1-2 2-H 3-H	4	0	1	2	0	2	0				
Kevin Mench, R (1, 9) OBP: 0.337, SLG: 0.636		1-3 K		0-2 P2				0-0 1B		4	1	2	1	0	1	0				
6 Brad Wilkerson, L (1, 7) OBP: 0.336, SLG: 0.448				1-1 G5-3 3B				1-2 2-3 3-H		3	2	2	0	0	1	0				
Rod Barajas, R (1, 2) OBP: 0.256, SLG: 0.296		0-2 G5-3		0-1 P5				1-2 2-3 3-H		4	0	1	2	0	0	3				
Mark DeRosa, R (1, 4) OBP: 0.483, SLG: 0.833				3-3 L9			2-1 E5	2-0 FC5-4 10 1B 1B BB	2-2 G5-3	4	1	0	1	0	0	1				
Inning Stats	R: 0 E: 0 K: 0 S: 6	H: 0 LOB: 0 BB: 0 P: 6	R: 0 E: 0 K: 2 S: 9	H: 0 LOB: 0 BB: 0 P: 12	R: 1 E: 0 K: 0 S: 11	H: 1 LOB: 0 BB: 0 P: 17	R: 0 E: 0 K: 0 S: 6	H: 1 LOB: 0 BB: 0 P: 11	R: 0 E: 1 K: 0 S: 9	H: 0 LOB: 1 BB: 0 P: 14	R: 0 E: 0 K: 2 S: 8	H: 0 LOB: 0 BB: 0 P: 10	R: 6 E: 0 K: 1 S: 20	H: 7 LOB: 3 BB: 1 P: 34	R: 0 E: 0 K: 0 S: 11	H: 1 LOB: 1 BB: 0 P: 16	1B: 9 2B: 0 3B: 1 HR: 0	SF: 0 SAC: 0 DP: 1 HBP: 1	WP: 0 PB: 0 CS: 0	PA: 39
PITCHER	IP WLS BF H R ER SO BB IBB HBP BLK WP HR S P ERA WHIP	IP WLS BF H R ER SO BB IBB HBP BLK WP HR S P ERA WHIP	IP WLS BF H R ER SO BB IBB HBP BLK WP HR S P ERA WHIP	IP WLS BF H R ER SO BB IBB HBP BLK WP HR S P ERA WHIP	IP WLS BF H R ER SO BB IBB HBP BLK WP HR S P ERA WHIP	IP WLS BF H R ER SO BB IBB HBP BLK WP HR S P ERA WHIP	IP WLS BF H R ER SO BB IBB HBP BLK WP HR S P ERA WHIP	IP WLS BF H R ER SO BB IBB HBP BLK WP HR S P ERA WHIP	IP WLS BF H R ER SO BB IBB HBP BLK WP HR S P ERA WHIP	IP WLS BF H R ER SO BB IBB HBP BLK WP HR S P ERA WHIP	IP WLS BF H R ER SO BB IBB HBP BLK WP HR S P ERA WHIP	IP WLS BF H R ER SO BB IBB HBP BLK WP HR S P ERA WHIP	IP WLS BF H R ER SO BB IBB HBP BLK WP HR S P ERA WHIP	IP WLS BF H R ER SO BB IBB HBP BLK WP HR S P ERA WHIP	IP WLS BF H R ER SO BB IBB HBP BLK WP HR S P ERA WHIP	IP WLS BF H R ER SO BB IBB HBP BLK WP HR S P ERA WHIP	IP WLS BF H R ER SO BB IBB HBP BLK WP HR S P ERA WHIP			
35 Mike Mussina, R (1, 1) ERA: 2.35 Aaron Small, R (8, 1) ERA: 16.98 Kyle Farnsworth, R (8, 1) ERA: 4.09 42 Mariano Rivera, R (8, 1) ERA: 3.0	7.0 W 24 3 1 1 0 0 0 0 0 0 0 6 10 27.00 9.000	0.1 4 3 1 1 0 0 0 0 0 0 0 0 6 10 27.00 9.000	0.1 3 1 1 1 1 1 0 0 0 0 0 0 5 13 27.00 6.000	1.1 S 8 3 3 3 0 0 0 1 0 0 0 19 26 20.25 2.250																


New York Yankees @ Texas Rangers
 Ameriquest Field, Arlington, TX
 Fri May 05 2006, 8:05 PM EDT
 Att: 38,953 - Partly Cloudy - 76 F

AB 37
 R 8
 H 9
 RBI 8
 BB 8
 SO 5
 LOB 24



New York Yankees @ Texas Rangers
 Ameriquest Field, Arlington, TX
 Fri May 05 2006, 8:05 PM EDT
 Att: 38,953 - Partly Cloudy - 76 F

AB 37
 R 7
 H 10
 RBI 7
 BB 1
 SO 6
 LOB 12



livebaseballscorecards.com

livebaseballscorecards.com

Batter	1	2	3	4	5	6	7	8	9	AB	R	H	RBI	BB	SO	LOB	TOP										
18 Johnny Damon, L OBP: 0.388, SLG: 0.496	K		G4-3						G6-3	5	1	1	0	0	1	2	New York Yankees @ Texas Rangers Ameriquest Field, Arlington, TX Sat May 06 2006, 8:05 PM EDT Att. 48,654 - Overcast - 67 F										
2 Derek Jeter, R OBP: 0.466, SLG: 0.560	K		G6-3						G4-3	5	1	1	1	0	2	0											
25 Jason Giambi, L OBP: 0.539, SLG: 0.760 12 Andy Phillips, P OBP: 0.194, SLG: 0.241	HR								F8	2	2	1	1	2	0	0											
13 Alex Rodriguez, R OBP: 0.391, SLG: 0.471	K									4	1	1	3	0	2	1											
55 Hideki Matsui, L OBP: 0.341, SLG: 0.445										4	0	0	0	0	0	0											
20 Jorge Posada, S OBP: 0.396, SLG: 0.409										3	1	2	0	1	0	0											
24 Robinson Cano, L OBP: 0.350, SLG: 0.444										4	0	2	0	0	1	2											
Bernie Williams, S OBP: 0.301, SLG: 0.312										4	0	1	0	0	0	4											
Bubba Crosby, L OBP: 0.286, SLG: 0.263										4	0	1	1	0	0	3											
Inning Stats	R: 1 E: 0 K: 3 S: 14	H: 1 LOB: 0 BB: 0 P: 24	R: 0 E: 0 K: 0 S: 8	H: 0 LOB: 1 BB: 1 P: 14	R: 0 E: 0 K: 0 S: 6	H: 0 LOB: 0 BB: 0 P: 9	R: 0 E: 0 K: 0 S: 5	H: 0 LOB: 0 BB: 1 P: 10	R: 0 E: 0 K: 1 S: 9	H: 1 LOB: 1 BB: 0 P: 15	R: 5 E: 0 K: 1 S: 18	H: 6 LOB: 2 BB: 1 P: 34	R: 0 E: 0 K: 2 S: 11	H: 0 LOB: 0 BB: 0 P: 18	R: 0 E: 0 K: 0 S: 9	H: 2 LOB: 2 BB: 0 P: 15	R: 0 E: 0 K: 0 S: 7	H: 0 LOB: 0 BB: 0 P: 10	1B: 8 2B: 1 3B: 0 HR: 2	SF: 0 SAC: 0 DP: 1 HBP: 0	WP: 0 PB: 0 SB: 1 CS: 0	PA: 39					
PITCHER	IP	WLS	BF	H	R	ER	SO	BB	IBB	HBP	BLK	WP	HR	S	P	ERA	WHIP										
43 Kameron Loe, R ERA: 4.76	(1, 1)	5.0	L	22	5	5	3	3	0	0	0	0	2	52	89	9.00	1.600										
32 Ron Mahay, L ERA: 1.5	(6, 1)	1.0		6	3	1	1	0	0	0	0	0	0	8	17	9.00	3.000										
53 Joaquin Benoit, R ERA: 3.0	(7, 1)	1.0		3	0	0	2	0	0	0	0	0	0	11	18	0.00	0.000										
Antonio Alfonseca, R ERA: 3.95	(8, 1)	1.0		5	2	0	0	0	0	0	0	0	0	9	15	0.00	2.000										
Francisco Cordero, R ERA: 9.99	(9, 1)	1.0		3	0	0	0	0	0	0	0	0	0	7	10	0.00	0.000										

Batter	1	2	3	4	5	6	7	8	9	AB	R	H	RBI	BB	SO	LOB	BOTTOM										
Gary Matthews, S OBP: 0.357, SLG: 0.506	K		G3						G4-3	5	0	1	0	0	1	0	New York Yankees @ Texas Rangers Ameriquest Field, Arlington, TX Sat May 06 2006, 8:05 PM EDT Att. 48,654 - Overcast - 67 F										
10 Michael Young, R OBP: 0.378, SLG: 0.452	BB		G5-3						F8	5	1	2	0	0	0	1											
23 Mark Teixeira, S OBP: 0.354, SLG: 0.444	BB									3	0	0	0	2	3	1											
Phil Nevin, R OBP: 0.350, SLG: 0.487	BB									3	0	1	0	1	1	4											
9 Hank Blalock, L OBP: 0.391, SLG: 0.483	BB									4	0	1	1	0	0	3											
Kevin Mench, R OBP: 0.333, SLG: 0.621	F8									4	0	1	0	0	0	3											
6 Brad Wilkerson, L OBP: 0.342, SLG: 0.444										3	0	1	0	1	2	0											
Rod Barajas, R OBP: 0.256, SLG: 0.286										3	0	0	0	1	0	2											
Mark DeRosa, R OBP: 0.424, SLG: 0.714										4	0	0	0	0	0	5											
Inning Stats	R: 1 E: 0 K: 2 S: 16	H: 2 LOB: 2 BB: 1 P: 28	R: 0 E: 0 K: 1 S: 8	H: 0 LOB: 0 BB: 0 P: 12	R: 0 E: 0 K: 1 S: 6	H: 0 LOB: 0 BB: 0 P: 10	R: 0 E: 0 K: 0 S: 11	H: 1 LOB: 2 BB: 2 P: 21	R: 0 E: 0 K: 1 S: 9	H: 1 LOB: 2 BB: 1 P: 16	R: 0 E: 0 K: 1 S: 10	H: 0 LOB: 0 BB: 0 P: 11	R: 0 E: 0 K: 0 S: 9	H: 1 LOB: 2 BB: 1 P: 17	R: 0 E: 0 K: 0 S: 9	H: 2 LOB: 2 BB: 0 P: 14	R: 0 E: 0 K: 1 S: 7	H: 0 LOB: 0 BB: 0 P: 10	1B: 5 2B: 2 3B: 0 HR: 0	SF: 0 SAC: 0 DP: 0 HBP: 0	WP: 0 PB: 0 SB: 0 CS: 0	PA: 39					
PITCHER	IP	WLS	BF	H	R	ER	SO	BB	IBB	HBP	BLK	WP	HR	S	P	ERA	WHIP										
Shawn Chacon, R ERA: 3.94	(1, 1)	6.1	W	28	5	1	6	4	0	0	0	0	0	64	104	1.42	1.421										
Tanyon Sturtze, R ERA: 5.79	(7, 1)	0.2		3	0	0	0	1	0	0	0	0	0	5	11	0.00	1.500										
Scott Proctor, R ERA: 1.4	(8, 1)	2.0		8	2	0	1	0	0	0	0	0	0	16	24	0.00	1.000										

AB 36
R 6
H 10
RBI 6
BB 3
SO 6
LOB 12



AB 34
R 1
H 7
RBI 1
BB 5
SO 7
LOB 19



Batter	1	2	3	4	5	6	7	8	9	AB	R	H	RBI	BB	SO	LOB	TOP																			
18 Johnny Damon, L (1, 8) OBP: 0.381, SLG: 0.483	P4		G4-3	P3		G6-3		G5-3		5	0	1	1	0	0	3	New York Yankees @ Texas Rangers Ameriquest Field, Arlington, TX Sun May 07 2006, 2:05 PM EDT Att. 46,062 - Overcast - 72 F																			
2 Derek Jeter, R (1, 6) OBP: 0.449, SLG: 0.535	K		F8	K		G5-3		G5-3		5	0	0	0	0	2	4																				
25 Jason Giambi, L (1, 3) OBP: 0.533, SLG: 0.731 12 Andy Phillips, R (6, PR) OBP: 0.194, SLG: 0.241	K						G4-3	G5-3		3	1	0	0	2	1	2																				
13 Alex Rodriguez, R (1, 5) OBP: 0.391, SLG: 0.468										5	2	2	0	0	2	2																				
55 Hideki Matsui, L (1, 10) OBP: 0.367, SLG: 0.482										2	2	3	3	0	0																					
24 Robinson Cano, L (1, 4) OBP: 0.352, SLG: 0.442										5	1	2	0	0	0	4																				
Bernie Williams, S (1, 9) OBP: 0.307, SLG: 0.317										5	1	2	2	0	0	2																				
Bubba Crosby, L (1, 7) OBP: 0.320, SLG: 0.273										3	1	1	0	0	1	3																				
Kelly Stinnett, R (1, 2) OBP: 0.316, SLG: 0.389										4	0	2	2	0	0	0																				
Inning Stats	R: 0 E: 0 K: 2 S: 11	H: 0 LOB: 0 BB: 0 P: 17	R: 1 E: 0 K: 1 S: 19	H: 2 LOB: 1 BB: 0 P: 28	R: 0 E: 0 K: 1 S: 8	H: 0 LOB: 0 BB: 0 P: 10	R: 5 E: 0 K: 1 S: 17	H: 5 LOB: 2 BB: 1 P: 29	R: 0 E: 0 K: 0 S: 5	H: 0 LOB: 0 BB: 1 P: 12	R: 1 E: 0 K: 0 S: 10	H: 2 LOB: 1 BB: 0 P: 14	R: 1 E: 0 K: 1 S: 11	H: 2 LOB: 2 BB: 1 P: 20	R: 0 E: 0 K: 1 S: 17	H: 1 LOB: 3 BB: 1 P: 27		R: 0 E: 0 K: 0 S: 6	H: 0 LOB: 0 BB: 1 P: 12	1B: 10 2B: 1 3B: 0 HR: 1	SF: 0 SAC: 0 DP: 2 HBP: 1	WP: 0 PB: 0 SB: 2 CS: 0	PA: 43													
PITCHER	IP	WLS	BF	H	R	ER	SO	BB	IBB	HBP	BLK	WP	HR	S	P	ERA	WHIP	PITCHER		IP	WLS	BF	H	R	ER	SO	BB	IBB	HBP	BLK	WP	HR	S	P	ERA	WHIP
55 Robinson Tejeda, R (1, 1) ERA: 9.0	3.0	L	18	7	6	6	3	1	0	1	0	0	1	48	74	18.00	2.667	40 Akinori Otsuka, R (9, 1) ERA: 1.84		1.0		3	0	0	0	1	0	0	0	0	0	6	12	0.00	1.000	
36 C.J. Wilson, L (4, 1) ERA: 5.91	0.1		1	0	0	0	0	0	0	0	0	0	0	1	1	0.00	0.000																			
Antonio Alfonseca, R (6, 1) ERA: 3.98	0.1		1	0	0	0	0	0	0	0	0	0	0	1	1	0.00	0.000																			
32 Ron Mahay, L (7, 1) ERA: 2.35	1.2		10	3	1	1	1	2	0	0	0	0	0	24	42	5.40	3.000																			
Francisco Cordero, R (8, 1) ERA: 3.4	0.1		1	0	0	0	1	0	0	0	0	0	0	4	5	0.00	0.000																			
Batter	1	2	3	4	5	6	7	8	9	AB	R	H	RBI	BB	SO	LOB	BOTTOM																			
Gary Matthews, S (1, 8) OBP: 0.356, SLG: 0.500 Adrian Brown, S (6, PR) OBP: 0.273, SLG: 0.267	G4-3		F8				G3-4-1		E3	3	0	1	0	0	0	0	New York Yankees @ Texas Rangers Ameriquest Field, Arlington, TX Sun May 07 2006, 2:05 PM EDT Att. 46,062 - Overcast - 72 F																			
10 Michael Young, R (1, 6) OBP: 0.379, SLG: 0.450	G1-4-3					F8	G5-3			5	0	2	1	0	0	3																				
23 Mark Teixeira, S (1, 3) OBP: 0.356, SLG: 0.450	G3									5	1	2	0	0	1	3																				
Phil Nevin, R (1, 10) OBP: 0.340, SLG: 0.472										4	0	0	0	0	2	4																				
9 Hank Blalock, L (1, 5) OBP: 0.387, SLG: 0.475										4	0	1	2	0	0	2																				
Kevin Mench, R (1, 9) OBP: 0.330, SLG: 0.604										3	0	0	0	1	0	4																				
6 Brad Wilkerson, L (1, 7) OBP: 0.347, SLG: 0.450										3	2	1	0	1	1	1																				
Mark DeRosa, R (1, 4) OBP: 0.432, SLG: 0.688										4	0	2	0	0	0	2																				
15 Gerald Laird, R (1, 2) OBP: 0.333, SLG: 0.429										3	0	0	1	1	0	2																				
Inning Stats	R: 0 E: 0 K: 0 S: 11	H: 0 LOB: 0 BB: 0 P: 17	R: 0 E: 0 K: 1 S: 6	H: 0 LOB: 0 BB: 0 P: 9	R: 1 E: 0 K: 0 S: 12	H: 1 LOB: 0 BB: 0 P: 18	R: 0 E: 0 K: 0 S: 13	H: 2 LOB: 2 BB: 0 P: 21	R: 0 E: 0 K: 1 S: 7	H: 1 LOB: 0 BB: 0 P: 9	R: 2 E: 0 K: 1 S: 10	H: 3 LOB: 2 BB: 0 P: 19	R: 1 E: 1 K: 1 S: 16	H: 0 LOB: 2 BB: 2 P: 27	R: 0 E: 0 K: 1 S: 8	H: 0 LOB: 1 BB: 1 P: 15		R: 1 E: 1 K: 0 S: 10	H: 2 LOB: 1 BB: 0 P: 16	1B: 7 2B: 2 3B: 0 HR: 0	SF: 0 SAC: 0 DP: 2 HBP: 0	WP: 0 PB: 0 SB: 0 CS: 0	PA: 39													
PITCHER	IP	WLS	BF	H	R	ER	SO	BB	IBB	HBP	BLK	WP	HR	S	P	ERA	WHIP	PITCHER		IP	WLS	BF	H	R	ER	SO	BB	IBB	HBP	BLK	WP	HR	S	P	ERA	WHIP
40 Chien-Ming Wang, R (1, 1) ERA: 4.83	6.0		24	7	3	3	2	2	0	0	0	0	0	4	12	4.50	1.167	Tanyon Sturtze, R (7, 1) ERA: 5.79		0.0		3	0	1	0	0	2	0	0	0	0	0	4	12	∞	∞
Scott Proctor, R (7, 1) ERA: 1.33	1.0	H	3	0	0	0	1	0	0	0	0	0	0	12	15	0.00	0.000	Kyle Farnsworth, R (8, 1) ERA: 3.75		1.0		4	0	0	0	1	1	0	0	0	8	15	0.00	1.000		
42 Mariano Rivera, R (9, 1) ERA: 2.77	1.0		5	2	1	0	0	0	0	0	0	0	0	10	16	0.00	2.000	FC1 15 BB G3-4-1		1.0		5	2	1	0	0	0	0	0	10	16	0.00	2.000			

Batter	1	2	3	4	5	6	7	8	9	AB	R	H	RBI	BB	SO	LOB	TOP					
20 Kevin Youkilis, R OBP: 0.430, SLG: 0.466	4-2 G4-3 BB		3-1 L7	2-3 K	0-0 F9		4-1 1B BB	1-1 P4		4	0	0	0	2	1	7						
Mark Loretta, R OBP: 0.313, SLG: 0.338	1-2 G4-3		0-1 G4-3	3-0 E 1B	1-1 1B		0-1 1B		1-0 G5-3	6	1	3	2	0	0	3						
34 David Ortiz, L J.T. Snow, L OBP: 0.385, SLG: 0.200	4-0 FC6-4 BB		2-2 E5 1B	0-0 E 2B	3-1 G4-3		1-3 K		3-2 1B G2-6-3 1B	4	2	1	0	1	1	4						
Manny Ramirez, R Willie Harris, L OBP: 0.460, SLG: 0.523	1-0 FC6-4		1-2 E9 1B	3-2 E 2B		0-0 HR	1-0 F8		2-1 G2-6-3 1B	4	1	2	2	0	0	1						
Jason Varitek, S 28 Doug Mirabeli, R OBP: 0.234, SLG: 0.372		2-1 G5-3	4-1 BB	1-3 K		2-2 L6		1-0 F8	3-2 G2-6-3	5	0	0	1	1	1	2						
25 Mike Lowell, R OBP: 0.398, SLG: 0.557		0-1 G1-3	3-3 K		1-1 E5 HR	0-0 G6-3 2B		1-3 K	3-1 1B 2B	6	2	2	1	0	2	2						
Wily Mo Peña, R OBP: 0.357, SLG: 0.507		0-0 G1-3		3-3 K	1-0 L8	0-0 G6-3		1-0 BB HBP 1B	2-2 1B	6	0	2	0	0	1	2						
Dustin Mohr, R Trot Nixon, L OBP: 0.243, SLG: 0.382			2-0 G4-3 E 1B	4-2 WP 1B BB	4-1 HR BB	0-2 F8		2-2 BB HBP	0-2 1B	1	2	1	0	1	0	0						
Alex Gonzalez, R OBP: 0.317, SLG: 0.314			4-2 E G4-3 BB	0-2 WP 1B	1-2 HR		1-1 F9	4-1 BB	2-2 F7	4	3	2	3	2	0	2						
Inning Stats	R: 0 E: 0 K: 0 S: 9	H: 0 LOB: 1 BB: 2 P: 19	R: 0 E: 0 K: 0 S: 5	H: 0 LOB: 0 BB: 0 P: 7	R: 3 E: 1 K: 1 S: 20	H: 2 LOB: 2 BB: 2 P: 39	R: 4 E: 1 K: 3 S: 27	H: 3 LOB: 1 BB: 1 P: 43	R: 3 E: 0 K: 0 S: 10	H: 2 LOB: 1 BB: 0 P: 12	R: 0 E: 0 K: 1 S: 9	H: 1 LOB: 2 BB: 1 P: 16	R: 0 E: 0 K: 1 S: 10	H: 1 LOB: 3 BB: 0 P: 20	R: 3 E: 0 K: 0 S: 21	H: 5 LOB: 2 BB: 0 P: 37	1B: 11 2B: 3 3B: 0 HR: 2	SF: 0 SAC: 0 DP: 1 HBP: 1	WP: 2 PB: 0 SB: 0 CS: 0	PA: 54		
PITCHER	IP WLS BF H R ER SO	IP WLS BF H R ER SO	IP WLS BF H R ER SO	IP WLS BF H R ER SO	IP WLS BF H R ER SO	IP WLS BF H R ER SO	IP WLS BF H R ER SO	IP WLS BF H R ER SO	IP WLS BF H R ER SO	IP WLS BF H R ER SO	IP WLS BF H R ER SO	IP WLS BF H R ER SO	IP WLS BF H R ER SO	IP WLS BF H R ER SO	IP WLS BF H R ER SO	IP WLS BF H R ER SO	ERA WHIP	ERA WHIP				
Randy Johnson, L ERA: 5.01	3.2 L	21 5	7 2	3 3	5 0	0 0	0 0	0 0	2 0	49 92	4.91 2.727											
Aaron Small, R ERA: 14.4	2.1 14	4 4	3 1	1 0	0 0	0 0	0 0	2 35	52 11.57	2.143												
Ron Villone, L ERA: 1.5	2.0 11	2 0	0 2	2 0	0 0	1 0	0 0	0 19	36 0.00	2.000												
Tanyon Sturtze, R ERA: 7.84	1.0 8	5 3	3 3	0 0	0 0	0 0	0 0	0 21	37 27.00	5.000												
Batter	1	2	3	4	5	6	7	8	9	AB	R	H	RBI	BB	SO	LOB	BOTTOM					
18 Johnny Damon, L Bubba Crosby, L OBP: 0.373, SLG: 0.472	K		1-0 L3		1-3 K			1-2 HBP		3	0	0	0	0	2	1						
2 Derek Jeter, R OBP: 0.443, SLG: 0.525	3-2 25 HR 1B		3-2 G5-3			3-3 K		3-1 F7		4	1	1	0	0	1	2						
25 Jason Giambi, L OBP: 0.532, SLG: 0.756	3-2 HR			1-2 G6-3		2-2 13 G5-4-3 1B		0-1 F9		4	1	2	2	0	0	2						
13 Alex Rodriguez, R Miguel Cairo, R OBP: 0.382, SLG: 0.455	1-1 G5-3			2-2 F8		0-0 G5-4-3		1-1 F9		3	0	0	0	0	0	1						
55 Hideki Matsui, L OBP: 0.356, SLG: 0.466	3-2 F8			1-0 F8			0-1 G4-3		1-0 F9	4	0	0	0	0	0	0						
20 Jorge Posada, S Kelly Stinnett, R OBP: 0.394, SLG: 0.407		0-0 F8			0-3 K		0-0 24 1B		3-1 F7	3	0	1	0	0	1	0						
24 Robinson Cano, L OBP: 0.348, SLG: 0.444	1-2 G5-3			1-0 28 1B 2B			0-0 FC1-5-4		1-2 P5	4	1	1	0	0	0	1						
Bernie Williams, S OBP: 0.297, SLG: 0.306		0-3 K			2-3 K		0-3 K			3	0	0	0	0	3	2						
28 Melky Cabrera, S OBP: 0.667, SLG: 0.667			2-2 G5-3		0-1 1B			0-2 25 F9 HBP 1B		3	0	2	1	0	0	0						
Inning Stats	R: 2 E: 0 K: 1 S: 18	H: 2 LOB: 0 BB: 0 P: 30	R: 0 E: 0 K: 1 S: 7	H: 0 LOB: 0 BB: 0 P: 8	R: 0 E: 0 K: 0 S: 9	H: 0 LOB: 0 BB: 0 P: 15	R: 0 E: 0 K: 0 S: 7	H: 0 LOB: 0 BB: 0 P: 11	R: 1 E: 0 K: 3 S: 12	H: 2 LOB: 1 BB: 0 P: 16	R: 0 E: 0 K: 1 S: 8	H: 1 LOB: 0 BB: 0 P: 13	R: 0 E: 0 K: 1 S: 7	H: 1 LOB: 1 BB: 0 P: 7	R: 0 E: 0 K: 0 S: 11	H: 1 LOB: 2 BB: 0 P: 16	R: 0 E: 0 K: 0 S: 6	H: 0 LOB: 0 BB: 0 P: 11	1B: 5 2B: 1 3B: 0 HR: 1	SF: 0 SAC: 0 DP: 1 HBP: 1	WP: 0 PB: 0 SB: 0 CS: 0	PA: 34
PITCHER	IP WLS BF H R ER SO	IP WLS BF H R ER SO	IP WLS BF H R ER SO	IP WLS BF H R ER SO	IP WLS BF H R ER SO	IP WLS BF H R ER SO	IP WLS BF H R ER SO	IP WLS BF H R ER SO	IP WLS BF H R ER SO	IP WLS BF H R ER SO	IP WLS BF H R ER SO	IP WLS BF H R ER SO	IP WLS BF H R ER SO	IP WLS BF H R ER SO	IP WLS BF H R ER SO	IP WLS BF H R ER SO	ERA WHIP	ERA WHIP				
19 Josh Beckett, R ERA: 4.7	7.0 W	26 6	3 3	7 3	0 0	0 0	0 0	0 1	68 3.86	0.857												
Keith Foulke, R ERA: 3.8	1.0 5	1 0	0 0	0 0	0 0	1 0	0 0	0 11	16 0.00	1.000												
Rudy Seanez, R ERA: 8.03	1.0 3	0 0	0 0	0 0	0 0	0 0	0 0	0 6	11 0.00	0.000												

Boston Red Sox @ New York Yankees
 Yankee Stadium, Bronx, NY
 Tue May 09 2006, 7:05 PM EDT
 Att: 54,688 - Cloudy - 61 F

AB 45
 R 14
 H 16
 RBI 10
 BB 8
 SO 6
 LOB 26



Boston Red Sox @ New York Yankees
 Yankee Stadium, Bronx, NY
 Tue May 09 2006, 7:05 PM EDT
 Att: 54,688 - Cloudy - 61 F

AB 33
 R 3
 H 7
 RBI 3
 BB 0
 SO 7
 LOB 11



Batter	1	2	3	4	5	6	7	8	9	AB	R	H	RBI	BB	SO	LOB	TOP											
20 Kevin Youkilis, R OBP: 0.415, SLG: 0.446	1-2 F7		2-2 G1-3		3-1 P6		2-3 K		1-2 F9	5	0	0	0	0	1	0	Boston Red Sox @ New York Yankees Yankee Stadium, Bronx, NY Wed May 10 2006, 7:05 PM EDT Att: 54,769 - Cloudy - 62 F											
Mark Loretta, R OBP: 0.318, SLG: 0.343	0-2 34 HR 1B		2-3 K		3-1 F7		0-0 34 1B 34 S 1B			4	1	2	0	0	1	0												
34 David Ortiz, L OBP: 0.382, SLG: 0.612	3-2 1H HR		0-0 2B 1B		2-2 1B		2-2 1B			4	1	4	2	0	0	0												
Manny Ramirez, R OBP: 0.455, SLG: 0.522	1-3 K		1-2 2B		1-1 F9		2-3 K			4	0	1	0	0	2	3												
Trot Nixon, L OBP: 0.435, SLG: 0.460	0-0 P4		4-1 2B		0-0 E3 FC4-6		1-1 G4-3			3	0	0	0	1	0	0												
Jason Varitek, S OBP: 0.313, SLG: 0.357		2-3 K	1-2 G5-3		0-0 FC4-6		1-2 F8			4	0	0	0	0	1	4												
25 Mike Lowell, R OBP: 0.394, SLG: 0.571		1-1 HR		3-2 F9		0-1 F9		2-1 F7		4	1	1	1	0	0	1												
Willie Harris, L OBP: 0.240, SLG: 0.095		2-1 F8		0-3 K		0-1 G3		2-1 G4-3		4	0	0	0	0	1	1												
Alex Gonzalez, R OBP: 0.305, SLG: 0.300		0-1 F9		0-1 B1-3		1-2 F8		1-2 G1-3		4	0	0	0	0	0	0												
Inning Stats	R: 2 E: 0 K: 1 S: 16	H: 2 LOB: 0 BB: 0 P: 21	R: 1 E: 0 K: 1 S: 9	H: 1 LOB: 0 BB: 1 P: 14	R: 0 E: 0 K: 1 S: 18	H: 2 LOB: 3 BB: 1 P: 28	R: 0 E: 0 K: 1 S: 8	H: 0 LOB: 0 BB: 0 P: 11	R: 0 E: 1 K: 0 S: 6	H: 0 LOB: 1 BB: 0 P: 18	R: 0 E: 0 K: 0 S: 6	H: 0 LOB: 2 BB: 0 P: 6	R: 0 E: 0 K: 2 S: 16	H: 2 LOB: 2 BB: 0 P: 23	R: 0 E: 0 K: 0 S: 7	H: 0 LOB: 0 BB: 0 P: 11	R: 0 E: 0 K: 0 S: 11	H: 0 LOB: 0 BB: 0 P: 15	1B: 5 2B: 1 3B: 0 HR: 2	SF: 0 SAC: 0 DP: 0 HBP: 0	WP: 0 PB: 0 SB: 1 CS: 0	PA: 37						
PITCHER	IP	WLS	BF	H	R	ER	SO	BB	IBB	HBP	BLK	WP	HR	S	P	ERA	WHIP											
35 Mike Mussina, R ERA: 2.56	(1, 1)	6.2	W	29	7	3	3	5	1	0	0	0	0	2	75	110	4.05	1.200										
Mike Myers, L ERA: 1.98	(7, 1)	0.0		1	1	0	0	0	0	0	0	0	0	4	6	∞	∞											
Scott Proctor, R ERA: 1.25	(7, 1)	1.1	H	4	0	0	0	1	0	0	0	0	0	10	16	0.00	0.000											
42 Mariano Rivera, R ERA: 2.57	(9, 1)	1.0		3	0	0	0	0	0	0	0	0	0	11	15	0.00	0.000											

Batter	1	2	3	4	5	6	7	8	9	AB	R	H	RBI	BB	SO	LOB	BOTTOM										
18 Johnny Damon, L OBP: 0.370, SLG: 0.465	1-3 K	1-2 F7		1-0 L3		0-0 1B				4	0	1	1	0	1	3	Boston Red Sox @ New York Yankees Yankee Stadium, Bronx, NY Wed May 10 2006, 7:05 PM EDT Att: 54,769 - Cloudy - 62 F										
2 Derek Jeter, R OBP: 0.438, SLG: 0.516	0-0 G6-3		2-2 25 HR 1B		2-3 K	3H 0-2 L4				4	1	1	0	0	1	1											
25 Jason Giambi, L OBP: 0.531, SLG: 0.779	3-2 1B		0-0 1H HR		0-3 K	3-3 SAFE SAFE K				4	1	2	2	0	2	1											
12 Andy Phillips, R OBP: 0.194, SLG: 0.241			1-0 P3		2-1 HR					0	0	0	0	0	0	0											
13 Alex Rodriguez, R OBP: 0.386, SLG: 0.483			1-0 P3		2-1 HR					4	1	2	1	0	1	1											
55 Hideki Matsui, L OBP: 0.353, SLG: 0.454		1-1 F8	1-0 F7		4-2 20 HR BB		2-2 G6-3			3	1	0	0	1	0	1											
20 Jorge Posada, S OBP: 0.398, SLG: 0.453		0-0 24 1B SF8 2B	1-1 G1-3		1-1 HR		3-2 F7			4	2	2	2	0	0	0											
24 Robinson Canó, L OBP: 0.353, SLG: 0.446		2-0 28 BB 1B		2-0 1B		1-2 G3		1-1 G6-3		4	0	2	0	0	0	0											
Bernie Williams, S OBP: 0.295, SLG: 0.318		2-0 SF8		2-3 K		3-2 28 SH5-4 18 1B 2B		1-0 G3-1		3	1	1	1	0	1	1											
28 Melky Cabrera, S OBP: 0.600, SLG: 0.500		3H 4-2 SAFE BB		1-2 P4		0-1 SH5-4		1-0 F7		1	0	0	0	1	0	1											
Bubba Crosby, L OBP: 0.333, SLG: 0.261										1	0	0	0	0	0	0											
Inning Stats	R: 0 E: 0 K: 2 S: 14	H: 1 LOB: 1 BB: 0 P: 18	R: 1 E: 0 K: 0 S: 13	H: 2 LOB: 2 BB: 1 P: 23	R: 2 E: 0 K: 0 S: 10	H: 2 LOB: 0 BB: 0 P: 15	R: 0 E: 0 K: 1 S: 11	H: 1 LOB: 1 BB: 0 P: 17	R: 3 E: 0 K: 2 S: 17	H: 2 LOB: 0 BB: 1 P: 27	R: 1 E: 0 K: 1 S: 14	H: 2 LOB: 1 BB: 0 P: 19	R: 0 E: 0 K: 0 S: 8	H: 1 LOB: 0 BB: 0 P: 14	R: 0 E: 0 K: 0 S: 4	H: 0 LOB: 0 BB: 0 P: 7	R: 0 E: 0 K: 0 S: 4	H: 0 LOB: 0 BB: 0 P: 7	1B: 6 2B: 2 3B: 0 HR: 3	SF: 1 SAC: 1 DP: 1 HBP: 0	WP: 0 PB: 0 SB: 0 CS: 0	PA: 36					
PITCHER	IP	WLS	BF	H	R	ER	SO	BB	IBB	HBP	BLK	WP	HR	S	P	ERA	WHIP										
38 Curt Schilling, R ERA: 3.76	(1, 1)	5.0	L	25	8	6	5	2	0	0	0	0	0	7	10	27.00	6.000										
Mike Holtz, L ERA: 27.0	(6, 1)	0.1		3	2	1	1	0	0	0	0	0	0	7	9	0.00	0.000										
50 Mike Timlin, R ERA: 1.32	(6, 1)	0.2		2	0	0	0	1	0	0	0	0	0	7	9	0.00	0.000										
51 Julian Tavarez, R ERA: 4.61	(7, 1)	1.0		3	1	0	0	0	0	0	0	0	0	8	14	0.00	1.000										
56 Jonathan Papelbon, R ERA: 0.47	(8, 1)	1.0		3	0	0	0	0	0	0	0	0	0	4	7	0.00	0.000										

AB 36
R 3
H 8
RBI 3
BB 1
SO 6
LOB 9




AB 32
R 7
H 11
RBI 7
BB 2
SO 6
LOB 9



Batter	1	2	3	4	5	6	7	8	9	AB	R	H	RBI	BB	SO	LOB	TOP			
14 Mark Ellis, R OBP: 0.331, SLG: 0.378	G5-3			G6-3		G5-3				4	0	1	0	0	0	1				
Nick Swisher, S OBP: 0.413, SLG: 0.700	L8			G4-3					G3-6-3	3	0	0	0	1	0	2				
21 Mark Kotsay, L OBP: 0.340, SLG: 0.373	G4-3			G3					G6-4-3	3	0	0	0	0	0	1				
7 Bobby Crosby, R OBP: 0.274, SLG: 0.400		G2							G3-1	3	0	1	0	0	0	0				
17 Adam Melhuse, S OBP: 0.349, SLG: 0.500		G4-6-3							G4-3	3	0	1	0	0	0	1				
23 Bobby Kielty, S OBP: 0.333, SLG: 0.333	G4-6-3								G3-1	3	0	0	0	0	0	1				
Jay Payton, R OBP: 0.250, SLG: 0.272			L4						G4-3	3	0	0	0	0	0	0				
29 Dan Johnson, L OBP: 0.286, SLG: 0.275				G6-4-3					G4-3	2	0	1	0	1	0	0				
Marco Scutaro, R OBP: 0.264, SLG: 0.277				G6-4-3		F8			14 1B	2	0	0	0	1	0	2				
Inning Stats	R: 0 E: 0 K: 0 S: 7	H: 0 LOB: 0 BB: 0 P: 10	R: 0 E: 0 K: 0 S: 9	H: 1 LOB: 0 BB: 0 P: 16	R: 0 E: 0 K: 0 S: 5	H: 0 LOB: 0 BB: 1 P: 11	R: 0 E: 0 K: 0 S: 7	H: 0 LOB: 0 BB: 0 P: 10	R: 0 E: 0 K: 0 S: 5	H: 1 LOB: 1 BB: 0 P: 6	R: 0 E: 0 K: 0 S: 8	H: 0 LOB: 0 BB: 1 P: 12	R: 0 E: 0 K: 0 S: 4	H: 0 LOB: 0 BB: 0 P: 8	R: 0 E: 0 K: 0 S: 10	H: 1 LOB: 1 BB: 1 P: 18	1B: 4 2B: 0 3B: 0 HR: 0	SF: 0 SAC: 0 DP: 5 HBP: 0	WP: 0 PB: 0 SB: 0 CS: 0	PA: 29
PITCHER	IP	WLS	BF	H	R	ER	SO	BB	IBB	HBP	BLK	WP	HR	S	P	ERA	WHIP			
40 Chien-Ming Wang, R (1, 1) ERA: 4.04	8.0	W	25	3	0	0	0	2	0	0	0	0	0	52	85	0.00	0.625			
42 Mariano Rivera, R (9, 1) ERA: 2.81	1.0	S	4	1	0	0	0	1	0	0	0	0	0	10	18	0.00	2.000			

Oakland Athletics @ New York Yankees
 Yankee Stadium, Bronx, NY
 Fri May 12 2006, 7:05 PM EDT
 Att: 47,495 - Cloudy - 62 F


AB 26
R 0
H 4
RBI 0
BB 3
SO 0
LOB 8



Batter	1	2	3	4	5	6	7	8	9	AB	R	H	RBI	BB	SO	LOB	BOTTOM			
18 Johnny Damon, L OBP: 0.361, SLG: 0.444	G3-6-3		G6-3							3	0	1	0	1	1	1				
2 Derek Jeter, R OBP: 0.444, SLG: 0.512	G3-6-3		G5-3							3	0	0	0	1	1	1				
25 Jason Giambi, L OBP: 0.504, SLG: 0.713	G6-3									3	0	0	0	1	1	3				
13 Alex Rodriguez, R OBP: 0.385, SLG: 0.496	K									4	1	1	1	0	2	1				
Bernie Williams, S OBP: 0.301, SLG: 0.358		G5-3		G6-3						4	1	1	1	0	0	0				
20 Jorge Posada, S OBP: 0.413, SLG: 0.465		G5-3		G5-3						3	0	2	0	1	0	0				
24 Robinson Cano, L OBP: 0.339, SLG: 0.425		G5-3								4	0	1	0	0	0	2				
12 Andy Phillips, R OBP: 0.206, SLG: 0.250		FC5-4								3	0	1	0	0	0	3				
28 Melky Cabrera, S OBP: 0.571, SLG: 0.500										2	0	1	0	0	1	2				
Bubba Crosby, L OBP: 0.355, SLG: 0.370										0	0	0	0	0	0	0				
Inning Stats	R: 0 E: 0 K: 1 S: 12	H: 1 LOB: 1 BB: 1 P: 24	R: 0 E: 0 K: 1 S: 10	H: 2 LOB: 2 BB: 0 P: 18	R: 0 E: 0 K: 1 S: 9	H: 0 LOB: 0 BB: 0 P: 13	R: 0 E: 0 K: 1 S: 6	H: 0 LOB: 0 BB: 0 P: 10	R: 0 E: 0 K: 0 S: 11	H: 1 LOB: 3 BB: 2 P: 24	R: 1 E: 0 K: 0 S: 11	H: 1 LOB: 1 BB: 1 P: 21	R: 0 E: 0 K: 2 S: 13	H: 1 LOB: 0 BB: 0 P: 19	R: 1 E: 0 K: 0 S: 12	H: 2 LOB: 1 BB: 0 P: 21	1B: 5 2B: 2 3B: 0 HR: 2	SF: 0 SAC: 1 DP: 2 HBP: 0	WP: 0 PB: 0 SB: 1 CS: 1	PA: 34
PITCHER	IP	WLS	BF	H	R	ER	SO	BB	IBB	HBP	BLK	WP	HR	S	P	ERA	WHIP			
Barry Zito, L (1, 1) ERA: 3.75	6.0	L	26	5	1	1	4	4	0	0	0	0	1	59	110	1.50	1.500			
Randy Keister, L (7, 1) ERA: 4.5	2.0		8	3	1	1	2	0	0	0	0	0	1	25	40	4.50	1.500			

Oakland Athletics @ New York Yankees
 Yankee Stadium, Bronx, NY
 Fri May 12 2006, 7:05 PM EDT
 Att: 47,495 - Cloudy - 62 F

AB 29
R 2
H 8
RBI 2
BB 4
SO 6
LOB 13



Batter	1	2	3	4	5	6	7	8	9	AB	R	H	RBI	BB	SO	LOB	TOP								
14 Mark Ellis, R OBP: 0.333, SLG: 0.397	1-2 2B	2-2 FC6-4				0-1 FC5-4 21 1B	2-2 2B	1-2 P2		5	0	2	1	0	0	6									
Nick Swisher, S OBP: 0.412, SLG: 0.685	3-2 F7		1-1 1B		2-3 K	0-3 K			4-1 21 F 21 FC6 1B BB	4	1	1	0	1	2	4									
21 Mark Kotsay, L OBP: 0.368, SLG: 0.366	3-3 K		0-0 F8		0-0 1B		2-1 F8		1-2 FC6 1B	5	0	1	0	0	1	3									
3 Eric Chavez, L OBP: 0.368, SLG: 0.600	1-3 K		2-3 K		0-1 L7		0-2 K		3-2 P4	5	0	0	0	0	3	6									
7 Bobby Crosby, R OBP: 0.270, SLG: 0.386		4-2 BB E BB	1-0 F9			1-0 G5-3	1-2 G4-3		0-3 K	4	0	0	0	1	1	3									
Jay Payton, R OBP: 0.257, SLG: 0.287	0-0 L8			0-1 G4-3		1-0 2B 1B		2-1 G6-3	1-0 1B	5	1	2	1	0	0	1									
29 Dan Johnson, L OBP: 0.282, SLG: 0.271	3-2 L5		1-1 P3		1-0 FC6-4 14 2B 1B		1-1 F7		1-2 G4-3	5	1	1	0	0	0	3									
Jason Kendall, R OBP: 0.365, SLG: 0.294	2-0 E5 BB		2-3 K		2-1 FC6-4 1B		4-2 1B BB			3	0	1	1	1	1	1									
Marco Scutaro, R OBP: 0.298, SLG: 0.286	4-2 14 FC6-4 BB				4-2 14 FC5-4 BB		1-0 FC6-4 14 2B 1B		0-0 1B	2	0	1	0	2	0	2									
Inning Stats	R: 0 E: 0 K: 2 S: 13	H: 1 LOB: 1 BB: 0 P: 21	R: 0 E: 1 K: 0 S: 16	H: 0 LOB: 3 BB: 2 P: 31	R: 0 E: 0 K: 1 S: 7	H: 1 LOB: 1 BB: 0 P: 11	R: 0 E: 0 K: 1 S: 7	H: 0 LOB: 0 BB: 0 P: 10	R: 0 E: 0 K: 1 S: 11	H: 1 LOB: 2 BB: 1 P: 17	R: 2 E: 0 K: 1 S: 14	H: 4 LOB: 2 BB: 0 P: 22	R: 0 E: 0 K: 1 S: 8	H: 0 LOB: 0 BB: 0 P: 11	R: 0 E: 0 K: 0 S: 13	H: 1 LOB: 2 BB: 1 P: 21	R: 1 E: 1 K: 1 S: 14	H: 1 LOB: 2 BB: 1 P: 24	1B: 6 2B: 3 3B: 0 HR: 0	SF: 0 SAC: 0 DP: 0 HBP: 0	WP: 0 PB: 0 SB: 0 CS: 0	PA: 43			
PITCHER	IP	WLS	BF	H	R	ER	SO	BB	IBB	HBP	BLK	WP	HR	S	P	ERA	WHIP								
Jaret Wright, R ERA: 5.06	5.1	W	25	5	2	2	5	3	0	0	0	0	0	57	96	3.38	1.500								
Tanyon Sturtze, R ERA: 7.59	0.1	H	3	2	0	0	0	0	0	0	0	0	0	8	13	0.00	6.000								
Scott Proctor, R ERA: 1.48	2.1	H	9	1	0	0	2	1	0	0	0	0	0	24	35	0.00	0.857								
Kyle Farnsworth, R ERA: 3.07	1.0	S	6	1	1	0	1	1	0	0	0	0	0	14	24	0.00	2.000								

Oakland Athletics @ New York Yankees
Yankee Stadium, Bronx, NY
Sat May 13 2006, 1:05 PM EDT
Att: 53,906 - Sunny - 61 F


AB 38
R 3
H 9
RBI 3
BB 5
SO 8
LOB 29



Batter	1	2	3	4	5	6	7	8	9	AB	R	H	RBI	BB	SO	LOB	BOTTOM								
18 Johnny Damon, L OBP: 0.371, SLG: 0.449	1-0 13 HR 25 BB 1B			4-2 BB		0-1 1B				3	1	2	0	1	0	0									
2 Derek Jeter, R OBP: 0.435, SLG: 0.526	2-3 K		1-0 HR	0-1 F9		0-1 G4-3				4	1	1	1	0	1	4									
25 Jason Giambi, L OBP: 0.496, SLG: 0.691	4-2 13 HR BB		2-2 G1-3		2-3 K		2-1 G4-3			3	1	0	0	1	1	0									
13 Alex Rodriguez, R OBP: 0.395, SLG: 0.524	2-1 HR		4-0 FC5-4 BB		0-1 1B		0-0 G4-3			3	1	2	3	1	0	0									
Bernie Williams, S OBP: 0.290, SLG: 0.343	1-2 G6-3		3-2 FC5-4 24 1B		0-1 F8		1-2 G4-3			4	0	0	0	0	0	2									
24 Robinson Cano, L OBP: 0.344, SLG: 0.423	4-0 BB		0-0 1B		2-2 K		0-1 G4-3			3	0	1	0	1	1	1									
12 Andy Phillips, R OBP: 0.184, SLG: 0.222	1-3 K		2-1 L8			1-1 G5-3		2-3 K		4	0	0	0	0	2	3									
Kelly Stinnett, R OBP: 0.250, SLG: 0.304		0-3 K		0-2 G5-3		1-3 K		1-2 P2		4	0	0	0	0	2	0									
2B Melky Cabrera, S OBP: 0.500, SLG: 0.444 Bubba Crosby, L OBP: 0.355, SLG: 0.370	0-0 G6-3			1-3 K		3-2 1B				3	0	1	0	0	1	0									
Inning Stats	R: 3 E: 0 K: 2 S: 20	H: 2 LOB: 1 BB: 2 P: 35	R: 0 E: 0 K: 1 S: 9	H: 0 LOB: 0 BB: 0 P: 11	R: 1 E: 0 K: 0 S: 14	H: 2 LOB: 1 BB: 1 P: 26	R: 0 E: 0 K: 1 S: 11	H: 0 LOB: 1 BB: 1 P: 16	R: 0 E: 0 K: 2 S: 10	H: 1 LOB: 1 BB: 0 P: 14	R: 0 E: 0 K: 1 S: 12	H: 2 LOB: 2 BB: 0 P: 17	R: 0 E: 0 K: 0 S: 6	H: 0 LOB: 0 BB: 0 P: 9	R: 0 E: 0 K: 1 S: 8	H: 0 LOB: 0 BB: 0 P: 11	R: 0 E: 0 K: 1 S: 8	H: 0 LOB: 0 BB: 0 P: 11	1B: 5 2B: 0 3B: 0 HR: 2	SF: 0 SAC: 0 DP: 0 HBP: 0	WP: 0 PB: 0 SB: 0 CS: 0	PA: 35			
PITCHER	IP	WLS	BF	H	R	ER	SO	BB	IBB	HBP	BLK	WP	HR	S	P	ERA	WHIP								
51 Brad Halsey, L ERA: 3.21	4.1	L	22	5	4	4	5	4	0	0	0	0	0	23	33	0.00	0.750								
57 Chad Gaudin, R ERA: 3.49	2.2		10	2	0	0	2	0	0	0	0	0	0	8	11	0.00	0.000								
20 Huston Street, R ERA: 5.73	1.0		3	0	0	0	1	0	0	0	0	0	0	8	11	0.00	0.000								

Oakland Athletics @ New York Yankees
Yankee Stadium, Bronx, NY
Sat May 13 2006, 1:05 PM EDT
Att: 53,906 - Sunny - 61 F

AB 31
R 4
H 7
RBI 4
BB 4
SO 8
LOB 10



Batter	1	2	3	4	5	6	7	8	9	AB	R	H	RBI	BB	SO	LOB	TOP								
Gary Matthews, S (1, 8) OBP: 0.370, SLG: 0.533										5	1	2	0	0	1	4	Texas Rangers @ New York Yankees Yankee Stadium, Bronx, NY Mon May 15 2006, 7:05 PM EDT Att: 41,117 - Partly Cloudy - 60 F								
10 Michael Young, R (1, 6) OBP: 0.389, SLG: 0.459										4	0	1	1	0	2	3									
23 Mark Teixeira, S (1, 3) OBP: 0.359, SLG: 0.432										4	1	2	1	0	1	3									
Phil Nevin, R (1, 10) OBP: 0.337, SLG: 0.440										3	0	0	0	1	1	1									
9 Hank Bialock, L (1, 5) OBP: 0.401, SLG: 0.518										4	0	1	1	0	0	0									
Kevin Mench, R (1, 9) OBP: 0.321, SLG: 0.573										4	0	0	0	0	1	1									
6 Brad Wilkerson, L (1, 7) OBP: 0.350, SLG: 0.449										3	1	1	1	1	1	0									
Mark DeRosa, R (1, 4) OBP: 0.418, SLG: 0.633										4	1	2	0	0	0	1									
Rod Barajas, R (1, 2) OBP: 0.276, SLG: 0.327										4	0	1	0	0	0	1									
Inning Stats	R: 0 E: 0 K: 2 S: 12	H: 1 LOB: 1 BB: 0 P: 16	R: 0 E: 0 K: 1 S: 5	H: 0 LOB: 0 BB: 0 P: 7	R: 0 E: 0 K: 1 S: 15	H: 2 LOB: 2 BB: 0 P: 21	R: 0 E: 0 K: 1 S: 13	H: 0 LOB: 0 BB: 0 P: 17	R: 2 E: 0 K: 1 S: 16	H: 3 LOB: 1 BB: 0 P: 21	R: 0 E: 0 K: 0 S: 7	H: 0 LOB: 0 BB: 1 P: 11	R: 0 E: 0 K: 0 S: 7	H: 0 LOB: 0 BB: 1 P: 12	R: 2 E: 0 K: 1 S: 12	H: 3 LOB: 1 BB: 1 P: 19	R: 0 E: 1 K: 1 S: 10	H: 1 LOB: 2 BB: 0 P: 11	1B: 7 2B: 2 HR: 1	SF: 1 SAC: 0 DP: 1 HBP: 0	WP: 1 PB: 0 SB: 1 CS: 0	PA: 38			
PITCHER	IP	WLS	BF	H	R	ER	SO	BB	IBB	HBP	BLK	WP	HR	S	P	ERA	WHIP								
35 Mike Mussina, R (1, 1) ERA: 2.56	7.0	L	27	6	2	2	5	1	0	0	0	0	1	75	105	2.57	1.000								
Kyle Farnsworth, R (8, 1) ERA: 4.02	1.0	L	6	3	2	2	1	1	0	0	0	1	0	12	19	18.00	4.000								
Scott Proctor, R (9, 1) ERA: 1.42	1.0	S	5	1	0	0	1	0	0	0	0	0	0	10	11	0.00	1.000								

AB	35
R	4
H	10
RBI	4
BB	2
SO	7
LOB	14



Batter	1	2	3	4	5	6	7	8	9	AB	R	H	RBI	BB	SO	LOB	BOTTOM								
18 Johnny Damon, L (1, 8) OBP: 0.359, SLG: 0.432										4	0	0	0	0	1	0	Texas Rangers @ New York Yankees Yankee Stadium, Bronx, NY Mon May 15 2006, 7:05 PM EDT Att: 41,117 - Partly Cloudy - 60 F								
2 Derek Jeter, R (1, 6) OBP: 0.430, SLG: 0.511										4	0	1	0	0	0	0									
25 Jason Giambi, L (1, 3) OBP: 0.460, SLG: 0.654										3	0	1	0	0	1	0									
12 Andy Phillips, R (8, 3) OBP: 0.179, SLG: 0.216										1	0	0	0	0	1	1									
13 Alex Rodriguez, R (1, 5) OBP: 0.388, SLG: 0.515										4	1	1	0	0	0	1									
24 Robinson Canó, L (1, 4) OBP: 0.346, SLG: 0.420										4	1	2	1	0	1	0									
20 Jorge Posada, S (1, 2) OBP: 0.398, SLG: 0.472										4	0	0	0	0	3	2									
Bernie Williams, S (1, 10) OBP: 0.274, SLG: 0.324										3	0	0	0	0	0	2									
Bubba Crosby, L (1, 9) OBP: 0.351, SLG: 0.364										3	0	1	1	0	0	1									
28 Melky Cabrera, S (1, 7) OBP: 0.313, SLG: 0.267										3	0	0	0	0	0	1									
Inning Stats	R: 0 E: 0 K: 1 S: 9	H: 1 LOB: 1 BB: 0 P: 15	R: 1 E: 0 K: 1 S: 11	H: 2 LOB: 1 BB: 0 P: 15	R: 0 E: 0 K: 1 S: 7	H: 0 LOB: 0 BB: 0 P: 10	R: 1 E: 0 K: 1 S: 9	H: 2 LOB: 1 BB: 0 P: 12	R: 0 E: 0 K: 0 S: 5	H: 0 LOB: 0 BB: 0 P: 7	R: 0 E: 0 K: 1 S: 8	H: 0 LOB: 0 BB: 0 P: 9	R: 0 E: 0 K: 1 S: 7	H: 0 LOB: 0 BB: 0 P: 10	R: 0 E: 0 K: 1 S: 9	H: 1 LOB: 1 BB: 0 P: 15	R: 0 E: 0 K: 0 S: 5	H: 0 LOB: 0 BB: 0 P: 8	1B: 5 2B: 1 3B: 0 HR: 0	SF: 0 SAC: 0 DP: 0 HBP: 0	WP: 0 PB: 0 SB: 0 CS: 0	PA: 33			
PITCHER	IP	WLS	BF	H	R	ER	SO	BB	IBB	HBP	BLK	WP	HR	S	P	ERA	WHIP								
33 Kevin Millwood, R (1, 1) ERA: 4.8	7.0	W	26	5	2	2	6	0	0	0	0	0	0	9	15	0.00	1.000								
Francisco Cordero, R (8, 1) ERA: 7.94	1.0	H	4	1	0	0	1	0	0	0	0	0	0	5	8	0.00	0.000								
40 Akinori Otsuka, R (9, 1) ERA: 2.04	1.0	S	3	0	0	0	0	0	0	0	0	0	0	5	8	0.00	0.000								

AB	33
R	2
H	6
RBI	2
BB	0
SO	7
LOB	8



Batter	1	2	3	4	5	6	7	8	9	AB	R	H	RBI	BB	SO	LOB	TOP								
Gary Matthews, S OBP: 0.368, SLG: 0.527 (1, 8)	G3	4-2 10 1B 23 2B BB	3-1 23 2B 2B		1-2 G3		3-2 F7		0-1 G4-3	5	2	1	0	1	0	4	Texas Rangers @ New York Yankees Yankee Stadium, Bronx, NY Tue May 16 2006, 7:05 PM EDT Att: 40,757 - Partly Cloudy - 63 F								
10 Michael Young, R OBP: 0.381, SLG: 0.448 (1, 6)	G1-3	2-2 23 2B 1B	0-0 F9			1-1 G4-3	2-3 K	1-1 G4-1	6	1	1	2	0	1	5										
23 Mark Teixeira, S OBP: 0.371, SLG: 0.458 (1, 3)	2-1 9 1B 1B	0-0 1B 9 HR 2B	2-2 2B			0-0 9 2B 1B		2-3 K	5	2	4	3	0	1	0										
Phil Nevin, R OBP: 0.345, SLG: 0.445 (1, 10)	3-2 9 1B 1B	0-2 9 HR 1B		1-0 G5-4-3 9 BB 1B		2-3 K		0-0 F9	5	2	3	0	0	1	1										
9 Hank Bialock, L OBP: 0.414, SLG: 0.552 (1, 5)	0-0 E8 1B	1-1 HR		4-1 G5-4-3 BB		0-0 1B		0-3 K2-3	4	1	3	4	1	1	0										
Kevin Mench, R OBP: 0.331, SLG: 0.570 Adrian Brown, S OBP: 0.237, SLG: 0.229 (9, PR) (9, 9)	0-0 F9 1B	1-2 1B		1-0 G5-4-3			4-0 6 HR BB	2-2 6 SH5-3 2B 1B	4	1	2	0	1	0	3										
6 Brad Wilkerson, L OBP: 0.354, SLG: 0.469 (1, 7)				0-0 G3			0-0 HR	1-2 SH5-3	3	2	1	2	1	1	2										
Mark DeRosa, R OBP: 0.417, SLG: 0.604 (1, 4)						0-2 F7	3-2 1B	4-2 2B BB	4	0	1	0	1	0	2										
Rod Barajas, R OBP: 0.282, SLG: 0.333 (1, 2)						0-1 G1-6-3	1-0 P2	1-0 2B	4	1	1	1	0	0	1										
Inning Stats	R: 2 E: 1 K: 0 S: 10	H: 3 LOB: 1 BB: 0 P: 15	R: 7 E: 0 K: 1 S: 31	H: 5 LOB: 1 BB: 2 P: 48	R: 1 E: 0 K: 0 S: 7	H: 2 LOB: 1 BB: 0 P: 13	R: 0 E: 0 K: 0 S: 4	H: 1 LOB: 1 BB: 1 P: 10	R: 0 E: 0 K: 1 S: 8	H: 2 LOB: 0 BB: 0 P: 11	R: 2 E: 0 K: 1 S: 13	H: 2 LOB: 1 BB: 1 P: 25	R: 0 E: 0 K: 2 S: 7	H: 0 LOB: 0 BB: 0 P: 9	R: 1 E: 0 K: 0 S: 14	H: 2 LOB: 3 BB: 1 P: 23		1B: 10 2B: 5 3B: 0 HR: 2	SF: 0 SAC: 1 DP: 1 HBP: 1	WP: 0 PB: 0 SB: 0 CS: 0	PA: 47				
PITCHER	IP	WLS	BF	H	R	ER	SO	BB	IBB	HBP	BLK	WP	HR	S	P	ERA	WHIP								
Shawn Chacon, R ERA: 5.21 (1, 1)	1.1		13	6	8	7	0	2	0	1	0	0	0	30	49	47.25	6.000								
Aaron Small, R ERA: 8.71 (2, 1)	4.1		18	6	2	2	2	1	0	0	0	0	1	39	58	4.15	1.615								
Ron Villone, L ERA: 2.63 (6, 1)	0.1		1	0	0	0	0	0	0	0	0	0	0	1	1	0.00	3.000								
Scott Proctor, R ERA: 2.05 (7, 1)	1.0	B	6	2	2	2	1	1	0	0	0	0	1	13	25	18.00	3.000								
Kyle Farnsworth, R ERA: 3.78 (8, 1)	1.0		3	0	0	0	2	0	0	0	0	0	0	7	9	0.00	0.000								
42 Mariano Rivera, R ERA: 3.18 (9, 1)	1.0	W	6	2	1	1	0	1	0	0	0	0	0	14	23	9.00	3.000								

Batter	1	2	3	4	5	6	7	8	9	AB	R	H	RBI	BB	SO	LOB	BOTTOM								
18 Johnny Damon, L OBP: 0.370, SLG: 0.437 (1, 8)	K2-3		0-1 2 2B 1B	1-1 G4-3		4-1 2 HR BB	1-1 2 E 20 SF7 2 1B 1B		0-1 2 HR G1-3 1B	5	4	3	0	1	1	1	Texas Rangers @ New York Yankees Yankee Stadium, Bronx, NY Tue May 16 2006, 7:05 PM EDT Att: 40,757 - Partly Cloudy - 63 F								
2 Derek Jeter, R OBP: 0.444, SLG: 0.548 (1, 6)			0-2 20 S 20 1B 2B		4-1 13 2B 20 SF7 BB	2-1 HR	0-0 E2 20 SF7 13 G1-3 1B		0-2 G1-3	5	3	4	4	1	0	1									
13 Alex Rodriguez, R OBP: 0.386, SLG: 0.511 (1, 5)	1-1 F9		2-2 P3		1-2 20 SF7 24 G4-3 2B	4-1 2B BB	2-0 G1-3		0-0 L8	5	2	1	0	1	0	5									
20 Jorge Posada, S OBP: 0.403, SLG: 0.505 (1, 2)	2-3 K		3-2 1B		1-0 SF7	4-2 2B 1B BB	2-2 SF7		3-1 HR	3	2	2	5	1	1	1									
24 Robinson Canó, L OBP: 0.348, SLG: 0.410 (1, 4)		2-1 FC6-4 HBP	0-0 F8		0-1 G4-3	0-0 P3	2-3 3-H	4-2 FC6-4 BB		3	0	0	1	1	0	3									
Bernie Williams, S OBP: 0.280, SLG: 0.330 (1, 9)		2-2 FC6-4 12 2B 1B	2-0 G2-3		4-0 12 2B BB	1-1 1B 2B	1-1 FC6-4			4	2	1	1	1	0	4									
12 Andy Phillips, R OBP: 0.205, SLG: 0.286 (1, 10)		1-0 1B 2B		0-1 F7	0-0 G4-3	3-3 K		1-0 G6-3	5	0	2	0	0	1	2										
Miguel Cairo, R OBP: 0.270, SLG: 0.314 (1, 3)		0-1 28 G6-4-3 1B		3-1 G4-3	1-3 K	3-2 1B		1-1 G6-3	5	0	2	3	0	1	2										
28 Melky Cabrera, S OBP: 0.350, SLG: 0.316 Bubba Crosby, L OBP: 0.342, SLG: 0.353 (7, 7)		1-0 G6-4-3		1-1 1B		1-3 K		2-2 P6	4	1	2	0	0	1	3										
Inning Stats	R: 0 E: 0 K: 2 S: 10	H: 1 LOB: 1 BB: 0 P: 15	R: 1 E: 0 K: 0 S: 8	H: 2 LOB: 0 BB: 0 P: 14	R: 2 E: 0 K: 0 S: 14	H: 3 LOB: 1 BB: 0 P: 21	R: 0 E: 0 K: 0 S: 8	H: 1 LOB: 1 BB: 0 P: 13	R: 2 E: 0 K: 1 S: 11	H: 2 LOB: 2 BB: 2 P: 22	R: 6 E: 0 K: 2 S: 21	H: 4 LOB: 1 BB: 3 P: 44	R: 1 E: 1 K: 0 S: 12	H: 2 LOB: 2 BB: 1 P: 22	R: 0 E: 0 K: 0 S: 6	H: 0 LOB: 0 BB: 0 P: 10		R: 2 E: 0 K: 0 S: 10	H: 2 LOB: 0 BB: 0 P: 13	1B: 10 2B: 5 3B: 0 HR: 2	SF: 2 SAC: 0 DP: 1 HBP: 1	WP: 0 PB: 0 SB: 1 CS: 0	PA: 49		
PITCHER	IP	WLS	BF	H	R	ER	SO	BB	IBB	HBP	BLK	WP	HR	S	P	ERA	WHIP								
41 John Koronka, L ERA: 4.22 (1, 1)	4.2		24	8	5	5	2	2	0	1	0	0	0	47	80	9.64	2.143								
39 Scott Feldman, R ERA: 7.88 (5, 1)	0.1		5	3	3	3	1	1	0	0	0	0	1	10	19	81.00	12.000								
53 Joaquin Benoit, R ERA: 3.86 (6, 1)	1.0	B	7	2	3	3	2	2	0	0	0	0	0	15	30	27.00	4.000								
Rick Bauer, R ERA: 3.43 (7, 1)	0.2	B	4	2	1	1	0	0	0	0	0	0	0	7	12	13.50	3.000								
32 Ron Mahay, L ERA: 2.0 (7, 1)	1.1		5	0	0	0	0	1	0	0	0	0	0	11	20	0.00	0.750								

Batter	1	2	3	4	5	6	7	8	9	AB	R	H	RBI	BB	SO	LOB	TOP					
Gary Matthews, S (1, 8) OBP: 0.364, SLG: 0.544	G4-3		L5		B1-3			HR		4	1	1	2	0	0	2	Texas Rangers @ New York Yankees Yankee Stadium, Bronx, NY Wed May 17 2006, 7:05 PM EDT Att: 52,547 - Cloudy - 69 F					
10 Michael Young, R (1, 6) OBP: 0.373, SLG: 0.437	E3		G1-4-3			G4-3		G4-3		4	0	0	0	0	0	2						
23 Mark Teixeira, S (1, 3) OBP: 0.369, SLG: 0.452	L7			G4-3			G5-4-3 1B	G6-3		4	0	1	0	0	0	1						
Phil Nevin, R (1, 10) OBP: 0.343, SLG: 0.436	K				G5-4-3 1B				F8	3	1	0	0	1	1	2						
9 Hank Bialock, L (1, 5) OBP: 0.404, SLG: 0.537		F8		FC5 1B			G4-3		K	4	0	0	0	0	1	1						
Kevin Mench, R (1, 9) OBP: 0.329, SLG: 0.561		G6-3			G6-3		G6-3		P6	4	0	1	1	0	0	0						
6 Brad Wilkerson, L (1, 7) OBP: 0.347, SLG: 0.459		K			K		G3			3	0	0	0	0	2	1						
Mark DeRosa, R (1, 4) OBP: 0.413, SLG: 0.589					E4 15 1B			G5-3		3	0	1	0	0	0	0						
15 Gerald Laird, R (1, 2) OBP: 0.364, SLG: 0.465					G5-4-3 1B				HR	3	1	2	0	0	0	1						
Inning Stats	R: 0 E: 1 K: 1 S: 9	H: 0 LOB: 1 BB: 0 P: 12	R: 0 E: 0 K: 1 S: 7	H: 0 LOB: 0 BB: 0 P: 9	R: 0 E: 0 K: 0 S: 6	H: 2 LOB: 1 BB: 0 P: 9	R: 1 E: 1 K: 1 S: 9	H: 1 LOB: 1 BB: 1 P: 17	R: 0 E: 0 K: 0 S: 5	H: 0 LOB: 0 BB: 0 P: 7	R: 0 E: 0 K: 0 S: 5	H: 1 LOB: 0 BB: 0 P: 8	R: 0 E: 0 K: 0 S: 6	H: 0 LOB: 0 BB: 0 P: 8	R: 2 E: 0 K: 0 S: 7	H: 2 LOB: 0 BB: 0 P: 11		R: 0 E: 0 K: 1 S: 9	H: 0 LOB: 0 BB: 0 P: 14	1B: 4 2B: 1 3B: 0 HR: 1	SF: 0 SAC: 0 DP: 3 HBP: 0	WP: 0 PB: 0 SB: 0 CS: 0
PITCHER	IP	WLS	BF	H	R	ER	SO	BB	IBB	HBP	BLK	WP	HR	S	P	ERA	WHIP					
40 Chien-Ming Wang, R (1, 1) ERA: 3.79	8.0	W	30	6	3	2	3	1	0	0	0	0	0	1	55	81	2.25	0.875				
42 Mariano Rivera, R (9, 1) ERA: 3.0	1.0	S	3	0	0	0	1	0	0	0	0	0	0	9	14	0.00	0.000					

Batter	1	2	3	4	5	6	7	8	9	AB	R	H	RBI	BB	SO	LOB	BOTTOM					
18 Johnny Damon, L (1, 8) OBP: 0.360, SLG: 0.423	P4	F8			L3	P3		G4-3		5	0	0	0	0	0	1	Texas Rangers @ New York Yankees Yankee Stadium, Bronx, NY Wed May 17 2006, 7:05 PM EDT Att: 52,547 - Cloudy - 69 F					
2 Derek Jeter, R (1, 6) OBP: 0.446, SLG: 0.547			K		G6-3					4	1	2	0	0	1	0						
25 Jason Giambi, L (1, 10) OBP: 0.480, SLG: 0.654				F7						3	1	1	0	1	1	1						
13 Alex Rodriguez, R (1, 5) OBP: 0.388, SLG: 0.510	F9									4	1	2	0	0	1	2						
20 Jorge Posada, S (1, 2) OBP: 0.420, SLG: 0.513										2	1	2	2	1	0	0						
24 Robinson Canó, L (1, 4) OBP: 0.345, SLG: 0.406	G4-3									4	0	1	1	0	1	5						
Bernie Williams, S (1, 9) OBP: 0.279, SLG: 0.327		G3			G4-3			G4-3		4	0	1	1	0	0	1						
12 Andy Phillips, R (1, 3) OBP: 0.208, SLG: 0.283										4	0	1	0	0	0	2						
Bubba Crosby, L (1, 7) OBP: 0.317, SLG: 0.324										3	0	0	0	0	1	0						
Inning Stats	R: 1 E: 0 K: 0 S: 13	H: 2 LOB: 2 BB: 1 P: 21	R: 0 E: 0 K: 0 S: 8	H: 1 LOB: 0 BB: 0 P: 14	R: 0 E: 0 K: 1 S: 11	H: 1 LOB: 2 BB: 0 P: 17	R: 0 E: 0 K: 0 S: 6	H: 0 LOB: 0 BB: 0 P: 8	R: 3 E: 0 K: 2 S: 20	H: 5 LOB: 2 BB: 0 P: 31	R: 0 E: 0 K: 2 S: 9	H: 1 LOB: 1 BB: 0 P: 12	R: 0 E: 0 K: 2 S: 14	H: 0 LOB: 1 BB: 1 P: 23	R: 0 E: 0 K: 0 S: 10	H: 0 LOB: 0 BB: 0 P: 14		R: 0 E: 0 K: 0 S: 10	H: 0 LOB: 0 BB: 0 P: 14	1B: 9 2B: 1 3B: 0 HR: 0	SF: 0 SAC: 1 DP: 0 HBP: 1	WP: 0 PB: 0 SB: 0 CS: 0
PITCHER	IP	WLS	BF	H	R	ER	SO	BB	IBB	HBP	BLK	WP	HR	S	P	ERA	WHIP					
43 Kameron Loe, R (1, 1) ERA: 4.53	5.0	L	26	9	4	4	1	1	0	1	0	0	0	1	0	0	7.20	2.000				
36 C.J. Wilson, L (6, 1) ERA: 4.61	2.0		8	1	0	0	4	1	0	0	0	0	0	23	35	0.00	1.000					
Francisco Cordero, R (8, 1) ERA: 7.5	1.0		3	0	0	0	0	0	0	0	0	0	0	10	14	0.00	0.000					

Batter	1	2	3	4	5	6	7	8	9	AB	R	H	RBI	BB	SO	LOB	TOP										
Gary Matthews, S (1, 8) OBP: 0.358, SLG: 0.525	F8		L8			F7	FC4		FC6-2 23 BB 10 BB	4	0	0	1	1	0	1											
10 Michael Young, R (1, 6) OBP: 0.374, SLG: 0.433	L9			G6-4-3 1B		F9	F8		FC6-2 23 BB FC5-4	4	1	1	0	1	0	1											
23 Mark Teixeira, S (1, 3) OBP: 0.370, SLG: 0.444	G3			F7		E7	FC6 IBB		FC5-4 FC6-2 BB	3	0	0	0	2	0	1											
Phil Nevin, R (1, 10) OBP: 0.333, SLG: 0.422		K		G6-4-3 1-2		F8	FC6		FC6-2 FC5-4	5	0	0	0	0	1	7											
Kevin Mench, R (1, 9) OBP: 0.331, SLG: 0.555 Adrian Brown, S (9, 9) OBP: 0.237, SLG: 0.229	G6-3					FC5-4 6 BB 1B			FC5-4 6 BB	5	1	2	1	0	0	2											
6 Brad Wilkerson, L (1, 7) OBP: 0.355, SLG: 0.482	F7					FC5-4 1B			G5-3	4	1	2	2	1	0	0											
Mark DeRosa, R (1, 4) OBP: 0.412, SLG: 0.559						FC5-4 1B			G4-3	4	1	2	2	1	0	0											
D'Angelo Jimenez, S (1, 5) OBP: 0.328, SLG: 0.327						FC5-4 1B				3	1	0	0	1	0	5											
Rod Barajas, R (1, 2) OBP: 0.292, SLG: 0.371						FC5-4 1B			F8	3	1	0	0	1	0	5											
Inning Stats	R: 0 E: 0 K: 0 S: 7	H: 0 LOB: 0 BB: 0 P: 11	R: 0 E: 0 K: 1 S: 6	H: 0 LOB: 0 BB: 0 P: 9	R: 0 E: 0 K: 0 S: 9	H: 1 LOB: 1 BB: 0 P: 14	R: 0 E: 0 K: 0 S: 4	H: 1 LOB: 0 BB: 0 P: 6	R: 0 E: 0 K: 1 S: 11	H: 2 LOB: 2 BB: 0 P: 18	R: 0 E: 1 K: 0 S: 9	H: 0 LOB: 1 BB: 0 P: 16	R: 4 E: 1 K: 0 S: 12	H: 2 LOB: 2 BB: 2 P: 24	R: 0 E: 0 K: 0 S: 8	H: 0 LOB: 1 BB: 1 P: 18	R: 2 E: 0 K: 0 S: 20	H: 1 LOB: 3 BB: 4 P: 39	1B: 5 2B: 0 3B: 0 HR: 2	SF: 0 SAC: 1 DP: 1 HBP: 1	WP: 0 PA: 43 PB: 0 SB: 0 CS: 0						
PITCHER	IP	WLS	BF	H	R	ER	SO	BB	IBB	HBP	BLK	WP	HR	S	P	ERA	WHIP										
Jaret Wright, R (1, 1) ERA: 4.94	6.0	L	25	6	3	3	2	0	0	1	0	0	1	51	82	4.50	1.000										
Scott Erickson, R (7, 1) ERA: 7.39	2.0		12	1	3	2	0	3	1	0	0	0	1	25	48	9.00	2.000										
Ron Villone, L (9, 1) ERA: 2.45	1.0		6	0	0	0	0	3	0	0	0	0	0	10	25	0.00	3.000										

Texas Rangers @ New York Yankees
Yankee Stadium, Bronx, NY
Thu May 18 2006, 1:05 PM EDT
Att: 47,194 - Partly Cloudy - 71 F

AB 34
R 6
H 7
RBI 5
BB 7
SO 2
LOB 22



Batter	1	2	3	4	5	6	7	8	9	AB	R	H	RBI	BB	SO	LOB	BOTTOM										
18 Johnny Damon, L (1, 10) OBP: 0.355, SLG: 0.416	G3		K			K			K	5	0	1	2	0	3	1											
2 Derek Jeter, R (1, 6) OBP: 0.441, SLG: 0.536	K					G4-3 13 BB			K	3	0	0	0	1	2	2											
25 Jason Giambi, L (1, 3) OBP: 0.481, SLG: 0.642	K					F7			K	2	0	0	0	1	1	1											
13 Alex Rodriguez, R (1, 5) OBP: 0.379, SLG: 0.497						G1-3			F8	4	0	0	0	0	1	3											
24 Robinson Cano, L (1, 4) OBP: 0.349, SLG: 0.408	L8					G3			F8	4	1	2	0	0	0	1											
Bernie Williams, S (1, 8) OBP: 0.270, SLG: 0.316	G4-3					G3			F8	4	0	0	0	0	0	3											
28 Melky Cabrera, S (1, 9) OBP: 0.375, SLG: 0.318						G3			FC6-4	3	1	1	0	1	0	2											
Bubba Crosby, L (1, 7) OBP: 0.333, SLG: 0.342 64 Kevin Reese, L (5, PR) (6, 7) OBP: 0.421, SLG: 0.509	SH5-4 1B					G3			FC6-4 1B	4	0	0	0	0	0	3											
Kelly Stinnett, R (1, 2) OBP: 0.231, SLG: 0.280 20 Jorge Posada, S (7, PH) (8, 2) OBP: 0.421, SLG: 0.509	SH5-4					G3			K	1	0	1	0	0	0	0											
Kelly Stinnett, R (1, 2) OBP: 0.231, SLG: 0.280 20 Jorge Posada, S (7, PH) (8, 2) OBP: 0.421, SLG: 0.509	P4					K			K	1	0	0	0	1	1	0											
Inning Stats	R: 0 E: 0 K: 2 S: 11	H: 0 LOB: 0 BB: 0 P: 15	R: 0 E: 0 K: 0 S: 6	H: 0 LOB: 0 BB: 0 P: 8	R: 0 E: 0 K: 1 S: 9	H: 1 LOB: 1 BB: 0 P: 12	R: 0 E: 0 K: 0 S: 12	H: 0 LOB: 1 BB: 1 P: 21	R: 0 E: 0 K: 1 S: 13	H: 1 LOB: 1 BB: 0 P: 19	R: 0 E: 0 K: 2 S: 9	H: 0 LOB: 1 BB: 0 P: 16	R: 2 E: 0 K: 1 S: 13	H: 2 LOB: 2 BB: 2 P: 23	R: 0 E: 0 K: 0 S: 15	H: 1 LOB: 2 BB: 1 P: 26	R: 0 E: 0 K: 3 S: 10	H: 0 LOB: 0 BB: 0 P: 17	1B: 5 2B: 0 3B: 0 HR: 0	SF: 0 SAC: 1 DP: 0 HBP: 1	WP: 1 PA: 37 PB: 0 SB: 0 CS: 0						
PITCHER	IP	WLS	BF	H	R	ER	SO	BB	IBB	HBP	BLK	WP	HR	S	P	ERA	WHIP										
44 Vicente Padilla, R (1, 1) ERA: 4.33	6.2	W	27	3	2	2	6	3	0	1	0	0	0	68	109	2.70	0.900										
Francisco Cordero, R (7, 1) ERA: 6.98	1.1	H	7	2	0	0	1	1	0	0	0	0	0	20	31	0.00	2.250										
40 Akinori Otsuka, R (9, 1) ERA: 2.79	1.0		3	0	0	0	3	0	0	0	0	0	0	10	17	0.00	0.000										

Texas Rangers @ New York Yankees
Yankee Stadium, Bronx, NY
Thu May 18 2006, 1:05 PM EDT
Att: 47,194 - Partly Cloudy - 71 F

AB 31
R 2
H 5
RBI 2
BB 4
SO 10
LOB 17




Batter	1	2	3	4	5	6	7	8	9	AB	R	H	RBI	BB	SO	LOB	TOP																	
18 Johnny Damon, L OBP: 0.351, SLG: 0.416										5	1	1	0	0	1	3																		
2 Derek Jeter, R OBP: 0.440, SLG: 0.538										5	2	2	1	0	0	0																		
25 Jason Giambi, L OBP: 0.476, SLG: 0.625										3	1	0	0	1	3	0																		
42 Mariano Rivera, R										0	0	0	0	0	0	0																		
13 Alex Rodriguez, R OBP: 0.380, SLG: 0.490										4	1	1	1	1	2	2																		
20 Jorge Posada, S Kelly Stinnett, R OBP: 0.267, SLG: 0.310										1	0	0	0	0	0	1																		
24 Robinson Cano, L OBP: 0.346, SLG: 0.414										4	0	2	1	0	1	0																		
Bernie Williams, S										3	0	1	0	1	0	3																		
28 Melky Cabrera, S OBP: 0.393, SLG: 0.320										3	0	1	0	1	0	3																		
Randy Johnson, R Scott Proctor, R										3	0	1	0	0	2	2																		
64 Kevin Reese, L										0	0	0	0	0	0	0																		
Kyle Farnsworth, R										1	0	0	0	0	0	0																		
Miguel Cairo, R OBP: 0.270, SLG: 0.314										0	0	0	0	0	0	0																		
Inning Stats	R: 4 E: 0 K: 1 S: 20	H: 5 LOB: 2 BB: 2 P: 32	R: 0 E: 0 K: 1 S: 7	H: 0 LOB: 0 BB: 0 P: 8	R: 1 E: 0 K: 1 S: 18	H: 3 LOB: 3 BB: 1 P: 27	R: 1 E: 0 K: 1 S: 14	H: 3 LOB: 3 BB: 0 P: 22	R: 0 E: 0 K: 1 S: 9	H: 0 LOB: 0 BB: 0 P: 10	R: 0 E: 0 K: 1 S: 7	H: 0 LOB: 0 BB: 0 P: 8	R: 0 E: 0 K: 1 S: 10	H: 0 LOB: 0 BB: 0 P: 15	R: 0 E: 0 K: 3 S: 9	H: 0 LOB: 0 BB: 0 P: 12	1B: 7 2B: 4 3B: 0 HR: 0	SF: 1 SAC: 0 DP: 0 HBP: 1	WP: 0 PB: 0 SB: 1 CS: 0	PA: 41														
PITCHER	IP WLS BF H R ER SO BB IBB HBP BLK WP HR S P ERA WHIP																																	
Geremi Gonzalez, R ERA: 10.13	3.0	20	9	6	6	3	2	1	0	0	0	0	0	49	74	18.00	3.667																	
Darren Oliver, L ERA: 3.65	2.0	9	2	0	0	2	0	0	1	0	0	0	0	17	25	0.00	1.000																	
Aaron Heilman, R ERA: 1.48	3.0	9	0	0	0	3	0	0	0	0	0	0	0	26	33	0.00	0.000																	
13 Billy Wagner, L ERA: 1.8	1.0	W 3	0	0	0	3	0	0	0	0	0	0	0	9	12	0.00	0.000																	

Batter	1	2	3	4	5	6	7	8	9	AB	R	H	RBI	BB	SO	LOB	BOTTOM																	
7 José Reyes, S OBP: 0.325, SLG: 0.408										3	1	1	0	2	0	1																		
16 Paul Lo Duca, R OBP: 0.341, SLG: 0.456										4	2	2	0	1	0	2																		
15 Carlos Beltrán, S OBP: 0.396, SLG: 0.609										5	1	1	3	0	2	3																		
21 Carlos Delgado, L OBP: 0.383, SLG: 0.567										4	0	1	0	1	1	0																		
5 David Wright, R OBP: 0.397, SLG: 0.510										5	2	3	1	0	2	1																		
Xavier Nady, R OBP: 0.340, SLG: 0.536										4	1	1	2	0	1	2																		
Kazuo Matsui, S OBP: 0.276, SLG: 0.330										4	0	1	1	0	0	1																		
22 Jose Valentin, S OBP: 0.306, SLG: 0.413										3	0	0	0	1	0	1																		
Geremi Gonzalez, R Darren Oliver, R Chris Woodcock, R Aaron Heilman, R Cliff Floyd, L 13 Billy Wagner, L										0	0	0	0	0	0	0																		
Inning Stats	R: 3 E: 0 K: 2 S: 20	H: 3 LOB: 1 BB: 1 P: 29	R: 0 E: 0 K: 0 S: 15	H: 0 LOB: 1 BB: 1 P: 22	R: 2 E: 0 K: 1 S: 13	H: 2 LOB: 0 BB: 0 P: 19	R: 0 E: 0 K: 1 S: 11	H: 1 LOB: 2 BB: 1 P: 17	R: 1 E: 1 K: 1 S: 19	H: 2 LOB: 2 BB: 0 P: 26	R: 0 E: 0 K: 0 S: 7	H: 0 LOB: 0 BB: 1 P: 12	R: 0 E: 0 K: 1 S: 9	H: 0 LOB: 0 BB: 0 P: 13	R: 0 E: 0 K: 0 S: 11	H: 0 LOB: 0 BB: 0 P: 15	R: 1 E: 0 K: 1 S: 12	H: 2 LOB: 2 BB: 1 P: 21	1B: 7 2B: 1 3B: 0 HR: 2	SF: 0 SAC: 1 DP: 0 HBP: 0	WP: 0 PB: 0 SB: 2 CS: 1	PA: 41												
PITCHER	IP WLS BF H R ER SO BB IBB HBP BLK WP HR S P ERA WHIP																																	
Randy Johnson, L ERA: 5.62	5.0	27	8	6	6	5	3	0	0	0	0	0	0	78	113	10.80	2.200																	
Scott Proctor, R ERA: 1.91	2.0	6	0	0	0	1	1	0	0	0	0	0	0	16	25	0.00	0.500																	
Kyle Farnsworth, R ERA: 3.57	1.0	3	0	0	0	0	0	0	0	0	0	0	0	11	15	0.00	0.000																	
42 Mariano Rivera, R ERA: 3.38	0.2	L 5	2	1	1	1	0	1	0	0	0	0	0	12	21	13.50	3.000																	

New York Yankees @ New York Mets
Shea Stadium, Flushing, NY
Fri May 19 2006, 7:10 PM EDT
Att: 56,289 - Cloudy - 61 F

AB 36
R 6
H 11
RBI 6
BB 3
SO 11
LOB 14



livebaseballscores.com

New York Yankees @ New York Mets
Shea Stadium, Flushing, NY
Fri May 19 2006, 7:10 PM EDT
Att: 56,289 - Cloudy - 61 F

AB 35
R 7
H 10
RBI 7
BB 5
SO 7
LOB 13



livebaseballscores.com

Batter	1	2	3	4	5	6	7	8	9	10	11	AB	R	H	RBI	BB	SO	LOB	TOP						
18 Johnny Damon, L OBP: 0.345, SLG: 0.404	G3		BB			G6-3		G4-6-3	FC6-4		G3	5	0	0	1	1	0	4							
2 Derek Jeter, R OBP: 0.434, SLG: 0.528	E7					F8		G5-3	G4-3			5	0	1	0	0	1	3							
25 Jason Giambi, L OBP: 0.476, SLG: 0.612	F8											4	1	1	0	1	1	1							
42 Mariano Rivera, R OBP: 0.100, SLG: 0.000												0	0	0	0	0	0	0							
13 Alex Rodriguez, R OBP: 0.386, SLG: 0.490												4	1	2	0	1	1	2							
24 Robinson Cano, L OBP: 0.342, SLG: 0.407												5	1	1	1	0	0	2							
Miguel Cairo, R OBP: 0.282, SLG: 0.282												4	1	0	0	1	1	3							
28 Melky Cabrera, S OBP: 0.394, SLG: 0.310												4	1	1	0	1	2	1							
Kelly Stinnett, R OBP: 0.257, SLG: 0.273												4	0	0	1	1	3	3							
35 Mike Mussina, L OBP: 0.255, SLG: 0.338												2	0	0	0	0	1	0							
44 Kevin Rease, L OBP: 0.250, SLG: 0.250												1	0	1	0	0	0	0							
Bernie Williams, S OBP: 0.282, SLG: 0.331												0	0	0	0	0	0	0							
Scott Proctor, R OBP: 0.282, SLG: 0.331												0	0	0	0	0	0	0							
12 Andy Phillips, R OBP: 0.254, SLG: 0.338												1	0	1	1	0	0	0							
Inning Stats	R: 0 E: 1 K: 1 S: 9	H: 1 LOB: 1 BB: 0 P: 13	R: 0 E: 0 K: 2 S: 8	H: 0 LOB: 0 BB: 0 P: 11	R: 0 E: 0 K: 2 S: 17	H: 0 LOB: 1 BB: 1 P: 28	R: 0 E: 0 K: 1 S: 10	H: 1 LOB: 1 BB: 0 P: 16	R: 0 E: 0 K: 2 S: 7	H: 0 LOB: 0 BB: 0 P: 11	R: 0 E: 1 K: 1 S: 12	H: 2 LOB: 2 BB: 0 P: 18	R: 0 E: 0 K: 0 S: 6	H: 1 LOB: 0 BB: 0 P: 10	R: 4 E: 0 K: 0 S: 19	H: 2 LOB: 2 BB: 3 P: 38	R: 0 E: 0 K: 0 S: 6	H: 0 LOB: 0 BB: 1 P: 13	R: 1 E: 0 K: 2 S: 12	H: 1 LOB: 1 BB: 1 P: 19	1B: 8 2B: 0 3B: 0 HR: 0	SF: 0 SAC: 0 DP: 3 HBP: 1	WP: 0 PB: 0 SB: 4 CS: 0	PA: 46	
PITCHER	IP: 7.0 WLS: 26 BF: 4	H: 4 R: 0 ER: 0 SO: 8	BB: 0 IBB: 0 HBP: 0 BLK: 0	WP: 0 HR: 0 S: 67 P: 102	ERA: 0.00 WHIP: 0.714		PITCHER	IP: 2.0 WLS: 8 BF: 1	H: 1 R: 1 ER: 1 SO: 2	BB: 2 IBB: 0 HBP: 0 BLK: 0	WP: 0 HR: 0 S: 18 P: 32	ERA: 4.50 WHIP: 1.500													
45 Pedro Martinez, R ERA: 2.82	50 Duane Sanchez, R ERA: 1.71	13 Billy Wagner, L ERA: 5.94	25 Pedro Feliciano, L ERA: 0.71	Chad Bradford, R ERA: 4.8		45 Pedro Martinez, R ERA: 2.82	50 Duane Sanchez, R ERA: 1.71	13 Billy Wagner, L ERA: 5.94	25 Pedro Feliciano, L ERA: 0.71	Chad Bradford, R ERA: 4.8															

New York Yankees @ New York Mets
Shea Stadium, Flushing, NY
Sat May 20 2006, 1:20 PM EDT
Att: 56,185 - Cloudy - 66 F

AB 39
R 5
H 8
RBI 5
BB 6
SO 10
LOB 19



Batter	1	2	3	4	5	6	7	8	9	10	11	AB	R	H	RBI	BB	SO	LOB	BOTTOM						
7 José Reyes, S OBP: 0.317, SLG: 0.397	E5		L8			E3				G3		5	1	0	0	0	0	1							
Kazuo Matsui, S OBP: 0.282, SLG: 0.327	K		F7			G3						4	0	1	0	1	1	2							
15 Carlos Beltrán, S OBP: 0.389, SLG: 0.600	G4-3		F9									5	1	1	1	0	1	2							
21 Carlos Delgado, L OBP: 0.378, SLG: 0.574												5	1	1	1	0	1	3							
5 David Wright, R OBP: 0.397, SLG: 0.509												4	0	1	1	1	3	0							
Cliff Floyd, L OBP: 0.295, SLG: 0.326												5	1	1	1	0	1	3							
Xavier Nady, R OBP: 0.329, SLG: 0.517												5	0	0	0	0	3	0							
11 Ramon Castro, R OBP: 0.339, SLG: 0.408												4	0	0	0	0	3	0							
45 Pedro Martinez, R ERA: 2.57	Julio Franco, S ERA: 4.45	50 Duane Sanchez, R ERA: 1.71	13 Billy Wagner, L ERA: 5.94	25 Pedro Feliciano, L ERA: 0.71	Chad Bradford, R ERA: 4.8	22 Jose Valentin, S ERA: 3.05	Jorge Julio, R ERA: 3.05																		
PITCHER	IP: 7.0 WLS: 26 BF: 4	H: 4 R: 0 ER: 0 SO: 8	BB: 0 IBB: 0 HBP: 0 BLK: 0	WP: 0 HR: 0 S: 68 P: 98	ERA: 2.57 WHIP: 0.714	PITCHER	IP: 2.0 WLS: 8 BF: 1	H: 1 R: 1 ER: 1 SO: 2	BB: 2 IBB: 0 HBP: 0 BLK: 0	WP: 0 HR: 0 S: 18 P: 32	ERA: 4.50 WHIP: 1.500														
35 Mike Mussina, R ERA: 2.57	Ron Villone, L ERA: 2.3	Scott Proctor, R ERA: 1.84	42 Mariano Rivera, R ERA: 3.05			35 Mike Mussina, R ERA: 2.57	Ron Villone, L ERA: 2.3	Scott Proctor, R ERA: 1.84	42 Mariano Rivera, R ERA: 3.05																

New York Yankees @ New York Mets
Shea Stadium, Flushing, NY
Sat May 20 2006, 1:20 PM EDT
Att: 56,185 - Cloudy - 66 F

AB 41
R 4
H 6
RBI 4
BB 2
SO 14
LOB 11



Batter	1	2	3	4	5	6	7	8	9	AB	R	H	RBI	BB	SO	LOB	TOP				
18 Johnny Damon, L (1, 10) OBP: 0.356, SLG: 0.410 64 Kevin Reese, L (9, PH) OBP: 0.500, SLG: 0.400	P1		2-1 2B			2-2 F8			0-0 12 G4-3 HR	3	0	1	1	0	0	0	New York Yankees @ Boston Red Sox Fenway Park, Boston, MA Mon May 22 2006, 7:05 PM EDT Att: 36,342 - Cloudy - 63 F				
2 Derek Jeter, R (1, 6) OBP: 0.434, SLG: 0.523	G6-3		0-2 1B			1-3 K			2-1 F8	4	0	1	0	0	1	1					
25 Jason Giambi, L (1, 3) OBP: 0.466, SLG: 0.590 12 Andy Phillips, R (9, PH) OBP: 0.220, SLG: 0.292	K		3-2 1B			0-1 G6-3			0-0 G4-3	3	0	0	0	0	1	2					
13 Alex Rodriguez, R (1, 5) OBP: 0.383, SLG: 0.497		1-0 G6-3				1-3 K			0-0 24 G3-6-3 1B	4	1	2	2	0	1	0					
20 Jorge Posada, S (1, 2) OBP: 0.414, SLG: 0.521		2-3 K				2-0 F7			0-0 HR	4	1	1	1	0	1	1					
24 Robinson Cano, L (1, 4) OBP: 0.335, SLG: 0.403		0-3 K				2-2 F7			2-0 HR	4	1	1	0	0	1	1					
28 Melky Cabrera, S (1, 9)						2-1 28 G6-4-3 1B			2-1 2H 2B	4	0	2	1	0	1	0					
Terrence Long, L (1, 7)						3-2 P6			1-1 F8	4	0	0	0	0	0	2					
Inning Stats	R: 0 E: 0 K: 1 S: 7	H: 0 LOB: 0 BB: 0 P: 9	R: 0 E: 0 K: 2 S: 7	H: 0 LOB: 0 BB: 0 P: 10	R: 1 E: 0 K: 1 S: 19	H: 3 LOB: 2 BB: 0 P: 25	R: 0 E: 0 K: 1 S: 8	H: 0 LOB: 0 BB: 0 P: 13	R: 0 E: 0 K: 0 S: 10	H: 0 LOB: 0 BB: 0 P: 13	R: 0 E: 0 K: 0 S: 6	H: 1 LOB: 0 BB: 0 P: 7	R: 0 E: 0 K: 0 S: 8	H: 0 LOB: 0 BB: 0 P: 10	R: 4 E: 0 K: 0 S: 11	H: 5 LOB: 1 BB: 0 P: 18		1B: 5 2B: 3 3B: 0 HR: 2	SF: 0 SAC: 0 DP: 2 HBP: 0	WP: 0 PB: 0 CS: 0	PA: 35
PITCHER	IP	WLS	BF	H	R	ER	SO	BB	IBB	HBP	BLK	WP	HR	S	P	ERA	WHIP				
38 Curt Schilling, R (1, 1) ERA: 3.8	8.0	W	27	5	1	1	6	0	0	0	0	0	0	72	99	1.12	0.625				
Keith Foulke, R (9, 1) ERA: 4.81	1.0		8	5	4	4	0	0	0	0	0	0	2	11	18	36.00	5.000				

Batter	1	2	3	4	5	6	7	8	9	AB	R	H	RBI	BB	SO	LOB	BOTTOM				
20 Kevin Youkilis, R (1, 3) OBP: 0.424, SLG: 0.483	F7		4-2 34 WP 1B	0-0 F9			0-1 34 1B SF9	1-2 G4-3		4	2	1	1	1	0	2	New York Yankees @ Boston Red Sox Fenway Park, Boston, MA Mon May 22 2006, 7:05 PM EDT Att: 36,342 - Cloudy - 63 F				
Mark Loretta, R (1, 4) OBP: 0.342, SLG: 0.369	1B		1-2 34 WP 1B				2-2 F9		4	1	2	0	0	0	2						
34 David Ortiz, L (1, 10) OBP: 0.366, SLG: 0.602	G3		3-0 1H 2H HR				3-1 FC4 1B		4	1	2	3	0	1	1						
Manny Ramirez, R (1, 7)	1B		0-2 1H HR				2-3 3H SF9		3	1	2	3	0	0	0						
Trot Nixon, L (1, 9)	FC6-4		1-2 HR				3-1 FC4		4	0	0	0	0	0	3						
Jason Varitek, S (1, 2) OBP: 0.326, SLG: 0.393	F9		2-1 G6-3				0-2 G3-1		3	1	0	0	1	0	0						
25 Mike Lowell, R (1, 5) OBP: 0.388, SLG: 0.607	G5-3		1-1 L1				1-2 G4-3		4	1	1	0	0	0	0						
Willie Harris, L (1, 8) OBP: 0.258, SLG: 0.154	F8		0-1 G5-3				1-0 L3		4	1	1	0	0	0	0						
13 Alex Cora, L (1, 6) OBP: 0.342, SLG: 0.303	G6-3		2-1 G6-3				1-0 G4-3		4	1	3	1	0	0	0						
Inning Stats	R: 0 E: 0 K: 0 S: 10	H: 2 LOB: 2 BB: 0 P: 16	R: 0 E: 0 K: 0 S: 4	H: 0 LOB: 0 BB: 0 P: 6	R: 4 E: 0 K: 0 S: 16	H: 3 LOB: 1 BB: 1 P: 30	R: 0 E: 0 K: 0 S: 8	H: 1 LOB: 1 BB: 0 P: 10	R: 0 E: 0 K: 0 S: 9	H: 0 LOB: 0 BB: 0 P: 12	R: 3 E: 0 K: 0 S: 15	H: 4 LOB: 1 BB: 0 P: 21	R: 2 E: 0 K: 0 S: 14	H: 2 LOB: 0 BB: 1 P: 25	1B: 9 2B: 2 3B: 0 HR: 1	SF: 2 SAC: 0 DP: 1 HBP: 0	WP: 1 PB: 0 CS: 0	PA: 37			
PITCHER	IP	WLS	BF	H	R	ER	SO	BB	IBB	HBP	BLK	WP	HR	S	P	ERA	WHIP				
40 Chien-Ming Wang, R (1, 1) ERA: 4.43	6.0	L	28	9	7	7	1	0	0	0	0	0	0	10	16	0.00	1.000				
Ron Villone, L (7, 1) ERA: 2.04	1.0		4	1	0	0	0	0	0	0	0	0	0	10	16	0.00	1.000				
63 Colter Bean, R (8, 1) ERA: 9.0	1.0		5	2	2	2	0	1	0	0	0	0	0	14	25	18.00	3.000				

Batter	1	2	3	4	5	6	7	8	9	AB	R	H	RBI	BB	SO	LOB	TOP										
32 Shane Costa, L (1, 8) OBP: 0.337, SLG: 0.459 Esteban German, R (7, PH) OBP: 0.476, SLG: 0.466	1-1 G4-3	1-2			0-2 G6-3		0-2 G5-3	1-1 F8		3	0	1	2	0	0	0											
15 Mark Grudzielanek, R (1, 4) OBP: 0.356, SLG: 0.435	1-2 P3	2-2 F8			0-0 G6-3		1-0 G5-3		0-2 F9	5	0	0	0	0	0	4											
Doug Mientkiewicz, L (1, 3) OBP: 0.333, SLG: 0.349	2-2 G3-1		1-2 F7			1-3 K	1-1 P4		3-1 F8	5	0	0	0	0	1	2											
16 Reggie Sanders, R (1, 9) OBP: 0.275, SLG: 0.470		2-0 HR			1-3 K			1-3 K	4-2 BB	4	1	1	1	1	3	0											
Matt Stairs, L (1, 10) OBP: 0.326, SLG: 0.450 Aaron Guel, L (8, PH) OBP: 0.320, SLG: 0.452		0-3 K	0-1 F8			2-2		0-0	2-3 K	4	0	2	0	0	1	0											
Emil Brown, R (1, 7) OBP: 0.312, SLG: 0.403	2-2 G3			2-1 P3		0-1 G1-3		0-1 P4		4	0	0	0	0	0	2											
Tony Graffanino, R (1, 5) OBP: 0.321, SLG: 0.388	1-0			0-3 K			3-2	4-0		3	3	2	0	1	1	0											
4 Angel Berroa, R (1, 6) OBP: 0.262, SLG: 0.379	4-2			1-0 G1-3			0-0 SH1-4	1-0		2	2	1	3	1	0	0											
Paul Bako, L (1, 2) OBP: 0.278, SLG: 0.269	4-2				2-3 K		0-0	0-0		3	0	2	1	1	1	0											
Inning Stats	R: 0 E: 0 K: 0 S: 8	H: 0 LOB: 0 BB: 0 P: 12	R: 3 E: 0 K: 1 S: 23	H: 3 LOB: 2 BB: 2 P: 39	R: 0 E: 0 K: 1 S: 8	H: 0 LOB: 0 BB: 0 P: 11	R: 0 E: 0 K: 1 S: 7	H: 0 LOB: 0 BB: 0 P: 10	R: 0 E: 0 K: 2 S: 12	H: 1 LOB: 1 BB: 0 P: 16	R: 1 E: 0 K: 0 S: 11	H: 3 LOB: 2 BB: 0 P: 16	R: 3 E: 0 K: 1 S: 10	H: 3 LOB: 2 BB: 1 P: 17	R: 0 E: 0 K: 1 S: 11	H: 0 LOB: 1 BB: 1 P: 20	1B: 7 2B: 1 3B: 0 HR: 2	SF: 0 SAC: 1 DP: 0 HBP: 0	WP: 0 PB: 0 SB: 1 CS: 0	PA: 41							
PITCHER	IP	WLS	BF	H	R	ER	SO	BB	IBB	HBP	BLK	WP	HR	S	P	ERA	WHIP										
35 Mike Mussina, R (1, 1) ERA: 2.72	6.0		24	4	3	3	6	2	0	0	0	0	1	66	98	4.50	1.000										
Scott Proctor, R (7, 1) ERA: 3.41	0.1	B	3	2	1	1	0	0	0	0	0	0	0	5	8	27.00	6.000										
Mike Myers, L (7, 1) ERA: 0.87	0.2		3	1	0	0	0	0	0	0	0	0	0	6	8	0.00	1.500										
Kyle Farnsworth, R (8, 1) ERA: 4.79	1.0	L	7	3	3	3	1	1	0	0	0	0	1	10	17	27.00	4.000										
Ron Villone, L (9, 1) ERA: 1.93	1.0		4	0	0	0	1	1	0	0	0	0	0	11	20	0.00	1.000										

Kansas City Royals @ New York Yankees
 Yankee Stadium, Bronx, NY
 Fri May 26 2006, 7:05 PM EDT
 Att: 48,034 - Cloudy - 67 F

AB	36
R	7
H	10
RBI	7
BB	4
SO	8
LOB	11



Batter	1	2	3	4	5	6	7	8	9	AB	R	H	RBI	BB	SO	LOB	BOTTOM										
18 Johnny Damon, L (1, 8) OBP: 0.358, SLG: 0.431	0-1 F9		1-1 P6			0-2	1-1		2-2 F9	5	1	2	0	0	0	1											
2 Derek Jeter, R (1, 6) OBP: 0.441, SLG: 0.522	0-0 F9			1-1 E2		4-1	1-2		4-2	3	2	2	0	2	0	0											
Gary Sheffield, R (1, 10) OBP: 0.374, SLG: 0.455	1-2 G5-3			0-3 K		0-2	2-2		0-2	5	0	1	1	0	1	5											
25 Jason Giambi, L (1, 3) OBP: 0.462, SLG: 0.583		2-1 F7		2-1 P5		2-2		1-0	2-2	5	2	2	2	0	0	3											
13 Alex Rodriguez, R (1, 5) OBP: 0.383, SLG: 0.511		0-2 G4-3		0-0		1-0		3-2		4	0	3	1	0	0	0											
24 Robinson Canó, L (1, 4) OBP: 0.328, SLG: 0.392		2-0		1-1 F8		0-1		0-0		4	0	1	0	0	0	4											
Bernie Williams, S (1, 9) OBP: 0.307, SLG: 0.362		1-0 G1-3			3-2	3-2		3-2		4	0	0	1	0	0	3											
28 Melky Cabrera, S (1, 7) OBP: 0.380, SLG: 0.318			2-2 F7		0-0	2-1		2-0		4	0	0	0	0	0	1											
Kelly Stinnett, R (1, 2) OBP: 0.234, SLG: 0.209 Terrence Long, L (9, PH) OBP: 0.286, SLG: 0.231			1-3 K		0-1	0-0		2-2		3	0	0	0	0	1	0											
Inning Stats	R: 0 E: 0 K: 0 S: 6	H: 0 LOB: 0 BB: 0 P: 7	R: 0 E: 0 K: 0 S: 7	H: 1 LOB: 1 BB: 0 P: 12	R: 0 E: 0 K: 1 S: 9	H: 0 LOB: 0 BB: 0 P: 13	R: 1 E: 1 K: 1 S: 10	H: 2 LOB: 1 BB: 0 P: 14	R: 0 E: 0 K: 0 S: 7	H: 0 LOB: 0 BB: 0 P: 10	R: 3 E: 1 K: 0 S: 17	H: 3 LOB: 1 BB: 1 P: 27	R: 0 E: 0 K: 0 S: 11	H: 2 LOB: 2 BB: 0 P: 17	R: 1 E: 0 K: 0 S: 12	H: 2 LOB: 1 BB: 0 P: 21	R: 1 E: 0 K: 0 S: 18	H: 2 LOB: 1 BB: 1 P: 28	1B: 9 2B: 3 3B: 0 HR: 0	SF: 0 SAC: 0 DP: 1 HBP: 0	WP: 0 PB: 0 SB: 1 CS: 0	PA: 40					
PITCHER	IP	WLS	BF	H	R	ER	SO	BB	IBB	HBP	BLK	WP	HR	S	P	ERA	WHIP										
37 Scott Elarton, R (1, 1) ERA: 4.76	7.0		32	10	5	4	2	1	0	0	0	0	0	1	1	0.00	0.000										
41 Jimmy Gobble, L (8, 1) ERA: 4.02	0.1	H	1	0	0	0	0	0	0	0	0	0	0	1	1	0.00	0.000										
57 Joel Peralta, R (8, 1) ERA: 3.86	0.2	H	2	0	0	0	0	0	0	0	0	0	0	5	10	0.00	0.000										
77 Joe Nelson, R (9, 1) ERA: 1.5	0.1	H	4	2	1	1	0	1	0	0	0	0	0	15	23	27.00	9.000										
Andrew Sisco, L (9, 1) ERA: 7.23	0.2	S	1	0	0	0	0	0	0	0	0	0	0	3	5	0.00	0.000										

Kansas City Royals @ New York Yankees
 Yankee Stadium, Bronx, NY
 Fri May 26 2006, 7:05 PM EDT
 Att: 48,034 - Cloudy - 67 F

AB	38
R	6
H	12
RBI	5
BB	2
SO	2
LOB	17




Batter	1	2	3	4	5	6	7	8	9	AB	R	H	RBI	BB	SO	LOB	TOP								
32 Shane Costa, L (1, 8) OBP: 0.320, SLG: 0.433	G6-3			G4-3	G3		G1-6-3		P2	5	0	0	0	0	0	3									
15 Mark Grudzielanek, R (1, 4) OBP: 0.351, SLG: 0.429 Esteban German, R (4, 4) OBP: 0.477, SLG: 0.459	F8			G5-3			G1-3			2	0	0	0	0	0	0									
Doug Mientkiewicz, L (1, 3) OBP: 0.331, SLG: 0.353	G3						G4-3			4	0	1	0	0	1	1									
Emil Brown, R (1, 7) OBP: 0.310, SLG: 0.399										4	1	1	0	0	1	2									
Matt Stairs, L (1, 10) OBP: 0.323, SLG: 0.452	G2-3									4	1	1	1	0	1	1									
Tony Graffanino, R (1, 5) OBP: 0.330, SLG: 0.406 13 Andrés Blanco, S (7, 4) OBP: 0.200, SLG: 0.214	G4-3									3	1	2	1	0	0	0									
Aaron Guiel, L (1, 9) OBP: 0.333, SLG: 0.478				L3						4	1	2	1	0	1	1									
4 Angel Berroa, R (1, 6) OBP: 0.262, SLG: 0.382				G6-3						4	0	1	1	0	0	2									
14 John Buck, R (1, 2) OBP: 0.297, SLG: 0.382										4	0	0	0	0	1	3									
Inning Stats	R: 0 E: 0 K: 0 S: 6	H: 0 LOB: 0 BB: 0 P: 9	R: 0 E: 0 K: 0 S: 9	H: 0 LOB: 0 BB: 0 P: 13	R: 0 E: 0 K: 1 S: 6	H: 0 LOB: 0 BB: 0 P: 9	R: 0 E: 0 K: 1 S: 10	H: 1 LOB: 1 BB: 0 P: 16	R: 2 E: 0 K: 1 S: 14	H: 3 LOB: 1 BB: 0 P: 21	R: 2 E: 0 K: 1 S: 13	H: 3 LOB: 1 BB: 0 P: 22	R: 0 E: 0 K: 2 S: 10	H: 0 LOB: 0 BB: 0 P: 15	R: 0 E: 0 K: 2 S: 9	H: 0 LOB: 1 BB: 1 P: 17	R: 0 E: 0 K: 0 S: 16	H: 1 LOB: 2 BB: 0 P: 21	1B: 3 2B: 5 3B: 0 HR: 0	SF: 0 SAC: 0 DP: 0 HBP: 0	WP: 0 PB: 0 SB: 0 CS: 0	PA: 37			
PITCHER	IP	WLS	BF	H	R	ER	SO	BB	IBB	HBP	BLK	WP	HR	S	P	ERA	WHIP								
40 Chien-Ming Wang, R (1, 1) ERA: 4.5	7.0	W	28	7	4	4	3	0	0	0	0	0	0	68	105	5.14	1.000								
Ron Villone, L (8, 1) ERA: 1.53	1.0		4	0	0	0	2	1	0	0	0	0	0	9	17	0.00	1.000								
Scott Erickson, R (9, 1) ERA: 4.05	1.0		5	1	0	0	0	0	0	0	0	0	0	16	21	0.00	1.000								

Kansas City Royals @ New York Yankees
 Yankee Stadium, Bronx, NY
 Sat May 27 2006, 4:05 PM EDT
 Att: 54,216 - Partly Cloudy - 80 F

livebaseballscores.com

AB 36
 R 4
 H 8
 RBI 4
 BB 1
 SO 5
 LOB 13




Batter	1	2	3	4	5	6	7	8	9	AB	R	H	RBI	BB	SO	LOB	BOTTOM								
18 Johnny Damon, L (1, 8) OBP: 0.350, SLG: 0.420	L9	F8	G5-3			G5-3	K			5	0	0	0	0	1	3									
2 Derek Jeter, R (1, 6) OBP: 0.436, SLG: 0.513	L4	G3		G4-3			G4-3			5	1	1	1	0	0	2									
Gary Sheffield, R (1, 10) OBP: 0.367, SLG: 0.443	G2-3		G5-3	F7			K			5	1	1	0	0	1	0									
25 Jason Giambi, L (1, 3) OBP: 0.463, SLG: 0.578 12 Andy Phillips, R (6, PR) OBP: 0.255, SLG: 0.327	F7									3	1	1	0	1	0	0									
13 Alex Rodriguez, R (1, 5) OBP: 0.393, SLG: 0.547										1	1	1	0	0	0	0									
Bernie Williams, S (1, 9) OBP: 0.312, SLG: 0.361 Terrence Long, L (7, 9) OBP: 0.267, SLG: 0.214										3	2	1	0	1	0	3									
Miguel Cairo, R (1, 4) OBP: 0.327, SLG: 0.356										5	2	4	3	0	0	1									
28 Melky Cabrera, S (1, 7) OBP: 0.389, SLG: 0.354										4	1	2	3	0	0	3									
Kelly Stinnett, R (1, 2) OBP: 0.275, SLG: 0.340										4	2	3	4	0	0	2									
Inning Stats	R: 0 E: 0 K: 0 S: 10	H: 0 LOB: 0 BB: 0 P: 16	R: 3 E: 0 K: 0 S: 13	H: 4 LOB: 2 BB: 1 P: 24	R: 5 E: 0 K: 0 S: 15	H: 4 LOB: 0 BB: 1 P: 29	R: 0 E: 0 K: 0 S: 6	H: 0 LOB: 0 BB: 0 P: 9	R: 1 E: 0 K: 0 S: 7	H: 2 LOB: 0 BB: 0 P: 14	R: 6 E: 0 K: 0 S: 19	H: 5 LOB: 2 BB: 2 P: 40	R: 0 E: 0 K: 2 S: 9	H: 0 LOB: 0 BB: 0 P: 13	R: 0 E: 0 K: 1 S: 9	H: 1 LOB: 1 BB: 0 P: 16	1B: 9 2B: 4 3B: 0 HR: 3	SF: 0 SAC: 0 DP: 1 HBP: 0	WP: 1 PB: 0 SB: 0 CS: 0	PA: 43					
PITCHER	IP	WLS	BF	H	R	ER	SO	BB	IBB	HBP	BLK	WP	HR	S	P	ERA	WHIP								
Jeremy Affeldt, L (1, 1) ERA: 7.8	5.1	L	28	11	10	10	0	2	0	0	0	1	0	15	32	16.88	2.438								
Mike Wood, R (6, 1) ERA: 5.04	0.2		8	4	5	5	0	1	1	0	0	1	0	15	32	67.50	7.500								
77 Joe Nelson, R (7, 1) ERA: 1.13	2.0		7	1	0	0	3	0	0	0	0	0	0	18	29	0.00	0.500								

Kansas City Royals @ New York Yankees
 Yankee Stadium, Bronx, NY
 Sat May 27 2006, 4:05 PM EDT
 Att: 54,216 - Partly Cloudy - 80 F

livebaseballscores.com

AB 39
 R 15
 H 16
 RBI 14
 BB 4
 SO 3
 LOB 16



Batter	1	2	3	4	5	6	7	8	9	AB	R	H	RBI	BB	SO	LOB	TOP								
Aaron Quiel, L (1, 8) OBP: 0.339, SLG: 0.460	G1-3		FC4		E9		K	F9		4	0	1	0	1	1	0	Kansas City Royals @ New York Yankees Yankee Stadium, Bronx, NY Sun May 28 2006, 1:05 PM EDT Att: 54,372 - Partly Cloudy - 77 F								
15 Mark Grudzielanek, R (1, 4) OBP: 0.346, SLG: 0.423	F9		FC4		FC5-4		F7		P4	5	0	1	1	0	0	2									
Doug Mientkiewicz, L (1, 3) OBP: 0.333, SLG: 0.361	F7			G6-3	K			16 2B	G4-3	5	2	2	0	0	1	2									
16 Reggie Sanders, R (1, 9) OBP: 0.274, SLG: 0.471		F9		G6-3	FC5-4			1B	G1-3	4	1	1	1	0	0	3									
32 Shane Costa, L (8, 9) OBP: 0.316, SLG: 0.429										1	0	0	0	0	0	0									
Matt Stairs, L (1, 10) OBP: 0.323, SLG: 0.448		F9					F7			3	0	1	1	0	0	0									
Esteban German, R (7, PH) OBP: 0.483, SLG: 0.459								1B		0	0	0	0	1	0	0									
Emil Brown, R (1, 7) OBP: 0.320, SLG: 0.414					F7			2B		4	1	3	1	0	0	1									
Tony Graffanino, R (1, 5) OBP: 0.336, SLG: 0.419								4 SF8		4	0	2	0	0	1	3									
4 Angel Berroa, R (1, 6) OBP: 0.256, SLG: 0.375										3	0	0	1	0	0	1									
14 John Buck, R (1, 2) OBP: 0.296, SLG: 0.377				L4				15 1B		4	1	1	0	0	2	2									
Inning Stats	R: 0 E: 0 K: 0 S: 7	H: 0 LOB: 0 BB: 0 P: 13	R: 0 E: 0 K: 0 S: 7	H: 1 LOB: 1 BB: 0 P: 10	R: 0 E: 0 K: 0 S: 10	H: 1 LOB: 2 BB: 1 P: 21	R: 1 E: 0 K: 1 S: 12	H: 2 LOB: 1 BB: 0 P: 19	R: 1 E: 0 K: 1 S: 12	H: 3 LOB: 2 BB: 0 P: 18	R: 1 E: 0 K: 1 S: 12	H: 2 LOB: 1 BB: 0 P: 19	R: 2 E: 0 K: 1 S: 17	H: 3 LOB: 2 BB: 1 P: 27	R: 0 E: 0 K: 1 S: 5	H: 0 LOB: 0 BB: 0 P: 6	R: 0 E: 0 K: 0 S: 8	H: 0 LOB: 0 BB: 0 P: 10	1B: 8 2B: 4 3B: 0 HR: 0	SF: 1 SAC: 0 DP: 0 HBP: 0	WP: 0 PB: 0 SB: 0 CS: 0	PA: 40			
PITCHER	IP	WLS	BF	H	R	ER	SO	BB	IBB	HBP	BLK	WP	HR	S	P	ERA	WHIP								
Jaret Wright, R (1, 1) ERA: 4.3	5.1	W	25	9	3	3	2	1	0	0	0	0	0	55	94	5.06	1.875								
Scott Proctor, R (6, 1) ERA: 3.92	1.1	H	6	2	2	2	2	0	0	0	0	0	0	14	20	13.50	1.500								
Mike Myers, L (7, 1) ERA: 0.87	0.0		1	0	0	0	0	1	0	0	0	0	0	3	7	∞	∞								
Kyle Farnsworth, R (7, 1) ERA: 4.5	1.1	H	5	1	0	0	1	0	0	0	0	0	0	10	12	0.00	0.750								
42 Mariano Rivera, R (9, 1) ERA: 2.59	1.0	S	3	0	0	0	0	0	0	0	0	0	0	8	10	0.00	0.000								

Batter	1	2	3	4	5	6	7	8	9	AB	R	H	RBI	BB	SO	LOB	BOTTOM								
18 Johnny Damon, L (1, 8) OBP: 0.353, SLG: 0.437										4	1	2	1	0	1	2	Kansas City Royals @ New York Yankees Yankee Stadium, Bronx, NY Sun May 28 2006, 1:05 PM EDT Att: 54,372 - Partly Cloudy - 77 F								
2 Derek Jeter, R (1, 6) OBP: 0.437, SLG: 0.513										4	2	2	0	0	1	0									
Gary Sheffield, R (1, 10) OBP: 0.371, SLG: 0.445										4	1	2	0	0	1	0									
25 Jason Giambi, L (1, 3) OBP: 0.461, SLG: 0.580										3	1	1	1	0	1	2									
12 Andy Phillips, R (7, 3) OBP: 0.250, SLG: 0.321										1	0	0	0	0	0	0									
13 Alex Rodriguez, R (1, 5) OBP: 0.395, SLG: 0.544										3	0	1	2	1	1	0									
24 Robinson Canó, L (1, 4) OBP: 0.321, SLG: 0.385										3	0	0	1	0	0	1									
28 Melky Cabrera, S (1, 7) OBP: 0.379, SLG: 0.333										3	1	0	0	1	1	2									
Terrence Long, L (1, 9) OBP: 0.278, SLG: 0.235										3	0	1	1	0	0	0									
Kelly Stinnett, R (1, 2) OBP: 0.278, SLG: 0.340										3	0	1	0	0	0	0									
Inning Stats	R: 5 E: 0 K: 0 S: 22	H: 7 LOB: 2 BB: 1 P: 36	R: 1 E: 0 K: 0 S: 14	H: 2 LOB: 2 BB: 1 P: 25	R: 0 E: 0 K: 0 S: 9	H: 1 LOB: 0 BB: 0 P: 16	R: 0 E: 0 K: 2 S: 8	H: 0 LOB: 0 BB: 0 P: 11	R: 0 E: 0 K: 1 S: 9	H: 0 LOB: 0 BB: 0 P: 16	R: 0 E: 0 K: 1 S: 11	H: 0 LOB: 0 BB: 0 P: 16	R: 0 E: 0 K: 1 S: 10	H: 0 LOB: 0 BB: 0 P: 13	R: 0 E: 0 K: 0 S: 8	H: 0 LOB: 0 BB: 0 P: 13	R: 0 E: 0 K: 0 S: 8	H: 0 LOB: 0 BB: 0 P: 13	1B: 8 2B: 1 3B: 0 HR: 1	SF: 1 SAC: 0 DP: 1 HBP: 0	WP: 0 PB: 0 SB: 0 CS: 1	PA: 35			
PITCHER	IP	WLS	BF	H	R	ER	SO	BB	IBB	HBP	BLK	WP	HR	S	P	ERA	WHIP								
Runelvys Hernandez, R (1, 1) ERA: 7.44	0.2	L	8	6	5	5	0	1	0	0	0	0	0	20	33	67.50	10.500								
Bob Keppel, R (1, 1) ERA: 2.7	3.1		14	4	1	1	2	0	1	0	0	0	0	33	55	2.70	1.200								
Andrew Sisco, L (5, 1) ERA: 6.53	2.0		6	0	0	0	3	0	0	0	0	0	0	20	32	0.00	0.000								
57 Joel Peralta, R (7, 1) ERA: 3.66	1.0		3	0	0	0	1	0	0	0	0	0	0	10	13	0.00	0.000								
Elmer Dessens, R (8, 1) ERA: 5.04	1.0		3	0	0	0	0	0	0	0	0	0	0	8	13	0.00	0.000								

AB	37
R	5
H	12
RBI	5
BB	2
SO	5
LOB	14



AB	31
R	6
H	10
RBI	6
BB	2
SO	6
LOB	7



Batter	1	2	3	4	5	6	7	8	9	AB	R	H	RBI	BB	SO	LOB	TOP				
18 Johnny Damon, L OBP: 0.350, SLG: 0.431	G6-3		FC1-6 1B			G3			P5	5	0	1	1	0	1	0					
2 Derek Jeter, R OBP: 0.431, SLG: 0.505 Miguel Cairo, R OBP: 0.333, SLG: 0.383	K		FC1-6 FC5-4			G6-3			2B	3	0	0	1	0	1	1					
Gary Sheffield, R OBP: 0.372, SLG: 0.439	G6-3		FC5-4			25 BB 13 1B			IBB	4	1	1	0	1	0	1					
25 Jason Giambi, L OBP: 0.462, SLG: 0.574 12 Andy Phillips, R OBP: 0.246, SLG: 0.315		L4				13 G5-4-3 20 1B			F9	3	1	1	0	1	0	0					
13 Alex Rodriguez, R OBP: 0.393, SLG: 0.538		G5-3				20 1B				4	0	1	1	0	1	1					
20 Jorge Posada, S OBP: 0.418, SLG: 0.524		K				24 1B			G5-3	4	0	2	1	0	1	0					
24 Robinson Canó, L OBP: 0.330, SLG: 0.399			FC3-6 1B			BB 1B			2B	4	0	3	0	0	0	2					
Terrence Long, L OBP: 0.273, SLG: 0.200			FC3-6 28 1B 18 1B			1-2 2-3 BB			K	3	1	0	0	1	2	2					
28 Melky Cabrera, S OBP: 0.371, SLG: 0.327			18 1B 2 FC1-6			G3			F9	4	1	1	0	0	0	3					
G4-3																					
Inning Stats	R: 0 E: 0 K: 1 S: 8	H: 0 LOB: 0 BB: 0 P: 11	R: 0 E: 0 K: 1 S: 6	H: 0 LOB: 0 BB: 0 P: 10	R: 2 E: 0 K: 0 S: 16	H: 3 LOB: 1 BB: 0 P: 22	R: 0 E: 0 K: 0 S: 10	H: 3 LOB: 3 BB: 1 P: 20	R: 2 E: 0 K: 1 S: 17	H: 3 LOB: 2 BB: 1 P: 26	R: 0 E: 0 K: 0 S: 5	H: 0 LOB: 0 BB: 0 P: 8	R: 0 E: 0 K: 2 S: 11	H: 1 LOB: 1 BB: 0 P: 16	R: 0 E: 0 K: 0 S: 8	H: 1 LOB: 2 BB: 1 P: 16	1B: 9 2B: 2 3B: 0 HR: 0	SF: 0 SAC: 0 DP: 1 HBP: 0	WP: 0 PB: 0 SB: 0 CS: 0	PA: 40	
PITCHER	IP	WLS	BF	H	R	ER	SO	BB	IBB	HBP	BLK	WP	HR	S	P	ERA	WHIP				
38 Jeremy Bonderman, R ERA: 4.61	7.1	L	32	9	4	4	5	2	0	0	0	0	0	75	113	4.91	1.500				
Jamie Walker, L ERA: 0.64	1.1		5	1	0	0	1	0	0	0	0	0	0	9	14	0.00	0.750				
Jason Grilli, R ERA: 3.93	0.1		3	1	0	0	0	0	1	0	0	0	0	5	12	0.00	3.000				

New York Yankees @ Detroit Tigers
Comerica Park, Detroit, MI
Mon May 29 2006, 1:05 PM EDT
Att: 39,759 - Sunny - 92 F

AB	37
R	4
H	11
RBI	4
BB	3
SO	6
LOB	12



Batter	1	2	3	4	5	6	7	8	9	AB	R	H	RBI	BB	SO	LOB	BOTTOM					
14 Placido Polanco, R OBP: 0.312, SLG: 0.339	F8		33 FC5-4 BB			G5-3			F8	3	0	0	0	1	0	0						
33 Marcus Thames, R OBP: 0.396, SLG: 0.679	P5		FC5-4			1B BB			F7	3	0	0	0	1	0	2						
Ivan Rodriguez, R OBP: 0.335, SLG: 0.418	G5-3					2-2 1B			K	4	0	1	0	0	2	0						
30 Magglio Ordonez, R OBP: 0.353, SLG: 0.559		G5-3				G5-3			P5	4	0	0	0	0	1	2						
9 Carlos Guillen, S OBP: 0.396, SLG: 0.514		F9				K			F7	4	0	1	0	0	1	0						
31 Chris Shelton, R OBP: 0.381, SLG: 0.593		F9				P3			K	3	0	0	0	0	1	1						
Craig Monroe, R OBP: 0.294, SLG: 0.457			F8			K			G5-3	3	0	0	0	0	1	1						
20 Omar Infante, R OBP: 0.338, SLG: 0.484			F9			G5-3			P3	3	0	0	0	0	0	1						
15 Brandon Inge, R OBP: 0.289, SLG: 0.472						L6			P5	2	0	0	0	1	0	0						
Inning Stats	R: 0 E: 0 K: 0 S: 6	H: 0 LOB: 0 BB: 0 P: 7	R: 0 E: 0 K: 0 S: 7	H: 0 LOB: 0 BB: 0 P: 11	R: 0 E: 0 K: 0 S: 11	H: 0 LOB: 2 BB: 2 P: 23	R: 0 E: 0 K: 2 S: 8	H: 0 LOB: 0 BB: 0 P: 10	R: 0 E: 0 K: 1 S: 9	H: 0 LOB: 0 BB: 0 P: 12	R: 0 E: 0 K: 1 S: 16	H: 1 LOB: 2 BB: 1 P: 26	R: 0 E: 0 K: 1 S: 11	H: 1 LOB: 0 BB: 0 P: 16	R: 0 E: 0 K: 0 S: 9	H: 0 LOB: 0 BB: 0 P: 13	R: 0 E: 0 K: 1 S: 7	H: 0 LOB: 0 BB: 0 P: 12	1B: 1 2B: 1 3B: 0 HR: 0	SF: 0 SAC: 0 DP: 0 HBP: 0	WP: 0 PB: 0 SB: 1 CS: 0	PA: 32
PITCHER	IP	WLS	BF	H	R	ER	SO	BB	IBB	HBP	BLK	WP	HR	S	P	ERA	WHIP					
Randy Johnson, L ERA: 5.37	6.0	W	23	2	0	0	4	3	0	0	0	0	0	59	91	0.00	0.833					
Ron Villone, L ERA: 1.66	2.0		6	0	0	0	1	0	0	0	0	0	0	18	27	0.00	0.000					
Kyle Farnsworth, R ERA: 4.3	1.0		3	0	0	0	1	0	0	0	0	0	0	7	12	0.00	0.000					

New York Yankees @ Detroit Tigers
Comerica Park, Detroit, MI
Mon May 29 2006, 1:05 PM EDT
Att: 39,759 - Sunny - 92 F


AB	29
R	0
H	2
RBI	0
BB	3
SO	6
LOB	7



Batter	1	2	3	4	5	6	7	8	9	AB	R	H	RBI	BB	SO	LOB	TOP				
18 Johnny Damon, L (1, 8) OBP: 0.346, SLG: 0.430	P5		13 BB 20 2B	F7		K		K		5	1	1	0	0	2	0	New York Yankees @ Detroit Tigers Comerica Park, Detroit, MI Thu Jun 01 2006, 7:05 PM EDT Att: 27,231 - Cloudy - 78 F				
28 Melky Cabrera, S (1, 7) OBP: 0.392, SLG: 0.386	P5		13 BB 20 2B	F8				G5-3		4	1	1	0	1	0	0					
25 Jason Giambi, L (1, 10)								P2		5	1	2	1	0	1	3					
13 Alex Rodriguez, R (1, 5)	K		20 2B							3	1	0	0	2	2	1					
20 Jorge Posada, S (1, 2)										3	1	1	3	2	0	0					
24 Robinson Cano, L (1, 4) OBP: 0.330, SLG: 0.359										5	1	4	0	0	0	2					
12 Andy Phillips, R (1, 3) OBP: 0.306, SLG: 0.379										4	0	3	2	0	1	2					
Terrence Long, L (1, 9) OBP: 0.270, SLG: 0.212										5	0	0	0	0	0	9					
Miguel Cairo, R (1, 6) OBP: 0.300, SLG: 0.339										4	0	0	0	0	1	4					
Inning Stats	R: 0 E: 0 K: 1 S: 11	H: 1 LOB: 1 BB: 0 P: 14	R: 1 E: 0 K: 1 S: 11	H: 2 LOB: 1 BB: 0 P: 17	R: 4 E: 0 K: 1 S: 12	H: 3 LOB: 1 BB: 2 P: 26	R: 0 E: 0 K: 0 S: 5	H: 0 LOB: 0 BB: 0 P: 6	R: 1 E: 0 K: 1 S: 16	H: 1 LOB: 2 BB: 2 P: 31	R: 0 E: 0 K: 0 S: 10	H: 1 LOB: 3 BB: 1 P: 12	R: 0 E: 0 K: 1 S: 7	H: 0 LOB: 0 BB: 0 P: 9	R: 0 E: 0 K: 1 S: 9	H: 2 LOB: 2 BB: 0 P: 16		1B: 7 2B: 4 3B: 0 HR: 1	SF: 1 SAC: 0 DP: 0 HBP: 0	WP: 0 PB: 0 SB: 0 CS: 0	PA: 44
PITCHER	IP	WLS	BF	H	R	ER	SO	BB	IBB	HBP	BLK	WP	HR	S	P	ERA	WHIP				
35 Justin Verlander, R (1, 1) ERA: 3.13	5.0	26	7	6	6	4	4	0	0	0	0	0	1	55	94	10.80	2.200				
Jamie Walker, L (6, 1) ERA: 0.59	1.0	4	1	0	0	1	0	0	0	0	0	0	0	10	12	0.00	1.000				
54 Joel Zumaya, R (7, 1) ERA: 2.81	1.0	6	2	0	0	0	1	0	0	0	0	0	0	14	21	0.00	3.000				
56 Fernando Rodney, R (8, 1) ERA: 1.08	2.0	W	8	2	0	0	2	0	0	0	0	0	0	16	25	0.00	1.000				

Batter	1	2	3	4	5	6	7	8	9	AB	R	H	RBI	BB	SO	LOB	BOTTOM				
28 Curtis Granderson, L (1, 8) OBP: 0.380, SLG: 0.482				1B 30 BB 33 1B	1B 30 BB 33 1B				F7	3	2	2	0	2	0	0	New York Yankees @ Detroit Tigers Comerica Park, Detroit, MI Thu Jun 01 2006, 7:05 PM EDT Att: 27,231 - Cloudy - 78 F				
33 Marcus Thames, R (1, 10) OBP: 0.413, SLG: 0.648				1B 30 BB 9 1B	1B 30 BB 1B				1B 30 BB	4	3	2	0	1	2	2					
Ivan Rodriguez, R (1, 2) OBP: 0.341, SLG: 0.444				1B 9 BB 20 1B	F9 30 BB 1B				1B 9 BB 1B	5	2	3	0	0	0	0					
30 Magglio Ordonez, R (1, 9) OBP: 0.363, SLG: 0.551				1B 20 BB 9 1B	1B 1-2 2-3 3-H				1B 9 BB	3	0	2	4	2	0	0					
9 Carlos Guillen, S (1, 3) OBP: 0.379, SLG: 0.497				1B 20 BB 1B	L7				1B 1-2 2-H	5	0	3	2	0	1	3					
Craig Monroe, R (1, 7) OBP: 0.282, SLG: 0.434				1B 1-2 2-3 3-H	K				1B	4	0	0	0	0	2	7					
20 Omar Infante, R (1, 4) OBP: 0.333, SLG: 0.471				1B 1-2 2-3 3-H	K				K	4	0	1	1	0	2	2					
15 Brandon Inge, R (1, 5) OBP: 0.286, SLG: 0.462				1B 1-2 2-3 3-H	P4				P6	4	0	0	0	0	0	3					
39 Ramon Santiago, S (1, 6) OBP: 0.209, SLG: 0.238				1B 1-2 2-3 3-H	G4-3				F8	3	0	0	0	0	0	3					
31 Chris Shelton, R (8, PH) OBP: 0.371, SLG: 0.571					G4-3					1	0	0	0	0	0	0					
Inning Stats	R: 0 E: 0 K: 1 S: 8	H: 0 LOB: 0 BB: 1 P: 16	R: 0 E: 0 K: 0 S: 3	H: 1 LOB: 0 BB: 0 P: 5	R: 0 E: 0 K: 0 S: 4	H: 0 LOB: 0 BB: 0 P: 9	R: 3 E: 0 K: 1 S: 23	H: 5 LOB: 3 BB: 1 P: 36	R: 2 E: 0 K: 1 S: 14	H: 3 LOB: 2 BB: 1 P: 21	R: 0 E: 0 K: 2 S: 11	H: 0 LOB: 1 BB: 1 P: 18	R: 0 E: 0 K: 1 S: 8	H: 0 LOB: 0 BB: 0 P: 15	R: 2 E: 0 K: 0 S: 17	H: 3 LOB: 2 BB: 1 P: 27	1B: 12 2B: 1 3B: 0 HR: 0	SF: 0 SAC: 0 DP: 1 HBP: 0	WP: 0 PB: 0 SB: 0 CS: 1	PA: 41	
PITCHER	IP	WLS	BF	H	R	ER	SO	BB	IBB	HBP	BLK	WP	HR	S	P	ERA	WHIP				
40 Chien-Ming Wang, R (1, 1) ERA: 4.86	4.0	21	8	5	5	2	3	0	0	0	0	0	0	41	73	11.25	2.750				
27 Darrell Rasner, R (5, 1) ERA: 0.87	1.2	6	1	0	0	1	0	0	0	0	0	0	0	16	22	0.00	0.600				
Mike Myers, L (6, 1) ERA: 0.87	0.0	1	1	0	0	0	0	0	0	0	0	0	0	2	5	∞	∞				
Scott Proctor, R (6, 1) ERA: 3.47	2.1	H	8	0	0	0	4	1	0	0	0	0	0	22	39	0.00	0.429				
Kyle Farnsworth, R (9, 1) ERA: 5.19	0.1	L	5	3	2	2	0	1	0	0	0	0	0	17	27	54.00	12.000				

AB	38
R	6
H	12
RBI	6
BB	5
SO	7
LOB	21



AB	36
R	7
H	13
RBI	7
BB	5
SO	7
LOB	20



Batter	1	2	3	4	5	6	7	8	9	AB	R	H	RBI	BB	SO	LOB	TOP										
18 Johnny Damon, L (1, 8) OBP: 0.347, SLG: 0.429	G4-3		F8		F7		28 BB 1B		2 CS 1B	5	2	2	0	0	0	0	New York Yankees @ Baltimore Orioles Oriole Park at Camden Yards, Baltimore, MD Fri Jun 02 2006, 7:05 PM EDT Att: 48,168 - Overcast - 85 F										
28 Melky Cabrera, S (1, 7) OBP: 0.405, SLG: 0.384	G1-3		G4-6-3 BB			2 CS 1B	25 WP BB		P5	3	1	1	0	2	0	1											
2 Derek Jeter, R (1, 6) OBP: 0.435, SLG: 0.498	25 BB 1B		G4-6-3 1-2			25 HR BB	25 WP 1B		1B	4	1	3	2	1	0	1											
25 Jason Giambi, L (1, 10) OBP: 0.458, SLG: 0.621	1B			L3		1-H HR	K		K	5	1	2	2	0	2	2											
Bernie Williams, S (1, 9) OBP: 0.316, SLG: 0.357	F9			L8		1B		G6-3		4	0	1	0	0	0	2											
24 Robinson Cano, L (1, 4) OBP: 0.329, SLG: 0.386		G4-3		G4-3		L9		1B		4	0	1	0	0	0	1											
12 Andy Phillips, R (1, 3) OBP: 0.316, SLG: 0.429		WP S 1B			1-1 HR	G1-3		F9		4	1	2	1	0	0	2											
Miguel Cairo, R (1, 5) OBP: 0.281, SLG: 0.317			K		G6-3		K	F7		4	0	0	0	0	2	2											
Kelly Stinnett, R (1, 2) OBP: 0.276, SLG: 0.333			F9		P3		K		K	3	0	0	0	0	1	1											
20 Jorge Posada, S (9, PH) OBP: 0.414, SLG: 0.504									K	1	0	0	0	0	1	0											
Inning Stats	R: 0 E: 0 K: 0 S: 12	H: 2 LOB: 2 BB: 0 P: 19	R: 0 E: 0 K: 1 S: 10	H: 1 LOB: 1 BB: 0 P: 19	R: 0 E: 0 K: 0 S: 5	H: 0 LOB: 0 BB: 1 P: 10	R: 0 E: 0 K: 0 S: 5	H: 0 LOB: 0 BB: 0 P: 8	R: 1 E: 0 K: 0 S: 6	H: 1 LOB: 0 BB: 0 P: 9	R: 2 E: 0 K: 0 S: 15	H: 3 LOB: 1 BB: 1 P: 27	R: 2 E: 0 K: 3 S: 16	H: 2 LOB: 1 BB: 1 P: 28	R: 0 E: 0 K: 0 S: 6	H: 1 LOB: 1 BB: 0 P: 7	R: 1 E: 0 K: 2 S: 13	H: 2 LOB: 1 BB: 0 P: 21	1B: 10 2B: 0 3B: 0 HR: 2	SF: 0 SAC: 0 DP: 1 HBP: 0	WP: 2 PB: 0 SB: 1 CS: 2	PA: 40					
PITCHER	IP	WLS	BF	H	R	ER	SO	BB	IBB	HBP	BLK	WP	HR	S	P	ERA	WHIP										
34 Kris Benson, R (1, 1) ERA: 4.77	6.0		25	7	3	3	1	2	0	0	0	1	2	53	92	4.50	1.500										
Todd Williams, R (7, 1) ERA: 5.3	0.2	5	2	2	2	2	1	0	0	0	0	0	0	13	23	27.00	4.500										
25 Kurt Birkins, L (7, 1) ERA: 0.56	1.1	5	1	0	0	1	0	0	0	0	0	1	0	9	12	0.00	0.750										
37 Chris Ray, R (9, 1) ERA: 2.31	1.0	L	5	2	1	0	2	0	0	0	0	0	0	13	21	0.00	2.000										


AB	37
R	6
H	12
RBI	5
BB	3
SO	6
LOB	12




Batter	1	2	3	4	5	6	7	8	9	AB	R	H	RBI	BB	SO	LOB	BOTTOM										
1 Brian Roberts, S (1, 4) OBP: 0.399, SLG: 0.430	G3	1-2 2-H 1B			G4-3		G3	6 G5-3 IBB		4	0	1	0	1	0	0	New York Yankees @ Baltimore Orioles Oriole Park at Camden Yards, Baltimore, MD Fri Jun 02 2006, 7:05 PM EDT Att: 48,168 - Overcast - 85 F										
6 Melvin Mora, R (1, 5) OBP: 0.357, SLG: 0.458	P4		G5-3		G5-3		F8	G5-3		5	0	0	1	0	0	2											
10 Miguel Tejada, R (1, 6) OBP: 0.383, SLG: 0.562	55 WP 1B		55 BB 2B G6-3		L8		55 BB 1B	IBB		4	2	3	0	1	0	0											
55 Ramon Hernandez, R (1, 2) OBP: 0.357, SLG: 0.484	WP 1-H 1B		1-1 1-3 2B		F9		F9	F9		5	0	3	1	0	0	3											
Kevin Millar, R (1, 3) OBP: 0.331, SLG: 0.366	G4-3		G6-3		F7		G4-3		G6-3	5	0	0	1	0	0	4											
17 Corey Patterson, L (1, 8) OBP: 0.331, SLG: 0.479		F9	K		E1 1B		K	P3		5	1	0	0	0	2	1											
Javy Lopez, R (1, 10) OBP: 0.333, SLG: 0.407		1 BB 2B			L9		21 BB 1-H 1B	HBP 2B 1B	L9	5	1	3	1	0	0	0											
21 Nick Markakis, L (1, 9) OBP: 0.308, SLG: 0.329					P2			2B 6 G5-3 HBP		3	0	2	0	0	0	0											
Jeff Conine, R (8, PH) OBP: 0.318, SLG: 0.407							1-3 2B			0	1	0	0	0	0	0											
Luis Matos, R (1, 7) OBP: 0.256, SLG: 0.361					F7		G4-3	6 G5-3 1-3 2-H 2B		4	0	1	1	0	1	4											
Inning Stats	R: 1 E: 0 K: 0 S: 13	H: 2 LOB: 1 BB: 0 P: 23	R: 0 E: 0 K: 1 S: 9	H: 3 LOB: 2 BB: 0 P: 13	R: 1 E: 0 K: 1 S: 13	H: 2 LOB: 1 BB: 0 P: 21	R: 0 E: 0 K: 0 S: 7	H: 0 LOB: 0 BB: 0 P: 10	R: 0 E: 0 K: 0 S: 6	H: 0 LOB: 0 BB: 0 P: 10	R: 1 E: 1 K: 0 S: 11	H: 2 LOB: 2 BB: 0 P: 12	R: 0 E: 0 K: 0 S: 12	H: 2 LOB: 2 BB: 0 P: 19	R: 2 E: 0 K: 1 S: 16	H: 2 LOB: 3 BB: 2 P: 36	R: 0 E: 0 K: 0 S: 5	H: 0 LOB: 0 BB: 0 P: 7	1B: 9 2B: 4 3B: 0 HR: 0	SF: 0 SAC: 0 DP: 0 HBP: 1	WP: 2 PB: 0 SB: 1 CS: 0	PA: 43					
PITCHER	IP	WLS	BF	H	R	ER	SO	BB	IBB	HBP	BLK	WP	HR	S	P	ERA	WHIP										
Jaret Wright, R (1, 1) ERA: 4.12	6.0		27	9	3	2	2	0	0	0	0	0	0	20	33	6.75	2.250										
Ron Villone, L (7, 1) ERA: 1.96	1.1	H	7	3	1	1	1	0	0	0	0	0	0	3	11	∞	∞										
Scott Erickson, R (8, 1) ERA: 5.87	0.0		3	1	0	0	0	0	1	1	0	0	0	3	11	∞	∞										
Kyle Farnsworth, R (8, 1) ERA: 4.85	1.2	W	6	0	1	1	0	0	1	0	0	0	0	10	18	5.40	0.000										

AB	40
R	5
H	13
RBI	5
BB	2
SO	3
LOB	14




Batter	1	2	3	4	5	6	7	8	9	AB	R	H	RBI	BB	SO	LOB	TOP					
18 Johnny Damon, L (1, 8) Kelly Stinnett, R (6, 2) OBP: 0.359, SLG: 0.455 OBP: 0.283, SLG: 0.339	2-2 G3 1B		1-2 G1-3			1-1 G3-1 2B	1-3 K		1-2 G4-6-3 1B	3	0	2	0	0	0	0	New York Yankees @ Baltimore Orioles Oriole Park at Camden Yards, Baltimore, MD Sun Jun 04 2006, 1:35 PM EDT Att: 47,535 - Partly Cloudy - 78 F AB 35 R 4 H 10 RBI 4 BB 3 SO 4 LOB 23 					
28 Melky Cabrera, S (1, 7) OBP: 0.389, SLG: 0.361	0-2 G3		1-0			0-0 G3-1	4-2 2B		3-2 G4-6-3	4	1	1	0	1	0	3						
2 Derek Jeter, R (1, 6) 27 Kevin Thompson, R (6, PR) OBP: 0.435, SLG: 0.495 OBP: 0.571, SLG: 0.600	2-3 K		0-1 F9			3-2 HBP	2-2 2B		4-2 13 DI BB	2	0	0	0	0	1	2						
13 Alex Rodriguez, R (1, 10) OBP: 0.400, SLG: 0.535	4-1 BB					1-1 P4	3-3 K		2-2 G4-3	4	0	0	0	1	1	4						
20 Jorge Posada, S (1, 2) OBP: 0.408, SLG: 0.483	2-1 F7					3-2 G4-3			2-1 12 1B 24 HBP G1-2-3 1B	4	0	1	0	0	0	4						
24 Robinson Cano, L (1, 4) OBP: 0.333, SLG: 0.355		2-2 P6				0-1 P5			1-0 WP 12 1B 1B	3	1	1	0	0	0	0						
12 Andy Phillips, R (1, 3) OBP: 0.318, SLG: 0.456		1-1 L9				0-2 F7			1-0 1B WP 27 2B 1B	4	1	2	0	0	0	0						
Terrence Long, L (1, 9) Bernie Williams, S (8, PH) OBP: 0.250, SLG: 0.194 OBP: 0.311, SLG: 0.352		1-1 G1-3				1-0 G5-3			2-0 P6	3	0	0	0	0	0	2						
Miguel Cairo, R (1, 5) OBP: 0.301, SLG: 0.324			1-2 F9			2-2 G6-3			0-0 28 DI 27 2B 1B	4	1	1	1	0	0	3						
Inning Stats	R: 0 E: 0 K: 1 S: 12	H: 1 LOB: 2 BB: 1 P: 22	R: 0 E: 0 K: 0 S: 7	H: 0 LOB: 0 BB: 0 P: 11	R: 0 E: 0 K: 0 S: 9	H: 1 LOB: 1 BB: 0 P: 12	R: 0 E: 0 K: 0 S: 6	H: 0 LOB: 0 BB: 0 P: 8	R: 0 E: 0 K: 0 S: 7	H: 0 LOB: 0 BB: 0 P: 10	R: 0 E: 0 K: 0 S: 11	H: 1 LOB: 2 BB: 0 P: 19	R: 4 E: 0 K: 2 S: 17	H: 4 LOB: 1 BB: 1 P: 31	R: 0 E: 0 K: 1 S: 8	H: 2 LOB: 2 BB: 0 P: 15		R: 0 E: 0 K: 0 S: 13	H: 1 LOB: 1 BB: 1 P: 23	1B: 8 2B: 2 3B: 0 HR: 0	SF: 0 SAC: 0 DP: 2 HBP: 2	WP: 1 PB: 0 SB: 0 CS: 0
PITCHER	IP WLS BF H R ER SO BB IBB HBP BLK WP HR S P ERA WHIP	6.2 W 30 7 4 4 2 2 0 0 0 0 0 66 107 5.40 1.350	0.1 0 0 0 0 0 0 0 0 0 0 0 0 3 6 0.00 0.000	0.1 4 2 0 0 1 0 0 0 0 0 0 0 7 14 0.00 6.000	1.2 5 1 0 0 0 1 0 0 0 0 0 0 14 24 0.00 1.200	PITCHER										IP WLS BF H R ER SO BB IBB HBP BLK WP HR S P ERA WHIP	6.2 W 30 7 4 4 2 2 0 0 0 0 0 66 107 5.40 1.350					

Batter	1	2	3	4	5	6	7	8	9	AB	R	H	RBI	BB	SO	LOB	BOTTOM			
1 Brian Roberts, S (1, 4) OBP: 0.386, SLG: 0.404	1-0 G6-3	1-1 G6-4-3	1-3 K		2-1 F7			3-2 F9		5	0	0	0	0	1	3	New York Yankees @ Baltimore Orioles Oriole Park at Camden Yards, Baltimore, MD Sun Jun 04 2006, 1:35 PM EDT Att: 47,535 - Partly Cloudy - 78 F AB 34 R 11 H 14 RBI 11 BB 3 SO 2 LOB 10 			
6 Melvin Mora, R (1, 5) OBP: 0.355, SLG: 0.453	1-1 10 1B 55 SF8 1B		0-1 10 1B 2B		2-0 F9	1-0 F7		4-0 10 1B G5-4-3 BB		4	2	2	0	1	0	1				
10 Miguel Tejada, R (1, 6) OBP: 0.388, SLG: 0.564	1-2 55 SF8 55 PB 1B		1-2 55 2B HR 1B		0-1 G3-1		1-0 L8	1-0 G5-4-3		5	1	2	1	0	0	1				
55 Ramon Hernandez, R (1, 10) OBP: 0.365, SLG: 0.513	1-1 SF8		1-1 HR 2B		2-1 F8		3-2 F8		3-2 F8	3	1	1	1	0	0	0				
Kevin Millar, R (1, 3) OBP: 0.342, SLG: 0.391	4-1 BB		0-0 HR		1-0 17 1B HR HBP		3-2 P4		3-2 P4	2	2	1	3	1	0	0				
17 Corey Patterson, L (1, 8) OBP: 0.333, SLG: 0.474	1-0 G1-3		1-2 L3		0-2 HR 1B		0-1 12 1B S 1B		0-1 12 1B S 1B	4	2	2	0	0	0	2				
Javy Lopez, R (1, 2) OBP: 0.333, SLG: 0.444		0-0 HR	2-1 G5-3		2-1 HR		2-3 K		2-3 K	4	2	2	4	0	1	1				
12 Brandon Fahey, L (1, 7) Luis Matos, R (9, 7) OBP: 0.325, SLG: 0.367 OBP: 0.244, SLG: 0.342		3-1 G6-4-3 1B	0-0 HR		2-2 G6-3		3-1 21 1B G1-4-3		3-1 21 1B G1-4-3	4	1	3	2	0	0	0				
21 Nick Markakis, L (1, 9) OBP: 0.311, SLG: 0.326		0-2 L8	4-2 BB		0-1 1B		1-2 G1-4-3		1-2 G1-4-3	3	0	1	0	1	0	2				
Inning Stats	R: 1 E: 0 K: 0 S: 10	H: 2 LOB: 2 BB: 1 P: 19	R: 1 E: 0 K: 0 S: 8	H: 2 LOB: 0 BB: 0 P: 12	R: 5 E: 0 K: 1 S: 21	H: 5 LOB: 1 BB: 1 P: 31	R: 0 E: 0 K: 0 S: 5	H: 0 LOB: 0 BB: 0 P: 9	R: 3 E: 0 K: 0 S: 13	H: 3 LOB: 1 BB: 0 P: 21	R: 0 E: 0 K: 0 S: 8	H: 0 LOB: 0 BB: 0 P: 15	R: 1 E: 0 K: 1 S: 11	H: 2 LOB: 0 BB: 0 P: 17	R: 0 E: 0 K: 0 S: 4	H: 0 LOB: 0 BB: 1 P: 12		1B: 8 2B: 2 3B: 0 HR: 4	SF: 1 SAC: 0 DP: 3 HBP: 1	WP: 0 PB: 1 SB: 2 CS: 0
PITCHER	IP WLS BF H R ER SO BB IBB HBP BLK WP HR S P ERA WHIP	2.2 L 17 9 7 7 0 1 0 0 0 0 0 11 20 0.00 0.750	1.1 5 0 0 0 1 1 0 0 0 0 0 0 11 20 0.00 0.750	3.0 14 5 4 4 1 0 0 0 1 0 0 1 32 53 12.00 1.667	1.0 3 0 0 0 0 1 0 0 0 0 0 0 4 12 0.00 1.000	PITCHER										IP WLS BF H R ER SO BB IBB HBP BLK WP HR S P ERA WHIP	2.2 L 17 9 7 7 0 1 0 0 0 0 0 11 20 0.00 0.750			

Batter	1	2	3	4	5	6	7	8	9	AB	R	H	RBI	BB	SO	LOB	TOP										
Coco Crisp, S (1, 8) OBP: 0.317, SLG: 0.390	1-1 2B		1-2 K		1-2 G5-3		3-2 F7		1-2 L3	5	0	1	0	0	1	0	Boston Red Sox @ New York Yankees Yankee Stadium, Bronx, NY Mon Jun 05 2006, 7:05 PM EDT Att: 55,246 - Partly Cloudy - 70 F										
Mark Loretta, R (1, 4) OBP: 0.350, SLG: 0.381	1-3 K		0-3 K		2-0 F7		0-0 F8		1-2 1B	5	0	1	0	0	2	1											
34 David Ortiz, L (1, 10) OBP: 0.379, SLG: 0.544 13 Alex Cora, L (9, PH) OBP: 0.355, SLG: 0.345	2-3 K		4-2 BB		1-2 G4-1		1-1 G1		0-1 G3	3	0	0	0	1	1	1											
Manny Ramirez, R (1, 7) OBP: 0.424, SLG: 0.565 28 Doug Mirabeli, R (4, 2) OBP: 0.293, SLG: 0.392	1-3 K		0-0 F8				0-0 HR		0-3 K	2	0	0	0	0	1	2											
Trot Nixon, L (1, 9) OBP: 0.425, SLG: 0.463		1-2 20 1B 25 1B 1B		4-2 20 E 25 FC5 1B BB		0-0 1B 2B		4-1 20 2B FC1-2-5 BB		2	3	2	0	2	0	0											
20 Kevin Youkilis, R (1, 3) OBP: 0.431, SLG: 0.505		3-2 25 1B G5-4-3 1B		3-2 FC5 G4-3 25 1B 1-3 K		1-2 K		3-2 K		4	1	2	0	0	1	2											
25 Mike Lowell, R (1, 5) OBP: 0.379, SLG: 0.561 J.T. Snow, L (5, 3) OBP: 0.349, SLG: 0.222		0-0 G5-4-3 1B		0-1 G4-3 1B		0-1 K		1-2 FC1-2-5 2B		2	0	2	2	0	0	0											
Jason Varitek, S (1, 2) OBP: 0.333, SLG: 0.389 Willie Harris, L (4, 7) OBP: 0.270, SLG: 0.194		1-3 3-H G5-4-3 1B		1-2 G4-3 1B		1-2 2-H 1B		0-2 3-H G3		2	0	0	0	0	0	3											
Alex Gonzalez, R (1, 6) OBP: 0.283, SLG: 0.316		0-3 K		0-1 P4		0-0 L8		1-1 G5-3		4	0	0	0	0	1	2											
Inning Stats	R: 0 E: 0 K: 3 S: 12	H: 1 LOB: 1 BB: 0 P: 17	R: 2 E: 0 K: 1 S: 13	H: 3 LOB: 0 BB: 0 P: 20	R: 0 E: 0 K: 2 S: 10	H: 0 LOB: 1 BB: 1 P: 15	R: 1 E: 1 K: 0 S: 15	H: 1 LOB: 1 BB: 1 P: 23	R: 0 E: 0 K: 0 S: 7	H: 0 LOB: 0 BB: 0 P: 11	R: 2 E: 0 K: 2 S: 12	H: 3 LOB: 1 BB: 0 P: 15	R: 0 E: 0 K: 0 S: 8	H: 0 LOB: 0 BB: 0 P: 12	R: 0 E: 0 K: 1 S: 13	H: 1 LOB: 2 BB: 1 P: 21		R: 0 E: 0 K: 0 S: 13	H: 1 LOB: 1 BB: 0 P: 16	1B: 6 2B: 3 3B: 0 HR: 1	SF: 0 SAC: 0 DP: 2 HBP: 0	WP: 0 PB: 0 SB: 0 CS: 0	PA: 39				
PITCHER	IP	WLS	BF	H	R	ER	SO	BB	IBB	HBP	BLK	WP	HR	S	P	ERA	WHIP										
35 Mike Mussina, R (1, 1) ERA: 2.67	6.0	W	27	8	5	4	8	2	0	0	0	0	0	69	101	6.00	1.667										
Scott Proctor, R (7, 1) ERA: 3.49	1.0		3	0	0	0	0	0	0	0	0	0	0	8	12	0.00	0.000										
Ron Villone, L (8, 1) ERA: 1.8	1.0		5	1	0	0	1	1	0	0	0	0	0	13	21	0.00	2.000										
42 Mariano Rivera, R (9, 1) ERA: 2.22	1.0		4	1	0	0	0	0	0	0	0	0	0	13	16	0.00	1.000										

Batter	1	2	3	4	5	6	7	8	9	AB	R	H	RBI	BB	SO	LOB	BOTTOM										
18 Johnny Damon, L (1, 8) OBP: 0.368, SLG: 0.455 Terrence Long, L (9, 8) OBP: 0.250, SLG: 0.194	4-2 28 FC1-6 BB	2-1 28 FC2-6 1B	4-0 28 2B BB	4-2 BB		0-1 F8				2	1	1	1	3	0	0	Boston Red Sox @ New York Yankees Yankee Stadium, Bronx, NY Mon Jun 05 2006, 7:05 PM EDT Att: 55,246 - Partly Cloudy - 70 F										
28 Melky Cabrera, S (1, 7) OBP: 0.380, SLG: 0.364	0-1 FC1-6 25 WP	0-0 FC2-6 25 HR	1-1 13 BB 20 HBP 2B	0-1 F7				1-2 G4-3		5	3	1	2	0	0	4											
25 Jason Giambi, L (1, 10) OBP: 0.466, SLG: 0.638 27 Kevin Thompson, R (7, PR) OBP: 0.571, SLG: 0.600	3-3 K	0-1 HR	4-2 20 HBP 13 BB 24 2B BB		4-2 13 1B BB		4-2 13 G2-3 BB		4-2 20 HBP 24 2B BB	2	2	1	3	3	1	0											
13 Alex Rodriguez, R (1, 5) OBP: 0.404, SLG: 0.532	3-2 G6-3	4-2 20 F8 20 S BB	4-2 24 2B BB	1-2 2-3 BB	1-2 1B		0-1 G2-3		1-2 1B	3	1	1	0	2	0	1											
20 Jorge Posada, S (1, 2) OBP: 0.413, SLG: 0.480		1-2 12 HR 1B	1-2 2-3 3-H HBP	1-0 24 2B HBP	1-0 F7		4-0 BB		1-2 F7	3	1	1	1	1	0	3											
24 Robinson Cano, L (1, 4) OBP: 0.335, SLG: 0.400		1-2 12 HR 1B	2-0 1-3 2-H 3-H 2B	2-0 K	0-3 K		3-3 K		3-3 K	5	1	2	2	0	2	5											
12 Andy Phillips, R (1, 3) OBP: 0.322, SLG: 0.488		2-1 1-H 2-H HR	1-2 G4-3		2-2 F9			3-2 G4-6-3 1B		5	1	2	3	0	0	4											
Bernie Williams, S (1, 9) OBP: 0.313, SLG: 0.349		0-0 1B 18 1B 1B	4-1 18 BB 28 2B BB	0-0 G1-3		0-1 G3-1		0-2 G4-6-3		4	2	1	0	1	0	1											
Miguel Cairo, R (1, 6) OBP: 0.295, SLG: 0.315		0-1 18 1B 25 HR 1B	1-0 G2	1-3 K		0-3 K		0-1 L4		5	1	1	0	0	2	1											
Inning Stats	R: 1 E: 0 K: 1 S: 11	H: 0 LOB: 0 BB: 1 P: 21	R: 7 E: 0 K: 0 S: 21	H: 7 LOB: 1 BB: 1 P: 34	R: 5 E: 0 K: 0 S: 12	H: 2 LOB: 2 BB: 4 P: 34	R: 0 E: 0 K: 1 S: 10	H: 0 LOB: 1 BB: 1 P: 15	R: 0 E: 0 K: 1 S: 14	H: 0 LOB: 0 BB: 0 P: 7	R: 0 E: 0 K: 1 S: 10	H: 0 LOB: 2 BB: 2 P: 22	R: 0 E: 0 K: 0 S: 9	H: 1 LOB: 0 BB: 0 P: 12	R: 0 E: 0 K: 0 S: 9	H: 1 LOB: 0 BB: 0 P: 12		1B: 7 2B: 2 3B: 0 HR: 2	SF: 0 SAC: 0 DP: 1 HBP: 1	WP: 1 PB: 0 SB: 1 CS: 0	PA: 45						
PITCHER	IP	WLS	BF	H	R	ER	SO	BB	IBB	HBP	BLK	WP	HR	S	P	ERA	WHIP										
19 Josh Beckett, R (1, 1) ERA: 5.27	1.1	L	13	7	8	7	1	2	0	0	0	0	0	26	45	47.25	6.750										
Jermaine Van Buren, R (2, 1) ERA: 6.23	1.1		9	1	5	5	0	4	0	0	0	0	0	16	39	33.75	3.750										
David Riske, R (3, 1) ERA: 4.5	2.1		12	2	0	0	2	2	0	1	0	0	0	26	42	0.00	1.714										
51 Julian Tavarez, R (6, 1) ERA: 4.26	2.0		8	0	0	0	2	2	0	0	0	0	0	17	29	0.00	1.000										
17 Manny Delcarmen, R (8, 1) ERA: 5.46	1.0		3	1	0	0	0	0	0	0	0	0	0	9	12	0.00	1.000										

AB	36
R	5
H	10
RBI	4
BB	3
SO	9
LOB	17



Batter	1	2	3	4	5	6	7	8	9	AB	R	H	RBI	BB	SO	LOB	TOP										
Coco Crisp, S OBP: 0.313, SLG: 0.381 (1, 8)	G4-3	P6					G3-1			4	0	1	0	0	0	4	Boston Red Sox @ New York Yankees Yankee Stadium, Bronx, NY Tue Jun 06 2006, 7:05 PM EDT Att: 55,142 - Cloudy - 67 F										
Mark Loretta, R OBP: 0.348, SLG: 0.379 (1, 4)	BLK 1B		F7		G4-6-3 1B			F8		4	0	1	0	0	0	1											
34 David Ortiz, L OBP: 0.364, SLG: 0.552 (1, 10)	K		HR				F7	K		4	1	1	1	0	2	1											
Manny Ramirez, R OBP: 0.429, SLG: 0.567 (1, 7)	BB		L3		1B		F7	F7		3	0	2	0	1	0	0											
Trot Nixon, L OBP: 0.417, SLG: 0.452 (1, 9)	G4-3		L3				P6			4	0	0	0	0	0	3											
Jason Varitek, S OBP: 0.326, SLG: 0.379 (1, 2)		G3			F8			K		4	0	0	0	0	1	0											
25 Mike Lowell, R OBP: 0.381, SLG: 0.560 (1, 5)	20 1B		G1-3				E9 1B	G4-3		4	0	2	0	0	0	0											
20 Kevin Youkilis, R OBP: 0.434, SLG: 0.505 (1, 3)	1B		G6-3				BB			2	0	1	0	1	0	0											
13 Alex Cora, L OBP: 0.338, SLG: 0.328 (1, 6)	P2		G6-3				L3			3	0	0	0	0	0	4											
Inning Stats	R: 0 E: 0 K: 1 S: 14	H: 1 LOB: 2 BB: 1 P: 22	R: 0 E: 0 K: 0 S: 19	H: 2 LOB: 2 BB: 0 P: 26	R: 1 E: 0 K: 0 S: 9	H: 2 LOB: 0 BB: 0 P: 16	R: 0 E: 0 K: 0 S: 6	H: 0 LOB: 0 BB: 0 P: 7	R: 0 E: 0 K: 0 S: 7	H: 1 LOB: 0 BB: 0 P: 10	R: 0 E: 1 K: 1 S: 11	H: 1 LOB: 2 BB: 1 P: 19	R: 0 E: 0 K: 0 S: 6	H: 0 LOB: 0 BB: 0 P: 9	R: 0 E: 0 K: 0 S: 4	H: 0 LOB: 0 BB: 0 P: 5	1B: 7 2B: 1 3B: 0 HR: 1	SF: 0 SAC: 0 DP: 2 HBP: 0	WP: 0 PB: 0 SB: 0 CS: 0	PA: 34							
PITCHER	IP	WLS	BF	H	R	ER	SO	BB	IBB	HBP	BLK	WP	HR	S	P	ERA	WHIP										
40 Chien-Ming Wang, R (1, 1) ERA: 4.52	7.0	W	28	8	1	1	2	2	0	0	1	0	1	72	109	1.29	1.429										
Kyle Farnsworth, R (8, 1) ERA: 4.57	1.0	H	3	0	0	0	1	0	0	0	0	0	0	6	9	0.00	0.000										
42 Mariano Rivera, R (9, 1) ERA: 2.15	1.0	S	3	0	0	0	0	0	0	0	0	0	0	4	5	0.00	0.000										

Batter	1	2	3	4	5	6	7	8	9	AB	R	H	RBI	BB	SO	LOB	BOTTOM										
18 Johnny Damon, L OBP: 0.370, SLG: 0.456 (1, 8)	28 G6-3 1B		F8		L4		25 BB 28 BB 1B			4	0	2	0	0	0	1	Boston Red Sox @ New York Yankees Yankee Stadium, Bronx, NY Tue Jun 06 2006, 7:05 PM EDT Att: 55,142 - Cloudy - 67 F										
28 Melky Cabrera, S OBP: 0.375, SLG: 0.352 (1, 7)	G6-3		G4-3		G4-3		25 BB BB			3	0	0	0	1	0	2											
25 Jason Giambi, L OBP: 0.462, SLG: 0.627 (1, 10)	G3		G6-3				BB			3	0	0	1	1	0	1											
13 Alex Rodriguez, R OBP: 0.398, SLG: 0.522 (1, 5)	K		G5-3		G5-3		K			4	0	0	0	0	2	3											
20 Jorge Posada, S OBP: 0.420, SLG: 0.490 (1, 2)	24 1B BB		G3-1		1B		K			3	0	2	0	1	1	0											
24 Robinson Canó, L OBP: 0.338, SLG: 0.402 (1, 4)	G3-1		G3-1		G3-1		12 S 1B			4	0	2	0	0	0	2											
12 Andy Phillips, R OBP: 0.309, SLG: 0.466 (1, 3)	F9		K		G6-3		K			4	0	0	0	0	2	4											
Bernie Williams, S OBP: 0.312, SLG: 0.365 (1, 9)	G4-3		HR		F9		G3			4	1	1	1	0	0	3											
Miguel Cairo, R OBP: 0.309, SLG: 0.329 (1, 6)	28 G4-3 1B		F8		28 BB 18 BB 1B					3	1	2	0	0	0	0											
Inning Stats	R: 0 E: 0 K: 0 S: 5	H: 1 LOB: 0 BB: 0 P: 6	R: 0 E: 0 K: 1 S: 10	H: 1 LOB: 2 BB: 1 P: 20	R: 0 E: 0 K: 0 S: 11	H: 1 LOB: 1 BB: 0 P: 14	R: 0 E: 0 K: 1 S: 8	H: 1 LOB: 0 BB: 0 P: 11	R: 1 E: 0 K: 0 S: 9	H: 1 LOB: 1 BB: 0 P: 13	R: 0 E: 0 K: 0 S: 9	H: 1 LOB: 1 BB: 0 P: 16	R: 1 E: 0 K: 1 S: 14	H: 2 LOB: 3 BB: 2 P: 27	R: 0 E: 0 K: 2 S: 8	H: 1 LOB: 1 BB: 0 P: 13	1B: 7 2B: 1 3B: 0 HR: 1	SF: 0 SAC: 0 DP: 1 HBP: 0	WP: 0 PB: 0 SB: 1 CS: 0	PA: 35							
PITCHER	IP	WLS	BF	H	R	ER	SO	BB	IBB	HBP	BLK	WP	HR	S	P	ERA	WHIP										
62 David Pauley, R (1, 1) ERA: 6.55	6.2	L	29	8	2	2	2	2	0	0	0	0	0	61	98	2.70	1.500										
Rudy Seanez, R (7, 1) ERA: 4.18	1.1		6	1	0	0	3	1	0	0	0	0	0	13	22	0.00	1.500										

Batter	1	2	3	4	5	6	7	8	9	AB	R	H	RBI	BB	SO	LOB	TOP				
Jason Kendall, R OBP: 0.360, SLG: 0.321	F9		G5-4-3 BB	BB		G4-3		F8		3	0	0	0	2	0	2					
Nick Swisher, S OBP: 0.391, SLG: 0.578	G6-3		G5-4-3	SF9		G6-3		G6-3 1B		4	0	1	1	0	0	3					
Jay Payton, R OBP: 0.289, SLG: 0.333	G6-3		1B	BB		K		G6-3		4	0	1	1	1	1	2					
Frank Thomas, R OBP: 0.349, SLG: 0.511		HR	F8	F8		G4-3		K		5	1	1	1	0	1	3					
23 Bobby Kielty, S OBP: 0.329, SLG: 0.372		1B		HR		G4-3				3	1	2	1	1	0	0					
22 Milton Bradley, S OBP: 0.358, SLG: 0.375	P2			BLK HR BB		F9				3	1	0	0	1	0	2					
Marco Scutaro, R OBP: 0.279, SLG: 0.245	F7			HR BB		F9		L9		4	0	0	0	0	1	3					
Antonio Perez, R OBP: 0.128, SLG: 0.139	K			HR		K		G5-3		4	1	1	2	0	2	2					
Mike Rouse, L OBP: 1.000, SLG: 1.333			G5-4-3 1B	SF9 BB		G4-3 2B		1B		3	2	3	0	1	0	0					
Inning Stats	R: 0 E: 0 K: 0 S: 7	H: 0 LOB: 0 BB: 0 P: 8	R: 1 E: 0 K: 1 S: 8	H: 2 LOB: 1 BB: 0 P: 13	R: 1 E: 0 K: 0 S: 12	H: 2 LOB: 1 BB: 1 P: 20	R: 4 E: 0 K: 1 S: 23	H: 2 LOB: 2 BB: 4 P: 46	R: 0 E: 0 K: 1 S: 8	H: 1 LOB: 1 BB: 0 P: 12	R: 0 E: 0 K: 0 S: 6	H: 0 LOB: 0 BB: 0 P: 11	R: 0 E: 0 K: 0 S: 9	H: 1 LOB: 1 BB: 0 P: 14	R: 0 E: 0 K: 1 S: 8	H: 1 LOB: 0 BB: 0 P: 11	1B: 5 2B: 1 3B: 0 HR: 3	SF: 1 SAC: 0 DP: 2 HBP: 0	WP: 0 PB: 0 SB: 1 CS: 0	PA: 40	
PITCHER	IP	WLS	BF	H	R	ER	SO	BB	IBB	HBP	BLK	WP	HR	S	P	ERA	WHIP				
Randy Johnson, L ERA: 5.63	4.0	L	22	6	6	5	2	5	0	0	1	0	3	50	87	11.25	2.750				
Aaron Small, R ERA: 8.2	3.0		11	1	0	0	2	1	0	0	0	0	0	22	36	0.00	0.667				
Kyle Farnsworth, R ERA: 4.5	1.0		4	1	0	0	2	0	0	0	0	0	0	9	14	0.00	1.000				
42 Mariano Rivera, R ERA: 2.08	1.0		3	1	0	0	1	0	0	0	0	0	0	8	11	0.00	1.000				

Oakland Athletics @ New York Yankees
Yankee Stadium, Bronx, NY
Fri Jun 09 2006, 7:05 PM EDT
Att: 53,837 - Cloudy - 71 F


AB	33
R	6
H	9
RBI	6
BB	6
SO	5
LOB	17



Batter	1	2	3	4	5	6	7	8	9	AB	R	H	RBI	BB	SO	LOB	BOTTOM					
18 Johnny Damon, L OBP: 0.369, SLG: 0.468	P6		2 HBP 13 1B		K		K	G5-3		5	1	1	0	0	2	2						
2 Derek Jeter, R OBP: 0.434, SLG: 0.488	F8		13 1B HBP		L9		25 HR BB	G4-3		3	1	0	0	1	0	1						
25 Jason Giambi, L OBP: 0.449, SLG: 0.617	F8		K		G3-1		HR	P5		5	1	1	3	0	1	2						
13 Alex Rodriguez, R OBP: 0.395, SLG: 0.512		G3 20 1B HBP	1-3 2H		1B		24 1B	F9		4	0	2	1	0	1	0						
20 Jorge Posada, S OBP: 0.415, SLG: 0.478		G3 1B		K		L7		24 3B BB		3	1	1	0	1	1	1						
24 Robinson Cano, L OBP: 0.341, SLG: 0.425	K			F7		1B		3B		4	0	2	1	0	1	2						
Bernie Williams, S OBP: 0.311, SLG: 0.379	G3			K		1B		K		4	0	1	0	0	2	3						
Miguel Cairo, R OBP: 0.284, SLG: 0.301	F9				L4		K	K		4	0	0	0	0	2	5						
28 Melky Cabrera, S OBP: 0.375, SLG: 0.340			G6-3		1B		25 HR BB	K		3	1	1	0	1	1	0						
Inning Stats	R: 0 E: 0 K: 0 S: 8	H: 1 LOB: 2 BB: 0 P: 15	R: 0 E: 0 K: 1 S: 12	H: 1 LOB: 0 BB: 0 P: 21	R: 1 E: 0 K: 1 S: 13	H: 2 LOB: 2 BB: 0 P: 23	R: 0 E: 0 K: 2 S: 9	H: 0 LOB: 0 BB: 0 P: 13	R: 0 E: 0 K: 1 S: 16	H: 1 LOB: 1 BB: 0 P: 25	R: 0 E: 0 K: 1 S: 17	H: 3 LOB: 3 BB: 0 P: 25	R: 4 E: 0 K: 3 S: 22	H: 2 LOB: 1 BB: 3 P: 38	R: 0 E: 0 K: 2 S: 9	H: 0 LOB: 0 BB: 0 P: 14	R: 0 E: 0 K: 0 S: 8	H: 0 LOB: 0 BB: 0 P: 13	1B: 7 2B: 0 3B: 1 HR: 1	SF: 0 SAC: 0 DP: 0 HBP: 2	WP: 0 PB: 0 SB: 0 CS: 0	PA: 40
PITCHER	IP	WLS	BF	H	R	ER	SO	BB	IBB	HBP	BLK	WP	HR	S	P	ERA	WHIP					
Dan Haren, R ERA: 3.61	5.2	W	25	7	1	1	5	0	0	2	0	0	0	13	24	27.00	3.000					
57 Chad Gaudin, R ERA: 4.74	0.2	H	4	0	2	2	2	2	0	0	0	0	0	1	15	22	27.00	4.500				
51 Brad Halsey, L ERA: 4.24	0.2		5	2	2	2	2	1	0	0	0	0	1	15	22	27.00	4.500					
50 Kiko Calero, R ERA: 4.44	1.0	H	3	0	0	0	2	0	0	0	0	0	0	9	14	0.00	0.000					
20 Huston Street, R ERA: 3.7	1.0	S	3	0	0	0	0	0	0	0	0	0	0	8	13	0.00	0.000					


Oakland Athletics @ New York Yankees
Yankee Stadium, Bronx, NY
Fri Jun 09 2006, 7:05 PM EDT
Att: 53,837 - Cloudy - 71 F

AB	35
R	5
H	9
RBI	5
BB	3
SO	11
LOB	16




Batter	1	2	3	4	5	6	7	8	9	AB	R	H	RBI	BB	SO	LOB	TOP				
21 Mark Kotsay, L (1.8)	L7		F9						G4-3	4	0	1	0	1	0	0	Oakland Athletics @ New York Yankees Yankee Stadium, Bronx, NY Sun Jun 11 2006, 1:05 PM EDT Att: 54,570 - Partly Cloudy - 66 F				
Nick Swisher, S (1.7)	P5		IHR						K	4	1	1	1	1	1						
22 Milton Bradley, S (1.9)			G3-1						G4-3	5	0	1	0	0	2	3					
3 Eric Chavez, L (1.5)	G4-3									2	2	0	0	2	1	3					
Jay Payton, R (1.10)										4	1	2	0	0	0	0					
29 Dan Johnson, L (1.3)										3	2	2	2	1	1	2					
Jason Kendall, R (1.2)										3	0	1	2	0	1	1					
Marco Scutaro, R (1.6)										4	0	0	0	0	1	3					
Mike Rouse, L (1.4)										4	0	0	0	0	1	1					
Inning Stats	R: 0 E: 0 K: 0 S: 10	H: 1 LOB: 1 BB: 0 P: 14	R: 1 E: 0 K: 1 S: 8	H: 1 LOB: 0 BB: 0 P: 11	R: 1 E: 0 K: 0 S: 8	H: 1 LOB: 0 BB: 0 P: 15	R: 2 E: 0 K: 0 S: 10	H: 1 LOB: 0 BB: 2 P: 20	R: 0 E: 0 K: 1 S: 13	H: 1 LOB: 1 BB: 0 P: 21	R: 0 E: 0 K: 3 S: 12	H: 0 LOB: 2 BB: 2 P: 24	R: 1 E: 0 K: 1 S: 11	H: 2 LOB: 1 BB: 0 P: 13	R: 0 E: 0 K: 1 S: 10	H: 0 LOB: 0 BB: 0 P: 13	1B: 3 2B: 1 3B: 1 HR: 3	SF: 1 SAC: 0 DP: 1 HBP: 0	WP: 0 PB: 1 SB: 1 CS: 0	PA: 39	
PITCHER	IP	WLS	BF	H	R	ER	SO	BB	IBB	HBP	BLK	WP	HR	S	P	ERA	WHIP				
Shawn Chacon, R (1.1)	5.0		23	6	5	3	2	3	0	0	0	0	1	47	84	5.40	1.800				
Mike Myers, L (6.1)	0.1	H	1	0	0	0	1	0	0	0	0	0	0	4	7	0.00	0.000				
Scott Proctor, R (6.1)	0.2	B	2	0	0	0	0	0	0	0	0	0	0	6	6	0.00	0.000				
Matt Smith, L (7.1)	0.1		2	0	0	0	1	1	0	0	0	0	0	3	9	0.00	3.000				
Kyle Farnsworth, R (7.1)	1.0	L	6	2	1	1	2	1	0	0	0	0	1	13	20	9.00	3.000				
42 Mariano Rivera, R (8.1)	1.2		5	0	0	0	2	0	0	0	0	0	0	0	21	0.00	0.000				

AB 33
R 6
H 8
RBI 5
BB 5
SO 8
LOB 14



Batter	1	2	3	4	5	6	7	8	9	AB	R	H	RBI	BB	SO	LOB	BOTTOM				
18 Johnny Damon, L (1.8)									L7	2	2	0	0	3	1	1	Oakland Athletics @ New York Yankees Yankee Stadium, Bronx, NY Sun Jun 11 2006, 1:05 PM EDT Att: 54,570 - Partly Cloudy - 66 F				
2 Derek Jeter, R (1.10)									G4-3	5	1	1	1	0	1	3					
13 Alex Rodriguez, R (1.5)										3	1	0	0	1	0	2					
20 Jorge Posada, S (1.2)										3	1	1	2	1	0	1					
Bernie Williams, S (1.9)										3	0	0	1	0	0	0					
24 Robinson Canó, L (1.4)										4	0	3	1	0	0	0					
12 Andy Phillips, R (1.3)										4	0	0	0	0	2	4					
28 Melky Cabrera, S (1.7)										3	0	0	0	1	0	1					
Miguel Cairo, R (1.6)										3	0	0	0	1	1	1					
Inning Stats	R: 2 E: 0 K: 2 S: 13	H: 1 LOB: 2 BB: 3 P: 30	R: 0 E: 0 K: 1 S: 6	H: 0 LOB: 1 BB: 1 P: 11	R: 0 E: 0 K: 0 S: 7	H: 0 LOB: 0 BB: 0 P: 7	R: 0 E: 0 K: 0 S: 6	H: 1 LOB: 0 BB: 0 P: 9	R: 3 E: 0 K: 1 S: 11	H: 2 LOB: 0 BB: 1 P: 21	R: 0 E: 0 K: 0 S: 9	H: 0 LOB: 1 BB: 1 P: 15	R: 0 E: 0 K: 1 S: 10	H: 1 LOB: 0 BB: 0 P: 17	R: 0 E: 0 K: 0 S: 8	H: 0 LOB: 0 BB: 0 P: 12	1B: 3 2B: 1 3B: 0 HR: 1	SF: 1 SAC: 0 DP: 1 HBP: 0	WP: 0 PB: 0 SB: 2 CS: 0	PA: 38	
PITCHER	IP	WLS	BF	H	R	ER	SO	BB	IBB	HBP	BLK	WP	HR	S	P	ERA	WHIP				
Barry Zito, L (1.1)	7.0		31	4	5	5	4	7	0	0	0	0	0	58	105	6.43	1.571				
50 Kiko Calero, R (8.1)	1.0	H	4	1	0	0	1	0	0	0	0	0	0	10	17	0.00	1.000				
20 Huston Street, R (9.1)	1.0	S	3	0	0	0	0	0	0	0	0	0	0	8	12	0.00	0.000				

AB 30
R 5
H 5
RBI 5
BB 7
SO 5
LOB 13



Batter	1	2	3	4	5	6	7	8	9	AB	R	H	RBI	BB	SO	LOB	TOP					
24 Grady Sizemore, L OBP: 0.380, SLG: 0.538	1-1 P5		1-3 K			1-2 L9		1-2 F8		4	0	1	0	0	1	2	Cleveland Indians @ New York Yankees Yankee Stadium, Bronx, NY Tue Jun 13 2006, 7:05 PM EDT Att: 50,365 - Cloudy - 81 F					
Casey Blake, R OBP: 0.386, SLG: 0.519	3-1 1B		0-1 P3			0-0 L9		1-2 G4-3		4	0	1	0	0	0	3						
48 Travis Hafner, L OBP: 0.458, SLG: 0.637	0-1 F7			2-0 G3		4-0 41 G4-6-3			1-1 E3	3	0	0	0	1	0	1						
41 Victor Martinez, S OBP: 0.365, SLG: 0.502	1-3 K			2-0 1B		2-2 G4-6-3			0-0 F8	4	0	1	0	0	1	4						
Ben Broussard, L OBP: 0.407, SLG: 0.569 Eduardo Perez, R (9, PH) OBP: 0.344, SLG: 0.640		2-1 G4-3		1-1 P2			1-2 G3		1-3 K	3	0	0	0	0	0	1						
Ronnie Belliard, R OBP: 0.321, SLG: 0.373		1-0 G6-3		1-3 K			0-1 G6-3		0-3 K	4	0	0	0	0	2	2						
Todd Hollandsworth, L OBP: 0.199, SLG: 0.327		2-0 G4-3					0-0 G3			3	0	0	0	0	0	0						
Aaron Boone, R OBP: 0.342, SLG: 0.392			1-2 SH2-3			2-2 G4-3		0-1 SH1-4		3	0	2	0	0	0	0						
Ramón Vázquez, L OBP: 0.189, SLG: 0.147			0-1 SH2-3			1-1 G4-3		0-2 SH1-4		1	0	0	0	0	0	0						
			1-2					1-2														
Inning Stats	R: 0 E: 0 K: 1 S: 10	H: 1 LOB: 1 BB: 0 P: 14	R: 0 E: 0 K: 0 S: 4	H: 0 LOB: 0 BB: 0 P: 9	R: 0 E: 0 K: 1 S: 13	H: 1 LOB: 1 BB: 0 P: 15	R: 0 E: 0 K: 1 S: 7	H: 1 LOB: 1 BB: 0 P: 13	R: 0 E: 0 K: 0 S: 10	H: 0 LOB: 0 BB: 0 P: 13	R: 0 E: 0 K: 0 S: 7	H: 1 LOB: 1 BB: 1 P: 14	R: 0 E: 0 K: 0 S: 6	H: 0 LOB: 0 BB: 0 P: 7	R: 0 E: 0 K: 0 S: 11	H: 1 LOB: 1 BB: 0 P: 13	R: 0 E: 1 K: 2 S: 10	H: 0 LOB: 1 BB: 0 P: 12	1B: 4 2B: 1 3B: 0 HR: 0	SF: 0 SAC: 2 DP: 1 HBP: 0	WP: 0 PB: 0 SB: 0 CS: 0	PA: 33
PITCHER	IP WLS BF H R ER SO BB IBB HBP BLK WP HR S P ERA WHIP																					
40 Chien-Ming Wang, R (1, 1) ERA: 4.15	7.1 W 27 5 0 0 3 0 0 0 0 0 0 0 0 62 90 0.00 0.682																					
Mike Myers, L (8, 1) ERA: 0.73	0.1 H 1 0 0 0 0 0 0 0 0 0 0 0 0 3 4 0.00 0.000																					
Kyle Farnsworth, R (8, 1) ERA: 4.6	0.1 H 1 0 0 0 0 0 0 0 0 0 0 0 0 3 4 0.00 0.000																					
42 Mariano Rivera, R (9, 1) ERA: 1.91	1.0 S 4 0 0 0 2 0 0 0 0 0 0 0 0 10 12 0.00 0.000																					

Batter	1	2	3	4	5	6	7	8	9	AB	R	H	RBI	BB	SO	LOB	BOTTOM					
18 Johnny Damon, L OBP: 0.365, SLG: 0.449	4-1 28 FC5-4	0-1 G4-3		1-2 L7			2-1 G3			3	0	0	0	1	0	2	Cleveland Indians @ New York Yankees Yankee Stadium, Bronx, NY Tue Jun 13 2006, 7:05 PM EDT Att: 50,365 - Cloudy - 81 F					
28 Melky Cabrera, S OBP: 0.379, SLG: 0.330	2-2 FC5-4		0-0 E1		2-1 2 G1-6-3		4-1 BB			3	0	1	0	1	0	1						
2 Derek Jeter, R OBP: 0.423, SLG: 0.476	2-1 20 S		0-0 G1-6-3		2-0 1B		2-3 K			4	0	2	0	0	1	2						
13 Alex Rodriguez, R OBP: 0.389, SLG: 0.493	1-3 K		0-0 F7		1-3 K			1-3 K		4	0	0	0	0	3	4						
20 Jorge Posada, S OBP: 0.415, SLG: 0.482	4-2 BB		0-0 F7			0-1 P5		0-2 G6-3		3	0	0	0	1	0	2						
24 Robinson Canó, L OBP: 0.344, SLG: 0.438	1-2 F7		0-0 F8			1-1 HR		1-1 G5-3		4	1	1	1	0	0	5						
Bernie Williams, S OBP: 0.308, SLG: 0.380		3-2 2B		1-2 1B		3-2 L7				3	0	2	0	0	0	0						
12 Andy Phillips, R OBP: 0.284, SLG: 0.427		1-1 G6-3		0-3 K		1-3 K				3	0	0	0	0	2	2						
27 Kevin Thompson, R (1, 9) OBP: 0.429, SLG: 0.636			3-3 K		1-2 L7				0-2 G1-3	3	0	0	0	0	1	2						
Inning Stats	R: 0 E: 0 K: 1 S: 17	H: 1 LOB: 3 BB: 2 P: 31	R: 0 E: 0 K: 1 S: 10	H: 1 LOB: 1 BB: 0 P: 17	R: 0 E: 1 K: 0 S: 5	H: 1 LOB: 2 BB: 0 P: 5	R: 0 E: 0 K: 1 S: 16	H: 1 LOB: 1 BB: 0 P: 19	R: 0 E: 0 K: 1 S: 6	H: 1 LOB: 0 BB: 0 P: 11	R: 1 E: 0 K: 1 S: 10	H: 1 LOB: 0 BB: 1 P: 15	R: 0 E: 0 K: 1 S: 9	H: 0 LOB: 1 BB: 1 P: 17	R: 0 E: 0 K: 1 S: 8	H: 0 LOB: 0 BB: 0 P: 10	R: 0 E: 0 K: 1 S: 8	H: 0 LOB: 0 BB: 0 P: 10	1B: 4 2B: 1 3B: 0 HR: 1	SF: 0 SAC: 0 DP: 1 HBP: 0	WP: 0 PB: 0 SB: 1 CS: 0	PA: 33
PITCHER	IP WLS BF H R ER SO BB IBB HBP BLK WP HR S P ERA WHIP																					
Paul Byrd, R (1, 1) ERA: 4.81	7.0 L 30 6 1 1 6 3 0 0 0 0 0 0 0 8 10 1.29 1.286																					
55 Roberto Hernandez, R (8, 1) ERA: 5.02	1.0 3 0 0 0 1 0 0 0 0 0 0 0 0 8 10 0.00 0.000																					



Batter	1	2	3	4	5	6	7	8	9	AB	R	H	RBI	BB	SO	LOB	TOP								
24 Grady Sizemore, L (1, 8) OBP: 0.378, SLG: 0.538	2-1 G3		1-2 G3			0-1 F8			1-2 2B	4	0	1	0	0	0	0									
Jason Michaels, R (1, 7) OBP: 0.344, SLG: 0.399	1-2 2B			1-3 K		3-2 1B			1-1 G6-3	4	0	2	0	0	1	1									
48 Travis Hafner, L (1, 10) OBP: 0.452, SLG: 0.626	2-3 K			0-1 G4-3		1-1 F8			3-2 P4	4	0	0	0	0	1	3									
41 Victor Martinez, S (1, 2)	0-0 G6-3			1-0 L9			0-0 F8		1-2 P3	4	0	0	0	0	0	2									
Eduardo Perez, R (1, 9) OBP: 0.344, SLG: 0.629		0-0 G5-3			3-1 1B G4-6-3		2-1 P3			3	1	1	0	0	0	0									
Ronnie Belliard, R (1, 4) OBP: 0.321, SLG: 0.373		0-0 F9			0-1 1B G4-6-3		0-0 P4			3	0	1	0	0	0	0									
Ben Broussard, L (1, 3) OBP: 0.400, SLG: 0.559		1-3 K			0-0 G4-6-3			2-2 K		3	0	0	0	0	2	1									
2 Jhonny Peralta, R (1, 6) OBP: 0.304, SLG: 0.325			2-2 K					2-1 F8		3	0	0	0	0	2	0									
Aaron Boone, R (1, 5) OBP: 0.338, SLG: 0.387			0-3 K				1-2 F8		1-1 L9	3	0	0	0	0	1	0									
Inning Stats	R: 0 E: 0 K: 1 S: 10	H: 1 LOB: 1 BB: 0 P: 15	R: 0 E: 0 K: 1 S: 5	H: 0 LOB: 0 BB: 0 P: 6	R: 0 E: 0 K: 2 S: 11	H: 0 LOB: 0 BB: 0 P: 14	R: 0 E: 0 K: 1 S: 6	H: 0 LOB: 0 BB: 0 P: 8	R: 1 E: 0 K: 1 S: 9	H: 2 LOB: 0 BB: 0 P: 15	R: 0 E: 0 K: 0 S: 12	H: 1 LOB: 1 BB: 0 P: 17	R: 0 E: 0 K: 0 S: 4	H: 0 LOB: 0 BB: 0 P: 6	R: 0 E: 0 K: 1 S: 10	H: 0 LOB: 0 BB: 0 P: 15	R: 0 E: 0 K: 0 S: 14	H: 1 LOB: 1 BB: 0 P: 20	1B: 3 2B: 2 3B: 0 HR: 0	SF: 0 SAC: 0 DP: 1 HBP: 0	WP: 0 PB: 0 SB: 0 CS: 0	PA: 31			
PITCHER	IP	WLS	BF	H	R	ER	SO	BB	IBB	HBP	BLK	WP	HR	S	P	ERA	WHIP								
Randy Johnson, L (1, 1) ERA: 5.32	6.1	W	22	4	1	1	6	0	0	0	0	0	0	54	76	1.42	0.632								
Scott Proctor, R (7, 1) ERA: 3.77	1.2		5	0	0	0	1	0	0	0	0	0	0	13	20	0.00	0.000								
Ron Villone, L (9, 1) ERA: 1.69	1.0		4	1	0	0	0	0	0	0	0	0	0	14	20	0.00	1.000								

Cleveland Indians @ New York Yankees
Yankee Stadium, Bronx, NY
Wed Jun 14 2006, 7:05 PM EDT
Att: 53,448 - Cloudy - 70 F


AB 31
R 1
H 5
RBI 0
BB 0
SO 7
LOB 7



Batter	1	2	3	4	5	6	7	8	9	AB	R	H	RBI	BB	SO	LOB	BOTTOM								
18 Johnny Damon, L (1, 8) OBP: 0.367, SLG: 0.466	1-2 P5		1-1 G5-3		1-0 HR	1-2 2B				4	1	2	1	0	0	0									
28 Melky Cabrera, S (1, 7) OBP: 0.375, SLG: 0.327	0-2 G6-3		2-1 G3-1		0-1 1B	1-2 G4-3				4	0	1	0	0	0	1									
2 Derek Jeter, R (1, 6) OBP: 0.428, SLG: 0.478	0-2 G4-3			0-0 25 2B 13 E 1B	4-2 BB		1-2 1B			3	1	2	0	1	0	0									
25 Jason Giambi, L (1, 10) OBP: 0.450, SLG: 0.630		2-1 F8		3-1 G4-6-3 20 24 1B 2B	1-1 G1-3		1-3 1B			4	1	1	0	0	1	2									
13 Alex Rodriguez, R (1, 5) OBP: 0.387, SLG: 0.489		1-3 K		1-1 E3 20 G4-6-3		2-1 24 G4-3 20 HBP 2B 1B	0-3 K		1-2 K	4	1	1	1	0	2	2									
20 Jorge Posada, S (1, 2) OBP: 0.419, SLG: 0.482		1-1 24 1B		0-0 G4-6-3		2-2 24 G4-3 HBP	2-3 K			2	0	1	0	0	0	2									
Kelly Stinnett, R (7, PH) OBP: 0.266, SLG: 0.317				1-2 2-3		1-2 HBP				1	0	0	0	0	1	1									
24 Robinson Cano, L (1, 4) OBP: 0.351, SLG: 0.443		0-0 1B		0-0 1B		1-0 G4-3		1-2 12 G6-4-3 1B		4	0	3	1	0	0	2									
Bernie Williams, S (1, 9) OBP: 0.307, SLG: 0.383		1-2 G4-3			3-H G1-3		2-1 12 HR 2B		2-2 F7	4	1	1	1	0	0	4									
12 Andy Phillips, R (1, 3) OBP: 0.283, SLG: 0.450			0-1 L8		1-1 G6-3		0-0 2-H HR		0-0 G6-4-3	4	1	1	2	0	0	1									
Inning Stats	R: 0 E: 0 K: 0 S: 12	H: 0 LOB: 0 BB: 0 P: 13	R: 0 E: 0 K: 1 S: 11	H: 2 LOB: 2 BB: 0 P: 16	R: 0 E: 0 K: 0 S: 6	H: 0 LOB: 0 BB: 0 P: 9	R: 2 E: 1 K: 0 S: 9	H: 3 LOB: 1 BB: 0 P: 15	R: 1 E: 0 K: 0 S: 9	H: 2 LOB: 1 BB: 1 P: 16	R: 3 E: 0 K: 0 S: 14	H: 4 LOB: 1 BB: 0 P: 23	R: 0 E: 0 K: 3 S: 12	H: 1 LOB: 1 BB: 0 P: 16	R: 0 E: 0 K: 0 S: 7	H: 1 LOB: 0 BB: 0 P: 10	1B: 8 2B: 3 3B: 0 HR: 2	SF: 0 SAC: 0 DP: 3 HBP: 1	WP: 0 PB: 0 SB: 1 CS: 0	PA: 36					
PITCHER	IP	WLS	BF	H	R	ER	SO	BB	IBB	HBP	BLK	WP	HR	S	P	ERA	WHIP								
Jason Johnson, R (1, 1) ERA: 6.0	5.2	L	27	1	0	1	0	1	0	0	0	0	0	6	8	0.00	3.000								
Fernando Cabrera, R (6, 1) ERA: 6.2	0.1		2	1	0	0	0	0	0	0	0	0	0	6	8	0.00	3.000								
53 Rafael Perez, L (7, 1) ERA: 6.2	1.0		4	1	0	0	3	0	0	0	0	0	0	12	16	0.00	1.000								
Guillermo Mota, R (8, 1) ERA: 7.52	1.0		3	1	0	0	0	0	0	0	0	0	0	7	10	0.00	1.000								

Cleveland Indians @ New York Yankees
Yankee Stadium, Bronx, NY
Wed Jun 14 2006, 7:05 PM EDT
Att: 53,448 - Cloudy - 70 F

AB 34
R 6
H 13
RBI 6
BB 1
SO 4
LOB 15



Batter	1	2	3	4	5	6	7	8	9	AB	R	H	RBI	BB	SO	LOB	TOP					
24 Grady Sizemore, L OBP: 0.375, SLG: 0.535	G3	G4-3			K	F7			41 1B 2B	5	1	1	0	0	1	2						
Jason Michaels, R OBP: 0.338, SLG: 0.393 Eduardo Perez, R OBP: 0.340, SLG: 0.622	K		G6-3		F8	F8			L7	4	0	0	0	0	1	0						
48 Travis Hafner, L OBP: 0.454, SLG: 0.620			G4-3		G4-3				F9 41 1B 1B	2	1	0	0	3	0	0						
41 Victor Martinez, S OBP: 0.357, SLG: 0.487	G3		F7			K			2B 1B 1B	5	0	1	1	0	1	2						
Ben Broussard, L OBP: 0.395, SLG: 0.546		G4-3			K	G6-3			F9	4	0	0	0	1	1	2						
Ronnie Belliard, R OBP: 0.331, SLG: 0.386		2B			2B 1B	HR 2B 1B			2B 1B 1B	5	3	4	1	0	0	2						
2 Johnny Peralta, R OBP: 0.313, SLG: 0.336		2B			1B	HR 1B			F8	4	2	3	2	1	0	0						
Todd Hollandsworth, L OBP: 0.213, SLG: 0.400		G1-3 2B			K	HR			L4	5	1	2	4	0	2	4						
Aaron Boone, R OBP: 0.336, SLG: 0.389		G1-3			F8				G5-3	4	0	1	0	0	0	2						
Inning Stats	R: 0 E: 0 K: 1 S: 10	H: 0 LOB: 1 BB: 1 P: 17	R: 2 E: 0 K: 0 S: 14	H: 3 LOB: 1 BB: 0 P: 21	R: 0 E: 0 K: 0 S: 7	H: 0 LOB: 0 BB: 0 P: 11	R: 1 E: 0 K: 2 S: 17	H: 2 LOB: 1 BB: 0 P: 24	R: 0 E: 0 K: 1 S: 11	H: 0 LOB: 0 BB: 0 P: 16	R: 3 E: 0 K: 1 S: 17	H: 4 LOB: 1 BB: 0 P: 25	R: 0 E: 0 K: 0 S: 9	H: 0 LOB: 2 BB: 2 P: 19	R: 0 E: 0 K: 0 S: 10	H: 0 LOB: 0 BB: 0 P: 15	R: 2 E: 0 K: 1 S: 20	H: 3 LOB: 3 BB: 2 P: 36	1B: 6 2B: 5 3B: 0 HR: 1	SF: 0 SAC: 0 DP: 0 HBP: 0	WP: 0 PB: 0 SB: 1 CS: 0	PA: 44
PITCHER	IP	WLS	BF	H	R	ER	SO	BB	IBB	HBP	BLK	WP	HR	S	P	ERA	WHIP					
35 Mike Mussina, R ERA: 3.14	5.2	L	27	9	6	6	5	1	0	0	0	0	1	73	110	9.53	1.765					
Mike Myers, L ERA: 0.71	0.1		1	0	0	0	0	0	0	0	0	0	0	3	4	0.00	0.000					
Matt Smith, L ERA: 0.71	1.0		5	0	0	0	0	2	0	0	0	0	0	9	19	0.00	2.000					
Aaron Small, R ERA: 8.46	1.1		7	2	2	2	0	0	1	0	0	0	0	16	28	13.50	1.500					
Ron Villone, L ERA: 1.65	0.2		4	1	0	0	1	1	0	0	0	0	0	14	23	0.00	3.000					

Cleveland Indians @ New York Yankees
Yankee Stadium, Bronx, NY
Thu Jun 15 2006, 1:05 PM EDT
Att: 54,648 - Partly Cloudy - 79 F


AB 39
R 8
H 12
RBI 8
BB 5
SO 6
LOB 15



Batter	1	2	3	4	5	6	7	8	9	AB	R	H	RBI	BB	SO	LOB	BOTTOM					
18 Johnny Damon, L OBP: 0.363, SLG: 0.460 Bubba Crosby, L OBP: 0.341, SLG: 0.375	F7		P6		P4			25 FC6 2B	P3	3	0	0	0	0	0	3						
28 Melky Cabrera, S OBP: 0.379, SLG: 0.354	L5				HR	G4-3		25 FC6 2B HBP		3	1	1	1	1	0	0						
2 Derek Jeter, R OBP: 0.425, SLG: 0.472	G2-3				G6-3	G5-3		25 FC6 HBP		3	0	0	0	0	0	0						
25 Jason Giambi, L OBP: 0.443, SLG: 0.616 Miguel Cairo, R OBP: 0.277, SLG: 0.284		G5-3			F8	K		FC6 13 S		4	0	0	1	0	1	2						
13 Alex Rodriguez, R OBP: 0.385, SLG: 0.498		G5-3			K			K		4	1	1	1	0	2	2						
20 Jorge Posada, S OBP: 0.411, SLG: 0.471		G6-3				F8		K		4	0	0	0	0	1	3						
24 Robinson Cano, L OBP: 0.349, SLG: 0.444			G4-3		G1-3			G5-3		4	0	1	0	0	0	0						
Bernie Williams, S OBP: 0.316, SLG: 0.408					2B	12 1B BB		HR	G5-3	3	1	2	1	1	0	1						
12 Andy Phillips, R OBP: 0.282, SLG: 0.442			K			1-2		K		4	0	1	0	0	3	2						
Inning Stats	R: 0 E: 0 K: 0 S: 6	H: 0 LOB: 0 BB: 0 P: 8	R: 0 E: 0 K: 0 S: 11	H: 0 LOB: 0 BB: 0 P: 16	R: 0 E: 0 K: 1 S: 12	H: 1 LOB: 1 BB: 0 P: 16	R: 1 E: 0 K: 1 S: 10	H: 1 LOB: 0 BB: 0 P: 14	R: 0 E: 0 K: 0 S: 12	H: 1 LOB: 2 BB: 1 P: 21	R: 0 E: 0 K: 1 S: 9	H: 0 LOB: 0 BB: 0 P: 15	R: 2 E: 0 K: 1 S: 10	H: 2 LOB: 0 BB: 0 P: 14	R: 1 E: 0 K: 2 S: 17	H: 1 LOB: 3 BB: 1 P: 30	R: 0 E: 0 K: 1 S: 8	H: 1 LOB: 1 BB: 0 P: 10	1B: 1 2B: 3 3B: 0 HR: 3	SF: 0 SAC: 0 DP: 0 HBP: 1	WP: 0 PB: 0 SB: 1 CS: 0	PA: 37
PITCHER	IP	WLS	BF	H	R	ER	SO	BB	IBB	HBP	BLK	WP	HR	S	P	ERA	WHIP					
31 Cliff Lee, L ERA: 5.64	6.2	W	26	5	3	3	3	1	0	0	0	0	0	65	97	4.05	0.900					
55 Roberto Hernandez, R ERA: 5.1	1.1	H	7	1	1	1	3	1	0	1	0	0	0	22	37	6.75	1.500					
Bob Wickman, R ERA: 2.79	1.0		4	1	0	0	1	0	0	0	0	0	0	8	10	0.00	1.000					

Cleveland Indians @ New York Yankees
Yankee Stadium, Bronx, NY
Thu Jun 15 2006, 1:05 PM EDT
Att: 54,648 - Partly Cloudy - 79 F

AB 34
R 4
H 7
RBI 4
BB 2
SO 7
LOB 14



Batter	1	2	3	4	5	6	7	8	9	AB	R	H	RBI	BB	SO	LOB	TOP					
18 Johnny Damon, L (1,8) OBP: 0.359, SLG: 0.455	G6-3		B2-3	K		F8		2 BB, 28 1B	SF8	5	0	1	1	0	1	4	New York Yankees @ Washington Nationals Robert F. Kennedy Memorial Stadium, Washington, DC Fri Jun 16 2006, 7:05 PM EDT Att. 44,749 - Clear - 85 F					
28 Melky Cabrera, S (1,7) OBP: 0.377, SLG: 0.347	F8		F7	HBP			F9	2 BB	F8	5	0	1	2	0	0	1						
2 Derek Jeter, R (1,6) OBP: 0.428, SLG: 0.471	G3		25 2B	G1-6-3			25 2B			3	1	1	1	2	0	3						
25 Jason Giambi, L (1,3) OBP: 0.442, SLG: 0.621 Kyle Farnsworth, R (8,1) 42 Mariano Rivera, R (8,1)		G1-3	13 1B		G6-3			P2		5	0	2	1	0	0	3						
13 Alex Rodriguez, R (1,5) OBP: 0.382, SLG: 0.492		K			P3			K		5	0	1	0	0	3	5						
24 Robinson Cano, L (1,4) OBP: 0.346, SLG: 0.439		2B	G4-3		G4-3				G4-3	5	1	1	0	0	1	4						
Bernie Williams, S (1,9) OBP: 0.327, SLG: 0.439 Bubba Crosby, L (9,9) OBP: 0.341, SLG: 0.375		2B		1B	28 HBP		F7	18 1B, 20 1B, 28 1B	HR	5	3	4	2	0	0	0						
Kelly Stinnett, R (1,2) OBP: 0.299, SLG: 0.339 20 Jorge Posada, S (8,PH) OBP: 0.417, SLG: 0.483		2B		1B	28 HBP, BB		FC1-6	28 1B, 18 1B, 2 BB	12 1B, 18 SF8	2	0	2	0	1	0	0						
Jaret Wright, R (1,1) Scott Proctor, R (6,1) 12 Andy Phillips, R (8,PH) OBP: 0.286, SLG: 0.443		K			28 HBP		FC1-6			2	0	0	0	1	1	3						
										2	0	1	0	0	1	2						
Inning Stats	R: 0 E: 0 K: 0 S: 7	H: 0 LOB: 0 BB: 0 P: 9	R: 1 E: 0 K: 2 S: 12	H: 2 LOB: 2 BB: 1 P: 21	R: 1 E: 0 K: 0 S: 17	H: 3 LOB: 2 BB: 0 P: 23	R: 1 E: 0 K: 1 S: 14	H: 2 LOB: 2 BB: 1 P: 25	R: 0 E: 0 K: 0 S: 7	H: 1 LOB: 1 BB: 0 P: 11	R: 0 E: 0 K: 2 S: 11	H: 1 LOB: 2 BB: 1 P: 18	R: 2 E: 0 K: 2 S: 27	H: 4 LOB: 3 BB: 1 P: 43	R: 2 E: 0 K: 0 S: 11	H: 3 LOB: 1 BB: 0 P: 17	1B: 11 2B: 4 3B: 0 HR: 1	SF: 1 SAC: 0 DP: 1 HBP: 1	WP: 0 PB: 0 SB: 1 CS: 0	PA: 47		
PITCHER	IP WLS BF H R ER SO	IP WLS BF H R ER SO	IP WLS BF H R ER SO	IP WLS BF H R ER SO	IP WLS BF H R ER SO	IP WLS BF H R ER SO	IP WLS BF H R ER SO	IP WLS BF H R ER SO	IP WLS BF H R ER SO	IP WLS BF H R ER SO	IP WLS BF H R ER SO	IP WLS BF H R ER SO	IP WLS BF H R ER SO	IP WLS BF H R ER SO	IP WLS BF H R ER SO	IP WLS BF H R ER SO	ERA WHIP	ERA WHIP	ERA WHIP			
41 Shawn Hill, R (1,1) ERA: 2.42	6.0 0.1 28 8 3 3 3																	4.50 1.500				
Bill Bray, L (7,1) ERA: 4.56	0.1 H 3 1 0 0 0																	6.000 6.000				
Jon Rauch, R (7,1) ERA: 3.07	0.2 H 2 0 0 0 2																	0.000 0.000				
Gary Majewski, R (8,1) ERA: 3.98	0.1 B 6 4 2 2 1																	54.000 15.000				
Mike Stanton, L (8,1) ERA: 5.02	0.1 0 0 0 0 0 0																	0.000 0.000				
PITCHER	IP WLS BF H R ER SO	IP WLS BF H R ER SO	IP WLS BF H R ER SO	IP WLS BF H R ER SO	IP WLS BF H R ER SO	IP WLS BF H R ER SO	IP WLS BF H R ER SO	IP WLS BF H R ER SO	IP WLS BF H R ER SO	IP WLS BF H R ER SO	IP WLS BF H R ER SO	IP WLS BF H R ER SO	IP WLS BF H R ER SO	IP WLS BF H R ER SO	IP WLS BF H R ER SO	IP WLS BF H R ER SO	ERA WHIP	ERA WHIP	ERA WHIP			
32 Chad Cordero, R (8,1) ERA: 3.27	1.1 L 7 3 2 2 1																	13.50 2.250				
Batter	1	2	3	4	5	6	7	8	9	AB	R	H	RBI	BB	SO	LOB	BOTTOM					
Alfonso Soriano, R (1,7) OBP: 0.349, SLG: 0.591	F9		1-H	HR		G4-3		F9		4	1	1	2	0	0	0	New York Yankees @ Washington Nationals Robert F. Kennedy Memorial Stadium, Washington, DC Fri Jun 16 2006, 7:05 PM EDT Att. 44,749 - Clear - 85 F					
Royce Clayton, R (1,6) OBP: 0.311, SLG: 0.335 Brendan Harris, R (8,6)	G6-3		F8			K		K		4	0	0	0	0	2	0						
Jose Vidro, S (1,4) OBP: 0.360, SLG: 0.390	F8		F7			K			G1-3	4	0	0	0	0	1	0						
24 Nick Johnson, L (1,3) OBP: 0.440, SLG: 0.564		11 F9	G6-3	2B		11 1B	SF9	2B	P6	3	3	2	0	1	0	0						
11 Ryan Zimmerman, R (1,5) OBP: 0.339, SLG: 0.470		F9				BB		1B		4	0	2	1	0	1	1						
Jose Guillen, R (1,9) OBP: 0.277, SLG: 0.403		G6-3				BB		1B		3	0	0	1	1	0	1						
Brian Schneider, L (1,2) OBP: 0.299, SLG: 0.304		G4-3				F3				4	0	0	0	0	1	4						
Marlon Byrd, R (1,8) OBP: 0.333, SLG: 0.335 Danyle Ward, L (4,PH) OBP: 0.384, SLG: 0.617 Damian Jackson, R (5,8) OBP: 0.270, SLG: 0.434			F7			SF9				1	0	0	0	0	0	0						
41 Shawn Hill, R (1,1) Bill Bray, L (7,1) Jon Rauch, R (7,1) Marlon Anderson, L (7,PH) Gary Majewski, R (8,1) Mike Stanton, L (8,1) 32 Chad Cordero, R (8,1)						G4-3				2	1	1	0	0	0	2						
										0	0	0	0	0	0	0						
Inning Stats	R: 0 E: 0 K: 0 S: 9	H: 0 LOB: 0 BB: 0 P: 13	R: 1 E: 0 K: 0 S: 8	H: 1 LOB: 0 BB: 0 P: 12	R: 2 E: 0 K: 0 S: 7	H: 2 LOB: 0 BB: 0 P: 8	R: 1 E: 0 K: 0 S: 12	H: 2 LOB: 2 BB: 1 P: 23	R: 0 E: 0 K: 2 S: 10	H: 0 LOB: 0 BB: 0 P: 16	R: 1 E: 0 K: 1 S: 9	H: 1 LOB: 1 BB: 1 P: 17	R: 0 E: 0 K: 1 S: 7	H: 0 LOB: 0 BB: 0 P: 11	R: 0 E: 0 K: 1 S: 10	H: 0 LOB: 0 BB: 0 P: 13	R: 0 E: 0 K: 0 S: 7	H: 0 LOB: 0 BB: 0 P: 8	1B: 2 2B: 3 3B: 0 HR: 1	SF: 1 SAC: 0 DP: 0 HBP: 0	WP: 0 PB: 0 SB: 0 CS: 0	PA: 35
PITCHER	IP WLS BF H R ER SO	IP WLS BF H R ER SO	IP WLS BF H R ER SO	IP WLS BF H R ER SO	IP WLS BF H R ER SO	IP WLS BF H R ER SO	IP WLS BF H R ER SO	IP WLS BF H R ER SO	IP WLS BF H R ER SO	IP WLS BF H R ER SO	IP WLS BF H R ER SO	IP WLS BF H R ER SO	IP WLS BF H R ER SO	IP WLS BF H R ER SO	IP WLS BF H R ER SO	IP WLS BF H R ER SO	ERA WHIP	ERA WHIP	ERA WHIP			
Jaret Wright, R (1,1) ERA: 4.86	5.0 7 1 0 0 2																	9.000 1.400				
Scott Proctor, R (6,1) ERA: 3.0	2.0 1 0 0 0 0																	0.000 0.500				
Kyle Farnsworth, R (8,1) ERA: 4.55	0.1 1 0 0 0 0																	0.000 0.000				
42 Mariano Rivera, R (8,1) ERA: 1.82	1.2 W 5 0 0 0 1																	0.000 0.000				

Batter	1	2	3	4	5	6	7	8	9	AB	R	H	RBI	BB	SO	LOB	TOP																
18 Johnny Damon, L (1, 8) OBP: 0.365, SLG: 0.479										6	2	4	5	0	0	2	New York Yankees @ Washington Nationals Robert F. Kennedy Memorial Stadium, Washington, DC Sat Jun 17 2006, 1:20 PM EDT Att: 45,085 - Sunny - 86 F																
Bernie Williams, S (1, 9) OBP: 0.320, SLG: 0.428										5	0	0	0	0	1	4																	
12 Andy Phillips, R (8, 3) OBP: 0.286, SLG: 0.443										0	0	0	0	0	0	0																	
2 Derek Jeter, R (1, 6) OBP: 0.431, SLG: 0.477										5	1	3	1	0	0	0																	
25 Jason Giambi, L (1, 3) OBP: 0.441, SLG: 0.611										3	0	0	0	1	1	2																	
Bubba Crosby, L (8, PR) OBP: 0.341, SLG: 0.375										0	0	0	0	0	0	0																	
13 Alex Rodriguez, R (1, 5) OBP: 0.382, SLG: 0.502										5	1	2	2	0	0	3																	
20 Jorge Posada, S (1, 2) OBP: 0.416, SLG: 0.497										5	2	2	1	0	1	4																	
24 Robinson Cano, L (1, 4) OBP: 0.355, SLG: 0.448										4	1	3	0	1	1	0																	
28 Melky Cabrera, S (1, 7) OBP: 0.364, SLG: 0.333										5	1	0	0	0	1	7																	
Shawn Chacon, R (1, 1) Matt Smith, L (5, 1) 3B T.J. Beam, R (6, 1) Mike Myers, L (7, 1) Scott Proctor, R (7, 1) 42 Mariano Rivera, R (8, 1) Miguel Cairo, R (9, PH) OBP: 0.256, SLG: 0.202										2	1	0	0	1	1	2																	
Inning Stats	R: 1 E: 0 K: 0 S: 13	H: 2 LOB: 1 BB: 0 P: 18	R: 1 E: 0 K: 2 S: 12	H: 3 LOB: 2 BB: 0 P: 19	R: 0 E: 0 K: 0 S: 13	H: 1 LOB: 3 BB: 1 P: 24	R: 0 E: 0 K: 0 S: 4	H: 1 LOB: 0 BB: 0 P: 5	R: 7 E: 1 K: 0 S: 20	H: 5 LOB: 0 BB: 1 P: 38	R: 0 E: 0 K: 2 S: 11	H: 0 LOB: 0 BB: 0 P: 15	R: 0 E: 0 K: 1 S: 11	H: 1 LOB: 1 BB: 0 P: 17	R: 0 E: 0 K: 1 S: 12	H: 1 LOB: 2 BB: 1 P: 20		R: 0 E: 0 K: 1 S: 13	H: 1 LOB: 1 BB: 0 P: 18	1B: 8 2B: 4 3B: 0 HR: 3	SF: 0 SAC: 0 DP: 1 HBP: 1	WP: 0 PB: 1 SB: 0 CS: 0	PA: 46										
PITCHER	IP WLS BF H R ER SO BB IBB HBP BLK WP HR S P ERA WHIP																PITCHER	IP WLS BF H R ER SO BB IBB HBP BLK WP HR S P ERA WHIP															
Ramon Ortiz, R (1, 1) ERA: 5.27	4.1	26	11	7	7	2	1	0	0	0	0	0	0	2	54	87	14.54	2.769															
52 Saul Rivera, R (5, 1) ERA: 2.79	1.2	7	1	2	1	2	1	0	0	0	0	0	0	1	19	32	5.40	1.200															
Mike Stanton, L (7, 1) ERA: 4.85	1.0	4	1	0	0	1	0	0	0	0	0	0	0	0	11	17	0.00	1.000															
Jon Rauch, R (8, 1) ERA: 3.0	1.0	W	5	1	0	0	1	0	1	0	0	0	0	0	12	20	0.00	1.000															
32 Chad Cordero, R (9, 1) ERA: 3.19	1.0	S	4	1	0	0	1	0	0	0	0	0	0	0	13	18	0.00	1.000															
Batter	1	2	3	4	5	6	7	8	9	AB	R	H	RBI	BB	SO	LOB	BOTTOM																
Alfonso Soriano, R (1, 7) OBP: 0.353, SLG: 0.588										3	2	1	0	2	1	1	New York Yankees @ Washington Nationals Robert F. Kennedy Memorial Stadium, Washington, DC Sat Jun 17 2006, 1:20 PM EDT Att: 45,085 - Sunny - 86 F																
Jose Vidro, S (1, 4) OBP: 0.361, SLG: 0.390										5	1	2	1	0	0	2																	
24 Nick Johnson, L (1, 3) Daryle Ward, L (3, PH) OBP: 0.407, SLG: 0.694										1	0	0	0	0	0	0																	
Jose Guillen, R (1, 9) OBP: 0.281, SLG: 0.421										5	2	2	1	0	1	4																	
11 Ryan Zimmerman, R (1, 5) OBP: 0.340, SLG: 0.473										5	1	2	2	0	0	1																	
Brian Schneider, L (1, 2) OBP: 0.307, SLG: 0.314										4	1	2	2	1	0	2																	
Brendan Harris, R (1, 6) OBP: 0.300, SLG: 0.300										3	0	0	0	0	0	3																	
13 Robert Fick, L (7, PH) OBP: 0.280, SLG: 0.400										1	0	1	1	0	0	0																	
Jon Rauch, R (8, 1)										0	0	0	0	0	0	0																	
32 Chad Cordero, R (9, 1)										0	0	0	0	0	0	0																	
Marlon Byrd, R (1, 8) OBP: 0.342, SLG: 0.338										2	1	1	1	1	0	0																	
Ramon Ortiz, R (1, 1) ERA: 5.89	4.1	23	6	6	6	3	3	0	0	0	0	0	0	0	0	0																	
52 Saul Rivera, S (5, PH) Mike Stanton, L (7, 1) Damian Jackson, R (8, 6) OBP: 0.287, SLG: 0.426	0.2	2	1	0	0	0	0	0	0	0	0	0	0	0	0	0																	
3B T.J. Beam, R (6, 1) ERA: 13.5	1.1	H	7	3	2	2	1	0	0	0	0	0	0	0	1	22	13.50	2.250															
Mike Myers, L (7, 1) ERA: 0.69	0.1	H	1	0	0	0	0	0	0	0	0	0	0	0	2	4	0.00	0.000															
Scott Proctor, R (7, 1) ERA: 3.74	0.2	H	5	1	1	1	1	2	0	0	0	0	0	0	11	20	13.50	4.500															
Inning Stats	R: 0 E: 0 K: 0 S: 6	H: 0 LOB: 0 BB: 0 P: 11	R: 0 E: 0 K: 1 S: 12	H: 0 LOB: 1 BB: 1 P: 23	R: 1 E: 0 K: 1 S: 11	H: 1 LOB: 2 BB: 1 P: 24	R: 1 E: 0 K: 1 S: 14	H: 2 LOB: 1 BB: 0 P: 23	R: 4 E: 0 K: 0 S: 16	H: 4 LOB: 0 BB: 1 P: 24	R: 0 E: 0 K: 1 S: 15	H: 1 LOB: 1 BB: 0 P: 21	R: 2 E: 0 K: 1 S: 18	H: 3 LOB: 2 BB: 1 P: 30	R: 3 E: 0 K: 0 S: 11	H: 2 LOB: 0 BB: 2 P: 21	1B: 8 2B: 3 3B: 1 HR: 1	SF: 0 SAC: 1 DP: 2 HBP: 1	WP: 0 PB: 0 SB: 2 CS: 0	PA: 42													
PITCHER	IP WLS BF H R ER SO BB IBB HBP BLK WP HR S P ERA WHIP																PITCHER	IP WLS BF H R ER SO BB IBB HBP BLK WP HR S P ERA WHIP															
Shawn Chacon, R (1, 1) ERA: 5.89	0.2	2	1	0	0	0	0	0	0	0	0	0	0	0	4	5	0.00	1.500															
3B T.J. Beam, R (6, 1) ERA: 13.5	1.1	H	7	3	2	2	1	0	0	0	0	0	0	0	1	22	13.50	2.250															
Mike Myers, L (7, 1) ERA: 0.69	0.1	H	1	0	0	0	0	0	0	0	0	0	0	0	2	4	0.00	0.000															
Scott Proctor, R (7, 1) ERA: 3.74	0.2	H	5	1	1	1	1	2	0	0	0	0	0	0	11	20	13.50	4.500															

Batter	1	2	3	4	5	6	7	8	9	AB	R	H	RBI	BB	SO	LOB	TOP					
18 Johnny Damon, L (1, 8) OBP: 0.356, SLG: 0.465	K		G1-3		F7		G6-3 20 1B	G4-3		5	1	1	0	0	1	0	New York Yankees @ Philadelphia Phillies Citizens Bank Park, Philadelphia, PA Mon Jun 19 2006, 7:05 PM EDT Att: 44,747 - Cloudy - 84 F					
28 Melky Cabrera, S (1, 7) OBP: 0.349, SLG: 0.313	P4		K		F7		K		K	5	0	0	0	0	3	1						
2 Derek Jeter, R (1, 6) OBP: 0.432, SLG: 0.478	25 1B		K				G6-3		G6-3	4	0	1	0	1	1	1						
25 Jason Giambi, L (1, 3) OBP: 0.442, SLG: 0.617	13 BB						20 1B 13 BB		K	4	1	3	1	1	1	0						
13 Alex Rodriguez, R (1, 5) OBP: 0.395, SLG: 0.514							20 1B			2	0	1	0	2	1	2						
20 Jorge Posada, S (1, 2) OBP: 0.419, SLG: 0.492	P5									3	0	1	1	1	1	3						
24 Robinson Cano, L (1, 4) OBP: 0.348, SLG: 0.436		G1-3					G3 BB		G4-3	3	0	0	0	1	1	5						
Bubba Crosby, L (1, 9) OBP: 0.319, SLG: 0.349										3	0	0	0	0	2	3						
Bernie Williams, S (8, PH) OBP: 0.317, SLG: 0.422										1	0	0	0	0	0	0						
Randy Johnson, R (1, 1) OBP: 0.167, SLG: 0.167										3	0	0	0	0	2	3						
12 Andy Phillips, R (8, PH) OBP: 0.283, SLG: 0.439										1	0	0	0	0	0	0						
Kyle Farnsworth, R (8, 1)										0	0	0	0	0	0	0						
Inning Stats	R: 0 E: 0 K: 1 S: 10	H: 1 LOB: 3 BB: 2 P: 21	R: 0 E: 0 K: 2 S: 8	H: 0 LOB: 0 BB: 0 P: 11	R: 0 E: 0 K: 2 S: 11	H: 0 LOB: 0 BB: 0 P: 18	R: 1 E: 0 K: 3 S: 20	H: 2 LOB: 2 BB: 1 P: 25	R: 0 E: 0 K: 1 S: 11	H: 0 LOB: 2 BB: 0 P: 16	R: 0 E: 0 K: 1 S: 5	H: 0 LOB: 1 BB: 1 P: 11	R: 1 E: 0 K: 1 S: 14	H: 2 LOB: 3 BB: 2 P: 29	R: 0 E: 0 K: 0 S: 8	H: 0 LOB: 0 BB: 0 P: 11	R: 0 E: 0 K: 2 S: 8	H: 0 LOB: 0 BB: 0 P: 12	1B: 5 2B: 1 3B: 0 HR: 1	SF: 0 SAC: 0 DP: 0 HBP: 0	WP: 0 PB: 0 SB: 1 CS: 1	PA: 40
PITCHER	IP WLS BF H R ER SO BB IBB HBP BLK WP HR S P ERA WHIP																					
39 Brett Myers, R (1, 1) ERA: 3.77	6.2 W 32 6 2 2 11 6 0 0 0 0 0 1 75 124 2.70 1.800																					
Rheal Cormier, L (7, 1) ERA: 1.11	0.1 H 2 1 0 0 0 0 0 0 0 0 0 0 4 7 0.00 3.000																					
Arthur Rhodes, L (8, 1) ERA: 3.65	1.0 H 3 0 0 0 0 0 0 0 0 0 0 0 8 11 0.00 0.000																					
45 Tom Gordon, R (9, 1) ERA: 1.47	1.0 S 3 0 0 0 2 0 0 0 0 0 0 0 8 12 0.00 0.000																					

AB	34
R	2
H	7
RBI	2
BB	6
SO	13
LOB	18



Batter	1	2	3	4	5	6	7	8	9	AB	R	H	RBI	BB	SO	LOB	BOTTOM			
11 Jimmy Rollins, S (1, 6) OBP: 0.316, SLG: 0.416	G1-3			F8		G6-3		G5-3 8 SH2-3 WP HBP		3	1	0	0	0	0	0	New York Yankees @ Philadelphia Phillies Citizens Bank Park, Philadelphia, PA Mon Jun 19 2006, 7:05 PM EDT Att: 44,747 - Cloudy - 84 F			
8 Shane Victorino, S (1, 9) OBP: 0.376, SLG: 0.496	P5			E4 2B		26 G1-3 2B		SH2-3		3	2	2	0	0	0	0				
26 Chase Utley, L (1, 3) OBP: 0.366, SLG: 0.498	G4-3			4-0 2B		G1-3		WP G5-3 IBB		2	1	0	0	2	0	1				
Pat Burrell, R (1, 7) OBP: 0.388, SLG: 0.553				0-0 2B		2B		G5-3		3	0	1	2	1	1	2				
45 Tom Gordon, R (9, 1)				1-2 2B		BB				0	0	0	0	0	0	0				
Aaron Rowand, R (1, 8) OBP: 0.329, SLG: 0.478				0-2 CS		K		WP		3	0	2	1	1	1	1				
David Bell, R (1, 5) OBP: 0.324, SLG: 0.366				1-2 F9		K		BB		4	0	0	0	0	2	6				
Sal Fasano, R (1, 2) OBP: 0.310, SLG: 0.432				F8		K		L7		4	0	0	0	0	2	3				
Abraham Nunez, S (1, 4) OBP: 0.205, SLG: 0.238				G1-3		G5-3				3	0	0	0	0	0	0				
39 Brett Myers, R (1, 1) OBP: 0.065, SLG: 0.033				G1-3						2	0	0	0	0	1	0				
Rheal Cormier, L (7, 1)										0	0	0	0	0	0	0				
29 Chris Roberson, S (7, PH) OBP: 0.063, SLG: 0.063										1	0	0	0	0	1	0				
Arthur Rhodes, L (8, 1)										0	0	0	0	0	0	0				
Bobby Abreu, L (9, 9) OBP: 0.457, SLG: 0.493										0	0	0	0	0	0	0				
Inning Stats	R: 0 E: 0 K: 0 S: 12	H: 0 LOB: 0 BB: 0 P: 14	R: 0 E: 0 K: 1 S: 9	H: 1 LOB: 0 BB: 0 P: 12	R: 0 E: 0 K: 0 S: 6	H: 0 LOB: 0 BB: 0 P: 7	R: 2 E: 1 K: 2 S: 16	H: 2 LOB: 1 BB: 1 P: 27	R: 0 E: 0 K: 2 S: 9	H: 0 LOB: 0 BB: 0 P: 12	R: 1 E: 0 K: 0 S: 12	H: 2 LOB: 2 BB: 1 P: 20	R: 0 E: 0 K: 2 S: 10	H: 0 LOB: 0 BB: 0 P: 12	R: 1 E: 0 K: 1 S: 17	H: 0 LOB: 3 BB: 2 P: 33	1B: 3 2B: 2 3B: 0 HR: 0	SF: 0 SAC: 1 DP: 0 HBP: 1	WP: 1 PB: 0 SB: 0 CS: 1	PA: 34
PITCHER	IP WLS BF H R ER SO BB IBB HBP BLK WP HR S P ERA WHIP																			
Randy Johnson, L (1, 1) ERA: 5.21	7.0 L 27 5 3 3 7 2 0 0 0 0 0 1 74 104 3.86 1.000																			
Kyle Farnsworth, R (8, 1) ERA: 4.7	1.0 7 0 1 1 1 1 1 1 0 1 0 17 33 9.00 1.000																			

AB	28
R	4
H	5
RBI	3
BB	4
SO	8
LOB	13



Batter	1	2	3	4	5	6	7	8	9	AB	R	H	RBI	BB	SO	LOB	TOP			
18 Johnny Damon, L (1, 8) OBP: 0.367, SLG: 0.477	2-2 FC6-4 1B		4-2 CS BB		0-1 G5-3 1B		4-2 1B BB	1-1 1B		3	0	3	1	2	0	0	New York Yankees @ Philadelphia Phillies Citizens Bank Park, Philadelphia, PA Wed Jun 21 2006, 7:05 PM EDT Att: 45,111 - Cloudy - 84 F			
2 Derek Jeter, R (1, 6) OBP: 0.434, SLG: 0.475	1-1 FC6-4 13 HBP 1-2		2-2 1B		1-0 G5-3 1-2		1-0 1B	2-2 G1-3		5	0	2	1	0	0	4				
25 Jason Giambi, L (1, 3) OBP: 0.434, SLG: 0.612	3-3 K		0-3 K		2-3 K		0-0 P2		1-0 13 G6-4-3 1B	4	0	0	0	0	3	5				
24 Robinson Cano, L (8, 4) OBP: 0.349, SLG: 0.439										1	0	1	0	0	0	0				
13 Alex Rodriguez, R (1, 5) OBP: 0.395, SLG: 0.504	1-2 HBP			4-1 WP BB		1-3 K		4-2 20 S 1B BB	0-0 G6-4-3 1-2	2	1	0	0	2	1	1				
20 Jorge Posada, S (1, 2) OBP: 0.410, SLG: 0.492	0-1 P3			1-3 K		0-1 F8		1-3 K	1-3 K	5	0	0	0	0	3	4				
Bernie Williams, S (1, 9) OBP: 0.326, SLG: 0.437		0-0 F8		1-2 G5-3		1-2 G6-3		2-1 L7		4	0	0	0	0	0	2				
Kyle Farnsworth, R (8, 1)				1-2 P3						0	0	0	0	0	0	0				
42 Mariano Rivera, R (9, 1)										0	0	0	0	0	0	0				
28 Melky Cabrera, S (1, 7) OBP: 0.354, SLG: 0.328	1-1 L7			2-1 P3			1-0 SH1-4 12 FC6-2 2B	2-1 1B		4	1	2	1	0	0	1				
Miguel Cairo, R (1, 4) OBP: 0.300, SLG: 0.323		2-3 K2-3			0-0 SF7 3B			1-0 1B		3	2	2	1	0	1	0				
Jaret Wright, R (1, 1)				1-2 G1-3		2-0 SF7		2-2 1B		1	0	0	1	0	0	0				
Ron Villone, L (6, 1)										0	0	0	0	0	0	0				
12 Andy Phillips, R (7, PH) OBP: 0.276, SLG: 0.431										1	1	0	0	0	0	1				
Scott Proctor, R (7, 1) OBP: 0.276, SLG: 0.431										0	0	0	0	0	0	0				
Bubba Crosby, L (8, PH) OBP: 0.330, SLG: 0.364										1	0	1	0	0	0	0				
Inning Stats	R: 0 E: 0 K: 1 S: 13	H: 1 LOB: 2 BB: 0 P: 20	R: 0 E: 0 K: 1 S: 6	H: 0 LOB: 0 BB: 0 P: 9	R: 0 E: 0 K: 1 S: 11	H: 1 LOB: 1 BB: 1 P: 18	R: 0 E: 0 K: 1 S: 9	H: 0 LOB: 1 BB: 1 P: 17	R: 1 E: 0 K: 1 S: 9	H: 2 LOB: 1 BB: 0 P: 14	R: 0 E: 0 K: 1 S: 9	H: 0 LOB: 0 BB: 0 P: 11	R: 3 E: 0 K: 1 S: 20	H: 4 LOB: 2 BB: 1 P: 35	R: 0 E: 0 K: 1 S: 7	H: 1 LOB: 0 BB: 0 P: 9	1B: 9 2B: 1 3B: 1 HR: 0	SF: 1 SAC: 1 DP: 1 HBP: 1	WP: 1 PB: 0 SB: 1 CS: 1	PA: 41
PITCHER	IP	WLS	BF	H	R	ER	SO	BB	IBB	HBP	BLK	WP	HR	S	P	ERA	WHIP			
35 Cole Hamels, L (1, 1) ERA: 4.41	7.0	L	30	6	2	2	6	3	0	1	0	1	0	65	103	2.57	1.286			
Aaron Fultz, L (8, 1) ERA: 3.99	0.2		4	1	2	2	1	1	0	0	0	0	0	9	18	27.00	3.000			
Geoff Geary, R (8, 1) ERA: 3.26	0.1		4	3	1	1	0	0	0	0	0	0	0	11	17	27.00	9.000			
Clay Condrey, R (9, 1) ERA: 3.2	1.0		3	1	0	0	1	0	0	0	0	0	0	7	9	0.00	1.000			

AB	34
R	5
H	11
RBI	5
BB	4
SO	8
LOB	18



Batter	1	2	3	4	5	6	7	8	9	AB	R	H	RBI	BB	SO	LOB	BOTTOM					
11 Jimmy Rollins, S (1, 6) OBP: 0.313, SLG: 0.410	0-1 S 1B		1-0 CS 1B		1-1 G3			1-2 F7		4	0	2	0	0	0	1	New York Yankees @ Philadelphia Phillies Citizens Bank Park, Philadelphia, PA Wed Jun 21 2006, 7:05 PM EDT Att: 45,111 - Cloudy - 84 F					
26 Chase Utley, L (1, 4) OBP: 0.382, SLG: 0.488	0-2 P5		1-3 K		2-3 K		1-2 F7		4	0	0	0	0	2	2							
Bobby Abreu, L (1, 9) OBP: 0.450, SLG: 0.481	4-0 BB		3-3 K		3-3 K		1-3 K		3	0	0	0	1	3	1							
Pat Burrell, R (1, 7) OBP: 0.395, SLG: 0.554	3-3 K			1-1 F8		4-1 BB		2-3 K		3	0	0	0	1	2	2						
6 Ryan Howard, L (1, 3) OBP: 0.360, SLG: 0.622	1-3 K			2-3 K		0-0 G4-3		0-2 F7		4	0	0	0	0	2	3						
Aaron Rowand, R (1, 8) OBP: 0.322, SLG: 0.465		1-0 P4		3-2 CS 1B		1-2 F8		1-1 G1-3		4	0	1	0	0	0	0						
David Bell, R (1, 5) OBP: 0.335, SLG: 0.365		4-2 BB		2-0 CS		1-0 G6-4-3 BB		1-0 8 PB HBP		0	0	0	0	2	0	0						
Sal Fasano, R (1, 2) OBP: 0.303, SLG: 0.419		1-0 P6			3-2 G6-4-3		1-3 K2-3			2	0	0	0	0	0	2						
8 Shane Victorino, S (7, PH) OBP: 0.370, SLG: 0.487					1-2 G6-4-3		1-2 K			1	0	0	0	0	1	1						
27 Chris Coste, R (8, 2) OBP: 0.176, SLG: 0.125					1-2 G6-4-3		1-2 K			0	0	0	0	0	0	0						
35 Cole Hamels, L (1, 1) ERA: 4.45		1-3 K			4-1 BB		2-2 G3			1	0	0	0	1	1	1						
Abraham Nunez, S (7, PH) OBP: 0.200, SLG: 0.233										1	0	0	0	0	0	1						
Aaron Fultz, L (8, 1) ERA: 3.99										0	0	0	0	0	0	0						
Geoff Geary, R (8, 1) OBP: 0.333, SLG: 0.667										0	0	0	0	0	0	0						
Clay Condrey, R (9, 1) ERA: 2.11										0	0	0	0	0	0	0						
Inning Stats	R: 0 E: 0 K: 2 S: 12	H: 1 LOB: 2 BB: 1 P: 19	R: 0 E: 0 K: 1 S: 9	H: 0 LOB: 1 BB: 1 P: 16	R: 0 E: 0 K: 2 S: 9	H: 1 LOB: 1 BB: 0 P: 13	R: 0 E: 0 K: 1 S: 9	H: 1 LOB: 0 BB: 0 P: 17	R: 0 E: 0 K: 0 S: 7	H: 0 LOB: 1 BB: 2 P: 19	R: 0 E: 0 K: 2 S: 9	H: 0 LOB: 1 BB: 1 P: 18	R: 0 E: 0 K: 1 S: 10	H: 0 LOB: 1 BB: 0 P: 15	R: 0 E: 0 K: 1 S: 12	H: 0 LOB: 0 BB: 0 P: 15	R: 0 E: 0 K: 1 S: 8	H: 0 LOB: 0 BB: 0 P: 11	1B: 3 2B: 1 3B: 0 HR: 0	SF: 0 SAC: 0 DP: 2 HBP: 1	WP: 0 PB: 1 SB: 1 CS: 2	PA: 34
PITCHER	IP	WLS	BF	H	R	ER	SO	BB	IBB	HBP	BLK	WP	HR	S	P	ERA	WHIP					
Jaret Wright, R (1, 1) ERA: 4.45	5.0	W	19	3	0	0	6	4	0	0	0	0	0	9	18	0.00	1.400					
Ron Villone, L (6, 1) ERA: 1.8	1.0	H	4	0	0	0	2	1	0	0	0	0	0	9	18	0.00	1.000					
Scott Proctor, R (7, 1) ERA: 3.86	1.0	H	4	0	0	0	1	0	0	1	0	0	0	10	15	0.00	0.000					
Kyle Farnsworth, R (8, 1) ERA: 4.55	1.0		3	0	0	0	1	0	0	0	0	0	0	12	15	0.00	0.000					
42 Mariano Rivera, R (9, 1) ERA: 2.11	1.0		3	0	0	0	1	0	0	0	0	0	0	8	11	0.00	0.000					

AB	27
R	0
H	3
RBI	0
BB	5
SO	11
LOB	14



Batter	1	2	3	4	5	6	7	8	9	AB	R	H	RBI	BB	SO	LOB	TOP	
4 Alfredo Amezaga, S (1.4) OBP: 0.336, SLG: 0.420	F9	CS	G4-3		1B			1B		4	1	2	0	0	0	0	Florida Marlins @ New York Yankees Yankee Stadium, Bronx, NY Fri Jun 23 2006, 7:05 PM EDT Att: 54,025 - Overcast - 79 F	
2 Hanley Ramirez, R (1.6) OBP: 0.333, SLG: 0.398	G4-6-3		G2			G6-4-3		1B		4	1	3	0	0	0			
17 Mike Jacobs, L (1.3) OBP: 0.356, SLG: 0.482	G4-6-3		G3-1			G6-4-3		K		4	0	1	0	0	1	3		
Miguel Cabrera, R (1.5) OBP: 0.435, SLG: 0.552		G6-3		G4-3		G6-4-3		1B		4	0	1	1	0	0	1		
12 Cody Ross, R (1.7) OBP: 0.313, SLG: 0.479	G3			G1-3		G6-3		K		4	0	0	0	0	1	2		
27 Jeremy Hermida, L (1.9) OBP: 0.389, SLG: 0.440								F8	F7	4	1	2	0	0	0	2		
14 Josh Willingham, R (1.10) OBP: 0.350, SLG: 0.470				FC6-4				G4-3		4	1	1	1	0	1	1		
Miguel Olivo, R (1.2) OBP: 0.313, SLG: 0.455									F8	4	1	2	2	0	1	0		
61 Reggie Abercrombie, R (1.8) OBP: 0.285, SLG: 0.341									G4-1	1	0	0	0	0	0	0	AB 35 R 5 H 12 RBI 4 BB 0 SO 5 LOB 10	
Joe Borchard, S (7.9) OBP: 0.350, SLG: 0.395										2	0	0	0	0	1	1		
Inning Stats	R: 0 E: 0 K: 0 S: 6	H: 1 LOB: 0 BB: 0 P: 10	R: 3 E: 0 K: 0 S: 10	H: 3 LOB: 0 BB: 0 P: 15	R: 0 E: 0 K: 0 S: 7	H: 0 LOB: 0 BB: 0 P: 12	R: 0 E: 0 K: 0 S: 9	H: 1 LOB: 1 BB: 0 P: 14	R: 0 E: 0 K: 1 S: 8	H: 1 LOB: 1 BB: 0 P: 11	R: 1 E: 0 K: 0 S: 5	H: 3 LOB: 2 BB: 0 P: 23	R: 0 E: 0 K: 1 S: 8	H: 0 LOB: 0 BB: 0 P: 12	1B: 9 2B: 2 3B: 0 HR: 1	SF: 0 SAC: 0 DP: 2 HBP: 1		WP: 0 PA: 37 PB: 0 SB: 0 CS: 1
PITCHER	IP	WLS	BF	H	R	ER	SO	BB	IBB	HBP	BLK	WP	HR	S	P	ERA		WHIP
40 Chien-Ming Wang, R (1.1) ERA: 4.14	7.0	W	27	9	4	4	2	0	0	1	0	0	1	55	85	5.14		1.286
Kyle Farnsworth, R (8.1) ERA: 4.58	1.0	H	6	3	1	1	2	0	0	0	0	0	0	18	23	9.00		3.000
42 Mariano Rivera, R (9.1) ERA: 2.06	1.0	S	3	0	0	0	1	0	0	0	0	0	0	8	12	0.00		0.000

Batter	1	2	3	4	5	6	7	8	9	AB	R	H	RBI	BB	SO	LOB	BOTTOM	
18 Johnny Damon, L (1.8) OBP: 0.371, SLG: 0.479	2B	FC6-4		13B	K			F9		3	2	1	0	2	1	1	Florida Marlins @ New York Yankees Yankee Stadium, Bronx, NY Fri Jun 23 2006, 7:05 PM EDT Att: 54,025 - Overcast - 79 F	
2 Derek Jeter, R (1.6) OBP: 0.427, SLG: 0.466	E6	FC6-4		G4-3	G1-3			F7		5	1	0	0	0	4			
25 Jason Giambi, L (1.10) OBP: 0.434, SLG: 0.606	13B	G6-3		13B	P5			P2		4	2	1	1	1	0	1		
13 Alex Rodriguez, R (1.5) OBP: 0.399, SLG: 0.510	K			20B				F7		5	1	3	1	0	1	2		
20 Jorge Posada, S (1.2) OBP: 0.414, SLG: 0.495	E	K		12B	1B			F8		5	0	3	3	0	1	3		
24 Robinson Canó, L (1.4) OBP: 0.354, SLG: 0.438	E6			G3	12B					3	0	1	0	2	0	1		
Bernie Williams, S (1.9) OBP: 0.321, SLG: 0.431	E3			G4-3	SF9					3	0	0	1	0	4	AB 37 R 6 H 12 RBI 6 BB 5 SO 4 LOB 29		
Bubba Crosby, L (8.9) OBP: 0.327, SLG: 0.356										1	0	0	0	0	2			
12 Andy Phillips, R (1.3) OBP: 0.294, SLG: 0.460	K									4	0	3	0	0	1		3	
28 Melky Cabrera, S (1.7) OBP: 0.346, SLG: 0.319	F8			G5-3	F8			FC6-4		4	0	0	0	0	8			
Inning Stats	R: 3 E: 3 K: 2 S: 18	H: 3 LOB: 3 BB: 0 P: 30	R: 0 E: 0 K: 1 S: 15	H: 1 LOB: 2 BB: 1 P: 22	R: 0 E: 0 K: 0 S: 8	H: 1 LOB: 1 BB: 0 P: 10	R: 3 E: 0 K: 0 S: 14	H: 3 LOB: 3 BB: 3 P: 33	R: 0 E: 0 K: 1 S: 6	H: 2 LOB: 1 BB: 0 P: 7	R: 0 E: 0 K: 0 S: 9	H: 1 LOB: 1 BB: 0 P: 12	R: 0 E: 0 K: 0 S: 8	H: 1 LOB: 2 BB: 1 P: 15	1B: 9 2B: 2 3B: 1 HR: 0		SF: 1 SAC: 0 DP: 1 HBP: 0	WP: 1 PA: 43 PB: 0 SB: 1 CS: 0
PITCHER	IP	WLS	BF	H	R	ER	SO	BB	IBB	HBP	BLK	WP	HR	S	P		ERA	WHIP
Brian Moehler, R (1.1) ERA: 6.55	4.0	L	27	8	6	5	3	3	1	0	0	0	0	55	95		11.25	2.750
Matt Herge, R (5.1) ERA: 4.35	3.0		11	3	0	0	1	0	0	0	0	0	0	21	28	0.00	1.000	
Chris Resop, R (8.1) ERA: 4.5	1.0		5	1	0	0	0	0	1	0	0	0	0	8	15	0.00	1.000	

Batter	1	2	3	4	5	6	7	8	9	AB	R	H	RBI	BB	SO	LOB	TOP								
4 Alfredo Amezaga, S (1, 4) OBP: 0.336, SLG: 0.412										2	1	0	0	1	1	0	Florida Marlins @ New York Yankees Yankee Stadium, Bronx, NY Sun Jun 25 2006, 1:05 PM EDT Att: 53,615 - Overcast - 73 F								
2 Hanley Ramirez, R (1, 6) OBP: 0.336, SLG: 0.397										3	0	1	0	1	1	0									
17 Mike Jacobs, L (1, 10) OBP: 0.354, SLG: 0.478										4	0	1	0	0	1	4									
Miguel Cabrera, R (1, 5) OBP: 0.439, SLG: 0.557										3	0	2	1	1	0	0									
14 Josh Willingham, R (1, 7) OBP: 0.349, SLG: 0.466										4	0	1	0	0	0	4									
27 Jeremy Hermida, L (1, 8) OBP: 0.377, SLG: 0.425										4	0	0	0	0	1	1									
12 Cody Ross, R (1, 9) OBP: 0.310, SLG: 0.468										4	0	1	0	0	1	0									
Wes Helms, R (1, 3) OBP: 0.312, SLG: 0.506										4	0	0	0	0	1	2									
20 Matt Treanor, R (1, 2) OBP: 0.287, SLG: 0.298										2	0	0	0	0	1	2									
Joe Borchard, S (8, PH) OBP: 0.331, SLG: 0.400										1	0	1	0	0	0	0									
Miguel Olivo, R (8, 2) OBP: 0.313, SLG: 0.455										0	0	0	0	0	0	0									
Inning Stats	R: 0 E: 0 K: 1 S: 8	H: 0 LOB: 0 BB: 0 P: 10	R: 0 E: 0 K: 1 S: 9	H: 0 LOB: 0 BB: 0 P: 12	R: 0 E: 0 K: 2 S: 8	H: 0 LOB: 0 BB: 0 P: 14	R: 0 E: 0 K: 1 S: 11	H: 2 LOB: 2 BB: 0 P: 15	R: 0 E: 0 K: 0 S: 10	H: 2 LOB: 2 BB: 0 P: 15	R: 1 E: 0 K: 0 S: 17	H: 1 LOB: 1 BB: 2 P: 29	R: 0 E: 0 K: 1 S: 8	H: 0 LOB: 0 BB: 0 P: 10	R: 0 E: 0 K: 1 S: 13	H: 2 LOB: 3 BB: 1 P: 23	R: 0 E: 0 K: 0 S: 8	H: 0 LOB: 0 BB: 0 P: 11	1B: 6 2B: 1 3B: 0 HR: 0	SF: 0 SAC: 1 DP: 1 HBP: 0	WP: 0 PB: 0 SB: 2 CS: 0	PA: 35			
PITCHER	IP	WLS	BF	H	R	ER	SO	BB	IBB	HBP	BLK	WP	HR	S	P	ERA	WHIP								
35 Mike Mussina, R (1, 1) ERA: 3.28	7.0	W	26	5	1	1	6	2	0	0	0	0	0	71	105	1.29	1.000								
Kyle Farnsworth, R (8, 1) ERA: 4.54	1.0	H	6	2	0	0	1	0	1	0	0	0	0	13	23	0.00	2.000								
42 Mariano Rivera, R (9, 1) ERA: 2.01	1.0	S	3	0	0	0	0	0	0	0	0	0	0	8	11	0.00	0.000								

Batter	1	2	3	4	5	6	7	8	9	AB	R	H	RBI	BB	SO	LOB	BOTTOM								
18 Johnny Damon, L (1, 8) OBP: 0.369, SLG: 0.488										3	1	1	2	0	0	0	Florida Marlins @ New York Yankees Yankee Stadium, Bronx, NY Sun Jun 25 2006, 1:05 PM EDT Att: 53,615 - Overcast - 73 F								
Miguel Cairo, R (1, 3) OBP: 0.296, SLG: 0.313										3	0	0	0	0	2										
2 Derek Jeter, R (1, 6) OBP: 0.428, SLG: 0.464										3	0	1	0	1	1										
13 Alex Rodriguez, R (1, 5) OBP: 0.397, SLG: 0.504										3	0	0	0	1	1										
20 Jorge Posada, S (1, 2) OBP: 0.407, SLG: 0.485										4	0	0	0	0	2	3									
Bernie Williams, S (1, 9) OBP: 0.325, SLG: 0.434										3	0	2	0	0	0	0									
Bubba Crosby, L (8, 9) OBP: 0.320, SLG: 0.348										1	0	0	0	0	1	0									
12 Andy Phillips, R (1, 10) OBP: 0.301, SLG: 0.457										3	1	1	0	1	0	1									
24 Robinson Cano, L (1, 4) OBP: 0.353, SLG: 0.437										3	0	1	0	0	1	3									
28 Melky Cabrera, S (1, 7) OBP: 0.345, SLG: 0.319										3	0	1	0	0	0	1									
Inning Stats	R: 0 E: 0 K: 1 S: 9	H: 1 LOB: 1 BB: 0 P: 14	R: 0 E: 0 K: 1 S: 9	H: 1 LOB: 1 BB: 0 P: 13	R: 0 E: 0 K: 1 S: 13	H: 0 LOB: 2 BB: 2 P: 26	R: 1 E: 0 K: 0 S: 12	H: 2 LOB: 2 BB: 1 P: 18	R: 0 E: 0 K: 2 S: 8	H: 0 LOB: 0 BB: 0 P: 13	R: 0 E: 0 K: 0 S: 7	H: 2 LOB: 1 BB: 0 P: 9	R: 1 E: 0 K: 0 S: 8	H: 1 LOB: 0 BB: 0 P: 11	R: 0 E: 0 K: 1 S: 7	H: 0 LOB: 0 BB: 0 P: 13	R: 0 E: 0 K: 1 S: 7	H: 0 LOB: 0 BB: 0 P: 13	1B: 6 2B: 0 3B: 0 HR: 1	SF: 1 SAC: 0 DP: 1 HBP: 1	WP: 0 PB: 0 SB: 1 CS: 0	PA: 34			
PITCHER	IP	WLS	BF	H	R	ER	SO	BB	IBB	HBP	BLK	WP	HR	S	P	ERA	WHIP								
Dontrelle Willis, L (1, 1) ERA: 4.05	8.0	L	34	7	2	2	6	3	0	1	0	0	1	73	117	2.25	1.250								

Batter	1	2	3	4	5	6	7	8	9	AB	R	H	RBI	BB	SO	LOB	TOP					
4 Alfredo Amezaga, S (1, 4) OBP: 0.322, SLG: 0.396	G4-3		F7		E3		SF7		P4	4	0	0	1	0	0	1	Florida Marlins @ New York Yankees Yankee Stadium, Bronx, NY Sun Jun 25 2006, 8:05 PM EDT Att: 54,361 - Overcast - 74 F					
2 Hanley Ramirez, R (1, 6) OBP: 0.331, SLG: 0.391	F8		L7		F9		F8			4	0	0	0	0	0	1						
Miguel Cabrera, R (1, 5) OBP: 0.443, SLG: 0.570	1B		HR				F9			3	2	2	1	1	0	0						
14 Josh Willingham, R (1, 7) OBP: 0.347, SLG: 0.462	1B		F8		F9				F9	4	0	1	0	0	0	2						
27 Jeremy Hermida, L (1, 9) OBP: 0.381, SLG: 0.436	1B		G4-3		K				2B	4	0	2	1	0	1	0						
Joe Borchard, S (1, 10) OBP: 0.317, SLG: 0.387	G4-3		F7		K				K	4	0	0	0	0	2	3						
Wes Helms, R (1, 3) OBP: 0.299, SLG: 0.483			F9		K				G4-3	4	0	0	0	0	1	1						
Miguel Olivo, R (1, 2) OBP: 0.317, SLG: 0.456	G5-3				1B				K	4	1	2	0	0	1	0						
61 Reggie Abercrombie, R (1, 8) OBP: 0.281, SLG: 0.335	F8		FC4-6		1B		SH		K	3	2	0	0	0	1	1						
							SH		K													
Inning Stats	R: 1 E: 0 K: 0 S: 18	H: 3 LOB: 2 BB: 0 P: 30	R: 0 E: 0 K: 0 S: 11	H: 0 LOB: 0 BB: 0 P: 15	R: 1 E: 0 K: 0 S: 8	H: 1 LOB: 0 BB: 0 P: 11	R: 0 E: 0 K: 0 S: 7	H: 0 LOB: 0 BB: 0 P: 10	R: 1 E: 1 K: 0 S: 9	H: 1 LOB: 2 BB: 1 P: 18	R: 0 E: 0 K: 3 S: 10	H: 0 LOB: 0 BB: 0 P: 13	R: 2 E: 1 K: 0 S: 12	H: 1 LOB: 0 BB: 0 P: 18	R: 0 E: 0 K: 1 S: 15	H: 1 LOB: 1 BB: 0 P: 20	R: 0 E: 0 K: 2 S: 9	H: 0 LOB: 0 BB: 0 P: 13	1B: 5 2B: 1 3B: 0 HR: 1	SF: 1 SAC: 1 DP: 0 HBP: 0	WP: 0 PB: 0 SB: 2 CS: 0	PA: 37
PITCHER	IP WLS BF H R ER SO BB IBB HBP BLK WP HR S P ERA WHIP																					
Shawn Chacon, R (1, 1) ERA: 5.68	5.0 L 22 5 3 2 0 0 0 1 0 0 0 0 1 53 84 3.60 1.000																					
Ron Villone, L (6, 1) ERA: 1.72	1.1 6 1 2 0 3 0 0 0 0 0 0 0 0 18 24 0.00 0.750																					
3B T.J. Beam, R (7, 1) ERA: 5.4	1.2 6 1 0 0 1 0 0 0 0 0 0 0 0 19 27 0.00 0.600																					
Matt Smith, L (9, 1) ERA:	1.0 3 0 0 0 2 0 0 0 0 0 0 0 0 9 13 0.00 0.000																					

Batter	1	2	3	4	5	6	7	8	9	AB	R	H	RBI	BB	SO	LOB	BOTTOM					
18 Johnny Damon, L (1, 10) OBP: 0.371, SLG: 0.486	P5		1B		P4		BB			3	0	1	0	1	0	1	Florida Marlins @ New York Yankees Yankee Stadium, Bronx, NY Sun Jun 25 2006, 8:05 PM EDT Att: 54,361 - Overcast - 74 F					
2 Derek Jeter, R (1, 6) OBP: 0.425, SLG: 0.465	1B		1B		F8		G4-3			4	0	2	0	0	0	2						
25 Jason Giambi, L (1, 3) OBP: 0.431, SLG: 0.599	F8		K				1B		P5	4	0	1	0	0	1	3						
13 Alex Rodriguez, R (1, 5) OBP: 0.392, SLG: 0.496	P4		G6-3		FC5-4		K		K	4	0	0	0	0	1	4						
24 Robinson Cano, L (1, 4) OBP: 0.353, SLG: 0.439	G3-1		L1		2B				BB	3	0	1	0	0	0	0						
Miguel Cairo, R (6, PR) OBP: 0.305, SLG: 0.313										0	0	0	0	1	0	0						
Bernie Williams, S (1, 9) OBP: 0.320, SLG: 0.427	G4-3		P6		L3		F7			4	0	0	0	0	0	3						
28 Melky Cabrera, S (1, 7) OBP: 0.343, SLG: 0.318	1B		G4-3		P4				F7	4	0	1	0	0	0	2						
Bubba Crosby, L (1, 8) OBP: 0.315, SLG: 0.340	P6				1B		G6-3		K	4	0	1	0	0	1	1						
Kelly Stinnett, R (1, 2) OBP: 0.286, SLG: 0.323			K		P6		P5		F8	3	0	0	0	0	1	1						
20 Jorge Posada, S (9, PH) OBP: 0.406, SLG: 0.483										1	0	0	0	0	0	0						
Inning Stats	R: 0 E: 1 K: 0 S: 13	H: 1 LOB: 1 BB: 0 P: 20	R: 0 E: 0 K: 0 S: 11	H: 1 LOB: 1 BB: 0 P: 18	R: 0 E: 0 K: 2 S: 13	H: 2 LOB: 0 BB: 0 P: 20	R: 0 E: 0 K: 0 S: 4	H: 0 LOB: 0 BB: 0 P: 6	R: 0 E: 0 K: 0 S: 7	H: 1 LOB: 1 BB: 0 P: 11	R: 0 E: 0 K: 0 S: 19	H: 2 LOB: 2 BB: 0 P: 28	R: 0 E: 0 K: 0 S: 9	H: 0 LOB: 1 BB: 1 P: 17	R: 0 E: 0 K: 1 S: 7	H: 0 LOB: 1 BB: 1 P: 14	R: 0 E: 0 K: 1 S: 6	H: 0 LOB: 0 BB: 0 P: 10	1B: 6 2B: 1 3B: 0 HR: 0	SF: 0 SAC: 0 DP: 0 HBP: 0	WP: 0 PB: 0 SB: 3 CS: 0	PA: 36
PITCHER	IP WLS BF H R ER SO BB IBB HBP BLK WP HR S P ERA WHIP																					
36 Anibal Sánchez, R (1, 1) ERA:	5.2 W 24 7 0 0 2 0 0 0 0 0 0 0 0 63 96 0.00 1.235																					
Randy Messenger, R (6, 1) ERA: 3.25	1.1 H 5 0 0 0 0 1 0 0 0 0 0 0 13 24 0.00 0.750																					
19 Logan Kensing, R (8, 1) ERA: 3.38	1.0 4 0 0 0 1 1 0 0 0 0 0 0 7 14 0.00 1.000																					
Joe Borowski, R (9, 1) ERA: 3.45	1.0 3 0 0 0 1 0 0 0 0 0 0 0 6 10 0.00 0.000																					

Batter	1	2	3	4	5	6	7	8	9	AB	R	H	RBI	BB	SO	LOB	TOP								
Marcus Giles, R (1,4) OBP: 0.320, SLG: 0.344	1-1 G4-3		1-0 P4			0-3 K		1-2 F8		4	0	0	0	0	1	0									
11 Edgar Renteria, R (1,6) OBP: 0.387, SLG: 0.446	1-3 K			3-2 L8		2-1 10 1B			1-1 10 HR	4	1	2	0	0	1	0									
10 Chipper Jones, S (1,10)	0-1 FC6-4 1B			0-3 K		3-2 1B		1-3 1B	1-2 HR	4	1	3	2	0	1	0									
Andruw Jones, R (1,8)	1-1 FC6-4			1-2 P5		1-3 K			2-3 K	4	0	0	0	0	2	3									
7 Jeff Francoeur, R (1,9)		0-0 P4				0-1 F9			0-0 DI 1B	4	0	1	0	0	1	0									
23 Matt Diaz, R (1,7)		0-1 CS 1B				3-2 E5		1-1 G1-3	3-3 K	4	0	1	0	0	1	1									
Wilson Betemit, S (1,5)		0-2 F8				2-3 K		3-3 K	4-0 BB	3	0	0	0	1	2	2									
Adam LaRoche, L (1,3)		0-1 CS	0-1 F7			1-3 K		1-2 F9	1-3 K	4	0	0	0	0	2	3									
Todd Pratt, R (1,2)			0-1 F9			3-3 K		2-2 F9		3	0	0	0	0	1	0									
Inning Stats	R: 0 E: 0 K: 1 S: 9	H: 1 LOB: 1 BB: 0 P: 12	R: 0 E: 0 K: 0 S: 7	H: 1 LOB: 0 BB: 0 P: 7	R: 0 E: 0 K: 0 S: 5	H: 0 LOB: 0 BB: 0 P: 6	R: 0 E: 0 K: 1 S: 10	H: 0 LOB: 0 BB: 0 P: 14	R: 0 E: 1 K: 2 S: 17	H: 1 LOB: 1 BB: 0 P: 23	R: 0 E: 0 K: 3 S: 21	H: 2 LOB: 2 BB: 0 P: 30	R: 0 E: 0 K: 2 S: 9	H: 0 LOB: 0 BB: 0 P: 14	R: 0 E: 0 K: 0 S: 10	H: 0 LOB: 0 BB: 0 P: 14	R: 2 E: 0 K: 3 S: 15	H: 3 LOB: 2 BB: 1 P: 27	1B: 6 2B: 0 3B: 0 HR: 1	SF: 0 SAC: 0 DP: 0 HBP: 0	WP: 0 PB: 0 SB: 0 CS: 1	PA: 36			
PITCHER	IP	WLS	BF	H	R	ER	SO	BB	IBB	HBP	BLK	WP	HR	S	P	ERA	WHIP								
Randy Johnson, L (1,1) ERA: 4.84	7.0	W	25	4	0	0	9	0	0	0	0	0	0	78	106	0.00	0.571								
Scott Proctor, R (8,1) ERA: 4.13	1.1		7	3	2	2	1	0	0	0	0	0	1	19	27	13.50	2.250								
42 Mariano Rivera, R (9,1) ERA: 1.98	0.2	S	3	0	0	0	2	1	0	0	0	0	0	6	14	0.00	1.500								

Atlanta Braves @ New York Yankees
Yankee Stadium, Bronx, NY
Mon Jun 26 2006, 7:05 PM EDT
Att: 54,226 - Cloudy - 78 F

AB	34
R	2
H	7
RBI	2
BB	1
SO	12
LOB	9



Batter	1	2	3	4	5	6	7	8	9	AB	R	H	RBI	BB	SO	LOB	BOTTOM								
18 Johnny Damon, L (1,8)	2-2 F7	2-1 25 HR	1-1 FC6-4			4-1 G6-3 SH1-3 BB		1-0 P2		4	1	1	0	1	0	3									
Miguel Cairo, R (1,4)	1-0 G6-3	2-0 G6-3	0-0 FC6-4			0-1 SH1-3		3-2 F9		4	0	0	0	0	0	4									
2 Derek Jeter, R (1,6)	2-0 25 HR	4-1 25 HR		1-1 G1-3		1-2 G6-3		1-0 FC6-4		4	2	1	0	1	0	2									
25 Jason Giambi, L (1,10)	2-1 HR	3-2 HR		2-1 F8		2-3 K				4	2	2	5	0	1	1									
13 Alex Rodriguez, R (1,5)	2-1 12 BB	4-1 20 HBP		0-0 G6-3			1-1 P4			3	0	1	0	1	0	0									
20 Jorge Posada, S (1,2)	2-2 12 HBP	2-2 P6			1-0 G3-1		0-0 P6			3	0	0	0	0	0	1									
12 Andy Phillips, R (1,3)	4-2 BB		1-1 18 FC6-4		0-0 2B		0-2 3B			3	0	3	0	1	0	0									
Bubba Crosby, L (1,9)	2-1 L4		4-1 18 FC6-4		1-0 F9		2-2 G1-3			3	0	0	0	1	0	5									
28 Melky Cabrera, S (1,7)		0-0 F8	1-3 K		2-0 G4-3			2-1 2 FC6-4		4	0	1	0	0	1	3									
Inning Stats	R: 2 E: 0 K: 0 S: 15	H: 3 LOB: 3 BB: 1 P: 32	R: 3 E: 0 K: 0 S: 15	H: 2 LOB: 1 BB: 2 P: 32	R: 0 E: 0 K: 1 S: 10	H: 1 LOB: 2 BB: 1 P: 17	R: 0 E: 0 K: 0 S: 5	H: 0 LOB: 0 BB: 0 P: 8	R: 0 E: 0 K: 1 S: 10	H: 1 LOB: 1 BB: 1 P: 17	R: 0 E: 0 K: 0 S: 10	H: 1 LOB: 1 BB: 0 P: 13	R: 0 E: 0 K: 0 S: 10	H: 1 LOB: 1 BB: 0 P: 17	R: 0 E: 0 K: 0 S: 10	H: 1 LOB: 1 BB: 0 P: 17	1B: 4 2B: 2 3B: 1 HR: 2	SF: 0 SAC: 1 DP: 0 HBP: 1	WP: 0 PB: 0 SB: 1 CS: 0	PA: 39					
PITCHER	IP	WLS	BF	H	R	ER	SO	BB	IBB	HBP	BLK	WP	HR	S	P	ERA	WHIP								
15 Tim Hudson, R (1,1) ERA: 4.27	5.0	L	27	7	5	5	1	4	0	0	0	0	0	49	97	9.00	2.200								
Kevin Barry, R (6,1) ERA:	3.0		12	2	0	0	1	1	0	0	0	0	0	30	47	0.00	1.000								

Atlanta Braves @ New York Yankees
Yankee Stadium, Bronx, NY
Mon Jun 26 2006, 7:05 PM EDT
Att: 54,226 - Cloudy - 78 F

AB	32
R	5
H	9
RBI	5
BB	5
SO	2
LOB	19



Batter	1	2	3	4	5	6	7	8	9	AB	R	H	RBI	BB	SO	LOB	TOP	
4 Pete Orr, L (1,4) <small>OBP: 0.233, SLG: 0.310</small> Horacio Ramirez, L (8,1) <small>OBP: 0.333, SLG: 0.273</small> Wilson Betemit, S (9,PH) <small>OBP: 0.347, SLG: 0.481</small> Jorge Sosa, R (9,1) <small>OBP: 0.190, SLG: 0.421</small>										4	0	1	0	0	1	1		
11 Edgar Renteria, R (1,6) <small>OBP: 0.384, SLG: 0.442</small>										5	1	1	0	0	1	3		
10 Chipper Jones, S (1,5) <small>OBP: 0.378, SLG: 0.447</small>										4	0	1	1	1	1	1		
Andrew Jones, R (1,10) <small>OBP: 0.348, SLG: 0.516</small>										4	1	1	0	1	1	2		
16 Brian McCann, L (1,2) <small>OBP: 0.417, SLG: 0.515</small>										3	0	1	0	2	0	1		
7 Jeff Francoeur, R (1,9) <small>OBP: 0.272, SLG: 0.439</small>										5	0	2	2	0	1	4		
Adam LaRoche, L (1,3) <small>OBP: 0.326, SLG: 0.478</small>										4	1	1	1	0	3	3		
Scott Thorman, L (1,7) <small>OBP: 0.154, SLG: 0.160</small> 23 Matt Diaz, R (7,PH) <small>OBP: 0.368, SLG: 0.484</small> Marcus Giles, R (8,4) <small>OBP: 0.322, SLG: 0.346</small> Ryan Langerhans, L (1,8) <small>OBP: 0.332, SLG: 0.380</small>										1	0	1	0	1	0	0		
Inning Stats	R: 0 H: 1 E: 0 K: 1 S: 9	H: 2 R: 1 ER: 0 LOB: 2 BB: 1 P: 14	H: 0 R: 0 ER: 0 LOB: 1 BB: 1 P: 15	H: 0 R: 0 ER: 0 LOB: 0 BB: 0 P: 14	H: 1 R: 0 ER: 0 LOB: 1 BB: 0 P: 10	H: 1 R: 0 ER: 0 LOB: 0 BB: 0 P: 15	H: 1 R: 1 ER: 0 LOB: 0 BB: 0 P: 9	H: 2 R: 2 ER: 0 LOB: 3 BB: 2 P: 34	1B: 8 2B: 2 3B: 0 HR: 1	SF: 0 SAC: 0 DP: 0 HBP: 0	WP: 1 PA: 42 FB: 1 SB: 1 CS: 1							
PITCHER Jaret Wright, R (1,1) <small>ERA: 4.18</small> Ron Villone, L (7,1) <small>ERA: 2.2</small> 3B T.J. Beam, R (8,1) <small>ERA: 4.91</small> Mike Myers, L (8,1) <small>ERA: 0.68</small> Kyle Farnsworth, R (9,1) <small>ERA: 4.89</small>	IP: 6.0 WLS: L BF: 24 H: 5 R: 1 ER: 1 SO: 4 BB: 2 IBB: 0 HBP: 0 BLK: 0 WP: 0 HR: 0 S: 51 P: 90 ERA: 1.50 WHIP: 1.167				PITCHER Matt Smith, L (9,1) <small>ERA:</small>	IP: 0.1 WLS: 3 BF: 3 H: 0 R: 0 ER: 0 SO: 1 BB: 1 IBB: 1 HBP: 0 BLK: 0 WP: 0 HR: 0 S: 4 P: 12 ERA: 0.00 WHIP: 3.000												

Atlanta Braves @ New York Yankees
 Yankee Stadium, Bronx, NY
 Tue Jun 27 2006, 7:05 PM EDT
 Att: 53,763 - Cloudy - 78 F

AB 37
 R 5
 H 11
 RBI 5
 BB 5
 SO 8
 LOB 19



Batter	1	2	3	4	5	6	7	8	9	AB	R	H	RBI	BB	SO	LOB	BOTTOM
18 Johnny Damon, L (1,8) <small>OBP: 0.373, SLG: 0.485</small>										3	0	1	0	1	2	3	
2 Derek Jeter, R (1,6) <small>OBP: 0.426, SLG: 0.459</small>										4	0	1	0	0	0	3	
25 Jason Giambi, L (1,10) <small>OBP: 0.426, SLG: 0.613</small>										4	0	0	0	0	0	3	
13 Alex Rodriguez, R (1,5) <small>OBP: 0.388, SLG: 0.487</small>										4	0	0	0	0	1	1	
20 Jorge Posada, S (1,2) <small>OBP: 0.405, SLG: 0.481</small>										4	1	2	0	0	0	1	
Bernie Williams, S (1,9) <small>OBP: 0.315, SLG: 0.419</small>										4	0	0	0	0	0	2	
12 Andy Phillips, R (1,3) <small>OBP: 0.321, SLG: 0.488</small>										4	0	1	0	0	0	2	
28 Melky Cabrera, S (1,7) <small>OBP: 0.345, SLG: 0.340</small>										4	1	2	1	0	0	1	
Miguel Cairo, R (1,4) <small>OBP: 0.292, SLG: 0.298</small>										4	0	1	0	0	1	2	
Inning Stats	R: 0 H: 0 E: 0 K: 0 S: 6	H: 1 R: 0 ER: 0 LOB: 1 BB: 0 P: 14	H: 2 R: 0 ER: 0 LOB: 2 BB: 0 P: 19	H: 0 R: 0 ER: 0 LOB: 0 BB: 0 P: 6	H: 1 R: 0 ER: 0 LOB: 1 BB: 0 P: 11	H: 0 R: 0 ER: 0 LOB: 0 BB: 0 P: 11	H: 2 R: 1 ER: 1 LOB: 2 BB: 0 P: 21	H: 1 R: 0 ER: 0 LOB: 1 BB: 0 P: 15	1B: 6 2B: 2 3B: 0 HR: 1	SF: 0 SAC: 0 DP: 1 HBP: 0	WP: 0 PA: 36 FB: 0 SB: 0 CS: 0						
PITCHER Horacio Ramirez, L (1,1) <small>ERA: 3.48</small> Horacio Ramirez, L (8,1) <small>ERA: 3.48</small> Jorge Sosa, R (9,1) <small>ERA: 5.23</small>	IP: 8.0 WLS: W BF: 32 H: 7 R: 1 ER: 0 SO: 3 BB: 1 IBB: 0 HBP: 0 BLK: 1 WP: 0 HR: 0 S: 67 P: 111 ERA: 0.00 WHIP: 1.000				PITCHER Jorge Sosa, R (9,1) <small>ERA: 5.23</small>	IP: 1.0 WLS: 4 BF: 1 H: 1 R: 1 ER: 1 SO: 1 BB: 0 IBB: 0 HBP: 0 BLK: 0 WP: 0 HR: 0 S: 8 P: 12 ERA: 9.00 WHIP: 1.000											

Atlanta Braves @ New York Yankees
 Yankee Stadium, Bronx, NY
 Tue Jun 27 2006, 7:05 PM EDT
 Att: 53,763 - Cloudy - 78 F

AB 35
 R 2
 H 8
 RBI 1
 BB 1
 SO 4
 LOB 18



Batter	1	2	3	4	5	6	7	8	9	10	11	12	AB	R	H	RBI	BB	SO	LOB	TOP						
Marcus Giles, R <small>OBP: 0.322, SLG: 0.354</small> (1.4)	K		G6-4-3			K		G4-3		G4-3		HR	5	1	1	1	1	2	1							
11 Edgar Renteria, R <small>OBP: 0.380, SLG: 0.439</small> (1.6)	G6-3			2B		G2-3		G1-3		G4-3		F8	6	1	1	0	0	0	1							
10 Chipper Jones, S <small>OBP: 0.380, SLG: 0.453</small> (1.5)	P6		G6-3			1B		1B				WP	6	1	3	0	0	0	1							
Andrew Jones, R <small>OBP: 0.350, SLG: 0.517</small> (1.8)		G5-3		2B		1B		L6			G3	WP	5	0	2	1	1	0	1							
16 Brian McCann, L <small>OBP: 0.416, SLG: 0.512</small> 4 Pete Orr, L <small>OBP: 0.233, SLG: 0.310</small> Scott Thorman, L <small>OBP: 0.185, SLG: 0.160</small> (11. PR) (11.3)		G3		G6-3		G6-3					G5-3	WP	5	0	2	1	1	0	1							
7 Jeff Francoeur, R <small>OBP: 0.274, SLG: 0.437</small> (1.9)						1B					1B	1B	5	0	2	1	0	0	1							
Adam LaRoche, L <small>OBP: 0.321, SLG: 0.470</small> 23 Matt Diaz, R <small>OBP: 0.373, SLG: 0.484</small> Todd Pratt, R <small>OBP: 0.256, SLG: 0.287</small> (11. PH) (11.2)						G1-3							4	0	0	0	0	1	2							
Wilson Betemit, S <small>OBP: 0.336, SLG: 0.464</small> (1.10)			G4-3			G3		G6-3				HBP	0	0	0	0	0	0	0							
Ryan Langerhans, L <small>OBP: 0.329, SLG: 0.372</small> (1.7)						G4-3		G4-3				F8	5	0	0	0	0	0	4							
Inning Stats	R: 0 E: 0 K: 1 S: 7	H: 0 LOB: 0 BB: 0 P: 10	R: 0 E: 0 K: 0 S: 6	H: 1 LOB: 1 BB: 0 P: 6	R: 0 E: 0 K: 0 S: 4	H: 0 LOB: 0 BB: 1 P: 12	R: 1 E: 0 K: 0 S: 9	H: 2 LOB: 1 BB: 0 P: 13	R: 0 E: 0 K: 0 S: 6	H: 0 LOB: 0 BB: 0 P: 11	R: 1 E: 0 K: 1 S: 14	H: 3 LOB: 2 BB: 0 P: 21	R: 0 E: 0 K: 0 S: 6	H: 1 LOB: 1 BB: 0 P: 7	R: 0 E: 0 K: 1 S: 12	H: 1 LOB: 1 BB: 0 P: 14	R: 0 E: 0 K: 1 S: 12	H: 0 LOB: 0 BB: 1 P: 19	R: 0 E: 1 K: 0 S: 11	H: 1 LOB: 3 BB: 0 P: 16	R: 1 E: 0 K: 0 S: 13	H: 2 LOB: 3 BB: 2 P: 29	1B: 7 2B: 3 3B: 0 HR: 1	SF: 0 SAC: 0 DP: 1 HBP: 1	WP: 1 PB: 0 SB: 0 CS: 0	PA: 51
PITCHER	IP WLS BF H R ER SO BB IBB HBP BLK WP HR S P ERA WHIP	40 Chien-Ming Wang, R ERA: 4.01	42 Mariano Rivera, R ERA: 1.88	Kyle Farnsworth, R ERA: 4.89	Mike Myers, L ERA: 0.68	Scott Proctor, R ERA: 4.22	PITCHER	IP WLS BF H R ER SO BB IBB HBP BLK WP HR S P ERA WHIP	Ron Villone, L ERA: 2.18	0.1 0 2 0 0 0 0 1 0 0 0 0 0 0 2 6 0.00 3.000																

Atlanta Braves @ New York Yankees
 Yankee Stadium, Bronx, NY
 Wed Jun 28 2006, 1:05 PM EDT
 Att. 54,186 - Partly Cloudy - 83 F

AB 46
 R 3
 H 11
 RBI 3
 BB 4
 SO 4
 LOB 18



Batter	1	2	3	4	5	6	7	8	9	10	11	12	AB	R	H	RBI	BB	SO	LOB	BOTTOM						
18 Johnny Damon, L <small>OBP: 0.369, SLG: 0.477</small> (1.8)	F8		P5			F8							5	0	0	0	1	0	0							
28 Melky Cabrera, S <small>OBP: 0.344, SLG: 0.335</small> (1.7)	G5-3		G4-3			K2-3					F9		5	1	1	0	1	1	2							
2 Derek Jeter, R <small>OBP: 0.424, SLG: 0.458</small> (1.6)	2B		G6-3			K						G6-3	5	0	1	0	1	1	1							
25 Jason Giambi, L <small>OBP: 0.271, SLG: 0.624</small> 64 Kevin Reese, L <small>OBP: 0.500, SLG: 0.429</small> (12. PR)						F8							4	1	2	1	2	0	2							
13 Alex Rodriguez, R <small>OBP: 0.390, SLG: 0.496</small> (1.5)	F8					G1-4-3						HR	5	1	2	3	1	0	3							
Bernie Williams, S <small>OBP: 0.318, SLG: 0.414</small> Bubba Crosby, L <small>OBP: 0.310, SLG: 0.321</small> (10. PR) (11.9)		K				G5-3							3	0	0	0	2	1	2							
12 Andy Phillips, R <small>OBP: 0.316, SLG: 0.492</small> (1.3)		K				L4							5	0	1	0	0	2	4							
Miguel Cairo, R <small>OBP: 0.288, SLG: 0.294</small> (1.4)						P4							5	0	1	0	0	1	4							
Kelly Stinetz, R <small>OBP: 0.275, SLG: 0.313</small> 20 Jorge Posada, S <small>OBP: 0.400, SLG: 0.474</small> (7. PH) (8.2)													2	0	0	0	0	1	1							
Inning Stats	R: 0 E: 0 K: 0 S: 13	H: 1 LOB: 2 BB: 1 P: 23	R: 0 E: 0 K: 2 S: 10	H: 1 LOB: 1 BB: 0 P: 13	R: 0 E: 0 K: 0 S: 10	H: 0 LOB: 0 BB: 0 P: 10	R: 0 E: 0 K: 1 S: 10	H: 1 LOB: 1 BB: 0 P: 15	R: 0 E: 0 K: 1 S: 7	H: 0 LOB: 0 BB: 0 P: 12	R: 1 E: 0 K: 1 S: 12	H: 2 LOB: 1 BB: 0 P: 17	R: 0 E: 0 K: 1 S: 13	H: 1 LOB: 2 BB: 2 P: 20	R: 1 E: 0 K: 1 S: 8	H: 1 LOB: 2 BB: 2 P: 19	R: 0 E: 0 K: 1 S: 9	H: 0 LOB: 1 BB: 0 P: 14	R: 0 E: 0 K: 0 S: 6	H: 0 LOB: 0 BB: 0 P: 8	R: 2 E: 0 K: 0 S: 7	H: 1 LOB: 1 BB: 1 P: 14	1B: 4 2B: 1 3B: 1 HR: 2	SF: 0 SAC: 0 DP: 0 HBP: 0	WP: 0 PB: 0 SB: 1 CS: 0	PA: 50
PITCHER	IP WLS BF H R ER SO BB IBB HBP BLK WP HR S P ERA WHIP	29 John Smoltz, R ERA: 3.73	Ken Ray, R ERA: 3.03	54 Chad Paronto, R ERA: 3.57	49 Macay McBride, L ERA: 4.56	Oscar Villarreal, R ERA: 4.14	PITCHER	IP WLS BF H R ER SO BB IBB HBP BLK WP HR S P ERA WHIP	Jorge Sosa, R ERA: 5.45	0.1 L 3 1 2 2 0 1 0 0 0 0 0 0 14 54.00 6.000																

Atlanta Braves @ New York Yankees
 Yankee Stadium, Bronx, NY
 Wed Jun 28 2006, 1:05 PM EDT
 Att. 54,186 - Partly Cloudy - 83 F

AB 42
 R 4
 H 8
 RBI 4
 BB 8
 SO 9
 LOB 20



Batter	1	2	3	4	5	6	7	8	9	AB	R	H	RBI	BB	SO	LOB	TOP										
7 José Reyes, S OBP: 0.347, SLG: 0.474	F8		G4-3			F8			G6-3	4	0	0	0	0	0	1											
16 Paul Lo Duca, R OBP: 0.321, SLG: 0.390	F8			F7			G4-3			3	0	0	0	0	0	0											
15 Carlos Beltrán, S OBP: 0.399, SLG: 0.618	E4			K			F7			3	0	0	0	0	1	0											
5 David Wright, R OBP: 0.391, SLG: 0.582	K			K			K			3	0	0	0	0	3	1											
Cliff Floyd, L OBP: 0.325, SLG: 0.397		P2			F9			G6-3		3	0	0	0	0	0	0											
22 Jose Valentin, S OBP: 0.327, SLG: 0.523		G4-3			CS BB			P3		2	0	0	0	1	0	0											
Julio Franco, R OBP: 0.347, SLG: 0.420			K		K			G6-3		3	0	0	0	0	2	1											
10 Endy Chavez, L OBP: 0.316, SLG: 0.400			G3			F8			P6	3	0	1	0	0	0	0											
11 Ramon Castro, R OBP: 0.333, SLG: 0.404			F9			K			K	3	0	0	0	0	2	1											
Inning Stats	R: 0 H: 0 E: 1 K: 1 S: 12	H: 0 R: 0 LOB: 1 BB: 0 P: 18	R: 0 H: 0 E: 0 K: 1 S: 7	H: 0 R: 0 LOB: 0 BB: 0 P: 9	R: 0 H: 0 E: 0 K: 0 S: 7	H: 0 R: 0 LOB: 0 BB: 0 P: 12	R: 0 H: 0 E: 0 K: 2 S: 9	H: 0 R: 0 LOB: 0 BB: 0 P: 14	R: 0 H: 1 E: 0 K: 1 S: 5	H: 0 R: 0 LOB: 0 BB: 0 P: 13	R: 0 H: 0 E: 0 K: 1 S: 6	H: 0 R: 0 LOB: 0 BB: 0 P: 9	R: 0 H: 0 E: 0 K: 0 S: 7	H: 0 R: 0 LOB: 0 BB: 0 P: 12	R: 0 H: 0 E: 0 K: 1 S: 7	H: 0 R: 0 LOB: 0 BB: 0 P: 11	1B: 1 2B: 1 3B: 0 HR: 0	SF: 0 SAC: 0 DP: 1 HBP: 0	WP: 0 PB: 0 SB: 0 CS: 1	PA: 28							
PITCHER	IP	WLS	BF	H	R	ER	SO	BB	IBB	HBP	BLK	WP	HR	S	P	ERA	WHIP										
35 Mike Mussina, R ERA: 3.17	4.0		13	0	0	0	4	0	0	0	0	0	0	35	53	0.00	0.000										
Ron Villone, L ERA: 2.95	2.0	W	6	1	0	0	2	1	0	0	0	0	0	14	26	0.00	1.000										
Scott Proctor, R ERA: 4.14	1.0	H	3	0	0	0	1	0	0	0	0	0	0	6	9	0.00	0.000										
Kyle Farnsworth, R ERA: 4.75	1.0	H	3	0	0	0	0	0	0	0	0	0	0	7	12	0.00	0.000										
42 Mariano Rivera, R ERA: 1.84	1.0	S	3	0	0	0	1	0	0	0	0	0	0	7	11	0.00	0.000										

New York Mets @ New York Yankees
Yankee Stadium, Bronx, NY
Fri Jun 30 2006, 7:05 PM EDT
Att: 55,245 - Partly Cloudy - 80 F

AB	27
R	0
H	1
RBI	0
BB	1
SO	8
LOB	4



Batter	1	2	3	4	5	6	7	8	9	AB	R	H	RBI	BB	SO	LOB	BOTTOM										
18 Johnny Damon, L OBP: 0.368, SLG: 0.472	G4-3				K				G6-3	3	0	0	0	1	1	0											
2 Derek Jeter, R OBP: 0.425, SLG: 0.462	G5-3			BB						4	0	2	0	0	0	2											
25 Jason Giambi, L OBP: 0.429, SLG: 0.631	HR		G4-1		F8				K	4	1	1	1	0	1	4											
13 Alex Rodriguez, R OBP: 0.386, SLG: 0.489	P2				F7				P2	4	0	0	0	0	0	1											
20 Jorge Posada, S OBP: 0.402, SLG: 0.477		L5			K					3	0	1	0	1	1	0											
Bernie Williams, S OBP: 0.320, SLG: 0.417										3	1	2	0	0	1	1											
Bubba Crosby, L OBP: 0.305, SLG: 0.315										1	0	0	0	0	0	2											
12 Andy Phillips, R OBP: 0.317, SLG: 0.489		G6-4-3							F7	3	0	1	1	0	0	2											
28 Melky Cabrera, S OBP: 0.344, SLG: 0.335										3	0	1	0	0	0	1											
Miguel Cairo, R OBP: 0.281, SLG: 0.286									F9	3	0	0	0	0	0	1											
Inning Stats	R: 1 H: 1 E: 0 K: 0 S: 9	H: 1 R: 0 LOB: 0 BB: 0 P: 13	R: 0 H: 1 E: 0 K: 0 S: 8	H: 1 R: 0 LOB: 0 BB: 0 P: 12	R: 0 H: 1 E: 0 K: 0 S: 11	H: 1 R: 0 LOB: 2 BB: 1 P: 21	R: 1 H: 2 E: 0 K: 1 S: 14	H: 1 R: 0 LOB: 1 BB: 0 P: 20	R: 0 H: 1 E: 0 K: 1 S: 11	H: 1 R: 0 LOB: 1 BB: 0 P: 16	R: 0 H: 1 E: 0 K: 0 S: 9	H: 0 R: 0 LOB: 0 BB: 0 P: 12	R: 0 H: 0 E: 0 K: 0 S: 8	H: 0 R: 0 LOB: 0 BB: 0 P: 15	R: 0 H: 1 E: 0 K: 1 S: 7	H: 1 R: 0 LOB: 2 BB: 1 P: 16	1B: 5 2B: 2 3B: 0 HR: 1	SF: 0 SAC: 0 DP: 1 HBP: 0	WP: 0 PB: 0 SB: 1 CS: 0	PA: 33							
PITCHER	IP	WLS	BF	H	R	ER	SO	BB	IBB	HBP	BLK	WP	HR	S	P	ERA	WHIP										
26 Orlando Hernandez, R ERA: 5.55	7.0	L	28	7	2	2	3	1	0	0	0	0	1	70	109	2.57	1.143										
50 Duaneer Sanchez, R ERA: 2.68	1.0		5	1	0	0	1	0	1	0	0	0	0	7	16	0.00	1.000										

New York Mets @ New York Yankees
Yankee Stadium, Bronx, NY
Fri Jun 30 2006, 7:05 PM EDT
Att: 55,245 - Partly Cloudy - 80 F

AB	31
R	2
H	8
RBI	2
BB	2
SO	4
LOB	14



Batter	1	2	3	4	5	6	7	8	9	AB R H RBI BB SO LOB	TOP												
7 José Reyes, S OBP: 0.347, SLG: 0.473										5 2 2 1 0 0 1	<p>New York Mets @ New York Yankees Yankee Stadium, Bronx, NY Sat Jul 01 2006, 1:20 PM EDT Att: 55,132 - Sunny - 84 F</p> <p>livebaseballscorecards.com</p> <p>AB 34 R 8 H 10 RBI 8 BB 3 SO 8 LOB 14</p>												
16 Paul Lo Duca, R OBP: 0.327, SLG: 0.400										4 1 3 2 0 0 0													
15 Carlos Beltrán, S OBP: 0.394, SLG: 0.609										4 0 0 0 0 0 4													
5 David Wright, R OBP: 0.395, SLG: 0.584										2 1 1 2 2 0 1													
Julio Franco, R OBP: 0.342, SLG: 0.411										4 1 1 0 0 1 2													
Xavier Nady, R OBP: 0.319, SLG: 0.487										4 0 0 0 0 2 3													
Chris Woodward, R OBP: 0.320, SLG: 0.329										3 1 0 0 1 1 0													
11 Ramon Castro, R OBP: 0.340, SLG: 0.409										4 1 2 2 0 1 0													
Eli Marrero, R OBP: 0.344, SLG: 0.513										4 1 1 1 1 0 3 3													
Inning Stats	R: 2 E: 0 K: 0 S: 14	H: 3 LOB: 1 BB: 0 P: 21	R: 0 E: 0 K: 1 S: 5	H: 0 LOB: 0 BB: 0 P: 5	R: 0 E: 0 K: 0 S: 12	H: 0 LOB: 0 BB: 0 P: 15	R: 5 E: 0 K: 2 S: 21	H: 4 LOB: 1 BB: 2 P: 37	R: 0 E: 0 K: 2 S: 10	H: 0 LOB: 0 BB: 1 P: 17	R: 1 E: 0 K: 2 S: 11	H: 1 LOB: 0 BB: 0 P: 16	R: 0 E: 0 K: 0 S: 6	H: 1 LOB: 0 BB: 0 P: 10	R: 0 E: 0 K: 0 S: 8	H: 0 LOB: 0 BB: 0 P: 14	R: 0 E: 0 K: 1 S: 5	H: 1 LOB: 0 BB: 0 P: 10	1B: 7 2B: 4 3B: 0 HR: 1	SF: 0 SAC: 0 DP: 3 HBP: 0	WP: 0 PB: 0 SB: 0 CS: 1	PA: 37	
PITCHER	IP WLS BF H R ER SO BB IBB HBP BLK WP HR S P ERA WHIP											PITCHER	IP WLS BF H R ER SO BB IBB HBP BLK WP HR S P ERA WHIP										
Randy Johnson, L ERA: 5.25	(1, 1) 6.0 L 28 8 8 8 7 3 0 0 0 0 0 1 73 111 12.00 1.833																						
38 T.J. Beam, R ERA: 3.86	(7, 1) 1.0 3 1 0 0 0 0 0 0 0 0 0 0 6 10 0.00 1.000																						
Matt Smith, L ERA:	(8, 1) 2.0 6 1 0 0 0 1 0 0 0 0 0 0 0 13 24 0.00 0.500																						

Batter	1	2	3	4	5	6	7	8	9	AB R H RBI BB SO LOB	BOTTOM												
18 Johnny Damon, L OBP: 0.371, SLG: 0.472										4 1 2 0 1 1 1	<p>New York Mets @ New York Yankees Yankee Stadium, Bronx, NY Sat Jul 01 2006, 1:20 PM EDT Att: 55,132 - Sunny - 84 F</p> <p>livebaseballscorecards.com</p> <p>AB 33 R 3 H 9 RBI 2 BB 5 SO 7 LOB 19</p>												
2 Derek Jeter, R OBP: 0.425, SLG: 0.461										5 1 2 0 0 0 2													
25 Jason Giambi, L OBP: 0.430, SLG: 0.626										2 0 0 0 2 1 3													
13 Alex Rodriguez, R OBP: 0.390, SLG: 0.502										3 1 2 2 1 0 1													
20 Jorge Posada, S OBP: 0.396, SLG: 0.468										4 0 0 0 0 1 5													
12 Andy Phillips, R OBP: 0.315, SLG: 0.478										3 0 0 0 1 1 1													
28 Melky Cabrera, S OBP: 0.347, SLG: 0.339										4 0 2 0 0 1 1													
Bubba Crosby, L OBP: 0.290, SLG: 0.298										3 0 0 0 0 1 2													
Bernie Williams, S OBP: 0.319, SLG: 0.415										1 0 0 0 0 0 1													
Miguel Cairo, R OBP: 0.280, SLG: 0.284										4 0 1 0 0 1 2													
Inning Stats	R: 0 E: 0 K: 1 S: 12	H: 2 LOB: 2 BB: 1 P: 20	R: 0 E: 0 K: 2 S: 8	H: 0 LOB: 1 BB: 1 P: 18	R: 2 E: 0 K: 0 S: 11	H: 3 LOB: 1 BB: 1 P: 19	R: 0 E: 0 K: 0 S: 12	H: 1 LOB: 1 BB: 0 P: 17	R: 0 E: 0 K: 0 S: 7	H: 0 LOB: 1 BB: 1 P: 15	R: 0 E: 0 K: 0 S: 5	H: 0 LOB: 0 BB: 0 P: 8	R: 0 E: 0 K: 0 S: 10	H: 1 LOB: 1 BB: 1 P: 20	R: 1 E: 0 K: 2 S: 12	H: 2 LOB: 1 BB: 0 P: 17	R: 0 E: 0 K: 2 S: 9	H: 0 LOB: 0 BB: 0 P: 13	1B: 8 2B: 1 3B: 0 HR: 1	SF: 0 SAC: 0 DP: 3 HBP: 0	WP: 1 PB: 0 SB: 1 CS: 2	PA: 38	
PITCHER	IP WLS BF H R ER SO BB IBB HBP BLK WP HR S P ERA WHIP											PITCHER	IP WLS BF H R ER SO BB IBB HBP BLK WP HR S P ERA WHIP										
Steve Trachsel, R ERA: 4.7	(1, 1) 6.0 W 27 7 2 2 2 3 4 0 0 0 0 0 1 59 104 3.00 1.833																						
Aaron Heilman, R ERA: 4.4	(7, 1) 2.0 8 2 1 1 2 1 0 0 0 0 0 1 18 30 4.50 1.500																						
13 Billy Wagner, L ERA: 2.39	(9, 1) 1.0 3 0 0 0 0 2 0 0 0 0 0 0 9 13 0.00 0.000																						

Batter	1	2	3	4	5	6	7	8	9	AB	R	H	RBI	BB	SO	LOB	TOP				
7 José Reyes, S (1, 6) OBP: 0.349, SLG: 0.477 Chris Woodward, R (6, 6) OBP: 0.316, SLG: 0.326	F8	16 1B		16 1B		K		L4		3	1	2	1	1	0		New York Mets @ New York Yankees Yankee Stadium, Bronx, NY Sun Jul 02 2006, 8:05 PM EDT Att: 55,212 - Overcast - 81 F				
16 Paul Lo Duca, R (1, 2) OBP: 0.329, SLG: 0.400	F7	21 BB		15 1B		G4-3		G4-3		5	0	2	1	0	0						
15 Carlos Beltrán, S (1, 8) OBP: 0.400, SLG: 0.639		21 BB		1B		F4			HR	5	2	4	2	0	0	2					
21 Carlos Delgado, L (1, 10) OBP: 0.342, SLG: 0.531	K					G4-3			HR	4	0	0	0	1	2	3					
5 David Wright, R (1, 5) OBP: 0.393, SLG: 0.580 Eli Marrero, R (7, 5) OBP: 0.352, SLG: 0.519		F8				F9				4	0	1	0	0	0	3					
Cliff Floyd, L (1, 7) OBP: 0.323, SLG: 0.392		22 WP		F7		L9		P6		5	1	1	0	0	0	2					
22 Jose Valentin, S (1, 4) OBP: 0.329, SLG: 0.525		2B		K		2B		K		5	1	2	1	0	3	2					
Julio Franco, R (1, 3) OBP: 0.349, SLG: 0.442		7 3B		K				F8		4	1	2	1	0	1	1					
Xavier Nady, R (1, 9) OBP: 0.318, SLG: 0.480		7 3B		K		F9			F8	3	1	0	0	1	1						
Inning Stats	R: 0 E: 0 K: 1 S: 9	H: 1 LOB: 1 BB: 0 P: 14	R: 4 E: 0 K: 0 S: 23	H: 6 LOB: 3 BB: 2 P: 43	R: 0 E: 0 K: 2 S: 8	H: 0 LOB: 0 BB: 0 P: 12	R: 0 E: 0 K: 1 S: 18	H: 1 LOB: 2 BB: 1 P: 29	R: 1 E: 0 K: 0 S: 9	H: 2 LOB: 1 BB: 0 P: 15	R: 1 E: 0 K: 1 S: 8	H: 1 LOB: 1 BB: 0 P: 11	R: 0 E: 0 K: 0 S: 10	H: 0 LOB: 0 BB: 0 P: 15	R: 1 E: 0 K: 2 S: 9	H: 2 LOB: 1 BB: 0 P: 10		1B: 7 2B: 4 3B: 1 HR: 2	SF: 0 SAC: 0 DP: 0 HBP: 0	WP: 1 PB: 0 SB: 0 CS: 0	PA: 43
PITCHER	IP WLS BF H R ER SO	IP WLS BF H R ER SO	IP WLS BF H R ER SO	IP WLS BF H R ER SO	IP WLS BF H R ER SO	IP WLS BF H R ER SO	IP WLS BF H R ER SO	IP WLS BF H R ER SO	IP WLS BF H R ER SO	IP WLS BF H R ER SO	IP WLS BF H R ER SO	IP WLS BF H R ER SO	IP WLS BF H R ER SO	IP WLS BF H R ER SO	IP WLS BF H R ER SO	IP WLS BF H R ER SO	ERA WHIP	ERA WHIP			
Jaret Wright, R (1, 1) ERA: 4.61 Ron Villone, L (2, 1) ERA: 2.13 3B T.J. Beam, R (5, 1) ERA: 4.5 Mike Myers, L (7, 1) ERA: 0.99 Scott Proctor, R (9, 1) ERA: 4.24	1.2 W 14 7 4 4 1	3.0 W 14 3 1 1 3	1.1 6 2 1 1 3	2.0 6 0 0 1	1.0 5 2 1 1 2	1.2 W 12 7 4 4 1	3.0 W 14 3 1 1 3	1.1 6 2 1 1 3	2.0 6 0 0 1	1.0 5 2 1 1 2	1.2 W 12 7 4 4 1	3.0 W 14 3 1 1 3	1.1 6 2 1 1 3	2.0 6 0 0 1	1.0 5 2 1 1 2	1.2 W 12 7 4 4 1	21.60 4.800	3.00 1.667	6.75 1.500	0.00 0.000	9.00 2.000
18 Johnny Damon, L (1, 8) OBP: 0.370, SLG: 0.468 64 Kevin Reese, L (6, FH) OBP: 0.556, SLG: 0.500	G5-3			G4-3		G4-3				3	1	0	0	1	0	0	New York Mets @ New York Yankees Yankee Stadium, Bronx, NY Sun Jul 02 2006, 8:05 PM EDT Att: 55,212 - Overcast - 81 F				
2 Derek Jeter, R (1, 6) OBP: 0.427, SLG: 0.463	25 BB			13 HR		G4-3		G4-3		5	2	3	1	0	0	2					
25 Jason Giambi, L (1, 10) OBP: 0.435, SLG: 0.626	13 F8-4-3			13 HR		FC5-2		13 HR		3	2	2	0	2	1	0					
13 Alex Rodriguez, R (1, 5) OBP: 0.393, SLG: 0.524	F8-4-3			12 E		FC5-2		G5-3		5	3	3	7	0	0	2					
20 Jorge Posada, S (1, 2) OBP: 0.403, SLG: 0.489				12 E		G4-3				3	2	2	1	2	0	0					
Bernie Williams, S (1, 9) OBP: 0.314, SLG: 0.408 Bubba Crosby, L (6, 9) OBP: 0.286, SLG: 0.293	F7			28 2B		FC5-2		L9		4	2	0	0	0	0	4					
12 Andy Phillips, R (1, 3) OBP: 0.304, SLG: 0.460	G1-3			28 2B		G6-3				1	0	0	0	0	0	1					
28 Melky Cabrera, S (1, 7) OBP: 0.349, SLG: 0.353	G4-3			HR				G6-3		5	1	2	3	0	0	0					
Nick Green, R (1, 4) OBP: 0.240, SLG: 0.167				L8				F8		3	2	1	2	2	0	1					
Inning Stats	R: 0 E: 0 K: 0 S: 7	H: 1 LOB: 1 BB: 1 P: 13	R: 8 E: 1 K: 0 S: 24	H: 6 LOB: 2 BB: 2 P: 45	R: 4 E: 1 K: 0 S: 18	H: 3 LOB: 1 BB: 1 P: 32	R: 3 E: 0 K: 0 S: 14	H: 2 LOB: 0 BB: 1 P: 24	R: 0 E: 0 K: 1 S: 15	H: 1 LOB: 1 BB: 1 P: 24	R: 0 E: 0 K: 0 S: 7	H: 0 LOB: 1 BB: 1 P: 16	R: 0 E: 0 K: 0 S: 4	H: 0 LOB: 0 BB: 0 P: 7	R: 0 E: 0 K: 0 S: 4	H: 0 LOB: 0 BB: 0 P: 7		1B: 7 2B: 4 3B: 0 HR: 4	SF: 0 SAC: 0 DP: 1 HBP: 0	WP: 0 PB: 0 SB: 1 CS: 0	PA: 45
PITCHER	IP WLS BF H R ER SO	IP WLS BF H R ER SO	IP WLS BF H R ER SO	IP WLS BF H R ER SO	IP WLS BF H R ER SO	IP WLS BF H R ER SO	IP WLS BF H R ER SO	IP WLS BF H R ER SO	IP WLS BF H R ER SO	IP WLS BF H R ER SO	IP WLS BF H R ER SO	IP WLS BF H R ER SO	IP WLS BF H R ER SO	IP WLS BF H R ER SO	IP WLS BF H R ER SO	IP WLS BF H R ER SO	ERA WHIP	ERA WHIP			
Alay Soler, R (1, 1) ERA: 6.0 Heath Bell, R (3, 1) ERA: 3.68 Chad Bradford, R (6, 1) ERA: 2.43 25 Pedro Feliciano, L (7, 1) ERA: 1.74	2.2 L 17 6 8 8 0	2.1 16 6 8 4 0	1.0 5 1 0 0 0	2.0 7 0 0 0	2.0 7 0 0 0	2.2 L 17 6 8 8 0	2.1 16 6 8 4 0	1.0 5 1 0 0 0	2.0 7 0 0 0	2.0 7 0 0 0	2.2 L 17 6 8 8 0	2.1 16 6 8 4 0	1.0 5 1 0 0 0	2.0 7 0 0 0	2.0 7 0 0 0	2.0 7 0 0 0	27.00 3.750	15.43 3.429	0.00 2.000	0.00 0.500	

AB 40
R 7
H 14
RBI 7
BB 3
SO 8
LOB 14



AB 38
R 16
H 14
RBI 14
BB 7
SO 1
LOB 12



Batter	1	2	3	4	5	6	7	8	9	AB	R	H	RBI	BB	SO	LOB	TOP			
18 Johnny Damon, L (1, 8) OBP: 0.371, SLG: 0.472	2-1 25 HR 1B		1-1 2 1B		3-2 F7		0-0 F8			4	1	2	0	0	0	1				
2 Derek Jeter, R (1, 6) OBP: 0.426, SLG: 0.464	1-1 G6-3		0-0 25 S		0-0 G6-3			2-1 25 G5-6-3 1B		4	0	2	0	0	0	1				
25 Jason Giambi, L (1, 10) OBP: 0.433, SLG: 0.632	3-2 2-H HR		0-2 K		1-3 K			2-1 G5-6-3 1-2		4	1	1	2	0	2	3				
13 Alex Rodriguez, R (1, 5) OBP: 0.394, SLG: 0.522	2-2 G6-3		4-0 IBB		3-2 1B			0-3 K		3	0	1	0	1	1	0				
Bernie Williams, S (1, 9) OBP: 0.313, SLG: 0.406	0-0 G4-3		2-3 K		1-2 F8			2-2 20 G3 28 BB 1B		4	0	1	0	0	1	4				
12 Andy Phillips, R (1, 3) OBP: 0.296, SLG: 0.448		0-0 G4-3		2-1 F8		3-2 L6		0-0 F9		4	0	0	0	0	0	2				
28 Melky Cabrera, S (1, 7) OBP: 0.347, SLG: 0.347		1-0 B2		0-1 G5-3			0-2 G5-3	4-1 20 G3 BB		3	0	0	0	1	0	0				
Kelly Stinnett, R (1, 2) OBP: 0.267, SLG: 0.300		1-1 G1-4-3		1-2 G6-3			0-0 F8	1-0 G3		3	0	0	0	0	0	0				
20 Jorge Posada, S (9, PH) OBP: 0.411, SLG: 0.487								1-2 2-3		1	0	0	0	0	0	2				
Nick Green, R (1, 4) OBP: 0.245, SLG: 0.178			0-3 K		0-0 F7		1-0 1B	2-2 G1-3		3	0	1	0	0	1	0				
64 Kevin Reese, L (9, PH) OBP: 0.500, SLG: 0.444										1	0	0	0	0	0	2				
Inning Stats	R: 2 E: 0 K: 0 S: 14	H: 2 LOB: 0 BB: 0 P: 22	R: 0 E: 0 K: 0 S: 4	H: 0 LOB: 0 BB: 0 P: 6	R: 0 E: 0 K: 3 S: 12	H: 2 LOB: 3 BB: 1 P: 19	R: 0 E: 0 K: 0 S: 8	H: 0 LOB: 0 BB: 0 P: 11	R: 0 E: 0 K: 1 S: 16	H: 1 LOB: 1 BB: 0 P: 24	R: 0 E: 0 K: 0 S: 6	H: 1 LOB: 1 BB: 0 P: 7	R: 0 E: 0 K: 1 S: 7	H: 1 LOB: 0 BB: 0 P: 11	R: 0 E: 0 K: 0 S: 12	H: 1 LOB: 2 BB: 1 P: 21	1B: 6 2B: 1 3B: 0 HR: 1	SF: 0 SAC: 0 DP: 1 HBP: 0	WP: 0 PB: 0 SB: 2 CS: 0	PA: 36
PITCHER	IP WLS BF H R ER SO BB IBB HBP BLK WP HR S P ERA WHIP																			
45 Jeremy Sowers, L (1, 1) ERA: 4.5	7.0 W 28 6 2 2 4 0 1 0 0 0 1 66 98 2.57 0.857																			
55 Roberto Hernandez, R (8, 1) ERA: 4.34	1.0 H 3 1 0 0 1 0 0 0 0 0 0 7 11 0.00 1.000																			
Bob Wickman, R (9, 1) ERA: 4.5	1.0 S 5 1 0 0 0 1 0 0 0 0 0 0 12 21 0.00 2.000																			

New York Yankees @ Cleveland Indians
Jacobs Field, Cleveland, OH
Mon Jul 03 2006, 7:05 PM EDT
Att: 42,706 - Cloudy - 78 F

AB 34
R 2
H 8
RBI 2
BB 2
SO 5
LOB 15



Batter	1	2	3	4	5	6	7	8	9	AB	R	H	RBI	BB	SO	LOB	BOTTOM			
24 Grady Sizemore, L (1, 8) OBP: 0.371, SLG: 0.534	1-1 F8		1-2 1B 2 1B	3-1 G3-1		0-3 K		2-3 K		5	1	1	0	0	2	2				
Ronnie Belliard, R (1, 4) OBP: 0.343, SLG: 0.424	4-1 2 FC5-4 BB		2-1 48 FC6-4 41 2B 1B	2-2 F8		3-1 G3				3	1	1	0	1	0	2				
2 Jhonny Peralla, R (1, 6) OBP: 0.327, SLG: 0.375	1-1 FC5-4 48 1B 1-2		1-2 48 FC6-4 1B	1-2 F9		1-2 F7				4	0	1	1	0	0	1				
48 Travis Hafner, L (1, 10) OBP: 0.456, SLG: 0.630	0-1 1B		0-1 FC6-4 41 2B 1B	4-2 41 G6-3 BB		4-2 41 BB BB				2	1	1	0	2	0	2				
41 Victor Martinez, S (1, 2) OBP: 0.364, SLG: 0.460	1-2 1B		2-2 1B 1B	1-1 G6-3		4-2 BB				3	0	1	2	1	0	3				
Ben Broussard, L (1, 3) OBP: 0.373, SLG: 0.526		2-2 G1-4-3 1B	2-2 1B	1-0 G4-3		2-2 P5				4	0	2	0	0	0	2				
Aaron Boone, R (1, 5) OBP: 0.316, SLG: 0.362		1-2 G1-4-3	1-1 G6-3	3-2 HR 1B		0-3 K				4	1	1	0	0	1	5				
Todd Hollandsworth, L (1, 7) OBP: 0.254, SLG: 0.469		1-0 G4-3		0-1 24 G3-1 38 WP 1B		1-1 HR		1-2 F7		4	1	2	2	0	0	0				
38 Franklin Gutierrez, R (1, 9) OBP: 0.245, SLG: 0.288			1-3 K	2-3 K		1-2 2B		3-2 F9		4	0	1	0	0	2	1				
Inning Stats	R: 0 E: 0 K: 0 S: 8	H: 1 LOB: 2 BB: 1 P: 14	R: 0 E: 0 K: 0 S: 8	H: 1 LOB: 0 BB: 0 P: 12	R: 3 E: 0 K: 1 S: 20	H: 5 LOB: 0 BB: 0 P: 31	R: 0 E: 0 K: 1 S: 11	H: 1 LOB: 1 BB: 0 P: 18	R: 0 E: 0 K: 1 S: 9	H: 0 LOB: 0 BB: 1 P: 15	R: 2 E: 0 K: 1 S: 15	H: 3 LOB: 1 BB: 0 P: 24	R: 0 E: 0 K: 1 S: 16	H: 0 LOB: 2 BB: 2 P: 27	R: 0 E: 0 K: 1 S: 11	H: 0 LOB: 0 BB: 0 P: 17	1B: 8 2B: 2 3B: 0 HR: 1	SF: 0 SAC: 0 DP: 2 HBP: 0	WP: 1 PB: 0 SB: 0 CS: 0	PA: 37
PITCHER	IP WLS BF H R ER SO BB IBB HBP BLK WP HR S P ERA WHIP																			
40 Chien-Ming Wang, R (1, 1) ERA: 4.21	5.1 L 27 11 5 5 2 7 2 0 0 0 0 1 66 106 8.44 2.438																			
Mike Myers, L (6, 1) ERA: 0.56	0.2 2 0 0 0 1 0 0 0 0 0 0 5 8 0.00 0.000																			
Matt Smith, L (7, 1) ERA:	2.0 8 0 0 0 2 2 0 0 0 0 0 0 27 44 0.00 1.000																			

New York Yankees @ Cleveland Indians
Jacobs Field, Cleveland, OH
Mon Jul 03 2006, 7:05 PM EDT
Att: 42,706 - Cloudy - 78 F

AB 33
R 5
H 11
RBI 5
BB 4
SO 5
LOB 18



Batter	1	2	3	4	5	6	7	8	9	AB	R	H	RBI	BB	SO	LOB	TOP				
18 Johnny Damon, L OBP: 0.367, SLG: 0.466 Bubba Crosby, L OBP: 0.275, SLG: 0.281	G3-1		G3	G3	1B		K	K		1	0	0	0	0	0	0	New York Yankees @ Cleveland Indians Jacobs Field, Cleveland, OH Wed Jul 05 2006, 7:05 PM EDT Att: 31,265 - Partly Cloudy - 69 F				
2 Derek Jeter, R OBP: 0.427, SLG: 0.463	1B		G3	G3	1B		K	SF9		4	1	2	1	0	1	0					
25 Jason Giambi, L OBP: 0.424, SLG: 0.612	K		P5	F9			P4	G3		5	0	0	0	0	1	3					
13 Alex Rodriguez, R OBP: 0.396, SLG: 0.523	G6-3						K		K2-3	5	1	1	1	0	3	1					
20 Jorge Posada, S OBP: 0.402, SLG: 0.489	G6-3								F8	5	1	2	2	0	0	0					
Bernie Williams, S OBP: 0.311, SLG: 0.406	F8						F8		G3	5	1	1	0	0	1	1					
12 Andy Phillips, R OBP: 0.288, SLG: 0.430	1B		E5	G6-3			L4			4	2	1	0	0	0	2					
28 Melky Cabrera, S OBP: 0.353, SLG: 0.375	1B		HR	K				3B	2B	4	2	3	5	0	1	0					
Miguel Cairo, R OBP: 0.290, SLG: 0.311	G5-3		E5	S	1B			2	SF9	3B	4	2	2	1	0	0	1				
Inning Stats	R: 0 H: 1 E: 0 K: 1 S: 12	H: 1 R: 0 LOB: 1 BB: 0 P: 16	R: 1 H: 2 E: 0 K: 0 S: 7	H: 2 R: 0 LOB: 1 BB: 0 P: 10	R: 0 H: 0 E: 0 K: 0 S: 6	H: 0 R: 0 LOB: 0 BB: 0 P: 9	R: 8 H: 7 E: 2 K: 2 S: 25	H: 7 R: 1 LOB: 1 BB: 0 P: 39	R: 0 H: 1 E: 0 K: 2 S: 10	H: 1 R: 0 LOB: 0 BB: 0 P: 15	R: 0 H: 0 E: 0 K: 2 S: 9	H: 0 R: 0 LOB: 0 BB: 0 P: 13	R: 0 H: 0 E: 0 K: 0 S: 7	H: 0 R: 0 LOB: 0 BB: 0 P: 10	R: 2 H: 2 E: 0 K: 1 S: 9	H: 2 R: 0 LOB: 0 BB: 0 P: 19	R: 0 H: 0 E: 0 K: 1 S: 5	H: 0 R: 0 LOB: 0 BB: 0 P: 7	1B: 8 2B: 3 3B: 1 HR: 1	SF: 1 SAC: 0 DP: 0 HBP: 0	WP: 0 PA: 42 PB: 0 SB: 6 CS: 0
PITCHER	IP WLS BF H R ER SO BB IBB HBP BLK WP HR S P ERA WHIP																				
Paul Byrd, R ERA: 4.31	(1, 1)	3.2 L 23 10 9 4 2 0 0 0 0 0 0 1 47 71 9.82 2.727																			
63 Rafael Betancourt, R ERA: 4.73	(4, 1)	3.1 11 1 0 0 5 0 0 0 0 0 0 0 29 41 0.00 0.300																			
Fernando Cabrera, R ERA: 6.28	(8, 1)	1.0 5 2 2 2 1 0 0 0 0 0 0 0 9 19 18.00 2.000																			
Guillermo Mota, R ERA: 6.32	(9, 1)	1.0 3 0 0 0 1 0 0 0 0 0 0 0 5 7 0.00 0.000																			

Batter	1	2	3	4	5	6	7	8	9	AB	R	H	RBI	BB	SO	LOB	BOTTOM				
24 Grady Sizemore, L OBP: 0.375, SLG: 0.538	K		G4-3		K			G3-1		4	0	0	0	0	2	0	New York Yankees @ Cleveland Indians Jacobs Field, Cleveland, OH Wed Jul 05 2006, 7:05 PM EDT Att: 31,265 - Partly Cloudy - 69 F				
Ronnie Belliard, R OBP: 0.343, SLG: 0.434	F9		K		1B			G6-3		4	0	1	0	0	1	0					
2 Jhonny Peralla, R OBP: 0.326, SLG: 0.389	F8				F9		F9	P3		4	0	0	0	0	0	1					
48 Travis Hafner, L OBP: 0.461, SLG: 0.656	K			HR	2B			P4		3	1	1	0	0	1	0					
41 Victor Martinez, S OBP: 0.375, SLG: 0.480	FC5-4		F7		G6-3			G4-3-6		3	0	1	0	1	0	2					
Ben Broussard, L OBP: 0.366, SLG: 0.525	F9		HR		F7			G4-3-6		4	1	1	2	0	0	2					
Aaron Boone, R OBP: 0.315, SLG: 0.360	FC5-4				1B			G6-3		3	0	1	0	0	0	1					
Todd Hollandsworth, L OBP: 0.272, SLG: 0.508					P6			G5-3		3	1	1	1	0	0	1					
7 Jose Inglett, L OBP: 0.125, SLG: 0.250										0	0	0	0	0	0	0					
38 Franklin Gutierrez, R OBP: 0.246, SLG: 0.286			P2		F8			K		3	0	0	0	0	1	0					
Inning Stats	R: 0 H: 0 E: 0 K: 1 S: 7	H: 0 R: 0 LOB: 1 BB: 1 P: 8	R: 0 H: 0 E: 0 K: 1 S: 9	H: 0 R: 0 LOB: 1 BB: 1 P: 16	R: 1 H: 1 E: 0 K: 1 S: 11	H: 1 R: 0 LOB: 0 BB: 0 P: 14	R: 2 H: 3 E: 0 K: 0 S: 14	H: 3 R: 1 LOB: 1 BB: 0 P: 18	R: 0 H: 1 E: 0 K: 1 S: 11	H: 1 R: 0 LOB: 1 BB: 0 P: 18	R: 0 H: 0 E: 0 K: 0 S: 7	H: 0 R: 0 LOB: 0 BB: 0 P: 10	R: 0 H: 0 E: 0 K: 1 S: 7	H: 0 R: 0 LOB: 0 BB: 0 P: 9	R: 0 H: 0 E: 0 K: 0 S: 6	H: 0 R: 0 LOB: 0 BB: 0 P: 9	R: 0 H: 1 E: 0 K: 0 S: 9	H: 1 R: 0 LOB: 0 BB: 0 P: 12	1B: 3 2B: 1 3B: 0 HR: 2	SF: 0 SAC: 0 DP: 2 HBP: 1	WP: 0 PA: 33 PB: 0 SB: 0 CS: 0
PITCHER	IP WLS BF H R ER SO BB IBB HBP BLK WP HR S P ERA WHIP																				
35 Mike Mussina, R ERA: 3.24	(1, 1)	6.0 W 24 6 0 0 3 4 1 0 1 0 0 0 2 59 84 4.50 1.000																			
30 Kris Wilson, R ERA: 1.8	(7, 1)	2.0 6 0 0 0 1 0 0 0 0 0 0 0 13 18 0.00 0.000																			
42 Mariano Rivera, R ERA: 1.8	(9, 1)	1.0 3 1 0 0 0 0 0 0 0 0 0 0 9 12 0.00 1.000																			



Batter	1	2	3	4	5	6	7	8	9	AB	R	H	RBI	BB	SO	LOB	TOP							
28 Melky Cabrera, S OBP: 0.354, SLG: 0.372	4-0 25 G3-6-3 BB		1-1 L9		1-2 E6 2 1B 25 SF8	0-0 F3		0-1 2 SF8 25 WP 1-2 2H 25 PB 1B		4	2	1	1	1	0	4								
2 Derek Jeter, R OBP: 0.429, SLG: 0.470	2-2 F8			3-1 25 HR 2B	3-2 13 1B	0-0 25 FC6 1B		2-1 SF8		4	1	3	3	0	0	1								
25 Jason Giambi, L OBP: 0.421, SLG: 0.618	1-1 G3-6-3			1-0 2H HR	1-0 SF8	1-0 FC6		3-2 P6		4	1	1	3	0	0	3								
13 Alex Rodriguez, R OBP: 0.398, SLG: 0.523		1-1 L5		4-1 20 G6-4-3 BB	1-2 1B		1-2 1B	0-0 F9		4	0	2	0	1	0	0								
20 Jorge Posada, S OBP: 0.395, SLG: 0.479	0-2 F8			0-0 G6-4-3	0-1 G4-3		3-3 K		2-2 G5-3	5	0	0	0	0	1	4								
Bernie Williams, S OBP: 0.310, SLG: 0.403 Bubba Crosby, L OBP: 0.271, SLG: 0.277	2-2 G5-3			0-0 F8		3-2 FC1-5 12 1B 1B	0-3 K		1-1 F9	4	0	1	0	0	1	1								
12 Andy Phillips, R OBP: 0.285, SLG: 0.423			1-3 K		2-0 L6	0-2 FC1-5 1B	1-3 K		2-0 G6-3	5	1	1	0	0	2	1								
Aaron Guiel, L OBP: 0.349, SLG: 0.453			1-3 K		0-2 E 28 1B	0-0 FC1-5 2 1B 1B		4-0 28 1B 1B BB		3	3	1	0	1	1	2								
Miguel Cairo, R OBP: 0.304, SLG: 0.325			2-1 1B		0-1 E9 28 E 2 1B	1-0 2 1B 1-2 2H 1B		1-2 2 WP 2 SF8 28 1B 1B		4	2	3	1	0	0	1								
Inning Stats	R: 0 E: 0 K: 0 S: 7	H: 0 LOB: 0 BB: 1 P: 14	R: 0 E: 0 K: 0 S: 8	H: 0 LOB: 0 BB: 0 P: 11	R: 0 E: 0 K: 2 S: 11	H: 1 LOB: 1 BB: 0 P: 16	R: 2 E: 0 K: 0 S: 6	H: 2 LOB: 0 BB: 1 P: 14	R: 3 E: 2 K: 0 S: 20	H: 3 LOB: 2 BB: 0 P: 28	R: 2 E: 0 K: 3 S: 12	H: 4 LOB: 2 BB: 0 P: 17	R: 0 E: 0 K: 3 S: 14	H: 1 LOB: 1 BB: 0 P: 19	R: 3 E: 0 K: 0 S: 11	H: 2 LOB: 0 BB: 1 P: 21	R: 0 E: 0 K: 0 S: 8	H: 0 LOB: 0 BB: 0 P: 13	1B: 11 2B: 1 3B: 0 HR: 1	SF: 2 SAC: 0 DP: 2 HBP: 0	WP: 1 PB: 1 CS: 0	PA: 43		
PITCHER	IP WLS BF H R ER SO BB IBB HBP BLK WP HR S P ERA WHIP	IP WLS BF H R ER SO BB IBB HBP BLK WP HR S P ERA WHIP	IP WLS BF H R ER SO BB IBB HBP BLK WP HR S P ERA WHIP	IP WLS BF H R ER SO BB IBB HBP BLK WP HR S P ERA WHIP	IP WLS BF H R ER SO BB IBB HBP BLK WP HR S P ERA WHIP	IP WLS BF H R ER SO BB IBB HBP BLK WP HR S P ERA WHIP	IP WLS BF H R ER SO BB IBB HBP BLK WP HR S P ERA WHIP	IP WLS BF H R ER SO BB IBB HBP BLK WP HR S P ERA WHIP	IP WLS BF H R ER SO BB IBB HBP BLK WP HR S P ERA WHIP	IP WLS BF H R ER SO BB IBB HBP BLK WP HR S P ERA WHIP	IP WLS BF H R ER SO BB IBB HBP BLK WP HR S P ERA WHIP	IP WLS BF H R ER SO BB IBB HBP BLK WP HR S P ERA WHIP	IP WLS BF H R ER SO BB IBB HBP BLK WP HR S P ERA WHIP	IP WLS BF H R ER SO BB IBB HBP BLK WP HR S P ERA WHIP	IP WLS BF H R ER SO BB IBB HBP BLK WP HR S P ERA WHIP	IP WLS BF H R ER SO BB IBB HBP BLK WP HR S P ERA WHIP	IP WLS BF H R ER SO BB IBB HBP BLK WP HR S P ERA WHIP	IP WLS BF H R ER SO BB IBB HBP BLK WP HR S P ERA WHIP	IP WLS BF H R ER SO BB IBB HBP BLK WP HR S P ERA WHIP	IP WLS BF H R ER SO BB IBB HBP BLK WP HR S P ERA WHIP	IP WLS BF H R ER SO BB IBB HBP BLK WP HR S P ERA WHIP	IP WLS BF H R ER SO BB IBB HBP BLK WP HR S P ERA WHIP	IP WLS BF H R ER SO BB IBB HBP BLK WP HR S P ERA WHIP	IP WLS BF H R ER SO BB IBB HBP BLK WP HR S P ERA WHIP

New York Yankees @ Cleveland Indians
Jacobs Field, Cleveland, OH
Thu Jul 06 2006, 7:05 PM EDT
Att: 34,982 - Clear - 70 F

AB	38
R	10
H	13
RBI	8
BB	3
SO	5
LOB	17



Batter	1	2	3	4	5	6	7	8	9	AB	R	H	RBI	BB	SO	LOB	BOTTOM							
24 Grady Sizemore, L OBP: 0.371, SLG: 0.531	1-3 K			1-0 G1-3			0-1 G4-3	0-2 F8		4	0	0	0	0	1	1								
Jason Michaels, R OBP: 0.337, SLG: 0.396	2-1 F8			1-2 F9			3-2 HR	1-3 K		4	1	1	1	0	1	1								
2 Jhonny Peralta, R OBP: 0.325, SLG: 0.388	1-2 F9			1-3 K			3-1 48 G4-6-3 1B		2-0 G5-3	4	0	1	0	0	1	0								
48 Travis Hafner, L OBP: 0.461, SLG: 0.652		2-3 K			2-2 41 G5-4-3 1B		2-0 G4-6-3		3-2 41 G5-4-3 HBP	3	0	1	0	0	1	1								
41 Victor Martinez, S OBP: 0.373, SLG: 0.477		1-0 F9			2-1 G5-4-3			2-1 1B 38 FC6-4 1B	3-2 G5-4-3	4	1	1	0	0	0	2								
Ronnie Belliard, R OBP: 0.342, SLG: 0.433					1-2 F9			3-2 38 FC6-4 10 PB 1B		3	1	1	0	0	1	0								
Aaron Boone, R OBP: 0.316, SLG: 0.360				1-0 P5			0-3 K	1-1 38 FC6-4 1B		3	0	1	0	0	1	0								
38 Franklin Gutierrez, R OBP: 0.233, SLG: 0.271				1-2 F7			2-0 F7	0-1 FC6-4 10 PB 1B		3	1	0	1	0	0	2								
10 Kelly Shoppach, R OBP: 0.324, SLG: 0.300				1-0 G1-3			1-0 G3	1-1 3H 1B		3	0	1	1	0	0	0								
Inning Stats	R: 0 E: 0 K: 1 S: 8	H: 0 LOB: 0 BB: 0 P: 12	R: 0 E: 0 K: 2 S: 7	H: 0 LOB: 0 BB: 0 P: 13	R: 0 E: 0 K: 0 S: 5	H: 0 LOB: 0 BB: 0 P: 8	R: 0 E: 0 K: 1 S: 7	H: 0 LOB: 0 BB: 0 P: 10	R: 0 E: 0 K: 0 S: 10	H: 1 LOB: 0 BB: 0 P: 15	R: 0 E: 0 K: 1 S: 5	H: 0 LOB: 0 BB: 0 P: 8	R: 1 E: 0 K: 0 S: 9	H: 2 LOB: 0 BB: 0 P: 17	R: 3 E: 0 K: 1 S: 19	H: 4 LOB: 1 BB: 0 P: 28	R: 0 E: 0 K: 0 S: 6	H: 0 LOB: 0 BB: 0 P: 14	1B: 6 2B: 0 3B: 0 HR: 1	SF: 0 SAC: 0 DP: 3 HBP: 1	WP: 0 PB: 1 CS: 0	PA: 32		
PITCHER	IP WLS BF H R ER SO BB IBB HBP BLK WP HR S P ERA WHIP	IP WLS BF H R ER SO BB IBB HBP BLK WP HR S P ERA WHIP	IP WLS BF H R ER SO BB IBB HBP BLK WP HR S P ERA WHIP	IP WLS BF H R ER SO BB IBB HBP BLK WP HR S P ERA WHIP	IP WLS BF H R ER SO BB IBB HBP BLK WP HR S P ERA WHIP	IP WLS BF H R ER SO BB IBB HBP BLK WP HR S P ERA WHIP	IP WLS BF H R ER SO BB IBB HBP BLK WP HR S P ERA WHIP	IP WLS BF H R ER SO BB IBB HBP BLK WP HR S P ERA WHIP	IP WLS BF H R ER SO BB IBB HBP BLK WP HR S P ERA WHIP	IP WLS BF H R ER SO BB IBB HBP BLK WP HR S P ERA WHIP	IP WLS BF H R ER SO BB IBB HBP BLK WP HR S P ERA WHIP	IP WLS BF H R ER SO BB IBB HBP BLK WP HR S P ERA WHIP	IP WLS BF H R ER SO BB IBB HBP BLK WP HR S P ERA WHIP	IP WLS BF H R ER SO BB IBB HBP BLK WP HR S P ERA WHIP	IP WLS BF H R ER SO BB IBB HBP BLK WP HR S P ERA WHIP	IP WLS BF H R ER SO BB IBB HBP BLK WP HR S P ERA WHIP	IP WLS BF H R ER SO BB IBB HBP BLK WP HR S P ERA WHIP	IP WLS BF H R ER SO BB IBB HBP BLK WP HR S P ERA WHIP	IP WLS BF H R ER SO BB IBB HBP BLK WP HR S P ERA WHIP	IP WLS BF H R ER SO BB IBB HBP BLK WP HR S P ERA WHIP	IP WLS BF H R ER SO BB IBB HBP BLK WP HR S P ERA WHIP	IP WLS BF H R ER SO BB IBB HBP BLK WP HR S P ERA WHIP	IP WLS BF H R ER SO BB IBB HBP BLK WP HR S P ERA WHIP	IP WLS BF H R ER SO BB IBB HBP BLK WP HR S P ERA WHIP

New York Yankees @ Cleveland Indians
Jacobs Field, Cleveland, OH
Thu Jul 06 2006, 7:05 PM EDT
Att: 34,982 - Clear - 70 F

AB	31
R	4
H	7
RBI	3
BB	0
SO	6
LOB	7



Batter	1	2	3	4	5	6	7	8	9	AB R H RBI BB SO LOB	TOP									
28 Melky Cabrera, S OBP: 0.352, SLG: 0.366	G5-3		FC6-4 BB		L9			E6		3 0 0 0 1 0 0	New York Yankees @ Tampa Bay Devil Rays Tropicana Field, St. Petersburg, FL Fri Jul 07 2006, 7:15 PM EDT Att: 26,503 - Dome - 72 F livebaseballscorecards.com									
2 Derek Jeter, R OBP: 0.425, SLG: 0.464	K		FC6-4		L7			F9	4 0 0 0 0 1 2											
25 Jason Giambi, L OBP: 0.419, SLG: 0.612	G4-3			1B G5-3				G6-3	4 1 1 0 0 0 0											
13 Alex Rodriguez, R OBP: 0.394, SLG: 0.516		F8		K				G6-3	4 0 0 0 0 1 1											
20 Jorge Posada, S OBP: 0.390, SLG: 0.471		P5		G5-3				L7	4 0 0 0 0 0 1											
Bernie Williams, S OBP: 0.314, SLG: 0.410 Aaron Guiel, L OBP: 0.349, SLG: 0.453							K		3 0 2 1 0 1 0 0 0 0 0 0 0 0											
12 Andy Phillips, R OBP: 0.280, SLG: 0.415		2B		1B					3 0 0 0 0 1 2											
Miguel Cairo, R OBP: 0.297, SLG: 0.318			F8					F8	3 0 0 0 0 0 0											
Bubba Crosby, L OBP: 0.260, SLG: 0.265			L7					G3-1	3 0 0 0 0 0 0											
Inning Stats	R: 0 E: 0 K: 1 S: 10	H: 0 LOB: 0 BB: 0 P: 13	R: 0 E: 0 K: 0 S: 10	H: 1 LOB: 1 BB: 0 P: 13	R: 0 E: 0 K: 0 S: 8	H: 0 LOB: 1 BB: 1 P: 12	R: 1 E: 0 K: 2 S: 11	H: 2 LOB: 1 BB: 0 P: 20	R: 0 E: 0 K: 0 S: 8	H: 0 LOB: 0 BB: 0 P: 11	R: 0 E: 0 K: 1 S: 10	H: 0 LOB: 0 BB: 0 P: 13	R: 0 E: 1 K: 0 S: 8	H: 0 LOB: 1 BB: 0 P: 13	R: 0 E: 0 K: 0 S: 7	H: 0 LOB: 0 BB: 0 P: 10	1B: 2 2B: 1 3B: 0 HR: 0	SF: 0 SAC: 0 DP: 0 HBP: 0	WP: 0 SB: 0 CS: 0	PA: 32
PITCHER	IP WLS BF H R ER SO BB IBB HBP BLK WP HR S P ERA WHIP											IP WLS BF H R ER SO BB IBB HBP BLK WP HR S P ERA WHIP								
Jae Weong Seo, R ERA: 5.22	(1, 1) 7.0 L 25 3 1 1 4 1 0 0 0 0 0 63 91 1.29 0.571																			
Chad Harville, R ERA: 5.33	(8, 1) 1.0 4 0 0 0 0 0 0 0 0 0 0 8 13 0.00 0.000																			
Brian Meadows, R ERA: 4.25	(9, 1) 1.0 3 0 0 0 0 0 0 0 0 0 0 7 10 0.00 0.000																			

Batter	1	2	3	4	5	6	7	8	9	AB R H RBI BB SO LOB	BOTTOM											
Julio Lugo, R OBP: 0.366, SLG: 0.480	13 2B		K		G5-3			P3		4 0 1 0 0 1 1	New York Yankees @ Tampa Bay Devil Rays Tropicana Field, St. Petersburg, FL Fri Jul 07 2006, 7:15 PM EDT Att: 26,503 - Dome - 72 F livebaseballscorecards.com											
13 Carl Crawford, L OBP: 0.382, SLG: 0.523			P3		G3			K	4 0 1 0 0 1 1													
5 Rocco Baldelli, R OBP: 0.373, SLG: 0.545			K		G5-3			K	4 0 0 0 0 2 3													
Aubrey Huff, L OBP: 0.335, SLG: 0.435		P5			K2-3			G3	4 0 1 0 0 1 2													
3 Jorge Cantu, R OBP: 0.310, SLG: 0.415				G4-3				P4	3 0 0 0 0 1 3													
31 Jonny Gomes, R OBP: 0.355, SLG: 0.513					K			K	3 0 0 0 0 2 1													
Russell Branyan, L OBP: 0.296, SLG: 0.513					K			K	3 0 0 0 0 3 1													
Ty Wigginton, R OBP: 0.303, SLG: 0.460					K			P5	3 0 0 0 0 2 0													
30 Dioner Navarro, S OBP: 0.373, SLG: 0.375					K2-3			L3	3 0 1 0 0 1 0													
Inning Stats	R: 0 E: 0 K: 1 S: 12	H: 2 LOB: 2 BB: 0 P: 18	R: 0 E: 0 K: 2 S: 9	H: 0 LOB: 0 BB: 0 P: 14	R: 0 E: 0 K: 2 S: 11	H: 1 LOB: 1 BB: 0 P: 20	R: 0 E: 0 K: 2 S: 8	H: 1 LOB: 1 BB: 0 P: 15	R: 0 E: 0 K: 2 S: 8	H: 0 LOB: 0 BB: 0 P: 11	R: 0 E: 0 K: 1 S: 8	H: 0 LOB: 0 BB: 0 P: 13	R: 0 E: 0 K: 2 S: 12	H: 0 LOB: 0 BB: 0 P: 18	R: 0 E: 0 K: 0 S: 7	H: 0 LOB: 0 BB: 0 P: 9	R: 0 E: 0 K: 2 S: 9	H: 0 LOB: 0 BB: 0 P: 12	1B: 2 2B: 2 3B: 0 HR: 0	SF: 0 SAC: 0 DP: 0 HBP: 0	WP: 0 SB: 0 CS: 0	PA: 31
PITCHER	IP WLS BF H R ER SO BB IBB HBP BLK WP HR S P ERA WHIP											IP WLS BF H R ER SO BB IBB HBP BLK WP HR S P ERA WHIP										
Jaret Wright, R ERA: 4.23	(1, 1) 6.0 W 22 4 0 0 10 0 0 0 0 0 0 12 18 0.00 0.667																					
Scott Proctor, R ERA: 4.5	(7, 1) 1.0 H 3 0 0 0 2 0 0 0 0 0 0 12 18 0.00 0.000																					
Kyle Farnsworth, R ERA: 4.5	(8, 1) 1.0 H 3 0 0 0 0 0 0 0 0 0 0 7 9 0.00 0.000																					
42 Mariano Rivera, R ERA: 1.76	(9, 1) 1.0 S 3 0 0 0 2 0 0 0 0 0 0 9 12 0.00 0.000																					


Batter	1	2	3	4	5	6	7	8	9	AB	R	H	RBI	BB	SO	LOB	TOP		
38 Pablo Ozuna, R OBP: 0.431, SLG: 0.500	G2		L4			G4-3		G4-3		4	0	0	0	0	0	1	Chicago White Sox @ New York Yankees Yankee Stadium, Bronx, NY Fri Jul 14, 2006, 7:05 PM EDT Att: 55,069 - Clear - 81 F		
Tadahito Iguchi, R OBP: 0.342, SLG: 0.423	F8		F8			K		G6-3		4	0	0	0	0	1	1			
25 Jim Thome, L OBP: 0.412, SLG: 0.645	K					K			23 1B 14 1B 22 G3	4	1	1	0	0	3	1			
14 Paul Konerko, R OBP: 0.385, SLG: 0.559		G6-3				K			23 G4-3 5 SF7 23 WP	4	2	2	0	0	1	0			
23 Jermaine Dye, R OBP: 0.398, SLG: 0.644		24 HR				G4-3			22 G3 5 SF9 23 1B	4	1	2	0	0	0	1			
24 Joe Crede, R OBP: 0.334, SLG: 0.521						G4-3			5 SF9 22 G3	2	1	1	2	0	0	0			
22 Scott Podsednik, L OBP: 0.352, SLG: 0.390									1-2 2-3 1-2 2-3	1	0	0	1	0	0	2			
5 Juan Uribe, R OBP: 0.261, SLG: 0.425						F7			1-2 2-3 3-H	2	0	0	2	0	0	0			
Chris Widger, R OBP: 0.277, SLG: 0.278						K			2-3 3-H 1-2	3	0	0	0	0	1	1			
12 A.J. Pierzynski, L OBP: 0.354, SLG: 0.442									1-2	1	0	0	0	0	0	1			
32 Brian Anderson, R OBP: 0.281, SLG: 0.324						G1-3				3	0	1	0	0	0	0			
Inning Stats	R: 0 E: 0 K: 1 S: 8	H: 0 LOB: 0 BB: 0 P: 10	R: 2 E: 0 K: 0 S: 9	H: 2 LOB: 0 BB: 0 P: 16	R: 0 E: 0 K: 0 S: 8	H: 0 LOB: 0 BB: 0 P: 11	R: 0 E: 0 K: 2 S: 8	H: 0 LOB: 0 BB: 0 P: 10	R: 0 E: 0 K: 1 S: 8	H: 1 LOB: 1 BB: 0 P: 12	R: 1 E: 0 K: 0 S: 11	H: 1 LOB: 1 BB: 0 P: 17	R: 0 E: 0 K: 0 S: 7	H: 0 LOB: 0 BB: 0 P: 12	R: 2 E: 0 K: 0 S: 18	H: 3 LOB: 1 BB: 0 P: 23	1B: 6 2B: 0 3B: 0 HR: 1	SF: 2 SAC: 0 DP: 0 HBP: 1	WP: 1 PA: 35 PB: 0 SB: 0 CS: 0
PITCHER	IP	WLS	BF	H	R	ER	SO	BB	IBB	HBP	BLK	WP	HR	S	P	ERA	WHIP		
Randy Johnson, L ERA: 5.06	7.0		26	4	3	3	6	0	0	1	0	1	1	63	93	3.86	0.571		
Kyle Farnsworth, R ERA: 4.2	1.0	W	3	0	0	0	0	0	0	0	0	0	0	7	12	0.00	0.000		
42 Mariano Rivera, R ERA: 2.11	1.0	S	6	3	2	2	0	0	0	0	0	0	0	18	23	18.00	3.000		

Batter	1	2	3	4	5	6	7	8	9	AB	R	H	RBI	BB	SO	LOB	BOTTOM			
18 Johnny Damon, L OBP: 0.365, SLG: 0.470	P6			G3	K		G3			5	0	1	1	0	1	1	Chicago White Sox @ New York Yankees Yankee Stadium, Bronx, NY Fri Jul 14, 2006, 7:05 PM EDT Att: 55,069 - Clear - 81 F			
2 Derek Jeter, R OBP: 0.426, SLG: 0.462	G5-3			13 1B 20 1B	K		G6-3			4	1	1	0	1	1	1				
25 Jason Giambi, L OBP: 0.379, SLG: 0.604				20 1B 13 1B			G1-3			3	1	0	0	2	1	3				
Bubba Crosby, L OBP: 0.257, SLG: 0.261				20 1B 13 1B						0	0	0	0	0	0	0				
13 Alex Rodriguez, R OBP: 0.394, SLG: 0.506		F7		20 1B 13 1B						3	1	2	0	0	0	0				
20 Jorge Posada, S OBP: 0.390, SLG: 0.466		G4-3		1-2 2-3 3-H			G6-3			4	1	2	1	0	0	3				
Bernie Williams, S OBP: 0.322, SLG: 0.413		F8		1-2 2-3 3-H						2	1	0	1	1	0	0				
Aaron Guiel, L OBP: 0.379, SLG: 0.527				28 FC3-6						2	1	2	1	1	0	0				
12 Andy Phillips, R OBP: 0.275, SLG: 0.402				1-2 2-3						1	0	0	0	0	1	3				
28 Melky Cabrera, S OBP: 0.357, SLG: 0.373				FC3-6	P5		G5-3			4	0	1	1	0	0	4				
Miguel Cairo, R OBP: 0.293, SLG: 0.329				G6-3			F8			3	0	1	1	0	0	1				
Inning Stats	R: 0 E: 0 K: 1 S: 8	H: 0 LOB: 0 BB: 0 P: 12	R: 0 E: 0 K: 0 S: 4	H: 0 LOB: 0 BB: 0 P: 5	R: 0 E: 0 K: 0 S: 8	H: 1 LOB: 0 BB: 0 P: 11	R: 2 E: 0 K: 0 S: 13	H: 3 LOB: 3 BB: 2 P: 29	R: 0 E: 0 K: 2 S: 11	H: 1 LOB: 3 BB: 1 P: 18	R: 1 E: 0 K: 0 S: 8	H: 1 LOB: 0 BB: 0 P: 13	R: 0 E: 0 K: 0 S: 6	H: 0 LOB: 0 BB: 0 P: 9	R: 3 E: 0 K: 1 S: 15	H: 4 LOB: 3 BB: 2 P: 29	1B: 6 2B: 2 3B: 1 HR: 1	SF: 2 SAC: 0 DP: 1 HBP: 1	WP: 0 PA: 39 PB: 0 SB: 1 CS: 0	
PITCHER	IP	WLS	BF	H	R	ER	SO	BB	IBB	HBP	BLK	WP	HR	S	P	ERA	WHIP			
52 Jose Contreras, R ERA: 3.48	7.0	L	31	7	4	4	3	2	1	0	0	0	0	1	60	99	5.14	1.286		
37 Matt Thornton, L ERA: 3.69	0.0		2	1	0	0	0	1	0	0	0	0	0	1	5	-	-			
Brandon McCarthy, R ERA: 4.22	0.1		1	0	0	0	1	0	0	0	0	0	0	3	6	0.00	0.000			
Neal Cotts, L ERA: 2.89	0.2		5	2	2	2	0	0	1	0	0	0	0	9	16	27.00	3.000			

Batter	1	2	3	4	5	6	7	8	9	AB	R	H	RBI	BB	SO	LOB	TOP								
22 Scott Podsednik, L (1, 7) OBP: 0.359, SLG: 0.399	4-2 25 2B BB		4-1 25 FC4-6 14 1B BB		3-2 1B 2B		3-2 E 1B	0-0 G4-6-3		3	2	2	0	2	0	2									
Tadahito Iguchi, R (1, 4) OBP: 0.349, SLG: 0.432	3-2 25 2B 14 1B		0-2 25 FC4-6 14 1B		0-0 2-3 1B		1-0 FC6 1-2 1B		2-2 14 G6-4-3 2B	5	0	4	0	0	0	1									
25 Jim Thome, L (1, 10) 38 Pablo Ozuna, R (9, PR) OBP: 0.423, SLG: 0.490	0-1 14 2B		2-1 FC4-6 14 FC9-6		2-3 K		0-0 F8		4-1 14 G6-4-3 BB	4	0	1	1	1	1	6									
14 Paul Konerko, R (1, 3)	0-1 FC5-2-5-1 23 G5-4-3 2B		1-2 FC9-6 23 PB		0-0 P2		0-1 F9		0-2 G6-4-3 2B	5	0	0	1	0	0	9									
23 Jermaine Dye, R (1, 9)	1-1 G5-4-3		2-0 F9				2-2 F8		1-3 K	5	0	0	0	0	1	7									
12 A.J. Pierzynski, L (1, 2)		0-0 F9		0-1 P5			2-2 24 2B 32 SF7 1B		3-2 HR	4	2	2	1	0	0	0									
24 Joe Crede, R (1, 5)		0-2 G6-3		1-1 P3			1-0 5 1B 2B		1-1 32 1B 1B	4	0	2	0	0	0	0									
Rob Mackowiak, L (1, 8) 32 Brian Anderson, R (6, PH) OBP: 0.292, SLG: 0.332		3-1 5 FC5-4 1B		0-0 F9			2-1 SF7		0-1 22 G4-6-3 1B	2	0	1	0	0	0	0									
5 Juan Uribe, R (1, 6)		0-1 FC5-4		1-1 F7			1-2 2H 1B		2-2 F4	4	0	1	0	0	0	3									
Inning Stats	R: 1 E: 0 K: 0 S: 12	H: 2 LOB: 1 BB: 1 P: 20	R: 0 E: 0 K: 0 S: 8	H: 1 LOB: 1 BB: 0 P: 11	R: 1 E: 0 K: 0 S: 11	H: 1 LOB: 1 BB: 1 P: 20	R: 0 E: 0 K: 0 S: 5	H: 0 LOB: 0 BB: 0 P: 6	R: 0 E: 0 K: 1 S: 14	H: 2 LOB: 2 BB: 0 P: 20	R: 1 E: 0 K: 0 S: 14	H: 3 LOB: 2 BB: 0 P: 22	R: 0 E: 1 K: 0 S: 9	H: 1 LOB: 2 BB: 0 P: 14	R: 1 E: 0 K: 0 S: 13	H: 3 LOB: 1 BB: 0 P: 19	R: 0 E: 0 K: 1 S: 12	H: 1 LOB: 2 BB: 1 P: 19	1B: 9 2B: 4 3B: 0 HR: 1	SF: 1 SAC: 0 DP: 3 HBP: 0	WP: 0 PB: 1 SB: 0 CS: 0	PA: 41			
PITCHER	IP	WLS	BF	H	R	ER	SO	BB	IBB	HBP	BLK	WP	HR	S	P	ERA	WHIP								
Jaret Wright, R (1, 1) ERA: 4.29	5.1	W	25	8	3	3	1	2	0	0	0	0	0	58	90	5.06	1.875								
Ron Villone, L (6, 1) ERA: 2.18	0.2	H	4	2	0	0	0	0	0	0	0	0	0	11	18	0.00	3.000								
Mike Myers, L (7, 1) ERA: 1.53	0.1	H	1	0	0	0	0	0	0	0	0	0	0	1	1	0.00	0.000								
Kyle Farnsworth, R (7, 1) ERA: 4.35	0.2	H	5	3	1	1	0	0	0	0	0	0	1	11	16	13.50	4.500								
42 Mariano Rivera, R (8, 1) ERA: 2.02	2.0	S	6	1	0	0	1	1	0	0	0	0	0	17	26	0.00	1.000								

Chicago White Sox @ New York Yankees
Yankee Stadium, Bronx, NY
Sun Jul 16 2006, 1:05 PM EDT
Att: 54,781 - Sunny - 89 F


AB	37
R	4
H	14
RBI	4
BB	3
SO	2
LOB	28



Batter	1	2	3	4	5	6	7	8	9	AB	R	H	RBI	BB	SO	LOB	BOTTOM								
28 Melky Cabrera, S (1, 7)	1-1 F8		2-0 2 L9 25 SF7 2B		0-0 P6		2-2 G3-1			4	1	1	0	0	0	1									
2 Derek Jeter, R (1, 6)	0-1 HR		0-0 L9		1-0 G5-3		2-2 G6-3			4	1	1	1	0	0	1									
25 Jason Giambi, L (1, 10)	4-1 13 HR BB		3-2 SF7		2-2 F9		2-2 1B			2	1	1	1	1	0	0									
13 Alex Rodriguez, R (1, 5)	1-0 1H HR		3-H G1-3		0-0 20 1B		2-1 F9			4	1	2	2	0	0	1									
20 Jorge Posada, S (1, 2)	0-0 G4-3			1-1 G2-3		3-1 1B		0-0 G6-3		4	0	1	0	0	0	0									
Aaron Cuello, L (1, 9)	2-3 K			1-1 L9		0-3 K		1-1 G1-3		4	0	0	0	0	2	2									
12 Andy Phillips, R (1, 3)		2-0 P6		1-1 1B 2B		1-0 G5-3		2-2 G6-3		4	1	1	0	0	0	0									
Miguel Cairo, R (1, 4)		0-1 G5-3		0-2 2H 2B 1B		2-2 G5-3				3	1	1	1	0	0	0									
Bubba Crosby, L (1, 8)		0-3 K		1-2 2H 2B		1-2 G5-3				3	0	1	1	0	1	0									
Inning Stats	R: 3 E: 0 K: 1 S: 10	H: 2 LOB: 0 BB: 1 P: 18	R: 0 E: 0 K: 1 S: 7	H: 0 LOB: 0 BB: 0 P: 9	R: 1 E: 0 K: 0 S: 12	H: 1 LOB: 0 BB: 0 P: 18	R: 2 E: 0 K: 0 S: 14	H: 3 LOB: 1 BB: 0 P: 18	R: 0 E: 0 K: 1 S: 11	H: 2 LOB: 2 BB: 0 P: 17	R: 0 E: 0 K: 0 S: 12	H: 0 LOB: 0 BB: 0 P: 16	R: 0 E: 0 K: 0 S: 11	H: 1 LOB: 1 BB: 0 P: 19	R: 0 E: 0 K: 0 S: 8	H: 0 LOB: 0 BB: 0 P: 11	R: 0 E: 0 K: 0 S: 12	H: 0 LOB: 0 BB: 0 P: 11	1B: 4 2B: 3 3B: 0 HR: 2	SF: 1 SAC: 0 DP: 0 HBP: 0	WP: 0 PB: 0 SB: 0 CS: 0	PA: 34			
PITCHER	IP	WLS	BF	H	R	ER	SO	BB	IBB	HBP	BLK	WP	HR	S	P	ERA	WHIP								
Freddy Garcia, R (1, 1) ERA: 5.07	7.0	L	31	9	6	6	3	1	0	0	0	0	0	77	115	7.71	1.429								
Neal Cotts, L (8, 1) ERA: 2.82	1.0		3	0	0	0	0	0	0	0	0	0	0	8	11	0.00	0.000								

Chicago White Sox @ New York Yankees
Yankee Stadium, Bronx, NY
Sun Jul 16 2006, 1:05 PM EDT
Att: 54,781 - Sunny - 89 F

AB	32
R	6
H	9
RBI	6
BB	1
SO	3
LOB	5



Batter	1	2	3	4	5	6	7	8	9	AB	R	H	RBI	BB	SO	LOB	TOP			
51 Ichiro Suzuki, L (1, 9) OBP: 0.395, SLG: 0.441										5	1	1	0	0	0	4	Seattle Mariners @ New York Yankees Yankee Stadium, Bronx, NY Mon Jul 17 2006, 7:05 PM EDT Att: 53,444 - Partly Cloudy - 93 F			
16 Willie Bloomquist, R (1, 4) OBP: 0.324, SLG: 0.251										3	0	1	0	2	1	2				
29 Adrian Beltré, R (1, 5) OBP: 0.323, SLG: 0.402										4	0	0	0	0	0	6				
Raul Ibanez, L (1, 7) OBP: 0.346, SLG: 0.534										3	1	1	1	0	0	1				
Richie Sexson, R (1, 3) OBP: 0.295, SLG: 0.425										4	0	2	0	0	2	1				
Carl Everett, S (1, 10) OBP: 0.302, SLG: 0.371										4	0	0	0	0	1	3				
2 Kenji Johjima, R (1, 2) OBP: 0.340, SLG: 0.458										4	0	2	1	0	0	0				
7 Yuniesky Betancourt, R (1, 6) OBP: 0.309, SLG: 0.405										4	0	2	0	0	0	2				
25 Adam Jones, R (1, 8) Eduardo Perez, R (9, PH) OBP: 0.348, SLG: 0.619										3	0	0	0	0	0	1				
Inning Stats	R: 1 E: 1 K: 1 S: 8	H: 1 LOB: 1 BB: 1 P: 16	R: 0 E: 0 K: 0 S: 6	H: 0 LOB: 0 BB: 0 P: 7	R: 0 E: 0 K: 0 S: 5	H: 0 LOB: 0 BB: 0 P: 10	R: 0 E: 1 K: 0 S: 8	H: 1 LOB: 1 BB: 0 P: 11	R: 0 E: 0 K: 0 S: 14	H: 3 LOB: 1 BB: 0 P: 14	R: 0 E: 1 K: 0 S: 12	H: 1 LOB: 2 BB: 0 P: 17	R: 0 E: 0 K: 2 S: 10	H: 0 LOB: 0 BB: 0 P: 11	R: 0 E: 0 K: 2 S: 12	H: 2 LOB: 2 BB: 0 P: 17	1B: 8 2B: 1 3B: 0 HR: 0	SF: 1 SAC: 0 DP: 2 HBP: 0	WP: 0 PB: 0 SB: 0 CS: 0	PA: 38
PITCHER	IP WLS BF H R ER SO BB IBB HBP BLK WP HR S P ERA WHIP																			
40 Chien-Ming Wang, R (1, 1) ERA: 3.92	7.0 W 30 7 2 2 1 2 0 0 0 0 0 0 62 96 2.57 1.286																			
Mike Myers, L (8, 1) ERA: 1.5	0.1 H 1 0 0 0 0 0 0 0 0 0 0 0 2 2 0.00 0.000																			
Scott Proctor, R (8, 1) ERA: 4.42	0.2 H 2 0 0 0 2 0 0 0 0 0 0 0 8 9 0.00 0.000																			
42 Mariano Rivera, R (9, 1) ERA: 1.98	1.0 S 5 2 0 0 2 0 0 0 0 0 0 0 12 17 0.00 2.000																			

Batter	1	2	3	4	5	6	7	8	9	AB	R	H	RBI	BB	SO	LOB	BOTTOM			
18 Johnny Damon, L (1, 8) OBP: 0.373, SLG: 0.473										4	0	3	1	0	0	0	Seattle Mariners @ New York Yankees Yankee Stadium, Bronx, NY Mon Jul 17 2006, 7:05 PM EDT Att: 53,444 - Partly Cloudy - 93 F			
2 Derek Jeter, R (1, 6) OBP: 0.423, SLG: 0.472										4	0	1	0	0	0	2				
25 Jason Giambi, L (1, 10) OBP: 0.419, SLG: 0.610										3	1	1	1	1	1	2				
13 Alex Rodriguez, R (1, 5) Nick Green, R (8, 5) OBP: 0.246, SLG: 0.167										4	0	0	0	0	1	5				
20 Jorge Posada, S (1, 2) OBP: 0.387, SLG: 0.458										4	0	1	0	0	0	4				
Bernie Williams, S (1, 9) Bubba Crosby, L (8, 9) OBP: 0.324, SLG: 0.421										3	0	1	0	0	0	1				
12 Andy Phillips, R (1, 3) OBP: 0.283, SLG: 0.425										4	1	1	0	0	0	2				
28 Melky Cabrera, S (1, 7) OBP: 0.358, SLG: 0.375										4	1	1	0	0	0	3				
Miguel Cairo, R (1, 4) OBP: 0.290, SLG: 0.322										4	1	1	2	0	0	2				
Inning Stats	R: 0 E: 0 K: 1 S: 10	H: 1 LOB: 0 BB: 0 P: 14	R: 3 E: 1 K: 0 S: 18	H: 3 LOB: 0 BB: 0 P: 28	R: 0 E: 0 K: 0 S: 9	H: 1 LOB: 1 BB: 0 P: 14	R: 0 E: 0 K: 0 S: 10	H: 1 LOB: 1 BB: 0 P: 16	R: 1 E: 0 K: 0 S: 9	H: 1 LOB: 0 BB: 0 P: 16	R: 0 E: 0 K: 0 S: 4	H: 1 LOB: 1 BB: 0 P: 4	R: 0 E: 1 K: 1 S: 11	H: 1 LOB: 3 BB: 1 P: 20	R: 0 E: 1 K: 1 S: 10	H: 1 LOB: 1 BB: 0 P: 14	1B: 8 2B: 1 3B: 0 HR: 1	SF: 0 SAC: 0 DP: 0 HBP: 0	WP: 0 PB: 0 SB: 0 CS: 1	PA: 37
PITCHER	IP WLS BF H R ER SO BB IBB HBP BLK WP HR S P ERA WHIP																			
56 Jarrod Washburn, L (1, 1) ERA: 4.41	6.1 L 30 9 4 1 1 1 0 0 0 0 0 0 65 102 1.42 1.421																			
57 Mark Lowe, R (7, 1) ERA:	1.2 6 1 0 0 2 0 0 0 0 0 0 0 16 24 0.00 0.600																			

Batter	1	2	3	4	5	6	7	8	9	AB	R	H	RBI	BB	SO	LOB	TOP					
51 Ichiro Suzuki, L (1, 9) OBP: 0.399, SLG: 0.442										4	2	3	0	0	0	0						
29 Adrian Beltré, R (1, 5) OBP: 0.321, SLG: 0.403										4	0	1	1	0	2	2						
4 Jose Lopez, R (1, 4) OBP: 0.320, SLG: 0.442										3	0	1	0	0	1	1						
Raul Ibanez, L (1, 7) OBP: 0.341, SLG: 0.524										3	0	0	1	0	1	1						
Richie Sexson, R (1, 3) OBP: 0.296, SLG: 0.438										4	1	1	1	0	3	1						
Eduardo Perez, R (1, 10) OBP: 0.347, SLG: 0.596											3	0	0	0	1	0						
7 Yuniesky Betancourt, R (1, 6) OBP: 0.313, SLG: 0.406											4	0	2	0	0	0						
30 René Rivera, R (1, 2) OBP: 0.218, SLG: 0.346											4	0	0	0	1	3						
25 Adam Jones, R (1, 8) OBP: 0.167, SLG: 0.118											3	0	0	0	0	2	1					
16 Willie Bloomquist, R (7, 8) OBP: 0.324, SLG: 0.251											0	0	0	0	0	0	0					
Inning Stats	R: 1 E: 0 K: 1 S: 10	H: 2 LOB: 0 BB: 0 P: 11	R: 0 E: 0 K: 1 S: 9	H: 0 LOB: 0 BB: 0 P: 10	R: 0 E: 0 K: 3 S: 13	H: 1 LOB: 1 BB: 0 P: 20	R: 1 E: 0 K: 0 S: 11	H: 2 LOB: 2 BB: 1 P: 18	R: 0 E: 0 K: 1 S: 8	H: 1 LOB: 0 BB: 0 P: 12	R: 0 E: 0 K: 2 S: 12	H: 0 LOB: 1 BB: 0 P: 17	R: 0 E: 1 K: 1 S: 12	H: 0 LOB: 1 BB: 0 P: 17	R: 1 E: 0 K: 2 S: 17	H: 1 LOB: 1 BB: 0 P: 24	R: 0 E: 0 K: 0 S: 3	H: 1 LOB: 0 BB: 0 P: 4	1B: 6 2B: 3 3B: 0 HR: 1	SF: 1 SAC: 0 DP: 3 HBP: 1	WP: 0 PB: 0 SB: 2 CS: 2	PA: 35
PITCHER	IP WLS BF H R ER SO BB IBB HBP BLK WP HR S P ERA WHIP																					
Randy Johnson, L (1, 1) ERA: 4.88	8.0 L 32 7 3 2 11 1 0 1 0 0 0 1 92 129 2.25 1.000																					
Kyle Farnsworth, R (9, 1) ERA: 4.15	1.0 3 1 0 0 0 0 0 0 0 0 0 0 3 4 0.00 1.000																					

Seattle Mariners @ New York Yankees
Yankee Stadium, Bronx, NY
Wed Jul 19 2006, 1:05 PM EDT
Att: 54,121 - Sunny - 82 F

AB 32
R 3
H 8
RBI 3
BB 1
SO 11
LOB 9



Batter	1	2	3	4	5	6	7	8	9	AB	R	H	RBI	BB	SO	LOB	BOTTOM					
18 Johnny Damon, L (1, 8) OBP: 0.367, SLG: 0.465										4	0	0	0	0	1	2						
28 Melky Cabrera, S (1, 7) OBP: 0.349, SLG: 0.378										4	0	0	0	0	1	2						
2 Derek Jeter, R (1, 6) OBP: 0.421, SLG: 0.467										4	0	1	1	0	1	1						
25 Jason Giambi, L (1, 10) OBP: 0.411, SLG: 0.593										4	0	0	0	0	2	3						
13 Alex Rodriguez, R (1, 5) OBP: 0.388, SLG: 0.504										4	1	2	0	0	0	0						
12 Andy Phillips, R (1, 3) OBP: 0.285, SLG: 0.447										4	0	1	1	0	1	1						
Aaron Guiel, L (1, 9) OBP: 0.351, SLG: 0.476											2	0	0	0	0	1						
Miguel Cairo, R (7, PH) OBP: 0.289, SLG: 0.321										1	0	1	0	0	0	0						
Nick Green, R (1, 4) OBP: 0.290, SLG: 0.250											1	1	0	0	1	0						
Bernie Williams, S (7, PH) OBP: 0.320, SLG: 0.417										2	0	0	0	0	1	2						
Kelly Stinnett, R (1, 2) OBP: 0.282, SLG: 0.304											3	0	1	0	0	1						
Inning Stats	R: 0 E: 0 K: 2 S: 7	H: 0 LOB: 0 BB: 0 P: 7	R: 0 E: 0 K: 1 S: 8	H: 0 LOB: 0 BB: 0 P: 12	R: 0 E: 0 K: 1 S: 8	H: 0 LOB: 0 BB: 0 P: 12	R: 0 E: 0 K: 1 S: 12	H: 0 LOB: 0 BB: 0 P: 19	R: 0 E: 0 K: 0 S: 10	H: 1 LOB: 1 BB: 0 P: 18	R: 1 E: 0 K: 0 S: 24	H: 2 LOB: 2 BB: 1 P: 36	R: 1 E: 0 K: 1 S: 11	H: 2 LOB: 1 BB: 0 P: 14	R: 0 E: 1 K: 1 S: 13	H: 0 LOB: 1 BB: 0 P: 17	R: 0 E: 0 K: 0 S: 12	H: 1 LOB: 0 BB: 0 P: 17	1B: 4 2B: 2 3B: 0 HR: 0	SF: 0 SAC: 1 DP: 0 HBP: 0	WP: 0 PB: 0 SB: 1 CS: 0	PA: 35
PITCHER	IP WLS BF H R ER SO BB IBB HBP BLK WP HR S P ERA WHIP																					
Gil Meche, R (1, 1) ERA: 3.83	6.0 24 1 0 0 2 6 1 0 0 0 0 0 75 112 3.00 1.000																					
George Sherrill, L (7, 1) ERA: 3.42	0.1 1 0 0 0 0 0 0 0 0 0 0 0 1 2 0.00 0.000																					
57 Mark Lowe, R (7, 1) ERA:	0.2 W 2 0 0 0 1 0 0 0 0 0 0 0 4 4 0.00 0.000																					
Rafael Soriano, R (8, 1) ERA: 2.1	1.0 H 4 0 0 0 1 0 0 0 0 0 0 0 13 17 0.00 0.000																					
20 J.J. Putz, R (9, 1) ERA: 2.38	1.0 S 4 1 0 0 0 0 0 0 0 0 0 0 0 12 17 0.00 1.000																					

Seattle Mariners @ New York Yankees
Yankee Stadium, Bronx, NY
Wed Jul 19 2006, 1:05 PM EDT
Att: 54,121 - Sunny - 82 F

AB 33
R 2
H 6
RBI 2
BB 1
SO 8
LOB 13



Batter	1	2	3	4	5	6	7	8	9	10	11	AB	R	H	RBI	BB	SO	LOB	TOP						
18 Johnny Damon, L OBP: 0.367, SLG: 0.467	1-0 SH5-3 1B		1-0 L4-6 2B		1-1 F7			1-1 P5	0-3 K			5	0	2	1	0	1	1							
2 Derek Jeter, R OBP: 0.417, SLG: 0.462	0-0 SH5-3 1-2		1-0 G6-3		0-1 G5-3			1-1 L4		3-3 K		4	0	0	0	0	1	1							
25 Jason Giambi, L OBP: 0.410, SLG: 0.588 Bubba Crosby, L OBP: 0.263, SLG: 0.320	3-3 K		3-2 L4-6			0-0 L5		2-2 13 BB 20 1B		1-3 K		4	0	1	0	0	1	2							
Aaron Guiel, L OBP: 0.347, SLG: 0.469	(10, PH) K		2-2					4-1 20 BB		3-2 G6-3		1	0	0	0	0	1	0							
13 Alex Rodriguez, R OBP: 0.388, SLG: 0.504	1-2 P4			1-0 20 1B FC4-6 2B		0-0 G6-3		1-2 BB				4	1	1	0	1	0	1							
20 Jorge Posada, S OBP: 0.391, SLG: 0.465		2-3 K		1-0 FC4-6 1B		2-2		0-0 1B				5	0	3	1	0	1	0							
Bernie Williams, S OBP: 0.317, SLG: 0.417	0-0 2B		0-1 FC4-6 12 G6-4-3		1-3 K			0-3 K				5	0	1	1	0	2	4							
12 Andy Phillips, R OBP: 0.278, SLG: 0.436	0-0 G5-3		0-0 G6-4-3		3-1 G6-3			1-3 K2-3				5	0	0	0	0	1	2							
28 Melky Cabrera, S OBP: 0.352, SLG: 0.377	0-0 G5-3			2-2 E S SF8 1B		3-2 F9		4-2 18 S BB				3	1	1	0	1	0	1							
Miguel Cairo, R OBP: 0.268, SLG: 0.321			0-0 18 S 2B 1B		1-1 SF8		3-2 G6-3		1-3 K			3	1	1	1	0	1	1							
Inning Stats	R: 0 E: 0 K: 1 S: 11	H: 1 LOB: 1 BB: 0 P: 16	R: 0 E: 0 K: 1 S: 7	H: 1 LOB: 1 BB: 0 P: 9	R: 1 E: 0 K: 0 S: 6	H: 2 LOB: 0 BB: 0 P: 11	R: 1 E: 0 K: 0 S: 5	H: 1 LOB: 1 BB: 0 P: 11	R: 0 E: 0 K: 0 S: 9	H: 0 LOB: 0 BB: 0 P: 18	R: 1 E: 0 K: 1 S: 12	H: 2 LOB: 2 BB: 1 P: 20	R: 0 E: 0 K: 3 S: 16	H: 0 LOB: 1 BB: 1 P: 22	R: 0 E: 0 K: 2 S: 10	H: 0 LOB: 0 BB: 0 P: 17	R: 0 E: 0 K: 0 S: 6	H: 0 LOB: 0 BB: 0 P: 9	1B: 6 2B: 5 3B: 0 HR: 0	SF: 1 SAC: 1 DP: 2 HBP: 0	WP: 0 PB: 0 SB: 3 CS: 0	PA: 43			
PITCHER	IP 7.2	WLS 3.08	BF 29	H 8	R 3	ER 3	SO 3	BB 2	IBB 0	HBP 0	BLK 0	WP 0	HR 0	S 61	P 93	ERA 3.52	WHIP 1.043								
32 Roy Halladay, R ERA: 3.08	(8, 1)	1.1	B	8	2	1	1	4	2	0	0	0	0	0	24	36	6.75	3.000							
52 B.J. Ryan, L ERA: 1.13	(10, 1)	1.0		3	0	0	0	2	0	0	0	0	0	10	17	0.00	0.000								
Justin Speier, R ERA: 3.38	(11, 1)	1.0	W	3	0	0	0	0	0	0	0	0	0	6	9	0.00	0.000								
56 Brian Tallet, L ERA: 5.27																									

New York Yankees @ Toronto Blue Jays
Rogers Centre, Toronto, ON
Thu Jul 20 2006, 7:07 PM EDT
Att. 42,366 - Roof Closed - 68 F

AB 39
R 4
H 10
RBI 4
BB 2
SO 9
LOB 13





Batter	1	2	3	4	5	6	7	8	9	10	11	AB	R	H	RBI	BB	SO	LOB	BOTTOM					
3 Reed Johnson, R OBP: 0.440, SLG: 0.511	1-1 L9		0-1 SAFE G6-4-3 1-2			0-0 FC5 1B		0-3 K		0-2 L7		5	1	0	1	0	1	1						
Frank Catalanotto, L OBP: 0.427, SLG: 0.479	1-0 F8			1-2 P4		3-2 10 BB 25 2B 1B		0-2 L4		0-2 L4		5	1	2	1	0	0	0						
10 Vernon Wells, R OBP: 0.383, SLG: 0.608	1-2 1B			0-1 G4-3		0-2 25 2B 1B		1-2 1B		1-0 1B		5	2	4	1	0	0	0						
25 Troy Glaus, R OBP: 0.342, SLG: 0.518	3-3 K			1-3 K		0-0 17 G4-3 1B		0-0 F9				4	0	1	2	0	2	2						
17 Lyle Overbay, L OBP: 0.364, SLG: 0.511		2-2 G6-3			2-3 K	1-2 G4-3		0-0 G4-3				4	0	0	0	0	1	1						
Bengie Molina, R OBP: 0.322, SLG: 0.418		0-1 G5-3			0-3 K	0-0 F9		0-3 K				4	0	0	0	0	2	1						
9 Gregg Zaun, S OBP: 0.387, SLG: 0.497		3-3 K			2-1 F8		1-2 G4-3		0-0 F9			4	0	0	0	0	1	0						
2 Aaron Hill, R OBP: 0.351, SLG: 0.396			1-3 K			1-0 6 G6-3 3 FC5 2B		1-1 F9		2-1 G5-3		4	1	1	0	0	1	0						
6 John McDonald, R OBP: 0.255, SLG: 0.274			2-1 3 G6-4-3 1B			0-1 G6-3		1-2 G4-3				4	0	1	0	0	0	1						
Inning Stats	R: 0 E: 0 K: 1 S: 12	H: 1 LOB: 1 BB: 0 P: 18	R: 0 E: 0 K: 1 S: 8	H: 0 LOB: 0 BB: 0 P: 13	R: 0 E: 0 K: 1 S: 7	H: 1 LOB: 0 BB: 0 P: 10	R: 0 E: 0 K: 1 S: 8	H: 0 LOB: 0 BB: 0 P: 10	R: 4 E: 1 K: 0 S: 15	H: 4 LOB: 1 BB: 0 P: 17	R: 0 E: 0 K: 0 S: 9	H: 0 LOB: 0 BB: 0 P: 12	R: 0 E: 0 K: 1 S: 10	H: 1 LOB: 1 BB: 0 P: 11	R: 0 E: 0 K: 0 S: 6	H: 0 LOB: 0 BB: 0 P: 6	R: 0 E: 0 K: 0 S: 7	H: 0 LOB: 0 BB: 0 P: 10	R: 1 E: 0 K: 0 S: 4	H: 2 LOB: 0 BB: 0 P: 5	1B: 6 2B: 2 3B: 0 HR: 1	SF: 0 SAC: 0 DP: 1 HBP: 0	WP: 0 PB: 0 SB: 0 CS: 1	PA: 39
PITCHER	IP 7.0	WLS 3.39	BF 27	H 6	R 4	ER 4	SO 6	BB 0	IBB 0	HBP 0	BLK 0	WP 0	HR 0	S 67	P 92	ERA 5.14	WHIP 0.857							
35 Mike Mussina, R ERA: 3.39	(8, 1)	2.0	7	1	0	0	2	0	0	0	0	0	0	16	17	0.00	0.500							
Scott Proctor, R ERA: 4.2	(10, 1)	1.1	L	5	2	1	1	0	0	0	0	0	1	11	15	6.75	1.500							
42 Mariano Rivera, R ERA: 2.1																								

New York Yankees @ Toronto Blue Jays
Rogers Centre, Toronto, ON
Thu Jul 20 2006, 7:07 PM EDT
Att. 42,366 - Roof Closed - 68 F

AB 39
R 5
H 9
RBI 5
BB 0
SO 8
LOB 6



Batter	1	2	3	4	5	6	7	8	9	AB	R	H	RBI	BB	SO	LOB	TOP						
18 Johnny Damon, L (1, 8) OBP: 0.369, SLG: 0.462	1-2 G4-3		2-2 G3-1			4-1 20 BLK BB	4-0 2 BB IBB		1-0 G6-4-3	3	1	0	0	2	0	1	<p>New York Yankees @ Toronto Blue Jays Rogers Centre, Toronto, ON Sat Jul 22 2006, 4:07 PM EDT Att: 50,014 - Roof Closed - 68 F</p> <p>livebaseballscores.com</p> <p>AB 32 R 5 H 7 RBI 4 BB 5 SO 10 LOB 16</p> 						
Miguel Cairo, R (1, 4) OBP: 0.292, SLG: 0.309	4-2 2 G3 BB		3-2 G1-3			1-3 20 BLK BB	0-3 2 K			3	0	0	0	1	2	4							
2 Derek Jeter, R (1, 6) OBP: 0.421, SLG: 0.464	2-2 G3				3-2 1B	1-2 20 BLK 1B	4-2 1-2 2-3 3-H BB			3	0	2	1	1	0	1							
13 Alex Rodriguez, R (1, 10) OBP: 0.383, SLG: 0.504		2-3 K		0-3 K		2-3 K	0-3 K			4	0	0	0	0	4	6							
20 Jorge Posada, S (1, 2) OBP: 0.387, SLG: 0.466	1-2 HR 3B		1-3 K			0-0 G4-3		0-2 F8		4	1	1	0	0	1	2							
Bernie Williams, S (1, 9) OBP: 0.319, SLG: 0.427	3-2 HR		0-1 G1-3			0-2 28 1B 25 2B 1B		2-2 G1-3		4	2	2	2	0	0	1							
Bubba Crosby, L (8, 9) OBP: 0.263, SLG: 0.320	3-H HR		1-3 K		0-2 F9		1-0 P3		0-0 G5-3	4	0	0	0	0	1	1							
12 Andy Phillips, R (1, 3) OBP: 0.268, SLG: 0.419	1-3 K				0-2 G4-3		0-1 25 2B 2 BB 1B		0-2 L7	4	1	1	0	0	0	0							
28 Melky Cabrera, S (1, 7) OBP: 0.350, SLG: 0.374	0-1 L9				0-0 G4-3		1-2 2 BB 1B		4-1 18 G6-4-3 BB	2	0	0	0	0	2	0							
Nick Green, R (1, 5) OBP: 0.281, SLG: 0.241			1-3 K		3-3 K		0-1 2 BB			1	0	1	1	1	0	0							
25 Jason Giambi, L (7, PH) OBP: 0.408, SLG: 0.585							1-3 2-H 2B			0	0	0	0	0	0	0							
Jaret Wright, R (9, PR)										0	0	0	0	0	0	0							
42 Mariano Rivera, R (9, 1)										0	0	0	0	0	0	0							
Inning Stats	R: 0 E: 0 K: 0 S: 11	H: 0 LOB: 0 BB: 1 P: 18	R: 2 E: 0 K: 2 S: 14	H: 2 LOB: 0 BB: 0 P: 21	R: 0 E: 0 K: 1 S: 12	H: 0 LOB: 0 BB: 0 P: 18	R: 0 E: 0 K: 2 S: 16	H: 1 LOB: 1 BB: 0 P: 20	R: 0 E: 0 K: 1 S: 7	H: 0 LOB: 0 BB: 0 P: 10	R: 1 E: 0 K: 2 S: 13	H: 1 LOB: 1 BB: 1 P: 21	R: 2 E: 0 K: 2 S: 17	H: 3 LOB: 2 BB: 2 P: 28	R: 0 E: 0 K: 0 S: 7	H: 0 LOB: 0 BB: 0 P: 9		R: 0 E: 0 K: 0 S: 5	H: 0 LOB: 1 BB: 1 P: 10	1B: 4 2B: 1 3B: 1 HR: 1	SF: 0 SAC: 0 DP: 1 HBP: 0	WP: 0 PB: 0 SB: 1 CS: 0	PA: 37
PITCHER	IP WLS BF H R ER SO BB IBB HBP BLK WP HR S P ERA WHIP																						
Ted Lilly, L (1, 1) ERA: 3.89	6.0 0.1 H 2 1 1 1 0 0 0 0 0 0 0 0 0 0 108 4.50 1.000																						
22 Brandon League, R (7, 1) ERA: 5.23	0.0 L 3 2 0 0 0 0 0 1 0 0 0 0 0 0 5 6 27.00 3.000																						
37 Scott Downs, L (7, 1) ERA: 4.89	0.2 3 0 1 1 2 1 0 0 0 0 0 0 0 8 14 13.50 1.500																						
Justin Speier, R (7, 1) ERA: 3.32	2.0 6 0 0 0 0 1 0 0 0 0 0 0 0 12 19 0.00 0.500																						
56 Brian Tallet, L (8, 1) ERA: 4.91																							

Batter	1	2	3	4	5	6	7	8	9	AB	R	H	RBI	BB	SO	LOB	BOTTOM				
3 Reed Johnson, R (1, 9) OBP: 0.435, SLG: 0.508	4-1 10 G5-4-3 1B BB	0-1 G5-3			3-2 G6-3		0-3 K		2-1 P5	4	0	0	0	1	1	2	<p>New York Yankees @ Toronto Blue Jays Rogers Centre, Toronto, ON Sat Jul 22 2006, 4:07 PM EDT Att: 50,014 - Roof Closed - 68 F</p> <p>livebaseballscores.com</p> <p>AB 36 R 4 H 11 RBI 4 BB 1 SO 7 LOB 15</p> 				
Frank Catalanotto, L (1, 7) OBP: 0.431, SLG: 0.463	0-1 10 G5-4-3 1B		2-2 G6-3		1-0 10 17 2B 1B		2-2 2B			4	1	3	0	0	0	0					
10 Vernon Wells, R (1, 8) OBP: 0.382, SLG: 0.603	1-1 G5-4-3		1-1 G2-3		0-1 17 2B 1B		1-3 K			4	1	1	0	0	1	3					
25 Troy Glaus, R (1, 10) OBP: 0.344, SLG: 0.524	1-1 G4-3		3-2 G5-3		0-0 F7		1-3 K			4	0	0	0	0	1	4					
17 Lyle Overbay, L (1, 3) OBP: 0.365, SLG: 0.515		3-2 2 1B 1B		1-0 G4-3	1-0 1-H 2-H 2B		1-3 K			4	1	2	2	0	1	0					
Bengie Molina, R (1, 2) OBP: 0.318, SLG: 0.412	1 SAFE 1-3 K		0-0 G6-3		0-0 F8		0-3 K			3	0	0	0	0	1	2					
9 Gregg Zaun, S (8, PH) OBP: 0.373, SLG: 0.503							1-3 K			1	0	0	0	0	1	0					
Eric Hinske, L (1, 5) OBP: 0.362, SLG: 0.523	1 SAFE 2-0 6 G1-3 2 1B 1-2 1B		3-1 HR		3-2 G4-3		1-3 K			4	1	2	1	0	1	0					
2 Aaron Hill, R (1, 4) OBP: 0.354, SLG: 0.400	2-2 6 G1-3 1-2 2-H 1B		1-2 2B		0-0 6 G5-4-3 1B				0-1 G6-3	4	0	3	1	0	0	0					
6 John McDonald, R (1, 6) OBP: 0.245, SLG: 0.255	0-0 G1-3		2-2 G6-3		1 SAFE 0-1 G5-4-3		1-2 1-2 2-H		0-0 G6-3	4	0	0	0	0	0	4					
Inning Stats	R: 0 E: 0 K: 0 S: 7	H: 1 LOB: 1 BB: 1 P: 13	R: 1 E: 0 K: 1 S: 13	H: 3 LOB: 2 BB: 0 P: 21	R: 0 E: 0 K: 0 S: 8	H: 0 LOB: 0 BB: 0 P: 14	R: 1 E: 0 K: 0 S: 10	H: 2 LOB: 1 BB: 0 P: 17	R: 2 E: 0 K: 0 S: 10	H: 3 LOB: 1 BB: 0 P: 15	R: 0 E: 0 K: 3 S: 13	H: 1 LOB: 1 BB: 0 P: 17	R: 0 E: 0 K: 3 S: 10	H: 0 LOB: 0 BB: 0 P: 12	R: 0 E: 0 K: 0 S: 5	H: 0 LOB: 0 BB: 0 P: 7		1B: 7 2B: 3 3B: 0 HR: 1	SF: 0 SAC: 0 DP: 2 HBP: 0	WP: 0 PB: 0 SB: 0 CS: 0	PA: 37
PITCHER	IP WLS BF H R ER SO BB IBB HBP BLK WP HR S P ERA WHIP																				
40 Chien-Ming Wang, R (1, 1) ERA: 4.01	6.0 W 27 10 4 4 4 3 0 0 0 0 0 0 0 13 17 0.00 1.000																				
Scott Proctor, R (7, 1) ERA: 4.13	1.0 H 4 1 0 0 3 0 0 0 0 0 0 0 0 10 12 0.00 0.000																				
Kyle Farnsworth, R (8, 1) ERA: 4.06	1.0 S 3 0 0 0 0 0 0 0 0 0 0 0 0 5 7 0.00 0.000																				
42 Mariano Rivera, R (9, 1) ERA: 2.06																					

Batter	1	2	3	4	5	6	7	8	9	AB	R	H	RBI	BB	SO	LOB	TOP										
28 Melky Cabrera, S OBP: 0.354, SLG: 0.387	1-1 G1-3		3-3 K	3-3 K		3-2 G6-3			2-2 L7	5	0	0	0	0	2	4											
2 Derek Jeter, R OBP: 0.421, SLG: 0.470	1-3 K			0-2 G5-3	3-2 13 BB HR		2-3 K		3-2 G5-3	5	1	1	0	0	2	0											
25 Jason Giambi, L OBP: 0.404, SLG: 0.574	2-2 P2			1-0 F8	1-0 P6		0-2 P5			4	0	0	0	0	0	1											
13 Alex Rodriguez, R OBP: 0.383, SLG: 0.499		2-1 20 CS HBP		4-1 12 BB HBP	4-1 HR		0-3 K			1	2	0	0	2	1	0											
20 Jorge Posada, S OBP: 0.390, SLG: 0.474	3-3 K		4-1 12 BB HBP	4-1 K				1-1 E		3	2	1	0	1	2	3											
Aaron Guiel, L OBP: 0.330, SLG: 0.500	1-2 F9		4-2 12 BB HBP	2-2 HR				1-2 E1		3	2	1	3	0	0	0											
12 Andy Phillips, R OBP: 0.269, SLG: 0.411			4-2 B2-3 BB	4-2 BB	3-3 K			3-1 G4-6-3		2	0	0	1	2	1	1											
Miguel Cairo, R OBP: 0.280, SLG: 0.310			0-3 K	1-1 BB		3-2 G4-3		2-1 G6-3		4	0	1	2	0	1	1											
Bubba Crosby, L OBP: 0.261, SLG: 0.302			0-0 B2-3	1-2 BB		2-3 K		1-0 P3		3	0	0	0	1	1	1											
Inning Stats	R: 0 E: 0 K: 1 S: 8	H: 0 LOB: 0 BB: 0 P: 12	R: 0 E: 0 K: 1 S: 7	H: 0 LOB: 0 BB: 0 P: 13	R: 0 E: 0 K: 2 S: 12	H: 0 LOB: 1 BB: 1 P: 19	R: 3 E: 0 K: 1 S: 21	H: 1 LOB: 3 BB: 4 P: 46	R: 3 E: 0 K: 2 S: 14	H: 2 LOB: 0 BB: 0 P: 27	R: 0 E: 0 K: 1 S: 10	H: 0 LOB: 0 BB: 0 P: 18	R: 0 E: 0 K: 2 S: 12	H: 0 LOB: 0 BB: 0 P: 14	R: 1 E: 1 K: 0 S: 9	H: 1 LOB: 0 BB: 0 P: 16	R: 0 E: 0 K: 0 S: 10	H: 0 LOB: 0 BB: 0 P: 16	1B: 2 2B: 1 3B: 0 HR: 1	SF: 0 SAC: 0 DP: 1 HBP: 2	WP: 0 PB: 0 SB: 0 CS: 1	PA: 38					
PITCHER	IP	WLS	BF	H	R	ER	SO	BB	IBB	HBP	BLK	WP	HR	S	P	ERA	WHIP										
Adam Eaton, R ERA: 7.36	3.2	L	17	1	3	3	4	4	0	2	0	0	0	43	78	7.36	1.364										
32 Ron Mahay, L ERA: 3.66	1.0		7	2	3	3	2	2	0	0	0	0	1	16	33	27.00	4.000										
53 Joaquin Benoit, R ERA: 4.53	2.1		7	0	0	0	4	0	0	0	0	0	0	25	38	0.00	0.000										
Rick Bauer, R ERA: 3.04	1.0		4	1	1	1	0	0	0	0	0	0	0	9	16	9.00	1.000										
John Wassdin, R ERA: 4.82	1.0		3	0	0	0	0	0	0	0	0	0	0	10	16	0.00	0.000										

New York Yankees @ Texas Rangers
Ameriquet Field, Arlington, TX
Tue Jul 25 2006, 8:05 PM EDT
Att: 42,163 - Clear - 94 F

AB 30
R 7
H 4
RBI 6
BB 6
SO 10
LOB 11



Batter	1	2	3	4	5	6	7	8	9	AB	R	H	RBI	BB	SO	LOB	BOTTOM										
Gary Matthews, S OBP: 0.376, SLG: 0.518	2-3 K		2-2 5 G5-3 1B		1-2 P6		1-1 10 SF9 2B		2-2 FC1-6 5 DI	5	1	2	0	0	1	1											
5 Ian Kinsler, R OBP: 0.363, SLG: 0.472	4-2 10 S 23 1B BB		1-1 G5-3		0-0 P3		1-2 L4		0-3 K	4	1	0	0	1	1	3											
10 Michael Young, R OBP: 0.356, SLG: 0.449	2-0 G6-3		4-1 23 1B BB		1-1 1B		1-2 SF9			2	0	1	1	1	0	1											
23 Mark Teixeira, S OBP: 0.360, SLG: 0.463	1-1 2H 1B		0-1 1B		0-2 G4-3		0-1 F9			4	0	2	1	0	0	2											
9 Hank Blalock, L OBP: 0.335, SLG: 0.412	2-2 F8		2-3 K			2-2 G4-3		0-0 G3		4	0	0	0	0	1	3											
Kevin Mench, R OBP: 0.336, SLG: 0.454		0-1 L9		1-2 G6-3		0-1 G5-3		1-0 F9		4	0	0	0	0	0	0											
Mark DeRosa, R OBP: 0.369, SLG: 0.472		1-1 G4-3		1-0 G5-3				1-0 F9		3	0	0	0	0	0	0											
6 Brad Wilkerson, L OBP: 0.324, SLG: 0.454		3-3 K		0-0 L5		1-3 HBP			2-2 FC1-6 1B	4	0	1	0	0	2	1											
Rod Barajas, R OBP: 0.296, SLG: 0.419			0-2 P3		2-2 HR		3-2 2B 10 SF9 1B		0-2 F7	4	2	2	1	0	0	1											
Inning Stats	R: 1 E: 0 K: 1 S: 13	H: 1 LOB: 1 BB: 1 P: 24	R: 0 E: 0 K: 1 S: 8	H: 0 LOB: 0 BB: 0 P: 12	R: 1 E: 1 K: 1 S: 14	H: 2 LOB: 2 BB: 1 P: 23	R: 0 E: 0 K: 0 S: 6	H: 0 LOB: 0 BB: 0 P: 8	R: 1 E: 0 K: 0 S: 12	H: 2 LOB: 1 BB: 1 P: 16	R: 0 E: 0 K: 1 S: 9	H: 0 LOB: 0 BB: 0 P: 14	R: 1 E: 0 K: 0 S: 14	H: 2 LOB: 1 BB: 0 P: 20	R: 0 E: 0 K: 0 S: 3	H: 0 LOB: 0 BB: 0 P: 5	R: 0 E: 0 K: 1 S: 13	H: 1 LOB: 1 BB: 0 P: 17	1B: 6 2B: 1 3B: 0 HR: 1	SF: 1 SAC: 0 DP: 0 HBP: 1	WP: 0 PB: 0 SB: 1 CS: 0	PA: 38					
PITCHER	IP	WLS	BF	H	R	ER	SO	BB	IBB	HBP	BLK	WP	HR	S	P	ERA	WHIP										
35 Mike Mussina, R ERA: 3.44	6.0	W	26	5	3	3	3	4	0	1	0	0	0	62	97	4.50	1.167										
Ron Villone, L ERA: 2.19	0.0		2	2	1	1	0	0	0	0	0	0	0	6	10	∞	∞										
Scott Proctor, R ERA: 3.94	2.0	H	6	0	0	0	0	0	0	0	0	0	0	11	15	0.00	0.000										
42 Mariano Rivera, R ERA: 1.99	1.0	S	4	1	0	0	1	0	0	0	0	0	0	13	17	0.00	1.000										

New York Yankees @ Texas Rangers
Ameriquet Field, Arlington, TX
Tue Jul 25 2006, 8:05 PM EDT
Att: 42,163 - Clear - 94 F

AB 34
R 4
H 8
RBI 3
BB 2
SO 5
LOB 12



Batter	1	2	3	4	5	6	7	8	9	AB	R	H	RBI	BB	SO	LOB	TOP				
18 Johnny Damon, L (1, 8) OBP: 0.370, SLG: 0.459	1-2 FC3-6 1B	2-0 FC3-6 1B		1-2 G6-3			4-1 BB	3-1 F7		4	0	1	0	1	0	1					
2 Derek Jeter, R (1, 6) OBP: 0.423, SLG: 0.475	1-1 1B	0-1 1B		1-1 G5-3			3-3 BB		0-0 1B	5	2	3	0	0	1	1					
25 Jason Giambi, L (1, 10) OBP: 0.401, SLG: 0.577	1-0 F8	1-1 F8			1-2 G4-3		1-3 BB		2-1 HR	5	1	1	2	0	1	4					
13 Alex Rodriguez, R (1, 5) OBP: 0.383, SLG: 0.505	3-2 FC5-2-5 1B		2-1 G6-3		1-0 BB			3-2 HR	3-3 K	5	2	2	1	0	1	2					
Bernie Williams, S (1, 9) OBP: 0.325, SLG: 0.419	1-0 1B		1-3 K		4-2 BB			4-2 BB	0-3 K	2	1	1	0	2	1	0					
Nick Green, R (8, 4) OBP: 0.290, SLG: 0.271	1-2 1B			1-2 BB				2B BB		1	0	0	0	0	1	0					
12 Andy Phillips, R (1, 3) OBP: 0.277, SLG: 0.415	3-2 1B		0-0 1B		3-2 G6-3			0-0 1B	0-0 G5-3	5	1	3	2	0	0	2					
28 Melky Cabrera, S (1, 7) OBP: 0.356, SLG: 0.393	1-2 FC6-4 1B		2-1 1B		2-1 G4-3			2-2 WP		4	1	2	2	0	0	2					
Sal Fasano, R (1, 2) OBP: 0.285, SLG: 0.385		1-0 1B		0-2 F8				1-0 SH1-4		3	0	1	0	0	0	2					
20 Jorge Posada, S (9, 2) OBP: 0.390, SLG: 0.474				1-2 1B				2-3		0	0	0	0	0	0	0					
Miguel Cairo, R (1, 4) OBP: 0.275, SLG: 0.305		0-0 F8		1-2 G6-3				2-3 K		3	0	0	0	0	0	1					
Aaron Guiel, L (8, PH) OBP: 0.326, SLG: 0.494					0-1 G6-3			3-H		1	0	0	0	0	1	0					
Inning Stats	R: 2 E: 0 K: 0 S: 18	H: 4 LOB: 2 BB: 0 P: 29	R: 0 E: 0 K: 0 S: 7	H: 2 LOB: 2 BB: 0 P: 11	R: 0 E: 0 K: 1 S: 12	H: 2 LOB: 2 BB: 0 P: 17	R: 0 E: 0 K: 0 S: 8	H: 0 LOB: 0 BB: 0 P: 11	R: 0 E: 0 K: 0 S: 8	H: 0 LOB: 0 BB: 0 P: 10	R: 0 E: 0 K: 2 S: 7	H: 0 LOB: 0 BB: 1 P: 15	R: 0 E: 0 K: 1 S: 17	H: 0 LOB: 0 BB: 1 P: 32	R: 2 E: 0 K: 2 S: 10	H: 2 LOB: 0 BB: 0 P: 15	1B: 10 2B: 3 3B: 0 HR: 2	SF: 0 SAC: 1 DP: 2 HBP: 0	WP: 1 PB: 0 CS: 1	PA: 42	
PITCHER	IP WLS BF H R ER SO BB IBB HBP BLK WP HR S P ERA WHIP	IP WLS BF H R ER SO BB IBB HBP BLK WP HR S P ERA WHIP	IP WLS BF H R ER SO BB IBB HBP BLK WP HR S P ERA WHIP	IP WLS BF H R ER SO BB IBB HBP BLK WP HR S P ERA WHIP	IP WLS BF H R ER SO BB IBB HBP BLK WP HR S P ERA WHIP	IP WLS BF H R ER SO BB IBB HBP BLK WP HR S P ERA WHIP	IP WLS BF H R ER SO BB IBB HBP BLK WP HR S P ERA WHIP	IP WLS BF H R ER SO BB IBB HBP BLK WP HR S P ERA WHIP	IP WLS BF H R ER SO BB IBB HBP BLK WP HR S P ERA WHIP	IP WLS BF H R ER SO BB IBB HBP BLK WP HR S P ERA WHIP	IP WLS BF H R ER SO BB IBB HBP BLK WP HR S P ERA WHIP	IP WLS BF H R ER SO BB IBB HBP BLK WP HR S P ERA WHIP	IP WLS BF H R ER SO BB IBB HBP BLK WP HR S P ERA WHIP	IP WLS BF H R ER SO BB IBB HBP BLK WP HR S P ERA WHIP	IP WLS BF H R ER SO BB IBB HBP BLK WP HR S P ERA WHIP	IP WLS BF H R ER SO BB IBB HBP BLK WP HR S P ERA WHIP	IP WLS BF H R ER SO BB IBB HBP BLK WP HR S P ERA WHIP	IP WLS BF H R ER SO BB IBB HBP BLK WP HR S P ERA WHIP	IP WLS BF H R ER SO BB IBB HBP BLK WP HR S P ERA WHIP	IP WLS BF H R ER SO BB IBB HBP BLK WP HR S P ERA WHIP	IP WLS BF H R ER SO BB IBB HBP BLK WP HR S P ERA WHIP

New York Yankees @ Texas Rangers
 Ameriquest Field, Arlington, TX
 Wed Jul 26 2006, 8:05 PM EDT
 Att: 43,497 - Partly Cloudy - 92 F

AB 38
 R 8
 H 14
 RBI 7
 BB 3
 SO 6
 LOB 15



Batter	1	2	3	4	5	6	7	8	9	AB	R	H	RBI	BB	SO	LOB	BOTTOM					
Gary Matthews, S (1, 8) OBP: 0.373, SLG: 0.512	1-3 K		2-1 F7		1-0 F9			4-2 BB	1-3 K	4	1	0	0	1	2	0						
5 Ian Kinsler, R (1, 4) OBP: 0.364, SLG: 0.475	2-2 G6-3		2-3 K		2-0 L7			3-2 BB	0-0 1B	5	1	2	0	0	1	0						
4 Freddy Guzman, S (8, FR) OBP: 0.375, SLG: 0.286								1-3 2B	1-1 1B	0	0	0	0	0	0	0						
10 Michael Young, R (1, 6) OBP: 0.354, SLG: 0.447	3-2 G5-3		2-2 G6-3			0-0 F8		0-0 1B	1-1 G6-3	5	1	1	2	0	0	1						
23 Mark Teixeira, S (1, 3) OBP: 0.365, SLG: 0.467		4-2 BB		1-1 1B		1-1 1B		2-2 1B	1-3 1B	3	2	3	0	1	0	0						
9 Hank Blalock, L (1, 5) OBP: 0.339, SLG: 0.418		0-0 1B		3-2 2B		2-3 K		0-0 1B	1-2 1B	4	2	3	2	0	1	1						
Kevin Mench, R (1, 7) OBP: 0.338, SLG: 0.459		2-0 2B		1-2 2B		1-2 SF8		1-2 1B	0-2 1B	3	0	2	3	0	0	1						
Jerry Hairston, R (8, FR) OBP: 0.263, SLG: 0.255		1-H 2B		2-H				1-2 1B	1-2 1B	0	0	0	0	0	0	0						
Mark DeRosa, R (1, 9) OBP: 0.364, SLG: 0.466		0-1 G5-3		1-3 K				2-3 K	2-3 K	4	0	0	0	0	2	4						
6 Brad Wilkerson, L (1, 10) OBP: 0.320, SLG: 0.447		0-1 L6		2-1 G3				2-3 K	1-0 L1-3	4	0	0	0	0	1	4						
Rod Barajas, R (1, 2) OBP: 0.292, SLG: 0.412		2-2 P4			1-2 G6-3			1-0 F7	2-2 P4	4	0	0	0	0	0	1						
Inning Stats	R: 0 E: 0 K: 1 S: 11	H: 0 LOB: 0 BB: 0 P: 17	R: 2 E: 0 K: 0 S: 12	H: 2 LOB: 1 BB: 1 P: 20	R: 0 E: 0 K: 1 S: 10	H: 0 LOB: 0 BB: 0 P: 16	R: 2 E: 0 K: 1 S: 14	H: 2 LOB: 0 BB: 0 P: 22	R: 0 E: 0 K: 0 S: 5	H: 0 LOB: 0 BB: 0 P: 9	R: 0 E: 0 K: 1 S: 10	H: 1 LOB: 1 BB: 0 P: 15	R: 0 E: 0 K: 1 S: 5	H: 0 LOB: 0 BB: 0 P: 8	R: 3 E: 0 K: 1 S: 23	H: 5 LOB: 3 BB: 1 P: 35	R: 0 E: 0 K: 1 S: 10	H: 1 LOB: 1 BB: 0 P: 13	1B: 8 2B: 4 3B: 0 HR: 0	SF: 1 SAC: 0 DP: 1 HBP: 0	WP: 0 PB: 1 CS: 0	PA: 39
PITCHER	IP WLS BF H R ER SO BB IBB HBP BLK WP HR S P ERA WHIP	IP WLS BF H R ER SO BB IBB HBP BLK WP HR S P ERA WHIP	IP WLS BF H R ER SO BB IBB HBP BLK WP HR S P ERA WHIP	IP WLS BF H R ER SO BB IBB HBP BLK WP HR S P ERA WHIP	IP WLS BF H R ER SO BB IBB HBP BLK WP HR S P ERA WHIP	IP WLS BF H R ER SO BB IBB HBP BLK WP HR S P ERA WHIP	IP WLS BF H R ER SO BB IBB HBP BLK WP HR S P ERA WHIP	IP WLS BF H R ER SO BB IBB HBP BLK WP HR S P ERA WHIP	IP WLS BF H R ER SO BB IBB HBP BLK WP HR S P ERA WHIP	IP WLS BF H R ER SO BB IBB HBP BLK WP HR S P ERA WHIP	IP WLS BF H R ER SO BB IBB HBP BLK WP HR S P ERA WHIP	IP WLS BF H R ER SO BB IBB HBP BLK WP HR S P ERA WHIP	IP WLS BF H R ER SO BB IBB HBP BLK WP HR S P ERA WHIP	IP WLS BF H R ER SO BB IBB HBP BLK WP HR S P ERA WHIP	IP WLS BF H R ER SO BB IBB HBP BLK WP HR S P ERA WHIP	IP WLS BF H R ER SO BB IBB HBP BLK WP HR S P ERA WHIP	IP WLS BF H R ER SO BB IBB HBP BLK WP HR S P ERA WHIP	IP WLS BF H R ER SO BB IBB HBP BLK WP HR S P ERA WHIP	IP WLS BF H R ER SO BB IBB HBP BLK WP HR S P ERA WHIP	IP WLS BF H R ER SO BB IBB HBP BLK WP HR S P ERA WHIP	IP WLS BF H R ER SO BB IBB HBP BLK WP HR S P ERA WHIP	

New York Yankees @ Texas Rangers
 Ameriquest Field, Arlington, TX
 Wed Jul 26 2006, 8:05 PM EDT
 Att: 43,497 - Partly Cloudy - 92 F

AB 36
 R 7
 H 11
 RBI 7
 BB 2
 SO 7
 LOB 12




Batter	1	2	3	4	5	6	7	8	9	AB	R	H	RBI	BB	SO	LOB	TOP			
Julio Lugo, R OBP: 0.371, SLG: 0.504	G1-3			K		13 WP 13 S			G6-3	4	0	1	0	0	1	0	Tampa Bay Devil Rays @ New York Yankees Yankee Stadium, Bronx, NY Fri Jul 28, 2006, 7:05 PM EDT Att: 53,979 - Cloudy - 79 F			
13 Carl Crawford, L OBP: 0.350, SLG: 0.508	G4-3			F7		1 SAFE 4-2			L7	3	0	0	0	1	0					
5 Rocco Baldelli, R OBP: 0.316, SLG: 0.446	G6-3			G6-3		1-0			G4-3	4	0	0	0	0	2					
Ty Wigginton, R OBP: 0.314, SLG: 0.477		G6-3			1-1	3 G4-3			G3-1	3	0	1	0	0	0					
Travis Lee, L OBP: 0.293, SLG: 0.324		F7			0-0	F8			G4-3	3	0	0	0	0	1					
3 Jorge Cantu, R OBP: 0.310, SLG: 0.430		L5			2-1	G4-3			G6-3	3	0	0	0	0	1					
14 Greg Norton, S OBP: 0.324, SLG: 0.431				G4-3		0-0			G6-3	2	0	0	0	1	0					
31 Jonny Gomes, R OBP: 0.319, SLG: 0.453				P6		0-2			G5-4-3	3	0	0	0	0	1					
30 Dioner Navarro, S OBP: 0.354, SLG: 0.366				G4-3		2-2			F8	3	0	0	0	0	0					
Inning Stats	R: 0 E: 0 K: 0 S: 6	H: 0 LOB: 0 BB: 0 P: 10	R: 0 E: 0 K: 0 S: 6	H: 0 LOB: 0 BB: 0 P: 9	R: 0 E: 0 K: 0 S: 11	H: 0 LOB: 0 BB: 0 P: 14	R: 0 E: 0 K: 1 S: 5	H: 0 LOB: 0 BB: 0 P: 8	R: 0 E: 0 K: 0 S: 13	H: 1 LOB: 1 BB: 1 P: 20	R: 0 E: 0 K: 0 S: 7	H: 0 LOB: 0 BB: 0 P: 12	R: 0 E: 0 K: 0 S: 6	H: 0 LOB: 0 BB: 1 P: 11	R: 0 E: 0 K: 0 S: 6	H: 0 LOB: 0 BB: 0 P: 11	1B: 2 2B: 0 3B: 0 HR: 0	SF: 0 SAC: 0 DP: 1 HBP: 0	WP: 1 PB: 0 SB: 1 CS: 0	PA: 30
PITCHER 40 Chien-Ming Wang, R ERA: 3.77	IP: 9.0 WLS: W BF: 30 H: 2 R: 0 ER: 0 SO: 1 BB: 2 IBB: 0 HBP: 0 BLK: 0 WP: 1 HR: 0 S: 66 P: 104 ERA: 0.00 WHIP: 0.444																			

Batter	1	2	3	4	5	6	7	8	9	AB	R	H	RBI	BB	SO	LOB	BOTTOM			
18 Johnny Damon, L OBP: 0.368, SLG: 0.458	G3 13 1B	G6-3		L1	G1-3		G1-3			5	1	1	0	0	0	2	Tampa Bay Devil Rays @ New York Yankees Yankee Stadium, Bronx, NY Fri Jul 28, 2006, 7:05 PM EDT Att: 53,979 - Cloudy - 79 F			
2 Derek Jeter, R OBP: 0.425, SLG: 0.479	G3	13 BB 25 S		13 BB 20 BB	2-0			K	5	1	3	2	0	1	1					
25 Jason Giambi, L OBP: 0.401, SLG: 0.572	K	13 BB		20 BB 12 BB	1-2			G4-3	3	1	0	0	2	1	2					
13 Alex Rodriguez, R OBP: 0.385, SLG: 0.504	20 BB			12 BB 20 BB	2-2	G3		K	3	0	1	1	2	1	0					
20 Jorge Posada, S OBP: 0.391, SLG: 0.471	3-H	P4		12 BB	1-1	G3			2	0	0	1	2	0	3					
Bernie Williams, S OBP: 0.327, SLG: 0.430	F8			1-2 2-3 3-H	1-1				4	1	2	1	0	0	5					
Bubba Crosby, L OBP: 0.261, SLG: 0.302				28 BB L5	F7				0	0	0	0	0	0	0					
12 Andy Phillips, R OBP: 0.281, SLG: 0.414		SH1-4 2 1B		F8	4-1	K			3	1	1	1	1	1	1					
28 Melky Cabrera, S OBP: 0.354, SLG: 0.395		FC1 2 1B		G3	1-1			P3	4	1	1	0	0	0	4					
Miguel Cairo, R OBP: 0.271, SLG: 0.300		SH1-4		L5	2-1			F9	3	0	0	0	0	0	2					
Inning Stats	R: 1 E: 0 K: 1 S: 10	H: 2 LOB: 2 BB: 1 P: 19	R: 2 E: 1 K: 0 S: 15	H: 2 LOB: 3 BB: 2 P: 27	R: 0 E: 0 K: 0 S: 6	H: 2 LOB: 1 BB: 0 P: 10	R: 2 E: 0 K: 0 S: 14	H: 1 LOB: 3 BB: 4 P: 34	R: 0 E: 0 K: 1 S: 8	H: 1 LOB: 1 BB: 0 P: 15	R: 1 E: 0 K: 0 S: 12	H: 1 LOB: 0 BB: 0 P: 18	R: 0 E: 0 K: 2 S: 9	H: 0 LOB: 0 BB: 0 P: 14	R: 0 E: 0 K: 2 S: 9	H: 0 LOB: 0 BB: 0 P: 14	1B: 5 2B: 4 3B: 0 HR: 1	SF: 0 SAC: 1 DP: 1 HBP: 0	WP: 0 PB: 0 SB: 1 CS: 0	PA: 40
PITCHER 56 Tim Lincecum, R ERA: 3.57	IP: 3.1 WLS: L BF: 23 H: 7 R: 0 ER: 3 SO: 5 BB: 6 IBB: 0 HBP: 0 BLK: 0 WP: 0 HR: 0 S: 41 P: 79 ERA: 8.10 WHIP: 3.900																			
Chad Harville, R ERA: 6.31	IP: 4.1 WLS: L BF: 11 H: 2 R: 1 ER: 1 SO: 1 BB: 1 IBB: 0 HBP: 0 BLK: 0 WP: 0 HR: 1 S: 24 P: 44 ERA: 3.38 WHIP: 1.125																			
45 Ruddy Lugo, R ERA: 4.44	IP: 7.1 WLS: L BF: 6 H: 0 R: 0 ER: 0 SO: 2 BB: 0 IBB: 0 HBP: 0 BLK: 0 WP: 0 HR: 0 S: 15 P: 22 ERA: 0.00 WHIP: 0.000																			

Batter	1	2	3	4	5	6	7	8	9	AB	R	H	RBI	BB	SO	LOB	TOP										
Julio Lugo, R OBP: 0.378, SLG: 0.505 (1, 6)	P6	BB		SH5-3	S		13 2B 5 1B	E2 13 G4-3		3	1	2	0	2	0	0											
13 Carl Crawford, L OBP: 0.349, SLG: 0.508 (1, 7)	G3	F7		HBP 3 BB 5 1B	SF8		5 1B	G4-3		4	2	1	2	0	0	3											
5 Rocco Baldelli, R OBP: 0.319, SLG: 0.444 (8, PH)	F9		G3		F9		HR	K		5	2	2	3	0	0	1											
Russell Branyan, L OBP: 0.300, SLG: 0.538 (8, 9)				3 BB 1B						1	0	0	0	0	1	1											
Ty Wigginton, R OBP: 0.316, SLG: 0.480 (1, 3)		F8		HR						2	2	1	0	0	0	0											
Travis Lee, L OBP: 0.293, SLG: 0.336 (4, 3)			HR	3 BB 1B						3	1	1	2	0	0	2											
3 Jorge Cantu, R OBP: 0.311, SLG: 0.438 (1, 4)		F8	F8				HR	K		5	1	1	2	1	1	1											
31 Jonny Gomes, R OBP: 0.322, SLG: 0.459 (1, 10)				1B						4	3	1	1	2	1	3											
Damon Hollins, R OBP: 0.258, SLG: 0.411 (8, 8)				K						6	2	2	5	0	1	1											
30 Dioner Navarro, S OBP: 0.349, SLG: 0.360 (1, 2)				HR						5	1	1	1	0	1	2											
Tomas Perez, S OBP: 0.237, SLG: 0.313 (1, 5)				HR						5	4	5	2	0	0	0											
Inning Stats	R: 0 E: 0 K: 0 S: 8	H: 0 LOB: 0 BB: 0 P: 10	R: 3 E: 1 K: 0 S: 16	H: 2 LOB: 2 BB: 2 P: 27	R: 3 E: 0 K: 0 S: 14	H: 2 LOB: 0 BB: 1 P: 21	R: 4 E: 0 K: 2 S: 19	H: 3 LOB: 2 BB: 1 P: 35	R: 1 E: 0 K: 0 S: 12	H: 2 LOB: 1 BB: 0 P: 9	R: 6 E: 0 K: 2 S: 24	H: 5 LOB: 0 BB: 1 P: 33	R: 1 E: 1 K: 1 S: 12	H: 2 LOB: 1 BB: 0 P: 16	R: 0 E: 0 K: 0 S: 6	H: 0 LOB: 0 BB: 0 P: 13	1B: 7 2B: 6 3B: 0 HR: 4	SF: 1 SAC: 1 DP: 0 HBP: 2	WP: 0 PB: 0 SB: 1 CS: 0	PA: 52							
PITCHER	IP	WLS	BF	H	R	ER	SO	BB	IBB	HBP	BLK	WP	HR	S	P	ERA	WHIP										
Randy Johnson, L ERA: 5.07 (1, 1)	3.1	L	21	6	9	6	0	3	0	1	0	0	1	42	67	16.20	2.700										
Shawn Chacon, R ERA: 7.0 (4, 1)	2.2		16	5	5	5	2	2	0	1	0	0	1	42	65	16.88	2.625										
Mike Myers, L ERA: 3.0 (7, 1)	0.0		3	3	3	3	0	0	0	0	0	0	1	7	9	∞	∞										
38 T.J. Beam, R ERA: 11.7 (7, 1)	2.0		9	3	2	2	3	0	0	0	0	0	1	21	27	9.00	1.500										
Ron Villone, L ERA: 2.09 (9, 1)	1.0		3	0	0	0	0	0	0	0	0	0	0	6	13	0.00	0.000										

Tampa Bay Devil Rays @ New York Yankees
Yankee Stadium, Bronx, NY
Sat Jul 29 2006, 4:05 PM EDT
Att: 54,485 - Partly Cloudy - 93 F


AB 43
R 19
H 17
RBI 18
BB 5
SO 5
LOB 14



Batter	1	2	3	4	5	6	7	8	9	AB	R	H	RBI	BB	SO	LOB	BOTTOM										
18 Johnny Damon, L OBP: 0.369, SLG: 0.458 (1, 8)	G3	F9		2 G5-4-3				G3		4	0	2	0	0	0	1											
Bubba Crosby, L OBP: 0.258, SLG: 0.299 (8, 8)				1B						1	0	0	0	0	0	0											
2 Derek Jeter, R OBP: 0.426, SLG: 0.487 (1, 6)										4	1	2	2	0	0	1											
Nick Green, R OBP: 0.300, SLG: 0.300 (8, 6)	HR									1	1	1	0	0	0	0											
25 Jason Giambi, L OBP: 0.403, SLG: 0.579 (1, 10)										3	2	1	1	2	1	1											
13 Alex Rodriguez, R OBP: 0.386, SLG: 0.504 (1, 5)										4	1	2	0	0	1	3											
Aaron Gutierrez, L OBP: 0.322, SLG: 0.487 (8, 3)	K									1	0	0	1	0	0	0											
20 Jorge Posada, S OBP: 0.394, SLG: 0.474 (1, 2)										2	0	1	2	1	0	1											
Sal Fasano, R OBP: 0.281, SLG: 0.379 (7, 2)										2	0	0	0	0	0	0											
Bernie Williams, S OBP: 0.326, SLG: 0.428 (1, 9)										4	0	1	0	0	1	2											
12 Andy Phillips, R OBP: 0.276, SLG: 0.406 (1, 3)										4	0	0	0	0	0	2											
28 Melky Cabrera, S OBP: 0.353, SLG: 0.392 (1, 7)										4	1	1	0	0	0	2											
Miguel Cairo, R OBP: 0.270, SLG: 0.299 (1, 4)										4	0	1	0	0	0	1											
Inning Stats	R: 2 E: 0 K: 1 S: 18	H: 2 LOB: 1 BB: 1 P: 30	R: 0 E: 0 K: 0 S: 9	H: 1 LOB: 0 BB: 0 P: 15	R: 2 E: 0 K: 0 S: 14	H: 3 LOB: 2 BB: 1 P: 26	R: 0 E: 0 K: 0 S: 10	H: 1 LOB: 0 BB: 0 P: 13	R: 0 E: 0 K: 0 S: 5	H: 1 LOB: 1 BB: 0 P: 9	R: 1 E: 0 K: 0 S: 17	H: 3 LOB: 3 BB: 1 P: 23	R: 0 E: 0 K: 1 S: 10	H: 0 LOB: 0 BB: 0 P: 14	R: 0 E: 0 K: 0 S: 5	H: 0 LOB: 0 BB: 0 P: 10	R: 1 E: 0 K: 1 S: 13	H: 1 LOB: 0 BB: 0 P: 18	1B: 8 2B: 2 3B: 0 HR: 2	SF: 0 SAC: 0 DP: 1 HBP: 0	WP: 0 PB: 1 SB: 2 CS: 0	PA: 41					
PITCHER	IP	WLS	BF	H	R	ER	SO	BB	IBB	HBP	BLK	WP	HR	S	P	ERA	WHIP										
Jae Weong Seo, R ERA: 5.84 (1, 1)	5.2	W	27	9	5	5	1	2	0	0	0	0	0	19	27	0.00	2.250										
52 Jon Switzer, L ERA: 3.68 (6, 1)	1.1		7	2	0	0	1	1	0	0	0	0	0	5	10	0.00	0.000										
22 Shawn Camp, R ERA: 4.75 (8, 1)	1.0		3	0	0	0	0	0	0	0	0	0	0	5	10	0.00	0.000										
36 Edwin Jackson, R ERA: 7.15 (9, 1)	1.0		4	1	1	0	1	0	0	0	0	0	0	13	18	0.00	1.000										

Tampa Bay Devil Rays @ New York Yankees
Yankee Stadium, Bronx, NY
Sat Jul 29 2006, 4:05 PM EDT
Att: 54,485 - Partly Cloudy - 93 F

AB 38
R 6
H 12
RBI 6
BB 3
SO 3
LOB 14

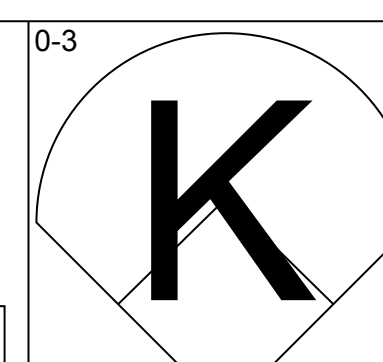
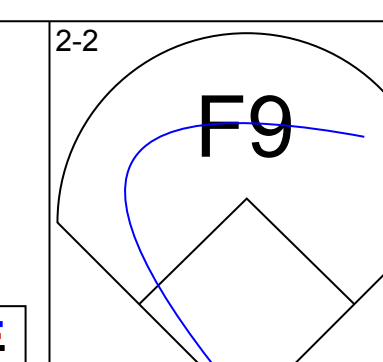
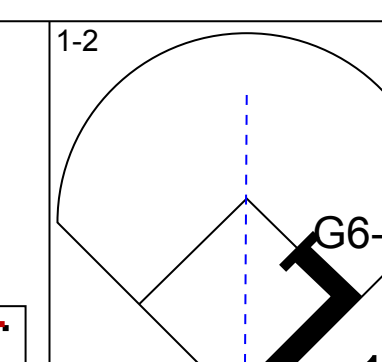
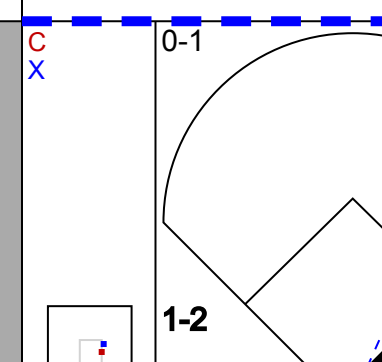
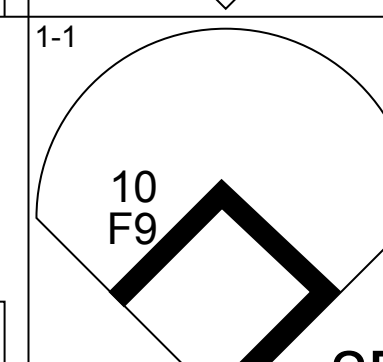
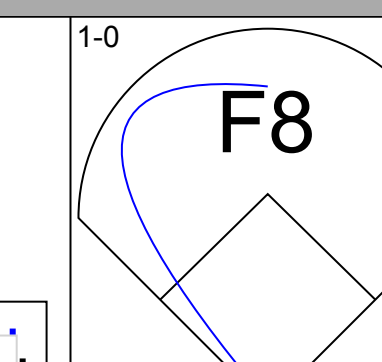
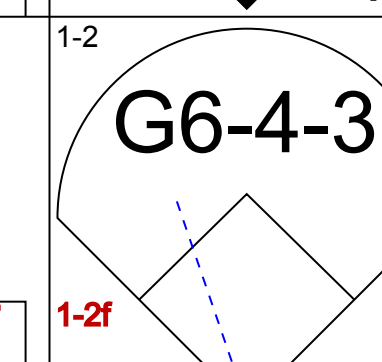
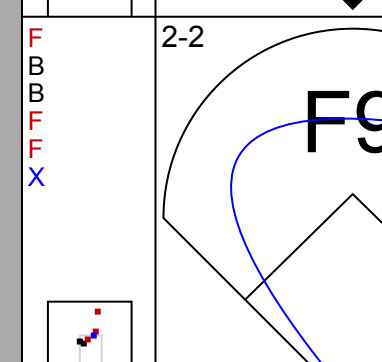
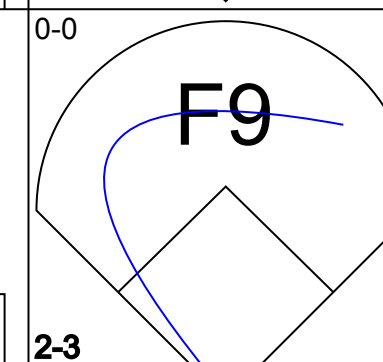
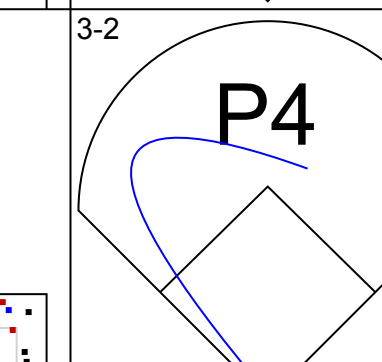
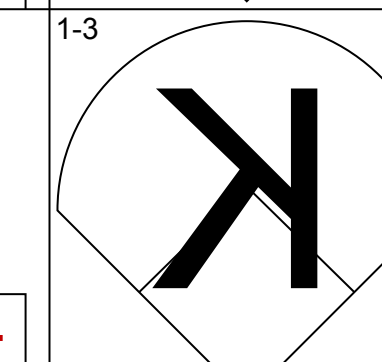
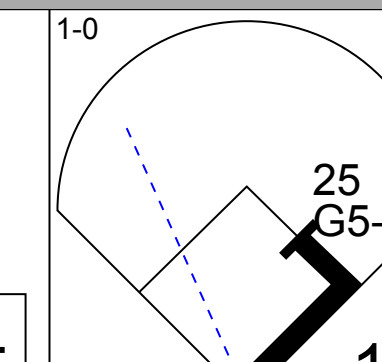
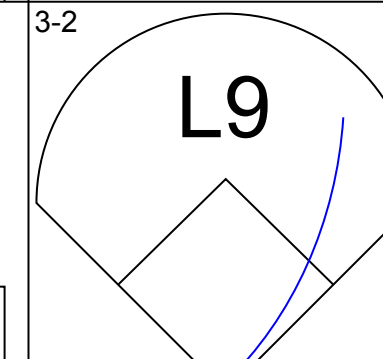
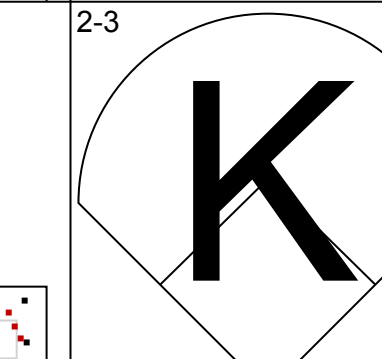
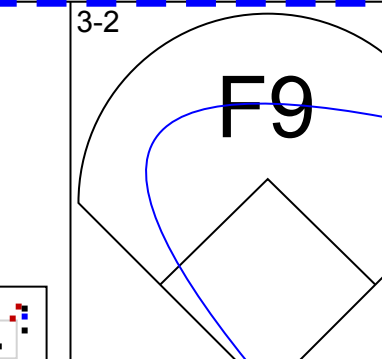
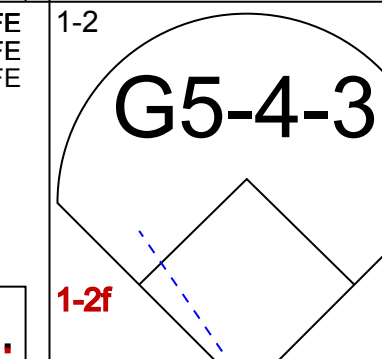
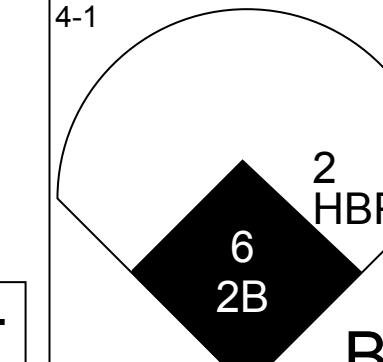
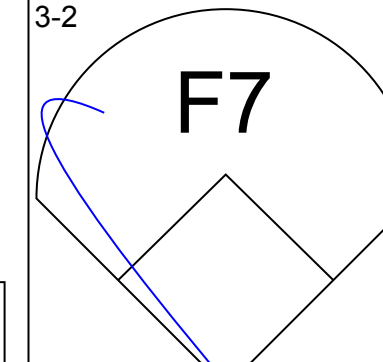
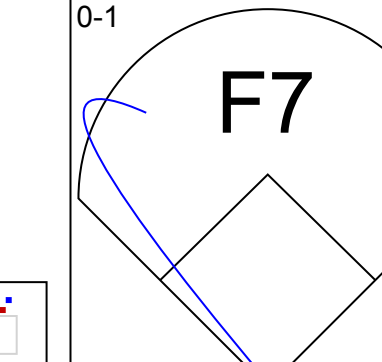
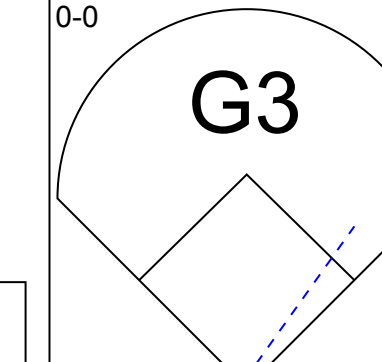
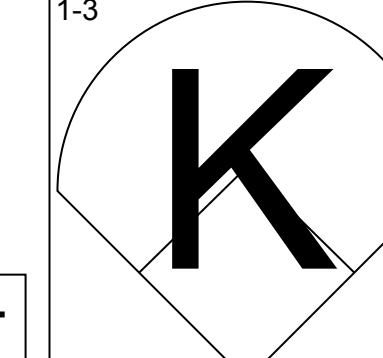
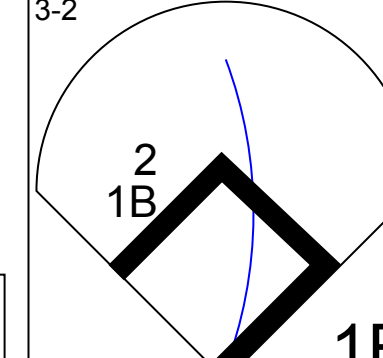
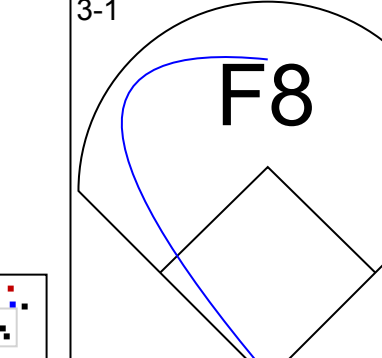
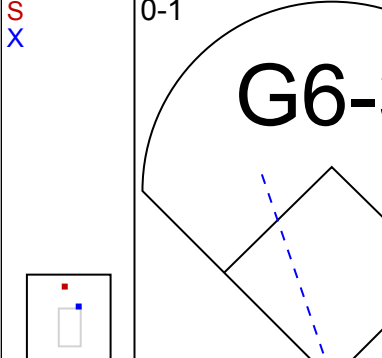
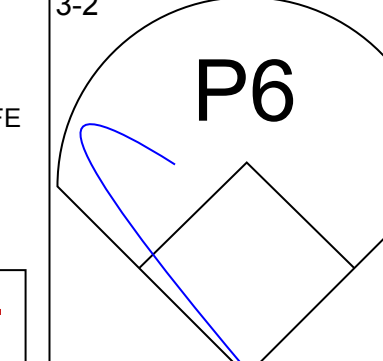
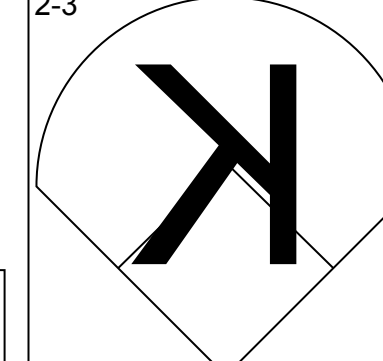
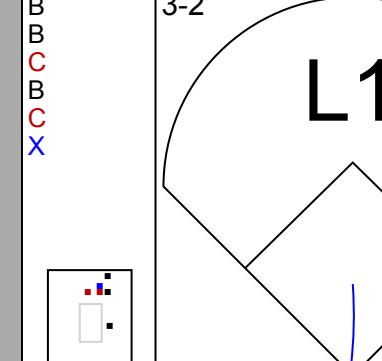
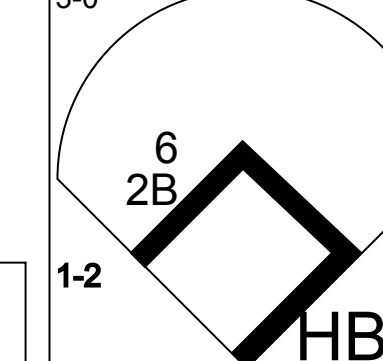
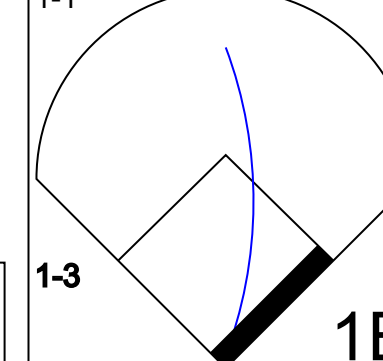
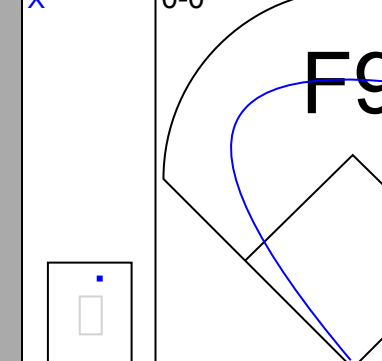
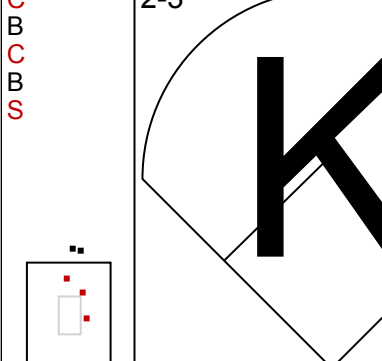
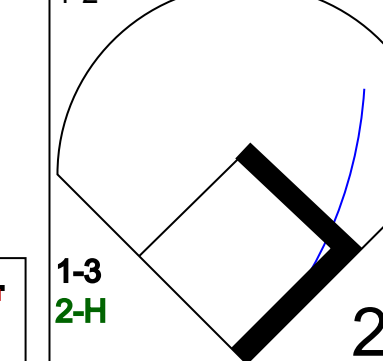
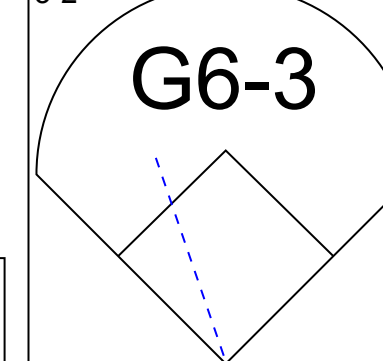
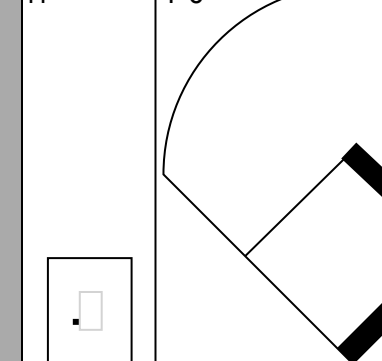


Batter	1	2	3	4	5	6	7	8	9	AB	R	H	RBI	BB	SO	LOB	TOP				
Julio Lugo, R OBP: 0.373, SLG: 0.498 (1,6)										4	0	0	0	0	3	1	Tampa Bay Devil Rays @ New York Yankees Yankee Stadium, Bronx, NY Sun Jul 30 2006, 1:05 PM EDT Att: 54,099 - Partly Cloudy - 89 F				
13 Carl Crawford, L OBP: 0.348, SLG: 0.505 (1,7)										4	0	1	0	0	2	1					
5 Rocco Baldelli, R OBP: 0.317, SLG: 0.437 (1,8)										3	0	0	0	1	1	1					
Travis Lee, L OBP: 0.296, SLG: 0.336 (1,3)										3	1	1	0	1	2	2					
3 Jorge Cantu, R OBP: 0.310, SLG: 0.432 (1,4)										3	1	0	0	1	1	1					
31 Jonny Gomes, R OBP: 0.322, SLG: 0.457 (1,10)										4	0	1	1	0	0	0					
Russell Branyan, L OBP: 0.292, SLG: 0.522 (1,9)										4	0	0	0	0	1	2					
Tomas Perez, S OBP: 0.249, SLG: 0.323 (1,5)										4	0	3	1	0	0	0					
8 Josh Paul, R OBP: 0.296, SLG: 0.327 (1,2)										2	0	0	0	0	2	2					
Damon Hollins, R OBP: 0.257, SLG: 0.409 (9, PH)										1	0	0	0	0	0	1					
Inning Stats	R: 0 E: 0 K: 2 S: 10	H: 0 LOB: 1 BB: 1 P: 15	R: 0 E: 0 K: 0 S: 3	H: 0 LOB: 0 BB: 0 P: 5	R: 0 E: 1 K: 2 S: 9	H: 1 LOB: 1 BB: 0 P: 12	R: 2 E: 0 K: 1 S: 20	H: 3 LOB: 2 BB: 1 P: 33	R: 0 E: 0 K: 2 S: 8	H: 0 LOB: 0 BB: 0 P: 9	R: 0 E: 0 K: 1 S: 8	H: 0 LOB: 0 BB: 0 P: 11	R: 0 E: 0 K: 3 S: 11	H: 0 LOB: 1 BB: 1 P: 18	R: 0 E: 0 K: 1 S: 11	H: 1 LOB: 1 BB: 0 P: 14	1B: 6 2B: 0 3B: 0 HR: 0	SF: 0 SAC: 1 DP: 0 HBP: 0	WP: 0 PB: 0 SB: 1 CS: 0	PA: 36	
PITCHER	IP	WLS	BF	H	R	ER	SO	BB	IBB	HBP	BLK	WP	HR	S	P	ERA	WHIP				
35 Mike Mussina, R ERA: 3.4 (1,1)	7.0	W	28	5	2	2	8	2	0	0	0	0	0	67	97	2.57	1.000				
Kyle Farnsworth, R ERA: 3.89 (8,1)	1.0	H	4	0	0	0	3	1	0	0	0	0	0	11	18	0.00	1.000				
42 Mariano Rivera, R ERA: 1.92 (9,1)	1.0	S	4	1	0	0	1	0	0	0	0	0	0	11	14	0.00	1.000				

Batter	1	2	3	4	5	6	7	8	9	AB	R	H	RBI	BB	SO	LOB	BOTTOM				
18 Johnny Damon, L OBP: 0.372, SLG: 0.477 (1,8)										4	3	3	2	0	0	0	Tampa Bay Devil Rays @ New York Yankees Yankee Stadium, Bronx, NY Sun Jul 30 2006, 1:05 PM EDT Att: 54,099 - Partly Cloudy - 89 F				
2 Derek Jeter, R OBP: 0.427, SLG: 0.490 (1,6)										4	0	2	2	0	0	0					
25 Jason Giambi, L OBP: 0.402, SLG: 0.574 (1,10)										3	0	0	0	1	0	1					
13 Alex Rodriguez, R OBP: 0.383, SLG: 0.499 (1,5)										4	0	0	0	0	3	3					
20 Jorge Posada, S OBP: 0.389, SLG: 0.468 (1,2)										4	0	0	0	0	0	2					
Aaron Cuello, L OBP: 0.333, SLG: 0.506 (1,9)										3	0	2	0	0	0	0					
Bubba Crosby, L OBP: 0.258, SLG: 0.299 (9,9)										0	0	0	0	0	0	0					
12 Andy Phillips, R OBP: 0.272, SLG: 0.401 (1,3)										3	0	0	0	0	2	2					
28 Melky Cabrera, S OBP: 0.349, SLG: 0.388 (1,7)										3	0	0	0	0	0	0					
Miguel Cairo, R OBP: 0.271, SLG: 0.299 (1,4)										3	1	1	0	0	1	0					
Inning Stats	R: 0 E: 1 K: 1 S: 14	H: 1 LOB: 0 BB: 0 P: 23	R: 0 E: 0 K: 1 S: 10	H: 0 LOB: 0 BB: 0 P: 14	R: 2 E: 0 K: 1 S: 13	H: 3 LOB: 1 BB: 1 P: 20	R: 0 E: 0 K: 0 S: 10	H: 1 LOB: 0 BB: 0 P: 15	R: 1 E: 0 K: 1 S: 8	H: 1 LOB: 0 BB: 0 P: 10	R: 0 E: 0 K: 2 S: 9	H: 1 LOB: 1 BB: 0 P: 15	R: 1 E: 0 K: 0 S: 9	H: 1 LOB: 0 BB: 0 P: 16	R: 0 E: 0 K: 0 S: 4	H: 0 LOB: 0 BB: 0 P: 9	1B: 4 2B: 2 3B: 0 HR: 2	SF: 0 SAC: 0 DP: 0 HBP: 0	WP: 0 PB: 0 SB: 0 CS: 1	PA: 32	
PITCHER	IP	WLS	BF	H	R	ER	SO	BB	IBB	HBP	BLK	WP	HR	S	P	ERA	WHIP				
33 James Shields, R ERA: 5.43 (1,1)	7.0	L	29	8	4	4	6	0	0	0	0	0	0	73	113	5.14	1.143				
45 Ruddy Lugo, R ERA: 4.35 (8,1)	1.0		3	0	0	0	0	0	0	0	0	0	0	4	9	0.00	0.000				


AB	32
R	2
H	6
RBI	2
BB	3
SO	12
LOB	11

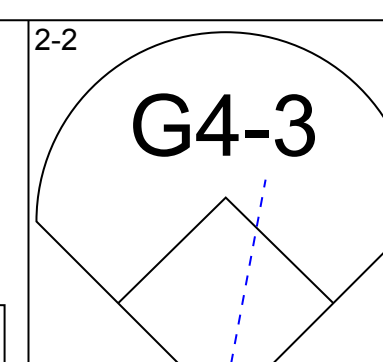
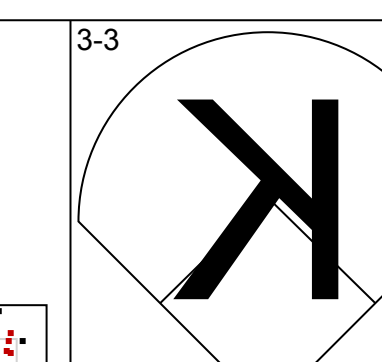
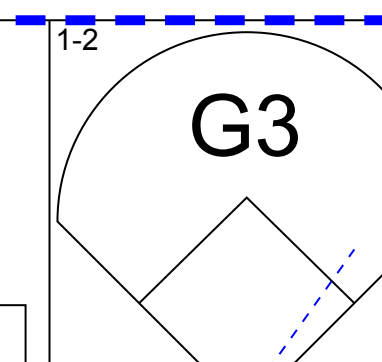
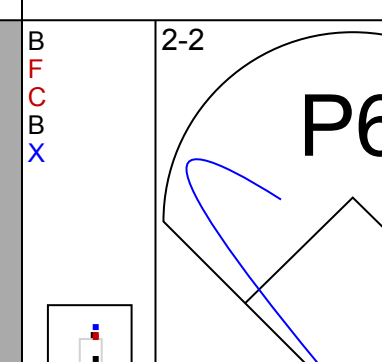
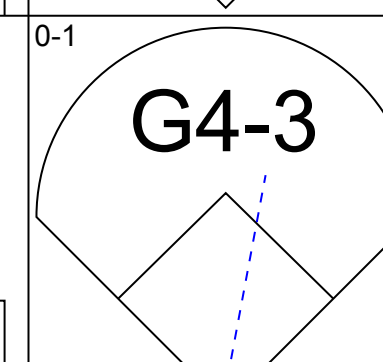
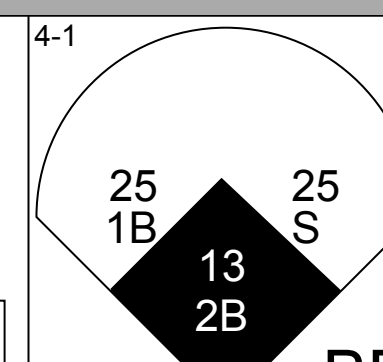
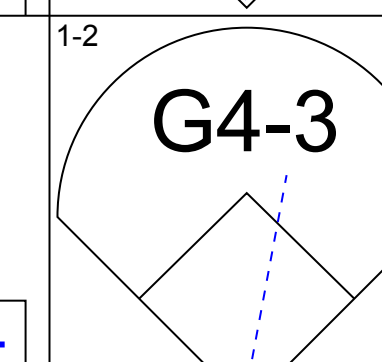
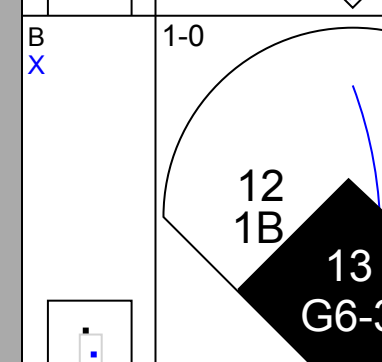
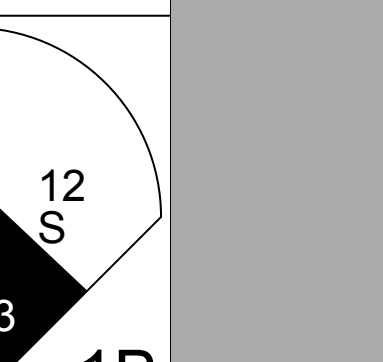

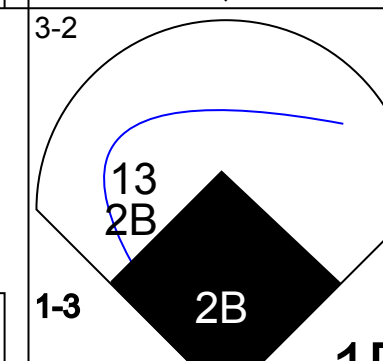
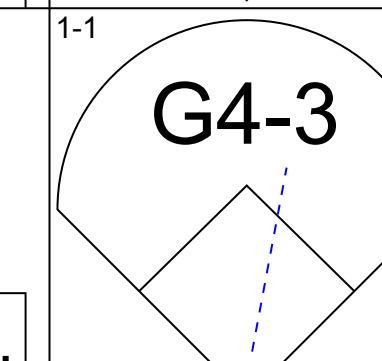
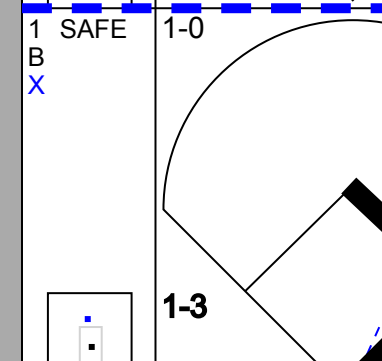
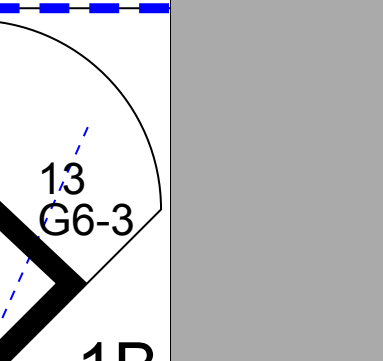
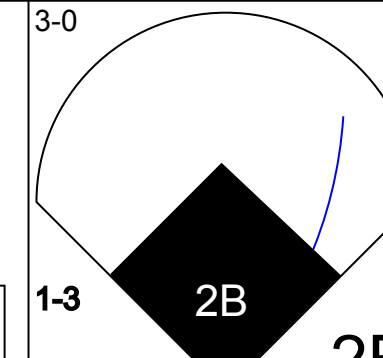

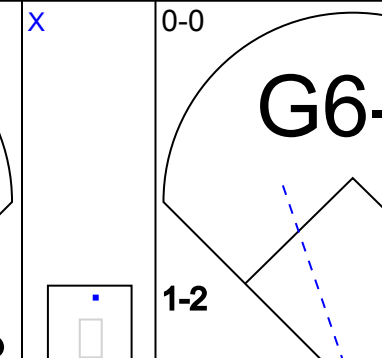
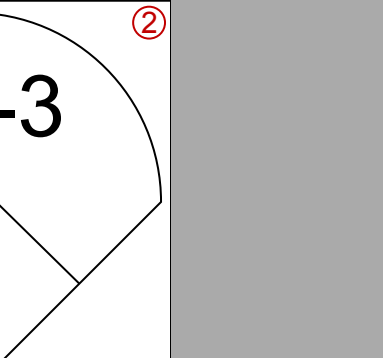
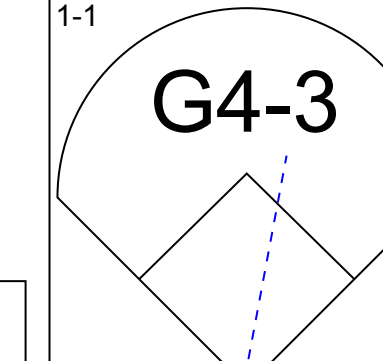
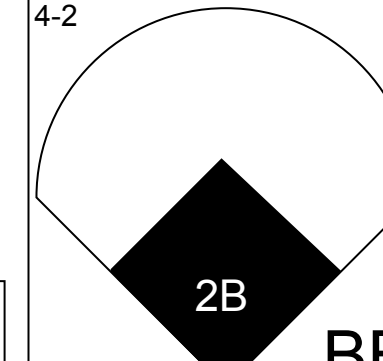

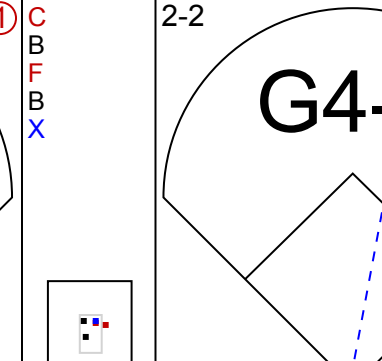
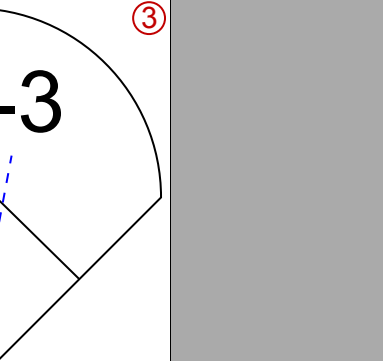
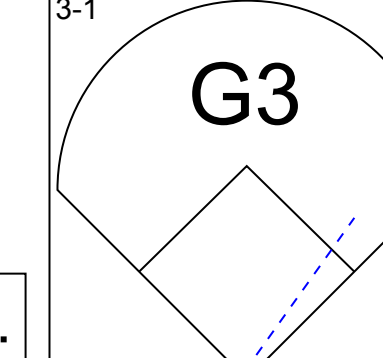
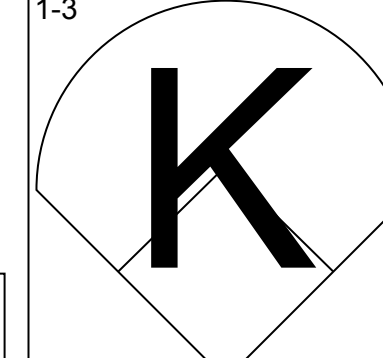


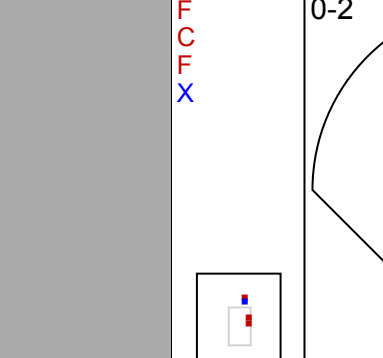

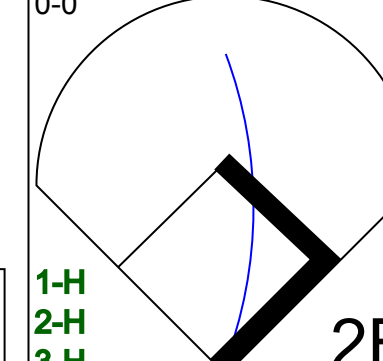

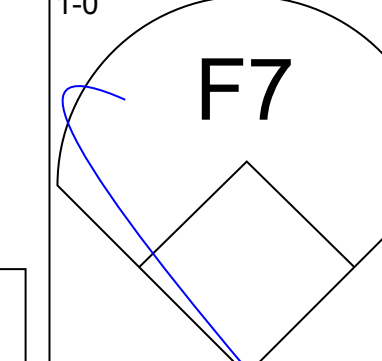
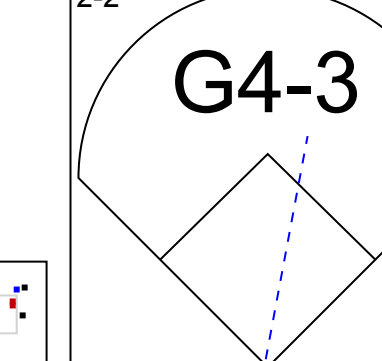
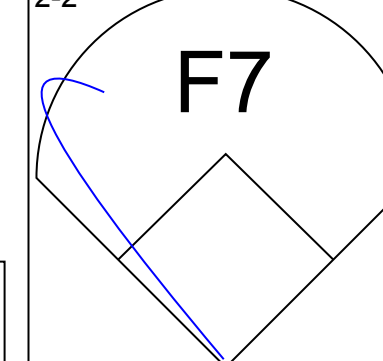


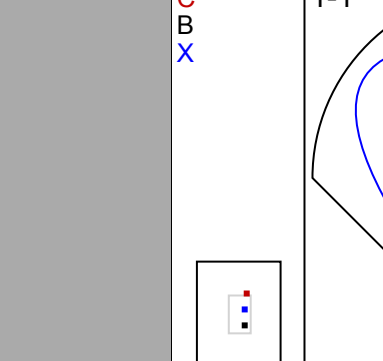
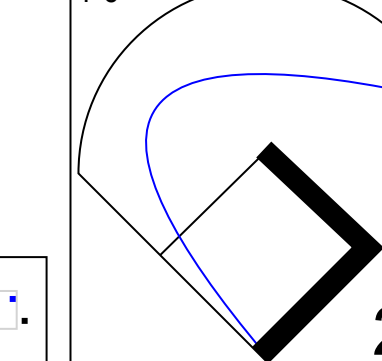
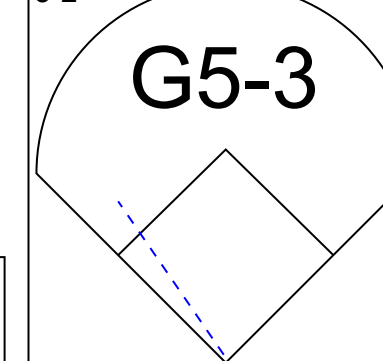


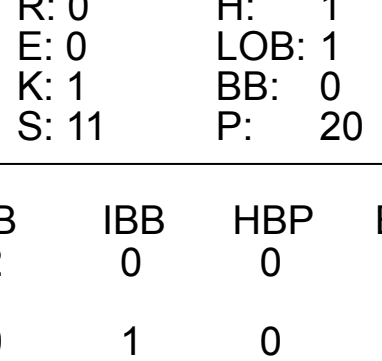
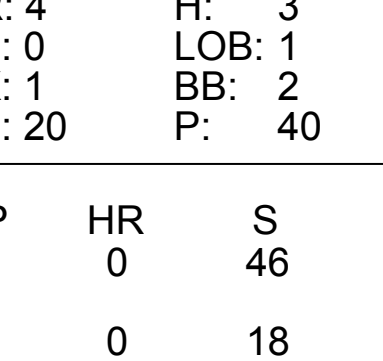
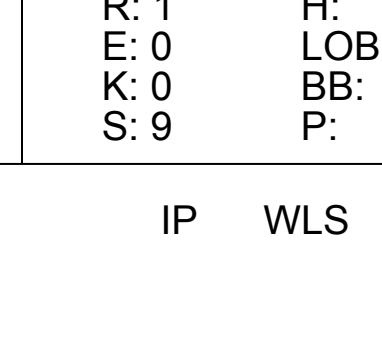


Batter	1	2	3	4	5	6	7	8	9	AB	R	H	RBI	BB	SO	LOB	TOP			
3 Reed Johnson, R OBP: 0.428, SLG: 0.525 (1, 7)										4	0	2	0	0	1	2				
Frank Catalanotto, L OBP: 0.415, SLG: 0.460 (1, 10)										4	0	1	0	0	0	3				
10 Vernon Wells, R OBP: 0.386, SLG: 0.611 (1, 8)										4	0	1	0	0	1	1				
25 Troy Glaus, R OBP: 0.367, SLG: 0.543 (1, 5)										4	0	0	0	0	1	2				
17 Lyle Overbay, L OBP: 0.363, SLG: 0.497 (1, 3)																				
Eric Hinske, L OBP: 0.380, SLG: 0.554 (1, 9)											2	0	1	0	0	1				
15 Alex Rios, R OBP: 0.373, SLG: 0.563 (6, PH)										2	0	0	0	0	0	0				
9 Gregg Zaun, S OBP: 0.374, SLG: 0.459 (1, 2)										4	0	0	0	0	1	2				
2 Aaron Hill, R OBP: 0.357, SLG: 0.396 (1, 4)											3	0	1	0	0	1	0			
6 John McDonald, R OBP: 0.294, SLG: 0.323 (1, 6)										2	0	1	1	0	0	2				
Inning Stats	R: 0 E: 0 K: 1 S: 11	H: 1 LOB: 1 BB: 0 P: 15	R: 1 E: 0 K: 1 S: 17	H: 1 LOB: 2 BB: 1 P: 31	R: 0 E: 0 K: 1 S: 7	H: 0 LOB: 0 BB: 0 P: 13	R: 0 E: 0 K: 1 S: 17	H: 2 LOB: 2 BB: 0 P: 29	R: 0 E: 0 K: 0 S: 12	H: 0 LOB: 0 BB: 0 P: 13	R: 0 E: 0 K: 0 S: 10	H: 1 LOB: 2 BB: 0 P: 16	R: 0 E: 0 K: 0 S: 5	H: 1 LOB: 0 BB: 0 P: 7	R: 0 E: 0 K: 1 S: 8	H: 0 LOB: 0 BB: 0 P: 13	1B: 5 2B: 2 3B: 0 HR: 0	SF: 0 SAC: 0 DP: 2 HBP: 2	WP: 0 PB: 0 SB: 3 CS: 0	PA: 35
PITCHER	IP	WLS	BF	H	R	ER	SO	BB	IBB	HBP	BLK	WP	HR	S	P	ERA	WHIP			
Jaret Wright, R ERA: 4.57 (1, 1)	5.0	W	21	5	1	1	5	1	0	1	0	0	0	64	103	1.80	1.200			
Ron Villone, L ERA: 2.91 (6, 1)	1.2	H	6	0	0	0	0	0	0	1	0	0	0	11	21	0.00	0.000			
Scott Proctor, R ERA: 3.99 (7, 1)	1.1	H	5	2	0	0	0	0	0	0	0	0	0	11	15	0.00	1.500			
Kyle Farnsworth, R ERA: 3.8 (9, 1)	1.0		3	0	0	0	1	0	0	0	0	0	0	8	13	0.00	0.000			

Toronto Blue Jays @ New York Yankees
Yankee Stadium, Bronx, NY
Tue Aug 01 2006, 7:05 PM EDT
Att: 52,237 - Partly Cloudy - 96 F


AB 32
R 1
H 7
RBI 1
BB 1
SO 6
LOB 13



Batter	1	2	3	4	5	6	7	8	9	AB	R	H	RBI	BB	SO	LOB	BOTTOM			
18 Johnny Damon, L OBP: 0.369, SLG: 0.472 (1, 8)										4	0	0	0	0	1	1				
2 Derek Jeter, R OBP: 0.427, SLG: 0.489 (1, 6)										3	2	1	0	1	0	0				
25 Jason Giambi, L OBP: 0.401, SLG: 0.571 (1, 3)										3	1	1	0	0	0	0				
12 Andy Phillips, R OBP: 0.275, SLG: 0.404 (6, 3)										1	0	1	0	0	0	0				
13 Alex Rodriguez, R OBP: 0.384, SLG: 0.501 (1, 5)										4	1	2	2	0	1	1				
Bobby Abreu, L OBP: 0.425, SLG: 0.430 (1, 9)										3	1	0	0	1	0	2				
20 Jorge Posada, S OBP: 0.388, SLG: 0.465 (1, 2)											4	0	1	0	0	1	3			
Bernie Williams, S OBP: 0.328, SLG: 0.430 (1, 10)										3	0	1	3	1	0	0				
28 Melky Cabrera, S OBP: 0.348, SLG: 0.386 (1, 7)											4	0	1	0	0	1				
Miguel Cairo, R OBP: 0.272, SLG: 0.305 (1, 4)										3	0	1	0	0	0	4				
Inning Stats	R: 0 E: 0 K: 0 S: 8	H: 0 LOB: 0 BB: 0 P: 13	R: 0 E: 0 K: 1 S: 7	H: 0 LOB: 0 BB: 0 P: 13	R: 0 E: 0 K: 1 S: 11	H: 1 LOB: 1 BB: 0 P: 20	R: 4 E: 0 K: 1 S: 20	H: 3 LOB: 1 BB: 2 P: 40	R: 0 E: 0 K: 0 S: 9	H: 3 LOB: 3 BB: 1 P: 22	R: 1 E: 0 K: 0 S: 9	H: 2 LOB: 1 BB: 0 P: 15	R: 0 E: 0 K: 0 S: 7	H: 0 LOB: 0 BB: 0 P: 9	1B: 6 2B: 3 3B: 0 HR: 0	SF: 0 SAC: 0 DP: 0 HBP: 0	WP: 0 PB: 0 SB: 3 CS: 0	PA: 35		
PITCHER	IP	WLS	BF	H	R	ER	SO	BB	IBB	HBP	BLK	WP	HR	S	P	ERA	WHIP			
34 A.J. Burnett, R ERA: 4.84 (1, 1)	4.0	L	18	4	4	4	3	2	0	0	0	0	0	46	86	9.00	1.500			
49 Jeremy Accardo, R ERA: 4.2 (5, 1)	1.2		7	2	0	0	0	0	1	0	0	0	0	18	31	0.00	1.200			
56 Brian Tallet, L ERA: 5.08 (6, 1)	0.2		4	2	1	1	0	0	0	0	0	0	0	6	10	13.50	3.000			
22 Brandon League, R ERA: 3.27 (7, 1)	1.2		6	1	0	0	0	0	0	0	0	0	0	12	17	0.00	0.600			

Toronto Blue Jays @ New York Yankees
Yankee Stadium, Bronx, NY
Tue Aug 01 2006, 7:05 PM EDT
Att: 52,237 - Partly Cloudy - 96 F

AB 32
R 5
H 9
RBI 5
BB 3
SO 3
LOB 12



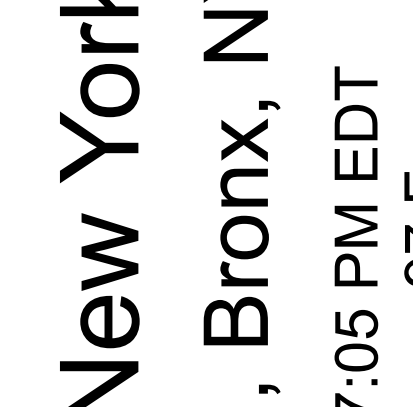
Batter	1	2	3	4	5	6	7	8	9	AB	R	H	RBI	BB	SO	LOB	TOP					
15 Alex Rios, R OBP: 0.372, SLG: 0.559 (1, 9)	G6-3		F9					G4-3		4	0	1	0	0	0	0	Toronto Blue Jays @ New York Yankees Yankee Stadium, Bronx, NY Wed Aug 02 2006, 7:05 PM EDT Att: 54,414 - Clear - 97 F					
Frank Catalanotto, L OBP: 0.410, SLG: 0.473 (1, 7)	G5-3		P6					G6-3		4	0	0	0	0	0	1						
10 Vernon Wells, R OBP: 0.387, SLG: 0.610 (1, 8)	K		G5-3						25 HR	4	1	2	0	0	1	0						
25 Troy Glaus, R OBP: 0.369, SLG: 0.549 (1, 5)		CS							1B	3	1	1	2	1	1	1						
17 Lyle Overbay, L OBP: 0.361, SLG: 0.494 (1, 3)	L6								HR	3	0	0	0	0	1	1						
9 Gregg Zaun, S OBP: 0.372, SLG: 0.456 (9, PH)									K	1	0	0	0	0	1	0						
Eric Hinske, L OBP: 0.363, SLG: 0.556 (1, 10)		2 BB							K	3	0	1	0	1	1	0						
Bengie Molina, R OBP: 0.317, SLG: 0.406 (1, 2)		2 BB							K	3	0	1	0	0	1	0						
Jason Phillips, R OBP: 0.100, SLG: 0.100 (8, 2)		1B							F8	3	0	1	0	0	0	1						
2 Aaron Hill, R OBP: 0.356, SLG: 0.395 (1, 4)										1	0	0	0	1	0	0						
Ryan Roberts, R (7, PH) (7, 4)										1	0	0	0	0	0	0						
6 John McDonald, R OBP: 0.288, SLG: 0.316 (1, 6)	G6-3							G2-3		3	0	0	0	0	0	3						
Inning Stats	R: 0 E: 0 K: 1 S: 8	H: 0 LOB: 0 BB: 0 P: 10	R: 0 E: 0 K: 0 S: 11	H: 1 LOB: 3 BB: 3 P: 25	R: 0 E: 0 K: 0 S: 10	H: 0 LOB: 0 BB: 0 P: 12	R: 0 E: 0 K: 1 S: 11	H: 1 LOB: 1 BB: 0 P: 14	R: 0 E: 0 K: 0 S: 7	H: 1 LOB: 0 BB: 0 P: 10	R: 0 E: 0 K: 1 S: 5	H: 1 LOB: 0 BB: 0 P: 6	R: 0 E: 0 K: 0 S: 10	H: 0 LOB: 0 BB: 0 P: 14	R: 0 E: 0 K: 0 S: 7	H: 0 LOB: 0 BB: 0 P: 13	R: 2 E: 0 K: 2 S: 17	H: 2 LOB: 0 BB: 0 P: 26	1B: 4 2B: 1 3B: 0 HR: 1	SF: 0 SAC: 0 DP: 1 HBP: 0	WP: 0 PB: 0 SB: 0 CS: 1	PA: 34
PITCHER	IP WLS BF H R ER SO BB IBB HBP BLK WP HR S P ERA WHIP																					
40 Chien-Ming Wang, R (1, 1) ERA: 3.58	8.0 W 29 4 0 0 3 3 0 0 0 0 0 0 69 104 0.00 0.875																					
Ron Villone, L (9, 1) ERA: 2.3	1.0 5 2 2 2 2 0 0 0 0 0 0 1 17 26 18.00 2.000																					

Batter	1	2	3	4	5	6	7	8	9	AB	R	H	RBI	BB	SO	LOB	BOTTOM			
18 Johnny Damon, L OBP: 0.367, SLG: 0.469 (1, 8)	G3-1		F7					G1-3		5	1	1	1	0	0	0	Toronto Blue Jays @ New York Yankees Yankee Stadium, Bronx, NY Wed Aug 02 2006, 7:05 PM EDT Att: 54,414 - Clear - 97 F			
Bubba Crosby, L OBP: 0.258, SLG: 0.299 (9, 8)										0	0	0	0	0	0	0				
2 Derek Jeter, R OBP: 0.425, SLG: 0.496 (1, 6)	F9									4	1	2	2	1	1	0				
Bobby Abreu, L OBP: 0.425, SLG: 0.432 (1, 9)	13 1B									5	0	2	0	0	1	4				
13 Alex Rodriguez, R OBP: 0.386, SLG: 0.505 (1, 5)	1B									5	1	3	2	0	0	2				
20 Jorge Posada, S OBP: 0.389, SLG: 0.475 (1, 2)	K									4	1	2	2	0	2	4				
Craig Wilson, R OBP: 0.341, SLG: 0.479 (1, 3)		F8								4	1	2	0	0	1	0				
Bernie Williams, S OBP: 0.327, SLG: 0.428 (1, 10)		G6-3								4	0	1	0	0	0	3				
28 Melky Cabrera, S OBP: 0.347, SLG: 0.387 (1, 7)		G6-3								4	1	1	0	0	0	3				
Miguel Cairo, R OBP: 0.272, SLG: 0.301 (1, 4)										3	1	0	0	1	0	3				
Inning Stats	R: 0 E: 0 K: 1 S: 10	H: 2 LOB: 2 BB: 0 P: 12	R: 0 E: 0 K: 0 S: 10	H: 0 LOB: 0 BB: 0 P: 16	R: 1 E: 0 K: 0 S: 11	H: 2 LOB: 1 BB: 0 P: 17	R: 0 E: 0 K: 0 S: 14	H: 2 LOB: 2 BB: 0 P: 22	R: 0 E: 0 K: 2 S: 26	H: 6 LOB: 6 BB: 2 P: 46	R: 0 E: 0 K: 1 S: 6	H: 1 LOB: 1 BB: 0 P: 12	R: 0 E: 0 K: 0 S: 13	H: 1 LOB: 1 BB: 0 P: 22	R: 0 E: 0 K: 2 S: 17	H: 2 LOB: 0 BB: 0 P: 24	1B: 9 2B: 3 3B: 0 HR: 2	SF: 0 SAC: 0 DP: 0 HBP: 0	WP: 1 PB: 0 SB: 0 CS: 0	PA: 40
PITCHER	IP WLS BF H R ER SO BB IBB HBP BLK WP HR S P ERA WHIP																			
Ted Lilly, L (1, 1) ERA: 4.2	5.1 L 26 10 5 5 2 2 0 0 0 0 0 0 4 12 8.44 1.875																			
40 Dustin McGowan, R (6, 1) ERA: 10.9	0.0 3 1 0 0 0 2 0 0 0 0 0 0 4 12 18.00 2.000																			
37 Scott Downs, L (6, 1) ERA: 4.67	2.2 11 3 2 2 3 0 0 0 0 0 1 0 31 53 6.75 1.125																			

AB 31
R 2
H 6
RBI 2
BB 3
SO 5
LOB 7



AB 38
R 7
H 14
RBI 7
BB 2
SO 5
LOB 19



Batter	1	2	3	4	5	6	7	8	9	AB	R	H	RBI	BB	SO	LOB	TOP										
3 Reed Johnson, R OBP: 0.434, SLG: 0.533	G1-3		HBP				BB		2B	3	0	2	0	1	0	0	Toronto Blue Jays @ New York Yankees Yankee Stadium, Bronx, NY Thu Aug 03 2006, 1:05 PM EDT Att: 47,869 - Sunny - 97 F										
Frank Catalanotto, L OBP: 0.407, SLG: 0.466	G4-3		F9			BB	G1-3		G3	4	0	0	0	1	0	3											
10 Vernon Wells, R OBP: 0.384, SLG: 0.604	G1-3		F8			FC6-4			F7	4	0	0	0	0	0	3											
25 Troy Glaus, R OBP: 0.370, SLG: 0.547			FC1-5 17 G1-3			K			BB 17	3	0	1	0	1	2	0											
17 Lyle Overbay, L OBP: 0.357, SLG: 0.489	G1-3		G1-3			K			FC1-6-4 15 1B	4	0	0	0	0	1	3											
15 Alex Rios, R OBP: 0.373, SLG: 0.558	FC1-5		K			1B			1B	4	0	2	0	0	1	1											
9 Gregg Zaun, S OBP: 0.370, SLG: 0.449			BB			F8			F8	3	0	0	0	1	0	4											
Jason Phillips, R OBP: 0.100, SLG: 0.100						G4-6-3				0	0	0	0	0	0	0											
2 Aaron Hill, R OBP: 0.354, SLG: 0.391	L6					G5-3			G6-3	4	0	0	0	0	0	2											
Ryan Roberts, R OBP: 0.167, SLG: 0.667			K			HR			F8	4	1	1	1	0	1	0											
Inning Stats	R: 0 E: 0 K: 0 S: 7	H: 0 LOB: 0 BB: 11 P: 11	R: 0 E: 0 K: 0 S: 11	H: 1 LOB: 2 BB: 22 P: 22	R: 0 E: 0 K: 1 S: 7	H: 0 LOB: 1 BB: 0 P: 10	R: 0 E: 0 K: 2 S: 8	H: 0 LOB: 0 BB: 0 P: 10	R: 1 E: 0 K: 0 S: 9	H: 2 LOB: 2 BB: 1 P: 16	R: 0 E: 0 K: 2 S: 8	H: 1 LOB: 1 BB: 1 P: 11	R: 0 E: 0 K: 0 S: 17	H: 0 LOB: 1 BB: 1 P: 28	R: 0 E: 0 K: 0 S: 8	H: 1 LOB: 2 BB: 1 P: 19	R: 0 E: 0 K: 0 S: 11	H: 1 LOB: 1 BB: 0 P: 17	1B: 3 2B: 2 3B: 0 HR: 1	SF: 0 SAC: 0 DP: 1 HBP: 1	WP: 1 PB: 0 SB: 0 CS: 0	PA: 38					
PITCHER	IP	WLS	BF	H	R	ER	SO	BB	IBB	HBP	BLK	WP	HR	S	P	ERA	WHIP										
Cory Lidle, R ERA: 4.59	6.0	W	25	4	1	1	5	2	0	1	0	1	1	50	80	1.50	1.000										
Scott Proctor, R ERA: 3.93	1.0		4	0	0	0	0	1	0	0	0	0	0	17	28	0.00	1.000										
Kyle Farnsworth, R ERA: 3.75	0.2		3	0	0	0	0	1	0	0	0	0	0	4	11	0.00	1.500										
Sidney Ponson, R ERA: 5.7	1.1		6	2	0	0	0	0	0	0	0	0	0	15	25	0.00	1.500										

Batter	1	2	3	4	5	6	7	8	9	AB	R	H	RBI	BB	SO	LOB	BOTTOM										
18 Johnny Damon, L OBP: 0.363, SLG: 0.463	P5		G6-3			G4-3			G4-3	5	0	0	0	0	0	1	Toronto Blue Jays @ New York Yankees Yankee Stadium, Bronx, NY Thu Aug 03 2006, 1:05 PM EDT Att: 47,869 - Sunny - 97 F										
Bubba Crosby, L OBP: 0.258, SLG: 0.299										0	0	0	0	0	0	0											
2 Derek Jeter, R OBP: 0.425, SLG: 0.494	BB 13 HR		E5 FC6-4 13 1B			G4-3			G1-3	4	2	1	0	1	0	0											
Bobby Abreu, L OBP: 0.427, SLG: 0.438	F9		FC6-4 13 1B			BB 13 E			G6-3	5	2	3	0	0	0	1											
13 Alex Rodriguez, R OBP: 0.386, SLG: 0.501	HR 25		FC6-4 25 BB			E1 28 1B			F7	3	2	0	0	2	0	3											
25 Jason Giambi, L OBP: 0.407, SLG: 0.586	HR					IBB 28 1B				2	2	2	4	2	0	0											
Craig Wilson, R OBP: 0.340, SLG: 0.475	F9		BB			K			1B	4	0	1	2	0	1	6											
28 Melky Cabrera, S OBP: 0.352, SLG: 0.391						G4-3				3	0	2	1	1	0	1											
Sal Fasano, R OBP: 0.274, SLG: 0.369			K			FC1-2 1B			K	4	0	0	0	0	3	5											
Nick Green, R OBP: 0.284, SLG: 0.281			K			F8			K	4	0	0	0	0	2	4											
Inning Stats	R: 3 E: 0 K: 0 S: 19	H: 2 LOB: 0 BB: 1 P: 30	R: 0 E: 0 K: 2 S: 7	H: 1 LOB: 0 BB: 0 P: 12	R: 0 E: 1 K: 0 S: 17	H: 1 LOB: 3 BB: 1 P: 31	R: 0 E: 0 K: 1 S: 18	H: 0 LOB: 1 BB: 1 P: 26	R: 2 E: 0 K: 1 S: 16	H: 2 LOB: 3 BB: 2 P: 30	R: 3 E: 0 K: 0 S: 15	H: 3 LOB: 1 BB: 1 P: 29	R: 0 E: 0 K: 2 S: 7	H: 0 LOB: 0 BB: 0 P: 11	R: 0 E: 0 K: 0 S: 8	H: 0 LOB: 0 BB: 0 P: 11	1B: 6 2B: 3 3B: 0 HR: 1	SF: 0 SAC: 0 DP: 1 HBP: 0	WP: 0 PB: 0 SB: 0 CS: 1	PA: 40							
PITCHER	IP	WLS	BF	H	R	ER	SO	BB	IBB	HBP	BLK	WP	HR	S	P	ERA	WHIP										
28 Shaun Marcum, R ERA: 5.39	2.2	L	13	4	3	3	2	1	0	0	0	0	0	38	61	10.12	1.875										
56 Brian Tallet, L ERA: 4.89	1.1		6	0	0	0	1	2	0	0	0	0	0	23	38	0.00	1.500										
22 Brandon League, R ERA: 3.75	1.0		8	2	2	1	1	1	1	0	0	0	0	16	30	9.00	3.000										
Scott Schoeneweis, L ERA: 6.29	1.0		7	3	3	3	0	0	1	0	0	0	0	15	29	27.00	3.000										
49 Jeremy Accardo, R ERA: 4.6	1.0		3	0	0	0	2	0	0	0	0	0	0	7	11	0.00	0.000										

Batter	1	2	3	4	5	6	7	8	9	AB	R	H	RBI	BB	SO	LOB	TOP							
18 Johnny Damon, L (1, 8) OBP: 0.363, SLG: 0.470										5	1	2	1	0	1	4	New York Yankees @ Baltimore Orioles Oriole Park at Camden Yards, Baltimore, MD Fri Aug 04 2006, 7:05 PM EDT Att: 44,840 - Partly Cloudy - 91 F livebaseballscorecards.com							
2 Derek Jeter, R (1, 6) OBP: 0.426, SLG: 0.490										5	0	1	0	0	1	2								
Bobby Abreu, L (1, 9) OBP: 0.427, SLG: 0.435										4	0	1	0	1	0	1								
13 Alex Rodriguez, R (1, 5) OBP: 0.384, SLG: 0.497										5	0	1	0	0	1	4								
25 Jason Giambi, L (1, 10) OBP: 0.407, SLG: 0.581										3	1	0	0	2	0	2								
20 Jorge Posada, S (1, 2) OBP: 0.392, SLG: 0.487										5	1	3	1	0	1	2								
Craig Wilson, R (1, 3) OBP: 0.341, SLG: 0.481										5	1	2	1	0	1	1								
28 Melky Cabrera, S (1, 7) OBP: 0.359, SLG: 0.394										3	1	2	0	2	0	0								
Miguel Cairo, R (1, 4) OBP: 0.273, SLG: 0.306										3	0	1	2	0	1	2								
Bernie Williams, S (7, PH) OBP: 0.327, SLG: 0.426										1	0	0	0	0	0	3								
Nick Green, R (7, 4) OBP: 0.280, SLG: 0.277										1	0	0	0	0	0	1								
Inning Stats	R: 1 E: 0 K: 2 S: 12	H: 2 LOB: 2 BB: 1 P: 23	R: 2 E: 0 K: 0 S: 13	H: 3 LOB: 2 BB: 1 P: 23	R: 0 E: 0 K: 2 S: 12	H: 2 LOB: 2 BB: 0 P: 16	R: 0 E: 0 K: 0 S: 13	H: 2 LOB: 2 BB: 0 P: 20	R: 0 E: 0 K: 0 S: 7	H: 0 LOB: 0 BB: 0 P: 10	R: 0 E: 0 K: 1 S: 10	H: 1 LOB: 1 BB: 0 P: 17	R: 1 E: 0 K: 1 S: 17	H: 2 LOB: 3 BB: 2 P: 31	R: 0 E: 0 K: 0 S: 8	H: 0 LOB: 0 BB: 0 P: 10	R: 1 E: 0 K: 0 S: 15	H: 1 LOB: 1 BB: 1 P: 23	1B: 8 2B: 3 3B: 0 HR: 2	SF: 0 SAC: 0 DP: 0 HBP: 0	WP: 0 PB: 0 SB: 1 CS: 0	PA: 45		
PITCHER	IP WLS BF H R ER SO BB IBB HBP BLK WP HR S P ERA WHIP	IP WLS BF H R ER SO BB IBB HBP BLK WP HR S P ERA WHIP	IP WLS BF H R ER SO BB IBB HBP BLK WP HR S P ERA WHIP	IP WLS BF H R ER SO BB IBB HBP BLK WP HR S P ERA WHIP	IP WLS BF H R ER SO BB IBB HBP BLK WP HR S P ERA WHIP	IP WLS BF H R ER SO BB IBB HBP BLK WP HR S P ERA WHIP	IP WLS BF H R ER SO BB IBB HBP BLK WP HR S P ERA WHIP	IP WLS BF H R ER SO BB IBB HBP BLK WP HR S P ERA WHIP	IP WLS BF H R ER SO BB IBB HBP BLK WP HR S P ERA WHIP	IP WLS BF H R ER SO BB IBB HBP BLK WP HR S P ERA WHIP	IP WLS BF H R ER SO BB IBB HBP BLK WP HR S P ERA WHIP	IP WLS BF H R ER SO BB IBB HBP BLK WP HR S P ERA WHIP	IP WLS BF H R ER SO BB IBB HBP BLK WP HR S P ERA WHIP	IP WLS BF H R ER SO BB IBB HBP BLK WP HR S P ERA WHIP	IP WLS BF H R ER SO BB IBB HBP BLK WP HR S P ERA WHIP	IP WLS BF H R ER SO BB IBB HBP BLK WP HR S P ERA WHIP	IP WLS BF H R ER SO BB IBB HBP BLK WP HR S P ERA WHIP	IP WLS BF H R ER SO BB IBB HBP BLK WP HR S P ERA WHIP	IP WLS BF H R ER SO BB IBB HBP BLK WP HR S P ERA WHIP	IP WLS BF H R ER SO BB IBB HBP BLK WP HR S P ERA WHIP	IP WLS BF H R ER SO BB IBB HBP BLK WP HR S P ERA WHIP	IP WLS BF H R ER SO BB IBB HBP BLK WP HR S P ERA WHIP	IP WLS BF H R ER SO BB IBB HBP BLK WP HR S P ERA WHIP	IP WLS BF H R ER SO BB IBB HBP BLK WP HR S P ERA WHIP

Batter	1	2	3	4	5	6	7	8	9	AB	R	H	RBI	BB	SO	LOB	BOTTOM							
1 Brian Roberts, S (1, 4) OBP: 0.369, SLG: 0.409										4	1	1	0	0	0	0	New York Yankees @ Baltimore Orioles Oriole Park at Camden Yards, Baltimore, MD Fri Aug 04 2006, 7:05 PM EDT Att: 44,840 - Partly Cloudy - 91 F livebaseballscorecards.com							
Fernando Tatis, R (1, 9) OBP: 0.482, SLG: 0.833										4	1	2	2	0	1	0								
17 Corey Patterson, L (9, FR) OBP: 0.317, SLG: 0.420										0	0	0	0	0	0	0								
6 Melvin Mora, R (1, 5) OBP: 0.361, SLG: 0.413										3	1	1	1	1	0	1								
10 Miguel Tejada, R (1, 6) OBP: 0.381, SLG: 0.515										4	0	2	1	0	0	2								
Kevin Millar, R (1, 10) OBP: 0.348, SLG: 0.371										4	0	0	0	0	0	2								
Jeff Conine, R (1, 7) OBP: 0.323, SLG: 0.409										4	0	2	0	0	0	0								
12 Brandon Fahey, L (9, FR) OBP: 0.340, SLG: 0.359										0	0	0	0	0	0	0								
55 Ramon Hernandez, R (1, 2) OBP: 0.322, SLG: 0.450										4	0	1	0	0	0	3								
21 Nick Markakis, L (1, 8) OBP: 0.357, SLG: 0.398										3	0	0	0	0	1	3								
Chris Gomez, R (1, 3) OBP: 0.328, SLG: 0.304										3	1	1	0	0	0	0								
Inning Stats	R: 0 E: 0 K: 0 S: 7	H: 0 LOB: 0 BB: 0 P: 11	R: 0 E: 0 K: 0 S: 13	H: 2 LOB: 2 BB: 0 P: 21	R: 2 E: 0 K: 0 S: 14	H: 3 LOB: 1 BB: 0 P: 22	R: 0 E: 0 K: 0 S: 9	H: 1 LOB: 0 BB: 0 P: 11	R: 2 E: 0 K: 0 S: 10	H: 3 LOB: 1 BB: 0 P: 16	R: 0 E: 0 K: 0 S: 7	H: 0 LOB: 0 BB: 0 P: 14	R: 0 E: 0 K: 1 S: 6	H: 0 LOB: 0 BB: 0 P: 11	R: 0 E: 0 K: 1 S: 6	H: 0 LOB: 0 BB: 1 P: 15	R: 0 E: 0 K: 0 S: 10	H: 1 LOB: 1 BB: 0 P: 18	1B: 8 2B: 1 3B: 0 HR: 1	SF: 0 SAC: 0 DP: 3 HBP: 0	WP: 0 PB: 0 SB: 1 CS: 0	PA: 34		
PITCHER	IP WLS BF H R ER SO BB IBB HBP BLK WP HR S P ERA WHIP	IP WLS BF H R ER SO BB IBB HBP BLK WP HR S P ERA WHIP	IP WLS BF H R ER SO BB IBB HBP BLK WP HR S P ERA WHIP	IP WLS BF H R ER SO BB IBB HBP BLK WP HR S P ERA WHIP	IP WLS BF H R ER SO BB IBB HBP BLK WP HR S P ERA WHIP	IP WLS BF H R ER SO BB IBB HBP BLK WP HR S P ERA WHIP	IP WLS BF H R ER SO BB IBB HBP BLK WP HR S P ERA WHIP	IP WLS BF H R ER SO BB IBB HBP BLK WP HR S P ERA WHIP	IP WLS BF H R ER SO BB IBB HBP BLK WP HR S P ERA WHIP	IP WLS BF H R ER SO BB IBB HBP BLK WP HR S P ERA WHIP	IP WLS BF H R ER SO BB IBB HBP BLK WP HR S P ERA WHIP	IP WLS BF H R ER SO BB IBB HBP BLK WP HR S P ERA WHIP	IP WLS BF H R ER SO BB IBB HBP BLK WP HR S P ERA WHIP	IP WLS BF H R ER SO BB IBB HBP BLK WP HR S P ERA WHIP	IP WLS BF H R ER SO BB IBB HBP BLK WP HR S P ERA WHIP	IP WLS BF H R ER SO BB IBB HBP BLK WP HR S P ERA WHIP	IP WLS BF H R ER SO BB IBB HBP BLK WP HR S P ERA WHIP	IP WLS BF H R ER SO BB IBB HBP BLK WP HR S P ERA WHIP	IP WLS BF H R ER SO BB IBB HBP BLK WP HR S P ERA WHIP	IP WLS BF H R ER SO BB IBB HBP BLK WP HR S P ERA WHIP	IP WLS BF H R ER SO BB IBB HBP BLK WP HR S P ERA WHIP	IP WLS BF H R ER SO BB IBB HBP BLK WP HR S P ERA WHIP	IP WLS BF H R ER SO BB IBB HBP BLK WP HR S P ERA WHIP	IP WLS BF H R ER SO BB IBB HBP BLK WP HR S P ERA WHIP

AB 40
R 5
H 13
RBI 5
BB 5
SO 6
LOB 22



AB 33
R 4
H 10
RBI 4
BB 1
SO 2
LOB 11



Batter	1	2	3	4	5	6	7	8	9	AB	R	H	RBI	BB	SO	LOB	TOP					
18 Johnny Damon, L (1, 10) OBP: 0.363, SLG: 0.473	F9		HR	P6			G6-3		1B	5	2	2	1	0	0	2	New York Yankees @ Baltimore Orioles Oriole Park at Camden Yards, Baltimore, MD Sun Aug 06 2006, 1:35 PM EDT Att: 45,693 - Sunny - 91 F					
2 Derek Jeter, R (1, 6) OBP: 0.423, SLG: 0.490	HR		G4-3	G6-4-3			G5-3		FC5	5	1	1	1	0	0	3						
Bobby Abreu, L (1, 9) OBP: 0.429, SLG: 0.440	1B		2B				HBP		1B	4	1	3	1	0	1	0						
13 Alex Rodriguez, R (1, 5) OBP: 0.379, SLG: 0.488	F8		F9				G6-3		K	5	0	0	0	0	2	5						
25 Jason Giambi, L (1, 3) OBP: 0.412, SLG: 0.593 12 Andy Phillips, R (8, PR) OBP: 0.274, SLG: 0.402	BB		2B				HR		L7	3	1	3	2	1	0	0						
Bernie Williams, S (1, 8) OBP: 0.323, SLG: 0.421	G6-3		K				G6-3		F7	4	0	0	0	0	1	4						
28 Melky Cabrera, S (1, 7) OBP: 0.358, SLG: 0.399			K				HR		K	3	1	1	1	1	2	0						
Sal Fasano, R (1, 2) OBP: 0.273, SLG: 0.373			P3				1B		G6-3	4	0	1	0	0	1	1						
Nick Green, R (1, 4) OBP: 0.272, SLG: 0.268			K				2B		K	4	0	1	0	0	3	0						
			K				1B		K	4	0	1	0	0	3	0						
Inning Stats	R: 1 E: 0 K: 0 S: 13	H: 2 LOB: 2 BB: 1 P: 23	R: 0 E: 0 K: 2 S: 7	H: 0 LOB: 0 BB: 0 P: 9	R: 2 E: 0 K: 1 S: 12	H: 3 LOB: 1 BB: 0 P: 15	R: 1 E: 0 K: 0 S: 9	H: 3 LOB: 1 BB: 0 P: 15	R: 1 E: 0 K: 2 S: 12	H: 1 LOB: 0 BB: 0 P: 20	R: 0 E: 0 K: 0 S: 8	H: 0 LOB: 0 BB: 0 P: 9	R: 0 E: 0 K: 1 S: 7	H: 0 LOB: 1 BB: 1 P: 13	R: 0 E: 0 K: 1 S: 9	H: 1 LOB: 1 BB: 1 P: 16	R: 1 E: 1 K: 2 S: 18	H: 2 LOB: 2 BB: 0 P: 26	1B: 5 2B: 3 3B: 0 HR: 4	SF: 0 SAC: 0 DP: 1 HBP: 1	WP: 0 PB: 0 SB: 2 CS: 1	PA: 41
PITCHER	IP WLS BF H R ER SO BB IBB HBP BLK WP HR S P ERA WHIP																					
Rodrigo Lopez, R (1, 1) ERA: 6.21	7.0 L 31 9 5 5 7 1 0 1 0 0 0 4 68 104 6.43 1.429																					
Julio Manon, R (8, 1) ERA: 2.25	1.1 8 3 1 0 2 1 0 0 0 0 0 0 18 29 0.00 3.000																					
Winston Abreu, R (9, 1) ERA:	0.2 2 0 0 0 1 0 0 0 0 0 0 0 9 13 0.00 0.000																					

Batter	1	2	3	4	5	6	7	8	9	AB	R	H	RBI	BB	SO	LOB	BOTTOM					
1 Brian Roberts, S (1, 4) OBP: 0.366, SLG: 0.407	2B		F7	F8			F9		G4-3	5	0	1	0	0	0	3	New York Yankees @ Baltimore Orioles Oriole Park at Camden Yards, Baltimore, MD Sun Aug 06 2006, 1:35 PM EDT Att: 45,693 - Sunny - 91 F					
6 Melvin Mora, R (1, 5) OBP: 0.359, SLG: 0.409	SH1-3		G4-3				L9		F9	3	0	0	0	1	0	0						
10 Miguel Tejada, R (1, 6) OBP: 0.381, SLG: 0.514	K		G4-3				L9		G4-3	4	0	0	0	0	1	3						
31 Jay Gibbons, L (1, 10) OBP: 0.336, SLG: 0.505	G4-3		G5-3				BB		E3	4	0	1	0	0	0	3						
Jeff Conine, R (1, 7) OBP: 0.330, SLG: 0.416			SH1-3				FC4-6		F8	3	1	3	0	1	0	0						
17 Corey Patterson, L (1, 8) OBP: 0.319, SLG: 0.418	SH1-3		SH1-3				FC4-6		L9	2	0	0	0	1	1	4						
Kevin Millar, R (1, 3) OBP: 0.344, SLG: 0.366	K		K				FC4-6		F8	4	0	0	0	0	1	5						
21 Nick Markakis, L (1, 9) OBP: 0.356, SLG: 0.393	L6		L6				G1-3		G3	4	0	1	1	0	0	3						
Chris Widger, R (1, 2) OBP: 0.287, SLG: 0.256 Fernando Tatis, R (9, PH) OBP: 0.429, SLG: 0.769			G4-3				F6		F9	2	0	0	0	1	0	2						
			G4-3				BB		F9	1	0	0	0	0	0	0						
Inning Stats	R: 0 E: 0 K: 1 S: 10	H: 1 LOB: 1 BB: 0 P: 15	R: 0 E: 0 K: 1 S: 10	H: 1 LOB: 1 BB: 0 P: 17	R: 0 E: 0 K: 0 S: 7	H: 0 LOB: 2 BB: 2 P: 16	R: 1 E: 0 K: 0 S: 17	H: 2 LOB: 2 BB: 1 P: 28	R: 0 E: 0 K: 1 S: 8	H: 1 LOB: 2 BB: 1 P: 14	R: 0 E: 0 K: 0 S: 5	H: 0 LOB: 0 BB: 0 P: 5	R: 0 E: 0 K: 0 S: 8	H: 0 LOB: 0 BB: 0 P: 8	R: 0 E: 1 K: 0 S: 7	H: 1 LOB: 2 BB: 0 P: 10	R: 0 E: 0 K: 0 S: 8	H: 0 LOB: 0 BB: 0 P: 11	1B: 4 2B: 2 3B: 0 HR: 0	SF: 0 SAC: 2 DP: 0 HBP: 0	WP: 0 PB: 0 SB: 0 CS: 0	PA: 38
PITCHER	IP WLS BF H R ER SO BB IBB HBP BLK WP HR S P ERA WHIP																					
Jaret Wright, R (1, 1) ERA: 4.38	6.0 W 27 4 0 0 0 0 0 0 0 0 0 0 14 16 0.00 0.600																					
Scott Proctor, R (7, 1) ERA: 3.6	1.2 7 1 0 0 0 0 0 0 0 0 0 0 14 16 0.00 0.600																					
42 Mariano Rivera, R (8, 1) ERA: 1.84	1.1 S 4 0 0 0 0 0 0 0 0 0 0 0 9 13 0.00 0.000																					

Batter	1	2	3	4	5	6	7	8	9	10	11	AB	R	H	RBI	BB	SO	LOB	TOP					
18 Johnny Damon, L OBP: 0.359, SLG: 0.467	E8 1B		F7		P5			B1-3	K			5	1	0	0	0	1	1						
2 Derek Jeter, R OBP: 0.420, SLG: 0.487	P3		L9		G5-3			13 1B 25 HBP		L3		5	1	1	0	0	0	1						
Bobby Abreu, L OBP: 0.431, SLG: 0.440	13 S 1B		13 HR					25 HBP 13 1B		K		4	1	2	1	1	2	0						
13 Alex Rodriguez, R OBP: 0.386, SLG: 0.499	25 G1-6-3 BB		25 HR					25 HBP		S BB		3	1	3	2	2	0	0						
25 Jason Giambi, L Bernie Williams, S OBP: 0.411, SLG: 0.588 OBP: 0.322, SLG: 0.420	G1-6-3							20 G4-6-3 HBP		K		3	0	0	1	0	1	3						
20 Jorge Posada, S OBP: 0.359, SLG: 0.476												5	0	0	0	0	1	4						
24 Robinson Cano, L OBP: 0.357, SLG: 0.446												5	0	3	0	0	0	0						
Craig Wilson, R OBP: 0.336, SLG: 0.482												5	1	1	1	0	2	3						
28 Melky Cabrera, S OBP: 0.352, SLG: 0.392												5	0	0	0	0	2	2						
Inning Stats	R: 1 E: 1 K: 0 S: 8	H: 1 LOB: 1 BB: 1 P: 17	R: 1 E: 0 K: 0 S: 6	H: 1 LOB: 0 BB: 0 P: 10	R: 2 E: 0 K: 1 S: 11	H: 2 LOB: 0 BB: 0 P: 18	R: 0 E: 0 K: 2 S: 7	H: 0 LOB: 0 BB: 0 P: 12	R: 0 E: 0 K: 1 S: 6	H: 1 LOB: 1 BB: 0 P: 11	R: 0 E: 0 K: 1 S: 7	H: 1 LOB: 0 BB: 0 P: 8	R: 1 E: 0 K: 0 S: 13	H: 2 LOB: 2 BB: 1 P: 23	R: 0 E: 0 K: 1 S: 13	H: 1 LOB: 1 BB: 0 P: 19	R: 0 E: 0 K: 2 S: 10	H: 0 LOB: 1 BB: 1 P: 15	R: 0 E: 1 K: 1 S: 11	H: 1 LOB: 1 BB: 0 P: 17	1B: 7 2B: 1 3B: 0 HR: 2	SF: 0 SAC: 0 DP: 3 HBP: 1	WP: 0 PB: 0 SB: 3 CS: 0	PA: 45
PITCHER	IP ERA WLS BF H R ER SO BB IBB HBP BLK WP HR S P ERA WHIP	7.0 4.83 0.1 3 1 1 1 0 1 0 0 0 0 0 7 13 27.00 6.000	0.1 3.82 0.0 1 1 0 0 0 0 0 0 0 0 0 3 3 ∞ ∞	1.0 3.82 1.0 4 1 0 0 0 1 0 0 1 0 0 12 20 1.000	2.2 3.75 W 10 1 0 0 4 1 0 0 0 0 0 25 38 0.00 0.750	PITCHER										IP ERA WLS BF H R ER SO BB IBB HBP BLK WP HR S P ERA WHIP	1.0 4.83 0.1 3 1 1 1 0 1 0 0 0 0 0 7 13 27.00 6.000							

New York Yankees @ Chicago White Sox
U.S. Cellular Field, Chicago, IL
Tue Aug 08 2006, 8:05 PM EDT
Att. 39,872 - Party Cloudy - 73 F

livebaseballscores.com
AB 41
R 5
H 10
RBI 5
BB 3
SO 10
LOB 15





Batter	1	2	3	4	5	6	7	8	9	10	11	AB	R	H	RBI	BB	SO	LOB	BOTTOM			
22 Scott Podsednik, L OBP: 0.337, SLG: 0.379	2B		G4-3		G1-3							5	0	1	0	0	1	0				
Tadahito Iguchi, R OBP: 0.344, SLG: 0.415	G4-3		25 1B BB		G5-3							4	1	1	0	1	0	0				
25 Jim Thome, L OBP: 0.422, SLG: 0.638	G6-3		14 G6-4-3 1B									4	0	1	0	1	1	0				
14 Paul Konerko, R OBP: 0.387, SLG: 0.560			23 2B		G6-4-3							4	2	2	1	1	0	4				
23 Jermaine Dye, R OBP: 0.392, SLG: 0.632			24 1B G1-2-3 2B		G6-3							5	0	3	2	0	1	1				
12 A.J. Pierzynski, L OBP: 0.352, SLG: 0.438			24 1B BB		G4-3							3	1	0	0	1	1	2				
38 Pablo Ozuna, R Sandy Alomar Jr., R OBP: 0.379, SLG: 0.436 OBP: 0.319, SLG: 0.394			G1-2-3 8 1B BB		G4-3							0	0	0	0	0	0	0				
24 Joe Crede, R OBP: 0.336, SLG: 0.555			G1-2-3 8 1B 1B									4	2	2	1	0	0	1				
Rob Mackowiak, L OBP: 0.374, SLG: 0.597			G1-2-3									2	0	0	0	0	1	3				
32 Brian Anderson, R OBP: 0.288, SLG: 0.348			1-2 2-3 3-H									1	0	0	0	1	1	0				
8 Alex Cintron, S OBP: 0.309, SLG: 0.361			22 CS 1B									4	0	1	2	0	1	1				
Inning Stats	R: 0 E: 0 K: 0 S: 6	H: 1 LOB: 0 BB: 0 P: 9	R: 3 E: 0 K: 0 S: 13	H: 4 LOB: 0 BB: 1 P: 28	R: 0 E: 0 K: 0 S: 16	H: 1 LOB: 1 BB: 1 P: 27	R: 1 E: 0 K: 1 S: 10	H: 1 LOB: 0 BB: 0 P: 18	R: 0 E: 0 K: 0 S: 8	H: 0 LOB: 1 BB: 1 P: 21	R: 0 E: 0 K: 2 S: 13	H: 0 LOB: 0 BB: 1 P: 12	R: 0 E: 0 K: 1 S: 9	H: 2 LOB: 1 BB: 0 P: 16	R: 1 E: 0 K: 3 S: 9	H: 0 LOB: 0 BB: 1 P: 13	R: 1 E: 0 K: 0 S: 12	H: 2 LOB: 2 BB: 1 P: 18	1B: 6 2B: 3 3B: 0 HR: 2	SF: 0 SAC: 0 DP: 2 HBP: 0	WP: 0 PB: 0 SB: 0 CS: 3	PA: 43
PITCHER	IP ERA WLS BF H R ER SO BB IBB HBP BLK WP HR S P ERA WHIP	5.0 3.69 1.1 5 7 0 0 2 1 0 0 0 0 0 1 14 23 0.00 0.750	0.1 2.47 0.1 0 0 0 0 0 0 0 0 0 0 0 2 2 0.00 0.000	0.1 2.95 1.0 3 0 0 0 1 0 0 0 0 0 0 9 16 0.00 0.000	PITCHER										IP ERA WLS BF H R ER SO BB IBB HBP BLK WP HR S P ERA WHIP	1.0 1.96 1.1 L 7 2 1 1 3 1 0 0 0 0 0 21 31 6.75 2.250						

New York Yankees @ Chicago White Sox
U.S. Cellular Field, Chicago, IL
Tue Aug 08 2006, 8:05 PM EDT
Att. 39,872 - Party Cloudy - 73 F

livebaseballscores.com
AB 36
R 6
H 11
RBI 6
BB 5
SO 7
LOB 12



Batter	1	2	3	4	5	6	7	8	9	AB R H RBI BB SO LOB	TOP												
18 Johnny Damon, L (1, 8) OBP: 0.359, SLG: 0.472 12 Andy Phillips, R (4, 3) OBP: 0.275, SLG: 0.405	1-0 1B 3B		1-2 P6		2-3 K		1-1 2B 13 1B		0-1 P4	2 1 1 0 0 0 0 3 1 1 0 0 1 0	<p>New York Yankees @ Chicago White Sox U.S. Cellular Field, Chicago, IL Wed Aug 09 2006, 8:05 PM EDT Att: 39,406 - Cloudy - 80 F</p> <p>livebaseballscorecards.com</p> <p>AB 37 R 7 H 11 RBI 7 BB 2 SO 8 LOB 14</p> 												
2 Derek Jeter, R (1, 6) OBP: 0.422, SLG: 0.486	2-2 13 G5-3 1B		1-1 G3		4-2 HR BB		1-2 13 1B 20 G4-3 BB		0-0 G6-3	3 2 1 0 2 0 0													
Bobby Abreu, L (1, 9) OBP: 0.431, SLG: 0.448 (4, 8) (8, 9)	SAFE 13 G5-3 1B		1-3 K		2-2 HR		1-3 K		2-3 K	5 1 2 3 0 3 2													
13 Alex Rodriguez, R (1, 5) OBP: 0.387, SLG: 0.499	0-2 G5-3				3-1 20 FC3-6 1B		0-0 20 G4-3 1B			4 0 2 1 0 1 2													
20 Jorge Posada, S (1, 2) OBP: 0.382, SLG: 0.470	2-2 F9				0-0 FC3-6 1B		1-2 G4-3			4 0 0 1 0 0 3													
24 Robinson Cano, L (1, 4) OBP: 0.359, SLG: 0.461		0-1 G6-3 2B			0-2 F8		2-2 HR			4 1 2 1 0 0 2													
Bernie Williams, S (1, 10) OBP: 0.321, SLG: 0.417 (8, 8)		0-0 G6-3			1-0 1B		2-1 G4-3		0-1 F8	4 0 1 0 0 0 1													
Craig Wilson, R (1, 3) OBP: 0.331, SLG: 0.475 (4, 9)		2-3 G5-3			1-2 1B		0-0 G5-3		2-3 K	4 0 0 0 0 2 3													
Kyle Farnsworth, R (8, 1) 42 Mariano Rivera, R (8, 1)		0-0 G5-3			3-3 K		0-0 G5-3		1-1 K	0 0 0 0 0 0 0 0 0 0 0 0 0 0													
28 Melky Cabrera, S (1, 7) OBP: 0.351, SLG: 0.401		2-3 K			3-2 HR		0-0 F8		1-1 G1-3	4 1 1 1 0 1 1													
Inning Stats	R: 1 E: 0 K: 0 S: 13	H: 3 LOB: 1 BB: 0 P: 20	R: 0 E: 0 K: 1 S: 7	H: 1 LOB: 1 BB: 0 P: 9	R: 0 E: 0 K: 1 S: 8	H: 0 LOB: 0 BB: 0 P: 11	R: 0 E: 0 K: 1 S: 11	H: 2 LOB: 2 BB: 0 P: 18	R: 3 E: 0 K: 2 S: 22	H: 2 LOB: 0 BB: 1 P: 35	R: 1 E: 0 K: 0 S: 8	H: 1 LOB: 0 BB: 0 P: 12	R: 2 E: 0 K: 1 S: 15	H: 2 LOB: 1 BB: 1 P: 26	R: 0 E: 0 K: 1 S: 9	H: 0 LOB: 0 BB: 0 P: 12	R: 0 E: 0 K: 1 S: 6	H: 0 LOB: 0 BB: 0 P: 8	1B: 5 2B: 2 3B: 1 HR: 3	SF: 0 SAC: 0 DP: 1 HBP: 0	WP: 0 PB: 1 SB: 1 CS: 0	PA: 39	
PITCHER	IP WLS BF H R ER SO BB IBB HBP BLK WP HR S P ERA WHIP											PITCHER	IP WLS BF H R ER SO BB IBB HBP BLK WP HR S P ERA WHIP										
Jon Garland, R (1, 1) ERA: 5.16	6.0 L 28 10 6 6 5 1 0 0 0 0 0 3 71 108 9.00 1.833																						
David Riske, R (7, 1) ERA: 3.19	2.0 8 1 1 0 2 1 0 0 0 0 0 0 22 35 0.00 1.000																						
47 Mike MacDougal, R (9, 1) ERA: 1.0	1.0 3 0 0 0 1 0 0 0 0 0 0 0 6 8 0.00 0.000																						

Batter	1	2	3	4	5	6	7	8	9	AB R H RBI BB SO LOB	BOTTOM												
38 Pablo Ozuna, R (1, 7) OBP: 0.370, SLG: 0.425 22 Scott Podsednik, L (8, FH) OBP: 0.336, SLG: 0.377	1-3 K		2-2 G4-3			0-0 G4-3		1-3 K	2-3 K	3 0 0 0 0 1 0 2 0 0 0 0 2 1	<p>New York Yankees @ Chicago White Sox U.S. Cellular Field, Chicago, IL Wed Aug 09 2006, 8:05 PM EDT Att: 39,406 - Cloudy - 80 F</p> <p>livebaseballscorecards.com</p> <p>AB 34 R 6 H 7 RBI 6 BB 4 SO 8 LOB 13</p> 												
Tadahito Iguchi, R (1, 4) OBP: 0.347, SLG: 0.425	2-1 F9				1-0 F9		0-2 25 BB 14 2B 1B	2-2 HR	2-2 25 FC4-6 1B	5 2 3 1 0 0 0													
25 Jim Thome, L (1, 10) OBP: 0.420, SLG: 0.631	3-1 G4-3				1-3 K		4-0 14 2B 23 2B BB	2-3 K	2-1 FC4-6	4 1 0 0 1 2 2													
14 Paul Konerko, R (1, 3) OBP: 0.388, SLG: 0.560		0-0 L6			2-3 K		1-2 23 2B 2H 2B	4-2 23 1B HR BB		3 1 1 1 1 1 0													
23 Jermaine Dye, R (1, 9) OBP: 0.393, SLG: 0.634		3-3 K			0-0 G6-3		2-0 2B	2-2 24 HR 1B		4 1 2 1 0 1 0													
24 Joe Crede, R (1, 5) OBP: 0.340, SLG: 0.563		4-1 BB			1-2 G6-3		4-1 BB	1-2 24 HR 1B		2 1 1 3 2 0 0													
12 A.J. Pierzynski, L (1, 2) OBP: 0.350, SLG: 0.433		2-3 K			0-0 G5-3		2-1 P3	1-0 L1		4 0 0 0 0 1 4													
8 Alex Cintron, S (1, 6) OBP: 0.304, SLG: 0.354			1-1 F8			1-0 G1-3	1-0 F3		2-2 G4-3	4 0 0 0 0 0 3													
32 Brian Anderson, R (1, 8) OBP: 0.288, SLG: 0.344			1-1 P4			1-1 F8	0-0 F7		1-2 1B HBP	3 0 0 0 0 0 3													
Inning Stats	R: 0 E: 0 K: 1 S: 7	H: 0 LOB: 0 BB: 0 P: 13	R: 0 E: 0 K: 2 S: 11	H: 0 LOB: 1 BB: 1 P: 20	R: 0 E: 0 K: 0 S: 7	H: 0 LOB: 0 BB: 0 P: 11	R: 0 E: 0 K: 2 S: 10	H: 0 LOB: 0 BB: 0 P: 14	R: 0 E: 0 K: 0 S: 6	H: 0 LOB: 0 BB: 0 P: 7		R: 0 E: 0 K: 0 S: 4	H: 0 LOB: 0 BB: 0 P: 6	R: 2 E: 0 K: 0 S: 13	H: 3 LOB: 3 BB: 2 P: 27	R: 4 E: 0 K: 2 S: 18	H: 3 LOB: 1 BB: 1 P: 31	R: 0 E: 0 K: 1 S: 15	H: 1 LOB: 2 BB: 0 P: 24	1B: 3 2B: 2 3B: 0 HR: 2	SF: 0 SAC: 0 DP: 0 HBP: 1	WP: 0 PB: 0 SB: 0 CS: 0	PA: 39
PITCHER	IP WLS BF H R ER SO BB IBB HBP BLK WP HR S P ERA WHIP											PITCHER	IP WLS BF H R ER SO BB IBB HBP BLK WP HR S P ERA WHIP										
Randy Johnson, L (1, 1) ERA: 5.03	6.0 W 23 3 2 2 5 2 0 0 0 0 0 0 53 86 3.00 0.833																						
Ron Villone, L (7, 1) ERA: 2.43	1.0 4 0 0 0 0 1 0 0 0 0 0 0 5 12 0.00 1.000																						
Kyle Farnsworth, R (8, 1) ERA: 4.35	0.2 6 3 4 4 2 1 0 0 0 0 0 2 17 29 54.00 6.000																						
Kyle Farnsworth, R (8, 1) ERA: 4.35	0.2 6 3 4 4 2 1 0 0 0 0 0 2 17 29 54.00 6.000																						
42 Mariano Rivera, R (8, 1) ERA: 1.92	1.1 S 6 1 0 0 1 0 0 0 1 0 0 0 0 16 26 0.00 0.750																						

Batter	1	2	3	4	5	6	7	8	9	AB	R	H	RBI	BB	SO	LOB	TOP					
18 Johnny Damon, L (1, 8) OBP: 0.361, SLG: 0.473	1-2 F7 2B	4-1 BB		0-1 P5		1-2 F7	1-2		0-1 G3-1	5	0	2	0	1	0	3						
2 Derek Jeter, R (1, 6) OBP: 0.422, SLG: 0.484	0-0 F7 1B	3-3 K		1-3 K		4-1 1B	0-1 G4-3			4	0	1	0	1	2	4						
Bobby Abreu, L (1, 9) OBP: 0.432, SLG: 0.447	2-2 F7		4-2 25 HR	4-2 13 BB		2-2 25 HR	1-3 1B		2-2 G6-3	3	1	1	0	2	0	2						
13 Alex Rodriguez, R (1, 5) OBP: 0.385, SLG: 0.494	1-3 K		1-0 F8	4-2 BB		2-1 P6			1-2 G2-3	4	0	0	0	1	1	5						
25 Jason Giambi, L (1, 10) OBP: 0.411, SLG: 0.593	4-1 BB		2-1 HR	0-3 K		1-3 K			0-2 F8	4	1	1	2	1	2	5						
20 Jorge Posada, S (1, 2) OBP: 0.377, SLG: 0.463	0-0 L8		1-1 G4-3			1-3 K			0-6 F7	5	0	0	0	0	2	3						
24 Robinson Cano, L (1, 4) OBP: 0.360, SLG: 0.467		1-2 2B	0-0 2B			2-3 K			0-1 G5-3	5	0	2	0	0	2	0						
Craig Wilson, R (1, 3) OBP: 0.333, SLG: 0.479		2-3 K	1-3 K			1-0 1B			1-0 28 HR 1B	4	1	2	0	0	2	2						
Bernie Williams, S (9, PH) OBP: 0.323, SLG: 0.419										1	0	1	0	0	0	0						
28 Melky Cabrera, S (1, 7) OBP: 0.355, SLG: 0.412		0-0 P6		4-1 13 BB S		0-1 P5			0-1 1-2 1B	4	1	2	2	1	0	2						
Inning Stats	R: 0 E: 0 K: 1 S: 13	H: 2 LOB: 3 BB: 1 P: 21	R: 0 E: 0 K: 2 S: 14	H: 1 LOB: 2 BB: 1 P: 24	R: 2 E: 0 K: 1 S: 12	H: 2 LOB: 1 BB: 1 P: 21	R: 0 E: 0 K: 2 S: 15	H: 0 LOB: 3 BB: 3 P: 28	R: 0 E: 0 K: 1 S: 13	H: 1 LOB: 1 BB: 0 P: 17	R: 0 E: 0 K: 1 S: 14	H: 1 LOB: 2 BB: 0 P: 24	R: 2 E: 0 K: 2 S: 15	H: 3 LOB: 1 BB: 0 P: 18	R: 0 E: 0 K: 0 S: 10	H: 0 LOB: 0 BB: 0 P: 13	R: 0 E: 0 K: 0 S: 8	H: 2 LOB: 2 BB: 0 P: 9	1B: 6 2B: 4 3B: 0 HR: 2	SF: 0 SAC: 0 DP: 0 HBP: 0	WP: 0 PB: 0 SB: 3 CS: 0	PA: 46
PITCHER	IP WLS BF H R ER SO BB IBB HBP BLK WP HR S P ERA WHIP																					
Javier Vazquez, R (1, 1) ERA: 5.13	5.0 W 27 6 2 2 8 6 0 0 0 0 1 67 111 3.60 2.400																					
Neal Cotts, L (6, 1) ERA: 3.16	0.1 H 3 1 0 0 0 1 0 0 0 0 0 9 16 0.00 6.000																					
Brandon McCarthy, R (6, 1) ERA: 4.04	1.1 H 6 2 2 2 3 0 0 0 0 0 1 14 19 13.50 1.500																					
37 Matt Thornton, L (7, 1) ERA: 3.69	1.1 H 5 1 0 0 0 0 0 0 0 0 0 16 20 0.00 0.750																					
45 Bobby Jenks, R (9, 1) ERA: 3.71	1.0 S 5 2 0 0 0 0 0 0 0 0 0 8 9 0.00 2.000																					

New York Yankees @ Chicago White Sox
U.S. Cellular Field, Chicago, IL
Thu Aug 10 2006, 8:05 PM EDT
Att: 39,289 - Clear - 74 F

AB 39
R 4
H 12
RBI 4
BB 7
SO 11
LOB 26



Batter	1	2	3	4	5	6	7	8	9	AB	R	H	RBI	BB	SO	LOB	BOTTOM			
22 Scott Podsednik, L (1, 7) OBP: 0.337, SLG: 0.378	1-0 L3	0-1 FC6-4 1B		1-2 F7		1-1 CS				4	0	2	2	0	0	0				
Tadahito Iguchi, R (1, 4) OBP: 0.350, SLG: 0.431	1-1 2B	FC6-4 25 WP		0-1 1B		1-0 CS			25 FC4-6 1B	4	0	3	0	0	0	1				
25 Jim Thome, L (1, 10) OBP: 0.416, SLG: 0.624	3-3 K	1-0 G4-3		2-1 G4-3		0-2 FC4-6			1-2 1B	4	0	0	0	0	1	4				
14 Paul Konerko, R (1, 3) OBP: 0.385, SLG: 0.555	2-2 L8		1-3 K			1-1 P3			0-3 K	4	0	0	0	0	2	2				
23 Jermaine Dye, R (1, 9) OBP: 0.394, SLG: 0.631		3-2 24 FC5 12 1B E	2-1 24 S			2-3 K			1-3 K	3	1	1	0	0	2	1				
12 A.J. Pierzynski, L (1, 2) OBP: 0.346, SLG: 0.431		0-1 24 E 8 1B	0-0 F8			1-0 G3				4	1	1	0	0	1	1				
24 Joe Crede, R (1, 5) OBP: 0.339, SLG: 0.558		0-1 FC5 8 1B E	4-1 BB			1-1 G5-3				3	1	0	0	1	0	1				
8 Alex Cintron, S (1, 6) OBP: 0.303, SLG: 0.352		2-1 E7 22 1B	1-3 K			0-2 G4-3				4	1	1	1	0	1	2				
32 Brian Anderson, R (1, 8) OBP: 0.288, SLG: 0.348			1-3 K			2-2 22 1B				3	1	1	0	0	2	1				
Inning Stats	R: 0 E: 0 K: 1 S: 10	H: 1 LOB: 1 BB: 0 P: 17	R: 4 E: 2 K: 1 S: 17	H: 3 LOB: 1 BB: 0 P: 24	R: 0 E: 0 K: 2 S: 10	H: 1 LOB: 2 BB: 1 P: 18	R: 0 E: 0 K: 1 S: 10	H: 1 LOB: 1 BB: 0 P: 13	R: 0 E: 0 K: 1 S: 6	H: 0 LOB: 0 BB: 0 P: 10	R: 1 E: 0 K: 0 S: 13	H: 2 LOB: 0 BB: 0 P: 17	R: 0 E: 0 K: 2 S: 11	H: 1 LOB: 1 BB: 0 P: 13	R: 0 E: 0 K: 1 S: 9	H: 0 LOB: 0 BB: 0 P: 12	1B: 7 2B: 2 3B: 0 HR: 0	SF: 0 SAC: 0 DP: 0 HBP: 1	WP: 1 PB: 0 SB: 1 CS: 1	PA: 36
PITCHER	IP WLS BF H R ER SO BB IBB HBP BLK WP HR S P ERA WHIP																			
35 Mike Mussina, R (1, 1) ERA: 3.5	6.0 L 28 8 5 3 6 1 0 1 0 0 0 66 99 4.50 1.500																			
Mike Myers, L (7, 1) ERA: 2.89	0.1 2 1 0 0 0 0 0 0 0 0 0 4 5 0.00 3.000																			
Scott Proctor, R (7, 1) ERA: 3.77	1.2 5 0 0 0 3 0 0 0 0 0 0 16 20 0.00 0.000																			

New York Yankees @ Chicago White Sox
U.S. Cellular Field, Chicago, IL
Thu Aug 10 2006, 8:05 PM EDT
Att: 39,289 - Clear - 74 F

AB 33
R 5
H 9
RBI 3
BB 1
SO 9
LOB 13



Batter	1	2	3	4	5	6	7	8	9	AB	R	H	RBI	BB	SO	LOB	TOP			
9 Chone Figgins, S OBP: 0.330, SLG: 0.345										3	1	0	0	1	0	4				
6 Maicer Izturis, S OBP: 0.365, SLG: 0.432										4	0	0	0	0	1	2				
Orlando Cabrera, R OBP: 0.339, SLG: 0.409										4	0	0	0	0	0	1				
27 Vladimir Guerrero, R OBP: 0.366, SLG: 0.532										2	0	0	0	2	1	0				
20 Juan Rivera, R OBP: 0.350, SLG: 0.562										4	0	1	1	0	1	2				
Curtis Pride, L OBP: 0.462, SLG: 0.833										3	0	0	0	1	2	0				
47 Howie Kendrick, R OBP: 0.336, SLG: 0.430										4	1	1	0	0	0	1	AB 28			
Adam Kennedy, L OBP: 0.316, SLG: 0.367										2	0	1	0	1	0	0	R 2			
José Molina, R OBP: 0.307, SLG: 0.396										2	0	1	1	0	0	2	H 4			
																	RBI 2			
																	BB 5			
																	SO 5			
																	LOB 12			
Inning Stats	R: 1 E: 0 K: 0 S: 8	H: 1 LOB: 2 BB: 2 P: 21	R: 0 E: 0 K: 1 S: 6	H: 0 LOB: 0 BB: 0 P: 11	R: 0 E: 0 K: 0 S: 4	H: 1 LOB: 0 BB: 0 P: 6	R: 0 E: 0 K: 1 S: 10	H: 0 LOB: 0 BB: 0 P: 13	R: 0 E: 1 K: 1 S: 9	H: 0 LOB: 1 BB: 1 P: 19	R: 0 E: 0 K: 1 S: 7	H: 2 LOB: 1 BB: 0 P: 10	R: 0 E: 0 K: 1 S: 8	H: 0 LOB: 0 BB: 0 P: 10	R: 0 E: 0 K: 0 S: 8	H: 0 LOB: 0 BB: 0 P: 10	1B: 3 2B: 1 3B: 0 HR: 0	SF: 1 SAC: 0 DP: 1 HBP: 0	WP: 0 PB: 0 SB: 4 CS: 0	PA: 35
PITCHER	IP WLS BF H R ER SO BB IBB HBP BLK WP HR S P ERA WHIP																			
Jaret Wright, R ERA: 4.24	5.1 W 21 2 1 1 2 4 0 0 0 0 0 0 42 83 1.69 1.125																			
Scott Proctor, R ERA: 3.8	1.2 7 2 1 1 2 1 0 0 0 0 0 0 11 19 5.40 1.800																			
Kyle Farnsworth, R ERA: 4.26	1.0 H 3 0 0 0 1 0 0 0 0 0 0 0 8 10 0.00 0.000																			
42 Mariano Rivera, R ERA: 1.89	1.0 S 3 0 0 0 0 0 0 0 0 0 0 0 8 10 0.00 0.000																			

Los Angeles Angels @ New York Yankees
Yankee Stadium, Bronx, NY
Sat Aug 12 2006, 1:20 PM EDT
Att: 54,157 - Sunny - 74 F

AB 28
R 2
H 4
RBI 2
BB 5
SO 5
LOB 12



Batter	1	2	3	4	5	6	7	8	9	AB	R	H	RBI	BB	SO	LOB	BOTTOM			
18 Johnny Damon, L OBP: 0.365, SLG: 0.477										3	1	1	2	1	0	1				
2 Derek Jeter, R OBP: 0.416, SLG: 0.476										4	0	0	0	0	2	2				
Bobby Abreu, L OBP: 0.429, SLG: 0.443										4	0	1	0	0	1	0				
13 Alex Rodriguez, R OBP: 0.389, SLG: 0.507										3	1	2	0	1	0	2				
25 Jason Giambi, L OBP: 0.411, SLG: 0.588										2	1	1	0	1	0	0				
12 Andy Phillips, R OBP: 0.278, SLG: 0.405										0	0	0	0	1	0	0				
20 Jorge Posada, S OBP: 0.372, SLG: 0.456										4	0	0	0	0	2	6				
24 Robinson Canó, L OBP: 0.361, SLG: 0.476										4	1	2	3	0	1	2	AB 30			
Bernie Williams, S OBP: 0.326, SLG: 0.422										3	1	2	0	0	0	0	R 5			
2B Melky Cabrera, S OBP: 0.356, SLG: 0.412										3	0	1	0	0	1	2	H 10			
																	RBI 5			
																	BB 4			
																	SO 7			
																	LOB 15			
Inning Stats	R: 0 E: 0 K: 0 S: 6	H: 4 LOB: 0 BB: 1 P: 28	R: 0 E: 0 K: 1 S: 11	H: 1 LOB: 1 BB: 1 P: 21	R: 0 E: 0 K: 0 S: 12	H: 1 LOB: 0 BB: 0 P: 19	R: 0 E: 0 K: 0 S: 9	H: 1 LOB: 1 BB: 1 P: 15	R: 0 E: 0 K: 1 S: 10	H: 1 LOB: 0 BB: 0 P: 14	R: 0 E: 0 K: 1 S: 8	H: 1 LOB: 0 BB: 0 P: 13	R: 0 E: 0 K: 1 S: 9	H: 1 LOB: 2 BB: 1 P: 15	R: 0 E: 0 K: 0 S: 8	H: 1 LOB: 2 BB: 1 P: 15	1B: 5 2B: 3 3B: 0 HR: 2	SF: 0 SAC: 0 DP: 2 HBP: 0	WP: 0 PB: 0 SB: 0 CS: 1	PA: 36
PITCHER	IP WLS BF H R ER SO BB IBB HBP BLK WP HR S P ERA WHIP																			
45 Kelvim Escobar, R ERA: 3.89	6.0 L 25 8 5 5 5 3 0 0 0 0 0 0 2 67 7.50 1.833																			
J.C. Romero, L ERA: 7.41	0.2 3 1 0 0 0 0 0 0 0 0 0 0 5 9 0.00 1.500																			
Chris Bootcheck, R ERA: 5.4	1.1 6 1 0 0 2 1 0 0 0 0 0 0 12 19 0.00 1.500																			

Los Angeles Angels @ New York Yankees
Yankee Stadium, Bronx, NY
Sat Aug 12 2006, 1:20 PM EDT
Att: 54,157 - Sunny - 74 F

AB 30
R 5
H 10
RBI 5
BB 4
SO 7
LOB 15



Batter	1	2	3	4	5	6	7	8	9	AB	R	H	RBI	BB	SO	LOB	TOP				
9 Chone Figgins, S OBP: 0.335, SLG: 0.355										4	2	3	1	1	0	0	Los Angeles Angels @ New York Yankees Yankee Stadium, Bronx, NY Sun Aug 13 2006, 1:05 PM EDT Att: 54,309 - Partly Cloudy - 77 F				
47 Howie Kendrick, R OBP: 0.347, SLG: 0.437										5	0	3	1	0	0	1					
Orlando Cabrera, R OBP: 0.339, SLG: 0.409										5	1	2	0	0	2	6					
27 Vladimir Guerrero, R OBP: 0.368, SLG: 0.531										4	1	2	0	1	0	5					
20 Juan Rivera, R OBP: 0.351, SLG: 0.559										5	0	2	2	0	0	3					
Adam Kennedy, L OBP: 0.317, SLG: 0.365										4	0	1	1	1	1	3					
39 Robb Quinlan, R OBP: 0.337, SLG: 0.488									4	0	2	0	0	1	1						
Curtis Pride, L OBP: 0.353, SLG: 0.625									4	1	0	0	0	1	4						
Mike Napoli, R OBP: 0.374, SLG: 0.460										3	0	0	0	1	2	0					
Inning Stats	R: 3 E: 0 K: 0 S: 14	H: 6 LOB: 2 BB: 0 P: 25	R: 0 E: 0 K: 1 S: 6	H: 0 LOB: 0 BB: 0 P: 7	R: 0 E: 0 K: 1 S: 11	H: 2 LOB: 1 BB: 0 P: 12	R: 0 E: 0 K: 1 S: 7	H: 0 LOB: 0 BB: 0 P: 12	R: 1 E: 0 K: 0 S: 10	H: 3 LOB: 3 BB: 1 P: 20	R: 0 E: 0 K: 1 S: 8	H: 0 LOB: 0 BB: 1 P: 16	R: 0 E: 0 K: 2 S: 18	H: 1 LOB: 2 BB: 0 P: 27	R: 0 E: 0 K: 0 S: 14	H: 1 LOB: 0 BB: 0 P: 21	1B: 14 2B: 0 3B: 0 HR: 1	SF: 0 SAC: 0 DP: 2 HBP: 0	WP: 0 SB: 0 CS: 2	PA: 42	
PITCHER	IP: 5.1 WLS: L BF: 29	H: 13 R: 5 ER: 5 SO: 3	BB: 1 IBB: 1 HBP: 0 BLK: 0	WP: 0 HR: 1 S: 57 P: 93	ERA: 8.44 WHIP: 2.625	IP: 6.1 WLS: L BF: 8	H: 0 R: 0 ER: 0 SO: 3	BB: 2 IBB: 0 HBP: 0 BLK: 0	WP: 0 HR: 0 S: 22 P: 39	ERA: 0.00 WHIP: 0.857	IP: 8.1 WLS: L BF: 5	H: 2 R: 0 ER: 0 SO: 1	BB: 0 IBB: 0 HBP: 0 BLK: 0	WP: 0 HR: 0 S: 22 P: 31	ERA: 0.00 WHIP: 1.500						

Batter	1	2	3	4	5	6	7	8	9	AB	R	H	RBI	BB	SO	LOB	BOTTOM							
18 Johnny Damon, L OBP: 0.364, SLG: 0.474										3	0	0	0	1	3	0	Los Angeles Angels @ New York Yankees Yankee Stadium, Bronx, NY Sun Aug 13 2006, 1:05 PM EDT Att: 54,309 - Partly Cloudy - 77 F							
2 Derek Jeter, R OBP: 0.419, SLG: 0.476										2	0	1	0	2	1	0								
Bobby Abreu, L OBP: 0.426, SLG: 0.438										4	0	0	0	0	2	4								
13 Alex Rodriguez, R OBP: 0.388, SLG: 0.512										4	1	1	1	0	2	2								
25 Jason Giambi, L OBP: 0.412, SLG: 0.596										4	1	2	1	0	0	0								
20 Jorge Posada, S OBP: 0.368, SLG: 0.450										4	0	0	0	0	2	1								
24 Robinson Cano, L OBP: 0.357, SLG: 0.471										3	0	0	0	0	0	1								
Craig Wilson, R OBP: 0.332, SLG: 0.485										3	1	1	1	0	0	0								
28 Melky Cabrera, S OBP: 0.353, SLG: 0.408										3	0	0	0	0	1	0								
Inning Stats	R: 0 E: 0 K: 3 S: 12	H: 0 LOB: 1 BB: 1 P: 24	R: 0 E: 0 K: 1 S: 12	H: 1 LOB: 0 BB: 0 P: 18	R: 0 E: 0 K: 1 S: 15	H: 0 LOB: 2 BB: 2 P: 28	R: 0 E: 0 K: 2 S: 10	H: 0 LOB: 0 BB: 0 P: 13	R: 1 E: 0 K: 1 S: 9	H: 1 LOB: 0 BB: 0 P: 12	R: 0 E: 0 K: 0 S: 7	H: 1 LOB: 0 BB: 0 P: 9	R: 0 E: 0 K: 0 S: 9	H: 0 LOB: 0 BB: 0 P: 12	R: 0 E: 0 K: 1 S: 9	H: 0 LOB: 0 BB: 0 P: 13	R: 2 E: 0 K: 2 S: 11	H: 2 LOB: 0 BB: 0 P: 19	1B: 2 2B: 0 3B: 0 HR: 3	SF: 0 SAC: 0 DP: 2 HBP: 0	WP: 0 SB: 0 CS: 0	PA: 33		
PITCHER	IP: 6.0 WLS: W BF: 22	H: 3 R: 1 ER: 1 SO: 8	BB: 3 IBB: 0 HBP: 0 BLK: 0	WP: 0 HR: 0 S: 65 P: 104	ERA: 1.50 WHIP: 1.000	IP: 7.1 WLS: L BF: 3	H: 0 R: 0 ER: 0 SO: 0	BB: 0 IBB: 0 HBP: 0 BLK: 0	WP: 0 HR: 0 S: 9 P: 12	ERA: 0.00 WHIP: 0.000	IP: 8.1 WLS: L BF: 7	H: 2 R: 2 ER: 2 SO: 3	BB: 0 IBB: 0 HBP: 0 BLK: 0	WP: 0 HR: 0 S: 2 P: 18	ERA: 10.80 WHIP: 1.200	IP: 9.1 WLS: S BF: 1	H: 0 R: 0 ER: 0 SO: 0	BB: 0 IBB: 0 HBP: 0 BLK: 0	WP: 0 HR: 0 S: 2 P: 4	ERA: 0.00 WHIP: 0.000				

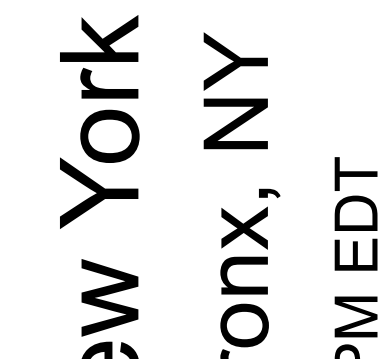
Batter	1	2	3	4	5	6	7	8	9	AB	R	H	RBI	BB	SO	LOB	TOP					
9 Chone Figgins, S OBP: 0.335, SLG: 0.354	G1-3		K						G4-3	4	1	1	1	1	1	1	Los Angeles Angels @ New York Yankees Yankee Stadium, Bronx, NY Mon Aug 14 2006, 7:05 PM EDT Att: 52,100 - Partly Cloudy - 84 F					
47 Howie Kendrick, R OBP: 0.367, SLG: 0.459	HBP		1B							3	0	3	1	0	0	0						
Orlando Cabrera, R OBP: 0.337, SLG: 0.405	FC6-4		P2							4	0	0	0	0	0	5						
27 Vladimir Guerrero, R OBP: 0.367, SLG: 0.529	G5-3									4	0	1	0	0	0	1						
20 Juan Rivera, R OBP: 0.353, SLG: 0.558										4	0	2	0	0	0	1						
Tim Salmon, R OBP: 0.395, SLG: 0.443	F7									3	0	0	0	0	1	3						
Curtis Pride, L OBP: 0.333, SLG: 0.588										1	0	0	0	0	1	0						
39 Robb Quinlan, R OBP: 0.335, SLG: 0.483	F8									4	0	1	0	0	1	2						
José Molina, R OBP: 0.306, SLG: 0.399	G5-3									4	1	1	0	0	1	2						
77 Reggie Willits, S OBP: 0.267, SLG: 0.214			L6							4	0	0	0	0	1	2						
Inning Stats	R: 0 E: 0 K: 0 S: 10	H: 0 LOB: 1 BB: 0 P: 13	R: 0 E: 0 K: 0 S: 7	H: 1 LOB: 1 BB: 0 P: 10	R: 0 E: 0 K: 1 S: 12	H: 1 LOB: 1 BB: 0 P: 17	R: 0 E: 0 K: 1 S: 8	H: 1 LOB: 1 BB: 0 P: 9	R: 0 E: 0 K: 2 S: 18	H: 1 LOB: 2 BB: 1 P: 27	R: 0 E: 0 K: 0 S: 4	H: 1 LOB: 0 BB: 0 P: 6	R: 2 E: 0 K: 1 S: 15	H: 3 LOB: 1 BB: 0 P: 19	R: 0 E: 0 K: 1 S: 10	H: 0 LOB: 0 BB: 0 P: 15	R: 0 E: 0 K: 0 S: 8	H: 1 LOB: 1 BB: 0 P: 11	1B: 7 2B: 2 3B: 0 HR: 0	SF: 0 SAC: 0 DP: 1 HBP: 1	WP: 0 PB: 0 SB: 2 CS: 0	PA: 37
PITCHER	IP	WLS	BF	H	R	ER	SO	BB	IBB	HBP	BLK	WP	HR	S	P	ERA	WHIP					
Randy Johnson, L ERA: 4.92	7.0	W	30	8	2	2	5	1	0	1	0	0	0	74	101	2.57	1.286					
Kyle Farnsworth, R ERA: 4.18	1.0	H	3	0	0	0	1	0	0	0	0	0	0	10	15	0.00	0.000					
42 Mariano Rivera, R ERA: 1.86	1.0		4	1	0	0	0	0	0	0	0	0	0	8	11	0.00	1.000					


Batter	1	2	3	4	5	6	7	8	9	AB	R	H	RBI	BB	SO	LOB	BOTTOM				
18 Johnny Damon, L OBP: 0.364, SLG: 0.472	P6		G3							4	2	1	0	1	0	2	Los Angeles Angels @ New York Yankees Yankee Stadium, Bronx, NY Mon Aug 14 2006, 7:05 PM EDT Att: 52,100 - Partly Cloudy - 84 F				
2 Derek Jeter, R OBP: 0.421, SLG: 0.486	K		HR							5	2	3	2	0	1	3					
Bobby Abreu, L OBP: 0.427, SLG: 0.437	F7		F7							3	0	1	1	1	0	0					
25 Jason Giambi, L OBP: 0.412, SLG: 0.597			L8							3	0	1	1	1	0	2					
13 Alex Rodriguez, R OBP: 0.388, SLG: 0.510	G5-3									3	0	1	2	1	0	1					
24 Robinson Canó, L OBP: 0.358, SLG: 0.468										4	0	1	0	1	1	4					
20 Jorge Posada, S OBP: 0.372, SLG: 0.463										4	1	3	1	0	0	2					
Craig Wilson, R OBP: 0.334, SLG: 0.485										4	0	2	0	0	2	3					
28 Melky Cabrera, S OBP: 0.358, SLG: 0.416										4	2	3	0	0	0	2					
Inning Stats	R: 0 E: 0 K: 1 S: 10	H: 2 LOB: 2 BB: 1 P: 17	R: 2 E: 0 K: 0 S: 14	H: 2 LOB: 0 BB: 0 P: 20	R: 0 E: 0 K: 1 S: 9	H: 1 LOB: 1 BB: 1 P: 15	R: 0 E: 0 K: 0 S: 8	H: 2 LOB: 2 BB: 0 P: 9	R: 1 E: 0 K: 0 S: 11	H: 2 LOB: 2 BB: 1 P: 19	R: 4 E: 0 K: 0 S: 19	H: 5 LOB: 2 BB: 1 P: 33	R: 0 E: 0 K: 0 S: 11	H: 2 LOB: 2 BB: 1 P: 19	R: 0 E: 0 K: 0 S: 19	H: 0 LOB: 0 BB: 0 P: 33	1B: 11 2B: 4 3B: 0 HR: 2	SF: 2 SAC: 1 DP: 2 HBP: 0	WP: 0 PB: 0 SB: 0 CS: 0	PA: 42	
PITCHER	IP	WLS	BF	H	R	ER	SO	BB	IBB	HBP	BLK	WP	HR	S	P	ERA	WHIP				
41 John Lackey, R ERA: 3.35	7.0	L	33	11	3	3	4	3	1	0	0	0	1	71	107	3.86	2.000				
Brendan Donnelly, R ERA: 4.84	0.1		5	3	4	4	0	1	0	0	0	0	1	8	15	108.00	12.000				
J.C. Romero, L ERA: 7.28	0.2		4	2	0	0	0	0	0	0	0	0	0	11	18	0.00	3.000				


AB 35
R 2
H 9
RBI 2
BB 1
SO 6
LOB 17



AB 34
R 7
H 16
RBI 7
BB 5
SO 4
LOB 19



Batter	1	2	3	4	5	6	7	8	9	AB	R	H	RBI	BB	SO	LOB	TOP										
1 Brian Roberts, S (1,4) OBP: 0.372, SLG: 0.418	F7		K			1B 31 1B	BB		1B	4	1	2	0	1	1	1	<p>Baltimore Orioles @ New York Yankees Yankee Stadium, Bronx, NY Tue Aug 15 2006, 7:05 PM EDT Att: 52,418 - Cloudy - 81 F</p> <p>livebaseballscorecards.com</p> <p>AB 36 R 3 H 8 RBI 3 BB 2 SO 9 LOB 20</p> 										
6 Melvin Mora, R (1,5) Chris Gomez, R (6,5) OBP: 0.353, SLG: 0.401 OBP: 0.333, SLG: 0.310	K			F9		31 1B E	1B		G4-3	3	1	1	0	0	1	0											
10 Miguel Tejada, R (1,6) OBP: 0.375, SLG: 0.508	G4-3			31 G3	2B	F9			F9	4	0	1	0	0	0	5											
31 Jay Gibbons, L (1,10) OBP: 0.321, SLG: 0.474		K			G3		E		F8	4	0	1	1	0	1	4											
Jeff Conine, R (1,7) OBP: 0.332, SLG: 0.407	K				G4-3		E5		F7	4	0	0	1	0	1	2											
17 Corey Patterson, L (1,8) OBP: 0.314, SLG: 0.426	F7					G4-3	L6		K	4	0	0	0	0	1	2											
Kevin Millar, R (1,3) OBP: 0.345, SLG: 0.387										4	1	2	1	0	0	2											
55 Ramon Hernandez, R (1,2) OBP: 0.326, SLG: 0.436										3	0	0	0	1	2	1											
21 Nick Markakis, L (1,9) OBP: 0.360, SLG: 0.409										4	0	0	0	0	2	2											
Inning Stats	R: 0 E: 0 K: 1 S: 14	H: 0 LOB: 0 BB: 0 P: 18	R: 0 E: 0 K: 2 S: 8	H: 0 LOB: 0 BB: 0 P: 8	R: 0 E: 0 K: 2 S: 11	H: 1 LOB: 1 BB: 0 P: 15	R: 0 E: 0 K: 0 S: 9	H: 1 LOB: 1 BB: 0 P: 15	R: 1 E: 0 K: 1 S: 11	H: 1 LOB: 0 BB: 0 P: 14	R: 2 E: 1 K: 0 S: 19	H: 3 LOB: 2 BB: 0 P: 27	R: 0 E: 0 K: 1 S: 14	H: 1 LOB: 2 BB: 2 P: 24	R: 0 E: 0 K: 1 S: 7	H: 0 LOB: 0 BB: 0 P: 10		R: 0 E: 0 K: 1 S: 17	H: 1 LOB: 1 BB: 0 P: 24	1B: 5 2B: 2 3B: 0 HR: 1	SF: 0 SAC: 0 DP: 0 HBP: 0	WP: 0 PB: 0 SB: 0 CS: 0	PA: 38				
PITCHER	IP	WLS	BF	H	R	ER	SO	BB	IBB	HBP	BLK	WP	HR	S	P	ERA	WHIP										
35 Mike Mussina, R (1,1) ERA: 3.54	6.0		26	6	3	3	6	1	0	0	0	0	1	75	104	4.50	1.167										
Ron Villone, L (7,1) ERA: 2.25	0.1		2	0	0	0	1	1	0	0	0	0	0	5	9	0.00	3.000										
Scott Proctor, R (7,1) ERA: 3.72	1.2	W	6	1	0	0	1	0	0	0	0	0	0	13	18	0.00	0.600										
42 Mariano Rivera, R (9,1) ERA: 1.83	1.0	S	4	1	0	0	1	0	0	0	0	0	0	17	24	0.00	1.000										

Batter	1	2	3	4	5	6	7	8	9	AB	R	H	RBI	BB	SO	LOB	BOTTOM										
18 Johnny Damon, L (1,8) OBP: 0.365, SLG: 0.483	G4-3		F8		G1-3					5	2	2	3	0	0	2	<p>Baltimore Orioles @ New York Yankees Yankee Stadium, Bronx, NY Tue Aug 15 2006, 7:05 PM EDT Att: 52,418 - Cloudy - 81 F</p> <p>livebaseballscorecards.com</p> <p>AB 35 R 6 H 12 RBI 6 BB 4 SO 7 LOB 20</p> 										
2 Derek Jeter, R (1,6) OBP: 0.418, SLG: 0.484	G4-3		K			25 BB 13 1B	G6-3	SF9		4	1	1	1	0	1	0											
Bobby Abreu, L (1,9) OBP: 0.430, SLG: 0.443						13 1B 25 BB	E9			4	1	3	0	1	0	0											
25 Jason Giambi, L (1,10) OBP: 0.414, SLG: 0.593						13 1B	24 2B	P6		2	0	0	0	3	1	1											
13 Alex Rodriguez, R (1,5) OBP: 0.387, SLG: 0.508								P3		4	0	1	1	0	1	4											
24 Robinson Cano, L (1,4) OBP: 0.356, SLG: 0.468										4	0	1	1	0	1	3											
20 Jorge Posada, S (1,2) OBP: 0.371, SLG: 0.460										4	0	1	0	0	2	5											
Craig Wilson, R (1,3) OBP: 0.333, SLG: 0.482										4	0	1	0	0	0	3											
28 Melky Cabrera, S (1,7) OBP: 0.359, SLG: 0.417										4	2	2	0	0	1	2											
Inning Stats	R: 0 E: 0 K: 1 S: 11	H: 1 LOB: 2 BB: 1 P: 24	R: 0 E: 0 K: 1 S: 6	H: 0 LOB: 0 BB: 0 P: 8	R: 0 E: 0 K: 1 S: 7	H: 0 LOB: 0 BB: 0 P: 11	R: 0 E: 0 K: 1 S: 8	H: 0 LOB: 0 BB: 0 P: 14	R: 0 E: 0 K: 1 S: 15	H: 2 LOB: 2 BB: 0 P: 24	R: 1 E: 0 K: 0 S: 15	H: 2 LOB: 3 BB: 2 P: 25	R: 3 E: 1 K: 1 S: 14	H: 4 LOB: 2 BB: 1 P: 24	R: 2 E: 0 K: 0 S: 10	H: 3 LOB: 1 BB: 0 P: 14		R: 2 E: 0 K: 1 S: 17	H: 3 LOB: 1 BB: 0 P: 14	1B: 8 2B: 2 3B: 1 HR: 1	SF: 1 SAC: 0 DP: 0 HBP: 0	WP: 0 PB: 0 SB: 0 CS: 0	PA: 40				
PITCHER	IP	WLS	BF	H	R	ER	SO	BB	IBB	HBP	BLK	WP	HR	S	P	ERA	WHIP										
45 Erik Bedard, L (1,1) ERA: 3.81	6.0		26	5	1	1	6	3	0	0	0	0	0	62	106	1.50	1.333										
LaTroy Hawkins, R (7,1) ERA: 4.75	0.2	L	6	3	3	3	0	0	1	0	0	0	1	9	18	40.50	4.500										
Tim Lincecum, L (7,1) ERA: 14.29	0.1		2	1	0	0	1	0	0	0	0	0	0	5	6	0.00	3.000										
Chris Britton, R (8,1) ERA: 3.69	1.0		6	3	2	2	0	0	0	0	0	0	0	10	14	18.00	3.000										

Batter	1	2	3	4	5	6	7	8	9	AB	R	H	RBI	BB	SO	LOB	TOP				
1 Brian Roberts, S (1,4) OBP: 0.370, SLG: 0.415	F7	G1-3		K			21 CS 1B		F7-4	5	0	1	0	0	1	2					
21 Nick Markakis, L (1,9) OBP: 0.359, SLG: 0.417	HR		F9	G4-3			F7			4	1	1	1	0	0	1					
6 Melvin Mora, R (1,5) OBP: 0.353, SLG: 0.400	10 FC6-4 1B		K		F7			K		4	0	1	0	0	2	0					
10 Miguel Tejada, R (1,6) OBP: 0.376, SLG: 0.507	FC6-4		31 1B BB		K			BB 31 BB 1B		3	1	1	0	1	1	1					
31 Jay Gibbons, L (1,10) OBP: 0.324, SLG: 0.473	G5-3		BB 1-3 1B		F8			BB 1-2 BB		3	0	1	0	1	0	1					
Jeff Conine, R (1,7) OBP: 0.333, SLG: 0.405 (8,3)		G5-3		BB 1-2 BB		L5		BB 1-2 2-3 BB		2	0	0	0	2	0	0					
Kevin Millar, R (1,3) 12 Brandon Fahey, L (8,7) OBP: 0.339, SLG: 0.359		G5-3		BB 1-2 2-3 3-H BB		K2-3		G6-3		3	0	0	1	1	1	3					
17 Corey Patterson, L (1,8) OBP: 0.313, SLG: 0.426		55 3B 2B	G1-3		F7				K	4	1	1	0	0	1	3					
55 Ramon Hernandez, R (1,2) OBP: 0.328, SLG: 0.441	2H 3B		F7				G4-3		1 F7-4 1B	4	0	2	1	0	0	0					
Inning Stats	R: 1 E: 0 K: 0 S: 10	H: 2 LOB: 1 BB: 0 P: 18	R: 1 E: 0 K: 0 S: 9	H: 2 LOB: 1 BB: 0 P: 12	R: 1 E: 0 K: 1 S: 15	H: 1 LOB: 3 BB: 3 P: 29	R: 0 E: 0 K: 1 S: 6	H: 0 LOB: 0 BB: 0 P: 9	R: 0 E: 0 K: 1 S: 11	H: 0 LOB: 0 BB: 0 P: 14	R: 0 E: 0 K: 0 S: 11	H: 1 LOB: 0 BB: 0 P: 16	R: 0 E: 0 K: 1 S: 11	H: 1 LOB: 2 BB: 2 P: 23	R: 0 E: 0 K: 1 S: 12	H: 1 LOB: 0 BB: 0 P: 17	1B: 5 2B: 2 3B: 1 HR: 1	SF: 0 SAC: 0 DP: 2 HBP: 0	WP: 0 PB: 0 SB: 0 CS: 1	PA: 37	
PITCHER	IP	WLS	BF	H	R	ER	SO	BB	IBB	HBP	BLK	WP	HR	S	P	ERA	WHIP				
Cory Lidle, R (1,1) ERA: 4.64	6.1	L	27	5	3	3	4	3	0	0	0	0	1	63	98	4.26	1.263				
Ron Villone, L (7,1) ERA: 2.53	0.2		2	1	0	0	0	0	0	0	0	0	0	5	7	0.00	1.500				
Octavio Dotel, R (8,1) ERA:	0.1		3	1	0	0	1	1	0	0	0	0	0	6	13	0.00	6.000				
Scott Proctor, R (8,1) ERA: 3.69	0.2		2	0	0	0	0	1	0	0	0	0	0	5	10	0.00	1.500				
Kyle Farnsworth, R (9,1) ERA: 4.1	1.0		3	1	0	0	1	0	0	0	0	0	0	12	17	0.00	1.000				

Baltimore Orioles @ New York Yankees
 Yankee Stadium, Bronx, NY
 Wed Aug 16 2006, 7:05 PM EDT
 Att: 54,244 - Clear - 83 F


AB 32
R 3
H 8
RBI 3
BB 5
SO 6
LOB 11



Batter	1	2	3	4	5	6	7	8	9	AB	R	H	RBI	BB	SO	LOB	BOTTOM					
18 Johnny Damon, L (1,10) OBP: 0.361, SLG: 0.477	F8		G3		K		FC4-6 2 E 2 S		G4-3	5	0	0	0	0	1	4						
2 Derek Jeter, R (1,6) OBP: 0.415, SLG: 0.480	G6-3			K		G5-3	G4-3			4	0	0	0	0	1	1						
Bobby Abreu, L (1,9) OBP: 0.433, SLG: 0.443	K			BB		13 BB 24 1B BB		L4-6 13 1B 1B		2	1	1	0	2	1	0						
13 Alex Rodriguez, R (1,5) OBP: 0.387, SLG: 0.507		P4		K		G3 24 1B BB		1-2 1B		3	0	1	0	1	1	1						
24 Robinson Cano, L (1,4) OBP: 0.355, SLG: 0.466	G1-3		G1-3		G1-3		G3 1-2 2-H 1B	F7		4	0	1	1	0	0	3						
Bernie Williams, S (1,8) OBP: 0.325, SLG: 0.422	G5-3					G3	G3	L4-6		4	1	1	0	0	0	4						
Craig Wilson, R (1,3) OBP: 0.331, SLG: 0.478			L7		G1-3				G3-1	2	0	0	0	0	0	1						
20 Jorge Posada, S (6,PH) OBP: 0.369, SLG: 0.458 (7,2)						K				2	0	0	0	0	1	2						
Sal Fasano, R (1,2) OBP: 0.271, SLG: 0.373			L6		K			L8		2	0	0	0	0	1	1						
25 Jason Giambi, L (7,3) OBP: 0.414, SLG: 0.592								28 FC1-6 BB		1	0	0	0	1	0	0						
Nick Green, R (9,FR) OBP: 0.274, SLG: 0.270										0	0	0	0	0	0	0						
28 Melky Cabrera, S (1,7) OBP: 0.364, SLG: 0.424						18 FC4-6 2B			FC1-6	4	0	3	1	0	0	1						
Inning Stats	R: 0 E: 0 K: 1 S: 9	H: 0 LOB: 0 BB: 0 P: 15	R: 0 E: 0 K: 0 S: 8	H: 0 LOB: 0 BB: 0 P: 12	R: 0 E: 0 K: 0 S: 11	H: 1 LOB: 1 BB: 0 P: 13	R: 0 E: 0 K: 2 S: 9	H: 0 LOB: 1 BB: 1 P: 16	R: 1 E: 0 K: 2 S: 17	H: 2 LOB: 1 BB: 0 P: 26	R: 1 E: 0 K: 1 S: 19	H: 1 LOB: 2 BB: 2 P: 31	R: 0 E: 0 K: 0 S: 12	H: 1 LOB: 1 BB: 0 P: 20	R: 0 E: 0 K: 0 S: 8	H: 2 LOB: 1 BB: 0 P: 14	R: 0 E: 0 K: 0 S: 13	H: 0 LOB: 1 BB: 1 P: 21	1B: 5 2B: 3 3B: 0 HR: 0	SF: 0 SAC: 0 DP: 1 HBP: 0	WP: 0 PB: 0 SB: 1 CS: 0	PA: 37
PITCHER	IP	WLS	BF	H	R	ER	SO	BB	IBB	HBP	BLK	WP	HR	S	P	ERA	WHIP					
29 Adam Loewen, L (1,1) ERA: 6.12	5.2	W	24	4	2	2	5	3	0	0	0	0	0	70	107	3.18	1.235					
Todd Williams, R (6,1) ERA: 4.84	0.1	H	1	0	0	0	1	0	0	0	0	0	0	3	6	0.00	0.000					
Tim Lincecum, L (7,1) ERA: 12.79	0.2	H	3	1	0	0	0	0	0	0	0	0	0	9	14	0.00	1.500					
LaTroy Hawkins, R (7,1) ERA: 4.73	0.1	H	1	0	0	0	0	0	0	0	0	0	0	3	6	0.00	0.000					
37 Chris Ray, R (8,1) ERA: 3.22	2.0	S	8	2	0	0	0	1	0	0	0	0	0	21	35	0.00	1.500					

Baltimore Orioles @ New York Yankees
 Yankee Stadium, Bronx, NY
 Wed Aug 16 2006, 7:05 PM EDT
 Att: 54,244 - Clear - 83 F

AB 33
R 2
H 7
RBI 2
BB 4
SO 6
LOB 18



Batter	1	2	3	4	5	6	7	8	9	AB	R	H	RBI	BB	SO	LOB	TOP								
1 Brian Roberts, S (1.4) OBP: 0.373, SLG: 0.423	3-2 HR		4-1 6 BB 10 WP 21 BB BB	3-3 K		0-1 21 S 21 BB 1B	0-0 F9			4	3	2	1	1	1	2									
21 Nick Markakis, L (1.9) OBP: 0.392, SLG: 0.427	2-2 L4		4-0 10 WP 31 E BB	1-0 HR		2-2 10 BB 2B		2-3 K		4	3	2	4	1	1	0									
6 Melvin Mora, R (1.5) OBP: 0.351, SLG: 0.397	0-0 P4		4-1 10 WP 31 E BB	1-1 L8		2-3 K		1-1 G6-3		4	1	0	0	1	1	1									
10 Miguel Tejada, R (1.6) OBP: 0.378, SLG: 0.509	1-0 HBP		2-3 K		1-1 2B	2-1 31 E 2B		2-1 G6-3		4	1	2	1	0	1	2									
31 Jay Gibbons, L (1.10) OBP: 0.322, SLG: 0.467	2-1 F7		2-2 E9		1-3 K	1-1 E6		2-3 K		5	1	1	2	0	2	2									
Fernando Tatis, R (1.3) OBP: 0.367, SLG: 0.643		2-3 K	2-3 F8		2-0 2B	0-1 HR		0-2 K		5	1	2	2	0	2	1									
17 Corey Patterson, L (1.8) OBP: 0.314, SLG: 0.423	3-2 F8		4-2 SH1-4 21 HR BB		2-3 K	0-3 K		4-2 BB		3	1	0	0	2	2	2									
12 Brandon Fahey, L (1.7) OBP: 0.336, SLG: 0.351	0-1 G1-3		1-2 SH1-4 21 HR BB		1-3 K		2-3 K	0-3 K		4	1	0	0	1	3	3									
Chris Widger, R (1.2) OBP: 0.280, SLG: 0.250			2-2 L7		0-0 SH1-4		1-0 G5-3	2-2 G5-3		3	0	0	0	0	0	0									
Inning Stats	R: 1 E: 0 K: 0 S: 11	H: 1 LOB: 1 BB: 0 P: 19	R: 0 E: 0 K: 1 S: 10	H: 0 LOB: 0 BB: 0 P: 15	R: 3 E: 1 K: 1 S: 16	H: 1 LOB: 1 BB: 3 P: 35	R: 3 E: 0 K: 1 S: 14	H: 1 LOB: 0 BB: 2 P: 27	R: 0 E: 0 K: 3 S: 14	H: 2 LOB: 2 BB: 0 P: 21	R: 5 E: 1 K: 2 S: 22	H: 4 LOB: 0 BB: 0 P: 30	R: 0 E: 0 K: 1 S: 7	H: 0 LOB: 0 BB: 0 P: 11	R: 0 E: 0 K: 3 S: 7	H: 0 LOB: 0 BB: 1 P: 17	1B: 4 2B: 2 3B: 0 HR: 3	SF: 0 SAC: 1 DP: 0 HBP: 1	WP: 1 PB: 0 SB: 2 CS: 0	PA: 44					
PITCHER	IP ERA WLS BF H R ER SO BB IBB HBP BLK WP HR S P ERA WHIP	IP ERA WLS BF H R ER SO BB IBB HBP BLK WP HR S P ERA WHIP	IP ERA WLS BF H R ER SO BB IBB HBP BLK WP HR S P ERA WHIP	IP ERA WLS BF H R ER SO BB IBB HBP BLK WP HR S P ERA WHIP	IP ERA WLS BF H R ER SO BB IBB HBP BLK WP HR S P ERA WHIP	IP ERA WLS BF H R ER SO BB IBB HBP BLK WP HR S P ERA WHIP	IP ERA WLS BF H R ER SO BB IBB HBP BLK WP HR S P ERA WHIP	IP ERA WLS BF H R ER SO BB IBB HBP BLK WP HR S P ERA WHIP	IP ERA WLS BF H R ER SO BB IBB HBP BLK WP HR S P ERA WHIP	IP ERA WLS BF H R ER SO BB IBB HBP BLK WP HR S P ERA WHIP	IP ERA WLS BF H R ER SO BB IBB HBP BLK WP HR S P ERA WHIP	IP ERA WLS BF H R ER SO BB IBB HBP BLK WP HR S P ERA WHIP	IP ERA WLS BF H R ER SO BB IBB HBP BLK WP HR S P ERA WHIP	IP ERA WLS BF H R ER SO BB IBB HBP BLK WP HR S P ERA WHIP	IP ERA WLS BF H R ER SO BB IBB HBP BLK WP HR S P ERA WHIP	IP ERA WLS BF H R ER SO BB IBB HBP BLK WP HR S P ERA WHIP	IP ERA WLS BF H R ER SO BB IBB HBP BLK WP HR S P ERA WHIP								
Jaret Wright, R (1.1) ERA: 4.54	3.0 2.0 0.2 2.1 1.0	3.0 2.0 0.2 2.1 1.0	3.0 2.0 0.2 2.1 1.0	3.0 2.0 0.2 2.1 1.0	3.0 2.0 0.2 2.1 1.0	3.0 2.0 0.2 2.1 1.0	3.0 2.0 0.2 2.1 1.0	3.0 2.0 0.2 2.1 1.0	3.0 2.0 0.2 2.1 1.0	3.0 2.0 0.2 2.1 1.0	3.0 2.0 0.2 2.1 1.0	3.0 2.0 0.2 2.1 1.0	3.0 2.0 0.2 2.1 1.0	3.0 2.0 0.2 2.1 1.0	3.0 2.0 0.2 2.1 1.0	3.0 2.0 0.2 2.1 1.0	3.0 2.0 0.2 2.1 1.0	3.0 2.0 0.2 2.1 1.0	3.0 2.0 0.2 2.1 1.0	3.0 2.0 0.2 2.1 1.0	3.0 2.0 0.2 2.1 1.0				
Ron Villone, L (4.1) ERA: 2.43	2.0 0.2 2.1 1.0	2.0 0.2 2.1 1.0	2.0 0.2 2.1 1.0	2.0 0.2 2.1 1.0	2.0 0.2 2.1 1.0	2.0 0.2 2.1 1.0	2.0 0.2 2.1 1.0	2.0 0.2 2.1 1.0	2.0 0.2 2.1 1.0	2.0 0.2 2.1 1.0	2.0 0.2 2.1 1.0	2.0 0.2 2.1 1.0	2.0 0.2 2.1 1.0	2.0 0.2 2.1 1.0	2.0 0.2 2.1 1.0	2.0 0.2 2.1 1.0	2.0 0.2 2.1 1.0	2.0 0.2 2.1 1.0	2.0 0.2 2.1 1.0	2.0 0.2 2.1 1.0	2.0 0.2 2.1 1.0	2.0 0.2 2.1 1.0			
Octavio Dotel, R (6.1) ERA: 18.0	0.2 2.1 1.0	0.2 2.1 1.0	0.2 2.1 1.0	0.2 2.1 1.0	0.2 2.1 1.0	0.2 2.1 1.0	0.2 2.1 1.0	0.2 2.1 1.0	0.2 2.1 1.0	0.2 2.1 1.0	0.2 2.1 1.0	0.2 2.1 1.0	0.2 2.1 1.0	0.2 2.1 1.0	0.2 2.1 1.0	0.2 2.1 1.0	0.2 2.1 1.0	0.2 2.1 1.0	0.2 2.1 1.0	0.2 2.1 1.0	0.2 2.1 1.0	0.2 2.1 1.0	0.2 2.1 1.0		
Mike Myers, L (6.1) ERA: 2.57	2.1 1.0	2.1 1.0	2.1 1.0	2.1 1.0	2.1 1.0	2.1 1.0	2.1 1.0	2.1 1.0	2.1 1.0	2.1 1.0	2.1 1.0	2.1 1.0	2.1 1.0	2.1 1.0	2.1 1.0	2.1 1.0	2.1 1.0	2.1 1.0	2.1 1.0	2.1 1.0	2.1 1.0	2.1 1.0	2.1 1.0	2.1 1.0	2.1 1.0
33 Brian Bruney, R (9.1) ERA:	1.0	1.0	1.0	1.0	1.0	1.0	1.0	1.0	1.0	1.0	1.0	1.0	1.0	1.0	1.0	1.0	1.0	1.0	1.0	1.0	1.0	1.0	1.0	1.0	1.0

Baltimore Orioles @ New York Yankees
 Yankee Stadium, Bronx, NY
 Thu Aug 17 2006, 1:05 PM EDT
 Att: 54,333 - Sunny - 83 F

AB	36
R	12
H	9
RBI	10
BB	6
SO	13
LOB	13



Batter	1	2	3	4	5	6	7	8	9	AB	R	H	RBI	BB	SO	LOB	BOTTOM								
18 Johnny Damon, L (1.8) OBP: 0.364, SLG: 0.489	1-0 HR		0-0 2B		1-1 2 BB 1B		2-3 K			4	1	3	1	0	1	1									
2 Derek Jeter, R (1.6) OBP: 0.415, SLG: 0.478	1-3 K		0-3 K		4-2 BB		0-1 G6-4-3 1B			2	0	0	0	1	2	1									
Nick Green, R (7.6) OBP: 0.282, SLG: 0.280	1-3 K		1-2 2-3 BB		2-2 F8		1-0 G6-4-3 1B			1	0	1	0	0	0	0									
Bobby Abreu, L (1.9) OBP: 0.330, SLG: 0.440	1-1 G4-3		1-3 K		2-2 F8		1-0 G6-4-3 1B			3	0	0	0	0	1	4									
Craig Wilson, R (7.9) OBP: 0.330, SLG: 0.477	1-1 F8		1-3 K		2-2 F8		1-0 G6-4-3 1B			1	0	0	0	0	0	1									
25 Jason Giambi, L (1.3) OBP: 0.410, SLG: 0.585	1-1 F8		2-3 K		0-0 G4-3		3-3 K			4	0	0	0	0	2	0									
13 Alex Rodriguez, R (1.5) OBP: 0.385, SLG: 0.503		1-0 G5-3		1-1 G6-3		2-0 P4		0-2 G6-3		3	0	0	0	0	0	0									
12 Andy Phillips, R (7.5) OBP: 0.277, SLG: 0.404		1-0 G5-3		1-1 G6-3		2-0 P4		0-2 G6-3		1	0	0	0	0	0	0									
24 Robinson Cano, L (1.4) OBP: 0.354, SLG: 0.472		3-1 HR		1-1 G3-1		3-2 G3-1		1-1 L7		4	1	1	1	0	0	0									
20 Jorge Posada, S (1.2) OBP: 0.367, SLG: 0.455		2-3 K2-3		2-3 K		0-1 G5-3		3-3 K		2	0	0	0	0	2	0									
Sal Fasano, R (7.2) OBP: 0.268, SLG: 0.369		2-3 K2-3		2-3 K		0-1 G5-3		3-3 K		2	0	0	0	0	1	0									
Bernie Williams, S (1.10) OBP: 0.325, SLG: 0.422		0-2 G5-3		0-1 F8		0-0 28 FC4-6 1B				3	0	1	0	0	0	0									
28 Melky Cabrera, S (1.7) OBP: 0.363, SLG: 0.423			2-2 K		3-2 2 BB 18 BB 1B		1-2 FC4-6			3	0	1	0	0	1	1									
Inning Stats	R: 1 E: 0 K: 1 S: 8	H: 1 LOB: 0 BB: 0 P: 12	R: 1 E: 0 K: 1 S: 9	H: 1 LOB: 0 BB: 0 P: 15	R: 0 E: 0 K: 3 S: 10	H: 1 LOB: 1 BB: 0 P: 13	R: 0 E: 0 K: 1 S: 7	H: 0 LOB: 0 BB: 0 P: 11	R: 0 E: 0 K: 1 S: 19	H: 2 LOB: 3 BB: 1 P: 31	R: 0 E: 0 K: 0 S: 5	H: 0 LOB: 0 BB: 0 P: 10	R: 0 E: 0 K: 1 S: 9	H: 1 LOB: 1 BB: 0 P: 12	R: 0 E: 0 K: 1 S: 7	H: 1 LOB: 0 BB: 0 P: 11	R: 0 E: 0 K: 1 S: 12	H: 0 LOB: 0 BB: 0 P: 16	1B: 4 2B: 1 3B: 0 HR: 2	SF: 0 SAC: 0 DP: 1 HBP: 0	WP: 0 PB: 0 SB: 0 CS: 0	PA: 34			
PITCHER	IP ERA WLS BF H R ER SO BB IBB HBP BLK WP HR S P ERA WHIP	IP ERA WLS BF H R ER SO BB IBB HBP BLK WP HR S P ERA WHIP	IP ERA WLS BF H R ER SO BB IBB HBP BLK WP HR S P ERA WHIP	IP ERA WLS BF H R ER SO BB IBB HBP BLK WP HR S P ERA WHIP	IP ERA WLS BF H R ER SO BB IBB HBP BLK WP HR S P ERA WHIP	IP ERA WLS BF H R ER SO BB IBB HBP BLK WP HR S P ERA WHIP	IP ERA WLS BF H R ER SO BB IBB HBP BLK WP HR S P ERA WHIP	IP ERA WLS BF H R ER SO BB IBB HBP BLK WP HR S P ERA WHIP	IP ERA WLS BF H R ER SO BB IBB HBP BLK WP HR S P ERA WHIP	IP ERA WLS BF H R ER SO BB IBB HBP BLK WP HR S P ERA WHIP	IP ERA WLS BF H R ER SO BB IBB HBP BLK WP HR S P ERA WHIP	IP ERA WLS BF H R ER SO BB IBB HBP BLK WP HR S P ERA WHIP	IP ERA WLS BF H R ER SO BB IBB HBP BLK WP HR S P ERA WHIP	IP ERA WLS BF H R ER SO BB IBB HBP BLK WP HR S P ERA WHIP	IP ERA WLS BF H R ER SO BB IBB HBP BLK WP HR S P ERA WHIP	IP ERA WLS BF H R ER SO BB IBB HBP BLK WP HR S P ERA WHIP	IP ERA WLS BF H R ER SO BB IBB HBP BLK WP HR S P ERA WHIP								
Rodrigo Lopez, R (1.1) ERA: 6.03	7.0 1.0 1.0	7.0 1.0 1.0	7.0 1.0 1.0	7.0 1.0 1.0	7.0 1.0 1.0	7.0 1.0 1.0	7.0 1.0 1.0	7.0 1.0 1.0	7.0 1.0 1.0	7.0 1.0 1.0	7.0 1.0 1.0	7.0 1.0 1.0	7.0 1.0 1.0	7.0 1.0 1.0	7.0 1.0 1.0	7.0 1.0 1.0	7.0 1.0 1.0	7.0 1.0 1.0	7.0 1.0 1.0	7.0 1.0 1.0	7.0 1.0 1.0	7.0 1.0 1.0	7.0 1.0 1.0		
Russ Ortiz, R (8.1) ERA: 9.2	1.0 1.0	1.0 1.0	1.0 1.0	1.0 1.0	1.0 1.0	1.0 1.0	1.0 1.0	1.0 1.0	1.0 1.0	1.0 1.0	1.0 1.0	1.0 1.0	1.0 1.0	1.0 1.0	1.0 1.0	1.0 1.0	1.0 1.0	1.0 1.0	1.0 1.0	1.0 1.0	1.0 1.0	1.0 1.0	1.0 1.0	1.0 1.0	1.0 1.0
Bruce Chen, L (9.1) ERA: 6.7	1.0	1.0	1.0	1.0	1.0	1.0	1.0	1.0	1.0	1.0	1.0	1.0	1.0	1.0	1.0	1.0	1.0	1.0	1.0	1.0	1.0	1.0	1.0	1.0	1.0

Baltimore Orioles @ New York Yankees
 Yankee Stadium, Bronx, NY
 Thu Aug 17 2006, 1:05 PM EDT
 Att: 54,333 - Sunny - 83 F


AB	33
R	2
H	7
RBI	2
BB	1
SO	10
LOB	8



Batter	1	2	3	4	5	6	7	8	9	AB	R	H	RBI	BB	SO	LOB	TOP					
18 Johnny Damon, L (1, 8) OBP: 0.366, SLG: 0.500											6	3	3	4	0	0						
2 Derek Jeter, R (1, 6) OBP: 0.416, SLG: 0.478											6	2	3	1	0	0						
Bobby Abreu, L (1, 9) OBP: 0.435, SLG: 0.447											5	1	4	0	1	1	3					
25 Jason Giambi, L (1, 10) OBP: 0.414, SLG: 0.584 Nick Green, R (9, PR) OBP: 0.292, SLG: 0.280											4	1	2	3	2	1	3					
13 Alex Rodriguez, R (1, 5) OBP: 0.387, SLG: 0.505											5	1	2	2	1	1	6					
24 Robinson Cano, L (1, 4) OBP: 0.353, SLG: 0.470											6	1	2	2	0	1	8					
20 Jorge Posada, S (1, 2)											4	1	0	0	1	0	1					
Craig Wilson, R (1, 3) OBP: 0.331, SLG: 0.474											4	1	1	0	1	2	0					
28 Melky Cabrera, S (1, 7) OBP: 0.361, SLG: 0.418											4	1	0	0	1	0	5					
Inning Stats	R: 1 E: 0 K: 0 S: 18	H: 3 LOB: 2 BB: 0 P: 29	R: 0 E: 0 K: 1 S: 10	H: 0 LOB: 0 BB: 0 P: 12	R: 0 E: 0 K: 1 S: 11	H: 0 LOB: 1 BB: 1 P: 21	R: 0 E: 0 K: 0 S: 9	H: 1 LOB: 0 BB: 0 P: 15	R: 3 E: 0 K: 1 S: 16	H: 4 LOB: 2 BB: 0 P: 30	R: 0 E: 0 K: 0 S: 5	H: 0 LOB: 0 BB: 0 P: 7	R: 4 E: 1 K: 0 S: 24	H: 5 LOB: 2 BB: 0 P: 36	R: 0 E: 0 K: 1 S: 9	H: 1 LOB: 2 BB: 1 P: 16	R: 4 E: 0 K: 2 S: 24	H: 3 LOB: 3 BB: 4 P: 43	1B: 13 2B: 2 3B: 1 HR: 1	SF: 0 SAC: 0 DP: 1 HBP: 0	WP: 0 PB: 0 SB: 2 CS: 0	PA: 51
PITCHER	IP WLS BF H R ER SO BB IBB HBP BLK WP HR S P ERA WHIP																	ERA WHIP				
Jason Johnson, R (1, 1) ERA: 6.35	4.1 L 21 7 4 4 3 2 0 0 0 0 0 1 58 95 8.31 2.077																					
39 Kyle Snyder, R (5, 1) ERA: 6.65	2.0 11 4 4 3 0 0 0 0 0 0 0 0 24 39 13.50 2.000																					
17 Manny Delcarmen, R (7, 1) ERA: 4.19	1.1 8 3 0 0 0 1 0 0 0 0 0 0 17 28 0.00 3.000																					
Rudy Seanez, R (8, 1) ERA: 4.82	1.1 11 3 4 4 3 4 0 0 0 0 0 0 27 47 27.00 5.250																					

New York Yankees @ Boston Red Sox
Fenway Park, Boston, MA
Fri Aug 18 2006, 1:05 PM EDT
Att: 36,325 - Partly Cloudy - 80 F

AB 44
R 12
H 17
RBI 12
BB 7
SO 6
LOB 26



Batter	1	2	3	4	5	6	7	8	9	AB	R	H	RBI	BB	SO	LOB	BOTTOM			
Coco Crisp, S (1, 8) OBP: 0.327, SLG: 0.399										5	0	0	0	0	1	3				
Mark Loretta, R (1, 4) OBP: 0.360, SLG: 0.388										5	0	3	0	0	1	0				
34 David Ortiz, L (1, 10) OBP: 0.398, SLG: 0.618 Wily Mo Peña, R (9, PH) OBP: 0.359, SLG: 0.532										4	0	0	0	0	0	3				
Manny Ramirez, R (1, 7) OBP: 0.432, SLG: 0.622 Gabe Kapler, R (9, 7) OBP: 0.353, SLG: 0.414										2	1	1	1	2	0	1				
20 Kevin Youkilis, R (1, 3) OBP: 0.390, SLG: 0.454										4	0	1	1	1	0	3				
25 Mike Lowell, R (1, 5) OBP: 0.340, SLG: 0.474										4	1	1	0	1	0	4				
12 Eric Hinske, L (1, 9) OBP: 0.360, SLG: 0.532										4	1	3	0	0	1	1				
Javy Lopez, R (1, 2) OBP: 0.311, SLG: 0.409										4	0	1	0	0	0	4				
Alex Gonzalez, R (1, 6) OBP: 0.316, SLG: 0.416										3	0	0	2	0	1	3				
Inning Stats	R: 0 E: 0 K: 0 S: 7	H: 1 LOB: 2 BB: 1 P: 17	R: 0 E: 0 K: 0 S: 6	H: 1 LOB: 0 BB: 0 P: 11	R: 0 E: 0 K: 1 S: 10	H: 1 LOB: 3 BB: 2 P: 23	R: 1 E: 0 K: 1 S: 6	H: 1 LOB: 0 BB: 0 P: 8	R: 1 E: 0 K: 0 S: 9	H: 1 LOB: 1 BB: 1 P: 13	R: 0 E: 0 K: 0 S: 7	H: 1 LOB: 1 BB: 0 P: 11	R: 0 E: 0 K: 2 S: 10	H: 2 LOB: 2 BB: 0 P: 12	R: 1 E: 0 K: 0 S: 14	H: 1 LOB: 1 BB: 1 P: 26	1B: 1 2B: 8 3B: 0 HR: 1	SF: 1 SAC: 0 DP: 0 HBP: 0	WP: 0 PB: 0 SB: 0 CS: 0	PA: 42
PITCHER	IP WLS BF H R ER SO BB IBB HBP BLK WP HR S P ERA WHIP																	ERA WHIP		
40 Chien-Ming Wang, R (1, 1) ERA: 3.86	6.0 W 29 7 3 3 2 2 0 0 0 0 0 0 3 5 0.00 0.000																			
Mike Myers, L (7, 1) ERA: 2.53	0.1 1 0 0 0 0 0 0 0 0 0 0 0 3 5 0.00 0.000																			
Scott Proctor, R (7, 1) ERA: 3.61	1.2 7 2 0 0 2 0 0 0 0 0 0 0 12 15 0.00 1.200																			
38 T.J. Beam, R (9, 1) ERA: 11.45	1.0 5 1 1 1 0 1 0 0 0 0 0 0 14 26 9.00 2.000																			

New York Yankees @ Boston Red Sox
Fenway Park, Boston, MA
Fri Aug 18 2006, 1:05 PM EDT
Att: 36,325 - Partly Cloudy - 80 F

AB 36
R 4
H 10
RBI 4
BB 5
SO 4
LOB 22



Batter	1	2	3	4	5	6	7	8	9	AB	R	H	RBI	BB	SO	LOB	TOP					
18 Johnny Damon, L (1, 8) OBP: 0.367, SLG: 0.507										6	1	3	3	0	1	7						
2 Derek Jeter, R (1, 6) OBP: 0.413, SLG: 0.476										6	1	1	3	0	2	6						
Bobby Abreu, L (1, 10) OBP: 0.438, SLG: 0.450										4	1	2	2	2	1	0						
13 Alex Rodriguez, R (1, 5)										5	2	2	1	1	0	3						
24 Robinson Canó, L (1, 4) OBP: 0.353, SLG: 0.470										6	0	2	3	0	1	3						
Craig Wilson, R (1, 3) OBP: 0.331, SLG: 0.471										2	1	0	0	1	0	0						
25 Jason Giambi, L (7, PH) OBP: 0.413, SLG: 0.581										2	1	0	0	1	0	2						
Nick Green, R (9, 3) OBP: 0.282, SLG: 0.280										0	0	0	0	0	0	0						
Bernie Williams, S (1, 9) OBP: 0.329, SLG: 0.426										4	2	2	0	1	1	0						
Sal Fasano, R (1, 2) OBP: 0.263, SLG: 0.362										3	1	0	0	0	1	4						
20 Jorge Posada, S (7, PH) OBP: 0.368, SLG: 0.456										2	1	2	0	0	0	0						
28 Melky Cabrera, S (1, 7) OBP: 0.370, SLG: 0.423										3	3	3	2	2	0	0						
Inning Stats	R: 0 E: 0 K: 1 S: 15	H: 1 LOB: 0 BB: 0 P: 21	R: 5 E: 0 K: 1 S: 20	H: 4 LOB: 2 BB: 3 P: 41	R: 0 E: 0 K: 1 S: 8	H: 0 LOB: 0 BB: 0 P: 11	R: 2 E: 0 K: 1 S: 17	H: 4 LOB: 2 BB: 1 P: 26	R: 0 E: 0 K: 1 S: 12	H: 1 LOB: 2 BB: 1 P: 19	R: 0 E: 0 K: 1 S: 8	H: 0 LOB: 0 BB: 0 P: 9	R: 7 E: 0 K: 0 S: 30	H: 6 LOB: 1 BB: 2 P: 53	R: 0 E: 0 K: 1 S: 18	H: 1 LOB: 2 BB: 1 P: 26	R: 0 E: 0 K: 0 S: 9	H: 0 LOB: 1 BB: 1 P: 16	1B: 10 2B: 7 3B: 0 HR: 1	SF: 0 SAC: 0 DP: 1 HBP: 0	WP: 1 PB: 0 SB: 0 CS: 1	PA: 51
PITCHER	IP	WLS	BF	H	R	ER	SO	BB	IBB	HBP	BLK	WP	HR	S	P	ERA	WHIP					
31 Jon Lester, L (1, 1) ERA: 4.72	3.2		21	8	7	7	4	3	0	0	0	1	1	58	95	17.18	3.000					
51 Julian Tavarez, R (4, 1) ERA: 4.79	2.1		10	2	0	0	2	1	0	0	0	0	0	22	32	0.00	1.286					
56 Craig Hansen, R (7, 1) ERA: 5.9	0.1	H	4	2	3	3	0	1	0	0	0	0	0	11	21	81.00	9.000					
50 Mike Timlin, R (7, 1) ERA: 3.86	0.2	L	7	4	4	4	0	0	1	0	0	0	0	19	32	54.00	6.000					
Keith Foulke, R (8, 1) ERA: 5.29	2.0		9	1	0	0	1	2	0	0	0	0	0	27	42	0.00	1.500					

New York Yankees @ Boston Red Sox
Fenway Park, Boston, MA
Fri Aug 18 2006, 8:05 PM EDT
Att: 36,071 - Cloudy - 78 F

AB 43
R 14
H 17
RBI 14
BB 8
SO 7
LOB 25

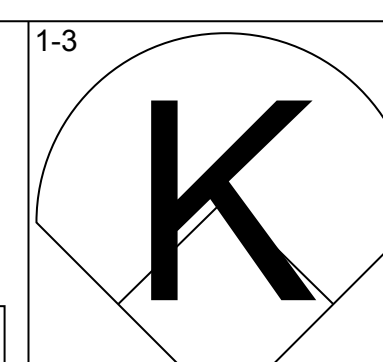
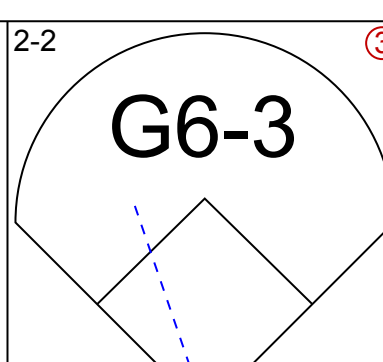
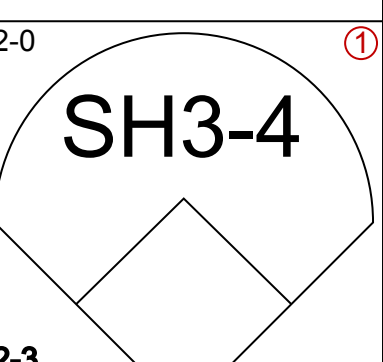
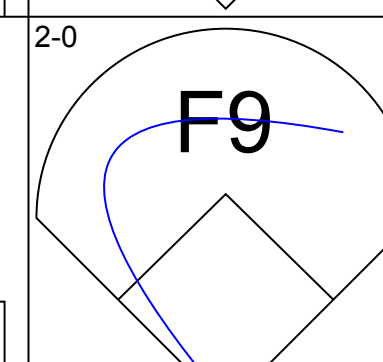
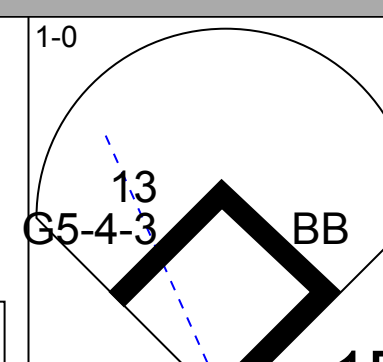
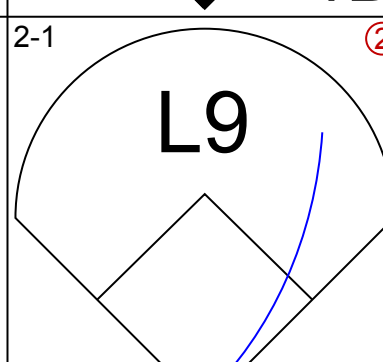
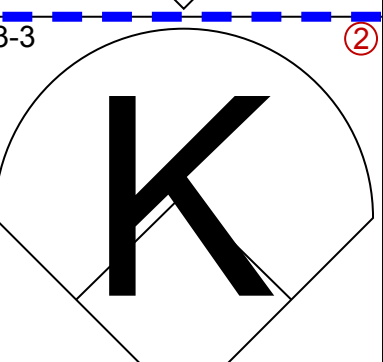
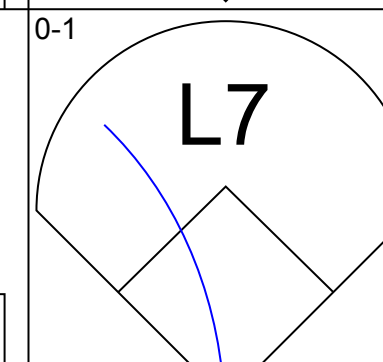
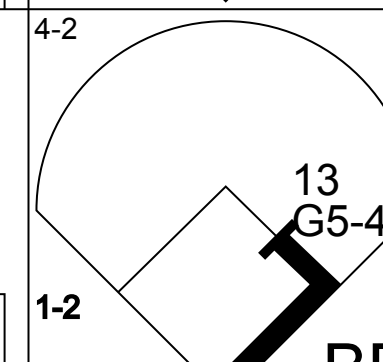
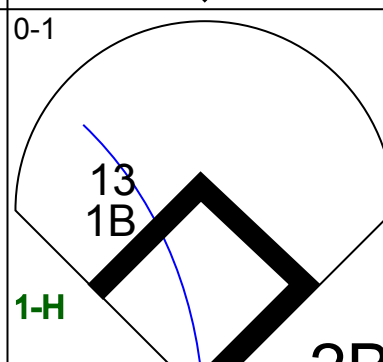
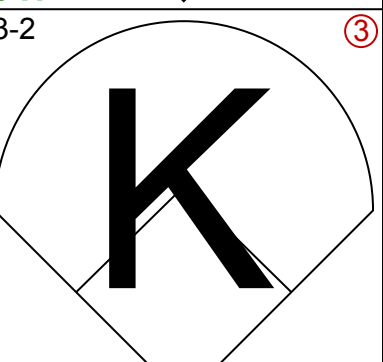
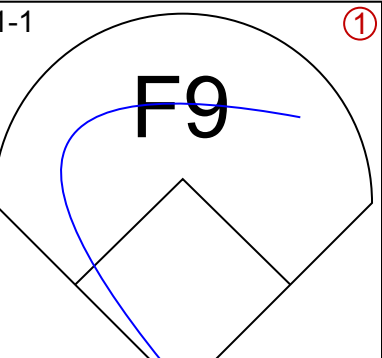
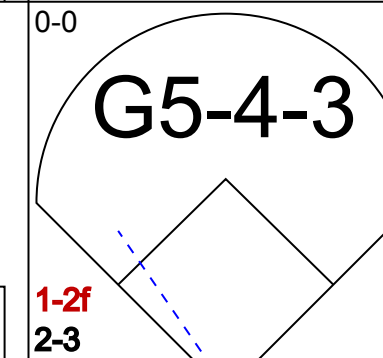
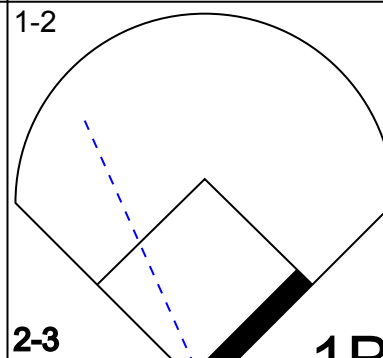
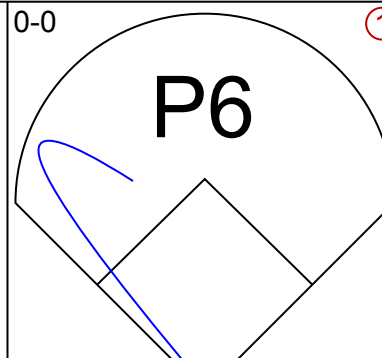
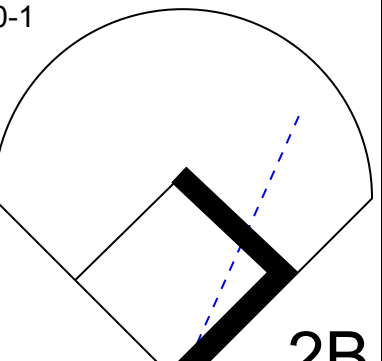
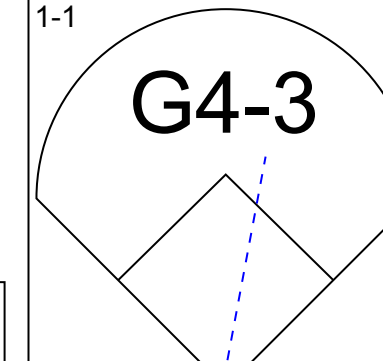
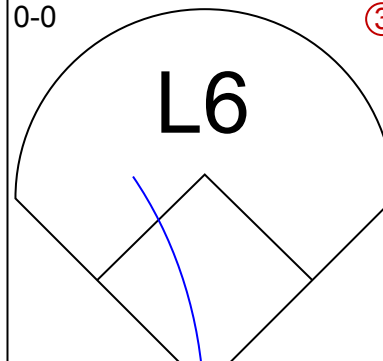
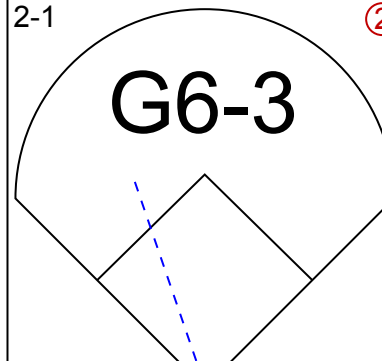
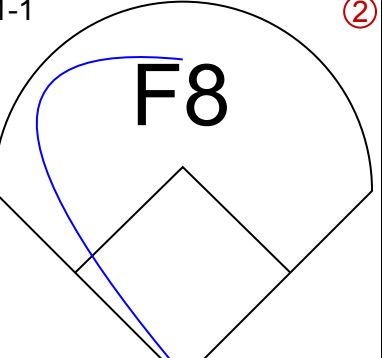
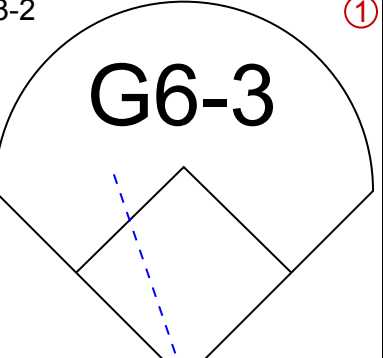
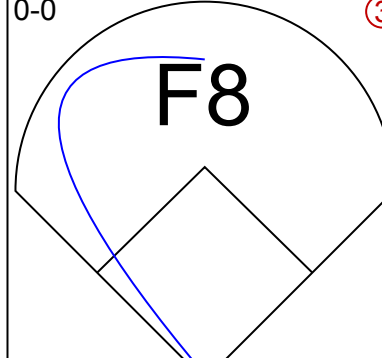
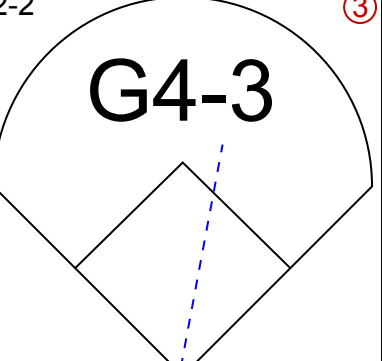
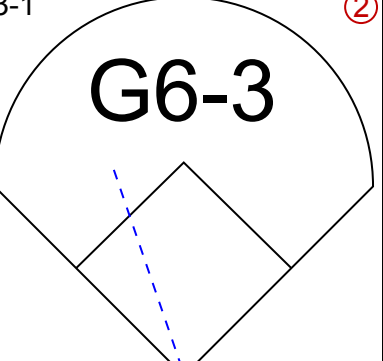
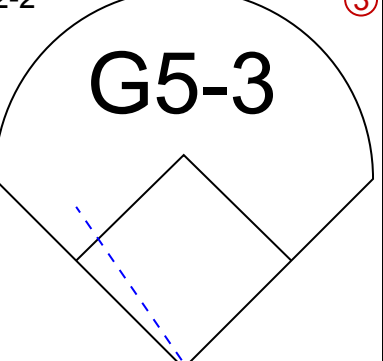
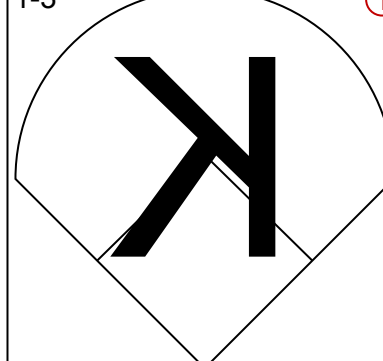
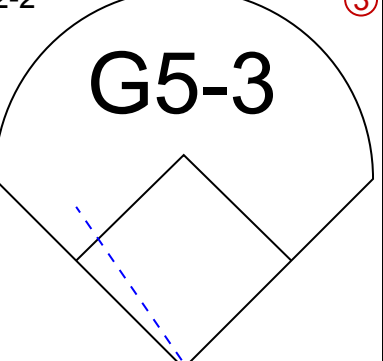
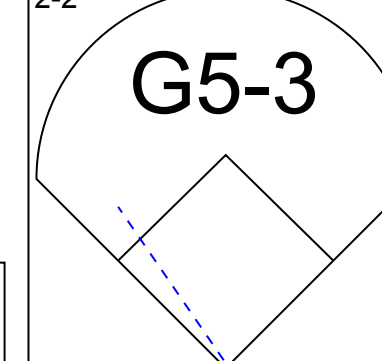
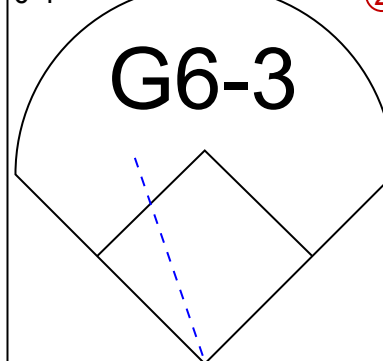

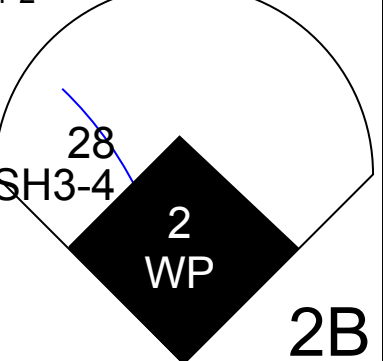


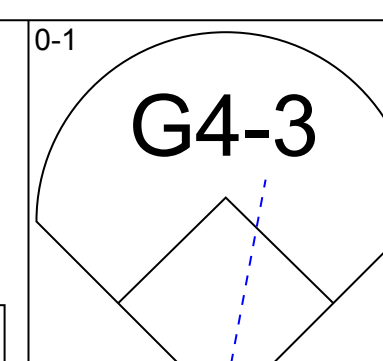
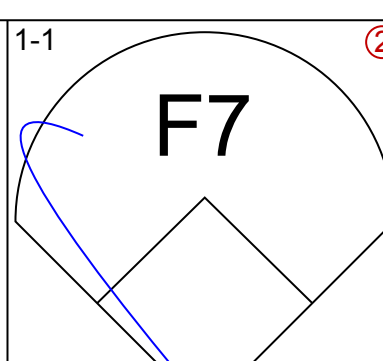
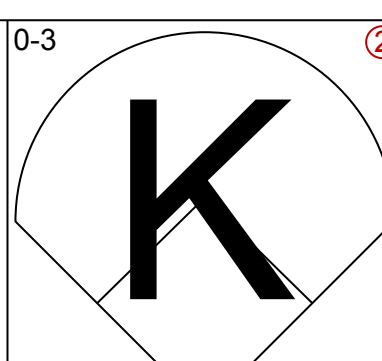
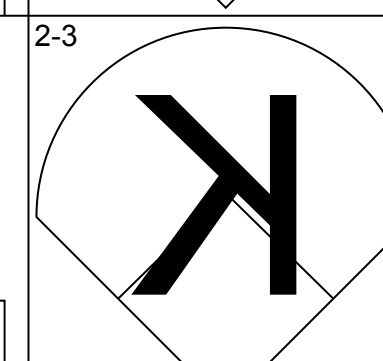
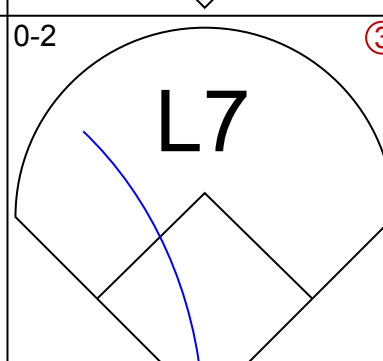
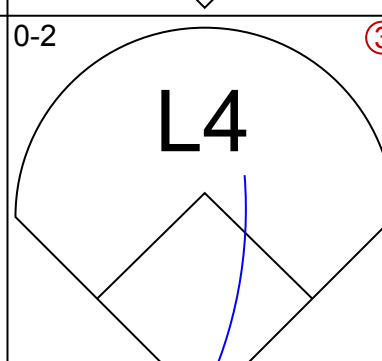
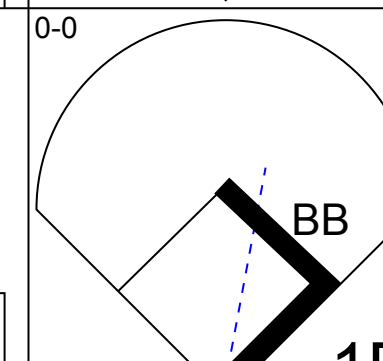
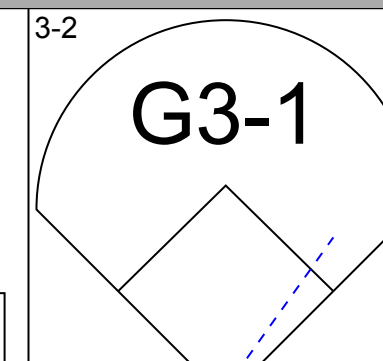

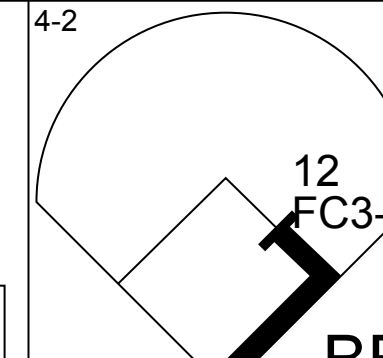
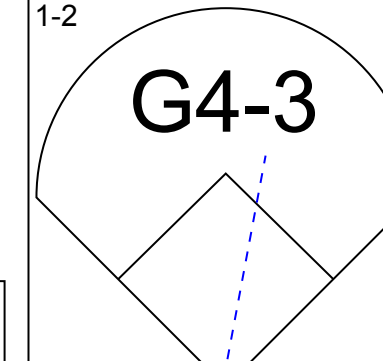
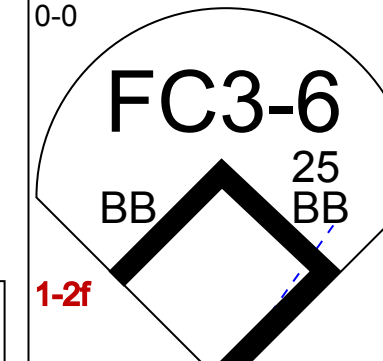
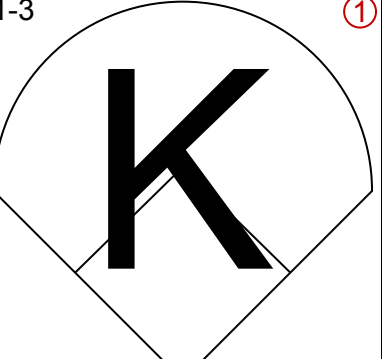
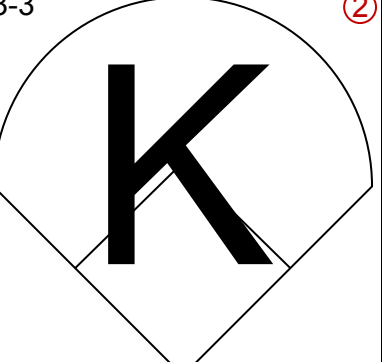
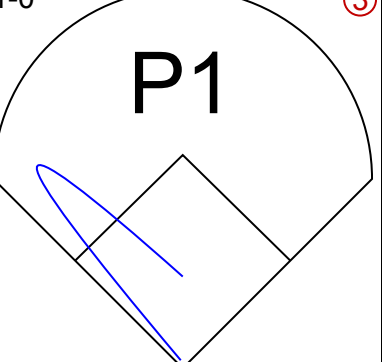
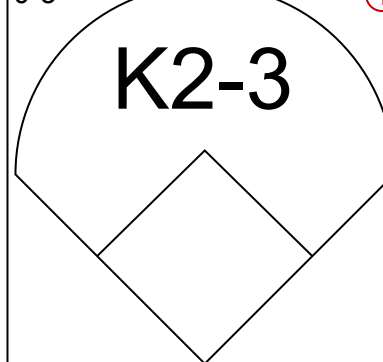
Batter	1	2	3	4	5	6	7	8	9	AB	R	H	RBI	BB	SO	LOB	BOTTOM					
20 Kevin Youkilis, R (1, 5) OBP: 0.392, SLG: 0.455										5	2	2	1	1	0	2						
Mark Loretta, R (1, 4) OBP: 0.382, SLG: 0.391										6	0	3	4	0	1	2						
34 David Ortiz, L (1, 10) OBP: 0.399, SLG: 0.625										5	2	2	2	1	1	3						
Manny Ramirez, R (1, 7) OBP: 0.435, SLG: 0.625										6	1	4	2	0	0	2						
12 Eric Hinske, L (1, 3) OBP: 0.358, SLG: 0.525										3	0	0	0	1	2	4						
25 Mike Lowell, R (7, PH) OBP: 0.340, SLG: 0.474										2	0	1	0	0	0	1						
Wily Mo Peña, R (1, 9) OBP: 0.349, SLG: 0.516										6	0	0	0	0	1	9						
Coco Crisp, S (1, 8) OBP: 0.329, SLG: 0.398										4	2	1	0	1	1	2						
28 Doug Mirabeli, R (1, 2) OBP: 0.271, SLG: 0.386										5	1	1	0	0	2	2						
13 Alex Cora, L (1, 6) OBP: 0.379, SLG: 0.345										4	3	3	1	1	0	0						
Inning Stats	R: 1 E: 0 K: 1 S: 14	H: 2 LOB: 1 BB: 0 P: 21	R: 3 E: 0 K: 2 S: 17	H: 3 LOB: 1 BB: 1 P: 29	R: 1 E: 1 K: 1 S: 14	H: 1 LOB: 0 BB: 0 P: 21	R: 2 E: 0 K: 1 S: 19	H: 4 LOB: 2 BB: 0 P: 25	R: 3 E: 1 K: 1 S: 24	H: 3 LOB: 3 BB: 3 P: 46	R: 0 E: 0 K: 2 S: 18	H: 1 LOB: 2 BB: 1 P: 30	R: 0 E: 0 K: 0 S: 13	H: 2 LOB: 2 BB: 0 P: 17	R: 0 E: 0 K: 0 S: 10	H: 0 LOB: 0 BB: 0 P: 12	R: 1 E: 1 K: 0 S: 11	H: 1 LOB: 1 BB: 0 P: 14	1B: 12 2B: 4 3B: 0 HR: 1	SF: 0 SAC: 0 DP: 0 HBP: 0	WP: 0 PB: 0 SB: 1 CS: 0	PA: 51
PITCHER	IP	WLS	BF	H	R	ER	SO	BB	IBB	HBP	BLK	WP	HR	S	P	ERA	WHIP					
Sidney Ponson, R (1, 1) ERA: 6.25	3.0		20	9	7	6	4	1	0	0	0	0	0	19	32	27.00	4.000					
Ron Villone, L (4, 1) ERA: 2.79	1.0		7	3	3	3	1	1	0	0	0	0	0	19	32	27.00	4.000					
33 Brian Bruney, R (5, 1) ERA:	1.2		10	2	0	0	3	3	0	0	0	0	0	34	56	0.00	3.000					
Mike Myers, L (6, 1) ERA: 2.45	0.2	W	3	1	0	0	0	0	0	0	0	0	0	8	11	0.00	1.500					
Kyle Farnsworth, R (7, 1) ERA: 4.09	0.1		2	1	0	0	0	0	0	0	0	0	0	5	6	0.00	3.000					
PITCHER	IP	WLS	BF	H	R	ER	SO	BB	IBB	HBP	BLK	WP	HR	S	P	ERA	WHIP					
Scott Proctor, R (7, 1) ERA: 3.55	1.1		5	1	1	1	0	0	0	0	0	0	0	11	14	9.00	1.000					
42 Mariano Rivera, R (9, 1) ERA: 1.94	1.0		5	1	1	1	0	0	0	0	0	0	0	11	14	9.00	1.000					

New York Yankees @ Boston Red Sox
Fenway Park, Boston, MA
Fri Aug 18 2006, 8:05 PM EDT
Att: 36,071 - Cloudy - 78 F

AB 46
R 11
H 17
RBI 10
BB 5
SO 8
LOB 27



Batter	1	2	3	4	5	6	7	8	9	AB	R	H	RBI	BB	SO	LOB	TOP									
28 Melky Cabrera, S OBP: 0.365, SLG: 0.417										3	1	1	0	0	1	0	New York Yankees @ Boston Red Sox Fenway Park, Boston, MA Mon Aug 21 2006, 1:05 PM EDT Att: 35,829 - Cloudy - 72 F									
2 Derek Jeter, R OBP: 0.411, SLG: 0.471										4	0	1	0	0	1	1										
Bobby Abreu, L OBP: 0.440, SLG: 0.452										3	0	1	1	1	1	0										
13 Alex Rodriguez, R OBP: 0.389, SLG: 0.502										4	0	1	0	0	0	2										
24 Robinson Canó, L OBP: 0.356, SLG: 0.480										4	0	1	0	0	0	3										
Craig Wilson, R OBP: 0.327, SLG: 0.463										4	0	0	0	0	0	1										
Bernie Williams, S OBP: 0.325, SLG: 0.426										3	0	0	0	0	1	1										
18 Johnny Damon, L OBP: 0.367, SLG: 0.510										3	0	0	0	0	1	0										
Sal Fasano, R OBP: 0.259, SLG: 0.355																										
Nick Green, R OBP: 0.275, SLG: 0.284										3	1	1	0	0	1	0										
Kyle Farnsworth, R ERA: 5.05										0	0	0	0	0	0	0										
Inning Stats	R: 0 E: 0 K: 1 S: 6	H: 0 LOB: 0 BB: 0 P: 9	R: 0 E: 0 K: 0 S: 10	H: 1 LOB: 1 BB: 0 P: 14	R: 0 E: 0 K: 1 S: 8	H: 0 LOB: 0 BB: 0 P: 11	R: 0 E: 0 K: 0 S: 6	H: 1 LOB: 1 BB: 1 P: 12	R: 0 E: 0 K: 0 S: 9	H: 0 LOB: 0 BB: 0 P: 17	R: 1 E: 0 K: 1 S: 14	H: 3 LOB: 2 BB: 0 P: 19	R: 0 E: 0 K: 1 S: 8	H: 0 LOB: 0 BB: 0 P: 11	R: 1 E: 0 K: 2 S: 14	H: 1 LOB: 0 BB: 0 P: 23	R: 0 E: 0 K: 0 S: 4	H: 0 LOB: 0 BB: 0 P: 6	1B: 3 2B: 3 3B: 0 HR: 0	SF: 0 SAC: 1 DP: 1 HBP: 0	WP: 1 PB: 0 SB: 1 CS: 0	PA: 33				
PITCHER	IP	WLS	BF	H	R	ER	SO	BB	IBB	HBP	BLK	WP	HR	S	P	ERA	WHIP									
David Wells, L ERA: 5.4	(1, 1)	7.1	L	28	6	2	2	4	1	0	0	0	0	69	104	2.46	0.955									
Keith Foulke, R ERA: 5.05	(8, 1)	1.2		5	0	0	0	2	0	0	0	0	1	0	10	18	0.00	0.000								

Batter	1	2	3	4	5	6	7	8	9	AB	R	H	RBI	BB	SO	LOB	BOTTOM								
Coco Crisp, S OBP: 0.319, SLG: 0.386										4	0	0	0	0	1	0	New York Yankees @ Boston Red Sox Fenway Park, Boston, MA Mon Aug 21 2006, 1:05 PM EDT Att: 35,829 - Cloudy - 72 F								
Mark Loretta, R OBP: 0.383, SLG: 0.389										5	0	1	0	0	1	1									
34 David Ortiz, L OBP: 0.400, SLG: 0.627										3	0	1	0	1	1	1									
Manny Ramirez, R OBP: 0.446, SLG: 0.637										0	0	0	0	2	0	0									
Gabe Kapler, R OBP: 0.324, SLG: 0.375										2	0	0	0	0	0	3									
12 Eric Hinske, L OBP: 0.349, SLG: 0.510										4	0	0	0	0	1	3									
25 Mike Lowell, R OBP: 0.344, SLG: 0.471										3	0	0	0	1	1	0									
Wily Mo Peña, R OBP: 0.348, SLG: 0.517										3	1	2	1	1	1	0									
Javy Lopez, R OBP: 0.307, SLG: 0.402										4	0	0	0	0	0	5									
13 Alex Cora, L OBP: 0.368, SLG: 0.331										4	0	1	0	0	1	2									
Inning Stats	R: 0 E: 0 K: 1 S: 14	H: 1 LOB: 2 BB: 1 P: 21	R: 0 E: 0 K: 2 S: 8	H: 0 LOB: 0 BB: 0 P: 13	R: 0 E: 0 K: 1 S: 8	H: 0 LOB: 0 BB: 0 P: 9	R: 0 E: 0 K: 0 S: 15	H: 0 LOB: 3 BB: 3 P: 30	R: 0 E: 0 K: 0 S: 8	H: 1 LOB: 2 BB: 1 P: 16	R: 0 E: 1 K: 1 S: 12	H: 1 LOB: 1 BB: 0 P: 16	R: 0 E: 0 K: 1 S: 12	H: 1 LOB: 0 BB: 0 P: 13	R: 1 E: 0 K: 0 S: 11	H: 1 LOB: 0 BB: 0 P: 17	R: 0 E: 0 K: 1 S: 8	H: 0 LOB: 0 BB: 0 P: 9	1B: 4 2B: 0 3B: 0 HR: 1	SF: 0 SAC: 1 DP: 0 HBP: 0	WP: 0 PB: 0 SB: 0 CS: 0	PA: 38			
PITCHER	IP	WLS	BF	H	R	ER	SO	BB	IBB	HBP	BLK	WP	HR	S	P	ERA	WHIP								
Cory Lidle, R ERA: 4.45	(1, 1)	6.0	W	27	3	0	0	5	4	1	0	0	0	65	105	0.00	1.167								
Octavio Dotel, R ERA: 13.5	(7, 1)	0.1	H	2	1	0	0	0	0	0	0	0	0	3	3	0.00	3.000								
Mike Myers, L ERA: 2.78	(7, 1)	0.1	H	1	0	0	0	1	0	0	0	0	0	3	3	0.00	0.000								
Scott Proctor, R ERA: 3.53	(7, 1)	1.1	H	5	1	1	1	0	0	0	0	0	1	17	24	6.75	0.750								
Kyle Farnsworth, R ERA: 4.0	(9, 1)	1.0	S	3	0	0	0	1	0	0	0	0	0	8	9	0.00	0.000								
PITCHER	IP	WLS	BF	H	R	ER	SO	BB	IBB	HBP	BLK	WP	HR	S	P	ERA	WHIP								
Kyle Farnsworth, R ERA: 4.0	(9, 1)	1.0	S	3	0	0	1	0	0	0	0	0	0	8	9	0.00	0.000								



Batter	1	2	3	4	5	6	7	8	9	AB	R	H	RBI	BB	SO	LOB	TOP					
18 Johnny Damon, L (1, 8) OBP: 0.372, SLG: 0.517	4-1 BB		1-1 1B	1-2 L7			0-0 HR			3	1	2	1	1	0	3						
2 Derek Jeter, R (1, 6) OBP: 0.411, SLG: 0.468	2-3 K		1-2 1B		0-0 2B		0-0 G4-3			4	0	2	1	0	1	1						
Bobby Abreu, L (1, 9) OBP: 0.439, SLG: 0.456	1-3 K		3-3 K		0-0 F8		1-1 P6			4	0	0	0	0	2	4						
25 Jason Giambi, L (1, 10) OBP: 0.419, SLG: 0.597	2-2 F8		3-3 K		1-1 F9			2-3 K		4	0	0	0	0	2	4						
20 Jorge Posada, S (1, 2) OBP: 0.367, SLG: 0.458		0-3 K		1-2 HBP 24 1B				2-1 F9		3	0	0	0	0	2	1						
24 Robinson Cano, L (1, 4) OBP: 0.357, SLG: 0.480		1-2 L7		0-1 BB 1B			1-0 G6-3			4	0	1	0	0	0	0						
28 Melky Cabrera, S (1, 7) OBP: 0.358, SLG: 0.406		2-3 K		3-3 K			2-2 F9			4	0	0	0	0	2	2						
Craig Wilson, R (1, 3) OBP: 0.330, SLG: 0.461				4-1 HBP BB			1-2 G6-3			2	1	1	0	1	0	0						
Bernie Williams, S (9, PH) OBP: 0.326, SLG: 0.422			18 1B 2 1B 1B	1-2 BB				2-1 G1-4-3		1	0	0	0	0	0	0						
Nick Green, R (1, 5) OBP: 0.284, SLG: 0.286			0-3 K	1-1 HBP			2-2 F8			2	0	0	0	0	1	1						
13 Alex Rodriguez, R (9, PH) OBP: 0.388, SLG: 0.505				1-2 HBP				2-3 K		1	0	0	0	0	1	0						
Inning Stats	R: 0 E: 0 K: 2 S: 10	H: 0 LOB: 1 BB: 1 P: 19	R: 0 E: 0 K: 2 S: 10	H: 0 LOB: 0 BB: 0 P: 13	R: 1 E: 0 K: 3 S: 16	H: 3 LOB: 2 BB: 0 P: 26	R: 0 E: 0 K: 1 S: 12	H: 1 LOB: 3 BB: 1 P: 22	R: 0 E: 0 K: 0 S: 7	H: 0 LOB: 0 BB: 0 P: 11	R: 1 E: 0 K: 0 S: 9	H: 1 LOB: 0 BB: 0 P: 12	R: 0 E: 0 K: 1 S: 9	H: 0 LOB: 0 BB: 0 P: 14	R: 0 E: 0 K: 1 S: 10	H: 0 LOB: 0 BB: 0 P: 15	1B: 4 2B: 1 3B: 0 HR: 1	SF: 0 SAC: 0 DP: 0 HBP: 2	WP: 0 PB: 0 SB: 0 CS: 0	PA: 36		
PITCHER	IP WLS BF H R ER SO BB IBB HBP BLK WP HR S P ERA WHIP	IP WLS BF H R ER SO BB IBB HBP BLK WP HR S P ERA WHIP	IP WLS BF H R ER SO BB IBB HBP BLK WP HR S P ERA WHIP	IP WLS BF H R ER SO BB IBB HBP BLK WP HR S P ERA WHIP	IP WLS BF H R ER SO BB IBB HBP BLK WP HR S P ERA WHIP	IP WLS BF H R ER SO BB IBB HBP BLK WP HR S P ERA WHIP	IP WLS BF H R ER SO BB IBB HBP BLK WP HR S P ERA WHIP	IP WLS BF H R ER SO BB IBB HBP BLK WP HR S P ERA WHIP	IP WLS BF H R ER SO BB IBB HBP BLK WP HR S P ERA WHIP	IP WLS BF H R ER SO BB IBB HBP BLK WP HR S P ERA WHIP	IP WLS BF H R ER SO BB IBB HBP BLK WP HR S P ERA WHIP	IP WLS BF H R ER SO BB IBB HBP BLK WP HR S P ERA WHIP	IP WLS BF H R ER SO BB IBB HBP BLK WP HR S P ERA WHIP	IP WLS BF H R ER SO BB IBB HBP BLK WP HR S P ERA WHIP	IP WLS BF H R ER SO BB IBB HBP BLK WP HR S P ERA WHIP	IP WLS BF H R ER SO BB IBB HBP BLK WP HR S P ERA WHIP	IP WLS BF H R ER SO BB IBB HBP BLK WP HR S P ERA WHIP	IP WLS BF H R ER SO BB IBB HBP BLK WP HR S P ERA WHIP	IP WLS BF H R ER SO BB IBB HBP BLK WP HR S P ERA WHIP	IP WLS BF H R ER SO BB IBB HBP BLK WP HR S P ERA WHIP	IP WLS BF H R ER SO BB IBB HBP BLK WP HR S P ERA WHIP	IP WLS BF H R ER SO BB IBB HBP BLK WP HR S P ERA WHIP

New York Yankees @ Seattle Mariners
Safeco Field, Seattle, WA
Thu Aug 24 2006, 7:05 PM PDT
Att: 44,637 - Cloudy - 64 F

AB 32
R 2
H 6
RBI 2
BB 2
SO 11
LOB 16



Batter	1	2	3	4	5	6	7	8	9	AB	R	H	RBI	BB	SO	LOB	BOTTOM					
51 Ichiro Suzuki, L (1, 8) OBP: 0.373, SLG: 0.406	3-1 16 F8 4 1B 2B		0-1 G4-3		1-3 K		1 SAFE 0-0			4	1	2	0	0	1	1						
16 Willie Bloomquist, R (1, 5) OBP: 0.319, SLG: 0.291	1-0 F8		2-3 0-0		2-2 G4-3		0-1 F9			4	1	1	0	0	0	3						
4 Jose Lopez, R (1, 4) OBP: 0.311, SLG: 0.414	1-0 1 SAFE 1 SAFE K S X		0-2 1 SAFE 1 SAFE K S X		0-1 P3			0-2 P4		4	1	2	2	0	0	0						
Richie Sexson, R (1, 10) OBP: 0.305, SLG: 0.464	3-H 0-1 F8		1-3 3-H 2B 1B		0-2 G5-3		0-0 F8			4	0	1	2	0	0	1						
Eduardo Perez, R (1, 3) OBP: 0.337, SLG: 0.517	1-2 G5-3		1-1 3-3 K		4-2 2 G4-6-3 BB		1-1 G3			2	0	0	0	1	1	2						
Ben Broussard, L (8, 3) OBP: 0.335, SLG: 0.506	1 SAFE K X									1	0	0	0	0	0	0						
2 Kenji Johjima, R (1, 2) OBP: 0.332, SLG: 0.450		2-2 P3	0-0 G4-3		1-2 G4-6-3		1-2 1-2			3	0	0	0	0	0	2						
7 Yuniesky Betancourt, R (1, 6) OBP: 0.320, SLG: 0.402		0-0 G4-3		0-2 F8			0-2 F8			3	0	0	0	0	0	0						
T.J. Bohn, R (1, 9) OBP: 0.500, SLG: 0.625		0-3 K		2-2 G6-3			4-1 51 1B BB			2	0	0	0	1	1	0						
Chris Snelling, L (1, 7) OBP: 0.500, SLG: 0.625			0-1 51 G4-3 4 1B 2B		3-2 F9		0-0 F9			3	1	1	0	0	0	1						
Inning Stats	R: 1 E: 0 K: 0 S: 10	H: 2 LOB: 1 BB: 0 P: 16	R: 0 E: 0 K: 1 S: 9	H: 0 LOB: 0 BB: 0 P: 11	R: 3 E: 0 K: 1 S: 15	H: 4 LOB: 1 BB: 0 P: 18	R: 0 E: 0 K: 0 S: 12	H: 0 LOB: 0 BB: 0 P: 17	R: 0 E: 0 K: 1 S: 10	H: 0 LOB: 0 BB: 0 P: 13	R: 0 E: 0 K: 0 S: 10	H: 0 LOB: 0 BB: 1 P: 15	R: 0 E: 0 K: 0 S: 8	H: 1 LOB: 2 BB: 1 P: 12	R: 0 E: 0 K: 0 S: 6	H: 0 LOB: 0 BB: 0 P: 7	1B: 4 2B: 3 3B: 0 HR: 0	SF: 0 SAC: 0 DP: 1 HBP: 0	WP: 0 PB: 0 SB: 0 CS: 0	PA: 32		
PITCHER	IP WLS BF H R ER SO BB IBB HBP BLK WP HR S P ERA WHIP	IP WLS BF H R ER SO BB IBB HBP BLK WP HR S P ERA WHIP	IP WLS BF H R ER SO BB IBB HBP BLK WP HR S P ERA WHIP	IP WLS BF H R ER SO BB IBB HBP BLK WP HR S P ERA WHIP	IP WLS BF H R ER SO BB IBB HBP BLK WP HR S P ERA WHIP	IP WLS BF H R ER SO BB IBB HBP BLK WP HR S P ERA WHIP	IP WLS BF H R ER SO BB IBB HBP BLK WP HR S P ERA WHIP	IP WLS BF H R ER SO BB IBB HBP BLK WP HR S P ERA WHIP	IP WLS BF H R ER SO BB IBB HBP BLK WP HR S P ERA WHIP	IP WLS BF H R ER SO BB IBB HBP BLK WP HR S P ERA WHIP	IP WLS BF H R ER SO BB IBB HBP BLK WP HR S P ERA WHIP	IP WLS BF H R ER SO BB IBB HBP BLK WP HR S P ERA WHIP	IP WLS BF H R ER SO BB IBB HBP BLK WP HR S P ERA WHIP	IP WLS BF H R ER SO BB IBB HBP BLK WP HR S P ERA WHIP	IP WLS BF H R ER SO BB IBB HBP BLK WP HR S P ERA WHIP	IP WLS BF H R ER SO BB IBB HBP BLK WP HR S P ERA WHIP	IP WLS BF H R ER SO BB IBB HBP BLK WP HR S P ERA WHIP	IP WLS BF H R ER SO BB IBB HBP BLK WP HR S P ERA WHIP	IP WLS BF H R ER SO BB IBB HBP BLK WP HR S P ERA WHIP	IP WLS BF H R ER SO BB IBB HBP BLK WP HR S P ERA WHIP	IP WLS BF H R ER SO BB IBB HBP BLK WP HR S P ERA WHIP	IP WLS BF H R ER SO BB IBB HBP BLK WP HR S P ERA WHIP

New York Yankees @ Seattle Mariners
Safeco Field, Seattle, WA
Thu Aug 24 2006, 7:05 PM PDT
Att: 44,637 - Cloudy - 64 F

AB 30
R 4
H 7
RBI 4
BB 2
SO 3
LOB 10



Batter	1	2	3	4	5	6	7	8	9	AB	R	H	RBI	BB	SO	LOB	TOP								
18 Johnny Damon, L (1, 8) OBP: 0.374, SLG: 0.521	K		K			25 HBP 2B		HR		4	2	2	2	1	2	1	New York Yankees @ Los Angeles Angels Angel Stadium of Anaheim, Anaheim, CA Sat Aug 26 2006, 1:10 PM PDT Att: 44,185 - Sunny - 81 F								
13 Alex Rodriguez, R (1, 5) OBP: 0.381, SLG: 0.495	K		F7		F8	K		K		5	0	0	0	0	3	3									
2 Derek Jeter, R (1, 6) OBP: 0.411, SLG: 0.467	F9			F9	25 HBP 2B			G5-3		4	1	1	0	0	0	0									
Bobby Abreu, L (1, 9) OBP: 0.437, SLG: 0.451		E9 25 F9 24 SF7 1B		F8	F7			G4-3		4	1	1	0	1	0	2									
25 Jason Giambi, L (1, 3) OBP: 0.420, SLG: 0.596 Craig Wilson, R (7, PH) OBP: 0.331, SLG: 0.464 Aaron Guiel, L (7, PH) OBP: 0.343, SLG: 0.494	F9			1B 28 1B BB	F7					2	1	1	2	1	0	1									
24 Robinson Cano, L (1, 4) OBP: 0.356, SLG: 0.479	SF7			1B 28 1B BB	G4-3			BB		4	0	2	1	0	1	2									
Bernie Williams, S (1, 10) OBP: 0.330, SLG: 0.426	G4-3			1B 28 1B				F5		4	2	2	0	1	0	3									
28 Melky Cabrera, S (1, 7) OBP: 0.362, SLG: 0.405			SH5-3 BB	1B 1-2 2-3 3-H	F7			F8		4	0	1	1	1	0	5									
Sal Fasano, R (1, 2) OBP: 0.257, SLG: 0.353 20 Jorge Posada, S (6, PH) OBP: 0.370, SLG: 0.458			SH5-3	1-2	SF8			K		1	0	0	0	0	1	3									
										1	0	0	1	0	1	1									
Inning Stats	R: 0 E: 0 K: 2 S: 9	H: 0 LOB: 0 BB: 0 P: 14	R: 1 E: 1 K: 0 S: 10	H: 1 LOB: 0 BB: 0 P: 14	R: 0 E: 0 K: 1 S: 7	H: 0 LOB: 1 BB: 1 P: 16	R: 1 E: 0 K: 1 S: 16	H: 3 LOB: 3 BB: 1 P: 24	R: 2 E: 0 K: 0 S: 11	H: 1 LOB: 1 BB: 1 P: 19	R: 1 E: 0 K: 1 S: 16	H: 2 LOB: 1 BB: 0 P: 22	R: 0 E: 0 K: 1 S: 7	H: 0 LOB: 1 BB: 1 P: 14	R: 2 E: 0 K: 2 S: 12	H: 1 LOB: 0 BB: 1 P: 22	R: 0 E: 0 K: 1 S: 11	H: 2 LOB: 3 BB: 1 P: 21	1B: 7 2B: 2 3B: 0 HR: 1	SF: 2 SAC: 1 DP: 0 HBP: 1	WP: 1 PB: 0 SB: 0 CS: 0	PA: 44			
PITCHER	IP	WLS	BF	H	R	ER	SO	BB	IBB	HBP	BLK	WP	HR	S	P	ERA	WHIP								
54 Ervin Santana, R (1, 1) ERA: 4.34	6.1	W	30	7	5	4	5	3	0	1	0	1	0	70	110	5.68	1.579								
J.C. Romero, L (7, 1) ERA: 7.02	0.1	H	1	0	0	0	0	0	0	0	0	0	0	3	6	0.00	0.000								
62 Scot Shields, R (7, 1) ERA: 3.14	1.0	H	6	1	2	2	2	2	0	0	0	0	1	11	22	18.00	3.000								
Francisco Rodriguez, R (8, 1) ERA: 1.98	1.1	S	7	2	0	0	2	1	0	0	0	0	0	15	28	0.00	2.250								

Batter	1	2	3	4	5	6	7	8	9	AB	R	H	RBI	BB	SO	LOB	BOTTOM								
9 Chone Figgins, S (1, 8) OBP: 0.335, SLG: 0.355	G3			F9		K		WP 6 SH1-3 2B		4	1	0	0	1	1	3	New York Yankees @ Los Angeles Angels Angel Stadium of Anaheim, Anaheim, CA Sat Aug 26 2006, 1:10 PM PDT Att: 44,185 - Sunny - 81 F								
6 Maicer Izturis, S (1, 5) OBP: 0.369, SLG: 0.448	L7		F7	1B		G4-3		SH1-3		4	0	1	0	0	0	0									
Orlando Cabrera, R (1, 6) OBP: 0.349, SLG: 0.422	27 2B		27 CS BB	P6		27 3B BB		16 1B 2B		3	3	2	1	2	0	1									
27 Vladimir Guerrero, R (1, 10) OBP: 0.383, SLG: 0.551	2B		16 HR 1B		G6-3		16 FC1 3B	16 1B 20 2B IBB		4	3	3	2	1	0	0									
16 Garret Anderson, L (1, 7) OBP: 0.318, SLG: 0.430	G1-3		HR		L6		47 1B FC1 1B	20 2B G1-2-3 1B		5	2	2	4	0	0	1									
20 Juan Rivera, R (1, 9) OBP: 0.357, SLG: 0.545	K		F9		K		K	1-3 2B		5	0	1	1	0	3	1									
47 Howie Kendrick, R (1, 3) ERA: 1.8 39 Robb Quinlan, R (9, 3) OBP: 0.340, SLG: 0.479	G6-3 2B			1B 2B 1B		HR		S 1B IBB		4	2	4	1	1	0	0									
Adam Kennedy, L (1, 4) OBP: 0.318, SLG: 0.365	G6-3			2B 1B		CS HBP		G1-2-3		4	1	2	1	0	0	4									
Mike Napoli, R (1, 2) OBP: 0.367, SLG: 0.459				1B 2B		K		G5-3		3	0	1	2	1	1	3									
Inning Stats	R: 1 E: 0 K: 0 S: 10	H: 2 LOB: 1 BB: 0 P: 17	R: 0 E: 0 K: 1 S: 11	H: 1 LOB: 2 BB: 1 P: 20	R: 2 E: 0 K: 0 S: 13	H: 2 LOB: 0 BB: 1 P: 26	R: 2 E: 0 K: 0 S: 14	H: 4 LOB: 1 BB: 0 P: 17	R: 0 E: 0 K: 1 S: 8	H: 0 LOB: 0 BB: 0 P: 11	R: 1 E: 0 K: 2 S: 10	H: 1 LOB: 0 BB: 0 P: 17	R: 3 E: 0 K: 0 S: 10	H: 3 LOB: 2 BB: 3 P: 25	R: 3 E: 0 K: 0 S: 10	H: 3 LOB: 2 BB: 3 P: 25		1B: 7 2B: 7 3B: 1 HR: 2	SF: 0 SAC: 1 DP: 2 HBP: 1	WP: 2 PB: 0 SB: 2 CS: 3	PA: 44				
PITCHER	IP	WLS	BF	H	R	ER	SO	BB	IBB	HBP	BLK	WP	HR	S	P	ERA	WHIP								
Cory Lidle, R (1, 1) ERA: 4.64	3.2	L	8	1	1	1	3	2	0	0	0	0	1	20	30	3.86	0.429								
33 Brian Bruney, R (4, 1) ERA: 1.8	2.1	L	8	1	1	1	3	0	0	1	0	0	1	20	30	3.86	0.429								
Octavio Dotel, R (7, 1) ERA: 10.8	0.1	3	1	2	2	0	0	1	0	0	0	1	0	11	18	54.00	6.000								
Mike Myers, L (7, 1) ERA: 3.33	0.2	5	2	1	1	1	1	0	0	0	0	0	0	11	18	13.50	3.000								
Ron Villone, L (8, 1) ERA: 3.31	1.0	8	3	3	3	0	0	1	2	0	0	1	0	10	25	27.00	4.000								

AB	34
R	7
H	10
RBI	7
BB	6
SO	9
LOB	23



Batter	1	2	3	4	5	6	7	8	9	AB	R	H	RBI	BB	SO	LOB	TOP					
18 Johnny Damon, L (1, 8) OBP: 0.372, SLG: 0.518	1-2 2 HR	G4-3		P5		F8	P4		G6-3	6	1	1	0	0	0	3						
2 Derek Jeter, R (1, 6) OBP: 0.413, SLG: 0.480	0-1 2H HR		G5-3	P4				HR		5	2	3	3	0	0	0						
Bobby Abreu, L (1, 9) OBP: 0.438, SLG: 0.452	4-2 24 CS BB		13 1B 24 1B	F7		K		20 FC6-4 1B		4	1	2	0	1	1	1						
13 Alex Rodriguez, R (1, 5) OBP: 0.380, SLG: 0.492	0-3 K		20 BB 24 1B		P4		K	K		5	1	1	0	0	3	2						
20 Jorge Posada, S (1, 2) OBP: 0.371, SLG: 0.459	0-2 F9		24 1B HR		K			24 1B 2B	FC6-4 1B	4	2	1	0	1	1	2						
24 Robinson Canó, L (1, 10) OBP: 0.382, SLG: 0.483	1-0 CS		1-2 2H 3H	1B		1B		2B	1B	5	2	4	2	0	1	0						
Bernie Williams, S (1, 7) 28 Melky Cabrera, S (8, 7) OBP: 0.362, SLG: 0.405		2-0 HR	1-1 2H 3H	HR		1B		1B	G5-3	5	2	4	6	0	0	2	AB 43					
Craig Wilson, R (1, 3) OBP: 0.326, SLG: 0.457		3-3 K	2-3 K			K		G6-3	K	0	0	0	0	0	4	3	R 11					
Nick Green, R (1, 4) 25 Jason Giambi, L (9, PH) 42 Mariano Rivera, R (9, 1) OBP: 0.292, SLG: 0.287 OBP: 0.419, SLG: 0.594		4-2 BB	2-3 K2-3			K			G6-3	3	0	1	0	1	2	0	H 17					
										1	0	0	0	0	0	0	RBI 11					
										0	0	0	0	0	0	0	BB 3					
										5	0	0	0	0	4	3	SO 12					
										3	0	1	0	1	2	0	LOB 13					
										1	0	0	0	0	0	0						
										0	0	0	0	0	0	0						
Inning Stats	R: 2 E: 0 K: 1 S: 19	H: 2 LOB: 0 BB: 1 P: 25	R: 1 E: 0 K: 2 S: 13	H: 1 LOB: 1 BB: 1 P: 27	R: 5 E: 0 K: 2 S: 21	H: 4 LOB: 0 BB: 1 P: 34	R: 0 E: 0 K: 0 S: 8	H: 0 LOB: 0 BB: 0 P: 15	R: 0 E: 0 K: 2 S: 17	H: 2 LOB: 2 BB: 0 P: 25	R: 0 E: 0 K: 1 S: 11	H: 1 LOB: 1 BB: 0 P: 19	R: 2 E: 0 K: 1 S: 13	H: 4 LOB: 2 BB: 0 P: 21	R: 1 E: 0 K: 1 S: 12	H: 3 LOB: 2 BB: 0 P: 17	R: 0 E: 0 K: 1 S: 7	H: 0 LOB: 0 BB: 0 P: 10	1B: 10 2B: 3 HR: 4	SF: 0 SAC: 0 DP: 0 HBP: 0	WP: 0 PB: 0 SB: 0 CS: 1	PA: 47
PITCHER	IP	WLS	BF	H	R	ER	SO	BB	IBB	HBP	BLK	WP	HR	S	P	ERA	WHIP					
51 Joe Saunders, L (1, 1) ERA: 4.78	2.1	L	16	7	8	8	3	3	0	0	0	0	3	46	75	30.86	4.286					
Kevin Gregg, R (3, 1) ERA: 4.52	4.0		16	4	1	1	7	0	0	0	0	0	0	9	16	2.25	1.000					
J.C. Romero, L (7, 1) ERA: 7.13	0.2		5	3	1	1	0	0	0	0	0	0	0	9	16	13.50	4.500					
Hector Carrasco, R (8, 1) ERA: 4.15	1.0		6	3	1	1	1	0	0	0	0	0	1	12	17	9.00	3.000					
Brendan Donnelly, R (9, 1) ERA: 4.58	1.0		3	0	0	0	1	0	0	0	0	0	0	7	10	0.00	0.000					



Batter	1	2	3	4	5	6	7	8	9	AB	R	H	RBI	BB	SO	LOB	BOTTOM				
9 Chone Figgins, S (1, 8) OBP: 0.338, SLG: 0.356	3-2 F7		G6-3	6 G6-4-3 1B			FC9-4 6 1B	FC4 6 FC5		5	0	2	2	0	0	1					
6 Maicer Izturis, S (1, 5) OBP: 0.373, SLG: 0.451	3-2 E 1B		G5-4-3 27 2B	G6-4-3			FC9-4 1B	FC5 27 FC6-4		5	1	3	1	0	0	3					
Orlando Cabrera, R (1, 6) OBP: 0.345, SLG: 0.417	1-1 E1 1-2		G5-4-3		G5-3		FC9-4 27 WP	K		5	0	0	0	0	1	6					
27 Vladimir Guerrero, R (1, 9) OBP: 0.382, SLG: 0.549	0-0 F7		0-1 20 1B	2B	F8		K	FC6-4		5	1	1	1	0	1	6					
16 Garret Anderson, L (1, 10) OBP: 0.317, SLG: 0.426	0-1 G4-3		4-0 20 1B	BB	F7		G3		L3	4	0	0	0	1	0	4					
20 Juan Rivera, R (1, 7) OBP: 0.357, SLG: 0.542		0-3 K	0-0 1-2 2H	1B		G6-3		47 BB 1B	K	4	1	1	1	1	2	0					
47 Howie Kendrick, R (1, 3) OBP: 0.384, SLG: 0.470		4-1 BB	1-2 L6			F7		1B 9 FC4	DI 1B HBP	2	2	0	0	2	0	2	AB 39				
Adam Kennedy, L (1, 4) OBP: 0.321, SLG: 0.371	1-1 SAFE SAFE SAFE	2-1 F8		0-1 9 1B	2B	F8		9 FC4 9 FC5	DI 1B	5	2	3	2	0	0	1	R 8				
Mike Napoli, R (1, 2) OBP: 0.368, SLG: 0.455	3-1 F8		0-1 F8			F8		9 FC4 9 FC5	DI 1B	4	1	1	0	1	1	3	H 11				
										5	2	3	2	0	0	1	RBI 7				
										4	1	1	0	1	1	3	BB 5				
										4	1	1	0	1	1	3	SO 5				
										1B: 9 2B: 2 HR: 0	SF: 0 SAC: 0 DP: 1 HBP: 1	WP: 1 PB: 0 SB: 1 CS: 0	PA: 45								
PITCHER	IP	WLS	BF	H	R	ER	SO	BB	IBB	HBP	BLK	WP	HR	S	P	ERA	WHIP				
58 Jeff Karstens, R (1, 1) ERA: 4.63	6.0	W	26	6	3	3	1	2	0	0	0	0	0	15	24	9.00	3.000				
Scott Proctor, R (7, 1) ERA: 3.61	1.0		6	3	1	1	1	0	0	0	0	1	0	15	24	9.00	3.000				
Kyle Farnsworth, R (8, 1) ERA: 4.25	0.0		4	1	3	2	0	3	0	0	0	0	0	12	25	∞	∞				
42 Mariano Rivera, R (8, 1) ERA: 1.96	2.0		9	1	1	1	3	0	0	1	0	0	0	18	32	4.50	0.500				
42 Mariano Rivera, R (9, 1) ERA: 1.96	2.0		9	1	1	1	3	0	0	1	0	0	0	18	32	4.50	0.500				



New York Yankees @ Los Angeles Angels
Angel Stadium of Anaheim, Anaheim, CA
Sun Aug 27 2006, 12:35 PM PDT
Att: 44,225 - Sunny - 86 F

livebaseballscorecards.com
AB 43
R 11
H 17
RBI 11
BB 3
SO 12
LOB 13

Batter	1	2	3	4	5	6	7	8	9	AB	R	H	RBI	BB	SO	LOB	TOP				
28 Curtis Granderson, L (1, 8) OBP: 0.341, SLG: 0.419	G1-3		K			G3		2B		4	0	1	0	0	1	1	Detroit Tigers @ New York Yankees Yankee Stadium, Bronx, NY Wed Aug 30 2006, 1:05 PM EDT Att: 52,585 - Cloudy - 71 F				
Alexis Gomez, L (1, 9) OBP: 0.308, SLG: 0.360 30 Magglio Ordonez, R (8, PH) OBP: 0.336, SLG: 0.451	P6			P4		1B		F7		3	0	1	0	0	0	0					
Dmitri Young, S (1, 10) OBP: 0.301, SLG: 0.432	P6			G1-3		G1-3		G6-3		4	0	0	0	0	1						
Craig Monroe, R (1, 7) OBP: 0.308, SLG: 0.499		G5-3		K			G4-3		K	4	0	0	0	0	2						
9 Carlos Guillen, S (1, 6) OBP: 0.391, SLG: 0.502						G4-3	G1-3		1B	3	0	1	0	1	0						
Ivan Rodriguez, R (1, 2) OBP: 0.325, SLG: 0.427		L4				G5-3		K	G5-3	4	0	0	0	0	1						
Sean Casey, L (1, 3) OBP: 0.357, SLG: 0.408				G1-3		E6		G4-3		3	0	0	0	0	0						
8 Nefti Perez, S (1, 4) OBP: 0.262, SLG: 0.326			F7			FC6				2	0	0	0	1	0						
15 Brandon Inge, R (1, 5) OBP: 0.307, SLG: 0.452							G5-3		F8	3	0	1	0	0	1						
Inning Stats	R: 0 E: 0 K: 0 S: 8	H: 0 LOB: 0 BB: 0 P: 12	R: 0 E: 0 K: 0 S: 8	H: 0 LOB: 0 BB: 1 P: 17	R: 0 E: 0 K: 1 S: 13	H: 1 LOB: 1 BB: 0 P: 18	R: 0 E: 0 K: 1 S: 7	H: 0 LOB: 0 BB: 0 P: 12	R: 0 E: 0 K: 0 S: 10	H: 0 LOB: 1 BB: 0 P: 15	R: 0 E: 0 K: 1 S: 7	H: 0 LOB: 0 BB: 0 P: 12	R: 0 E: 0 K: 0 S: 7	H: 1 LOB: 2 BB: 1 P: 13	R: 0 E: 0 K: 1 S: 12	H: 1 LOB: 1 BB: 0 P: 14	1B: 3 2B: 1 3B: 0 HR: 0	SF: 0 SAC: 0 DP: 0 HBP: 0	WP: 0 PB: 0 SB: 0 CS: 1	PA: 33	
PITCHER	IP	WLS	BF	H	R	ER	SO	BB	IBB	HBP	BLK	WP	HR	S	P	ERA	WHIP				
40 Chien-Ming Wang, R (1, 1) ERA: 3.66	7.2	W	28	3	0	0	3	2	0	0	0	0	0	67	109	0.00	0.652				
Scott Proctor, R (8, 1) ERA: 3.5	0.1	H	1	0	0	0	0	0	0	0	0	0	0	1	1	0.00	0.000				
42 Mariano Rivera, R (9, 1) ERA: 1.93	1.0	S	4	1	0	0	1	0	0	0	0	0	0	12	14	0.00	1.000				

Batter	1	2	3	4	5	6	7	8	9	AB	R	H	RBI	BB	SO	LOB	BOTTOM				
18 Johnny Damon, L (1, 8) OBP: 0.372, SLG: 0.518	P6					G4-3		FC5-4		4	1	1	0	1	0	3	Detroit Tigers @ New York Yankees Yankee Stadium, Bronx, NY Wed Aug 30 2006, 1:05 PM EDT Att: 52,585 - Cloudy - 71 F				
2 Derek Jeter, R (1, 6) OBP: 0.414, SLG: 0.481				K				G5-3		5	0	3	0	0	1	3					
Bobby Abreu, L (1, 9) OBP: 0.436, SLG: 0.449				G4-3						3	0	0	0	0	1	5					
25 Jason Giambi, L (1, 10) OBP: 0.418, SLG: 0.592						F8				3	0	1	1	0	1	1					
13 Alex Rodriguez, R (1, 5) OBP: 0.379, SLG: 0.489		G6-4-3		G2-3						3	0	0	0	1	0	2					
20 Jorge Posada, S (1, 2) OBP: 0.372, SLG: 0.458		E6								3	0	1	0	0	1	0					
24 Robinson Cano, L (1, 4) OBP: 0.363, SLG: 0.486										4	0	2	0	0	0	4					
28 Melky Cabrera, S (1, 7) OBP: 0.360, SLG: 0.403										4	0	1	0	0	0	3					
Craig Wilson, R (1, 3) OBP: 0.328, SLG: 0.465										3	1	1	1	0	0	3					
Inning Stats	R: 0 E: 0 K: 0 S: 9	H: 1 LOB: 0 BB: 0 P: 10	R: 0 E: 1 K: 0 S: 8	H: 1 LOB: 0 BB: 0 P: 13	R: 0 E: 0 K: 1 S: 10	H: 2 LOB: 2 BB: 0 P: 14	R: 0 E: 0 K: 0 S: 12	H: 2 LOB: 2 BB: 0 P: 20	R: 2 E: 0 K: 1 S: 11	H: 2 LOB: 1 BB: 1 P: 18	R: 0 E: 1 K: 1 S: 9	H: 1 LOB: 2 BB: 0 P: 10	R: 0 E: 0 K: 1 S: 12	H: 1 LOB: 3 BB: 1 P: 22	R: 0 E: 0 K: 0 S: 12	H: 0 LOB: 1 BB: 0 P: 17	1B: 7 2B: 2 3B: 0 HR: 1	SF: 1 SAC: 1 DP: 2 HBP: 2	WP: 1 PB: 0 SB: 0 CS: 0	PA: 38	
PITCHER	IP	WLS	BF	H	R	ER	SO	BB	IBB	HBP	BLK	WP	HR	S	P	ERA	WHIP				
29 Nate Robertson, L (1, 1) ERA: 4.04	7.0	L	34	10	2	2	4	2	0	1	0	0	0	71	107	2.57	1.714				
50 Andrew Miller, L (8, 1) ERA:	1.0		4	0	0	0	0	0	0	1	0	0	0	12	17	0.00	0.000				

Batter	1	2	3	4	5	6	7	8	9	AB	R	H	RBI	BB	SO	LOB	TOP								
28 Curtis Granderson, L (1, 8) OBP: 0.343, SLG: 0.418	4-0 BB		1-1 F8		1-0 1B		1-0 F8		4-2 HR BB	3	1	1	0	2	0	2									
Craig Monroe, R (1, 7) OBP: 0.359, SLG: 0.507	2-2 L5		1-1 G6-3		3-3 K			3-2 2B	0-0 HR	5	1	2	3	0	1	2									
Dmitri Young, S (1, 10)	0-0 F7			0-2 F7		0-2 G3		1-3 K	0-3 K	5	0	0	0	0	2	2									
30 Magglio Ordonez, R (1, 9) OBP: 0.337, SLG: 0.453	2-0 G5-3			0-1 1B		0-1 F9		4-0 IBB		3	1	1	0	1	0	1									
9 Carlos Guillen, S (1, 6)		1-0 HR		3-3 K		1-2 G1-3		2-3 K		4	1	1	1	0	2	3									
Sean Casey, L (1, 3)		0-2 G6-3		0-0 1B			2-1 1B	3-2 G4-3		4	0	2	1	0	0	2									
8 Neifi Perez, S (1, 4)		1-0 G1-3		1-0 G2-3			2-2 G2-3 15 1B		2-2 G5-3	4	0	1	0	0	0	1									
15 Brandon Inge, R (1, 5)		2-2 P4			0-3 K		0-2 G2-3 1B	4-2 HR 28 BB		3	1	1	0	1	1	0									
13 Vance Wilson, R (1, 2) Ivan Rodriguez, R (7, PH) OBP: 0.323, SLG: 0.425			1-3 K		2-3 K		2-2 G2-3 1B	1-2 F9		2	0	0	0	0	2	0									
							1-2 2-3			2	0	0	0	0	0	3									
Inning Stats	R: 0 E: 0 K: 0 S: 5	H: 0 LOB: 1 BB: 1 P: 13	R: 1 E: 0 K: 0 S: 8	H: 1 LOB: 0 BB: 0 P: 12	R: 0 E: 0 K: 1 S: 7	H: 0 LOB: 0 BB: 0 P: 10	R: 1 E: 0 K: 1 S: 10	H: 2 LOB: 1 BB: 0 P: 14	R: 0 E: 0 K: 3 S: 12	H: 1 LOB: 1 BB: 0 P: 17	R: 0 E: 0 K: 0 S: 9	H: 0 LOB: 2 BB: 0 P: 10	R: 0 E: 0 K: 0 S: 13	H: 3 LOB: 2 BB: 0 P: 20	R: 0 E: 0 K: 2 S: 13	H: 1 LOB: 2 BB: 1 P: 26	R: 3 E: 0 K: 1 S: 20	H: 1 LOB: 0 BB: 2 P: 31	1B: 5 2B: 2 3B: 0 HR: 2	SF: 0 SAC: 0 DP: 0 HBP: 0	WP: 0 PB: 0 SB: 0 CS: 0	PA: 39			
PITCHER	IP	WLS	BF	H	R	ER	SO	BB	IBB	HBP	BLK	WP	HR	S	P	ERA	WHIP								
Jaret Wright, R (1, 1) ERA: 4.82	6.1		25	6	2	2	5	1	0	0	0	0	1	56	85	2.84	1.105								
33 Brian Bruney, R (7, 1) ERA: 1.59	0.2	H	4	2	0	0	0	0	0	0	0	0	0	11	17	0.00	3.000								
Ron Villone, L (8, 1) ERA: 3.27	1.0	H	4	0	0	0	2	0	1	0	0	0	0	10	20	0.00	0.000								
Scott Proctor, R (9, 1) ERA: 3.87	1.0	L	6	1	3	3	1	2	0	0	0	0	1	20	31	27.00	3.000								

Detroit Tigers @ New York Yankees
Yankee Stadium, Bronx, NY
Wed Aug 30 2006, 7:05 PM EDT
Att: 54,509 - Cloudy - 73 F

AB 35
R 5
H 9
RBI 5
BB 4
SO 8
LOB 16



Batter	1	2	3	4	5	6	7	8	9	AB	R	H	RBI	BB	SO	LOB	BOTTOM								
18 Johnny Damon, L (1, 8) OBP: 0.369, SLG: 0.514	0-1 B2-3		1-0 L3			0-0 F8	1-3 K			4	0	0	0	0	1	3									
28 Melky Cabrera, S (1, 7)	0-0 P4			1-0 B2-3		3-2 2B		4-2 BB		3	1	1	0	1	0	0									
2 Derek Jeter, R (1, 6)	1-1 G5-3			4-1 25 FC3-6 BB		3-1 25 S	2-H 3-H	F8		3	1	1	2	1	0	1									
25 Jason Giambi, L (1, 10)		3-3 K		2-2 FC3-6		4-1 13 G5-3		2-3 K		3	0	0	0	1	2	2									
13 Alex Rodriguez, R (1, 5)		0-0 P3		1-0 P3		2-1 G5-3		0-0 F9		4	0	0	1	0	0	3									
24 Robinson Canó, L (1, 4) OBP: 0.399, SLG: 0.481		3-3 K			0-0 L6	1-1 F7			0-2 G4-3	4	0	0	0	0	1	1									
Bernie Williams, S (1, 9) ERA: 2.27			0-1 G5-3		1-1 G4-3		0-0 G2-3		0-2 F8	3	0	0	0	0	0	0									
Bobby Abreu, L (8, 9) OBP: 0.435, SLG: 0.448										1	0	0	0	0	0	0									
Craig Wilson, R (1, 3) Aron Gutel, L (7, PH) OBP: 0.347, SLG: 0.488			0-1 G5-3		3-2 G5-3		1-2 18 S		1-2 F8	2	0	0	0	0	0	0									
Sal Fasano, R (1, 2) OBP: 0.264, SLG: 0.361			3-2 2B			1-1 28 2B		1-2 F8		2	1	1	0	0	0	1									
Inning Stats	R: 0 E: 0 K: 0 S: 5	H: 0 LOB: 0 BB: 0 P: 6	R: 0 E: 0 K: 2 S: 8	H: 0 LOB: 0 BB: 0 P: 14	R: 0 E: 0 K: 0 S: 10	H: 1 LOB: 0 BB: 0 P: 14	R: 0 E: 0 K: 0 S: 6	H: 0 LOB: 1 BB: 1 P: 14	R: 0 E: 0 K: 0 S: 6	H: 0 LOB: 0 BB: 0 P: 10	R: 3 E: 0 K: 0 S: 13	H: 2 LOB: 1 BB: 1 P: 27	R: 0 E: 0 K: 1 S: 10	H: 0 LOB: 1 BB: 0 P: 13	R: 0 E: 0 K: 1 S: 8	H: 0 LOB: 1 BB: 1 P: 16	R: 0 E: 0 K: 0 S: 10	H: 0 LOB: 0 BB: 0 P: 11	1B: 0 2B: 3 3B: 0 HR: 0	SF: 0 SAC: 0 DP: 0 HBP: 2	WP: 0 PB: 0 SB: 2 CS: 0	PA: 35			
PITCHER	IP	WLS	BF	H	R	ER	SO	BB	IBB	HBP	BLK	WP	HR	S	P	ERA	WHIP								
Wilfredo Ledezma, L (1, 1) ERA: 2.27	5.1		20	2	2	2	2	1	0	1	0	0	0	41	68	3.38	0.562								
56 Fernando Rodney, R (6, 1) ERA: 3.2	1.2	B	8	1	1	1	1	0	1	1	0	0	0	7	15	5.40	0.600								
Jamie Walker, L (8, 1) ERA: 1.46	0.2		3	0	0	0	1	1	0	0	0	0	0	7	15	0.00	1.500								
Jason Grilli, R (8, 1) ERA: 3.56	0.1	W	1	0	0	0	0	0	0	0	0	0	0	1	1	0.00	0.000								
59 Todd Jones, R (9, 1) ERA: 4.36	1.0	S	3	0	0	0	0	0	0	0	0	0	0	10	11	0.00	0.000								

Detroit Tigers @ New York Yankees
Yankee Stadium, Bronx, NY
Wed Aug 30 2006, 7:05 PM EDT
Att: 54,509 - Cloudy - 73 F


AB 30
R 3
H 3
RBI 3
BB 3
SO 4
LOB 11



Batter	1	2	3	4	5	6	7	8	9	AB	R	H	RBI	BB	SO	LOB	TOP								
Ivan Rodriguez, R (1, 2) OBP: 0.321, SLG: 0.421	0-3 K		1-3 K			2-0 G6-3		0-0 G4-3		4	0	0	0	0	2	1									
Craig Monroe, R (1, 10) OBP: 0.309, SLG: 0.503	1-2 F8		1-1 F9			0-3 K			4-0 33 HR BB	3	1	0	0	1	1	0									
33 Marcus Thames, R (1, 7) OBP: 0.343, SLG: 0.594	1-1 F8			2-2 P6		2-3 K			3-2 HR	4	1	1	2	0	1	0									
30 Magglio Ordonez, R (1, 9) OBP: 0.338, SLG: 0.461		2-0 HR		0-3 K			0-1 F8		2-2 G1-3 2B	4	1	2	1	0	1	0									
9 Carlos Guillen, S (1, 3) OBP: 0.397, SLG: 0.502		0-1 G5-3		0-3 K			1-2 F8		3-1 G5-3	4	0	0	0	0	1	1									
8 Neifi Perez, S (1, 6) OBP: 0.259, SLG: 0.321 Sean Casey, L (9, PH) OBP: 0.358, SLG: 0.408		0-1 F7			0-1 G6-3		0-1 G5-3		0-2 G1-3	3	0	0	0	0	0	0									
15 Brandon Inge, R (1, 5) OBP: 0.308, SLG: 0.448		2-2 HBP			1-0 P6			2-2 F9	2-2 G2-3	3	0	0	0	0	0	1									
28 Curtis Granderson, L (1, 8) OBP: 0.341, SLG: 0.416		2-3 K			2-0 P2			0-3 K		3	0	0	0	0	2	1									
20 Omar Infante, R (1, 4) OBP: 0.330, SLG: 0.411			0-0 F9			1-2 HR		0-1 1B		3	1	2	1	0	0	0									
Inning Stats	R: 0 E: 0 K: 1 S: 8	H: 0 LOB: 0 BB: 0 P: 10	R: 1 E: 0 K: 1 S: 14	H: 1 LOB: 1 BB: 0 P: 20	R: 0 E: 0 K: 1 S: 7	H: 0 LOB: 0 BB: 0 P: 9	R: 0 E: 0 K: 2 S: 9	H: 0 LOB: 0 BB: 0 P: 11	R: 0 E: 0 K: 0 S: 4	H: 0 LOB: 0 BB: 0 P: 7	R: 1 E: 0 K: 2 S: 13	H: 1 LOB: 0 BB: 0 P: 18	R: 0 E: 0 K: 0 S: 7	H: 0 LOB: 0 BB: 0 P: 8	R: 0 E: 0 K: 1 S: 9	H: 1 LOB: 1 BB: 0 P: 11	R: 2 E: 0 K: 0 S: 17	H: 2 LOB: 1 BB: 1 P: 31	1B: 1 2B: 1 3B: 0 HR: 3	SF: 0 SAC: 0 DP: 0 HBP: 1	WP: 0 PB: 0 SB: 0 CS: 0	PA: 34			
PITCHER	IP	WLS	BF	H	R	ER	SO	BB	IBB	HBP	BLK	WP	HR	S	P	ERA	WHIP								
Randy Johnson, L (1, 1) ERA: 4.94	8.0	W	30	4	4	4	8	1	0	1	0	0	3	76	106	4.50	0.625								
42 Mariano Rivera, R (9, 1) ERA: 1.9	1.0	S	4	1	0	0	0	0	0	0	0	0	0	12	19	0.00	1.000								

Detroit Tigers @ New York Yankees
 Yankee Stadium, Bronx, NY
 Thu Aug 31 2006, 1:05 PM EDT
 Att: 54,771 - Cloudy - 67 F


AB	32
R	4
H	5
RBI	4
BB	1
SO	8
LOB	5



Batter	1	2	3	4	5	6	7	8	9	AB	R	H	RBI	BB	SO	LOB	BOTTOM								
18 Johnny Damon, L (1, 10) OBP: 0.371, SLG: 0.515	1-0 2B 1B	3-2 L6		1-2 2B 1B		2-2 20 FC5 2S 1B		1-3 K		5	1	3	0	0	1	1									
2 Derek Jeter, R (1, 6) OBP: 0.418, SLG: 0.482	1-0 20 BB 1B		0-0 G5-3	4-1 1B 2-3 BB		4-1 20 FC5 1-2 BB		4-2 G3-1 S BB		2	0	1	0	3	0	0									
Bobby Abreu, L (1, 9) OBP: 0.435, SLG: 0.449	2-2 P6		1-2 13 1B 2B	1-1 1-3 2H 3H 1B		0-0 P5		3-1 G3-1		5	1	2	2	0	0	5									
20 Jorge Posada, S (1, 2) OBP: 0.370, SLG: 0.453	4-0 1-2 BB		0-0 F7	0-1 G3		1-2 FC5		3-3 K		4	0	0	0	1	1	6									
13 Alex Rodriguez, R (1, 5) OBP: 0.379, SLG: 0.495	0-1 F3		2-0 24 FC5 24 S 1B		3-1 1B 2B		2-1 HR			4	2	3	2	0	0	3									
24 Robinson Cano, L (1, 4) OBP: 0.358, SLG: 0.481	1-3 K		3-0 FC5		1-3 K		1-1 1B 2B			4	1	1	0	0	2	5									
Bernie Williams, S (1, 8) OBP: 0.335, SLG: 0.448		1-3 K		0-1 G6-3		1-0 2H G3-6-3 1B		2-2 G4-6-3 1B		4	0	2	2	0	1	0									
Aaron Guiel, L (1, 3) OBP: 0.333, SLG: 0.467		0-3 K		1-3 K		2-1 G3-6-3		2-2 G4-6-3		4	0	0	0	0	2	2									
2B Melky Cabrera, S (1, 7) OBP: 0.363, SLG: 0.407		2-0 1B		1-0 2 BB 18 1B 1B		0-0 P4		0-0 G6-3		4	1	2	0	0	0	0									
Inning Stats	R: 0 E: 0 K: 1 S: 12	H: 2 LOB: 3 BB: 1 P: 21	R: 0 E: 0 K: 2 S: 12	H: 1 LOB: 1 BB: 0 P: 18	R: 1 E: 0 K: 0 S: 8	H: 2 LOB: 1 BB: 0 P: 14	R: 2 E: 0 K: 1 S: 15	H: 3 LOB: 2 BB: 1 P: 23	R: 1 E: 0 K: 1 S: 8	H: 2 LOB: 0 BB: 0 P: 15	R: 0 E: 0 K: 0 S: 11	H: 1 LOB: 2 BB: 1 P: 18	R: 2 E: 0 K: 0 S: 11	H: 3 LOB: 0 BB: 0 P: 18	R: 0 E: 0 K: 2 S: 12	H: 0 LOB: 1 BB: 1 P: 23	1B: 10 2B: 3 3B: 0 HR: 1	SF: 0 SAC: 0 DP: 2 HBP: 0	WP: 0 PB: 0 SB: 3 CS: 0	PA: 40					
PITCHER	IP	WLS	BF	H	R	ER	SO	BB	IBB	HBP	BLK	WP	HR	S	P	ERA	WHIP								
38 Jeremy Bonderman, R (1, 1) ERA: 4.01	5.1	L	29	11	4	4	5	3	0	0	0	0	1	61	103	6.75	2.625								
Jamie Walker, L (6, 1) ERA: 1.86	1.2		7	3	2	2	0	0	0	0	0	0	1	16	24	10.80	1.800								
31 Zach Miner, R (8, 1) ERA: 4.57	1.0		4	0	0	0	2	1	0	0	0	0	0	12	23	0.00	1.000								

Detroit Tigers @ New York Yankees
 Yankee Stadium, Bronx, NY
 Thu Aug 31 2006, 1:05 PM EDT
 Att: 54,771 - Cloudy - 67 F

AB	36
R	6
H	14
RBI	6
BB	4
SO	7
LOB	22



Batter	1	2	3	4	5	6	7	8	9	AB	R	H	RBI	BB	SO	LOB	TOP								
Jason Tyner, L (1,7) OBP: 0.335, SLG: 0.337	G3		G1-3			G3-1		L7		4	0	0	0	0	0	1	Minnesota Twins @ New York Yankees Yankee Stadium, Bronx, NY Fri Sep 01 2006, 7:05 PM EDT Att: 54,311 - Cloudy - 66 F								
8 Nick Punto, S (1,4) OBP: 0.380, SLG: 0.401 25 Alexi Casilla, S (8,PH) (8,4)	K			K		G1-3			BB	3	0	0	0	0	2	0									
7 Joe Mauer, L (1,2) OBP: 0.429, SLG: 0.505 41 Chris Heintz, R (8,PH) (8,2)	G4-3			FC5 3B 1B				G4-3		2	0	1	0	1	0	0									
5 Michael Cuddyer, R (1,9) OBP: 0.360, SLG: 0.512		G5-3		F8					3B 2B	4	1	1	0	0	0	2									
33 Justin Morneau, L (1,3) OBP: 0.371, SLG: 0.579		G1-3		FC5 1B			F8			4	0	2	1	0	0	0									
Torii Hunter, R (1,8) OBP: 0.336, SLG: 0.459 20 Lew Ford, R (9,PH) OBP: 0.288, SLG: 0.305				FC5 1B			K		G6-3	3	0	0	0	0	2	2									
Phil Nevin, R (1,10) OBP: 0.323, SLG: 0.454										1	0	0	0	2	2	1									
38 Luis Antonio Rodriguez, S (5) OBP: 0.315, SLG: 0.316			G3		F8		G4-3		G4-3	4	0	0	0	0	0	3									
Jason Bartlett, R (1,6) OBP: 0.405, SLG: 0.442			L8		G5-3			G4-3		3	0	0	0	0	0	1									
Inning Stats	R: 0 E: 0 K: 1 S: 7	H: 0 LOB: 0 BB: 0 P: 11	R: 0 E: 0 K: 1 S: 10	H: 0 LOB: 0 BB: 0 P: 16	R: 0 E: 0 K: 0 S: 12	H: 0 LOB: 1 BB: 1 P: 22	R: 0 E: 0 K: 1 S: 14	H: 2 LOB: 2 BB: 0 P: 18	R: 0 E: 0 K: 1 S: 11	H: 0 LOB: 0 BB: 0 P: 15	R: 0 E: 0 K: 0 S: 7	H: 0 LOB: 1 BB: 1 P: 15	R: 0 E: 0 K: 1 S: 14	H: 0 LOB: 1 BB: 1 P: 22	R: 0 E: 0 K: 0 S: 12	H: 0 LOB: 1 BB: 1 P: 21		R: 1 E: 0 K: 1 S: 17	H: 2 LOB: 1 BB: 0 P: 23	1B: 3 2B: 1 3B: 0 HR: 0	SF: 0 SAC: 0 DP: 0 HBP: 0	WP: 0 PB: 0 CS: 0	PA: 35		
PITCHER	IP	WLS	BF	H	R	ER	SO	BB	IBB	HBP	BLK	WP	HR	S	P	ERA	WHIP								
Cory Lidle, R (1,1) ERA: 4.46	6.0	W	22	2	0	0	4	2	0	0	0	0	0	61	97	0.00	0.667								
Mike Myers, L (7,1) ERA: 3.29	0.1		1	0	0	0	0	0	0	0	0	0	0	1	2	0.00	0.000								
33 Brian Bruney, R (7,1) ERA: 1.42	0.2		3	0	0	0	1	1	0	0	0	0	0	13	20	0.00	1.500								
Octavio Dotel, R (8,1) ERA: 8.31	1.0		4	0	0	0	0	1	0	0	0	0	0	12	21	0.00	1.000								
38 T.J. Beam, R (9,1) ERA: 10.38	1.0		5	2	1	1	1	0	0	0	0	0	0	17	23	9.00	2.000								

Batter	1	2	3	4	5	6	7	8	9	AB	R	H	RBI	BB	SO	LOB	BOTTOM								
18 Johnny Damon, L (1,8) OBP: 0.370, SLG: 0.512	L5	G4-3					G5-3			5	1	1	0	0	1	7	Minnesota Twins @ New York Yankees Yankee Stadium, Bronx, NY Fri Sep 01 2006, 7:05 PM EDT Att: 54,311 - Cloudy - 66 F								
2 Derek Jeter, R (1,6) OBP: 0.420, SLG: 0.484				S 1B		G3	G5-3			5	2	3	0	0	0	2									
Bobby Abreu, L (1,9) OBP: 0.436, SLG: 0.451								G4-3		5	1	3	2	0	1	1									
25 Jason Giambi, L (1,10) OBP: 0.413, SLG: 0.580				L8		FC3 24 1B	G3-6-3		P4	5	1	0	0	0	1	5									
13 Alex Rodriguez, R (1,5) OBP: 0.381, SLG: 0.508 Nick Green, R (9,5) OBP: 0.292, SLG: 0.287				G5-4-3		G6-3 24 1B			G6-3	5	2	3	3	0	0	1									
20 Jorge Posada, S (1,2) OBP: 0.371, SLG: 0.455 Sal Fasano, R (9,2) OBP: 0.264, SLG: 0.361										3	1	1	0	1	1	3									
24 Robinson Cano, L (1,4) OBP: 0.357, SLG: 0.478										0	0	0	0	0	0	0									
Aaron Guiel, L (1,3) OBP: 0.330, SLG: 0.452										4	0	1	1	0	1	2									
28 Melky Cabrera, S (1,7) OBP: 0.367, SLG: 0.409										3	0	0	1	1	1	3									
Inning Stats	R: 0 E: 0 K: 2 S: 10	H: 1 LOB: 1 BB: 0 P: 15	R: 1 E: 1 K: 0 S: 12	H: 2 LOB: 0 BB: 0 P: 19	R: 1 E: 0 K: 0 S: 9	H: 2 LOB: 0 BB: 0 P: 13	R: 0 E: 0 K: 2 S: 8	H: 0 LOB: 1 BB: 1 P: 14	R: 4 E: 1 K: 2 S: 28	H: 5 LOB: 3 BB: 1 P: 49	R: 0 E: 0 K: 0 S: 8	H: 1 LOB: 0 BB: 0 P: 14	R: 2 E: 1 K: 0 S: 12	H: 3 LOB: 2 BB: 1 P: 21	R: 0 E: 0 K: 0 S: 6	H: 0 LOB: 0 BB: 0 P: 10		R: 0 E: 0 K: 0 S: 6	H: 0 LOB: 0 BB: 0 P: 10	1B: 11 2B: 1 3B: 0 HR: 2	SF: 0 SAC: 0 DP: 2 HBP: 0	WP: 0 PB: 0 CS: 0	PA: 41		
PITCHER	IP	WLS	BF	H	R	ER	SO	BB	IBB	HBP	BLK	WP	HR	S	P	ERA	WHIP								
Carlos Silva, R (1,1) ERA: 6.56	4.0	L	23	9	6	4	4	1	0	0	0	0	1	50	82	9.00	2.500								
54 Matt Guerrier, R (5,1) ERA: 2.99	2.0		10	4	2	2	2	1	0	0	0	0	1	27	44	9.00	2.500								
Willie Eyre, R (7,1) ERA: 5.33	2.0		8	1	0	0	0	1	0	0	0	0	0	16	29	0.00	1.000								

AB 31
R 1
H 4
RBI 1
BB 4
SO 6
LOB 12



AB 38
R 8
H 14
RBI 8
BB 3
SO 6
LOB 25



Batter	1	2	3	4	5	6	7	8	9	AB	R	H	RBI	BB	SO	LOB	TOP
8 Nick Punto, S (1,4) OBP: 0.379, SLG: 0.399	F8		L9				G1-3			4	0	1	0	0	0	2	Minnesota Twins @ New York Yankees Yankee Stadium, Bronx, NY Sat Sep 02 2006, 1:05 PM EDT Att: 53,220 - Cloudy - 64 F
38 Luis Antonio Rodriguez, S (6,5) OBP: 0.313, SLG: 0.314	7 1B 5 SF9		FC4		K			K		4	1	1	0	0	2	1	
7 Joe Mauer, L (1,2) OBP: 0.429, SLG: 0.503	3B 1B		G4-3		G1-3			5 1B 33 HR		3	1	1	0	1	0	1	
5 Michael Cuddyer, R (1,9) OBP: 0.359, SLG: 0.511	SF9		P4		F7			33 HR		3	1	1	1	0	0	1	
33 Justin Morneau, L (1,3) OBP: 0.372, SLG: 0.584	3-H 1-2		G4-3		G4-3		F7	1B		4	1	2	3	0	0	0	
Tori Hunter, R (1,8) OBP: 0.337, SLG: 0.466	P2		HR		G1-3		G1-3	1B WP		4	2	2	1	0	0	2	
Phil Nevin, R (1,10) OBP: 0.322, SLG: 0.452			L8		G1-3		L6	WP 1B		4	0	1	0	0	0	0	
24 Rondell White, R (1,7) OBP: 0.243, SLG: 0.305			G5-3		1B		G5-3	K		2	0	0	0	1	0	0	
20 Lew Ford, R (7,7) OBP: 0.297, SLG: 0.303					BB					1	0	0	0	0	1	2	
Jason Bartlett, R (1,6) OBP: 0.402, SLG: 0.438	F9		F9		1-3		F7	F8		4	0	1	0	0	0	1	
Inning Stats	R: 1 E: 0 K: 0 S: 14	H: 3 LOB: 2 BB: 0 P: 20	R: 0 E: 0 K: 0 S: 6	H: 0 LOB: 0 BB: 0 P: 7	R: 0 E: 0 K: 0 S: 10	H: 1 LOB: 1 BB: 0 P: 16	R: 1 E: 0 K: 0 S: 12	H: 2 LOB: 2 BB: 1 P: 21	R: 0 E: 0 K: 1 S: 11	H: 0 LOB: 0 BB: 0 P: 15	R: 0 E: 0 K: 0 S: 5	H: 0 LOB: 0 BB: 0 P: 6	R: 4 E: 0 K: 2 S: 19	H: 4 LOB: 1 BB: 1 P: 31			
PITCHER	IP WLS BF H R ER SO BB IBB HBP BLK WP HR S P ERA WHIP																
58 Jeff Karstens, R (1,1) ERA: 3.86	7.0 L 28 6 2 2 1 1 0 0 0 0 1 65 97 2.57 1.000																
Ron Villone, L (8,1) ERA: 3.74	0.1 5 3 4 4 1 1 0 0 0 0 1 11 18 108.00 12.000																
33 Brian Bruney, R (8,1) ERA: 1.29	0.2 3 1 0 0 1 0 0 0 0 1 0 8 13 0.00 1.500																

AB	33
R	6
H	10
RBI	5
BB	2
SO	3
LOB	10



WP	1	PA	36
SB	0		
CS	0		

Batter	1	2	3	4	5	6	7	8	9	AB	R	H	RBI	BB	SO	LOB	BOTTOM
18 Johnny Damon, L (1,8) OBP: 0.370, SLG: 0.511	P4		P5							3	0	1	0	0	0	1	Minnesota Twins @ New York Yankees Yankee Stadium, Bronx, NY Sat Sep 02 2006, 1:05 PM EDT Att: 53,220 - Cloudy - 64 F
2 Derek Jeter, R (1,6) OBP: 0.421, SLG: 0.486	BB		2B		K					2	0	1	1	1	1	2	
Bobby Abreu, L (1,9) OBP: 0.434, SLG: 0.448	F7		K				K			3	0	0	0	0	2	2	
25 Jason Giambi, L (1,10) OBP: 0.410, SLG: 0.576	P5				K		G3-1			3	0	0	0	0	1	1	
13 Alex Rodriguez, R (1,5) OBP: 0.379, SLG: 0.505			K		F8		G1-3			3	0	0	0	0	1	0	
24 Robinson Canó, L (1,4) OBP: 0.354, SLG: 0.475	F9		G4-3					F7		3	0	0	0	0	0	0	
28 Melky Cabrera, S (1,7) OBP: 0.364, SLG: 0.495	G4-3				G3-1		G4-3			3	0	0	0	0	0	0	
Aaron Guiel, L (1,3) OBP: 0.333, SLG: 0.447					F9		G6-3			1	1	0	0	1	0	0	
Craig Wilson, R (7,PH) ERA: 0.96			2B							1	0	0	0	0	0	0	
Sal Fasano, R (1,2) OBP: 0.268, SLG: 0.361			SH1-4							0	0	0	0	1	0	0	
Bernie Williams, S (8,PH) OBP: 0.337, SLG: 0.448			SH1-4		18 1B			BB		0	0	0	0	1	0	0	
Inning Stats	R: 0 E: 0 K: 0 S: 11	H: 0 LOB: 1 BB: 1 P: 21	R: 0 E: 0 K: 1 S: 10	H: 0 LOB: 0 BB: 0 P: 13	R: 1 E: 0 K: 1 S: 15	H: 1 LOB: 1 BB: 1 P: 22	R: 0 E: 0 K: 1 S: 6	H: 0 LOB: 0 BB: 0 P: 11	R: 0 E: 0 K: 1 S: 7	H: 0 LOB: 0 BB: 0 P: 11	R: 0 E: 0 K: 0 S: 4	H: 0 LOB: 0 BB: 0 P: 4	R: 0 E: 0 K: 0 S: 1	H: 0 LOB: 1 BB: 1 P: 5			
PITCHER	IP WLS BF H R ER SO BB IBB HBP BLK WP HR S P ERA WHIP																
30 Scott Baker, R (1,1) ERA: 6.55	5.0 W 20 2 1 1 4 3 0 0 0 0 0 0 10 14 0.00 0.000																
37 Denny Reyes, L (6,1) ERA: 0.96	1.2 H 5 0 0 0 1 0 0 0 0 0 0 0 10 14 0.00 0.000																
28 Jesse Crain, R (7,1) ERA: 4.08	0.1 S 2 0 0 0 0 1 0 0 0 0 0 0 2 6 0.00 3.000																

AB	22
R	1
H	2
RBI	1
BB	4
SO	5
LOB	6



WP	0	PA	27
SB	0		
CS	0		

Batter	1	2	3	4	5	6	7	8	9	AB	R	H	RBI	BB	SO	LOB	TOP											
8 Nick Punto, S (1,4) OBP: 0.375, SLG: 0.395	P6		FC1-2-5 38 G6-4-3			L4-3		F8		4	0	0	0	0	0	4	Minnesota Twins @ New York Yankees Yankee Stadium, Bronx, NY Sun Sep.03 2006, 1:05 PM EDT Att: 55,155 - Partly Cloudy - 75 F livebaseballscorecards.com											
38 Luis Antonio Rodriguez, S (8,5) OBP: 0.303, SLG: 0.302	K		G6-4-3			F8		F8	4	0	0	0	0	1	2													
7 Joe Mauer, L (1,10) OBP: 0.427, SLG: 0.500 16 Jason Kubel, L (9,PH) OBP: 0.284, SLG: 0.396	L6			F7			G6-3		K	3	0	0	0	0	0													
5 Michael Cuddyer, R (1,9) OBP: 0.357, SLG: 0.508 20 Lew Ford, R (9,PH) OBP: 0.296, SLG: 0.302		P4		K			G1-3		L9	3	0	0	0	1	0													
33 Justin Morneau, L (1,3) OBP: 0.372, SLG: 0.583		G4-3		P2						3	0	1	0	0	0													
Tori Hunter, R (1,8) OBP: 0.337, SLG: 0.472		HR			P6					3	1	1	1	0	1													
55 Mike Redmond, R (1,2) OBP: 0.357, SLG: 0.411		F9			G6-3			F9		3	0	0	0	0	0													
Jason Tyner, L (1,7) OBP: 0.335, SLG: 0.337			1B 8 FC1-2-3		G4-3			F9		3	0	1	0	0	0													
Jason Bartlett, R (1,6) OBP: 0.407, SLG: 0.443 25 Alexi Casilla, S (8,PH) (8,6)						0-2 8 L4-3				2	0	2	0	0	0													
										0	0	0	0	1	0													
Inning Stats	R: 0 E: 0 K: 1 S: 11	H: 0 LOB: 0 BB: 0 P: 16	R: 1 E: 0 K: 0 S: 5	H: 1 LOB: 0 BB: 0 P: 12	R: 0 E: 0 K: 0 S: 11	H: 2 LOB: 1 BB: 0 P: 16	R: 0 E: 0 K: 1 S: 9	H: 0 LOB: 0 BB: 0 P: 10	R: 0 E: 0 K: 0 S: 9	H: 0 LOB: 0 BB: 0 P: 16	R: 0 E: 0 K: 0 S: 9	H: 1 LOB: 1 BB: 0 P: 11	R: 0 E: 0 K: 0 S: 12	H: 1 LOB: 1 BB: 0 P: 20	R: 0 E: 0 K: 0 S: 15	H: 0 LOB: 1 BB: 1 P: 22	R: 0 E: 0 K: 1 S: 9	H: 0 LOB: 0 BB: 0 P: 14	1B: 4 2B: 1 3B: 0 HR: 1	SF: 0 SAC: 0 DP: 2 HBP: 0	WP: 0 PB: 0 CS: 0	PA: 31						
PITCHER	IP	WLS	BF	H	R	ER	SO	BB	IBB	HBP	BLK	WP	HR	S	P	ERA	WHIP											
27 Darrell Rasner, R (1,1) ERA: 1.17	6.0	W	20	4	1	1	2	0	0	0	0	0	0	1	54	81	1.50	0.667										
Mike Myers, L (7,1) ERA: 3.2	0.2		3	1	0	0	0	0	0	0	0	0	0	8	14	0.00	1.500											
Scott Proctor, R (7,1) ERA: 3.81	1.1		5	0	0	0	0	1	0	0	0	0	0	19	28	0.00	0.750											
Kyle Farnsworth, R (9,1) ERA: 4.18	1.0		3	0	0	0	1	0	0	0	0	0	0	9	14	0.00	0.000											

Batter	1	2	3	4	5	6	7	8	9	AB	R	H	RBI	BB	SO	LOB	BOTTOM										
18 Johnny Damon, L (1,8) OBP: 0.368, SLG: 0.510	G4-3		F9	K						5	0	1	0	0	2	2	Minnesota Twins @ New York Yankees Yankee Stadium, Bronx, NY Sun Sep.03 2006, 1:05 PM EDT Att: 55,155 - Partly Cloudy - 75 F livebaseballscorecards.com										
2 Derek Jeter, R (1,6) OBP: 0.421, SLG: 0.486 Nick Green, R (9,6) OBP: 0.292, SLG: 0.287	G4-3		2B BB	G6-3		K				4	2	1	0	1	1												
Bobby Abreu, L (1,9) OBP: 0.436, SLG: 0.457 Aaron Guiel, L (7,PR) OBP: 0.330, SLG: 0.442			20 1B 2B		K					4	1	3	1	0	1												
25 Jason Giambi, L (1,3) OBP: 0.413, SLG: 0.575 12 Andy Phillips, R (7,PR) OBP: 0.290, SLG: 0.404			24 1B 2B BB		F7					1	1	0	0	3	0												
13 Alex Rodriguez, R (1,5) OBP: 0.381, SLG: 0.518	F8		L6							0	2	0	0	1	0												
20 Jorge Posada, S (1,2) OBP: 0.376, SLG: 0.458			24 1B							4	1	3	2	1	0												
24 Robinson Cano, L (1,4) OBP: 0.358, SLG: 0.479			28 G5-4-3							5	0	3	2	0	3												
Bernie Williams, S (1,10) OBP: 0.333, SLG: 0.443										4	0	0	0	0	5												
28 Melky Cabrera, S (1,7) OBP: 0.363, SLG: 0.402										3	0	0	0	1	0												
Inning Stats	R: 0 E: 0 K: 0 S: 15	H: 1 LOB: 2 BB: 1 P: 26	R: 0 E: 0 K: 0 S: 6	H: 2 LOB: 1 BB: 0 P: 11	R: 4 E: 0 K: 0 S: 16	H: 3 LOB: 1 BB: 2 P: 31	R: 0 E: 0 K: 1 S: 7	H: 0 LOB: 0 BB: 0 P: 11	R: 1 E: 0 K: 1 S: 10	H: 1 LOB: 1 BB: 1 P: 19	R: 0 E: 0 K: 1 S: 11	H: 1 LOB: 1 BB: 0 P: 18	R: 3 E: 0 K: 1 S: 16	H: 3 LOB: 2 BB: 2 P: 30	R: 2 E: 0 K: 0 S: 13	H: 3 LOB: 1 BB: 1 P: 21	R: 0 E: 0 K: 0 S: 9	H: 0 LOB: 0 BB: 0 P: 14	1B: 6 2B: 6 3B: 0 HR: 2	SF: 0 SAC: 0 DP: 2 HBP: 0	WP: 0 PB: 0 CS: 0	PA: 43					
PITCHER	IP	WLS	BF	H	R	ER	SO	BB	IBB	HBP	BLK	WP	HR	S	P	ERA	WHIP										
21 Matt Garza, R (1,1) ERA: 5.88	4.2	L	24	7	5	5	2	4	0	0	0	0	0	17	31	13.50	2.250										
Willie Eyre, R (5,1) ERA: 5.52	1.1		7	2	2	2	1	1	0	0	0	0	0	11	19	9.00	3.000										
17 Pat Neshek, R (7,1) ERA: 1.35	1.0		6	2	1	1	1	1	0	0	0	0	0	13	21	18.00	4.000										
Juan Rincon, R (8,1) ERA: 2.86	1.0		6	3	2	2	0	1	0	0	0	0	0	13	21	18.00	4.000										

Batter	1	2	3	4	5	6	7	8	9	AB	R	H	RBI	BB	SO	LOB	TOP					
18 Johnny Damon, L (1, 8) OBP: 0.370, SLG: 0.508	G3		2-1 1B		1-1 G4-3		1-1 F9		0-1 1B	5	0	2	0	0	0	2						
2 Derek Jeter, R (1, 10) OBP: 0.420, SLG: 0.483	G5-3		2-2 1B		3-3 K		3-3 K		0-3 K	5	0	1	0	0	3	5						
Bobby Abreu, L (1, 9) OBP: 0.436, SLG: 0.457	F7		0-1 G4-6-3			2-2 L7		4-0 BB		3	0	0	0	1	0	2						
13 Alex Rodriguez, R (1, 5) OBP: 0.379, SLG: 0.513		2-2 F8		2-3 K		2-0 1B		0-3 K		4	0	1	0	0	2	1						
20 Jorge Posada, S (1, 2) OBP: 0.377, SLG: 0.468		0-0 F9		2-3 K		1-0 G5-3		0-0 G6-3		4	0	1	0	0	1	2						
24 Robinson Canó, L (1, 4) OBP: 0.397, SLG: 0.494		1-2 1B		4-2 BB		4-0 BB			0-2 F8	2	0	1	0	2	0	0						
Craig Wilson, R (1, 3) OBP: 0.323, SLG: 0.458		2-2 F9		0-1 F9		2-2 K		4-0 BB		2	0	0	0	0	0	3						
25 Jason Giambi, L (6, PH) OBP: 0.412, SLG: 0.568		2-3 1B				1-2 2-3			4-0 BB	1	0	0	0	1	1	2						
28 Melky Cabrera, S (1, 7) OBP: 0.363, SLG: 0.402		1-0 L8			0-2 2B		2-1 G6-3		0-1 1B	4	0	2	0	0	0	2						
Nick Green, R (1, 6) OBP: 0.287, SLG: 0.281			2-1 L6		1-3 K		2-1 2B		1-3 K	2	0	0	0	0	1	1						
Aaron Guiel, L (7, PH) OBP: 0.345, SLG: 0.465										1	0	1	0	0	0	0						
Andy Cannizzaro, R (7, 6) OBP: 0.334, SLG: 0.442										0	0	0	0	0	0	0						
Bernie Williams, S (9, PH)										1	0	0	0	0	1	2						
Inning Stats	R: 0 E: 0 K: 0 S: 8	H: 0 LOB: 0 BB: 0 P: 14	R: 0 E: 0 K: 0 S: 11	H: 2 LOB: 2 BB: 0 P: 17	R: 0 E: 0 K: 0 S: 9	H: 2 LOB: 1 BB: 0 P: 15	R: 0 E: 0 K: 2 S: 11	H: 0 LOB: 1 BB: 1 P: 19	R: 0 E: 0 K: 1 S: 13	H: 1 LOB: 2 BB: 1 P: 24	R: 0 E: 0 K: 1 S: 9	H: 1 LOB: 0 BB: 0 P: 17	R: 0 E: 0 K: 1 S: 4	H: 0 LOB: 0 BB: 1 P: 8	R: 0 E: 0 K: 2 S: 16	H: 2 LOB: 3 BB: 1 P: 21	1B: 7 2B: 2 3B: 0 HR: 0	SF: 0 SAC: 0 DP: 2 HBP: 0	WP: 1 PB: 0 SB: 0 CS: 0	PA: 38		
PITCHER	IP WLS BF H R ER SO ERA WHIP	IP WLS BF H R ER SO ERA WHIP	IP WLS BF H R ER SO ERA WHIP	IP WLS BF H R ER SO ERA WHIP	IP WLS BF H R ER SO ERA WHIP	IP WLS BF H R ER SO ERA WHIP	IP WLS BF H R ER SO ERA WHIP	IP WLS BF H R ER SO ERA WHIP	IP WLS BF H R ER SO ERA WHIP	IP WLS BF H R ER SO ERA WHIP	IP WLS BF H R ER SO ERA WHIP	IP WLS BF H R ER SO ERA WHIP	IP WLS BF H R ER SO ERA WHIP	IP WLS BF H R ER SO ERA WHIP	IP WLS BF H R ER SO ERA WHIP	IP WLS BF H R ER SO ERA WHIP	IP WLS BF H R ER SO ERA WHIP	IP WLS BF H R ER SO ERA WHIP	IP WLS BF H R ER SO ERA WHIP	IP WLS BF H R ER SO ERA WHIP	IP WLS BF H R ER SO ERA WHIP	
36 Jorge De La Rosa, L (1, 1) ERA: 7.04	5.2	W	24	6	0	0	4	0.00	1.412													
Todd Wellemeyer, R (6, 1) ERA: 4.26	3.1	S	14	3	0	0	5	0.00	1.500													

New York Yankees @ Kansas City Royals
Kauffman Stadium, Kansas City, MO
Tue Sep 05 2006, 7:10 PM CDT
Att: 25,104 - Clear - 75 F

AB 34
R 0
H 9
RBI 0
BB 4
SO 9
LOB 22



Batter	1	2	3	4	5	6	7	8	9	AB	R	H	RBI	BB	SO	LOB	BOTTOM					
9 David DeJesus, L (1, 8) OBP: 0.368, SLG: 0.435	K		0-0 F9	1-3 K			0-2 F9			4	0	0	0	0	2	2						
15 Mark Grudzielanek, R (1, 4) OBP: 0.327, SLG: 0.410	29 E		2-2 1B		2-2 G6-3		1-0 SF9			3	1	2	1	0	0	0						
24 Mark Teahen, L (1, 5) OBP: 0.357, SLG: 0.517	K		1-2 FC5-4		2-2 G6-3		3-H G3			4	0	0	0	0	1	2						
29 Mike Sweeney, R (1, 10) OBP: 0.358, SLG: 0.424	E6		1-2 L5		0-0 P2			0-3 K		4	0	1	1	0	1	1						
Jeff Keppinger, R (8, PR) (9, 10)	1-H 2B							BB		0	0	0	0	0	0	0						
Emil Brown, R (1, 7) OBP: 0.357, SLG: 0.458	K			0-0 1B		1-2 HR		1-2 BB		3	2	2	1	1	1	1						
43 Ryan Shealy, R (1, 3) OBP: 0.355, SLG: 0.447		4-1 BB		0-0 1B		2-3 K		0-0 F7		3	1	1	0	1	1	2						
32 Shane Costa, L (1, 9) OBP: 0.299, SLG: 0.399	L8			0-1 1B		0-0 G4-3		1-2 F5		4	0	1	0	0	0	3						
14 John Buck, R (1, 2) OBP: 0.294, SLG: 0.373	E9			3-1 1B		0-1 F8		0-1 F8		4	0	0	0	0	0	5						
13 Andrés Blanco, S (1, 6) OBP: 0.309, SLG: 0.313	G4-6-3			1-2 1B		1-2 2B				3	1	2	1	0	0	2						
Inning Stats	R: 1 E: 1 K: 3 S: 14	H: 2 LOB: 1 BB: 0 P: 21	R: 0 E: 1 K: 0 S: 6	H: 0 LOB: 1 BB: 1 P: 12	R: 0 E: 0 K: 0 S: 13	H: 1 LOB: 0 BB: 0 P: 17	R: 2 E: 0 K: 1 S: 14	H: 4 LOB: 1 BB: 0 P: 20	R: 0 E: 0 K: 0 S: 8	H: 0 LOB: 0 BB: 0 P: 12	R: 1 E: 0 K: 1 S: 9	H: 1 LOB: 0 BB: 0 P: 12	R: 1 E: 0 K: 0 S: 9	H: 1 LOB: 0 BB: 0 P: 11	R: 0 E: 0 K: 1 S: 11	H: 0 LOB: 2 BB: 1 P: 16	1B: 6 2B: 2 3B: 0 HR: 1	SF: 1 SAC: 0 DP: 2 HBP: 0	WP: 1 PB: 0 SB: 0 CS: 0	PA: 35		
PITCHER	IP WLS BF H R ER SO ERA WHIP	IP WLS BF H R ER SO ERA WHIP	IP WLS BF H R ER SO ERA WHIP	IP WLS BF H R ER SO ERA WHIP	IP WLS BF H R ER SO ERA WHIP	IP WLS BF H R ER SO ERA WHIP	IP WLS BF H R ER SO ERA WHIP	IP WLS BF H R ER SO ERA WHIP	IP WLS BF H R ER SO ERA WHIP	IP WLS BF H R ER SO ERA WHIP	IP WLS BF H R ER SO ERA WHIP	IP WLS BF H R ER SO ERA WHIP	IP WLS BF H R ER SO ERA WHIP	IP WLS BF H R ER SO ERA WHIP	IP WLS BF H R ER SO ERA WHIP	IP WLS BF H R ER SO ERA WHIP	IP WLS BF H R ER SO ERA WHIP	IP WLS BF H R ER SO ERA WHIP	IP WLS BF H R ER SO ERA WHIP	IP WLS BF H R ER SO ERA WHIP	IP WLS BF H R ER SO ERA WHIP	
35 Mike Mussina, R (1, 1) ERA: 3.72	5.0	L	23	8	4	4	0	0.00	1.800													
33 Brian Bruney, R (6, 1) ERA: 1.08	1.0		3	0	0	0	1	0.00	0.000													
34 Sean Henn, L (7, 1) ERA: 9.0	1.0		4	1	1	1	0	9.00	1.000													
Octavio Dotel, R (8, 1) ERA: 6.75	1.0		5	0	0	0	1	0.00	1.000													

New York Yankees @ Kansas City Royals
Kauffman Stadium, Kansas City, MO
Tue Sep 05 2006, 7:10 PM CDT
Att: 25,104 - Clear - 75 F


AB 32
R 5
H 9
RBI 4
BB 2
SO 6
LOB 18



Batter	1	2	3	4	5	6	7	8	9	AB	R	H	RBI	BB	SO	LOB	TOP					
18 Johnny Damon, L (1, 8) OBP: 0.367, SLG: 0.504 Aron Quiel, L (8, PH) OBP: 0.342, SLG: 0.460	F8		G6-3		G6-3		G4-3	K		4	0	0	0	0	0	1	New York Yankees @ Kansas City Royals Kauffman Stadium, Kansas City, MO Wed Sep 06 2006, 7:10 PM CDT Att: 16,421 - Clear - 79 F					
2 Derek Jeter, R (1, 6) OBP: 0.420, SLG: 0.485 Nick Green, R (8, 5) OBP: 0.284, SLG: 0.278	1B		G6-3		2B		G4-3	F8		4	0	2	1	0	0	0						
Bobby Abreu, L (1, 9) OBP: 0.433, SLG: 0.453 Craig Wilson, R (9, PH) OBP: 0.323, SLG: 0.457 Kyle Farnsworth, R (9, 1)	F8		L4		K		G3	F8		4	0	0	0	0	1	2						
25 Jason Giambi, L (1, 3) OBP: 0.412, SLG: 0.568 12 Andy Phillips, R (7, 3) OBP: 0.290, SLG: 0.407	G4-3				P3		20 HR	K		3	1	1	0	0	0	1						
13 Alex Rodriguez, R (1, 5) OBP: 0.382, SLG: 0.512 Andy Cannizaro, R (8, 6)			G5-3		BB		20 HR	BB		1	2	0	0	3	0	0						
20 Jorge Posada, S (1, 2) OBP: 0.380, SLG: 0.484 Sal Fasano, R (8, 2) OBP: 0.268, SLG: 0.361	G3-1		24 1B		K		HR	HR		3	3	2	6	1	1	1						
24 Robinson Cano, L (1, 4) OBP: 0.368, SLG: 0.494	G3-1		1B		G3		L8	1B		4	0	2	0	0	0	1						
Bernie Williams, S (1, 10) OBP: 0.333, SLG: 0.440	G3-1				18 G6-3		G3	G3-6-1		4	1	1	0	0	0	3						
28 Melky Cabrera, S (1, 7) OBP: 0.364, SLG: 0.401	1B				K		F7	WP		3	0	1	1	1	1	1						
Inning Stats	R: 0 E: 0 K: 0 S: 11	H: 1 LOB: 1 BB: 0 P: 17	R: 1 E: 0 K: 0 S: 10	H: 2 LOB: 2 BB: 1 P: 21	R: 0 E: 0 K: 0 S: 5	H: 0 LOB: 0 BB: 0 P: 8	R: 0 E: 0 K: 1 S: 7	H: 0 LOB: 1 BB: 1 P: 13	R: 1 E: 0 K: 2 S: 12	H: 2 LOB: 1 BB: 0 P: 19	R: 3 E: 0 K: 0 S: 12	H: 2 LOB: 0 BB: 0 P: 21	R: 0 E: 0 K: 0 S: 7	H: 0 LOB: 0 BB: 0 P: 13	R: 3 E: 0 K: 1 S: 14	H: 3 LOB: 1 BB: 2 P: 26		R: 0 E: 0 K: 1 S: 5	H: 0 LOB: 0 BB: 0 P: 7	1B: 5 2B: 3 3B: 0 HR: 2	SF: 0 SAC: 0 DP: 1 HBP: 0	WP: 1 PB: 0 SB: 0 CS: 0
PITCHER	IP	WLS	BF	H	R	ER	SO	BB	IBB	HBP	BLK	WP	HR	S	P	ERA	WHIP					
Runevys Hernandez, R (1, 1) ERA: 6.36	6.0	L	27	7	5	5	3	3	0	0	0	0	0	1	57	99	7.50	1.667				
47 Ryan Braun, R (7, 1) ERA: 27.0	1.0		3	0	0	0	0	0	0	0	0	0	0	7	13	0.00	0.000					
Joselo Diaz, R (8, 1) ERA: 27.0	1.0		7	3	3	3	1	2	0	0	0	1	1	14	26	27.00	5.000					
77 Joe Nelson, R (9, 1) ERA: 4.01	1.0		3	0	0	0	1	0	0	0	0	0	0	5	7	0.00	0.000					

Batter	1	2	3	4	5	6	7	8	9	AB	R	H	RBI	BB	SO	LOB	BOTTOM					
9 David DeJesus, L (1, 8) OBP: 0.368, SLG: 0.439 2 Joey Gathright, L (9, 8) OBP: 0.317, SLG: 0.270	G1-3				K		BB		HR	3	0	1	0	0	1	0	New York Yankees @ Kansas City Royals Kauffman Stadium, Kansas City, MO Wed Sep 06 2006, 7:10 PM CDT Att: 16,421 - Clear - 79 F					
Esteban German, R (1, 7) OBP: 0.413, SLG: 0.423	G6-3				K		BB	HR		3	1	1	2	1	1	0						
15 Mark Grudzielanek, R (1, 4) OBP: 0.335, SLG: 0.407 13 Andrés Blanco, S (9, 4) OBP: 0.304, SLG: 0.308	K				K		F7	K		3	0	0	0	0	2	1						
29 Mike Sweeney, R (1, 10) OBP: 0.350, SLG: 0.414	K				F9		P4	K		4	0	0	0	0	2	1						
Emil Brown, R (1, 9) OBP: 0.357, SLG: 0.457 32 Shane Costa, L (8, PH) OBP: 0.300, SLG: 0.402	BB				K		E5	14 1B		1	0	0	0	1	1	0						
43 Ryan Shealy, R (1, 3) OBP: 0.348, SLG: 0.438 Paul Phillips, R (9, 3) OBP: 0.273, SLG: 0.318	G6-4-3				K		G5-6-3	G5-6-3		3	0	0	0	0	1	2						
14 John Buck, R (1, 2) OBP: 0.294, SLG: 0.372	F9				F7		G5-4-3	1B		3	0	1	1	0	0	0						
4 Angel Berroa, R (1, 6) OBP: 0.255, SLG: 0.334	G6-3				K		G5-4-3	G5-4-3		3	0	0	0	0	1	1						
Jeff Keppinger, R (1, 5)	P4				L6			G1-3		3	0	0	0	0	0	0						
Inning Stats	R: 0 E: 0 K: 1 S: 8	H: 0 LOB: 0 BB: 0 P: 12	R: 0 E: 0 K: 1 S: 9	H: 0 LOB: 0 BB: 1 P: 15	R: 0 E: 0 K: 0 S: 5	H: 0 LOB: 0 BB: 0 P: 10	R: 0 E: 0 K: 3 S: 10	H: 0 LOB: 0 BB: 0 P: 14	R: 0 E: 0 K: 2 S: 7	H: 0 LOB: 0 BB: 0 P: 8	R: 0 E: 0 K: 1 S: 9	H: 0 LOB: 0 BB: 0 P: 12	R: 0 E: 0 K: 0 S: 6	H: 1 LOB: 1 BB: 1 P: 10	R: 1 E: 1 K: 0 S: 7	H: 2 LOB: 0 BB: 0 P: 9		R: 2 E: 0 K: 2 S: 9	H: 2 LOB: 0 BB: 0 P: 12	1B: 3 2B: 0 3B: 1 HR: 1	SF: 0 SAC: 0 DP: 2 HBP: 0	WP: 0 PB: 0 SB: 0 CS: 0
PITCHER	IP	WLS	BF	H	R	ER	SO	BB	IBB	HBP	BLK	WP	HR	S	P	ERA	WHIP					
Randy Johnson, L (1, 1) ERA: 4.76	7.0	W	22	1	0	0	8	2	0	0	0	0	0	54	8	0.00	0.429					
Scott Proctor, R (8, 1) ERA: 3.73	1.0		4	2	1	0	0	0	0	0	0	0	0	7	9	0.00	2.000					
Kyle Farnsworth, R (9, 1) ERA: 4.42	1.0		5	2	2	2	2	0	0	0	0	0	1	9	12	18.00	2.000					


AB	35
R	8
H	10
RBI	8
BB	5
SO	5
LOB	11



Batter	1	2	3	4	5	6	7	8	9	AB	R	H	RBI	BB	SO	LOB	TOP										
18 Johnny Damon, L (1,8) OBP: 0.367, SLG: 0.501 27 Kevin Thompson, R (8,8) OBP: 0.364, SLG: 0.474	G5-3		SF9 2 1B BB		P6		G6-3		L7	3	0	0	0	1	0	0											
2 Derek Jeter, R (1,6) OBP: 0.419, SLG: 0.483 Nick Green, R (8,4) OBP: 0.284, SLG: 0.278	K		1B		K		G4-3			4	0	1	1	0	2	0											
Bobby Abreu, L (1,9) OBP: 0.430, SLG: 0.449 Aaron Guel, L (8,9) OBP: 0.342, SLG: 0.460	K		K		G5-3		F7		F9	4	0	0	0	0	2	3											
13 Alex Rodriguez, R (1,5) OBP: 0.381, SLG: 0.511 Wil Nieves, R (8,2)		G6-3	SF9						F9	3	0	1	1	0	0	0											
25 Jason Giambi, L (1,10) OBP: 0.410, SLG: 0.564 Sal Fasano, R (9,PH) OBP: 0.267, SLG: 0.359	K		P3						F7	3	0	0	0	0	1	3											
20 Jorge Posada, S (1,2) OBP: 0.380, SLG: 0.483 Andy Cannizaro, R (8,6) OBP: 1.000, SLG: 1.000					G6-3		K		HR	3	0	1	0	0	1	1											
24 Robinson Cano, L (1,4) OBP: 0.365, SLG: 0.490 12 Andy Phillips, R (8,5) OBP: 0.279, SLG: 0.405		G4-3			G6-3		K		K	3	0	0	0	0	1	2											
Craig Wilson, R (1,3) OBP: 0.327, SLG: 0.468							K		HR	3	2	2	2	1	1	0											
28 Melky Cabrera, S (1,7) OBP: 0.365, SLG: 0.401							G4-3			3	1	1	0	1	1	1											
Inning Stats	R: 0 E: 0 K: 2 S: 10	H: 0 LOB: 0 BB: 0 P: 14	R: 0 E: 0 K: 1 S: 12	H: 1 LOB: 1 BB: 0 P: 17	R: 2 E: 0 K: 1 S: 17	H: 2 LOB: 2 BB: 2 P: 32	R: 0 E: 0 K: 1 S: 9	H: 0 LOB: 1 BB: 0 P: 14	R: 0 E: 0 K: 2 S: 8	H: 1 LOB: 1 BB: 0 P: 13	R: 0 E: 0 K: 1 S: 7	H: 0 LOB: 0 BB: 0 P: 11	R: 0 E: 0 K: 0 S: 5	H: 0 LOB: 0 BB: 0 P: 8	R: 2 E: 0 K: 1 S: 14	H: 3 LOB: 1 BB: 0 P: 22	1B: 6 2B: 0 3B: 0 HR: 1	SF: 1 SAC: 0 DP: 0 HBP: 0	WP: 0 PA: 37 PB: 0 SB: 0 CS: 0								
PITCHER	IP	WLS	BF	H	R	ER	SO	BB	IBB	HBP	BLK	WP	HR	S	P	ERA	WHIP										
45 Erik Bedard, L (1,1) ERA: 3.91 Todd Williams, R (7,1) ERA: 4.57 47 Jim Hoey, R (8,1) ERA: 5.14 56 Brian Burres, L (9,1) ERA: 27.0 Julio Manon, R (9,1) ERA: 4.73	6.0	W	25	4	2	2	8	3	0	0	0	0	0	65	100	3.00	1.167										

New York Yankees @ Baltimore Orioles
 Oriole Park at Camden Yards, Baltimore, MD
 Fri Sep 08 2006, 7:05 PM EDT
 Att: 36,214 - Partly Cloudy - 84 F


AB 33
R 4
H 7
RBI 4
BB 3
SO 10
LOB 12



Batter	1	2	3	4	5	6	7	8	9	AB	R	H	RBI	BB	SO	LOB	BOTTOM										
1 Brian Roberts, S (1,4) OBP: 0.362, SLG: 0.429	HR		G4-3			P5		G6-3		5	2	2	0	0	0	1											
6 Melvin Mora, R (1,5) OBP: 0.346, SLG: 0.399	HR				F7		G5-3			4	1	1	2	0	1	2											
21 Nick Markakis, L (1,9) OBP: 0.361, SLG: 0.469	K				F7					3	2	1	0	1	1	0											
10 Miguel Tejada, R (1,6) OBP: 0.382, SLG: 0.511	FC5 31 BB HBP				G6-3		P6			3	1	1	2	0	0	1											
31 Jay Gibbons, L (1,10) OBP: 0.330, SLG: 0.464	FC5 BB						K			2	1	1	3	2	1	0											
Kevin Millar, R (1,3) OBP: 0.359, SLG: 0.404	FC5				L7					4	0	1	1	0	0	2											
David Newhan, L (1,8) OBP: 0.325, SLG: 0.425	G4-3						K			4	1	1	1	0	1	4											
55 Ramon Hernandez, R (1,2) OBP: 0.328, SLG: 0.440 Raul Chavez, R (8,2) OBP: 0.153, SLG: 0.071										2	1	1	0	0	1	0											
12 Brandon Fahey, L (1,7) OBP: 0.309, SLG: 0.315										4	0	0	0	0	0	2											
Inning Stats	R: 2 E: 0 K: 1 S: 19	H: 2 LOB: 2 BB: 1 P: 35	R: 5 E: 0 K: 1 S: 17	H: 5 LOB: 0 BB: 0 P: 25	R: 1 E: 0 K: 0 S: 8	H: 1 LOB: 0 BB: 0 P: 14	R: 0 E: 0 K: 0 S: 14	H: 0 LOB: 0 BB: 0 P: 21	R: 0 E: 0 K: 2 S: 10	H: 0 LOB: 0 BB: 0 P: 13	R: 0 E: 0 K: 1 S: 8	H: 0 LOB: 0 BB: 0 P: 9	R: 1 E: 0 K: 0 S: 11	H: 1 LOB: 2 BB: 2 P: 21	R: 0 E: 0 K: 0 S: 8	H: 0 LOB: 0 BB: 0 P: 11	1B: 6 2B: 0 3B: 0 HR: 3	SF: 0 SAC: 0 DP: 1 HBP: 2	WP: 1 PA: 37 PB: 0 SB: 0 CS: 0								
PITCHER	IP	WLS	BF	H	R	ER	SO	BB	IBB	HBP	BLK	WP	HR	S	P	ERA	WHIP										
Cory Lidle, R (1,1) ERA: 4.75 60 Jose Veras, R (2,1) ERA: 4.5 34 Sean Henn, L (3,1) ERA: 9.0 58 Jeff Karstens, R (4,1) ERA: 3.42	1.2	L	13	6	6	6	2	1	0	0	0	0	1	4	7	27.00	3.000										

New York Yankees @ Baltimore Orioles
 Oriole Park at Camden Yards, Baltimore, MD
 Fri Sep 08 2006, 7:05 PM EDT
 Att: 36,214 - Partly Cloudy - 84 F

AB 32
R 9
H 9
RBI 9
BB 3
SO 5
LOB 12



Batter	1	2	3	4	5	6	7	8	9	AB	R	H	RBI	BB	SO	LOB	TOP					
18 Johnny Damon, L (1, 10) OBP: 0.368, SLG: 0.503										4	1	2	1	0	1	1	New York Yankees @ Baltimore Orioles Oriole Park at Camden Yards, Baltimore, MD Sat Sep 09 2006, 4:35 PM EDT Att: 45,827 - Partly Cloudy - 81 F livebaseballscorecards.com					
28 Melky Cabrera, S (1, 7) OBP: 0.363, SLG: 0.398										2	0	0	1	0	1	1						
2 Derek Jeter, R (1, 6) OBP: 0.420, SLG: 0.485										4	0	2	1	0	0	0						
20 Jorge Posada, S (1, 2) OBP: 0.379, SLG: 0.480										4	0	1	0	0	1	2						
Bernie Williams, S (1, 8) OBP: 0.333, SLG: 0.438										4	0	1	0	0	0	3						
24 Robinson Cano, L (1, 4) OBP: 0.364, SLG: 0.460										4	0	1	0	0	0	2						
Craig Wilson, R (1, 3) Bobby Abreu, L (8, 9) OBP: 0.431, SLG: 0.449										3	0	0	0	0	2	1						
27 Kevin Thompson, R (1, 9) 12 Andy Phillips, R (8, 3) OBP: 0.276, SLG: 0.403										1	1	0	0	2	1	1						
Nick Green, R (1, 5) OBP: 0.286, SLG: 0.280										1	0	0	0	0	1	1						
Inning Stats	R: 0 E: 0 K: 2 S: 11	H: 1 LOB: 1 BB: 0 P: 17	R: 0 E: 0 K: 0 S: 5	H: 1 LOB: 0 BB: 0 P: 9	R: 0 E: 0 K: 1 S: 9	H: 0 LOB: 1 BB: 1 P: 16	R: 0 E: 0 K: 0 S: 12	H: 1 LOB: 1 BB: 0 P: 19	R: 2 E: 0 K: 1 S: 12	H: 2 LOB: 1 BB: 1 P: 24	R: 0 E: 0 K: 0 S: 6	H: 0 LOB: 0 BB: 0 P: 9	R: 0 E: 0 K: 2 S: 14	H: 1 LOB: 1 BB: 0 P: 19	R: 1 E: 1 K: 0 S: 12	H: 2 LOB: 1 BB: 0 P: 17		R: 0 E: 0 K: 1 S: 9	H: 0 LOB: 1 BB: 1 P: 17	1B: 5 2B: 5 3B: 0 HR: 0	SF: 1 SAC: 1 DP: 3 HBP: 0	WP: 0 PB: 0 SB: 0 CS: 2
PITCHER	IP WLS BF H R ER SO BB IBB HBP BLK WP HR S P ERA WHIP																					
29 Adam Loewen, L (1, 1) ERA: 5.32	7.0 L 27 6 2 2 6 2 0 0 0 0 0 0 69 113 2.57 1.143																					
Rodrigo Lopez, R (8, 1) ERA: 5.95	2.0 8 2 1 1 1 1 0 0 0 0 0 0 21 34 4.50 1.500																					

Batter	1	2	3	4	5	6	7	8	9	AB	R	H	RBI	BB	SO	LOB	BOTTOM					
1 Brian Roberts, S (1, 4) OBP: 0.361, SLG: 0.428										4	0	1	0	0	0	1	New York Yankees @ Baltimore Orioles Oriole Park at Camden Yards, Baltimore, MD Sat Sep 09 2006, 4:35 PM EDT Att: 45,827 - Partly Cloudy - 81 F livebaseballscorecards.com					
6 Melvin Mora, R (1, 5) OBP: 0.343, SLG: 0.396										4	0	0	0	0	0	2						
21 Nick Markakis, L (1, 9) OBP: 0.362, SLG: 0.469										4	0	2	0	0	0	0						
10 Miguel Tejada, R (1, 6) OBP: 0.381, SLG: 0.509										4	0	1	0	0	0	1						
31 Jay Gibbons, L (1, 10) OBP: 0.329, SLG: 0.461										4	0	1	0	0	1	3						
Kevin Millar, R (1, 3) OBP: 0.361, SLG: 0.416										4	2	2	1	0	1	3						
David Newhan, L (1, 8) OBP: 0.309, SLG: 0.403										4	0	0	0	0	0	2						
Raul Chavez, R (1, 2) OBP: 0.167, SLG: 0.118										3	0	1	0	0	0	1						
55 Ramon Hernandez, R (PH) OBP: 0.327, SLG: 0.439										1	0	0	0	0	0	0						
12 Brandon Fahey, L (1, 7) OBP: 0.310, SLG: 0.316										3	0	1	1	0	0	1						
Inning Stats	R: 0 E: 0 K: 0 S: 5	H: 0 LOB: 0 BB: 0 P: 8	R: 0 E: 0 K: 0 S: 9	H: 1 LOB: 1 BB: 0 P: 17	R: 0 E: 0 K: 0 S: 7	H: 0 LOB: 0 BB: 0 P: 10	R: 0 E: 0 K: 1 S: 10	H: 2 LOB: 2 BB: 0 P: 14	R: 0 E: 0 K: 0 S: 9	H: 2 LOB: 2 BB: 0 P: 14	R: 0 E: 0 K: 0 S: 5	H: 1 LOB: 0 BB: 0 P: 7	R: 0 E: 0 K: 0 S: 9	H: 2 LOB: 1 BB: 0 P: 12	R: 0 E: 0 K: 0 S: 11	H: 0 LOB: 0 BB: 0 P: 15	R: 1 E: 0 K: 1 S: 9	H: 1 LOB: 0 BB: 0 P: 12	1B: 7 2B: 1 3B: 0 HR: 1	SF: 0 SAC: 0 DP: 1 HBP: 0	WP: 0 PB: 1 SB: 0 CS: 0	PA: 35
PITCHER	IP WLS BF H R ER SO BB IBB HBP BLK WP HR S P ERA WHIP																					
40 Chien-Ming Wang, R (1, 1) ERA: 3.6	7.1 W 29 8 1 1 1 1 0 0 0 0 0 0 3 5 0.00 0.000																					
Mike Myers, L (8, 1) ERA: 3.04	0.1 H 1 0 0 0 0 0 0 0 0 0 0 0 3 5 0.00 0.000																					
Scott Proctor, R (8, 1) ERA: 3.71	0.1 H 1 0 0 0 0 0 0 0 0 0 0 0 6 7 0.00 0.000																					
Kyle Farnsworth, R (9, 1) ERA: 4.5	1.0 S 4 1 1 1 1 0 0 0 0 0 0 1 9 12 9.00 1.000																					

Batter	1	2	3	4	5	6	7	8	9	AB	R	H	RBI	BB	SO	LOB	TOP			
18 Johnny Damon, L (1.8) OBP: 0.370, SLG: 0.500										3	1	1	1	2	0	1	New York Yankees @ Baltimore Orioles Oriole Park at Camden Yards, Baltimore, MD Mon Sep 11 2006, 7:05 PM EDT Att: 21,742 - Overcast - 71 F			
2 Derek Jeter, R (1.6) OBP: 0.419, SLG: 0.492										5	1	2	0	0	0	2				
Bobby Abreu, L (1.9) OBP: 0.429, SLG: 0.446										3	0	0	1	1	2	2				
13 Alex Rodriguez, R (1.5) OBP: 0.383, SLG: 0.517										5	2	3	2	0	1	3				
20 Jorge Posada, S (1.2) OBP: 0.379, SLG: 0.477										3	1	0	0	1	0	3				
24 Robinson Cano, L (1.4) OBP: 0.383, SLG: 0.460										5	1	1	3	0	0	2				
Bernie Williams, S (1.10) OBP: 0.329, SLG: 0.430										4	1	1	1	1	2	1				
Aaron Guiel, L (1.3) OBP: 0.355, SLG: 0.457										2	1	1	0	0	0	0				
Craig Wilson, R (7.7, PH) OBP: 0.324, SLG: 0.462										1	0	0	0	0	1	1				
12 Andy Phillips, R (9.3) OBP: 0.281, SLG: 0.403										0	0	0	0	0	0	0				
28 Melky Cabrera, S (1.7) OBP: 0.364, SLG: 0.403										4	1	1	1	0	1	1				
Inning Stats	R: 0 E: 0 K: 2 S: 15	H: 2 LOB: 2 BB: 0 P: 22	R: 2 E: 0 K: 0 S: 11	H: 2 LOB: 1 BB: 1 P: 22	R: 0 E: 0 K: 1 S: 9	H: 1 LOB: 0 BB: 0 P: 11	R: 0 E: 0 K: 1 S: 6	H: 0 LOB: 0 BB: 0 P: 9	R: 0 E: 0 K: 1 S: 7	H: 0 LOB: 0 BB: 0 P: 9	R: 6 E: 0 K: 1 S: 27	H: 4 LOB: 1 BB: 1 P: 43	R: 0 E: 0 K: 0 S: 6	H: 0 LOB: 0 BB: 0 P: 9	R: 1 E: 0 K: 1 S: 15	H: 1 LOB: 1 BB: 1 P: 24	1B: 8 2B: 1 3B: 0 HR: 1	SF: 1 SAC: 0 DP: 0 HBP: 2	WP: 0 PB: 0 SB: 0 CS: 1	PA: 43
PITCHER	IP WLS BF H R ER SO BB IBB HBP BLK WP HR S P ERA WHIP																			
Rodrigo Lopez, R (1.1) ERA: 5.86	6.0	25	5	2	2	5	3	0	0	0	0	0	0	0	57	94	3.00	1.333		
47 Jim Hoey, R (7.1) ERA: 11.74	0.2	L 9	4	6	6	0	1	0	2	0	0	0	0	0	23	38	81.00	7.500		
56 Brian Burres, L (7.1) ERA: 7.71	1.2	5	0	0	0	1	0	0	0	0	0	0	0	16	22	0.00	0.000			
37 Chris Ray, R (9.1) ERA: 3.0	0.2	4	1	1	1	1	1	0	0	0	0	0	0	1	9	16	13.50	3.000		

AB	35
R	9
H	10
RBI	9
BB	5
SO	7
LOB	16



Batter	1	2	3	4	5	6	7	8	9	AB	R	H	RBI	BB	SO	LOB	BOTTOM					
1 Brian Roberts, S (1.4) OBP: 0.397, SLG: 0.423										4	0	0	0	0	3	3	New York Yankees @ Baltimore Orioles Oriole Park at Camden Yards, Baltimore, MD Mon Sep 11 2006, 7:05 PM EDT Att: 21,742 - Overcast - 71 F					
6 Melvin Mora, R (1.5) OBP: 0.344, SLG: 0.396										5	1	2	2	0	2	2						
21 Nick Markakis, L (1.9) OBP: 0.357, SLG: 0.462										5	0	1	0	0	2	3						
10 Miguel Tejada, R (1.6) OBP: 0.379, SLG: 0.505										4	0	1	1	0	0	1						
55 Ramon Hernandez, R (1.2) OBP: 0.330, SLG: 0.460										4	1	1	1	0	0	2						
Kevin Millar, R (1.10) OBP: 0.356, SLG: 0.413										4	1	1	0	0	1	1						
Fernando Tatis, R (1.7) OBP: 0.309, SLG: 0.529										3	1	1	0	1	2	2						
Chris Gomez, R (1.3) OBP: 0.349, SLG: 0.385										4	1	3	1	0	1	1						
David Newhan, L (1.8) OBP: 0.307, SLG: 0.386										2	1	1	0	0	0	1						
Chris Widger, R (8.7, PH) OBP: 0.257, SLG: 0.239										1	0	0	0	0	1	1						
39 Jeff Fiorentino, L (9.8) OBP: 0.375, SLG: 0.167										0	0	0	0	0	0	0						
Inning Stats	R: 0 E: 0 K: 2 S: 8	H: 0 LOB: 0 BB: 0 P: 9	R: 0 E: 0 K: 1 S: 8	H: 0 LOB: 0 BB: 0 P: 14	R: 1 E: 1 K: 1 S: 12	H: 3 LOB: 2 BB: 0 P: 16	R: 0 E: 0 K: 1 S: 7	H: 1 LOB: 1 BB: 0 P: 9	R: 3 E: 0 K: 0 S: 13	H: 3 LOB: 1 BB: 0 P: 20	R: 1 E: 0 K: 1 S: 16	H: 2 LOB: 1 BB: 0 P: 29	R: 0 E: 0 K: 2 S: 9	H: 0 LOB: 0 BB: 0 P: 15	R: 1 E: 0 K: 2 S: 13	H: 1 LOB: 1 BB: 1 P: 22	R: 0 E: 0 K: 2 S: 11	H: 1 LOB: 1 BB: 0 P: 17	1B: 7 2B: 2 3B: 1 HR: 1	SF: 1 SAC: 1 DP: 0 HBP: 1	WP: 0 PB: 0 SB: 0 CS: 0	PA: 40
PITCHER	IP WLS BF H R ER SO BB IBB HBP BLK WP HR S P ERA WHIP																					
Randy Johnson, L (1.1) ERA: 4.84	6.0	W 28	8	0	0	5	6	0	0	0	0	0	0	0	64	97	7.50	1.500				
33 Brian Bruney, R (7.1) ERA: 0.84	1.0	H 3	0	0	0	2	0	0	0	0	0	0	0	9	15	0.00	0.000					
Scott Proctor, R (8.1) ERA: 3.74	0.2	H 4	1	1	1	1	1	0	0	0	0	0	0	10	17	13.50	3.000					
Mike Myers, L (8.1) ERA: 3.0	0.1	H 1	0	0	0	1	0	0	0	0	0	0	0	3	5	0.00	0.000					
Kyle Farnsworth, R (9.1) ERA: 4.42	1.0	S 4	1	0	0	2	0	0	0	0	0	0	0	11	17	0.00	1.000					

AB	36
R	6
H	11
RBI	5
BB	1
SO	12
LOB	17



Batter	1	2	3	4	5	6	7	8	9	AB	R	H	RBI	BB	SO	LOB	TOP			
5 Rocco Baldelli, R OBP: 0.339, SLG: 0.500	G4-3			L7		F6		P6	K	5	0	0	0	0	1	3				
Delmon Young, R OBP: 0.411, SLG: 0.623	G1-3			1B		K		F9		4	0	1	0	0	1	2				
13 Carl Crawford, L OBP: 0.348, SLG: 0.477	K			K					G5-3	4	0	1	0	0	2	1				
14 Greg Norton, S OBP: 0.370, SLG: 0.523 32 Shawn Riggans, R OBP: 1.000, SLG: 1.000		P2		F8		L4			2B 30 1B BB	3	0	0	0	0	0	3				
Ty Wigginton, R OBP: 0.316, SLG: 0.476	L9								2B 30 1B	4	1	1	0	0	0	0				
30 Dioner Navarro, S OBP: 0.346, SLG: 0.378	F7								2B	4	1	3	2	0	0	0				
3 Jorge Cantu, R OBP: 0.293, SLG: 0.409									1B	4	1	1	0	0	1	2				
2 B.J. Upton, R OBP: 0.294, SLG: 0.271									2B	3	0	0	0	0	1	3				
18 Ben Zobrist, S OBP: 0.275, SLG: 0.348									1B	4	0	2	2	0	1	1				
Inning Stats	R: 0 E: 0 K: 1 S: 11	H: 0 LOB: 0 BB: 0 P: 14	R: 0 E: 0 K: 0 S: 7	H: 0 LOB: 0 BB: 0 P: 10	R: 0 E: 0 K: 2 S: 8	H: 0 LOB: 0 BB: 0 P: 13	R: 0 E: 0 K: 1 S: 9	H: 1 LOB: 1 BB: 0 P: 12	R: 0 E: 0 K: 0 S: 11	H: 2 LOB: 2 BB: 0 P: 18	R: 0 E: 0 K: 0 S: 7	H: 1 LOB: 0 BB: 0 P: 10	R: 0 E: 0 K: 1 S: 6	H: 0 LOB: 1 BB: 0 P: 11	R: 4 E: 0 K: 1 S: 21	H: 4 LOB: 1 BB: 1 P: 32	1B: 6 2B: 3 3B: 0 HR: 0	SF: 0 SAC: 0 DP: 1 HBP: 1	WP: 0 PB: 0 SB: 0 CS: 0	PA: 37
PITCHER	IP	WLS	BF	H	R	ER	SO	BB	IBB	HBP	BLK	WP	HR	S	P	ERA	WHIP			
35 Mike Mussina, R ERA: 3.59	6.1	W	24	5	0	0	5	0	0	0	0	0	0	61	87	0.00	0.789			
38 T.J. Beam, R ERA: 9.0	1.2		5	0	0	0	1	0	0	1	0	0	0	7	13	0.00	0.000			
Octavio Dotel, R ERA: 11.37	1.0		8	4	4	4	1	1	0	0	0	0	0	21	32	36.00	5.000			

Tampa Bay Devil Rays @ New York Yankees
Yankee Stadium, Bronx, NY
Tue Sep 12 2006, 7:05 PM EDT
Att: 52,265 - Partly Cloudy - 62 F

AB 35
R 4
H 9
RBI 4
BB 1
SO 7
LOB 15



Batter	1	2	3	4	5	6	7	8	9	AB	R	H	RBI	BB	SO	LOB	BOTTOM				
18 Johnny Damon, L OBP: 0.370, SLG: 0.498 Aaron Guiel, L OBP: 0.355, SLG: 0.457			L9	2B BB		K				4	1	1	0	1	2	6					
2 Derek Jeter, R OBP: 0.423, SLG: 0.492 Andy Cannizzaro, R OBP: 0.500, SLG: 0.500										0	3	0	1	3	0	0					
Bobby Abreu, L OBP: 0.430, SLG: 0.455 27 Kevin Thompson, R OBP: 0.423, SLG: 0.450										3	1	2	7	0	0	3					
13 Alex Rodriguez, R OBP: 0.383, SLG: 0.516 Nick Green, R OBP: 0.292, SLG: 0.305										3	1	1	1	1	2	1					
25 Jason Giambi, L OBP: 0.409, SLG: 0.564 12 Andy Phillips, R OBP: 0.280, SLG: 0.402										4	0	1	1	0	0	1					
20 Jorge Posada, S OBP: 0.378, SLG: 0.477 Sal Fasano, R OBP: 0.276, SLG: 0.379										4	1	1	1	0	1	2					
24 Robinson Cano, L OBP: 0.362, SLG: 0.488 Miguel Cairo, R OBP: 0.270, SLG: 0.303										4	1	1	0	0	0	0					
55 Hideki Matsui, L OBP: 0.376, SLG: 0.472 Craig Wilson, R OBP: 0.324, SLG: 0.462										4	2	4	1	1	0	0					
28 Melky Cabrera, S OBP: 0.365, SLG: 0.401										4	2	1	0	1	1	3					
Inning Stats	R: 9 E: 0 K: 2 S: 30	H: 7 LOB: 1 BB: 3 P: 58	R: 0 E: 0 K: 0 S: 6	H: 0 LOB: 0 BB: 0 P: 10	R: 3 E: 0 K: 1 S: 17	H: 3 LOB: 2 BB: 1 P: 31	R: 0 E: 0 K: 0 S: 10	H: 1 LOB: 2 BB: 2 P: 24	R: 0 E: 0 K: 1 S: 5	H: 0 LOB: 0 BB: 0 P: 9	R: 0 E: 0 K: 1 S: 10	H: 1 LOB: 1 BB: 0 P: 15	R: 0 E: 0 K: 0 S: 10	H: 0 LOB: 1 BB: 1 P: 18	R: 0 E: 0 K: 1 S: 7	H: 0 LOB: 1 BB: 1 P: 13	1B: 8 2B: 3 3B: 0 HR: 1	SF: 1 SAC: 0 DP: 1 HBP: 2	WP: 1 PB: 1 SB: 2 CS: 0	PA: 45	
PITCHER	IP	WLS	BF	H	R	ER	SO	BB	IBB	HBP	BLK	WP	HR	S	P	ERA	WHIP				
56 Tim Lincecum, R ERA: 4.75	0.1	L	8	5	7	7	0	2	0	0	0	0	0	1	15	31	189.00	21.000			
Brian Stokes, R ERA: 9.45	2.2		16	5	5	5	3	2	0	1	0	0	0	38	68	16.88	2.625				
53 Juan Salas, R ERA: 6.0	2.0		9	1	0	0	1	2	0	0	0	1	0	15	33	0.00	1.500				
36 Edwin Jackson, R ERA: 6.67	2.0		8	1	0	0	1	1	0	0	0	0	0	20	33	0.00	1.000				
45 Ruddy Lugo, R ERA: 3.87	1.0		4	0	0	0	1	1	0	1	0	0	0	7	13	0.00	1.000				

Tampa Bay Devil Rays @ New York Yankees
Yankee Stadium, Bronx, NY
Tue Sep 12 2006, 7:05 PM EDT
Att: 52,265 - Partly Cloudy - 62 F

AB 34
R 12
H 12
RBI 12
BB 8
SO 6
LOB 19



Batter	1	2	3	4	5	6	7	8	9	AB	R	H	RBI	BB	SO	LOB	TOP			
5 Rocco Baldelli, R (1.8) OBP: 0.345, SLG: 0.538										4	3	3	3	0	0	0	Tampa Bay Devil Rays @ New York Yankees Yankee Stadium, Bronx, NY Thu Sep 14 2006, 7:05 PM EDT Att: 51,965 - Cloudy - 68 F			
Delmon Young, R (1.9) OBP: 0.385, SLG: 0.565										4	0	1	1	0	0	0				
13 Carl Crawford, L (1.7) OBP: 0.351, SLG: 0.489										4	0	2	0	0	0	1				
14 Greg Norton, S (1.3) OBP: 0.366, SLG: 0.510										4	0	0	0	0	4	3				
Ty Wigginton, R (1.5) OBP: 0.314, SLG: 0.470										3	0	0	0	0	1	2				
30 Dioner Navarro, S (1.2) OBP: 0.339, SLG: 0.370										4	0	0	0	0	1	1				
3 Jorge Cantu, R (1.4) OBP: 0.295, SLG: 0.407										3	0	0	0	1	0	0				
Kevin Witt, L (1.10) OBP: 0.175, SLG: 0.350										4	0	0	0	0	3	1				
18 Ben Zobrist, S (1.6) OBP: 0.275, SLG: 0.341										3	1	1	0	0	1	0				
Inning Stats	R: 1 E: 0 K: 1 S: 7	H: 2 LOB: 1 BB: 0 P: 12	R: 0 E: 0 K: 1 S: 6	H: 0 LOB: 0 BB: 0 P: 9	R: 1 E: 0 K: 1 S: 10	H: 2 LOB: 1 BB: 0 P: 15	R: 0 E: 0 K: 1 S: 7	H: 0 LOB: 1 BB: 1 P: 16	R: 2 E: 0 K: 2 S: 11	H: 2 LOB: 0 BB: 0 P: 16	R: 0 E: 0 K: 2 S: 10	H: 0 LOB: 0 BB: 0 P: 12	R: 0 E: 0 K: 1 S: 9	H: 1 LOB: 1 BB: 0 P: 11	R: 0 E: 0 K: 0 S: 6	H: 0 LOB: 0 BB: 0 P: 6		1B: 3 2B: 1 3B: 2 HR: 2	SF: 0 SAC: 0 DP: 1 HBP: 1	WP: 0 PB: 0 SB: 2 CS: 0
PITCHER	IP WLS BF H R ER SO BB IBB HBP BLK WP HR S P ERA WHIP																			
58 Jeff Karstens, R (1.1) ERA: 4.08	5.0		22	6	4	4	5	1	0	0	0	0	0	0	2	41	68	7.20	1.400	
27 Darrell Rasner, R (6.1) ERA: 0.77	4.0	W	13	1	0	0	5	0	0	0	0	0	0	0	0	36	45	0.00	0.250	

Batter	1	2	3	4	5	6	7	8	9	AB	R	H	RBI	BB	SO	LOB	BOTTOM			
Bernie Williams, S (1.8) OBP: 0.329, SLG: 0.428										4	1	1	0	0	1	3	Tampa Bay Devil Rays @ New York Yankees Yankee Stadium, Bronx, NY Thu Sep 14 2006, 7:05 PM EDT Att: 51,965 - Cloudy - 68 F			
2 Derek Jeter, R (1.6) OBP: 0.422, SLG: 0.489										4	1	2	1	0	1	3				
24 Robinson Cano, L (1.4) OBP: 0.364, SLG: 0.504										4	1	2	3	0	1	2				
13 Alex Rodriguez, R (1.5) OBP: 0.385, SLG: 0.522										4	0	1	2	0	0	2				
25 Jason Giambi, L (1.3) OBP: 0.409, SLG: 0.560										3	0	0	0	0	2	0				
12 Andy Phillips, R (7.3) OBP: 0.283, SLG: 0.404									1	0	1	0	0	0	0	0				
20 Jorge Posada, S (1.2) OBP: 0.375, SLG: 0.473										3	0	0	0	0	0	0				
28 Melky Cabrera, S (7. PH) OBP: 0.364, SLG: 0.399										1	0	0	0	0	1	2				
Sal Fasano, R (8.2) OBP: 0.270, SLG: 0.371										0	0	0	0	0	0	0				
55 Hideki Matsui, L (1.10) OBP: 0.376, SLG: 0.481										3	2	1	1	1	1	0				
Aaron Guiel, L (1.9) OBP: 0.352, SLG: 0.450										4	1	1	0	0	1	0				
27 Kevin Thompson, R (1.7) OBP: 0.433, SLG: 0.500										4	1	2	0	0	2	2				
Inning Stats	R: 0 E: 0 K: 1 S: 7	H: 1 LOB: 1 BB: 0 P: 10	R: 1 E: 0 K: 1 S: 16	H: 1 LOB: 0 BB: 0 P: 23	R: 0 E: 0 K: 0 S: 6	H: 1 LOB: 1 BB: 0 P: 10	R: 0 E: 0 K: 0 S: 4	H: 0 LOB: 0 BB: 0 P: 4	R: 3 E: 0 K: 2 S: 21	H: 3 LOB: 1 BB: 1 P: 33	R: 0 E: 0 K: 2 S: 10	H: 0 LOB: 0 BB: 0 P: 15	R: 3 E: 0 K: 3 S: 23	H: 5 LOB: 2 BB: 0 P: 30	R: 0 E: 0 K: 1 S: 7	H: 0 LOB: 0 BB: 0 P: 11	1B: 7 2B: 3 3B: 0 HR: 1	SF: 0 SAC: 0 DP: 0 HBP: 0	WP: 0 PB: 0 SB: 0 CS: 0	PA: 36
PITCHER	IP WLS BF H R ER SO BB IBB HBP BLK WP HR S P ERA WHIP																			
33 James Shields, R (1.1) ERA: 4.82	5.0		22	6	4	4	4	1	0	0	0	0	0	0	10	15	0.00	0.000		
52 Jon Switzer, L (6.1) ERA: 4.5	1.0		3	0	0	0	2	0	0	0	0	0	0	0	7	11	54.00	6.000		
45 Ruddy Lugo, R (7.1) ERA: 4.09	0.1	L	3	2	2	2	1	0	0	0	0	0	0	0	16	19	13.50	4.500		
22 Shawn Camp, R (7.1) ERA: 4.46	0.2		5	3	1	1	2	0	0	0	0	0	0	7	11	0.00	0.000			
37 Seth McClung, R (8.1) ERA: 6.13	1.0		3	0	0	0	1	0	0	0	0	0	0	7	11	0.00	0.000			

Batter	1	2	3	4	5	6	7	8	9	AB	R	H	RBI	BB	SO	LOB	TOP			
13 Alex Cora, L OBP: 0.326, SLG: 0.304 (1, 6)	F9		F7	G4-3			G5-3	K		5	0	0	1	0	1	2	Boston Red Sox @ New York Yankees Yankee Stadium, Bronx, NY Sat Sep 16 2006, 1:20 PM EDT Att: 55,091 - Partly Cloudy - 77 F			
Mark Loretta, R OBP: 0.351, SLG: 0.368 (1, 4)	34 2B 1B		K	F9			34 BB BB	FC3-6 25 WP 2B		4	2	2	0	1	1	2				
34 David Ortiz, L OBP: 0.405, SLG: 0.626 (1, 10)							BB BB BB	FC3-6 IBB		2	0	2	0	3	0	0				
Wily Mo Peña, R OBP: 0.351, SLG: 0.512 Gabe Kapler, R OBP: 0.339, SLG: 0.374 (1, 7) (9, 7)	K		K				BB BB BB	K		4	0	0	0	1	3	7				
Trot Nixon, L OBP: 0.388, SLG: 0.407 (1, 9)	G4-3						BB	FC3-6 25 WP		4	1	1	1	1	0	4				
25 Mike Lowell, R OBP: 0.345, SLG: 0.470 (1, 5)		F8		G6-3			K			4	0	1	0	1	1	4				
12 Eric Hinske, L OBP: 0.337, SLG: 0.466 Carlos Pena, L OBP: 0.286, SLG: 0.421 (1, 3) (7, 3)	G4-3		E6 28 1B 60 2B 1B				G1-3	K		4	1	1	0	0	1	4				
28 Doug Mirabeli, R OBP: 0.257, SLG: 0.329 (1, 2)	G1-3			60 2B 13 G4-3 1B			G6-3			4	1	1	1	0	1	1				
60 David Murphy, L OBP: 0.273, SLG: 0.364 (1, 8)				34 2B 1B			G4-3			4	0	2	1	0	1	1				
Inning Stats	R: 0 E: 0 K: 1 S: 17	H: 2 LOB: 2 BB: 0 P: 29	R: 0 E: 0 K: 0 S: 7	H: 0 LOB: 0 BB: 0 P: 14	R: 0 E: 0 K: 2 S: 12	H: 2 LOB: 2 BB: 0 P: 15	R: 3 E: 1 K: 0 S: 11	H: 4 LOB: 1 BB: 0 P: 17	R: 0 E: 0 K: 0 S: 5	H: 1 LOB: 1 BB: 0 P: 10	R: 1 E: 0 K: 2 S: 13	H: 0 LOB: 3 BB: 4 P: 30	R: 0 E: 0 K: 3 S: 12	H: 0 LOB: 0 BB: 0 P: 15	R: 1 E: 0 K: 1 S: 14	H: 1 LOB: 2 BB: 2 P: 26		1B: 4 2B: 6 3B: 0 HR: 0	SF: 0 SAC: 0 DP: 1 HBP: 0	WP: 1 PB: 0 CS: 0
PITCHER	IP WLS BF H R ER SO BB IBB HBP BLK WP HR S P ERA WHIP																			
40 Chien-Ming Wang, R ERA: 3.64 (1, 1)	5.0 L 24 9 3 3 3 1 0 0 0 0 0 0 0 54 87 5.40 2.000																			
Ron Villone, L ERA: 4.09 (6, 1)	1.1 6 0 1 1 0 2 0 0 0 0 0 0 12 24 6.75 1.500																			
33 Brian Bruney, R ERA: 0.63 (7, 1)	1.2 7 0 0 0 5 2 0 0 0 0 0 0 22 34 0.00 1.200																			
38 T.J. Beam, R ERA: 9.6 (9, 1)	0.0 2 1 1 1 0 0 1 0 0 0 0 0 1 5 ∞ ∞																			
Octavio Dotel, R ERA: 9.82 (9, 1)	1.0 4 0 0 0 1 1 0 0 0 1 0 0 13 21 0.00 1.000																			

Batter	1	2	3	4	5	6	7	8	9	AB	R	H	RBI	BB	SO	LOB	BOTTOM					
18 Johnny Damon, L OBP: 0.366, SLG: 0.490 (1, 8)	K2-3	G4-6-3			G1-3		K		F7	5	0	0	0	0	2	5	Boston Red Sox @ New York Yankees Yankee Stadium, Bronx, NY Sat Sep 16 2006, 1:20 PM EDT Att: 55,091 - Partly Cloudy - 77 F					
2 Derek Jeter, R OBP: 0.420, SLG: 0.487 (1, 6)	G5-3		K		13 S G4-3 1B		FC5-4		K	5	0	1	0	0	2	2						
Bobby Abreu, L OBP: 0.426, SLG: 0.449 Wil Nieves, R (8, 2) 20 Jorge Posada, S OBP: 0.374, SLG: 0.472 (9, PH)	G3		G4-3		G4-3		G1-4-3		K	4	0	0	0	0	0	2						
13 Alex Rodriguez, R OBP: 0.386, SLG: 0.520 (1, 5)		G4-3	K						25 1B BB	2	0	0	0	2	1	0						
25 Jason Giambi, L OBP: 0.411, SLG: 0.560 27 Kevin Thompson, R OBP: 0.433, SLG: 0.500 12 Andy Phillips, R OBP: 0.283, SLG: 0.404 (1, 3) (8, PR) (9, 3)		24 HR BB		24 G3 BB	F7				1B	2	1	1	0	2	0	2						
24 Robinson Canó, L OBP: 0.365, SLG: 0.509 (1, 4)		HR		G3			55 G6-4-3 BB		K	3	1	1	2	1	1	3						
55 Hideki Matsui, L OBP: 0.379, SLG: 0.477 (1, 10)		28 2B 1B					G6-4-3		F9	3	0	1	0	1	0	3						
28 Melky Cabrera, S OBP: 0.363, SLG: 0.400 (1, 7)				K			L8		P5	4	0	1	0	0	1	4						
Sal Fasano, R OBP: 0.272, SLG: 0.369 Bernie Williams, S OBP: 0.332, SLG: 0.431 (1, 2) (7, PH) (8, 9)				G5-3					2 FC5-4 1B	1	0	0	0	0	0	2						
Inning Stats	R: 0 E: 0 K: 1 S: 9	H: 0 LOB: 2 BB: 1 P: 28	R: 2 E: 0 K: 0 S: 14	H: 3 LOB: 2 BB: 1 P: 28	R: 0 E: 0 K: 2 S: 10	H: 0 LOB: 0 BB: 0 P: 13	R: 0 E: 0 K: 1 S: 14	H: 0 LOB: 2 BB: 2 P: 27	R: 0 E: 0 K: 0 S: 7	H: 1 LOB: 2 BB: 1 P: 16	R: 0 E: 0 K: 0 S: 8	H: 0 LOB: 0 BB: 1 P: 16	R: 0 E: 0 K: 1 S: 11	H: 1 LOB: 1 BB: 0 P: 13	R: 0 E: 0 K: 1 S: 13	H: 1 LOB: 2 BB: 1 P: 26		R: 0 E: 0 K: 2 S: 9	H: 1 LOB: 1 BB: 0 P: 12	1B: 5 2B: 1 3B: 0 HR: 1	SF: 0 SAC: 0 DP: 2 HBP: 1	WP: 0 PB: 0 CS: 0
PITCHER	IP WLS BF H R ER SO BB IBB HBP BLK WP HR S P ERA WHIP																					
19 Josh Beckett, R ERA: 5.02 (7, 1)	0.2 H 3 1 0 0 1 0 0 0 0 0 0 10 12 0.00 1.500																					
4B Javier López, L ERA: 3.75 (7, 1)	0.1 H 1 0 0 0 0 0 0 0 0 0 0 1 1 0.00 0.000																					
Keith Foulke, R ERA: 4.91 (8, 1)	1.0 H 5 1 0 0 1 1 0 0 0 0 0 13 26 0.00 2.000																					
50 Mike Timlin, R ERA: 4.4 (9, 1)	1.0 S 4 1 0 0 2 0 0 0 0 0 0 9 12 0.00 1.000																					

Batter	1	2	3	4	5	6	7	8	9	AB	R	H	RBI	BB	SO	LOB	TOP										
Coco Crisp, S (1, 8) OBP: 0.318, SLG: 0.392										5	0	2	2	0	3	3	Boston Red Sox @ New York Yankees Yankee Stadium, Bronx, NY Sat Sep 16 2006, 8:05 PM EDT Att: 55,167 - Partly Cloudy - 70 F										
Mark Loretta, R (1, 10) OBP: 0.353, SLG: 0.367										5	0	1	0	0	1	3											
20 Kevin Youkilis, R (1, 3) OBP: 0.384, SLG: 0.432										4	0	1	1	1	0	0											
Wily Mo Peña, R (1, 7) 60 David Murphy, L (9, PR) OBP: 0.351, SLG: 0.510 OBP: 0.273, SLG: 0.354										5	0	2	0	0	1	2											
25 Mike Lowell, R (1, 5) OBP: 0.342, SLG: 0.466										0	0	0	0	0	0	0											
Jason Varitek, S (1, 2) OBP: 0.337, SLG: 0.414										4	2	1	0	1	2	3											
Gabe Kapler, R (1, 9) Trot Nixon, L (7, PH) OBP: 0.339, SLG: 0.373 OBP: 0.387, SLG: 0.406										3	1	1	0	0	0	1											
15 Dustin Pedroia, R (1, 4) OBP: 0.214, SLG: 0.235										2	1	1	0	2	0	0											
Alex Gonzalez, R (1, 6) OBP: 0.303, SLG: 0.398										4	1	2	2	0	1	3											
Inning Stats	R: 0 E: 0 K: 1 S: 8	H: 0 LOB: 0 BB: 0 P: 12	R: 0 E: 0 K: 1 S: 6	H: 0 LOB: 0 BB: 0 P: 9	R: 2 E: 0 K: 1 S: 20	H: 4 LOB: 2 BB: 0 P: 26	R: 1 E: 0 K: 1 S: 14	H: 1 LOB: 2 BB: 2 P: 23	R: 0 E: 0 K: 2 S: 18	H: 0 LOB: 0 BB: 0 P: 12	R: 0 E: 0 K: 1 S: 12	H: 1 LOB: 2 BB: 1 P: 20	R: 0 E: 0 K: 1 S: 9	H: 1 LOB: 1 BB: 0 P: 12	R: 0 E: 0 K: 1 S: 7	H: 1 LOB: 2 BB: 0 P: 14		1B: 6 2B: 5 3B: 0 HR: 0	SF: 0 SAC: 0 DP: 0 HBP: 0	WP: 0 PB: 0 SB: 0 CS: 0	PA: 42						
PITCHER	IP	WLS	BF	H	R	ER	SO	BB	IBB	HBP	BLK	WP	HR	S	P	ERA	WHIP										
Randy Johnson, L (1, 1) ERA: 4.93	5.2		28	8	5	5	6	3	0	0	0	0	0	73	112	7.94	1.941										
33 Brian Bruney, R (6, 1) ERA: 0.61	0.1	W	2	0	0	0	0	1	0	0	0	0	0	3	7	0.00	3.000										
Scott Proctor, R (7, 1) ERA: 3.61	2.0	S	8	2	0	0	3	0	0	0	0	0	0	19	26	0.00	1.000										
Kyle Farnsworth, R (9, 1) ERA: 4.28	1.0		4	1	0	0	1	0	0	0	0	0	0	7	14	0.00	1.000										

Batter	1	2	3	4	5	6	7	8	9	AB	R	H	RBI	BB	SO	LOB	BOTTOM										
28 Melky Cabrera, S (1, 7) OBP: 0.367, SLG: 0.403										4	0	3	1	1	0	0	Boston Red Sox @ New York Yankees Yankee Stadium, Bronx, NY Sat Sep 16 2006, 8:05 PM EDT Att: 55,167 - Partly Cloudy - 70 F										
2 Derek Jeter, R (1, 6) OBP: 0.416, SLG: 0.484										5	1	1	0	0	5												
Bobby Abreu, L (1, 9) OBP: 0.425, SLG: 0.446										3	0	0	0	1	1												
13 Alex Rodriguez, R (1, 5) OBP: 0.386, SLG: 0.519										3	1	1	1	1	0	2											
25 Jason Giambi, L (1, 10) 27 Kevin Thompson, R (7, PR) OBP: 0.412, SLG: 0.561 OBP: 0.433, SLG: 0.500										3	1	1	1	1	1	1											
20 Jorge Posada, S (1, 2) OBP: 0.379, SLG: 0.480										3	2	3	1	1	0	0											
Bernie Williams, S (1, 8) OBP: 0.333, SLG: 0.433										3	1	1	2	0	0	3											
Aaron Guiel, L (1, 3) 12 Andy Phillips, R (8, 3) OBP: 0.344, SLG: 0.438 OBP: 0.282, SLG: 0.403										3	0	0	0	0	0	4											
Miguel Cairo, R (1, 4) 55 Hideki Matsui, L (6, PH) Nick Green, R (7, 4) OBP: 0.268, SLG: 0.300 OBP: 0.377, SLG: 0.477 OBP: 0.280, SLG: 0.302										2	0	0	0	0	0	2											
Inning Stats	R: 1 E: 0 K: 0 S: 13	H: 2 LOB: 1 BB: 0 P: 21	R: 0 E: 0 K: 0 S: 8	H: 1 LOB: 1 BB: 0 P: 13	R: 0 E: 0 K: 0 S: 5	H: 1 LOB: 1 BB: 1 P: 14	R: 2 E: 0 K: 0 S: 8	H: 2 LOB: 2 BB: 2 P: 19	R: 0 E: 0 K: 2 S: 10	H: 0 LOB: 0 BB: 0 P: 17	R: 2 E: 0 K: 0 S: 11	H: 1 LOB: 1 BB: 1 P: 23	R: 2 E: 1 K: 0 S: 13	H: 2 LOB: 1 BB: 1 P: 22	R: 0 E: 0 K: 1 S: 15	H: 1 LOB: 1 BB: 0 P: 19		1B: 6 2B: 5 3B: 0 HR: 0	SF: 1 SAC: 0 DP: 2 HBP: 1	WP: 0 PB: 0 SB: 1 CS: 0	PA: 38						
PITCHER	IP	WLS	BF	H	R	ER	SO	BB	IBB	HBP	BLK	WP	HR	S	P	ERA	WHIP										
51 Julian Tavaraz, R (1, 1) ERA: 4.89	5.0		24	4	4	4	2	4	0	0	0	0	0	46	90	7.20	2.000										
56 Craig Hansen, R (6, 1) ERA: 6.05	1.0	B	5	1	1	1	0	0	0	1	0	0	0	9	17	9.00	1.000										
54 Craig Breslow, L (7, 1) ERA: 4.66	0.1	L	3	1	2	2	0	1	0	0	0	0	0	9	16	54.00	6.000										
17 Manny Delcarmen, R (7, 1) ERA: 4.76	1.2		6	2	0	0	1	0	0	0	0	0	0	19	25	0.00	1.200										


Batter	1	2	3	4	5	6	7	8	9	AB	R	H	RBI	BB	SO	LOB	TOP										
Coco Crisp, S OBP: 0.319, SLG: 0.392 (1, 8)	F9		1B				G3		SH 34 WP 34 S	4	0	2	0	0	0	0	Boston Red Sox @ New York Yankees Yankee Stadium, Bronx, NY Sun Sep 17 2006, 8:05 PM EDT Att: 55,221 - Partly Cloudy - 74 F										
Mark Loretta, R OBP: 0.355, SLG: 0.368 (1, 4) (9, 3)	F9		1B				F8		SF8	4	1	2	1	0	0	1											
34 David Ortiz, L OBP: 0.405, SLG: 0.625 (1, 10)	K		K				G2-3		K	4	0	0	0	1	3	5											
25 Mike Lowell, R OBP: 0.341, SLG: 0.465 (1, 5)		HR	K				L9		P2	5	2	1	0	0	1	7											
Trot Nixon, L OBP: 0.388, SLG: 0.413 (1, 9)		HR					1B		K	3	1	2	2	0	0	0											
Gabe Kapler, R OBP: 0.331, SLG: 0.355 (8, PH) (8, 7)		HR					1B		K	2	0	0	0	0	1	5											
Jason Varitek, S OBP: 0.339, SLG: 0.415 (1, 2)	K						1B			4	0	2	1	0	1	0											
60 David Murphy, L OBP: 0.294, SLG: 0.500 (1, 7)	K						1B			2	0	0	0	1	1	2											
28 Doug Mirabeli, R OBP: 0.262, SLG: 0.325 (8, PH) (8, 9)	K						G4-6-3			0	0	0	0	0	0	0											
12 Eric Hinske, L OBP: 0.339, SLG: 0.469 (8, 9)							1B		HBP	0	0	0	0	0	0	0											
15 Dustin Pedroia, R OBP: 0.226, SLG: 0.263 (1, 6) (9, 4)	P6								G1-3	4	0	1	0	0	1	3											
Carlos Pena, L OBP: 0.280, SLG: 0.435 (1, 3)										4	0	1	0	0	1	1											
13 Alex Cora, L OBP: 0.322, SLG: 0.300 (9, PR) (9, 6)			G4-3				K		SH SF8	0	1	0	0	0	0	0											
Inning Stats	R: 0 E: 0 K: 1 S: 9	H: 0 LOB: 0 BB: 0 P: 14	R: 2 E: 0 K: 2 S: 15	H: 2 LOB: 0 BB: 0 P: 24	R: 0 E: 0 K: 2 S: 12	H: 2 LOB: 1 BB: 1 P: 21	R: 0 E: 0 K: 1 S: 10	H: 0 LOB: 1 BB: 0 P: 15	R: 0 E: 0 K: 0 S: 6	H: 1 LOB: 1 BB: 0 P: 17	R: 0 E: 0 K: 0 S: 6	H: 2 LOB: 1 BB: 0 P: 13	R: 0 E: 0 K: 0 S: 10	H: 1 LOB: 0 BB: 0 P: 14	R: 2 E: 0 K: 0 S: 18	H: 2 LOB: 3 BB: 1 P: 32	R: 1 E: 1 K: 2 S: 10	H: 1 LOB: 3 BB: 0 P: 14	1B: 8 2B: 2 3B: 0 HR: 1	SF: 1 SAC: 1 DP: 2 HBP: 1	WP: 2 PB: 0 SB: 3 CS: 0	PA: 41					
PITCHER	IP	WLS	BF	H	R	ER	SO	BB	IBB	HBP	BLK	WP	HR	S	P	ERA	WHIP										
35 Mike Mussina, R ERA: 3.57 (1, 1)	6.0		25	7	2	2	7	1	0	0	0	0	1	62	104	3.00	1.333										
Scott Proctor, R ERA: 3.57 (7, 1)	1.0	H	4	2	1	1	0	0	0	0	0	0	0	12	18	9.00	2.000										
Mike Myers, L ERA: 3.03 (8, 1)	1.0	B	6	1	1	1	0	1	0	1	0	1	0	16	28	9.00	2.000										
Kyle Farnsworth, R ERA: 4.35 (9, 1)	1.0	L	6	1	1	1	2	0	0	0	0	1	0	10	14	9.00	1.000										

Batter	1	2	3	4	5	6	7	8	9	AB	R	H	RBI	BB	SO	LOB	BOTTOM										
28 Melky Cabrera, S OBP: 0.369, SLG: 0.403 (1, 7)	G4-3	K					SH5-4		F7	3	0	0	0	1	1	1	Boston Red Sox @ New York Yankees Yankee Stadium, Bronx, NY Sun Sep 17 2006, 8:05 PM EDT Att: 55,221 - Partly Cloudy - 74 F										
2 Derek Jeter, R OBP: 0.416, SLG: 0.481 (1, 6)	G1-3		F9			PO	G3			4	1	0	0	0	0	1											
Bobby Abreu, L OBP: 0.426, SLG: 0.446 (1, 9)	25 HBP 20 1B BB		L3				K			3	2	1	0	1	1	1											
25 Jason Giambi, L OBP: 0.413, SLG: 0.559 (1, 3)			G3							3	0	1	0	0	1	2											
27 Kevin Thompson, R OBP: 0.433, SLG: 0.550 (8, PR) (9, 3)			G3							0	0	0	0	0	0	0											
12 Andy Phillips, R OBP: 0.282, SLG: 0.403 (9, 3)										0	0	0	0	0	0	0											
20 Jorge Posada, S OBP: 0.379, SLG: 0.481 (1, 2)										4	0	2	3	0	0	1											
24 Robinson Canó, L OBP: 0.363, SLG: 0.503 (1, 10)	G1-3									4	0	0	0	0	0	4											
Bernie Williams, S OBP: 0.334, SLG: 0.434 (1, 8)		SH5-4 SF9							G3-1	3	1	1	0	1	0	0											
Nick Green, R OBP: 0.270, SLG: 0.291 (1, 5)										1	0	0	0	0	0	0											
55 Hideki Matsui, L OBP: 0.371, SLG: 0.467 (6, PH) (7, 4)		SH5-4								1	0	0	0	0	1	2											
18 Johnny Damon, L OBP: 0.367, SLG: 0.492 (9, PH)										1	0	1	0	0	0	0											
Miguel Cairo, R OBP: 0.269, SLG: 0.299 (1, 4) (7, 5)		SF9								1	0	0	1	1	1	0											
13 Alex Rodriguez, R OBP: 0.385, SLG: 0.516 (9, PH)										1	0	0	0	0	0	1											
Inning Stats	R: 1 E: 0 K: 0 S: 11	H: 1 LOB: 2 BB: 1 P: 21	R: 1 E: 0 K: 1 S: 10	H: 1 LOB: 0 BB: 0 P: 12	R: 0 E: 0 K: 0 S: 6	H: 0 LOB: 0 BB: 0 P: 8	R: 0 E: 0 K: 0 S: 5	H: 0 LOB: 0 BB: 0 P: 6	R: 0 E: 0 K: 1 S: 10	H: 0 LOB: 1 BB: 1 P: 20	R: 2 E: 1 K: 2 S: 12	H: 2 LOB: 2 BB: 1 P: 23	R: 0 E: 0 K: 1 S: 10	H: 0 LOB: 1 BB: 1 P: 18	R: 0 E: 0 K: 0 S: 7	H: 1 LOB: 1 BB: 0 P: 11	R: 0 E: 0 K: 0 S: 9	H: 1 LOB: 1 BB: 0 P: 11	1B: 4 2B: 2 3B: 0 HR: 0	SF: 1 SAC: 2 DP: 1 HBP: 1	WP: 0 PB: 0 SB: 0 CS: 0	PA: 38					
PITCHER	IP	WLS	BF	H	R	ER	SO	BB	IBB	HBP	BLK	WP	HR	S	P	ERA	WHIP										
Kevin Jarvis, R ERA: 8.0 (1, 1)	5.2		25	4	4	3	3	2	1	1	0	0	0	11	84	0.00	1.059										
56 Craig Hansen, R ERA: 5.89 (6, 1)	1.0		4	0	0	0	1	1	0	0	0	0	0	11	20	0.00	1.000										
48 Javier López, L ERA: 3.38 (7, 1)	1.1	W	4	1	0	0	1	0	0	0	0	0	0	10	15	0.00	0.750										
50 Mike Timlin, R ERA: 4.26 (9, 1)	1.0	S	4	1	0	0	0	0	0	0	0	0	0	9	11	0.00	1.000										

Batter	1	2	3	4	5	6	7	8	9	AB	R	H	RBI	BB	SO	LOB	TOP																				
18 Johnny Damon, L (1, 8) OBP: 0.366, SLG: 0.490 Aron Quiel, L (5, 8) OBP: 0.343, SLG: 0.441 Bernie Williams, S (9, PH) OBP: 0.333, SLG: 0.433	2-1 G6-3		0-1 G4-3			2-1 P4	1-2 2 HR		0-0 E6	2	0	0	0	0	0	0																					
2 Derek Jeter, R (1, 6) OBP: 0.414, SLG: 0.484	3-3 K		1-1 G3			2-3 K	3-0 HR		0-2 FC4	5	2	1	2	0	2	2																					
Bobby Abreu, L (1, 9) OBP: 0.427, SLG: 0.447	4-1 BB		0-3 K			3-2 13 HR	1-3 K		0-0 12 BB	4	1	2	1	1	2	0																					
13 Alex Rodriguez, R (1, 5) OBP: 0.387, SLG: 0.521	1-2 G6-3					1-0 HR			4-0 12 BB	4	1	2	2	1	0	1																					
25 Jason Giambi, L (1, 3) OBP: 0.411, SLG: 0.555 12 Andy Phillips, R (8, 3) OBP: 0.285, SLG: 0.403		2-1 F9				4-1 20 BLK			2-2 G4-5-3	3	0	0	0	1	1	1																					
20 Jorge Posada, S (1, 2) OBP: 0.376, SLG: 0.477		0-0 L8				4-2 BB			1-2 BB	4	0	0	0	1	3	3																					
24 Robinson Canó, L (1, 4) OBP: 0.364, SLG: 0.506		1-1 55 BB				2-1 G1-3			0-0 P6	4	1	2	0	0	2	2																					
55 Hideki Matsui, L (1, 10) OBP: 0.374, SLG: 0.468		2-0 28 FC6-4				2-3 K			2-2 G3	4	0	2	0	0	1	1																					
28 Melky Cabrera, S (1, 7) OBP: 0.368, SLG: 0.400		0-0 FC6-4				1-1 G3			2-3 2 FC4	3	1	0	0	0	3	3																					
Inning Stats	R: 0 E: 0 K: 1 S: 9	H: 0 LOB: 1 BB: 1 P: 19	R: 0 E: 0 K: 0 S: 7	H: 2 LOB: 2 BB: 0 P: 12	R: 0 E: 0 K: 1 S: 7	H: 0 LOB: 0 BB: 0 P: 8	R: 0 E: 0 K: 2 S: 8	H: 0 LOB: 0 BB: 0 P: 9	R: 0 E: 0 K: 1 S: 7	H: 0 LOB: 0 BB: 0 P: 12	R: 2 E: 0 K: 1 S: 13	H: 2 LOB: 2 BB: 2 P: 31	R: 2 E: 0 K: 1 S: 10	H: 3 LOB: 0 BB: 0 P: 16	R: 0 E: 0 K: 1 S: 12	H: 1 LOB: 0 BB: 0 P: 16	R: 3 E: 1 K: 1 S: 17	H: 2 LOB: 3 BB: 2 P: 31	1B: 6 2B: 2 3B: 0 HR: 2	SF: 0 SAC: 0 DP: 2 HBP: 1	WP: 0 PB: 0 SB: 3 CS: 0	PA: 42															
PITCHER	IP	WLS	BF	H	R	ER	SO	BB	IBB	HBP	BLK	WP	HR	S	P	ERA	WHIP	PITCHER	IP	WLS	BF	H	R	ER	SO	BB	IBB	HBP	BLK	WP	HR	S	P	ERA	WHIP		
34 A.J. Burnett, R (1, 1) ERA: 3.97	7.0	L	30	7	4	4	7	3	0	0	1	0	2	61	107	5.14	1.429																				
22 Brandon League, R (8, 1) ERA: 2.65	1.2		9	3	3	1	1	0	0	1	0	0	0	25	32	5.40	1.800																				
49 Jeremy Accardo, R (9, 1) ERA: 4.73	0.1		3	0	0	0	1	1	1	0	0	0	0	4	15	0.00	3.000																				

New York Yankees @ Toronto Blue Jays
Rogers Centre, Toronto, ON
Mon Sep 18 2006, 7:07 PM EDT
Att: 32,846 - Roof Closed - 68 F


AB 36
R 7
H 10
RBI 7
BB 5
SO 9
LOB 14

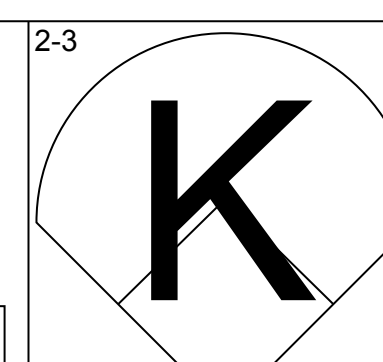
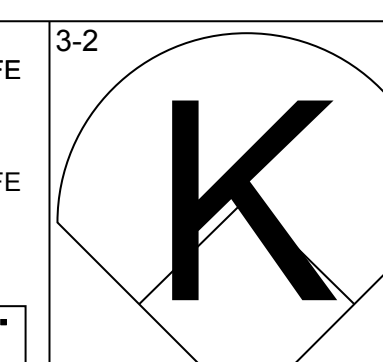
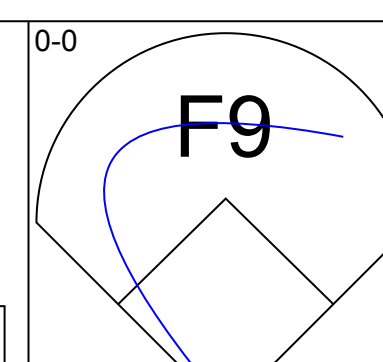
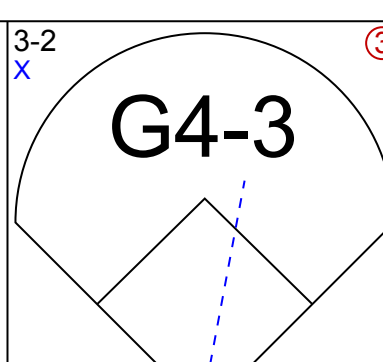
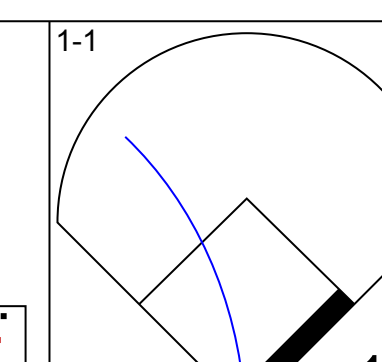
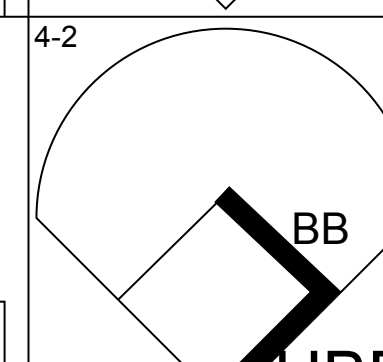
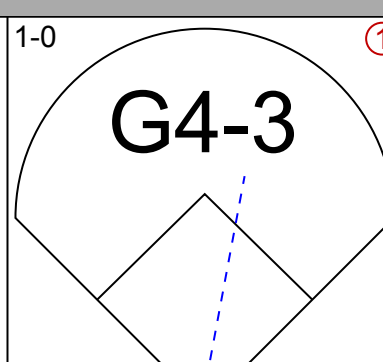
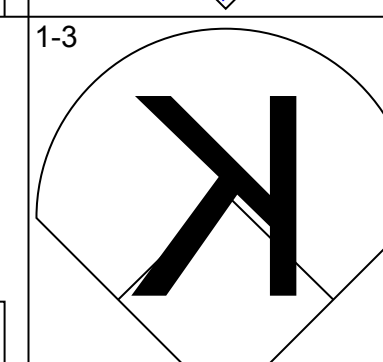
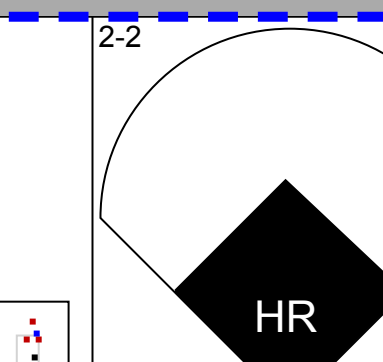
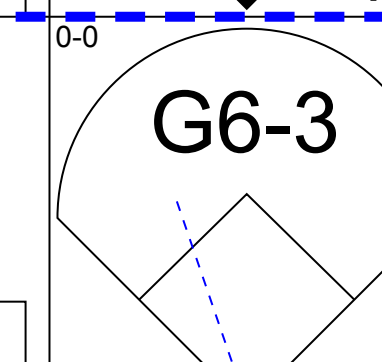
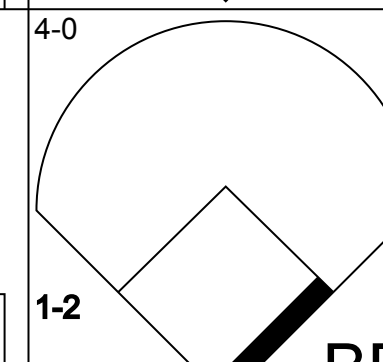
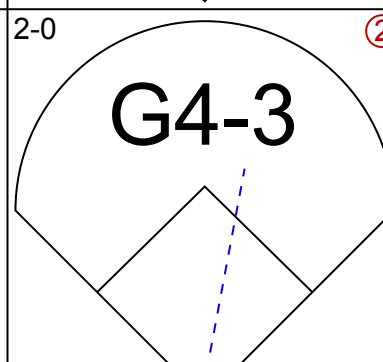
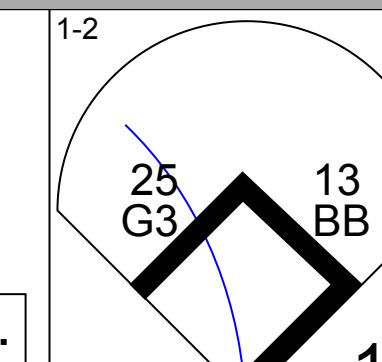
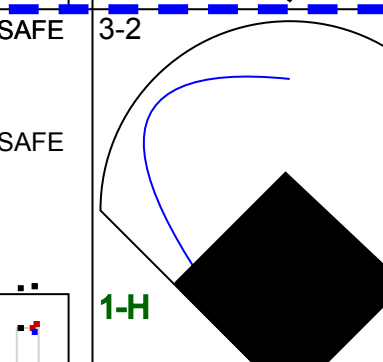
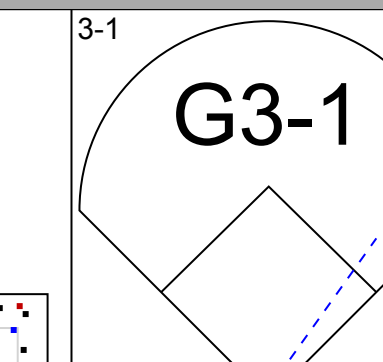
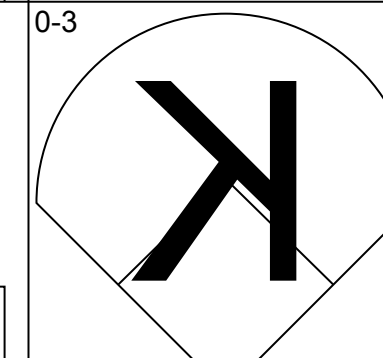
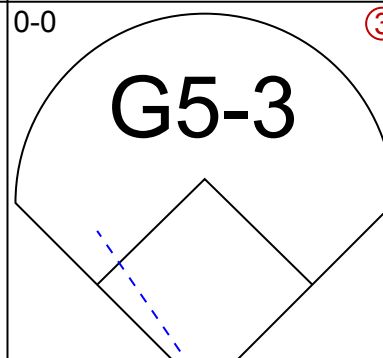
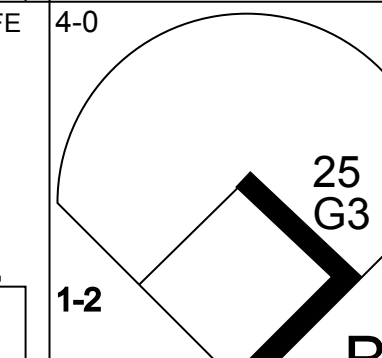
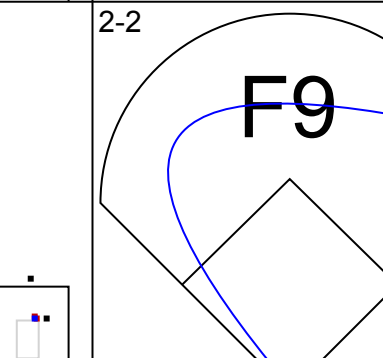
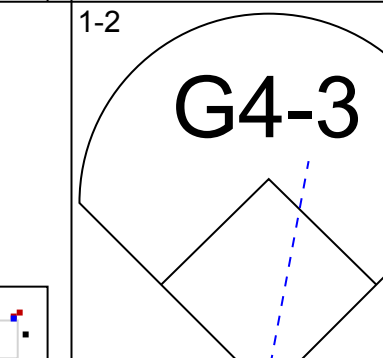
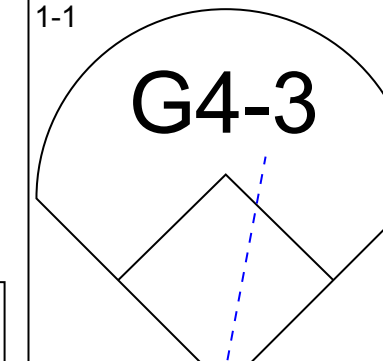
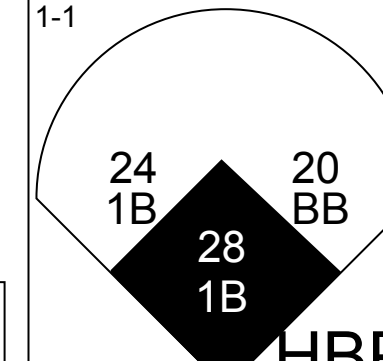
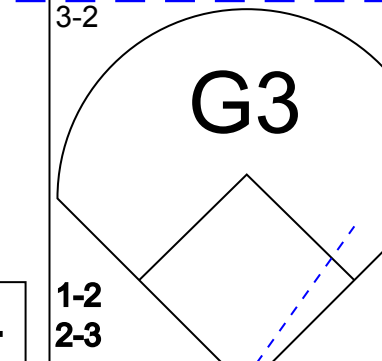
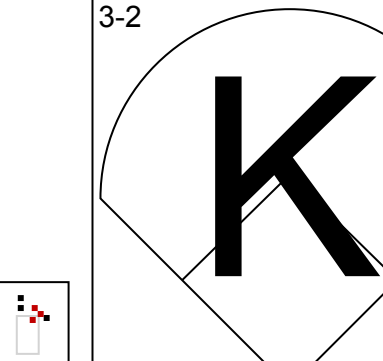
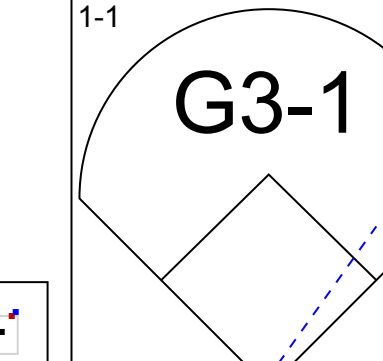
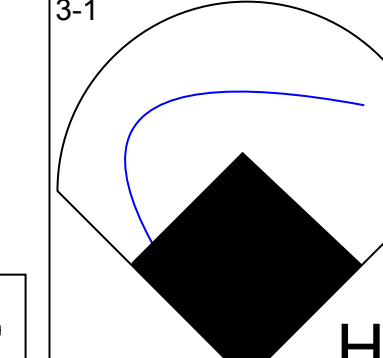
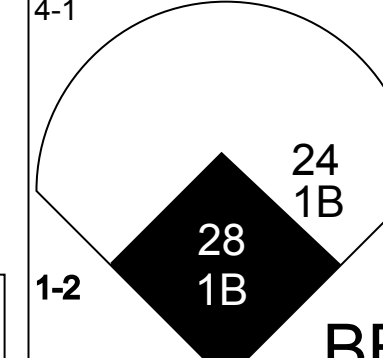
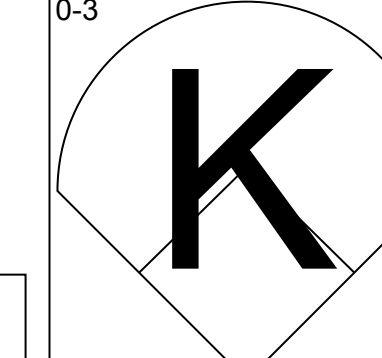
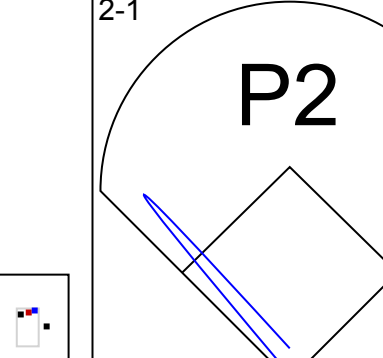
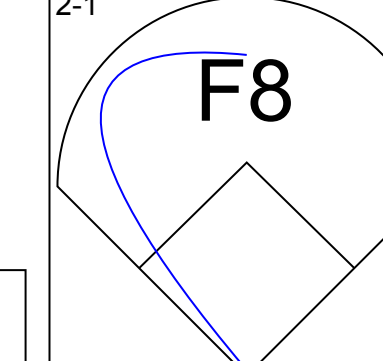
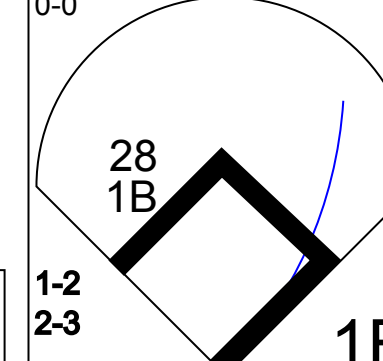
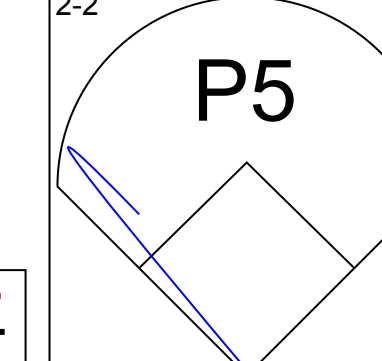
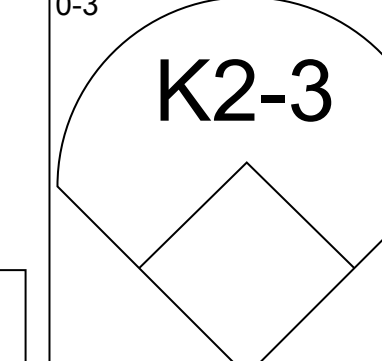
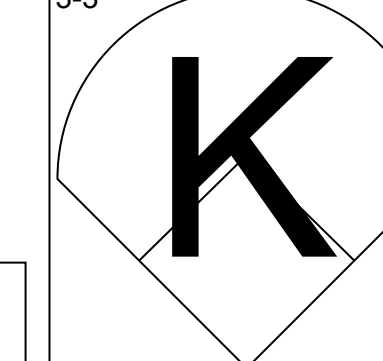
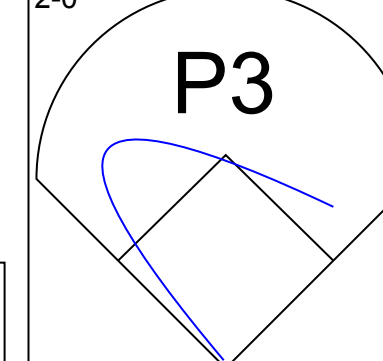
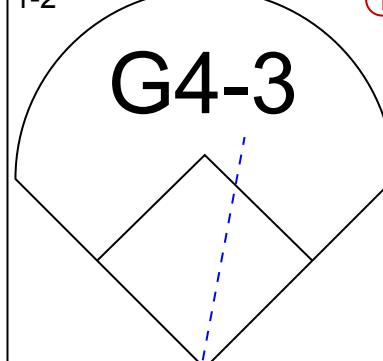
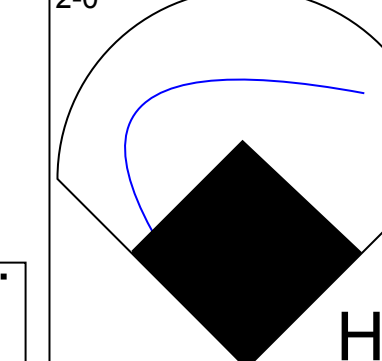
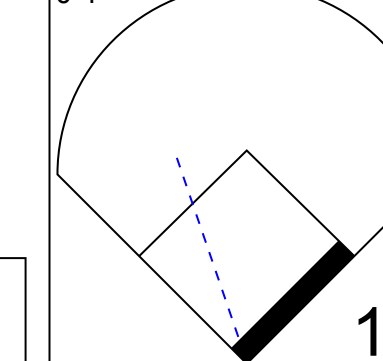
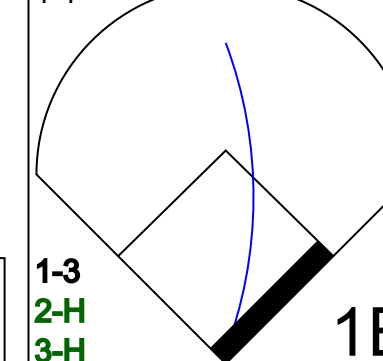

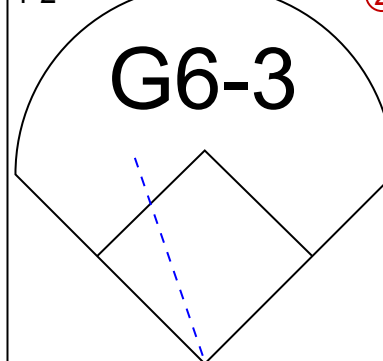
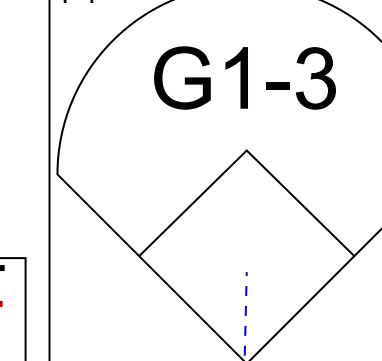


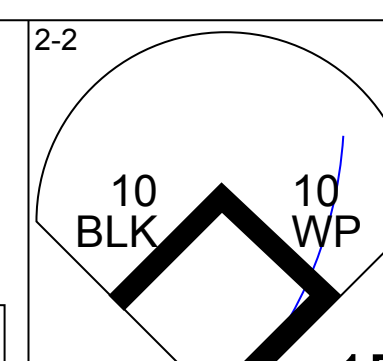
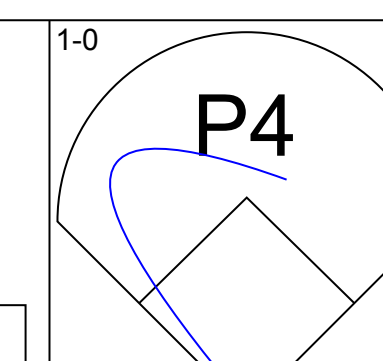
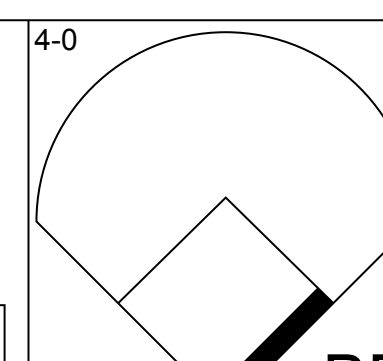
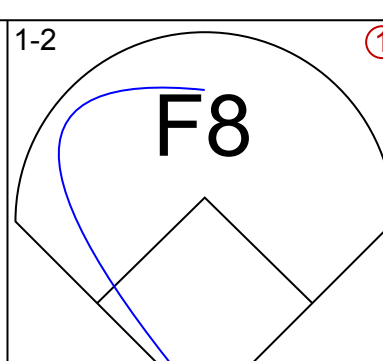
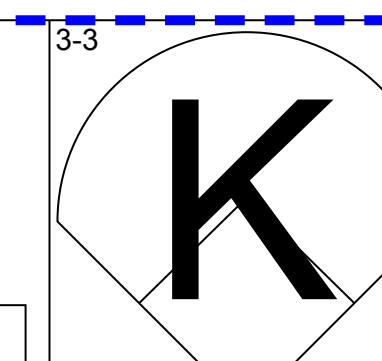
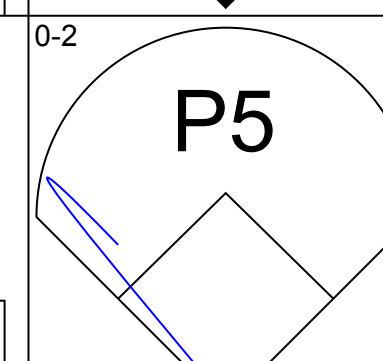
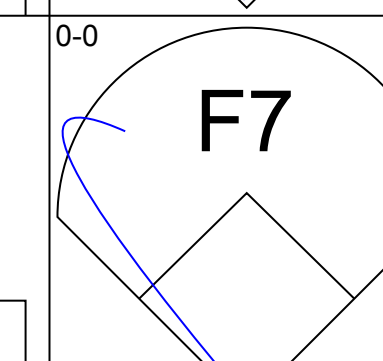
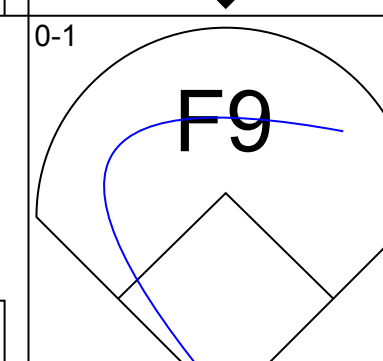
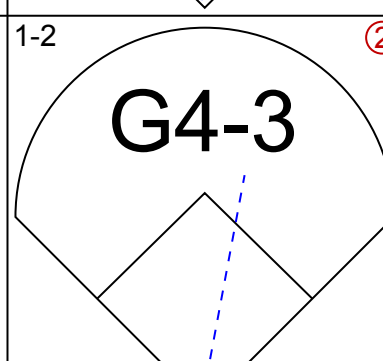
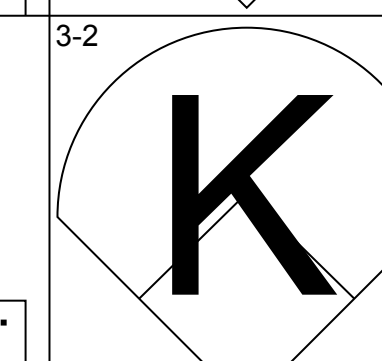
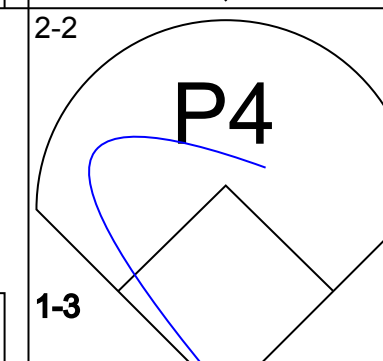
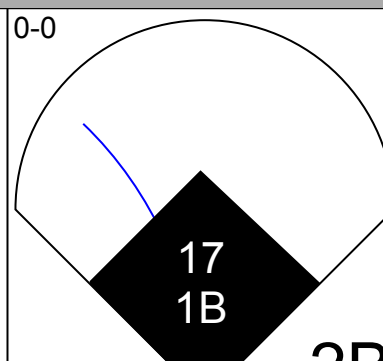
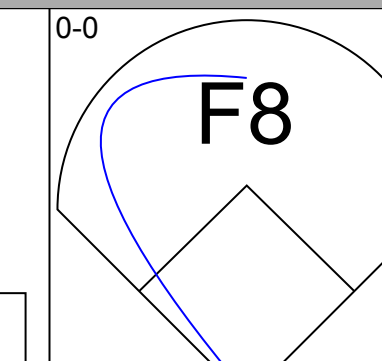
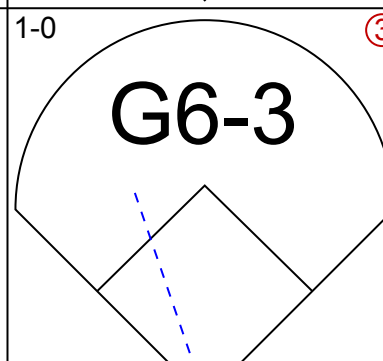
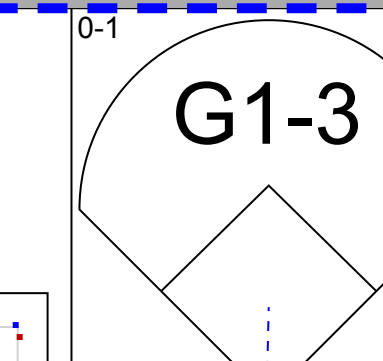
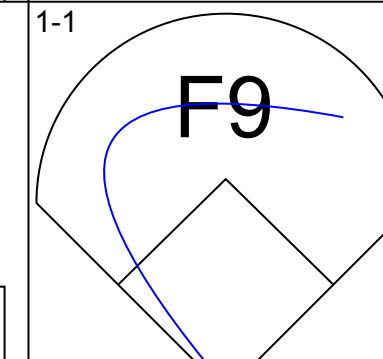
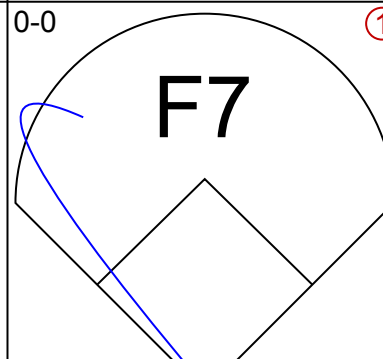
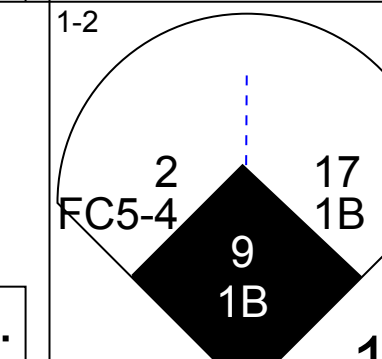
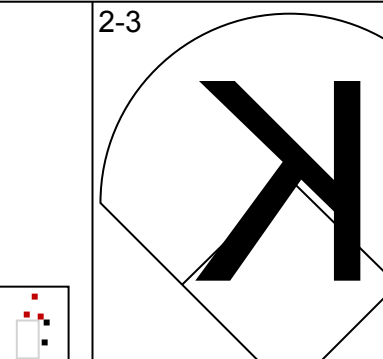
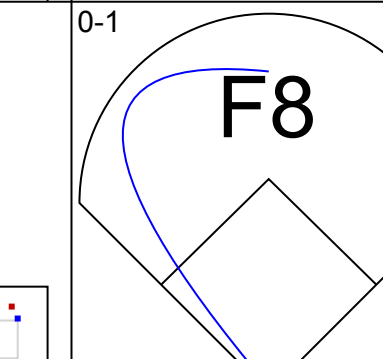
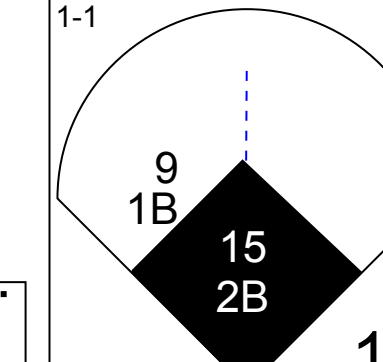
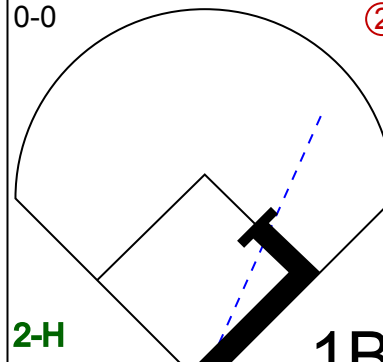

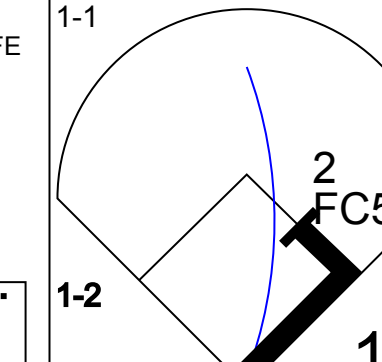
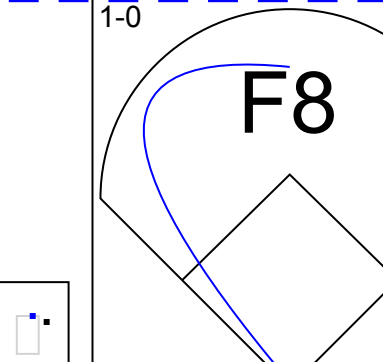
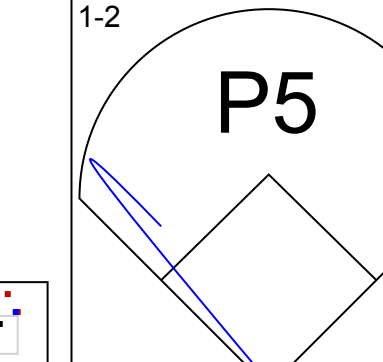
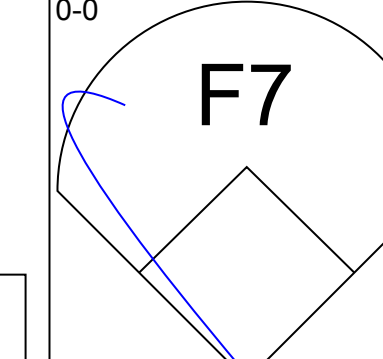
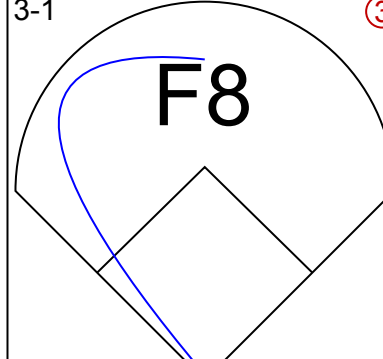
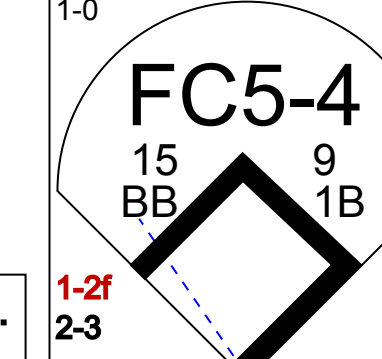
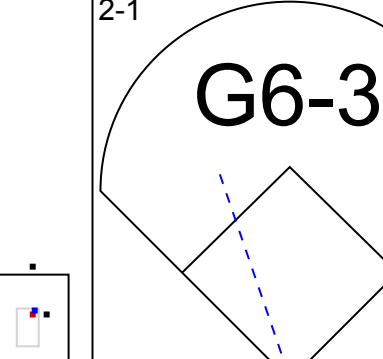
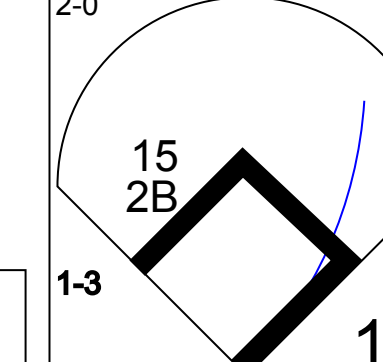
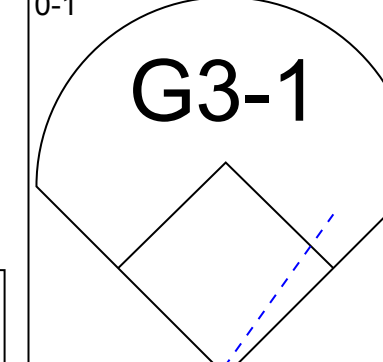
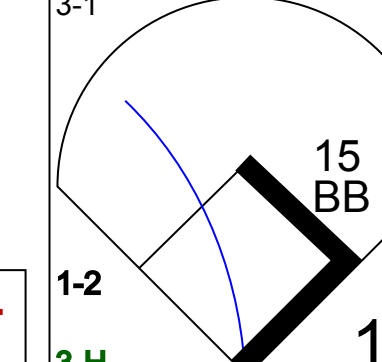
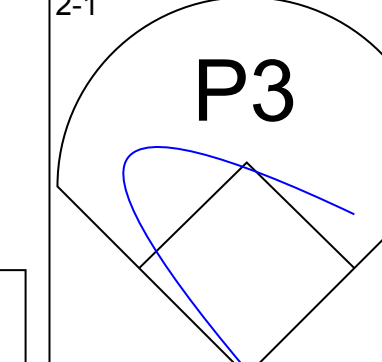
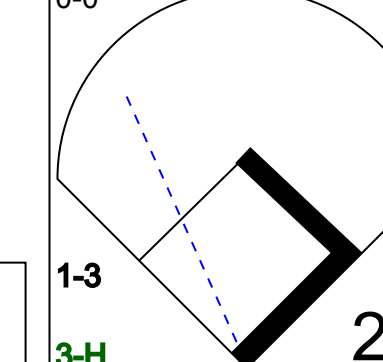
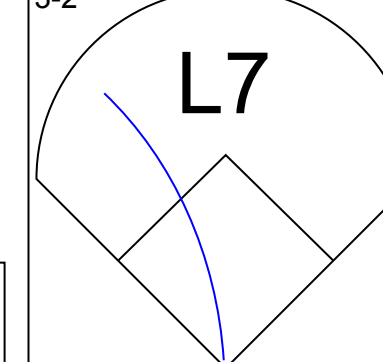
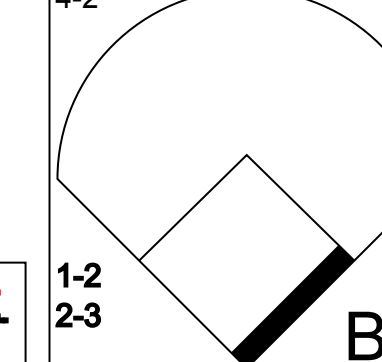
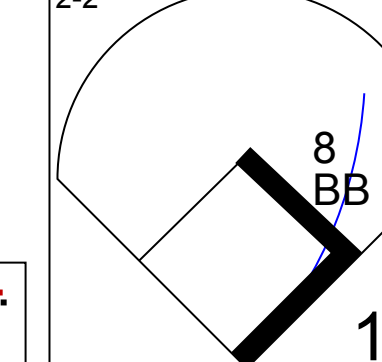
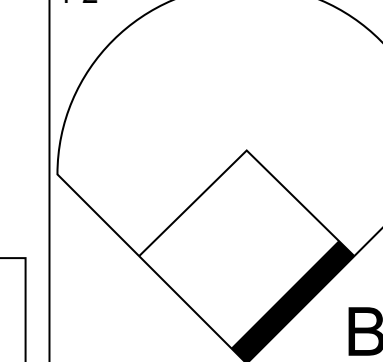
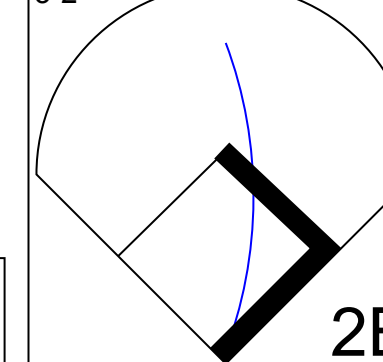
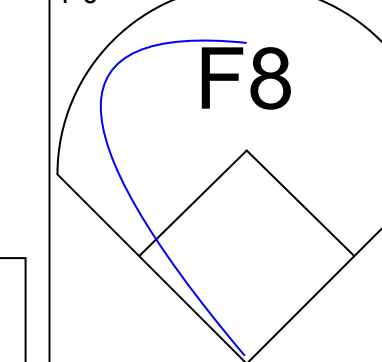
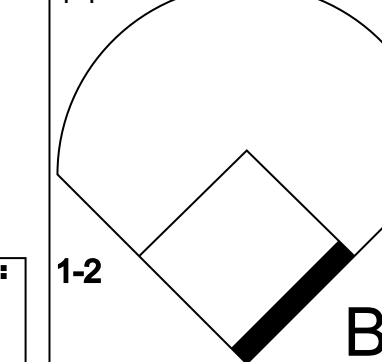
Batter	1	2	3	4	5	6	7	8	9	AB	R	H	RBI	BB	SO	LOB	BOTTOM																					
3 Reed Johnson, R (1, 9) OBP: 0.394, SLG: 0.485	1-2 2B	0-1 G4-3		1-2 2B			2-1 P6	1-0 F7		4	0	1	2	0	3	3																						
Frank Catalanotto, L (1, 7) OBP: 0.385, SLG: 0.453 15 Alex Rios, R (9, PH) OBP: 0.342, SLG: 0.498	1 SAFE	3-1 HBP	2-3 3-H	3-2 F9			0-2 17 BB		1-3 K	4	0	2	0	0	2	2																						
10 Vernon Wells, R (1, 8) OBP: 0.359, SLG: 0.553	4-0 BB		2-0 L6	2-0 F7			0-0 F8		2-2 17 BB	4	1	1	0	1	0	2																						
17 Lyle Overbay, L (1, 3) OBP: 0.369, SLG: 0.497	3-1 P6		3-1 F7			0-1 G1-3	4-2 BB		0-0 25 HR	4	1	1	0	1	0	3																						
25 Troy Glaus, R (1, 5) OBP: 0.360, SLG: 0.516	1-2 P2		1-2 FC6-4			1-3 K	1-2 P3		3-1 HR	5	1	2	3	0	1	5																						
Bengie Molina, R (1, 2) OBP: 0.322, SLG: 0.457 8 Russ Adams, L (8, PR) OBP: 0.275, SLG: 0.322		1-3 K	1-1 FC6-4			1-0 G6-3			1-1 HR	4	0	1	0	0	1	4																						
23 John Hattig, S (9, PH) OBP: 0.579, SLG: 0.500			1-2						2-1 F7	0	0	0	0	0	0	0																						
26 Adam Lind, L (1, 10) OBP: 0.444, SLG: 0.674 Jason Phillips, R (9, PH) OBP: 0.265, SLG: 0.424 Kevin Barker, L (9, PR) OBP: 0.400, SLG: 0.667		0-0 SH1-4		0-2 L9			3-2 L7		0-0 F7	4	1	1	0	0	1	1																						
2 Aaron Hill, R (1, 4) OBP: 0.350, SLG: 0.382	1-1 G4-3	1-1 SH1-4		4-2 6 BB			1-3 K		4-0 F7	3	1	1	0	2	1	1																						
6 John McDonald, R (1, 6) OBP: 0.265, SLG: 0.303 9 Gregg Zaun, S (8, PH) OBP: 0.360, SLG: 0.459		0-0 SH1-4		1-1 3 BB			3-1 F8		0-0 F4	2	1	1	1	0	0	0																						
Inning Stats	R: 0 E: 0 K: 1 S: 15	H: 1 LOB: 3 BB: 1 P: 28	R: 1 E: 0 K: 0 S: 11	H: 2 LOB: 1 BB: 0 P: 15	R: 0 E: 0 K: 0 S: 8	H: 1 LOB: 1 BB: 0 P: 15	R: 2 E: 0 K: 0 S: 16	H: 2 LOB: 1 BB: 1 P: 24	R: 0 E: 0 K: 1 S: 6	H: 0 LOB: 0 BB: 0 P: 8	R: 0 E: 0 K: 1 S: 10	H: 0 LOB: 0 BB: 0 P: 17	R: 0 E: 0 K: 0 S: 11	H: 1 LOB: 2 BB: 1 P: 18	R: 0 E: 0 K: 1 S: 6	H: 1 LOB: 2 BB: 1 P: 12	R: 3 E: 0 K: 1 S: 15	H: 4 LOB: 1 BB: 0 P: 24	1B: 8 2B: 2 3B: 1 HR: 1	SF: 0 SAC: 1 DP: 0 HBP: 1	WP: 0 PB: 0 SB: 0 CS: 0	PA: 44																
PITCHER	IP	WLS	BF	H	R	ER	SO	BB	IBB	HBP	BLK	WP	HR	S	P	ERA	WHIP	PITCHER	IP	WLS	BF	H	R	ER	SO	BB	IBB	HBP	BLK	WP	HR	S	P	ERA	WHIP			
27 Darrell Rasner, R (1, 1) ERA: 2.04	6.0	W	27	6	3	3	3	2	0	1	0	0	0	11	18	0.00	2.000																					
33 Brian Bruney, R (7, 1) ERA: 0.57	1.0	H	5	1	0	0	0	1	0	0	0	0	0	6	12	0.00	2.000																					
Scott Proctor, R (8, 1) ERA: 3.63	1.0	H	5	1	0	0	1	1	0	0	0	0	0	9	12	54.00	6.000																					
Ron Villone, L (9, 1) ERA: 4.71	0.1		3	2	2	2	1	0	0	0	0	0	0	1	2	∞	∞																					
Octavio Dotel, R (9, 1) ERA: 11.05	0.0		1	1	1	1	0	0	0	0	0	0	0	1	2	∞	∞																					

New York Yankees @ Toronto Blue Jays
Rogers Centre, Toronto, ON
Mon Sep 18 2006, 7:07 PM EDT
Att: 32,846 - Roof Closed - 68 F


AB 38
R 6
H 12
RBI 6
BB 4
SO 5
LOB 23



Batter	1	2	3	4	5	6	7	8	9	AB	R	H	RBI	BB	SO	LOB	TOP					
18 Johnny Damon, L (1.8) OBP: 0.364, SLG: 0.488										5	0	1	0	0	2	3	New York Yankees @ Toronto Blue Jays Rogers Centre, Toronto, ON Tue Sep 19 2006, 7:07 PM EDT Att: 30,793 - Partly Cloudy - 63 F					
2 Derek Jeter, R (1.6) OBP: 0.414, SLG: 0.482										4	1	1	0	0	1	3						
Bobby Abreu, L (1.9) OBP: 0.429, SLG: 0.453										4	1	2	2	1	0	0						
13 Alex Rodriguez, R (1.5) OBP: 0.385, SLG: 0.517										4	0	0	0	1	1	2						
25 Jason Giambi, L (1.3) OBP: 0.411, SLG: 0.553 Craig Wilson, R (5.3) OBP: 0.323, SLG: 0.460 Aaron Guiel, L (9. PH) OBP: 0.341, SLG: 0.437 12 Andy Phillips, R (9.3) OBP: 0.285, SLG: 0.403										2	1	0	0	0	0	4						
20 Jorge Posada, S (1.2) OBP: 0.379, SLG: 0.483										3	2	1	1	1	1	2						
24 Robinson Cano, L (1.4) OBP: 0.363, SLG: 0.503										4	0	1	0	0	1	2						
55 Hideki Matsui, L (1.10) OBP: 0.371, SLG: 0.483										4	1	1	1	0	1	3						
28 Melky Cabrera, S (1.7) OBP: 0.369, SLG: 0.401										4	0	2	2	0	0	0						
Inning Stats	R: 0 E: 0 K: 2 S: 11	H: 0 LOB: 2 BB: 1 P: 22	R: 1 E: 0 K: 2 S: 12	H: 2 LOB: 1 BB: 0 P: 23	R: 0 E: 0 K: 0 S: 3	H: 0 LOB: 0 BB: 0 P: 6	R: 2 E: 0 K: 1 S: 10	H: 2 LOB: 2 BB: 1 P: 19	R: 0 E: 0 K: 1 S: 13	H: 1 LOB: 2 BB: 1 P: 23	R: 0 E: 0 K: 0 S: 13	H: 0 LOB: 0 BB: 0 P: 18	R: 2 E: 0 K: 1 S: 15	H: 2 LOB: 0 BB: 0 P: 27	R: 1 E: 0 K: 1 S: 9	H: 2 LOB: 1 BB: 0 P: 13		R: 0 E: 0 K: 0 S: 7	H: 0 LOB: 0 BB: 0 P: 12	1B: 6 2B: 0 3B: 0 HR: 3	SF: 0 SAC: 0 DP: 0 HBP: 2	WP: 0 PB: 0 SB: 0 CS: 0
PITCHER	IP WLS BF H R ER SO BB IBB HBP BLK WP HR S P ERA WHIP	28 Shaun Marcum, R (1.1) ERA: 5.51 37 Scott Downs, L (5.1) ERA: 4.32 54 Jason Frasor, R (7.1) ERA: 4.34 Justin Speier, R (7.1) ERA: 2.96 56 Brian Tallet, L (8.1) ERA: 4.25																40 Dustin McGowan, R (8.1) ERA: 8.34				

Batter	1	2	3	4	5	6	7	8	9	AB	R	H	RBI	BB	SO	LOB	BOTTOM					
Frank Catalanotto, L (1.7) OBP: 0.358, SLG: 0.451										4	0	1	0	1	1	5	New York Yankees @ Toronto Blue Jays Rogers Centre, Toronto, ON Tue Sep 19 2006, 7:07 PM EDT Att: 30,793 - Partly Cloudy - 63 F					
26 Adam Lind, L (1.10) OBP: 0.400, SLG: 0.604										5	0	0	0	0	1	8						
10 Vernon Wells, R (1.8) OBP: 0.358, SLG: 0.551										5	1	1	0	0	0	1						
25 Troy Glaus, R (1.5) OBP: 0.358, SLG: 0.513										5	1	1	0	0	1	2						
17 Lyle Overbay, L (1.3) OBP: 0.371, SLG: 0.498										5	1	3	1	0	0	0						
2 Aaron Hill, R (1.6) OBP: 0.347, SLG: 0.379										4	0	0	0	0	0	3						
9 Gregg Zaun, S (1.2) OBP: 0.362, SLG: 0.459										4	0	2	1	0	0	0						
15 Alex Rios, R (1.9) OBP: 0.346, SLG: 0.501										3	0	2	1	1	0	0						
8 Russ Adams, L (1.4) OBP: 0.282, SLG: 0.328										2	0	1	0	2	0	3						
Inning Stats	R: 0 E: 0 K: 0 S: 11	H: 1 LOB: 1 BB: 0 P: 16	R: 1 E: 0 K: 0 S: 9	H: 3 LOB: 3 BB: 1 P: 17	R: 1 E: 0 K: 0 S: 5	H: 2 LOB: 0 BB: 0 P: 8	R: 0 E: 0 K: 0 S: 10	H: 1 LOB: 2 BB: 1 P: 20	R: 1 E: 0 K: 0 S: 12	H: 3 LOB: 3 BB: 1 P: 23	R: 0 E: 0 K: 0 S: 7	H: 0 LOB: 0 BB: 0 P: 10	R: 0 E: 0 K: 1 S: 6	H: 0 LOB: 0 BB: 0 P: 11	R: 0 E: 0 K: 2 S: 15	H: 1 LOB: 2 BB: 1 P: 29		R: 0 E: 0 K: 0 S: 7	H: 0 LOB: 0 BB: 0 P: 8	1B: 8 2B: 3 3B: 0 HR: 0	SF: 0 SAC: 0 DP: 0 HBP: 0	WP: 1 PB: 0 SB: 0 CS: 0
PITCHER	IP WLS BF H R ER SO BB IBB HBP BLK WP HR S P ERA WHIP	58 Jeff Karstens, R (1.1) ERA: 4.11 Mike Myers, L (7.1) ERA: 2.97 3B T.J. Beam, R (7.1) ERA: 9.19 60 Jose Veras, R (8.1) ERA: 3.0 Kyle Farnsworth, R (9.1) ERA: 4.29																				

AB	36
R	6
H	9
RBI	6
BB	3
SO	8
LOB	19




AB	37
R	3
H	11
RBI	3
BB	4
SO	3
LOB	22



Batter	1	2	3	4	5	6	7	8	9	AB	R	H	RBI	BB	SO	LOB	TOP					
28 Melky Cabrera, S (1, 7) OBP: 0.368, SLG: 0.399	1-1 G3		1-0 G1-3		4-0 24 1B BB		2-2 G1-3			3	0	0	0	1	0	1	New York Yankees @ Toronto Blue Jays Rogers Centre, Toronto, ON Wed Sep 20 2006, 7:07 PM EDT Att: 33,029 - Roof Closed - 68 F					
24 Robinson Cano, L (1, 4) OBP: 0.364, SLG: 0.506	0-0 G6-3		0-0 2B		0-0 1B			0-1 L7		4	0	2	1	0	0	0						
Bobby Abreu, L (1, 9) OBP: 0.428, SLG: 0.453	1-1 2B		3-H 2-3 K		1-3 K			0-0 L4		4	0	1	0	0	2	3						
13 Alex Rodriguez, R (1, 5) OBP: 0.384, SLG: 0.514	1-1 G5-3			1-2 G4-3		1-0 G6-3		4-1 BB		3	0	0	0	1	0	1						
55 Hideki Matsui, L (1, 10) OBP: 0.368, SLG: 0.473		1-1 G5-3		4-2 1B BB		1-2 P5		1-2 G4-3		3	0	0	0	1	0	1						
Bernie Williams, S (1, 8) OBP: 0.335, SLG: 0.441		0-1 G4-3		2-2 G5-4-3 1B		2-1 HR		0-1 G1-4-3		4	1	2	1	0	0	0						
Aaron Guiel, L (1, 3) Craig Wilson, R (4, PH) OBP: 0.320, SLG: 0.456	1-1 G3			3-2 G5-4-3 1-2		0-1 G6-3		0-2 G6-3		1	0	0	0	0	0	0						
Miguel Cairo, R (1, 6) 20 Jorge Posada, S (9, PH)			0-0 28 G1-3 24 2B G5-3 1B		0-1 F8		2-1 L4		1-0 G6-3	3	1	1	0	0	0	0						
Wil Nieves, R (1, 2)			1-2 G5-3		2-2 G4-3		0-1 G4-3			1	0	0	0	0	0	0						
Inning Stats	R: 0 E: 0 K: 0 S: 7	H: 1 LOB: 1 BB: 0 P: 10	R: 0 E: 0 K: 0 S: 6	H: 0 LOB: 0 BB: 0 P: 8	R: 1 E: 0 K: 1 S: 9	H: 2 LOB: 1 BB: 0 P: 13	R: 0 E: 0 K: 0 S: 12	H: 1 LOB: 1 BB: 1 P: 22	R: 0 E: 0 K: 1 S: 10	H: 1 LOB: 2 BB: 1 P: 17	R: 1 E: 0 K: 0 S: 8	H: 1 LOB: 0 BB: 0 P: 12	R: 0 E: 0 K: 0 S: 9	H: 0 LOB: 0 BB: 0 P: 13	R: 0 E: 0 K: 0 S: 7	H: 0 LOB: 1 BB: 1 P: 12		R: 0 E: 0 K: 0 S: 6	H: 0 LOB: 0 BB: 0 P: 7	1B: 3 2B: 2 3B: 0 HR: 1	SF: 0 SAC: 0 DP: 1 HBP: 0	WP: 0 PB: 0 SB: 0 CS: 0
PITCHER	IP WLS BF H R ER SO BB IBB HBP BLK WP HR S P ERA WHIP																					
32 Roy Halladay, R (1, 1) ERA: 3.19	3.1 W 10 3 1 1 1 1 0 0 0 0 0 0 28 42 2.70 1.200																					
50 Davis Romero, L (4, 1) ERA: 3.35	2.1 W 10 3 1 1 1 1 0 0 0 0 0 1 22 38 3.86 1.714																					
49 Jeremy Accardo, R (6, 1) ERA: 4.64	1.1 H 4 0 0 0 0 0 0 0 0 0 0 0 11 15 0.00 0.000																					
22 Brandon League, R (8, 1) ERA: 2.58	1.0 H 4 0 0 0 0 1 0 0 0 0 0 0 7 12 0.00 1.000																					
52 B.J. Ryan, L (9, 1) ERA: 1.32	1.0 S 3 0 0 0 0 0 0 0 0 0 0 0 6 7 0.00 0.000																					

Batter	1	2	3	4	5	6	7	8	9	AB	R	H	RBI	BB	SO	LOB	BOTTOM	
3 Reed Johnson, R (1, 7) OBP: 0.394, SLG: 0.484	3-2 G6-3		0-0 10 BB 1B	0-2 15 2B 1B		1-0 F9		0-2 G5-3		5	0	2	1	0	0	0	New York Yankees @ Toronto Blue Jays Rogers Centre, Toronto, ON Wed Sep 20 2006, 7:07 PM EDT Att: 33,029 - Roof Closed - 68 F	
15 Alex Rios, R (1, 9) OBP: 0.346, SLG: 0.502	1-1 F9		2-2 K	1-0 1-3 2H 1B		0-1 25 BB 10 BB 1B		1-3 K		5	0	2	1	0	2	2		
10 Vernon Wells, R (1, 8) OBP: 0.359, SLG: 0.549	1-1 G3		4-1 1-2 2-3 BB	0-3 2B		4-0 25 BB BB				2	0	0	0	2	1	2		
25 Troy Glaus, R (1, 5) OBP: 0.358, SLG: 0.510		1-3 K	3-3 K		0-0 G4-3		4-0 1-2 2-3 BB			3	0	0	0	1	2	3		
Bengie Molina, R (1, 2) OBP: 0.321, SLG: 0.462	3-2 P4			2-1 HR		1-0 F9		0-0 F8		4	1	1	1	0	0	3		
2 Aaron Hill, R (1, 4) OBP: 0.346, SLG: 0.382	2-2 2B			2-1 G4-3		1-1 17 BB 1B				4	0	2	0	0	0	0		
17 Lyle Overbay, L (1, 3) OBP: 0.371, SLG: 0.497	0-2 F9			1-1 6 BB 3 1B 1B		4-2 FC4-6 BB		1-1 F8		3	1	1	0	1	0	1		
Jason Phillips, R (1, 10) Kevin Barker, L (6, PH) OBP: 0.333, SLG: 0.545			4-0 10 BB 3 1B BB	2-3 K		2-1 FC4-6 BB		0-3 K		1	0	0	0	1	1	1		
6 John McDonald, R (1, 6) OBP: 0.265, SLG: 0.299			3-2 F8	4-1 3 1B 15 2B BB		3-2 P3		1-0 F9		3	1	0	0	1	0	1		
Inning Stats	R: 0 E: 0 K: 0 S: 7	H: 0 LOB: 0 BB: 0 P: 12	R: 0 E: 0 K: 1 S: 14	H: 1 LOB: 1 BB: 0 P: 20	R: 0 E: 0 K: 2 S: 13	H: 1 LOB: 2 BB: 2 P: 29	R: 3 E: 0 K: 2 S: 18	H: 4 LOB: 2 BB: 1 P: 30	R: 0 E: 0 K: 0 S: 8	H: 1 LOB: 3 BB: 2 P: 19	R: 0 E: 0 K: 1 S: 8	H: 0 LOB: 0 BB: 0 P: 10	R: 0 E: 0 K: 1 S: 7	H: 0 LOB: 0 BB: 0 P: 9	1B: 5 2B: 2 3B: 0 HR: 1	SF: 0 SAC: 0 DP: 0 HBP: 0		WP: 0 PB: 0 SB: 0 CS: 0
PITCHER	IP WLS BF H R ER SO BB IBB HBP BLK WP HR S P ERA WHIP																	
34 Sean Henn, L (1, 1) ERA: 7.94	3.2 L 18 4 3 0 0 1 3 0 0 0 0 0 1 44 82 7.36 1.909																	
33 Brian Bruney, R (4, 1) ERA: 0.53	1.1 8 3 0 0 0 1 1 0 0 0 0 0 0 16 25 0.00 3.000																	
Octavio Dotel, R (6, 1) ERA: 10.13	0.2 5 1 0 0 0 0 2 0 0 0 0 0 0 6 18 0.00 4.500																	
Scott Proctor, R (6, 1) ERA: 3.58	1.1 4 0 0 0 0 1 0 0 0 0 0 0 0 9 11 0.00 0.000																	
60 Jose Veras, R (8, 1) ERA: 2.57	1.0 3 0 0 0 0 1 0 0 0 0 0 0 0 7 9 0.00 0.000																	

AB	32
R	2
H	6
RBI	2
BB	3
SO	2
LOB	9

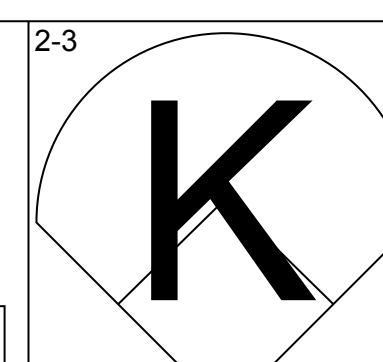
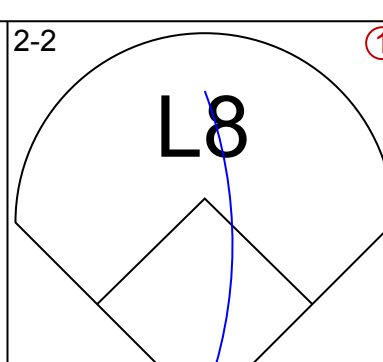
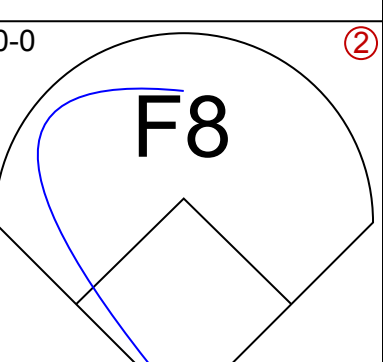
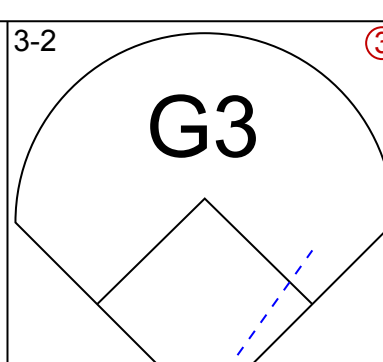
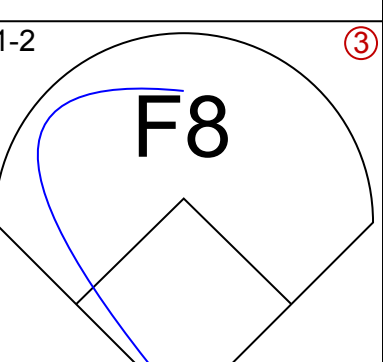
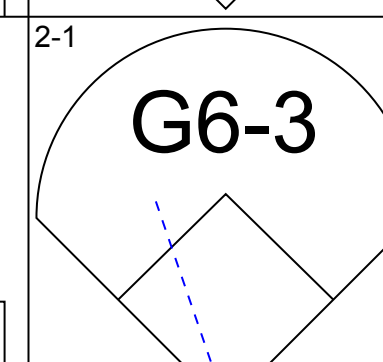
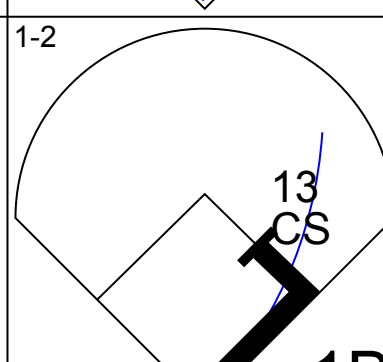
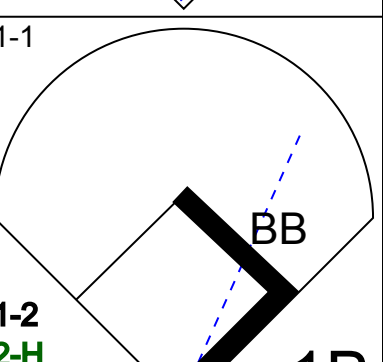
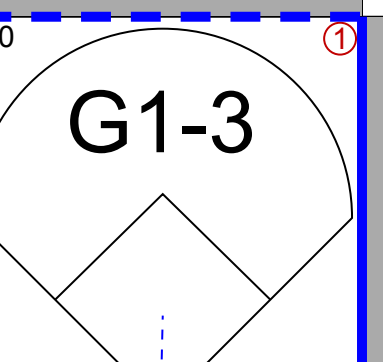
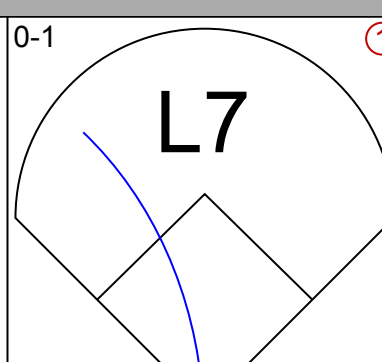
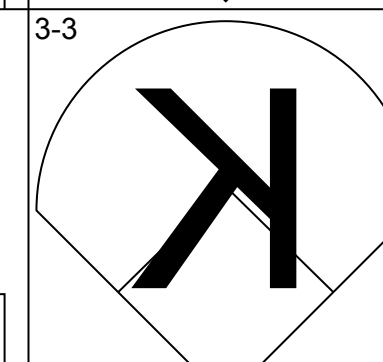
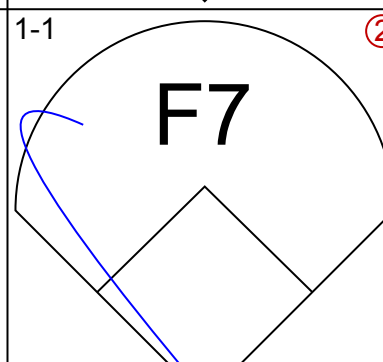
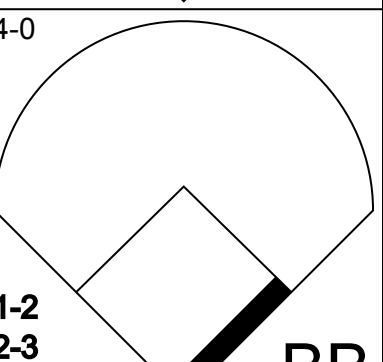
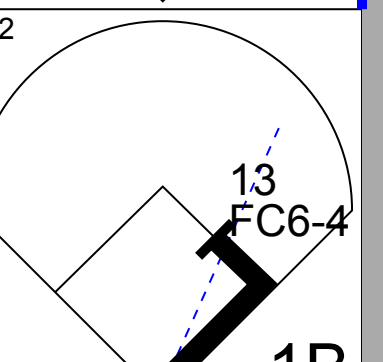
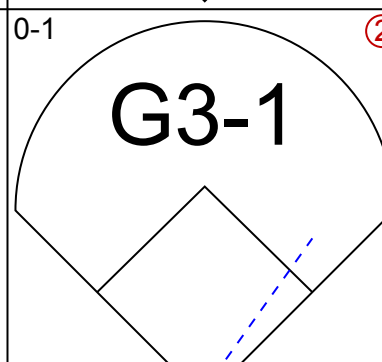
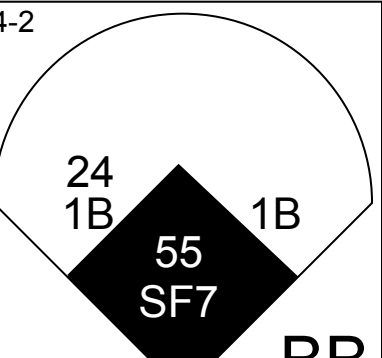
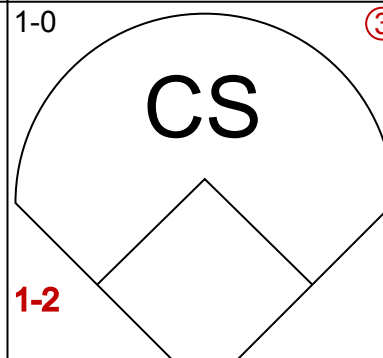
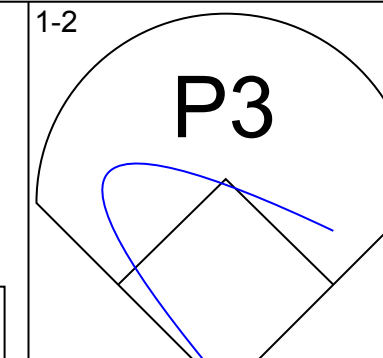
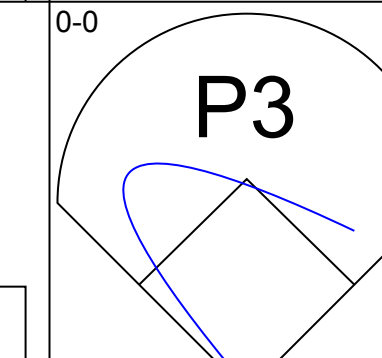
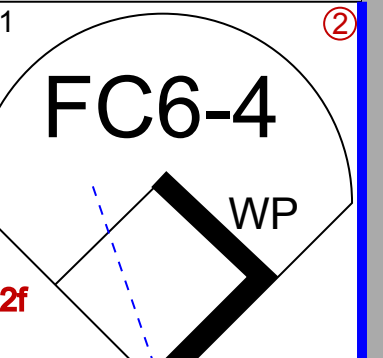
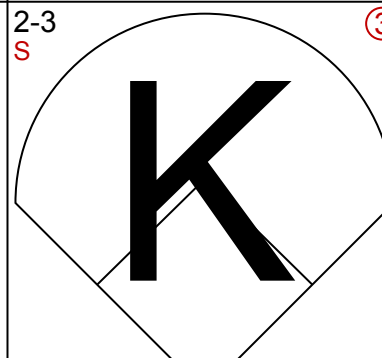
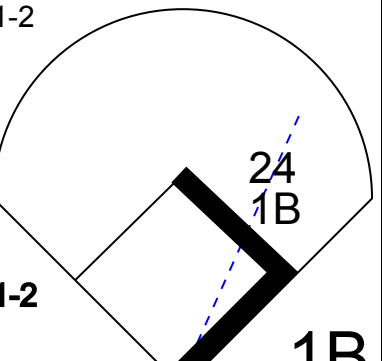
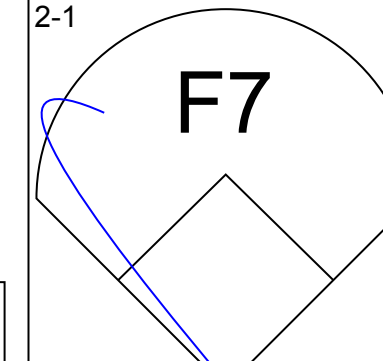
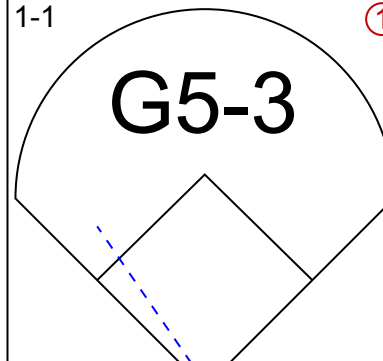
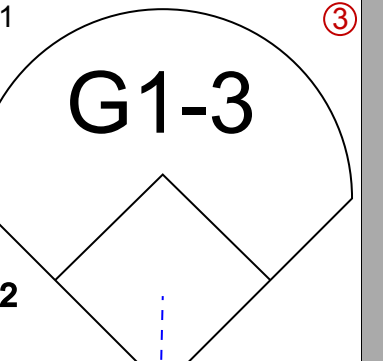
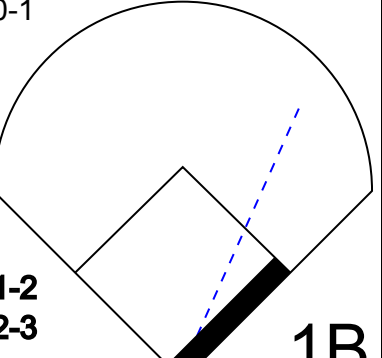
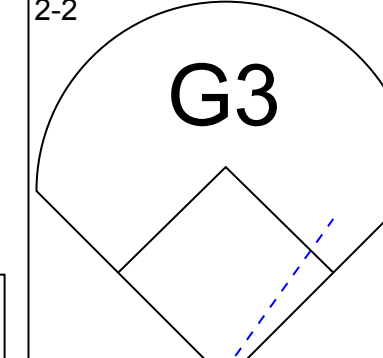
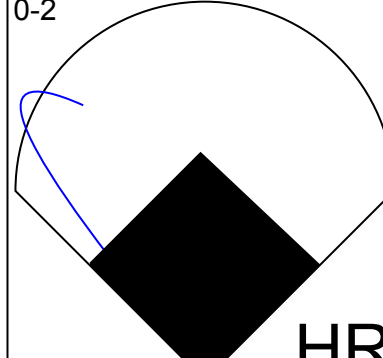
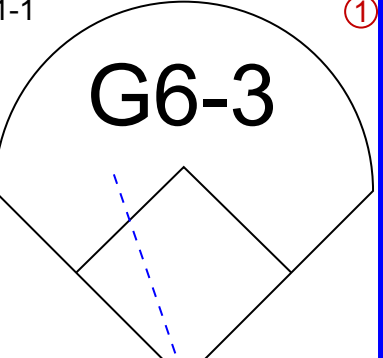

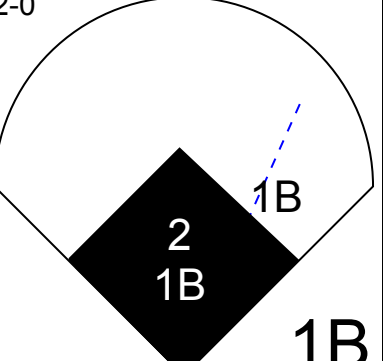
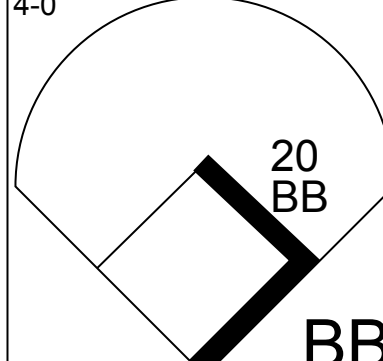
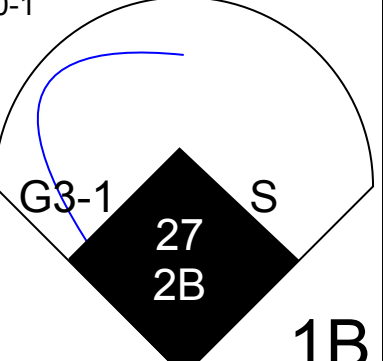

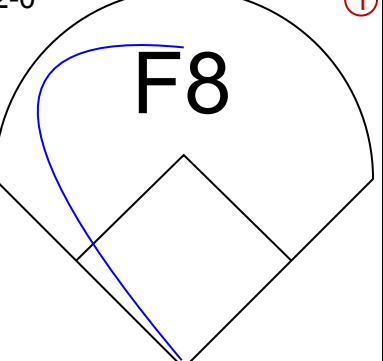
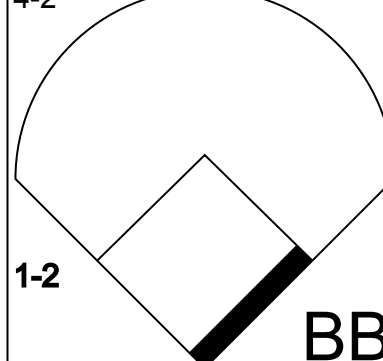
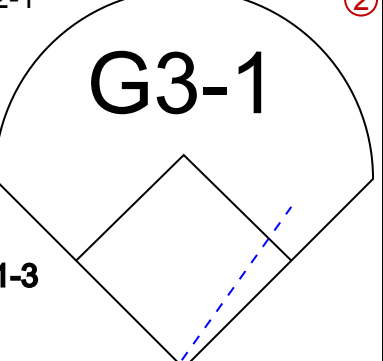

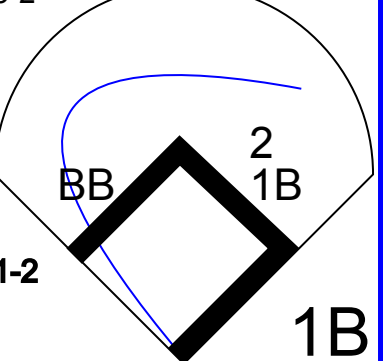

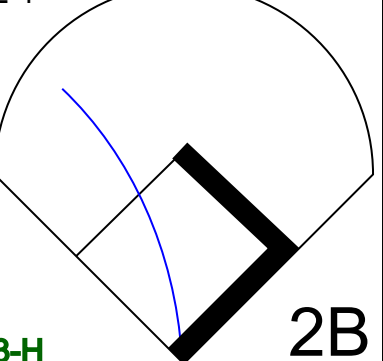


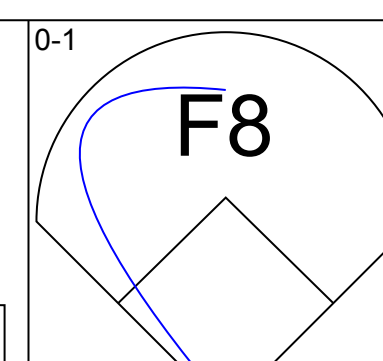
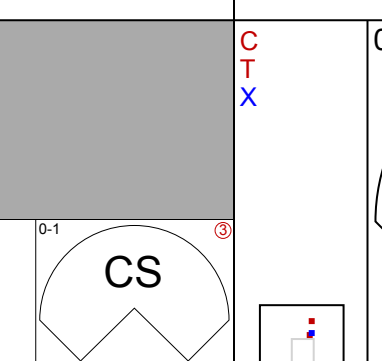
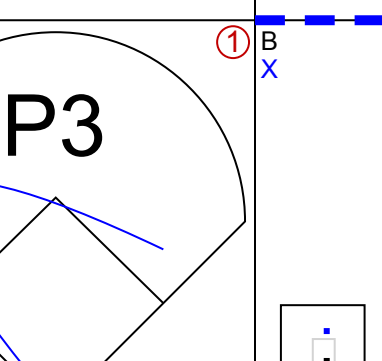
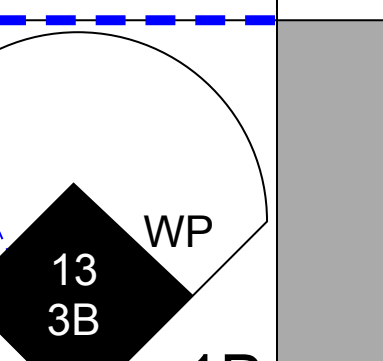
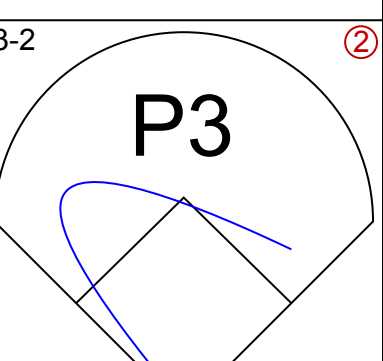
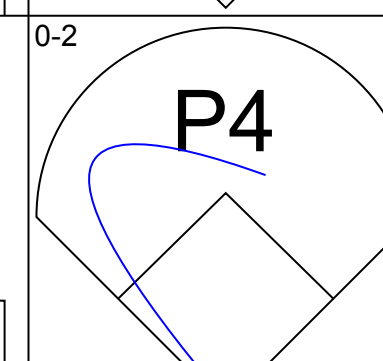
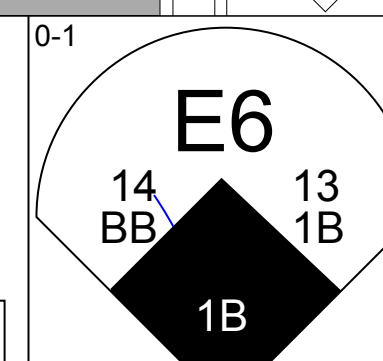
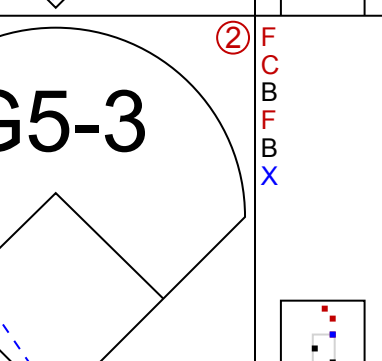
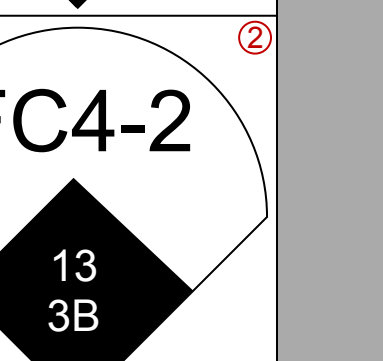
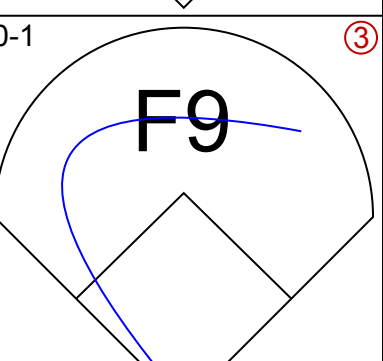
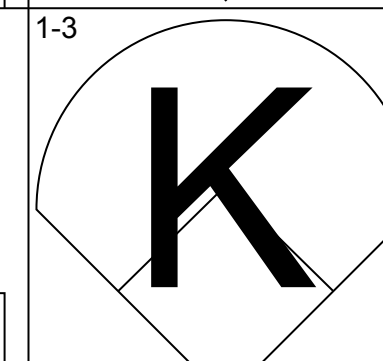
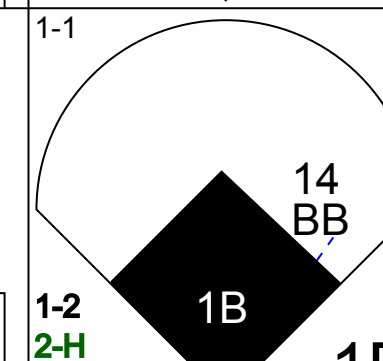
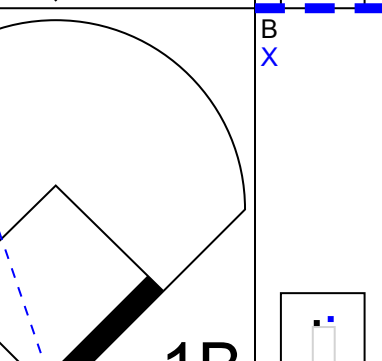
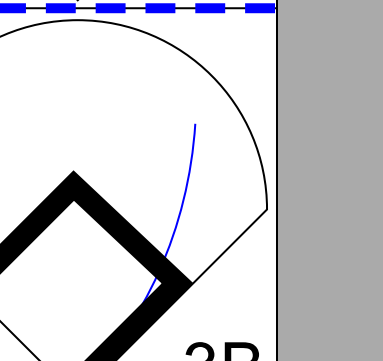
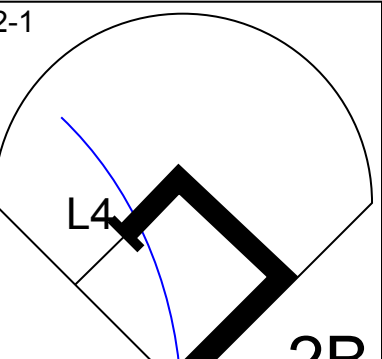
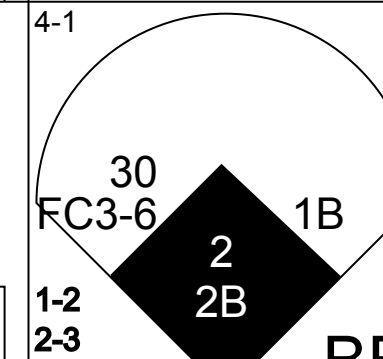
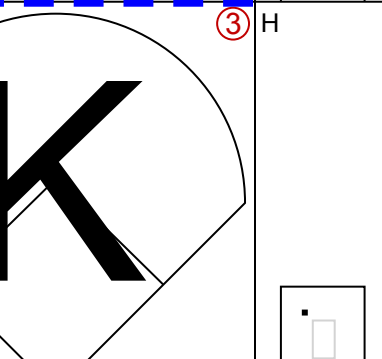


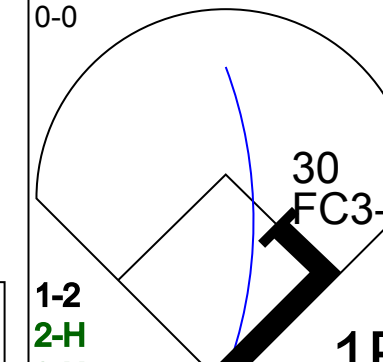
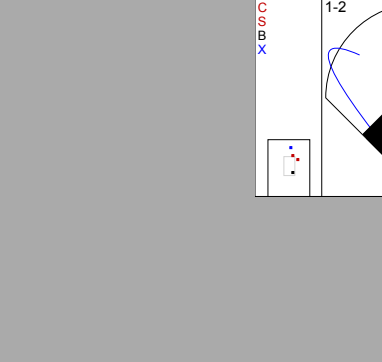
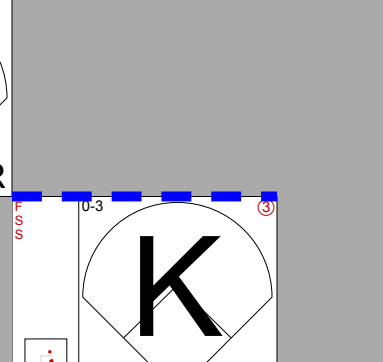

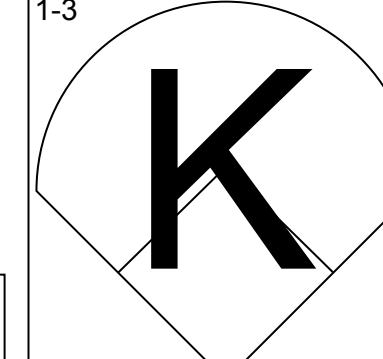
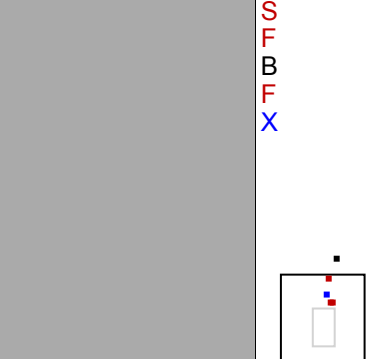
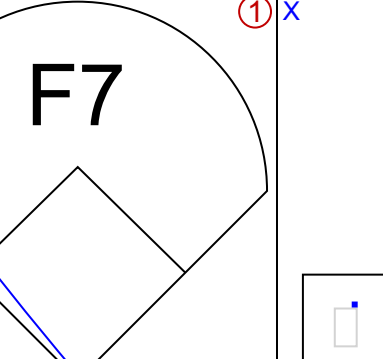
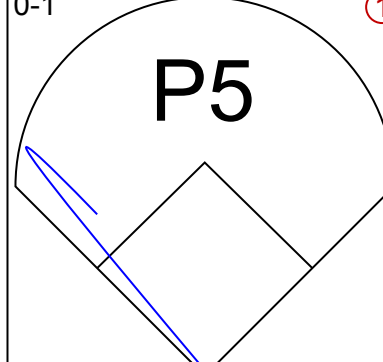
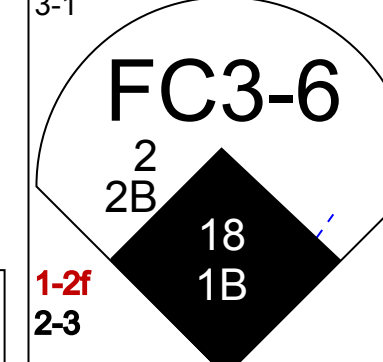
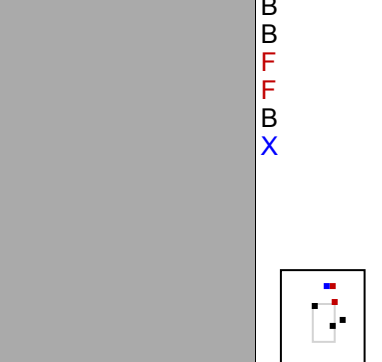
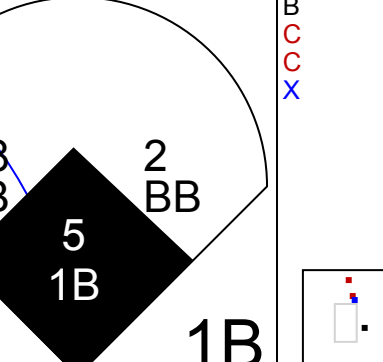

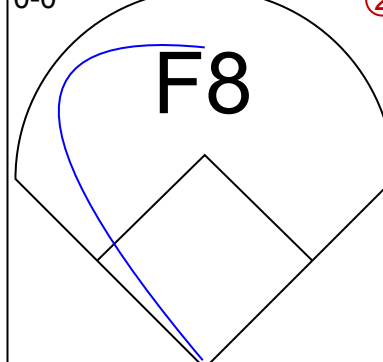
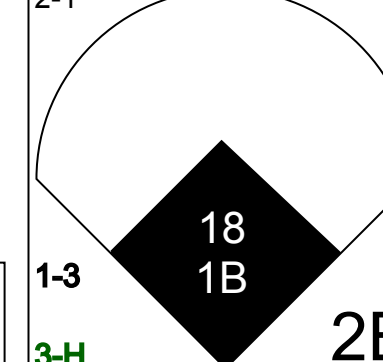
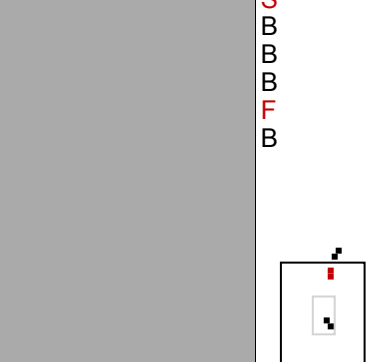
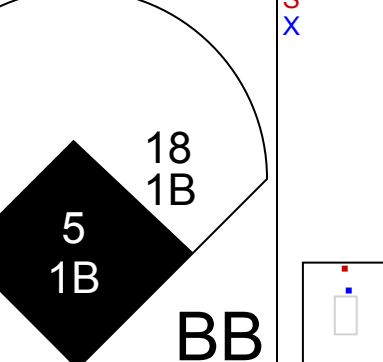

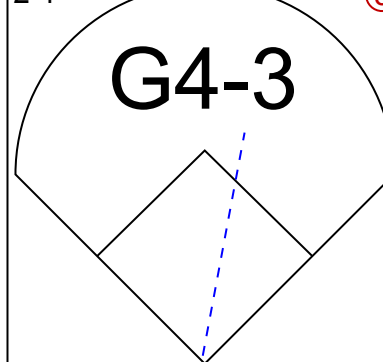
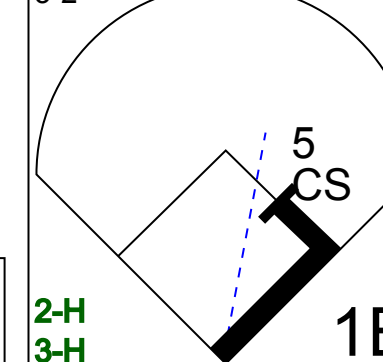
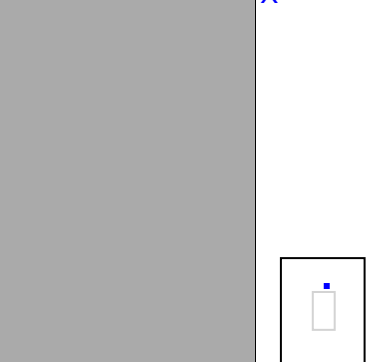
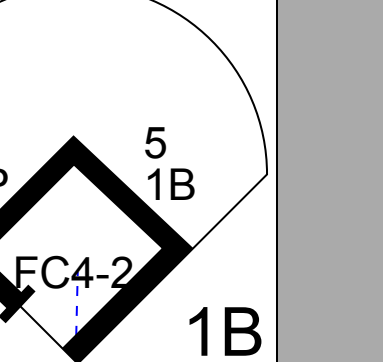
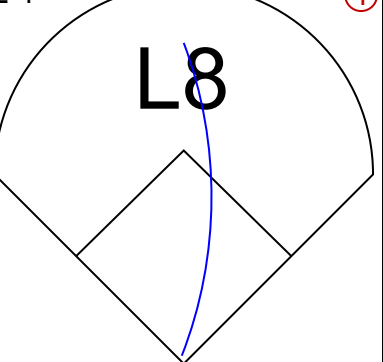
AB	32
R	3
H	8
RBI	3
BB	6
SO	7
LOB	15



Batter	1	2	3	4	5	6	7	8	9	AB	R	H	RBI	BB	SO	LOB	TOP					
28 Melky Cabrera, S OBP: 0.367, SLG: 0.400	F7			G4-3		G6-3	2B			4	0	1	1	0	0	0	New York Yankees @ Tampa Bay Devil Rays Tropicana Field, St. Petersburg, FL Fri Sep 22 2006, 7:15 PM EDT Att: 26,337 - Dome - 72 F livebaseballscorecards.com					
24 Robinson Cano, L OBP: 0.365, SLG: 0.515	K			HR		2B	K			4	1	2	1	0	2	1						
2 Derek Jeter, R OBP: 0.413, SLG: 0.481	G4-3			F8		K				4	0	1	0	0	1	1						
20 Jorge Posada, S OBP: 0.377, SLG: 0.480		K				F8				4	0	1	0	0	1	2						
Gary Sheffield, R OBP: 0.364, SLG: 0.429 Andy Cannizaro, R OBP: 0.333, SLG: 0.333		G5-3				G4-3				3	0	0	0	0	0	1						
Bernie Williams, S OBP: 0.334, SLG: 0.439		K				G3-1				4	1	1	0	0	1	0						
Aaron Guiel, L OBP: 0.343, SLG: 0.460				G3-4-1		PB				4	1	2	2	0	0	0						
Miguel Cairo, R OBP: 0.269, SLG: 0.303				G6-3		P3				4	1	1	0	0	0	1						
Nick Green, R OBP: 0.264, SLG: 0.283				K		F9				3	0	0	0	0	1	2						
						G1-3																
Inning Stats	R: 0 E: 0 K: 1 S: 6	H: 0 LOB: 0 BB: 0 P: 8	R: 0 E: 0 K: 2 S: 8	H: 0 LOB: 0 BB: 0 P: 12	R: 0 E: 0 K: 1 S: 6	H: 0 LOB: 0 BB: 0 P: 11	R: 1 E: 0 K: 0 S: 6	H: 2 LOB: 1 BB: 0 P: 8	R: 0 E: 0 K: 0 S: 9	H: 1 LOB: 1 BB: 0 P: 14	R: 0 E: 0 K: 1 S: 7	H: 1 LOB: 1 BB: 0 P: 9	R: 3 E: 0 K: 1 S: 14	H: 4 LOB: 1 BB: 0 P: 18	R: 0 E: 1 K: 0 S: 5	H: 1 LOB: 0 BB: 0 P: 5	R: 0 E: 0 K: 0 S: 6	H: 0 LOB: 0 BB: 0 P: 12	1B: 4 2B: 3 3B: 0 HR: 2	SF: 0 SAC: 0 DP: 0 HBP: 0	WP: 0 SB: 1 CS: 1	PA: 35
PITCHER	IP	WLS	BF	H	R	ER	SO	BB	IBB	HBP	BLK	WP	HR	S	P	ERA	WHIP					
33 James Shields, R ERA: 4.84	7.0	L	29	8	4	4	6	0	0	0	0	0	2	56	80	5.14	1.143					
22 Shawn Camp, R ERA: 4.71	1.0		3	1	0	0	0	0	0	0	0	0	0	5	5	0.00	1.000					
45 Ruddy Lugo, R ERA: 3.9	1.0		3	0	0	0	0	0	0	0	0	0	0	6	12	0.00	0.000					

Batter	1	2	3	4	5	6	7	8	9	AB	R	H	RBI	BB	SO	LOB	BOTTOM					
5 Rocco Baldelli, R OBP: 0.338, SLG: 0.532	HR			G5-3		G6-3				4	1	1	1	0	1	1	New York Yankees @ Tampa Bay Devil Rays Tropicana Field, St. Petersburg, FL Fri Sep 22 2006, 7:15 PM EDT Att: 26,337 - Dome - 72 F livebaseballscorecards.com					
Delmon Young, R OBP: 0.376, SLG: 0.571				G6-3		13 G3				4	0	2	0	0	0	0						
13 Carl Crawford, L OBP: 0.344, SLG: 0.479	FC1-6			F7		G3				4	0	1	0	0	0	2						
14 Greg Norton, S OBP: 0.360, SLG: 0.487	F8			G6-3		L4				4	0	0	0	0	1	3						
Ty Wigginton, R OBP: 0.324, SLG: 0.474	K					G5-3				3	0	1	0	0	1	2						
30 Dioner Navarro, S OBP: 0.334, SLG: 0.360				L6		K				4	0	1	0	0	2	3						
2 B.J. Upton, R OBP: 0.279, SLG: 0.260						L8				4	0	0	0	0	1	3						
18 Ben Zobrist, S OBP: 0.259, SLG: 0.325						P5				3	0	0	0	0	1	1						
Tomas Perez, S OBP: 0.222, SLG: 0.287						P5				3	0	1	0	0	1	1						
Inning Stats	R: 1 E: 0 K: 1 S: 9	H: 2 LOB: 1 BB: 0 P: 12	R: 0 E: 0 K: 2 S: 11	H: 1 LOB: 0 BB: 0 P: 17	R: 0 E: 0 K: 0 S: 8	H: 0 LOB: 0 BB: 0 P: 12	R: 0 E: 0 K: 0 S: 6	H: 1 LOB: 0 BB: 0 P: 9	R: 0 E: 0 K: 0 S: 8	H: 1 LOB: 1 BB: 0 P: 13	R: 0 E: 0 K: 0 S: 5	H: 1 LOB: 1 BB: 0 P: 10	R: 0 E: 0 K: 1 S: 6	H: 0 LOB: 0 BB: 0 P: 9	R: 0 E: 0 K: 1 S: 5	H: 0 LOB: 0 BB: 0 P: 7	R: 0 E: 0 K: 3 S: 14	H: 1 LOB: 2 BB: 0 P: 21	1B: 4 2B: 3 3B: 0 HR: 1	SF: 0 SAC: 0 DP: 1 HBP: 1	WP: 0 SB: 0 CS: 0	PA: 34
PITCHER	IP	WLS	BF	H	R	ER	SO	BB	IBB	HBP	BLK	WP	HR	S	P	ERA	WHIP					
40 Chien-Ming Wang, R ERA: 3.57	7.0	W	26	6	1	1	4	0	0	0	0	0	0	53	82	1.29	0.857					
Scott Proctor, R ERA: 3.55	1.0	H	3	0	0	0	1	0	0	0	0	0	0	5	7	0.00	0.000					
42 Mariano Rivera, R ERA: 1.88	1.0	S	5	1	0	0	3	0	0	1	0	0	0	14	21	0.00	1.000					

Batter	1	2	3	4	5	6	7	8	9	AB	R	H	RBI	BB	SO	LOB	TOP											
18 Johnny Damon, L (1, 8) OBP: 0.362, SLG: 0.483										5	0	0	0	0	1	5	New York Yankees @ Tampa Bay Devil Rays Tropicana Field, St. Petersburg, FL Sun Sep 24 2006, 1:15 PM EDT Att: 31,422 - Dome - 72 F livebaseballscorecards.com											
2 Derek Jeter, R (1, 6) OBP: 0.413, SLG: 0.479 Andy Cannizzaro, R (7, 6) OBP: 0.250, SLG: 0.250										4	0	2	1	0	0	0												
Bobby Abreu, L (1, 9) OBP: 0.427, SLG: 0.450										4	0	1	0	1	1	1												
13 Alex Rodriguez, R (1, 5) OBP: 0.383, SLG: 0.510 12 Andy Phillips, R (7, PR) OBP: 0.292, SLG: 0.399										3	1	0	0	1	0	4												
Gary Sheffield, R (1, 3) OBP: 0.363, SLG: 0.420 Miguel Cairo, R (6, 3) OBP: 0.271, SLG: 0.310										3	0	1	0	0	0	0												
24 Robinson Cano, L (1, 4) OBP: 0.385, SLG: 0.519 Nick Green, R (8, 4) OBP: 0.264, SLG: 0.283										4	1	2	1	0	0	0												
55 Hideki Matsui, L (1, 10) OBP: 0.374, SLG: 0.481										2	2	2	1	1	0	0												
20 Jorge Posada, S (1, 2) OBP: 0.375, SLG: 0.474 Wil Nieves, R (7, 2) OBP: 0.264, SLG: 0.283										2	0	0	0	1	0	3												
Aaron Quiel, L (1, 7) OBP: 0.342, SLG: 0.457 Craig Wilson, R (6, PH) OBP: 0.320, SLG: 0.456 28 Melky Cabrera, S (6, PH) OBP: 0.363, SLG: 0.395 27 Kevin Thompson, R (6, 7) OBP: 0.452, SLG: 0.560										2	0	1	0	0	0	2												
Inning Stats	R: 0 E: 0 K: 2 S: 9	H: 0 LOB: 0 BB: 0 P: 16	R: 1 E: 0 K: 0 S: 11	H: 2 LOB: 2 BB: 1 P: 19	R: 0 E: 0 K: 0 S: 11	H: 1 LOB: 0 BB: 0 P: 15	R: 0 E: 0 K: 0 S: 8	H: 0 LOB: 0 BB: 0 P: 13	R: 1 E: 0 K: 1 S: 12	H: 3 LOB: 3 BB: 1 P: 24	R: 1 E: 0 K: 1 S: 14	H: 1 LOB: 2 BB: 2 P: 27	R: 0 E: 0 K: 0 S: 8	H: 1 LOB: 2 BB: 0 P: 16	R: 1 E: 0 K: 0 S: 12	H: 2 LOB: 1 BB: 0 P: 18		R: 0 E: 0 K: 1 S: 12	H: 0 LOB: 0 BB: 0 P: 14	1B: 8 2B: 1 3B: 0 HR: 1	SF: 1 SAC: 0 DP: 0 HBP: 0	WP: 1 PB: 0 CS: 1	PA: 41					
PITCHER	IP	WLS	BF	H	R	ER	SO	BB	IBB	HBP	BLK	WP	HR	S	P	ERA		WHIP										
Brian Stokes, R (1, 1) ERA: 6.35	5.1	W	24	7	3	3	2	2	0	0	0	0	1	56	93	5.06		1.688										
52 Jon Switzer, L (6, 1) ERA: 4.25	0.0		2	0	0	0	0	2	0	0	0	0	0	2	10	∞		∞										
45 Ruddy Lugo, R (6, 1) ERA: 3.87	0.2	H	2	0	0	0	1	0	0	0	0	0	0	7	11	0.00		0.000										
22 Shawn Camp, R (7, 1) ERA: 4.64	1.0		4	1	0	0	0	0	0	0	0	1	0	8	16	0.00		1.000										
36 Edwin Jackson, R (8, 1) ERA: 6.25	2.0		8	2	1	1	1	0	0	0	0	0	0	24	32	4.50	1.000											

Batter	1	2	3	4	5	6	7	8	9	AB	R	H	RBI	BB	SO	LOB	BOTTOM											
5 Rocco Baldelli, R (1, 8) OBP: 0.345, SLG: 0.536										5	2	2	2	0	0	0	New York Yankees @ Tampa Bay Devil Rays Tropicana Field, St. Petersburg, FL Sun Sep 24 2006, 1:15 PM EDT Att: 31,422 - Dome - 72 F livebaseballscorecards.com											
Delmon Young, R (1, 9) OBP: 0.343, SLG: 0.515										5	2	0	0	0	3													
13 Carl Crawford, L (1, 7) OBP: 0.346, SLG: 0.483										4	1	3	3	0	1	0												
14 Greg Norton, S (1, 3) OBP: 0.365, SLG: 0.491 Tomas Perez, S (6, PR) OBP: 0.223, SLG: 0.288										2	1	1	0	1	1	1												
Ty Wigginton, R (1, 4) OBP: 0.329, SLG: 0.492										0	0	0	0	0	0	0												
Kevin Witt, L (1, 10) OBP: 0.143, SLG: 0.286										4	1	2	3	0	1	3												
30 Dioner Navarro, S (1, 2) OBP: 0.333, SLG: 0.358										4	2	1	0	0	2	2												
2 B.J. Upton, R (1, 5) OBP: 0.284, SLG: 0.288										3	2	1	1	1	0	0												
18 Ben Zobrist, S (1, 6) OBP: 0.270, SLG: 0.333										4	0	2	2	0	0	0												
Inning Stats	R: 0 E: 0 K: 1 S: 9	H: 0 LOB: 0 BB: 0 P: 10	R: 0 E: 0 K: 0 S: 5	H: 1 LOB: 0 BB: 0 P: 7	R: 0 E: 0 K: 0 S: 5	H: 0 LOB: 0 BB: 0 P: 7	R: 6 E: 1 K: 1 S: 21	H: 5 LOB: 1 BB: 1 P: 35	R: 0 E: 0 K: 1 S: 16	H: 1 LOB: 1 BB: 0 P: 20	R: 5 E: 0 K: 1 S: 22	H: 5 LOB: 2 BB: 1 P: 36	R: 0 E: 0 K: 0 S: 6	H: 0 LOB: 0 BB: 0 P: 7	R: 0 E: 0 K: 0 S: 7	H: 0 LOB: 0 BB: 0 P: 12		R: 0 E: 0 K: 0 S: 7	H: 0 LOB: 0 BB: 0 P: 14	1B: 7 2B: 4 3B: 1 HR: 1	SF: 0 SAC: 0 DP: 1 HBP: 1	WP: 2 PB: 0 CS: 1	PA: 39					
PITCHER	IP	WLS	BF	H	R	ER	SO	BB	IBB	HBP	BLK	WP	HR	S	P	ERA		WHIP										
35 Mike Mussina, R (1, 1) ERA: 3.57	4.2	L	21	7	6	2	2	1	0	0	0	0	1	18	28	54.00		6.000										
Ron Villone, L (5, 1) ERA: 5.13	0.2		6	3	4	4	1	1	0	0	0	0	0	1	28	∞		∞										
27 Darrell Rasner, R (6, 1) ERA: 2.5	0.1		2	1	0	0	0	0	0	0	0	1	0	5	8	0.00		3.000										
Mike Myers, L (6, 1) ERA: 2.97	0.0		2	1	1	1	0	0	0	1	0	0	0	1	3	∞		∞										
38 T.J. Beam, R (6, 1) ERA: 8.47	1.1		4	0	0	0	1	0	0	0	0	0	0	9	10	0.00	0.000											

Batter	1	2	3	4	5	6	7	8	9	AB	R	H	RBI	BB	SO	LOB	TOP					
18 Johnny Damon, L OBP: 0.363, SLG: 0.488 Aron Quiel, L OBP: 0.345, SLG: 0.457										3	2	1	1	0	0	1	New York Yankees @ Tampa Bay Devil Rays Tropicana Field, St. Petersburg, FL Mon Sep 25 2006, 7:15 PM EDT Att: 24,053 - Dome - 72 F livebaseballscorecards.com					
2 Derek Jeter, R OBP: 0.414, SLG: 0.481 Nick Green, R OBP: 0.262, SLG: 0.281										4	3	2	0	1	0	0						
Bobby Abreu, L OBP: 0.431, SLG: 0.460 27 Kevin Thompson, R OBP: 0.424, SLG: 0.519										4	3	4	4	0	0	0						
13 Alex Rodriguez, R OBP: 0.385, SLG: 0.513 Andy Cannizzaro, R OBP: 0.500, SLG: 1.000										3	1	2	1	1	0	1						
Gary Sheffield, R OBP: 0.360, SLG: 0.415 Miguel Cairo, R OBP: 0.278, SLG: 0.318										4	0	1	1	0	0	4						
24 Robinson Cano, L OBP: 0.386, SLG: 0.519 Craig Wilson, R OBP: 0.319, SLG: 0.453										4	1	2	1	0	1	4						
55 Hideki Matsui, L OBP: 0.353, SLG: 0.598 12 Andy Phillips, R OBP: 0.285, SLG: 0.402										4	1	3	4	0	0	1						
20 Jorge Posada, S OBP: 0.374, SLG: 0.472 Sal Fasano, R OBP: 0.297, SLG: 0.361										4	0	1	0	0	0	4						
28 Melky Cabrera, S OBP: 0.362, SLG: 0.391										4	1	0	0	1	0	1						
Inning Stats	R: 6 E: 0 K: 0 S: 28	H: 4 LOB: 1 BB: 2 P: 46	R: 2 E: 0 K: 0 S: 16	H: 3 LOB: 1 BB: 0 P: 23	R: 1 E: 0 K: 0 S: 4	H: 1 LOB: 0 BB: 0 P: 6	R: 0 E: 0 K: 0 S: 9	H: 2 LOB: 1 BB: 0 P: 16	R: 0 E: 0 K: 1 S: 20	H: 5 LOB: 3 BB: 0 P: 29	R: 0 E: 0 K: 0 S: 8	H: 0 LOB: 0 BB: 0 P: 11	R: 1 E: 1 K: 0 S: 13	H: 2 LOB: 2 BB: 1 P: 22	R: 3 E: 0 K: 2 S: 19	H: 2 LOB: 1 BB: 2 P: 35		1B: 13 2B: 3 3B: 0 HR: 4	SF: 0 SAC: 0 DP: 2 HBP: 1	WP: 0 SB: 1 CS: 0	PA: 51	
PITCHER	IP WLS BF H R ER SO BB IBB HBP BLK WP HR S P ERA WHIP																					
Jae Weong Seo, R ERA: 5.27	1.2 L 15 7 8 8 0 2 0 0 0 0 0 2 40 62 43.20 5.400																					
Brian Meadows, R ERA: 5.27	3.1 12 4 1 1 1 0 0 0 0 0 0 1 23 39 2.70 1.200																					
53 Juan Salas, R ERA: 6.0	1.0 8 5 3 3 1 0 0 0 0 0 0 0 20 29 27.00 5.000																					
52 Jon Switzer, L ERA: 4.28	2.0 9 2 1 1 0 1 0 0 0 0 1 21 33 4.50 1.500																					
37 Seth McClung, R ERA: 6.31	1.0 7 2 3 3 2 2 0 0 0 0 0 0 19 35 27.00 4.000																					
Batter	1	2	3	4	5	6	7	8	9	AB	R	H	RBI	BB	SO	LOB	BOTTOM					
5 Rocco Baldelli, R OBP: 0.346, SLG: 0.534										5	0	2	0	0	0	2	New York Yankees @ Tampa Bay Devil Rays Tropicana Field, St. Petersburg, FL Mon Sep 25 2006, 7:15 PM EDT Att: 24,053 - Dome - 72 F livebaseballscorecards.com					
Delmon Young, R OBP: 0.355, SLG: 0.524										4	0	2	0	0	0	1						
13 Carl Crawford, L OBP: 0.345, SLG: 0.480 Damon Hollins, R OBP: 0.267, SLG: 0.414										3	0	0	0	1	0	2						
14 Greg Norton, S OBP: 0.359, SLG: 0.482										5	0	0	0	0	2	7						
Ty Wigginton, R OBP: 0.330, SLG: 0.499										4	1	2	1	0	1	2						
Kevin Witt, L OBP: 0.170, SLG: 0.321										4	0	2	0	0	1	1						
30 Dioner Navarro, S OBP: 0.332, SLG: 0.354										3	0	0	0	1	0	2						
2 B.J. Upton, R OBP: 0.283, SLG: 0.282										3	0	0	0	1	1	3						
18 Ben Zobrist, S OBP: 0.270, SLG: 0.327										3	0	0	0	1	1	3						
Inning Stats	R: 0 E: 0 K: 2 S: 11	H: 1 LOB: 2 BB: 1 P: 19	R: 0 E: 0 K: 0 S: 7	H: 1 LOB: 2 BB: 2 P: 18	R: 0 E: 0 K: 0 S: 6	H: 0 LOB: 0 BB: 0 P: 9	R: 0 E: 0 K: 1 S: 11	H: 1 LOB: 2 BB: 1 P: 19	R: 0 E: 0 K: 0 S: 6	H: 0 LOB: 1 BB: 0 P: 8	R: 1 E: 0 K: 1 S: 8	H: 2 LOB: 1 BB: 0 P: 13	R: 0 E: 0 K: 1 S: 12	H: 1 LOB: 1 BB: 0 P: 16	R: 0 E: 0 K: 0 S: 10	H: 0 LOB: 0 BB: 0 P: 15		R: 0 E: 0 K: 1 S: 11	H: 2 LOB: 3 BB: 1 P: 20	1B: 5 2B: 2 3B: 0 HR: 1	SF: 0 SAC: 0 DP: 1 HBP: 1	WP: 0 SB: 0 CS: 0
PITCHER	IP WLS BF H R ER SO BB IBB HBP BLK WP HR S P ERA WHIP																					
Jaret Wright, R ERA: 4.39	6.0 W 27 11 1 1 4 0 4 0 0 0 0 0 49 86 1.50 1.500																					
42 Mariano Rivera, R ERA: 1.55	1.0 4 1 0 0 1 0 0 0 0 0 0 0 12 16 0.00 1.000																					
33 Brian Bruney, R ERA: 0.5	1.0 3 0 0 0 0 0 0 0 0 0 0 0 10 15 0.00 0.000																					
Kyle Farnsworth, R ERA: 4.22	1.0 6 2 0 0 1 1 0 0 0 0 0 0 11 20 0.00 3.000																					

Batter	1	2	3	4	5	6	7	8	9	AB	R	H	RBI	BB	SO	LOB	TOP								
1 Brian Roberts, S (1,4) Chris Gomez, R (6,4) OBP: 0.350, SLG: 0.417 OBP: 0.382, SLG: 0.429	G4-3		G3-1	P4		6 1B		1-1 1B		4	1	1	0	0	0	2	<p>Baltimore Orioles @ New York Yankees Yankee Stadium, Bronx, NY Wed Sep 27 2006, 7:05 PM EDT Att: 53,040 - Cloudy - 66 F</p> <p>livebaseballscorecards.com</p>								
6 Melvin Mora, R (1,5) Fernando Tatis, R (8, PH) OBP: 0.306, SLG: 0.509	K		21 2B 10 G6-3		31 1B			1-2 1B		4	1	3	2	0	1	0									
21 Nick Markakis, L (1,9)	G4-3		10 G6-3		P6			G4-3		5	0	1	0	0	0	4									
10 Miguel Tejada, R (1,6) 12 Brandon Fahey, L (7,6) OBP: 0.378, SLG: 0.502 OBP: 0.306, SLG: 0.308		K	G6-3		F9			G4-3		4	0	0	1	0	1	2									
31 Jay Gibbons, L (1,10) OBP: 0.337, SLG: 0.462		G3	G3		55 FC6-4			F7		5	0	1	0	0	0	2									
55 Ramon Hernandez, R (1,2) Raul Chavez, R (7,2) OBP: 0.214, SLG: 0.185		1B			FC6-4			1B		3	1	2	0	1	0	2									
David Newhan, L (1,8) OBP: 0.287, SLG: 0.370		1B			FC6-4			G5-3		5	0	2	1	0	1	2									
Kevin Millar, R (1,3) OBP: 0.367, SLG: 0.426		1B			1-2			K		4	0	1	1	1	2	2									
39 Jeff Fiorentino, L (1,7) OBP: 0.385, SLG: 0.290	G4-3				1-2			1B		3	1	1	0	0	0	3									
Inning Stats	R: 0 E: 0 K: 1 S: 8	H: 0 LOB: 0 BB: 0 P: 9	R: 1 E: 0 K: 1 S: 12	H: 3 LOB: 2 BB: 0 P: 17	R: 1 E: 0 K: 0 S: 8	H: 2 LOB: 1 BB: 0 P: 12	R: 0 E: 0 K: 1 S: 11	H: 0 LOB: 2 BB: 1 P: 25	R: 0 E: 0 K: 1 S: 11	H: 2 LOB: 2 BB: 0 P: 11	R: 2 E: 0 K: 1 S: 11	H: 3 LOB: 1 BB: 0 P: 16	R: 0 E: 0 K: 1 S: 12	H: 1 LOB: 1 BB: 0 P: 14	R: 0 E: 0 K: 0 S: 11	H: 1 LOB: 2 BB: 1 P: 20	R: 1 E: 0 K: 0 S: 8	H: 1 LOB: 1 BB: 1 P: 14	1B: 10 2B: 3 3B: 0 HR: 0	SF: 0 SAC: 0 DP: 0 HBP: 1	WP: 0 PB: 0 SB: 0 CS: 0	PA: 44			
PITCHER	IP	WLS	BF	H	R	ER	SO	BB	IBB	HBP	BLK	WP	HR	S	P	ERA	WHIP								
40 Chien-Ming Wang, R (1,1) ERA: 3.63	6.0	W	30	10	4	4	4	1	0	1	0	0	0	58	90	6.00	1.833								
42 Mariano Rivera, R (7,1) ERA: 1.52	1.0		4	1	0	0	1	0	0	0	0	0	0	12	14	0.00	1.000								
Ron Villone, L (8,1) ERA: 5.06	1.0		5	1	0	0	0	1	0	0	0	0	0	11	20	0.00	2.000								
38 T.J. Beam, R (9,1) ERA: 8.5	1.0		5	1	1	1	0	1	0	0	1	0	0	8	14	9.00	2.000								

Batter	1	2	3	4	5	6	7	8	9	AB	R	H	RBI	BB	SO	LOB	BOTTOM								
18 Johnny Damon, L (1,8) 28 Melky Cabrera, S (4, PH) OBP: 0.360, SLG: 0.489 OBP: 0.361, SLG: 0.391	K	G6-3		HR		F8		1B		3	1	1	1	0	1	1	<p>Baltimore Orioles @ New York Yankees Yankee Stadium, Bronx, NY Wed Sep 27 2006, 7:05 PM EDT Att: 53,040 - Cloudy - 66 F</p> <p>livebaseballscorecards.com</p>								
2 Derek Jeter, R (1,6) Andy Cannizzaro, R (7, PR) OBP: 0.414, SLG: 0.483 OBP: 0.429, SLG: 0.833	G4-3		G5-3	13 2B	P2		1B	F8		4	1	1	0	1	0	0									
Bobby Abreu, L (1,9) Bernie Williams, S (4, PR) OBP: 0.430, SLG: 0.471 OBP: 0.333, SLG: 0.436	F7		HR	13 2B 25 1B	P6		13 HBP	1B		3	1	2	1	0	0	0									
13 Alex Rodriguez, R (1,5) 12 Andy Phillips, R (7, PR) OBP: 0.389, SLG: 0.514 OBP: 0.295, SLG: 0.402		25 HR	G6-3	25 1B		27 FC6-4		HBP		3	2	2	1	1	0	0									
25 Jason Giambi, L (1,10) OBP: 0.413, SLG: 0.560		HR	2B	55 1B		20 FC5-4		F9		5	3	3	4	0	0	3									
Gary Sheffield, R (1,3) Craig Wilson, R (6,3) OBP: 0.383, SLG: 0.423 OBP: 0.317, SLG: 0.451	F8		55 1B	20 HR	20 FC5-4	55 BB		K		3	1	2	0	0	0	0									
55 Hideki Matsui, L (1,7) 27 Kevin Thompson, R (6, PR) OBP: 0.398, SLG: 0.509 OBP: 0.412, SLG: 0.500		20 2B	20 HR	20 HR	20 FC5-4	24 HR		FC6-4		2	2	2	1	2	0	0									
20 Jorge Posada, S (1,2) Sal Fasano, R (8,2) OBP: 0.375, SLG: 0.481 OBP: 0.266, SLG: 0.355		24 SF7	20 HR	20 HR	20 FC5-4	24 HR		F8		4	1	2	4	0	0	3									
24 Robinson Cano, L (1,4) Miguel Cairo, R (7,4) OBP: 0.367, SLG: 0.530 OBP: 0.276, SLG: 0.315	SF7		P6		K			F9		3	1	1	3	0	1	2									
Inning Stats	R: 0 E: 0 K: 1 S: 8	H: 0 LOB: 0 BB: 0 P: 12	R: 3 E: 0 K: 0 S: 20	H: 3 LOB: 1 BB: 1 P: 32	R: 5 E: 0 K: 0 S: 19	H: 5 LOB: 0 BB: 0 P: 34	R: 5 E: 0 K: 1 S: 29	H: 5 LOB: 2 BB: 2 P: 44	R: 0 E: 0 K: 0 S: 7	H: 1 LOB: 1 BB: 0 P: 12	R: 2 E: 0 K: 1 S: 11	H: 1 LOB: 1 BB: 1 P: 22	R: 1 E: 0 K: 1 S: 19	H: 2 LOB: 2 BB: 0 P: 30	R: 0 E: 0 K: 0 S: 11	H: 1 LOB: 1 BB: 0 P: 17	1B: 9 2B: 4 3B: 0 HR: 5	SF: 1 SAC: 0 DP: 0 HBP: 1	WP: 0 PB: 0 SB: 0 CS: 0	PA: 47					
PITCHER	IP	WLS	BF	H	R	ER	SO	BB	IBB	HBP	BLK	WP	HR	S	P	ERA	WHIP								
34 Kris Benson, R (1,1) ERA: 4.82	2.2	L	17	8	8	8	1	1	0	0	0	0	1	18	28	135.00	18.000								
Bruce Chen, L (3,1) ERA: 6.93	0.1		7	5	5	5	0	0	0	0	0	0	0	20	32	0.00	1.000								
43 Senny Rial, R (4,1) ERA: 4.44	2.0		8	1	0	0	1	1	0	0	0	0	0	19	37	27.00	4.000								
Winston Abreu, R (6,1) ERA: 10.13	1.0		8	3	3	3	1	1	0	1	0	0	1	19	37	27.00	4.000								
Julio Manon, R (7,1) ERA: 5.3	2.0		7	1	0	0	1	0	0	0	0	0	0	22	32	0.00	0.500								

Batter	1	2	3	4	5	6	7	8	9	AB	R	H	RBI	BB	SO	LOB	TOP									
15 Alex Rios, R OBP: 0.347, SLG: 0.511 (1, 9)	F7			F9		F9	F9		F8	5	0	2	2	0	0	1	Toronto Blue Jays @ New York Yankees Yankee Stadium, Bronx, NY Sat Sep 30 2006, 4:05 PM EDT Att: 54,576 - Cloudy - 64 F									
Frank Catalanotto, L OBP: 0.376, SLG: 0.439 (1, 7)	L1			G3		F9	G4-3			4	0	0	0	0	0	3										
10 Vernon Wells, R OBP: 0.357, SLG: 0.542 (1, 8)	G6-3			F8		P3			17 S 17 G1-3	4	1	1	0	0	0	1										
17 Lyle Overbay, L OBP: 0.373, SLG: 0.510 (1, 3)		G3			HR				G1-3	4	2	2	2	0	0	0										
25 Troy Glaus, R OBP: 0.355, SLG: 0.513 (1, 5)	K			F7		K			F8	4	0	0	0	0	2	1										
Bengie Molina, R OBP: 0.319, SLG: 0.467 (7, PR)	F8			F8					K	3	0	1	0	0	0	0										
Kevin Barker, L OBP: 0.286, SLG: 0.462 (7, 10)						9 F 6 1B			K	1	1	0	0	0	1	0										
2 Aaron Hill, R OBP: 0.349, SLG: 0.386 (7, 4)			F7			SF7			G6-3	3	0	1	1	0	0	0										
Jason Phillips, R OBP: 0.298, SLG: 0.409 (7, PH)			K		P4				K	2	0	0	0	0	1	1										
9 Gregg Zaun, S OBP: 0.363, SLG: 0.462 (7, 2)						6 1B 15 3B			K	2	1	0	0	0	1	1										
8 Russ Adams, L OBP: 0.282, SLG: 0.320 (7, PH)			G4-3							2	0	0	0	0	0	0										
6 John McDonald, R OBP: 0.268, SLG: 0.305 (7, 6)										2	1	2	1	0	0	0										
Inning Stats	R: 0 E: 0 K: 0 S: 5	H: 0 LOB: 0 BB: 0 P: 8	R: 0 E: 0 K: 1 S: 6	H: 0 LOB: 0 BB: 0 P: 7	R: 0 E: 0 K: 1 S: 7	H: 0 LOB: 0 BB: 0 P: 9	R: 0 E: 0 K: 0 S: 5	H: 0 LOB: 0 BB: 0 P: 7	R: 1 E: 0 K: 0 S: 9	H: 2 LOB: 1 BB: 0 P: 14	R: 0 E: 0 K: 0 S: 8	H: 1 LOB: 1 BB: 0 P: 12	R: 4 E: 1 K: 1 S: 22	H: 4 LOB: 2 BB: 0 P: 32	R: 1 E: 0 K: 1 S: 12	H: 1 LOB: 0 BB: 0 P: 17	R: 0 E: 0 K: 1 S: 8	H: 1 LOB: 1 BB: 0 P: 11	1B: 4 2B: 3 3B: 1 HR: 1	SF: 1 SAC: 0 DP: 0 HBP: 0	WP: 0 PB: 0 SB: 1 CS: 0	PA: 37				
PITCHER	IP	WLS	BF	H	R	ER	SO	BB	IBB	HBP	BLK	WP	HR	S	P	ERA	WHIP									
58 Jeff Karstens, R ERA: 3.8	(1, 1)	6.2	26	5	5	3	3	0	0	0	0	0	0	1	54	78	4.05	0.750								
Mike Myers, L ERA: 3.23	(7, 1)	0.0	L	1	1	0	0	0	0	0	0	0	0	2	3	∞	∞									
38 T.J. Beam, R ERA: 8.5	(7, 1)	0.0	B	1	1	0	0	0	0	0	0	0	0	4	6	∞	∞									
Ron Villone, L ERA: 5.04	(7, 1)	0.1		0	0	0	0	0	0	0	0	0	0	2	2	0.00	0.000									
60 Jose Veras, R ERA: 4.09	(8, 1)	1.0		1	1	1	1	0	0	0	0	0	0	12	17	9.00	1.000									

Batter	1	2	3	4	5	6	7	8	9	AB	R	H	RBI	BB	SO	LOB	BOTTOM								
28 Melky Cabrera, S OBP: 0.360, SLG: 0.389 (1, 8)	F9								G1-3	5	0	2	0	0	1	0	Toronto Blue Jays @ New York Yankees Yankee Stadium, Bronx, NY Sat Sep 30 2006, 4:05 PM EDT Att: 54,576 - Cloudy - 64 F								
24 Robinson Canó, L OBP: 0.394, SLG: 0.523 (1, 4)	G5-3			F8						4	0	1	0	0	0	2									
2 Derek Jeter, R OBP: 0.418, SLG: 0.485 (1, 6)										3	3	3	0	1	0	0									
13 Alex Rodriguez, R OBP: 0.392, SLG: 0.523 (5, 5)	G5-3									2	1	1	2	0	0	2									
Miguel Cairo, R OBP: 0.276, SLG: 0.318 (5, 5)										2	0	1	1	0	0	1									
Gary Sheffield, R OBP: 0.355, SLG: 0.450 (1, 3)										2	1	1	1	0	0	0									
12 Andy Phillips, R OBP: 0.283, SLG: 0.398 (5, 3)										2	0	0	0	0	0	2									
Bobby Abreu, L OBP: 0.424, SLG: 0.462 (1, 9)										4	0	1	1	0	2	0									
55 Hideki Matsui, L OBP: 0.394, SLG: 0.500 (4, PR)										2	0	1	0	0	0	0									
Aaron Guiel, L OBP: 0.340, SLG: 0.450 (5, 7)										2	0	0	0	0	2	1									
Bernie Williams, S OBP: 0.330, SLG: 0.432 (1, 10)										4	0	0	0	0	1	1									
Sal Fasano, R OBP: 0.267, SLG: 0.360 (9, PH)										3	0	1	0	0	0	0									
20 Jorge Posada, S OBP: 0.373, SLG: 0.486 (9, PH)										1	0	0	0	0	1	0									
Inning Stats	R: 0 E: 0 K: 0 S: 7	H: 2 LOB: 1 BB: 0 P: 14	R: 0 E: 0 K: 1 S: 11	H: 0 LOB: 0 BB: 0 P: 15	R: 0 E: 0 K: 0 S: 9	H: 1 LOB: 1 BB: 0 P: 14	R: 3 E: 0 K: 0 S: 19	H: 4 LOB: 3 BB: 1 P: 32	R: 1 E: 0 K: 2 S: 10	H: 3 LOB: 1 BB: 0 P: 21	R: 0 E: 0 K: 2 S: 10	H: 0 LOB: 0 BB: 0 P: 17	R: 0 E: 0 K: 1 S: 9	H: 0 LOB: 0 BB: 0 P: 13	R: 1 E: 0 K: 1 S: 16	H: 2 LOB: 1 BB: 0 P: 21	R: 0 E: 0 K: 2 S: 9	H: 0 LOB: 0 BB: 0 P: 12	1B: 8 2B: 2 3B: 0 HR: 2	SF: 0 SAC: 0 DP: 2 HBP: 0	WP: 0 PB: 0 SB: 2 CS: 0	PA: 37			
PITCHER	IP	WLS	BF	H	R	ER	SO	BB	IBB	HBP	BLK	WP	HR	S	P	ERA	WHIP								
28 Shaun Marcum, R ERA: 5.06	(1, 1)	3.1	15	5	3	3	1	1	0	0	0	0	0	25	41	3.86	2.143								
50 Davis Romero, L ERA: 3.86	(4, 1)	2.1	10	5	1	1	2	0	0	0	0	0	0	10	15	0.00	0.000								
54 Jason Frasor, R ERA: 4.32	(6, 1)	1.0	W	3	0	0	0	1	0	0	0	0	0	3	4	0.00	0.000								
37 Scott Downs, L ERA: 4.14	(7, 1)	0.1	H	1	0	0	0	0	0	0	0	0	0	3	4	0.00	0.000								
Justin Speier, R ERA: 2.88	(8, 1)	1.0	H	5	2	1	1	1	0	0	0	0	0	16	21	9.00	2.000								

Batter	1	2	3	4	5	6	7	8	9	AB	R	H	RBI	BB	SO	LOB	TOP				
15 Alex Rios, R OBP: 0.349, SLG: 0.516 (1, 8)	P4		26 1B	SF7			17 F9		26 HR	4	2	3	1	0	0	0	Toronto Blue Jays @ New York Yankees Yankee Stadium, Bronx, NY Sun Oct 01 2006, 1:05 PM EDT Att: 54,886 - Partly Cloudy - 63 F				
26 Adam Lind, L OBP: 0.415, SLG: 0.600 (1, 7)	BB		17 2B	P4			23 G1-6-3		HR	3	2	2	3	2	0	1					
17 Lyle Overbay, L OBP: 0.372, SLG: 0.508 (1, 3)	F7		2 2B		L6		F9		G1	5	0	1	1	0	0	3					
23 John Hattig, S OBP: 0.448, SLG: 0.375 (1, 5)	L6			K			G1-6-3			4	0	1	0	0	1	5					
2 Aaron Hill, R OBP: 0.349, SLG: 0.386 (1, 10)		K			G6-3				G5-3	4	0	1	1	0	1	1					
Kevin Barker, L OBP: 0.278, SLG: 0.471 10 Vernon Wells, R OBP: 0.357, SLG: 0.542 (9, 8)	F7			K			E FC6-4		K	4	1	1	0	0	2	2					
Jason Phillips, R OBP: 0.275, SLG: 0.375 (1, 2)	P6				G5-3		E3 FC6-4		K	4	0	0	0	0	1	1					
8 Russ Adams, L OBP: 0.282, SLG: 0.319 (1, 4)							FC6-4		K	4	1	1	1	0	2	1					
6 John McDonald, R OBP: 0.271, SLG: 0.308 (1, 6)			15 1B				K		L4	4	1	2	0	0	1	1					
Inning Stats	R: 0 E: 0 K: 0 S: 7	H: 0 LOB: 1 BB: 1 P: 11	R: 0 E: 0 K: 1 S: 10	H: 0 LOB: 0 BB: 0 P: 13	R: 3 E: 0 K: 3 S: 17	H: 5 LOB: 2 BB: 0 P: 23	R: 1 E: 0 K: 0 S: 11	H: 2 LOB: 1 BB: 0 P: 15	R: 0 E: 0 K: 0 S: 4	H: 1 LOB: 0 BB: 0 P: 6	R: 1 E: 1 K: 1 S: 7	H: 1 LOB: 1 BB: 0 P: 10	R: 0 E: 0 K: 2 S: 10	H: 0 LOB: 0 BB: 0 P: 13	R: 2 E: 0 K: 1 S: 13	H: 2 LOB: 0 BB: 0 P: 17		1B: 8 2B: 3 3B: 0 HR: 1	SF: 1 SAC: 0 DP: 2 HBP: 0	WP: 0 PB: 0 SB: 1 CS: 1	PA: 39
PITCHER	IP	WLS	BF	H	R	ER	SO	BB	IBB	HBP	BLK	WP	HR	S	P	ERA	WHIP				
Jaret Wright, R ERA: 4.49 (1, 1)	5.0		23	8	4	4	4	1	0	0	0	0	0	49	68	7.20	1.800				
Cory Lidle, R ERA: 4.85 (6, 1)	1.0		4	1	1	1	1	0	0	0	0	0	0	7	10	9.00	1.000				
33 Brian Bruney, R ERA: 0.87 (7, 1)	1.0		4	1	0	0	0	1	0	0	0	0	0	9	16	0.00	2.000				
Scott Proctor, R ERA: 3.52 (8, 1)	1.0		3	0	0	0	2	0	0	0	0	0	0	10	13	0.00	0.000				
Kyle Farnsworth, R ERA: 4.36 (9, 1)	1.0	L	5	2	2	2	1	0	0	0	0	0	1	13	17	18.00	2.000				

AB 36
R 7
H 12
RBI 7
BB 2
SO 8
LOB 15



Batter	1	2	3	4	5	6	7	8	9	AB	R	H	RBI	BB	SO	LOB	BOTTOM				
18 Johnny Damon, L OBP: 0.359, SLG: 0.482 28 Melky Cabrera, S OBP: 0.360, SLG: 0.391 (5, 8)	G3			G6-3					K2-3	2	0	0	0	1	0	1	Toronto Blue Jays @ New York Yankees Yankee Stadium, Bronx, NY Sun Oct 01 2006, 1:05 PM EDT Att: 54,886 - Partly Cloudy - 63 F				
2 Derek Jeter, R OBP: 0.417, SLG: 0.483 Andy Cannizaro, R OBP: 0.333, SLG: 0.625 (9, 6)	G3			G4-3					K	5	0	1	1	0	2	3					
Bobby Abreu, L OBP: 0.424, SLG: 0.462 27 Kevin Thompson, R OBP: 0.417, SLG: 0.500 (5, 9)	G3		F7		20 HR				K	3	1	1	0	0	0	1					
20 Jorge Posada, S OBP: 0.374, SLG: 0.492 Wil Nieves, R (6, 2)			F8						K	2	1	1	2	1	0	0					
25 Jason Giambi, L OBP: 0.413, SLG: 0.558 Miguel Cairo, R OBP: 0.280, SLG: 0.320 (3, PR) (4, 10)										1	0	1	0	1	0	0					
Bernie Williams, S OBP: 0.332, SLG: 0.436 (9, FH)			12 1B							1	0	1	0	0	0	0					
12 Andy Phillips, R OBP: 0.281, SLG: 0.394 (1, 5)	K								K	5	0	1	1	0	3	5					
55 Hideki Matsui, L OBP: 0.353, SLG: 0.494 Aaron Guiel, L OBP: 0.338, SLG: 0.447 (6, 7)	G3-1									2	0	0	0	1	0	0					
Craig Wilson, R OBP: 0.314, SLG: 0.446 (1, 3)	G5-3								K	4	0	0	0	0	2	2					
24 Robinson Cano, L OBP: 0.365, SLG: 0.525 (1, 4)									F7	4	1	2	0	0	0	0					
Inning Stats	R: 0 E: 0 K: 1 S: 14	H: 1 LOB: 3 BB: 2 P: 26	R: 0 E: 0 K: 1 S: 10	H: 1 LOB: 1 BB: 1 P: 21	R: 1 E: 0 K: 0 S: 9	H: 2 LOB: 2 BB: 1 P: 20	R: 3 E: 0 K: 1 S: 20	H: 4 LOB: 1 BB: 0 P: 32	R: 0 E: 0 K: 1 S: 12	H: 0 LOB: 0 BB: 0 P: 17	R: 1 E: 1 K: 0 S: 10	H: 2 LOB: 1 BB: 0 P: 13	R: 0 E: 0 K: 2 S: 8	H: 0 LOB: 0 BB: 0 P: 11	R: 0 E: 0 K: 3 S: 13	H: 1 LOB: 1 BB: 0 P: 20	1B: 6 2B: 4 3B: 0 HR: 1	SF: 0 SAC: 0 DP: 0 HBP: 0	WP: 1 PB: 0 SB: 5 CS: 0	PA: 42	
PITCHER	IP	WLS	BF	H	R	ER	SO	BB	IBB	HBP	BLK	WP	HR	S	P	ERA	WHIP				
40 Dustin McGowan, R ERA: 7.24 (1, 1)	2.2		16	4	1	1	2	3	1	0	0	0	0	32	65	3.38	2.625				
49 Jeremy Accardo, R ERA: 5.35 (3, 1)	1.1		8	4	3	3	1	0	0	0	0	1	1	21	34	20.25	3.000				
Josh Towers, R ERA: 8.42 (5, 1)	4.0	W	14	2	1	1	5	0	0	0	0	0	0	41	54	2.25	0.500				
37 Scott Downs, L ERA: 4.09 (9, 1)	1.0	S	4	1	0	0	3	0	0	0	0	0	0	13	20	0.00	1.000				

AB 38
R 5
H 11
RBI 5
BB 4
SO 11
LOB 14



Batter	1	2	3	4	5	6	7	8	9	AB	R	H	RBI	BB	SO	LOB	TOP					
28 Curtis Granderson, L (1.8) OBP: 0.600, SLG: 1.200	F7		14 G6-4-3		F7		HR		14 G4-6-3	5	1	3	1	0	0	1						
14 Placido Polanco, R (1.4) OBP: 0.400, SLG: 0.600	G1-3		G6-4-3		2B		1B		G4-6-3	5	1	2	1	0	0	3						
Sean Casey, L (1.3) OBP: 0.500, SLG: 0.750	G4-3				F7		2B			4	0	2	1	0	0	0						
30 Magglio Ordonez, R (1.9) OBP: 0.250, SLG: 0.500		CS			F9		K		F8	4	0	1	0	0	1	3						
9 Carlos Guillen, S (1.6) OBP: 0.750, SLG: 1.000		CS					G4-3			2	0	1	0	2	0	0						
Ivan Rodriguez, R (1.2)		BB			2B		G6-3		BB	4	0	0	0	0	2	4						
Craig Monroe, R (1.7) OBP: 0.250, SLG: 1.000		K			K		G5-3		K	4	1	1	1	0	1	2						
33 Marcus Thames, R (1.10) OBP: 0.250, SLG: 0.500		G6-3			HR		K		P6	4	0	1	0	0	1	1						
15 Brandon Inge, R (1.5) OBP: 0.250, SLG: 0.250		G6-3			G6-3		G4-3		P3	4	1	1	0	0	0	1						
Inning Stats	R: 0 E: 0 K: 0 S: 8	H: 0 LOB: 0 BB: 0 P: 10	R: 0 E: 0 K: 1 S: 8	H: 1 LOB: 1 BB: 1 P: 14	R: 0 E: 0 K: 0 S: 9	H: 2 LOB: 1 BB: 0 P: 11	R: 0 E: 0 K: 1 S: 11	H: 1 LOB: 1 BB: 0 P: 15	R: 3 E: 0 K: 1 S: 12	H: 4 LOB: 1 BB: 0 P: 20	R: 0 E: 0 K: 0 S: 7	H: 0 LOB: 0 BB: 0 P: 13	R: 1 E: 0 K: 1 S: 18	H: 3 LOB: 2 BB: 0 P: 25	R: 0 E: 0 K: 1 S: 10	H: 0 LOB: 1 BB: 1 P: 21	R: 0 E: 0 K: 0 S: 7	H: 1 LOB: 0 BB: 0 P: 12	1B: 5 2B: 5 3B: 0 HR: 2	SF: 0 SAC: 0 DP: 2 HBP: 0	WP: 0 PB: 0 SB: 0 CS: 2	PA: 38
PITCHER	IP	WLS	BF	H	R	ER	SO	BB	IBB	HBP	BLK	WP	HR	S	P	ERA	WHIP					
40 Chien-Ming Wang, R (1.1) ERA: 4.05	6.2	W	27	8	3	3	4	1	0	0	0	0	1	62	93	4.05	1.350					
Mike Myers, L (7.1) ERA	0.0		1	1	1	1	0	0	0	0	0	0	1	4	6	∞	∞					
Scott Proctor, R (7.1) ERA	0.1	H	3	2	0	0	0	0	0	0	0	0	0	7	9	0.00	6.000					
Kyle Farnsworth, R (8.1) ERA	1.0	H	4	0	0	0	1	1	0	0	0	0	0	10	21	0.00	1.000					
42 Mariano Rivera, R (9.1) ERA	1.0		3	1	0	0	0	0	0	0	0	0	0	7	12	0.00	1.000					

Detroit Tigers @ New York Yankees
Yankee Stadium, Bronx, NY
Tue Oct 03 2006, 8:00 PM EDT
Att: 56,291 - Cloudy - 70 F

AB	36
R	4
H	12
RBI	4
BB	2
SO	5
LOB	15



Batter	1	2	3	4	5	6	7	8	9	AB	R	H	RBI	BB	SO	LOB	BOTTOM				
18 Johnny Damon, L (1.8) OBP: 0.400, SLG: 0.400	G4-3		2B		F7		2B		K	5	2	2	0	0	1	0					
2 Derek Jeter, R (1.6) OBP: 1.000, SLG: 2.000	FC3-6		2B		CS		1B		HR	5	3	5	1	0	0	0					
Bobby Abreu, L (1.9) OBP: 0.400, SLG: 0.600	FC3-6		1B		F7		E		G3	5	1	2	4	0	0	2					
Gary Sheffield, R (1.3) OBP: 0.250, SLG: 0.250	F8		2B				1B		F8	4	1	1	1	0	0	2					
12 Andy Phillips, R (8.3)			25 HR				G6-3			1	0	0	0	0	0	0					
25 Jason Giambi, L (1.10) OBP: 1.000, SLG: 4.000		20 1B			55 S		HR		55 FC4-6	1	1	1	2	1	0	0					
13 Alex Rodriguez, R (1.5) OBP: 0.250, SLG: 0.250		L4			K		1B		L9	4	0	1	0	0	1	3					
55 Hideki Matsui, L (1.7)		F7			F8		G1-3		FC4-6	4	0	0	0	0	0	4					
20 Jorge Posada, S (1.2) OBP: 0.500, SLG: 0.500		1B			F9		G5-3		1B	4	0	2	0	0	0	1					
24 Robinson Cano, L (1.4)		G5-3			F7		G5-3		F9	4	0	0	0	0	0	5					
Inning Stats	R: 0 E: 0 K: 0 S: 9	H: 1 LOB: 2 BB: 0 P: 14	R: 0 E: 0 K: 0 S: 9	H: 1 LOB: 0 BB: 0 P: 13	R: 5 E: 0 K: 0 S: 20	H: 6 LOB: 1 BB: 0 P: 32	R: 0 E: 0 K: 0 S: 5	H: 1 LOB: 0 BB: 0 P: 8	R: 0 E: 0 K: 1 S: 10	H: 0 LOB: 1 BB: 0 P: 18	R: 2 E: 1 K: 0 S: 11	H: 3 LOB: 1 BB: 0 P: 13	R: 0 E: 0 K: 0 S: 14	H: 1 LOB: 2 BB: 1 P: 21	R: 1 E: 0 K: 1 S: 11	H: 1 LOB: 0 BB: 0 P: 18	R: 0 E: 0 K: 0 S: 7	H: 9 LOB: 3 3B: 0 HR: 2	SF: 0 SAC: 0 DP: 0 HBP: 2	WP: 0 PB: 0 SB: 1 CS: 1	PA: 40
PITCHER	IP	WLS	BF	H	R	ER	SO	BB	IBB	HBP	BLK	WP	HR	S	P	ERA	WHIP				
29 Nate Robertson, L (1.1) ERA: 11.12	5.2	L	30	12	7	7	1	0	0	2	0	0	0	2	2	0.00	0.000				
Jason Grilli, R (6.1) ERA	0.1		1	0	0	0	0	0	0	0	0	0	0	2	2	0.00	0.000				
Jamie Walker, L (7.1) ERA: 4.5	2.0		9	2	1	1	1	1	0	0	0	0	1	25	39	4.50	1.500				

Detroit Tigers @ New York Yankees
Yankee Stadium, Bronx, NY
Tue Oct 03 2006, 8:00 PM EDT
Att: 56,291 - Cloudy - 70 F


AB	37
R	8
H	14
RBI	8
BB	1
SO	2
LOB	17



Batter	1	2	3	4	5	6	7	8	9	AB	R	H	RBI	BB	SO	LOB	TOP								
28 Curtis Granderson, L (1, 8) OBP: 0.400, SLG: 1.000	 C CU 77 B CU 80 C CH 75 S CU 80		 C SL 90 C CU 80 X CU 90			 B CU 82 X CU 81		 S SL 72 C FA 82 F CU 81		 B CH 88 C FA 97 C CH 89 B CH 89 X CH 88	4	0	1	2	0	1	0								
14 Placido Polanco, R (1, 4) OBP: 0.333, SLG: 0.444	 C FA 90 F S		 C FA 88 X FA 90		 C SL 84 B CU 78 F FA 90 F FA 89 B CU 79 X FA 91		 B FA 91 F FA 89 B FA 90 B CU 79 X FA 90			4	0	1	0	0	1	1									
Sean Casey, L (1, 3) OBP: 0.250, SLG: 0.375	 B FA 89 C FA 91 X CU 80		 F FA 91 B CU 80 X CU 80		 B CU 80 B CU 80 X CH 73		 X CH 72			4	0	0	0	0	0	2									
30 Magglio Ordonez, R (1, 9) OBP: 0.250, SLG: 0.286	 F SL 86 E: 1 C FA 91 F FA 90 C FA 91 F FA 92 S FA 89			 B SL 83 X FA 91		 X FA 91		 C SL 87		3	0	0	0	1	1	1									
9 Carlos Guillen, S (1, 6)		 B CU 78 X SL 84		 C CU 73 X FA 91		 B FA 91 B CU 79 X FA 92		 C CU 78 X CH 87		4	1	2	1	0	0	1									
Ivan Rodriguez, R (1, 2)		 B SL 83 X SL 84		 B CU 79 X CU 81		 B SL 84 X SL 83		 S SL 84 B FA 93 F FA 93 B SL 84 B FA 96		4	0	0	0	0	0	2									
Craig Monroe, R (1, 7) OBP: 0.250, SLG: 0.750		 B CU 79 B B X		 X FA 92		 B CU 80 X SL 84		 X CU 76		4	1	1	0	0	0	2									
33 Marcus Thames, R (1, 10) OBP: 0.500, SLG: 0.750		 X FA 90		 X FA 88		 X SL 86		 B SL 88 F FA 96 F FA 97 F FA 97 C CH 86 S FA 96		4	2	3	1	0	1	0									
15 Brandon Inge, R (1, 5) OBP: 0.143, SLG: 0.143	 B CU 78 S FA 96		 S FA 91 S FA 92 F FA 93 C FA 91		 S FA 91 S FA 92 F FA 93 C FA 91		 B SL 89 B CU 80 X SL 80		 B FA 95 B FA 96 B FA 96 C CH 86 C FA 96		3	0	0	0	0	3	2								
Inning Stats	R: 0 H: 0 E: 0 K: 3 S: 13	H: 0 LOB: 1 BB: 0 P: 19	R: 1 H: 2 E: 0 K: 1 S: 9	H: 2 LOB: 1 BB: 0 P: 16	R: 0 H: 0 E: 0 K: 0 S: 7	H: 0 LOB: 0 BB: 0 P: 9	R: 0 H: 1 E: 0 K: 0 S: 6	H: 1 LOB: 1 BB: 0 P: 8	R: 1 H: 2 E: 0 K: 1 S: 12	H: 2 LOB: 1 BB: 0 P: 17	R: 1 H: 0 E: 0 K: 0 S: 4	H: 1 LOB: 0 BB: 0 P: 8	R: 1 H: 2 E: 0 K: 0 S: 11	H: 2 LOB: 1 BB: 0 P: 16	R: 0 H: 0 E: 0 K: 0 S: 11	H: 0 LOB: 1 BB: 0 P: 18	S: 11	1B: 3 2B: 3 3B: 1 HR: 1	SF: 1 SAC: 1 DP: 0 HBP: 0	WP: 1 PB: 1 SB: 0 CS: 0	PA: 37				
PITCHER	IP	WLS	BF	H	R	ER	SO	BB	IBB	HBP	BLK	WP	HR	S	P	ERA	WHIP								
35 Mike Mussina, R (1, 1) ERA: 5.14	7.0	L	30	8	4	4	5	0	0	0	0	1	1	62	93	5.14	1.143								
Scott Proctor, R (8, 1) ERA:	1.0		4	0	0	0	0	1	0	0	0	0	0	11	18	0.00	1.000								
33 Brian Bruney, R (9, 1) ERA:	1.0		3	0	0	0	2	0	0	0	0	0	0	11	18	0.00	0.000								

Detroit Tigers @ New York Yankees
 Yankee Stadium, Bronx, NY
 Thu Oct 05 2006, 1:05 PM EDT
 Att: 56,252 - Partly Cloudy - 71 F


AB 34
 R 4
 H 8
 RBI 4
 BB 1
 SO 7
 LOB 11



Batter	1	2	3	4	5	6	7	8	9	AB	R	H	RBI	BB	SO	LOB	BOTTOM								
18 Johnny Damon, L (1, 8) OBP: 0.400, SLG: 0.700	 C FA 95 X	 B FA 97 F FA 97 B FA 98 X FA 98		 B FA 96 X FA 97			 F C X		 C FA 93 B FC 91 B FC 91 F FC 91 X FA 92	5	1	2	3	0	0	3									
2 Derek Jeter, R (1, 6) OBP: 0.697, SLG: 1.333	 X FA 96	 S FA 99 B FA 100 X FA 97		 C FA 96 B CU 79 B FA 97 X FA 96		 F C X		 F CU 94 B CU 81 X		4	0	1	0	0	1	3									
Bobby Abreu, L (1, 9) OBP: 0.444, SLG: 0.500	 B FA 100 B FA 98 B FA 102 B CU 84		 B FA 94 F FA 95 X FA 96	 C CH 90 F FA 98 X CU 81			 F CU 94 B CU 81 X			3	0	1	0	1	0	1									
Gary Sheffield, R (1, 3) OBP: 0.125, SLG: 0.125	 C FA 96 B FA 98 F CH 84 S FA 101		 F CH 82 1 SAFE C CU 78 X CU 82	 C FA 96 B CH 85 B CH 84 C CU 81		 X FA 101		 B FA 97 S FA 101 B FA 100 S FA 103		4	0	0	0	0	2	3									
25 Jason Giambi, L (1, 10) OBP: 0.625, SLG: 1.000	 B FA 101 C FA 97 C CU 85 B		 B CH 83 C CH 84 B CU 80 F FA 98 S CU 80	 C FA 94 B FA 97 F FA 96 X CU 80		 B FA 97 C CH 82 C CU 83		 B CU 96 F FA 102 S FA 100		4	0	0	0	0	3	3									
13 Alex Rodriguez, R (1, 5) OBP: 0.125, SLG: 0.125	 S FA 91 F CH 74 C		 B CU 78 B FA 97 C CH 83 X FA 96	 C CH 82 C CH 83 B FA 98			 B CU 96 F FA 102 S FA 100			4	0	0	0	0	3	3									
55 Hideki Matsui, L (1, 7) OBP: 0.375, SLG: 0.375		 X	 B CH 82 C CH 82 B CU 80 X FA 96	 B CH 82 C CH 82 B CU 80 X FA 96		 B CH 81 X CH 83		 B FA 93 S SL 89 B FA 94		4	1	3	0	0	0	0									
28 Melky Cabrera, S (9, PR)				 C CH 82 D CU 81 B FA 98 B FA 96 B FA 96 B CH 83	 C CH 82 D CU 81 B FA 98 B FA 96 B FA 96 B CH 83		 F FA 94 B CH 82 B CH 82 B FA 95 B CU 80 B FA 96 F FA 96 F FA 95 X FA 93		 C FA 93 F FA 94 F FC 94 C FA 93	2	1	1	0	2	1	1									
20 Jorge Posada, S (1, 2) OBP: 0.625, SLG: 0.500		 C D FA 98 D FA 98 F FA 98 1 SAFE		 X CH 84	 X CH 84		 C FA 93 B FA 94 B SL 77 X FA 81		 C FA 93 F FA 94 F FC 94 X FA 93	4	0	0	0	0	0	6									
24 Robinson Cano, L (1, 4) OBP: 0.125, SLG: 0.125		 B FA 98 C FA 97 F CH 85 F FA 100 B FA 100 X CU 82		 X CH 84	 X CH 84		 1-2		 C FA 93 F FA 94 F FC 94 X FA 93		4	0	0	0	0	6									
Inning Stats	R: 0 H: 1 E: 0 K: 2 S: 11	H: 1 LOB: 3 BB: 2 P: 20	R: 0 H: 1 E: 0 K: 0 S: 15	H: 1 LOB: 2 BB: 1 P: 24	R: 0 H: 1 E: 0 K: 1 S: 8	H: 1 LOB: 0 BB: 0 P: 11	R: 3 H: 3 E: 0 K: 0 S: 13	H: 3 LOB: 1 BB: 1 P: 24	R: 0 H: 0 E: 0 K: 2 S: 9	H: 0 LOB: 0 BB: 0 P: 13	R: 0 H: 1 E: 0 K: 0 S: 9	H: 1 LOB: 0 BB: 0 P: 16	R: 0 H: 0 E: 0 K: 1 S: 10	H: 0 LOB: 0 BB: 0 P: 14	R: 0 H: 0 E: 0 K: 2 S: 7	H: 0 LOB: 0 BB: 0 P: 10	S: 7	1B: 6 2B: 1 3B: 0 HR: 1	SF: 0 SAC: 0 DP: 2 HBP: 0	WP: 0 PB: 0 SB: 0 CS: 0	PA: 37				
PITCHER	IP	WLS	BF	H	R	ER	SO	BB	IBB	HBP	BLK	WP	HR	S	P	ERA	WHIP								
35 Justin Verlander, R (1, 1) ERA: 5.08	5.1		26	7	3	3	5	4	0	0	0	0	0	63	103	5.06	2.062								
Jamie Walker, L (6, 1) ERA: 3.0	1.0	W	2	0	0	0	0	0	0	0	0	0	0	5	8	0.00	0.000								
54 Joel Zumaya, R (7, 1) ERA:	1.2	H	5	0	0	0	3	0	0	0	0	0	0	14	21	0.00	0.000								
59 Todd Jones, R (9, 1) ERA:	1.0	S	4	1	0	0	1	0	0	0	0	0	0	18	22	0.00	1.000								

Detroit Tigers @ New York Yankees
 Yankee Stadium, Bronx, NY
 Thu Oct 05 2006, 1:05 PM EDT
 Att: 56,252 - Partly Cloudy - 71 F

AB 33
 R 3
 H 8
 RBI 3
 BB 4
 SO 9
 LOB 20



Batter	1	2	3	4	5	6	7	8	9	AB	R	H	RBI	BB	SO	LOB	TOP										
18 Johnny Damon, L (1, 8) OBP: 0.286, SLG: 0.500	F8		F9		G6-3			K		4	0	0	0	0	1	2	New York Yankees @ Detroit Tigers Comerica Park, Detroit, MI Fri Oct 06 2006, 8:00 PM EDT Att. 43,440 - Clear - 54 F										
2 Derek Jeter, R (1, 6) OBP: 0.615, SLG: 1.167	2B		G4-6-3			G1-3		BB		3	0	1	0	1	0	1											
Bobby Abreu, L (1, 9) OBP: 0.385, SLG: 0.364	L8				BB			K		3	0	0	0	1	2	2											
13 Alex Rodriguez, R (1, 5) OBP: 0.167, SLG: 0.091	G6-3				F8			F9		3	0	0	0	0	0	3											
25 Jason Giambi, L (1, 3) OBP: 0.417, SLG: 0.500		F9			K			G3		4	0	0	0	1	2												
20 Jorge Posada, S (1, 2) OBP: 0.583, SLG: 0.600		1B			F8			P6		4	0	2	0	0	0	1											
55 Hideki Matsui, L (1, 7) OBP: 0.333, SLG: 0.417						2B		K		4	0	1	0	0	2	2											
Bernie Williams, S (1, 10)						K		K		3	0	0	0	0	2	3											
24 Robinson Cano, L (1, 4) OBP: 0.091, SLG: 0.091						K		G3-1		3	0	1	0	0	1	2											
Inning Stats	R: 0 E: 0 K: 0 S: 9	H: 1 LOB: 1 BB: 0 P: 14	R: 0 E: 0 K: 1 S: 9	H: 1 LOB: 1 BB: 0 P: 13	R: 0 E: 0 K: 0 S: 11	H: 1 LOB: 0 BB: 0 P: 15	R: 0 E: 0 K: 1 S: 10	H: 0 LOB: 1 BB: 0 P: 15	R: 0 E: 0 K: 2 S: 9	H: 1 LOB: 1 BB: 0 P: 16	R: 0 E: 0 K: 1 S: 7	H: 0 LOB: 1 BB: 0 P: 13	R: 0 E: 0 K: 2 S: 11	H: 0 LOB: 1 BB: 1 P: 17	R: 0 E: 0 K: 1 S: 8	H: 0 LOB: 0 BB: 0 P: 10		1B: 2 2B: 3 3B: 0 HR: 0	SF: 0 SAC: 0 DP: 1 HBP: 1	WP: 0 PB: 0 SB: 0 CS: 0	PA: 34						
PITCHER	IP	WLS	BF	H	R	ER	SO	BB	IBB	HBP	BLK	WP	HR	S	P	ERA	WHIP										
37 Kenny Rogers, L (1, 1) ERA: 0.00	7.2	W	30	5	0	0	8	2	0	1	0	0	0	73	113	0.00	0.913										
54 Joel Zumaya, R (8, 1) ERA: 0.00	0.1		1	0	0	0	0	0	0	0	0	0	0	2	3	0.00	0.000										
59 Todd Jones, R (9, 1) ERA: 0.00	1.0		3	0	0	0	1	0	0	0	0	0	0	8	10	0.00	0.000										

Batter	1	2	3	4	5	6	7	8	9	AB	R	H	RBI	BB	SO	LOB	BOTTOM										
14 Placido Polanco, R (1, 4) OBP: 0.462, SLG: 0.500	1B				BB			F7		3	0	2	1	1	0	0	New York Yankees @ Detroit Tigers Comerica Park, Detroit, MI Fri Oct 06 2006, 8:00 PM EDT Att. 43,440 - Clear - 54 F										
Craig Monroe, R (1, 7) OBP: 0.167, SLG: 0.500	F8		F7		K			F8		4	0	0	0	0	1	3											
33 Marcus Thames, R (1, 10) OBP: 0.417, SLG: 0.545	K				F9			CS		3	0	0	0	1	2	1											
30 Magglio Ordonez, R (1, 9) OBP: 0.250, SLG: 0.273	FC6-4		G5-3		G5-4-3			G3	BB	4	0	1	0	0	0	2											
9 Carlos Guillen, S (1, 6) OBP: 0.583, SLG: 1.000		1B			F9			K		4	2	2	0	0	1	1											
Ivan Rodriguez, R (1, 2) OBP: 0.250, SLG: 0.273		1B			K			G3		3	2	2	1	1	1	0											
Sean Casey, L (1, 3) OBP: 0.333, SLG: 0.500		1B			G1-3			G3		4	0	2	2	0	0	2											
15 Brandon Inge, R (1, 5) OBP: 0.091, SLG: 0.091		K			P4			F8		4	0	0	0	0	2	5											
28 Curtis Granderson, L (1, 8) OBP: 0.385, SLG: 1.083	FC4-6				P5			HR		3	2	1	2	0	0	1											
Inning Stats	R: 0 E: 0 K: 1 S: 11	H: 1 LOB: 1 BB: 0 P: 16	R: 3 E: 0 K: 1 S: 18	H: 4 LOB: 1 BB: 0 P: 27	R: 0 E: 0 K: 0 S: 7	H: 0 LOB: 0 BB: 0 P: 9	R: 0 E: 0 K: 1 S: 8	H: 0 LOB: 0 BB: 0 P: 14	R: 0 E: 0 K: 1 S: 11	H: 0 LOB: 0 BB: 1 P: 15	R: 2 E: 0 K: 1 S: 9	H: 3 LOB: 1 BB: 1 P: 16	R: 1 E: 0 K: 1 S: 9	H: 1 LOB: 0 BB: 0 P: 18	R: 0 E: 0 K: 1 S: 8	H: 1 LOB: 2 BB: 1 P: 20		1B: 7 2B: 2 3B: 0 HR: 1	SF: 0 SAC: 0 DP: 1 HBP: 0	WP: 0 PB: 0 SB: 1 CS: 1	PA: 36						
PITCHER	IP	WLS	BF	H	R	ER	SO	BB	IBB	HBP	BLK	WP	HR	S	P	ERA	WHIP										
Randy Johnson, L (1, 1) ERA: 7.94	5.2	L	25	8	5	5	4	2	0	0	0	0	0	61	92	7.94	1.765										
33 Brian Bruney, R (6, 1) ERA: 3.95	1.1		5	1	1	1	2	0	0	0	0	0	1	12	23	6.75	0.750										
Ron Villone, L (8, 1) ERA: 0.00	1.0		5	1	0	0	1	1	0	0	0	0	0	8	20	0.00	2.000										

Batter	1	2	3	4	5	6	7	8	9	AB	R	H	RBI	BB	SO	LOB	TOP		
18 Johnny Damon, L (1.8) OBP: 0.278, SLG: 0.412	F7			G4-3		G4-3		BB		3	0	0	0	1	0	1	New York Yankees @ Detroit Tigers Comerica Park, Detroit, MI Sat Oct 07 2006, 4:00 PM EDT Att: 43,126 - Sunny - 63 F		
2 Derek Jeter, R (1.6) OBP: 0.529, SLG: 0.938	G6-3			K			1B 55 FC3-6	F9		4	1	1	0	0	1	1			
Bobby Abreu, L (1.9) OBP: 0.412, SLG: 0.400	F8			P6			1B 55 FC3-6		4	1	2	0	0	0	0	0			
Gary Sheffield, R (1.3) OBP: 0.083, SLG: 0.083		K			K		P4	L7	4	0	0	0	0	2	3				
55 Hideki Matsui, L (1.10) OBP: 0.250, SLG: 0.313	F8			G3			FC3-6 20 1B	F8	4	0	0	1	0	0	2				
20 Jorge Posada, S (1.2) OBP: 0.593, SLG: 0.786	F8			K			1B		4	1	2	2	0	1	0				
24 Robinson Canó, L (1.4) OBP: 0.133, SLG: 0.133			F7				F8		4	0	1	0	0	0	2				
13 Alex Rodriguez, R (1.5) OBP: 0.133, SLG: 0.071			G5-3			FC5-4 28 FC4-6		F8	3	0	0	0	0	0	1				
28 Melky Cabrera, S (1.7)			G4-3			FC4-6		G3	3	0	0	0	0	0	1				
Inning Stats	R: 0 E: 0 K: 0 S: 6	H: 0 LOB: 0 BB: 0 P: 7	R: 0 E: 0 K: 1 S: 6	H: 0 LOB: 0 BB: 0 P: 8	R: 0 E: 0 K: 0 S: 6	H: 0 LOB: 0 BB: 0 P: 8	R: 0 E: 0 K: 2 S: 7	H: 0 LOB: 0 BB: 0 P: 9	R: 0 E: 0 K: 0 S: 10	H: 1 LOB: 1 BB: 0 P: 15	R: 1 E: 0 K: 0 S: 11	H: 3 LOB: 2 BB: 0 P: 16	R: 0 E: 0 K: 0 S: 12	H: 0 LOB: 1 BB: 1 P: 21	R: 2 E: 0 K: 0 S: 13	H: 2 LOB: 0 BB: 0 P: 17	1B: 5 2B: 0 3B: 0 HR: 1	SF: 0 SAC: 0 DP: 0 HBP: 0	WP: 0 PA: 34 PB: 0 SB: 0 CS: 0
PITCHER	IP WLS BF H R ER SO BB IBB HBP BLK WP HR S P ERA WHIP	IP WLS BF H R ER SO BB IBB HBP BLK WP HR S P ERA WHIP	IP WLS BF H R ER SO BB IBB HBP BLK WP HR S P ERA WHIP	IP WLS BF H R ER SO BB IBB HBP BLK WP HR S P ERA WHIP	IP WLS BF H R ER SO BB IBB HBP BLK WP HR S P ERA WHIP	IP WLS BF H R ER SO BB IBB HBP BLK WP HR S P ERA WHIP	IP WLS BF H R ER SO BB IBB HBP BLK WP HR S P ERA WHIP	IP WLS BF H R ER SO BB IBB HBP BLK WP HR S P ERA WHIP	IP WLS BF H R ER SO BB IBB HBP BLK WP HR S P ERA WHIP	IP WLS BF H R ER SO BB IBB HBP BLK WP HR S P ERA WHIP	IP WLS BF H R ER SO BB IBB HBP BLK WP HR S P ERA WHIP	IP WLS BF H R ER SO BB IBB HBP BLK WP HR S P ERA WHIP	IP WLS BF H R ER SO BB IBB HBP BLK WP HR S P ERA WHIP	IP WLS BF H R ER SO BB IBB HBP BLK WP HR S P ERA WHIP	IP WLS BF H R ER SO BB IBB HBP BLK WP HR S P ERA WHIP	IP WLS BF H R ER SO BB IBB HBP BLK WP HR S P ERA WHIP	IP WLS BF H R ER SO BB IBB HBP BLK WP HR S P ERA WHIP	IP WLS BF H R ER SO BB IBB HBP BLK WP HR S P ERA WHIP	



Batter	1	2	3	4	5	6	7	8	9	AB	R	H	RBI	BB	SO	LOB	BOTTOM		
28 Curtis Granderson, L (1.8) OBP: 0.278, SLG: 0.765	G3	L6		F8		G6-3		FC6		5	0	0	0	0	0	2	New York Yankees @ Detroit Tigers Comerica Park, Detroit, MI Sat Oct 07 2006, 4:00 PM EDT Att: 43,126 - Sunny - 63 F		
14 Placido Polanco, R (1.4) OBP: 0.444, SLG: 0.471	L4		F7		1B 30 1B		2B	F8	5	2	2	0	0	0	1				
Sean Casey, L (1.3) OBP: 0.353, SLG: 0.529	F7		F7		1B 9 2B		2B	FC6	5	1	2	1	0	0	1				
30 Magglio Ordonez, R (1.9) OBP: 0.313, SLG: 0.533		HR	E5 9 1B		1B 9 2B		P4		4	3	2	2	0	0	1				
9 Carlos Guillen, S (1.6) OBP: 0.625, SLG: 1.000		P4	1B		1B 1-3 2-H			FC1-6	4	0	3	1	0	0	0				
Ivan Rodriguez, R (1.2) OBP: 0.313, SLG: 0.308		HR	1B		SF8		1B	FC1-6	2	1	1	2	1	0	1				
Craig Monroe, R (1.7) OBP: 0.188, SLG: 0.625		HR	K		G4-3		F9		4	1	1	2	0	1	4				
33 Marcus Thames, R (1.10) OBP: 0.375, SLG: 0.467		1B			G5-3		K	G5-3	4	0	1	0	0	1	2				
15 Brandon Inge, R (1.5) OBP: 0.133, SLG: 0.133		K			G6-3		F7	28 FC6 1B	4	0	1	0	0	1	1				
Inning Stats	R: 0 E: 0 K: 0 S: 7	H: 0 LOB: 0 BB: 0 P: 9	R: 3 E: 0 K: 1 S: 18	H: 3 LOB: 1 BB: 1 P: 33	R: 1 E: 1 K: 1 S: 12	H: 2 LOB: 2 BB: 0 P: 20	R: 0 E: 0 K: 0 S: 5	H: 0 LOB: 0 BB: 0 P: 8	R: 3 E: 0 K: 1 S: 15	H: 4 LOB: 1 BB: 0 P: 22	R: 1 E: 0 K: 0 S: 13	H: 2 LOB: 1 BB: 0 P: 15	R: 0 E: 0 K: 0 S: 7	H: 1 LOB: 1 BB: 0 P: 10	R: 0 E: 1 K: 0 S: 9	H: 1 LOB: 1 BB: 0 P: 15	1B: 9 2B: 2 3B: 0 HR: 2	SF: 1 SAC: 0 DP: 0 HBP: 0	WP: 0 PA: 39 PB: 0 SB: 0 CS: 0
PITCHER	IP WLS BF H R ER SO BB IBB HBP BLK WP HR S P ERA WHIP	IP WLS BF H R ER SO BB IBB HBP BLK WP HR S P ERA WHIP	IP WLS BF H R ER SO BB IBB HBP BLK WP HR S P ERA WHIP	IP WLS BF H R ER SO BB IBB HBP BLK WP HR S P ERA WHIP	IP WLS BF H R ER SO BB IBB HBP BLK WP HR S P ERA WHIP	IP WLS BF H R ER SO BB IBB HBP BLK WP HR S P ERA WHIP	IP WLS BF H R ER SO BB IBB HBP BLK WP HR S P ERA WHIP	IP WLS BF H R ER SO BB IBB HBP BLK WP HR S P ERA WHIP	IP WLS BF H R ER SO BB IBB HBP BLK WP HR S P ERA WHIP	IP WLS BF H R ER SO BB IBB HBP BLK WP HR S P ERA WHIP	IP WLS BF H R ER SO BB IBB HBP BLK WP HR S P ERA WHIP	IP WLS BF H R ER SO BB IBB HBP BLK WP HR S P ERA WHIP	IP WLS BF H R ER SO BB IBB HBP BLK WP HR S P ERA WHIP	IP WLS BF H R ER SO BB IBB HBP BLK WP HR S P ERA WHIP	IP WLS BF H R ER SO BB IBB HBP BLK WP HR S P ERA WHIP	IP WLS BF H R ER SO BB IBB HBP BLK WP HR S P ERA WHIP	IP WLS BF H R ER SO BB IBB HBP BLK WP HR S P ERA WHIP	IP WLS BF H R ER SO BB IBB HBP BLK WP HR S P ERA WHIP	

