

# New York Yankees - 2007

Batter	1	2	3	4	5	6	7	8	9	AB	R	H	RBI	BB	SO	LOB	TOP					
2 Denard Span, L (1,8)										4	0	0	0	0	0	4	<b>Minnesota Twins @ New York Yankees</b> Legends Field, Tampa, FL Thu Mar 01 2007, 1:15 PM EST Att: 10,231 - Overcast - 75 F					
8 Nick Punto, S (1,5) 41 Chris Heintz, R (6,5)										3	0	0	0	0	3	1						
5 Michael Cuddyer, R (1,9) 50 Garrett Jones, L (6,9)										3	1	1	0	0	0	1						
33 Justin Morneau, L (1,3) 58 Glenn Williams, S (6, PR) (6,3)										3	0	1	0	0	1	1						
23 Matthew LeCroy, R (1,10) Brad King, R (9, PH)										2	0	0	0	1	0	1						
16 Jason Kubel, L (1,7) 61 Tommy Watkins, R (6,7)										3	0	1	1	0	0	1						
55 Mike Redmond, R (1,2) 84 Jose Morales, S (5,2)										2	0	0	0	0	0	2						
38 Luis Antonio Rodriguez, R (5,4) 64 Gil Velazquez, R (5,6)										1	0	0	0	1	0	0						
25 Alexi Casilla, S (1,6) (5,4)										2	0	1	0	1	0	1						
<b>Inning Stats</b>	R: 0 E: 0 K: 0 S: 3	H: 0 LOB: 0 BB: 0 P: 3	R: 0 E: 0 K: 0 S: 3	H: 0 LOB: 0 BB: 0 P: 3	R: 0 E: 0 K: 0 S: 3	H: 0 LOB: 2 BB: 2 P: 11	R: 1 E: 0 K: 1 S: 6	H: 2 LOB: 1 BB: 1 P: 11	R: 0 E: 0 K: 0 S: 4	H: 1 LOB: 1 BB: 0 P: 4	R: 0 E: 0 K: 1 S: 8	H: 1 LOB: 1 BB: 0 P: 8	R: 0 E: 0 K: 1 S: 5	H: 0 LOB: 0 BB: 0 P: 5	R: 0 E: 0 K: 0 S: 3	H: 0 LOB: 0 BB: 0 P: 3		1B: 4 2B: 2 3B: 0 HR: 0	SF: 0 SAC: 0 DP: 1 HBP: 0	WP: 1 PB: 0 SB: 0 CS: 0	PA: 34	
<b>PITCHER</b>	IP WLS BF H R ER SO BB IBB HBP BLK WP HR S P ERA WHIP	IP WLS BF H R ER SO BB IBB HBP BLK WP HR S P ERA WHIP	IP WLS BF H R ER SO BB IBB HBP BLK WP HR S P ERA WHIP	IP WLS BF H R ER SO BB IBB HBP BLK WP HR S P ERA WHIP	IP WLS BF H R ER SO BB IBB HBP BLK WP HR S P ERA WHIP	IP WLS BF H R ER SO BB IBB HBP BLK WP HR S P ERA WHIP	IP WLS BF H R ER SO BB IBB HBP BLK WP HR S P ERA WHIP	IP WLS BF H R ER SO BB IBB HBP BLK WP HR S P ERA WHIP	IP WLS BF H R ER SO BB IBB HBP BLK WP HR S P ERA WHIP	IP WLS BF H R ER SO BB IBB HBP BLK WP HR S P ERA WHIP	IP WLS BF H R ER SO BB IBB HBP BLK WP HR S P ERA WHIP	IP WLS BF H R ER SO BB IBB HBP BLK WP HR S P ERA WHIP	IP WLS BF H R ER SO BB IBB HBP BLK WP HR S P ERA WHIP	IP WLS BF H R ER SO BB IBB HBP BLK WP HR S P ERA WHIP	IP WLS BF H R ER SO BB IBB HBP BLK WP HR S P ERA WHIP	IP WLS BF H R ER SO BB IBB HBP BLK WP HR S P ERA WHIP	IP WLS BF H R ER SO BB IBB HBP BLK WP HR S P ERA WHIP	IP WLS BF H R ER SO BB IBB HBP BLK WP HR S P ERA WHIP	IP WLS BF H R ER SO BB IBB HBP BLK WP HR S P ERA WHIP	IP WLS BF H R ER SO BB IBB HBP BLK WP HR S P ERA WHIP	IP WLS BF H R ER SO BB IBB HBP BLK WP HR S P ERA WHIP	IP WLS BF H R ER SO BB IBB HBP BLK WP HR S P ERA WHIP
40 Chien-Ming Wang, R (1,1) ERA: 0.00	65 Phil Hughes, R (3,1) ERA: 6.75	38 T.J. Beam, R (4,1) ERA: 0.00	83 Ross Ohlendorf, R (5,1) ERA: 0.00	Luis Vizcaino, R (7,1) ERA: 0.00	60 Jose Veras, R (9,1) ERA: 0.00	60 Jose Veras, R (9,1) ERA: 0.00	60 Jose Veras, R (9,1) ERA: 0.00	60 Jose Veras, R (9,1) ERA: 0.00	60 Jose Veras, R (9,1) ERA: 0.00	60 Jose Veras, R (9,1) ERA: 0.00	60 Jose Veras, R (9,1) ERA: 0.00	60 Jose Veras, R (9,1) ERA: 0.00	60 Jose Veras, R (9,1) ERA: 0.00	60 Jose Veras, R (9,1) ERA: 0.00	60 Jose Veras, R (9,1) ERA: 0.00	60 Jose Veras, R (9,1) ERA: 0.00	60 Jose Veras, R (9,1) ERA: 0.00	60 Jose Veras, R (9,1) ERA: 0.00	60 Jose Veras, R (9,1) ERA: 0.00	60 Jose Veras, R (9,1) ERA: 0.00	60 Jose Veras, R (9,1) ERA: 0.00	60 Jose Veras, R (9,1) ERA: 0.00

Batter	1	2	3	4	5	6	7	8	9	AB	R	H	RBI	BB	SO	LOB	BOTTOM					
18 Johnny Damon, L (1,8) 91 Brett Gardner, L (5,8)										3	1	1	1	0	1	0	<b>Minnesota Twins @ New York Yankees</b> Legends Field, Tampa, FL Thu Mar 01 2007, 1:15 PM EST Att: 10,231 - Overcast - 75 F					
2 Derek Jeter, R (1,6) 73 Alberto Gonzalez, R (5,6)										3	1	1	0	0	0	0						
25 Jason Giambi, L (1,10) 92 Jose Tabata, R (4, PR) (5,10)										1	2	1	2	2	0	0						
13 Alex Rodriguez, R (1,5) 68 Marcos Vechionacci, S (5,5)										2	1	1	0	0	1	0						
55 Hideki Matsui, L (1,7) 64 Kevin Reese, L (6,7)										2	0	1	0	1	0	0						
20 Jorge Posada, S (1,2) 59 Raul Chavez, R (5,2)										1	0	1	1	1	0	0						
24 Robinson Cano, L (1,4) Miguel Cairo, R (6,4)										3	0	1	1	0	0	4						
28 Melky Cabrera, S (1,9) 27 Kevin Thompson, R (6,9)										3	0	0	0	0	1	6						
11 Doug Mientkiewicz, L (1,3) Josh Phelps, R (6,3)										2	0	0	0	1	0	2						
<b>Inning Stats</b>	R: 3 E: 0 K: 0 S: 5	H: 2 LOB: 2 BB: 2 P: 14	R: 2 E: 1 K: 1 S: 7	H: 2 LOB: 0 BB: 0 P: 7	R: 0 E: 0 K: 0 S: 4	H: 1 LOB: 2 BB: 1 P: 8	R: 0 E: 0 K: 1 S: 5	H: 1 LOB: 1 BB: 1 P: 9	R: 0 E: 0 K: 2 S: 9	H: 2 LOB: 3 BB: 1 P: 13	R: 0 E: 0 K: 0 S: 4	H: 0 LOB: 1 BB: 0 P: 4	R: 0 E: 0 K: 2 S: 7	H: 0 LOB: 2 BB: 2 P: 15	R: 1 E: 0 K: 0 S: 5	H: 3 LOB: 1 BB: 0 P: 5		1B: 9 2B: 0 3B: 0 HR: 2	SF: 0 SAC: 0 DP: 2 HBP: 1	WP: 0 PB: 0 SB: 1 CS: 0	PA: 42	
<b>PITCHER</b>	IP WLS BF H R ER SO BB IBB HBP BLK WP HR S P ERA WHIP	IP WLS BF H R ER SO BB IBB HBP BLK WP HR S P ERA WHIP	IP WLS BF H R ER SO BB IBB HBP BLK WP HR S P ERA WHIP	IP WLS BF H R ER SO BB IBB HBP BLK WP HR S P ERA WHIP	IP WLS BF H R ER SO BB IBB HBP BLK WP HR S P ERA WHIP	IP WLS BF H R ER SO BB IBB HBP BLK WP HR S P ERA WHIP	IP WLS BF H R ER SO BB IBB HBP BLK WP HR S P ERA WHIP	IP WLS BF H R ER SO BB IBB HBP BLK WP HR S P ERA WHIP	IP WLS BF H R ER SO BB IBB HBP BLK WP HR S P ERA WHIP	IP WLS BF H R ER SO BB IBB HBP BLK WP HR S P ERA WHIP	IP WLS BF H R ER SO BB IBB HBP BLK WP HR S P ERA WHIP	IP WLS BF H R ER SO BB IBB HBP BLK WP HR S P ERA WHIP	IP WLS BF H R ER SO BB IBB HBP BLK WP HR S P ERA WHIP	IP WLS BF H R ER SO BB IBB HBP BLK WP HR S P ERA WHIP	IP WLS BF H R ER SO BB IBB HBP BLK WP HR S P ERA WHIP	IP WLS BF H R ER SO BB IBB HBP BLK WP HR S P ERA WHIP	IP WLS BF H R ER SO BB IBB HBP BLK WP HR S P ERA WHIP	IP WLS BF H R ER SO BB IBB HBP BLK WP HR S P ERA WHIP	IP WLS BF H R ER SO BB IBB HBP BLK WP HR S P ERA WHIP	IP WLS BF H R ER SO BB IBB HBP BLK WP HR S P ERA WHIP	IP WLS BF H R ER SO BB IBB HBP BLK WP HR S P ERA WHIP	IP WLS BF H R ER SO BB IBB HBP BLK WP HR S P ERA WHIP
Carlos Silva, R (1,1) ERA: 22.50	59 Kevin Slowey, R (3,1) ERA: 0.00	72 Jeremy Cummings, R (5,1) ERA: 0.00	Randy Choate, L (6,1) ERA: 0.00	49 Mike Venafro, L (7,1) ERA: 0.00	56 Carmen Cali, L (8,1) ERA: 9.00	56 Carmen Cali, L (8,1) ERA: 9.00	56 Carmen Cali, L (8,1) ERA: 9.00	56 Carmen Cali, L (8,1) ERA: 9.00	56 Carmen Cali, L (8,1) ERA: 9.00	56 Carmen Cali, L (8,1) ERA: 9.00	56 Carmen Cali, L (8,1) ERA: 9.00	56 Carmen Cali, L (8,1) ERA: 9.00	56 Carmen Cali, L (8,1) ERA: 9.00	56 Carmen Cali, L (8,1) ERA: 9.00	56 Carmen Cali, L (8,1) ERA: 9.00	56 Carmen Cali, L (8,1) ERA: 9.00	56 Carmen Cali, L (8,1) ERA: 9.00	56 Carmen Cali, L (8,1) ERA: 9.00	56 Carmen Cali, L (8,1) ERA: 9.00	56 Carmen Cali, L (8,1) ERA: 9.00	56 Carmen Cali, L (8,1) ERA: 9.00	56 Carmen Cali, L (8,1) ERA: 9.00





Batter	1	2	3	4	5	6	7	8	9	AB	R	H	RBI	BB	SO	LOB	TOP			
18 Johnny Damon, L OBP: 0.200, SLG: 0.800 91 Brett Gardner, L (4, 8)										2	0	0	0	0	1	0	<b>New York Yankees @ Tampa Bay Devil Rays</b> Progress Energy Park, Home of Al Lang Field, St. Petersburg, FL Fri Mar 02 2007, 1:05 PM EST Att: 6,508 - Cloudy - 76 F			
2 Derek Jeter, R OBP: 0.400, SLG: 0.400 66 Andy Cunniff, R OBP: 1.000, SLG: 1.000										2	0	1	0	0	0	0				
25 Jason Giambi, L OBP: 0.300, SLG: 2.000 67 Eric Duncan, L (4, PR) (4, 10)										1	0	0	0	1	0	1				
13 Alex Rodriguez, R OBP: 0.600, SLG: 0.333 93 Chris Basak, R OBP: 0.500, SLG: 2.000										1	0	0	0	1	1	1				
55 Hideki Matsui, L OBP: 0.400, SLG: 0.250 27 Kevin Thompson, R (4, 7)										2	0	0	0	0	0	3				
24 Robinson Cano, L OBP: 0.200, SLG: 0.200 73 Alberto Gonzalez, R OBP: 0.750, SLG: 0.750										2	0	0	0	0	0	1				
28 Melky Cabrera, S (1, 9) 75 Bronson Sardinha, L (5, 9)										2	0	0	0	0	0	0				
11 Doug Mientkiewicz, L (1, 3) Josh Phelps, R OBP: 0.667, SLG: 0.500 (5, 3)										2	0	0	0	0	0	0				
26 Wil Nieves, R (1, 2) Todd Pratt, R (6, 2)										2	0	0	0	0	1	0				
<b>Inning Stats</b>	R: 0 E: 0 K: 1 S: 6	H: 1 LOB: 2 BB: 1 P: 10	R: 0 E: 0 K: 0 S: 3	H: 0 LOB: 0 BB: 0 P: 3	R: 0 E: 0 K: 0 S: 3	H: 0 LOB: 1 BB: 1 P: 9	R: 0 E: 0 K: 1 S: 5	H: 0 LOB: 0 BB: 0 P: 5	R: 0 E: 0 K: 1 S: 5	H: 2 LOB: 1 BB: 0 P: 4	R: 3 E: 0 K: 1 S: 8	H: 3 LOB: 1 BB: 0 P: 10	R: 0 E: 0 K: 0 S: 3	H: 0 LOB: 0 BB: 0 P: 3	1B: 5 2B: 0 3B: 0 HR: 1	SF: 0 SAC: 1 DP: 1 HBP: 1		WP: 0 PA: 37 CS: 1		
<b>PITCHER</b>	IP WLS BF H R ER SO BB IBB HBP BLK WP HR S P ERA WHIP	33 James Shields, R ERA: 1.0	47 Gary Glover, R ERA: 2.1	56 Tim Corcoran, R ERA: 3.1	39 J.P. Howell, L ERA: 4.1	36 Edwin Jackson, R ERA: 5.1	27 Scott Dohmann, R ERA: 6.1	22 Shawn Camp, R ERA: 7.1	45 Ruddy Lugo, R ERA: 27.0	53 Juan Salas, R ERA: 9.1	IP WLS BF H R ER SO BB IBB HBP BLK WP HR S P ERA WHIP	27 Scott Dohmann, R ERA: 6.1	22 Shawn Camp, R ERA: 7.1	45 Ruddy Lugo, R ERA: 27.0	53 Juan Salas, R ERA: 9.1	IP WLS BF H R ER SO BB IBB HBP BLK WP HR S P ERA WHIP	27 Scott Dohmann, R ERA: 6.1	22 Shawn Camp, R ERA: 7.1	45 Ruddy Lugo, R ERA: 27.0	53 Juan Salas, R ERA: 9.1

Batter	1	2	3	4	5	6	7	8	9	AB	R	H	RBI	BB	SO	LOB	BOTTOM							
5 Rocco Baldelli, R OBP: 0.500, SLG: 0.500 35 Elijah Dukes, R OBP: 0.500, SLG: 0.500										2	0	1	0	0	0	0	<b>New York Yankees @ Tampa Bay Devil Rays</b> Progress Energy Park, Home of Al Lang Field, St. Petersburg, FL Fri Mar 02 2007, 1:05 PM EST Att: 6,508 - Cloudy - 76 F							
Delmon Young, R (1, 9) 61 Dustan Mohr, R (5, 7)										2	0	0	0	0	1	1								
13 Carl Crawford, L (1, 7) 58 Hee-Seop Choi, L (5, 3) 67 Reid Brignac, L (9, PR)										2	0	0	0	0	1	1								
Ty Wigginton, R (1, 3) 69 Fernando Perez, R OBP: 0.500, SLG: 0.500 (5, 8)										2	0	0	0	1	1	1								
3 Jorge Cantu, R OBP: 0.500, SLG: 0.500 29 Joel Guzman, R (6, 5)										2	0	1	0	0	1	0								
14 Greg Norton, S (1, 10) 31 Jonny Gomes, R (7, PH) (8, 10)										2	0	0	0	0	1	2								
1 Akinori Iwamura, L (1, 5) 32 Shawn Riggans, R OBP: 1.000, SLG: 1.000 (6, 2)										2	0	0	0	0	1	0								
30 Dioner Navarro, S (1, 2) 43 Elliot Johnson, S (6, 4)										1	0	0	0	0	1	0								
18 Ben Zobrist, S (1, 6) 2 B.J. Upton, R (7, 6)										2	0	0	0	0	0	0								
<b>Inning Stats</b>	R: 0 E: 0 K: 0 S: 3	H: 0 LOB: 0 BB: 0 P: 3	R: 0 E: 0 K: 1 S: 5	H: 0 LOB: 0 BB: 0 P: 5	R: 0 E: 0 K: 1 S: 6	H: 1 LOB: 1 BB: 0 P: 6	R: 0 E: 0 K: 1 S: 4	H: 1 LOB: 1 BB: 0 P: 4	R: 0 E: 0 K: 1 S: 6	H: 1 LOB: 1 BB: 0 P: 7	R: 1 E: 1 K: 1 S: 7	H: 2 LOB: 1 BB: 0 P: 8	R: 0 E: 0 K: 1 S: 5	H: 0 LOB: 0 BB: 1 P: 5	R: 0 E: 0 K: 0 S: 3	H: 0 LOB: 1 BB: 1 P: 7		1B: 5 2B: 0 3B: 0 HR: 0	SF: 0 SAC: 0 DP: 0 HBP: 0	WP: 0 PA: 33 CS: 0				
<b>PITCHER</b>	IP WLS BF H R ER SO BB IBB HBP BLK WP HR S P ERA WHIP	46 Andy Pettitte, L ERA: 2.0	27 Darrell Rasner, R ERA: 3.1	Scott Proctor, R ERA: 5.1	56 Chris Britton, R ERA: 6.1	47 Ron Villone, L ERA: 7.1	Colter Bean, R ERA: 8.1	84 Kevin Whelan, R ERA: 9.1	IP WLS BF H R ER SO BB IBB HBP BLK WP HR S P ERA WHIP	46 Andy Pettitte, L ERA: 2.0	27 Darrell Rasner, R ERA: 3.1	Scott Proctor, R ERA: 5.1	56 Chris Britton, R ERA: 6.1	47 Ron Villone, L ERA: 7.1	Colter Bean, R ERA: 8.1	84 Kevin Whelan, R ERA: 9.1	IP WLS BF H R ER SO BB IBB HBP BLK WP HR S P ERA WHIP	46 Andy Pettitte, L ERA: 2.0	27 Darrell Rasner, R ERA: 3.1	Scott Proctor, R ERA: 5.1	56 Chris Britton, R ERA: 6.1	47 Ron Villone, L ERA: 7.1	Colter Bean, R ERA: 8.1	84 Kevin Whelan, R ERA: 9.1



Batter	1	2	3	4	5	6	7	8	9	AB	R	H	RBI	BB	SO	LOB	TOP						
76 Andrew McCutchen, R (1.7) OBP: 0.429, SLG: 1.000 3 Javier Guzman, S (6.6) OBP: 0.400, SLG: 0.250										3	0	1	0	0	0	1	<b>Pittsburgh Pirates @ New York Yankees</b> Legends Field, Tampa, FL Sat Mar 03 2007, 1:15 PM EST Att: 10,254 - Cloudy - 62 F						
2 Jack Wilson, R (1.6) OBP: 0.667, SLG: 0.800 74 Vic Butler, L (6.8)										3	1	1	0	0	0	2							
12 Freddy Sanchez, R (1.4) OBP: 0.167, SLG: 0.167 64 Eddy Garabito, S (6.4) OBP: 0.200, SLG: 0.200										3	0	1	0	0	0	2							
62 Chris Aguilera, R (1.9) OBP: 0.500, SLG: 0.500 10 Rajai Davis, R (7. PR) OBP: 0.333, SLG: 0.500										1	0	0	1	1	0	0							
35 Brad Eldred, R (1.3) OBP: 0.500, SLG: 1.500 5 Yurendell Decaster, R (7.3) OBP: 0.500, SLG: 0.500										3	1	1	1	0	0	2							
26 Ronny Paulino, R (1.2) 41 Ryan Doumit, S (5.2) OBP: 0.500, SLG: 1.000										2	0	0	0	0	0	0							
José Bautista, R (1.10)										4	0	0	0	0	0	4							
Jose Castillo, R (1.5) OBP: 0.500, SLG: 0.750 29 Don Kelly, L (3.5) OBP: 0.125, SLG: 0.125										1	0	1	0	0	0	0							
51 Luis Matos, R (1.8) OBP: 0.750, SLG: 2.667 68 Michael Ryan, L (6.7) OBP: 0.667, SLG: 1.333										1	0	0	0	1	0	1							
										1	1	1	0	0	0	0							
<b>Inning Stats</b>	R: 0 E: 0 K: 0 S: 3	H: 1 LOB: 0 BB: 0 P: 4	R: 1 E: 0 K: 0 S: 4	H: 1 LOB: 0 BB: 0 P: 4	R: 0 E: 0 K: 0 S: 3	H: 1 LOB: 0 BB: 0 P: 3	R: 1 E: 0 K: 0 S: 4	H: 2 LOB: 0 BB: 0 P: 4	R: 0 E: 0 K: 0 S: 3	H: 0 LOB: 0 BB: 0 P: 3	R: 0 E: 0 K: 0 S: 3	H: 0 LOB: 1 BB: 1 P: 7	R: 0 E: 0 K: 0 S: 3	H: 0 LOB: 2 BB: 1 P: 7	R: 1 E: 0 K: 1 S: 7	H: 2 LOB: 1 BB: 0 P: 8	R: 0 E: 0 K: 0 S: 5	H: 2 LOB: 2 BB: 0 P: 5	1B: 5 2B: 3 3B: 0 HR: 1	SF: 1 SAC: 0 DP: 2 HBP: 0	WP: 1 PB: 0 SB: 0 CS: 1	PA: 35	
<b>PITCHER</b>	IP	WLS	BF	H	R	ER	SO	BB	IBB	HBP	BLK	WP	HR	S	P	ERA	WHIP					ERA	WHIP
35 Mike Mussina, R (1.1) ERA: 4.5	2.0	7	2	1	1	0	0	0	0	0	0	0	0	7	7	4.50	1.000					0.00	2.000
74 Matt DeSalvo, R (3.1) ERA: 4.5	2.0	7	3	1	1	0	0	0	0	0	0	0	0	7	7	4.50	1.500						
Kyle Farnsworth, R (5.1) ERA:	1.0	3	0	0	0	0	0	0	0	0	0	0	0	3	3	0.00	0.000						
34 Sean Henn, L (6.1) ERA:	2.0	8	0	0	0	0	2	0	0	0	0	0	0	6	14	0.00	1.000						
79 Jeff Kennard, R (8.1) ERA: 9.0	1.0	W	5	2	1	1	1	0	0	0	0	1	0	7	8	9.00	2.000						

Batter	1	2	3	4	5	6	7	8	9	AB	R	H	RBI	BB	SO	LOB	BOTTOM						
28 Melky Cabrera, S (1.8) 91 Brett Gardner, L (7.8)										3	0	0	0	0	0	1	<b>Pittsburgh Pirates @ New York Yankees</b> Legends Field, Tampa, FL Sat Mar 03 2007, 1:15 PM EST Att: 10,254 - Cloudy - 62 F						
2 Derek Jeter, R (1.6) OBP: 0.250, SLG: 0.250 71 Ramiro Pena, S (7.6) OBP: 1.000, SLG: 1.000										3	0	0	0	0	0	1							
55 Hideki Matsui, L (1.7) OBP: 0.500, SLG: 0.500 64 Kevin Reese, L (6. PR) (7.7)										2	0	1	0	1	0	0							
13 Alex Rodriguez, R (1.5) OBP: 0.500, SLG: 0.200 68 Marcos Vechionacci, S (6. PR) OBP: 0.667, SLG: 0.667										2	0	0	0	1	1	1							
20 Jorge Posada, S (1.2) OBP: 0.750, SLG: 1.667 17 Ben Davis, S (6.2) 85 Francisco Cervelli, R (9.2)										2	1	1	1	0	0	0							
Josh Phelps, R (1.3) OBP: 0.667, SLG: 0.500 66 Andy Cannizaro, R (7. PR) OBP: 0.500, SLG: 0.500										2	0	1	0	1	0	0							
92 Jose Tabata, R (1.10) OBP: 0.250, SLG: 0.250 90 Angel Chavez, R (7. PH) (8.10)										2	0	0	0	0	1	0							
Miguel Cairo, R (1.4) 67 Eric Duncan, L (8.3)										3	0	0	0	0	0	1							
27 Kevin Thompson, R (1.9) OBP: 0.333, SLG: 0.400										2	1	1	0	1	0	0							
										1	0	0	0	0	0	1							
<b>Inning Stats</b>	R: 0 E: 0 K: 1 S: 6	H: 1 LOB: 1 BB: 0 P: 6	R: 0 E: 0 K: 0 S: 3	H: 1 LOB: 0 BB: 0 P: 3	R: 0 E: 0 K: 0 S: 4	H: 1 LOB: 1 BB: 0 P: 4	R: 1 E: 0 K: 0 S: 4	H: 1 LOB: 0 BB: 0 P: 4	R: 0 E: 0 K: 1 S: 5	H: 0 LOB: 0 BB: 0 P: 5	R: 0 E: 0 K: 0 S: 3	H: 0 LOB: 2 BB: 2 P: 11	R: 0 E: 0 K: 0 S: 2	H: 0 LOB: 1 BB: 1 P: 6	R: 3 E: 0 K: 1 S: 7	H: 2 LOB: 1 BB: 2 P: 17	R: 0 E: 0 K: 0 S: 5	H: 2 LOB: 3 BB: 0 HR: 1	SF: 1 SAC: 0 DP: 1 HBP: 0	WP: 1 PB: 0 SB: 1 CS: 0	PA: 33		
<b>PITCHER</b>	IP	WLS	BF	H	R	ER	SO	BB	IBB	HBP	BLK	WP	HR	S	P	ERA	WHIP					ERA	WHIP
27 Shane Youman, L (1.1) ERA:	2.0	H	7	2	1	0	1	0	0	0	0	0	0	9	9	0.00	1.000					81.00	12.000
39 Marty McLeary, R (3.1) ERA: 4.5	2.0	H	8	2	1	1	0	0	0	0	0	0	1	8	8	4.50	1.000					0.00	0.000
37 John Wasdin, R (5.1) ERA:	1.0	H	3	0	0	0	1	0	0	0	0	0	0	5	5	0.00	0.000						
70 Jim Brower, R (6.1) ERA:	1.0	H	5	0	0	0	0	2	0	0	0	1	0	3	11	0.00	2.000						
50 David Davidson, L (7.1) ERA:	1.0	H	3	0	0	0	0	1	0	0	0	0	0	2	6	0.00	1.000						

AB 32  
R 3  
H 9  
RBI 3  
BB 2  
SO 1  
LOB 18



AB 27  
R 4  
H 6  
RBI 4  
BB 5  
SO 3  
LOB 9













Batter	1	2	3	4	5	6	7	8	9	AB	R	H	RBI	BB	SO	LOB	TOP					
18 Johnny Damon, L OBP: 0.231, SLG: 0.417 75 Bronson Sardinha, L OBP: 0.300, SLG: 0.600	4-0 55 1B 55 S BB		0-0 G3		0-0 P5		0-3 K		0-0 L3	2	0	0	0	1	0	2	<b>New York Yankees @ Cleveland Indians</b> Chain of Lakes Park, Winter Haven, FL Tue Mar 06 2007, 1:05 PM EST Att: 6,625 - Sunny - 67 F					
2 Derek Jeter, R OBP: 0.286, SLG: 0.286 90 Angel Chavez, R OBP: 0.286, SLG: 0.167	0-3 K		0-0 L8		0-0 F9		0-3 K			3	0	0	0	0	1	3						
55 Hideki Matsui, L OBP: 0.500, SLG: 0.750 92 Jose Tabata, R OBP: 0.400, SLG: 0.250	0-1 13 G5-4-3 1-3 1B			0-0 G3		0-0 HR 1B		4-0 27 PB BB		3	0	2	0	0	0	0						
13 Alex Rodriguez, R OBP: 0.429, SLG: 0.273 73 Alberto Gonzalez, R OBP: 0.375, SLG: 0.375	0-0 G5-4-3 1-2 1B			0-3 K		0-3 K		0-1 B1		3	0	0	0	0	2	3						
28 Melky Cabrera, S OBP: 0.200, SLG: 0.200 27 Kevin Thompson, R OBP: 0.444, SLG: 0.625		0-3 K		0-0 G3		0-0 P6		0-3 K		3	0	0	0	0	1	1						
Josh Phelps, R OBP: 0.600, SLG: 0.875 67 Eric Duncan, L		0-3 K			0-0 F8		0-0 HR		0-0 F7	3	1	1	2	0	1	0						
Miguel Cairo, R OBP: 0.273, SLG: 0.200 66 Andy Cannizaro, R OBP: 0.667, SLG: 0.500		0-0 G4-3			0-0 64 HR 1B		0-0 L7		2-0 64 1B 59 SF8 HBP	3	1	1	0	0	0	1						
64 Kevin Reese, L OBP: 0.455, SLG: 0.889			0-0 G4-3		0-2 HR				0-0 75 L3 1B	4	1	3	2	0	0	0						
26 Wil Nieves, R OBP: 0.286, SLG: 0.286 59 Raul Chavez, R OBP: 0.286, SLG: 0.333			0-0 18 G3 1B		0-0 E5				0-0 SF8	2	0	1	0	0	0	0						
										1	0	0	1	0	0	1						
<b>Inning Stats</b>	R: 0 E: 0 K: 1 S: 6	H: 1 LOB: 1 BB: 1 P: 10	R: 0 E: 0 K: 2 S: 7	H: 0 LOB: 0 BB: 0 P: 7	R: 0 E: 0 K: 0 S: 4	H: 1 LOB: 1 BB: 0 P: 4	R: 0 E: 0 K: 1 S: 5	H: 0 LOB: 0 BB: 0 P: 5	R: 2 E: 1 K: 1 S: 7	H: 2 LOB: 1 BB: 0 P: 8	R: 0 E: 0 K: 2 S: 8	H: 1 LOB: 1 BB: 0 P: 8	R: 0 E: 0 K: 1 S: 6	H: 0 LOB: 1 BB: 1 P: 10	R: 1 E: 0 K: 0 S: 3	H: 1 LOB: 0 BB: 0 P: 5	1B: 6 2B: 1 3B: 0 HR: 2	SF: 1 SAC: 0 DP: 2 HBP: 1	WP: 0 PB: 1 SB: 2 CS: 0	PA: 37		
<b>PITCHER</b>	IP WLS BF H R ER SO	IP WLS BF H R ER SO	IP WLS BF H R ER SO	IP WLS BF H R ER SO	IP WLS BF H R ER SO	IP WLS BF H R ER SO	IP WLS BF H R ER SO	IP WLS BF H R ER SO	IP WLS BF H R ER SO	IP WLS BF H R ER SO	IP WLS BF H R ER SO	IP WLS BF H R ER SO	IP WLS BF H R ER SO	IP WLS BF H R ER SO	IP WLS BF H R ER SO	IP WLS BF H R ER SO	ERA WHIP	ERA WHIP	ERA WHIP	ERA WHIP	ERA WHIP	ERA WHIP
55 Roberto Hernandez, R ERA: 9.0	2.0 1.0 7 1 0 0 3	2.0 1.0 4 1 0 0 0	2.0 1.0 3 0 0 0 1	2.0 1.0 6 2 2 0 0	2.0 1.0 5 2 2 2 1	2.0 1.0 4 1 0 0 0	2.0 1.0 3 0 0 0 0	2.0 1.0 4 0 0 0 1	2.0 1.0 3 0 0 0 0	2.0 1.0 4 1 1 1 0	2.0 1.0 4 1 0 0 2	2.0 1.0 4 0 0 0 1	2.0 1.0 4 1 1 1 0	2.0 1.0 4 0 0 0 0	2.0 1.0 4 0 0 0 0	2.0 1.0 4 0 0 0 0	0.00 1.000	0.00 1.000	0.00 1.000	0.00 1.000	0.00 1.000	0.00 1.000
47 Joe Borowski, R ERA: 9.0	1.0 0.0 3 0 0 0 0	1.0 0.0 3 0 0 0 0	1.0 0.0 3 0 0 0 0	1.0 0.0 3 0 0 0 0	1.0 0.0 3 0 0 0 0	1.0 0.0 3 0 0 0 0	1.0 0.0 3 0 0 0 0	1.0 0.0 3 0 0 0 0	1.0 0.0 3 0 0 0 0	1.0 0.0 3 0 0 0 0	1.0 0.0 3 0 0 0 0	1.0 0.0 3 0 0 0 0	1.0 0.0 3 0 0 0 0	1.0 0.0 3 0 0 0 0	1.0 0.0 3 0 0 0 0	1.0 0.0 3 0 0 0 0	0.00 1.000	0.00 1.000	0.00 1.000	0.00 1.000	0.00 1.000	0.00 1.000
Roberto Hernandez, R ERA: 9.0	1.0 0.0 3 0 0 0 0	1.0 0.0 3 0 0 0 0	1.0 0.0 3 0 0 0 0	1.0 0.0 3 0 0 0 0	1.0 0.0 3 0 0 0 0	1.0 0.0 3 0 0 0 0	1.0 0.0 3 0 0 0 0	1.0 0.0 3 0 0 0 0	1.0 0.0 3 0 0 0 0	1.0 0.0 3 0 0 0 0	1.0 0.0 3 0 0 0 0	1.0 0.0 3 0 0 0 0	1.0 0.0 3 0 0 0 0	1.0 0.0 3 0 0 0 0	1.0 0.0 3 0 0 0 0	1.0 0.0 3 0 0 0 0	0.00 1.000	0.00 1.000	0.00 1.000	0.00 1.000	0.00 1.000	0.00 1.000
Fernando Cabrera, R ERA: 9.0	1.0 0.0 3 0 0 0 0	1.0 0.0 3 0 0 0 0	1.0 0.0 3 0 0 0 0	1.0 0.0 3 0 0 0 0	1.0 0.0 3 0 0 0 0	1.0 0.0 3 0 0 0 0	1.0 0.0 3 0 0 0 0	1.0 0.0 3 0 0 0 0	1.0 0.0 3 0 0 0 0	1.0 0.0 3 0 0 0 0	1.0 0.0 3 0 0 0 0	1.0 0.0 3 0 0 0 0	1.0 0.0 3 0 0 0 0	1.0 0.0 3 0 0 0 0	1.0 0.0 3 0 0 0 0	1.0 0.0 3 0 0 0 0	0.00 1.000	0.00 1.000	0.00 1.000	0.00 1.000	0.00 1.000	0.00 1.000
44 Brian Sikorski, R ERA: 9.0	1.0 0.0 3 0 0 0 0	1.0 0.0 3 0 0 0 0	1.0 0.0 3 0 0 0 0	1.0 0.0 3 0 0 0 0	1.0 0.0 3 0 0 0 0	1.0 0.0 3 0 0 0 0	1.0 0.0 3 0 0 0 0	1.0 0.0 3 0 0 0 0	1.0 0.0 3 0 0 0 0	1.0 0.0 3 0 0 0 0	1.0 0.0 3 0 0 0 0	1.0 0.0 3 0 0 0 0	1.0 0.0 3 0 0 0 0	1.0 0.0 3 0 0 0 0	1.0 0.0 3 0 0 0 0	1.0 0.0 3 0 0 0 0	0.00 1.000	0.00 1.000	0.00 1.000	0.00 1.000	0.00 1.000	0.00 1.000

Batter	1	2	3	4	5	6	7	8	9	AB	R	H	RBI	BB	SO	LOB	BOTTOM					
24 Grady Sizemore, L OBP: 0.154, SLG: 0.364 62 Trevor Crowe, S OBP: 0.400, SLG: 0.250	0-0 HR		0-0 SF8		0-0 G4-3		0-0 E5			2	1	1	2	0	0	0	<b>New York Yankees @ Cleveland Indians</b> Chain of Lakes Park, Winter Haven, FL Tue Mar 06 2007, 1:05 PM EST Att: 6,625 - Sunny - 67 F					
11 Luis Rivas, R OBP: 0.200, SLG: 0.300	0-0 P3		0-0 3H G6-3			0-0 G3	0-0 11 2B			4	1	1	2	0	0	0						
48 Travis Hafner, L OBP: 0.300, SLG: 0.222 68 Michael Aubrey, L OBP: 0.333, SLG: 0.333	0-0 G5-3		0-0 G6-3			0-0 P5	0-0 68 1B 2B			3	0	1	0	0	0	0						
41 Victor Martinez, S OBP: 0.556, SLG: 1.000 73 Max Ramirez, R OBP: 0.333, SLG: 0.333	0-0 G4-3		0-0 G5-3			0-0 P5	0-0 20 BB 1B		0-0 P5	3	0	1	0	0	0	1						
20 David Dellucci, L OBP: 0.727, SLG: 1.125 65 Ben Francisco, R OBP: 0.500, SLG: 1.000		0-0 17 1B 1B		0-0 25 CS BB		0-0 P5	0-0 25 BB BB		0-0 25 G5-3 75 S 1B	1	0	1	0	2	0	0						
25 Ryan Garko, R OBP: 0.286, SLG: 0.357		0-0 L9		0-3 K		0-3 K			0-1 G5-3	4	0	0	0	0	2	5						
17 Shin-Soo Choo, L OBP: 0.167, SLG: 0.167 75 Brad Snyder, L OBP: 0.455, SLG: 0.143		0-0 27 G4-6-3 1B		0-0 G4-3			0-3 K		0-0 1B	3	0	1	0	0	1	0						
27 Hector Luna, R OBP: 0.500, SLG: 0.444 95 Wes Hodges, R		0-0 G4-6-3			0-0 15 G4-6-3 1B		0-0 62 E 11 2B 1B		0-0 F9	3	1	2	0	0	0	2						
15 Mike Rouse, L OBP: 0.273, SLG: 0.455			0-0 24 SF8 3B		0-0 G4-6-3		0-3 K			3	1	1	0	0	1	2						
										1	0	0	0	0	0	0						
<b>Inning Stats</b>	R: 1 E: 0 K: 0 S: 4	H: 1 LOB: 0 BB: 0 P: 4	R: 0 E: 0 K: 0 S: 4	H: 2 LOB: 1 BB: 0 P: 4	R: 1 E: 0 K: 0 S: 5	H: 2 LOB: 1 BB: 0 P: 5	R: 0 E: 0 K: 1 S: 4	H: 0 LOB: 0 BB: 1 P: 8	R: 0 E: 0 K: 1 S: 6	H: 1 LOB: 2 BB: 1 P: 10	R: 3 E: 1 K: 2 S: 10	H: 3 LOB: 1 BB: 0 P: 10	R: 1 E: 0 K: 0 S: 6	H: 2 LOB: 1 BB: 0 P: 6	R: 1 E: 0 K: 0 S: 6	H: 2 LOB: 1 BB: 0 P: 6	1B: 9 2B: 1 3B: 1 HR: 1	SF: 1 SAC: 0 DP: 2 HBP: 0	WP: 0 PB: 0 SB: 1 CS: 1	PA: 35		
<b>PITCHER</b>	IP WLS BF H R ER SO	IP WLS BF H R ER SO	IP WLS BF H R ER SO	IP WLS BF H R ER SO	IP WLS BF H R ER SO	IP WLS BF H R ER SO	IP WLS BF H R ER SO	IP WLS BF H R ER SO	IP WLS BF H R ER SO	IP WLS BF H R ER SO	IP WLS BF H R ER SO	IP WLS BF H R ER SO	IP WLS BF H R ER SO	IP WLS BF H R ER SO	IP WLS BF H R ER SO	IP WLS BF H R ER SO	ERA WHIP	ERA WHIP	ERA WHIP	ERA WHIP	ERA WHIP	ERA WHIP
40 Chien-Ming Wang, R ERA: 3.6	3.0 2.0 13 5 2 2 0	3.0 2.0 13 5 2 2 0	3.0 2.0 13 5 2 2 0	3.0 2.0 13 5 2 2 0	3.0 2.0 13 5 2 2 0	3.0 2.0 13 5 2 2 0	3.0 2.0 13 5 2 2 0	3.0 2.0 13 5 2 2 0	3.0 2.0 13 5 2 2 0	3.0 2.0 13 5 2 2 0	3.0 2.0 13 5 2 2 0	3.0 2.0 13 5 2 2 0	3.0 2.0 13 5 2 2 0	3.0 2.0 13 5 2 2 0	3.0 2.0 13 5 2 2 0	3.0 2.0 13 5 2 2 0	6.00 1.667	6.00 1.667	6.00 1.667	6.00 1.667	6.00 1.667	6.00 1.667
65 Phil Hughes, R ERA: 2.7	2.0 1.0 6 1 0 0 1	2.0 1.0 6 1 0 0 1	2.0 1.0 6 1 0 0 1	2.0 1.0 6 1 0 0 1	2.0 1.0 6 1 0 0 1	2.0 1.0 6 1 0 0 1	2.0 1.0 6 1 0 0 1	2.0 1.0 6 1 0 0 1	2.0 1.0 6 1 0 0 1	2.0 1.0 6 1 0 0 1	2.0 1.0 6 1 0 0 1	2.0 1.0 6 1 0 0 1	2.0 1.0 6 1 0 0 1	2.0 1.0 6 1 0 0 1	2.0 1.0 6 1 0 0 1	2.0 1.0 6 1 0 0 1	0.00 1.000	0.00 1.000	0.00 1.000	0.00 1.000	0.00 1.000	0.00 1.000
83 Ross Ohlendorf, R ERA: 4.5	2.0 1.0 11 4 3 0 3	2.0 1.0 11 4 3 0 3	2.0 1.0 11 4 3 0 3	2.0 1.0 11 4 3 0 3	2.0 1.0 11 4 3 0 3	2.0 1.0 11 4 3 0 3	2.0 1.0 11 4 3 0 3	2.0 1.0 11 4 3 0 3	2.0 1.0 11 4 3 0 3	2.0 1.0 11 4 3 0 3	2.0 1.0 11 4 3 0 3	2.0 1.0 11 4 3 0 3	2.0 1.0 11 4 3 0 3	2.0 1.0 11 4 3 0 3	2.0 1.0 11 4 3 0 3	2.0 1.0 11 4 3 0 3	0.00 2.500	0.00 2.500	0.00 2.500	0.00 2.500	0.00 2.500	0.00 2.500
Kyle Farnsworth, R ERA: 4.5	1.0 0.0 5 2 1 1 0	1.0 0.0 5 2 1 1 0	1.0 0.0 5 2 1 1 0	1.0 0.0 5 2 1 1 0	1.0 0.0 5 2 1 1 0	1.0 0.0 5 2 1 1 0	1.0 0.0 5 2 1 1 0	1.0 0.0 5 2 1 1 0	1.0 0.0 5 2 1 1 0	1.0 0.0 5 2 1 1 0	1.0 0.0 5 2 1 1 0	1.0 0.0 5 2 1 1 0	1.0 0.0 5 2 1 1 0	1.0 0.0 5 2 1 1 0	1.0 0.0 5 2 1 1 0	1.0 0.0 5 2 1 1 0	9.00 2.000	9.00 2.000	9.00 2.000	9.00 2.000	9.00 2.000	9.00 2.000





Batter	1	2	3	4	5	6	7	8	9	10	AB	R	H	RBI	BB	SO	LOB	TOP																	
6 Ryan Freel, R OBP: 0.583, SLG: 0.700 63 Chris Dickerson, L (5, 8)											3	0	1	0	0	0	1	<b>Cincinnati Reds @ New York Yankees</b> Legends Field, Tampa, FL Wed Mar 07 2007, 7:15 PM EST Att: 10,229 - Clear - 70 F																	
27 Chris Denorfia, R OBP: 0.261, SLG: 0.200 16 Bubba Crosby, L OBP: 0.444, SLG: 0.400 (8, PH)											3	0	0	0	0	0	2																		
12 Edwin Encarnación, R OBP: 0.593, SLG: 0.593 60 Joey Votto, L OBP: 0.563, SLG: 0.769 (6, 3)											2	0	0	0	1	1	0																		
Jeff Conine, R OBP: 0.400, SLG: 0.400 34 Jerry Gil, R OBP: 0.231, SLG: 0.538 (6, PR)											3	0	2	0	0	1	2																		
4 Brandon Phillips, R OBP: 0.400, SLG: 1.000 46 Mark Bellhorn, S OBP: 0.353, SLG: 0.467 (6, 4)											3	0	1	0	0	0	1																		
33 Josh Hamilton, L OBP: 0.545, SLG: 0.737 (1, 10)											3	0	0	0	1	1	1																		
Javier Valentin, S OBP: 0.222, SLG: 0.125 67 Ryan Jorgensen, R (7, 2)											3	0	0	0	0	1	3																		
9 Juan Castro, R OBP: 0.077, SLG: 0.167 71 Paul Janish, R OBP: 0.385, SLG: 0.500 (7, 6)											3	0	1	0	0	1	3																		
30 Norris Hopper, R OBP: 0.176, SLG: 0.176 (1, 9)											4	0	0	0	0	0	1																		
<b>Inning Stats</b>	R: 0 E: 0 K: 0 S: 3	H: 1 LOB: 0 BB: 0 P: 3	R: 0 E: 0 K: 1 S: 6	H: 2 LOB: 2 BB: 1 P: 10	R: 0 E: 1 K: 1 S: 6	H: 0 LOB: 2 BB: 1 P: 10	R: 0 E: 0 K: 1 S: 5	H: 0 LOB: 0 BB: 0 P: 5	R: 0 E: 0 K: 1 S: 6	H: 1 LOB: 1 BB: 0 P: 6	R: 0 E: 0 K: 1 S: 5	H: 0 LOB: 0 BB: 0 P: 5	R: 1 E: 0 K: 2 S: 8	H: 1 LOB: 0 BB: 0 P: 8	R: 0 E: 0 K: 0 S: 3	H: 0 LOB: 1 BB: 0 P: 4	R: 0 E: 1 K: 0 S: 4		H: 0 LOB: 1 BB: 0 P: 4	1B: 4 2B: 1 3B: 0 HR: 1	SF: 0 SAC: 0 DP: 2 HBP: 1	WP: 1 PB: 0 SB: 0 CS: 0	PA: 39												
<b>PITCHER</b>	IP 3.0	WLS 13	BF 13	H 3	R 0	ER 0	SO 2	BB 2	IBB 0	HBP 0	BLK 0	WP 0	HR 0	S 15	P 23	ERA 0.00	WHIP 1.667	<b>PITCHER</b>	IP 0.1	WLS 2	BF 2	H 0	R 0	ER 0	SO 0	BB 0	IBB 0	HBP 1	BLK 0	WP 0	HR 0	S 1	P 2	ERA 0.00	WHIP 0.000
46 Andy Pettitte, L ERA: 3.98	(1, 1)																	60 Jose Veras, R ERA: 3.00	(9, 1)																
42 Mariano Rivera, R ERA: 2.28	(4, 1)																	34 Sean Henn, L ERA: 3.98	(10, 1)																
27 Darrell Rasner, R ERA: 6.0	(5, 1)																																		
Luis Vizcaino, R ERA: 6.0	(8, 1)																																		
Mike Myers, L ERA: 3.98	(9, 1)																																		


Batter	1	2	3	4	5	6	7	8	9	10	AB	R	H	RBI	BB	SO	LOB	BOTTOM																	
28 Melky Cabrera, S OBP: 0.211, SLG: 0.167 91 Brett Gardner, L (9, 8)											3	0	0	0	1	0	1	<b>Cincinnati Reds @ New York Yankees</b> Legends Field, Tampa, FL Wed Mar 07 2007, 7:15 PM EST Att: 10,229 - Clear - 70 F																	
2 Derek Jeter, R OBP: 0.294, SLG: 0.284 73 Alberto Gonzalez, R OBP: 0.300, SLG: 0.300 (6, 6)											3	0	1	0	0	1	2																		
25 Jason Giambi, L OBP: 0.429, SLG: 0.444 67 Eric Duncan, L (9, 10)											2	0	0	0	0	1	2																		
13 Alex Rodriguez, R OBP: 0.471, SLG: 0.429 93 Chris Basak, R OBP: 0.375, SLG: 0.875 (7, 5)											3	0	2	0	0	1	2																		
55 Hideki Matsui, L OBP: 0.471, SLG: 0.667 64 Kevin Reese, L OBP: 0.455, SLG: 0.889 (7, 7)											3	0	1	0	0	0	1																		
20 Jorge Posada, S OBP: 0.623, SLG: 1.000 17 Ben Davis, S (6, 2)											0	0	0	0	0	0	0																		
75 Bronson Sardinha, L OBP: 0.364, SLG: 0.636 (10, 9)											2	0	1	0	0	0	1																		
24 Robinson Cano, L OBP: 0.214, SLG: 0.214 Miguel Cairo, R OBP: 0.333, SLG: 0.273 (8, 4)											3	0	1	0	0	0	1																		
11 Doug Mientkiewicz, L OBP: 0.333, SLG: 0.273 Josh Phelps, R OBP: 0.636, SLG: 1.000 (8, 3)											2	0	0	0	0	0	2																		
27 Kevin Thompson, R OBP: 0.500, SLG: 0.600 59 Raul Chavez, R OBP: 0.286, SLG: 0.333 (10, 2)											2	0	1	0	0	0	0																		
<b>Inning Stats</b>	R: 0 E: 0 K: 0 S: 3	H: 0 LOB: 0 BB: 0 P: 3	R: 0 E: 0 K: 0 S: 5	H: 3 LOB: 2 BB: 0 P: 5	R: 0 E: 0 K: 1 S: 6	H: 2 LOB: 2 BB: 0 P: 7	R: 0 E: 0 K: 0 S: 3	H: 1 LOB: 0 BB: 0 P: 3	R: 0 E: 0 K: 2 S: 7	H: 0 LOB: 2 BB: 1 P: 12	R: 0 E: 0 K: 0 S: 3	H: 0 LOB: 0 BB: 0 P: 3	R: 0 E: 0 K: 0 S: 3	H: 0 LOB: 0 BB: 0 P: 3	R: 1 E: 0 K: 1 S: 9	H: 4 LOB: 3 BB: 0 P: 10	R: 0 E: 0 K: 2 S: 7	H: 0 LOB: 0 BB: 0 P: 7	1B: 8 2B: 3 3B: 0 HR: 0	SF: 0 SAC: 2 DP: 3 HBP: 3	WP: 0 PB: 0 SB: 0 CS: 1	PA: 40													
<b>PITCHER</b>	IP 3.0	WLS 13	BF 13	H 5	R 0	ER 0	SO 1	BB 0	IBB 0	HBP 0	BLK 0	WP 0	HR 0	S 14	P 15	ERA 0.00	WHIP 1.667	<b>PITCHER</b>	IP 1.0	WLS 3	BF 3	H 0	R 0	ER 0	SO 2	BB 0	IBB 0	HBP 0	BLK 0	WP 0	HR 0	S 7	P 7	ERA 0.00	WHIP 0.000
75 Bobby Livingston, L ERA: 3.00	(1, 1)																	64 Tom Shearn, R ERA: 3.00	(10, 1)																
53 Brad Salmon, R ERA: 3.00	(4, 1)																																		
51 Jared Burton, R ERA: 3.00	(5, 1)																																		
25 David Weathers, R ERA: 3.00	(6, 1)																																		
54 Elizardo Ramirez, R ERA: 3.00	(7, 1)																																		

**Cincinnati Reds @ New York Yankees**  
Legends Field, Tampa, FL  
Wed Mar 07 2007, 7:15 PM EST  
Att: 10,229 - Clear - 70 F



AB	36
R	1
H	6
RBI	1
BB	2
SO	7
LOB	18

**Cincinnati Reds @ New York Yankees**  
Legends Field, Tampa, FL  
Wed Mar 07 2007, 7:15 PM EST  
Att: 10,229 - Clear - 70 F



AB	34
R	1
H	11
RBI	1
BB	1
SO	6
LOB	16

WP	0	PA	40
PB	0		
SB	0		
CS	1		



























Batter	1	2	3	4	5	6	7	8	9	AB	R	H	RBI	BB	SO	LOB	TOP			
Jason Bartlett, R (1, 6) 25 Alexi Casilla, S (7, 6) OBP: 0.300, SLG: 0.296 OBP: 0.345, SLG: 0.346	G6-3			K	K			BB		3	0	0	0	0	2	3				
38 Luis Antonio Rodriguez, S (6, 4) 61 Tommy Watkins, R (6, 4) OBP: 0.273, SLG: 0.497 OBP: 0.286, SLG: 0.294	F7			1B			L6	F9		3	0	1	0	0	0	0				
7 Joe Mauer, L (1, 2) 41 Chris Heintz, R (6, PR) OBP: 0.417, SLG: 0.417	G4-3			G4-3			BB	1B		2	0	0	0	1	0	1				
Tori Hunter, R (1, 8) 2 Denard Span, L (6, 8) OBP: 0.400, SLG: 0.609 OBP: 0.313, SLG: 0.310		K		K			G6-4-3	FC5-4		3	0	0	0	0	2	2				
16 Jason Kubel, L (1, 9) Jason Tyner, L (7, 9) OBP: 0.370, SLG: 0.423 OBP: 0.200, SLG: 0.179	G4-3						F8	P6		3	0	0	0	0	0	0				
24 Rondell White, R (1, 7) 11 Josh Rabe, R (5, PR) OBP: 0.310, SLG: 0.407 OBP: 0.235, SLG: 0.313	L5						HBP	2B		1	0	0	0	0	0	0				
23 Matthew LeCroy, R (1, 10) OBP: 0.345, SLG: 0.346				L8			FC5	K		4	0	0	0	0	2	3				
50 Garrett Jones, L (1, 3) OBP: 0.061, SLG: 0.091				K			E1	G3-1		4	0	0	0	0	1	4				
58 Glenn Williams, S (1, 5) OBP: 0.258, SLG: 0.367	G6-3						K	K		3	0	0	0	0	2	3				
<b>Inning Stats</b>	R: 0 E: 0 K: 0 S: 5	H: 0 LOB: 0 BB: 9	R: 0 E: 0 K: 1 S: 9	H: 0 LOB: 0 BB: 11	R: 0 E: 0 K: 1 S: 6	H: 0 LOB: 0 BB: 7	R: 0 E: 0 K: 2 S: 10	H: 1 LOB: 1 BB: 14	R: 0 E: 0 K: 2 S: 13	H: 0 LOB: 3 BB: 0	R: 0 E: 0 K: 1 S: 3	H: 1 LOB: 1 BB: 6	R: 1 E: 1 K: 1 S: 15	H: 1 LOB: 1 BB: 24	R: 0 E: 1 K: 1 S: 6	H: 0 LOB: 1 BB: 6	1B: 2 2B: 1 3B: 0 HR: 0	SF: 0 SAC: 0 DP: 1 HBP: 1	WP: 0 PB: 1 CS: 0	PA: 35
<b>PITCHER</b>	IP	WLS	BF	H	R	ER	SO	BB	IBB	HBP	BLK	WP	HR	S	P	ERA	WHIP			
58 Jeff Karstens, R (1, 1) ERA: 1.35	4.0	W	13	1	0	0	4	0	0	0	0	0	0	30	41	0.00	0.250			
78 Chase Wright, L (5, 1) ERA: 1.35	2.0	H	9	0	0	0	2	1	0	1	0	0	0	16	26	0.00	0.500			
Scott Proctor, R (7, 1) ERA: 1.35	1.0	H	4	1	0	0	1	0	0	0	0	0	0	6	6	0.00	1.000			
47 Ron Villone, L (8, 1) ERA: 1.35	0.1	H	2	0	1	0	1	1	0	0	0	0	0	6	13	0.00	3.000			
56 Chris Britton, R (8, 1) ERA: 2.45	0.2	H	3	1	0	0	0	0	0	0	0	0	0	9	11	0.00	1.500			

Minnesota Twins @ New York Yankees  
Legends Field, Tampa, FL  
Wed Mar 14 2007, 7:15 PM EDT  
Att: 10,330 - Clear - 75 F

AB 32  
R 1  
H 3  
RBI 1  
BB 2  
SO 9  
LOB 18



Batter	1	2	3	4	5	6	7	8	9	AB	R	H	RBI	BB	SO	LOB	BOTTOM			
18 Johnny Damon, L (1, 8) 64 Kevin Reese, L (5, PR) OBP: 0.355, SLG: 0.346 OBP: 0.429, SLG: 0.632	G4-3		BB		FC4-6		B1-3			2	1	0	0	1	0	1				
2 Derek Jeter, R (1, 6) Miguel Cairo, R (5, PR) OBP: 0.344, SLG: 0.355 OBP: 0.409, SLG: 0.294	2B		G6-3		1B		K			3	0	2	0	0	0	1				
25 Jason Giambi, L (1, 10) 17 Ben Davis, S (6, PH) OBP: 0.310, SLG: 0.458 OBP: 0.286, SLG: 0.714	G3-1				K			1B		3	1	1	1	0	1	3				
13 Alex Rodriguez, R (1, 5) 93 Chris Basak, R (6, 5) OBP: 0.438, SLG: 0.346 OBP: 0.429, SLG: 0.714	L6		2B		F8			G5-3		3	0	0	0	0	0	4				
55 Hideki Matsui, L (1, 7) 27 Kevin Thompson, R (7, 7) OBP: 0.406, SLG: 0.533 OBP: 0.381, SLG: 0.556	2B		1B		K			G6-3		3	1	2	1	0	1	0				
20 Jorge Posada, S (1, 2) Todd Pratt, R (6, 2) OBP: 0.500, SLG: 0.867 OBP: 0.286, SLG: 0.286	G4-3				BB			1B		1	0	0	0	1	0	1				
24 Robinson Cano, L (1, 4) 90 Angel Chavez, R (6, PR) OBP: 0.194, SLG: 0.200 OBP: 0.133, SLG: 0.071	2B				G4-6-3			FC6		3	0	2	1	0	0	1				
28 Melky Cabrera, S (1, 9) 75 Bronson Sardinha, L (7, 9) OBP: 0.194, SLG: 0.200 OBP: 0.417, SLG: 0.583	G6-3				G6-3			L7		3	0	0	0	0	0	2				
11 Doug Mientkiewicz, L (1, 3) 12 Andy Phillips, R (7, PH) OBP: 0.289, SLG: 0.053	P4				BB			G5-3		1	0	0	0	1	0	1				
<b>Inning Stats</b>	R: 0 E: 0 K: 0 S: 7	H: 1 LOB: 1 BB: 0 P: 12	R: 1 E: 0 K: 0 S: 10	H: 2 LOB: 1 BB: 0 P: 16	R: 2 E: 0 K: 0 S: 9	H: 2 LOB: 1 BB: 1 P: 15	R: 0 E: 0 K: 0 S: 5	H: 0 LOB: 0 BB: 1 P: 12	R: 0 E: 0 K: 1 S: 10	H: 1 LOB: 2 BB: 1 P: 17	R: 0 E: 0 K: 2 S: 8	H: 1 LOB: 1 BB: 0 P: 8	R: 0 E: 0 K: 1 S: 5	H: 0 LOB: 0 BB: 5 P: 5	R: 1 E: 0 K: 0 S: 13	H: 2 LOB: 1 BB: 0 P: 17	1B: 3 2B: 5 3B: 1 HR: 0	SF: 0 SAC: 0 DP: 1 HBP: 0	WP: 0 PB: 0 CS: 0	PA: 34
<b>PITCHER</b>	IP	WLS	BF	H	R	ER	SO	BB	IBB	HBP	BLK	WP	HR	S	P	ERA	WHIP			
Carlos Silva, R (1, 1) ERA: 7.62	4.0	L	17	5	3	3	0	2	0	0	0	0	0	31	55	6.75	1.750			
54 Matt Guerrier, R (5, 1) ERA: 5.4	1.0		5	1	0	0	1	1	0	0	0	0	0	10	17	0.00	2.000			
59 Kevin Slowey, R (6, 1) ERA: 11.57	2.0		7	1	0	0	3	0	0	0	0	0	0	13	13	0.00	0.500			
56 Carmen Cali, L (8, 1) ERA: 11.57	1.0		5	2	1	1	0	0	0	0	0	0	0	13	17	9.00	2.000			

Minnesota Twins @ New York Yankees  
Legends Field, Tampa, FL  
Wed Mar 14 2007, 7:15 PM EDT  
Att: 10,330 - Clear - 75 F

AB 31  
R 4  
H 9  
RBI 4  
BB 3  
SO 4  
LOB 17













Batter	1	2	3	4	5	6	7	8	9	AB	R	H	RBI	BB	SO	LOB	TOP			
Miguel Cairo, R (1,4) OBP: 0.433, SLG: 0.333 93 Chris Basak, R (5,4) OBP: 0.480, SLG: 0.750	F8	FC6-4			G6-3		75 BB, 71 G5-3		71 G6-3	3	0	1	1	0	0	0	<b>New York Yankees @ Philadelphia Phillies</b> Bright House Networks Field, Clearwater, FL Sat Mar 17 2007, 1:05 PM EDT Att: 9,785 - Sunny - 70 F <a href="http://livebaseballscorecards.com">livebaseballscorecards.com</a>			
2 Derek Jeter, R (1,6) OBP: 0.388, SLG: 0.361 71 Ramiro Pena, S (5, FR) OBP: 0.333, SLG: 0.333	G6-3	FC6-4			G6-3		G5-3		G6-3	3	0	1	0	0	0	3				
25 Jason Giambi, L (1,3) OBP: 0.286, SLG: 0.400 Josh Phelps, R (5,3)					G4-6-3		75 BB		G5-3	3	0	1	0	0	1	1				
55 Hideki Matsui, L (1,7) OBP: 0.368, SLG: 0.500 75 Bronson Sardinha, L (6,9) OBP: 0.367, SLG: 0.483	G4-3				G3-1		F9			3	0	0	0	0	0	1				
12 Andy Phillips, R (1,5)					F9		F8		FC6-4	4	1	1	0	0	0	3				
27 Kevin Thompson, R (1,8) OBP: 0.407, SLG: 0.625							59 PB		B5-3	4	0	2	0	0	1	1				
59 Raul Chavez, R (1,2) OBP: 0.471, SLG: 0.471 45 Carl Pavano, R (6,1)					P6		G5-3			3	0	1	0	0	0	2				
64 Kevin Reese, L (1,9) OBP: 0.321, SLG: 0.462					P4				F9	4	0	0	0	0	0	3				
46 Andy Pettitte, L (1,1) OBP: 0.455, SLG: 0.722									F9	2	0	0	0	0	2	4				
20 Jorge Posada, S (6,2)							71 G5-3, 93 BB, 75 BB		F7	1	1	0	0	1	0	0				
<b>Inning Stats</b>	R: 0 E: 0 K: 0 S: 4	H: 1 LOB: 1 BB: 0 P: 4	R: 1 E: 1 K: 2 S: 11	H: 3 LOB: 3 BB: 0 P: 11	R: 0 E: 0 K: 1 S: 5	H: 0 LOB: 0 BB: 0 P: 5	R: 0 E: 0 K: 1 S: 7	H: 1 LOB: 1 BB: 0 P: 7	R: 0 E: 0 K: 0 S: 4	H: 1 LOB: 3 BB: 3 P: 16	R: 1 E: 0 K: 0 S: 4	H: 1 LOB: 3 BB: 3 P: 5	R: 0 E: 0 K: 1 S: 5	H: 0 LOB: 1 BB: 0 P: 5	R: 0 E: 0 K: 0 S: 3	H: 0 LOB: 1 BB: 1 P: 7	1B: 7 2B: 1 3B: 0 HR: 0	SF: 0 SAC: 0 DP: 1 HBP: 0	WP: 0 PB: 1 SB: 1 CS: 0	PA: 39
<b>PITCHER</b>	IP WLS BF H R ER SO BB IBB HBP BLK WP HR S P ERA WHIP																			
Jamie Moyer, L (1,1) ERA: 2.51	4.1	20	6	1	0	0	4	0	0	0	0	0	0	0	0	29	29	0.00	1.385	
40 Matt Smith, L (5,1) ERA: 12.9	1.2	5	1	0	0	0	0	0	0	0	0	0	0	0	5	6	0.00	0.600		
67 Joe Bisenius, R (7,1) ERA: 1.69	1.0	W	7	1	1	1	0	3	0	0	0	0	0	4	16	9.00	4.000			
63 Ryan Madson, R (8,1) ERA: 3.6	2.0	S	7	0	0	0	1	1	0	0	0	0	0	8	12	0.00	0.500			

Batter	1	2	3	4	5	6	7	8	9	AB	R	H	RBI	BB	SO	LOB	BOTTOM	
11 Jimmy Rollins, S (1,6) OBP: 0.474, SLG: 0.321 4 Danny Sandoval, S (8,6) OBP: 0.227, SLG: 0.300			G6-3			G4-6-3		G4-3		3	0	1	0	0	0	1	<b>New York Yankees @ Philadelphia Phillies</b> Bright House Networks Field, Clearwater, FL Sat Mar 17 2007, 1:05 PM EDT Att: 9,785 - Sunny - 70 F <a href="http://livebaseballscorecards.com">livebaseballscorecards.com</a>	
28 Jayson Werth, R (1,9) OBP: 0.387, SLG: 0.385 9 Michael Bourn, L (8,7) OBP: 0.395, SLG: 0.556	G6-4-3				K		G4-3		73 FB	3	0	0	0	0	1	1		
26 Chase Utley, L (1,4) OBP: 0.436, SLG: 0.690 73 Brent Abernathy, R (8,4) OBP: 0.360, SLG: 0.364					G3				F8	3	1	2	0	0	0	0		
6 Ryan Howard, L (1,3) OBP: 0.421, SLG: 0.567 8 Shane Victorino, S (7, PR) OBP: 0.469, SLG: 0.585					G1-3				L5	2	0	0	0	1	1	1		
Pat Burrell, R (1,7) OBP: 0.344, SLG: 0.440 Karim Garcia, L (7, PR) OBP: 0.324, SLG: 0.394										2	0	0	0	1	1	0		
Wes Helms, R (1,5) OBP: 0.351, SLG: 0.556 78 Brennan King, R (9,5) OBP: 0.414, SLG: 0.538										3	0	0	0	0	0	3		
Aaron Rowand, R (1,8) OBP: 0.190, SLG: 0.256 63 Ryan Madson, L (8,1)										3	0	1	2	0	0	0		
51 Carlos Ruiz, R (1,2) OBP: 0.320, SLG: 0.391										3	1	0	0	0	0	2		
Jamie Moyer, L (1,1) ERA: 2.51 40 Matt Smith, L (5,1) ERA: 12.9 Randal Simon, L (6, PR) OBP: 0.333, SLG: 0.333 67 Joe Bisenius, R (7,1) ERA: 1.69 19 Greg Dobbs, L (7, PR) OBP: 0.444, SLG: 0.684										1	0	0	0	0	1	0		
<b>Inning Stats</b>	R: 0 E: 0 K: 1 S: 6	H: 2 LOB: 1 BB: 0 P: 6	R: 0 E: 0 K: 0 S: 3	H: 0 LOB: 0 BB: 0 P: 3	R: 0 E: 0 K: 1 S: 5	H: 0 LOB: 0 BB: 0 P: 5	R: 0 E: 0 K: 1 S: 5	H: 0 LOB: 0 BB: 0 P: 5	R: 0 E: 0 K: 0 S: 4	H: 1 LOB: 0 BB: 2 P: 4	R: 2 E: 0 K: 1 S: 7	H: 2 LOB: 3 BB: 2 P: 15	R: 0 E: 0 K: 0 S: 4	H: 1 LOB: 1 BB: 0 P: 4	1B: 4 2B: 2 3B: 0 HR: 0	SF: 0 SAC: 0 DP: 2 HBP: 0		WP: 0 PB: 0 SB: 0 CS: 0
<b>PITCHER</b>	IP WLS BF H R ER SO BB IBB HBP BLK WP HR S P ERA WHIP																	
46 Andy Pettitte, L (1,1) ERA: 5.63	5.0	16	4	3	2	1	2	0	0	0	0	0	0	15	23	6.00	2.000	



Batter	1	2	3	4	5	6	7	8	9	AB	R	H	RBI	BB	SO	LOB	TOP										
6 Chris Duffy, L (1.8) 76 Andrew McCutchen, R (6.8) OBP: 0.162, SLG: 0.212 OBP: 0.385, SLG: 0.472	P5		FC4-6			L3		F9		3	0	0	0	0	0	2	<b>Pittsburgh Pirates @ New York Yankees</b> <b>Legends Field, Tampa, FL</b> Sun Mar 18 2007, 1:15 PM EDT Att: 10,333 - Sunny - 66 F										
51 Luis Matos, R (1.9) OBP: 0.371, SLG: 0.563	P4		P6			F9		F9		4	0	1	0	0	0	2											
Jason Bay, R (1.7) 72 Einar Diaz, R (6.2) OBP: 0.330, SLG: 0.333 OBP: 0.563, SLG: 0.571	F7				F9	G6-3		F7		3	0	0	0	0	0	0											
25 Adam LaRoche, L (1.3) 35 Brad Eldred, R (7.3) OBP: 0.375, SLG: 0.259 OBP: 0.475, SLG: 0.824		F8			K			F7		3	0	0	0	0	1	0											
68 Michael Ryan, L (1.10) OBP: 0.439, SLG: 0.625	F8							F7		3	1	1	0	1	0	0											
Jose Bautista, R (1.5) 75 Neil Walker, S (7.5) OBP: 0.324, SLG: 0.382 OBP: 0.464, SLG: 0.760	B1-3				F8			F9		3	0	0	0	0	0	2											
41 Ryan Doumit, S (1.2) 13 Nate McLouth, L (6.7) OBP: 0.565, SLG: 0.529 OBP: 0.333, SLG: 0.269			FC4-6			L9-3		G3		1	0	1	0	1	0	0											
Jose Castillo, R (1.4) 5 Yurendell Decaster, R (7.4) OBP: 0.276, SLG: 0.345 OBP: 0.471, SLG: 0.533		F8			L9-3			K		3	0	1	1	0	0	2											
77 Brian Bixler, R (1.6) OBP: 0.436, SLG: 0.571					K			G1-3		3	0	1	0	0	1	2											
<b>Inning Stats</b>	R: 0 E: 0 K: 0 S: 3	H: 0 LOB: 0 BB: 0 P: 3	R: 0 E: 0 K: 0 S: 3	H: 0 LOB: 0 BB: 0 P: 3	R: 0 E: 0 K: 0 S: 5	H: 2 LOB: 2 BB: 0 P: 5	R: 0 E: 0 K: 1 S: 6	H: 1 LOB: 1 BB: 0 P: 6	R: 0 E: 0 K: 1 S: 4	H: 0 LOB: 0 BB: 1 P: 8	R: 0 E: 0 K: 0 S: 3	H: 0 LOB: 0 BB: 0 P: 3	R: 1 E: 0 K: 0 S: 4	H: 1 LOB: 2 BB: 2 P: 12	R: 0 E: 0 K: 0 S: 4	H: 1 LOB: 1 BB: 0 P: 4		R: 0 E: 0 K: 1 S: 6	H: 1 LOB: 1 BB: 0 P: 6	1B: 5 2B: 2 3B: 0 HR: 0	SF: 0 SAC: 0 DP: 1 HBP: 0	WP: 0 PB: 0 CS: 0	PA: 35				
<b>PITCHER</b>	IP	WLS	BF	H	R	ER	SO	BB	IBB	HBP	BLK	WP	HR	S	P	ERA	WHIP										
35 Mike Mussina, R (1.1) ERA: 3.46	5.0	W	18	3	0	0	2	1	0	0	0	0	0	21	25	0.00	0.800										
42 Mariano Rivera, R (6.1) ERA:	1.0		3	0	0	0	0	0	0	0	0	0	0	3	3	0.00	0.000										
Kyle Farnsworth, R (7.1) ERA: 3.6	1.0		6	1	1	1	0	2	0	0	0	0	0	4	12	9.00	3.000										
Mike Myers, L (8.1) ERA: 2.25	1.0		4	1	0	0	0	0	0	0	0	0	0	4	4	0.00	1.000										
Luis Vizcaino, R (9.1) ERA: 2.57	1.0		4	1	0	0	1	0	0	0	0	0	0	6	6	0.00	1.000										

Batter	1	2	3	4	5	6	7	8	9	AB	R	H	RBI	BB	SO	LOB	BOTTOM										
18 Johnny Damon, L (1.8) 27 Kevin Thompson, R (4, PR) OBP: 0.378, SLG: 0.333 OBP: 0.379, SLG: 0.577	G3		P5		P3			K		2	0	0	0	1	0	0	<b>Pittsburgh Pirates @ New York Yankees</b> <b>Legends Field, Tampa, FL</b> Sun Mar 18 2007, 1:15 PM EDT Att: 10,333 - Sunny - 66 F										
2 Derek Jeter, R (1.6) 93 Chris Basak, R (7.6) OBP: 0.381, SLG: 0.359 OBP: 0.500, SLG: 0.800	G4-3					G4-3		G6-3		3	1	1	1	1	0	0											
25 Jason Giambi, L (1.10) 12 Andy Phillips, R (6, PH) OBP: 0.308, SLG: 0.500 OBP: 0.200, SLG: 0.200			L9			K		G6-3		4	1	2	4	0	1	1											
13 Alex Rodriguez, R (1.5) 90 Angel Chavez, R (4, PR) OBP: 0.425, SLG: 0.412 OBP: 0.156, SLG: 0.111	G4-3		G5-3			K				3	0	1	0	0	0	2											
55 Hideki Matsui, L (1.7) 64 Kevin Reese, L (4, PR) OBP: 0.366, SLG: 0.487 OBP: 0.300, SLG: 0.429	E5					G4-3		K		2	0	0	0	0	1	1											
20 Jorge Posada, S (1.2) 17 Ben Davis, S (7, PR) OBP: 0.482, SLG: 0.682 OBP: 0.250, SLG: 0.625	F9									4	0	2	0	0	1	1											
Josh Phelps, R (1.3) 11 Doug Mientkiewicz, L (5.3) OBP: 0.491, SLG: 0.609 OBP: 0.233, SLG: 0.043										3	1	2	0	0	0	3											
24 Robinson Cano, L (1.4) Miguel Cairo, R (6.4) OBP: 0.333, SLG: 0.476 OBP: 0.452, SLG: 0.333	F8									3	1	1	0	0	0	2											
28 Melky Cabrera, S (1.9) 75 Bronson Sardinha, L (6.9) OBP: 0.200, SLG: 0.205 OBP: 0.355, SLG: 0.467	FC4-6									0	0	0	0	1	0	0											
<b>Inning Stats</b>	R: 0 E: 0 K: 0 S: 4	H: 1 LOB: 1 BB: 0 P: 4	R: 0 E: 1 K: 0 S: 5	H: 1 LOB: 2 BB: 0 P: 5	R: 0 E: 0 K: 0 S: 4	H: 1 LOB: 1 BB: 0 P: 4	R: 7 E: 0 K: 1 S: 12	H: 7 LOB: 3 BB: 2 P: 20	R: 0 E: 0 K: 2 S: 7	H: 0 LOB: 0 BB: 0 P: 7	R: 0 E: 0 K: 1 S: 6	H: 1 LOB: 2 BB: 1 P: 10	R: 1 E: 0 K: 2 S: 9	H: 2 LOB: 1 BB: 0 P: 9	1B: 10 2B: 1 3B: 1 HR: 1	SF: 0 SAC: 0 DP: 0 HBP: 0		WP: 0 PB: 0 CS: 0	PA: 41								
<b>PITCHER</b>	IP	WLS	BF	H	R	ER	SO	BB	IBB	HBP	BLK	WP	HR	S	P	ERA	WHIP										
57 Zach Duke, L (1.1) 7.02	3.2	L	23	9	7	7	1	2	0	0	0	0	0	7	7	0.00	0.750										
27 Shane Youman, L (4.1) ERA:	1.1		5	1	0	0	1	0	0	0	0	0	0	8	8	0.00	0.000										
36 Juan Pablo Perez, L (6.1) ERA:	1.1		4	0	0	0	2	0	0	0	0	0	0	8	8	0.00	0.000										
70 Jim Brower, R (7.1) ERA:	0.2		4	1	0	0	1	1	0	0	0	0	0	5	9	0.00	3.000										
Damaso Marte, L (8.1) ERA: 6.75	1.0		5	2	1	1	2	0	0	0	0	0	0	9	9	9.00	2.000										









Batter	1	2	3	4	5	6	7	8	9	AB	R	H	RBI	BB	SO	LOB	TOP										
8 Shane Victorino, S OBP: 0.472, SLG: 0.551										4	0	2	0	0	0	1	<b>Philadelphia Phillies @ New York Yankees</b> Legends Field, Tampa, FL Tue Mar 20 2007, 7:15 PM EDT Att: 10,307 - Partly Cloudy - 74 F										
Aaron Rowand, R OBP: 0.208, SLG: 0.280 Karim Garcia, L OBP: 0.325, SLG: 0.368										3	0	0	0	0	1	1											
Wes Helms, R OBP: 0.341, SLG: 0.488										3	0	0	0	1	2	1											
6 Ryan Howard, L OBP: 0.383, SLG: 0.513 Gary Burnham, L OBP: 0.376, SLG: 0.355										3	0	0	0	0	1	3											
Pat Burrell, R OBP: 0.341, SLG: 0.485 9 Michael Bourn, L OBP: 0.364, SLG: 0.488										3	0	1	0	0	0	0											
28 Jayson Werth, R OBP: 0.376, SLG: 0.355										2	0	0	0	1	1	0											
2 Rod Barajas, R OBP: 0.333, SLG: 0.480										3	0	0	0	0	1	2											
Abraham Nunez, S OBP: 0.354, SLG: 0.263										2	0	0	0	1	0	2											
73 Brent Abernathy, R OBP: 0.333, SLG: 0.333										3	0	0	0	0	1	1											
<b>Inning Stats</b>	R: 0 E: 0 K: 1 S: 6	H: 1 LOB: 1 BB: 0 P: 6	R: 0 E: 0 K: 0 S: 3	H: 1 LOB: 1 BB: 1 P: 7	R: 0 E: 1 K: 0 S: 4	H: 0 LOB: 2 BB: 1 P: 8	R: 0 E: 0 K: 2 S: 7	H: 0 LOB: 0 BB: 0 P: 7	R: 0 E: 0 K: 0 S: 2	H: 0 LOB: 0 BB: 1 P: 6	R: 0 E: 0 K: 2 S: 7	H: 0 LOB: 0 BB: 0 P: 7	R: 0 E: 0 K: 0 S: 3	R: 0 E: 1 K: 2 S: 8	H: 1 LOB: 1 BB: 0 P: 8	R: 0 E: 0 K: 2 S: 7		H: 0 LOB: 0 BB: 0 P: 7	1B: 3 2B: 1 3B: 0 HR: 0	SF: 0 SAC: 0 DP: 2 HBP: 0	WP: 0 PB: 0 CS: 0	PA: 32					
<b>PITCHER</b>	IP	WLS	BF	H	R	ER	SO	BB	IBB	HBP	BLK	WP	HR	S	P	ERA	WHIP										
29 Kei Igawa, L ERA: 3.0	5.0	W	19	2	0	0	3	3	0	0	0	0	0	22	34	0.00	1.000										
42 Mariano Rivera, R ERA:	1.0	H	3	0	0	0	2	0	0	0	0	0	0	7	7	0.00	0.000										
Luis Vizcaino, R ERA: 2.25	1.0	H	3	0	0	0	0	0	0	0	0	0	0	3	3	0.00	0.000										
Mike Myers, L ERA: 1.8	1.0	H	4	1	0	0	2	0	0	0	0	0	0	8	8	0.00	1.000										
Colter Bean, R ERA:	1.0	S	3	0	0	0	2	0	0	0	0	0	0	7	7	0.00	0.000										

Batter	1	2	3	4	5	6	7	8	9	AB	R	H	RBI	BB	SO	LOB	BOTTOM										
18 Johnny Damon, L OBP: 0.386, SLG: 0.333 27 Kevin Thompson, R OBP: 0.367, SLG: 0.556										4	0	1	1	0	0	1	<b>Philadelphia Phillies @ New York Yankees</b> Legends Field, Tampa, FL Tue Mar 20 2007, 7:15 PM EDT Att: 10,307 - Partly Cloudy - 74 F										
2 Derek Jeter, R OBP: 0.348, SLG: 0.326 71 Ramiro Pena, S OBP: 0.333, SLG: 0.333										4	0	0	0	0	1	4											
Bobby Abreu, L OBP: 0.250, SLG: 0.250										3	0	0	0	0	1	2											
12 Andy Phillips, R OBP: 0.250, SLG: 0.250										1	0	0	0	0	0	1											
25 Jason Giambi, L OBP: 0.286, SLG: 0.459 11 Doug Mientkiewicz, L OBP: 0.257, SLG: 0.111										3	0	0	0	0	0	0											
55 Hideki Matsui, L OBP: 0.386, SLG: 0.524 64 Kevin Reese, L OBP: 0.281, SLG: 0.400										3	0	2	0	0	0	0											
20 Jorge Posada, S OBP: 0.414, SLG: 0.600 26 Wil Nieves, R OBP: 0.182, SLG: 0.182										3	0	0	0	0	0	2											
24 Robinson Cano, L OBP: 0.275, SLG: 0.563 93 Chris Basak, R OBP: 0.433, SLG: 0.690										3	1	2	0	0	0	1											
28 Melky Cabrera, S OBP: 0.216, SLG: 0.220 75 Bronson Sardinha, L OBP: 0.324, SLG: 0.424										3	0	2	0	0	1	0											
Miguel Cairo, R OBP: 0.405, SLG: 0.333 90 Angel Chavez, R OBP: 0.150, SLG: 0.105										0	0	0	0	0	0	0											
<b>Inning Stats</b>	R: 0 E: 0 K: 0 S: 3	H: 0 LOB: 0 BB: 0 P: 3	R: 0 E: 1 K: 0 S: 4	H: 1 LOB: 2 BB: 0 P: 4	R: 0 E: 1 K: 1 S: 6	H: 0 LOB: 1 BB: 0 P: 6	R: 0 E: 0 K: 0 S: 4	H: 1 LOB: 1 BB: 0 P: 4	R: 1 E: 0 K: 1 S: 8	H: 3 LOB: 2 BB: 0 P: 8	R: 0 E: 0 K: 0 S: 4	H: 1 LOB: 1 BB: 0 P: 4	R: 1 E: 1 K: 1 S: 8	H: 2 LOB: 1 BB: 0 P: 8	R: 0 E: 0 K: 0 S: 3	H: 0 LOB: 0 BB: 0 P: 3	1B: 5 2B: 3 3B: 0 HR: 0	SF: 0 SAC: 0 DP: 0 HBP: 0	WP: 0 PB: 0 CS: 0	PA: 33							
<b>PITCHER</b>	IP	WLS	BF	H	R	ER	SO	BB	IBB	HBP	BLK	WP	HR	S	P	ERA	WHIP										
37 Zack Segovia, R ERA:	5.0	L	21	5	1	1	2	0	0	0	0	0	0	25	25	1.80	1.000										
63 Ryan Madson, R ERA: 2.57	2.0		9	3	1	0	1	0	0	0	0	0	0	12	12	0.00	1.500										
Antonio Alfonseca, R ERA: 9.0	1.0		3	0	0	0	0	0	0	0	0	0	0	3	3	0.00	0.000										



Batter	1	2	3	4	5	6	7	8	9	AB	R	H	RBI	BB	SO	LOB	TOP										
28 Melky Cabrera, S OBP: 0.236, SLG: 0.226 Miguel Cairo, R OBP: 0.405, SLG: 0.333	G4-3		HR	E1		K		SH1-4		3	1	1	1	1	1	1	<b>New York Yankees @ Cincinnati Reds</b> Ed Smith Stadium, Sarasota, FL Thu Mar 22 2007, 1:05 PM EDT Att: 7,587 - Cloudy - 78 F										
2 Derek Jeter, R OBP: 0.400, SLG: 0.356 93 Chris Basak, R OBP: 0.419, SLG: 0.667	1B		HR	1B				F7		2	1	2	0	2	0	0											
Bobby Abreu, L OBP: 0.167, SLG: 0.667 27 Kevin Thompson, R OBP: 0.355, SLG: 0.536 90 Angel Chavez, R OBP: 0.143, SLG: 0.100	F7		HR	G4-3		K		F8		3	1	1	3	0	0	3											
13 Alex Rodriguez, R OBP: 0.404, SLG: 0.463 Shawn Garrett, S	F7		K					G4-3		4	1	1	1	0	1	1											
25 Jason Giambi, L OBP: 0.267, SLG: 0.425 Josh Phelps, R OBP: 0.483, SLG: 0.720		F8	K			K		G6-3		3	0	0	0	0	2	0											
20 Jorge Posada, S OBP: 0.394, SLG: 0.552 Todd Pratt, R OBP: 0.200, SLG: 0.143	F8		P5			K2-3				4	0	1	0	0	1	0											
24 Robinson Cano, L OBP: 0.365, SLG: 0.597 47 Ron Villone, L OBP: 0.222, SLG: 0.556 38 T.J. Beam, R			64 WP E	SH1-4 28 E		F8		F8		4	2	2	0	0	0	1											
64 Kevin Reese, L OBP: 0.278, SLG: 0.412	E6			K				FC		4	0	1	0	0	1	2											
45 Carl Pavano, R Mike Myers, L 12 Andy Phillips, R OBP: 0.231, SLG: 0.231 Kyle Farnsworth, R 75 Bronson Sardinha, L OBP: 0.343, SLG: 0.441	K			SH1-4				SH1-4		1	0	0	0	0	1	1											
<b>Inning Stats</b>	R: 0 E: 0 K: 0 S: 5	H: 1 LOB: 1 BB: 0 P: 5	R: 1 E: 1 K: 1 S: 7	H: 1 LOB: 1 BB: 0 P: 8	R: 3 E: 0 K: 2 S: 8	H: 1 LOB: 2 BB: 2 P: 16	R: 1 E: 1 K: 1 S: 8	H: 3 LOB: 2 BB: 0 P: 8	R: 1 E: 0 K: 2 S: 8	H: 1 LOB: 0 BB: 1 P: 8	R: 1 E: 0 K: 0 S: 7	H: 2 LOB: 0 BB: 0 P: 7	R: 0 E: 0 K: 0 S: 4	H: 1 LOB: 1 BB: 0 P: 4	R: 0 E: 0 K: 0 S: 3	H: 0 LOB: 1 BB: 1 P: 7		1B: 6 2B: 2 3B: 0 HR: 3	SF: 0 SAC: 2 DP: 0 HBP: 0	WP: 2 PB: 0 SB: 0 CS: 0	PA: 43						
<b>PITCHER</b>	IP	WLS	BF	H	R	ER	SO	BB	IBB	HBP	BLK	WP	HR	S	P	ERA	WHIP										
Kyle Lohse, R ERA: 5.08	5.0		25	7	6	5	6	2	0	0	0	1	2	36	45	9.00	1.800										
25 David Weathers, R ERA: 3.0	1.0		5	1	0	0	2	1	0	0	0	0	0	8	12	0.00	2.000										
50 Dustin Hermanson, R ERA: 2.25	1.0		5	2	1	1	1	0	0	0	0	1	1	7	7	9.00	2.000										
57 Victor Santos, R ERA:	2.0	W	8	1	0	0	0	1	0	0	0	0	0	7	11	0.00	1.000										

Batter	1	2	3	4	5	6	7	8	9	AB	R	H	RBI	BB	SO	LOB	BOTTOM											
6 Ryan Freel, R OBP: 0.500, SLG: 0.560 15 Dewayne Wise, L OBP: 0.214, SLG: 0.222	1B		G5-3	G6-4-3						4	0	2	0	0	0	2	<b>New York Yankees @ Cincinnati Reds</b> Ed Smith Stadium, Sarasota, FL Thu Mar 22 2007, 1:05 PM EDT Att: 7,587 - Cloudy - 78 F											
33 Josh Hamilton, L OBP: 0.527, SLG: 0.630 Tyrell Godwin, L OBP: 0.500, SLG: 2.000	1B					L8		G3-4-3		4	0	1	0	1	1	2												
4 Brandon Phillips, R OBP: 0.347, SLG: 0.646 73 Ryan Hanigan, R	1B							K		3	2	2	0	1	0	1												
16 Bubba Crosby, L OBP: 0.364, SLG: 0.483 69 Dan Conway, R OBP: 1.000, SLG: 1.000	1B		F7					K		1	0	0	0	0	1	1												
Adam Dunn, L OBP: 0.500, SLG: 0.703 25 David Weathers, R 50 Dustin Hermanson, R 80 Enrique Cruz, R OBP: 1.000, SLG: 2.500	F9		P6							3	0	1	0	0	0	4												
12 Edwin Encarnación, R OBP: 0.327, SLG: 0.340	G6-4-3									4	0	1	2	1	1	4												
Javier Valentin, S OBP: 0.289, SLG: 0.206 46 Mark Bellhorn, S OBP: 0.357, SLG: 0.314	K									1	1	0	0	1	1	0												
26 David Ross, R OBP: 0.308, SLG: 0.324 57 Victor Santos, R	1B									4	1	2	0	0	1	2												
71 Paul Janish, R OBP: 0.300, SLG: 0.345	G5-3									4	0	1	0	0	1	1												
Kyle Lohse, R OBP: 0.500, SLG: 0.500 27 Chris Denorfia, R OBP: 0.339, SLG: 0.333	G1-3									2	0	1	2	0	0	1												
<b>Inning Stats</b>	R: 0 E: 0 K: 0 S: 5	H: 3 LOB: 2 BB: 0 P: 5	R: 0 E: 0 K: 1 S: 6	H: 1 LOB: 1 BB: 0 P: 6	R: 0 E: 0 K: 0 S: 3	H: 0 LOB: 1 BB: 1 P: 7	R: 2 E: 0 K: 1 S: 7	H: 3 LOB: 1 BB: 1 P: 11	R: 1 E: 0 K: 1 S: 7	H: 2 LOB: 1 BB: 0 P: 7	R: 0 E: 0 K: 2 S: 7	H: 0 LOB: 0 BB: 0 P: 7	R: 3 E: 0 K: 0 S: 5	H: 2 LOB: 2 BB: 2 P: 13	R: 1 E: 0 K: 3 S: 11	H: 2 LOB: 1 BB: 0 P: 12	R: 1 E: 0 K: 0 S: 2	H: 2 LOB: 1 BB: 0 P: 2	1B: 12 2B: 2 3B: 1 HR: 0	SF: 0 SAC: 0 DP: 2 HBP: 0	WP: 0 PB: 0 SB: 1 CS: 0	PA: 41						
<b>PITCHER</b>	IP	WLS	BF	H	R	ER	SO	BB	IBB	HBP	BLK	WP	HR	S	P	ERA	WHIP											
45 Carl Pavano, R ERA: 5.84	4.1		21	8	3	3	2	2	0	0	0	0	0	5	5	6.23	2.308											
Mike Myers, L ERA: 1.5	0.2		3	1	0	0	1	0	0	0	0	0	0	5	5	0.00	1.500											
Kyle Farnsworth, R ERA: 3.0	1.0	H	3	0	0	0	2	0	0	0	0	0	0	7	7	0.00	0.000											
47 Ron Villone, L ERA: 9.0	0.1		5	2	3	3	0	2	0	0	0	0	0	3	11	81.00	12.000											
Jason Jones, R ERA:	0.2	H	2	0	0	0	0	0	0	0	0	0	0	2	2	0.00	0.000											
33 Brian Bruney, R ERA: 2.25	1.0		5	2	1	1	3	0	0	0	0	0	0	0	0	0	9.00	2.000										
38 T.J. Beam, R ERA: 2.25	0.0	L	2	2	1	1	0	0	0	0	0	0	0	2	2	*	*											



Batter	1	2	3	4	5	6	7	8	9	AB	R	H	RBI	BB	SO	LOB	TOP									
18 Johnny Damon, L OBP: 0.375, SLG: 0.325 Carlos Mendoza, S	F7		G4-3					K		4	0	1	0	0	1	2	<b>New York Yankees @ Pittsburgh Pirates</b> McKechnie Field, Bradenton, FL Fri Mar 23 2007, 1:05 PM EDT Att: 5,814 - Sunny - 78 F									
26 Wil Nieves, R OBP: 0.143, SLG: 0.143 Todd Pratt, R OBP: 0.188, SLG: 0.133 Tim Battle, R	F8			G6-3	G5-3			E5		3	0	0	0	0	0	1										
Bobby Abreu, L OBP: 0.222, SLG: 0.667 75 Bronson Sardinha, L OBP: 0.333, SLG: 0.441	K							SF8		3	1	1	0	0	2	0										
55 Hideki Matsui, L OBP: 0.375, SLG: 0.500 Luis Vizcaino, R	F7							K		4	0	1	1	0	2	1										
11 Doug Mientkiewicz, L OBP: 0.283, SLG: 0.193 12 Andy Phillips, R OBP: 0.286, SLG: 0.286 Kevin Howard, L	K									2	0	0	0	0	1	1										
93 Chris Basak, R OBP: 0.371, SLG: 0.588	K									4	0	0	0	0	2	3										
90 Angel Chavez, R OBP: 0.120, SLG: 0.083										4	0	0	0	0	0	3										
Miguel Cairo, R OBP: 0.400, SLG: 0.333 64 Kevin Reese, L OBP: 0.297, SLG: 0.412										3	0	1	0	0	0	0										
27 Darrell Rasner, R 34 Sean Henn, R Colter Bean, R Josh Phelps, R 59 Raul Chavez, R										0	0	0	0	0	0	0										
<b>Inning Stats</b>	R: 0 E: 0 K: 1 S: 5	H: 0 LOB: 0 BB: 0 P: 5	R: 0 E: 0 K: 2 S: 7	H: 0 LOB: 0 BB: 0 P: 7	R: 0 E: 0 K: 1 S: 6	H: 1 LOB: 1 BB: 0 P: 6	R: 1 E: 0 K: 0 S: 5	H: 2 LOB: 2 BB: 1 P: 9	R: 0 E: 0 K: 1 S: 6	H: 1 LOB: 1 BB: 0 P: 7	R: 0 E: 0 K: 2 S: 7	H: 0 LOB: 0 BB: 0 P: 7	R: 0 E: 0 K: 1 S: 5	H: 0 LOB: 0 BB: 0 P: 5	R: 1 E: 1 K: 2 S: 9	H: 1 LOB: 1 BB: 0 P: 9		R: 0 E: 0 K: 0 S: 4	H: 1 LOB: 2 BB: 1 P: 8	1B: 5 2B: 1 3B: 0 HR: 0	SF: 1 SAC: 0 DP: 0 HBP: 0	WP: 2 PB: 0 SB: 0 CS: 0	PA: 36			
<b>PITCHER</b>	IP	WLS	BF	H	R	ER	SO	BB	IBB	HBP	BLK	WP	HR	S	P	ERA		WHIP								
Shawn Chacon, R 27 Shane Youman, L 54 Jonah Bayliss, R 36 Juan Pablo Perez, L 73 Kevin Gryboski, R	3.0 2.0 2.0 1.0 1.0		10 10 6 5 5	1 3 0 1 1	0 1 0 1 0	0 1 0 0 0	4 1 3 2 0	0 1 0 0 1	0 0 0 0 0	0 0 0 0 0	0 0 0 0 0	0 0 0 0 0	0 1 0 0 4	0 0 0 9 8	18 11 12 9 8	0.00 4.50 0.00 0.00 0.00		0.333 2.000 0.000 1.000 2.000								

Batter	1	2	3	4	5	6	7	8	9	AB	R	H	RBI	BB	SO	LOB	BOTTOM									
76 Andrew McCutchen, R 51 Luis Matos, R	G1-3		F8		F7			K		3	0	0	0	0	0	0	<b>New York Yankees @ Pittsburgh Pirates</b> McKechnie Field, Bradenton, FL Fri Mar 23 2007, 1:05 PM EDT Att: 5,814 - Sunny - 78 F									
2 Jack Wilson, R José Hernández, R	P5				E5					3	1	1	0	0	0	0										
26 Ronny Paulino, R 11 Humberto Cota, R										3	0	2	1	0	0	1										
25 Adam LaRoche, L 5 Yurendell Decaster, R	G4-3									3	0	1	0	0	1	2										
Jason Bay, R 54 Jonah Bayliss, R 72 Einar Diaz, R 36 Juan Pablo Perez, R 73 Kevin Gryboski, R										0	0	0	0	0	0	0										
Xavier Nady, R 35 Brad Eldred, R	F8									3	0	1	0	0	0	1										
José Bautista, R 29 Don Kelly, L	K									3	0	1	0	0	1	1										
Jose Castillo, R	F8									4	0	0	0	0	2	4										
Shawn Chacon, R 13 Nate McLouth, L 27 Shane Youman, L 68 Michael Ryan, L										0	0	0	0	0	0	0										
<b>Inning Stats</b>	R: 0 E: 0 K: 0 S: 4	H: 1 LOB: 1 BB: 0 P: 4	R: 0 E: 0 K: 1 S: 6	H: 1 LOB: 1 BB: 0 P: 6	R: 0 E: 0 K: 1 S: 6	H: 1 LOB: 1 BB: 0 P: 6	R: 0 E: 0 K: 2 S: 10	H: 3 LOB: 3 BB: 0 P: 10	R: 1 E: 1 K: 1 S: 8	H: 1 LOB: 1 BB: 0 P: 8	R: 0 E: 0 K: 1 S: 5	H: 0 LOB: 0 BB: 0 P: 5	R: 2 E: 0 K: 2 S: 10	H: 3 LOB: 1 BB: 0 P: 10	R: 0 E: 0 K: 0 S: 3	H: 0 LOB: 0 BB: 0 P: 3		1B: 9 2B: 1 3B: 0 HR: 0	SF: 0 SAC: 0 DP: 0 HBP: 0	WP: 0 PB: 0 SB: 1 CS: 0	PA: 35					
<b>PITCHER</b>	IP	WLS	BF	H	R	ER	SO	BB	IBB	HBP	BLK	WP	HR	S	P	ERA		WHIP								
27 Darrell Rasner, R 34 Sean Henn, L Colter Bean, R Luis Vizcaino, R	4.2 1.1 1.0 1.0		22 4 6 3	7 0 3 0	0 0 2 0	0 0 2 0	5 1 2 0	0 0 0 0	0 0 0 0	0 0 0 0	0 0 1 0	0 0 0 0	0 6 10 3	0 6 10 3	0.00 0.00 18.00 0.00	1.500 0.000 3.000 0.000										





Batter	1	2	3	4	5	6	7	8	9	10	AB	R	H	RBI	BB	SO	LOB	TOP				
3 Reed Johnson, R OBP: 0.400, SLG: 0.706 62 Mike Vento, R OBP: 0.250, SLG: 0.190											4	1	2	0	0	0	0					
17 Lyle Overbay, L OBP: 0.311, SLG: 0.350 Jason Phillips, R OBP: 0.237, SLG: 0.176											3	2	1	0	0	0	1					
10 Vernon Wells, R OBP: 0.419, SLG: 0.744 Aaron Matthews, R OBP: 0.375, SLG: 0.286											4	1	3	2	0	1	0					
Frank Thomas, R OBP: 0.400, SLG: 0.619 57 Jeff Duncan, L OBP: 0.313, SLG: 0.452											3	0	1	2	0	0	3					
16 Rob Cosby, R OBP: 0.278, SLG: 0.333											1	0	0	0	0	0	0					
25 Troy Glaus, R OBP: 0.325, SLG: 0.519 Jason Smith, L OBP: 0.409, SLG: 0.737											2	0	0	0	1	1	1					
24 Matt Stairs, L OBP: 0.448, SLG: 0.480 80 Justin Singleton, L											3	0	0	0	0	0	2					
9 Gregg Zaun, S OBP: 0.357, SLG: 0.324 13 Sal Fasano, R OBP: 0.158, SLG: 0.167											2	0	0	0	1	0	1					
2 Aaron Hill, R OBP: 0.325, SLG: 0.421 6 John McDonald, R OBP: 0.333, SLG: 0.242											3	0	0	0	0	0	3					
Royce Clayton, R OBP: 0.171, SLG: 0.182 4 Ryan Roberts, R OBP: 0.462, SLG: 0.455												3	0	0	0	0	0					
<b>Inning Stats</b>	R: 3 E: 1 K: 1 S: 8	H: 3 LOB: 2 BB: 1 P: 12	R: 1 E: 0 K: 0 S: 5	H: 2 LOB: 1 BB: 0 P: 5	R: 0 E: 0 K: 0 S: 3	H: 0 LOB: 1 BB: 1 P: 7	R: 0 E: 0 K: 0 S: 5	H: 2 LOB: 2 BB: 0 P: 5	R: 0 E: 0 K: 0 S: 3	H: 0 LOB: 0 BB: 0 P: 3	R: 0 E: 0 K: 2 S: 7	H: 0 LOB: 0 BB: 0 P: 7	R: 0 E: 0 K: 1 S: 5	H: 0 LOB: 0 BB: 0 P: 5	R: 0 E: 0 K: 1 S: 5	H: 0 LOB: 0 BB: 0 P: 5	R: 0 E: 0 K: 1 S: 5	H: 0 LOB: 0 BB: 0 P: 5	1B: 5 2B: 2 3B: 0 HR: 0	SF: 0 SAC: 0 DP: 0 HBP: 0	WP: 0 PB: 0 SB: 0 CS: 0	PA: 40
<b>PITCHER</b>	IP WLS BF H R ER SO BB IBB HBP BLK WP HR S P ERA WHIP	35 Mike Mussina, R ERA: 3.79	33 Brian Bruney, R ERA: 1.8	Kyle Farnsworth, R ERA: 2.57	42 Mariano Rivera, R ERA:	Colter Bean, R ERA: 2.16	<b>PITCHER</b>	IP WLS BF H R ER SO BB IBB HBP BLK WP HR S P ERA WHIP	81 Ben Kozlowski, L ERA: 13.5													

Toronto Blue Jays @ New York Yankees  
Legends Field, Tampa, FL  
Sat Mar 24 2007, 1:15 PM EDT  
Att: 10,322 - Partly Cloudy - 81 F

AB 37  
R 4  
H 7  
RBI 4  
BB 2  
SO 6  
LOB 11



Batter	1	2	3	4	5	6	7	8	9	10	AB	R	H	RBI	BB	SO	LOB	BOTTOM				
18 Johnny Damon, L OBP: 0.353, SLG: 0.302 28 Melky Cabrera, S OBP: 0.246, SLG: 0.226											3	0	0	0	0	0	1					
2 Derek Jeter, R OBP: 0.389, SLG: 0.333 Alberto Gonzalez, R OBP: 0.333, SLG: 0.313											3	1	0	0	1	0	1					
Bobby Abreu, L OBP: 0.333, SLG: 0.633 Miguel Cairo, R OBP: 0.381, SLG: 0.314											3	1	2	0	0	0	1					
13 Alex Rodriguez, R OBP: 0.400, SLG: 0.523 93 Chris Basak, R OBP: 0.361, SLG: 0.571											3	1	1	2	0	1	2					
25 Jason Giambi, L OBP: 0.271, SLG: 0.405 Josh Phelps, R OBP: 0.484, SLG: 0.704											2	1	0	0	1	0	0					
55 Hideki Matsui, L OBP: 0.392, SLG: 0.510 64 Kevin Reese, L OBP: 0.316, SLG: 0.429											3	0	2	1	0	1	0					
24 Robinson Cano, L OBP: 0.382, SLG: 0.564 90 Angel Chavez, R OBP: 0.120, SLG: 0.083											3	0	1	1	0	1	1					
11 Doug Mientkiewicz, L OBP: 0.268, SLG: 0.123 12 Andy Phillips, R OBP: 0.297, SLG: 0.287											3	0	1	0	0	0	2					
26 Wil Nieves, R OBP: 0.125, SLG: 0.125 Todd Pratt, R OBP: 0.167, SLG: 0.116											2	0	0	0	0	1	1					
<b>Inning Stats</b>	R: 0 E: 0 K: 1 S: 6	H: 1 LOB: 1 BB: 0 P: 6	R: 0 E: 0 K: 2 S: 7	H: 0 LOB: 0 BB: 0 P: 7	R: 0 E: 0 K: 0 S: 3	H: 1 LOB: 0 BB: 0 P: 3	R: 2 E: 0 K: 0 S: 5	H: 2 LOB: 2 BB: 2 P: 13	R: 0 E: 0 K: 1 S: 5	H: 3 LOB: 0 BB: 0 P: 5	R: 2 E: 0 K: 0 S: 5	H: 1 LOB: 1 BB: 0 P: 6	R: 0 E: 0 K: 2 S: 7	H: 0 LOB: 0 BB: 0 P: 7	R: 0 E: 0 K: 0 S: 4	H: 1 LOB: 1 BB: 0 P: 4	R: 0 E: 0 K: 0 S: 3	H: 0 LOB: 0 BB: 0 P: 3	1B: 7 2B: 0 3B: 1 HR: 1	SF: 0 SAC: 1 DP: 2 HBP: 0	WP: 0 PB: 0 SB: 0 CS: 0	PA: 39
<b>PITCHER</b>	IP WLS BF H R ER SO BB IBB HBP BLK WP HR S P ERA WHIP	31 Victor Zambrano, R ERA: 1.98	44 Casey Janssen, R ERA: 2.31	57 Jordan De Jong, R ERA:	40 Shawn Scobee, R ERA:	<b>PITCHER</b>	IP WLS BF H R ER SO BB IBB HBP BLK WP HR S P ERA WHIP															

Toronto Blue Jays @ New York Yankees  
Legends Field, Tampa, FL  
Sat Mar 24 2007, 1:15 PM EDT  
Att: 10,322 - Partly Cloudy - 81 F

AB 36  
R 4  
H 9  
RBI 4  
BB 2  
SO 7  
LOB 11





Batter	1	2	3	4	5	6	7	8	9	AB	R	H	RBI	BB	SO	LOB	TOP								
18 Johnny Damon, L (1.8) OBP: 0.352, SLG: 0.304 64 Kevin Reese, L (5.8) OBP: 0.350, SLG: 0.444	P4		G5-3		K					3	1	1	0	0	1	0	<b>New York Yankees @ Detroit Tigers</b> Joker Marchant Stadium, Lakeland, FL Sun Mar 25 2007, 1:05 PM EDT Att: 9,066 - Sunny - 81 F								
2 Derek Jeter, R (1.6) OBP: 0.386, SLG: 0.333 93 Chris Basak, R (5.6) OBP: 0.368, SLG: 0.556	G4-3		F9		K					3	1	1	0	0	0	1									
25 Jason Giambi, L (1.3) OBP: 0.314, SLG: 0.455 12 Andy Phillips, R (5. PR) OBP: 0.235, SLG: 0.235 (5.3)										2	0	2	1	1	0	0									
13 Alex Rodriguez, R (1.5) OBP: 0.396, SLG: 0.532 68 Marcos Vechionacci, S (5.5) OBP: 0.400, SLG: 0.400										3	0	1	1	0	1	2									
55 Hideki Matsui, L (1.7) OBP: 0.389, SLG: 0.500 27 Kevin Thompson, R (5.7) OBP: 0.364, SLG: 0.533										3	0	1	0	0	0	3									
Todd Pratt, R (1.2) OBP: 0.190, SLG: 0.200 26 Wil Nieves, R (6.2) OBP: 0.167, SLG: 0.167										3	1	1	0	0	0	5									
24 Robinson Cano, L (1.4) OBP: 0.362, SLG: 0.534 Miguel Cairo, R (6.4) OBP: 0.386, SLG: 0.324										3	0	0	0	0	2	1									
28 Melky Cabrera, S (1.9) OBP: 0.250, SLG: 0.241 Austin Jackson, R (6.9) OBP: 0.500, SLG: 1.000										3	0	1	1	0	2	0									
11 Doug Mientkiewicz, L (1.10) OBP: 0.273, SLG: 0.171 Josh Phelps, R (8. PH) OBP: 0.469, SLG: 0.679 (8.10)										3	0	1	0	0	0	1									
<b>Inning Stats</b>	R: 0 E: 0 K: 1 S: 5	H: 0 LOB: 1 BB: 1 P: 9	R: 1 E: 0 K: 0 S: 5	H: 2 LOB: 1 BB: 0 P: 5	R: 1 E: 0 K: 0 S: 6	H: 3 LOB: 2 BB: 0 P: 6	R: 0 E: 0 K: 2 S: 7	H: 0 LOB: 0 BB: 0 P: 7	R: 1 E: 0 K: 1 S: 8	H: 3 LOB: 3 BB: 0 P: 9	R: 0 E: 0 K: 3 S: 12	H: 1 LOB: 2 BB: 1 P: 16	R: 0 E: 0 K: 0 S: 3	H: 0 LOB: 0 BB: 0 P: 3	R: 2 E: 0 K: 0 S: 6	H: 3 LOB: 2 BB: 1 P: 10		R: 0 E: 0 K: 1 S: 7	H: 2 LOB: 2 BB: 0 P: 7	1B: 9 2B: 5 3B: 0 HR: 0	SF: 0 SAC: 0 DP: 0 HBP: 0	WP: 1 PB: 0 SB: 0 CS: 0	PA: 44		
<b>PITCHER</b>	IP	WLS	BF	H	R	ER	SO	BB	IBB	HBP	BLK	WP	HR	S	P	ERA	WHIP								
Jason Grilli, R (1.1) ERA: 7.5	3.0	W	15	5	2	2	1	0	0	0	0	0	0	16	20	6.00	2.000								
Wilfredo Ledezma, L (4.1) ERA: 5.0	2.0		9	3	1	1	3	1	0	0	0	0	0	15	16	4.50	1.500								
56 Fernando Rodney, R (6.1) ERA: 4.32	2.0		8	1	0	0	3	1	0	0	0	0	0	15	19	0.00	1.000								
44 Bobby Seay, L (8.1) ERA: 2.53	1.0		7	3	2	2	0	1	0	0	0	0	0	6	10	18.00	4.000								
94 Jose Mesa, R (9.1) ERA: 4.76	1.0		5	2	0	0	1	0	0	0	0	0	0	7	7	0.00	2.000								

Batter	1	2	3	4	5	6	7	8	9	AB	R	H	RBI	BB	SO	LOB	BOTTOM								
28 Curtis Granderson, L (1.8) OBP: 0.328, SLG: 0.483										5	2	3	2	0	0	0	<b>New York Yankees @ Detroit Tigers</b> Joker Marchant Stadium, Lakeland, FL Sun Mar 25 2007, 1:05 PM EDT Att: 9,066 - Sunny - 81 F								
14 Placido Polanco, R (1.4) OBP: 0.574, SLG: 0.644 39 Ramon Santiago, S (6.4) OBP: 0.439, SLG: 0.485										4	1	3	1	0	0	2									
Craig Monroe, R (1.7) OBP: 0.413, SLG: 0.550 74 Timo Perez, L (8.7) OBP: 0.422, SLG: 0.625										1	2	1	0	3	0	0									
3 Gary Sheffield, R (1.10) OBP: 0.456, SLG: 0.538 33 Marcus Thames, R (5. PH) OBP: 0.316, SLG: 0.466 (6.10)										1	1	1	4	1	0	0									
30 Magglio Ordonez, R (1.9) OBP: 0.316, SLG: 0.380 68 Ryan Raburn, R (5.9) OBP: 0.483, SLG: 0.565										3	0	0	0	0	0	4									
Sean Casey, L (1.3) OBP: 0.286, SLG: 0.383 31 Chris Shelton, R (4. PH) OBP: 0.436, SLG: 0.633 (5.3)										2	1	1	0	0	1	0									
Ivan Rodriguez, R (1.2) OBP: 0.393, SLG: 0.596 70 Dane Sardinha, R (6.2) OBP: 0.133, SLG: 0.077										3	0	1	1	0	0	1									
15 Brandon Inge, R (1.5) OBP: 0.387, SLG: 0.385 8 Neifi Perez, S (6.6) OBP: 0.447, SLG: 0.405										2	2	2	0	1	0	0									
20 Omar Infante, R (1.6) OBP: 0.196, SLG: 0.283 (6.5)										4	0	1	1	0	1	4									
<b>Inning Stats</b>	R: 4 E: 0 K: 1 S: 8	H: 3 LOB: 0 BB: 1 P: 12	R: 2 E: 0 K: 1 S: 8	H: 3 LOB: 1 BB: 1 P: 12	R: 2 E: 0 K: 0 S: 6	H: 4 LOB: 1 BB: 0 P: 8	R: 1 E: 0 K: 0 S: 4	H: 1 LOB: 3 BB: 3 P: 16	R: 0 E: 0 K: 1 S: 7	H: 2 LOB: 2 BB: 0 P: 7	R: 0 E: 0 K: 0 S: 3	H: 0 LOB: 0 BB: 0 P: 3	R: 0 E: 0 K: 1 S: 6	H: 2 LOB: 2 BB: 1 P: 10	R: 0 E: 0 K: 1 S: 6	H: 2 LOB: 2 BB: 1 P: 10		1B: 13 2B: 1 3B: 0 HR: 1	SF: 1 SAC: 0 DP: 2 HBP: 0	WP: 2 PB: 0 SB: 1 CS: 0	PA: 43				
<b>PITCHER</b>	IP	WLS	BF	H	R	ER	SO	BB	IBB	HBP	BLK	WP	HR	S	P	ERA	WHIP								
58 Jeff Karstens, R (1.1) ERA: 5.87	2.0	L	14	6	6	6	2	2	0	0	0	0	0	16	24	27.00	4.000								
34 Sean Henn, L (3.1) ERA: 3.52	1.2		12	5	3	3	0	3	0	0	0	2	0	9	23	16.20	4.800								
91 Mike Martinez, R (4.1) ERA: 10.8	0.1		1	0	0	0	0	0	0	0	0	0	0	1	1	0.00	0.000								
56 Chris Britton, R (5.1) ERA: 10.8	1.0		5	2	0	0	1	0	0	0	0	0	0	7	7	0.00	2.000								
Scott Proctor, R (6.1) ERA: 10.8	1.0		3	0	0	0	0	0	0	0	0	0	0	3	3	0.00	0.000								
<b>PITCHER</b>	IP	WLS	BF	H	R	ER	SO	BB	IBB	HBP	BLK	WP	HR	S	P	ERA	WHIP								
Luis Vizcaino, R (7.1) ERA: 1.8	1.0		3	0	0	0	0	0	0	0	0	0	0	3	3	0.00	0.000								
Eric Wordekemper, R (8.1) ERA: 1.8	1.0		5	2	0	0	1	1	0	0	0	0	0	6	10	0.00	3.000								

AB	41
R	5
H	14
RBI	5
BB	3
SO	8
LOB	22

AB	36
R	9
H	15
RBI	9
BB	6
SO	4
LOB	21





Batter	1	2	3	4	5	6	7	8	9	AB	R	H	RBI	BB	SO	LOB	TOP				
11 Jimmy Rollins, S OBP: 0.468, SLG: 0.412 Abraham Nunez, S OBP: 0.383, SLG: 0.320	L8		2B		G3		K		FC6-4 1B	3	1	1	0	0	0	0	Philadelphia Phillies @ New York Yankees Legends Field, Tampa, FL Mon Mar 26 2007, 1:15 PM EDT Att: 10,338 - Sunny - 81 F				
28 Jayson Werth, R OBP: 0.370, SLG: 0.333	K		1B		F8		K		FC6-4 1-2	5	0	1	1	1	0	2					
26 Chase Utley, L OBP: 0.429, SLG: 0.789 19 Greg Dobbs, L OBP: 0.439, SLG: 0.680	K		K							3	0	1	0	0	0	2					
6 Ryan Howard, L OBP: 0.313, SLG: 0.382 9 Michael Bourn, R OBP: 0.322, SLG: 0.389		G4-3			K					3	0	0	0	0	2	1					
Pat Burrell, R OBP: 0.309, SLG: 0.378 60 Ronald Colloway, L OBP: 0.406, SLG: 0.613		G5-3			F8					3	0	0	0	0	0	1					
Wes Helms, R OBP: 0.390, SLG: 0.556										2	0	1	0	2	0	2					
Aaron Rowand, R OBP: 0.231, SLG: 0.271 73 Brent Abernathy, R OBP: 0.275, SLG: 0.270		G6-3								1	0	0	0	1	0	1					
8 Shane Victorino, S OBP: 0.384, SLG: 0.478			P2		FC6-4					4	0	0	0	0	0	5					
2 Rod Barajas, R OBP: 0.316, SLG: 0.417 Karim Garcia, L OBP: 0.333, SLG: 0.431			F7							3	0	0	0	0	1	0					
										1	0	0	0	0	0	2					
<b>Inning Stats</b>	R: 0 E: 0 K: 2 S: 7	H: 0 LOB: 0 BB: 0 P: 7	R: 0 E: 0 K: 0 S: 3	H: 0 LOB: 1 BB: 1 P: 7	R: 1 E: 0 K: 1 S: 7	H: 2 LOB: 1 BB: 0 P: 7	R: 0 E: 0 K: 1 S: 6	H: 1 LOB: 2 BB: 1 P: 10	R: 0 E: 0 K: 0 S: 3	H: 0 LOB: 0 BB: 0 P: 3	R: 0 E: 0 K: 3 S: 9	H: 0 LOB: 0 BB: 0 P: 9	R: 0 E: 0 K: 1 S: 6	H: 1 LOB: 2 BB: 0 P: 10	R: 0 E: 0 K: 1 S: 6	H: 1 LOB: 1 BB: 0 P: 6	1B: 3 2B: 2 3B: 1 HR: 0	SF: 0 SAC: 0 DP: 0 HBP: 2	WP: 1 PB: 0 CS: 0	PA: 38	
<b>PITCHER</b>	IP	WLS	BF	H	R	ER	SO	BB	IBB	HBP	BLK	WP	HR	S	P	ERA	WHIP				
29 Kei Igawa, L ERA: 2.65	5.0	W	20	3	1	1	4	2	0	0	0	1	0	26	34	1.80	1.000				
Mike Myers, L ERA: 1.5	0.1		2	1	0	0	1	0	0	0	0	0	0	4	4	0.00	3.000				
Colter Bean, R ERA: 2.0	0.2		4	0	0	0	0	0	0	2	0	0	0	2	4	0.00	0.000				
33 Brian Bruney, R ERA: 1.5	1.0		3	0	0	0	3	0	0	0	0	0	0	9	9	0.00	0.000				
Kyle Farnsworth, R ERA: 2.25	1.0		5	1	0	0	1	1	0	0	0	0	0	6	10	0.00	2.000				
<b>PITCHER</b>	IP	WLS	BF	H	R	ER	SO	BB	IBB	HBP	BLK	WP	HR	S	P	ERA	WHIP				
42 Mariano Rivera, R ERA:	1.0		4	1	0	0	1	0	0	0	0	0	0	6	6	0.00	1.000				



Batter	1	2	3	4	5	6	7	8	9	AB	R	H	RBI	BB	SO	LOB	BOTTOM				
18 Johnny Damon, L OBP: 0.328, SLG: 0.280 27 Kevin Thompson, R OBP: 0.364, SLG: 0.533	P5		F8		G3			G5-3		4	0	0	0	0	0	1	Philadelphia Phillies @ New York Yankees Legends Field, Tampa, FL Mon Mar 26 2007, 1:15 PM EDT Att: 10,338 - Sunny - 81 F				
2 Derek Jeter, R OBP: 0.377, SLG: 0.315 93 Chris Basak, R OBP: 0.368, SLG: 0.556	E6 13 HR		K		G5-3			G4-3 64 S 64 S BB		3	1	0	0	1	1	1					
Bobby Abreu, L OBP: 0.333, SLG: 0.714 64 Kevin Reese, L OBP: 0.341, SLG: 0.432			K					G4-3		2	1	0	0	1	1	1					
13 Alex Rodriguez, R OBP: 0.386, SLG: 0.569 Aarom Baldiris, R					P4			K		4	1	1	3	0	2	2					
25 Jason Giambi, L OBP: 0.296, SLG: 0.426	G4-3				G4-3			P5		3	0	0	0	0	0	0					
55 Hideki Matsui, L OBP: 0.388, SLG: 0.473 Matt Carson, R	G4-3				G5-3			K		3	0	0	0	0	1	0					
20 Jorge Posada, S OBP: 0.400, SLG: 0.533 17 Ben Davis, S OBP: 0.200, SLG: 0.500			G6-3					P6		1	1	0	0	1	0	0					
24 Robinson Cano, L OBP: 0.361, SLG: 0.541 Miguel Cairo, R OBP: 0.386, SLG: 0.324			F8					G4-3		3	1	1	0	0	0	0					
11 Doug Mientkiewicz, L OBP: 0.277, SLG: 0.211 Josh Phelps, R OBP: 0.469, SLG: 0.679			F9					K		3	0	1	2	0	1	0					
										0	0	0	0	0	0	0					
<b>Inning Stats</b>	R: 3 E: 1 K: 0 S: 5	H: 1 LOB: 0 BB: 1 P: 9	R: 0 E: 0 K: 0 S: 3	H: 0 LOB: 0 BB: 0 P: 3	R: 0 E: 0 K: 2 S: 7	H: 0 LOB: 0 BB: 0 P: 7	R: 0 E: 0 K: 0 S: 3	H: 0 LOB: 0 BB: 0 P: 3	R: 2 E: 0 K: 0 S: 5	H: 2 LOB: 1 BB: 1 P: 9	R: 0 E: 0 K: 2 S: 7	H: 0 LOB: 0 BB: 0 P: 7	R: 0 E: 0 K: 1 S: 5	H: 0 LOB: 2 BB: 1 P: 10	R: 0 E: 0 K: 1 S: 5	H: 0 LOB: 2 BB: 1 P: 10	1B: 0 2B: 2 3B: 0 HR: 1	SF: 0 SAC: 0 DP: 0 HBP: 0	WP: 0 PB: 1 CS: 0	PA: 31	
<b>PITCHER</b>	IP	WLS	BF	H	R	ER	SO	BB	IBB	HBP	BLK	WP	HR	S	P	ERA	WHIP				
37 Zack Segovia, R ERA: 4.3	4.2	L	20	3	5	4	2	2	0	0	0	0	1	22	30	7.71	1.071				
40 Matt Smith, L ERA: 9.0	1.1		4	0	0	0	2	0	0	0	0	0	0	8	8	0.00	0.000				
63 Ryan Madson, R ERA: 1.9	1.0		3	0	0	0	1	0	0	0	0	0	0	5	5	0.00	0.000				
Antonio Alfonseca, R ERA: 6.14	1.0		4	0	0	0	1	1	0	0	0	0	0	5	10	0.00	1.000				





Batter	1	2	3	4	5	6	7	8	9	AB	R	H	RBI	BB	SO	LOB	TOP		
28 Melky Cabrera, S OBP: 0.246, SLG: 0.238 91 Brett Gardner, L OBP: 0.273, SLG: 0.111	G4-3		F7			L3		K	FC6-4	5	0	1	0	0	1	0	<b>New York Yankees @ Minnesota Twins</b> Hammond Stadium, Fort Myers, FL Tue Mar 27 2007, 1:05 PM EDT Att. 8,232 - Overcast - 81 F		
24 Robinson Cano, L OBP: 0.368, SLG: 0.485 71 Ramiro Pena, S OBP: 0.333, SLG: 0.333	K		G1-3			1B		1B	FC6-4	5	1	2	0	0	1	2			
Bobby Abreu, L OBP: 0.444, SLG: 0.938 Todd Pratt, R OBP: 0.182, SLG: 0.190	HR			G6-3		1B		K		2	1	2	1	1	0	0			
20 Jorge Posada, S OBP: 0.368, SLG: 0.485 27 Kevin Thompson, R OBP: 0.392, SLG: 0.533	F7			P6		K		1B	BB	3	0	0	0	0	1	3			
Josh Phelps, R OBP: 0.472, SLG: 0.750	HR		G6-3			K		1B		4	1	2	2	0	1	3			
12 Andy Phillips, R OBP: 0.190, SLG: 0.190	K					K		K		4	0	0	0	0	4	2			
93 Chris Basak, R OBP: 0.357, SLG: 0.525	K					G1-3		1B	F9	4	0	1	0	0	1	0			
64 Kevin Reese, L OBP: 0.333, SLG: 0.400	F9					FC5-4		F7	G1-3	3	0	0	0	1	0	1			
Miguel Cairo, R OBP: 0.375, SLG: 0.317			K			FC5-4		K	28 1B	4	0	1	0	0	2	2			
<b>Inning Stats</b>	R: 1 E: 0 K: 1 S: 6	H: 1 LOB: 0 BB: 0 P: 6	R: 0 E: 0 K: 2 S: 8	H: 0 LOB: 0 BB: 0 P: 8	R: 0 E: 0 K: 1 S: 5	H: 0 LOB: 0 BB: 1 P: 6	R: 0 E: 0 K: 2 S: 9	H: 2 LOB: 2 BB: 0 P: 9	R: 0 E: 0 K: 2 S: 11	H: 1 LOB: 1 BB: 0 P: 8	R: 1 E: 0 K: 3 S: 11	H: 2 LOB: 2 BB: 0 P: 15	R: 0 E: 0 K: 0 S: 5	H: 2 LOB: 2 BB: 0 P: 5	1B: 6 2B: 1 3B: 0 HR: 2	SF: 0 SAC: 0 DP: 1 HBP: 0		WP: 0 PB: 0 CS: 0	PA: 38
<b>PITCHER</b>	IP WLS BF H R ER SO BB IBB HBP BLK WP HR S P ERA WHIP																		
26 Boof Bonser, R ERA: 2.86	6.0	23	4	2	2	7	2	0	0	0	0	0	0	0	0	8	8	3.00	1.000
37 Denrys Reyes, L ERA: 3.0	1.0	4	1	0	0	2	0	0	0	0	0	0	0	0	8	8	0.00	1.000	
17 Pat Neshek, R ERA: 4.15	1.0	6	2	1	1	3	1	0	0	0	0	0	0	11	15	9.00	3.000		
Juan Rincon, R ERA: 1.0	1.0	W	5	2	0	0	0	0	0	0	0	0	0	5	5	0.00	2.000		

Batter	1	2	3	4	5	6	7	8	9	AB	R	H	RBI	BB	SO	LOB	BOTTOM	
Luis Castillo, S OBP: 0.481, SLG: 0.542 Toby Gardenhire, R OBP: 0.302, SLG: 0.353	E6				G4-3		K		E4	3	0	1	2	0	0	0	<b>New York Yankees @ Minnesota Twins</b> Hammond Stadium, Fort Myers, FL Tue Mar 27 2007, 1:05 PM EDT Att. 8,232 - Overcast - 81 F	
16 Jason Kubel, L OBP: 0.302, SLG: 0.353	F7		G4-3		G4-3			G4-3		4	0	0	0	0	3			
55 Mike Redmond, R OBP: 0.297, SLG: 0.188 84 Jose Morales, S OBP: 0.250, SLG: 0.250	G5-4-3		G6-3			G5-4-3		FC6-4	1B	1	0	0	0	1	0	0		
5 Michael Cuddyer, R OBP: 0.387, SLG: 0.695 Trent Oeltjen, L OBP: 0.429, SLG: 0.429	G5-4-3				G5-4-3		G5-4-3	L7		3	0	1	0	0	0	3		
33 Justin Morneau, L OBP: 0.362, SLG: 0.455 David Winfree, R OBP: 0.362, SLG: 0.455	F9		G1-6-3		G3			FC6-4		3	0	0	0	0	2			
Torii Hunter, R OBP: 0.321, SLG: 0.531 Brandon Roberts, L OBP: 0.321, SLG: 0.531	F7			G6-3		G5-3		G4-3		2	0	0	0	1	0	0		
27 Jeff Cirillo, R OBP: 0.410, SLG: 0.313 38 Luis Antonio Rodriguez, S OBP: 0.321, SLG: 0.431 Jason Tyner, L OBP: 0.308, SLG: 0.277	1B		1B		G6-3		G5-3	1B	S	2	1	2	0	1	0	0		
11 Josh Rabe, R OBP: 0.283, SLG: 0.311	1B			G6-3		G5-3		F8		4	1	1	0	0	4			
Jason Bartlett, R OBP: 0.354, SLG: 0.341 Matt Tolbert, S OBP: 0.571, SLG: 0.571	1B				F8		G3		E	2	1	1	1	0	3			
<b>Inning Stats</b>	R: 0 E: 1 K: 0 S: 3	H: 0 LOB: 1 BB: 1 P: 7	R: 2 E: 0 K: 0 S: 8	H: 4 LOB: 2 BB: 0 P: 8	R: 0 E: 0 K: 0 S: 3	H: 1 LOB: 0 BB: 0 P: 3	R: 0 E: 0 K: 0 S: 3	H: 0 LOB: 1 BB: 0 P: 3	R: 0 E: 0 K: 1 S: 5	H: 0 LOB: 3 BB: 2 P: 13	R: 0 E: 0 K: 0 S: 4	H: 1 LOB: 1 BB: 0 P: 4	R: 2 E: 1 K: 0 S: 5	H: 1 LOB: 1 BB: 1 P: 9	1B: 8 2B: 0 3B: 0 HR: 0	SF: 0 SAC: 0 DP: 4 HBP: 1		WP: 0 PB: 0 CS: 0
<b>PITCHER</b>	IP WLS BF H R ER SO BB IBB HBP BLK WP HR S P ERA WHIP																	
45 Carl Pavano, R ERA: 4.91	6.0	23	6	2	2	0	1	0	0	0	0	5	13	0.00	2.000			
Colter Bean, R ERA: 1.8	1.0	5	0	0	0	1	2	0	0	0	0	5	13	0.00	2.000			
Mike Myers, L ERA: 1.42	0.1	H	1	0	0	0	0	0	0	0	0	1	1	0.00	0.000			
Scott Proctor, R ERA: 1.42	0.2	H	3	1	0	0	0	0	0	0	0	3	3	0.00	1.500			
56 Chris Britton, R ERA: 11.12	0.2	L	5	1	2	1	0	1	0	0	0	5	9	13.50	3.000			

AB	35
R	3
H	9
RBI	3
BB	3
SO	12
LOB	14



AB	32
R	4
H	8
RBI	3
BB	4
SO	1
LOB	21





Batter	1	2	3	4	5	6	7	8	9	AB	R	H	RBI	BB	SO	LOB	TOP								
Orlando Palmeiro, L (1,7) OBP: 0.550, SLG: 0.545 16 Jason Lane, R (5,PH) OBP: 0.346, SLG: 0.610 (5,7)										2	1	1	0	1	0	1	<b>Houston Astros @ New York Yankees</b> Legends Field, Tampa, FL Wed Mar 28 2007, 7:15 PM EDT Att: 10,301 - Clear - 77 F								
Mark Loretta, R (1,3) OBP: 0.382, SLG: 0.408 91 Neil Sellers, R (7,3)										5	0	2	2	0	0	2									
Mike Lamb, L (1,5) OBP: 0.407, SLG: 0.412 86 Edwin Maysonet, R (7,4)										5	0	1	0	0	0	4									
Luke Scott, L (1,9) OBP: 0.318, SLG: 0.483 90 Tim Raines, S (6,9)										4	1	1	1	0	2	1									
2 Chris Burke, R (1,8)										5	2	2	0	0	3	0									
4 Eric Bruntlett, R (1,4) OBP: 0.344, SLG: 0.352 (7,5)										4	2	1	1	1	0	0									
13 Eric Munson, L (1,2)										4	2	2	1	1	0	1									
55 Humberto Quintero, R (1,10) OBP: 0.333, SLG: 0.333										5	3	3	2	0	0	1									
87 Tommy Manzella, R (1,6) OBP: 0.429, SLG: 0.714										5	1	1	2	0	1	4									
<b>Inning Stats</b>	R: 0 E: 0 K: 1 S: 5	H: 1 LOB: 1 BB: 1 P: 9	R: 4 E: 1 K: 0 S: 7	H: 4 LOB: 1 BB: 1 P: 12	R: 0 E: 0 K: 1 S: 5	H: 0 LOB: 0 BB: 0 P: 5	R: 0 E: 0 K: 0 S: 4	H: 1 LOB: 1 BB: 0 P: 4	R: 6 E: 0 K: 2 S: 9	H: 6 LOB: 2 BB: 2 P: 17	R: 0 E: 0 K: 1 S: 7	H: 0 LOB: 0 BB: 0 P: 7	R: 2 E: 0 K: 1 S: 8	H: 3 LOB: 1 BB: 0 P: 8	R: 0 E: 0 K: 1 S: 5	H: 0 LOB: 0 BB: 0 P: 5		R: 0 E: 0 K: 0 S: 3	H: 0 LOB: 0 BB: 0 P: 3	1B: 8 2B: 4 3B: 2 HR: 1	SF: 0 SAC: 0 DP: 1 HBP: 0	WP: 0 PB: 0 SB: 1 CS: 0	PA: 45		
<b>PITCHER</b>	IP	WLS	BF	H	R	ER	SO	BB	IBB	HBP	BLK	WP	HR	S	P	ERA	WHIP								
27 Darrell Rasner, R (1,1) ERA: 4.86	4.2	L	24	9	7	7	2	2	0	0	0	0	1	26	35	13.50	2.357								
47 Ron Villone, L (5,1) ERA: 14.4	0.0		3	2	2	2	0	1	0	0	0	0	0	2	6	∞	∞								
34 Sean Henn, L (5,1) ERA: 3.0	1.1		6	1	1	1	2	1	0	0	0	0	0	9	13	6.75	1.500								
33 Brian Bruney, R (7,1) ERA: 3.86	1.0		6	3	2	2	1	0	0	0	0	0	0	8	8	18.00	3.000								
Kyle Farnsworth, R (8,1) ERA: 2.0	1.0		3	0	0	0	1	0	0	0	0	0	0	5	5	0.00	0.000								
<b>PITCHER</b>	IP	WLS	BF	H	R	ER	SO	BB	IBB	HBP	BLK	WP	HR	S	P	ERA	WHIP								
Luis Vizcaino, R (9,1) ERA: 1.64	1.0		3	0	0	0	0	0	0	0	0	0	0	3	3	0.00	0.000								
<b>Batter</b>	<b>1</b>	<b>2</b>	<b>3</b>	<b>4</b>	<b>5</b>	<b>6</b>	<b>7</b>	<b>8</b>	<b>9</b>	<b>AB</b>	<b>R</b>	<b>H</b>	<b>RBI</b>	<b>BB</b>	<b>SO</b>	<b>LOB</b>	<b>BOTTOM</b>								
18 Johnny Damon, L (1,8) OBP: 0.306, SLG: 0.259 64 Kevin Reese, L (8,8) OBP: 0.333, SLG: 0.400										4	0	0	0	0	0	4	<b>Houston Astros @ New York Yankees</b> Legends Field, Tampa, FL Wed Mar 28 2007, 7:15 PM EDT Att: 10,301 - Clear - 77 F								
2 Derek Jeter, R (1,6) OBP: 0.369, SLG: 0.328 93 Chris Basak, R (9,6) OBP: 0.357, SLG: 0.525										4	1	1	0	0	1	0									
Bobby Abreu, L (1,9) OBP: 0.476, SLG: 0.895 27 Kevin Thompson, R (7,9) OBP: 0.371, SLG: 0.516										3	0	2	1	0	1	1									
13 Alex Rodriguez, R (1,5) OBP: 0.361, SLG: 0.527 79 Eduardo Núñez, R (9,5)										4	0	0	0	0	0	2									
25 Jason Giambi, L (1,10) OBP: 0.298, SLG: 0.440 Josh Phelps, R (9,PH) OBP: 0.459, SLG: 0.727										3	1	1	0	0	0	0									
55 Hideki Matsui, L (1,7) OBP: 0.393, SLG: 0.474										2	0	1	0	2	0	1									
20 Jorge Posada, S (1,2) OBP: 0.350, SLG: 0.457 26 Wil Nieves, R (5,PR) OBP: 0.150, SLG: 0.150 (6,2)										2	0	0	1	0	0	2									
24 Robinson Canó, L (1,4) OBP: 0.348, SLG: 0.522 Miguel Cairo, R (8,4) OBP: 0.375, SLG: 0.317										3	0	0	0	0	1	2									
11 Doug Mientkiewicz, L (1,3) OBP: 0.300, SLG: 0.225										2	0	1	0	1	0	1									
<b>Inning Stats</b>	R: 1 E: 0 K: 0 S: 4	H: 2 LOB: 0 BB: 0 P: 4	R: 0 E: 0 K: 0 S: 2	H: 0 LOB: 0 BB: 1 P: 6	R: 0 E: 0 K: 0 S: 3	H: 1 LOB: 0 BB: 0 P: 3	R: 0 E: 0 K: 0 S: 3	H: 1 LOB: 0 BB: 0 P: 3	R: 1 E: 0 K: 1 S: 7	H: 2 LOB: 1 BB: 0 P: 7	R: 0 E: 1 K: 1 S: 6	H: 0 LOB: 1 BB: 0 P: 6	R: 0 E: 1 K: 1 S: 6	H: 0 LOB: 3 BB: 2 P: 14	R: 0 E: 0 K: 2 S: 7	H: 0 LOB: 0 BB: 0 P: 7		R: 0 E: 1 K: 0 S: 3	H: 0 LOB: 0 BB: 0 P: 3	1B: 4 2B: 3 3B: 0 HR: 0	SF: 0 SAC: 0 DP: 4 HBP: 0	WP: 0 PB: 0 SB: 0 CS: 0	PA: 34		
<b>PITCHER</b>	IP	WLS	BF	H	R	ER	SO	BB	IBB	HBP	BLK	WP	HR	S	P	ERA	WHIP								
36 Brian Moehler, R (1,1) ERA: 4.15	6.0	W	22	6	2	2	2	1	0	0	0	0	0	25	29	3.00	1.167								
70 Jose Rodriguez, R (7,1) ERA: 3.39	1.0		6	0	0	0	1	2	0	0	0	0	0	6	14	0.00	2.000								
Dan Wheeler, R (8,1) ERA: 2.45	1.0		3	0	0	0	2	0	0	0	0	0	0	7	7	0.00	0.000								
83 Philip Barzilla, L (9,1) ERA:	1.0		3	0	0	0	0	0	0	0	0	0	0	3	3	0.00	0.000								



Batter	1	2	3	4	5	6	7	8	9	AB	R	H	RBI	BB	SO	LOB	TOP					
Bobby Abreu, L (1.10) OBP: 0.480, SLG: 0.818										3	0	1	0	1	1	2						
2 Derek Jeter, R (1.6) OBP: 0.362, SLG: 0.371										4	1	1	1	0	0	2						
93 Chris Basak, R (8.6) OBP: 0.357, SLG: 0.525										0	0	0	0	0	0	0						
24 Robinson Cano, L (1.4) OBP: 0.347, SLG: 0.556										3	1	1	1	0	0	0						
Miguel Cairo, R (7.4) OBP: 0.367, SLG: 0.310										1	0	0	0	0	1	0						
13 Alex Rodriguez, R (1.5) OBP: 0.359, SLG: 0.569										3	1	1	1	0	1	0						
12 Andy Phillips, R (7.5) OBP: 0.182, SLG: 0.182										1	0	0	0	0	0	0						
55 Hideki Matsui, L (1.7) OBP: 0.375, SLG: 0.450										3	0	0	0	0	1	0						
Tim Lincecum, R (7.7) OBP: 0.367, SLG: 0.310										1	0	0	0	0	1	0						
20 Jorge Posada, S (1.2) OBP: 0.341, SLG: 0.421										3	1	0	0	1	1	0						
Josh Phelps, R (1.3) OBP: 0.436, SLG: 0.686										2	0	0	0	0	0	0						
11 Doug Mientkiewicz, L (5.3) OBP: 0.327, SLG: 0.244										1	1	1	0	1	0	0						
64 Kevin Reese, L (1.8) OBP: 0.327, SLG: 0.386										4	1	1	1	0	1	1						
27 Kevin Thompson, R (1.9) OBP: 0.395, SLG: 0.559										3	0	2	2	0	0	0						
<b>Inning Stats</b>	R: 0 E: 0 K: 0 S: 3	H: 1 LOB: 0 BB: 0 P: 3	R: 0 E: 0 K: 3 S: 9	H: 0 LOB: 0 BB: 0 P: 9	R: 0 E: 0 K: 1 S: 6	H: 1 LOB: 1 BB: 0 P: 6	R: 1 E: 0 K: 0 S: 4	H: 1 LOB: 0 BB: 0 P: 4	R: 0 E: 0 K: 1 S: 5	H: 0 LOB: 0 BB: 0 P: 5	R: 0 E: 0 K: 0 S: 2	H: 0 LOB: 0 BB: 1 P: 6	R: 4 E: 0 K: 0 S: 7	H: 4 LOB: 1 BB: 1 P: 11	R: 1 E: 0 K: 2 S: 8	H: 1 LOB: 0 BB: 0 P: 8	R: 0 E: 0 K: 0 S: 2	H: 0 LOB: 0 BB: 1 P: 6	1B: 4 2B: 1 3B: 0 HR: 3	SF: 0 SAC: 0 DP: 3 HBP: 0	WP: 0 PB: 0 SB: 1 CS: 0	PA: 35
<b>PITCHER</b>	IP WLS BF H R ER SO BB IBB HBP BLK WP HR S P ERA WHIP	37 Scott Downs, L (1.1) ERA: 2.7	1.0 3 1 0 0 0 3 0 0 0 0 0 0 3 0.00 1.000	44 Casey Janssen, R (2.1) ERA: 1.98	1.0 3 0 0 0 0 3 0 0 0 0 0 0 9 0.00 0.000	Francisco Del Rosario, R (3.1) ERA: 3.0	1.0 4 1 0 0 1 0 0 0 0 0 0 6 6 0.00 1.000	Jason Scobie, R (4.1) ERA: 3.0	3.0 10 1 1 1 1 1 0 0 0 0 0 1 11 15 3.00 0.667	Danny Cole, R (7.1) ERA: 27.6	1.0 L 8 4 4 4 0 1 0 0 0 0 0 1 7 11 36.00 5.000	<b>PITCHER</b>	64 Beau Kemp, R (8.1) ERA: 7.36	2.0 7 1 1 1 2 1 0 0 0 0 0 1 10 14 4.50 1.000								

**New York Yankees @ Toronto Blue Jays**  
 Knology Park, Dunedin, FL  
 Thu Mar 29 2007, 7:05 PM EDT  
 Att: 5,510 - Clear - 78 F

AB	32
R	6
H	8
RBI	6
BB	3
SO	7
LOB	5



Batter	1	2	3	4	5	6	7	8	9	AB	R	H	RBI	BB	SO	LOB	BOTTOM			
3 Reed Johnson, R (1.7) OBP: 0.447, SLG: 0.739										3	2	2	1	0	0	0				
67 John Ford Griffin, L (8.7) OBP: 0.269, SLG: 0.355										1	1	1	1	0	0	0				
17 Lyle Overbay, L (1.3) OBP: 0.328, SLG: 0.306										3	0	1	0	0	0	0				
Chip Cannon, L (8.3) OBP: 0.400, SLG: 0.143										1	0	0	0	0	1	0				
15 Alex Rios, R (1.8) OBP: 0.321, SLG: 0.460										3	0	1	1	0	0	1				
Dustin Majewski, L (8.8) OBP: 0.333, SLG: 0.333										1	0	0	0	0	0	0				
Frank Thomas, R (1.10) OBP: 0.371, SLG: 0.500										3	0	0	0	1	0	2				
25 Troy Glaus, R (1.5) OBP: 0.231, SLG: 0.389										3	0	0	0	0	0	3				
Anthony Hatch, L (8.5) OBP: 0.500, SLG: 0.500										1	0	1	0	0	0	0				
24 Matt Stairs, L (1.9) OBP: 0.412, SLG: 0.433										2	0	0	0	0	0	0				
62 Mike Vento, R (6.9) OBP: 0.296, SLG: 0.250										2	0	1	0	0	0	0				
9 Gregg Zaun, S (1.2) OBP: 0.380, SLG: 0.381										3	0	2	0	0	1	0				
13 Sal Fasano, R (8.2) OBP: 0.167, SLG: 0.217										1	0	0	0	0	0	2				
2 Aaron Hill, R (1.4) OBP: 0.333, SLG: 0.383										3	0	1	0	0	0	1				
Ryan Klosterman, R (8.4) OBP: 0.333, SLG: 0.383										1	0	0	0	0	0	2				
Royce Clayton, R (1.6) OBP: 0.149, SLG: 0.156										3	0	0	0	0	1	3				
Manny Mayerson, R (8.6) OBP: 0.333, SLG: 0.383										0	0	0	0	0	0	0				
<b>Inning Stats</b>	R: 0 E: 0 K: 0 S: 3	H: 0 LOB: 0 BB: 0 P: 3	R: 0 E: 0 K: 2 S: 7	H: 0 LOB: 0 BB: 0 P: 7	R: 1 E: 0 K: 0 S: 6	H: 2 LOB: 1 BB: 0 P: 6	R: 0 E: 0 K: 0 S: 4	H: 2 LOB: 1 BB: 0 P: 4	R: 1 E: 0 K: 0 S: 6	H: 2 LOB: 1 BB: 0 P: 6	R: 0 E: 0 K: 0 S: 4	H: 1 LOB: 1 BB: 0 P: 4	R: 1 E: 0 K: 1 S: 6	H: 1 LOB: 0 BB: 0 P: 6	R: 0 E: 0 K: 0 S: 4	H: 2 LOB: 1 BB: 0 P: 4	1B: 8 2B: 0 3B: 0 HR: 2	SF: 0 SAC: 0 DP: 3 HBP: 0	WP: 0 PB: 0 SB: 2 CS: 0	PA: 35
<b>PITCHER</b>	IP WLS BF H R ER SO BB IBB HBP BLK WP HR S P ERA WHIP	80 Steven Jackson, R (1.1) ERA: 6.23	5.0 19 1 1 0 0 0 0 0 0 0 0 0 1 1 3.60 1.200	47 Ron Villone, L (6.1) ERA: 14.4	0.0 1 1 0 0 0 0 0 0 0 0 0 0 1 1 5.00 2.000	Jeff Kennard, R (6.1) ERA: 3.0	1.0 W 3 0 0 0 0 0 0 0 0 0 0 0 4 4 0.00 0.000	Scott Proctor, R (7.1) ERA: 0.93	2.0 H 8 2 1 1 1 0 0 0 0 0 0 1 10 10 4.50 1.000	84 Kevin Whelan, R (9.1) ERA: 1.64	0.0 2 2 0 0 0 0 0 0 0 0 0 0 2 2 0.00 0.000	<b>PITCHER</b>	Colter Bean, R (9.1) ERA: 1.64	1.0 S 2 0 0 0 0 0 0 0 0 0 0 0 1 2 0.00 0.000						

**New York Yankees @ Toronto Blue Jays**  
 Knology Park, Dunedin, FL  
 Thu Mar 29 2007, 7:05 PM EDT  
 Att: 5,510 - Clear - 78 F

AB	34
R	3
H	10
RBI	3
BB	1
SO	3
LOB	14









Batter	1	2	3	4	5	6	7	8	9	AB	R	H	RBI	BB	SO	LOB	TOP										
Ivan Rodriguez, R (1, 2) Mike Rabelo, S (2, 2) OBP: 0.414, SLG: 0.606 OBP: 0.211, SLG: 0.167			G4-3		FC6-4			K		1	0	1	0	0	0	0	<b>Detroit Tigers @ New York Yankees</b> Legends Field, Tampa, FL Sat Mar 31 2007, 1:15 PM EDT Att: 10,342 - Sunny - 79 F										
14 Placido Polanco, R (1, 4) Will Rhymes, L (2, 4)	F8			F7	K			G3-1		1	0	0	0	0	0	1											
3 Gary Sheffield, R (1, 10) Brandon Timm, R (4, PR) (4, 10)	G5-3			8 1B 52 1B	F7			G5-3		2	0	1	0	0	0	1											
30 Magglio Ordonez, R (1, 9) 52 Corkys Hernández, R (2, 9) OBP: 0.403, SLG: 0.400 OBP: 0.667, SLG: 0.500	G6-3			8 1B	G6-3			24 SH3 BB		1	0	0	0	0	0	1											
9 Carlos Guillen, S (1, 6) 8 Nefti Perez, S (2, 6) 24 Adam Haley, L (9, PH) (9, 6)	K			1B 33 G5-3	F7			SH3		1	0	0	0	0	1	0											
Sean Casey, L (1, 3) Wilkin Ramirez, R (3, 7) OBP: 0.395, SLG: 0.389 OBP: 0.200, SLG: 0.200	G5-4-3 HBP			1-2 2-3	K			K		0	0	0	0	0	0	0											
Craig Monroe, R (1, 7) 33 Marcus Thames, R (2, 7) OBP: 0.404, SLG: 0.590 OBP: 0.288, SLG: 0.518	G5-4-3			1-2 3-H	G5-3			K		1	0	0	0	0	0	1											
28 Curtis Granderson, L (1, 8) 20 Omar Infante, R (3, 8) OBP: 0.329, SLG: 0.500 OBP: 0.171, SLG: 0.239	G3-1			L4	F9			K		3	0	0	1	0	2	2											
15 Brandon Inge, R (1, 5) Jack Hannahan, L (3, 5) OBP: 0.365, SLG: 0.355 OBP: 0.400, SLG: 0.250	G6-3				F9					1	0	0	0	0	0	0											
<b>Inning Stats</b>	R: 0 E: 0 K: 0 S: 4	H: 1 LOB: 1 BB: 0 P: 4	R: 0 E: 0 K: 1 S: 4	H: 0 LOB: 0 BB: 0 P: 5	R: 0 E: 0 K: 0 S: 3	H: 0 LOB: 2 BB: 0 P: 3	R: 3 E: 0 K: 0 S: 7	H: 4 LOB: 2 BB: 0 P: 7	R: 0 E: 0 K: 1 S: 5	H: 0 LOB: 0 BB: 0 P: 5	R: 0 E: 0 K: 1 S: 5	H: 0 LOB: 0 BB: 0 P: 5	R: 0 E: 0 K: 2 S: 7	H: 0 LOB: 1 BB: 1 P: 11	1B: 6 2B: 0 3B: 0 HR: 0	SF: 0 SAC: 1 DP: 1 HBP: 1		WP: 0 PB: 0 SB: 1 CS: 0	PA: 34								
<b>PITCHER</b>	IP	WLS	BF	H	R	ER	SO	BB	IBB	HBP	BLK	WP	HR	S	P	ERA	WHIP										
29 Kei Igawa, L (1, 1) ERA: 3.13	6.0		24	6	3	3	3	0	0	1	0	0	0	29	30	4.50	1.000										
Scott Proctor, R (7, 1) ERA: 9.94	1.0		3	0	0	0	1	0	0	0	0	0	0	5	5	0.00	0.000										
Luis Vizcaino, R (8, 1) ERA: 1.5	1.0		3	0	0	0	1	0	0	0	0	0	0	5	5	0.00	0.000										
42 Mariano Rivera, R (9, 1) ERA:	1.0		4	0	0	0	2	1	0	0	0	0	0	7	11	0.00	1.000										

Batter	1	2	3	4	5	6	7	8	9	AB	R	H	RBI	BB	SO	LOB	BOTTOM										
18 Johnny Damon, L (1, 8) Kevin Thompson, R (3, PR) (4, 8) OBP: 0.313, SLG: 0.305 OBP: 0.357, SLG: 0.500			2 1B		G4-3			K		2	0	2	0	0	0	0	<b>Detroit Tigers @ New York Yankees</b> Legends Field, Tampa, FL Sat Mar 31 2007, 1:15 PM EDT Att: 10,342 - Sunny - 79 F										
2 Derek Jeter, R (1, 6) Alberto Gonzalez, R (3, PR) (4, 6) (8, 4)	FC5-4 13 WP		3B		G5-3			G4-3		2	0	1	1	0	0	1											
Bobby Abreu, L (1, 9) 64 Kevin Reese, L (4, 9) OBP: 0.444, SLG: 0.750 OBP: 0.327, SLG: 0.400	F8		3-H		K			F7		2	0	0	0	0	1	3											
13 Alex Rodriguez, R (1, 5) 93 Chris Basak, R (8, 3) OBP: 0.348, SLG: 0.550 OBP: 0.354, SLG: 0.489	K				K			F8		2	0	1	0	0	0	0											
25 Jason Giambi, L (1, 10) 28 Melky Cabrera, S (4, PR) (5, 10) OBP: 0.323, SLG: 0.473 OBP: 0.239, SLG: 0.221	K			20 S 20 1B	P4			K		2	0	1	0	0	1	0											
55 Hideki Matsui, L (1, 7) 81 Justin Christian, R (5, 7)	G4-6-3 1B				F7			F9		2	0	1	0	0	0	1											
20 Jorge Posada, S (1, 2) 26 Wil Nieves, R (4, PR) (5, 2) (5, 2)	G4-6-3				F9			K		2	0	1	1	0	0	1											
91 Brett Gardner, L (9, PR) (9, PR)	G4-6-3				2-H			71 G6-4-3 1B		0	0	0	0	0	0	0											
24 Robinson Cano, L (1, 4) Miguel Cairo, R (5, 4) 71 Ramiro Pena, S (8, 6) OBP: 0.338, SLG: 0.541 OBP: 0.377, SLG: 0.326 OBP: 0.250, SLG: 0.250	E3				F9			G6-4-3		2	0	0	0	0	0	2											
Josh Phelps, R (1, 3) 11 Doug Mientkiewicz, L (5, 3) 90 Angel Chavez, R (8, 5) OBP: 0.442, SLG: 0.737 OBP: 0.309, SLG: 0.227 OBP: 0.120, SLG: 0.083	F9				F9			F9		2	1	1	1	0	0	2											
<b>Inning Stats</b>	R: 0 E: 0 K: 1 S: 6	H: 1 LOB: 1 BB: 0 P: 6	R: 0 E: 0 K: 1 S: 5	H: 1 LOB: 0 BB: 0 P: 5	R: 2 E: 1 K: 2 S: 10	H: 3 LOB: 2 BB: 0 P: 10	R: 1 E: 0 K: 0 S: 6	H: 2 LOB: 2 BB: 0 P: 6	R: 0 E: 0 K: 0 S: 4	H: 1 LOB: 1 BB: 0 P: 4	R: 0 E: 0 K: 1 S: 6	H: 0 LOB: 0 BB: 0 P: 6	R: 0 E: 0 K: 1 S: 5	H: 0 LOB: 0 BB: 0 P: 5	R: 0 E: 0 K: 0 S: 3	H: 1 LOB: 1 BB: 0 P: 3	1B: 7 2B: 1 3B: 1 HR: 1	SF: 0 SAC: 0 DP: 2 HBP: 0	WP: 1 PB: 0 SB: 1 CS: 0	PA: 35							
<b>PITCHER</b>	IP	WLS	BF	H	R	ER	SO	BB	IBB	HBP	BLK	WP	HR	S	P	ERA	WHIP										
Mike Maroth, L (1, 1) ERA: 5.25	4.0		18	7	3	3	4	0	0	0	0	0	0	4	4	0.00	1.000										
94 Jose Mesa, R (5, 1) ERA: 4.73	1.0		4	1	0	0	0	0	0	0	0	0	0	6	6	0.00	1.000										
Wilfredo Ledezma, L (6, 1) ERA: 4.05	1.0		4	1	0	0	1	0	0	0	0	0	0	6	6	0.00	1.000										
Aquilino Lopez, R (7, 1) ERA:	2.0		6	0	0	0	2	0	0	0	0	0	0	10	10	0.00	0.000										
22 Kevin Ardoin, R (9, 1) ERA:	1.0		3	1	0	0	0	0	0	0	0	0	0	3	3	0.00	1.000										













Batter	1	2	3	4	5	6	7	8	9	AB	R	H	RBI	BB	SO	LOB	TOP								
1 Brian Roberts, S OBP: 0.421, SLG: 0.429										3	1	1	0	2	1	2	<p><b>Baltimore Orioles @ New York Yankees</b>  <b>Yankee Stadium, Bronx, NY</b>            Fri Apr 06 2007, 7:05 PM EDT            Att: 50,074 - Cloudy - 41 F</p> <p>livebaseballscorecards.com</p> <p>AB 35 R 6 H 9 RBI 6 BB 4 SO 4 LOB 18</p>								
6 Melvin Mora, R OBP: 0.283, SLG: 0.474										5	2	3	0	0	0	3									
21 Nick Markakis, L OBP: 0.294, SLG: 0.490										5	1	2	2	0	1	2									
10 Miguel Tejada, R OBP: 0.353, SLG: 0.467										4	1	0	0	0	0	3									
17 Aubrey Huff, L OBP: 0.412, SLG: 0.438 3 Freddie Bynum, L (9.7)										5	0	1	1	0	0	3									
31 Jay Gibbons, L OBP: 0.188, SLG: 0.313 Chris Gomez, R OBP: 0.250, SLG: 0.250										4	1	1	2	0	0	2									
Kevin Millar, R (1, 10)										2	0	0	0	2	0	0									
17 Corey Patterson, L OBP: 0.267, SLG: 0.308										3	0	1	1	0	0	0									
Paul Bako, L OBP: 0.300, SLG: 0.125										4	0	0	0	0	2	3									
<b>Inning Stats</b>	R: 2 E: 0 K: 0 S: 11	H: 3 LOB: 1 BB: 0 P: 17	R: 0 E: 0 K: 1 S: 10	H: 0 LOB: 2 BB: 21	R: 3 E: 0 K: 2 S: 17	H: 3 LOB: 1 BB: 1 P: 28	R: 1 E: 0 K: 1 S: 14	H: 2 LOB: 1 BB: 0 P: 18	R: 0 E: 0 K: 0 S: 8	H: 0 LOB: 0 BB: 0 P: 12	R: 0 E: 0 K: 0 S: 13	H: 1 LOB: 1 BB: 0 P: 18	R: 0 E: 0 K: 0 S: 6	H: 0 LOB: 0 BB: 0 P: 11	R: 0 E: 0 K: 0 S: 7	H: 0 LOB: 1 BB: 1 P: 11		R: 0 E: 0 K: 0 S: 4	H: 0 LOB: 0 BB: 0 P: 7	1B: 5 2B: 4 3B: 0 HR: 0	SF: 0 SAC: 1 DP: 0 HBP: 1	WP: 0 PB: 0 SB: 1 CS: 0	PA: 41		
<b>PITCHER</b>	IP	WLS	BF	H	R	ER	SO	BB	IBB	HBP	BLK	WP	HR	S	P	ERA	WHIP								
35 Mike Mussina, R ERA: 13.5	(1, 1)	4.0	L	24	8	6	4	3	0	1	0	0	0	52	84	13.50	2.750								
34 Sean Henn, L ERA:	(5, 1)	3.0		10	1	0	0	0	0	0	0	0	0	27	41	0.00	0.333								
Mike Myers, L ERA:	(8, 1)	0.2		3	0	0	0	1	0	0	0	0	0	4	8	0.00	1.500								
Scott Proctor, R ERA: 6.75	(8, 1)	1.1		4	0	0	0	0	0	0	0	0	0	7	10	0.00	0.000								

Batter	1	2	3	4	5	6	7	8	9	AB	R	H	RBI	BB	SO	LOB	BOTTOM								
28 Melky Cabrera, S (1, 8)										4	0	0	0	1	0	3	<p><b>Baltimore Orioles @ New York Yankees</b>  <b>Yankee Stadium, Bronx, NY</b>            Fri Apr 06 2007, 7:05 PM EDT            Att: 50,074 - Cloudy - 41 F</p> <p>livebaseballscorecards.com</p> <p>AB 36 R 4 H 9 RBI 4 BB 4 SO 5 LOB 25</p>								
2 Derek Jeter, R OBP: 0.400, SLG: 0.429 Miguel Cairo, R (9, 6)										5	1	2	0	0	0	3									
Bobby Abreu, L OBP: 0.400, SLG: 0.308										4	0	1	0	1	0	0									
13 Alex Rodriguez, R OBP: 0.333, SLG: 0.643										4	1	1	0	0	2	2									
25 Jason Giambi, L OBP: 0.214, SLG: 0.154										5	0	0	0	0	1	6									
55 Hideki Matsui, L OBP: 0.385, SLG: 0.273										3	2	1	1	1	0	3									
20 Jorge Posada, S OBP: 0.538, SLG: 0.750										3	0	1	1	1	1	2									
24 Robinson Cano, L OBP: 0.462, SLG: 0.538										4	0	2	2	0	0	4									
Josh Phelps, R OBP: 0.500, SLG: 0.250 11 Doug Mientkiewicz, L OBP: 0.697, SLG: 0.600										3	0	1	0	0	1	2									
<b>Inning Stats</b>	R: 0 E: 0 K: 0 S: 7	H: 0 LOB: 0 BB: 1 P: 15	R: 2 E: 0 K: 1 S: 16	H: 3 LOB: 1 BB: 0 P: 22	R: 0 E: 0 K: 0 S: 9	H: 1 LOB: 3 BB: 1 P: 20	R: 0 E: 0 K: 0 S: 12	H: 1 LOB: 2 BB: 1 P: 22	R: 0 E: 0 K: 1 S: 9	H: 0 LOB: 0 BB: 0 P: 10	R: 1 E: 1 K: 1 S: 11	H: 1 LOB: 1 BB: 0 P: 19	R: 1 E: 0 K: 2 S: 18	H: 3 LOB: 3 BB: 1 P: 27	R: 0 E: 0 K: 0 S: 4	H: 0 LOB: 0 BB: 0 P: 7		R: 0 E: 0 K: 0 S: 8	H: 0 LOB: 0 BB: 0 P: 12	1B: 6 2B: 4 3B: 0 HR: 0	SF: 0 SAC: 0 DP: 1 HBP: 1	WP: 1 PB: 0 SB: 0 CS: 0	PA: 41		
<b>PITCHER</b>	IP	WLS	BF	H	R	ER	SO	BB	IBB	HBP	BLK	WP	HR	S	P	ERA	WHIP								
29 Adam Loewen, L ERA: 3.6	(1, 1)	5.0	W	23	5	2	2	2	3	0	0	0	0	53	89	3.60	1.600								
John Parrish, L ERA:	(6, 1)	1.0		5	1	1	0	1	0	0	0	1	0	11	19	0.00	1.000								
Chad Bradford, R ERA: 13.5	(7, 1)	0.1	H	3	2	1	1	1	0	0	0	0	0	8	11	27.00	6.000								
32 Jamie Walker, L ERA:	(7, 1)	0.2	H	4	1	0	0	1	1	0	0	0	0	10	16	0.00	3.000								
28 Danyys Baez, R ERA:	(8, 1)	1.0	H	3	0	0	0	0	0	0	0	0	0	4	7	0.00	0.000								



Batter	1	2	3	4	5	6	7	8	9	AB	R	H	RBI	BB	SO	LOB	TOP					
1 Brian Roberts, S (1,4) OBP: 0.417, SLG: 0.353	F8	6 BB		6 HR	F7			F9		3	2	0	1	2	0	1	<p>Baltimore Orioles @ New York Yankees Yankee Stadium, Bronx, NY Sat Apr 07 2007, 1:05 PM EDT Att: 50,510 - Partly Cloudy - 39 F</p> <p>livebaseballscorecards.com</p>					
6 Melvin Mora, R (1,5) OBP: 0.292, SLG: 0.625	F7	2B		HR		K		F8		5	1	2	5	0	1	0						
21 Nick Markakis, L (1,9) OBP: 0.318, SLG: 0.550	HR	E1		F7		K			1B	5	1	2	1	0	1	1						
10 Miguel Tejada, R (1,6) OBP: 0.273, SLG: 0.350	G6-3	F9		G6-3		K			F8	5	0	0	0	0	1	3						
17 Aubrey Huff, L (1,10) OBP: 0.409, SLG: 0.400		1B		F8				G4-3	F7	4	1	1	0	1	0	1						
Kevin Millar, R (1,7) OBP: 0.188, SLG: 0.071 3 Freddie Bynum, L (8,7)		1B		F7				G1-3	K	4	1	1	0	0	0	1						
17 Corey Patterson, L (1,8) OBP: 0.368, SLG: 0.333		1B		HBP					BB	2	1	1	0	1	0	0						
Chris Gomez, R (1,3) OBP: 0.250, SLG: 0.250	P3			P4				G5-3		4	0	1	0	0	0	4						
Alberto Castillo, R (1,2) OBP: 0.167, SLG: 0.167	K			K					K	4	0	1	0	0	3	5						
<b>Inning Stats</b>	R: 1 E: 0 K: 0 S: 7	H: 1 LOB: 0 BB: 0 P: 14	R: 4 E: 1 K: 1 S: 21	H: 4 LOB: 2 BB: 1 P: 35	R: 0 E: 0 K: 1 S: 10	H: 1 LOB: 2 BB: 0 P: 18	R: 2 E: 0 K: 0 S: 7	H: 1 LOB: 1 BB: 2 P: 20	R: 0 E: 0 K: 0 S: 8	H: 1 LOB: 0 BB: 0 P: 10	R: 0 E: 0 K: 3 S: 10	H: 0 LOB: 0 BB: 0 P: 16	R: 0 E: 0 K: 0 S: 12	H: 0 LOB: 1 BB: 1 P: 22	R: 0 E: 0 K: 1 S: 8	H: 0 LOB: 0 BB: 0 P: 13	R: 0 E: 0 K: 1 S: 12	H: 1 LOB: 1 BB: 0 P: 16	1B: 6 2B: 1 3B: 0 HR: 2	SF: 0 SAC: 0 DP: 0 HBP: 1	WP: 0 PB: 0 SB: 0 CS: 0	PA: 42
<b>PITCHER</b>	IP	WLS	BF	H	R	ER	SO	BB	IBB	HBP	BLK	WP	HR	S	P	ERA	WHIP					
29 Kei Igawa, L (1,1) ERA: 12.6	5.0		28	8	7	7	2	3	0	1	0	0	2	53	97	12.60	2.200					
33 Brian Bruney, R (6,1) ERA:	1.0		3	0	0	0	3	0	0	0	0	0	0	10	16	0.00	0.000					
Mike Myers, L (7,1) ERA:	1.0		4	0	0	0	0	1	0	0	0	0	0	12	22	0.00	1.000					
Luis Vizcaino, R (8,1) ERA: 3.0	1.0		3	0	0	0	1	0	0	0	0	0	0	8	13	0.00	0.000					
42 Mariano Rivera, R (9,1) ERA:	1.0	W	4	1	0	0	1	0	0	0	0	0	0	12	16	0.00	1.000					

Batter	1	2	3	4	5	6	7	8	9	AB	R	H	RBI	BB	SO	LOB	BOTTOM					
24 Robinson Canó, L (1,4) OBP: 0.389, SLG: 0.444	F8		K		G6-3		G6-3		HBP 2 BB 13 HR	5	1	1	0	0	1	1	<p>Baltimore Orioles @ New York Yankees Yankee Stadium, Bronx, NY Sat Apr 07 2007, 1:05 PM EDT Att: 50,510 - Partly Cloudy - 39 F</p> <p>livebaseballscorecards.com</p>					
2 Derek Jeter, R (1,6) OBP: 0.350, SLG: 0.333	F8		F8		E6			F8	HBP 13 HR BB	4	1	0	0	1	0	0						
Bobby Abreu, L (1,9) OBP: 0.450, SLG: 0.267	13 HR			K	G3			13 BB 25 HR	13 HR HBP	2	3	0	0	2	1	1						
13 Alex Rodriguez, R (1,5) OBP: 0.450, SLG: 1.056	HR			20 1B	2B		G5-3	25 HR		4	4	3	6	1	0	0						
25 Jason Giambi, L (1,10) OBP: 0.278, SLG: 0.375	F8			20 1B	BB		F9	HR		3	1	1	3	1	0	0						
55 Hideki Matsui, L (1,7) OBP: 0.357, SLG: 0.250 Miguel Cairo, R (4,PH)		G2-3			F4		F9			1	0	0	0	0	0	0						
18 Johnny Damon, L (8,PH) OBP: 0.500, SLG: 0.333										2	0	0	0	0	0	2						
20 Jorge Posada, S (1,2) OBP: 0.471, SLG: 0.625					1B					1	0	0	0	0	1	0						
11 Doug Mientkiewicz, L (1,3) OBP: 0.400, SLG: 0.333					G1-3		L8		L3	4	0	0	0	0	0	2						
28 Melky Cabrera, S (1,8) OBP: 0.214, SLG: 0.083					G5-3		G4-3		K	4	0	1	0	0	1	0						
<b>Inning Stats</b>	R: 2 E: 0 K: 0 S: 11	H: 1 LOB: 1 BB: 1 P: 21	R: 0 E: 0 K: 1 S: 8	H: 0 LOB: 0 BB: 0 P: 10	R: 0 E: 0 K: 1 S: 8	H: 0 LOB: 0 BB: 0 P: 12	R: 1 E: 0 K: 1 S: 10	H: 2 LOB: 1 BB: 1 P: 23	R: 0 E: 0 K: 0 S: 7	H: 0 LOB: 1 BB: 0 P: 13	R: 0 E: 0 K: 0 S: 4	H: 0 LOB: 0 BB: 0 P: 6	R: 0 E: 0 K: 0 S: 9	H: 1 LOB: 1 BB: 0 P: 12	R: 3 E: 0 K: 1 S: 11	H: 1 LOB: 2 BB: 2 P: 24	R: 4 E: 0 K: 1 S: 12	H: 2 LOB: 0 BB: 1 P: 21	1B: 3 2B: 1 3B: 0 HR: 3	SF: 0 SAC: 0 DP: 0 HBP: 1	WP: 0 PB: 0 SB: 0 CS: 0	PA: 40
<b>PITCHER</b>	IP	WLS	BF	H	R	ER	SO	BB	IBB	HBP	BLK	WP	HR	S	P	ERA	WHIP					
41 Steve Trachsel, R (1,1) ERA: 4.05	6.2		27	4	3	3	3	2	0	0	0	0	1	53	92	4.05	0.900					
John Parrish, L (7,1) ERA:	0.1		1	0	0	0	0	0	0	0	0	0	0	4	5	0.00	0.000					
28 Danys Baez, R (8,1) ERA: 11.57	0.1		4	1	3	3	0	2	0	0	0	0	1	5	15	81.00	9.000					
32 Jamie Walker, L (8,1) ERA:	0.2	H	2	0	0	0	1	0	0	0	0	0	0	6	9	0.00	0.000					
37 Chris Ray, R (9,1) ERA: 13.5	0.2	L	6	2	4	4	1	1	0	1	0	0	1	12	21	54.00	4.500					



Batter	1	2	3	4	5	6	7	8	9	AB	R	H	RBI	BB	SO	LOB	TOP				
1 Brian Roberts, S OBP: 0.345, SLG: 0.273	G3		G4-3	G4-3		K		K		5	0	0	0	0	2	0	<b>Baltimore Orioles @ New York Yankees</b> Yankee Stadium, Bronx, NY Sun Apr 08 2007, 1:05 PM EDT Att: 47,679 - Cloudy - 41 F				
6 Melvin Mora, R OBP: 0.276, SLG: 0.536	F7		L8	G5-3				F8		4	0	0	0	1	0						
21 Nick Markakis, L OBP: 0.370, SLG: 0.560			1B					K		5	0	3	0	0	1						
10 Miguel Tejada, R OBP: 0.259, SLG: 0.320	P2		1B							5	1	1	0	0	2						
17 Aubrey Huff, L OBP: 0.370, SLG: 0.333 Chris Gomez, R OBP: 0.250, SLG: 0.250		P5	K					F8		4	0	0	0	1	1						
31 Jay Gibbons, L OBP: 0.286, SLG: 0.316 3 Freddie Bynum, L										3	1	1	0	2	2						
Kevin Millar, R OBP: 0.286, SLG: 0.412										3	2	2	3	1	0						
17 Corey Patterson, L OBP: 0.391, SLG: 0.294										2	1	0	0	2	1						
Paul Bako, L OBP: 0.286, SLG: 0.417										4	1	1	3	0	2						
<b>Inning Stats</b>	R: 0 E: 0 K: 0 S: 8	H: 1 LOB: 1 BB: 0 P: 12	R: 2 E: 0 K: 1 S: 9	H: 2 LOB: 0 BB: 0 P: 14	R: 0 E: 0 K: 1 S: 14	H: 2 LOB: 2 BB: 0 P: 25	R: 3 E: 0 K: 0 S: 8	H: 2 LOB: 0 BB: 1 P: 16	R: 0 E: 0 K: 1 S: 12	H: 0 LOB: 3 BB: 2 P: 25	R: 1 E: 1 K: 0 S: 13	H: 0 LOB: 2 BB: 2 P: 26	R: 0 E: 0 K: 2 S: 8	H: 0 LOB: 1 BB: 1 P: 14	R: 0 E: 0 K: 0 S: 10	H: 0 LOB: 1 BB: 1 P: 18		1B: 5 2B: 1 3B: 0 HR: 2	SF: 1 SAC: 0 DP: 0 HBP: 0	WP: 0 PB: 0 SB: 0 CS: 0	PA: 43
<b>PITCHER</b>	IP	WLS	BF	H	R	ER	SO	BB	IBB	HBP	BLK	WP	HR	S	P	ERA	WHIP				
27 Darrell Rasner, R ERA: 10.38	4.1	L	23	8	5	5	2	2	0	0	0	0	2	44	76	10.38	2.308				
34 Sean Henn, L ERA:	0.2		3	0	0	0	0	1	0	0	0	0	0	7	16	0.00	1.500				
46 Andy Pettitte, L ERA: 3.6	1.0		4	0	0	0	1	1	0	0	0	0	0	7	13	0.00	1.000				
Scott Proctor, R ERA: 4.91	1.0		6	0	1	0	0	1	1	0	0	0	0	13	26	0.00	1.000				
Mike Myers, L ERA:	1.2		6	0	0	0	2	1	0	0	0	0	0	15	27	0.00	0.600				
<b>PITCHER</b>	IP	WLS	BF	H	R	ER	SO	BB	IBB	HBP	BLK	WP	HR	S	P	ERA	WHIP				
Luis Vizcaino, R ERA: 2.7	0.1		1	0	0	0	0	0	0	0	0	0	0	3	5	0.00	0.000				

Batter	1	2	3	4	5	6	7	8	9	AB	R	H	RBI	BB	SO	LOB	BOTTOM					
28 Melky Cabrera, S OBP: 0.211, SLG: 0.118			K					G6-3	G4-3	5	1	1	1	0	2	2	<b>Baltimore Orioles @ New York Yankees</b> Yankee Stadium, Bronx, NY Sun Apr 08 2007, 1:05 PM EDT Att: 47,679 - Cloudy - 41 F					
2 Derek Jeter, R OBP: 0.333, SLG: 0.318			F9					F8		4	1	1	0	0	0							
Bobby Abreu, L OBP: 0.417, SLG: 0.278			F7							3	0	1	1	0	0							
13 Alex Rodriguez, R OBP: 0.458, SLG: 1.095										3	1	1	2	1	0							
25 Jason Giambi, L OBP: 0.273, SLG: 0.316										3	0	0	0	1	2							
Josh Phelps, R OBP: 0.400, SLG: 0.250										4	0	1	0	0	3							
24 Robinson Cano, L OBP: 0.364, SLG: 0.409										4	0	1	0	0	0							
Miguel Cairo, R										2	0	0	0	0	0							
20 Jorge Posada, S OBP: 0.421, SLG: 0.556										2	0	0	0	0	1							
Wil Nieves, R										2	0	0	0	0	0							
18 Johnny Damon, L OBP: 0.667, SLG: 1.000										2	1	2	0	0	0							
<b>Inning Stats</b>	R: 3 E: 0 K: 1 S: 12	H: 3 LOB: 0 BB: 0 P: 20	R: 0 E: 0 K: 0 S: 7	H: 0 LOB: 0 BB: 0 P: 12	R: 0 E: 0 K: 1 S: 11	H: 0 LOB: 0 BB: 0 P: 15	R: 0 E: 0 K: 0 S: 13	H: 0 LOB: 0 BB: 0 P: 17	R: 0 E: 0 K: 1 S: 9	H: 1 LOB: 1 BB: 0 P: 12	R: 0 E: 0 K: 0 S: 6	H: 0 LOB: 0 BB: 0 P: 7	R: 0 E: 0 K: 2 S: 10	H: 1 LOB: 1 BB: 0 P: 16	R: 1 E: 0 K: 0 S: 23	H: 2 LOB: 3 BB: 2 P: 37	R: 0 E: 0 K: 0 S: 11	H: 1 LOB: 1 BB: 0 P: 16	1B: 6 2B: 0 3B: 1 HR: 1	SF: 1 SAC: 0 DP: 0 HBP: 0	WP: 0 PB: 0 SB: 0 CS: 0	PA: 37
<b>PITCHER</b>	IP	WLS	BF	H	R	ER	SO	BB	IBB	HBP	BLK	WP	HR	S	P	ERA	WHIP					
45 Erik Bedard, L ERA: 6.94	7.0	W	26	5	3	3	5	0	0	0	0	0	0	14	18	3.86	0.714					
32 Jamie Walker, L ERA: 2.45	0.2	H	4	2	1	1	0	0	0	0	0	0	0	3	7	∞	∞					
Chad Bradford, R ERA: 13.5	0.0		1	0	0	0	0	1	0	0	0	0	0	6	12	0.00	3.000					
John Parrish, L ERA:	0.1	H	2	0	0	0	0	1	0	0	0	0	0	6	12	0.00	3.000					
37 Chris Ray, R ERA: 9.82	1.0	S	4	1	0	0	0	0	0	0	0	0	0	11	16	0.00	1.000					



Batter	1	2	3	4	5	6	7	8	9	AB	R	H	RBI	BB	SO	LOB	TOP			
18 Johnny Damon, L (1, 8) OBP: 0.636, SLG: 0.889	1-1 2B 1B	0-0 HR		1-1 G6-3		4-2 2B BB		2-1 G4-3		4	2	2	0	1	0	0	<b>New York Yankees @ Minnesota Twins</b> Hubert H. Humphrey Metrodome, Minneapolis, MN Mon Apr 09 2007, 7:05 PM EDT Att: 26,047 - Dome - 70 F			
2 Derek Jeter, R (1, 6) OBP: 0.414, SLG: 0.385	1-1 13 F9 20 2B 1B	0-1 F9		2-0 HBP		0-2 1B 1B		1-1 1B		4	2	3	0	0	0	1				
Bobby Abreu, L (1, 9) OBP: 0.448, SLG: 0.478	1-1 25 BB 20 2B 1B	3-2 HR		0-3 K		1-1 13 HR 1B		3-3 K2-3		5	3	3	4	0	2	2				
13 Alex Rodriguez, R (1, 5) OBP: 0.448, SLG: 1.080	0-1 F9	2-0 G5-3			0-1 E6 24 F9 25 1B	1-0 HR			4-1 BB	4	1	1	2	1	0	2				
25 Jason Giambi, L (1, 10) OBP: 0.296, SLG: 0.304	4-1 20 2B BB		1-3 K		2-0 11 FC6-4 1B	1-2 G3-1			2-2 P5	4	0	1	0	1	1	1				
20 Jorge Posada, S (1, 2) OBP: 0.417, SLG: 0.545	0-1 1-3 2H 2H 3H 2B		4-1 24 FC4-6 BB		0-1 F7		3-2 F8		1-1 F8	4	0	1	2	1	0	3				
24 Robinson Canó, L (1, 4) OBP: 0.296, SLG: 0.333	0-0 F7		0-1 FC4-6 1-2		0-1 F8		2-1 G4-3		1-2 G4-3	5	0	0	0	0	0	6				
11 Doug Mientkiewicz, L (1, 3) OBP: 0.286, SLG: 0.231	1-1 G6-3		1-0 L9		1-1 FC6-4 1-2		0-2 G3-1			4	0	0	0	0	0	5				
28 Melky Cabrera, S (1, 7) OBP: 0.174, SLG: 0.095		1-1 G6-3		3-2 G3		1-0 G6-3		0-0 G5-3		4	0	0	0	0	0	0				
<b>Inning Stats</b>	R: 3 E: 0 K: 0 S: 14	H: 4 LOB: 2 BB: 1 P: 22	R: 2 E: 0 K: 0 S: 12	H: 2 LOB: 0 BB: 0 P: 18	R: 0 E: 0 K: 1 S: 8	H: 0 LOB: 1 BB: 1 P: 14	R: 0 E: 0 K: 1 S: 9	H: 1 LOB: 2 BB: 0 P: 15	R: 3 E: 0 K: 0 S: 12	H: 3 LOB: 0 BB: 1 P: 20	R: 0 E: 0 K: 0 S: 8	H: 0 LOB: 0 BB: 0 P: 13	R: 0 E: 0 K: 1 S: 8	H: 1 LOB: 1 BB: 1 P: 14	R: 0 E: 0 K: 0 S: 13	H: 0 LOB: 1 BB: 1 P: 21		1B: 7 2B: 2 3B: 0 HR: 2	SF: 0 SAC: 0 DP: 0 HBP: 1	WP: 0 PB: 0 CS: 0
<b>PITCHER</b>	IP WLS BF H R ER SO BB IBB HBP BLK WP HR S P ERA WHIP	IP WLS BF H R ER SO BB IBB HBP BLK WP HR S P ERA WHIP	IP WLS BF H R ER SO BB IBB HBP BLK WP HR S P ERA WHIP	IP WLS BF H R ER SO BB IBB HBP BLK WP HR S P ERA WHIP	IP WLS BF H R ER SO BB IBB HBP BLK WP HR S P ERA WHIP	IP WLS BF H R ER SO BB IBB HBP BLK WP HR S P ERA WHIP	IP WLS BF H R ER SO BB IBB HBP BLK WP HR S P ERA WHIP	IP WLS BF H R ER SO BB IBB HBP BLK WP HR S P ERA WHIP	IP WLS BF H R ER SO BB IBB HBP BLK WP HR S P ERA WHIP	IP WLS BF H R ER SO BB IBB HBP BLK WP HR S P ERA WHIP	IP WLS BF H R ER SO BB IBB HBP BLK WP HR S P ERA WHIP	IP WLS BF H R ER SO BB IBB HBP BLK WP HR S P ERA WHIP	IP WLS BF H R ER SO BB IBB HBP BLK WP HR S P ERA WHIP	IP WLS BF H R ER SO BB IBB HBP BLK WP HR S P ERA WHIP	IP WLS BF H R ER SO BB IBB HBP BLK WP HR S P ERA WHIP	IP WLS BF H R ER SO BB IBB HBP BLK WP HR S P ERA WHIP				
Sidney Ponson, R (1, 1) ERA: 12.71	5.2 L	31 10	8 8	2 2	3 0	0 0	1 0	0 0	0 0	0 0	2 61	97	12.71	2.294						
54 Matt Guerrier, R (6, 1) ERA: 9.0	1.1 4	0 0	0 0	0 0	0 0	0 0	0 0	0 0	0 0	0 0	11 17	14	0.00	0.000						
37 Denny Reyes, L (8, 1) ERA: 9.0	1.0 4	1 0	0 0	1 0	0 0	0 0	0 0	0 0	0 0	8 14	17	0.00	1.000							
17 Pat Neshek, R (9, 1) ERA:	1.0 4	0 0	0 0	0 0	1 0	0 0	0 0	0 0	0 0	13 21	21	0.00	1.000							

AB 38  
R 8  
H 11  
RBI 8  
BB 4  
SO 3  
LOB 20



Batter	1	2	3	4	5	6	7	8	9	AB	R	H	RBI	BB	SO	LOB	BOTTOM					
Luis Castillo, S (1, 4) OBP: 0.385, SLG: 0.400	3-2 7 G1-6-3 1B		0-0 G5-3			0-1 G6-3		0-1 G4-3		4	0	1	0	0	0	0	<b>New York Yankees @ Minnesota Twins</b> Hubert H. Humphrey Metrodome, Minneapolis, MN Mon Apr 09 2007, 7:05 PM EDT Att: 26,047 - Dome - 70 F					
8 Nick Punto, S (1, 5) OBP: 0.231, SLG: 0.217	1-1 F7			1-2 F7		1-0 G3			4-0 5 G3-1 7 G4-3 BB	3	0	0	0	1	0	1						
7 Joe Mauer, L (1, 2) OBP: 0.400, SLG: 0.435	1-1 G1-6-3			2-1 P6			3-1 2B		2-1 G4-3	4	1	1	0	0	0	2						
5 Michael Cuddyer, R (1, 9) OBP: 0.435, SLG: 0.476		0-1 FC6 2B		2-1 G3-1			0-3 K		2-2 G3-1	4	0	1	0	0	1	2						
33 Justin Morneau, L (1, 3) OBP: 0.400, SLG: 0.571		3-1 F9			1-0 P6		0-1 P3		1-0 G3	4	0	0	0	0	0	3						
Torii Hunter, R (1, 8) OBP: 0.261, SLG: 0.500		2-1 FC6			1-1 16 S 1B		0-0 2B			3	1	2	1	0	0	1						
16 Jason Kubel, L (1, 7) OBP: 0.333, SLG: 0.300		0-0 F7			3-1 55 G6-3 1B		3-1 L8			3	0	1	1	0	0	2						
55 Mike Redmond, R (1, 10) OBP: 0.150, SLG: 0.056			1-1 G6-3		0-0 G6-3			2-3 K		3	0	0	0	0	1	1						
Jason Bartlett, R (1, 6) OBP: 0.150, SLG: 0.056			2-3 K			1-1 F8		2-1 G4-3		3	0	0	0	0	1	0						
<b>Inning Stats</b>	R: 0 E: 0 K: 0 S: 7	H: 1 LOB: 0 BB: 0 P: 12	R: 0 E: 0 K: 0 S: 7	H: 1 LOB: 0 BB: 0 P: 12	R: 0 E: 0 K: 1 S: 6	H: 0 LOB: 0 BB: 0 P: 9	R: 0 E: 0 K: 0 S: 7	H: 0 LOB: 0 BB: 0 P: 12	R: 1 E: 0 K: 0 S: 6	H: 2 LOB: 0 BB: 0 P: 11	R: 0 E: 0 K: 0 S: 5	H: 0 LOB: 0 BB: 0 P: 7	R: 1 E: 0 K: 1 S: 10	H: 2 LOB: 1 BB: 0 P: 16	R: 0 E: 0 K: 1 S: 8	H: 0 LOB: 0 BB: 0 P: 12		R: 0 E: 0 K: 0 S: 8	H: 0 LOB: 1 BB: 1 P: 17	1B: 3 2B: 3 3B: 0 HR: 0	SF: 0 SAC: 0 DP: 2 HBP: 0	WP: 0 PB: 0 CS: 0
<b>PITCHER</b>	IP WLS BF H R ER SO BB IBB HBP BLK WP HR S P ERA WHIP	IP WLS BF H R ER SO BB IBB HBP BLK WP HR S P ERA WHIP	IP WLS BF H R ER SO BB IBB HBP BLK WP HR S P ERA WHIP	IP WLS BF H R ER SO BB IBB HBP BLK WP HR S P ERA WHIP	IP WLS BF H R ER SO BB IBB HBP BLK WP HR S P ERA WHIP	IP WLS BF H R ER SO BB IBB HBP BLK WP HR S P ERA WHIP	IP WLS BF H R ER SO BB IBB HBP BLK WP HR S P ERA WHIP	IP WLS BF H R ER SO BB IBB HBP BLK WP HR S P ERA WHIP	IP WLS BF H R ER SO BB IBB HBP BLK WP HR S P ERA WHIP	IP WLS BF H R ER SO BB IBB HBP BLK WP HR S P ERA WHIP	IP WLS BF H R ER SO BB IBB HBP BLK WP HR S P ERA WHIP	IP WLS BF H R ER SO BB IBB HBP BLK WP HR S P ERA WHIP	IP WLS BF H R ER SO BB IBB HBP BLK WP HR S P ERA WHIP	IP WLS BF H R ER SO BB IBB HBP BLK WP HR S P ERA WHIP	IP WLS BF H R ER SO BB IBB HBP BLK WP HR S P ERA WHIP	IP WLS BF H R ER SO BB IBB HBP BLK WP HR S P ERA WHIP						
45 Carl Pavano, R (1, 1) ERA: 4.76	7.0 W	25 10	2 2	2 2	2 2	0 0	0 0	0 0	0 0	0 0	48 79	2.57	0.857									
33 Brian Bruney, R (8, 1) ERA:	1.0 3	0 0	0 0	0 1	0 0	0 0	0 0	0 0	0 0	8 12	12	0.00	0.000									
Kyle Farnsworth, R (9, 1) ERA:	1.0 4	0 0	0 0	0 0	1 0	0 0	0 0	0 0	0 0	8 17	17	0.00	1.000									

AB 31  
R 2  
H 6  
RBI 2  
BB 1  
SO 3  
LOB 12





Batter	1	2	3	4	5	6	7	8	9	AB	R	H	RBI	BB	SO	LOB	TOP					
18 Johnny Damon, L (1, 8) OBP: 0.500, SLG: 0.857 42 Mariano Rivera, R (9, 1)	1-1 F8	3-2 G3-1			1-0 HR		1-3 K		0-0 FC4-6 2 1B	5	2	1	3	0	1	2						
2 Derek Jeter, R (1, 6) OBP: 0.412, SLG: 0.387	0-2 13 HR		0-0 G6-3		2-2 E6 F8 25 1B S		2-3 K		1-1 13 BB 19 1B 2 2B	5	3	2	0	0	1	0						
Bobby Abreu, L (1, 9) OBP: 0.412, SLG: 0.429	0-0 F7		2-1 F7		2-1 F8		0-2 F8		2-0 19 BB 19 2B	5	1	1	1	0	0	2						
13 Alex Rodriguez, R (1, 5) OBP: 0.471, SLG: 1.107	3-2 HR		1-1 F9		4-0 25 1B IBB			2-3 K	4-1 19 2B 1-2 23 BB	3	1	1	2	2	1	0						
25 Jason Giambi, L (1, 10) OBP: 0.323, SLG: 0.308 19 Kevin Thompson, R (8, PR) OBP: 1.000, SLG: 2.000	3-2 G4-3		1-1 G4-3		1-2 20 G4-6-3 1B			4-2 20 1B BB	1-1 1-3 2H 3H 2B	3	0	1	1	1	0	0						
20 Jorge Posada, S (1, 2) OBP: 0.379, SLG: 0.481		0-1 F8		0-0 G3-1	0-0 G4-6-3			1-1 1B	3-3 K	5	0	1	0	0	1	4						
24 Robinson Canó, L (1, 4) OBP: 0.313, SLG: 0.375		0-0 11 G4-3 28 1B						1-0 11 G3-6-3 1B	1-2 K	5	1	2	0	0	3	4						
11 Doug Mientkiewicz, L (1, 3) OBP: 0.278, SLG: 0.188		0-0 G4-3			4-0 28 1B HR BB			1-0 G3-6-1	2-1 G1-3	3	1	0	0	1	0	4						
28 Melky Cabrera, S (1, 7) OBP: 0.259, SLG: 0.200		3-1 3H 1B			2-1 18 HR			0-2 G6-3	2-1 18 FC4-6 1B	4	1	3	1	0	0	0						
<b>Inning Stats</b>	R: 2 E: 0 K: 0 S: 13	H: 2 LOB: 0 BB: 0 P: 20	R: 1 E: 0 K: 0 S: 9	H: 2 LOB: 1 BB: 0 P: 15	R: 0 E: 0 K: 1 S: 5	H: 0 LOB: 0 BB: 0 P: 8	R: 0 E: 0 K: 1 S: 6	H: 0 LOB: 0 BB: 0 P: 9	R: 4 E: 1 K: 0 S: 12	H: 3 LOB: 1 BB: 2 P: 29	R: 0 E: 0 K: 0 S: 6	H: 1 LOB: 0 BB: 0 P: 8	R: 0 E: 0 K: 2 S: 9	H: 0 LOB: 0 BB: 0 P: 12	R: 0 E: 0 K: 2 S: 13	H: 1 LOB: 2 BB: 1 P: 22	R: 3 E: 0 K: 2 S: 15	H: 4 LOB: 2 BB: 1 P: 29	1B: 9 2B: 2 3B: 0 HR: 2	SF: 0 SAC: 0 DP: 2 HBP: 0	WP: 0 PB: 0 CS: 1	PA: 43
<b>PITCHER</b>	IP WLS BF H R ER SO BB IBB HBP BLK WP HR S P ERA WHIP																					
26 Boof Bonser, R (1, 1) ERA: 6.97	4.1 L 22 6 7 6 1 1 1 0 0 0 0 2 41 75 12.46 1.615																					
28 Jesse Crain, R (5, 1) ERA: 2.45	1.2 5 2 0 0 0 0 0 0 0 0 0 0 10 14 0.00 1.200																					
17 Pat Neshek, R (7, 1) ERA: 2.45	1.0 3 0 0 0 2 0 0 0 0 0 0 0 9 12 0.00 0.000																					
Juan Rincon, R (8, 1) ERA: 15.0	1.0 5 1 0 0 2 1 0 0 0 0 0 0 13 22 0.00 2.000																					
37 Denys Reyes, L (9, 1) ERA: 15.0	1.0 8 4 3 3 2 1 0 0 0 0 0 0 15 29 27.00 5.000																					
<b>Batter</b>	<b>1</b>	<b>2</b>	<b>3</b>	<b>4</b>	<b>5</b>	<b>6</b>	<b>7</b>	<b>8</b>	<b>9</b>	<b>AB</b>	<b>R</b>	<b>H</b>	<b>RBI</b>	<b>BB</b>	<b>SO</b>	<b>LOB</b>	<b>BOTTOM</b>					
Luis Castillo, S (1, 4) OBP: 0.333, SLG: 0.345	2-3 K		1-0 F8			1-1 G6-3	2-2 F9			4	0	0	0	0	1	2						
8 Nick Punto, S (1, 5) OBP: 0.233, SLG: 0.222	2-2 G3		2-1 5 G4-6-3 7 1B			2-1 G4-3		2-2 K		4	0	1	0	0	1	0						
7 Joe Mauer, L (1, 2) OBP: 0.414, SLG: 0.423 41 Chris Heintz, R (9, 2)	2-1 G4-3		1-0 5 G4-6-3 1B			4-2 5 C6-4 BB		1-1 F9		3	0	1	0	1	0	0						
5 Michael Cuddyer, R (1, 9) OBP: 0.407, SLG: 0.480		2-1 33 G4-3 2B		0-1 G4-6-3		1-2 FC6-4		2-2 L7		4	0	1	0	0	0	3						
33 Justin Morneau, L (1, 3) OBP: 0.379, SLG: 0.500		2-2 G4-3		2-2 G3			4-2 16 BB 1B BB		0-0 L4	3	1	0	0	1	0	2						
Torii Hunter, R (1, 8) OBP: 0.269, SLG: 0.458 Jason Tyner, L (9, PH) OBP: 0.182, SLG: 0.182		2-3 K		1-2 G6-3			4-0 16 1B BB		1-0 G4-3	2	0	0	0	1	1	1						
11 Josh Rabe, R (1, 7) 38 Luis Antonio Rodriguez (SPH)		2-3 K2-3		1-1 G3			1-0 F9		3-2 F7	3	0	0	0	0	1	3						
55 Mike Redmond, R (1, 10) OBP: 0.200, SLG: 0.111			1-0 G5-3				1-1 F9			3	0	1	0	0	0	2						
Jason Bartlett, R (1, 6) OBP: 0.136, SLG: 0.050 16 Jason Kubel, L (7, PH) OBP: 0.385, SLG: 0.364 25 Alexi Casilla, S (7, PR) (8, 6)			2-1 G6-3				1-0 F9			2	0	0	0	0	0	1						
<b>Inning Stats</b>	R: 0 E: 0 K: 1 S: 11	H: 0 LOB: 0 BB: 0 P: 17	R: 0 E: 0 K: 2 S: 14	H: 1 LOB: 1 BB: 0 P: 22	R: 0 E: 0 K: 0 S: 4	H: 0 LOB: 0 BB: 0 P: 8	R: 0 E: 0 K: 0 S: 9	H: 2 LOB: 1 BB: 0 P: 14	R: 0 E: 0 K: 0 S: 12	H: 1 LOB: 1 BB: 0 P: 17	R: 0 E: 0 K: 0 S: 10	H: 0 LOB: 1 BB: 1 P: 18	R: 1 E: 0 K: 0 S: 10	H: 1 LOB: 2 BB: 2 P: 23	R: 0 E: 0 K: 1 S: 8	H: 0 LOB: 0 BB: 0 P: 13	R: 0 E: 0 K: 0 S: 6	H: 0 LOB: 0 BB: 0 P: 10	1B: 4 2B: 1 3B: 0 HR: 0	SF: 0 SAC: 0 DP: 1 HBP: 0	WP: 0 PB: 0 CS: 0	PA: 34
<b>PITCHER</b>	IP WLS BF H R ER SO BB IBB HBP BLK WP HR S P ERA WHIP																					
46 Andy Pettitte, L (1, 1) ERA: 1.64	6.0 W 22 4 0 0 3 2 0 0 0 0 0 0 6 17 13.50 4.500																					
Scott Proctor, R (7, 1) ERA: 6.23	0.2 5 1 1 1 0 2 0 0 0 0 0 0 6 17 13.50 4.500																					
Luis Vizcaino, R (7, 1) ERA: 1.93	1.1 4 0 0 0 1 0 0 0 0 0 0 0 12 19 0.00 0.000																					
42 Mariano Rivera, R (9, 1) ERA: 1.93	1.0 3 0 0 0 0 0 0 0 0 0 0 0 6 10 0.00 0.000																					
42 Mariano Rivera, R (9, 1) ERA: 1.93	1.0 3 0 0 0 0 0 0 0 0 0 0 0 6 10 0.00 0.000																					

New York Yankees @ Minnesota Twins  
 Hubert H. Humphrey Metrodome, Minneapolis, MN  
 Tue Apr 10 2007, 8:10 PM EDT  
 Att: 24,552 - Dome - 70 F

AB 39  
 R 10  
 H 13  
 RBI 10  
 BB 4  
 SO 7  
 LOB 16





New York Yankees @ Minnesota Twins  
 Hubert H. Humphrey Metrodome, Minneapolis, MN  
 Tue Apr 10 2007, 8:10 PM EDT  
 Att: 24,552 - Dome - 70 F

AB 31  
 R 1  
 H 5  
 RBI 1  
 BB 3  
 SO 4  
 LOB 14





Batter	1	2	3	4	5	6	7	8	9	AB	R	H	RBI	BB	SO	LOB	TOP			
18 Johnny Damon, L (1, 8) OBP: 0.500, SLG: 0.778	P3			F9 13 SF8 2 BB 1B		F8 1B		P5		4	1	2	0	0	0	0	<b>New York Yankees @ Minnesota Twins</b> Hubert H. Humphrey Metrodome, Minneapolis, MN Wed Apr 11 2007, 8:10 PM EDT Att: 30,131 - Dome - 70 F  <b>AB</b> 31 <b>R</b> 1 <b>H</b> 5 <b>RBI</b> 1 <b>BB</b> 1 <b>SO</b> 4 <b>LOB</b> 11 			
2 Derek Jeter, R (1, 6) OBP: 0.421, SLG: 0.382	F8			4-0 1-2 BB		F8			1-1 13 BB 1B	3	0	1	0	1	0	1				
Bobby Abreu, L (1, 9) OBP: 0.368, SLG: 0.375	G3-1			0-0 2-3		L8			3-2 L4	4	0	0	0	0	0	4				
13 Alex Rodriguez, R (1, 5) OBP: 0.447, SLG: 1.065		2-3 K		0-0 SF8			2-2 K		0-2 1-3 2B	3	0	1	1	0	2	0				
25 Jason Giambi, L (1, 10) OBP: 0.286, SLG: 0.267	G3-1	1-0		3-H 1-0 F8			3-2 F8		0-0 P5	4	0	0	0	0	0	3				
20 Jorge Posada, S (1, 2) OBP: 0.394, SLG: 0.452	F7	0-1			0-1 G4-3		1-0 1B		2-2 P6	4	0	1	0	0	0	2				
24 Robinson Canó, L (1, 4) OBP: 0.286, SLG: 0.343			2-3 K		2-3 K		0-0 G4-3			3	0	0	0	0	2	1				
11 Doug Mientkiewicz, L (1, 3) OBP: 0.238, SLG: 0.158			2-1 G3-1		3-2 G6-3			1-2 F7		3	0	0	0	0	0	0				
28 Melky Cabrera, S (1, 7) OBP: 0.233, SLG: 0.179	F9	0-0			2-1 G4-3			1-0 F7		3	0	0	0	0	0	0				
<b>Inning Stats</b>	R: 0 E: 0 K: 0 S: 6	H: 0 LOB: 0 BB: 0 P: 11	R: 0 E: 0 K: 1 S: 6	H: 0 LOB: 0 BB: 0 P: 9	R: 0 E: 0 K: 1 S: 8	H: 0 LOB: 0 BB: 0 P: 12	R: 1 E: 0 K: 0 S: 6	H: 1 LOB: 1 BB: 1 P: 13	R: 0 E: 0 K: 1 S: 8	H: 0 LOB: 0 BB: 0 P: 13	R: 0 E: 0 K: 1 S: 8	H: 1 LOB: 1 BB: 0 P: 14	R: 0 E: 0 K: 0 S: 7	H: 0 LOB: 0 BB: 0 P: 10	R: 0 E: 0 K: 0 S: 12	H: 2 LOB: 2 BB: 0 P: 18	1B: 4 2B: 1 3B: 0 HR: 0	SF: 1 SAC: 0 DP: 0 HBP: 0	WP: 0 PB: 0 SB: 1 CS: 0	PA: 33
<b>PITCHER</b>	IP WLS BF H R ER SO BB IBB HBP BLK WP HR S P ERA WHIP																			
Ramon Ortiz, R (1, 1) ERA: 1.8	8.0 W 28 3 1 1 4 1 0 0 0 0 0 55 93 1.12 0.500																			
36 Joe Nathan, R (9, 1) ERA:	1.0 5 2 0 0 0 0 0 0 0 0 0 0 12 18 0.00 2.000																			

Batter	1	2	3	4	5	6	7	8	9	AB	R	H	RBI	BB	SO	LOB	BOTTOM			
Luis Castillo, S (1, 4) OBP: 0.324, SLG: 0.313	G4-3		F6		K					3	1	0	0	1	1	4	<b>New York Yankees @ Minnesota Twins</b> Hubert H. Humphrey Metrodome, Minneapolis, MN Wed Apr 11 2007, 8:10 PM EDT Att: 30,131 - Dome - 70 F  <b>AB</b> 32 <b>R</b> 5 <b>H</b> 11 <b>RBI</b> 5 <b>BB</b> 2 <b>SO</b> 2 <b>LOB</b> 15 			
8 Nick Punto, S (1, 5) OBP: 0.285, SLG: 0.267	G1-6-3 7 BB		P6-4			SH5-3 7 5 1B 2B		K		3	1	1	0	1	1	3				
7 Joe Mauer, L (1, 2) OBP: 0.406, SLG: 0.414	G1-6-3			B1-3		SH5-3			2-1 5 WP 5 1B 1B	3	1	1	1	0	0	1				
5 Michael Cuddyer, R (1, 9) OBP: 0.419, SLG: 0.483		G3		F9			2-3 33 G3 1B		2-1 2-H 33 2B 1B	4	1	2	2	0	0	0				
33 Justin Morneau, L (1, 3) OBP: 0.364, SLG: 0.500		F8		F9		G3			0-0 1-H 2B 2B	4	1	1	1	0	0	1				
Torii Hunter, R (1, 8) OBP: 0.300, SLG: 0.536					F9	P3			1-0 2-H 2B	4	0	2	1	0	0	1				
16 Jason Kubel, L (1, 7) OBP: 0.353, SLG: 0.333		L4			25 FC6-4 38 1B 1B			G1-3	F9	4	0	1	0	0	0	2				
38 Luis Antonio Rodriguez, (6, 10) OBP: 0.400, SLG: 0.400			8 P6-4 25 1B 1B					P4	F7	4	0	2	0	0	0	1				
25 Alexi Casilla, S (1, 6) OBP: 0.333, SLG: 0.333			1-0 1B		FC6-4			L3		3	0	1	0	0	0	2				
<b>Inning Stats</b>	R: 0 E: 0 K: 0 S: 7	H: 0 LOB: 1 BB: 1 P: 12	R: 0 E: 0 K: 0 S: 14	H: 1 LOB: 1 BB: 0 P: 23	R: 0 E: 0 K: 0 S: 7	H: 2 LOB: 1 BB: 0 P: 11	R: 0 E: 0 K: 0 S: 9	H: 0 LOB: 0 BB: 0 P: 15	R: 0 E: 0 K: 1 S: 14	H: 2 LOB: 2 BB: 0 P: 19	R: 1 E: 0 K: 0 S: 12	H: 2 LOB: 1 BB: 0 P: 17	R: 0 E: 0 K: 0 S: 6	H: 0 LOB: 0 BB: 0 P: 12	R: 4 E: 0 K: 1 S: 12	H: 4 LOB: 1 BB: 1 P: 22	1B: 7 2B: 5 3B: 0 HR: 0	SF: 0 SAC: 1 DP: 2 HBP: 0	WP: 1 PB: 0 SB: 1 CS: 0	PA: 35
<b>PITCHER</b>	IP WLS BF H R ER SO BB IBB HBP BLK WP HR S P ERA WHIP																			
35 Mike Mussina, R (1, 1) ERA: 9.0	2.0 9 3 0 0 0 0 1 0 0 0 0 0 24 40 0.00 2.000																			
34 Sean Henn, L (3, 1) ERA: 1.13	3.1 12 3 1 1 1 0 0 0 0 0 0 0 31 46 2.70 0.900																			
Scott Proctor, R (6, 1) ERA: 5.4	0.2 B 3 1 0 0 0 0 0 0 0 0 0 0 8 11 0.00 1.500																			
Luis Vizcaino, R (7, 1) ERA: 1.59	1.0 3 0 0 0 0 0 0 0 0 0 0 0 6 12 0.00 0.000																			
Kyle Farnsworth, R (8, 1) ERA: 10.9	0.1 L 6 4 4 4 1 1 0 0 0 0 1 0 9 18 108.00 15.000																			



Batter	1	2	3	4	5	6	7	8	9	10	11	AB	R	H	RBI	BB	SO	LOB	TOP							
18 Johnny Damon, L OBP: 0.423, SLG: 0.609	3-3 K		4-2 13 F9 2 BB BB		1-2 G4-3		1-1 G6-3		2-1 G3		3-2 P5	5	0	0	0	1	1	0								
2 Derek Jeter, R OBP: 0.432, SLG: 0.368	1-1 G6-3		4-2 SAFE 1 SAFE 1-2 BB		2-0 G3		1-3 K		1-1 FC4-6 1B		4-1 BB	4	0	1	0	2	1	0								
Bobby Abreu, L OBP: 0.364, SLG: 0.405	3-2 25 PB 2B		1-0 SF7		0-1 25 1B 13 1B 20 1B 1B		1-3 K		1 SAFE 2-2 1 SAFE 1 SAFE FC4-6 FC6-4		0-0 F8	5	1	2	1	0	1	2								
13 Alex Rodriguez, R OBP: 0.465, SLG: 1.000	4-1 25 PB BB		2-2 F8		1-0 20 1B 25 1B 24 BB 1B		0-0 25 1B 11 FC1-2 1B		3-1 FC6-4			4	1	2	0	1	0	3								
25 Jason Giambi, L OBP: 0.308, SLG: 0.324	3-2 F7		3-2 G1-3		0-0 24 BB 11 G4-6-3 1B		1-2 11 FC1-2 2B		2-3 K			4	1	2	0	0	0	4								
19 Kevin Thompson, R (8, PR) OBP: 0.500, SLG: 1.000	1-2 2-3				1-2 2-3 3-H		1-2 2-3 3-H		1-1 SAFE 1 SAFE 1 SAFE K			1	0	0	0	0	1	0								
20 Jorge Posada, S OBP: 0.438, SLG: 0.429		0-3 K		4-2 11 L7-4-3 BB		0-0 11 G4-6-3 24 BB 1B		2-1 L3		2-1 G3-1		4	0	1	1	1	1	2								
24 Robinson Canó, L OBP: 0.325, SLG: 0.342		1-3 K		3-3 K		4-0 11 G4-6-3 BB		4-0 11 FC1-2 IBB		2-1 K		3	0	1	1	2	2	1								
11 Doug Mientkiewicz, L OBP: 0.192, SLG: 0.125		0-3 K		3-2 L7-4-3		0-0 1-2 2-3 3-H		1-1 FC1-2		2-2 SAFE 1 SAFE 1 SAFE P5		5	0	0	0	0	1	7								
28 Melky Cabrera, S OBP: 0.229, SLG: 0.182			2-2 E1 SF7 1B		1-2 P6		1-2 F9		2-2 G4-3		0-1 G3	5	1	1	0	0	0	4								
<b>Inning Stats</b>	R: 0 E: 0 K: 1 S: 13	H: 1 LOB: 2 BB: 1 P: 27	R: 0 E: 0 K: 3 S: 10	H: 0 LOB: 0 BB: 0 P: 11	R: 1 E: 1 K: 0 S: 18	H: 1 LOB: 2 BB: 2 P: 34	R: 0 E: 0 K: 1 S: 10	H: 0 LOB: 0 BB: 1 P: 20	R: 3 E: 0 K: 0 S: 9	H: 4 LOB: 1 BB: 1 P: 15	R: 0 E: 0 K: 2 S: 8	H: 0 LOB: 0 BB: 0 P: 11	R: 0 E: 0 K: 0 S: 11	H: 2 LOB: 3 BB: 1 P: 21	R: 0 E: 0 K: 1 S: 11	H: 1 LOB: 1 BB: 0 P: 17	R: 0 E: 0 K: 1 S: 11	H: 1 LOB: 1 BB: 0 P: 19	R: 0 E: 0 K: 0 S: 7	H: 0 LOB: 1 BB: 1 P: 14	1B: 8 2B: 3 3B: 0 HR: 0	SF: 1 SAC: 0 DP: 2 HBP: 0	WP: 0 PB: 1 SB: 1 CS: 0	PA: 48		
<b>PITCHER</b>	Dan Haren, R (1, 1) ERA: 2.0	IP: 5.0 WLS: 22 BF: 22	H: 4 R: 3 ER: 3 SO: 5	BB: 0 IBB: 0 HBP: 0 BLK: 0	WP: 0 HR: 0 S: 61 P: 107	ERA: 5.40 WHIP: 1.600	20 Huston Street, R (11, 1) ERA: 4.76	IP: 1.0 WLS: 4 BF: 4	H: 0 R: 0 ER: 0 SO: 0	BB: 1 IBB: 0 HBP: 0 BLK: 0	WP: 0 HR: 0 S: 14 P: 14	ERA: 0.00 WHIP: 1.000														
Alan Embree, L (6, 1) ERA: 1.42	1.0 5 2	1 1 0	1 1 0	0 0 0	0 0 0	6 11 0.00	3.000	Jay Marshall, L (7, 1) ERA: 3.0	1.0 3 0	0 0 0	2 0 0	0 0 0	0 0 0	0 0 0	0 0 0	0 0 0	0 0 0	0 0 0	0 0 0	0 0 0	0 0 0	0 0 0	0 0 0	0 0 0	0 0 0	0 0 0
58 Justin Duchschere, R (8, 1) ERA: 4.26	1.0 6 2	0 0 0	0 0 0	0 0 0	0 0 0	11 21 0.00	2.000	50 Kiko Calero, R (9, 1) ERA: 6.35	2.0 8 2	0 0 0	0 0 0	1 0 0	0 0 0	0 0 0	0 0 0	0 0 0	0 0 0	0 0 0	0 0 0	0 0 0	0 0 0	0 0 0	0 0 0	0 0 0	0 0 0	0 0 0

New York Yankees @ Oakland Athletics  
McAfee Coliseum, Oakland, CA  
Fri Apr 13 2007, 10:05 PM EDT  
Att: 35,077 - Party Cloudy - 55 F

AB	40
R	4
H	10
RBI	3
BB	7
SO	8
LOB	23



Batter	1	2	3	4	5	6	7	8	9	10	11	AB	R	H	RBI	BB	SO	LOB	BOTTOM						
14 Mark Ellis, R OBP: 0.279, SLG: 0.270	2-1 F7		0-2 1B		1-1 F9		3-2 F8		2-0 G6-3		2-0 23 FC3 IBB HBP	5	0	1	0	0	0	2							
Nick Swisher, S (1, 8) OBP: 0.489, SLG: 0.394	4-2 23 G1-3 BB		2-3 SAFE K		1-0 G5-3		2-0 HR		4-0 IBB		4-0 23 FC3 IBB	3	1	1	1	3	1	2							
23 Bobby Kielty, S (1, 7) OBP: 0.316, SLG: 0.250	2-2 G1-3		1 SAFE 2-2 SAFE P4		2-1 G6-3		4-0 BB		1-1 G4-3		0-2 FC3	5	0	0	1	1	0	6							
31 Mike Piazza, R (1, 10) OBP: 0.383, SLG: 0.523	4-0 BB		3-2 E9 3 G3 2B		1-2 3 HR 2B		0-1 F7		2-2 F8			4	2	1	0	1	0	1							
3 Eric Chavez, L (1, 5) OBP: 0.298, SLG: 0.422	1-2 P5		2-1 G3		2-2 2-H HR		3-2 G6-3		0-3 K			5	1	1	3	0	1	2							
7 Bobby Crosby, R (1, 6) OBP: 0.250, SLG: 0.192		1-2 F9		3-H 1-3 K		1-3 K		1-2 F8		0-2 1B		5	0	1	0	0	2	0							
Todd Walker, L (1, 3) OBP: 0.231, SLG: 0.231		1-3 K		0-0 F8		2-2 1B		1-1 G4-3		1 SAFE 3-2 SAFE SAFE G3		5	0	1	0	0	1	1							
Jason Kendall, R (1, 2) OBP: 0.178, SLG: 0.163		0-2 L6		1-0 G6-3		3-2 F7		4-1 6 SH1-3 BB		1-3 K		4	0	0	0	1	1	1							
6 Travis Buck, L (1, 9) OBP: 0.387, SLG: 0.538			0-1 F8		4-1 HBP		3-2 F7		0-0 SH1-3		2-2 23 FC3 3B	3	1	1	0	0	0	0							
<b>Inning Stats</b>	R: 0 E: 0 K: 0 S: 11	H: 0 LOB: 2 BB: 2 P: 24	R: 0 E: 0 K: 1 S: 9	H: 0 LOB: 0 BB: 0 P: 11	R: 1 E: 1 K: 1 S: 13	H: 1 LOB: 1 BB: 1 P: 17	R: 0 E: 0 K: 0 S: 5	H: 0 LOB: 1 BB: 0 P: 12	R: 2 E: 0 K: 1 S: 17	H: 3 LOB: 1 BB: 2 P: 28	R: 1 E: 0 K: 0 S: 9	H: 1 LOB: 1 BB: 1 P: 21	R: 0 E: 0 K: 0 S: 8	H: 0 LOB: 0 BB: 0 P: 13	R: 0 E: 0 K: 0 S: 5	H: 0 LOB: 2 BB: 2 P: 16	R: 0 E: 0 K: 1 S: 13	H: 1 LOB: 1 BB: 0 P: 18	R: 1 E: 0 K: 1 S: 9	H: 1 LOB: 3 BB: 1 P: 18	1B: 3 2B: 1 3B: 1 HR: 2	SF: 0 SAC: 1 DP: 0 HBP: 2	WP: 0 PB: 0 SB: 0 CS: 0	PA: 48	
<b>PITCHER</b>	29 Kei Igawa, L (1, 1) ERA: 7.84	IP: 5.1 WLS: 5.2 BF: 23	H: 3 R: 3 ER: 2 SO: 3	BB: 2 IBB: 0 HBP: 0 BLK: 0	WP: 0 HR: 1 S: 58 P: 95	ERA: 3.38 WHIP: 0.938	33 Brian Bruney, R (10, 1) ERA: 1.8	IP: 1.1 WLS: 1 BF: 9	H: 2 R: 1 ER: 1 SO: 2	BB: 0 IBB: 1 HBP: 1 BLK: 0	WP: 0 HR: 0 S: 22 P: 36	ERA: 6.75 WHIP: 1.500													
Scott Proctor, R (6, 1) ERA: 4.76	0.2 H 3	1 0 0	1 0 0	0 0 0	0 0 0	9 15 0.00	1.500	Kyle Farnsworth, R (7, 1) ERA: 10.89	1.0 B 5	1 1 1	0 0 0	0 0 0	0 0 0	0 0 0	0 0 0	0 0 0	0 0 0	0 0 0	0 0 0	0 0 0	0 0 0	0 0 0	0 0 0	0 0 0	0 0 0
Mike Myers, L (8, 1) ERA:	0.1 1	0 0 0	0 0 0	0 0 0	0 0 0	3 6 0.00	0.000	Luis Vizcaino, R (8, 1) ERA: 1.23	1.2 7	0 0 0	0 0 0	0 0 0	1 1 0	0 0 0	0 0 0	0 0 0	0 0 0	0 0 0	0 0 0	0 0 0	0 0 0	0 0 0	0 0 0	0 0 0	0 0 0

New York Yankees @ Oakland Athletics  
McAfee Coliseum, Oakland, CA  
Fri Apr 13 2007, 10:05 PM EDT  
Att: 35,077 - Party Cloudy - 55 F

AB	39
R	5
H	7
RBI	5
BB	6
SO	6
LOB	15









Batter	1	2	3	4	5	6	7	8	9	AB	R	H	RBI	BB	SO	LOB	TOP						
18 Johnny Damon, L (1.8) OBP: 0.389, SLG: 0.484	L1		K2-3			FC4-6 1B		2 1B 13 SF8 BB		3	1	1	0	1	1	1							
2 Derek Jeter, R (1.6) OBP: 0.407, SLG: 0.340	F7			CS BB		K		1B		3	0	1	0	1	1	2							
Bobby Abreu, L (1.9) OBP: 0.333, SLG: 0.348	K			K		FC4-6		K		4	0	0	0	0	3	5							
13 Alex Rodriguez, R (1.5) OBP: 0.453, SLG: 0.977		K				2-1	25 1B 20 2B	SF8		3	1	2	1	0	1	0							
25 Jason Giambi, L (1.10) OBP: 0.286, SLG: 0.364	K			K			20 2B 24 SF8 1B	G1-3		4	1	1	0	0	2	2							
20 Jorge Posada, S (1.2) OBP: 0.422, SLG: 0.512	G4-3					28 G6-4-3 BB	24 SF8 28 SF8 2B			3	1	2	1	1	0	0							
24 Robinson Cano, L (1.4) OBP: 0.360, SLG: 0.356			G3-1			F8	SF8	G6-3		3	0	0	1	0	0	2							
28 Melky Cabrera, S (1.7) OBP: 0.222, SLG: 0.190				G6-4-3		G6-4-3	SF8	G5-3		3	0	1	1	0	0	1							
11 Doug Mientkiewicz, L (1.3) OBP: 0.219, SLG: 0.138			F9			F9	K			3	0	1	0	0	1	1							
<b>Inning Stats</b>	R: 0 E: 0 K: 1 S: 8	H: 0 LOB: 0 BB: 0 P: 13	R: 0 E: 0 K: 2 S: 8	H: 0 LOB: 0 BB: 0 P: 12	R: 0 E: 0 K: 1 S: 10	H: 1 LOB: 1 BB: 0 P: 12	R: 0 E: 0 K: 2 S: 11	H: 1 LOB: 1 BB: 0 P: 21	R: 0 E: 0 K: 1 S: 4	H: 0 LOB: 0 BB: 1 P: 10	R: 0 E: 0 K: 1 S: 11	H: 2 LOB: 2 BB: 0 P: 19	R: 3 E: 0 K: 1 S: 19	H: 3 LOB: 0 BB: 0 P: 27	R: 1 E: 0 K: 1 S: 12	H: 1 LOB: 1 BB: 0 P: 19	R: 0 E: 0 K: 0 S: 8	H: 1 LOB: 0 BB: 0 P: 11	1B: 7 2B: 3 3B: 0 HR: 0	SF: 3 SAC: 0 DP: 3 HBP: 0	WP: 0 PB: 0 SB: 0 CS: 1	PA: 35	
<b>PITCHER</b>	IP WLS BF H R ER SO BB IBB HBP BLK WP HR S P ERA WHIP	IP WLS BF H R ER SO BB IBB HBP BLK WP HR S P ERA WHIP	IP WLS BF H R ER SO BB IBB HBP BLK WP HR S P ERA WHIP	IP WLS BF H R ER SO BB IBB HBP BLK WP HR S P ERA WHIP	IP WLS BF H R ER SO BB IBB HBP BLK WP HR S P ERA WHIP	IP WLS BF H R ER SO BB IBB HBP BLK WP HR S P ERA WHIP	IP WLS BF H R ER SO BB IBB HBP BLK WP HR S P ERA WHIP	IP WLS BF H R ER SO BB IBB HBP BLK WP HR S P ERA WHIP	IP WLS BF H R ER SO BB IBB HBP BLK WP HR S P ERA WHIP	IP WLS BF H R ER SO BB IBB HBP BLK WP HR S P ERA WHIP	IP WLS BF H R ER SO BB IBB HBP BLK WP HR S P ERA WHIP	IP WLS BF H R ER SO BB IBB HBP BLK WP HR S P ERA WHIP	IP WLS BF H R ER SO BB IBB HBP BLK WP HR S P ERA WHIP	IP WLS BF H R ER SO BB IBB HBP BLK WP HR S P ERA WHIP	IP WLS BF H R ER SO BB IBB HBP BLK WP HR S P ERA WHIP	IP WLS BF H R ER SO BB IBB HBP BLK WP HR S P ERA WHIP	IP WLS BF H R ER SO BB IBB HBP BLK WP HR S P ERA WHIP	IP WLS BF H R ER SO BB IBB HBP BLK WP HR S P ERA WHIP	IP WLS BF H R ER SO BB IBB HBP BLK WP HR S P ERA WHIP	IP WLS BF H R ER SO BB IBB HBP BLK WP HR S P ERA WHIP	IP WLS BF H R ER SO BB IBB HBP BLK WP HR S P ERA WHIP	IP WLS BF H R ER SO BB IBB HBP BLK WP HR S P ERA WHIP	IP WLS BF H R ER SO BB IBB HBP BLK WP HR S P ERA WHIP

**New York Yankees @ Oakland Athletics**  
**McAfee Coliseum, Oakland, CA**  
Sun Apr 15 2007, 4:05 PM EDT  
Att: 35,077 - Partly Cloudy - 62 F

livebaseballscorecards.com

AB 29  
R 4  
H 9  
RBI 4  
BB 3  
SO 9  
LOB 14



Batter	1	2	3	4	5	6	7	8	9	AB	R	H	RBI	BB	SO	LOB	BOTTOM						
Shannon Stewart, R (1.7) OBP: 0.192, SLG: 0.216	E6 2B 23 SF8	G5-4-3 1B			G1-3		L5			4	1	1	0	0	0	0							
Nick Swisher, S (1.8) OBP: 0.456, SLG: 0.419	23 SF8 31 1B	G5-4-3			P4			L4		4	1	1	0	0	0	2							
23 Bobby Kielty, S (1.9) OBP: 0.261, SLG: 0.211	SF8		F9		F9			K		3	0	0	1	0	1	0							
31 Mike Piazza, R (1.10) OBP: 0.333, SLG: 0.444	3 1B		G1-3		G4-3			K		4	0	1	1	0	1	0							
3 Eric Chavez, L (1.5) OBP: 0.333, SLG: 0.451	1B			7 S BB				G4-3		3	0	2	0	1	0	0							
7 Bobby Crosby, R (1.6) OBP: 0.211, SLG: 0.194	K		G6-3		K			F9		4	0	0	0	0	2	4							
Todd Walker, L (1.3) OBP: 0.217, SLG: 0.217	G6-3			F7		G1-3				4	1	1	0	0	0	3							
Jason Kendall, R (1.2) OBP: 0.204, SLG: 0.176		1B 1B		G6-3			F9			3	1	1	0	1	0	0							
Marco Scutaro, R (1.4) OBP: 0.174, SLG: 0.238		K		G6-3			K			4	1	1	3	0	2	1							
<b>Inning Stats</b>	R: 2 E: 1 K: 1 S: 14	H: 3 LOB: 2 BB: 0 P: 20	R: 0 E: 0 K: 1 S: 8	H: 2 LOB: 1 BB: 0 P: 11	R: 0 E: 0 K: 0 S: 9	H: 1 LOB: 1 BB: 0 P: 15	R: 0 E: 0 K: 0 S: 7	H: 0 LOB: 0 BB: 0 P: 9	R: 0 E: 0 K: 1 S: 6	H: 0 LOB: 0 BB: 1 P: 9	R: 0 E: 0 K: 1 S: 9	H: 0 LOB: 0 BB: 1 P: 17	R: 0 E: 0 K: 1 S: 11	H: 0 LOB: 0 BB: 0 P: 20	R: 0 E: 0 K: 2 S: 7	H: 0 LOB: 0 BB: 0 P: 11	R: 3 E: 0 K: 0 S: 14	H: 2 LOB: 0 BB: 1 P: 20	1B: 5 2B: 1 3B: 1 HR: 1	SF: 1 SAC: 0 DP: 1 HBP: 0	WP: 0 PB: 0 SB: 1 CS: 0	PA: 36	
<b>PITCHER</b>	IP WLS BF H R ER SO BB IBB HBP BLK WP HR S P ERA WHIP	IP WLS BF H R ER SO BB IBB HBP BLK WP HR S P ERA WHIP	IP WLS BF H R ER SO BB IBB HBP BLK WP HR S P ERA WHIP	IP WLS BF H R ER SO BB IBB HBP BLK WP HR S P ERA WHIP	IP WLS BF H R ER SO BB IBB HBP BLK WP HR S P ERA WHIP	IP WLS BF H R ER SO BB IBB HBP BLK WP HR S P ERA WHIP	IP WLS BF H R ER SO BB IBB HBP BLK WP HR S P ERA WHIP	IP WLS BF H R ER SO BB IBB HBP BLK WP HR S P ERA WHIP	IP WLS BF H R ER SO BB IBB HBP BLK WP HR S P ERA WHIP	IP WLS BF H R ER SO BB IBB HBP BLK WP HR S P ERA WHIP	IP WLS BF H R ER SO BB IBB HBP BLK WP HR S P ERA WHIP	IP WLS BF H R ER SO BB IBB HBP BLK WP HR S P ERA WHIP	IP WLS BF H R ER SO BB IBB HBP BLK WP HR S P ERA WHIP	IP WLS BF H R ER SO BB IBB HBP BLK WP HR S P ERA WHIP	IP WLS BF H R ER SO BB IBB HBP BLK WP HR S P ERA WHIP	IP WLS BF H R ER SO BB IBB HBP BLK WP HR S P ERA WHIP	IP WLS BF H R ER SO BB IBB HBP BLK WP HR S P ERA WHIP	IP WLS BF H R ER SO BB IBB HBP BLK WP HR S P ERA WHIP	IP WLS BF H R ER SO BB IBB HBP BLK WP HR S P ERA WHIP	IP WLS BF H R ER SO BB IBB HBP BLK WP HR S P ERA WHIP	IP WLS BF H R ER SO BB IBB HBP BLK WP HR S P ERA WHIP	IP WLS BF H R ER SO BB IBB HBP BLK WP HR S P ERA WHIP	IP WLS BF H R ER SO BB IBB HBP BLK WP HR S P ERA WHIP

**New York Yankees @ Oakland Athletics**  
**McAfee Coliseum, Oakland, CA**  
Sun Apr 15 2007, 4:05 PM EDT  
Att: 35,077 - Partly Cloudy - 62 F

livebaseballscorecards.com

AB 33  
R 5  
H 8  
RBI 5  
BB 2  
SO 6  
LOB 10





Batter	1	2	3	4	5	6	7	8	9	AB	R	H	RBI	BB	SO	LOB	TOP			
24 Grady Sizemore, L (1, 8) OBP: 0.467, SLG: 0.706	4-2 48 G4-3 41 BB G6-3 BB	1-2 L7		1-2 SAFE 1-2 K			3-3 K			3	1	0	0	1	2	3				
Jason Michaels, R (1, 7) OBP: 0.389, SLG: 0.688	4-1 41 G6-3 48 G4-3 BB		3-2 F9		2-1 F9		2-0 G2-3			3	0	0	0	1	0	0				
48 Travis Hafner, L (1, 10) OBP: 0.356, SLG: 0.432	2-2 G4-3		3-2 HR		2-2 1B			2-3 K		4	1	2	1	0	1	2				
41 Victor Martinez, S (1, 2) OBP: 0.474, SLG: 0.500	1-1 G6-3		0-1 G6-3		0-0 F8			3-2 G5-3		4	0	0	1	0	0	2				
25 Ryan Garko, R (1, 3) OBP: 0.320, SLG: 0.440	1-2 L6		0-3 K		3-1 P4			0-2 G1-3		4	0	0	0	0	1	2				
Casey Blake, R (1, 9) OBP: 0.317, SLG: 0.371		3-2 2 BB 1B		2-2 29 G4-3 30 1B 2B		3-2 P6		2-0 P2		4	1	2	0	0	0	0				
2 Jhonny Perella, R (1, 6) OBP: 0.361, SLG: 0.441		4-0 BB		3-3 K		0-0 F8		2-1 G6-3		3	0	0	0	1	1	1				
29 Josh Barfield, R (1, 4) OBP: 0.184, SLG: 0.297		2-2 P3		0-1 G4-3		3-2 F9		1-0 F9		4	0	0	0	0	0	3				
30 Andy Marte, R (1, 5) OBP: 0.242, SLG: 0.355		0-1 F7		2-2 3H 1B				1-0 G6-3		3	0	1	1	0	0	2				
<b>Inning Stats</b>	R: 1 E: 0 K: 0 S: 11	H: 0 LOB: 1 BB: 2 P: 23	R: 0 E: 0 K: 0 S: 12	H: 1 LOB: 2 BB: 2 P: 22	R: 1 E: 0 K: 1 S: 13	H: 1 LOB: 0 BB: 0 P: 19	R: 1 E: 0 K: 2 S: 16	H: 2 LOB: 1 BB: 0 P: 24	R: 0 E: 0 K: 0 S: 9	H: 0 LOB: 0 BB: 0 P: 13	R: 0 E: 0 K: 1 S: 7	H: 0 LOB: 0 BB: 0 P: 13	R: 0 E: 0 K: 1 S: 10	H: 0 LOB: 0 BB: 0 P: 15	R: 0 E: 0 K: 0 S: 4	H: 0 LOB: 0 BB: 0 P: 9	1B: 3 2B: 1 3B: 0 HR: 1	SF: 0 SAC: 0 DP: 0 HBP: 0	WP: 0 PB: 0 SB: 0 CS: 0	PA: 35
<b>PITCHER</b>	IP WLS BF H R ER SO BB IBB HBP BLK WP HR S P ERA WHIP																			
38 Chase Wright, L (1, 1) ERA: 5.4	5.0 W 23 5 3 3 3 3 0 0 0 0 0 1 61 104 5.40 1.600																			
33 Brian Bruney, R (6, 1) ERA: 1.09	1.1 4 0 0 0 0 0 0 0 0 0 0 0 8 15 0.00 0.000																			
Mike Myers, L (7, 1) ERA:	1.2 5 0 0 0 2 0 0 0 0 0 0 0 16 26 0.00 0.000																			
39 Chris Britton, R (9, 1) ERA:	1.0 3 0 0 0 0 0 0 0 0 0 0 0 4 9 0.00 0.000																			

Cleveland Indians @ New York Yankees  
Yankee Stadium, Bronx, NY  
Tue Apr 17 2007, 7:05 PM EDT  
Att. 38,438 - Rain - 48 F


AB 32  
R 3  
H 5  
RBI 3  
BB 3  
SO 5  
LOB 15



Batter	1	2	3	4	5	6	7	8	9	AB	R	H	RBI	BB	SO	LOB	BOTTOM			
18 Johnny Damon, L (1, 8) OBP: 0.415, SLG: 0.500	4-2 2 1B 13 1B BB	1-0 G6-3 1B 2B	2-2 F7			4-2 1B BB	2-2 FC6-4			3	2	1	1	2	0	1				
2 Derek Jeter, R (1, 6) OBP: 0.390, SLG: 0.327	2-1 25 BB 13 1B 20 SF8 1B	3-2 G6-3	1-3 K			1-1 F8	1-1 F7			5	1	1	0	0	1	3				
Miguel Cairo, R (8, 6)										0	0	0	0	0	0	0				
Bobby Abreu, L (1, 9) OBP: 0.356, SLG: 0.360	1-3 K	1-1 13 13 HR 1B		4-2 13 FC6-4 BB		2-0 1B		2-3 K		4	1	2	1	1	2	2				
19 Kevin Thompson, R (9, 9) OBP: 0.500, SLG: 1.000						1-3 1B				0	0	0	0	0	0	0				
13 Alex Rodriguez, R (1, 5) OBP: 0.448, SLG: 0.979	0-0 20 SF8 25 BB 1B	2-2 1H HR		1-1 FC6-4 1-2 1B		1-0 F8		1-3 K		5	1	2	3	0	1	3				
25 Jason Giambi, L (1, 10) OBP: 0.333, SLG: 0.383	4-1 24 FC6-4 BB	3-2 20 HR 1B		3-2 20 G1-6-3 1B		1-1 P6		4-2 BB		3	1	2	0	2	0	2				
20 Jorge Posada, S (1, 2) OBP: 0.408, SLG: 0.568	3-1 SF8	3-1 1H HR		1-0 G1-6-3				1-0 P5		3	1	1	3	0	1	2				
Wil Nieves, R (8, 2)										1	0	0	0	0	0	1				
24 Robinson Canó, L (1, 4) OBP: 0.352, SLG: 0.333	2-0 FC6-4	1-1 E5			2-1 F8		4-0 11 BB 18 FC6-4 28 E BB			3	1	0	0	1	0	2				
28 Melky Cabrera, S (1, 7) OBP: 0.204, SLG: 0.174		G3			2-2 F7		1-1 E5 11 BB E			4	1	0	0	0	0	2				
11 Doug Mientkiewicz, L (1, 3) OBP: 0.250, SLG: 0.250		2-2 HR		1-2 F7		1-1 F7	4-2 18 FC6-4 BB			3	1	1	1	1	0	0				
<b>Inning Stats</b>	R: 2 E: 0 K: 1 S: 14	H: 2 LOB: 2 BB: 2 P: 30	R: 6 E: 1 K: 0 S: 22	H: 6 LOB: 0 BB: 0 P: 40	R: 0 E: 0 K: 1 S: 9	H: 0 LOB: 0 BB: 0 P: 13	R: 0 E: 0 K: 0 S: 8	H: 1 LOB: 1 BB: 1 P: 17	R: 0 E: 0 K: 0 S: 8	H: 0 LOB: 0 BB: 0 P: 13	R: 0 E: 0 K: 0 S: 8	H: 1 LOB: 2 BB: 1 P: 17	R: 2 E: 2 K: 1 S: 14	H: 0 LOB: 1 BB: 2 P: 27	R: 0 E: 0 K: 2 S: 10	H: 0 LOB: 1 BB: 1 P: 18	1B: 6 2B: 1 3B: 0 HR: 3	SF: 1 SAC: 0 DP: 1 HBP: 0	WP: 0 PB: 0 SB: 1 CS: 0	PA: 42
<b>PITCHER</b>	IP WLS BF H R ER SO BB IBB HBP BLK WP HR S P ERA WHIP																			
37 Jake Westbrook, R (1, 1) ERA: 12.08	1.2 L 15 8 8 8 1 2 0 0 0 0 0 0 3 33 64 43.20 6.000																			
Jason Davis, R (2, 1) ERA: 1.8	2.1 9 1 0 0 1 1 0 0 0 0 0 0 20 36 0.00 0.857																			
Fernando Cabrera, R (5, 1) ERA:	2.0 8 1 0 0 0 1 0 0 0 0 0 0 16 30 0.00 1.000																			
Roberto Hernandez, R (7, 1) ERA: 6.75	1.0 6 0 2 0 1 2 0 0 0 0 0 0 14 27 2.00 2.000																			
40 Tom Mastny, R (8, 1) ERA:	1.0 4 0 0 0 2 1 0 0 0 0 0 0 10 18 0.00 1.000																			

Cleveland Indians @ New York Yankees  
Yankee Stadium, Bronx, NY  
Tue Apr 17 2007, 7:05 PM EDT  
Att. 38,438 - Rain - 48 F

AB 34  
R 10  
H 10  
RBI 9  
BB 7  
SO 5  
LOB 18





Batter	1	2	3	4	5	6	7	8	9	AB	R	H	RBI	BB	SO	LOB	TOP										
24 Grady Sizemore, L OBP: 0.449, SLG: 0.649	P5		1B 48 1B HBP		G4-3			F8		3	1	0	0	0	0	0	<b>Cleveland Indians @ New York Yankees</b> Yankee Stadium, Bronx, NY Wed Apr 18 2007, 7:05 PM EDT Att: 41,379 - Cloudy - 49 F										
Jason Michaels, R OBP: 0.394, SLG: 0.600	P4		1B 48 WP		F8			G6-3		4	0	1	1	0	0	0											
48 Travis Hafner, L OBP: 0.388, SLG: 0.463	1B		1B 25 C4-6-3					K		4	0	3	1	0	1	0											
25 Ryan Garko, R OBP: 0.310, SLG: 0.393	K		G4-6-3					F8		3	0	0	0	1	1	4											
Casey Blake, R OBP: 0.289, SLG: 0.333					K			G1-4-3		4	0	0	0	0	2	2											
2 Johnny Peralta, R OBP: 0.370, SLG: 0.405										3	0	0	0	1	1	1											
20 David Dellucci, L OBP: 0.313, SLG: 0.310										3	0	0	0	1	1	2											
29 Josh Barfield, R OBP: 0.175, SLG: 0.282 Mike Rouse, L (7, PH)										2	0	0	0	0	1	1											
10 Kelly Shoppach, R OBP: 0.304, SLG: 0.368										3	1	1	0	0	1	1											
<b>Inning Stats</b>	R: 0 E: 0 K: 1 S: 12	H: 1 LOB: 1 BB: 0 P: 16	R: 0 E: 0 K: 1 S: 9	H: 0 LOB: 0 BB: 0 P: 14	R: 2 E: 0 K: 1 S: 15	H: 3 LOB: 1 BB: 0 P: 22	R: 0 E: 0 K: 1 S: 10	H: 0 LOB: 1 BB: 1 P: 17	R: 0 E: 0 K: 1 S: 7	H: 0 LOB: 0 BB: 0 P: 10	R: 0 E: 0 K: 1 S: 9	H: 1 LOB: 0 BB: 0 P: 13	R: 0 E: 0 K: 1 S: 10	H: 0 LOB: 1 BB: 1 P: 18	R: 0 E: 0 K: 1 S: 9	H: 0 LOB: 0 BB: 0 P: 14		R: 0 E: 0 K: 1 S: 13	H: 0 LOB: 1 BB: 1 P: 22	1B: 4 2B: 1 3B: 0 HR: 0	SF: 0 SAC: 0 DP: 2 HBP: 1	WP: 1 PB: 0 SB: 0 CS: 0	PA: 34				
<b>PITCHER</b>	IP	WLS	BF	H	R	ER	SO	BB	IBB	HBP	BLK	WP	HR	S	P	ERA	WHIP										
29 Kei Igawa, L ERA: 6.06	(1, 1)	6.0	W	23	5	2	2	5	1	0	0	0	0	62	92	3.00	1.000										
Scott Proctor, R ERA: 2.89	(7, 1)	1.0		4	0	0	0	1	1	0	0	0	0	10	18	0.00	1.000										
34 Sean Henn, L ERA: 0.93	(8, 1)	1.0		3	0	0	0	1	0	0	0	0	0	9	14	0.00	0.000										
39 Chris Britton, R ERA:	(9, 1)	1.0		4	0	0	0	1	1	0	0	0	0	13	22	0.00	1.000										

Batter	1	2	3	4	5	6	7	8	9	AB	R	H	RBI	BB	SO	LOB	BOTTOM										
18 Johnny Damon, L OBP: 0.422, SLG: 0.486	SF8					G4-3				3	1	1	1	1	0	1	<b>Cleveland Indians @ New York Yankees</b> Yankee Stadium, Bronx, NY Wed Apr 18 2007, 7:05 PM EDT Att: 41,379 - Cloudy - 49 F										
19 Kevin Thompson, R(7, PH) OBP: 0.333, SLG: 0.667	BB									1	0	0	0	0	1	1											
2 Derek Jeter, R OBP: 0.406, SLG: 0.386	SF8							G4-3		5	2	3	0	0	0	2											
Bobby Abreu, L OBP: 0.375, SLG: 0.377	2B									3	0	2	2	1	0	1											
13 Alex Rodriguez, R OBP: 0.435, SLG: 0.981 Miguel Cairo, R	K									4	2	1	2	0	2	3											
25 Jason Giambi, L OBP: 0.356, SLG: 0.471	HBP									4	2	2	2	0	0	3											
20 Jorge Posada, S OBP: 0.389, SLG: 0.531	G4-3									5	1	1	0	0	1	5											
24 Robinson Cano, L OBP: 0.345, SLG: 0.327	F7									4	1	1	1	0	0	0											
Josh Phelps, R OBP: 0.412, SLG: 0.286										4	0	2	1	0	1	0											
11 Doug Mientkiewicz, L OBP: 0.250, SLG: 0.250	1B									0	0	0	0	0	0	0											
28 Melky Cabrera, S OBP: 0.208, SLG: 0.180	L9									4	0	1	0	0	0	3											
<b>Inning Stats</b>	R: 1 E: 0 K: 1 S: 8	H: 1 LOB: 2 BB: 1 P: 17	R: 0 E: 0 K: 0 S: 9	H: 1 LOB: 1 BB: 0 P: 13	R: 5 E: 0 K: 0 S: 22	H: 7 LOB: 2 BB: 0 P: 36	R: 0 E: 0 K: 1 S: 10	H: 1 LOB: 1 BB: 0 P: 17	R: 0 E: 0 K: 1 S: 7	H: 0 LOB: 0 BB: 0 P: 10	R: 3 E: 0 K: 1 S: 13	H: 3 LOB: 0 BB: 0 P: 23	R: 0 E: 0 K: 1 S: 8	H: 1 LOB: 1 BB: 0 P: 13	R: 0 E: 0 K: 0 S: 10	H: 0 LOB: 2 BB: 2 P: 21	1B: 9 2B: 3 3B: 0 HR: 2	SF: 1 SAC: 0 DP: 0 HBP: 1	WP: 0 PB: 0 SB: 1 CS: 0	PA: 42							
<b>PITCHER</b>	IP	WLS	BF	H	R	ER	SO	BB	IBB	HBP	BLK	WP	HR	S	P	ERA	WHIP										
45 Jeremy Sowers, L ERA: 5.17	(1, 1)	2.2	L	19	9	6	6	1	0	0	0	0	0	36	61	20.25	3.750										
40 Tom Mastny, R ERA: 3.18	(3, 1)	3.0		12	3	2	2	2	0	0	0	0	1	27	43	6.00	1.000										
46 Aaron Fultz, L ERA: 2.08	(6, 1)	1.1		6	2	1	1	2	0	0	0	0	1	14	25	6.75	1.500										
Jason Davis, R ERA: 1.5	(8, 1)	1.0		5	0	0	0	0	2	0	0	0	0	10	21	0.00	2.000										

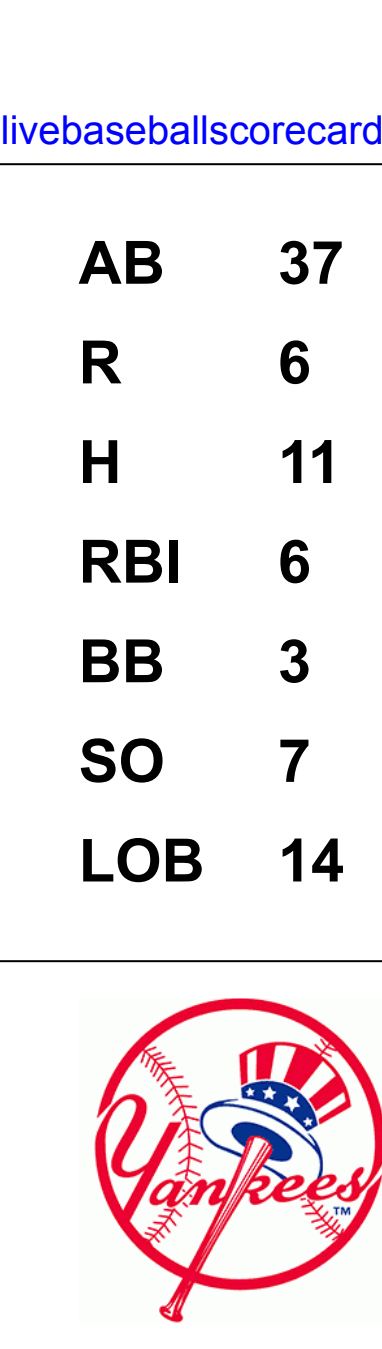






Batter	1	2	3	4	5	6	7	8	9	AB	R	H	RBI	BB	SO	LOB	TOP								
18 Johnny Damon, L (1, 8) OBP: 0.400, SLG: 0.422	G1-4-3		G6-3		K		K	G4-3		5	0	0	1	0	2	4	<b>New York Yankees @ Boston Red Sox</b> Fenway Park, Boston, MA Fri Apr 20 2007, 7:05 PM EDT Att: 36,786 - Clear - 46 F								
2 Derek Jeter, R (1, 6) OBP: 0.392, SLG: 0.364	P5				13 HR		G6-3	G4-3		4	1	1	0	1	0	0									
Bobby Abreu, L (1, 9) OBP: 0.405, SLG: 0.403	F8				13 HR		K			4	1	1	0	1	2	2									
13 Alex Rodriguez, R (1, 5) OBP: 0.431, SLG: 1.048		F8						25 1B	L4	5	3	3	4	0	0	1									
25 Jason Giambi, L (1, 10) OBP: 0.358, SLG: 0.508		F7						FC5-4		4	0	2	1	0	1	0									
19 Kevin Thompson, R (8, PR) OBP: 0.250, SLG: 0.500					K			FC5-4	K	1	0	0	0	0	1	1									
20 Jorge Posada, S (1, 2) OBP: 0.397, SLG: 0.547								2H		2	0	1	0	0	0	0									
Wil Nieves, R (4, 2)	F8				24 G3			FC5-4		2	0	0	0	0	2										
24 Robinson Canó, L (1, 4) OBP: 0.333, SLG: 0.317								1-2		4	1	2	0	0	0	1									
28 Melky Cabrera, S (1, 7) OBP: 0.230, SLG: 0.207								11 BB		4	0	1	0	0	1	3									
11 Doug Mientkiewicz, L (1, 3) OBP: 0.244, SLG: 0.222										2	0	0	0	1	0	0									
<b>Inning Stats</b>	R: 0 E: 0 K: 0 S: 7	H: 0 LOB: 0 BB: 0 P: 8	R: 0 E: 0 K: 0 S: 7	H: 0 LOB: 0 BB: 0 P: 10	R: 1 E: 0 K: 1 S: 12	H: 2 LOB: 2 BB: 1 P: 24	R: 1 E: 0 K: 1 S: 14	H: 2 LOB: 1 BB: 0 P: 18	R: 3 E: 0 K: 0 S: 16	H: 4 LOB: 0 BB: 0 P: 26	R: 0 E: 0 K: 0 S: 7	H: 0 LOB: 0 BB: 0 P: 7	R: 0 E: 0 K: 2 S: 8	H: 0 LOB: 0 BB: 0 P: 10	R: 1 E: 0 K: 1 S: 12	H: 3 LOB: 3 BB: 1 P: 22	R: 0 E: 0 K: 1 S: 12	H: 0 LOB: 1 BB: 1 P: 22	1B: 7 2B: 2 3B: 0 HR: 2	SF: 0 SAC: 1 DP: 0 HBP: 0	WP: 0 PB: 0 SB: 0 CS: 0	PA: 41			
<b>PITCHER</b>	IP	WLS	BF	H	R	ER	SO	BB	IBB	HBP	BLK	WP	HR	S	P	ERA	WHIP								
38 Curt Schilling, R (1, 1) ERA: 3.81	7.0		30	8	5	5	5	1	0	0	0	0	2	71	103	6.43	1.286								
J.C. Romero, L (8, 1) ERA: 6.35	0.1		4	3	1	1	0	0	0	0	0	0	0	7	11	27.00	9.000								
39 Kyle Snyder, R (8, 1) ERA: 4.5	0.2	W	3	0	0	0	1	1	0	0	0	0	0	5	11	0.00	1.500								
37 Hideki Okajima, L (9, 1) ERA: 1.17	1.0	S	4	0	0	0	1	1	0	0	0	0	0	12	22	0.00	1.000								

Batter	1	2	3	4	5	6	7	8	9	AB	R	H	RBI	BB	SO	LOB	BOTTOM								
23 Julio Lugo, R (1, 6) OBP: 0.333, SLG: 0.333	G6-3									4	0	0	0	1	1	3	<b>New York Yankees @ Boston Red Sox</b> Fenway Park, Boston, MA Fri Apr 20 2007, 7:05 PM EDT Att: 36,786 - Clear - 46 F								
20 Kevin Youkilis, R (1, 3) OBP: 0.328, SLG: 0.333										3	0	1	0	0	0	2									
34 David Ortiz, L (1, 10) OBP: 0.391, SLG: 0.673										3	1	1	0	1	0	2									
Manny Ramirez, R (1, 7) OBP: 0.306, SLG: 0.264										3	1	0	0	1	1	2									
7 J.D. Drew, L (1, 9) OBP: 0.456, SLG: 0.479										4	0	3	0	0	0	2									
25 Mike Lowell, R (1, 5) OBP: 0.322, SLG: 0.463										4	2	2	1	0	0	2									
Jason Varitek, S (1, 2) OBP: 0.304, SLG: 0.366										4	2	3	3	0	0	0									
Coco Crisp, S (1, 8) OBP: 0.232, SLG: 0.288										4	1	2	2	0	1	0									
15 Dustin Pedroia, R (1, 4) OBP: 0.289, SLG: 0.158										2	0	0	0	0	0	0									
Wily Mo Peña, R (7, PH) OBP: 0.308, SLG: 0.455										1	0	0	0	0	1	2									
13 Alex Cora, L (8, 4) OBP: 0.385, SLG: 0.583										1	0	1	1	0	0	0									
<b>Inning Stats</b>	R: 0 E: 0 K: 0 S: 6	H: 0 LOB: 1 BB: 1 P: 12	R: 0 E: 0 K: 0 S: 6	H: 1 LOB: 0 BB: 0 P: 8	R: 0 E: 0 K: 1 S: 16	H: 1 LOB: 2 BB: 1 P: 23	R: 2 E: 0 K: 1 S: 14	H: 3 LOB: 0 BB: 0 P: 24	R: 0 E: 0 K: 0 S: 7	H: 0 LOB: 0 BB: 0 P: 12	R: 0 E: 0 K: 0 S: 5	H: 1 LOB: 1 BB: 0 P: 7	R: 0 E: 0 K: 1 S: 15	H: 2 LOB: 2 BB: 0 P: 20	R: 5 E: 0 K: 1 S: 18	H: 5 LOB: 0 BB: 1 P: 26	1B: 10 2B: 1 3B: 1 HR: 1	SF: 0 SAC: 0 DP: 2 HBP: 1	WP: 0 PB: 0 SB: 0 CS: 2	PA: 37					
<b>PITCHER</b>	IP	WLS	BF	H	R	ER	SO	BB	IBB	HBP	BLK	WP	HR	S	P	ERA	WHIP								
46 Andy Pettitte, L (1, 1) ERA: 1.85	27		27	8	2	2	3	2	0	0	0	0	0	64	100	2.84	1.579								
Scott Proctor, R (7, 1) ERA: 2.7	0.2	H	2	0	0	0	0	0	0	0	0	0	0	5	6	0.00	0.000								
Mike Myers, L (8, 1) ERA: 1.17	0.0		1	1	1	1	0	0	0	0	0	0	0	1	2	∞	∞								
Luis Vizcaino, R (8, 1) ERA: 6.52	0.1		3	1	0	0	0	1	0	0	0	0	0	6	10	0.00	6.000								
42 Mariano Rivera, R (8, 1) ERA: 8.44	0.2	L	4	3	4	4	1	0	0	0	0	0	0	11	14	54.00	4.500								













Batter	1	2	3	4	5	6	7	8	9	AB	R	H	RBI	BB	SO	LOB	TOP		
28 Melky Cabrera, S OBP: 0.230, SLG: 0.200 11 Doug Mientkiewicz, L OBP: 0.255, SLG: 0.252	3-2 G4-6-3 1B		0-0 SH1-3		2-3 K	0-1 FC4-6		1-3 K		4	0	1	0	0	2	6			
2 Derek Jeter, R OBP: 0.382, SLG: 0.392	0-0 G4-6-3 1-2f		2-2 SF8		0-2 G5-3		0-0 G3-6-3 1B		2-3 K	4	0	1	1	0	1	1			
Bobby Abreu, L OBP: 0.404, SLG: 0.375	3-2 G5-3		3-H F9		1-2 13 1B 25 1B		3-1 G3-6-3		4-2 13 HR BB	4	2	1	0	1	0	1			
13 Alex Rodriguez, R OBP: 0.453, SLG: 1.053		2-2 HR		0-2 25 1B 55 SF8		1-0 55 F8 25 1B		3-3 K	2-0 HR	5	4	4	3	0	1	0			
25 Jason Giambi, L OBP: 0.388, SLG: 0.535	0-1 2B		2-0 20 G5-4-3 1B		0-1 BB 24 HBP		4-1 24 1B 55 BB		2-3 K	4	0	3	1	1	1	0			
55 Hideki Matsui, L OBP: 0.388, SLG: 0.214	4-0 24 G6-4-3 BB		2-2 SF8		0-0 F8		4-2 24 1B BB		1-2 P4	2	0	0	1	2	0	2			
20 Jorge Posada, S OBP: 0.381, SLG: 0.509	1-3 K		1-3 G5-4-3		1-0 L5		1-0 P5			4	0	0	0	0	1	7			
24 Robinson Canó, L OBP: 0.372, SLG: 0.408	0-1 G6-4-3 1-2f			0-0 HR		3-1 BB HBP		0-1 1-2 2-3 1B		3	1	2	1	0	0	2			
Josh Phelps, R OBP: 0.417, SLG: 0.500 18 Johnny Damon, L (8, PH) OBP: 0.371, SLG: 0.385			0-0 28 SH1-3 2 SF8		2-0 G6-3		4-2 28 FC4-6 BB		2-2 P5	2	1	1	1	1	0	0			
<b>Inning Stats</b>	R: 0 E: 0 K: 0 S: 7	H: 1 LOB: 0 BB: 0 P: 13	R: 1 E: 0 K: 1 S: 10	H: 2 LOB: 1 BB: 1 P: 17	R: 1 E: 0 K: 0 S: 8	H: 1 LOB: 0 BB: 0 P: 11	R: 1 E: 0 K: 0 S: 8	H: 2 LOB: 0 BB: 0 P: 13	R: 1 E: 0 K: 1 S: 15	H: 3 LOB: 3 BB: 1 P: 25	R: 0 E: 0 K: 1 S: 6	H: 1 LOB: 3 BB: 2 P: 12	R: 0 E: 0 K: 1 S: 13	H: 1 LOB: 3 BB: 1 P: 25	R: 2 E: 0 K: 2 S: 14	H: 1 LOB: 0 BB: 0 P: 25	1B: 7 2B: 3 3B: 0 HR: 3	SF: 2 SAC: 1 DP: 4 HBP: 1	WP: 0 PA: 42 CS: 0
<b>PITCHER</b>	IP WLS BF H R ER SO BB IBB HBP BLK WP HR S P ERA WHIP	IP WLS BF H R ER SO BB IBB HBP BLK WP HR S P ERA WHIP	IP WLS BF H R ER SO BB IBB HBP BLK WP HR S P ERA WHIP	IP WLS BF H R ER SO BB IBB HBP BLK WP HR S P ERA WHIP	IP WLS BF H R ER SO BB IBB HBP BLK WP HR S P ERA WHIP	IP WLS BF H R ER SO BB IBB HBP BLK WP HR S P ERA WHIP	IP WLS BF H R ER SO BB IBB HBP BLK WP HR S P ERA WHIP	IP WLS BF H R ER SO BB IBB HBP BLK WP HR S P ERA WHIP	IP WLS BF H R ER SO BB IBB HBP BLK WP HR S P ERA WHIP	IP WLS BF H R ER SO BB IBB HBP BLK WP HR S P ERA WHIP	IP WLS BF H R ER SO BB IBB HBP BLK WP HR S P ERA WHIP	IP WLS BF H R ER SO BB IBB HBP BLK WP HR S P ERA WHIP	IP WLS BF H R ER SO BB IBB HBP BLK WP HR S P ERA WHIP	IP WLS BF H R ER SO BB IBB HBP BLK WP HR S P ERA WHIP	IP WLS BF H R ER SO BB IBB HBP BLK WP HR S P ERA WHIP	IP WLS BF H R ER SO BB IBB HBP BLK WP HR S P ERA WHIP	IP WLS BF H R ER SO BB IBB HBP BLK WP HR S P ERA WHIP	IP WLS BF H R ER SO BB IBB HBP BLK WP HR S P ERA WHIP	IP WLS BF H R ER SO BB IBB HBP BLK WP HR S P ERA WHIP

**New York Yankees @ Tampa Bay Devil Rays**  
Tropicana Field, St. Petersburg, FL  
Mon Apr 23 2007, 7:10 PM EDT  
Att: 20,409 - Dome - 72 F

AB	33
R	8
H	13
RBI	8
BB	5
SO	6
LOB	22



Batter	1	2	3	4	5	6	7	8	9	AB	R	H	RBI	BB	SO	LOB	BOTTOM		
5 Rocco Baldelli, R OBP: 0.338, SLG: 0.452	3-1 P4		1-0 HR		2-2 2B		2-1 G5-3		2-1 S 1B	5	1	3	3	0	0	0			
Brendan Harris, R OBP: 0.417, SLG: 0.606	1-0 1B		4-2 13 S BB		0-1 L7		2-2 1B 1B		2-1 P6	4	0	2	0	1	0	3			
13 Carl Crawford, L OBP: 0.318, SLG: 0.455	1-3 K		1-2 SAFE F8		1-2 G6-3		1-0 SAFE SAFE P5		4-0 G6-4-3 IBB	4	0	0	0	1	1	4			
Ty Wigginton, R OBP: 0.329, SLG: 0.526	2-2 G5-3		1-0 F9		0-1 F8		0-2 F8 1B		1-2 G6-4-3 1-2f	5	0	1	0	0	0	4			
Delmon Young, R OBP: 0.284, SLG: 0.423		0-0 F8		1-3 K2-3		2-2 1 2B 1B		3-2 G6-3		0-3 K	5	1	1	0	0	2			
1 Akinori Iwamura, L OBP: 0.478, SLG: 0.482		4-1 35 BB 8 1B		1-2 1B		0-1 SAFE SAFE 8 1B		4-0 35 2B 2 2B		0-3 K	3	3	2	1	2	1			
35 Elijah Dukes, R OBP: 0.321, SLG: 0.413		4-1 8 1B 5 HR		0-3 K		3-3 K		2-2 2 2B 2B		0-1 1B	4	2	2	0	1	2			
8 Josh Paul, R OBP: 0.435, SLG: 0.381		2-2 5 HR 1B		1-1 F9		1-0 2H 1B		4-1 2 2B BB		0-1 G6-3	4	2	2	2	1	0			
2 B.J. Upton, R OBP: 0.407, SLG: 0.630		1-0 P3		2-2 HR		0-0 G5-3		1-1 5 1B 1B			4	1	2	4	0	3			
<b>Inning Stats</b>	R: 0 E: 0 K: 1 S: 10	H: 1 LOB: 1 BB: 0 P: 17	R: 4 E: 0 K: 0 S: 17	H: 2 LOB: 3 BB: 3 P: 34	R: 0 E: 0 K: 2 S: 14	H: 1 LOB: 1 BB: 0 P: 17	R: 1 E: 0 K: 0 S: 14	H: 2 LOB: 1 BB: 0 P: 20	R: 2 E: 0 K: 1 S: 13	H: 3 LOB: 1 BB: 0 P: 19	R: 0 E: 0 K: 0 S: 12	H: 2 LOB: 2 BB: 0 P: 20	R: 3 E: 0 K: 0 S: 15	H: 3 LOB: 2 BB: 3 P: 35	R: 0 E: 0 K: 2 S: 10	H: 1 LOB: 1 BB: 0 P: 10	1B: 9 2B: 4 3B: 0 HR: 2	SF: 0 SAC: 0 DP: 1 HBP: 0	WP: 0 PA: 44 CS: 0
<b>PITCHER</b>	IP WLS BF H R ER SO BB IBB HBP BLK WP HR S P ERA WHIP	IP WLS BF H R ER SO BB IBB HBP BLK WP HR S P ERA WHIP	IP WLS BF H R ER SO BB IBB HBP BLK WP HR S P ERA WHIP	IP WLS BF H R ER SO BB IBB HBP BLK WP HR S P ERA WHIP	IP WLS BF H R ER SO BB IBB HBP BLK WP HR S P ERA WHIP	IP WLS BF H R ER SO BB IBB HBP BLK WP HR S P ERA WHIP	IP WLS BF H R ER SO BB IBB HBP BLK WP HR S P ERA WHIP	IP WLS BF H R ER SO BB IBB HBP BLK WP HR S P ERA WHIP	IP WLS BF H R ER SO BB IBB HBP BLK WP HR S P ERA WHIP	IP WLS BF H R ER SO BB IBB HBP BLK WP HR S P ERA WHIP	IP WLS BF H R ER SO BB IBB HBP BLK WP HR S P ERA WHIP	IP WLS BF H R ER SO BB IBB HBP BLK WP HR S P ERA WHIP	IP WLS BF H R ER SO BB IBB HBP BLK WP HR S P ERA WHIP	IP WLS BF H R ER SO BB IBB HBP BLK WP HR S P ERA WHIP	IP WLS BF H R ER SO BB IBB HBP BLK WP HR S P ERA WHIP	IP WLS BF H R ER SO BB IBB HBP BLK WP HR S P ERA WHIP	IP WLS BF H R ER SO BB IBB HBP BLK WP HR S P ERA WHIP	IP WLS BF H R ER SO BB IBB HBP BLK WP HR S P ERA WHIP	IP WLS BF H R ER SO BB IBB HBP BLK WP HR S P ERA WHIP

**New York Yankees @ Tampa Bay Devil Rays**  
Tropicana Field, St. Petersburg, FL  
Mon Apr 23 2007, 7:10 PM EDT  
Att: 20,409 - Dome - 72 F

AB	38
R	10
H	15
RBI	10
BB	6
SO	6
LOB	19





Batter	1	2	3	4	5	6	7	8	9	AB	R	H	RBI	BB	SO	LOB	TOP		
18 Johnny Damon, L (1,8) OBP: 0.364, SLG: 0.375 11 Doug Mientkiewicz, L (7,3) OBP: 0.250, SLG: 0.250	B3	G3			F9				K	4	0	1	0	0	0	1	<b>New York Yankees @ Tampa Bay Devil Rays</b> Tropicana Field, St. Petersburg, FL Tue Apr 24 2007, 7:10 PM EDT Att: 22,328 - Dome - 72 F <a href="http://livebaseballscorecards.com">livebaseballscorecards.com</a>		
2 Derek Jeter, R (1,6) OBP: 0.389, SLG: 0.392 Miguel Cairo, R (1,6)	HBP		B1-3			G1-6-3 BB	F9			0	0	0	0	0	0	0			
Bobby Abreu, L (1,9) OBP: 0.398, SLG: 0.360	K		G6-3			G1-6-3				3	1	0	0	1	1	2			
13 Alex Rodriguez, R (1,5) OBP: 0.444, SLG: 1.013			G6-3			G3				3	0	0	0	1	1	1			
25 Jason Giambi, L (1,10) OBP: 0.369, SLG: 0.507	K						P5			4	0	0	0	0	2	3			
55 Hideki Matsui, L (1,7) OBP: 0.391, SLG: 0.444		HR			L9		E1			4	2	2	2	0	0	0			
20 Jorge Posada, S (1,2) OBP: 0.388, SLG: 0.525		1B								4	1	2	1	0	1	1			
24 Robinson Cano, L (1,4) OBP: 0.354, SLG: 0.387		K					G4-3			4	0	0	0	0	2	2			
Josh Phelps, R (1,3) OBP: 0.407, SLG: 0.478 28 Melky Cabrera, S (7,PR) OBP: 0.227, SLG: 0.197		L8					F9			3	0	1	1	0	0	1			
										1	0	0	0	0	0	0			
<b>Inning Stats</b>	R: 0 E: 0 K: 2 S: 9	H: 0 LOB: 2 BB: 1 P: 19	R: 1 E: 0 K: 1 S: 11	H: 2 LOB: 1 BB: 0 P: 20	R: 0 E: 0 K: 0 S: 8	H: 0 LOB: 0 BB: 0 P: 11	R: 0 E: 0 K: 2 S: 8	H: 0 LOB: 0 BB: 0 P: 15	R: 0 E: 0 K: 0 S: 8	H: 0 LOB: 0 BB: 1 P: 10	R: 2 E: 0 K: 0 S: 13	H: 3 LOB: 2 BB: 0 P: 23	R: 1 E: 0 K: 1 S: 12	H: 1 LOB: 1 BB: 1 P: 21	R: 0 E: 0 K: 2 S: 10	H: 0 LOB: 0 BB: 0 P: 12	1B: 4 2B: 1 3B: 0 HR: 1	SF: 0 SAC: 0 DP: 1 HBP: 1	WP: 0 PA: 37 CS: 1
<b>PITCHER</b>	IP WLS BF H R ER SO BB IBB HBP BLK WP HR S P ERA WHIP	IP WLS BF H R ER SO BB IBB HBP BLK WP HR S P ERA WHIP	IP WLS BF H R ER SO BB IBB HBP BLK WP HR S P ERA WHIP	IP WLS BF H R ER SO BB IBB HBP BLK WP HR S P ERA WHIP	IP WLS BF H R ER SO BB IBB HBP BLK WP HR S P ERA WHIP	IP WLS BF H R ER SO BB IBB HBP BLK WP HR S P ERA WHIP	IP WLS BF H R ER SO BB IBB HBP BLK WP HR S P ERA WHIP	IP WLS BF H R ER SO BB IBB HBP BLK WP HR S P ERA WHIP	IP WLS BF H R ER SO BB IBB HBP BLK WP HR S P ERA WHIP	IP WLS BF H R ER SO BB IBB HBP BLK WP HR S P ERA WHIP	IP WLS BF H R ER SO BB IBB HBP BLK WP HR S P ERA WHIP	IP WLS BF H R ER SO BB IBB HBP BLK WP HR S P ERA WHIP	IP WLS BF H R ER SO BB IBB HBP BLK WP HR S P ERA WHIP	IP WLS BF H R ER SO BB IBB HBP BLK WP HR S P ERA WHIP	IP WLS BF H R ER SO BB IBB HBP BLK WP HR S P ERA WHIP	IP WLS BF H R ER SO BB IBB HBP BLK WP HR S P ERA WHIP	IP WLS BF H R ER SO BB IBB HBP BLK WP HR S P ERA WHIP	IP WLS BF H R ER SO BB IBB HBP BLK WP HR S P ERA WHIP	IP WLS BF H R ER SO BB IBB HBP BLK WP HR S P ERA WHIP
19 Scott Kazmir, L (1,1) ERA: 4.4	6.2	28	5	3	0	5	2	0	1	0	0	0	0	0	1	108	1.35	1.050	
53 Juan Salas, R (7,1) ERA: 4.5	0.1	W	1	0	0	0	0	0	0	0	0	0	0	0	1	2	0.00	0.000	
11 Jae Kuk Ryu, R (8,1) ERA: 7.11	0.0		1	0	1	1	0	0	0	0	0	0	0	0	1	5	∞	∞	
22 Shawn Camp, R (8,1) ERA: 5.14	1.0	H	4	1	0	1	0	0	0	0	0	0	0	0	11	16	0.00	1.000	
28 Al Reyes, R (9,1) ERA: 1.8	1.0	S	3	0	0	2	0	0	0	0	0	0	0	0	10	12	0.00	0.000	
<b>Batter</b>	<b>1</b>	<b>2</b>	<b>3</b>	<b>4</b>	<b>5</b>	<b>6</b>	<b>7</b>	<b>8</b>	<b>9</b>	<b>AB</b>	<b>R</b>	<b>H</b>	<b>RBI</b>	<b>BB</b>	<b>SO</b>	<b>LOB</b>	<b>BOTTOM</b>		
5 Rocco Baldelli, R (1,8) OBP: 0.333, SLG: 0.434	G6-3		L9		G6-3					3	1	0	0	1	0	0	<b>New York Yankees @ Tampa Bay Devil Rays</b> Tropicana Field, St. Petersburg, FL Tue Apr 24 2007, 7:10 PM EDT Att: 22,328 - Dome - 72 F <a href="http://livebaseballscorecards.com">livebaseballscorecards.com</a>		
Brendan Harris, R (1,6) OBP: 0.375, SLG: 0.541	G6-3		G6-3		G6-3					4	0	0	0	0	0	3			
13 Carl Crawford, L (1,7) OBP: 0.348, SLG: 0.519					1B					4	2	4	4	0	0	0			
Ty Wigginton, R (1,5) OBP: 0.337, SLG: 0.525	K									4	1	2	0	0	2	1			
Delmon Young, R (1,9) OBP: 0.271, SLG: 0.402			G5-3		G5-3					4	0	0	1	0	0	3			
23 Carlos Pena, L (1,3) OBP: 0.229, SLG: 0.485			K		E7					4	0	1	1	0	1	2			
31 Jonny Gomes, R (1,10) OBP: 0.300, SLG: 0.235					F9					4	0	1	0	0	1	1			
30 Dioner Navarro, S (1,2) OBP: 0.321, SLG: 0.319										3	1	1	0	0	0	2			
2 B.J. Upton, R (1,4) OBP: 0.403, SLG: 0.632					G1-3					3	1	1	0	0	0	0			
<b>Inning Stats</b>	R: 0 E: 0 K: 1 S: 9	H: 1 LOB: 1 BB: 0 P: 12	R: 0 E: 0 K: 1 S: 10	H: 1 LOB: 1 BB: 0 P: 15	R: 0 E: 0 K: 0 S: 7	H: 0 LOB: 0 BB: 0 P: 12	R: 2 E: 1 K: 0 S: 9	H: 3 LOB: 1 BB: 0 P: 16	R: 0 E: 0 K: 0 S: 5	H: 2 LOB: 1 BB: 0 P: 8	R: 4 E: 0 K: 2 S: 15	H: 3 LOB: 0 BB: 1 P: 30	R: 0 E: 0 K: 0 S: 3	H: 0 LOB: 0 BB: 0 P: 6	R: 0 E: 0 K: 2 S: 10	H: 0 LOB: 0 BB: 0 P: 12	1B: 8 2B: 1 3B: 0 HR: 1	SF: 0 SAC: 0 DP: 1 HBP: 0	WP: 0 PA: 34 CS: 0
<b>PITCHER</b>	IP WLS BF H R ER SO BB IBB HBP BLK WP HR S P ERA WHIP	IP WLS BF H R ER SO BB IBB HBP BLK WP HR S P ERA WHIP	IP WLS BF H R ER SO BB IBB HBP BLK WP HR S P ERA WHIP	IP WLS BF H R ER SO BB IBB HBP BLK WP HR S P ERA WHIP	IP WLS BF H R ER SO BB IBB HBP BLK WP HR S P ERA WHIP	IP WLS BF H R ER SO BB IBB HBP BLK WP HR S P ERA WHIP	IP WLS BF H R ER SO BB IBB HBP BLK WP HR S P ERA WHIP	IP WLS BF H R ER SO BB IBB HBP BLK WP HR S P ERA WHIP	IP WLS BF H R ER SO BB IBB HBP BLK WP HR S P ERA WHIP	IP WLS BF H R ER SO BB IBB HBP BLK WP HR S P ERA WHIP	IP WLS BF H R ER SO BB IBB HBP BLK WP HR S P ERA WHIP	IP WLS BF H R ER SO BB IBB HBP BLK WP HR S P ERA WHIP	IP WLS BF H R ER SO BB IBB HBP BLK WP HR S P ERA WHIP	IP WLS BF H R ER SO BB IBB HBP BLK WP HR S P ERA WHIP	IP WLS BF H R ER SO BB IBB HBP BLK WP HR S P ERA WHIP	IP WLS BF H R ER SO BB IBB HBP BLK WP HR S P ERA WHIP	IP WLS BF H R ER SO BB IBB HBP BLK WP HR S P ERA WHIP	IP WLS BF H R ER SO BB IBB HBP BLK WP HR S P ERA WHIP	IP WLS BF H R ER SO BB IBB HBP BLK WP HR S P ERA WHIP
40 Chien-Ming Wang, R (1,1) ERA: 5.68	6.1	L	27	9	4	4	3	0	0	0	0	0	0	0	3	10	0.00	0.000	
Luis Vizcaino, R (7,1) ERA: 6.0	0.1	H	2	0	0	0	0	1	0	0	0	0	0	3	5	∞	∞		
Mike Myers, L (7,1) ERA: 2.25	0.0	B	1	1	2	2	0	0	0	0	0	0	0	1	3	5	∞	∞	
33 Brian Bruney, R (7,1) ERA: 3.27	0.1		1	0	0	0	1	0	0	0	0	0	0	3	6	0.00	0.000		
Kyle Farnsworth, R (8,1) ERA: 5.4	1.0	S	3	0	0	0	0	0	0	0	0	0	0	3	6	0.00	0.000		




Batter	1	2	3	4	5	6	7	8	9	AB	R	H	RBI	BB	SO	LOB	TOP								
15 Alex Rios, R OBP: 0.308, SLG: 0.451	1-0 26 S 10 2B 1B		2-1 F8				3-1 10 1B 17 WP SF8 1B	3-2 G4-3		4	3	2	1	1	0	1									
26 Adam Lind, L OBP: 0.341, SLG: 0.333	1-3 K		1-3 K				1-3 17 WP 17 SF7 10 BB BB		0-1 G5-3	4	1	0	0	1	3	2									
10 Vernon Wells, R OBP: 0.374, SLG: 0.598	2-1 1B		3-1 1B				1-0 17 E 17 S 1B	4-0 17 WP BB	4-1 17 FC6-4 BB	3	1	3	1	2	0	0									
Frank Thomas, R OBP: 0.359, SLG: 0.403	3-2 17 G3 17 WP 1B		0-0 F8				0-2 SF8	1-0 F8	1-2 L5	4	0	1	2	0	0	5									
17 Lyle Overbay, L OBP: 0.318, SLG: 0.351	2-2 G3			4-2 G4-3 2 G5-3 BB			3-2 SF7	3-2 SF7	1-1 FC6-4	2	0	0	1	2	0	2									
2 Aaron Hill, R OBP: 0.356, SLG: 0.563	2-0 G6-3			3-2 G5-3			1-1 FC6-4	1-2 2-H 3-H 2-2 F9		4	0	0	0	0	0	5									
Jason Smith, L OBP: 0.308, SLG: 0.333		0-3 K		2-2 G4-3			2-3 K	1-0 G5-3 1B		4	0	1	0	0	2	1									
Jason Phillips, R OBP: 0.346, SLG: 0.292		2-3 K		2-0 F9			3-2 F9	0-0 G5-3	1-2 G5-3	4	0	0	0	0	1	2									
6 John McDonald, R OBP: 0.485, SLG: 0.625		2-2 G4-3			1-1 15 S 15 1B 1B		3-3 K	1-2 P3		4	1	1	0	0	1	1									
<b>Inning Stats</b>	R: 2 E: 0 K: 1 S: 16	H: 3 LOB: 1 BB: 0 P: 27	R: 0 E: 0 K: 2 S: 9	H: 0 LOB: 0 BB: 0 P: 13	R: 0 E: 0 K: 1 S: 9	H: 1 LOB: 1 BB: 0 P: 15	R: 0 E: 0 K: 0 S: 11	H: 0 LOB: 1 BB: 1 P: 22	R: 2 E: 0 K: 1 S: 13	H: 3 LOB: 2 BB: 1 P: 24	R: 0 E: 0 K: 2 S: 12	H: 0 LOB: 0 BB: 0 P: 20	R: 2 E: 0 K: 0 S: 11	H: 0 LOB: 1 BB: 3 P: 29	R: 0 E: 0 K: 0 S: 9	H: 1 LOB: 1 BB: 0 P: 14	R: 0 E: 0 K: 0 S: 8	H: 0 LOB: 1 BB: 1 P: 14	1B: 7 2B: 1 3B: 0 HR: 0	SF: 2 SAC: 0 DP: 0 HBP: 0	WP: 2 PB: 0 SB: 3 CS: 0	PA: 41			
<b>PITCHER</b>	IP	WLS	BF	H	R	ER	SO	BB	IBB	HBP	BLK	WP	HR	S	P	ERA	WHIP								
65 Phil Hughes, R ERA: 8.31	4.1	L	21	7	4	4	5	1	0	0	0	1	0	53	91	8.31	1.846								
33 Brian Bruney, R ERA: 3.09	0.2		3	0	0	0	0	0	1	0	0	0	0	5	10	0.00	0.000								
34 Sean Henn, L ERA: 2.03	1.0		5	0	2	2	2	2	0	0	0	0	0	15	31	18.00	2.000								
Scott Proctor, R ERA: 4.5	1.0		4	0	0	0	0	1	0	0	0	1	0	8	18	0.00	1.000								
Mike Myers, L ERA: 1.8	2.0		8	1	0	0	0	1	0	0	0	0	0	17	28	0.00	1.000								

Toronto Blue Jays @ New York Yankees  
Yankee Stadium, Bronx, NY  
Thu Apr 26 2007, 7:05 PM EDT  
Att: 45,118 - Cloudy - 53 F

livebaseballscorecards.com

AB 33  
R 6  
H 8  
RBI 5  
BB 6  
SO 7  
LOB 19




Batter	1	2	3	4	5	6	7	8	9	AB	R	H	RBI	BB	SO	LOB	BOTTOM								
18 Johnny Damon, L OBP: 0.357, SLG: 0.356	3-2 G3		4-2 11 S BB				0-1 FC4-6 11 S 1-2F BB	3-1 F9		3	0	0	0	1	0	1									
11 Doug Mientkiewicz, L OBP: 0.250, SLG: 0.239	1-2 G3-1		4-1 BB				1-1 L7	1-2 L8		3	0	0	0	1	0	1									
Bobby Abreu, L OBP: 0.381, SLG: 0.342	1-3 K		3-2 G4-3				2-3 K	2-2 G6-3		4	0	0	0	0	2	2									
13 Alex Rodriguez, R OBP: 0.436, SLG: 0.976		3-2 55 S 1B		2-0 F8			3-2 G4-3	2-1 G4-3		4	0	1	0	0	0	0									
25 Jason Giambi, L OBP: 0.379, SLG: 0.513 Josh Phelps, R OBP: 0.393, SLG: 0.458		1-0 P5		2-2 1B			0-1 1B		3-3 K	3	0	2	0	0	0	1									
55 Hideki Matsui, L OBP: 0.444, SLG: 0.421		4-2 20 G4-6-3 BB		4-1 BB			1-3 K	4-1 BB		1	0	0	0	3	1	1									
20 Jorge Posada, S OBP: 0.366, SLG: 0.492		1-2 G4-6-3		2-0 G4-3					2-3 K	4	0	0	0	0	2	4									
24 Robinson Cano, L OBP: 0.353, SLG: 0.385			0-3 K		1-2 FC6-4 1B				1-3 G3-1	3	0	1	0	0	1	0									
Miguel Cairo, R OBP: 0.353, SLG: 0.385			2-1 P5		0-1 FC6-4 18 FC4-6				1-2 G6-3	3	0	0	0	0	0	1									
<b>Inning Stats</b>	R: 0 E: 0 K: 1 S: 9	H: 0 LOB: 0 BB: 0 P: 14	R: 0 E: 0 K: 0 S: 9	H: 1 LOB: 1 BB: 1 P: 18	R: 0 E: 0 K: 1 S: 11	H: 0 LOB: 2 BB: 2 P: 24	R: 0 E: 0 K: 0 S: 7	H: 1 LOB: 1 BB: 1 P: 17	R: 0 E: 0 K: 0 S: 10	H: 1 LOB: 1 BB: 0 P: 12	R: 0 E: 0 K: 2 S: 13	H: 1 LOB: 0 BB: 0 P: 19	R: 0 E: 0 K: 1 S: 7	H: 0 LOB: 0 BB: 0 P: 9	R: 0 E: 0 K: 0 S: 8	H: 0 LOB: 0 BB: 0 P: 14	R: 0 E: 0 K: 2 S: 12	H: 0 LOB: 1 BB: 1 P: 23	1B: 4 2B: 0 3B: 0 HR: 0	SF: 0 SAC: 0 DP: 1 HBP: 0	WP: 0 PB: 0 SB: 3 CS: 0	PA: 34			
<b>PITCHER</b>	IP	WLS	BF	H	R	ER	SO	BB	IBB	HBP	BLK	WP	HR	S	P	ERA	WHIP								
34 A.J. Burnett, R ERA: 4.18	7.0	W	27	4	0	0	5	4	0	0	0	0	0	66	113	0.00	1.143								
49 Jeremy Accardo, R ERA: 1.00	1.0		3	0	0	0	0	0	0	0	0	0	0	8	14	0.00	0.000								
37 Scott Downs, L ERA: 1.00	1.0		4	0	0	0	2	1	0	0	0	0	0	12	23	0.00	1.000								

Toronto Blue Jays @ New York Yankees  
Yankee Stadium, Bronx, NY  
Thu Apr 26 2007, 7:05 PM EDT  
Att: 45,118 - Cloudy - 53 F

livebaseballscorecards.com

AB 29  
R 0  
H 4  
RBI 0  
BB 5  
SO 7  
LOB 11





Batter	1	2	3	4	5	6	7	8	9	AB	R	H	RBI	BB	SO	LOB	TOP											
23 Julio Lugo, R OBP: 0.362, SLG: 0.358	G6-3		1-1 20 HR 1B		4-2 20 1B 34 1B 20 S BB	0-0 HR		1-1 34 S 2H 2B	4-2 34 1B 20 G4-3 BB	4	3	3	3	2	0	0	<b>Boston Red Sox @ New York Yankees</b> Yankee Stadium, Bronx, NY Fri Apr 27 2007, 7:05 PM EDT Att: 55,005 - Cloudy - 54 F											
20 Kevin Youkilis, R OBP: 0.391, SLG: 0.410	1B BB		3-1 1-H HR		1-1 BB 34 1B 25 BB 1B	3-2 F8		2-0 F8	0-2 G4-3	5	2	2	3	1	0	3												
34 David Ortiz, L OBP: 0.404, SLG: 0.607	K		0-2 G4-3		0-0 25 BB WP 1B	4-2 BB		4-2 BB	1-1 FC6-4 1B	4	1	2	2	2	1	1												
Manny Ramirez, R OBP: 0.299, SLG: 0.277	1B		1-2 G6-3		4-0 WP 25 BB BB	3-2 K		0-2 L8	0-1 FC6-4	5	0	1	0	1	1	5												
7 J.D. Drew, L OBP: 0.393, SLG: 0.413	G3		3-1 F9		1-3 K		1-0 G4-3		1-3 K	5	0	0	0	0	2	5												
25 Mike Lowell, R OBP: 0.360, SLG: 0.550		2-0 G6-3		1-0 F8	4-1 WP BB		2-3 K		3-1 1B 1B	4	1	1	1	1	1	0												
Jason Varitek, S OBP: 0.319, SLG: 0.365		3-3 K		1-3 K	1-2 2-3 3-H BB		0-2 P2		2-1 1B 23 BB 1B	4	1	1	0	1	2	0												
Coco Crisp, S OBP: 0.262, SLG: 0.311		0-1 1B		0-3 K	0-0 F8			0-0 B2-3	0-1 23 BB 20 G4-3 15 S 1B	5	1	2	1	0	1	3												
15 Dustin Pedroia, R OBP: 0.317, SLG: 0.245		2-1 F9		1-2 F9	0-1 G6-3			2-1 23 2B 2B	4-2 20 G4-3 34 1B 23 BB 1B	4	2	1	0	1	0	1												
<b>Inning Stats</b>	R: 0 E: 0 K: 1 S: 11	H: 1 LOB: 2 BB: 1 P: 19	R: 0 E: 0 K: 1 S: 10	H: 1 LOB: 1 BB: 0 P: 17	R: 2 E: 0 K: 0 S: 12	H: 2 LOB: 0 BB: 0 P: 20	R: 0 E: 0 K: 2 S: 7	H: 0 LOB: 0 BB: 0 P: 9	R: 3 E: 0 K: 1 S: 19	H: 2 LOB: 3 BB: 4 P: 38	R: 1 E: 0 K: 1 S: 16	H: 1 LOB: 1 BB: 1 P: 26	R: 0 E: 0 K: 1 S: 8	H: 0 LOB: 0 BB: 0 P: 11	R: 1 E: 0 K: 0 S: 11	H: 2 LOB: 2 BB: 1 P: 20	R: 4 E: 0 K: 1 S: 22	H: 4 LOB: 2 BB: 2 P: 37	1B: 9 2B: 2 3B: 0 HR: 2	SF: 0 SAC: 0 DP: 0 HBP: 0	WP: 1 PB: 0 SB: 3 CS: 0	PA: 49						
<b>PITCHER</b>	IP WLS BF H R ER SO BB IBB HBP BLK WP HR S P ERA WHIP	4.2 L 25 6 5 5 5 5 0 0 0 0 1 1 58 102 9.64 2.357	IP WLS BF H R ER SO BB IBB HBP BLK WP HR S P ERA WHIP	0.2 L 4 1 0 0 0 1 0 0 0 0 0 0 11 21 108.00 12.000	IP WLS BF H R ER SO BB IBB HBP BLK WP HR S P ERA WHIP	0.2 L 4 1 0 0 0 1 0 0 0 0 0 0 11 21 108.00 12.000	IP WLS BF H R ER SO BB IBB HBP BLK WP HR S P ERA WHIP	0.2 L 4 1 0 0 0 1 0 0 0 0 0 0 11 21 108.00 12.000	IP WLS BF H R ER SO BB IBB HBP BLK WP HR S P ERA WHIP	0.2 L 4 1 0 0 0 1 0 0 0 0 0 0 11 21 108.00 12.000	IP WLS BF H R ER SO BB IBB HBP BLK WP HR S P ERA WHIP	0.2 L 4 1 0 0 0 1 0 0 0 0 0 0 11 21 108.00 12.000	IP WLS BF H R ER SO BB IBB HBP BLK WP HR S P ERA WHIP	0.2 L 4 1 0 0 0 1 0 0 0 0 0 0 11 21 108.00 12.000	IP WLS BF H R ER SO BB IBB HBP BLK WP HR S P ERA WHIP	0.2 L 4 1 0 0 0 1 0 0 0 0 0 0 11 21 108.00 12.000	IP WLS BF H R ER SO BB IBB HBP BLK WP HR S P ERA WHIP	0.2 L 4 1 0 0 0 1 0 0 0 0 0 0 11 21 108.00 12.000	IP WLS BF H R ER SO BB IBB HBP BLK WP HR S P ERA WHIP	0.2 L 4 1 0 0 0 1 0 0 0 0 0 0 11 21 108.00 12.000	IP WLS BF H R ER SO BB IBB HBP BLK WP HR S P ERA WHIP	0.2 L 4 1 0 0 0 1 0 0 0 0 0 0 11 21 108.00 12.000	IP WLS BF H R ER SO BB IBB HBP BLK WP HR S P ERA WHIP	0.2 L 4 1 0 0 0 1 0 0 0 0 0 0 11 21 108.00 12.000	IP WLS BF H R ER SO BB IBB HBP BLK WP HR S P ERA WHIP	0.2 L 4 1 0 0 0 1 0 0 0 0 0 0 11 21 108.00 12.000		
46 Andy Pettitte, L ERA: 3.0	18 Johnny Damon, L OBP: 0.365, SLG: 0.355	28 Melky Cabrera, S OBP: 0.237, SLG: 0.197	2 Derek Jeter, R OBP: 0.400, SLG: 0.405	Bobby Abreu, L OBP: 0.363, SLG: 0.321	13 Alex Rodriguez, R OBP: 0.429, SLG: 0.941	25 Jason Giambi, L OBP: 0.396, SLG: 0.519	55 Hideki Matsui, L OBP: 0.419, SLG: 0.364	20 Jorge Posada, S OBP: 0.360, SLG: 0.478	24 Robinson Cano, L OBP: 0.337, SLG: 0.366	11 Doug Mientkiewicz, L OBP: 0.232, SLG: 0.220	18 Daisuke Matsuzaka, R ERA: 4.36	50 Mike Timlin, R ERA: 5.4	37 Hideki Okajima, L ERA: 0.84	36 Joel Pineiro, R ERA: 2.79	IP WLS BF H R ER SO BB IBB HBP BLK WP HR S P ERA WHIP	6.0 H 4 1 0 0 1 0 0 0 0 0 0 9 11 0.00 1.000	IP WLS BF H R ER SO BB IBB HBP BLK WP HR S P ERA WHIP	1.0 H 4 1 0 0 1 0 0 0 0 0 0 9 14 0.00 1.000	IP WLS BF H R ER SO BB IBB HBP BLK WP HR S P ERA WHIP	1.0 H 4 1 0 0 1 0 0 0 0 0 0 9 15 0.00 1.000	IP WLS BF H R ER SO BB IBB HBP BLK WP HR S P ERA WHIP	1.0 H 4 1 0 0 1 0 0 0 0 0 0 9 11 0.00 1.000	IP WLS BF H R ER SO BB IBB HBP BLK WP HR S P ERA WHIP	1.0 H 4 1 0 0 1 0 0 0 0 0 0 9 11 0.00 1.000	IP WLS BF H R ER SO BB IBB HBP BLK WP HR S P ERA WHIP	1.0 H 4 1 0 0 1 0 0 0 0 0 0 9 11 0.00 1.000	IP WLS BF H R ER SO BB IBB HBP BLK WP HR S P ERA WHIP	1.0 H 4 1 0 0 1 0 0 0 0 0 0 9 11 0.00 1.000
<b>Inning Stats</b>	R: 0 E: 0 K: 2 S: 8	H: 1 LOB: 0 BB: 0 P: 11	R: 0 E: 0 K: 1 S: 11	H: 1 LOB: 0 BB: 0 P: 15	R: 0 E: 1 K: 1 S: 10	H: 0 LOB: 1 BB: 1 P: 16	R: 4 E: 1 K: 1 S: 21	H: 3 LOB: 2 BB: 3 P: 41	R: 0 E: 0 K: 1 S: 9	H: 0 LOB: 0 BB: 0 P: 16	R: 0 E: 0 K: 1 S: 12	H: 0 LOB: 0 BB: 0 P: 18	R: 0 E: 0 K: 1 S: 9	H: 1 LOB: 1 BB: 0 P: 11	R: 0 E: 0 K: 1 S: 9	H: 1 LOB: 0 BB: 0 P: 14	R: 0 E: 0 K: 1 S: 9	H: 0 LOB: 1 BB: 1 P: 15	1B: 7 2B: 0 3B: 0 HR: 0	SF: 0 SAC: 0 DP: 1 HBP: 0	WP: 0 PB: 0 SB: 0 CS: 0	PA: 39						
<b>PITCHER</b>	IP WLS BF H R ER SO BB IBB HBP BLK WP HR S P ERA WHIP	6.0 H 4 1 0 0 1 0 0 0 0 0 0 9 11 0.00 1.000	IP WLS BF H R ER SO BB IBB HBP BLK WP HR S P ERA WHIP	1.0 H 4 1 0 0 1 0 0 0 0 0 0 9 14 0.00 1.000	IP WLS BF H R ER SO BB IBB HBP BLK WP HR S P ERA WHIP	1.0 H 4 1 0 0 1 0 0 0 0 0 0 9 15 0.00 1.000	IP WLS BF H R ER SO BB IBB HBP BLK WP HR S P ERA WHIP	1.0 H 4 1 0 0 1 0 0 0 0 0 0 9 11 0.00 1.000	IP WLS BF H R ER SO BB IBB HBP BLK WP HR S P ERA WHIP	1.0 H 4 1 0 0 1 0 0 0 0 0 0 9 11 0.00 1.000	IP WLS BF H R ER SO BB IBB HBP BLK WP HR S P ERA WHIP	1.0 H 4 1 0 0 1 0 0 0 0 0 0 9 11 0.00 1.000	IP WLS BF H R ER SO BB IBB HBP BLK WP HR S P ERA WHIP	1.0 H 4 1 0 0 1 0 0 0 0 0 0 9 11 0.00 1.000	IP WLS BF H R ER SO BB IBB HBP BLK WP HR S P ERA WHIP	1.0 H 4 1 0 0 1 0 0 0 0 0 0 9 11 0.00 1.000	IP WLS BF H R ER SO BB IBB HBP BLK WP HR S P ERA WHIP	1.0 H 4 1 0 0 1 0 0 0 0 0 0 9 11 0.00 1.000	IP WLS BF H R ER SO BB IBB HBP BLK WP HR S P ERA WHIP	1.0 H 4 1 0 0 1 0 0 0 0 0 0 9 11 0.00 1.000	IP WLS BF H R ER SO BB IBB HBP BLK WP HR S P ERA WHIP	1.0 H 4 1 0 0 1 0 0 0 0 0 0 9 11 0.00 1.000	IP WLS BF H R ER SO BB IBB HBP BLK WP HR S P ERA WHIP	1.0 H 4 1 0 0 1 0 0 0 0 0 0 9 11 0.00 1.000	IP WLS BF H R ER SO BB IBB HBP BLK WP HR S P ERA WHIP	1.0 H 4 1 0 0 1 0 0 0 0 0 0 9 11 0.00 1.000		

AB 40  
R 11  
H 13  
RBI 10  
BB 9  
SO 8  
LOB 18



AB 34  
R 4  
H 7  
RBI 4  
BB 5  
SO 10  
LOB 23





Batter	1	2	3	4	5	6	7	8	9	AB	R	H	RBI	BB	SO	LOB	TOP										
23 Julio Lugo, R OBP: 0.354, SLG: 0.349										5	0	1	0	0	1	3											
20 Kevin Youkilis, R OBP: 0.402, SLG: 0.415										4	1	2	0	1	0	1											
34 David Ortiz, L OBP: 0.398, SLG: 0.586										3	0	0	0	1	0	3											
Manny Ramirez, R OBP: 0.307, SLG: 0.271										2	0	0	0	2	2	2											
7 J.D. Drew, L OBP: 0.376, SLG: 0.392										4	0	0	0	0	2	5											
25 Mike Lowell, R OBP: 0.386, SLG: 0.560										4	0	2	1	0	0	0											
Coco Crisp, S OBP: 0.381, SLG: 0.308										4	0	1	0	0	1	3											
Wily Mo Peña, R OBP: 0.273, SLG: 0.414										2	0	0	0	1	2	2											
28 Doug Mirabeli, R OBP: 0.421, SLG: 0.706										1	0	1	0	0	0	2											
Jason Varitek, S OBP: 0.329, SLG: 0.375										1	0	0	0	0	0	2											
15 Dustin Pedroia, R OBP: 0.308, SLG: 0.236										1	0	0	0	0	0	1											
12 Eric Hinske, L OBP: 0.500, SLG: 0.615										1	0	0	0	0	0	2											
13 Alex Cora, L OBP: 0.391, SLG: 0.619										1	0	0	0	0	0	1											
<b>Inning Stats</b>	R: 0 E: 0 K: 1 S: 13	H: 2 LOB: 2 BB: 1 P: 23	R: 0 E: 0 K: 1 S: 10	H: 0 LOB: 1 BB: 1 P: 17	R: 0 E: 0 K: 1 S: 6	H: 0 LOB: 0 BB: 1 P: 10	R: 0 E: 0 K: 2 S: 13	H: 1 LOB: 1 BB: 0 P: 19	R: 0 E: 0 K: 1 S: 8	H: 0 LOB: 0 BB: 1 P: 12	R: 0 E: 1 K: 1 S: 9	H: 1 LOB: 2 BB: 0 P: 14	R: 1 E: 0 K: 2 S: 15	H: 2 LOB: 2 BB: 1 P: 26	R: 0 E: 0 K: 0 S: 11	H: 1 LOB: 1 BB: 0 P: 16	1B: 6 2B: 1 3B: 0 HR: 0	SF: 0 SAC: 0 DP: 2 HBP: 0	WP: 1 PB: 0 SB: 0 CS: 0	PA: 38							
<b>PITCHER</b>	IP	WLS	BF	H	R	ER	SO	BB	IBB	HBP	BLK	WP	HR	S	P	ERA	WHIP										
58 Jeff Karstens, R ERA: 14.54	0.0		2	2	0	0	0	0	0	0	0	0	0	3	6	∞	∞										
29 Kei Igawa, L ERA: 6.89	6.0	W	23	2	0	0	6	4	0	0	0	1	0	54	93	0.00	1.000										
33 Brian Bruney, R ERA: 2.84	1.0	H	3	0	0	0	1	0	0	0	0	0	0	7	9	0.00	0.000										
Kyle Farnsworth, R ERA: 5.79	1.0	H	6	2	1	1	2	1	0	0	0	0	0	15	26	9.00	3.000										
42 Mariano Rivera, R ERA: 10.57	1.0	S	4	1	0	0	0	0	0	0	0	0	0	11	16	0.00	1.000										

**Boston Red Sox @ New York Yankees**  
Yankee Stadium, Bronx, NY  
Sat Apr 28 2007, 3:55 PM EDT  
Att: 55,026 - Partly Cloudy - 70 F

AB 33  
R 1  
H 7  
RBI 1  
BB 5  
SO 9  
LOB 23



Batter	1	2	3	4	5	6	7	8	9	AB	R	H	RBI	BB	SO	LOB	BOTTOM										
18 Johnny Damon, L OBP: 0.367, SLG: 0.348										4	0	1	0	1	1	1											
2 Derek Jeter, R OBP: 0.410, SLG: 0.416										5	0	3	0	0	0	1											
Bobby Abreu, L OBP: 0.364, SLG: 0.310										3	0	0	0	2	0	5											
13 Alex Rodriguez, R OBP: 0.412, SLG: 0.899										4	0	0	0	0	2	8											
25 Jason Giambi, L OBP: 0.400, SLG: 0.506										2	0	0	0	2	0	0											
11 Doug Mientkiewicz, L OBP: 0.232, SLG: 0.220										0	0	0	0	0	0	0											
55 Hideki Matsui, L OBP: 0.426, SLG: 0.360										3	1	1	0	1	0	4											
20 Jorge Posada, S OBP: 0.380, SLG: 0.521										2	2	1	2	2	1	1											
24 Robinson Canó, L OBP: 0.323, SLG: 0.349										4	0	0	0	0	1	4											
28 Melky Cabrera, S OBP: 0.238, SLG: 0.213										4	0	1	1	0	0	2											
<b>Inning Stats</b>	R: 0 E: 1 K: 1 S: 9	H: 0 LOB: 2 BB: 1 P: 18	R: 0 E: 0 K: 1 S: 12	H: 1 LOB: 1 BB: 1 P: 22	R: 0 E: 0 K: 0 S: 7	H: 1 LOB: 0 BB: 1 P: 14	R: 2 E: 1 K: 0 S: 11	H: 1 LOB: 0 BB: 1 P: 18	R: 0 E: 1 K: 1 S: 19	H: 1 LOB: 3 BB: 1 P: 28	R: 1 E: 0 K: 0 S: 22	H: 2 LOB: 3 BB: 2 P: 38	R: 0 E: 0 K: 1 S: 9	H: 0 LOB: 1 BB: 1 P: 18	R: 0 E: 0 K: 1 S: 8	H: 1 LOB: 0 BB: 0 P: 11	1B: 5 2B: 2 3B: 0 HR: 1	SF: 0 SAC: 0 DP: 2 HBP: 0	WP: 0 PB: 1 SB: 2 CS: 1	PA: 39							
<b>PITCHER</b>	IP	WLS	BF	H	R	ER	SO	BB	IBB	HBP	BLK	WP	HR	S	P	ERA	WHIP										
49 Tim Wakefield, R ERA: 2.95	5.1	L	27	5	3	3	3	6	0	0	0	0	0	12	20	0.00	3.000										
53 Brendan Donnelly, R ERA:	0.2		4	1	0	0	0	1	0	0	0	0	0	9	18	0.00	1.000										
J.C. Romero, L ERA: 4.91	1.0		4	0	0	0	1	1	0	0	0	0	0	8	11	0.00	1.000										
39 Kyle Snyder, R ERA: 2.84	1.0		4	1	0	0	1	0	0	0	0	0	0	8	11	0.00	1.000										

**Boston Red Sox @ New York Yankees**  
Yankee Stadium, Bronx, NY  
Sat Apr 28 2007, 3:55 PM EDT  
Att: 55,026 - Partly Cloudy - 70 F

AB 31  
R 3  
H 7  
RBI 3  
BB 8  
SO 5  
LOB 26










Batter	1	2	3	4	5	6	7	8	9	AB	R	H	RBI	BB	SO	LOB	TOP			
<b>Bobby Abreu, L</b> OBP: 0.350, SLG: 0.299	G1-3	F7			G4-6-3		K		L6	6	0	1	0	0	1	5				
<b>2 Derek Jeter, R</b> OBP: 0.432, SLG: 0.433	G5-3			K			K			4	1	1	0	2	2	2				
<b>25 Jason Giambi, L</b> OBP: 0.404, SLG: 0.500 <b>Josh Phelps, R</b> OBP: 0.367, SLG: 0.423				F7						3	1	0	0	1	0	1				
<b>13 Alex Rodriguez, R</b> OBP: 0.398, SLG: 0.887	FC6-4									1	0	0	0	0	1	2				
<b>55 Hideki Matsui, L</b> OBP: 0.364, SLG: 0.324										4	1	3	0	1	0	1				
<b>20 Jorge Posada, S</b> OBP: 0.398, SLG: 0.538										5	2	1	2	0	0	5				
<b>24 Robinson Cano, L</b> OBP: 0.343, SLG: 0.383										4	3	3	2	1	0	1				
<b>28 Melky Cabrera, S</b> OBP: 0.235, SLG: 0.203										5	2	4	3	0	1	3				
<b>11 Doug Mientkiewicz, L</b> OBP: 0.238, SLG: 0.281										4	0	0	1	1	1	3				
<b>Inning Stats</b>	R: 0 E: 0 K: 0 S: 10	H: 0 LOB: 1 BB: 1 P: 17	R: 2 E: 2 K: 0 S: 14	H: 2 LOB: 1 BB: 0 P: 21	R: 4 E: 0 K: 1 S: 19	H: 4 LOB: 1 BB: 0 P: 28	R: 0 E: 0 K: 1 S: 9	H: 1 LOB: 0 BB: 0 P: 14	R: 3 E: 0 K: 0 S: 12	H: 4 LOB: 3 BB: 3 P: 24	R: 0 E: 0 K: 1 S: 10	H: 0 LOB: 1 BB: 0 P: 18	R: 0 E: 0 K: 0 S: 8	H: 1 LOB: 1 BB: 0 P: 15	R: 1 E: 1 K: 1 S: 11	H: 1 LOB: 2 BB: 1 P: 23	1B: 8 2B: 6 3B: 0 HR: 0	SF: 0 SAC: 0 DP: 1 HBP: 1	WP: 0 PB: 1 SB: 0 CS: 1	PA: 48
<b>PITCHER</b>	IP	WLS	BF	H	R	ER	SO	BB	IBB	HBP	BLK	WP	HR	S	P	ERA	WHIP			
<b>43 Kameron Loe, R</b> ERA: 7.04	4.0	L	24	10	9	7	2	1	0	1	0	0	0	56	86	15.75	2.750			
<b>32 Ron Mahay, L</b> ERA: 2.38	3.0		14	2	0	0	3	4	0	0	0	0	0	31	61	0.00	2.000			
<b>50 Frank Francisco, R</b> ERA: 4.0	1.0		4	1	0	0	0	0	0	0	0	0	0	8	15	0.00	1.000			
<b>36 C.J. Wilson, L</b> ERA: 4.0	1.0		6	1	1	1	1	1	0	0	0	0	0	11	23	9.00	2.000			

**New York Yankees @ Texas Rangers**  
Rangers Ballpark in Arlington, Arlington, TX  
Tue May 01 2007, 8:05 PM EDT  
Att: 32,310 - Partly Cloudy - 69 F

AB 41  
R 10  
H 14  
RBI 9  
BB 6  
SO 6  
LOB 26




Batter	1	2	3	4	5	6	7	8	9	AB	R	H	RBI	BB	SO	LOB	BOTTOM			
<b>Kenny Lofton, L</b> OBP: 0.323, SLG: 0.349 <b>Matt Kata, S</b> OBP: 0.320, SLG: 0.542				G1-3					F8	2	0	0	0	1	1	0				
<b>10 Michael Young, R</b> OBP: 0.228, SLG: 0.333				G6-3					F8	4	0	0	0	0	0	1				
<b>23 Mark Teixeira, S</b> OBP: 0.336, SLG: 0.330				G4-3					F8	3	0	0	0	0	1	0				
<b>14 Victor Diaz, R</b> OBP: 0.394, SLG: 0.663					G4-3				G4-3	3	0	0	0	0	1	0				
<b>9 Hank Blalock, L</b> OBP: 0.307, SLG: 0.396					F7					2	1	1	0	1	0	0				
<b>5 Ian Kinsler, R</b> OBP: 0.384, SLG: 0.663					G5-4-3					2	0	1	1	1	0	1				
<b>6 Brad Wilkerson, L</b> OBP: 0.305, SLG: 0.442 <b>25 Jerry Hairston, R</b> OBP: 0.314, SLG: 0.323										2	0	0	0	0	2	1				
<b>17 Nelson Cruz, R</b> OBP: 0.290, SLG: 0.270										1	0	0	0	0	0	1				
<b>15 Gerald Laird, R</b> OBP: 0.259, SLG: 0.239										3	0	0	0	0	2	0				
<b>Inning Stats</b>	R: 0 E: 0 K: 1 S: 8	H: 0 LOB: 0 BB: 1 P: 13	R: 0 E: 0 K: 1 S: 6	H: 0 LOB: 0 BB: 1 P: 11	R: 0 E: 0 K: 1 S: 7	H: 0 LOB: 0 BB: 0 P: 8	R: 0 E: 0 K: 0 S: 8	H: 0 LOB: 0 BB: 0 P: 11	R: 0 E: 0 K: 2 S: 9	H: 0 LOB: 0 BB: 0 P: 14	R: 0 E: 0 K: 0 S: 8	H: 0 LOB: 0 BB: 0 P: 12	R: 1 E: 0 K: 0 S: 7	H: 2 LOB: 0 BB: 0 P: 11	R: 0 E: 0 K: 1 S: 6	H: 0 LOB: 0 BB: 0 P: 7	1B: 1 2B: 1 3B: 0 HR: 0	SF: 0 SAC: 0 DP: 3 HBP: 0	WP: 0 PB: 0 SB: 0 CS: 0	PA: 29
<b>PITCHER</b>	IP	WLS	BF	H	R	ER	SO	BB	IBB	HBP	BLK	WP	HR	S	P	ERA	WHIP			
<b>65 Phil Hughes, R</b> ERA: 3.38	6.1	W	20	6	0	0	6	3	0	0	0	0	0	50	80	0.00	0.474			
<b>Mike Myers, L</b> ERA: 2.19	1.2		6	2	1	1	0	0	0	0	0	0	0	14	20	5.40	1.200			
<b>Luis Vizcaino, R</b> ERA: 5.4	1.0		3	0	0	0	1	0	0	0	0	0	0	6	7	0.00	0.000			


**New York Yankees @ Texas Rangers**  
Rangers Ballpark in Arlington, Arlington, TX  
Tue May 01 2007, 8:05 PM EDT  
Att: 32,310 - Partly Cloudy - 69 F

AB 26  
R 1  
H 2  
RBI 1  
BB 3  
SO 7  
LOB 4





Batter	1	2	3	4	5	6	7	8	9	AB	R	H	RBI	BB	SO	LOB	TOP								
18 Johnny Damon, L (1, 8) OBP: 0.330, SLG: 0.311	P6		F8		SF8		P4		F7	4	0	0	1	0	0	4	<b>New York Yankees @ Texas Rangers</b> Rangers Ballpark in Arlington, Arlington, TX Thu May 03 2007, 3:35 PM EDT Cloudy - 78 F  <b>AB 32</b> <b>R 4</b> <b>H 8</b> <b>RBI 4</b> <b>BB 2</b> <b>SO 4</b> <b>LOB 12</b> 								
2 Derek Jeter, R (1, 6) OBP: 0.404, SLG: 0.426	K		L4		G6-3				13 G3 55 WP 2B 1B	4	1	1	0	0	1										
Bobby Abreu, L (1, 9) OBP: 0.339, SLG: 0.287	G6-3				F8		G4-3		K	4	0	0	0	0	1										
13 Alex Rodriguez, R (1, 5) OBP: 0.426, SLG: 0.860		25 E 55 FC4-6 1B HBP			K		G5-3		G3	3	1	0	0	0	1										
25 Jason Giambi, L (1, 3) OBP: 0.417, SLG: 0.538		E4			HR		G4-3			3	1	2	1	1	0	0									
11 Doug Mientkewicz, L (8, 3) OBP: 0.236, SLG: 0.291		55 FC4-6 1B					G4-3		55 2B IBB	0	0	0	0	0	0	0									
55 Hideki Matsui, L (1, 10) OBP: 0.375, SLG: 0.395		FC4-6					F8			4	0	2	2	0	0	1									
20 Jorge Posada, S (1, 2) OBP: 0.391, SLG: 0.519		G5-4-3			P5					3	0	0	0	1	0	2									
24 Robinson Cano, L (1, 4) OBP: 0.340, SLG: 0.371					K		G2-3		F9	3	0	0	0	0	1	0									
28 Melky Cabrera, S (1, 7) OBP: 0.258, SLG: 0.253									L4	3	0	0	0	0	1	0									
Inning Stats	R: 0 E: 0 K: 1 S: 7	H: 0 LOB: 0 BB: 0 P: 14	R: 1 E: 1 K: 0 S: 7	H: 1 LOB: 1 BB: 0 P: 15	R: 0 E: 0 K: 1 S: 12	H: 1 LOB: 1 BB: 0 P: 21	R: 1 E: 0 K: 1 S: 11	H: 2 LOB: 1 BB: 0 P: 22	R: 1 E: 0 K: 0 S: 6	H: 1 LOB: 0 BB: 0 P: 11	R: 0 E: 0 K: 0 S: 5	H: 0 LOB: 0 BB: 0 P: 9	R: 0 E: 0 K: 0 S: 6	H: 0 LOB: 2 BB: 1 P: 17	R: 1 E: 0 K: 1 S: 8	H: 2 LOB: 2 BB: 1 P: 18	R: 0 E: 0 K: 0 S: 9	H: 1 LOB: 1 BB: 0 P: 14	1B: 4 2B: 2 HR: 1	SF: 1 SAC: 0 DP: 1 HBP: 2	WP: 2 PB: 0 SB: 0 CS: 1	PA: 37			
PITCHER	IP	WLS	BF	H	R	ER	SO	BB	IBB	HBP	BLK	WP	HR	S	P	ERA	WHIP								
29 Mike Wood, R (1, 1) ERA: 3.12	6.1		25	5	3	2	3	1	0	1	0	1	1	50	99	2.84	0.947								
36 C.J. Wilson, L (7, 1) ERA: 3.72	0.2		3	0	0	0	0	0	0	1	0	0	0	4	10	0.00	0.000								
53 Joaquin Benoit, R (8, 1) ERA: 5.27	2.0	L	9	3	1	0	1	0	1	0	0	1	0	17	32	0.00	1.500								

Batter	1	2	3	4	5	6	7	8	9	AB	R	H	RBI	BB	SO	LOB	BOTTOM								
25 Jerry Hairston, R (1, 8) OBP: 0.333, SLG: 0.412	B2-3				F9				G6-3	3	1	1	1	1	0	0	<b>New York Yankees @ Texas Rangers</b> Rangers Ballpark in Arlington, Arlington, TX Thu May 03 2007, 3:35 PM EDT Cloudy - 78 F  <b>AB 35</b> <b>R 3</b> <b>H 8</b> <b>RBI 3</b> <b>BB 3</b> <b>SO 7</b> <b>LOB 12</b> 								
Kenny Lofton, L (9, PH) OBP: 0.320, SLG: 0.345										1	0	0	0	0	0	0									
10 Michael Young, R (1, 6) OBP: 0.218, SLG: 0.319	G5-3				K				G4-3	5	0	0	0	0	1	3									
23 Mark Teixeira, S (1, 3) OBP: 0.351, SLG: 0.351										3	1	2	0	1	1	0									
Sammy Sosa, R (1, 10) OBP: 0.327, SLG: 0.562										3	0	2	1	1	0	1									
9 Hank Blalock, L (1, 5) OBP: 0.295, SLG: 0.379										4	0	0	0	0	1	4									
5 Ian Kinsler, R (1, 4) OBP: 0.379, SLG: 0.656										4	1	1	0	0	0	0									
14 Victor Diaz, R (1, 9) OBP: 0.317, SLG: 0.453										3	0	0	0	0	1	1									
6 Brad Wilkerson, L (8, PH) OBP: 0.317, SLG: 0.453										1	0	1	0	0	0	0									
17 Nelson Cruz, R (1, 7) OBP: 0.274, SLG: 0.254										4	0	0	0	0	1	2									
15 Gerald Laird, R (1, 2) OBP: 0.259, SLG: 0.253										4	0	1	1	0	2	1									
Inning Stats	R: 0 E: 0 K: 1 S: 14	H: 0 LOB: 2 BB: 2 P: 26	R: 1 E: 0 K: 0 S: 11	H: 2 LOB: 2 BB: 1 P: 21	R: 0 E: 0 K: 1 S: 8	H: 1 LOB: 0 BB: 0 P: 13	R: 0 E: 1 K: 2 S: 11	H: 0 LOB: 1 BB: 0 P: 13	R: 1 E: 1 K: 1 S: 12	H: 2 LOB: 1 BB: 0 P: 21	R: 0 E: 0 K: 0 S: 10	H: 0 LOB: 0 BB: 0 P: 13	R: 1 E: 0 K: 0 S: 10	H: 2 LOB: 1 BB: 0 P: 15	R: 0 E: 0 K: 1 S: 7	H: 1 LOB: 0 BB: 0 P: 11	R: 0 E: 0 K: 1 S: 8	H: 0 LOB: 0 BB: 0 P: 11	1B: 3 2B: 5 3B: 0 HR: 1	SF: 0 SAC: 0 DP: 2 HBP: 0	WP: 0 PB: 1 SB: 1 CS: 0	PA: 38			
PITCHER	IP	WLS	BF	H	R	ER	SO	BB	IBB	HBP	BLK	WP	HR	S	P	ERA	WHIP								
46 Andy Pettitte, L (1, 1) ERA: 3.0	6.0		26	5	2	2	5	3	0	0	0	0	1	10	15	9.00	2.000								
Luis Vizcaino, R (7, 1) ERA: 5.63	1.0	W	5	2	1	1	0	0	0	0	0	0	0	7	11	0.00	1.000								
Kyle Farnsworth, R (8, 1) ERA: 5.23	1.0	H	4	1	0	0	1	0	0	0	0	0	0	8	11	0.00	0.000								
42 Mariano Rivera, R (9, 1) ERA: 9.35	1.0	S	3	0	0	0	1	0	0	0	0	0	0	8	11	0.00	0.000								



Batter	1	2	3	4	5	6	7	8	9	AB	R	H	RBI	BB	SO	LOB	TOP										
28 Melky Cabrera, S OBP: 0.266, SLG: 0.253	4-2 BB F7-4-3		0-0 F9		3-2 L7		1-2 1B		2-1 G6-3	4	0	1	0	1	0	1											
2 Derek Jeter, R OBP: 0.412, SLG: 0.443	1-0 F7-4-3		1-2 G6-3			3-2 1B	0-1 1B		3-1 2B	5	0	3	2	0	0	1											
Bobby Abreu, L OBP: 0.333, SLG: 0.283	3-2 E6 1B		2-1 G4-3		1-0 F8		2-1 G4-3		0-3 K	5	0	1	0	0	1	4											
13 Alex Rodriguez, R OBP: 0.429, SLG: 0.846	0-0 2H 1B			1-0 55 WP 1B		1-0 P6		0-2 F8		4	0	2	0	0	0	1											
25 Jason Giambi, L OBP: 0.418, SLG: 0.532		2-2 11 WP HBP		1-3 K		0-1 P4		4-2 55 1B BB		1	1	0	0	0	1	1											
18 Johnny Damon, L OBP: 0.333, SLG: 0.307										1	0	0	0	1	0	1											
55 Hideki Matsui, L OBP: 0.385, SLG: 0.429				2-1 F7			3-1 24 F7 20 WP 2B	2-1 24 G1-6-3 1B		4	1	2	0	0	1	2											
24 Robinson Cano, L OBP: 0.327, SLG: 0.356				1-3 K			2-1 F7	1-2 G1-6-3		4	0	0	0	0	2	5											
11 Doug Mientkiewicz, L OBP: 0.239, SLG: 0.328							3-2 F8		3-2 G4-3	4	1	1	2	0	1	1											
Wil Nieves, R																											
20 Jorge Posada, S OBP: 0.404, SLG: 0.537							1-3 K	4-1 28 1B BB	1-0 2 2B 2B	2	0	0	0	0	2	0											
<b>Inning Stats</b>	R: 0 E: 1 K: 0 S: 8	H: 2 LOB: 2 BB: 1 P: 16	R: 2 E: 0 K: 3 S: 16	H: 1 LOB: 0 BB: 0 P: 25	R: 0 E: 0 K: 0 S: 6	H: 0 LOB: 0 BB: 0 P: 9	R: 0 E: 0 K: 2 S: 9	H: 1 LOB: 1 BB: 0 P: 14	R: 0 E: 0 K: 1 S: 9	H: 0 LOB: 0 BB: 0 P: 16	R: 0 E: 0 K: 0 S: 7	H: 1 LOB: 1 BB: 0 P: 12	R: 2 E: 0 K: 1 S: 19	H: 3 LOB: 2 BB: 1 P: 32	R: 0 E: 0 K: 0 S: 11	H: 1 LOB: 1 BB: 1 P: 18	R: 1 E: 0 K: 1 S: 13	H: 2 LOB: 1 BB: 0 P: 22	1B: 7 2B: 4 3B: 0 HR: 1	SF: 0 SAC: 0 DP: 2 HBP: 1	WP: 3 PB: 0 SB: 0 CS: 0	PA: 39					
<b>PITCHER</b>	IP	WLS	BF	H	R	ER	SO	BB	IBB	HBP	BLK	WP	HR	S	P	ERA	WHIP										
55 Robinson Tejeda, R ERA: 3.89	6.1	L	25	6	3	3	6	1	0	1	0	2	1	59	101	4.26	1.105										
50 Frank Francisco, R ERA: 1.5	1.0		6	2	1	1	1	1	0	0	0	1	0	18	26	9.00	3.000										
36 C.J. Wilson, L ERA: 3.48	0.2		3	1	0	0	0	1	0	0	0	0	0	8	15	0.00	3.000										
40 Akinori Otsuka, R ERA: 1.69	1.0		5	2	1	1	1	0	0	0	0	0	0	13	22	9.00	2.000										

New York Yankees @ Texas Rangers  
Rangers Ballpark in Arlington, Arlington, TX  
Thu May 03 2007, 8:05 PM EDT  
Att: 40,671 - Partly Cloudy - 70 F

AB 35  
R 5  
H 11  
RBI 4  
BB 3  
SO 8  
LOB 17



Batter	1	2	3	4	5	6	7	8	9	AB	R	H	RBI	BB	SO	LOB	BOTTOM										
Kenny Lofton, L OBP: 0.304, SLG: 0.326	2-2 P5		0-1 P6		0-2 F8		1-0 F7		0-1 G4-6-3	5	0	0	0	0	0	5											
10 Michael Young, R OBP: 0.211, SLG: 0.308	1-0 G4-3		0-1 L3			1-1 F9	2-2 F9		1-2 G4-6-3	4	0	0	0	0	0	3											
23 Mark Teixeira, S OBP: 0.347, SLG: 0.376	0-2 G4-3			1-1 G4-3		1-1 P6		1-1 HR		4	1	1	1	0	0	0											
Sammy Sosa, R OBP: 0.337, SLG: 0.560				1-1 9 2B 5 SF9 1B		3-1 9 BB HBP		2-3 K		2	1	1	0	0	1	0											
14 Victor Diaz, R										1	0	0	0	0	1	0											
9 Hank Blalock, L OBP: 0.312, SLG: 0.398				0-0 5 SF9 2B		4-1 BB		3-2 F8		3	0	2	0	1	0	0											
5 Ian Kinsler, R OBP: 0.364, SLG: 0.634				1-3 K		0-0 SF9		1-2 BB		3	0	0	1	0	1	3											
6 Brad Wilkerson, L OBP: 0.328, SLG: 0.446				2-3 3H P6			4-2 15 1B G3 BB		0-1 1B	3	0	1	0	1	1	2											
Matt Kata, S OBP: 0.345, SLG: 0.536					1-2 35 SH1-3 1B		1-1 G3		3-2 G4-6-3 1B	4	0	2	0	0	0	1											
35 Chris Stewart, R OBP: 0.250, SLG: 0.267				0-0 SH1-3		1-2 P6		1-0 1B		1	0	0	0	0	0	0											
15 Gerald Laird, R OBP: 0.264, SLG: 0.260							2-3 1B		1-3 K	2	0	1	0	0	1	2											
<b>Inning Stats</b>	R: 0 E: 0 K: 0 S: 9	H: 0 LOB: 0 BB: 0 P: 12	R: 0 E: 0 K: 3 S: 12	H: 1 LOB: 1 BB: 0 P: 16	R: 0 E: 0 K: 0 S: 9	H: 1 LOB: 1 BB: 0 P: 10	R: 1 E: 0 K: 0 S: 10	H: 2 LOB: 1 BB: 0 P: 14	R: 0 E: 0 K: 0 S: 9	H: 0 LOB: 2 BB: 1 P: 12	R: 0 E: 0 K: 0 S: 11	H: 0 LOB: 2 BB: 1 P: 21	R: 0 E: 0 K: 1 S: 17	H: 1 LOB: 2 BB: 1 P: 26	R: 1 E: 0 K: 1 S: 11	H: 1 LOB: 0 BB: 0 P: 18	R: 0 E: 0 K: 1 S: 10	H: 2 LOB: 1 BB: 0 P: 14	1B: 6 2B: 1 3B: 0 HR: 1	SF: 1 SAC: 1 DP: 1 HBP: 1	WP: 0 PB: 0 SB: 1 CS: 0	PA: 37					
<b>PITCHER</b>	IP	WLS	BF	H	R	ER	SO	BB	IBB	HBP	BLK	WP	HR	S	P	ERA	WHIP										
35 Mike Mussina, R ERA: 5.73	5.0	W	19	4	1	1	3	0	0	0	0	0	0	5	64	0.00	0.800										
33 Brian Bruney, R ERA: 2.57	0.2	H	3	0	0	0	0	0	0	1	0	0	0	5	10	0.00	0.000										
34 Sean Henn, L ERA: 2.93	0.1	H	3	0	0	0	0	2	0	0	0	0	0	10	19	0.00	6.000										
Scott Proctor, R ERA: 4.8	1.0	H	4	1	0	0	0	0	0	0	0	0	0	13	18	0.00	1.000										
Kyle Farnsworth, R ERA: 5.56	1.0	H	4	1	1	1	1	0	0	0	0	0	1	11	18	9.00	1.000										

New York Yankees @ Texas Rangers  
Rangers Ballpark in Arlington, Arlington, TX  
Thu May 03 2007, 8:05 PM EDT  
Att: 40,671 - Partly Cloudy - 70 F

AB 32  
R 2  
H 8  
RBI 2  
BB 2  
SO 5  
LOB 16





Batter	1	2	3	4	5	6	7	8	9	AB	R	H	RBI	BB	SO	LOB	TOP					
51 Ichiro Suzuki, L (1, 8) OBP: 0.395, SLG: 0.417	F7		29 HR					G5-3		4	2	2	0	2	0	0						
29 Adrian Beltré, R (1, 5) OBP: 0.321, SLG: 0.418	F8		HR		F8	F8	FC6-4		G3-1	6	1	2	2	0	0	5						
Jose Vidro, S (1, 10) OBP: 0.358, SLG: 0.376	F8		F7					F8	G5-3	6	1	2	0	0	0	1						
Raul Ibanez, L (1, 7) OBP: 0.314, SLG: 0.371	G4-3		P2							6	2	4	2	0	0	1						
Richie Sexson, R (1, 3) OBP: 0.258, SLG: 0.376		G2		G6-3					L8	5	1	1	1	1	1	3						
Jose Guillen, R (1, 9) OBP: 0.329, SLG: 0.449		K								3	2	1	1	1	1	2						
Jason Ellison, R (9, 9) OBP: 0.500, SLG: 0.500				7 2B						0	0	0	0	0	0	0						
2 Kenji Johjima, R (1, 2) OBP: 0.368, SLG: 0.578				K						5	2	3	2	0	1	3						
7 Yuniesky Betancourt, R (1, 6) OBP: 0.274, SLG: 0.439										5	2	3	3	0	0	0						
4 Jose Lopez, R (1, 4) OBP: 0.308, SLG: 0.481										5	2	2	4	0	0	2						
<b>Inning Stats</b>	R: 0 E: 0 K: 0 S: 8	H: 1 LOB: 1 BB: 0 P: 12	R: 1 E: 0 K: 1 S: 7	H: 1 LOB: 0 BB: 10 P: 13	R: 2 E: 0 K: 0 S: 7	H: 2 LOB: 0 BB: 15 P: 15	R: 3 E: 0 K: 1 S: 19	H: 3 LOB: 1 BB: 1 P: 31	R: 8 E: 0 K: 1 S: 23	H: 8 LOB: 2 BB: 2 P: 46	R: 0 E: 0 K: 0 S: 7	H: 2 LOB: 2 BB: 1 P: 15	R: 1 E: 0 K: 0 S: 8	H: 2 LOB: 1 BB: 0 P: 10	R: 0 E: 0 K: 0 S: 7	H: 0 LOB: 0 BB: 0 P: 10	R: 0 E: 0 K: 0 S: 6	H: 1 LOB: 1 BB: 0 P: 7	1B: 11 2B: 6 3B: 0 HR: 3	SF: 0 SAC: 0 DP: 2 HBP: 1	WP: 0 PB: 0 SB: 0 CS: 0	PA: 50
<b>PITCHER</b>	IP	WLS	BF	H	R	ER	SO	BB	IBB	HBP	BLK	WP	HR	S	P	ERA	WHIP					
29 Kei Igawa, L (1, 1) ERA: 7.63	4.0		22	9	8	8	2	1	0	0	0	0	3	46	78	18.00	2.500					
47 Cotter Bean, R (5, 1) ERA: 12.0	0.0	L	4	2	2	2	0	2	0	0	0	0	0	4	15	∞	∞					
Luis Vizcaino, R (5, 1) ERA: 6.35	1.0		7	4	4	4	1	0	0	0	0	0	0	14	24	36.00	4.000					
Mike Myers, L (6, 1) ERA: 2.2	4.0		17	5	1	1	0	1	0	1	0	0	0	28	42	2.25	1.500					

Seattle Mariners @ New York Yankees  
Yankee Stadium, Bronx, NY  
Fri May 04 2007, 7:05 PM EDT  
Att: 49,519 - Clear - 69 F

AB	45
R	15
H	20
RBI	15
BB	4
SO	3
LOB	17



Batter	1	2	3	4	5	6	7	8	9	AB	R	H	RBI	BB	SO	LOB	BOTTOM					
18 Johnny Damon, L (1, 8) OBP: 0.344, SLG: 0.358				K					F3	6	2	3	3	0	1	6						
2 Derek Jeter, R (1, 6) OBP: 0.392, SLG: 0.420	F8	G6-3		L9	FC6-4				G6-3	6	0	0	0	0	1	7						
Bobby Abreu, L (1, 10) OBP: 0.344, SLG: 0.306										5	2	3	0	0	1	0						
13 Alex Rodriguez, R (1, 5) OBP: 0.427, SLG: 0.835										5	1	2	3	0	1	1						
55 Hideki Matsui, L (1, 7) OBP: 0.404, SLG: 0.489										3	2	1	1	2	0	0						
20 Jorge Posada, S (1, 2) OBP: 0.414, SLG: 0.535										4	1	2	2	1	1	2						
24 Robinson Cano, L (1, 4) OBP: 0.330, SLG: 0.362										4	0	1	1	1	1	2						
28 Melky Cabrera, S (1, 9) OBP: 0.273, SLG: 0.253										4	1	1	1	1	0	2						
11 Doug Mientkiewicz, L (1, 3) OBP: 0.257, SLG: 0.333										2	1	1	0	1	0	2						
Josh Phelps, R (7, PH) OBP: 0.367, SLG: 0.444										1	1	1	0	0	0	0						
25 Jason Giambi, L (8, PH) OBP: 0.423, SLG: 0.537										1	0	1	0	0	0	0						
Miguel Cairo, R (9, PR)										0	0	0	0	0	0	0						
<b>Inning Stats</b>	R: 5 E: 0 K: 0 S: 26	H: 6 LOB: 2 BB: 1 P: 41	R: 0 E: 0 K: 2 S: 9	H: 0 LOB: 0 BB: 0 P: 15	R: 1 E: 0 K: 1 S: 8	H: 1 LOB: 0 BB: 1 P: 16	R: 2 E: 0 K: 2 S: 23	H: 3 LOB: 2 BB: 1 P: 37	R: 0 E: 0 K: 0 S: 12	H: 1 LOB: 0 BB: 1 P: 21	R: 0 E: 0 K: 0 S: 6	H: 1 LOB: 0 BB: 0 P: 11	R: 3 E: 0 K: 1 S: 13	H: 3 LOB: 0 BB: 0 P: 20	R: 0 E: 0 K: 0 S: 7	H: 0 LOB: 0 BB: 0 P: 10	R: 0 E: 0 K: 0 S: 13	H: 1 LOB: 3 BB: 2 P: 24	1B: 11 2B: 3 3B: 0 HR: 2	SF: 0 SAC: 0 DP: 2 HBP: 0	WP: 0 PB: 1 SB: 0 CS: 0	PA: 47
<b>PITCHER</b>	IP	WLS	BF	H	R	ER	SO	BB	IBB	HBP	BLK	WP	HR	S	P	ERA	WHIP					
58 Cha Seung Baek, R (1, 1) ERA: 7.53	3.2		20	8	7	7	4	2	0	0	0	0	0	33	57	3.86	2.571					
59 Eric O'Flaherty, L (4, 1) ERA: 1.35	2.1	W	12	4	1	1	1	2	0	0	0	0	0	33	57	3.86	2.571					
George Sherrill, L (7, 1) ERA: 3.24	1.0		6	3	3	3	1	0	0	0	0	0	1	13	20	27.00	3.000					
35 Brandon Morrow, R (8, 1) ERA: 2.84	1.1		6	0	0	0	0	2	0	0	0	0	0	16	27	0.00	1.500					
20 J.J. Putz, R (9, 1) ERA: 1.32	0.0	S	3	1	0	0	0	0	0	0	0	0	0	4	7	0.00	1.500					

Seattle Mariners @ New York Yankees  
Yankee Stadium, Bronx, NY  
Fri May 04 2007, 7:05 PM EDT  
Att: 49,519 - Clear - 69 F

AB	41
R	11
H	16
RBI	11
BB	6
SO	6
LOB	22





Batter	1	2	3	4	5	6	7	8	9	AB	R	H	RBI	BB	SO	LOB	TOP										
51 Ichiro Suzuki, L (1, 8) OBP: 0.342, SLG: 0.400	G4-3			G1-3			F7		F8	4	0	0	0	0	0	0											
16 Willie Bloomquist, R (1, 5) OBP: 0.176, SLG: 0.188	G5-3			G6-3			G6-3			3	0	0	0	0	0	0											
Raul Ibanez, L (1, 7) OBP: 0.306, SLG: 0.360	F8			K			K			3	0	0	0	0	2	0											
Richie Sexson, R (1, 10) OBP: 0.250, SLG: 0.364		K			F9			G1-3		3	0	0	0	0	1	0											
Ben Broussard, L (1, 3) OBP: 0.235, SLG: 0.588	F8				G3			HR		3	1	1	1	0	0	0											
Jose Guillen, R (1, 9) OBP: 0.330, SLG: 0.444	K				G4-3			2B		3	0	1	0	0	1	0											
2 Kenji Johjima, R (1, 2) OBP: 0.352, SLG: 0.552				G1-3		P3		G4-6-3		3	0	0	0	0	0	1											
7 Yuniesky Betancourt, R (1, 6) OBP: 0.264, SLG: 0.424				L8		G3-1			F7	3	0	0	0	0	0	0											
4 Jose Lopez, R (1, 4) OBP: 0.296, SLG: 0.463				G5-3		G5-3			K	3	0	0	0	0	1	0											
<b>Inning Stats</b>	R: 0 E: 0 K: 0 S: 5	H: 0 LOB: 0 BB: 0 P: 9	R: 0 E: 0 K: 2 S: 8	H: 0 LOB: 0 BB: 0 P: 12	R: 0 E: 0 K: 0 S: 6	H: 0 LOB: 0 BB: 0 P: 10	R: 0 E: 0 K: 1 S: 8	H: 0 LOB: 0 BB: 0 P: 16	R: 0 E: 0 K: 0 S: 9	H: 0 LOB: 0 BB: 0 P: 12	R: 0 E: 0 K: 0 S: 12	H: 0 LOB: 0 BB: 0 P: 18	R: 0 E: 0 K: 1 S: 8	H: 2 LOB: 0 BB: 0 P: 14	R: 1 E: 0 K: 0 S: 9	H: 2 LOB: 0 BB: 0 P: 12	R: 0 E: 0 K: 1 S: 8	H: 0 LOB: 0 BB: 0 P: 12	1B: 1 2B: 0 3B: 0 HR: 1	SF: 0 SAC: 0 DP: 1 HBP: 0	WP: 0 PB: 0 SB: 0 CS: 0	PA: 28					
<b>PITCHER</b>	IP	WLS	BF	H	R	ER	SO	BB	IBB	HBP	BLK	WP	HR	S	P	ERA	WHIP										
40 Chien-Ming Wang, R (1, 1) ERA: 3.98	8.0	W	25	2	1	1	4	0	0	0	0	0	1	65	103	1.12	0.250										
33 Brian Bruney, R (9, 1) ERA: 2.4	1.0		3	0	0	0	1	0	0	0	0	0	0	8	12	0.00	0.000										

Seattle Mariners @ New York Yankees  
Yankee Stadium, Bronx, NY  
Sat May 05 2007, 3:55 PM EDT  
Att: 51,702 - Partly Cloudy - 72 F

AB 28  
R 1  
H 2  
RBI 1  
BB 0  
SO 5  
LOB 1



Batter	1	2	3	4	5	6	7	8	9	AB	R	H	RBI	BB	SO	LOB	BOTTOM										
28 Melky Cabrera, S (1, 8) OBP: 0.288, SLG: 0.263	F8		SF8-5 2 SH 1B		F9	2B		F8 2B G4-3 1B		4	1	2	1	1	0	1											
2 Derek Jeter, R (1, 6) OBP: 0.403, SLG: 0.440	G3-6-3 1B		SH		G4-3	2B		G4-3 BB 1B		4	0	3	2	0	0	1											
Bobby Abreu, L (1, 9) OBP: 0.338, SLG: 0.304	G3-6-3		SF8-5			L8		F8		4	1	1	1	0	0	5											
13 Alex Rodriguez, R (1, 5) OBP: 0.430, SLG: 0.821		G5-3			P5					3	2	1	0	0	0	1											
Miguel Cairo, R (8, PH) (9, 5)						55 HBP 20 1B 1B		55 BB 24 SF7 HBP		0	0	0	0	1	0	0											
25 Jason Giambi, L (1, 10) OBP: 0.435, SLG: 0.536		20 2B BB			P6					2	0	1	0	2	0	0											
Josh Phelps, R (7, PR) OBP: 0.375, SLG: 0.429 (8, 10)						20 1B 11 FC5-2 BB		55 BB 1B		1	0	0	1	0	0	2											
55 Hideki Matsui, L (1, 7) OBP: 0.403, SLG: 0.458		F8			G4-3					3	1	0	1	1	0	3											
20 Jorge Posada, S (1, 2) OBP: 0.417, SLG: 0.544					K					4	1	2	1	0	2	3											
24 Robinson Cano, L (1, 4) OBP: 0.319, SLG: 0.352						28 BB 2 2B 1B				3	0	0	1	0	2	5											
11 Doug Mientkiewicz, L (1, 3) OBP: 0.270, SLG: 0.343					L8					4	2	2	0	0	0	5											
						2 SH 28 1B SF8-5 1B				4	2	2	0	0	0	5											
<b>Inning Stats</b>	R: 0 E: 0 K: 0 S: 4	H: 1 LOB: 0 BB: 0 P: 7	R: 0 E: 0 K: 1 S: 12	H: 1 LOB: 2 BB: 1 P: 25	R: 1 E: 0 K: 0 S: 12	H: 2 LOB: 1 BB: 0 P: 19	R: 0 E: 0 K: 1 S: 10	H: 0 LOB: 0 BB: 0 P: 14	R: 0 E: 0 K: 0 S: 9	H: 1 LOB: 1 BB: 0 P: 13	R: 5 E: 0 K: 1 S: 17	H: 4 LOB: 2 BB: 2 P: 34	R: 1 E: 0 K: 1 S: 9	H: 1 LOB: 2 BB: 1 P: 20	R: 1 E: 0 K: 0 S: 17	H: 2 LOB: 2 BB: 1 P: 30	1B: 10 2B: 3 3B: 0 HR: 0	SF: 2 SAC: 1 DP: 2 HBP: 2	WP: 0 PB: 0 SB: 0 CS: 0	PA: 42							
<b>PITCHER</b>	IP	WLS	BF	H	R	ER	SO	BB	IBB	HBP	BLK	WP	HR	S	P	ERA	WHIP										
36 Jeff Weaver, R (1, 1) ERA: 15.36	5.2	L	29	9	6	6	3	3	0	1	0	0	0	62	108	9.53	2.118										
46 Sean White, R (6, 1) ERA: 6.29	2.1		13	3	2	2	1	2	0	1	0	0	0	28	54	7.71	2.143										

Seattle Mariners @ New York Yankees  
Yankee Stadium, Bronx, NY  
Sat May 05 2007, 3:55 PM EDT  
Att: 51,702 - Partly Cloudy - 72 F

AB 32  
R 8  
H 12  
RBI 8  
BB 5  
SO 4  
LOB 26





Batter	1	2	3	4	5	6	7	8	9	AB	R	H	RBI	BB	SO	LOB	TOP										
51 Ichiro Suzuki, L (1.8) OBP: 0.330, SLG: 0.385	G3-1		G3			G4-3		F9		4	0	0	0	0	0	0	<b>Seattle Mariners @ New York Yankees</b> Yankee Stadium, Bronx, NY Sun May 06 2007, 1:05 PM EDT Att: 52,553 - Partly Cloudy - 58 F										
29 Adrián Beltré, R (1.5) OBP: 0.310, SLG: 0.402	G4-3			L8		L9		F8		4	0	0	0	0	0												
Jose Vidro, S (1.10) OBP: 0.363, SLG: 0.381				L6				G3-1		4	0	2	0	0	0												
Raul Ibanez, L (1.7) OBP: 0.304, SLG: 0.350				G1-6-3					F7	3	0	0	0	1	0												
Richie Sexson, R (1.3) OBP: 0.260, SLG: 0.363						G6-3				3	0	1	0	1	1												
Jose Guillen, R (1.9) OBP: 0.315, SLG: 0.424										4	0	0	0	0	2												
2 Kenji Johjima, R (1.2) OBP: 0.333, SLG: 0.521										4	0	0	0	0	1												
7 Yuniesky Betancourt, R (1.6) OBP: 0.278, SLG: 0.425										2	0	1	0	1	0												
16 Willie Bloomquist, R (1.4) OBP: 0.150, SLG: 0.158										3	0	0	0	0	1												
<b>Inning Stats</b>	R: 0 E: 0 K: 0 S: 8	H: 1 LOB: 1 BB: 0 P: 14	R: 0 E: 0 K: 2 S: 7	H: 0 LOB: 0 BB: 0 P: 7	R: 0 E: 0 K: 0 S: 8	H: 0 LOB: 0 BB: 0 P: 11	R: 0 E: 0 K: 0 S: 6	H: 0 LOB: 0 BB: 0 P: 10	R: 0 E: 0 K: 2 S: 12	H: 1 LOB: 2 BB: 1 P: 20	R: 0 E: 0 K: 0 S: 11	H: 1 LOB: 1 BB: 1 P: 20	R: 0 E: 0 K: 0 S: 7	H: 0 LOB: 1 BB: 1 P: 12	R: 0 E: 0 K: 0 S: 5	H: 0 LOB: 0 BB: 0 P: 7	R: 0 E: 0 K: 1 S: 8	H: 1 LOB: 1 BB: 0 P: 8	1B: 4 2B: 0 3B: 0 HR: 0	SF: 0 SAC: 0 DP: 0 HBP: 0	WP: 0 PB: 0 SB: 0 CS: 0	PA: 34					
<b>PITCHER</b>	IP	WLS	BF	H	R	ER	SO	BB	IBB	HBP	BLK	WP	HR	S	P	ERA	WHIP										
27 Darrell Rasner, R (1.1) ERA: 2.75	5.2	W	22	3	0	0	4	2	0	0	0	0	0	50	80	0.00	0.882										
Scott Proctor, R (6.1) ERA: 4.5	1.0	H	3	0	0	0	0	0	0	0	0	0	0	6	7	0.00	0.000										
34 Sean Henn, L (7.1) ERA: 2.87	0.1	H	2	0	0	0	0	1	0	0	0	0	0	3	7	0.00	3.000										
Kyle Farnsworth, R (8.1) ERA: 5.11	1.0		3	0	0	0	0	0	0	0	0	0	0	5	7	0.00	0.000										
33 Brian Bruney, R (9.1) ERA: 2.25	1.0		4	1	0	0	1	0	0	0	0	0	0	8	8	0.00	1.000										

Batter	1	2	3	4	5	6	7	8	9	AB	R	H	RBI	BB	SO	LOB	BOTTOM										
18 Johnny Damon, L (1.8) OBP: 0.356, SLG: 0.357	G3									3	1	1	0	2	1	2	<b>Seattle Mariners @ New York Yankees</b> Yankee Stadium, Bronx, NY Sun May 06 2007, 1:05 PM EDT Att: 52,553 - Partly Cloudy - 58 F										
2 Derek Jeter, R (1.6) OBP: 0.418, SLG: 0.454										3	1	2	1	2	0												
Bobby Abreu, L (1.9) OBP: 0.340, SLG: 0.317										5	1	2	2	0	0												
13 Alex Rodriguez, R (1.5) OBP: 0.417, SLG: 0.793										4	0	0	0	0	1	4											
25 Jason Giambi, L (1.10) OBP: 0.420, SLG: 0.515										4	0	0	0	0	2	1											
55 Hideki Matsui, L (1.7) OBP: 0.409, SLG: 0.481										4	1	2	1	0	1	0											
Josh Phelps, R (1.3) OBP: 0.589, SLG: 0.419										3	1	1	0	0	0	1											
11 Doug Mientkiewicz, L (8.3) OBP: 0.270, SLG: 0.343										0	0	0	0	0	0	0											
Miguel Cairo, R (1.4) OBP: 0.313, SLG: 0.154										4	0	2	0	0	0	1											
Wil Nieves, R (1.2)										4	0	0	1	0	0	4											
<b>Inning Stats</b>	R: 0 E: 0 K: 0 S: 10	H: 1 LOB: 1 BB: 0 P: 16	R: 0 E: 0 K: 1 S: 10	H: 0 LOB: 0 BB: 0 P: 14	R: 0 E: 0 K: 0 S: 11	H: 1 LOB: 2 BB: 1 P: 17	R: 0 E: 0 K: 2 S: 10	H: 0 LOB: 0 BB: 0 P: 15	R: 2 E: 0 K: 0 S: 21	H: 3 LOB: 2 BB: 1 P: 35	R: 0 E: 0 K: 1 S: 11	H: 2 LOB: 2 BB: 0 P: 18	R: 2 E: 1 K: 1 S: 13	H: 2 LOB: 1 BB: 0 P: 15	R: 0 E: 0 K: 0 S: 11	H: 1 LOB: 2 BB: 2 P: 26	1B: 7 2B: 3 3B: 0 HR: 0	SF: 0 SAC: 0 DP: 1 HBP: 1	WP: 0 PB: 0 SB: 0 CS: 0	PA: 39							
<b>PITCHER</b>	IP	WLS	BF	H	R	ER	SO	BB	IBB	HBP	BLK	WP	HR	S	P	ERA	WHIP										
56 Jarrod Washburn, L (1.1) ERA: 3.18	5.1	L	26	7	3	3	3	2	0	1	0	0	0	69	111	5.06	1.688										
33 Chris Reitsma, R (6.1) ERA: 3.75	1.2		8	2	2	0	2	0	0	0	0	0	0	17	19	0.00	1.200										
54 Sean Green, R (8.1) ERA:	1.0		5	1	0	0	0	2	0	0	0	0	0	11	26	0.00	3.000										



Batter	1	2	3	4	5	6	7	8	9	AB	R	H	RBI	BB	SO	LOB	TOP										
51 Ichiro Suzuki, L (1, 8) OBP: 0.336, SLG: 0.393										3	1	1	0	1	0	1	<b>Seattle Mariners @ New York Yankees</b> Yankee Stadium, Bronx, NY Mon May 07 2007, 7:05 PM EDT Att: 47,424 - Partly Cloudy - 63 F										
Jose Vidro, S (1, 10) 16 Willie Bloomquist, R (8, PR) OBP: 0.150, SLG: 0.158										4	0	1	0	0	0	4											
2 Kenji Johjima, R (1, 2) OBP: 0.329, SLG: 0.507										4	0	1	1	0	0	2											
Raul Ibanez, L (1, 7) OBP: 0.302, SLG: 0.346										4	0	1	1	0	0	1											
Richie Sexson, R (1, 3) OBP: 0.250, SLG: 0.347										4	0	0	0	0	1	1											
Jose Guillen, R (1, 9) Jason Ellison, R (9, 9) OBP: 0.500, SLG: 0.500										4	0	1	0	0	0	0											
29 Adrian Beltré, R (1, 5) OBP: 0.308, SLG: 0.425										4	1	1	1	0	0	1											
7 Yuniesky Betancourt, R (1, 6) OBP: 0.266, SLG: 0.407										4	0	0	0	0	0	0											
4 Jose Lopez, R (1, 4) OBP: 0.310, SLG: 0.457										1	0	0	0	2	0	0											
<b>Inning Stats</b>	R: 1 E: 0 K: 0 S: 7	H: 2 LOB: 1 BB: 0 P: 12	R: 0 E: 0 K: 0 S: 7	H: 0 LOB: 0 BB: 0 P: 8	R: 0 E: 0 K: 0 S: 6	H: 0 LOB: 1 BB: 2 P: 14	R: 0 E: 0 K: 0 S: 7	H: 1 LOB: 1 BB: 0 P: 9	R: 0 E: 0 K: 0 S: 14	H: 0 LOB: 1 BB: 1 P: 22	R: 0 E: 0 K: 0 S: 7	H: 0 LOB: 0 BB: 0 P: 12	R: 0 E: 0 K: 0 S: 7	H: 0 LOB: 0 BB: 0 P: 12	R: 1 E: 0 K: 0 S: 8	H: 2 LOB: 1 BB: 0 P: 11		R: 1 E: 0 K: 1 S: 8	H: 1 LOB: 0 BB: 0 P: 11	1B: 4 2B: 1 3B: 0 HR: 1	SF: 0 SAC: 0 DP: 1 HBP: 0	WP: 0 PB: 0 CS: 0	PA: 35				
<b>PITCHER</b>	IP	WLS	BF	H	R	ER	SO	BB	IBB	HBP	BLK	WP	HR	S	P	ERA	WHIP										
14 Matt DeSalvo, R (1, 1) ERA: 1.29	7.0		26	3	1	1	0	3	0	0	0	0	0	55	89	1.29	0.857										
Kyle Farnsworth, R (8, 1) ERA: 5.4	1.0	B	5	2	1	1	0	0	0	0	0	0	0	8	11	9.00	2.000										
42 Mariano Rivera, R (9, 1) ERA: 8.44	1.0	L	4	1	1	1	1	0	0	0	0	0	1	8	11	9.00	1.000										

Batter	1	2	3	4	5	6	7	8	9	AB	R	H	RBI	BB	SO	LOB	BOTTOM										
18 Johnny Damon, L (1, 8) OBP: 0.368, SLG: 0.364										4	1	2	0	1	0	1	<b>Seattle Mariners @ New York Yankees</b> Yankee Stadium, Bronx, NY Mon May 07 2007, 7:05 PM EDT Att: 47,424 - Partly Cloudy - 63 F										
2 Derek Jeter, R (1, 6) OBP: 0.424, SLG: 0.451										3	0	1	0	2	0	1											
Bobby Abreu, L (1, 9) OBP: 0.336, SLG: 0.312										5	0	1	1	0	1	7											
13 Alex Rodriguez, R (1, 5) OBP: 0.412, SLG: 0.775										4	0	1	0	0	1	4											
25 Jason Giambi, L (1, 10) OBP: 0.407, SLG: 0.495										4	0	0	0	0	1	2											
55 Hideki Matsui, L (1, 7) OBP: 0.414, SLG: 0.473										3	0	1	0	1	0	1											
20 Jorge Posada, S (1, 2) OBP: 0.421, SLG: 0.553										4	1	2	0	0	0	2											
24 Robinson Cano, L (1, 4) OBP: 0.309, SLG: 0.339										4	0	0	0	0	2	4											
11 Doug Mientkiewicz, L (1, 3) OBP: 0.282, SLG: 0.380										4	0	2	1	0	0	0											
<b>Inning Stats</b>	R: 1 E: 0 K: 0 S: 5	H: 2 LOB: 0 BB: 0 P: 10	R: 0 E: 0 K: 0 S: 7	H: 1 LOB: 0 BB: 0 P: 14	R: 0 E: 0 K: 1 S: 11	H: 1 LOB: 1 BB: 0 P: 16	R: 0 E: 0 K: 1 S: 16	H: 2 LOB: 2 BB: 0 P: 22	R: 0 E: 0 K: 2 S: 11	H: 1 LOB: 1 BB: 1 P: 15	R: 0 E: 0 K: 2 S: 11	H: 0 LOB: 1 BB: 1 P: 18	R: 0 E: 0 K: 1 S: 9	H: 1 LOB: 1 BB: 0 P: 16	1B: 7 2B: 3 3B: 0 HR: 0	SF: 0 SAC: 0 DP: 2 HBP: 0		WP: 2 PB: 0 CS: 0	PA: 39								
<b>PITCHER</b>	IP	WLS	BF	H	R	ER	SO	BB	IBB	HBP	BLK	WP	HR	S	P	ERA	WHIP										
43 Miguel Batista, R (1, 1) ERA: 5.7	6.1		29	9	2	2	2	2	1	0	0	0	0	69	115	2.84	1.737										
59 Eric O'Flaherty, L (7, 1) ERA: 1.29	0.1		1	0	0	0	0	0	0	0	0	0	0	2	4	0.00	0.000										
33 Chris Reitsma, R (7, 1) ERA: 3.65	0.1		1	0	0	0	0	0	0	0	0	0	0	2	3	0.00	0.000										
George Sherrill, L (8, 1) ERA: 2.89	1.0	W	4	0	0	0	2	1	0	0	0	0	0	11	18	0.00	1.000										
20 J.J. Putz, R (9, 1) ERA: 1.23	1.0	S	4	1	0	0	1	0	0	0	0	1	0	9	16	0.00	1.000										

AB	32
R	3
H	6
RBI	3
BB	3
SO	1
LOB	10






Batter	1	2	3	4	5	6	7	8	9	AB	R	H	RBI	BB	SO	LOB	TOP					
25 Jerry Hairston, R OBP: 0.277, SLG: 0.333	G1-3		F8		P3		G5-3		P3	5	0	0	0	0	0	2						
10 Michael Young, R OBP: 0.250, SLG: 0.394 Matt Kata, S OBP: 0.378, SLG: 0.543	F9		1B 2B		G3		F7		F7	4	1	1	0	0	0	2						
23 Mark Teixeira, S OBP: 0.360, SLG: 0.441	2B		K						K	5	0	1	0	0	4	2						
Sammy Sosa, R OBP: 0.316, SLG: 0.519	F8		9 2B 1B				14 F8 2B		K	4	0	2	1	0	1	1						
9 Hank Blalock, L OBP: 0.352, SLG: 0.473		5 1B 2B								3	0	3	0	1	0	0						
14 Victor Diaz, R OBP: 0.167, SLG: 0.222 6 Brad Wilkerson, L OBP: 0.329, SLG: 0.424	K				F8		F8			3	0	0	0	0	1	3						
5 Ian Kinsler, R OBP: 0.356, SLG: 0.588					G5-3		L4			4	0	1	0	0	0	4						
17 Nelson Cruz, R OBP: 0.273, SLG: 0.243					P6					3	1	0	0	1	1	2						
15 Gerald Laird, R OBP: 0.268, SLG: 0.256 35 Chris Stewart, R OBP: 0.300, SLG: 0.368	P2				B3					2	0	0	0	1	0	2						
										1	0	1	1	0	0	0						
<b>Inning Stats</b>	R: 0 E: 0 K: 0 S: 9	H: 1 LOB: 1 BB: 0 P: 12	R: 0 E: 0 K: 2 S: 14	H: 2 LOB: 2 BB: 0 P: 19	R: 1 E: 0 K: 1 S: 12	H: 3 LOB: 2 BB: 0 P: 19	R: 0 E: 0 K: 0 S: 9	H: 0 LOB: 0 BB: 0 P: 15	R: 0 E: 0 K: 1 S: 6	H: 0 LOB: 0 BB: 1 P: 9	R: 0 E: 0 K: 0 S: 9	H: 1 LOB: 2 BB: 1 P: 18	R: 0 E: 0 K: 2 S: 15	H: 0 LOB: 2 BB: 1 P: 16	R: 0 E: 0 K: 2 S: 15	H: 1 LOB: 2 BB: 1 P: 26	R: 1 E: 0 K: 1 S: 15	H: 1 LOB: 1 BB: 1 P: 23	1B: 2 2B: 7 3B: 0 HR: 0	SF: 0 SAC: 0 DP: 0 HBP: 0	WP: 0 PB: 0 SB: 0 CS: 0	PA: 39
<b>PITCHER</b>	IP	WLS	BF	H	R	ER	SO	BB	IBB	HBP	BLK	WP	HR	S	P	ERA	WHIP					
46 Andy Pettitte, L ERA: 2.72	7.0	W	29	7	1	1	4	2	0	0	0	0	0	68	108	1.29	1.286					
Scott Proctor, R ERA: 4.24	1.0		5	1	0	0	2	1	0	0	0	0	0	15	26	0.00	2.000					
34 Sean Henn, L ERA: 3.24	1.0		5	1	1	1	1	1	0	0	0	0	0	15	23	9.00	2.000					

Texas Rangers @ New York Yankees  
Yankee Stadium, Bronx, NY  
Tue May 08 2007, 7:05 PM EDT  
Att: 50,705 - Clear - 64 F


AB 35  
R 2  
H 9  
RBI 2  
BB 4  
SO 7  
LOB 19



Batter	1	2	3	4	5	6	7	8	9	AB	R	H	RBI	BB	SO	LOB	BOTTOM					
18 Johnny Damon, L OBP: 0.369, SLG: 0.370	2 G6-4-3 BB		G3	2 1B 2B	G4-3		K			4	0	1	0	1	1	4						
2 Derek Jeter, R OBP: 0.244, SLG: 0.457	G6-4-3		55 E 2B	2H 3H 1B		G2-3		G4-3		5	1	2	2	0	0	1						
25 Jason Giambi, L OBP: 0.405, SLG: 0.486 Josh Phelps, R OBP: 0.368, SLG: 0.394	F9		K		13 HR BB	F7		K		2	1	0	0	1	1	1						
13 Alex Rodriguez, R OBP: 0.426, SLG: 0.797		L9	55 E HBP		1H HR			55 BB 1B		3	2	2	2	1	0	0						
55 Hideki Matsui, L OBP: 0.413, SLG: 0.448	G4-3		E8	20 1B 24 2B BB	G4-3		G4-3			3	1	0	0	2	0	1						
20 Jorge Posada, S OBP: 0.420, SLG: 0.556	1B 2B		G2-3	24 2B 11 SF8 1B		F9		P6		5	1	2	0	0	0	3						
Bobby Abreu, L OBP: 0.336, SLG: 0.313 28 Melky Cabrera, S OBP: 0.295, SLG: 0.263				G3	K		24 2B BB			3	0	1	0	0	1	2						
24 Robinson Cano, L OBP: 0.315, SLG: 0.362				G4-3						0	0	0	0	1	0	0						
11 Doug Mientkiewicz, L OBP: 0.293, SLG: 0.392			18 G3 2 2B 1B	18 2B 2 1B	SF8		L4			3	2	2	1	0	0	2						
<b>Inning Stats</b>	R: 0 E: 0 K: 0 S: 7	H: 0 LOB: 0 BB: 1 P: 14	R: 0 E: 0 K: 0 S: 14	H: 2 LOB: 2 BB: 0 P: 25	R: 3 E: 1 K: 1 S: 13	H: 2 LOB: 1 BB: 0 P: 25	R: 1 E: 0 K: 0 S: 8	H: 3 LOB: 2 BB: 0 P: 15	R: 4 E: 0 K: 1 S: 19	H: 3 LOB: 1 BB: 2 P: 34	R: 0 E: 0 K: 0 S: 6	H: 0 LOB: 1 BB: 1 P: 14	R: 0 E: 0 K: 1 S: 13	H: 1 LOB: 2 BB: 1 P: 18	R: 0 E: 0 K: 1 S: 14	H: 1 LOB: 2 BB: 1 P: 22	R: 0 E: 0 K: 1 S: 14	H: 1 LOB: 2 BB: 1 P: 22	1B: 6 2B: 5 3B: 0 HR: 1	SF: 1 SAC: 0 DP: 1 HBP: 1	WP: 0 PB: 0 SB: 0 CS: 0	PA: 42
<b>PITCHER</b>	IP	WLS	BF	H	R	ER	SO	BB	IBB	HBP	BLK	WP	HR	S	P	ERA	WHIP					
29 Mike Wood, R ERA: 6.39	4.0	L	24	9	8	6	1	3	0	1	0	0	0	29	46	0.00	1.333					
32 Ron Mahay, L ERA: 2.93	3.0		13	2	0	0	2	2	0	0	0	0	0	14	22	0.00	2.000					
50 Frank Francisco, R ERA: 1.42	1.0		5	1	0	0	1	1	0	0	0	0	0	14	22	0.00	2.000					

Texas Rangers @ New York Yankees  
Yankee Stadium, Bronx, NY  
Tue May 08 2007, 7:05 PM EDT  
Att: 50,705 - Clear - 64 F

AB 34  
R 8  
H 12  
RBI 6  
BB 6  
SO 4  
LOB 16





Batter	1	2	3	4	5	6	7	8	9	AB	R	H	RBI	BB	SO	LOB	TOP					
<b>Kenny Lofton, L</b> (1, 8) OBP: 0.314, SLG: 0.377	F8		SH1-3			P3		1B		3	0	1	0	0	0	0	<b>Texas Rangers @ New York Yankees</b> Yankee Stadium, Bronx, NY Wed May 09 2007, 7:05 PM EDT Att: 47,930 - Partly Cloudy - 74 F					
<b>10 Michael Young, R</b> (1, 6) OBP: 0.346, SLG: 0.388 <b>Matt Kata, S</b> (5, 6) OBP: 0.359, SLG: 0.514	L4		G4-3			F8		L9		2	0	0	1	0	0	1						
<b>23 Mark Teixeira, S</b> (1, 3) OBP: 0.357, SLG: 0.434	G3-1		L7			1B		G3		4	0	1	0	0	0	2						
<b>Sammy Sosa, R</b> (1, 10) OBP: 0.322, SLG: 0.519		K			G1-3			1B		4	0	2	0	0	1	0						
<b>9 Hank Blalock, L</b> (1, 5) OBP: 0.341, SLG: 0.457		K			G4-3		F7	FC6-4		4	0	0	0	0	1	2						
<b>5 Ian Kinsler, R</b> (1, 4) OBP: 0.352, SLG: 0.571	F8				L8			K		3	0	0	0	1	1	1						
<b>6 Brad Wilkerson, L</b> (1, 7) OBP: 0.325, SLG: 0.457			HR		G4-3		F5	F7		4	1	1	1	0	0	3						
<b>17 Nelson Cruz, R</b> (1, 9) OBP: 0.275, SLG: 0.260			SH1-3 10 G4-3		P3		K			3	1	1	0	0	1	2						
<b>35 Chris Stewart, R</b> (1, 2) OBP: 0.304, SLG: 0.333			10 G4-3 SH1-3		G4-3		F9			2	0	0	0	1	0	0						
<b>Inning Stats</b>	R: 0 E: 0 K: 0 S: 10	H: 0 LOB: 0 BB: 0 P: 15	R: 0 E: 0 K: 2 S: 12	H: 0 LOB: 0 BB: 0 P: 17	R: 2 E: 0 K: 0 S: 14	H: 2 LOB: 1 BB: 1 P: 20	R: 0 E: 0 K: 0 S: 8	H: 0 LOB: 0 BB: 0 P: 9	R: 0 E: 0 K: 0 S: 9	H: 0 LOB: 0 BB: 0 P: 13	R: 0 E: 0 K: 1 S: 6	H: 1 LOB: 1 BB: 0 P: 11	R: 0 E: 0 K: 1 S: 16	H: 1 LOB: 2 BB: 1 P: 22	R: 0 E: 0 K: 0 S: 6	H: 1 LOB: 1 BB: 0 P: 8		R: 0 E: 0 K: 1 S: 11	H: 1 LOB: 1 BB: 0 P: 16	1B: 4 2B: 1 3B: 0 HR: 1	SF: 0 SAC: 1 DP: 0 HBP: 0	WP: 0 PB: 0 SB: 0 CS: 0
<b>PITCHER</b>	IP	WLS	BF	H	R	ER	SO	BB	IBB	HBP	BLK	WP	HR	S	P	ERA	WHIP					
<b>35 Mike Mussina, R</b> (1, 1) ERA: 4.76	6.0	W	21	3	2	2	2	1	0	0	0	0	1	59	85	3.00	0.667					
<b>33 Brian Bruney, R</b> (7, 1) ERA: 2.2	0.1		3	1	0	0	0	1	0	0	0	0	0	8	12	0.00	6.000					
<b>Mike Myers, L</b> (7, 1) ERA: 2.16	0.1	H	1	0	0	0	0	0	0	0	0	0	0	4	6	0.00	0.000					
<b>Scott Proctor, R</b> (7, 1) ERA: 4.15	0.1	H	1	0	0	0	1	0	0	0	0	0	0	4	4	0.00	0.000					
<b>Kyle Farnsworth, R</b> (8, 1) ERA: 5.02	1.0		4	1	0	0	0	0	0	0	0	0	0	6	8	0.00	1.000					
<b>42 Mariano Rivera, R</b> (9, 1) ERA: 7.71	1.0		4	1	0	0	1	0	0	0	0	0	0	11	16	0.00	1.000					
Batter	1	2	3	4	5	6	7	8	9	AB	R	H	RBI	BB	SO	LOB	BOTTOM					
<b>18 Johnny Damon, L</b> (1, 10) OBP: 0.383, SLG: 0.379	2B					1B				3	2	2	0	1	1	0	<b>Texas Rangers @ New York Yankees</b> Yankee Stadium, Bronx, NY Wed May 09 2007, 7:05 PM EDT Att: 47,930 - Partly Cloudy - 74 F					
<b>Bobby Abreu, L</b> (1, 9) OBP: 0.333, SLG: 0.318	2B					1B				4	1	1	1	0	1	3						
<b>2 Derek Jeter, R</b> (1, 6) OBP: 0.432, SLG: 0.462	2B					1B				3	1	2	3	1	0	0						
<b>13 Alex Rodriguez, R</b> (1, 5) OBP: 0.428, SLG: 0.784	2B					1B				2	1	0	0	1	0	1						
<b>55 Hideki Matsui, L</b> (1, 7) OBP: 0.405, SLG: 0.452	2B									4	0	1	1	0	1	2						
<b>24 Robinson Canó, L</b> (1, 4) OBP: 0.305, SLG: 0.350	G4-3									4	0	0	1	0	0	3						
<b>28 Melky Cabrera, S</b> (1, 8) OBP: 0.284, SLG: 0.253	G4-3									4	0	0	0	0	0	3						
<b>11 Doug Mientkiewicz, L</b> (1, 3) OBP: 0.302, SLG: 0.403	F9									3	1	1	0	1	0	1						
<b>Wil Nieves, R</b> (1, 2) OBP: 0.042, SLG: 0.042	G5-3									3	0	1	0	0	1	1						
<b>Inning Stats</b>	R: 4 E: 0 K: 0 S: 23	H: 4 LOB: 1 BB: 1 P: 36	R: 0 E: 0 K: 1 S: 8	H: 0 LOB: 0 BB: 0 P: 14	R: 0 E: 0 K: 0 S: 10	H: 0 LOB: 2 BB: 1 P: 16	R: 2 E: 0 K: 0 S: 15	H: 2 LOB: 1 BB: 1 P: 29	R: 0 E: 0 K: 1 S: 9	H: 2 LOB: 1 BB: 0 P: 14	R: 0 E: 0 K: 0 S: 4	H: 0 LOB: 0 BB: 0 P: 6	R: 0 E: 0 K: 1 S: 8	H: 0 LOB: 1 BB: 1 P: 17	R: 0 E: 0 K: 0 S: 8	H: 0 LOB: 1 BB: 1 P: 17		1B: 5 2B: 3 3B: 0 HR: 0	SF: 0 SAC: 1 DP: 0 HBP: 1	WP: 1 PB: 0 SB: 2 CS: 0	PA: 36	
<b>PITCHER</b>	IP	WLS	BF	H	R	ER	SO	BB	IBB	HBP	BLK	WP	HR	S	P	ERA	WHIP					
<b>55 Robinson Tejeda, R</b> (1, 1) ERA: 4.87	3.2	L	21	6	6	6	1	3	0	1	0	0	0	54	91	14.73	2.455					
<b>36 C.J. Wilson, L</b> (4, 1) ERA: 2.63	3.1		11	2	0	0	2	0	0	0	0	0	0	23	36	0.00	0.600					
<b>53 Joaquin Benoit, R</b> (8, 1) ERA: 5.17	1.0		4	0	0	0	1	1	0	0	0	0	0	8	17	0.00	1.000					







Batter	1	2	3	4	5	6	7	8	9	AB	R	H	RBI	BB	SO	LOB	TOP			
18 Johnny Damon, L (1, 10) OBP: 0.366, SLG: 0.359										4	0	1	0	0	1	0	<b>New York Yankees @ Seattle Mariners</b> Safeco Field, Seattle, WA Fri May 11 2007, 7:05 PM PDT Att: 44,214 - Partly Cloudy - 60 F			
Bobby Abreu, L (1, 9) OBP: 0.317, SLG: 0.300										4	0	0	0	0	2	1				
2 Derek Jeter, R (1, 6) OBP: 0.442, SLG: 0.471										3	0	1	0	1	0	1				
13 Alex Rodriguez, R (1, 5) OBP: 0.418, SLG: 0.750										4	0	1	0	0	0	2				
55 Hideki Matsui, L (1, 7) OBP: 0.379, SLG: 0.414										4	0	0	0	0	1	2				
20 Jorge Posada, S (1, 2) OBP: 0.320, SLG: 0.557										4	0	2	0	0	0	0				
Josh Phelps, R (1, 3) OBP: 0.597, SLG: 0.378										3	0	1	0	0	0	2				
11 Doug Mientkiewicz, L (9, PH) OBP: 0.300, SLG: 0.407										1	0	0	0	0	0	0				
24 Robinson Cano, L (1, 4) OBP: 0.288, SLG: 0.328										4	0	0	0	0	1	4				
28 Melky Cabrera, S (1, 8) OBP: 0.284, SLG: 0.292										3	0	0	0	0	1	3				
<b>Inning Stats</b>	R: 0 E: 0 K: 0 S: 8	H: 1 LOB: 1 BB: 0 P: 12	R: 0 E: 1 K: 2 S: 12	H: 1 LOB: 2 BB: 0 P: 17	R: 0 E: 0 K: 1 S: 8	H: 1 LOB: 2 BB: 1 P: 20	R: 0 E: 0 K: 2 S: 7	H: 1 LOB: 1 BB: 0 P: 11	R: 0 E: 0 K: 0 S: 9	H: 1 LOB: 1 BB: 0 P: 14	R: 0 E: 0 K: 0 S: 6	H: 0 LOB: 0 BB: 0 P: 8	R: 0 E: 0 K: 1 S: 11	H: 0 LOB: 0 BB: 0 P: 15	R: 0 E: 0 K: 0 S: 9	H: 0 LOB: 0 BB: 0 P: 12	1B: 6 2B: 0 3B: 0 HR: 0	SF: 0 SAC: 0 DP: 0 HBP: 0	WP: 0 PB: 0 SB: 0 CS: 0	PA: 35
<b>PITCHER</b>	IP WLS BF H R ER SO BB IBB HBP BLK WP HR S P ERA WHIP																			
56 Jarrod Washburn, L (1, 1) ERA: 2.64	8.0 W 32 6 0 0 6 1 0 0 0 0 0 0 69 109 0.00 0.875																			
20 J.J. Putz, R (9, 1) ERA: 1.15	1.0 S 3 0 0 0 0 0 0 0 0 0 0 0 9 12 0.00 0.000																			

Batter	1	2	3	4	5	6	7	8	9	AB	R	H	RBI	BB	SO	LOB	BOTTOM			
51 Ichiro Suzuki, L (1, 8) OBP: 0.348, SLG: 0.416										3	1	2	0	1	0	0	<b>New York Yankees @ Seattle Mariners</b> Safeco Field, Seattle, WA Fri May 11 2007, 7:05 PM PDT Att: 44,214 - Partly Cloudy - 60 F			
Jose Vidro, S (1, 10) OBP: 0.338, SLG: 0.352										4	0	0	0	0	0	3				
Raul Ibanez, L (1, 7) OBP: 0.313, SLG: 0.355										4	0	1	1	0	0	1				
Richie Sexson, R (1, 3) OBP: 0.285, SLG: 0.402										4	0	2	0	0	0	1				
Jose Guillen, R (1, 9) OBP: 0.345, SLG: 0.455										2	0	0	0	2	0	2				
Jason Ellison, R (8, PR) OBP: 0.333, SLG: 0.333										0	0	0	0	0	0	0				
29 Adrián Beltré, R (1, 5) OBP: 0.306, SLG: 0.418										3	1	1	0	1	1	2				
2 Kenji Johjima, R (1, 2) OBP: 0.337, SLG: 0.523										4	1	2	2	0	0	4				
7 Yuniesky Betancourt, R (1, 6) OBP: 0.279, SLG: 0.407										4	0	0	0	0	1	3				
4 Jose Lopez, R (1, 4) OBP: 0.290, SLG: 0.423										3	0	0	0	0	0	0				
<b>Inning Stats</b>	R: 0 E: 0 K: 0 S: 9	H: 1 LOB: 1 BB: 0 P: 15	R: 0 E: 0 K: 0 S: 10	H: 1 LOB: 1 BB: 0 P: 13	R: 1 E: 0 K: 0 S: 8	H: 3 LOB: 0 BB: 0 P: 9	R: 2 E: 0 K: 0 S: 11	H: 1 LOB: 1 BB: 2 P: 22	R: 0 E: 0 K: 1 S: 12	H: 1 LOB: 2 BB: 1 P: 19	R: 0 E: 0 K: 0 S: 8	H: 0 LOB: 0 BB: 0 P: 14	R: 0 E: 0 K: 0 S: 6	H: 0 LOB: 0 BB: 0 P: 6	R: 0 E: 0 K: 1 S: 12	H: 1 LOB: 1 BB: 1 P: 20	1B: 4 2B: 3 3B: 0 HR: 1	SF: 0 SAC: 0 DP: 0 HBP: 0	WP: 0 PB: 0 SB: 0 CS: 1	PA: 35
<b>PITCHER</b>	IP WLS BF H R ER SO BB IBB HBP BLK WP HR S P ERA WHIP																			
27 Darrell Rasner, R (1, 1) ERA: 3.28	5.0 L 25 7 3 3 3 3 0 0 0 0 0 1 50 78 5.40 2.000																			
Scott Proctor, R (6, 1) ERA: 3.72	2.0 6 0 0 0 0 0 0 0 0 0 0 0 14 20 0.00 0.000																			
33 Brian Bruney, R (8, 1) ERA: 2.08	1.0 4 1 0 0 1 1 0 0 0 0 0 0 12 20 0.00 2.000																			



Batter	1	2	3	4	5	6	7	8	9	AB	R	H	RBI	BB	SO	LOB	TOP										
18 Johnny Damon, L OBP: 0.359, SLG: 0.361	L5	1B	F9			L6		E1		5	1	1	1	0	0	2	<b>New York Yankees @ Seattle Mariners</b> Safeco Field, Seattle, WA Sat May 12 2007, 7:05 PM PDT Att: 46,155 - Cloudy - 59 F										
Bobby Abreu, L OBP: 0.313, SLG: 0.297	G3-1	13 F8 2B	F7			G2-3		P6		5	0	1	1	0	0	3											
2 Derek Jeter, R OBP: 0.447, SLG: 0.475	1B	1B				G6-3			L8	5	0	3	1	0	0	0											
13 Alex Rodriguez, R OBP: 0.411, SLG: 0.728	K	F8				G5-3		K	55 1B 25 S	4	0	0	0	1	2	4											
25 Jason Giambi, L OBP: 0.397, SLG: 0.468		BB				K		F7	K	4	1	0	0	1	2	4											
55 Hideki Matsui, L OBP: 0.391, SLG: 0.440	20 1B 11 1B	2B	11 SH2-3 24 1B			K		G4-3		5	2	3	0	0	1	1											
20 Jorge Posada, S OBP: 0.427, SLG: 0.559	24 L9 18 2B	1B	11 SH2-3 24 E			F9		18 E 1B	P6	5	2	3	1	0	0	2											
11 Doug Mientkiewicz, L OBP: 0.301, SLG: 0.405	18 2B 1B	1B	SH2-3			L4		P5		3	1	1	1	0	0	1											
24 Robinson Cano, L OBP: 0.287, SLG: 0.326	L9	1B	E9			F7		K		4	0	1	1	0	1	3											
<b>Inning Stats</b>	R: 0 H: 1 E: 0 K: 1 S: 11	H: 1 LOB: 0 BB: 0 P: 20	R: 5 H: 6 E: 0 K: 0 S: 17	H: 6 LOB: 2 BB: 1 P: 30	R: 2 H: 3 E: 1 K: 0 S: 11	H: 3 LOB: 1 BB: 0 P: 12	R: 0 H: 1 E: 0 K: 2 S: 13	H: 1 LOB: 1 BB: 0 P: 19	R: 0 H: 0 E: 0 K: 0 S: 9	H: 0 LOB: 0 BB: 0 P: 13	R: 0 H: 0 E: 0 K: 1 S: 7	H: 0 LOB: 0 BB: 0 P: 8	R: 0 H: 0 E: 1 K: 1 S: 11	H: 0 LOB: 2 BB: 1 P: 15	R: 0 H: 1 E: 1 K: 1 S: 13	H: 1 LOB: 2 BB: 1 P: 26		1B: 11 2B: 2 3B: 0 HR: 0	SF: 0 SAC: 1 DP: 0 HBP: 0	WP: 1 PB: 0 SB: 1 CS: 0	PA: 43						
<b>PITCHER</b>	IP	WLS	BF	H	R	ER	SO	BB	IBB	HBP	BLK	WP	HR	S	P	ERA	WHIP										
43 Miguel Batista, R ERA: 6.98	2.1	L	18	10	7	7	1	1	0	0	0	0	0	35	57	27.00	4.714										
59 Eric O'Flaherty, L ERA: 0.77	4.2		15	1	0	0	3	0	0	0	0	1	0	44	60	0.00	0.214										
George Sherrill, L ERA: 2.61	1.0		5	1	0	0	1	0	0	0	0	0	0	13	17	0.00	1.000										
33 Chris Reitsma, R ERA: 3.38	1.0		5	1	0	0	1	1	0	0	0	0	0	13	26	0.00	2.000										
<b>Batter</b>	<b>1</b>	<b>2</b>	<b>3</b>	<b>4</b>	<b>5</b>	<b>6</b>	<b>7</b>	<b>8</b>	<b>9</b>	<b>AB</b>	<b>R</b>	<b>H</b>	<b>RBI</b>	<b>BB</b>	<b>SO</b>	<b>LOB</b>	<b>BOTTOM</b>										
51 Ichiro Suzuki, L OBP: 0.350, SLG: 0.411	G1-6-3 1B		2B 3B			G6-3		FC6-4 2B	FC5-2-5 G6-4-3	4	1	1	0	1	0	3	<b>New York Yankees @ Seattle Mariners</b> Safeco Field, Seattle, WA Sat May 12 2007, 7:05 PM PDT Att: 46,155 - Cloudy - 59 F										
Jose Vidro, S OBP: 0.348, SLG: 0.376	G1-6-3		3B			G6-4-3 1B			G6-4-3	5	1	3	0	0	0	3											
Raul Ibanez, L OBP: 0.319, SLG: 0.370	FC5-4 BB		2B			G6-4-3		G5-3		3	0	1	2	1	0	3											
Richie Sexson, R OBP: 0.276, SLG: 0.387	FC5-4		3B			G1-3		K	G6-3	4	0	0	0	0	1	2											
Jose Guillen, R OBP: 0.351, SLG: 0.451	F8		P6			HBP		29 F7 1B		3	0	1	0	0	0	1											
29 Adrian Beltré, R OBP: 0.304, SLG: 0.421	2B		F9			L8		F7		4	0	1	0	0	0	2											
2 Kenji Johjima, R OBP: 0.333, SLG: 0.511	F7		F7			F8		G4-3		4	0	1	0	0	0	3											
4 Jose Lopez, R OBP: 0.288, SLG: 0.410	F8		F8			K				3	0	0	0	1	1	2											
16 Willie Bloomquist, R OBP: 0.174, SLG: 0.143	F9		F9			P4		51 FC6-4 BB		2	0	0	0	1	0	1											
Ben Broussard, L OBP: 0.308, SLG: 0.500								E3		1	0	0	0	0	0	1											
<b>Inning Stats</b>	R: 0 H: 1 E: 0 K: 0 S: 8	H: 1 LOB: 1 BB: 1 P: 15	R: 0 H: 1 E: 0 K: 0 S: 4	H: 1 LOB: 0 BB: 0 P: 8	R: 2 H: 2 E: 0 K: 0 S: 6	H: 2 LOB: 1 BB: 1 P: 13	R: 0 H: 1 E: 0 K: 0 S: 8	H: 1 LOB: 0 BB: 0 P: 11	R: 0 H: 0 E: 0 K: 1 S: 13	H: 0 LOB: 0 BB: 0 P: 16	R: 0 H: 1 E: 0 K: 1 S: 10	H: 1 LOB: 2 BB: 1 P: 20	R: 0 H: 1 E: 0 K: 0 S: 5	H: 1 LOB: 1 BB: 0 P: 8	R: 0 H: 0 E: 1 K: 0 S: 8	H: 0 LOB: 1 BB: 1 P: 12	1B: 4 2B: 3 3B: 1 HR: 0	SF: 0 SAC: 0 DP: 3 HBP: 1	WP: 0 PB: 0 SB: 0 CS: 0	PA: 38							
<b>PITCHER</b>	IP	WLS	BF	H	R	ER	SO	BB	IBB	HBP	BLK	WP	HR	S	P	ERA	WHIP										
14 Matt DeSalvo, R ERA: 1.98	6.2		29	7	2	2	2	3	0	0	0	0	0	51	87	2.70	1.500										
Mike Myers, L ERA: 2.0	0.1		1	0	0	0	0	0	0	0	0	0	0	4	5	0.00	0.000										
Kyle Farnsworth, R ERA: 4.7	1.0		4	1	0	0	0	0	0	0	0	0	0	5	8	0.00	1.000										
42 Mariano Rivera, R ERA: 7.11	1.0		4	0	0	0	0	1	0	0	0	0	0	8	12	0.00	1.000										







Batter	1	2	3	4	5	6	7	8	9	AB	R	H	RBI	BB	SO	LOB	TOP					
18 Johnny Damon, L (1, 8) OBP: 0.358, SLG: 0.359										5	0	1	0	0	3	0						
2 Derek Jeter, R (1, 6) OBP: 0.444, SLG: 0.466										4	0	1	0	0	0	0						
13 Alex Rodriguez, R (1, 5) OBP: 0.398, SLG: 0.694										4	0	0	0	0	1	2						
20 Jorge Posada, S (1, 2) OBP: 0.432, SLG: 0.559										3	1	2	0	1	1	0						
55 Hideki Matsui, L (1, 10) OBP: 0.390, SLG: 0.439										3	0	0	0	1	1	2						
Josh Phelps, R (1, 3) OBP: 0.333, SLG: 0.419										4	1	1	1	0	0	4						
Bobby Abreu, L (1, 9) OBP: 0.316, SLG: 0.316										4	1	2	1	0	1	1						
28 Melky Cabrera, S (1, 7) OBP: 0.283, SLG: 0.300										4	0	1	1	0	1	0						
Miguel Cairo, R (1, 4) OBP: 0.263, SLG: 0.125										3	0	0	0	0	2	2						
24 Robinson Cano, L (9, PH) OBP: 0.279, SLG: 0.316										1	0	0	0	0	0	0						
<b>Inning Stats</b>	R: 0 E: 0 K: 2 S: 9	H: 0 LOB: 0 BB: 0 P: 13	R: 0 E: 0 K: 1 S: 7	H: 1 LOB: 1 BB: 0 P: 11	R: 0 E: 0 K: 1 S: 6	H: 0 LOB: 0 BB: 0 P: 8	R: 0 E: 0 K: 0 S: 7	H: 1 LOB: 2 BB: 1 P: 14	R: 1 E: 0 K: 0 S: 13	H: 3 LOB: 2 BB: 0 P: 18	R: 1 E: 0 K: 2 S: 11	H: 2 LOB: 2 BB: 1 P: 21	R: 0 E: 0 K: 1 S: 6	H: 0 LOB: 0 BB: 0 P: 7	R: 1 E: 0 K: 1 S: 11	H: 1 LOB: 0 BB: 0 P: 21	R: 0 E: 0 K: 2 S: 10	H: 0 LOB: 0 BB: 0 P: 16	1B: 4 2B: 2 3B: 0 HR: 2	SF: 0 SAC: 0 DP: 0 HBP: 0	WP: 0 PB: 1 SB: 0 CS: 0	PA: 37
<b>PITCHER</b>	IP WLS BF H R ER SO BB IBB HBP BLK WP HR S P ERA WHIP																					
50 John Danks, L (1, 1) ERA: 4.1	6.1 W 28 7 2 2 7 2 0 0 0 0 0 1 56 88 2.84 1.421																					
54 David Aardsma, R (7, 1) ERA: 1.54	1.1 H 5 1 1 1 1 0 0 0 0 0 0 1 12 21 6.75 0.750																					
37 Matt Thornton, L (8, 1) ERA: 4.66	1.1 S 4 0 0 0 2 0 0 0 0 0 0 0 0 12 20 0.00 0.000																					

New York Yankees @ Chicago White Sox  
U.S. Cellular Field, Chicago, IL  
Wed May 16 2007, 2:05 PM EDT  
Att: 30,953 - Partly Cloudy - 56 F

AB 35  
R 3  
H 8  
RBI 3  
BB 2  
SO 10  
LOB 11



Batter	1	2	3	4	5	6	7	8	9	AB	R	H	RBI	BB	SO	LOB	BOTTOM					
17 Darin Erstad, L (1, 8) OBP: 0.303, SLG: 0.348										4	0	2	1	0	0	0						
5 Juan Uribe, R (1, 6) OBP: 0.305, SLG: 0.429										4	0	0	0	0	1	2						
12 A.J. Pierzynski, L (1, 2) OBP: 0.296, SLG: 0.479										4	1	2	1	0	0	1						
14 Paul Konerko, R (1, 3) OBP: 0.283, SLG: 0.353										4	1	1	1	0	1	2						
23 Jermaine Dye, R (1, 9) OBP: 0.277, SLG: 0.386										4	1	1	0	0	0	0						
Rob Mackowiak, L (1, 10) OBP: 0.312, SLG: 0.288										2	1	1	0	1	0	0						
24 Joe Crede, R (1, 5) OBP: 0.254, SLG: 0.294										4	0	1	1	0	1	2						
Tadahito Iguchi, R (1, 4) OBP: 0.311, SLG: 0.343										2	1	1	1	0	0	1						
31 Ryan Sweeney, L (1, 7) OBP: 0.308, SLG: 0.400										3	0	0	0	0	2							
<b>Inning Stats</b>	R: 0 E: 0 K: 1 S: 14	H: 1 LOB: 1 BB: 0 P: 17	R: 0 E: 0 K: 0 S: 8	H: 1 LOB: 0 BB: 0 P: 12	R: 0 E: 0 K: 0 S: 9	H: 0 LOB: 0 BB: 0 P: 11	R: 1 E: 0 K: 0 S: 10	H: 1 LOB: 0 BB: 0 P: 14	R: 1 E: 0 K: 0 S: 11	H: 2 LOB: 1 BB: 0 P: 17	R: 3 E: 0 K: 0 S: 13	H: 3 LOB: 1 BB: 0 P: 21	R: 0 E: 0 K: 1 S: 10	H: 1 LOB: 1 BB: 0 P: 12	R: 0 E: 0 K: 1 S: 11	H: 0 LOB: 0 BB: 1 P: 19	R: 0 E: 0 K: 1 S: 11	H: 0 LOB: 0 BB: 0 P: 16	1B: 5 2B: 2 3B: 0 HR: 2	SF: 1 SAC: 0 DP: 0 HBP: 1	WP: 0 PB: 0 SB: 2 CS: 1	PA: 35
<b>PITCHER</b>	IP WLS BF H R ER SO BB IBB HBP BLK WP HR S P ERA WHIP																					
35 Mike Mussina, R (1, 1) ERA: 5.64	5.1 L 25 8 5 5 1 0 0 0 0 0 0 0 4 6 8.44 1.500																					
Luis Vizcaino, R (6, 1) ERA: 7.23	0.2 2 0 0 0 0 0 0 0 0 0 0 0 4 6 0.00 0.000																					
Mike Myers, L (7, 1) ERA: 1.93	0.2 3 1 0 0 1 0 0 0 0 0 0 0 8 10 0.00 1.500																					
33 Brian Bruney, R (7, 1) ERA: 1.86	1.1 4 0 0 0 1 1 0 0 0 0 0 0 13 21 0.00 0.750																					

New York Yankees @ Chicago White Sox  
U.S. Cellular Field, Chicago, IL  
Wed May 16 2007, 2:05 PM EDT  
Att: 30,953 - Partly Cloudy - 56 F

AB 31  
R 5  
H 9  
RBI 5  
BB 1  
SO 3  
LOB 10





Batter	1	2	3	4	5	6	7	8	9	AB	R	H	RBI	BB	SO	LOB	TOP								
<b>Bobby Abreu, L</b> (1, 9) OBP: 0.313, SLG: 0.312										5	1	1	1	0	3	0									
<b>2 Derek Jeter, R</b> (1, 6) OBP: 0.443, SLG: 0.474										4	2	1	1	1	1	0									
<b>25 Jason Giambi, L</b> (1, 10) OBP: 0.393, SLG: 0.449										3	1	1	0	2	0	1									
<b>Miguel Cairo, R</b> (9, PR) OBP: 0.263, SLG: 0.125										0	1	0	0	0	0	0									
<b>13 Alex Rodriguez, R</b> (1, 5) OBP: 0.392, SLG: 0.676										4	0	0	0	1	0	3									
<b>55 Hideki Matsui, L</b> (1, 7) OBP: 0.400, SLG: 0.460										5	0	3	4	0	1	0									
<b>24 Robinson Cano, L</b> (1, 4) OBP: 0.276, SLG: 0.312										5	0	1	0	0	0	3									
<b>28 Melky Cabrera, S</b> (1, 8) OBP: 0.293, SLG: 0.330										2	2	1	1	1	0	0									
<b>11 Doug Mientkiewicz, L</b> (1, 3) OBP: 0.286, SLG: 0.382										3	0	0	0	0	1	2									
<b>Wil Nieves, R</b> (1, 2) OBP: 0.037, SLG: 0.037										2	0	0	0	0	0	2									
<b>20 Jorge Posada, S</b> (7, PH) OBP: 0.433, SLG: 0.583										2	1	1	1	0	0	1									
<b>Inning Stats</b>	R: 0 E: 0 K: 2 S: 8	H: 0 LOB: 1 BB: 1 P: 14	R: 0 E: 0 K: 1 S: 10	H: 2 LOB: 2 BB: 0 P: 15	R: 2 E: 1 K: 1 S: 11	H: 1 LOB: 1 BB: 1 P: 23	R: 0 E: 0 K: 0 S: 6	H: 0 LOB: 0 BB: 0 P: 9	R: 0 E: 0 K: 1 S: 8	H: 0 LOB: 0 BB: 0 P: 11	R: 0 E: 0 K: 1 S: 7	H: 0 LOB: 0 BB: 0 P: 10	R: 2 E: 0 K: 0 S: 10	H: 2 LOB: 1 BB: 1 P: 23	R: 0 E: 0 K: 0 S: 9	H: 0 LOB: 0 BB: 0 P: 18	R: 4 E: 0 K: 0 S: 16	H: 4 LOB: 2 BB: 2 P: 33	1B: 5 2B: 1 3B: 1 HR: 2	SF: 0 SAC: 2 DP: 0 HBP: 0	WP: 0 PB: 0 SB: 0 CS: 0	PA: 42			
<b>PITCHER</b>	IP	WLS	BF	H	R	ER	SO	BB	IBB	HBP	BLK	WP	HR	S	P	ERA	WHIP								
<b>52 Jose Contreras, R</b> (1, 1) ERA: 3.64	6.2	L	29	5	4	2	6	3	0	0	0	0	0	58	100	2.70	1.200								
<b>57 Boone Logan, L</b> (7, 1) ERA: 4.35	1.1		4	0	0	0	0	0	0	0	0	0	0	11	23	0.00	0.000								
<b>51 Andrew Sisco, L</b> (9, 1) ERA: 6.75	1.0		9	4	4	4	0	2	0	0	0	0	2	16	33	36.00	6.000								

**New York Yankees @ Chicago White Sox**  
U.S. Cellular Field, Chicago, IL  
Wed May 16 2007, 8:11 PM EDT  
Att: 34,609 - Cloudy - 46 F

AB 35  
R 8  
H 9  
RBI 8  
BB 5  
SO 6  
LOB 12



Batter	1	2	3	4	5	6	7	8	9	AB	R	H	RBI	BB	SO	LOB	BOTTOM								
<b>17 Darin Erstad, L</b> (1, 8) OBP: 0.301, SLG: 0.346										4	1	1	0	0	0	1									
<b>38 Pablo Ozuna, R</b> (1, 4) OBP: 0.274, SLG: 0.271										2	0	1	0	1	1	0									
<b>23 Jermaine Dye, R</b> (1, 10) OBP: 0.276, SLG: 0.382										4	0	1	0	0	0	3									
<b>14 Paul Konerko, R</b> (1, 3) OBP: 0.282, SLG: 0.346										3	0	0	0	1	1	4									
<b>Rob Mackowiak, L</b> (1, 9) OBP: 0.321, SLG: 0.290										3	0	1	1	1	0	4									
<b>24 Joe Crede, R</b> (1, 5) OBP: 0.246, SLG: 0.285										4	0	0	0	0	0	3									
<b>31 Ryan Sweeney, L</b> (1, 7) OBP: 0.302, SLG: 0.385										4	0	1	0	0	0	1									
<b>5 Juan Uribe, R</b> (1, 6) OBP: 0.307, SLG: 0.422										4	0	1	0	0	2	1									
<b>55 Gustavo Molina, R</b> (1, 2) OBP: 0.100, SLG: 0.056										2	0	1	0	0	0	0									
<b>12 A.J. Pierzynski, L</b> (7, PH) OBP: 0.291, SLG: 0.471										2	0	0	0	0	0	2									
<b>Inning Stats</b>	R: 0 E: 0 K: 1 S: 7	H: 0 LOB: 0 BB: 0 P: 10	R: 0 E: 0 K: 0 S: 8	H: 0 LOB: 1 BB: 1 P: 13	R: 0 E: 0 K: 0 S: 8	H: 1 LOB: 0 BB: 0 P: 14	R: 0 E: 0 K: 0 S: 8	H: 2 LOB: 2 BB: 0 P: 12	R: 0 E: 0 K: 1 S: 7	H: 0 LOB: 0 BB: 0 P: 8	R: 1 E: 0 K: 1 S: 13	H: 2 LOB: 0 BB: 0 P: 19	R: 0 E: 0 K: 0 S: 9	H: 1 LOB: 1 BB: 0 P: 15	R: 0 E: 0 K: 0 S: 11	H: 0 LOB: 2 BB: 2 P: 24	R: 0 E: 0 K: 1 S: 8	H: 1 LOB: 1 BB: 0 P: 15	1B: 7 2B: 0 3B: 0 HR: 0	SF: 0 SAC: 0 DP: 1 HBP: 1	WP: 0 PB: 0 SB: 0 CS: 0	PA: 36			
<b>PITCHER</b>	IP	WLS	BF	H	R	ER	SO	BB	IBB	HBP	BLK	WP	HR	S	P	ERA	WHIP								
<b>40 Chien-Ming Wang, R</b> (1, 1) ERA: 4.54	7.0	W	27	6	1	1	3	1	0	1	0	0	0	60	91	1.29	1.000								
<b>Kyle Farnsworth, R</b> (8, 1) ERA: 4.41	1.0	H	5	0	0	0	0	2	0	0	0	0	0	11	24	0.00	2.000								
<b>42 Mariano Rivera, R</b> (9, 1) ERA: 6.59	1.0		4	1	0	0	1	0	0	0	0	0	0	8	15	0.00	1.000								

**New York Yankees @ Chicago White Sox**  
U.S. Cellular Field, Chicago, IL  
Wed May 16 2007, 8:11 PM EDT  
Att: 34,609 - Cloudy - 46 F

AB 32  
R 1  
H 7  
RBI 1  
BB 3  
SO 4  
LOB 19





Batter	1	2	3	4	5	6	7	8	9	AB	R	H	RBI	BB	SO	LOB	TOP				
<b>Bobby Abreu, L</b> (1,9) OBP: 0.306, SLG: 0.304	G3		F8		G3		F7			4	0	0	0	0	0	3	<b>New York Yankees @ Chicago White Sox</b> U.S. Cellular Field, Chicago, IL Thu May 17 2007, 2:05 PM EDT Att: 30,488 - Sunny - 53 F				
<b>2 Derek Jeter, R</b> (1,6) OBP: 0.444, SLG: 0.477	G4-6-3 BB			G1-3		G13-1B 2B		G6-3		3	0	1	0	1	0	0					
<b>25 Jason Giambi, L</b> (1,10)	G4-6-3			G13-1B BB		F9		K		3	0	0	0	1	1	2					
<b>13 Alex Rodriguez, R</b> (1,5) OBP: 0.400, SLG: 0.675		G20-FC3-6 BB		G55-6-3 1B		G55-6-3 1B		P3		3	0	2	0	1	0	0					
<b>55 Hideki Matsui, L</b> (1,7) OBP: 0.385, SLG: 0.440	L7		G6-3		G6-3		G4-6-3		G6-3	4	0	0	0	0	5						
<b>20 Jorge Posada, S</b> (1,2) OBP: 0.426, SLG: 0.581	FC3-6				G28-4-3 2B		K		G4-3	4	0	1	0	0	1	1					
<b>24 Robinson Cano, L</b> (1,4) OBP: 0.276, SLG: 0.324	G5-3				F9		11-2B 3B		K	4	1	1	0	0	1	2					
<b>28 Melky Cabrera, S</b> (1,8) OBP: 0.286, SLG: 0.322			G6-3		G4-3		K			3	0	0	0	0	1	2					
<b>11 Doug Mientkiewicz, L</b> (1,3) OBP: 0.297, SLG: 0.396			F9							2	0	1	1	1	0	0					
<b>Inning Stats</b>	R: 0 E: 0 K: 0 S: 7	H: 0 LOB: 0 BB: 1 P: 14	R: 0 E: 0 K: 0 S: 8	H: 0 LOB: 1 BB: 1 P: 16	R: 0 E: 0 K: 0 S: 7	H: 0 LOB: 0 BB: 0 P: 15	R: 0 E: 0 K: 0 S: 12	H: 1 LOB: 1 BB: 1 P: 15	R: 0 E: 0 K: 0 S: 12	H: 2 LOB: 2 BB: 0 P: 9	R: 1 E: 0 K: 2 S: 10	H: 2 LOB: 1 BB: 0 P: 12	R: 0 E: 0 K: 1 S: 9	H: 0 LOB: 0 BB: 0 P: 13	R: 0 E: 0 K: 1 S: 7	H: 0 LOB: 0 BB: 0 P: 10		1B: 2 2B: 3 3B: 1 HR: 0	SF: 0 SAC: 0 DP: 3 HBP: 0	WP: 0 PB: 0 CS: 0	PA: 34
<b>PITCHER</b>	IP	WLS	BF	H	R	ER	SO	BB	IBB	HBP	BLK	WP	HR	S	P	ERA	WHIP				
<b>Jon Garland, R</b> (1,1) ERA: 3.18	7.0	W	28	6	1	1	2	4	0	0	0	0	0	59	100	1.29	1.429				
<b>47 Mike MacDougal, R</b> (8,1) ERA: 5.02	1.0	H	3	0	0	0	1	0	0	0	0	0	0	9	13	0.00	0.000				
<b>45 Bobby Jenks, R</b> (9,1) ERA: 3.18	1.0	S	3	0	0	0	1	0	0	0	0	0	0	7	10	0.00	0.000				

Batter	1	2	3	4	5	6	7	8	9	AB	R	H	RBI	BB	SO	LOB	BOTTOM				
<b>17 Darin Erstad, L</b> (1,3) OBP: 0.309, SLG: 0.348	23-2B 1B			CI 14 FC5 38 SH1-4		L7		CS		2	1	1	0	1	0	1	<b>New York Yankees @ Chicago White Sox</b> U.S. Cellular Field, Chicago, IL Thu May 17 2007, 2:05 PM EDT Att: 30,488 - Sunny - 53 F				
<b>38 Pablo Ozuna, R</b> (1,5) OBP: 0.277, SLG: 0.274	F8		F8	SH1-4		12-G4-6-3 1B				3	0	1	0	0	0	3					
<b>12 A.J. Pierzynski, L</b> (1,2) OBP: 0.298, SLG: 0.467	F9		23-HR 1B	14-FC5 IBB		G4-6-3				3	1	1	0	1	0	3					
<b>23 Jermaine Dye, R</b> (1,9) OBP: 0.282, SLG: 0.418	1-H 2B		HR	SF8		G4-3				3	1	2	4	0	0	0					
<b>14 Paul Konerko, R</b> (1,10) OBP: 0.288, SLG: 0.341	BB		BB	FC5		P5				2	0	0	0	2	0	2					
<b>Rob Mackowiak, L</b> (1,7) OBP: 0.318, SLG: 0.278	G4-3		31-G4-6-3 BB		G4-3		G3-1			3	0	0	0	1	0	2					
<b>5 Juan Uribe, R</b> (1,6) OBP: 0.297, SLG: 0.406		K	K		G4-3		K		K	4	0	0	0	0	4	2					
<b>31 Ryan Sweeney, L</b> (1,8) OBP: 0.277, SLG: 0.349	G6-3		G4-6-3		F7		P6			4	0	0	0	0	0	2					
<b>Tadahito Iguchi, R</b> (1,4) OBP: 0.333, SLG: 0.365			17-S 1B	38-SH1-4 23-SF8 2B		38-1B HBP		17-CS BB		2	1	2	0	1	0	0					
<b>Inning Stats</b>	R: 1 E: 0 K: 0 S: 19	H: 2 LOB: 2 BB: 1 P: 29	R: 0 E: 0 K: 1 S: 13	H: 1 LOB: 1 BB: 1 P: 19	R: 2 E: 0 K: 1 S: 12	H: 2 LOB: 2 BB: 2 P: 21	R: 1 E: 1 K: 0 S: 8	H: 1 LOB: 1 BB: 1 P: 15	R: 0 E: 0 K: 1 S: 8	H: 0 LOB: 0 BB: 0 P: 14	R: 0 E: 0 K: 0 S: 12	H: 1 LOB: 1 BB: 0 P: 18	R: 0 E: 0 K: 0 S: 8	H: 0 LOB: 0 BB: 0 P: 12	R: 0 E: 0 K: 1 S: 9	H: 0 LOB: 1 BB: 1 P: 16		1B: 4 2B: 2 3B: 0 HR: 1	SF: 1 SAC: 1 DP: 2 HBP: 1	WP: 0 PB: 0 CS: 1	PA: 37
<b>PITCHER</b>	IP	WLS	BF	H	R	ER	SO	BB	IBB	HBP	BLK	WP	HR	S	P	ERA	WHIP				
<b>14 Matt DeSalvo, R</b> (1,1) ERA: 3.71	3.1	L	20	4	4	4	2	4	0	0	0	0	0	13	27	0.00	3.000				
<b>Luis Vizcaino, R</b> (4,1) ERA: 6.64	1.2		7	0	0	0	1	0	1	1	0	0	0	13	27	0.00	0.000				
<b>47 Ron Villone, L</b> (6,1) ERA:	2.0		6	1	0	0	0	0	0	0	0	0	0	18	25	0.00	0.500				
<b>Scott Proctor, R</b> (8,1) ERA: 3.54	1.0		3	0	0	0	1	1	0	0	0	0	0	9	16	0.00	1.000				

AB	30
R	1
H	6
RBI	1
BB	4
SO	4
LOB	15



AB	26
R	4
H	7
RBI	4
BB	6
SO	4
LOB	15









Batter	1	2	3	4	5	6	7	8	9	AB	R	H	RBI	BB	SO	LOB	TOP					
18 Johnny Damon, L OBP: 0.363, SLG: 0.355	4-1 13 BB 20 FC6-4 55 1B	2-1 2 FC5-4 1B			0-1 G1-3		2-1 G4-3	4-1 BB		3	1	1	0	2	0	1						
2 Derek Jeter, R OBP: 0.439, SLG: 0.466	2-3 SAFE K	2-2 FC5-4			1-1 G5-3		3-1 BB	1-1 SAFE G5-3		5	0	1	1	0	1	5						
55 Hideki Matsui, L OBP: 0.381, SLG: 0.460	2-1 20 FC6-4 13 BB 1B	2-1 G3			2-0 L6		3-H 1-0 L5		0-0 F8	5	0	1	0	0	0	3						
13 Alex Rodriguez, R OBP: 0.397, SLG: 0.673	4-2 20 FC6-4 1B		1-2 G5-3			2-2 P3		1-0 HR	1-0 20 1B FC1	4	2	2	1	1	0	0						
20 Jorge Posada, S OBP: 0.442, SLG: 0.606	0-0 FC6-4		1-2 G6-4-3 1B			1-0 1B		3-1 HR	2-2 E FC1 1B	5	1	4	2	0	0	2						
Bobby Abreu, L OBP: 0.307, SLG: 0.301	3-2 F8		2-1 G6-4-3			1-1 24 G4-6-3 1B		4-1 2B BB	0-0 FC1	4	1	1	1	1	0	4						
24 Robinson Canó, L OBP: 0.280, SLG: 0.346		0-1 HR		1-1 G6-4-3 1B		1-0 G4-6-3		1-1 G4-3	2-3 K	5	1	2	1	0	1	5						
Josh Phelps, R OBP: 0.339, SLG: 0.431		2-2 FC4 1B		2-1 G6-4-3			3-2 18 G4-3 2 1B G3	1-0 25 G3 2B	0-3 K	5	1	3	1	0	1	3						
27 Darrell Rasner, R Mike Myers, L Luis Vizcaino, R 47 Ron Villone, L 11 Doug Mientkiewicz, L 33 Brian Bruney, R 25 Jason Giambi, L Kyle Farnsworth, R		0-1 FC4 2 18 FC5-4 1B		2-3 K			0-1 G3	1-1 G3		0	0	0	0	0	0	0						
<b>Inning Stats</b>	R: 1 E: 0 K: 1 S: 13	H: 1 LOB: 2 BB: 2 P: 28	R: 1 E: 0 K: 0 S: 15	H: 3 LOB: 2 BB: 0 P: 23	R: 0 E: 0 K: 0 S: 8	H: 1 LOB: 0 BB: 0 P: 12	R: 0 E: 0 K: 1 S: 7	H: 1 LOB: 0 BB: 0 P: 12	R: 0 E: 0 K: 0 S: 5	H: 2 LOB: 1 BB: 0 P: 12	R: 1 E: 0 K: 0 S: 10	H: 2 LOB: 1 BB: 0 P: 19	R: 3 E: 0 K: 0 S: 12	H: 3 LOB: 2 BB: 2 P: 28	R: 1 E: 1 K: 2 S: 13	H: 2 LOB: 2 BB: 0 P: 18	1B: 11 2B: 1 3B: 0 HR: 3	SF: 0 SAC: 0 DP: 3 HBP: 0	WP: 0 PA: 44			
<b>PITCHER</b>	IP WLS BF H R ER SO BB IBB HBP BLK WP HR S P ERA WHIP	IP WLS BF H R ER SO BB IBB HBP BLK WP HR S P ERA WHIP	IP WLS BF H R ER SO BB IBB HBP BLK WP HR S P ERA WHIP	IP WLS BF H R ER SO BB IBB HBP BLK WP HR S P ERA WHIP	IP WLS BF H R ER SO BB IBB HBP BLK WP HR S P ERA WHIP	IP WLS BF H R ER SO BB IBB HBP BLK WP HR S P ERA WHIP	IP WLS BF H R ER SO BB IBB HBP BLK WP HR S P ERA WHIP	IP WLS BF H R ER SO BB IBB HBP BLK WP HR S P ERA WHIP	IP WLS BF H R ER SO BB IBB HBP BLK WP HR S P ERA WHIP	IP WLS BF H R ER SO BB IBB HBP BLK WP HR S P ERA WHIP	IP WLS BF H R ER SO BB IBB HBP BLK WP HR S P ERA WHIP	IP WLS BF H R ER SO BB IBB HBP BLK WP HR S P ERA WHIP	IP WLS BF H R ER SO BB IBB HBP BLK WP HR S P ERA WHIP	IP WLS BF H R ER SO BB IBB HBP BLK WP HR S P ERA WHIP	IP WLS BF H R ER SO BB IBB HBP BLK WP HR S P ERA WHIP	IP WLS BF H R ER SO BB IBB HBP BLK WP HR S P ERA WHIP	IP WLS BF H R ER SO BB IBB HBP BLK WP HR S P ERA WHIP	IP WLS BF H R ER SO BB IBB HBP BLK WP HR S P ERA WHIP	IP WLS BF H R ER SO BB IBB HBP BLK WP HR S P ERA WHIP			
Tom Glavine, L ERA: 3.43	(1, 1) 6.0 W 26 9 3 3 3 2 2 0 0 0 0 0 1 58 101 4.50 1.833	(7, 1) 1.0 L 7 3 3 3 0 1 0 0 0 0 0 2 11 25 27.00 4.000	(8, 1) 0.2 H 4 1 0 0 0 1 0 0 0 0 0 6 13 0.00 3.000	(8, 1) 0.1 H 1 0 0 0 0 0 0 0 0 0 0 2 3 0.00 0.000	(9, 1) 1.0 L 6 2 1 1 2 0 0 0 0 0 0 0 13 18 9.00 2.000																	
7 José Reyes, S OBP: 0.402, SLG: 0.517	1-2 10 1B 15 SF8 10 S	1-2 E4 10 1B 10 S			0-2 P3		1-2 G5-3			5	1	1	0	0	1	2						
10 Endy Chavez, L OBP: 0.431, SLG: 0.559	3-1 5 HR 1B	3-2 15 CS 1B			2-2 15 1B 21 2B			3-2 2B	0-1 G1-3	5	2	4	1	0	0	0						
15 Carlos Beltrán, S OBP: 0.388, SLG: 0.538	2-2 SAFE SF8	2-2 SAFE F7			0-0 21 2B 20 FC4-6 1B			3-1 P6	4-2 S 21 G4-1 1B BB	3	2	1	1	1	0	3						
21 Carlos Delgado, L OBP: 0.301, SLG: 0.329	1-3 K		0-1 5 HR 1B		0-0 20 FC4-6 2B			0-0 F8	0-0 G4-1	5	1	2	1	0	1	3						
5 David Wright, R OBP: 0.375, SLG: 0.472	3-2 1-H HR		0-0 HR		4-0 20 FC4-6 IBB			4-0 IBB	4-0 S E IBB	2	3	2	4	3	0	0						
20 Shawn Green, L OBP: 0.382, SLG: 0.507 Aaron Heilman, R	1-1 E4 16 S		4-2 16 FC5-4 BB		0-2 FC4-6 16 FC6-4			0-1 L3	2-1 E4 1B	3	0	0	1	1	0	4						
Julio Franco, R OBP: 0.313, SLG: 0.308 13 Billy Wagner, L			1-2 1-2 SAFE FC5-4		1-2 1-2 SAFE FC6-4				1-H 2-H 1B	0	0	0	0	0	0	0						
16 Paul Lo Duca, R OBP: 0.336, SLG: 0.365	1-1 F9		1-2 FC5-4		1-2 FC6-4			0-0 F8	1-3 K	5	0	0	0	0	1	5						
3 Damon Easley, R OBP: 0.338, SLG: 0.549		2-1 7 E 10 1B SH5-3 1B		2-0 F9			0-0 G4-3		2-3 K	4	1	1	0	0	1	1						
Tom Glavine, L OBP: 0.211, SLG: 0.167 Scott Schoeneweis, L	(1, 1) 2.0 L 13 5 4 4 1 1 0 0 0 0 2 34 54 18.00 3.000	(7, 1) 2.0 L 10 3 2 2 0 0 1 0 0 0 0 21 33 9.00 1.500	(8, 1) 2.0 L 8 1 0 0 0 0 1 0 0 0 0 19 31 0.00 0.500	(7, 1) 1.0 L 4 0 0 0 2 1 0 0 0 0 8 14 0.00 1.000																		
27 Carlos Gómez, R OBP: 0.412, SLG: 0.467 25 Pedro Feliciano, L	(1, 1) 0.0 L 2 2 2 2 0 0 0 0 0 2 34 54 18.00 3.000	(7, 1) 2.0 L 10 3 2 2 0 0 1 0 0 0 0 21 33 9.00 1.500	(8, 1) 2.0 L 8 1 0 0 0 0 1 0 0 0 0 19 31 0.00 0.500	(7, 1) 1.0 L 4 0 0 0 2 1 0 0 0 0 8 14 0.00 1.000																		
<b>Inning Stats</b>	R: 3 E: 1 K: 1 S: 20	H: 3 LOB: 1 BB: 0 P: 32	R: 1 E: 1 K: 0 S: 13	H: 2 LOB: 1 BB: 0 P: 21	R: 2 E: 0 K: 0 S: 14	H: 2 LOB: 1 BB: 1 P: 24	R: 2 E: 0 K: 0 S: 13	H: 3 LOB: 2 BB: 1 P: 19	R: 0 E: 0 K: 0 S: 12	H: 1 LOB: 2 BB: 1 P: 22	R: 0 E: 0 K: 2 S: 8	H: 0 LOB: 1 BB: 1 P: 14	R: 2 E: 1 K: 1 S: 12	H: 1 LOB: 1 BB: 2 P: 23	R: 2 E: 1 K: 1 S: 12	H: 1 LOB: 1 BB: 2 P: 23	1B: 8 2B: 2 3B: 0 HR: 2	SF: 1 SAC: 1 DP: 0 HBP: 0	WP: 0 PA: 43			
<b>PITCHER</b>	IP WLS BF H R ER SO BB IBB HBP BLK WP HR S P ERA WHIP	IP WLS BF H R ER SO BB IBB HBP BLK WP HR S P ERA WHIP	IP WLS BF H R ER SO BB IBB HBP BLK WP HR S P ERA WHIP	IP WLS BF H R ER SO BB IBB HBP BLK WP HR S P ERA WHIP	IP WLS BF H R ER SO BB IBB HBP BLK WP HR S P ERA WHIP	IP WLS BF H R ER SO BB IBB HBP BLK WP HR S P ERA WHIP	IP WLS BF H R ER SO BB IBB HBP BLK WP HR S P ERA WHIP	IP WLS BF H R ER SO BB IBB HBP BLK WP HR S P ERA WHIP	IP WLS BF H R ER SO BB IBB HBP BLK WP HR S P ERA WHIP	IP WLS BF H R ER SO BB IBB HBP BLK WP HR S P ERA WHIP	IP WLS BF H R ER SO BB IBB HBP BLK WP HR S P ERA WHIP	IP WLS BF H R ER SO BB IBB HBP BLK WP HR S P ERA WHIP	IP WLS BF H R ER SO BB IBB HBP BLK WP HR S P ERA WHIP	IP WLS BF H R ER SO BB IBB HBP BLK WP HR S P ERA WHIP	IP WLS BF H R ER SO BB IBB HBP BLK WP HR S P ERA WHIP	IP WLS BF H R ER SO BB IBB HBP BLK WP HR S P ERA WHIP	IP WLS BF H R ER SO BB IBB HBP BLK WP HR S P ERA WHIP	IP WLS BF H R ER SO BB IBB HBP BLK WP HR S P ERA WHIP	IP WLS BF H R ER SO BB IBB HBP BLK WP HR S P ERA WHIP			
27 Darrell Rasner, R ERA: 4.01 Mike Myers, L Luis Vizcaino, R 47 Ron Villone, L 33 Brian Bruney, R	(1, 1) 0.0 L 2 2 2 2 0 0 0 0 0 2 34 54 18.00 3.000	(7, 1) 2.0 L 10 3 2 2 0 0 1 0 0 0 0 21 33 9.00 1.500	(8, 1) 2.0 L 8 1 0 0 0 0 1 0 0 0 0 19 31 0.00 0.500	(7, 1) 1.0 L 4 0 0 0 2 1 0 0 0 0 8 14 0.00 1.000																		
<b>PITCHER</b>	IP WLS BF H R ER SO BB IBB HBP BLK WP HR S P ERA WHIP	IP WLS BF H R ER SO BB IBB HBP BLK WP HR S P ERA WHIP	IP WLS BF H R ER SO BB IBB HBP BLK WP HR S P ERA WHIP	IP WLS BF H R ER SO BB IBB HBP BLK WP HR S P ERA WHIP	IP WLS BF H R ER SO BB IBB HBP BLK WP HR S P ERA WHIP	IP WLS BF H R ER SO BB IBB HBP BLK WP HR S P ERA WHIP	IP WLS BF H R ER SO BB IBB HBP BLK WP HR S P ERA WHIP	IP WLS BF H R ER SO BB IBB HBP BLK WP HR S P ERA WHIP	IP WLS BF H R ER SO BB IBB HBP BLK WP HR S P ERA WHIP	IP WLS BF H R ER SO BB IBB HBP BLK WP HR S P ERA WHIP	IP WLS BF H R ER SO BB IBB HBP BLK WP HR S P ERA WHIP	IP WLS BF H R ER SO BB IBB HBP BLK WP HR S P ERA WHIP	IP WLS BF H R ER SO BB IBB HBP BLK WP HR S P ERA WHIP	IP WLS BF H R ER SO BB IBB HBP BLK WP HR S P ERA WHIP	IP WLS BF H R ER SO BB IBB HBP BLK WP HR S P ERA WHIP	IP WLS BF H R ER SO BB IBB HBP BLK WP HR S P ERA WHIP	IP WLS BF H R ER SO BB IBB HBP BLK WP HR S P ERA WHIP	IP WLS BF H R ER SO BB IBB HBP BLK WP HR S P ERA WHIP	IP WLS BF H R ER SO BB IBB HBP BLK WP HR S P ERA WHIP			

New York Yankees @ New York Mets  
Shea Stadium, Flushing, NY  
Sat May 19 2007, 3:55 PM EDT  
Att: 56,137 - Drizzlie - 58 F

AB 40  
R 7  
H 15  
RBI 7  
BB 4  
SO 4  
LOB 26



New York Yankees @ New York Mets  
Shea Stadium, Flushing, NY  
Sat May 19 2007, 3:55 PM EDT  
Att: 56,137 - Drizzlie - 58 F

AB 35  
R 10  
H 12  
RBI 9  
BB 6  
SO 4  
LOB 19





Batter	1	2	3	4	5	6	7	8	9	AB	R	H	RBI	BB	SO	LOB	TOP					
18 Johnny Damon, L (1.8) OBP: 0.358, SLG: 0.357 28 Melky Cabrera, S (9.8) OBP: 0.279, SLG: 0.314	P5		G4-3	2 HR 2B		K		P2		5	1	1	2	0	1	1	<p>New York Yankees @ New York Mets Shea Stadium, Flushing, NY Sun May 20 2007, 8:05 PM EDT Att: 56,438 - Cloudy - 68 F</p>					
2 Derek Jeter, R (1.6) OBP: 0.443, SLG: 0.491	F9		55 2B	HR				F8		4	1	2	2	1	0	0						
55 Hideki Matsui, L (1.7) OBP: 0.390, SLG: 0.486	2B		2-3	F7		F7			BB 1B	5	0	3	0	0	0	2						
13 Alex Rodriguez, R (1.5) OBP: 0.392, SLG: 0.677	K		K		F8		HR		P3	5	1	1	1	0	2	4						
20 Jorge Posada, S (1.2) OBP: 0.441, SLG: 0.618		24 FC3-6 1B BB	F7		HR		L8		F8	4	1	1	1	1	0	3						
Bobby Abreu, L (1.9) OBP: 0.320, SLG: 0.314				19 SH1-4 24 G5-3 18 2B BB	F8		24 G4-3 2B			3	1	2	0	2	0	0						
24 Robinson Cano, L (1.4) OBP: 0.278, SLG: 0.342	FC3-6		G5-3	11 CS 1B		G4-3			G3	5	0	1	0	0	0	6						
11 Doug Mientkiewicz, L (1.3) OBP: 0.292, SLG: 0.379	K		K	19 SH1-4 18 2B BB	CS	K			P2	3	1	0	0	1	2	3						
19 Tyler Clippard, R (1.1) OBP: 0.500, SLG: 1.000 Scott Proctor, R (7.1) 42 Mariano Rivera, R (9.1)	K		SH1-4						K	2	0	1	0	0	1	2						
Inning Stats	R: 0 E: 0 K: 1 S: 12	H: 1 LOB: 1 BB: 0 P: 17	R: 0 E: 0 K: 2 S: 16	H: 1 LOB: 2 BB: 1 P: 24	R: 0 E: 0 K: 1 S: 15	H: 2 LOB: 2 BB: 0 P: 25	R: 4 E: 0 K: 0 S: 14	H: 2 LOB: 0 BB: 2 P: 26	R: 1 E: 0 K: 2 S: 9	H: 2 LOB: 1 BB: 1 P: 15	R: 0 E: 0 K: 2 S: 14	H: 1 LOB: 2 BB: 1 P: 24	R: 1 E: 0 K: 0 S: 16	H: 2 LOB: 1 BB: 0 P: 24	R: 0 E: 0 K: 1 S: 9	H: 0 LOB: 0 BB: 1 P: 15	R: 0 E: 0 K: 0 S: 10	H: 1 LOB: 2 BB: 1 P: 18	1B: 3 2B: 6 3B: 0 HR: 3	SF: 0 SAC: 1 DP: 0 HBP: 0	WP: 0 PB: 0 SB: 0 CS: 1	PA: 44
PITCHER	IP WLS BF H R ER SO BB IBB HBP BLK WP HR S P ERA WHIP																					
33 John Maine, R (1.1) ERA: 2.77 Scott Schoeneweis, L (6.1) ERA: 6.5 40 Ambiorix Burgos, R (7.1) ERA: 4.12 25 Pedro Feliciano, L (7.1) ERA: 1.04 Aaron Heilman, R (8.1) ERA: 3.32	5.0 L 25 8 5 5 4 3 0 0 0 0 2 66 107 9.00 2.200																					

Batter	1	2	3	4	5	6	7	8	9	AB	R	H	RBI	BB	SO	LOB	BOTTOM					
7 José Reyes, S (1.6) OBP: 0.384, SLG: 0.505	K	F7			G4-3		K			4	0	0	0	0	2	5	<p>New York Yankees @ New York Mets Shea Stadium, Flushing, NY Sun May 20 2007, 8:05 PM EDT Att: 56,438 - Cloudy - 68 F</p>					
10 Endy Chavez, L (1.7) OBP: 0.420, SLG: 0.532	F7		15 FC4-6 BB		G4-3			G4-3		3	0	0	0	1	0	0						
15 Carlos Beltrán, S (1.8) OBP: 0.385, SLG: 0.530	F8		FC4-6 21 G4-3		F8			G3 1B		4	0	1	0	0	0	1						
21 Carlos Delgado, L (1.3) OBP: 0.294, SLG: 0.321		K	G4-3		K			G3		4	0	0	0	0	2	2						
5 David Wright, R (1.5) OBP: 0.372, SLG: 0.485		HR			K			K		4	1	1	1	0	2	1						
20 Shawn Green, L (1.9) OBP: 0.379, SLG: 0.506		33 BB 2B			G4-3			P5		4	0	1	0	0	0	0						
16 Paul Lo Duca, R (1.2) OBP: 0.340, SLG: 0.369								2B 1B		4	0	2	0	0	1	1						
3 Damon Easley, R (1.4) OBP: 0.345, SLG: 0.581								P5		3	1	1	1	1	1	2						
33 John Maine, R (1.1) OBP: 0.222, SLG: 0.125 17 David Newhall, L (5.9) OBP: 0.203, SLG: 0.296 Scott Schoeneweis, L (6.1) ERA: 6.5 40 Ambiorix Burgos, R (7.1) ERA: 4.12 25 Pedro Feliciano, L (7.1) ERA: 1.04 Ruben Gotay, S (7.9) OBP: 0.292, SLG: 0.458 Aaron Heilman, R (8.1) ERA: 3.32 Julio Franco, R (9.9) OBP: 0.303, SLG: 0.296					G4-3				K	0	0	0	0	1	0	0						
Inning Stats	R: 0 E: 0 K: 1 S: 12	H: 0 LOB: 0 BB: 0 P: 15	R: 1 E: 0 K: 2 S: 13	H: 2 LOB: 3 BB: 2 P: 29	R: 0 E: 0 K: 0 S: 7	H: 0 LOB: 0 BB: 1 P: 13	R: 0 E: 0 K: 2 S: 11	H: 1 LOB: 1 BB: 0 P: 18	R: 0 E: 0 K: 0 S: 6	H: 0 LOB: 0 BB: 0 P: 11	R: 0 E: 0 K: 1 S: 5	H: 0 LOB: 2 BB: 0 P: 9	R: 0 E: 0 K: 1 S: 11	H: 2 LOB: 2 BB: 0 P: 15	R: 0 E: 0 K: 1 S: 10	H: 1 LOB: 1 BB: 0 P: 12	R: 1 E: 0 K: 1 S: 18	H: 1 LOB: 0 BB: 0 P: 27	1B: 3 2B: 2 3B: 0 HR: 2	SF: 0 SAC: 0 DP: 1 HBP: 0	WP: 0 PB: 0 SB: 0 CS: 0	PA: 36
PITCHER	IP WLS BF H R ER SO BB IBB HBP BLK WP HR S P ERA WHIP																					
19 Tyler Clippard, R (1.1) ERA: 1.5 Scott Proctor, R (7.1) ERA: 3.09 42 Mariano Rivera, R (9.1) ERA: 6.75	6.0 W 23 3 1 1 6 2 0 0 0 0 0 21 27 1.50 0.833																					




Batter	1	2	3	4	5	6	7	8	9	AB	R	H	RBI	BB	SO	LOB	TOP					
23 Julio Lugo, R OBP: 0.306, SLG: 0.369										4	1	0	0	1	1	5						
20 Kevin Youkilis, R OBP: 0.428, SLG: 0.528										5	1	2	0	0	1	3						
34 David Ortiz, L OBP: 0.433, SLG: 0.604										2	0	1	2	2	0	0						
Manny Ramirez, R OBP: 0.330, SLG: 0.384										5	0	1	0	0	2	3						
7 J.D. Drew, L OBP: 0.355, SLG: 0.344										5	0	0	0	0	1	4						
25 Mike Lowell, R OBP: 0.382, SLG: 0.545										4	0	0	0	0	2	0						
Coco Crisp, S OBP: 0.301, SLG: 0.324										2	0	1	0	2	0	0						
28 Doug Mirabeli, R OBP: 0.244, SLG: 0.385										4	0	1	0	0	0	3						
13 Alex Cora, L OBP: 0.387, SLG: 0.536										3	0	1	0	0	0	1						
<b>Inning Stats</b>	R: 0 E: 0 K: 1 S: 10	H: 1 LOB: 2 BB: 1 P: 19	R: 0 E: 1 K: 2 S: 16	H: 2 LOB: 3 BB: 0 P: 25	R: 0 E: 0 K: 1 S: 8	H: 0 LOB: 0 BB: 0 P: 12	R: 0 E: 0 K: 1 S: 10	H: 0 LOB: 1 BB: 1 P: 20	R: 1 E: 0 K: 0 S: 12	H: 2 LOB: 1 BB: 0 P: 18	R: 0 E: 0 K: 0 S: 5	H: 1 LOB: 0 BB: 0 P: 9	R: 1 E: 0 K: 1 S: 9	H: 1 LOB: 1 BB: 1 P: 17	R: 0 E: 1 K: 1 S: 12	H: 0 LOB: 3 BB: 1 P: 21	R: 0 E: 0 K: 0 S: 8	H: 0 LOB: 1 BB: 1 P: 15	1B: 4 2B: 3 3B: 0 HR: 0	SF: 1 SAC: 0 DP: 1 HBP: 1	WP: 0 PB: 0 SB: 0 CS: 0	PA: 41
<b>PITCHER</b>	IP	WLS	BF	H	R	ER	SO	BB	IBB	HBP	BLK	WP	HR	S	P	ERA	WHIP					
40 Chien-Ming Wang, R (1, 1) ERA: 4.28	6.1	W	29	7	2	2	5	3	0	0	0	0	0	66	114	2.84	1.579					
Mike Myers, L (7, 1) ERA: 3.43	0.1		1	0	0	0	0	0	0	0	0	0	0	1	2	0.00	0.000					
33 Brian Bruney, R (7, 1) ERA: 1.69	1.0		5	0	0	0	2	1	0	0	0	0	0	12	20	0.00	1.000					
Scott Proctor, R (8, 1) ERA: 3.04	0.1	H	2	0	0	0	0	0	0	1	0	0	0	3	5	0.00	0.000					
Kyle Farnsworth, R (9, 1) ERA: 4.42	1.0		4	0	0	0	0	1	0	0	0	0	0	8	15	0.00	1.000					

**Boston Red Sox @ New York Yankees**  
 Yankee Stadium, Bronx, NY  
 Mon May 21 2007, 7:05 PM EDT  
 Att: 55,078 - Partly Cloudy - 70 F

livebaseballscorecards.com

AB 34  
 R 2  
 H 7  
 RBI 2  
 BB 5  
 SO 7  
 LOB 19




Batter	1	2	3	4	5	6	7	8	9	AB	R	H	RBI	BB	SO	LOB	BOTTOM				
18 Johnny Damon, L OBP: 0.372, SLG: 0.368										4	1	3	0	1	0	0					
2 Derek Jeter, R OBP: 0.447, SLG: 0.488										3	0	1	1	1	0	2					
55 Hideki Matsui, L OBP: 0.375, SLG: 0.464										5	0	0	0	0	1	7					
13 Alex Rodriguez, R OBP: 0.397, SLG: 0.689										3	1	1	2	2	0	3					
20 Jorge Posada, S OBP: 0.436, SLG: 0.604										3	0	0	0	1	1	2					
Bobby Abreu, L OBP: 0.323, SLG: 0.314										3	1	1	0	1	0	3					
25 Jason Giambi, L OBP: 0.393, SLG: 0.456										2	2	1	1	2	0	0					
24 Robinson Cano, L OBP: 0.283, SLG: 0.364										4	1	2	2	0	0	2					
11 Doug Mientkiewicz, L OBP: 0.282, SLG: 0.384										4	0	0	0	0	0	2					
<b>Inning Stats</b>	R: 2 E: 0 K: 1 S: 10	H: 2 LOB: 0 BB: 0 P: 15	R: 2 E: 0 K: 0 S: 15	H: 4 LOB: 2 BB: 0 P: 27	R: 0 E: 0 K: 1 S: 12	H: 0 LOB: 3 BB: 3 P: 25	R: 0 E: 0 K: 0 S: 6	H: 1 LOB: 1 BB: 0 P: 10	R: 2 E: 0 K: 0 S: 16	H: 2 LOB: 1 BB: 2 P: 32	R: 0 E: 0 K: 0 S: 11	H: 0 LOB: 3 BB: 3 P: 30	R: 0 E: 0 K: 0 S: 9	H: 0 LOB: 0 BB: 0 P: 16	R: 0 E: 0 K: 0 S: 8	H: 0 LOB: 1 BB: 0 P: 13	1B: 5 2B: 1 3B: 1 HR: 2	SF: 0 SAC: 0 DP: 1 HBP: 1	WP: 0 PB: 0 SB: 4 CS: 2	PA: 40	
<b>PITCHER</b>	IP	WLS	BF	H	R	ER	SO	BB	IBB	HBP	BLK	WP	HR	S	P	ERA	WHIP				
49 Tim Wakefield, R (1, 1) ERA: 3.14	5.0	L	27	9	6	6	2	5	0	0	0	0	0	2	59	10.80	2.800				
J.C. Romero, L (6, 1) ERA: 2.45	1.0		6	0	0	0	0	3	0	0	0	0	0	11	30	0.00	3.000				
17 Manny Delcarmen, R (7, 1) ERA:	1.0		3	0	0	0	0	0	0	0	0	0	0	9	16	0.00	0.000				
36 Joel Pineiro, R (8, 1) ERA: 5.71	1.0		4	0	0	0	0	0	0	1	0	0	0	8	13	0.00	0.000				

**Boston Red Sox @ New York Yankees**  
 Yankee Stadium, Bronx, NY  
 Mon May 21 2007, 7:05 PM EDT  
 Att: 55,078 - Partly Cloudy - 70 F

livebaseballscorecards.com

AB 31  
 R 6  
 H 9  
 RBI 6  
 BB 8  
 SO 2  
 LOB 21





Batter	1	2	3	4	5	6	7	8	9	AB	R	H	RBI	BB	SO	LOB	TOP					
23 Julio Lugo, R OBP: 0.304, SLG: 0.364										5	1	1	1	0	1	1	<b>Boston Red Sox @ New York Yankees</b> Yankee Stadium, Bronx, NY Tue May 22 2007, 7:05 PM EDT Att: 54,739 - Clear - 67 F					
20 Kevin Youkilis, R OBP: 0.427, SLG: 0.530										5	2	2	1	0	0	0						
34 David Ortiz, L OBP: 0.439, SLG: 0.607										4	1	3	1	0	0	0						
Manny Ramirez, R OBP: 0.328, SLG: 0.399										4	1	1	3	0	0	2						
7 J.D. Drew, L OBP: 0.346, SLG: 0.333										4	0	0	0	0	1	1						
25 Mike Lowell, R OBP: 0.384, SLG: 0.570										4	1	2	1	0	0	0						
Jason Varitek, S OBP: 0.387, SLG: 0.417										2	0	1	0	2	0	0						
Coco Crisp, S OBP: 0.294, SLG: 0.315										4	1	0	0	0	1	4						
15 Dustin Pedroia, R OBP: 0.357, SLG: 0.360										4	0	1	0	0	0	1						
<b>Inning Stats</b>	R: 3 E: 0 K: 1 S: 21	H: 5 LOB: 2 BB: 0 P: 31	R: 0 E: 0 K: 0 S: 5	H: 1 LOB: 0 BB: 0 P: 8	R: 0 E: 0 K: 0 S: 6	H: 1 LOB: 0 BB: 0 P: 10	R: 1 E: 0 K: 1 S: 9	H: 1 LOB: 0 BB: 0 P: 17	R: 0 E: 0 K: 0 S: 9	H: 0 LOB: 0 BB: 0 P: 11	R: 0 E: 0 K: 0 S: 5	H: 0 LOB: 0 BB: 0 P: 5	R: 3 E: 0 K: 0 S: 14	H: 3 LOB: 1 BB: 1 P: 21	R: 0 E: 0 K: 1 S: 10	H: 0 LOB: 0 BB: 0 P: 21		R: 0 E: 0 K: 0 S: 7	H: 0 LOB: 0 BB: 0 P: 10	1B: 7 2B: 2 3B: 0 HR: 2	SF: 0 SAC: 0 DP: 2 HBP: 0	WP: 0 PB: 0 SB: 1 CS: 0
<b>PITCHER</b>	IP WLS BF H R ER SO BB IBB HBP BLK WP HR S P ERA WHIP	6.2 L 29 10 7 7 2 1 0 0 0 0 0 2 66 99 9.45 1.650	0.0 1 1 0 0 0 0 0 0 0 0 0 2 3 ∞ ∞	1.1 5 0 0 0 1 1 0 0 0 0 0 11 22 0.00 0.750	1.0 3 0 0 0 0 0 0 0 0 0 0 7 10 0.00 0.000																	
35 Mike Mussina, R ERA: 6.52																						
Mike Myers, L ERA: 3.43																						
Luis Vizcaino, R ERA: 6.46																						
47 Ron Villone, L ERA:																						

AB	36
R	7
H	11
RBI	7
BB	2
SO	3
LOB	9



Batter	1	2	3	4	5	6	7	8	9	AB	R	H	RBI	BB	SO	LOB	BOTTOM					
18 Johnny Damon, L OBP: 0.366, SLG: 0.358										4	0	0	0	1	1	3	<b>Boston Red Sox @ New York Yankees</b> Yankee Stadium, Bronx, NY Tue May 22 2007, 7:05 PM EDT Att: 54,739 - Clear - 67 F					
2 Derek Jeter, R OBP: 0.441, SLG: 0.480										5	1	1	1	0	1	4						
55 Hideki Matsui, L OBP: 0.379, SLG: 0.460										3	1	1	0	1	0	2						
13 Alex Rodriguez, R OBP: 0.399, SLG: 0.680										2	0	0	0	2	0	1						
20 Jorge Posada, S OBP: 0.431, SLG: 0.594										4	0	1	1	0	1	3						
Bobby Abreu, L OBP: 0.317, SLG: 0.307										4	0	0	0	0	1	3						
25 Jason Giambi, L OBP: 0.396, SLG: 0.449										2	0	0	0	2	0	0						
24 Robinson Cano, L OBP: 0.288, SLG: 0.370										3	1	1	0	1	0	1						
11 Doug Mientkiewicz, L OBP: 0.286, SLG: 0.360										1	0	0	0	1	0	1						
28 Melky Cabrera, S OBP: 0.277, SLG: 0.311										1	0	0	0	0	1	2						
<b>Inning Stats</b>	R: 0 E: 0 K: 1 S: 10	H: 0 LOB: 0 BB: 0 P: 16	R: 0 E: 0 K: 1 S: 9	H: 0 LOB: 0 BB: 0 P: 14	R: 0 E: 0 K: 0 S: 11	H: 0 LOB: 1 BB: 1 P: 20	R: 1 E: 0 K: 0 S: 15	H: 2 LOB: 1 BB: 0 P: 28	R: 1 E: 0 K: 0 S: 10	H: 1 LOB: 2 BB: 2 P: 19	R: 0 E: 0 K: 1 S: 6	H: 0 LOB: 0 BB: 1 P: 13	R: 0 E: 0 K: 1 S: 8	H: 0 LOB: 0 BB: 0 P: 14	R: 1 E: 0 K: 0 S: 15	H: 1 LOB: 2 BB: 2 P: 29	R: 0 E: 0 K: 2 S: 14	H: 0 LOB: 2 BB: 2 P: 25	1B: 3 2B: 1 3B: 0 HR: 0	SF: 0 SAC: 0 DP: 1 HBP: 0	WP: 1 PB: 0 SB: 0 CS: 0	PA: 38
<b>PITCHER</b>	IP WLS BF H R ER SO BB IBB HBP BLK WP HR S P ERA WHIP	5.2 W 23 3 2 2 2 4 0 0 0 0 0 0 11 18 3.18 1.235	1.1 H 4 0 0 0 2 0 0 0 0 0 0 0 11 18 0.00 0.000	1.0 6 1 1 1 0 2 0 0 0 0 0 0 15 29 9.00 3.000	1.0 5 0 0 0 0 2 0 0 0 0 0 0 14 25 0.00 2.000																	
51 Julian Tavarez, R ERA: 5.27																						
48 Javier Lopez, L ERA: 2.89																						
37 Hideki Okajima, L ERA: 0.78																						
58 Jonathan Papelbon, R ERA: 1.65																						

AB	30
R	3
H	4
RBI	2
BB	8
SO	6
LOB	20







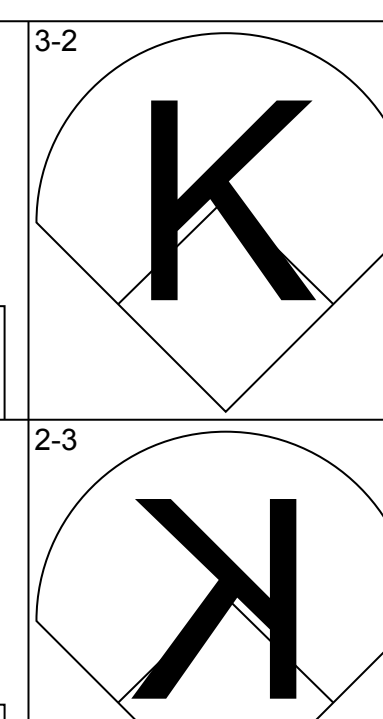
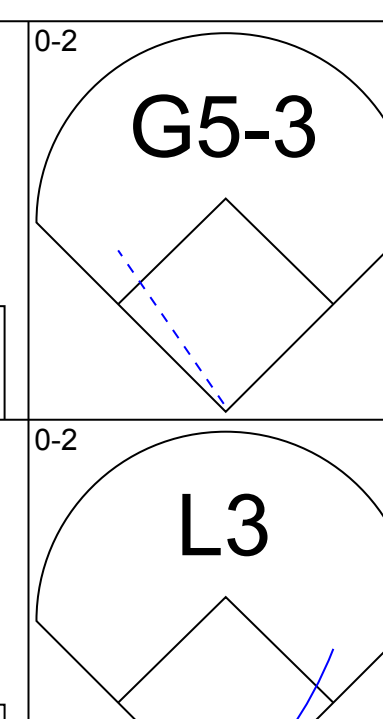
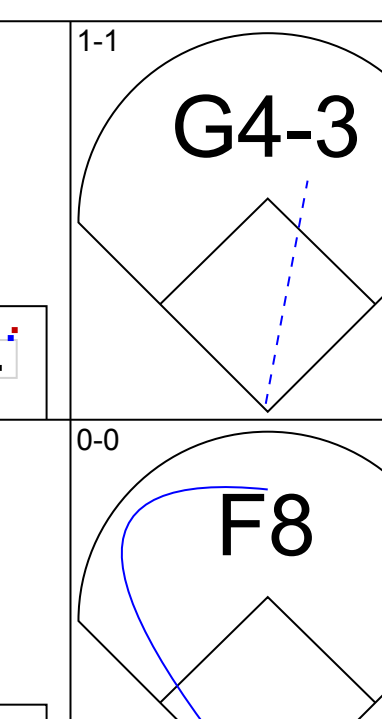
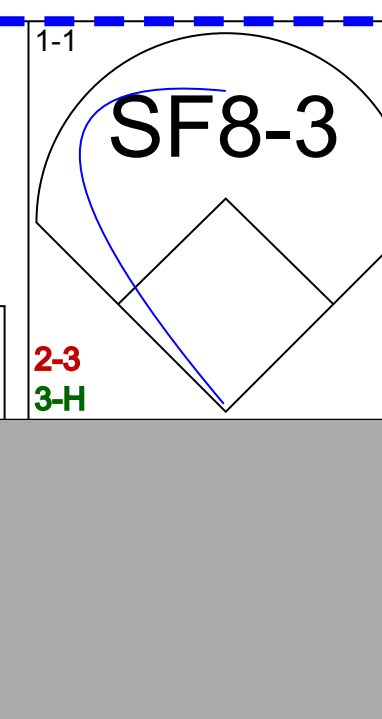
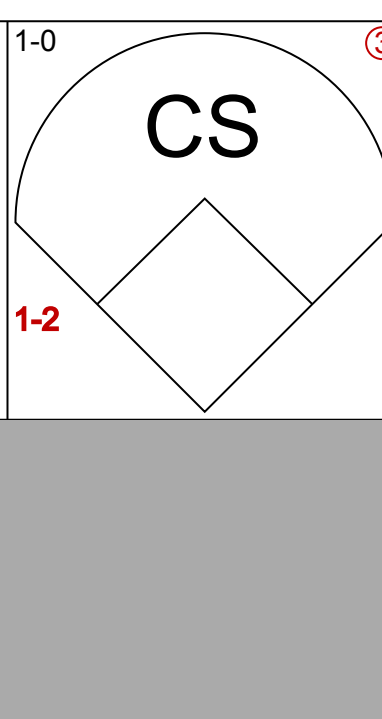
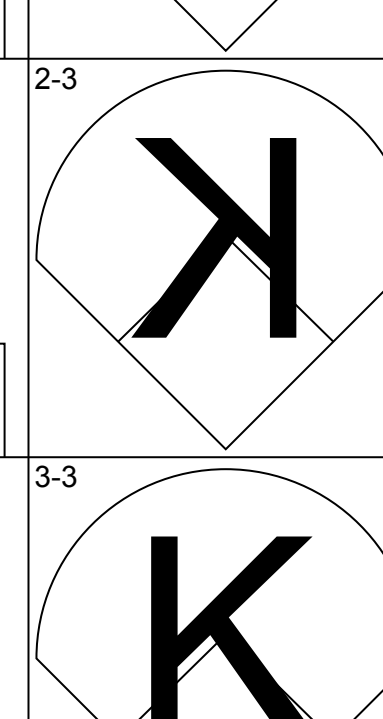
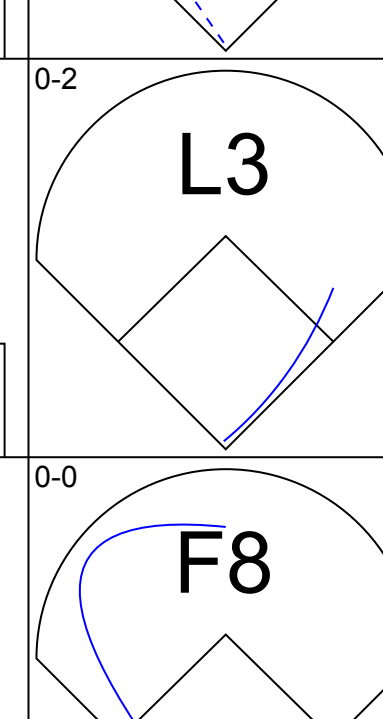
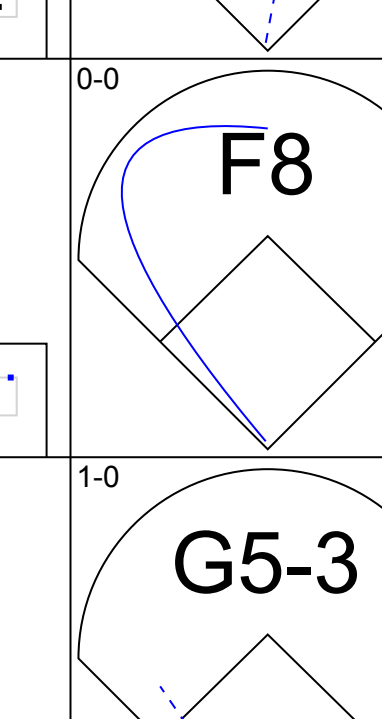
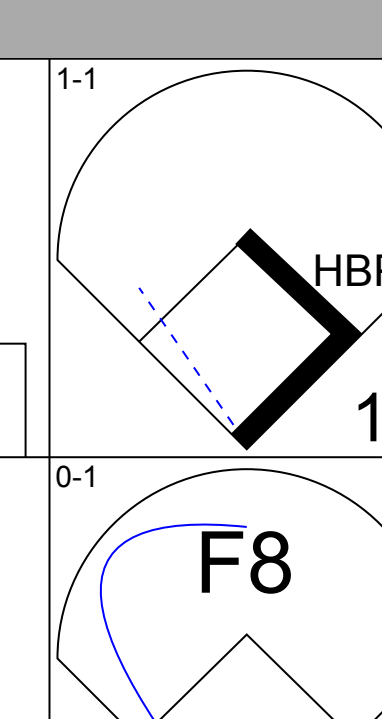
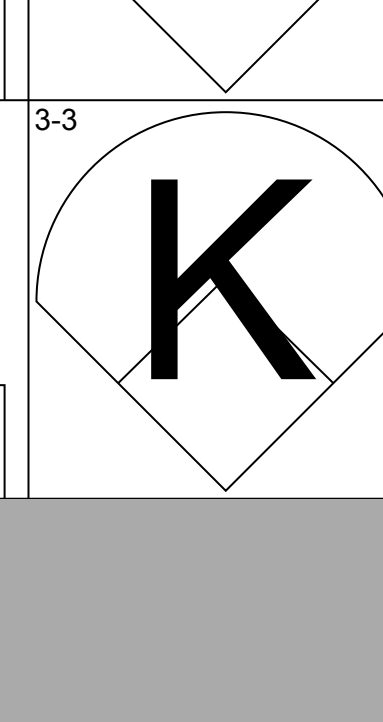
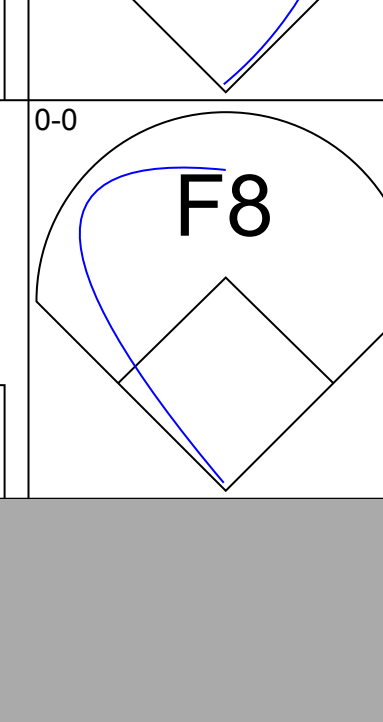
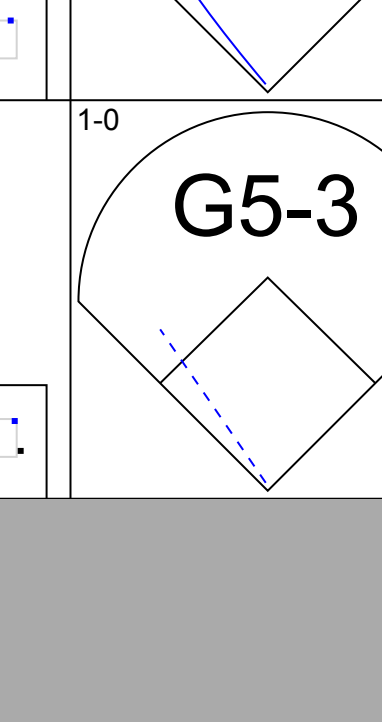
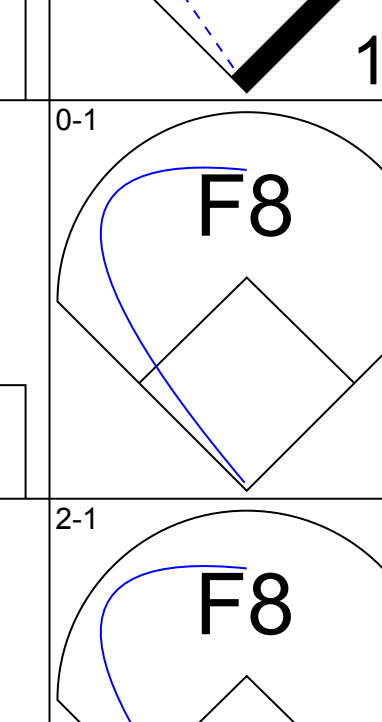
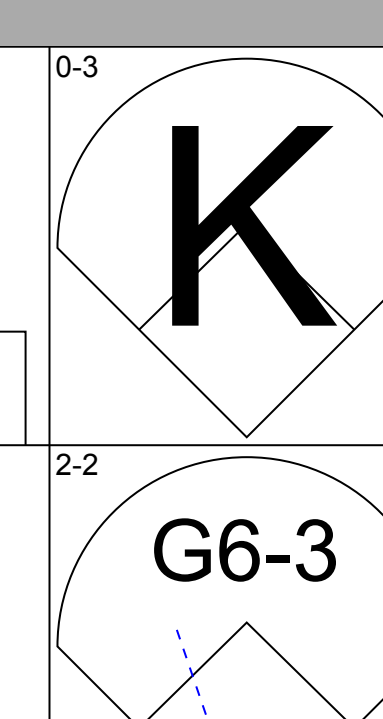
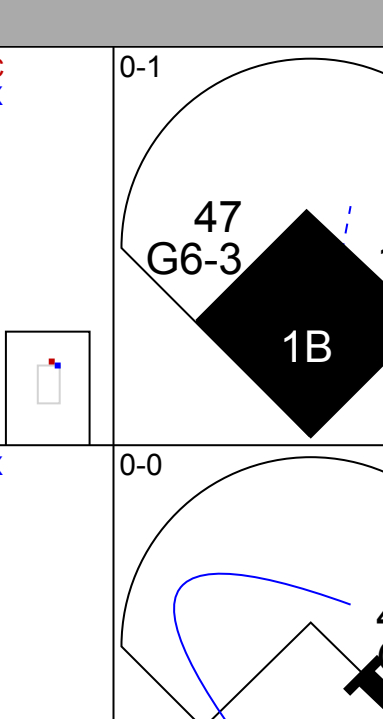
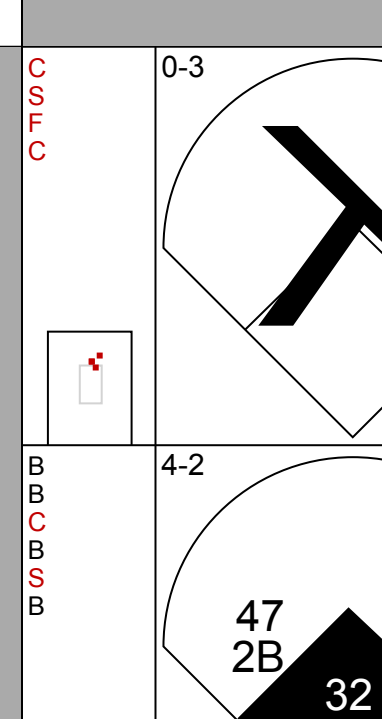
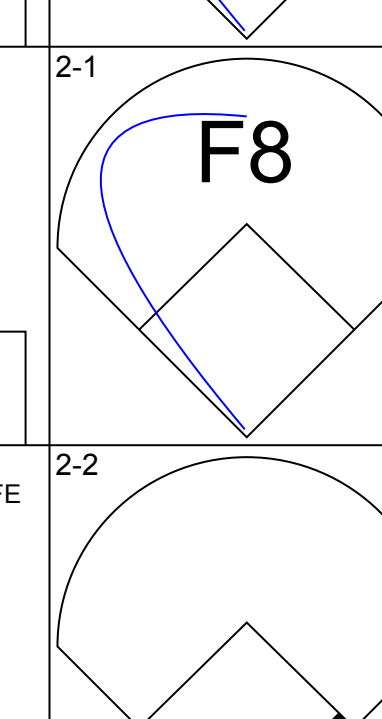
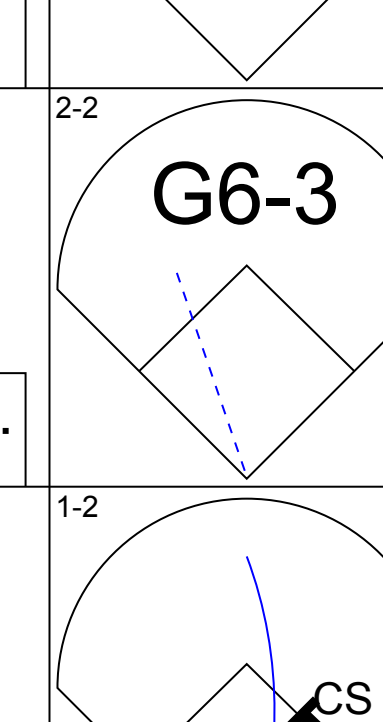
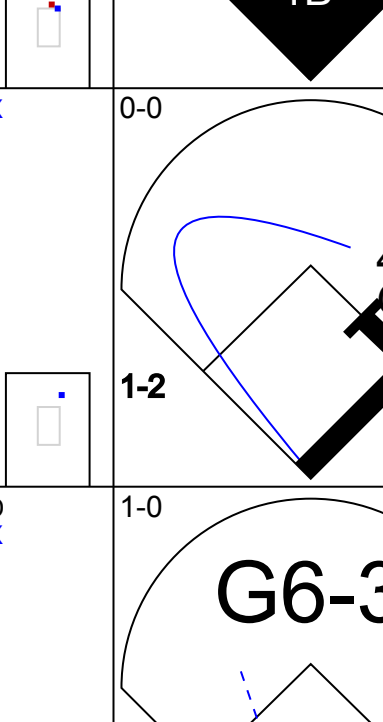
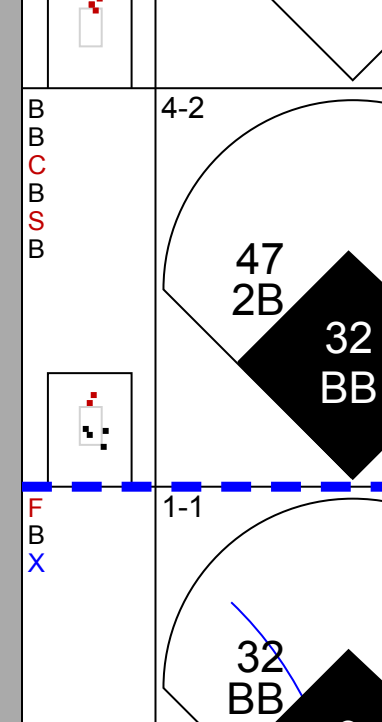
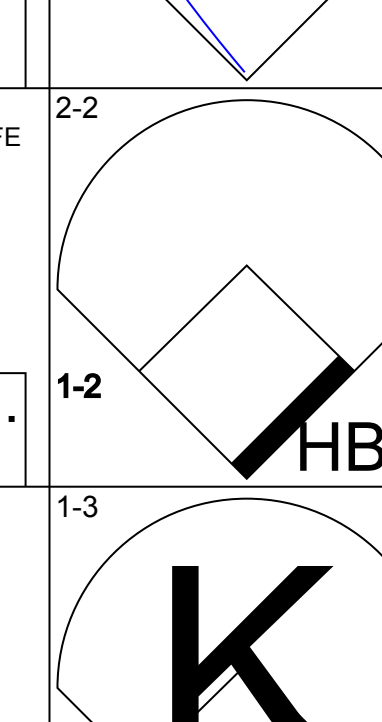
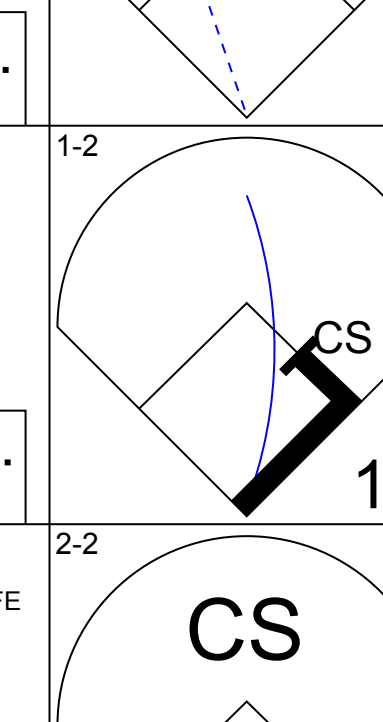

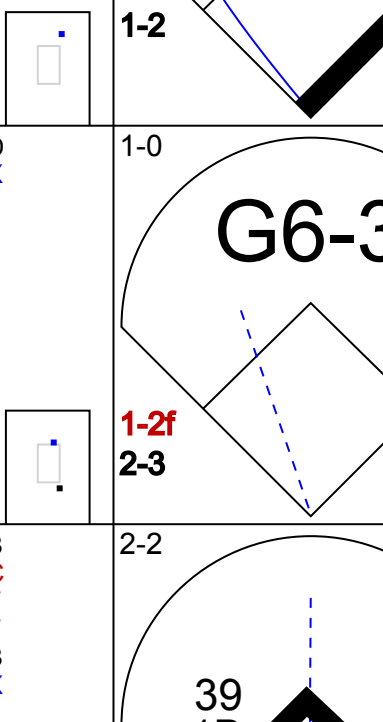
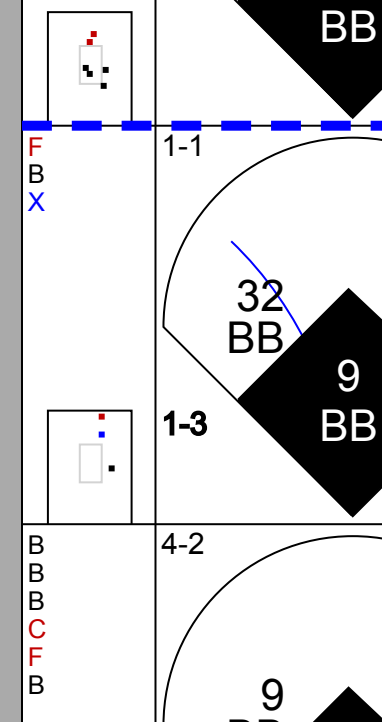
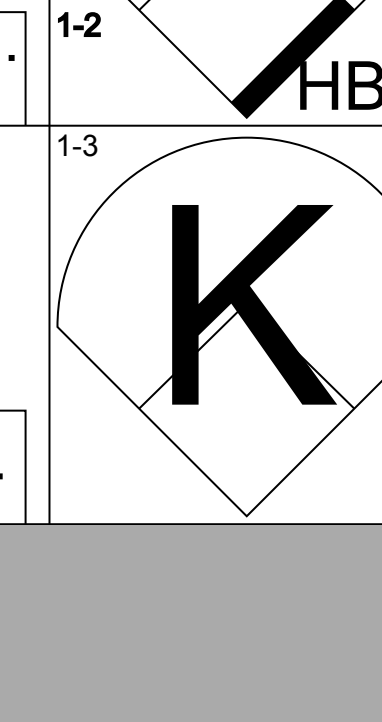
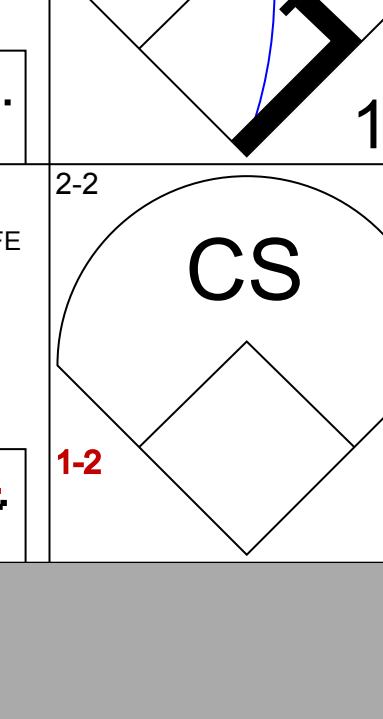
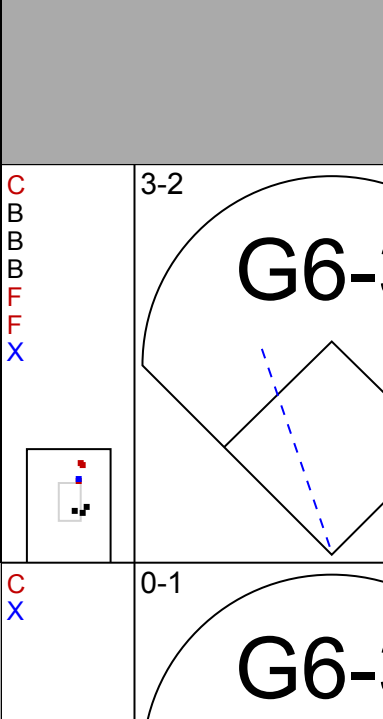
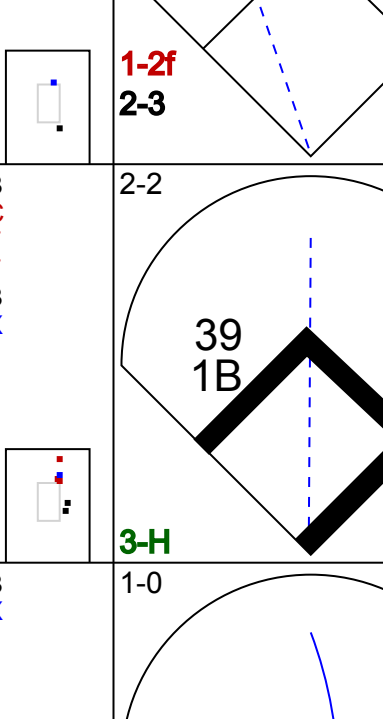
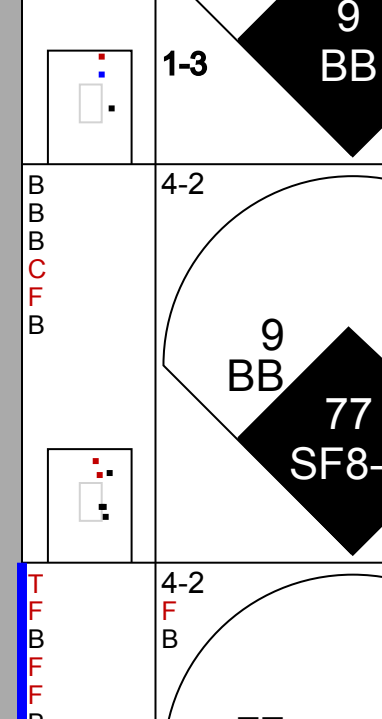

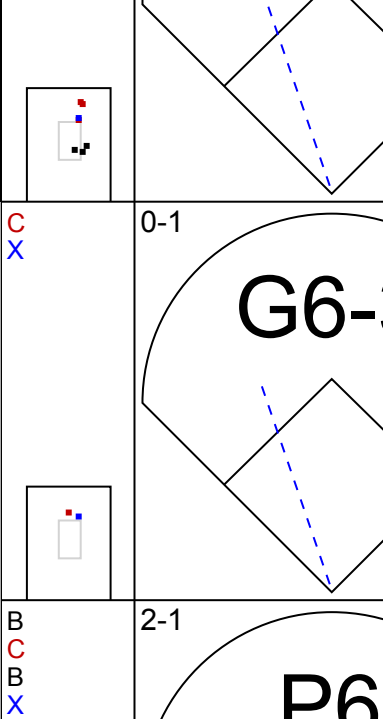
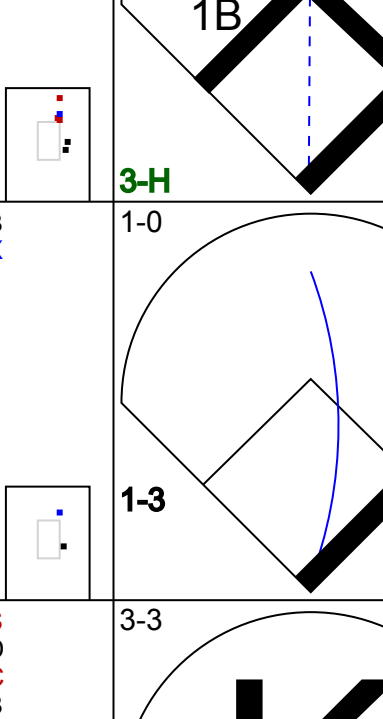
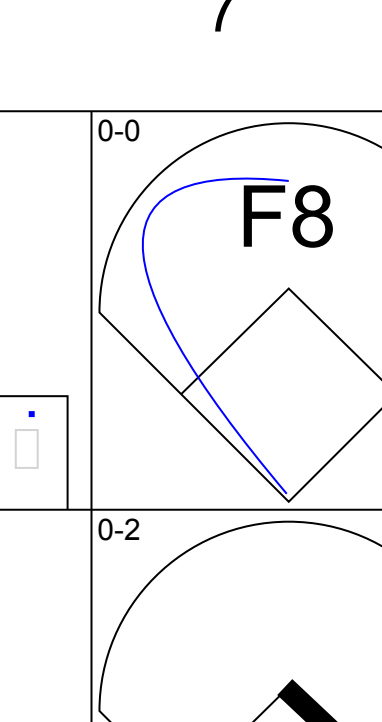
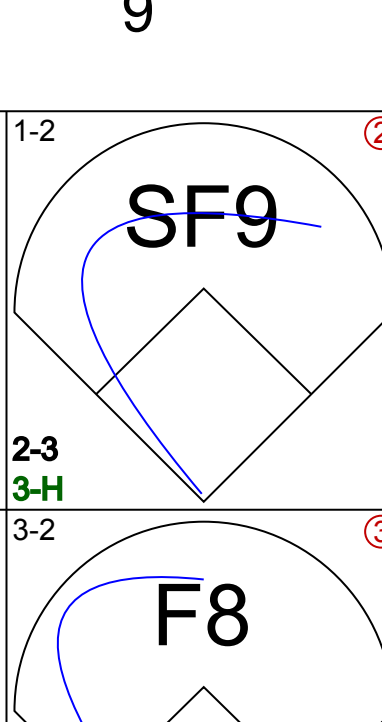
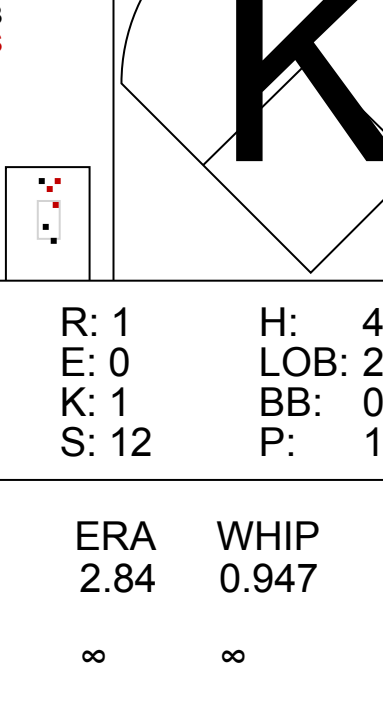
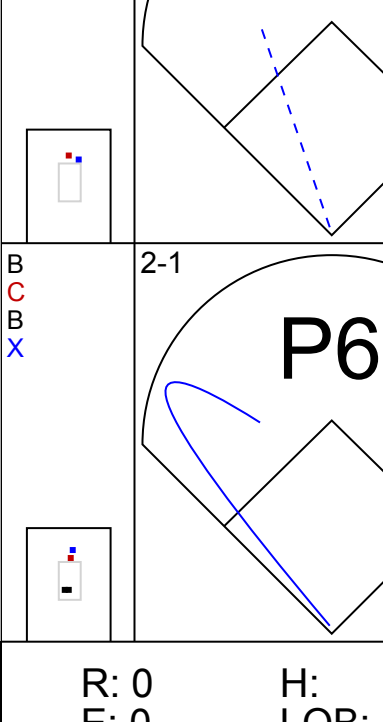

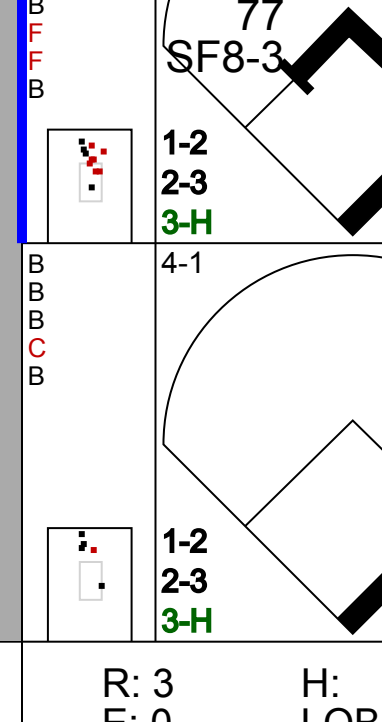









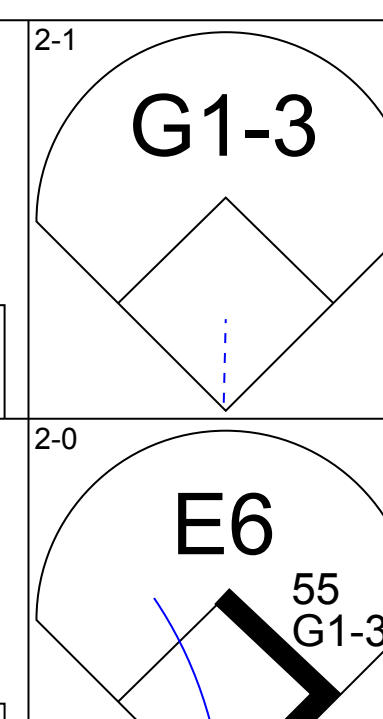
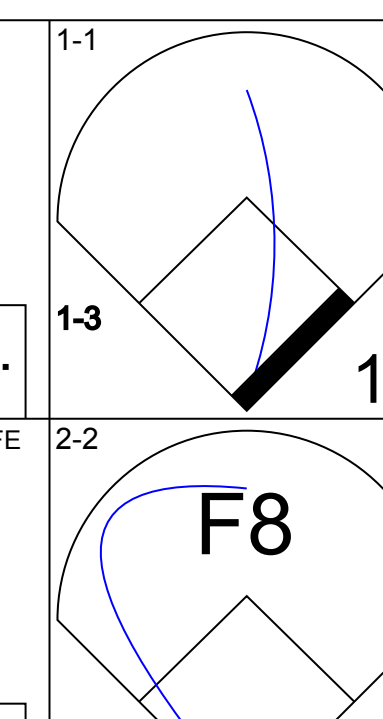
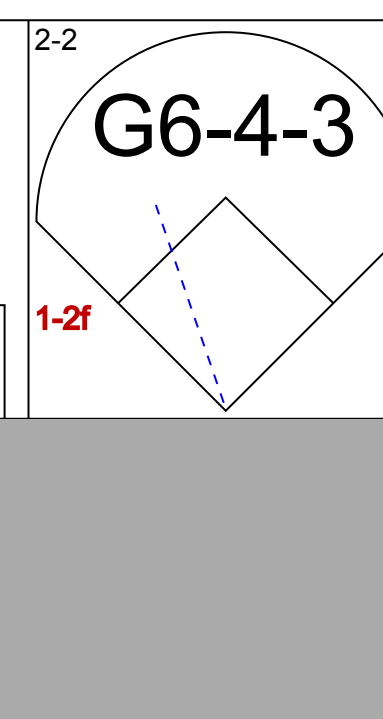
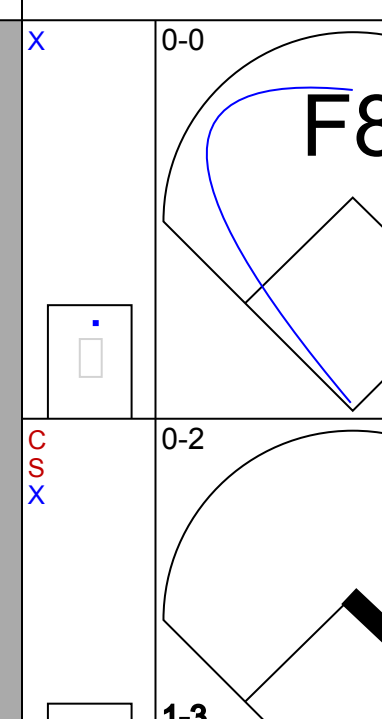
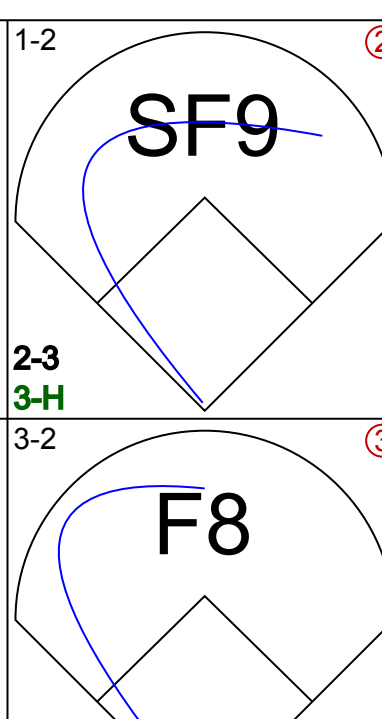
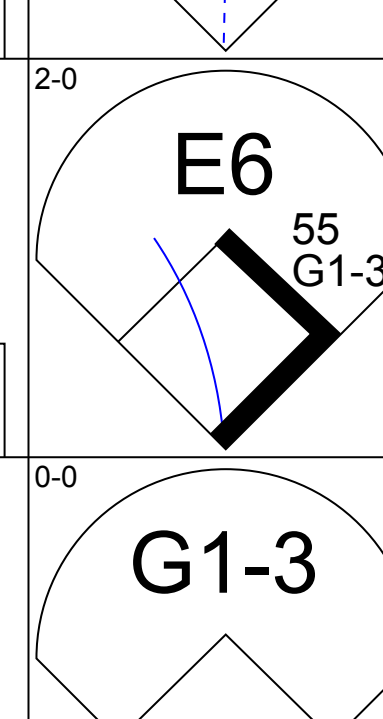
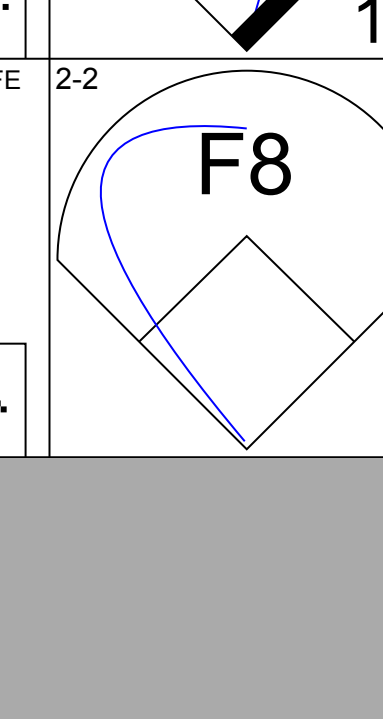
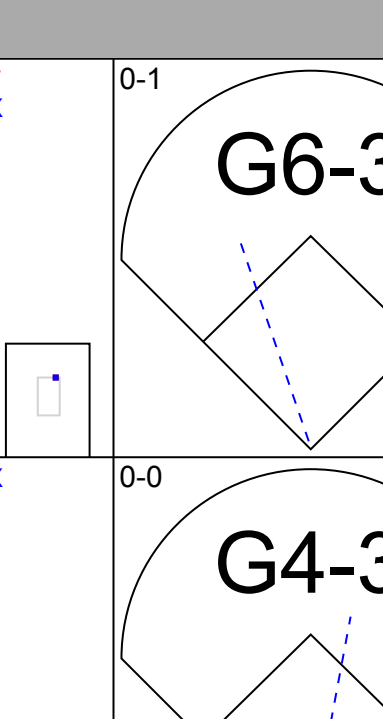
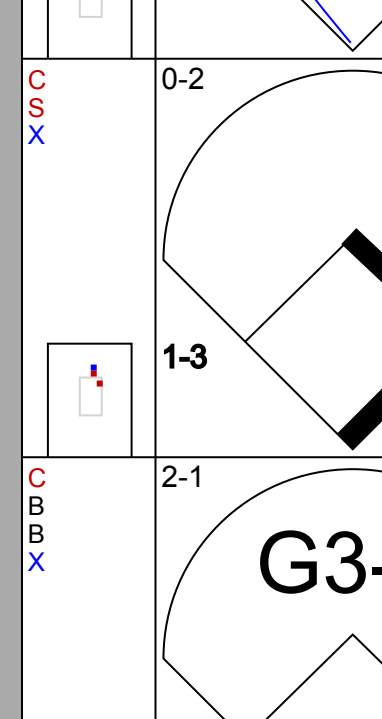
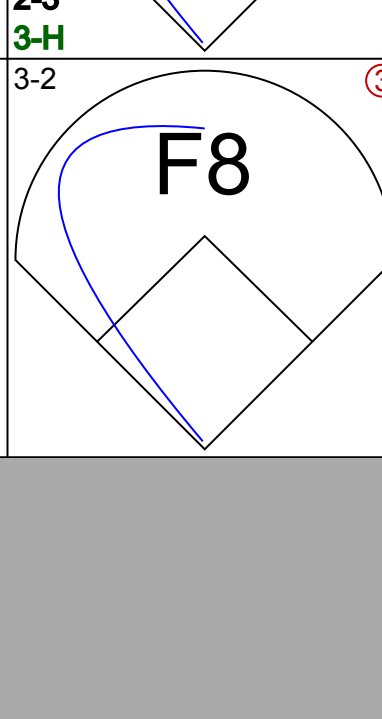
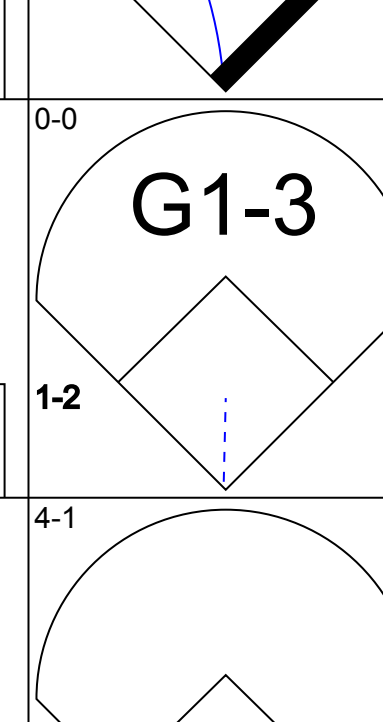
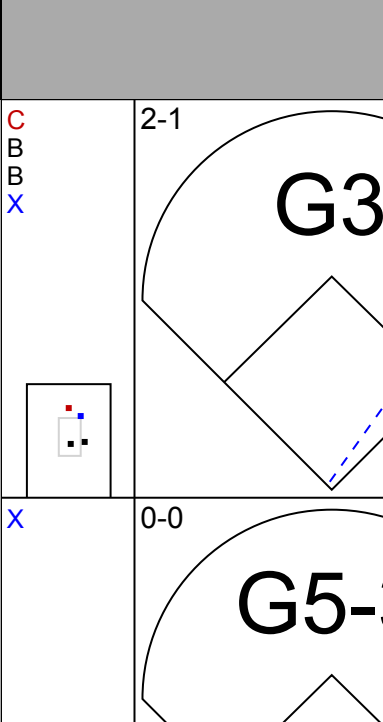
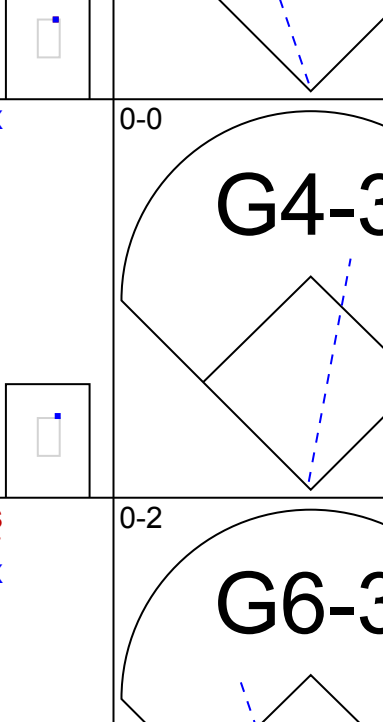
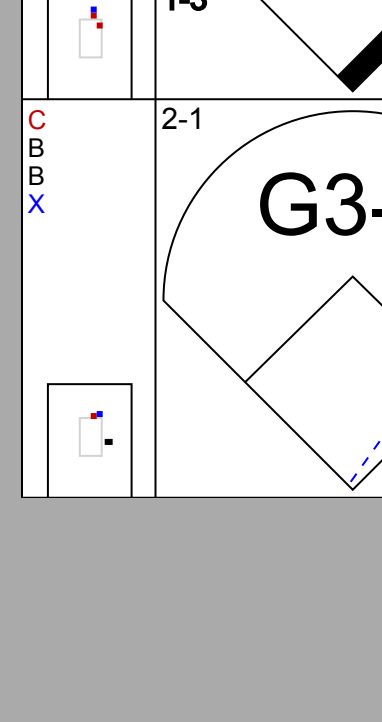
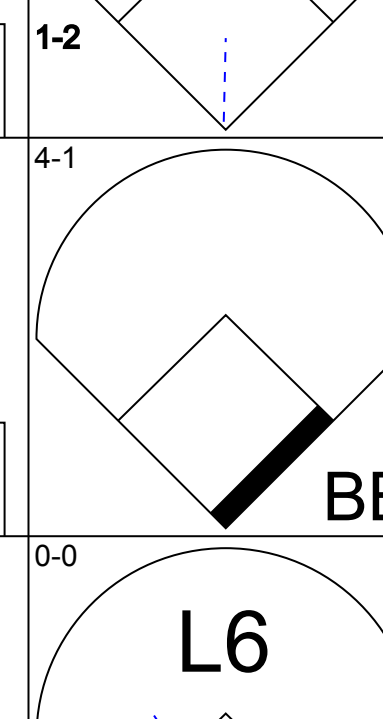
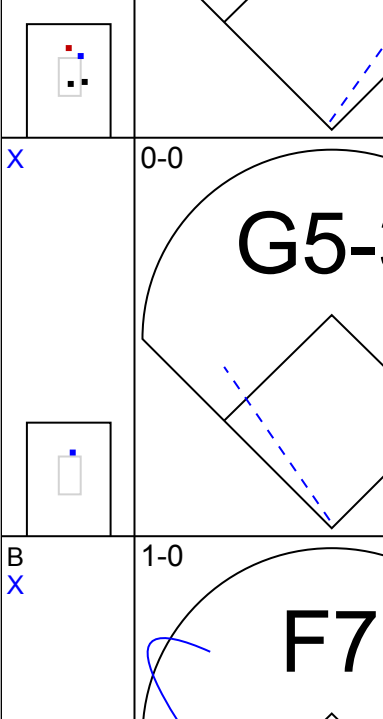
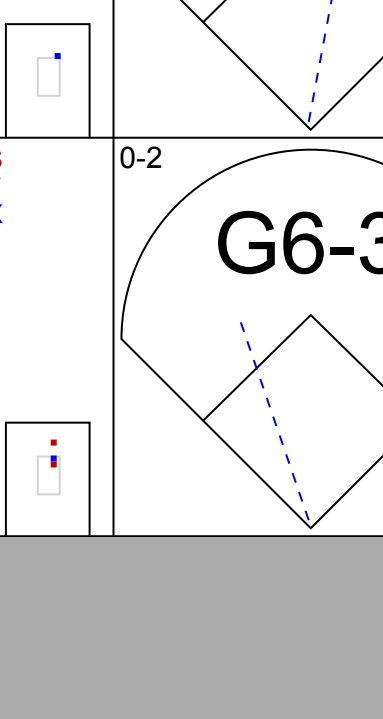
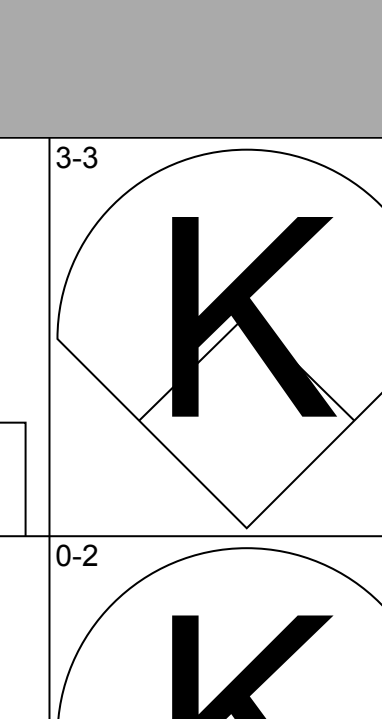
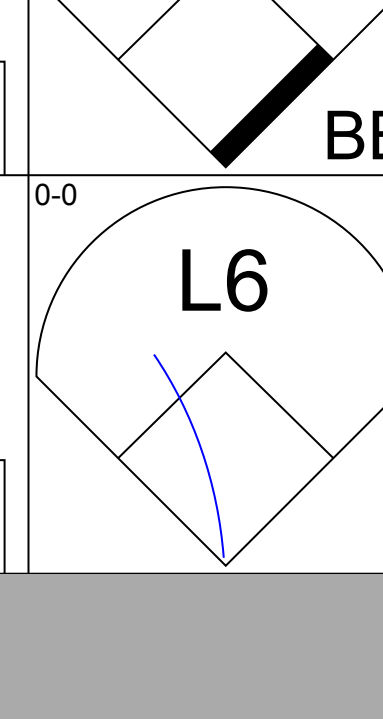
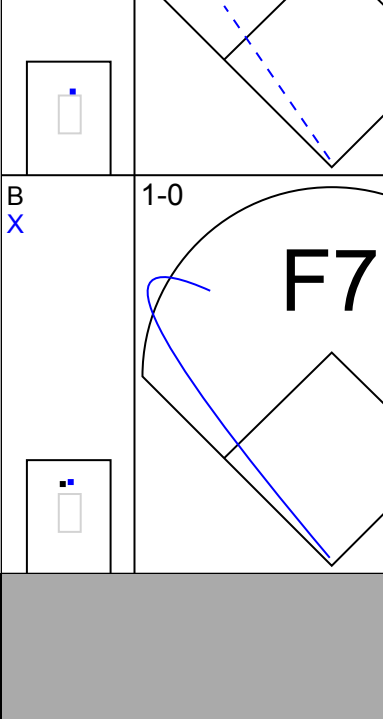
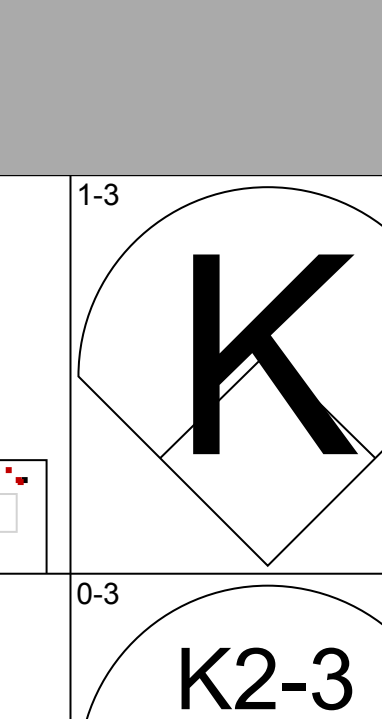
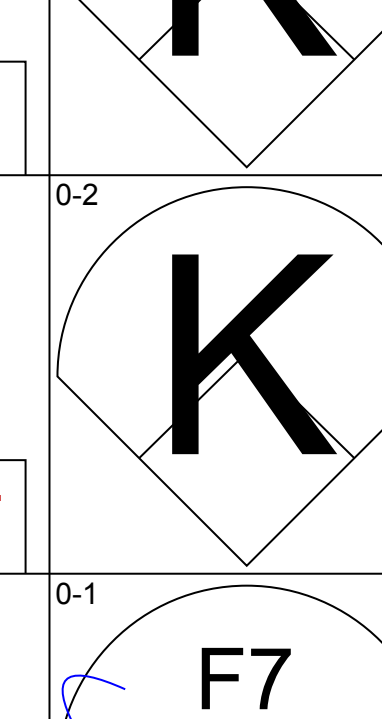
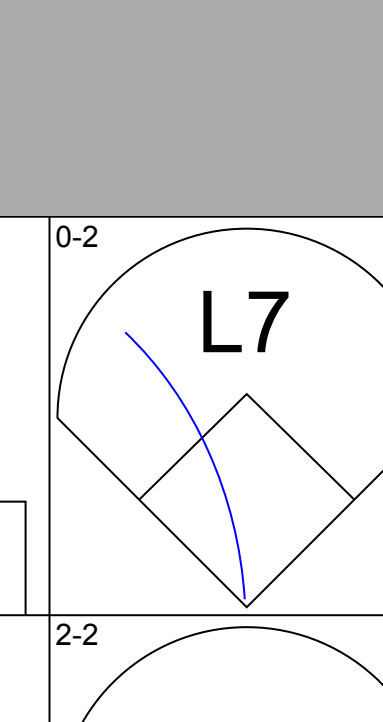
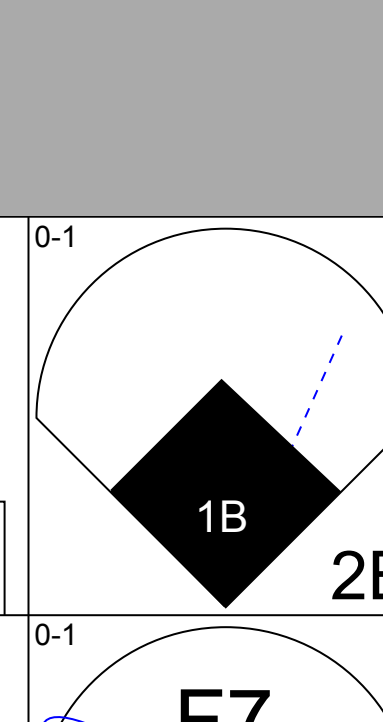
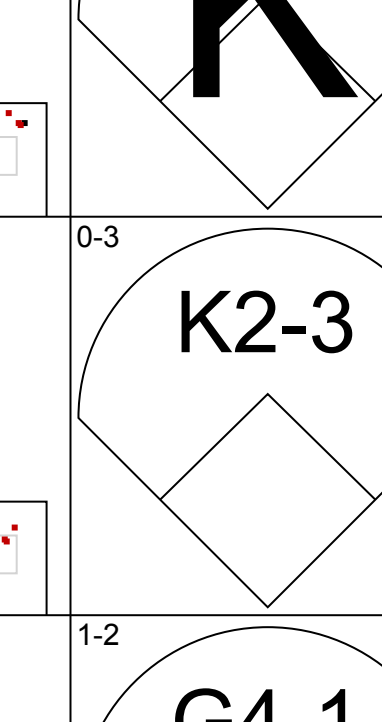
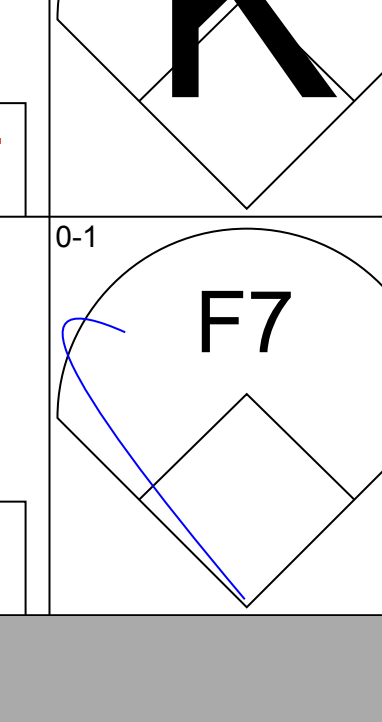
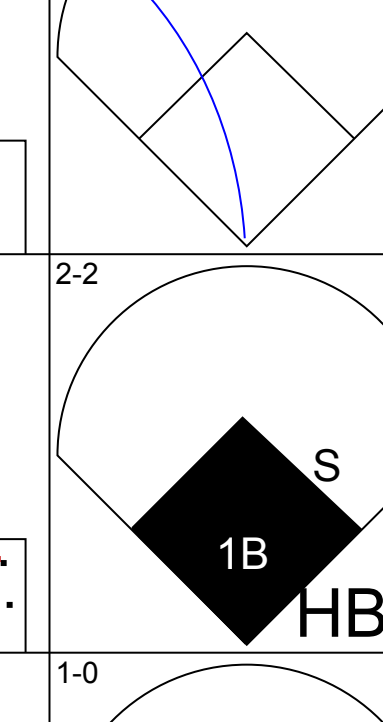
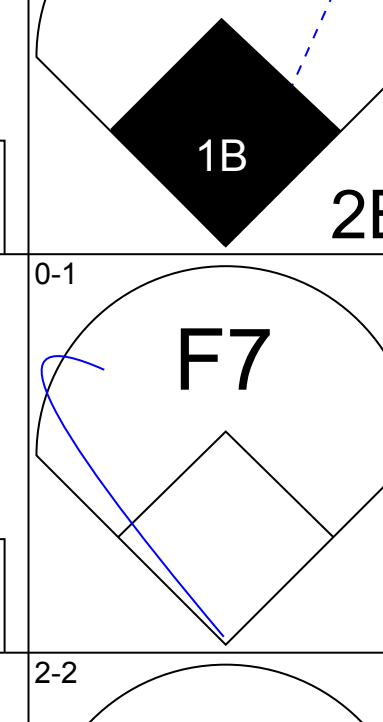
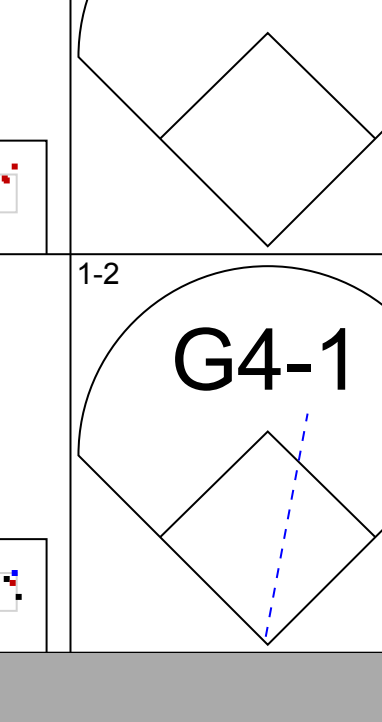
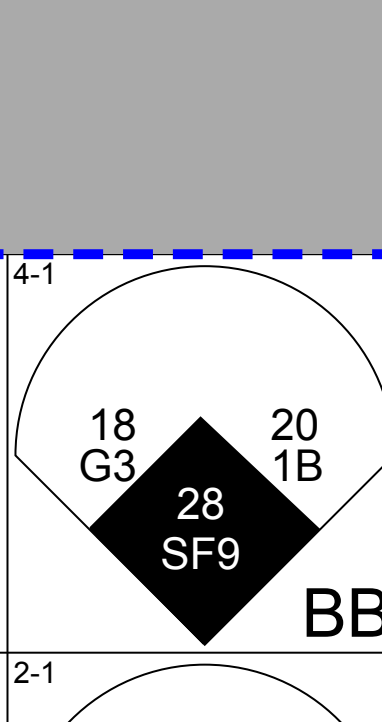
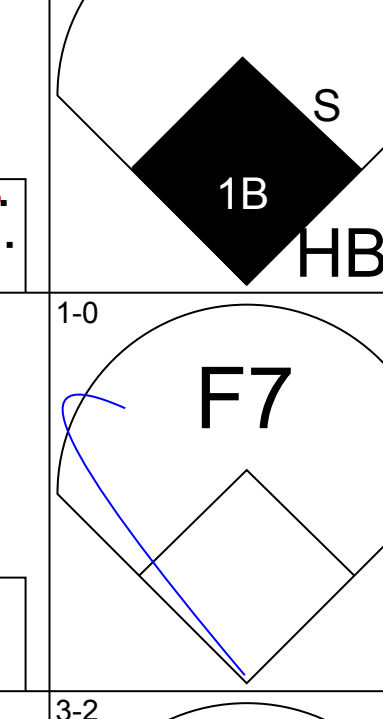
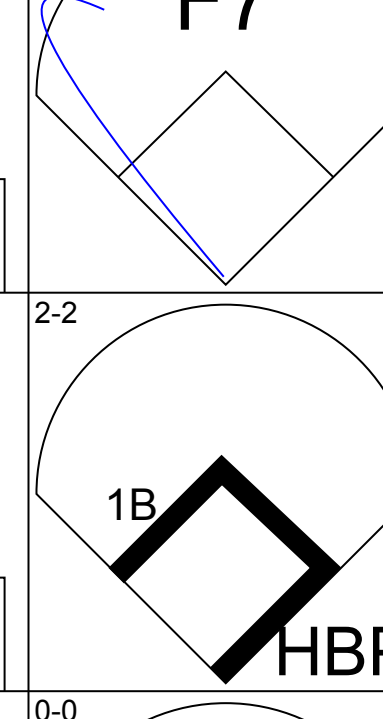
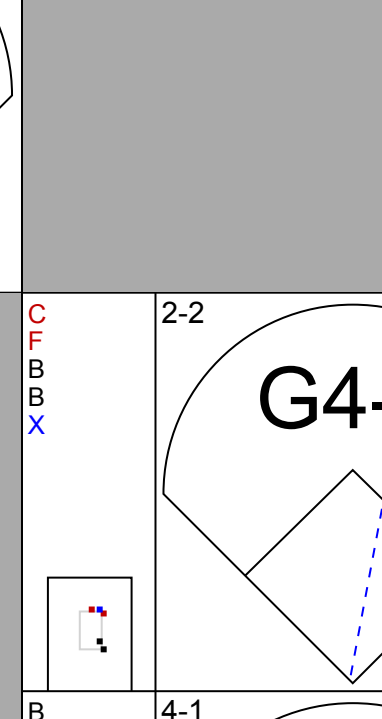
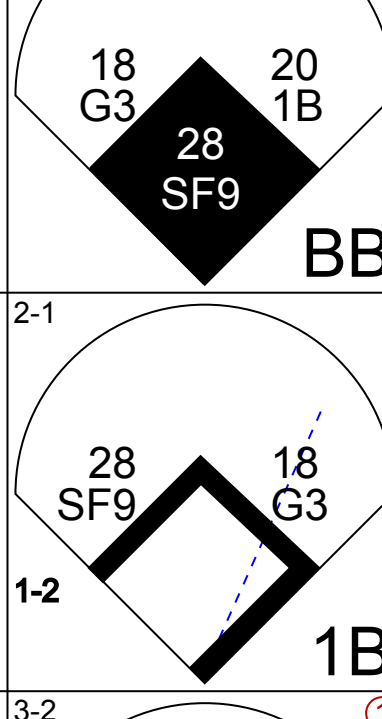
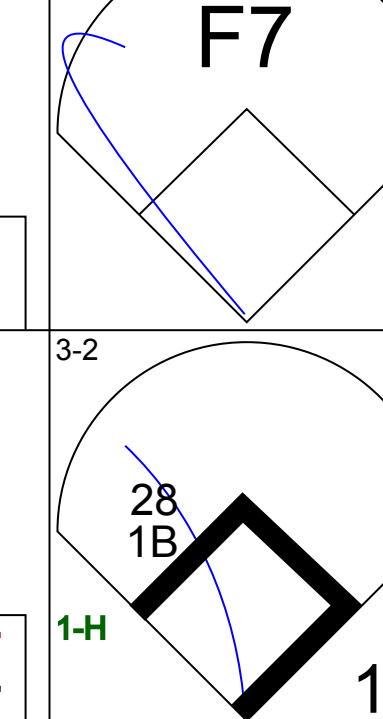
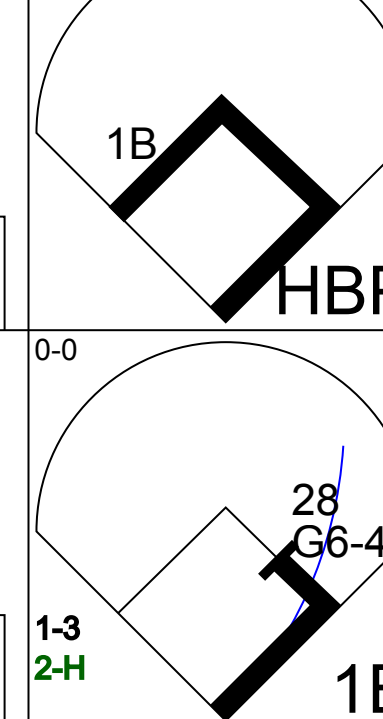
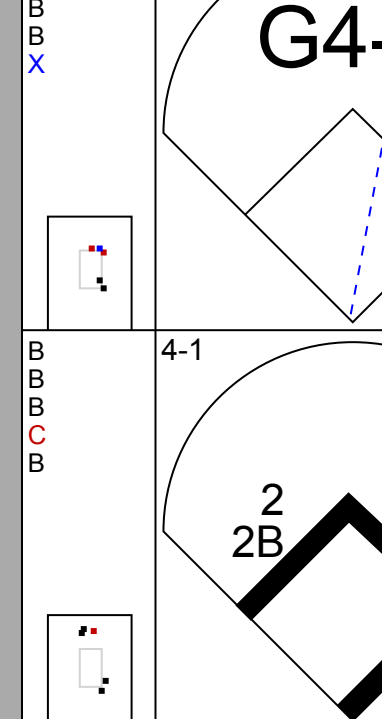
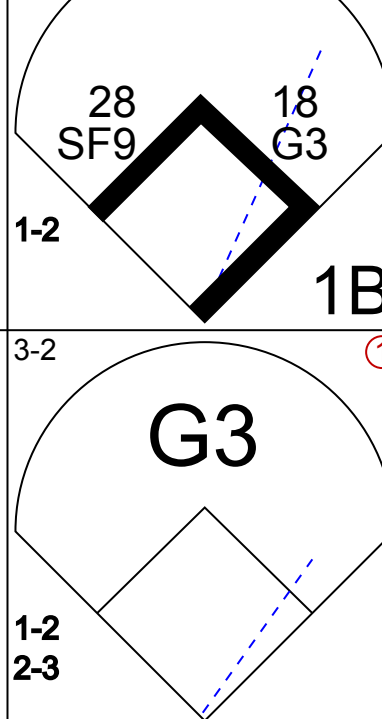
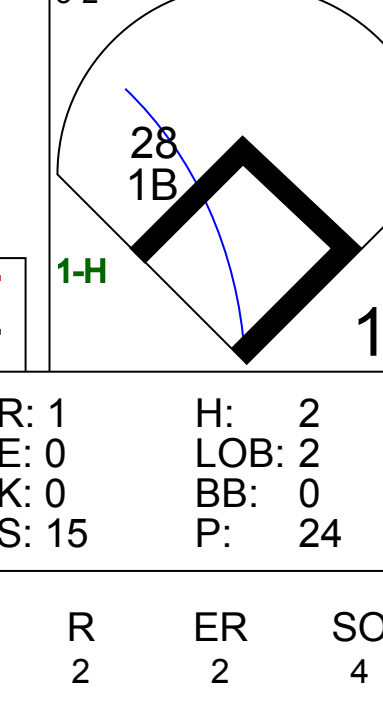
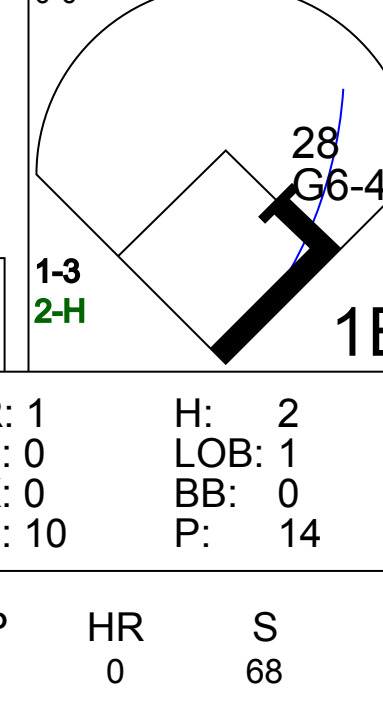
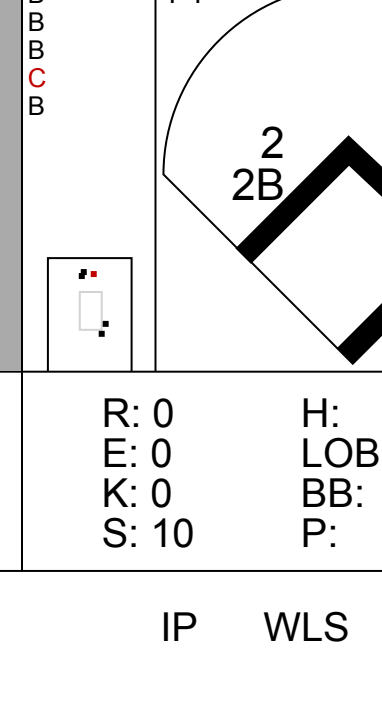
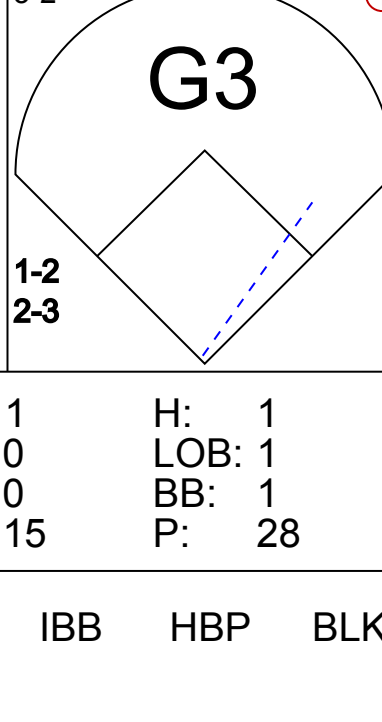
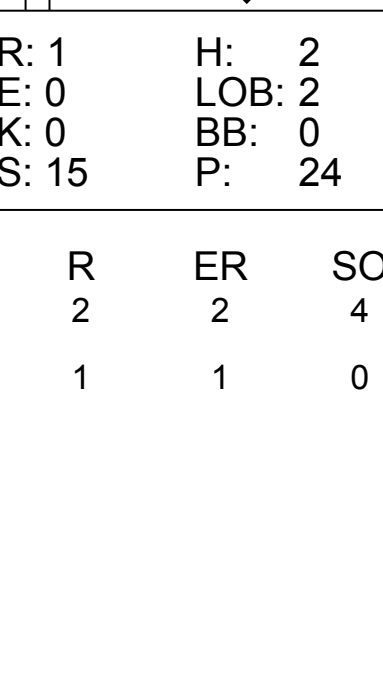
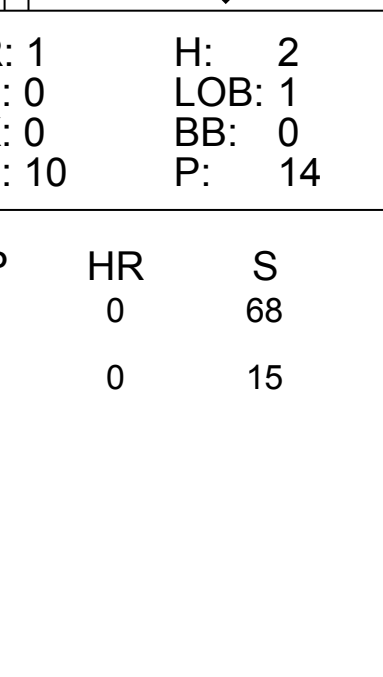
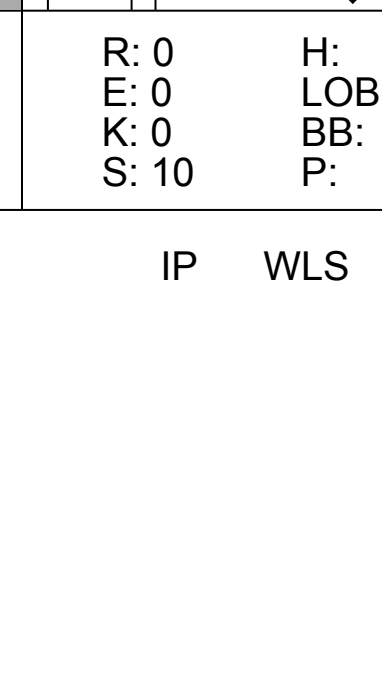
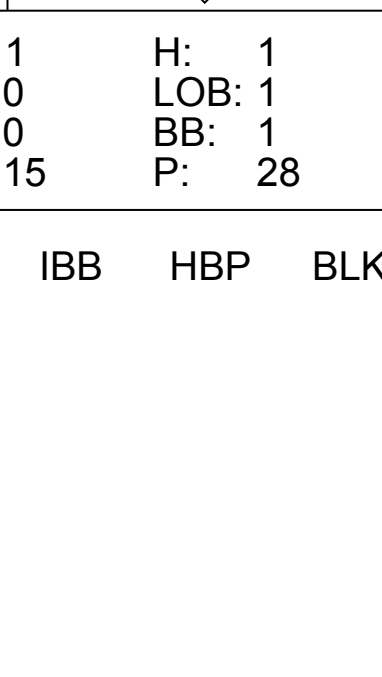


Batter	1	2	3	4	5	6	7	8	9	AB	R	H	RBI	BB	SO	LOB	TOP			
77 Reggie Willits, S OBP: 0.412, SLG: 0.362										3	0	0	1	0	1	0				
Orlando Cabrera, R OBP: 0.356, SLG: 0.426										4	0	1	0	0	0	1				
27 Vladimir Guerrero, R OBP: 0.441, SLG: 0.695										4	0	0	0	0	0	1				
24 Gary Matthews, S OBP: 0.338, SLG: 0.446										4	1	1	0	0	2	1				
Casey Kotchman, L OBP: 0.374, SLG: 0.480										2	1	1	0	1	0	0				
47 Howie Kendrick, R OBP: 0.357, SLG: 0.477										4	1	2	0	0	1	4				
Mike Napoli, R OBP: 0.333, SLG: 0.495										3	1	1	1	1	1	0				
39 Robb Quinlan, R OBP: 0.281, SLG: 0.455										2	0	1	0	0	0	0				
32 Erick Aybar, S OBP: 0.296, SLG: 0.280										1	0	0	1	1	0	0				
65 Tommy Murphy, S OBP: 0.200, SLG: 0.206										0	0	0	0	0	0	0				
9 Chone Figgins, S OBP: 0.211, SLG: 0.218										3	0	1	1	1	1	2				
<b>Inning Stats</b>	R: 0 H: 0 E: 0 K: 3 S: 13	H: 0 LOB: 0 BB: 0 P: 21	R: 0 H: 1 E: 0 K: 1 S: 13	H: 0 LOB: 0 BB: 0 P: 18	R: 0 H: 0 E: 0 K: 0 S: 8	H: 0 LOB: 0 BB: 0 P: 13	R: 0 H: 0 E: 0 K: 0 S: 8	H: 4 LOB: 2 BB: 0 P: 19	R: 0 H: 0 E: 0 K: 0 S: 4	H: 0 LOB: 0 BB: 0 P: 6	R: 3 H: 1 E: 0 K: 1 S: 20	H: 1 LOB: 1 BB: 4 P: 38	R: 0 H: 1 E: 0 K: 1 S: 11	H: 1 LOB: 2 BB: 0 P: 17	R: 0 H: 1 E: 0 K: 1 S: 5	H: 1 LOB: 0 BB: 0 P: 8	1B: 7 2B: 2 3B: 0 HR: 0	SF: 1 SAC: 0 DP: 2 HBP: 1	WP: 0 PB: 0 SB: 0 CS: 2	PA: 38
<b>PITCHER</b>	IP	WLS	BF	H	R	ER	SO	BB	IBB	HBP	BLK	WP	HR	S	P	ERA	WHIP			
35 Mike Mussina, R ERA: 5.86	6.1		23	5	2	2	6	1	0	0	0	0	0	64	95	2.84	0.947			
Scott Proctor, R ERA: 3.65	0.0	L	4	1	1	1	0	3	0	0	0	0	0	12	25	∞	∞			
33 Brian Bruney, R ERA: 1.57	1.2		6	1	1	1	0	0	0	1	0	0	0	13	20	5.40	0.600			
Kyle Farnsworth, R ERA: 4.87	1.0		3	1	0	0	1	0	0	0	0	0	0	5	8	0.00	1.000			

Los Angeles Angels @ New York Yankees  
Yankee Stadium, Bronx, NY  
Sun May 27 2007, 1:05 PM EDT  
Att: 53,508 - Sunny - 81 F

AB	30
R	4
H	8
RBI	4
BB	4
SO	8
LOB	8



Batter	1	2	3	4	5	6	7	8	9	AB	R	H	RBI	BB	SO	LOB	BOTTOM					
28 Melky Cabrera, S OBP: 0.277, SLG: 0.305										4	0	1	1	0	0	3						
2 Derek Jeter, R OBP: 0.430, SLG: 0.477										5	0	1	0	0	0	3						
55 Hideki Matsui, L OBP: 0.369, SLG: 0.465										4	0	0	0	0	0	3						
13 Alex Rodriguez, R OBP: 0.391, SLG: 0.663										3	0	0	0	1	1	0						
25 Jason Giambi, L OBP: 0.382, SLG: 0.418										4	0	0	0	0	2	2						
24 Robinson Canó, L OBP: 0.295, SLG: 0.381										4	1	1	0	0	1	0						
Bobby Abreu, L OBP: 0.320, SLG: 0.296										2	2	0	0	1	0	1						
11 Doug Mientkiewicz, L OBP: 0.302, SLG: 0.398										2	0	0	0	0	0	1						
20 Jorge Posada, S OBP: 0.428, SLG: 0.590										1	0	1	0	0	0	0						
Wil Nieves, R OBP: 0.133, SLG: 0.103										2	0	2	2	1	0	0						
18 Johnny Damon, L OBP: 0.368, SLG: 0.367										1	0	0	0	0	0	2						
<b>Inning Stats</b>	R: 0 H: 0 E: 1 K: 0 S: 6	H: 2 LOB: 2 BB: 1 P: 14	R: 1 H: 2 E: 0 K: 0 S: 15	H: 0 LOB: 0 BB: 0 P: 24	R: 0 H: 0 E: 0 K: 0 S: 4	H: 0 LOB: 0 BB: 0 P: 7	R: 1 H: 2 E: 0 K: 0 S: 10	H: 2 LOB: 1 BB: 0 P: 14	R: 0 H: 0 E: 0 K: 2 S: 6	H: 0 LOB: 0 BB: 0 P: 6	R: 0 H: 0 E: 0 K: 2 S: 9	H: 0 LOB: 0 BB: 0 P: 11	R: 0 H: 1 E: 0 K: 0 S: 10	H: 1 LOB: 2 BB: 1 P: 18	R: 0 H: 0 E: 0 K: 2 S: 8	H: 0 LOB: 0 BB: 0 P: 11	R: 1 H: 1 E: 0 K: 0 S: 15	H: 1 LOB: 1 BB: 1 P: 28	1B: 4 2B: 2 3B: 0 HR: 0	SF: 1 SAC: 0 DP: 1 HBP: 2	WP: 0 PB: 0 SB: 1 CS: 0	PA: 38
<b>PITCHER</b>	IP	WLS	BF	H	R	ER	SO	BB	IBB	HBP	BLK	WP	HR	S	P	ERA	WHIP					
41 John Lackey, R ERA: 2.38	8.0		33	5	2	2	4	2	0	2	0	0	0	68	105	2.25	0.875					
Francisco Rodriguez, R ERA: 2.38	1.0	S	5	1	1	1	0	1	0	0	0	0	0	15	28	9.00	2.000					

Los Angeles Angels @ New York Yankees  
Yankee Stadium, Bronx, NY  
Sun May 27 2007, 1:05 PM EDT  
Att: 53,508 - Sunny - 81 F

AB	32
R	3
H	6
RBI	3
BB	3
SO	4
LOB	15

















Batter	1	2	3	4	5	6	7	8	9	AB	R	H	RBI	BB	SO	LOB	TOP			
18 Johnny Damon, L (1, 10) OBP: 0.363, SLG: 0.364	G4-3	G6-4-3 BB		P4	G6-3		G6-3			3	0	0	1	2	0	2	<b>New York Yankees @ Boston Red Sox</b> Fenway Park, Boston, MA Fri Jun 01 2007, 7:05 PM EDT Att: 36,785 - Partly Cloudy - 82 F			
2 Derek Jeter, R (1, 6) OBP: 0.416, SLG: 0.455	G5-3	G6-4-3		G6-3	G6-3			E5 55 1B		5	0	1	0	0	0	4				
55 Hideki Matsui, L (1, 7) OBP: 0.365, SLG: 0.466	G3		G1-3	G6-3	F9			G6-3		4	1	1	0	1	0	3				
13 Alex Rodriguez, R (1, 5) OBP: 0.391, SLG: 0.636		G6-3	G6-3	G6-3	G6-3			K		3	2	1	0	1	1	2				
20 Jorge Posada, S (1, 2) OBP: 0.414, SLG: 0.566		K	K	G6-3	G6-3			G4-6-3		5	0	2	3	0	2	3				
24 Robinson Cano, L (1, 4) OBP: 0.305, SLG: 0.411					G4-3					4	2	2	2	0	0	2				
Bobby Abreu, L (1, 9) OBP: 0.319, SLG: 0.303										4	2	2	0	1	1	1				
Josh Phelps, R (1, 3) OBP: 0.343, SLG: 0.407										2	1	0	0	1	0	1				
11 Doug Mientkiewicz, L (7, 3) OBP: 0.284, SLG: 0.372										1	0	0	0	0	1	1				
28 Melky Cabrera, S (1, 8) OBP: 0.301, SLG: 0.321										3	1	2	1	2	0	1				
<b>Inning Stats</b>	R: 0 E: 0 K: 0 S: 7	H: 0 LOB: 0 BB: 9	R: 3 E: 0 K: 1 S: 12	H: 2 LOB: 2 BB: 31	R: 0 E: 0 K: 1 S: 6	H: 1 LOB: 0 BB: 0	R: 6 E: 0 K: 0 S: 19	H: 3 LOB: 1 BB: 2 P: 42	R: 0 E: 0 K: 0 S: 15	H: 2 LOB: 3 BB: 2 P: 10	R: 0 E: 0 K: 1 S: 11	H: 1 LOB: 1 BB: 0 P: 17	R: 0 E: 1 K: 1 S: 12	H: 1 LOB: 1 BB: 0 P: 17	R: 0 E: 0 K: 1 S: 10	H: 0 LOB: 0 BB: 0 P: 17	1B: 5 2B: 5 3B: 0 HR: 1	SF: 0 SAC: 0 DP: 2 HBP: 3	WP: 1 PB: 2 SB: 0 CS: 2	PA: 45
<b>PITCHER</b>	IP WLS BF H R ER SO	IP WLS BF H R ER SO	IP WLS BF H R ER SO	IP WLS BF H R ER SO	IP WLS BF H R ER SO	IP WLS BF H R ER SO	IP WLS BF H R ER SO	IP WLS BF H R ER SO	IP WLS BF H R ER SO	IP WLS BF H R ER SO	IP WLS BF H R ER SO	IP WLS BF H R ER SO	IP WLS BF H R ER SO	IP WLS BF H R ER SO	IP WLS BF H R ER SO	IP WLS BF H R ER SO	ERA WHIP	ERA WHIP		
49 Tim Wakefield, R (1, 1) ERA: 4.24	3.2 L 21 5 8 8 2	4.1 L 21 5 8 8 2	4.1 L 21 5 8 8 2	4.1 L 21 5 8 8 2	4.1 L 21 5 8 8 2	4.1 L 21 5 8 8 2	4.1 L 21 5 8 8 2	4.1 L 21 5 8 8 2	4.1 L 21 5 8 8 2	4.1 L 21 5 8 8 2	4.1 L 21 5 8 8 2	4.1 L 21 5 8 8 2	4.1 L 21 5 8 8 2	4.1 L 21 5 8 8 2	4.1 L 21 5 8 8 2	4.1 L 21 5 8 8 2	19.64 3.000	19.64 3.000		
39 Kyle Snyder, R (4, 1) ERA: 1.53	1.0 R 8 3 1 1 0	1.0 R 8 3 1 1 0	1.0 R 8 3 1 1 0	1.0 R 8 3 1 1 0	1.0 R 8 3 1 1 0	1.0 R 8 3 1 1 0	1.0 R 8 3 1 1 0	1.0 R 8 3 1 1 0	1.0 R 8 3 1 1 0	1.0 R 8 3 1 1 0	1.0 R 8 3 1 1 0	1.0 R 8 3 1 1 0	1.0 R 8 3 1 1 0	1.0 R 8 3 1 1 0	1.0 R 8 3 1 1 0	1.0 R 8 3 1 1 0	9.00 5.000	9.00 5.000		
J.C. Romero, L (5, 1) ERA: 3.38	2.1 L 9 2 0 0 1	2.1 L 9 2 0 0 1	2.1 L 9 2 0 0 1	2.1 L 9 2 0 0 1	2.1 L 9 2 0 0 1	2.1 L 9 2 0 0 1	2.1 L 9 2 0 0 1	2.1 L 9 2 0 0 1	2.1 L 9 2 0 0 1	2.1 L 9 2 0 0 1	2.1 L 9 2 0 0 1	2.1 L 9 2 0 0 1	2.1 L 9 2 0 0 1	2.1 L 9 2 0 0 1	2.1 L 9 2 0 0 1	2.1 L 9 2 0 0 1	0.00 0.857	0.00 0.857		
36 Joel Pineiro, R (8, 1) ERA: 4.91	1.0 R 4 1 0 0 1	1.0 R 4 1 0 0 1	1.0 R 4 1 0 0 1	1.0 R 4 1 0 0 1	1.0 R 4 1 0 0 1	1.0 R 4 1 0 0 1	1.0 R 4 1 0 0 1	1.0 R 4 1 0 0 1	1.0 R 4 1 0 0 1	1.0 R 4 1 0 0 1	1.0 R 4 1 0 0 1	1.0 R 4 1 0 0 1	1.0 R 4 1 0 0 1	1.0 R 4 1 0 0 1	1.0 R 4 1 0 0 1	1.0 R 4 1 0 0 1	0.00 1.000	0.00 1.000		
48 Javier López, L (9, 1) ERA: 3.09	1.0 L 4 0 0 0 1	1.0 L 4 0 0 0 1	1.0 L 4 0 0 0 1	1.0 L 4 0 0 0 1	1.0 L 4 0 0 0 1	1.0 L 4 0 0 0 1	1.0 L 4 0 0 0 1	1.0 L 4 0 0 0 1	1.0 L 4 0 0 0 1	1.0 L 4 0 0 0 1	1.0 L 4 0 0 0 1	1.0 L 4 0 0 0 1	1.0 L 4 0 0 0 1	1.0 L 4 0 0 0 1	1.0 L 4 0 0 0 1	1.0 L 4 0 0 0 1	0.00 0.000	0.00 0.000		

Batter	1	2	3	4	5	6	7	8	9	AB	R	H	RBI	BB	SO	LOB	BOTTOM			
23 Julio Lugo, R (1, 6) OBP: 0.284, SLG: 0.332	K	G4-3	FC5-2 20 S			G6-4-3			K	5	0	0	1	0	2	4	<b>New York Yankees @ Boston Red Sox</b> Fenway Park, Boston, MA Fri Jun 01 2007, 7:05 PM EDT Att: 36,785 - Partly Cloudy - 82 F			
20 Kevin Youkilis, R (1, 3) OBP: 0.340, SLG: 0.557	G6-3	G6-3	G6-3			G6-3			K 34 1B HBP	3	1	1	0	1	0	2				
34 David Ortiz, L (1, 10) OBP: 0.439, SLG: 0.582	G6-3	G6-3	G6-3			G6-3			K 1B FC1-4 1B	4	1	3	1	1	1	1				
Manny Ramirez, R (1, 7) OBP: 0.366, SLG: 0.465	G6-3	G6-3	G6-3			G6-3			K 1B FC1-4 1B	5	0	4	1	0	0	1				
7 J.D. Drew, L (1, 9) OBP: 0.340, SLG: 0.310	E3	P5	G4-3			G6-4-3			K 1B FC1-4	3	0	0	0	0	0	5				
Wily Mo Peña, R (6, 9) OBP: 0.319, SLG: 0.426	E3	P5	G4-3			G6-4-3			K 1B FC1-4	2	0	0	1	0	0	2				
25 Mike Lowell, R (1, 5) OBP: 0.388, SLG: 0.570	FC6-4					G4-3			K 1B FC1-4	1	0	0	0	0	0	3				
12 Eric Hinske, L (5, 3) OBP: 0.266, SLG: 0.309	FC6-4					G4-3			K 1B FC1-4	3	0	0	0	0	0	1				
Coco Crisp, S (1, 8) OBP: 0.291, SLG: 0.318						G4-3			K 1B FC1-4	4	2	1	0	0	0	1				
28 Doug Mirabeli, R (1, 2) OBP: 0.245, SLG: 0.348						G4-3			K 1B FC1-4	4	0	1	0	0	0	1				
15 Dustin Pedroia, R (1, 4) OBP: 0.404, SLG: 0.460						G4-3			K 1B FC1-4	4	1	3	1	0	1	0				
<b>Inning Stats</b>	R: 0 E: 1 K: 1 S: 14	H: 1 LOB: 3 BB: 1 P: 23	R: 2 E: 0 K: 0 S: 17	H: 4 LOB: 3 BB: 1 P: 26	R: 1 E: 0 K: 0 S: 15	H: 2 LOB: 2 BB: 0 P: 25	R: 0 E: 0 K: 0 S: 7	H: 1 LOB: 0 BB: 0 P: 8	R: 0 E: 0 K: 0 S: 11	H: 2 LOB: 1 BB: 0 P: 16	R: 0 E: 0 K: 1 S: 10	H: 1 LOB: 0 BB: 0 P: 6	R: 0 E: 0 K: 1 S: 6	H: 0 LOB: 0 BB: 0 P: 9	R: 2 E: 0 K: 1 S: 13	H: 2 LOB: 1 BB: 0 P: 22	1B: 11 2B: 2 3B: 0 HR: 0	SF: 0 SAC: 0 DP: 3 HBP: 2	WP: 0 PB: 0 SB: 2 CS: 0	PA: 42
<b>PITCHER</b>	IP WLS BF H R ER SO	IP WLS BF H R ER SO	IP WLS BF H R ER SO	IP WLS BF H R ER SO	IP WLS BF H R ER SO	IP WLS BF H R ER SO	IP WLS BF H R ER SO	IP WLS BF H R ER SO	IP WLS BF H R ER SO	IP WLS BF H R ER SO	IP WLS BF H R ER SO	IP WLS BF H R ER SO	IP WLS BF H R ER SO	IP WLS BF H R ER SO	IP WLS BF H R ER SO	IP WLS BF H R ER SO	ERA WHIP	ERA WHIP		
40 Chien-Ming Wang, R (1, 1) ERA: 4.19	5.2 W 29 10 3 3 1	5.2 W 29 10 3 3 1	5.2 W 29 10 3 3 1	5.2 W 29 10 3 3 1	5.2 W 29 10 3 3 1	5.2 W 29 10 3 3 1	5.2 W 29 10 3 3 1	5.2 W 29 10 3 3 1	5.2 W 29 10 3 3 1	5.2 W 29 10 3 3 1	5.2 W 29 10 3 3 1	5.2 W 29 10 3 3 1	5.2 W 29 10 3 3 1	5.2 W 29 10 3 3 1	5.2 W 29 10 3 3 1	5.2 W 29 10 3 3 1	4.76 2.118	4.76 2.118		
Mike Myers, L (6, 1) ERA: 3.09	0.1 L 1 0 0 0 1	0.1 L 1 0 0 0 1	0.1 L 1 0 0 0 1	0.1 L 1 0 0 0 1	0.1 L 1 0 0 0 1	0.1 L 1 0 0 0 1	0.1 L 1 0 0 0 1	0.1 L 1 0 0 0 1	0.1 L 1 0 0 0 1	0.1 L 1 0 0 0 1	0.1 L 1 0 0 0 1	0.1 L 1 0 0 0 1	0.1 L 1 0 0 0 1	0.1 L 1 0 0 0 1	0.1 L 1 0 0 0 1	0.1 L 1 0 0 0 1	0.00 0.000	0.00 0.000		
33 Brian Bruney, R (7, 1) ERA: 2.13	1.0 R 3 1 0 0 0	1.0 R 3 1 0 0 0	1.0 R 3 1 0 0 0	1.0 R 3 1 0 0 0	1.0 R 3 1 0 0 0	1.0 R 3 1 0 0 0	1.0 R 3 1 0 0 0	1.0 R 3 1 0 0 0	1.0 R 3 1 0 0 0	1.0 R 3 1 0 0 0	1.0 R 3 1 0 0 0	1.0 R 3 1 0 0 0	1.0 R 3 1 0 0 0	1.0 R 3 1 0 0 0	1.0 R 3 1 0 0 0	1.0 R 3 1 0 0 0	0.00 1.000	0.00 1.000		
Kyle Farnsworth, R (8, 1) ERA: 4.5	1.0 R 3 0 0 0 1	1.0 R 3 0 0 0 1	1.0 R 3 0 0 0 1	1.0 R 3 0 0 0 1	1.0 R 3 0 0 0 1	1.0 R 3 0 0 0 1	1.0 R 3 0 0 0 1	1.0 R 3 0 0 0 1	1.0 R 3 0 0 0 1	1.0 R 3 0 0 0 1	1.0 R 3 0 0 0 1	1.0 R 3 0 0 0 1	1.0 R 3 0 0 0 1	1.0 R 3 0 0 0 1	1.0 R 3 0 0 0 1	1.0 R 3 0 0 0 1	0.00 0.000	0.00 0.000		
Scott Proctor, R (9, 1) ERA: 3.76	0.1 R 2 0 1 1 1	0.1 R 2 0 1 1 1	0.1 R 2 0 1 1 1	0.1 R 2 0 1 1 1	0.1 R 2 0 1 1 1	0.1 R 2 0 1 1 1	0.1 R 2 0 1 1 1	0.1 R 2 0 1 1 1	0.1 R 2 0 1 1 1	0.1 R 2 0 1 1 1	0.1 R 2 0 1 1 1	0.1 R 2 0 1 1 1	0.1 R 2 0 1 1 1	0.1 R 2 0 1 1 1	0.1 R 2 0 1 1 1	0.1 R 2 0 1 1 1	27.00 0.000	27.00 0.000		
<b>PITCHER</b>	IP WLS BF H R ER SO	IP WLS BF H R ER SO	IP WLS BF H R ER SO	IP WLS BF H R ER SO	IP WLS BF H R ER SO	IP WLS BF H R ER SO	IP WLS BF H R ER SO	IP WLS BF H R ER SO	IP WLS BF H R ER SO	IP WLS BF H R ER SO	IP WLS BF H R ER SO	IP WLS BF H R ER SO	IP WLS BF H R ER SO	IP WLS BF H R ER SO	IP WLS BF H R ER SO	IP WLS BF H R ER SO	ERA WHIP	ERA WHIP		
47 Ron Villone, L (9, 1) ERA: 5.63	0.0 L 1 0 0 0 0	0.0 L 1 0 0 0 0	0.0 L 1 0 0 0 0	0.0 L 1 0 0 0 0	0.0 L 1 0 0 0 0	0.0 L 1 0 0 0 0	0.0 L 1 0 0 0 0	0.0 L 1 0 0 0 0	0.0 L 1 0 0 0 0	0.0 L 1 0 0 0 0	0.0 L 1 0 0 0 0	0.0 L 1 0 0 0 0	0.0 L 1 0 0 0 0	0.0 L 1 0 0 0 0	0.0 L 1 0 0 0 0	0.0 L 1 0 0 0 0	13.50 1.500	13.50 1.500		
42 Mariano Rivera, R (9, 1) ERA: 5.3	0.2 R 3 1 1 1 0	0.2 R 3 1 1 1 0	0.2 R 3 1 1 1 0	0.2 R 3 1 1 1 0	0.2 R 3 1 1 1 0	0.2 R 3 1 1 1 0	0.2 R 3 1 1 1 0	0.2 R 3 1 1 1 0	0.2 R 3 1 1 1 0	0.2 R 3 1 1 1 0	0.2 R 3 1 1 1 0	0.2 R 3 1 1 1 0	0.2 R 3 1 1 1 0	0.2 R 3 1 1 1 0	0.2 R 3 1 1 1 0	0.2 R 3 1 1 1 0	0.00 0.000	0.00 0.000		




Batter	1	2	3	4	5	6	7	8	9	AB	R	H	RBI	BB	SO	LOB	TOP										
<b>Bobby Abreu, L</b> (1, 9) OBP: 0.325, SLG: 0.307	L7		1B		1B		K		BB	4	0	2	0	1	1	0	<b>New York Yankees @ Boston Red Sox</b> Fenway Park, Boston, MA Sat Jun 02 2007, 3:55 PM EDT Att: 36,294 - Partly Cloudy - 81 F										
<b>2 Derek Jeter, R</b> (1, 6) OBP: 0.416, SLG: 0.472	2B		G6-4-3		G5-4-3		HR		G6-3	5	1	2	1	0	0	3											
<b>55 Hideki Matsui, L</b> (1, 7) OBP: 0.360, SLG: 0.457	F9		K				K		P6	5	1	1	0	0	2	2											
<b>13 Alex Rodriguez, R</b> (1, 5) OBP: 0.392, SLG: 0.630	K				G6-3					2	1	0	0	2	1	1											
<b>20 Jorge Posada, S</b> (1, 10) OBP: 0.415, SLG: 0.582		G4-3								4	1	2	3	0	0	1											
<b>24 Robinson Canó, L</b> (1, 4) OBP: 0.299, SLG: 0.403		G5-3			FC4-6					4	0	0	0	0	0	1											
<b>28 Melky Cabrera, S</b> (1, 8) OBP: 0.312, SLG: 0.362		HR			1B					4	2	3	1	0	0	0											
<b>11 Doug Mientkiewicz, L</b> (1, 3) OBP: 0.292, SLG: 0.379					F8					3	0	2	1	0	0	2											
<b>Josh Phelps, R</b> (7, 3) OBP: 0.343, SLG: 0.400										1	0	0	0	0	1	0											
<b>Wil Nieves, R</b> (1, 2) OBP: 0.121, SLG: 0.094										3	0	0	0	0	0	2											
<b>18 Johnny Damon, L</b> (9, PH) OBP: 0.361, SLG: 0.362					G1-3				G3-1	1	0	0	0	0	0	0											
<b>Inning Stats</b>	R: 0 E: 0 K: 1 S: 11	H: 1 LOB: 1 BB: 0 P: 14	R: 1 E: 0 K: 0 S: 9	H: 2 LOB: 1 BB: 0 P: 13	R: 0 E: 0 K: 1 S: 8	H: 1 LOB: 0 BB: 0 P: 10	R: 0 E: 0 K: 0 S: 11	H: 2 LOB: 2 BB: 0 P: 20	R: 0 E: 0 K: 0 S: 4	H: 1 LOB: 0 BB: 0 P: 6	R: 4 E: 0 K: 0 S: 14	H: 4 LOB: 0 BB: 1 P: 25	R: 1 E: 0 K: 2 S: 13	H: 1 LOB: 1 BB: 1 P: 27	R: 0 E: 0 K: 1 S: 7	H: 0 LOB: 0 BB: 1 P: 12	R: 0 E: 0 K: 0 S: 10	H: 0 LOB: 1 BB: 1 P: 18	1B: 7 2B: 2 3B: 0 HR: 3	SF: 0 SAC: 0 DP: 3 HBP: 0	WP: 0 PB: 0 SB: 0 CS: 0	PA: 39					
<b>PITCHER</b>	IP	WLS	BF	H	R	ER	SO	BB	IBB	HBP	BLK	WP	HR	S	P	ERA	WHIP										
<b>38 Curt Schilling, R</b> (1, 1) ERA: 3.91	5.0		23	9	4	4	2	1	0	0	0	0	2	49	75	7.20	2.000										
<b>48 Javier López, L</b> (6, 1) ERA: 3.46	1.1		5	2	1	1	1	0	0	0	0	0	0	12	19	6.75	1.500										
<b>36 Joel Pineiro, R</b> (7, 1) ERA: 5.24	0.1		3	1	1	1	1	1	0	0	0	0	1	8	18	27.00	6.000										
<b>37 Hideki Okajima, L</b> (7, 1) ERA: 1.0	1.1	W	4	0	0	0	1	0	0	0	0	0	0	8	15	0.00	0.000										
<b>58 Jonathan Papelbon, R</b> (9, 1) ERA: 1.77	1.0		4	0	0	0	0	1	0	0	0	0	0	10	18	0.00	1.000										

Batter	1	2	3	4	5	6	7	8	9	AB	R	H	RBI	BB	SO	LOB	BOTTOM										
<b>23 Julio Lugo, R</b> (1, 6) OBP: 0.283, SLG: 0.330	F8		G6-3				1B		SF8	4	0	1	2	0	0	1	<b>New York Yankees @ Boston Red Sox</b> Fenway Park, Boston, MA Sat Jun 02 2007, 3:55 PM EDT Att: 36,294 - Partly Cloudy - 81 F										
<b>15 Dustin Pedroia, R</b> (1, 4) OBP: 0.411, SLG: 0.465	1B		P5				1B		1B	5	0	3	1	0	0	1											
<b>34 David Ortiz, L</b> (1, 10) OBP: 0.442, SLG: 0.586	1B						1B			4	2	2	0	1	0	4											
<b>Manny Ramirez, R</b> (1, 7) OBP: 0.371, SLG: 0.468	G6-3									3	2	1	0	2	1	2											
<b>20 Kevin Youkilis, R</b> (1, 3) OBP: 0.434, SLG: 0.552		G5-3								2	1	0	0	3	0	3											
<b>25 Mike Lowell, R</b> (1, 5) OBP: 0.397, SLG: 0.595										4	2	3	4	1	0	1											
<b>Jason Varitek, S</b> (1, 2) OBP: 0.374, SLG: 0.469										4	2	1	1	1	0	4											
<b>Wily Mo Peña, R</b> (1, 9) OBP: 0.311, SLG: 0.424										5	2	1	0	0	3	4											
<b>Coco Crisp, S</b> (1, 8) OBP: 0.296, SLG: 0.324										3	0	2	1	0	0	0											
<b>Inning Stats</b>	R: 0 E: 0 K: 0 S: 9	H: 2 LOB: 1 BB: 0 P: 14	R: 0 E: 0 K: 0 S: 6	H: 0 LOB: 0 BB: 1 P: 11	R: 1 E: 0 K: 0 S: 9	H: 1 LOB: 0 BB: 0 P: 11	R: 2 E: 0 K: 1 S: 11	H: 2 LOB: 1 BB: 2 P: 23	R: 0 E: 0 K: 0 S: 13	H: 2 LOB: 3 BB: 1 P: 23	R: 2 E: 0 K: 1 S: 14	H: 3 LOB: 1 BB: 0 P: 18	R: 5 E: 2 K: 0 S: 13	H: 3 LOB: 2 BB: 3 P: 36	R: 1 E: 0 K: 2 S: 12	H: 1 LOB: 1 BB: 1 P: 23		R: 0 E: 0 K: 2 S: 10	H: 0 LOB: 1 BB: 1 P: 18	1B: 8 2B: 4 3B: 0 HR: 2	SF: 1 SAC: 1 DP: 3 HBP: 0	WP: 0 PB: 0 SB: 1 CS: 0	PA: 44				
<b>PITCHER</b>	IP	WLS	BF	H	R	ER	SO	BB	IBB	HBP	BLK	WP	HR	S	P	ERA	WHIP										
<b>35 Mike Mussina, R</b> (1, 1) ERA: 6.25	5.0		25	9	5	5	1	3	1	0	0	0	0	18	38	13.50	3.000										
<b>Scott Proctor, R</b> (6, 1) ERA: 4.23	1.1	L	11	3	5	2	1	1	2	0	0	0	0	3	4	0.00	3.000										
<b>33 Brian Bruney, R</b> (7, 1) ERA: 2.1	0.1		2	1	0	0	0	0	0	0	0	0	0	1	4	0.00	0.000										
<b>Mike Myers, L</b> (7, 1) ERA: 3.04	0.1		1	0	0	0	0	0	0	0	0	0	0	1	4	0.00	0.000										
<b>Luis Vizcaino, R</b> (8, 1) ERA: 7.33	1.0		5	1	1	1	2	1	0	0	0	0	0	12	23	9.00	2.000										


livebaseballscores.com

AB 36  
R 6  
H 12  
RBI 6  
BB 3  
SO 5  
LOB 12

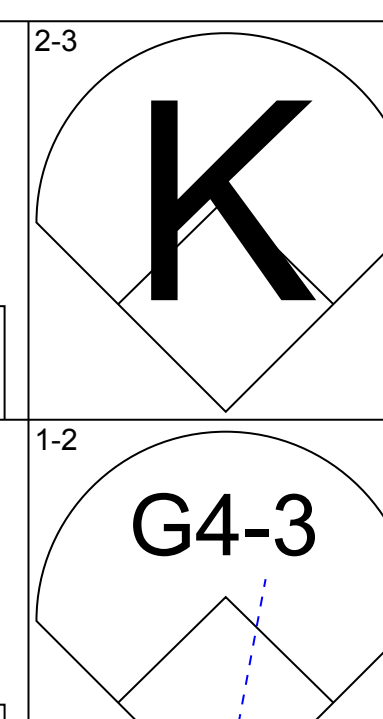
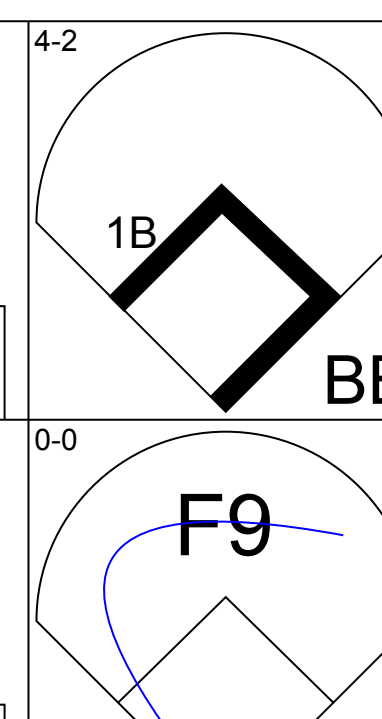

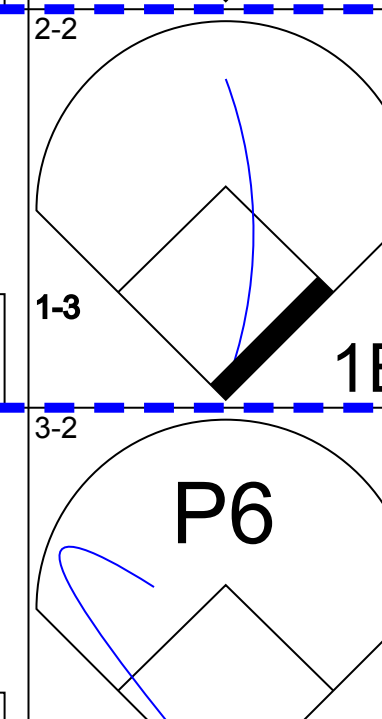
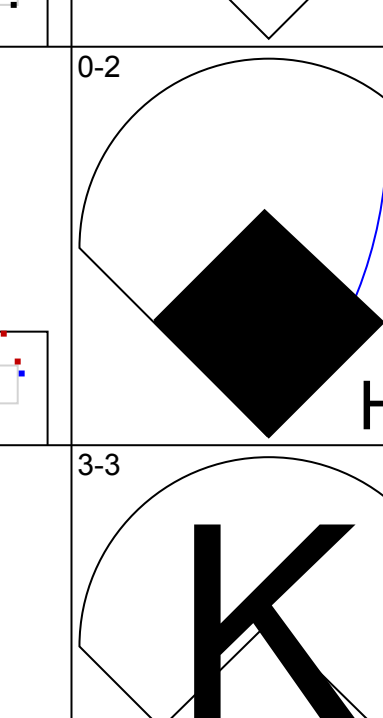
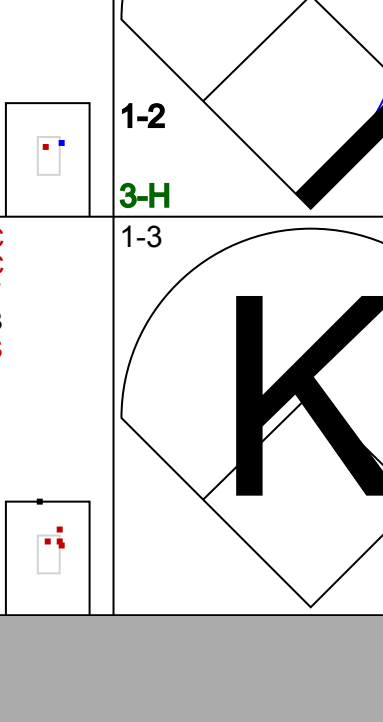
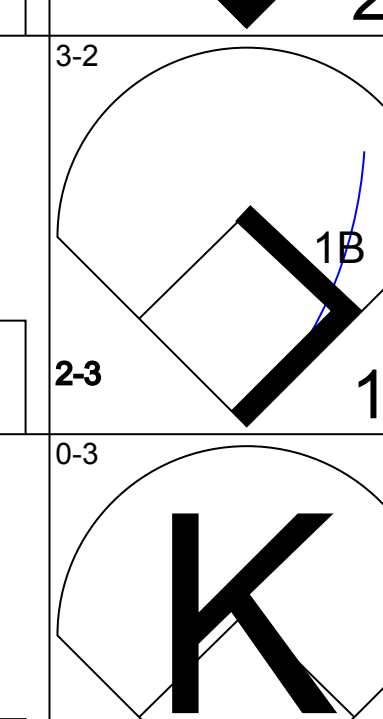
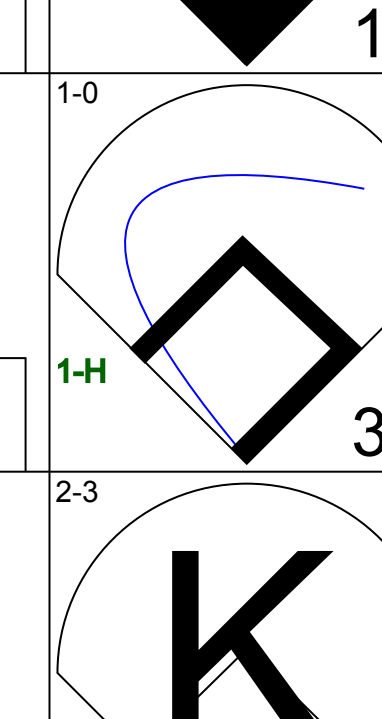
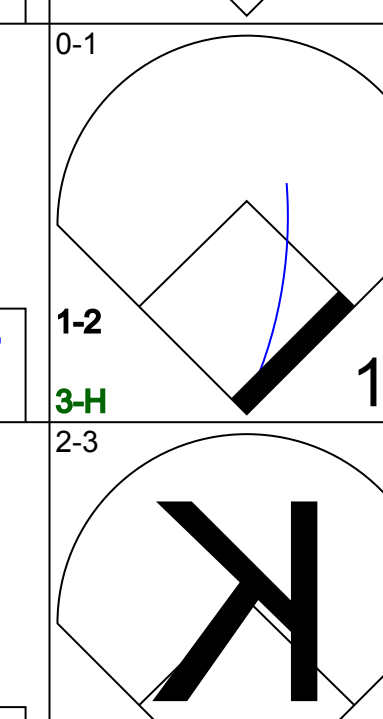
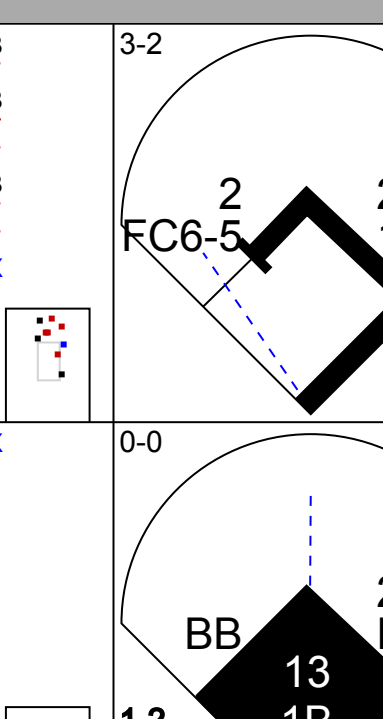
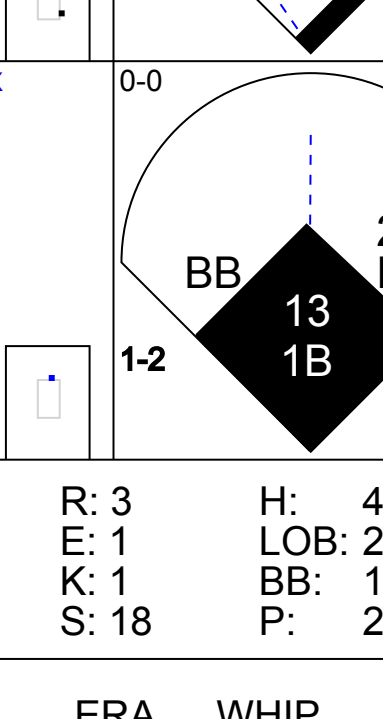


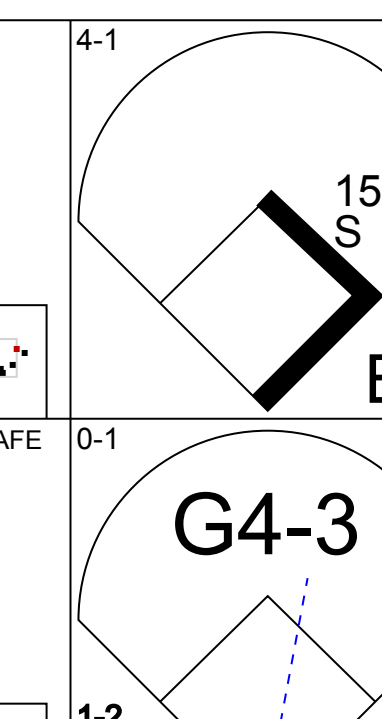
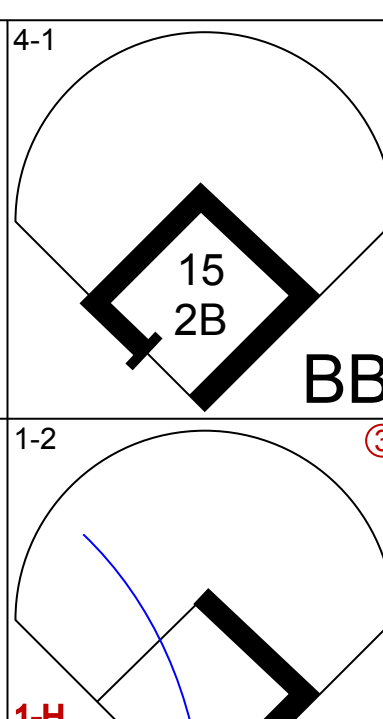

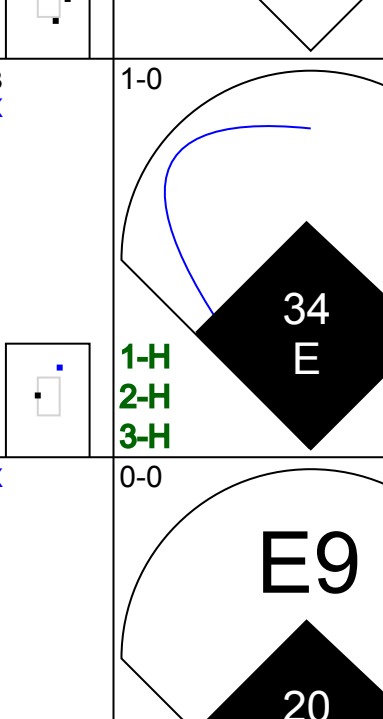
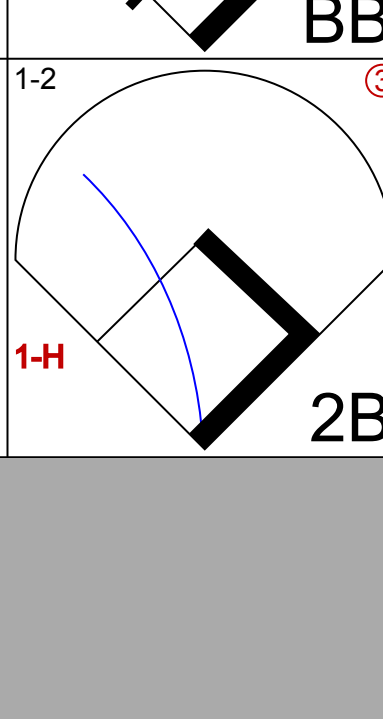
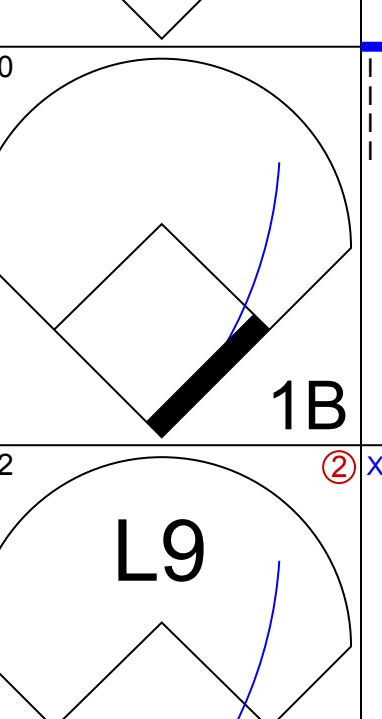
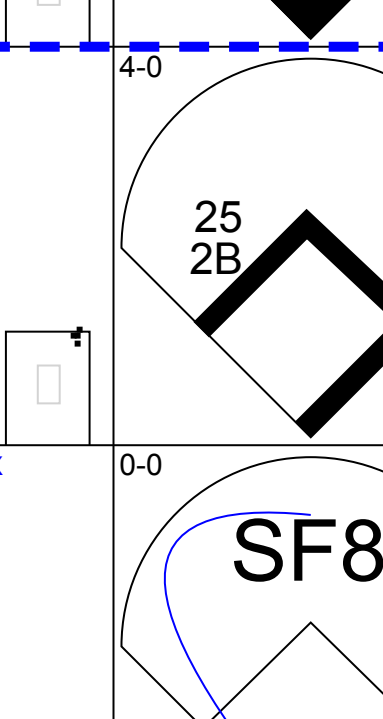
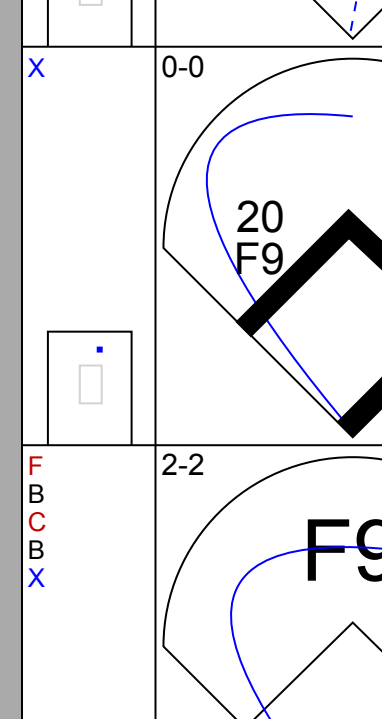
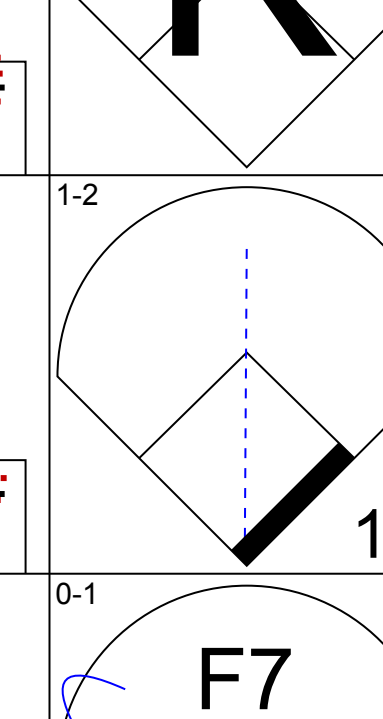
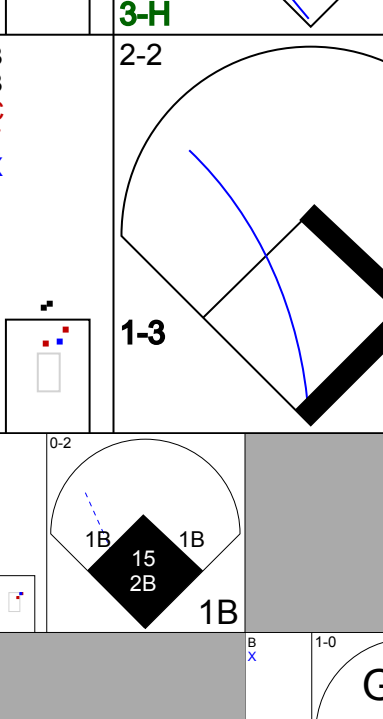
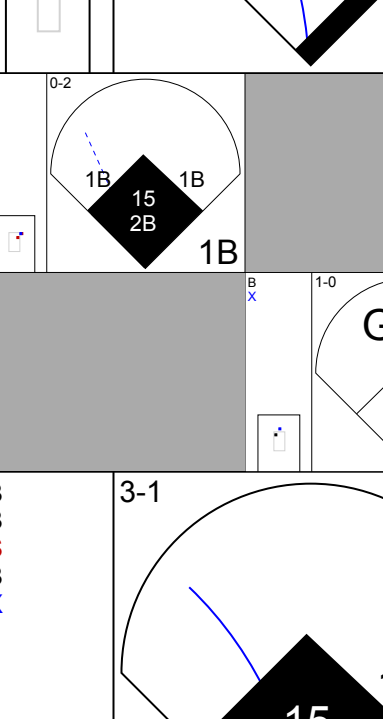
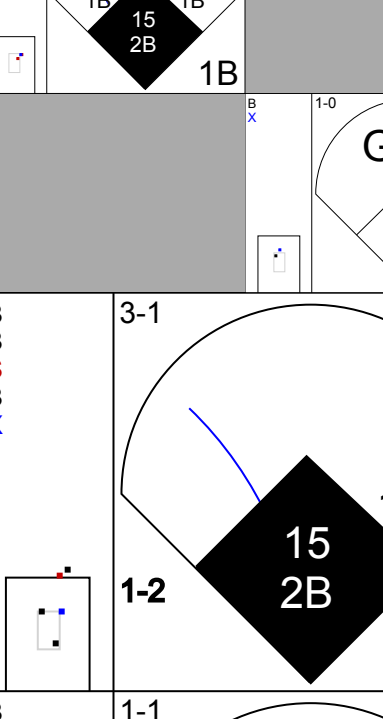
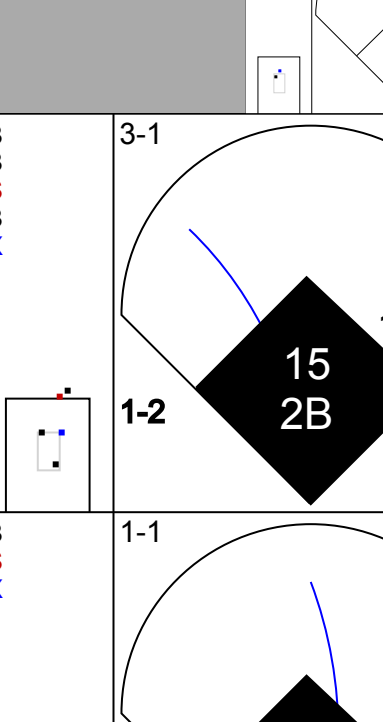
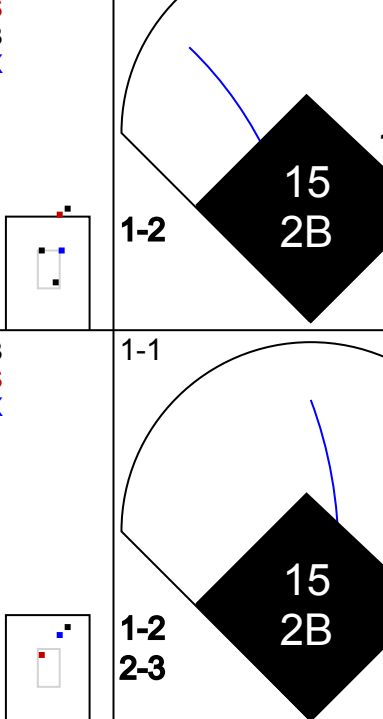
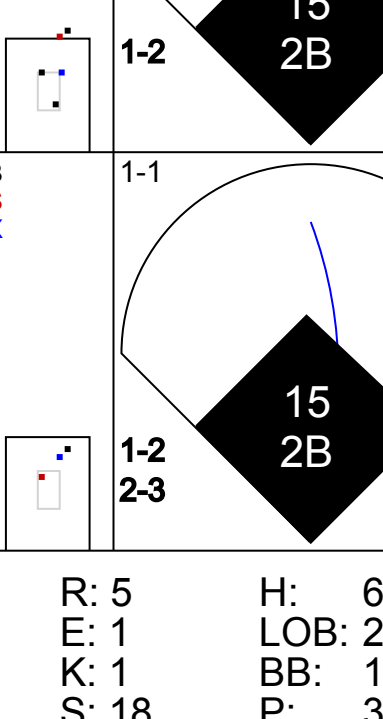
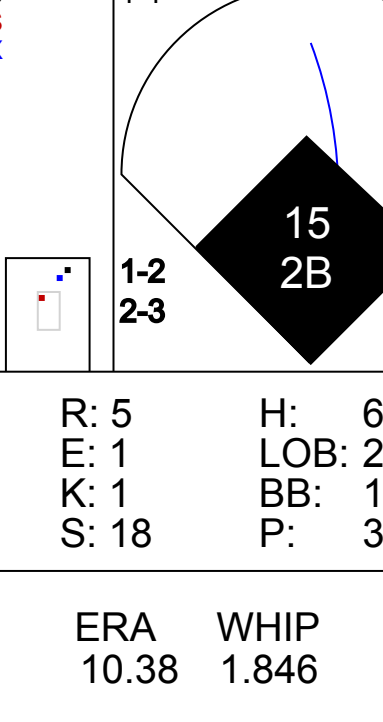
livebaseballscores.com

AB 34  
R 11  
H 14  
RBI 9  
BB 8  
SO 4  
LOB 20





Batter	1	2	3	4	5	6	7	8	9	AB	R	H	RBI	BB	SO	LOB	TOP																	
18 Johnny Damon, L (1, 10) OBP: 0.357, SLG: 0.353			G6-3			F7		G3-1		4	0	0	0	1	1	3	<p><b>New York Yankees @ Boston Red Sox</b> Fenway Park, Boston, MA Sun Jun 03 2007, 8:05 PM EDT Att: 36,793 - Cloudy - 53 F</p> <p>livebaseballscores.com</p> <p>AB 38 R 6 H 12 RBI 5 BB 3 SO 8 LOB 20</p> 																	
2 Derek Jeter, R (1, 6) OBP: 0.407, SLG: 0.461	G4-3		G6-3			FC6-5 13 1B BB 1-2 2-3f	F9	G3-1		5	1	0	0	0	0	3																		
Bobby Abreu, L (1, 9) OBP: 0.331, SLG: 0.316	F7					13 E 1-2 2-3		K		4	1	2	0	1	1	0																		
13 Alex Rodriguez, R (1, 5) OBP: 0.393, SLG: 0.639		P4	K			13 E 1-2 2-3	E5 20 1B			5	1	2	2	0	1	3																		
20 Jorge Posada, S (1, 2) OBP: 0.415, SLG: 0.582		55 1B 1B				L8		K		5	1	2	1	0	1	2																		
55 Hideki Matsui, L (1, 7) OBP: 0.384, SLG: 0.458						G1-3	K			4	1	2	0	0	1	2																		
24 Robinson Canó, L (1, 4) OBP: 0.303, SLG: 0.412		K				G3-1				3	0	1	1	1	1	2																		
Josh Phelps, R (1, 3) OBP: 0.352, SLG: 0.406						G5-4-3		K		4	0	2	1	0	1	2																		
28 Melky Cabrera, S (1, 8) OBP: 0.311, SLG: 0.359		K				G4-3		G5-3		4	1	1	0	0	1	3																		
<b>Inning Stats</b>	R: 0 E: 0 K: 1 S: 8	H: 0 LOB: 0 BB: 0 P: 12	R: 1 E: 0 K: 2 S: 22	H: 3 LOB: 2 BB: 0 P: 31	R: 0 E: 0 K: 1 S: 13	H: 1 LOB: 1 BB: 0 P: 19	R: 0 E: 0 K: 0 S: 5	H: 0 LOB: 0 BB: 0 P: 8	R: 3 E: 1 K: 1 S: 18	H: 4 LOB: 2 BB: 1 P: 26	R: 0 E: 0 K: 0 S: 6	H: 0 LOB: 0 BB: 1 P: 12	R: 0 E: 0 K: 0 S: 13	H: 1 LOB: 2 BB: 1 P: 22	R: 1 E: 0 K: 1 S: 14	H: 2 LOB: 1 BB: 0 P: 21	R: 1 E: 0 K: 2 S: 12	H: 1 LOB: 0 BB: 0 P: 20	1B: 8 2B: 2 3B: 1 HR: 1	SF: 0 SAC: 0 DP: 1 HBP: 0	WP: 0 PB: 0 SB: 0 CS: 0	PA: 41												
<b>PITCHER</b>	IP WLS BF H R ER SO BB IBB HBP BLK WP HR S P ERA WHIP																																	
19 Josh Beckett, R (1, 1) ERA: 2.95	6.1	29	8	4	4	5	3	0	0	0	0	0	0	0	7	117	5.68	1.737																
48 Javier López, L (7, 1) ERA: 3.46	0.0	1	1	0	0	0	0	0	0	0	0	0	0	0	3	5	∞	∞																
53 Brendan Donnelly, R (7, 1) ERA: 3.63	0.1	H	1	0	0	0	0	0	0	0	0	0	0	0	3	6	0.00	0.000																
37 Hideki Okajima, L (7, 1) ERA: 1.27	1.1	B	6	2	1	1	1	0	0	0	0	0	0	0	16	23	6.75	1.500																
58 Jonathan Papelbon, R (9, 1) ERA: 2.11	1.0	L	4	1	1	1	2	0	0	0	0	0	0	1	12	20	9.00	1.000																

Batter	1	2	3	4	5	6	7	8	9	AB	R	H	RBI	BB	SO	LOB	BOTTOM																	
23 Julio Lugo, R (1, 6) OBP: 0.289, SLG: 0.330	G6-3					K				3	0	1	0	2	1	3	<p><b>New York Yankees @ Boston Red Sox</b> Fenway Park, Boston, MA Sun Jun 03 2007, 8:05 PM EDT Att: 36,793 - Cloudy - 53 F</p> <p>livebaseballscores.com</p> <p>AB 36 R 5 H 11 RBI 5 BB 4 SO 7 LOB 15</p> 																	
15 Dustin Pedroia, R (1, 4) OBP: 0.411, SLG: 0.478	G6-3		G4-3					F9		5	1	2	3	0	0	3																		
34 David Ortiz, L (1, 10) OBP: 0.437, SLG: 0.576	G3					K	E9 20 SF8 2-H	G4-3		5	1	1	1	0	1	0																		
Manny Ramirez, R (1, 7) OBP: 0.376, SLG: 0.473		K								4	0	2	0	1	2	0																		
20 Kevin Youkilis, R (1, 3) OBP: 0.433, SLG: 0.549						L9	SF8	F9		3	0	1	1	0	0	2																		
25 Mike Lowell, R (1, 5) OBP: 0.393, SLG: 0.590		F7				L5-3		K		5	0	1	0	0	2	4																		
Jason Varitek, S (1, 2) OBP: 0.371, SLG: 0.463		F8						G4-3		4	1	1	0	0	0	3																		
Wily Mo Peña, R (1, 9) OBP: 0.308, SLG: 0.414			F8					K		4	1	1	0	0	1	0																		
Coco Crisp, S (1, 8) OBP: 0.300, SLG: 0.324		F9						F7		3	1	1	0	1	0	0																		
<b>Inning Stats</b>	R: 0 E: 0 K: 0 S: 8	H: 0 LOB: 0 BB: 0 P: 13	R: 0 E: 0 K: 1 S: 13	H: 1 LOB: 1 BB: 0 P: 17	R: 0 E: 0 K: 0 S: 9	H: 0 LOB: 1 BB: 1 P: 15	R: 0 E: 0 K: 1 S: 9	H: 1 LOB: 1 BB: 0 P: 17	R: 5 E: 1 K: 1 S: 18	H: 6 LOB: 2 BB: 1 P: 33	R: 0 E: 0 K: 1 S: 11	H: 1 LOB: 2 BB: 1 P: 20	R: 0 E: 0 K: 1 S: 8	H: 1 LOB: 1 BB: 0 P: 11	R: 0 E: 0 K: 0 S: 11	H: 1 LOB: 2 BB: 1 P: 21	R: 0 E: 0 K: 2 S: 17	H: 0 LOB: 1 BB: 0 P: 24	1B: 7 2B: 4 3B: 0 HR: 0	SF: 1 SAC: 0 DP: 0 HBP: 1	WP: 0 PB: 0 SB: 1 CS: 0	PA: 42												
<b>PITCHER</b>	IP WLS BF H R ER SO BB IBB HBP BLK WP HR S P ERA WHIP																																	
46 Andy Pettitte, L (1, 1) ERA: 2.96	4.1	21	7	5	5	3	1	1	0	0	0	0	0	0	16	32	0.00	1.846																
Luis Vizcaino, R (5, 1) ERA: 6.91	1.2	8	2	0	0	1	1	1	0	0	0	0	0	0	8	11	0.00	1.000																
Kyle Farnsworth, R (7, 1) ERA: 4.3	1.0	W	5	1	0	0	1	0	0	0	0	0	0	0	11	21	0.00	2.000																
33 Brian Bruney, R (8, 1) ERA: 2.03	1.0	S	4	0	0	0	2	0	0	1	0	0	0	0	17	24	0.00	0.000																
42 Mariano Rivera, R (9, 1) ERA: 6.03	1.0	S	4	0	0	0	2	0	0	1	0	0	0	0	17	24	0.00	0.000																



Batter	1	2	3	4	5	6	7	8	9	AB	R	H	RBI	BB	SO	LOB	TOP			
18 Johnny Damon, L (1, 10) OBP: 0.353, SLG: 0.349	G3		G4-3		G4-3			G4-3	E4	5	0	1	0	0	0	0	<b>New York Yankees @ Chicago White Sox</b> U.S. Cellular Field, Chicago, IL Mon Jun 04 2007, 7:05 PM EDT Att: 32,703 - Overcast - 63 F			
2 Derek Jeter, R (1, 6) OBP: 0.395, SLG: 0.451	E4		L3		G4-3			P3	G6-3	5	1	0	0	0	0	1				
Bobby Abreu, L (1, 9) OBP: 0.337, SLG: 0.322	1-H	2B			G4-3				BB	2	0	1	1	2	0	0				
13 Alex Rodriguez, R (1, 5) OBP: 0.390, SLG: 0.636	K2-3		K					G4-3		4	0	1	0	0	2	3				
20 Jorge Posada, S (1, 2) OBP: 0.412, SLG: 0.575	F7				L4-6				P5	4	0	1	0	0	0	2				
55 Hideki Matsui, L (1, 7) OBP: 0.387, SLG: 0.465		G5-4-3	24 BB		F8			L8	1B	4	1	2	0	0	0	1				
24 Robinson Canó, L (1, 4) OBP: 0.315, SLG: 0.417		G5-4-3	BB		G6-4-3			1B	1B	2	1	2	0	2	0	0				
Josh Phelps, R (1, 3) OBP: 0.347, SLG: 0.397 Miguel Cairo, R (9, PR) OBP: 0.253, SLG: 0.125	G5-4-3		G6-4-3					K	1B	4	0	1	1	0	1	5				
28 Melky Cabrera, S (1, 8) OBP: 0.303, SLG: 0.351	P6				G6-3			G4-3	SF8	3	0	0	1	0	0	2				
<b>Inning Stats</b>	R: 1 E: 1 K: 1 S: 16	H: 1 LOB: 1 BB: 0 P: 26	R: 0 E: 0 K: 0 S: 6	H: 1 LOB: 1 BB: 1 P: 11	R: 0 E: 0 K: 1 S: 11	H: 0 LOB: 1 BB: 1 P: 19	R: 0 E: 0 K: 0 S: 5	H: 2 LOB: 1 BB: 0 P: 6	R: 0 E: 0 K: 0 S: 9	H: 1 LOB: 0 BB: 0 P: 12	R: 0 E: 0 K: 1 S: 9	H: 1 LOB: 1 BB: 0 P: 12	R: 0 E: 0 K: 0 S: 10	H: 0 LOB: 0 BB: 1 P: 17	R: 3 E: 1 K: 0 S: 13	H: 3 LOB: 1 BB: 1 P: 26	1B: 6 2B: 4 3B: 0 HR: 0	SF: 1 SAC: 0 DP: 3 HBP: 0	WP: 0 PB: 0 CS: 0	PA: 38
<b>PITCHER</b>	IP WLS BF H R ER SO BB IBB HBP BLK WP HR S P ERA WHIP																			
Jon Garland, R (1, 1) ERA: 3.61	8.1 W 33 7 2 1 3 3 0 0 0 0 0 74 119 1.08 1.200																			
37 Matt Thornton, L (9, 1) ERA: 3.95	0.0 S 2 1 0 0 0 1 0 0 0 0 0 3 9 ∞ ∞																			
45 Bobby Jenks, R (9, 1) ERA: 2.49	0.2 S 3 1 2 1 0 0 0 0 0 0 0 7 12 13.50 1.500																			

Batter	1	2	3	4	5	6	7	8	9	AB	R	H	RBI	BB	SO	LOB	BOTTOM			
7 Jerry Owens, L (1, 8) OBP: 0.176, SLG: 0.294	G4-3	FC3		F7	G6-3			L5		5	0	0	0	0	0	1	<b>New York Yankees @ Chicago White Sox</b> U.S. Cellular Field, Chicago, IL Mon Jun 04 2007, 7:05 PM EDT Att: 32,703 - Overcast - 63 F			
Tadahito Iguchi, R (1, 4) OBP: 0.332, SLG: 0.333	25 BB	25 G4-6-3		25 HR		P6		L7		5	1	3	1	0	0	0				
25 Jim Thome, L (1, 10) OBP: 0.370, SLG: 0.574	1B	G4-6-3		HR		P4				3	1	1	2	1	0	2				
23 Jermaine Dye, R (1, 9) OBP: 0.293, SLG: 0.430	F4		L8	14 F7	12 BB	G6-3				4	0	1	0	0	0	2				
12 A.J. Pierzynski, L (1, 2) OBP: 0.300, SLG: 0.437	L7		G4-3		BB		P6			3	0	0	0	1	0	2				
14 Paul Konerko, R (1, 3) OBP: 0.317, SLG: 0.401		5 HBP	5 HBP	F7			HR			4	2	3	1	0	0	2				
Rob Mackowiak, L (1, 7) OBP: 0.326, SLG: 0.344 30 Luis Terrero, R (7, PH) OBP: 0.379, SLG: 0.625	24 FC5	5 HBP		G4-3		G6-3				2	0	1	0	0	0	2				
5 Juan Uribe, R (1, 6) OBP: 0.281, SLG: 0.342	FC3	24 FC5			K		G6-3			3	1	1	0	0	1	0				
24 Joe Crede, R (1, 5) OBP: 0.258, SLG: 0.317	FC5	7 E		L8		F8		G5-3		4	1	0	1	0	0	5				
<b>Inning Stats</b>	R: 0 E: 0 K: 0 S: 10	H: 1 LOB: 2 BB: 1 P: 21	R: 3 E: 1 K: 0 S: 14	H: 3 LOB: 1 BB: 0 P: 25	R: 0 E: 0 K: 0 S: 13	H: 2 LOB: 3 BB: 1 P: 21	R: 2 E: 0 K: 0 S: 13	H: 3 LOB: 2 BB: 1 P: 26	R: 0 E: 0 K: 1 S: 8	H: 0 LOB: 0 BB: 0 P: 13	R: 0 E: 0 K: 0 S: 3	H: 0 LOB: 0 BB: 0 P: 7	R: 1 E: 0 K: 0 S: 10	H: 1 LOB: 0 BB: 0 P: 13	R: 0 E: 0 K: 0 S: 5	H: 0 LOB: 0 BB: 0 P: 8	1B: 8 2B: 0 3B: 0 HR: 2	SF: 0 SAC: 0 DP: 1 HBP: 2	WP: 0 PB: 0 CS: 0	PA: 38
<b>PITCHER</b>	IP WLS BF H R ER SO BB IBB HBP BLK WP HR S P ERA WHIP																			
14 Matt DeSalvo, R (1, 1) ERA: 5.87	1.1 L 11 4 3 2 0 1 0 1 0 0 0 1 23 44 13.50 3.750																			
47 Ron Villone, L (2, 1) ERA: 6.3	2.0 12 5 2 2 0 1 0 1 0 0 0 1 22 41 9.00 3.000																			
39 Chris Britton, R (4, 1) ERA: 1.8	3.0 10 1 1 1 1 0 0 0 0 0 0 1 24 38 3.00 0.333																			
Mike Myers, L (7, 1) ERA: 2.84	1.2 5 0 0 0 0 0 0 0 0 0 0 0 7 11 0.00 0.000																			













Batter	1	2	3	4	5	6	7	8	9	AB	R	H	RBI	BB	SO	LOB	TOP			
18 Johnny Damon, L (1, 10) OBP: 0.352, SLG: 0.364	F8		E4 28 S		F8			K	K	5	0	0	0	0	2	3				
28 Melky Cabrera, S (1, 8) OBP: 0.309, SLG: 0.366	B5-3		K		K			2B	1B	5	2	2	0	0	2	2				
Bobby Abreu, L (1, 9) OBP: 0.350, SLG: 0.347	F7							2B	1B	4	3	2	2	1	0	0				
13 Alex Rodriguez, R (1, 5) OBP: 0.400, SLG: 0.662		E6 55 FC4-6						2B	1B	4	1	2	4	1	0	0				
55 Hideki Matsui, L (1, 7) OBP: 0.361, SLG: 0.444		FC4-6						IBB	HR	3	1	0	1	2	0	2				
24 Robinson Cano, L (1, 4) OBP: 0.311, SLG: 0.420	L5							2B	BB	5	1	1	2	0	0	4				
Josh Phelps, R (1, 3) OBP: 0.143, SLG: 0.380	L6							2B	3B	3	0	0	0	0	1	2				
20 Jorge Posada, S (8, PH) OBP: 0.405, SLG: 0.569								2B	1B	2	0	0	0	0	0	2				
Miguel Cairo, R (1, 6) OBP: 0.281, SLG: 0.207			K							5	0	0	0	0	1	1				
Wil Nieves, R (1, 2) OBP: 0.143, SLG: 0.118										2	0	1	0	0	0	0				
2 Derek Jeter, R (8, PH) OBP: 0.402, SLG: 0.453			G6-3					2B	1B	1	2	1	0	1	0	0				
<b>Inning Stats</b>	R: 0 E: 0 K: 0 S: 7	H: 0 LOB: 0 BB: 0 P: 7	R: 0 E: 1 K: 0 S: 8	H: 0 LOB: 1 BB: 0 P: 16	R: 0 E: 1 K: 2 S: 11	H: 0 LOB: 1 BB: 0 P: 17	R: 1 E: 0 K: 1 S: 15	H: 2 LOB: 1 BB: 0 P: 16	R: 0 E: 0 K: 1 S: 8	H: 0 LOB: 0 BB: 0 P: 12	R: 0 E: 0 K: 0 S: 4	H: 0 LOB: 0 BB: 0 P: 7	R: 3 E: 0 K: 1 S: 17	H: 2 LOB: 2 BB: 3 P: 34	R: 6 E: 1 K: 1 S: 22	H: 4 LOB: 1 BB: 2 P: 39	1B: 6 2B: 1 3B: 1 HR: 1	SF: 0 SAC: 0 DP: 0 HBP: 0	WP: 1 PB: 0 CS: 1	PA: 44
<b>PITCHER</b>	IP WLS BF H R ER SO BB IBB HBP BLK WP HR S P ERA WHIP																			
52 Jose Contreras, R (1, 1) ERA: 4.23	7.1 L 29 4 3 3 5 1 0 0 0 0 0 0 68 99 3.68 0.682																			
37 Matt Thornton, L (8, 1) ERA: 4.24	0.2 5 1 1 1 0 1 1 0 0 0 0 0 10 21 13.50 3.000																			
Bret Prinz, R (9, 1) ERA: 13.5	0.1 2 1 1 1 0 0 0 0 0 0 0 0 7 10 27.00 3.000																			
57 Boone Logan, L (9, 1) ERA: 4.15	0.1 3 1 0 0 1 1 0 0 0 0 0 0 6 10 0.00 6.000																			
Ryan Bukvich, R (9, 1) ERA: 27.0	0.1 5 2 5 4 0 1 0 0 0 0 0 1 9 19 108.00 9.000																			

New York Yankees @ Chicago White Sox  
U.S. Cellular Field, Chicago, IL  
Thu Jun 07 2007, 8:11 PM EDT  
Att: 32,688 - Clear - 86 F

AB 39  
R 10  
H 9  
RBI 9  
BB 5  
SO 6  
LOB 16



Batter	1	2	3	4	5	6	7	8	9	AB	R	H	RBI	BB	SO	LOB	BOTTOM			
7 Jerry Owens, L (1, 8) OBP: 0.200, SLG: 0.267	G4-3		G4-3							4	1	1	0	0	0	0				
Tadahito Iguchi, R (1, 4) OBP: 0.335, SLG: 0.339	F9							2B	1B	4	1	1	1	0	0	0				
25 Jim Thome, L (1, 10) OBP: 0.476, SLG: 0.567	G3-1							2B		4	1	2	0	0	0	1				
14 Paul Konerko, R (1, 3) OBP: 0.323, SLG: 0.401		P4								4	0	2	1	0	1	1				
26 Andy González, R (8, PR) (9, 3)										0	0	0	0	0	0	0				
12 A.J. Pierzynski, L (1, 2) OBP: 0.297, SLG: 0.425										4	0	2	1	0	1	2				
Toby Hall, R (9, 2) OBP: 0.200, SLG: 0.267										0	0	0	0	0	0	0				
22 Josh Fields, R (1, 5)		FC6-4								4	0	0	0	0	3	3				
Rob Mackowiak, L (1, 7) OBP: 0.322, SLG: 0.333		FC6								4	0	0	0	0	0	3				
8 Alex Cintron, S (1, 6) OBP: 0.236, SLG: 0.246										3	0	0	0	0	1	2				
5 Juan Uribe, R (8, 6) OBP: 0.236, SLG: 0.340			G4-3							1	0	0	0	0	0	0				
30 Luis Terrero, R (1, 9) OBP: 0.344, SLG: 0.556			B1-3							3	0	0	0	0	1	0				
<b>Inning Stats</b>	R: 0 E: 0 K: 0 S: 5	H: 1 LOB: 1 BB: 0 P: 11	R: 0 E: 0 K: 0 S: 5	H: 0 LOB: 0 BB: 0 P: 10	R: 0 E: 0 K: 1 S: 13	H: 1 LOB: 1 BB: 0 P: 20	R: 0 E: 0 K: 2 S: 8	H: 0 LOB: 0 BB: 0 P: 11	R: 0 E: 0 K: 1 S: 9	H: 0 LOB: 0 BB: 0 P: 15	R: 1 E: 0 K: 1 S: 14	H: 3 LOB: 2 BB: 0 P: 23	R: 2 E: 1 K: 1 S: 16	H: 3 LOB: 1 BB: 0 P: 25	R: 0 E: 0 K: 1 S: 6	H: 0 LOB: 0 BB: 0 P: 8	1B: 6 2B: 2 3B: 0 HR: 0	SF: 0 SAC: 0 DP: 0 HBP: 0	WP: 0 PB: 0 CS: 0	PA: 35
<b>PITCHER</b>	IP WLS BF H R ER SO BB IBB HBP BLK WP HR S P ERA WHIP																			
35 Mike Mussina, R (1, 1) ERA: 5.63	6.0 B 1 1 0 0 0 0 0 0 0 0 0 0 52 79 1.50 0.667																			
Mike Myers, L (7, 1) ERA: 2.84	0.0 1 1 0 0 0 0 0 0 0 0 0 0 2 4																			
Scott Proctor, R (7, 1) ERA: 3.82	1.0 W 3 0 0 0 1 0 0 0 0 0 0 0 7 12 0.00 0.000																			
Kyle Farnsworth, R (8, 1) ERA: 5.18	0.1 H 3 2 2 2 0 0 0 0 0 0 0 0 8 16 54.00 6.000																			
42 Mariano Rivera, R (8, 1) ERA: 4.5	1.2 S 6 1 0 0 2 0 0 0 0 0 0 0 14 17 0.00 0.600																			

New York Yankees @ Chicago White Sox  
U.S. Cellular Field, Chicago, IL  
Thu Jun 07 2007, 8:11 PM EDT  
Att: 32,688 - Clear - 86 F

AB 35  
R 3  
H 8  
RBI 3  
BB 0  
SO 7  
LOB 12





Batter	1	2	3	4	5	6	7	8	9	10	AB	R	H	RBI	BB	SO	LOB	TOP							
<b>José Bautista, R</b> OBP: 0.343, SLG: 0.398 (1.5)											5	0	0	0	0	1	5								
<b>12 Freddy Sanchez, R</b> OBP: 0.332, SLG: 0.371 (1.4)											5	0	2	0	0	0	0								
<b>Jason Bay, R</b> OBP: 0.371, SLG: 0.519 (1.7)											5	0	0	0	0	2	2								
<b>Xavier Nady, R</b> OBP: 0.339, SLG: 0.511 (1.10)											4	1	2	1	1	1	1								
<b>25 Adam LaRoche, L</b> OBP: 0.310, SLG: 0.373 (1.3)											4	0	0	0	0	2	3								
<b>41 Ryan Doumit, S</b> OBP: 0.306, SLG: 0.487 (1.9)											4	1	2	0	0	0	0								
<b>26 Ronny Paulino, R</b> OBP: 0.271, SLG: 0.356 (1.2)											4	1	2	0	0	1	1								
<b>2 Jack Wilson, R</b> OBP: 0.306, SLG: 0.350 (1.6)											3	0	2	1	1	0	1								
<b>6 Chris Duffy, L</b> OBP: 0.293, SLG: 0.381 (1.8)											4	1	1	2	0	1	5								
<b>Inning Stats</b>	R: 0 E: 0 K: 2 S: 9	H: 0 LOB: 0 BB: 0 P: 14	R: 1 E: 0 K: 1 S: 10	H: 1 LOB: 0 BB: 0 P: 19	R: 0 E: 0 K: 0 S: 5	H: 1 LOB: 0 BB: 0 P: 6	R: 0 E: 0 K: 1 S: 6	H: 0 LOB: 0 BB: 0 P: 7	R: 1 E: 0 K: 1 S: 9	H: 3 LOB: 2 BB: 0 P: 17	R: 0 E: 0 K: 0 S: 7	H: 1 LOB: 1 BB: 0 P: 8	R: 2 E: 0 K: 0 S: 12	H: 2 LOB: 0 BB: 0 P: 16	R: 0 E: 0 K: 0 S: 5	H: 1 LOB: 1 BB: 1 P: 11	R: 0 E: 0 K: 2 S: 9	H: 1 LOB: 2 BB: 0 P: 15	R: 0 E: 0 K: 1 S: 11	H: 1 LOB: 0 BB: 0 P: 13	1B: 9 2B: 0 3B: 0 HR: 2	SF: 0 SAC: 0 DP: 3 HBP: 0	WP: 0 PA: 40		
<b>PITCHER</b>	IP 8.0	WLS 32	BF 9	H 4	R 4	ER 5	SO 5	BB 0	IBB 0	HBP 0	BLK 0	WP 0	HR 1	S 63	P 98	ERA 4.50	WHIP 1.125								
<b>46 Andy Pettitte, L</b> ERA: 3.11 (1.1)																									
<b>42 Mariano Rivera, R</b> ERA: 4.13 (9.1)																									

**Pittsburgh Pirates @ New York Yankees**  
Yankee Stadium, Bronx, NY  
Fri Jun 08 2007, 7:05 PM EDT  
Att: 54,240 - Partly Cloudy - 76 F

AB	38
R	4
H	11
RBI	4
BB	2
SO	8
LOB	18



Batter	1	2	3	4	5	6	7	8	9	10	AB	R	H	RBI	BB	SO	LOB	BOTTOM						
<b>18 Johnny Damon, L</b> OBP: 0.356, SLG: 0.365 (1.10)											5	0	2	0	1	0	1							
<b>2 Derek Jeter, R</b> OBP: 0.407, SLG: 0.454 (1.6)											4	1	2	2	1	0	1							
<b>Bobby Abreu, L</b> OBP: 0.347, SLG: 0.344 (1.9)											5	0	1	0	0	1	3							
<b>13 Alex Rodriguez, R</b> OBP: 0.396, SLG: 0.650 (1.5)										4	0	0	0	0	1	2								
<b>20 Jorge Posada, S</b> OBP: 0.414, SLG: 0.371 (1.2)											3	1	2	1	1	1	2							
<b>55 Hideki Matsui, L</b> OBP: 0.362, SLG: 0.460 (1.7)											5	1	2	2	0	1	4							
<b>24 Robinson Canó, L</b> OBP: 0.308, SLG: 0.420 (1.4)											5	1	1	0	0	1	5							
<b>28 Melky Cabrera, S</b> OBP: 0.308, SLG: 0.360 (1.8)											3	0	0	0	1	2	2							
<b>Miguel Cairo, R</b> OBP: 0.297, SLG: 0.265 (1.3)											5	1	2	0	0	1	1							
<b>Inning Stats</b>	R: 0 E: 0 K: 2 S: 14	H: 1 LOB: 2 BB: 0 P: 23	R: 0 E: 0 K: 0 S: 6	H: 0 LOB: 1 BB: 1 P: 11	R: 0 E: 0 K: 0 S: 9	H: 0 LOB: 0 BB: 0 P: 15	R: 0 E: 0 K: 2 S: 14	H: 1 LOB: 2 BB: 1 P: 23	R: 0 E: 0 K: 1 S: 10	H: 0 LOB: 1 BB: 1 P: 15	R: 2 E: 0 K: 1 S: 23	H: 4 LOB: 3 BB: 0 P: 41	R: 0 E: 0 K: 1 S: 12	H: 1 LOB: 1 BB: 0 P: 17	R: 0 E: 0 K: 1 S: 8	H: 0 LOB: 1 BB: 1 P: 12	R: 1 E: 0 K: 0 S: 5	H: 3 LOB: 3 BB: 1 P: 9	1B: 9 2B: 2 3B: 0 HR: 1	SF: 0 SAC: 1 DP: 0 HBP: 3	WP: 0 PA: 47			
<b>PITCHER</b>	IP 6.1	WLS 29	BF 6	H 4	R 4	ER 5	SO 5	BB 3	IBB 0	HBP 1	BLK 0	WP 0	HR 1	S 72	P 117	ERA 5.68	WHIP 1.421							
<b>24 Tom Gorzelanny, L</b> ERA: 2.76 (7.1)																								
<b>34 John Grabow, L</b> ERA: 4.96 (7.1)																								
<b>16 Salomon Torres, R</b> ERA: 5.14 (7.1)																								
<b>Damaso Marte, L</b> ERA: 1.33 (7.1)																								
<b>54 Jonah Bayliss, R</b> ERA: 6.54 (8.1)																								

**Pittsburgh Pirates @ New York Yankees**  
Yankee Stadium, Bronx, NY  
Fri Jun 08 2007, 7:05 PM EDT  
Att: 54,240 - Partly Cloudy - 76 F

AB	39
R	5
H	12
RBI	5
BB	4
SO	8
LOB	21





Batter	1	2	3	4	5	6	7	8	9	AB R H RBI BB SO LOB	TOP											
<b>José Bautista, R</b> (1, 5) OBP: 0.348, SLG: 0.397										3 1 1 0 2 1 1	<b>Pittsburgh Pirates @ New York Yankees</b> Yankee Stadium, Bronx, NY Sat Jun 09 2007, 1:05 PM EDT Att: 54,296 - Cloudy - 81 F											
<b>12 Freddy Sanchez, R</b> (1, 4) OBP: 0.327, SLG: 0.364										4 0 0 0 0 1 4												
<b>Jason Bay, R</b> (1, 7) OBP: 0.365, SLG: 0.511										4 0 0 0 0 1 1												
<b>25 Adam LaRoche, L</b> (1, 3) OBP: 0.313, SLG: 0.372										3 0 1 1 1 1 0												
<b>Xavier Nady, R</b> (1, 10) OBP: 0.337, SLG: 0.506										4 1 1 0 0 2 2												
<b>41 Ryan Doumit, S</b> (1, 9)										4 0 1 0 0 3 2												
<b>26 Ronny Paulino, R</b> (1, 2) OBP: 0.270, SLG: 0.350										3 1 0 0 1 2 1												
<b>2 Jack Wilson, R</b> (1, 6) OBP: 0.305, SLG: 0.352										4 0 1 2 0 0 1												
<b>6 Chris Duffy, L</b> (1, 8) OBP: 0.297, SLG: 0.361										3 0 1 0 1 0 2												
<b>Inning Stats</b>	R: 1 E: 0 K: 2 S: 13	H: 2 LOB: 1 BB: 0 P: 21	R: 0 E: 0 K: 1 S: 15	H: 1 LOB: 0 BB: 0 P: 23	R: 0 E: 0 K: 0 S: 7	H: 0 LOB: 0 BB: 1 P: 12	R: 2 E: 0 K: 2 S: 17	H: 2 LOB: 1 BB: 1 P: 28	R: 0 E: 0 K: 0 S: 8	H: 0 LOB: 0 BB: 0 P: 12	R: 0 E: 0 K: 2 S: 9	H: 0 LOB: 0 BB: 0 P: 10	R: 0 E: 0 K: 1 S: 11	H: 0 LOB: 2 BB: 2 P: 20	R: 0 E: 0 K: 1 S: 12	H: 0 LOB: 1 BB: 1 P: 20	R: 0 E: 0 K: 2 S: 10	H: 1 LOB: 1 BB: 0 P: 17	1B: 4 2B: 2 3B: 0 HR: 0	SF: 0 SAC: 0 DP: 1 HBP: 0	WP: 1 PB: 0 SB: 1 CS: 0	PA: 37
<b>PITCHER</b>	IP WLS BF H R ER SO BB IBB HBP BLK WP HR S P ERA WHIP																					
<b>22 Roger Clemens, R</b> (1, 1) ERA: 4.5	6.0 W 24 5 3 3 7 2 0 0 0 0 1 0 69 108 4.50 1.167																					
<b>33 Brian Bruney, R</b> (7, 1) ERA: 2.25	1.0 H 5 0 0 0 1 2 0 0 0 0 0 0 11 20 0.00 2.000																					
<b>Kyle Farnsworth, R</b> (8, 1) ERA: 4.97	1.0 4 0 0 0 1 1 0 0 0 0 0 0 12 20 0.00 1.000																					
<b>Luis Vizcaino, R</b> (9, 1) ERA: 6.67	1.0 4 1 0 0 2 0 0 0 0 0 0 0 10 17 0.00 1.000																					

Batter	1	2	3	4	5	6	7	8	9	AB R H RBI BB SO LOB	BOTTOM									
<b>18 Johnny Damon, L</b> (1, 10) OBP: 0.357, SLG: 0.365										5 2 2 1 0 1 1	<b>Pittsburgh Pirates @ New York Yankees</b> Yankee Stadium, Bronx, NY Sat Jun 09 2007, 1:05 PM EDT Att: 54,296 - Cloudy - 81 F									
<b>2 Derek Jeter, R</b> (1, 6) OBP: 0.411, SLG: 0.456										3 2 1 0 2 0 1										
<b>Bobby Abreu, L</b> (1, 9) OBP: 0.352, SLG: 0.346										4 1 2 1 1 0 2										
<b>13 Alex Rodriguez, R</b> (1, 5) OBP: 0.400, SLG: 0.648										1 0 0 2 2 0 1										
<b>17 Chris Basak, R</b> (8, PR) (9, 5)										0 0 0 0 0 0 0										
<b>20 Jorge Posada, S</b> (1, 2) OBP: 0.413, SLG: 0.567										3 1 1 1 1 1 3										
<b>55 Hideki Matsui, L</b> (1, 7) OBP: 0.358, SLG: 0.452										3 0 0 1 1 0 6										
<b>24 Robinson Canó, L</b> (1, 4) OBP: 0.314, SLG: 0.428										5 1 3 1 0 1 2										
<b>Josh Phelps, R</b> (1, 3) OBP: 0.333, SLG: 0.378										3 0 1 0 0 0 2										
<b>Miguel Cairo, R</b> (7, 3) OBP: 0.292, SLG: 0.250										2 0 0 0 0 0 3										
<b>28 Melky Cabrera, S</b> (1, 8) OBP: 0.312, SLG: 0.359										3 2 1 0 1 0 1										
<b>Inning Stats</b>	R: 3 E: 1 K: 0 S: 13	H: 4 LOB: 2 BB: 1 P: 24	R: 0 E: 0 K: 0 S: 4	H: 0 LOB: 0 BB: 0 P: 8	R: 0 E: 0 K: 1 S: 10	H: 0 LOB: 1 BB: 1 P: 19	R: 0 E: 0 K: 2 S: 9	H: 1 LOB: 1 BB: 0 P: 18	R: 1 E: 0 K: 0 S: 16	H: 1 LOB: 2 BB: 2 P: 30	R: 2 E: 0 K: 0 S: 9	H: 2 LOB: 3 BB: 3 P: 23	R: 2 E: 1 K: 0 S: 18	H: 2 LOB: 0 BB: 0 P: 26	R: 1 E: 0 K: 0 S: 14	H: 1 LOB: 2 BB: 1 P: 24	1B: 9 2B: 2 3B: 0 HR: 0	SF: 3 SAC: 0 DP: 1 HBP: 1	WP: 0 PB: 0 SB: 5 CS: 0	PA: 44
<b>PITCHER</b>	IP WLS BF H R ER SO BB IBB HBP BLK WP HR S P ERA WHIP																			
<b>28 Paul Maholm, L</b> (1, 1) ERA: 5.33	5.1 L 27 6 5 3 3 5 0 0 0 0 0 0 7 16 13.50 4.500																			
<b>34 John Grabow, L</b> (6, 1) ERA: 5.29	0.2 6 2 1 1 0 1 1 0 0 0 0 0 7 16 13.50 4.500																			
<b>Tony Armas, R</b> (7, 1) ERA: 8.07	2.0 11 3 3 2 0 1 0 1 0 0 0 0 32 50 9.00 2.000																			



Batter	1	2	3	4	5	6	7	8	9	AB	R	H	RBI	BB	SO	LOB	TOP				
<b>José Bautista, R</b> OBP: 0.345, SLG: 0.393 (1, 5)	F7	P2		K		K		P2		5	0	1	2	0	1	3	<b>Pittsburgh Pirates @ New York Yankees</b> Yankee Stadium, Bronx, NY Sun Jun 10 2007, 1:05 PM EDT Att: 54,292 - Cloudy - 70 F				
<b>13 Nate McLouth, L</b> OBP: 0.310, SLG: 0.313 (1, 9)	S		G3	L7				F8		4	0	1	0	0	0	2					
<b>12 Freddy Sanchez, R</b> OBP: 0.328, SLG: 0.365 (1, 4)	F7		F8			G5-3			BLK	5	0	2	0	0	0	2					
<b>Jason Bay, R</b> OBP: 0.364, SLG: 0.504 <b>Don Kelly, L</b> OBP: 0.290, SLG: 0.154 (1, 7) (8, 7)	K		G5-3				K		K	3	0	0	0	1	2	1					
<b>25 Adam LaRoche, L</b> OBP: 0.312, SLG: 0.367 <b>Rajai Davis, R</b> OBP: 0.308, SLG: 0.300 (9, PH)		41 2B		K	F9		K	G1-3		3	1	0	0	1	2	2					
<b>Xavier Nady, R</b> OBP: 0.338, SLG: 0.497 (1, 10)	F8			41 1B	FC4		L9	G6-3		3	1	0	0	2	0	2					
<b>41 Ryan Doumit, S</b> OBP: 0.366, SLG: 0.496 (1, 2)		1B		6 2B	K			G5-3		4	2	2	0	0	1	3					
<b>Jose Castillo, R</b> OBP: 0.286, SLG: 0.303 (1, 6)		6 FC4-6		6 1B	FC4					3	1	2	2	1	0	3					
<b>6 Chris Duffy, L</b> OBP: 0.300, SLG: 0.365 (1, 8)	FC4-6			1B		G1-3				3	1	1	2	1	0	1					
<b>Inning Stats</b>	R: 0 E: 0 K: 1 S: 12	H: 1 LOB: 1 BB: 0 P: 18	R: 2 E: 0 K: 0 S: 21	H: 2 LOB: 1 BB: 1 P: 32	R: 0 E: 0 K: 0 S: 8	H: 0 LOB: 0 BB: 0 P: 14	R: 4 E: 0 K: 1 S: 17	H: 3 LOB: 0 BB: 2 P: 31	R: 0 E: 0 K: 1 S: 11	H: 0 LOB: 1 BB: 0 P: 20	R: 0 E: 0 K: 2 S: 8	H: 0 LOB: 0 BB: 0 P: 12	R: 0 E: 0 K: 0 S: 8	H: 1 LOB: 2 BB: 1 P: 17	R: 0 E: 0 K: 1 S: 7	H: 1 LOB: 1 BB: 0 P: 9		1B: 7 2B: 2 3B: 0 HR: 0	SF: 0 SAC: 0 DP: 0 HBP: 1	WP: 0 PB: 0 SB: 3 CS: 0	PA: 42
<b>PITCHER</b>	IP	WLS	BF	H	R	ER	SO	BB	IBB	HBP	BLK	WP	HR	S	P	ERA	WHIP				
<b>19 Tyler Clippard, R</b> ERA: 5.32	3.2		19	6	6	6	2	3	0	0	0	0	0	55	90	14.73	2.455				
<b>34 Sean Henn, L</b> ERA: 4.66	2.0	W	10	1	0	0	2	2	0	1	0	0	0	25	47	0.00	1.500				
<b>Luis Vizcaino, R</b> ERA: 6.6	0.1	H	1	0	0	0	0	0	0	0	0	0	0	2	4	0.00	0.000				
<b>Scott Proctor, R</b> ERA: 3.58	2.0		8	1	0	0	2	1	0	0	0	0	0	16	29	0.00	1.000				
<b>Mike Myers, L</b> ERA: 2.73	1.0		4	1	0	0	1	0	0	0	1	0	0	7	9	0.00	1.000				

Batter	1	2	3	4	5	6	7	8	9	AB	R	H	RBI	BB	SO	LOB	BOTTOM					
<b>18 Johnny Damon, L</b> OBP: 0.358, SLG: 0.363 (1, 10)	G1-3	G4-3		F8		F9				4	1	1	0	1	0	0	<b>Pittsburgh Pirates @ New York Yankees</b> Yankee Stadium, Bronx, NY Sun Jun 10 2007, 1:05 PM EDT Att: 54,292 - Cloudy - 70 F					
<b>2 Derek Jeter, R</b> OBP: 0.407, SLG: 0.451 <b>17 Chris Basak, R</b> (8, 5)	G1-3			1B	13 HR	L6	FC3-6			5	2	1	0	0	1	3						
<b>Bobby Abreu, L</b> OBP: 0.364, SLG: 0.370 (1, 9)			55 2B	28 1B	13 HR					4	4	4	3	1	0	0						
<b>13 Alex Rodriguez, R</b> OBP: 0.407, SLG: 0.674 <b>Josh Phelps, R</b> OBP: 0.333, SLG: 0.378	55 2B		28 1B	SF8	55 1B					3	4	2	5	2	0	1						
<b>55 Hideki Matsui, L</b> OBP: 0.364, SLG: 0.459 (1, 7)				1B	HR					0	0	0	0	0	0	0						
<b>24 Robinson Canó, L</b> OBP: 0.308, SLG: 0.419 (1, 4)	F7		L5	G3-1		P6				5	0	0	0	0	0	5						
<b>28 Melky Cabrera, S</b> OBP: 0.319, SLG: 0.363 (1, 8)						F8				4	0	2	1	1	1	0						
<b>Miguel Cairo, R</b> OBP: 0.273, SLG: 0.250 (8, 6)	K		SF8	G5-3		G5-3				4	1	1	1	0	1	3						
<b>Wil Nieves, R</b> OBP: 0.154, SLG: 0.132 (1, 2)			F9	G6-3		G6-3				4	1	1	1	0	0	2						
<b>Inning Stats</b>	R: 3 E: 0 K: 1 S: 22	H: 3 LOB: 2 BB: 2 P: 39	R: 0 E: 0 K: 1 S: 8	H: 0 LOB: 0 BB: 0 P: 11	R: 2 E: 0 K: 0 S: 16	H: 3 LOB: 2 BB: 1 P: 29	R: 3 E: 0 K: 0 S: 14	H: 3 LOB: 0 BB: 0 P: 25	R: 0 E: 0 K: 0 S: 7	H: 0 LOB: 0 BB: 0 P: 11	R: 2 E: 0 K: 0 S: 15	H: 1 LOB: 1 BB: 1 P: 29	R: 3 E: 0 K: 1 S: 15	H: 3 LOB: 1 BB: 1 P: 27	R: 0 E: 0 K: 0 S: 11	H: 1 LOB: 1 BB: 0 P: 17		1B: 9 2B: 2 3B: 1 HR: 2	SF: 1 SAC: 0 DP: 0 HBP: 0	WP: 0 PB: 0 SB: 2 CS: 0	PA: 44	
<b>PITCHER</b>	IP	WLS	BF	H	R	ER	SO	BB	IBB	HBP	BLK	WP	HR	S	P	ERA	WHIP					
<b>Shawn Chacon, R</b> ERA: 4.25	3.1	L	21	8	7	7	2	3	0	0	0	0	0	55	96	18.90	3.300					
<b>44 Josh Sharpless, R</b> ERA: 12.46	0.2		3	1	1	1	0	0	0	0	0	0	0	1	5	8	13.50	1.500				
<b>Masumi Kuwata, R</b> ERA: 9.0	2.0		9	1	2	2	0	2	0	0	0	0	0	1	22	40	9.00	1.500				
<b>54 Jonah Bayliss, R</b> ERA: 7.16	1.0		7	3	3	3	1	1	0	0	0	0	0	15	27	27.00	4.000					
<b>55 Matt Capps, R</b> ERA: 2.79	1.0		4	1	0	0	0	0	0	0	0	0	0	11	17	0.00	1.000					





Batter	1	2	3	4	5	6	7	8	9	AB	R	H	RBI	BB	SO	LOB	TOP					
24 Chris Young, R (1, 8) OBP: 0.288, SLG: 0.434	1-2 1B		0-1 G5-3		1-0 L6		2-1 L6			4	0	1	0	0	0	2						
6 Stephen Drew, L (1, 6) OBP: 0.301, SLG: 0.348	2-0 F7		0-1 L3			3-2 L3		2-2 2B		4	0	1	0	0	0	1						
1 Orlando Hudson, S (1, 4) OBP: 0.371, SLG: 0.458	2-2 1B		0-1 G1-3			3-1 G1-3		3-3 K		4	0	1	0	0	1	1						
22 Eric Byrnes, R (1, 7) OBP: 0.377, SLG: 0.514	2-2 P2			1-1 G6-3		0-0 1B		0-2 P4		4	0	1	0	0	0	3						
18 Chad Tracy, L (1, 10) OBP: 0.388, SLG: 0.509	0-2 G4-3			2-0 HR		1-1 G3		4-2 BB		3	1	1	1	1	0	3						
Tony Clark, S (1, 3) OBP: 0.286, SLG: 0.489		2-1 L7		2-1 G2-3			2-1 19 HBP 1B	1-2 L9		4	0	1	0	0	0	2						
27 Mark Reynolds, R (1, 5) OBP: 0.374, SLG: 0.562	1-2 1B		1-1 F7				0-0 F8	1-3 K		4	0	1	0	0	1	1	AB 34 R 1 H 7 RBI 1 BB 1 SO 4 LOB 16					
7 Carlos Quentin, R (1, 9) OBP: 0.298, SLG: 0.365	1-3 K		1-3 K		2-2 G5-3		0-0 F8	0-2 G4-3		4	0	0	0	0	1	2						
19 Chris Snyder, R (1, 2) OBP: 0.301, SLG: 0.336	1-1 G4-3		1-1 G4-3		0-3 K		2-1 HBP	3-2 F8		3	0	0	0	0	1	1						
<b>Inning Stats</b>	R: 0 E: 0 K: 0 S: 16	H: 2 LOB: 2 BB: 0 P: 22	R: 0 E: 0 K: 1 S: 10	H: 1 LOB: 1 BB: 0 P: 15	R: 0 E: 0 K: 0 S: 6	H: 0 LOB: 0 BB: 0 P: 6	R: 1 E: 0 K: 0 S: 7	H: 1 LOB: 0 BB: 0 P: 13	R: 0 E: 0 K: 1 S: 9	H: 0 LOB: 0 BB: 0 P: 10	R: 0 E: 0 K: 0 S: 9	H: 1 LOB: 1 BB: 0 P: 16	R: 0 E: 0 K: 0 S: 7	H: 1 LOB: 2 BB: 0 P: 13	R: 0 E: 0 K: 1 S: 19	H: 0 LOB: 0 BB: 1 P: 29	R: 0 E: 0 K: 1 S: 9	H: 0 LOB: 0 BB: 0 P: 13	1B: 5 2B: 1 3B: 0 HR: 1	SF: 0 SAC: 0 DP: 0 HBP: 1	WP: 0 PB: 0 SB: 0 CS: 0	PA: 36
<b>PITCHER</b>	IP WLS BF H R ER SO BB IBB HBP BLK WP HR S P ERA WHIP	<b>PITCHER</b>																				
40 Chien-Ming Wang, R (1, 1) ERA: 3.49	7.0 W 28 6 1 1 2 0 0 0 1 0 0 1 62 95 1.29 0.857																					
Kyle Farnsworth, R (8, 1) ERA: 4.79	1.0 H 5 1 0 0 1 1 0 0 0 0 0 0 19 29 0.00 2.000																					
42 Mariano Rivera, R (9, 1) ERA: 3.96	1.0 S 3 0 0 0 1 0 0 0 0 0 0 0 9 13 0.00 0.000																					

Arizona Diamondbacks @ New York Yankees  
Yankee Stadium, Bronx, NY  
Tue Jun 12 2007, 7:05 PM EDT  
Att. 51,577 - Rain - 73 F

AB	34
R	1
H	7
RBI	1
BB	1
SO	4
LOB	16



Batter	1	2	3	4	5	6	7	8	9	AB	R	H	RBI	BB	SO	LOB	BOTTOM			
18 Johnny Damon, L (1, 10) OBP: 0.352, SLG: 0.356	1-2 E4 2 1B HR	0-0 G4-3			2-2 F7			0-1 P5		4	1	0	0	0	0	1				
2 Derek Jeter, R (1, 6) OBP: 0.405, SLG: 0.448	3-1 HR		1-2 F7		2-3 K			1-3 K		4	1	1	0	0	2	0				
Bobby Abreu, L (1, 9) OBP: 0.366, SLG: 0.382	0-1 1-H 3-H HR		3-2 L5		4-2 13 FC4 BB			1-2 F8		3	1	1	3	1	0	0				
13 Alex Rodriguez, R (1, 5) OBP: 0.403, SLG: 0.665	0-3 K		2-1 G6-3		0-0 FC4 20 CS			1-2 F7		3	0	0	0	0	1	1				
20 Jorge Posada, S (1, 2) OBP: 0.408, SLG: 0.559	1-0 G5-3			1-2 G4-3		1-1 F7		1-2 F7		3	0	0	0	0	0	1				
55 Hideki Matsui, L (1, 7) OBP: 0.388, SLG: 0.459	1-3 K			1-0 24 E 1B			4-2 24 2B 28 G4-3-6 BB		2	1	1	0	1	1	0					
24 Robinson Cano, L (1, 4) OBP: 0.308, SLG: 0.422		0-1 G1-3		0-1 E1 28 G4-3-6			1-2 28 G4-3-6 2B		3	0	1	0	0	0	1					
28 Melky Cabrera, S (1, 8) OBP: 0.314, SLG: 0.356		0-1 G4-3		0-0 G4-6-3			0-1 G4-3-6		3	0	0	0	0	0	3					
Miguel Cairo, R (1, 3) OBP: 0.277, SLG: 0.256		3-2 1B			1-1 G5-3			4-2 K		3	0	1	0	0	1	0				
<b>Inning Stats</b>	R: 3 E: 1 K: 2 S: 17	H: 2 LOB: 0 BB: 0 P: 23	R: 0 E: 0 K: 0 S: 10	H: 1 LOB: 1 BB: 0 P: 13	R: 0 E: 0 K: 0 S: 8	H: 0 LOB: 0 BB: 0 P: 14	R: 0 E: 1 K: 0 S: 7	H: 1 LOB: 1 BB: 0 P: 9	R: 0 E: 0 K: 1 S: 8	H: 0 LOB: 0 BB: 0 P: 13	R: 0 E: 0 K: 0 S: 5	H: 0 LOB: 0 BB: 1 P: 10	R: 1 E: 0 K: 1 S: 12	H: 1 LOB: 0 BB: 1 P: 17	R: 0 E: 0 K: 1 S: 8	H: 0 LOB: 0 BB: 0 P: 10	1B: 3 2B: 2 3B: 0 HR: 1	SF: 0 SAC: 0 DP: 2 HBP: 0	WP: 0 PB: 0 SB: 0 CS: 1	PA: 30
<b>PITCHER</b>	IP WLS BF H R ER SO BB IBB HBP BLK WP HR S P ERA WHIP	<b>PITCHER</b>																		
17 Brandon Webb, R (1, 1) ERA: 3.18	7.0 L 27 5 4 3 4 2 0 0 0 0 0 0 67 99 3.86 1.000																			
37 Juan Cruz, R (8, 1) ERA: 3.05	1.0 3 0 0 0 1 0 0 0 0 0 0 0 8 10 0.00 0.000																			

Arizona Diamondbacks @ New York Yankees  
Yankee Stadium, Bronx, NY  
Tue Jun 12 2007, 7:05 PM EDT  
Att. 51,577 - Rain - 73 F

AB	28
R	4
H	5
RBI	3
BB	2
SO	5
LOB	7









Batter	1	2	3	4	5	6	7	8	9	AB	R	H	RBI	BB	SO	LOB	TOP					
24 Chris Young, R OBP: 0.282, SLG: 0.424	G5-3		G1-4-3 1B			F9		G5-4-3		4	0	1	0	0	0	1						
34 Conor Jackson, R OBP: 0.385, SLG: 0.454	G1-3		G1-4-3			G6-3			1B	4	0	1	0	0	0	1						
1 Orlando Hudson, S OBP: 0.379, SLG: 0.446 13 Alberto Callaspo, S OBP: 0.257, SLG: 0.254	BB		G1-4-3			FC6-4 1B			F8	2	0	1	0	1	0	0						
22 Eric Byrnes, R OBP: 0.370, SLG: 0.502	P6			G1-3		FC6-4			K	4	0	0	0	0	1	3						
27 Mark Reynolds, R OBP: 0.364, SLG: 0.557		G3-1 2B		K					K	4	1	1	0	0	2	1						
18 Chad Tracy, L OBP: 0.375, SLG: 0.487	G3-1			K					F8	3	0	0	0	0	1	1						
Scott Hairston, R OBP: 0.315, SLG: 0.373	G6-3				L4				K	3	0	0	1	0	1	0						
6 Stephen Drew, L OBP: 0.300, SLG: 0.346	1B				G3-1				G4-3	3	0	1	0	0	0	0						
19 Chris Snyder, R OBP: 0.295, SLG: 0.328	L6				K				E5	3	0	0	0	0	1	1						
<b>Inning Stats</b>	R: 0 E: 0 K: 0 S: 7	H: 0 LOB: 1 BB: 1 P: 12	R: 1 E: 0 K: 0 S: 12	H: 2 LOB: 1 BB: 0 P: 17	R: 0 E: 0 K: 0 S: 6	H: 0 LOB: 0 BB: 0 P: 6	R: 0 E: 0 K: 2 S: 9	H: 0 LOB: 0 BB: 0 P: 16	R: 0 E: 0 K: 1 S: 8	H: 0 LOB: 0 BB: 0 P: 12	R: 0 E: 0 K: 0 S: 12	H: 1 LOB: 1 BB: 0 P: 18	R: 0 E: 1 K: 1 S: 7	H: 0 LOB: 0 BB: 0 P: 11	R: 0 E: 0 K: 0 S: 6	H: 0 LOB: 0 BB: 0 P: 9	R: 0 E: 0 K: 2 S: 14	H: 1 LOB: 1 BB: 0 P: 20	1B: 4 2B: 1 3B: 0 HR: 0	SF: 0 SAC: 0 DP: 2 HBP: 0	WP: 0 PB: 0 SB: 0 CS: 0	PA: 32
<b>PITCHER</b>	IP	WLS	BF	H	R	ER	SO	BB	IBB	HBP	BLK	WP	HR	S	P	ERA	WHIP					
46 Andy Pettitte, L ERA: 2.93	8.0	W	28	4	1	1	4	1	0	0	0	0	0	67	101	1.12	0.625					
Scott Proctor, R ERA: 3.45	1.0		4	1	0	0	2	0	0	0	0	0	0	14	20	0.00	1.000					

**Arizona Diamondbacks @ New York Yankees**  
Yankee Stadium, Bronx, NY  
Thu Jun 14 2007, 1:05 PM EDT  
Att: 53,712 - Cloudy - 64 F

AB	31
R	1
H	5
RBI	1
BB	1
SO	6
LOB	9



Batter	1	2	3	4	5	6	7	8	9	AB	R	H	RBI	BB	SO	LOB	BOTTOM				
28 Melky Cabrera, S OBP: 0.320, SLG: 0.354	1B BB	BB		F7		SH1-3 HBP	K			3	1	1	0	1	1	1					
2 Derek Jeter, R OBP: 0.413, SLG: 0.453	BB	G4-3				SH1-3		1B		3	1	2	0	1	0	2					
Bobby Abreu, L OBP: 0.363, SLG: 0.377	BB		G1-3			L7-2		K		4	1	1	0	1	1	4					
13 Alex Rodriguez, R OBP: 0.411, SLG: 0.680	BB		E7		P3			1B		4	2	3	2	1	0	0					
20 Jorge Posada, S OBP: 0.409, SLG: 0.564	K		G4-3		E6			1B	G4-6-3	5	1	1	0	0	1	6					
55 Hideki Matsui, L OBP: 0.382, SLG: 0.489	G4-3							1B		4	1	3	3	0	0	2					
24 Robinson Cano, L OBP: 0.307, SLG: 0.416	G1-3		K		FC3-6			K2-3		4	0	0	0	0	2	6					
Josh Phelps, R OBP: 0.341, SLG: 0.377		SH2-4 BB		K				1B		3	0	1	1	1	2	3					
Miguel Cairo, R OBP: 0.278, SLG: 0.265	SH2-4			K		SH1-3 L7-2 BB		K		2	0	0	0	1	2	1					
<b>Inning Stats</b>	R: 2 E: 0 K: 1 S: 23	H: 3 LOB: 2 BB: 1 P: 36	R: 0 E: 0 K: 0 S: 5	H: 0 LOB: 2 BB: 2 P: 14	R: 2 E: 1 K: 2 S: 11	H: 2 LOB: 1 BB: 1 P: 20	R: 0 E: 0 K: 1 S: 7	H: 0 LOB: 1 BB: 1 P: 15	R: 0 E: 0 K: 0 S: 11	H: 1 LOB: 2 BB: 0 P: 20	R: 0 E: 0 K: 0 S: 8	H: 0 LOB: 1 BB: 1 P: 15	R: 3 E: 1 K: 3 S: 20	H: 4 LOB: 1 BB: 0 P: 29	R: 0 E: 0 K: 1 S: 13	H: 2 LOB: 1 BB: 0 P: 16	1B: 10 2B: 3 3B: 0 HR: 0	SF: 0 SAC: 2 DP: 3 HBP: 1	WP: 0 PB: 0 SB: 1 CS: 0	PA: 41	
<b>PITCHER</b>	IP	WLS	BF	H	R	ER	SO	BB	IBB	HBP	BLK	WP	HR	S	P	ERA	WHIP				
49 Doug Davis, L ERA: 3.7	5.0	L	26	6	4	4	5	5	0	0	0	0	0	14	27	18.00	3.000				
37 Juan Cruz, R ERA: 3.74	1.0		6	2	2	2	0	1	0	1	0	0	0	6	7	0.00	3.000				
45 Doug Slaten, L ERA: 2.81	0.1		2	1	0	0	1	0	0	0	0	0	0	8	10	0.00	1.500				
56 Ramon Pena, R ERA: 2.82	0.2		3	1	1	0	2	0	0	0	0	0	0	13	16	0.00	2.000				
Brandon Lyon, R ERA: 2.43	1.0		4	2	0	0	1	0	0	0	0	0	0	13	16	0.00	2.000				

**Arizona Diamondbacks @ New York Yankees**  
Yankee Stadium, Bronx, NY  
Thu Jun 14 2007, 1:05 PM EDT  
Att: 53,712 - Cloudy - 64 F

AB	32
R	7
H	12
RBI	6
BB	6
SO	9
LOB	25













Batter	1	2	3	4	5	6	7	8	9	AB	R	H	RBI	BB	SO	LOB	TOP					
7 José Reyes, S OBP: 0.401, SLG: 0.460	F7			16 CS 1B		G3-6-3		K		4	0	1	0	0	1	2						
16 Paul Lo Duca, R OBP: 0.348, SLG: 0.374 11 Ramon Castro, R OBP: 0.319, SLG: 0.459	HBP			G6-3			K		15 1B	1	0	0	0	0	0	1						
15 Carlos Beltrán, S OBP: 0.347, SLG: 0.448	G4-6-3			K			G4-3		5 G5-4-3 1B	4	0	1	1	0	1	1						
5 David Wright, R OBP: 0.369, SLG: 0.490		G6-3			G6-3		K	21 2B	5 G5-4-3 1B	4	1	0	0	0	1	1						
21 Carlos Delgado, L OBP: 0.290, SLG: 0.399		G5-3			K					4	0	1	1	0	2	0						
22 Jose Valentin, S OBP: 0.324, SLG: 0.439							G4-3			3	0	1	0	0	1	1						
Shawn Green, L OBP: 0.354, SLG: 0.450				F7						3	0	0	0	0	1	1						
Ruben Gotay, S OBP: 0.382, SLG: 0.540				G4-3						3	0	1	0	0	1	0						
27 Carlos Gómez, R OBP: 0.293, SLG: 0.338				K						2	0	0	0	1	2	1						
<b>Inning Stats</b>	R: 0 E: 0 K: 0 S: 3	H: 0 LOB: 0 BB: 0 P: 5	R: 0 E: 0 K: 1 S: 7	H: 0 LOB: 0 BB: 0 P: 10	R: 0 E: 0 K: 1 S: 8	H: 0 LOB: 0 BB: 0 P: 13	R: 0 E: 0 K: 1 S: 12	H: 1 LOB: 0 BB: 0 P: 18	R: 0 E: 0 K: 1 S: 7	H: 1 LOB: 1 BB: 0 P: 9	R: 0 E: 0 K: 1 S: 5	H: 0 LOB: 0 BB: 1 P: 10	R: 1 E: 0 K: 2 S: 13	H: 1 LOB: 1 BB: 0 P: 20	R: 0 E: 0 K: 3 S: 13	H: 1 LOB: 1 BB: 0 P: 19	R: 1 E: 0 K: 1 S: 8	H: 2 LOB: 0 BB: 0 P: 12	1B: 3 2B: 3 3B: 0 HR: 0	SF: 0 SAC: 0 DP: 3 HBP: 1	WP: 1 PB: 0 SB: 0 CS: 1	PA: 32
<b>PITCHER</b>	IP	WLS	BF	H	R	ER	SO	BB	IBB	HBP	BLK	WP	HR	S	P	ERA	WHIP					
40 Chien-Ming Wang, R ERA: 3.33 Mike Myers, L ERA: 2.51	8.2	W	31	6	2	2	10	1	0	1	0	1	0	3	3	2.08	0.808					

New York Mets @ New York Yankees  
Yankee Stadium, Bronx, NY  
Sun Jun 17 2007, 8:05 PM EDT  
Att: 55,280 - Partly Cloudy - 87 F

AB 30  
R 2  
H 6  
RBI 2  
BB 1  
SO 11  
LOB 8



Batter	1	2	3	4	5	6	7	8	9	AB	R	H	RBI	BB	SO	LOB	BOTTOM					
18 Johnny Damon, L OBP: 0.348, SLG: 0.362	K						G4-3	P6		5	1	2	2	0	1	2						
2 Derek Jeter, R OBP: 0.418, SLG: 0.476	13 HR						G5-3			4	1	1	0	0	2	1						
Bobby Abreu, L OBP: 0.368, SLG: 0.379	F8				13 SF8		G3			3	1	1	0	0	0	1						
13 Alex Rodriguez, R OBP: 0.413, SLG: 0.697	HR				SF8					2	2	2	3	1	0	0						
20 Jorge Posada, S OBP: 0.404, SLG: 0.565	G6-3									4	1	1	2	0	2	2						
55 Hideki Matsui, L OBP: 0.378, SLG: 0.475										4	1	1	0	0	1	2						
24 Robinson Canó, L OBP: 0.314, SLG: 0.418	G4-3				L8			G4-3		4	0	1	0	0	0	1						
28 Melky Cabrera, S OBP: 0.307, SLG: 0.337					F9		F7			4	0	1	0	0	1	2						
Miguel Cairo, R OBP: 0.303, SLG: 0.300					G5-3		G4-3			3	1	1	1	0	0	1						
<b>Inning Stats</b>	R: 2 E: 0 K: 1 S: 10	H: 2 LOB: 0 BB: 0 P: 18	R: 2 E: 0 K: 2 S: 16	H: 3 LOB: 1 BB: 0 P: 28	R: 1 E: 0 K: 1 S: 9	H: 1 LOB: 0 BB: 0 P: 13	R: 0 E: 0 K: 0 S: 6	H: 0 LOB: 0 BB: 0 P: 9	R: 1 E: 0 K: 3 S: 13	H: 1 LOB: 2 BB: 1 P: 24	R: 0 E: 0 K: 0 S: 10	H: 1 LOB: 0 BB: 0 P: 12	R: 0 E: 0 K: 0 S: 8	H: 0 LOB: 0 BB: 0 P: 13	R: 2 E: 0 K: 0 S: 20	H: 3 LOB: 2 BB: 0 P: 30	R: 2 E: 0 K: 0 S: 10	H: 3 LOB: 2 BB: 0 P: 30	1B: 5 2B: 2 3B: 1 HR: 3	SF: 1 SAC: 0 DP: 1 HBP: 2	WP: 0 PB: 0 SB: 0 CS: 0	PA: 37
<b>PITCHER</b>	IP	WLS	BF	H	R	ER	SO	BB	IBB	HBP	BLK	WP	HR	S	P	ERA	WHIP					
26 Orlando Hernandez, R ERA: 3.08 Scott Schoeneweis, L ERA: 6.29 Aaron Heilman, R ERA: 4.31 25 Pedro Feliciano, L ERA: 1.85	4.2	L	23	7	6	6	6	1	0	1	0	0	0	13	15	0.00	0.750					

New York Mets @ New York Yankees  
Yankee Stadium, Bronx, NY  
Sun Jun 17 2007, 8:05 PM EDT  
Att: 55,280 - Partly Cloudy - 87 F

AB 33  
R 8  
H 11  
RBI 8  
BB 1  
SO 7  
LOB 12






Batter	1	2	3	4	5	6	7	8	9	AB	R	H	RBI	BB	SO	LOB	TOP					
28 Melky Cabrera, S (1, 8) OBP: 0.310, SLG: 0.345	1-1 L4		2-1 L7		1-2 2B			0-1 13 BB 1B		4	0	2	0	0	0	0	<b>New York Yankees @ Colorado Rockies</b> Coors Field, Denver, CO Tue Jun 19 2007, 7:05 PM MDT Att: 48,077 - Partly Cloudy - 87 F					
2 Derek Jeter, R (1, 6) OBP: 0.416, SLG: 0.476	0-0 G5-3		2-2 2B		3-2 G4-3			2-2 F9		4	0	1	0	0	0	2						
Bobby Abreu, L (1, 9) OBP: 0.369, SLG: 0.378	1-1 F7		4-2 BB				2-2 F7	2-1 13 BB 1B		3	0	1	0	1	0	0						
13 Alex Rodriguez, R (1, 5)		2-2 20 2B 55 G6-3 1B	1-3 K				3-3 K	4-0 13 BB 1B	1-2 20 FC6-4 BB	3	1	1	0	1	2	2						
20 Jorge Posada, S (1, 3) (7, 2)		0-1 55 G6-3 2B		1-0 F7			2-0 G4-3	2-2 FC6-4		4	0	1	0	0	0	3						
55 Hideki Matsui, L (1, 7)		3-1 G6-3		1-0 F8					1-2 24 G6-3 2B	4	0	1	1	0	0	1						
24 Robinson Cano, L (1, 4)		2-3 3-H G6-3		2-0 F8					0-0 G6-3	4	0	0	0	0	0	2						
Wil Nieves, R (1, 2) 12 Andy Phillips, R (7, PH)	2-3 K				2-1 P4				2-3 K2-3	2	0	0	0	0	1	1						
Miguel Cairo, R (9, PH)							2-1 L6			1	0	0	0	0	1	1						
35 Mike Mussina, L (1, 1) Luis Vizcaino, R (7, 1) Mike Myers, L (7, 1) 33 Brian Bruney, R (7, 1) 18 Johnny Damon, L (7, 3)			3-2 F8		1-1 P6			2-2 F8	0-3 K	2	0	0	0	0	0	0						
<b>Inning Stats</b>	R: 0 E: 0 K: 0 S: 5	H: 0 LOB: 0 BB: 0 P: 7	R: 1 E: 0 K: 1 S: 13	H: 2 LOB: 1 BB: 0 P: 20	R: 0 E: 0 K: 1 S: 13	H: 1 LOB: 2 BB: 1 P: 25	R: 0 E: 0 K: 0 S: 3	H: 0 LOB: 0 BB: 0 P: 7	R: 0 E: 0 K: 0 S: 12	H: 1 LOB: 1 BB: 0 P: 19	R: 0 E: 0 K: 1 S: 7	H: 0 LOB: 0 BB: 0 P: 14	R: 0 E: 0 K: 0 S: 6	H: 0 LOB: 0 BB: 0 P: 9	R: 0 E: 0 K: 0 S: 14	H: 2 LOB: 3 BB: 1 P: 26	R: 0 E: 0 K: 2 S: 11	H: 1 LOB: 1 BB: 0 P: 14	1B: 3 2B: 4 3B: 0 HR: 0	SF: 0 SAC: 0 DP: 0 HBP: 0	WP: 0 PB: 0 SB: 0 CS: 0	PA: 36
<b>PITCHER</b>	IP WLS BF H R ER SO BB IBB HBP BLK WP HR S P ERA WHIP																					
Josh Fogg, R (1, 1) ERA: 4.58	7.0 W 26 4 1 1 3 1 0 0 0 0 0 0 59 101 1.29 0.714																					
60 Manny Corpas, R (8, 1) ERA: 2.57	0.2 H 5 2 0 0 0 1 0 0 0 0 0 0 11 21 0.00 4.500																					
LaTroy Hawkins, R (8, 1) ERA: 4.32	0.1 H 1 0 0 0 0 0 0 0 0 0 0 0 3 5 0.00 0.000																					
40 Brian Fuentes, L (9, 1) ERA: 1.95	1.0 S 4 1 0 0 2 0 0 0 0 0 0 0 11 14 0.00 1.000																					

Batter	1	2	3	4	5	6	7	8	9	AB	R	H	RBI	BB	SO	LOB	BOTTOM			
3 Willy Taveras, R (1, 8) OBP: 0.364, SLG: 0.377	2-2 G6-3		1-1 27 1B S 1B		2-3 K		2-2 L8			4	1	1	0	0	1	0	<b>New York Yankees @ Colorado Rockies</b> Coors Field, Denver, CO Tue Jun 19 2007, 7:05 PM MDT Att: 48,077 - Partly Cloudy - 87 F			
Kazuo Matsui, S (1, 4)	0-0 F7		3-2 F8		0-1 5 5 1B		0-3 K		4	1	1	0	0	1	1					
5 Matt Holliday, R (1, 7) OBP: 0.408, SLG: 0.611	4-0 17 1B BB		0-3 K		0-1 1-H 1B		4-1 27 FC5 17 BB BB		2	0	1	1	2	1	1					
17 Todd Helton, L (1, 3)	1-2 1B		4-2 27 1B BB		2-3 K		4-2 27 FC5 BB		2	0	1	0	2	1	1					
27 Garrett Atkins, R (1, 5)	0-2 F8		3-1 1-2 2-H 1B		0-1 P3		2-2 FC5		4	0	1	1	0	0	5					
11 Brad Hawpe, L (1, 9)		0-2 G4-3	1-0 P5				2-3 K	2-1 2 SH2-3 1B		4	0	1	0	0	1	2				
2 Troy Tulowitzki, R (1, 6) OBP: 0.339, SLG: 0.367		0-0 F9		2-2 8 G6-4-3 HBP		1-2 G6-3		0-0 SH2-3		2	0	0	0	0	0	0				
8 Yorvit Torrealba, R (1, 2) OBP: 0.302, SLG: 0.340		0-1		0-1 G6-4-3		0-0		2-2 G5-3		4	1	2	1	0	0	2				
Josh Fogg, R (1, 1) ERA: 5.1		0-1 G5-3		1-3 K		0-3 K		1-1 L9		3	0	0	0	0	2	1				
60 Manny Corpas, R (8, 1) LaTroy Hawkins, R (8, 1) 19 Ryan Spilborghs, R (8, PH) 40 Brian Fuentes, L (9, 1)										0	0	0	0	0	0	0				
<b>Inning Stats</b>	R: 0 E: 0 K: 0 S: 11	H: 1 LOB: 2 BB: 1 P: 18	R: 0 E: 0 K: 0 S: 8	H: 1 LOB: 0 BB: 0 P: 8	R: 1 E: 0 K: 1 S: 15	H: 2 LOB: 1 BB: 1 P: 26	R: 0 E: 0 K: 1 S: 7	H: 0 LOB: 0 BB: 0 P: 10	R: 1 E: 0 K: 2 S: 15	H: 2 LOB: 1 BB: 0 P: 19	R: 1 E: 0 K: 2 S: 11	H: 1 LOB: 0 BB: 0 P: 14	R: 0 E: 0 K: 1 S: 15	H: 0 LOB: 2 BB: 2 P: 27	R: 0 E: 0 K: 0 S: 9	H: 1 LOB: 1 BB: 0 P: 14	1B: 7 2B: 0 3B: 0 HR: 1	SF: 0 SAC: 1 DP: 1 HBP: 1	WP: 0 PB: 0 SB: 2 CS: 0	PA: 36
<b>PITCHER</b>	IP WLS BF H R ER SO BB IBB HBP BLK WP HR S P ERA WHIP																			
35 Mike Mussina, R (7, 1) ERA: 5.1	6.0 L 27 7 3 3 6 2 0 1 0 0 0 0 0 67 95 4.50 1.500																			
Luis Vizcaino, R (7, 1) ERA: 5.94	0.2 3 0 0 0 1 1 0 0 0 0 0 0 8 14 0.00 1.500																			
Mike Myers, L (7, 1) ERA: 2.51	0.0 1 0 0 0 0 1 0 0 0 0 0 0 3 7 ∞ ∞																			
33 Brian Bruney, R (7, 1) ERA: 2.08	1.1 5 1 0 0 0 0 0 0 0 0 0 0 13 20 0.00 0.750																			

AB	34
R	1
H	7
RBI	1
BB	2
SO	5
LOB	13



AB	30
R	3
H	8
RBI	3
BB	4
SO	7
LOB	14





Batter	1	2	3	4	5	6	7	8	9	AB	R	H	RBI	BB	SO	LOB	TOP							
28 Melky Cabrera, S (1, 8) OBP: 0.309, SLG: 0.348	1-1 G6-3		3-1 F8			0-1 2B		1-2 G6-3		4	1	1	0	0	0	0								
2 Derek Jeter, R (1, 6) OBP: 0.417, SLG: 0.480	1-2 1B		2-1 G4-3			1-1 2B		3-2 G3-1		4	0	2	1	0	0	0								
Bobby Abreu, L (1, 9) OBP: 0.365, SLG: 0.373	3-3 K			2-3 K		0-1 FC1-6-5			2-3 K	4	0	0	0	0	3	2								
13 Alex Rodriguez, R (1, 5) OBP: 0.416, SLG: 0.688	0-0 G6-3			2-3 K		4-1 BB			4-2 BB	2	0	0	0	2	1	1								
20 Jorge Posada, S (1, 2) OBP: 0.399, SLG: 0.558		3-1 1B		2-2 G6-3		1-3 K			0-3 K	4	0	1	0	0	2	3								
55 Hideki Matsui, L (1, 7) OBP: 0.365, SLG: 0.467		1-3 K			1-3 K				1-1 G6-3	4	0	0	0	0	2	2								
24 Robinson Cano, L (1, 4) OBP: 0.310, SLG: 0.411		3-1 1B			1-0 G3-1				0-0 G4-3	3	0	1	0	0	0	0								
12 Andy Phillips, R (1, 3)		3-1 1B			1-1 G6-3				0-3 K	3	0	0	0	0	1	2								
46 Andy Pettitte, L (1, 1) Luis Vizcaino, R (7, 1)				2-3 K		2-3 K			2-1 G5-3	2	0	0	0	0	2	0								
18 Johnny Damon, L (6, PH) 47 Ron Villone, L (8, 1)										0	0	0	0	0	0	0								
										1	0	0	0	0	0	0								
										0	0	0	0	0	0	0								
<b>Inning Stats</b>	R: 0 E: 0 K: 1 S: 9	H: 1 LOB: 1 BB: 0 P: 14	R: 0 E: 0 K: 1 S: 9	H: 2 LOB: 1 BB: 0 P: 19	R: 0 E: 0 K: 1 S: 7	H: 0 LOB: 0 BB: 0 P: 14	R: 0 E: 0 K: 2 S: 9	H: 0 LOB: 0 BB: 0 P: 15	R: 0 E: 0 K: 1 S: 6	H: 0 LOB: 0 BB: 0 P: 9	R: 1 E: 0 K: 2 S: 13	H: 2 LOB: 2 BB: 1 P: 21	R: 0 E: 0 K: 1 S: 6	H: 0 LOB: 0 BB: 0 P: 8	R: 0 E: 0 K: 0 S: 9	H: 0 LOB: 1 BB: 1 P: 15	R: 0 E: 0 K: 2 S: 10	H: 0 LOB: 1 BB: 1 P: 17	1B: 3 2B: 2 3B: 0 HR: 0	SF: 0 SAC: 0 DP: 1 HBP: 0	WP: 0 PB: 0 SB: 0 CS: 0	PA: 33		
<b>PITCHER</b>	IP WLS BF H R ER SO BB IBB HBP BLK WP HR S P ERA WHIP	7.0 W 26 5 1 1 9 1 0 0 0 0 0 59 100 1.29 0.857	1.0 3 0 0 0 0 0 0 0 0 0 0 9 15 0.00 0.000	1.0 4 0 0 0 2 1 0 0 0 0 0 10 17 0.00 1.000																				

New York Yankees @ Colorado Rockies  
Coors Field, Denver, CO  
Wed Jun 20 2007, 7:05 PM MDT  
Att: 48,440 - Clear - 93 F

AB 31  
R 1  
H 5  
RBI 1  
BB 2  
SO 11  
LOB 10



Batter	1	2	3	4	5	6	7	8	9	AB	R	H	RBI	BB	SO	LOB	BOTTOM							
3 Willy Taveras, R (1, 8) OBP: 0.362, SLG: 0.374	2-1 G6-3		0-3 K			1-0 FC5-6	1-1 1B			4	2	1	1	0	1	1								
Kazuo Matsui, S (1, 4) OBP: 0.341, SLG: 0.489	0-1 P3		1-1 G5-3			2-0 L6	3-2 1B			4	1	1	2	0	0	1								
5 Matt Holliday, R (1, 7) OBP: 0.409, SLG: 0.620	2-0 G6-3			1-3 K		0-0 HR	1-1 1B			4	1	2	3	0	1	0								
17 Todd Helton, L (1, 3)		0-0 1B		0-0 F7		2-1 2B	1-0 G4-3			4	0	2	0	0	0	1								
27 Garrett Atkins, R (1, 5) OBP: 0.325, SLG: 0.398		1-3 K		2-2 L9		2-2 1B		0-1 F9		4	0	1	0	0	1	1								
11 Brad Hawpe, L (1, 9) OBP: 0.383, SLG: 0.529		2-3 K			0-0 G3		0-0 F7	1-2 F8		4	0	0	0	0	1	1								
2 Troy Tulowitzki, R (1, 6) OBP: 0.345, SLG: 0.371		4-0 BB			2-1 1B		2-2 1B	2-1 G6-3		3	1	2	0	1	0	0								
8 Yorvit Torrealba, R (1, 2) OBP: 0.302, SLG: 0.340		2-1 FC6-4			1-2 G6-4-3		0-0 1B		1-2 1B	3	0	1	0	0	0	3								
26 Jeff Francis, L (1, 1) 19 Ryan Spilborghs, R (7, PH) LaTroy Hawkins, R (8, 1) Jeremy Affeldt, L (9, 1)				1-0 G4-3		4-2 BB	2-2 FC3-6			1	0	0	0	1	0	0								
										1	1	0	0	0	0	2								
										0	0	0	0	0	0	0								
										0	0	0	0	0	0	0								
<b>Inning Stats</b>	R: 0 E: 0 K: 0 S: 5	H: 0 LOB: 0 BB: 0 P: 9	R: 0 E: 0 K: 2 S: 10	H: 1 LOB: 2 BB: 1 P: 19	R: 0 E: 0 K: 1 S: 6	H: 0 LOB: 0 BB: 0 P: 8	R: 0 E: 0 K: 1 S: 9	H: 0 LOB: 0 BB: 0 P: 12	R: 0 E: 0 K: 0 S: 7	H: 1 LOB: 0 BB: 0 P: 10	R: 2 E: 0 K: 0 S: 10	H: 3 LOB: 2 BB: 1 P: 21	R: 4 E: 0 K: 0 S: 17	H: 5 LOB: 1 BB: 0 P: 27	R: 0 E: 0 K: 0 S: 7	H: 0 LOB: 0 BB: 0 P: 10	1B: 7 2B: 1 3B: 1 HR: 1	SF: 0 SAC: 0 DP: 1 HBP: 0	WP: 0 PB: 0 SB: 0 CS: 0	PA: 34				
<b>PITCHER</b>	IP WLS BF H R ER SO BB IBB HBP BLK WP HR S P ERA WHIP	6.2 L 29 9 6 6 4 2 0 0 0 0 0 3 5 0.00 3.000	0.1 2 1 0 0 0 0 0 0 0 0 0 3 5 0.00 3.000	1.0 3 0 0 0 0 0 0 0 0 0 0 7 10 0.00 0.000																				

New York Yankees @ Colorado Rockies  
Coors Field, Denver, CO  
Wed Jun 20 2007, 7:05 PM MDT  
Att: 48,440 - Clear - 93 F

AB 32  
R 6  
H 10  
RBI 6  
BB 2  
SO 4  
LOB 10





Batter	1	2	3	4	5	6	7	8	9	AB	R	H	RBI	BB	SO	LOB	TOP								
18 Johnny Damon, L (1,8) OBP: 0.339, SLG: 0.351	G1-3		K		L5-4		G4-3			4	0	0	0	0	1	2	<b>New York Yankees @ Colorado Rockies</b> Coors Field, Denver, CO Thu Jun 21 2007, 1:05 PM MDT Att: 48,611 - Partly Cloudy - 93 F								
2 Derek Jeter, R (1,6) OBP: 0.416, SLG: 0.482			L5					K		3	0	1	0	1	1	0									
Bobby Abreu, L (1,9) OBP: 0.360, SLG: 0.367	G4-3				G3-1		K		G3	4	0	0	0	0	1	2									
13 Alex Rodriguez, R (1,5)										4	1	2	0	0	1	1									
20 Jorge Posada, S (1,2) OBP: 0.401, SLG: 0.557										4	0	2	0	0	0	2									
55 Hideki Matsui, L (1,7) OBP: 0.397, SLG: 0.477										4	1	1	2	0	1	3									
24 Robinson Canó, L (1,4) OBP: 0.312, SLG: 0.416										4	1	2	0	0	0	0									
Miguel Cairo, R (1,3) OBP: 0.290, SLG: 0.286										2	0	0	0	0	0	1									
33 Brian Bruney, R (7,1)										0	0	0	0	0	0	0									
Kyle Farnsworth, R (8,1)										0	0	0	0	0	0	0									
12 Andy Phillips, R (9,PH)										1	0	0	0	0	1	0									
22 Roger Clemens, R (1,1) OBP: 0.500, SLG: 0.500										2	0	1	0	0	0	0									
Mike Myers, L (5,1)										0	0	0	0	0	0	0									
Scott Proctor, R (5,1)										0	0	0	0	0	0	0									
28 Melky Cabrera, S (7,PH) OBP: 0.308, SLG: 0.348										0	0	0	1	0	0	0									
<b>Inning Stats</b>	R: 0 E: 0 K: 0 S: 12	H: 0 LOB: 0 BB: 1 P: 21	R: 2 E: 0 K: 0 S: 7	H: 2 LOB: 0 BB: 0 P: 13	R: 0 E: 0 K: 1 S: 8	H: 0 LOB: 0 BB: 0 P: 10	R: 0 E: 0 K: 1 S: 13	H: 1 LOB: 1 BB: 0 P: 24	R: 0 E: 0 K: 0 S: 12	H: 2 LOB: 1 BB: 0 P: 15	R: 0 E: 0 K: 2 S: 11	H: 2 LOB: 2 BB: 0 P: 17	R: 1 E: 0 K: 0 S: 9	H: 1 LOB: 0 BB: 0 P: 12	R: 0 E: 0 K: 1 S: 6	H: 1 LOB: 1 BB: 0 P: 6	R: 0 E: 0 K: 1 S: 9	H: 0 LOB: 0 BB: 0 P: 14	1B: 6 2B: 3 3B: 0 HR: 1	SF: 1 SAC: 1 DP: 1 HBP: 0	WP: 0 PB: 0 SB: 0 CS: 1	PA: 35			
<b>PITCHER</b>	IP	WLS	BF	H	R	ER	SO	BB	IBB	HBP	BLK	WP	HR	S	P	ERA	WHIP								
31 Rodrigo Lopez, R (1,1) ERA: 2.93	5.2	W	23	7	2	2	3	1	0	0	0	0	1	60	94	3.18	1.412								
50 Jorge Julio, R (6,1) ERA: 6.53	1.1	H	5	1	1	1	1	0	0	0	0	0	0	12	18	6.75	0.750								
60 Manny Corpas, R (8,1) ERA: 2.5	1.0	H	4	1	0	0	1	0	0	0	0	0	0	6	6	0.00	1.000								
40 Brian Fuentes, L (9,1) ERA: 1.89	1.0	S	3	0	0	0	1	0	0	0	0	0	0	9	14	0.00	0.000								

Batter	1	2	3	4	5	6	7	8	9	AB	R	H	RBI	BB	SO	LOB	BOTTOM								
3 Willy Taveras, R (1,8) OBP: 0.358, SLG: 0.371	K									5	0	1	0	0	1	3	<b>New York Yankees @ Colorado Rockies</b> Coors Field, Denver, CO Thu Jun 21 2007, 1:05 PM MDT Att: 48,611 - Partly Cloudy - 93 F								
Kazuo Matsui, S (1,4) OBP: 0.345, SLG: 0.485	L4									3	1	1	0	1	0	0									
5 Matt Holliday, R (1,7) OBP: 0.410, SLG: 0.617	K									3	1	1	1	1	2	2									
17 Todd Helton, L (1,3) OBP: 0.447, SLG: 0.488										4	0	2	0	0	0	2									
27 Garrett Atkins, R (1,5) OBP: 0.324, SLG: 0.409										3	1	1	2	0	0	2									
11 Brad Hawpe, L (1,9) OBP: 0.381, SLG: 0.524										4	0	1	0	0	1	2									
2 Troy Tulowitzki, R (1,6) OBP: 0.351, SLG: 0.393										4	1	3	1	0	0	0									
8 Yorvit Torrealba, R (1,2) OBP: 0.301, SLG: 0.333										3	0	0	0	0	1	3									
31 Rodrigo Lopez, R (1,1) OBP: 0.143, SLG: 0.077										2	0	0	0	0	2	2									
50 Jorge Julio, R (6,1)										0	0	0	0	1	0	0									
60 Manny Corpas, R (8,1)										0	0	0	0	0	0	0									
10 Jeff Baker, R (8,PH) OBP: 0.312, SLG: 0.388										1	0	0	0	0	1	1									
40 Brian Fuentes, L (9,1)										0	0	0	0	0	0	0									
<b>Inning Stats</b>	R: 0 E: 0 K: 2 S: 11	H: 0 LOB: 0 BB: 0 P: 18	R: 2 E: 0 K: 1 S: 15	H: 2 LOB: 0 BB: 0 P: 24	R: 0 E: 0 K: 2 S: 10	H: 1 LOB: 2 BB: 1 P: 17	R: 0 E: 0 K: 1 S: 14	H: 2 LOB: 2 BB: 0 P: 20	R: 2 E: 0 K: 0 S: 12	H: 3 LOB: 0 BB: 0 P: 21	R: 0 E: 0 K: 1 S: 11	H: 1 LOB: 2 BB: 1 P: 18	R: 0 E: 0 K: 0 S: 10	H: 1 LOB: 2 BB: 1 P: 18	R: 0 E: 1 K: 1 S: 12	H: 0 LOB: 1 BB: 0 P: 18	R: 0 E: 0 K: 1 S: 9	H: 0 LOB: 0 BB: 0 P: 14	1B: 7 2B: 1 3B: 0 HR: 2	SF: 1 SAC: 0 DP: 0 HBP: 1	WP: 0 PB: 0 SB: 2 CS: 1	PA: 38			
<b>PITCHER</b>	IP	WLS	BF	H	R	ER	SO	BB	IBB	HBP	BLK	WP	HR	S	P	ERA	WHIP								
22 Roger Clemens, R (1,1) ERA: 4.86	4.1	L	21	7	4	4	6	1	0	0	0	0	2	57	90	8.31	1.846								
Mike Myers, L (5,1) ERA: 2.51	0.0		1	1	0	0	0	0	0	0	0	0	0	2	4	∞	∞								
Scott Proctor, R (5,1) ERA: 3.13	1.2		6	1	0	0	1	1	0	0	0	0	0	14	24	0.00	1.200								
33 Brian Bruney, R (7,1) ERA: 2.01	1.0		5	1	0	0	0	1	0	0	0	0	0	10	18	0.00	2.000								
Kyle Farnsworth, R (8,1) ERA: 4.78	1.0		4	0	0	0	1	0	0	1	0	0	0	12	18	0.00	0.000								











Batter	1	2	3	4	5	6	7	8	9	AB	R	H	RBI	BB	SO	LOB	TOP					
28 Melky Cabrera, S OBP: 0.312, SLG: 0.366	F8		G6-4-3			1B 13 FC6-4 BB		P2		3	1	0	0	1	0	1	<b>New York Yankees @ San Francisco Giants</b> AT&T Park, San Francisco, CA Sun Jun 24 2007, 1:05 PM PDT Att: 43,503 - Sunny - 66 F					
Miguel Cairo, R OBP: 0.301, SLG: 0.293	G5-3			F8		13 FC6-4 2 BB		F8		4	0	1	0	0	0	0						
2 Derek Jeter, R OBP: 0.419, SLG: 0.486	K			L8		13 FC6-4 BB		F8		3	0	0	0	1	1	0						
13 Alex Rodriguez, R OBP: 0.433, SLG: 0.707		G6-3				13 FC6-4			24 G6-3 12 1B	3	1	1	1	1	0	2						
55 Hideki Matsui, L OBP: 0.362, SLG: 0.460									F8	4	0	1	0	0	0	4						
24 Robinson Cano, L OBP: 0.311, SLG: 0.413									G6-3	4	0	0	0	0	1	2						
14 Kevin Thompson, R OBP: 0.333, SLG: 0.495										1	0	0	0	1	0	1						
18 Johnny Damon, L OBP: 0.365, SLG: 0.534										1	0	1	0	0	0	0						
22 Roger Clemens, R ERA: 3.96										0	0	0	0	0	0	0						
47 Ron Villone, L ERA: 2.23										0	0	0	0	0	0	0						
12 Andy Phillips, R OBP: 0.265, SLG: 0.143										1	0	1	1	0	0	0						
Wil Nieves, R OBP: 0.149, SLG: 0.111										2	0	0	0	0	0	1						
20 Jorge Posada, S OBP: 0.402, SLG: 0.545										2	0	0	0	0	1	2						
35 Mike Mussina, L ERA: 3.67										0	0	0	0	1	0	0						
17 Chris Basak, R ERA: 2.23										0	0	0	0	0	0	0						
33 Brian Bruney, R ERA: 5.35										0	0	0	0	0	0	0						
Luis Vizcaino, R ERA: 5.09										0	0	0	0	0	0	0						
Bobby Abreu, L OBP: 0.352, SLG: 0.364										1	0	0	0	0	1	1						
<b>Inning Stats</b>	R: 0 E: 0 K: 1 S: 7	H: 0 LOB: 0 BB: 0 P: 8	R: 0 E: 0 K: 0 S: 11	H: 1 LOB: 1 BB: 0 P: 18	R: 0 E: 0 K: 0 S: 4	H: 0 LOB: 0 BB: 1 P: 11	R: 0 E: 0 K: 0 S: 6	H: 0 LOB: 1 BB: 1 P: 12	R: 0 E: 0 K: 1 S: 6	H: 1 LOB: 0 BB: 1 P: 11	R: 1 E: 0 K: 0 S: 19	H: 1 LOB: 2 BB: 2 P: 33	R: 0 E: 0 K: 1 S: 12	H: 1 LOB: 1 BB: 0 P: 17	R: 0 E: 0 K: 0 S: 8	H: 0 LOB: 0 BB: 0 P: 15	R: 1 E: 0 K: 1 S: 12	H: 2 LOB: 1 BB: 0 P: 17	1B: 4 2B: 1 3B: 0 HR: 0	SF: 0 SAC: 0 DP: 2 HBP: 0	WP: 0 PB: 0 SB: 1 CS: 1	PA: 35
<b>PITCHER</b>	IP	WLS	BF	H	R	ER	SO	BB	IBB	HBP	BLK	WP	HR	S	P	ERA	WHIP					
51 Noah Lowry, L ERA: 3.67	5.2	W	22	2	1	1	2	5	0	0	0	0	0	52	91	1.59	1.235					
53 Jonathan Sánchez, L ERA: 3.96	0.1	H	1	0	0	0	0	0	0	0	0	0	0	1	2	0.00	0.000					
23 Randy Messenger, R ERA: 2.23	2.0	H	7	1	0	0	1	0	0	0	0	0	0	20	32	0.00	0.500					
Jack Taschner, L ERA: 5.48	1.0		5	2	1	1	1	0	0	0	0	0	0	12	17	9.00	2.000					

Batter	1	2	3	4	5	6	7	8	9	AB	R	H	RBI	BB	SO	LOB	BOTTOM				
2 Randy Winn, S OBP: 0.337, SLG: 0.417	G3		G4-3	FC4-6 13 S		G4-3		FC6 13 E 13 1B		5	1	0	0	0	0	5	<b>New York Yankees @ San Francisco Giants</b> AT&T Park, San Francisco, CA Sun Jun 24 2007, 1:05 PM PDT Att: 43,503 - Sunny - 66 F				
13 Omar Vizquel, S OBP: 0.294, SLG: 0.290	P4			L9		G4-3		E8 2B		5	1	2	1	0	0	4					
Ray Durham, S OBP: 0.317, SLG: 0.406	K							F8 2B		5	0	1	2	0	3	1					
Barry Bonds, L OBP: 0.500, SLG: 0.586										2	2	1	0	2	1	0					
Jack Taschner, L ERA: 5.48										0	0	0	0	0	0	0					
Ryan Klesko, L OBP: 0.384, SLG: 0.455										4	1	2	0	1	1	4					
12 Nate Schierholtz, L OBP: 0.408, SLG: 0.483										4	1	1	1	0	0	5					
Pedro Feliz, R OBP: 0.280, SLG: 0.436										3	0	0	1	0	1	2					
39 Guillermo Rodriguez, R OBP: 0.364, SLG: 0.375										2	0	1	1	2	0	0					
51 Noah Lowry, R OBP: 0.304, SLG: 0.390										1	0	0	1	0	0	1					
53 Jonathan Sánchez, L ERA: 3.96										0	0	0	0	0	0	0					
Mark Sanchez, L ERA: 1.97										1	0	1	0	0	0	0					
23 Randy Messenger, R ERA: 2.23										0	0	0	0	0	0	0					
Luis Figueroa, S OBP: 0.220, SLG: 0.220										1	1	1	0	0	0	0					
<b>Inning Stats</b>	R: 0 E: 0 K: 1 S: 8	H: 0 LOB: 0 BB: 0 P: 15	R: 2 E: 0 K: 0 S: 16	H: 2 LOB: 1 BB: 1 P: 27	R: 0 E: 0 K: 2 S: 14	H: 1 LOB: 2 BB: 1 P: 25	R: 0 E: 0 K: 1 S: 15	H: 1 LOB: 1 BB: 1 P: 24	R: 0 E: 0 K: 0 S: 7	H: 1 LOB: 2 BB: 1 P: 16	R: 1 E: 0 K: 1 S: 8	H: 1 LOB: 1 BB: 1 P: 16	R: 3 E: 2 K: 0 S: 11	H: 3 LOB: 2 BB: 0 P: 17	1B: 8 2B: 2 3B: 0 HR: 0	SF: 2 SAC: 1 DP: 0 HBP: 1	WP: 0 PB: 0 SB: 5 CS: 0	PA: 42			
<b>PITCHER</b>	IP	WLS	BF	H	R	ER	SO	BB	IBB	HBP	BLK	WP	HR	S	P	ERA	WHIP				
35 Mike Mussina, R ERA: 4.98	5.0	L	24	5	3	2	5	2	1	0	0	0	0	63	105	3.60	1.400				
33 Brian Bruney, R ERA: 1.97	0.2		4	1	0	0	0	1	0	0	0	0	0	5	12	0.00	3.000				
Luis Vizcaino, R ERA: 5.35	0.1		1	0	0	0	0	0	0	0	0	0	0	2	4	0.00	0.000				
22 Roger Clemens, R ERA: 5.09	1.0		5	1	1	1	1	1	0	0	0	0	0	8	16	9.00	2.000				
Kyle Farnsworth, R ERA: 5.16	0.1		5	3	3	2	0	0	0	0	0	0	0	7	12	54.00	9.000				
<b>PITCHER</b>	IP	WLS	BF	H	R	ER	SO	BB	IBB	HBP	BLK	WP	HR	S	P	ERA	WHIP				
47 Ron Villone, L ERA: 5.25	0.2		3	0	0	0	0	0	0	0	0	0	0	4	5	0.00	0.000				







Batter	1	2	3	4	5	6	7	8	9	AB	R	H	RBI	BB	SO	LOB	TOP										
18 Johnny Damon, L (1, 10) OBP: 0.333, SLG: 0.357										4	0	0	0	0	1	1	<p><b>New York Yankees @ Baltimore Orioles</b>  <b>Oriole Park at Camden Yards, Baltimore, MD</b></p> <p>Wed Jun 27 2007, 7:05 PM EDT  Att: 35,776 - Overcast - 97 F</p> <p>livebaseballscores.com</p> <p>AB 32 R 0 H 5 RBI 0 BB 1 SO 10 LOB 13</p>										
2 Derek Jeter, R (1, 6) OBP: 0.418, SLG: 0.483										4	0	1	0	0	2	0											
55 Hideki Matsui, L (1, 7) OBP: 0.354, SLG: 0.449										4	0	1	0	0	1	1											
13 Alex Rodriguez, R (1, 5) OBP: 0.429, SLG: 0.694										4	0	1	0	0	2	1											
20 Jorge Posada, S (1, 2) OBP: 0.401, SLG: 0.536										4	0	1	0	0	2	3											
Bobby Abreu, L (1, 9) OBP: 0.346, SLG: 0.358										4	0	0	0	0	0	3											
28 Melky Cabrera, S (1, 8) OBP: 0.316, SLG: 0.365										3	0	1	0	0	0	1											
24 Robinson Canó, L (1, 4) OBP: 0.307, SLG: 0.404										2	0	0	0	1	2	1											
Miguel Cairo, R (1, 3) OBP: 0.303, SLG: 0.296										2	0	0	0	0	0	1											
12 Andy Phillips, R (8, PH) OBP: 0.222, SLG: 0.125										1	0	0	0	0	0	1											
<b>Inning Stats</b>	R: 0 E: 0 K: 3 S: 12	H: 0 LOB: 0 BB: 0 P: 20	R: 0 E: 0 K: 1 S: 8	H: 1 LOB: 1 BB: 0 P: 16	R: 0 E: 0 K: 1 S: 8	H: 0 LOB: 0 BB: 0 P: 11	R: 0 E: 0 K: 1 S: 7	H: 1 LOB: 1 BB: 0 P: 12	R: 0 E: 0 K: 0 S: 7	H: 0 LOB: 1 BB: 1 P: 15	R: 0 E: 0 K: 1 S: 8	H: 0 LOB: 0 BB: 0 P: 17	R: 0 E: 0 K: 1 S: 12	H: 0 LOB: 0 BB: 0 P: 17	R: 0 E: 0 K: 1 S: 13	H: 1 LOB: 1 BB: 0 P: 16	R: 0 E: 0 K: 1 S: 12	H: 2 LOB: 2 BB: 0 P: 20	1B: 5 2B: 0 3B: 0 HR: 0	SF: 0 SAC: 0 DP: 0 HBP: 0	WP: 0 PB: 0 SB: 0 CS: 0	PA: 33					
<b>PITCHER</b>	IP	WLS	BF	H	R	ER	SO	BB	IBB	HBP	BLK	WP	HR	S	P	ERA	WHIP										
45 Erik Bedard, L (1, 1) ERA: 3.36	7.0	W	24	2	0	0	8	1	0	0	0	0	0	62	108	0.00	0.429										
32 Jamie Walker, L (8, 1) ERA: 3.3	1.0		4	1	0	0	1	0	0	0	0	0	0	13	16	0.00	1.000										
Chad Bradford, R (9, 1) ERA: 3.26	1.0		5	2	0	0	1	0	0	0	0	0	0	12	20	0.00	2.000										

Batter	1	2	3	4	5	6	7	8	9	AB	R	H	RBI	BB	SO	LOB	BOTTOM										
1 Brian Roberts, S (1, 4) OBP: 0.409, SLG: 0.445										4	0	1	0	0	0	2	<p><b>New York Yankees @ Baltimore Orioles</b>  <b>Oriole Park at Camden Yards, Baltimore, MD</b></p> <p>Wed Jun 27 2007, 7:05 PM EDT  Att: 35,776 - Overcast - 97 F</p> <p>livebaseballscores.com</p> <p>AB 30 R 4 H 7 RBI 4 BB 3 SO 0 LOB 9</p>										
Chris Gomez, R (1, 6) OBP: 0.342, SLG: 0.351										4	1	2	0	0	0	1											
21 Nick Markakis, L (1, 9) OBP: 0.337, SLG: 0.440										3	1	0	0	1	0	2											
Ramon Hernandez, R (1, 2) OBP: 0.348, SLG: 0.358										3	1	1	1	1	0	0											
17 Aubrey Huff, L (1, 10) OBP: 0.301, SLG: 0.389										4	1	1	3	0	0	2											
6 Melvin Mora, R (1, 5) OBP: 0.321, SLG: 0.426										4	0	0	0	0	0	0											
Kevin Millar, R (1, 3) OBP: 0.377, SLG: 0.407										3	0	1	0	0	0	0											
12 Brandon Fahey, L (9, 6)										0	0	0	0	0	0	0											
31 Jay Gibbons, L (1, 7) OBP: 0.271, SLG: 0.324										2	0	0	0	1	0	1											
Jay Payton, R (7, 7) OBP: 0.321, SLG: 0.374										0	0	0	0	0	0	0											
Corey Patterson, L (1, 8) OBP: 0.278, SLG: 0.302										3	0	1	0	0	0	1											
<b>Inning Stats</b>	R: 0 E: 0 K: 0 S: 4	H: 1 LOB: 0 BB: 0 P: 7	R: 0 E: 0 K: 0 S: 5	H: 0 LOB: 0 BB: 0 P: 8	R: 0 E: 0 K: 0 S: 11	H: 0 LOB: 0 BB: 0 P: 14	R: 0 E: 0 K: 0 S: 14	H: 1 LOB: 2 BB: 1 P: 25	R: 0 E: 0 K: 0 S: 13	H: 1 LOB: 2 BB: 1 P: 21	R: 4 E: 0 K: 0 S: 10	H: 4 LOB: 1 BB: 1 P: 18	R: 0 E: 0 K: 0 S: 5	H: 0 LOB: 0 BB: 0 P: 7	R: 0 E: 0 K: 0 S: 8	H: 0 LOB: 0 BB: 0 P: 14	R: 0 E: 0 K: 0 S: 5	H: 0 LOB: 0 BB: 0 P: 20	1B: 5 2B: 1 3B: 0 HR: 1	SF: 0 SAC: 0 DP: 1 HBP: 0	WP: 0 PB: 0 SB: 1 CS: 0	PA: 33					
<b>PITCHER</b>	IP	WLS	BF	H	R	ER	SO	BB	IBB	HBP	BLK	WP	HR	S	P	ERA	WHIP										
22 Roger Clemens, R (1, 1) ERA: 5.32	6.0	L	27	7	4	4	4	3	0	0	0	0	0	57	93	6.00	1.667										
33 Brian Bruney, R (7, 1) ERA: 1.91	1.0		3	0	0	0	0	0	0	0	0	0	0	5	7	0.00	0.000										
42 Mariano Rivera, R (8, 1) ERA: 4.08	1.0		3	0	0	0	0	0	0	0	0	0	0	8	14	0.00	0.000										



Batter	1	2	3	4	5	6	7	8	9	AB	R	H	RBI	BB	SO	LOB	TOP							
Shannon Stewart, R (1, 7) OBP: 0.369, SLG: 0.398	4-2 BB		1-2 1B			1-1 1B FC7-4		0-1 1B		3	0	3	0	1	0	0	<b>Oakland Athletics @ New York Yankees</b> Yankee Stadium, Bronx, NY Fri Jun 29 2007, 7:05 PM EDT Att: 52,622 - Partly Cloudy - 72 F <a href="http://livebaseballscorecards.com">livebaseballscorecards.com</a>							
21 Mark Kotsay, L (1, 8) OBP: 0.292, SLG: 0.343	1-2 K		0-0 F9			2-1 FC7-4		0-0 1B		4	0	1	0	0	1	4								
Nick Swisher, S (1, 9) OBP: 0.399, SLG: 0.447	2-3 K		0-0 F8			3-1 F8		1-3 K		4	0	0	0	0	2	6								
32 Jack Cust, L (1, 10) OBP: 0.411, SLG: 0.605	2-1 F7					0-1 G4-3		3-3 K		4	0	1	0	0	1	4								
3 Eric Chavez, L (1, 5) OBP: 0.303, SLG: 0.442		1-2 G3-1				1-2 P4			0-2 P3	4	1	1	0	0	0	1								
14 Mark Ellis, R (1, 4) OBP: 0.342, SLG: 0.422		1-2 F9				1-2 G4-6-3			1-3 K	4	0	1	0	0	1	1								
29 Dan Johnson, L (1, 3) 12 Donnie Murphy, R (9, PR)		3-2 L8				1-1 G3-1			1-0 HBP	3	0	0	0	0	0	1								
7 Bobby Crosby, R (1, 6) OBP: 0.280, SLG: 0.349			1-0 G6-3			1-0 L9			0-3 K	4	0	0	0	0	1	1								
Jason Kendall, R (1, 2) OBP: 0.255, SLG: 0.260			1-1 1B			1-3 K			0-2 G1-3	3	0	1	0	0	1	0								
<b>Inning Stats</b>	R: 0 E: 0 K: 2 S: 10	H: 0 LOB: 1 BB: 1 P: 19	R: 0 E: 0 K: 0 S: 9	H: 0 LOB: 0 BB: 0 P: 14	R: 0 E: 0 K: 0 S: 8	H: 2 LOB: 2 BB: 0 P: 11	R: 0 E: 0 K: 0 S: 7	H: 1 LOB: 0 BB: 0 P: 9	R: 0 E: 0 K: 1 S: 6	H: 0 LOB: 0 BB: 0 P: 9	R: 0 E: 0 K: 0 S: 8	H: 1 LOB: 1 BB: 0 P: 14	R: 1 E: 0 K: 0 S: 6	H: 2 LOB: 0 BB: 0 P: 8	R: 0 E: 0 K: 2 S: 13	H: 2 LOB: 2 BB: 0 P: 17	R: 0 E: 0 K: 2 S: 9	H: 0 LOB: 1 BB: 0 P: 11	1B: 7 2B: 1 3B: 0 HR: 0	SF: 0 SAC: 0 DP: 2 HBP: 1	WP: 0 PB: 0 SB: 1 CS: 0	PA: 35		
<b>PITCHER</b>	IP WLS BF H R ER SO BB IBB HBP BLK WP HR S P ERA WHIP	7.0 W 26 6 1 1 3 1 0 0 0 0 0 54 84 1.29 1.000	0.2 H 4 2 0 0 1 0 0 0 0 0 9 10 0.00 3.000	1.1 S 5 0 0 0 3 0 0 1 0 0 13 18 0.00 0.000																				

Batter	1	2	3	4	5	6	7	8	9	AB	R	H	RBI	BB	SO	LOB	BOTTOM							
28 Melky Cabrera, S (1, 8) OBP: 0.317, SLG: 0.367	1-1 1B FC1-4						3-2 P4			3	0	1	0	1	0	2	<b>Oakland Athletics @ New York Yankees</b> Yankee Stadium, Bronx, NY Fri Jun 29 2007, 7:05 PM EDT Att: 52,622 - Partly Cloudy - 72 F <a href="http://livebaseballscorecards.com">livebaseballscorecards.com</a>							
2 Derek Jeter, R (1, 6) OBP: 0.413, SLG: 0.476	0-0 B2		1-0 L4-3			2-3 K		1-3 K		4	0	0	0	0	2	4								
55 Hideki Matsui, L (1, 7) OBP: 0.350, SLG: 0.438	2-2 FC1-4 13 2B					2-2 L7		2-1 F9		4	1	0	0	0	1	2								
13 Alex Rodriguez, R (1, 5) OBP: 0.429, SLG: 0.694	3-2 2B 20 1B					4-0 2B		0-2 1B		3	1	3	1	1	0	0								
20 Jorge Posada, S (1, 10) OBP: 0.406, SLG: 0.531	1-1 1B 2H					3-3 K		2-1 L8		3	0	1	1	1	1	3								
Bobby Abreu, L (1, 9) OBP: 0.346, SLG: 0.353	3-1 F7					3-2 G5-3		0-0 1B FC4-6		4	0	1	0	0	0	3								
12 Andy Phillips, R (1, 3) Miguel Cairo, R (8, 3) OBP: 0.300, SLG: 0.293		1-0 P3				1-3 K		3-2 F8		3	0	0	0	0	2	0								
24 Robinson Cano, L (1, 4) OBP: 0.312, SLG: 0.408		1-1 1B 28 F8				0-0 G1-3		0-0 FC4-6		4	0	2	0	0	0	2								
Wil Nieves, R (1, 2) OBP: 0.160, SLG: 0.125		2-1 1B				0-1 G5-3		3-1 FC5-4		3	0	1	0	0	0	1								
<b>Inning Stats</b>	R: 2 E: 0 K: 0 S: 17	H: 3 LOB: 1 BB: 0 P: 27	R: 0 E: 0 K: 0 S: 8	H: 2 LOB: 0 BB: 0 P: 13	R: 0 E: 0 K: 1 S: 7	H: 1 LOB: 1 BB: 1 P: 16	R: 0 E: 0 K: 1 S: 6	H: 0 LOB: 0 BB: 0 P: 8	R: 0 E: 0 K: 2 S: 10	H: 0 LOB: 2 BB: 2 P: 25	R: 0 E: 0 K: 1 S: 11	H: 1 LOB: 0 BB: 0 P: 21	R: 0 E: 0 K: 1 S: 8	H: 0 LOB: 0 BB: 0 P: 14	R: 0 E: 0 K: 0 S: 11	H: 2 LOB: 2 BB: 0 P: 16	R: 0 E: 0 K: 0 S: 9	H: 0 LOB: 1 BB: 0 P: 11	1B: 7 2B: 2 3B: 0 HR: 0	SF: 0 SAC: 0 DP: 1 HBP: 0	WP: 0 PB: 0 SB: 0 CS: 0	PA: 35		
<b>PITCHER</b>	IP WLS BF H R ER SO BB IBB HBP BLK WP HR S P ERA WHIP	6.0 L 27 7 2 2 2 2 2 1 0 0 0 59 110 3.00 1.500	2.0 8 2 0 0 1 0 0 0 0 0 0 19 30 0.00 1.000																					






Batter	1	2	3	4	5	6	7	8	9	AB	R	H	RBI	BB	SO	LOB	TOP					
Shannon Stewart, R (1, 7) OBP: 0.369, SLG: 0.410	F7		HR		G5-4-3		2B	FC6-4		5	2	2	1	0	0	2						
14 Mark Ellis, R (1, 4) OBP: 0.340, SLG: 0.416	P4		BB		P4		F7	FC6-4		4	0	0	0	1	0	3						
Nick Swisher, S (1, 9) OBP: 0.399, SLG: 0.447	G5-3		BB			G5-3	2B		K	4	1	1	2	1	1	0						
32 Jack Cust, L (1, 10) OBP: 0.405, SLG: 0.589		G6-3	FC6-4			K	BB		K	4	0	0	0	1	2	2						
3 Eric Chavez, L (1, 5) OBP: 0.305, SLG: 0.443		K			P5		29 HR		F8	4	1	1	1	1	1	0						
29 Dan Johnson, L (1, 3) OBP: 0.376, SLG: 0.454		K			F9		HR			3	1	1	2	1	1	0						
7 Bobby Crosby, R (1, 6) OBP: 0.280, SLG: 0.347			P2			G3	FC4			4	0	1	0	0	0	3						
21 Mark Kotsay, L (1, 8) OBP: 0.282, SLG: 0.330			F7		K			F8	F8	4	0	0	0	0	1	1						
Jason Kendall, R (1, 2) OBP: 0.265, SLG: 0.280			HR				1B	FC6-4		3	2	3	1	1	0	0						
<b>Inning Stats</b>	R: 0 E: 0 K: 0 S: 7	H: 0 LOB: 0 BB: 0 P: 9	R: 0 E: 0 K: 2 S: 9	H: 0 LOB: 0 BB: 0 P: 14	R: 2 E: 0 K: 0 S: 11	H: 2 LOB: 2 BB: 2 P: 25	R: 0 E: 0 K: 1 S: 8	H: 1 LOB: 1 BB: 0 P: 12	R: 0 E: 0 K: 0 S: 5	H: 1 LOB: 0 BB: 0 P: 6	R: 2 E: 0 K: 1 S: 15	H: 1 LOB: 2 BB: 1 P: 21	R: 3 E: 0 K: 0 S: 12	H: 4 LOB: 3 BB: 2 P: 27	R: 0 E: 0 K: 2 S: 7	H: 0 LOB: 1 BB: 1 P: 14	R: 0 E: 0 K: 2 S: 13	H: 0 LOB: 0 BB: 0 P: 18	1B: 4 2B: 2 3B: 0 HR: 3	SF: 0 SAC: 0 DP: 1 HBP: 0	WP: 0 PB: 0 SB: 0 CS: 0	PA: 41
<b>PITCHER</b>	IP	WLS	BF	H	R	ER	SO	BB	IBB	HBP	BLK	WP	HR	S	P	ERA	WHIP					
29 Kei Igawa, L (1, 1) ERA: 6.91	6.1	L	26	5	4	4	4	3	0	0	0	0	3	56	12	5.68	1.263					
Scott Proctor, R (7, 1) ERA: 4.1	0.1		4	3	2	2	0	0	0	0	0	0	0	7	12	54.00	9.000					
Mike Myers, L (7, 1) ERA: 2.67	0.0		2	1	1	0	0	1	0	0	0	0	0	3	8	∞	∞					
Luis Vizcaino, R (7, 1) ERA: 5.26	0.1		2	0	0	0	0	0	1	0	0	0	0	1	6	0.00	0.000					
47 Ron Villone, L (8, 1) ERA: 4.5	2.0		7	0	0	0	2	1	0	0	0	0	0	20	32	0.00	0.500					

Oakland Athletics @ New York Yankees  
 Yankee Stadium, Bronx, NY  
 Sat Jun 30 2007, 1:05 PM EDT  
 Att: 54,150 - Partly Cloudy - 81 F

livebaseballscores.com

AB 35  
 R 7  
 H 9  
 RBI 7  
 BB 6  
 SO 6  
 LOB 11



Batter	1	2	3	4	5	6	7	8	9	AB	R	H	RBI	BB	SO	LOB	BOTTOM					
18 Johnny Damon, L (1, 10) OBP: 0.337, SLG: 0.358	G1-3		G6-3			FC4-6	1B		BB	3	0	1	0	1	0	0						
2 Derek Jeter, R (1, 6) OBP: 0.408, SLG: 0.470					G5-3		FC4-6		K	4	0	0	0	0	2	3						
17 Chris Basak, R (9, 6)							BB		K	0	0	0	0	0	0	0						
Bobby Abreu, L (1, 9) OBP: 0.345, SLG: 0.349	G6-3				F7				K	3	0	0	0	1	1	2						
13 Alex Rodriguez, R (1, 5) OBP: 0.424, SLG: 0.685			F9				BB		K	4	0	0	0	0	2	2						
20 Jorge Posada, S (1, 2) OBP: 0.401, SLG: 0.523		L6								4	0	0	0	0	1	0						
55 Hideki Matsui, L (1, 7) OBP: 0.348, SLG: 0.433						G3			F7	3	0	0	0	1	0	0						
28 Melky Cabrera, S (1, 8) OBP: 0.318, SLG: 0.364							BB		G4-3	2	0	0	0	1	0	1						
24 Robinson Canó, L (1, 4) OBP: 0.309, SLG: 0.404					G4-3					3	0	0	0	0	0	1						
12 Andy Phillips, R (1, 3) OBP: 0.222, SLG: 0.313					G4-3				F8	2	0	0	0	1	0	0						
<b>Inning Stats</b>	R: 0 E: 0 K: 1 S: 8	H: 0 LOB: 0 BB: 1 P: 9	R: 0 E: 0 K: 0 S: 11	H: 0 LOB: 1 BB: 1 P: 18	R: 0 E: 0 K: 0 S: 7	H: 0 LOB: 0 BB: 0 P: 12	R: 0 E: 0 K: 1 S: 7	H: 0 LOB: 0 BB: 0 P: 10	R: 0 E: 0 K: 0 S: 6	H: 0 LOB: 1 BB: 1 P: 12	R: 0 E: 0 K: 1 S: 11	H: 1 LOB: 2 BB: 1 P: 22	R: 0 E: 0 K: 0 S: 7	H: 0 LOB: 0 BB: 0 P: 13	R: 0 E: 0 K: 2 S: 20	H: 0 LOB: 2 BB: 2 P: 31	R: 0 E: 0 K: 0 S: 12	H: 0 LOB: 0 BB: 0 P: 16	1B: 1 2B: 0 3B: 0 HR: 0	SF: 0 SAC: 0 DP: 0 HBP: 0	WP: 0 PB: 0 SB: 0 CS: 0	PA: 33
<b>PITCHER</b>	IP	WLS	BF	H	R	ER	SO	BB	IBB	HBP	BLK	WP	HR	S	P	ERA	WHIP					
57 Chad Gaudin, R (1, 1) ERA: 2.92	7.0	W	25	1	0	0	4	3	0	0	0	0	0	57	96	0.00	0.571					
40 Rich Harden, R (8, 1) ERA: 1.17	2.0		8	0	0	0	2	2	0	0	0	0	0	32	47	0.00	1.000					

Oakland Athletics @ New York Yankees  
 Yankee Stadium, Bronx, NY  
 Sat Jun 30 2007, 1:05 PM EDT  
 Att: 54,150 - Partly Cloudy - 81 F

livebaseballscores.com

AB 28  
 R 0  
 H 1  
 RBI 0  
 BB 5  
 SO 6  
 LOB 9









Batter	1	2	3	4	5	6	7	8	9	AB	R	H	RBI	BB	SO	LOB	TOP			
Luis Castillo, S (1.4) OBP: 0.342, SLG: 0.329	G5-3		L7			G1-3			G5-3	4	0	0	0	0	0	0	<b>Minnesota Twins @ New York Yankees</b> Yankee Stadium, Bronx, NY Mon Jul 02 2007, 7:05 PM EDT Att: 53,036 - Clear - 74 F			
Jason Bartlett, R (1.6) OBP: 0.340, SLG: 0.325	F8		G6-3			G3			G5-3 5 7 1B	4	0	1	0	0	0	0				
7 Joe Mauer, L (1.2) OBP: 0.392, SLG: 0.464	L7					F7			1B	4	0	2	0	0	0	0				
5 Michael Cuddyer, R (1.9) OBP: 0.371, SLG: 0.451						F8			G5-3	4	1	1	0	0	0	3				
33 Justin Morneau, L (1.3) OBP: 0.352, SLG: 0.545						P5			F7	2	0	0	0	1	0	1				
Torii Hunter, R (1.8) OBP: 0.341, SLG: 0.545						G6-3			G5-3	3	0	0	0	0	1	3				
16 Jason Kubel, L (1.10) OBP: 0.290, SLG: 0.380									G3	3	0	0	1	0	1	1				
Jeff Cirillo, R (1.5) OBP: 0.331, SLG: 0.359									G5-3	3	0	0	0	0	1	1				
20 Lew Ford, R (1.7) OBP: 0.308, SLG: 0.381						G4-3			K	3	0	0	0	0	1	0				
<b>Inning Stats</b>	R: 0 E: 0 K: 0 S: 8	H: 0 LOB: 0 BB: 0 P: 12	R: 1 E: 0 K: 1 S: 8	H: 1 LOB: 1 BB: 1 P: 14	R: 0 E: 0 K: 0 S: 9	H: 0 LOB: 0 BB: 0 P: 12	R: 0 E: 0 K: 2 S: 9	H: 1 LOB: 1 BB: 0 P: 12	R: 0 E: 0 K: 0 S: 6	H: 0 LOB: 0 BB: 0 P: 7	R: 0 E: 0 K: 0 S: 6	H: 0 LOB: 0 BB: 0 P: 10	R: 0 E: 0 K: 1 S: 12	H: 0 LOB: 0 BB: 0 P: 14	R: 0 E: 0 K: 0 S: 8	H: 2 LOB: 1 BB: 0 P: 10	1B: 3 2B: 1 3B: 0 HR: 0	SF: 0 SAC: 0 DP: 1 HBP: 0	WP: 1 PB: 0 CS: 0	PA: 31
<b>PITCHER</b>	IP WLS BF H R ER SO BB IBB HBP BLK WP HR S P ERA WHIP																			
22 Roger Clemens, R (1.1) ERA: 4.26	8.0 W 27 2 1 1 4 1 0 0 0 0 0 0 67 97 1.12 0.375																			
42 Mariano Rivera, R (9.1) ERA: 3.86	1.0 4 2 0 0 0 0 0 0 0 0 0 0 8 10 0.00 2.000																			

Batter	1	2	3	4	5	6	7	8	9	AB	R	H	RBI	BB	SO	LOB	BOTTOM			
18 Johnny Damon, L (1.10) OBP: 0.339, SLG: 0.359	F9 2 13 28 FC5-4 1B	F9				G5-3				3	2	1	0	2	0	2	<b>Minnesota Twins @ New York Yankees</b> Yankee Stadium, Bronx, NY Mon Jul 02 2007, 7:05 PM EDT Att: 53,036 - Clear - 74 F			
28 Melky Cabrera, S (1.8) OBP: 0.326, SLG: 0.373	F8 13 FC5-4 1B					F8			G1-3	4	0	2	1	1	0	2				
2 Derek Jeter, R (1.6) OBP: 0.410, SLG: 0.469	F9					K			F8	5	0	2	2	0	1	2				
13 Alex Rodriguez, R (1.5) OBP: 0.419, SLG: 0.669	FC5-4 20 BB					K			F8	4	0	0	1	0	2	5				
Miguel Cairo, R (6, PR) OBP: 0.306, SLG: 0.301 (7.5)	FC5-4 20 BB					K			1B	1	0	1	0	0	0	0				
20 Jorge Posada, S (1.2) OBP: 0.404, SLG: 0.517						K			K	3	0	0	0	2	3	3				
55 Hideki Matsui, L (1.7) OBP: 0.343, SLG: 0.427	L9					F8				4	0	0	0	0	0	7				
Bobby Abreu, L (1.9) OBP: 0.346, SLG: 0.361						F8				4	1	3	1	0	0	0				
12 Andy Phillips, R (1.3) OBP: 0.308, SLG: 0.417						G5-4-3				4	1	1	0	0	1	2				
24 Robinson Cano, L (1.4) OBP: 0.310, SLG: 0.400										3	1	2	0	1	0	1				
<b>Inning Stats</b>	R: 1 E: 0 K: 0 S: 10	H: 2 LOB: 2 BB: 1 P: 15	R: 0 E: 0 K: 0 S: 7	H: 1 LOB: 1 BB: 1 P: 16	R: 0 E: 0 K: 2 S: 13	H: 2 LOB: 2 BB: 0 P: 17	R: 0 E: 0 K: 1 S: 10	H: 1 LOB: 2 BB: 1 P: 22	R: 0 E: 0 K: 3 S: 12	H: 0 LOB: 0 BB: 0 P: 16	R: 4 E: 0 K: 0 S: 19	H: 4 LOB: 3 BB: 3 P: 39	R: 0 E: 0 K: 0 S: 12	H: 1 LOB: 1 BB: 0 P: 16	R: 0 E: 0 K: 1 S: 9	H: 1 LOB: 1 BB: 0 P: 14	1B: 10 2B: 1 3B: 0 HR: 1	SF: 0 SAC: 0 DP: 1 HBP: 0	WP: 0 PB: 0 CS: 0	PA: 41
<b>PITCHER</b>	IP WLS BF H R ER SO BB IBB HBP BLK WP HR S P ERA WHIP																			
26 Boof Bonser, R (1.1) ERA: 4.76	5.1 L 27 9 4 0 0 0 3 0 0 0 0 0 1 61 10 6.75 2.250																			
Juan Rincon, R (6.1) ERA: 4.4	0.0 2 0 0 0 0 2 0 0 0 0 0 0 4 12 ∞ ∞																			
54 Matt Guerrier, R (6.1) ERA: 1.82	0.2 4 1 1 1 0 1 0 0 0 0 0 0 6 12 13.50 3.000																			
21 Matt Garza, R (7.1) ERA:	2.0 8 2 0 0 0 0 0 0 0 0 0 0 21 30 0.00 1.000																			



Batter	1	2	3	4	5	6	7	8	9	AB	R	H	RBI	BB	SO	LOB	TOP								
Luis Castillo, S (1.4) OBP: 0.342, SLG: 0.329 38 Luis Antonio Rodriguez (8.4) OBP: 0.266, SLG: 0.235	G1-3		G6-3			FC6-4 1B		FC6-4 1B		3	0	1	0	0	0	0	<b>Minnesota Twins @ New York Yankees</b> Yankee Stadium, Bronx, NY Tue Jul 03 2007, 7:05 PM EDT Att: 53,862 - Partly Cloudy - 75 F								
Jason Bartlett, R (1.6) OBP: 0.338, SLG: 0.321	K			BB		FC6-4 1-2 BB		K		3	0	0	0	1	2										
7 Joe Mauer, L (1.2) OBP: 0.394, SLG: 0.459	L4			BB		BB		FC6-4		2	0	0	0	2	0	1									
5 Michael Cuddyer, R (1.9) OBP: 0.370, SLG: 0.446		G5-3		BB		K				3	0	0	0	1	2	2									
33 Justin Morneau, L (1.3) OBP: 0.354, SLG: 0.547				BB		G4-3		K		4	0	2	0	0	1	2									
Tori Hunter, R (1.8) OBP: 0.337, SLG: 0.539 20 Lew Ford, R (8.8) OBP: 0.304, SLG: 0.376	G5-3			BB				K		3	0	0	0	0	1	4									
16 Jason Kubel, L (1.7) OBP: 0.290, SLG: 0.379								K		1	0	0	0	0	1	0									
Jason Tyner, L (1.10) OBP: 0.327, SLG: 0.331			G3			G4-3-6 1B		G5-3		3	0	0	0	0	0	1									
8 Nick Punto, S (1.5) OBP: 0.304, SLG: 0.263			L8			G4-3		K		3	0	0	0	0	1	0									
<b>Inning Stats</b>	R: 0 E: 0 K: 1 S: 10	H: 0 LOB: 0 BB: 0 P: 13	R: 0 E: 0 K: 0 S: 12	H: 1 LOB: 1 BB: 0 P: 18	R: 0 E: 0 K: 0 S: 7	H: 0 LOB: 0 BB: 0 P: 10	R: 0 E: 0 K: 0 S: 7	H: 1 LOB: 2 BB: 3 P: 19	R: 0 E: 0 K: 1 S: 5	H: 1 LOB: 0 BB: 0 P: 8	R: 0 E: 0 K: 1 S: 12	H: 0 LOB: 0 BB: 0 P: 23	R: 0 E: 0 K: 1 S: 8	H: 0 LOB: 0 BB: 0 P: 10	R: 0 E: 0 K: 2 S: 11	H: 1 LOB: 1 BB: 0 P: 15	R: 0 E: 0 K: 3 S: 9	H: 0 LOB: 0 BB: 0 P: 14	1B: 4 2B: 1 3B: 0 HR: 0	SF: 0 SAC: 0 DP: 2 HBP: 0	WP: 0 PB: 0 CS: 1	PA: 33			
<b>PITCHER</b>	IP	WLS	BF	H	R	ER	SO	BB	IBB	HBP	BLK	WP	HR	S	P	ERA	WHIP								
40 Chien-Ming Wang, R (1.1) ERA: 3.58	7.0	W	26	4	0	0	3	4	0	0	0	0	0	61	101	0.00	1.143								
Scott Proctor, R (8.1) ERA: 3.89	1.0		4	1	0	0	2	0	0	0	0	0	0	11	15	0.00	1.000								
31 Edwar Ramirez, R (9.1) ERA:	1.0		3	0	0	0	3	0	0	0	0	0	0	9	14	0.00	0.000								

Batter	1	2	3	4	5	6	7	8	9	AB	R	H	RBI	BB	SO	LOB	BOTTOM								
18 Johnny Damon, L (1.10) OBP: 0.337, SLG: 0.355	28 1B FC6-4 1B	G6-3		G4-3		G1-3		G4-3		5	1	1	0	0	0	4	<b>Minnesota Twins @ New York Yankees</b> Yankee Stadium, Bronx, NY Tue Jul 03 2007, 7:05 PM EDT Att: 53,862 - Partly Cloudy - 75 F								
28 Melky Cabrera, S (1.8) OBP: 0.327, SLG: 0.373	FC6-4 1B		G4-3		G5-3	2H 3H 1B		G4-3		5	1	2	2	0	0	0									
2 Derek Jeter, R (1.6) OBP: 0.413, SLG: 0.474	FC6-4 1-2 3H 1B		1B		G4-3	2H 1B		2B		5	0	3	2	0	0	1									
13 Alex Rodriguez, R (1.5) OBP: 0.414, SLG: 0.660 Miguel Cairo, R (7.5) OBP: 0.304, SLG: 0.298	P4		K		G5-3	P3		K		4	0	0	0	0	1	3									
20 Jorge Posada, S (1.2) OBP: 0.402, SLG: 0.513	K		G3-1			E8 55 WP 1B		F8		4	1	1	0	0	1	2									
55 Hideki Matsui, L (1.7) OBP: 0.345, SLG: 0.432 14 Kevin Thompson, R (9.7) OBP: 0.333, SLG: 0.455		L8		G3-1		1B 2B		12 G3-1 1B		4	1	2	0	0	0	0									
Bobby Abreu, L (1.9) OBP: 0.353, SLG: 0.367		12 1B BB		12 G1-3 HR 1B		18 G1-3 28 1B 1B		12 G3-1 1B		3	2	3	1	1	0	0									
12 Andy Phillips, R (1.3) OBP: 0.300, SLG: 0.393		1B		G1-3		F7		G3-1		4	0	1	0	0	0	4									
24 Robinson Cano, L (1.4) OBP: 0.312, SLG: 0.409		P3		HR		18 28 1B HBP		L8		3	2	1	2	0	0	4									
<b>Inning Stats</b>	R: 1 E: 0 K: 1 S: 10	H: 2 LOB: 1 BB: 0 P: 16	R: 0 E: 0 K: 0 S: 14	H: 1 LOB: 2 BB: 1 P: 23	R: 0 E: 0 K: 1 S: 10	H: 1 LOB: 1 BB: 0 P: 13	R: 2 E: 0 K: 0 S: 9	H: 2 LOB: 2 BB: 0 P: 15	R: 0 E: 0 K: 0 S: 9	H: 0 LOB: 0 BB: 0 P: 10	R: 5 E: 1 K: 0 S: 17	H: 5 LOB: 1 BB: 0 P: 27	R: 0 E: 0 K: 0 S: 14	H: 2 LOB: 2 BB: 0 P: 22	R: 0 E: 0 K: 1 S: 15	H: 1 LOB: 1 BB: 0 P: 19	1B: 11 2B: 2 3B: 0 HR: 1	SF: 0 SAC: 0 DP: 0 HBP: 1	WP: 1 PB: 0 CS: 1	PA: 40					
<b>PITCHER</b>	IP	WLS	BF	H	R	ER	SO	BB	IBB	HBP	BLK	WP	HR	S	P	ERA	WHIP								
Carlos Silva, R (1.1) ERA: 4.37	5.1	L	26	9	6	5	2	1	0	0	0	0	0	12	20	0.00	3.000								
Juan Rincon, R (6.1) ERA: 4.3	0.2		5	2	2	0	0	0	0	1	0	0	0	29	41	0.00	1.500								
Ramon Ortiz, R (7.1) ERA: 5.26	2.0		9	3	0	0	1	0	0	0	0	0	0	29	41	0.00	1.500								



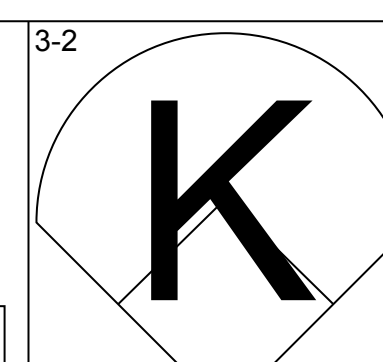
Batter	1	2	3	4	5	6	7	8	9	AB	R	H	RBI	BB	SO	LOB	TOP					
Jason Bartlett, R (1, 6) OBP: 0.337, SLG: 0.320	E6 33 2B		F9			G4-3 7 7 5 G4-3 1B	B2			4	2	1	0	0	0	1	<b>Minnesota Twins @ New York Yankees</b> Yankee Stadium, Bronx, NY Wed Jul 04 2007, 1:05 PM EDT Att: 52,040 - Cloudy - 74 F					
7 Joe Mauer, L (1, 10) OBP: 0.391, SLG: 0.455	G6-3		K			G3		L4-3 5 1B		4	0	1	0	0	1	2						
5 Michael Cuddyer, R (1, 9) OBP: 0.365, SLG: 0.440	F9			K		G4-3		L4-3		4	0	0	1	0	1	2						
33 Justin Morneau, L (1, 3) OBP: 0.356, SLG: 0.550	2H 2B			1B		G4-3		K		4	0	2	1	0	1	0						
Tori Hunter, R (1, 8) OBP: 0.339, SLG: 0.545	K			F8		16 HR 2B		55 G4-6-3 38 HR 2B		4	2	2	0	0	1	2						
16 Jason Kubel, L (1, 7) OBP: 0.294, SLG: 0.392		F8		F8		2H HR		55 G4-6-3 BB		3	1	1	2	1	0	1						
55 Mike Redmond, R (1, 2) OBP: 0.328, SLG: 0.348		G1-3			G1-3		G5-3	G4-6-3		4	0	0	0	0	0	2						
38 Luis Antonio Rodriguez, B (5) OBP: 0.265, SLG: 0.273		F8			K		K	HR		4	1	1	2	0	2	0						
8 Nick Punto, S (1, 4) OBP: 0.303, SLG: 0.260			K		P6		BB	P5		3	0	0	0	1	1	0						
<b>Inning Stats</b>	R: 1 E: 1 K: 1 S: 11	H: 1 LOB: 1 BB: 0 P: 16	R: 0 E: 0 K: 0 S: 4	H: 0 LOB: 0 BB: 0 P: 5	R: 0 E: 0 K: 2 S: 9	H: 0 LOB: 0 BB: 0 P: 17	R: 0 E: 0 K: 1 S: 13	H: 1 LOB: 1 BB: 0 P: 19	R: 0 E: 0 K: 1 S: 11	H: 0 LOB: 0 BB: 0 P: 14	R: 1 E: 0 K: 0 S: 9	H: 1 LOB: 0 BB: 0 P: 17	R: 2 E: 0 K: 1 S: 14	H: 2 LOB: 1 BB: 1 P: 22	R: 0 E: 0 K: 1 S: 9	H: 1 LOB: 0 BB: 0 P: 14	R: 2 E: 0 K: 0 S: 10	H: 2 LOB: 0 BB: 1 P: 19	1B: 3 2B: 4 3B: 0 HR: 2	SF: 0 SAC: 0 DP: 2 HBP: 0	WP: 0 PB: 0 SB: 1 CS: 0	PA: 36
<b>PITCHER</b>	IP WLS BF H R ER SO BB IBB HBP BLK WP HR S P ERA WHIP																					
35 Mike Mussina, R (1, 1) ERA: 4.62	6.0 L 24 5 4 3 5 0 0 0 0 0 0 1 60 93 4.50 0.833																					
Luis Vizcaino, R (7, 1) ERA: 5.4	1.0 4 0 0 0 1 1 0 0 0 0 0 0 11 17 0.00 1.000																					
Kyle Farnsworth, R (8, 1) ERA: 4.73	1.0 3 1 0 0 1 0 0 0 0 0 0 0 9 14 0.00 1.000																					
33 Brian Bruney, R (9, 1) ERA: 2.57	1.0 5 2 2 2 0 1 0 0 0 0 0 1 10 19 18.00 3.000																					

Batter	1	2	3	4	5	6	7	8	9	AB	R	H	RBI	BB	SO	LOB	BOTTOM					
28 Melky Cabrera, S (1, 8) OBP: 0.326, SLG: 0.371	G4-3 2 SH1-3 1B		G5-3		B4-3			K		4	0	1	0	0	1	0	<b>Minnesota Twins @ New York Yankees</b> Yankee Stadium, Bronx, NY Wed Jul 04 2007, 1:05 PM EDT Att: 52,040 - Cloudy - 74 F					
Miguel Cairo, R (1, 5) OBP: 0.298, SLG: 0.291	SH1-3		K		G4-3			G6-3		2	0	0	0	0	1	0						
18 Johnny Damon, L (8, PH) OBP: 0.336, SLG: 0.354	1-2									1	0	0	0	0	0	0						
2 Derek Jeter, R (1, 6) OBP: 0.411, SLG: 0.474	G4-3			13 G4-3 12 1B 2B	K			K		4	1	1	0	0	2	1						
13 Alex Rodriguez, R (1, 10) OBP: 0.410, SLG: 0.651	F8			G4-3		F8		K		4	0	0	0	0	1	2						
55 Hideki Matsui, L (1, 7) OBP: 0.347, SLG: 0.442		HR		14 BB 12 1B BB	K			G4-3		3	1	1	1	1	1	0						
12 Andy Phillips, R (1, 3) OBP: 0.294, SLG: 0.375	F9			1-2 14 BB 1B		G5-3		F9		4	0	1	1	0	0	0						
24 Robinson Cano, L (1, 4) OBP: 0.309, SLG: 0.405			K		P5			P4		3	0	0	0	0	1	2						
14 Kevin Thompson, R (1, 9) OBP: 0.333, SLG: 0.385	F9			1-2 2-3 BB				F7		2	0	0	0	1	0	0						
Wil Nieves, R (1, 2) OBP: 0.154, SLG: 0.120								G1-3		2	0	0	0	0	1	3						
20 Jorge Posada, S (7, PH) OBP: 0.401, SLG: 0.511			K		F9					1	0	0	0	0	0	0						
<b>Inning Stats</b>	R: 0 E: 0 K: 0 S: 11	H: 1 LOB: 1 BB: 0 P: 17	R: 1 E: 0 K: 1 S: 10	H: 1 LOB: 0 BB: 0 P: 16	R: 0 E: 0 K: 2 S: 9	H: 0 LOB: 0 BB: 0 P: 14	R: 1 E: 0 K: 0 S: 14	H: 2 LOB: 2 BB: 2 P: 27	R: 0 E: 0 K: 1 S: 6	H: 0 LOB: 0 BB: 0 P: 9	R: 0 E: 0 K: 1 S: 8	H: 0 LOB: 0 BB: 0 P: 13	R: 0 E: 0 K: 0 S: 8	H: 0 LOB: 0 BB: 0 P: 11	R: 0 E: 0 K: 2 S: 10	H: 0 LOB: 0 BB: 0 P: 14	R: 0 E: 0 K: 1 S: 6	H: 0 LOB: 0 BB: 0 P: 6	1B: 2 2B: 1 3B: 0 HR: 1	SF: 0 SAC: 1 DP: 0 HBP: 0	WP: 0 PB: 0 SB: 0 CS: 0	PA: 33
<b>PITCHER</b>	IP WLS BF H R ER SO BB IBB HBP BLK WP HR S P ERA WHIP																					
Johan Santana, L (1, 1) ERA: 2.75	7.0 W 27 4 2 2 5 2 0 0 0 0 0 0 66 107 2.57 0.857																					
17 Pat Neshek, R (8, 1) ERA: 1.34	1.0 H 3 0 0 0 2 0 0 0 0 0 0 0 10 14 0.00 0.000																					
36 Joe Nathan, R (9, 1) ERA: 2.23	1.0 3 0 0 0 1 0 0 0 0 0 0 0 6 6 0.00 0.000																					







Batter	1	2	3	4	5	6	7	8	9	AB	R	H	RBI	BB	SO	LOB	TOP										
77 Reggie Willits, S OBP: 0.408, SLG: 0.375			G5-3			K	K	K		5	0	0	0	0	3	5	<b>Los Angeles Angels @ New York Yankees</b> Yankee Stadium, Bronx, NY Fri Jul 06 2007, 7:05 PM EDT Att: 52,059 - Cloudy - 82 F										
9 Chone Figgins, S OBP: 0.397, SLG: 0.404	F9		K			1B	1B	G5-3		5	1	2	3	0	2	2											
Orlando Cabrera, R OBP: 0.372, SLG: 0.453	K		2B			1B	S		K	6	0	3	3	0	1	1											
27 Vladimir Guerrero, R OBP: 0.417, SLG: 0.551		G5-3	K2-3			L4			F8	5	0	0	0	0	1	3											
39 Robb Quinlan, R OBP: 0.333, SLG: 0.434	1B						G1-3		P4	3	1	2	0	0	0	0											
24 Gary Matthews, S OBP: 0.343, SLG: 0.443	G5-4-3						1B			4	1	1	1	0	1	3											
Garret Anderson, L OBP: 0.274, SLG: 0.413							2B			4	2	2	0	0	1	2											
6 Maicer Izturis, S OBP: 0.316, SLG: 0.353							1B			2	3	1	0	2	0	0											
José Molina, R OBP: 0.250, SLG: 0.292							1B			2	1	1	1	0	0	1											
Casey Kotchman, L OBP: 0.372, SLG: 0.502							2B			1	0	0	0	0	1	0											
5 Jeff Mathis, R							2B			0	0	0	0	0	0	0											
<b>Inning Stats</b>	R: 0 E: 0 K: 2 S: 8	H: 0 LOB: 0 BB: 0 P: 13	R: 0 E: 0 K: 0 S: 6	H: 1 LOB: 0 BB: 0 P: 10	R: 3 E: 0 K: 2 S: 18	H: 4 LOB: 1 BB: 0 P: 25	R: 0 E: 0 K: 0 S: 9	H: 0 LOB: 0 BB: 0 P: 14	R: 2 E: 0 K: 1 S: 11	H: 2 LOB: 1 BB: 1 P: 17	R: 0 E: 0 K: 2 S: 10	H: 1 LOB: 2 BB: 0 P: 16	R: 0 E: 0 K: 1 S: 9	H: 0 LOB: 0 BB: 0 P: 11	R: 0 E: 0 K: 1 S: 8	H: 0 LOB: 0 BB: 0 P: 10	1B: 8 2B: 4 3B: 0 HR: 0	SF: 0 SAC: 1 DP: 1 HBP: 1	WP: 1 PB: 0 SB: 1 CS: 0	PA: 41							
<b>PITCHER</b>	IP	WLS	BF	H	R	ER	SO	BB	IBB	HBP	BLK	WP	HR	S	P	ERA	WHIP										
46 Andy Pettitte, L ERA: 4.25	5.0		25	10	8	8	5	1	0	0	0	0	0	57	88	14.40	2.200										
31 Edwar Ramirez, R ERA: 3.86	1.1	W	8	2	1	1	1	1	0	1	0	0	0	15	23	6.75	2.250										
Scott Proctor, R ERA: 3.66	1.2	H	5	0	0	0	3	0	0	0	0	1	0	16	21	0.00	0.000										
47 Ron Villone, L ERA: 3.44	1.0		3	0	0	0	1	0	0	0	0	0	0	8	10	0.00	0.000										

AB	37
R	9
H	12
RBI	8
BB	2
SO	10
LOB	17



Batter	1	2	3	4	5	6	7	8	9	AB	R	H	RBI	BB	SO	LOB	BOTTOM										
18 Johnny Damon, L OBP: 0.341, SLG: 0.355	F8		1B							4	2	2	1	1	0	2	<b>Los Angeles Angels @ New York Yankees</b> Yankee Stadium, Bronx, NY Fri Jul 06 2007, 7:05 PM EDT Att: 52,059 - Cloudy - 82 F										
28 Melky Cabrera, S OBP: 0.336, SLG: 0.392	G5-3		1B			F9		1B		5	3	3	1	0	0	0											
2 Derek Jeter, R OBP: 0.414, SLG: 0.472	K		1B			G6-3		1B		5	1	2	1	0	2	1											
13 Alex Rodriguez, R OBP: 0.415, SLG: 0.666			1B			P3		HR		4	3	3	2	1	0	0											
55 Hideki Matsui, L OBP: 0.352, SLG: 0.451			1B			G3-1		1B		3	2	1	1	2	0	2											
20 Jorge Posada, S OBP: 0.398, SLG: 0.507			1B			1B		G4-6-3		5	2	3	3	0	0	3											
Bobby Abreu, L OBP: 0.351, SLG: 0.368			1B			F7		1B		3	0	1	1	0	1	3											
24 Robinson Canó, L OBP: 0.317, SLG: 0.420			1B			1B		L7		4	1	3	1	0	0	1											
Miguel Cairo, R OBP: 0.297, SLG: 0.301			1B			1B		G6-4-3		3	0	1	2	0	1	3											
<b>Inning Stats</b>	R: 0 E: 0 K: 1 S: 11	H: 3 LOB: 2 BB: 1 P: 16	R: 2 E: 0 K: 1 S: 19	H: 3 LOB: 1 BB: 1 P: 33	R: 6 E: 0 K: 1 S: 14	H: 6 LOB: 1 BB: 1 P: 24	R: 0 E: 0 K: 0 S: 8	H: 0 LOB: 0 BB: 0 P: 10	R: 3 E: 0 K: 1 S: 15	H: 3 LOB: 0 BB: 1 P: 22	R: 0 E: 0 K: 0 S: 7	H: 1 LOB: 0 BB: 0 P: 9	R: 2 E: 0 K: 0 S: 14	H: 3 LOB: 1 BB: 1 P: 26	1B: 16 2B: 2 3B: 0 HR: 1	SF: 1 SAC: 1 DP: 3 HBP: 0		WP: 0 PB: 0 SB: 3 CS: 0	PA: 42								
<b>PITCHER</b>	IP	WLS	BF	H	R	ER	SO	BB	IBB	HBP	BLK	WP	HR	S	P	ERA	WHIP										
40 Bartolo Colon, R ERA: 6.44	2.0		15	7	7	7	2	2	0	0	0	0	0	22	31	6.75	1.500										
Darren Oliver, L ERA: 6.0	2.2	L	11	4	2	2	1	0	0	0	0	0	1	14	21	40.50	7.500										
49 Chris Bootcheck, R ERA: 5.21	0.2		6	4	3	3	1	1	0	0	0	0	0	20	34	9.00	2.500										
58 Dustin Moseley, R ERA: 2.86	2.0		9	4	2	2	0	1	0	0	0	0	0	3	3	0.00	0.000										
34 Chris Resop, R ERA: 2.45	0.2		1	0	0	0	0	0	0	0	0	0	0	3	3	0.00	0.000										

AB	36
R	14
H	19
RBI	13
BB	4
SO	4
LOB	15






Batter	1	2	3	4	5	6	7	8	9	10	11	12	13	AB	R	H	RBI	BB	SO	LOB	TOP	
77 Reggie Williams, S OBP: 0.407, SLG: 0.371 (1, 7)	L8		G4-3			CS BB			B1-3		E 1B		B2-3	5	0	1	0	1	0	1		
9 Chone Figgins, S OBP: 0.358, SLG: 0.354 (1, 5)	L7		G1-3			F7			G4-3		L7		F7	6	0	0	0	0	0	3		
Orlando Cabrera, R OBP: 0.385, SLG: 0.448 (1, 6)	K		F7			CS	P3		1B		P6		G6-3	6	0	1	0	0	1	2		
27 Vladimir Guerrero, R OBP: 0.416, SLG: 0.549 (1, 9)			E7 1B			F7			L8		F7			5	0	2	0	0	0	1		
24 Gary Matthews, S OBP: 0.338, SLG: 0.435 (1, 8)	G6-4-3		G3-1			G3					K			5	0	0	0	0	1	2		
Casey Kotchman, L OBP: 0.370, SLG: 0.496 (1, 3)			G3			G6-3			K		SH1-3			4	0	1	0	0	1	0		
Nathan Haynes, L (12, PR) OBP: 0.292, SLG: 0.344											1B			0	0	0	0	0	0	0		
22 Kendrys Morales, S (12, 3) OBP: 0.333, SLG: 0.538														0	0	0	0	0	0	0		
Garret Anderson, L (1, 10) OBP: 0.278, SLG: 0.419			G3			G1-4-3 1B			G4-3		P4		G1-4-3	5	1	2	0	0	0	2		
47 Howie Kendrick, R OBP: 0.324, SLG: 0.431 (1, 4)			G3			G1-4-3			FC6-4 1B		G4-3			5	1	2	0	0	0	3		
5 Jeff Mathis, R (1, 2)			G5-3			K			FC6-4 1B				E 2B	3	0	0	1	0	1	1		
6 Maicer Izturis, S (11, PH) OBP: 0.313, SLG: 0.350											F8		E3	1	0	0	0	0	0	0		
José Molina, R (11, 2) OBP: 0.248, SLG: 0.290														1	0	0	0	0	0	0		
<b>Inning Stats</b>	R: 0 E: 0 K: 1 S: 9	H: 0 LOB: 0 BB: 0 P: 15	R: 0 E: 0 K: 0 S: 4	H: 1 LOB: 0 BB: 0 P: 6	R: 1 E: 0 K: 0 S: 7	H: 1 LOB: 0 BB: 0 P: 12	R: 0 E: 1 K: 0 S: 7	H: 1 LOB: 1 BB: 0 P: 9	R: 0 E: 0 K: 1 S: 8	H: 0 LOB: 0 BB: 1 P: 16	R: 0 E: 0 K: 1 S: 6	H: 1 LOB: 1 BB: 0 P: 11	R: 0 E: 1 K: 0 S: 7	H: 1 LOB: 1 BB: 0 P: 8	R: 0 E: 0 K: 1 S: 8	H: 1 LOB: 1 BB: 0 P: 9	R: 0 E: 1 K: 0 S: 15	H: 1 LOB: 1 BB: 0 P: 18	1B: 7 2B: 2 3B: 0 HR: 0	SF: 0 SAC: 1 DP: 2 HBP: 0	WIP: 0 PB: 0 SB: 0 CS: 1	PA: 49
<b>PITCHER</b>	IP	WLS	BF	H	R	ER	SO	BB	IBB	HBP	BLK	WP	HR	S	P	ERA	WHIP					
22 Roger Clemens, R (1, 1) ERA: 3.63	8.0		27	5	1	1	3	1	0	0	0	0	0	0	58	98	1.12	0.750				
42 Mariano Rivera, R (9, 1) ERA: 3.79	2.0		8	1	0	0	0	0	0	0	0	0	0	11	14	0.00	0.500					
Kyle Farnsworth, R (11, 1) ERA: 4.46	1.0		4	1	0	0	0	0	0	0	0	0	0	7	8	0.00	1.000					
Luis Vizcaino, R (12, 1) ERA: 5.02	2.0	L	9	2	1	0	1	0	0	0	0	0	0	23	27	0.00	1.000					

Los Angeles Angels @ New York Yankees  
Yankee Stadium, Bronx, NY

Sat Jul 07 2007, 3:55 PM EDT  
Att. 54,497 - Cloudy - 85 F

AB 46  
R 2  
H 9  
RBI 1  
BB 1  
SO 4  
LOB 15




Batter	1	2	3	4	5	6	7	8	9	10	11	12	13	AB	R	H	RBI	BB	SO	LOB	BOTTOM					
18 Johnny Damon, L (1, 10) OBP: 0.338, SLG: 0.345	F8		G5-3			G1-3			G3		P4		FC6 BB	5	0	0	0	1	0	2						
28 Melky Cabrera, S (1, 8) OBP: 0.332, SLG: 0.387	K2-3		K			K2-3			K		2 G4-6-3 1B		K	6	0	1	0	0	5	2						
2 Derek Jeter, R (1, 6) OBP: 0.410, SLG: 0.465	HBP		K			G1-3			B1-3		G4-6-3		FC6	5	0	0	0	0	1	3						
13 Alex Rodriguez, R (1, 5) OBP: 0.412, SLG: 0.657	K		K			F8			55 FC4-6 BB				K2-3	4	0	0	0	1	3	1						
55 Hideki Matsui, L (1, 7) OBP: 0.353, SLG: 0.452			G4-3			G4-3			FC4-6				20 S BB	4	1	1	0	1	0	1						
20 Jorge Posada, S (1, 2) OBP: 0.398, SLG: 0.509			K			1B			F9				K	5	0	2	0	0	2	3						
Bobby Abreu, L (1, 9) OBP: 0.349, SLG: 0.369	1B		K			K					F8		G4-3	5	0	1	1	0	2	3						
24 Robinson Cano, L (1, 4) OBP: 0.312, SLG: 0.414	2H		G5-3			F9			K		L8		G4-3	5	0	0	0	0	1	3						
Miguel Cairo, R (1, 3) OBP: 0.302, SLG: 0.306	1B		G4-3			G4-3			PO		P4		18 PB S 1B	5	0	2	0	0	0	0						
<b>Inning Stats</b>	R: 0 E: 0 K: 2 S: 12	H: 0 LOB: 1 BB: 0 P: 15	R: 1 E: 0 K: 1 S: 12	H: 3 LOB: 2 BB: 0 P: 19	R: 0 E: 0 K: 3 S: 13	H: 0 LOB: 0 BB: 0 P: 16	R: 0 E: 0 K: 1 S: 9	H: 1 LOB: 1 BB: 0 P: 15	R: 0 E: 0 K: 1 S: 7	H: 0 LOB: 0 BB: 0 P: 9	R: 0 E: 0 K: 1 S: 5	H: 0 LOB: 0 BB: 0 P: 8	R: 0 E: 0 K: 2 S: 9	H: 1 LOB: 0 BB: 1 P: 10	R: 0 E: 0 K: 0 S: 6	H: 0 LOB: 0 BB: 0 P: 11	R: 0 E: 0 K: 0 S: 7	H: 1 LOB: 0 BB: 0 P: 10	R: 0 E: 0 K: 2 S: 11	H: 0 LOB: 1 BB: 1 P: 22	R: 0 E: 0 K: 1 S: 10	H: 1 LOB: 2 BB: 1 P: 16	1B: 4 2B: 3 3B: 0 HR: 0	SF: 0 SAC: 0 DP: 1 HBP: 1	WIP: 0 PB: 1 SB: 3 CS: 0	PA: 49
<b>PITCHER</b>	IP	WLS	BF	H	R	ER	SO	BB	IBB	HBP	BLK	WP	HR	S	P	ERA	WHIP									
41 John Lackey, R (1, 1) ERA: 2.91	8.0		29	5	1	1	11	0	0	1	0	0	0	77	107	1.12	0.625									
62 Scott Shields, R (9, 1) ERA: 1.7	3.0		10	1	0	0	0	1	0	0	0	0	0	22	34	0.00	0.667									
Francisco Rodriguez, R (12, 1) ERA: 2.33	2.0	W	9	1	0	0	3	2	0	0	0	0	0	21	38	0.00	1.500									

Los Angeles Angels @ New York Yankees  
Yankee Stadium, Bronx, NY

Sat Jul 07 2007, 3:55 PM EDT  
Att. 54,497 - Cloudy - 85 F

AB 44  
R 1  
H 7  
RBI 1  
BB 3  
SO 14  
LOB 18





Batter	1	2	3	4	5	6	7	8	9	AB	R	H	RBI	BB	SO	LOB	TOP					
77 Reggie Willis, S OBP: 0.408, SLG: 0.368	4-1 BB		3-2 G6-3		1 SAFE 0-1 FC6-4			4-0 BB		2	0	0	0	2	0	1						
9 Chone Figgins, S OBP: 0.353, SLG: 0.388	3-3 SAFE K		3-2 G3			1-0 G4-3		0-3 K		4	0	0	0	0	2	2						
Orlando Cabrera, R OBP: 0.366, SLG: 0.444	2-3 K			0-0 G4-3		1-1 G5-3		2-2 F8		3	0	0	0	0	1	0						
22 Kendrys Morales, S OBP: 0.326, SLG: 0.525								0-3 K		1	0	0	0	0	0	1						
27 Vladimir Guerrero, R OBP: 0.416, SLG: 0.547		0-0 F8		1-0 G6-3		1-2 1B				3	0	1	0	0	0	0						
39 Robb Quinlan, R OBP: 0.330, SLG: 0.430										1	0	0	0	0	1	1						
24 Gary Matthews, S OBP: 0.341, SLG: 0.436		4-0 1B BB		2-0 1B		1-0 G1-3				2	0	1	0	1	0	1						
Nathan Haynes, L OBP: 0.280, SLG: 0.333										1	0	0	0	0	0	0						
Casey Kotchman, L OBP: 0.365, SLG: 0.490		0-2 K		1-0 G3				0-0 F8		4	0	0	0	0	1	2						
Garret Anderson, L OBP: 0.286, SLG: 0.424		2-2 1B		1-2 F7		1-2 6 G1-3 1B		1-3 K		3	0	2	0	0	0	0						
5 Jeff Mathis, R (9, PH)		1-3 1B								1	0	0	0	0	1	0						
6 Maicer Izturis, S OBP: 0.314, SLG: 0.349		0-1 L5				2-1 77 FC6-4 1B		0-1 G1-3		3	0	1	0	0	0	3						
José Molina, R OBP: 0.241, SLG: 0.282				0-1 G4-3				0-1 F8		3	0	0	0	0	0	2						
								0-1 G4-3														
<b>Inning Stats</b>	R: 0 E: 0 K: 2 S: 8	H: 0 LOB: 0 BB: 1 P: 17	R: 0 E: 0 K: 1 S: 10	H: 1 LOB: 2 BB: 1 P: 16	R: 0 E: 0 K: 0 S: 9	H: 0 LOB: 0 BB: 0 P: 15	R: 0 E: 0 K: 0 S: 4	H: 1 LOB: 1 BB: 0 P: 8	R: 0 E: 0 K: 0 S: 10	H: 1 LOB: 1 BB: 0 P: 13	R: 0 E: 0 K: 0 S: 10	H: 1 LOB: 1 BB: 0 P: 14	R: 0 E: 0 K: 0 S: 8	H: 1 LOB: 1 BB: 0 P: 9	R: 0 E: 0 K: 2 S: 10	H: 0 LOB: 1 BB: 0 P: 16	R: 0 E: 0 K: 1 S: 5	H: 0 LOB: 0 BB: 0 P: 8	1B: 5 2B: 0 3B: 0 HR: 0	SF: 0 SAC: 0 DP: 0 HBP: 0	WP: 0 PB: 0 SB: 0 CS: 1	PA: 34
<b>PITCHER</b>	IP WLS BF H R ER SO BB IBB HBP BLK WP HR S P ERA WHIP	IP WLS BF H R ER SO BB IBB HBP BLK WP HR S P ERA WHIP																				
40 Chien-Ming Wang, R ERA: 3.36	6.1	W	25	5	0	0	3	2	0	0	0	0	0	0	0	55	88	0.00	1.105			
Mike Myers, L ERA: 2.59	0.2		2	0	0	0	0	0	0	0	0	0	0	0	4	4	0.00	0.000				
Scott Proctor, R ERA: 3.59	1.0		4	0	0	0	2	1	0	0	0	0	0	0	10	16	0.00	1.000				
47 Ron Villone, L ERA: 3.26	1.0		3	0	0	0	1	0	0	0	0	0	0	0	5	8	0.00	0.000				

Los Angeles Angels @ New York Yankees  
Yankee Stadium, Bronx, NY  
Sun Jul 08 2007, 1:05 PM EDT  
Att: 53,921 - Partly Cloudy - 92 F

livebaseballscorecards.com

AB	31
R	0
H	5
RBI	0
BB	3
SO	6
LOB	13



Batter	1	2	3	4	5	6	7	8	9	AB	R	H	RBI	BB	SO	LOB	BOTTOM			
18 Johnny Damon, L OBP: 0.339, SLG: 0.344	3-2 G3	1-2 F9		4-2 28 SH5-4 13 HR BB	4-2 28 G6-4-3 BB		2-2 FC6 2B			3	1	0	0	2	0	2				
28 Melky Cabrera, S OBP: 0.331, SLG: 0.385	0-2 1B 13 1B	1-0 G3		1-0 SH5-4	0-0 G6-4-3		1-1 P3			4	1	1	0	0	0	6				
2 Derek Jeter, R OBP: 0.408, SLG: 0.463	0-0 1B			1-0 G6-3		3-2 G4-3	2-0 2B			4	1	1	0	0	1	2				
Miguel Cairo, R OBP: 0.308, SLG: 0.323	1-3 55 HR 1B						1-3 2-H 3-H 2B			1	0	1	2	0	0	0				
13 Alex Rodriguez, R OBP: 0.412, SLG: 0.663	0-1 55 HR 1B		2-2 F9	1-0 HR		0-0 G1-3	0-0 F8			5	2	2	4	0	0	2				
Wil Nieves, R OBP: 0.154, SLG: 0.120	1-2 3-H 1B			2-H 3-H 4-2 HR						0	0	0	0	0	0	0				
55 Hideki Matsui, L OBP: 0.356, SLG: 0.462	2-2 1-H 2-H HR		3-3 K			4-2 20 WP BB		2-3 K		3	1	1	3	2	2	0				
20 Jorge Posada, S OBP: 0.398, SLG: 0.503	4-1 BB							3-1 G3		3	1	0	0	1	1	2				
Bobby Abreu, L OBP: 0.372, SLG: 0.372	2-0 F8			0-1 24 HR 1B	1-1 24 FC4-6 1B		0-3 K	2-3 K		3	1	2	0	0	0	1				
14 Kevin Thompson, R OBP: 0.294, SLG: 0.333				1-3 24 HR 1B						2	0	0	0	0	2	0				
24 Robinson Canó, L OBP: 0.314, SLG: 0.427	3-2 G6-3			0-0 1-H 3-H HR	0-1 FC4-6 18 BB 12 HBP		2-1 18 E 2B			4	2	2	3	0	0	2				
12 Andy Phillips, R OBP: 0.381, SLG: 0.474		2-1 P3		1-1 28 SH5-4 13 HR 2B	3-0 18 BB HBP		1-0 18 E 2B			3	2	2	0	0	0	0				
<b>Inning Stats</b>	R: 4 E: 0 K: 0 S: 20	H: 4 LOB: 1 BB: 1 P: 34	R: 0 E: 0 K: 0 S: 6	H: 0 LOB: 0 BB: 0 P: 10	R: 0 E: 0 K: 2 S: 11	H: 0 LOB: 0 BB: 0 P: 18	R: 6 E: 0 K: 0 S: 16	H: 4 LOB: 1 BB: 2 P: 33	R: 0 E: 0 K: 0 S: 9	H: 1 LOB: 2 BB: 1 P: 17	R: 0 E: 0 K: 1 S: 15	H: 0 LOB: 1 BB: 1 P: 24	R: 2 E: 1 K: 1 S: 14	H: 3 LOB: 2 BB: 0 P: 22	R: 0 E: 0 K: 2 S: 8	H: 0 LOB: 0 BB: 0 P: 15	1B: 6 2B: 3 3B: 0 HR: 3	SF: 0 SAC: 1 DP: 1 HBP: 2	WP: 1 PB: 0 SB: 0 CS: 0	PA: 43
<b>PITCHER</b>	IP WLS BF H R ER SO BB IBB HBP BLK WP HR S P ERA WHIP	IP WLS BF H R ER SO BB IBB HBP BLK WP HR S P ERA WHIP																		
54 Ervin Santana, R ERA: 5.97	3.0	L	19	7	9	2	0	2	0	0	0	0	0	0	1	3	6	13.50	1.500	
34 Chris Resop, R ERA: 4.15	0.2		3	1	1	1	0	0	0	0	0	0	0	0	1	3	6	0.00	1.714	
49 Chris Bootcheck, R ERA: 4.91	2.1		11	1	0	0	1	3	0	1	0	1	0	0	27	50	0.00	1.714		
Darren Oliver, L ERA: 5.79	1.0		7	3	2	0	1	0	0	0	0	0	0	0	14	22	0.00	3.000		
58 Dustin Moseley, R ERA: 2.6	1.0		3	0	0	0	2	0	0	0	0	0	0	0	8	15	0.00	0.000		

Los Angeles Angels @ New York Yankees  
Yankee Stadium, Bronx, NY  
Sun Jul 08 2007, 1:05 PM EDT  
Att: 53,921 - Partly Cloudy - 92 F

livebaseballscorecards.com

AB	35
R	12
H	12
RBI	12
BB	5
SO	6
LOB	17









Batter	1	2	3	4	5	6	7	8	9	AB R H RBI BB SO LOB	TOP								
18 Johnny Damon, L (1, 10) OBP: 0.341, SLG: 0.343	1-2 G4-3 1B		1-2 FC6-4 28 E		4-1 BB		1-0 SF9		0-1 G4-3	3 1 1 1 1 0 1	<b>New York Yankees @ Tampa Bay Devil Rays</b> Tropicana Field, St. Petersburg, FL Fri Jul 13 2007, 7:10 PM EDT Att: 29,803 - Dome - 72 F <a href="http://livebaseballscorecards.com">livebaseballscorecards.com</a>								
28 Melky Cabrera, S (1, 8) OBP: 0.331, SLG: 0.381	2-3 K		2-2 E9 1B		2-2 P3		1-3 K		2-1 F7	5 0 1 0 0 2 3									
2 Derek Jeter, R (1, 6) OBP: 0.401, SLG: 0.462	2-2 G4-3		1-0 G4-3			0-0 F8	1-0 FC6-4			4 0 0 0 0 0 3									
13 Alex Rodriguez, R (1, 5) OBP: 0.414, SLG: 0.666		4-0 55 FC3-6 BB		2-2 F8		0-1 20 BB 1B		0-2 G5-3		3 0 1 0 1 0 0									
20 Jorge Posada, S (1, 2) OBP: 0.403, SLG: 0.520		2-3 K		2-1 2B		4-2 1-2 BB		0-0 HR		3 1 2 1 1 1 1									
55 Hideki Matsui, L (1, 7) OBP: 0.354, SLG: 0.470		3-1 FC3-6 1-2		2-3 K		2-3 K		0-0 HR		4 1 1 1 0 2 4									
12 Andy Phillips, R (1, 3) OBP: 0.340, SLG: 0.413		1-3 K		0-2 F7		1-3 K		0-1 F9		4 0 0 0 0 2 4									
14 Kevin Thompson, R (1, 9) OBP: 0.263, SLG: 0.294 Bobby Abreu, L (7, PH) OBP: 0.356, SLG: 0.389			1-3 K		2-1 F7		3-2 24 1B 18 SF9 1B	2-1 F8		2 0 0 0 0 1 0 2 1 1 0 0 0 0									
Miguel Cairo, R (1, 4) OBP: 0.312, SLG: 0.320 24 Robinson Cano, L (7, PH) OBP: 0.312, SLG: 0.422			4-2 18 FC6-4 BB		1-1 F9		3-2 1-3 1B		1-2 G3-1	1 0 0 0 1 0 0 2 0 1 0 0 0 0									
<b>Inning Stats</b>	R: 0 E: 0 K: 1 S: 13	H: 1 LOB: 0 BB: 0 P: 18	R: 0 E: 0 K: 2 S: 8	H: 0 LOB: 1 BB: 1 P: 18	R: 1 E: 1 K: 1 S: 18	H: 1 LOB: 1 BB: 1 P: 27	R: 0 E: 0 K: 1 S: 11	H: 1 LOB: 1 BB: 0 P: 17	R: 0 E: 0 K: 2 S: 13	H: 1 LOB: 2 BB: 1 P: 20		R: 1 E: 0 K: 1 S: 12	H: 2 LOB: 1 BB: 0 P: 21	R: 2 E: 0 K: 0 S: 10	H: 2 LOB: 0 BB: 0 P: 12	R: 0 E: 0 K: 0 S: 7	H: 0 LOB: 0 BB: 0 P: 10	1B: 5 2B: 1 3B: 0 HR: 2	SF: 1 SAC: 0 DP: 1 HBP: 0
<b>PITCHER</b>	IP WLS BF H R ER SO BB IBB HBP BLK WP HR S P ERA WHIP											IP WLS BF H R ER SO BB IBB HBP BLK WP HR S P ERA WHIP							
19 Scott Kazmir, L (1, 1) ERA: 4.18	6.0 W 25 4 1 0 7 4 0 0 0 0 0 0 71 117 0.00 1.333																		
45 Jay Witasick, R (7, 1) ERA: 5.18	0.0 1 1 1 1 0 0 0 0 0 0 0 0 4 7 ∞ ∞																		
Casey Fossum, L (7, 1) ERA: 7.52	1.1 7 3 2 2 1 0 0 0 0 0 0 2 14 20 13.50 2.250																		
47 Gary Glover, R (8, 1) ERA: 5.12	1.2 S 5 0 0 0 0 0 0 0 0 0 0 0 11 16 0.00 0.000																		

Batter	1	2	3	4	5	6	7	8	9	AB R H RBI BB SO LOB	BOTTOM								
1 Akinori Iwamura, L (1, 5) OBP: 0.365, SLG: 0.417	0-0 F7	2-0 F9			3-2 L5		1-3 K	0-0 F9		5 0 0 0 0 1 1	<b>New York Yankees @ Tampa Bay Devil Rays</b> Tropicana Field, St. Petersburg, FL Fri Jul 13 2007, 7:10 PM EDT Att: 29,803 - Dome - 72 F <a href="http://livebaseballscorecards.com">livebaseballscorecards.com</a>								
13 Carl Crawford, L (1, 7) OBP: 0.334, SLG: 0.442	0-1 P6		0-0 F8		1-0 G4-3		3-1 S 1B 2B			4 1 1 0 0 0 0									
Brendan Harris, R (1, 6) OBP: 0.366, SLG: 0.463	3-2 F8		3-1 G5-3		0-0 P3		4-0 1B BB			3 0 0 0 1 0 0									
23 Carlos Pena, L (1, 3) OBP: 0.398, SLG: 0.602		1-1 2B 2 SF8 1B	1-0 G6-3		4-1 1B 30 SF9 BB		0-1 P6			3 2 1 0 1 0 2									
Delmon Young, R (1, 9) OBP: 0.315, SLG: 0.419		0-0 3B 2B		0-0 G3 30 WP G6-3 1B		3-2 K	0-2 2 BB 1B			4 2 3 1 0 1 1									
2 B.J. Upton, R (1, 8) OBP: 0.402, SLG: 0.545		1-3 SF8		1-2 30 G5-3 G3 BB		1-2 30 SF9 BB	1-3 3-H 4-2 BB			0 0 0 1 3 0 0									
Greg Norton, S (1, 10) OBP: 0.343, SLG: 0.291		3-H 4-1 3B BB		0-1 G3		3-2 1B	2-1 P5			3 1 1 0 1 0 5									
30 Dioner Navarro, S (1, 2) OBP: 0.232, SLG: 0.248		2-3 K		2-2 G5-3		3-1 SF9		3-2 G3		3 0 0 2 0 1 3									
Josh Wilson, R (1, 4) OBP: 0.289, SLG: 0.310		2-1 1-H 2-H 3B		2-3 3-H 0-1 G6-3		0-1 P4		1-3 K		4 0 1 2 0 1 3									
<b>Inning Stats</b>	R: 0 E: 0 K: 0 S: 7	H: 0 LOB: 0 BB: 0 P: 10	R: 3 E: 0 K: 1 S: 11	H: 3 LOB: 1 BB: 1 P: 25	R: 0 E: 0 K: 0 S: 4	H: 0 LOB: 0 BB: 0 P: 8	R: 1 E: 0 K: 0 S: 8	H: 1 LOB: 1 BB: 1 P: 14	R: 0 E: 0 K: 0 S: 5	H: 0 LOB: 0 BB: 0 P: 9		R: 1 E: 0 K: 1 S: 15	H: 1 LOB: 2 BB: 2 P: 32	R: 1 E: 0 K: 0 S: 16	H: 2 LOB: 3 BB: 2 P: 29	R: 0 E: 0 K: 1 S: 8	H: 0 LOB: 0 BB: 0 P: 12	1B: 4 2B: 2 3B: 1 HR: 0	SF: 2 SAC: 0 DP: 0 HBP: 0
<b>PITCHER</b>	IP WLS BF H R ER SO BB IBB HBP BLK WP HR S P ERA WHIP											IP WLS BF H R ER SO BB IBB HBP BLK WP HR S P ERA WHIP							
22 Roger Clemens, R (1, 1) ERA: 4.2	5.1 L 25 5 5 5 2 4 0 0 0 0 0 0 44 89 8.44 1.688																		
33 Brian Bruney, R (6, 1) ERA: 2.52	0.2 2 0 0 0 0 0 0 0 0 0 0 6 9 0.00 0.000																		
Mike Myers, L (7, 1) ERA: 2.84	0.1 2 1 1 1 1 0 0 0 0 0 0 5 9 27.00 3.000																		
Scott Proctor, R (7, 1) ERA: 3.54	0.2 5 1 0 0 0 2 0 0 0 0 0 11 20 0.00 4.500																		
Luis Vizcaino, R (8, 1) ERA: 4.76	1.0 3 0 0 0 1 0 0 0 0 0 0 8 12 0.00 0.000																		











Batter	1	2	3	4	5	6	7	8	9	AB	R	H	RBI	BB	SO	LOB	TOP										
Reed Johnson, R (1, 7) OBP: 0.296, SLG: 0.328	0-2 G1-3	4-0 BB		1-3 K		2-1 G6-4-3		0-1 G3		4	0	0	0	1	1	2											
15 Alex Rios, R (1, 9) OBP: 0.355, SLG: 0.537	1-1 F9	1-0 F9		4-1 10 BLK BB		1-0 HR		1-1 L7		4	1	1	1	1	0	3											
10 Vernon Wells, R (1, 8) OBP: 0.318, SLG: 0.439	2-2 2B		4-2 25 HR BB	2-1 F8		2-1 1B		0-1 P5		4	1	2	0	1	0	2											
25 Troy Glaus, R (1, 5) OBP: 0.399, SLG: 0.553	4-2 BB		0-2 HR		2-2 HR	1-2 F8		1-2 3B		4	2	3	3	1	0	1											
Frank Thomas, R (1, 10) OBP: 0.371, SLG: 0.437	2-3 K		2-3 K		1-2 F8		1-1 F7	1-3 K		5	0	0	0	0	3	3											
35 Lyle Overbay, L (1, 3) OBP: 0.350, SLG: 0.469		3-2 BB 1B	0-1 G6-3		0-0 1B		0-1 9 BB 1B	0-3 K		5	0	3	0	0	1	1											
2 Aaron Hill, R (1, 4) OBP: 0.325, SLG: 0.441	1-3 K		1-2 L7		1-3 K		0-2 F7	0-0 G5-3		5	0	0	0	0	2	4											
9 Gregg Zaun, S (1, 2) OBP: 0.317, SLG: 0.379	0-3 K		3-2 10 BLK 15 BB 1B		2-3 K		4-0 BB	1-2 BB		3	0	1	0	1	2	2											
Royce Clayton, R (1, 6) OBP: 0.305, SLG: 0.349	1-2 1B		2-2 L8		1-2 G6-4-3 1B		1-3 K			3	0	2	0	0	0	1											
Matt Stairs, L (7, PH) OBP: 0.342, SLG: 0.542	1-2 BB									1	0	0	0	0	1	2											
6 John McDonald, R (7, 6) OBP: 0.287, SLG: 0.343	1-2 1B									0	0	0	0	0	0	0											
<b>Inning Stats</b>	R: 0 E: 0 K: 1 S: 15	H: 1 LOB: 2 BB: 1 P: 24	R: 0 E: 0 K: 2 S: 14	H: 2 LOB: 3 BB: 1 P: 24	R: 2 E: 0 K: 1 S: 14	H: 1 LOB: 2 BB: 1 P: 21	R: 0 E: 0 K: 1 S: 15	H: 1 LOB: 2 BB: 1 P: 27	R: 1 E: 0 K: 2 S: 13	H: 2 LOB: 1 BB: 0 P: 19	R: 1 E: 0 K: 0 S: 11	H: 3 LOB: 1 BB: 0 P: 18	R: 0 E: 0 K: 1 S: 11	H: 1 LOB: 2 BB: 1 P: 17	R: 0 E: 0 K: 0 S: 6	H: 0 LOB: 0 BB: 0 P: 7	R: 0 E: 0 K: 2 S: 12	H: 1 LOB: 1 BB: 0 P: 14	1B: 7 2B: 1 3B: 1 HR: 3	SF: 0 SAC: 0 DP: 1 HBP: 0	WP: 0 PB: 0 SB: 0 CS: 0	PA: 43					
<b>PITCHER</b>	IP	WLS	BF	H	R	ER	SO	BB	IBB	HBP	BLK	WP	HR	S	P	ERA	WHIP										
29 Kei Igawa, L (1, 1) ERA: 6.97	5.0		26	7	3	3	7	4	0	0	1	0	2	71	115	5.40	2.200										
Scott Proctor, R (6, 1) ERA: 3.59	2.0	W	10	4	1	1	1	1	0	0	0	0	1	22	35	4.50	2.500										
Luis Vizcaino, R (8, 1) ERA: 4.63	1.0	H	3	0	0	0	0	0	0	0	0	0	0	6	7	0.00	0.000										
42 Mariano Rivera, R (9, 1) ERA: 3.4	1.0	S	4	1	0	0	2	0	0	0	0	0	0	12	14	0.00	1.000										

Toronto Blue Jays @ New York Yankees  
Yankee Stadium, Bronx, NY  
Mon Jul 16 2007, 7:05 PM EDT  
Att: 52,993 - Cloudy - 81 F

AB 38  
R 4  
H 12  
RBI 4  
BB 5  
SO 10  
LOB 21



Batter	1	2	3	4	5	6	7	8	9	AB	R	H	RBI	BB	SO	LOB	BOTTOM										
18 Johnny Damon, L (1, 10) OBP: 0.338, SLG: 0.333	1-1 P4		0-1 G1-3		1-2 G3-1	3-3 K				4	0	0	0	0	1	2											
2 Derek Jeter, R (1, 6) OBP: 0.405, SLG: 0.476	1-2 2B		2-1 FC3-6 1B		2-3 K		2-3 K			4	0	2	0	0	2	0											
Bobby Abreu, L (1, 9) OBP: 0.351, SLG: 0.392	4-0 13 G5-4-3 BB		2-1 FC3-6 13 HR		3-3 K		3-2 G4-3			3	1	0	0	1	1	1											
13 Alex Rodriguez, R (1, 5) OBP: 0.404, SLG: 0.656	2-1 G5-4-3		0-0 HR		3-3 K		0-3 K			4	1	1	2	0	1	2											
55 Hideki Matsui, L (1, 7) OBP: 0.357, SLG: 0.492		2-1 HR	2-0 L9		0-2 G6-3		3-2 20 G5-4-3 1B			4	1	2	1	0	0	0											
20 Jorge Posada, S (1, 2) OBP: 0.407, SLG: 0.518		2-2 G6-3		1-1 12 FC5-4 1B		3-2 24 2B 12 1B 1B		2-2 G5-4-3		4	1	2	0	0	0	1											
24 Robinson Cano, L (1, 4) OBP: 0.313, SLG: 0.430	1-1 HR		2-2 F8		2-2 F8		2-2 12 1B 2B		2-1 G1-3	4	2	2	1	0	0	1											
12 Andy Phillips, R (1, 3) OBP: 0.361, SLG: 0.446	0-1 F7		0-2 FC5-4		1-2 28 1B 1B		1-2 2B			3	0	1	2	0	0	1											
2B Melky Cabrera, S (1, 8) OBP: 0.330, SLG: 0.379	3-2 G4-3		2-2 G5-3		2-2 G5-3		1-2 2B			3	0	1	0	0	0	1											
<b>Inning Stats</b>	R: 0 E: 0 K: 0 S: 8	H: 1 LOB: 1 BB: 1 P: 16	R: 2 E: 0 K: 0 S: 12	H: 2 LOB: 0 BB: 0 P: 20	R: 2 E: 0 K: 0 S: 8	H: 2 LOB: 0 BB: 0 P: 14	R: 0 E: 0 K: 0 S: 11	H: 1 LOB: 1 BB: 0 P: 16	R: 0 E: 0 K: 2 S: 20	H: 0 LOB: 0 BB: 0 P: 17	R: 2 E: 0 K: 1 S: 11	H: 4 LOB: 2 BB: 0 P: 32	R: 0 E: 0 K: 2 S: 11	H: 0 LOB: 0 BB: 0 P: 16	R: 0 E: 0 K: 0 S: 9	H: 1 LOB: 0 BB: 0 P: 16	1B: 6 2B: 2 3B: 0 HR: 3	SF: 0 SAC: 0 DP: 2 HBP: 0	WP: 0 PB: 0 SB: 0 CS: 0	PA: 34							
<b>PITCHER</b>	IP	WLS	BF	H	R	ER	SO	BB	IBB	HBP	BLK	WP	HR	S	P	ERA	WHIP										
Josh Towers, R (1, 1) ERA: 5.4	5.2	L	26	9	6	6	2	1	0	0	0	0	0	5	9	0.00	3.000										
37 Scott Downs, L (6, 1) ERA: 2.55	0.1		2	1	0	0	1	0	0	0	0	0	0	5	9	0.00	3.000										
22 Brandon League, R (7, 1) ERA: 3.7	1.0		3	0	0	0	2	0	0	0	0	0	0	11	16	0.00	0.000										
56 Brian Tallet, L (8, 1) ERA: 3.7	1.0		3	1	0	0	0	0	0	0	0	0	0	9	16	0.00	1.000										

Toronto Blue Jays @ New York Yankees  
Yankee Stadium, Bronx, NY  
Mon Jul 16 2007, 7:05 PM EDT  
Att: 52,993 - Cloudy - 81 F

AB 33  
R 6  
H 11  
RBI 6  
BB 1  
SO 5  
LOB 9





Batter	1	2	3	4	5	6	7	8	9	10	AB	R	H	RBI	BB	SO	LOB	
<b>Reed Johnson, R</b> OBP: 0.289, SLG: 0.333 (1, 7)	2-3 K	3-2 2B			2-2 L7		1-0 L6	2-1 L9			5	0	1	0	0	1	2	
<b>15 Alex Rios, R</b> OBP: 0.353, SLG: 0.532 (1, 9)	3-2 2B	2-3 K			3-2 G5-3		0-0 G5-3		1-2 G4-3		5	1	1	0	0	1	2	
<b>10 Vernon Wells, R</b> OBP: 0.319, SLG: 0.437 (1, 8)	2-0 F7				4-1 BB		1-2 1B		0-0 G6-3		4	0	1	0	1	0	1	
<b>25 Troy Glaus, R</b> OBP: 0.395, SLG: 0.543 (1, 5)	4-1 2B				1-3 K		2-3 K		3-2 F8		4	0	0	0	1	2	2	
<b>Frank Thomas, R</b> OBP: 0.379, SLG: 0.445 (8, PR)	1-0 2B				0-0 1B		0-0 1B		3-2 1B		4	0	3	1	0	1	0	
<b>Howie Clark, L</b> OBP: 0.340, SLG: 0.286 (8, 10)	1-3 2B				0-0 1B		0-0 F8		1-2 L3		5	0	1	0	0	0	4	
<b>35 Lyle Overbay, L</b> OBP: 0.347, SLG: 0.463 (1, 3)	0-1 G3-1				2-0 G4-3		0-0 F8		1-2 L3		5	0	1	0	0	0	4	
<b>2 Aaron Hill, R</b> OBP: 0.324, SLG: 0.440 (1, 4)		2-1 L8			1-2 F9		0-3 K		1-2 2B		5	0	1	1	0	1	2	
<b>9 Gregg Zaun, S</b> OBP: 0.320, SLG: 0.375 (1, 2)		1-0 G5-3			4-2 BB		1-0 1B		0-0 F7		4	0	1	0	1	1	3	
<b>Royce Clayton, R</b> OBP: 0.306, SLG: 0.349 (8, PH)		1-1 1B			0-0 L6		1-3 K		4-0 IBB		3	0	1	0	0	1	3	
<b>Matt Stairs, L</b> OBP: 0.345, SLG: 0.542 (8, PR)											0	0	0	0	1	0	0	
<b>6 John McDonald, R</b> OBP: 0.287, SLG: 0.343 (8, 6)											0	0	0	0	0	0	0	
<b>Inning Stats</b>	R: 1 E: 0 K: 1 S: 13	H: 2 LOB: 2 BB: 1 P: 25	R: 0 E: 0 K: 1 S: 14	H: 2 LOB: 2 BB: 0 P: 23	R: 0 E: 0 K: 1 S: 6	H: 0 LOB: 0 BB: 1 P: 8	R: 0 E: 0 K: 2 S: 10	H: 2 LOB: 2 BB: 0 P: 11	R: 0 E: 0 K: 1 S: 8	H: 1 LOB: 1 BB: 0 P: 12	R: 1 E: 1 K: 0 S: 14	H: 2 LOB: 2 BB: 1 P: 25	R: 0 E: 0 K: 0 S: 7	H: 0 LOB: 0 BB: 0 P: 11	R: 0 E: 0 K: 1 S: 7	H: 1 LOB: 1 BB: 0 P: 14	1B: 7 2B: 3 3B: 0 HR: 0	SF: 0 SAC: 0 DP: 0 HBP: 0
<b>PITCHER</b>	IP 7.0	WLS 31	BF 7	H 1	R 1	ER 1	SO 7	BB 3	IBB 0	HBP 0	BLK 0	WP 0	HR 0	S 70	P 116	ERA 1.29	WHIP 1.429	
<b>46 Andy Pettitte, L</b> ERA: 4.1	(1, 1)	7.0	31	7	1	1	7	3	0	0	0	0	0	70	116	1.29	1.429	
<b>Kyle Farnsworth, R</b> ERA: 4.46	(8, 1)	1.0	6	2	1	0	0	0	1	0	0	0	0	14	25	0.00	2.000	
<b>33 Brian Bruney, R</b> ERA: 2.45	(9, 1)	1.0	3	0	0	0	0	0	0	0	0	0	0	7	11	0.00	0.000	
<b>Luis Vizcaino, R</b> ERA: 4.53	(10, 1)	1.0	4	1	0	0	1	0	0	0	0	0	0	7	14	0.00	1.000	


**TOP**

**Toronto Blue Jays @ New York Yankees**  
Yankee Stadium, Bronx, NY  
Tue Jul 17 2007, 7:05 PM EDT  
Att: 51,961 - Partly Cloudy - 82 F

livebaseballscorecards.com

AB	40
R	2
H	10
RBI	2
BB	4
SO	8
LOB	19

WP: 0 PA: 44  
PB: 0  
SB: 0  
CS: 0



Batter	1	2	3	4	5	6	7	8	9	10	AB	R	H	RBI	BB	SO	LOB					
<b>18 Johnny Damon, L</b> OBP: 0.339, SLG: 0.330 (1, 10)	4-1 G4-3				0-1 F8		2-2 F4		4-1 2B		3	1	0	0	2	1	3					
<b>2 Derek Jeter, R</b> OBP: 0.400, SLG: 0.469 (1, 6)	2-1 G4-3				0-0 G6-3		0-0 G4-3		2-1 G6-3		5	0	0	0	0	1	5					
<b>Bobby Abreu, L</b> OBP: 0.347, SLG: 0.386 (1, 9)	1-0 G4-3				2-3 K		2-3 K		1-1 G1-3		5	0	0	0	0	2	3					
<b>13 Alex Rodriguez, R</b> OBP: 0.404, SLG: 0.651 (1, 5)	1-2 1B				1-2 F9		3-2 G3		1-1 G6-3		4	1	1	1	0	0	0					
<b>55 Hideki Matsui, L</b> OBP: 0.360, SLG: 0.492 (1, 7)	1-2 1B				1-0 G6-3		4-2 BB		0-0 20 1B		4	0	2	0	1	1	1					
<b>20 Jorge Posada, S</b> OBP: 0.410, SLG: 0.516 (1, 2)	4-2 24 FC6-4				3-1 G6-3		1-3 K		0-1 1B		3	0	1	0	2	1	1					
<b>24 Robinson Cano, L</b> OBP: 0.314, SLG: 0.430 (1, 4)	0-2 FC6-4				2-2 F8		1-2 28 1B		3-3 K		5	0	2	1	0	1	5					
<b>12 Andy Phillips, R</b> OBP: 0.354, SLG: 0.433 (9, PR)		2-1 L6			0-3 K		0-2 F8		0-1 28 1B		4	0	1	0	0	1	1					
<b>Miguel Cairo, R</b> OBP: 0.312, SLG: 0.320 (10, 3)											0	0	0	0	0	0	0					
<b>28 Melky Cabrera, S</b> OBP: 0.335, SLG: 0.384 (1, 8)		0-0 B1-3			1-0 1B		1-2 1B		1-2 18 S		4	1	3	0	0	0	0					
<b>Inning Stats</b>	R: 1 E: 0 K: 0 S: 15	H: 2 LOB: 3 BB: 2 P: 28	R: 0 E: 0 K: 1 S: 8	H: 0 LOB: 0 BB: 0 P: 13	R: 0 E: 0 K: 2 S: 10	H: 0 LOB: 0 BB: 0 P: 13	R: 0 E: 0 K: 0 S: 6	H: 0 LOB: 0 BB: 0 P: 12	R: 0 E: 0 K: 1 S: 7	H: 1 LOB: 1 BB: 1 P: 8	R: 0 E: 0 K: 2 S: 12	H: 2 LOB: 1 BB: 1 P: 22	R: 0 E: 0 K: 0 S: 13	H: 2 LOB: 2 BB: 0 P: 16	R: 0 E: 0 K: 0 S: 10	H: 2 LOB: 2 BB: 1 P: 15	R: 1 E: 0 K: 1 S: 10	H: 1 LOB: 2 BB: 1 P: 17	R: 1 E: 0 K: 1 S: 7	H: 1 LOB: 2 BB: 1 P: 16	1B: 10 2B: 0 3B: 0 HR: 0	SF: 0 SAC: 0 DP: 0 HBP: 1
<b>PITCHER</b>	IP 7.0	WLS 29	BF 5	H 1	R 1	ER 1	SO 6	BB 3	IBB 0	HBP 0	BLK 0	WP 0	HR 0	S 71	P 112	ERA 1.29	WHIP 1.143					
<b>32 Roy Halladay, R</b> ERA: 4.46	(1, 1)	7.0	29	5	1	1	6	3	0	0	0	0	0	71	112	1.29	1.143					
<b>37 Scott Downs, L</b> ERA: 2.19	(8, 1)	1.0	5	2	0	0	1	0	0	0	0	0	0	10	15	0.00	2.000					
<b>49 Jeremy Accardo, R</b> ERA: 2.79	(9, 1)	1.0	5	2	1	1	0	1	0	0	1	0	0	10	17	9.00	3.000					
<b>44 Casey Janssen, R</b> ERA: 2.44	(10, 1)	0.1	4	1	1	1	1	0	1	1	0	1	0	7	16	27.00	3.000					


**BOTTOM**

**Toronto Blue Jays @ New York Yankees**  
Yankee Stadium, Bronx, NY  
Tue Jul 17 2007, 7:05 PM EDT  
Att: 51,961 - Partly Cloudy - 82 F

livebaseballscorecards.com

AB	37
R	3
H	10
RBI	2
BB	5
SO	8
LOB	19

WP: 1 PA: 43  
PB: 0  
SB: 3  
CS: 0









Batter	1	2	3	4	5	6	7	8	9	AB	R	H	RBI	BB	SO	LOB	TOP				
15 Alex Rios, R OBP: 0.358, SLG: 0.538	F9			G5-3		G1-3		G1-6-3		4	0	1	0	0	0	0	Toronto Blue Jays @ New York Yankees Yankee Stadium, Bronx, NY Thu Jul 19 2007, 1:05 PM EDT Att: 53,857 - Cloudy - 82 F				
Matt Stairs, L OBP: 0.348, SLG: 0.544	F7			G4-3				G1-6-3		3	1	1	0	0	0	0					
35 Lyle Overbay, L OBP: 0.345, SLG: 0.455								G1-3		1	0	0	0	0	0	1					
10 Vernon Wells, R OBP: 0.317, SLG: 0.434	K									4	1	2	0	0	2	0					
25 Troy Glaus, R OBP: 0.386, SLG: 0.527		F9		G4-3						4	0	0	0	0	0	3					
Frank Thomas, R OBP: 0.371, SLG: 0.436		G6-3			L9			G1-3		4	0	0	1	0	0	1					
2 Aaron Hill, R OBP: 0.331, SLG: 0.450										3	1	2	1	0	1	0					
9 Gregg Zaun, S OBP: 0.318, SLG: 0.372				G3						3	0	1	1	0	0	1					
Howie Clark, L OBP: 0.321, SLG: 0.267				G4-3						3	0	0	0	0	0	1					
Reed Johnson, R OBP: 0.309, SLG: 0.342					CS					0	0	0	0	0	0	0					
6 John McDonald, R OBP: 0.277, SLG: 0.331				G4-3						3	0	0	0	0	1	0					
<b>Inning Stats</b>	R: 0 E: 0 K: 1 S: 7	H: 0 LOB: 0 BB: 0 P: 10	R: 0 E: 0 K: 1 S: 6	H: 0 LOB: 0 BB: 0 P: 8	R: 0 E: 0 K: 0 S: 9	H: 0 LOB: 0 BB: 0 P: 12	R: 0 E: 0 K: 0 S: 11	H: 1 LOB: 1 BB: 0 P: 17	R: 0 E: 0 K: 0 S: 5	H: 0 LOB: 0 BB: 0 P: 9	R: 3 E: 0 K: 0 S: 11	H: 4 LOB: 1 BB: 0 P: 16	R: 0 E: 0 K: 1 S: 5	H: 1 LOB: 0 BB: 0 P: 6	R: 0 E: 0 K: 1 S: 11	H: 0 LOB: 0 BB: 0 P: 14	1B: 4 2B: 2 3B: 1 HR: 0	SF: 0 SAC: 0 DP: 1 HBP: 0	WP: 0 PB: 0 CS: 1	PA: 33	
<b>PITCHER</b>	IP	WLS	BF	H	R	ER	SO	BB	IBB	HBP	BLK	WP	HR	S	P	ERA	WHIP				
40 Chien-Ming Wang, R ERA: 3.44	7.1	L	28	7	3	3	3	0	0	0	0	0	0	60	89	3.68	0.955				
Mike Myers, L ERA: 2.79	0.2		1	0	0	0	0	0	0	0	0	0	0	1	2	0.00	0.000				
Luis Vizcaino, R ERA: 4.44	1.0		3	0	0	0	1	0	0	0	0	0	0	11	14	0.00	0.000				

Batter	1	2	3	4	5	6	7	8	9	AB	R	H	RBI	BB	SO	LOB	BOTTOM				
18 Johnny Damon, L OBP: 0.337, SLG: 0.323			K					F9		3	1	0	0	1	1	0	Toronto Blue Jays @ New York Yankees Yankee Stadium, Bronx, NY Thu Jul 19 2007, 1:05 PM EDT Att: 53,857 - Cloudy - 82 F				
2 Derek Jeter, R OBP: 0.402, SLG: 0.469										3	1	1	0	1	1	1					
Bobby Abreu, L OBP: 0.350, SLG: 0.390										3	0	1	2	1	0	1					
13 Alex Rodriguez, R OBP: 0.404, SLG: 0.647	G6-3									4	0	1	0	0	1	3					
55 Hideki Matsui, L OBP: 0.361, SLG: 0.489	G3-1									4	0	1	0	0	0	2					
28 Melky Cabrera, S OBP: 0.331, SLG: 0.378	P6									4	0	1	0	0	0	3					
24 Robinson Cano, L OBP: 0.315, SLG: 0.427										4	0	0	0	0	0	2					
12 Andy Phillips, R OBP: 0.333, SLG: 0.403										3	0	0	0	0	0	1					
Wil Nieves, R OBP: 0.155, SLG: 0.143										3	0	0	0	0	1	0					
<b>Inning Stats</b>	R: 2 E: 0 K: 0 S: 13	H: 1 LOB: 1 BB: 2 P: 24	R: 0 E: 0 K: 0 S: 9	H: 0 LOB: 0 BB: 0 P: 16	R: 0 E: 0 K: 1 S: 6	H: 1 LOB: 1 BB: 1 P: 13	R: 0 E: 0 K: 0 S: 12	H: 1 LOB: 1 BB: 0 P: 20	R: 0 E: 0 K: 1 S: 12	H: 0 LOB: 0 BB: 0 P: 19	R: 0 E: 0 K: 1 S: 8	H: 1 LOB: 0 BB: 0 P: 13	R: 0 E: 0 K: 1 S: 6	H: 0 LOB: 0 BB: 0 P: 9	R: 0 E: 0 K: 0 S: 11	H: 1 LOB: 1 BB: 0 P: 16		1B: 4 2B: 1 3B: 0 HR: 0	SF: 0 SAC: 0 DP: 2 HBP: 0	WP: 1 PB: 0 CS: 0	PA: 34
<b>PITCHER</b>	IP	WLS	BF	H	R	ER	SO	BB	IBB	HBP	BLK	WP	HR	S	P	ERA	WHIP				
29 Dustin McGowan, R ERA: 4.84	7.0	W	27	4	2	2	3	3	0	0	0	0	0	65	111	2.57	1.000				
44 Casey Janssen, R ERA: 2.39	1.0	H	3	0	0	0	1	0	0	0	0	0	0	6	9	0.00	0.000				
49 Jeremy Accardo, R ERA: 2.72	1.0	S	4	1	0	0	0	0	0	0	0	0	0	11	16	0.00	1.000				







Batter	1	2	3	4	5	6	7	8	9	AB	R	H	RBI	BB	SO	LOB	TOP											
<b>Brendan Harris, R</b> (1, 6) OBP: 0.368, SLG: 0.457	1-1 G5-3		0-3 K		0-1 23 G3 2B	2-3 K		1-0 P3		5	0	1	0	0	2	2												
<b>13 Carl Crawford, L</b> (1, 7) OBP: 0.342, SLG: 0.444	3-3 K		1-2 23 BB 2 1B		2-2 F7		2-3 K		2-2 G1-3 2 1B	2	0	1	0	0	1	0												
<b>Greg Norton, S</b> (5, FH) OBP: 0.339, SLG: 0.280										3	0	1	0	0	1	1												
<b>2 B.J. Upton, R</b> (1, 8) OBP: 0.427, SLG: 0.590	2-1 HR		0-0 23 BB 1B		4-0 23 G3 IBB		2-3 K		0-1 G1-3 1B	4	1	3	1	1	1	0												
<b>23 Carlos Pena, L</b> (1, 3)	0-3 K		4-1 L4-3 BB		0-2 G3		4-1 BB		0-3 K	3	0	0	0	2	2	4												
<b>Delmon Young, R</b> (1, 9) OBP: 0.320, SLG: 0.417		2-2 F7	0-1 L4-3		4-2 BB		0-0 F8		1-1 G1-3	4	0	0	0	1	0	6												
<b>Ty Wigginton, R</b> (1, 5) OBP: 0.331, SLG: 0.464		1-1 HR			1-2 F9				1-2 F8	4	1	2	1	0	0	3												
<b>31 Jonny Gomes, R</b> (1, 10) OBP: 0.331, SLG: 0.493		2-2 1B			2-0 F8		3-3 K		2-3 K	5	0	1	0	0	3	4												
<b>Raul Casanova, S</b> (1, 2) OBP: 0.311, SLG: 0.558		1-3 K			1-3 K		0-1 F9		1-2 HR	4	1	1	1	0	2	2												
<b>Josh Wilson, R</b> (1, 4) OBP: 0.318, SLG: 0.364		0-3 K			0-0 F9		1-2 2B		0-2 3B	4	0	2	0	0	1	2												
<b>Inning Stats</b>	R: 1 E: 0 K: 2 S: 11	H: 1 LOB: 0 BB: 0 P: 17	R: 1 E: 0 K: 2 S: 16	H: 2 LOB: 1 BB: 0 P: 22	R: 0 E: 0 K: 1 S: 10	H: 2 LOB: 2 BB: 1 P: 15	R: 0 E: 0 K: 1 S: 10	H: 1 LOB: 1 BB: 0 P: 15	R: 0 E: 0 K: 0 S: 14	H: 1 LOB: 3 BB: 2 P: 25	R: 0 E: 0 K: 2 S: 13	H: 1 LOB: 1 BB: 0 P: 19	R: 0 E: 0 K: 1 S: 14	H: 2 LOB: 1 BB: 0 P: 19	R: 0 E: 0 K: 2 S: 13	H: 2 LOB: 3 BB: 0 P: 19	1B: 6 2B: 3 3B: 1 HR: 3	SF: 0 SAC: 0 DP: 1 HBP: 1	WP: 0 PB: 0 CS: 0	PA: 43								
<b>PITCHER</b>	IP	WLS	BF	H	R	ER	SO	BB	IBB	HBP	BLK	WP	HR	S	P	ERA	WHIP											
<b>29 Kei Igawa, L</b> (1, 1) ERA: 6.67	5.0		24	7	2	2	6	2	1	0	0	0	0	2	61	94	3.60	1.800										
<b>Luis Vizcaino, R</b> (6, 1) ERA: 4.35	1.0	W	4	1	0	0	2	0	0	0	0	0	0	0	13	19	0.00	1.000										
<b>Kyle Farnsworth, R</b> (7, 1) ERA: 4.35	1.0		4	0	0	0	2	1	0	0	0	0	0	9	17	0.00	1.000											
<b>Scott Proctor, R</b> (8, 1) ERA: 3.74	1.0		6	3	1	1	1	0	0	0	0	0	1	17	24	9.00	3.000											
<b>42 Mariano Rivera, R</b> (9, 1) ERA: 3.19	1.0		5	1	0	0	2	0	0	1	0	0	0	10	14	0.00	1.000											

Tampa Bay Devil Rays @ New York Yankees  
Yankee Stadium, Bronx, NY  
Sat Jul 21 2007, 1:05 PM EDT  
Att: 54,412 - Sunny - 81 F

AB 38  
R 3  
H 12  
RBI 3  
BB 4  
SO 13  
LOB 24




Batter	1	2	3	4	5	6	7	8	9	AB	R	H	RBI	BB	SO	LOB	BOTTOM											
<b>28 Melky Cabrera, S</b> (1, 8) OBP: 0.329, SLG: 0.373	1-2 G5-3		1-2 G6-3		0-0 G4-3	4-1 BB				3	0	0	0	1	0	0												
<b>2 Derek Jeter, R</b> (1, 6) OBP: 0.399, SLG: 0.464	0-0 G6-3		1-0 L4		0-1 F8	0-3 K				4	0	0	0	0	1	1												
<b>Bobby Abreu, L</b> (1, 9) OBP: 0.347, SLG: 0.386	0-2 13 L 13 S 1B				2-2 G4-3	2-2 13 HBP 24 1B 1B		1-2 F7		4	1	2	0	0	0	0												
<b>13 Alex Rodriguez, R</b> (1, 5) OBP: 0.407, SLG: 0.641	3-3 K		1-3 BB		4-2 55 HR BB	1-1 24 1B 12 1B HBP		4-2 20 S BB		1	2	0	0	2	1	1												
<b>55 Hideki Matsui, L</b> (1, 7) OBP: 0.355, SLG: 0.487		2-0 F7			0-0 HR	3-3 K		0-1 F8		4	1	1	2	0	1	3												
<b>20 Jorge Posada, S</b> (1, 2) OBP: 0.411, SLG: 0.509		4-0 24 1B BB			4-2 24 G4-3 BB	1-3 K		2-0 F9		2	0	0	0	2	1	3												
<b>24 Robinson Cano, L</b> (1, 4) OBP: 0.321, SLG: 0.430		1-1 1B			3-2 G4-3	1-0 12 1B 1B		2-3 K		4	1	2	1	0	1	1												
<b>12 Andy Phillips, R</b> (1, 3) OBP: 0.350, SLG: 0.453		2-1 G6-3			1-1 G6-3	2-1 17 HR 1B		1-1 17 G6-4-3 1B		4	1	2	2	0	2													
<b>17 Shelley Duncan, R</b> (1, 10) OBP: 0.250, SLG: 0.625			1-2 F7		3-3 K	2-1 HR		0-2 G6-4-3		4	1	1	2	0	1	1												
<b>Inning Stats</b>	R: 0 E: 0 K: 1 S: 10	H: 1 LOB: 1 BB: 0 P: 14	R: 0 E: 0 K: 0 S: 5	H: 1 LOB: 1 BB: 1 P: 14	R: 0 E: 0 K: 0 S: 7	H: 0 LOB: 0 BB: 0 P: 10	R: 2 E: 0 K: 0 S: 16	H: 1 LOB: 1 BB: 2 P: 30	R: 0 E: 0 K: 1 S: 7	H: 0 LOB: 0 BB: 0 P: 10	R: 5 E: 0 K: 3 S: 19	H: 4 LOB: 1 BB: 1 P: 35	R: 0 E: 0 K: 0 S: 10	H: 0 LOB: 1 BB: 1 P: 17	R: 0 E: 0 K: 1 S: 9	H: 1 LOB: 0 BB: 0 P: 12	1B: 6 2B: 0 3B: 0 HR: 2	SF: 0 SAC: 0 DP: 1 HBP: 1	WP: 0 PB: 0 CS: 0	PA: 36								
<b>PITCHER</b>	IP	WLS	BF	H	R	ER	SO	BB	IBB	HBP	BLK	WP	HR	S	P	ERA	WHIP											
<b>49 Jason Hammel, R</b> (1, 1) ERA: 5.82	4.0		17	3	2	2	1	3	0	0	0	0	0	1	38	68	4.50	1.500										
<b>11 Jae Kuk Ryu, R</b> (5, 1) ERA: 6.65	1.2	L	11	4	5	5	3	1	0	1	0	0	0	1	23	42	27.00	3.000										
<b>Casey Fossum, L</b> (6, 1) ERA: 7.46	1.1		5	0	0	0	1	1	0	0	0	0	0	13	20	0.00	0.750											
<b>Scott Dohmann, R</b> (8, 1) ERA: 4.5	1.0		3	1	0	0	1	0	0	0	0	0	0	9	12	0.00	1.000											

Tampa Bay Devil Rays @ New York Yankees  
Yankee Stadium, Bronx, NY  
Sat Jul 21 2007, 1:05 PM EDT  
Att: 54,412 - Sunny - 81 F

AB 30  
R 7  
H 8  
RBI 7  
BB 5  
SO 6  
LOB 12





Batter	1	2	3	4	5	6	7	8	9	AB	R	H	RBI	BB	SO	LOB	TOP									
1 Akinori Iwamura, L (1.5)	F7	F7				K			L8	5	1	1	0	0	1	3	<b>Tampa Bay Devil Rays @ New York Yankees</b> Yankee Stadium, Bronx, NY Sat Jul 21 2007, 7:05 PM EDT Att: 52,983 - Clear - 80 F									
Brendan Harris, R (1.6)	K		F9		P3	L7		G6-3	5	0	0	0	0	1	3											
2 B.J. Upton, R (1.8)	K		K		WP 1B	F7		L6	5	0	1	2	0	2	0											
23 Carlos Pena, L (1.3)		31 1B	G3-1		F9	G4-3			4	1	1	0	0	0	1											
Delmon Young, R (1.9)	F8				WP	G6-3			4	0	2	0	0	0	1											
Ty Wigginton, R (1.10)	F9		G1-3		F9			30 31 1B	4	0	1	0	0	0	4											
31 Jonny Gomes, R (1.7)		30 1B	F9		SF9 2B	G6-4-3		30 1B	4	2	3	0	0	0	1											
30 Dioner Navarro, S (1.2)		1B	K			G6-4-3		1-2 2-3	3	0	1	0	1	1	3											
Josh Wilson, R (1.4)		1-2 2-H			2 PB 1B	SF9		K	2	1	1	3	1	1	1											
<b>Inning Stats</b>	R: 0 E: 0 K: 2 S: 10	H: 0 LOB: 0 BB: 0 P: 13	R: 2 E: 0 K: 0 S: 16	H: 3 LOB: 2 BB: 1 P: 27	R: 0 E: 0 K: 1 S: 7	H: 0 LOB: 0 BB: 0 P: 13	R: 0 E: 0 K: 1 S: 10	H: 1 LOB: 1 BB: 0 P: 14	R: 2 E: 0 K: 0 S: 18	H: 3 LOB: 2 BB: 1 P: 32	R: 1 E: 0 K: 1 S: 11	H: 2 LOB: 1 BB: 0 P: 17	R: 0 E: 0 K: 0 S: 5	H: 0 LOB: 0 BB: 0 P: 9	R: 0 E: 0 K: 1 S: 9	H: 2 LOB: 1 BB: 0 P: 12	R: 0 E: 0 K: 0 S: 7	H: 0 LOB: 0 BB: 0 P: 11	1B: 9 2B: 2 3B: 0 HR: 0	SF: 1 SAC: 0 DP: 1 HBP: 0	WP: 1 PB: 1 SB: 1 CS: 0	PA: 39				
<b>PITCHER</b>	IP WLS BF H R ER SO BB IBB HBP BLK WP HR S P ERA WHIP																									
14 Matt DeSalvo, R (1.1)	4.2	23	7	4	4	4	2	0	0	0	0	0	0	0	8	10	7.71	1.929								
33 Brian Bruney, R (5.1)	0.2	4	2	1	1	0	0	0	0	0	1	0	8	10	13.50	3.000										
Mike Myers, L (6.1)	0.1	H	1	0	0	0	0	0	0	0	0	0	3	5	0.00	0.000										
Luis Vizcaino, R (6.1)	1.1	W	4	0	0	0	0	0	0	0	0	0	7	14	0.00	0.000										
47 Ron Villone, L (8.1)	2.0		7	2	0	0	1	0	0	0	0	0	16	23	0.00	1.000										

Batter	1	2	3	4	5	6	7	8	9	AB	R	H	RBI	BB	SO	LOB	BOTTOM									
18 Johnny Damon, L (1.7)	2 1B	G3-1	K2-3			G6-3	G6-3	F7		5	3	2	4	1	1	1	<b>Tampa Bay Devil Rays @ New York Yankees</b> Yankee Stadium, Bronx, NY Sat Jul 21 2007, 7:05 PM EDT Att: 52,983 - Clear - 80 F									
2 Derek Jeter, R (1.6)	BB	E5			G6-3	G6-3	K		5	1	2	0	0	0	1											
Miguel Cairo, R (7. PR)	2B					13 SF8	1B		1	1	0	0	0	1	0											
Bobby Abreu, L (1.9)	13 2B	G4-3			L9	13 HR	55 HR		4	3	2	3	1	0	1											
13 Alex Rodriguez, R (1.5)	12 1B				F7	13 HR	55 HR		4	2	3	4	0	0	0											
17 Shelley Duncan, R (8.3)	2B					HR			0	0	0	0	0	0	0											
55 Hideki Matsui, L (1.10)	P3		P4		G3	12 1B	HR		4	1	1	3	1	0	2											
12 Andy Phillips, R (1.3)	G1-6-3		F7		K	24 G1-3	G4-3		5	0	2	0	0	1	2											
24 Robinson Cano, L (1.4)	G1-6-3		28 1B		1B	G1-3	G1-3		5	1	3	1	0	0	4											
28 Melky Cabrera, S (1.8)		SH5-4	18 G3-1		2B	18 2B	FC6-4		5	3	3	0	0	0	3											
Wil Nieves, R (1.2)		SH5-4			2B	SH	G4-3		3	2	2	2	0	0	0											
<b>Inning Stats</b>	R: 3 E: 0 K: 0 S: 16	H: 4 LOB: 1 BB: 1 P: 31	R: 1 E: 1 K: 0 S: 9	H: 1 LOB: 0 BB: 0 P: 14	R: 3 E: 0 K: 1 S: 15	H: 4 LOB: 1 BB: 0 P: 26	R: 0 E: 0 K: 0 S: 10	H: 0 LOB: 0 BB: 0 P: 16	R: 0 E: 0 K: 1 S: 9	H: 1 LOB: 1 BB: 0 P: 13	R: 5 E: 1 K: 0 S: 31	H: 5 LOB: 2 BB: 1 P: 47	R: 5 E: 0 K: 0 S: 18	H: 5 LOB: 1 BB: 1 P: 28	R: 0 E: 0 K: 1 S: 6	H: 0 LOB: 0 BB: 0 P: 7	1B: 10 2B: 8 3B: 0 HR: 2	SF: 1 SAC: 2 DP: 1 HBP: 0	WP: 0 PB: 0 SB: 1 CS: 0	PA: 47						
<b>PITCHER</b>	IP WLS BF H R ER SO BB IBB HBP BLK WP HR S P ERA WHIP																									
39 J.P. Howell, L (1.1)	5.0	L	25	10	7	7	2	1	0	0	0	0	0	0	59	100	12.60	2.200								
45 Jay Witasick, R (6.1)	1.0		10	5	5	4	0	1	0	0	0	0	1	31	47	36.00	6.000									
Brian Stokes, R (7.1)	1.0		9	5	5	5	0	1	0	0	0	0	1	18	28	45.00	6.000									
28 Al Reyes, R (8.1)	1.0		3	0	0	0	1	0	0	0	0	0	0	6	7	0.00	0.000									







Batter	1	2	3	4	5	6	7	8	9	AB	R	H	RBI	BB	SO	LOB	TOP			
18 Johnny Damon, L (1, 8) OBP: 0.345, SLG: 0.342	0-1 G3-1	0-1 28 G4-3 2B		2-2 1-2 1B		0-1 E6 28 CS			0-1 28 1B	5	1	3	2	0	0	0				
28 Melky Cabrera, S (1, 9) OBP: 0.342, SLG: 0.383	4-0 13 G5-3 55 1B	0-0 G4-3		2-2 F3		1-2 CS	0-1 G6-3		2-0 55 BB 20 1B	4	2	1	0	1	0	3				
2 Derek Jeter, R (1, 6) OBP: 0.398, SLG: 0.459	0-1 55 G5-3 13 1B	0-0 F8		2-1 F8			2-2 G4-3		2-2 K	5	1	1	0	0	1	5				
13 Alex Rodriguez, R (1, 5) OBP: 0.413, SLG: 0.660	2-2 G5-3		4-2 20 G1-3 55 G4-3 BB		3-2 G6-3		4-1 BB		2-2 55 BB 20 1B	3	1	1	1	2	0	2				
55 Hideki Matsui, L (1, 7) OBP: 0.363, SLG: 0.506	1-1 2H 3H 1B		1-1 G4-3		0-3 K		2-0 G3		4-1 20 E 24 SF8 20 1B	4	1	1	2	1	1	2				
20 Jorge Posada, S (1, 2) OBP: 0.412, SLG: 0.517	0-0 F8		0-0 G1-3		2-2 3B				2-1 24 SF8 12 E 1B	5	1	2	2	0	1	2				
24 Robinson Cano, L (1, 4) OBP: 0.331, SLG: 0.450		0-0 17 1B 18 2B		1-2 P5		1-0 G3			2-2 1B	4	1	2	1	0	0	2				
12 Andy Phillips, R (1, 3) OBP: 0.344, SLG: 0.422		1-2 P3		1-1 18 1B		1-0 F9			2-3 K	5	0	1	0	0	1	2				
17 Shelley Duncan, R (1, 10) OBP: 0.368, SLG: 0.824		2-0 18 2B 1B		2-1 F9		0-1 F9			3-H K	5	1	1	0	0	1	3				
<b>Inning Stats</b>	R: 2 E: 0 K: 0 S: 10	H: 2 LOB: 1 BB: 1 P: 17	R: 2 E: 0 K: 0 S: 9	H: 3 LOB: 1 BB: 0 P: 12	R: 0 E: 0 K: 0 S: 8	H: 0 LOB: 1 BB: 1 P: 14	R: 0 E: 0 K: 1 S: 16	H: 2 LOB: 2 BB: 0 P: 25	R: 0 E: 0 K: 1 S: 13	H: 1 LOB: 1 BB: 0 P: 19	R: 0 E: 0 K: 0 S: 7	H: 0 LOB: 1 BB: 1 P: 15	R: 0 E: 0 K: 2 S: 15	H: 1 LOB: 1 BB: 0 P: 21	R: 5 E: 2 K: 2 S: 19	H: 4 LOB: 1 BB: 1 P: 31	1B: 11 2B: 1 3B: 1 HR: 0	SF: 1 SAC: 0 DP: 0 HBP: 0	WP: 0 PB: 0 SB: 0 CS: 1	PA: 46
<b>PITCHER</b>	IP WLS BF H R ER SO BB IBB HBP BLK WP HR S P ERA WHIP	IP WLS BF H R ER SO BB IBB HBP BLK WP HR S P ERA WHIP	IP WLS BF H R ER SO BB IBB HBP BLK WP HR S P ERA WHIP	IP WLS BF H R ER SO BB IBB HBP BLK WP HR S P ERA WHIP	IP WLS BF H R ER SO BB IBB HBP BLK WP HR S P ERA WHIP	IP WLS BF H R ER SO BB IBB HBP BLK WP HR S P ERA WHIP	IP WLS BF H R ER SO BB IBB HBP BLK WP HR S P ERA WHIP	IP WLS BF H R ER SO BB IBB HBP BLK WP HR S P ERA WHIP	IP WLS BF H R ER SO BB IBB HBP BLK WP HR S P ERA WHIP	IP WLS BF H R ER SO BB IBB HBP BLK WP HR S P ERA WHIP	IP WLS BF H R ER SO BB IBB HBP BLK WP HR S P ERA WHIP	IP WLS BF H R ER SO BB IBB HBP BLK WP HR S P ERA WHIP	IP WLS BF H R ER SO BB IBB HBP BLK WP HR S P ERA WHIP	IP WLS BF H R ER SO BB IBB HBP BLK WP HR S P ERA WHIP	IP WLS BF H R ER SO BB IBB HBP BLK WP HR S P ERA WHIP	IP WLS BF H R ER SO BB IBB HBP BLK WP HR S P ERA WHIP	IP WLS BF H R ER SO BB IBB HBP BLK WP HR S P ERA WHIP			
45 Odalis Perez, L (1, 1) ERA: 5.8	7.0 L	32 8 4 4 1	8 4 3 3 3	0 0 0 0 0	0 0 0 0 0	0 0 0 0 0	24 36 20.25 3.000	111 36 20.25 3.000	16 16 0.00 3.000											
47 Ryan Braun, R (8, 1) ERA: 7.99	1.1 H	8 4 3 3 3	0 0 0 0 0	0 0 0 0 0	0 0 0 0 0	0 0 0 0 0	10 16 0.00 3.000													
41 Jimmy Gobble, L (9, 1) ERA: 2.62	0.2 5 1 2 0 1	1 0 0 0 0	0 0 0 0 0	0 0 0 0 0	0 0 0 0 0	0 0 0 0 0														

New York Yankees @ Kansas City Royals  
Kauffman Stadium, Kansas City, MO  
Mon Jul 23 2007, 7:10 PM CDT  
Att: 30,476 - Partly Cloudy - 81 F

AB	40
R	9
H	13
RBI	8
BB	4
SO	5
LOB	21



Batter	1	2	3	4	5	6	7	8	9	AB	R	H	RBI	BB	SO	LOB	BOTTOM			
9 David DeJesus, L (1, 8) OBP: 0.353, SLG: 0.395	1-2 G4-3		1 SAFE 1-0 G4-3			1-2 15 G5-4-3 1B			2-3 K	4	0	1	0	0	1	1				
15 Mark Grudzielanek, R (1, 4) OBP: 0.338, SLG: 0.457	0-2 F9			2-0 24 G3 16 WP 2B		0-0 G5-4-3		0-3 K		4	1	1	0	0	1	2				
24 Mark Teahen, L (1, 9) OBP: 0.363, SLG: 0.409	3-3 K			1-2 G3		0-0 G3-1			2-2 FC3-6 1B	4	0	1	0	0	1	2				
16 Billy Butler, R (1, 10) OBP: 0.361, SLG: 0.484		2-1 G1-3		1-1 G4-3		1-2 F8			1-3 K	4	0	0	0	0	1	1				
Ross Gload, L (1, 3) OBP: 0.289, SLG: 0.407		3-2 L7		3-H 2-1 G3		1-0 HR			1-1 FC3-6	4	1	1	1	0	0	1				
4 Alex Gordon, L (1, 5) OBP: 0.317, SLG: 0.352		0-1 F8			0-0 G1-3		0-1 G4-3		1-2 F7	4	0	0	0	0	0	1				
Emil Brown, R (1, 7) OBP: 0.285, SLG: 0.315			1-2 G4-3		3-1 F8		2-3 K			3	0	0	0	0	1	0				
14 John Buck, R (1, 2) OBP: 0.328, SLG: 0.533			1-0 F9		0-1 G6-3		3-3 K			3	0	0	0	0	1	1				
1 Tony Pena Jr., R (1, 6) OBP: 0.300, SLG: 0.374			3-2 1B		2-0 15 G5-4-3 9 1B HBP		1-2 L4			2	0	1	0	0	0	0				
<b>Inning Stats</b>	R: 0 E: 0 K: 1 S: 10	H: 0 LOB: 0 BB: 0 P: 14	R: 0 E: 0 K: 0 S: 9	H: 0 LOB: 0 BB: 0 P: 14	R: 0 E: 0 K: 0 S: 11	H: 1 LOB: 1 BB: 0 P: 16	R: 1 E: 0 K: 0 S: 8	H: 1 LOB: 0 BB: 0 P: 14	R: 0 E: 0 K: 0 S: 5	H: 0 LOB: 0 BB: 0 P: 8	R: 1 E: 0 K: 2 S: 13	H: 1 LOB: 1 BB: 0 P: 20	R: 0 E: 0 K: 2 S: 12	H: 0 LOB: 0 BB: 0 P: 15	R: 0 E: 0 K: 1 S: 14	H: 1 LOB: 1 BB: 0 P: 19	1B: 3 2B: 1 3B: 0 HR: 1	SF: 0 SAC: 0 DP: 1 HBP: 1	WP: 2 PB: 0 SB: 0 CS: 0	PA: 33
<b>PITCHER</b>	IP WLS BF H R ER SO BB IBB HBP BLK WP HR S P ERA WHIP	IP WLS BF H R ER SO BB IBB HBP BLK WP HR S P ERA WHIP	IP WLS BF H R ER SO BB IBB HBP BLK WP HR S P ERA WHIP	IP WLS BF H R ER SO BB IBB HBP BLK WP HR S P ERA WHIP	IP WLS BF H R ER SO BB IBB HBP BLK WP HR S P ERA WHIP	IP WLS BF H R ER SO BB IBB HBP BLK WP HR S P ERA WHIP	IP WLS BF H R ER SO BB IBB HBP BLK WP HR S P ERA WHIP	IP WLS BF H R ER SO BB IBB HBP BLK WP HR S P ERA WHIP	IP WLS BF H R ER SO BB IBB HBP BLK WP HR S P ERA WHIP	IP WLS BF H R ER SO BB IBB HBP BLK WP HR S P ERA WHIP	IP WLS BF H R ER SO BB IBB HBP BLK WP HR S P ERA WHIP	IP WLS BF H R ER SO BB IBB HBP BLK WP HR S P ERA WHIP	IP WLS BF H R ER SO BB IBB HBP BLK WP HR S P ERA WHIP	IP WLS BF H R ER SO BB IBB HBP BLK WP HR S P ERA WHIP	IP WLS BF H R ER SO BB IBB HBP BLK WP HR S P ERA WHIP	IP WLS BF H R ER SO BB IBB HBP BLK WP HR S P ERA WHIP	IP WLS BF H R ER SO BB IBB HBP BLK WP HR S P ERA WHIP			
22 Roger Clemens, R (1, 1) ERA: 3.72	7.0 W	26 4 2 2 3	0 0 0 0 2	0 0 0 0 0	0 0 0 0 0	0 0 0 0 0	12 15 0.00 0.000	94 15 0.00 0.000	19 19 0.00 1.000											
Luis Vizcaino, R (8, 1) ERA: 4.15	1.0 H	3 0 0 0 2	0 0 0 0 0	0 0 0 0 0	0 0 0 0 0	0 0 0 0 0														
47 Ron Villone, L (9, 1) ERA: 3.28	1.0 4 1 0 0 1	0 0 0 0 1	0 0 0 0 0	0 0 0 0 0	0 0 0 0 0	0 0 0 0 0														

New York Yankees @ Kansas City Royals  
Kauffman Stadium, Kansas City, MO  
Mon Jul 23 2007, 7:10 PM CDT  
Att: 30,476 - Partly Cloudy - 81 F

AB	32
R	2
H	5
RBI	1
BB	0
SO	6
LOB	9









Batter	1	2	3	4	5	6	7	8	9	AB	R	H	RBI	BB	SO	LOB	TOP					
18 Johnny Damon, L (1, 7) OBP: 0.346, SLG: 0.344	G6-3	G6-3			P6		K		G4-3 2B	5	0	1	0	0	1	1						
2 Derek Jeter, R (1, 6) OBP: 0.403, SLG: 0.465 Miguel Cairo, R (9, FR) OBP: 0.313, SLG: 0.324	BB 1B		G6-3		G3			FC3-6 1B	G4-3 HBP	4	0	2	0	0	0	0						
Bobby Abreu, L (1, 9) OBP: 0.354, SLG: 0.403	BB 1B		1B		P5			FC3-6 13 HR	G4-3	4	1	1	0	1	0	3						
13 Alex Rodriguez, R (1, 5) OBP: 0.412, SLG: 0.658	F4		1B		G6-3			HR	K	5	1	2	2	0	1	5						
55 Hideki Matsui, L (1, 10) OBP: 0.363, SLG: 0.509	F7		G4-6-3		L6			HR	P5	5	1	1	1	0	0	7						
20 Jorge Posada, S (1, 2) OBP: 0.413, SLG: 0.512		G4-3			G3			K		4	1	1	0	0	1	0						
24 Robinson Canó, L (1, 4) OBP: 0.341, SLG: 0.456		HR 1B			P4			HR 1B	HR 1B	4	2	3	0	0	0	0						
12 Andy Phillips, R (1, 3) OBP: 0.350, SLG: 0.427	F9		F9		F9			SH2-4	2B	3	0	1	1	0	0	1						
28 Melky Cabrera, S (1, 8) OBP: 0.336, SLG: 0.387	HR				L3			SF8	P4	3	1	1	3	0	0	1						
<b>Inning Stats</b>	R: 0 E: 0 K: 0 S: 10	H: 1 LOB: 2 BB: 1 P: 21	R: 2 E: 0 K: 0 S: 11	H: 2 LOB: 0 BB: 0 P: 21	R: 0 E: 0 K: 0 S: 8	H: 2 LOB: 1 BB: 0 P: 12	R: 0 E: 0 K: 0 S: 7	H: 0 LOB: 0 BB: 0 P: 8	R: 0 E: 0 K: 0 S: 7	H: 0 LOB: 0 BB: 0 P: 9	R: 0 E: 0 K: 0 S: 8	H: 0 LOB: 0 BB: 0 P: 13	R: 1 E: 0 K: 1 S: 12	H: 2 LOB: 1 BB: 0 P: 16	R: 4 E: 0 K: 1 S: 27	H: 5 LOB: 1 BB: 0 P: 41	R: 0 E: 0 K: 1 S: 12	H: 1 LOB: 3 BB: 0 P: 17	1B: 8 2B: 2 3B: 0 HR: 3	SF: 1 SAC: 1 DP: 1 HBP: 1	WP: 0 PB: 0 SB: 0 CS: 0	PA: 41
<b>PITCHER</b>	IP	WLS	BF	H	R	ER	SO	BB	IBB	HBP	BLK	WP	HR	S	P	ERA	WHIP					
55 Gil Meche, R (1, 1) ERA: 3.76	7.1	L	31	9	5	5	1	1	0	0	0	0	2	75	120	6.14	1.364					
41 Jimmy Gobble, L (8, 1) ERA: 3.09	0.2		5	3	2	2	1	0	0	0	0	0	1	15	21	27.00	4.500					
Octavio Dotel, R (9, 1) ERA: 3.27	1.0		5	1	0	0	1	0	0	1	0	0	0	12	17	0.00	1.000					

New York Yankees @ Kansas City Royals  
Kauffman Stadium, Kansas City, MO

AB 37  
R 7  
H 13  
RBI 7  
BB 1  
SO 3  
LOB 18



WP: 0 PA: 41  
PB: 0  
SB: 0  
CS: 0

Wed Jul 25 2007, 7:10 PM CDT  
Att: 28,460 - Clear - 85 F

livebaseballscorecards.com

Batter	1	2	3	4	5	6	7	8	9	AB	R	H	RBI	BB	SO	LOB	BOTTOM					
9 David DeJesus, L (1, 8) OBP: 0.354, SLG: 0.394	K		F7		G6-4-3 1B		HBP 1B		G3	5	0	2	0	0	1	1						
Esteban German, R (1, 4) OBP: 0.376, SLG: 0.403	K		1B		G6-4-3		HBP			3	0	1	0	0	1	1						
24 Mark Teahen, L (1, 9) OBP: 0.355, SLG: 0.400	G5-3		L9				G3		F7	4	0	0	0	0	0	3						
16 Billy Butler, R (1, 10) OBP: 0.352, SLG: 0.462		F8			K		F9		F9	4	0	0	0	0	1	0						
Ross Gload, L (1, 3) OBP: 0.312, SLG: 0.442		BB 2B			2B		HR 1B		K	3	1	2	0	1	1	0						
16 Reggie Sanders, R (1, 7) OBP: 0.421, SLG: 0.530		P5			BB		BB		F9	3	0	1	1	1	0	1						
4 Alex Gordon, L (1, 5) OBP: 0.321, SLG: 0.361		2B			F7		F9		G3-1	4	0	1	0	0	0	3						
14 John Buck, R (1, 2) OBP: 0.318, SLG: 0.514		F7			K		G1-3		G6-3	4	0	0	0	0	1	4						
1 Tony Pena Jr., R (1, 6) OBP: 0.294, SLG: 0.366 Jason Smith, L (9, 6) OBP: 0.257, SLG: 0.303			G6-3		G6-3		L9		BB 1B	3	0	0	0	0	0	0						
<b>Inning Stats</b>	R: 0 E: 0 K: 2 S: 9	H: 0 LOB: 0 BB: 0 P: 14	R: 0 E: 0 K: 0 S: 12	H: 1 LOB: 2 BB: 1 P: 22	R: 0 E: 0 K: 2 S: 13	H: 1 LOB: 1 BB: 0 P: 15	R: 0 E: 0 K: 2 S: 13	H: 1 LOB: 2 BB: 1 P: 22	R: 0 E: 0 K: 0 S: 5	H: 1 LOB: 0 BB: 0 P: 7	R: 1 E: 0 K: 0 S: 12	H: 2 LOB: 1 BB: 0 P: 16	R: 0 E: 0 K: 1 S: 13	H: 1 LOB: 0 BB: 0 P: 11	R: 0 E: 0 K: 1 S: 13	H: 0 LOB: 0 BB: 0 P: 21	R: 0 E: 0 K: 0 S: 12	H: 1 LOB: 1 BB: 0 P: 15	1B: 5 2B: 3 3B: 0 HR: 0	SF: 0 SAC: 0 DP: 1 HBP: 1	WP: 0 PB: 0 SB: 0 CS: 0	PA: 37
<b>PITCHER</b>	IP	WLS	BF	H	R	ER	SO	BB	IBB	HBP	BLK	WP	HR	S	P	ERA	WHIP					
35 Mike Mussina, R (1, 1) ERA: 4.77	5.2	W	24	6	1	1	4	2	0	0	0	0	0	59	95	1.59	1.412					
47 Ron Villone, L (6, 1) ERA: 3.24	0.1	H	1	0	0	0	0	0	0	0	0	0	0	1	1	0.00	0.000					
Scott Proctor, R (7, 1) ERA: 3.69	0.2	H	4	1	0	0	0	0	0	1	0	0	0	7	8	0.00	1.500					
Mike Myers, L (7, 1) ERA: 2.39	0.1	H	1	0	0	0	0	0	0	0	0	0	0	3	3	0.00	0.000					
Luis Vizcaino, R (8, 1) ERA: 4.08	1.0		3	0	0	0	1	0	0	0	0	0	0	13	21	0.00	0.000					

New York Yankees @ Kansas City Royals  
Kauffman Stadium, Kansas City, MO

AB 34  
R 1  
H 8  
RBI 1  
BB 2  
SO 5  
LOB 13



WP: 0 PA: 37  
PB: 0  
SB: 0  
CS: 0

Wed Jul 25 2007, 7:10 PM CDT  
Att: 28,460 - Clear - 85 F

livebaseballscorecards.com







Batter	1	2	3	4	5	6	7	8	9	AB	R	H	RBI	BB	SO	LOB	TOP										
18 Johnny Damon, L (1, 10) OBP: 0.344, SLG: 0.341	G6-3	G6-3			E7		G4-3		FC4-6	5	0	1	0	0	0	2	<b>New York Yankees @ Baltimore Orioles</b> Oriole Park at Camden Yards, Baltimore, MD Fri Jul 27 2007, 7:05 PM EDT Att. 47,952 - Overcast - 83 F										
2 Derek Jeter, R (1, 6) OBP: 0.397, SLG: 0.456	G1-6-3		G4-3		K		G6-3			4	0	0	0	0	1	2											
Bobby Abreu, L (1, 9) OBP: 0.350, SLG: 0.399	2B		G4-3		G3			L9		4	0	1	0	0	0	2											
13 Alex Rodriguez, R (1, 5) OBP: 0.414, SLG: 0.651	BB		F8					L7		2	1	0	0	2	0	0											
55 Hideki Matsui, L (1, 7) OBP: 0.364, SLG: 0.504	G4-3				G6-3			BB		3	0	1	0	1	0	2											
20 Jorge Posada, S (1, 2) OBP: 0.409, SLG: 0.506					G3-1			BB		4	0	0	0	0	2	3											
24 Robinson Canó, L (1, 4) OBP: 0.336, SLG: 0.449					K			G4-3		4	0	1	1	0	1	0											
12 Andy Phillips, R (1, 3) OBP: 0.360, SLG: 0.427								BB		3	1	2	0	1	0	2											
28 Melky Cabrera, S (1, 8) OBP: 0.337, SLG: 0.396	3B				F7			F7		4	0	1	1	0	0	2											
<b>Inning Stats</b>	R: 0 E: 0 K: 0 S: 11	H: 1 LOB: 2 BB: 1 P: 22	R: 1 E: 0 K: 1 S: 10	H: 1 LOB: 1 BB: 1 P: 20	R: 0 E: 0 K: 0 S: 7	H: 0 LOB: 0 BB: 0 P: 12	R: 0 E: 0 K: 1 S: 7	H: 0 LOB: 0 BB: 0 P: 12	R: 0 E: 1 K: 1 S: 13	H: 2 LOB: 2 BB: 1 P: 18	R: 0 E: 0 K: 0 S: 9	H: 0 LOB: 1 BB: 1 P: 13	R: 0 E: 0 K: 0 S: 7	H: 1 LOB: 1 BB: 0 P: 11	1B: 5 2B: 1 3B: 1 HR: 0	SF: 0 SAC: 0 DP: 1 HBP: 0	WP: 0 PB: 1 SB: 0 CS: 0	PA: 37									
<b>PITCHER</b>	IP	WLS	BF	H	R	ER	SO	BB	IBB	HBP	BLK	WP	HR	S	P	ERA	WHIP										
46 Jeremy Guthrie, R (1, 1) ERA: 2.89	6.0	W	26	6	2	2	4	3	0	0	0	0	0	59	101	3.00	1.500										
John Parrish, L (7, 1) ERA: 5.35	0.2	H	2	0	0	0	0	0	0	0	0	0	0	4	6	0.00	0.000										
Paul Shuey, R (7, 1) ERA: 4.8	0.1	H	1	0	0	0	0	0	0	0	0	0	0	5	7	0.00	0.000										
32 Jamie Walker, L (8, 1) ERA: 2.5	1.0	H	4	0	0	0	0	1	0	0	0	0	0	7	14	0.00	1.000										
Chad Bradford, R (9, 1) ERA: 2.83	1.0	S	4	1	0	0	0	0	0	0	0	0	0	7	11	0.00	1.000										

Batter	1	2	3	4	5	6	7	8	9	AB	R	H	RBI	BB	SO	LOB	BOTTOM										
1 Brian Roberts, S (1, 4) OBP: 0.401, SLG: 0.448	K	F9		L4-6			F8			4	0	1	0	0	1	3	<b>New York Yankees @ Baltimore Orioles</b> Oriole Park at Camden Yards, Baltimore, MD Fri Jul 27 2007, 7:05 PM EDT Att. 47,952 - Overcast - 83 F										
Corey Patterson, L (1, 8) OBP: 0.301, SLG: 0.377	G4-3		S	L4-6			P5			4	1	1	0	0	0	1											
21 Nick Markakis, L (1, 9) OBP: 0.352, SLG: 0.443	1B		F8		K		G3			4	0	1	0	0	1	1											
Kevin Millar, R (1, 3) OBP: 0.389, SLG: 0.452	F9				P4			HR		3	2	1	1	1	0	1											
Miguel Tejada, R (1, 6) OBP: 0.354, SLG: 0.415		L8		K			F8			4	0	0	0	0	1	2											
17 Aubrey Huff, L (1, 5) OBP: 0.296, SLG: 0.376		K					K			2	1	0	0	1	2	0											
Chris Gomez, R (8, 5) OBP: 0.341, SLG: 0.390										1	0	0	0	0	0	0											
Ramon Hernandez, R (1, 2) OBP: 0.350, SLG: 0.379		1B		1B				1B		3	0	3	2	1	0	0											
31 Jay Gibbons, L (1, 10) OBP: 0.266, SLG: 0.353		1B		1B			P4			4	0	2	1	0	0	2											
Jay Payton, R (1, 7) OBP: 0.312, SLG: 0.385		1B			P4		G6-3			3	0	1	0	0	0	3											
<b>Inning Stats</b>	R: 0 E: 0 K: 1 S: 8	H: 1 LOB: 1 BB: 0 P: 13	R: 0 E: 0 K: 1 S: 14	H: 3 LOB: 3 BB: 0 P: 19	R: 3 E: 0 K: 1 S: 12	H: 3 LOB: 2 BB: 2 P: 27	R: 0 E: 0 K: 1 S: 7	H: 1 LOB: 0 BB: 0 P: 9	R: 0 E: 0 K: 0 S: 4	H: 0 LOB: 0 BB: 1 P: 13	R: 0 E: 0 K: 0 S: 6	H: 0 LOB: 0 BB: 0 P: 8	R: 1 E: 0 K: 0 S: 12	H: 2 LOB: 1 BB: 0 P: 16	1B: 7 2B: 3 3B: 0 HR: 1	SF: 0 SAC: 0 DP: 2 HBP: 0	WP: 0 PB: 1 SB: 0 CS: 0	PA: 35									
<b>PITCHER</b>	IP	WLS	BF	H	R	ER	SO	BB	IBB	HBP	BLK	WP	HR	S	P	ERA	WHIP										
46 Andy Pettitte, L (1, 1) ERA: 4.11	7.0	L	30	8	3	3	5	3	0	0	0	0	0	60	104	3.86	1.571										
Scott Proctor, R (8, 1) ERA: 3.81	0.2		4	2	1	1	0	0	0	0	0	0	1	10	11	13.50	3.000										
47 Ron Villone, L (8, 1) ERA: 3.2	0.1		1	0	0	0	0	0	0	0	0	0	0	2	5	0.00	0.000										

AB	33
R	2
H	7
RBI	2
BB	4
SO	4
LOB	15



AB	32
R	4
H	10
RBI	4
BB	3
SO	5
LOB	13





Batter	1	2	3	4	5	6	7	8	9	AB	R	H	RBI	BB	SO	LOB	TOP			
18 Johnny Damon, L (1, 10) OBP: 0.342, SLG: 0.337										4	0	0	0	1	1	6	<p><b>New York Yankees @ Baltimore Orioles</b>  <b>Oriole Park at Camden Yards, Baltimore, MD</b>  Sat Jul 28 2007, 7:05 PM EDT  Att: 48,402 - Partly Cloudy - 94 F</p> <p>livebaseballscores.com</p> <p>AB 34 R 5 H 10 RBI 5 BB 4 SO 10 LOB 16</p>			
2 Derek Jeter, R (1, 6) OBP: 0.397, SLG: 0.454										4	0	1	1	1	1	1				
Bobby Abreu, L (1, 9) OBP: 0.346, SLG: 0.394										5	0	0	0	0	2	3				
13 Alex Rodriguez, R (1, 5) OBP: 0.410, SLG: 0.644										4	0	0	0	0	3	2				
55 Hideki Matsui, L (1, 7) OBP: 0.368, SLG: 0.514										3	2	2	1	1	0	0				
20 Jorge Posada, S (1, 2) OBP: 0.410, SLG: 0.515										4	1	2	2	0	1	1				
24 Robinson Canó, L (1, 4) OBP: 0.338, SLG: 0.452										4	1	2	0	0	0	1				
12 Andy Phillips, R (1, 3) OBP: 0.357, SLG: 0.421										4	1	1	0	0	2	2				
28 Melky Cabrera, S (1, 8) OBP: 0.344, SLG: 0.400										2	0	2	1	1	0	0				
<b>Inning Stats</b>	R: 0 E: 0 K: 3 S: 12	H: 0 LOB: 1 BB: 1 P: 20	R: 0 E: 0 K: 0 S: 9	H: 1 LOB: 0 BB: 0 P: 17	R: 0 E: 0 K: 0 S: 9	H: 0 LOB: 0 BB: 0 P: 13	R: 0 E: 0 K: 1 S: 7	H: 1 LOB: 1 BB: 1 P: 12	R: 0 E: 0 K: 1 S: 7	H: 0 LOB: 1 BB: 1 P: 15	R: 1 E: 0 K: 1 S: 15	H: 2 LOB: 2 BB: 1 P: 27	R: 0 E: 0 K: 1 S: 6	H: 0 LOB: 0 BB: 0 P: 8	R: 4 E: 0 K: 1 S: 19	H: 6 LOB: 1 BB: 0 P: 30	1B: 7 2B: 2 3B: 0 HR: 2	SF: 0 SAC: 0 DP: 3 HBP: 1	WP: 0 PB: 0 SB: 2 CS: 1	PA: 39
<b>PITCHER</b>	IP WLS BF H R ER SO BB IBB HBP BLK WP HR S P ERA WHIP																			
56 Brian Bures, L (1, 1) ERA: 4.12	6.0 W 24 4 1 1 7 3 0 1 0 0 0 1 58 19 1.50 1.167																			
John Parrish, L (7, 1) ERA: 5.21	1.0 H 4 0 0 0 1 1 0 0 0 0 0 0 10 9 0.00 1.000																			
28 Danys Baez, R (8, 1) ERA: 5.71	1.0 3 0 0 0 1 0 0 0 0 0 0 0 6 8 0.00 0.000																			
52 Cory Doyne, R (9, 1) ERA: 23.14	0.0 5 5 4 4 0 0 0 0 0 0 0 1 10 16 ∞ ∞																			
32 Jamie Walker, L (9, 1) ERA: 2.43	1.0 S 3 1 0 0 1 0 0 0 0 0 0 0 9 14 0.00 1.000																			

Batter	1	2	3	4	5	6	7	8	9	AB	R	H	RBI	BB	SO	LOB	BOTTOM			
1 Brian Roberts, S (1, 4) OBP: 0.403, SLG: 0.453										3	3	2	1	1	0	2	<p><b>New York Yankees @ Baltimore Orioles</b>  <b>Oriole Park at Camden Yards, Baltimore, MD</b>  Sat Jul 28 2007, 7:05 PM EDT  Att: 48,402 - Partly Cloudy - 94 F</p> <p>livebaseballscores.com</p> <p>AB 34 R 7 H 13 RBI 7 BB 4 SO 8 LOB 22</p>			
Corey Patterson, L (1, 8) OBP: 0.303, SLG: 0.379										4	1	2	0	0	2	3				
21 Nick Markakis, L (1, 9) OBP: 0.353, SLG: 0.441										4	1	1	2	1	2	4				
Kevin Millar, R (1, 3) OBP: 0.386, SLG: 0.445										4	0	0	0	1	1	5				
Miguel Tejada, R (1, 6) OBP: 0.356, SLG: 0.420										4	0	2	4	0	0	1				
17 Aubrey Huff, L (1, 10) OBP: 0.296, SLG: 0.375										4	0	1	0	0	1	3				
Ramon Hernandez, R (1, 2) OBP: 0.352, SLG: 0.381										4	1	2	0	0	1	1				
Jay Payton, R (1, 7) OBP: 0.315, SLG: 0.384										3	1	1	0	1	1	2				
Chris Gomez, R (1, 5) OBP: 0.345, SLG: 0.392										4	0	2	0	0	0	1				
<b>Inning Stats</b>	R: 2 E: 0 K: 1 S: 17	H: 2 LOB: 1 BB: 1 P: 31	R: 0 E: 0 K: 2 S: 12	H: 2 LOB: 0 BB: 0 P: 19	R: 0 E: 0 K: 1 S: 7	H: 0 LOB: 0 BB: 0 P: 10	R: 0 E: 0 K: 0 S: 9	H: 1 LOB: 1 BB: 1 P: 18	R: 1 E: 0 K: 0 S: 11	H: 1 LOB: 1 BB: 1 P: 20	R: 0 E: 0 K: 2 S: 9	H: 1 LOB: 0 BB: 0 P: 12	R: 2 E: 0 K: 1 S: 11	H: 3 LOB: 2 BB: 1 P: 20	R: 2 E: 1 K: 1 S: 16	H: 3 LOB: 2 BB: 0 P: 22	1B: 11 2B: 2 3B: 0 HR: 0	SF: 1 SAC: 1 DP: 1 HBP: 0	WP: 0 PB: 0 SB: 3 CS: 1	PA: 40
<b>PITCHER</b>	IP WLS BF H R ER SO BB IBB HBP BLK WP HR S P ERA WHIP																			
22 Roger Clemens, R (1, 1) ERA: 3.92	6.1 L 28 4 4 4 6 3 0 0 0 0 0 0 0 5 8 0.00 3.000																			
Mike Myers, L (7, 1) ERA: 2.61	0.1 2 1 0 0 1 0 0 0 0 0 0 0 5 8 0.00 3.000																			
Luis Vizcaino, R (7, 1) ERA: 4.05	0.1 3 1 1 1 0 1 0 0 0 0 0 0 4 9 27.00 6.000																			
33 Brian Bruney, R (8, 1) ERA: 3.4	0.1 5 3 2 1 0 0 0 0 0 0 0 0 10 14 27.00 9.000																			
47 Ron Villone, L (8, 1) ERA: 3.12	0.2 2 0 0 0 1 0 0 0 0 0 0 0 6 8 0.00 0.000																			



Batter	1	2	3	4	5	6	7	8	9	AB	R	H	RBI	BB	SO	LOB	TOP		
18 Johnny Damon, L (1, 7) OBP: 0.347, SLG: 0.344	4-2 BB 55 SF9 2B	0-1 BB 13 G4-3-6-2 1B		1-3 K			2-2 2B 55 SF8 1B	3-2 1B 2B	1-1 F7	5	4	3	2	1	1	2			
2 Derek Jeter, R (1, 6) Miguel Cairo, R (8, 6) OBP: 0.401, SLG: 0.458 OBP: 0.310, SLG: 0.321	0-1 55 SF9 BB 1B	4-1 BB 13 G4-3-6-2 BB		1-1 G1-3			1-1 2B	4-2 1B 55 FC4-6 BB	1-0 G6-4-3	3	1	2	0	2	0	0			
Bobby Abreu, L (1, 9) OBP: 0.351, SLG: 0.399	4-0 BB 1B	4-1 BB 1B			1-1 12 PO 2B		1-0 G1-3	3-2 55 FC4-6 24 2B 13 BB 1B		3	1	2	2	2	0	2			
13 Alex Rodriguez, R (1, 5) OBP: 0.412, SLG: 0.641	1-3 K	1-0 G4-3-6-2			4-0 BB		4-0 IBB	4-1 55 FC4-6 BB		2	0	0	1	3	1	5			
55 Hideki Matsui, L (1, 10) OBP: 0.363, SLG: 0.510	2-0 SF9		3-2 K		0-0 F6		0-0 SF8	0-0 FC4-6 24 2B		3	0	0	3	0	1	4			
24 Robinson Cano, L (1, 4) OBP: 0.339, SLG: 0.456	2-2 G4-3		1-1 2B		1-1 F9		0-0 G6-3	1-2 2B		5	0	2	1	0	0	6			
12 Andy Phillips, R (1, 3) OBP: 0.350, SLG: 0.420		2-1 28 2B 2B		1-3 K		2-0 PO	1-3 K			5	1	1	0	0	2	3			
28 Melky Cabrera, S (1, 8) OBP: 0.348, SLG: 0.409		3-2 26 SH1-4 18 1B 2B		2-1 G3			1-2 G4-3		0-1 20 BB 18 2B 1B	5	2	3	1	0	0	1			
26 José Molina, R (1, 2) 20 Jorge Posada, S (8, PH) OBP: 0.246, SLG: 0.298 OBP: 0.413, SLG: 0.516		0-1 SH1-4		1-1 G3			1-2 G5-3		4-0 18 2B 1B BB	2	0	0	0	0	0	0			
		2-3 2B							1-2 G6-4-3 1B	1	1	1	0	1	0	0			
<b>Inning Stats</b>	R: 1 E: 0 K: 1 S: 14	H: 1 LOB: 2 BB: 2 P: 27	R: 3 E: 0 K: 0 S: 14	H: 3 LOB: 1 BB: 2 P: 27	R: 0 E: 0 K: 2 S: 10	H: 1 LOB: 0 BB: 0 P: 17	R: 0 E: 0 K: 1 S: 10	H: 0 LOB: 0 BB: 0 P: 13	R: 0 E: 0 K: 1 S: 10	H: 0 LOB: 0 BB: 0 P: 13	R: 1 E: 0 K: 0 S: 8	H: 2 LOB: 2 BB: 1 P: 16	R: 5 E: 0 K: 0 S: 18	H: 4 LOB: 3 BB: 3 P: 44	R: 0 E: 0 K: 0 S: 9	H: 2 LOB: 1 BB: 0 P: 12	1B: 6 2B: 9 3B: 0 HR: 0	SF: 2 SAC: 1 DP: 2 HBP: 0	WP: 0 PA: 48
<b>PITCHER</b>	IP WLS BF H R ER SO BB IBB HBP BLK WP HR S P ERA WHIP	IP WLS BF H R ER SO BB IBB HBP BLK WP HR S P ERA WHIP	IP WLS BF H R ER SO BB IBB HBP BLK WP HR S P ERA WHIP	IP WLS BF H R ER SO BB IBB HBP BLK WP HR S P ERA WHIP	IP WLS BF H R ER SO BB IBB HBP BLK WP HR S P ERA WHIP	IP WLS BF H R ER SO BB IBB HBP BLK WP HR S P ERA WHIP	IP WLS BF H R ER SO BB IBB HBP BLK WP HR S P ERA WHIP	IP WLS BF H R ER SO BB IBB HBP BLK WP HR S P ERA WHIP	IP WLS BF H R ER SO BB IBB HBP BLK WP HR S P ERA WHIP	IP WLS BF H R ER SO BB IBB HBP BLK WP HR S P ERA WHIP	IP WLS BF H R ER SO BB IBB HBP BLK WP HR S P ERA WHIP	IP WLS BF H R ER SO BB IBB HBP BLK WP HR S P ERA WHIP	IP WLS BF H R ER SO BB IBB HBP BLK WP HR S P ERA WHIP	IP WLS BF H R ER SO BB IBB HBP BLK WP HR S P ERA WHIP	IP WLS BF H R ER SO BB IBB HBP BLK WP HR S P ERA WHIP	IP WLS BF H R ER SO BB IBB HBP BLK WP HR S P ERA WHIP	IP WLS BF H R ER SO BB IBB HBP BLK WP HR S P ERA WHIP	IP WLS BF H R ER SO BB IBB HBP BLK WP HR S P ERA WHIP	IP WLS BF H R ER SO BB IBB HBP BLK WP HR S P ERA WHIP

New York Yankees @ Baltimore Orioles  
Oriole Park at Camden Yards, Baltimore, MD

AB 35  
R 10  
H 14  
RBI 10  
BB 9  
SO 5  
LOB 25



WP: 0 PA: 48  
PB: 0  
SB: 0  
CS: 0

Sun Jul 29 2007, 1:35 PM EDT  
Att: 47,936 - Cloudy - 90 F

Batter	1	2	3	4	5	6	7	8	9	AB	R	H	RBI	BB	SO	LOB	BOTTOM				
1 Brian Roberts, S (1, 4) OBP: 0.403, SLG: 0.459	1-1 L4		1-1 F7	3-1 F7		0-0 FC6 1B		0-0 HR		5	1	2	3	0	0	3					
Corey Patterson, L (1, 8) OBP: 0.305, SLG: 0.379	1-0 21 CS 1B		0-1 1B		1-2 P2	2-0 FC6		2-1 F7		5	0	2	0	0	0	2					
21 Nick Markakis, L (1, 9) OBP: 0.355, SLG: 0.447	2-0 G1-3		2-1 L5		2-2 2B		0-0 1B 17 SF9 2B	0-2 WP 1B		5	1	3	0	0	0	3					
Kevin Millar, R (1, 3) OBP: 0.386, SLG: 0.442		1-2 1B		4-2 BB	1-1 G5-3		3-3 K	1-1 P6		4	0	1	0	1	1	3					
Miguel Tejada, R (1, 10) OBP: 0.360, SLG: 0.423		2-1 1B		0-0 FC1-6-4 31 BB 2 1B	0-1 G5-3		0-1 1B	0-1 1B WP		5	1	3	0	0	0	2					
17 Aubrey Huff, L (1, 5) OBP: 0.292, SLG: 0.371		1-0 F7		0-0 F7		1-1 G1-3	1-2 SF9	1-3 K		4	0	0	1	0	1	3					
31 Jay Gibbons, L (1, 7) OBP: 0.265, SLG: 0.350		1-1 G4-3		0-1 BB 2 1B		1-0 G4-3	0-0 G3	1-3 K		5	1	1	0	0	1	3					
Paul Bako, L (1, 2) OBP: 0.301, SLG: 0.273			4-1 1B	4-1 2B BB	4-2 1B BB	4-2 1B BB		4-2 1B HR	2-2 1B	1	2	1	0	4	0	0					
2 Luis Hernandez, S (1, 6) Chris Gomez, R (8, PH) OBP: 0.364, SLG: 0.406 OBP: 0.343, SLG: 0.390			1-3 K	0-0 1B	0-0 1B	0-0 1B		0-3 K	1-3 K	4	0	2	2	0	2	2					
				1-3 2B 1B		1-2 1B		1-2 1B		1	0	0	0	0	1	2					
<b>Inning Stats</b>	R: 0 E: 0 K: 0 S: 4	H: 1 LOB: 0 BB: 0 P: 8	R: 0 E: 0 K: 0 S: 8	H: 2 LOB: 1 BB: 0 P: 13	R: 0 E: 0 K: 1 S: 10	H: 1 LOB: 2 BB: 1 P: 18	R: 2 E: 0 K: 0 S: 11	H: 2 LOB: 2 BB: 2 P: 22	R: 0 E: 0 K: 0 S: 10	H: 1 LOB: 1 BB: 0 P: 14	R: 1 E: 0 K: 1 S: 11	H: 2 LOB: 1 BB: 1 P: 19	R: 1 E: 0 K: 0 S: 11	H: 2 LOB: 1 BB: 0 P: 15	R: 2 E: 0 K: 1 S: 18	H: 2 LOB: 1 BB: 1 P: 25	R: 0 E: 0 K: 3 S: 16	H: 2 LOB: 2 BB: 0 P: 21	1B: 12 2B: 2 3B: 0 HR: 1	SF: 1 SAC: 0 DP: 0 HBP: 0	WP: 2 PA: 45
<b>PITCHER</b>	IP WLS BF H R ER SO BB IBB HBP BLK WP HR S P ERA WHIP	IP WLS BF H R ER SO BB IBB HBP BLK WP HR S P ERA WHIP	IP WLS BF H R ER SO BB IBB HBP BLK WP HR S P ERA WHIP	IP WLS BF H R ER SO BB IBB HBP BLK WP HR S P ERA WHIP	IP WLS BF H R ER SO BB IBB HBP BLK WP HR S P ERA WHIP	IP WLS BF H R ER SO BB IBB HBP BLK WP HR S P ERA WHIP	IP WLS BF H R ER SO BB IBB HBP BLK WP HR S P ERA WHIP	IP WLS BF H R ER SO BB IBB HBP BLK WP HR S P ERA WHIP	IP WLS BF H R ER SO BB IBB HBP BLK WP HR S P ERA WHIP	IP WLS BF H R ER SO BB IBB HBP BLK WP HR S P ERA WHIP	IP WLS BF H R ER SO BB IBB HBP BLK WP HR S P ERA WHIP	IP WLS BF H R ER SO BB IBB HBP BLK WP HR S P ERA WHIP	IP WLS BF H R ER SO BB IBB HBP BLK WP HR S P ERA WHIP	IP WLS BF H R ER SO BB IBB HBP BLK WP HR S P ERA WHIP	IP WLS BF H R ER SO BB IBB HBP BLK WP HR S P ERA WHIP	IP WLS BF H R ER SO BB IBB HBP BLK WP HR S P ERA WHIP	IP WLS BF H R ER SO BB IBB HBP BLK WP HR S P ERA WHIP	IP WLS BF H R ER SO BB IBB HBP BLK WP HR S P ERA WHIP	IP WLS BF H R ER SO BB IBB HBP BLK WP HR S P ERA WHIP		

New York Yankees @ Baltimore Orioles  
Oriole Park at Camden Yards, Baltimore, MD

AB 39  
R 6  
H 15  
RBI 6  
BB 5  
SO 6  
LOB 23



WP: 2 PA: 45  
PB: 0  
SB: 0  
CS: 1

Sun Jul 29 2007, 1:35 PM EDT  
Att: 47,936 - Cloudy - 90 F








Batter	1	2	3	4	5	6	7	8	9	AB	R	H	RBI	BB	SO	LOB	TOP								
7 Jerry Owens, L (1, 8) OBP: 0.298, SLG: 0.291	G3		1-1 22 G5-3 1B		0-1 25 G3 1B		0-0 F8			4	0	2	0	0	0	0									
22 Josh Fields, R (1, 5) OBP: 0.301, SLG: 0.411	K		1-2 SAFE G5-3		3-2 P1		1-3 K			4	0	0	0	0	2	3									
25 Jim Thome, L (1, 10) OBP: 0.428, SLG: 0.515	K		1-1 G4-3		0-1 G3			1-0 14 G6-3 2B		4	0	1	0	0	1	3									
14 Paul Konerko, R (1, 3) OBP: 0.359, SLG: 0.505		0-0 G4-3		2-2 P4		4-1 BB		2-2 G6-3		3	0	0	0	1	0	1									
12 A.J. Pierzynski, L (1, 2) OBP: 0.311, SLG: 0.390		1-1 23 FC6-4 1B		0-1 2B		0-0 F7		0-0 P4		4	0	2	0	0	0	4									
23 Jermaine Dye, R (1, 9) OBP: 0.289, SLG: 0.456		1-2 FC6-4 3B		3-2 P3		2-0 L7		3-3 K		4	1	0	0	0	1	3									
Scott Podsednik, L (1, 7) OBP: 0.321, SLG: 0.374		3-1 1-H 3B		4-0 BB		2-2 K		0-1 L7		3	0	1	1	1	1	0									
5 Juan Uribe, R (1, 6) OBP: 0.268, SLG: 0.338		0-3 K		0-0 F9		0-1 P6		1-3 K		4	0	0	0	0	2	3									
26 Andy González, R (1, 4) OBP: 0.333, SLG: 0.327			0-3 K		2-2 25 G3 7 1B 1B		3-2 F8		3-2 F9	4	0	1	0	0	1	0									
<b>Inning Stats</b>	R: 0 E: 0 K: 2 S: 10	H: 0 LOB: 0 BB: 0 P: 17	R: 1 E: 0 K: 1 S: 14	H: 2 LOB: 1 BB: 0 P: 19	R: 0 E: 0 K: 1 S: 11	H: 1 LOB: 1 BB: 0 P: 15	R: 0 E: 0 K: 0 S: 13	H: 1 LOB: 2 BB: 1 P: 22	R: 0 E: 0 K: 1 S: 14	H: 2 LOB: 3 BB: 1 P: 23	R: 0 E: 0 K: 1 S: 6	H: 0 LOB: 0 BB: 0 P: 10	R: 0 E: 0 K: 1 S: 7	H: 0 LOB: 0 BB: 0 P: 11	R: 0 E: 0 K: 1 S: 9	H: 1 LOB: 1 BB: 0 P: 15	R: 0 E: 0 K: 1 S: 9	H: 0 LOB: 0 BB: 0 P: 13	1B: 4 2B: 2 3B: 1 HR: 0	SF: 0 SAC: 0 DP: 0 HBP: 0	WP: 0 PB: 0 SB: 0 CS: 0	PA: 36			
<b>PITCHER</b>	IP	WLS	BF	H	R	ER	SO	BB	IBB	HBP	BLK	WP	HR	S	P	ERA	WHIP								
46 Andy Pettitte, L (1, 1) ERA: 3.97	7.0	W	29	6	1	1	6	2	0	0	0	0	0	75	117	1.29	1.143								
Luis Vizcaino, R (8, 1) ERA: 4.07	1.0		4	1	0	0	1	0	0	0	0	0	0	9	15	0.00	1.000								
33 Brian Bruney, R (9, 1) ERA: 3.32	1.0		3	0	0	0	1	0	0	0	0	0	0	9	13	0.00	0.000								

Chicago White Sox @ New York Yankees  
Yankee Stadium, Bronx, NY  
Wed Aug 01 2007, 7:05 PM EDT  
Att: 53,346 - Clear - 89 F

livebaseballscores.com

AB 34  
R 1  
H 7  
RBI 1  
BB 2  
SO 8  
LOB 17



Batter	1	2	3	4	5	6	7	8	9	AB	R	H	RBI	BB	SO	LOB	BOTTOM								
28 Melky Cabrera, S (1, 8) OBP: 0.345, SLG: 0.413	F9	1-2 1B		3-1 G6-3			0-0 L4	2-1 F9		5	0	1	1	0	0	1									
2 Derek Jeter, R (1, 6) OBP: 0.398, SLG: 0.460 Miguel Cairo, R (9, 6) OBP: 0.310, SLG: 0.321	G5-3	2-1 3-H K		3-2 F8			1-1 HR			4	1	1	1	0	1	2									
Bobby Abreu, L (1, 9) OBP: 0.356, SLG: 0.408		4-2 BB		3-2 G1-3			4-2 13 G5-3 BB			2	0	0	0	2	0	2									
13 Alex Rodriguez, R (1, 5) OBP: 0.404, SLG: 0.626 14 Wilson Betemit, S (9, 5) OBP: 0.359, SLG: 0.474	F7	2-2 F7		1-1 F7		0-1 G6-3		3-2 G5-3		4	0	0	0	0	0	2									
55 Hideki Matsui, L (1, 7) OBP: 0.367, SLG: 0.525		0-1 20 HR 1B		2-2 L3		2-1 F9		1-0 F8		4	1	1	0	0	0	1									
20 Jorge Posada, S (1, 2) OBP: 0.418, SLG: 0.548		1-2 1-H HR		3-3 K		0-2 F8		2-2 HR		4	2	2	3	0	1	0									
24 Robinson Canó, L (1, 4) OBP: 0.343, SLG: 0.477		1-2 12 SH1-3 28 1B 2B		1-2 HR		0-0 F8		2-0 HR		3	2	2	1	0	0	0									
12 Andy Phillips, R (1, 3) OBP: 0.328, SLG: 0.395		0-0 SH1-3		1-1 E5 17 HR		2-3 K		1-0 HBP		3	1	0	0	0	1	1									
17 Shelley Duncan, R (1, 10) OBP: 0.393, SLG: 0.917		4-2 28 1B BB		1-0 HR		1-0 L7		1-0 F7		3	1	1	2	1	0	1									
<b>Inning Stats</b>	R: 0 E: 0 K: 0 S: 10	H: 0 LOB: 1 BB: 1 P: 19	R: 3 E: 0 K: 1 S: 24	H: 4 LOB: 2 BB: 1 P: 36	R: 0 E: 0 K: 1 S: 9	H: 0 LOB: 0 BB: 0 P: 15	R: 3 E: 1 K: 0 S: 14	H: 2 LOB: 0 BB: 0 P: 26	R: 0 E: 0 K: 0 S: 8	H: 0 LOB: 0 BB: 0 P: 10	R: 0 E: 0 K: 1 S: 6	H: 0 LOB: 0 BB: 0 P: 9	R: 1 E: 0 K: 0 S: 10	H: 1 LOB: 1 BB: 1 P: 19	R: 1 E: 0 K: 0 S: 7	H: 1 LOB: 1 BB: 0 P: 15	1B: 2 2B: 1 3B: 0 HR: 5	SF: 0 SAC: 1 DP: 0 HBP: 1	WP: 0 PB: 0 SB: 0 CS: 0	PA: 37					
<b>PITCHER</b>	IP	WLS	BF	H	R	ER	SO	BB	IBB	HBP	BLK	WP	HR	S	P	ERA	WHIP								
50 John Danks, L (1, 1) ERA: 5.08	4.0	L	21	6	6	5	2	2	0	0	0	0	0	9	11	0.00	0.000								
57 Boone Logan, L (5, 1) ERA: 5.17	1.1		4	0	0	0	0	0	0	0	0	0	0	9	11	0.00	0.000								
43 Ehren Wassermann, R (6, 1) ERA: 4.5	0.2		2	0	0	0	1	0	0	0	0	0	0	5	8	0.00	0.000								
Ryan Bukvich, R (7, 1) ERA: 3.66	0.2		4	1	1	1	0	1	0	0	0	0	1	9	17	13.50	3.000								
37 Matt Thornton, L (7, 1) ERA: 5.4	0.1		1	0	0	0	0	0	0	0	0	0	0	1	2	0.00	0.000								
<b>PITCHER</b>	IP	WLS	BF	H	R	ER	SO	BB	IBB	HBP	BLK	WP	HR	S	P	ERA	WHIP								
40 Charlie Haeger, R (8, 1) ERA: 7.15	0.0		2	1	1	1	0	0	0	0	0	0	0	3	7	0.00	0.000								
45 Bobby Jenks, R (8, 1) ERA: 3.3	1.0		3	0	0	0	0	0	0	0	0	0	0	4	8	0.00	0.000								

Chicago White Sox @ New York Yankees  
Yankee Stadium, Bronx, NY  
Wed Aug 01 2007, 7:05 PM EDT  
Att: 53,346 - Clear - 89 F

livebaseballscores.com

AB 32  
R 8  
H 8  
RBI 8  
BB 3  
SO 3  
LOB 10









Batter	1	2	3	4	5	6	7	8	9	AB	R	H	RBI	BB	SO	LOB	TOP										
9 David DeJesus, L (1, 8) OBP: 0.367, SLG: 0.402	P5		15 1B		F9		G4-3			4	1	1	0	0	0	2	<b>Kansas City Royals @ New York Yankees</b> Yankee Stadium, Bronx, NY Fri Aug 03 2007, 7:05 PM EDT Att: 54,246 - Partly Cloudy - 86 F <a href="http://livebaseballscorecards.com">livebaseballscorecards.com</a>										
15 Mark Grudzielanek, R (1, 4) OBP: 0.350, SLG: 0.454	G6-3		1B					16 G4-3		3	0	2	0	1	0	0											
Ross Gload, L (1, 3) OBP: 0.306, SLG: 0.429 Esteban German, R (6, PH) OBP: 0.372, SLG: 0.395	F7		16 FC6-4		L4			K		3	0	1	1	0	0	2											
16 Billy Butler, R (1, 10) OBP: 0.335, SLG: 0.447		G5-3	FC6-4					G4-3		4	0	0	0	0	0	3											
24 Mark Teahen, L (1, 9) OBP: 0.350, SLG: 0.395	G5-3				G4-3			G4-3		3	0	0	0	1	0	0											
4 Alex Gordon, L (1, 5) OBP: 0.319, SLG: 0.388					G3-1			G3		4	0	1	0	0	0	2											
14 John Buck, R (1, 2) Jason Smith, L (9, PH) OBP: 0.266, SLG: 0.347					K2-3					3	0	0	0	0	3	1											
1 Tony Pena Jr., R (1, 6) OBP: 0.299, SLG: 0.376					G6-3					4	0	1	0	0	0	0											
2 Joey Gathright, L (1, 7) OBP: 0.378, SLG: 0.370					L7					4	0	1	0	0	0	1											
<b>Inning Stats</b>	R: 0 E: 0 K: 0 S: 9	H: 0 LOB: 0 BB: 0 P: 10	R: 0 E: 0 K: 1 S: 10	H: 1 LOB: 1 BB: 0 P: 12	R: 1 E: 0 K: 0 S: 12	H: 3 LOB: 2 BB: 0 P: 20	R: 0 E: 0 K: 1 S: 8	H: 0 LOB: 0 BB: 0 P: 10	R: 0 E: 0 K: 0 S: 9	H: 1 LOB: 2 BB: 1 P: 16	R: 0 E: 0 K: 1 S: 10	H: 1 LOB: 1 BB: 0 P: 13	R: 0 E: 0 K: 1 S: 13	H: 1 LOB: 2 BB: 1 P: 23	R: 0 E: 0 K: 1 S: 10	H: 0 LOB: 0 BB: 0 P: 12	1B: 4 2B: 3 3B: 0 HR: 0	SF: 0 SAC: 0 DP: 0 HBP: 0	WP: 0 PB: 0 SB: 0 CS: 0	PA: 36							
<b>PITCHER</b>	IP	WLS	BF	H	R	ER	SO	BB	IBB	HBP	BLK	WP	HR	S	P	ERA	WHIP										
40 Chien-Ming Wang, R (1, 1) ERA: 3.49	7.0	W	29	7	1	1	3	1	0	0	0	0	0	68	98	1.29	1.143										
Mike Myers, L (8, 1) ERA: 2.52	0.1		1	0	0	0	1	0	0	0	0	0	0	3	6	0.00	0.000										
Luis Vizcaino, R (8, 1) ERA: 4.02	0.2		3	0	0	0	0	1	0	0	0	0	0	8	14	0.00	1.500										
42 Mariano Rivera, R (9, 1) ERA: 2.98	1.0		3	0	0	0	1	0	0	0	0	0	0	10	12	0.00	0.000										

Batter	1	2	3	4	5	6	7	8	9	AB	R	H	RBI	BB	SO	LOB	BOTTOM										
18 Johnny Damon, L (1, 7) OBP: 0.356, SLG: 0.361	B1		28 G4-6-3					E5		4	2	2	1	1	0	0	<b>Kansas City Royals @ New York Yankees</b> Yankee Stadium, Bronx, NY Fri Aug 03 2007, 7:05 PM EDT Att: 54,246 - Partly Cloudy - 86 F <a href="http://livebaseballscorecards.com">livebaseballscorecards.com</a>										
28 Melky Cabrera, S (1, 8) OBP: 0.346, SLG: 0.418			G4-6-3		G5-3					5	0	3	2	0	0	2											
2 Derek Jeter, R (1, 6) OBP: 0.397, SLG: 0.456		G5-3								3	0	0	0	2	0	2											
13 Alex Rodriguez, R (1, 5) OBP: 0.404, SLG: 0.623										3	0	1	1	1	0	2											
55 Hideki Matsui, L (1, 10) OBP: 0.362, SLG: 0.515										4	0	0	0	0	0	5											
17 Shelley Duncan, R (1, 9) OBP: 0.406, SLG: 0.857										4	1	2	0	0	0	1											
24 Robinson Cano, L (1, 4) OBP: 0.347, SLG: 0.483										3	2	2	1	1	0	1											
12 Andy Phillips, R (1, 3) OBP: 0.341, SLG: 0.405										3	1	2	0	0	0	0											
26 José Molina, R (1, 2) OBP: 0.237, SLG: 0.289										3	1	0	1	0	0	3											
<b>Inning Stats</b>	R: 0 E: 0 K: 0 S: 9	H: 1 LOB: 1 BB: 0 P: 14	R: 1 E: 0 K: 0 S: 14	H: 2 LOB: 1 BB: 0 P: 24	R: 0 E: 0 K: 0 S: 10	H: 2 LOB: 2 BB: 1 P: 20	R: 2 E: 0 K: 0 S: 9	H: 3 LOB: 1 BB: 0 P: 12	R: 0 E: 0 K: 0 S: 6	H: 0 LOB: 1 BB: 1 P: 15	R: 3 E: 0 K: 0 S: 12	H: 2 LOB: 2 BB: 3 P: 26	R: 0 E: 0 K: 0 S: 4	H: 1 LOB: 0 BB: 0 P: 6	R: 1 E: 2 K: 0 S: 11	H: 1 LOB: 1 BB: 0 P: 11	1B: 7 2B: 4 3B: 0 HR: 1	SF: 2 SAC: 1 DP: 2 HBP: 0	WP: 0 PB: 0 SB: 0 CS: 0	PA: 40							
<b>PITCHER</b>	IP	WLS	BF	H	R	ER	SO	BB	IBB	HBP	BLK	WP	HR	S	P	ERA	WHIP										
45 Odalis Perez, L (1, 1) ERA: 5.79	5.0	L	25	8	4	4	0	3	0	0	0	0	1	48	89	7.20	2.200										
47 Ryan Braun, R (6, 1) ERA: 7.99	3.0		15	4	3	2	0	2	0	0	0	0	0	27	39	6.00	2.000										




Batter	1	2	3	4	5	6	7	8	9	AB	R	H	RBI	BB	SO	LOB	TOP								
9 David DeJesus, L (1, 8) OBP: 0.368, SLG: 0.410 Esteban German, R (8, FH) OBP: 0.371, SLG: 0.394 (8, 7)	G4-3		G3			K		K		4	2	2	3	0	1	1	<b>Kansas City Royals @ New York Yankees</b> Yankee Stadium, Bronx, NY Sat Aug 04 2007, 1:05 PM EDT Att: 54,056 - Sunny - 89 F								
15 Mark Grudzielanek, R (1, 4) OBP: 0.349, SLG: 0.451 Jason Smith, L (8, 4) OBP: 0.263, SLG: 0.342	K		G3			F9			P2	4	1	1	0	0	1	1									
24 Mark Teahen, L (1, 9) OBP: 0.355, SLG: 0.401	G1-3									4	2	3	1	1	0	0									
16 Billy Butler, R (1, 10) OBP: 0.343, SLG: 0.454			G1-3							4	1	2	1	1	0	3									
Ross Gload, L (1, 3) OBP: 0.314, SLG: 0.441										4	0	3	3	0	1	1									
4 Alex Gordon, L (1, 5) OBP: 0.315, SLG: 0.383	K									5	0	0	0	0	3	6									
1 Tony Pena Jr., R (1, 6) OBP: 0.295, SLG: 0.371	K									5	0	0	0	0	4	3									
2 Joey Gathright, L (1, 7) OBP: 0.394, SLG: 0.393 (8, 8)										3	2	2	0	1	1	0									
Jason LaRue, R (1, 2) OBP: 0.245, SLG: 0.307										4	0	0	0	0	1	3									
<b>Inning Stats</b>	R: 0 E: 0 K: 1 S: 13	H: 0 LOB: 0 BB: 0 P: 17	R: 0 E: 0 K: 3 S: 14	H: 0 LOB: 1 BB: 1 P: 22	R: 2 E: 0 K: 0 S: 13	H: 3 LOB: 1 BB: 0 P: 20	R: 0 E: 0 K: 1 S: 10	H: 1 LOB: 0 BB: 0 P: 12	R: 4 E: 0 K: 1 S: 20	H: 4 LOB: 1 BB: 1 P: 30	R: 0 E: 1 K: 3 S: 13	H: 0 LOB: 1 BB: 0 P: 19	R: 1 E: 0 K: 1 S: 10	H: 1 LOB: 1 BB: 1 P: 20	R: 0 E: 0 K: 3 S: 10	H: 1 LOB: 2 BB: 0 P: 16		R: 1 E: 0 K: 0 S: 15	H: 3 LOB: 2 BB: 0 P: 24	1B: 8 2B: 4 3B: 0 HR: 1	SF: 1 SAC: 0 DP: 1 HBP: 0	WP: 2 PB: 0 SB: 1 CS: 0	PA: 43		
<b>PITCHER</b>	IP	WLS	BF	H	R	ER	SO	BB	IBB	HBP	BLK	WP	HR	S	P	ERA	WHIP								
34 Phil Hughes, R (1, 1) ERA: 5.87	4.2		22	7	6	6	5	2	0	0	0	1	1	63	92	11.57	1.929								
Mike Myers, L (5, 1) ERA: 2.5	0.1	W	2	1	0	0	1	0	0	0	0	0	0	7	9	0.00	3.000								
33 Brian Bruney, R (6, 1) ERA: 3.24	1.0	H	4	0	0	0	3	0	0	0	0	0	0	13	19	0.00	0.000								
Kyle Farnsworth, R (7, 1) ERA: 4.87	1.0		5	1	1	1	1	1	0	0	0	1	0	10	20	9.00	2.000								
Luis Vizcaino, R (8, 1) ERA: 3.95	1.0		4	1	0	0	3	0	0	0	0	0	0	10	16	0.00	1.000								
<b>PITCHER</b>	IP	WLS	BF	H	R	ER	SO	BB	IBB	HBP	BLK	WP	HR	S	P	ERA	WHIP								
47 Ron Villone, L (9, 1) ERA: 3.1	1.0		6	3	1	1	0	0	0	0	0	0	0	15	24	9.00	3.000								


Batter	1	2	3	4	5	6	7	8	9	AB	R	H	RBI	BB	SO	LOB	BOTTOM								
18 Johnny Damon, L (1, 10) OBP: 0.351, SLG: 0.355	G4-3	G4-3		K	FC5-4	K	K			6	0	0	0	0	3	3	<b>Kansas City Royals @ New York Yankees</b> Yankee Stadium, Bronx, NY Sat Aug 04 2007, 1:05 PM EDT Att: 54,056 - Sunny - 89 F								
2 Derek Jeter, R (1, 6) OBP: 0.395, SLG: 0.460 Miguel Cairo, R (8, 6) OBP: 0.308, SLG: 0.318				G4-3	F8			F8		5	2	3	0	0	0	1									
Bobby Abreu, L (1, 9) OBP: 0.362, SLG: 0.427										5	4	3	2	1	0	1									
13 Alex Rodriguez, R (1, 5) OBP: 0.408, SLG: 0.632 17 Shelley Duncan, R (8, 3) OBP: 0.394, SLG: 0.628										4	3	3	3	1	0	0									
55 Hideki Matsui, L (1, 7) OBP: 0.367, SLG: 0.520										4	2	3	2	1	0	0									
20 Jorge Posada, S (1, 2) OBP: 0.419, SLG: 0.549 26 José Molina, R (8, 2) OBP: 0.237, SLG: 0.289										3	2	0	0	2	1	5									
24 Robinson Canó, L (1, 4) OBP: 0.352, SLG: 0.494										0	0	0	0	0	0	0									
14 Wilson Betemit, S (1, 3) OBP: 0.372, SLG: 0.500 12 Andy Phillips, R (8, 5) OBP: 0.346, SLG: 0.417										5	2	4	3	0	0	2									
14 Wilson Betemit, S (1, 3) OBP: 0.372, SLG: 0.500 12 Andy Phillips, R (8, 5) OBP: 0.346, SLG: 0.417										4	1	3	3	0	1	1									
28 Melky Cabrera, S (1, 8) OBP: 0.344, SLG: 0.418										5	0	1	2	0	0	5									
<b>Inning Stats</b>	R: 4 E: 0 K: 1 S: 22	H: 4 LOB: 1 BB: 1 P: 34	R: 0 E: 0 K: 0 S: 11	H: 1 LOB: 0 BB: 0 P: 19	R: 1 E: 0 K: 1 S: 17	H: 1 LOB: 2 BB: 2 P: 27	R: 1 E: 0 K: 1 S: 16	H: 3 LOB: 0 BB: 0 P: 22	R: 1 E: 0 K: 0 S: 7	H: 2 LOB: 1 BB: 0 P: 8	R: 4 E: 0 K: 1 S: 22	H: 4 LOB: 1 BB: 1 P: 38	R: 5 E: 0 K: 1 S: 19	H: 6 LOB: 1 BB: 1 P: 34	R: 0 E: 0 K: 0 S: 6	H: 0 LOB: 0 BB: 0 P: 11	1B: 13 2B: 6 3B: 1 HR: 2	SF: 0 SAC: 0 DP: 1 HBP: 0	WP: 0 PB: 0 SB: 1 CS: 0	PA: 49					
<b>PITCHER</b>	IP	WLS	BF	H	R	ER	SO	BB	IBB	HBP	BLK	WP	HR	S	P	ERA	WHIP								
28 Kyle Davies, R (1, 1) ERA: 6.07	3.0		18	5	2	2	1	0	0	0	0	0	0	21	27	10.80	3.000								
49 John Bale, L (4, 1) ERA: 3.99	1.2	L	10	5	2	2	1	0	0	0	0	0	0	16	26	27.00	3.000								
57 Joel Peralta, R (5, 1) ERA: 3.76	1.0		6	2	3	3	0	1	0	0	0	0	0	8	15	27.00	6.000								
David Riske, R (6, 1) ERA: 2.39	0.1		3	2	1	1	1	0	0	0	0	0	0	8	15	27.00	6.000								
23 Zack Greinke, R (7, 1) ERA: 4.78	0.0		5	4	5	5	0	1	0	0	0	0	0	8	16	∞	∞								
<b>PITCHER</b>	IP	WLS	BF	H	R	ER	SO	BB	IBB	HBP	BLK	WP	HR	S	P	ERA	WHIP								
41 Jimmy Gobble, L (7, 1) ERA: 3.16	1.0		4	2	0	0	0	0	0	0	0	0	0	6	11	0.00	2.000								
48 Joaquin Soria, R (8, 1) ERA: 2.33	1.0		3	0	0	0	0	0	0	0	0	0	0	6	11	0.00	0.000								

AB	39
R	8
H	13
RBI	8
BB	3
SO	13
LOB	19





Batter	1	2	3	4	5	6	7	8	9	AB	R	H	RBI	BB	SO	LOB	TOP											
9 David DeJesus, L (1, 8) OBP: 0.366, SLG: 0.406	F9		G6-3		G5-3				G1-3	4	1	0	0	1	0	1	<b>Kansas City Royals @ New York Yankees</b> Yankee Stadium, Bronx, NY Sun Aug 05 2007, 1:05 PM EDT Att: 54,525 - Sunny - 80 F											
Esteban German, R (1, 4) OBP: 0.375, SLG: 0.398	B1-3								K	5	1	3	0	0	1	0												
24 Mark Teahen, L (1, 9) OBP: 0.356, SLG: 0.401									G5-3	5	0	2	1	0	0	3												
Emil Brown, R (1, 10) OBP: 0.289, SLG: 0.322	FC6-4									3	1	0	0	0	0	2												
Ross Gload, L (1, 3) OBP: 0.318, SLG: 0.464										4	1	2	2	0	0	0												
4 Alex Gordon, L (1, 5) OBP: 0.314, SLG: 0.381										4	0	1	0	0	1	1												
14 John Buck, R (1, 2) OBP: 0.319, SLG: 0.492										3	1	0	0	1	2	2												
2 Joey Gathright, L (1, 7) OBP: 0.418, SLG: 0.420										4	0	4	1	0	0	0												
1 Tony Pena Jr., R (1, 6) OBP: 0.293, SLG: 0.368 Jason Smith, L (8, PH) OBP: 0.259, SLG: 0.338										3	0	0	0	0	0	3												
<b>Inning Stats</b>	R: 0 E: 0 K: 0 S: 7	H: 1 LOB: 1 BB: 0 P: 11	R: 0 E: 0 K: 1 S: 6	H: 0 LOB: 0 BB: 0 P: 9	R: 0 E: 0 K: 0 S: 13	H: 2 LOB: 2 BB: 0 P: 17	R: 0 E: 0 K: 1 S: 12	H: 1 LOB: 1 BB: 0 P: 18	R: 0 E: 0 K: 0 S: 8	H: 1 LOB: 0 BB: 0 P: 11	R: 2 E: 1 K: 0 S: 13	H: 3 LOB: 1 BB: 0 P: 26	R: 2 E: 1 K: 0 S: 12	H: 3 LOB: 1 BB: 1 P: 24	R: 1 E: 0 K: 0 S: 11	H: 1 LOB: 1 BB: 1 P: 19		R: 0 E: 0 K: 1 S: 7	H: 0 LOB: 0 BB: 0 P: 9	1B: 10 2B: 1 3B: 0 HR: 1	SF: 0 SAC: 0 DP: 3 HBP: 1	WP: 0 PB: 0 SB: 0 CS: 0	PA: 39					
<b>PITCHER</b>	IP	WLS	BF	H	R	ER	SO	BB	IBB	HBP	BLK	WP	HR	S	P	ERA	WHIP											
35 Mike Mussina, R (1, 1) ERA: 4.66	6.0	W	26	9	3	3	3	0	0	1	0	0	0	1	62	98	4.50	1.500										
33 Brian Bruney, R (7, 1) ERA: 3.4	0.2		3	1	0	0	0	1	0	0	0	0	0	3	7	0.00	3.000											
Mike Myers, L (7, 1) ERA: 2.66	1.0		6	2	2	1	0	1	0	0	0	0	0	15	28	9.00	3.000											
42 Mariano Rivera, R (8, 1) ERA: 2.89	1.1	S	4	0	0	0	1	0	0	0	0	0	0	9	11	0.00	0.000											

Batter	1	2	3	4	5	6	7	8	9	AB	R	H	RBI	BB	SO	LOB	BOTTOM										
28 Melky Cabrera, S (1, 8) OBP: 0.345, SLG: 0.426	F7								P6	5	2	2	2	0	1	0	<b>Kansas City Royals @ New York Yankees</b> Yankee Stadium, Bronx, NY Sun Aug 05 2007, 1:05 PM EDT Att: 54,525 - Sunny - 80 F										
2 Derek Jeter, R (1, 6) OBP: 0.403, SLG: 0.460									K	2	2	1	1	2	1	0											
Bobby Abreu, L (1, 9) OBP: 0.367, SLG: 0.430										4	0	3	2	1	0	1											
13 Alex Rodriguez, R (1, 10) OBP: 0.404, SLG: 0.626										4	0	0	1	0	2	6											
55 Hideki Matsui, L (1, 7) OBP: 0.366, SLG: 0.526										3	1	1	2	0	0	1											
20 Jorge Posada, S (1, 2) OBP: 0.420, SLG: 0.546										2	0	0	0	2	0	1											
24 Robinson Cano, L (1, 4) OBP: 0.352, SLG: 0.491										3	1	0	0	1	0	2											
14 Wilson Betemit, S (1, 5) OBP: 0.369, SLG: 0.494										4	1	1	0	0	2	2											
12 Andy Phillips, R (1, 3) OBP: 0.343, SLG: 0.408										3	1	0	0	1	0	2											
<b>Inning Stats</b>	R: 0 E: 0 K: 1 S: 11	H: 1 LOB: 1 BB: 0 P: 14	R: 4 E: 0 K: 0 S: 18	H: 3 LOB: 2 BB: 3 P: 36	R: 1 E: 0 K: 0 S: 9	H: 1 LOB: 1 BB: 1 P: 16	R: 1 E: 0 K: 1 S: 12	H: 1 LOB: 1 BB: 0 P: 20	R: 0 E: 0 K: 1 S: 8	H: 0 LOB: 1 BB: 1 P: 13	R: 2 E: 0 K: 1 S: 16	H: 2 LOB: 1 BB: 1 P: 27	R: 0 E: 0 K: 1 S: 8	H: 0 LOB: 0 BB: 0 P: 11	R: 0 E: 0 K: 1 S: 7	H: 0 LOB: 1 BB: 1 P: 11		1B: 6 2B: 0 3B: 0 HR: 2	SF: 2 SAC: 0 DP: 0 HBP: 1	WP: 0 PB: 0 SB: 1 CS: 0	PA: 40						
<b>PITCHER</b>	IP	WLS	BF	H	R	ER	SO	BB	IBB	HBP	BLK	WP	HR	S	P	ERA	WHIP										
55 Gil Meche, R (1, 1) ERA: 3.96	4.0	L	24	6	6	6	2	5	0	1	0	0	1	51	91	13.50	2.750										
46 Juan Carlos Oviedo, R (5, 1) ERA: 1.93	4.0		16	2	2	2	4	2	0	0	0	0	1	38	57	4.50	1.000										



Batter	1	2	3	4	5	6	7	8	9	AB	R	H	RBI	BB	SO	LOB	TOP										
18 Johnny Damon, L (1, 7) OBP: 0.352, SLG: 0.355										5	0	2	1	0	0	1	<b>New York Yankees @ Toronto Blue Jays</b> Rogers Centre, Toronto, ON Mon Aug 06 2007, 1:07 PM EDT Att: 42,714 - Sunny - 82 F										
2 Derek Jeter, R (1, 6) OBP: 0.400, SLG: 0.456										4	0	0	0	0	1	3											
Bobby Abreu, L (1, 9) OBP: 0.366, SLG: 0.427										3	1	0	0	1	1	1											
13 Alex Rodriguez, R (1, 5) OBP: 0.407, SLG: 0.626										3	1	2	0	1	0	0											
55 Hideki Matsui, L (1, 10) OBP: 0.365, SLG: 0.524										4	1	1	1	0	0	2											
20 Jorge Posada, S (1, 2) OBP: 0.420, SLG: 0.543										2	0	0	0	1	1	3											
24 Robinson Cano, L (1, 4) OBP: 0.351, SLG: 0.491										4	1	1	2	0	2	3											
12 Andy Phillips, R (1, 3) OBP: 0.333, SLG: 0.396										4	0	0	0	0	0	3											
28 Melky Cabrera, S (1, 8) OBP: 0.349, SLG: 0.435										4	1	3	1	0	0	0											
<b>Inning Stats</b>	R: 0 E: 0 K: 0 S: 7	H: 1 LOB: 0 BB: 0 P: 12	R: 0 E: 0 K: 1 S: 15	H: 0 LOB: 2 BB: 2 P: 27	R: 1 E: 0 K: 2 S: 8	H: 1 LOB: 0 BB: 0 P: 15	R: 0 E: 0 K: 0 S: 8	H: 1 LOB: 0 BB: 0 P: 14	R: 0 E: 0 K: 1 S: 8	H: 2 LOB: 2 BB: 0 P: 14	R: 4 E: 0 K: 1 S: 15	H: 4 LOB: 1 BB: 1 P: 30	R: 0 E: 0 K: 0 S: 4	H: 0 LOB: 0 BB: 0 P: 5	R: 0 E: 0 K: 0 S: 6	H: 0 LOB: 0 BB: 0 P: 11	1B: 7 2B: 1 3B: 1 HR: 0	SF: 0 SAC: 0 DP: 3 HBP: 1	WP: 0 PB: 0 SB: 0 CS: 0	PA: 37							
<b>PITCHER</b>	IP	WLS	BF	H	R	ER	SO	BB	IBB	HBP	BLK	WP	HR	S	P	ERA	WHIP										
51 Jesse Litsch, R (1, 1) ERA: 3.64	5.0		22	6	3	3	4	3	0	0	0	0	0	50	92	5.40	1.800										
37 Scott Downs, L (6, 1) ERA: 2.49	1.0	L	6	3	2	2	1	0	0	0	0	0	0	11	20	18.00	3.000										
40 Brian Wolfe, R (7, 1) ERA: 2.21	2.0		6	0	0	0	0	0	0	1	0	0	0	12	18	0.00	0.000										
44 Casey Janssen, R (9, 1) ERA: 2.26	1.0		3	0	0	0	0	0	0	0	0	0	0	6	11	0.00	0.000										

Batter	1	2	3	4	5	6	7	8	9	AB	R	H	RBI	BB	SO	LOB	BOTTOM										
Reed Johnson, R (1, 7) OBP: 0.324, SLG: 0.355										3	1	0	0	2	0	4	<b>New York Yankees @ Toronto Blue Jays</b> Rogers Centre, Toronto, ON Mon Aug 06 2007, 1:07 PM EDT Att: 42,714 - Sunny - 82 F										
15 Alex Rios, R (1, 9) OBP: 0.357, SLG: 0.526										5	1	2	0	0	2	2											
10 Vernon Wells, R (1, 8) OBP: 0.314, SLG: 0.435										5	0	1	1	0	3	3											
Frank Thomas, R (1, 10) OBP: 0.370, SLG: 0.455										5	0	2	2	0	2	3											
25 Troy Glaus, R (1, 5) OBP: 0.350, SLG: 0.463										4	0	0	0	0	2	4											
2 Aaron Hill, R (1, 4) OBP: 0.327, SLG: 0.453										4	1	1	1	0	1	1											
7 Curtis Thigpen, R (1, 2) OBP: 0.345, SLG: 0.320										2	0	1	0	1	0	0											
9 Gregg Zaun, S (6, PH) OBP: 0.335, SLG: 0.402										1	0	0	0	0	0	0											
35 Lyle Overbay, L (1, 3) OBP: 0.339, SLG: 0.419										3	0	0	0	1	1	3											
6 John McDonald, R (1, 6) OBP: 0.295, SLG: 0.369										2	1	1	0	1	0	0											
Matt Stairs, L (8, PH) OBP: 0.353, SLG: 0.538										0	0	0	0	0	0	0											
Ray Olmedo, S (6, PR) OBP: 0.500, SLG: 1.000										0	0	0	0	0	0	0											
<b>Inning Stats</b>	R: 0 E: 0 K: 1 S: 8	H: 0 LOB: 0 BB: 0 P: 14	R: 0 E: 0 K: 0 S: 10	H: 1 LOB: 2 BB: 1 P: 17	R: 2 E: 0 K: 1 S: 12	H: 2 LOB: 1 BB: 1 P: 23	R: 0 E: 0 K: 0 S: 6	H: 0 LOB: 0 BB: 0 P: 11	R: 1 E: 0 K: 3 S: 17	H: 2 LOB: 2 BB: 1 P: 31	R: 0 E: 0 K: 2 S: 12	H: 1 LOB: 2 BB: 1 P: 23	R: 0 E: 0 K: 1 S: 8	H: 1 LOB: 0 BB: 0 P: 11	R: 1 E: 0 K: 0 S: 13	H: 1 LOB: 2 BB: 1 P: 27	R: 0 E: 0 K: 3 S: 11	H: 0 LOB: 0 BB: 0 P: 16	1B: 5 2B: 2 3B: 0 HR: 1	SF: 0 SAC: 0 DP: 1 HBP: 1	WP: 0 PB: 0 SB: 3 CS: 0	PA: 40					
<b>PITCHER</b>	IP	WLS	BF	H	R	ER	SO	BB	IBB	HBP	BLK	WP	HR	S	P	ERA	WHIP										
46 Andy Pettitte, L (1, 1) ERA: 4.0	5.2	W	27	6	3	3	7	4	0	0	0	0	0	5	9	0.00	3.000										
36 Jim Brower, R (6, 1) ERA:	0.1	H	2	1	0	0	0	0	0	0	0	0	0	5	9	0.00	3.000										
Luis Vizcaino, R (7, 1) ERA: 3.97	2.0	H	8	1	1	1	1	1	0	1	0	0	1	19	34	4.50	1.000										
42 Mariano Rivera, R (9, 1) ERA: 2.83	1.0	S	3	0	0	0	3	0	0	0	0	0	0	11	16	0.00	0.000										







Batter	1	2	3	4	5	6	7	8	9	AB	R	H	RBI	BB	SO	LOB	TOP										
28 Melky Cabrera, S (1,8) OBP: 0.352, SLG: 0.447			G4-3			G6-3	P3			4	0	1	0	0	1	1	<b>New York Yankees @ Toronto Blue Jays</b> Rogers Centre, Toronto, ON Wed Aug 08 2007, 7:07 PM EDT Att: 40,811 - Clear - 86 F										
2 Derek Jeter, R (1,6) OBP: 0.397, SLG: 0.452	L8		K			G6-3		G1-3	3	0	0	0	0	1	1												
18 Johnny Damon, L (7,3) OBP: 0.356, SLG: 0.358										1	0	0	0	0	0												
Bobby Abreu, L (1,9) OBP: 0.365, SLG: 0.430	K					K			2	0	0	0	0	2	0												
17 Shelley Duncan, R (4,9) OBP: 0.385, SLG: 0.743						K		1B	2	0	1	0	0	1	1												
20 Jorge Posada, S (1,2) OBP: 0.422, SLG: 0.543		G4-3								2	0	0	0	1	1												
26 José Molina, R (7,2) OBP: 0.236, SLG: 0.287								L9	1	0	0	0	0	0	1												
55 Hideki Matsui, L (1,7) OBP: 0.364, SLG: 0.528	K							G6-3	4	1	1	1	0	1	2												
Jason Giambi, L (1,10) OBP: 0.375, SLG: 0.429										4	1	1	0	0	1												
24 Robinson Canó, L (1,4) OBP: 0.357, SLG: 0.503										4	2	2	3	0	1												
14 Wilson Betemit, S (1,5) OBP: 0.362, SLG: 0.482										4	0	0	0	0	1												
12 Andy Phillips, R (1,3) OBP: 0.329, SLG: 0.387										3	0	1	0	0	0												
<b>Inning Stats</b>	R: 0 E: 0 K: 2 S: 11	H: 0 LOB: 0 BB: 0 P: 16	R: 2 E: 0 K: 1 S: 10	H: 2 LOB: 0 BB: 0 P: 16	R: 0 E: 0 K: 1 S: 9	H: 0 LOB: 0 BB: 0 P: 12	R: 0 E: 0 K: 1 S: 8	H: 0 LOB: 1 BB: 1 P: 17	R: 0 E: 0 K: 1 S: 6	H: 0 LOB: 0 BB: 0 P: 9	R: 0 E: 0 K: 2 S: 10	H: 1 LOB: 1 BB: 0 P: 17	R: 2 E: 0 K: 0 S: 14	H: 3 LOB: 1 BB: 0 P: 21	R: 0 E: 0 K: 0 S: 10	H: 1 LOB: 1 BB: 0 P: 13	R: 0 E: 0 K: 1 S: 11	H: 0 LOB: 0 BB: 0 P: 16	1B: 4 2B: 0 3B: 0 HR: 3	SF: 0 SAC: 0 DP: 0 HBP: 0	WP: 0 PB: 0 SB: 0 CS: 0	PA: 35					
<b>PITCHER</b>	IP	WLS	BF	H	R	ER	SO	BB	IBB	HBP	BLK	WP	HR	S	P	ERA	WHIP										
32 Roy Halladay, R (1,1) ERA: 4.17	7.0	W	28	6	4	4	8	1	0	0	0	0	3	68	108	5.14	1.000										
40 Brian Wolfe, R (8,1) ERA: 2.11	1.0		4	1	0	0	0	0	0	0	0	0	0	10	13	0.00	1.000										
49 Jeremy Accardo, R (9,1) ERA: 2.47	1.0		3	0	0	0	1	0	0	0	0	0	0	11	16	0.00	0.000										

AB	34
R	4
H	7
RBI	4
BB	1
SO	9
LOB	8



Batter	1	2	3	4	5	6	7	8	9	AB	R	H	RBI	BB	SO	LOB	BOTTOM										
Matt Stairs, L (1,7) OBP: 0.360, SLG: 0.546								L8		4	3	2	0	2	1	2	<b>New York Yankees @ Toronto Blue Jays</b> Rogers Centre, Toronto, ON Wed Aug 08 2007, 7:07 PM EDT Att: 40,811 - Clear - 86 F										
35 Lyle Overbay, L (1,3) OBP: 0.344, SLG: 0.423										5	3	3	1	0	1	3											
15 Alex Rios, R (1,9) OBP: 0.359, SLG: 0.528										5	3	2	1	0	1	3											
10 Vernon Wells, R (1,8) OBP: 0.317, SLG: 0.437										4	2	3	4	0	0	1											
Frank Thomas, R (1,10) OBP: 0.375, SLG: 0.467										5	1	3	3	0	0	3											
7 Curtis Thigpen, R (7, PR) OBP: 0.339, SLG: 0.314										0	0	0	0	0	0	0											
25 Troy Glaus, R (1,5) OBP: 0.348, SLG: 0.453										3	2	0	0	2	2	2											
18 Hector Luna, R (8,5) OBP: 0.325, SLG: 0.448										0	0	0	0	0	0	0											
2 Aaron Hill, R (1,4) OBP: 0.325, SLG: 0.448										5	1	1	2	0	3	3											
9 Gregg Zaun, S (1,2) OBP: 0.336, SLG: 0.400										3	0	1	2	2	0	0											
6 John McDonald, R (1,6) OBP: 0.295, SLG: 0.364										4	0	1	2	1	1	1											
<b>Inning Stats</b>	R: 3 E: 0 K: 1 S: 10	H: 4 LOB: 0 BB: 0 P: 20	R: 0 E: 0 K: 1 S: 5	H: 0 LOB: 1 BB: 1 P: 13	R: 5 E: 0 K: 2 S: 18	H: 5 LOB: 2 BB: 2 P: 37	R: 1 E: 0 K: 0 S: 13	H: 2 LOB: 1 BB: 0 P: 20	R: 0 E: 0 K: 1 S: 8	H: 0 LOB: 0 BB: 0 P: 12	R: 5 E: 1 K: 1 S: 16	H: 3 LOB: 3 BB: 4 P: 37	R: 1 E: 0 K: 2 S: 21	H: 2 LOB: 1 BB: 0 P: 32	R: 0 E: 0 K: 1 S: 9	H: 0 LOB: 0 BB: 0 P: 12	1B: 7 2B: 10 3B: 0 HR: 0	SF: 1 SAC: 0 DP: 2 HBP: 0	WP: 1 PB: 0 SB: 0 CS: 0	PA: 46							
<b>PITCHER</b>	IP	WLS	BF	H	R	ER	SO	BB	IBB	HBP	BLK	WP	HR	S	P	ERA	WHIP										
40 Chien-Ming Wang, R (1,1) ERA: 3.94	2.2	L	17	9	8	8	3	2	0	0	0	1	0	32	61	9.00	2.000										
56 Jeff Karstens, R (3,1) ERA: 10.13	3.0		16	3	5	3	2	3	0	0	0	0	0	30	51	6.75	4.500										
47 Ron Villone, L (6,1) ERA: 3.56	1.1		10	4	2	1	3	2	0	0	0	0	0	9	12	0.00	0.000										
Kyle Farnsworth, R (8,1) ERA: 4.76	1.0		3	0	0	0	1	0	0	0	0	0	0	9	12	0.00	0.000										

AB	38
R	15
H	16
RBI	15
BB	7
SO	9
LOB	18





Batter	1	2	3	4	5	6	7	8	9	AB	R	H	RBI	BB	SO	LOB	TOP					
18 Johnny Damon, L (1, 10) OBP: 0.365, SLG: 0.357										4	1	1	0	0	1	1	<b>New York Yankees @ Cleveland Indians</b> Jacobs Field, Cleveland, OH Fri Aug 10 2007, 7:05 PM EDT Att: 41,675 - Clear - 76 F					
2 Derek Jeter, R (1, 6) OBP: 0.400, SLG: 0.457										4	1	3	1	0	0	0						
Bobby Abreu, L (1, 9) OBP: 0.364, SLG: 0.433										4	1	1	2	0	0	2						
13 Alex Rodriguez, R (1, 5) OBP: 0.409, SLG: 0.628										1	1	1	1	2	0	0						
55 Hideki Matsui, L (1, 7) OBP: 0.363, SLG: 0.526										4	1	1	1	0	0	4						
24 Robinson Canó, L (1, 4) OBP: 0.388, SLG: 0.503										4	0	2	0	0	0	1						
14 Wilson Betemit, S (1, 3) ERA: 3.26										2	0	0	0	0	0	1						
12 Andy Phillips, R (7, 3) OBP: 0.327, SLG: 0.385										1	0	0	0	0	0	0						
26 José Molina, R (1, 2) OBP: 0.229, SLG: 0.279										4	0	0	1	0	1	1						
28 Melky Cabrera, S (1, 8) OBP: 0.351, SLG: 0.445										4	1	1	0	0	0	1						
<b>Inning Stats</b>	R: 0 E: 0 K: 1 S: 8	H: 0 LOB: 0 BB: 0 P: 12	R: 2 E: 0 K: 0 S: 9	H: 3 LOB: 1 BB: 0 P: 14	R: 1 E: 0 K: 0 S: 16	H: 2 LOB: 1 BB: 1 P: 21	R: 0 E: 0 K: 0 S: 8	H: 1 LOB: 0 BB: 0 P: 11	R: 1 E: 0 K: 0 S: 8	H: 2 LOB: 0 BB: 0 P: 13	R: 0 E: 0 K: 0 S: 6	H: 0 LOB: 0 BB: 0 P: 10	R: 0 E: 0 K: 1 S: 9	H: 0 LOB: 0 BB: 0 P: 16	R: 2 E: 0 K: 0 S: 14	H: 2 LOB: 1 BB: 1 P: 25	R: 0 E: 0 K: 0 S: 6	H: 0 LOB: 0 BB: 0 P: 8	1B: 7 2B: 1 3B: 1 HR: 1	SF: 0 SAC: 1 DP: 3 HBP: 1	WP: 0 PB: 0 SB: 0 CS: 1	PA: 37
<b>PITCHER</b>	IP WLS BF H R ER SO BB IBB HBP BLK WP HR S P ERA WHIP																					
55 Roberto Hernandez, R (1, 1) ERA: 3.26	7.0 L 27 8 4 4 2 1 0 1 0 0 0 1 64 97 5.14 1.286																					
Aaron Fultz, L (8, 1) ERA: 3.16	1.0 6 2 2 2 0 0 1 0 0 0 0 0 14 25 18.00 2.000																					
49 Edward Mujica, R (9, 1) ERA: 7.59	1.0 3 0 0 0 0 0 0 0 0 0 0 0 6 8 0.00 0.000																					

AB	32
R	6
H	10
RBI	6
BB	2
SO	2
LOB	11



Batter	1	2	3	4	5	6	7	8	9	AB	R	H	RBI	BB	SO	LOB	BOTTOM					
24 Grady Sizemore, L (1, 8) OBP: 0.377, SLG: 0.457										4	0	0	0	0	1	0	<b>New York Yankees @ Cleveland Indians</b> Jacobs Field, Cleveland, OH Fri Aug 10 2007, 7:05 PM EDT Att: 41,675 - Clear - 76 F					
Kenny Lofton, L (1, 7) OBP: 0.369, SLG: 0.414										4	0	1	0	0	2	0						
41 Victor Martinez, S (1, 2) OBP: 0.375, SLG: 0.510										4	0	1	0	0	1	1						
25 Ryan Garko, R (1, 3) OBP: 0.377, SLG: 0.502										3	0	0	0	1	1	1						
2 Jhonny Peralta, R (1, 6) OBP: 0.349, SLG: 0.452										4	0	1	0	0	2	3						
Casey Blake, R (1, 5) OBP: 0.339, SLG: 0.445										3	0	0	0	0	1	1						
Trot Nixon, L (1, 10) OBP: 0.344, SLG: 0.343										3	0	0	0	0	1	0						
Jason Michaels, R (1, 9) OBP: 0.319, SLG: 0.421										3	0	0	0	0	0	0						
29 Josh Barfield, R (1, 4) OBP: 0.275, SLG: 0.330										3	1	1	1	0	2	0						
<b>Inning Stats</b>	R: 0 E: 0 K: 1 S: 15	H: 1 LOB: 2 BB: 1 P: 25	R: 0 E: 0 K: 0 S: 7	H: 0 LOB: 0 BB: 0 P: 7	R: 0 E: 0 K: 2 S: 11	H: 0 LOB: 0 BB: 0 P: 15	R: 0 E: 0 K: 2 S: 15	H: 1 LOB: 1 BB: 0 P: 22	R: 1 E: 0 K: 0 S: 9	H: 1 LOB: 0 BB: 0 P: 12	R: 0 E: 0 K: 1 S: 9	H: 1 LOB: 1 BB: 0 P: 14	R: 0 E: 0 K: 1 S: 5	H: 0 LOB: 0 BB: 0 P: 8	R: 0 E: 0 K: 3 S: 9	H: 0 LOB: 0 BB: 0 P: 13	R: 0 E: 0 K: 1 S: 11	H: 0 LOB: 0 BB: 0 P: 13	1B: 1 2B: 2 3B: 0 HR: 1	SF: 0 SAC: 0 DP: 0 HBP: 0	WP: 0 PB: 0 SB: 0 CS: 0	PA: 32
<b>PITCHER</b>	IP WLS BF H R ER SO BB IBB HBP BLK WP HR S P ERA WHIP																					
34 Phil Hughes, R (1, 1) ERA: 4.68	6.0 W 23 4 1 1 6 1 0 0 0 0 0 0 1 66 95 1.50 0.833																					
62 Joba Chamberlain, R (7, 1) ERA:	2.0 H 6 0 0 0 4 0 0 0 0 0 0 0 14 21 0.00 0.000																					
42 Mariano Rivera, R (9, 1) ERA: 2.77	1.0 3 0 0 0 1 0 0 0 0 0 0 0 11 13 0.00 0.000																					

AB	31
R	1
H	4
RBI	1
BB	1
SO	11
LOB	6





Batter	1	2	3	4	5	6	7	8	9	AB	R	H	RBI	BB	SO	LOB	TOP			
18 Johnny Damon, L (1,7) OBP: 0.355, SLG: 0.359	F8	1B		FC5-4 1B		F7		F7		6	1	2	2	0	0	2	<b>New York Yankees @ Cleveland Indians</b> Jacobs Field, Cleveland, OH Sat Aug 11 2007, 7:05 PM EDT Att: 41,977 - Partly Cloudy - 75 F			
2 Derek Jeter, R (1,6) OBP: 0.401, SLG: 0.457		1B		K					F8	6	1	3	0	0	2	5				
Bobby Abreu, L (1,9) OBP: 0.364, SLG: 0.432	F8	13 HR						G2-3		5	1	2	2	0	0	4				
13 Alex Rodriguez, R (1,5) OBP: 0.409, SLG: 0.640	F9	HR								5	2	2	4	0	1	3				
55 Hideki Matsui, L (1,10) OBP: 0.363, SLG: 0.524								F7		5	2	2	0	0	0	0				
24 Robinson Cano, L (1,4) OBP: 0.398, SLG: 0.503				G3		F8			F7	4	1	1	0	1	0	0				
28 Melky Cabrera, S (1,8) OBP: 0.349, SLG: 0.443						F7			G3	4	0	1	1	0	0	0				
12 Andy Phillips, R (1,3) Jason Giambi, L (9,PH) 17 Shelley Duncan, R (9,3) OBP: 0.385, SLG: 0.743				F9						2	1	1	1	1	0	0				
26 José Molina, R (1,2) OBP: 0.248, SLG: 0.303									HR	1	1	1	1	0	0	0				
										0	0	0	0	0	0	0				
<b>Inning Stats</b>	R: 0 E: 0 K: 0 S: 12	H: 1 LOB: 1 BB: 0 P: 16	R: 7 E: 0 K: 1 S: 23	H: 6 LOB: 0 BB: 1 P: 40	R: 0 E: 0 K: 0 S: 8	H: 0 LOB: 0 BB: 0 P: 10	R: 0 E: 0 K: 2 S: 12	H: 2 LOB: 2 BB: 0 P: 15	R: 0 E: 0 K: 0 S: 8	H: 3 LOB: 2 BB: 0 P: 9	R: 1 E: 0 K: 0 S: 12	H: 2 LOB: 2 BB: 1 P: 18	R: 2 E: 0 K: 0 S: 11	H: 2 LOB: 0 BB: 0 P: 19	R: 1 E: 0 K: 0 S: 8	H: 3 LOB: 2 BB: 0 P: 15	1B: 13 2B: 3 HR: 3	SF: 2 SAC: 0 DP: 0 HBP: 0	WP: 0 PB: 0 SB: 0 CS: 1	PA: 47
<b>PITCHER</b>	IP WLS BF H R ER SO BB IBB HBP BLK WP HR S P ERA WHIP																			
Paul Byrd, R (1,1) ERA: 4.53	2.0 L 14 7 7 0 1 1 0 0 0 0 0 1 35 56 31.50 4.000																			
40 Tom Mastny, R (3,1) ERA: 4.3	3.0 11 2 0 0 2 0 0 0 0 0 0 25 35 0.00 0.667																			
Aaron Fultz, L (6,1) ERA: 3.28	2.0 11 5 1 1 0 1 0 0 0 0 0 20 27 4.50 3.000																			
49 Edward Mujica, R (8,1) ERA: 8.53	2.0 11 5 3 3 0 0 0 0 0 0 2 19 34 13.50 2.500																			


Batter	1	2	3	4	5	6	7	8	9	AB	R	H	RBI	BB	SO	LOB	BOTTOM			
24 Grady Sizemore, L (1,8) OBP: 0.377, SLG: 0.456 Franklin Gutierrez, R (8,PH) OBP: 0.313, SLG: 0.471	41 WP 41 SF8									3	1	1	0	0	0	0	<b>New York Yankees @ Cleveland Indians</b> Jacobs Field, Cleveland, OH Sat Aug 11 2007, 7:05 PM EDT Att: 41,977 - Partly Cloudy - 75 F			
Kenny Lofton, L (1,7) OBP: 0.369, SLG: 0.416	SH2-3									3	0	1	0	0	1	1				
41 Victor Martinez, S (1,3) OBP: 0.374, SLG: 0.511	SF8									3	0	1	2	0	1	1				
25 Ryan Garko, R (1,10) OBP: 0.376, SLG: 0.498	L7									4	0	1	0	0	0	1				
2 Jhonny Peralta, R (1,6) OBP: 0.346, SLG: 0.448										4	0	0	0	0	3	3				
Casey Blake, R (1,5) OBP: 0.340, SLG: 0.446										4	0	2	0	0	0	1				
Trot Nixon, L (1,9) OBP: 0.349, SLG: 0.352										4	0	3	0	0	1	1				
10 Kelly Shoppach, R (1,2) OBP: 0.331, SLG: 0.483										4	0	0	0	0	2	6				
29 Josh Barfield, R (1,4) OBP: 0.274, SLG: 0.328 13 Asdrúbal Cabrera, S (8,PH) OBP: 0.333, SLG: 0.460										2	0	0	0	0	0	0				
										2	1	1	0	0	0	2				
<b>Inning Stats</b>	R: 1 E: 0 K: 0 S: 6	H: 1 LOB: 0 BB: 0 P: 10	R: 0 E: 0 K: 2 S: 10	H: 1 LOB: 0 BB: 0 P: 12	R: 0 E: 0 K: 1 S: 10	H: 1 LOB: 1 BB: 0 P: 11	R: 0 E: 0 K: 0 S: 16	H: 2 LOB: 2 BB: 0 P: 19	R: 0 E: 0 K: 0 S: 4	H: 0 LOB: 0 BB: 0 P: 6	R: 0 E: 0 K: 1 S: 8	H: 0 LOB: 0 BB: 0 P: 11	R: 0 E: 1 K: 2 S: 15	H: 2 LOB: 2 BB: 0 P: 21	R: 0 E: 0 K: 1 S: 8	H: 2 LOB: 1 BB: 0 P: 13	1B: 6 2B: 4 HR: 0	SF: 1 SAC: 1 DP: 2 HBP: 0	WP: 1 PB: 0 SB: 0 CS: 0	PA: 36
<b>PITCHER</b>	IP WLS BF H R ER SO BB IBB HBP BLK WP HR S P ERA WHIP																			
35 Mike Mussina, R (1,1) ERA: 4.5	7.2 W 30 8 2 2 6 0 0 0 0 0 0 69 89 2.35 1.043																			
Luis Vizcaino, R (8,1) ERA: 3.94	0.1 2 0 0 0 1 0 0 0 0 0 0 5 8 0.00 0.000																			
47 Ron Villone, L (9,1) ERA: 3.45	1.0 4 2 0 0 1 0 0 0 0 0 0 8 13 0.00 2.000																			

AB	43
R	11
H	19
RBI	11
BB	2
SO	3
LOB	16

AB	34
R	2
H	10
RBI	2
BB	0
SO	8
LOB	17





Batter	1	2	3	4	5	6	7	8	9	AB	R	H	RBI	BB	SO	LOB	TOP								
28 Melky Cabrera, S OBP: 0.350, SLG: 0.451	G3-1		G1-3		FC1-5		HR		1B	5	2	2	1	0	0	1	<b>New York Yankees @ Cleveland Indians</b> Jacobs Field, Cleveland, OH Sun Aug 12 2007, 1:05 PM EDT Att: 41,612 - Partly Cloudy - 80 F								
2 Derek Jeter, R OBP: 0.399, SLG: 0.455	K		G4-3		G6-4-3		G3		1B	5	0	1	1	0	1	1									
Bobby Abreu, L OBP: 0.362, SLG: 0.428	BB			F7		F8		F7	1B	4	0	0	0	1	0	1									
13 Alex Rodriguez, R OBP: 0.408, SLG: 0.636	1B			P6		F9		K		4	0	1	0	0	1	0									
55 Hideki Matsui, L OBP: 0.366, SLG: 0.525	G4-3			HR		24 1B		G2-3	1B	3	2	2	0	1	0	2									
Jason Giambi, L OBP: 0.381, SLG: 0.472	G4-3			HR		24 1B		G2-3		4	1	2	2	0	0	1									
24 Robinson Cano, L OBP: 0.362, SLG: 0.506	1B			HR		12 FC6-4		G3-1		4	0	3	1	0	0	1									
12 Andy Phillips, R OBP: 0.323, SLG: 0.376	P5-3			FC6-4		FC5-4		F8		4	0	0	0	0	0	4									
26 José Molina, R OBP: 0.248, SLG: 0.309			K		FC1-5		G1-3		F8	4	0	1	0	0	1	0									
<b>Inning Stats</b>	R: 0 E: 0 K: 1 S: 12	H: 1 LOB: 2 BB: 1 P: 18	R: 0 E: 0 K: 0 S: 10	H: 1 LOB: 0 BB: 0 P: 14	R: 0 E: 0 K: 1 S: 6	H: 0 LOB: 0 BB: 0 P: 9	R: 2 E: 0 K: 0 S: 17	H: 3 LOB: 1 BB: 0 P: 25	R: 0 E: 0 K: 0 S: 4	H: 1 LOB: 0 BB: 0 P: 4	R: 1 E: 0 K: 0 S: 16	H: 2 LOB: 2 BB: 1 P: 26	R: 1 E: 0 K: 0 S: 14	H: 1 LOB: 0 BB: 0 P: 22	R: 0 E: 0 K: 1 S: 9	H: 1 LOB: 1 BB: 0 P: 14		R: 1 E: 0 K: 0 S: 15	H: 2 LOB: 1 BB: 0 P: 20	1B: 9 2B: 2 3B: 0 HR: 2	SF: 0 SAC: 0 DP: 2 HBP: 0	WP: 0 PB: 0 SB: 1 CS: 0	PA: 39		
<b>PITCHER</b>	IP	WLS	BF	H	R	ER	SO	BB	IBB	HBP	BLK	WP	HR	S	P	ERA	WHIP								
37 Jake Westbrook, R ERA: 5.01	7.0	L	30	9	4	4	2	2	0	0	0	0	2	79	118	5.14	1.571								
53 Rafael Perez, L ERA: 1.77	1.0		4	1	0	0	1	0	0	0	0	0	0	9	14	0.00	1.000								
63 Rafael Betancourt, R ERA: 1.67	1.0		5	2	1	1	0	0	0	0	0	0	0	15	20	9.00	2.000								


Batter	1	2	3	4	5	6	7	8	9	AB	R	H	RBI	BB	SO	LOB	BOTTOM								
24 Grady Sizemore, L OBP: 0.377, SLG: 0.454	F7		K			S		25 HBP	41 1B	4	0	1	0	1	2	3	<b>New York Yankees @ Cleveland Indians</b> Jacobs Field, Cleveland, OH Sun Aug 12 2007, 1:05 PM EDT Att: 41,612 - Partly Cloudy - 80 F								
Casey Blake, R OBP: 0.339, SLG: 0.443	G6-3				41 FC5-4		G6-3		F9	5	0	1	0	0	0	5									
41 Victor Martinez, S OBP: 0.375, SLG: 0.511	P3				25 FC5-4		2B		25 HBP	4	1	2	1	0	0	1									
29 Josh Barfield, R OBP: 0.274, SLG: 0.328					25 G5-4-3		SF8		2B	0	0	0	0	0	0	0									
10 Kelly Shoppach, R OBP: 0.331, SLG: 0.483					G5-4-3		2B		2 FC4-6	3	0	1	0	0	1	1									
25 Ryan Garko, R OBP: 0.377, SLG: 0.497	K				G6-3		2B		HBP	3	0	1	0	0	1	3									
2 Johnny Peralta, R OBP: 0.345, SLG: 0.444	G6-3				G6-3		CS		FC4-6	3	0	0	0	1	0	3									
Jason Michaels, R OBP: 0.318, SLG: 0.420	G6-3				F8		SF8		1B	3	1	1	1	0	0	0									
Chris Gomez, R OBP: 0.342, SLG: 0.393					G4-3		G6-3		2B	4	0	2	0	0	0	1									
Franklin Gutierrez, R OBP: 0.318, SLG: 0.479					FC5-4				1B	4	0	2	1	0	1	1									
13 Asdrubal Cabrera, S OBP: 0.300, SLG: 0.333					K				2B	4	1	1	0	0	2	4									
<b>Inning Stats</b>	R: 0 E: 0 K: 0 S: 7	H: 0 LOB: 0 BB: 0 P: 10	R: 0 E: 0 K: 1 S: 8	H: 0 LOB: 0 BB: 0 P: 10	R: 0 E: 0 K: 2 S: 11	H: 1 LOB: 1 BB: 0 P: 15	R: 0 E: 0 K: 0 S: 7	H: 1 LOB: 0 BB: 0 P: 9	R: 0 E: 0 K: 0 S: 8	H: 0 LOB: 0 BB: 0 P: 11	R: 0 E: 0 K: 0 S: 8	H: 1 LOB: 1 BB: 1 P: 14	R: 1 E: 0 K: 0 S: 10	H: 2 LOB: 1 BB: 1 P: 15	R: 1 E: 0 K: 1 S: 20	H: 3 LOB: 3 BB: 0 P: 30	R: 1 E: 0 K: 2 S: 15	H: 3 LOB: 2 BB: 0 P: 20	1B: 10 2B: 1 3B: 0 HR: 0	SF: 1 SAC: 0 DP: 2 HBP: 1	WP: 0 PB: 0 SB: 2 CS: 1	PA: 38			
<b>PITCHER</b>	IP	WLS	BF	H	R	ER	SO	BB	IBB	HBP	BLK	WP	HR	S	P	ERA	WHIP								
46 Andy Pettitte, L ERA: 3.93	7.1	W	28	7	2	2	4	2	0	0	0	0	0	69	97	2.46	1.227								
Luis Vizcaino, R ERA: 3.92	0.1	H	2	1	0	0	0	0	0	0	0	0	0	4	7	0.00	3.000								
42 Mariano Rivera, R ERA: 2.88	1.1	S	8	3	1	1	2	0	0	1	0	0	0	21	30	6.75	2.250								










Batter	1	2	3	4	5	6	7	8	9	AB	R	H	RBI	BB	SO	LOB	TOP					
1 Brian Roberts, S OBP: 0.401, SLG: 0.466 12 Brandon Fahey, L OBP: 0.268, SLG: 0.308	F8	F9		SF8 1B	F9				F8	4	1	1	1	1	0	2	<p><b>Baltimore Orioles @ New York Yankees</b> Yankee Stadium, Bronx, NY Tue Aug 14 2007, 7:05 PM EDT Att: 52,567 - Partly Cloudy - 80 F</p> <p>livebaseballscorecards.com</p> <p>AB 37 R 12 H 13 RBI 12 BB 6 SO 3 LOB 20</p> 					
Corey Patterson, L OBP: 0.308, SLG: 0.384 Tike Redman, L OBP: 0.400, SLG: 0.400	K		F7	SF8 1-H		E4			K	4	1	0	1	0	1	3						
21 Nick Markakis, L OBP: 0.361, SLG: 0.452				1B 17 HR	G6-3				L8	4	2	2	1	1	0	0						
Miguel Tejada, R OBP: 0.351, SLG: 0.429	P4			1B 17 HR					L8	3	2	1	0	1	0	2						
Kevin Millar, R OBP: 0.385, SLG: 0.448				1B 17 HR					L8	3	4	3	1	2	0	0						
17 Aubrey Huff, L OBP: 0.308, SLG: 0.408 J.R. House, R				1B 17 HR					L8	3	1	2	5	1	0	2						
6 Melvin Mora, R OBP: 0.340, SLG: 0.461				1B 17 HR					L8	1	0	0	0	0	0	0						
Ramon Hernandez, R OBP: 0.347, SLG: 0.363				1B 17 HR					L8	4	1	3	1	0	0	0						
Jay Payton, R OBP: 0.298, SLG: 0.353				1B 17 HR					L8	5	0	0	0	0	0	7						
Jay Payton, R OBP: 0.298, SLG: 0.353				1B 17 HR					L8	4	0	1	2	0	1	4						
<b>Inning Stats</b>	R: 0 E: 0 K: 1 S: 11	H: 0 LOB: 1 BB: 1 P: 20	R: 1 E: 0 K: 0 S: 10	H: 1 LOB: 2 BB: 2 P: 19	R: 4 E: 0 K: 0 S: 23	H: 4 LOB: 1 BB: 1 P: 35	R: 1 E: 0 K: 0 S: 13	H: 3 LOB: 2 BB: 0 P: 23	R: 1 E: 0 K: 0 S: 6	H: 1 LOB: 0 BB: 0 P: 11	R: 4 E: 1 K: 0 S: 19	H: 3 LOB: 3 BB: 2 P: 35	R: 1 E: 0 K: 0 S: 8	H: 1 LOB: 0 BB: 0 P: 14	R: 0 E: 0 K: 1 S: 8	H: 0 LOB: 0 BB: 0 P: 9	R: 0 E: 0 K: 1 S: 6	H: 0 LOB: 0 BB: 0 P: 11	1B: 8 2B: 3 3B: 0 HR: 2	SF: 2 SAC: 1 DP: 1 HBP: 2	WP: 0 PB: 0 SB: 2 CS: 0	PA: 48
<b>PITCHER</b>	IP WLS BF H R ER SO BB IBB HBP BLK WP HR S P ERA WHIP																					
58 Jeff Karstens, R ERA: 11.2	3.0 L 18 5 5 5 1 4 0 0 0 0 0 1 44 74 15.00 3.000																					
36 Jim Brower, L ERA: 13.5	2.0 14 5 6 4 0 1 0 1 0 0 0 1 26 51 18.00 3.000																					
47 Ron Villone, L ERA: 3.41	2.0 10 3 1 1 0 1 0 1 0 0 0 1 20 32 4.50 2.000																					
Kyle Farnsworth, R ERA: 4.66	1.0 3 0 0 0 1 0 0 0 0 0 0 0 8 9 0.00 0.000																					
Luis Vizcaino, R ERA: 3.66	1.0 3 0 0 0 1 0 0 0 0 0 0 0 6 11 0.00 0.000																					

Batter	1	2	3	4	5	6	7	8	9	AB	R	H	RBI	BB	SO	LOB	BOTTOM					
28 Melky Cabrera, S OBP: 0.352, SLG: 0.449	G5-3		FC4-6						G4-3	3	0	0	0	2	0	1	<p><b>Baltimore Orioles @ New York Yankees</b> Yankee Stadium, Bronx, NY Tue Aug 14 2007, 7:05 PM EDT Att: 52,567 - Partly Cloudy - 80 F</p> <p>livebaseballscorecards.com</p> <p>AB 30 R 0 H 2 RBI 0 BB 9 SO 7 LOB 23</p> 					
2 Derek Jeter, R OBP: 0.395, SLG: 0.449 17 Shelley Duncan, R OBP: 0.381, SLG: 0.703	F8		P3						G4-3	3	0	0	0	0	2	1						
Bobby Abreu, L OBP: 0.362, SLG: 0.430	BB		G6-3						G3-1	3	0	0	0	2	0	3						
13 Alex Rodriguez, R OBP: 0.408, SLG: 0.632 12 Andy Phillips, R OBP: 0.319, SLG: 0.371	BB		G6-3						G3-1	2	0	1	0	1	0	0						
55 Hideki Matsui, L OBP: 0.371, SLG: 0.524	G4-3								G3-1	1	0	0	0	1	2	2						
20 Jorge Posada, S OBP: 0.420, SLG: 0.538 26 José Molina, R OBP: 0.247, SLG: 0.307	K								G3-1	3	0	0	0	0	1	3						
Jason Giambi, L OBP: 0.381, SLG: 0.466	G5-3								G3-1	3	0	0	0	1	1	3						
24 Robinson Cano, L OBP: 0.356, SLG: 0.497	K								G3-1	4	0	0	0	0	1	5						
14 Wilson Betemit, S OBP: 0.356, SLG: 0.483			E7 FC4-6						K	4	0	0	0	0	2	0						
<b>Inning Stats</b>	R: 0 E: 0 K: 0 S: 10	H: 0 LOB: 2 BB: 2 P: 21	R: 0 E: 0 K: 2 S: 8	H: 0 LOB: 0 BB: 0 P: 11	R: 0 E: 1 K: 0 S: 7	H: 0 LOB: 1 BB: 0 P: 13	R: 0 E: 0 K: 0 S: 7	H: 1 LOB: 2 BB: 1 P: 14	R: 0 E: 0 K: 1 S: 6	H: 0 LOB: 1 BB: 1 P: 13	R: 0 E: 0 K: 1 S: 15	H: 1 LOB: 2 BB: 1 P: 23	R: 0 E: 0 K: 2 S: 10	H: 0 LOB: 2 BB: 2 P: 25	R: 0 E: 0 K: 0 S: 8	H: 0 LOB: 1 BB: 1 P: 16		R: 0 E: 0 K: 1 S: 10	H: 0 LOB: 1 BB: 1 P: 16	1B: 2 2B: 0 3B: 0 HR: 0	SF: 0 SAC: 0 DP: 0 HBP: 0	WP: 0 PB: 1 SB: 0 CS: 0
<b>PITCHER</b>	IP WLS BF H R ER SO BB IBB HBP BLK WP HR S P ERA WHIP																					
40 Daniel Cabrera, R ERA: 4.93	6.2 W 29 2 0 0 0 1 2 0 0 0 0 0 0 11 25 0.00 1.500																					
Paul Shuey, R ERA: 7.4	1.1 6 0 0 0 1 2 0 0 0 0 0 0 11 25 0.00 1.500																					
Rob Bell, R ERA: 4.74	1.0 4 0 0 0 1 1 0 0 0 0 0 0 10 16 0.00 1.000																					







Batter	1	2	3	4	5	6	7	8	9	AB	R	H	RBI	BB	SO	LOB	TOP								
28 Curtis Granderson, L (1.8) OBP: 0.351, SLG: 0.543	F8	F9		33 G3-1 1B		G4-3		P2		5	0	1	0	0	0	2	Detroit Tigers @ New York Yankees Yankee Stadium, Bronx, NY Thu Aug 16 2007, 7:05 PM EDT Att: 53,914 - Partly Cloudy - 84 F								
33 Marcus Thames, R (1.7) OBP: 0.291, SLG: 0.511	L5-3			G3-1		G5-3		G6-3		5	1	1	0	0	0	3									
3 Gary Sheffield, R (1.10) OBP: 0.387, SLG: 0.504	E5			G4-3					F7	3	1	0	0	2	0	2									
30 Magglio Ordonez, R (1.9) OBP: 0.430, SLG: 0.595						F9		F8		4	1	1	1	1	1	2									
9 Carlos Guillen, S (1.6) OBP: 0.369, SLG: 0.511									F8	5	2	2	4	0	1	2									
Ivan Rodriguez, R (1.2) OBP: 0.280, SLG: 0.434	K			G4-3						4	1	2	1	0	1	0									
Sean Casey, L (1.3) OBP: 0.351, SLG: 0.387	G4-3			F7						4	0	1	1	0	0	0									
25 Ryan Raburn, R (1.4) OBP: 0.354, SLG: 0.566				F7						4	1	1	0	0	2	2									
15 Brandon Inge, R (1.5) OBP: 0.318, SLG: 0.390				F9						3	1	1	1	0	1	0									
<b>Inning Stats</b>	R: 4 E: 1 K: 1 S: 16	H: 2 LOB: 0 BB: 1 P: 29	R: 2 E: 0 K: 0 S: 12	H: 3 LOB: 2 BB: 1 P: 21	R: 0 E: 0 K: 0 S: 9	H: 0 LOB: 0 BB: 0 P: 11	R: 0 E: 0 K: 0 S: 12	H: 1 LOB: 1 BB: 0 P: 19	R: 1 E: 0 K: 1 S: 12	H: 3 LOB: 2 BB: 0 P: 15	R: 0 E: 0 K: 0 S: 7	H: 0 LOB: 2 BB: 1 P: 12	R: 1 E: 0 K: 2 S: 12	H: 1 LOB: 0 BB: 0 P: 15	R: 0 E: 0 K: 1 S: 6	H: 0 LOB: 0 BB: 0 P: 8	R: 0 E: 0 K: 1 S: 10	H: 0 LOB: 0 BB: 0 P: 14	1B: 7 2B: 2 3B: 0 HR: 2	SF: 0 SAC: 0 DP: 1 HBP: 1	WP: 0 PB: 0 SB: 1 CS: 1	PA: 41			
<b>PITCHER</b>	IP	WLS	BF	H	R	ER	SO	BB	IBB	HBP	BLK	WP	HR	S	P	ERA	WHIP								
35 Mike Mussina, R (1.1) ERA: 4.76	5.0	L	26	9	7	6	2	2	0	0	0	0	1	61	95	10.80	2.200								
Kyle Farnsworth, R (6.1) ERA: 4.56	1.0		5	0	0	0	0	1	0	1	0	0	0	7	12	0.00	1.000								
47 Ron Villone, L (7.1) ERA: 3.47	2.0		7	1	1	1	3	0	0	0	0	0	1	18	23	4.50	0.500								
Luis Vizcaino, R (9.1) ERA: 3.79	1.0		3	0	0	0	1	0	0	0	0	0	0	10	14	0.00	0.000								

Batter	1	2	3	4	5	6	7	8	9	AB	R	H	RBI	BB	SO	LOB	BOTTOM								
18 Johnny Damon, L (1.7) OBP: 0.354, SLG: 0.361	F8									3	0	1	0	0	0	1	Detroit Tigers @ New York Yankees Yankee Stadium, Bronx, NY Thu Aug 16 2007, 7:05 PM EDT Att: 53,914 - Partly Cloudy - 84 F								
17 Shelley Duncan, R (6, PH) OBP: 0.363, SLG: 0.738										1	0	0	0	0	1	2									
14 Wilson Betemit, S (8, PH) OBP: 0.350, SLG: 0.473										1	0	0	0	0	1	2									
2 Derek Jeter, R (1.6) OBP: 0.395, SLG: 0.446									F7	4	2	2	0	1	0	1									
Bobby Abreu, L (1.9) OBP: 0.362, SLG: 0.436										5	2	2	2	0	2	2									
13 Alex Rodriguez, R (1.5) OBP: 0.412, SLG: 0.630										4	0	0	0	0	1	2									
55 Hideki Matsui, L (1.10) OBP: 0.374, SLG: 0.525										5	1	3	2	0	1	1									
20 Jorge Posada, S (1.2) OBP: 0.416, SLG: 0.531										5	0	2	1	0	0	3									
Jason Giambi, L (1.3) OBP: 0.377, SLG: 0.458										5	0	1	0	0	3	3									
24 Robinson Cano, L (1.4) OBP: 0.355, SLG: 0.493										3	0	0	0	1	1	1									
28 Melky Cabrera, S (1.8) OBP: 0.351, SLG: 0.443										3	0	1	0	1	1	2									
<b>Inning Stats</b>	R: 1 E: 0 K: 1 S: 19	H: 2 LOB: 2 BB: 0 P: 30	R: 0 E: 0 K: 0 S: 12	H: 0 LOB: 1 BB: 1 P: 21	R: 2 E: 0 K: 1 S: 16	H: 3 LOB: 1 BB: 0 P: 24	R: 0 E: 0 K: 0 S: 11	H: 1 LOB: 1 BB: 0 P: 17	R: 0 E: 0 K: 2 S: 15	H: 2 LOB: 2 BB: 0 P: 21	R: 0 E: 0 K: 3 S: 11	H: 0 LOB: 1 BB: 1 P: 20	R: 0 E: 0 K: 3 S: 12	H: 1 LOB: 2 BB: 1 P: 21	R: 2 E: 0 K: 1 S: 15	H: 3 LOB: 1 BB: 0 P: 22	1B: 10 2B: 1 3B: 0 HR: 1	SF: 0 SAC: 0 DP: 0 HBP: 1	WP: 2 PB: 0 SB: 0 CS: 0	PA: 43					
<b>PITCHER</b>	IP	WLS	BF	H	R	ER	SO	BB	IBB	HBP	BLK	WP	HR	S	P	ERA	WHIP								
35 Justin Verlander, R (1.1) ERA: 3.63	5.1	W	25	7	3	3	2	1	0	1	0	0	0	6	7	0.00	3.000								
Tim Lincecum, L (6.1) ERA: 3.34	0.1		2	1	0	0	1	0	0	0	0	0	0	14	25	0.00	0.750								
31 Zach Miner, R (6.1) ERA: 3.45	1.1	H	5	0	0	0	4	1	0	0	0	0	0	14	25	0.00	0.750								
56 Fernando Rodney, R (8.1) ERA: 4.46	1.0		5	1	0	0	3	1	0	0	0	1	0	12	21	2.00	2.000								
59 Todd Jones, R (9.1) ERA: 4.66	1.0		6	3	2	2	1	0	0	0	0	0	0	15	22	18.00	3.000								


AB	37
R	8
H	10
RBI	8
BB	3
SO	6
LOB	13




AB	39
R	5
H	12
RBI	5
BB	3
SO	11
LOB	20





Batter	1	2	3	4	5	6	7	8	9	AB	R	H	RBI	BB	SO	LOB	TOP										
28 Curtis Granderson, L (1, 8) OBP: 0.350, SLG: 0.540	G6-3		FC6-4 BB		K			G3		3	0	0	0	1	1	1	<p><b>Detroit Tigers @ New York Yankees</b> Yankee Stadium, Bronx, NY</p> <p>Fri Aug 17 2007, 7:05 PM EDT Att: 54,290 - Overcast - 69 F</p> <p>livebaseballscores.com</p> <p>AB 32 R 1 H 6 RBI 1 BB 1 SO 6 LOB 11</p> 										
Cameron Maybin, R (1, 7)	K		K			G2		F9		4	0	0	0	0	2	2											
3 Gary Sheffield, R (1, 10) OBP: 0.384, SLG: 0.499	P3		FC6-4			L7			F7	4	0	0	0	0	0	2											
30 Magglio Ordonez, R (1, 9) OBP: 0.428, SLG: 0.592		G4-3		P1		F8			1B	4	0	1	0	0	0	0											
9 Carlos Guillen, S (1, 6) OBP: 0.368, SLG: 0.511		CS 2B		G6-3		F8			P6	4	0	1	0	0	0	1											
Ivan Rodriguez, R (1, 2) OBP: 0.280, SLG: 0.433		G6-3		G5-3		G2-3 1B			K	4	0	1	0	0	1	2											
Sean Casey, L (1, 3) OBP: 0.348, SLG: 0.384			G4-3		G3-1		G2-3			3	0	0	0	0	0	1											
25 Ryan Raburn, R (1, 4) OBP: 0.366, SLG: 0.582			15 2B		2B		F8			3	1	2	0	0	0	1											
15 Brandon Inge, R (1, 5) OBP: 0.318, SLG: 0.392			1-H 2B		K			K		3	0	1	1	0	2	1											
<b>Inning Stats</b>	R: 0 E: 0 K: 1 S: 7	H: 0 LOB: 0 BB: 0 P: 10	R: 0 E: 0 K: 0 S: 9	H: 1 LOB: 0 BB: 0 P: 12	R: 1 E: 0 K: 1 S: 12	H: 2 LOB: 2 BB: 1 P: 23	R: 0 E: 0 K: 0 S: 6	H: 0 LOB: 0 BB: 0 P: 10	R: 0 E: 0 K: 2 S: 11	H: 1 LOB: 1 BB: 0 P: 16	R: 0 E: 0 K: 0 S: 7	H: 0 LOB: 1 BB: 0 P: 8	R: 0 E: 0 K: 1 S: 9	H: 1 LOB: 0 BB: 0 P: 12	R: 0 E: 0 K: 1 S: 10	H: 0 LOB: 0 BB: 0 P: 13	R: 0 E: 0 K: 1 S: 7	H: 1 LOB: 1 BB: 0 P: 10	1B: 3 2B: 3 3B: 0 HR: 0	SF: 0 SAC: 0 DP: 0 HBP: 0	WP: 0 PB: 0 SB: 0 CS: 1	PA: 33					
<b>PITCHER</b>	IP	WLS	BF	H	R	ER	SO	BB	IBB	HBP	BLK	WP	HR	S	P	ERA	WHIP										
46 Andy Pettitte, L (1, 1) ERA: 3.8	8.0	W	29	5	1	1	5	1	0	0	0	0	0	71	104	1.12	0.750										
62 Joba Chamberlain, R (9, 1) ERA:	1.0		4	1	0	0	1	0	0	0	0	0	0	7	10	0.00	1.000										

Batter	1	2	3	4	5	6	7	8	9	AB	R	H	RBI	BB	SO	LOB	BOTTOM										
18 Johnny Damon, L (1, 8) OBP: 0.353, SLG: 0.358	G5-4-3 BB		F9		K			F8		4	0	0	0	1	1	4	<p><b>Detroit Tigers @ New York Yankees</b> Yankee Stadium, Bronx, NY</p> <p>Fri Aug 17 2007, 7:05 PM EDT Att: 54,290 - Overcast - 69 F</p> <p>livebaseballscores.com</p> <p>AB 35 R 6 H 12 RBI 6 BB 2 SO 8 LOB 15</p> 										
28 Melky Cabrera, S (9, 8) OBP: 0.351, SLG: 0.443						F8		F7		0	0	0	0	0	0	0											
2 Derek Jeter, R (1, 6) OBP: 0.392, SLG: 0.442	G5-4-3 1-2		K		K	G4-3				4	0	0	0	0	2	4											
Bobby Abreu, L (1, 9) OBP: 0.365, SLG: 0.439		1B	13 2B		13 F8	1B		G4-3		4	0	3	1	0	0	0											
13 Alex Rodriguez, R (1, 5) OBP: 0.411, SLG: 0.628	K				F8		F8			4	0	1	1	0	1	2											
20 Jorge Posada, S (1, 2) OBP: 0.414, SLG: 0.527		P3				K		K		3	0	0	0	1	2	1											
55 Hideki Matsui, L (1, 7) OBP: 0.373, SLG: 0.523		F7	G4-3			12 2B		G4-3		4	1	1	0	0	0	3											
Jason Giambi, L (1, 10) OBP: 0.379, SLG: 0.494					HR	F7		HR		4	2	2	2	0	1	1											
24 Robinson Cano, L (1, 4) OBP: 0.357, SLG: 0.494			12 1B		L7	12 2B		G4-3		4	2	2	0	0	0	0											
12 Andy Phillips, R (1, 3) OBP: 0.324, SLG: 0.380			13 2B		K	1-H 2H		1B		4	1	3	2	0	1	0											
<b>Inning Stats</b>	R: 0 E: 0 K: 1 S: 10	H: 1 LOB: 1 BB: 1 P: 16	R: 0 E: 0 K: 1 S: 8	H: 0 LOB: 0 BB: 0 P: 11	R: 2 E: 0 K: 1 S: 17	H: 4 LOB: 3 BB: 1 P: 29	R: 1 E: 0 K: 2 S: 11	H: 1 LOB: 0 BB: 0 P: 16	R: 0 E: 0 K: 2 S: 15	H: 1 LOB: 1 BB: 0 P: 23	R: 2 E: 0 K: 0 S: 10	H: 3 LOB: 1 BB: 0 P: 14	R: 0 E: 0 K: 1 S: 6	H: 0 LOB: 0 BB: 0 P: 9	R: 1 E: 0 K: 0 S: 12	H: 2 LOB: 1 BB: 0 P: 18	R: 0 E: 0 K: 1 S: 7	H: 0 LOB: 0 BB: 0 P: 10	1B: 8 2B: 2 3B: 0 HR: 2	SF: 0 SAC: 0 DP: 1 HBP: 0	WP: 0 PB: 0 SB: 1 CS: 0	PA: 37					
<b>PITCHER</b>	IP	WLS	BF	H	R	ER	SO	BB	IBB	HBP	BLK	WP	HR	S	P	ERA	WHIP										
29 Nate Robertson, L (1, 1) ERA: 5.13	6.0	L	29	10	5	5	7	1	0	0	0	0	1	71	109	7.50	1.833										
45 Aquilino Lopez, R (7, 1) ERA: 3.86	2.0		8	2	1	1	1	0	0	0	0	0	1	18	27	4.50	1.000										



Batter	1	2	3	4	5	6	7	8	9	AB	R	H	RBI	BB	SO	LOB	TOP			
28 Curtis Granderson, L (1, 8) OBP: 0.347, SLG: 0.534	F8		K		G4-3	P6		F8	5	0	0	0	0	1	5					
33 Marcus Thames, R (1, 3) OBP: 0.287, SLG: 0.503 Sean Casey, L (6, 3) OBP: 0.349, SLG: 0.383 39 Ramon Santiago, S (9, FR)	K		K		G6-3		F7	3	0	0	0	0	2	2						
3 Gary Sheffield, R (1, 10) OBP: 0.386, SLG: 0.502	2B				1B		K	5	1	3	0	0	1	1						
30 Magglio Ordonez, R (1, 9) OBP: 0.425, SLG: 0.587	K				1B		K	4	0	0	0	0	3	3						
9 Carlos Guillen, S (1, 6) OBP: 0.367, SLG: 0.508	G4-3				1B		F7	4	0	1	0	0	0	0						
Ivan Rodriguez, R (1, 2) OBP: 0.292, SLG: 0.433	K				1B		K	4	0	2	0	0	2	0						
25 Ryan Raburn, R (1, 4) OBP: 0.360, SLG: 0.573	K				SF8		P4	3	0	1	1	0	1	1						
15 Brandon Inge, R (1, 5) OBP: 0.320, SLG: 0.393					F9		K	4	0	2	0	0	1	3						
Cameron Maybin, R (1, 7) OBP: 0.375, SLG: 0.714					1B		K	3	1	2	1	0	1	0						
<b>Inning Stats</b>	R: 0 E: 0 K: 2 S: 13	H: 1 LOB: 1 BB: 0 P: 18	R: 0 E: 0 K: 2 S: 9	H: 0 LOB: 0 BB: 0 P: 14	R: 0 E: 0 K: 2 S: 12	H: 2 LOB: 2 BB: 0 P: 16	R: 1 E: 0 K: 1 S: 14	H: 3 LOB: 2 BB: 0 P: 23	R: 1 E: 0 K: 0 S: 11	H: 2 LOB: 1 BB: 0 P: 15	R: 0 E: 0 K: 2 S: 13	H: 0 LOB: 0 BB: 0 P: 18	R: 0 E: 0 K: 1 S: 14	H: 1 LOB: 1 BB: 0 P: 21	R: 0 E: 0 K: 1 S: 7	H: 0 LOB: 2 BB: 1 P: 14	1B: 9 2B: 2 3B: 0 HR: 1	SF: 1 SAC: 0 DP: 1 HBP: 1	WP: 0 PB: 0 SB: 1 CS: 1	PA: 39
<b>PITCHER</b>	IP	WLS	BF	H	R	ER	SO	BB	IBB	HBP	BLK	WP	HR	S	P	ERA	WHIP			
22 Roger Clemens, R (1, 1) ERA: 3.92	6.0	W	28	10	2	2	8	0	0	1	0	0	1	72	108	3.00	1.667			
Kyle Farnsworth, R (7, 1) ERA: 4.47	1.0	H	3	0	0	0	2	0	0	0	0	0	0	13	18	0.00	0.000			
Luis Vizcaino, R (8, 1) ERA: 3.73	1.0	H	4	1	0	0	1	0	0	0	0	0	0	14	21	0.00	1.000			
42 Mariano Rivera, R (9, 1) ERA: 3.4	1.0	S	4	0	0	0	1	1	0	0	0	0	0	7	14	0.00	1.000			

**Detroit Tigers @ New York Yankees**  
 Yankee Stadium, Bronx, NY  
 Sat Aug 18 2007, 3:55 PM EDT  
 Att: 54,802 - Sunny - 75 F

AB 36  
 R 2  
 H 11  
 RBI 2  
 BB 1  
 SO 12  
 LOB 15



Batter	1	2	3	4	5	6	7	8	9	AB	R	H	RBI	BB	SO	LOB	BOTTOM			
28 Melky Cabrera, S (1, 8) OBP: 0.351, SLG: 0.441	P5		1B		G4-3	K			4	0	1	0	0	1	2					
2 Derek Jeter, R (1, 6) OBP: 0.391, SLG: 0.441	F8		F8			HR		G5-3	4	1	1	0	0	0	1					
Bobby Abreu, L (1, 9) OBP: 0.366, SLG: 0.444	F7		1B		HR	HR		F8	3	1	1	2	1	0	0					
13 Alex Rodriguez, R (1, 5) OBP: 0.410, SLG: 0.625	L9		FC5		1B	1B		G5-3	4	1	1	0	0	0	2					
55 Hideki Matsui, L (1, 7) OBP: 0.370, SLG: 0.518	G3				G1-3	P6		G3-1	4	0	0	0	0	0	1					
20 Jorge Posada, S (1, 2) OBP: 0.417, SLG: 0.537	HR				L4	1B		1B	4	2	3	1	0	0	0					
Jason Giambi, L (1, 10) OBP: 0.377, SLG: 0.494	2B				K	F6		L8	4	0	1	0	0	1	3					
24 Robinson Cano, L (1, 4) OBP: 0.356, SLG: 0.491	G4-3					1B		FC5-4	4	0	1	1	0	0	2					
12 Andy Phillips, R (1, 3) OBP: 0.324, SLG: 0.379					G6-3	1B		1B	3	0	1	1	0	0	0					
<b>Inning Stats</b>	R: 0 E: 0 K: 0 S: 10	H: 0 LOB: 0 BB: 0 P: 16	R: 1 E: 0 K: 0 S: 10	H: 2 LOB: 1 BB: 0 P: 19	R: 0 E: 0 K: 0 S: 10	H: 1 LOB: 2 BB: 1 P: 16	R: 0 E: 0 K: 1 S: 5	H: 0 LOB: 0 BB: 0 P: 8	R: 0 E: 0 K: 0 S: 6	H: 0 LOB: 0 BB: 0 P: 6	R: 4 E: 0 K: 1 S: 26	H: 6 LOB: 2 BB: 0 P: 40	R: 0 E: 0 K: 0 S: 8	H: 0 LOB: 0 BB: 0 P: 10	R: 0 E: 0 K: 0 S: 10	H: 1 LOB: 1 BB: 0 P: 15	1B: 7 2B: 1 3B: 0 HR: 2	SF: 0 SAC: 0 DP: 0 HBP: 0	WP: 0 PB: 0 SB: 0 CS: 0	PA: 35
<b>PITCHER</b>	IP	WLS	BF	H	R	ER	SO	BB	IBB	HBP	BLK	WP	HR	S	P	ERA	WHIP			
Chad Durbin, R (1, 1) ERA: 4.79	5.0	L	22	6	4	4	4	1	0	0	0	0	2	53	83	7.20	1.400			
Tim Lincecum, L (6, 1) ERA: 3.56	0.2		4	2	0	0	0	0	0	0	0	0	0	6	12	0.00	3.000			
Jason Grilli, R (6, 1) ERA: 5.73	1.1		5	1	1	1	1	0	0	0	0	0	0	16	20	6.75	0.750			
44 Bobby Seay, L (8, 1) ERA: 3.09	1.0		4	1	0	0	0	0	0	0	0	0	0	10	15	0.00	1.000			

**Detroit Tigers @ New York Yankees**  
 Yankee Stadium, Bronx, NY  
 Sat Aug 18 2007, 3:55 PM EDT  
 Att: 54,802 - Sunny - 75 F

AB 34  
 R 5  
 H 10  
 RBI 5  
 BB 1  
 SO 2  
 LOB 11









Batter	1	2	3	4	5	6	7	8	9	10	AB	R	H	RBI	BB	SO	LOB	TOP						
18 Johnny Damon, L OBP: 0.366, SLG: 0.367	F7		F9				G3-6		G4-3		5	0	1	0	0	0	1	<b>New York Yankees @ Los Angeles Angels</b> Angel Stadium of Anaheim, Anaheim, CA Mon Aug 20 2007, 7:05 PM PDT Att: 44,249 - Clear - 88 F <a href="http://livebaseballscorecards.com">livebaseballscorecards.com</a>						
2 Derek Jeter, R OBP: 0.393, SLG: 0.443	13 1B 2B		L9				1B		BLK BB		4	1	2	0	1	1	1							
Bobby Abreu, L OBP: 0.442	K		L8				G4-3		K		5	1	1	0	0	2	3							
13 Alex Rodriguez, R OBP: 0.413, SLG: 0.629											5	2	3	3	0	0	0							
55 Hideki Matsui, L OBP: 0.368, SLG: 0.520	L6										5	1	2	0	0	0	2							
20 Jorge Posada, S OBP: 0.415, SLG: 0.336		F8									4	1	1	3	1	1	0							
24 Robinson Cano, L OBP: 0.355, SLG: 0.486		G3									4	0	0	0	0	1	2							
12 Andy Phillips, R OBP: 0.337, SLG: 0.387											3	0	2	0	0	0	1							
Jason Giambi, L OBP: 0.375, SLG: 0.492											1	0	0	0	0	0	0							
14 Wilson Betemit, S OBP: 0.351, SLG: 0.476											0	0	0	0	0	0	0							
28 Melky Cabrera, S OBP: 0.348, SLG: 0.435	F8										3	0	0	0	1	1	2							
<b>Inning Stats</b>	R: 1 E: 0 K: 1 S: 10	H: 2 LOB: 1 BB: 0 P: 17	R: 0 E: 0 K: 0 S: 8	H: 1 LOB: 1 BB: 0 P: 14	R: 0 E: 0 K: 0 S: 8	H: 0 LOB: 0 BB: 0 P: 14	R: 1 E: 0 K: 1 S: 8	H: 1 LOB: 0 BB: 0 P: 10	R: 0 E: 0 K: 2 S: 12	H: 2 LOB: 1 BB: 0 P: 17	R: 2 E: 0 K: 0 S: 10	H: 3 LOB: 1 BB: 1 P: 20	R: 0 E: 0 K: 0 S: 8	H: 1 LOB: 1 BB: 1 P: 18	R: 2 E: 0 K: 0 S: 12	H: 2 LOB: 0 BB: 0 P: 20	R: 0 E: 0 K: 1 S: 9	H: 0 LOB: 1 BB: 1 P: 20	R: 0 E: 0 K: 1 S: 9	H: 0 LOB: 0 BB: 0 P: 13	1B: 8 2B: 2 3B: 1 HR: 2	SF: 0 SAC: 0 DP: 3 HBP: 0	WP: 0 PB: 0 SB: 0 CS: 1	PA: 42
<b>PITCHER</b>	IP WLS BF H R ER SO BB IBB HBP BLK WP HR S P ERA WHIP	5.0 2.0 1.0 1.0 1.0 1.0	4.76 15 4 0 2.85 3.97	6 10 5 4 0 3	2 2 2 0 0 0	4 0 0 0 0 0	0 2 0 1 0 0	0 0 0 0 0 0	0 0 0 0 0 0	0 1 0 0 0 0	46 18 12 9 9 13	72 38 20 20 13	3.60 9.00 18.00 0.00 0.00	1.200 3.000 2.000 1.000 0.000										

Batter	1	2	3	4	5	6	7	8	9	10	AB	R	H	RBI	BB	SO	LOB	BOTTOM						
9 Chone Figgins, S OBP: 0.392, SLG: 0.437	F8	G4-3							G4-3		4	1	1	1	1	0	1	<b>New York Yankees @ Los Angeles Angels</b> Angel Stadium of Anaheim, Anaheim, CA Mon Aug 20 2007, 7:05 PM PDT Att: 44,249 - Clear - 88 F <a href="http://livebaseballscorecards.com">livebaseballscorecards.com</a>						
Orlando Cabrera, R OBP: 0.351, SLG: 0.415	E4 27 G6-4-3		P3						P2		4	0	1	1	1	0	0							
27 Vladimir Guerrero, R OBP: 0.465, SLG: 0.541	G6-4-3		G3								5	0	1	1	0	0	3							
Garret Anderson, L OBP: 0.298, SLG: 0.415		G4-3									5	0	2	0	0	0	1							
24 Gary Matthews, S OBP: 0.330, SLG: 0.445			G6-3						G4-3		5	1	2	0	0	0	3							
Casey Kotchman, L OBP: 0.371, SLG: 0.482											3	1	0	0	2	2	0							
47 Howie Kendrick, R OBP: 0.332, SLG: 0.439											3	3	2	0	1	0	0							
5 Jeff Mathis, R OBP: 0.253, SLG: 0.325											3	0	1	3	0	1	1							
6 Maicer Izturis, S OBP: 0.313, SLG: 0.396											1	0	0	0	0	0	2							
48 Ryan Budde, R OBP: 0.167, SLG: 0.250											1	0	1	1	0	0	0							
77 Reggie Willits, S OBP: 0.397, SLG: 0.344											3	1	0	0	1	3	3							
<b>Inning Stats</b>	R: 0 E: 1 K: 0 S: 5	H: 0 LOB: 0 BB: 0 P: 5	R: 3 E: 0 K: 1 S: 12	H: 2 LOB: 1 BB: 2 P: 25	R: 0 E: 0 K: 0 S: 6	H: 1 LOB: 1 BB: 0 P: 10	R: 0 E: 0 K: 1 S: 8	H: 0 LOB: 0 BB: 0 P: 11	R: 0 E: 0 K: 1 S: 10	H: 0 LOB: 1 BB: 1 P: 18	R: 0 E: 0 K: 0 S: 8	H: 0 LOB: 0 BB: 0 P: 12	R: 3 E: 0 K: 0 S: 18	H: 3 LOB: 1 BB: 1 P: 26	R: 0 E: 0 K: 1 S: 8	H: 1 LOB: 2 BB: 1 P: 18	R: 0 E: 0 K: 0 S: 12	H: 2 LOB: 2 BB: 1 P: 17	R: 1 E: 0 K: 1 S: 5	H: 2 LOB: 1 BB: 0 P: 10	1B: 5 2B: 6 3B: 0 HR: 0	SF: 0 SAC: 1 DP: 1 HBP: 0	WP: 0 PB: 0 SB: 1 CS: 1	PA: 44
<b>PITCHER</b>	IP WLS BF H R ER SO BB IBB HBP BLK WP HR S P ERA WHIP	6.1 0.2 1.0 1.0 0.1	4.96 3.84 4.38 3.33 4.29	27 4 5 2 2	5 1 0 0 1	0 0 0 0 0	0 0 0 0 0	0 0 0 0 0	0 0 0 0 0	0 0 0 0 0	55 15 8 12 17	9.11 13.50 0.00 2.000 27.00	1.421 3.000 2.000 2.000 6.000											



Batter	1	2	3	4	5	6	7	8	9	AB	R	H	RBI	BB	SO	LOB	TOP					
28 Melky Cabrera, S OBP: 0.349, SLG: 0.433										4	2	1	0	1	1	2	<b>New York Yankees @ Los Angeles Angels</b> Angel Stadium of Anaheim, Anaheim, CA Tue Aug 21 2007, 7:05 PM PDT Att: 44,264 - Clear - 88 F					
2 Derek Jeter, R OBP: 0.395, SLG: 0.445										3	1	2	0	0	0	1						
14 Wilson Betemit, S OBP: 0.357, SLG: 0.495										1	1	1	3	1	0	0						
Bobby Abreu, L OBP: 0.366, SLG: 0.444										3	1	1	2	0	2	1						
17 Shelley Duncan, R OBP: 0.367, SLG: 0.705										2	0	0	0	0	0	2						
13 Alex Rodriguez, R OBP: 0.413, SLG: 0.640										5	2	2	3	0	0	2						
55 Hideki Matsui, L OBP: 0.368, SLG: 0.517										4	0	1	1	1	1	0						
Jason Giambi, L OBP: 0.366, SLG: 0.478										5	0	0	0	0	3	2						
24 Robinson Cano, L OBP: 0.355, SLG: 0.494										2	0	0	0	1	0	0						
18 Johnny Damon, L OBP: 0.355, SLG: 0.366										1	0	0	0	0	0	1						
12 Andy Phillips, R OBP: 0.330, SLG: 0.378										4	0	0	0	0	1	1						
26 José Molina, R OBP: 0.259, SLG: 0.308										2	2	1	0	2	0	0						
<b>Inning Stats</b>	R: 0 E: 0 K: 1 S: 8	H: 1 LOB: 0 BB: 9	R: 1 E: 0 K: 2 S: 11	H: 1 LOB: 1 BB: 17	R: 4 E: 0 K: 1 S: 11	H: 2 LOB: 2 BB: 24	R: 0 E: 0 K: 0 S: 7	H: 0 LOB: 0 BB: 0 P: 7	R: 0 E: 0 K: 1 S: 11	H: 0 LOB: 1 BB: 15	R: 0 E: 0 K: 2 S: 16	H: 0 LOB: 0 BB: 21	R: 0 E: 0 K: 1 S: 11	H: 1 LOB: 2 BB: 17	R: 0 E: 0 K: 0 S: 4	H: 0 LOB: 1 BB: 12	R: 4 E: 1 K: 0 S: 18	H: 3 LOB: 1 BB: 30	1B: 5 2B: 1 3B: 0 HR: 3	SF: 0 SAC: 0 DP: 1 HBP: 0	WP: 1 PB: 0 SB: 0 CS: 0	PA: 42
<b>PITCHER</b>	IP WLS BF H R ER SO BB IBB HBP BLK WP HR S P ERA WHIP	6.0 W 25 5 5 5 7 3 0 0 0 0 1 64 93 7.50 1.333	3.0 S 17 4 4 2 1 3 0 0 0 1 2 33 59 6.00 2.333	<b>PITCHER</b>										IP WLS BF H R ER SO BB IBB HBP BLK WP HR S P ERA WHIP								

Batter	1	2	3	4	5	6	7	8	9	AB	R	H	RBI	BB	SO	LOB	BOTTOM			
9 Chone Figgins, S OBP: 0.394, SLG: 0.435										1	2	0	1	2	1	1	<b>New York Yankees @ Los Angeles Angels</b> Angel Stadium of Anaheim, Anaheim, CA Tue Aug 21 2007, 7:05 PM PDT Att: 44,264 - Clear - 88 F			
39 Robb Quinlan, R OBP: 0.297, SLG: 0.359										3	0	0	0	0	0	4				
Orlando Cabrera, R OBP: 0.353, SLG: 0.417										4	2	2	2	1	0	2				
27 Vladimir Guerrero, R OBP: 0.403, SLG: 0.540										4	2	1	1	1	2	6				
77 Reggie Willits, S OBP: 0.398, SLG: 0.344										0	0	0	0	1	0	0				
Garret Anderson, L OBP: 0.305, SLG: 0.447										6	3	4	10	0	0	2				
24 Gary Matthews, S OBP: 0.333, SLG: 0.445										3	0	1	1	2	0	1				
Nathan Haynes, L OBP: 0.242, SLG: 0.281										0	0	0	0	0	0	0				
Casey Kotchman, L OBP: 0.397, SLG: 0.475										5	0	0	0	0	1	4				
6 Maicer Izturis, S OBP: 0.323, SLG: 0.403										4	4	3	0	1	0	0				
47 Howie Kendrick, R OBP: 0.343, SLG: 0.453										5	3	4	1	0	0	0				
5 Jeff Mathis, R OBP: 0.271, SLG: 0.356										4	2	2	2	1	2	3				
<b>Inning Stats</b>	R: 2 E: 0 K: 0 S: 11	H: 1 LOB: 1 BB: 2 P: 24	R: 5 E: 0 K: 1 S: 18	H: 6 LOB: 0 BB: 0 P: 27	R: 5 E: 0 K: 2 S: 25	H: 2 LOB: 1 BB: 4 P: 47	R: 1 E: 0 K: 2 S: 15	H: 3 LOB: 0 BB: 0 P: 18	R: 0 E: 0 K: 0 S: 2	H: 0 LOB: 0 BB: 1 P: 8	R: 5 E: 0 K: 1 S: 18	H: 4 LOB: 0 BB: 1 P: 26	R: 0 E: 0 K: 0 S: 5	H: 0 LOB: 0 BB: 9	R: 0 E: 0 K: 0 S: 8	H: 1 LOB: 2 BB: 1 P: 17	1B: 8 2B: 7 3B: 0 HR: 2	SF: 1 SAC: 0 DP: 1 HBP: 0	WP: 1 PB: 0 SB: 1 CS: 0	PA: 49
<b>PITCHER</b>	IP WLS BF H R ER SO BB IBB HBP BLK WP HR S P ERA WHIP	1.2 L 14 5 1 4 4 0 3 0 0 0 0 14 27 108.00 12.000	2.0 11 4 2 2 4 1 0 0 0 1 1 28 41 9.00 2.500	3.0 14 4 5 5 1 2 0 0 0 0 1 25 43 15.00 2.000	1.0 5 1 0 0 0 1 0 0 0 0 0 8 17 0.00 2.000	<b>PITCHER</b>										IP WLS BF H R ER SO BB IBB HBP BLK WP HR S P ERA WHIP				



Batter	1	2	3	4	5	6	7	8	9	AB	R	H	RBI	BB	SO	LOB	TOP						
18 Johnny Damon, L (1, 7) OBP: 0.358, SLG: 0.370										4	0	2	0	1	1	2							
2 Derek Jeter, R (1, 6) OBP: 0.393, SLG: 0.442										5	0	1	1	0	1	4							
Bobby Abreu, L (1, 9) OBP: 0.366, SLG: 0.450										5	2	2	1	0	1	0							
13 Alex Rodriguez, R (1, 5) OBP: 0.415, SLG: 0.637										2	2	0	0	3	1	1							
55 Hideki Matsui, L (1, 10) OBP: 0.371, SLG: 0.521										5	1	3	0	0	0	2							
20 Jorge Posada, S (1, 2) OBP: 0.419, SLG: 0.543										4	2	3	2	1	0	2							
24 Robinson Canó, L (1, 4) OBP: 0.356, SLG: 0.483										5	1	2	1	0	0	4							
14 Wilson Betemit, S (1, 3) OBP: 0.349, SLG: 0.482										5	0	0	0	0	2	5							
28 Melky Cabrera, S (1, 8) OBP: 0.350, SLG: 0.434										4	0	2	2	0	0	0							
<b>Inning Stats</b>	R: 0 E: 0 K: 1 S: 7	H: 1 LOB: 0 BB: 0 P: 12	R: 0 E: 0 K: 0 S: 9	H: 2 LOB: 1 BB: 0 P: 14	R: 0 E: 0 K: 1 S: 6	H: 1 LOB: 1 BB: 0 P: 9	R: 1 E: 1 K: 0 S: 11	H: 1 LOB: 2 BB: 1 P: 20	R: 0 E: 0 K: 2 S: 9	H: 0 LOB: 0 BB: 0 P: 11	R: 0 E: 0 K: 0 S: 9	H: 0 LOB: 0 BB: 1 P: 17	R: 2 E: 0 K: 0 S: 12	H: 3 LOB: 2 BB: 1 P: 20	R: 4 E: 0 K: 1 S: 20	H: 4 LOB: 2 BB: 2 P: 38	R: 1 E: 0 K: 1 S: 13	H: 3 LOB: 2 BB: 0 P: 17	1B: 10 2B: 4 3B: 0 HR: 1	SF: 0 SAC: 0 DP: 2 HBP: 0	WP: 0 PB: 0 SB: 1 CS: 0	PA: 44	
<b>PITCHER</b>	IP WLS BF H R ER SO BB IBB HBP BLK WP HR S P ERA WHIP	IP WLS BF H R ER SO BB IBB HBP BLK WP HR S P ERA WHIP	IP WLS BF H R ER SO BB IBB HBP BLK WP HR S P ERA WHIP	IP WLS BF H R ER SO BB IBB HBP BLK WP HR S P ERA WHIP	IP WLS BF H R ER SO BB IBB HBP BLK WP HR S P ERA WHIP	IP WLS BF H R ER SO BB IBB HBP BLK WP HR S P ERA WHIP	IP WLS BF H R ER SO BB IBB HBP BLK WP HR S P ERA WHIP	IP WLS BF H R ER SO BB IBB HBP BLK WP HR S P ERA WHIP	IP WLS BF H R ER SO BB IBB HBP BLK WP HR S P ERA WHIP	IP WLS BF H R ER SO BB IBB HBP BLK WP HR S P ERA WHIP	IP WLS BF H R ER SO BB IBB HBP BLK WP HR S P ERA WHIP	IP WLS BF H R ER SO BB IBB HBP BLK WP HR S P ERA WHIP	IP WLS BF H R ER SO BB IBB HBP BLK WP HR S P ERA WHIP	IP WLS BF H R ER SO BB IBB HBP BLK WP HR S P ERA WHIP	IP WLS BF H R ER SO BB IBB HBP BLK WP HR S P ERA WHIP	IP WLS BF H R ER SO BB IBB HBP BLK WP HR S P ERA WHIP	IP WLS BF H R ER SO BB IBB HBP BLK WP HR S P ERA WHIP	IP WLS BF H R ER SO BB IBB HBP BLK WP HR S P ERA WHIP	IP WLS BF H R ER SO BB IBB HBP BLK WP HR S P ERA WHIP	IP WLS BF H R ER SO BB IBB HBP BLK WP HR S P ERA WHIP	IP WLS BF H R ER SO BB IBB HBP BLK WP HR S P ERA WHIP	IP WLS BF H R ER SO BB IBB HBP BLK WP HR S P ERA WHIP	IP WLS BF H R ER SO BB IBB HBP BLK WP HR S P ERA WHIP

New York Yankees @ Los Angeles Angels  
Angel Stadium of Anaheim, Anaheim, CA  
Wed Aug 22 2007, 7:05 PM PDT  
Att.: 326 - Clear - 80 F

AB 39  
R 8  
H 15  
RBI 7  
BB 5  
SO 6  
LOB 20



Batter	1	2	3	4	5	6	7	8	9	AB	R	H	RBI	BB	SO	LOB	BOTTOM						
77 Reggie Willits, S (1, 7) OBP: 0.397, SLG: 0.343										4	0	1	0	0	3	1							
Orlando Cabrera, R (1, 6) OBP: 0.352, SLG: 0.422										4	1	1	1	0	1	1							
27 Vladimir Guerrero, R (1, 9) OBP: 0.404, SLG: 0.540										4	0	1	0	0	2	1							
Garret Anderson, L (1, 10) OBP: 0.308, SLG: 0.446										3	0	1	0	1	1	0							
47 Howie Kendrick, R (1, 4) OBP: 0.346, SLG: 0.454										4	1	2	0	0	0	3							
24 Gary Matthews, S (1, 8) OBP: 0.332, SLG: 0.443										4	0	1	0	0	0	1							
6 Maicer Izturis, S (1, 5) OBP: 0.325, SLG: 0.404										4	0	2	1	0	1	1							
39 Robb Quinlan, R (1, 3) Casey Kotchman, L (9, PH) OBP: 0.291, SLG: 0.352 OBP: 0.366, SLG: 0.474										3	0	0	0	0	0	2							
5 Jeff Mathis, R (1, 2) OBP: 0.270, SLG: 0.344										3	0	0	0	1	2	3							
<b>Inning Stats</b>	R: 0 E: 0 K: 1 S: 5	H: 0 LOB: 0 BB: 0 P: 8	R: 0 E: 0 K: 0 S: 6	H: 1 LOB: 0 BB: 0 P: 8	R: 0 E: 0 K: 2 S: 12	H: 0 LOB: 1 BB: 1 P: 20	R: 0 E: 0 K: 0 S: 9	H: 1 LOB: 1 BB: 1 P: 16	R: 0 E: 0 K: 1 S: 10	H: 1 LOB: 0 BB: 0 P: 15	R: 1 E: 0 K: 2 S: 9	H: 1 LOB: 0 BB: 0 P: 15	R: 0 E: 0 K: 0 S: 8	H: 1 LOB: 1 BB: 0 P: 13	R: 0 E: 0 K: 3 S: 11	H: 1 LOB: 1 BB: 0 P: 15	R: 1 E: 0 K: 2 S: 18	H: 3 LOB: 2 BB: 0 P: 27	1B: 7 2B: 1 3B: 0 HR: 1	SF: 0 SAC: 0 DP: 2 HBP: 0	WP: 1 PB: 2 SB: 0 CS: 0	PA: 36	
<b>PITCHER</b>	IP WLS BF H R ER SO BB IBB HBP BLK WP HR S P ERA WHIP	IP WLS BF H R ER SO BB IBB HBP BLK WP HR S P ERA WHIP	IP WLS BF H R ER SO BB IBB HBP BLK WP HR S P ERA WHIP	IP WLS BF H R ER SO BB IBB HBP BLK WP HR S P ERA WHIP	IP WLS BF H R ER SO BB IBB HBP BLK WP HR S P ERA WHIP	IP WLS BF H R ER SO BB IBB HBP BLK WP HR S P ERA WHIP	IP WLS BF H R ER SO BB IBB HBP BLK WP HR S P ERA WHIP	IP WLS BF H R ER SO BB IBB HBP BLK WP HR S P ERA WHIP	IP WLS BF H R ER SO BB IBB HBP BLK WP HR S P ERA WHIP	IP WLS BF H R ER SO BB IBB HBP BLK WP HR S P ERA WHIP	IP WLS BF H R ER SO BB IBB HBP BLK WP HR S P ERA WHIP	IP WLS BF H R ER SO BB IBB HBP BLK WP HR S P ERA WHIP	IP WLS BF H R ER SO BB IBB HBP BLK WP HR S P ERA WHIP	IP WLS BF H R ER SO BB IBB HBP BLK WP HR S P ERA WHIP	IP WLS BF H R ER SO BB IBB HBP BLK WP HR S P ERA WHIP	IP WLS BF H R ER SO BB IBB HBP BLK WP HR S P ERA WHIP	IP WLS BF H R ER SO BB IBB HBP BLK WP HR S P ERA WHIP	IP WLS BF H R ER SO BB IBB HBP BLK WP HR S P ERA WHIP	IP WLS BF H R ER SO BB IBB HBP BLK WP HR S P ERA WHIP	IP WLS BF H R ER SO BB IBB HBP BLK WP HR S P ERA WHIP	IP WLS BF H R ER SO BB IBB HBP BLK WP HR S P ERA WHIP	IP WLS BF H R ER SO BB IBB HBP BLK WP HR S P ERA WHIP	IP WLS BF H R ER SO BB IBB HBP BLK WP HR S P ERA WHIP

New York Yankees @ Los Angeles Angels  
Angel Stadium of Anaheim, Anaheim, CA  
Wed Aug 22 2007, 7:05 PM PDT  
Att.: 326 - Clear - 80 F

AB 34  
R 2  
H 9  
RBI 2  
BB 2  
SO 11  
LOB 15









Batter	1	2	3	4	5	6	7	8	9	AB	R	H	RBI	BB	SO	LOB	TOP
18 Johnny Damon, L OBP: 0.359, SLG: 0.383	P5		HR		F7			P6		5	1	2	2	0	0	0	<b>New York Yankees @ Detroit Tigers</b> Comerica Park, Detroit, MI Sat Aug 25 2007, 7:05 PM EDT Att: 44,250 - Partly Cloudy - 73 F
2 Derek Jeter, R OBP: 0.390, SLG: 0.435	G6-3		F9		G4-3	L6		G1-3		5	0	0	0	0	0	1	
Bobby Abreu, L OBP: 0.369, SLG: 0.449	55 2B		13 1B			F8		13 1B		3	1	2	0	2	0	1	
13 Alex Rodriguez, R OBP: 0.416, SLG: 0.639	55 2B		20 1B		P6			G6-3		3	1	1	0	2	0	1	
55 Hideki Matsui, L OBP: 0.377, SLG: 0.524	1-H 2H		P5			14 2B		F8		5	1	3	2	0	0	4	
20 Jorge Posada, S OBP: 0.414, SLG: 0.536	G3		F8		F7			F8		5	0	0	0	0	0	7	
24 Robinson Canó, L OBP: 0.353, SLG: 0.479			G4-3		F7			F8		4	1	1	0	0	0	1	
14 Wilson Betemit, S OBP: 0.347, SLG: 0.474			G3-1		L7			G2-3		3	1	0	0	1	0	0	
28 Melky Cabrera, S OBP: 0.347, SLG: 0.433			F9		P6			G1-3		4	1	1	3	0	0	0	
<b>Inning Stats</b>	R: 2 H: 2 E: 0 K: 0 S: 16	H: 2 LOB: 1 BB: 1 P: 26	R: 0 H: 0 E: 0 K: 0 S: 4	H: 0 LOB: 0 BB: 0 P: 8	R: 1 H: 2 E: 0 K: 0 S: 16	H: 2 LOB: 2 BB: 1 P: 28	R: 0 H: 0 E: 0 K: 0 S: 5	H: 0 LOB: 0 BB: 0 P: 8	R: 0 H: 4 E: 0 K: 0 S: 15	H: 1 LOB: 1 BB: 1 P: 16	R: 0 H: 0 E: 0 K: 0 S: 6	H: 0 LOB: 2 BB: 1 P: 10	R: 0 H: 1 E: 0 K: 0 S: 14	H: 1 LOB: 2 BB: 1 P: 28	1B: 6 2B: 1 3B: 2 HR: 1	SF: 0 SAC: 0 DP: 0 HBP: 0	WP: 0 PA: 42 PB: 0 SB: 4 CS: 0
<b>PITCHER</b>	IP WLS BF H R ER SO BB IBB HBP BLK WP HR S P ERA WHIP																
38 Jeremy Bonderman, R ERA: 4.87	(1, 1) 5.2 L 29 8 7 7 0 4 0 0 0 0 0 1 62 105 11.12 2.118																
Tim Lincecum, L ERA: 4.09	(6, 1) 0.1 1 0 0 0 0 0 0 0 0 0 0 3 4 0.00 0.000																
Jason Grilli, R ERA: 5.37	(7, 1) 3.0 12 2 0 0 0 1 0 0 0 0 0 0 30 50 0.00 1.000																

Batter	1	2	3	4	5	6	7	8	9	AB	R	H	RBI	BB	SO	LOB	BOTTOM		
28 Curtis Granderson, L OBP: 0.347, SLG: 0.533	F8		G4-3		K			14 G1-6-3		3	0	0	0	1	1	0	<b>New York Yankees @ Detroit Tigers</b> Comerica Park, Detroit, MI Sat Aug 25 2007, 7:05 PM EDT Att: 44,250 - Partly Cloudy - 73 F		
14 Placido Polanco, R OBP: 0.384, SLG: 0.452	30 1B		G1-3		G1-3			G1-6-3		3	1	0	0	1	0	1			
33 Marcus Thames, R OBP: 0.279, SLG: 0.493	K		K		K			F7		4	0	1	0	0	2	1			
30 Magglio Ordonez, R OBP: 0.430, SLG: 0.604	2H		1B		G4-6-3			F9		4	0	2	1	0	0	1			
9 Carlos Guillen, S OBP: 0.363, SLG: 0.519	K		L5		G1-3			P6		4	0	0	0	0	1	2			
Mike Rabelo, S OBP: 0.321, SLG: 0.377	F9		FC5-4		FC5-4			F9		3	0	0	0	0	0	1			
Sean Casey, L OBP: 0.336, SLG: 0.369	G4-3		G4-3		G4-3			K		3	0	0	0	0	1	1			
15 Brandon Inge, R OBP: 0.319, SLG: 0.383			39 2B		39 2B			L4		3	1	2	0	0	0	0			
39 Ramon Santiago, S OBP: 0.286, SLG: 0.286	K		L8		L8			G6-3		3	0	0	0	0	1	2			
<b>Inning Stats</b>	R: 1 H: 1 E: 0 K: 2 S: 10	H: 1 LOB: 1 BB: 1 P: 20	R: 0 H: 1 E: 0 K: 1 S: 11	H: 1 LOB: 0 BB: 0 P: 15	R: 0 H: 0 E: 0 K: 1 S: 6	H: 0 LOB: 0 BB: 0 P: 10	R: 0 H: 1 E: 0 K: 0 S: 8	H: 1 LOB: 1 BB: 0 P: 11	R: 1 H: 1 E: 0 K: 1 S: 11	H: 1 LOB: 0 BB: 0 P: 18	R: 0 H: 1 E: 0 K: 0 S: 5	H: 0 LOB: 0 BB: 0 P: 7	R: 0 H: 0 E: 0 K: 0 S: 10	H: 0 LOB: 1 BB: 1 P: 10	R: 0 H: 0 E: 0 K: 0 S: 5	H: 0 LOB: 0 BB: 0 P: 10	1B: 5 2B: 0 3B: 0 HR: 0	SF: 0 SAC: 0 DP: 2 HBP: 0	WP: 1 PA: 32 PB: 1 SB: 2 CS: 0
<b>PITCHER</b>	IP WLS BF H R ER SO BB IBB HBP BLK WP HR S P ERA WHIP																		
40 Chien-Ming Wang, R ERA: 3.95	(1, 1) 8.0 W 29 5 2 1 6 0 2 0 0 0 0 0 66 107 1.12 0.875																		
33 Brian Bruney, R ERA: 3.32	(9, 1) 1.0 3 0 0 0 0 0 0 0 0 0 0 5 10 0.00 0.000																		




Batter	1	2	3	4	5	6	7	8	9	AB	R	H	RBI	BB	SO	LOB	TOP			
18 Johnny Damon, L (1, 10) OBP: 0.356, SLG: 0.379										4	0	0	0	0	1	1	<b>New York Yankees @ Detroit Tigers</b> Comerica Park, Detroit, MI Sun Aug 26 2007, 1:05 PM EDT Att: 43,268 - Sunny - 77 F			
28 Melky Cabrera, S (1, 8) OBP: 0.413, SLG: 0.432										4	0	1	0	0	0	0				
Bobby Abreu, L (1, 9) OBP: 0.370, SLG: 0.449										4	1	2	0	0	0	2				
13 Alex Rodriguez, R (1, 5) OBP: 0.413, SLG: 0.634										4	0	0	0	0	2	4				
55 Hideki Matsui, L (1, 7) OBP: 0.376, SLG: 0.521										4	1	1	0	0	1	0				
Jason Giambi, L (1, 3) OBP: 0.367, SLG: 0.492										4	1	2	1	0	1	2				
17 Shelley Duncan, R (6, PR) OBP: 0.365, SLG: 0.681										0	0	0	0	0	0	0				
24 Robinson Cano, L (1, 4) OBP: 0.353, SLG: 0.483										4	1	1	3	0	0	1				
14 Wilson Betemit, S (1, 6) OBP: 0.343, SLG: 0.467										3	0	0	0	0	1	0				
26 José Molina, R (1, 2) OBP: 0.261, SLG: 0.308										3	0	1	0	0	0	0				
<b>Inning Stats</b>	R: 0 E: 0 K: 1 S: 11	H: 1 LOB: 1 BB: 0 P: 16	R: 1 E: 0 K: 1 S: 8	H: 1 LOB: 0 BB: 0 P: 12	R: 0 E: 0 K: 1 S: 7	H: 0 LOB: 0 BB: 0 P: 11	R: 3 E: 0 K: 1 S: 15	H: 3 LOB: 0 BB: 0 P: 27	R: 0 E: 0 K: 0 S: 10	H: 0 LOB: 0 BB: 0 P: 7	R: 0 E: 0 K: 1 S: 10	H: 0 LOB: 0 BB: 0 P: 13	R: 0 E: 0 K: 1 S: 8	H: 0 LOB: 1 BB: 0 P: 8	R: 0 E: 0 K: 0 S: 5	H: 1 LOB: 1 BB: 0 P: 8	1B: 6 2B: 0 3B: 0 HR: 2	SF: 0 SAC: 0 DP: 1 HBP: 0	WP: 0 PB: 0 SB: 1 CS: 0	PA: 34
<b>PITCHER</b>	IP WLS BF H R ER SO BB IBB HBP BLK WP HR S P ERA WHIP																			
46 Jair Jurrjens, R (1, 1) ERA: 3.6	1.1	6	2	1	1	2	0	0	0	0	0	0	0	1	15	23	6.75	1.500		
Chad Durbin, R (2, 1) ERA: 4.79	3.0	14	5	3	3	2	0	0	0	0	0	0	0	1	32	53	9.00	1.667		
44 Bobby Seay, L (5, 1) ERA: 2.82	2.0	W	6	0	0	0	1	0	0	0	0	0	0	0	14	22	0.00	0.000		
54 Joel Zumaya, R (7, 1) ERA: 4.43	1.2	H	5	0	0	0	1	0	0	0	0	0	0	0	12	18	0.00	0.000		
59 Todd Jones, R (9, 1) ERA: 4.47	1.0	S	3	1	0	0	0	0	0	0	0	0	0	0	5	8	0.00	1.000		
<b>Batter</b>	<b>1</b>	<b>2</b>	<b>3</b>	<b>4</b>	<b>5</b>	<b>6</b>	<b>7</b>	<b>8</b>	<b>9</b>	<b>AB</b>	<b>R</b>	<b>H</b>	<b>RBI</b>	<b>BB</b>	<b>SO</b>	<b>LOB</b>	<b>BOTTOM</b>			
28 Curtis Granderson, L (1, 8) OBP: 0.349, SLG: 0.538										3	2	1	1	1	0	0	<b>New York Yankees @ Detroit Tigers</b> Comerica Park, Detroit, MI Sun Aug 26 2007, 1:05 PM EDT Att: 43,268 - Sunny - 77 F			
14 Placido Polanco, R (1, 4) OBP: 0.283, SLG: 0.450										4	1	1	0	0	0	2				
33 Marcus Thames, R (1, 10) OBP: 0.283, SLG: 0.505										3	1	1	2	1	1	2				
30 Magglio Ordonez, R (1, 9) OBP: 0.426, SLG: 0.599										4	0	0	0	0	1	2				
9 Carlos Guillen, S (1, 6) OBP: 0.363, SLG: 0.525										3	1	1	2	0	0	0				
Ivan Rodriguez, R (1, 2) OBP: 0.286, SLG: 0.422										1	0	0	0	0	1	0				
Mike Rabelo, S (4, PH) OBP: 0.317, SLG: 0.371										2	0	0	0	0	2	0				
Sean Casey, L (1, 3) OBP: 0.336, SLG: 0.366										3	0	0	0	0	0	0				
39 Ramon Santiago, S (8, 6) OBP: 0.286, SLG: 0.286										0	0	0	0	0	0	0				
15 Brandon Inge, R (1, 5) OBP: 0.317, SLG: 0.380										3	0	0	0	0	2	0				
<b>Inning Stats</b>	R: 3 E: 0 K: 2 S: 20	H: 3 LOB: 0 BB: 0 P: 25	R: 0 E: 0 K: 1 S: 6	H: 0 LOB: 0 BB: 0 P: 11	R: 2 E: 0 K: 1 S: 14	H: 1 LOB: 0 BB: 1 P: 20	R: 0 E: 0 K: 1 S: 8	H: 0 LOB: 0 BB: 0 P: 15	R: 0 E: 0 K: 0 S: 10	H: 0 LOB: 1 BB: 0 P: 15	R: 0 E: 0 K: 1 S: 7	H: 0 LOB: 0 BB: 0 P: 11	R: 0 E: 0 K: 2 S: 12	H: 0 LOB: 0 BB: 0 P: 17	R: 0 E: 0 K: 0 S: 10	H: 0 LOB: 1 BB: 1 P: 18	1B: 1 2B: 0 3B: 0 HR: 3	SF: 0 SAC: 0 DP: 0 HBP: 0	WP: 0 PB: 0 SB: 1 CS: 0	PA: 31
<b>PITCHER</b>	IP WLS BF H R ER SO BB IBB HBP BLK WP HR S P ERA WHIP																			
34 Phil Hughes, R (1, 1) ERA: 5.35	6.0	L	24	4	5	5	0	0	0	0	0	0	0	0	65	97	7.50	0.833		
Kyle Farnsworth, R (7, 1) ERA: 4.21	1.0		3	0	0	0	2	0	0	0	0	0	0	12	17	0.00	0.000			
Luis Vizcaino, R (8, 1) ERA: 3.66	1.0		4	0	0	0	0	1	0	0	0	0	0	10	18	0.00	1.000			



Batter	1	2	3	4	5	6	7	8	9	AB	R	H	RBI	BB	SO	LOB	TOP				
18 Johnny Damon, L (1, 7) OBP: 0.356, SLG: 0.379 17 Shelley Duncan, R (6, PR) OBP: 0.358, SLG: 0.667	P5		G4-6-3					F7		3	0	1	0	0	0	1					
2 Derek Jeter, R (1, 6) OBP: 0.388, SLG: 0.433 12 Andy Phillips, R (8, 5) OBP: 0.326, SLG: 0.373	G6-3		K					F9		3	0	0	0	0	1	1					
Bobby Abreu, L (1, 9) OBP: 0.369, SLG: 0.447								F8		3	0	0	0	1	2	1					
13 Alex Rodriguez, R (1, 5) OBP: 0.413, SLG: 0.633 14 Wilson Betemit, S (6, PH) OBP: 0.340, SLG: 0.463										2	0	1	0	0	0	0					
55 Hideki Matsui, L (1, 10) OBP: 0.376, SLG: 0.519										2	0	0	0	1	0	2					
20 Jorge Posada, S (1, 2) OBP: 0.413, SLG: 0.534 26 José Molina, R (6, 2) OBP: 0.259, SLG: 0.306										2	0	0	0	0	1	1					
Jason Giambi, L (1, 3) OBP: 0.362, SLG: 0.484										3	0	0	0	0	2	0					
24 Robinson Canó, L (1, 4) OBP: 0.351, SLG: 0.480										3	0	0	0	0	0	0					
28 Melky Cabrera, S (1, 8) OBP: 0.346, SLG: 0.431										3	0	1	0	0	0	0					
<b>Inning Stats</b>	R: 0 H: 1 E: 0 K: 0 S: 10	LOB: 2 BB: 1 P: 19	R: 0 H: 0 E: 0 K: 2 S: 7	LOB: 0 BB: 0 P: 9	R: 0 H: 1 E: 0 K: 1 S: 10	LOB: 0 BB: 0 P: 15	R: 0 H: 0 E: 0 K: 1 S: 8	LOB: 0 BB: 1 P: 17	R: 0 H: 0 E: 0 K: 0 S: 7	LOB: 3 BB: 0 P: 10	R: 0 H: 1 E: 0 K: 1 S: 12	LOB: 1 BB: 0 P: 17	R: 0 H: 0 E: 0 K: 1 S: 7	LOB: 0 BB: 0 P: 9	R: 0 H: 0 E: 0 K: 0 S: 6	LOB: 0 BB: 0 P: 10	R: 0 H: 0 E: 0 K: 1 S: 5	LOB: 0 BB: 0 P: 8	1B: 3 2B: 0 3B: 0 HR: 0	SF: 0 SAC: 0 DP: 1 HBP: 0	WP: 0 PA: 31 PB: 0 SB: 0 CS: 0
<b>PITCHER</b>	IP WLS BF H R ER SO BB IBB HBP BLK WP HR S P ERA WHIP	IP WLS BF H R ER SO BB IBB HBP BLK WP HR S P ERA WHIP	IP WLS BF H R ER SO BB IBB HBP BLK WP HR S P ERA WHIP	IP WLS BF H R ER SO BB IBB HBP BLK WP HR S P ERA WHIP	IP WLS BF H R ER SO BB IBB HBP BLK WP HR S P ERA WHIP	IP WLS BF H R ER SO BB IBB HBP BLK WP HR S P ERA WHIP	IP WLS BF H R ER SO BB IBB HBP BLK WP HR S P ERA WHIP	IP WLS BF H R ER SO BB IBB HBP BLK WP HR S P ERA WHIP	IP WLS BF H R ER SO BB IBB HBP BLK WP HR S P ERA WHIP	IP WLS BF H R ER SO BB IBB HBP BLK WP HR S P ERA WHIP	IP WLS BF H R ER SO BB IBB HBP BLK WP HR S P ERA WHIP	IP WLS BF H R ER SO BB IBB HBP BLK WP HR S P ERA WHIP	IP WLS BF H R ER SO BB IBB HBP BLK WP HR S P ERA WHIP	IP WLS BF H R ER SO BB IBB HBP BLK WP HR S P ERA WHIP	IP WLS BF H R ER SO BB IBB HBP BLK WP HR S P ERA WHIP	IP WLS BF H R ER SO BB IBB HBP BLK WP HR S P ERA WHIP	IP WLS BF H R ER SO BB IBB HBP BLK WP HR S P ERA WHIP	IP WLS BF H R ER SO BB IBB HBP BLK WP HR S P ERA WHIP	IP WLS BF H R ER SO BB IBB HBP BLK WP HR S P ERA WHIP	IP WLS BF H R ER SO BB IBB HBP BLK WP HR S P ERA WHIP	IP WLS BF H R ER SO BB IBB HBP BLK WP HR S P ERA WHIP

New York Yankees @ Detroit Tigers  
Comerica Park, Detroit, MI  
Mon Aug 27 2007, 7:05 PM EDT  
Att: 42,428 - Partly Cloudy - 72 F

AB 29  
R 0  
H 3  
RBI 0  
BB 2  
SO 7  
LOB 7



Batter	1	2	3	4	5	6	7	8	9	AB	R	H	RBI	BB	SO	LOB	BOTTOM				
28 Curtis Granderson, L (1, 8) OBP: 0.350, SLG: 0.540			G4-3							6	2	3	2	0	1	4					
14 Placido Polanco, R (1, 4) OBP: 0.386, SLG: 0.458										5	2	3	2	1	0	3					
33 Marcus Thames, R (1, 7) OBP: 0.283, SLG: 0.500 Cameron Maybin, R (7, PH) OBP: 0.269, SLG: 0.458										4	0	1	1	0	0	3					
30 Magglio Ordonez, R (1, 10) OBP: 0.427, SLG: 0.596										4	1	1	0	2	0	2					
9 Carlos Guillen, S (1, 6) OBP: 0.365, SLG: 0.527										4	1	2	1	1	1	4					
Ivan Rodriguez, R (1, 2) OBP: 0.289, SLG: 0.421										6	2	2	1	0	2	7					
Sean Casey, L (1, 3) OBP: 0.336, SLG: 0.373 39 Ramon Santiago, S (5, PR) OBP: 0.400, SLG: 0.250										3	1	2	0	0	0	1					
25 Ryan Raburn, R (1, 9) OBP: 0.363, SLG: 0.531										4	3	2	3	1	0	2					
15 Brandon Inge, R (1, 5) OBP: 0.322, SLG: 0.391										4	2	3	4	1	0	1					
<b>Inning Stats</b>	R: 1 H: 2 E: 0 K: 0 S: 20	LOB: 2 BB: 1 P: 30	R: 2 H: 3 E: 0 K: 0 S: 16	LOB: 1 BB: 0 P: 21	R: 3 H: 4 E: 0 K: 0 S: 14	LOB: 1 BB: 0 P: 21	R: 1 H: 1 E: 0 K: 1 S: 11	LOB: 1 BB: 1 P: 23	R: 3 H: 4 E: 0 K: 1 S: 16	LOB: 3 BB: 2 P: 35	R: 0 H: 0 E: 0 K: 1 S: 9	LOB: 2 BB: 2 P: 19	R: 6 H: 5 E: 1 K: 2 S: 28	LOB: 2 BB: 1 P: 43	R: 0 H: 1 E: 0 K: 0 S: 9	LOB: 0 BB: 0 P: 10	1B: 12 2B: 6 3B: 1 HR: 1	SF: 1 SAC: 0 DP: 1 HBP: 1	WP: 0 PA: 52 PB: 1 SB: 1 CS: 0		
<b>PITCHER</b>	IP WLS BF H R ER SO BB IBB HBP BLK WP HR S P ERA WHIP	IP WLS BF H R ER SO BB IBB HBP BLK WP HR S P ERA WHIP	IP WLS BF H R ER SO BB IBB HBP BLK WP HR S P ERA WHIP	IP WLS BF H R ER SO BB IBB HBP BLK WP HR S P ERA WHIP	IP WLS BF H R ER SO BB IBB HBP BLK WP HR S P ERA WHIP	IP WLS BF H R ER SO BB IBB HBP BLK WP HR S P ERA WHIP	IP WLS BF H R ER SO BB IBB HBP BLK WP HR S P ERA WHIP	IP WLS BF H R ER SO BB IBB HBP BLK WP HR S P ERA WHIP	IP WLS BF H R ER SO BB IBB HBP BLK WP HR S P ERA WHIP	IP WLS BF H R ER SO BB IBB HBP BLK WP HR S P ERA WHIP	IP WLS BF H R ER SO BB IBB HBP BLK WP HR S P ERA WHIP	IP WLS BF H R ER SO BB IBB HBP BLK WP HR S P ERA WHIP	IP WLS BF H R ER SO BB IBB HBP BLK WP HR S P ERA WHIP	IP WLS BF H R ER SO BB IBB HBP BLK WP HR S P ERA WHIP	IP WLS BF H R ER SO BB IBB HBP BLK WP HR S P ERA WHIP	IP WLS BF H R ER SO BB IBB HBP BLK WP HR S P ERA WHIP	IP WLS BF H R ER SO BB IBB HBP BLK WP HR S P ERA WHIP	IP WLS BF H R ER SO BB IBB HBP BLK WP HR S P ERA WHIP	IP WLS BF H R ER SO BB IBB HBP BLK WP HR S P ERA WHIP	IP WLS BF H R ER SO BB IBB HBP BLK WP HR S P ERA WHIP	IP WLS BF H R ER SO BB IBB HBP BLK WP HR S P ERA WHIP

New York Yankees @ Detroit Tigers  
Comerica Park, Detroit, MI  
Mon Aug 27 2007, 7:05 PM EDT  
Att: 42,428 - Partly Cloudy - 72 F

AB 43  
R 16  
H 20  
RBI 15  
BB 7  
SO 5  
LOB 27





Batter	1	2	3	4	5	6	7	8	9	AB	R	H	RBI	BB	SO	LOB	TOP				
15 Dustin Pedroia, R OBP: 0.390, SLG: 0.438	L9		G1-3				G1-3			4	0	1	0	0	0	1	<b>Boston Red Sox @ New York Yankees</b> Yankee Stadium, Bronx, NY Tue Aug 28 2007, 7:05 PM EDT Att: 55,037 - Cloudy - 77 F				
20 Kevin Youkilis, R OBP: 0.397, SLG: 0.451	G6-3						K			2	0	0	0	2	1	1					
34 David Ortiz, L OBP: 0.433, SLG: 0.577	L4		SF7				K			3	0	0	1	0	1	2					
Manny Ramirez, R OBP: 0.385, SLG: 0.495 Bobby Kestny, S OBP: 0.313, SLG: 0.345 Eric Hinske, L OBP: 0.327, SLG: 0.420			K				K			3	1	2	1	0	1	1					
25 Mike Lowell, R OBP: 0.379, SLG: 0.511	F7						F9			4	0	2	0	0	0	1					
7 J.D. Drew, L OBP: 0.359, SLG: 0.390	G3						G4-6-3			4	0	0	0	0	2	4					
Jason Varitek, S OBP: 0.359, SLG: 0.418										3	1	1	1	1	1	1					
Coco Crisp, S OBP: 0.333, SLG: 0.386										4	0	0	0	0	3	2					
23 Julio Lugo, R OBP: 0.296, SLG: 0.350										4	1	1	0	0	0	0					
<b>Inning Stats</b>	R: 0 E: 0 K: 0 S: 6	H: 0 LOB: 0 BB: 7 P: 7	R: 1 E: 0 K: 1 S: 14	H: 1 LOB: 1 BB: 1 P: 25	R: 1 E: 0 K: 1 S: 13	H: 1 LOB: 1 BB: 1 P: 22	R: 0 E: 0 K: 1 S: 10	H: 1 LOB: 1 BB: 0 P: 17	R: 0 E: 0 K: 2 S: 10	H: 1 LOB: 0 BB: 0 P: 15	R: 1 E: 0 K: 1 S: 9	H: 1 LOB: 2 BB: 1 P: 16	R: 0 E: 0 K: 2 S: 11	H: 1 LOB: 0 BB: 1 P: 19	R: 0 E: 0 K: 2 S: 9	H: 0 LOB: 0 BB: 1 P: 14		1B: 4 2B: 0 3B: 1 HR: 2	SF: 1 SAC: 0 DP: 1 HBP: 0	WP: 0 PB: 0 SB: 0 CS: 0	PA: 36
<b>PITCHER</b>	IP	WLS	BF	H	R	ER	SO	BB	IBB	HBP	BLK	WP	HR	S	P	ERA	WHIP				
46 Andy Pettitte, L ERA: 3.7	7.0	W	28	6	3	3	6	2	0	0	0	0	2	70	119	3.86	1.143				
62 Joba Chamberlain, R ERA:	1.0	H	5	1	0	0	2	1	0	0	0	0	0	11	19	0.00	2.000				
42 Mariano Rivera, R ERA: 0.32	1.0	S	3	0	0	0	2	0	0	0	0	0	0	9	14	0.00	0.000				

Batter	1	2	3	4	5	6	7	8	9	AB	R	H	RBI	BB	SO	LOB	BOTTOM					
18 Johnny Damon, L OBP: 0.357, SLG: 0.387	G4-3						P3			4	2	2	2	0	0	0	<b>Boston Red Sox @ New York Yankees</b> Yankee Stadium, Bronx, NY Tue Aug 28 2007, 7:05 PM EDT Att: 55,037 - Cloudy - 77 F					
2 Derek Jeter, R OBP: 0.388, SLG: 0.438	G1-3						HR			3	1	1	1	1	0	1						
Bobby Abreu, L OBP: 0.368, SLG: 0.444							G3-1			3	1	0	0	1	0	1						
13 Alex Rodriguez, R OBP: 0.414, SLG: 0.630										2	0	0	0	1	0	1						
55 Hideki Matsui, L OBP: 0.373, SLG: 0.514	FC4-6						P2			4	0	0	1	0	0	3						
20 Jorge Posada, S OBP: 0.413, SLG: 0.536										4	0	2	1	0	0	0						
24 Robinson Cano, L OBP: 0.350, SLG: 0.482	F8						G5-3			4	0	1	0	0	1	3						
12 Andy Phillips, R OBP: 0.326, SLG: 0.372 14 Javier Lopez, L OBP: 0.339, SLG: 0.460										3	0	1	0	0	1	0						
28 Melky Cabrera, S OBP: 0.344, SLG: 0.429										2	0	0	0	0	0	0						
<b>Inning Stats</b>	R: 2 E: 0 K: 0 S: 13	H: 2 LOB: 2 BB: 1 P: 26	R: 0 E: 0 K: 0 S: 6	H: 0 LOB: 0 BB: 0 P: 11	R: 0 E: 0 K: 1 S: 7	H: 0 LOB: 0 BB: 1 P: 13	R: 0 E: 0 K: 1 S: 7	H: 0 LOB: 0 BB: 0 P: 11	R: 1 E: 1 K: 1 S: 11	H: 1 LOB: 1 BB: 0 P: 18	R: 2 E: 0 K: 0 S: 12	H: 2 LOB: 1 BB: 1 P: 20	R: 0 E: 0 K: 1 S: 14	H: 1 LOB: 1 BB: 0 P: 22	1B: 3 2B: 1 3B: 1 HR: 2	SF: 0 SAC: 1 DP: 0 HBP: 1		WP: 0 PB: 0 SB: 1 CS: 0	PA: 35			
<b>PITCHER</b>	IP	WLS	BF	H	R	ER	SO	BB	IBB	HBP	BLK	WP	HR	S	P	ERA	WHIP					
18 Daisuke Matsuzaka, R ERA: 3.88	0.1	L	29	6	5	5	2	3	0	1	0	0	0	2	62	110	7.11	1.421				
48 Javier Lopez, L ERA: 2.73	1.1		5	1	0	0	1	0	0	0	0	0	0	16	25	0.00	0.750					
17 Manny Delcarmen, R ERA: 2.3	1.1		5	1	0	0	1	0	0	0	0	0	0	16	25	0.00	0.750					



Batter	1	2	3	4	5	6	7	8	9	AB	R	H	RBI	BB	SO	LOB	TOP					
23 Julio Lugo, R OBP: 0.295, SLG: 0.347	G3		G3		G5-3				G5-3	4	0	0	0	1	0	2	<b>Boston Red Sox @ New York Yankees</b> Yankee Stadium, Bronx, NY Wed Aug 29 2007, 7:05 PM EDT Att: 54,986 - Clear - 79 F					
15 Dustin Pedroia, R OBP: 0.389, SLG: 0.435	HBP		SH1-3			F8	F9		G1-3	3	0	0	0	0	0	1						
34 David Ortiz, L OBP: 0.432, SLG: 0.581	F8		F7			HR		F8		4	1	1	1	0	0	2						
25 Mike Lowell, R OBP: 0.378, SLG: 0.508		F7		P3		G1-4-3		20 HR		4	1	1	0	0	0	0						
20 Kevin Youkilis, R OBP: 0.388, SLG: 0.457	F9			K		7 1B		HR		3	1	1	2	1	1	0						
7 J.D. Drew, L OBP: 0.360, SLG: 0.390	BB			F8		BB		K		3	0	1	0	1	1	0						
Jason Varitek, S OBP: 0.363, SLG: 0.417	BB					1B		K		1	0	0	0	3	0	2						
Coco Crisp, S OBP: 0.331, SLG: 0.383	G3					K		G1-3		4	0	0	0	0	2	4						
Eric Hinske, L OBP: 0.325, SLG: 0.410			SH1-3		F8		G3		G1-3	3	0	0	0	1	0	1						
<b>Inning Stats</b>	R: 0 E: 0 K: 0 S: 7	H: 0 LOB: 0 BB: 0 P: 12	R: 0 E: 0 K: 0 S: 8	H: 0 LOB: 2 BB: 2 P: 19	R: 0 E: 0 K: 0 S: 10	H: 0 LOB: 1 BB: 1 P: 15	R: 0 E: 0 K: 1 S: 8	H: 0 LOB: 0 BB: 0 P: 9	R: 0 E: 0 K: 1 S: 9	H: 2 LOB: 2 BB: 1 P: 20	R: 0 E: 0 K: 1 S: 14	H: 0 LOB: 1 BB: 1 P: 23	R: 0 E: 0 K: 1 S: 8	H: 0 LOB: 1 BB: 1 P: 18	R: 2 E: 0 K: 1 S: 16	H: 2 LOB: 1 BB: 1 P: 26		R: 0 E: 0 K: 0 S: 8	H: 0 LOB: 0 BB: 0 P: 11	1B: 2 2B: 0 3B: 0 HR: 2	SF: 0 SAC: 1 DP: 0 HBP: 1	WP: 0 PB: 0 SB: 0 CS: 1
<b>PITCHER</b>	IP	WLS	BF	H	R	ER	SO	BB	IBB	HBP	BLK	WP	HR	S	P	ERA	WHIP					
22 Roger Clemens, R ERA: 4.15	6.0	W	25	2	1	1	2	5	0	1	0	0	0	1	56	98	1.50	1.167				
Luis Vizcaino, R ERA: 3.51	1.0	H	4	0	0	0	1	1	0	0	0	0	0	8	18	0.00	1.000					
Kyle Farnsworth, R ERA: 4.5	0.2	H	5	2	2	2	1	1	0	0	0	0	1	13	23	27.00	4.500					
42 Mariano Rivera, R ERA: 3.24	1.1	S	4	0	0	0	0	0	0	0	0	0	0	11	14	0.00	0.000					

Batter	1	2	3	4	5	6	7	8	9	AB	R	H	RBI	BB	SO	LOB	BOTTOM				
18 Johnny Damon, L OBP: 0.355, SLG: 0.385	G3			P6		G3-1		L8		5	0	1	2	0	0	4	<b>Boston Red Sox @ New York Yankees</b> Yankee Stadium, Bronx, NY Wed Aug 29 2007, 7:05 PM EDT Att: 54,986 - Clear - 79 F				
2 Derek Jeter, R OBP: 0.389, SLG: 0.440	BB		E1	CS		K		L8		4	0	2	0	0	1	0					
Bobby Abreu, L OBP: 0.367, SLG: 0.442	P5		G4-3			13 6B-4-3		K		4	0	1	0	0	1	3					
13 Alex Rodriguez, R OBP: 0.415, SLG: 0.636	K					G6-4-3		HR		4	1	2	1	0	1	2					
55 Hideki Matsui, L OBP: 0.374, SLG: 0.519		K				L9		20 BB		4	0	2	0	0	1	0					
20 Jorge Posada, S OBP: 0.416, SLG: 0.537		24 BB				28 1B		1B		3	1	2	0	1	1	1					
Jason Giambi, L OBP: 0.362, SLG: 0.482						28 1B		BB		3	0	1	0	0	1	2					
12 Andy Phillips, R OBP: 0.325, SLG: 0.370		P3				28 1B		P3		1	0	0	0	0	0	2					
24 Robinson Cano, L OBP: 0.349, SLG: 0.479		28 1B				G4-3		F7		3	1	0	0	1	0	2					
28 Melky Cabrera, S OBP: 0.348, SLG: 0.432		18 WP				2 CS		P5		4	1	3	1	0	0	0					
<b>Inning Stats</b>	R: 0 E: 0 K: 1 S: 8	H: 1 LOB: 1 BB: 0 P: 14	R: 3 E: 1 K: 1 S: 19	H: 4 LOB: 2 BB: 1 P: 32	R: 0 E: 0 K: 2 S: 12	H: 2 LOB: 1 BB: 0 P: 18	R: 0 E: 0 K: 0 S: 7	H: 1 LOB: 0 BB: 0 P: 9	R: 0 E: 0 K: 1 S: 7	H: 1 LOB: 0 BB: 0 P: 9	R: 0 E: 0 K: 0 S: 12	H: 3 LOB: 3 BB: 0 P: 22	R: 1 E: 0 K: 1 S: 10	H: 2 LOB: 2 BB: 1 P: 22	R: 0 E: 0 K: 0 S: 8	H: 0 LOB: 0 BB: 0 P: 10	1B: 11 2B: 1 3B: 1 HR: 1	SF: 0 SAC: 0 DP: 1 HBP: 0	WP: 1 PB: 0 SB: 0 CS: 1	PA: 38	
<b>PITCHER</b>	IP	WLS	BF	H	R	ER	SO	BB	IBB	HBP	BLK	WP	HR	S	P	ERA	WHIP				
19 Josh Beckett, R ERA: 3.29	6.2	L	31	13	4	4	6	1	0	0	0	0	0	2	7	5.40	2.100				
48 Javier López, L ERA: 2.73	0.0		2	1	0	0	0	1	0	0	0	0	0	2	7	∞	∞				
50 Mike Timlin, R ERA: 2.78	1.1		4	0	0	0	0	0	0	0	0	0	0	11	16	0.00	0.000				



Batter	1	2	3	4	5	6	7	8	9	AB	R	H	RBI	BB	SO	LOB	TOP										
15 Dustin Pedroia, R OBP: 0.388, SLG: 0.435										4	0	1	0	0	0	1	<b>Boston Red Sox @ New York Yankees</b> Yankee Stadium, Bronx, NY Thu Aug 30 2007, 1:05 PM EDT Att: 55,067 - Partly Cloudy - 85 F										
Coco Crisp, S OBP: 0.328, SLG: 0.379										4	0	0	0	0	0	1											
34 David Ortiz, L OBP: 0.429, SLG: 0.576										4	0	0	0	0	2	0											
20 Kevin Youkilis, R OBP: 0.391, SLG: 0.456										1	0	0	0	3	0	0											
25 Mike Lowell, R OBP: 0.377, SLG: 0.506										4	0	1	0	0	1	3											
7 J.D. Drew, L OBP: 0.357, SLG: 0.386										4	0	0	0	0	0	3											
Jason Varitek, S OBP: 0.365, SLG: 0.416										1	0	0	0	2	1	1											
Eric Hinske, L OBP: 0.319, SLG: 0.401										3	0	0	0	0	2	2											
13 Alex Cora, L OBP: 0.305, SLG: 0.389										3	0	0	0	0	0	2											
<b>Inning Stats</b>	R: 0 E: 0 K: 1 S: 8	H: 0 LOB: 0 BB: 0 P: 13	R: 0 E: 0 K: 0 S: 4	H: 0 LOB: 0 BB: 1 P: 9	R: 0 E: 0 K: 1 S: 11	H: 0 LOB: 1 BB: 1 P: 18	R: 0 E: 0 K: 0 S: 9	H: 0 LOB: 1 BB: 1 P: 16	R: 0 E: 0 K: 1 S: 11	H: 0 LOB: 0 BB: 0 P: 16	R: 0 E: 0 K: 1 S: 12	H: 1 LOB: 1 BB: 0 P: 16	R: 0 E: 0 K: 0 S: 8	H: 1 LOB: 1 BB: 2 P: 10	R: 0 E: 0 K: 1 S: 9	H: 0 LOB: 1 BB: 1 P: 15		1B: 1 2B: 1 3B: 0 HR: 0	SF: 0 SAC: 0 DP: 2 HBP: 0	WP: 2 PB: 0 SB: 0 CS: 0	PA: 33						
<b>PITCHER</b>	IP	WLS	BF	H	R	ER	SO	BB	IBB	HBP	BLK	WP	HR	S	P	ERA	WHIP										
40 Chien-Ming Wang, R ERA: 3.79	7.0	W	25	1	0	0	5	4	0	0	0	0	0	63	103	0.00	0.714										
62 Joba Chamberlain, R ERA:	1.1	H	5	1	0	0	0	0	0	0	0	0	0	9	13	0.00	0.750										
31 Edwar Ramirez, R ERA: 5.56	0.2		3	0	0	0	1	1	0	0	0	2	0	8	14	0.00	1.500										

AB 28  
R 0  
H 2  
RBI 0  
BB 5  
SO 6  
LOB 13



Batter	1	2	3	4	5	6	7	8	9	AB	R	H	RBI	BB	SO	LOB	BOTTOM										
18 Johnny Damon, L OBP: 0.352, SLG: 0.381										4	0	0	0	0	0	2	<b>Boston Red Sox @ New York Yankees</b> Yankee Stadium, Bronx, NY Thu Aug 30 2007, 1:05 PM EDT Att: 55,067 - Partly Cloudy - 85 F										
2 Derek Jeter, R OBP: 0.393, SLG: 0.445										4	1	4	0	0	0	0											
Bobby Abreu, L OBP: 0.366, SLG: 0.443										4	1	1	1	0	1	4											
13 Alex Rodriguez, R OBP: 0.414, SLG: 0.632										3	1	0	0	1	1	3											
55 Hideki Matsui, L OBP: 0.373, SLG: 0.516										4	0	1	0	0	0	0											
20 Jorge Posada, S OBP: 0.413, SLG: 0.532										4	0	0	0	0	2	1											
Jason Giambi, L OBP: 0.357, SLG: 0.474										3	0	0	0	0	0	0											
12 Andy Phillips, R OBP: 0.323, SLG: 0.368										1	0	0	0	0	0	1											
24 Robinson Canó, L OBP: 0.351, SLG: 0.492										3	2	2	2	0	0	0											
28 Melky Cabrera, S OBP: 0.350, SLG: 0.432										2	0	1	0	1	0	0											
<b>Inning Stats</b>	R: 0 E: 0 K: 2 S: 10	H: 1 LOB: 1 BB: 0 P: 14	R: 0 E: 0 K: 1 S: 9	H: 0 LOB: 0 BB: 0 P: 14	R: 1 E: 0 K: 0 S: 8	H: 3 LOB: 2 BB: 0 P: 11	R: 0 E: 0 K: 1 S: 7	H: 0 LOB: 0 BB: 0 P: 11	R: 1 E: 0 K: 0 S: 9	H: 2 LOB: 1 BB: 1 P: 18	R: 0 E: 0 K: 0 S: 6	H: 0 LOB: 0 BB: 0 P: 8	R: 0 E: 0 K: 0 S: 8	H: 0 LOB: 0 BB: 0 P: 12	R: 3 E: 0 K: 0 S: 19	H: 3 LOB: 1 BB: 1 P: 31	1B: 6 2B: 2 3B: 0 HR: 2	SF: 0 SAC: 0 DP: 1 HBP: 0	WP: 0 PB: 0 SB: 3 CS: 0	PA: 34							
<b>PITCHER</b>	IP	WLS	BF	H	R	ER	SO	BB	IBB	HBP	BLK	WP	HR	S	P	ERA	WHIP										
38 Curt Schilling, R ERA: 4.02	7.0	L	27	6	2	2	4	1	0	0	0	0	0	16	27	2.57	1.000										
37 Hideki Okajima, L ERA: 1.59	0.2		6	3	3	3	0	0	1	0	0	0	0	3	4	40.50	4.500										
39 Kyle Snyder, R ERA: 3.75	0.1		1	0	0	0	0	0	0	0	0	0	0	3	4	0.00	0.000										

AB 32  
R 5  
H 9  
RBI 3  
BB 2  
SO 4  
LOB 11





Batter	1	2	3	4	5	6	7	8	9	AB	R	H	RBI	BB	SO	LOB	TOP					
1 Akinori Iwamura, L (1.5) OBP: 0.361, SLG: 0.406																						
13 Carl Crawford, L (1.7) OBP: 0.355, SLG: 0.467																						
23 Carlos Pena, L (1.3) OBP: 0.393, SLG: 0.590																						
2 B.J. Upton, R (1.8) OBP: 0.394, SLG: 0.536																						
Delmon Young, R (1.9) OBP: 0.323, SLG: 0.411																						
Brendan Harris, R (1.4) OBP: 0.346, SLG: 0.413																						
Greg Norton, S (1.10) OBP: 0.347, SLG: 0.319																						
30 Dioner Navarro, S (1.2) OBP: 0.266, SLG: 0.323																						
Josh Wilson, R (1.6) OBP: 0.303, SLG: 0.338																						
<b>Inning Stats</b>	R: 1 H: 2 E: 0 K: 1 S: 13	H: 2 R: 1 BB: 1 P: 22	R: 0 H: 0 E: 0 K: 2 S: 10	H: 0 R: 0 BB: 0 P: 13	R: 2 H: 1 E: 1 K: 0 S: 12	H: 1 R: 1 BB: 2 P: 22	R: 0 H: 2 E: 0 K: 1 S: 17	H: 2 R: 0 BB: 0 P: 24	R: 2 H: 3 E: 0 K: 0 S: 15	H: 3 R: 0 BB: 2 P: 26	R: 1 H: 2 E: 0 K: 1 S: 11	H: 2 R: 0 BB: 0 P: 17	R: 0 H: 0 E: 0 K: 0 S: 8	H: 0 R: 0 BB: 0 P: 9	R: 2 H: 1 E: 0 K: 1 S: 13	H: 1 R: 0 BB: 2 P: 25	R: 1 H: 1 E: 0 K: 0 S: 6	H: 1 R: 0 BB: 0 P: 10	1B: 6 2B: 3 3B: 0 HR: 3	SF: 1 SAC: 2 DP: 0 HBP: 0	WP: 0 PB: 1 CS: 1 CS: 0	PA: 46
<b>PITCHER</b>	IP WLS BF H R ER SO BB IBB HBP BLK WP HR S P ERA WHIP																					
34 Phil Hughes, R (1.1) ERA: 5.65	4.1 L 24 7 5 4 4 4 0 0 0 0 0 1 59 94 8.31 2.538																					
39 Chris Britton, R (5.1) ERA: 3.52	2.2 13 3 2 2 1 2 0 0 0 0 0 1 29 45 6.75 1.875																					
33 Brian Bruney, R (8.1) ERA: 3.47	2.0 9 2 2 2 1 1 0 0 0 0 0 1 17 29 9.00 1.500																					

Tampa Bay Devil Rays @ New York Yankees  
Yankee Stadium, Bronx, NY  
Fri Aug 31 2007, 7:05 PM EDT  
Att: 52,275 - Cloudy - 78 F

AB	36
R	9
H	12
RBI	8
BB	7
SO	6
LOB	21



Batter	1	2	3	4	5	6	7	8	9	AB	R	H	RBI	BB	SO	LOB	BOTTOM					
18 Johnny Damon, L (1.10) OBP: 0.349, SLG: 0.378																						
2 Derek Jeter, R (1.6) OBP: 0.393, SLG: 0.444																						
14 Wilson Betemit, S (9, PH) OBP: 0.337, SLG: 0.458																						
Bobby Abreu, L (1.9) OBP: 0.366, SLG: 0.440																						
13 Alex Rodriguez, R (1.5) OBP: 0.413, SLG: 0.630																						
17 Shelley Duncan, R (9, PH) OBP: 0.352, SLG: 0.653																						
55 Hideki Matsui, L (1.7) OBP: 0.371, SLG: 0.513																						
20 Jorge Posada, S (1.2) OBP: 0.410, SLG: 0.528																						
Jason Giambi, L (1.3) OBP: 0.352, SLG: 0.467																						
24 Robinson Cano, L (1.4) OBP: 0.349, SLG: 0.489																						
28 Melky Cabrera, S (1.8) OBP: 0.348, SLG: 0.429																						
<b>Inning Stats</b>	R: 0 H: 1 E: 0 K: 1 S: 11	H: 1 R: 0 BB: 0 P: 19	R: 0 H: 0 E: 0 K: 1 S: 9	H: 0 R: 0 BB: 0 P: 14	R: 0 H: 0 E: 0 K: 0 S: 7	H: 0 R: 0 BB: 0 P: 9	R: 1 H: 1 E: 1 K: 1 S: 9	H: 1 R: 0 BB: 0 P: 12	R: 0 H: 0 E: 0 K: 0 S: 11	H: 0 R: 0 BB: 0 P: 15	R: 0 H: 0 E: 0 K: 2 S: 9	H: 0 R: 0 BB: 0 P: 13	R: 0 H: 0 E: 0 K: 0 S: 9	H: 0 R: 0 BB: 0 P: 12	R: 0 H: 0 E: 0 K: 0 S: 8	H: 0 R: 0 BB: 0 P: 10	R: 0 H: 0 E: 0 K: 0 S: 9	H: 0 R: 0 BB: 1 P: 15	1B: 2 2B: 0 3B: 0 HR: 0	SF: 0 SAC: 0 DP: 0 HBP: 0	WP: 0 PB: 0 CS: 0 CS: 0	PA: 31
<b>PITCHER</b>	IP WLS BF H R ER SO BB IBB HBP BLK WP HR S P ERA WHIP																					
21 Andy Sonnanstine, R (1.1) ERA: 5.88	8.0 W 27 2 1 0 5 0 0 0 0 0 0 0 73 104 0.00 0.250																					
Grant Balfour, R (9.1) ERA: 5.09	1.0 4 0 0 0 0 1 0 0 0 0 0 0 9 15 0.00 1.000																					

Tampa Bay Devil Rays @ New York Yankees  
Yankee Stadium, Bronx, NY  
Fri Aug 31 2007, 7:05 PM EDT  
Att: 52,275 - Cloudy - 78 F

AB	30
R	1
H	2
RBI	1
BB	1
SO	5
LOB	6





Batter	1	2	3	4	5	6	7	8	9	AB	R	H	RBI	BB	SO	LOB	TOP											
1 Akinori Iwamura, L OBP: 0.359, SLG: 0.402	L7	K			K			13 E BB	K	4	1	0	0	1	3	2	<b>Tampa Bay Devil Rays @ New York Yankees</b> Yankee Stadium, Bronx, NY Sat Sep 01 2007, 1:05 PM EDT Att: 53,637 - Sunny - 78 F <a href="http://livebaseballscorecards.com">livebaseballscorecards.com</a>											
13 Carl Crawford, L OBP: 0.356, SLG: 0.469	F8		23 S 1B		G4-3			E8 23 SF7 2B		4	1	2	1	0	0	0												
23 Carlos Pena, L OBP: 0.389, SLG: 0.585	G4-3		L4					SF7		3	0	0	1	0	1	1												
2 B.J. Upton, R OBP: 0.397, SLG: 0.548		F7			G6-3 BB			1B SF8 2B		3	2	2	1	1	0	0												
Delmon Young, R OBP: 0.234, SLG: 0.412		1B 2B 1B			G6-3			F8		4	1	2	0	0	0	2												
Brendan Harris, R OBP: 0.345, SLG: 0.413		1B 2B 1B			G5-3			F9		3	1	1	1	0	0	0												
31 Jonny Gomes, R OBP: 0.324, SLG: 0.474 Greg Norton, S OBP: 0.345, SLG: 0.317		K			K			F9	G4-3	3	0	0	0	0	2	2												
Josh Wilson, R OBP: 0.302, SLG: 0.341		1B 2B			L6			F9		4	0	1	2	0	1	0												
Josh Paul, R OBP: 0.240, SLG: 0.245 30 Dioner Navarro, S OBP: 0.265, SLG: 0.322		BB			P4			K	K	2	0	0	0	1	1	0												
										1	0	0	0	0	1	0												
<b>Inning Stats</b>	R: 0 E: 0 K: 0 S: 5	H: 0 LOB: 0 BB: 0 P: 6	R: 2 E: 0 K: 2 S: 22	H: 3 LOB: 2 BB: 1 P: 36	R: 0 E: 0 K: 0 S: 13	H: 1 LOB: 1 BB: 1 P: 21	R: 0 E: 0 K: 1 S: 6	H: 0 LOB: 0 BB: 0 P: 7	R: 0 E: 0 K: 1 S: 7	H: 0 LOB: 0 BB: 0 P: 11	R: 1 E: 0 K: 1 S: 7	H: 1 LOB: 0 BB: 0 P: 9	R: 0 E: 0 K: 1 S: 6	H: 0 LOB: 0 BB: 0 P: 6	R: 3 E: 1 K: 0 S: 17	H: 3 LOB: 1 BB: 1 P: 27	R: 0 E: 0 K: 3 S: 11	H: 0 LOB: 0 BB: 0 P: 15	1B: 4 2B: 3 3B: 0 HR: 1	SF: 2 SAC: 0 DP: 1 HBP: 0	WP: 0 PB: 0 SB: 1 CS: 0	PA: 37						
<b>PITCHER</b>	IP	WLS	BF	H	R	ER	SO	BB	IBB	HBP	BLK	WP	HR	S	P	ERA	WHIP											
36 Ian Kennedy, R ERA: 1.29	(1, 1)	7.0	W	27	5	3	1	6	2	0	0	0	0	1	66	96	1.29	1.000										
Luis Vizcaino, R ERA: 3.97	(8, 1)	0.2		6	3	3	3	0	1	0	0	0	0	0	15	24	40.50	6.000										
42 Mariano Rivera, R ERA: 3.17	(8, 1)	1.1	S	4	0	0	0	3	0	0	0	0	0	0	13	18	0.00	0.000										

Batter	1	2	3	4	5	6	7	8	9	AB	R	H	RBI	BB	SO	LOB	BOTTOM											
28 Melky Cabrera, S OBP: 0.348, SLG: 0.429	G1-3		2B E 1B	L7	L8			2 G5-3 1B		5	1	2	1	0	0	3	<b>Tampa Bay Devil Rays @ New York Yankees</b> Yankee Stadium, Bronx, NY Sat Sep 01 2007, 1:05 PM EDT Att: 53,637 - Sunny - 78 F <a href="http://livebaseballscorecards.com">livebaseballscorecards.com</a>											
2 Derek Jeter, R OBP: 0.395, SLG: 0.443 63 Alberto Gonzalez, R	G6-3		FC3-6 1B	BB 13 2B BB				G5-3		3	1	1	0	1	0	2												
Bobby Abreu, L OBP: 0.366, SLG: 0.438	13 HR BB		FC3-6 13 1B FC3-6	13 2B BB				F8	L7	3	2	0	1	2	0	4												
13 Alex Rodriguez, R OBP: 0.415, SLG: 0.639 14 Wilson Betemit, S OBP: 0.336, SLG: 0.456	1 HR		FC3-6 55 WP 1B					F8	K	4	1	3	4	0	0	1												
55 Hideki Matsui, L OBP: 0.369, SLG: 0.509	F7		FC3-6 BB	G3				P5	G3-1	4	0	0	0	1	0	3												
Jason Giambi, L OBP: 0.350, SLG: 0.468 17 Shelley Duncan, R OBP: 0.345, SLG: 0.640	L4		FC3-6 K	K				24 F9 26 1B 2B	L7	4	0	1	1	0	1	4												
24 Robinson Cano, L OBP: 0.346, SLG: 0.485	G3-1		K		G4-3			F9		4	0	0	0	0	1	3												
12 Andy Phillips, R OBP: 0.337, SLG: 0.375								2B 2B 1B BB		2	2	2	0	2	0	0												
26 José Molina, R OBP: 0.259, SLG: 0.305	K		E6 13 2B BB	K2				2 G5-3 28 1B 1B		4	1	1	1	0	2	3												
										1	0	0	0	0	0	0												
<b>Inning Stats</b>	R: 2 E: 0 K: 0 S: 13	H: 1 LOB: 1 BB: 1 P: 22	R: 0 E: 0 K: 1 S: 9	H: 1 LOB: 0 BB: 0 P: 12	R: 2 E: 1 K: 1 S: 14	H: 3 LOB: 2 BB: 1 P: 25	R: 3 E: 1 K: 1 S: 16	H: 1 LOB: 2 BB: 3 P: 36	R: 0 E: 0 K: 0 S: 8	H: 0 LOB: 1 BB: 0 P: 16	R: 2 E: 0 K: 0 S: 19	H: 3 LOB: 2 BB: 1 P: 32	R: 0 E: 0 K: 1 S: 7	H: 0 LOB: 0 BB: 0 P: 8	1B: 7 2B: 2 3B: 0 HR: 1	SF: 0 SAC: 0 DP: 0 HBP: 1	WP: 1 PB: 0 SB: 0 CS: 1	PA: 42										
<b>PITCHER</b>	IP	WLS	BF	H	R	ER	SO	BB	IBB	HBP	BLK	WP	HR	S	P	ERA	WHIP											
36 Edwin Jackson, R ERA: 5.78	(1, 1)	3.1	L	21	5	7	6	2	5	0	0	0	0	1	46	83	16.20	3.000										
Jon Switzer, L ERA: 9.82	(4, 1)	1.2		7	2	0	0	2	0	0	0	0	0	0	20	31	0.00	1.200										
53 Juan Salas, R ERA: 3.56	(6, 1)	1.1		9	3	2	2	0	1	0	1	0	0	0	22	39	13.50	3.000										
Brian Stokes, R ERA: 7.28	(7, 1)	1.2		5	0	0	0	1	0	0	0	0	0	0	12	17	0.00	0.000										



Batter	1	2	3	4	5	6	7	8	9	AB	R	H	RBI	BB	SO	LOB	TOP							
1 Akinori Iwamura, L OBP: 0.359, SLG: 0.410										5	1	2	2	0	2	1								
13 Carl Crawford, L OBP: 0.356, SLG: 0.467									4	2	1	0	1	0	0									
23 Carlos Pena, L OBP: 0.392, SLG: 0.597									4	1	2	3	1	1	0									
2 B.J. Upton, R OBP: 0.395, SLG: 0.544									3	0	0	1	1	2	1									
Delmon Young, R OBP: 0.326, SLG: 0.412									4	0	2	0	1	1	0									
Brendan Harris, R OBP: 0.346, SLG: 0.412									5	0	2	0	0	1	3									
31 Jonny Gomes, R OBP: 0.343, SLG: 0.315									4	0	0	0	0	3	4									
Greg Norton, S OBP: 0.343, SLG: 0.315									1	0	0	0	0	1	2									
Josh Wilson, R OBP: 0.306, SLG: 0.364									4	1	2	1	0	0	3									
30 Dioner Navarro, S OBP: 0.271, SLG: 0.336									4	3	3	1	0	0	1									
<b>Inning Stats</b>	R: 0 H: 1 E: 0 K: 1 S: 12	H: 1 LOB: 1 BB: 0 P: 18	R: 0 H: 1 E: 0 K: 1 S: 8	H: 1 LOB: 0 BB: 0 P: 12	R: 1 H: 1 E: 0 K: 0 S: 8	H: 1 LOB: 0 BB: 0 P: 12	R: 0 H: 1 E: 0 K: 3 S: 13	H: 1 LOB: 1 BB: 0 P: 18	R: 0 H: 2 E: 0 K: 0 S: 11	H: 2 LOB: 2 BB: 0 P: 14	R: 1 H: 2 E: 1 K: 1 S: 14	H: 2 LOB: 3 BB: 2 P: 29	R: 3 H: 3 E: 0 K: 3 S: 17	H: 3 LOB: 0 BB: 0 P: 24	R: 3 H: 3 E: 0 K: 1 S: 11	H: 3 LOB: 0 BB: 2 P: 14	R: 0 H: 0 E: 0 K: 1 S: 7	H: 0 LOB: 2 BB: 2 P: 16	1B: 8 2B: 1 HR: 4	SF: 1 SAC: 0 DP: 0 HBP: 0	WP: 0 PB: 0 SB: 1 CS: 0	PA: 43		
<b>PITCHER</b>	IP WLS BF H R ER SO BB IBB HBP BLK WP HR S P ERA WHIP	IP WLS BF H R ER SO BB IBB HBP BLK WP HR S P ERA WHIP	IP WLS BF H R ER SO BB IBB HBP BLK WP HR S P ERA WHIP	IP WLS BF H R ER SO BB IBB HBP BLK WP HR S P ERA WHIP	IP WLS BF H R ER SO BB IBB HBP BLK WP HR S P ERA WHIP	IP WLS BF H R ER SO BB IBB HBP BLK WP HR S P ERA WHIP	IP WLS BF H R ER SO BB IBB HBP BLK WP HR S P ERA WHIP	IP WLS BF H R ER SO BB IBB HBP BLK WP HR S P ERA WHIP	IP WLS BF H R ER SO BB IBB HBP BLK WP HR S P ERA WHIP	IP WLS BF H R ER SO BB IBB HBP BLK WP HR S P ERA WHIP	IP WLS BF H R ER SO BB IBB HBP BLK WP HR S P ERA WHIP	IP WLS BF H R ER SO BB IBB HBP BLK WP HR S P ERA WHIP	IP WLS BF H R ER SO BB IBB HBP BLK WP HR S P ERA WHIP	IP WLS BF H R ER SO BB IBB HBP BLK WP HR S P ERA WHIP	IP WLS BF H R ER SO BB IBB HBP BLK WP HR S P ERA WHIP	IP WLS BF H R ER SO BB IBB HBP BLK WP HR S P ERA WHIP	IP WLS BF H R ER SO BB IBB HBP BLK WP HR S P ERA WHIP	IP WLS BF H R ER SO BB IBB HBP BLK WP HR S P ERA WHIP	IP WLS BF H R ER SO BB IBB HBP BLK WP HR S P ERA WHIP	IP WLS BF H R ER SO BB IBB HBP BLK WP HR S P ERA WHIP	IP WLS BF H R ER SO BB IBB HBP BLK WP HR S P ERA WHIP	IP WLS BF H R ER SO BB IBB HBP BLK WP HR S P ERA WHIP	IP WLS BF H R ER SO BB IBB HBP BLK WP HR S P ERA WHIP	IP WLS BF H R ER SO BB IBB HBP BLK WP HR S P ERA WHIP

**Tampa Bay Devil Rays @ New York Yankees**  
 Yankee Stadium, Bronx, NY  
 Sun Sep 02 2007, 1:05 PM EDT  
 Att: 53,957 - Sunny - 75 F

livebaseballscorecards.com

AB 38  
 R 8  
 H 14  
 RBI 8  
 BB 4  
 SO 11  
 LOB 15

Batter	1	2	3	4	5	6	7	8	9	AB	R	H	RBI	BB	SO	LOB	BOTTOM							
18 Johnny Damon, L OBP: 0.348, SLG: 0.374										4	1	0	0	1	2	2								
2 Derek Jeter, R OBP: 0.391, SLG: 0.439										5	0	0	0	0	3	4								
Bobby Abreu, L OBP: 0.366, SLG: 0.443										5	0	2	1	0	2	3								
13 Alex Rodriguez, R OBP: 0.414, SLG: 0.635										3	0	0	0	0	1	2								
55 Hideki Matsui, L OBP: 0.369, SLG: 0.506										4	0	1	0	0	0	1								
20 Jorge Posada, S OBP: 0.411, SLG: 0.528										4	0	2	0	0	0	1								
24 Robinson Cano, L OBP: 0.348, SLG: 0.484										3	0	1	0	1	0	2								
12 Andy Phillips, R OBP: 0.338, SLG: 0.373										1	1	0	0	0	0	2								
14 Wilson Betemit, S OBP: 0.335, SLG: 0.454										1	0	0	0	0	0	2								
Jason Giambi, L OBP: 0.349, SLG: 0.466										1	0	0	0	0	0	2								
28 Melky Cabrera, S OBP: 0.349, SLG: 0.432										4	0	2	1	0	0	2								
<b>Inning Stats</b>	R: 0 H: 1 E: 0 K: 3 S: 13	H: 2 LOB: 1 BB: 0 P: 19	R: 0 H: 1 E: 0 K: 3 S: 14	H: 1 LOB: 0 BB: 0 P: 19	R: 0 H: 0 E: 0 K: 0 S: 8	H: 0 LOB: 0 BB: 0 P: 15	R: 1 H: 1 E: 1 K: 1 S: 15	H: 1 LOB: 2 BB: 0 P: 23	R: 0 H: 0 E: 0 K: 0 S: 11	H: 0 LOB: 2 BB: 1 P: 25	R: 1 H: 1 E: 0 K: 1 S: 18	H: 1 LOB: 1 BB: 1 P: 26	R: 0 H: 2 E: 0 K: 0 S: 18	H: 2 LOB: 0 BB: 0 P: 27	R: 0 H: 0 E: 0 K: 0 S: 11	H: 0 LOB: 0 BB: 0 P: 17	1B: 5 2B: 2 HR: 0	SF: 0 SAC: 0 DP: 1 HBP: 2	WP: 0 PB: 0 SB: 3 CS: 0	PA: 39				
<b>PITCHER</b>	IP WLS BF H R ER SO BB IBB HBP BLK WP HR S P ERA WHIP	IP WLS BF H R ER SO BB IBB HBP BLK WP HR S P ERA WHIP	IP WLS BF H R ER SO BB IBB HBP BLK WP HR S P ERA WHIP	IP WLS BF H R ER SO BB IBB HBP BLK WP HR S P ERA WHIP	IP WLS BF H R ER SO BB IBB HBP BLK WP HR S P ERA WHIP	IP WLS BF H R ER SO BB IBB HBP BLK WP HR S P ERA WHIP	IP WLS BF H R ER SO BB IBB HBP BLK WP HR S P ERA WHIP	IP WLS BF H R ER SO BB IBB HBP BLK WP HR S P ERA WHIP	IP WLS BF H R ER SO BB IBB HBP BLK WP HR S P ERA WHIP	IP WLS BF H R ER SO BB IBB HBP BLK WP HR S P ERA WHIP	IP WLS BF H R ER SO BB IBB HBP BLK WP HR S P ERA WHIP	IP WLS BF H R ER SO BB IBB HBP BLK WP HR S P ERA WHIP	IP WLS BF H R ER SO BB IBB HBP BLK WP HR S P ERA WHIP	IP WLS BF H R ER SO BB IBB HBP BLK WP HR S P ERA WHIP	IP WLS BF H R ER SO BB IBB HBP BLK WP HR S P ERA WHIP	IP WLS BF H R ER SO BB IBB HBP BLK WP HR S P ERA WHIP	IP WLS BF H R ER SO BB IBB HBP BLK WP HR S P ERA WHIP	IP WLS BF H R ER SO BB IBB HBP BLK WP HR S P ERA WHIP	IP WLS BF H R ER SO BB IBB HBP BLK WP HR S P ERA WHIP	IP WLS BF H R ER SO BB IBB HBP BLK WP HR S P ERA WHIP	IP WLS BF H R ER SO BB IBB HBP BLK WP HR S P ERA WHIP	IP WLS BF H R ER SO BB IBB HBP BLK WP HR S P ERA WHIP	IP WLS BF H R ER SO BB IBB HBP BLK WP HR S P ERA WHIP	IP WLS BF H R ER SO BB IBB HBP BLK WP HR S P ERA WHIP

**Tampa Bay Devil Rays @ New York Yankees**  
 Yankee Stadium, Bronx, NY  
 Sun Sep 02 2007, 1:05 PM EDT  
 Att: 53,957 - Sunny - 75 F

livebaseballscorecards.com

AB 35  
 R 2  
 H 8  
 RBI 2  
 BB 2  
 SO 8  
 LOB 23



Batter	1	2	3	4	5	6	7	8	9	AB	R	H	RBI	BB	SO	LOB	TOP					
51 Ichiro Suzuki, L OBP: 0.397, SLG: 0.440										5	1	3	2	0	0	2	<b>Seattle Mariners @ New York Yankees</b> Yankee Stadium, Bronx, NY Mon Sep 03 2007, 1:05 PM EDT Att: 54,522 - Sunny - 83 F					
Jose Vidro, S OBP: 0.379, SLG: 0.392 Charlton Jimerson, R OBP: 0.379, SLG: 0.392										5	0	1	0	0	1	1						
Jose Guillen, R OBP: 0.356, SLG: 0.457										5	0	3	0	0	2	1						
Raul Ibanez, L OBP: 0.339, SLG: 0.452 Adam Jones, R OBP: 0.297, SLG: 0.371										5	1	1	0	0	1	4						
29 Adrián Beltré, R OBP: 0.327, SLG: 0.488										5	1	1	0	0	0	4						
Ben Broussard, L OBP: 0.349, SLG: 0.446										3	1	2	0	1	0	1						
2 Kenji Johjima, R OBP: 0.322, SLG: 0.455										4	1	1	0	0	1	4						
4 Jose Lopez, R OBP: 0.295, SLG: 0.364										3	1	2	2	0	0	2						
7 Yuniesky Betancourt, R OBP: 0.309, SLG: 0.419										4	1	2	3	0	0	3						
<b>Inning Stats</b>	R: 0 E: 0 K: 1 S: 6	H: 1 LOB: 0 BB: 0 P: 8	R: 1 E: 0 K: 0 S: 11	H: 2 LOB: 2 BB: 1 P: 18	R: 1 E: 0 K: 0 S: 5	H: 2 LOB: 0 BB: 0 P: 11	R: 3 E: 0 K: 1 S: 15	H: 3 LOB: 1 BB: 0 P: 25	R: 0 E: 0 K: 1 S: 10	H: 1 LOB: 1 BB: 0 P: 15	R: 1 E: 0 K: 0 S: 14	H: 3 LOB: 1 BB: 0 P: 17	R: 0 E: 0 K: 0 S: 9	H: 1 LOB: 1 BB: 0 P: 13	R: 1 E: 0 K: 0 S: 12	H: 2 LOB: 1 BB: 0 P: 22		R: 0 E: 0 K: 2 S: 11	H: 1 LOB: 1 BB: 0 P: 13	1B: 11 2B: 5 3B: 0 HR: 1	SF: 0 SAC: 0 DP: 3 HBP: 1	WP: 1 PB: 0 SB: 1 CS: 0
<b>PITCHER</b>	IP WLS BF H R ER SO BB IBB HBP BLK WP HR S P ERA WHIP																					
22 Roger Clemens, R ERA: 4.45	4.0 L 19 8 5 5 2 1 0 0 1 0 1 1 37 62 11.25 2.250																					
35 Mike Mussina, R ERA: 5.51	3.2 17 7 2 2 1 0 0 0 0 0 0 43 62 4.91 1.909																					
39 Chris Britton, R ERA: 3.38	0.1 1 0 0 0 0 0 0 0 0 0 0 2 5 0.00 0.000																					
Kyle Farnsworth, R ERA: 4.42	1.0 4 1 0 0 2 0 0 0 0 0 0 11 13 0.00 1.000																					
<b>Batter</b>	<b>1</b>	<b>2</b>	<b>3</b>	<b>4</b>	<b>5</b>	<b>6</b>	<b>7</b>	<b>8</b>	<b>9</b>	<b>AB</b>	<b>R</b>	<b>H</b>	<b>RBI</b>	<b>BB</b>	<b>SO</b>	<b>LOB</b>	<b>BOTTOM</b>					
18 Johnny Damon, L OBP: 0.349, SLG: 0.373										2	0	0	0	2	1	1	<b>Seattle Mariners @ New York Yankees</b> Yankee Stadium, Bronx, NY Mon Sep 03 2007, 1:05 PM EDT Att: 54,522 - Sunny - 83 F					
2 Derek Jeter, R OBP: 0.392, SLG: 0.439										3	1	1	0	1	0	1						
Bobby Abreu, L OBP: 0.364, SLG: 0.440										4	0	0	0	0	1	3						
13 Alex Rodriguez, R OBP: 0.415, SLG: 0.634										4	0	2	1	0	1	0						
55 Hideki Matsui, L OBP: 0.368, SLG: 0.503										3	0	0	0	1	0	1						
20 Jorge Posada, S OBP: 0.412, SLG: 0.527										4	0	2	0	0	0	2						
Jason Giambi, L OBP: 0.347, SLG: 0.459										3	0	0	0	1	0	1						
24 Robinson Canó, L OBP: 0.347, SLG: 0.483										4	0	1	0	0	2	2						
28 Melky Cabrera, S OBP: 0.347, SLG: 0.428										4	0	0	0	0	1	2						
<b>Inning Stats</b>	R: 1 E: 0 K: 2 S: 10	H: 2 LOB: 1 BB: 0 P: 18	R: 0 E: 0 K: 0 S: 7	H: 1 LOB: 1 BB: 1 P: 13	R: 0 E: 0 K: 0 S: 5	H: 0 LOB: 0 BB: 1 P: 11	R: 0 E: 0 K: 1 S: 13	H: 1 LOB: 1 BB: 0 P: 18	R: 0 E: 0 K: 1 S: 10	H: 0 LOB: 2 BB: 2 P: 22	R: 0 E: 0 K: 0 S: 9	H: 0 LOB: 0 BB: 0 P: 12	R: 0 E: 0 K: 1 S: 15	H: 1 LOB: 1 BB: 0 P: 20	R: 0 E: 0 K: 0 S: 6	H: 1 LOB: 2 BB: 1 P: 14		R: 0 E: 0 K: 1 S: 10	H: 0 LOB: 0 BB: 0 P: 15	1B: 6 2B: 0 3B: 0 HR: 0	SF: 0 SAC: 0 DP: 2 HBP: 0	WP: 1 PB: 0 SB: 3 CS: 0
<b>PITCHER</b>	IP WLS BF H R ER SO BB IBB HBP BLK WP HR S P ERA WHIP																					
34 Félix Hernández, R ERA: 3.96	7.0 W 28 5 1 1 5 4 0 0 0 0 0 0 69 114 1.29 1.286																					
Sean Green, R ERA: 3.55	0.2 3 1 0 0 0 0 0 0 0 0 0 4 8 0.00 1.500																					
George Sherrill, L ERA: 2.27	0.1 2 0 0 0 0 1 0 0 0 0 1 0 2 6 0.00 3.000																					
20 J.J. Putz, R ERA: 1.45	1.0 3 0 0 0 1 0 0 0 0 0 0 0 10 15 0.00 0.000																					



Batter	1	2	3	4	5	6	7	8	9	AB	R	H	RBI	BB	SO	LOB	TOP					
51 Ichiro Suzuki, L (1,8) Adam Jones, R (8,PH) OBP: 0.397, SLG: 0.440 OBP: 0.316, SLG: 0.371	G4-3		L8														3 0 1 0 0 0 0 0 1 0 0 1 0 0					
Jose Vito, S (1,10) Charlton Jimerson, R (8,PH) OBP: 0.394, SLG: 0.392 OBP: 1.000, SLG: 1.000	G4-3			G1-3													3 0 1 0 0 0 0 1 1 1 0 0 0 0					
Jose Guillen, R (1,9) 50 Wladimir Balentien, R (8,PH) OBP: 0.352, SLG: 0.454 OBP: 1.000, SLG: 2.000	G4-3			G6-3													3 0 0 0 0 0 2 1 0 1 2 0 0 0					
Raul Ibanez, L (1,7) Nick Green, R (8,PH) OBP: 0.339, SLG: 0.451 OBP: 0.352, SLG: 0.441		G4-3															3 0 1 0 0 1 0 1 0 0 0 0 0 1					
29 Adrian Beltré, R (1,5) 12 Michael Morse, R (8,5) OBP: 0.329, SLG: 0.494 OBP: 1.000, SLG: 1.000		G5-3															2 1 1 1 1 0 1 1 0 1 0 0 0 0					
Ben Broussard, L (1,3) OBP: 0.352, SLG: 0.441		G4-3															2 0 0 0 2 0 2					
2 Kenji Johjima, R (1,2) 32 Rob Johnson, R (8,2) OBP: 0.322, SLG: 0.454 OBP: 1.000, SLG: 1.000		G6-3															3 0 1 0 0 0 2 1 0 0 0 0 0 1					
4 Jose Lopez, R (1,4) 8 Jeremy Reed, L (8,PH) OBP: 0.294, SLG: 0.362 OBP: 0.352, SLG: 0.441			L9														2 0 0 0 0 0 2 2 0 0 0 0 0 1					
7 Yuniesky Betancourt, R (1,6) 9 Jeff Clement, L (8,PH) OBP: 0.308, SLG: 0.417 OBP: 0.321, SLG: 0.348		G5-3															2 0 0 0 0 0 0 1 0 0 0 0 1 0 0 0 0 0 0 0 0					
16 Willie Bloomquist, R (8,6) OBP: 0.321, SLG: 0.348																	2 0 0 0 0 0 0 1 0 0 0 0 1 0 0 0 0 0 0 0 0					
<b>Inning Stats</b>	R: 0 E: 0 K: 0 S: 6	H: 0 LOB: 0 BB: 0 P: 9	R: 0 E: 0 K: 0 S: 9	H: 1 LOB: 1 BB: 0 P: 14	R: 0 E: 0 K: 0 S: 5	H: 0 LOB: 0 BB: 0 P: 6	R: 0 E: 0 K: 1 S: 8	H: 0 LOB: 0 BB: 0 P: 11	R: 0 E: 0 K: 0 S: 7	H: 1 LOB: 1 BB: 2 P: 16	R: 0 E: 0 K: 0 S: 8	H: 2 LOB: 1 BB: 0 P: 12	R: 1 E: 0 K: 0 S: 8	H: 1 LOB: 0 BB: 1 P: 16	R: 2 E: 0 K: 1 S: 14	H: 2 LOB: 1 BB: 1 P: 29	R: 0 E: 0 K: 0 S: 6	H: 1 LOB: 1 BB: 0 P: 13	1B: 6 2B: 1 3B: 0 HR: 1	SF: 0 SAC: 0 DP: 3 HBP: 0	WP: 0 PB: 0 SB: 0 CS: 0	PA: 35
<b>PITCHER</b>	IP WLS BF H R ER SO BB IBB HBP BLK WP HR S P ERA WHIP																					
40 Chien-Ming Wang, R (1,1) ERA: 3.88	7.1 W 26 5 1 1 1 3 0 0 0 0 0 1 52 86 1.23 1.091																					
Luis Vizcaino, R (8,1) ERA: 4.21	0.1 4 2 2 2 1 1 0 0 0 0 0 0 10 22 54.00 9.000																					
39 Chris Britton, R (8,1) ERA: 2.89	1.1 5 1 0 0 0 0 0 0 0 0 0 0 9 18 0.00 0.750																					

Seattle Mariners @ New York Yankees  
Yankee Stadium, Bronx, NY  
Tue Sep 04 2007, 7:05 PM EDT  
Att: 52,487 - Partly Cloudy - 82 F

AB 31  
R 3  
H 8  
RBI 3  
BB 4  
SO 2  
LOB 12



Batter	1	2	3	4	5	6	7	8	9	AB	R	H	RBI	BB	SO	LOB	BOTTOM			
28 Melky Cabrera, S (1,8) OBP: 0.345, SLG: 0.425	G6-3	FC6-4															5 1 1 1 0 1 5			
2 Derek Jeter, R (1,6) OBP: 0.391, SLG: 0.437	L3		G1-3														5 0 1 1 0 0 1			
Bobby Abreu, L (1,9) OBP: 0.367, SLG: 0.451																	5 1 4 1 0 0 0			
13 Alex Rodriguez, R (1,5) 63 Alberto Gonzalez, R (7,PH) OBP: 0.415, SLG: 0.839 OBP: 0.350, SLG: 0.374		G5-3															4 2 2 1 0 0 2 1 0 0 0 0 0 2			
20 Jorge Posada, S (1,2) OBP: 0.417, SLG: 0.545																	4 4 4 2 1 0 0			
55 Hideki Matsui, L (1,7) ERA: 0.45 18 Johnny Damon, L (7,FR) OBP: 0.397, SLG: 0.501 OBP: 0.350, SLG: 0.374																	2 1 0 0 1 1 1 1 1 1 0 0 0 0			
17 Shelley Duncan, R (1,10) OBP: 0.333, SLG: 0.600																	5 1 1 2 0 2 4			
24 Robinson Cano, L (1,4) OBP: 0.351, SLG: 0.488																	5 1 4 3 0 0 0			
14 Wilson Betemit, S (1,3) OBP: 0.340, SLG: 0.459 Doug Mientkiewicz, L (7,3) OBP: 0.290, SLG: 0.376																	2 0 2 1 0 0 0 1 0 0 0 0 1 1			
<b>Inning Stats</b>	R: 0 E: 0 K: 0 S: 12	H: 1 LOB: 1 BB: 0 P: 16	R: 1 E: 0 K: 1 S: 17	H: 3 LOB: 2 BB: 0 P: 25	R: 0 E: 0 K: 0 S: 8	H: 1 LOB: 0 BB: 0 P: 10	R: 0 E: 0 K: 1 S: 6	H: 1 LOB: 1 BB: 0 P: 11	R: 0 E: 0 K: 0 S: 6	H: 1 LOB: 1 BB: 0 P: 7	R: 3 E: 1 K: 2 S: 25	H: 3 LOB: 2 BB: 1 P: 40	R: 7 E: 0 K: 1 S: 23	H: 8 LOB: 2 BB: 1 P: 42	R: 1 E: 0 K: 0 S: 7	H: 2 LOB: 0 BB: 0 P: 13	1B: 14 2B: 3 3B: 0 HR: 4	SF: 0 SAC: 1 DP: 3 HBP: 0	WP: 0 PB: 0 SB: 0 CS: 1	PA: 44
<b>PITCHER</b>	IP WLS BF H R ER SO BB IBB HBP BLK WP HR S P ERA WHIP																			
Horacio Ramirez, L (1,1) ERA: 0.45	5.2 L 26 9 4 3 3 1 0 0 0 0 0 0 2 67 99 4.76 1.765																			
59 Eric O'Flaherty, L (6,1) ERA: 3.5	0.1 2 1 0 0 1 0 0 0 0 0 0 0 7 10 0.00 3.000																			
35 Brandon Morrow, R (7,1) ERA: 0.56	0.1 4 3 3 3 0 0 0 0 0 0 0 1 9 15 81.00 9.000																			
18 Ryan Rowland-Smith, L (7,1) ERA: 3.6	0.0 3 2 2 2 0 1 0 0 0 0 0 0 3 8 = =																			
John Parrish, L (7,1) ERA: 3.6	0.2 5 3 2 2 1 0 0 0 0 0 0 0 11 19 27.00 4.500																			

Seattle Mariners @ New York Yankees  
Yankee Stadium, Bronx, NY  
Tue Sep 04 2007, 7:05 PM EDT  
Att: 52,487 - Partly Cloudy - 82 F

AB 40  
R 12  
H 20  
RBI 12  
BB 2  
SO 5  
LOB 16






Batter	1	2	3	4	5	6	7	8	9	AB	R	H	RBI	BB	SO	LOB	TOP			
51 Ichiro Suzuki, L (1, 8) OBP: 0.396, SLG: 0.438	G4-3		1B		G6-3			G4-3		4	0	1	0	0	0	0	<b>Seattle Mariners @ New York Yankees</b> Yankee Stadium, Bronx, NY Wed Sep 05 2007, 7:05 PM EDT Att: 52,538 - Partly Cloudy - 74 F <a href="http://livebaseballscorecards.com">livebaseballscorecards.com</a>			
Jose Vidro, S (1, 10) OBP: 0.376, SLG: 0.389	F9		K		G5-3			G4-3		4	0	0	0	0	1					
Jose Guillen, R (1, 9) OBP: 0.355, SLG: 0.453	BB		HR		G5-3			K		3	1	1	0	0	1					
Raul Ibanez, L (1, 7) OBP: 0.342, SLG: 0.459	BB		HR		1B			K		3	1	2	2	1	1					
29 Adrian Beltré, R (1, 5) OBP: 0.326, SLG: 0.490	K		K		F8			E5		4	0	0	0	0	2					
Ben Broussard, L (1, 3) OBP: 0.350, SLG: 0.443	K		2B		K			G4-6-3		4	0	1	0	0	2					
2 Kenji Johjima, R (1, 2) OBP: 0.322, SLG: 0.452	BB		G3		F8					2	0	0	0	1	0					
4 Jose Lopez, R (1, 4) OBP: 0.292, SLG: 0.360	FC5-4		K		G6-3					3	0	0	0	0	1					
7 Yuniesky Betancourt, R (1, 6) OBP: 0.306, SLG: 0.415	F7		P3		P4					3	0	0	0	0	2					
<b>Inning Stats</b>	R: 0 E: 0 K: 1 S: 12	H: 0 LOB: 2 BB: 1 P: 21	R: 0 E: 0 K: 1 S: 9	H: 0 LOB: 1 BB: 1 P: 15	R: 2 E: 0 K: 2 S: 13	H: 3 LOB: 0 BB: 0 P: 22	R: 0 E: 0 K: 1 S: 10	H: 1 LOB: 1 BB: 0 P: 13	R: 0 E: 0 K: 0 S: 7	H: 0 LOB: 0 BB: 0 P: 8	R: 0 E: 0 K: 1 S: 10	H: 1 LOB: 0 BB: 0 P: 18	R: 0 E: 0 K: 0 S: 7	H: 0 LOB: 0 BB: 0 P: 11	R: 0 E: 0 K: 1 S: 9	H: 0 LOB: 0 BB: 0 P: 13	1B: 3 2B: 1 3B: 0 HR: 1	SF: 0 SAC: 0 DP: 1 HBP: 1	WP: 0 PB: 0 SB: 0 CS: 1	PA: 33
<b>PITCHER</b>	IP WLS BF H R ER SO	IP WLS BF H R ER SO	IP WLS BF H R ER SO	IP WLS BF H R ER SO	IP WLS BF H R ER SO	IP WLS BF H R ER SO	IP WLS BF H R ER SO	IP WLS BF H R ER SO	IP WLS BF H R ER SO	IP WLS BF H R ER SO	IP WLS BF H R ER SO	IP WLS BF H R ER SO	IP WLS BF H R ER SO	IP WLS BF H R ER SO	IP WLS BF H R ER SO	IP WLS BF H R ER SO	ERA WHIP	ERA WHIP		
34 Phil Hughes, R (1, 1) ERA: 5.33	6.0	24	5	2	2	6	2	0	1	0	0	0	0	0	0	0	3.00	1.167		
62 Joba Chamberlain, R (7, 1) ERA: 5.59	1.0	W 3	0	0	0	0	0	0	0	0	0	0	0	0	0	0	0.00	0.000		
31 Edwin Ramirez, R (8, 1) ERA: 0.59	1.0	3	0	0	0	1	0	0	0	0	0	9	13	0.00	0.000					
42 Mariano Rivera, R (9, 1) ERA: 3.12	1.0	3	0	0	0	1	0	0	0	0	0	9	12	0.00	0.000					

Batter	1	2	3	4	5	6	7	8	9	AB	R	H	RBI	BB	SO	LOB	BOTTOM			
18 Johnny Damon, L (1, 7) OBP: 0.348, SLG: 0.371	F9		K		SH1-4		FC4-6	FC6-4		4	1	0	1	0	1	3	<b>Seattle Mariners @ New York Yankees</b> Yankee Stadium, Bronx, NY Wed Sep 05 2007, 7:05 PM EDT Att: 52,538 - Partly Cloudy - 74 F <a href="http://livebaseballscorecards.com">livebaseballscorecards.com</a>			
28 Melky Cabrera, S (1, 8) OBP: 0.344, SLG: 0.423	B5-3		P6		K		K	FC6-4		5	1	1	1	0	1	2				
2 Derek Jeter, R (1, 6) OBP: 0.590, SLG: 0.437	K		G4-3		G5-3		13 HR			4	1	1	2	0	1	1				
63 Alberto Gonzalez, R (9, 6) OBP: 0.334, SLG: 0.423	K		P6		HR		2B			0	0	0	0	0	0	0				
13 Alex Rodriguez, R (1, 10) OBP: 0.418, SLG: 0.651	FC4-6		P6		HR		HR			3	2	2	3	1	0	0				
24 Robinson Cano, L (1, 4) OBP: 0.350, SLG: 0.485	P5		L9		E4		BB			3	1	0	0	1	0	1				
17 Shelley Duncan, R (1, 9) OBP: 0.317, SLG: 0.569	K		P4		SH1-4		G5-3			3	0	0	0	0	1	3				
Doug Mientkiewicz, L (8, 3) OBP: 0.290, SLG: 0.376	K		P4		G5-3					0	0	0	0	0	0	0				
Jason Giambi, L (1, 3) OBP: 0.347, SLG: 0.455	FC4-6		P4		SH1-4		BB			2	0	0	0	1	0	1				
Bobby Abreu, L (7, PR) OBP: 0.369, SLG: 0.454	FC4-6		P4		SH1-4		BB			1	2	1	0	0	0	0				
14 Wilson Betemit, S (1, 5) OBP: 0.339, SLG: 0.452	F9		F7		SH1-4		BB			3	1	0	0	1	0	1				
26 José Molina, R (1, 2) OBP: 0.267, SLG: 0.331	HR		HR		E4		BB			2	1	2	1	0	0	0				
20 Jorge Posada, S (7, PH) OBP: 0.420, SLG: 0.545	HR		HR		SH1-4		BB			0	0	0	1	2	0	0				
<b>Inning Stats</b>	R: 0 E: 0 K: 1 S: 7	H: 0 LOB: 0 BB: 0 P: 11	R: 0 E: 0 K: 1 S: 11	H: 0 LOB: 1 BB: 1 P: 18	R: 1 E: 0 K: 1 S: 10	H: 1 LOB: 0 BB: 0 P: 14	R: 0 E: 0 K: 0 S: 8	H: 0 LOB: 0 BB: 0 P: 12	R: 0 E: 0 K: 0 S: 9	H: 0 LOB: 0 BB: 0 P: 14	R: 0 E: 0 K: 1 S: 9	H: 1 LOB: 1 BB: 0 P: 15	R: 0 E: 0 K: 0 S: 21	H: 4 LOB: 2 BB: 4 P: 47	R: 1 E: 0 K: 0 S: 11	H: 1 LOB: 1 BB: 1 P: 20	1B: 2 2B: 2 3B: 0 HR: 3	SF: 0 SAC: 2 DP: 0 HBP: 0	WP: 1 PB: 0 SB: 0 CS: 0	PA: 38
<b>PITCHER</b>	IP WLS BF H R ER SO	IP WLS BF H R ER SO	IP WLS BF H R ER SO	IP WLS BF H R ER SO	IP WLS BF H R ER SO	IP WLS BF H R ER SO	IP WLS BF H R ER SO	IP WLS BF H R ER SO	IP WLS BF H R ER SO	IP WLS BF H R ER SO	IP WLS BF H R ER SO	IP WLS BF H R ER SO	IP WLS BF H R ER SO	IP WLS BF H R ER SO	IP WLS BF H R ER SO	IP WLS BF H R ER SO	ERA WHIP	ERA WHIP		
56 Jarrod Washburn, L (1, 1) ERA: 4.32	6.0	L 23	3	3	3	4	1	0	0	0	0	0	0	0	0	0	4.50	0.667		
George Sherrill, L (7, 1) ERA: 2.7	0.1	3	0	0	0	0	2	0	0	0	0	4	13	0.00	6.000					
Sean Green, R (7, 1) ERA: 3.7	0.0	1	0	0	0	0	1	0	0	0	0	1	5	∞	∞					
59 Eric O'Flaherty, L (7, 1) ERA: 3.86	0.1	2	1	2	1	0	0	0	0	0	0	3	3	27.00	3.000					
35 Brandon Morrow, R (7, 1) ERA: 3.9	0.0	3	2	4	4	0	1	0	0	0	1	4	10	∞	∞					



Batter	1	2	3	4	5	6	7	8	9	AB	R	H	RBI	BB	SO	LOB	TOP					
18 Johnny Damon, L (1,7) OBP: 0.346, SLG: 0.369	G4-3		F9		F9		G3	1B		5	0	1	0	0	0	1	<b>New York Yankees @ Kansas City Royals</b> Kauffman Stadium, Kansas City, MO Fri Sep 07 2007, 7:10 PM CDT Att: 27,462 - Clear - 79 F <a href="http://livebaseballscorecards.com">livebaseballscorecards.com</a>					
2 Derek Jeter, R (1,6) OBP: 0.390, SLG: 0.436	G6-3		K		G1-3		2B	1B		4	1	1	0	0	1	1						
Bobby Abreu, L (1,9) OBP: 0.367, SLG: 0.453	K		F8		F7		55 BB	K		5	0	1	1	0	2	4						
13 Alex Rodriguez, R (1,5) OBP: 0.421, SLG: 0.658		HR			55 E		55 BB			4	1	3	1	1	0	0						
55 Hideki Matsui, L (1,10) OBP: 0.366, SLG: 0.497	G3		F9		FC1		BB			4	0	0	0	1	0	2						
20 Jorge Posada, S (1,2) OBP: 0.419, SLG: 0.549	HR		BB		FC5-4		F8			4	1	1	1	1	0	5						
Jason Giambi, L (1,3) Doug Mientkiewicz, L (7,3) OBP: 0.288, SLG: 0.373	G4-3		F7		BB		F8			2	0	0	0	1	0	2						
24 Robinson Cano, L (1,4) OBP: 0.348, SLG: 0.481	G6-3		G1-3		K		G1-3			4	0	0	0	0	1	5						
28 Melky Cabrera, S (1,8) OBP: 0.345, SLG: 0.424			1B		P6		K	1B		4	0	2	0	0	1	0	<b>New York Yankees @ Kansas City Royals</b> Kauffman Stadium, Kansas City, MO Fri Sep 07 2007, 7:10 PM CDT Att: 27,462 - Clear - 79 F 					
<b>Inning Stats</b>	R: 0 E: 0 K: 1 S: 10	H: 0 LOB: 0 BB: 0 P: 16	R: 2 E: 0 K: 0 S: 13	H: 2 LOB: 0 BB: 20 P: 20	R: 0 E: 0 K: 1 S: 9	H: 1 LOB: 1 BB: 0 P: 13	R: 0 E: 0 K: 0 S: 12	H: 1 LOB: 0 BB: 1 P: 17	R: 0 E: 1 K: 1 S: 20	H: 0 LOB: 3 BB: 1 P: 31	R: 1 E: 0 K: 1 S: 12	H: 2 LOB: 3 BB: 2 P: 28	R: 0 E: 0 K: 1 S: 16	H: 2 LOB: 3 BB: 0 P: 26	R: 0 E: 0 K: 0 S: 7	H: 0 LOB: 0 BB: 0 P: 12		1B: 6 2B: 1 3B: 0 HR: 2	SF: 0 SAC: 0 DP: 0 HBP: 1	WP: 0 PB: 0 CS: 2	PA: 42	
<b>PITCHER</b>	IP	WLS	BF	H	R	ER	SO	BB	IBB	HBP	BLK	WP	HR	S	P	ERA		WHIP				
55 Gil Meche, R (1,1) ERA: 3.82	6.0		26	5	2	2	3	2	0	0	0	0	2	70	105	3.00		1.167				
58 Neal Musser, R (7,1) ERA: 4.44	0.2	L	6	2	1	1	1	1	1	0	0	0	0	9	23	13.50		4.500				
57 Joel Peralta, R (7,1) ERA: 3.71	0.1		1	0	0	0	0	0	0	0	0	0	0	3	5	0.00		0.000				
41 Jimmy Gobble, L (8,1) ERA: 3.35	0.2		4	2	0	0	0	0	0	0	0	0	0	6	10	0.00		3.000				
David Risko, R (8,1) ERA: 2.24	1.1		5	0	0	0	1	0	0	1	0	0	0	17	28	0.00		0.000				

Batter	1	2	3	4	5	6	7	8	9	AB	R	H	RBI	BB	SO	LOB	BOTTOM					
2 Joey Gathright, L (1,7) OBP: 0.376, SLG: 0.356	16 F8 15 G6-3 BB	K		15 CS 1B		G6-3		P5		4	0	1	0	1	1	2	<b>New York Yankees @ Kansas City Royals</b> Kauffman Stadium, Kansas City, MO Fri Sep 07 2007, 7:10 PM CDT Att: 27,462 - Clear - 79 F <a href="http://livebaseballscorecards.com">livebaseballscorecards.com</a>					
15 Mark Grudzielanski, R (1,4) OBP: 0.352, SLG: 0.434	G6-3	1B		CS		F7		K		5	0	2	1	0	1	1						
Ross Gload, L (1,3) OBP: 0.322, SLG: 0.463	24 BB	F8		16 BB 1B		K		K		3	0	1	0	1	3							
16 Billy Butler, R (1,10) OBP: 0.353, SLG: 0.455	F8	F9		1B		F7		F7		4	0	1	0	0	0	5						
24 Mark Teahen, L (1,9) OBP: 0.357, SLG: 0.409	BB		P4		F7		F9			3	0	0	0	1	0	2						
9 David DeJesus, L (1,8) OBP: 0.356, SLG: 0.376	P4		F7		G1-3		G4-3			4	0	0	0	0	0	5						
4 Alex Gordon, L (1,5) OBP: 0.319, SLG: 0.419		PB 1B 2B	G3		P4		1B			4	1	2	0	0	0	0						
Jason Smith, L (1,6) OBP: 0.243, SLG: 0.370	14 1B 15 1B 1B		K		K		P3			4	1	1	1	0	2	1						
14 John Buck, R (1,2) Mike Sweeney, R (8,PH) OBP: 0.314, SLG: 0.417	15 1B		G5-3		K		G6-3			3	0	1	0	0	1	0						
<b>Inning Stats</b>	R: 0 E: 0 K: 0 S: 11	H: 0 LOB: 3 BB: 3 P: 24	R: 2 E: 0 K: 1 S: 17	H: 4 LOB: 2 BB: 0 P: 25	R: 0 E: 0 K: 0 S: 7	H: 0 LOB: 0 BB: 0 P: 11	R: 0 E: 0 K: 1 S: 8	H: 1 LOB: 0 BB: 0 P: 12	R: 0 E: 0 K: 2 S: 10	H: 2 LOB: 2 BB: 0 P: 15	R: 0 E: 0 K: 2 S: 8	H: 0 LOB: 0 BB: 0 P: 11	R: 0 E: 0 K: 1 S: 12	H: 1 LOB: 1 BB: 0 P: 16	R: 0 E: 0 K: 0 S: 7	H: 1 LOB: 1 BB: 0 P: 13	R: 0 E: 0 K: 1 S: 6	H: 0 LOB: 0 BB: 0 P: 7	1B: 8 2B: 1 3B: 0 HR: 0	SF: 0 SAC: 0 DP: 0 HBP: 0	WP: 0 PB: 1 CS: 1	PA: 39
<b>PITCHER</b>	IP	WLS	BF	H	R	ER	SO	BB	IBB	HBP	BLK	WP	HR	S	P	ERA	WHIP					
36 Ian Kennedy, R (1,1) ERA: 2.25	5.0		24	7	2	2	2	3	0	0	0	0	0	53	87	3.60	2.000					
Kyle Farnsworth, R (6,1) ERA: 4.33	1.0	W	3	0	0	0	2	0	0	0	0	0	0	8	11	0.00	0.000					
62 Joba Chamberlain, R (7,1) ERA: 3.06	2.0	H	8	2	0	0	1	0	0	0	0	0	0	19	29	0.00	1.000					
42 Mariano Rivera, R (9,1) ERA: 3.06	1.0	S	3	0	0	0	1	0	0	0	0	0	0	6	7	0.00	0.000					












Batter	1	2	3	4	5	6	7	8	9	AB	R	H	RBI	BB	SO	LOB	TOP										
18 Johnny Damon, L OBP: 0.350, SLG: 0.380	0-1 2 BB 1B	0-0 2H 1B		0-0 F8		2-0 2B HBP		1-2 13 1B 55 WP 1B	3-2 G4-3	5	1	3	2	0	0	1											
2 Derek Jeter, R 63 Alberto Gonzalez, R	4-2 1B	1-1 F9		0-0 L9		3-0 F9		4-0 20 BB 13 1B BB		3	0	0	0	2	0	3											
Bobby Abreu, L OBP: 0.367, SLG: 0.457	0-3 1B	1-0 G6-3			1-2 55 FC HR	1-1 2B		1-3 K		5	1	2	0	0	2	5											
13 Alex Rodriguez, R 14 Wilson Betemit, S	0-3 K		0-1 G6-3		1-2 20 BB HR	4-0 IBB		2-1 20 BB 1B		4	1	2	0	1	1	2											
55 Hideki Matsui, L OBP: 0.362, SLG: 0.488	1-3 K		1-0 G3-1		1-1 F9	1-1 P5		1-2 SF7		4	0	0	1	0	1	7											
20 Jorge Posada, S OBP: 0.324, SLG: 0.558		1-1 24 1B 28 WP 2B	0-1 HR		4-0 HR	1-2 BB		4-2 F9		3	3	2	1	2	0	3											
Jason Giambi, L Doug Mientkiewicz, L	4-1 28 WP 18 1B 24 1B BB	2-2 F7			3-2 HR			1-3 K	0-0 G4-3	3	2	1	4	1	1	0											
24 Robinson Cano, L OBP: 0.350, SLG: 0.482	0-0 28 WP 18 1B 1B			4-0 G1-3				1-2 G4-3	0-2 G4-3	4	1	1	0	1	0	0											
28 Melky Cabrera, S OBP: 0.343, SLG: 0.419	2-3 K		2-2 K		1-2 G6-3			0-0 L8	2-1 F8	5	0	0	0	0	2	3											
Inning Stats	R: 0 E: 0 K: 3 S: 16	H: 1 LOB: 2 BB: 1 P: 21	R: 3 E: 0 K: 1 S: 15	H: 3 LOB: 1 BB: 1 P: 24	R: 1 E: 0 K: 0 S: 8	H: 1 LOB: 0 BB: 0 P: 11	R: 0 E: 0 K: 1 S: 7	H: 0 LOB: 1 BB: 1 P: 13	R: 4 E: 0 K: 0 S: 15	H: 3 LOB: 0 BB: 1 P: 26	R: 0 E: 0 K: 0 S: 10	H: 1 LOB: 3 BB: 1 P: 22	R: 0 E: 0 K: 1 S: 7	H: 0 LOB: 0 BB: 0 P: 9	R: 1 E: 0 K: 1 S: 14	H: 2 LOB: 3 BB: 2 P: 27	R: 0 E: 0 K: 0 S: 12	H: 0 LOB: 0 BB: 0 P: 17	1B: 6 2B: 3 3B: 0 HR: 2	SF: 1 SAC: 0 DP: 0 HBP: 1	WP: 2 PB: 0 SB: 0 CS: 0	PA: 46					
PITCHER	IP	WLS	BF	H	R	ER	SO	BB	IBB	HBP	BLK	WP	HR	S	P	ERA	WHIP										
28 Shaun Marcum, R ERA: 4.11	4.1	L	25	8	8	8	5	4	0	0	0	1	2	57	90	16.61	2.769										
56 Brian Tallet, L ERA: 3.54	1.2		8	1	0	0	0	0	1	1	0	0	0	14	27	0.00	0.600										
Joe Kennedy, L ERA: 4.87	1.0		4	1	1	1	1	0	0	0	0	0	0	10	13	9.00	1.000										
22 Brandon League, R ERA: 5.87	1.0		6	1	0	0	1	2	0	0	0	1	0	11	23	0.00	3.000										
58 Josh Banks, R ERA:	1.0		3	0	0	0	0	0	0	0	0	0	0	12	17	0.00	0.000										
Batter	1	2	3	4	5	6	7	8	9	AB	R	H	RBI	BB	SO	LOB	BOTTOM										
10 Vernon Wells, R OBP: 0.304, SLG: 0.413	2-3 K	0-1 L7		1-0 F8				2-3 K		4	0	0	0	0	2	3											
8 Russ Adams, L OBP: 0.388, SLG: 0.294	4-2 BB 15 1B BB	1-2 E8 1H 2H 1B		2-2 F8				2-1 18 1B 1B		3	0	2	1	1	0	0											
15 Alex Rios, R OBP: 0.359, SLG: 0.510	0-2 BB 1B	1-2 G5-3			2-1 G4-3			1-3 K		4	0	1	0	0	1	2											
Frank Thomas, R OBP: 0.370, SLG: 0.456	1-0 P3		1-2 L7		0-0 F9			2-2 1B		3	0	0	0	0	0	2											
18 Hector Luna, R OBP: 0.200, SLG: 0.154	1-0 P3		3-2 F8		1-0 P2			0-2 K		3	0	0	0	1	1	2											
Matt Stairs, L OBP: 0.381, SLG: 0.591	4-1 BB		3-2 F8		2-2 L9			0-3 K		4	0	0	0	0	1	5											
2 Aaron Hill, R OBP: 0.317, SLG: 0.436	2-2 G1-3		0-0 F7																								
35 Lyle Overbay, L OBP: 0.318, SLG: 0.399	0-2 FC8-5 2B		2-2 G4-3		1-1 G4-3			1-3 K		4	0	1	0	0	1	0											
9 Gregg Zaun, S OBP: 0.322, SLG: 0.416	4-2 BB 6 FC8-5 1B BB		2-2 F8		1-2 G1-3			3-2 G6-3		2	1	0	0	1	0	0											
7 Curtis Thigpen, R OBP: 0.285, SLG: 0.254			2-2 E5					0-3 G6-3		1	0	0	0	0	0	0											
6 John McDonald, R OBP: 0.274, SLG: 0.330	1-2 FC8-5 8 1B BB		2-2 E5							2	1	0	0	0	0	2											
26 Adam Lind, L OBP: 0.275, SLG: 0.382			0-3 K							1	0	0	0	0	1	0											
Ray Olmedo, S OBP: 0.238, SLG: 0.333	1-2 8 1B E		1-2 K							1	0	0	0	0	0	0											
Inning Stats	R: 0 E: 0 K: 1 S: 17	H: 1 LOB: 3 BB: 2 P: 30	R: 2 E: 1 K: 0 S: 17	H: 2 LOB: 1 BB: 1 P: 24	R: 0 E: 0 K: 0 S: 7	H: 0 LOB: 0 BB: 0 P: 11	R: 0 E: 1 K: 0 S: 13	H: 0 LOB: 1 BB: 0 P: 20	R: 0 E: 0 K: 0 S: 6	H: 0 LOB: 0 BB: 0 P: 10	R: 0 E: 0 K: 0 S: 7	H: 0 LOB: 0 BB: 0 P: 11	R: 0 E: 0 K: 2 S: 9	H: 0 LOB: 0 BB: 0 P: 12	R: 0 E: 0 K: 3 S: 14	H: 2 LOB: 2 BB: 0 P: 19	R: 0 E: 0 K: 1 S: 7	H: 0 LOB: 0 BB: 0 P: 11	1B: 4 2B: 1 3B: 0 HR: 0	SF: 0 SAC: 0 DP: 0 HBP: 0	WP: 0 PB: 0 SB: 0 CS: 0	PA: 36					
PITCHER	IP	WLS	BF	H	R	ER	SO	BB	IBB	HBP	BLK	WP	HR	S	P	ERA	WHIP										
34 Phil Hughes, R ERA: 4.91	6.0	W	25	3	2	1	1	3	0	0	0	0	0	67	106	1.50	1.000										
31 Edwin Ramirez, R ERA: 5.51	2.0		8	2	0	0	5	0	0	0	0	0	0	23	31	0.00	1.000										
39 Ross Ohlendorf, R ERA:	1.0		3	0	0	0	1	0	0	0	0	0	0	7	11	0.00	0.000										

New York Yankees @ Toronto Blue Jays  
Rogers Centre, Toronto, ON  
Tue Sep 11 2007, 7:07 PM EDT  
Att: 30,472 - Roof Closed - 68 F

AB 37  
R 9  
H 11  
RBI 8  
BB 7  
SO 7  
LOB 27



New York Yankees @ Toronto Blue Jays  
Rogers Centre, Toronto, ON  
Tue Sep 11 2007, 7:07 PM EDT  
Att: 30,472 - Roof Closed - 68 F

AB 33  
R 2  
H 5  
RBI 1  
BB 3  
SO 7  
LOB 16






Batter	1	2	3	4	5	6	7	8	9	AB	R	H	RBI	BB	SO	LOB	TOP					
18 Johnny Damon, L (1, 10) OBP: 0.349, SLG: 0.377										4	0	0	0	1	1	2						
2 Derek Jeter, R (1, 6) OBP: 0.397, SLG: 0.429										3	0	0	0	0	1	1						
Bobby Abreu, L (1, 9) OBP: 0.366, SLG: 0.455										3	1	0	0	1	1	1						
13 Alex Rodriguez, R (1, 5) OBP: 0.424, SLG: 0.667										3	1	0	0	1	1	1						
55 Hideki Matsui, L (1, 7) OBP: 0.365, SLG: 0.490										2	1	1	1	2	1	0						
20 Jorge Posada, S (1, 2) OBP: 0.423, SLG: 0.556										4	1	1	0	0	2	2						
Jason Giambi, L (1, 3) Doug Mientkiewicz, L (6, 3) OBP: 0.349, SLG: 0.452 OBP: 0.289, SLG: 0.372										2	0	0	0	0	2	0						
24 Robinson Cano, L (1, 4) OBP: 0.350, SLG: 0.480										4	0	1	2	0	0	0						
28 Melky Cabrera, S (1, 8) OBP: 0.342, SLG: 0.419										4	0	1	0	0	1	2						
<b>Inning Stats</b>	R: 2 H: 1 E: 0 K: 1 S: 15	H: 1 LOB: 1 BB: 2 P: 28	R: 0 H: 0 E: 0 K: 2 S: 8	H: 0 LOB: 0 BB: 0 P: 10	R: 0 H: 0 E: 0 K: 1 S: 10	H: 0 LOB: 0 BB: 0 P: 21	R: 2 H: 2 E: 0 K: 0 S: 16	H: 2 LOB: 1 BB: 1 P: 26	R: 0 H: 0 E: 0 K: 2 S: 10	H: 0 LOB: 0 BB: 0 P: 14	R: 0 H: 0 E: 0 K: 3 S: 10	H: 0 LOB: 0 BB: 0 P: 16	R: 0 H: 0 E: 0 K: 0 S: 8	H: 0 LOB: 1 BB: 1 P: 17	R: 0 H: 0 E: 0 K: 1 S: 11	H: 0 LOB: 1 BB: 1 P: 21	R: 0 H: 1 E: 0 K: 0 S: 13	H: 1 LOB: 1 BB: 0 P: 18	1B: 2 2B: 2 3B: 0 HR: 0	SF: 0 SAC: 0 DP: 1 HBP: 2	WP: 1 PB: 0 SB: 3 CS: 0	PA: 37
<b>PITCHER</b>	IP: 5.0 WLS: L BF: 22	H: 3 R: 4 ER: 4 SO: 6	BB: 3 IBB: 0 HBP: 2 BLK: 0	WP: 1 HR: 0 S: 59 P: 99	ERA: 7.20 WHIP: 1.200	<b>PITCHER</b>										IP: 5.0 WLS: L BF: 22	H: 3 R: 4 ER: 4 SO: 6	BB: 3 IBB: 0 HBP: 2 BLK: 0	WP: 1 HR: 0 S: 59 P: 99	ERA: 7.20 WHIP: 1.200		
29 Dustin McGowan, R (1, 1) ERA: 4.01	1.2	6	0	0	0	3	1	0	0	0	0	13	25	0.00	0.600							
37 Scott Downs, L (6, 1) ERA: 2.35	1.1	5	0	0	0	1	1	0	0	0	0	16	29	0.00	0.750							
54 Jason Frasor, R (7, 1) ERA: 3.76	1.0	4	1	0	0	0	0	0	0	0	0	13	18	0.00	1.000							
49 Jeremy Accardo, R (9, 1) ERA: 2.39																						

**New York Yankees @ Toronto Blue Jays**  
 Rogers Centre, Toronto, ON  
 Wed Sep 12, 2007, 7:07 PM EDT  
 Att: 27,082 - Overcast - 64 F


**AB 30**  
**R 4**  
**H 4**  
**RBI 3**  
**BB 5**  
**SO 10**  
**LOB 9**



Batter	1	2	3	4	5	6	7	8	9	AB	R	H	RBI	BB	SO	LOB	BOTTOM			
10 Vernon Wells, R (1, 8) OBP: 0.302, SLG: 0.409										5	0	0	0	0	1	0				
8 Russ Adams, L (1, 5) OBP: 0.375, SLG: 0.364										5	1	2	0	0	0	0				
15 Alex Rios, R (1, 9) OBP: 0.358, SLG: 0.508										4	0	1	0	0	1	2				
Frank Thomas, R (1, 10) OBP: 0.369, SLG: 0.453										3	0	0	0	1	0	2				
Matt Stairs, L (1, 7) OBP: 0.385, SLG: 0.591										2	0	1	0	2	0	0				
2 Aaron Hill, R (1, 4) OBP: 0.316, SLG: 0.435										3	0	1	0	1	0	2				
35 Lyle Overbay, L (1, 3) OBP: 0.320, SLG: 0.398										3	0	1	0	1	0	4				
9 Gregg Zaun, S (1, 2) OBP: 0.322, SLG: 0.414										4	0	1	0	0	2	5				
6 John McDonald, R (1, 6) Ray Olmedo, S (7, PH) OBP: 0.272, SLG: 0.328 OBP: 0.227, SLG: 0.318										2	0	0	0	0	0	3				
26 Adam Lind, L (9, PH) OBP: 0.273, SLG: 0.381										1	0	0	0	0	0	0				
<b>Inning Stats</b>	R: 0 H: 1 E: 0 K: 0 S: 10	H: 1 LOB: 1 BB: 0 P: 14	R: 0 H: 1 E: 0 K: 1 S: 12	H: 1 LOB: 2 BB: 1 P: 19	R: 0 H: 0 E: 0 K: 0 S: 10	H: 0 LOB: 0 BB: 0 P: 17	R: 0 H: 0 E: 0 K: 0 S: 8	H: 0 LOB: 1 BB: 1 P: 15	R: 0 H: 1 E: 0 K: 0 S: 6	H: 1 LOB: 3 BB: 2 P: 23	R: 0 H: 0 E: 0 K: 1 S: 9	H: 0 LOB: 0 BB: 0 P: 12	R: 1 H: 2 E: 1 K: 2 S: 19	H: 2 LOB: 3 BB: 1 P: 34	R: 0 H: 0 E: 0 K: 0 S: 5	H: 0 LOB: 0 BB: 0 P: 8	1B: 6 2B: 2 3B: 0 HR: 0	SF: 0 SAC: 0 DP: 2 HBP: 0	WP: 0 PB: 0 SB: 0 CS: 0	PA: 38
<b>PITCHER</b>	IP: 5.2 WLS: W BF: 23	H: 5 R: 0 ER: 0 SO: 1	BB: 3 IBB: 0 HBP: 0 BLK: 0	WP: 0 HR: 0 S: 52 P: 87	ERA: 0.00 WHIP: 3.000	<b>PITCHER</b>										IP: 5.2 WLS: H BF: 23	H: 5 R: 0 ER: 0 SO: 1	BB: 3 IBB: 0 HBP: 0 BLK: 0	WP: 0 HR: 0 S: 52 P: 87	ERA: 0.00 WHIP: 3.000
35 Mike Mussina, R (1, 1) ERA: 5.28	0.1	H	2	0	0	0	0	0	0	5	10	0.00	3.000							
31 Edwin Ramirez, R (6, 1) ERA: 5.4	1.2	8	1	1	0	2	1	0	0	21	35	0.00	1.200							
62 Joba Chamberlain, R (7, 1) ERA: 4.2	1.1	S	5	1	0	0	1	0	0	12	19	0.00	0.750							

**New York Yankees @ Toronto Blue Jays**  
 Rogers Centre, Toronto, ON  
 Wed Sep 12, 2007, 7:07 PM EDT  
 Att: 27,082 - Overcast - 64 F

**AB 33**  
**R 1**  
**H 7**  
**RBI 0**  
**BB 5**  
**SO 4**  
**LOB 18**





Batter	1	2	3	4	5	6	7	8	9	AB	R	H	RBI	BB	SO	LOB	TOP																		
18 Johnny Damon, L (1,7) OBP: 0.348, SLG: 0.382	G4-3		L5			HR		G6-3		4	1	1	1	0	0	1	<b>New York Yankees @ Toronto Blue Jays</b> Rogers Centre, Toronto, ON Thu Sep 13 2007, 7:07 PM EDT Att: 32,632 - Clear - 66 F																		
2 Derek Jeter, R (1,6) OBP: 0.386, SLG: 0.428	G4-3			K		BB		G6-3		4	0	1	0	0	0	1																			
Bobby Abreu, L (1,9) OBP: 0.367, SLG: 0.454	K			K		BB				3	0	1	0	1	2	0																			
13 Alex Rodriguez, R (1,5) OBP: 0.423, SLG: 0.664		G6-3								4	0	1	0	0	2	3																			
55 Hideki Matsui, L (1,10) OBP: 0.366, SLG: 0.489										3	0	1	0	1	0	3																			
24 Robinson Cano, L (1,4) OBP: 0.347, SLG: 0.476										4	0	0	0	0	1	3																			
28 Melky Cabrera, S (1,8) OBP: 0.339, SLG: 0.416										4	0	0	0	0	0	2																			
14 Wilson Betemit, S (1,3) Doug Mientkiewicz, L (8,3) OBP: 0.289, SLG: 0.372										3	0	0	0	0	3	0																			
26 José Molina, R (1,2) OBP: 0.267, SLG: 0.335										3	0	1	0	0	0	0																			
<b>Inning Stats</b>	R: 0 E: 0 K: 1 S: 9	H: 0 LOB: 0 BB: 12	R: 0 E: 0 K: 0 S: 2	H: 0 LOB: 0 BB: 8	R: 0 E: 0 K: 1 S: 7	H: 1 LOB: 1 BB: 14	R: 0 E: 0 K: 2 S: 12	H: 1 LOB: 1 BB: 21	R: 0 E: 0 K: 2 S: 8	H: 0 LOB: 0 BB: 15	R: 1 E: 0 K: 1 S: 14	H: 2 LOB: 2 BB: 23	R: 0 E: 0 K: 1 S: 6	H: 0 LOB: 0 BB: 7	R: 0 E: 0 K: 0 S: 12	H: 0 LOB: 2 BB: 20		R: 0 E: 0 K: 1 S: 13	H: 2 LOB: 2 BB: 18	1B: 4 2B: 1 3B: 0 HR: 1	SF: 0 SAC: 0 DP: 1 HBP: 0	WP: 0 PB: 0 SB: 1 CS: 0	PA: 34												
<b>PITCHER</b>	IP WLS BF H R ER SO BB IBB HBP BLK WP HR S P ERA WHIP																																		
A.J. Burnett, R (1,1) ERA: 3.42	8.0	29	4	1	1	8	2	0	0	0	0	0	0	0	1	70	120	1.12	0.750																
44 Casey Janssen, R (9,1) ERA: 2.53	0.1	2	1	0	0	1	0	0	0	0	0	0	0	0	5	7	0.00	3.000																	
37 Scott Downs, L (9,1) ERA: 2.33	0.2	W 3	1	0	0	0	0	0	0	0	0	0	0	0	8	11	0.00	1.500																	

AB 32  
R 1  
H 6  
RBI 1  
BB 2  
SO 9  
LOB 12



Batter	1	2	3	4	5	6	7	8	9	AB	R	H	RBI	BB	SO	LOB	BOTTOM																		
Reed Johnson, R (1,7) OBP: 0.292, SLG: 0.330	G1-3		P5			K				4	0	0	0	0	2	2	<b>New York Yankees @ Toronto Blue Jays</b> Rogers Centre, Toronto, ON Thu Sep 13 2007, 7:07 PM EDT Att: 32,632 - Clear - 66 F																		
10 Vernon Wells, R (9,8) OBP: 0.302, SLG: 0.409										0	0	0	0	0	0	0																			
8 Russ Adams, L (1,5) OBP: 0.393, SLG: 0.333		2B								2	1	0	0	2	2	2																			
15 Alex Rios, R (1,8) OBP: 0.357, SLG: 0.506										4	1	1	0	0	1	2																			
Frank Thomas, R (1,10) OBP: 0.370, SLG: 0.455										4	0	2	2	0	0	0																			
Matt Stairs, L (1,9) OBP: 0.382, SLG: 0.585										3	0	0	0	0	0	1																			
2 Aaron Hill, R (1,4) OBP: 0.316, SLG: 0.434										2	0	0	0	1	2	0																			
35 Lyle Overbay, L (1,3) OBP: 0.318, SLG: 0.395										3	0	0	0	0	1	1																			
9 Gregg Zaun, S (1,2) OBP: 0.322, SLG: 0.411										2	0	0	0	1	0	0																			
7 Curtis Thigpen, R (8,PR) OBP: 0.286, SLG: 0.254										0	0	0	0	0	0	0																			
6 John McDonald, R (1,6) OBP: 0.271, SLG: 0.325										2	0	0	0	0	1	0																			
<b>Inning Stats</b>	R: 1 E: 0 K: 0 S: 12	H: 1 LOB: 1 BB: 1 P: 22	R: 0 E: 0 K: 1 S: 8	H: 0 LOB: 0 BB: 0 P: 11	R: 0 E: 0 K: 2 S: 8	H: 0 LOB: 0 BB: 8	R: 0 E: 0 K: 1 S: 5	H: 0 LOB: 0 BB: 0 P: 8	R: 0 E: 0 K: 2 S: 8	H: 0 LOB: 0 BB: 10	R: 0 E: 0 K: 1 S: 9	H: 0 LOB: 1 BB: 1 P: 15	R: 0 E: 0 K: 0 S: 8	H: 0 LOB: 1 BB: 1 P: 14	R: 0 E: 0 K: 2 S: 8	H: 0 LOB: 2 BB: 1 P: 14	R: 1 E: 0 K: 0 S: 4	H: 2 LOB: 1 BB: 0 P: 5	1B: 2 2B: 1 3B: 0 HR: 0	SF: 0 SAC: 1 DP: 0 HBP: 0	WP: 0 PB: 0 SB: 1 CS: 0	PA: 31													
<b>PITCHER</b>	IP WLS BF H R ER SO BB IBB HBP BLK WP HR S P ERA WHIP																																		
36 Ian Kennedy, R (1,1) ERA: 1.89	7.0	26	1	1	1	7	4	0	0	0	0	0	0	0	0	59	93	1.29	0.714																
Luis Vizcaino, R (8,1) ERA: 4.15	1.0	3	0	0	0	2	0	0	0	0	0	0	0	7	9	0.00	0.000																		
39 Chris Britton, R (9,1) ERA: 4.09	0.0	L 2	2	1	1	0	0	0	0	0	0	0	0	4	5	∞	∞																		

AB 26  
R 2  
H 3  
RBI 2  
BB 4  
SO 9  
LOB 8









Batter	1	2	3	4	5	6	7	8	9	AB	R	H	RBI	BB	SO	LOB	TOP										
18 Johnny Damon, L OBP: 0.349, SLG: 0.386	G3-1		K		L8			G3-1		4	0	0	0	0	1	0	<b>New York Yankees @ Boston Red Sox</b> Fenway Park, Boston, MA Sat Sep 15 2007, 3:55 PM EDT Att: 36,215 - Cloudy - 61 F										
2 Derek Jeter, R OBP: 0.385, SLG: 0.431	HR		G5-3			G6-3		1B		4	1	2	1	0	0	0											
26 José Molina, R OBP: 0.267, SLG: 0.335	HR									0	0	0	0	0	0	0											
Bobby Abreu, L OBP: 0.367, SLG: 0.453	G5-3					G6-3		K		4	0	1	0	0	1	1											
Doug Mientkewicz, L OBP: 0.289, SLG: 0.372										0	0	0	0	0	0	0											
13 Alex Rodriguez, R OBP: 0.422, SLG: 0.657										3	0	0	0	1	2	2											
14 Wilson Betemit, S OBP: 0.336, SLG: 0.462	20 S BB									0	0	0	0	0	0	0											
20 Jorge Posada, S OBP: 0.424, SLG: 0.557										2	0	0	0	1	1	0											
63 Alberto Gonzalez, R OBP: 0.346, SLG: 0.479										1	0	0	0	0	0	0											
55 Hideki Matsui, L OBP: 0.365, SLG: 0.488	G3-1									3	0	0	0	1	1	2											
Jason Giambi, L OBP: 0.367, SLG: 0.460										2	0	0	0	0	1	0											
Bronson Sardinha, L OBP: 0.346, SLG: 0.479										1	0	0	0	0	0	1											
24 Robinson Canó, L OBP: 0.346, SLG: 0.479										3	0	1	0	0	0	0											
28 Melky Cabrera, S OBP: 0.338, SLG: 0.411										3	0	0	0	0	2	2											
<b>Inning Stats</b>	R: 1 H: 1 E: 0 K: 0 S: 18	H: 3 R: 1 ER: 1 SO: 7 BB: 2 IBB: 0 HBP: 1 BLK: 0	R: 0 H: 0 E: 0 K: 1 S: 7	H: 0 R: 1 ER: 0 SO: 7 BB: 0 IBB: 0 HBP: 0 BLK: 0	R: 0 H: 0 E: 0 K: 3 S: 10	H: 0 R: 1 ER: 0 SO: 20 BB: 0 IBB: 0 HBP: 0 BLK: 0	R: 0 H: 0 E: 0 K: 0 S: 8	H: 0 R: 0 ER: 0 SO: 12 BB: 0 IBB: 0 HBP: 0 BLK: 0	R: 0 H: 1 E: 0 K: 1 S: 9	H: 1 R: 0 ER: 0 SO: 15 BB: 2 IBB: 0 HBP: 0 BLK: 0	R: 0 H: 1 E: 0 K: 2 S: 14	H: 1 R: 0 ER: 0 SO: 21 BB: 1 IBB: 0 HBP: 0 BLK: 0	R: 0 H: 0 E: 0 K: 0 S: 5	H: 0 R: 0 ER: 0 SO: 10 BB: 0 IBB: 0 HBP: 0 BLK: 0	R: 0 H: 0 E: 0 K: 0 S: 10	H: 0 R: 0 ER: 0 SO: 10 BB: 1 IBB: 0 HBP: 1 BLK: 0	1B: 3 2B: 0 3B: 0 HR: 1	SF: 0 SAC: 0 DP: 1 HBP: 1	WP: 0 PB: 0 SB: 1 CS: 0	PA: 34							
<b>PITCHER</b>	IP	WLS	BF	H	R	ER	SO	BB	IBB	HBP	BLK	WP	HR	S	P	ERA	WHIP										
19 Josh Beckett, R ERA: 3.2	7.0	W	27	3	1	1	7	2	0	1	0	0	1	71	108	1.29	0.714										
50 Mike Timlin, R ERA: 3.15	1.0		4	1	0	0	2	0	0	0	0	0	0	14	21	0.00	1.000										
41 Bryan Corey, R ERA:	1.0		3	0	0	0	0	1	0	0	0	0	0	5	10	0.00	1.000										

Batter	1	2	3	4	5	6	7	8	9	AB	R	H	RBI	BB	SO	LOB	BOTTOM										
15 Dustin Pedroia, R OBP: 0.397, SLG: 0.446	34 1B 25 1B 1B		G5-3		G6-3	FC4-2 2 1B 2 S 3H	K			5	2	1	0	0	1	5	<b>New York Yankees @ Boston Red Sox</b> Fenway Park, Boston, MA Sat Sep 15 2007, 3:55 PM EDT Att: 36,215 - Cloudy - 61 F										
20 Kevin Youkilis, R OBP: 0.392, SLG: 0.456	K		L4		34 1B 7 1B HBP	34 2B 1B	25 BB 34 BB 1B			2	0	0	0	0	1	1											
2 Jacoby Ellsbury, L OBP: 0.431, SLG: 0.621										2	2	2	3	0	0	0											
34 David Ortiz, L OBP: 0.440, SLG: 0.605	7 G4-3 25 1B 1B		7 BB 25 BB BB		7 1B 1B	34 2B 1B	25 BB 1B			3	0	3	2	2	0	0											
25 Mike Lowell, R OBP: 0.382, SLG: 0.498	7 G4-3 1B		7 BB BB		L6	K				3	0	1	2	2	1	3											
7 J.D. Drew, L OBP: 0.370, SLG: 0.398	G4-3									3	1	1	1	2	1	5											
Jason Varitek, S OBP: 0.358, SLG: 0.397	G3-1									5	0	0	0	0	2	8											
36 Kevin Cash, R OBP: 0.267, SLG: 0.167										0	0	0	0	0	0	0											
Eric Hinske, L OBP: 0.346, SLG: 0.447					F8	1B 15 FC4-2 2B	2B 2B BB			4	2	2	1	1	1	0											
Coco Crisp, S OBP: 0.336, SLG: 0.390	L4				F8	15 FC4-2 2B	15 S 1B	2B 1B 2B		5	2	2	1	0	1	0											
23 Julio Lugo, R OBP: 0.295, SLG: 0.346					F8					4	1	0	0	1	2	2											
<b>Inning Stats</b>	R: 1 H: 3 E: 0 K: 1 S: 9	H: 0 R: 0 ER: 0 SO: 9 BB: 0 IBB: 0 HBP: 0 BLK: 0	R: 0 H: 0 E: 0 K: 2 S: 7	H: 0 R: 1 ER: 0 SO: 23 BB: 3 IBB: 0 HBP: 0 BLK: 0	R: 0 H: 0 E: 0 K: 0 S: 4	H: 0 R: 0 ER: 0 SO: 8 BB: 0 IBB: 0 HBP: 0 BLK: 0	R: 1 H: 2 E: 0 K: 0 S: 17	H: 2 R: 0 ER: 0 SO: 24 BB: 0 IBB: 0 HBP: 0 BLK: 0	R: 3 H: 4 E: 0 K: 1 S: 16	H: 4 R: 0 ER: 0 SO: 25 BB: 0 IBB: 0 HBP: 0 BLK: 0	R: 4 H: 2 E: 0 K: 3 S: 18	H: 2 R: 0 ER: 0 SO: 45 BB: 5 IBB: 0 HBP: 0 BLK: 0	R: 1 H: 1 E: 0 K: 3 S: 11	H: 1 R: 0 ER: 0 SO: 16 BB: 0 IBB: 0 HBP: 0 BLK: 0	R: 0 H: 0 E: 0 K: 0 S: 10	H: 0 R: 0 ER: 0 SO: 10 BB: 1 IBB: 0 HBP: 1 BLK: 0	1B: 8 2B: 3 3B: 0 HR: 1	SF: 0 SAC: 0 DP: 0 HBP: 1	WP: 0 PB: 0 SB: 2 CS: 0	PA: 45							
<b>PITCHER</b>	IP	WLS	BF	H	R	ER	SO	BB	IBB	HBP	BLK	WP	HR	S	P	ERA	WHIP										
40 Chien-Ming Wang, R ERA: 3.82	5.2	L	30	9	5	5	3	3	0	1	0	0	0	9	16	13.50	1.500										
31 Edwin Ramirez, R ERA: 5.71	0.2		3	0	1	1	2	1	0	0	0	0	0	9	16	13.50	1.500										
47 Ron Villone, L ERA: 4.66	0.0		1	0	0	0	0	1	0	0	0	0	0	1	5	∞	∞										
33 Brian Bruney, R ERA: 4.07	0.1		3	1	0	0	1	1	0	0	0	0	0	5	13	0.00	6.000										
34 Sean Henn, L ERA: 7.49	0.0		2	1	2	2	0	1	0	0	0	0	0	4	9	∞	∞										



Batter	1	2	3	4	5	6	7	8	9	AB	R	H	RBI	BB	SO	LOB	TOP					
18 Johnny Damon, L (1, 7) OBP: 0.346, SLG: 0.383										4	0	0	0	0	0	3	New York Yankees @ Boston Red Sox Fenway Park, Boston, MA Sun Sep 16 2007, 8:05 PM EDT Att: 36,533 - Cloudy - 55 F					
2 Derek Jeter, R (1, 6) OBP: 0.396, SLG: 0.436										4	1	2	3	0	0	1						
Bobby Abreu, L (1, 9) OBP: 0.366, SLG: 0.453										4	0	1	0	0	1	1						
13 Alex Rodriguez, R (1, 5) OBP: 0.419, SLG: 0.652										4	0	0	0	0	1	2						
20 Jorge Posada, S (1, 10) (8, 2)										4	0	0	0	0	1	0						
24 Robinson Cano, L (1, 4) OBP: 0.345, SLG: 0.482										4	1	1	1	0	0	0						
28 Melky Cabrera, S (1, 8)										4	0	0	0	0	1	0						
Doug Mientkiewicz, L (1, 3) OBP: 0.297, SLG: 0.379										3	1	2	0	0	0	0						
26 José Molina, R (1, 2) OBP: 0.266, SLG: 0.333										1	0	0	0	0	0	0						
Jason Giambi, L (8, PH) OBP: 0.332, SLG: 0.462										0	1	0	0	0	0	0						
Bronson Sardinha, L (8, PR)										0	1	0	0	0	0	0						
62 Joba Chamberlain, R (8, 1)										0	0	0	0	0	0	0						
42 Mariano Rivera, R (9, 1)										0	0	0	0	0	0	0						
<b>Inning Stats</b>	R: 0 H: 1 E: 0 K: 1 S: 13	H: 1 LOB: 1 BB: 0 P: 16	R: 0 H: 0 E: 0 K: 0 S: 6	H: 0 LOB: 0 BB: 0 P: 6	R: 0 H: 1 E: 0 K: 0 S: 8	H: 1 LOB: 1 BB: 0 P: 13	R: 0 H: 0 E: 0 K: 0 S: 7	H: 0 LOB: 0 BB: 0 P: 8	R: 1 H: 1 E: 0 K: 0 S: 5	H: 1 LOB: 0 BB: 0 P: 8	R: 0 H: 0 E: 0 K: 0 S: 7	H: 0 LOB: 0 BB: 0 P: 10	R: 0 H: 0 E: 0 K: 0 S: 5	H: 0 LOB: 0 BB: 0 P: 8	R: 3 H: 4 E: 0 K: 2 S: 18	H: 1 LOB: 1 BB: 0 P: 26	R: 0 H: 0 E: 0 K: 1 S: 6	H: 0 LOB: 0 BB: 0 P: 11	1B: 4 2B: 1 3B: 0 HR: 2	SF: 0 SAC: 1 DP: 0 HBP: 0	WP: 0 PB: 0 SB: 0 CS: 0	PA: 34
<b>PITCHER</b>	IP: 7.2 WLS: L BF: 29 ERA: 3.97	H: 6 R: 4 ER: 4 SO: 2	BB: 0 IBB: 0 HBP: 0 BLK: 0	WP: 0 HR: 2 S: 65 P: 90	ERA: 4.70 WHIP: 0.783	<b>PITCHER</b>										IP: 7.2 WLS: L BF: 29 ERA: 3.97	H: 6 R: 4 ER: 4 SO: 2	BB: 0 IBB: 0 HBP: 0 BLK: 0	WP: 0 HR: 2 S: 65 P: 90	ERA: 4.70 WHIP: 0.783		
38 Curt Schilling, R (1, 1) ERA: 3.97																						
48 Javier López, L (8, 1) ERA: 3.05																						
17 Manny Delcarmen, R (8, 1) ERA: 2.37																						
Eric Gagne, R (9, 1) ERA: 3.69																						
<b>Batter</b>	<b>1</b>	<b>2</b>	<b>3</b>	<b>4</b>	<b>5</b>	<b>6</b>	<b>7</b>	<b>8</b>	<b>9</b>	<b>AB</b>	<b>R</b>	<b>H</b>	<b>RBI</b>	<b>BB</b>	<b>SO</b>	<b>LOB</b>	<b>BOTTOM</b>					
2 Jacoby Ellsbury, L (1, 7) OBP: 0.416, SLG: 0.586										4	1	0	0	0	0	2	New York Yankees @ Boston Red Sox Fenway Park, Boston, MA Sun Sep 16 2007, 8:05 PM EDT Att: 36,533 - Cloudy - 55 F					
15 Dustin Pedroia, R (1, 4) OBP: 0.385, SLG: 0.443										4	0	0	0	1	1	1						
34 David Ortiz, L (1, 10) OBP: 0.439, SLG: 0.601										3	0	0	0	2	1	3						
25 Mike Lowell, R (1, 5) OBP: 0.384, SLG: 0.506										4	1	3	2	0	1	0						
7 J.D. Drew, L (1, 9) OBP: 0.367, SLG: 0.394										4	0	0	0	0	2	4						
Jason Varitek, S (1, 2) OBP: 0.357, SLG: 0.394										3	1	0	0	1	1	4						
Eric Hinske, L (1, 3) OBP: 0.344, SLG: 0.449										4	0	1	0	0	0	1						
Coco Crisp, S (1, 8) OBP: 0.334, SLG: 0.388										3	0	0	0	0	0	1						
23 Julio Lugo, R (1, 6) OBP: 0.296, SLG: 0.348										3	0	1	1	1	1	1						
<b>Inning Stats</b>	R: 1 H: 1 E: 0 K: 0 S: 10	H: 1 LOB: 2 BB: 1 P: 19	R: 0 H: 0 E: 0 K: 0 S: 6	H: 0 LOB: 1 BB: 1 P: 12	R: 0 H: 0 E: 0 K: 2 S: 9	H: 0 LOB: 0 BB: 0 P: 10	R: 0 H: 0 E: 0 K: 2 S: 9	H: 0 LOB: 0 BB: 0 P: 17	R: 0 H: 1 E: 0 K: 0 S: 10	H: 1 LOB: 2 BB: 1 P: 17	R: 0 H: 1 E: 0 K: 1 S: 10	H: 1 LOB: 0 BB: 0 P: 16	R: 1 H: 1 E: 0 K: 2 S: 8	H: 1 LOB: 0 BB: 0 P: 14	R: 0 H: 0 E: 0 K: 0 S: 16	H: 1 LOB: 3 BB: 2 P: 29		1B: 2 2B: 2 3B: 0 HR: 1	SF: 0 SAC: 1 DP: 0 HBP: 1	WP: 0 PB: 0 SB: 1 CS: 0	PA: 39	
<b>PITCHER</b>	IP: 6.0 WLS: W BF: 24 ERA: 4.18	H: 2 R: 1 ER: 1 SO: 4	BB: 3 IBB: 0 HBP: 0 BLK: 0	WP: 0 HR: 1 S: 18 P: 30	ERA: 4.50 WHIP: 1.000	<b>PITCHER</b>										IP: 6.0 WLS: W BF: 24 ERA: 4.18	H: 2 R: 1 ER: 1 SO: 4	BB: 3 IBB: 0 HBP: 0 BLK: 0	WP: 0 HR: 1 S: 18 P: 30	ERA: 4.50 WHIP: 1.000		
22 Roger Clemens, R (1, 1) ERA: 4.18																						
62 Joba Chamberlain, R (7, 1) ERA: 0.5																						
62 Joba Chamberlain, R (8, 1) ERA: 0.5																						
42 Mariano Rivera, R (9, 1) ERA: 3.0																						







Batter	1	2	3	4	5	6	7	8	9	AB	R	H	RBI	BB	SO	LOB	TOP										
1 Brian Roberts, S OBP: 0.380, SLG: 0.436 12 Brandon Fahey, L OBP: 0.229, SLG: 0.261										2	0	0	0	1	0	2	<p><b>Baltimore Orioles @ New York Yankees</b> Yankee Stadium, Bronx, NY Tue Sep 18 2007, 7:05 PM EDT Att: 52,685 - Clear - 65 F</p>										
Tke Redman, L OBP: 0.356, SLG: 0.506										4	0	0	0	0	0	3											
21 Nick Markakis, L OBP: 0.356, SLG: 0.472 Paul Bako, L OBP: 0.276, SLG: 0.255										3	0	0	0	0	2	0											
Miguel Tejada, R OBP: 0.356, SLG: 0.450 2 Luis Hernandez, S OBP: 0.354, SLG: 0.383										3	0	1	0	0	0	0											
Kevin Millar, R OBP: 0.365, SLG: 0.427										3	0	0	0	0	0	1											
17 Aubrey Huff, L OBP: 0.337, SLG: 0.448										3	0	0	0	0	1	1											
6 Melvin Mora, R OBP: 0.326, SLG: 0.421 J.R. House, R OBP: 0.231, SLG: 0.360										2	0	0	0	0	1	0											
Ramon Hernandez, R OBP: 0.326, SLG: 0.366 Gustavo Molina, R OBP: 0.115, SLG: 0.083										2	0	2	0	0	0	0											
3 Freddie Bynum, L OBP: 0.284, SLG: 0.462										3	0	0	0	0	2	2											
<b>Inning Stats</b>	R: 0 E: 0 K: 1 S: 7	H: 0 LOB: 0 BB: 1 P: 11	R: 0 E: 0 K: 0 S: 7	H: 0 LOB: 0 BB: 0 P: 11	R: 0 E: 0 K: 2 S: 10	H: 1 LOB: 1 BB: 0 P: 18	R: 0 E: 0 K: 1 S: 11	H: 0 LOB: 0 BB: 0 P: 14	R: 0 E: 0 K: 0 S: 8	H: 0 LOB: 0 BB: 0 P: 13	R: 0 E: 0 K: 1 S: 10	H: 1 LOB: 1 BB: 0 P: 13	R: 0 E: 0 K: 1 S: 12	H: 1 LOB: 1 BB: 0 P: 18	R: 0 E: 0 K: 1 S: 5	H: 0 LOB: 0 BB: 0 P: 8		R: 0 E: 1 K: 0 S: 6	H: 0 LOB: 0 BB: 0 P: 9	1B: 3 2B: 0 3B: 0 HR: 0	SF: 0 SAC: 0 DP: 2 HBP: 0	WP: 0 PB: 0 CS: 0	PA: 30				
<b>PITCHER</b>	IP	WLS	BF	H	R	ER	SO	BB	IBB	HBP	BLK	WP	HR	S	P	ERA	WHIP										
35 Mike Mussina, R ERA: 5.01	7.0	W	24	3	0	0	6	1	0	0	0	0	0	65	98	0.00	0.571										
41 Jose Veras, R ERA: 4.5	1.0		3	0	0	0	1	0	0	0	0	0	0	5	8	0.00	0.000										
47 Ron Villone, L ERA: 4.54	1.0		3	0	0	0	0	0	0	0	0	0	0	6	9	0.00	0.000										
47 Ron Villone, L ERA: 4.54	1.0		3	0	0	0	0	0	0	0	0	0	0	6	9	0.00	0.000										

Batter	1	2	3	4	5	6	7	8	9	AB	R	H	RBI	BB	SO	LOB	BOTTOM										
18 Johnny Damon, L OBP: 0.345, SLG: 0.379 17 Shelley Duncan, R OBP: 0.313, SLG: 0.559										4	0	0	0	0	1	1	<p><b>Baltimore Orioles @ New York Yankees</b> Yankee Stadium, Bronx, NY Tue Sep 18 2007, 7:05 PM EDT Att: 52,685 - Clear - 65 F</p>										
2 Derek Jeter, R OBP: 0.389, SLG: 0.441 63 Alberto Gonzalez, R										4	2	3	0	1	0	2											
Bobby Abreu, L OBP: 0.456 Bronson Sardinha, L										3	2	1	0	1	0	2											
13 Alex Rodriguez, R OBP: 0.416, SLG: 0.646 14 Wilson Betemit, S OBP: 0.341, SLG: 0.464										4	0	0	0	0	1	6											
55 Hideki Matsui, L OBP: 0.364, SLG: 0.492 47 Ron Villone, L										5	2	2	3	0	1	2											
20 Jorge Posada, S OBP: 0.425, SLG: 0.552 26 José Molina, R OBP: 0.264, SLG: 0.331										1	3	0	0	3	0	0											
24 Robinson Canó, L OBP: 0.350, SLG: 0.488										1	0	0	0	0	0	1											
Doug Mientkiewicz, L OBP: 0.316, SLG: 0.409										4	1	2	4	0	1	2											
28 Melky Cabrera, S OBP: 0.335, SLG: 0.407										3	0	1	3	0	0	0											
<b>Inning Stats</b>	R: 0 E: 0 K: 1 S: 10	H: 1 LOB: 1 BB: 0 P: 15	R: 0 E: 0 K: 0 S: 7	H: 0 LOB: 0 BB: 0 P: 13	R: 0 E: 0 K: 0 S: 9	H: 0 LOB: 0 BB: 0 P: 12	R: 6 E: 0 K: 1 S: 21	H: 5 LOB: 1 BB: 1 P: 36	R: 0 E: 0 K: 1 S: 9	H: 0 LOB: 1 BB: 1 P: 20	R: 1 E: 0 K: 1 S: 15	H: 1 LOB: 1 BB: 1 P: 23	R: 5 E: 0 K: 1 S: 24	H: 5 LOB: 2 BB: 2 P: 44	R: 0 E: 0 K: 1 S: 11	H: 1 LOB: 1 BB: 0 P: 16		1B: 8 2B: 4 3B: 0 HR: 1	SF: 1 SAC: 0 DP: 0 HBP: 0	WP: 0 PB: 1 CS: 0	PA: 42						
<b>PITCHER</b>	IP	WLS	BF	H	R	ER	SO	BB	IBB	HBP	BLK	WP	HR	S	P	ERA	WHIP										
Jon Lester, R ERA: 7.78	4.0	L	19	6	6	6	2	1	0	0	0	0	0	47	76	13.50	1.750										
23 Rocky Cherry, R ERA: 4.45	2.0		9	1	1	1	2	2	0	0	0	0	0	24	43	4.50	1.500										
34 Fernando Cabrera, R ERA: 7.65	0.1		5	2	4	4	0	2	0	0	0	0	0	16	31	108.00	12.000										
Rob Bell, R ERA: 6.65	1.2		9	4	1	1	2	0	0	0	0	0	0	19	29	5.40	2.400										

AB 29  
R 0  
H 3  
RBI 0  
BB 1  
SO 7  
LOB 9



AB 36  
R 12  
H 13  
RBI 12  
BB 5  
SO 6  
LOB 18









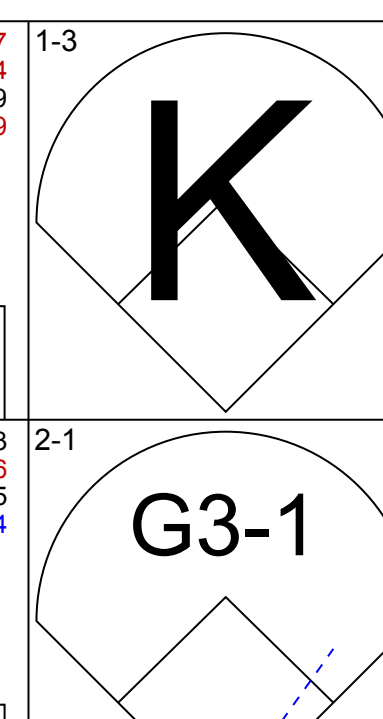
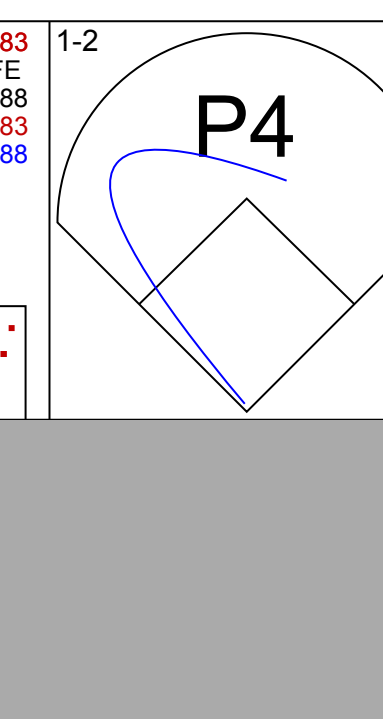
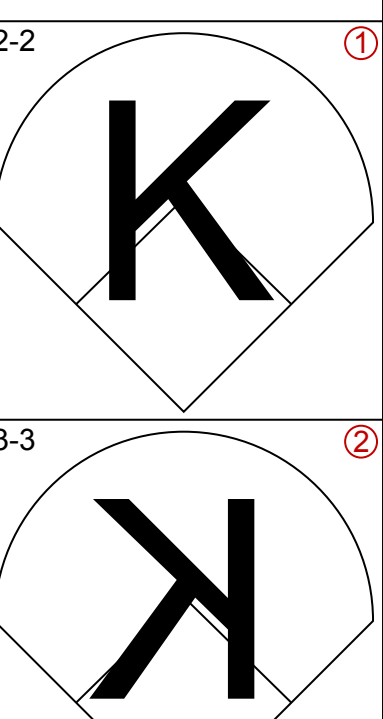
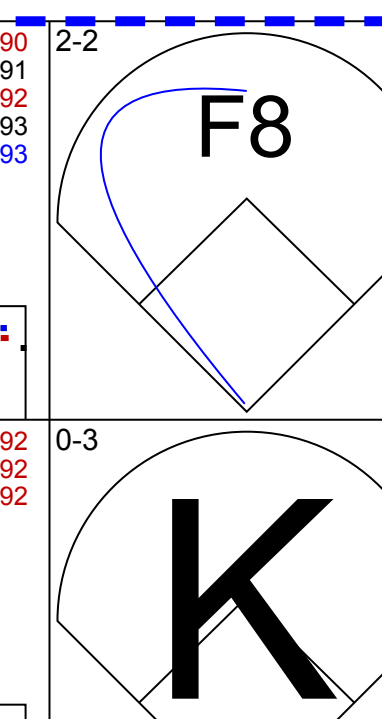
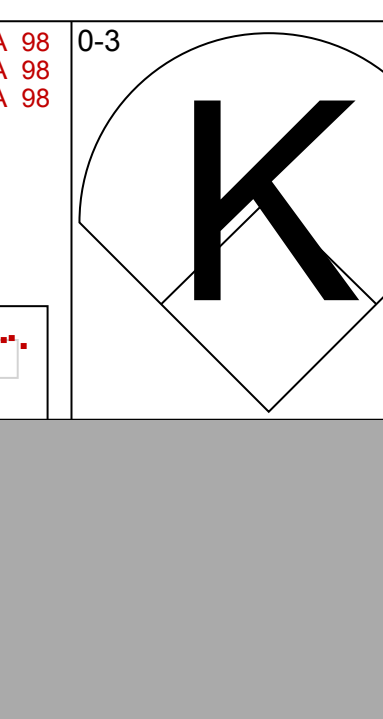
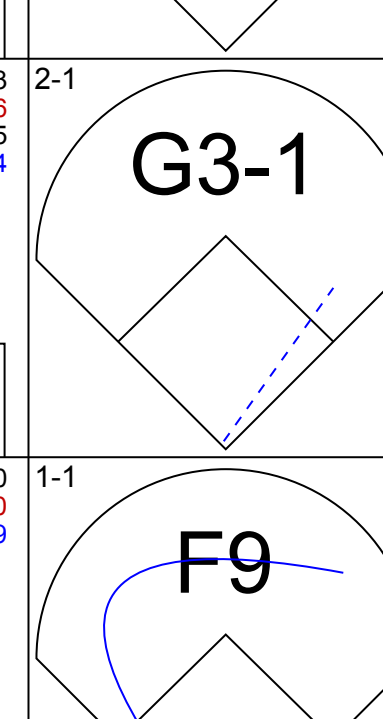
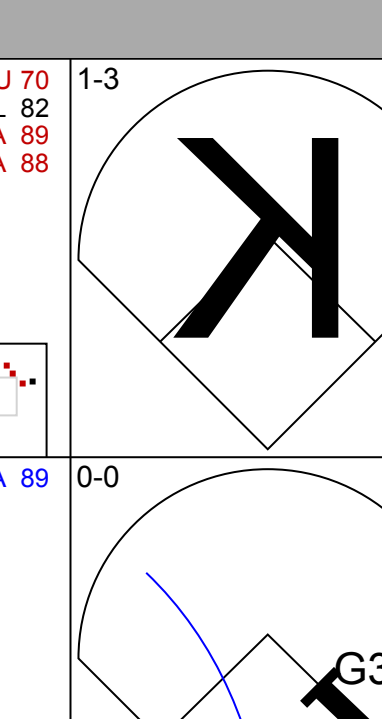
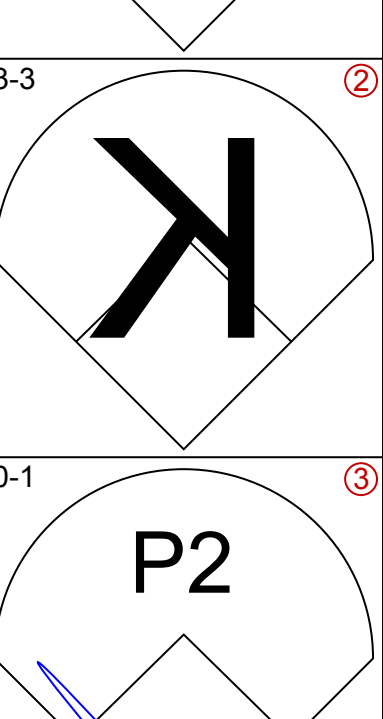
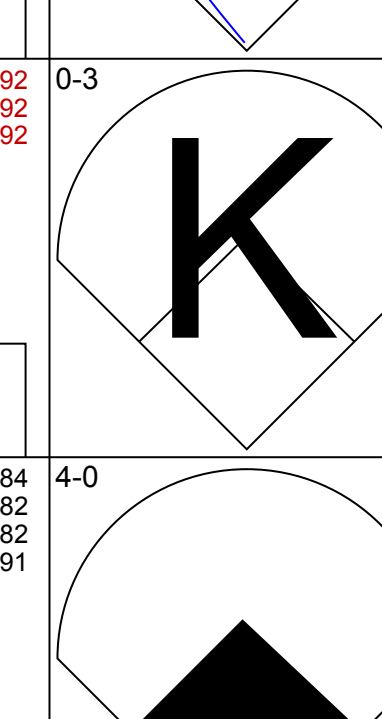
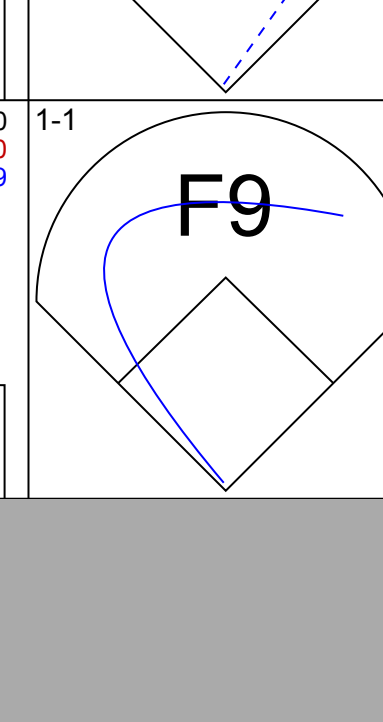
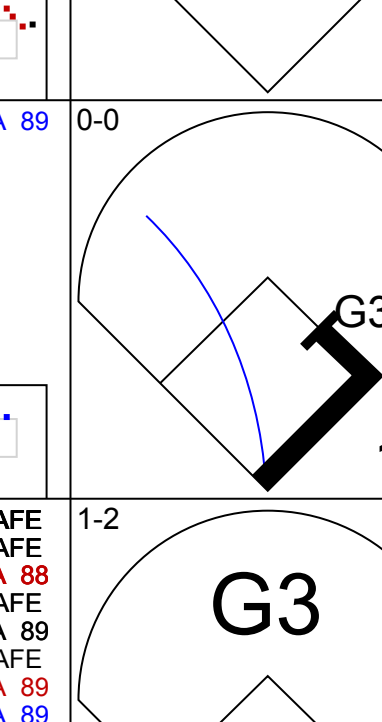
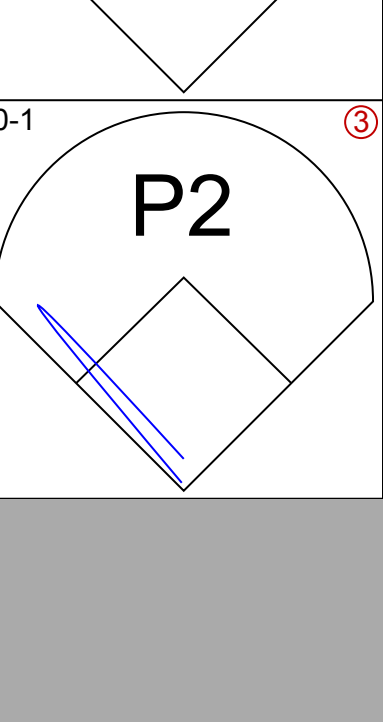
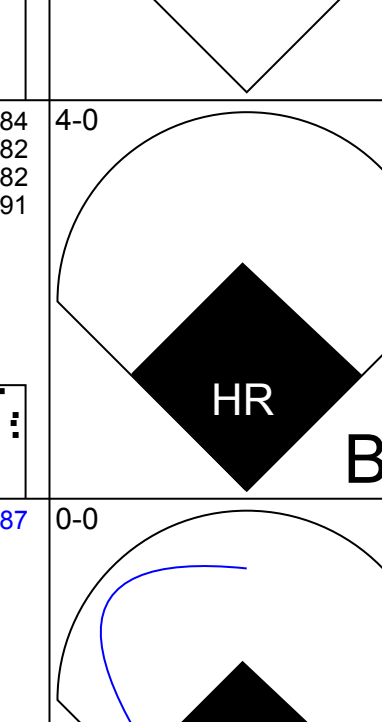
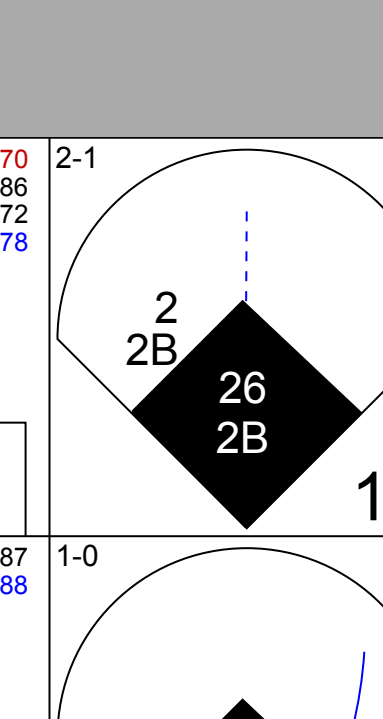
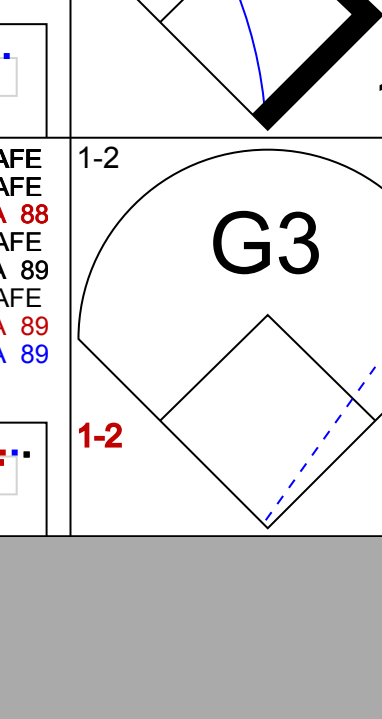

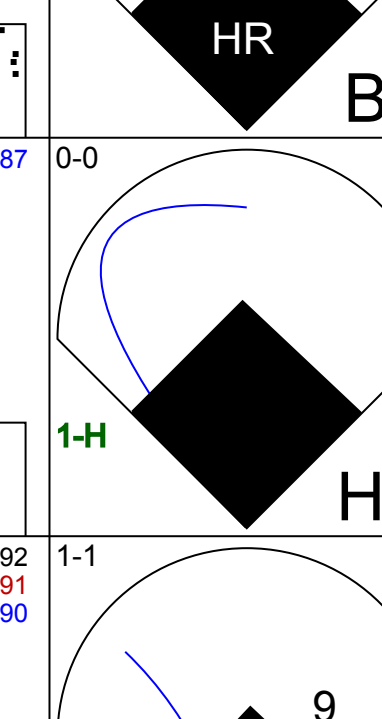

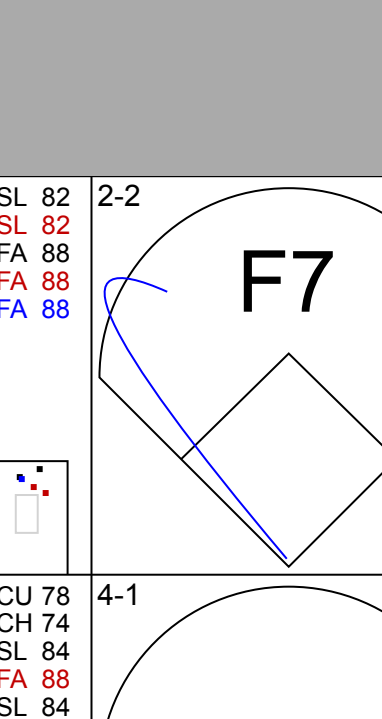
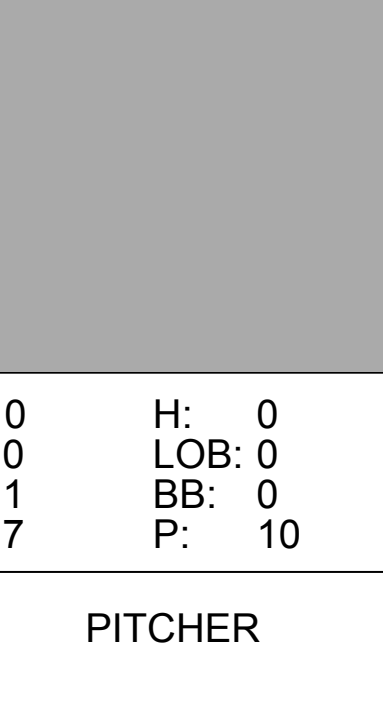
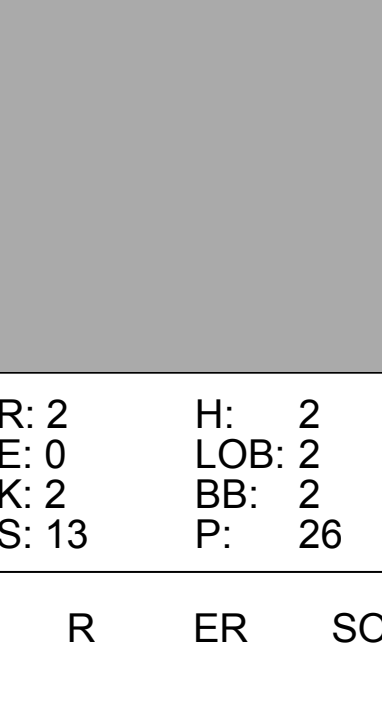
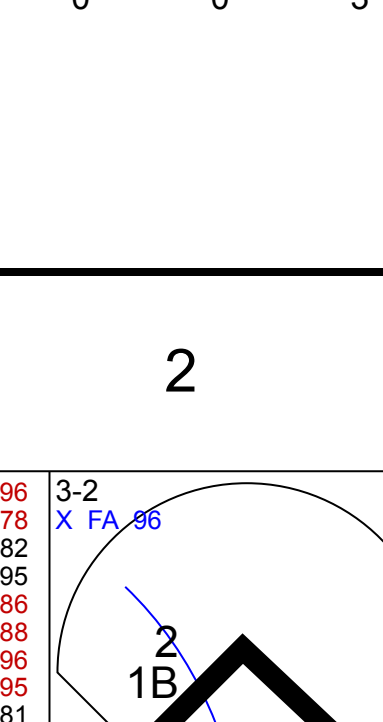
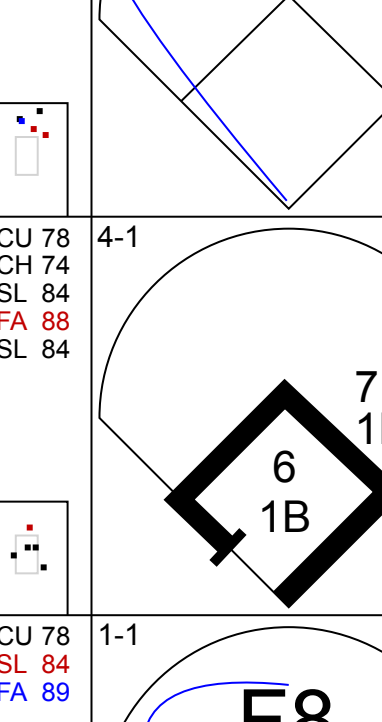
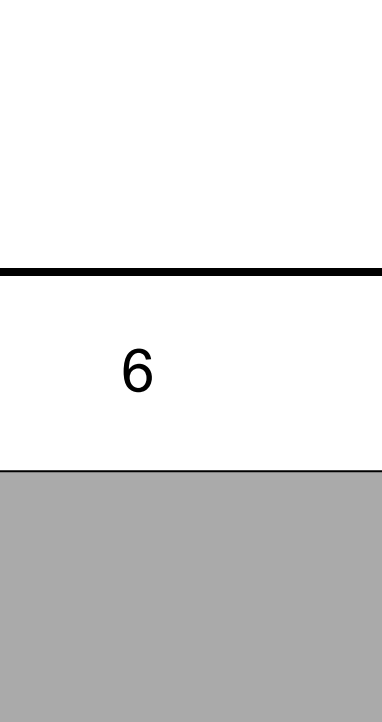
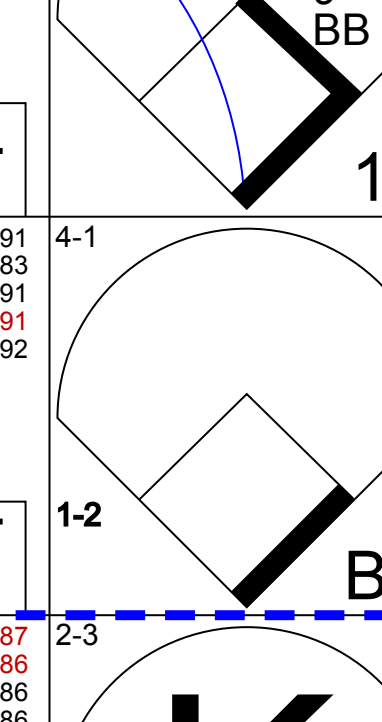
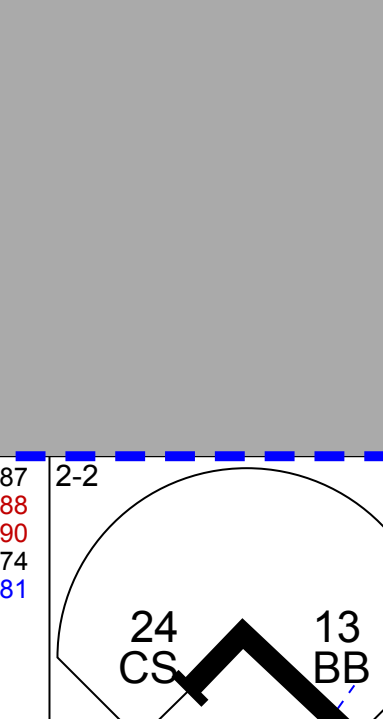
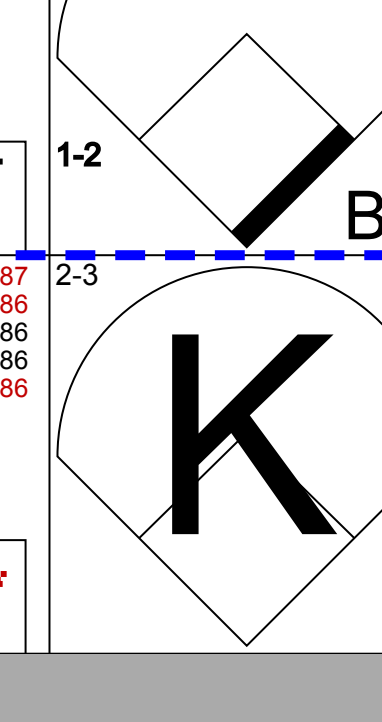
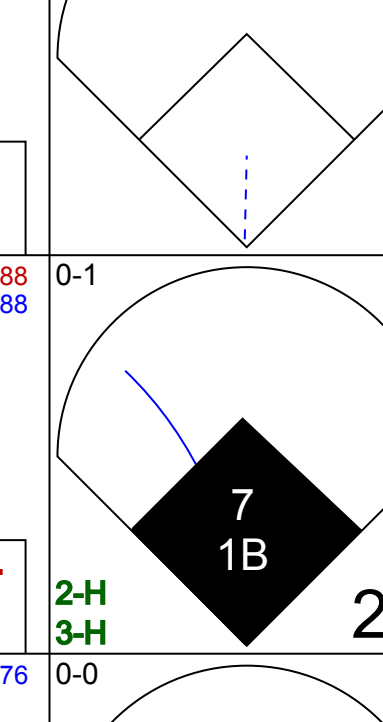
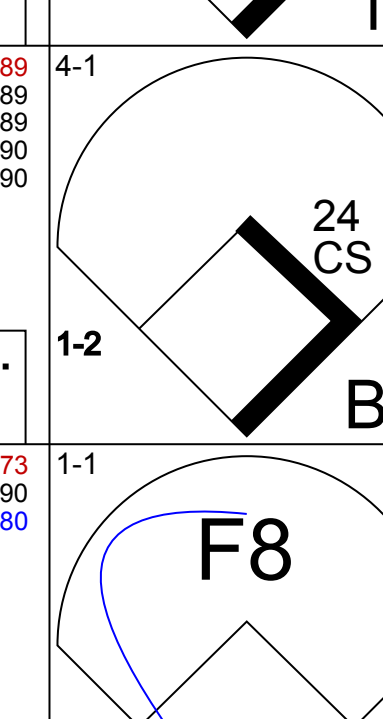
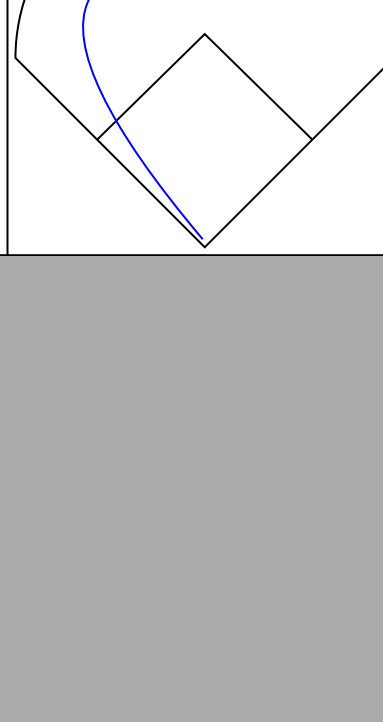
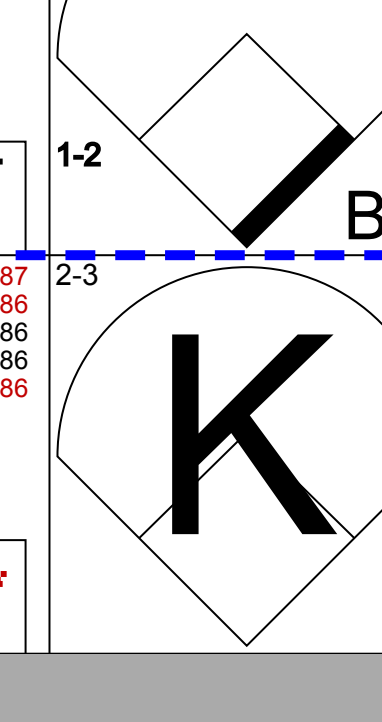
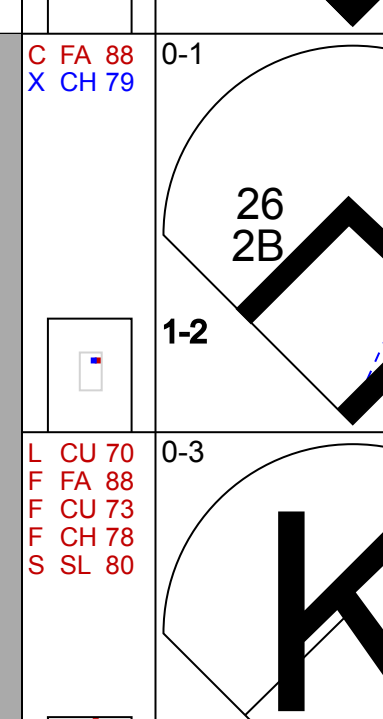


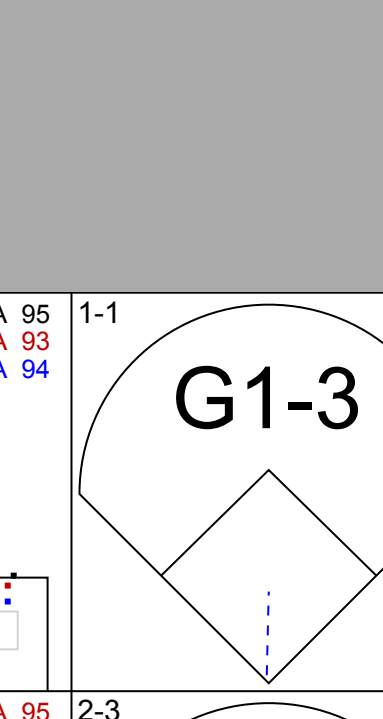
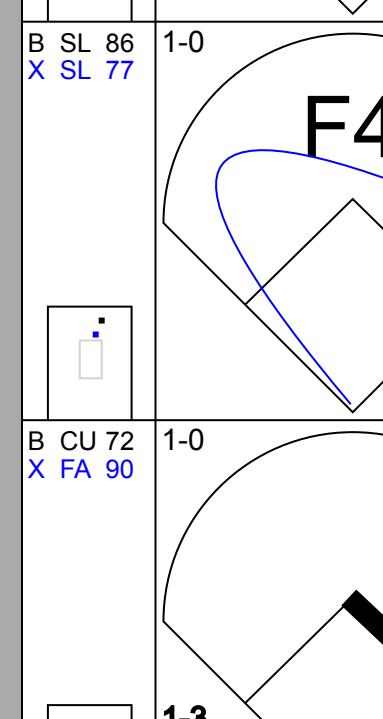


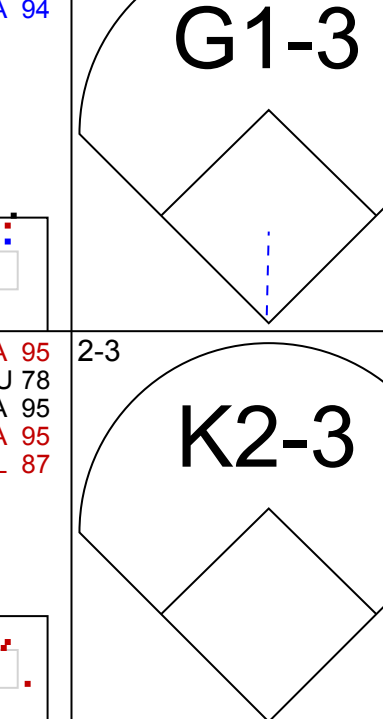
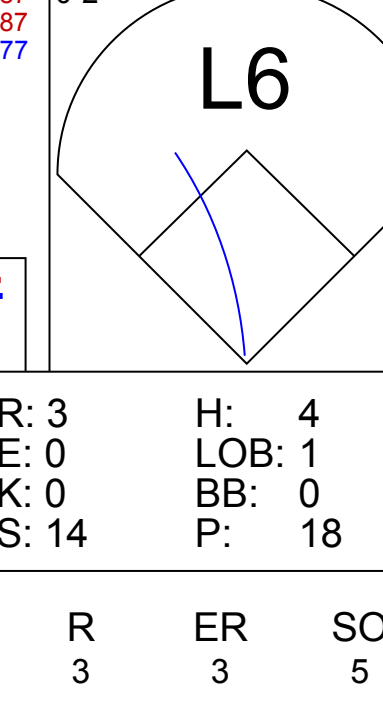
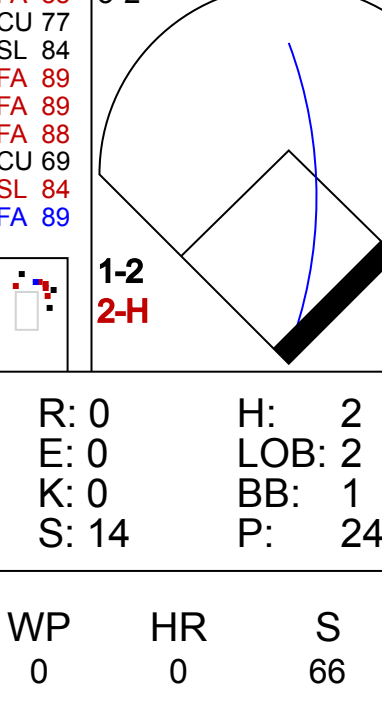
Batter	1	2	3	4	5	6	7	8	9	10	11	12	13	14	AB	R	H	RBI	BB	SO	LOB	TOP													
<b>Reed Johnson, R</b> OBP: 0.303, SLG: 0.329 (1, 9) C FA 92 1-2 B FA 94 X FA 95 G6-3			<b>C FA 93</b> 0-1 X SL 96 G2 1B		<b>C FA 95</b> 0-3 B FA 94 X FA 95 K			<b>B SL 92</b> 2-0 H FA 90 G4-3 15 HR HBP		<b>C FC 91</b> 1-0 X FC 90 F9			<b>C FA 90</b> 0-3 B FA 91 X FA 92 K	<b>C FA 95</b> 1-3 B CH 85 F FA 95 S FA 95 K	6	1	1	0	0	3	1														
<b>Matt Stairs, L</b> OBP: 0.373, SLG: 0.555 <b>35 Lyle Overbay, L</b> OBP: 0.316, SLG: 0.392 (8, 3) (1, 3) C FA 94 4-1 B FA 93 B FA 94 B FA 95 15 G6-3 BB			<b>C CH 81</b> 3-2 B CH 81 C FA 92 X FA 93 G2		<b>C FA 93</b> 3-1 B FA 94 C FA 92 X FA 92 G4-3		<b>B FA 93</b> 3-2 B CH 82 C FA 94 C FA 92 F CH 93 X CH 94 G4-3		<b>C FC 91</b> 1-3 C FC 91 C FC 92 K				<b>C FA 90</b> 2-2 B CH 87 B SL 92 F SL 91 X SL 91 G3-1		3	0	0	0	1	0	2	2	0	0	0	0	1	0							
<b>15 Alex Rios, R</b> OBP: 0.353, SLG: 0.499 (1, 8) C FA 93 0-1 X FA 94 G6-3			<b>C FA 93</b> 2-1 X FA 94 G5-3					<b>X FA 91</b> 0-0 G5-3					<b>C SL 92</b> 1-2 B SL 92 F FA 95 X FA 100 L9		5	1	1	2	1	1	2														
<b>Frank Thomas, R</b> OBP: 0.375, SLG: 0.475 <b>1 Joe Inglett, L</b> OBP: 1.000, SLG: 1.000 (11, PR) (11, 10) (1, 10) C FA 94 1-1 B FA 94 X FA 95 F9								<b>C FA 94</b> 0-3 C FA 94 S SL 94 K					<b>B FA 97</b> 4-2 B SL 96 B FA 97 C FA 97 F FA 95 S FA 95 X FA 96 BB		4	0	0	0	1	2	1	1	0	1	0	0	0	0							
<b>2 Aaron Hill, R</b> OBP: 0.324, SLG: 0.445 (1, 4) C SL 88 0-1 X FA 92 E7 2B								<b>F FA 95</b> 1-1 B FA 94 X SL 95 G1-3 1B					<b>C SL 84</b> 0-2 B SL 84 F FA 91 S SL 82 X SL 82 G2-3		6	1	3	0	0	1	3														
<b>8 Russ Adams, L</b> OBP: 0.413, SLG: 0.513 (1, 5) F FA 92 2-2 D SL 87 B FA 94 X SL 95 P2								<b>1 SAFE</b> 2-2 E 1 LOB: 0 K: 0 BB: 0 S: 10 G5-3 1B					<b>B SL 86</b> 2-3 B SL 86 F FA 95 S SL 85 X SL 85 K		6	1	1	0	0	2	4														
<b>9 Gregg Zaun, S</b> OBP: 0.333, SLG: 0.421 (1, 2) B SL 83 2-1 D CH 82 C FA 94 G5-3								<b>R SL 85</b> 1-0 X FA 95 G6-3							6	1	1	2	0	1	3														
<b>26 Adam Lind, L</b> OBP: 0.273, SLG: 0.381 (1, 7) C FA 94 0-1 C CH 94 G3								<b>B FA 94</b> 3-2 B FA 94 B FA 94 F FA 92 F FA 92 X FA 92 G3-1																											
<b>Ray Ometo, S</b> OBP: 0.162, SLG: 0.216 (1, 6) C FA 94 1-2 B FA 94 X SL 95 L9								<b>C CH 81</b> 3-1 B CH 83 B CH 83 C FA 93 C FA 94 X FA 94 G6-3																											
<b>Inning Stats</b>	R: 0 E: 0 K: 0 S: 8	H: 0 LOB: 1 BB: 1 P: 14	R: 0 E: 1 K: 0 S: 10	H: 1 LOB: 1 BB: 0 P: 14	R: 0 E: 0 K: 0 S: 10	H: 1 LOB: 0 BB: 0 P: 16	R: 0 E: 0 K: 1 S: 10	H: 0 LOB: 0 BB: 0 P: 16	R: 0 E: 0 K: 2 S: 8	H: 0 LOB: 0 BB: 0 P: 13	R: 2 E: 1 K: 0 S: 16	H: 3 LOB: 0 BB: 0 P: 18	R: 0 E: 0 K: 1 S: 7	H: 0 LOB: 0 BB: 0 P: 12	R: 0 E: 0 K: 2 S: 12	H: 0 LOB: 2 BB: 1 P: 20	R: 0 E: 0 K: 1 S: 17	H: 1 LOB: 2 BB: 1 P: 24	R: 1 E: 0 K: 3 S: 13	H: 2 LOB: 1 BB: 0 P: 19	1B: 7 2B: 1 3B: 0 HR: 2	SF: 0 SAC: 0 DP: 1 HBP: 1	WP: 0 PB: 0 SB: 0 CS: 0	PA: 55											
<b>PITCHER</b>	IP 7.0	WLS 27	BF 6	H 2	ER 1	SO 4	BB 1	IBB 0	HBP 0	BLK 0	WP 0	HR 0	R 69	S 100	ERA 1.29	WHIP 1.000																			
<b>40 Chien-Ming Wang, R</b> ERA: 3.72 <b>31 Edwar Ramirez, R</b> ERA: 6.75 <b>41 Jose Veras, R</b> ERA: 3.88 <b>47 Ron Villone, L</b> ERA: 4.42 <b>42 Mariano Rivera, R</b> ERA: 2.9	IP 0.1	WLS 3	BF 1	H 2	ER 2	SO 0	BB 0	IBB 0	HBP 1	BLK 0	WP 0	HR 1	R 5	S 10	ERA 54.00	WHIP 3.000																			
<b>62 John Chamberlain, R</b> ERA: 0.44 <b>Luis Valcarlos, R</b> ERA: 3.99 <b>33 Brian Bruney, R</b> ERA: 4.17	IP 2.0	WLS 7	BF 1	H 0	ER 0	SO 4	BB 0	IBB 0	HBP 0	BLK 0	WP 0	HR 0	R 0	S 4	ERA 0.00	WHIP 0.500																			
<b>18 Johnny Damon, L</b> OBP: 0.344, SLG: 0.380 (1, 7) F FC 91 0-2 C FC 90 X CU 79 2 CS 1B			<b>B CH 86</b> 1-2 C FC 91 C FC 90 X FA 94 G6-3					<b>B FC 90</b> 1-0 X FA 94 G6-3					<b>B FC 90</b> 2-2 C FA 92 C FA 92 C FA 94 X FA 94 1B 13 2B					<b>F FA 94</b> 1-1 B FA 94 X FA 94 F8					6	1	2	0	0	0							
<b>2 Derek Jeter, R</b> OBP: 0.388, SLG: 0.441 (1, 6) B FA 93 2-0 SAFE B FA 93 X FA 93 G2-3 2B								<b>B FA 93</b> 2-2 B FC 92 C CU 78 X FC 91 G6-3					<b>B FA 92</b> 1-1 C CU 78 X FC 91 G6-3						<b>X FA 93</b> 0-0 G6-3						6	0	2	0	0	1					
<b>Bobby Abreu, L</b> OBP: 0.364, SLG: 0.450 (1, 9) C FC 91 0-1 X FA 93 G2-3								<b>C CU 78</b> 1-1 B FA 94 X CH 95 G4-3					<b>B FC 91</b> 1-2 B FA 93 X FC 91 G1-3						<b>F FA 92</b> 2-2 B FA 91 C FA 91 X CU 78 55 G4-2 20 E 13 1B									5	1	1	0	1	0	2	
<b>13 Alex Rodriguez, R</b> OBP: 0.413, SLG: 0.638 (1, 5) C FC 91 3-2 B CU 79 B FA 94 X CU 79 F8								<b>F CU 77</b> 0-2 X FA 95 G4-3					<b>B FC 91</b> 2-2 B FA 91 C FA 91 X CU 78 55 G4-2 20 E 55 G4-3 24 1B						<b>B FA 91</b> 4-2 B SL 85 F FA 91 S FC 90 X FC 90 BB									6	1	2	1	0	0	3	
<b>55 Hideki Matsui, L</b> OBP: 0.363, SLG: 0.492 (1, 10) C FA 94 1-1 B FA 94 X FC 92 E5 20 G3-6 1B								<b>F FC 90</b> 0-1 X FA 94 G3					<b>F FA 93</b> 0-3 C FA 93 S CU 79 K						<b>B FA 96</b> 3-1 F FA 96 B SL 87 B FA 96 X FA 95 P6									5	0	0	0	1	1	3	
<b>20 Jorge Posada, S</b> OBP: 0.333, SLG: 0.546 <b>Bronson Sardinha, L</b> (8, PR) B CU 77 1-2 F FC 91 C FA 93 X FA 93 G3-6-1								<b>X CH 84</b> 0-0 G3					<b>B FA 93</b> 3-2 B FA 93 C FA 93 C FA 94 X FA 94 24 2B P4-2 1B						<b>B FA 90</b> 0-0 SAFE B FA 90 C FA 90 X FA 90 E4 24 1B 1B									4	0	1	0	0	0	0	3
<b>26 José Molina, R</b> OBP: 0.281, SLG: 0.328 (10, 2) F FA 94 1-2 B FA 94 X FA 94 G3-6-1								<b>F FA 94</b> 0-0 G3					<b>B FA 93</b> 3-1 B FA 93 C FA 93 X FA 93 G4-3						<b>C CH 83</b> 0-3 SAFE C CH 83 S CU 75 X FA 95 K									2	0	0	0	0	1	2	
<b>24 Robinson Canó, L</b> OBP: 0.350, SLG: 0.487 (1, 4) F FA 94 0-3 C FC 92 S CU 78 K								<b>B FA 93</b> 2-2 B FA 93 C FA 93 C FA 94 X CH 96 24 1B					<b>C CU 77</b> 1-1 SAFE B CU 76 X FC 91 G4-3						<b>F SL 87</b> 0-1 X SL 84 L7									6	0	2	1	0	2	0	
<b>Doug Mientkiewicz, L</b> OBP: 0.312, SLG: 0.461 <b>Jason Giambi, L</b> OBP: 0.359, SLG: 0.457 (8, PH) (8, 3) X FC 90 0-0 C FC 90 X FC 91 P4-2 2B								<b>C FC 90</b> 0-3 X FC 91 P4-2 2B					<b>X FA 94</b> 0-0 G4-3							<b>C CH 83</b> 1-2 SAFE C CH 83 S CU 92 X FA 92 P5									2	0	0	0	0	2	0
<b>28 Melky Cabrera, S</b> OBP: 0.315, SLG: 0.541 <b>17 Shelley Duncan, R</b> OBP: 0.315, SLG: 0.541 <b>14 Jeremy Eeterit, S</b> OBP: 0.340, SLG: 0.462 (14, PH) (13, 1) (14, 14) X CU 77 1-0 B CU 90 X FC 90 G3								<b>B FA 92</b> 1-3 B FA 92 C FC 91 X CH 85 G4-3					<b>C FA 95</b> 3-2 B FA 95 F FA 95 S FA 95 X FA 96 L7						<b>C FA 90</b> 2-3 B FA 90 B SL 82 S SL 82 X FA 92 K									5	0	0	0	0	1	2	
<b>Inning Stats</b>	R: 0 E: 0 K: 0 S: 10	H: 2 LOB: 1 BB: 0 P: 15	R: 0 E: 1 K: 1 S: 8	H: 0 LOB: 0 BB: 0 P: 10	R: 0 E: 0 K: 0 S: 5	H: 0 LOB: 1 BB: 0 P: 7	R: 0 E: 0 K: 1 S: 8	H: 0 LOB: 0 BB: 0 P: 10	R: 0 E: 0 K: 1 S: 8	H: 0 LOB: 0 BB: 0 P: 12	R: 0 E: 0 K: 1 S: 13	H: 1 LOB: 1 BB: 0 P: 17	R: 0 E: 0 K: 1 S: 7	H: 0 LOB: 0 BB: 0 P: 8	R: 4 E: 1 K: 0 S: 19	H: 0 LOB: 1 BB: 1 P: 19	R: 0 E: 0 K: 0 S: 6	H: 0 LOB: 0 BB: 0 P: 12	R: 0 E: 0 K: 1 S: 8	H: 1 LOB: 2 BB: 1 P: 13	R: 0 E: 0 K: 2 S: 11	H: 0 LOB: 0 BB: 0 P: 16	1B: 8 2B: 4 3B: 0 HR: 0	SF: 0 SAC: 0 DP: 2 HBP: 0	WP: 0 PB: 0 SB: 0 CS: 1	PA: 54									
<b>PITCHER</b>	IP 8.2	WLS 33	BF 8	H 4	ER 1	SO 4	BB 0	IBB 0	HBP 0	BLK 0	WP 0	HR 0	R 82	S 110	ERA 1.04	WHIP 0.923																			
<b>32 Roy Halladay, R</b> ERA: 3.71 <b>37 Scott Downs, L</b> ERA: 2.28 <b>44 Casey Janssen, R</b> ERA: 2.4 <b>49 Jeremy Accardo, R</b> ERA: 2.2 <b>40 Brian Wolfe, R</b> ERA: 2.23	IP 0.0	WLS B	BF 2	H 2	ER 0	SO 0	BB 0	IBB 0	HBP 0	BLK 0	WP 0	HR 3	R 4	S 11	ERA ∞	WHIP ∞																			
<b>Joe Kennedy, L</b> ERA: 4.85 <b>54 Jason Frasor, R</b> ERA: 4.28	IP 1.0	WLS W	BF 4	H 0	ER 0	SO 2	BB 0	IBB 0	HBP 0	BLK 0	WP 0	HR 0	R 0	S 1	ERA 0.00	WHIP 1.000																			

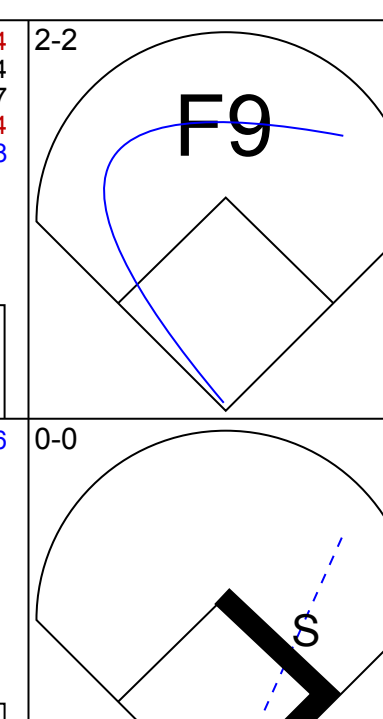
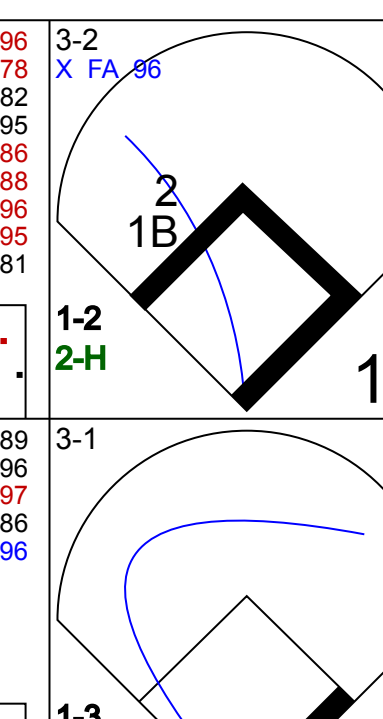
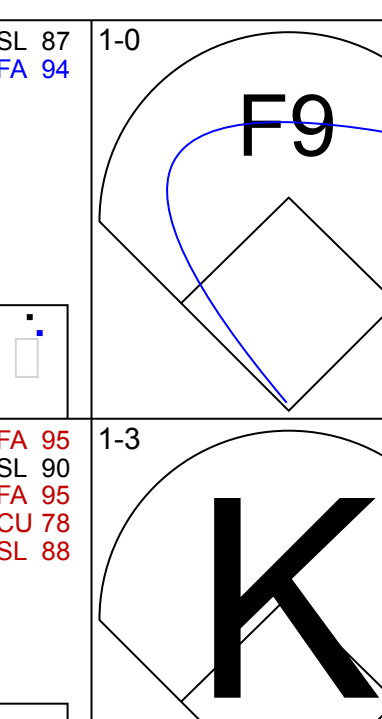
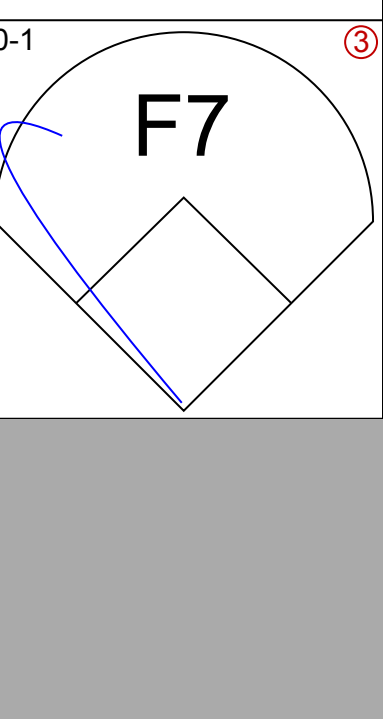

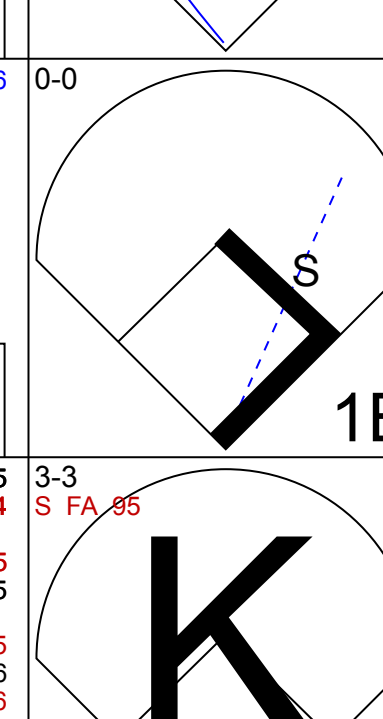
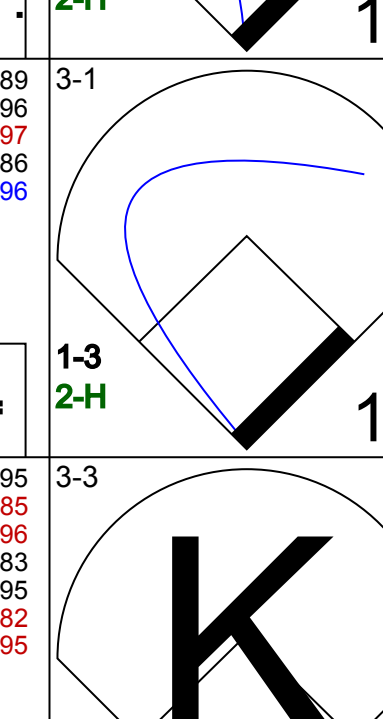
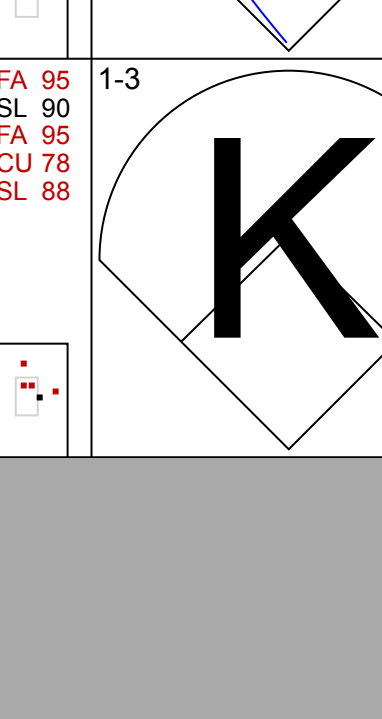
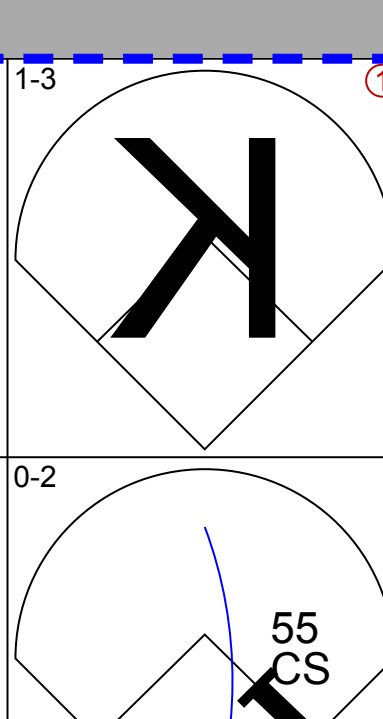
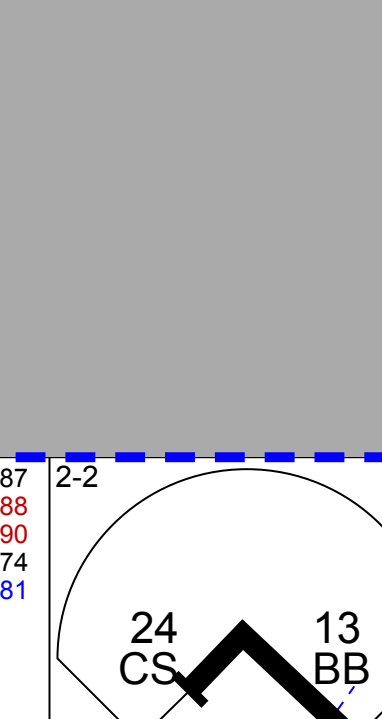
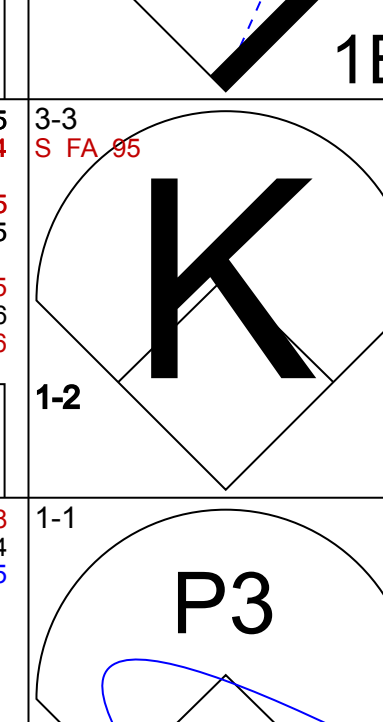
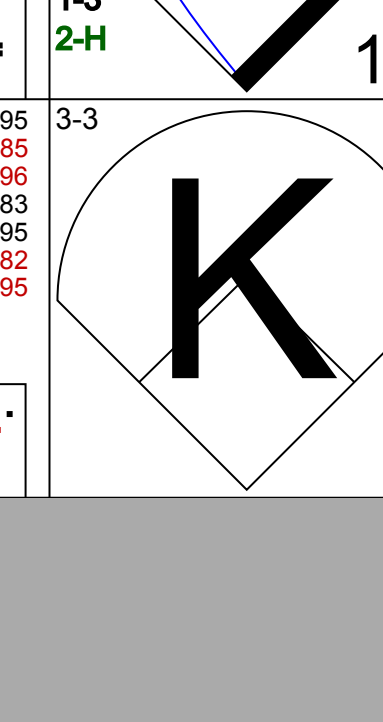
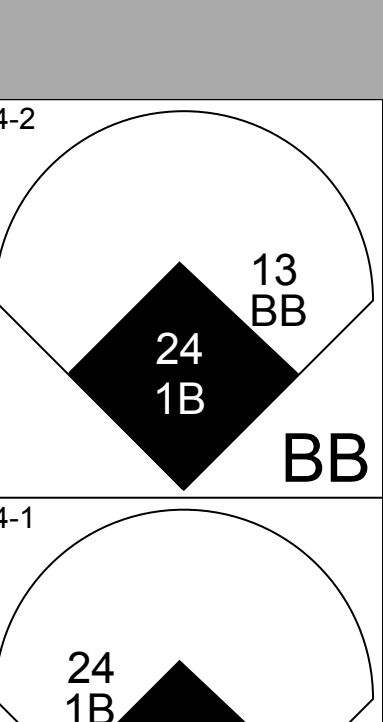
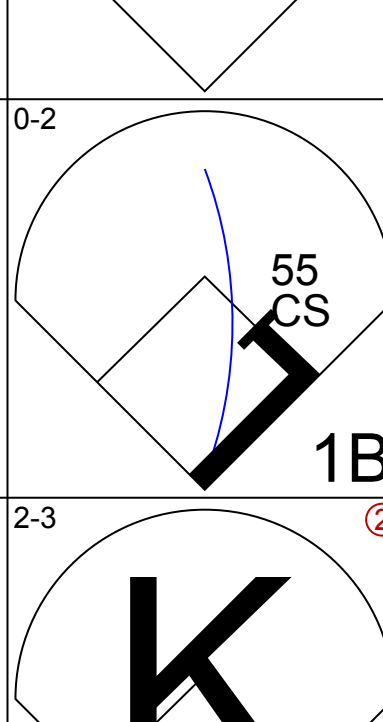
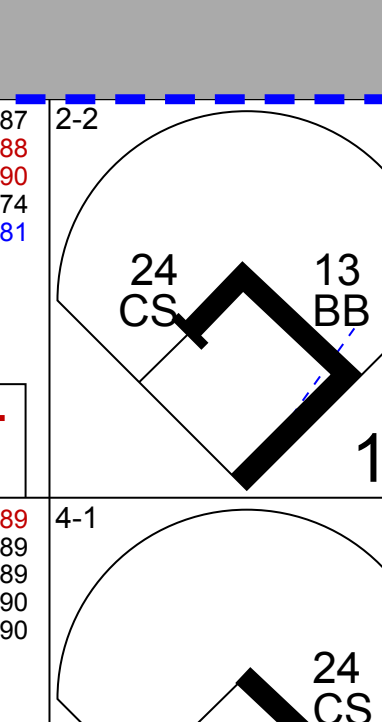
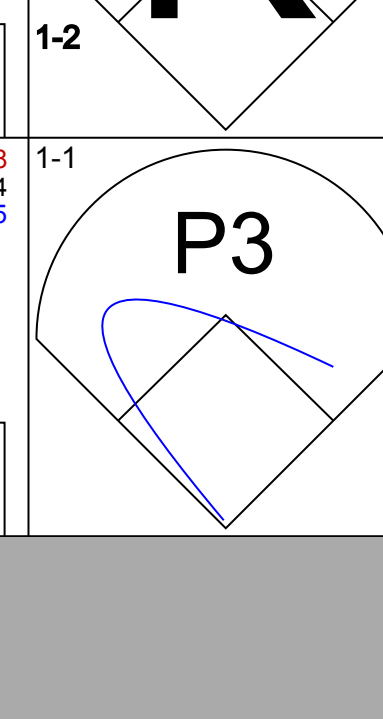
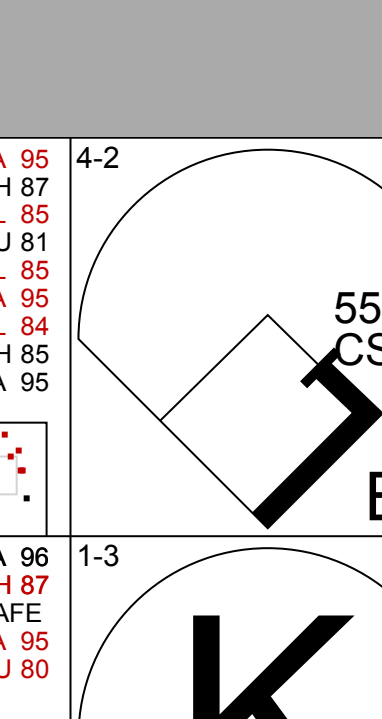

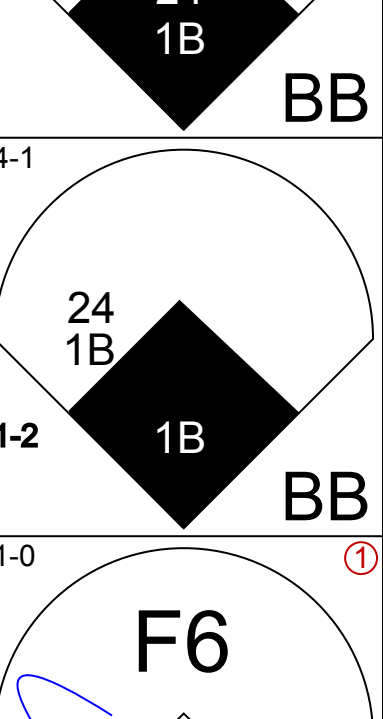
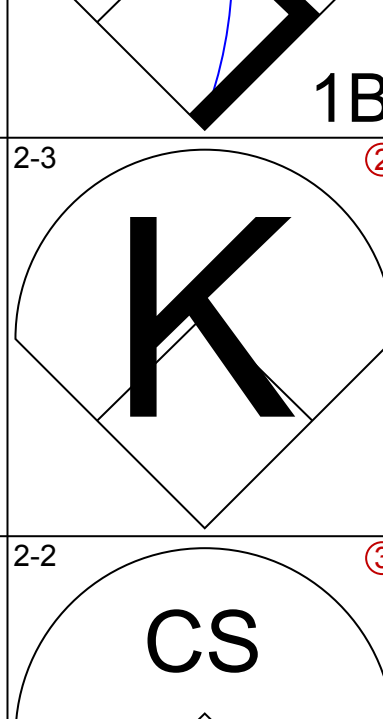
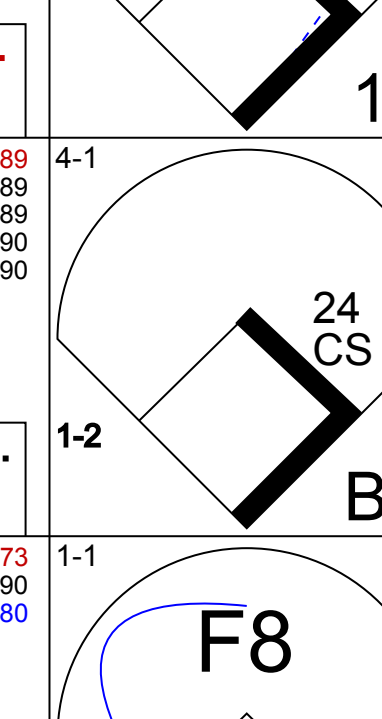


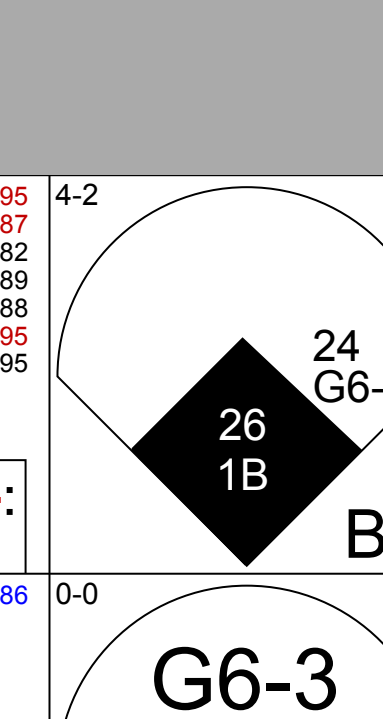
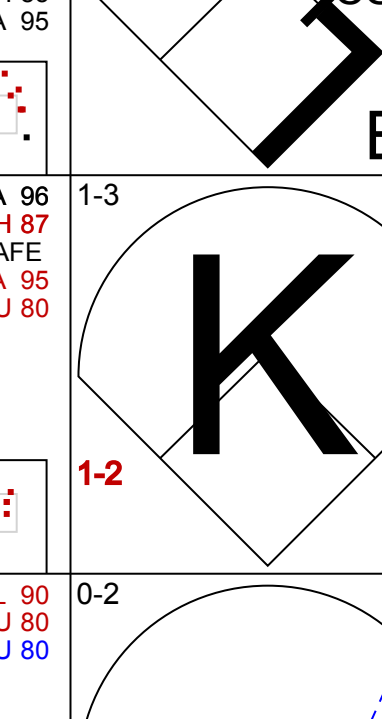

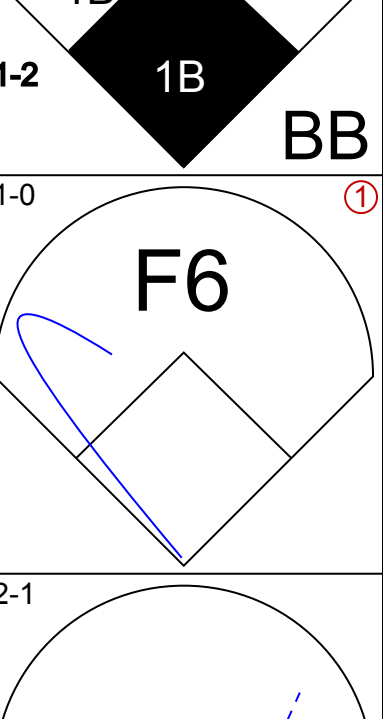
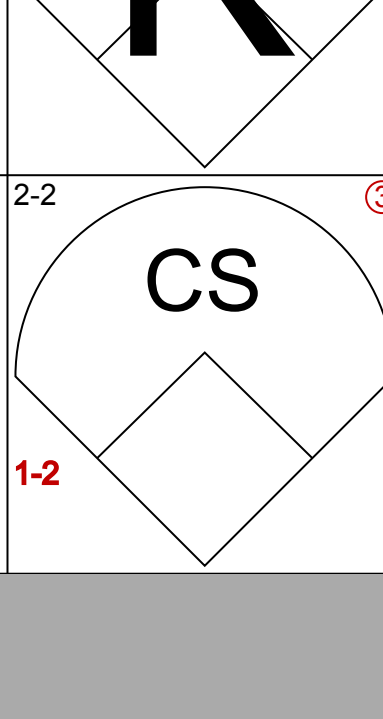
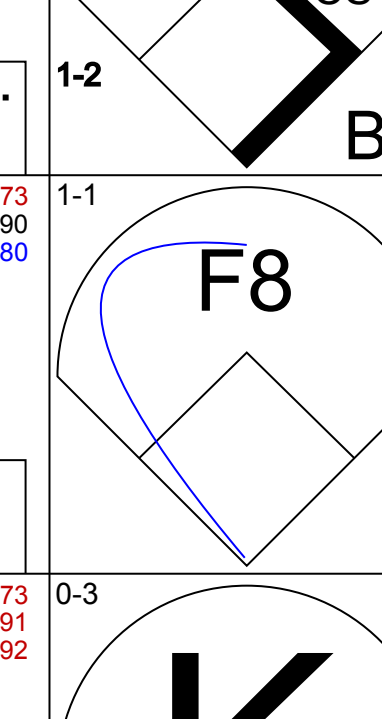


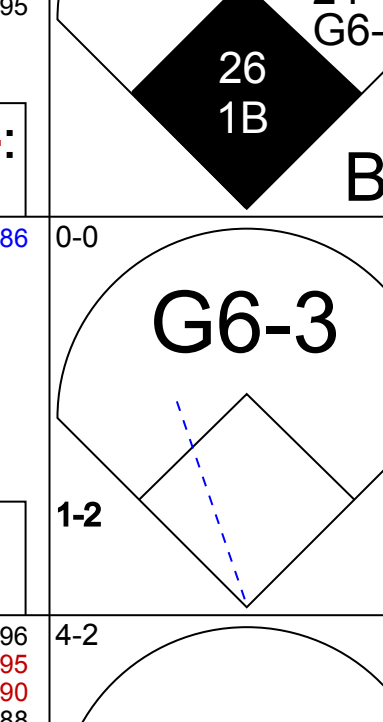

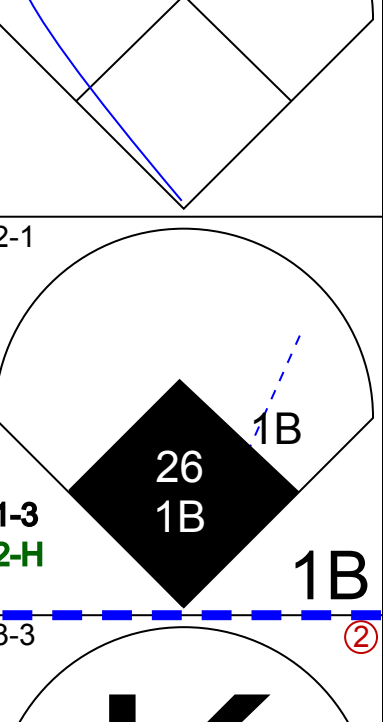
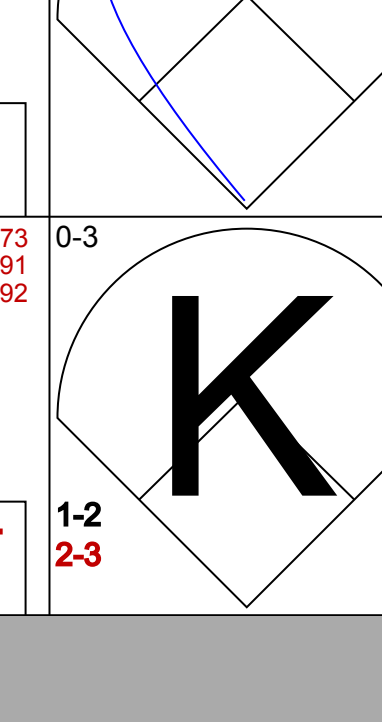


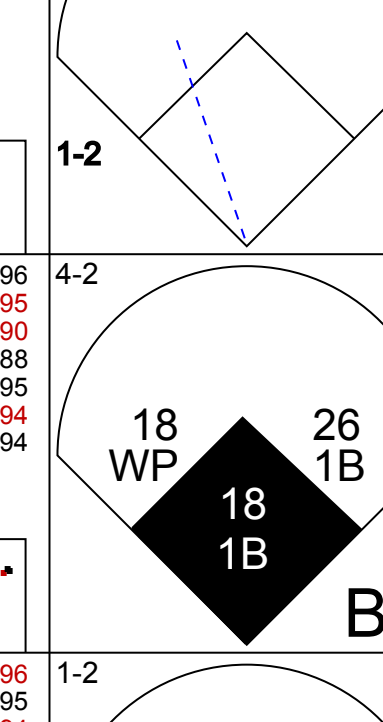

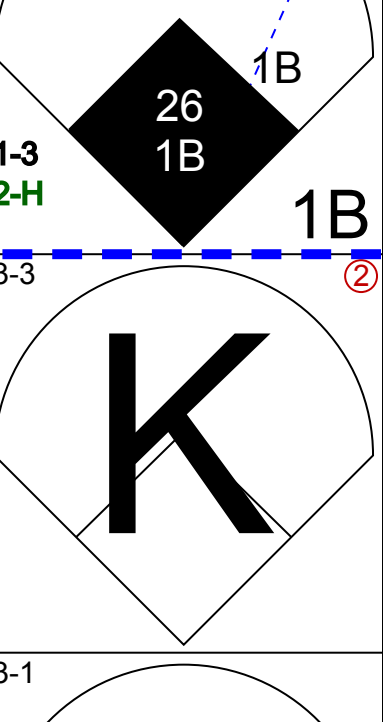
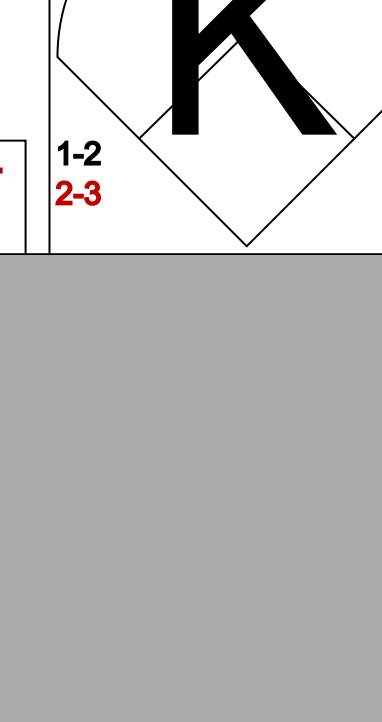

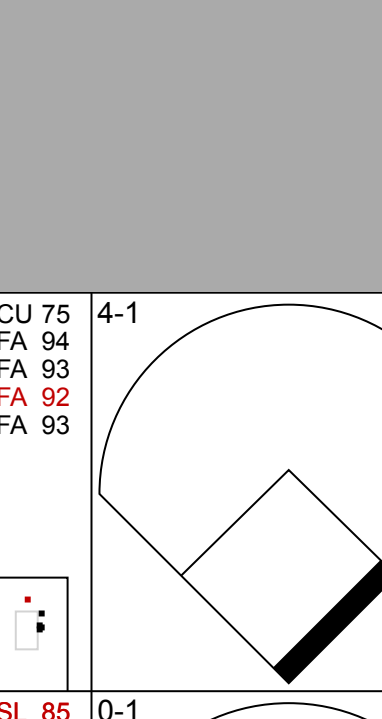
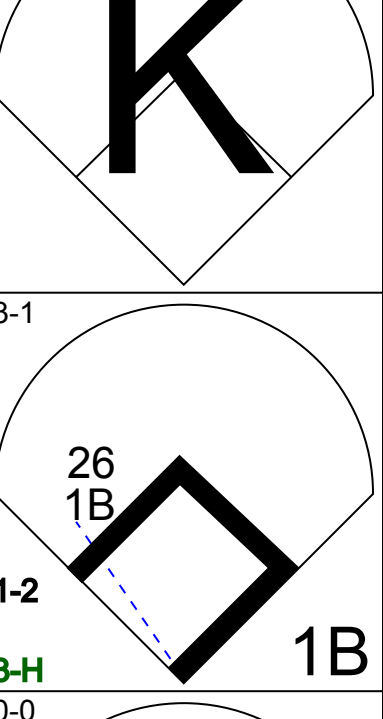


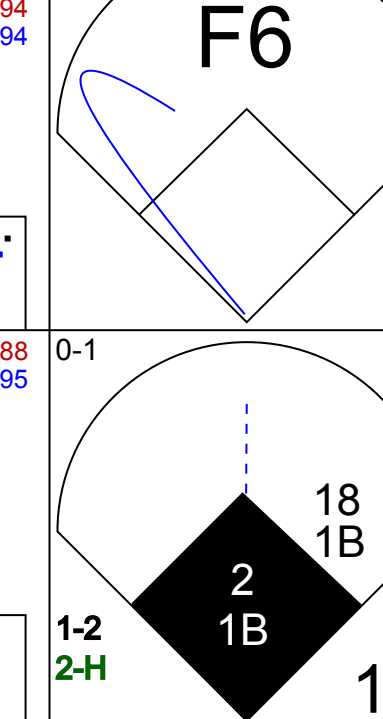
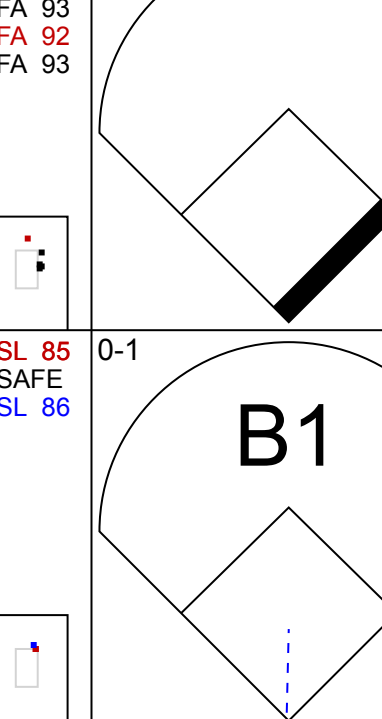
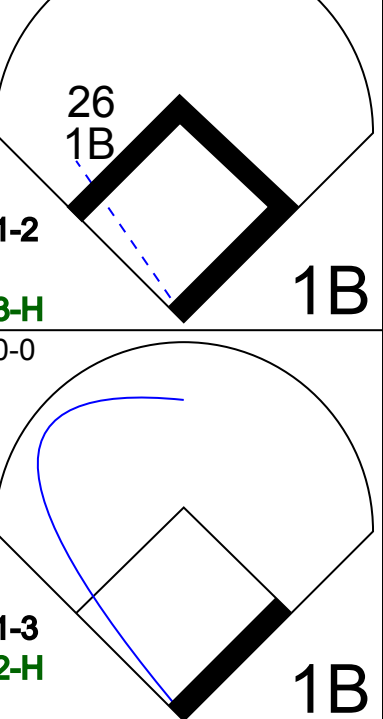

Batter	1	2	3	4	5	6	7	8	9	10	11	12	13	14	AB	R	H	RBI	BB	SO	LOB	BOTTOM												
<b>18 Johnny Damon, L</b> OBP: 0.344, SLG: 0.380 (1, 7) F FC 91 0-2 C FC 90 X CU 79 2 CS 1B			<b>B CH 86</b> 1-2 C FC 91 C FC 90 X FA 94 G6-3					<b>B FC 90</b> 1-0 X FA 94 G6-3					<b>F FA 94</b> 1-1 B FA 94 X FA 94 F8		6	1	2	0	0	0	0													
<b>2 Derek Jeter, R</b> OBP: 0.388, SLG: 0.441 (1, 6) B FA 93 2-0 SAFE B FA 93 X FA 93 G2-3 2B								<b>B FA 93</b> 2-2 B FC 92 C CU 78 X FC 91 G6-3					<b>B FA 92</b> 1-1 C CU 78 X FC 91 G6-3						<b>X FA 93</b> 0-0 G6-3						6	0	2	0	0	0	1			
<b>Bobby Abreu, L</b> OBP: 0.364, SLG: 0.450 (1, 9) C FC 91 0-1 X FA 93 G2-3								<b>C CU 78</b> 1-1 B FA 94 X CH 95 G4-3					<b>B FC 91</b> 1-2 B FA 93 X FC 91 G1-3						<b>F FA 92</b> 2-2 B FA 91 C FA 91 X CU 78 55 G4-2 20 E 13 1B									5	1	1	0	1	0	2
<b>13 Alex Rodriguez, R</b> OBP: 0.413, SLG: 0.638 (1, 5) C FC 91 3-2 B CU 79 B FA 94 X CU 79 F8								<b>F CU 77</b> 0-2 X FA 95 G4-3					<b>B FC 91</b> 2-2 B FA 91 C FA 91 X CU 78 55 G4-2 20 E 55 G4-3 24 1B						<b>B FA 91</b> 4-2 B SL 85 F FA 91 S FC 90 X FC 90 BB									6	1	2	1	0	0	3
<b>55 Hideki Matsui, L</b> OBP: 0.363, SLG: 0.492 (1, 10) C FA 94 1-1 B FA 94 X FC 92 E5 20 G3-6 1B								<b>F FC 90</b> 0-1 X FA 94 G3					<b>F FA 93</b> 0-3 C FA 93 S CU 79 K						<b>B FA 96</b> 3-1 F FA 96 B SL 87 B FA 96 X FA 95 P6									5	0	0	0	1	1	3
<b>20 Jorge Posada, S</b> OBP: 0.333, SLG: 0.546 <b>Bronson Sardinha, L</b> (8, PR) B CU 77 1-2 F FC 91 C FA 93 X FA 93 G3-6-1								<b>X CH 84</b> 0-0 G3					<b>B FA 93</b> 3-2 B FA 93 C FA 93 C FA 94 X FA 94 24 2B P4																					







Batter	1	2	3	4	5	6	7	8	9	AB	R	H	RBI	BB	SO	LOB	TOP										
<b>Reed Johnson, R</b> (1,9) OBP: 0.298, SLG: 0.317										5	0	0	0	0	3	1	<b>Toronto Blue Jays @ New York Yankees</b> Yankee Stadium, Bronx, NY Sun Sep 23 2007, 1:05 PM EDT Att: 54,983 - Sunny - 75 F										
<b>8 Russ Adams, L</b> (1,5) OBP: 0.370, SLG: 0.468										4	0	0	0	0	3	0											
<b>15 Alex Rios, R</b> (1,8) OBP: 0.353, SLG: 0.498										3	1	1	0	1	0	0											
<b>Matt Stairs, L</b> (1,10) OBP: 0.373, SLG: 0.559										4	2	2	2	0	1	1											
<b>2 Aaron Hill, R</b> (1,4) OBP: 0.328, SLG: 0.450										4	1	2	0	0	0	0											
<b>9 Greg Zaun, S</b> (1,2) OBP: 0.336, SLG: 0.419										2	0	0	0	2	0	2											
<b>18 Hector Luna, R</b> (8, PR) OBP: 0.259, SLG: 0.333										0	0	0	0	0	0	0											
<b>26 Adam Lind, L</b> (1,7) OBP: 0.275, SLG: 0.387										4	1	1	2	0	1	3											
<b>7 Curtis Thigpen, R</b> (1,3) OBP: 0.281, SLG: 0.265										4	0	2	1	0	0	0											
<b>6 John McDonald, R</b> (1,6) OBP: 0.272, SLG: 0.324										3	0	1	0	0	0	1											
<b>35 Lyle Overbay, L</b> (9, PH) OBP: 0.316, SLG: 0.392										1	0	0	0	0	1	0											
<b>Inning Stats</b>	R: 0 E: 0 K: 1 S: 7	H: 0 LOB: 0 BB: 0 P: 11	R: 3 E: 0 K: 0 S: 14	H: 4 LOB: 1 BB: 0 P: 18	R: 0 E: 0 K: 1 S: 7	H: 1 LOB: 0 BB: 0 P: 9	R: 0 E: 0 K: 0 S: 14	H: 2 LOB: 2 BB: 1 P: 24	R: 0 E: 0 K: 2 S: 10	H: 0 LOB: 0 BB: 0 P: 15	R: 0 E: 0 K: 1 S: 7	H: 0 LOB: 0 BB: 0 P: 10	R: 0 E: 0 K: 0 S: 7	H: 0 LOB: 0 BB: 0 P: 10	R: 2 E: 0 K: 2 S: 13	H: 2 LOB: 2 BB: 2 P: 26	R: 0 E: 0 K: 2 S: 8	H: 0 LOB: 0 BB: 0 P: 11	1B: 6 2B: 2 HR: 1	SF: 0 SAC: 0 DP: 0 HBP: 0	WP: 0 PB: 0 CS: 0	PA: 37					
<b>PITCHER</b>	IP	WLS	BF	H	R	ER	SO	BB	IBB	HBP	BLK	WP	HR	S	P	ERA	WHIP										
<b>35 Mike Mussina, R</b> (1, 1) ERA: 4.98	7.0	W	27	7	3	3	5	1	0	0	0	0	0	66	97	3.86	1.143										
<b>Luis Vizcaino, R</b> (8, 1) ERA: 4.17	0.2		6	2	2	2	1	2	0	0	0	0	1	10	21	27.00	6.000										
<b>62 Joba Chamberlain, R</b> (8, 1) ERA: 0.42	1.1	S	4	0	0	0	3	0	0	0	0	0	0	11	16	0.00	0.000										

Batter	1	2	3	4	5	6	7	8	9	AB	R	H	RBI	BB	SO	LOB	BOTTOM										
<b>18 Johnny Damon, L</b> (1,7) OBP: 0.345, SLG: 0.379										4	0	1	1	1	0	3	<b>Toronto Blue Jays @ New York Yankees</b> Yankee Stadium, Bronx, NY Sun Sep 23 2007, 1:05 PM EDT Att: 54,983 - Sunny - 75 F										
<b>2 Derek Jeter, R</b> (1,6) OBP: 0.387, SLG: 0.439										5	0	2	1	0	2	4											
<b>Bobby Abreu, L</b> (1,9) OBP: 0.367, SLG: 0.448										4	1	2	0	1	2	3											
<b>13 Alex Rodriguez, R</b> (1,5) OBP: 0.418, SLG: 0.641										2	1	0	0	3	1	2											
<b>55 Hideki Matsui, L</b> (1,10) OBP: 0.365, SLG: 0.493										3	2	0	0	2	1	5											
<b>24 Robinson Cano, L</b> (1,4) OBP: 0.352, SLG: 0.485										5	1	3	1	0	1	3											
<b>28 Melky Cabrera, S</b> (1,8) OBP: 0.334, SLG: 0.401										3	1	0	0	1	3	5											
<b>Doug Mientkiewicz, L</b> (1,3) OBP: 0.333, SLG: 0.415										3	0	1	1	1	0	4											
<b>26 José Molina, R</b> (1,2) OBP: 0.272, SLG: 0.343										4	1	3	3	0	0	1											
<b>Inning Stats</b>	R: 0 E: 0 K: 1 S: 11	H: 1 LOB: 1 BB: 0 P: 17	R: 3 E: 0 K: 1 S: 25	H: 3 LOB: 2 BB: 2 P: 43	R: 0 E: 0 K: 2 S: 14	H: 1 LOB: 1 BB: 1 P: 19	R: 0 E: 0 K: 1 S: 8	H: 0 LOB: 1 BB: 1 P: 14	R: 3 E: 0 K: 1 S: 16	H: 3 LOB: 2 BB: 2 P: 33	R: 0 E: 0 K: 2 S: 11	H: 1 LOB: 0 BB: 0 P: 16	R: 1 E: 0 K: 1 S: 15	H: 2 LOB: 3 BB: 2 P: 25	R: 0 E: 0 K: 1 S: 9	H: 1 LOB: 1 BB: 1 P: 16		1B: 11 2B: 2 3B: 0 HR: 0	SF: 0 SAC: 0 DP: 1 HBP: 0	WP: 1 PB: 0 SB: 1 CS: 4	PA: 43						
<b>PITCHER</b>	IP	WLS	BF	H	R	ER	SO	BB	IBB	HBP	BLK	WP	HR	S	P	ERA	WHIP										
<b>29 Dustin McGowan, R</b> (1, 1) ERA: 4.07	4.1	L	24	6	6	6	5	6	0	0	0	0	0	66	112	12.46	2.769										
<b>56 Brian Tallet, L</b> (5, 1) ERA: 3.29	0.2		4	2	0	0	1	0	0	0	0	0	0	8	14	0.00	3.000										
<b>22 Brandon League, R</b> (6, 1) ERA: 6.35	1.0		3	1	0	0	2	0	0	0	0	0	0	11	16	0.00	1.000										
<b>58 Josh Banks, R</b> (7, 1) ERA: 4.5	1.0		7	2	1	1	1	2	0	0	0	0	0	15	25	9.00	4.000										
<b>Joe Kennedy, L</b> (8, 1) ERA: 4.88	1.0		4	1	0	0	1	1	0	0	0	0	0	9	16	0.00	2.000										



Batter	1	2	3	4	5	6	7	8	9	AB	R	H	RBI	BB	SO	LOB	TOP										
Reed Johnson, R (1, 7) OBP: 0.297, SLG: 0.320	G6-3	L7			G6-3			2B		4	0	1	0	0	0	1	Toronto Blue Jays @ New York Yankees Yankee Stadium, Bronx, NY Mon Sep 24 2007, 1:05 PM EDT Att: 53,281 - Sunny - 78 F										
Matt Stairs, L (1, 9) OBP: 0.370, SLG: 0.553	K		G6-3		F9			F8		4	0	0	0	0	1												
15 Alex Rios, R (1, 8) OBP: 0.353, SLG: 0.498	F9		F9		L8			P2		4	1	1	0	0	0	1											
Frank Thomas, R (1, 10) OBP: 0.374, SLG: 0.473		G5-3	F9		G4-3			F9		4	0	0	0	0	2												
2 Aaron Hill, R (1, 4) OBP: 0.328, SLG: 0.449		7 BB 2B	E6		G6-3			F9		4	1	1	0	0	0	0											
9 Greg Zaun, S (1, 2) OBP: 0.335, SLG: 0.415		7 BB 18 G5-3 BB	P3		G5-3			L9		3	1	0	0	1	0	1											
7 Curtis Thigpen, R (1, 3) 35 Lyle Overbay, L (7, 3) OBP: 0.315, SLG: 0.391		18 G5-3 6 BB 2B	P4		P3			K		3	1	1	1	0	0	0											
18 Hector Luna, R (1, 5) OBP: 0.267, SLG: 0.333		G5-3	F9		F9					3	0	1	1	0	0	1											
6 John McDonald, R (1, 6) OBP: 0.272, SLG: 0.327		2B	G6-4-3		F8					3	0	1	1	0	0	1											
<b>Inning Stats</b>	R: 0 E: 0 K: 1 S: 7	H: 0 LOB: 0 BB: 0 P: 10	R: 3 E: 0 K: 0 S: 17	H: 3 LOB: 1 BB: 1 P: 25	R: 1 E: 1 K: 0 S: 9	H: 1 LOB: 0 BB: 0 P: 16	R: 0 E: 0 K: 0 S: 13	H: 1 LOB: 0 BB: 0 P: 19	R: 0 E: 0 K: 0 S: 5	H: 0 LOB: 0 BB: 0 P: 10	R: 0 E: 0 K: 0 S: 12	H: 0 LOB: 0 BB: 0 P: 16	R: 0 E: 0 K: 0 S: 5	H: 0 LOB: 0 BB: 0 P: 8	R: 0 E: 0 K: 0 S: 16	H: 1 LOB: 1 BB: 0 P: 22		R: 0 E: 0 K: 1 S: 15	H: 0 LOB: 0 BB: 0 P: 22	1B: 2 2B: 4 3B: 0 HR: 0	SF: 0 SAC: 0 DP: 1 HBP: 0	WP: 0 PB: 0 SB: 0 CS: 0	PA: 34				
<b>PITCHER</b>	IP	WLS	BF	H	R	ER	SO	BB	IBB	HBP	BLK	WP	HR	S	P	ERA	WHIP										
46 Andy Pettitte, L (1, 1) ERA: 3.81	6.0	L	24	5	4	3	1	1	0	0	0	0	0	63	96	4.50	1.000										
Kyle Farnsworth, R (7, 1) ERA: 4.89	1.0		3	0	0	0	0	0	0	0	0	0	0	5	8	0.00	0.000										
41 Jose Veras, R (8, 1) ERA: 8.53	1.0		4	1	0	0	0	0	0	0	0	0	0	16	22	0.00	1.000										
39 Ross Ohlendorf, R (9, 1) ERA: 2.45	1.0		3	0	0	0	1	0	0	0	0	0	0	15	22	0.00	0.000										
<b>Batter</b>	<b>1</b>	<b>2</b>	<b>3</b>	<b>4</b>	<b>5</b>	<b>6</b>	<b>7</b>	<b>8</b>	<b>9</b>	<b>AB</b>	<b>R</b>	<b>H</b>	<b>RBI</b>	<b>BB</b>	<b>SO</b>	<b>LOB</b>	<b>BOTTOM</b>										
18 Johnny Damon, L (1, 10) OBP: 0.343, SLG: 0.376	L7		G3		G1			G4-3		4	0	0	0	0	0	2	Toronto Blue Jays @ New York Yankees Yankee Stadium, Bronx, NY Mon Sep 24 2007, 1:05 PM EDT Att: 53,281 - Sunny - 78 F										
2 Derek Jeter, R (1, 6) OBP: 0.386, SLG: 0.440	F9		F9		G3 13 G1-3 2B			G6-3		4	1	1	0	0	0	2											
Bobby Abreu, L (1, 9) OBP: 0.367, SLG: 0.449	G3		G4-3		G3			G3		4	0	1	0	0	0	1											
13 Alex Rodriguez, R (1, 5) OBP: 0.417, SLG: 0.638		G6-3	G5-3		G1-3			G1-3		4	0	1	1	0	0	0											
55 Hideki Matsui, L (1, 7) OBP: 0.366, SLG: 0.495		G3-1	G3-1		G3-1			F7		4	0	2	0	0	0	2											
20 Jorge Posada, S (1, 2) OBP: 0.324, SLG: 0.545		G4-1	G4-1		F7			F7		3	0	0	0	0	0	1											
24 Robinson Cano, L (1, 4) OBP: 0.349, SLG: 0.481			G6-3		G4-3			F8		4	0	0	0	0	1	2											
Doug Mientkiewicz, L (1, 3) Jason Giambi, L (8, PH) OBP: 0.354, SLG: 0.445			G1-3		G1-3			K		3	0	1	0	0	1	0											
2B Melky Cabrera, S (1, 8) OBP: 0.332, SLG: 0.398		E3 18 G3 2B	G4-3		G4-3			G3		3	0	0	0	0	0	1											
<b>Inning Stats</b>	R: 0 E: 0 K: 0 S: 7	H: 0 LOB: 0 BB: 0 P: 9	R: 0 E: 0 K: 0 S: 5	H: 0 LOB: 0 BB: 0 P: 10	R: 0 E: 1 K: 0 S: 8	H: 1 LOB: 2 BB: 0 P: 10	R: 0 E: 0 K: 0 S: 13	H: 1 LOB: 0 BB: 0 P: 22	R: 0 E: 0 K: 0 S: 8	H: 0 LOB: 0 BB: 0 P: 12	R: 1 E: 0 K: 0 S: 13	H: 2 LOB: 1 BB: 0 P: 20	R: 0 E: 0 K: 1 S: 5	H: 0 LOB: 0 BB: 0 P: 8	R: 0 E: 0 K: 0 S: 8	H: 2 LOB: 2 BB: 0 P: 12		R: 0 E: 0 K: 1 S: 6	H: 0 LOB: 0 BB: 0 P: 6	1B: 2 2B: 4 3B: 0 HR: 0	SF: 0 SAC: 0 DP: 0 HBP: 1	WP: 0 PB: 0 SB: 0 CS: 0	PA: 35				
<b>PITCHER</b>	IP	WLS	BF	H	R	ER	SO	BB	IBB	HBP	BLK	WP	HR	S	P	ERA	WHIP										
51 Jesse Litsch, R (1, 1) ERA: 3.94	7.2	W	30	5	1	1	1	0	0	0	0	0	0	64	99	1.17	0.652										
44 Casey Janssen, R (8, 1) ERA: 2.35	1.1	S	5	1	0	0	1	0	0	0	0	0	0	9	10	0.00	0.750										

AB 33  
R 4  
H 6  
RBI 3  
BB 1  
SO 2  
LOB 8



AB 34  
R 1  
H 6  
RBI 1  
BB 0  
SO 2  
LOB 11









Batter	1	2	3	4	5	6	7	8	9	AB	R	H	RBI	BB	SO	LOB	TOP			
18 Johnny Damon, L (1, 7) OBP: 0.350, SLG: 0.386	G4-3		L8		1 SAFE 1-1 2 SF9 20 1B 1-2	2 WP 20 1B	K		1-3 2B	6	2	3	0	0	1	1	<b>New York Yankees @ Tampa Bay Devil Rays</b> Tropicana Field, St. Petersburg, FL Wed Sep 26 2007, 7:10 PM EDT Att: 21,621 - Dome - 72 F <a href="http://livebaseballscorecards.com">livebaseballscorecards.com</a>			
2 Derek Jeter, R (1, 6) OBP: 0.397, SLG: 0.448	K			0-0 HR	1-1 SF9	20 1B 1B	G3-1 2B		2-3 K	5	2	3	2	0	2	2				
Bobby Abreu, L (1, 9) OBP: 0.367, SLG: 0.444	G3-1			0-1 20 G5-3 24 G4-3 13 BB	4-2 20 1B BB	20 1B 24 1B	G3-1		2-2 P5	5	3	1	1	1	0	3				
13 Alex Rodriguez, R (1, 5) OBP: 0.418, SLG: 0.637		1-3 K		4-1 24 G4-3 20 G5-3 1-2 BB	1-1 20 1B 24 HR HBP	3-2 F6	K		4-1 BB	3	1	0	0	2	2	3				
20 Jorge Posada, S (1, 2) OBP: 0.423, SLG: 0.544	G5-3			1-1 G5-3	0-0 24 HR	3-1 1B 24 1B		1-1 F9	6	1	3	3	0	0	5					
24 Robinson Cano, L (1, 4) OBP: 0.352, SLG: 0.487	L8			0-2 G4-3	0-0 HR	0-0 1B		1-2 G4-6-3	5	1	2	5	0	0	2					
17 Shelley Duncan, R (1, 10) Jason Giambi, L (8, PH) OBP: 0.355, SLG: 0.445			4-1 G1-3 BB		2-1 2B		P2		1-1 2B 1B	3	1	1	0	1	1	3				
Doug Mientkiewicz, L (1, 3) OBP: 0.347, SLG: 0.439			0-1 G1-3		2 18 2 1B			3-2 2B	5	1	4	1	0	0	1					
28 Melky Cabrera, S (1, 8) OBP: 0.328, SLG: 0.393	G5-3				K		G3-1		4-2 18 2B BB	4	0	0	0	1	2	6				
<b>Inning Stats</b>	R: 0 E: 0 K: 1 S: 8	H: 0 LOB: 0 BB: 0 P: 13	R: 0 E: 0 K: 1 S: 8	H: 0 LOB: 0 BB: 0 P: 14	R: 0 E: 0 K: 0 S: 9	H: 0 LOB: 1 BB: 1 P: 16	R: 2 E: 1 K: 1 S: 12	H: 1 LOB: 1 BB: 1 P: 19	R: 7 E: 0 K: 2 S: 23	H: 6 LOB: 3 BB: 0 P: 35	R: 3 E: 0 K: 0 S: 21	H: 6 LOB: 3 BB: 0 P: 15	R: 0 E: 0 K: 0 S: 10	H: 3 LOB: 2 BB: 0 P: 16	R: 0 E: 0 K: 1 S: 17	H: 1 LOB: 3 BB: 2 P: 31	1B: 11 2B: 5 3B: 0 HR: 2	SF: 1 SAC: 0 DP: 1 HBP: 1	WP: 1 PB: 0 CS: 0	PA: 50
<b>PITCHER</b>	IP WLS BF H R ER SO	IP WLS BF H R ER SO	IP WLS BF H R ER SO	IP WLS BF H R ER SO	IP WLS BF H R ER SO	IP WLS BF H R ER SO	IP WLS BF H R ER SO	IP WLS BF H R ER SO	IP WLS BF H R ER SO	IP WLS BF H R ER SO	IP WLS BF H R ER SO	IP WLS BF H R ER SO	IP WLS BF H R ER SO	IP WLS BF H R ER SO	IP WLS BF H R ER SO	IP WLS BF H R ER SO	ERA WHIP	ERA WHIP		
39 J.P. Howell, L (1, 1) ERA: 7.59	4.2 L 25 6 9 8 4																	15.43 1.929		
Scott Dohmann, R (5, 1) ERA: 3.34	0.1 2 1 0 0 1																	0.00 3.000		
Jeff Ridgway, L (6, 1) ERA: 189.0	0.1 5 4 3 3 0																	81.00 12.000		
53 Juan Salas, R (6, 1) ERA: 3.72	1.2 8 3 0 0 2																	0.00 1.800		
Jay Witasick, R (8, 1) ERA: 5.17	1.0 4 3 0 0 0																	0.00 3.000		
<b>PITCHER</b>	IP WLS BF H R ER SO	IP WLS BF H R ER SO	IP WLS BF H R ER SO	IP WLS BF H R ER SO	IP WLS BF H R ER SO	IP WLS BF H R ER SO	IP WLS BF H R ER SO	IP WLS BF H R ER SO	IP WLS BF H R ER SO	IP WLS BF H R ER SO	IP WLS BF H R ER SO	IP WLS BF H R ER SO	IP WLS BF H R ER SO	IP WLS BF H R ER SO	IP WLS BF H R ER SO	IP WLS BF H R ER SO	ERA WHIP	ERA WHIP		
Brian Stokes, R (9, 1) ERA: 7.07	1.0 6 1 0 0 1																	0.00 3.000		

Batter	1	2	3	4	5	6	7	8	9	AB	R	H	RBI	BB	SO	LOB	BOTTOM			
1 Akinori Iwamura, L (1, 5) OBP: 0.354, SLG: 0.406	23 SF7 3B		G4-3	L8		G6-3		1B		3	1	1	0	0	0	2	<b>New York Yankees @ Tampa Bay Devil Rays</b> Tropicana Field, St. Petersburg, FL Wed Sep 26 2007, 7:10 PM EDT Att: 21,621 - Dome - 72 F <a href="http://livebaseballscorecards.com">livebaseballscorecards.com</a>			
29 Joel Guzman, R (6, PH) OBP: 0.370, SLG: 0.440								1B		2	0	1	0	0	0	0				
Jorge Velazquez, R (1, 4) OBP: 0.476, SLG: 0.571	G5-3		K		2-3 K			1-2 1B		5	0	1	0	0	3	1				
23 Carlos Pena, L (1, 3) OBP: 0.402, SLG: 0.610	SF7		4-1 2 1B BB		1-0 HR			F8	1-1 F7	3	1	1	2	1	0	2				
2 B.J. Upton, R (1, 8) OBP: 0.390, SLG: 0.517	3-2 S		2-1 SAFE		2-3 K			1-1 WP		3	0	2	0	0	1	0				
10 Justin Ruggiano, R (7, 8) OBP: 0.353, SLG: 0.353	1B		1-2 1B					1B		2	0	1	0	0	1	0				
Delmon Young, R (1, 9) OBP: 0.319, SLG: 0.413	G3-1		1-0 F8		0-0 1B			G6-3	1-2 G4-3	5	0	1	0	0	0	4				
Greg Norton, S (1, 10) OBP: 0.397, SLG: 0.356		1-2 30 G4-3 1B		0-3 K2-3	2-1 1B			0-1 31 HR 2B	1-0 P4	5	1	3	0	0	1	0				
31 Jonny Gomes, R (1, 7) OBP: 0.328, SLG: 0.466		2-3 K		4-0 30 BB BB	0-3 K			0-0 2H HR		3	1	1	2	1	2	3				
30 Dioner Navarro, S (1, 2) OBP: 0.287, SLG: 0.357	G4-3		1-1 SAFE		4-1 SAFE			1-1 F8		2	0	0	0	1	0	1				
Josh Paul, R (8, PH) OBP: 0.254, SLG: 0.248		1-2 1B		1-2 BB						1	0	0	0	0	0	0				
Josh Wilson, R (1, 6) OBP: 0.281, SLG: 0.326	G6-3		2-1 F8		0-1 F8			G5-3	0-2 G5-3	4	0	0	0	0	0	3				
<b>Inning Stats</b>	R: 1 E: 0 K: 0 S: 9	H: 2 LOB: 1 BB: 0 P: 15	R: 0 E: 0 K: 1 S: 10	H: 1 LOB: 0 BB: 0 P: 16	R: 0 E: 0 K: 1 S: 7	H: 0 LOB: 2 BB: 2 P: 15	R: 0 E: 0 K: 3 S: 14	H: 3 LOB: 2 BB: 0 P: 21	R: 0 E: 0 K: 0 S: 6	H: 0 LOB: 0 BB: 0 P: 10	R: 0 E: 0 K: 1 S: 9	H: 1 LOB: 1 BB: 0 P: 14	R: 2 E: 0 K: 0 S: 13	H: 4 LOB: 2 BB: 0 P: 17	R: 0 E: 0 K: 1 S: 8	H: 0 LOB: 0 BB: 0 P: 10	1B: 8 2B: 1 3B: 1 HR: 2	SF: 1 SAC: 0 DP: 0 HBP: 0	WP: 1 PB: 0 CS: 0	PA: 42
<b>PITCHER</b>	IP WLS BF H R ER SO	IP WLS BF H R ER SO	IP WLS BF H R ER SO	IP WLS BF H R ER SO	IP WLS BF H R ER SO	IP WLS BF H R ER SO	IP WLS BF H R ER SO	IP WLS BF H R ER SO	IP WLS BF H R ER SO	IP WLS BF H R ER SO	IP WLS BF H R ER SO	IP WLS BF H R ER SO	IP WLS BF H R ER SO	IP WLS BF H R ER SO	IP WLS BF H R ER SO	IP WLS BF H R ER SO	ERA WHIP	ERA WHIP		
40 Chien-Ming Wang, R (1, 1) ERA: 3.7	6.0 W 28 7 2 2 6																	3.00 1.667		
62 Joba Chamberlain, R (7, 1) ERA: 0.4	1.0 4 1 0 0 1																	0.00 1.000		
Luis Vizcaino, R (8, 1) ERA: 4.36	1.0 7 4 2 2 0																	18.00 4.000		
42 Mariano Rivera, R (9, 1) ERA: 2.82	1.0 3 0 0 0 1																	0.00 0.000		







Batter	1	2	3	4	5	6	7	8	9	10	AB	R	H	RBI	BB	SO	LOB	TOP	
18 Johnny Damon, L OBP: 0.351, SLG: 0.396 28 Melky Cabrera, S OBP: 0.328, SLG: 0.392	P6		2 1B	G6-3		HR		F7	F9		5	2	2	1	0	0	0		
2 Derek Jeter, R OBP: 0.387, SLG: 0.449 Bronson Ardrin, L OBP: 0.200, SLG: 0.200	G3-1		13 HR			K		G5-3		G3	6	1	2	2	0	2	0		
Bobby Abreu, L OBP: 0.368, SLG: 0.447 14 Wilson Betemit, S OBP: 0.331, SLG: 0.448			K			F7			G3		5	2	2	0	1	1	2		
13 Alex Rodriguez, R OBP: 0.420, SLG: 0.644 63 Alberto Gonzalez, R OBP: 0.250, SLG: 0.143						13 2B					5	2	3	4	1	2	1		
55 Hideki Matsui, L OBP: 0.357, SLG: 0.488						55 1B					5	2	3	4	1	2	1		
20 Jorge Posada, S OBP: 0.428, SLG: 0.544 26 José Molina, R OBP: 0.267, SLG: 0.335						24 1B					3	1	1	1	3	0	0		
Jason Giambi, L OBP: 0.349, SLG: 0.431						24 1B					2	0	1	0	2	0	1		
24 Robinson Canó, L OBP: 0.353, SLG: 0.487						24 1B					2	0	0	0	0	0	5		
Doug Mientkiewicz, L OBP: 0.343, SLG: 0.432						18 2B					4	0	0	0	2	1	6		
						F8					5	0	2	1	0	1	4		
						F8					5	1	1	0	0	1	5		
											1B: 7	SF: 0	2B: 6	SAC: 0	3B: 0	DP: 1	HBP: 0	WP: 0	PA: 52
											1B: 7	SF: 0	2B: 6	SAC: 0	3B: 0	DP: 1	HBP: 0	WP: 0	PA: 52
											1B: 7	SF: 0	2B: 6	SAC: 0	3B: 0	DP: 1	HBP: 0	WP: 0	PA: 52
											1B: 7	SF: 0	2B: 6	SAC: 0	3B: 0	DP: 1	HBP: 0	WP: 0	PA: 52
											1B: 7	SF: 0	2B: 6	SAC: 0	3B: 0	DP: 1	HBP: 0	WP: 0	PA: 52
											1B: 7	SF: 0	2B: 6	SAC: 0	3B: 0	DP: 1	HBP: 0	WP: 0	PA: 52
											1B: 7	SF: 0	2B: 6	SAC: 0	3B: 0	DP: 1	HBP: 0	WP: 0	PA: 52
											1B: 7	SF: 0	2B: 6	SAC: 0	3B: 0	DP: 1	HBP: 0	WP: 0	PA: 52
											1B: 7	SF: 0	2B: 6	SAC: 0	3B: 0	DP: 1	HBP: 0	WP: 0	PA: 52
											1B: 7	SF: 0	2B: 6	SAC: 0	3B: 0	DP: 1	HBP: 0	WP: 0	PA: 52
											1B: 7	SF: 0	2B: 6	SAC: 0	3B: 0	DP: 1	HBP: 0	WP: 0	PA: 52
											1B: 7	SF: 0	2B: 6	SAC: 0	3B: 0	DP: 1	HBP: 0	WP: 0	PA: 52
											1B: 7	SF: 0	2B: 6	SAC: 0	3B: 0	DP: 1	HBP: 0	WP: 0	PA: 52
											1B: 7	SF: 0	2B: 6	SAC: 0	3B: 0	DP: 1	HBP: 0	WP: 0	PA: 52
											1B: 7	SF: 0	2B: 6	SAC: 0	3B: 0	DP: 1	HBP: 0	WP: 0	PA: 52
											1B: 7	SF: 0	2B: 6	SAC: 0	3B: 0	DP: 1	HBP: 0	WP: 0	PA: 52
											1B: 7	SF: 0	2B: 6	SAC: 0	3B: 0	DP: 1	HBP: 0	WP: 0	PA: 52
											1B: 7	SF: 0	2B: 6	SAC: 0	3B: 0	DP: 1	HBP: 0	WP: 0	PA: 52
											1B: 7	SF: 0	2B: 6	SAC: 0	3B: 0	DP: 1	HBP: 0	WP: 0	PA: 52
											1B: 7	SF: 0	2B: 6	SAC: 0	3B: 0	DP: 1	HBP: 0	WP: 0	PA: 52
											1B: 7	SF: 0	2B: 6	SAC: 0	3B: 0	DP: 1	HBP: 0	WP: 0	PA: 52
											1B: 7	SF: 0	2B: 6	SAC: 0	3B: 0	DP: 1	HBP: 0	WP: 0	PA: 52
											1B: 7	SF: 0	2B: 6	SAC: 0	3B: 0	DP: 1	HBP: 0	WP: 0	PA: 52
											1B: 7	SF: 0	2B: 6	SAC: 0	3B: 0	DP: 1	HBP: 0	WP: 0	PA: 52
											1B: 7	SF: 0	2B: 6	SAC: 0	3B: 0	DP: 1	HBP: 0	WP: 0	PA: 52
											1B: 7	SF: 0	2B: 6	SAC: 0	3B: 0	DP: 1	HBP: 0	WP: 0	PA: 52
											1B: 7	SF: 0	2B: 6	SAC: 0	3B: 0	DP: 1	HBP: 0	WP: 0	PA: 52
											1B: 7	SF: 0	2B: 6	SAC: 0	3B: 0	DP: 1	HBP: 0	WP: 0	PA: 52
											1B: 7	SF: 0	2B: 6	SAC: 0	3B: 0	DP: 1	HBP: 0	WP: 0	PA: 52
											1B: 7	SF: 0	2B: 6	SAC: 0	3B: 0	DP: 1	HBP: 0	WP: 0	PA: 52
											1B: 7	SF: 0	2B: 6	SAC: 0	3B: 0	DP: 1	HBP: 0	WP: 0	PA: 52
											1B: 7	SF: 0	2B: 6	SAC: 0	3B: 0	DP: 1	HBP: 0	WP: 0	PA: 52
											1B: 7	SF: 0	2B: 6	SAC: 0	3B: 0	DP: 1	HBP: 0	WP: 0	PA: 52
											1B: 7	SF: 0	2B: 6	SAC: 0	3B: 0	DP: 1	HBP: 0	WP: 0	PA: 52
											1B: 7	SF: 0	2B: 6	SAC: 0	3B: 0	DP: 1	HBP: 0	WP: 0	PA: 52
											1B: 7	SF: 0	2B: 6	SAC: 0	3B: 0	DP: 1	HBP: 0	WP: 0	PA: 52
											1B: 7	SF: 0	2B: 6	SAC: 0	3B: 0	DP: 1	HBP: 0	WP: 0	PA: 52
											1B: 7	SF: 0	2B: 6	SAC: 0	3B: 0	DP: 1	HBP: 0	WP: 0	PA: 52
											1B: 7	SF: 0	2B: 6	SAC: 0	3B: 0	DP: 1	HBP: 0	WP: 0	PA: 52
											1B: 7	SF: 0	2B: 6	SAC: 0	3B: 0	DP: 1	HBP: 0	WP: 0	PA: 52
											1B: 7	SF: 0	2B: 6	SAC: 0	3B: 0	DP: 1	HBP: 0	WP: 0	PA: 52
											1B: 7	SF: 0	2B: 6	SAC: 0	3B: 0	DP: 1	HBP: 0	WP: 0	PA: 52
											1B: 7	SF: 0	2B: 6	SAC: 0	3B: 0	DP: 1	HBP: 0	WP: 0	PA: 52
											1B: 7	SF: 0	2B: 6	SAC: 0	3B: 0	DP: 1	HBP: 0	WP: 0	PA: 52
											1B: 7	SF: 0	2B: 6	SAC: 0	3B: 0	DP: 1	HBP: 0	WP: 0	PA: 52
											1B: 7	SF: 0	2B: 6	SAC: 0	3B: 0	DP: 1	HBP: 0	WP: 0	PA: 52
											1B: 7	SF: 0	2B: 6	SAC: 0	3B: 0	DP: 1	HBP: 0	WP: 0	PA: 52
											1B: 7	SF: 0	2B: 6	SAC: 0	3B: 0	DP: 1	HBP: 0	WP: 0	PA: 52
											1B: 7	SF: 0	2B: 6	SAC: 0	3B: 0	DP: 1	HBP: 0	WP: 0	PA: 52
											1B: 7	SF: 0	2B: 6	SAC: 0	3B: 0	DP: 1	HBP: 0	WP: 0	PA: 52
											1B: 7	SF: 0	2B: 6	SAC: 0	3B: 0	DP: 1	HBP: 0	WP: 0	PA: 52
											1B: 7	SF: 0	2B: 6	SAC: 0	3B: 0	DP: 1	HBP: 0	WP: 0	PA: 52
											1B: 7	SF: 0	2B: 6	SAC: 0	3B: 0	DP: 1	HBP: 0	WP: 0	PA: 52
											1B: 7	SF: 0	2B: 6	SAC: 0	3B: 0	DP: 1	HBP: 0	WP: 0	PA: 52
											1B: 7	SF: 0	2B: 6	SAC: 0	3B: 0	DP: 1	HBP: 0	WP: 0	PA: 52
											1B: 7	SF: 0	2B: 6	SAC: 0	3B: 0	DP: 1	HBP: 0	WP: 0	PA: 52
											1B: 7	SF: 0	2B: 6	SAC: 0	3B: 0	DP: 1	HBP: 0	WP: 0	PA: 52
											1B: 7	SF: 0	2B: 6	SAC: 0	3B: 0	DP: 1	HBP: 0	WP: 0	PA: 52
											1B: 7	SF: 0	2B: 6	SAC: 0	3B: 0	DP: 1	HBP: 0	WP: 0	PA: 52
											1B: 7	SF: 0	2B: 6	SAC: 0	3B: 0	DP: 1	HBP: 0	WP: 0	PA: 52
											1B: 7	SF: 0	2B: 6	SAC: 0	3B: 0	DP: 1	HBP: 0	WP: 0	PA: 52
											1B: 7	SF: 0	2B: 6	SAC: 0	3B: 0	DP: 1	HBP: 0	WP: 0	PA: 52
											1B: 7	SF: 0	2B: 6	SAC: 0	3B: 0	DP: 1	HBP: 0	WP: 0	PA: 52
											1B: 7	SF: 0	2B: 6	SAC: 0	3B: 0	DP: 1	HBP: 0	WP: 0	PA: 52
											1B: 7	SF: 0	2B: 6	SAC: 0	3B: 0	DP: 1	HBP: 0	WP: 0	PA: 52
											1B: 7	SF: 0	2B: 6	SAC: 0	3B: 0	DP: 1	HBP: 0	WP: 0	PA: 52
											1B: 7	SF: 0	2B: 6	SAC: 0	3B: 0	DP: 1	HBP: 0	WP: 0	PA: 52







Batter	1	2	3	4	5	6	7	8	9	AB	R	H	RBI	BB	SO	LOB	TOP					
18 Johnny Damon, L OBP: 0.351, SLG: 0.396 17 Shelley Duncan, R OBP: 0.329, SLG: 0.554	K	FC6-4		FC4-6 HBP 1B	SF9 BB 1B	F8		K		3	1	1	1	0	1	2						
2 Derek Jeter, R OBP: 0.368, SLG: 0.452 63 Alberto Gonzalez, R OBP: 0.333, SLG: 0.071		K		FC4-6 BB	K	P6			P3	2	1	1	0	1	1	2						
Bobby Abreu, L OBP: 0.369, SLG: 0.445				F7	FC4-6 HBP 13 G3				F8	4	1	0	2	2	0	2						
13 Alex Rodriguez, R OBP: 0.422, SLG: 0.645 Bronson Sardinha, L OBP: 0.417, SLG: 0.333					SF9					2	1	2	1	1	0	0						
Jason Giambi, L OBP: 0.356, SLG: 0.433										2	1	1	1	1	1	0	0					
14 Wilson Betemit, S OBP: 0.333, SLG: 0.454										5	0	1	2	0	2	5						
28 Melky Cabrera, S OBP: 0.327, SLG: 0.391										5	0	2	3	0	2	6						
Doug Mientkiewicz, L OBP: 0.349, SLG: 0.440										4	0	1	0	1	0	5						
26 José Molina, R OBP: 0.274, SLG: 0.340										4	2	2	0	1	0	1						
Inning Stats	R: 1 E: 0 K: 2 S: 15	H: 2 LOB: 2 BB: 1 P: 26	R: 0 E: 0 K: 1 S: 22	H: 2 LOB: 2 BB: 0 P: 29	R: 1 E: 0 K: 0 S: 11	H: 2 LOB: 1 BB: 1 P: 18	R: 4 E: 0 K: 0 S: 17	H: 3 LOB: 3 BB: 2 P: 33	R: 3 E: 0 K: 1 S: 15	H: 2 LOB: 2 BB: 3 P: 34	R: 0 E: 0 K: 1 S: 12	H: 1 LOB: 1 BB: 1 P: 20	R: 1 E: 0 K: 1 S: 12	H: 1 LOB: 1 BB: 1 P: 22	R: 0 E: 0 K: 2 S: 12	H: 0 LOB: 0 BB: 0 P: 20	R: 0 E: 0 K: 1 S: 14	H: 1 LOB: 1 BB: 0 P: 19	1B: 11 2B: 2 3B: 1 HR: 0	SF: 1 SAC: 0 DP: 0 HBP: 1	WP: 1 PB: 0 SB: 1 CS: 0	PA: 50
PITCHER	IP	WLS	BF	H	R	ER	SO	BB	IBB	HBP	BLK	WP	HR	S	P	ERA	WHIP					
56 Brian Bures, L ERA: 5.95 Victor Zambrano, R ERA: 10.17 Rob Bell, R ERA: 5.94 62 Radhames Liz, R ERA: 6.93	3.1	L	21	9	6	6	3	2	0	0	0	0	0	60	93	16.20	3.300					
2 Luis Hernandez, S OBP: 0.300, SLG: 0.362	1.0		9	1	3	3	1	4	0	1	0	1	0	15	39	27.00	5.000					
6 Melvin Mora, R OBP: 0.341, SLG: 0.418 Gustavo Molina, R OBP: 0.138, SLG: 0.148	0.2		3	1	0	0	1	0	0	0	0	0	0	5	8	0.00	1.500					
62 Radhames Liz, R ERA: 6.93	4.0		17	3	1	1	5	2	0	0	0	0	0	50	81	2.25	1.250					

New York Yankees @ Baltimore Orioles  
Oriole Park at Camden Yards, Baltimore, MD

AB 40  
R 10  
H 14  
RBI 10  
BB 8  
SO 10  
LOB 32



WP: 1 PA: 50  
PB: 0  
SB: 1  
CS: 0

Sun Sep 30 2007, 1:35 PM EDT  
Att: 43,589 - Sunny - 84 F

Batter	1	2	3	4	5	6	7	8	9	AB	R	H	RBI	BB	SO	LOB	BOTTOM					
Tike Redman, L OBP: 0.341, SLG: 0.462	P6		K		FC4-6 FC4-6		F8			4	0	0	0	0	1	1						
2 Luis Hernandez, S OBP: 0.300, SLG: 0.362	G3-1		G4-3		FC4-6		G3			4	0	0	0	0	1							
6 Melvin Mora, R OBP: 0.341, SLG: 0.418 Gustavo Molina, R OBP: 0.138, SLG: 0.148	F9				1B HBP G6-4-3 1B		G4-3		G6-3	3	1	1	0	0	0	0						
Miguel Tejada, R OBP: 0.357, SLG: 0.442 12 Brandon Fahey, L OBP: 0.196, SLG: 0.222					G6-4-3 1B HBP		FC6-4 BB 1B		L6	2	0	1	0	0	0	0						
Kevin Millar, R OBP: 0.365, SLG: 0.420					G6-4-3 1B		FC6-4 BB		F9	3	1	2	1	1	0	0						
Jay Payton, R OBP: 0.292, SLG: 0.376					G6-4-3 1B		FC6-4 BB			3	0	0	0	1	0	4						
9 Scott Moore, L OBP: 0.236, SLG: 0.327					K		FC6-4 1B		F9	4	0	1	1	0	1	2						
J.R. House, R OBP: 0.268, SLG: 0.500							FC6-4 HBP		FC6-4 HR	3	1	1	1	0	0	3						
3 Freddie Bynum, L OBP: 0.290, SLG: 0.448					K		K		K	4	0	0	0	0	4	1						
Inning Stats	R: 0 E: 0 K: 0 S: 12	H: 0 LOB: 0 BB: 0 P: 17	R: 1 E: 0 K: 0 S: 6	H: 1 LOB: 1 BB: 1 P: 13	R: 0 E: 0 K: 2 S: 8	H: 0 LOB: 0 BB: 0 P: 12	R: 1 E: 0 K: 1 S: 8	H: 2 LOB: 1 BB: 0 P: 13	R: 0 E: 0 K: 1 S: 10	H: 0 LOB: 1 BB: 1 P: 13	R: 1 E: 0 K: 0 S: 12	H: 2 LOB: 2 BB: 1 P: 22	R: 0 E: 0 K: 1 S: 9	H: 0 LOB: 0 BB: 0 P: 14	R: 0 E: 0 K: 0 S: 8	H: 0 LOB: 0 BB: 0 P: 13	R: 1 E: 0 K: 1 S: 11	H: 1 LOB: 0 BB: 0 P: 14	1B: 4 2B: 0 3B: 0 HR: 2	SF: 0 SAC: 0 DP: 1 HBP: 2	WP: 0 PB: 1 SB: 0 CS: 0	PA: 36
PITCHER	IP	WLS	BF	H	R	ER	SO	BB	IBB	HBP	BLK	WP	HR	S	P	ERA	WHIP					
34 Sean Henn, L ERA: 7.12 38 Chase Wright, L ERA: 7.2 39 Ross Ohlendorf, R ERA: 2.94 62 Joba Chamberlain, R ERA: 0.38 35 Chris Britton, R ERA: 3.55	3.0		11	1	1	1	2	1	0	0	0	0	0	18	26	4.50	1.000					
Kyle Farnsworth, R ERA: 4.8	1.0	W	9	2	1	1	2	0	0	2	0	0	0	18	31	5.40	1.800					
39 Ross Ohlendorf, R ERA: 2.94 62 Joba Chamberlain, R ERA: 0.38 35 Chris Britton, R ERA: 3.55	1.2		8	2	1	1	1	1	0	0	0	0	0	18	31	5.40	1.800					
35 Chris Britton, R ERA: 3.55	0.1		1	0	0	0	0	0	0	0	0	0	0	3	5	0.00	0.000					
35 Chris Britton, R ERA: 3.55	1.0		3	0	0	0	0	0	0	0	0	0	0	8	13	0.00	0.000					

New York Yankees @ Baltimore Orioles  
Oriole Park at Camden Yards, Baltimore, MD

AB 32  
R 4  
H 6  
RBI 3  
BB 2  
SO 6  
LOB 12



WP: 0 PA: 36  
PB: 1  
SB: 0  
CS: 0

Sun Sep 30 2007, 1:35 PM EDT  
Att: 43,589 - Sunny - 84 F



Batter	1	2	3	4	5	6	7	8	9	AB	R	H	RBI	BB	SO	LOB	TOP					
18 Johnny Damon, L (1.7) OBP: 0.400, SLG: 1.000										4	1	1	1	1	2	1	<b>New York Yankees @ Cleveland Indians</b> Jacobs Field, Cleveland, OH Thu Oct 04 2007, 6:30 PM EDT Att. 44,608 - Clear - 73 F <a href="http://livebaseballscorecards.com">livebaseballscorecards.com</a>					
2 Derek Jeter, R (1.6)										4	0	0	0	0	1	2						
Bobby Abreu, L (1.9) OBP: 0.750, SLG: 1.000										2	0	1	1	2	1	0						
13 Alex Rodriguez, R (1.5)										2	0	0	0	2	0	1						
20 Jorge Posada, S (1.2)										4	0	0	0	0	2	5						
55 Hideki Matsui, L (1.10)										4	0	0	0	0	2	5						
24 Robinson Cano, L (1.4) OBP: 0.500, SLG: 1.333										3	1	1	1	1	1	0						
28 Melky Cabrera, S (1.8)										4	0	0	0	0	1	1						
Doug Mientkiewicz, L (1.3) 17 Shelley Duncan, R (5. PH) OBP: 0.500, SLG: 0.500										1	0	0	0	0	0	1						
Jason Giambi, L (9. PH) OBP: 1.000, SLG: 1.000										2	1	1	0	0	1	0						
										1	0	1	0	0	0	0						
<b>Inning Stats</b>	R: 1 E: 0 K: 1 S: 18	H: 1 LOB: 2 BB: 2 P: 33	R: 0 E: 0 K: 0 S: 7	H: 0 LOB: 0 BB: 1 P: 16	R: 0 E: 0 K: 2 S: 12	H: 0 LOB: 1 BB: 1 P: 19	R: 1 E: 0 K: 1 S: 10	H: 1 LOB: 0 BB: 0 P: 12	R: 1 E: 0 K: 1 S: 15	H: 2 LOB: 3 BB: 2 P: 34	R: 0 E: 0 K: 2 S: 13	H: 0 LOB: 0 BB: 0 P: 20	R: 0 E: 0 K: 2 S: 8	H: 0 LOB: 0 BB: 0 P: 11	R: 0 E: 0 K: 1 S: 7	H: 0 LOB: 0 BB: 0 P: 8	R: 0 E: 0 K: 1 S: 15	H: 1 LOB: 1 BB: 0 P: 22	1B: 2 2B: 1 3B: 0 HR: 2	SF: 0 SAC: 0 DP: 0 HBP: 0	WP: 0 PB: 0 SB: 0 CS: 1	PA: 38
<b>PITCHER</b>	IP WLS BF H R ER SO BB IBB HBP BLK WP HR S P ERA WHIP																					
CC Sabathia, L (1.1) ERA: 5.4	5.0 W 24 4 3 3 5 5 1 0 0 0 2 62 114 5.40 1.800																					
53 Rafael Perez, L (6.1) ERA:	2.0 6 0 0 0 4 0 0 0 0 0 0 21 31 0.00 0.000																					
50 Jensen Lewis, R (8.1) ERA:	1.0 3 0 0 0 1 0 0 0 0 0 0 7 8 0.00 0.000																					
63 Rafael Betancourt, R (9.1) ERA:	1.0 4 1 0 0 1 0 0 0 0 0 0 15 22 0.00 1.000																					

Batter	1	2	3	4	5	6	7	8	9	AB	R	H	RBI	BB	SO	LOB	BOTTOM			
24 Grady Sizemore, L (1.8) OBP: 0.400, SLG: 0.250										4	0	1	0	0	1	2	<b>New York Yankees @ Cleveland Indians</b> Jacobs Field, Cleveland, OH Thu Oct 04 2007, 6:30 PM EDT Att. 44,608 - Clear - 73 F <a href="http://livebaseballscorecards.com">livebaseballscorecards.com</a>			
13 Asdrubal Cabrera, S (1.4) OBP: 0.400, SLG: 1.000										4	2	1	1	1	1	1				
48 Travis Hafner, L (1.10) OBP: 0.400, SLG: 1.000										4	2	1	1	1	0	1				
41 Victor Martinez, S (1.2) OBP: 0.600, SLG: 1.400										5	2	3	2	0	0	0				
25 Ryan Garko, R (1.3) OBP: 0.800, SLG: 1.500										4	3	3	2	0	0	0				
2 Jhonny Peralta, R (1.6) OBP: 0.400, SLG: 0.500										4	1	1	0	1	0	3				
Kenny Lofton, L (1.7) OBP: 0.750, SLG: 1.000										4	1	3	4	0	0	0				
Franklin Gutierrez, R (1.9)										2	1	0	0	2	0	2				
Casey Blake, R (1.5) OBP: 0.250, SLG: 0.500										4	0	1	2	0	2	1				
<b>Inning Stats</b>	R: 3 E: 0 K: 0 S: 18	H: 3 LOB: 2 BB: 2 P: 29	R: 0 E: 0 K: 1 S: 8	H: 1 LOB: 0 BB: 0 P: 12	R: 1 E: 0 K: 0 S: 10	H: 2 LOB: 1 BB: 1 P: 16	R: 0 E: 0 K: 1 S: 11	H: 0 LOB: 1 BB: 1 P: 19	R: 5 E: 0 K: 0 S: 18	H: 4 LOB: 1 BB: 2 P: 30	R: 2 E: 0 K: 0 S: 12	H: 3 LOB: 2 BB: 0 P: 20	R: 0 E: 0 K: 2 S: 12	H: 0 LOB: 0 BB: 0 P: 16	R: 1 E: 0 K: 0 S: 12	H: 1 LOB: 0 BB: 0 P: 15		1B: 6 2B: 4 3B: 0 HR: 4	SF: 0 SAC: 0 DP: 1 HBP: 2	WP: 0 PB: 0 SB: 1 CS: 1
<b>PITCHER</b>	IP WLS BF H R ER SO BB IBB HBP BLK WP HR S P ERA WHIP																			
40 Chien-Ming Wang, R (1.1) ERA: 15.43	4.2 L 25 4 3 8 2 4 0 1 0 0 0 1 58 94 15.43 2.786																			
39 Ross Ohlendorf, R (5.1) ERA: 27.0	1.0 9 4 3 3 0 1 0 1 0 0 0 1 17 28 27.00 5.000																			
41 Jose Veras, R (6.1) ERA:	0.1 1 0 0 0 0 0 0 0 0 0 0 0 2 4 0.00 0.000																			
34 Phil Hughes, R (7.1) ERA: 4.5	2.0 7 1 1 1 2 0 0 0 0 0 0 1 24 31 4.50 0.500																			




Batter	1	2	3	4	5	6	7	8	9	10	11	AB	R	H	RBI	BB	SO	LOB	TOP	
18 Johnny Damon, L OBP: 0.260, SLG: 0.444 Bronson Sardinha, L	F7		G1-3			G1-3			G4-3		K	5	0	0	0	0	1	0		
2 Derek Jeter, R OBP: 0.125, SLG: 0.125	K					G6-3			K			4	0	1	0	0	2	0		
Bobby Abreu, L OBP: 0.500, SLG: 0.500	G1-3					G3			E4			4	0	1	0	0	0	1		
13 Alex Rodriguez, R		P4				K			K			4	0	0	0	0	3	3		
55 Hideki Matsui, L		BB				G3			FC3-6			3	0	0	0	1	0	2		
20 Jorge Posada, S		G4-6-3				BB			L8			3	0	0	0	1	0	2		
24 Robinson Cano, L OBP: 0.250, SLG: 0.571			G4-3			G6-3			G1-3			4	0	0	0	0	0	1		
28 Melky Cabrera, S OBP: 0.125, SLG: 0.500						G4-3			G1-3			4	1	1	1	0	0	0		
Doug Mientkiewicz, L 17 Shelley Duncan, R OBP: 0.333, SLG: 0.333			HR			F8			G4-3			3	0	0	0	0	0	0		
						G3			G4-3			1	0	0	0	0	0	0		
<b>Inning Stats</b>	R: 0 E: 0 K: 1 S: 9	H: 0 LOB: 0 BB: 0 P: 11	R: 0 E: 0 K: 0 S: 7	H: 0 LOB: 0 BB: 1 P: 14	R: 1 E: 0 K: 0 S: 11	H: 1 LOB: 0 BB: 0 P: 17	R: 0 E: 0 K: 1 S: 8	H: 1 LOB: 1 BB: 0 P: 12	R: 0 E: 0 K: 0 S: 7	H: 0 LOB: 0 BB: 0 P: 9	R: 0 E: 0 K: 1 S: 7	H: 0 LOB: 0 BB: 0 P: 11	R: 0 E: 0 K: 0 S: 13	H: 1 LOB: 1 BB: 0 P: 17	R: 0 E: 0 K: 1 S: 10	H: 0 LOB: 0 BB: 0 P: 14	1B: 2 2B: 0 3B: 0 HR: 1	SF: 0 SAC: 0 DP: 2 HBP: 0	WP: 0 PB: 0 SB: 1 CS: 0	PA: 37
<b>PITCHER</b>	IP 9.0	WLS 31	BF 6	H 0	R 0	ER 0	SO 1	BB 0	IBB 0	HBP 0	BLK 0	WP 0	HR 0	S 17	P 113	ERA 0.00	WHIP 0.000			

New York Yankees @ Cleveland Indians  
Jacobs Field, Cleveland, OH  
Fri Oct 05 2007, 5:00 PM EDT  
Att. 44,732 - Party Cloudy - 81 F

livebaseballscorecards.com

AB 35  
R 1  
H 3  
RBI 1  
BB 2  
SO 6  
LOB 9




Batter	1	2	3	4	5	6	7	8	9	10	11	AB	R	H	RBI	BB	SO	LOB	BOTTOM	
24 Grady Sizemore, L OBP: 0.545, SLG: 0.625	G3					CS			SH1-3		K	4	1	2	0	2	1	1		
13 Adrobal Cabrera, S OBP: 0.222, SLG: 0.500	G4-6-3					K			SH1-3		F3	4	0	0	0	0	1	6		
48 Travis Hafner, L OBP: 0.364, SLG: 0.600	K					G1-4-3			L3		G4-3	6	0	2	1	0	2	3		
41 Victor Martinez, S OBP: 0.500, SLG: 0.875		P2				G1-4-3			SH1-3		SH1-3	3	0	0	0	1	1	2		
25 Ryan Garko, R OBP: 0.600, SLG: 0.857		G6-3				G6-3			P3		SH1-3	3	0	0	0	1	0	1		
2 Jhonny Peralta, R OBP: 0.400, SLG: 0.500		G4-3				K			SH1-3		K	4	0	1	0	1	3	6		
Kenny Lofton, L OBP: 0.778, SLG: 0.857		BB				SH2-3			SH1-3		F8	3	1	2	0	2	0	0		
Jason Michaels, R ERA: 5.4 Franklin Gutierrez, R OBP: 0.429, SLG: 0.200						SH2-3			K		K	1	0	1	0	0	0	0		
Casey Blake, R OBP: 0.125, SLG: 0.250		G4-3				F7			F9		SH2-4	4	0	0	0	0	0	4		
<b>Inning Stats</b>	R: 0 E: 0 K: 1 S: 7	H: 1 LOB: 0 BB: 0 P: 8	R: 0 E: 0 K: 0 S: 10	H: 1 LOB: 2 BB: 1 P: 21	R: 0 E: 0 K: 1 S: 9	H: 1 LOB: 1 BB: 0 P: 14	R: 0 E: 0 K: 1 S: 11	H: 1 LOB: 1 BB: 0 P: 18	R: 0 E: 0 K: 2 S: 8	H: 1 LOB: 2 BB: 1 P: 10	R: 1 E: 0 K: 1 S: 7	H: 0 LOB: 2 BB: 2 P: 20	R: 0 E: 0 K: 1 S: 5	H: 0 LOB: 3 BB: 1 P: 30	R: 1 E: 0 K: 0 S: 11	H: 2 LOB: 3 BB: 2 P: 25	1B: 6 2B: 2 3B: 1 HR: 0	SF: 0 SAC: 4 DP: 1 HBP: 2	WP: 2 PB: 1 SB: 1 CS: 1	PA: 49
<b>PITCHER</b>	IP 6.1	WLS 8	BF 9	H 0	R 0	ER 0	SO 3	BB 1	IBB 0	HBP 0	BLK 0	WP 0	HR 0	S 23	P 38	ERA 0.000	WHIP 0.000			

New York Yankees @ Cleveland Indians  
Jacobs Field, Cleveland, OH  
Fri Oct 05 2007, 5:00 PM EDT  
Att. 44,732 - Party Cloudy - 81 F

livebaseballscorecards.com

AB 35  
R 2  
H 9  
RBI 1  
BB 7  
SO 10  
LOB 25









Batter	1	2	3	4	5	6	7	8	9	AB	R	H	RBI	BB	SO	LOB	TOP					
24 Grady Sizemore, L OBP: 0.524, SLG: 0.688										3	2	1	2	0	2		<b>Cleveland Indians @ New York Yankees</b> Yankee Stadium, Bronx, NY Mon Oct 08 2007, 7:30 PM EDT Att: 56,315 - Partly Cloudy - 87 F					
13 Asdrúbal Cabrera, S OBP: 0.222, SLG: 0.353										4	0	1	1	0	0	3						
48 Travis Hafner, L OBP: 0.429, SLG: 0.438										3	1	1	0	2	0	3						
41 Victor Martinez, S OBP: 0.421, SLG: 0.588										5	0	2	2	0	1	3						
2 Jhonny Peralta, R OBP: 0.579, SLG: 0.667										4	0	3	1	1	0	2						
Kenny Lofton, L OBP: 0.444, SLG: 0.438										5	0	0	0	0	0	5						
Franklin Gutierrez, R OBP: 0.333, SLG: 0.290										5	1	1	0	0	3	4						
Casey Blake, R OBP: 0.118, SLG: 0.176										5	1	1	0	0	3	3						
10 Kelly Shoppach, R OBP: 0.750, SLG: 1.333										3	1	2	0	0	0	0						
<b>Inning Stats</b>	R: 2 E: 0 K: 0 S: 16	H: 3 LOB: 1 BB: 0 P: 24	R: 2 E: 0 K: 0 S: 17	H: 3 LOB: 2 BB: 1 P: 29	R: 0 E: 0 K: 2 S: 9	H: 0 LOB: 1 BB: 1 P: 17	R: 2 E: 0 K: 0 S: 13	H: 2 LOB: 1 BB: 2 P: 27	R: 0 E: 0 K: 1 S: 7	H: 0 LOB: 0 BB: 0 P: 9	R: 0 E: 0 K: 0 S: 8	H: 1 LOB: 1 BB: 0 P: 14	R: 0 E: 0 K: 2 S: 14	H: 1 LOB: 1 BB: 0 P: 20	R: 0 E: 0 K: 1 S: 8	H: 1 LOB: 2 BB: 1 P: 14		R: 0 E: 0 K: 1 S: 11	H: 2 LOB: 0 BB: 0 P: 14	1B: 10 3B: 0 HR: 1	SF: 0 SAC: 1 DP: 2 HBP: 1	WP: 0 PB: 0 CS: 0
<b>PITCHER</b>	IP WLS BF H R ER SO BB IBB HBP BLK WP HR S P ERA WHIP	IP WLS BF H R ER SO BB IBB HBP BLK WP HR S P ERA WHIP	IP WLS BF H R ER SO BB IBB HBP BLK WP HR S P ERA WHIP	IP WLS BF H R ER SO BB IBB HBP BLK WP HR S P ERA WHIP	IP WLS BF H R ER SO BB IBB HBP BLK WP HR S P ERA WHIP	IP WLS BF H R ER SO BB IBB HBP BLK WP HR S P ERA WHIP	IP WLS BF H R ER SO BB IBB HBP BLK WP HR S P ERA WHIP	IP WLS BF H R ER SO BB IBB HBP BLK WP HR S P ERA WHIP	IP WLS BF H R ER SO BB IBB HBP BLK WP HR S P ERA WHIP	40 Chien-Ming Wang, R ERA: 19.06	35 Mike Mussina, R ERA: 3.86	Ron Villone, L ERA:	Kyle Farnsworth, R ERA:	41 Jose Veras, R ERA:	42 Mariano Rivera, R ERA:							
<b>Batter</b>	<b>1</b>	<b>2</b>	<b>3</b>	<b>4</b>	<b>5</b>	<b>6</b>	<b>7</b>	<b>8</b>	<b>9</b>	<b>AB</b>	<b>R</b>	<b>H</b>	<b>RBI</b>	<b>BB</b>	<b>SO</b>	<b>LOB</b>	<b>BOTTOM</b>					
18 Johnny Damon, L OBP: 0.316, SLG: 0.611										5	0	1	0	0	1	4	<b>Cleveland Indians @ New York Yankees</b> Yankee Stadium, Bronx, NY Mon Oct 08 2007, 7:30 PM EDT Att: 56,315 - Partly Cloudy - 87 F					
2 Derek Jeter, R OBP: 0.176, SLG: 0.176										5	0	2	1	0	0	3						
Bobby Abreu, L OBP: 0.353, SLG: 0.533										5	1	2	1	0	1	3						
13 Alex Rodriguez, R OBP: 0.353, SLG: 0.467										5	1	2	1	0	2	2						
20 Jorge Posada, S OBP: 0.235, SLG: 0.200										5	0	1	0	0	1	3						
55 Hideki Matsui, L OBP: 0.438, SLG: 0.182										2	1	0	0	2	0	2						
24 Robinson Cano, L OBP: 0.375, SLG: 0.800										4	1	2	1	0	0	2						
28 Melky Cabrera, S OBP: 0.188, SLG: 0.375										4	0	1	0	0	0	2						
Doug Mientkiewicz, L 17 Shelley Duncan, R Jason Giambi, L										1	0	0	0	1	0	1						
<b>Inning Stats</b>	R: 0 E: 0 K: 1 S: 12	H: 2 LOB: 2 BB: 0 P: 16	R: 1 E: 0 K: 0 S: 19	H: 2 LOB: 3 BB: 2 P: 31	R: 0 E: 0 K: 1 S: 7	H: 1 LOB: 1 BB: 0 P: 9	R: 0 E: 0 K: 0 S: 7	H: 1 LOB: 1 BB: 0 P: 13	R: 0 E: 0 K: 0 S: 5	R: 0 E: 0 K: 0 S: 9	H: 3 LOB: 1 BB: 0 P: 16	R: 1 E: 0 K: 1 S: 13	H: 1 LOB: 1 BB: 1 P: 21	R: 0 E: 0 K: 2 S: 10	H: 0 LOB: 0 BB: 0 P: 12	R: 1 E: 0 K: 1 S: 10		H: 1 LOB: 0 BB: 0 P: 15	1B: 8 3B: 0 HR: 3	SF: 0 SAC: 0 DP: 1 HBP: 0	WP: 0 PB: 0 CS: 0	PA: 41
<b>PITCHER</b>	IP WLS BF H R ER SO BB IBB HBP BLK WP HR S P ERA WHIP	IP WLS BF H R ER SO BB IBB HBP BLK WP HR S P ERA WHIP	IP WLS BF H R ER SO BB IBB HBP BLK WP HR S P ERA WHIP	IP WLS BF H R ER SO BB IBB HBP BLK WP HR S P ERA WHIP	IP WLS BF H R ER SO BB IBB HBP BLK WP HR S P ERA WHIP	IP WLS BF H R ER SO BB IBB HBP BLK WP HR S P ERA WHIP	IP WLS BF H R ER SO BB IBB HBP BLK WP HR S P ERA WHIP	IP WLS BF H R ER SO BB IBB HBP BLK WP HR S P ERA WHIP	IP WLS BF H R ER SO BB IBB HBP BLK WP HR S P ERA WHIP	53 Rafael Perez, L ERA: 1.5	63 Rafael Betancourt, R ERA:	47 Joe Borowski, R ERA: 4.5										