

# New York Yankees - 2008













Batter	1	2	3	4	5	6	7	8	9	AB	R	H	RBI	BB	SO	LOB	TOP					
18 Johnny Damon, L OBP: 0.286, SLG: 0.429 91 Brett Gardner, L OBP: 0.400, SLG: 0.400	G3		G4-3	FC4-6		28 BB 24 1B			K	4	1	1	0	0	0	1	<b>New York Yankees @ Houston Astros</b> Osceola County Stadium, Kissimmee, FL Mon Mar 03 2008, 1:05 PM EST Att: 6,014 - Cloudy - 79 F					
28 Melky Cabrera, S OBP: 0.571, SLG: 0.750 66 Bernie Castro, S	G4-3		24 1B 17 2B	P6		24 1B 17 1B			BB	3	2	2	0	1	0	1						
24 Robinson Cano, L OBP: 0.571, SLG: 0.571 95 Austin Jackson, R	G4-3		17 2B 17 E			14 BB 17 1B			P4	4	1	3	2	0	0	1						
17 Shelley Duncan, R OBP: 0.571, SLG: 1.286 96 Gregory Porter, L	F9		E8			14 BB 17 1B			HBP	4	1	2	2	0	0	2						
21 Morgan Ensberg, R OBP: 0.286, SLG: 0.429 12 Nick Green, R			14 G6-3 19 G6-3			P4			K	4	1	2	1	0	1	3						
14 Wilson Betemit, S OBP: 0.333, SLG: 0.571 92 Jose Tabata, R	G6-3								BB	2	0	0	0	2	1	2						
19 Jason Lane, R OBP: 0.333, SLG: 0.500 73 Alberto Gonzalez, R	G6-3		G5-3			L7			FC5-4	4	0	0	1	0	0	6						
85 Francisco Cervelli, R OBP: 1.000, SLG: 1.000 81 Kyle Anson, S										1	0	1	0	2	0	0						
11 Chris Woodward, R OBP: 0.571, SLG: 0.571 60 Cody Ransom, R	G5-3									2	0	1	0	0	0	0						
										1	0	0	0	0	0	0						
<b>Inning Stats</b>	R: 0 E: 0 K: 0 S: 4	H: 1 LOB: 1 BB: 0 P: 4	R: 1 E: 0 K: 0 S: 4	H: 1 LOB: 1 BB: 1 P: 8	R: 3 E: 1 K: 1 S: 9	H: 4 LOB: 1 BB: 0 P: 9	R: 0 E: 0 K: 1 S: 5	H: 0 LOB: 2 BB: 1 P: 9	R: 0 E: 0 K: 0 S: 4	H: 1 LOB: 2 BB: 1 P: 8	R: 3 E: 0 K: 1 S: 11	H: 5 LOB: 3 BB: 2 P: 19	R: 0 E: 0 K: 1 S: 6	H: 0 LOB: 3 BB: 2 P: 15	R: 0 E: 0 K: 1 S: 5	H: 0 LOB: 0 BB: 0 P: 5	1B: 11 2B: 4 3B: 0 HR: 0	SF: 0 SAC: 0 DP: 1 HBP: 1	WP: 0 PB: 0 SB: 2 CS: 2	PA: 46		
<b>PITCHER</b>	IP WLS BF H R ER SO BB IBB HBP BLK WP HR S P ERA WHIP	IP WLS BF H R ER SO BB IBB HBP BLK WP HR S P ERA WHIP	IP WLS BF H R ER SO BB IBB HBP BLK WP HR S P ERA WHIP	IP WLS BF H R ER SO BB IBB HBP BLK WP HR S P ERA WHIP	IP WLS BF H R ER SO BB IBB HBP BLK WP HR S P ERA WHIP	IP WLS BF H R ER SO BB IBB HBP BLK WP HR S P ERA WHIP	IP WLS BF H R ER SO BB IBB HBP BLK WP HR S P ERA WHIP	IP WLS BF H R ER SO BB IBB HBP BLK WP HR S P ERA WHIP	IP WLS BF H R ER SO BB IBB HBP BLK WP HR S P ERA WHIP	IP WLS BF H R ER SO BB IBB HBP BLK WP HR S P ERA WHIP	IP WLS BF H R ER SO BB IBB HBP BLK WP HR S P ERA WHIP	IP WLS BF H R ER SO BB IBB HBP BLK WP HR S P ERA WHIP	IP WLS BF H R ER SO BB IBB HBP BLK WP HR S P ERA WHIP	IP WLS BF H R ER SO BB IBB HBP BLK WP HR S P ERA WHIP	IP WLS BF H R ER SO BB IBB HBP BLK WP HR S P ERA WHIP	IP WLS BF H R ER SO BB IBB HBP BLK WP HR S P ERA WHIP	IP WLS BF H R ER SO BB IBB HBP BLK WP HR S P ERA WHIP	IP WLS BF H R ER SO BB IBB HBP BLK WP HR S P ERA WHIP	IP WLS BF H R ER SO BB IBB HBP BLK WP HR S P ERA WHIP	IP WLS BF H R ER SO BB IBB HBP BLK WP HR S P ERA WHIP	IP WLS BF H R ER SO BB IBB HBP BLK WP HR S P ERA WHIP	IP WLS BF H R ER SO BB IBB HBP BLK WP HR S P ERA WHIP

AB 38  
R 7  
H 14  
RBI 6  
BB 7  
SO 6  
LOB 26



Batter	1	2	3	4	5	6	7	8	9	AB	R	H	RBI	BB	SO	LOB	BOTTOM					
21 Michael Bourn, L OBP: 0.412, SLG: 0.333 20 Nick Gorneault, R OBP: 0.571, SLG: 0.714	G3		F9						E3	3	0	1	0	0	0	1	<b>New York Yankees @ Houston Astros</b> Osceola County Stadium, Kissimmee, FL Mon Mar 03 2008, 1:05 PM EST Att: 6,014 - Cloudy - 79 F					
3 Kazuo Matsui, S OBP: 0.222, SLG: 0.250 13 Tomas Perez, S	L8		17 1B 45 HR	G3					G4-6-3	3	1	1	0	0	0	1						
17 Lance Berkman, S OBP: 0.286, SLG: 0.429 59 J.R. House, R	E3		45 HR						F8	3	1	1	0	0	1	0						
45 Carlos Lee, R OBP: 0.500, SLG: 0.778 2 Darin Erstad, L	F8								P6	3	1	1	3	0	0	1						
10 Miguel Tejada, R OBP: 0.091, SLG: 0.091 67 Tommy Manzella, R			F7	G5-3						3	0	0	0	0	0	0						
9 Hunter Pence, R OBP: 0.438, SLG: 0.571 60 Reggie Abercrombie, R										3	1	2	0	0	0	0						
21 Ty Wigginton, R OBP: 0.354, SLG: 0.385 31 David Newhan, L			F7	F9						3	1	0	0	0	0	2						
22 José Cruz Jr., S OBP: 0.385, SLG: 0.500 Brad Ausmus, R			E9							3	1	2	2	0	1	1						
71 Josh Johnson, R			55 1B							1	0	0	0	0	0	0						
55 Humberto Quintero, R OBP: 0.444, SLG: 0.375 30 Yordany Ramirez, R										3	0	1	1	0	0	1						
										1	0	0	0	0	0	0						
<b>Inning Stats</b>	R: 0 E: 1 K: 0 S: 4	H: 0 LOB: 1 BB: 0 P: 4	R: 2 E: 1 K: 0 S: 6	H: 3 LOB: 1 BB: 0 P: 6	R: 3 E: 0 K: 1 S: 11	H: 4 LOB: 1 BB: 0 P: 12	R: 0 E: 0 K: 0 S: 3	H: 1 LOB: 0 BB: 0 P: 4	R: 0 E: 0 K: 1 S: 5	H: 0 LOB: 0 BB: 0 P: 5	R: 1 E: 1 K: 1 S: 7	H: 1 LOB: 1 BB: 0 P: 8	R: 0 E: 0 K: 0 S: 3	H: 0 LOB: 0 BB: 0 P: 3	R: 0 E: 0 K: 1 S: 6	H: 1 LOB: 1 BB: 0 P: 6	R: 0 E: 1 K: 0 S: 3	H: 0 LOB: 0 BB: 0 P: 3	1B: 6 2B: 3 3B: 0 HR: 1	SF: 0 SAC: 0 DP: 1 HBP: 0	WP: 1 PB: 0 SB: 0 CS: 1	PA: 38
<b>PITCHER</b>	IP WLS BF H R ER SO BB IBB HBP BLK WP HR S P ERA WHIP	IP WLS BF H R ER SO BB IBB HBP BLK WP HR S P ERA WHIP	IP WLS BF H R ER SO BB IBB HBP BLK WP HR S P ERA WHIP	IP WLS BF H R ER SO BB IBB HBP BLK WP HR S P ERA WHIP	IP WLS BF H R ER SO BB IBB HBP BLK WP HR S P ERA WHIP	IP WLS BF H R ER SO BB IBB HBP BLK WP HR S P ERA WHIP	IP WLS BF H R ER SO BB IBB HBP BLK WP HR S P ERA WHIP	IP WLS BF H R ER SO BB IBB HBP BLK WP HR S P ERA WHIP	IP WLS BF H R ER SO BB IBB HBP BLK WP HR S P ERA WHIP	IP WLS BF H R ER SO BB IBB HBP BLK WP HR S P ERA WHIP	IP WLS BF H R ER SO BB IBB HBP BLK WP HR S P ERA WHIP	IP WLS BF H R ER SO BB IBB HBP BLK WP HR S P ERA WHIP	IP WLS BF H R ER SO BB IBB HBP BLK WP HR S P ERA WHIP	IP WLS BF H R ER SO BB IBB HBP BLK WP HR S P ERA WHIP	IP WLS BF H R ER SO BB IBB HBP BLK WP HR S P ERA WHIP	IP WLS BF H R ER SO BB IBB HBP BLK WP HR S P ERA WHIP	IP WLS BF H R ER SO BB IBB HBP BLK WP HR S P ERA WHIP	IP WLS BF H R ER SO BB IBB HBP BLK WP HR S P ERA WHIP	IP WLS BF H R ER SO BB IBB HBP BLK WP HR S P ERA WHIP	IP WLS BF H R ER SO BB IBB HBP BLK WP HR S P ERA WHIP	IP WLS BF H R ER SO BB IBB HBP BLK WP HR S P ERA WHIP	IP WLS BF H R ER SO BB IBB HBP BLK WP HR S P ERA WHIP

AB 38  
R 6  
H 10  
RBI 6  
BB 0  
SO 4  
LOB 12






Batter	1	2	3	4	5	6	7	8	9	AB	R	H	RBI	BB	SO	LOB	TOP																					
18 Johnny Damon, L OBP: 0.222, SLG: 0.333 96 Gregory Porter, L (3, 7)	G4-3	L8			F8					2	0	0	0	0	0	1	<b>New York Yankees @ Toronto Blue Jays</b> Knology Park, Dunedin, FL Tue Mar 04 2008, 1:05 PM EST Att: 5,510 - Rain - 65 F																					
2 Derek Jeter, R OBP: 0.286, SLG: 0.333 73 Alberto Gonzalez, R OBP: 0.250, SLG: 0.250 (3, PH)	K		G4-3		F8					1	0	0	0	0	1	0																						
Bobby Abreu, L OBP: 0.714, SLG: 0.714 72 Juan Miranda, L (3, PH)	1B		HBP		CS					1	0	1	0	0	0	0																						
13 Alex Rodriguez, R OBP: 0.667, SLG: 1.250 60 Cody Ransom, R OBP: 0.333, SLG: 0.333 (3, PH)	BB		G5-4-3		BB					0	0	0	0	1	0	0																						
Jason Giambi, L OBP: 0.500, SLG: 1.500 21 Morgan Ensberg, R OBP: 0.375, SLG: 0.625 (3, 3)	G3-1				1B					1	0	0	0	0	0	2																						
20 Jorge Posada, S 26 José Molina, R (3, 2)			G4-3		G4-3					1	0	0	0	0	0	0																						
17 Shelley Duncan, R OBP: 0.667, SLG: 1.333 93 Colin Curtis, L OBP: 0.500, SLG: 0.500 (4, 9)			2B		1B					2	1	2	1	0	0	0																						
28 Melky Cabrera, S OBP: 0.625, SLG: 0.800 90 Justin Christian, R (3, 8)			1B		G6-3					1	0	1	1	0	0	0																						
66 Bernie Castro, S OBP: 0.500, SLG: 0.333 (1, 4)	FC6-4				1B					2	0	1	0	0	0	1																						
<b>Inning Stats</b>	R: 0 E: 0 K: 1 S: 6	H: 1 LOB: 2 BB: 1 P: 10	R: 1 E: 0 K: 0 S: 5	H: 2 LOB: 1 BB: 0 P: 5	R: 0 E: 0 K: 0 S: 2	H: 0 LOB: 0 BB: 0 P: 3	R: 1 E: 0 K: 0 S: 4	H: 2 LOB: 0 BB: 0 P: 4	R: 0 E: 0 K: 0 S: 3	H: 1 LOB: 0 BB: 0 P: 4	R: 0 E: 0 K: 0 S: 1	H: 1 LOB: 2 BB: 1 P: 5						1B: 5 2B: 2 3B: 0 HR: 0	SF: 0 SAC: 0 DP: 2 HBP: 1	WP: 0 PB: 0 SB: 0 CS: 1	PA: 23																	
<b>PITCHER</b>	IP	WLS	BF	H	R	ER	SO	BB	IBB	HBP	BLK	WP	HR	S	P	ERA	WHIP	<b>PITCHER</b>				IP	WLS	BF	H	R	ER	SO	BB	IBB	HBP	BLK	WP	HR	S	P	ERA	WHIP
51 Jesse Litsch, R ERA: 11.25 37 Scott Downs, L ERA: 4.5 57 Shawn Camp, R ERA: 3.0 27 Lance Carter, R ERA: Randy Wells, R ERA:	2.0	L	10	3	1	1	1	1	0	0	0	0	0	11	15	4.50	2.000																					

Batter	1	2	3	4	5	6	7	8	9	AB	R	H	RBI	BB	SO	LOB	BOTTOM																					
11 David Eckstein, R OBP: 0.286, SLG: 0.167 60 Pedro Lopez, R OBP: 0.286, SLG: 0.167 (3, 6)	G4-3			G5-3						1	0	0	0	0	0	0	<b>New York Yankees @ Toronto Blue Jays</b> Knology Park, Dunedin, FL Tue Mar 04 2008, 1:05 PM EST Att: 5,510 - Rain - 65 F																					
33 Scott Rolen, R OBP: 0.400, SLG: 0.400 1 Joe Inglett, L OBP: 0.462, SLG: 0.667 (3, 5)	F9			F7						1	0	0	0	0	0	0																						
Reed Johnson, R OBP: 0.444, SLG: 0.286 26 Adam Lind, L OBP: 0.143, SLG: 0.429 (3, 9)	G3-1			K2-3						1	0	0	0	0	0	1																						
10 Vernon Wells, R 21 Buck Coats, L OBP: 0.500, SLG: 0.778 (3, 8)	G4-3			K						0	0	0	0	0	0	0																						
Frank Thomas, R OBP: 0.125, SLG: 0.250 (1, 10)	P2			K						2	0	0	0	0	1	0																						
35 Lyle Overbay, L OBP: 0.596, SLG: 0.714 62 Chip Cannon, L (2, PH)	K			K						0	0	0	0	0	0	0																						
2 Aaron Hill, R OBP: 0.429, SLG: 0.500 8 Russ Adams, L OBP: 0.286, SLG: 0.167 (3, 4)				K						0	0	0	0	0	0	1																						
4 Shannon Stewart, R 66 Matt Watson, L (3, 7)				G6-3						0	0	0	0	0	0	0																						
9 Gregg Zaun, S 7 Curtis Thigpen, R (3, 2)				L8						0	0	0	0	0	0	0																						
<b>Inning Stats</b>	R: 0 E: 0 K: 0 S: 3	H: 0 LOB: 0 BB: 0 P: 3	R: 0 E: 0 K: 1 S: 5	H: 0 LOB: 0 BB: 0 P: 5	R: 0 E: 0 K: 1 S: 5	H: 0 LOB: 0 BB: 0 P: 5	R: 0 E: 0 K: 1 S: 5	H: 0 LOB: 0 BB: 0 P: 5	R: 0 E: 0 K: 3 S: 9	H: 0 LOB: 0 BB: 0 P: 9					1B: 0 2B: 0 3B: 0 HR: 0	SF: 0 SAC: 0 DP: 0 HBP: 0		WP: 0 PB: 0 SB: 0 CS: 0	PA: 15																			
<b>PITCHER</b>	IP	WLS	BF	H	R	ER	SO	BB	IBB	HBP	BLK	WP	HR	S	P	ERA	WHIP	<b>PITCHER</b>				IP	WLS	BF	H	R	ER	SO	BB	IBB	HBP	BLK	WP	HR	S	P	ERA	WHIP
34 Phil Hughes, R ERA: 70 Scott Patterson, R ERA: 29 Kei Igawa, L ERA: 61 Billy Traber, L ERA:	1.0	H	3	0	0	0	1	0	0	0	0	0	0	5	5	0.00	0.000																					

AB	19
R	2
H	7
RBI	2
BB	2
SO	1
LOB	9

AB	15
R	0
H	0
RBI	0
BB	0
SO	6
LOB	0





Batter	1	2	3	4	5	6	7	8	9	AB	R	H	RBI	BB	SO	LOB	TOP					
22 Carlos Gómez, R OBP: 0.188, SLG: 0.231	B5-3		G6-3		F8		K		F8	5	0	0	0	0	1	2	<b>Minnesota Twins @ New York Yankees</b> Legends Field, Tampa, FL Wed Mar 05 2008, 1:15 PM EST Att: 10,449 - Sunny - 67 F					
23 Brandon Harris, R OBP: 0.273, SLG: 0.111 87 Felix Molina, S	G4-3			G4-3	FC4-6		K		K	3	0	1	0	0	0	1						
7 Joe Mauer, L OBP: 0.545, SLG: 0.667 58 Jose Morales, S OBP: 0.333, SLG: 0.200	G4-6-3			G3		F8-5				3	0	1	0	0	0	1						
33 Justin Morneau, L OBP: 0.286, SLG: 0.167 73 Randy Ruiz, R OBP: 0.394, SLG: 0.600		F8				F8-5		FC6-4		2	0	0	0	1	0	1						
21 Delmon Young, R OBP: 0.545, SLG: 0.800 77 Chris Basak, R OBP: 0.571, SLG: 1.000										2	1	0	0	0	0	1						
32 Brian Buscher, L OBP: 0.444, SLG: 0.750 18 Matt Macri, R OBP: 0.429, SLG: 0.500										2	1	1	0	0	0	0						
44 Jon Knott, R OBP: 0.182, SLG: 0.545 68 Alejandro Machado, S OBP: 0.333, SLG: 0.667										2	0	0	0	0	1	1						
50 Garrett Jones, L OBP: 0.182, SLG: 0.455 11 Jason Pridle, L OBP: 0.394, SLG: 0.400										2	0	1	2	0	0	0						
20 Matt Tolbert, S OBP: 0.375, SLG: 0.167 25 Alexi Casilla, S OBP: 0.462, SLG: 0.300										2	0	1	1	0	0	1						
<b>Inning Stats</b>	R: 0 E: 0 K: 0 S: 7	H: 1 LOB: 0 BB: 0 P: 11	R: 1 E: 0 K: 0 S: 11	H: 1 LOB: 0 BB: 0 P: 22	R: 0 E: 0 K: 1 S: 6	H: 0 LOB: 0 BB: 0 P: 8	R: 0 E: 0 K: 0 S: 8	H: 0 LOB: 1 BB: 1 P: 18	R: 2 E: 0 K: 1 S: 12	H: 2 LOB: 1 BB: 0 P: 18	R: 0 E: 0 K: 1 S: 6	H: 2 LOB: 2 BB: 0 P: 6	R: 1 E: 0 K: 2 S: 9	H: 2 LOB: 1 BB: 0 P: 11	R: 3 E: 0 K: 0 S: 19	H: 2 LOB: 1 BB: 1 P: 33		R: 0 E: 0 K: 2 S: 8	H: 1 LOB: 1 BB: 0 P: 8	1B: 7 2B: 3 3B: 0 HR: 2	SF: 1 SAC: 0 DP: 2 HBP: 2	WP: 1 PB: 0 SB: 3 CS: 0
<b>PITCHER</b>	IP	WLS	BF	H	R	ER	SO	BB	IBB	HBP	BLK	WP	HR	S	P	ERA	WHIP					
31 Ian Kennedy, R ERA: 4.5	2.0		7	2	1	1	0	0	0	0	0	0	1	18	33	4.50	1.000					
79 Heath Phillips, L ERA: 9.0	1.0	H	3	0	0	0	1	0	0	0	0	0	0	6	8	0.00	0.000					
62 Joba Chamberlain, R ERA: 3.38	2.0	H	10	2	2	2	1	1	0	1	0	0	1	20	36	9.00	1.500					
63 Jonathan Albaladejo, R ERA: 13.5	1.2	B	8	4	1	1	2	0	0	0	0	0	0	12	13	5.40	2.400					
36 Edgar Ramirez, R ERA: 13.5	1.0	L	7	2	3	3	1	1	0	1	0	1	0	18	30	27.00	3.000					
<b>PITCHER</b>	IP	WLS	BF	H	R	ER	SO	BB	IBB	HBP	BLK	WP	HR	S	P	ERA	WHIP					
38 Chris Britton, R ERA: 0.00	0.2		2	0	0	0	0	0	0	0	0	0	0	5	8	0.00	0.000					
39 Ross Ohlendorf, R ERA: 1.500	0.2	S	3	1	0	0	2	0	0	0	0	0	0	7	7	0.00	1.500					

AB	35
R	7
H	11
RBI	7
BB	2
SO	7
LOB	13



Batter	1	2	3	4	5	6	7	8	9	AB	R	H	RBI	BB	SO	LOB	BOTTOM				
18 Johnny Damon, L OBP: 0.250, SLG: 0.333 17 Shelley Duncan, R OBP: 0.636, SLG: 1.455	F7			G4-3		K				3	1	1	1	0	0	0	<b>Minnesota Twins @ New York Yankees</b> Legends Field, Tampa, FL Wed Mar 05 2008, 1:15 PM EST Att: 10,449 - Sunny - 67 F				
2 Derek Jeter, R OBP: 0.500, SLG: 0.500 11 Chris Woodward, R OBP: 0.556, SLG: 0.556										2	0	2	0	1	0	0					
Bobby Abreu, L OBP: 0.600, SLG: 0.600 19 Jason Lane, R OBP: 0.273, SLG: 0.727										2	0	1	0	0	0	0					
13 Alex Rodriguez, R OBP: 0.556, SLG: 0.833 96 Gregory Porter, L OBP: 0.750, SLG: 0.500										2	0	0	0	1	1	2					
Jason Giambi, L OBP: 0.429, SLG: 1.000 93 Colin Curtis, L OBP: 0.333, SLG: 0.333										3	1	1	0	0	1	2					
20 Jorge Posada, S OBP: 0.750, SLG: 0.500										3	0	0	0	0	0	1					
85 Francisco Cervelli, R OBP: 0.750, SLG: 0.500										1	0	0	0	0	0	0					
24 Robinson Cano, L OBP: 0.700, SLG: 0.800 66 Bernie Castro, S OBP: 0.500, SLG: 0.333 12 Nick Green, R										3	1	3	1	0	0	0					
14 Wilson Betemit, S OBP: 0.333, SLG: 0.600 21 Morgan Ensberg, R OBP: 0.333, SLG: 0.556										1	0	0	0	0	0	0					
28 Melky Cabrera, S OBP: 0.455, SLG: 0.500 91 Brett Gardner, L OBP: 0.333, SLG: 0.333										3	0	0	0	0	2	3					
<b>Inning Stats</b>	R: 0 E: 0 K: 1 S: 12	H: 1 LOB: 2 BB: 1 P: 17	R: 3 E: 1 K: 2 S: 15	H: 4 LOB: 2 BB: 1 P: 25	R: 1 E: 0 K: 0 S: 10	H: 2 LOB: 0 BB: 0 P: 15	R: 0 E: 0 K: 1 S: 9	H: 1 LOB: 1 BB: 0 P: 16	R: 0 E: 1 K: 1 S: 9	H: 1 LOB: 2 BB: 0 P: 11	R: 0 E: 0 K: 1 S: 5	H: 0 LOB: 0 BB: 0 P: 5	R: 0 E: 0 K: 0 S: 7	H: 0 LOB: 0 BB: 0 P: 10	R: 1 E: 0 K: 1 S: 8	H: 2 LOB: 1 BB: 0 P: 8	1B: 8 2B: 2 3B: 0 HR: 1	SF: 0 SAC: 0 DP: 1 HBP: 0	WP: 2 PB: 0 SB: 1 CS: 0	PA: 39	
<b>PITCHER</b>	IP	WLS	BF	H	R	ER	SO	BB	IBB	HBP	BLK	WP	HR	S	P	ERA	WHIP				
59 Kevin Slowey, R ERA: 14.73	2.0		13	5	3	3	3	2	0	0	0	1	0	27	42	13.50	3.500				
51 Julie DePaula, R ERA: 2.25	1.0		4	2	1	1	1	0	0	0	0	1	0	10	15	9.00	2.000				
19 Randy Keister, L ERA: 8.1	2.0		7	1	0	0	1	0	0	0	0	1	0	15	22	0.00	0.500				
Dennys Reyes, L ERA: 1.000	1.0		4	1	0	0	1	0	0	0	0	0	0	9	11	0.00	1.000				
17 Pat Neshek, R ERA: 0.000	1.0	W	3	0	0	0	1	0	0	0	0	0	0	5	5	0.00	0.000				
<b>PITCHER</b>	IP	WLS	BF	H	R	ER	SO	BB	IBB	HBP	BLK	WP	HR	S	P	ERA	WHIP				
78 Ricky Barrett, L ERA: 6.0	1.0	H	3	0	0	0	0	0	0	0	0	0	0	1	8	9.00	2.000				
86 Oswaldo Sosa, R ERA: 9.0	1.0	S	5	2	1	1	1	0	0	0	0	0	0	1	8	9.00	2.000				

AB	37
R	5
H	11
RBI	5
BB	2
SO	8
LOB	14





















Batter	1	2	3	4	5	6	7	8	9	AB	R	H	RBI	BB	SO	LOB	TOP	
32 Jay Bruce, L (1, 8) OBP: 0.409, SLG: 0.429 63 Chris Dickerson, L (6, 8) OBP: 0.360, SLG: 0.545	E5							F7		3	0	2	0	0	0	0	<b>Cincinnati Reds @ New York Yankees</b> Legends Field, Tampa, FL Mon Mar 10 2008, 7:15 PM EDT Att: 10,474 - Cloudy - 74 F	
Scott Hatteberg, L (1, 10) OBP: 0.500, SLG: 0.455 65 Ryan Hanigan, R (8, PH) OBP: 0.133, SLG: 0.200	SAFE							F7		3	0	1	0	0	1	4		
Ken Griffey Jr., L (1, 9) OBP: 0.450, SLG: 0.600 92 Armando Rios, L (6, PR) OBP: 0.200, SLG: 0.400	P6							P6		3	0	1	0	0	0	3		
4 Brandon Phillips, R (1, 4) OBP: 0.250, SLG: 0.450 82 Adam Rosales, R (6, 4) OBP: 0.250, SLG: 0.450	FC5-4							F9		3	0	0	0	0	2	2		
Adam Dunn, L (1, 7) OBP: 0.450, SLG: 0.500 93 Drew Anderson, S (6, 7) OBP: 0.250, SLG: 0.250	G4-3							F9		3	0	0	0	0	1	2		
28 Edwin Encarnación, R (1, 5) OBP: 0.250, SLG: 0.375 54 Jolbert Cabrera, R (6, 5) OBP: 0.435, SLG: 0.545	K							F7		3	0	0	0	0	1	2		
19 Joey Votto, L (1, 3) OBP: 0.320, SLG: 0.238 46 Andy Phillips, R (6, 3) OBP: 0.261, SLG: 0.364	F8							G5-3		2	0	0	0	0	0	0		
Javier Valentin, S (1, 2) OBP: 0.333, SLG: 0.333 9 Paul Bako, L (6, 2) OBP: 0.467, SLG: 0.500								G3-1		2	0	1	0	0	0	0		
66 Paul Janish, R (1, 6) OBP: 0.278, SLG: 0.294 60 Andy Green, R (6, 6) OBP: 0.375, SLG: 0.556	L5							G6-3		1	0	0	0	1	0	1		
										1	0	0	0	0	0	0		
<b>Inning Stats</b>	R: 0 E: 1 K: 0 S: 5	H: 1 LOB: 1 BB: 0 P: 7	R: 0 E: 0 K: 1 S: 5	H: 0 LOB: 0 BB: 0 P: 5	R: 0 E: 0 K: 1 S: 7	H: 2 LOB: 2 BB: 0 P: 7	R: 0 E: 0 K: 1 S: 8	H: 0 LOB: 0 BB: 0 P: 13	R: 0 E: 0 K: 2 S: 8	H: 1 LOB: 2 BB: 0 P: 9	R: 0 E: 0 K: 0 S: 3	H: 0 LOB: 0 BB: 0 P: 3	R: 0 E: 0 K: 0 S: 3	H: 0 LOB: 1 BB: 0 P: 12	1B: 6 2B: 0 3B: 0 HR: 0	SF: 0 SAC: 0 DP: 0 HBP: 0	WP: 1 PB: 0 SB: 1 CS: 0	PA: 34
<b>PITCHER</b>	IP WLS BF H R ER SO BB IBB HBP BLK WP HR S P ERA WHIP																	
62 Joba Chamberlain, R (1, 1) ERA: 4.15 61 Billy Traber, L (3, 1) ERA: 42 Mariano Rivera, R (4, 1) ERA: 31 Ian Kennedy, R (5, 1) ERA: 1.5 LaTroy Hawkins, R (9, 1) ERA:	2.1 9 2 0 0 1 0 0 0 0 0 0 0 5 14 0.00 0.857																	

Batter	1	2	3	4	5	6	7	8	9	AB	R	H	RBI	BB	SO	LOB	BOTTOM			
18 Johnny Damon, L (1, 8) OBP: 0.550, SLG: 0.526 90 Justin Christian, R (4, 8) OBP: 0.143, SLG: 0.143	G6-3							F9		1	0	0	0	1	0	0	<b>Cincinnati Reds @ New York Yankees</b> Legends Field, Tampa, FL Mon Mar 10 2008, 7:15 PM EDT Att: 10,474 - Cloudy - 74 F			
2 Derek Jeter, R (1, 6) OBP: 0.516, SLG: 0.294 73 Alberto Gonzalez, R (6, 6) OBP: 0.364, SLG: 0.364								K		3	0	1	0	0	3	3				
Bobby Abreu, L (1, 9) OBP: 0.579, SLG: 0.688 19 Jason Lane, R (6, 9) OBP: 0.350, SLG: 0.611	F7							K		1	1	0	0	2	0	1				
13 Alex Rodriguez, R (1, 5) OBP: 0.625, SLG: 0.917 60 Cody Ransom, R (6, 5) OBP: 0.154, SLG: 0.154								P1		2	0	0	0	0	2	2				
Jason Giambi, L (1, 3) OBP: 0.333, SLG: 0.600 21 Morgan Ensberg, R (6, 3) OBP: 0.471, SLG: 0.667	G6-3							K		3	1	2	1	0	1	0				
20 Jorge Posada, S (1, 2) OBP: 0.077, SLG: 0.077 65 Chad Moeller, R (7, 2) OBP: 0.083, SLG: 0.083								K		1	0	0	0	0	0	0				
55 Hideki Matsui, L (1, 10) OBP: 0.333, SLG: 0.333 14 Wilson Betemit, S (7, PH) OBP: 0.300, SLG: 0.611								K		3	0	2	1	0	1	1				
12 Nick Green, R (1, 4) OBP: 0.273, SLG: 0.111 11 Chris Woodward, R (7, 4) OBP: 0.500, SLG: 0.555								K		2	0	1	0	0	1	1				
91 Brett Gardner, L (1, 7) OBP: 0.333, SLG: 0.500 93 Colin Curtis, L (7, 7) OBP: 0.333, SLG: 0.500								F9		2	1	0	0	1	0	4				
										1	1	1	0	0	0	0				
<b>Inning Stats</b>	R: 0 E: 0 K: 0 S: 5	H: 2 LOB: 2 BB: 0 P: 5	R: 0 E: 0 K: 2 S: 8	H: 1 LOB: 3 BB: 2 P: 16	R: 2 E: 0 K: 1 S: 11	H: 3 LOB: 2 BB: 1 P: 18	R: 0 E: 0 K: 0 S: 6	H: 0 LOB: 0 BB: 1 P: 16	R: 0 E: 0 K: 3 S: 10	H: 1 LOB: 1 BB: 0 P: 10	R: 1 E: 0 K: 1 S: 7	H: 2 LOB: 1 BB: 0 P: 7	R: 0 E: 0 K: 3 S: 10	H: 1 LOB: 1 BB: 0 P: 10	R: 1 E: 0 K: 1 S: 7	H: 2 LOB: 1 BB: 0 P: 7	1B: 10 2B: 3 3B: 0 HR: 0	SF: 0 SAC: 0 DP: 1 HBP: 1	WP: 0 PB: 0 SB: 2 CS: 0	PA: 40
<b>PITCHER</b>	IP WLS BF H R ER SO BB IBB HBP BLK WP HR S P ERA WHIP																			
34 Homer Bailey, R (1, 1) ERA: 4.91 38 Gary Majewski, R (3, 1) ERA: Mike Stanton, L (4, 1) ERA: 4.5 36 Edinson Volquez, R (5, 1) ERA: 5.63	2.1 17 6 2 2 3 3 0 0 0 0 0 0 4 17 7.71 3.857																			



















Batter	1	2	3	4	5	6	7	8	9	10	AB	R	H	RBI	BB	SO	LOB	TOP
18 Johnny Damon, L OBP: 0.296, SLG: 0.462 90 Justin Christian, R OBP: 0.364, SLG: 0.400	G4-3	G4-3	G4-3			G4-3			G5-3		4	0	1	1	0	0	2	<b>New York Yankees @ Cincinnati Reds</b> Ed Smith Stadium, Sarasota, FL Fri Mar 14 2008, 1:05 PM EDT Att: 6,510 - Rain - 67 F
2 Derek Jeter, R OBP: 0.357, SLG: 0.333 73 Alberto Gonzalez, R OBP: 0.286, SLG: 0.286	G5-3	G5-3				F9			G6-3		3	1	2	0	0	0	1	
55 Hideki Matsui, L OBP: 0.313, SLG: 0.286 94 Jason Brown, R OBP: 0.100, SLG: 0.100	13 HR		F8			F8			K		3	1	0	0	1	1	1	
13 Alex Rodriguez, R OBP: 0.429, SLG: 0.476 11 Chris Woodward, R OBP: 0.429, SLG: 0.476	13 HR		G5-3			G5-4-3			G3		3	1	1	3	0	0	1	
20 Jorge Posada, S OBP: 0.143, SLG: 0.238 81 Kyle Anson, S OBP: 0.167, SLG: 0.167	F8					F7			G4-3		3	1	1	0	0	0	0	
17 Shelley Duncan, R OBP: 0.407, SLG: 0.720 14 Wilson Betemit, S OBP: 0.231, SLG: 0.458	G6-3					G6-3			F9		3	1	1	0	0	0	0	
19 Jason Lane, R OBP: 0.357, SLG: 0.654 96 Gregory Porter, L OBP: 0.350, SLG: 0.556		G6-3				G4-3			K		3	1	1	2	0	0	0	
60 Cody Ransom, R OBP: 0.273, SLG: 0.429 66 Bernie Castro, S OBP: 0.300, SLG: 0.222		K				G5-3			B1		3	0	1	0	0	1	0	
91 Brett Gardner, L OBP: 0.455, SLG: 0.579 12 Nick Green, R OBP: 0.200, SLG: 0.077						F8			G5-3		2	1	1	1	1	0	0	
<b>Inning Stats</b>	R: 3 E: 0 K: 0 S: 5	H: 2 LOB: 0 BB: 1 P: 9	R: 1 E: 0 K: 1 S: 7	H: 1 LOB: 1 BB: 1 P: 11	R: 3 E: 0 K: 0 S: 9	H: 5 LOB: 2 BB: 0 P: 9	R: 0 E: 0 K: 0 S: 3	H: 1 LOB: 0 BB: 0 P: 3	R: 0 E: 0 K: 0 S: 3	H: 0 LOB: 0 BB: 0 P: 3	R: 0 E: 0 K: 1 S: 7	H: 0 LOB: 0 BB: 0 P: 9	R: 0 E: 0 K: 2 S: 7	H: 0 LOB: 0 BB: 0 P: 7	1B: 5 2B: 3 3B: 0 HR: 1	SF: 0 SAC: 0 DP: 1 HBP: 0	WP: 0 PB: 0 SB: 2 CS: 0	
<b>PITCHER</b>	IP WLS BF H R ER SO BB IBB HBP BLK WP HR S P ERA WHIP	31 Matt Belesis, R ERA: 9.0	50 Kent Mercker, L ERA: 4.5	70 Josh Roenicke, R ERA: 4.5	92 Pedro Viola, L ERA: 4.5	75 Daryl Thompson, R ERA: 4.5	<b>PITCHER</b>	IP WLS BF H R ER SO BB IBB HBP BLK WP HR S P ERA WHIP	84 Mike Lincoln, R ERA: 7.11	56 Todd Coffey, R ERA: 7.11								

Batter	1	2	3	4	5	6	7	8	9	10	AB	R	H	RBI	BB	SO	LOB	BOTTOM		
23 Corey Patterson, L OBP: 0.462, SLG: 0.538 92 Armando Rios, L OBP: 0.200, SLG: 0.222	1B		K								4	1	3	1	0	1	3	<b>New York Yankees @ Cincinnati Reds</b> Ed Smith Stadium, Sarasota, FL Fri Mar 14 2008, 1:05 PM EDT Att: 6,510 - Rain - 67 F		
Juan Castro, R OBP: 0.391, SLG: 0.263 66 Paul Janish, R OBP: 0.304, SLG: 0.250	2B					F9			G6-3		3	1	1	1	0	1	2			
Ken Griffey Jr., L OBP: 0.414, SLG: 0.500 93 Drew Anderson, S OBP: 0.250, SLG: 0.250	2B					G5-3			E6		4	0	1	1	0	1	4			
Adam Dunn, L OBP: 0.393, SLG: 0.364 86 Drew Stubbs, R OBP: 0.333, SLG: 0.333	F7					K			K		3	0	0	0	1	1	1			
19 Joey Votto, L OBP: 0.294, SLG: 0.207 89 Kevin Barker, L OBP: 0.333, SLG: 0.333	G4-3					K			K		4	0	1	0	0	2	1			
54 Jobert Cabrera, R OBP: 0.364, SLG: 0.489 93 Justin Turner, R OBP: 0.500, SLG: 1.000	G4-3					K			FC6-4		4	1	1	1	0	1	2			
Javier Valentin, S OBP: 0.318, SLG: 0.316 65 Ryan Hanigan, R OBP: 0.217, SLG: 0.348		G5-3				L5			G6-3		2	0	1	1	0	0	0			
60 Andy Green, R OBP: 0.500, SLG: 0.840 89 Juan Francisco, L OBP: 0.500, SLG: 1.000						K			F8		3	1	2	0	0	1	0			
15 Jerry Hairston, R OBP: 0.700, SLG: 1.000						K					3	0	2	1	0	1	0			
<b>Inning Stats</b>	R: 2 E: 0 K: 0 S: 6	H: 3 LOB: 1 BB: 0 P: 6	R: 1 E: 0 K: 1 S: 8	H: 3 LOB: 2 BB: 0 P: 8	R: 1 E: 0 K: 2 S: 10	H: 3 LOB: 3 BB: 0 P: 11	R: 0 E: 0 K: 1 S: 5	H: 0 LOB: 0 BB: 0 P: 5	R: 0 E: 0 K: 2 S: 7	H: 0 LOB: 0 BB: 0 P: 7	R: 0 E: 0 K: 1 S: 5	H: 3 LOB: 2 BB: 1 P: 13	R: 0 E: 1 K: 1 S: 5	H: 1 LOB: 1 BB: 0 P: 5	R: 0 E: 0 K: 1 S: 6	H: 1 LOB: 1 BB: 0 P: 6	1B: 7 2B: 8 3B: 0 HR: 0		SF: 0 SAC: 0 DP: 1 HBP: 1	WP: 1 PB: 0 SB: 0 CS: 1
<b>PITCHER</b>	IP WLS BF H R ER SO BB IBB HBP BLK WP HR S P ERA WHIP	34 Phil Hughes, R ERA: 4.7	63 Jonathan Albaladejo, R ERA: 5.0	36 Edwar Ramirez, R ERA: 5.23	79 Heath Phillips, L ERA: 8.31	38 Chris Emtton, R ERA: 2.25	<b>PITCHER</b>	IP WLS BF H R ER SO BB IBB HBP BLK WP HR S P ERA WHIP	74 Dan Giese, R ERA: 5.4											

AB 38  
R 7  
H 9  
RBI 7  
BB 2  
SO 5  
LOB 5



AB 40  
R 7  
H 14  
RBI 7  
BB 2  
SO 12  
LOB 18



livebaseballscorecards.com

livebaseballscorecards.com



Batter	1	2	3	4	5	6	7	8	9	AB	R	H	RBI	BB	SO	LOB	TOP			
18 Johnny Damon, L OBP: 0.323, SLG: 0.448 90 Justin Christian, R OBP: 0.355, SLG: 0.354	4-0 24 1B FC4-6 BB	0-0 28 1B	0-0 24 2B 1B	0-0 G4-3		0-3 K		0-0 G4-3	4-0 84 G6-4-3 BB	3	2	1	0	1	1	1				
28 Melky Cabrera, S OBP: 0.468, SLG: 0.519 84 Tim Battle, R OBP: 0.500, SLG: 0.500	0-0 FC4-6 26 1B 1-2 1B	0-0 24 2B 1-2 1B		0-0 F7		0-0 G5-3		0-0 S 1B	0-0 G6-4-3 1-2 1B	4	2	2	0	0	0	1				
24 Robinson Cano, L OBP: 0.355, SLG: 0.625 Reegie Corona, S (7, 4)	0-0 FC4-6 1-2 2-3 1B	0-0 1-H 2-H 2B		0-0 G4-3				1-0 P6		4	0	2	2	0	0	0				
Jason Giambi, L OBP: 0.300, SLG: 0.500 82 Carlos Mendoza, S OBP: 0.500, SLG: 0.500	0-0 FC4-6 21 1B 1-2 2-3 3-H	0-3 K		0-0 G3				0-0 P6	0-0 81 E 21 2B 1B	3	1	0	1	0	1	3				
26 José Molina, R OBP: 0.318, SLG: 0.364 81 Kyle Anson, S OBP: 0.250, SLG: 0.625	0-0 21 1B 1-2 1B	0-3 K		0-0 1B				1-2 HR	0-0 21 2B 1-2	3	1	2	1	0	1	1				
21 Morgan Ensberg, R OBP: 0.425, SLG: 0.550	0-0 19 2B 1-2 2-H 1B	0-0 F7		0-3 K				0-0 93 1B 93 WP 1B	0-0 93 G3 1-H 2-H 2B	5	2	3	3	0	1	2				
19 Jason Lane, R OBP: 0.355, SLG: 0.655 93 Colin Curtis, L OBP: 0.375, SLG: 0.500	0-0 1-H 2-H 2B		0-0 G6-3		0-0 G4-3			1-0 1B	0-0 G3	3	0	1	2	0	0	1				
60 Cody Ransom, R OBP: 0.320, SLG: 0.500 Juan Miranda, L (6, 3)	0-3 K		0-0 73 G6-4-3 1B		0-0 G4-3			0-0 73 G1-3 2B	0-0 E9 90 WP 1B	3	0	2	0	0	1	1				
73 Alberto Gonzalez, R OBP: 0.235, SLG: 0.235 11 Chris Woodward, R OBP: 0.455, SLG: 0.455	0-0 P3		0-0 G6-4-3		0-0 G1-3			0-0 G6-3	0-0 90 WP BB	3	0	0	0	0	0	3				
<b>Inning Stats</b>	R: 5 E: 0 K: 1 S: 10	H: 5 LOB: 1 BB: 1 P: 14	R: 2 E: 0 K: 2 S: 10	H: 3 LOB: 1 BB: 0 P: 10	R: 0 E: 0 K: 0 S: 3	H: 1 LOB: 0 BB: 0 P: 3	R: 0 E: 0 K: 0 S: 3	H: 0 LOB: 0 BB: 0 P: 3	R: 0 E: 0 K: 1 S: 6	H: 1 LOB: 1 BB: 0 P: 6	R: 1 E: 0 K: 0 S: 8	H: 3 LOB: 2 BB: 0 P: 10	R: 0 E: 0 K: 0 S: 4	H: 1 LOB: 1 BB: 2 P: 5	R: 3 E: 2 K: 0 S: 6	H: 2 LOB: 2 BB: 2 P: 14	1B: 12 2B: 4 3B: 0 HR: 1	SF: 0 SAC: 0 DP: 2 HBP: 0	WP: 2 PB: 0 SB: 1 CS: 0	PA: 47
<b>PITCHER</b>	IP WLS BF H R ER SO BB IBB HBP BLK WP HR S P ERA WHIP	3.2 L 20 9 7 7 3 1 0 0 0 0 0 0 25 29 17.18 2.727	4.1 1.1 5 1 0 0 1 0 0 0 0 0 0 7 7 0.00 0.750	6.1 1.0 4 1 0 0 1 0 0 0 0 0 0 6 6 0.00 1.000	7.1 1.0 6 3 1 1 0 0 0 0 0 1 1 8 10 9.00 3.000	8.1 1.0 4 1 0 0 0 0 0 0 0 0 0 4 5 0.00 1.000	<b>PITCHER</b>	IP WLS BF H R ER SO BB IBB HBP BLK WP HR S P ERA WHIP	1.0 8 2 3 1 0 2 0 0 0 0 0 0 14 14 9.00 4.000											

New York Yankees @ Detroit Tigers  
 Joker Marchant Stadium, Lakeland, FL  
 Sat Mar 15 2008, 1:05 PM EDT  
 Att: 9,660 - Cloudy - 84 F

AB	44
R	11
H	17
RBI	10
BB	3
SO	5
LOB	21



Batter	1	2	3	4	5	6	7	8	9	AB	R	H	RBI	BB	SO	LOB	BOTTOM			
28 Curtis Granderson, L OBP: 0.289, SLG: 0.811 27 Brent Cleven, R OBP: 0.407, SLG: 0.593	0-1 HR		0-0 14 FC5 3B	3-2 HR		0-0 F7		0-3 K		4	3	3	4	0	0	2				
14 Placido Polanco, R OBP: 0.525, SLG: 0.784 72 Scott Sizemore, R OBP: 0.346, SLG: 0.435	0-0 30 G4-6-3 1B		0-0 24 BB 3 1B 3-H 1B	0-0 1B		0-0 G5-3		0-3 K		4	0	2	1	0	0	2				
3 Gary Sheffield, R OBP: 0.250, SLG: 0.292 63 Nick Trzemesniak, R OBP: 0.333, SLG: 0.200	0-0 P5		0-0 24 BB 1-2 1B	0-0 F8		0-0 G5-3		0-0 F9	0-0 F9	4	0	1	0	0	0	2				
30 Magglio Ordonez, R OBP: 0.375, SLG: 0.526 61 Timo Perez, L OBP: 0.476, SLG: 0.810	0-0 G4-6-3 1-2 1B		0-0 F9		0-0 G4-3			0-0 25 1B 2B	0-0 HR	3	0	0	0	0	0	3				
24 Miquel Cabrera, R OBP: 0.350, SLG: 0.486 25 Ryan Raburn, R OBP: 0.356, SLG: 0.385		4-0 9 G4-6-3 BB	4-0 9 FC4-6 BB	0-0 9 G3-1 2B		0-0 2B		0-0 2-H 1B	0-3 K	1	0	1	0	2	0	0				
9 Carlos Guillen, S OBP: 0.310, SLG: 0.659 26 Mike Hessman, R OBP: 0.375, SLG: 0.500	0-0 G4-6-3 1-2 1B		0-0 FC4-6		0-0 G3-1			0-0 F7	0-0 G5-3	3	0	0	0	0	0	5				
Edgar Renteria, R OBP: 0.222, SLG: 0.382 39 Ramon Santiago, S OBP: 0.556, SLG: 0.591	0-3 K		0-0 E4 28 HR 1B		0-0 G5-3			0-0 P6		3	1	0	0	0	1	1				
Ivan Rodriguez, R OBP: 0.412, SLG: 1.000 74 Max St. Pierre, R OBP: 0.425, SLG: 0.333			0-3 K		0-0 G4-6-3 1B			0-0 G3 1B	0-0 P3	3	0	2	0	0	1	0				
Jacque Jones, L OBP: 0.310, SLG: 0.200 46 Freddy Guzman, S OBP: 0.536, SLG: 0.625			4-0 28 3B BB		0-0 G4-6-3			0-0 G3	0-0 1B	2	1	0	0	1	0	3				
<b>Inning Stats</b>	R: 1 E: 0 K: 0 S: 5	H: 2 LOB: 0 BB: 0 P: 5	R: 0 E: 0 K: 1 S: 4	H: 0 LOB: 1 BB: 1 P: 8	R: 2 E: 0 K: 1 S: 8	H: 2 LOB: 2 BB: 2 P: 16	R: 2 E: 1 K: 0 S: 8	H: 3 LOB: 1 BB: 0 P: 11	R: 0 E: 0 K: 0 S: 4	H: 1 LOB: 1 BB: 0 P: 4	R: 1 E: 0 K: 0 S: 5	H: 2 LOB: 1 BB: 0 P: 5	R: 0 E: 0 K: 2 S: 8	H: 1 LOB: 0 BB: 0 P: 8	R: 1 E: 0 K: 1 S: 6	H: 1 LOB: 0 BB: 0 P: 6	1B: 7 2B: 2 3B: 1 HR: 3	SF: 0 SAC: 0 DP: 3 HBP: 0	WP: 0 PB: 0 SB: 0 CS: 0	PA: 42
<b>PITCHER</b>	IP WLS BF H R ER SO BB IBB HBP BLK WP HR S P ERA WHIP	3.0 W 15 4 3 3 2 3 0 0 0 0 0 1 8 11 0.00 3.000	4.1 1.0 6 3 2 0 0 0 0 0 0 0 0 8 8 0.00 1.000	5.1 1.5 9 2 0 0 0 0 0 0 0 0 0 5 5 9.00 2.000	6.1 1.0 4 1 0 0 2 0 0 0 0 0 0 8 8 0.00 1.000	<b>PITCHER</b>	IP WLS BF H R ER SO BB IBB HBP BLK WP HR S P ERA WHIP	1.0 4 1 1 1 1 0 0 0 0 0 0 1 6 6 9.00 1.000												

New York Yankees @ Detroit Tigers  
 Joker Marchant Stadium, Lakeland, FL  
 Sat Mar 15 2008, 1:05 PM EDT  
 Att: 9,660 - Cloudy - 84 F

AB	39
R	7
H	13
RBI	7
BB	3
SO	5
LOB	22





Batter	1	2	3	4	5	6	7	8	9	AB	R	H	RBI	BB	SO	LOB	TOP									
1 Akinori Iwamura, L (1,4) OBP: 0.370, SLG: 0.542 20 Mike DiFelice, R (6,PH) OBP: 0.375, SLG: 0.875	G3	G4-3			G5-3	G5-3			HR	2	0	0	0	1	0	0	<b>Tampa Bay Rays @ New York Yankees</b> Legends Field, Tampa, FL Sat Mar 15 2008, 1:15 PM EDT Att: 10,553 - Cloudy - 75 F									
8 Jason Bartlett, R (1,6) OBP: 0.394, SLG: 0.409 Ronnie Merrill, S (6,6)	1B		K		G5-3		P6		E8 G3-1	3	0	1	0	0	1	1										
2 B.J. Upton, R (1,8) OBP: 0.494, SLG: 0.739 6 Johnny Raburn, S (6,4)	K						G6-3		G3-1	1	0	0	0	2	1	1										
15 Cliff Floyd, L (1,10) OBP: 0.296, SLG: 0.360 61 Hector Gimenez, S (7,PH) OBP: 0.556, SLG: 1.375			P3		G4-3				K	2	0	0	0	1	0	2										
16 Willy Aybar, S (1,5) OBP: 0.389, SLG: 0.407	L4		K							4	1	1	0	0	1	3										
32 Eric Hinske, L (1,9) OBP: 0.536, SLG: 0.720 Garrett Groce, R (8,9)		HR			G3-1				K	4	2	2	1	0	1	1										
29 Joel Guzman, R (1,7) Sergio Pedraza, L (6,7) OBP: 1.000, SLG: 1.000		K			F9				G6-4-3	3	1	1	1	0	1	1										
62 Chris Richard, L (1,3) OBP: 0.480, SLG: 0.632		HR			G4-3				G6-4-3	4	1	2	3	0	0	1										
88 Josh Paul, R (1,2) OBP: 0.375, SLG: 0.286 Maiko Loyola, R (6,8)		K			P4				G6-3	3	0	0	0	0	1	1										
<b>Inning Stats</b>	R: 0 E: 0 K: 1 S: 6	H: 1 LOB: 2 BB: 1 P: 12	R: 2 E: 0 K: 2 S: 12	H: 2 LOB: 0 BB: 0 P: 15	R: 0 E: 0 K: 2 S: 7	H: 0 LOB: 1 BB: 1 P: 12	R: 1 E: 0 K: 0 S: 4	H: 1 LOB: 0 BB: 0 P: 5	R: 0 E: 0 K: 0 S: 2	H: 0 LOB: 1 BB: 2 P: 11	R: 2 E: 0 K: 0 S: 6	H: 3 LOB: 1 BB: 0 P: 6	R: 1 E: 0 K: 0 S: 6	H: 1 LOB: 0 BB: 0 P: 9	R: 0 E: 0 K: 1 S: 5	H: 1 LOB: 0 BB: 0 P: 5		R: 1 E: 1 K: 1 S: 9	H: 2 LOB: 1 BB: 0 P: 12	1B: 4 2B: 2 3B: 1 HR: 4	SF: 0 SAC: 0 DP: 1 HBP: 0	WP: 2 PB: 0 SB: 2 CS: 1	PA: 40			
<b>PITCHER</b>	IP	WLS	BF	H	R	ER	SO	BB	IBB	HBP	BLK	WP	HR	S	P	ERA	WHIP									
31 Ian Kennedy, R (1,1) ERA: 3.0	3.0	L	14	3	2	2	5	2	0	0	0	0	1	2	25	39	6.00	1.667								
42 Mariano Rivera, R (4,1) ERA: 2.25	1.0		4	1	1	1	0	0	0	0	0	0	1	0	4	5	9.00	1.000								
LaTroy Hawkins, R (5,1) ERA:	1.0		4	0	0	0	0	2	0	0	0	0	0	2	11	0.00	2.000									
29 Kei Igawa, L (6,1) ERA: 3.86	3.0		13	5	3	3	1	0	0	0	0	0	1	17	20	9.00	1.667									
82 Eric Wordekemper, R (9,1) ERA: 9.0	1.0		5	2	1	1	1	0	0	0	0	0	1	9	12	9.00	2.000									

Batter	1	2	3	4	5	6	7	8	9	AB	R	H	RBI	BB	SO	LOB	BOTTOM								
91 Brett Gardner, L (1,8) OBP: 0.480, SLG: 0.591 95 Austin Jackson, R (7,8) OBP: 0.111, SLG: 0.111	L3-6 2S		G4-3		G4-3		K			3	0	2	0	0	0	0	<b>Tampa Bay Rays @ New York Yankees</b> Legends Field, Tampa, FL Sat Mar 15 2008, 1:15 PM EDT Att: 10,553 - Cloudy - 75 F								
2 Derek Jeter, R (1,6) OBP: 0.323, SLG: 0.296 97 Eduardo Núñez, R (6,6)	1B		G5-3		G4-3				G6-3	3	0	0	0	0	1	3									
Bobby Abreu, L (1,10) OBP: 0.533, SLG: 0.583 94 Jason Brown, R (6,PH) (9,10)	L3-6		G3						G4-3	2	0	0	0	1	0	1									
13 Alex Rodriguez, R (1,5) OBP: 0.560, SLG: 1.048 12 Nick Green, R (6,5) OBP: 0.176, SLG: 0.067		2B			G6-4-3				K	2	1	2	0	0	0	0									
55 Hideki Matsui, L (1,7) OBP: 0.316, SLG: 0.294 76 Matt Carson, R (7,7)		1B			F7				G5-3	3	0	1	0	0	1	1									
20 Jorge Posada, S (1,2) OBP: 0.174, SLG: 0.318 65 Chad Moeller, R (7,2) OBP: 0.111, SLG: 0.167		SF8							F8	1	0	1	1	0	0	0									
17 Shelley Duncan, R (1,3) OBP: 0.579, SLG: 0.667 68 Marcos Vechionacci, S (7,5) OBP: 0.500, SLG: 0.333		1B			G6-3				G5-3	2	0	0	0	0	2	1									
14 Wilson Betemit, S (1,4) OBP: 0.250, SLG: 0.462 66 Bernie Castro, S (7,4) OBP: 0.250, SLG: 0.182		1B			E6 G6-4-3				G6-3	2	0	1	0	0	0	0									
96 Gregory Porter, L (1,9) OBP: 0.318, SLG: 0.500 92 Jose Tabata, R (7,9) OBP: 0.200, SLG: 0.111		1B			FC4-6				E4	2	0	0	0	0	4	2									
<b>Inning Stats</b>	R: 0 E: 0 K: 1 S: 5	H: 1 LOB: 0 BB: 0 P: 6	R: 1 E: 1 K: 0 S: 6	H: 3 LOB: 2 BB: 0 P: 6	R: 0 E: 0 K: 0 S: 3	H: 0 LOB: 0 BB: 0 P: 3	R: 0 E: 0 K: 0 S: 4	H: 2 LOB: 1 BB: 0 P: 4	R: 0 E: 1 K: 0 S: 4	H: 1 LOB: 1 BB: 0 P: 4	R: 0 E: 0 K: 1 S: 4	H: 0 LOB: 0 BB: 1 P: 8	R: 1 E: 1 K: 1 S: 7	H: 1 LOB: 1 BB: 0 P: 7	R: 0 E: 0 K: 1 S: 5	H: 0 LOB: 0 BB: 0 P: 5		R: 0 E: 1 K: 0 S: 5	H: 1 LOB: 2 BB: 0 P: 5	1B: 6 2B: 4 3B: 0 HR: 0	SF: 1 SAC: 0 DP: 4 HBP: 0	WP: 0 PB: 0 SB: 1 CS: 0	PA: 36		
<b>PITCHER</b>	IP	WLS	BF	H	R	ER	SO	BB	IBB	HBP	BLK	WP	HR	S	P	ERA	WHIP								
34 Jeff Niemann, R (1,1) ERA: 1.13	4.0	W	16	6	1	1	1	0	0	0	0	0	0	8	12	0.00	1.500								
47 Gary Glover, R (5,1) ERA:	2.0	H	7	1	0	0	1	1	0	0	0	0	0	8	12	0.00	1.000								
35 Dan Wheeler, R (7,1) ERA: 3.6	1.0		5	1	1	0	1	0	0	0	0	0	0	7	7	0.00	1.000								
75 Scott Munter, R (8,1) ERA: 3.86	2.0		8	1	0	0	1	0	0	0	0	0	0	10	10	0.00	0.500								





Batter	1	2	3	4	5	6	7	8	9	AB	R	H	RBI	BB	SO	LOB	TOP								
24 Grady Sizemore, L OBP: 0.556, SLG: 1.261 12 Ben Francisco, R OBP: 0.436, SLG: 0.647										4	2	3	3	0	1	0	<b>Cleveland Indians @ New York Yankees</b> Legends Field, Tampa, FL Sun Mar 16 2008, 1:15 PM EDT Att: 10,972 - Sunny - 79 F								
20 David Dellucci, L OBP: 0.226, SLG: 0.286 16 Jason Tyner, L OBP: 0.406, SLG: 0.407										4	0	0	0	0	2	2									
48 Travis Hafner, L OBP: 0.449, SLG: 0.583 74 Armando Camacaro, R OBP: 0.167, SLG: 0.200										3	0	0	0	1	3	0									
41 Victor Martinez, S OBP: 0.393, SLG: 0.464 26 Andy González, R OBP: 0.296, SLG: 0.615										4	1	3	0	0	0	1									
2 Jhonny Peralta, R OBP: 0.357, SLG: 0.292 11 Danny Sandoval, S OBP: 0.229, SLG: 0.314										3	1	1	0	0	1	1									
Casey Blake, R OBP: 0.357, SLG: 0.227										3	0	0	0	1	0	3									
Franklin Gutierrez, R OBP: 0.449, SLG: 0.773 75 Brad Snyder, L OBP: 0.257, SLG: 0.424										3	1	0	1	0	2	2									
13 Asdrúbal Cabrera, S OBP: 0.280, SLG: 0.478 50 Aaron Hill, R OBP: 0.333, SLG: 0.316										2	0	0	1	0	0	0									
10 Kelly Shoppach, R OBP: 0.516, SLG: 0.682 73 Yamid Haad, R OBP: 0.400, SLG: 0.538										3	0	1	0	0	1	0									
<b>Inning Stats</b>	R: 0 E: 0 K: 2 S: 7	H: 0 LOB: 0 BB: 0 P: 7	R: 3 E: 0 K: 1 S: 9	H: 4 LOB: 2 BB: 1 P: 14	R: 0 E: 0 K: 2 S: 8	H: 1 LOB: 1 BB: 0 P: 8	R: 0 E: 0 K: 1 S: 5	H: 0 LOB: 0 BB: 0 P: 5	R: 1 E: 0 K: 1 S: 7	H: 1 LOB: 0 BB: 1 P: 14	R: 0 E: 0 K: 1 S: 5	H: 0 LOB: 0 BB: 0 P: 5	R: 1 E: 0 K: 1 S: 8	H: 1 LOB: 0 BB: 0 P: 10	R: 0 E: 0 K: 1 S: 7	H: 2 LOB: 2 BB: 0 P: 7		R: 1 E: 0 K: 0 S: 5	H: 2 LOB: 1 BB: 1 P: 9	1B: 9 2B: 0 3B: 0 HR: 2	SF: 1 SAC: 0 DP: 2 HBP: 0	WP: 0 PB: 0 SB: 2 CS: 0	PA: 39		
<b>PITCHER</b>	IP WLS BF H R ER SO BB IBB HBP BLK WP HR S P ERA WHIP	IP WLS BF H R ER SO BB IBB HBP BLK WP HR S P ERA WHIP	IP WLS BF H R ER SO BB IBB HBP BLK WP HR S P ERA WHIP	IP WLS BF H R ER SO BB IBB HBP BLK WP HR S P ERA WHIP	IP WLS BF H R ER SO BB IBB HBP BLK WP HR S P ERA WHIP	IP WLS BF H R ER SO BB IBB HBP BLK WP HR S P ERA WHIP	IP WLS BF H R ER SO BB IBB HBP BLK WP HR S P ERA WHIP	IP WLS BF H R ER SO BB IBB HBP BLK WP HR S P ERA WHIP	IP WLS BF H R ER SO BB IBB HBP BLK WP HR S P ERA WHIP	IP WLS BF H R ER SO BB IBB HBP BLK WP HR S P ERA WHIP	IP WLS BF H R ER SO BB IBB HBP BLK WP HR S P ERA WHIP	IP WLS BF H R ER SO BB IBB HBP BLK WP HR S P ERA WHIP	IP WLS BF H R ER SO BB IBB HBP BLK WP HR S P ERA WHIP	IP WLS BF H R ER SO BB IBB HBP BLK WP HR S P ERA WHIP	IP WLS BF H R ER SO BB IBB HBP BLK WP HR S P ERA WHIP	IP WLS BF H R ER SO BB IBB HBP BLK WP HR S P ERA WHIP	IP WLS BF H R ER SO BB IBB HBP BLK WP HR S P ERA WHIP	IP WLS BF H R ER SO BB IBB HBP BLK WP HR S P ERA WHIP	IP WLS BF H R ER SO BB IBB HBP BLK WP HR S P ERA WHIP	IP WLS BF H R ER SO BB IBB HBP BLK WP HR S P ERA WHIP	IP WLS BF H R ER SO BB IBB HBP BLK WP HR S P ERA WHIP	IP WLS BF H R ER SO BB IBB HBP BLK WP HR S P ERA WHIP	IP WLS BF H R ER SO BB IBB HBP BLK WP HR S P ERA WHIP	IP WLS BF H R ER SO BB IBB HBP BLK WP HR S P ERA WHIP	IP WLS BF H R ER SO BB IBB HBP BLK WP HR S P ERA WHIP

AB 35  
R 6  
H 11  
RBI 6  
BB 3  
SO 10  
LOB 13



Batter	1	2	3	4	5	6	7	8	9	AB	R	H	RBI	BB	SO	LOB	BOTTOM								
28 Melky Cabrera, S OBP: 0.486, SLG: 0.517 91 Brett Gardner, L OBP: 0.519, SLG: 0.609										2	0	1	0	1	0	1	<b>Cleveland Indians @ New York Yankees</b> Legends Field, Tampa, FL Sun Mar 16 2008, 1:15 PM EDT Att: 10,972 - Sunny - 79 F								
19 Jason Lane, R OBP: 0.314, SLG: 0.576 90 Justin Christian, R OBP: 0.357, SLG: 0.333										4	0	0	0	0	4	2									
21 Morgan Ensberg, R OBP: 0.375, SLG: 0.483 81 Kyle Anson, S OBP: 0.333, SLG: 0.778										4	0	0	0	0	1	2									
13 Alex Rodriguez, R OBP: 0.571, SLG: 1.000 12 Nick Green, R OBP: 0.211, SLG: 0.118										3	0	2	0	0	1	1									
Jason Giambi, L OBP: 0.391, SLG: 0.524 60 Cody Ransom, R OBP: 0.308, SLG: 0.480										1	1	1	0	2	0	0									
17 Shelley Duncan, R OBP: 0.375, SLG: 0.733 96 Gregory Porter, L OBP: 0.348, SLG: 0.619										3	1	1	2	0	0	5									
24 Robinson Canó, L OBP: 0.444, SLG: 0.600 66 Bernie Castro, S OBP: 0.308, SLG: 0.250										3	1	1	0	0	0	0									
14 Wilson Betemit, S OBP: 0.226, SLG: 0.414 73 Alberto González, R OBP: 0.278, SLG: 0.278										3	0	0	0	0	1	1									
26 José Molina, R OBP: 0.320, SLG: 0.400 65 Chad Moeller, R OBP: 0.158, SLG: 0.263										3	0	1	1	0	1	0									
<b>Inning Stats</b>	R: 0 E: 0 K: 1 S: 6	H: 1 LOB: 1 BB: 0 P: 7	R: 2 E: 0 K: 1 S: 7	H: 1 LOB: 0 BB: 1 P: 12	R: 0 E: 0 K: 0 S: 4	H: 1 LOB: 3 BB: 2 P: 12	R: 1 E: 0 K: 1 S: 7	H: 2 LOB: 1 BB: 0 P: 7	R: 0 E: 0 K: 0 S: 6	H: 0 LOB: 0 BB: 0 P: 3	R: 0 E: 0 K: 0 S: 3	H: 1 LOB: 0 BB: 0 P: 3	R: 1 E: 1 K: 0 S: 5	H: 3 LOB: 2 BB: 0 P: 5	R: 3 E: 0 K: 0 S: 4	H: 3 LOB: 1 BB: 1 P: 8		1B: 9 2B: 3 3B: 1 HR: 1	SF: 0 SAC: 0 DP: 2 HBP: 0	WP: 0 PB: 0 SB: 2 CS: 0	PA: 40				
<b>PITCHER</b>	IP WLS BF H R ER SO BB IBB HBP BLK WP HR S P ERA WHIP	IP WLS BF H R ER SO BB IBB HBP BLK WP HR S P ERA WHIP	IP WLS BF H R ER SO BB IBB HBP BLK WP HR S P ERA WHIP	IP WLS BF H R ER SO BB IBB HBP BLK WP HR S P ERA WHIP	IP WLS BF H R ER SO BB IBB HBP BLK WP HR S P ERA WHIP	IP WLS BF H R ER SO BB IBB HBP BLK WP HR S P ERA WHIP	IP WLS BF H R ER SO BB IBB HBP BLK WP HR S P ERA WHIP	IP WLS BF H R ER SO BB IBB HBP BLK WP HR S P ERA WHIP	IP WLS BF H R ER SO BB IBB HBP BLK WP HR S P ERA WHIP	IP WLS BF H R ER SO BB IBB HBP BLK WP HR S P ERA WHIP	IP WLS BF H R ER SO BB IBB HBP BLK WP HR S P ERA WHIP	IP WLS BF H R ER SO BB IBB HBP BLK WP HR S P ERA WHIP	IP WLS BF H R ER SO BB IBB HBP BLK WP HR S P ERA WHIP	IP WLS BF H R ER SO BB IBB HBP BLK WP HR S P ERA WHIP	IP WLS BF H R ER SO BB IBB HBP BLK WP HR S P ERA WHIP	IP WLS BF H R ER SO BB IBB HBP BLK WP HR S P ERA WHIP	IP WLS BF H R ER SO BB IBB HBP BLK WP HR S P ERA WHIP	IP WLS BF H R ER SO BB IBB HBP BLK WP HR S P ERA WHIP	IP WLS BF H R ER SO BB IBB HBP BLK WP HR S P ERA WHIP	IP WLS BF H R ER SO BB IBB HBP BLK WP HR S P ERA WHIP	IP WLS BF H R ER SO BB IBB HBP BLK WP HR S P ERA WHIP	IP WLS BF H R ER SO BB IBB HBP BLK WP HR S P ERA WHIP	IP WLS BF H R ER SO BB IBB HBP BLK WP HR S P ERA WHIP	IP WLS BF H R ER SO BB IBB HBP BLK WP HR S P ERA WHIP	IP WLS BF H R ER SO BB IBB HBP BLK WP HR S P ERA WHIP

AB 36  
R 7  
H 14  
RBI 7  
BB 4  
SO 4  
LOB 16









Batter	1	2	3	4	5	6	7	8	9	AB	R	H	RBI	BB	SO	LOB	TOP
18 Johnny Damon, L OBP: 0.667, SLG: 0.333 66 Bernie Castro, S (4, PH)	4-0 BB 13 SF9 2 E	4-0 BB 13 BB 2 1B		4-0 BB 73 1B		0-0 G4-3	0-0 F9			0	2	0	0	2	0	0	
2 Derek Jeter, R OBP: 0.600, SLG: 0.500 73 Alberto Gonzalez, R OBP: 0.500, SLG: 0.667	0-0 E3 13 SF9 BB	0-0 13 BB BB 1B		0-0 1B		0-0 F9	0-0 19 2B			2	0	1	1	0	0	1	
Bobby Abreu, L OBP: 1.000, SLG: 1.000 19 Jason Lane, R OBP: 0.667, SLG: 1.000	4-0 G4-6-3 BB	4-0 13 BB BB		0-3 K		1-0 96 WP 21 BB 1B	0-0 21 1B			0	0	0	1	2	0	0	
13 Alex Rodriguez, R OBP: 0.600, SLG: 1.000 21 Morgan Ensberg, R OBP: 0.500, SLG: 0.500	0-0 SF9 2-3 3-H	4-0 BB		0-3 K		4-0 96 WP 1B	0-0 96 FC6-4 1B			0	0	0	2	1	0	0	
Jason Giambi, L 96 Gregory Porter, L (5, PH)	0-0 G4-6-3 1-2	0-0 F9				0-0 G3	1-3 K			2	0	0	0	0	0	5	
20 Jorge Posada, S OBP: 0.500, SLG: 1.000 65 Chad Moeller, R OBP: 0.500, SLG: 0.500		4-0 17 FC4-6 BB		0-0 G6-3		0-0 G5-3	0-0 14 F9 60 BB 73 2B 1B			1	0	0	0	1	0	0	
24 Robinson Cano, L OBP: 0.167, SLG: 0.167 60 Cody Ransom, R OBP: 0.500, SLG: 0.333		0-0 P4		0-0 G4-3		0-0 G3-1	4-0 91 BB 73 2B BB			3	0	0	0	0	0	1	
17 Shelley Duncan, R OBP: 0.400, SLG: 0.250 14 Wilson Betemit, S OBP: 0.500, SLG: 1.000		0-0 FC4-6 28 2B 2 1B		0-0 F9		0-0 91 2B 2B	0-0 F9			2	1	0	0	0	0	1	
28 Melky Cabrera, S OBP: 0.600, SLG: 1.000 91 Brett Gardner, L OBP: 1.000, SLG: 2.000		0-0 2 1B BB		0-0 F7		0-0 66 G4-3 19 WP 2B	4-0 73 2B BB			2	1	1	0	0	0	0	
<b>Inning Stats</b>	R: 1 E: 1 K: 0 S: 3	H: 0 LOB: 1 BB: 2 P: 11	R: 3 E: 0 K: 0 S: 5	H: 2 LOB: 3 BB: 4 P: 21	R: 0 E: 0 K: 2 S: 3	H: 0 LOB: 2 BB: 1 P: 3	R: 0 E: 0 K: 1 S: 8	H: 3 LOB: 2 BB: 1 P: 14	R: 5 E: 0 K: 0 S: 7	H: 4 LOB: 1 BB: 2 P: 15	1B: 5 2B: 5 3B: 0 HR: 0	SF: 1 SAC: 0 DP: 1 HBP: 0	WP: 2 PB: 0 CS: 0	PA: 41			
<b>PITCHER</b>	IP WLS BF H R ER SO BB IBB HBP BLK WP HR S P ERA WHIP	IP WLS BF H R ER SO BB IBB HBP BLK WP HR S P ERA WHIP	IP WLS BF H R ER SO BB IBB HBP BLK WP HR S P ERA WHIP	IP WLS BF H R ER SO BB IBB HBP BLK WP HR S P ERA WHIP	IP WLS BF H R ER SO BB IBB HBP BLK WP HR S P ERA WHIP	IP WLS BF H R ER SO BB IBB HBP BLK WP HR S P ERA WHIP	IP WLS BF H R ER SO BB IBB HBP BLK WP HR S P ERA WHIP	IP WLS BF H R ER SO BB IBB HBP BLK WP HR S P ERA WHIP	IP WLS BF H R ER SO BB IBB HBP BLK WP HR S P ERA WHIP	IP WLS BF H R ER SO BB IBB HBP BLK WP HR S P ERA WHIP	IP WLS BF H R ER SO BB IBB HBP BLK WP HR S P ERA WHIP	IP WLS BF H R ER SO BB IBB HBP BLK WP HR S P ERA WHIP	IP WLS BF H R ER SO BB IBB HBP BLK WP HR S P ERA WHIP	IP WLS BF H R ER SO BB IBB HBP BLK WP HR S P ERA WHIP	IP WLS BF H R ER SO BB IBB HBP BLK WP HR S P ERA WHIP	IP WLS BF H R ER SO BB IBB HBP BLK WP HR S P ERA WHIP	IP WLS BF H R ER SO BB IBB HBP BLK WP HR S P ERA WHIP

**New York Yankees @ Virginia Tech Hokies**  
English Field, Blacksburg, VA  
Tue Mar 18 2008, 3:00 PM EDT  
Att: 5,311 - Cloudy - 55 F

AB	30
R	11
H	10
RBI	10
BB	10
SO	3
LOB	22



Batter	1	2	3	4	5	6	7	8	9	AB	R	H	RBI	BB	SO	LOB	BOTTOM	
8 Sean O'Brien, L (1, 3)	0-0 F8		0-0 G4-3			0-0 G4-3				3	0	0	0	0	0	0		
3 Sean Ryan, R 35 Austin Wates, R (5, 7)	0-3 K		0-0 G4-3			0-0 F7				2	0	0	0	0	1	0		
13 Anthony Sosnoskie, R Chris Kay, R (1, 2)	0-0 1B		0-0 F9			0-3 K2-3				2	0	1	0	0	0	0		
25 Jose Cueto, R OBP: 0.333, SLG: 0.333 (1, 7)	0-0 G3		0-0 1B			0-3 K				3	0	1	0	0	1	1		
5 Matt Hacker, R (1, 4)		0-0 G4-3		0-0 F9		0-3 K				3	0	0	0	0	1	1		
26 Michael Seaborn, R 23 Matt Blow, R (4, PH)		0-0 E5 2 FC6-4		0-3 K		0-0 G4-3				1	0	0	0	0	0	0		
11 Ty Hohman, R 10 Tony Balisteri, R (5, 6)		0-0 P4		0-3 K		0-3 K				1	0	0	0	0	0	1		
2 Steve Bumbry, L 7 Clint Reed, R (5, 8)		0-0 FC6-4		0-0 F9		0-0 F9				1	0	0	0	0	0	0		
4 Travis Willson, L 34 Brandon Lower, R (6, 10)			0-0 G3		0-3 K					1	0	0	0	0	0	1		
<b>Inning Stats</b>	R: 0 E: 0 K: 1 S: 6	H: 1 LOB: 0 BB: 0 P: 6	R: 0 E: 1 K: 0 S: 4	H: 0 LOB: 1 BB: 0 P: 4	R: 0 E: 0 K: 0 S: 3	H: 0 LOB: 0 BB: 0 P: 3	R: 0 E: 0 K: 1 S: 6	H: 1 LOB: 0 BB: 0 P: 6	R: 0 E: 0 K: 2 S: 7	H: 0 LOB: 0 BB: 0 P: 7	R: 0 E: 0 K: 1 S: 5	H: 0 LOB: 0 BB: 0 P: 5	R: 0 E: 0 K: 2 S: 7	H: 0 LOB: 0 BB: 0 P: 7	1B: 2 2B: 0 3B: 0 HR: 0	SF: 0 SAC: 0 DP: 0 HBP: 0	WP: 0 PB: 0 CS: 0	PA: 24
<b>PITCHER</b>	IP WLS BF H R ER SO BB IBB HBP BLK WP HR S P ERA WHIP	IP WLS BF H R ER SO BB IBB HBP BLK WP HR S P ERA WHIP	IP WLS BF H R ER SO BB IBB HBP BLK WP HR S P ERA WHIP	IP WLS BF H R ER SO BB IBB HBP BLK WP HR S P ERA WHIP	IP WLS BF H R ER SO BB IBB HBP BLK WP HR S P ERA WHIP	IP WLS BF H R ER SO BB IBB HBP BLK WP HR S P ERA WHIP	IP WLS BF H R ER SO BB IBB HBP BLK WP HR S P ERA WHIP	IP WLS BF H R ER SO BB IBB HBP BLK WP HR S P ERA WHIP	IP WLS BF H R ER SO BB IBB HBP BLK WP HR S P ERA WHIP	IP WLS BF H R ER SO BB IBB HBP BLK WP HR S P ERA WHIP	IP WLS BF H R ER SO BB IBB HBP BLK WP HR S P ERA WHIP	IP WLS BF H R ER SO BB IBB HBP BLK WP HR S P ERA WHIP	IP WLS BF H R ER SO BB IBB HBP BLK WP HR S P ERA WHIP	IP WLS BF H R ER SO BB IBB HBP BLK WP HR S P ERA WHIP	IP WLS BF H R ER SO BB IBB HBP BLK WP HR S P ERA WHIP	IP WLS BF H R ER SO BB IBB HBP BLK WP HR S P ERA WHIP	IP WLS BF H R ER SO BB IBB HBP BLK WP HR S P ERA WHIP	

**New York Yankees @ Virginia Tech Hokies**  
English Field, Blacksburg, VA  
Tue Mar 18 2008, 3:00 PM EDT  
Att: 5,311 - Cloudy - 55 F

AB	24
R	0
H	2
RBI	0
BB	0
SO	7
LOB	5





Batter	1	2	3	4	5	6	7	8	9	AB	R	H	RBI	BB	SO	LOB	TOP										
91 Brett Gardner, L OBP: 0.469, SLG: 0.536 90 Justin Christian, R OBP: 0.375, SLG: 0.369	F7		E2 1B	K	F7			FC6-4 73 G4-3 96 S 1B BB	FC6-4	4	1	1	0	0	1	0											
2 Derek Jeter, R OBP: 0.559, SLG: 0.333 73 Alberto Gonzalez, R OBP: 0.239, SLG: 0.238	G5-3		L4					G4-3	F8	3	1	1	0	1	0	1											
Bobby Abreu, L OBP: 0.358, SLG: 0.733 96 Gregory Porter, L OBP: 0.375, SLG: 0.636	F7		13 1B	13 2B 20 1B				FC6 13 G6-4-3	12 HR 1B	4	2	2	2	0	0	1											
13 Alex Rodriguez, R OBP: 0.563, SLG: 0.964 12 Nick Green, R OBP: 0.296, SLG: 0.368		K	20 1B 55 1B	20 1B				G6-4-3	HR	4	1	2	1	0	1	1											
Jason Giambi, L OBP: 0.448, SLG: 0.593 21 Morgan Ensberg, R OBP: 0.371, SLG: 0.469		20 HR 1B	55 1B 20 1B 14 SF8	K				G6-3	K	3	2	2	0	0	1	2											
20 Jorge Posada, S OBP: 0.298, SLG: 0.448 65 Chad Moeller, R OBP: 0.200, SLG: 0.450		HR	14 SF8 55 1B					F8	HR	4	1	3	3	0	0	0											
55 Hideki Matsui, L OBP: 0.423, SLG: 0.500 19 Jason Lane, R OBP: 0.308, SLG: 0.528			14 G3-4 2B	60 C6-4 1B	G4-3				G5-3	3	0	2	1	0	0	2											
14 Wilson Betemit, S OBP: 0.237, SLG: 0.364 94 Jason Brown, R OBP: 0.333, SLG: 0.333	G3-1		SF8		F9			66 FC4-6 BB	90 FC6-4 1B	2	0	0	1	1	0	1											
60 Cody Ransom, R OBP: 0.267, SLG: 0.414 66 Bernie Castro, S OBP: 0.250, SLG: 0.200	F8		FC6-4		G6-3			FC4-6	F9	3	0	0	0	0	0	3											
<b>Inning Stats</b>	R: 0 E: 0 K: 0 S: 3	H: 0 LOB: 0 BB: 0 P: 3	R: 2 E: 0 K: 1 S: 10	H: 3 LOB: 1 BB: 0 P: 11	R: 4 E: 1 K: 0 S: 9	H: 6 LOB: 2 BB: 0 P: 10	R: 2 E: 0 K: 2 S: 11	H: 4 LOB: 2 BB: 0 P: 11	R: 0 E: 0 K: 0 S: 2	H: 0 LOB: 0 BB: 1 P: 6	R: 0 E: 0 K: 0 S: 3	H: 0 LOB: 2 BB: 2 P: 11	R: 4 E: 0 K: 1 S: 11	H: 3 LOB: 0 BB: 0 P: 18	R: 0 E: 0 K: 0 S: 4	H: 1 LOB: 1 BB: 0 P: 4	1B: 11 2B: 3 3B: 0 HR: 3	SF: 1 SAC: 0 DP: 1 HBP: 0	WP: 0 PB: 0 SB: 3 CS: 0	PA: 47							
<b>PITCHER</b>	IP	WLS	BF	H	R	ER	SO	BB	IBB	HBP	BLK	WP	HR	S	P	ERA	WHIP										
Matt Morris, R ERA: 9.0	4.0		25	13	8	8	3	0	0	0	0	0	1	33	35	18.00	3.250										
32 Phil Dumatrai, L ERA: 3.27	2.0	B	6	0	0	0	0	1	0	0	0	0	0	5	9	0.00	0.500										
37 Jaret Wright, R ERA: 4.5	1.0	H	5	0	0	0	0	2	0	0	0	0	0	3	11	0.00	2.000										
Byung-Hyun Kim, R ERA: 18.0	1.0	L	7	3	4	4	1	1	0	0	0	0	2	11	18	36.00	4.000										
Damaso Marte, L ERA:	1.0		4	1	0	0	0	0	0	0	0	0	0	4	4	0.00	1.000										

**New York Yankees @ Pittsburgh Pirates**  
 McKechnie Field, Bradenton, FL  
 Wed Mar 19 2008, 7:05 PM EDT  
 Att: 5,836 - Clear - 76 F

AB 42  
 R 12  
 H 17  
 RBI 12  
 BB 4  
 SO 4  
 LOB 17



Batter	1	2	3	4	5	6	7	8	9	AB	R	H	RBI	BB	SO	LOB	BOTTOM										
13 Nate McLouth, L OBP: 0.444, SLG: 0.718 3 Nyjer Morgan, L OBP: 0.300, SLG: 0.250	HR		2 G4-3 12 1B	2 FC5-4 HBP		F8		P6		3	2	2	1	0	0	0											
2 Jack Wilson, R OBP: 0.386, SLG: 0.410 39 Brian Friday, R	P4		G4-3	FC5-4 12 WP		G6-3		K		4	0	0	1	0	0	2											
12 Freddy Sanchez, R OBP: 0.400, SLG: 0.439 83 Josh Wilson, R OBP: 0.235, SLG: 0.200	F8		25 BB	G5-3		G4-3				3	0	1	1	0	0	1											
Jason Bay, R OBP: 0.295, SLG: 0.308 75 James Boone, S OBP: 0.750, SLG: 1.000	K		K					G4-3		4	1	2	0	0	2	1											
25 Adam LaRoche, L OBP: 0.385, SLG: 0.563 16 Doug Mientkiewicz, L OBP: 0.351, SLG: 0.333	P5		BB						K	2	1	1	0	1	0	0											
41 Ryan Doumit, S OBP: 0.342, SLG: 0.500 63 Raul Chavez, R OBP: 0.333, SLG: 0.800	HR		G3					K2-3		3	2	1	1	0	0	3											
Xavier Nady, R OBP: 0.340, SLG: 0.250 15 Kevin Thompson, R OBP: 0.405, SLG: 0.406	G5-3								P6	1	1	0	0	2	0	0											
Chris Gomez, R OBP: 0.353, SLG: 0.367	HR		K					G4-3	K	5	1	1	1	0	2	6											
31 Luis Rivas, R OBP: 0.419, SLG: 0.526 65 Jorge Velandia, R OBP: 0.455, SLG: 0.389	G4-3									3	1	1	0	0	0	0											
<b>Inning Stats</b>	R: 1 E: 0 K: 1 S: 7	H: 1 LOB: 0 BB: 0 P: 10	R: 2 E: 0 K: 0 S: 6	H: 2 LOB: 0 BB: 0 P: 8	R: 1 E: 0 K: 1 S: 7	H: 2 LOB: 1 BB: 1 P: 11	R: 2 E: 1 K: 1 S: 6	H: 1 LOB: 1 BB: 1 P: 13	R: 3 E: 1 K: 0 S: 5	H: 2 LOB: 0 BB: 1 P: 10	R: 0 E: 0 K: 0 S: 3	H: 0 LOB: 2 BB: 1 P: 10	R: 0 E: 1 K: 1 S: 6	H: 1 LOB: 2 BB: 1 P: 10	R: 0 E: 0 K: 2 S: 8	H: 1 LOB: 1 BB: 0 P: 8	1B: 7 2B: 2 3B: 0 HR: 3	SF: 0 SAC: 0 DP: 1 HBP: 1	WP: 2 PB: 0 SB: 1 CS: 0	PA: 44							
<b>PITCHER</b>	IP	WLS	BF	H	R	ER	SO	BB	IBB	HBP	BLK	WP	HR	S	P	ERA	WHIP										
34 Phil Hughes, R ERA: 7.71	4.0		22	7	7	6	3	2	0	1	0	0	1	3	27	13.50	2.250										
61 Billy Traber, L ERA:	1.0	B	5	1	2	0	0	1	0	0	0	1	0	4	9	0.00	2.000										
LaTroy Hawkins, R ERA:	1.0		3	0	0	0	0	0	0	0	0	0	0	3	3	0.00	0.000										
29 Kei Igawa, L ERA: 3.38	1.0	W	5	2	0	0	1	1	0	0	0	0	0	6	10	0.00	3.000										
39 Ross Ohlendorf, R ERA: 1.59	1.0	H	5	1	0	0	1	1	0	0	0	0	0	6	10	0.00	2.000										

**New York Yankees @ Pittsburgh Pirates**  
 McKechnie Field, Bradenton, FL  
 Wed Mar 19 2008, 7:05 PM EDT  
 Att: 5,836 - Clear - 76 F

AB 38  
 R 9  
 H 12  
 RBI 5  
 BB 5  
 SO 7  
 LOB 20





Batter	1	2	3	4	5	6	7	8	9	AB	R	H	RBI	BB	SO	LOB	TOP						
18 Johnny Damon, L (1, 7) OBP: 0.333, SLG: 0.417	4-0 BB		0-0 F7	0-0 1B		0-0 28 1B 24 G4-3 1B	0-0 FC5-4 1B		0-3 K	3	1	2	0	1	0	0	<b>New York Yankees @ Toronto Blue Jays</b> Knology Park, Dunedin, FL Thu Mar 20 2008, 1:05 PM EDT Att. 5,510 - Overcast - 65 F						
19 Jason Lane, R (7, 7) OBP: 0.317, SLG: 0.526										2	0	1	0	0	1	0							
28 Melky Cabrera, S (1, 8) OBP: 0.419, SLG: 0.432	0-0 G6-4-3		0-0 F9	0-0 G2-3		0-0 17 WP 24 G4-3 1B	0-0 FC5-4			5	0	1	0	0	0	4							
90 Justin Christian, R (8, 8) OBP: 0.375, SLG: 0.308										0	0	0	0	0	0	0							
24 Robinson Cano, L (1, 4) OBP: 0.465, SLG: 0.595	0-0 G3-1		0-0 17 2B 55 S		0-0 1B	0-0 G4-3		0-0 73 PB 76 BB 1B		4	1	2	1	0	0	1							
66 Bernie Castro, S (7, 4) OBP: 0.294, SLG: 0.250										1	0	1	0	0	0	0							
55 Hideki Matsui, L (1, 10) OBP: 0.448, SLG: 0.500		0-0 L6	4-0 17 2B BB		0-0 1B	0-0 14 HR 1B	0-0 17 WP HBP	4-0 73 PB BB		2	1	1	0	1	0	0							
76 Matt Carson, R (5, PR) OBP: 0.303, SLG: 0.469										0	1	0	0	1	0	0							
17 Shelley Duncan, R (1, 9) OBP: 0.378, SLG: 0.714	0-0 14 2B 1B		0-0 1B	0-0 1H 2H 2B		0-0 F9	1-0 G5-3	0-3 K	0-3 K	5	1	2	2	0	1	5							
96 Gregory Porter, L (8, 9) OBP: 0.375, SLG: 0.636										0	0	0	0	0	0	0							
14 Wilson Betemit, S (1, 3) OBP: 0.279, SLG: 0.486	0-0 1H 60 2B		0-0 2B	4-0 BB		0-0 1H HR	0-3 K	0-0 P3		4	2	2	3	1	1	4							
60 Cody Ransom, R (1, 6) OBP: 0.217, SLG: 0.217			0-0 K	0-3 K		0-0 26 1B	0-0 G6-3	1-0 G4-3		3	0	2	1	0	1	2							
73 Alberto Gonzalez, R (7, 6) OBP: 0.217, SLG: 0.217										2	0	0	0	0	0	2							
26 José Molina, R (1, 2) OBP: 0.310, SLG: 0.379	0-0 G5-3		0-0 G6-3	0-0 12 FC5-4 1B			0-3 K		0-0 G5-3	4	0	1	0	0	1	1							
65 Chad Moeller, R (8, 2) OBP: 0.190, SLG: 0.429										1	0	0	0	0	0	0							
12 Nick Green, R (1, 5) OBP: 0.250, SLG: 0.318	0-0 P3		0-0 G5-3	0-0 FC5-4			4-0 19 1B BB		0-0 P4	3	0	0	0	0	0	3							
21 Morgan Ensberg, R (6, 3) OBP: 0.378, SLG: 0.455										1	0	0	0	1	0	0							
<b>Inning Stats</b>	R: 0 E: 0 K: 0 S: 2	H: 0 LOB: 0 BB: 1 P: 6	R: 2 E: 0 K: 0 S: 6	H: 3 LOB: 1 BB: 0 P: 6	R: 2 E: 0 K: 1 S: 7	H: 2 LOB: 2 BB: 2 P: 15	R: 0 E: 0 K: 0 S: 4	H: 1 LOB: 1 BB: 0 P: 4	R: 2 E: 0 K: 0 S: 7	H: 5 LOB: 2 BB: 0 P: 7	R: 1 E: 0 K: 1 S: 7	H: 2 LOB: 2 BB: 0 P: 9	R: 0 E: 0 K: 1 S: 6	H: 1 LOB: 2 BB: 1 P: 10	R: 0 E: 0 K: 1 S: 6	H: 1 LOB: 2 BB: 1 P: 11	R: 0 E: 0 K: 1 S: 5	H: 0 LOB: 0 BB: 0 P: 5	1B: 11 2B: 3 3B: 0 HR: 1	SF: 0 SAC: 0 DP: 1 HBP: 1	WP: 1 PB: 1 SB: 1 CS: 0	PA: 46	
<b>PITCHER</b>	IP WLS BF H R ER SO	IP WLS BF H R ER SO	IP WLS BF H R ER SO	IP WLS BF H R ER SO	IP WLS BF H R ER SO	IP WLS BF H R ER SO	IP WLS BF H R ER SO	IP WLS BF H R ER SO	IP WLS BF H R ER SO	IP WLS BF H R ER SO	IP WLS BF H R ER SO	IP WLS BF H R ER SO	IP WLS BF H R ER SO	IP WLS BF H R ER SO	IP WLS BF H R ER SO	IP WLS BF H R ER SO	IP WLS BF H R ER SO	IP WLS BF H R ER SO	IP WLS BF H R ER SO	ERA WHIP	ERA WHIP	ERA WHIP	
48 Kane Davis, R (1, 1) ERA: 4.82	3.0 L 16 5 4 4 0																				12.00 2.667		
22 Brandon League, R (4, 1) ERA: 1.23	1.0 4 1 0 0 0																				0.00 1.000		
49 Jeremy Accardo, R (5, 1) ERA: 6.75	1.0 7 5 2 2 0																				18.00 5.000		
54 Jason Frasor, R (6, 1) ERA: 2.25	1.0 6 2 1 1 1																				9.00 2.000		
Brett Cecil, L (7, 1) ERA:	2.0 10 2 0 0 2																				0.00 2.000		

Batter	1	2	3	4	5	6	7	8	9	AB	R	H	RBI	BB	SO	LOB	BOTTOM						
11 David Eckstein, R (1, 6) OBP: 0.275, SLG: 0.343	0-0 2B		0-0 G6-3		0-0 P6	0-0 G6-3			0-0 G4-3	4	0	1	1	0	0	4	<b>New York Yankees @ Toronto Blue Jays</b> Knology Park, Dunedin, FL Thu Mar 20 2008, 1:05 PM EDT Att. 5,510 - Overcast - 65 F						
Luis Sanchez, R (7, 6) OBP: 0.214, SLG: 0.250										1	0	0	0	0	0	0							
15 Alex Rios, R (1, 9) OBP: 0.211, SLG: 0.361	0-0 F9		0-0 3H 2B		4-0 10 BB BB		0-3 K		0-0 F9	2	0	1	0	1	0	0							
43 Ryan Patterson, R (7, 9) OBP: 0.214, SLG: 0.250										2	0	0	0	0	1	0							
10 Vernon Wells, R (1, 8) OBP: 0.308, SLG: 0.405	0-0 1B		0-3 K		4-0 33 FC5-4 BB		0-3 K		0-3 K	2	0	1	0	1	1	1							
Sean Shoffit, L (7, 8) OBP: 0.457, SLG: 0.621										1	0	0	0	0	1	0							
33 Scott Rolen, R (1, 5) OBP: 0.457, SLG: 0.621	0-0 F9				0-0 FC5-4		0-3 K		0-3 K	3	0	1	0	0	0	4							
Anthony Hatch, L (6, 5) OBP: 0.088, SLG: 0.118										1	0	0	0	0	1	0							
Frank Thomas, R (1, 10) OBP: 0.088, SLG: 0.118		0-0 P4		0-0 P2		0-3 K		0-0 1B		4	0	1	0	0	1	1							
Adam Calderone, L (8, PR) OBP: 0.333, SLG: 0.333										0	0	0	0	0	0	0							
Matt Stairs, L (1, 7) OBP: 0.333, SLG: 0.478	0-3 K		0-3 K		0-0 35 BB 2 2B 1B		0-0 L4		0-0 L4	3	0	1	0	0	2	1							
50 Aaron Mathews, R (6, PR) OBP: 0.333, SLG: 0.333										1	1	0	0	0	0	1							
35 Lyle Overbay, L (1, 3) OBP: 0.429, SLG: 0.486	0-3 K		0-0 G6-3		0-0 G6-3	4-0 2 2B BB		0-0 L9		2	0	0	0	1	1	1							
62 Chip Cannon, L (7, 3) OBP: 0.273, SLG: 0.600										1	0	0	0	0	0	1							
2 Aaron Hill, R (1, 4) OBP: 0.514, SLG: 0.613	0-0 L4		0-0 11 G6-3 G6-3 2B		0-0 G6-3	0-0 1-3 2H 2B		0-0 L4		3	1	2	1	0	0	0							
60 Pedro Lopez, R (7, 4) OBP: 0.182, SLG: 0.100										1	0	0	0	0	0	1							
9 Gregg Zaun, S (1, 2) OBP: 0.281, SLG: 0.321	0-0 G6-3		0-0 G6-3		0-0 10 BB 15 BB 1B		0-3 K		0-3 K	3	0	1	0	0	1	4							
68 Brian Jeroloman, L (7, 2) OBP: 0.417, SLG: 0.455										1	0	0	0	0	1	0							
<b>Inning Stats</b>	R: 0 E: 0 K: 0 S: 4	H: 2 LOB: 1 BB: 0 P: 4	R: 0 E: 0 K: 2 S: 7	H: 0 LOB: 0 BB: 0 P: 7	R: 1 E: 0 K: 1 S: 7	H: 2 LOB: 1 BB: 0 P: 7	R: 0 E: 0 K: 1 S: 6	H: 1 LOB: 1 BB: 0 P: 6	R: 0 E: 0 K: 0 S: 4	H: 1 LOB: 3 BB: 2 P: 12	R: 1 E: 0 K: 2 S: 9	H: 2 LOB: 3 BB: 1 P: 13	R: 0 E: 0 K: 3 S: 9	H: 0 LOB: 0 BB: 0 P: 9	R: 0 E: 0 K: 0 S: 4	H: 1 LOB: 1 BB: 0 P: 4	R: 0 E: 0 K: 1 S: 5	H: 0 LOB: 0 BB: 0 P: 5	1B: 4 2B: 5 3B: 0 HR: 0	SF: 0 SAC: 0 DP: 0 HBP: 0	WP: 0 PB: 0 SB: 0 CS: 0	PA: 38	
<b>PITCHER</b>	IP WLS BF H R ER SO	IP WLS BF H R ER SO	IP WLS BF H R ER SO	IP WLS BF H R ER SO	IP WLS BF H R ER SO	IP WLS BF H R ER SO	IP WLS BF H R ER SO	IP WLS BF H R ER SO	IP WLS BF H R ER SO	IP WLS BF H R ER SO	IP WLS BF H R ER SO	IP WLS BF H R ER SO	IP WLS BF H R ER SO	IP WLS BF H R ER SO	IP WLS BF H R ER SO	IP WLS BF H R ER SO	IP WLS BF H R ER SO	IP WLS BF H R ER SO	IP WLS BF H R ER SO	ERA WHIP	ERA WHIP	ERA WHIP	
31 Ian Kennedy, R (1, 1) ERA: 2.7	1.0 W 18 6 1 1 4																				2.08 1.385		
74 Dan Giese, R (5, 1) ERA: 4.76	0.2 4 0 0 0 0																				0.00 3.000		
Kyle Farnsworth, R (6, 1) ERA: 2.57	1.0 6 2 1 1 2																				9.00 3.000		
62 Joba Chamberlain, R (7, 1) ERA: 5.4	1.0 3 0 0 0 3																				0.00 0.000		
63 Jonathan Albaladejo, R (8, 1) ERA: 4.32	1.0 4 1 0 0 0																				0.00 1.000		

AB	40
R	7
H	15
RBI	7
BB	5
SO	5
LOB	22







Batter	1	2	3	4	5	6	7	8	9	AB	R	H	RBI	BB	SO	LOB	TOP										
43 Elliott Johnson, S (1,4) OBP: 0.489, SLG: 0.590 Jeff Bannon, R (8,4) OBP: 0.500, SLG: 0.500										4	0	1	0	0	2	2	<p><b>Tampa Bay Rays @ New York Yankees</b> Legends Field, Tampa, FL Fri Mar 21 2008, 7:15 PM EDT Att: 11,079 - Cloudy - 80 F</p>										
13 Carl Crawford, L (1,7) OBP: 0.333, SLG: 0.484 20 Mike DiFelice, R (6,2) OBP: 0.400, SLG: 0.733										2	0	0	0	0	0	0											
23 Carlos Pena, L (1,3) OBP: 0.366, SLG: 0.471										4	0	0	0	0	1	2											
15 Cliff Floyd, L (1,10) OBP: 0.286, SLG: 0.313										3	1	0	0	1	2	1											
3 Evan Longoria, R (1,5) OBP: 0.440, SLG: 0.658										4	0	1	1	0	0	0											
32 Eric Hinske, L (1,9) OBP: 0.405, SLG: 0.500										4	0	0	0	0	1	1											
8 Jason Bartlett, R (1,6) 67 Reid Brignac, L (8,6) OBP: 0.250, SLG: 0.310										3	0	1	0	0	1	0											
63 Jon Weber, L (1,8) OBP: 0.302, SLG: 0.395										2	0	0	0	1	0	0											
88 Josh Paul, R (1,2) 26 John Rodriguez, L (6,7) 31 Jeremy Owens, R (8,7) OBP: 0.333, SLG: 0.333										2	0	1	0	0	0	2											
										0	0	0	0	0	0	0											
<b>Inning Stats</b>	R: 0 E: 1 K: 1 S: 5	H: 1 LOB: 1 BB: 0 P: 6	R: 0 E: 0 K: 0 S: 4	H: 1 LOB: 2 BB: 1 P: 8	R: 0 E: 0 K: 2 S: 7	H: 0 LOB: 0 BB: 0 P: 7	R: 0 E: 0 K: 1 S: 5	H: 0 LOB: 0 BB: 0 P: 5	R: 0 E: 0 K: 1 S: 6	H: 1 LOB: 1 BB: 0 P: 6	R: 0 E: 0 K: 1 S: 5	H: 0 LOB: 0 BB: 0 P: 5	R: 0 E: 0 K: 0 S: 3	H: 0 LOB: 0 BB: 0 P: 3	R: 0 E: 0 K: 2 S: 7	H: 0 LOB: 1 BB: 0 P: 8	R: 1 E: 0 K: 1 S: 6	H: 1 LOB: 1 BB: 1 P: 11	1B: 3 2B: 1 3B: 0 HR: 0	SF: 0 SAC: 0 DP: 1 HBP: 1	WP: 1 PB: 1 SB: 0 CS: 0	PA: 34					
<b>PITCHER</b>	IP	WLS	BF	H	R	ER	SO	BB	IBB	HBP	BLK	WP	HR	S	P	ERA	WHIP										
47 Darrell Rasner, R (1,1) ERA: 5.84	4.0		15	2	0	0	4	1	0	0	0	0	0	21	26	0.00	0.750										
42 Mariano Rivera, R (5,1) ERA: 1.5	1.0		4	1	0	0	1	0	0	0	0	0	0	6	6	0.00	1.000										
36 Edwar Ramirez, R (6,1) ERA: 4.26	1.0		3	0	0	0	1	0	0	0	0	0	0	5	5	0.00	0.000										
33 Brian Bruney, R (7,1) ERA: 2.84	1.0		3	0	0	0	0	0	0	0	0	0	0	3	3	0.00	0.000										
39 Ross Ohlendorf, R (8,1) ERA: 1.35	1.0	W	4	0	0	0	2	0	0	1	0	0	0	7	8	0.00	0.000										

Batter	1	2	3	4	5	6	7	8	9	AB	R	H	RBI	BB	SO	LOB	BOTTOM										
18 Johnny Damon, L (1,7) OBP: 0.310, SLG: 0.385 17 Shelley Duncan, R (8,3) OBP: 0.395, SLG: 0.722										3	0	0	0	0	0	3	<p><b>Tampa Bay Rays @ New York Yankees</b> Legends Field, Tampa, FL Fri Mar 21 2008, 7:15 PM EDT Att: 11,079 - Cloudy - 80 F</p>										
2 Derek Jeter, R (1,6) OBP: 0.333, SLG: 0.306 19 Jason Lane, R (8,7) OBP: 0.333, SLG: 0.526										3	0	0	0	0	1	1											
Bobby Abreu, L (1,9) OBP: 0.600, SLG: 0.774 60 Cody Ransom, R (8,5) OBP: 0.294, SLG: 0.455										1	0	1	0	2	0	0											
13 Alex Rodriguez, R (1,5) OBP: 0.514, SLG: 0.871 96 Gregory Porter, L (8,9) OBP: 0.350, SLG: 0.609										3	0	0	0	0	1	3											
Jason Giambi, L (1,3) OBP: 0.406, SLG: 0.533 66 Bernie Castro, S (8,4) OBP: 0.333, SLG: 0.294										3	0	0	0	0	2	0											
Morgan Ensberg, R (1,10) OBP: 0.341, SLG: 0.405										4	0	0	0	0	2	0											
24 Robinson Canó, L (1,4) OBP: 0.457, SLG: 0.578 12 Nick Green, R (8,6) OBP: 0.250, SLG: 0.318										3	0	1	0	0	0	0											
65 Chad Moeller, R (1,2) OBP: 0.174, SLG: 0.391 26 José Molina, R (8, PR) OBP: 0.300, SLG: 0.367										2	0	0	0	0	0	1											
28 Melky Cabrera, S (1,8) OBP: 0.457, SLG: 0.447 91 Brett Gardner, L (8, PR) OBP: 0.469, SLG: 0.536										1	0	1	0	2	0	0											
										0	1	0	0	0	0	0											
<b>Inning Stats</b>	R: 0 E: 0 K: 0 S: 4	H: 1 LOB: 1 BB: 0 P: 4	R: 0 E: 0 K: 0 S: 3	H: 0 LOB: 0 BB: 0 P: 3	R: 0 E: 0 K: 1 S: 6	H: 1 LOB: 1 BB: 0 P: 6	R: 0 E: 0 K: 1 S: 4	H: 0 LOB: 0 BB: 1 P: 8	R: 0 E: 0 K: 0 S: 3	H: 0 LOB: 1 BB: 1 P: 7	R: 0 E: 0 K: 0 S: 3	H: 0 LOB: 0 BB: 0 P: 3	R: 0 E: 1 K: 1 S: 7	H: 2 LOB: 2 BB: 2 P: 15	R: 2 E: 1 K: 1 S: 7	H: 2 LOB: 2 BB: 2 P: 15	1B: 4 2B: 1 3B: 0 HR: 0	SF: 0 SAC: 0 DP: 1 HBP: 0	WP: 0 PB: 0 SB: 0 CS: 0	PA: 33							
<b>PITCHER</b>	IP	WLS	BF	H	R	ER	SO	BB	IBB	HBP	BLK	WP	HR	S	P	ERA	WHIP										
21 Andy Sonnanstine, R (1,1) ERA: 0.64	5.0		19	3	0	0	2	2	0	0	0	0	0	21	29	0.00	1.000										
50 Grant Balfour, R (6,1) ERA: 2.89	2.0		7	0	0	0	0	1	0	0	0	0	0	6	10	0.00	0.500										
27 Scott Dohmann, R (8,1) ERA: 9.0	1.0	L	7	2	2	2	1	2	0	0	0	0	0	7	15	18.00	4.000										



Batter	1	2	3	4	5	6	7	8	9	AB R H RBI BB SO LOB	TOP																								
											<p style="text-align: center;"><b>Toronto Blue Jays @ New York Yankees</b> Legends Field, Tampa, FL Sat Mar 22 2008, 1:15 PM EDT</p> <p style="text-align: right;"><a href="http://livebaseballscorecards.com">livebaseballscorecards.com</a></p> <p><b>AB 0</b> <b>R 0</b> <b>H 0</b> <b>RBI 0</b> <b>BB 0</b> <b>SO 0</b> <b>LOB 0</b></p> 																								
<b>Inning Stats</b>										1B: 0 SF: 0 WP: 0 PA: 0 2B: 0 SAC: 0 FB: 0 3B: 0 DP: 0 SB: 0 HR: 0 HBP: 0 CS: 0																									
<b>PITCHER</b>	<b>IP</b>	<b>WLS</b>	<b>BF</b>	<b>H</b>	<b>R</b>	<b>ER</b>	<b>SO</b>	<b>BB</b>	<b>IBB</b>	<b>HBP</b>	<b>BLK</b>	<b>WP</b>	<b>HR</b>	<b>S</b>	<b>P</b>	<b>ERA</b>	<b>WHIP</b>	<b>PITCHER</b>	<b>IP</b>	<b>WLS</b>	<b>BF</b>	<b>H</b>	<b>R</b>	<b>ER</b>	<b>SO</b>	<b>BB</b>	<b>IBB</b>	<b>HBP</b>	<b>BLK</b>	<b>WP</b>	<b>HR</b>	<b>S</b>	<b>P</b>	<b>ERA</b>	<b>WHIP</b>

Batter	1	2	3	4	5	6	7	8	9	AB R H RBI BB SO LOB	BOTTOM																								
											<p style="text-align: center;"><b>Toronto Blue Jays @ New York Yankees</b> Legends Field, Tampa, FL Sat Mar 22 2008, 1:15 PM EDT</p> <p style="text-align: right;"><a href="http://livebaseballscorecards.com">livebaseballscorecards.com</a></p> <p><b>AB 0</b> <b>R 0</b> <b>H 0</b> <b>RBI 0</b> <b>BB 0</b> <b>SO 0</b> <b>LOB 0</b></p> 																								
<b>Inning Stats</b>										1B: 0 SF: 0 WP: 0 PA: 0 2B: 0 SAC: 0 FB: 0 3B: 0 DP: 0 SB: 0 HR: 0 HBP: 0 CS: 0																									
<b>PITCHER</b>	<b>IP</b>	<b>WLS</b>	<b>BF</b>	<b>H</b>	<b>R</b>	<b>ER</b>	<b>SO</b>	<b>BB</b>	<b>IBB</b>	<b>HBP</b>	<b>BLK</b>	<b>WP</b>	<b>HR</b>	<b>S</b>	<b>P</b>	<b>ERA</b>	<b>WHIP</b>	<b>PITCHER</b>	<b>IP</b>	<b>WLS</b>	<b>BF</b>	<b>H</b>	<b>R</b>	<b>ER</b>	<b>SO</b>	<b>BB</b>	<b>IBB</b>	<b>HBP</b>	<b>BLK</b>	<b>WP</b>	<b>HR</b>	<b>S</b>	<b>P</b>	<b>ERA</b>	<b>WHIP</b>



Batter	1	2	3	4	5	6	7	8	9	AB	R	H	RBI	BB	SO	LOB	TOP										
28 Melky Cabrera, S (1,8) OBP: 0.420, SLG: 0.405 97 Eduardo Núñez, R (8,6)	0-0 F7		0-0 F9			0-0 P4		0-0 G6-3		4	0	0	0	0	0	1											
24 Robinson Canó, L (1,4) OBP: 0.429, SLG: 0.542 91 Brett Gardner, L (8,8)	0-0 G5-3		0-0 F7			0-0 G5-3		0-0 P4		3	0	0	0	0	0	1											
55 Hideki Matsui, L (1,7) OBP: 0.469, SLG: 0.530 66 Bernie Castro, S (8,4)	0-0 E3			0-0 G5-3		4-0 BB		0-0 G6-3		2	0	1	0	1	0	0											
Morgan Ensberg, R (1,3) OBP: 0.318, SLG: 0.375 96 Gregory Porter, L (8,7)	0-0 G5-3			0-1 G5-3		0-3 K		0-0 P6		3	0	0	0	0	1	3											
14 Wilson Betemit, S (1,6) OBP: 0.261, SLG: 0.450		0-0 G6-3		0-3 K			0-0 G4-3			3	0	0	0	0	1	0											
19 Jason Lane, R (1,9)	0-0 F8				4-0 BB		0-0 G5-3			2	0	0	0	1	0	0											
60 Cody Ransom, R (1,5) OBP: 0.250, SLG: 0.318	0-0 G6-3				4-0 BB		0-0 F9			2	0	0	0	1	0	0											
11 Chris Woodward, R (1,10)			0-0		0-0			0-3 K		3	0	1	0	0	1	2											
65 Chad Moeller, R (1,2) OBP: 0.160, SLG: 0.360 94 Jason Brown, R (7,2)	0-0 F9				0-0			0-0 G6-3		2	0	0	0	0	0	3											
<b>Inning Stats</b>	R: 0 E: 1 K: 0 S: 4	H: 0 LOB: 1 BB: 0 P: 4	R: 0 E: 0 K: 0 S: 3	H: 0 LOB: 0 BB: 0 P: 3	R: 0 E: 0 K: 0 S: 4	H: 1 LOB: 1 BB: 0 P: 4	R: 0 E: 0 K: 1 S: 6	H: 1 LOB: 0 BB: 0 P: 6	R: 0 E: 0 K: 0 S: 2	H: 0 LOB: 1 BB: 2 P: 10	R: 0 E: 0 K: 1 S: 5	H: 0 LOB: 0 BB: 0 P: 9	R: 0 E: 0 K: 0 S: 3	H: 0 LOB: 0 BB: 0 P: 3	R: 0 E: 0 K: 1 S: 5	H: 0 LOB: 0 BB: 0 P: 5	R: 0 E: 0 K: 0 S: 3	H: 0 LOB: 0 BB: 0 P: 3	1B: 2 2B: 0 3B: 0 HR: 0	SF: 0 SAC: 0 DP: 1 HBP: 0	WP: 0 PB: 0 SB: 0 CS: 0	PA: 31					
<b>PITCHER</b>	IP	WLS	BF	H	R	ER	SO	BB	IBB	HBP	BLK	WP	HR	S	P	ERA	WHIP										
28 Paul Maholm, L (1,1) ERA: 3.6	6.0	W	22	2	0	0	2	3	0	0	0	0	0	24	36	0.00	0.833										
37 Jaret Wright, R (7,1) ERA: 3.39	1.0		3	0	0	0	0	0	0	0	0	0	0	3	3	0.00	0.000										
61 Sean Burnett, L (8,1) ERA: 0.9	1.0		3	0	0	0	1	0	0	0	0	0	0	5	5	0.00	0.000										
Byung-Hyun Kim, R (9,1) ERA: 14.4	1.0		3	0	0	0	0	0	0	0	0	0	0	3	3	0.00	0.000										

**New York Yankees @ Pittsburgh Pirates**  
McKechnie Field, Bradenton, FL

AB 28  
R 0  
H 2  
RBI 0  
BB 3  
SO 3  
LOB 10



Sun Mar 23 2008, 1:05 PM EDT  
Att: 5,791 - Cloudy - 74 F

Batter	1	2	3	4	5	6	7	8	9	AB	R	H	RBI	BB	SO	LOB	BOTTOM										
3 Nnyer Morgan, L (1,8) OBP: 0.300, SLG: 0.231 61 Sean Burnett, L (8,1)	0-0 G4-3		0-3 K	0-0 G4-3		2-0 BB		0-0 G3-1		4	0	1	1	0	1	1											
Joe Munoz, R (8,PH) Byung-Hyun Kim, R (9,1)						88 S				0	0	0	0	0	0	0											
2 Jack Wilson, R (1,6) OBP: 0.404, SLG: 0.429 88 Luis Ordaz, R (6,PH) OBP: 0.333, SLG: 0.333	0-0 F7				0-0	25 F7	WP	0-0 K2-3		3	0	2	0	0	0	0											
Jason Bay, R (1,7) OBP: 0.300, SLG: 0.311 15 Kevin Thompson, R (7,7) OBP: 0.386, SLG: 0.351	0-0 F9		0-0	0-0 G5-3		1-3	1B	0-0 K		3	0	0	0	0	1	2											
25 Adam LaRoche, L (1,3) OBP: 0.378, SLG: 0.553 Chris Gomez, R (7,3) OBP: 0.375, SLG: 0.389		0-3 K			0-0	2B	19 2B	0-0 F7		3	1	1	0	0	1	1											
Xavier Nady, R (1,9) OBP: 0.358, SLG: 0.333 83 Josh Wilson, R (7,4) OBP: 0.275, SLG: 0.229		0-0			0-0	2B	19 2B	0-0	0-0	3	2	2	0	0	0	1											
19 José Bautista, R (1,5) OBP: 0.385, SLG: 0.390 65 Jorge Velandía, R (6,FR) OBP: 0.444, SLG: 0.333		0-0			0-0	2B	19 2B	0-0	0-0	2	0	1	1	0	1	2											
26 Ronny Paulino, R (1,2) OBP: 0.275, SLG: 0.222 41 Ryan Doumit, S (6,2)		0-0			0-0	2B	19 2B	0-0	0-0	3	2	2	0	0	0	1											
31 Luis Rivas, R (1,4) OBP: 0.417, SLG: 0.512 37 Jaret Wright, R (7,1) James Barksdale, L (7,PH)		0-0			0-0	2B	19 2B	0-0	0-0	2	0	1	0	0	0	0											
28 Paul Maholm, L (1,1) OBP: 0.250, SLG: 0.250 16 Doug Mientkiewicz, L (6,PH) OBP: 0.326, SLG: 0.342		0-0			0-0	2B	19 2B	0-0	0-0	2	0	0	0	0	0	1											
<b>Inning Stats</b>	R: 0 E: 0 K: 0 S: 3	H: 3 LOB: 2 BB: 0 P: 7	R: 0 E: 0 K: 1 S: 6	H: 1 LOB: 1 BB: 0 P: 6	R: 3 E: 0 K: 0 S: 7	H: 5 LOB: 1 BB: 0 P: 7	R: 0 E: 0 K: 1 S: 6	H: 1 LOB: 1 BB: 0 P: 7	R: 2 E: 0 K: 3 S: 11	H: 2 LOB: 2 BB: 1 P: 15	R: 1 E: 0 K: 2 S: 10	H: 2 LOB: 2 BB: 0 P: 10	R: 1 E: 0 K: 1 S: 10	H: 2 LOB: 2 BB: 0 P: 10	1B: 11 2B: 5 3B: 0 HR: 0	SF: 1 SAC: 1 DP: 0 HBP: 1	WP: 3 PB: 0 SB: 1 CS: 0	PA: 41									
<b>PITCHER</b>	IP	WLS	BF	H	R	ER	SO	BB	IBB	HBP	BLK	WP	HR	S	P	ERA	WHIP										
58 Jeff Karstens, R (1,1) ERA: 3.38	0.2		3	2	0	0	0	0	0	0	0	0	0	3	3	0.00	3.000										
43 Scott Strickland, R (4,1) ERA: 3.38	1.1		5	1	0	0	1	0	0	0	0	1	0	7	8	0.00	0.750										
41 Jose Veras, R (6,1) ERA: 9.0	1.0		6	2	2	2	1	0	0	1	0	1	0	7	11	18.00	2.000										
36 Edwin Ramirez, R (7,1) ERA: 4.91	1.0		6	2	1	1	3	1	0	0	0	0	0	11	15	9.00	3.000										
<b>PITCHER</b>	IP	WLS	BF	H	R	ER	SO	BB	IBB	HBP	BLK	WP	HR	S	P	ERA	WHIP										
39 Ross Ohlendorf, R (8,1) ERA: 2.35	1.0		6	2	1	1	2	0	0	0	0	1	0	10	10	9.00	2.000										

**New York Yankees @ Pittsburgh Pirates**  
McKechnie Field, Bradenton, FL

AB 37  
R 8  
H 16  
RBI 8  
BB 1  
SO 9  
LOB 17



Sun Mar 23 2008, 1:05 PM EDT  
Att: 5,791 - Cloudy - 74 F



Batter	1	2	3	4	5	6	7	8	9	AB	R	H	RBI	BB	SO	LOB	TOP											
11 Jimmy Rollins, S OBP: 0.281, SLG: 0.314 So Taguchi, R OBP: 0.488, SLG: 0.424	4-0 1B BB		0-1 F8			0-3 K		4-0 BB		2	0	0	0	1	1	1												
8 Shane Victorino, S OBP: 0.237, SLG: 0.345 29 Ray Olmedo, S OBP: 0.250, SLG: 0.235	0-0 P6		0-0 SF9			0-3 K		0-3 K		2	0	0	1	0	1	1												
19 Greg Dobbs, L OBP: 0.265, SLG: 0.468	0-0 1B		0-0 P2					0-0 F8		4	0	1	0	0	0	0												
6 Ryan Howard, L OBP: 0.387, SLG: 0.667 Wes Helms, R OBP: 0.364, SLG: 0.462	0-3 K					0-0 1B 7 WP 1B		0-3 K		3	1	1	0	0	2	2												
Pat Burrell, R OBP: 0.340, SLG: 0.422 Javon Moran, R (6, PR)	0-3 K					1-0 1B 7 1-3 1B		0-0 G6-3		2	1	1	0	1	1	2												
9 Chris Snelling, L OBP: 0.373, SLG: 0.282		0-0 P5				0-3 K			0-3 K	4	0	0	0	0	2	3												
7 Pedro Feliz, R OBP: 0.263, SLG: 0.509 Gookie Dawkins, R	0-0 G6-3					0-0 1B 1-3 3-H		4-0 BB		3	1	2	3	0	0	0												
27 Chris Coste, R OBP: 0.207, SLG: 0.321	0-3 K					0-0 F9		0-0 F7		4	0	0	0	0	2	1												
4 Eric Bruntlett, R OBP: 0.273, SLG: 0.280			0-0 1B 11 F8 8 SF9 1B			0-0 G6-3		0-3 K		4	1	1	0	0	1	1												
<b>Inning Stats</b>	R: 0 E: 0 K: 2 S: 8	H: 1 LOB: 2 BB: 1 P: 12	R: 0 E: 0 K: 1 S: 5	H: 0 LOB: 0 BB: 0 P: 5	R: 1 E: 0 K: 0 S: 5	H: 1 LOB: 0 BB: 0 P: 5	R: 2 E: 0 K: 1 S: 8	H: 1 LOB: 0 BB: 1 P: 14	R: 0 E: 0 K: 2 S: 7	H: 0 LOB: 0 BB: 0 P: 7	R: 1 E: 0 K: 1 S: 7	H: 3 LOB: 2 BB: 0 P: 8	R: 0 E: 0 K: 3 S: 9	H: 0 LOB: 1 BB: 1 P: 13	R: 0 E: 0 K: 1 S: 5	H: 0 LOB: 1 BB: 1 P: 9	1B: 5 2B: 0 3B: 0 HR: 1	SF: 1 SAC: 0 DP: 0 HBP: 0	WP: 1 PB: 0 SB: 1 CS: 0	PA: 36								
<b>PITCHER</b>	IP	WLS	BF	H	R	ER	SO	BB	IBB	HBP	BLK	WP	HR	S	P	ERA	WHIP											
34 Phil Hughes, R ERA: 7.02	5.0	W	20	3	3	3	6	2	0	0	0	0	1	0	7	8	5.40	1.000										
61 Billy Traber, L ERA: 1.17	1.0		5	3	1	1	1	0	0	0	0	0	0	0	9	13	0.00	1.000										
42 Mariano Rivera, R ERA: 1.5	1.0		4	0	0	0	3	1	0	0	0	0	0	0	9	13	0.00	1.000										
LaTroy Hawkins, R ERA: 2.45	1.0		3	0	0	0	1	0	0	0	0	0	0	5	5	0.00	0.000											
33 Brian Bruney, R ERA: 2.45	1.0		4	0	0	0	1	1	0	0	0	0	0	5	9	0.00	1.000											

Philadelphia Phillies @ New York Yankees  
Legends Field, Tampa, FL  
Mon Mar 24 2008, 7:15 PM EDT  
Att: 10,879 - Clear - 75 F

AB	31
R	4
H	6
RBI	4
BB	4
SO	12
LOB	12



Batter	1	2	3	4	5	6	7	8	9	AB	R	H	RBI	BB	SO	LOB	BOTTOM										
28 Melky Cabrera, S OBP: 0.426, SLG: 0.478 11 Chris Woodward, R OBP: 0.429, SLG: 0.444	0-0 G5-3	0-0 G6-3		0-0 1B 2 G6-3	2-1 HR	0-0 1B		0-3 K		4	1	2	2	0	0	1											
2 Derek Jeter, R OBP: 0.370, SLG: 0.375 12 Nick Green, R OBP: 0.231, SLG: 0.292	0-0 1B 13 FC6-4		0-0 1B G4-3	0-0 G6-3	0-0 1B	0-0 1B		0-0 F7		4	1	3	0	0	0	2											
Bobby Abreu, L OBP: 0.568, SLG: 0.706 19 Jason Lane, R OBP: 0.319, SLG: 0.476	0-3 K		0-0 G4-3		0-0 K	0-3 K		0-3 K		3	1	0	0	1	2	3											
13 Alex Rodriguez, R OBP: 0.538, SLG: 0.853 60 Cody Ransom, R OBP: 0.289, SLG: 0.417	0-0 FC6-4		4-0 1B BB		0-0 1B 20 HR 1B	0-0 1B 20 FC5 20 E 1B		0-0 G3-1		3	2	2	0	1	0	1											
Jason Giambi, L OBP: 0.441, SLG: 0.656 55 Hideki Matsui, L OBP: 0.486, SLG: 0.517		2-1 HR	0-0 1B		0-0 SF8	0-0 1B 20 E 24 3B 1B		4-0 BB		2	1	2	2	0	0	0											
66 Bernie Castro, S OBP: 0.316, SLG: 0.278		1-2 3-H 1B	0-0 1B		0-0 1B 3-H	0-0 1B 1-2 24 3B 1B		0-3 BB		0	0	0	0	0	0	0											
20 Jorge Posada, S OBP: 0.250, SLG: 0.412 65 Chad Moeller, R OBP: 0.160, SLG: 0.360		0-0 F8	0-3 K		0-0 1B 24 HR 1B	0-0 1B 1-3 24 HR 1B		0-3 K		5	2	1	0	0	2	4											
24 Robinson Cano, L OBP: 0.453, SLG: 0.654 91 Brett Gardner, L OBP: 0.441, SLG: 0.500		0-0 1B 17 E 1B	0-0 G6-3		1-1 1B 1-H 3-H HR	0-0 1B 2-H 3-H 1B		0-3 K		4	3	3	5	0	0	2											
17 Shelley Duncan, R OBP: 0.429, SLG: 0.750 96 Gregory Porter, L OBP: 0.333, SLG: 0.560		0-0 1B S 1B		0-0 G5-3	0-0 HR 28 HR 2B	0-0 1B 11 E 1B		0-0 E6 14 E		4	1	3	1	0	0	0											
Morgan Ensberg, R OBP: 0.319, SLG: 0.372 14 Wilson Betemit, S OBP: 0.250, SLG: 0.429		0-3 K		0-0 1B 1-2 3-H	0-0 1B 28 HR 1B	0-0 1B F8		0-0 FC4		3	0	1	0	0	1	2											
<b>Inning Stats</b>	R: 0 E: 1 K: 1 S: 6	H: 3 LOB: 1 BB: 0 P: 6	R: 2 E: 1 K: 1 S: 9	H: 3 LOB: 1 BB: 0 P: 11	R: 1 E: 0 K: 1 S: 7	H: 2 LOB: 2 BB: 1 P: 11	R: 0 E: 0 K: 0 S: 4	H: 2 LOB: 1 BB: 0 P: 4	R: 6 E: 0 K: 1 S: 13	H: 6 LOB: 1 BB: 1 P: 20	R: 4 E: 1 K: 2 S: 13	H: 5 LOB: 2 BB: 0 P: 13	R: 0 E: 0 K: 2 S: 7	H: 0 LOB: 1 BB: 1 P: 11	R: 0 E: 2 K: 2 S: 9	H: 0 LOB: 2 BB: 0 P: 9	1B: 13 2B: 2 3B: 1 HR: 3	SF: 1 SAC: 0 DP: 1 HBP: 0	WP: 0 PB: 0 SB: 1 CS: 0	PA: 48							
<b>PITCHER</b>	IP	WLS	BF	H	R	ER	SO	BB	IBB	HBP	BLK	WP	HR	S	P	ERA	WHIP										
Jamie Moyer, L ERA: 3.57	1.0	L	10	6	6	6	1	1	0	0	0	0	2	13	20	54.00	7.000										
56 J.D. Durbin, R ERA: 12.33	1.0		9	5	4	3	2	0	0	0	0	0	0	13	13	27.00	5.000										
82 Gary Knotts, R ERA: 5.14	1.0		4	0	0	0	2	1	0	0	0	0	0	7	11	0.00	1.000										
45 Tom Gordon, R ERA: 5.87	1.0		5	0	0	0	2	0	0	0	0	0	0	9	9	0.00	0.000										

Philadelphia Phillies @ New York Yankees  
Legends Field, Tampa, FL  
Mon Mar 24 2008, 7:15 PM EDT  
Att: 10,879 - Clear - 75 F

AB	44
R	13
H	19
RBI	11
BB	3
SO	10
LOB	28





Batter	1	2	3	4	5	6	7	8	9	AB	R	H	RBI	BB	SO	LOB	TOP																	
18 Johnny Damon, L (1, 10) 19 Jason Lane, R (8, PH) OBP: 0.333, SLG: 0.476	F7		G3-1		F9	F7				4	0	0	0	0	0	6	<b>New York Yankees @ Cleveland Indians</b> Chain of Lakes Park, Winter Haven, FL Tue Mar 25 2008, 1:05 PM EDT Att: 8,826 - Sunny - 64 F																	
2 Derek Jeter, R (1, 6) 17 Shelley Duncan, R (7, 3) OBP: 0.419, SLG: 0.732	E5		E5		G6-4-3		F8	G5-3		4	0	0	0	0	3																			
Bobby Abreu, L (1, 9) Morgan Ensberg, R (7, 5) OBP: 0.313, SLG: 0.364	G3-1		F8			F9		1B 24 2B		3	1	0	0	1	0																			
Jason Giambi, L (1, 3) 66 Bernie Castro, S (7, PR) OBP: 0.300, SLG: 0.293	K				G3			24 2B		4	1	2	0	0	1																			
24 Robinson Canó, L (1, 4) 91 Brett Gardner, L (7, 9) OBP: 0.429, SLG: 0.484		L7						24 2B		4	1	3	2	0	0																			
55 Hideki Matsui, L (1, 7) 12 Nick Green, R (7, 4) OBP: 0.231, SLG: 0.292		P6			G4-6-3			14 1B		3	1	0	0	1	0																			
14 Wilson Betemit, S (1, 5) 11 Chris Woodward, R (7, 6) OBP: 0.429, SLG: 0.444		F8						28 1B		3	0	1	1	1	0																			
26 José Molina, R (1, 2) 96 Gregory Porter, L (8, 2) OBP: 0.333, SLG: 0.560								28 1B		4	1	3	1	0	0																			
28 Melky Cabrera, S (1, 8) 65 Chad Moeller, R (8, 9) OBP: 0.160, SLG: 0.360								F9		0	0	0	0	0	0																			
								F8		4	0	1	0	0	3																			
<b>Inning Stats</b>	R: 0 E: 1 K: 1 S: 6	H: 0 LOB: 1 BB: 0 P: 6	R: 0 E: 0 K: 0 S: 3	H: 0 LOB: 0 BB: 0 P: 3	R: 1 E: 1 K: 0 S: 5	H: 1 LOB: 1 BB: 0 P: 5	R: 0 E: 0 K: 0 S: 3	H: 1 LOB: 0 BB: 0 P: 3	R: 0 E: 0 K: 0 S: 4	H: 2 LOB: 2 BB: 1 P: 8	R: 3 E: 0 K: 0 S: 7	H: 4 LOB: 2 BB: 1 P: 11	R: 1 E: 0 K: 0 S: 5	H: 2 LOB: 3 BB: 1 P: 9	R: 0 E: 0 K: 0 S: 3	H: 0 LOB: 1 BB: 1 P: 7	R: 0 E: 0 K: 2 S: 7	H: 0 LOB: 0 BB: 0 P: 7	1B: 6 2B: 4 3B: 0 HR: 0	SF: 0 SAC: 0 DP: 2 HBP: 0	WP: 0 PB: 0 SB: 0 CS: 0	PA: 41												
<b>PITCHER</b>	IP WLS BF H R ER SO BB IBB HBP BLK WP HR S P ERA WHIP																																	
Paul Byrd, R (1, 1) ERA: 5.81	6.1	32	10	5	4	1	3	0	0	0	0	0	0	0	31	43	5.68	2.053																
40 Tom Mastny, R (7, 1) ERA: 6.39	0.2	2	0	0	0	0	0	0	0	0	0	0	0	2	2	0.00	0.000																	
47 Joe Borowski, R (8, 1) ERA: 5.14	1.0	W	4	0	0	0	1	0	0	0	0	0	0	3	7	0.00	1.000																	
Craig Breslow, L (9, 1) ERA: 5.68	1.0	S	3	0	0	0	0	0	0	0	0	0	0	7	7	0.00	0.000																	

Batter	1	2	3	4	5	6	7	8	9	AB	R	H	RBI	BB	SO	LOB	BOTTOM																	
24 Grady Sizemore, L (1, 8) 16 Jason Tyner, L (8, 8) OBP: 0.409, SLG: 0.821	E8 13 G4-3	K					B5-3	F9		4	1	1	0	0	1	0	<b>New York Yankees @ Cleveland Indians</b> Chain of Lakes Park, Winter Haven, FL Tue Mar 25 2008, 1:05 PM EDT Att: 8,826 - Sunny - 64 F																	
13 Asdrúbal Cabrera, S (1, 4) 29 Josh Barfield, R (8, 4) OBP: 0.327, SLG: 0.333	G4-3	48 BB				F9				3	0	1	1	1	0																			
48 Travis Hafner, L (1, 10) OBP: 0.434, SLG: 0.475	41 FC3-6					K				2	0	0	0	2	2																			
41 Victor Martinez, S (1, 2) OBP: 0.365, SLG: 0.500	FC3-6 2 2B 25 HR						G4-3			4	1	0	0	0	4																			
2 Johnny Peralta, R (1, 6) 11 Jamey Carroll, R (7, 6) OBP: 0.302, SLG: 0.333	25 HR									3	1	2	0	0	1																			
25 Ryan Garko, R (1, 3) OBP: 0.288, SLG: 0.383										1	0	1	0	0	0																			
20 David Dellucci, L (1, 7) OBP: 0.286, SLG: 0.278										4	1	1	3	0	1																			
Franklin Gutierrez, R (1, 9) 12 Ben Francisco, R (7, 9) OBP: 0.442, SLG: 0.615										2	1	1	0	0	0																			
15 Andy Marte, R (1, 5) OBP: 0.322, SLG: 0.551										4	1	1	3	0	0																			
										1B: 5 2B: 2 3B: 0 HR: 2	SF: 0 SAC: 0 DP: 2 HBP: 0	WP: 0 PB: 0 SB: 0 CS: 1	PA: 37																					
<b>Inning Stats</b>	R: 4 E: 1 K: 0 S: 7	H: 3 LOB: 1 BB: 1 P: 11	R: 0 E: 0 K: 1 S: 5	H: 0 LOB: 2 BB: 2 P: 13	R: 0 E: 0 K: 0 S: 3	H: 1 LOB: 1 BB: 1 P: 7	R: 0 E: 0 K: 1 S: 6	H: 1 LOB: 1 BB: 0 P: 6	R: 0 E: 0 K: 2 S: 7	H: 0 LOB: 0 BB: 0 P: 7	R: 0 E: 0 K: 0 S: 3	H: 1 LOB: 0 BB: 0 P: 3	R: 0 E: 0 K: 1 S: 6	H: 1 LOB: 1 BB: 0 P: 6	R: 3 E: 1 K: 0 S: 5	H: 2 LOB: 0 BB: 1 P: 9	1B: 5 2B: 2 3B: 0 HR: 2	SF: 0 SAC: 0 DP: 2 HBP: 0	WP: 0 PB: 0 SB: 0 CS: 1	PA: 37														
<b>PITCHER</b>	IP WLS BF H R ER SO BB IBB HBP BLK WP HR S P ERA WHIP																																	
31 Ian Kennedy, R (1, 1) ERA: 2.0	4.2	23	5	4	0	3	4	0	0	0	0	0	0	0	3	3	0.00	0.000																
70 Scott Patterson, R (5, 1) ERA: 2.25	1.0	3	1	0	0	0	0	0	0	0	0	0	0	3	3	0.00	1.000																	
47 Darrell Rasner, R (7, 1) ERA: 5.02	2.0	L	10	3	3	0	1	0	0	0	1	11	15	0.00	2.000																			





Batter	1	2	3	4	5	6	7	8	9	AB	R	H	RBI	BB	SO	LOB	TOP																					
91 Brett Gardner, L (1, 8) OBP: 0.395, SLG: 0.441 66 Bernie Castro, S (5, PH) OBP: 0.286, SLG: 0.250	L3		G6-3		K			F8		2	0	0	0	0	0	0																						
24 Robinson Cano, L (1, 4) OBP: 0.475, SLG: 0.883 82 Carlos Mendoza, S (9, PR) OBP: 0.500, SLG: 0.500	G3 1B		G6-3			G4-3		60 1B BB		4	0	2	0	0	0	0																						
Bobby Abreu, L (1, 9) OBP: 0.338, SLG: 0.615 96 Gregory Porter, L (9, PR) OBP: 0.333, SLG: 0.560	G3 1-2		K			13 G5-4-3 BB		60 1B BB		2	0	0	0	2	1	1																						
13 Alex Rodriguez, R (1, 5) OBP: 0.500, SLG: 0.784 60 Cody Ransom, R (8, 5) OBP: 0.308, SLG: 0.432	F9			G5-3		G5-4-3		1-2 3		3	0	0	0	0	0	2																						
Jason Giambi, L (1, 3) OBP: 0.415, SLG: 0.615 62 Joba Chamberlain, R (7, 1) OBP: 0.222, SLG: 0.280		K		G6-3			K			3	0	0	0	0	2	0																						
61 Billy Traber, L (7, 1) OBP: 0.222, SLG: 0.280 33 Brian Bruney, R (8, 1) OBP: 0.222, SLG: 0.280										0	0	0	0	0	0	0																						
12 Nick Green, R (8, PH) OBP: 0.222, SLG: 0.280										1	0	0	0	0	1	3																						
20 Jorge Posada, S (1, 2) OBP: 0.282, SLG: 0.417 26 José Molina, R (8, 2) OBP: 0.343, SLG: 0.429	14 G3 1B									2	0	1	0	1	1	0																						
14 Wilson Betemit, S (1, 6) OBP: 0.255, SLG: 0.396 11 Chris Woodward, R (8, 6) OBP: 0.414, SLG: 0.429	G3 1-2									3	0	0	0	0	1	2																						
19 Jason Lane, R (1, 7) OBP: 0.333, SLG: 0.455										2	0	0	0	1	1	0																						
40 Chien-Ming Wang, R (1, 1) OBP: 0.306, SLG: 0.356										2	0	0	0	0	0	2																						
39 Ross Ohlendorf, R (6, 1) OBP: 0.306, SLG: 0.356										0	0	0	0	0	0	0																						
Morgan Ensberg, R (7, 3) OBP: 0.306, SLG: 0.356										1	0	0	0	0	0	0																						
<b>Inning Stats</b>	R: 0 E: 0 K: 0 S: 4	H: 1 LOB: 1 BB: 0 P: 4	R: 0 E: 0 K: 1 S: 6	H: 1 LOB: 2 BB: 1 P: 10	R: 0 E: 0 K: 1 S: 5	H: 0 LOB: 0 BB: 0 P: 5	R: 0 E: 0 K: 0 S: 3	H: 0 LOB: 1 BB: 1 P: 7	R: 0 E: 0 K: 1 S: 6	H: 0 LOB: 0 BB: 0 P: 6	R: 0 E: 0 K: 0 S: 2	H: 1 LOB: 0 BB: 1 P: 6	R: 0 E: 0 K: 3 S: 9	H: 0 LOB: 0 BB: 0 P: 9	R: 0 E: 0 K: 1 S: 5	H: 0 LOB: 0 BB: 0 P: 5	R: 0 E: 0 K: 2 S: 9	H: 2 LOB: 3 BB: 1 P: 13	1B: 4 2B: 0 3B: 0 HR: 0	SF: 0 SAC: 0 DP: 1 HBP: 0	WP: 0 PB: 0 SB: 0 CS: 0	PA: 34																
<b>PITCHER</b>	IP	WLS	BF	H	R	ER	SO	BB	IBB	HBP	BLK	WP	HR	S	P	ERA	WHIP	<b>PITCHER</b>				IP	WLS	BF	H	R	ER	SO	BB	IBB	HBP	BLK	WP	HR	S	P	ERA	WHIP
39 Brett Myers, R (1, 1) ERA: 1.13	5.0	W	19	2	0	0	3	2	0	0	0	0	0	24	32	0.00	0.800																					
Drew Carpenter, R (6, 1) ERA:	4.0	S	15	2	0	0	6	2	0	0	0	0	0	25	33	0.00	1.000																					

New York Yankees @ Philadelphia Phillies  
Bright House Networks Field, Clearwater, FL

Wed Mar 26 2008, 1:05 PM EDT  
Att: 9,549 - Sunny - 70 F

AB 30  
R 0  
H 4  
RBI 0  
BB 4  
SO 9  
LOB 16



Batter	1	2	3	4	5	6	7	8	9	AB	R	H	RBI	BB	SO	LOB	BOTTOM																					
11 Jimmy Rollins, S (1, 6) OBP: 0.277, SLG: 0.293 4 Eric Bruntlett, R (8, 6) OBP: 0.271, SLG: 0.278	G4-3				G4-3					3	0	1	2	1	0	0																						
19 Greg Dobbs, L (1, 5) OBP: 0.296, SLG: 0.460										3	0	1	0	1	1	3																						
26 Chase Utley, L (1, 4) OBP: 0.327, SLG: 0.510 Jesus Villegas, R (8, 4)	F9				F9					4	0	0	0	0	1	3																						
6 Ryan Howard, L (1, 3) OBP: 0.386, SLG: 0.623 Dennis Winn, R (9, 5)										4	1	1	0	0	2	1																						
Pat Burrell, R (1, 7) OBP: 0.367, SLG: 0.431 So Taguchi, R (7, 7) OBP: 0.488, SLG: 0.457										3	1	2	0	0	0	0																						
10 Geoff Jenkins, L (1, 9) OBP: 0.277, SLG: 0.460										4	0	3	0	0	0	1																						
28 Jayson Werth, R (1, 8) OBP: 0.245, SLG: 0.182										4	1	0	1	0	2	4																						
27 Chris Coste, R (1, 2) OBP: 0.219, SLG: 0.300										2	1	0	0	1	1	1																						
39 Brett Myers, R (1, 1) Drew Carpenter, R (6, 1)										2	0	0	1	0	0	2																						
<b>Inning Stats</b>	R: 0 E: 0 K: 0 S: 3	H: 1 LOB: 0 BB: 0 P: 4	R: 4 E: 1 K: 0 S: 7	H: 4 LOB: 1 BB: 1 P: 11	R: 0 E: 0 K: 2 S: 8	H: 1 LOB: 1 BB: 0 P: 8	R: 0 E: 0 K: 0 S: 3	H: 0 LOB: 0 BB: 0 P: 3	R: 0 E: 0 K: 0 S: 3	H: 0 LOB: 1 BB: 1 P: 7	R: 0 E: 0 K: 2 S: 8	H: 1 LOB: 1 BB: 0 P: 8	R: 0 E: 0 K: 1 S: 5	H: 0 LOB: 1 BB: 1 P: 11	R: 0 E: 0 K: 2 S: 8	H: 2 LOB: 1 BB: 0 P: 8	1B: 7 2B: 2 3B: 0 HR: 0	SF: 0 SAC: 0 DP: 1 HBP: 0	WP: 1 PB: 0 SB: 1 CS: 1	PA: 34																		
<b>PITCHER</b>	IP	WLS	BF	H	R	ER	SO	BB	IBB	HBP	BLK	WP	HR	S	P	ERA	WHIP	<b>PITCHER</b>				IP	WLS	BF	H	R	ER	SO	BB	IBB	HBP	BLK	WP	HR	S	P	ERA	WHIP
40 Chien-Ming Wang, R (1, 1) ERA: 3.04	5.0	L	22	6	4	4	2	2	0	0	0	0	0	24	33	7.20	1.600																					
39 Ross Ohlendorf, R (6, 1) ERA: 2.08	1.0		4	1	0	0	2	0	0	0	0	0	0	8	8	0.00	1.000																					
62 Joba Chamberlain, R (7, 1) ERA: 5.0	0.2		3	0	0	0	1	1	0	0	0	1	0	4	10	0.00	1.500																					
61 Billy Traber, L (7, 1) ERA: 1.08	0.2		2	0	0	0	1	0	0	0	0	0	0	4	4	0.00	0.000																					
33 Brian Bruney, R (8, 1) ERA: 2.25	0.2		3	2	0	0	1	0	0	0	0	0	0	5	5	0.00	3.000																					

New York Yankees @ Philadelphia Phillies  
Bright House Networks Field, Clearwater, FL

Wed Mar 26 2008, 1:05 PM EDT  
Att: 9,549 - Sunny - 70 F

AB 31  
R 4  
H 9  
RBI 4  
BB 3  
SO 7  
LOB 15










Batter	1	2	3	4	5	6	7	8	9	AB	R	H	RBI	BB	SO	LOB	TOP					
18 Johnny Damon, L (1, 7) OBP: 0.288, SLG: 0.388 55 Hideki Matsui, L (5, 7) OBP: 0.442, SLG: 0.429										3	1	2	0	0	1	0	<b>New York Yankees @ Florida Marlins</b> Dolphin Stadium, Miami, FL Fri Mar 28 2008, 7:10 PM EDT Att: 30,227 - Clear - 74 F					
2 Derek Jeter, R (1, 6) OBP: 0.398, SLG: 0.440 14 Wilson Betemit, S (7, 3) OBP: 0.237, SLG: 0.365										4	1	2	1	0	0	2						
Bobby Abreu, L (1, 9) OBP: 0.500, SLG: 0.558 60 Cody Ransom, R (7, 6) OBP: 0.317, SLG: 0.436										4	0	0	0	0	3	2						
13 Alex Rodriguez, R (1, 5) OBP: 0.521, SLG: 0.857 12 Nick Green, R (7, PR) OBP: 0.233, SLG: 0.393										3	1	2	2	1	1	1						
Jason Giambi, L (1, 3) OBP: 0.422, SLG: 0.605 96 Gregory Porter, L (7, PR) OBP: 0.300, SLG: 0.500										4	0	2	0	0	1	1						
20 Jorge Posada, S (1, 2) OBP: 0.273, SLG: 0.390 26 José Molina, R (6, 2) OBP: 0.342, SLG: 0.447										3	0	1	0	0	1	2						
24 Robinson Canó, L (1, 4) OBP: 0.477, SLG: 0.661 66 Bernie Castro, S (7, 4) OBP: 0.286, SLG: 0.250										2	0	0	0	2	0	2						
17 Shelley Duncan, R (1, 10) OBP: 0.388, SLG: 0.660 Morgan Ensberg, R (8, PH) OBP: 0.308, SLG: 0.340										3	0	1	0	0	0	4						
28 Melky Cabrera, S (1, 8) OBP: 0.375, SLG: 0.411 19 Jason Lane, R (8, 8) OBP: 0.327, SLG: 0.444										4	0	0	0	0	1	4						
<b>Inning Stats</b>	R: 0 E: 0 K: 3 S: 11	H: 1 LOB: 1 BB: 0 P: 16	R: 0 E: 0 K: 0 S: 7	H: 1 LOB: 2 BB: 1 P: 16	R: 2 E: 0 K: 2 S: 13	H: 3 LOB: 1 BB: 0 P: 18	R: 0 E: 0 K: 0 S: 10	H: 2 LOB: 2 BB: 0 P: 16	R: 1 E: 0 K: 1 S: 14	H: 2 LOB: 2 BB: 1 P: 25	R: 0 E: 0 K: 1 S: 9	H: 0 LOB: 0 BB: 0 P: 12	R: 0 E: 0 K: 1 S: 10	H: 1 LOB: 2 BB: 1 P: 15	R: 0 E: 0 K: 1 S: 8	H: 0 LOB: 1 BB: 1 P: 14		R: 0 E: 0 K: 1 S: 9	H: 0 LOB: 0 BB: 0 P: 12	1B: 5 2B: 4 3B: 0 HR: 1	SF: 0 SAC: 0 DP: 0 HBP: 0	WP: 0 SB: 0 CS: 0
<b>PITCHER</b>	IP WLS BF H R ER SO BB IBB HBP BLK WP HR S P ERA WHIP																					
23 Andrew Miller, L (1, 1) ERA: 4.23	5.0 W 26 9 3 3 6 2 0 0 0 0 0 1 55 91 5.40 2.200																					
22 Matt Lindstrom, R (6, 1) ERA: 7.0	1.0 H 3 0 0 0 1 0 0 0 0 0 0 0 9 12 0.00 0.000																					
19 Logan Kensing, R (7, 1) ERA: 1.69	1.0 H 5 1 0 0 1 1 0 0 0 0 0 0 10 15 0.00 2.000																					
32 Justin Miller, R (8, 1) ERA: 2.61	1.0 H 4 0 0 0 1 1 0 0 0 0 0 0 8 14 0.00 1.000																					
46 Joe Nelson, R (9, 1) ERA: 2.45	1.0 S 3 0 0 0 1 0 0 0 0 0 0 0 9 12 0.00 0.000																					


Batter	1	2	3	4	5	6	7	8	9	AB	R	H	RBI	BB	SO	LOB	BOTTOM			
2 Hanley Ramirez, R (1, 6) OBP: 0.429, SLG: 0.592 4 Alfredo Amezaga, S (7, PR) OBP: 0.283, SLG: 0.256										4	0	1	0	0	0	1	<b>New York Yankees @ Florida Marlins</b> Dolphin Stadium, Miami, FL Fri Mar 28 2008, 7:10 PM EDT Att: 30,227 - Clear - 74 F			
6 Dan Uggla, R (1, 4) OBP: 0.329, SLG: 0.500 Chase Lambin, S (8, 4) OBP: 0.750, SLG: 1.000										4	1	1	1	0	1	1				
Mike Jacobs, L (1, 3) OBP: 0.389, SLG: 0.623 41 Paul Hoover, R (7, 3) OBP: 0.250, SLG: 0.294										3	2	2	3	0	0	0				
14 Josh Willingham, R (1, 7) OBP: 0.324, SLG: 0.311 82 John Raynor, R (7, 7)										2	1	0	0	0	0	0				
Luis Gonzalez, L (1, 9) OBP: 0.419, SLG: 0.404 1 Alexis Gomez, L (7, 9) OBP: 0.326, SLG: 0.375										2	0	1	0	1	0	0				
3 Jorge Cantu, R (1, 5) OBP: 0.419, SLG: 0.662 39 Chris Barnwell, R (8, 5) OBP: 0.278, SLG: 0.353										2	0	1	1	0	0	0				
21 Jason Wood, R (1, 10) OBP: 0.270, SLG: 0.257										3	0	0	0	0	0	2				
20 Matt Treanor, R (1, 2) OBP: 0.364, SLG: 0.533										3	0	0	0	0	2	1				
7 Alejandro De Aza, L (1, 8) OBP: 0.362, SLG: 0.571										3	1	1	0	0	0	0				
<b>Inning Stats</b>	R: 0 E: 0 K: 1 S: 7	H: 0 LOB: 0 BB: 0 P: 11	R: 1 E: 0 K: 0 S: 11	H: 1 LOB: 1 BB: 0 P: 14	R: 3 E: 0 K: 0 S: 12	H: 3 LOB: 0 BB: 1 P: 20	R: 0 E: 0 K: 1 S: 8	H: 0 LOB: 0 BB: 0 P: 11	R: 0 E: 0 K: 0 S: 7	H: 0 LOB: 0 BB: 0 P: 11	R: 1 E: 0 K: 0 S: 9	H: 2 LOB: 1 BB: 0 P: 14	R: 0 E: 0 K: 1 S: 8	H: 1 LOB: 1 BB: 0 P: 11	R: 0 E: 0 K: 1 S: 8	H: 1 LOB: 1 BB: 0 P: 12		1B: 4 2B: 1 3B: 1 HR: 2	SF: 1 SAC: 0 DP: 0 HBP: 1	WP: 0 SB: 0 CS: 1
<b>PITCHER</b>	IP WLS BF H R ER SO BB IBB HBP BLK WP HR S P ERA WHIP																			
35 Mike Mussina, R (1, 1) ERA: 6.0	0.2 L 3 1 0 0 0 0 0 0 0 0 0 0 5 8 0.00 1.500																			
LaTroy Hawkins, R (7, 1) ERA: 3.98	1.0 4 1 0 0 1 0 0 0 0 0 0 0 8 11 0.00 1.000																			
36 Edwar Ramirez, R (8, 1) ERA: 4.32	1.0 4 1 0 0 1 0 0 0 0 0 0 0 8 12 0.00 1.000																			







Batter	1	2	3	4	5	6	7	8	9	AB	R	H	RBI	BB	SO	LOB	TOP					
11 David Eckstein, R (1,6)	G6-3		K		G3		G5-3			4	0	0	0	0	1	3	<p>Toronto Blue Jays @ New York Yankees Yankee Stadium, Bronx, NY Tue Apr 01 2008, 7:05 PM EDT Att: 43,584 - Partly Cloudy - 64 F</p> <p>livebaseballscorecards.com</p> <p>AB 32 R 2 H 6 RBI 2 BB 3 SO 5 LOB 16</p> 					
23 Shannon Stewart, R (1,7) OBP: 0.250, SLG: 0.250	1B		G4-3		G5-3		G4-3			4	0	1	1	0	0	1						
15 Alex Rios, R (1,9) OBP: 0.750, SLG: 0.500	1B		10 FC6-4		K		10 S	BB		2	0	1	0	2	1	1						
10 Vernon Wells, R (1,8)	L4-3		FC6-4		G5-3		K	BB		4	0	0	0	0	1	4						
Frank Thomas, R (1,10) OBP: 0.250, SLG: 0.250		1B			G6-3		G6-3			4	1	1	0	0	1	1						
35 Lyle Overbay, L (1,3) OBP: 0.250, SLG: 0.250	1B		19 FC3-6		F8		G4-3			4	0	1	0	0	1	0						
2 Aaron Hill, R (1,4) OBP: 0.250, SLG: 0.500			F9		F8		G6-3	2B		4	0	1	0	0	0	2						
19 Marco Scutaro, R (1,5)			FC3-6		9 S		L3			3	1	0	1	1	0	2						
9 Gregg Zaun, S (1,2) OBP: 0.333, SLG: 0.333	G6-3		G6-3		11 G3		G6-3			3	0	1	0	0	0	2						
<b>Inning Stats</b>	R: 0 E: 0 K: 0 S: 9	H: 2 LOB: 1 BB: 0 P: 14	R: 1 E: 0 K: 0 S: 12	H: 2 LOB: 1 BB: 0 P: 18	R: 0 E: 0 K: 1 S: 6	H: 0 LOB: 0 BB: 1 P: 11	R: 0 E: 0 K: 0 S: 7	H: 0 LOB: 0 BB: 0 P: 8	R: 1 E: 0 K: 1 S: 11	H: 1 LOB: 1 BB: 1 P: 22	R: 0 E: 0 K: 0 S: 5	H: 0 LOB: 0 BB: 0 P: 9	R: 0 E: 0 K: 2 S: 14	H: 1 LOB: 1 BB: 0 P: 10	R: 0 E: 0 K: 2 S: 14	H: 0 LOB: 0 BB: 1 P: 21	R: 0 E: 0 K: 1 S: 8	H: 0 LOB: 0 BB: 0 P: 12	1B: 5 2B: 2 3B: 0 HR: 0	SF: 0 SAC: 0 DP: 1 HBP: 0	WP: 0 PB: 0 SB: 3 CS: 0	PA: 35
<b>PITCHER</b>	IP WLS BF H R ER SO BB IBB HBP BLK WP HR S P ERA WHIP																					
40 Chien-Ming Wang, R (1,1) ERA: 2.57	7.0 W 28 6 2 2 2 2 0 0 0 0 0 0 56 92 2.57 1.143																					
62 Jose Chamberlain, R (8,1) ERA:	1.0 H 4 0 0 0 2 1 0 0 0 0 0 0 14 21 0.00 1.000																					
42 Mariano Rivera, R (9,1) ERA:	1.0 S 3 0 0 0 1 0 0 0 0 0 0 0 8 12 0.00 0.000																					

Batter	1	2	3	4	5	6	7	8	9	AB	R	H	RBI	BB	SO	LOB	BOTTOM			
18 Johnny Damon, L (1,7) OBP: 0.250, SLG: 0.750	K		G5-3		G3		G3			4	0	1	0	0	1	0	<p>Toronto Blue Jays @ New York Yankees Yankee Stadium, Bronx, NY Tue Apr 01 2008, 7:05 PM EDT Att: 43,584 - Partly Cloudy - 64 F</p> <p>livebaseballscorecards.com</p> <p>AB 29 R 3 H 8 RBI 3 BB 3 SO 3 LOB 13</p> 			
2 Derek Jeter, R (1,6) OBP: 0.250, SLG: 0.250	G1-3		CS		G1-3		G1-3			4	0	1	0	0	0	1				
Bobby Abreu, L (1,9) OBP: 0.500, SLG: 0.500	1B		CS		13 G6-4-3		G4-3			4	1	2	0	0	0	1				
13 Alex Rodriguez, R (1,5) OBP: 0.750, SLG: 1.000	2B		G6-4-3		G6-4-3		24 G6-3	55 FC4-6	1B	3	1	2	1	1	0	1				
Jason Giambi, L (1,3)	F8		G1-3		G1-3		55 FC4-6	24 G6-3	BB	3	0	0	0	1	0	3				
24 Robinson Cano, L (1,4) OBP: 0.333, SLG: 0.333	1B		F9		G6-3		G6-3			3	0	1	0	0	0	2				
20 Jorge Posada, S (1,2)	G3-6-3		K		K		55 FC4-6	IBB		2	0	0	0	1	1	1				
55 Hideki Matsui, L (1,10)	G4-3		G6-3		G6-3		FC4-6			3	0	0	1	0	0	2				
28 Melky Cabrera, S (1,8) OBP: 0.333, SLG: 1.333	G3		G3		HR		K			3	1	1	1	0	1	2				
<b>Inning Stats</b>	R: 1 E: 0 K: 1 S: 12	H: 2 LOB: 1 BB: 0 P: 18	R: 0 E: 0 K: 0 S: 4	H: 1 LOB: 0 BB: 0 P: 4	R: 0 E: 0 K: 0 S: 10	H: 1 LOB: 0 BB: 0 P: 15	R: 0 E: 0 K: 0 S: 3	H: 1 LOB: 0 BB: 0 P: 5	R: 0 E: 0 K: 0 S: 9	H: 0 LOB: 0 BB: 0 P: 13	R: 1 E: 0 K: 0 S: 13	H: 1 LOB: 0 BB: 0 P: 22	R: 1 E: 0 K: 1 S: 10	H: 1 LOB: 2 BB: 2 P: 18	R: 0 E: 0 K: 0 S: 6	H: 1 LOB: 2 BB: 1 P: 13	1B: 5 2B: 1 3B: 1 HR: 1	SF: 0 SAC: 0 DP: 2 HBP: 0	WP: 0 PB: 0 SB: 0 CS: 1	PA: 33
<b>PITCHER</b>	IP WLS BF H R ER SO BB IBB HBP BLK WP HR S P ERA WHIP																			
32 Roy Halladay, R (1,1) ERA: 3.86	7.0 L 27 7 3 3 3 1 1 0 0 0 0 0 61 95 3.86 1.143																			
37 Scott Downs, L (8,1) ERA:	1.0 5 1 0 0 0 0 1 0 0 0 0 0 6 13 0.00 1.000																			



Batter	1	2	3	4	5	6	7	8	9	AB	R	H	RBI	BB	SO	LOB	TOP	
11 David Eckstein, R (1,6)											5	1	0	0	0	0	3	<b>Toronto Blue Jays @ New York Yankees</b> Yankee Stadium, Bronx, NY Wed Apr 02 2008, 7:05 PM EDT Att: 48,549 - Partly Cloudy - 44 F
23 Shannon Stewart, R (1,7) 21 Buck Coats, L (7,7)											4	0	1	0	0	0	1	
15 Alex Rios, R (1,9) OBP: 0.750, SLG: 0.600											3	1	2	2	1	0	0	
10 Vernon Wells, R (1,8) OBP: 0.375, SLG: 0.750											4	2	3	2	0	0	2	
Frank Thomas, R (1,10) OBP: 0.250, SLG: 0.143											3	0	0	0	0	0	2	
35 Lyle Overbay, L (1,3) OBP: 0.375, SLG: 0.571											3	0	1	0	1	1	2	
2 Aaron Hill, R (1,4) OBP: 0.375, SLG: 0.500											4	0	2	1	0	1	1	
19 Marco Scutaro, R (1,5) OBP: 0.375, SLG: 0.167											3	0	1	0	0	1	4	
20 Rod Barajas, R (1,2) OBP: 0.500, SLG: 0.750											4	1	2	0	0	1	3	
<b>Inning Stats</b>	R: 1 H: 2 E: 0 K: 0 S: 12	H: 1 R: 0 ER: 0 LOB: 1 BB: 0 P: 17	R: 2 H: 1 E: 0 K: 1 S: 7	H: 1 R: 0 ER: 0 LOB: 0 BB: 1 P: 15	R: 0 H: 1 E: 0 K: 1 S: 8	H: 1 R: 0 ER: 0 LOB: 0 BB: 0 P: 12	R: 0 H: 1 E: 0 K: 0 S: 14	H: 2 R: 1 ER: 0 LOB: 2 BB: 0 P: 17	R: 1 H: 2 E: 0 K: 0 S: 13	H: 2 R: 0 ER: 0 LOB: 1 BB: 0 P: 16	R: 0 H: 0 E: 0 K: 1 S: 7	H: 0 R: 0 ER: 0 LOB: 0 BB: 0 P: 9	1B: 9 2B: 1 3B: 1 HR: 1	SF: 0 SAC: 0 DP: 5 HBP: 2	WP: 0 PB: 0 SB: 0 CS: 2	PA: 39		
<b>PITCHER</b>	IP WLS BF H R ER SO BB IBB HBP BLK WP HR S P ERA WHIP																	
35 Mike Mussina, R (1,1) ERA: 4.76	5.2 L 25 8 4 3 2 2 0 1 0 0 0 1 62 91 4.76 1.765																	
LaTroy Hawkins, R (6,1) ERA: 6.75	1.1 5 2 1 1 0 0 0 0 0 0 0 0 14 16 6.75 1.500																	
Kyle Farnsworth, R (8,1) ERA: 0.00	1.0 4 2 0 0 1 0 0 0 0 0 0 0 8 16 0.00 2.000																	
39 Ross Ohlendorf, R (9,1) ERA: 0.00	1.0 3 0 0 0 1 0 0 0 1 0 0 0 7 9 0.00 0.000																	

Batter	1	2	3	4	5	6	7	8	9	AB	R	H	RBI	BB	SO	LOB	BOTTOM	
18 Johnny Damon, L (1,7) OBP: 0.125, SLG: 0.375											4	0	0	0	0	1	2	<b>Toronto Blue Jays @ New York Yankees</b> Yankee Stadium, Bronx, NY Wed Apr 02 2008, 7:05 PM EDT Att: 48,549 - Partly Cloudy - 44 F
2 Derek Jeter, R (1,6) OBP: 0.375, SLG: 0.375										4	0	2	0	0	0	1		
Bobby Abreu, L (1,9) OBP: 0.500, SLG: 0.429										3	1	1	0	1	0	1		
13 Alex Rodriguez, R (1,5) OBP: 0.500, SLG: 1.000										4	1	1	2	0	2	2		
Jason Giambi, L (1,3)										4	0	0	0	0	1	2		
24 Robinson Cano, L (1,4) OBP: 0.143, SLG: 0.143										4	0	0	0	0	2	2		
55 Hideki Matsui, L (1,10) OBP: 0.167, SLG: 0.167										3	0	1	0	0	1	0		
26 José Molina, R (1,2) OBP: 0.333, SLG: 0.333										3	0	1	0	0	0	1		
28 Melky Cabrera, S (1,8) OBP: 0.333, SLG: 0.833										3	0	1	0	0	0	1		
<b>Inning Stats</b>	R: 0 H: 1 E: 0 K: 0 S: 10	H: 0 R: 0 ER: 0 LOB: 0 BB: 0 P: 12	R: 0 H: 1 E: 0 K: 1 S: 10	H: 1 R: 0 ER: 0 LOB: 1 BB: 0 P: 17	R: 0 H: 0 E: 1 K: 0 S: 9	H: 0 R: 0 ER: 0 LOB: 0 BB: 0 P: 14	R: 0 H: 1 E: 0 K: 0 S: 5	H: 1 R: 2 ER: 0 LOB: 1 BB: 0 P: 24	R: 0 H: 0 E: 0 K: 1 S: 8	H: 0 R: 0 ER: 0 LOB: 0 BB: 0 P: 9	R: 0 H: 2 E: 0 K: 1 S: 12	H: 2 R: 0 ER: 0 LOB: 2 BB: 0 P: 17	1B: 6 2B: 0 3B: 0 HR: 1	SF: 0 SAC: 0 DP: 1 HBP: 0	WP: 0 PB: 0 SB: 0 CS: 1	PA: 34		
<b>PITCHER</b>	IP WLS BF H R ER SO BB IBB HBP BLK WP HR S P ERA WHIP																	
A.J. Burnett, R (1,1) ERA: 3.0	6.0 W 22 5 2 2 3 1 0 0 0 0 0 0 16 22 3.00 1.000																	
56 Brian Tallet, L (7,1)	2.0 H 6 0 0 0 3 0 0 0 0 0 0 0 16 22 0.00 0.000																	
49 Jeremy Accardo, R (9,1) ERA: 0.00	1.0 S 5 2 0 0 1 0 0 0 0 0 0 0 12 17 0.00 2.000																	




Batter	1	2	3	4	5	6	7	8	9	AB	R	H	RBI	BB	SO	LOB	TOP								
11 David Eckstein, R OBP: 0.154, SLG: 0.231	G5-3			G4-3 15 1B				G4-3		4	1	2	1	0	0	0	<b>Toronto Blue Jays @ New York Yankees</b> Yankee Stadium, Bronx, NY Thu Apr 03 2008, 7:05 PM EDT Att: 47,785 - Cloudy - 42 F								
Matt Stairs, L OBP: 0.250, SLG: 0.250 21 Buck Coats, L	K			G4-3	G4-3			G4-3		4	0	1	0	0	1	3									
15 Alex Rios, R OBP: 0.583, SLG: 0.444	K			G4-3 10 1B				F8		4	0	1	1	0	1	1									
10 Vernon Wells, R OBP: 0.333, SLG: 0.583	P4			K				F9		4	0	1	0	0	1	1									
Frank Thomas, R OBP: 0.200, SLG: 0.111 23 Shannon Stewart, R, (PH) OBP: 0.200, SLG: 0.200	F8			K				G6-3		2	0	0	0	0	1	1									
35 Lyle Overbay, L OBP: 0.250, SLG: 0.364	G4-3			K				G6-3		2	0	0	0	0	0	1									
2 Aaron Hill, R OBP: 0.250, SLG: 0.333	F8			F7				G4-3		4	0	0	0	0	1	1									
19 Marco Scutaro, R OBP: 0.364, SLG: 0.125	L9			L9 9 2B 11 1B BB				F9		2	1	0	0	1	0	0									
9 Gregg Zaun, S OBP: 0.333, SLG: 0.500	G3			G3				K		3	0	1	0	0	1	0									
<b>Inning Stats</b>	R: 0 E: 0 K: 2 S: 10	H: 0 LOB: 0 BB: 0 P: 14	R: 0 E: 0 K: 0 S: 5	H: 0 LOB: 0 BB: 0 P: 7	R: 0 E: 0 K: 0 S: 7	H: 0 LOB: 0 BB: 0 P: 9	R: 1 E: 0 K: 2 S: 18	H: 2 LOB: 1 BB: 0 P: 26	R: 1 E: 0 K: 0 S: 11	H: 2 LOB: 2 BB: 1 P: 20	R: 0 E: 0 K: 0 S: 7	H: 0 LOB: 0 BB: 0 P: 11	R: 0 E: 0 K: 1 S: 8	H: 0 LOB: 0 BB: 0 P: 14	R: 0 E: 0 K: 1 S: 8	H: 1 LOB: 1 BB: 0 P: 11		R: 0 E: 0 K: 1 S: 8	H: 1 LOB: 1 BB: 0 P: 13	1B: 4 2B: 2 3B: 0 HR: 0	SF: 0 SAC: 0 DP: 0 HBP: 0	WP: 0 PB: 0 SB: 1 CS: 0	PA: 34		
<b>PITCHER</b>	IP	WLS	BF	H	R	ER	SO	BB	IBB	HBP	BLK	WP	HR	S	P	ERA	WHIP								
34 Phil Hughes, R ERA: 3.0	6.0		23	4	2	2	4	1	0	0	0	0	0	58	87	3.00	0.833								
61 Billy Traber, L ERA:	0.1		1	0	0	0	1	0	0	0	0	0	0	3	4	0.00	0.000								
33 Brian Bruney, R ERA:	0.2		2	0	0	0	0	0	0	0	0	0	0	5	10	0.00	0.000								
62 Joba Chamberlain, R ERA:	1.0	W	4	1	0	0	1	0	0	0	0	0	0	8	11	0.00	1.000								
42 Mariano Rivera, R ERA:	1.0	S	4	1	0	0	1	0	0	0	0	0	0	8	13	0.00	1.000								

Batter	1	2	3	4	5	6	7	8	9	AB	R	H	RBI	BB	SO	LOB	BOTTOM								
18 Johnny Damon, L OBP: 0.182, SLG: 0.455	K		L9			BB 13 WP 2B		SH HBP 2 SH2-4		3	1	1	0	0	1	2	<b>Toronto Blue Jays @ New York Yankees</b> Yankee Stadium, Bronx, NY Thu Apr 03 2008, 7:05 PM EDT Att: 47,785 - Cloudy - 42 F								
2 Derek Jeter, R OBP: 0.394, SLG: 0.300	G6-3		G6-4-3			BB 13 WP HBP		SH2-4		2	1	0	0	0	0	2									
Bobby Abreu, L OBP: 0.583, SLG: 0.500	K			G4-3 1B		BB 13 WP BB		HBP 1B		3	0	2	1	1	1	0									
13 Alex Rodriguez, R OBP: 0.333, SLG: 0.636	G5-3			P4		K		K		4	0	0	0	0	2	5									
Jason Giambi, L	FC5-4 BB			G4-3		SF9-3-5		HBP		1	0	0	1	1	0	1									
24 Robinson Canó, L OBP: 0.091, SLG: 0.091	FC5-4			L7		G3-1		F8		4	0	0	0	0	0	5									
55 Hideki Matsui, L OBP: 0.222, SLG: 0.222	K			L7		K		K		3	0	1	0	0	2	1									
26 José Molina, R OBP: 0.333, SLG: 0.333				P4		G5-3				3	0	1	0	0	0	1									
28 Melky Cabrera, S OBP: 0.444, SLG: 0.750				G4-6-3				SH2-4 18 SH 1B		2	1	1	0	1	0	1									
<b>Inning Stats</b>	R: 0 E: 0 K: 2 S: 9	H: 0 LOB: 0 BB: 0 P: 13	R: 0 E: 0 K: 1 S: 7	H: 0 LOB: 1 BB: 1 P: 14	R: 0 E: 0 K: 0 S: 10	H: 1 LOB: 1 BB: 1 P: 19	R: 0 E: 0 K: 0 S: 7	H: 1 LOB: 1 BB: 0 P: 13	R: 0 E: 0 K: 1 S: 15	H: 0 LOB: 0 BB: 1 P: 29	R: 0 E: 0 K: 1 S: 5	H: 0 LOB: 0 BB: 0 P: 6	R: 1 E: 1 K: 1 S: 14	H: 2 LOB: 3 BB: 0 P: 20	1B: 5 2B: 2 3B: 0 HR: 0	SF: 1 SAC: 2 DP: 3 HBP: 2		WP: 1 PB: 0 SB: 0 CS: 0	PA: 33						
<b>PITCHER</b>	IP	WLS	BF	H	R	ER	SO	BB	IBB	HBP	BLK	WP	HR	S	P	ERA	WHIP								
29 Dustin McGowan, R ERA: 3.0	6.0		23	4	2	2	4	3	0	1	0	0	0	57	99	3.00	1.167								
40 Brian Wolfe, R ERA: 9.0	1.0	L	4	1	1	1	1	0	0	0	0	0	0	8	11	9.00	1.000								
37 Scott Downs, L ERA:	1.0		6	1	0	0	1	0	0	1	0	0	0	11	15	0.00	1.000								

livebaseballscores.com

AB 33  
R 2  
H 6  
RBI 2  
BB 1  
SO 7  
LOB 9



livebaseballscores.com

AB 25  
R 3  
H 6  
RBI 2  
BB 3  
SO 6  
LOB 18















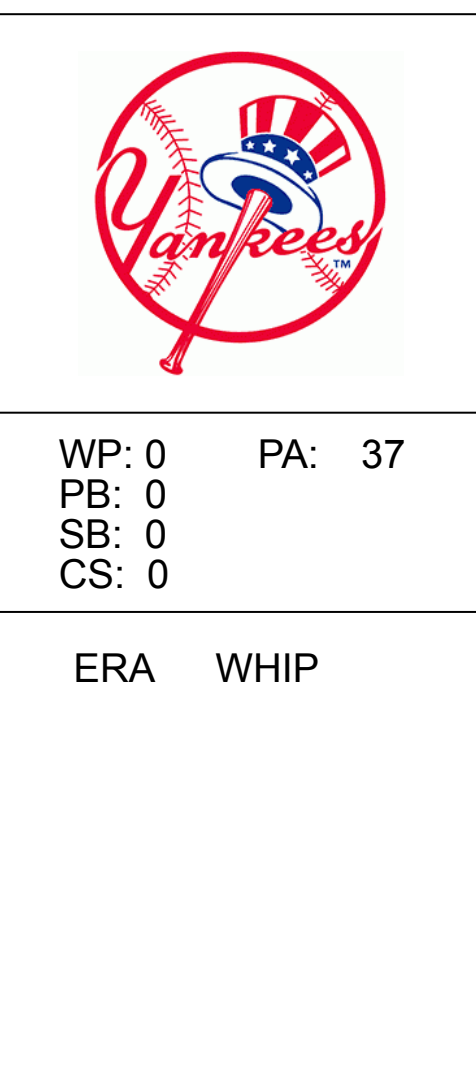


Batter	1	2	3	4	5	6	7	8	9	AB	R	H	RBI	BB	SO	LOB	TOP				
1 Akinori Iwamura, L (1,4) OBP: 0.250, SLG: 0.231	G4-3		G4-3			G1-3		K		4	0	0	0	0	1	1	<b>Tampa Bay Rays @ New York Yankees</b> Yankee Stadium, Bronx, NY Mon Apr 07 2008, 7:05 PM EDT Att: 41,302 - Cloudy - 48 F				
13 Carl Crawford, L (1,7) OBP: 0.179, SLG: 0.148	P6		G4-3			G3		G1-3		4	0	0	0	0	0	1					
23 Carlos Pena, L (1,3) OBP: 0.370, SLG: 0.500	K					E4				4	0	1	0	0	1	0					
2 B.J. Upton, R (1,8) OBP: 0.346, SLG: 0.273		G6-3				G6-3				4	0	0	0	0	0	2					
32 Eric Hinske, L (1,9) OBP: 0.438, SLG: 0.692		L5				G4-3				3	0	0	0	1	0	0					
16 Willy Aybar, S (1,5) OBP: 0.316, SLG: 0.375		P3								3	0	0	0	0	1	2					
31 Jonny Gomes, R (1,10) OBP: 0.333, SLG: 1.125						K				4	1	1	1	0	2	3					
Mike DiFelice, R (1,2) OBP: 0.333, SLG: 0.667						K				3	0	1	0	0	0	1					
8 Jason Bartlett, R (1,6) OBP: 0.261, SLG: 0.238						F8				2	0	0	0	1	0	1					
<b>Inning Stats</b>	R: 0 E: 0 K: 1 S: 6	H: 0 LOB: 0 BB: 0 P: 8	R: 0 E: 0 K: 0 S: 7	H: 0 LOB: 0 BB: 0 P: 11	R: 1 E: 0 K: 0 S: 11	H: 1 LOB: 1 BB: 1 P: 19	R: 0 E: 0 K: 0 S: 6	H: 0 LOB: 0 BB: 0 P: 6	R: 0 E: 0 K: 2 S: 13	H: 1 LOB: 1 BB: 0 P: 20	R: 0 E: 1 K: 0 S: 10	H: 0 LOB: 1 BB: 0 P: 18	R: 0 E: 0 K: 1 S: 9	H: 0 LOB: 0 BB: 1 P: 11	R: 0 E: 0 K: 1 S: 11	H: 1 LOB: 2 BB: 1 P: 22	1B: 1 2B: 1 3B: 0 HR: 1	SF: 0 SAC: 0 DP: 0 HBP: 1	WP: 1 PB: 0 SB: 1 CS: 0	PA: 34	
<b>PITCHER</b>	IP	WLS	BF	H	R	ER	SO	BB	IBB	HBP	BLK	WP	HR	S	P	ERA	WHIP				
35 Mike Mussina, R (1,1) ERA: 3.09	6.0	W	22	2	1	1	3	1	0	0	0	0	1	53	82	1.50	0.500				
33 Brian Bruney, R (7,1) ERA:	1.0	H	4	0	0	0	0	0	0	1	0	0	0	10	13	0.00	0.000				
Kyle Farnsworth, R (8,1) ERA: 2.7	1.0		3	0	0	0	1	0	0	0	0	0	0	9	11	0.00	0.000				
LaTroy Hawkins, R (9,1) ERA: 21.0	1.0		5	1	0	0	1	1	0	0	0	1	0	11	22	0.00	2.000				

Batter	1	2	3	4	5	6	7	8	9	AB	R	H	RBI	BB	SO	LOB	BOTTOM				
18 Johnny Damon, L (1,7) OBP: 0.241, SLG: 0.296			P4					G4-3		5	0	2	0	0	0	1	<b>Tampa Bay Rays @ New York Yankees</b> Yankee Stadium, Bronx, NY Mon Apr 07 2008, 7:05 PM EDT Att: 41,302 - Cloudy - 48 F				
2 Derek Jeter, R (1,6) OBP: 0.240, SLG: 0.292			F8							1	1	0	0	0	0	1					
Morgan Ensberg, R (3,3) OBP: 0.250, SLG: 0.250			HR							3	1	1	0	0	0	2					
Bobby Abreu, L (1,9) OBP: 0.464, SLG: 0.640										3	3	3	2	1	0	0					
13 Alex Rodriguez, R (1,5) OBP: 0.370, SLG: 0.560										4	1	1	1	0	1	4					
55 Hideki Matsui, L (1,10) OBP: 0.375, SLG: 0.667										4	0	2	2	0	0	0					
24 Robinson Canó, L (1,4) OBP: 0.185, SLG: 0.222										4	0	1	1	0	0	1					
14 Wilson Betemit, S (1,3) OBP: 0.200, SLG: 0.111										4	0	0	0	0	3	3					
28 Melky Cabrera, S (1,8) OBP: 0.375, SLG: 0.500										3	0	0	0	1	0	0					
26 José Molina, R (1,2) OBP: 0.308, SLG: 0.462										4	0	1	0	0	1	2					
<b>Inning Stats</b>	R: 2 E: 0 K: 0 S: 13	H: 2 LOB: 0 BB: 0 P: 18	R: 0 E: 0 K: 1 S: 7	H: 0 LOB: 0 BB: 0 P: 11	R: 0 E: 0 K: 0 S: 7	H: 2 LOB: 2 BB: 0 P: 14	R: 0 E: 0 K: 0 S: 3	H: 0 LOB: 0 BB: 0 P: 4	R: 0 E: 0 K: 1 S: 12	H: 1 LOB: 1 BB: 0 P: 18	R: 2 E: 0 K: 2 S: 13	H: 3 LOB: 2 BB: 1 P: 23	R: 2 E: 0 K: 2 S: 22	H: 3 LOB: 2 BB: 1 P: 36	R: 0 E: 0 K: 1 S: 9	H: 0 LOB: 0 BB: 0 P: 12	1B: 7 2B: 2 3B: 1 HR: 1	SF: 0 SAC: 0 DP: 0 HBP: 0	WP: 0 PB: 0 SB: 0 CS: 0	PA: 37	
<b>PITCHER</b>	IP	WLS	BF	H	R	ER	SO	BB	IBB	HBP	BLK	WP	HR	S	P	ERA	WHIP				
49 Jason Hammel, R (1,1) ERA: 6.0	6.0	L	27	8	4	4	2	0	1	0	0	0	0	55	88	6.00	1.333				
Scott Dohmann, R (7,1) ERA: 7.1	1.0		7	3	2	2	2	1	0	0	0	0	0	22	36	18.00	4.000				
47 Gary Glover, R (8,1) ERA:	1.0		3	0	0	0	1	0	0	0	0	0	0	9	12	0.00	0.000				

AB	31
R	1
H	3
RBI	1
BB	2
SO	5
LOB	11

AB	35
R	6
H	11
RBI	6
BB	2
SO	5
LOB	14





Batter	1	2	3	4	5	6	7	8	9	AB	R	H	RBI	BB	SO	LOB	TOP	
18 Johnny Damon, L (1.7) OBP: 0.294, SLG: 0.300										3	0	1	1	2	0	2	New York Yankees @ Kansas City Royals Kauffman Stadium, Kansas City, MO Tue Apr 08 2008, 3:10 PM CDT Att: 37,296 - Cloudy - 46 F	
24 Robinson Cano, L (1.4) OBP: 0.188, SLG: 0.219										5	0	1	0	0	2	5		
Bobby Abreu, L (1.9) OBP: 0.438, SLG: 0.586										4	0	1	0	0	1	2		
13 Alex Rodriguez, R (1.5) OBP: 0.323, SLG: 0.483										4	0	0	0	0	4	2		
55 Hideki Matsui, L (1.10) OBP: 0.357, SLG: 0.607										4	0	1	0	0	0	1		
20 Jorge Posada, S (1.2) OBP: 0.222, SLG: 0.176										3	1	1	0	0	0	2		
26 José Molina, R (6.2) OBP: 0.286, SLG: 0.429										1	0	0	0	0	0	0		
Jason Giambi, L (1.3) OBP: 0.333, SLG: 0.143										2	1	0	0	2	1	2		
14 Wilson Betemit, S (1.6) OBP: 0.214, SLG: 0.154										4	0	1	1	0	3	1		
28 Melky Cabrera, S (1.8) OBP: 0.400, SLG: 0.471										3	0	1	0	1	0	0		
<b>Inning Stats</b>	R: 0 E: 0 K: 1 S: 6	H: 0 LOB: 0 BB: 1 P: 12	R: 2 E: 0 K: 2 S: 21	H: 2 LOB: 3 BB: 3 P: 42	R: 0 E: 0 K: 1 S: 12	H: 1 LOB: 2 BB: 0 P: 13	R: 0 E: 0 K: 1 S: 10	H: 0 LOB: 0 BB: 0 P: 13	R: 0 E: 0 K: 2 S: 15	H: 1 LOB: 1 BB: 0 P: 23	R: 0 E: 0 K: 2 S: 9	H: 0 LOB: 0 BB: 0 P: 13	R: 0 E: 0 K: 1 S: 10	H: 0 LOB: 0 BB: 0 P: 14	1B: 7 2B: 0 3B: 0 HR: 0	SF: 0 SAC: 0 DP: 1 HBP: 0	WP: 0 PB: 0 SB: 0 CS: 0	PA: 38
<b>PITCHER</b>	IP WLS BF H R ER SO BB IBB HBP BLK WP HR S P ERA WHIP																	
19 Brian Bannister, R (1.1) ERA: 1.5	5.0 W 23 5 2 2 6 4 0 0 0 0 0 0 58 97 3.60 1.800																	
32 Ron Mahay, L (6.1) ERA: 1.93	1.1 H 7 2 0 0 2 1 0 0 0 0 0 0 18 31 0.00 2.250																	
Ramon E Ramirez, R (7.1) ERA:	0.2 H 2 0 0 0 1 0 0 0 0 0 0 0 7 11 0.00 0.000																	
46 Juan Carlos Oviedo, R (8.1) ERA:	1.0 H 3 0 0 0 2 0 0 0 0 0 0 0 9 13 0.00 0.000																	
48 Joaquin Soria, R (9.1) ERA:	1.0 S 3 0 0 0 0 0 0 0 0 0 0 0 10 14 0.00 0.000																	

Batter	1	2	3	4	5	6	7	8	9	AB	R	H	RBI	BB	SO	LOB	BOTTOM	
2 Joey Gathright, L (1.8) OBP: 0.258, SLG: 0.250										4	2	2	0	0	1	1	New York Yankees @ Kansas City Royals Kauffman Stadium, Kansas City, MO Tue Apr 08 2008, 3:10 PM CDT Att: 37,296 - Cloudy - 46 F	
15 Mark Grudzielanek, R (1.4) Esteban German, R (8.1) ERA: 1.93									4	0	2	1	1	0	1			
24 Mark Teahen, L (1.7) OBP: 0.367, SLG: 0.593									4	0	2	1	1	1	4			
11 Jose Guillen, R (1.9) OBP: 0.194, SLG: 0.172									5	0	0	0	0	2	4			
16 Billy Butler, R (1.10) OBP: 0.414, SLG: 0.517									4	1	2	0	0	1	2			
4 Alex Gordon, L (1.5) OBP: 0.300, SLG: 0.567									4	2	2	0	0	1	1			
Ross Gload, L (1.3) OBP: 0.407, SLG: 0.360									3	0	2	2	1	0	1			
14 John Buck, R (1.2) OBP: 0.261, SLG: 0.200										2	0	0	1	1	2			
1 Tony Pena Jr., R (1.6) OBP: 0.091, SLG: 0.048										3	0	0	0	1	1	4		
<b>Inning Stats</b>	R: 1 E: 0 K: 1 S: 13	H: 2 LOB: 1 BB: 0 P: 22	R: 1 E: 1 K: 1 S: 19	H: 1 LOB: 3 BB: 2 P: 34	R: 0 E: 0 K: 0 S: 12	H: 1 LOB: 0 BB: 2 P: 23	R: 1 E: 0 K: 1 S: 10	H: 2 LOB: 0 BB: 0 P: 16	R: 2 E: 0 K: 1 S: 10	H: 3 LOB: 1 BB: 0 P: 18	R: 0 E: 0 K: 1 S: 8	H: 1 LOB: 0 BB: 0 P: 10	R: 0 E: 0 K: 2 S: 8	H: 1 LOB: 2 BB: 1 P: 14	1B: 9 2B: 3 3B: 0 HR: 0	SF: 1 SAC: 0 DP: 1 HBP: 1		WP: 0 PB: 0 SB: 5 CS: 1
<b>PITCHER</b>	IP WLS BF H R ER SO BB IBB HBP BLK WP HR S P ERA WHIP																	
34 Phil Hughes, R (1.1) ERA: 5.0	3.0 L 12 4 2 2 3 0 0 0 0 0 0 0 23 36 6.00 1.333																	
39 Ross Ohlendorf, R (4.1) ERA: 3.86	1.0 3 1 0 0 2 0 0 0 0 0 0 0 8 13 0.00 1.000																	
61 Billy Traber, L (7.1) ERA:	1.0 5 1 0 0 1 1 0 0 0 0 0 0 9 14 0.00 2.000																	
LaTroy Hawkins, R (8.1) ERA: 15.75																		

AB 33  
R 2  
H 7  
RBI 2  
BB 5  
SO 11  
LOB 17



AB 33  
R 5  
H 12  
RBI 5  
BB 5  
SO 8  
LOB 20





Batter	1	2	3	4	5	6	7	8	9	AB	R	H	RBI	BB	SO	LOB	TOP					
18 Johnny Damon, L (1, 10) OBP: 0.316, SLG: 0.333										3	0	1	0	1	2	2	<b>New York Yankees @ Kansas City Royals</b> Kauffman Stadium, Kansas City, MO Wed Apr 09 2008, 7:10 PM CDT Att: 19,007 - Cloudy - 52 F					
24 Robinson Cano, L (1, 4) OBP: 0.194, SLG: 0.222										4	0	1	0	0	0	2						
Bobby Abreu, L (1, 9) OBP: 0.389, SLG: 0.515										4	0	0	0	0	0	1						
13 Alex Rodriguez, R (1, 5) OBP: 0.343, SLG: 0.515										4	0	2	0	0	0	0						
55 Hideki Matsui, L (1, 7) OBP: 0.375, SLG: 0.567											2	0	0	0	2	0						
Jason Giambi, L (1, 3) OBP: 0.280, SLG: 0.111											4	0	0	0	0	4						
26 José Molina, R (1, 2) OBP: 0.278, SLG: 0.444											4	0	1	0	0	1						
28 Melky Cabrera, S (1, 8) OBP: 0.391, SLG: 0.450										3	0	1	0	0	0	1						
12 Alberto Gonzalez, R (1, 6) OBP: 0.333, SLG: 0.667										3	0	1	0	0	0	2						
<b>Inning Stats</b>	R: 0 E: 0 K: 0 S: 6	H: 0 LOB: 0 BB: 1 P: 12	R: 0 E: 0 K: 0 S: 5	H: 0 LOB: 0 BB: 0 P: 8	R: 0 E: 0 K: 1 S: 14	H: 1 LOB: 1 BB: 0 P: 18	R: 0 E: 0 K: 0 S: 12	H: 1 LOB: 2 BB: 1 P: 17	R: 0 E: 0 K: 0 S: 11	H: 1 LOB: 0 BB: 0 P: 17	R: 0 E: 0 K: 0 S: 7	H: 1 LOB: 0 BB: 0 P: 11	R: 0 E: 0 K: 0 S: 10	H: 0 LOB: 0 BB: 0 P: 14	R: 0 E: 0 K: 0 S: 8	H: 2 LOB: 1 BB: 0 P: 10		R: 0 E: 0 K: 1 S: 12	H: 1 LOB: 2 BB: 1 P: 22	1B: 3 2B: 4 3B: 0 HR: 0	SF: 0 SAC: 0 DP: 3 HBP: 0	WP: 0 PB: 0 SB: 0 CS: 0
<b>PITCHER</b>	IP WLS BF H R ER SO BB IBB HBP BLK WP HR S P ERA WHIP	8.0 W 29 6 0 0 2 2 0 0 0 0 0 73 107 0.00 1.000	0.1 S 3 1 0 0 0 1 0 0 0 0 0 7 16 0.00 6.000	0.2 S 2 0 0 0 1 0 0 0 0 0 5 6 0.00 0.000	<b>PITCHER</b>										IP WLS BF H R ER SO BB IBB HBP BLK WP HR S P ERA WHIP							

AB	31
R	0
H	7
RBI	0
BB	3
SO	3
LOB	14



Batter	1	2	3	4	5	6	7	8	9	AB	R	H	RBI	BB	SO	LOB	BOTTOM					
2 Joey Gathright, L (1, 8) OBP: 0.257, SLG: 0.250											4	0	1	0	0	1	<b>New York Yankees @ Kansas City Royals</b> Kauffman Stadium, Kansas City, MO Wed Apr 09 2008, 7:10 PM CDT Att: 19,007 - Cloudy - 52 F					
15 Mark Grudzielanek, R (1, 4) OBP: 0.484, SLG: 0.444											3	1	1	0	1	0						
24 Mark Teahen, L (1, 7) OBP: 0.412, SLG: 0.571											1	0	0	0	3	1						
11 Jose Guillen, R (1, 9) OBP: 0.200, SLG: 0.182											4	0	1	1	0	1						
16 Billy Butler, R (1, 10) OBP: 0.424, SLG: 0.531											3	0	1	0	1	0						
4 Alex Gordon, L (1, 5) OBP: 0.324, SLG: 0.545											3	1	1	0	1	2						
Ross Gload, L (1, 3) OBP: 0.387, SLG: 0.379											4	1	1	1	0	2						
14 John Buck, R (1, 2) OBP: 0.296, SLG: 0.375											4	1	2	1	0	1						
1 Tony Pena Jr., R (1, 6) OBP: 0.077, SLG: 0.040										4	0	0	1	0	1	1						
<b>Inning Stats</b>	R: 0 E: 0 K: 1 S: 11	H: 0 LOB: 1 BB: 1 P: 22	R: 0 E: 0 K: 3 S: 10	H: 1 LOB: 0 BB: 0 P: 14	R: 0 E: 0 K: 1 S: 9	H: 1 LOB: 2 BB: 1 P: 19	R: 0 E: 0 K: 1 S: 7	H: 1 LOB: 0 BB: 0 P: 11	R: 2 E: 0 K: 0 S: 12	H: 3 LOB: 2 BB: 2 P: 19	R: 2 E: 0 K: 0 S: 13	H: 2 LOB: 1 BB: 1 P: 19	R: 0 E: 0 K: 2 S: 13	H: 0 LOB: 1 BB: 1 P: 26	R: 0 E: 0 K: 1 S: 6	H: 0 LOB: 0 BB: 0 P: 7		R: 0 E: 0 K: 1 S: 6	H: 0 LOB: 0 BB: 0 P: 7	1B: 5 2B: 2 3B: 0 HR: 1	SF: 0 SAC: 0 DP: 0 HBP: 0	WP: 0 PB: 0 SB: 1 CS: 2
<b>PITCHER</b>	IP WLS BF H R ER SO BB IBB HBP BLK WP HR S P ERA WHIP	2.0 L 10 4 2 2 1 2 0 0 0 0 0 9 19 0.00 2.000	1.0 L 5 1 0 0 1 1 0 0 0 0 0 9 19 0.00 2.000	2.0 L 10 4 2 2 1 2 0 0 0 0 0 1 19 30 9.00 3.000	3.0 L 13 2 2 2 3 2 0 0 0 0 0 0 32 52 6.00 1.333	<b>PITCHER</b>										IP WLS BF H R ER SO BB IBB HBP BLK WP HR S P ERA WHIP						

AB	30
R	4
H	8
RBI	4
BB	6
SO	9
LOB	13









Batter	1	2	3	4	5	6	7	8	9	AB	R	H	RBI	BB	SO	LOB	TOP										
28 Melky Cabrera, S OBP: 0.344, SLG: 0.500	G6-3		L6		L3		SF9		SH5-4	3	0	1	0	0	3		<b>New York Yankees @ Boston Red Sox</b> Fenway Park, Boston, MA Fri Apr 11 2008, 7:05 PM EDT Att. 37,624 - Rain - 49 F										
24 Robinson Cano, L OBP: 0.178, SLG: 0.182	K			G4-3		F8	K		G5-3	5	0	0	0	2	1												
Bobby Abreu, L OBP: 0.366, SLG: 0.474	F8			G4-3		G1-3			G3-1	5	0	1	1	0	0												
13 Alex Rodriguez, R OBP: 0.356, SLG: 0.548		G3-1		F8		55 2B			G5-3	5	0	2	0	0	1												
55 Hideki Matsui, L OBP: 0.390, SLG: 0.553		20 G3			20 BB				FC5-4	3	1	2	0	1	0	1											
20 Jorge Posada, S OBP: 0.333, SLG: 0.375	G3				26 BB					3	0	1	0	1	0	3											
Jason Giambi, L OBP: 0.310, SLG: 0.286	F8									3	1	1	1	1	1	3											
26 José Molina, R OBP: 0.346, SLG: 0.577			G5-3							4	1	2	1	0	1	3											
12 Alberto Gonzalez, R OBP: 0.444, SLG: 0.625			K							2	1	1	0	1	1	0											
Inning Stats	R: 0 E: 0 K: 1 S: 9	H: 0 LOB: 0 BB: 0 P: 17	R: 0 E: 0 K: 0 S: 12	H: 1 LOB: 1 BB: 0 P: 20	R: 0 E: 0 K: 1 S: 6	H: 0 LOB: 0 BB: 0 P: 9	R: 0 E: 0 K: 0 S: 6	H: 0 LOB: 0 BB: 0 P: 7	R: 1 E: 0 K: 1 S: 13	H: 1 LOB: 2 BB: 3 P: 28	R: 0 E: 0 K: 0 S: 12	H: 2 LOB: 2 BB: 0 P: 17	R: 2 E: 0 K: 1 S: 12	H: 2 LOB: 0 BB: 0 P: 17	R: 0 E: 0 K: 1 S: 13	H: 2 LOB: 3 BB: 1 P: 22		R: 1 E: 0 K: 0 S: 10	H: 2 LOB: 1 BB: 0 P: 17	1B: 5 2B: 5 HR: 1	SF: 1 SAC: 2 HBP: 0	WP: 0 PB: 0 CS: 0	PA: 40				
PITCHER	IP	WLS	BF	H	R	ER	SO	BB	IBB	HBP	BLK	WP	HR	S	P	ERA	WHIP										
61 Clay Buchholz, R ERA: 3.27	6.0		24	4	1	1	3	3	0	0	0	0	0	58	98	1.50	1.167										
50 Mike Timlin, R ERA: 54.0	0.1	L	3	2	2	2	0	0	0	0	0	0	1	5	9	54.00	6.000										
37 Hideki Okajima, L ERA:	0.2		2	0	0	0	1	0	0	0	0	0	0	7	8	0.00	0.000										
48 Javier López, L ERA: 6.75	0.2		5	2	0	0	0	1	0	0	0	0	0	7	15	0.00	4.500										
53 David Aardsma, R ERA: 3.18	1.1		6	2	1	1	1	0	0	0	0	0	0	16	24	6.75	1.500										
Batter	1	2	3	4	5	6	7	8	9	AB	R	H	RBI	BB	SO	LOB	BOTTOM										
Coco Crisp, S OBP: 0.333, SLG: 0.370	F7			P4		P6			15 DI	4	0	1	0	0	0	0	<b>New York Yankees @ Boston Red Sox</b> Fenway Park, Boston, MA Fri Apr 11 2008, 7:05 PM EDT Att. 37,624 - Rain - 49 F										
15 Dustin Pedroia, R OBP: 0.327, SLG: 0.295	F7			E5					L7	4	0	0	0	0	1												
34 David Ortiz, L OBP: 0.250, SLG: 0.154	K			G5-4-3					G3	3	0	0	0	0	1												
Manny Ramirez, R OBP: 0.304, SLG: 0.488		K			F9				K	3	0	0	0	2	0												
20 Kevin Youkilis, R OBP: 0.386, SLG: 0.486		F9			F9				L9	3	0	0	0	0	0												
7 J.D. Drew, L OBP: 0.469, SLG: 0.786		G3							F7	3	1	1	1	0	0												
Jason Varitek, S OBP: 0.306, SLG: 0.500				G4-3		F8			F8	3	0	0	0	0	0												
22 Sean Casey, L OBP: 0.294, SLG: 0.412		G4-3				F8				3	0	0	0	0	0												
23 Julio Lugo, R OBP: 0.316, SLG: 0.306				G5-3					G6-3	3	0	0	0	0	0												
Inning Stats	R: 0 E: 0 K: 1 S: 5	H: 0 LOB: 0 BB: 0 P: 8	R: 0 E: 0 K: 1 S: 10	H: 0 LOB: 0 BB: 0 P: 12	R: 0 E: 0 K: 0 S: 6	H: 0 LOB: 0 BB: 0 P: 10	R: 0 E: 1 K: 0 S: 6	H: 0 LOB: 0 BB: 0 P: 9	R: 1 E: 0 K: 0 S: 6	H: 1 LOB: 0 BB: 0 P: 10	R: 0 E: 0 K: 0 S: 5	H: 0 LOB: 0 BB: 0 P: 7	R: 0 E: 0 K: 1 S: 8	H: 0 LOB: 0 BB: 0 P: 14	R: 0 E: 0 K: 0 S: 6	H: 0 LOB: 0 BB: 0 P: 9		R: 0 E: 0 K: 0 S: 9	H: 1 LOB: 1 BB: 0 P: 14	1B: 1 2B: 0 3B: 0 HR: 1	SF: 0 SAC: 0 DP: 1 HBP: 0	WP: 0 PB: 0 CS: 0	PA: 29				
PITCHER	IP	WLS	BF	H	R	ER	SO	BB	IBB	HBP	BLK	WP	HR	S	P	ERA	WHIP										
40 Chien-Ming Wang, R ERA: 1.23	9.0	W	29	2	1	1	3	0	0	0	0	0	1	61	93	1.00	0.222										

AB 33  
R 4  
H 10  
RBI 4  
BB 4  
SO 5  
LOB 15



AB 29  
R 1  
H 2  
RBI 1  
BB 0  
SO 3  
LOB 2





Batter	1	2	3	4	5	6	7	8	9	AB	R	H	RBI	BB	SO	LOB	TOP										
18 Johnny Damon, L OBP: 0.283, SLG: 0.293	F8		F7			SH5-4		L9		3	0	0	0	0	0	1	<b>New York Yankees @ Boston Red Sox</b> Fenway Park, Boston, MA Sat Apr 12 2008, 3:55 PM EDT Att: 37,461 - Partly Cloudy - 57 F										
28 Melky Cabrera, S OBP: 0.333, SLG: 0.467	K			P5		SF8		1B		2	0	0	1	1	1	0											
Bobby Abreu, L OBP: 0.356, SLG: 0.452	K			P6		K		BB		4	0	1	0	0	2	0											
13 Alex Rodriguez, R OBP: 0.347, SLG: 0.511		G5-3		G5-3				K		3	0	0	0	1	1	2											
Jason Giambi, L OBP: 0.273, SLG: 0.240	F8				F9			K		4	0	0	0	0	1	1											
20 Jorge Posada, S OBP: 0.323, SLG: 0.357	F7				K			K		4	1	1	0	0	2	0											
24 Robinson Canó, L OBP: 0.204, SLG: 0.229					K			2B		4	0	2	1	0	1	0											
26 José Molina, R OBP: 0.345, SLG: 0.552								K		3	1	1	0	0	1	2											
12 Alberto Gonzalez, R OBP: 0.417, SLG: 0.545								G6-3		3	1	1	0	0	0	1											
<b>Inning Stats</b>	R: 0 H: 0 E: 0 K: 2 S: 9	H: 0 LOB: 0 BB: 0 P: 11	R: 0 H: 0 E: 0 K: 0 S: 7	H: 0 LOB: 0 BB: 0 P: 10	R: 0 H: 1 E: 0 K: 0 S: 6	H: 1 LOB: 1 BB: 0 P: 9	R: 0 H: 0 E: 0 K: 0 S: 4	H: 0 LOB: 0 BB: 0 P: 6	R: 0 H: 0 E: 0 K: 2 S: 9	H: 0 LOB: 0 BB: 0 P: 11	R: 2 H: 2 E: 0 K: 1 S: 14	H: 2 LOB: 1 BB: 1 P: 21	R: 1 H: 2 E: 0 K: 1 S: 9	H: 1 LOB: 2 BB: 1 P: 12	R: 0 H: 0 E: 0 K: 2 S: 16	H: 0 LOB: 0 BB: 0 P: 23	1B: 5 2B: 1 3B: 0 HR: 0	SF: 1 SAC: 1 DP: 1 HBP: 0	WP: 2 PB: 0 SB: 0 CS: 0	PA: 34							
<b>PITCHER</b>	IP	WLS	BF	H	R	ER	SO	BB	IBB	HBP	BLK	WP	HR	S	P	ERA	WHIP										
19 Josh Beckett, R ERA: 6.35	6.2	W	25	5	3	3	5	1	0	0	0	2	0	55	88	4.05	0.900										
17 Manny Delcarmen, R ERA: 3.68	0.1	H	1	0	0	0	1	0	0	0	0	0	0	3	4	0.00	0.000										
37 Hideki Okajima, L ERA:	0.2	H	4	1	0	0	0	1	0	0	0	0	0	4	9	0.00	3.000										
58 Jonathan Papelbon, R ERA: 1.5	1.1	S	4	0	0	0	3	0	0	0	0	0	0	19	26	0.00	0.000										

Batter	1	2	3	4	5	6	7	8	9	AB	R	H	RBI	BB	SO	LOB	BOTTOM										
2 Jacoby Ellsbury, L OBP: 0.375, SLG: 0.400	G1-6-3		F8			2B				3	1	2	0	1	0	0	<b>New York Yankees @ Boston Red Sox</b> Fenway Park, Boston, MA Sat Apr 12 2008, 3:55 PM EDT Att: 37,461 - Partly Cloudy - 57 F										
15 Dustin Pedroia, R OBP: 0.340, SLG: 0.333	G1-6-3			G3-1		2B				4	1	2	0	0	0	2											
34 David Ortiz, L OBP: 0.231, SLG: 0.140	G1-6-3			L9		K				4	0	0	0	0	1	4											
Manny Ramirez, R OBP: 0.320, SLG: 0.574	P4					2B				4	2	2	3	0	0	1											
Coco Crisp, S OBP: 0.333, SLG: 0.370				HR		1B				0	0	0	0	0	0	0											
20 Kevin Youkilis, R OBP: 0.396, SLG: 0.488				G5-3		2B				4	0	2	1	0	0	0											
7 J.D. Drew, L OBP: 0.426, SLG: 0.710	G4-6-3					1B				3	0	0	0	0	0	2											
Jason Varitek, S OBP: 0.308, SLG: 0.486				G3						3	0	1	0	0	0	0											
22 Sean Casey, L OBP: 0.300, SLG: 0.368										2	0	0	0	1	0	0											
23 Julio Lugo, R OBP: 0.293, SLG: 0.282										3	0	0	0	0	1	1											
<b>Inning Stats</b>	R: 0 H: 2 E: 0 K: 0 S: 14	H: 2 LOB: 1 BB: 0 P: 21	R: 0 H: 2 E: 0 K: 0 S: 6	H: 2 LOB: 1 BB: 0 P: 9	R: 0 H: 0 E: 0 K: 0 S: 5	H: 0 LOB: 0 BB: 0 P: 5	R: 1 H: 1 E: 0 K: 0 S: 9	H: 1 LOB: 0 BB: 0 P: 13	R: 0 H: 0 E: 0 K: 0 S: 7	H: 0 LOB: 0 BB: 0 P: 7	R: 3 H: 4 E: 0 K: 1 S: 14	H: 4 LOB: 1 BB: 0 P: 20	R: 0 H: 0 E: 0 K: 1 S: 11	H: 0 LOB: 2 BB: 2 P: 21	R: 0 H: 0 E: 0 K: 0 S: 6	H: 0 LOB: 0 BB: 0 P: 6	1B: 6 2B: 2 3B: 0 HR: 1	SF: 0 SAC: 0 DP: 2 HBP: 0	WP: 0 PB: 1 SB: 0 CS: 0	PA: 32							
<b>PITCHER</b>	IP	WLS	BF	H	R	ER	SO	BB	IBB	HBP	BLK	WP	HR	S	P	ERA	WHIP										
35 Mike Mussina, R ERA: 4.15	5.2	L	22	8	4	4	1	0	0	0	0	0	0	15	25	0.00	2.250										
33 Brian Bruney, R ERA:	1.1		7	1	0	0	1	2	0	0	0	0	0	6	6	0.00	0.000										
LaTroy Hawkins, R ERA: 12.6	1.0		3	0	0	0	0	0	0	0	0	0	0	6	6	0.00	0.000										

AB	30
R	3
H	6
RBI	2
BB	2
SO	9
LOB	7



AB	30
R	4
H	9
RBI	4
BB	2
SO	2
LOB	10






Batter	1	2	3	4	5	6	7	8	9	AB	R	H	RBI	BB	SO	LOB	TOP																						
18 Johnny Damon, L OBP: 0.314, SLG: 0.286 Kyle Farnsworth, R										1	1	0	1	3	0	2																							
24 Robinson Cano, L OBP: 0.165, SLG: 0.208										5	0	0	0	0	0	7																							
Bobby Abreu, L OBP: 0.360, SLG: 0.457										4	0	1	1	1	1	2																							
13 Alex Rodriguez, R OBP: 0.315, SLG: 0.460										5	0	0	0	0	1	3																							
55 Hideki Matsui, L OBP: 0.413, SLG: 0.561										3	1	1	0	2	0	0																							
20 Jorge Posada, S OBP: 0.314, SLG: 0.344										4	0	1	0	0	1	2																							
Jason Giambi, L OBP: 0.297, SLG: 0.357										3	2	1	1	1	0	3																							
26 José Molina, R OBP: 0.364, SLG: 0.576 14 Wilson Betemit, S OBP: 0.214, SLG: 0.154										4	1	2	1	0	0	1																							
12 Alberto Gonzalez, R OBP: 0.467, SLG: 0.538 28 Melky Cabrera, S OBP: 0.351, SLG: 0.484										2	0	1	1	1	0	0																							
Inning Stats	R: 0 E: 0 K: 0 S: 5	H: 0 LOB: 1 BB: 2 P: 14	R: 0 E: 0 K: 0 S: 11	H: 0 LOB: 1 BB: 1 P: 21	R: 1 E: 0 K: 0 S: 13	H: 1 LOB: 1 BB: 1 P: 25	R: 3 E: 0 K: 1 S: 20	H: 3 LOB: 1 BB: 1 P: 32	R: 0 E: 0 K: 0 S: 13	H: 1 LOB: 2 BB: 1 P: 24	R: 0 E: 0 K: 0 S: 11	H: 0 LOB: 2 BB: 2 P: 25	R: 0 E: 0 K: 0 S: 15	H: 3 LOB: 0 BB: 0 P: 21	R: 0 E: 0 K: 1 S: 13	H: 0 LOB: 0 BB: 0 P: 20	1B: 4 2B: 3 3B: 0 HR: 1	SF: 1 SAC: 0 DP: 2 HBP: 0	WP: 1 PB: 0 SB: 2 CS: 0	PA: 41																			
PITCHER	IP	WLS	BF	H	R	ER	SO	BB	IBB	HBP	BLK	WP	HR	S	P	ERA	WHIP	PITCHER				IP	WLS	BF	H	R	ER	SO	BB	IBB	HBP	BLK	WP	HR	S	P	ERA	WHIP	
18 Daisuke Matsuzaka, R ERA: 2.7	5.0	W	25	5	4	4	2	6	0	0	0	1	0	62	116	7.20	2.200																						
53 David Aardsma, R ERA: 2.35	2.0	H	8	0	0	0	0	2	0	0	0	0	0	19	36	0.00	1.000																						
50 Mike Timlin, R ERA: 51.3	0.0		3	3	1	1	0	0	0	0	0	0	1	8	11	∞	∞																						
48 Javier López, L ERA: 4.5	1.1	H	3	0	0	0	0	0	0	0	0	0	0	11	16	0.00	0.000																						
17 Manny Delcarmen, R ERA: 3.38	0.2		2	0	0	0	1	0	0	0	0	0	0	9	14	0.00	0.000																						

New York Yankees @ Boston Red Sox  
Fenway Park, Boston, MA  
Sun Apr 13 2008, 8:05 PM EDT  
Att: 37,876 - Partly Cloudy - 46 F


AB 32  
R 5  
H 8  
RBI 5  
BB 8  
SO 3  
LOB 20



Batter	1	2	3	4	5	6	7	8	9	AB	R	H	RBI	BB	SO	LOB	BOTTOM																						
2 Jacoby Ellsbury, L OBP: 0.379, SLG: 0.391										3	1	1	2	1	0	1																							
15 Dustin Pedroia, R OBP: 0.345, SLG: 0.340										5	0	2	0	0	2	4																							
7 J.D. Drew, L OBP: 0.425, SLG: 0.647										3	2	0	0	2	1	1																							
Manny Ramirez, R OBP: 0.352, SLG: 0.580										3	2	2	1	1	1	0																							
20 Kevin Youkilis, R OBP: 0.404, SLG: 0.500										3	1	2	2	0	0	0																							
22 Sean Casey, L OBP: 0.375, SLG: 0.455										3	1	2	1	1	0	0																							
Jason Varitek, S OBP: 0.279, SLG: 0.439										4	0	0	0	0	1	6																							
Coco Crisp, S OBP: 0.353, SLG: 0.387										4	1	2	0	0	0	2																							
23 Julio Lugo, R OBP: 0.289, SLG: 0.262										3	0	0	0	1	0	2																							
Inning Stats	R: 3 E: 0 K: 2 S: 20	H: 2 LOB: 1 BB: 2 P: 39	R: 0 E: 0 K: 1 S: 9	H: 1 LOB: 0 BB: 0 P: 11	R: 4 E: 0 K: 0 S: 17	H: 4 LOB: 2 BB: 2 P: 31	R: 0 E: 0 K: 1 S: 10	H: 1 LOB: 2 BB: 2 P: 20	R: 0 E: 0 K: 0 S: 7	H: 0 LOB: 0 BB: 0 P: 13	R: 0 E: 0 K: 1 S: 7	H: 1 LOB: 0 BB: 0 P: 11	R: 0 E: 0 K: 0 S: 5	H: 0 LOB: 0 BB: 0 P: 6	R: 1 E: 0 K: 0 S: 9	H: 2 LOB: 1 BB: 0 P: 12	1B: 10 2B: 1 3B: 0 HR: 0	SF: 2 SAC: 0 DP: 1 HBP: 0	WP: 1 PB: 1 SB: 4 CS: 0	PA: 39																			
PITCHER	IP	WLS	BF	H	R	ER	SO	BB	IBB	HBP	BLK	WP	HR	S	P	ERA	WHIP	PITCHER				IP	WLS	BF	H	R	ER	SO	BB	IBB	HBP	BLK	WP	HR	S	P	ERA	WHIP	
34 Phil Hughes, R ERA: 9.0	2.0	L	15	6	7	6	3	3	0	0	0	0	0	36	65	27.00	4.500																						
39 Ross Ohlendorf, R ERA: 2.7	3.0		13	2	0	0	1	3	0	0	0	1	0	27	49	0.00	1.667																						
LaTroy Hawkins, R ERA: 9.0	2.0		6	1	0	0	1	0	0	0	0	0	0	12	17	0.00	0.500																						
Kyle Farnsworth, R ERA: 5.88	1.0		5	2	1	1	0	0	0	0	0	0	0	9	12	9.00	2.000																						

New York Yankees @ Boston Red Sox  
Fenway Park, Boston, MA  
Sun Apr 13 2008, 8:05 PM EDT  
Att: 37,876 - Partly Cloudy - 46 F

AB 31  
R 8  
H 11  
RBI 6  
BB 6  
SO 5  
LOB 16





Batter	1	2	3	4	5	6	7	8	9	AB	R	H	RBI	BB	SO	LOB	TOP					
18 Johnny Damon, L OBP: 0.321, SLG: 0.383										5	2	2	3	0	1	0	<b>New York Yankees @ Tampa Bay Rays</b> Tropicana Field, St. Petersburg, FL Mon Apr 14 2008, 7:10 PM EDT Att: 18,872 - Dome - 72 F					
2 Derek Jeter, R OBP: 0.297, SLG: 0.310										5	0	2	2	0	0	0						
Bobby Abreu, L OBP: 0.345, SLG: 0.431										5	0	1	0	0	0	2						
13 Alex Rodriguez, R OBP: 0.356, SLG: 0.545										5	1	4	1	0	0	2						
55 Hideki Matsui, L OBP: 0.373, SLG: 0.500										5	0	0	0	0	0	5						
Morgan Ensberg, R OBP: 0.385, SLG: 0.615										5	1	2	1	0	2	0						
28 Melky Cabrera, S OBP: 0.357, SLG: 0.472										5	1	2	0	0	0	1						
Chad Moeller, R OBP: 0.250, SLG: 0.250										4	1	1	0	0	2	1						
12 Alberto Gonzalez, R OBP: 0.444, SLG: 0.467										2	1	0	0	1	0	1						
24 Robinson Cano, L OBP: 0.250, SLG: 0.276										1	1	1	1	0	0	0						
<b>Inning Stats</b>	R: 2 E: 0 K: 0 S: 11	H: 2 LOB: 0 BB: 0 P: 13	R: 1 E: 0 K: 1 S: 9	H: 1 LOB: 0 BB: 0 P: 11	R: 0 E: 0 K: 0 S: 13	H: 2 LOB: 2 BB: 0 P: 17	R: 4 E: 0 K: 1 S: 20	H: 5 LOB: 2 BB: 1 P: 33	R: 0 E: 0 K: 0 S: 4	H: 0 LOB: 0 BB: 0 P: 7	R: 0 E: 0 K: 0 S: 10	H: 2 LOB: 1 BB: 0 P: 14	R: 1 E: 1 K: 2 S: 18	H: 2 LOB: 2 BB: 0 P: 29	R: 0 E: 0 K: 1 S: 7	H: 0 LOB: 0 BB: 0 P: 9	1B: 10 2B: 1 3B: 0 HR: 4	SF: 0 SAC: 0 DP: 1 HBP: 0	WP: 0 PB: 0 SB: 1 CS: 0	PA: 43		
<b>PITCHER</b>	IP WLS BF H R ER SO	IP WLS BF H R ER SO	IP WLS BF H R ER SO	IP WLS BF H R ER SO	IP WLS BF H R ER SO	IP WLS BF H R ER SO	IP WLS BF H R ER SO	IP WLS BF H R ER SO	IP WLS BF H R ER SO	IP WLS BF H R ER SO	IP WLS BF H R ER SO	IP WLS BF H R ER SO	IP WLS BF H R ER SO	IP WLS BF H R ER SO	IP WLS BF H R ER SO	IP WLS BF H R ER SO	ERA WHIP	ERA WHIP	ERA WHIP	ERA WHIP	ERA WHIP	ERA WHIP
21 Andy Sonnanstine, R ERA: 8.8	3.1	20	9	7	7	2	1	0	0	0	0	0	0	0	0	0	3	45	62	18.90	3.000	
Scott Dohmann, R ERA: 3.68	4.1	14	4	0	0	0	0	0	0	0	0	0	0	0	0	0	0	30	47	0.00	1.091	
28 Al Reyes, R ERA: 5.0	0.2	L	5	2	1	1	2	0	0	0	0	0	0	0	0	0	1	16	26	13.50	3.000	
47 Gary Glover, R ERA: 3.38	1.1	4	0	0	0	1	0	0	0	0	0	0	0	0	0	0	0	9	12	0.00	0.000	

AB	42
R	8
H	15
RBI	8
BB	1
SO	5
LOB	12



Batter	1	2	3	4	5	6	7	8	9	AB	R	H	RBI	BB	SO	LOB	BOTTOM					
1 Akinori Iwamura, L OBP: 0.344, SLG: 0.255										4	0	0	0	1	0	1	<b>New York Yankees @ Tampa Bay Rays</b> Tropicana Field, St. Petersburg, FL Mon Apr 14 2008, 7:10 PM EDT Att: 18,872 - Dome - 72 F					
13 Carl Crawford, L OBP: 0.250, SLG: 0.281										4	1	2	3	0	1	0						
23 Carlos Pena, L OBP: 0.356, SLG: 0.574										4	1	0	0	0	1	2						
2 B.J. Upton, R OBP: 0.421, SLG: 0.500										5	1	2	2	0	1	0						
3 Evan Longoria, R OBP: 0.583, SLG: 0.889										3	2	2	1	1	0	0						
32 Eric Hinske, L OBP: 0.400, SLG: 0.645										4	0	2	1	0	0	2						
9 Shawn Riggans, R OBP: 0.226, SLG: 0.333										4	0	1	0	0	1	2						
Nathan Haynes, L OBP: 0.231, SLG: 0.231										4	1	1	0	0	2	3						
8 Jason Bartlett, R OBP: 0.205, SLG: 0.214										4	1	1	0	0	1	1						
<b>Inning Stats</b>	R: 0 E: 0 K: 1 S: 6	H: 0 LOB: 0 BB: 0 P: 9	R: 0 E: 0 K: 0 S: 7	H: 1 LOB: 1 BB: 0 P: 9	R: 1 E: 0 K: 0 S: 9	H: 1 LOB: 1 BB: 1 P: 15	R: 1 E: 0 K: 1 S: 14	H: 2 LOB: 1 BB: 0 P: 22	R: 0 E: 0 K: 1 S: 9	H: 1 LOB: 1 BB: 0 P: 16	R: 0 E: 0 K: 1 S: 13	H: 2 LOB: 2 BB: 1 P: 21	R: 5 E: 0 K: 1 S: 21	H: 4 LOB: 0 BB: 0 P: 29	R: 0 E: 0 K: 0 S: 4	H: 0 LOB: 0 BB: 0 P: 6		R: 0 E: 0 K: 2 S: 9	H: 0 LOB: 0 BB: 0 P: 12	1B: 6 2B: 2 3B: 0 HR: 3	SF: 1 SAC: 0 DP: 0 HBP: 1	WP: 0 PB: 0 SB: 2 CS: 1
<b>PITCHER</b>	IP WLS BF H R ER SO	IP WLS BF H R ER SO	IP WLS BF H R ER SO	IP WLS BF H R ER SO	IP WLS BF H R ER SO	IP WLS BF H R ER SO	IP WLS BF H R ER SO	IP WLS BF H R ER SO	IP WLS BF H R ER SO	IP WLS BF H R ER SO	IP WLS BF H R ER SO	IP WLS BF H R ER SO	IP WLS BF H R ER SO	IP WLS BF H R ER SO	IP WLS BF H R ER SO	IP WLS BF H R ER SO	ERA WHIP	ERA WHIP	ERA WHIP	ERA WHIP	ERA WHIP	ERA WHIP
31 Ian Kennedy, R ERA: 8.74	6.0	27	8	3	3	4	2	0	0	0	0	0	0	0	0	0	1	6	11	27.00	3.000	
61 Billy Traber, L ERA: 4.91	0.1	3	1	1	1	0	0	0	0	0	0	0	0	0	0	0	2	16	20	20.25	1.500	
33 Brian Bruney, R ERA: 2.16	1.1	W	6	2	3	3	1	0	0	0	0	0	0	0	0	0	0	10	14	0.00	0.000	
42 Mariano Rivera, R ERA:	1.1	S	4	0	0	0	2	0	0	0	0	0	0	0	0	0	0	0	0	0.00	0.000	

AB	36
R	7
H	11
RBI	7
BB	2
SO	7
LOB	11









Batter	1	2	3	4	5	6	7	8	9	AB	R	H	RBI	BB	SO	LOB	TOP										
2 Jacoby Ellsbury, L OBP: 0.385, SLG: 0.333	G1-3	FC1-2-5		L8			L6		F6	5	0	0	0	1	0	5	<b>Boston Red Sox @ New York Yankees</b> Yankee Stadium, Bronx, NY Wed Apr 16 2008, 7:05 PM EDT Att: 54,667 - Clear - 59 F										
15 Dustin Pedroia, R OBP: 0.376, SLG: 0.394		G4-3					G6-3		F7	5	2	2	2	1	0	4											
34 David Ortiz, L OBP: 0.239, SLG: 0.172	G5-3		G4-3					P2		5	1	1	1	0	1	3											
Manny Ramirez, R OBP: 0.391, SLG: 0.613				K						4	1	3	1	1	1	0											
20 Kevin Youkilis, R OBP: 0.433, SLG: 0.596 12 Jed Lowrie, S OBP: 0.250, SLG: 0.250										5	1	1	0	0	3	3											
	K		F8					K		0	0	0	0	0	0	0											
7 J.D. Drew, L OBP: 0.420, SLG: 0.581										5	2	3	2	0	0	1											
Jason Varitek, S OBP: 0.302, SLG: 0.520										4	1	1	0	1	2	4											
22 Sean Casey, L OBP: 0.424, SLG: 0.429										3	1	2	2	2	0	2											
23 Julio Lugo, R OBP: 0.310, SLG: 0.309										5	0	1	1	0	1	5											
<b>Inning Stats</b>	R: 1 E: 0 K: 1 S: 8	H: 1 LOB: 1 BB: 1 P: 15	R: 1 E: 0 K: 0 S: 8	H: 1 LOB: 2 BB: 2 P: 18	R: 0 E: 0 K: 1 S: 5	H: 0 LOB: 0 BB: 0 P: 10	R: 1 E: 0 K: 0 S: 8	H: 2 LOB: 1 BB: 0 P: 11	R: 6 E: 0 K: 3 S: 24	H: 7 LOB: 2 BB: 1 P: 43	R: 0 E: 0 K: 2 S: 16	H: 1 LOB: 2 BB: 1 P: 28	R: 0 E: 0 K: 1 S: 12	H: 1 LOB: 0 BB: 0 P: 17	R: 0 E: 0 K: 0 S: 10	H: 1 LOB: 2 BB: 1 P: 19	1B: 11 2B: 3 3B: 0 HR: 0	SF: 0 SAC: 0 DP: 0 HBP: 0	WP: 0 PB: 0 SB: 0 CS: 0	PA: 47							
<b>PITCHER</b>	IP	WLS	BF	H	R	ER	SO	BB	IBB	HBP	BLK	WP	HR	S	P	ERA	WHIP										
40 Chien-Ming Wang, R (1, 1)	4.0		24	9	8	8	2	3	0	0	0	0	0	37	69	18.00	3.000										
39 Ross Ohlendorf, R (5, 1)	1.0		7	2	1	1	3	2	0	0	0	0	0	16	32	9.00	4.000										
LaTroy Hawkins, R (6, 1)	2.0	W	7	1	0	0	2	0	0	0	0	0	0	21	32	0.00	0.500										
61 Billy Traber, L (8, 1)	0.1	H	1	0	0	0	0	0	0	0	0	0	0	1	1	0.00	0.000										
33 Brian Bruney, R (8, 1)	1.2	S	8	2	0	0	1	1	0	0	0	0	0	21	35	0.00	1.800										

AB 41  
R 9  
H 14  
RBI 9  
BB 6  
SO 8  
LOB 27



Batter	1	2	3	4	5	6	7	8	9	AB	R	H	RBI	BB	SO	LOB	BOTTOM										
28 Melky Cabrera, S OBP: 0.353, SLG: 0.432	P6	K		WP						4	1	1	1	1	1	2	<b>Boston Red Sox @ New York Yankees</b> Yankee Stadium, Bronx, NY Wed Apr 16 2008, 7:05 PM EDT Att: 54,667 - Clear - 59 F										
2 Derek Jeter, R OBP: 0.375, SLG: 0.378			G6-3							4	2	2	2	1	0	1											
Bobby Abreu, L OBP: 0.354, SLG: 0.458										5	1	1	2	0	2	2											
13 Alex Rodriguez, R OBP: 0.362, SLG: 0.594										4	2	2	1	0	1	0											
55 Hideki Matsui, L OBP: 0.393, SLG: 0.545 18 Johnny Damon, L OBP: 0.328, SLG: 0.360										4	2	0	1	0	1	1											
	F8									0	1	0	0	0	0	0											
20 Jorge Posada, S OBP: 0.325, SLG: 0.405										5	2	2	3	0	0	2											
	G4-3									4	2	2	2	1	0	0											
24 Robinson Cano, L OBP: 0.203, SLG: 0.258										5	1	1	1	0	0	4											
Chad Moeller, R OBP: 0.538, SLG: 0.500										4	1	3	1	1	0	2											
<b>Inning Stats</b>	R: 3 E: 0 K: 0 S: 12	H: 3 LOB: 0 BB: 0 P: 21	R: 0 E: 0 K: 1 S: 16	H: 1 LOB: 1 BB: 0 P: 22	R: 0 E: 0 K: 1 S: 11	H: 0 LOB: 0 BB: 0 P: 16	R: 4 E: 0 K: 1 S: 17	H: 4 LOB: 1 BB: 1 P: 31	R: 4 E: 0 K: 0 S: 14	H: 3 LOB: 1 BB: 2 P: 29	R: 0 E: 0 K: 0 S: 7	H: 0 LOB: 1 BB: 0 P: 13	R: 0 E: 0 K: 0 S: 7	H: 2 LOB: 2 BB: 0 P: 12	R: 4 E: 0 K: 1 S: 17	H: 3 LOB: 2 BB: 2 P: 28	1B: 9 2B: 5 3B: 0 HR: 2	SF: 0 SAC: 0 DP: 0 HBP: 1	WP: 1 PB: 0 SB: 1 CS: 0	PA: 45							
<b>PITCHER</b>	IP	WLS	BF	H	R	ER	SO	BB	IBB	HBP	BLK	WP	HR	S	P	ERA	WHIP										
61 Clay Buchholz, R (1, 1)	3.2		20	8	7	7	2	1	0	0	0	1	0	17	34	17.18	2.455										
Julian Tavarez, R (4, 1)	1.1	L	9	3	4	3	1	2	0	0	0	0	0	14	25	0.00	1.000										
53 David Aardsma, R (6, 1)	2.0		8	2	0	0	0	0	0	1	0	0	0	14	25	0.00	1.000										
50 Mike Timlin, R (8, 1)	1.0		8	3	4	4	1	1	1	0	0	0	0	17	28	36.00	4.000										

AB 39  
R 15  
H 16  
RBI 13  
BB 5  
SO 4  
LOB 14





Batter	1	2	3	4	5	6	7	8	9	AB	R	H	RBI	BB	SO	LOB	TOP						
2 Jacoby Ellsbury, L (1, 8) OBP: 0.386, SLG: 0.303										3	1	0	0	0	1	2							
15 Dustin Pedroia, R (1, 4) OBP: 0.392, SLG: 0.400										4	0	2	1	1	0	1							
34 David Ortiz, L (1, 10) OBP: 0.222, SLG: 0.159										5	1	0	0	0	0	3							
Manny Ramirez, R (1, 7) Joe Thurston, L (9, 7) OBP: 0.405, SLG: 0.701										5	3	3	3	0	0	1							
20 Kevin Youkilis, R (1, 5) OBP: 0.431, SLG: 0.581										5	2	2	0	0	1	1							
7 J.D. Drew, L (1, 9) OBP: 0.426, SLG: 0.596										4	0	2	2	0	0	0							
Jason Varitek, S (1, 2) OBP: 0.316, SLG: 0.519										4	0	2	1	0	1	1							
22 Sean Casey, L (1, 3) OBP: 0.405, SLG: 0.406										4	0	1	0	0	1	4							
23 Julio Lugo, R (1, 6) OBP: 0.306, SLG: 0.305										4	0	1	0	0	1	1							
<b>Inning Stats</b>	R: 0 H: 0 E: 0 K: 0 S: 11	H: 0 LOB: 0 BB: 0 P: 14	R: 1 H: 2 E: 0 K: 0 S: 12	H: 2 LOB: 1 BB: 0 P: 21	R: 4 H: 5 E: 0 K: 1 S: 26	H: 5 LOB: 2 BB: 0 P: 42	R: 0 H: 1 E: 0 K: 0 S: 7	H: 1 LOB: 0 BB: 0 P: 13	R: 2 H: 3 E: 0 K: 2 S: 13	H: 3 LOB: 1 BB: 0 P: 21	R: 0 H: 0 E: 0 K: 1 S: 8	H: 0 LOB: 1 BB: 0 P: 14	R: 0 H: 0 E: 0 K: 1 S: 8	H: 0 LOB: 0 BB: 0 P: 15	R: 0 H: 1 E: 0 K: 0 S: 15	H: 1 LOB: 1 BB: 0 P: 17	R: 0 H: 1 E: 0 K: 0 S: 6	H: 1 LOB: 1 BB: 0 P: 10	1B: 10 2B: 2 HR: 2	SF: 0 SAC: 0 HBP: 2	WP: 1 PB: 0 SB: 1 CS: 1	PA: 41	
<b>PITCHER</b>	IP WLS BF H R ER SO BB IBB HBP BLK WP HR S P ERA WHIP	IP WLS BF H R ER SO BB IBB HBP BLK WP HR S P ERA WHIP	IP WLS BF H R ER SO BB IBB HBP BLK WP HR S P ERA WHIP	IP WLS BF H R ER SO BB IBB HBP BLK WP HR S P ERA WHIP	IP WLS BF H R ER SO BB IBB HBP BLK WP HR S P ERA WHIP	IP WLS BF H R ER SO BB IBB HBP BLK WP HR S P ERA WHIP	IP WLS BF H R ER SO BB IBB HBP BLK WP HR S P ERA WHIP	IP WLS BF H R ER SO BB IBB HBP BLK WP HR S P ERA WHIP	IP WLS BF H R ER SO BB IBB HBP BLK WP HR S P ERA WHIP	IP WLS BF H R ER SO BB IBB HBP BLK WP HR S P ERA WHIP	IP WLS BF H R ER SO BB IBB HBP BLK WP HR S P ERA WHIP	IP WLS BF H R ER SO BB IBB HBP BLK WP HR S P ERA WHIP	IP WLS BF H R ER SO BB IBB HBP BLK WP HR S P ERA WHIP	IP WLS BF H R ER SO BB IBB HBP BLK WP HR S P ERA WHIP	IP WLS BF H R ER SO BB IBB HBP BLK WP HR S P ERA WHIP	IP WLS BF H R ER SO BB IBB HBP BLK WP HR S P ERA WHIP	IP WLS BF H R ER SO BB IBB HBP BLK WP HR S P ERA WHIP	IP WLS BF H R ER SO BB IBB HBP BLK WP HR S P ERA WHIP	IP WLS BF H R ER SO BB IBB HBP BLK WP HR S P ERA WHIP	IP WLS BF H R ER SO BB IBB HBP BLK WP HR S P ERA WHIP	IP WLS BF H R ER SO BB IBB HBP BLK WP HR S P ERA WHIP	IP WLS BF H R ER SO BB IBB HBP BLK WP HR S P ERA WHIP	IP WLS BF H R ER SO BB IBB HBP BLK WP HR S P ERA WHIP

**Boston Red Sox @ New York Yankees**  
Yankee Stadium, Bronx, NY  
Thu Apr 17 2008, 7:05 PM EDT  
Att: 55,088 - Clear - 70 F

AB 38  
R 7  
H 13  
RBI 7  
BB 1  
SO 5  
LOB 14



Batter	1	2	3	4	5	6	7	8	9	AB	R	H	RBI	BB	SO	LOB	BOTTOM						
18 Johnny Damon, L (1, 7) OBP: 0.323, SLG: 0.370										4	1	1	0	0	2	1							
2 Derek Jeter, R (1, 6) OBP: 0.394, SLG: 0.366										4	1	1	2	0	0	0							
Bobby Abreu, L (1, 9) OBP: 0.362, SLG: 0.476										4	0	2	1	0	1	0							
13 Alex Rodriguez, R (1, 5) OBP: 0.356, SLG: 0.574										4	0	1	0	0	0	1							
Jason Giambi, L (1, 3) OBP: 0.294, SLG: 0.325										4	0	0	0	0	2	2							
20 Jorge Posada, S (1, 10) OBP: 0.318, SLG: 0.415										4	1	1	0	0	1	2							
24 Robinson Cano, L (1, 4) OBP: 0.191, SLG: 0.242										4	0	0	1	0	0	0							
28 Melky Cabrera, S (1, 8) OBP: 0.382, SLG: 0.511										3	2	2	1	1	0	0							
Chad Moeller, R (1, 2) 55 Hideki Matsui, L (9, PH) OBP: 0.438, SLG: 0.385										3	0	0	0	0	0	2							
<b>Inning Stats</b>	R: 0 H: 0 E: 0 K: 0 S: 7	H: 0 LOB: 0 BB: 0 P: 12	R: 0 H: 0 E: 0 K: 0 S: 5	H: 0 LOB: 0 BB: 0 P: 6	R: 0 H: 1 E: 0 K: 1 S: 10	H: 1 LOB: 1 BB: 0 P: 13	R: 0 H: 2 E: 0 K: 2 S: 12	H: 2 LOB: 2 BB: 0 P: 20	R: 3 H: 3 E: 0 K: 0 S: 13	H: 3 LOB: 1 BB: 1 P: 23	R: 0 H: 0 E: 0 K: 0 S: 7	H: 0 LOB: 0 BB: 0 P: 11	R: 0 H: 0 E: 0 K: 1 S: 8	H: 0 LOB: 0 BB: 0 P: 9	R: 0 H: 0 E: 0 K: 1 S: 7	H: 0 LOB: 0 BB: 0 P: 11	R: 2 H: 2 E: 0 K: 2 S: 16	H: 2 LOB: 0 BB: 0 P: 24	1B: 4 2B: 3 HR: 1	SF: 0 SAC: 0 HBP: 0	WP: 1 PB: 0 SB: 0 CS: 0	PA: 36	
<b>PITCHER</b>	IP WLS BF H R ER SO BB IBB HBP BLK WP HR S P ERA WHIP	IP WLS BF H R ER SO BB IBB HBP BLK WP HR S P ERA WHIP	IP WLS BF H R ER SO BB IBB HBP BLK WP HR S P ERA WHIP	IP WLS BF H R ER SO BB IBB HBP BLK WP HR S P ERA WHIP	IP WLS BF H R ER SO BB IBB HBP BLK WP HR S P ERA WHIP	IP WLS BF H R ER SO BB IBB HBP BLK WP HR S P ERA WHIP	IP WLS BF H R ER SO BB IBB HBP BLK WP HR S P ERA WHIP	IP WLS BF H R ER SO BB IBB HBP BLK WP HR S P ERA WHIP	IP WLS BF H R ER SO BB IBB HBP BLK WP HR S P ERA WHIP	IP WLS BF H R ER SO BB IBB HBP BLK WP HR S P ERA WHIP	IP WLS BF H R ER SO BB IBB HBP BLK WP HR S P ERA WHIP	IP WLS BF H R ER SO BB IBB HBP BLK WP HR S P ERA WHIP	IP WLS BF H R ER SO BB IBB HBP BLK WP HR S P ERA WHIP	IP WLS BF H R ER SO BB IBB HBP BLK WP HR S P ERA WHIP	IP WLS BF H R ER SO BB IBB HBP BLK WP HR S P ERA WHIP	IP WLS BF H R ER SO BB IBB HBP BLK WP HR S P ERA WHIP	IP WLS BF H R ER SO BB IBB HBP BLK WP HR S P ERA WHIP	IP WLS BF H R ER SO BB IBB HBP BLK WP HR S P ERA WHIP	IP WLS BF H R ER SO BB IBB HBP BLK WP HR S P ERA WHIP	IP WLS BF H R ER SO BB IBB HBP BLK WP HR S P ERA WHIP	IP WLS BF H R ER SO BB IBB HBP BLK WP HR S P ERA WHIP	IP WLS BF H R ER SO BB IBB HBP BLK WP HR S P ERA WHIP	IP WLS BF H R ER SO BB IBB HBP BLK WP HR S P ERA WHIP

**Boston Red Sox @ New York Yankees**  
Yankee Stadium, Bronx, NY  
Thu Apr 17 2008, 7:05 PM EDT  
Att: 55,088 - Clear - 70 F

AB 35  
R 5  
H 8  
RBI 5  
BB 1  
SO 7  
LOB 8





Batter	1	2	3	4	5	6	7	8	9	AB	R	H	RBI	BB	SO	LOB	TOP										
18 Johnny Damon, L (1,7) OBP: 0.314, SLG: 0.356	L8		F7		FC6-4				G1-4-3	5	0	1	0	0	0	2	<b>New York Yankees @ Baltimore Orioles</b> Oriole Park at Camden Yards, Baltimore, MD Fri Apr 18 2008, 7:05 PM EDT Att. 40,653 - Clear - 80 F										
2 Derek Jeter, R (1,6) OBP: 0.347, SLG: 0.348	G5-3			G6-3	G5-3					5	0	1	0	0	1	2											
Bobby Abreu, L (1,9) OBP: 0.370, SLG: 0.478										4	0	2	0	0	0	2											
13 Alex Rodriguez, R (1,5) OBP: 0.351, SLG: 0.549	K									3	0	0	0	1	1	4											
55 Hideki Matsui, L (1,10) OBP: 0.409, SLG: 0.534										2	0	1	0	0	0	2											
24 Robinson Cano, L (1,4) OBP: 0.194, SLG: 0.243										4	1	1	0	0	0	3											
Jason Giambi, L (1,3) OBP: 0.291, SLG: 0.302										3	0	0	0	1	1	1											
28 Melky Cabrera, S (1,8) OBP: 0.373, SLG: 0.510										4	0	1	0	0	1	3											
Chad Moeller, R (1,2) OBP: 0.421, SLG: 0.563										3	1	1	2	0	0	1											
20 Jorge Posada, S (9,PH) OBP: 0.511, SLG: 0.405										1	0	0	0	0	0	0											
<b>Inning Stats</b>	R: 0 H: 1 E: 0 K: 1 S: 11	H: 1 LOB: 1 BB: 0 P: 19	R: 0 H: 0 E: 0 K: 0 S: 9	H: 0 LOB: 0 BB: 0 P: 16	R: 0 H: 0 E: 0 K: 0 S: 4	H: 0 LOB: 0 BB: 0 P: 5	R: 0 H: 2 E: 0 K: 0 S: 10	H: 2 LOB: 2 BB: 0 P: 12	R: 1 H: 2 E: 1 K: 1 S: 13	H: 2 LOB: 2 BB: 2 P: 21	R: 0 H: 0 E: 0 K: 1 S: 15	H: 0 LOB: 0 BB: 0 P: 30	R: 1 H: 3 E: 0 K: 0 S: 15	H: 3 LOB: 2 BB: 0 P: 27	R: 0 H: 0 E: 0 K: 0 S: 8	H: 0 LOB: 0 BB: 0 P: 10	R: 0 H: 0 E: 0 K: 1 S: 8	H: 0 LOB: 0 BB: 0 P: 10	1B: 6 2B: 2 3B: 0 HR: 1	SF: 0 SAC: 0 DP: 1 HBP: 2	WP: 0 PB: 0 SB: 1 CS: 0	PA: 38					
<b>PITCHER</b>	IP	WLS	BF	H	R	ER	SO	BB	IBB	HBP	BLK	WP	HR	S	P	ERA	WHIP										
40 Daniel Cabrera, R (1,1) ERA: 5.16	6.0	W	27	6	2	2	3	2	0	2	0	0	1	64	108	3.00	1.333										
51 Randon Bierd, R (7,1) ERA: 0.00	0.2		4	2	0	0	0	0	0	0	0	0	0	10	17	0.00	3.000										
32 Jamie Walker, L (7,1) ERA: 5.4	1.1		4	0	0	0	0	0	0	0	0	0	0	11	15	0.00	0.000										
34 Matt Albers, R (9,1) ERA: 0.73	1.0		3	0	0	0	1	0	0	0	0	0	0	8	10	0.00	0.000										

AB	34
R	2
H	8
RBI	2
BB	2
SO	4
LOB	20



Batter	1	2	3	4	5	6	7	8	9	AB	R	H	RBI	BB	SO	LOB	BOTTOM										
1 Brian Roberts, S (1,4) OBP: 0.338, SLG: 0.394	L4		F7		G3	G1-3		F8		5	0	0	0	0	0	3	<b>New York Yankees @ Baltimore Orioles</b> Oriole Park at Camden Yards, Baltimore, MD Fri Apr 18 2008, 7:05 PM EDT Att. 40,653 - Clear - 80 F										
6 Melvin Mora, R (1,5) OBP: 0.275, SLG: 0.415	G6-3		F9		F9					5	1	1	2	0	1	1											
21 Nick Markakis, L (1,9) OBP: 0.472, SLG: 0.552										3	1	3	1	1	0	0											
Kevin Millar, R (1,3) OBP: 0.324, SLG: 0.365	P2									4	1	1	0	0	1	3											
30 Luke Scott, L (1,7) OBP: 0.459, SLG: 0.611										4	2	2	1	0	1	0											
17 Aubrey Huff, L (1,10) OBP: 0.313, SLG: 0.400										2	0	1	0	2	0	2											
10 Adam Jones, R (1,8) OBP: 0.317, SLG: 0.389										4	1	1	1	0	1	3											
Ramon Hernandez, R (1,2) OBP: 0.185, SLG: 0.327										3	1	1	0	1	0	1											
2 Luis Hernandez, S (1,6) OBP: 0.316, SLG: 0.258										2	0	1	0	0	0	2											
Jay Payton, R (6,PH) ERA: 9.64										1	1	1	2	0	0	0											
12 Brandon Fahey, L (7,6) OBP: 0.071, SLG: 0.071										1	0	0	0	0	0	0											
<b>Inning Stats</b>	R: 0 H: 0 E: 0 K: 0 S: 6	H: 1 LOB: 1 BB: 1 P: 13	R: 0 H: 1 E: 0 K: 1 S: 17	H: 1 LOB: 2 BB: 1 P: 27	R: 0 H: 1 E: 0 K: 0 S: 9	H: 1 LOB: 1 BB: 0 P: 13	R: 1 H: 2 E: 0 K: 0 S: 9	H: 2 LOB: 0 BB: 0 P: 14	R: 0 H: 1 E: 0 K: 1 S: 7	H: 1 LOB: 1 BB: 0 P: 13	R: 7 H: 7 E: 1 K: 1 S: 25	H: 7 LOB: 1 BB: 1 P: 41	R: 0 H: 0 E: 0 K: 1 S: 8	H: 0 LOB: 1 BB: 1 P: 16	R: 0 H: 0 E: 0 K: 1 S: 7	H: 0 LOB: 0 BB: 0 P: 10	1B: 10 2B: 2 3B: 0 HR: 0	SF: 0 SAC: 0 DP: 1 HBP: 0	WP: 0 PB: 0 SB: 0 CS: 0	PA: 38							
<b>PITCHER</b>	IP	WLS	BF	H	R	ER	SO	BB	IBB	HBP	BLK	WP	HR	S	P	ERA	WHIP										
34 Phil Hughes, R (1,1) ERA: 8.82	5.1	L	25	9	5	5	1	2	0	0	0	0	0	60	97	8.44	2.062										
LaTroy Hawkins, R (6,1) ERA: 9.64	0.1		4	2	2	2	0	0	1	0	0	0	0	5	14	54.00	6.000										
36 Edwar Ramirez, R (6,1) ERA: 9.64	2.1		9	1	1	1	3	1	0	0	0	0	0	23	36	3.86	0.857										









Batter	1	2	3	4	5	6	7	8	9	AB	R	H	RBI	BB	SO	LOB	TOP										
18 Johnny Damon, L OBP: 0.342, SLG: 0.400	G6-3		1B		L3		HR		BB	4	2	2	2	1	0	0											
2 Derek Jeter, R OBP: 0.345, SLG: 0.418	2B		CS	P4	G6-3		F8		2B	5	0	2	3	0	0	0											
Bobby Abreu, L OBP: 0.367, SLG: 0.458	K			BB		1B	G4-3		K	4	1	1	0	1	2	2											
13 Alex Rodriguez, R OBP: 0.357, SLG: 0.551	K2-3			BB		FC5-4		G5-3	K	3	1	1	1	0	1	2											
Morgan Ensberg, R OBP: 0.333, SLG: 0.590				2B		1B				2	0	0	0	0	1	1											
55 Hideki Matsui, L OBP: 0.405, SLG: 0.523		F8		2B		BB		F8		3	0	1	1	1	0	0											
24 Robinson Cano, L OBP: 0.200, SLG: 0.234	F8			G4-3		BB		F8		4	0	1	0	0	0	1											
Jason Giambi, L OBP: 0.288, SLG: 0.283	K			BB		1B				3	0	0	0	1	2	3											
28 Melky Cabrera, S OBP: 0.358, SLG: 0.456			G4-3	K			G4-3		BB	3	1	0	0	1	1	2											
Chad Moeller, R OBP: 0.435, SLG: 0.600	K				F8		HR		1B	4	2	2	0	0	1	0											
Inning Stats	R: 0 H: 1 E: 0 K: 2 S: 10	H: 1 LOB: 1 BB: 0 P: 15	R: 0 H: 0 E: 0 K: 1 S: 7	H: 0 LOB: 0 BB: 0 P: 11	R: 0 H: 1 E: 0 K: 1 S: 10	H: 1 LOB: 0 BB: 0 P: 15	R: 2 H: 2 E: 0 K: 1 S: 11	H: 2 LOB: 2 BB: 2 P: 25	R: 0 H: 0 E: 0 K: 0 S: 5	H: 2 LOB: 3 BB: 1 P: 13	R: 2 H: 2 E: 0 K: 0 S: 9	H: 2 LOB: 0 BB: 0 P: 13	R: 0 H: 0 E: 0 K: 0 S: 5	H: 0 LOB: 0 BB: 0 P: 8	R: 3 H: 2 E: 0 K: 3 S: 14	H: 2 LOB: 1 BB: 2 P: 25	1B: 4 2B: 5 3B: 0 HR: 1	SF: 0 SAC: 0 DP: 1 HBP: 0	WP: 1 PB: 0 SB: 1 CS: 1	PA: 41							
PITCHER	IP	WLS	BF	H	R	ER	SO	BB	IBB	HBP	BLK	WP	HR	S	P	ERA	WHIP										
Steve Trachsel, R ERA: 5.23	(1, 1)	6.1	L	27	7	3	3	5	3	0	0	0	0	54	93	4.26	1.579										
Chad Bradford, R ERA: 2.94	(7, 1)	0.2		3	1	1	1	0	0	0	0	0	1	4	6	13.50	1.500										
34 Matt Albers, R ERA: 0.68	(8, 1)	1.0		3	0	0	0	0	0	0	0	0	0	5	8	0.00	0.000										
52 George Sherrill, L ERA: 6.14	(9, 1)	0.2		6	2	3	3	2	2	0	0	1	0	11	21	40.50	6.000										
45 Dennis Sarfate, R ERA: 6.75	(9, 1)	0.1		1	0	0	0	1	0	0	0	0	0	3	4	0.00	0.000										

New York Yankees @ Baltimore Orioles  
Oriole Park at Camden Yards, Baltimore, MD

AB 35  
R 7  
H 10  
RBI 7  
BB 5  
SO 8  
LOB 11



livebaseballscores.com

Sun Apr 20 2008, 1:35 PM EDT  
Att: 37,501 - Cloudy - 76 F

Batter	1	2	3	4	5	6	7	8	9	AB	R	H	RBI	BB	SO	LOB	BOTTOM										
1 Brian Roberts, S OBP: 0.325, SLG: 0.370	G1-3			G4-3			WP		SF9	3	0	1	1	0	0	0											
6 Melvin Mora, R OBP: 0.256, SLG: 0.378	K			G5-3			G5-3		P4	4	0	0	0	0	1	2											
21 Nick Markakis, L OBP: 0.457, SLG: 0.500	K			K			K		BB	3	0	0	0	1	3	1											
Kevin Millar, R OBP: 0.338, SLG: 0.423		F8			L7		G4-3		P4	4	0	1	0	0	0	2											
30 Luke Scott, L OBP: 0.443, SLG: 0.557	K2-3			L7			G4-3		G3	4	0	0	0	0	1	1											
Jay Payton, R OBP: 0.300, SLG: 0.400	G4-3				1B		L6		1B	4	0	2	0	0	0	1											
10 Adam Jones, R OBP: 0.294, SLG: 0.355				B3			G5-3		K	4	0	1	0	0	1	2											
Guillermo Quiroz, R OBP: 0.333, SLG: 0.313				G4-3			F8		P3	4	1	1	0	0	0	3											
2 Luis Hernandez, S OBP: 0.317, SLG: 0.265				G5-3			G3		1B	3	0	1	0	0	0	0											
Inning Stats	R: 0 H: 0 E: 0 K: 2 S: 9	H: 0 LOB: 0 BB: 0 P: 12	R: 0 H: 0 E: 0 K: 1 S: 5	H: 0 LOB: 0 BB: 0 P: 6	R: 0 H: 0 E: 0 K: 0 S: 5	H: 0 LOB: 0 BB: 0 P: 8	R: 0 H: 0 E: 0 K: 1 S: 6	H: 0 LOB: 0 BB: 0 P: 8	R: 0 H: 2 E: 0 K: 0 S: 14	H: 1 LOB: 2 BB: 0 P: 24	R: 0 H: 1 E: 0 K: 1 S: 10	H: 1 LOB: 1 BB: 0 P: 16	R: 0 H: 1 E: 0 K: 0 S: 10	H: 2 LOB: 2 BB: 1 P: 19	R: 0 H: 1 E: 0 K: 1 S: 10	H: 1 LOB: 0 BB: 0 P: 16	1B: 5 2B: 2 3B: 0 HR: 0	SF: 1 SAC: 0 DP: 0 HBP: 0	WP: 1 PB: 0 SB: 1 CS: 0	PA: 35							
PITCHER	IP	WLS	BF	H	R	ER	SO	BB	IBB	HBP	BLK	WP	HR	S	P	ERA	WHIP										
Andy Pettite, L ERA: 2.45	(1, 1)	7.0	W	25	4	0	0	5	0	0	0	1	0	59	89	0.00	0.571										
62 Joba Chamberlain, R ERA: 1.42	(8, 1)	0.0		2	2	1	1	0	0	0	0	0	0	5	7	-	-										
33 Brian Bruney, R ERA: 1.54	(8, 1)	1.0	H	4	0	0	0	0	1	0	0	0	0	4	12	0.00	1.000										
42 Mariano Rivera, R ERA:	(9, 1)	1.0		4	1	0	0	1	0	0	0	0	0	10	16	0.00	1.000										

New York Yankees @ Baltimore Orioles  
Oriole Park at Camden Yards, Baltimore, MD

AB 33  
R 1  
H 7  
RBI 1  
BB 1  
SO 6  
LOB 12



livebaseballscores.com

Sun Apr 20 2008, 1:35 PM EDT  
Att: 37,501 - Cloudy - 76 F



Batter	1	2	3	4	5	6	7	8	9	AB	R	H	RBI	BB	SO	LOB	TOP					
18 Johnny Damon, L OBP: 0.357, SLG: 0.471										5	3	3	3	0	0	0						
2 Derek Jeter, R OBP: 0.317, SLG: 0.383										5	0	0	0	0	1	4						
Bobby Abreu, L OBP: 0.369, SLG: 0.494										5	1	2	4	0	0	0						
55 Hideki Matsui, L OBP: 0.430, SLG: 0.522										2	0	1	1	2	0	1						
20 Jorge Posada, S OBP: 0.296, SLG: 0.373										5	0	1	0	0	0	4						
24 Robinson Cano, L OBP: 0.212, SLG: 0.247										4	1	1	0	1	1	3						
Jason Giambi, L OBP: 0.298, SLG: 0.340										4	1	1	1	0	1	2						
12 Alberto Gonzalez, R OBP: 0.444, SLG: 0.467										0	0	0	0	0	0	0						
Morgan Ensberg, R OBP: 0.364, SLG: 0.476										3	1	1	0	1	1	1						
28 Melky Cabrera, S OBP: 0.352, SLG: 0.443										4	2	1	0	0	1	3						
<b>Inning Stats</b>	R: 1 E: 0 K: 1 S: 13	H: 3 LOB: 2 BB: 0 P: 22	R: 1 E: 0 K: 1 S: 11	H: 1 LOB: 0 BB: 0 P: 17	R: 0 E: 0 K: 0 S: 8	H: 1 LOB: 1 BB: 0 P: 10	R: 0 E: 0 K: 1 S: 9	H: 1 LOB: 1 BB: 0 P: 16	R: 0 E: 0 K: 0 S: 6	H: 0 LOB: 0 BB: 0 P: 13	R: 0 E: 0 K: 0 S: 6	H: 0 LOB: 0 BB: 0 P: 11	R: 4 E: 0 K: 1 S: 15	H: 3 LOB: 1 BB: 2 P: 32	R: 3 E: 0 K: 1 S: 15	H: 2 LOB: 0 BB: 1 P: 29	R: 0 E: 0 K: 0 S: 8	H: 0 LOB: 1 BB: 1 P: 17	1B: 6 2B: 2 3B: 0 HR: 3	SF: 0 SAC: 0 DP: 1 HBP: 1	WP: 0 PB: 0 CS: 0	PA: 42
<b>PITCHER</b>	IP WLS BF H R ER SO BB IBB HBP BLK WP HR S P ERA WHIP																					
52 Jose Contreras, R ERA: 4.68	6.1 L 27 7 4 4 3 1 0 1 0 0 0 1 56 97 5.68 1.263																					
57 Boone Logan, L ERA: 4.05	0.0 1 1 0 0 0 0 0 0 0 0 0 0 3 5 ∞ ∞																					
26 Octavio Dotel, R ERA: 6.75	0.1 B 3 1 2 2 1 1 0 0 0 0 0 1 6 14 54.00 6.000																					
37 Matt Thornton, L ERA: 5.14	1.0 6 2 3 3 1 1 0 0 0 0 0 1 17 31 27.00 3.000																					
47 Mike MacDougal, R ERA: 2.16	1.1 5 0 0 0 0 1 0 0 0 0 0 0 9 20 0.00 0.750																					

New York Yankees @ Chicago White Sox  
U.S. Cellular Field, Chicago, IL  
Tue Apr 22 2008, 8:11 PM EDT  
Att: 25,012 - Partly Cloudy - 71 F

livebaseballscorecards.com

AB 37  
R 9  
H 11  
RBI 9  
BB 4  
SO 5  
LOB 18

Batter	1	2	3	4	5	6	7	8	9	AB	R	H	RBI	BB	SO	LOB	BOTTOM					
Nick Swisher, S OBP: 0.407, SLG: 0.355										5	0	1	0	0	2	3						
Orlando Cabrera, R OBP: 0.357, SLG: 0.319										5	1	2	0	0	0	4						
25 Jim Thome, L OBP: 0.338, SLG: 0.508										2	1	0	0	3	1	1						
14 Paul Konerko, R OBP: 0.338, SLG: 0.387										4	0	2	1	1	0	1						
23 Jermaine Dye, R OBP: 0.390, SLG: 0.551																						
12 A.J. Pierzynski, L OBP: 0.394, SLG: 0.590										5	1	2	1	0	1	3						
20 Carlos Quentin, R OBP: 0.380, SLG: 0.500										4	1	1	0	1	1	3						
24 Joe Crede, R OBP: 0.351, SLG: 0.582										4	1	2	1	1	0	1						
5 Juan Uribe, R OBP: 0.232, SLG: 0.281										5	0	2	2	0	0	4						
<b>Inning Stats</b>	R: 0 E: 1 K: 0 S: 15	H: 2 LOB: 2 BB: 1 P: 25	R: 2 E: 0 K: 1 S: 16	H: 3 LOB: 1 BB: 0 P: 22	R: 0 E: 0 K: 2 S: 10	H: 1 LOB: 1 BB: 0 P: 18	R: 0 E: 0 K: 0 S: 4	H: 0 LOB: 0 BB: 0 P: 7	R: 1 E: 0 K: 1 S: 9	H: 2 LOB: 2 BB: 1 P: 16	R: 0 E: 0 K: 1 S: 12	H: 2 LOB: 2 BB: 0 P: 17	R: 1 E: 0 K: 2 S: 16	H: 1 LOB: 3 BB: 3 P: 32	R: 0 E: 0 K: 0 S: 8	H: 1 LOB: 1 BB: 0 P: 13	R: 1 E: 0 K: 0 S: 14	H: 1 LOB: 1 BB: 1 P: 24	1B: 8 2B: 4 3B: 0 HR: 1	SF: 0 SAC: 0 DP: 1 HBP: 0	WP: 1 PB: 0 CS: 0	PA: 45
<b>PITCHER</b>	IP WLS BF H R ER SO BB IBB HBP BLK WP HR S P ERA WHIP																					
40 Chien-Ming Wang, R ERA: 3.84	6.0 W 29 10 3 3 3 2 0 0 0 0 0 0 66 105 4.50 2.000																					
61 Billy Traber, L ERA: 3.86	0.0 1 0 1 1 0 1 0 0 0 0 0 0 2 6 ∞ ∞																					
33 Brian Bruney, R ERA: 1.55	0.1 H 3 1 0 0 1 1 0 0 0 0 0 0 8 15 0.00 6.000																					
62 Joba Chamberlain, R ERA: 1.13	1.2 H 7 1 0 0 1 1 0 0 0 0 0 0 14 24 0.00 1.200																					
Kyle Farnsworth, R ERA: 4.82	1.0 5 1 1 1 0 1 0 0 0 0 1 1 14 24 9.00 2.000																					

New York Yankees @ Chicago White Sox  
U.S. Cellular Field, Chicago, IL  
Tue Apr 22 2008, 8:11 PM EDT  
Att: 25,012 - Partly Cloudy - 71 F

livebaseballscorecards.com

AB 39  
R 5  
H 13  
RBI 5  
BB 6  
SO 7  
LOB 26







Batter	1	2	3	4	5	6	7	8	9	AB	R	H	RBI	BB	SO	LOB	TOP										
18 Johnny Damon, L OBP: 0.362, SLG: 0.462	P2		2B		2B		K	P6		3	1	0	0	2	1	0											
2 Derek Jeter, R OBP: 0.301, SLG: 0.362	G1-3		SF9		L4		L4		1B	4	0	1	1	0	0	1											
Bobby Abreu, L OBP: 0.311, SLG: 0.471	K		2B		K		1B		F7	5	1	2	2	0	2	2											
55 Hideki Matsui, L OBP: 0.438, SLG: 0.500		P5	FC5-4		P6		1B		1B	3	0	1	0	2	0	1											
Morgan Ensberg, R OBP: 0.323, SLG: 0.400																											
20 Jorge Posada, S OBP: 0.333, SLG: 0.456			FC5-4				G1-3		G4-6-3	4	0	1	1	0	1	2											
12 Alberto Gonzalez, R OBP: 0.444, SLG: 0.467										1	0	0	0	0	0	2											
24 Robinson Cano, L OBP: 0.213, SLG: 0.227	G3				K		F9		1B	3	0	0	0	1	1	0											
Jason Giambi, L OBP: 0.333, SLG: 0.375									P5	4	2	2	0	0	0	3											
28 Melky Cabrera, S OBP: 0.380, SLG: 0.515									G6-3	3	2	2	2	1	0	0											
26 José Molina, R OBP: 0.300, SLG: 0.475									G5-3	4	0	0	0	0	0	3											
<b>Inning Stats</b>	R: 0 E: 0 K: 1 S: 8	H: 0 LOB: 0 BB: 0 P: 13	R: 0 E: 0 K: 1 S: 8	H: 0 LOB: 0 BB: 0 P: 11	R: 3 E: 0 K: 0 S: 10	H: 2 LOB: 2 BB: 3 P: 29	R: 0 E: 0 K: 1 S: 8	H: 1 LOB: 1 BB: 0 P: 11	R: 0 E: 0 K: 1 S: 9	H: 0 LOB: 0 BB: 1 P: 16	R: 2 E: 0 K: 0 S: 6	H: 2 LOB: 0 BB: 0 P: 10	R: 1 E: 0 K: 1 S: 12	H: 2 LOB: 3 BB: 2 P: 28	R: 0 E: 0 K: 0 S: 6	H: 0 LOB: 0 BB: 0 P: 7	R: 0 E: 0 K: 0 S: 10	H: 2 LOB: 1 BB: 0 P: 17	1B: 6 2B: 2 3B: 0 HR: 1	SF: 1 SAC: 0 DP: 1 HBP: 0	WP: 1 PB: 0 SB: 1 CS: 0	PA: 41					
<b>PITCHER</b>	IP	WLS	BF	H	R	ER	SO	BB	IBB	HBP	BLK	WP	HR	S	P	ERA	WHIP										
34 Gavin Floyd, R ERA: 2.84	6.0		27	5	5	5	4	3	1	0	0	1	1	49	90	7.50	1.333										
37 Matt Thornton, L ERA: 5.87	0.2	H	4	1	1	1	1	1	0	0	0	0	0	6	14	13.50	3.000										
71 Scott Linebrink, R ERA: 2.45	0.1	B	3	1	0	0	0	1	0	0	0	0	0	6	14	0.00	6.000										
57 Boone Logan, L ERA: 3.12	1.1		6	2	0	0	0	0	0	0	0	0	0	14	20	0.00	1.500										
45 Bobby Jenks, R ERA: 1.86	0.2	W	1	0	0	0	0	0	0	0	0	0	0	2	4	0.00	0.000										

New York Yankees @ Chicago White Sox  
U.S. Cellular Field, Chicago, IL

AB 34  
R 6  
H 9  
RBI 6  
BB 6  
SO 5  
LOB 14



Thu Apr 24 2008, 8:11 PM EDT  
Att: 27,243 - Cloudy - 64 F

Batter	1	2	3	4	5	6	7	8	9	AB	R	H	RBI	BB	SO	LOB	BOTTOM										
Nick Swisher, S OBP: 0.393, SLG: 0.333	G3-1									4	0	1	0	0	0	2											
Orlando Cabrera, R OBP: 0.395, SLG: 0.325	F8									4	1	1	0	0	1	1											
25 Jim Thome, L OBP: 0.353, SLG: 0.542	K									3	2	1	1	1	1	0											
14 Paul Konerko, R OBP: 0.329, SLG: 0.377										4	1	2	1	0	1	0											
23 Jermaine Dye, R OBP: 0.369, SLG: 0.513										3	1	1	1	0	0	1											
5 Juan Uribe, R OBP: 0.222, SLG: 0.269										1	0	0	0	0	1	0											
12 A.J. Pierzynski, L OBP: 0.385, SLG: 0.551	G4-6-3									4	1	1	1	0	0	1											
20 Carlos Quentin, R OBP: 0.380, SLG: 0.538										4	1	1	1	0	2	1											
24 Joe Crede, R OBP: 0.341, SLG: 0.587										4	0	1	1	0	0	2											
10 Alexei Ramirez, R OBP: 0.200, SLG: 0.250										3	0	1	1	0	0	0											
<b>Inning Stats</b>	R: 0 E: 0 K: 1 S: 11	H: 0 LOB: 0 BB: 0 P: 18	R: 0 E: 0 K: 0 S: 4	H: 1 LOB: 0 BB: 0 P: 5	R: 0 E: 0 K: 1 S: 11	H: 0 LOB: 0 BB: 0 P: 14	R: 5 E: 0 K: 0 S: 22	H: 5 LOB: 2 BB: 1 P: 35	R: 1 E: 0 K: 0 S: 11	H: 1 LOB: 0 BB: 0 P: 17	R: 0 E: 0 K: 1 S: 7	H: 0 LOB: 0 BB: 0 P: 9	R: 0 E: 0 K: 1 S: 8	H: 1 LOB: 0 BB: 0 P: 12	R: 0 E: 0 K: 2 S: 10	H: 0 LOB: 0 BB: 0 P: 15	R: 1 E: 0 K: 0 S: 13	H: 2 LOB: 1 BB: 0 P: 18	1B: 6 2B: 3 3B: 0 HR: 1	SF: 0 SAC: 0 DP: 1 HBP: 0	WP: 0 PB: 0 SB: 0 CS: 1	PA: 35					
<b>PITCHER</b>	IP	WLS	BF	H	R	ER	SO	BB	IBB	HBP	BLK	WP	HR	S	P	ERA	WHIP										
34 Phil Hughes, R ERA: 7.68	2.0		6	1	0	0	1	0	0	0	0	0	0	15	23	0.00	0.500										
39 Ross Ohlendorf, R ERA: 6.06	2.0		13	5	5	5	1	1	0	0	0	0	0	33	49	22.50	3.000										
LaTroy Hawkins, R ERA: 10.03	2.0		7	1	1	1	1	0	0	0	0	0	1	18	26	4.50	0.500										
Kyle Farnsworth, R ERA: 4.35	1.0		3	1	0	0	1	0	0	0	0	0	0	8	12	0.00	1.000										
62 Joba Chamberlain, R ERA: 1.93	1.1	L	6	2	1	1	2	0	0	0	0	0	0	23	33	6.75	1.500										

New York Yankees @ Chicago White Sox  
U.S. Cellular Field, Chicago, IL

AB 34  
R 7  
H 10  
RBI 7  
BB 1  
SO 6  
LOB 8




Thu Apr 24 2008, 8:11 PM EDT  
Att: 27,243 - Cloudy - 64 F



Batter	1	2	3	4	5	6	7	8	9	AB	R	H	RBI	BB	SO	LOB	TOP			
18 Johnny Damon, L OBP: 0.357, SLG: 0.463	L7		F8		F7			G1-3		4	0	1	0	0	0	0				
2 Derek Jeter, R OBP: 0.286, SLG: 0.342	G5-3		F8		G6-3			F9		4	0	0	0	0	0	1				
Bobby Abreu, L OBP: 0.347, SLG: 0.462			F8		G4-3			K		4	0	1	0	0	1	1				
13 Alex Rodriguez, R OBP: 0.341, SLG: 0.524	P6				G5-3			P3		4	0	0	0	0	0	1				
55 Hideki Matsui, L OBP: 0.430, SLG: 0.526	P6				G3			K		4	1	1	1	0	1	0				
20 Jorge Posada, S OBP: 0.328, SLG: 0.443	F9				HR			F8		4	1	1	0	0	0	0				
Jason Giambi, L OBP: 0.347, SLG: 0.492					HR					3	2	2	3	0	0	0				
24 Robinson Cano, L OBP: 0.216, SLG: 0.222	F7				G3					2	0	0	0	1	0	0				
28 Melky Cabrera, S OBP: 0.366, SLG: 0.493			P4		G6-3			G6-4-3		3	0	0	0	0	0	1				
<b>Inning Stats</b>	R: 0 H: 1 E: 0 K: 0 S: 11	H: 1 LOB: 1 BB: 0 P: 13	R: 1 H: 1 E: 0 K: 0 S: 7	H: 1 LOB: 0 BB: 0 P: 9	R: 0 H: 1 E: 0 K: 0 S: 11	H: 1 LOB: 1 BB: 0 P: 17	R: 2 H: 2 E: 0 K: 0 S: 13	H: 2 LOB: 0 BB: 0 P: 16	R: 0 H: 0 E: 0 K: 0 S: 10	H: 0 LOB: 0 BB: 1 P: 12	R: 1 H: 1 E: 0 K: 0 S: 8	H: 1 LOB: 0 BB: 0 P: 11	R: 0 H: 0 E: 0 K: 1 S: 9	H: 0 LOB: 0 BB: 0 P: 11	R: 0 H: 0 E: 0 K: 1 S: 8	H: 0 LOB: 0 BB: 0 P: 9	1B: 2 2B: 1 3B: 0 HR: 3	SF: 0 SAC: 0 DP: 1 HBP: 0	WP: 0 PB: 0 SB: 0 CS: 0	PA: 33
<b>PITCHER</b>	IP WLS BF H R ER SO BB IBB HBP BLK WP HR S P ERA WHIP																			
Paul Byrd, R ERA: 4.85	(1, 1) 5.2 W 23 6 4 4 0 0 0 0 0 0 0 3 59 77 6.35 1.059																			
53 Rafael Perez, L ERA: 5.25	(6, 1) 2.1 H 7 0 0 0 1 1 0 0 0 0 0 0 17 23 0.00 0.429																			
63 Rafael Betancourt, R ERA: 3.27	(9, 1) 1.0 S 3 0 0 0 1 0 0 0 0 0 0 0 8 9 0.00 0.000																			

New York Yankees @ Cleveland Indians  
Progressive Field, Cleveland, OH  
Fri Apr 25 2008, 7:05 PM EDT  
Att: 31,467 - Cloudy - 81 F

AB 32  
R 4  
H 6  
RBI 4  
BB 1  
SO 2  
LOB 4



Batter	1	2	3	4	5	6	7	8	9	AB	R	H	RBI	BB	SO	LOB	BOTTOM			
24 Grady Sizemore, L OBP: 0.364, SLG: 0.374	E3				F9			G3		4	1	0	0	1	0	1				
11 Jamey Carroll, R OBP: 0.447, SLG: 0.321	FC5-4				G3			F8		5	1	2	1	0	0	2				
48 Travis Hafner, L OBP: 0.313, SLG: 0.379	G4-3				K					3	1	1	0	1	1	2				
41 Victor Martinez, S OBP: 0.385, SLG: 0.429	BB				G1-4-3			G5-3		3	1	1	0	1	0	3				
2 Jhonny Peralta, R OBP: 0.301, SLG: 0.487					G4-3			G5-3		4	1	2	4	0	0	0				
Franklin Gutierrez, R OBP: 0.289, SLG: 0.386					K			G5-3		3	1	1	1	1	1	0				
Casey Blake, R OBP: 0.320, SLG: 0.403	FC6-4				BB			G5-3		3	0	0	0	1	1	3				
Jason Michaels, R OBP: 0.232, SLG: 0.204					G5-3			F8		4	0	1	0	0	0	0				
10 Kelly Shoppach, R OBP: 0.361, SLG: 0.406					G6-3			K		3	0	1	0	1	1	2				
<b>Inning Stats</b>	R: 1 H: 1 E: 1 K: 0 S: 13	H: 1 LOB: 3 BB: 2 P: 26	R: 0 H: 1 E: 0 K: 0 S: 8	H: 1 LOB: 0 BB: 0 P: 13	R: 0 H: 1 E: 0 K: 1 S: 6	H: 1 LOB: 0 BB: 0 P: 7	R: 0 H: 1 E: 0 K: 1 S: 13	H: 1 LOB: 2 BB: 1 P: 23	R: 4 H: 4 E: 0 K: 1 S: 16	H: 4 LOB: 0 BB: 0 P: 30	R: 1 H: 1 E: 0 K: 1 S: 14	H: 1 LOB: 2 BB: 2 P: 31	R: 0 H: 0 E: 0 K: 0 S: 4	H: 0 LOB: 0 BB: 0 P: 8	R: 0 H: 0 E: 0 K: 0 S: 10	H: 0 LOB: 1 BB: 1 P: 17	1B: 7 2B: 0 3B: 0 HR: 2	SF: 0 SAC: 0 DP: 1 HBP: 0	WP: 0 PB: 0 SB: 3 CS: 0	PA: 38
<b>PITCHER</b>	IP WLS BF H R ER SO BB IBB HBP BLK WP HR S P ERA WHIP																			
Andy Pettite, L ERA: 3.23	(1, 1) 5.0 L 25 8 5 4 3 3 0 0 0 0 0 2 56 99 7.20 2.200																			
61 Billy Traher, L ERA: 4.5	(6, 1) 1.0 6 1 1 1 1 2 0 0 0 0 0 0 14 31 9.00 3.000																			
63 Jonathan Albaladejo, R ERA: 2.36	(7, 1) 2.0 7 0 0 0 0 1 0 0 0 0 0 0 14 25 0.00 0.500																			

New York Yankees @ Cleveland Indians  
Progressive Field, Cleveland, OH  
Fri Apr 25 2008, 7:05 PM EDT  
Att: 31,467 - Cloudy - 81 F

AB 32  
R 6  
H 9  
RBI 6  
BB 6  
SO 4  
LOB 13






Batter	1	2	3	4	5	6	7	8	9	AB R H RBI BB SO LOB	TOP																	
18 Johnny Damon, L (1, 7) OBP: 0.379, SLG: 0.506	F8		2B		1-0 G5-4-3 1B		2B		2-2 28 1B 1B	5 0 4 0 0 0 0	<b>New York Yankees @ Cleveland Indians</b> Progressive Field, Cleveland, OH Sat Apr 26 2008, 3:55 PM EDT Att: 35,765 - Sunny - 64 F																	
28 Melky Cabrera, S (1, 8) OBP: 0.356, SLG: 0.474	K		G4-3		2-1 G5-4-3		K		3-1 2 G4-3 1B	5 0 1 0 0 2 4																		
2 Derek Jeter, R (1, 6) OBP: 0.305, SLG: 0.359	1B				2-0 13 1B 1B		K		0-1 G4-3	5 0 3 0 0 1 2																		
13 Alex Rodriguez, R (1, 10) OBP: 0.348, SLG: 0.523	L7				3-2 1B		K		0-1 G4-3	4 1 2 0 0 1 3																		
Jason Giambi, L (1, 3) OBP: 0.342, SLG: 0.468	E1		F7		0-1 F7		P6			3 1 0 0 0 0 4																		
17 Shelley Duncan, R (1, 9) OBP: 0.286, SLG: 0.143 Bobby Abreu, L (8, PH) OBP: 0.343, SLG: 0.457	F7		F7		2-2 F7		HBP		1-3 K	2 1 0 0 1 0 3 1 0 0 0 0 1 0																		
Morgan Ensberg, R (1, 5) 24 Robinson Canó, L (6, PH) OBP: 0.212, SLG: 0.217	P2		K		1-3 K		K		0-0 G4-3	2 0 0 0 0 1 3 2 0 0 0 0 1 3																		
26 José Molina, R (1, 2) 20 Jorge Posada, S (6, PH) OBP: 0.333, SLG: 0.476	CS		F8		1-1 G5-3		3B		0-3 K	2 0 0 0 0 0 0 2 0 1 3 0 1 0																		
12 Alberto Gonzalez, R (1, 4) OBP: 0.409, SLG: 0.421	F7		F7		2-2 18 1B 1B		G4-3		1-1 G6-3	4 0 1 0 0 0 1																		
<b>Inning Stats</b>	R: 0 E: 0 K: 1 S: 9	H: 1 LOB: 1 BB: 0 P: 15	R: 0 E: 1 K: 0 S: 9	H: 0 LOB: 0 BB: 0 P: 16	R: 0 E: 0 K: 0 S: 10	H: 1 LOB: 1 BB: 0 P: 19	R: 0 E: 0 K: 1 S: 13	H: 2 LOB: 2 BB: 0 P: 21	R: 0 E: 0 K: 0 S: 9	H: 2 LOB: 1 BB: 0 P: 15		R: 3 E: 0 K: 2 S: 13	H: 2 LOB: 1 BB: 1 P: 24	R: 0 E: 0 K: 2 S: 16	H: 2 LOB: 2 BB: 0 P: 20	R: 0 E: 0 K: 2 S: 7	H: 0 LOB: 0 BB: 0 P: 8	R: 0 E: 0 K: 0 S: 9	H: 2 LOB: 1 BB: 0 P: 15	1B: 9 2B: 2 3B: 1 HR: 0	SF: 0 SAC: 0 DP: 2 HBP: 1	WP: 0 PB: 0 SB: 0 CS: 1	PA: 40					
<b>PITCHER</b>	IP WLS BF H R ER SO BB IBB HBP BLK WP HR S P ERA WHIP											IP WLS BF H R ER SO BB IBB HBP BLK WP HR S P ERA WHIP																
45 Jeremy Sowers, L (1, 1) ERA: 5.06	5.1		24	7	3	3	3	1	0	0	0	0	0	0	55	98	5.06	1.500										
50 Jensen Lewis, R (6, 1) ERA: 4.15	1.2	B	8	3	0	0	3	0	0	0	0	0	0	0	24	32	0.00	1.800										
30 Masa Kobayashi, R (8, 1) ERA: 1.74	2.0	W	7	2	0	0	2	0	0	0	0	0	0	0	16	23	0.00	1.000										

Batter	1	2	3	4	5	6	7	8	9	AB R H RBI BB SO LOB	BOTTOM																
24 Grady Sizemore, L (1, 8) OBP: 0.375, SLG: 0.372	G3		48 1B BB		1-2 G4-3		BB		1-0 48 WP 20 1B 41 1B 1B	3 1 1 1 2 0 0	<b>New York Yankees @ Cleveland Indians</b> Progressive Field, Cleveland, OH Sat Apr 26 2008, 3:55 PM EDT Att: 35,765 - Sunny - 64 F																
20 David Dellucci, L (1, 7) OBP: 0.368, SLG: 0.521	K		SF8		2-1 G3		F7		0-0 41 1B 48 WP 1B	4 0 1 1 0 1 1																	
48 Travis Hafner, L (1, 10) OBP: 0.327, SLG: 0.378	41 1B BB		1B		1-2 L5		F8		4-0 41 1B 1B	3 0 1 1 2 0 1																	
41 Victor Martinez, S (1, 2) OBP: 0.400, SLG: 0.433	25 FC5-4 1B		F7		3-1 F8		CS		2-1 25 FC6-4 BB	4 0 2 1 1 0 2																	
25 Ryan Garko, R (1, 3) 11 Jamey Carroll, R (8, PR) OBP: 0.447, SLG: 0.321	FC5-4		G6-3		3-2 F8		FC6-4 S		1-1 FC6-4 S	4 0 0 0 0 0 3 0 0 0 0 0 0 0																	
2 Johnny Peralta, R (1, 6) OBP: 0.310, SLG: 0.481			F9		4-0 SH2 13 1B BB		K		3-3 K	3 1 1 0 1 1 1																	
13 Adrúbal Cabrera, S (1, 4) OBP: 0.316, SLG: 0.304			24 BB 20 SF8 1B		2-1 SH2 1B		IBB		4-0 IBB	2 1 2 0 2 0 0																	
Franklin Gutierrez, R (1, 9) OBP: 0.282, SLG: 0.375			SH1-3		0-0 G5-3		SH2		0-3 K	2 0 0 0 0 1 3																	
Casey Blake, R (1, 5) OBP: 0.316, SLG: 0.386			24 BB 48 1B BB		2-3 K		L5		1-3 K	3 1 0 0 1 2 2																	
<b>Inning Stats</b>	R: 0 E: 0 K: 1 S: 14	H: 1 LOB: 2 BB: 1 P: 22	R: 3 E: 0 K: 0 S: 19	H: 3 LOB: 2 BB: 2 P: 35	R: 0 E: 0 K: 0 S: 10	H: 0 LOB: 1 BB: 1 P: 19	R: 0 E: 0 K: 1 S: 8	H: 0 LOB: 0 BB: 0 P: 13	R: 0 E: 0 K: 0 S: 9	H: 0 LOB: 0 BB: 0 P: 16		R: 0 E: 0 K: 0 S: 4	H: 1 LOB: 1 BB: 1 P: 11	R: 0 E: 0 K: 0 S: 4	H: 0 LOB: 1 BB: 1 P: 11	R: 0 E: 0 K: 2 S: 11	H: 0 LOB: 2 BB: 2 P: 22	R: 1 E: 0 K: 1 S: 7	H: 3 LOB: 3 BB: 1 P: 15	1B: 8 2B: 1 3B: 0 HR: 0	SF: 1 SAC: 2 DP: 1 HBP: 0	WP: 1 PB: 0 SB: 1 CS: 1	PA: 41				
<b>PITCHER</b>	IP WLS BF H R ER SO BB IBB HBP BLK WP HR S P ERA WHIP											IP WLS BF H R ER SO BB IBB HBP BLK WP HR S P ERA WHIP															
31 Ian Kennedy, R (1, 1) ERA: 8.53	5.0		23	4	3	3	2	4	0	0	0	0	0	60	105	5.40	1.600										
LaTroy Hawkins, R (6, 1) ERA: 8.56	2.0		7	1	0	0	0	2	0	0	0	0	0	8	22	0.00	1.500										
Kyle Farnsworth, R (8, 1) ERA: 3.97	1.0		5	0	0	0	2	1	1	0	0	0	0	11	22	0.00	1.000										
39 Ross Ohlendorf, R (9, 1) ERA: 6.48	0.1	L	5	3	1	1	1	0	1	0	0	1	0	7	15	27.00	9.000										

AB	37
R	3
H	12
RBI	3
BB	1
SO	8
LOB	23



AB	28
R	4
H	8
RBI	4
BB	9
SO	5
LOB	13





Batter	1	2	3	4	5	6	7	8	9	AB	R	H	RBI	BB	SO	LOB	TOP
18 Johnny Damon, L OBP: 0.374, SLG: 0.495										4	0	1	0	0	1	0	<b>New York Yankees @ Cleveland Indians</b> Progressive Field, Cleveland, OH Sun Apr 27 2008, 1:05 PM EDT Att: 31,598 - Cloudy - 57 F
2 Derek Jeter, R OBP: 0.302, SLG: 0.366										4	0	1	0	0	0	2	
Bobby Abreu, L OBP: 0.330, SLG: 0.438										4	0	0	0	0	1	3	
13 Alex Rodriguez, R OBP: 0.344, SLG: 0.506										3	0	0	0	1	1	1	
17 Shelley Duncan, R OBP: 0.167, SLG: 0.091										4	0	0	0	0	2	3	
Morgan Ensberg, R OBP: 0.278, SLG: 0.343										3	0	0	0	0	2	0	
24 Robinson Canó, L OBP: 0.216, SLG: 0.221										3	0	1	0	0	0	0	
28 Melky Cabrera, S OBP: 0.356, SLG: 0.506										3	1	1	1	0	0	0	
26 José Molina, R OBP: 0.267, SLG: 0.422										3	0	0	0	0	1	0	
<b>Inning Stats</b>	R: 0 H: 1 E: 0 K: 2 S: 13	L: 1 LOB: 2 BB: 1 P: 23	R: 0 H: 0 E: 0 K: 0 S: 6	R: 0 H: 0 E: 1 K: 0 S: 6	R: 0 H: 0 E: 0 K: 1 S: 9	R: 1 H: 2 E: 0 K: 2 S: 11	R: 0 H: 1 E: 0 K: 2 S: 12	R: 0 H: 0 E: 0 K: 1 S: 12	R: 0 H: 0 E: 0 K: 0 S: 9	R: 0 H: 0 E: 0 K: 0 S: 8	R: 0 H: 0 E: 0 K: 0 S: 8	R: 0 H: 0 E: 0 K: 0 S: 12	R: 0 H: 0 E: 0 K: 0 S: 8	R: 0 H: 0 E: 0 K: 0 S: 8	R: 0 H: 0 E: 0 K: 0 S: 8	R: 0 H: 0 E: 0 K: 0 S: 8	1B: 2 2B: 1 3B: 0 HR: 1 SF: 0 SAC: 0 DP: 0 HBP: 0 WP: 0 PA: 32 FB: 0 SB: 0 CS: 1
<b>PITCHER</b>	IP WLS BF H R ER SO BB IBB HBP BLK WP HR S P ERA WHIP	8.0 L 29 4 1 1 8 1 0 0 0 0 1 78 111 1.12 0.625	1.0 3 0 0 0 0 0 0 0 0 0 0 0 8 12 0.00 0.000	<b>PITCHER</b>													

Batter	1	2	3	4	5	6	7	8	9	AB	R	H	RBI	BB	SO	LOB	BOTTOM
20 David Dellucci, L OBP: 0.377, SLG: 0.510										3	0	1	0	1	0	1	<b>New York Yankees @ Cleveland Indians</b> Progressive Field, Cleveland, OH Sun Apr 27 2008, 1:05 PM EDT Att: 31,598 - Cloudy - 57 F
13 Adriánal Cabrera, S OBP: 0.301, SLG: 0.268										4	0	0	0	0	2	3	
48 Travis Hafner, L OBP: 0.324, SLG: 0.366										3	0	0	0	1	1	1	
41 Victor Martinez, S OBP: 0.392, SLG: 0.423										4	0	1	0	0	0	2	
25 Ryan Garko, R OBP: 0.360, SLG: 0.369										3	0	0	0	0	3	3	
2 Jhonny Peralta, R OBP: 0.297, SLG: 0.459										4	0	0	0	0	2	2	
Casey Blake, R OBP: 0.305, SLG: 0.370										3	0	0	0	0	2	1	
Franklin Gutierrez, R OBP: 0.284, SLG: 0.373										3	0	1	0	0	1	0	
Jason Michaels, R OBP: 0.237, SLG: 0.231										3	0	1	0	0	2	1	
<b>Inning Stats</b>	R: 0 H: 1 E: 0 K: 1 S: 13	L: 0 LOB: 0 BB: 0 P: 22	R: 0 H: 0 E: 0 K: 1 S: 14	R: 0 H: 1 E: 0 K: 0 S: 5	R: 0 H: 1 E: 0 K: 3 S: 12	R: 0 H: 1 E: 0 K: 2 S: 12	R: 0 H: 0 E: 0 K: 0 S: 9	R: 0 H: 0 E: 0 K: 2 S: 8	R: 0 H: 0 E: 0 K: 2 S: 7	R: 0 H: 0 E: 0 K: 2 S: 9	R: 0 H: 0 E: 0 K: 2 S: 9	R: 0 H: 0 E: 0 K: 2 S: 11	R: 0 H: 0 E: 0 K: 2 S: 7	R: 0 H: 0 E: 0 K: 2 S: 9	R: 0 H: 0 E: 0 K: 2 S: 9	R: 0 H: 0 E: 0 K: 2 S: 9	1B: 3 2B: 1 3B: 0 HR: 0 SF: 0 SAC: 0 DP: 0 HBP: 1 WP: 0 PA: 33 FB: 1 SB: 1 CS: 1
<b>PITCHER</b>	IP WLS BF H R ER SO BB IBB HBP BLK WP HR S P ERA WHIP	7.0 W 27 4 0 0 0 2 0 0 0 0 0 7 10 0.00 0.000	1.0 H 3 0 0 0 2 0 0 0 0 0 0 9 11 0.00 0.000	<b>PITCHER</b>													



Batter	1	2	3	4	5	6	7	8	9	AB	R	H	RBI	BB	SO	LOB	TOP												
28 Melky Cabrera, S OBP: 0.358, SLG: 0.494										4	1	1	0	1	1	0	<b>New York Yankees @ Cleveland Indians</b> Progressive Field, Cleveland, OH Mon Apr 28 2008, 7:05 PM EDT Att: 20,689 - Partly Cloudy - 48 F												
2 Derek Jeter, R OBP: 0.300, SLG: 0.360										4	1	1	0	0	0	1													
Bobby Abreu, L OBP: 0.327, SLG: 0.430										4	1	1	0	0	1	2													
13 Alex Rodriguez, R OBP: 0.343, SLG: 0.495										2	1	0	1	0	0	2													
18 Johnny Damon, L OBP: 0.380, SLG: 0.495										0	1	0	0	1	0	0													
Jason Giambi, L OBP: 0.325, SLG: 0.439										4	0	0	1	0	0	5													
55 Hideki Matsui, L OBP: 0.423, SLG: 0.524										4	0	1	2	0	0	1													
Morgan Ensberg, R OBP: 0.275, SLG: 0.333										4	0	1	1	0	1	1													
24 Robinson Cano, L OBP: 0.217, SLG: 0.214										3	0	0	0	0	0	1													
26 José Molina, R OBP: 0.245, SLG: 0.388										4	0	0	0	0	0	1													
<b>Inning Stats</b>	R: 0 H: 0 E: 1 K: 0 S: 9	H: 0 LOB: 2 BB: 1 P: 17	R: 0 H: 0 E: 0 K: 0 S: 6	H: 0 LOB: 0 BB: 0 P: 7	R: 0 H: 0 E: 0 K: 0 S: 7	H: 0 LOB: 0 BB: 0 P: 12	R: 0 H: 0 E: 0 K: 0 S: 7	H: 0 LOB: 0 BB: 0 P: 10	R: 0 H: 0 E: 0 K: 1 S: 10	H: 0 LOB: 1 BB: 0 P: 17	R: 4 H: 4 E: 0 K: 0 S: 12	H: 4 LOB: 1 BB: 0 P: 20	R: 0 H: 0 E: 0 K: 0 S: 7	H: 0 LOB: 0 BB: 0 P: 9	R: 1 H: 1 E: 0 K: 1 S: 15	H: 1 LOB: 1 BB: 1 P: 23	R: 0 H: 0 E: 0 K: 1 S: 5	H: 0 LOB: 0 BB: 0 P: 7	1B: 4 2B: 1 3B: 0 HR: 0	SF: 0 SAC: 0 DP: 0 HBP: 2	WP: 0 PA: 37 PB: 0 SB: 0 CS: 0								
<b>PITCHER</b>	IP WLS BF H R ER SO BB IBB HBP BLK WP HR S P ERA WHIP	5.2 L 24 3 4 4 1 1 0 0 2 0 0 0 48 78 6.35 0.706	2.0 9 2 1 1 1 1 0 0 0 0 0 0 21 32 4.50 1.500	1.1 4 0 0 0 1 0 0 0 0 0 0 0 9 12 0.00 0.000											IP WLS BF H R ER SO BB IBB HBP BLK WP HR S P ERA WHIP														
32 Aaron Laffey, L ERA: 6.35											5.2	L	24	3	4	4	1	1	0	0	2	0	0	0	0	48	78	6.35	0.706
50 Jensen Lewis, R ERA: 4.2											2.0		9	2	1	1	1	1	0	0	0	0	0	0	0	21	32	4.50	1.500
Jorge Julio, R ERA: 3.97											1.1		4	0	0	0	1	0	0	0	0	0	0	0	0	9	12	0.00	0.000

Batter	1	2	3	4	5	6	7	8	9	AB	R	H	RBI	BB	SO	LOB	BOTTOM											
20 David Dellucci, L OBP: 0.364, SLG: 0.482										5	0	1	0	0	2	4	<b>New York Yankees @ Cleveland Indians</b> Progressive Field, Cleveland, OH Mon Apr 28 2008, 7:05 PM EDT Att: 20,689 - Partly Cloudy - 48 F											
11 Jamey Carroll, R OBP: 0.405, SLG: 0.281										4	0	0	0	0	0	5												
48 Travis Hafner, L OBP: 0.313, SLG: 0.354										3	0	0	1	0	2	0												
41 Victor Martinez, S OBP: 0.397, SLG: 0.419										3	0	1	0	1	0	0												
2 Johnny Peralta, R OBP: 0.295, SLG: 0.449										4	0	1	0	0	0	4												
25 Ryan Garko, R OBP: 0.346, SLG: 0.352										4	0	0	0	0	0	2												
Casey Blake, R OBP: 0.314, SLG: 0.368										3	1	1	0	1	1	0												
Franklin Gutierrez, R OBP: 0.294, SLG: 0.380										4	1	2	0	0	1	1												
Jason Michaels, R OBP: 0.258, SLG: 0.255										3	0	2	1	0	0	0												
<b>Inning Stats</b>	R: 0 H: 0 E: 0 K: 1 S: 11	H: 1 LOB: 0 BB: 0 P: 16	R: 0 H: 1 E: 1 K: 1 S: 16	H: 1 LOB: 2 BB: 0 P: 23	R: 0 H: 1 E: 0 K: 0 S: 13	H: 1 LOB: 1 BB: 0 P: 20	R: 2 H: 4 E: 0 K: 0 S: 14	H: 4 LOB: 3 BB: 1 P: 23	R: 0 H: 1 E: 0 K: 1 S: 14	H: 1 LOB: 2 BB: 1 P: 22	R: 0 H: 0 E: 0 K: 1 S: 8	H: 0 LOB: 0 BB: 0 P: 12	R: 0 H: 0 E: 0 K: 1 S: 6	H: 0 LOB: 0 BB: 0 P: 11	R: 0 H: 0 E: 0 K: 1 S: 10	H: 0 LOB: 0 BB: 0 P: 15		1B: 8 2B: 0 3B: 0 HR: 0	SF: 1 SAC: 1 DP: 1 HBP: 0	WP: 1 PA: 37 PB: 0 SB: 0 CS: 0								
<b>PITCHER</b>	IP WLS BF H R ER SO BB IBB HBP BLK WP HR S P ERA WHIP	5.0 W 23 7 2 2 2 1 0 0 0 0 0 0 14 22 0.00 2.000	1.0 H 5 1 0 0 1 1 0 0 0 0 0 0 8 12 0.00 0.000	1.0 H 3 0 0 0 1 0 0 0 0 0 0 0 6 11 0.00 0.000	1.0 H 3 0 0 0 1 0 0 0 0 0 0 0 10 15 0.00 0.000											IP WLS BF H R ER SO BB IBB HBP BLK WP HR S P ERA WHIP												
35 Mike Mussina, R ERA: 4.73											5.0	W	23	7	2	2	2	1	0	0	0	0	0	0	14	22	0.00	2.000
63 Jonathan Albaladejo, R ERA: 2.08											1.0	H	5	1	0	0	1	1	0	0	0	0	0	0	8	12	0.00	0.000
Kyle Farnsworth, R ERA: 3.65											1.0	H	3	0	0	0	1	0	0	0	0	0	0	0	6	11	0.00	0.000
62 Joba Chamberlain, R ERA: 1.59											1.0	H	3	0	0	0	1	0	0	0	0	0	0	0	10	15	0.00	0.000
42 Mariano Rivera, R ERA:											1.0	S	3	0	0	0	1	0	0	0	0	0	0	0	10	15	0.00	0.000







Batter	1	2	3	4	5	6	7	8	9	AB	R	H	RBI	BB	SO	LOB	TOP							
Ivan Rodriguez, R OBP: 0.302, SLG: 0.388	G5-3		F8		G1-3		G6-3		K	5	0	0	0	0	1	3								
14 Placido Polanco, R OBP: 0.344, SLG: 0.342	G5-3		G6-3			HR		HR	F9	5	2	2	2	0	0	2								
3 Gary Sheffield, R OBP: 0.333, SLG: 0.310	G5-3				K		G6-4-3 24 9 1B		1B	4	1	2	0	0	1	0								
30 Magglio Ordonez, R OBP: 0.387, SLG: 0.515		G4-3 9 SH1-3 24 1B		G5-3		1B		K		3	1	1	0	1	1	1								
24 Miguel Cabrera, R OBP: 0.359, SLG: 0.470		G4-3 9 SH1-3 1B		K		G6-4-3		F9		4	0	1	0	0	1	3								
9 Carlos Guillen, S OBP: 0.414, SLG: 0.524		SH1-3				K		K		3	0	1	1	0	2	1								
Edgar Renteria, R OBP: 0.336, SLG: 0.436		G4-3				PO		K		4	1	1	1	0	1	1								
33 Marcus Thames, R OBP: 0.282, SLG: 0.371		G6-3				HR		BB		2	1	1	2	0	0	1								
28 Curtis Granderson, L OBP: 0.531, SLG: 0.958						HR		BB		1	0	1	0	1	0	0								
15 Brandon Inge, R OBP: 0.374, SLG: 0.446				G3		G5-3		G4-3		3	0	0	0	0	0	1								
<b>Inning Stats</b>	R: 0 E: 0 K: 0 S: 8	H: 0 LOB: 0 BB: 0 P: 11	R: 1 E: 0 K: 0 S: 12	H: 1 LOB: 1 BB: 1 P: 20	R: 0 E: 0 K: 0 S: 7	H: 0 LOB: 0 BB: 0 P: 11	R: 0 E: 0 K: 2 S: 10	H: 0 LOB: 0 BB: 0 P: 13	R: 2 E: 0 K: 1 S: 15	H: 2 LOB: 0 BB: 0 P: 20	R: 2 E: 0 K: 0 S: 13	H: 4 LOB: 0 BB: 0 P: 17	R: 0 E: 0 K: 1 S: 14	H: 0 LOB: 1 BB: 1 P: 20	R: 1 E: 0 K: 2 S: 21	H: 2 LOB: 1 BB: 0 P: 27	R: 0 E: 0 K: 1 S: 14	H: 1 LOB: 2 BB: 0 P: 18	1B: 6 2B: 1 3B: 0 HR: 3	SF: 0 SAC: 1 DP: 1 HBP: 1	WP: 0 PB: 0 SB: 1 CS: 0	PA: 39		
<b>PITCHER</b>	IP WLS BF H R ER SO BB IBB HBP BLK WP HR S P ERA WHIP	IP WLS BF H R ER SO BB IBB HBP BLK WP HR S P ERA WHIP	IP WLS BF H R ER SO BB IBB HBP BLK WP HR S P ERA WHIP	IP WLS BF H R ER SO BB IBB HBP BLK WP HR S P ERA WHIP	IP WLS BF H R ER SO BB IBB HBP BLK WP HR S P ERA WHIP	IP WLS BF H R ER SO BB IBB HBP BLK WP HR S P ERA WHIP	IP WLS BF H R ER SO BB IBB HBP BLK WP HR S P ERA WHIP	IP WLS BF H R ER SO BB IBB HBP BLK WP HR S P ERA WHIP	IP WLS BF H R ER SO BB IBB HBP BLK WP HR S P ERA WHIP	IP WLS BF H R ER SO BB IBB HBP BLK WP HR S P ERA WHIP	IP WLS BF H R ER SO BB IBB HBP BLK WP HR S P ERA WHIP	IP WLS BF H R ER SO BB IBB HBP BLK WP HR S P ERA WHIP	IP WLS BF H R ER SO BB IBB HBP BLK WP HR S P ERA WHIP	IP WLS BF H R ER SO BB IBB HBP BLK WP HR S P ERA WHIP	IP WLS BF H R ER SO BB IBB HBP BLK WP HR S P ERA WHIP	IP WLS BF H R ER SO BB IBB HBP BLK WP HR S P ERA WHIP	IP WLS BF H R ER SO BB IBB HBP BLK WP HR S P ERA WHIP	IP WLS BF H R ER SO BB IBB HBP BLK WP HR S P ERA WHIP	IP WLS BF H R ER SO BB IBB HBP BLK WP HR S P ERA WHIP	IP WLS BF H R ER SO BB IBB HBP BLK WP HR S P ERA WHIP	IP WLS BF H R ER SO BB IBB HBP BLK WP HR S P ERA WHIP	IP WLS BF H R ER SO BB IBB HBP BLK WP HR S P ERA WHIP	IP WLS BF H R ER SO BB IBB HBP BLK WP HR S P ERA WHIP	IP WLS BF H R ER SO BB IBB HBP BLK WP HR S P ERA WHIP
Andy Pettitte, L ERA: 3.93	6.0	L	24	7	5	5	3	1	0	0	0	0	0	0	0	0	0	0	2	65	92	7.50	1.333	
LaTroy Hawkins, R ERA: 7.47	1.0		4	0	0	0	1	1	0	0	0	0	0	0	0	0	0	0	14	20	20	0.00	1.000	
Kyle Farnsworth, R ERA: 4.05	1.0		5	2	1	1	2	0	0	0	0	0	0	0	0	0	0	0	1	21	27	9.00	2.000	
36 Edwar Ramirez, R ERA:	1.0		5	1	0	0	1	0	0	0	1	0	0	0	0	0	0	0	0	14	18	0.00	1.000	

**Detroit Tigers @ New York Yankees**  
 Yankee Stadium, Bronx, NY  
 Wed Apr 30 2008, 7:05 PM EDT  
 Att: 49,513 - Partly Cloudy + 53 F

AB	34
R	6
H	10
RBI	6
BB	2
SO	7
LOB	13



Batter	1	2	3	4	5	6	7	8	9	AB	R	H	RBI	BB	SO	LOB	BOTTOM							
18 Johnny Damon, L OBP: 0.385, SLG: 0.490	F8				P6					3	1	1	0	1	0	0								
2 Derek Jeter, R OBP: 0.303, SLG: 0.351	BB 28 1B		G5-3		G6-3			BB	F8	4	1	1	0	0	0	1								
Bobby Abreu, L OBP: 0.319, SLG: 0.407	BB 28 1B		G1			G6-3		G4-3		3	0	0	0	1	0	1								
55 Hideki Matsui, L OBP: 0.425, SLG: 0.511	F8					L9			G1-3	4	0	1	0	0	0	3								
Jason Giambi, L OBP: 0.315, SLG: 0.411	SF7		G3			L4			G6-3	3	0	0	1	0	0	1								
28 Melky Cabrera, S OBP: 0.370, SLG: 0.494	1B				FC4-6 24 26 CS			F9	K	4	0	2	1	0	1	0								
24 Robinson Cano, L OBP: 0.211, SLG: 0.236	F7				FC4-6 26 CS			F8		3	0	0	0	0	0	3								
26 José Molina, R OBP: 0.231, SLG: 0.365		G4-3		G5-3		G5-3				3	0	0	0	0	0	1								
12 Alberto Gonzalez, R OBP: 0.360, SLG: 0.364		G5-3				G5-3			K	3	0	0	0	0	1	0								
<b>Inning Stats</b>	R: 2 E: 0 K: 0 S: 14	H: 3 LOB: 2 BB: 1 P: 27	R: 0 E: 0 K: 0 S: 8	H: 0 LOB: 0 BB: 0 P: 15	R: 0 E: 0 K: 0 S: 7	H: 1 LOB: 1 BB: 0 P: 11	R: 0 E: 0 K: 0 S: 5	H: 1 LOB: 0 BB: 0 P: 9	R: 0 E: 0 K: 0 S: 5	H: 0 LOB: 0 BB: 0 P: 5	R: 0 E: 0 K: 0 S: 5	H: 0 LOB: 0 BB: 0 P: 11	R: 0 E: 0 K: 0 S: 4	H: 0 LOB: 0 BB: 0 P: 7	R: 0 E: 0 K: 1 S: 11	H: 0 LOB: 1 BB: 1 P: 18	R: 0 E: 0 K: 1 S: 7	H: 0 LOB: 0 BB: 0 P: 13	1B: 4 2B: 1 3B: 0 HR: 0	SF: 1 SAC: 0 DP: 0 HBP: 0	WP: 0 PB: 0 SB: 0 CS: 1	PA: 33		
<b>PITCHER</b>	IP WLS BF H R ER SO BB IBB HBP BLK WP HR S P ERA WHIP	IP WLS BF H R ER SO BB IBB HBP BLK WP HR S P ERA WHIP	IP WLS BF H R ER SO BB IBB HBP BLK WP HR S P ERA WHIP	IP WLS BF H R ER SO BB IBB HBP BLK WP HR S P ERA WHIP	IP WLS BF H R ER SO BB IBB HBP BLK WP HR S P ERA WHIP	IP WLS BF H R ER SO BB IBB HBP BLK WP HR S P ERA WHIP	IP WLS BF H R ER SO BB IBB HBP BLK WP HR S P ERA WHIP	IP WLS BF H R ER SO BB IBB HBP BLK WP HR S P ERA WHIP	IP WLS BF H R ER SO BB IBB HBP BLK WP HR S P ERA WHIP	IP WLS BF H R ER SO BB IBB HBP BLK WP HR S P ERA WHIP	IP WLS BF H R ER SO BB IBB HBP BLK WP HR S P ERA WHIP	IP WLS BF H R ER SO BB IBB HBP BLK WP HR S P ERA WHIP	IP WLS BF H R ER SO BB IBB HBP BLK WP HR S P ERA WHIP	IP WLS BF H R ER SO BB IBB HBP BLK WP HR S P ERA WHIP	IP WLS BF H R ER SO BB IBB HBP BLK WP HR S P ERA WHIP	IP WLS BF H R ER SO BB IBB HBP BLK WP HR S P ERA WHIP	IP WLS BF H R ER SO BB IBB HBP BLK WP HR S P ERA WHIP	IP WLS BF H R ER SO BB IBB HBP BLK WP HR S P ERA WHIP	IP WLS BF H R ER SO BB IBB HBP BLK WP HR S P ERA WHIP	IP WLS BF H R ER SO BB IBB HBP BLK WP HR S P ERA WHIP	IP WLS BF H R ER SO BB IBB HBP BLK WP HR S P ERA WHIP	IP WLS BF H R ER SO BB IBB HBP BLK WP HR S P ERA WHIP	IP WLS BF H R ER SO BB IBB HBP BLK WP HR S P ERA WHIP	IP WLS BF H R ER SO BB IBB HBP BLK WP HR S P ERA WHIP
38 Jeremy Bonderman, R ERA: 3.98	7.2	W	29	5	2	2	1	2	0	0	0	0	0	0	0	0	0	0	0	57	100	2.35	0.913	
50 Clay Rapada, L ERA:	1.1		4	0	0	0	1	0	0	0	0	0	0	0	0	0	0	0	9	16	0.00	0.000		

**Detroit Tigers @ New York Yankees**  
 Yankee Stadium, Bronx, NY  
 Wed Apr 30 2008, 7:05 PM EDT  
 Att: 49,513 - Partly Cloudy + 53 F

AB	30
R	2
H	5
RBI	2
BB	2
SO	2
LOB	10









Batter	1	2	3	4	5	6	7	8	9	AB	R	H	RBI	BB	SO	LOB	TOP	
51 Ichiro Suzuki, L (1, 8) OBP: 0.326, SLG: 0.375	F9		F8			G4-3 1B		G3 1B		4	1	2	0	0	0	1	<b>Seattle Mariners @ New York Yankees</b> Yankee Stadium, Bronx, NY Fri May 02 2008, 7:05 PM EDT Att: 52,199 - Cloudy - 49 F	
4 Jose Lopez, R (1, 4) OBP: 0.300, SLG: 0.397	G1-3		FC4			K		G3		4	0	0	0	0	1	3		
Raul Ibanez, L (1, 7) OBP: 0.336, SLG: 0.487	F7					G4-3				4	0	1	1	0	1	0		
29 Adrian Beltré, R (1, 5) OBP: 0.382, SLG: 0.500		L7				G5-3				4	0	0	0	0	1	1		
9 Jeff Clement, L (1, 10) OBP: 0.375, SLG: 0.167						K				3	0	0	0	1	2	1		
Richie Sexson, R (1, 3) OBP: 0.319, SLG: 0.447						G6-3				3	0	0	0	0	1	2		
50 Wladimir Balentien, R (1, 9) OBP: 0.162, SLG: 0.455						F7				3	0	0	0	0	2	1		
Jamie Burke, R (1, 2) OBP: 0.238, SLG: 0.316						G5-3				1	0	0	0	1	0	0		
Jose Vidro, S (8, PH) OBP: 0.257, SLG: 0.310						G4-6-3				1	0	0	0	0	0	0		
2 Kenji Johjima, R (8, 2) OBP: 0.241, SLG: 0.213						BB				0	0	0	0	0	0	0		
7 Yuniesky Betancourt, R (1, 6) OBP: 0.305, SLG: 0.410						G4-6-3		F9		3	0	1	0	0	0	1		
<b>Inning Stats</b>	R: 0 H: 0 E: 0 K: 0 S: 5	H: 0 LOB: 0 BB: 0 P: 9	R: 0 H: 0 E: 0 K: 2 S: 8	H: 0 LOB: 1 BB: 1 P: 17	R: 0 H: 1 E: 0 K: 0 S: 11	H: 1 LOB: 1 BB: 0 P: 18	R: 0 H: 0 E: 0 K: 1 S: 10	H: 0 LOB: 0 BB: 0 P: 18	R: 0 H: 0 E: 0 K: 2 S: 10	H: 0 LOB: 0 BB: 0 P: 14	R: 0 H: 1 E: 0 K: 0 S: 12	H: 1 LOB: 1 BB: 0 P: 19	R: 0 H: 0 E: 0 K: 1 S: 10	H: 0 LOB: 0 BB: 0 P: 15	1B: 3 2B: 1 3B: 0 HR: 0	SF: 0 SAC: 0 DP: 1 HBP: 0	WP: 0 PB: 0 SB: 3 CS: 0	PA: 32
<b>PITCHER</b>	IP WLS BF H R ER SO BB IBB HBP BLK WP HR S P ERA WHIP																	
40 Chien-Ming Wang, R (1, 1) ERA: 3.0	6.0 W 22 3 1 1 5 2 0 0 0 0 0 0 53 90 1.50 0.833																	
Kyle Farnsworth, R (7, 1) ERA: 3.77	1.0 H 3 0 0 0 2 0 0 0 0 0 0 0 10 14 0.00 0.000																	
62 Joba Chamberlain, R (8, 1) ERA: 1.46	1.0 H 4 1 0 0 0 0 0 0 0 0 0 0 12 19 0.00 1.000																	
42 Mariano Rivera, R (9, 1) ERA:	1.0 3 0 0 0 1 0 0 0 0 0 0 0 10 15 0.00 0.000																	

Batter	1	2	3	4	5	6	7	8	9	AB	R	H	RBI	BB	SO	LOB	BOTTOM			
28 Melky Cabrera, S (1, 8) OBP: 0.358, SLG: 0.474	F8					P3		F8		4	0	1	2	0	0	0	<b>Seattle Mariners @ New York Yankees</b> Yankee Stadium, Bronx, NY Fri May 02 2008, 7:05 PM EDT Att: 52,199 - Cloudy - 49 F			
2 Derek Jeter, R (1, 6) OBP: 0.305, SLG: 0.343	E6					F9		G5-3		4	1	0	0	0	1					
Bobby Abreu, L (1, 9) OBP: 0.336, SLG: 0.440						G4-3				4	1	2	0	0	0	1				
17 Shelley Duncan, R (1, 3) OBP: 0.346, SLG: 0.238										3	1	1	0	1	2	2				
55 Hideki Matsui, L (1, 7) OBP: 0.409, SLG: 0.485						F7				4	0	1	1	0	1	3				
Jason Giambi, L (1, 10) OBP: 0.323, SLG: 0.400										2	0	0	0	1	1	2				
Morgan Ensberg, R (1, 5) OBP: 0.264, SLG: 0.294										4	1	1	1	0	1	2				
26 José Molina, R (1, 2) OBP: 0.214, SLG: 0.345										3	0	0	1	0	1	3				
12 Alberto Gonzalez, R (1, 4) OBP: 0.345, SLG: 0.346										4	1	1	0	0	2	2				
<b>Inning Stats</b>	R: 1 H: 2 E: 1 K: 1 S: 16	H: 2 LOB: 2 BB: 0 P: 19	R: 2 H: 2 E: 1 K: 1 S: 13	H: 2 LOB: 1 BB: 0 P: 20	R: 0 H: 0 E: 0 K: 0 S: 10	H: 0 LOB: 2 BB: 1 P: 17	R: 0 H: 0 E: 0 K: 0 S: 7	H: 0 LOB: 0 BB: 0 P: 14	R: 0 H: 0 E: 0 K: 1 S: 7	H: 0 LOB: 0 BB: 0 P: 8	R: 0 H: 0 E: 0 K: 2 S: 9	H: 0 LOB: 0 BB: 0 P: 10	R: 0 H: 0 E: 0 K: 1 S: 10	H: 0 LOB: 0 BB: 0 P: 15	R: 2 H: 3 E: 0 K: 2 S: 20	H: 3 LOB: 2 BB: 1 P: 29		1B: 6 2B: 1 3B: 0 HR: 0	SF: 1 SAC: 0 DP: 0 HBP: 1	WP: 0 PB: 0 SB: 0 CS: 1
<b>PITCHER</b>	IP WLS BF H R ER SO BB IBB HBP BLK WP HR S P ERA WHIP																			
45 Erik Bedard, L (1, 1) ERA: 1.82	7.0 L 29 4 3 1 6 1 0 1 0 0 0 0 72 103 1.29 0.714																			
18 Ryan Rowland-Smith, L (8, 1) ERA: 6.23	0.1 4 2 2 2 1 1 0 0 0 0 0 0 13 22 54.00 9.000																			
Sean Green, R (8, 1) ERA: 1.76	0.2 3 1 0 0 1 0 0 0 0 0 0 0 7 7 0.00 1.500																			







Batter	1	2	3	4	5	6	7	8	9	AB	R	H	RBI	BB	SO	LOB	TOP										
51 Ichiro Suzuki, L (1, 8) OBP: 0.329, SLG: 0.375	F7		S		G6-3			G1-3		4	0	1	0	0	0	0	<b>Seattle Mariners @ New York Yankees</b> Yankee Stadium, Bronx, NY Sun May 04 2008, 1:05 PM EDT Att: 53,542 - Partly Cloudy - 63 F										
4 Jose Lopez, R (1, 4) OBP: 0.291, SLG: 0.384	G5-3		L9		F8			G1-3		4	0	0	0	0	0	1											
Raul Ibanez, L (1, 7) OBP: 0.345, SLG: 0.484	29 HR		F8		K			1B		4	1	2	0	0	1	1											
29 Adrian Beltré, R (1, 5) OBP: 0.382, SLG: 0.513	1-H		7 1B		L7			G3		4	1	2	2	0	0	1											
Jose Vidro, S (1, 3) OBP: 0.248, SLG: 0.298	G6-3		K		P5			G6-3		4	0	0	0	0	1	1											
7 Yuniesky Betancourt, R (1, 6) OBP: 0.304, SLG: 0.492	P2		FC6-4		P4			G6-3		3	0	1	0	0	0	0											
16 Willie Bloomquist, R (9, PH) OBP: 0.323, SLG: 0.160			1B		1B			G6-3		1	0	0	0	0	0	0											
9 Jeff Clement, L (1, 10) OBP: 0.313, SLG: 0.214	G4-3		K		G4-3			P1		4	0	1	0	0	1	2											
2 Kenji Johjima, R (1, 2) OBP: 0.245, SLG: 0.218	G5-3		FC6-4		G4-3			G4-3		3	0	0	0	0	0	3											
50 Wladimir Balentien, R (1, 9) OBP: 0.167, SLG: 0.333	P4		P4		K			K		3	0	0	0	0	2	1											
<b>Inning Stats</b>	R: 2 E: 0 K: 0 S: 7	H: 2 LOB: 0 BB: 0 P: 12	R: 0 E: 0 K: 0 S: 5	H: 0 LOB: 0 BB: 0 P: 6	R: 0 E: 0 K: 1 S: 13	H: 1 LOB: 1 BB: 0 P: 21	R: 0 E: 0 K: 2 S: 11	H: 2 LOB: 2 BB: 0 P: 18	R: 0 E: 0 K: 1 S: 8	H: 0 LOB: 0 BB: 0 P: 10	R: 0 E: 0 K: 1 S: 7	H: 0 LOB: 0 BB: 0 P: 9	R: 0 E: 0 K: 1 S: 10	H: 1 LOB: 1 BB: 0 P: 16	R: 0 E: 0 K: 0 S: 11	H: 1 LOB: 0 BB: 0 P: 14	R: 0 E: 0 K: 0 S: 6	H: 0 LOB: 0 BB: 0 P: 8	1B: 6 2B: 0 3B: 0 HR: 1	SF: 0 SAC: 0 DP: 0 HBP: 0	WP: 0 PB: 0 SB: 1 CS: 0	PA: 34					
<b>PITCHER</b>	IP	WLS	BF	H	R	ER	SO	BB	IBB	HBP	BLK	WP	HR	S	P	ERA	WHIP										
Darrel Rasner, R (1, 1) ERA: 3.0	6.0	W	23	5	2	2	4	0	0	0	0	0	1	51	76	3.00	0.833										
39 Ross Ohlendorf, R (7, 1) ERA: 5.14	1.0		4	1	0	0	1	0	0	0	0	0	0	10	16	0.00	1.000										
Kyle Farnsworth, R (8, 1) ERA: 3.52	1.0		4	1	0	0	0	0	0	0	0	0	0	11	14	0.00	1.000										
42 Mariano Rivera, R (9, 1) ERA:	1.0		3	0	0	0	0	0	0	0	0	0	0	6	8	0.00	0.000										

Batter	1	2	3	4	5	6	7	8	9	AB	R	H	RBI	BB	SO	LOB	BOTTOM										
18 Johnny Damon, L (1, 7) OBP: 0.394, SLG: 0.527	G3		2 1B		F7			G6-3		5	2	2	0	0	0	0	<b>Seattle Mariners @ New York Yankees</b> Yankee Stadium, Bronx, NY Sun May 04 2008, 1:05 PM EDT Att: 53,542 - Partly Cloudy - 63 F										
2 Derek Jeter, R (1, 6) OBP: 0.339, SLG: 0.393	55 G3		1B		G1-3			K		5	2	4	1	0	1	0											
Bobby Abreu, L (1, 9) OBP: 0.363, SLG: 0.452	55 G3		55 2B		G1-3			BB		4	1	3	1	1	0	1											
55 Hideki Matsui, L (1, 10) OBP: 0.411, SLG: 0.491	G3		28 HR		BB			K		4	1	2	2	0	1	4											
17 Shelley Duncan, R (9, PH) OBP: 0.333, SLG: 0.227	G3		2B		1B			K		1	0	0	0	0	1	1											
Jason Giambi, L (1, 3) OBP: 0.317, SLG: 0.375	G3		SF7		BB			K		2	0	0	1	1	1	4											
28 Melky Cabrera, S (1, 8) OBP: 0.359, SLG: 0.505	G3-1		HR		F4			P6		4	1	1	2	0	0	4											
24 Robinson Cano, L (1, 4) OBP: 0.214, SLG: 0.256	P4		HR		F8			G5-3		4	1	1	1	0	0	2											
Morgan Ensberg, R (1, 5) OBP: 0.246, SLG: 0.271	1B		K		G5-3			K		4	0	1	0	0	2	0											
Chad Moeller, R (1, 2) OBP: 0.355, SLG: 0.464	P1		F7		K			G5-3		4	0	0	0	0	1	1											
<b>Inning Stats</b>	R: 0 E: 0 K: 0 S: 15	H: 2 LOB: 2 BB: 0 P: 21	R: 0 E: 0 K: 0 S: 12	H: 1 LOB: 1 BB: 0 P: 18	R: 6 E: 0 K: 1 S: 22	H: 6 LOB: 0 BB: 0 P: 34	R: 2 E: 0 K: 0 S: 19	H: 3 LOB: 2 BB: 1 P: 33	R: 0 E: 0 K: 1 S: 8	H: 0 LOB: 0 BB: 0 P: 14	R: 0 E: 0 K: 2 S: 18	H: 2 LOB: 2 BB: 0 P: 27	R: 0 E: 0 K: 1 S: 13	H: 0 LOB: 0 BB: 0 P: 20	R: 0 E: 0 K: 2 S: 11	H: 0 LOB: 1 BB: 1 P: 20	1B: 10 2B: 2 3B: 0 HR: 2	SF: 1 SAC: 0 DP: 0 HBP: 0	WP: 0 PB: 0 SB: 1 CS: 0	PA: 40							
<b>PITCHER</b>	IP	WLS	BF	H	R	ER	SO	BB	IBB	HBP	BLK	WP	HR	S	P	ERA	WHIP										
52 Carlos Silva, R (1, 1) ERA: 4.2	3.0	L	20	11	8	8	1	0	0	0	0	0	2	54	80	24.00	3.667										
18 Ryan Rowland-Smith, L (4, 1) ERA: 5.06	2.0		8	1	0	0	1	1	0	0	0	0	0	22	40	0.00	1.000										
57 Mark Lowe, R (6, 1) ERA: 4.5	1.0		5	2	0	0	2	0	0	0	0	0	0	18	27	0.00	2.000										
35 Brandon Morrow, R (7, 1) ERA: 1.69	1.0		3	0	0	0	1	0	0	0	0	0	0	13	20	0.00	0.000										
Arthur Rhodes, L (8, 1) ERA: 4.26	1.0		4	0	0	0	2	1	0	0	0	0	0	11	20	0.00	1.000										

AB	34
R	2
H	7
RBI	2
BB	0
SO	5
LOB	10



AB	37
R	8
H	14
RBI	8
BB	2
SO	7
LOB	17













Batter	1	2	3	4	5	6	7	8	9	AB	R	H	RBI	BB	SO	LOB	TOP										
24 Grady Sizemore, L OBP: 0.388, SLG: 0.421										4	0	1	0	0	0	1	<b>Cleveland Indians @ New York Yankees</b> Yankee Stadium, Bronx, NY Thu May 08 2008, 1:05 PM EDT Att: 53,227 - Cloudy - 74 F										
11 Jamey Carroll, R OBP: 0.384, SLG: 0.250										4	0	0	0	0	1	2											
20 David Dellucci, L OBP: 0.337, SLG: 0.457										4	0	0	0	0	2	1											
2 Jhonny Peralta, R OBP: 0.285, SLG: 0.407										4	0	0	0	0	2	1											
12 Ben Francisco, R OBP: 0.346, SLG: 0.471										3	1	1	0	0	0	0											
Franklin Gutierrez, R OBP: 0.295, SLG: 0.358										4	1	2	0	0	0	1											
25 Ryan Garko, R OBP: 0.346, SLG: 0.336										4	0	0	0	0	0	4											
Casey Blake, R OBP: 0.288, SLG: 0.350										3	1	1	2	0	0	1											
10 Kelly Shoppach, R OBP: 0.333, SLG: 0.370										3	0	1	1	0	0	1											
<b>Inning Stats</b>	R: 0 E: 0 K: 1 S: 12	H: 1 LOB: 1 BB: 0 P: 17	R: 0 E: 0 K: 0 S: 7	H: 0 LOB: 0 BB: 0 P: 8	R: 0 E: 0 K: 0 S: 8	H: 0 LOB: 0 BB: 0 P: 12	R: 0 E: 0 K: 1 S: 9	H: 0 LOB: 0 BB: 0 P: 14	R: 3 E: 0 K: 1 S: 22	H: 3 LOB: 1 BB: 0 P: 35	R: 0 E: 0 K: 1 S: 6	H: 0 LOB: 0 BB: 0 P: 8	R: 0 E: 0 K: 0 S: 9	H: 1 LOB: 1 BB: 0 P: 12	R: 0 E: 0 K: 1 S: 9	H: 0 LOB: 0 BB: 0 P: 15		R: 0 E: 0 K: 0 S: 11	H: 1 LOB: 1 BB: 0 P: 15	1B: 4 2B: 2 3B: 0 HR: 0	SF: 0 SAC: 0 DP: 0 HBP: 1	WP: 0 PB: 0 SB: 0 CS: 0	PA: 34				
<b>PITCHER</b>	IP	WLS	BF	H	R	ER	SO	BB	IBB	HBP	BLK	WP	HR	S	P	ERA	WHIP										
35 Mike Mussina, R ERA: 4.38	5.0	W	20	4	3	3	3	0	0	1	0	0	0	58	86	5.40	0.800										
39 Ross Ohlendorf, R ERA: 4.7	2.0	H	7	1	0	0	1	0	0	0	0	0	0	15	20	0.00	0.500										
62 Joba Chamberlain, R ERA: 5.14	1.0	H	3	0	0	0	1	0	0	0	0	0	0	9	12	0.00	0.000										
42 Mariano Rivera, R ERA:	1.0	S	4	1	0	0	0	0	0	0	0	0	0	11	15	0.00	1.000										

Batter	1	2	3	4	5	6	7	8	9	AB	R	H	RBI	BB	SO	LOB	BOTTOM											
18 Johnny Damon, L OBP: 0.372, SLG: 0.520										4	1	2	2	0	0	0	<b>Cleveland Indians @ New York Yankees</b> Yankee Stadium, Bronx, NY Thu May 08 2008, 1:05 PM EDT Att: 53,227 - Cloudy - 74 F											
2 Derek Jeter, R OBP: 0.328, SLG: 0.371										4	0	1	0	0	1	1												
Bobby Abreu, L OBP: 0.365, SLG: 0.440										3	0	0	0	1	0	1												
55 Hideki Matsui, L OBP: 0.426, SLG: 0.496										4	1	2	0	0	0	1												
Jason Giambi, L OBP: 0.324, SLG: 0.419										3	1	1	2	0	0	1												
28 Melky Cabrera, S OBP: 0.336, SLG: 0.465										3	0	0	0	0	0	1												
24 Robinson Canó, L OBP: 0.226, SLG: 0.297										3	2	2	1	0	0	0												
14 Wilson Betemit, S OBP: 0.238, SLG: 0.350										3	1	1	1	0	0	1												
26 José Molina, R OBP: 0.229, SLG: 0.313										3	0	0	0	0	1	1												
<b>Inning Stats</b>	R: 0 E: 0 K: 0 S: 7	H: 0 LOB: 0 BB: 0 P: 12	R: 0 E: 0 K: 0 S: 6	H: 1 LOB: 0 BB: 0 P: 12	R: 0 E: 0 K: 0 S: 6	H: 0 LOB: 0 BB: 0 P: 8	R: 3 E: 0 K: 0 S: 14	H: 4 LOB: 0 BB: 0 P: 19	R: 1 E: 0 K: 0 S: 8	H: 2 LOB: 1 BB: 0 P: 14	R: 0 E: 0 K: 0 S: 7	H: 0 LOB: 0 BB: 0 P: 11	R: 2 E: 0 K: 1 S: 9	H: 2 LOB: 0 BB: 0 P: 13	R: 0 E: 0 K: 1 S: 8	H: 0 LOB: 0 BB: 1 P: 15		R: 0 E: 0 K: 1 S: 8	H: 0 LOB: 0 BB: 1 P: 15	1B: 3 2B: 3 3B: 0 HR: 4	SF: 0 SAC: 0 DP: 3 HBP: 0	WP: 0 PB: 0 SB: 0 CS: 0	PA: 31					
<b>PITCHER</b>	IP	WLS	BF	H	R	ER	SO	BB	IBB	HBP	BLK	WP	HR	S	P	ERA	WHIP											
Paul Byrd, R ERA: 4.28	6.1	L	25	8	5	5	0	0	0	0	0	0	1	5	8	13.50	1.263											
30 Masa Kobayashi, R ERA: 2.2	0.2		3	1	1	1	1	0	0	0	0	0	0	1	5	8	13.50	1.500										
Jorge Julio, R ERA: 3.38	1.0		3	0	0	0	1	1	0	0	0	0	0	8	15	0.00	1.000											

AB 33  
R 3  
H 6  
RBI 3  
BB 0  
SO 5  
LOB 12



AB 30  
R 6  
H 9  
RBI 6  
BB 1  
SO 2  
LOB 7






Batter	1	2	3	4	5	6	7	8	9	AB	R	H	RBI	BB	SO	LOB	TOP								
<b>28 Melky Cabrera, S</b> OBP: 0.338, SLG: 0.471										5	0	2	0	0	0	2									
<b>2 Derek Jeter, R</b> OBP: 0.375, SLG: 0.375										4	1	2	1	1	0	3									
<b>Bobby Abreu, L</b> OBP: 0.442, SLG: 0.442										4	0	1	1	1	2	3									
<b>55 Hideki Matsui, L</b> OBP: 0.418, SLG: 0.480										4	0	0	0	1	0	4									
<b>17 Shelley Duncan, R</b> OBP: 0.306, SLG: 0.258											5	0	1	0	0	2									
<b>Jason Giambi, L</b> OBP: 0.370, SLG: 0.467											4	1	2	1	0	0									
<b>14 Wilson Betemit, S</b> OBP: 0.280, SLG: 0.417										4	1	2	0	0	0	2									
<b>24 Robinson Canó, L</b> OBP: 0.234, SLG: 0.311										4	1	2	1	0	0	1									
<b>Chad Moeller, R</b> OBP: 0.353, SLG: 0.452										3	0	1	1	0	1	1									
<b>18 Johnny Damon, L</b> OBP: 0.377, SLG: 0.524										1	1	1	0	0	0	0									
<b>Inning Stats</b>	R: 0 H: 1 E: 0 K: 0 S: 9	H: 1 LOB: 1 BB: 1 P: 15	R: 1 H: 2 E: 0 K: 0 S: 11	H: 2 LOB: 0 BB: 0 P: 19	R: 0 H: 1 E: 0 K: 1 S: 10	H: 1 LOB: 2 BB: 1 P: 18	R: 0 H: 0 E: 0 K: 0 S: 7	H: 0 LOB: 0 BB: 0 P: 13	R: 0 H: 2 E: 0 K: 1 S: 10	H: 2 LOB: 1 BB: 0 P: 16	R: 0 H: 2 E: 0 K: 1 S: 9	H: 2 LOB: 1 BB: 0 P: 15	R: 1 H: 2 E: 0 K: 0 S: 10	H: 2 LOB: 1 BB: 0 P: 18	R: 0 H: 0 E: 0 K: 0 S: 7	H: 0 LOB: 0 BB: 0 P: 11	R: 3 H: 4 E: 0 K: 0 S: 15	H: 4 LOB: 2 BB: 1 P: 25	1B: 8 2B: 5 3B: 0 HR: 1	SF: 0 SAC: 0 DP: 2 HBP: 0	WP: 3 PB: 0 SB: 0 CS: 0	PA: 41			
<b>PITCHER</b>	IP	WLS	BF	H	R	ER	SO	BB	IBB	HBP	BLK	WP	HR	S	P	ERA	WHIP								
<b>Kenny Rogers, L</b> ERA: 5.82	6.0	W	26	9	2	2	3	2	0	0	0	0	1	57	97	3.00	1.833								
<b>31 Zach Miner, R</b> ERA: 8.41	2.0		7	1	0	0	0	0	0	0	0	1	0	16	28	0.00	0.500								
<b>59 Todd Jones, R</b> ERA: 4.5	1.0		8	4	3	3	0	0	1	0	0	2	0	15	25	27.00	4.000								

**New York Yankees @ Detroit Tigers**  
Comerica Park, Detroit, MI  
Fri May 09 2008, 7:05 PM EDT  
Att: 44,062 - Partly Cloudy - 60 F

**AB 38**  
**R 5**  
**H 14**  
**RBI 5**  
**BB 3**  
**SO 3**  
**LOB 18**



Batter	1	2	3	4	5	6	7	8	9	AB	R	H	RBI	BB	SO	LOB	BOTTOM								
<b>Ivan Rodriguez, R</b> OBP: 0.316, SLG: 0.412										4	2	3	2	1	0	1									
<b>14 Placido Polanco, R</b> OBP: 0.361, SLG: 0.390										4	1	2	1	0	0	3									
<b>9 Carlos Guillen, S</b> OBP: 0.391, SLG: 0.458										3	0	0	1	0	0	6									
<b>30 Magglio Ordonez, R</b> OBP: 0.382, SLG: 0.504										4	0	2	1	0	1	1									
<b>24 Miguel Cabrera, R</b> OBP: 0.340, SLG: 0.444										4	0	1	0	0	0	3									
<b>3 Gary Sheffield, R</b> OBP: 0.382, SLG: 0.323										4	0	1	1	0	1	1									
<b>20 Matt Joyce, L</b> OBP: 0.250, SLG: 0.182										0	0	0	0	0	0	0									
<b>Edgar Renteria, R</b> OBP: 0.301, SLG: 0.375										4	0	0	0	0	0	2									
<b>33 Marcus Thames, R</b> OBP: 0.315, SLG: 0.380										4	1	1	0	0	1	1									
<b>25 Ryan Raburn, R</b> OBP: 0.407, SLG: 0.522										2	2	2	0	0	0	0									
<b>26 Curtis Granderson, L</b> OBP: 0.366, SLG: 0.590										2	0	1	0	0	1	1									
<b>Inning Stats</b>	R: 1 H: 2 E: 0 K: 0 S: 8	H: 2 LOB: 1 BB: 0 P: 13	R: 0 H: 0 E: 0 K: 0 S: 8	H: 0 LOB: 0 BB: 0 P: 11	R: 3 H: 5 E: 0 K: 0 S: 20	H: 5 LOB: 0 BB: 0 P: 34	R: 2 H: 4 E: 1 K: 1 S: 10	H: 4 LOB: 1 BB: 0 P: 16	R: 0 H: 1 E: 0 K: 0 S: 5	H: 1 LOB: 2 BB: 1 P: 20	R: 0 H: 0 E: 0 K: 1 S: 8	H: 0 LOB: 0 BB: 0 P: 10	R: 0 H: 0 E: 1 K: 1 S: 8	H: 0 LOB: 1 BB: 0 P: 13	R: 0 H: 0 E: 0 K: 1 S: 8	H: 0 LOB: 1 BB: 0 P: 13	R: 0 H: 0 E: 0 K: 1 S: 8	R: 0 H: 0 E: 0 K: 1 S: 8	1B: 9 2B: 5 3B: 0 HR: 0	SF: 1 SAC: 0 DP: 2 HBP: 0	WP: 1 PB: 0 SB: 2 CS: 0	PA: 37			
<b>PITCHER</b>	IP	WLS	BF	H	R	ER	SO	BB	IBB	HBP	BLK	WP	HR	S	P	ERA	WHIP								
<b>29 Kei Igawa, L</b> ERA: 18.0	3.0	L	20	11	6	6	0	0	0	0	0	0	0	64	64	18.00	3.667								
<b>63 Jonathan Albaladejo, R</b> ERA: 3.95	2.1		8	2	0	0	2	1	0	0	0	0	0	17	34	0.00	1.286								
<b>LaTroy Hawkins, R</b> ERA: 0.38	1.2		5	0	0	0	1	0	0	0	0	0	0	10	14	0.00	0.000								
<b>36 Edwar Ramirez, R</b> ERA:	1.0		4	0	0	0	1	0	0	0	0	1	0	8	13	0.00	0.000								

**New York Yankees @ Detroit Tigers**  
Comerica Park, Detroit, MI  
Fri May 09 2008, 7:05 PM EDT  
Att: 44,062 - Partly Cloudy - 60 F

**AB 35**  
**R 6**  
**H 13**  
**RBI 6**  
**BB 1**  
**SO 4**  
**LOB 19**









Batter	1	2	3	4	5	6	7	8	9	AB	R	H	RBI	BB	SO	LOB	TOP			
18 Johnny Damon, L OBP: 0.361, SLG: 0.496										4	0	0	1	0	0	2	New York Yankees @ Tampa Bay Rays Tropicana Field, St. Petersburg, FL Mon May 12, 2008, 7:10 PM EDT Att: 13,932 - Dome - 72 F			
2 Derek Jeter, R OBP: 0.345, SLG: 0.397										3	0	1	0	1	0	0				
Bobby Abreu, L OBP: 0.360, SLG: 0.438										4	0	0	0	0	2	3				
55 Hideki Matsui, L OBP: 0.409, SLG: 0.462										3	0	0	0	1	3	0				
Jason Giambi, L OBP: 0.333, SLG: 0.458										3	0	0	0	0	0	1				
28 Melky Cabrera, S OBP: 0.333, SLG: 0.452										4	0	1	0	0	0	1				
24 Robinson Canó, L OBP: 0.243, SLG: 0.312										3	0	1	0	0	0	2				
26 José Molina, R OBP: 0.233, SLG: 0.329										3	1	1	0	0	0	2				
12 Alberto Gonzalez, R OBP: 0.375, SLG: 0.379										3	0	2	0	0	0	1				
<b>Inning Stats</b>	R: 0 E: 0 K: 1 S: 8	H: 0 LOB: 0 BB: 0 P: 13	R: 0 E: 0 K: 1 S: 8	H: 0 LOB: 0 BB: 0 P: 12	R: 0 E: 0 K: 0 S: 13	H: 2 LOB: 1 BB: 0 P: 18	R: 0 E: 0 K: 0 S: 9	H: 0 LOB: 1 BB: 1 P: 17	R: 0 E: 0 K: 0 S: 10	H: 1 LOB: 0 BB: 0 P: 12	R: 0 E: 0 K: 0 S: 12	H: 0 LOB: 1 BB: 0 P: 19	R: 1 E: 0 K: 1 S: 20	H: 1 LOB: 1 BB: 1 P: 28	R: 0 E: 0 K: 1 S: 7	H: 0 LOB: 0 BB: 0 P: 8	1B: 5 2B: 1 3B: 0 HR: 0	SF: 0 SAC: 0 DP: 3 HBP: 1	WP: 0 PB: 0 CS: 0	PA: 33
<b>PITCHER</b>	IP WLS BF H R ER SO BB IBB HBP BLK WP HR S P ERA WHIP																			
22 Matt Garza, R ERA: 3.86	7.0 W 25 5 0 0 3 1 0 1 0 0 0 0 68 108 0.00 0.857																			
47 Gary Glover, R ERA: 2.31	1.0 5 1 1 1 1 1 0 0 0 0 0 0 20 28 9.00 2.000																			
Trever Miller, L ERA: 4.76	1.0 3 0 0 0 1 0 0 0 0 0 0 0 7 8 0.00 0.000																			

Batter	1	2	3	4	5	6	7	8	9	AB	R	H	RBI	BB	SO	LOB	BOTTOM			
1 Akinori Iwamura, L OBP: 0.320, SLG: 0.335										5	0	2	1	0	2	0	New York Yankees @ Tampa Bay Rays Tropicana Field, St. Petersburg, FL Mon May 12, 2008, 7:10 PM EDT Att: 13,932 - Dome - 72 F			
13 Carl Crawford, L OBP: 0.320, SLG: 0.399										4	0	1	0	1	2	2				
2 B.J. Upton, R OBP: 0.387, SLG: 0.424										4	0	1	0	1	0	2				
23 Carlos Pena, L OBP: 0.310, SLG: 0.396										5	0	1	0	0	1	5				
3 Evan Longoria, R OBP: 0.324, SLG: 0.415										4	2	2	0	1	2	2				
31 Jonny Gomes, R OBP: 0.325, SLG: 0.423										4	3	2	1	0	0	2				
30 Dioner Navarro, S OBP: 0.397, SLG: 0.449										3	0	3	2	0	0	0				
32 Eric Hinske, L OBP: 0.361, SLG: 0.543										3	1	0	1	1	0	3				
26 Gabe Gross, L OBP: 0.337, SLG: 0.329										0	0	0	0	0	0	0				
8 Jason Bartlett, R OBP: 0.276, SLG: 0.295										4	1	1	2	0	0	2				
<b>Inning Stats</b>	R: 0 E: 0 K: 2 S: 10	H: 0 LOB: 0 BB: 0 P: 13	R: 1 E: 0 K: 1 S: 14	H: 2 LOB: 1 BB: 0 P: 22	R: 0 E: 0 K: 2 S: 11	H: 1 LOB: 2 BB: 1 P: 20	R: 4 E: 0 K: 0 S: 15	H: 5 LOB: 2 BB: 1 P: 26	R: 1 E: 0 K: 0 S: 12	H: 1 LOB: 1 BB: 1 P: 20	R: 0 E: 0 K: 0 S: 7	H: 0 LOB: 1 BB: 1 P: 13	R: 1 E: 0 K: 0 S: 14	H: 2 LOB: 1 BB: 0 P: 19	R: 0 E: 0 K: 2 S: 12	H: 2 LOB: 2 BB: 0 P: 16	1B: 11 2B: 1 3B: 1 HR: 0	SF: 0 SAC: 1 DP: 0 HBP: 0	WP: 1 PB: 0 CS: 0	PA: 41
<b>PITCHER</b>	IP WLS BF H R ER SO BB IBB HBP BLK WP HR S P ERA WHIP																			
Andy Pettitte, L ERA: 4.4	4.0 L 22 8 1 1 1 0 2 0 0 0 0 0 19 33 4.50 1.500																			
47 Chris Britton, R ERA: 1.93	2.0 9 1 1 1 0 2 0 0 0 0 0 0 19 33 4.50 1.500																			
41 Jose Veras, R ERA: 2.45	1.2 9 4 1 1 1 0 0 0 0 0 1 0 22 31 5.40 2.400																			
36 Edwar Ramirez, R ERA:	0.1 1 0 0 0 1 0 0 0 0 0 0 0 4 4 0.00 0.000																			







Batter	1	2	3	4	5	6	7	8	9	AB R H RBI BB SO LOB	TOP									
18 Johnny Damon, L (1,7) OBP: 0.348, SLG: 0.472	G3		L8		K		G5-3			4 0 0 0 0 1 2	<b>New York Yankees @ Tampa Bay Rays</b> Tropicana Field, St. Petersburg, FL Wed May 14, 2008, 7:10 PM EDT Att: 20,936 - Dome - 72 F <a href="http://livebaseballscorecards.com">livebaseballscorecards.com</a>									
Bobby Abreu, L (1,9) OBP: 0.353, SLG: 0.429	G4-3		K		K		G3-1			4 0 1 1 0 1 1										
2 Derek Jeter, R (1,6) OBP: 0.331, SLG: 0.393	G4-3			K	K		F8			4 0 0 0 0 2 1										
Jason Giambi, L (1,3) OBP: 0.351, SLG: 0.455		F7		K		G4-3		55 G6-3 BB		3 0 0 0 1 1 0										
55 Hideki Matsui, L (1,10) OBP: 0.399, SLG: 0.475		K		24 1B		G4-3		G6-3		4 1 1 0 0 1 1										
24 Robinson Cano, L (1,4) OBP: 0.296, SLG: 0.322		28 E 28 FC3 1B								4 0 4 1 0 0 0										
28 Melky Cabrera, S (1,8) OBP: 0.322, SLG: 0.433		FC3			G5-3		G3			4 0 0 0 0 1 4										
Morgan Ensberg, R (1,5) OBP: 0.268, SLG: 0.269		G6-3								3 1 1 0 1 0 2										
12 Alberto Gonzalez, R (9,5) OBP: 0.353, SLG: 0.355					26 SH3 2B 1B					0 0 0 0 0 0 0										
26 José Molina, R (1,2) OBP: 0.218, SLG: 0.307					F8		SH1-3			1 0 0 0 0 0 0										
<b>Inning Stats</b>	R: 0 E: 0 K: 0 S: 7	H: 0 LOB: 0 BB: 0 P: 12	R: 0 E: 1 K: 1 S: 11	H: 1 LOB: 2 BB: 0 P: 14	R: 0 E: 0 K: 1 S: 7	H: 0 LOB: 0 BB: 0 P: 10	R: 0 E: 0 K: 2 S: 13	H: 2 LOB: 1 BB: 0 P: 19	R: 1 E: 0 K: 2 S: 11	H: 2 LOB: 1 BB: 0 P: 13	R: 0 E: 0 K: 0 S: 7	H: 1 LOB: 1 BB: 0 P: 8	R: 0 E: 0 K: 0 S: 4	H: 0 LOB: 0 BB: 1 P: 9	R: 0 E: 0 K: 1 S: 11	H: 1 LOB: 0 BB: 0 P: 18	1B: 5 2B: 3 3B: 0 HR: 0	SF: 0 SAC: 2 DP: 2 HBP: 0	WP: 0 PB: 0 SB: 0 CS: 1	PA: 35
<b>PITCHER</b>	IP WLS BF H R ER SO BB IBB HBP BLK WP HR S P ERA WHIP											IP WLS BF H R ER SO BB IBB HBP BLK WP HR S P ERA WHIP								
33 James Shields, R (1,1) ERA: 3.05	7.1 L 31 6 2 2 6 2 0 0 0 0 0 0 68 102 2.46 1.091																			
Trever Miller, L (8,1) ERA: 4.29	1.1 3 1 0 0 1 0 0 0 0 0 0 0 11 16 0.00 0.750																			
28 AJ Reyes, R (9,1) ERA: 8.44	0.1 1 0 0 0 0 0 0 0 0 0 0 0 3 6 0.00 0.000																			

Batter	1	2	3	4	5	6	7	8	9	AB R H RBI BB SO LOB	BOTTOM									
1 Akinori Iwamura, L (1,4) OBP: 0.320, SLG: 0.331	G6-3		G6-3			K				3 0 0 0 1 1 0	<b>New York Yankees @ Tampa Bay Rays</b> Tropicana Field, St. Petersburg, FL Wed May 14, 2008, 7:10 PM EDT Att: 20,936 - Dome - 72 F <a href="http://livebaseballscorecards.com">livebaseballscorecards.com</a>									
13 Carl Crawford, L (1,7) OBP: 0.315, SLG: 0.386	G3			F7		F7		BB		4 0 0 0 0 1 1										
2 B.J. Upton, R (1,8) OBP: 0.372, SLG: 0.400	L9			K		F9				4 0 0 0 0 2 1										
23 Carlos Pena, L (1,3) OBP: 0.317, SLG: 0.401										4 0 2 0 0 1 0										
3 Evan Longoria, R (1,5) OBP: 0.317, SLG: 0.392		G6-4-3			G1-4-3					3 1 0 0 1 1 2										
15 Cliff Floyd, L (1,10) OBP: 0.497, SLG: 0.667		30 1B								4 0 2 0 0 0 0										
30 Dioner Navarro, S (1,2) OBP: 0.425, SLG: 0.467					G4-3					3 0 2 1 0 0 0										
26 Gabe Gross, L (1,9) OBP: 0.340, SLG: 0.345										3 0 1 0 0 1 2										
8 Jason Bartlett, R (1,6) OBP: 0.264, SLG: 0.281					G4-3					3 0 0 0 0 1 1										
<b>Inning Stats</b>	R: 0 E: 0 K: 0 S: 5	H: 3 LOB: 2 BB: 0 P: 12	R: 0 E: 0 K: 1 S: 9	H: 0 LOB: 0 BB: 0 P: 16	R: 0 E: 0 K: 1 S: 8	H: 1 LOB: 0 BB: 0 P: 14	R: 0 E: 0 K: 0 S: 9	H: 1 LOB: 1 BB: 0 P: 13	R: 0 E: 0 K: 1 S: 7	H: 0 LOB: 0 BB: 0 P: 10		R: 1 E: 0 K: 0 S: 10	H: 2 LOB: 1 BB: 1 P: 19	R: 0 E: 0 K: 3 S: 13	H: 0 LOB: 1 BB: 1 P: 20	R: 0 E: 0 K: 1 S: 8	H: 0 LOB: 0 BB: 0 P: 9	1B: 6 2B: 2 3B: 0 HR: 0	SF: 0 SAC: 0 DP: 2 HBP: 0	WP: 0 PB: 0 SB: 0 CS: 0
<b>PITCHER</b>	IP WLS BF H R ER SO BB IBB HBP BLK WP HR S P ERA WHIP											IP WLS BF H R ER SO BB IBB HBP BLK WP HR S P ERA WHIP								
35 Mike Mussina, R (1,1) ERA: 3.98	6.1 W 23 5 1 1 4 1 0 0 0 0 0 0 52 87 1.42 0.947																			
39 Ross Ohlendorf, R (7,1) ERA: 4.56	0.2 H 3 2 0 0 0 0 0 0 0 0 0 0 4 7 0.00 3.000																			
62 Joba Chamberlain, R (8,1) ERA: 2.6	1.0 H 4 0 0 0 3 1 0 0 0 0 0 0 13 20 0.00 1.000																			
42 Mariano Rivera, R (9,1) ERA: 0.53	1.0 S 3 0 0 0 1 0 0 0 0 0 0 0 0 8 9 0.00 0.000																			

AB 31  
R 2  
H 7  
RBI 2  
BB 2  
SO 7  
LOB 11



AB 31  
R 1  
H 7  
RBI 1  
BB 2  
SO 8  
LOB 7









Batter	1	2	3	4	5	6	7	8	9	AB	R	H	RBI	BB	SO	LOB	TOP							
7 José Reyes, S OBP: 0.330, SLG: 0.431										5	1	2	1	0	1	3								
19 Ryan Church, L OBP: 0.379, SLG: 0.530										4	2	1	0	1	2	2								
5 David Wright, R OBP: 0.397, SLG: 0.532										5	2	3	2	0	0	0								
15 Carlos Beltrán, S OBP: 0.374, SLG: 0.448										5	2	3	1	0	1	1								
18 Moises Alou, R OBP: 0.265, SLG: 0.395 Endy Chavez, L OBP: 0.245, SLG: 0.200										3	0	1	0	1	1	1								
21 Carlos Delgado, L OBP: 0.305, SLG: 0.369										5	0	2	1	0	2	6								
Damion Easley, R OBP: 0.205, SLG: 0.302 9 Marlon Anderson, L OBP: 0.275, SLG: 0.368										4	0	0	0	0	3	5								
23 Brian Schneider, L OBP: 0.380, SLG: 0.386										3	0	0	1	1	0	0								
1 Luis Castillo, S OBP: 0.374, SLG: 0.306										3	0	1	1	1	0	0								
<b>Inning Stats</b>	R: 0 E: 0 K: 3 S: 11	H: 1 LOB: 1 BB: 0 P: 13	R: 0 E: 0 K: 2 S: 7	H: 1 LOB: 0 BB: 0 P: 13	R: 0 E: 0 K: 0 S: 10	H: 0 LOB: 0 BB: 0 P: 15	R: 3 E: 0 K: 1 S: 24	H: 4 LOB: 3 BB: 2 P: 41	R: 0 E: 0 K: 1 S: 12	H: 1 LOB: 2 BB: 0 P: 21	R: 0 E: 0 K: 0 S: 9	H: 0 LOB: 0 BB: 0 P: 13	R: 3 E: 0 K: 1 S: 17	H: 3 LOB: 1 BB: 1 P: 29	R: 0 E: 0 K: 1 S: 8	H: 1 LOB: 2 BB: 1 P: 13	R: 1 E: 0 K: 2 S: 16	H: 2 LOB: 1 BB: 0 P: 23	1B: 10 2B: 1 3B: 1 HR: 2	SF: 0 SAC: 0 DP: 1 HBP: 1	WP: 0 PB: 0 SB: 2 CS: 2	PA: 44		
<b>PITCHER</b>	IP WLS BF H R ER SO BB IBB HBP BLK WP HR S P ERA WHIP	IP WLS BF H R ER SO BB IBB HBP BLK WP HR S P ERA WHIP	IP WLS BF H R ER SO BB IBB HBP BLK WP HR S P ERA WHIP	IP WLS BF H R ER SO BB IBB HBP BLK WP HR S P ERA WHIP	IP WLS BF H R ER SO BB IBB HBP BLK WP HR S P ERA WHIP	IP WLS BF H R ER SO BB IBB HBP BLK WP HR S P ERA WHIP	IP WLS BF H R ER SO BB IBB HBP BLK WP HR S P ERA WHIP	IP WLS BF H R ER SO BB IBB HBP BLK WP HR S P ERA WHIP	IP WLS BF H R ER SO BB IBB HBP BLK WP HR S P ERA WHIP	IP WLS BF H R ER SO BB IBB HBP BLK WP HR S P ERA WHIP	IP WLS BF H R ER SO BB IBB HBP BLK WP HR S P ERA WHIP	IP WLS BF H R ER SO BB IBB HBP BLK WP HR S P ERA WHIP	IP WLS BF H R ER SO BB IBB HBP BLK WP HR S P ERA WHIP	IP WLS BF H R ER SO BB IBB HBP BLK WP HR S P ERA WHIP	IP WLS BF H R ER SO BB IBB HBP BLK WP HR S P ERA WHIP	IP WLS BF H R ER SO BB IBB HBP BLK WP HR S P ERA WHIP	IP WLS BF H R ER SO BB IBB HBP BLK WP HR S P ERA WHIP	IP WLS BF H R ER SO BB IBB HBP BLK WP HR S P ERA WHIP	IP WLS BF H R ER SO BB IBB HBP BLK WP HR S P ERA WHIP	IP WLS BF H R ER SO BB IBB HBP BLK WP HR S P ERA WHIP	IP WLS BF H R ER SO BB IBB HBP BLK WP HR S P ERA WHIP	IP WLS BF H R ER SO BB IBB HBP BLK WP HR S P ERA WHIP	IP WLS BF H R ER SO BB IBB HBP BLK WP HR S P ERA WHIP	IP WLS BF H R ER SO BB IBB HBP BLK WP HR S P ERA WHIP

**New York Mets @ New York Yankees**  
 Yankee Stadium, Bronx, NY  
 Sat May 17 2008, 1:05 PM EDT  
 Att: 55,093 - Sunny - 71 F

AB	38
R	7
H	13
RBI	7
BB	4
SO	11
LOB	19



Batter	1	2	3	4	5	6	7	8	9	AB	R	H	RBI	BB	SO	LOB	BOTTOM							
18 Johnny Damon, L OBP: 0.341, SLG: 0.454										3	1	1	0	1	1	0								
Bobby Abreu, L OBP: 0.352, SLG: 0.450										4	1	2	1	0	1	1								
2 Derek Jeter, R OBP: 0.346, SLG: 0.431										4	1	3	2	0	0	1								
55 Hideki Matsui, L OBP: 0.387, SLG: 0.458										4	0	0	0	0	1	2								
Jason Giambi, L OBP: 0.345, SLG: 0.468										4	1	2	1	0	0	0								
24 Robinson Cano, L OBP: 0.296, SLG: 0.318										4	0	1	0	0	1	0								
28 Melky Cabrera, S OBP: 0.325, SLG: 0.426										3	0	0	0	1	0	2								
12 Alberto Gonzalez, R OBP: 0.333, SLG: 0.314 17 Shelley Duncan, R OBP: 0.293, SLG: 0.250										3	0	0	0	0	0	1								
Chad Moeller, R OBP: 0.317, SLG: 0.378 Morgan Ensberg, R OBP: 0.276, SLG: 0.257										1	0	0	0	0	1	2								
<b>Inning Stats</b>	R: 2 E: 0 K: 1 S: 13	H: 1 LOB: 1 BB: 1 P: 23	R: 0 E: 0 K: 1 S: 7	H: 0 LOB: 1 BB: 1 P: 15	R: 0 E: 0 K: 0 S: 8	H: 2 LOB: 1 BB: 0 P: 11	R: 0 E: 0 K: 0 S: 5	H: 0 LOB: 0 BB: 0 P: 6	R: 0 E: 0 K: 1 S: 4	H: 1 LOB: 0 BB: 0 P: 10	R: 1 E: 0 K: 1 S: 14	H: 1 LOB: 0 BB: 0 P: 16	R: 1 E: 0 K: 1 S: 11	H: 2 LOB: 1 BB: 0 P: 16	R: 0 E: 0 K: 1 S: 12	H: 2 LOB: 2 BB: 0 P: 18	1B: 4 2B: 2 3B: 0 HR: 3	SF: 0 SAC: 0 DP: 0 HBP: 0	WP: 0 PB: 0 SB: 0 CS: 0	PA: 36				
<b>PITCHER</b>	IP WLS BF H R ER SO BB IBB HBP BLK WP HR S P ERA WHIP	IP WLS BF H R ER SO BB IBB HBP BLK WP HR S P ERA WHIP	IP WLS BF H R ER SO BB IBB HBP BLK WP HR S P ERA WHIP	IP WLS BF H R ER SO BB IBB HBP BLK WP HR S P ERA WHIP	IP WLS BF H R ER SO BB IBB HBP BLK WP HR S P ERA WHIP	IP WLS BF H R ER SO BB IBB HBP BLK WP HR S P ERA WHIP	IP WLS BF H R ER SO BB IBB HBP BLK WP HR S P ERA WHIP	IP WLS BF H R ER SO BB IBB HBP BLK WP HR S P ERA WHIP	IP WLS BF H R ER SO BB IBB HBP BLK WP HR S P ERA WHIP	IP WLS BF H R ER SO BB IBB HBP BLK WP HR S P ERA WHIP	IP WLS BF H R ER SO BB IBB HBP BLK WP HR S P ERA WHIP	IP WLS BF H R ER SO BB IBB HBP BLK WP HR S P ERA WHIP	IP WLS BF H R ER SO BB IBB HBP BLK WP HR S P ERA WHIP	IP WLS BF H R ER SO BB IBB HBP BLK WP HR S P ERA WHIP	IP WLS BF H R ER SO BB IBB HBP BLK WP HR S P ERA WHIP	IP WLS BF H R ER SO BB IBB HBP BLK WP HR S P ERA WHIP	IP WLS BF H R ER SO BB IBB HBP BLK WP HR S P ERA WHIP	IP WLS BF H R ER SO BB IBB HBP BLK WP HR S P ERA WHIP	IP WLS BF H R ER SO BB IBB HBP BLK WP HR S P ERA WHIP	IP WLS BF H R ER SO BB IBB HBP BLK WP HR S P ERA WHIP	IP WLS BF H R ER SO BB IBB HBP BLK WP HR S P ERA WHIP	IP WLS BF H R ER SO BB IBB HBP BLK WP HR S P ERA WHIP	IP WLS BF H R ER SO BB IBB HBP BLK WP HR S P ERA WHIP	IP WLS BF H R ER SO BB IBB HBP BLK WP HR S P ERA WHIP

**New York Mets @ New York Yankees**  
 Yankee Stadium, Bronx, NY  
 Sat May 17 2008, 1:05 PM EDT  
 Att: 55,093 - Sunny - 71 F

AB	34
R	4
H	9
RBI	4
BB	2
SO	6
LOB	12





Batter	1	2	3	4	5	6	7	8	9	AB	R	H	RBI	BB	SO	LOB	TOP										
7 José Reyes, S OBP: 0.332, SLG: 0.455	G1-3						G3	HR		5	1	2	3	0	0	3	<p><b>New York Mets @ New York Yankees</b>  <b>Yankee Stadium, Bronx, NY</b>  Sun May 18 2008, 8:05 PM EDT  Att: 55,012 - Cloudy - 59 F</p>										
9 Marlon Anderson, L OBP: 0.250, SLG: 0.333 Endy Chavez, L OBP: 0.240, SLG: 0.196	G1-3		FC1-6-5 15 BB 19 FC3 5 1B	G4-3			G3-1	G3		4	1	0	0	0	0	1											
5 David Wright, R OBP: 0.392, SLG: 0.535	G6-3		19 FC3 18 BB 15 1B	G6-3			G1-3	G3		5	2	2	0	0	0	0											
15 Carlos Beltrán, S OBP: 0.369, SLG: 0.435	G4-3		19 FC3 18 1B	F9			G1-3	K		4	1	0	0	1	1	1											
19 Ryan Church, L OBP: 0.379, SLG: 0.542	G6-3		18 1B 21 1B	FC3			HR	L8		4	3	1	2	1	0	2											
18 Moises Alou, R OBP: 0.378, SLG: 0.390	F9		23 G4-3 21 1B	G4-3			G5-3	IBB		3	0	1	3	0	0	0											
21 Carlos Delgado, L OBP: 0.310, SLG: 0.368	G4-3		23 G4-3 1B	G4-3			F7	IBB		3	1	1	1	1	0	0											
23 Brian Schneider, L OBP: 0.375, SLG: 0.380	K		G4-3	G4-3			G4-3	1B		4	1	1	1	0	1	2											
1 Luis Castillo, S OBP: 0.378, SLG: 0.307	G4-3		G4-3	BB			G3-1	HR		3	1	1	1	1	0	0											
<b>Inning Stats</b>	R: 0 H: 0 E: 0 K: 0 S: 9	H: 0 LOB: 0 BB: 0 P: 11	R: 0 H: 0 E: 0 K: 0 S: 4	H: 0 LOB: 0 BB: 0 P: 7	R: 0 H: 0 E: 0 K: 1 S: 6	H: 0 LOB: 0 BB: 0 P: 8	R: 4 H: 4 E: 0 K: 0 S: 20	H: 4 LOB: 3 BB: 2 P: 35	R: 0 H: 0 E: 0 K: 0 S: 7	H: 0 LOB: 0 BB: 0 P: 11	R: 1 H: 1 E: 0 K: 0 S: 9	H: 1 LOB: 0 BB: 0 P: 12	R: 0 H: 0 E: 0 K: 0 S: 7	H: 0 LOB: 0 BB: 0 P: 10	R: 6 H: 4 E: 0 K: 0 S: 13	H: 4 LOB: 0 BB: 2 P: 27	R: 0 H: 0 E: 0 K: 1 S: 7	H: 0 LOB: 0 BB: 0 P: 10	1B: 5 2B: 2 3B: 0 HR: 2	SF: 1 SAC: 0 DP: 0 HBP: 0	WP: 0 PB: 0 SB: 0 CS: 0	PA: 41					
<b>PITCHER</b>	IP	WLS	BF	H	R	ER	SO	BB	IBB	HBP	BLK	WP	HR	S	P	ERA	WHIP										
40 Chien-Ming Wang, R (1, 1) ERA: 3.51	7.2	L	33	6	7	7	1	2	1	0	0	0	1	66	104	8.22	1.043										
39 Ross Ohlendorf, R (8, 1) ERA: 5.0	0.1		5	3	4	4	0	0	1	0	0	0	1	9	17	108.00	9.000										
41 Jose Veras, R (9, 1) ERA: 1.59	1.0		3	0	0	0	1	0	0	0	0	0	0	7	10	0.00	0.000										

Batter	1	2	3	4	5	6	7	8	9	AB	R	H	RBI	BB	SO	LOB	BOTTOM										
18 Johnny Damon, L OBP: 0.333, SLG: 0.442	L7		K				G3-1	G6-3		4	0	0	0	0	1	1	<p><b>New York Mets @ New York Yankees</b>  <b>Yankee Stadium, Bronx, NY</b>  Sun May 18 2008, 8:05 PM EDT  Att: 55,012 - Cloudy - 59 F</p>										
Bobby Abreu, L OBP: 0.344, SLG: 0.439	G1		G1-3				K	G4-3		4	0	0	0	0	1	1											
2 Derek Jeter, R OBP: 0.349, SLG: 0.429	BB			55 HR			F8	G4-3		3	1	1	0	1	0	1											
55 Hideki Matsui, L OBP: 0.383, SLG: 0.473	L3			HR			G3	G3		4	1	1	2	0	0	1											
Jason Giambi, L OBP: 0.357, SLG: 0.464	G3		24 G3 BB	P2			G1-6-3	HBP		1	0	0	0	1	0	0											
24 Robinson Canó, L OBP: 0.296, SLG: 0.312	G3		12 WP 28 S	HBP			G1-6-3	F7		3	0	0	0	0	0	3											
28 Melky Cabrera, S OBP: 0.317, SLG: 0.414	F9			F9			G6-3	G1-3		4	0	0	0	0	0	3											
12 Alberto Gonzalez, R OBP: 0.310, SLG: 0.289	L9			P4			F7	G1-3		3	0	0	0	0	0	2											
26 José Molina, R OBP: 0.224, SLG: 0.317	K			K			G3-1	K		3	0	1	0	0	2	0											
<b>Inning Stats</b>	R: 0 H: 0 E: 0 K: 0 S: 10	H: 0 LOB: 1 BB: 1 P: 19	R: 0 H: 0 E: 0 K: 0 S: 9	H: 0 LOB: 1 BB: 1 P: 18	R: 0 H: 0 E: 0 K: 2 S: 8	H: 0 LOB: 0 BB: 0 P: 11	R: 2 H: 2 E: 0 K: 0 S: 11	H: 2 LOB: 1 BB: 0 P: 15	R: 0 H: 1 E: 0 K: 1 S: 12	H: 1 LOB: 0 BB: 0 P: 17	R: 0 H: 0 E: 0 K: 0 S: 4	H: 0 LOB: 0 BB: 0 P: 10	R: 0 H: 0 E: 0 K: 1 S: 10	H: 0 LOB: 0 BB: 0 P: 12	R: 0 H: 0 E: 0 K: 0 S: 7	H: 0 LOB: 0 BB: 0 P: 12	R: 0 H: 0 E: 0 K: 0 S: 7	H: 0 LOB: 1 BB: 0 P: 13	1B: 1 2B: 1 3B: 0 HR: 1	SF: 0 SAC: 0 DP: 1 HBP: 3	WP: 1 PB: 0 SB: 0 CS: 0	PA: 34					
<b>PITCHER</b>	IP	WLS	BF	H	R	ER	SO	BB	IBB	HBP	BLK	WP	HR	S	P	ERA	WHIP										
Oliver Pérez, L (1, 1) ERA: 4.25	7.2	W	29	3	2	2	4	2	0	2	0	0	1	68	109	2.35	0.652										
Joe Smith, R (8, 1) ERA: 2.55	0.1		1	0	0	0	0	0	0	0	0	0	0	3	5	0.00	0.000										
Scott Schoeneweis, L (9, 1) ERA: 1.38	1.0		4	0	0	0	0	0	0	1	0	0	0	7	13	0.00	0.000										







Batter	1	2	3	4	5	6	7	8	9	AB	R	H	RBI	BB	SO	LOB	TOP																		
1 Brian Roberts, S (1,4) OBP: 0.359, SLG: 0.432										2	0	0	0	1	2	1	<b>Baltimore Orioles @ New York Yankees</b> Yankee Stadium, Bronx, NY Wed May 21, 2008, 7:05 PM EDT Att: 50,682 - Cloudy - 59 F																		
2 Luis Hernandez, S (8,PH) OBP: 0.299, SLG: 0.256										1	0	0	0	0	1	0																			
6 Melvin Mora, R (1,5) OBP: 0.308, SLG: 0.408										1	0	0	0	0	0	0																			
13 Alex Cintron, S (3,5) OBP: 0.636, SLG: 0.556										2	0	1	0	1	0	1																			
21 Nick Markakis, L (1,9) OBP: 0.388, SLG: 0.445										4	0	2	0	0	1	1																			
17 Aubrey Huff, L (1,10) OBP: 0.310, SLG: 0.411										4	0	0	0	0	0	3																			
Kevin Millar, R (1,3) OBP: 0.332, SLG: 0.375										4	0	2	0	0	0	2																			
30 Luke Scott, L (1,7) OBP: 0.351, SLG: 0.446										3	0	0	0	1	1	3																			
Ramon Hernandez, R (1,2) Guillermo Quiroz, R (8,2) OBP: 0.304, SLG: 0.317										3	0	0	0	0	1	1																			
10 Adam Jones, R (1,8) OBP: 0.301, SLG: 0.381										4	0	0	0	0	1	3																			
Freddie Bynum, L (1,6) OBP: 0.294, SLG: 0.333										3	0	1	0	0	1	0																			
<b>Inning Stats</b>	R: 0 E: 0 K: 2 S: 10	H: 0 LOB: 0 BB: 0 P: 13	R: 0 E: 0 K: 0 S: 8	H: 0 LOB: 0 BB: 0 P: 12	R: 0 E: 0 K: 1 S: 9	H: 1 LOB: 1 BB: 0 P: 15	R: 0 E: 0 K: 1 S: 12	H: 2 LOB: 2 BB: 0 P: 17	R: 0 E: 0 K: 1 S: 7	H: 0 LOB: 0 BB: 0 P: 13	R: 0 E: 0 K: 0 S: 8	H: 1 LOB: 1 BB: 1 P: 13	R: 0 E: 0 K: 1 S: 7	H: 0 LOB: 1 BB: 0 P: 12	R: 0 E: 0 K: 2 S: 7	H: 0 LOB: 1 BB: 1 P: 14	R: 0 E: 0 K: 1 S: 13	H: 1 LOB: 2 BB: 1 P: 21	1B: 5 2B: 1 3B: 0 HR: 0	SF: 0 SAC: 0 DP: 1 HBP: 0	WP: 0 PB: 0 SB: 0 CS: 0	PA: 35													
<b>PITCHER</b>	IP 7.0	WLS W	BF 26	H 5	R 0	ER 0	SO 6	BB 1	IBB 0	HBP 0	BLK 0	WP 0	HR 0	S 61	P 95	ERA 0.00	WHIP 0.857	<b>PITCHER</b>	IP 7.0	WLS W	BF 26	H 5	R 0	ER 0	SO 6	BB 1	IBB 0	HBP 0	BLK 0	WP 0	HR 0	S 61	P 95	ERA 0.00	WHIP 0.857

Batter	1	2	3	4	5	6	7	8	9	AB	R	H	RBI	BB	SO	LOB	BOTTOM																		
18 Johnny Damon, L (1,7) OBP: 0.339, SLG: 0.439										4	0	2	2	1	0	1	<b>Baltimore Orioles @ New York Yankees</b> Yankee Stadium, Bronx, NY Wed May 21, 2008, 7:05 PM EDT Att: 50,682 - Cloudy - 59 F																		
2 Derek Jeter, R (1,6) OBP: 0.549, SLG: 0.419										3	1	0	1	1	1	4																			
12 Alberto Gonzalez, R (7,PH) OBP: 0.289, SLG: 0.288										1	0	0	0	0	1	2																			
Bobby Abreu, L (1,9) OBP: 0.349, SLG: 0.439										5	0	2	0	0	2	3																			
13 Alex Rodriguez, R (1,5) OBP: 0.358, SLG: 0.582										4	2	3	2	0	1	1																			
Morgan Ensberg, R (7,PH) OBP: 0.269, SLG: 0.250										1	0	0	0	0	1	3																			
55 Hideki Matsui, L (1,10) OBP: 0.381, SLG: 0.458										3	1	0	0	2	1	1																			
17 Shelley Duncan, R (1,3) OBP: 0.277, SLG: 0.238										5	1	1	1	0	1	3																			
24 Robinson Cano, L (1,4) OBP: 0.256, SLG: 0.315										5	2	2	1	0	0	2																			
Chad Moeller, R (1,2) OBP: 0.326, SLG: 0.381										5	1	2	1	0	1	3																			
28 Melky Cabrera, S (1,8) OBP: 0.321, SLG: 0.407										2	0	1	0	1	0	1																			
<b>Inning Stats</b>	R: 0 E: 0 K: 1 S: 11	H: 1 LOB: 1 BB: 0 P: 17	R: 3 E: 0 K: 0 S: 21	H: 4 LOB: 2 BB: 1 P: 34	R: 3 E: 0 K: 1 S: 18	H: 3 LOB: 2 BB: 1 P: 35	R: 0 E: 0 K: 2 S: 15	H: 1 LOB: 1 BB: 0 P: 23	R: 0 E: 0 K: 1 S: 9	H: 0 LOB: 1 BB: 1 P: 20	R: 2 E: 0 K: 1 S: 10	H: 1 LOB: 1 BB: 1 P: 21	R: 0 E: 0 K: 2 S: 14	H: 3 LOB: 3 BB: 0 P: 20	R: 0 E: 1 K: 1 S: 7	H: 0 LOB: 1 BB: 0 P: 10	1B: 9 2B: 3 3B: 0 HR: 1	SF: 0 SAC: 0 DP: 0 HBP: 1	WP: 0 PB: 1 SB: 2 CS: 0	PA: 44															
<b>PITCHER</b>	IP 2.2	WLS L	BF 19	H 8	R 6	ER 6	SO 1	BB 2	IBB 0	HBP 1	BLK 0	WP 0	HR 1	S 46	P 79	ERA 20.25	WHIP 3.750	<b>PITCHER</b>	IP 2.2	WLS L	BF 19	H 8	R 6	ER 6	SO 1	BB 2	IBB 0	HBP 1	BLK 0	WP 0	HR 1	S 46	P 79	ERA 20.25	WHIP 3.750



Batter	1	2	3	4	5	6	7	8	9	AB	R	H	RBI	BB	SO	LOB	TOP										
1 Brian Roberts, S OBP: 0.397, SLG: 0.424										3	0	0	0	1	2	2	<p><b>Baltimore Orioles @ New York Yankees</b>  Yankee Stadium, Bronx, NY  Thu May 22 2008, 7:05 PM EDT  Att: 49,452 - Partly Cloudy - 58 F</p> <p>livebaseballscorecards.com</p> <p>AB 30 R 1 H 5 RBI 1 BB 4 SO 7 LOB 17</p>										
Jay Payton, R OBP: 0.253, SLG: 0.363										3	0	1	0	1	1	0											
21 Nick Markakis, L OBP: 0.380, SLG: 0.435										4	0	0	0	0	3	4											
17 Aubrey Huff, L OBP: 0.314, SLG: 0.409										3	0	1	0	1	0	3											
Kevin Millar, R OBP: 0.325, SLG: 0.366										4	0	0	0	0	0	3											
30 Luke Scott, L OBP: 0.342, SLG: 0.433										4	0	0	0	0	0	3											
Ramon Hernandez, R OBP: 0.243, SLG: 0.333										4	0	1	0	0	1	0											
10 Adam Jones, R OBP: 0.302, SLG: 0.380										3	1	1	0	0	0	1											
Freddie Bynum, L OBP: 0.324, SLG: 0.400										2	0	1	1	1	0	1											
<b>Inning Stats</b>	R: 0 E: 0 K: 1 S: 8	H: 0 LOB: 0 BB: 0 P: 12	R: 0 E: 0 K: 0 S: 11	H: 1 LOB: 0 BB: 0 P: 15	R: 1 E: 0 K: 1 S: 13	H: 2 LOB: 2 BB: 2 P: 26	R: 0 E: 0 K: 0 S: 5	H: 0 LOB: 0 BB: 0 P: 11	R: 0 E: 0 K: 1 S: 10	H: 1 LOB: 2 BB: 1 P: 16	R: 0 E: 0 K: 1 S: 11	H: 1 LOB: 1 BB: 0 P: 17	R: 0 E: 0 K: 1 S: 9	H: 0 LOB: 0 BB: 0 P: 13	R: 0 E: 0 K: 1 S: 6	H: 0 LOB: 0 BB: 0 P: 7		R: 0 E: 0 K: 1 S: 10	H: 0 LOB: 0 BB: 0 P: 16	1B: 4 2B: 0 3B: 1 HR: 0	SF: 0 SAC: 0 DP: 1 HBP: 0	WP: 0 PB: 0 SB: 1 CS: 1	PA: 34				
<b>PITCHER</b>	IP	WLS	BF	H	R	ER	SO	BB	IBB	HBP	BLK	WP	HR	S	P	ERA	WHIP										
31 Ian Kennedy, R ERA: 7.27	6.0		24	4	1	1	4	4	0	0	0	0	0	58	97	1.50	1.333										
41 Jose Veras, R ERA: 3.52	1.0		4	1	0	0	1	0	0	0	0	0	0	9	13	0.00	1.000										
Kyle Farnsworth, L ERA: 3.86	1.0		3	0	0	0	1	0	0	0	0	0	0	6	7	0.00	0.000										
42 Mariano Rivera, R ERA: 0.47	1.0	W	3	0	0	0	1	0	0	0	0	0	0	10	16	0.00	0.000										

Batter	1	2	3	4	5	6	7	8	9	AB	R	H	RBI	BB	SO	LOB	BOTTOM										
18 Johnny Damon, L OBP: 0.347, SLG: 0.446										4	0	3	0	0	0	0	<p><b>Baltimore Orioles @ New York Yankees</b>  Yankee Stadium, Bronx, NY  Thu May 22 2008, 7:05 PM EDT  Att: 49,452 - Partly Cloudy - 58 F</p> <p>livebaseballscorecards.com</p> <p>AB 32 R 2 H 8 RBI 2 BB 1 SO 7 LOB 10</p>										
2 Derek Jeter, R OBP: 0.341, SLG: 0.409										4	0	0	0	0	0	4											
55 Hideki Matsui, L OBP: 0.383, SLG: 0.459										4	2	2	0	0	0	1											
13 Alex Rodriguez, R OBP: 0.345, SLG: 0.559										4	0	0	0	0	2	2											
Jason Giambi, L OBP: 0.360, SLG: 0.462										4	0	1	0	0	2	1											
17 Shelley Duncan, R OBP: 0.280, SLG: 0.227										2	0	0	1	0	1	0											
Bobby Abreu, L OBP: 0.353, SLG: 0.439										0	0	0	0	1	0	0											
24 Robinson Cano, L OBP: 0.256, SLG: 0.314										4	0	1	1	0	0	1											
26 José Molina, R OBP: 0.220, SLG: 0.307										3	0	1	0	0	1	0											
28 Melky Cabrera, S OBP: 0.316, SLG: 0.399										3	0	0	0	0	1	1											
<b>Inning Stats</b>	R: 0 E: 0 K: 0 S: 5	H: 1 LOB: 0 BB: 0 P: 6	R: 0 E: 0 K: 1 S: 6	H: 0 LOB: 0 BB: 0 P: 10	R: 0 E: 0 K: 0 S: 7	H: 2 LOB: 2 BB: 0 P: 10	R: 1 E: 0 K: 0 S: 16	H: 2 LOB: 1 BB: 0 P: 24	R: 0 E: 0 K: 0 S: 7	H: 0 LOB: 0 BB: 0 P: 10	R: 0 E: 0 K: 1 S: 7	H: 0 LOB: 0 BB: 0 P: 11	R: 0 E: 0 K: 1 S: 10	H: 0 LOB: 0 BB: 0 P: 11	R: 0 E: 0 K: 2 S: 15	H: 1 LOB: 1 BB: 0 P: 20	R: 1 E: 0 K: 2 S: 13	H: 2 LOB: 2 BB: 1 P: 24	1B: 8 2B: 1 3B: 0 HR: 0	SF: 1 SAC: 0 DP: 1 HBP: 0	WP: 0 PB: 0 SB: 0 CS: 0	PA: 34					
<b>PITCHER</b>	IP	WLS	BF	H	R	ER	SO	BB	IBB	HBP	BLK	WP	HR	S	P	ERA	WHIP										
56 Brian Bures, L ERA: 3.16	7.2		28	6	1	1	5	0	0	0	0	0	0	70	99	1.17	0.783										
43 Jim Johnson, R ERA: 1.44	1.0	L	6	2	1	1	2	1	0	0	0	0	0	16	27	9.00	3.000										







Batter	1	2	3	4	5	6	7	8	9	AB	R	H	RBI	BB	SO	LOB	TOP						
51 Ichiro Suzuki, L (1, 8) OBP: 0.350, SLG: 0.374										5	0	1	0	0	1	2							
4 Jose Lopez, R (1, 4) OBP: 0.310, SLG: 0.403										5	1	3	0	0	0	3							
Jose Vidro, S (1, 10) OBP: 0.280, SLG: 0.361										4	1	2	3	1	0	1							
Raul Ibanez, L (1, 7) OBP: 0.340, SLG: 0.468										5	0	0	0	0	1	5							
29 Adrian Beltré, R (1, 5) OBP: 0.335, SLG: 0.465										5	1	1	1	0	0	3							
Jeremy Reed, L (1, 9) OBP: 0.394, SLG: 0.300										3	1	1	0	1	0	0							
Richie Sexson, R (1, 3) OBP: 0.277, SLG: 0.423										4	1	1	2	0	3	1							
2 Kenji Johjima, R (1, 2) OBP: 0.252, SLG: 0.296										4	0	0	0	0	1	0							
7 Yuniesky Betancourt, R (1, 6) OBP: 0.262, SLG: 0.395										4	1	3	0	0	0	0							
<b>Inning Stats</b>	R: 0 H: 2 E: 0 K: 1 S: 17	WLS: 2 BF: 23 LOB: 2 P: 25	R: 0 H: 0 E: 0 K: 1 S: 6	ER: 0 LOB: 0 BB: 0 P: 7	R: 4 H: 4 E: 0 K: 1 S: 17	ER: 4 LOB: 1 BB: 1 P: 26	R: 0 H: 0 E: 0 K: 0 S: 5	H: 0 LOB: 0 BB: 0 P: 5	R: 0 H: 1 E: 0 K: 1 S: 9	H: 1 LOB: 1 BB: 0 P: 11	R: 0 H: 0 E: 0 K: 2 S: 9	H: 0 LOB: 0 BB: 0 P: 16	R: 0 H: 1 E: 0 K: 0 S: 13	H: 1 LOB: 2 BB: 1 P: 24	R: 2 H: 4 E: 0 K: 0 S: 20	H: 4 LOB: 2 BB: 0 P: 25	R: 0 H: 0 E: 0 K: 0 S: 10	H: 0 LOB: 0 BB: 0 P: 15	1B: 7 2B: 2 3B: 0 HR: 3	SF: 0 SAC: 0 DP: 0 HBP: 0	WP: 0 PB: 0 SB: 0 CS: 0	PA: 41	
<b>PITCHER</b>	IP: 5.0 WLS: 2 BF: 23 H: 7 R: 4 ER: 4 SO: 4 BB: 1 IBB: 0 HBP: 0 BLK: 0 WP: 0 HR: 2 S: 54 P: 74 ERA: 7.20 WHIP: 1.600	IP: 2.0 WLS: 1 BF: 8 H: 1 R: 0 ER: 0 SO: 2 BB: 0 IBB: 0 HBP: 0 BLK: 0 WP: 0 HR: 0 S: 22 P: 40 ERA: 0.00 WHIP: 1.000	IP: 1.0 WLS: 0 BF: 7 H: 4 R: 2 ER: 2 SO: 0 BB: 0 IBB: 0 HBP: 0 BLK: 1 WP: 0 HR: 1 S: 20 P: 25 ERA: 18.00 WHIP: 4.000	IP: 1.0 WLS: 0 BF: 3 H: 0 R: 0 ER: 0 SO: 0 BB: 0 IBB: 0 HBP: 0 BLK: 0 WP: 0 HR: 0 S: 10 P: 15 ERA: 0.00 WHIP: 0.000	IP: 5.0 WLS: 2 BF: 23 H: 7 R: 4 ER: 4 SO: 4 BB: 1 IBB: 0 HBP: 0 BLK: 0 WP: 0 HR: 2 S: 54 P: 74 ERA: 7.20 WHIP: 1.600	IP: 2.0 WLS: 1 BF: 8 H: 1 R: 0 ER: 0 SO: 2 BB: 0 IBB: 0 HBP: 0 BLK: 0 WP: 0 HR: 0 S: 22 P: 40 ERA: 0.00 WHIP: 1.000	IP: 1.0 WLS: 0 BF: 7 H: 4 R: 2 ER: 2 SO: 0 BB: 0 IBB: 0 HBP: 0 BLK: 1 WP: 0 HR: 1 S: 20 P: 25 ERA: 18.00 WHIP: 4.000	IP: 1.0 WLS: 0 BF: 3 H: 0 R: 0 ER: 0 SO: 0 BB: 0 IBB: 0 HBP: 0 BLK: 0 WP: 0 HR: 0 S: 10 P: 15 ERA: 0.00 WHIP: 0.000	IP: 5.0 WLS: 2 BF: 23 H: 7 R: 4 ER: 4 SO: 4 BB: 1 IBB: 0 HBP: 0 BLK: 0 WP: 0 HR: 2 S: 54 P: 74 ERA: 7.20 WHIP: 1.600	IP: 2.0 WLS: 1 BF: 8 H: 1 R: 0 ER: 0 SO: 2 BB: 0 IBB: 0 HBP: 0 BLK: 0 WP: 0 HR: 0 S: 22 P: 40 ERA: 0.00 WHIP: 1.000	IP: 1.0 WLS: 0 BF: 7 H: 4 R: 2 ER: 2 SO: 0 BB: 0 IBB: 0 HBP: 0 BLK: 1 WP: 0 HR: 1 S: 20 P: 25 ERA: 18.00 WHIP: 4.000	IP: 1.0 WLS: 0 BF: 3 H: 0 R: 0 ER: 0 SO: 0 BB: 0 IBB: 0 HBP: 0 BLK: 0 WP: 0 HR: 0 S: 10 P: 15 ERA: 0.00 WHIP: 0.000	IP: 5.0 WLS: 2 BF: 23 H: 7 R: 4 ER: 4 SO: 4 BB: 1 IBB: 0 HBP: 0 BLK: 0 WP: 0 HR: 2 S: 54 P: 74 ERA: 7.20 WHIP: 1.600	IP: 2.0 WLS: 1 BF: 8 H: 1 R: 0 ER: 0 SO: 2 BB: 0 IBB: 0 HBP: 0 BLK: 0 WP: 0 HR: 0 S: 22 P: 40 ERA: 0.00 WHIP: 1.000	IP: 1.0 WLS: 0 BF: 7 H: 4 R: 2 ER: 2 SO: 0 BB: 0 IBB: 0 HBP: 0 BLK: 1 WP: 0 HR: 1 S: 20 P: 25 ERA: 18.00 WHIP: 4.000	IP: 1.0 WLS: 0 BF: 3 H: 0 R: 0 ER: 0 SO: 0 BB: 0 IBB: 0 HBP: 0 BLK: 0 WP: 0 HR: 0 S: 10 P: 15 ERA: 0.00 WHIP: 0.000	IP: 5.0 WLS: 2 BF: 23 H: 7 R: 4 ER: 4 SO: 4 BB: 1 IBB: 0 HBP: 0 BLK: 0 WP: 0 HR: 2 S: 54 P: 74 ERA: 7.20 WHIP: 1.600	IP: 2.0 WLS: 1 BF: 8 H: 1 R: 0 ER: 0 SO: 2 BB: 0 IBB: 0 HBP: 0 BLK: 0 WP: 0 HR: 0 S: 22 P: 40 ERA: 0.00 WHIP: 1.000	IP: 1.0 WLS: 0 BF: 7 H: 4 R: 2 ER: 2 SO: 0 BB: 0 IBB: 0 HBP: 0 BLK: 1 WP: 0 HR: 1 S: 20 P: 25 ERA: 18.00 WHIP: 4.000	1B: 7 2B: 2 3B: 0 HR: 3	SF: 0 SAC: 0 DP: 0 HBP: 0	WP: 0 PB: 0 SB: 0 CS: 0	PA: 41

Seattle Mariners @ New York Yankees  
Yankee Stadium, Bronx, NY  
Sat May 24 2008, 1:05 PM EDT  
Att: 53,512 - Cloudy - 69 F

livebaseballscorecards.com

AB 39  
R 6  
H 12  
RBI 6  
BB 2  
SO 6  
LOB 15



Batter	1	2	3	4	5	6	7	8	9	AB	R	H	RBI	BB	SO	LOB	BOTTOM
18 Johnny Damon, L (1, 7) OBP: 0.344, SLG: 0.439										5	1	1	0	0	0	5	
2 Derek Jeter, R (1, 6) OBP: 0.335, SLG: 0.392										5	1	0	0	0	0	5	
17 Shelley Duncan, R (8, 3) OBP: 0.273, SLG: 0.292										0	0	0	0	0	0	0	
Bobby Abreu, L (1, 9) OBP: 0.355, SLG: 0.459										5	1	2	4	0	0	2	
13 Alex Rodriguez, R (1, 5) OBP: 0.345, SLG: 0.539										4	1	1	0	1	2	0	
12 Alberto Gonzalez, R (7, PR) OBP: 0.283, SLG: 0.262										0	0	0	0	0	0	0	
55 Hideki Matsui, L (1, 10) OBP: 0.400, SLG: 0.473										3	3	2	1	2	0	0	
Jason Giambi, L (1, 3) OBP: 0.384, SLG: 0.516										4	2	3	3	0	0	0	
Morgan Ensberg, R (7, PH) OBP: 0.263, SLG: 0.243										1	0	0	0	0	1	3	
24 Robinson Cano, L (1, 4) OBP: 0.284, SLG: 0.356										4	1	4	1	1	0	0	
26 José Molina, R (1, 2) OBP: 0.219, SLG: 0.301																	



Batter	1	2	3	4	5	6	7	8	9	AB	R	H	RBI	BB	SO	LOB	TOP					
51 Ichiro Suzuki, L (1, 8) OBP: 0.391, SLG: 0.389	G2		HR	E3			1B	G3		5	2	2	2	0	0	4	<b>Seattle Mariners @ New York Yankees</b> Yankee Stadium, Bronx, NY Sun May 25 2008, 1:05 PM EDT Att: 54,269 - Partly Cloudy - 73 F <a href="http://livebaseballscorecards.com">livebaseballscorecards.com</a>					
4 Jose Lopez, R (1, 4) OBP: 0.307, SLG: 0.403	G5-3		L6	FC3-2-6			1B	P6		5	1	1	0	0	0	3						
Jose Vidro, S (1, 10) OBP: 0.284, SLG: 0.362	BB		G3-1		G4-3		2B			5	0	2	2	0	1	0						
Raul Ibanez, L (1, 7) OBP: 0.336, SLG: 0.459	BB		G6-3		F8		P6			4	0	0	0	1	1	1						
29 Adrian Beltré, R (1, 5) OBP: 0.333, SLG: 0.458	FC5-4			BB	F7		F9			3	0	0	0	1	0	3						
2 Kenji Johjima, R (1, 2) OBP: 0.238, SLG: 0.301	G1-3			BB		F8		1B		4	1	2	0	0	0	0						
Richie Sexson, R (1, 3) OBP: 0.276, SLG: 0.414	K			1B		K		K		3	1	0	0	1	3	1						
50 Wladimir Balentien, R (1, 9) OBP: 0.295, SLG: 0.405				BB		G1-3		K		3	0	0	0	1	1	4						
7 Yuniesky Betancourt, R (1, 6) OBP: 0.287, SLG: 0.398	G5-3			1B		L7		1B		4	0	2	1	0	0	1						
<b>Inning Stats</b>	R: 0 H: 1 E: 0 K: 0 S: 10	L: 1 LOB: 2 BB: 1 P: 16	R: 0 H: 0 E: 0 K: 1 S: 13	L: 0 LOB: 1 BB: 2 P: 19	R: 1 H: 1 E: 0 K: 0 S: 7	L: 1 LOB: 0 BB: 0 P: 9	R: 2 H: 2 E: 1 K: 0 S: 16	L: 2 LOB: 2 BB: 2 P: 31	R: 0 H: 0 E: 0 K: 1 S: 7	L: 0 LOB: 0 BB: 0 P: 13	R: 0 H: 0 E: 0 K: 1 S: 7	L: 0 LOB: 0 BB: 0 P: 9	R: 2 H: 3 E: 0 K: 2 S: 14	L: 1 LOB: 1 BB: 0 P: 20	R: 0 H: 2 E: 0 K: 2 S: 13	L: 2 LOB: 2 BB: 0 P: 19	R: 0 H: 0 E: 0 K: 2 S: 12	L: 0 LOB: 0 BB: 0 P: 16	1B: 7 2B: 1 3B: 0 HR: 1	SF: 0 LOB: 1 DP: 1 HBP: 0	WP: 0 PB: 0 CS: 0	PA: 40
<b>PITCHER</b>	IP WLS BF H R ER SO BB IBB HBP BLK WP HR S P ERA WHIP	6.1 W 7 2 0 5 2 4 0 0 0 0 0 1 70 112 7.11 1.737	1.2 W 7 2 0 0 2 0 0 0 0 0 0 0 17 24 0.00 1.200	1.0 S 3 0 0 0 2 0 0 0 0 0 0 0 12 16 0.00 0.000	<b>PITCHER</b>										IP WLS BF H R ER SO BB IBB HBP BLK WP HR S P ERA WHIP							

Batter	1	2	3	4	5	6	7	8	9	AB	R	H	RBI	BB	SO	LOB	BOTTOM					
18 Johnny Damon, L (1, 7) OBP: 0.342, SLG: 0.441	G4-3		2B		G3-1		G4-3			4	1	1	1	0	0	2	<b>Seattle Mariners @ New York Yankees</b> Yankee Stadium, Bronx, NY Sun May 25 2008, 1:05 PM EDT Att: 54,269 - Partly Cloudy - 73 F <a href="http://livebaseballscorecards.com">livebaseballscorecards.com</a>					
2 Derek Jeter, R (1, 6) OBP: 0.339, SLG: 0.397	G6-3		2B		G3			2B		3	1	1	1	1	0	1						
Bobby Abreu, L (1, 9) OBP: 0.353, SLG: 0.460	F7		G4-3		G4-3			BB		4	1	1	1	0	0	1						
13 Alex Rodriguez, R (1, 5) OBP: 0.358, SLG: 0.536		BB			F9			BB		2	1	1	0	2	0	0						
Jason Giambi, L (1, 10) OBP: 0.387, SLG: 0.508		BB					K			2	0	0	0	1	2	3						
17 Shelley Duncan, R (1, 3) OBP: 0.269, SLG: 0.275	F7				G6-3		L5			3	0	0	0	0	0	4						
55 Hideki Matsui, L (8, PH) OBP: 0.403, SLG: 0.476								E1		1	1	1	0	0	0	0						
24 Robinson Canó, L (1, 4) OBP: 0.284, SLG: 0.352	G4-6-3							SF8		2	1	0	1	1	0	2						
26 José Molina, R (1, 2) OBP: 0.230, SLG: 0.320			K				G6-3			4	0	2	1	0	1	0						
28 Melky Cabrera, S (1, 8) OBP: 0.317, SLG: 0.394	G4-3				SH1-4			G1-3		3	0	1	0	0	0	1						
<b>Inning Stats</b>	R: 0 H: 0 E: 0 K: 0 S: 8	L: 0 LOB: 0 BB: 0 P: 11	R: 0 H: 0 E: 0 K: 0 S: 9	L: 0 LOB: 2 BB: 2 P: 20	R: 1 H: 2 E: 0 K: 1 S: 11	L: 2 LOB: 0 BB: 0 P: 21	R: 0 H: 0 E: 0 K: 0 S: 4	L: 0 LOB: 0 BB: 0 P: 9	R: 1 H: 1 E: 0 K: 0 S: 10	L: 1 LOB: 1 BB: 1 P: 17	R: 0 H: 1 E: 0 K: 1 S: 10	L: 1 LOB: 1 BB: 0 P: 16	R: 0 H: 1 E: 0 K: 0 S: 7	L: 1 LOB: 0 BB: 0 P: 10	R: 4 H: 3 E: 1 K: 1 S: 19	L: 3 LOB: 2 BB: 2 P: 33	R: 0 H: 0 E: 0 K: 2 S: 12	L: 0 LOB: 0 BB: 0 P: 16	1B: 4 2B: 4 3B: 0 HR: 0	SF: 1 LOB: 1 DP: 2 HBP: 1	WP: 0 PB: 0 CS: 0	PA: 36
<b>PITCHER</b>	IP WLS BF H R ER SO BB IBB HBP BLK WP HR S P ERA WHIP	6.0 H 5 1 1 1 0 1 0 0 0 0 0 9 16 9.00 2.000	1.0 H 5 1 1 1 0 1 0 0 0 0 0 6 9 ∞ ∞	1.0 L 6 2 3 3 1 1 0 0 0 0 0 11 18 27.00 3.000	<b>PITCHER</b>										IP WLS BF H R ER SO BB IBB HBP BLK WP HR S P ERA WHIP							

AB 36  
R 5  
H 9  
RBI 5  
BB 4  
SO 6  
LOB 17



AB 28  
R 6  
H 8  
RBI 5  
SO 3  
LOB 14













Batter	1	2	3	4	5	6	7	8	9	AB R H RBI BB SO LOB	TOP											
18 Johnny Damon, L (1,7) OBP: 0.360, SLG: 0.476	G4-3		G3					G4-3		5 0 3 1 0 0 1	<b>New York Yankees @ Baltimore Orioles</b> Oriole Park at Camden Yards, Baltimore, MD Wed May 28 2008, 7:05 PM EDT Att: 24,791 - Clear - 74 F <a href="http://livebaseballscorecards.com">livebaseballscorecards.com</a>											
2 Derek Jeter, R (1,6) OBP: 0.333, SLG: 0.382	G6-3		K					G4-3		4 0 0 1 0 1 5												
Bobby Abreu, L (1,9) OBP: 0.349, SLG: 0.457	K		F7					G4-3		4 0 0 0 0 1 3												
13 Alex Rodriguez, R (1,5) OBP: 0.350, SLG: 0.520		G5-3						P3		4 0 0 0 0 0 1												
55 Hideki Matsui, L (1,10) OBP: 0.405, SLG: 0.489		WP	F8					G3-1		4 2 2 0 0 0 0												
Jason Giambi, L (1,3) OBP: 0.393, SLG: 0.556		FC6-4						G4-3		3 1 2 2 1 0 0												
24 Robinson Cano, L (1,4) OBP: 0.271, SLG: 0.333		K						G3-1		4 0 0 0 0 1 3												
Chad Moeller, R (1,2) OBP: 0.339, SLG: 0.346		FC6-4						G3-1		3 0 0 0 1 0 1												
28 Melky Cabrera, S (1,8) OBP: 0.314, SLG: 0.399								K		4 1 2 0 0 2 3												
<b>Inning Stats</b>	R: 0 E: 0 K: 1 S: 7	H: 0 LOB: 0 BB: 0 P: 12	R: 1 E: 0 K: 1 S: 12	H: 2 LOB: 1 BB: 0 P: 17	R: 0 E: 0 K: 1 S: 14	H: 1 LOB: 0 BB: 0 P: 19	R: 1 E: 0 K: 0 S: 10	H: 1 LOB: 0 BB: 0 P: 17	R: 1 E: 0 K: 0 S: 8	H: 2 LOB: 1 BB: 0 P: 12	R: 0 E: 0 K: 0 S: 6	H: 0 LOB: 0 BB: 0 P: 9	R: 0 E: 0 K: 1 S: 11	H: 0 LOB: 0 BB: 0 P: 18	R: 0 E: 0 K: 0 S: 10	H: 1 LOB: 1 BB: 0 P: 15	R: 1 E: 0 K: 1 S: 15	H: 2 LOB: 3 BB: 2 P: 28	1B: 4 2B: 4 3B: 0 HR: 1	SF: 1 SAC: 0 DP: 0 HBP: 0	WP: 1 PB: 0 SB: 0 CS: 0	PA: 38
<b>PITCHER</b>	IP WLS BF H R ER SO BB IBB HBP BLK WP HR S P ERA WHIP											IP WLS BF H R ER SO BB IBB HBP BLK WP HR S P ERA WHIP										
46 Jeremy Guthrie, R (1,1) ERA: 3.64	7.0 L 27 6 3 3 4 0 0 0 0 0 1 1 68 104 3.86 0.857																					
43 Jim Johnson, R (8,1) ERA: 1.23	1.0 4 1 0 0 0 0 0 0 0 0 0 0 10 15 0.00 1.000																					
32 Jamie Walker, L (9,1) ERA: 4.6	0.2 6 2 1 1 1 1 0 0 0 0 0 0 14 27 13.50 4.500																					
Chad Bradford, R (9,1) ERA: 2.85	0.1 1 0 0 0 0 0 0 0 0 0 0 0 1 1 0.00 0.000																					

Batter	1	2	3	4	5	6	7	8	9	AB R H RBI BB SO LOB	BOTTOM											
1 Brian Roberts, S (1,4) OBP: 0.360, SLG: 0.430	FC3-6		HR					L8		5 1 3 0 0 0 1	<b>New York Yankees @ Baltimore Orioles</b> Oriole Park at Camden Yards, Baltimore, MD Wed May 28 2008, 7:05 PM EDT Att: 24,791 - Clear - 74 F <a href="http://livebaseballscorecards.com">livebaseballscorecards.com</a>											
6 Melvin Mora, R (1,5) OBP: 0.311, SLG: 0.426	FC3-6		HR					P4		4 1 3 2 1 0 1												
21 Nick Markakis, L (1,9) OBP: 0.369, SLG: 0.436	FC3-6		G6-3							3 0 1 0 1 0 2												
Kevin Millar, R (1,3) OBP: 0.332, SLG: 0.394	K		K					K		4 0 0 0 0 3 6												
17 Aubrey Huff, L (1,10) OBP: 0.307, SLG: 0.437	G6-3		G4-3					G3		4 0 0 0 0 0 2												
Ramon Hernandez, R (1,2) OBP: 0.252, SLG: 0.359		F9						K		4 0 0 0 0 1 0												
Jay Payton, R (1,7) OBP: 0.287, SLG: 0.376	F9		F8					K		4 0 1 0 0 1 0												
10 Adam Jones, R (1,8) OBP: 0.302, SLG: 0.365			F8					F7		4 0 1 0 0 1 1												
13 Alex Cintron, S (1,6) OBP: 0.474, SLG: 0.412										3 0 0 0 0 1 1												
30 Luke Scott, L (9,PH) OBP: 0.331, SLG: 0.437	G4-3		K2-3					G6-3		1 0 0 0 0 0 0												
<b>Inning Stats</b>	R: 0 E: 0 K: 1 S: 10	H: 2 LOB: 2 BB: 0 P: 21	R: 0 E: 0 K: 0 S: 7	H: 1 LOB: 1 BB: 0 P: 10	R: 2 E: 0 K: 1 S: 9	H: 2 LOB: 0 BB: 0 P: 13	R: 0 E: 0 K: 0 S: 6	H: 0 LOB: 0 BB: 0 P: 9	R: 0 E: 0 K: 1 S: 10	H: 2 LOB: 2 BB: 1 P: 19	R: 0 E: 0 K: 0 S: 11	H: 1 LOB: 1 BB: 0 P: 16	R: 0 E: 0 K: 1 S: 11	H: 1 LOB: 2 BB: 1 P: 21	R: 0 E: 0 K: 2 S: 11	H: 0 LOB: 0 BB: 0 P: 15	R: 0 E: 1 K: 1 S: 11	H: 0 LOB: 1 BB: 0 P: 18	1B: 6 2B: 2 3B: 0 HR: 1	SF: 0 SAC: 0 DP: 0 HBP: 0	WP: 0 PB: 0 SB: 1 CS: 1	PA: 38
<b>PITCHER</b>	IP WLS BF H R ER SO BB IBB HBP BLK WP HR S P ERA WHIP											IP WLS BF H R ER SO BB IBB HBP BLK WP HR S P ERA WHIP										
Andy Pettite, L (1,1) ERA: 4.11	6.2 W 28 8 2 2 3 1 0 0 0 0 0 0 16 28 0.00 1.500																					
62 Joba Chamberlain, R (7,1) ERA: 2.28	1.1 H 6 1 0 0 3 1 0 0 0 0 0 0 16 28 0.00 1.500																					
42 Mariano Rivera, R (9,1) ERA: 0.38	1.0 S 4 0 0 0 1 0 0 0 0 0 0 0 11 18 0.00 0.000																					







Batter	1	2	3	4	5	6	7	8	9	10	11	12	AB	R	H	RBI	BB	SO	LOB	TOP
18 Johnny Damon, L OBP: 0.364, SLG: 0.474	P6		G5-3		G5-3	G6-3			G6-3			G6-3	5	2	2	1	1	0	1	
2 Derek Jeter, R OBP: 0.321, SLG: 0.365	F9		E6		L5	G4-3			K			G6-3	6	1	1	0	0	1	2	
Bobby Abreu, L OBP: 0.362, SLG: 0.486	K		G6-3		G5-3				K			G6-3	5	1	2	2	1	2	0	
13 Alex Rodriguez, R OBP: 0.365, SLG: 0.530	G6-3		G6-3		G5-3				K			F9	5	0	1	2	1	1	3	
55 Hideki Matsui, L OBP: 0.417, SLG: 0.495	G4-3		G4-3		G4-3				F8			P5	4	1	1	0	2	0	2	
Jason Giambi, L OBP: 0.380, SLG: 0.527	F8		L3		L3				K			G4-3	6	1	1	0	0	1	4	
Wilson Betemit, S OBP: 0.286, SLG: 0.412	F8		L3		L3				K			F7	0	0	0	0	0	0	0	
24 Robinson Cano, L OBP: 0.269, SLG: 0.328	F7		F7		F6				F9			G6-3	5	0	1	0	0	0	3	
26 José Molina, R OBP: 0.230, SLG: 0.318	G6-3		G6-3		FC5-4				K			F9	5	1	1	1	0	1	1	
28 Melky Cabrera, S OBP: 0.320, SLG: 0.403	K		K		FC6				SF7			G6-3	4	0	1	1	0	1	1	
<b>Inning Stats</b>	R: 0 E: 0 K: 1 S: 8	H: 0 LOB: 0 BB: 0 P: 10	R: 0 E: 0 K: 13 S: 13	H: 1 LOB: 1 BB: 0 P: 19	R: 3 E: 1 K: 1 S: 16	H: 2 LOB: 1 BB: 1 P: 28	R: 0 E: 0 K: 0 S: 12	H: 1 LOB: 1 BB: 0 P: 14	R: 0 E: 0 K: 2 S: 14	H: 0 LOB: 0 BB: 0 P: 19	R: 0 E: 0 K: 2 S: 10	H: 0 LOB: 0 BB: 1 P: 8	R: 0 E: 0 K: 0 S: 13	H: 3 LOB: 3 BB: 1 P: 26	1B: 8 2B: 3 3B: 0 HR: 0	SF: 1 SAC: 0 DP: 1 HBP: 0	WP: 0 PB: 0 SB: 4 CS: 1	PA: 51		
<b>PITCHER</b>	26 Boof Bonser, R ERA: 5.97	28 Jesse Crain, R ERA: 4.05	49 Craig Breslow, L ERA: 3.7	54 Matt Guerrier, R ERA: 3.16	36 Joe Nathan, R ERA: 1.59	<b>PITCHER</b>	Dennys Reyes, L ERA: 2.55	Juan Rincon, R ERA: 4.38	Brian Bass, R ERA: 5.61	IP: 1.0 WLS: 3 BF: 6 H: 0 R: 0 ER: 0 SO: 0 BB: 1 IBB: 0 HBP: 0 BLK: 0 WP: 0 HR: 0 S: 10 P: 12 ERA: 0.00 WHIP: 1.000	IP: 1.2 WLS: 9 BF: 3 H: 3 R: 1 ER: 1 SO: 0 BB: 0 IBB: 0 HBP: 0 BLK: 0 WP: 0 HR: 0 S: 9 P: 31 ERA: 5.40 WHIP: 2.400	IP: 0.1 WLS: 1 BF: 0 H: 0 R: 0 ER: 0 SO: 0 BB: 0 IBB: 0 HBP: 0 BLK: 0 WP: 0 HR: 0 S: 2 P: 3 ERA: 0.00 WHIP: 0.000								

New York Yankees @ Minnesota Twins  
Hubert H. Humphrey Metrodome, Minneapolis, MN  
Sat May 31 2008, 7:10 PM EDT  
Att. 36,441 - Dome - 68 F

AB	45
R	7
H	11
RBI	7
BB	5
SO	7
LOB	17



Batter	1	2	3	4	5	6	7	8	9	10	11	12	AB	R	H	RBI	BB	SO	LOB	BOTTOM
22 Carlos Gómez, R OBP: 0.315, SLG: 0.411	B2	FC6-4	G6-3		G6-3				K			K	6	0	1	1	0	2	4	
25 Alexi Casilla, S OBP: 0.417, SLG: 0.520	B2	FC6-4	G6-3		G6-3				K			K	3	2	1	1	3	0	1	
7 Joe Mauer, L OBP: 0.403, SLG: 0.387	F8		F8		L6				K			F8	5	0	1	0	1	1	4	
33 Justin Morneau, L OBP: 0.377, SLG: 0.495	F7		F7		L6				K			F8	6	0	1	1	0	1	4	
5 Michael Cuddyer, R OBP: 0.282, SLG: 0.323	FC5-4		FC5-4		P6				K			K	6	1	2	2	0	2	3	
16 Jason Kubel, L OBP: 0.280, SLG: 0.388	G4-3		K		K				F7			F7	6	0	0	0	0	3	4	
21 Delmon Young, R OBP: 0.323, SLG: 0.337	K		K		K				F7			K	6	2	3	0	0	3	2	
Mike Lamb, L OBP: 0.285, SLG: 0.345	F7		F7		P6				P6			G4-3	6	0	3	0	0	2		
8 Nick Punto, S OBP: 0.322, SLG: 0.340	SF9		SF9		G3				G4-3			L3	4	1	1	1	1	0	1	
<b>Inning Stats</b>	R: 1 E: 0 K: 0 S: 11	H: 1 LOB: 1 BB: 1 P: 20	R: 1 E: 0 K: 0 S: 7	H: 2 LOB: 1 BB: 0 P: 10	R: 1 E: 0 K: 2 S: 13	H: 2 LOB: 2 BB: 1 P: 20	R: 0 E: 0 K: 0 S: 8	H: 1 LOB: 2 BB: 1 P: 16	R: 0 E: 0 K: 2 S: 11	H: 0 LOB: 0 BB: 0 P: 15	R: 0 E: 0 K: 1 S: 10	H: 1 LOB: 2 BB: 1 P: 17	R: 0 E: 0 K: 1 S: 7	H: 0 LOB: 2 BB: 1 P: 28	1B: 9 2B: 2 3B: 1 HR: 1	SF: 1 SAC: 0 DP: 0 HBP: 0	WP: 0 PB: 0 SB: 3 CS: 0	PA: 54		
<b>PITCHER</b>	40 Chien-Ming Wang, R ERA: 4.14	36 Edwar Ramirez, R ERA: 0.56	41 Jose Veras, R ERA: 3.85	Kyle Farnsworth, R ERA: 4.26	39 Ross Ohlendorf, R ERA: 5.97	<b>PITCHER</b>	42 Mariano Rivera, R ERA: 0.36	IP: 1.0 WLS: 3 BF: 6 H: 0 R: 0 ER: 0 SO: 1 BB: 0 IBB: 0 HBP: 0 BLK: 0 WP: 0 HR: 0 S: 7 P: 10 ERA: 0.00 WHIP: 0.000												

New York Yankees @ Minnesota Twins  
Hubert H. Humphrey Metrodome, Minneapolis, MN  
Sat May 31 2008, 7:10 PM EDT  
Att. 36,441 - Dome - 68 F

AB	48
R	6
H	13
RBI	6
BB	5
SO	12
LOB	25





Batter	1	2	3	4	5	6	7	8	9	AB	R	H	RBI	BB	SO	LOB	TOP			
18 Johnny Damon, L (1, 7) OBP: 0.362, SLG: 0.475	G5-3		BB		F9		G1-6-3			4	0	1	0	0	0	1	<b>New York Yankees @ Minnesota Twins</b> Hubert H. Humphrey Metrodome, Minneapolis, MN Sun Jun 01 2008, 2:10 PM EDT Att: 27,479 - Dome - 69 F <a href="http://livebaseballscorecards.com">livebaseballscorecards.com</a>			
2 Derek Jeter, R (1, 6) OBP: 0.329, SLG: 0.382	BB		BB		HR		G6-3			2	1	1	1	2	0	0				
Bobby Abreu, L (1, 9) OBP: 0.365, SLG: 0.483	F8		BB		1B			K		3	0	1	0	1	1	1				
13 Alex Rodriguez, R (1, 5) OBP: 0.362, SLG: 0.522	1B		K		P4			P3		4	0	1	0	0	1	4				
55 Hideki Matsui, L (1, 10) OBP: 0.409, SLG: 0.485	F7		G4-3		G1-3			G4-3		4	0	0	0	0	0	6				
Wilson Betemit, S (1, 3) OBP: 0.296, SLG: 0.368		G3-1		K		G4-3			K	4	0	0	0	0	2	0				
24 Robinson Canó, L (1, 4) OBP: 0.268, SLG: 0.327		G4-3		G1-3		G6-4-3			K	4	0	1	0	0	1	0				
Chad Moeller, R (1, 2) OBP: 0.339, SLG: 0.364						G6-4-3				3	0	1	0	0	1	1				
Jason Giambi, L (9, PH) OBP: 0.394, SLG: 0.531										1	0	1	0	0	0	0				
28 Melky Cabrera, S (1, 8) OBP: 0.319, SLG: 0.400			P4		G3-1			G5-3		4	0	1	0	0	0	2				
<b>Inning Stats</b>	R: 0 E: 0 K: 0 S: 11	H: 1 LOB: 2 BB: 1 P: 18	R: 0 E: 0 K: 1 S: 6	H: 0 LOB: 0 BB: 0 P: 8	R: 0 E: 0 K: 1 S: 15	H: 1 LOB: 3 BB: 2 P: 26	R: 0 E: 0 K: 1 S: 8	H: 1 LOB: 1 BB: 0 P: 10	R: 1 E: 0 K: 0 S: 8	H: 2 LOB: 1 BB: 0 P: 16	R: 0 E: 0 K: 0 S: 4	H: 1 LOB: 0 BB: 0 P: 6	R: 0 E: 0 K: 1 S: 6	H: 0 LOB: 0 BB: 0 P: 11	R: 0 E: 0 K: 2 S: 11	H: 1 LOB: 1 BB: 0 P: 18	1B: 5 2B: 2 3B: 0 HR: 1	SF: 0 SAC: 0 DP: 2 HBP: 0	WP: 0 PB: 0 CS: 0	PA: 36
<b>PITCHER</b>	IP WLS BF H R ER SO BB IBB HBP BLK WP HR S P ERA WHIP	IP WLS BF H R ER SO BB IBB HBP BLK WP HR S P ERA WHIP	IP WLS BF H R ER SO BB IBB HBP BLK WP HR S P ERA WHIP	IP WLS BF H R ER SO BB IBB HBP BLK WP HR S P ERA WHIP	IP WLS BF H R ER SO BB IBB HBP BLK WP HR S P ERA WHIP	IP WLS BF H R ER SO BB IBB HBP BLK WP HR S P ERA WHIP	IP WLS BF H R ER SO BB IBB HBP BLK WP HR S P ERA WHIP	IP WLS BF H R ER SO BB IBB HBP BLK WP HR S P ERA WHIP	IP WLS BF H R ER SO BB IBB HBP BLK WP HR S P ERA WHIP	IP WLS BF H R ER SO BB IBB HBP BLK WP HR S P ERA WHIP	IP WLS BF H R ER SO BB IBB HBP BLK WP HR S P ERA WHIP	IP WLS BF H R ER SO BB IBB HBP BLK WP HR S P ERA WHIP	IP WLS BF H R ER SO BB IBB HBP BLK WP HR S P ERA WHIP	IP WLS BF H R ER SO BB IBB HBP BLK WP HR S P ERA WHIP	IP WLS BF H R ER SO BB IBB HBP BLK WP HR S P ERA WHIP	IP WLS BF H R ER SO BB IBB HBP BLK WP HR S P ERA WHIP	IP WLS BF H R ER SO BB IBB HBP BLK WP HR S P ERA WHIP			
53 Nick Blackburn, R (1, 1) ERA: 3.32	4.1	21	5	1	1	3	3	0	0	0	0	0	0	0	0	0	2.08	1.846		
Brian Bass, R (5, 1) ERA: 5.35	1.2	5	1	0	0	0	0	0	0	0	0	0	0	0	0	0	0.00	0.600		
28 Jesse Crain, R (7, 1) ERA: 3.68	2.0	6	1	0	0	1	0	0	0	0	0	0	0	0	0	0	0.00	0.500		
36 Joe Nathan, R (9, 1) ERA: 1.52	1.0	4	1	0	0	2	0	0	0	0	0	0	0	0	0	0	0.00	1.000		

Batter	1	2	3	4	5	6	7	8	9	AB	R	H	RBI	BB	SO	LOB	BOTTOM			
22 Carlos Gómez, R (1, 8) OBP: 0.314, SLG: 0.408	BB		F8		F7		K			4	0	1	0	0	1	3	<b>New York Yankees @ Minnesota Twins</b> Hubert H. Humphrey Metrodome, Minneapolis, MN Sun Jun 01 2008, 2:10 PM EDT Att: 27,479 - Dome - 69 F <a href="http://livebaseballscorecards.com">livebaseballscorecards.com</a>			
25 Alexi Casilla, S (1, 4) OBP: 0.406, SLG: 0.500	1B		K		G3		G4-3			4	1	1	0	0	1	0				
55 Mike Redmond, R (1, 2) OBP: 0.289, SLG: 0.324	1B		K		L6			BB		3	2	1	0	1	0	0				
33 Justin Morneau, L (1, 3) OBP: 0.379, SLG: 0.509	G1-3		G6-3		L6			BB		4	2	2	0	0	1	3				
5 Michael Cuddyer, R (1, 9) OBP: 0.302, SLG: 0.346	1B		G6-3		G3-1		G5-3			4	0	3	3	0	0	0				
16 Jason Kubel, L (1, 10) OBP: 0.285, SLG: 0.384	G6-3		G6-3		BB		F8			2	0	0	0	2	0	2				
21 Delmon Young, R (1, 7) OBP: 0.322, SLG: 0.335		G4-3		K				G3-1		4	0	1	0	0	1	3				
Mike Lamb, L (1, 5) OBP: 0.279, SLG: 0.339		K		SF9		FC4-6		G5-3		3	0	0	1	0	1	2				
23 Brendan Harris, R (1, 6) OBP: 0.327, SLG: 0.329		K		K		BB		G4-3		3	0	0	0	1	2	2				
<b>Inning Stats</b>	R: 2 E: 0 K: 0 S: 15	H: 4 LOB: 1 BB: 0 P: 23	R: 0 E: 0 K: 2 S: 10	H: 0 LOB: 0 BB: 0 P: 15	R: 0 E: 0 K: 1 S: 9	H: 0 LOB: 0 BB: 0 P: 12	R: 1 E: 0 K: 2 S: 19	H: 2 LOB: 2 BB: 1 P: 28	R: 0 E: 0 K: 0 S: 10	H: 0 LOB: 0 BB: 0 P: 14	R: 1 E: 1 K: 1 S: 17	H: 2 LOB: 3 BB: 2 P: 35	R: 1 E: 0 K: 1 S: 15	H: 1 LOB: 1 BB: 1 P: 28	R: 0 E: 0 K: 0 S: 7	H: 0 LOB: 0 BB: 0 P: 10		1B: 5 2B: 2 3B: 2 HR: 0	SF: 1 SAC: 0 DP: 0 HBP: 0	WP: 0 PB: 0 CS: 1
<b>PITCHER</b>	IP WLS BF H R ER SO BB IBB HBP BLK WP HR S P ERA WHIP	IP WLS BF H R ER SO BB IBB HBP BLK WP HR S P ERA WHIP	IP WLS BF H R ER SO BB IBB HBP BLK WP HR S P ERA WHIP	IP WLS BF H R ER SO BB IBB HBP BLK WP HR S P ERA WHIP	IP WLS BF H R ER SO BB IBB HBP BLK WP HR S P ERA WHIP	IP WLS BF H R ER SO BB IBB HBP BLK WP HR S P ERA WHIP	IP WLS BF H R ER SO BB IBB HBP BLK WP HR S P ERA WHIP	IP WLS BF H R ER SO BB IBB HBP BLK WP HR S P ERA WHIP	IP WLS BF H R ER SO BB IBB HBP BLK WP HR S P ERA WHIP	IP WLS BF H R ER SO BB IBB HBP BLK WP HR S P ERA WHIP	IP WLS BF H R ER SO BB IBB HBP BLK WP HR S P ERA WHIP	IP WLS BF H R ER SO BB IBB HBP BLK WP HR S P ERA WHIP	IP WLS BF H R ER SO BB IBB HBP BLK WP HR S P ERA WHIP	IP WLS BF H R ER SO BB IBB HBP BLK WP HR S P ERA WHIP	IP WLS BF H R ER SO BB IBB HBP BLK WP HR S P ERA WHIP	IP WLS BF H R ER SO BB IBB HBP BLK WP HR S P ERA WHIP	IP WLS BF H R ER SO BB IBB HBP BLK WP HR S P ERA WHIP			
Darrell Rasner, R (1, 1) ERA: 2.67	5.1	25	8	4	4	5	2	0	0	0	0	0	0	0	0	0	6.75	1.875		
30 Scott Patterson, R (6, 1) ERA: 6.75	1.1	7	1	1	1	2	2	0	0	0	0	0	0	0	0	0	6.75	2.250		
47 Chris Britton, R (7, 1) ERA: 1.5	1.1	4	0	0	0	0	0	0	0	0	0	0	0	0	0	0	0.00	0.000		



Batter	1	2	3	4	5	6	7	8	9	AB	R	H	RBI	BB	SO	LOB	TOP											
<b>18 Johnny Damon, L</b> OBP: 0.362, SLG: 0.473										5	0	2	1	0	0	2	<b>New York Yankees @ Minnesota Twins</b> Hubert H. Humphrey Metrodome, Minneapolis, MN Mon Jun 02 2008, 7:05 PM EDT Att: 20,168 - Dome - 70 F <a href="http://livebaseballscorecards.com">livebaseballscorecards.com</a>											
<b>2 Derek Jeter, R</b> OBP: 0.335, SLG: 0.392										5	1	3	0	0	0	3												
<b>Bobby Abreu, L</b> OBP: 0.357, SLG: 0.472										5	0	0	0	0	0	4												
<b>13 Alex Rodriguez, R</b> OBP: 0.376, SLG: 0.557										4	2	3	2	1	0	1												
<b>55 Hideki Matsui, L</b> OBP: 0.409, SLG: 0.480										4	0	1	0	1	0	3												
<b>Jason Giambi, L</b> OBP: 0.384, SLG: 0.526										5	0	2	1	0	0	2												
<b>24 Robinson Cano, L</b> OBP: 0.268, SLG: 0.325										4	1	1	0	0	0	5												
<b>Chad Moeller, R</b> OBP: 0.333, SLG: 0.373										4	1	1	0	0	2	3												
<b>28 Melky Cabrera, S</b> OBP: 0.322, SLG: 0.402										4	0	2	1	0	0	2												
<b>Inning Stats</b>	R: 2 H: 4 E: 0 K: 0 S: 11	H: 4 LOB: 2 BB: 0 P: 16	R: 0 H: 1 E: 0 K: 1 S: 10	H: 1 LOB: 1 BB: 0 P: 17	R: 0 H: 0 E: 0 K: 0 S: 12	H: 0 LOB: 1 BB: 0 P: 18	R: 0 H: 2 E: 0 K: 0 S: 4	H: 1 LOB: 1 BB: 0 P: 6	R: 0 H: 1 E: 0 K: 0 S: 10	H: 4 LOB: 2 BB: 0 P: 18	R: 1 H: 1 E: 0 K: 1 S: 15	H: 1 LOB: 2 BB: 1 P: 24	R: 0 H: 1 E: 0 K: 0 S: 7	H: 1 LOB: 0 BB: 0 P: 14	R: 0 H: 1 E: 0 K: 0 S: 8	H: 1 LOB: 0 BB: 0 P: 11	1B: 11 2B: 3 3B: 0 HR: 1	SF: 0 SAC: 0 DP: 2 HBP: 0	WP: 2 PB: 0 SB: 0 CS: 0	PA: 42								
<b>PITCHER</b>	IP	WLS	BF	H	R	ER	SO	BB	IBB	HBP	BLK	WP	HR	S	P	ERA	WHIP											
<b>Livan Hernandez, R</b> ERA: 4.81	(1, 1)	6.0		31	13	5	5	1	1	0	0	0	1	1	65	107	7.50	2.333										
<b>Dennys Reyes, L</b> ERA: 2.5	(7, 1)	0.1		3	0	0	0	0	1	0	0	0	1	0	6	12	0.00	3.000										
<b>54 Matt Guerrier, R</b> ERA: 3.0	(7, 1)	1.2	W	5	1	0	0	1	0	0	0	0	0	0	13	20	0.00	0.600										
<b>36 Joe Nathan, R</b> ERA: 1.46	(9, 1)	1.0	S	3	1	0	0	0	0	0	0	0	0	0	8	11	0.00	1.000										

Batter	1	2	3	4	5	6	7	8	9	AB	R	H	RBI	BB	SO	LOB	BOTTOM											
<b>22 Carlos Gómez, R</b> OBP: 0.311, SLG: 0.404										5	1	1	0	0	1	3	<b>New York Yankees @ Minnesota Twins</b> Hubert H. Humphrey Metrodome, Minneapolis, MN Mon Jun 02 2008, 7:05 PM EDT Att: 20,168 - Dome - 70 F <a href="http://livebaseballscorecards.com">livebaseballscorecards.com</a>											
<b>25 Alexei Casilla, S</b> OBP: 0.397, SLG: 0.483										4	0	1	1	0	0	1												
<b>7 Joe Mauer, L</b> OBP: 0.405, SLG: 0.405										4	2	2	1	0	0	1												
<b>33 Justin Morneau, L</b> OBP: 0.373, SLG: 0.500										4	0	0	0	0	0	2												
<b>5 Michael Cuddyer, R</b> OBP: 0.313, SLG: 0.362										4	3	3	0	0	0	0												
<b>Craig Monroe, R</b> OBP: 0.294, SLG: 0.455										3	0	1	1	0	0	1												
<b>8 Nick Punto, S</b> OBP: 0.322, SLG: 0.340										0	0	0	0	0	0	0												
<b>21 Delmon Young, R</b> OBP: 0.329, SLG: 0.356										4	0	3	3	0	0	0												
<b>23 Brendan Harris, R</b> OBP: 0.325, SLG: 0.328										4	0	1	0	0	2	3												
<b>18 Matt Macri, R</b> OBP: 0.571, SLG: 0.667										3	0	1	0	0	0	2												
<b>Mike Lamb, L</b> OBP: 0.283, SLG: 0.339										0	0	0	0	1	0	0												
<b>Inning Stats</b>	R: 0 H: 0 E: 0 K: 0 S: 8	H: 2 LOB: 1 BB: 0 P: 13	R: 1 H: 2 E: 0 K: 0 S: 11	H: 2 LOB: 1 BB: 0 P: 18	R: 1 H: 2 E: 1 K: 0 S: 8	H: 2 LOB: 1 BB: 0 P: 12	R: 0 H: 0 E: 0 K: 0 S: 6	H: 0 LOB: 0 BB: 0 P: 6	R: 0 H: 1 E: 0 K: 1 S: 8	H: 1 LOB: 1 BB: 0 P: 11	R: 2 H: 4 E: 0 K: 1 S: 14	H: 4 LOB: 2 BB: 0 P: 22	R: 1 H: 1 E: 0 K: 0 S: 9	H: 1 LOB: 0 BB: 0 P: 12	R: 1 H: 3 E: 0 K: 1 S: 13	H: 3 LOB: 2 BB: 1 P: 21	1B: 7 2B: 5 3B: 0 HR: 1	SF: 0 SAC: 1 DP: 0 HBP: 0	WP: 0 PB: 0 SB: 0 CS: 1	PA: 37								
<b>PITCHER</b>	IP	WLS	BF	H	R	ER	SO	BB	IBB	HBP	BLK	WP	HR	S	P	ERA	WHIP											
<b>Andy Pettitte, L</b> ERA: 4.21	(1, 1)	7.0		31	10	5	4	2	0	0	0	0	0	1	64	94	5.14	1.429										
<b>Kyle Farnsworth, R</b> ERA: 4.44	(8, 1)	1.0	L	6	3	1	1	1	1	0	0	0	0	0	13	21	9.00	4.000										

AB	40
R	5
H	15
RBI	5
BB	2
SO	2
LOB	25



AB	35
R	6
H	13
RBI	6
BB	1
SO	3
LOB	13





Batter	1	2	3	4	5	6	7	8	9	AB	R	H	RBI	BB	SO	LOB	TOP					
23 Shannon Stewart, R (1.7) 1 Joe Inglett, L (7.7) OBP: 0.344, SLG: 0.327 OBP: 0.328, SLG: 0.393										3	1	1	0	2	0	1	<b>Toronto Blue Jays @ New York Yankees</b> Yankee Stadium, Bronx, NY Tue Jun 03 2008, 7:05 PM EDT Att: 53,629 - Partly Cloudy - 76 F  <b>AB 36</b> <b>R 9</b> <b>H 12</b> <b>RBI 9</b> <b>BB 10</b> <b>SO 7</b> <b>LOB 20</b>					
19 Marco Scutaro, R (1.4) OBP: 0.360, SLG: 0.350										5	1	1	1	0	2	5						
15 Alex Rios, R (1.8) OBP: 0.321, SLG: 0.366										5	2	1	1	1	0	6						
33 Scott Rolen, R (1.5) OBP: 0.382, SLG: 0.470										5	0	1	1	0	1	2						
Matt Stairs, L (1.10) OBP: 0.345, SLG: 0.416										2	1	0	0	3	0	0						
35 Lyle Overbay, L (1.3) OBP: 0.390, SLG: 0.418										2	1	0	1	3	0	1						
20 Rod Barajas, R (1.2) OBP: 0.361, SLG: 0.545										5	2	2	2	0	2	4						
35 Brad Wilkerson, L (1.9) OBP: 0.318, SLG: 0.346										4	1	3	0	1	0	0						
David Eckstein, R (1.6) OBP: 0.350, SLG: 0.360										4	0	2	3	0	2	1						
<b>Inning Stats</b>	R: 1 H: 1 E: 0 K: 2 S: 21	H: 3 LOB: 3 BB: 3 P: 38	R: 0 H: 0 E: 0 K: 1 S: 9	H: 0 LOB: 0 BB: 0 P: 16	R: 1 H: 0 E: 0 K: 0 S: 10	H: 0 LOB: 1 BB: 2 P: 22	R: 1 H: 3 E: 0 K: 0 S: 15	H: 3 LOB: 2 BB: 0 P: 26	R: 0 H: 0 E: 0 K: 0 S: 5	H: 0 LOB: 0 BB: 0 P: 11	R: 0 H: 2 E: 0 K: 0 S: 8	H: 1 LOB: 1 BB: 0 P: 14	R: 6 H: 4 E: 0 K: 1 S: 21	H: 4 LOB: 4 BB: 2 P: 47	R: 0 H: 0 E: 0 K: 1 S: 13	H: 0 LOB: 1 BB: 1 P: 21		R: 0 H: 2 E: 0 K: 2 S: 16	H: 2 LOB: 2 BB: 0 P: 22	1B: 8 2B: 4 3B: 0 HR: 0	SF: 2 2B: 4 SAC: 0 DP: 0 HBP: 0	WP: 0 PB: 1 SB: 1 CS: 1
<b>PITCHER</b>	IP WLS BF H R ER SO BB IBB HBP BLK WP HR S P ERA WHIP																					
62 Joba Chamberlain, R (1.1) ERA: 2.42	2.1 12 1 2 1 3 4 0 0 0 1 0 0 32 62 3.86 2.143																					
38 Dan Giese, R (3.1) ERA: 2.45	3.2 L 16 5 1 1 0 1 0 0 0 0 0 0 36 65 2.46 1.636																					
41 Jose Veras, R (7.1) ERA: 5.25	0.1 3 2 2 2 1 0 0 0 0 0 0 10 16 54.00 6.000																					
36 Edwar Ramirez, R (7.1) ERA: 2.81	0.0 4 1 1 1 0 2 1 0 0 0 0 3 17 = =																					
LaTroy Hawkins, R (7.1) ERA: 6.31	1.2 8 1 3 3 1 2 0 0 0 0 0 0 21 35 16.20 1.800																					
47 Chris Britton, R (9.1) ERA: 1.29	1.0 5 2 0 0 2 0 0 0 0 0 0 16 22 0.00 2.000																					

Batter	1	2	3	4	5	6	7	8	9	AB	R	H	RBI	BB	SO	LOB	BOTTOM					
18 Johnny Damon, L (1.7) OBP: 0.372, SLG: 0.493										4	1	3	0	1	0	0	<b>Toronto Blue Jays @ New York Yankees</b> Yankee Stadium, Bronx, NY Tue Jun 03 2008, 7:05 PM EDT Att: 53,629 - Partly Cloudy - 76 F  <b>AB 35</b> <b>R 3</b> <b>H 9</b> <b>RBI 3</b> <b>BB 3</b> <b>SO 6</b> <b>LOB 24</b>					
2 Derek Jeter, R (1.6) OBP: 0.336, SLG: 0.392										5	0	2	0	0	4							
Bobby Abreu, L (1.9) OBP: 0.350, SLG: 0.462										5	0	0	1	0	2	5						
13 Alex Rodriguez, R (1.5) OBP: 0.377, SLG: 0.545										3	1	0	0	1	1	4						
55 Hideki Matsui, L (1.10) OBP: 0.410, SLG: 0.480										4	0	2	1	0	0	1						
Jason Giambi, L (1.3) OBP: 0.389, SLG: 0.526										2	0	1	1	0	0	2						
17 Shelley Duncan, R (8.3) OBP: 0.262, SLG: 0.281										1	0	1	0	0	0	0						
24 Robinson Cano, L (1.4) OBP: 0.283, SLG: 0.319										4	0	0	0	0	0	6						
26 José Molina, R (1.2) OBP: 0.222, SLG: 0.307										4	0	0	0	0	2	2						
28 Melky Cabrera, S (1.8) OBP: 0.321, SLG: 0.396										3	1	0	0	1	1	0						
<b>Inning Stats</b>	R: 2 H: 3 E: 0 K: 1 S: 13	H: 1 LOB: 0 BB: 0 P: 20	R: 0 H: 1 E: 0 K: 1 S: 12	H: 1 LOB: 1 BB: 0 P: 18	R: 0 H: 1 E: 0 K: 0 S: 11	H: 1 LOB: 2 BB: 1 P: 20	R: 0 H: 0 E: 0 K: 0 S: 9	H: 0 LOB: 0 BB: 0 P: 15	R: 0 H: 1 E: 0 K: 1 S: 10	H: 0 LOB: 0 BB: 0 P: 15	R: 0 H: 0 E: 0 K: 0 S: 9	H: 0 LOB: 1 BB: 0 P: 14	R: 1 H: 0 E: 0 K: 0 S: 12	H: 0 LOB: 2 BB: 2 P: 24	R: 0 H: 1 E: 0 K: 1 S: 10	H: 1 LOB: 0 BB: 0 P: 15	R: 0 H: 2 E: 0 K: 2 S: 14	H: 2 LOB: 2 BB: 0 P: 23	1B: 6 2B: 2 3B: 1 HR: 0	SF: 0 2B: 2 SAC: 0 DP: 1 HBP: 2	WP: 1 PB: 0 SB: 0 CS: 0	PA: 40
<b>PITCHER</b>	IP WLS BF H R ER SO BB IBB HBP BLK WP HR S P ERA WHIP																					
32 Roy Halladay, R (1.1) ERA: 2.94	6.0 W 26 6 2 2 3 1 0 0 2 0 0 64 102 3.00 1.167																					
56 Brian Tallet, L (7.1) ERA: 1.93	1.0 5 0 1 1 0 2 0 0 0 0 0 12 24 9.00 2.000																					
39 Jesse Carlson, L (8.1) ERA: 1.59	1.0 4 1 0 0 1 0 0 0 0 0 0 10 15 0.00 1.000																					
54 Jason Frasor, R (9.1) ERA: 3.38	1.0 5 2 0 0 2 0 0 0 0 1 0 14 23 0.00 2.000																					



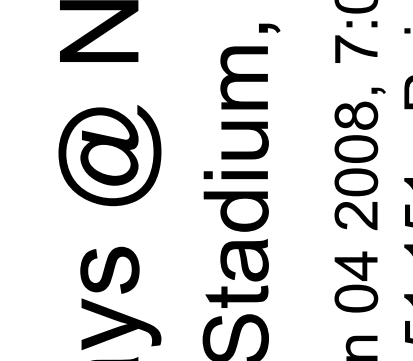
Batter	1	2	3	4	5	6	7	8	9	AB	R	H	RBI	BB	SO	LOB	TOP										
23 Shannon Stewart, R (1, 7) OBP: 0.337, SLG: 0.319	L9		G5-3			G6-3		L6		4	0	0	0	0	0	0	<b>Toronto Blue Jays @ New York Yankees</b> Yankee Stadium, Bronx, NY Wed Jun 04 2008, 7:05 PM EDT Att: 51,151 - Rain - 70 F										
19 Marco Scutaro, R (1, 4) OBP: 0.356, SLG: 0.347	1B							G1-3		4	0	1	0	0	2	0											
15 Alex Rios, R (1, 8) OBP: 0.327, SLG: 0.373	1B									3	1	2	0	1	1	0											
33 Scott Rolen, R (1, 5) OBP: 0.378, SLG: 0.471	G4-6-3									4	0	1	1	0	1	3											
Matt Stairs, L (1, 10) OBP: 0.337, SLG: 0.405		F7								4	0	0	0	0	2	2											
35 Lyle Overbay, L (1, 3) OBP: 0.392, SLG: 0.420	1B									4	0	2	0	0	1	1											
20 Rod Barajas, R (1, 2) 7 Curtis Thigpen, R (6, 2)			K							2	0	0	0	0	1	1											
35 Brad Wilkerson, L (1, 9) OBP: 0.312, SLG: 0.338										3	0	0	0	0	1	2											
David Eckstein, R (1, 6) OBP: 0.344, SLG: 0.352										3	0	0	0	0	0	1											
<b>Inning Stats</b>	R: 0 E: 0 K: 0 S: 6	H: 2 LOB: 1 BB: 0 P: 7	R: 0 E: 0 K: 1 S: 14	H: 1 LOB: 1 BB: 0 P: 21	R: 0 E: 0 K: 1 S: 9	H: 0 LOB: 0 BB: 0 P: 15	R: 0 E: 0 K: 2 S: 13	H: 1 LOB: 1 BB: 0 P: 19	R: 0 E: 0 K: 1 S: 9	H: 0 LOB: 0 BB: 0 P: 11	R: 1 E: 0 K: 1 S: 16	H: 1 LOB: 1 BB: 0 P: 30	R: 0 E: 0 K: 0 S: 10	H: 1 LOB: 1 BB: 0 P: 18	R: 0 E: 0 K: 1 S: 9	H: 0 LOB: 0 BB: 0 P: 13	R: 0 E: 0 K: 2 S: 10	H: 0 LOB: 0 BB: 0 P: 14	1B: 4 2B: 2 3B: 0 HR: 0	SF: 0 SAC: 0 DP: 1 HBP: 0	WP: 1 PB: 0 SB: 0 CS: 0	PA: 33					
<b>PITCHER</b>	IP	WLS	BF	H	R	ER	SO	BB	IBB	HBP	BLK	WP	HR	S	P	ERA	WHIP										
35 Mike Mussina, R (1, 1) ERA: 4.01	6.0	W	23	5	1	1	6	1	0	0	0	0	0	67	103	1.50	1.000										
39 Ross Ohlendorf, R (7, 1) ERA: 5.79	1.0	H	4	1	0	0	0	0	0	0	0	1	0	10	18	0.00	1.000										
Kyle Farnsworth, R (8, 1) ERA: 4.28	1.0		3	0	0	0	1	0	0	0	0	0	0	9	13	0.00	0.000										
42 Mariano Rivera, R (9, 1) ERA: 0.35	1.0		3	0	0	0	2	0	0	0	0	0	0	10	14	0.00	0.000										

Batter	1	2	3	4	5	6	7	8	9	AB	R	H	RBI	BB	SO	LOB	BOTTOM										
18 Johnny Damon, L (1, 7) OBP: 0.378, SLG: 0.498	1B									4	0	3	1	0	0	2	<b>Toronto Blue Jays @ New York Yankees</b> Yankee Stadium, Bronx, NY Wed Jun 04 2008, 7:05 PM EDT Att: 51,151 - Rain - 70 F										
2 Derek Jeter, R (1, 6) OBP: 0.335, SLG: 0.390										4	0	1	1	0	1	2											
Bobby Abreu, L (1, 9) OBP: 0.348, SLG: 0.455	F8									3	1	0	0	1	0	3											
13 Alex Rodriguez, R (1, 5) OBP: 0.373, SLG: 0.544	FC6-4									4	0	1	0	0	0	2											
55 Hideki Matsui, L (1, 10) OBP: 0.416, SLG: 0.483										3	0	2	1	1	0	0											
Wilson Betemit, S (1, 3) OBP: 0.296, SLG: 0.429	F9									4	1	1	1	0	0	4											
24 Robinson Cano, L (1, 4) OBP: 0.283, SLG: 0.323	G3-6-1									4	1	1	0	0	0	1											
26 José Molina, R (1, 2) OBP: 0.240, SLG: 0.325										3	2	2	0	1	0	0											
28 Melky Cabrera, S (1, 8) OBP: 0.319, SLG: 0.393										4	0	1	1	0	1	2											
<b>Inning Stats</b>	R: 0 E: 0 K: 1 S: 9	H: 1 LOB: 1 BB: 0 P: 16	R: 0 E: 0 K: 0 S: 12	H: 1 LOB: 0 BB: 0 P: 18	R: 1 E: 0 K: 0 S: 14	H: 3 LOB: 1 BB: 0 P: 23	R: 2 E: 0 K: 0 S: 13	H: 3 LOB: 2 BB: 1 P: 23	R: 0 E: 0 K: 0 S: 7	H: 1 LOB: 2 BB: 1 P: 14	R: 1 E: 0 K: 0 S: 8	H: 2 LOB: 1 BB: 0 P: 12	R: 1 E: 0 K: 0 S: 10	H: 1 LOB: 0 BB: 1 P: 17	R: 0 E: 0 K: 1 S: 7	H: 0 LOB: 0 BB: 0 P: 10	1B: 8 2B: 3 3B: 0 HR: 1	SF: 0 SAC: 0 DP: 3 HBP: 0	WP: 0 PB: 0 SB: 0 CS: 0	PA: 36							
<b>PITCHER</b>	IP	WLS	BF	H	R	ER	SO	BB	IBB	HBP	BLK	WP	HR	S	P	ERA	WHIP										
51 Jesse Litsch, R (1, 1) ERA: 3.45	5.1	L	26	10	4	4	1	1	1	0	0	0	0	8	16	9.00	2.062										
57 Shawn Camp, R (6, 1) ERA: 4.11	1.0		5	1	1	1	0	1	0	0	0	0	0	8	16	9.00	2.000										
37 Scott Downs, L (7, 1) ERA: 1.88	0.2		2	1	0	0	0	0	0	0	0	0	0	6	8	0.00	1.500										
Armando Benitez, R (8, 1) ERA: 3.18	1.0		3	0	0	0	1	0	0	0	0	0	0	7	10	0.00	0.000										

AB 32  
R 1  
H 6  
RBI 1  
BB 1  
SO 9  
LOB 11



AB 33  
R 5  
H 12  
RBI 5  
BB 3  
SO 2  
LOB 16





Batter	1	2	3	4	5	6	7	8	9	AB	R	H	RBI	BB	SO	LOB	TOP								
23 Shannon Stewart, R (1.7) OBP: 0.335, SLG: 0.314 19 Marco Scutaro, R (7.4) OBP: 0.356, SLG: 0.345	G6-3		FC6-5 BB		L1-3	L9		FC6-2		3	0	0	0	1	0	1									
David Eckstein, R (1.6) OBP: 0.338, SLG: 0.347	G5-3		K		L9	L9		F8		5	1	1	0	0	1	5									
15 Alex Rios, R (1.8) OBP: 0.328, SLG: 0.371	K		FC6-5		E8					4	2	1	0	1	1	4									
33 Scott Rolen, R (1.5) OBP: 0.391, SLG: 0.475	G4-3									3	2	2	0	1	0	0									
Matt Stairs, L (1.10) OBP: 0.345, SLG: 0.437	K									5	2	3	5	0	1	2									
35 Lyle Overbay, L (1.3) OBP: 0.388, SLG: 0.419	G4-3									5	0	1	2	0	1	3									
36 Kevin Mench, R (1.9) OBP: 0.268, SLG: 0.243 35 Brad Wilkerson, L (7.9) OBP: 0.321, SLG: 0.338	F7		L8		P4					3	0	0	0	0	0	1									
20 Rod Barajas, R (1.2) OBP: 0.357, SLG: 0.519			K		K					3	0	0	0	1	3	4									
1 Joe Inglett, L (1.4) OBP: 0.338, SLG: 0.391										3	1	1	0	1	0	3									
Inning Stats	R: 0 E: 0 K: 1 S: 7	H: 0 LOB: 0 BB: 0 P: 11	R: 0 E: 0 K: 1 S: 8	H: 0 LOB: 0 BB: 0 P: 15	R: 0 E: 0 K: 1 S: 11	H: 1 LOB: 3 BB: 2 P: 25	R: 2 E: 0 K: 1 S: 14	H: 1 LOB: 0 BB: 1 P: 20	R: 5 E: 0 K: 0 S: 16	H: 3 LOB: 1 BB: 1 P: 28	R: 0 E: 0 K: 0 S: 7	H: 0 LOB: 0 BB: 0 P: 10	R: 0 E: 0 K: 1 S: 12	H: 1 LOB: 1 BB: 1 P: 22	R: 0 E: 0 K: 0 S: 13	H: 0 LOB: 2 BB: 1 P: 25	R: 1 E: 0 K: 1 S: 15	H: 3 LOB: 3 BB: 1 P: 26	1B: 6 2B: 2 HR: 1	SF: 0 SAC: 1 DP: 1 HBP: 2	WP: 0 PB: 0 SB: 1 CS: 0	PA: 45			
PITCHER	IP	WLS	BF	H	R	ER	SO	BB	IBB	HBP	BLK	WP	HR	S	P	ERA	WHIP								
40 Chien-Ming Wang, R (1.1) ERA: 4.57	4.1		24	5	7	6	4	4	0	1	0	0	1	51	90	12.46	2.077								
39 Ross Ohlendorf, R (5.1) ERA: 5.67	0.2		2	0	0	0	1	0	0	0	0	0	0	5	9	0.00	0.000								
LaTroy Hawkins, R (6.1) ERA: 6.08	1.0		5	1	0	0	0	1	0	0	0	0	0	14	22	0.00	2.000								
41 Jose Veras, R (7.1) ERA: 4.5	2.0		7	0	0	0	1	1	0	1	0	0	0	18	35	0.00	0.500								
Kyle Farnsworth, R (9.1) ERA: 4.45	1.0	W	7	3	1	1	1	0	1	0	0	0	0	15	26	9.00	3.000								

Toronto Blue Jays @ New York Yankees  
Yankee Stadium, Bronx, NY  
Thu Jun 05 2008, 1:05 PM EDT  
Att: 53,571 - Cloudy - 71 F

AB	35
R	8
H	9
RBI	7
BB	7
SO	7
LOB	25



Batter	1	2	3	4	5	6	7	8	9	AB	R	H	RBI	BB	SO	LOB	BOTTOM								
18 Johnny Damon, L (1.10) OBP: 0.387, SLG: 0.500	G4-3 BB		1B		G3-1 2 HBP 13 SF4 BB			F9		3	2	2	0	2	0	2									
2 Derek Jeter, R (1.6) OBP: 0.336, SLG: 0.392	G4-3 13 SF9 2B		K		G3-1 HBP		CS			4	1	1	0	0	1	1									
Bobby Abreu, L (1.9) OBP: 0.349, SLG: 0.459	G4-3				G3-1					5	0	2	2	0	0	3									
13 Alex Rodriguez, R (1.5) OBP: 0.368, SLG: 0.540	SF9		P4		SF4					3	1	1	2	0	0	3									
55 Hideki Matsui, L (1.7) OBP: 0.412, SLG: 0.476	G6-3		K		G3-1					5	1	1	1	0	2	4									
20 Jorge Posada, S (1.2) OBP: 0.343, SLG: 0.470 17 Shelley Duncan, R (6, FR) OBP: 0.262, SLG: 0.281 26 Jose Molina, R (9, 2) OBP: 0.240, SLG: 0.325 Jason Giambi, L (9, PH) OBP: 0.392, SLG: 0.548			G3-6-1 1B		F8					3	0	1	0	1	1	0									
24 Robinson Cano, L (1.4) OBP: 0.267, SLG: 0.326			G3-6-1 1B		G1-3					4	1	2	0	0	0	1									
Wilson Betemit, S (1.3) OBP: 0.277, SLG: 0.500			G3-6-1		K					4	1	2	2	0	1	2									
28 Melky Cabrera, S (1.8) OBP: 0.323, SLG: 0.392	K				G3-1 2 HBP 18 BB 1B					3	1	1	0	1	2	1									
Inning Stats	R: 2 E: 0 K: 0 S: 12	H: 1 LOB: 1 BB: 1 P: 22	R: 0 E: 0 K: 1 S: 13	H: 2 LOB: 0 BB: 0 P: 18	R: 0 E: 0 K: 2 S: 15	H: 2 LOB: 0 BB: 0 P: 22	R: 0 E: 0 K: 1 S: 8	H: 0 LOB: 0 BB: 0 P: 11	R: 2 E: 0 K: 0 S: 12	H: 3 LOB: 1 BB: 1 P: 20	R: 2 E: 0 K: 2 S: 14	H: 3 LOB: 0 BB: 0 P: 21	R: 0 E: 0 K: 1 S: 11	H: 1 LOB: 1 BB: 0 P: 19	R: 0 E: 0 K: 0 S: 10	H: 1 LOB: 3 BB: 2 P: 23	R: 3 E: 0 K: 0 S: 14	H: 3 LOB: 0 BB: 0 P: 21	1B: 10 2B: 2 HR: 2	SF: 2 SAC: 0 DP: 2 HBP: 1	WP: 0 PB: 1 SB: 1 CS: 1	PA: 43			
PITCHER	IP	WLS	BF	H	R	ER	SO	BB	IBB	HBP	BLK	WP	HR	S	P	ERA	WHIP								
29 Dustin McGowan, R (1.1) ERA: 4.26	5.1		25	7	5	5	5	2	0	1	0	0	1	8	13	27.00	6.000								
39 Jesse Carlson, L (6.1) ERA: 1.96	0.1	H	3	2	1	1	1	0	0	0	0	0	0	7	12	0.00	1.500								
54 Jason Frasor, R (6.1) ERA: 3.26	0.2	H	2	1	0	0	0	0	0	0	0	0	0	15	31	0.00	1.800								
37 Scott Downs, L (7.1) ERA: 1.75	1.2	H	7	1	0	0	1	2	0	0	0	0	0	14	21	40.50	4.500								
52 B.J. Ryan, L (9.1) ERA: 2.55	0.2	L	5	3	3	3	0	0	0	0	0	0	1	14	21	40.50	4.500								

Toronto Blue Jays @ New York Yankees  
Yankee Stadium, Bronx, NY  
Thu Jun 05 2008, 1:05 PM EDT  
Att: 53,571 - Cloudy - 71 F

AB	35
R	9
H	14
RBI	9
BB	4
SO	7
LOB	17









Batter	1	2	3	4	5	6	7	8	9	AB R H RBI BB SO LOB	TOP
9 David DeJesus, L (1,7) OBP: 0.360, SLG: 0.440	F7		30 3B 1B		G6-3		SH1-4		HR	4 2 2 1 0 0 0	<b>Kansas City Royals @ New York Yankees</b> Yankee Stadium, Bronx, NY Sat Jun 07 2008, 1:05 PM EDT Att: 53,611 - Partly Cloudy - 90 F <a href="http://livebaseballscorecards.com">livebaseballscorecards.com</a>
30 Mike Aviles, R (1,6) OBP: 0.364, SLG: 0.700	G6-3		11 1B 3B		G4-3		11 HR IBB		K	4 2 1 1 1 1 0	
24 Mark Teahen, L (1,3) OBP: 0.340, SLG: 0.410	11 HR 2B		14 1B HBP		G4-3		K		P6	4 2 1 0 0 1 3	
11 Jose Guillen, R (1,9) OBP: 0.289, SLG: 0.460 Ross Gload, L (7,3) OBP: 0.296, SLG: 0.286	2H HR		14 1B 1B		G4-3		HR		G4-3	4 2 3 7 0 0 0 1 0 0 0 0 0 0	
21 Miguel Olivo, R (1,10) OBP: 0.318, SLG: 0.539	G1-3		K		L4		K			4 0 0 0 0 2 2	
14 John Buck, R (1,2) OBP: 0.325, SLG: 0.360	13 G4-6-3 BB		13 1B		F9		G1-3			3 0 1 1 1 0 0	
13 Alberto Callaspo, S (1,4) OBP: 0.351, SLG: 0.337	G4-6-3		G4-3		G4-3		1B 2B		2S 1B	4 1 2 0 0 0 1	
Esteban German, R (1,5) 1 Tony Pena Jr., R (8,6) OBP: 0.213, SLG: 0.179 OBP: 0.175, SLG: 0.193	K		L6		L9		SH1-4 2B 1B		L9	4 1 1 0 0 1 1 0 0 0 0 0 0 0	
2 Joey Gathright, L (1,8) OBP: 0.287, SLG: 0.272	G4-3		G4-3		G3-1		9 SH1-4 1B		K	4 1 1 1 0 1 1	
<b>Inning Stats</b>	R: 2 H: 2 E: 0 LOB: 0 K: 0 BB: 0 S: 13	R: 0 H: 0 E: 0 LOB: 0 K: 1 BB: 1 S: 10	R: 3 H: 4 E: 0 LOB: 2 K: 1 BB: 0 S: 17	R: 0 H: 0 E: 0 LOB: 0 K: 0 BB: 0 S: 7	R: 0 H: 0 E: 0 LOB: 0 K: 0 BB: 0 S: 6	R: 0 H: 0 E: 0 LOB: 0 K: 0 BB: 0 S: 5	R: 5 H: 4 E: 0 LOB: 1 K: 2 BB: 1 S: 15	R: 0 H: 1 E: 0 LOB: 1 K: 1 BB: 0 S: 10	R: 1 H: 1 E: 0 LOB: 0 K: 1 BB: 0 S: 9	1B: 6 SF: 0 2B: 2 SAC: 1 3B: 1 DP: 1 HR: 3 HBP: 1	
<b>PITCHER</b>	IP WLS BF H R ER SO BB IBB HBP BLK WP HR S P ERA WHIP										
Andy Pettitte, L (1,1) ERA: 4.99	6.2 31 10 10 3 1 1 1 0 0 2 70 111 13.50 1.650										
41 Jose Veras, R (7,1) ERA: 4.11	1.1 5 1 0 0 2 0 0 0 0 0 0 13 19 0.00 0.750										
42 Mariano Rivera, R (9,1) ERA: 0.67	1.0 W 4 1 1 1 1 0 0 0 0 0 1 9 10 9.00 1.000										

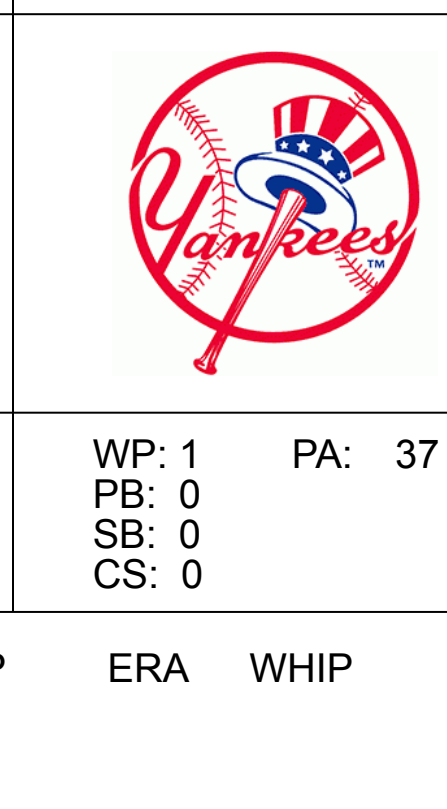
Batter	1	2	3	4	5	6	7	8	9	AB R H RBI BB SO LOB	BOTTOM
18 Johnny Damon, L (1,7) OBP: 0.394, SLG: 0.507	SH1-3 1B 2B		2 G6-4-3 1B		2S 1B		1B		1B	6 1 6 4 0 0 0	<b>Kansas City Royals @ New York Yankees</b> Yankee Stadium, Bronx, NY Sat Jun 07 2008, 1:05 PM EDT Att: 53,611 - Partly Cloudy - 90 F <a href="http://livebaseballscorecards.com">livebaseballscorecards.com</a>
2 Derek Jeter, R (1,6) OBP: 0.335, SLG: 0.387	SH1-3		G6-4-3		F9-2		G6-3		1B	4 0 1 0 0 0 3	
Bobby Abreu, L (1,9) OBP: 0.349, SLG: 0.454	F7		L4		G3		13 HR 1B		F7	5 1 1 0 0 0 3	
13 Alex Rodriguez, R (1,5) OBP: 0.378, SLG: 0.563	1B BB		20 BB 1B		K		HR		G5-3	4 2 2 2 1 1 2	
Jason Giambi, L (1,10) OBP: 0.394, SLG: 0.556	1B		20 2B 24 1B BB		HR		K		L8	4 2 2 2 1 1 0	
20 Jorge Posada, S (1,2) OBP: 0.355, SLG: 0.521	L8		24 1B SF8 2B		BB		F7		HR	4 2 2 2 1 0 2	
24 Robinson Cano, L (1,4) OBP: 0.273, SLG: 0.339	B1-3		28 1B 18 1B 1B		F7		18 WP 18 1B 1B		G6-3	5 2 2 1 0 0 1	
Wilson Betemit, S (1,3) OBP: 0.264, SLG: 0.460	K		SF8		F7		K		18 1B BB	3 1 0 1 1 2 1	
28 Melky Cabrera, S (1,8) OBP: 0.332, SLG: 0.399	G4-3		18 1B 2 F9-2 1B		G4-3		18 WP 18 1B 1B		1B	5 1 3 0 0 0 0	
<b>Inning Stats</b>	R: 1 H: 2 E: 0 LOB: 1 K: 0 BB: 1 S: 14	R: 0 H: 0 E: 0 LOB: 0 K: 1 BB: 0 S: 7	R: 0 H: 1 E: 0 LOB: 0 K: 0 BB: 0 S: 8	R: 4 H: 5 E: 0 LOB: 1 K: 0 BB: 1 S: 16	R: 1 H: 1 E: 0 LOB: 1 K: 1 BB: 1 S: 9	R: 0 H: 1 E: 0 LOB: 0 K: 0 BB: 0 S: 6	R: 2 H: 2 E: 0 LOB: 0 K: 1 BB: 0 S: 18	R: 2 H: 4 E: 0 LOB: 2 K: 1 BB: 0 S: 16	R: 2 H: 3 E: 0 LOB: 2 K: 0 BB: 1 S: 13	1B: 14 SF: 1 2B: 3 SAC: 1 3B: 0 DP: 2 HR: 3 HBP: 0	
<b>PITCHER</b>	IP WLS BF H R ER SO BB IBB HBP BLK WP HR S P ERA WHIP										
19 Brian Bannister, R (1,1) ERA: 4.98	3.1 19 5 5 1 1 2 0 0 0 0 0 10 20 6.75 1.500										
57 Joel Peralta, R (4,1) ERA: 5.64	1.1 5 1 1 1 1 0 0 0 0 0 1 10 20 6.75 1.500										
Brett Tomko, R (5,1) ERA: 6.34	1.2 7 3 2 2 0 0 0 0 0 0 1 18 26 10.80 1.800										
Ramon E Ramirez, R (7,1) ERA: 3.49	1.0 B 6 3 2 2 2 0 0 0 0 0 1 0 18 28 18.00 3.000										
41 Jimmy Gobble, L (8,1) ERA: 6.06	0.1 2 1 0 0 0 0 0 0 0 0 0 4 10 0.00 3.000										
27 Yasuhiro Yabuta, R (8,1) ERA: 4.97	0.1 1 0 0 0 0 0 0 0 0 0 0 1 20 6.75 1.500										
48 Joaquin Soria, R (9,1) ERA: 1.67	0.2 L 6 3 2 2 0 1 0 0 0 0 0 1 13 21 27.00 6.000										



Batter	1	2	3	4	5	6	7	8	9	AB	R	H	RBI	BB	SO	LOB	TOP										
9 David DeJesus, L OBP: 0.362, SLG: 0.444										3	1	1	0	1	1	0	<b>Kansas City Royals @ New York Yankees</b> Yankee Stadium, Bronx, NY Sun Jun 08 2008, 1:05 PM EDT Att: 54,213 - Sunny - 95 F										
15 Mark Grudzielanek, R OBP: 0.350, SLG: 0.360										4	0	1	0	0	0	2											
24 Mark Teahen, L OBP: 0.335, SLG: 0.403										4	0	0	0	0	1	3											
11 Jose Guillen, R OBP: 0.292, SLG: 0.473										4	1	2	2	0	1	1											
4 Alex Gordon, L OBP: 0.332, SLG: 0.390										4	1	1	0	0	2	1											
21 Miguel Olivo, R OBP: 0.309, SLG: 0.524										4	0	0	0	0	2	1											
Ross Gload, L OBP: 0.285, SLG: 0.285										4	0	1	0	0	0	1											
30 Mike Aviles, R OBP: 0.267, SLG: 0.500										4	0	0	0	0	1	2											
2 Joey Gathright, L OBP: 0.282, SLG: 0.267										3	0	0	0	0	2	1											
<b>Inning Stats</b>	R: 0 H: 1 E: 0 K: 1 S: 11	H: 1 LOB: 1 BB: 0 P: 13	R: 1 H: 2 E: 0 K: 2 S: 13	LOB: 1 BB: 0 P: 18	R: 2 H: 2 E: 0 K: 0 S: 15	LOB: 0 BB: 0 P: 26	R: 0 H: 0 E: 0 K: 1 S: 6	LOB: 0 BB: 0 P: 9	R: 0 H: 0 E: 0 K: 1 S: 14	LOB: 1 BB: 1 P: 22	R: 0 H: 0 E: 0 K: 2 S: 12	LOB: 0 BB: 0 P: 17	R: 0 H: 0 E: 0 K: 1 S: 9	LOB: 0 BB: 0 P: 14	R: 0 H: 1 E: 0 K: 2 S: 11	LOB: 1 BB: 0 P: 15		R: 0 H: 0 E: 0 K: 0 S: 6	LOB: 0 BB: 0 P: 7	1B: 4 2B: 1 3B: 0 HR: 1	SF: 0 SAC: 0 DP: 0 HBP: 0	WP: 1 PB: 1 SB: 0 CS: 0	PA: 35				
<b>PITCHER</b>	IP	WLS	BF	H	R	ER	SO	BB	IBB	HBP	BLK	WP	HR	S	P	ERA	WHIP										
62 Joba Chamberlain, R ERA: 2.67	4.1		19	5	3	2	5	1	0	0	0	0	1	53	78	4.15	1.385										
38 Dan Giese, R ERA: 1.42	2.2	W	9	0	0	0	3	0	0	0	0	1	0	27	41	0.00	0.000										
41 Jose Veras, R ERA: 3.86	1.0	H	4	1	0	0	2	0	0	0	0	0	0	11	15	0.00	1.000										
42 Mariano Rivera, R ERA: 0.64	1.0	S	3	0	0	0	0	0	0	0	0	0	0	6	7	0.00	0.000										

Batter	1	2	3	4	5	6	7	8	9	AB	R	H	RBI	BB	SO	LOB	BOTTOM										
18 Johnny Damon, L OBP: 0.394, SLG: 0.513										5	2	2	0	0	1	1	<b>Kansas City Royals @ New York Yankees</b> Yankee Stadium, Bronx, NY Sun Jun 08 2008, 1:05 PM EDT Att: 54,213 - Sunny - 95 F										
2 Derek Jeter, R OBP: 0.332, SLG: 0.384										4	1	1	0	0	1	2											
Bobby Abreu, L OBP: 0.351, SLG: 0.467										4	2	2	3	0	1	0											
13 Alex Rodriguez, R OBP: 0.391, SLG: 0.575										2	0	2	2	2	0	0											
55 Hideki Matsui, L OBP: 0.411, SLG: 0.468										2	0	0	0	2	1	2											
Jason Giambi, L OBP: 0.391, SLG: 0.566										4	1	1	1	0	1	3											
Wilson Betemit, S OBP: 0.264, SLG: 0.460										0	0	0	0	0	0	0											
20 Jorge Posada, S OBP: 0.363, SLG: 0.507										2	0	0	0	2	1	2											
24 Robinson Cano, L OBP: 0.273, SLG: 0.338										4	0	1	0	0	0	2											
28 Melky Cabrera, S OBP: 0.326, SLG: 0.392										4	0	0	0	0	1	2											
<b>Inning Stats</b>	R: 2 H: 3 E: 0 K: 2 S: 14	H: 3 LOB: 2 BB: 1 P: 25	R: 0 H: 0 E: 0 K: 0 S: 6	LOB: 0 BB: 0 P: 10	R: 0 H: 0 E: 0 K: 2 S: 10	LOB: 1 BB: 1 P: 18	R: 0 H: 1 E: 0 K: 1 S: 9	LOB: 0 BB: 0 P: 15	R: 1 H: 1 E: 0 K: 1 S: 12	LOB: 1 BB: 1 P: 22	R: 1 H: 1 E: 0 K: 0 S: 14	LOB: 0 BB: 1 P: 25	R: 2 H: 3 E: 0 K: 0 S: 19	LOB: 1 BB: 1 P: 33	R: 0 H: 0 E: 0 K: 1 S: 8	LOB: 0 BB: 1 P: 14	1B: 5 2B: 1 3B: 1 HR: 2	SF: 0 SAC: 0 DP: 1 HBP: 0	WP: 1 PB: 0 SB: 0 CS: 0	PA: 37							
<b>PITCHER</b>	IP	WLS	BF	H	R	ER	SO	BB	IBB	HBP	BLK	WP	HR	S	P	ERA	WHIP										
23 Zack Greinke, R ERA: 3.77	5.0	L	25	4	4	4	6	4	0	0	0	0	1	58	104	7.20	2.000										
32 Ron Mahay, L ERA: 2.67	1.2		7	3	2	2	0	1	0	0	0	0	0	21	36	10.80	2.400										
41 Jimmy Gobble, L ERA: 5.94	0.1		1	0	0	0	0	0	0	0	0	0	0	5	8	0.00	0.000										
54 Jeff Fulchino, R ERA:	1.0		4	0	0	0	1	1	0	0	0	0	0	8	14	0.00	1.000										

AB	34
R	3
H	6
RBI	2
BB	1
SO	10
LOB	12



AB	31
R	6
H	9
RBI	6
BB	6
SO	7
LOB	14



Batter	1	2	3	4	5	6	7	8	9	AB	R	H	RBI	BB	SO	LOB	TOP										
9 David DeJesus, L (1, 7) OBP: 0.355, SLG: 0.435	F7		L9			F8		F7		4	0	0	0	0	0	1	<b>Kansas City Royals @ New York Yankees</b> Yankee Stadium, Bronx, NY Mon Jun 09 2008, 1:05 PM EDT Att: 53,633 - Partly Cloudy - 94 F										
15 Mark Grudzielanek, R (1, 4) OBP: 0.343, SLG: 0.372	G6-3			K		G4-3		G4-3		4	0	0	0	0	1												
24 Mark Teahen, L (1, 3) OBP: 0.329, SLG: 0.396	K			G3-1		G6-3		F8		4	0	0	0	0	1												
11 Jose Guillen, R (1, 9) OBP: 0.295, SLG: 0.490		G4-3		G6-3		21 HR		HR		4	2	2	1	0	0												
4 Alex Gordon, L (1, 5) OBP: 0.335, SLG: 0.388	21 1B					F7		G4-3		4	0	1	0	0	1												
21 Miguel Olivo, R (1, 10) OBP: 0.314, SLG: 0.544	14 G4-6-3					F8		K		4	1	2	2	0	1												
14 John Buck, R (1, 2) OBP: 0.323, SLG: 0.357	G4-6-3					L8		K		4	0	1	0	0	1												
30 Mike Aviles, R (1, 6) OBP: 0.333, SLG: 0.588						F8				3	0	2	0	0	0												
1 Tony Pena Jr., R (9, 6) OBP: 0.175, SLG: 0.193						2 SH1-4				0	0	0	0	0	0												
2 Joey Gathright, L (1, 8) OBP: 0.279, SLG: 0.263						G4-3				2	0	0	0	0	2												
<b>Inning Stats</b>	R: 0 E: 0 K: 1 S: 8	H: 0 LOB: 0 BB: 0 P: 12	R: 0 E: 0 K: 0 S: 8	H: 2 LOB: 1 BB: 0 P: 10	R: 0 E: 0 K: 0 S: 11	H: 0 LOB: 0 BB: 0 P: 17	R: 0 E: 0 K: 1 S: 6	H: 0 LOB: 0 BB: 0 P: 9	R: 0 E: 0 K: 1 S: 8	H: 0 LOB: 0 BB: 0 P: 11	R: 0 E: 0 K: 0 S: 8	H: 1 LOB: 1 BB: 0 P: 10	R: 2 E: 0 K: 0 S: 10	H: 4 LOB: 2 BB: 0 P: 12	R: 0 E: 0 K: 0 S: 6	H: 0 LOB: 0 BB: 0 P: 8	R: 1 E: 0 K: 2 S: 12	H: 1 LOB: 0 BB: 0 P: 13	1B: 4 2B: 2 3B: 0 HR: 2	SF: 0 SAC: 1 DP: 1 HBP: 0	WP: 0 PB: 0 CS: 0	PA: 34					
<b>PITCHER</b>	IP	WLS	BF	H	R	ER	SO	BB	IBB	HBP	BLK	WP	HR	S	P	ERA	WHIP										
35 Mike Mussina, R (1, 1) ERA: 3.82	8.0		30	7	2	2	3	0	0	0	0	0	1	65	89	2.25	0.875										
42 Mariano Rivera, R (9, 1) ERA: 0.93	1.0	L	4	1	1	1	2	0	0	0	0	0	1	12	13	9.00	1.000										

Batter	1	2	3	4	5	6	7	8	9	AB	R	H	RBI	BB	SO	LOB	BOTTOM										
18 Johnny Damon, L (1, 7) OBP: 0.392, SLG: 0.508	2 S		F8			F7		K		4	0	1	0	0	1	2	<b>Kansas City Royals @ New York Yankees</b> Yankee Stadium, Bronx, NY Mon Jun 09 2008, 1:05 PM EDT Att: 53,633 - Partly Cloudy - 94 F										
2 Derek Jeter, R (1, 6) OBP: 0.331, SLG: 0.379	P4			G6-3		F9				3	0	0	0	1	0	1											
Bobby Abreu, L (1, 9) OBP: 0.349, SLG: 0.467	F8			K				G3-1		4	1	1	0	0	1	3											
13 Alex Rodriguez, R (1, 5) OBP: 0.394, SLG: 0.591	K			G5-3						4	1	2	2	0	1	1											
55 Hideki Matsui, L (1, 10) OBP: 0.404, SLG: 0.459	G4-3					G4-3		G6-3		4	0	0	0	0	0	1											
Jason Giambi, L (1, 3) OBP: 0.389, SLG: 0.556						G3-1		K		3	0	0	0	1	1	0											
Wilson Betemit, S (9, FR) OBP: 0.264, SLG: 0.460										0	0	0	0	0	0	0											
24 Robinson Cano, L (1, 4) OBP: 0.273, SLG: 0.336	P5					E9		F7		4	0	1	0	0	1	2											
26 José Molina, R (1, 2) OBP: 0.234, SLG: 0.317										2	0	0	0	0	1	1											
20 Jorge Posada, S (8, PH) OBP: 0.370, SLG: 0.514						K				1	0	1	0	0	0	0											
Chad Moeller, R (8, FR) OBP: 0.343, SLG: 0.373								28 SH2-3		0	0	0	0	0	0	0											
28 Melky Cabrera, S (1, 8) OBP: 0.322, SLG: 0.386						G6-3				3	0	0	0	0	1	3											
<b>Inning Stats</b>	R: 0 E: 0 K: 1 S: 8	H: 1 LOB: 1 BB: 0 P: 15	R: 0 E: 0 K: 0 S: 9	H: 0 LOB: 0 BB: 0 P: 14	R: 0 E: 0 K: 1 S: 11	H: 0 LOB: 0 BB: 0 P: 15	R: 0 E: 0 K: 1 S: 7	H: 0 LOB: 0 BB: 0 P: 8	R: 0 E: 0 K: 0 S: 11	H: 1 LOB: 1 BB: 0 P: 18	R: 0 E: 0 K: 0 S: 6	H: 0 LOB: 0 BB: 0 P: 9	R: 2 E: 0 K: 1 S: 12	H: 2 LOB: 0 BB: 0 P: 20	R: 0 E: 0 K: 1 S: 12	H: 1 LOB: 2 BB: 1 P: 24	R: 0 E: 0 K: 1 S: 10	H: 1 LOB: 3 BB: 1 P: 18	1B: 4 2B: 1 3B: 0 HR: 1	SF: 0 SAC: 1 DP: 0 HBP: 1	WP: 0 PB: 0 CS: 0	PA: 36					
<b>PITCHER</b>	IP	WLS	BF	H	R	ER	SO	BB	IBB	HBP	BLK	WP	HR	S	P	ERA	WHIP										
44 Luke Hochevar, R (1, 1) ERA: 4.91	6.0		22	4	2	2	4	0	0	0	0	0	0	56	87	3.00	0.667										
Ramon F Ramirez, R (7, 1) ERA: 3.3	1.2		7	1	0	0	2	1	0	0	0	0	0	16	29	0.00	1.200										
27 Yasuhiro Yabuta, R (8, 1) ERA: 4.91	0.1	W	1	0	0	0	0	0	0	0	0	0	0	4	7	0.00	0.000										
48 Joaquin Soria, R (9, 1) ERA: 1.61	1.0	S	6	1	0	0	1	1	0	1	0	0	0	10	18	0.00	2.000										



Batter	1	2	3	4	5	6	7	8	9	AB	R	H	RBI	BB	SO	LOB	TOP			
18 Johnny Damon, L OBP: 0.392, SLG: 0.504	G1-3	G3			BB				K	4	0	1	0	1	1	0				
2 Derek Jeter, R OBP: 0.326, SLG: 0.373	BB		K			G5-4-3			G4-3	4	1	0	0	1	2	2				
Bobby Abreu, L OBP: 0.359, SLG: 0.472	BB									2	0	2	0	2	0	0				
13 Alex Rodriguez, R OBP: 0.396, SLG: 0.589	BB									4	1	2	1	0	0	2				
Jason Giambi, L OBP: 0.395, SLG: 0.556	BB									2	0	1	1	1	1	2				
20 Jorge Posada, S OBP: 0.365, SLG: 0.494	BB									3	0	0	0	1	1	5				
Wilson Betemit, S OBP: 0.246, SLG: 0.426	BB									4	0	0	0	0	2	5				
24 Robinson Canó, L OBP: 0.268, SLG: 0.331										4	0	0	0	0	0	1				
28 Melky Cabrera, S OBP: 0.321, SLG: 0.397										4	1	1	1	0	0	0				
<b>Inning Stats</b>	R: 2 H: 3 E: 0 K: 0 S: 14	H: 3 LOB: 2 BB: 2 P: 28	R: 0 H: 0 E: 0 K: 0 S: 5	H: 0 LOB: 0 BB: 0 P: 9	R: 0 H: 1 E: 0 K: 2 S: 9	H: 1 LOB: 2 BB: 1 P: 17	R: 0 H: 0 E: 0 K: 1 S: 5	H: 0 LOB: 0 BB: 0 P: 8	R: 0 H: 0 E: 0 K: 0 S: 6	H: 0 LOB: 1 BB: 2 P: 18	R: 0 H: 1 E: 0 K: 1 S: 8	H: 1 LOB: 0 BB: 0 P: 13	R: 0 H: 1 E: 0 K: 2 S: 14	H: 1 LOB: 2 BB: 0 P: 20	R: 1 H: 1 E: 0 K: 1 S: 11	H: 1 LOB: 0 BB: 0 P: 20	1B: 6 2B: 0 3B: 0 HR: 1	SF: 0 SAC: 0 DP: 1 HBP: 1	WP: 0 PB: 0 SB: 0 CS: 1	PA: 38
<b>PITCHER</b>	IP	WLS	BF	H	R	ER	SO	BB	IBB	HBP	BLK	WP	HR	S	P	ERA	WHIP			
30 Dana Eveland, L ERA: 3.76	6.0	L	26	4	2	2	3	6	0	0	1	0	0	51	100	3.00	1.667			
Chad Gaudin, R ERA: 3.29	1.1		5	2	0	0	1	0	0	0	0	0	0	13	22	0.00	1.500			
Alan Embree, L ERA: 4.0	0.2		3	0	0	0	2	0	0	1	0	0	0	9	12	0.00	0.000			
29 Keith Foulke, R ERA: 3.1	1.0		4	1	1	1	1	0	0	0	0	0	1	11	20	9.00	1.000			

New York Yankees @ Oakland Athletics  
McAfee Coliseum, Oakland, CA

AB 31  
R 3  
H 7  
RBI 3  
BB 6  
SO 7  
LOB 17



WP: 0 PA: 38  
PB: 0  
SB: 0  
CS: 1

Tue Jun 10 2008, 10:05 PM EDT  
Att: 26,402 - Clear - 74 F

Batter	1	2	3	4	5	6	7	8	9	AB	R	H	RBI	BB	SO	LOB	BOTTOM				
22 Jack Hannahan, L OBP: 0.349, SLG: 0.354	HBP		F7						F7	3	0	0	0	0	1	1					
7 Bobby Crosby, R OBP: 0.321, SLG: 0.378	L7		G6-4-3						G1	4	0	1	0	0	0	2					
32 Jack Cust, L OBP: 0.409, SLG: 0.465	F9									3	1	1	0	1	0	2					
11 Rajai Davis, R OBP: 0.211, SLG: 0.235	F9									0	0	0	0	0	0	0					
3 Eric Chavez, L OBP: 0.342, SLG: 0.457	F8									3	0	0	0	1	0	2					
14 Mark Ellis, R OBP: 0.329, SLG: 0.404										4	0	3	1	0	0	2					
10 Daric Barton, L OBP: 0.336, SLG: 0.340										4	0	0	0	0	2	3					
6 Travis Buck, L OBP: 0.235, SLG: 0.330										3	0	0	0	1	0	2					
28 Carlos González, L OBP: 0.282, SLG: 0.447										3	0	2	0	1	0	1					
8 Kurt Suzuki, R OBP: 0.315, SLG: 0.302										4	0	1	0	0	0	5					
<b>Inning Stats</b>	R: 0 H: 0 E: 0 K: 0 S: 3	H: 1 LOB: 1 BB: 0 P: 7	R: 0 H: 1 E: 0 K: 1 S: 8	H: 1 LOB: 0 BB: 0 P: 11	R: 0 H: 1 E: 0 K: 0 S: 6	H: 1 LOB: 0 BB: 0 P: 11	R: 1 H: 2 E: 0 K: 0 S: 8	H: 2 LOB: 1 BB: 0 P: 15	R: 0 H: 0 E: 0 K: 1 S: 5	H: 0 LOB: 0 BB: 1 P: 10	R: 0 H: 1 E: 0 K: 0 S: 4	H: 1 LOB: 2 BB: 0 P: 6	R: 0 H: 2 E: 0 K: 0 S: 10	H: 2 LOB: 2 BB: 1 P: 21	R: 0 H: 0 E: 0 K: 0 S: 11	H: 0 LOB: 2 BB: 2 P: 22	R: 0 H: 1 E: 0 K: 1 S: 13	H: 1 LOB: 1 BB: 0 P: 20	1B: 6 2B: 2 3B: 0 HR: 0	SF: 0 SAC: 0 DP: 4 HBP: 1	WP: 0 PA: 36 PB: 0 SB: 1 CS: 0
<b>PITCHER</b>	IP	WLS	BF	H	R	ER	SO	BB	IBB	HBP	BLK	WP	HR	S	P	ERA	WHIP				
40 Chien-Ming Wang, R ERA: 4.3	7.1	W	28	7	1	1	2	2	0	1	0	0	0	46	83	1.227	1.227				
41 Jose Veras, R ERA: 3.71	0.2	H	4	0	0	0	0	2	0	0	0	0	0	9	20	0.00	3.000				
42 Mariano Rivera, R ERA: 0.9	1.0	S	4	1	0	0	1	0	0	0	0	0	0	13	20	0.00	1.000				

New York Yankees @ Oakland Athletics  
McAfee Coliseum, Oakland, CA

AB 31  
R 1  
H 8  
RBI 1  
BB 4  
SO 3  
LOB 20



WP: 0 PA: 36  
PB: 0  
SB: 1  
CS: 0

Tue Jun 10 2008, 10:05 PM EDT  
Att: 26,402 - Clear - 74 F



Batter	1	2	3	4	5	6	7	8	9	AB	R	H	RBI	BB	SO	LOB	TOP								
18 Johnny Damon, L OBP: 0.390, SLG: 0.498	F8		BB		G4-3			F7		3	0	0	0	1	0	0									
2 Derek Jeter, R OBP: 0.331, SLG: 0.372	G6-3		1B		G1-3			2B		3	1	1	0	1	0	0									
Bobby Abreu, L OBP: 0.381, SLG: 0.476	1B		K		G3			E		4	1	2	0	0	1	2									
13 Alex Rodriguez, R OBP: 0.388, SLG: 0.576	K		K		G6-3			K		4	0	0	0	0	3	5									
55 Hideki Matsui, L OBP: 0.406, SLG: 0.457	L6		1B		F8			FC3-6		3	0	1	0	1	0	0									
Jason Giambi, L OBP: 0.397, SLG: 0.577	HR		F8		L3-6			FC3-6		4	2	2	2	0	0	2									
20 Jorge Posada, S OBP: 0.360, SLG: 0.481	G4-3		G3-6-3		L3-6			1B		4	0	1	1	0	0	2									
24 Robinson Cano, L OBP: 0.264, SLG: 0.325	G3		G3		G3			G6-3		4	0	0	0	0	0	1									
28 Melky Cabrera, S OBP: 0.317, SLG: 0.392	G3		G3		F8			F8		3	0	0	0	0	1	0									
<b>Inning Stats</b>	R: 0 E: 0 K: 1 S: 9	H: 1 LOB: 1 BB: 0 P: 12	R: 1 E: 0 K: 0 S: 8	H: 1 LOB: 0 BB: 0 P: 12	R: 0 E: 0 K: 2 S: 13	H: 1 LOB: 2 BB: 1 P: 23	R: 0 E: 0 K: 0 S: 8	H: 0 LOB: 0 BB: 0 P: 10	R: 0 E: 0 K: 1 S: 9	H: 0 LOB: 0 BB: 0 P: 12	R: 0 E: 0 K: 0 S: 11	H: 0 LOB: 0 BB: 0 P: 15	R: 0 E: 0 K: 0 S: 8	H: 1 LOB: 0 BB: 0 P: 14	R: 0 E: 0 K: 0 S: 7	H: 0 LOB: 0 BB: 0 P: 10	R: 3 E: 1 K: 1 S: 13	H: 2 LOB: 1 BB: 2 P: 23	1B: 4 2B: 3 3B: 0 HR: 1	SF: 0 SAC: 0 DP: 2 HBP: 0	WP: 0 PB: 0 SB: 0 CS: 0	PA: 35			
<b>PITCHER</b>	IP	WLS	BF	H	R	ER	SO	BB	IBB	HBP	BLK	WP	HR	S	P	ERA	WHIP								
58 Justin Duchschere, R ERA: 2.2	7.0	W	25	5	1	1	4	1	0	0	0	0	1	66	98	1.29	0.857								
59 Andrew Brown, R ERA: 2.18	1.0		3	0	0	0	0	0	0	0	0	0	0	7	10	0.00	0.000								
Kiko Calero, R ERA: 0.75	0.1		4	1	3	2	1	2	0	0	0	0	0	6	15	54.00	9.000								
Alan Embree, L ERA: 3.9	0.2		3	1	0	0	0	0	0	0	0	0	0	7	8	0.00	1.500								

New York Yankees @ Oakland Athletics  
McAfee Coliseum, Oakland, CA  
Wed Jun 11 2008, 10:05 PM EDT  
Att: 27,292 - Clear - 72 F

AB 32  
R 4  
H 7  
RBI 3  
BB 3  
SO 5  
LOB 12



Batter	1	2	3	4	5	6	7	8	9	AB	R	H	RBI	BB	SO	LOB	BOTTOM								
22 Jack Hannahan, L OBP: 0.345, SLG: 0.350	G3		1B		P5			L3		5	1	1	0	0	1	3									
7 Bobby Crosby, R OBP: 0.323, SLG: 0.380	K		1B		P6			FC5		4	1	1	1	1	1	3									
32 Jack Cust, L OBP: 0.418, SLG: 0.471	BB		2B		FC5			BB		2	1	2	3	2	0	0									
11 Rajai Davis, R OBP: 0.208, SLG: 0.232	BB		1B		1B			K		1	0	0	0	0	1	1									
3 Eric Chavez, L OBP: 0.349, SLG: 0.450	F7		1B		1B			G4-6-3		5	1	2	0	0	0	5									
14 Mark Ellis, R OBP: 0.332, SLG: 0.403	G4-3		1B		BB			F7		3	1	1	1	1	0	0									
28 Carlos González, L OBP: 0.279, SLG: 0.452	K		2B		F8			F7		4	0	1	2	0	1	3									
10 Daric Barton, L OBP: 0.335, SLG: 0.343	K		G3		2B			K		4	1	1	0	0	2	1									
6 Travis Buck, L OBP: 0.235, SLG: 0.321	E3		F7		FC5			G3-1		3	1	0	0	1	0	1									
8 Kurt Suzuki, R OBP: 0.318, SLG: 0.306	P4		1B		1B			P5		4	1	2	1	0	0	1									
<b>Inning Stats</b>	R: 0 E: 0 K: 1 S: 9	H: 0 LOB: 1 BB: 1 P: 18	R: 0 E: 0 K: 2 S: 10	H: 0 LOB: 0 BB: 0 P: 15	R: 6 E: 1 K: 0 S: 23	H: 6 LOB: 1 BB: 0 P: 34	R: 1 E: 0 K: 1 S: 13	H: 3 LOB: 3 BB: 1 P: 25	R: 1 E: 0 K: 0 S: 10	H: 2 LOB: 3 BB: 2 P: 21	R: 0 E: 0 K: 1 S: 7	H: 0 LOB: 0 BB: 0 P: 10	R: 0 E: 0 K: 0 S: 6	H: 0 LOB: 0 BB: 0 P: 8	R: 0 E: 0 K: 1 S: 7	H: 0 LOB: 0 BB: 1 P: 15	R: 1B: 8 2B: 3 3B: 0 HR: 0	SF: 0 SAC: 0 DP: 1 HBP: 0	WP: 2 PB: 0 SB: 1 CS: 0	PA: 40					
<b>PITCHER</b>	IP	WLS	BF	H	R	ER	SO	BB	IBB	HBP	BLK	WP	HR	S	P	ERA	WHIP								
Darrell Rasner, R ERA: 3.84	3.2	L	22	9	7	6	4	3	0	0	0	1	0	12	28	6.75	3.750								
39 Ross Ohlendorf, R ERA: 5.71	1.1		9	2	1	1	0	3	0	0	0	0	0	7	10	0.00	0.000								
LaTroy Hawkins, R ERA: 5.86	1.0		3	0	0	0	1	0	0	0	0	0	0	6	8	0.00	0.000								
Kyle Farnsworth, R ERA: 4.3	1.0		3	0	0	0	0	0	0	0	0	0	0	6	8	0.00	0.000								
36 Edgar Ramirez, R ERA: 2.5	1.0		3	0	0	0	1	1	0	0	0	0	0	7	15	0.00	1.000								

New York Yankees @ Oakland Athletics  
McAfee Coliseum, Oakland, CA  
Wed Jun 11 2008, 10:05 PM EDT  
Att: 27,292 - Clear - 72 F

AB 35  
R 8  
H 11  
RBI 8  
BB 5  
SO 6  
LOB 18





















Batter	1	2	3	4	5	6	7	8	9	AB	R	H	RBI	BB	SO	LOB	TOP										
33 Jody Gerut, L (1,8) OBP: 0.354, SLG: 0.395	G4-3		K			F8		K		4	0	0	0	0	2	2	<b>San Diego Padres @ New York Yankees</b> Yankee Stadium, Bronx, NY Tue Jun 17 2008, 7:05 PM EDT Att: 52,306 - Partly Cloudy - 71 F										
2 Edgar Gonzalez, R (1,5) OBP: 0.361, SLG: 0.416	1B			K		G5-3		K		4	0	1	0	0	2	1											
24 Brian Giles, L (1,9) OBP: 0.408, SLG: 0.439	G3			P6		K		1B		4	0	1	0	0	1	1											
23 Adrián González, L (1,3) OBP: 0.353, SLG: 0.547		F8		F8		K		G5-3		4	0	0	0	0	1	2											
Tony Clark, S (1,10) OBP: 0.381, SLG: 0.319		K		G6-3		1B		K		4	0	1	0	0	2	0											
7 Chase Headley, S (1,7) OBP: 0.500, SLG: 0.500	K			1B		1B		K		4	0	2	0	0	2	0											
3 Khalil Greene, R (1,6) OBP: 0.271, SLG: 0.332				1B		K		K		4	0	1	0	0	3	3											
8 Michael Barrett, R (1,2) OBP: 0.261, SLG: 0.267				F7		L3				2	0	0	0	1	0	3											
11 Craig Stansberry, R (1,4) OBP: 0.375, SLG: 0.500				K		G5-3		1B		3	0	1	0	0	1	3											
<b>Inning Stats</b>	R: 0 E: 0 K: 0 S: 6	H: 1 LOB: 0 BB: 0 P: 12	R: 0 E: 0 K: 2 S: 9	H: 0 LOB: 0 BB: 0 P: 15	R: 0 E: 0 K: 2 S: 11	H: 1 LOB: 1 BB: 0 P: 16	R: 0 E: 0 K: 1 S: 6	H: 0 LOB: 0 BB: 0 P: 9	R: 0 E: 0 K: 1 S: 12	H: 0 LOB: 2 BB: 0 P: 17	R: 0 E: 0 K: 2 S: 14	H: 2 LOB: 2 BB: 0 P: 21	R: 0 E: 0 K: 3 S: 12	H: 0 LOB: 0 BB: 0 P: 15	1B: 7 2B: 0 3B: 0 HR: 0	SF: 0 SAC: 0 DP: 0 HBP: 0	WP: 1 PB: 0 SB: 0 CS: 0	PA: 34									
<b>PITCHER</b>	IP	WLS	BF	H	R	ER	SO	BB	IBB	HBP	BLK	WP	HR	S	P	ERA	WHIP										
Andy Pettitte, L (1,1) ERA: 4.29	7.0	W	26	5	0	0	9	1	0	0	0	1	0	63	103	0.00	0.857										
41 Jose Veras, R (8,1) ERA: 3.2	0.2		4	2	0	0	2	0	0	0	0	0	0	10	14	0.00	3.000										
61 Billy Traber, L (8,1) ERA: 4.32	0.1		1	0	0	0	0	0	0	0	0	0	0	4	7	0.00	0.000										
42 Mariano Rivera, R (9,1) ERA: 0.84	1.0		3	0	0	0	3	0	0	0	0	0	0	12	15	0.00	0.000										

Batter	1	2	3	4	5	6	7	8	9	AB	R	H	RBI	BB	SO	LOB	BOTTOM										
18 Johnny Damon, L (1,7) OBP: 0.392, SLG: 0.494	P6		F7	FC4-6 2E 13 WP BB		K		1B		4	1	1	0	1	1	0	<b>San Diego Padres @ New York Yankees</b> Yankee Stadium, Bronx, NY Tue Jun 17 2008, 7:05 PM EDT Att: 52,306 - Partly Cloudy - 71 F										
2 Derek Jeter, R (1,6) OBP: 0.326, SLG: 0.375	G3		F9	E4 FC4-6		L9		1B		5	0	1	2	0	0	2											
Bobby Abreu, L (1,9) OBP: 0.346, SLG: 0.454	G6-3		E7 2B	FC4-6 13 WP		F8		K		5	0	1	1	0	1	4											
13 Alex Rodriguez, R (1,5) OBP: 0.411, SLG: 0.619		HR	K	F8		55 WP 2B		K		5	1	2	1	0	2	4											
55 Hideki Matsui, L (1,10) OBP: 0.403, SLG: 0.463	F8		HR BB	HR BB		E4		1B		3	1	0	0	1	0	1											
Jason Giambi, L (1,3) OBP: 0.403, SLG: 0.595		HR		HR BB		G3		K		3	2	2	3	0	0	0											
Wilson Betemit, S (7,PH) OBP: 0.242, SLG: 0.424				HR				K		1	0	0	0	0	1	2											
20 Jorge Posada, S (1,2) OBP: 0.406, SLG: 0.528	K			HR		F7		1B		4	1	2	0	0	1	2											
24 Robinson Canó, L (1,4) OBP: 0.276, SLG: 0.330				HR		G4-3		1B		3	2	2	0	0	0	1											
28 Melky Cabrera, S (1,8) OBP: 0.313, SLG: 0.375	L9			F9		K		P2		4	0	0	0	0	1	4											
<b>Inning Stats</b>	R: 0 E: 0 K: 0 S: 5	H: 0 LOB: 0 BB: 0 P: 11	R: 2 E: 0 K: 1 S: 14	H: 2 LOB: 1 BB: 0 P: 24	R: 0 E: 1 K: 1 S: 10	H: 1 LOB: 1 BB: 0 P: 19	R: 5 E: 1 K: 0 S: 19	H: 3 LOB: 1 BB: 2 P: 35	R: 0 E: 0 K: 0 S: 14	H: 1 LOB: 1 BB: 0 P: 22	R: 0 E: 0 K: 2 S: 12	H: 0 LOB: 0 BB: 0 P: 17	R: 0 E: 1 K: 1 S: 11	H: 1 LOB: 2 BB: 0 P: 18	R: 1 E: 0 K: 2 S: 16	H: 3 LOB: 2 BB: 0 P: 20	1B: 5 2B: 3 3B: 0 HR: 3	SF: 0 SAC: 0 DP: 0 HBP: 1	WP: 2 PB: 0 SB: 0 CS: 0	PA: 40							
<b>PITCHER</b>	IP	WLS	BF	H	R	ER	SO	BB	IBB	HBP	BLK	WP	HR	S	P	ERA	WHIP										
Randy Wolf, L (1,1) ERA: 4.16	4.0	L	22	6	7	5	2	2	0	0	0	0	3	48	89	11.25	2.000										
37 Mike Adams, R (5,1) ERA: 2.65	2.0		7	1	0	0	2	0	0	0	0	0	0	26	39	0.00	0.500										
Carlos Guevara, R (7,1) ERA: 7.04	2.0		11	4	1	1	3	0	0	0	0	1	0	27	38	4.50	2.000										





Batter	1	2	3	4	5	6	7	8	9	AB	R	H	RBI	BB	SO	LOB	TOP																						
33 Jody Gerut, L (1, 8) OBP: 0.349, SLG: 0.383			FC1-6 2 2B				G1-3	F7		4	1	0	0	1	1	3																							
2 Edgar Gonzalez, R (1, 4) OBP: 0.394, SLG: 0.439			BB	G5-3			K		23 L6 2B	5	0	2	2	0	2	2																							
24 Brian Giles, L (1, 9) OBP: 0.404, SLG: 0.446	E3		L8				HR			5	1	1	1	0	1	2																							
23 Adrián González, L (1, 3) OBP: 0.354, SLG: 0.553	F8		BB				HR		L6	4	1	1	1	1	0	2																							
Tony Clark, S (1, 10) OBP: 0.386, SLG: 0.310	K		BB				K			2	0	0	0	2	2	0																							
7 Chase Headley, S (1, 5) OBP: 0.375, SLG: 0.750	F7		F8				HR			4	1	1	1	0	0	4																							
Paul McNulty, L (1, 7) OBP: 0.363, SLG: 0.378	K			G6-3			K			4	0	0	0	0	3	0																							
3 Khalil Greene, R (1, 6) OBP: 0.278, SLG: 0.340			FC1-6 2 2B	BB			F8			3	1	2	0	1	0	0																							
1 Luke Carlin, S (1, 2) OBP: 0.262, SLG: 0.259			BB							3	0	1	0	0	1	1																							
12 Scott Hairston, R (8, PH) OBP: 0.274, SLG: 0.430			FC1-6 2 2B	BB			K			1	0	0	0	0	1	1																							
8 Michael Barrett, R (8, 2) OBP: 0.261, SLG: 0.267			BB				K			0	0	0	0	0	0	0																							
<b>Inning Stats</b>	R: 0 H: 0 E: 1 K: 2 S: 9	H: 0 LOB: 1 BB: 0 P: 15	R: 0 H: 0 E: 0 K: 2 S: 9	H: 0 LOB: 0 BB: 0 P: 12	R: 2 H: 2 E: 0 K: 0 S: 24	H: 2 LOB: 3 BB: 3 P: 41	R: 0 H: 1 E: 0 K: 0 S: 7	H: 1 LOB: 2 BB: 1 P: 13	R: 0 H: 0 E: 0 K: 2 S: 7	H: 0 LOB: 1 BB: 0 P: 9	R: 2 H: 2 E: 0 K: 2 S: 12	H: 2 LOB: 0 BB: 0 P: 20	R: 1 H: 2 E: 0 K: 2 S: 13	H: 2 LOB: 1 BB: 0 P: 19	R: 0 H: 1 E: 0 K: 1 S: 7	H: 1 LOB: 0 BB: 0 P: 11	1B: 2 2B: 4 3B: 0 HR: 3	SF: 0 SAC: 0 DP: 1 HBP: 0	WP: 0 PB: 0 SB: 0 CS: 0	PA: 40																			
<b>PITCHER</b>	IP	WLS	BF	H	R	ER	SO	BB	IBB	HBP	BLK	WP	HR	S	P	ERA	WHIP	<b>PITCHER</b>				IP	WLS	BF	H	R	ER	SO	BB	IBB	HBP	BLK	WP	HR	S	P	ERA	WHIP	
Darrell Rasner, R (1, 1) ERA: 3.64	5.0	W	24	3	2	2	4	5	0	0	0	0	0	56	96	3.60	1.600																						
36 Edwar Ramirez, R (8, 1) ERA: 2.95	2.0	H	8	2	2	2	4	0	0	0	0	0	2	19	29	9.00	1.000																						
Kyle Farnsworth, R (8, 1) ERA: 4.18	1.0	H	5	2	1	1	2	0	0	0	0	0	1	13	19	9.00	2.000																						
42 Mariano Rivera, R (9, 1) ERA: 0.82	1.0	S	3	1	0	0	1	0	0	0	0	0	0	7	11	0.00	1.000																						

**San Diego Padres @ New York Yankees**  
 Yankee Stadium, Bronx, NY  
 Wed Jun 18 2008, 7:05 PM EDT  
 Att: 52,628 - Overcast - 60 F

livebaseballscorecards.com

AB	35
R	5
H	8
RBI	5
BB	5
SO	11
LOB	15

Batter	1	2	3	4	5	6	7	8	9	AB	R	H	RBI	BB	SO	LOB	BOTTOM																					
18 Johnny Damon, L (1, 7) OBP: 0.396, SLG: 0.496	E 2 BB			L8			K			5	1	3	2	0	1	2																						
2 Derek Jeter, R (1, 6) OBP: 0.328, SLG: 0.377	FC4-6 BB			G1-3			1B			4	1	1	0	1	1	3																						
Bobby Abreu, L (1, 9) OBP: 0.344, SLG: 0.451	FC4-6 13 S			G6-3			F8			4	1	1	1	0	0	1																						
13 Alex Rodriguez, R (1, 5) OBP: 0.417, SLG: 0.637	K			HR			20 1B			4	2	3	2	0	1	1																						
Jason Giambi, L (1, 10) OBP: 0.397, SLG: 0.582	P4			K			P2			4	0	0	0	0	1	3																						
20 Jorge Posada, S (1, 2) OBP: 0.410, SLG: 0.522				F8			BB			3	0	1	1	1	0	0																						
24 Robinson Canó, L (1, 4) OBP: 0.276, SLG: 0.332				L3			K			4	1	1	0	0	1	2																						
Wilson Betemit, S (1, 3) OBP: 0.273, SLG: 0.476				18 1B			K			4	2	3	1	0	1	0																						
28 Melky Cabrera, S (1, 8) OBP: 0.312, SLG: 0.377	L5						F9			4	0	1	0	0	0	3																						
<b>Inning Stats</b>	R: 1 H: 1 E: 1 K: 1 S: 18	H: 3 LOB: 1 BB: 1 P: 28	R: 2 H: 3 E: 0 K: 1 S: 15	H: 3 LOB: 0 BB: 0 P: 26	R: 1 H: 1 E: 0 K: 1 S: 11	H: 1 LOB: 1 BB: 1 P: 22	R: 0 H: 1 E: 0 K: 1 S: 11	H: 1 LOB: 1 BB: 0 P: 17	R: 1 H: 2 E: 0 K: 1 S: 16	H: 2 LOB: 1 BB: 0 P: 26	R: 0 H: 1 E: 0 K: 1 S: 10	H: 1 LOB: 0 BB: 0 P: 16	R: 2 H: 3 E: 0 K: 0 S: 8	H: 3 LOB: 0 BB: 0 P: 16	R: 1 H: 2 E: 0 K: 0 S: 6	H: 2 LOB: 1 BB: 0 P: 14	1B: 8 2B: 6 3B: 0 HR: 1	SF: 0 SAC: 0 DP: 2 HBP: 0	WP: 0 PB: 0 SB: 0 CS: 1	PA: 38																		
<b>PITCHER</b>	IP	WLS	BF	H	R	ER	SO	BB	IBB	HBP	BLK	WP	HR	S	P	ERA	WHIP	<b>PITCHER</b>				IP	WLS	BF	H	R	ER	SO	BB	IBB	HBP	BLK	WP	HR	S	P	ERA	WHIP
44 Jake Peavy, R (1, 1) ERA: 2.88	4.0	L	20	4	4	3	4	2	0	0	0	0	0	55	93	6.75	2.000																					
40 Bryan Corey, R (8, 1) ERA: 5.11	1.1		7	3	1	1	1	0	0	0	0	0	0	22	35	6.75	2.250																					
45 Justin Hampson, L (8, 1) ERA: 10.13	0.2		3	2	2	2	1	0	0	0	0	0	0	6	11	27.00	3.000																					
43 Cla Meredith, R (7, 1) ERA: 4.84	2.0		8	3	1	1	0	0	0	0	0	0	0	12	26	4.50	1.500																					

**San Diego Padres @ New York Yankees**  
 Yankee Stadium, Bronx, NY  
 Wed Jun 18 2008, 7:05 PM EDT  
 Att: 52,628 - Overcast - 60 F

livebaseballscorecards.com

AB	36
R	8
H	14
RBI	7
BB	2
SO	6
LOB	15



Batter	1	2	3	4	5	6	7	8	9	AB	R	H	RBI	BB	SO	LOB	TOP										
33 Jody Gerut, L OBP: 0.353, SLG: 0.378										2	0	0	0	2	2	0	<b>San Diego Padres @ New York Yankees</b> Yankee Stadium, Bronx, NY Thu Jun 19 2008, 1:05 PM EDT Att: 54,362 - Partly Cloudy - 71 F										
2 Edgar Gonzalez, R OBP: 0.348, SLG: 0.419										4	0	0	0	0	2	3											
24 Brian Giles, L OBP: 0.402, SLG: 0.443										4	1	1	0	0	0	1											
23 Adrián González, L OBP: 0.359, SLG: 0.554										3	0	2	0	1	1	0											
7 Chase Headley, S OBP: 0.333, SLG: 0.667										4	0	1	0	0	3	3											
Tony Clark, S OBP: 0.391, SLG: 0.324										3	0	1	1	1	1	1											
12 Scott Hairston, R OBP: 0.274, SLG: 0.424										3	0	0	0	1	2	5											
3 Khalil Greene, R OBP: 0.274, SLG: 0.335										4	0	0	0	0	2	6											
8 Michael Barrett, R OBP: 0.247, SLG: 0.250										4	0	0	0	0	2	1											
<b>Inning Stats</b>	R: 0 E: 0 K: 2 S: 8	H: 0 LOB: 0 BB: 0 P: 13	R: 0 E: 0 K: 2 S: 12	H: 2 LOB: 3 BB: 1 P: 22	R: 0 E: 0 K: 1 S: 7	H: 0 LOB: 0 BB: 0 P: 10	R: 1 E: 0 K: 1 S: 15	H: 2 LOB: 2 BB: 1 P: 26	R: 0 E: 0 K: 1 S: 10	H: 0 LOB: 1 BB: 1 P: 17	R: 0 E: 0 K: 2 S: 10	H: 0 LOB: 0 BB: 0 P: 19	R: 0 E: 0 K: 1 S: 10	H: 0 LOB: 2 BB: 2 P: 20	R: 0 E: 0 K: 2 S: 10	H: 1 LOB: 1 BB: 0 P: 13	R: 0 E: 0 K: 3 S: 9	H: 0 LOB: 0 BB: 0 P: 16	1B: 3 2B: 2 3B: 0 HR: 0	SF: 0 SAC: 0 DP: 0 HBP: 0	WP: 0 PB: 0 CS: 0	PA: 36					
<b>PITCHER</b>	IP	WLS	BF	H	R	ER	SO	BB	IBB	HBP	BLK	WP	HR	S	P	ERA	WHIP										
62 Joba Chamberlain, R ERA: 2.36	5.2		23	4	1	1	9	3	0	0	0	0	0	58	100	1.59	1.235										
41 Jose Veras, R ERA: 3.0	1.1	W	6	0	0	0	1	2	0	0	0	0	0	14	27	0.00	1.500										
Kyle Farnsworth, R ERA: 4.05	1.0	H	4	1	0	0	2	0	0	0	0	0	0	10	13	0.00	1.000										
42 Mariano Rivera, R ERA: 0.79	1.0	S	3	0	0	0	3	0	0	0	0	0	0	9	16	0.00	0.000										

Batter	1	2	3	4	5	6	7	8	9	AB	R	H	RBI	BB	SO	LOB	BOTTOM										
18 Johnny Damon, L OBP: 0.394, SLG: 0.493										4	0	1	0	0	0	1	<b>San Diego Padres @ New York Yankees</b> Yankee Stadium, Bronx, NY Thu Jun 19 2008, 1:05 PM EDT Att: 54,362 - Partly Cloudy - 71 F										
2 Derek Jeter, R OBP: 0.333, SLG: 0.381										3	1	2	0	1	0	0											
Bobby Abreu, L OBP: 0.340, SLG: 0.444										4	0	0	0	0	0	5											
13 Alex Rodriguez, R OBP: 0.414, SLG: 0.629										4	0	1	1	0	1	2											
Jason Giambi, L OBP: 0.394, SLG: 0.574										3	0	0	0	0	3	3											
Wilson Betemit, S OBP: 0.273, SLG: 0.476										0	0	0	0	0	0	0											
20 Jorge Posada, S OBP: 0.404, SLG: 0.505										3	0	0	0	1	0	1											
24 Robinson Canó, L OBP: 0.273, SLG: 0.328										3	0	0	0	0	0	2											
28 Melky Cabrera, S OBP: 0.313, SLG: 0.374										2	1	0	0	1	0	0											
26 José Molina, R OBP: 0.241, SLG: 0.321										2	0	1	1	0	1	0											
<b>Inning Stats</b>	R: 0 E: 0 K: 2 S: 14	H: 2 LOB: 2 BB: 0 P: 20	R: 0 E: 0 K: 0 S: 11	H: 0 LOB: 0 BB: 0 P: 14	R: 0 E: 0 K: 1 S: 10	H: 0 LOB: 0 BB: 0 P: 17	R: 1 E: 0 K: 0 S: 8	H: 0 LOB: 1 BB: 0 P: 16	R: 1 E: 0 K: 1 S: 15	H: 2 LOB: 2 BB: 1 P: 28	R: 0 E: 0 K: 0 S: 14	H: 1 LOB: 2 BB: 1 P: 27	R: 0 E: 0 K: 1 S: 7	H: 0 LOB: 0 BB: 0 P: 11	1B: 4 2B: 1 3B: 0 HR: 0	SF: 1 SAC: 0 DP: 0 HBP: 1	WP: 0 PB: 0 CS: 0	PA: 33									
<b>PITCHER</b>	IP	WLS	BF	H	R	ER	SO	BB	IBB	HBP	BLK	WP	HR	S	P	ERA	WHIP										
38 Josh Banks, R ERA: 1.62	5.1	L	22	4	2	2	3	1	0	1	0	0	0	62	102	3.38	0.938										
45 Justin Hampson, L ERA: 8.1	1.1		6	1	0	0	1	0	1	0	0	0	0	17	31	0.00	0.750										
40 Bryan Corey, R ERA: 5.04	0.1		2	0	0	0	0	1	0	0	0	0	0	4	11	0.00	3.000										
21 Heath Bell, R ERA: 1.99	1.0		3	0	0	0	1	0	0	0	0	0	0	7	11	0.00	0.000										



Batter	1	2	3	4	5	6	7	8	9	AB	R	H	RBI	BB	SO	LOB	TOP					
32 Jay Bruce, L OBP: 0.406, SLG: 0.500	F7		54 1B		54 2B		K		K	4	1	1	0	1	2	0	<b>Cincinnati Reds @ New York Yankees</b> Yankee Stadium, Bronx, NY Fri Jun 20 2008, 7:05 PM EDT Att: 53,421 - Cloudy - 75 F					
54 Jobert Cabrera, R OBP: 0.450, SLG: 0.444	F9-3		FC6-4		1B		1B		G1-3	4	1	4	2	0	0	0						
7 Paul Janish, R OBP: 0.246, SLG: 0.196	1B		1B		2B		1B			1	0	0	0	0	0	0						
Ken Griffey Jr., L OBP: 0.356, SLG: 0.388	F9-3		FC6-4		1B		G3			4	0	1	1	0	0	4						
4 Brandon Phillips, R OBP: 0.313, SLG: 0.483	K		F9		F7		F9			4	0	0	0	0	1	2						
Adam Dunn, L OBP: 0.391, SLG: 0.502	G3		G3		G3		K		K	4	0	0	0	0	2	0						
30 Norris Hopper, R OBP: 0.371, SLG: 0.290	G3		G3		K		K			0	0	0	0	0	0	0						
19 Joey Votto, L OBP: 0.392, SLG: 0.500	HR		E4		2B		2B		G4-3	4	1	3	1	0	0	0						
28 Edwin Encarnación, R OBP: 0.320, SLG: 0.452	G3		PO		SH2-4		FC6-4		G4-3	3	1	1	0	1	0	1						
Corey Patterson, L OBP: 0.227, SLG: 0.337	L6		SH2-4		F8		F8		F8	3	0	0	0	0	0	3						
Paul Bako, L OBP: 0.312, SLG: 0.394	G4-3		G4-3		G4-3		FC6-4		G4-3	4	0	0	0	0	0	3						
<b>Inning Stats</b>	R: 0 E: 0 K: 0 S: 4	H: 1 LOB: 0 BB: 0 P: 4	R: 1 E: 0 K: 1 S: 8	H: 1 LOB: 0 BB: 0 P: 12	R: 0 E: 0 K: 0 S: 10	H: 2 LOB: 2 BB: 0 P: 14	R: 0 E: 1 K: 0 S: 9	H: 0 LOB: 0 BB: 0 P: 12	R: 3 E: 0 K: 0 S: 8	H: 3 LOB: 1 BB: 1 P: 15	R: 0 E: 0 K: 1 S: 13	H: 1 LOB: 1 BB: 0 P: 19	R: 0 E: 0 K: 1 S: 11	H: 1 LOB: 1 BB: 0 P: 15	R: 0 E: 0 K: 1 S: 6	H: 0 LOB: 0 BB: 0 P: 7	1B: 6 2B: 4 3B: 0 HR: 1	SF: 0 SAC: 1 DP: 1 HBP: 0	WP: 1 PB: 0 SB: 0 CS: 0	PA: 39		
<b>PITCHER</b>	IP WLS BF H R ER SO BB IBB HBP BLK WP HR S P ERA WHIP	8.0 L 35 10 4 4 4 1 1 0 0 1 1 76 110 4.50 1.375	1.0 3 0 0 0 1 0 0 0 0 0 0 6 7 0.00 0.000																			
35 Mike Mussina, R ERA: 3.93																						
61 Billy Traber, L ERA: 3.95																						
<b>Batter</b>	<b>1</b>	<b>2</b>	<b>3</b>	<b>4</b>	<b>5</b>	<b>6</b>	<b>7</b>	<b>8</b>	<b>9</b>	<b>AB</b>	<b>R</b>	<b>H</b>	<b>RBI</b>	<b>BB</b>	<b>SO</b>	<b>LOB</b>	<b>BOTTOM</b>					
18 Johnny Damon, L OBP: 0.392, SLG: 0.489	K		2 CS			G3-1		G4-3		4	0	1	1	0	1	0	<b>Cincinnati Reds @ New York Yankees</b> Yankee Stadium, Bronx, NY Fri Jun 20 2008, 7:05 PM EDT Att: 53,421 - Cloudy - 75 F					
2 Derek Jeter, R OBP: 0.332, SLG: 0.379	CS		1B			F9		G6-3		4	0	1	0	0	1	1						
Bobby Abreu, L OBP: 0.336, SLG: 0.438	F8		G4-3		G4-3		G4-3		G4-3	4	0	0	0	0	0	1						
13 Alex Rodriguez, R OBP: 0.416, SLG: 0.625		24 WP	55 S		K		F7		L4	3	1	1	0	1	1	0						
55 Hideki Matsui, L OBP: 0.404, SLG: 0.463	L9		F7		F7		24 1B		1B	4	0	2	0	0	0	1						
Jason Giambi, L OBP: 0.388, SLG: 0.562	K		F7		F7		F7		G4-3	4	0	0	0	0	1	4						
24 Robinson Canó, L OBP: 0.277, SLG: 0.332	G3-1		28 G6-3		1B		1B		1B	3	0	2	1	0	0	1						
28 Melky Cabrera, S OBP: 0.313, SLG: 0.373			18 BLK		26 G5-3		K			3	1	1	0	0	1	3						
26 José Molina, R OBP: 0.237, SLG: 0.316	G5-3		G5-3		G6-3		L7		F8	2	0	0	0	0	0	1						
Wilson Betemit, S OBP: 0.269, SLG: 0.469										1	0	0	0	0	0	0						
Chad Moeller, R OBP: 0.348, SLG: 0.393										0	0	0	0	0	0	0						
<b>Inning Stats</b>	R: 0 E: 0 K: 1 S: 9	H: 1 LOB: 0 BB: 0 P: 12	R: 0 E: 0 K: 1 S: 9	H: 0 LOB: 1 BB: 1 P: 19	R: 1 E: 0 K: 1 S: 10	H: 2 LOB: 0 BB: 0 P: 19	R: 0 E: 0 K: 1 S: 6	H: 0 LOB: 0 BB: 0 P: 11	R: 0 E: 0 K: 0 S: 6	H: 1 LOB: 0 BB: 0 P: 9	R: 0 E: 0 K: 0 S: 7	H: 0 LOB: 0 BB: 0 P: 10	R: 1 E: 0 K: 1 S: 16	H: 3 LOB: 2 BB: 0 P: 23	R: 0 E: 0 K: 0 S: 7	H: 0 LOB: 0 BB: 0 P: 11	R: 0 E: 0 K: 0 S: 11	H: 1 LOB: 1 BB: 0 P: 21	1B: 8 2B: 0 3B: 0 HR: 0	SF: 0 SAC: 0 DP: 1 HBP: 0	WP: 1 PB: 0 SB: 1 CS: 2	PA: 33
<b>PITCHER</b>	IP WLS BF H R ER SO BB IBB HBP BLK WP HR S P ERA WHIP	7.0 W 26 2 2 2 5 1 0 0 1 1 0 63 103 2.57 1.143	1.0 H 3 0 0 0 0 0 0 0 0 0 0 7 11 0.00 0.000	1.0 S 4 1 0 0 0 0 0 0 0 0 0 11 21 0.00 1.000																		
36 Edinson Volquez, R ERA: 1.71																						
51 Jared Burton, R ERA: 2.58																						
48 Francisco Cordero, R ERA: 2.76																						

AB	35
R	4
H	10
RBI	4
BB	2
SO	5
LOB	13



AB	32
R	2
H	8
RBI	2
BB	1
SO	5
LOB	12





Batter	1	2	3	4	5	6	7	8	9	AB	R	H	RBI	BB	SO	LOB	TOP								
32 Jay Bruce, L OBP: 0.391, SLG: 0.479	F8		F8			G4-3		G4-3		4	0	0	0	0	0	0	<b>Cincinnati Reds @ New York Yankees</b> Yankee Stadium, Bronx, NY Sat Jun 21 2008, 1:05 PM EDT Att: 54,509 - Cloudy - 77 F								
7 Paul Janish, R OBP: 0.246, SLG: 0.200	G5-3			F9		P6		4 WP 1B		4	1	1	0	0	0										
Ken Griffey Jr., L OBP: 0.358, SLG: 0.390	G3			K				19 G5-3 1B	4 WP 1B	4	2	2	0	0	1										
4 Brandon Phillips, R OBP: 0.315, SLG: 0.486		G1-3			2B			FC1 28 1B	1B	4	1	2	2	0	0	1									
19 Joey Votto, L OBP: 0.354, SLG: 0.500				K				G5-3	1B	4	0	2	0	0	1	3									
Adam Dunn, L OBP: 0.386, SLG: 0.493 30 Norris Hopper, R OBP: 0.371, SLG: 0.290	P4					K		F7		4	0	0	0	0	2	4									
28 Edwin Encarnación, R OBP: 0.325, SLG: 0.449	L7									0	0	0	0	0	0	0									
Corey Patterson, L OBP: 0.227, SLG: 0.352			P6			F9				4	1	1	2	0	0	0									
Paul Bako, L OBP: 0.306, SLG: 0.385			G3							4	0	0	0	0	1	0									
<b>Inning Stats</b>	R: 0 E: 0 K: 0 S: 6	H: 0 LOB: 0 BB: 0 P: 8	R: 0 E: 0 K: 0 S: 7	H: 1 LOB: 1 BB: 0 P: 10	R: 0 E: 0 K: 0 S: 5	H: 0 LOB: 0 BB: 0 P: 11	R: 0 E: 0 K: 2 S: 11	H: 1 LOB: 1 BB: 0 P: 13	R: 0 E: 0 K: 1 S: 7	H: 0 LOB: 0 BB: 0 P: 11	R: 0 E: 0 K: 1 S: 7	H: 0 LOB: 0 BB: 0 P: 9	R: 4 E: 1 K: 1 S: 12	H: 3 LOB: 0 BB: 0 P: 17	R: 2 E: 0 K: 0 S: 13	H: 4 LOB: 1 BB: 0 P: 22		R: 0 E: 0 K: 0 S: 7	H: 0 LOB: 0 BB: 0 P: 8	1B: 7 2B: 1 3B: 0 HR: 1	SF: 0 SAC: 0 DP: 0 HBP: 0	WP: 1 PB: 0 SB: 0 CS: 0	PA: 36		
<b>PITCHER</b>	IP	WLS	BF	H	R	ER	SO	BB	IBB	HBP	BLK	WP	HR	S	P	ERA	WHIP								
38 Dan Giese, R ERA: 0.64	(1, 1)	6.2	L	25	4	3	1	5	0	0	0	0	0	53	75	1.35	0.600								
41 Jose Veras, R ERA: 3.39	(7, 1)	0.1		2	1	1	0	0	0	0	0	0	1	2	4	0.00	3.000								
61 Billy Traber, L ERA: 5.59	(8, 1)	0.1		3	2	2	2	0	0	0	0	0	0	5	6	54.00	6.000								
39 Ross Ohlendorf, R ERA: 5.54	(8, 1)	0.2		3	2	0	0	0	0	0	0	1	0	8	16	0.00	3.000								
LaTroy Hawkins, R ERA: 5.46	(9, 1)	1.0		3	0	0	0	0	0	0	0	0	0	7	8	0.00	0.000								

Batter	1	2	3	4	5	6	7	8	9	AB	R	H	RBI	BB	SO	LOB	BOTTOM								
18 Johnny Damon, L OBP: 0.395, SLG: 0.486	G1-6-3 BB		2B		F9				G3-1	2	0	0	0	3	0	0	<b>Cincinnati Reds @ New York Yankees</b> Yankee Stadium, Bronx, NY Sat Jun 21 2008, 1:05 PM EDT Att: 54,509 - Cloudy - 77 F								
2 Derek Jeter, R OBP: 0.333, SLG: 0.379	G1-6-3		1B		G6-3		K		1B	5	0	2	0	0	1	3									
Bobby Abreu, L OBP: 0.333, SLG: 0.432	P6		F7				F7		F8	4	0	0	0	1	0	5									
13 Alex Rodriguez, R OBP: 0.413, SLG: 0.623		55 1B	F9		L6			P3		4	0	1	0	0	0	3									
55 Hideki Matsui, L OBP: 0.406, SLG: 0.462			F8			G4-3		20 G3-1 1B	BB	3	0	1	0	1	0	2									
Jason Giambi, L OBP: 0.394, SLG: 0.564						P6		20 G3-1 1B		3	0	2	0	1	0	0									
20 Jorge Posada, S OBP: 0.389, SLG: 0.485					F7		L5		G3-1	4	0	0	0	0	1	6									
24 Robinson Canó, L OBP: 0.273, SLG: 0.327					F8			G1-3	G4-3	4	0	0	0	0	0	6									
28 Melky Cabrera, S OBP: 0.312, SLG: 0.372					G5-3				F7	4	0	1	0	0	1	4									
<b>Inning Stats</b>	R: 0 E: 0 K: 0 S: 12	H: 0 LOB: 0 BB: 1 P: 21	R: 0 E: 0 K: 2 S: 18	H: 2 LOB: 3 BB: 1 P: 26	R: 0 E: 0 K: 0 S: 9	H: 1 LOB: 2 BB: 1 P: 18	R: 0 E: 0 K: 0 S: 12	H: 1 LOB: 1 BB: 0 P: 15	R: 0 E: 0 K: 0 S: 8	H: 0 LOB: 0 BB: 1 P: 16	R: 0 E: 0 K: 0 S: 6	H: 0 LOB: 0 BB: 0 P: 10	R: 0 E: 0 K: 1 S: 12	H: 1 LOB: 2 BB: 1 P: 19	R: 0 E: 0 K: 0 S: 12	H: 1 LOB: 2 BB: 1 P: 17		R: 0 E: 0 K: 0 S: 11	H: 1 LOB: 1 BB: 0 P: 17	1B: 6 2B: 1 3B: 0 HR: 0	SF: 0 SAC: 0 DP: 1 HBP: 0	WP: 0 PB: 0 SB: 0 CS: 0	PA: 39		
<b>PITCHER</b>	IP	WLS	BF	H	R	ER	SO	BB	IBB	HBP	BLK	WP	HR	S	P	ERA	WHIP								
53 Daryl Thompson, R ERA	(1, 1)	5.0		4	0	0	0	4	0	0	0	0	0	59	9	0.00	1.600								
45 Bill Bray, L ERA: 2.39	(6, 1)	1.1	W	6	1	0	0	1	0	0	0	0	0	13	22	0.00	1.500								
David Weathers, R ERA: 3.86	(7, 1)	0.2	H	2	0	0	0	1	0	0	0	0	0	5	7	0.00	0.000								
51 Jared Burton, R ERA: 2.52	(8, 1)	1.0		5	1	0	0	1	0	0	0	0	0	12	17	0.00	2.000								
Jeremy Afeldt, L ERA: 4.33	(9, 1)	1.0		4	1	0	0	0	0	0	0	0	0	11	17	0.00	1.000								





Batter	1	2	3	4	5	6	7	8	9	AB	R	H	RBI	BB	SO	LOB	TOP				
<b>30 Norris Hopper, R</b> OBP: 0.325, SLG: 0.250	L3		F8		B2			K	G1-3	5	0	0	0	0	1	3					
<b>Jeff Keppinger, R</b> OBP: 0.370, SLG: 0.441	G4-3			G6-3	CS			F8		4	0	1	0	0	0	0					
<b>Ken Griffey Jr., L</b> OBP: 0.360, SLG: 0.402	G4-3			BB		FC6-4		HR		3	1	1	1	1	0	1					
<b>4 Brandon Phillips, R</b> OBP: 0.321, SLG: 0.488		G3		BB				E5		3	0	2	0	0	0	0					
<b>28 Edwin Encarnación, R</b> OBP: 0.324, SLG: 0.447		P4		BB				G1		1	0	0	0	0	0	0					
<b>7 Paul Jansh, R</b> OBP: 0.234, SLG: 0.197				BB						1	0	0	0	1	0	2					
<b>Javier Valentin, S</b> OBP: 0.271, SLG: 0.278				BB						1	0	0	0	0	0	1					
<b>19 Joey Votto, L</b> OBP: 0.357, SLG: 0.500				K		K				4	0	2	0	0	2	5					
<b>32 Jay Bruce, L</b> OBP: 0.386, SLG: 0.470				K		K				4	0	1	0	0	2	4					
<b>Corey Patterson, L</b> OBP: 0.222, SLG: 0.344			F9		G4-3			FC6		4	0	0	0	0	0	2					
<b>David Ross, R</b> OBP: 0.356, SLG: 0.315			G6-3					K		3	0	1	0	0	1	0					
<b>Adam Dunn, L</b> OBP: 0.384, SLG: 0.491					CS					1	0	0	0	0	1	2					
<b>Inning Stats</b>	R: 0 H: 0 E: 0 K: 0 S: 10	H: 0 LOB: 0 BB: 0 P: 15	R: 0 H: 1 E: 0 K: 1 S: 14	H: 1 LOB: 1 BB: 0 P: 20	R: 0 H: 0 E: 0 K: 0 S: 5	H: 0 LOB: 0 BB: 0 P: 8	R: 0 H: 1 E: 0 K: 2 S: 18	H: 1 LOB: 3 BB: 2 P: 32	R: 0 H: 1 E: 0 K: 1 S: 10	H: 1 LOB: 2 BB: 0 P: 13	R: 0 H: 0 E: 0 K: 1 S: 7	H: 0 LOB: 0 BB: 0 P: 9	R: 1 H: 2 E: 1 K: 1 S: 11	H: 2 LOB: 1 BB: 0 P: 19	R: 0 H: 2 E: 0 K: 1 S: 16	H: 2 LOB: 2 BB: 0 P: 25	1B: 7 2B: 0 3B: 0 HR: 1	SF: 0 SAC: 0 DP: 0 HBP: 1	WP: 0 PB: 0 SB: 0 CS: 1	PA: 38	
<b>PITCHER</b>	IP	WLS	BF	H	R	ER	SO	BB	IBB	HBP	BLK	WP	HR	S	P	ERA	WHIP				
<b>Andy Pettitte, L</b> ERA: 4.04	6.0	W	24	4	0	0	4	2	0	1	0	0	0	63	97	0.00	1.000				
<b>36 Edwar Ramirez, R</b> ERA: 2.74	1.0		3	0	0	0	1	0	0	0	0	0	0	7	9	0.00	0.000				
<b>Kyle Farnsworth, R</b> ERA: 4.24	0.2		4	2	1	1	1	0	0	0	0	0	1	8	14	13.50	3.000				
<b>42 Mariano Rivera, R</b> ERA: 0.76	1.1	S	6	2	0	0	1	0	0	0	0	0	0	19	30	0.00	1.500				

Cincinnati Reds @ New York Yankees  
Yankee Stadium, Bronx, NY  
Sun Jun 22 2008, 1:05 PM EDT  
Att: 54,234 - Partly Cloudy - 74 F

AB 34  
R 1  
H 8  
RBI 1  
BB 2  
SO 7  
LOB 20



Batter	1	2	3	4	5	6	7	8	9	AB	R	H	RBI	BB	SO	LOB	BOTTOM				
<b>18 Johnny Damon, L</b> OBP: 0.390, SLG: 0.479	P4		K		P6			FC4-6		4	0	0	0	0	1	2					
<b>2 Derek Jeter, R</b> OBP: 0.336, SLG: 0.379	G6-3		K					BB		3	1	1	0	1	1	0					
<b>Bobby Abreu, L</b> OBP: 0.335, SLG: 0.433								L4-6		4	0	2	0	0	1	3					
<b>13 Alex Rodriguez, R</b> OBP: 0.410, SLG: 0.615					F9					4	0	1	0	0	1	3					
<b>55 Hideki Matsui, L</b> OBP: 0.404, SLG: 0.458					K					4	1	1	0	0	2	2					
<b>Jason Giambi, L</b> OBP: 0.403, SLG: 0.575										3	2	3	2	0	0	0					
<b>Wilson Betemit, S</b> OBP: 0.269, SLG: 0.469										0	0	0	0	0	0	0					
<b>20 Jorge Posada, S</b> OBP: 0.393, SLG: 0.505										4	0	2	1	0	2	2					
<b>24 Robinson Cano, L</b> OBP: 0.270, SLG: 0.325										2	0	0	1	0	0	2					
<b>28 Melky Cabrera, S</b> OBP: 0.312, SLG: 0.371										3	0	1	0	0	1	1					
<b>Inning Stats</b>	R: 0 H: 1 E: 0 K: 1 S: 12	H: 0 LOB: 1 BB: 0 P: 19	R: 0 H: 0 E: 0 K: 2 S: 12	H: 0 LOB: 0 BB: 0 P: 20	R: 0 H: 0 E: 0 K: 2 S: 10	H: 0 LOB: 0 BB: 0 P: 13	R: 1 H: 2 E: 0 K: 1 S: 8	H: 2 LOB: 1 BB: 0 P: 10	R: 3 H: 4 E: 0 K: 1 S: 15	H: 4 LOB: 1 BB: 0 P: 23	R: 0 H: 1 E: 0 K: 0 S: 8	H: 1 LOB: 1 BB: 1 P: 15	R: 0 H: 2 E: 0 K: 1 S: 9	H: 2 LOB: 1 BB: 0 P: 13	1B: 8 2B: 5 3B: 0 HR: 0	SF: 1 SAC: 0 DP: 3 HBP: 1	WP: 0 PB: 0 SB: 1 CS: 1	PA: 34			
<b>PITCHER</b>	IP	WLS	BF	H	R	ER	SO	BB	IBB	HBP	BLK	WP	HR	S	P	ERA	WHIP				
<b>47 Johnny Cueto, R</b> ERA: 5.01	5.0	L	19	4	1	1	7	0	0	1	0	0	0	50	75	1.80	0.800				
<b>38 Gary Majewski, R</b> ERA: 4.7	0.2		4	2	2	2	1	0	0	0	0	0	0	9	13	27.00	3.000				
<b>Jeremy Affeldt, L</b> ERA: 4.5	0.2		6	3	1	1	0	1	0	0	0	0	0	11	21	13.50	6.000				
<b>Mike Lincoln, R</b> ERA: 4.93	1.2		5	2	0	0	1	0	0	0	0	0	0	12	17	0.00	1.200				

Cincinnati Reds @ New York Yankees  
Yankee Stadium, Bronx, NY  
Sun Jun 22 2008, 1:05 PM EDT  
Att: 54,234 - Partly Cloudy - 74 F

AB 31  
R 4  
H 11  
RBI 4  
BB 1  
SO 9  
LOB 15





Batter	1	2	3	4	5	6	7	8	9	AB	R	H	RBI	BB	SO	LOB	TOP							
28 Melky Cabrera, S OBP: 0.314, SLG: 0.367										3	0	0	0	2	0	5								
2 Derek Jeter, R OBP: 0.337, SLG: 0.380										4	1	1	0	1	0	3								
Bobby Abreu, L OBP: 0.336, SLG: 0.440										4	1	1	2	1	1	3								
13 Alex Rodriguez, R OBP: 0.402, SLG: 0.601										5	0	0	0	0	1	2								
Jason Giambi, L OBP: 0.401, SLG: 0.567										3	1	0	0	0	1	1								
20 Jorge Posada, S OBP: 0.388, SLG: 0.505										4	1	1	0	0	0	1								
24 Robinson Canó, L OBP: 0.277, SLG: 0.335										4	1	3	1	0	0	0								
17 Justin Christian, R OBP: 0.500, SLG: 0.750										4	0	2	2	0	0	1								
Darrell Rasner, R										0	0	0	0	2	0	0								
26 José Molina, R OBP: 0.236, SLG: 0.313										0	0	0	0	2	0	0								
LaTroy Hawkins, R										0	0	0	0	0	0	0								
36 Edwar Ramirez, R										0	0	0	0	0	0	0								
Wilson Betemit, S OBP: 0.285, SLG: 0.462										1	0	0	0	0	0	0								
<b>Inning Stats</b>	R: 0 E: 0 K: 1 S: 7	H: 0 LOB: 1 BB: 2 P: 19	R: 0 E: 0 K: 0 S: 7	H: 1 LOB: 1 BB: 0 P: 12	R: 0 E: 0 K: 0 S: 6	H: 0 LOB: 3 BB: 2 P: 18	R: 1 E: 0 K: 0 S: 13	H: 3 LOB: 3 BB: 1 P: 27	R: 0 E: 0 K: 1 S: 6	H: 0 LOB: 0 BB: 0 P: 10	R: 2 E: 0 K: 0 S: 8	H: 2 LOB: 1 BB: 0 P: 13	R: 0 E: 0 K: 1 S: 8	H: 1 LOB: 1 BB: 0 P: 14	R: 0 E: 0 K: 0 S: 6	H: 0 LOB: 0 BB: 0 P: 9	R: 2 E: 1 K: 0 S: 14	H: 1 LOB: 0 BB: 1 P: 24	1B: 3 2B: 4 3B: 0 HR: 1	SF: 0 SAC: 0 DP: 3 HBP: 1	WP: 0 PB: 0 SB: 1 CS: 0	PA: 40		
<b>PITCHER</b>	IP WLS BF H R ER SO BB IBB HBP BLK WP HR S P ERA WHIP	IP WLS BF H R ER SO BB IBB HBP BLK WP HR S P ERA WHIP	IP WLS BF H R ER SO BB IBB HBP BLK WP HR S P ERA WHIP	IP WLS BF H R ER SO BB IBB HBP BLK WP HR S P ERA WHIP	IP WLS BF H R ER SO BB IBB HBP BLK WP HR S P ERA WHIP	IP WLS BF H R ER SO BB IBB HBP BLK WP HR S P ERA WHIP	IP WLS BF H R ER SO BB IBB HBP BLK WP HR S P ERA WHIP	IP WLS BF H R ER SO BB IBB HBP BLK WP HR S P ERA WHIP	IP WLS BF H R ER SO BB IBB HBP BLK WP HR S P ERA WHIP	IP WLS BF H R ER SO BB IBB HBP BLK WP HR S P ERA WHIP	IP WLS BF H R ER SO BB IBB HBP BLK WP HR S P ERA WHIP	IP WLS BF H R ER SO BB IBB HBP BLK WP HR S P ERA WHIP	IP WLS BF H R ER SO BB IBB HBP BLK WP HR S P ERA WHIP	IP WLS BF H R ER SO BB IBB HBP BLK WP HR S P ERA WHIP	IP WLS BF H R ER SO BB IBB HBP BLK WP HR S P ERA WHIP	IP WLS BF H R ER SO BB IBB HBP BLK WP HR S P ERA WHIP	IP WLS BF H R ER SO BB IBB HBP BLK WP HR S P ERA WHIP	IP WLS BF H R ER SO BB IBB HBP BLK WP HR S P ERA WHIP	IP WLS BF H R ER SO BB IBB HBP BLK WP HR S P ERA WHIP	IP WLS BF H R ER SO BB IBB HBP BLK WP HR S P ERA WHIP	IP WLS BF H R ER SO BB IBB HBP BLK WP HR S P ERA WHIP	IP WLS BF H R ER SO BB IBB HBP BLK WP HR S P ERA WHIP	IP WLS BF H R ER SO BB IBB HBP BLK WP HR S P ERA WHIP	IP WLS BF H R ER SO BB IBB HBP BLK WP HR S P ERA WHIP

**New York Yankees @ Pittsburgh Pirates**  
PNC Park, Pittsburgh, PA  
Tue Jun 24 2008, 7:05 PM EDT  
Att: 38,867 - Partly Cloudy - 77 F

AB 33  
R 5  
H 8  
RBI 5  
BB 6  
SO 3  
LOB 17



Batter	1	2	3	4	5	6	7	8	9	AB	R	H	RBI	BB	SO	LOB	BOTTOM							
13 Nate McLouth, L OBP: 0.375, SLG: 0.550										5	1	2	0	0	0	1								
12 Freddy Sanchez, R OBP: 0.267, SLG: 0.316										5	3	3	1	0	0	0								
52 Franquelis Osoria, R OBP: 0.400, SLG: 0.400										0	0	0	0	0	0	0								
Jason Bay, R OBP: 0.394, SLG: 0.531										4	1	2	1	0	0	1								
3 Nyjer Morgan, L OBP: 0.238, SLG: 0.211										1	1	1	2	0	0	0								
41 Ryan Doumit, S OBP: 0.394, SLG: 0.636										5	2	3	2	0	1	2								
25 Adam LaRoche, L OBP: 0.300, SLG: 0.367										5	1	3	2	0	0	2								
16 Doug Mientkiewicz, L OBP: 0.368, SLG: 0.533										3	1	2	1	0	0	1								
Jason Michaels, R OBP: 0.289, SLG: 0.370										0	0	0	0	0	0	0								
19 José Bautista, R OBP: 0.328, SLG: 0.443										4	1	1	2	0	1	2								
2 Jack Wilson, R OBP: 0.325, SLG: 0.318										4	0	1	0	0	0	0								
24 Tom Gorzelanny, R OBP: 0.227, SLG: 0.150										2	0	0	0	0	2	0								
Luis Rivera, R										1	0	0	0	0	0	1								
30 Tyler Yates, R										0	0	0	0	0	0	0								
Damaso Marte, L										0	0	0	0	0	0	0								
Chris Gomez, R										1	1	1	0	0	0	0								
<b>Inning Stats</b>	R: 2 E: 1 K: 0 S: 13	H: 3 LOB: 1 BB: 0 P: 20	R: 0 E: 0 K: 2 S: 11	H: 0 LOB: 0 BB: 0 P: 15	R: 1 E: 0 K: 1 S: 9	H: 2 LOB: 1 BB: 0 P: 16	R: 2 E: 0 K: 1 S: 15	H: 2 LOB: 0 BB: 0 P: 20	R: 2 E: 0 K: 0 S: 11	H: 3 LOB: 1 BB: 0 P: 16	R: 0 E: 0 K: 0 S: 8	H: 2 LOB: 1 BB: 0 P: 13	R: 2 E: 0 K: 0 S: 9	H: 3 LOB: 0 BB: 0 P: 16	R: 3 E: 0 K: 0 S: 20	H: 4 LOB: 1 BB: 0 P: 32	1B: 10 2B: 6 3B: 1 HR: 2	SF: 1 SAC: 0 DP: 2 HBP: 0	WP: 2 PB: 0 SB: 0 CS: 0	PA: 41				
<b>PITCHER</b>	IP WLS BF H R ER SO BB IBB HBP BLK WP HR S P ERA WHIP	IP WLS BF H R ER SO BB IBB HBP BLK WP HR S P ERA WHIP	IP WLS BF H R ER SO BB IBB HBP BLK WP HR S P ERA WHIP	IP WLS BF H R ER SO BB IBB HBP BLK WP HR S P ERA WHIP	IP WLS BF H R ER SO BB IBB HBP BLK WP HR S P ERA WHIP	IP WLS BF H R ER SO BB IBB HBP BLK WP HR S P ERA WHIP	IP WLS BF H R ER SO BB IBB HBP BLK WP HR S P ERA WHIP	IP WLS BF H R ER SO BB IBB HBP BLK WP HR S P ERA WHIP	IP WLS BF H R ER SO BB IBB HBP BLK WP HR S P ERA WHIP	IP WLS BF H R ER SO BB IBB HBP BLK WP HR S P ERA WHIP	IP WLS BF H R ER SO BB IBB HBP BLK WP HR S P ERA WHIP	IP WLS BF H R ER SO BB IBB HBP BLK WP HR S P ERA WHIP	IP WLS BF H R ER SO BB IBB HBP BLK WP HR S P ERA WHIP	IP WLS BF H R ER SO BB IBB HBP BLK WP HR S P ERA WHIP	IP WLS BF H R ER SO BB IBB HBP BLK WP HR S P ERA WHIP	IP WLS BF H R ER SO BB IBB HBP BLK WP HR S P ERA WHIP	IP WLS BF H R ER SO BB IBB HBP BLK WP HR S P ERA WHIP	IP WLS BF H R ER SO BB IBB HBP BLK WP HR S P ERA WHIP	IP WLS BF H R ER SO BB IBB HBP BLK WP HR S P ERA WHIP	IP WLS BF H R ER SO BB IBB HBP BLK WP HR S P ERA WHIP	IP WLS BF H R ER SO BB IBB HBP BLK WP HR S P ERA WHIP	IP WLS BF H R ER SO BB IBB HBP BLK WP HR S P ERA WHIP	IP WLS BF H R ER SO BB IBB HBP BLK WP HR S P ERA WHIP	IP WLS BF H R ER SO BB IBB HBP BLK WP HR S P ERA WHIP

**New York Yankees @ Pittsburgh Pirates**  
PNC Park, Pittsburgh, PA  
Tue Jun 24 2008, 7:05 PM EDT  
Att: 38,867 - Partly Cloudy - 77 F

AB 40  
R 12  
H 19  
RBI 11  
BB 0  
SO 4  
LOB 11









Batter	1	2	3	4	5	6	7	8	9	AB	R	H	RBI	BB	SO	LOB	TOP					
<b>7 José Reyes, S</b> (1,6) OBP: 0.356, SLG: 0.489 <b>Damion Easley, R</b> (9,PH) OBP: 0.299, SLG: 0.348										3	2	1	0	2	1	2						
<b>1 Luis Castillo, S</b> (1,4) OBP: 0.366, SLG: 0.333										3	5	2	0	3	0	2						
<b>5 David Wright, R</b> (1,5) OBP: 0.221, SLG: 0.493 <b>Andy Phillips, R</b> (9,PH) OBP: 0.208, SLG: 0.182										5	1	4	3	0	0	1						
<b>15 Carlos Beltrán, S</b> (1,8) OBP: 0.375, SLG: 0.488										4	4	1	3	1	0	5						
<b>21 Carlos Delgado, L</b> (1,10) OBP: 0.310, SLG: 0.425										5	2	3	9	0	1	1						
<b>6 Trot Nixon, L</b> (1,9) OBP: 0.270, SLG: 0.281										5	0	1	0	0	1	1						
<b>9 Marlon Anderson, L</b> (1,7) OBP: 0.278, SLG: 0.293 <b>Andy Chavez, L</b> (7,7)										3	0	0	0	1	0	1						
<b>17 Fernando Tatis, R</b> (1,3) OBP: 0.282, SLG: 0.313										5	0	1	0	0	1	1						
<b>23 Brian Schneider, L</b> (1,2) OBP: 0.333, SLG: 0.310										5	1	1	0	0	0	2						
<b>Inning Stats</b>	R: 1 E: 0 K: 1 S: 11	H: 1 LOB: 1 BB: 1 P: 20	R: 0 E: 0 K: 0 S: 11	H: 1 LOB: 2 BB: 1 P: 18	R: 2 E: 0 K: 1 S: 20	H: 2 LOB: 0 BB: 0 P: 30	R: 0 E: 0 K: 1 S: 10	H: 0 LOB: 0 BB: 0 P: 13	R: 3 E: 0 K: 1 S: 16	H: 2 LOB: 1 BB: 2 P: 30	R: 5 E: 0 K: 0 S: 18	H: 3 LOB: 0 BB: 2 P: 35	R: 0 E: 0 K: 0 S: 6	H: 0 LOB: 0 BB: 0 P: 9	R: 4 E: 0 K: 0 S: 19	H: 5 LOB: 1 BB: 0 P: 26	R: 0 E: 0 K: 0 S: 6	H: 0 LOB: 1 BB: 1 P: 10	1B: 10 2B: 1 3B: 0 HR: 3	SF: 0 SAC: 0 DP: 0 HBP: 0	WP: 0 PB: 0 SB: 3 CS: 0	PA: 48
<b>PITCHER</b>	IP WLS BF H R ER SO BB IBB HBP BLK WP HR S P ERA WHIP																					
<b>38 Dan Giese, R</b> (1,1) ERA: 3.5 <b>36 Edwar Ramirez, R</b> (5,1) ERA: 3.5 <b>39 Ross Ohlendorf, R</b> (6,1) ERA: 6.53 <b>LaTroy Hawkins, R</b> (8,1) ERA: 6.03	4.0 1.2 1.1 2.0	WLS L 8 2 9	BF 21 8 10 9	H 5 2 5 2	R 6 2 6 1	ER 6 2 6 1	SO 3 1 6 0	BB 4 1 0 1	IBB 0 0 0 0	HBP 0 0 0 0	BLK 0 0 0 0	WP 0 0 0 0	HR 1 0 1 1	S 60 18 19 29	P 96 33 33 29	ERA 13.50 10.80 40.50 4.50	WHIP 2.250 1.800 4.500 1.500					
<b>Batter</b>	1	2	3	4	5	6	7	8	9	AB	R	H	RBI	BB	SO	LOB	BOTTOM					
<b>28 Melky Cabrera, S</b> (1,8) OBP: 0.321, SLG: 0.368										5	0	2	0	1	1	2						
<b>2 Derek Jeter, R</b> (1,6) OBP: 0.544, SLG: 0.395 <b>12 Alberto Gonzalez, R</b> (9,6) OBP: 0.241, SLG: 0.220										4	1	1	0	0	1	3						
<b>Bobby Abreu, L</b> (1,9) OBP: 0.341, SLG: 0.452										3	1	0	0	2	1	2						
<b>13 Alex Rodriguez, R</b> (1,5) OBP: 0.409, SLG: 0.614 <b>Chad Moeller, R</b> (9,PH) OBP: 0.343, SLG: 0.387										4	2	3	2	0	0	2						
<b>Jason Giambi, L</b> (1,10) OBP: 0.402, SLG: 0.558										3	1	1	1	2	0	1						
<b>20 Jorge Posada, S</b> (1,2) OBP: 0.382, SLG: 0.483										5	0	1	0	0	2	7						
<b>24 Robinson Canó, L</b> (1,4) OBP: 0.281, SLG: 0.351										5	0	1	1	0	0	3						
<b>Wilson Betemit, S</b> (1,3) OBP: 0.280, SLG: 0.472										5	1	2	1	0	2	1						
<b>17 Justin Christian, R</b> (1,7) OBP: 0.333, SLG: 0.364 <b>18 Johnny Damon, R</b> (7,PH) OBP: 0.391, SLG: 0.449										3	0	0	0	0	1	4						
<b>Inning Stats</b>	R: 1 E: 0 K: 3 S: 18	H: 2 LOB: 2 BB: 1 P: 29	R: 0 E: 0 K: 1 S: 7	H: 1 LOB: 1 BB: 0 P: 12	R: 3 E: 0 K: 1 S: 11	H: 4 LOB: 2 BB: 1 P: 21	R: 0 E: 1 K: 0 S: 8	H: 1 LOB: 3 BB: 1 P: 18	R: 0 E: 1 K: 2 S: 12	H: 0 LOB: 2 BB: 1 P: 18	R: 1 E: 0 K: 2 S: 14	H: 1 LOB: 1 BB: 0 P: 20	R: 0 E: 0 K: 2 S: 9	H: 1 LOB: 1 BB: 0 P: 15	R: 0 E: 0 K: 0 S: 8	H: 0 LOB: 1 BB: 1 P: 17	R: 0 E: 0 K: 0 S: 16	H: 2 LOB: 1 BB: 0 P: 23	1B: 8 2B: 3 3B: 0 HR: 1	SF: 0 SAC: 1 DP: 0 HBP: 0	WP: 1 PB: 0 SB: 0 CS: 0	PA: 47
<b>PITCHER</b>	IP WLS BF H R ER SO BB IBB HBP BLK WP HR S P ERA WHIP																					
<b>34 Mike Pelfrey, R</b> (1,1) ERA: 4.47 <b>25 Pedro Feliciano, L</b> (6,1) ERA: 2.97 <b>Aaron Heilman, R</b> (7,1) ERA: 4.79 <b>32 Carlos Muniz, R</b> (8,1) ERA: 5.0	5.0 1.0 1.0 2.0	WLS W 5 4 9	BF 29 5 4 9	H 8 1 2	R 4 1 1	ER 4 1 0	SO 4 2 0	BB 4 0 0	IBB 0 0 0	HBP 0 0 0	BLK 0 0 0	WP 0 0 0	HR 0 1 0	S 56 14 9 24	P 98 20 15 40	ERA 7.20 9.00 0.00 4.50	WHIP 2.400 1.000 1.000 1.500					

New York Mets @ New York Yankees  
 Yankee Stadium, Bronx, NY  
 Fri Jun 27 2008, 2:05 PM EDT  
 Att: 42,716 - Cloudy - 79 F

AB	41
R	15
H	14
RBI	15
BB	7
SO	4
LOB	18



New York Mets @ New York Yankees  
 Yankee Stadium, Bronx, NY  
 Fri Jun 27 2008, 2:05 PM EDT  
 Att: 42,716 - Cloudy - 79 F

AB	41
R	6
H	12
RBI	6
BB	5
SO	9
LOB	27









Batter	1	2	3	4	5	6	7	8	9	AB	R	H	RBI	BB	SO	LOB	TOP							
18 Johnny Damon, L OBP: 0.387, SLG: 0.468										4	0	0	0	1	2	0	<b>New York Yankees @ New York Mets</b> Shea Stadium, Flushing, NY Sat Jun 28 2008, 3:55 PM EDT Att: 56,172 - Cloudy - 82 F							
2 Derek Jeter, R OBP: 0.342, SLG: 0.391										4	1	0	0	1	1	2								
Bobby Abreu, L OBP: 0.353, SLG: 0.461										3	1	1	0	1	1	0								
13 Alex Rodriguez, R OBP: 0.410, SLG: 0.602										3	1	1	0	1	0	1								
Jason Giambi, L OBP: 0.398, SLG: 0.545										4	0	0	1	0	3	4								
Kyle Farnsworth, R (8, 1)										0	0	0	0	0	0	0								
42 Mariano Rivera, R (9, 1)										0	0	0	0	0	0	0								
20 Jorge Posada, S OBP: 0.376, SLG: 0.475										2	0	0	1	1	1	1								
24 Robinson Canó, L OBP: 0.282, SLG: 0.361										4	0	2	1	0	1	0								
28 Melky Cabrera, S OBP: 0.315, SLG: 0.357										4	0	0	0	0	0	4								
Andy Pettitte, L (1, 1)										2	0	0	0	0	1	0								
Wilson Betemit, S OBP: 0.282, SLG: 0.467										1	0	0	0	0	1	0								
41 Jose Veras, R (7, 1)										0	0	0	0	0	0	0								
26 José Molina, R OBP: 0.259, SLG: 0.324										1	0	1	0	0	0	0								
<b>Inning Stats</b>	R: 0 H: 1 E: 0 K: 1 S: 9	H: 1 LOB: 1 BB: 0 P: 13	R: 0 H: 0 E: 0 K: 3 S: 9	H: 0 LOB: 0 BB: 0 P: 13	R: 0 H: 0 E: 0 K: 1 S: 10	H: 0 LOB: 0 BB: 0 P: 18	R: 2 H: 2 E: 0 K: 0 S: 17	H: 2 LOB: 2 BB: 2 P: 31	R: 0 H: 0 E: 0 K: 1 S: 7	H: 0 LOB: 0 BB: 0 P: 10	R: 1 H: 1 E: 0 K: 2 S: 14	H: 1 LOB: 2 BB: 2 P: 28	R: 0 H: 0 E: 0 K: 2 S: 10	H: 0 LOB: 0 BB: 0 P: 15	R: 0 H: 0 E: 0 K: 1 S: 10	H: 0 LOB: 1 BB: 1 P: 16	R: 0 H: 1 E: 0 K: 0 S: 10	H: 1 LOB: 2 BB: 1 P: 18	1B: 5 2B: 0 3B: 0 HR: 0	SF: 1 SAC: 0 DP: 0 HBP: 0	WP: 0 PB: 0 SB: 1 CS: 0	PA: 38		
<b>PITCHER</b>	IP WLS BF H R ER SO BB IBB HBP BLK WP HR S P ERA WHIP	IP WLS BF H R ER SO BB IBB HBP BLK WP HR S P ERA WHIP	IP WLS BF H R ER SO BB IBB HBP BLK WP HR S P ERA WHIP	IP WLS BF H R ER SO BB IBB HBP BLK WP HR S P ERA WHIP	IP WLS BF H R ER SO BB IBB HBP BLK WP HR S P ERA WHIP	IP WLS BF H R ER SO BB IBB HBP BLK WP HR S P ERA WHIP	IP WLS BF H R ER SO BB IBB HBP BLK WP HR S P ERA WHIP	IP WLS BF H R ER SO BB IBB HBP BLK WP HR S P ERA WHIP	IP WLS BF H R ER SO BB IBB HBP BLK WP HR S P ERA WHIP	IP WLS BF H R ER SO BB IBB HBP BLK WP HR S P ERA WHIP	IP WLS BF H R ER SO BB IBB HBP BLK WP HR S P ERA WHIP	IP WLS BF H R ER SO BB IBB HBP BLK WP HR S P ERA WHIP	IP WLS BF H R ER SO BB IBB HBP BLK WP HR S P ERA WHIP	IP WLS BF H R ER SO BB IBB HBP BLK WP HR S P ERA WHIP	IP WLS BF H R ER SO BB IBB HBP BLK WP HR S P ERA WHIP	IP WLS BF H R ER SO BB IBB HBP BLK WP HR S P ERA WHIP	IP WLS BF H R ER SO BB IBB HBP BLK WP HR S P ERA WHIP	IP WLS BF H R ER SO BB IBB HBP BLK WP HR S P ERA WHIP	IP WLS BF H R ER SO BB IBB HBP BLK WP HR S P ERA WHIP	IP WLS BF H R ER SO BB IBB HBP BLK WP HR S P ERA WHIP	IP WLS BF H R ER SO BB IBB HBP BLK WP HR S P ERA WHIP	IP WLS BF H R ER SO BB IBB HBP BLK WP HR S P ERA WHIP	IP WLS BF H R ER SO BB IBB HBP BLK WP HR S P ERA WHIP	IP WLS BF H R ER SO BB IBB HBP BLK WP HR S P ERA WHIP

Batter	1	2	3	4	5	6	7	8	9	AB	R	H	RBI	BB	SO	LOB	BOTTOM						
7 José Reyes, S OBP: 0.355, SLG: 0.485										4	0	1	0	0	0	1	<b>New York Yankees @ New York Mets</b> Shea Stadium, Flushing, NY Sat Jun 28 2008, 3:55 PM EDT Att: 56,172 - Cloudy - 82 F						
Damion Easley, R OBP: 0.309, SLG: 0.348										2	0	1	0	2	0	0							
5 David Wright, R OBP: 0.382, SLG: 0.502										3	1	1	1	1	0	1							
15 Carlos Beltrán, S OBP: 0.374, SLG: 0.485										4	0	0	0	0	4	3							
21 Carlos Delgado, L OBP: 0.309, SLG: 0.416										4	0	0	0	0	1	2							
17 Fernando Tatis, R OBP: 0.286, SLG: 0.314										4	0	1	0	0	0	0							
Andy Phillips, R OBP: 0.165, SLG: 0.160										2	0	0	0	0	0	1							
1 Luis Castillo, S OBP: 0.358, SLG: 0.325										1	0	0	0	0	0	0							
Duaner Sanchez, R (8, 1)										0	0	0	0	0	0	0							
6 Trot Nixon, L OBP: 0.293, SLG: 0.286										1	0	0	0	0	1	0							
11 Ramon Castro, R OBP: 0.355, SLG: 0.426										3	1	1	1	0	0	0							
57 Johan Santana, L OBP: 0.171, SLG: 0.265										2	0	0	0	0	1	0							
25 Pedro Feliciano, L (7, 1)										0	0	0	0	0	0	0							
9 Marlon Anderson, L OBP: 0.229, SLG: 0.289										1	0	1	0	0	0	0							
<b>Inning Stats</b>	R: 0 H: 0 E: 0 K: 1 S: 11	H: 0 LOB: 2 BB: 2 P: 21	R: 1 H: 1 E: 0 K: 1 S: 10	H: 1 LOB: 0 BB: 0 P: 14	R: 0 H: 1 E: 0 K: 1 S: 8	H: 1 LOB: 1 BB: 0 P: 10	R: 0 H: 1 E: 0 K: 0 S: 6	H: 1 LOB: 0 BB: 0 P: 10	R: 0 H: 1 E: 0 K: 0 S: 11	H: 1 LOB: 1 BB: 1 P: 18	R: 1 H: 1 E: 0 K: 1 S: 10	H: 1 LOB: 0 BB: 0 P: 15	R: 0 H: 1 E: 0 K: 0 S: 9	H: 1 LOB: 1 BB: 0 P: 14	R: 0 H: 0 E: 0 K: 1 S: 8	H: 0 LOB: 0 BB: 0 P: 11	R: 0 H: 0 E: 0 K: 2 S: 10	H: 0 LOB: 0 BB: 0 P: 12	1B: 4 2B: 0 3B: 0 HR: 2	SF: 0 SAC: 0 DP: 1 HBP: 0	WP: 0 PB: 0 SB: 0 CS: 0	PA: 35	
<b>PITCHER</b>	IP WLS BF H R ER SO BB IBB HBP BLK WP HR S P ERA WHIP	IP WLS BF H R ER SO BB IBB HBP BLK WP HR S P ERA WHIP	IP WLS BF H R ER SO BB IBB HBP BLK WP HR S P ERA WHIP	IP WLS BF H R ER SO BB IBB HBP BLK WP HR S P ERA WHIP	IP WLS BF H R ER SO BB IBB HBP BLK WP HR S P ERA WHIP	IP WLS BF H R ER SO BB IBB HBP BLK WP HR S P ERA WHIP	IP WLS BF H R ER SO BB IBB HBP BLK WP HR S P ERA WHIP	IP WLS BF H R ER SO BB IBB HBP BLK WP HR S P ERA WHIP	IP WLS BF H R ER SO BB IBB HBP BLK WP HR S P ERA WHIP	IP WLS BF H R ER SO BB IBB HBP BLK WP HR S P ERA WHIP	IP WLS BF H R ER SO BB IBB HBP BLK WP HR S P ERA WHIP	IP WLS BF H R ER SO BB IBB HBP BLK WP HR S P ERA WHIP	IP WLS BF H R ER SO BB IBB HBP BLK WP HR S P ERA WHIP	IP WLS BF H R ER SO BB IBB HBP BLK WP HR S P ERA WHIP	IP WLS BF H R ER SO BB IBB HBP BLK WP HR S P ERA WHIP	IP WLS BF H R ER SO BB IBB HBP BLK WP HR S P ERA WHIP	IP WLS BF H R ER SO BB IBB HBP BLK WP HR S P ERA WHIP	IP WLS BF H R ER SO BB IBB HBP BLK WP HR S P ERA WHIP	IP WLS BF H R ER SO BB IBB HBP BLK WP HR S P ERA WHIP	IP WLS BF H R ER SO BB IBB HBP BLK WP HR S P ERA WHIP	IP WLS BF H R ER SO BB IBB HBP BLK WP HR S P ERA WHIP	IP WLS BF H R ER SO BB IBB HBP BLK WP HR S P ERA WHIP	IP WLS BF H R ER SO BB IBB HBP BLK WP HR S P ERA WHIP

**New York Yankees @ New York Mets**  
 Shea Stadium, Flushing, NY  
 Sat Jun 28 2008, 3:55 PM EDT  
 Att: 56,172 - Cloudy - 82 F

AB 32  
 R 3  
 H 5  
 RBI 3  
 BB 5  
 SO 11  
 LOB 12

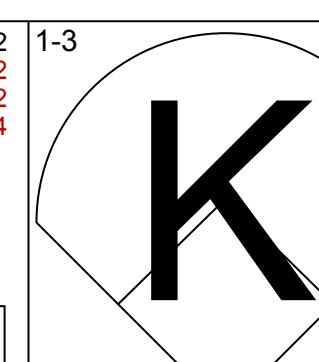
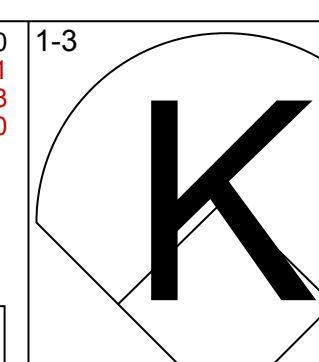
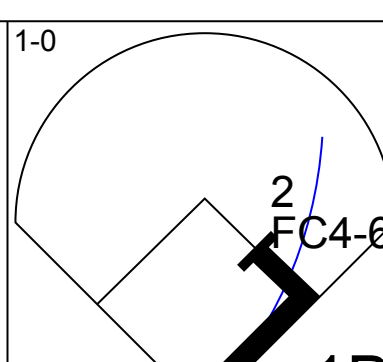
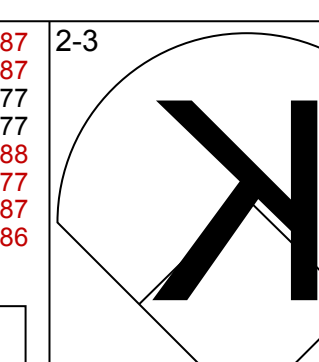
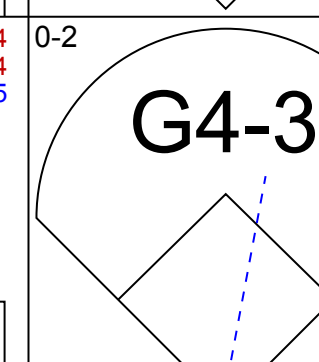
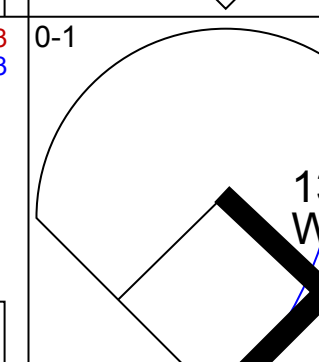
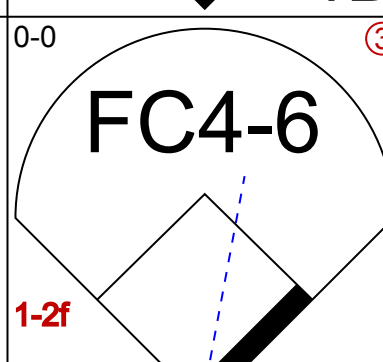
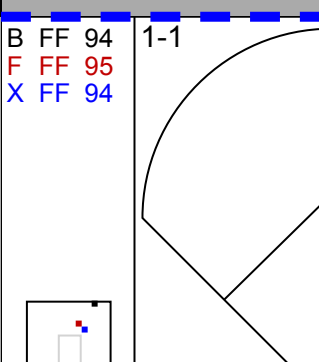
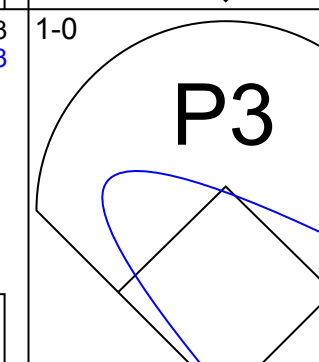
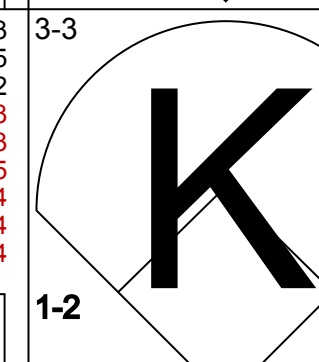
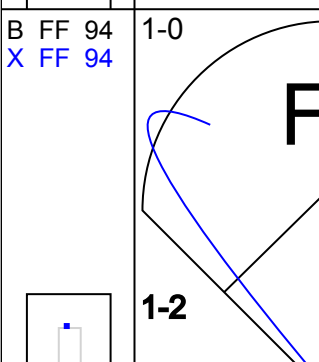
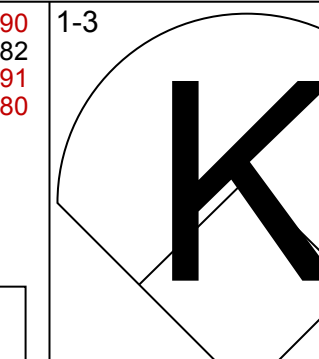
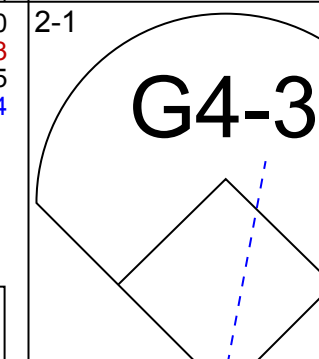
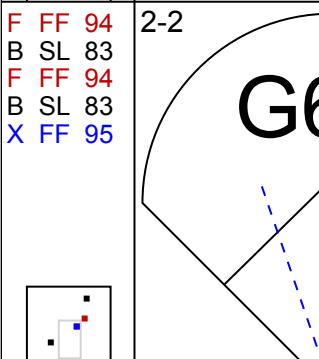
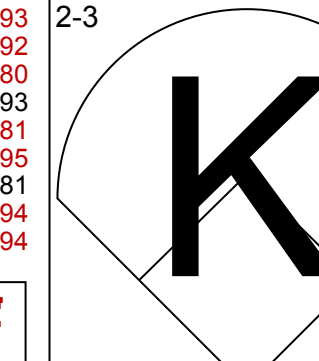
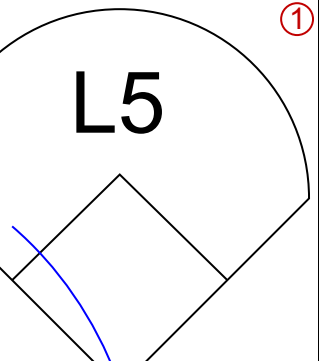
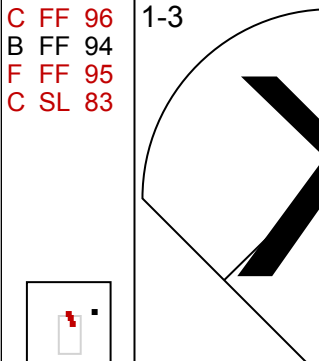
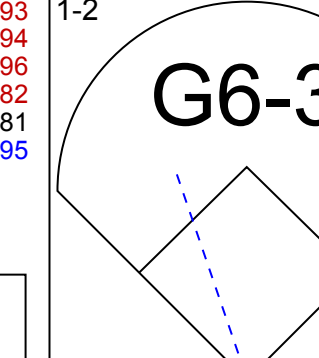

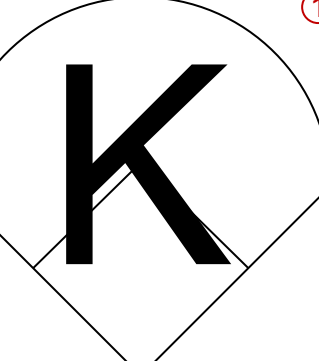
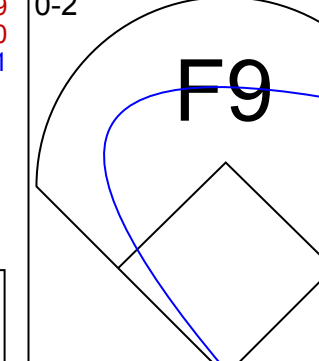
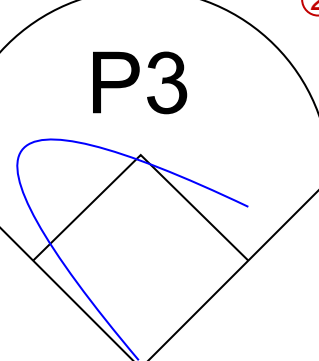
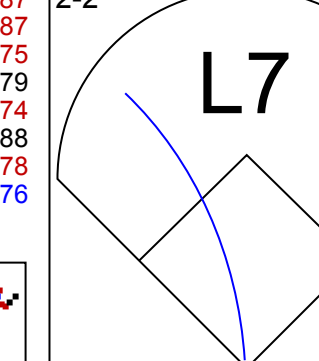
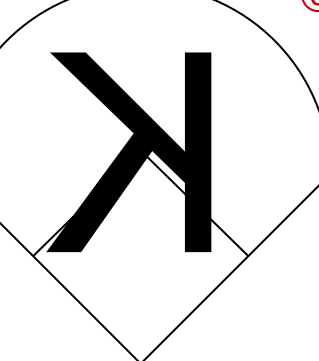
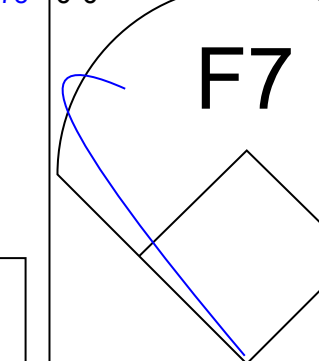


**New York Yankees @ New York Mets**  
 Shea Stadium, Flushing, NY  
 Sat Jun 28 2008, 3:55 PM EDT  
 Att: 56,172 - Cloudy - 82 F

AB 31  
 R 2  
 H 6  
 RBI 2  
 BB 3  
 SO 7  
 LOB 8

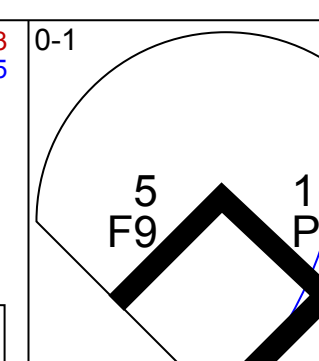
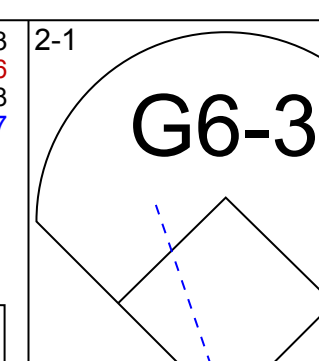
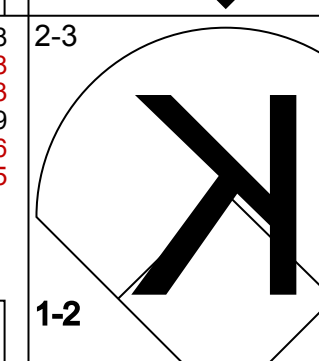
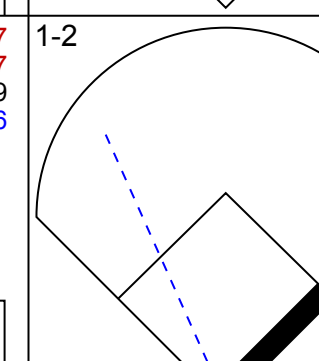
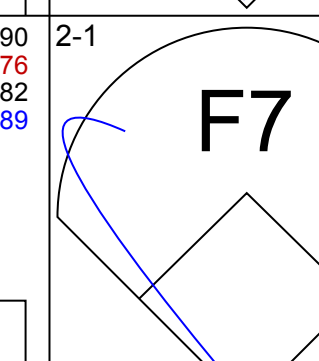
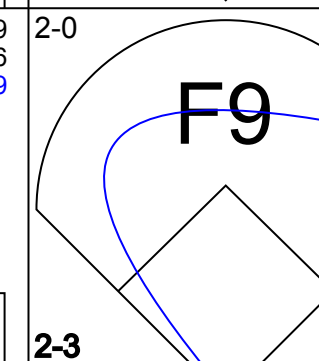
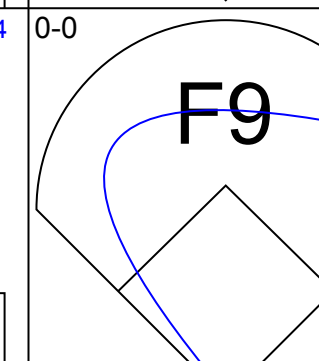
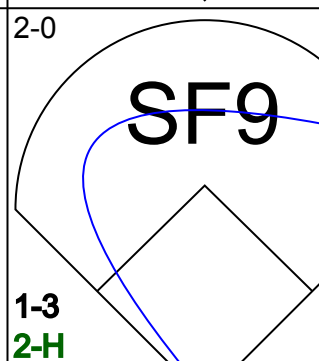
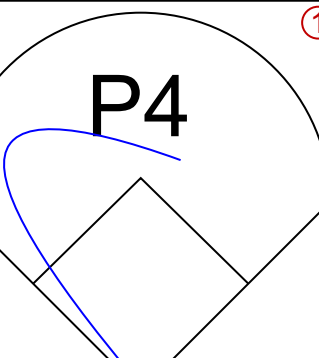
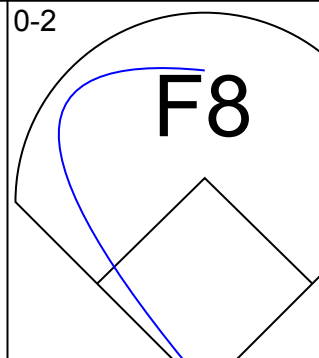
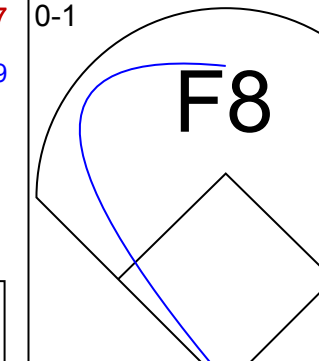
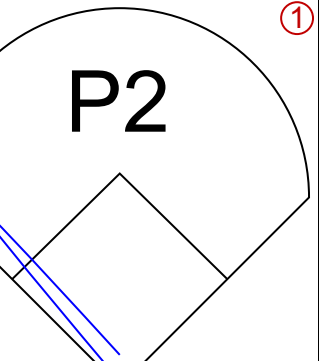
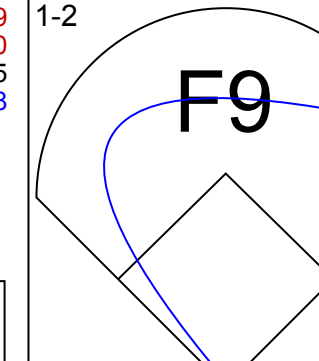
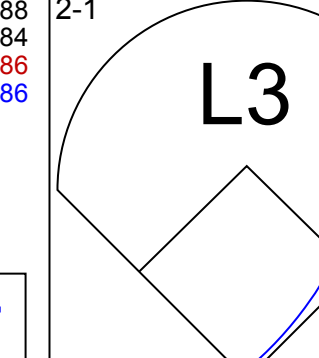
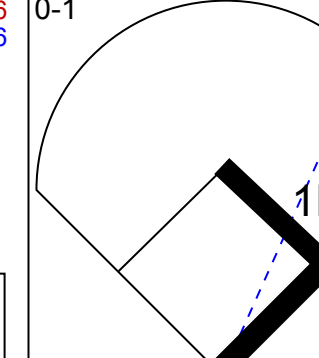
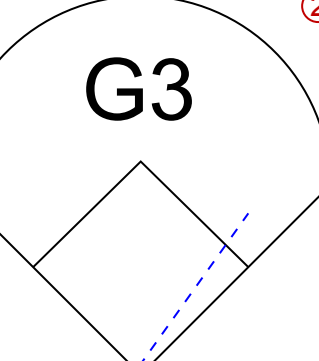
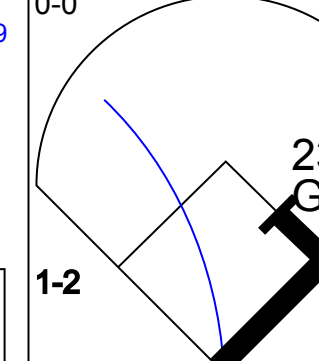
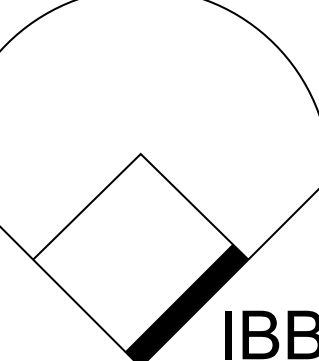
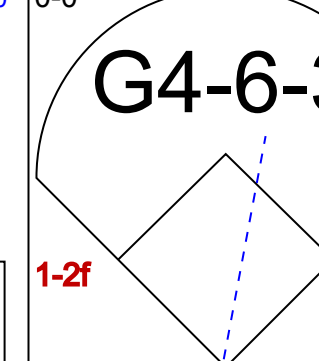
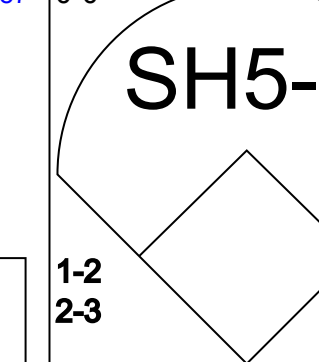
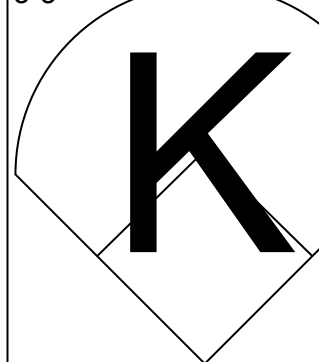




Batter	1	2	3	4	5	6	7	8	9	AB	R	H	RBI	BB	SO	LOB	TOP						
18 Johnny Damon, L (1,7) OBP: 0.386, SLG: 0.465										4	0	1	0	0	3	0	New York Yankees @ New York Mets Shea Stadium, Flushing, NY Sun Jun 29 2008, 1:10 PM EDT Att: 56,277 - Partly Cloudy - 88 F						
2 Derek Jeter, R (1,6) OBP: 0.344, SLG: 0.393										4	0	2	0	0	0	1							
13 Alex Rodriguez, R (1,5) OBP: 0.404, SLG: 0.591										4	0	0	0	0	1	2							
20 Jorge Posada, S (1,3) OBP: 0.367, SLG: 0.459										4	0	0	0	0	1	2							
Wilson Betemit, S (1,4) OBP: 0.280, SLG: 0.494										4	1	1	1	0	2	1							
28 Melky Cabrera, S (1,8) OBP: 0.312, SLG: 0.354										3	0	0	0	0	1	0							
26 José Molina, R (1,2) OBP: 0.253, SLG: 0.317										3	0	0	0	0	1	1							
17 Justin Christian, R (1,9) OBP: 0.250, SLG: 0.267										3	0	0	0	0	0	0							
Darrell Rasner, R (1,1) Chad Moeller, R (6,PH) 30 David Robertson, R (6,1) Jason Giambi, L (8,PH) 36 Edwar Ramirez, R (8,1)										1	0	0	0	0	1	0							
<b>Inning Stats</b>	R: 0 E: 0 K: 1 S: 7	H: 0 LOB: 0 BB: 0 P: 9	R: 0 E: 0 K: 2 S: 15	H: 0 LOB: 0 BB: 0 P: 19	R: 0 E: 0 K: 2 S: 9	H: 1 LOB: 0 BB: 0 P: 15	R: 0 E: 0 K: 1 S: 13	H: 0 LOB: 0 BB: 0 P: 13	R: 0 E: 0 K: 0 S: 7	H: 1 LOB: 1 BB: 0 P: 13	R: 1 E: 1 K: 0 S: 12	H: 1 LOB: 1 BB: 0 P: 18	R: 0 E: 0 K: 1 S: 13	H: 0 LOB: 0 BB: 0 P: 17	R: 0 E: 0 K: 1 S: 9	H: 1 LOB: 1 BB: 0 P: 14		1B: 3 2B: 0 3B: 0 HR: 1	SF: 0 SAC: 0 DP: 0 HBP: 0	WP: 2 PB: 0 SB: 0 CS: 0	PA: 32		
<b>PITCHER</b>	IP WLS BF H R ER SO BB IBB HBP BLK WP HR S P ERA WHIP	7.0 W 25 3 1 1 8 0 0 0 0 1 1 72 106 1.29 0.429	1.0 H 3 0 0 0 1 0 0 0 0 0 0 13 17 0.00 0.000	1.0 S 4 1 0 0 1 0 0 0 0 0 1 0 9 14 0.00 1.000																			

AB	32
R	1
H	4
RBI	1
BB	0
SO	10
LOB	7



Batter	1	2	3	4	5	6	7	8	9	AB	R	H	RBI	BB	SO	LOB	BOTTOM					
7 José Reyes, S (1,6) OBP: 0.358, SLG: 0.485										4	1	2	0	1	0	0	New York Yankees @ New York Mets Shea Stadium, Flushing, NY Sun Jun 29 2008, 1:10 PM EDT Att: 56,277 - Partly Cloudy - 88 F					
1 Luis Castillo, S (1,4) OBP: 0.363, SLG: 0.331										5	0	3	1	0	1	1						
5 David Wright, R (1,5) OBP: 0.376, SLG: 0.497										3	0	0	1	0	0	5						
15 Carlos Beltrán, S (1,8) OBP: 0.372, SLG: 0.480										3	0	0	0	1	1	2						
21 Carlos Delgado, L (1,3) OBP: 0.308, SLG: 0.424 17 Fernando Tatis, R (8,3) OBP: 0.286, SLG: 0.314										4	1	1	1	0	0	2						
19 Ryan Church, L (1,9) OBP: 0.367, SLG: 0.522										4	0	2	0	0	0	0						
Endy Chavez, L (1,7) OBP: 0.295, SLG: 0.301										4	1	3	0	0	0	1						
23 Brian Schneider, L (1,2) OBP: 0.337, SLG: 0.311										3	0	1	0	1	0	3						
Oliver Pérez, L (1,1) OBP: 0.280, SLG: 0.182 25 Pedro Feliciano, L (8,1) OBP: 0.227, SLG: 0.286 13 Billy Wagner, L (9,1)										2	0	0	0	0	2	2						
<b>Inning Stats</b>	R: 0 E: 0 K: 1 S: 9	H: 1 LOB: 2 BB: 1 P: 17	R: 1 E: 0 K: 0 S: 16	H: 3 LOB: 3 BB: 1 P: 26	R: 1 E: 0 K: 1 S: 14	H: 2 LOB: 2 BB: 1 P: 29	R: 0 E: 0 K: 1 S: 10	H: 1 LOB: 1 BB: 0 P: 15	R: 0 E: 0 K: 0 S: 10	H: 1 LOB: 1 BB: 0 P: 15	R: 1 E: 0 K: 0 S: 15	H: 2 LOB: 1 BB: 0 P: 25	R: 0 E: 0 K: 0 S: 7	H: 2 LOB: 1 BB: 0 P: 8	R: 0 E: 0 K: 0 S: 9	H: 0 LOB: 0 BB: 0 P: 13		1B: 11 2B: 0 3B: 0 HR: 1	SF: 1 SAC: 1 DP: 1 HBP: 0	WP: 1 PB: 1 SB: 0 CS: 0	PA: 38	
<b>PITCHER</b>	IP WLS BF H R ER SO BB IBB HBP BLK WP HR S P ERA WHIP	5.0 L 26 8 2 2 3 0 2 0 0 0 0 1 59 102 3.60 2.000	2.0 9 4 1 1 1 0 0 0 0 0 1 0 22 33 4.50 2.000	1.0 3 0 0 0 0 0 0 0 0 0 0 0 9 13 0.00 0.000																		

AB	33
R	3
H	12
RBI	3
BB	3
SO	4
LOB	16





Batter	1	2	3	4	5	6	7	8	9	AB R H RBI BB SO LOB	TOP												
5 Ian Kinsler, R OBP: 0.375, SLG: 0.532										5 1 1 0 0 1 1	<b>Texas Rangers @ New York Yankees</b> Yankee Stadium, Bronx, NY Mon Jun 30 2008, 7:05 PM EDT Att: 53,045 - Partly Cloudy - 80 F												
10 Michael Young, R OBP: 0.338, SLG: 0.418										4 0 3 0 0 0 1													
32 Josh Hamilton, L OBP: 0.437, SLG: 0.603										3 0 1 1 1 0 2													
Milton Bradley, S OBP: 0.437, SLG: 0.603										4 0 0 0 0 4 5													
7 David Murphy, L OBP: 0.308, SLG: 0.451										2 1 0 0 2 0 2													
22 Marlon Byrd, R OBP: 0.331, SLG: 0.385										4 0 0 0 0 1 3													
19 Chris Davis, L OBP: 0.385, SLG: 0.917										4 0 1 1 0 1 0													
21 Jarrod Saltalamacchia, R OBP: 0.336, SLG: 0.331										4 0 1 0 0 2 1													
Ramón Vázquez, L OBP: 0.388, SLG: 0.508										3 0 0 0 1 1 2													
<b>Inning Stats</b>	R: 0 E: 0 K: 1 S: 17	H: 1 LOB: 2 BB: 1 P: 31	R: 0 E: 0 K: 2 S: 7	H: 0 LOB: 0 BB: 0 P: 9	R: 1 E: 0 K: 2 S: 12	H: 2 LOB: 1 BB: 0 P: 14	R: 1 E: 0 K: 1 S: 11	H: 1 LOB: 1 BB: 0 P: 21	R: 0 E: 0 K: 1 S: 12	H: 0 LOB: 0 BB: 0 P: 17	R: 0 E: 0 K: 1 S: 9	H: 0 LOB: 0 BB: 0 P: 11	R: 0 E: 0 K: 1 S: 7	H: 1 LOB: 0 BB: 0 P: 9	R: 0 E: 0 K: 1 S: 10	H: 1 LOB: 2 BB: 1 P: 24	R: 0 E: 0 K: 0 S: 5	H: 0 LOB: 1 BB: 1 P: 10	1B: 3 2B: 4 3B: 0 HR: 0	SF: 0 SAC: 0 DP: 0 HBP: 0	WP: 1 PB: 0 SB: 0 CS: 1	PA: 37	
<b>PITCHER</b>	IP WLS BF H R ER SO BB IBB HBP BLK WP HR S P ERA WHIP											<b>PITCHER</b>	IP WLS BF H R ER SO BB IBB HBP BLK WP HR S P ERA WHIP										
35 Mike Mussina, R ERA: 3.87	(1, 1) 6.0 L 25 5 2 2 8 2 0 0 0 0 0 0 68 103 3.00 1.167																						
36 Edwin Ramirez, R ERA: 3.53	(7, 1) 1.0 3 1 0 0 1 0 0 0 0 0 0 7 9 0.00 1.000																						
41 Jose Veras, R ERA: 2.84	(8, 1) 1.0 5 1 0 0 1 0 1 0 0 0 1 0 10 24 0.00 1.000																						
38 Dan Giese, R ERA: 3.32	(9, 1) 1.0 4 0 0 0 0 1 0 0 0 0 0 0 5 10 0.00 1.000																						

AB 33  
R 2  
H 7  
RBI 2  
BB 4  
SO 10  
LOB 17



Batter	1	2	3	4	5	6	7	8	9	AB R H RBI BB SO LOB	BOTTOM												
11 Brett Gardner, L OBP: 0.384, SLG: 0.463										3 0 0 0 0 1 1	<b>Texas Rangers @ New York Yankees</b> Yankee Stadium, Bronx, NY Mon Jun 30 2008, 7:05 PM EDT Att: 53,045 - Partly Cloudy - 80 F												
18 Johnny Damon, L OBP: 0.384, SLG: 0.463										4 0 0 0 0 1 1													
2 Derek Jeter, R OBP: 0.340, SLG: 0.388										4 0 0 0 0 1 1													
Bobby Abreu, L OBP: 0.352, SLG: 0.457										3 0 0 0 1 0 0													
13 Alex Rodriguez, R OBP: 0.405, SLG: 0.601										3 1 1 1 1 1 0													
Jason Giambi, L OBP: 0.398, SLG: 0.548										3 0 1 0 1 0 0													
20 Jorge Posada, S OBP: 0.394, SLG: 0.460										4 0 1 0 0 1 3													
24 Robinson Cano, L OBP: 0.280, SLG: 0.358										3 0 0 0 0 0 3													
28 Melky Cabrera, S OBP: 0.309, SLG: 0.350										3 0 0 0 0 0 2													
26 José Molina, R OBP: 0.255, SLG: 0.317										3 0 1 0 0 2 0													
<b>Inning Stats</b>	R: 0 E: 0 K: 0 S: 6	H: 0 LOB: 0 BB: 1 P: 16	R: 0 E: 0 K: 0 S: 14	H: 0 LOB: 2 BB: 2 P: 26	R: 0 E: 0 K: 2 S: 10	H: 0 LOB: 0 BB: 0 P: 17	R: 1 E: 0 K: 0 S: 11	H: 2 LOB: 1 BB: 0 P: 17	R: 0 E: 0 K: 0 S: 11	H: 1 LOB: 1 BB: 0 P: 14	R: 0 E: 0 K: 2 S: 12	H: 1 LOB: 1 BB: 0 P: 21	R: 0 E: 0 K: 1 S: 8	H: 0 LOB: 0 BB: 0 P: 12	R: 0 E: 0 K: 1 S: 7	H: 0 LOB: 0 BB: 0 P: 11	R: 0 E: 0 K: 0 S: 9	H: 0 LOB: 0 BB: 0 P: 13	1B: 1 2B: 1 3B: 1 HR: 1	SF: 0 SAC: 0 DP: 0 HBP: 0	WP: 0 PB: 0 SB: 2 CS: 1	PA: 34	
<b>PITCHER</b>	IP WLS BF H R ER SO BB IBB HBP BLK WP HR S P ERA WHIP											<b>PITCHER</b>	IP WLS BF H R ER SO BB IBB HBP BLK WP HR S P ERA WHIP										
39 Scott Feldman, R ERA: 4.38	(1, 1) 5.2 W 23 4 1 1 3 3 0 0 0 0 0 0 61 105 1.59 1.235																						
50 Frank Francisco, R ERA: 3.66	(6, 1) 1.1 H 4 0 0 0 2 0 0 0 0 0 0 0 11 18 0.00 0.000																						
Jamey Wright, R ERA: 3.6	(8, 1) 1.0 H 3 0 0 0 1 0 0 0 0 0 0 0 7 11 0.00 0.000																						
36 C.J. Wilson, L ERA: 4.88	(9, 1) 1.0 S 3 0 0 0 0 0 0 0 0 0 0 0 9 13 0.00 0.000																						

AB 30  
R 1  
H 4  
RBI 1  
BB 3  
SO 6  
LOB 10









Batter	1	2	3	4	5	6	7	8	9	AB	R	H	RBI	BB	SO	LOB	TOP					
5 Ian Kinsler, R OBP: 0.391, SLG: 0.533	F8		10 2B 32 1B		L4-3 BB		B1-3		F8	4	1	1	0	1	0	0						
10 Michael Young, R OBP: 0.339, SLG: 0.421 Ramón Vázquez, L OBP: 0.380, SLG: 0.495	G4-3		32 1B		L4-3		G3		F7	2	1	1	1	0	0	0						
32 Josh Hamilton, L OBP: 0.364, SLG: 0.554	F8		G4-3		HR		BB		G4-3	3	1	1	2	2	0	0						
Milton Bradley, S OBP: 0.437, SLG: 0.611	F8	G4-3			HR		BB		K	4	1	1	2	0	1	2						
Frank Catalanotto, L OBP: 0.368, SLG: 0.413										3	1	3	0	1	0	0						
19 Chris Davis, L OBP: 0.381, SLG: 0.842	L6									4	1	1	2	0	0	3						
51 Max Ramirez, R OBP: 0.261, SLG: 0.300	L5									4	0	0	0	0	2	2						
41 Brandon Boggs, S OBP: 0.335, SLG: 0.428			5 1B 10 2B							2	1	1	0	2	0	0						
6 German Duran, R OBP: 0.247, SLG: 0.306	F8									4	0	0	0	0	2	4						
<b>Inning Stats</b>	R: 0 E: 0 K: 0 S: 10	H: 0 LOB: 0 BB: 0 P: 14	R: 0 E: 0 K: 0 S: 9	H: 1 LOB: 1 BB: 0 P: 11	R: 3 E: 0 K: 0 S: 13	H: 4 LOB: 0 BB: 0 P: 18	R: 0 E: 0 K: 1 S: 7	H: 1 LOB: 0 BB: 0 P: 11	R: 0 E: 0 K: 0 S: 6	H: 0 LOB: 1 BB: 2 P: 16	R: 4 E: 0 K: 2 S: 15	H: 3 LOB: 0 BB: 1 P: 27	R: 0 E: 0 K: 1 S: 10	H: 0 LOB: 1 BB: 1 P: 16	R: 0 E: 0 K: 1 S: 13	H: 0 LOB: 2 BB: 2 P: 24	R: 0 E: 0 K: 0 S: 7	H: 0 LOB: 0 BB: 0 P: 9	1B: 5 2B: 3 HR: 2	SF: 0 SAC: 0 HBP: 0	WP: 0 PB: 0 SB: 0 CS: 0	PA: 39
<b>PITCHER</b>	IP	WLS	BF	H	R	ER	SO	BB	IBB	HBP	BLK	WP	HR	S	P	ERA	WHIP					
Sidney Ponson, R ERA: 4.19	5.0		24	9	7	7	1	3	0	0	0	0	2	50	83	12.60	2.400					
36 Edwar Ramirez, R ERA: 3.1	2.0	W	7	0	0	0	3	1	0	0	0	0	0	20	30	0.00	0.500					
Kyle Farnsworth, R ERA: 3.89	1.0		5	0	0	0	1	2	0	0	0	0	0	13	24	0.00	2.000					
LaTroy Hawkins, R ERA: 5.86	1.0		3	0	0	0	0	0	0	0	0	0	0	7	9	0.00	0.000					

Texas Rangers @ New York Yankees  
Yankee Stadium, Bronx, NY  
Wed Jul 02 2008, 7:05 PM EDT  
Att: 52,659 - Clear - 81 F

AB 33  
R 7  
H 9  
RBI 7  
BB 6  
SO 5  
LOB 13



Batter	1	2	3	4	5	6	7	8	9	AB	R	H	RBI	BB	SO	LOB	BOTTOM					
18 Johnny Damon, L OBP: 0.397, SLG: 0.469	G6-3		L9 HR		L1		L7		G4-3	6	3	3	2	0	0	2						
2 Derek Jeter, R OBP: 0.340, SLG: 0.385 Chad Moeller, R OBP: 0.338, SLG: 0.381	G6-3		FC4 13 BB HR		FC6 BB		G4-6-3		G4-3	5	1	1	0	1	0	4						
Bobby Abreu, L OBP: 0.353, SLG: 0.456	G4-3		L9		FC6 HBP 20 BB					5	3	2	2	1	0	3						
13 Alex Rodriguez, R OBP: 0.406, SLG: 0.694 12 Alberto Gonzalez, R OBP: 0.232, SLG: 0.212		24 2B G4-3	HR		E5 20 BB HBP				F9	3	4	2	3	2	0	1						
Jason Giambi, L OBP: 0.403, SLG: 0.562	F7		HR		HR					4	2	2	6	0	0	1						
20 Jorge Posada, S OBP: 0.371, SLG: 0.466 26 José Molina, R OBP: 0.260, SLG: 0.322	G4-3		G4-3		BB					3	1	1	2	1	0	1						
24 Robinson Canó, L OBP: 0.284, SLG: 0.363					G1-3		G3			5	1	2	1	0	0	4						
Wilson Betemit, S OBP: 0.297, SLG: 0.477	G3				G4-3					4	0	1	1	1	0	2						
11 Brett Gardner, L OBP: 0.182, SLG: 0.100			G6-3		L1					4	2	1	1	1	0	2						
<b>Inning Stats</b>	R: 0 E: 0 K: 0 S: 6	H: 2 LOB: 1 BB: 0 P: 9	R: 1 E: 0 K: 0 S: 11	H: 2 LOB: 1 BB: 0 P: 18	R: 4 E: 1 K: 0 S: 15	H: 2 LOB: 0 BB: 1 P: 27	R: 0 E: 0 K: 0 S: 6	H: 0 LOB: 0 BB: 0 P: 12	R: 1 E: 0 K: 1 S: 16	H: 0 LOB: 3 BB: 2 P: 32	R: 0 E: 0 K: 0 S: 9	H: 0 LOB: 1 BB: 2 P: 21	R: 9 E: 0 K: 0 S: 25	H: 7 LOB: 0 BB: 2 P: 48	R: 3 E: 0 K: 0 S: 14	H: 5 LOB: 2 BB: 0 P: 20	R: 0 E: 0 K: 0 S: 7	H: 0 LOB: 0 BB: 0 P: 9	1B: 10 2B: 4 HR: 2	SF: 0 SAC: 0 HBP: 1	WP: 1 PB: 0 SB: 1 CS: 0	PA: 49
<b>PITCHER</b>	IP	WLS	BF	H	R	ER	SO	BB	IBB	HBP	BLK	WP	HR	S	P	ERA	WHIP					
46 Luis Mendoza, R ERA: 4.64	4.2		23	4	6	1	0	2	0	1	0	0	1	49	88	1.93	1.286					
53 Joaquin Benoit, R ERA: 5.6	1.1		6	0	0	0	0	3	0	0	0	0	0	14	31	0.00	2.250					
60 Warner Madrigal, R ERA: 162.0	0.1	L	7	5	6	6	0	1	0	0	0	1	0	15	26	162.00	18.000					
Jamey Wright, R ERA: 4.63	1.2		13	7	6	6	0	1	0	0	0	0	1	24	42	32.40	4.800					

Texas Rangers @ New York Yankees  
Yankee Stadium, Bronx, NY  
Wed Jul 02 2008, 7:05 PM EDT  
Att: 52,659 - Clear - 81 F

AB 41  
R 18  
H 16  
RBI 18  
BB 7  
SO 0  
LOB 22





Batter	1	2	3	4	5	6	7	8	9	AB	R	H	RBI	BB	SO	LOB	TOP			
2 Jacoby Ellsbury, L OBP: 0.345, SLG: 0.383										5	0	1	2	0	1	0	<b>Boston Red Sox @ New York Yankees</b> Yankee Stadium, Bronx, NY Thu Jul 03 2008, 7:05 PM EDT Att: 54,677 - Cloudy - 86 F			
15 Dustin Pedroia, R OBP: 0.352, SLG: 0.461										5	1	1	0	0	1	1				
7 J.D. Drew, L OBP: 0.412, SLG: 0.577										5	1	2	0	0	2	0				
44 Brandon Moss, L OBP: 0.333, SLG: 0.415										0	0	0	0	0	0	0				
Manny Ramirez, R OBP: 0.371, SLG: 0.498										3	1	1	0	1	1	1				
25 Mike Lowell, R OBP: 0.362, SLG: 0.514										2	0	1	2	1	0	0				
20 Kevin Youkilis, R OBP: 0.377, SLG: 0.532										4	1	2	0	0	0	3				
Coco Crisp, S OBP: 0.321, SLG: 0.437										3	2	2	0	1	0	2				
Jason Varitek, S OBP: 0.303, SLG: 0.363										3	1	1	1	1	0	1				
23 Julio Lugo, R OBP: 0.357, SLG: 0.335										2	0	0	1	0	1	2				
<b>Inning Stats</b>	R: 2 H: 3 E: 1 K: 14 S: 14	H: 3 LOB: 1 BB: 0 P: 24	R: 2 H: 2 E: 0 K: 0 S: 7	H: 2 LOB: 0 BB: 1 P: 13	R: 0 H: 0 E: 0 K: 1 S: 7	H: 0 LOB: 0 BB: 2 P: 17	R: 1 H: 3 E: 0 K: 0 S: 15	H: 3 LOB: 2 BB: 0 P: 20	R: 0 H: 0 E: 0 K: 1 S: 7	H: 0 LOB: 0 BB: 1 P: 10	R: 0 H: 0 E: 0 K: 2 S: 8	H: 0 LOB: 0 BB: 0 P: 13	R: 1 H: 2 E: 0 K: 0 S: 13	H: 2 LOB: 1 BB: 1 P: 24	R: 0 H: 0 E: 0 K: 1 S: 10	H: 0 LOB: 0 BB: 0 P: 16	1B: 8 2B: 3 HR: 0	SF: 2 SAC: 1 DP: 2 HBP: 0	WP: 0 PB: 0 SB: 1 CS: 1	PA: 39
<b>PITCHER</b>	IP WLS BF H R ER SO BB IBB HBP BLK WP HR S P ERA WHIP	IP WLS BF H R ER SO BB IBB HBP BLK WP HR S P ERA WHIP	<b>PITCHER</b> IP WLS BF H R ER SO BB IBB HBP BLK WP HR S P ERA WHIP																	
Andy Pettitte, L ERA: 4.22	4.2	L	24	9	6	5	2	3	0	0	0	0	0	0	0	0	9.64	2.571		
38 Dan Giese, R ERA: 2.92	2.1		7	0	0	0	3	0	0	0	0	0	0	0	0	0	0.00	0.000		
LaTroy Hawkins, R ERA: 5.94	1.0		5	2	1	1	0	1	0	0	0	0	0	0	0	0	13	25	9.00	3.000
30 David Robertson, R ERA: 1.8	1.0		3	0	0	0	1	0	0	0	0	0	0	0	0	0	10	16	0.00	0.000

Batter	1	2	3	4	5	6	7	8	9	AB	R	H	RBI	BB	SO	LOB	BOTTOM			
18 Johnny Damon, L OBP: 0.385, SLG: 0.465										3	0	0	0	1	1	2	<b>Boston Red Sox @ New York Yankees</b> Yankee Stadium, Bronx, NY Thu Jul 03 2008, 7:05 PM EDT Att: 54,677 - Cloudy - 86 F			
2 Derek Jeter, R OBP: 0.342, SLG: 0.384										3	0	1	0	1	1	1				
Bobby Abreu, L OBP: 0.349, SLG: 0.451										4	0	0	0	0	0	3				
13 Alex Rodriguez, R OBP: 0.401, SLG: 0.594										4	0	0	0	0	1	2				
Jason Giambi, L OBP: 0.399, SLG: 0.555										3	0	0	0	0	2	2				
20 Jorge Posada, S OBP: 0.394, SLG: 0.456										3	0	0	0	0	1	0				
24 Robinson Cano, L OBP: 0.287, SLG: 0.366										3	0	2	0	0	0	0				
Wilson Betemit, S OBP: 0.287, SLG: 0.461										3	0	0	0	0	2	2				
28 Melky Cabrera, S OBP: 0.308, SLG: 0.352										3	0	2	0	0	0	1				
<b>Inning Stats</b>	R: 0 H: 0 E: 0 K: 2 S: 13	H: 0 LOB: 2 BB: 0 P: 24	R: 0 H: 0 E: 0 K: 2 S: 10	H: 0 LOB: 0 BB: 0 P: 13	R: 0 H: 1 E: 0 K: 0 S: 3	H: 1 LOB: 0 BB: 0 P: 4	R: 0 H: 0 E: 0 K: 1 S: 6	H: 0 LOB: 0 BB: 0 P: 8	R: 0 H: 1 E: 0 K: 1 S: 10	H: 1 LOB: 1 BB: 0 P: 13	R: 0 H: 0 E: 0 K: 1 S: 8	H: 0 LOB: 0 BB: 0 P: 11	R: 0 H: 2 E: 0 K: 1 S: 8	H: 2 LOB: 1 BB: 0 P: 11	R: 0 H: 1 E: 0 K: 0 S: 6	H: 1 LOB: 0 BB: 0 P: 8		1B: 4 2B: 1 3B: 0 HR: 0	SF: 0 SAC: 0 DP: 3 HBP: 0	WP: 0 PB: 0 SB: 0 CS: 0
<b>PITCHER</b>	IP WLS BF H R ER SO BB IBB HBP BLK WP HR S P ERA WHIP	IP WLS BF H R ER SO BB IBB HBP BLK WP HR S P ERA WHIP	<b>PITCHER</b> IP WLS BF H R ER SO BB IBB HBP BLK WP HR S P ERA WHIP																	
31 Jon Lester, L ERA: 3.21	9.0	W	31	5	0	0	8	2	0	0	0	0	0	0	0	0	0.00	0.778		

AB	32
R	7
H	11
RBI	6
BB	4
SO	6
LOB	10



AB	29
R	0
H	5
RBI	0
BB	2
SO	8
LOB	13





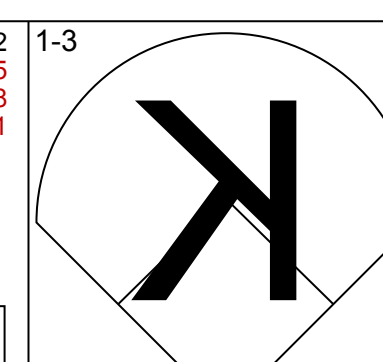
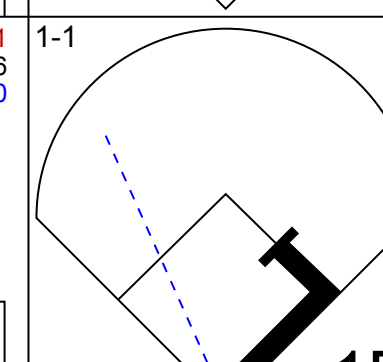
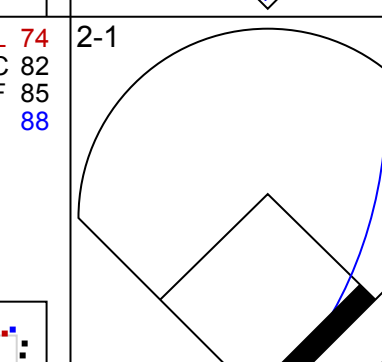
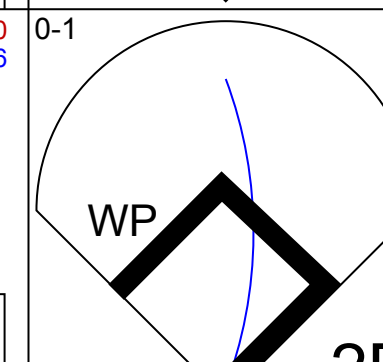
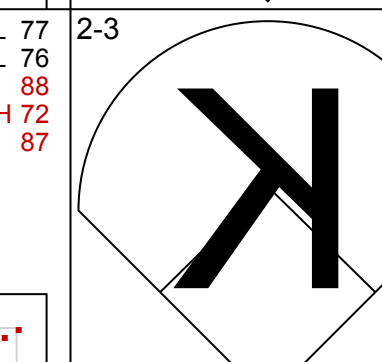
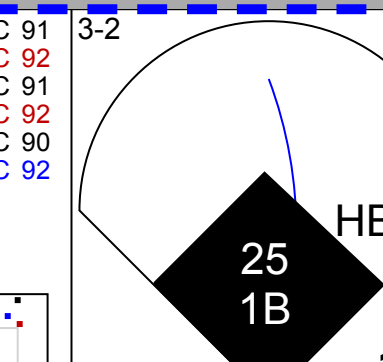
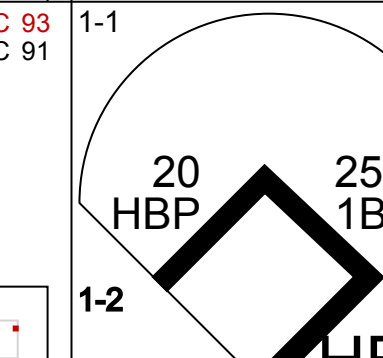
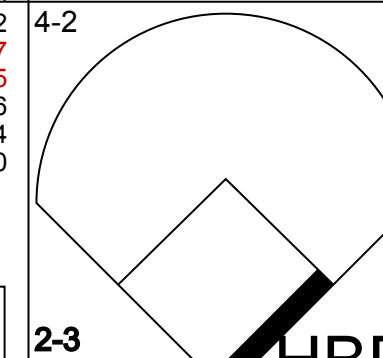
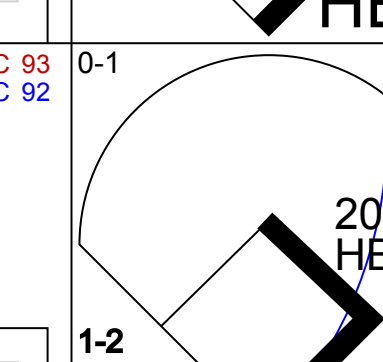
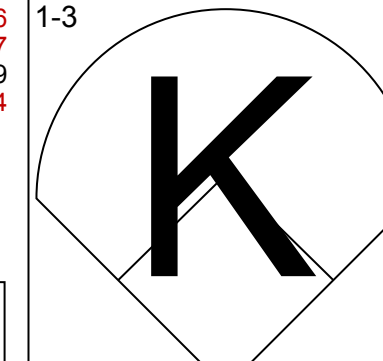
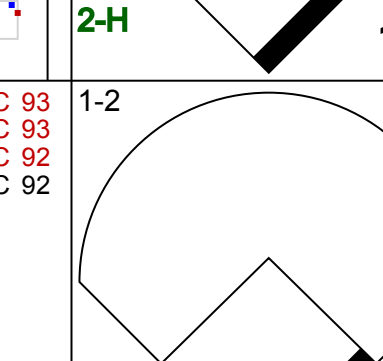
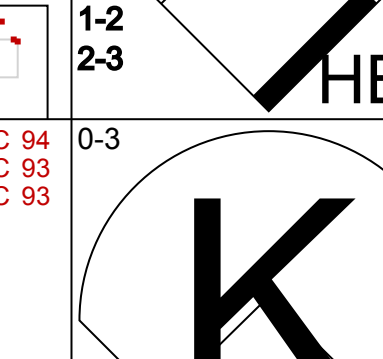
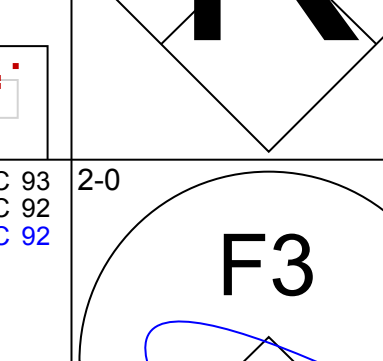
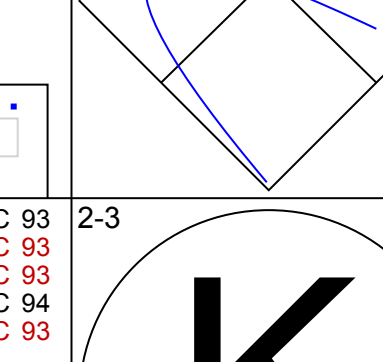
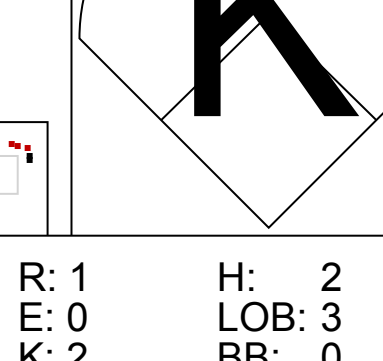
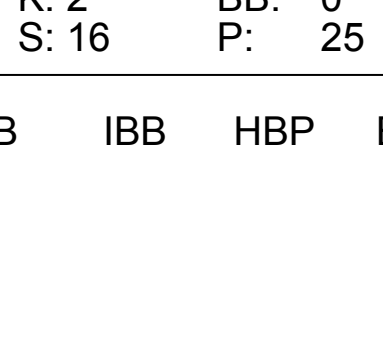

Batter	1	2	3	4	5	6	7	8	9	AB	R	H	RBI	BB	SO	LOB	TOP					
2 Jacoby Ellsbury, L OBP: 0.349, SLG: 0.387										5	1	3	0	0	1	1	<b>Boston Red Sox @ New York Yankees</b> Yankee Stadium, Bronx, NY Fri Jul 04, 2008, 1:05 PM EDT Att: 55,130 - Cloudy - 76 F					
15 Dustin Pedroia, R OBP: 0.355, SLG: 0.461										4	2	2	0	0	0	0						
7 J.D. Drew, L OBP: 0.408, SLG: 0.568										4	0	0	0	1	1	5						
Manny Ramirez, R OBP: 0.374, SLG: 0.497										3	2	1	0	2	1	1						
25 Mike Lowell, R OBP: 0.363, SLG: 0.529										4	1	2	4	0	1	3						
20 Kevin Youkilis, R OBP: 0.379, SLG: 0.538										4	0	2	2	0	0	3						
Coco Crisp, S OBP: 0.320, SLG: 0.431										3	0	0	0	1	0	3						
Jason Varitek, S OBP: 0.306, SLG: 0.366										4	0	2	0	0	2	2						
23 Julio Lugo, R OBP: 0.352, SLG: 0.329										4	0	0	0	0	0	3						
Alex Cora, L OBP: 0.355, SLG: 0.364										0	0	0	0	0	0	0						
<b>Inning Stats</b>	R: 0 E: 0 K: 1 S: 15	H: 1 LOB: 3 BB: 1 P: 25	R: 0 E: 0 K: 0 S: 9	H: 1 LOB: 0 BB: 0 P: 14	R: 3 E: 0 K: 0 S: 12	H: 3 LOB: 1 BB: 1 P: 22	R: 0 E: 0 K: 1 S: 9	H: 1 LOB: 0 BB: 0 P: 13	R: 3 E: 0 K: 0 S: 17	H: 4 LOB: 2 BB: 1 P: 29	R: 0 E: 0 K: 0 S: 8	H: 0 LOB: 1 BB: 1 P: 13	R: 0 E: 1 K: 1 S: 8	H: 2 LOB: 2 BB: 0 P: 13	R: 0 E: 1 K: 1 S: 8	H: 0 LOB: 0 BB: 0 P: 13	R: 0 E: 0 K: 2 S: 12	H: 0 LOB: 0 BB: 0 P: 18	1B: 9 2B: 2 3B: 1 HR: 1	SF: 1 SAC: 0 DP: 2 HBP: 1	WP: 0 PB: 0 SB: 0 CS: 3	PA: 42
<b>PITCHER</b>	IP WLS BF H R ER SO BB IBB HBP BLK WP HR S P ERA WHIP																					
Darrell Rasner, R ERA: 4.94	(1, 1) 5.0 L 27 10 6 6 2 3 0 0 1 0 0 0 1 62 103 10.80 2.600																					
61 Billy Traber, L ERA: 5.09	(6, 1) 1.0 4 0 0 0 0 0 1 0 0 0 0 0 0 8 13 0.00 1.000																					
41 Jose Veras, R ERA: 2.63	(7, 1) 1.0 4 2 0 0 1 0 0 0 0 0 0 0 0 8 13 0.00 2.000																					
Kyle Farnsworth, R ERA: 3.89	(8, 1) 0.0 1 0 0 0 0 0 0 0 0 0 0 0 0 3 6 ∞ ∞																					
36 Edwin Ramirez, R ERA: 2.9	(8, 1) 2.0 5 0 0 0 3 0 0 0 0 0 0 0 0 17 25 0.00 0.000																					

Batter	1	2	3	4	5	6	7	8	9	AB	R	H	RBI	BB	SO	LOB	BOTTOM			
18 Johnny Damon, L OBP: 0.387, SLG: 0.470										1	1	1	0	0	0	0	<b>Boston Red Sox @ New York Yankees</b> Yankee Stadium, Bronx, NY Fri Jul 04, 2008, 1:05 PM EDT Att: 55,130 - Cloudy - 76 F			
11 Brett Gardner, L OBP: 0.200, SLG: 0.077										3	1	0	0	1	2	2				
2 Derek Jeter, R OBP: 0.346, SLG: 0.389										4	0	2	1	1	0	1				
Bobby Abreu, L OBP: 0.347, SLG: 0.445										4	1	0	0	1	0	5				
13 Alex Rodriguez, R OBP: 0.402, SLG: 0.597										4	1	2	2	0	0	4				
Jason Giambi, L OBP: 0.397, SLG: 0.550										2	0	0	1	1	0	1				
20 Jorge Posada, S OBP: 0.361, SLG: 0.446										3	0	0	0	1	1	1				
24 Robinson Cano, L OBP: 0.284, SLG: 0.362										4	0	0	0	0	1	3				
28 Melky Cabrera, S OBP: 0.311, SLG: 0.352										3	0	1	0	0	0	0				
26 José Molina, R OBP: 0.261, SLG: 0.318										2	0	0	0	1	0	3				
Wilson Betemit, S OBP: 0.284, SLG: 0.456										1	0	0	0	0	0	0				
<b>Inning Stats</b>	R: 3 E: 0 K: 1 S: 15	H: 2 LOB: 0 BB: 1 P: 23	R: 0 E: 0 K: 0 S: 8	H: 0 LOB: 0 BB: 0 P: 11	R: 0 E: 0 K: 1 S: 7	H: 1 LOB: 3 BB: 1 P: 33	R: 0 E: 0 K: 1 S: 9	H: 1 LOB: 0 BB: 0 P: 13	R: 0 E: 0 K: 1 S: 11	H: 0 LOB: 3 BB: 2 P: 13	R: 0 E: 0 K: 0 S: 17	H: 1 LOB: 2 BB: 2 P: 31	R: 0 E: 0 K: 0 S: 5	H: 0 LOB: 1 BB: 1 P: 12	R: 1 E: 0 K: 0 S: 17	H: 1 LOB: 1 BB: 1 P: 27	1B: 3 2B: 3 3B: 0 HR: 0	SF: 1 SAC: 0 DP: 1 HBP: 1	WP: 0 PB: 0 SB: 0 CS: 0	PA: 39
<b>PITCHER</b>	IP WLS BF H R ER SO BB IBB HBP BLK WP HR S P ERA WHIP																			
19 Josh Beckett, R ERA: 3.7	(1, 1) 6.0 W 25 4 3 3 4 2 0 1 0 0 0 0 0 14 27 0.00 4.500																			
37 Hideki Okajima, L ERA: 3.0	(7, 1) 0.2 H 5 1 0 0 0 0 2 0 0 0 0 0 0 7 15 0.00 1.500																			
17 Manny Delcarmen, R ERA: 4.63	(8, 1) 0.2 H 1 0 0 0 0 0 0 0 0 0 0 0 0 1 1 0.00 0.000																			
48 Javier López, L ERA: 2.16	(9, 1) 1.0 S 5 1 1 1 0 1 0 0 0 0 0 0 0 17 27 9.00 2.000																			

AB	35
R	6
H	12
RBI	6
BB	4
SO	6
LOB	21

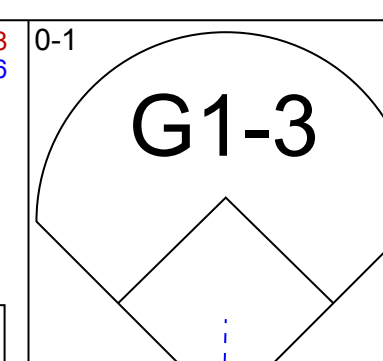
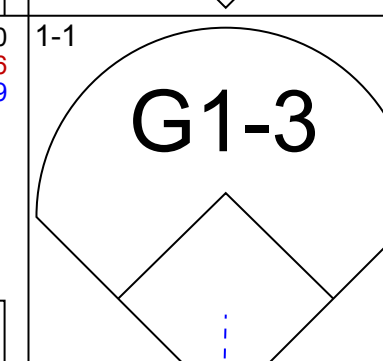
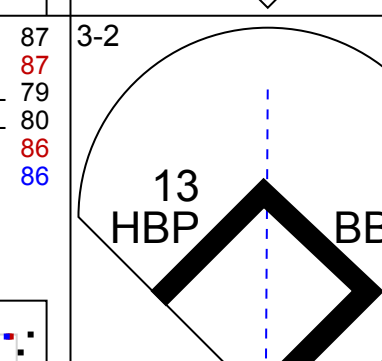
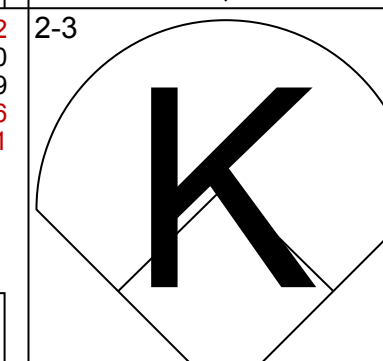
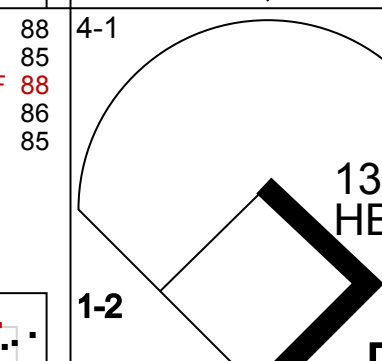
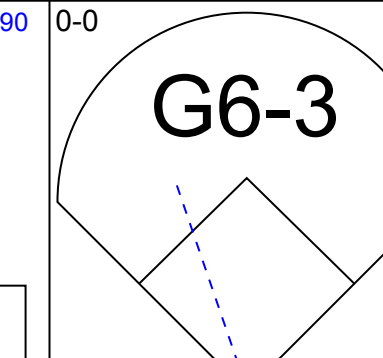
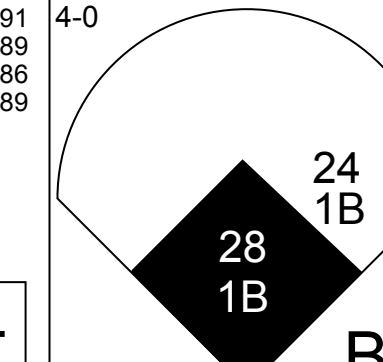




Batter	1	2	3	4	5	6	7	8	9	AB	R	H	RBI	BB	SO	LOB	TOP					
2 Jacoby Ellsbury, L OBP: 0.348, SLG: 0.385			G6-3					L6		4	0	1	0	0	1	0	<b>Boston Red Sox @ New York Yankees</b> Yankee Stadium, Bronx, NY Sat Jul 05 2008, 3:55 PM EDT Att: 54,990 - Overcast - 72 F					
15 Dustin Pedroia, R OBP: 0.357, SLG: 0.462						CS	L8	G4-3		4	0	2	0	0	0	0						
7 J.D. Drew, L OBP: 0.413, SLG: 0.573										3	1	2	0	1	1	1						
Manny Ramirez, R OBP: 0.379, SLG: 0.495										1	0	0	0	0	1	1						
44 Brandon Moss, L OBP: 0.333, SLG: 0.415										0	0	0	0	0	0	0						
25 Mike Lowell, R OBP: 0.361, SLG: 0.525										4	0	1	1	0	1	4						
20 Kevin Youkilis, R OBP: 0.377, SLG: 0.533		G6-3								3	0	0	0	0	0	1						
Coco Crisp, S OBP: 0.314, SLG: 0.422		G4-3								4	0	0	0	0	2	4						
Jason Varitek, S OBP: 0.301, SLG: 0.360			F7							4	0	0	0	0	2	3						
Alex Cora, L OBP: 0.344, SLG: 0.351										2	0	0	0	0	0	0						
22 Sean Casey, L OBP: 0.405, SLG: 0.449			G4-3							1	0	0	0	0	0	0						
23 Julio Lugo, R OBP: 0.351, SLG: 0.328										1	0	0	0	0	1	3						
<b>Inning Stats</b>	R: 0 E: 0 K: 2 S: 12	H: 2 LOB: 2 BB: 0 P: 19	R: 0 E: 0 K: 0 S: 7	H: 0 LOB: 0 BB: 0 P: 11	R: 0 E: 0 K: 1 S: 10	H: 1 LOB: 1 BB: 0 P: 16	R: 0 E: 0 K: 0 S: 9	H: 0 LOB: 1 BB: 0 P: 18	R: 0 E: 0 K: 1 S: 8	H: 0 LOB: 0 BB: 0 P: 11	R: 0 E: 0 K: 1 S: 8	H: 0 LOB: 0 BB: 0 P: 14	R: 0 E: 0 K: 2 S: 9	H: 0 LOB: 0 BB: 0 P: 15	R: 0 E: 0 K: 0 S: 11	H: 0 LOB: 0 BB: 0 P: 15	R: 1 E: 0 K: 2 S: 16	H: 2 LOB: 3 BB: 0 P: 25	1B: 5 2B: 1 3B: 0 HR: 0	SF: 0 SAC: 0 DP: 0 HBP: 4	WP: 1 PB: 0 SB: 0 CS: 1	PA: 37
<b>PITCHER</b>	IP WLS BF H R ER SO BB IBB HBP BLK WP HR S P ERA WHIP																					
35 Mike Mussina, R ERA: 3.64	6.0 W 23 4 0 0 5 1 0 2 0 0 1 0 54 89 0.00 0.833																					
41 Jose Veras, R ERA: 2.54	1.0 H 3 0 0 0 2 0 0 0 0 0 0 0 9 15 0.00 0.000																					
Kyle Farnsworth, R ERA: 3.79	1.0 H 3 0 0 0 0 0 0 0 0 0 0 0 11 15 0.00 0.000																					
42 Mariano Rivera, R ERA: 1.17	1.0 S 7 2 1 1 2 0 0 2 0 0 0 0 16 25 9.00 2.000																					

AB	31
R	1
H	6
RBI	1
BB	1
SO	9
LOB	17



Batter	1	2	3	4	5	6	7	8	9	AB	R	H	RBI	BB	SO	LOB	BOTTOM			
11 Brett Gardner, L OBP: 0.158, SLG: 0.063			G5-3		F8			SF7		3	0	0	1	0	0	1	<b>Boston Red Sox @ New York Yankees</b> Yankee Stadium, Bronx, NY Sat Jul 05 2008, 3:55 PM EDT Att: 54,990 - Overcast - 72 F			
2 Derek Jeter, R OBP: 0.345, SLG: 0.387						L9	FC5-4		4	0	1	0	0	0	2					
Bobby Abreu, L OBP: 0.346, SLG: 0.441						L7		G4-3	3	0	0	0	1	1	0					
13 Alex Rodriguez, R OBP: 0.407, SLG: 0.596		G6-3							2	0	1	0	1	0	0					
Jason Giambi, L OBP: 0.395, SLG: 0.543						L3		F7	3	1	0	0	1	1	5					
Wilson Betemit, S OBP: 0.283, SLG: 0.447		L8		G4-3					4	1	1	0	0	1	5					
24 Robinson Cano, L OBP: 0.287, SLG: 0.361									3	0	1	0	0	0	1					
28 Melky Cabrera, S OBP: 0.313, SLG: 0.354									4	0	2	1	0	0	1					
26 José Molina, R OBP: 0.261, SLG: 0.311		G6-3							3	0	0	0	0	1	3					
<b>Inning Stats</b>	R: 0 E: 0 K: 1 S: 7	H: 0 LOB: 0 BB: 0 P: 10	R: 1 E: 0 K: 0 S: 7	H: 2 LOB: 2 BB: 1 P: 12	R: 0 E: 0 K: 1 S: 13	H: 1 LOB: 3 BB: 1 P: 25	R: 0 E: 0 K: 0 S: 8	H: 0 LOB: 1 BB: 0 P: 16	R: 0 E: 0 K: 0 S: 11	H: 1 LOB: 1 BB: 0 P: 20	R: 1 E: 0 K: 0 S: 12	H: 2 LOB: 2 BB: 0 P: 17	R: 0 E: 0 K: 1 S: 14	H: 0 LOB: 1 BB: 1 P: 20	R: 0 E: 0 K: 1 S: 6	H: 0 LOB: 0 BB: 0 P: 9		1B: 6 2B: 0 3B: 0 HR: 0	SF: 1 SAC: 0 DP: 0 HBP: 3	WP: 1 PB: 0 SB: 2 CS: 0
<b>PITCHER</b>	IP WLS BF H R ER SO BB IBB HBP BLK WP HR S P ERA WHIP																			
63 Justin Masterson, R ERA: 3.67	6.0 L 29 6 2 2 2 2 0 0 0 0 0 0 14 20 0.00 1.333																			
48 Javier López, L ERA: 2.1	1.0 4 0 0 0 1 1 0 0 0 0 0 0 6 9 0.00 0.000																			
50 Mike Timlin, R ERA: 6.75	1.0 3 0 0 0 1 0 0 0 0 0 0 0 6 9 0.00 0.000																			

AB	29
R	2
H	6
RBI	2
BB	3
SO	4
LOB	18





















Batter	1	2	3	4	5	6	7	8	9	AB	R	H	RBI	BB	SO	LOB	TOP			
11 Brett Gardner, L (1.7) OBP: 0.200, SLG: 0.129										3	0	0	0	0	0	0				
2 Derek Jeter, R (1.6) OBP: 0.348, SLG: 0.391										4	0	1	0	0	1	1				
Bobby Abreu, L (1.9) OBP: 0.345, SLG: 0.436										3	0	0	0	0	2	2				
13 Alex Rodriguez, R (1.5) OBP: 0.394, SLG: 0.578										4	0	1	0	0	1	2				
Jason Giambi, L (1.10) OBP: 0.389, SLG: 0.526										3	0	0	0	0	1	1				
20 Jorge Posada, S (1.2) OBP: 0.356, SLG: 0.429										3	0	0	0	0	1	1				
24 Robinson Cano, L (1.4) OBP: 0.286, SLG: 0.361										2	0	0	0	1	0	0				
Wilson Betemit, S (1.3) OBP: 0.269, SLG: 0.417										3	0	0	0	0	1	1				
28 Melky Cabrera, S (1.8) OBP: 0.303, SLG: 0.349										3	0	0	0	0	1	0				
<b>Inning Stats</b>	R: 0 H: 0 E: 0 K: 2 S: 12	H: 0 LOB: 1 BB: 0 P: 20	R: 0 H: 0 E: 0 K: 2 S: 9	H: 0 LOB: 1 BB: 1 P: 16	R: 0 H: 0 E: 0 K: 1 S: 6	H: 0 LOB: 0 BB: 0 P: 10	R: 0 H: 1 E: 0 K: 0 S: 10	H: 0 LOB: 1 BB: 0 P: 14	R: 0 H: 0 E: 0 K: 0 S: 7	H: 0 LOB: 0 BB: 0 P: 11	R: 0 H: 0 E: 0 K: 0 S: 4	H: 0 LOB: 0 BB: 0 P: 6	R: 0 H: 0 E: 0 K: 1 S: 7	H: 0 LOB: 0 BB: 0 P: 9	R: 0 H: 1 E: 0 K: 1 S: 15	H: 1 LOB: 1 BB: 0 P: 20	1B: 1 2B: 1 3B: 0 HR: 0	SF: 0 SAC: 0 DP: 0 HBP: 2	WP: 0 PB: 0 SB: 1 CS: 1	PA: 32
<b>PITCHER</b> 32 Roy Halladay, R (1.1) ERA: 2.71	IP: 9.0 WLS: W BF: 31 H: 2 R: 0 ER: 0 SO: 8 BB: 1 IBB: 0 HBP: 2 BLK: 0 WP: 0 HR: 0 S: 76 P: 113 ERA: 0.00 WHIP: 0.333															<b>PITCHER</b>				

**New York Yankees @ Toronto Blue Jays**  
 Rogers Centre, Toronto, ON  
 Fri Jul 11 2008, 7:07 PM EDT  
 Att: 43,078 - Clear - 73 F

AB	28
R	0
H	2
RBI	0
BB	1
SO	8
LOB	8



Batter	1	2	3	4	5	6	7	8	9	AB	R	H	RBI	BB	SO	LOB	BOTTOM			
1 Joe Inglett, L (1.9) OBP: 0.364, SLG: 0.445										4	1	1	0	0	1	1				
David Eckstein, R (1.6) OBP: 0.356, SLG: 0.351										3	0	0	0	0	2	2				
6 John McDonald, R (8.6) OBP: 0.231, SLG: 0.188										1	0	0	0	0	0	0				
35 Lyle Overbay, L (1.3) OBP: 0.374, SLG: 0.405										4	1	3	1	0	0	0				
Matt Stairs, L (1.10) OBP: 0.344, SLG: 0.412										4	1	1	3	0	1	2				
20 Rod Barajas, R (1.2) OBP: 0.323, SLG: 0.471										4	1	1	1	0	1	1				
33 Scott Rolen, R (1.5) OBP: 0.361, SLG: 0.433										4	0	0	0	0	3	0				
35 Brad Wilkerson, L (1.8) OBP: 0.324, SLG: 0.323										3	0	1	0	0	1	0				
19 Marco Scutaro, R (1.4) OBP: 0.347, SLG: 0.322										3	0	0	0	0	1	1				
26 Adam Lind, L (1.7) OBP: 0.289, SLG: 0.458										3	1	2	0	0	0	0				
36 Kevin Mench, R (8.7) OBP: 0.282, SLG: 0.290										0	0	0	0	0	0	0				
<b>Inning Stats</b>	R: 0 H: 1 E: 0 K: 1 S: 11	H: 1 LOB: 1 BB: 0 P: 17	R: 0 H: 1 E: 0 K: 1 S: 16	H: 1 LOB: 1 BB: 0 P: 25	R: 2 H: 3 E: 0 K: 2 S: 16	H: 3 LOB: 1 BB: 0 P: 19	R: 0 H: 0 E: 0 K: 0 S: 10	H: 0 LOB: 0 BB: 0 P: 13	R: 0 H: 0 E: 0 K: 1 S: 8	H: 0 LOB: 0 BB: 0 P: 9	R: 1 H: 1 E: 0 K: 2 S: 9	H: 1 LOB: 0 BB: 0 P: 11	R: 0 H: 1 E: 0 K: 2 S: 12	H: 1 LOB: 1 BB: 0 P: 17	R: 2 H: 2 E: 0 K: 1 S: 12	H: 2 LOB: 0 BB: 0 P: 18	1B: 5 2B: 2 3B: 0 HR: 2	SF: 0 SAC: 0 DP: 0 HBP: 0	WP: 1 PB: 1 SB: 0 CS: 0	PA: 33
<b>PITCHER</b> 62 Joba Chamberlain, R (1.1) ERA: 2.69	IP: 6.2 WLS: L BF: 27 H: 7 R: 3 ER: 3 SO: 9 BB: 0 IBB: 0 HBP: 0 BLK: 0 WP: 0 HR: 1 S: 79 P: 108 ERA: 4.05 WHIP: 1.050															<b>PITCHER</b>				
61 Billy Traber, L (7.1) ERA: 6.0	IP: 1.1 WLS: L BF: 6 H: 2 R: 2 ER: 2 SO: 1 BB: 0 IBB: 0 HBP: 0 BLK: 0 WP: 0 HR: 1 S: 15 P: 21 ERA: 13.50 WHIP: 1.500															<b>PITCHER</b>				

**New York Yankees @ Toronto Blue Jays**  
 Rogers Centre, Toronto, ON  
 Fri Jul 11 2008, 7:07 PM EDT  
 Att: 43,078 - Clear - 73 F

AB	33
R	5
H	9
RBI	5
BB	0
SO	10
LOB	7





Batter	1	2	3	4	5	6	7	8	9	AB	R	H	RBI	BB	SO	LOB	TOP										
<b>2 Derek Jeter, R</b> OBP: 0.349, SLG: 0.399										5	1	2	3	0	0	4											
<b>Bobby Abreu, L</b> OBP: 0.344, SLG: 0.432										5	0	1	0	0	2	5											
<b>13 Alex Rodriguez, R</b> OBP: 0.394, SLG: 0.585										5	1	2	3	0	3	2											
<b>Jason Giambi, L</b> OBP: 0.384, SLG: 0.518										4	0	0	0	0	3												
<b>Wilson Betemit, S</b> OBP: 0.275, SLG: 0.423										1	0	1	0	0	0												
<b>20 Jorge Posada, S</b> OBP: 0.304, SLG: 0.421										3	1	0	0	2	1												
<b>24 Robinson Cano, L</b> OBP: 0.358, SLG: 0.362										5	1	1	0	0	1	3											
<b>28 Melky Cabrera, S</b> OBP: 0.304, SLG: 0.350										5	2	2	0	0	2	3											
<b>Chad Moeller, R</b> OBP: 0.333, SLG: 0.364										3	1	0	0	0	3												
<b>11 Brett Gardner, L</b> OBP: 0.282, SLG: 0.182										2	2	2	3	2	0	0											
<b>Inning Stats</b>	R: 1 E: 0 K: 1 S: 12	H: 1 LOB: 0 BB: 0 P: 20	R: 4 E: 1 K: 2 S: 19	H: 3 LOB: 1 BB: 1 P: 34	R: 3 E: 1 K: 0 S: 20	H: 3 LOB: 1 BB: 0 P: 29	R: 1 E: 0 K: 2 S: 14	H: 2 LOB: 0 BB: 0 P: 24	R: 0 E: 0 K: 0 S: 7	H: 0 LOB: 0 BB: 1 P: 11	R: 0 E: 0 K: 1 S: 9	H: 1 LOB: 0 BB: 1 P: 15	R: 0 E: 0 K: 0 S: 7	H: 0 LOB: 1 BB: 1 P: 14	R: 0 E: 0 K: 2 S: 12	H: 0 LOB: 1 BB: 1 P: 20	R: 0 E: 0 K: 1 S: 8	H: 1 LOB: 1 BB: 0 P: 9	1B: 8 2B: 2 3B: 0 HR: 2	SF: 0 SAC: 0 DP: 2 HBP: 1	WP: 0 PB: 0 SB: 0 CS: 0	PA: 43					
<b>PITCHER</b>	IP	WLS	BF	H	R	ER	SO	BB	IBB	HBP	BLK	WP	HR	S	P	ERA	WHIP										
<b>51 Jesse Litsch, R</b> ERA: 4.16	2.2	L	19	7	8	3	3	1	0	1	0	0	1	48	80	10.12	3.000										
<b>56 Brian Tallet, L</b> ERA: 3.19	1.1		6	2	1	1	2	0	0	0	0	0	1	17	27	6.75	1.500										
<b>40 Brian Wolfe, R</b> ERA: 3.18	2.0		6	1	0	0	1	1	0	0	0	0	0	16	26	0.00	1.000										
<b>54 Jason Frasor, R</b> ERA: 3.81	2.0		8	0	0	0	2	2	0	0	0	0	0	19	34	0.00	1.000										
<b>22 Brandon League, R</b> ERA: 4.7	1.0		4	1	0	0	1	0	0	0	0	0	0	8	9	0.00	1.000										

New York Yankees @ Toronto Blue Jays  
Rogers Centre, Toronto, ON  
Sat Jul 12 2008, 1:07 PM EDT  
Att: 44,363 - Partly Cloudy - 72 F

AB 38  
R 9  
H 11  
RBI 9  
BB 4  
SO 9  
LOB 24



Batter	1	2	3	4	5	6	7	8	9	AB	R	H	RBI	BB	SO	LOB	BOTTOM										
<b>1 Joe Inglett, L</b> OBP: 0.365, SLG: 0.458										5	1	2	0	0	1	0											
<b>19 Marco Scutaro, R</b> OBP: 0.346, SLG: 0.324									5	1	2	1	0	2	2												
<b>35 Lyle Overbay, L</b> OBP: 0.369, SLG: 0.400									4	1	0	0	0	2	4												
<b>Matt Stairs, L</b> OBP: 0.342, SLG: 0.406									3	0	0	0	0	2	4												
<b>35 Brad Wilkerson, L</b> OBP: 0.327, SLG: 0.328									3	1	1	0	1	0	3												
<b>33 Scott Rolen, R</b> OBP: 0.356, SLG: 0.426									4	0	0	0	0	1	4												
<b>26 Adam Lind, L</b> OBP: 0.288, SLG: 0.474									4	0	1	3	0	0	1												
<b>Gregg Zaun, S</b> OBP: 0.354, SLG: 0.375									3	0	0	0	1	1	2												
<b>6 John McDonald, R</b> OBP: 0.232, SLG: 0.192									4	0	1	0	0	0	1												
<b>Inning Stats</b>	R: 4 E: 1 K: 3 S: 27	H: 3 LOB: 1 BB: 1 P: 38	R: 0 E: 1 K: 0 S: 12	H: 1 LOB: 3 BB: 0 P: 17	R: 0 E: 0 K: 0 S: 7	H: 0 LOB: 0 BB: 0 P: 10	R: 0 E: 0 K: 3 S: 16	H: 2 LOB: 2 BB: 0 P: 24	R: 0 E: 0 K: 0 S: 13	H: 1 LOB: 1 BB: 0 P: 19	R: 0 E: 0 K: 1 S: 11	H: 0 LOB: 0 BB: 0 P: 14	R: 0 E: 0 K: 1 S: 7	H: 0 LOB: 0 BB: 0 P: 11	R: 0 E: 0 K: 0 S: 8	H: 0 LOB: 1 BB: 1 P: 17	R: 0 E: 0 K: 1 S: 13	H: 0 LOB: 0 BB: 0 P: 19	1B: 4 2B: 1 3B: 2 HR: 0	SF: 0 SAC: 0 DP: 0 HBP: 1	WP: 0 PB: 0 SB: 0 CS: 0	PA: 39					
<b>PITCHER</b>	IP	WLS	BF	H	R	ER	SO	BB	IBB	HBP	BLK	WP	HR	S	P	ERA	WHIP										
<b>Darrell Rasner, R</b> ERA: 4.97	5.0	W	26	7	4	3	6	1	0	1	0	0	0	75	108	5.40	1.600										
<b>36 Edwar Ramirez, R</b> ERA: 2.73	1.0		3	0	0	0	1	0	0	0	0	0	0	11	14	0.00	0.000										
<b>41 Jose Veras, R</b> ERA: 2.87	1.0		3	0	0	0	1	0	0	0	0	0	0	7	11	0.00	0.000										
<b>Kyle Farnsworth, R</b> ERA: 3.51	1.0		4	0	0	0	0	1	0	0	0	0	0	8	17	0.00	1.000										
<b>LaTroy Hawkins, R</b> ERA: 5.79	1.0		3	0	0	0	1	0	0	0	0	0	0	13	19	0.00	0.000										

New York Yankees @ Toronto Blue Jays  
Rogers Centre, Toronto, ON  
Sat Jul 12 2008, 1:07 PM EDT  
Att: 44,363 - Partly Cloudy - 72 F

AB 35  
R 4  
H 7  
RBI 4  
BB 2  
SO 9  
LOB 21









Batter	1	2	3	4	5	6	7	8	9	AB	R	H	RBI	BB	SO	LOB	TOP			
14 Mark Ellis, R OBP: 0.331, SLG: 0.386										4	1	1	0	0	3	3				
8 Kurt Suzuki, R OBP: 0.336, SLG: 0.374										4	0	2	0	0	1	0				
15 Ryan Sweeney, L OBP: 0.352, SLG: 0.495										4	0	1	1	1	0	0				
32 Jack Cust, L OBP: 0.372, SLG: 0.439										4	0	1	0	0	3	3				
Emil Brown, R OBP: 0.292, SLG: 0.381										4	0	1	0	0	1	3				
7 Bobby Crosby, R OBP: 0.316, SLG: 0.373										4	0	1	0	0	0	2				
28 Carlos González, L OBP: 0.292, SLG: 0.427										4	0	1	0	0	0	1				
22 Jack Hannahan, L OBP: 0.318, SLG: 0.335										3	0	0	0	0	1	2				
26 Matt Murton, R OBP: 0.250, SLG: 0.245										1	0	0	0	0	1	0				
Donnie Murphy, R OBP: 0.273, SLG: 0.309										3	0	1	0	0	2	1				
<b>Inning Stats</b>	R: 1 E: 0 K: 1 S: 14	H: 3 LOB: 2 BB: 0 P: 19	R: 0 E: 0 K: 3 S: 11	H: 1 LOB: 1 BB: 0 P: 15	R: 0 E: 0 K: 0 S: 9	H: 1 LOB: 1 BB: 0 P: 16	R: 0 E: 0 K: 1 S: 15	H: 2 LOB: 2 BB: 0 P: 24	R: 0 E: 0 K: 0 S: 6	H: 0 LOB: 0 BB: 0 P: 7	R: 0 E: 0 K: 3 S: 11	H: 0 LOB: 0 BB: 0 P: 12	R: 0 E: 0 K: 2 S: 9	H: 0 LOB: 0 BB: 0 P: 11	R: 0 E: 0 K: 1 S: 6	H: 0 LOB: 0 BB: 0 P: 9	1B: 8 2B: 1 3B: 0 HR: 0	SF: 0 SAC: 0 DP: 1 HBP: 0	WP: 0 PB: 0 SB: 0 CS: 0	PA: 35
<b>PITCHER</b>	IP	WLS	BF	H	R	ER	SO	BB	IBB	HBP	BLK	WP	HR	S	P	ERA	WHIP			
35 Mike Mussina, R ERA: 3.49	6.0	W	26	9	1	1	6	0	0	0	0	0	0	64	93	1.50	1.500			
30 David Robertson, R ERA: 2.0	1.0		3	0	0	0	3	0	0	0	0	0	0	11	12	0.00	0.000			
36 Edwar Ramirez, R ERA: 2.65	1.0		3	0	0	0	2	0	0	0	0	0	0	9	11	0.00	0.000			
LaTroy Hawkins, R ERA: 5.63	1.0		3	0	0	0	1	0	0	0	0	0	0	6	9	0.00	0.000			

Oakland Athletics @ New York Yankees  
Yankee Stadium, Bronx, NY  
Fri Jul 18 2008, 7:05 PM EDT  
Att: 54,145 - Partly Cloudy - 93 F

AB	35
R	1
H	9
RBI	1
BB	0
SO	12
LOB	16



Batter	1	2	3	4	5	6	7	8	9	AB	R	H	RBI	BB	SO	LOB	BOTTOM			
2 Derek Jeter, R OBP: 0.346, SLG: 0.392										3	1	0	0	2	0	2				
Bobby Abreu, L OBP: 0.346, SLG: 0.438										5	2	2	1	0	0	1				
13 Alex Rodriguez, R OBP: 0.398, SLG: 0.594										4	2	3	2	1	1	1				
20 Jorge Posada, S OBP: 0.368, SLG: 0.417										1	1	0	0	3	0	2				
Richie Sexson, R OBP: 0.318, SLG: 0.380										3	0	1	1	1	1	3				
24 Robinson Canó, L OBP: 0.287, SLG: 0.369										4	1	2	3	0	0	3				
28 Melky Cabrera, S OBP: 0.304, SLG: 0.352										4	0	2	0	0	0	0				
26 José Molina, R OBP: 0.257, SLG: 0.304										4	0	0	0	0	1	2				
11 Brett Gardner, L OBP: 0.239, SLG: 0.150										4	0	0	0	0	1	2				
<b>Inning Stats</b>	R: 1 E: 0 K: 0 S: 14	H: 3 LOB: 1 BB: 1 P: 26	R: 0 E: 0 K: 0 S: 7	H: 1 LOB: 0 BB: 0 P: 10	R: 3 E: 0 K: 1 S: 16	H: 2 LOB: 1 BB: 1 P: 26	R: 2 E: 1 K: 0 S: 18	H: 2 LOB: 3 BB: 3 P: 33	R: 0 E: 0 K: 2 S: 10	H: 1 LOB: 1 BB: 0 P: 15	R: 1 E: 0 K: 0 S: 5	H: 1 LOB: 0 BB: 0 P: 15	R: 0 E: 0 K: 0 S: 5	H: 0 LOB: 0 BB: 0 P: 9	R: 0 E: 0 K: 1 S: 10	H: 0 LOB: 1 BB: 1 P: 19	1B: 6 2B: 2 3B: 0 HR: 2	SF: 0 SAC: 0 DP: 1 HBP: 0	WP: 0 PB: 0 SB: 1 CS: 0	PA: 39
<b>PITCHER</b>	IP	WLS	BF	H	R	ER	SO	BB	IBB	HBP	BLK	WP	HR	S	P	ERA	WHIP			
Greg Smith, L ERA: 3.79	3.2	L	23	6	0	0	6	1	0	0	0	0	0	16	22	0.00	0.750			
13 Jerry Blevins, L ERA: 4.8	1.0		4	1	1	1	0	1	0	0	0	0	1	5	15	9.00	2.000			
59 Andrew Brown, R ERA: 2.23	1.0		3	0	0	0	0	0	0	0	0	0	0	5	9	0.00	0.000			
25 Lenny DiNardo, L ERA: 5.28	1.0		4	0	0	0	1	1	0	0	0	0	0	10	19	0.00	1.000			

Oakland Athletics @ New York Yankees  
Yankee Stadium, Bronx, NY  
Fri Jul 18 2008, 7:05 PM EDT  
Att: 54,145 - Partly Cloudy - 93 F

AB	32
R	7
H	10
RBI	7
BB	7
SO	4
LOB	16





Batter	1	2	3	4	5	6	7	8	9	10	11	12	AB	R	H	RBI	BB	SO	LOB	TOP				
15 Ryan Sweeney, L OBP: 0.356, SLG: 0.497														4	0	2	2	0	1	1				
8 Kurt Suzuki, R OBP: 0.338, SLG: 0.376														6	0	2	0	0	2	3				
32 Jack Cust, L OBP: 0.372, SLG: 0.433														4	0	0	0	2	4	3				
28 Carlos González, L OBP: 0.294, SLG: 0.199														5	0	1	0	1	1	5				
7 Bobby Crosby, R OBP: 0.314, SLG: 0.370														6	0	1	0	0	0	4				
14 Mark Ellis, R OBP: 0.331, SLG: 0.381														4	0	0	0	1	2	1				
26 Matt Murton, R OBP: 0.287, SLG: 0.281														4	1	2	0	0	1	0				
45 Wes Bankston, R OBP: 0.325, SLG: 0.462														1	0	0	0	1	1	2				
Emil Brown, R OBP: 0.291, SLG: 0.360														5	1	2	0	0	3	4				
22 Jack Hannahan, L OBP: 0.318, SLG: 0.333														1	0	0	0	0	0	2				
11 Rajai Davis, R OBP: 0.231, SLG: 0.277														1	1	0	0	0	1	2				
<b>Inning Stats</b>	R: 0 E: 0 K: 10	H: 0 LOB: 0 P: 14	R: 0 E: 0 K: 12	H: 2 LOB: 2 P: 19	R: 0 E: 0 K: 12	H: 1 LOB: 1 P: 19	R: 0 E: 0 K: 7	H: 0 LOB: 0 P: 12	R: 1 E: 0 K: 12	H: 3 LOB: 3 P: 21	R: 0 E: 0 K: 9	H: 0 LOB: 0 P: 11	R: 1 E: 0 K: 15	H: 2 LOB: 2 P: 23	R: 0 E: 0 K: 14	H: 0 LOB: 2 P: 21	R: 0 E: 0 K: 9	H: 0 LOB: 0 P: 13	R: 0 E: 0 K: 12	H: 1 LOB: 2 P: 18	1B: 9 2B: 2 3B: 0 HR: 0	SF: 1 SAC: 0 DP: 1 HBP: 2	WP: 1 PB: 0 SB: 2 CS: 0	PA: 53
<b>PITCHER</b>	IP WLS BF H R ER SO BB IBB HBP BLK WP HR S P ERA WHIP	<b>30 David Robertson, R</b> (12, 1) ERA: 1.8 IP: 1.0, WLS: 0, BF: 5, H: 1, R: 0, ER: 0, SO: 1, BB: 1, IBB: 0, HBP: 0, BLK: 0, WP: 0, HR: 0, S: 6, P: 6, ERA: 1.80, WHIP: 1.167												IP WLS BF H R ER SO BB IBB HBP BLK WP HR S P ERA WHIP										

Oakland Athletics @ New York Yankees  
Yankee Stadium, Bronx, NY  
Sat Jul 19 2008, 1:05 PM EDT  
Att. 54,183 - Partly Cloudy - 93 F

AB 45  
R 3  
H 11  
RBI 2  
BB 5  
SO 18  
LOB 30



Batter	1	2	3	4	5	6	7	8	9	10	11	12	AB	R	H	RBI	BB	SO	LOB	BOTTOM				
2 Derek Jeter, R OBP: 0.348, SLG: 0.391														6	1	2	0	1	1	3				
Bobby Abreu, L OBP: 0.347, SLG: 0.433														4	0	0	0	3	1	5				
13 Alex Rodriguez, R OBP: 0.396, SLG: 0.583														5	0	0	0	2	3	7				
Jason Giambi, L OBP: 0.369, SLG: 0.525														2	0	0	0	3	0	2				
17 Justin Christian, R OBP: 0.300, SLG: 0.278														0	0	0	0	0	0	0				
Richie Sexson, R OBP: 0.319, SLG: 0.379														1	0	0	0	1	1	2				
20 Jorge Posada, S OBP: 0.364, SLG: 0.411														5	0	1	0	0	2	5				
26 José Molina, R OBP: 0.260, SLG: 0.302														1	0	0	1	0	0	2				
24 Robinson Canó, L OBP: 0.293, SLG: 0.379														6	2	4	0	0	0	1				
Wilson Betemit, S OBP: 0.282, SLG: 0.423														4	1	2	1	1	0	1				
28 Melky Cabrera, S OBP: 0.304, SLG: 0.351														6	0	2	1	0	0	5				
11 Brett Gardner, L OBP: 0.250, SLG: 0.196														6	0	2	1	0	1	5				
<b>Inning Stats</b>	R: 0 E: 0 K: 11	H: 0 LOB: 2 P: 24	R: 2 E: 0 K: 3	H: 4 LOB: 2 P: 32	R: 0 E: 0 K: 1	H: 1 LOB: 2 P: 19	R: 0 E: 0 K: 6	H: 1 LOB: 2 P: 12	R: 0 E: 1 K: 8	H: 1 LOB: 2 P: 11	R: 0 E: 0 K: 10	H: 0 LOB: 0 P: 18	R: 1 E: 0 K: 15	H: 3 LOB: 2 P: 24	R: 0 E: 0 K: 12	H: 1 LOB: 2 P: 20	R: 0 E: 0 K: 9	H: 1 LOB: 1 P: 16	R: 1 E: 0 K: 8	H: 1 LOB: 3 P: 21	1B: 9 2B: 4 3B: 0 HR: 0	SF: 0 SAC: 1 DP: 0 HBP: 1	WP: 0 PB: 0 SB: 1 CS: 1	PA: 59
<b>PITCHER</b>	IP WLS BF H R ER SO BB IBB HBP BLK WP HR S P ERA WHIP	<b>13 Jerry Blevins, L</b> (10, 1) ERA: 9.0 IP: 1.0, WLS: 0, BF: 5, H: 1, R: 0, ER: 0, SO: 1, BB: 1, IBB: 0, HBP: 0, BLK: 0, WP: 0, HR: 0, S: 12, P: 20, ERA: 9.00, WHIP: 2.250												IP WLS BF H R ER SO BB IBB HBP BLK WP HR S P ERA WHIP										

Oakland Athletics @ New York Yankees  
Yankee Stadium, Bronx, NY  
Sat Jul 19 2008, 1:05 PM EDT  
Att. 54,183 - Partly Cloudy - 93 F

AB 46  
R 4  
H 13  
RBI 4  
BB 11  
SO 9  
LOB 38






Batter	1	2	3	4	5	6	7	8	9	AB	R	H	RBI	BB	SO	LOB	TOP					
14 Mark Ellis, R OBP: 0.331, SLG: 0.381										3	0	1	0	0	1	0	<b>Oakland Athletics @ New York Yankees</b> Yankee Stadium, Bronx, NY Sun Jul 20 2008, 1:05 PM EDT Att: 54,366 - Partly Cloudy - 92 F					
15 Ryan Sweeney, L OBP: 0.358, SLG: 0.408										4	0	2	1	0	1	2						
7 Bobby Crosby, R OBP: 0.310, SLG: 0.365										4	0	0	0	0	1	2						
11 Rajai Davis, R OBP: 0.231, SLG: 0.277										0	0	0	0	0	0	0						
Emil Brown, R OBP: 0.288, SLG: 0.376										3	0	0	0	0	0	0						
26 Matt Murton, R OBP: 0.254, SLG: 0.267										3	0	0	0	0	1	0						
28 Carlos González, L OBP: 0.288, SLG: 0.411										3	0	0	0	0	0	0						
Rob Bowen, S OBP: 0.241, SLG: 0.275										2	0	0	0	0	2	0						
32 Jack Cust, L OBP: 0.371, SLG: 0.432										1	0	0	0	0	1	0						
8 Kurt Suzuki, R OBP: 0.338, SLG: 0.376										0	0	0	0	0	0	0						
Donnie Murphy, R OBP: 0.278, SLG: 0.307										3	0	1	0	0	1	0						
22 Jack Hannahan, L OBP: 0.318, SLG: 0.337										3	1	1	0	0	1	1						
<b>Inning Stats</b>	R: 0 H: 0 E: 0 K: 2 S: 7	H: 0 R: 0 ER: 0 LOB: 0 P: 9	R: 0 H: 0 E: 0 K: 0 S: 6	H: 0 R: 0 ER: 0 LOB: 0 P: 9	R: 0 H: 2 E: 0 K: 3 S: 16	H: 2 R: 0 ER: 0 LOB: 2 P: 23	R: 0 H: 0 E: 0 K: 1 S: 11	H: 0 R: 0 ER: 0 LOB: 0 P: 17	R: 0 H: 0 E: 0 K: 1 S: 7	H: 2 R: 0 ER: 0 LOB: 0 P: 11	R: 1 H: 2 E: 0 K: 0 S: 11	H: 2 R: 0 ER: 0 LOB: 0 P: 18	R: 0 H: 0 E: 0 K: 0 S: 7	H: 0 R: 0 ER: 0 LOB: 0 P: 10	R: 0 H: 0 E: 0 K: 2 S: 12	H: 0 R: 0 ER: 0 LOB: 0 P: 17	R: 0 H: 1 E: 0 K: 0 S: 7	H: 1 R: 0 ER: 0 LOB: 1 P: 11	1B: 4 2B: 1 3B: 0 HR: 0	SF: 0 SAC: 1 DP: 1 HBP: 0	WP: 0 PB: 0 SB: 0 CS: 1	PA: 31
<b>PITCHER</b>	IP WLS BF H R ER SO BB IBB HBP BLK WP HR S P ERA WHIP																					
Andy Pettitte, L ERA: 3.86	(1, 1) 8.0 W 27 4 1 1 9 0 0 0 0 0 0 0 77 114 1.12 0.500																					
42 Mariano Rivera, R ERA: 1.22	(9, 1) 1.0 S 3 1 0 0 0 0 0 0 0 0 0 0 7 11 0.00 1.000																					

Batter	1	2	3	4	5	6	7	8	9	AB	R	H	RBI	BB	SO	LOB	BOTTOM			
2 Derek Jeter, R OBP: 0.347, SLG: 0.392										4	1	1	0	0	0	0	<b>Oakland Athletics @ New York Yankees</b> Yankee Stadium, Bronx, NY Sun Jul 20 2008, 1:05 PM EDT Att: 54,366 - Partly Cloudy - 92 F			
Bobby Abreu, L OBP: 0.346, SLG: 0.431										4	0	1	0	0	1	0				
13 Alex Rodriguez, R OBP: 0.394, SLG: 0.581										3	0	1	1	0	0	0				
Jason Giambi, L OBP: 0.396, SLG: 0.540										2	1	2	1	2	0	0				
24 Robinson Canó, L OBP: 0.295, SLG: 0.381										4	0	2	0	0	1	4				
Wilson Betemit, S OBP: 0.275, SLG: 0.412										3	0	0	0	0	2	1				
Richie Sexson, R OBP: 0.319, SLG: 0.379										0	0	0	0	0	0	0				
28 Melky Cabrera, S OBP: 0.304, SLG: 0.349										2	0	0	0	1	0	1				
26 José Molina, R OBP: 0.255, SLG: 0.297										3	0	0	0	0	0	1				
11 Brett Gardner, L OBP: 0.236, SLG: 0.184										3	0	0	0	0	0	0				
<b>Inning Stats</b>	R: 0 H: 2 E: 0 K: 1 S: 10	H: 2 R: 0 ER: 0 LOB: 2 P: 20	R: 0 H: 0 E: 0 K: 1 S: 5	H: 0 R: 0 ER: 0 LOB: 1 P: 12	R: 1 H: 2 E: 0 K: 1 S: 15	H: 2 R: 0 ER: 0 LOB: 1 P: 26	R: 0 H: 0 E: 0 K: 0 S: 7	H: 0 R: 0 ER: 0 LOB: 0 P: 12	R: 0 H: 0 E: 0 K: 0 S: 7	H: 0 R: 0 ER: 0 LOB: 0 P: 9	R: 1 H: 2 E: 0 K: 1 S: 14	H: 2 R: 0 ER: 0 LOB: 1 P: 20	R: 0 H: 0 E: 0 K: 0 S: 8	H: 0 R: 0 ER: 0 LOB: 0 P: 10	R: 0 H: 1 E: 1 K: 0 S: 7	H: 1 R: 0 ER: 0 LOB: 1 P: 10	1B: 5 2B: 1 3B: 0 HR: 1	SF: 1 SAC: 0 DP: 2 HBP: 0	WP: 0 PB: 0 SB: 0 CS: 0	PA: 32
<b>PITCHER</b>	IP WLS BF H R ER SO BB IBB HBP BLK WP HR S P ERA WHIP																			
58 Justin Duchschere, R ERA: 1.87	(1, 1) 7.0 L 28 6 2 2 4 2 1 0 0 0 0 0 66 109 2.57 1.143																			
Alan Embree, L ERA: 4.34	(8, 1) 1.0 4 1 0 0 0 0 0 0 0 0 0 7 10 0.00 1.000																			

**AB 29**  
**R 1**  
**H 5**  
**RBI 1**  
**BB 0**  
**SO 9**  
**LOB 5**



**AB 28**  
**R 2**  
**H 7**  
**RBI 2**  
**BB 3**  
**SO 4**  
**LOB 7**



**WP: 0**  
**PB: 0**  
**SB: 0**  
**CS: 0**



Batter	1	2	3	4	5	6	7	8	9	AB	R	H	RBI	BB	SO	LOB	TOP										
22 Carlos Gómez, R OBP: 0.281, SLG: 0.345	G5-3	FC5 25 1B		G5-3		FC5-4			G6-3	5	0	0	1	0	0	6	<b>Minnesota Twins @ New York Yankees</b> Yankee Stadium, Bronx, NY Mon Jul 21 2008, 7:05 PM EDT Att: 53,484 - Partly Cloudy - 88 F <a href="http://livebaseballscorecards.com">livebaseballscorecards.com</a>										
25 Alexi Casilla, S OBP: 0.358, SLG: 0.434	7 BB	1B			33 G6-3 16 1B	K			G4-3	5	1	3	2	0	1	2											
7 Joe Mauer, L OBP: 0.419, SLG: 0.462					33 G6-3 1B				G6-3	4	0	1	0	1	1	2											
33 Justin Morneau, L OBP: 0.387, SLG: 0.513 Mike Lamb, L OBP: 0.295, SLG: 0.290	F4			G4-3		G6-3			G4-3	4	0	0	0	0	0	4											
16 Jason Kubel, L OBP: 0.332, SLG: 0.459	F7			G4-3		21 FC6-4 1B			G6-3	4	0	1	1	0	0	2											
21 Delmon Young, R OBP: 0.340, SLG: 0.402 Craig Monroe, R OBP: 0.278, SLG: 0.412		23 1B 22 FC5 HBP		K		FC6-4 1B			K	2	1	0	0	0	1	1											
32 Brian Buscher, L OBP: 0.356, SLG: 0.443		22 FC5 23 1B 1B				F7			G6-3	4	0	1	0	0	0	0											
23 Brendan Harris, R OBP: 0.316, SLG: 0.370		22 FC5 25 1B 1B				L8			K	3	1	1	0	1	1	0											
2 Denard Span, L OBP: 0.424, SLG: 0.459									22 G6-3 25 G4-3 2B	4	1	3	0	0	1	3											
<b>Inning Stats</b>	R: 0 E: 0 K: 0 S: 11	H: 1 LOB: 2 BB: 1 P: 19	R: 2 H: 3 ER: 0 SO: 12	H: 3 LOB: 2 BB: 0 P: 21	R: 0 H: 0 ER: 0 SO: 8	H: 0 LOB: 0 BB: 0 P: 12	R: 0 H: 1 ER: 0 SO: 5	H: 1 LOB: 1 BB: 0 P: 13	R: 1 H: 3 ER: 0 SO: 13	H: 3 LOB: 1 BB: 0 P: 20	R: 0 H: 1 ER: 0 SO: 12	H: 1 LOB: 2 BB: 1 P: 20	R: 0 H: 0 ER: 0 SO: 9	H: 0 LOB: 0 BB: 0 P: 13	R: 0 H: 0 ER: 0 SO: 10	H: 0 LOB: 0 BB: 0 P: 15	R: 1 H: 1 ER: 0 SO: 6	H: 1 LOB: 0 BB: 0 P: 8	1B: 8 2B: 1 3B: 1 HR: 0	SF: 0 SAC: 0 DP: 1 HBP: 1	WP: 0 PB: 0 CS: 0	PA: 39					
<b>PITCHER</b>	IP	WLS	BF	H	R	ER	SO	BB	IBB	HBP	BLK	WP	HR	S	P	ERA	WHIP										
Sidney Ponson, R ERA: 4.02	5.2	W	28	9	3	3	2	2	0	1	0	0	0	57	100	4.76	1.941										
36 Edwar Ramirez, R ERA: 2.45	0.1		1	0	0	0	1	0	0	0	0	0	0	4	5	0.00	0.000										
30 David Robertson, R ERA: 1.64	1.0		3	0	0	0	1	0	0	0	0	0	0	9	13	0.00	0.000										
LaTroy Hawkins, R ERA: 5.88	2.0		7	1	1	1	2	0	0	0	0	0	0	16	23	4.50	0.500										

Batter	1	2	3	4	5	6	7	8	9	AB	R	H	RBI	BB	SO	LOB	BOTTOM										
18 Johnny Damon, L OBP: 0.385, SLG: 0.470 Chad Moeller, R OBP: 0.329, SLG: 0.358	F9	E4 13 1B 2B			F9		F9			4	1	1	1	0	0	3	<b>Minnesota Twins @ New York Yankees</b> Yankee Stadium, Bronx, NY Mon Jul 21 2008, 7:05 PM EDT Att: 53,484 - Partly Cloudy - 88 F <a href="http://livebaseballscorecards.com">livebaseballscorecards.com</a>										
2 Derek Jeter, R OBP: 0.347, SLG: 0.400	G6-3	FC6-4 1B				HR			L9	5	1	2	2	0	1	2											
Bobby Abreu, L OBP: 0.340, SLG: 0.432 17 Justin Christian, R OBP: 0.333, SLG: 0.278	13 HR 1B	FC6-4 13 1B			L5		13 WP 13 BLK 1B		1B 24 G4-3-6 BB	4	2	2	1	0	0	2											
13 Alex Rodriguez, R OBP: 0.398, SLG: 0.592 Wilson Betemit, S OBP: 0.291, SLG: 0.417	HR			G5-3		24 WP 1B BB			24 G4-3-6 BB 1B	3	2	2	3	1	0	0											
Jason Giambi, L OBP: 0.395, SLG: 0.534 Richie Sexson, R OBP: 0.321, SLG: 0.379	K	K				K			24 G4-3-6 BB 1B	3	0	0	0	1	3	3											
24 Robinson Canó, L OBP: 0.296, SLG: 0.389		G4-3			P6				G4-3-6	5	1	2	2	0	0	3											
28 Melky Cabrera, S OBP: 0.306, SLG: 0.350		11 1B 18 E 1B			26 G3 18 2B 1B				G4-3	5	2	2	0	0	0	2											
26 José Molina, R OBP: 0.266, SLG: 0.307		18 E 2 1B 1B			G3					4	1	3	0	0	0	1											
11 Brett Gardner, L OBP: 0.237, SLG: 0.189		2 1B 18 E FC6-4 1B			F8				L7	4	1	1	0	0	1	3											
<b>Inning Stats</b>	R: 2 E: 0 K: 1 S: 9	H: 2 LOB: 0 BB: 0 P: 15	R: 4 H: 5 ER: 1 SO: 27	H: 5 LOB: 2 BB: 0 P: 38	R: 2 H: 3 ER: 1 SO: 12	H: 3 LOB: 1 BB: 0 P: 16	R: 0 H: 0 ER: 0 SO: 8	H: 0 LOB: 1 BB: 1 P: 14	R: 0 H: 1 ER: 0 SO: 15	H: 1 LOB: 1 BB: 0 P: 20	R: 3 H: 3 ER: 0 SO: 15	H: 3 LOB: 0 BB: 1 P: 26	R: 0 H: 1 ER: 0 SO: 11	H: 1 LOB: 1 BB: 0 P: 17	R: 1 H: 1 ER: 0 SO: 6	H: 1 LOB: 1 BB: 2 P: 14	1B: 12 2B: 2 3B: 0 HR: 3	SF: 0 SAC: 0 DP: 2 HBP: 0	WP: 2 PB: 0 CS: 0	PA: 43							
<b>PITCHER</b>	IP	WLS	BF	H	R	ER	SO	BB	IBB	HBP	BLK	WP	HR	S	P	ERA	WHIP										
53 Nick Blackburn, R ERA: 3.83	1.2	L	13	7	6	3	1	0	0	0	0	0	2	33	50	16.20	4.200										
26 Boof Bonser, R ERA: 6.59	3.1		17	6	4	4	3	1	0	0	0	0	2	43	61	10.80	2.100										
49 Craig Breslow, L ERA: 2.28	2.0		8	2	1	1	1	1	0	0	1	2	0	21	35	4.50	1.500										
54 Matt Guerrier, R ERA: 3.46	1.0		5	1	1	1	0	2	0	0	0	0	0	6	14	9.00	3.000										



















Batter	1	2	3	4	5	6	7	8	9	AB	R	H	RBI	BB	SO	LOB	TOP					
18 Johnny Damon, L (1,10) OBP: 0.384, SLG: 0.458										4	0	2	0	0	1	0	<b>New York Yankees @ Boston Red Sox</b> Fenway Park, Boston, MA Sun Jul 27 2008, 8:05 PM EDT Att: 37,688 - Overcast - 66 F					
2 Derek Jeter, R (1,6) Wilson Betemit, S (8,6) OBP: 0.279, SLG: 0.414										4	0	1	1	0	1	2						
Bobby Abreu, L (1,9) OBP: 0.354, SLG: 0.445										3	0	1	1	1	1							
13 Alex Rodriguez, R (1,5) OBP: 0.406, SLG: 0.597										4	0	2	0	0	0	4						
22 Xavier Nady, R (1,7) OBP: 0.379, SLG: 0.524										4	0	0	0	0	1	5						
24 Robinson Cano, L (1,4) OBP: 0.303, SLG: 0.400										4	0	0	0	0	0	4						
Richie Sexson, R (1,3)										4	0	1	0	0	2	1						
28 Melky Cabrera, S (1,8) OBP: 0.305, SLG: 0.350										4	1	1	0	0	2	1						
26 José Molina, R (1,2) Chad Moeller, R (7,2) OBP: 0.316, SLG: 0.343										3	1	2	0	0	0	0						
<b>Inning Stats</b>	R: 0 E: 0 K: 1 S: 12	H: 1 LOB: 1 BB: 0 P: 18	R: 0 E: 0 K: 1 S: 11	H: 1 LOB: 1 BB: 0 P: 13	R: 0 E: 0 K: 1 S: 10	H: 2 LOB: 1 BB: 0 P: 13	R: 0 E: 0 K: 2 S: 11	H: 1 LOB: 1 BB: 0 P: 15	R: 2 E: 0 K: 0 S: 16	H: 4 LOB: 3 BB: 1 P: 29	R: 0 E: 0 K: 2 S: 9	H: 0 LOB: 0 BB: 0 P: 16	R: 0 E: 0 K: 1 S: 6	H: 0 LOB: 0 BB: 0 P: 9	R: 0 E: 0 K: 0 S: 10	H: 1 LOB: 0 BB: 0 P: 14	R: 0 E: 0 K: 0 S: 6	H: 0 LOB: 0 BB: 0 P: 10	1B: 8 2B: 2 3B: 0 HR: 0	SF: 0 SAC: 0 DP: 2 HBP: 0	WP: 0 PB: 0 SB: 0 CS: 0	PA: 36
<b>PITCHER</b>	IP WLS BF H R ER SO BB IBB HBP BLK WP HR S P ERA WHIP																					
31 Jon Lester, L (1,1) ERA: 3.17	7.0 W 30 9 2 2 8 1 0 0 0 0 0 0 75 113 2.57 1.429																					
17 Manny Delcarmen, R (8,1) ERA: 4.39	1.0 3 1 0 0 0 0 0 0 0 0 0 0 10 14 0.00 1.000																					
50 Mike Timlin, R (9,1) ERA: 5.52	1.0 3 0 0 0 0 0 0 0 0 0 0 0 6 10 0.00 0.000																					

Batter	1	2	3	4	5	6	7	8	9	AB	R	H	RBI	BB	SO	LOB	BOTTOM			
15 Dustin Pedroia, R (1,4) OBP: 0.363, SLG: 0.457										4	1	2	1	0	0	3	<b>New York Yankees @ Boston Red Sox</b> Fenway Park, Boston, MA Sun Jul 27 2008, 8:05 PM EDT Att: 37,688 - Overcast - 66 F			
20 Kevin Youkilis, R (1,3) OBP: 0.380, SLG: 0.543										5	2	1	0	0	0	3				
34 David Ortiz, L (1,10) OBP: 0.355, SLG: 0.495										4	2	2	3	0	0	0				
Manny Ramirez, R (1,7) OBP: 0.400, SLG: 0.531										5	2	3	2	0	0	0				
25 Mike Lowell, R (1,5) 12 Jed Lowrie, S (9,5) OBP: 0.350, SLG: 0.474										4	0	1	2	0	0	2				
7 J.D. Drew, L (1,9) OBP: 0.402, SLG: 0.550										2	0	0	0	2	0	0				
Jason Varitek, S (1,2) OBP: 0.297, SLG: 0.353										4	0	1	1	0	1	1				
Alex Cora, L (1,6) OBP: 0.387, SLG: 0.369										4	1	2	0	0	0	3				
2 Jacoby Ellsbury, L (1,8) OBP: 0.331, SLG: 0.362										4	1	3	0	0	0	0				
<b>Inning Stats</b>	R: 3 E: 0 K: 0 S: 15	H: 4 LOB: 0 BB: 0 P: 23	R: 1 E: 0 K: 1 S: 8	H: 2 LOB: 1 BB: 0 P: 12	R: 1 E: 0 K: 0 S: 10	H: 2 LOB: 2 BB: 1 P: 20	R: 2 E: 0 K: 0 S: 15	H: 2 LOB: 0 BB: 0 P: 22	R: 0 E: 0 K: 0 S: 7	H: 0 LOB: 1 BB: 1 P: 14	R: 2 E: 0 K: 0 S: 14	H: 3 LOB: 1 BB: 0 P: 23	R: 0 E: 0 K: 0 S: 12	H: 2 LOB: 2 BB: 0 P: 17	R: 0 E: 0 K: 0 S: 6	H: 0 LOB: 0 BB: 0 P: 11	1B: 9 2B: 5 3B: 0 HR: 1	SF: 2 SAC: 0 DP: 0 HBP: 0	WP: 0 PB: 0 SB: 1 CS: 0	PA: 40
<b>PITCHER</b>	IP WLS BF H R ER SO BB IBB HBP BLK WP HR S P ERA WHIP																			
Sidney Ponson, R (1,1) ERA: 4.59	4.0 L 22 10 7 7 1 0 1 0 0 0 0 0 48 77 15.75 2.500																			
38 Dan Giese, R (5,1) ERA: 2.95	4.0 18 5 2 2 0 1 0 0 0 0 0 0 39 65 4.50 1.500																			











Batter	1	2	3	4	5	6	7	8	9	AB	R	H	RBI	BB	SO	LOB	TOP										
1 Brian Roberts, S Alberto Castillo, L										4	1	1	0	0	2	1	<p><b>Baltimore Orioles @ New York Yankees</b>  <b>Yankee Stadium, Bronx, NY</b>            Wed Jul 30 2008, 1:05 PM EDT            Att: 54,296 - Partly Cloudy - 82 F</p>										
10 Adam Jones, R										4	0	0	0	0	2	3											
21 Nick Markakis, L										4	0	2	1	0	0	1											
17 Aubrey Huff, L Juan Castro, R										3	0	1	1	0	0	3											
6 Melvin Mora, R										4	0	0	0	0	0	4											
30 Luke Scott, L										4	0	0	0	0	1	1											
Kevin Millar, R										3	0	0	0	1	1	0											
Guillermo Quiroz, R										4	0	0	0	0	1	1											
12 Brandon Fahey, L										3	1	1	0	0	2	1											
<b>Inning Stats</b>	R: 1 E: 1 K: 1 S: 11	H: 1 LOB: 1 BB: 0 P: 17	R: 0 E: 0 K: 1 S: 9	H: 0 LOB: 0 BB: 0 P: 14	R: 1 E: 0 K: 1 S: 12	H: 3 LOB: 2 BB: 0 P: 21	R: 0 E: 0 K: 1 S: 7	H: 0 LOB: 0 BB: 0 P: 11	R: 0 E: 0 K: 0 S: 10	H: 1 LOB: 1 BB: 0 P: 21	R: 0 E: 0 K: 3 S: 15	H: 0 LOB: 0 BB: 1 P: 23	R: 1 E: 0 K: 0 S: 11	H: 1 LOB: 0 BB: 0 P: 18	R: 0 E: 0 K: 0 S: 7	H: 0 LOB: 0 BB: 0 P: 10		1B: 5 2B: 0 3B: 0 HR: 1	SF: 0 SAC: 0 DP: 0 HBP: 0	WP: 1 PB: 0 SB: 0 CS: 0	PA: 35						
<b>PITCHER</b>	IP	WLS	BF	H	R	ER	SO	BB	IBB	HBP	BLK	WP	HR	S	P	ERA	WHIP										
62 Joba Chamberlain, R	6.0	W	24	5	2	1	6	0	0	0	1	0	0	60	98	1.50	0.833										
36 Edwin Ramirez, R	0.0		0	0	0	0	0	0	0	0	0	0	0	0	0	=	=										
30 David Robertson, R	2.0		8	1	1	1	3	1	0	0	0	1	1	26	41	4.50	1.000										
38 Dan Giese, R	1.0		3	0	0	0	0	0	0	0	0	0	0	7	10	0.00	0.000										

Batter	1	2	3	4	5	6	7	8	9	AB	R	H	RBI	BB	SO	LOB	BOTTOM											
18 Johnny Damon, L 17 Justin Christian, R										2	1	0	1	2	1	0	<p><b>Baltimore Orioles @ New York Yankees</b>  <b>Yankee Stadium, Bronx, NY</b>            Wed Jul 30 2008, 1:05 PM EDT            Att: 54,296 - Partly Cloudy - 82 F</p>											
2 Derek Jeter, R Wilson Betemit, S										3	1	0	0	1	3	3												
Bobby Abreu, L										4	4	3	3	1	0	0												
13 Alex Rodriguez, R Chad Moeller, R										4	2	2	2	0	0	1												
Jason Giambi, L Richie Sexson, R										3	1	1	1	0	1	1												
24 Robinson Canó, L										5	1	1	0	0	1	2												
22 Xavier Nady, R										4	2	2	2	0	1	0												
28 Melky Cabrera, S										3	0	0	0	1	0	1												
26 José Molina, R										3	0	0	0	0	2	3												
<b>Inning Stats</b>	R: 3 E: 1 K: 2 S: 11	H: 1 LOB: 2 BB: 2 P: 25	R: 0 E: 0 K: 1 S: 6	H: 0 LOB: 0 BB: 0 P: 9	R: 2 E: 0 K: 1 S: 15	H: 1 LOB: 0 BB: 1 P: 24	R: 0 E: 0 K: 1 S: 7	H: 0 LOB: 0 BB: 0 P: 10	R: 0 E: 0 K: 1 S: 8	H: 0 LOB: 0 BB: 0 P: 11	R: 4 E: 0 K: 2 S: 19	H: 4 LOB: 2 BB: 2 P: 37	R: 4 E: 0 K: 1 S: 20	H: 5 LOB: 1 BB: 0 P: 31	R: 0 E: 0 K: 2 S: 9	H: 0 LOB: 1 BB: 1 P: 16		1B: 5 2B: 3 3B: 0 HR: 3	SF: 0 SAC: 0 DP: 0 HBP: 1	WP: 1 PB: 1 SB: 0 CS: 0	PA: 42							
<b>PITCHER</b>	IP	WLS	BF	H	R	ER	SO	BB	IBB	HBP	BLK	WP	HR	S	P	ERA	WHIP											
45 Dennis Sarfate, R	4.0	L	17	2	5	3	5	3	0	0	0	0	0	18	27	27.00	3.000											
56 Brian Burres, L	1.1		8	4	4	4	1	0	0	0	0	0	0	2	18	35	40.50	6.000										
Fernando Cabrera, R	0.2		7	3	3	3	2	1	1	0	0	1	2	18	35	40.50	6.000											
Alberto Castillo, L	2.0		10	2	1	1	3	1	0	1	0	0	0	20	33	4.50	1.500											
Alberto Castillo, L	2.0		10	2	1	1	3	1	0	1	0	0	0	20	33	4.50	1.500											



Batter	1	2	3	4	5	6	7	8	9	AB	R	H	RBI	BB	SO	LOB	TOP					
9 Chone Figgins, S OBP: 0.383, SLG: 0.329										5	3	4	1	0	0	0	<b>Los Angeles Angels @ New York Yankees</b> Yankee Stadium, Bronx, NY Thu Jul 31 2008, 7:05 PM EDT Att: 53,405 - Partly Cloudy - 86 F <a href="http://livebaseballscorecards.com">livebaseballscorecards.com</a>					
2 Erick Aybar, S OBP: 0.316, SLG: 0.405										4	2	1	1	1	1	2						
Mark Teixeira, S OBP: 0.309, SLG: 0.506										4	1	2	1	1	0	3						
27 Vladimir Guerrero, R OBP: 0.348, SLG: 0.485										4	1	1	3	1	1	4						
77 Reggie Willits, S OBP: 0.308, SLG: 0.231										0	0	0	0	0	0	0						
48 Torii Hunter, R OBP: 0.343, SLG: 0.497										5	1	1	3	0	2	2						
39 Robb Quinlan, R OBP: 0.313, SLG: 0.320										0	0	0	0	0	0	0						
Garret Anderson, L OBP: 0.321, SLG: 0.428										5	1	4	0	0	0	0						
28 Ryan Budde, R OBP: 0.356, SLG: 0.487										0	0	0	0	0	0	0						
47 Howie Kendrick, R OBP: 0.303, SLG: 0.378										5	1	3	0	0	0	1						
Juan Rivera, R OBP: 0.301, SLG: 0.423										4	1	1	3	0	0	3						
24 Gary Mathews, S OBP: 0.308, SLG: 0.539										1	0	0	0	0	0	3						
5 Jeff Mathis, R OBP: 0.303, SLG: 0.378										5	1	1	0	0	1	4						
<b>Inning Stats</b>	R: 0 E: 0 K: 1 S: 11	H: 0 LOB: 2 BB: 2 P: 24	R: 0 E: 0 K: 0 S: 10	H: 2 LOB: 1 BB: 0 P: 19	R: 6 E: 0 K: 1 S: 16	H: 6 LOB: 0 BB: 0 P: 24	R: 0 E: 0 K: 1 S: 10	H: 1 LOB: 1 BB: 0 P: 16	R: 0 E: 0 K: 1 S: 6	H: 0 LOB: 0 BB: 0 P: 10	R: 4 E: 0 K: 0 S: 14	H: 3 LOB: 0 BB: 1 P: 23	R: 0 E: 0 K: 0 S: 9	H: 1 LOB: 1 BB: 0 P: 17	R: 2 E: 0 K: 1 S: 12	H: 3 LOB: 0 BB: 0 P: 21	R: 0 E: 0 K: 0 S: 6	H: 2 LOB: 2 BB: 0 P: 9	1B: 12 2B: 3 HR: 3	SF: 0 SAC: 0 DP: 2 HBP: 0	WP: 1 PB: 0 CS: 3	PA: 45
<b>PITCHER</b>	IP WLS BF H R ER SO BB IBB HBP BLK WP HR S P ERA WHIP																					
Andy Pettitte, L ERA: 4.18	(1, 1) 5.1 L 29 11 9 9 4 3 0 0 0 0 2 62 110 15.19 2.625																					
63 Chris Britton, R ERA: 3.99	(6, 1) 3.2 16 7 3 3 1 0 0 0 0 1 1 32 53 7.36 1.909																					

Batter	1	2	3	4	5	6	7	8	9	AB	R	H	RBI	BB	SO	LOB	BOTTOM					
18 Johnny Damon, L OBP: 0.386, SLG: 0.460										4	0	1	2	1	0	3	<b>Los Angeles Angels @ New York Yankees</b> Yankee Stadium, Bronx, NY Thu Jul 31 2008, 7:05 PM EDT Att: 53,405 - Partly Cloudy - 86 F <a href="http://livebaseballscorecards.com">livebaseballscorecards.com</a>					
2 Derek Jeter, R OBP: 0.343, SLG: 0.396										5	0	0	1	0	0	4						
Bobby Abreu, L OBP: 0.362, SLG: 0.475										5	1	1	2	0	0	1						
13 Alex Rodriguez, R OBP: 0.407, SLG: 0.607										5	0	1	0	0	1	1						
Jason Giambi, L OBP: 0.393, SLG: 0.514										3	0	1	0	0	1	1						
Richie Sexson, R OBP: 0.324, SLG: 0.378										1	0	1	0	0	0	0						
24 Robinson Cano, L OBP: 0.297, SLG: 0.392										4	0	0	0	0	1	3						
22 Xavier Nady, R OBP: 0.386, SLG: 0.545										3	2	2	1	1	0	0						
Ivan Rodriguez, R OBP: 0.338, SLG: 0.416										3	0	1	0	0	1	1						
Wilson Betemit, S OBP: 0.275, SLG: 0.400										1	1	1	0	0	0	0						
28 Melky Cabrera, S OBP: 0.306, SLG: 0.352										4	2	3	0	0	0	0						
<b>Inning Stats</b>	R: 0 E: 0 K: 0 S: 10	H: 0 LOB: 0 BB: 0 P: 13	R: 0 E: 0 K: 2 S: 11	H: 0 LOB: 0 BB: 0 P: 15	R: 0 E: 1 K: 1 S: 9	H: 0 LOB: 1 BB: 0 P: 14	R: 1 E: 1 K: 0 S: 17	H: 2 LOB: 1 BB: 0 P: 26	R: 1 E: 0 K: 0 S: 10	H: 2 LOB: 1 BB: 1 P: 20	R: 0 E: 0 K: 0 S: 7	H: 1 LOB: 1 BB: 0 P: 13	R: 1 E: 0 K: 0 S: 8	H: 3 LOB: 1 BB: 0 P: 12	R: 0 E: 0 K: 1 S: 9	H: 1 LOB: 1 BB: 0 P: 12	R: 3 E: 0 K: 0 S: 13	H: 3 LOB: 1 BB: 1 P: 21	1B: 8 2B: 2 HR: 2	SF: 0 SAC: 0 DP: 2 HBP: 0	WP: 0 PB: 0 CS: 0	PA: 40
<b>PITCHER</b>	IP WLS BF H R ER SO BB IBB HBP BLK WP HR S P ERA WHIP																					
Jon Garland, R ERA: 4.3	(1, 1) 6.0 W 26 7 3 3 3 1 0 0 0 0 0 0 14 20 0.00 1.000																					
Darren Oliver, L ERA: 3.14	(7, 1) 2.0 7 2 0 0 1 0 0 0 0 0 0 10 15 ∞ ∞																					
53 Darren O'Day, R ERA: 4.54	(9, 1) 0.0 4 3 3 3 0 1 0 0 0 0 0 0 3 6 0.00 0.000																					
66 Jose Arredondo, R ERA: 1.16	(9, 1) 1.0 3 0 0 0 0 0 0 0 0 0 0 3 6 0.00 0.000																					




Batter	1	2	3	4	5	6	7	8	9	AB	R	H	RBI	BB	SO	LOB	TOP										
9 Chone Figgins, S OBP: 0.378, SLG: 0.324	G6-3		K		F6			K		4	0	0	0	0	2	4	<b>Los Angeles Angels @ New York Yankees</b> Yankee Stadium, Bronx, NY Fri Aug 01 2008, 7:05 PM EDT Att: 53,997 - Partly Cloudy - 81 F										
6 Maicer Izturis, S OBP: 0.324, SLG: 0.352	L9			L3	F7			F9		4	0	0	0	0	0	3											
Mark Teixeira, S OBP: 0.394, SLG: 0.596	F7									2	0	1	0	2	0	0											
77 Reggie Willits, S OBP: 0.308, SLG: 0.231										0	1	0	0	0	0	0											
39 Robb Quinlan, R OBP: 0.313, SLG: 0.320										0	0	0	0	0	0	0											
27 Vladimir Guerrero, R OBP: 0.347, SLG: 0.483	G4-3			BB	F9	G6-4-3		BB		4	0	1	0	0	0	2											
48 Tori Hunter, R OBP: 0.342, SLG: 0.495	L9				F9			BB		4	0	1	1	0	0	1											
Garret Anderson, L OBP: 0.320, SLG: 0.426	F9									4	0	1	0	0	1	2											
47 Howie Kendrick, R OBP: 0.354, SLG: 0.481										3	0	0	0	1	0	3											
Juan Rivera, R OBP: 0.302, SLG: 0.416	P3									2	0	0	0	1	0	1											
5 Jeff Mathis, R OBP: 0.303, SLG: 0.374	F8									2	0	0	0	1	1	1											
<b>Inning Stats</b>	R: 0 H: 0 E: 0 K: 0 S: 6	H: 0 LOB: 0 BB: 0 P: 11	R: 0 H: 0 E: 0 K: 0 S: 6	H: 0 LOB: 0 BB: 0 P: 9	R: 0 H: 0 E: 0 K: 1 S: 12	H: 0 LOB: 1 BB: 1 P: 20	R: 0 H: 0 E: 0 K: 0 S: 8	H: 0 LOB: 1 BB: 1 P: 16	R: 0 H: 1 E: 0 K: 0 S: 10	H: 1 LOB: 3 BB: 2 P: 22	R: 0 H: 0 E: 0 K: 0 S: 4	H: 0 LOB: 0 BB: 0 P: 9	R: 0 H: 0 E: 0 K: 2 S: 10	H: 0 LOB: 0 BB: 1 P: 15	R: 1 H: 2 E: 0 K: 1 S: 13	H: 2 LOB: 2 BB: 1 P: 19	1B: 4 2B: 0 3B: 0 HR: 0	SF: 0 SAC: 0 DP: 2 HBP: 0	WP: 0 PB: 0 CS: 0	PA: 34							
<b>PITCHER</b>	IP	WLS	BF	H	R	ER	SO	BB	IBB	HBP	BLK	WP	HR	S	P	ERA	WHIP										
Sidney Ponson, R ERA: 4.23	7.0		26	2	0	0	1	4	0	0	0	0	0	51	96	0.00	0.857										
43 Damaso Marte, L ERA: 3.5	1.0		3	0	0	0	2	0	0	0	0	0	0	10	15	0.00	0.000										
42 Mariano Rivera, R ERA: 1.49	1.0	L	5	2	1	1	1	1	0	0	0	0	0	13	19	9.00	3.000										

Batter	1	2	3	4	5	6	7	8	9	AB	R	H	RBI	BB	SO	LOB	BOTTOM										
18 Johnny Damon, L OBP: 0.397, SLG: 0.459	BB		G3			BB		K		3	0	1	0	1	1	0	<b>Los Angeles Angels @ New York Yankees</b> Yankee Stadium, Bronx, NY Fri Aug 01 2008, 7:05 PM EDT Att: 53,997 - Partly Cloudy - 81 F										
2 Derek Jeter, R OBP: 0.344, SLG: 0.397	BB		K			P4		BB		4	0	2	0	0	1	1											
Bobby Abreu, L OBP: 0.361, SLG: 0.473	K					F9		K		4	0	1	0	0	2	4											
13 Alex Rodriguez, R OBP: 0.406, SLG: 0.601	K					P3				3	0	0	0	1	2	3											
Jason Giambi, L OBP: 0.389, SLG: 0.507	P5					F7		K		4	0	0	0	0	1	5											
24 Robinson Cano, L OBP: 0.295, SLG: 0.388	G5-3					F7				4	0	0	0	0	0	1											
Wilson Betemit, S OBP: 0.276, SLG: 0.398	G6-3									3	0	1	0	0	0	0											
Ivan Rodriguez, R OBP: 0.335, SLG: 0.412	K					G4-6-3		G4-3		3	0	0	0	0	1	1											
28 Melky Cabrera, S OBP: 0.303, SLG: 0.349	F7									3	0	0	0	0	1	0											
<b>Inning Stats</b>	R: 0 H: 1 E: 0 K: 2 S: 13	H: 0 LOB: 2 BB: 1 P: 22	R: 0 H: 0 E: 0 K: 1 S: 9	H: 0 LOB: 0 BB: 0 P: 14	R: 0 H: 0 E: 0 K: 1 S: 9	H: 0 LOB: 0 BB: 0 P: 13	R: 0 H: 1 E: 0 K: 0 S: 9	H: 1 LOB: 1 BB: 0 P: 14	R: 0 H: 1 E: 0 K: 1 S: 10	H: 1 LOB: 2 BB: 1 P: 19	R: 0 H: 0 E: 0 K: 0 S: 6	H: 0 LOB: 0 BB: 0 P: 10	R: 0 H: 1 E: 0 K: 2 S: 12	H: 1 LOB: 1 BB: 0 P: 18	R: 0 H: 0 E: 0 K: 1 S: 7	H: 0 LOB: 0 BB: 0 P: 13		1B: 5 2B: 0 3B: 0 HR: 0	SF: 0 SAC: 0 DP: 1 HBP: 0	WP: 1 PB: 0 CS: 0	PA: 33						
<b>PITCHER</b>	IP	WLS	BF	H	R	ER	SO	BB	IBB	HBP	BLK	WP	HR	S	P	ERA	WHIP										
54 Ervin Santana, R ERA: 3.38	8.0		30	5	0	0	8	1	1	0	0	0	0	73	118	0.00	0.750										
Francisco Rodriguez, R ERA: 2.42	1.0	S	3	0	0	0	1	0	0	0	0	0	0	7	13	0.00	0.000										



Batter	1	2	3	4	5	6	7	8	9	AB	R	H	RBI	BB	SO	LOB	TOP			
9 Chone Figgins, S OBP: 0.377, SLG: 0.320	G1-3	K			K			BB		3	0	0	0	1	2	1	<b>Los Angeles Angels @ New York Yankees</b> Yankee Stadium, Bronx, NY Sat Aug 02 2008, 3:55 PM EDT Att: 54,170 - Cloudy - 76 F			
2 Erick Aybar, S OBP: 0.310, SLG: 0.398	K		B1-3			F8		K		4	0	0	0	0	2	1				
Mark Teixeira, S OBP: 0.392, SLG: 0.503			G6-3			G4-3			F8	3	0	0	0	1	0	0				
27 Vladimir Guerrero, R OBP: 0.346, SLG: 0.479					F8		G4-3		47 1B	3	0	0	0	1	1	1				
Garret Anderson, L OBP: 0.230, SLG: 0.424				G4-3			G4-3		L9	4	1	1	0	0	0	1				
47 Howie Kendrick, R OBP: 0.357, SLG: 0.486				G1-3			G6-3			4	1	2	0	0	0	0				
Juan Rivera, R OBP: 0.294, SLG: 0.403					F9		L7		1B	4	0	0	0	0	0	4				
24 Gary Matthews, S OBP: 0.308, SLG: 0.337					F8					2	0	0	0	1	1	0				
5 Jeff Mathis, R OBP: 0.299, SLG: 0.369										3	0	0	1	0	2	1				
<b>Inning Stats</b>	R: 0 H: 0 E: 0 K: 2 S: 8	H: 0 LOB: 1 BB: 1 P: 15	R: 2 H: 2 E: 1 K: 1 S: 12	H: 2 LOB: 1 BB: 1 P: 23	R: 0 H: 0 E: 0 K: 0 S: 5	H: 0 LOB: 0 BB: 0 P: 7	R: 0 H: 0 E: 0 K: 0 S: 6	H: 0 LOB: 0 BB: 0 P: 10	R: 0 H: 0 E: 0 K: 0 S: 11	H: 0 LOB: 0 BB: 0 P: 15	R: 0 H: 0 E: 0 K: 0 S: 8	H: 0 LOB: 0 BB: 0 P: 8	R: 0 H: 0 E: 0 K: 3 S: 11	H: 0 LOB: 1 BB: 1 P: 17	R: 0 H: 1 E: 0 K: 0 S: 11	H: 1 LOB: 2 BB: 1 P: 20		1B: 2 2B: 1 3B: 0 HR: 0	SF: 0 SAC: 0 DP: 0 HBP: 0	WP: 0 PB: 0 SB: 0 CS: 0
<b>PITCHER</b>	IP	WLS	BF	H	R	ER	SO	BB	IBB	HBP	BLK	WP	HR	S	P	ERA	WHIP			
35 Mike Mussina, R ERA: 3.44	7.0	W	25	2	2	1	5	2	0	0	0	0	0	58	89	1.29	0.571			
41 Jose Veras, R ERA: 2.7	1.0		4	0	0	0	3	1	0	0	0	0	0	11	17	0.00	1.000			
38 Brian Bruney, R ERA: 1.46	1.0		5	1	0	0	0	1	0	0	0	0	0	11	20	0.00	2.000			


Batter	1	2	3	4	5	6	7	8	9	AB	R	H	RBI	BB	SO	LOB	BOTTOM			
18 Johnny Damon, L OBP: 0.388, SLG: 0.458	K				G4-3			2 1B		3	1	1	0	1	1	0	<b>Los Angeles Angels @ New York Yankees</b> Yankee Stadium, Bronx, NY Sat Aug 02 2008, 3:55 PM EDT Att: 54,170 - Cloudy - 76 F			
2 Derek Jeter, R OBP: 0.344, SLG: 0.395	K		G6-4-3		F8		FC4-6			4	0	1	1	0	1	1				
Bobby Abreu, L OBP: 0.360, SLG: 0.478	K				F8		FC4-6			4	1	1	2	0	1	1				
13 Alex Rodriguez, R OBP: 0.407, SLG: 0.609	K									4	1	2	1	0	2	1				
Jason Giambi, L OBP: 0.388, SLG: 0.503										2	0	0	0	1	0	1				
Richie Sexson, R OBP: 0.323, SLG: 0.377										1	0	0	0	0	0	1				
22 Xavier Nady, R OBP: 0.384, SLG: 0.543										3	1	1	0	0	0	1				
17 Justin Christian, R OBP: 0.345, SLG: 0.346										1	0	0	0	0	0	0				
Wilson Betemit, S OBP: 0.283, SLG: 0.424										4	1	2	2	0	2	0				
28 Melky Cabrera, S OBP: 0.300, SLG: 0.346										4	0	0	0	0	1	1				
26 José Molina, R OBP: 0.288, SLG: 0.328										3	3	3	1	0	0	0				
<b>Inning Stats</b>	R: 0 H: 0 E: 0 K: 3 S: 17	H: 0 LOB: 0 BB: 0 P: 23	R: 2 H: 2 E: 0 K: 1 S: 11	H: 2 LOB: 0 BB: 0 P: 18	R: 2 H: 4 E: 0 K: 0 S: 18	H: 4 LOB: 1 BB: 0 P: 25	R: 0 H: 0 E: 0 K: 1 S: 10	H: 0 LOB: 0 BB: 0 P: 12	R: 1 H: 1 E: 0 K: 0 S: 11	H: 1 LOB: 0 BB: 0 P: 14	R: 1 H: 2 E: 0 K: 1 S: 11	H: 2 LOB: 1 BB: 1 P: 19	R: 2 H: 2 E: 0 K: 1 S: 14	H: 2 LOB: 1 BB: 1 P: 20	R: 0 H: 0 E: 0 K: 1 S: 11	H: 0 LOB: 0 BB: 0 P: 15	1B: 7 2B: 0 3B: 0 HR: 4	SF: 0 SAC: 0 DP: 2 HBP: 0	WP: 0 PB: 0 SB: 0 CS: 0	PA: 35
<b>PITCHER</b>	IP	WLS	BF	H	R	ER	SO	BB	IBB	HBP	BLK	WP	HR	S	P	ERA	WHIP			
36 Jered Weaver, R ERA: 4.37	5.0	L	23	5	6	5	6	1	0	0	0	0	4	70	99	10.80	1.800			
33 Justin Speier, R ERA: 4.89	1.1		7	3	2	2	1	1	0	0	0	0	0	18	28	13.50	3.000			
53 Darren O'Day, R ERA: 4.34	1.2		5	0	0	0	2	0	0	0	0	0	0	15	19	0.00	0.000			






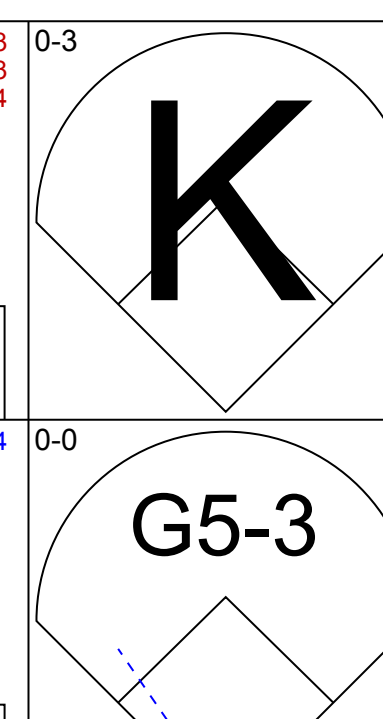
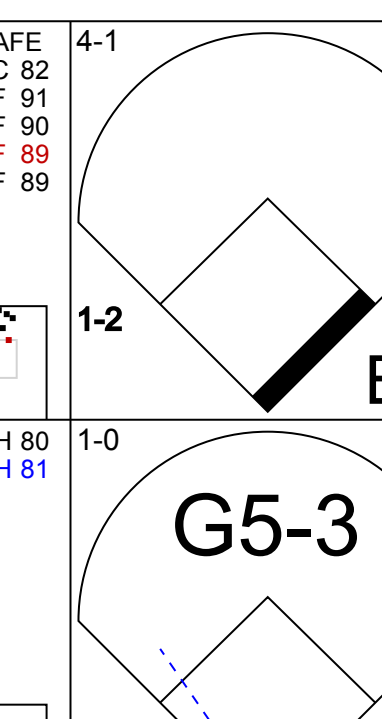
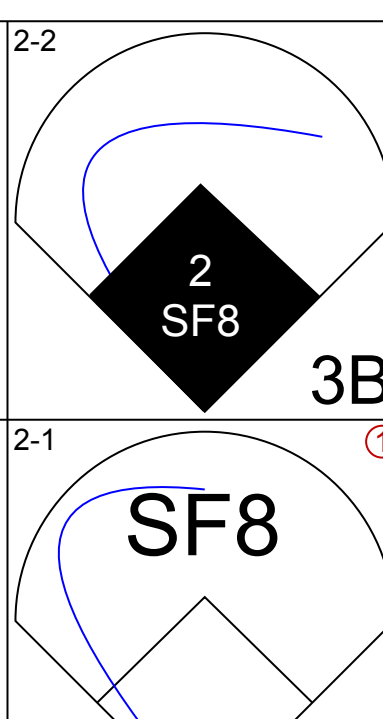
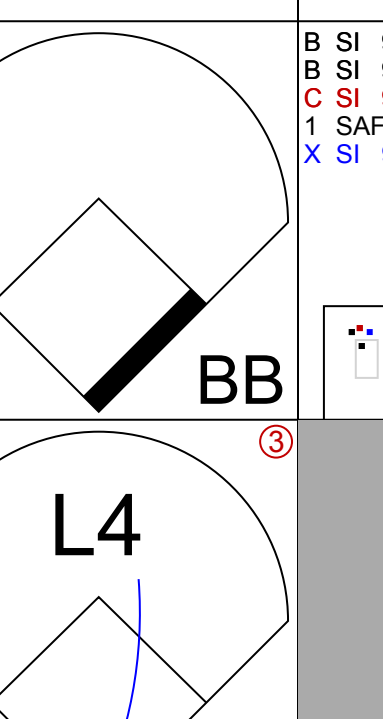
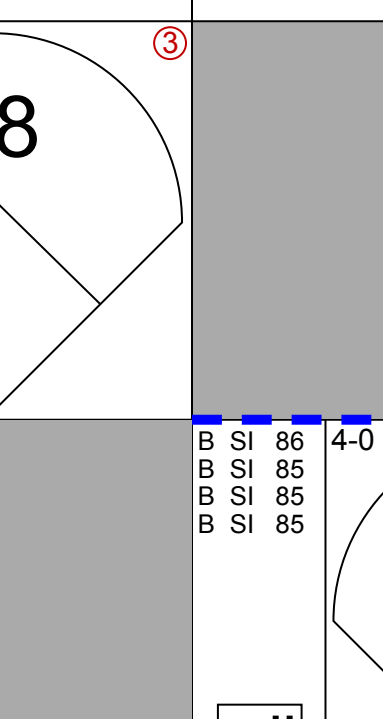
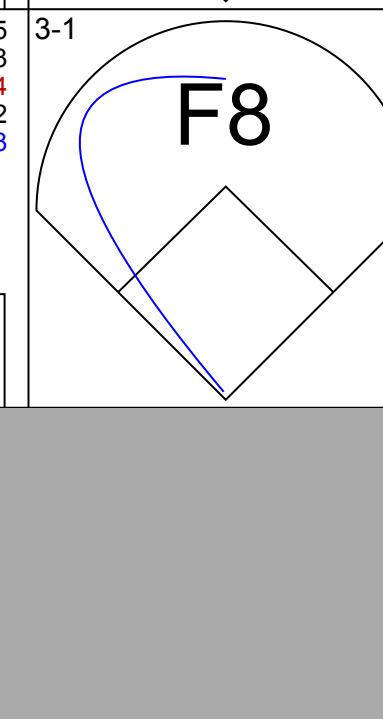

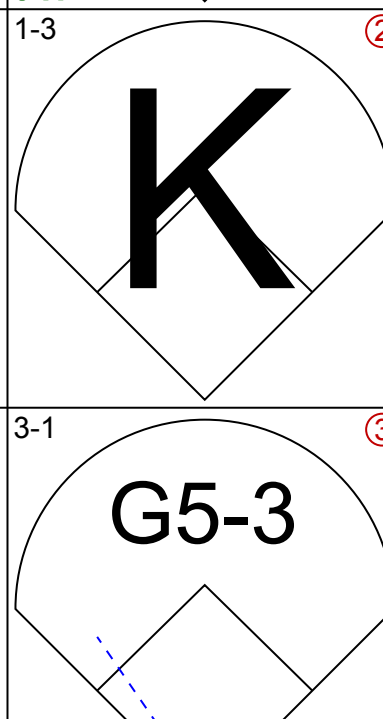
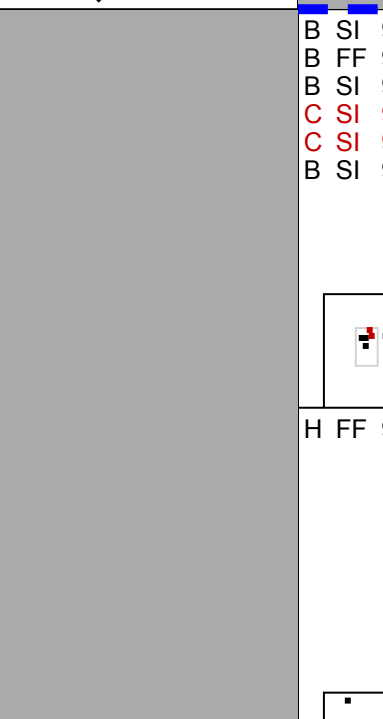
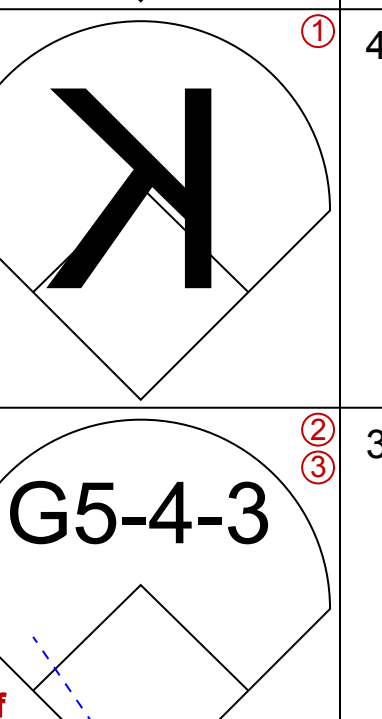

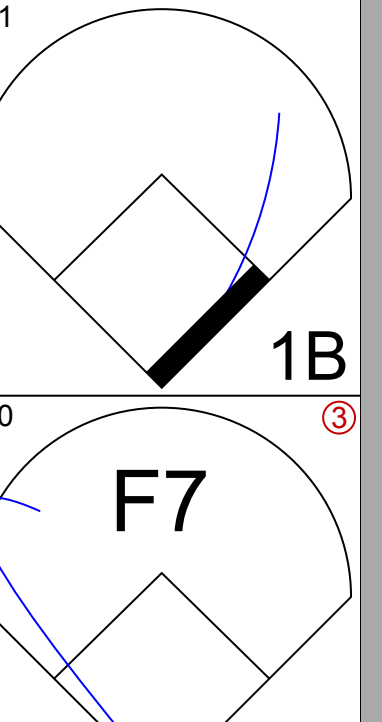

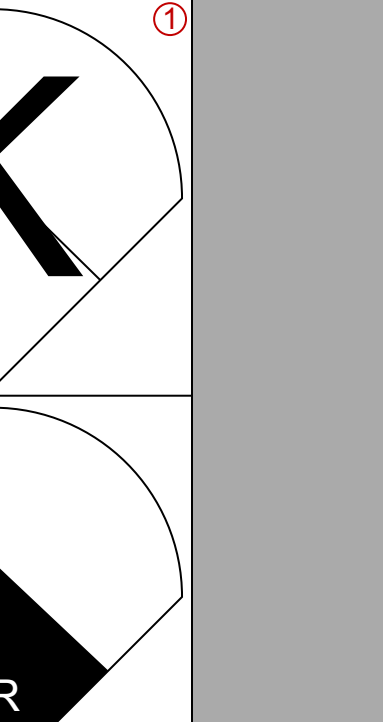
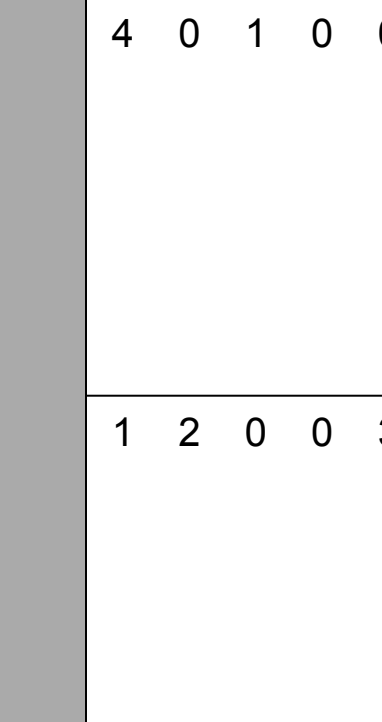
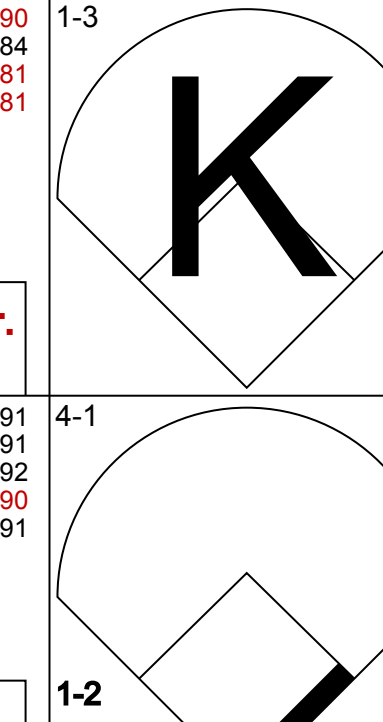

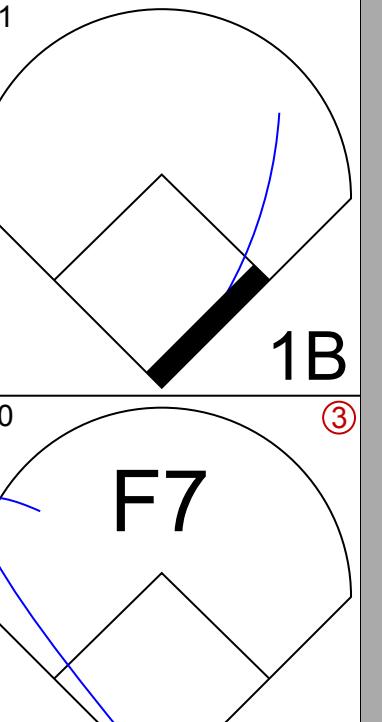

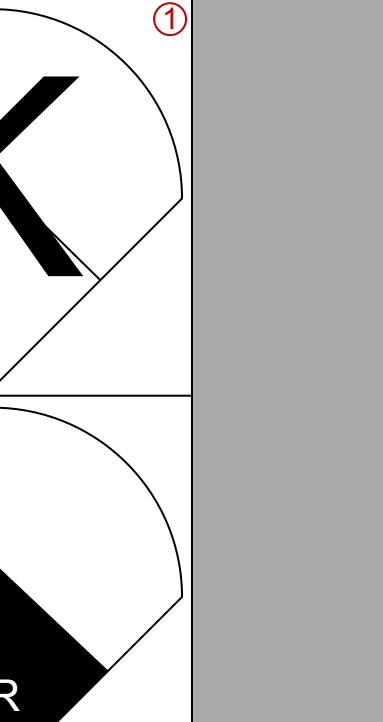
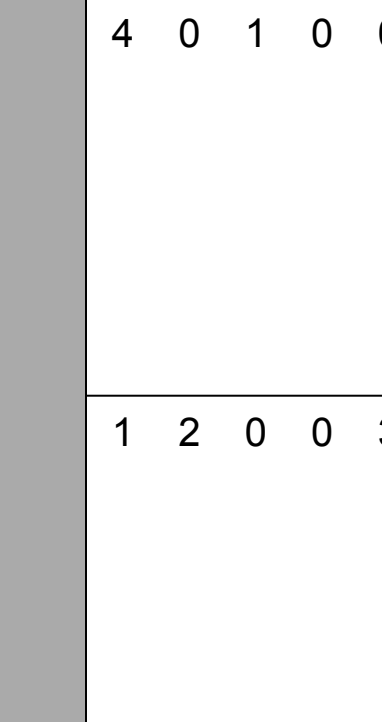



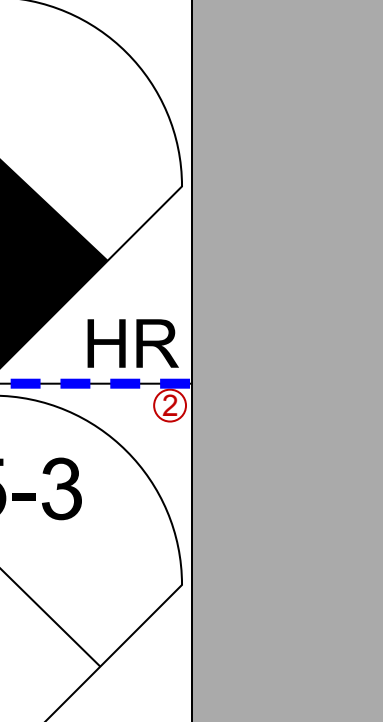
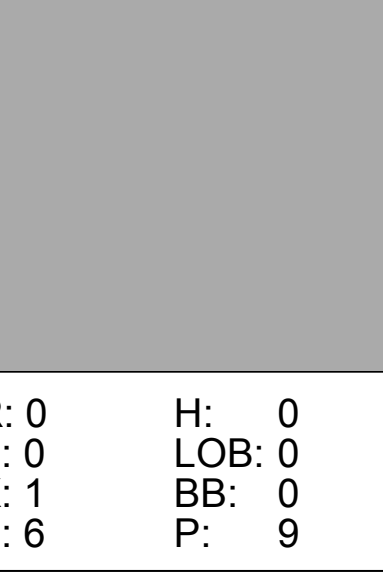
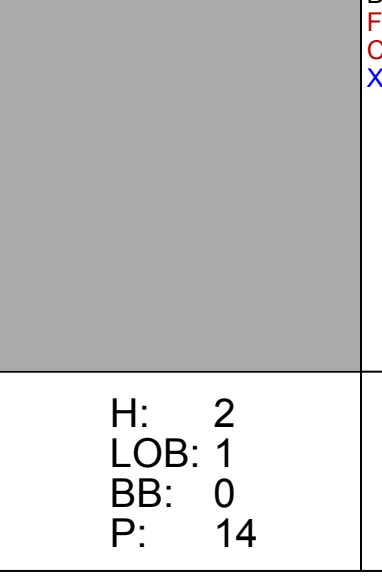
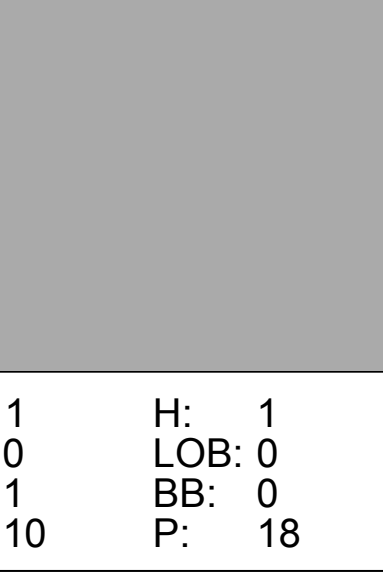
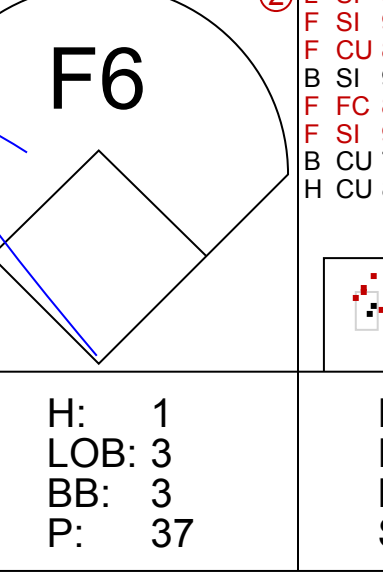
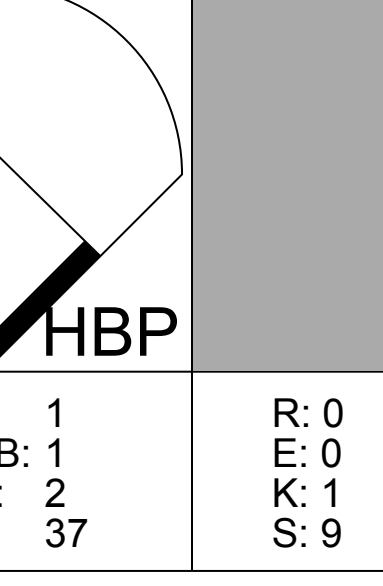
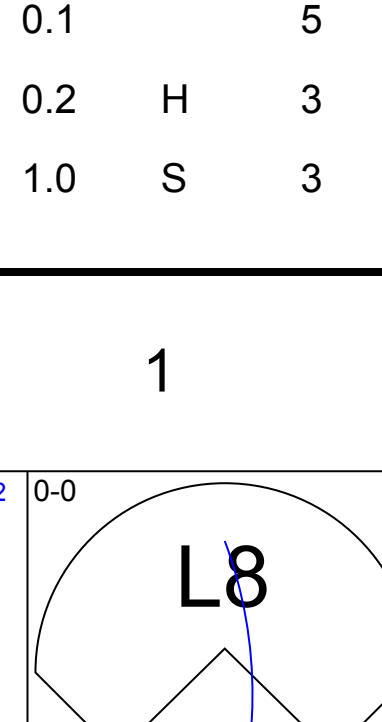
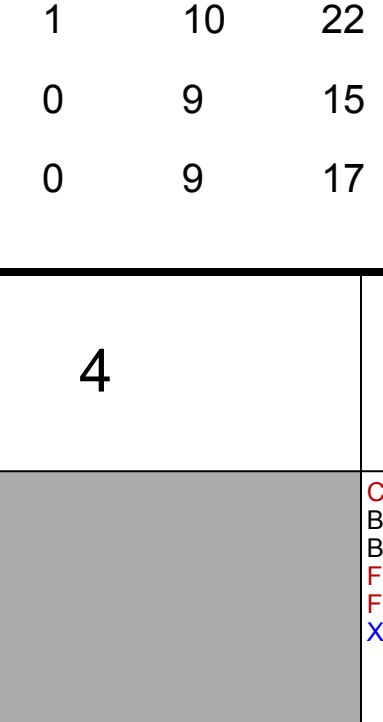
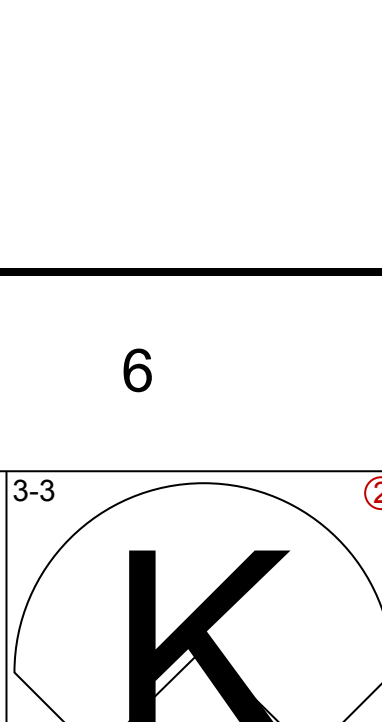
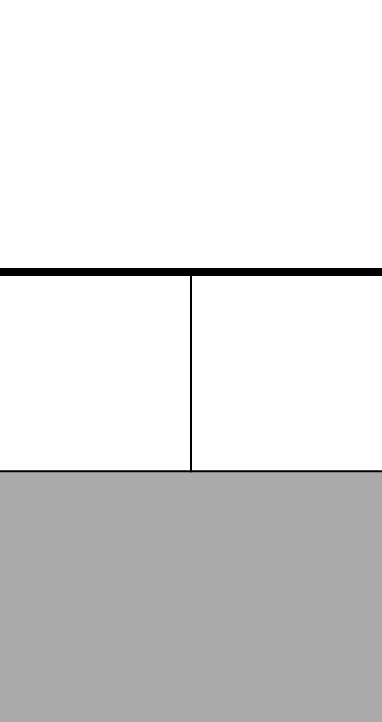
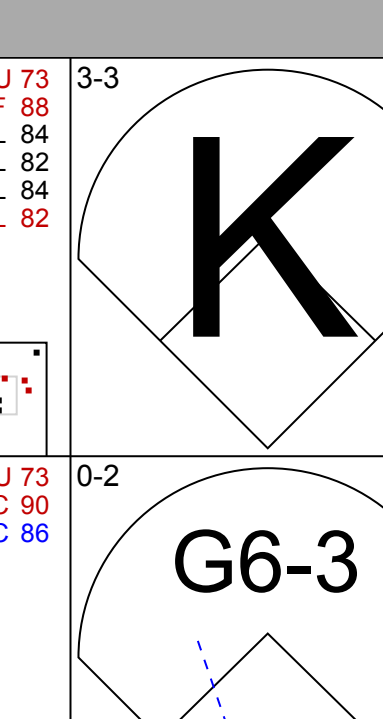
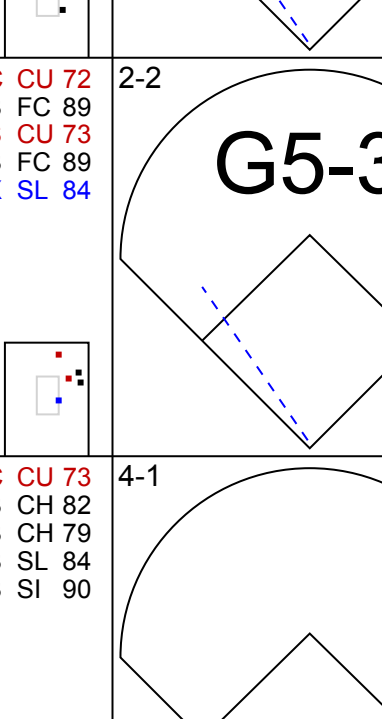
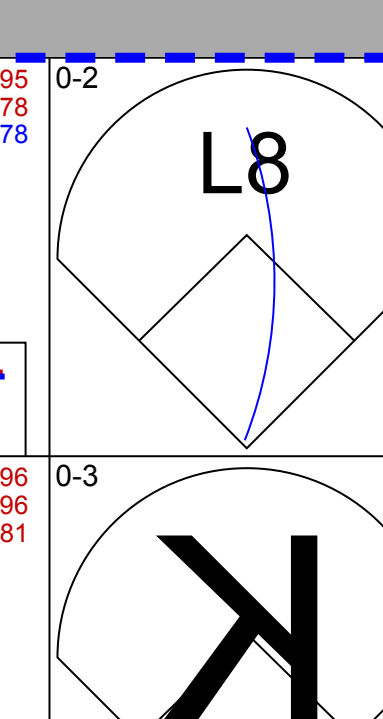
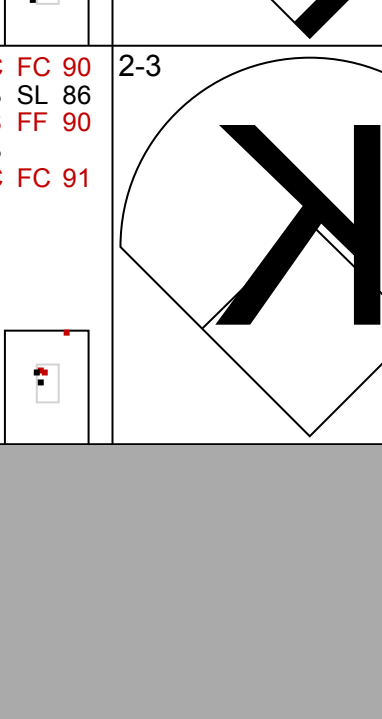
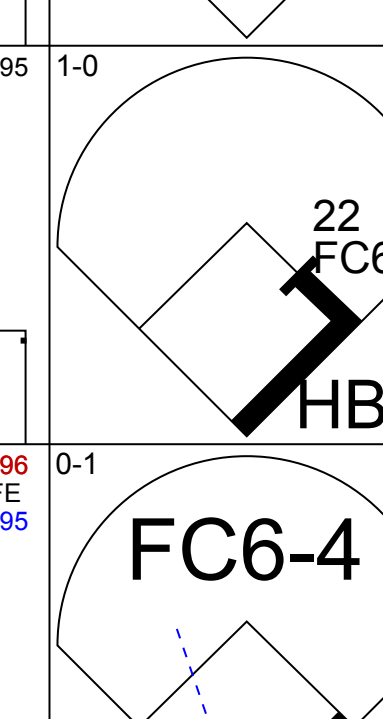

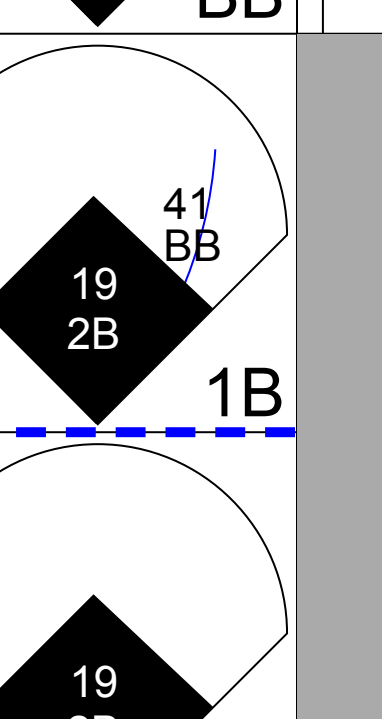






Batter	1	2	3	4	5	6	7	8	9	AB R H RBI BB SO LOB	TOP																	
18 Johnny Damon, L (1, 10) OBP: 0.388, SLG: 0.458	G5-3		K		G3		G3-1			5 1 2 0 0 1 0	<b>New York Yankees @ Texas Rangers</b> Rangers Ballpark in Arlington, Arlington, TX Mon Aug 04 2008, 8:05 PM EDT Att: 33,813 - Partly Cloudy - 101 F  <b>AB 37</b> <b>R 5</b> <b>H 10</b> <b>RBI 4</b> <b>BB 1</b> <b>SO 8</b> <b>LOB 13</b> 																	
2 Derek Jeter, R (1, 6) OBP: 0.343, SLG: 0.392	F8				K		F9			5 0 1 0 0 1 2																		
Bobby Abreu, L (1, 9) OBP: 0.384, SLG: 0.479			K		G3		K			4 1 1 0 0 2 2																		
13 Alex Rodriguez, R (1, 5) OBP: 0.405, SLG: 0.599			K		G5-3					3 0 0 0 1 1 1																		
Jason Giambi, L (1, 3) OBP: 0.391, SLG: 0.511										4 1 3 2 0 1 0																		
22 Xavier Nady, R (1, 7) OBP: 0.391, SLG: 0.566										4 1 2 1 0 1 2																		
24 Robinson Cano, L (1, 4) OBP: 0.296, SLG: 0.396										4 1 1 1 0 0 2																		
Ivan Rodriguez, R (1, 2) OBP: 0.336, SLG: 0.419										4 0 0 0 0 0 2																		
17 Justin Christian, R (1, 8) OBP: 0.333, SLG: 0.333										3 0 0 0 0 0 2																		
Richie Sexson, R (9, PH) OBP: 0.321, SLG: 0.374										1 0 0 0 0 1 0																		
28 Melky Cabrera, S (9, 8) OBP: 0.297, SLG: 0.341										0 0 0 0 0 0 0																		
<b>Inning Stats</b>	R: 1 E: 0 K: 0 S: 16	H: 2 LOB: 2 BB: 1 P: 28	R: 0 E: 0 K: 0 S: 6	H: 0 LOB: 0 BB: 0 P: 9	R: 0 E: 0 K: 3 S: 14	H: 1 LOB: 1 BB: 0 P: 18	R: 2 E: 0 K: 1 S: 18	H: 2 LOB: 0 BB: 0 P: 27	R: 1 E: 0 K: 1 S: 10	H: 1 LOB: 0 BB: 0 P: 15	R: 0 E: 0 K: 0 S: 10	H: 2 LOB: 2 BB: 0 P: 14	R: 0 E: 0 K: 1 S: 9	H: 0 LOB: 0 BB: 0 P: 15	R: 1 E: 0 K: 1 S: 11	H: 1 LOB: 0 BB: 0 P: 14	R: 0 E: 0 K: 1 S: 14	H: 1 LOB: 0 BB: 0 P: 22	1B: 6 2B: 1 3B: 0 HR: 3	SF: 0 SAC: 0 DP: 0 HBP: 0	WP: 0 PB: 0 SB: 0 CS: 0	PA: 38						
<b>PITCHER</b>	IP WLS BF H R ER SO BB IBB HBP BLK WP HR S P ERA WHIP											IP WLS BF H R ER SO BB IBB HBP BLK WP HR S P ERA WHIP																
44 Vicente Padilla, R (1, 1) ERA: 4.59	6.0	27	8	4	4	5	1	0	0	0	2	0	0	2	74	111	6.00	1.500										
Jamey Wright, R (7, 1) ERA: 4.97	1.0	H	3	0	0	1	0	0	0	0	0	0	0	9	15	0.00	0.000											
50 Frank Francisco, R (8, 1) ERA: 3.28	1.0	B	4	1	1	1	0	0	0	0	0	0	1	11	14	9.00	1.000											
Eddie Guardado, L (9, 1) ERA: 3.09	1.0	W	4	1	0	0	0	0	0	0	0	0	0	14	22	0.00	1.000											


Batter	1	2	3	4	5	6	7	8	9	AB R H RBI BB SO LOB	BOTTOM																
5 Ian Kinsler, R (1, 4) OBP: 0.379, SLG: 0.507	F7									4 1 1 0 1 1 1	<b>New York Yankees @ Texas Rangers</b> Rangers Ballpark in Arlington, Arlington, TX Mon Aug 04 2008, 8:05 PM EDT Att: 33,813 - Partly Cloudy - 101 F  <b>AB 35</b> <b>R 9</b> <b>H 10</b> <b>RBI 9</b> <b>BB 6</b> <b>SO 10</b> <b>LOB 13</b> 																
Gerald Laird, R (1, 10) OBP: 0.368, SLG: 0.463										4 1 1 0 1 1 2																	
10 Michael Young, R (1, 6) OBP: 0.339, SLG: 0.417										4 1 2 3 1 1 4																	
32 Josh Hamilton, L (1, 8) OBP: 0.368, SLG: 0.554										4 1 0 0 1 1 2																	
22 Marlon Byrd, R (1, 9) OBP: 0.347, SLG: 0.421										4 2 2 4 1 1 0																	
7 David Murphy, L (1, 7) OBP: 0.318, SLG: 0.463										4 1 2 2 0 1 1																	
19 Chris Davis, L (1, 3) OBP: 0.323, SLG: 0.635										4 0 0 0 0 3 1																	
21 Jarrod Saltalamacchia, R (1, 2) OBP: 0.338, SLG: 0.341										4 0 1 0 0 1 1																	
Ramón Vázquez, L (1, 5) OBP: 0.387, SLG: 0.494										3 1 1 0 0 0 1																	
Milton Bradley, S (9, PH) OBP: 0.446, SLG: 0.592										0 0 0 0 1 0 0																	
30 Travis Metcalf, R (9, PR)										0 1 0 0 0 0 0																	
<b>Inning Stats</b>	R: 0 E: 0 K: 1 S: 10	H: 1 LOB: 1 BB: 0 P: 13	R: 0 E: 0 K: 1 S: 9	H: 0 LOB: 0 BB: 0 P: 14	R: 0 E: 0 K: 1 S: 13	H: 3 LOB: 0 BB: 0 P: 16	R: 2 E: 0 K: 1 S: 13	H: 1 LOB: 0 BB: 1 P: 24	R: 3 E: 0 K: 2 S: 18	H: 3 LOB: 1 BB: 1 P: 32	R: 0 E: 0 K: 1 S: 6	H: 0 LOB: 0 BB: 0 P: 7	R: 0 E: 0 K: 0 S: 8	H: 0 LOB: 1 BB: 1 P: 15	R: 0 E: 0 K: 2 S: 11	H: 1 LOB: 0 BB: 0 P: 17	R: 4 E: 0 K: 1 S: 15	H: 1 LOB: 1 BB: 3 P: 30	1B: 5 2B: 1 3B: 1 HR: 3	SF: 0 SAC: 0 DP: 0 HBP: 0	WP: 1 PB: 0 SB: 0 CS: 1	PA: 41					
<b>PITCHER</b>	IP WLS BF H R ER SO BB IBB HBP BLK WP HR S P ERA WHIP											IP WLS BF H R ER SO BB IBB HBP BLK WP HR S P ERA WHIP															
62 Joba Chamberlain, R (1, 1) ERA: 2.63	4.2	23	8	5	5	5	2	0	0	0	0	1	0	10	13	0.00	0.000										
36 Edward Ramirez, R (5, 1) ERA: 3.1	1.1		4	0	0	0	2	0	0	0	0	0	0	11	20	0.00	0.750										
38 Brian Bruney, R (7, 1) ERA: 1.32	1.1	L	5	0	0	0	1	1	0	0	0	0	1	23	42	27.00	3.750										
43 Damaso Marte, L (8, 1) ERA: 4.21	1.1		9	2	4	4	2	3	0	0	0	0	1	23	42	27.00	3.750										

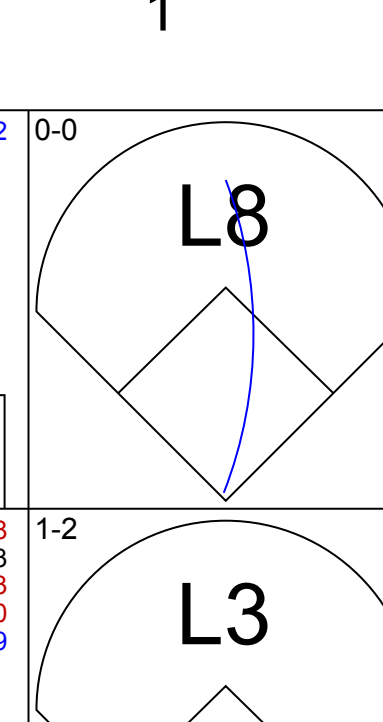
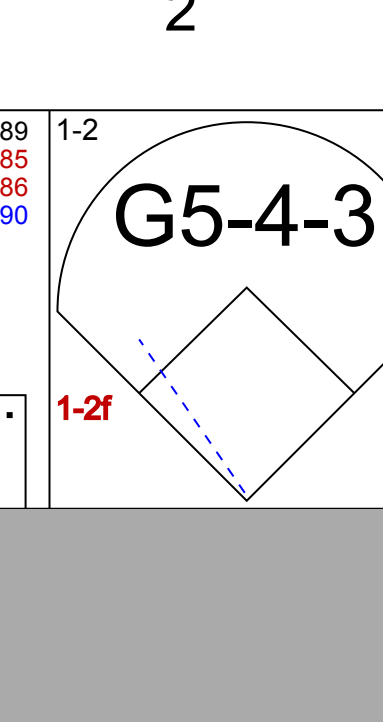
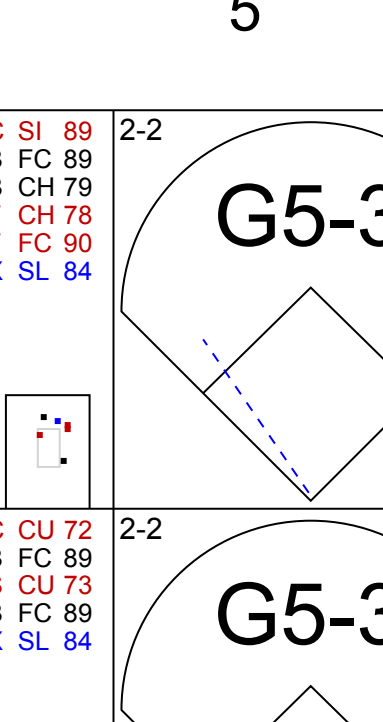
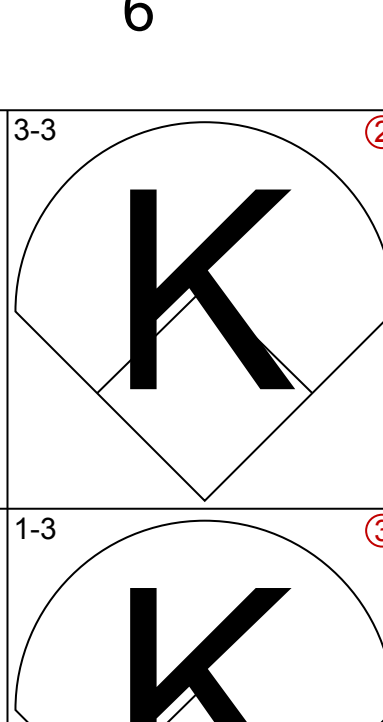
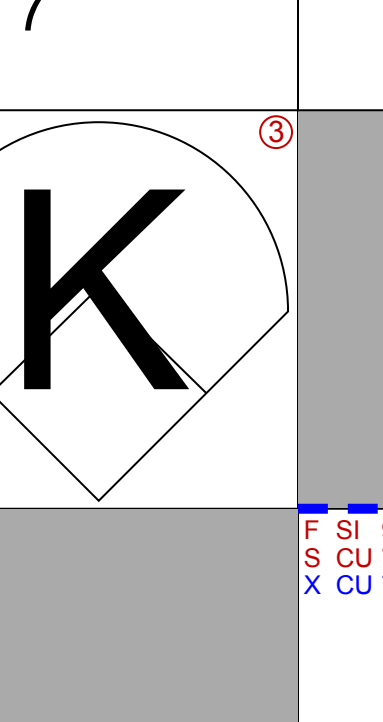
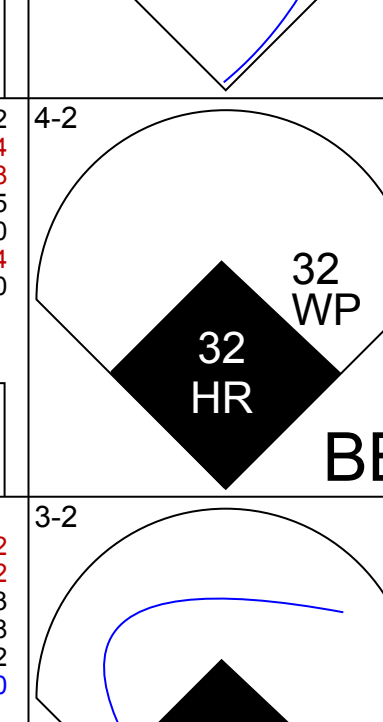
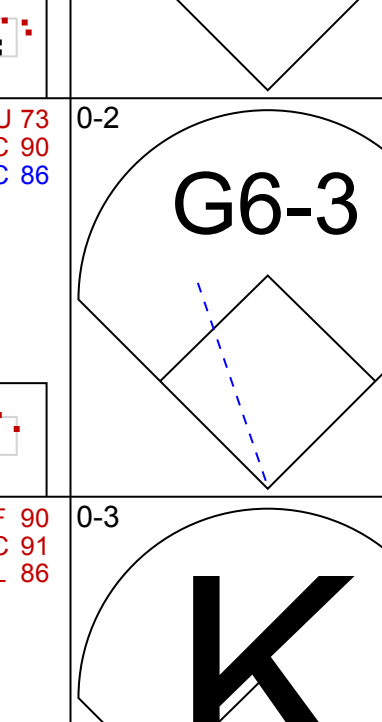
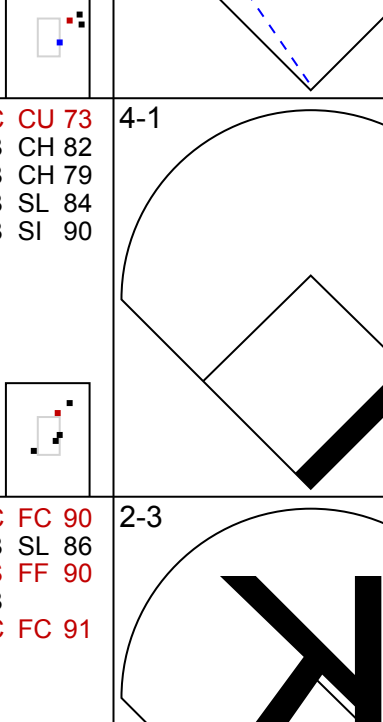

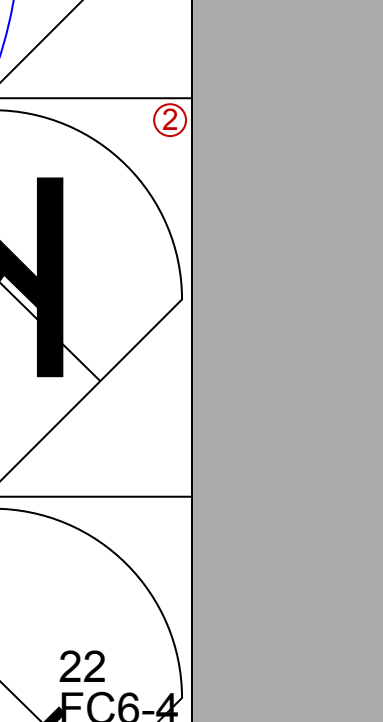
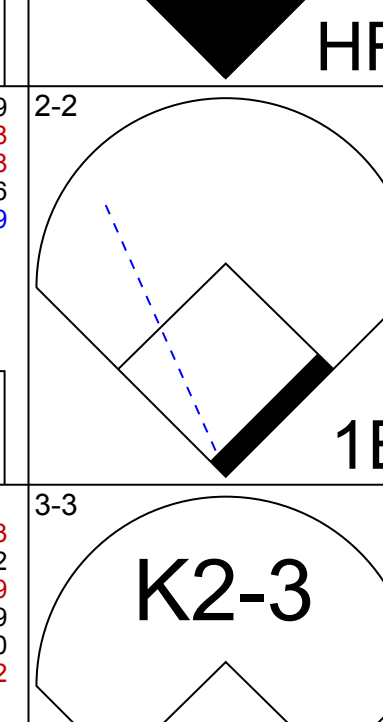


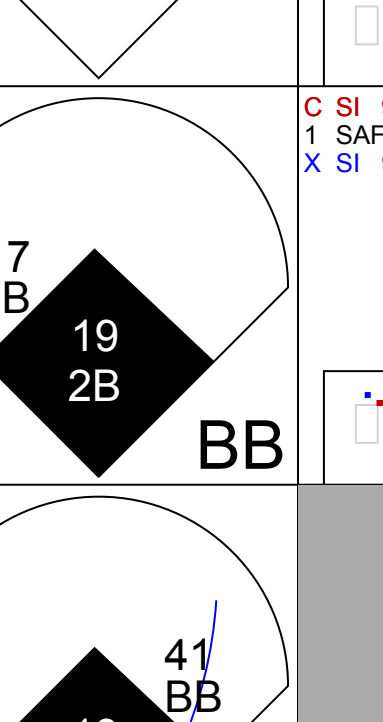




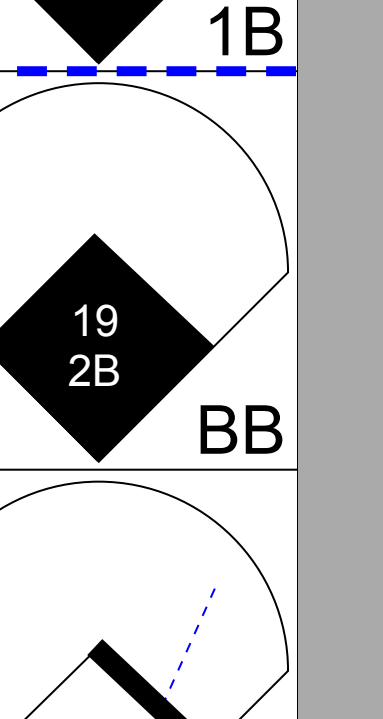

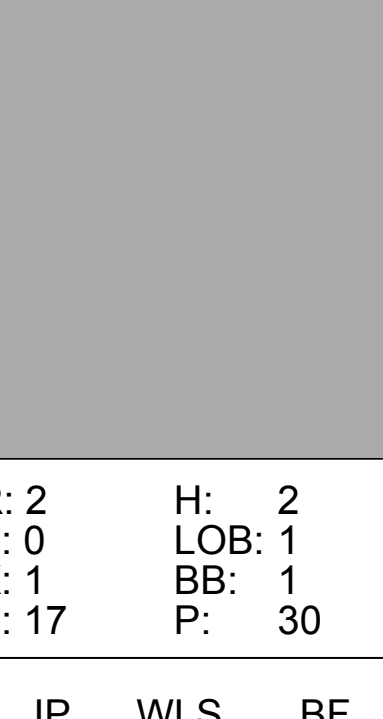
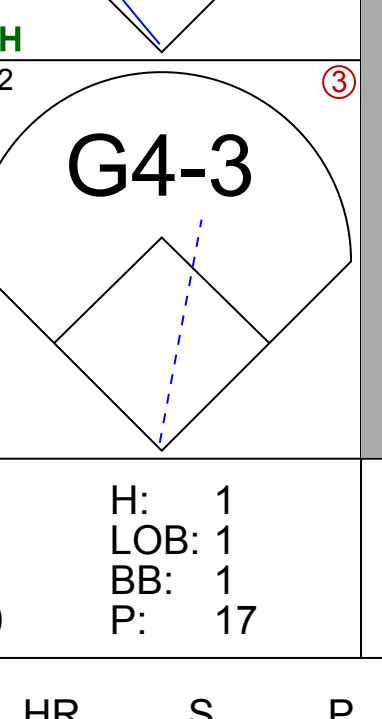
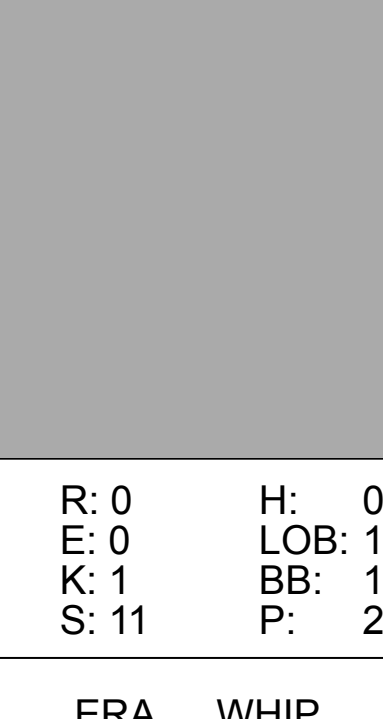
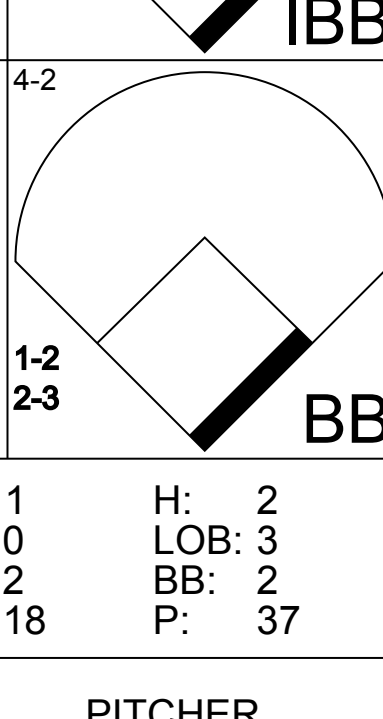
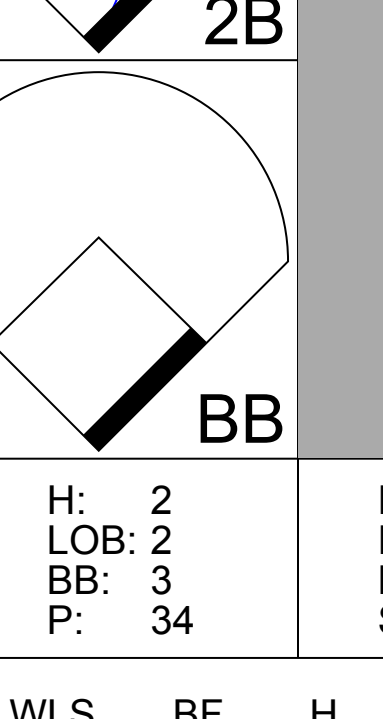

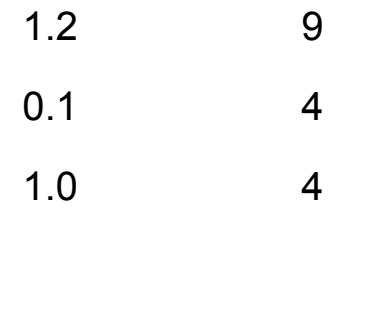

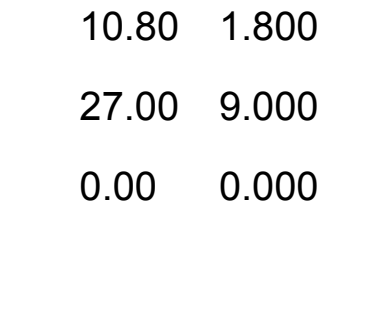









Batter	1	2	3	4	5	6	7	8	9	AB	R	H	RBI	BB	SO	LOB	TOP					
18 Johnny Damon, L (1, 7) OBP: 0.391, SLG: 0.462										3	1	1	1	2	1	1						
2 Derek Jeter, R (1, 6) OBP: 0.342, SLG: 0.390										3	0	0	1	1	0	5						
Bobby Abreu, L (1, 9) OBP: 0.364, SLG: 0.477										4	1	1	0	1	2	1						
13 Alex Rodriguez, R (1, 5) OBP: 0.405, SLG: 0.594										3	1	0	0	0	0	2						
22 Xavier Nady, R (1, 10) OBP: 0.389, SLG: 0.562										4	0	1	0	0	2	3						
24 Robinson Canó, L (1, 4) OBP: 0.300, SLG: 0.395										1	2	0	0	3	0	1						
Richie Sexson, R (1, 3) OBP: 0.323, SLG: 0.391										4	1	2	4	0	0	2						
26 José Molina, R (1, 2) OBP: 0.286, SLG: 0.325										2	0	0	0	0	0	0						
Jason Giambi, L (7, PH) OBP: 0.392, SLG: 0.511										0	0	0	0	1	0	0						
Ivan Rodriguez, R (7, PR) OBP: 0.335, SLG: 0.418										1	0	0	0	0	0	0						
17 Justin Christian, R (1, 8) OBP: 0.343, SLG: 0.344										2	0	1	0	0	0	0						
28 Melky Cabrera, S (7, 8) OBP: 0.298, SLG: 0.340										1	0	0	0	0	0	3						
<b>Inning Stats</b>	R: 0 E: 0 K: 1 S: 6	H: 0 LOB: 0 BB: 0 P: 9	R: 0 E: 0 K: 1 S: 8	H: 0 LOB: 1 BB: 1 P: 17	R: 0 E: 0 K: 0 S: 7	H: 1 LOB: 1 BB: 1 P: 14	R: 0 E: 0 K: 0 S: 9	H: 2 LOB: 1 BB: 0 P: 14	R: 0 E: 0 K: 0 S: 10	H: 0 LOB: 0 BB: 0 P: 14	R: 1 E: 0 K: 1 S: 10	H: 1 LOB: 0 BB: 0 P: 18	R: 1 E: 0 K: 0 S: 18	H: 1 LOB: 3 BB: 3 P: 37	R: 4 E: 0 K: 1 S: 19	H: 1 LOB: 0 BB: 2 P: 37	R: 0 E: 0 K: 1 S: 9	H: 0 LOB: 0 BB: 1 P: 17	1B: 3 2B: 2 3B: 1 HR: 1	SF: 1 SAC: 0 DP: 4 HBP: 3	WP: 0 PB: 0 CS: 0	PA: 40
<b>PITCHER</b>	IP	WLS	BF	H	R	ER	SO	BB	IBB	HBP	BLK	WP	HR	S	P	ERA	WHIP					
54 Matt Harrison, L (1, 1) ERA: 6.46	6.1	W	25	5	2	2	3	3	0	1	0	0	0	62	105	2.84	1.263					
59 Josh Rupe, R (7, 1) ERA: 3.5	0.2	H	4	0	0	0	0	2	0	0	0	0	0	6	18	0.00	3.000					
36 C.J. Wilson, L (8, 1) ERA: 6.02	0.1		5	1	4	4	1	2	0	1	0	0	1	10	22	108.00	9.000					
Jamey Wright, R (8, 1) ERA: 4.82	0.2	H	3	0	0	0	0	0	0	1	0	0	0	9	15	0.00	0.000					
Eddie Guardado, L (9, 1) ERA: 3.02	1.0	S	3	0	0	0	1	1	0	0	0	0	0	9	17	0.00	1.000					

**New York Yankees @ Texas Rangers**  
Rangers Ballpark in Arlington, Arlington, TX  
Tue Aug 05 2008, 8:05 PM EDT  
Att: 34,473 - Partly Cloudy - 93 F

AB 28  
R 6  
H 6  
RBI 6  
BB 8  
SO 5  
LOB 18



Batter	1	2	3	4	5	6	7	8	9	AB	R	H	RBI	BB	SO	LOB	BOTTOM				
5 Ian Kinsler, R (1, 4) OBP: 0.375, SLG: 0.502										5	0	0	0	0	2	6					
Gerald Laird, R (1, 2) OBP: 0.360, SLG: 0.452										5	0	0	0	0	2	3					
10 Michael Young, R (1, 6) OBP: 0.340, SLG: 0.414										3	1	0	0	2	2	0					
32 Josh Hamilton, L (1, 10) OBP: 0.369, SLG: 0.558										4	1	1	2	0	3	1					
22 Marlon Byrd, R (1, 8) OBP: 0.356, SLG: 0.427										4	3	3	0	1	0	1					
7 David Murphy, L (1, 9) OBP: 0.319, SLG: 0.464										4	1	2	1	0	1	2					
41 Brandon Boggs, S (1, 7) OBP: 0.339, SLG: 0.416										2	2	1	0	2	0	1					
19 Chris Davis, L (1, 3) OBP: 0.328, SLG: 0.641										2	0	1	4	1	1	1					
30 Travis Metcalfe, R (1, 5) OBP: 0.392, SLG: 0.494										2	0	0	1	0	0	1					
Ramón Vázquez, L (6, PH) ERA: 2.56										0	0	0	0	2	0	0					
<b>Inning Stats</b>	R: 2 E: 0 K: 1 S: 17	H: 2 LOB: 1 BB: 1 P: 30	R: 1 E: 1 K: 1 S: 9	H: 1 LOB: 0 BB: 0 P: 13	R: 0 E: 0 K: 2 S: 9	H: 0 LOB: 0 BB: 0 P: 12	R: 1 E: 0 K: 0 S: 10	H: 1 LOB: 1 BB: 1 P: 17	R: 0 E: 0 K: 1 S: 11	H: 0 LOB: 0 BB: 1 P: 21	R: 1 E: 0 K: 2 S: 18	H: 2 LOB: 3 BB: 2 P: 37	R: 3 E: 0 K: 3 S: 16	H: 2 LOB: 2 BB: 3 P: 34	R: 0 E: 0 K: 1 S: 8	H: 0 LOB: 1 BB: 0 P: 9	1B: 5 2B: 1 3B: 1 HR: 1	SF: 1 SAC: 0 DP: 1 HBP: 1	WP: 2 PB: 0 CS: 0	PA: 41	
<b>PITCHER</b>	IP	WLS	BF	H	R	ER	SO	BB	IBB	HBP	BLK	WP	HR	S	P	ERA	WHIP				
Andy Pettitte, L (1, 1) ERA: 4.34	5.0	L	24	6	5	5	5	3	0	0	0	1	0	62	104	9.00	1.800				
30 David Robertson, R (6, 1) ERA: 5.51	1.2		9	1	2	2	4	2	1	0	0	1	0	22	44	10.80	1.800				
38 Brian Bruney, R (7, 1) ERA: 1.93	0.1		4	1	1	1	1	2	0	0	0	0	0	6	16	27.00	9.000				
41 Jose Veras, R (8, 1) ERA: 2.56	1.0		4	0	0	0	1	0	0	1	0	0	0	8	9	0.00	0.000				

**New York Yankees @ Texas Rangers**  
Rangers Ballpark in Arlington, Arlington, TX  
Tue Aug 05 2008, 8:05 PM EDT  
Att: 34,473 - Partly Cloudy - 93 F

AB 31  
R 8  
H 8  
RBI 8  
BB 8  
SO 11  
LOB 16













Batter	1	2	3	4	5	6	7	8	9	AB	R	H	RBI	BB	SO	LOB	TOP					
<b>18 Johnny Damon, L</b> OBP: 0.391, SLG: 0.460	F9		2B	F7		G6-3				5	1	2	0	0	0	0						
<b>2 Derek Jeter, R</b> OBP: 0.348, SLG: 0.401	F8		F9		G4-3					5	0	1	0	0	0	3						
<b>Bobby Abreu, L</b> OBP: 0.363, SLG: 0.474	F7		BB		K					4	1	1	0	0	1	1						
<b>13 Alex Rodriguez, R</b> OBP: 0.398, SLG: 0.587		HR	22 1B		P3					3	1	1	1	1	1	0						
<b>Jason Giambi, L</b> OBP: 0.393, SLG: 0.511		K	22 1B			K				3	0	0	1	1	2	0						
<b>22 Xavier Nady, R</b> OBP: 0.388, SLG: 0.566	F8		1B			HR				4	1	2	2	0	0	0						
<b>24 Robinson Canó, L</b> OBP: 0.305, SLG: 0.405			G6-3			28 G3				4	1	2	0	0	0	3						
<b>28 Melky Cabrera, S</b> OBP: 0.295, SLG: 0.337	P5				G5-3					4	0	0	1	0	0	1						
<b>26 José Molina, R</b> OBP: 0.281, SLG: 0.318					P4					3	0	0	0	0	0	0						
<b>Wilson Betemit, S</b> OBP: 0.278, SLG: 0.414					F8					1	0	1	0	0	0	0						
<b>Inning Stats</b>	R: 0 E: 0 K: 0 S: 12	H: 0 LOB: 0 BB: 0 P: 16	R: 1 E: 0 K: 1 S: 17	H: 2 LOB: 1 BB: 1 P: 26	R: 2 E: 0 K: 0 S: 11	H: 3 LOB: 3 BB: 2 P: 24	R: 0 E: 0 K: 1 S: 7	H: 0 LOB: 0 BB: 0 P: 10	R: 0 E: 0 K: 1 S: 8	H: 0 LOB: 0 BB: 0 P: 13	R: 2 E: 0 K: 1 S: 17	H: 2 LOB: 0 BB: 0 P: 22	R: 0 E: 0 K: 1 S: 5	H: 1 LOB: 0 BB: 0 P: 8	R: 0 E: 0 K: 1 S: 8	H: 0 LOB: 0 BB: 0 P: 13	R: 0 E: 0 K: 0 S: 12	H: 2 LOB: 2 BB: 0 P: 19	1B: 6 2B: 1 3B: 1 HR: 2	SF: 0 SAC: 0 DP: 1 HBP: 0	WP: 0 PB: 0 SB: 0 CS: 0	PA: 38
<b>PITCHER</b>	IP	WLS	BF	H	R	ER	SO	BB	IBB	HBP	BLK	WP	HR	S	P	ERA	WHIP					
<b>36 Jered Weaver, R</b> ERA: 4.51	6.0	W	27	7	5	5	3	1	1	0	0	0	2	72	111	7.50	1.333					
<b>66 Jose Arredondo, R</b> ERA: 0.97	2.0	H	6	1	0	0	1	0	0	0	0	0	0	13	21	0.00	0.500					
<b>62 Scot Shields, R</b> ERA: 2.86	1.0		5	2	0	0	0	0	0	0	0	0	0	12	19	0.00	2.000					

**New York Yankees @ Los Angeles Angels**  
Angel Stadium of Anaheim, Anaheim, CA

AB 36  
R 5  
H 10  
RBI 5  
BB 2  
SO 4  
LOB 8



WP: 0 PA: 38  
PB: 0  
SB: 0  
CS: 0

Fri Aug 08 2008, 7:05 PM PDT  
Att. 44,158 - Clear - 78 F

livebaseballscorecards.com

Batter	1	2	3	4	5	6	7	8	9	AB	R	H	RBI	BB	SO	LOB	BOTTOM					
<b>9 Chone Figgins, S</b> OBP: 0.376, SLG: 0.318	G6-3		K		G5-3					5	0	0	0	0	3	8						
<b>2 Erick Aybar, S</b> OBP: 0.318, SLG: 0.396	FC4-6		G4-3		G6-3					4	0	1	0	1	0	2						
<b>Mark Teixeira, S</b> OBP: 0.394, SLG: 0.507	FC4-6		27 1B		K					5	2	2	1	0	1	1						
<b>27 Vladimir Guerrero, R</b> OBP: 0.354, SLG: 0.498	48 2B		48 1B		48 1B					5	3	3	1	0	1	3						
<b>48 Torii Hunter, R</b> OBP: 0.351, SLG: 0.507	1B		2B		2B					5	2	4	4	0	1	0						
<b>Garet Anderson, L</b> OBP: 0.324, SLG: 0.428	P6		47 1B		K					5	0	1	1	0	1	2						
<b>47 Howie Kendrick, R</b> OBP: 0.357, SLG: 0.475			F8							5	1	4	1	0	0	0						
<b>Juan Rivera, R</b> OBP: 0.280, SLG: 0.381			2B		1B					4	0	1	0	0	0	4						
<b>77 Reggie Williams, S</b> OBP: 0.341, SLG: 0.231	F8		F9		F9					0	1	0	0	0	0	0						
<b>24 Gary Matthews, S</b> OBP: 0.304, SLG: 0.330										0	0	0	0	0	0	0						
<b>5 Jeff Mathis, R</b> OBP: 0.302, SLG: 0.369					F7					3	1	1	1	1	0	3						
<b>Inning Stats</b>	R: 2 E: 0 K: 0 S: 13	H: 3 LOB: 1 BB: 0 P: 21	R: 0 E: 0 K: 1 S: 12	H: 1 LOB: 2 BB: 1 P: 21	R: 3 E: 0 K: 1 S: 18	H: 5 LOB: 2 BB: 0 P: 26	R: 1 E: 0 K: 2 S: 11	H: 2 LOB: 1 BB: 0 P: 16	R: 0 E: 0 K: 0 S: 8	H: 0 LOB: 0 BB: 0 P: 9	R: 0 E: 0 K: 1 S: 7	H: 0 LOB: 0 BB: 0 P: 10	R: 4 E: 0 K: 1 S: 14	H: 5 LOB: 3 BB: 1 P: 25	R: 0 E: 0 K: 1 S: 7	H: 0 LOB: 0 BB: 0 P: 10	R: 0 E: 0 K: 0 S: 11	H: 1 LOB: 0 BB: 0 P: 10	1B: 11 2B: 5 3B: 0 HR: 1	SF: 0 SAC: 0 DP: 0 HBP: 0	WP: 1 PB: 0 SB: 0 CS: 0	PA: 43
<b>PITCHER</b>	IP	WLS	BF	H	R	ER	SO	BB	IBB	HBP	BLK	WP	HR	S	P	ERA	WHIP					
<b>31 Ian Kennedy, R</b> ERA: 8.17	2.0		16	9	5	5	1	1	0	0	0	0	1	38	61	22.50	5.000					
<b>Darrell Rasner, R</b> ERA: 5.29	4.1		18	5	3	3	4	0	0	0	0	0	1	35	49	6.23	1.154					
<b>38 Brian Bruney, R</b> ERA: 2.81	1.2		9	3	2	2	2	1	0	0	0	1	0	17	28	10.80	2.400					

**New York Yankees @ Los Angeles Angels**  
Angel Stadium of Anaheim, Anaheim, CA

AB 41  
R 10  
H 17  
RBI 9  
BB 2  
SO 7  
LOB 23



WP: 1 PA: 43  
PB: 0  
SB: 0  
CS: 0

Fri Aug 08 2008, 7:05 PM PDT  
Att. 44,158 - Clear - 78 F

livebaseballscorecards.com











Batter	1	2	3	4	5	6	7	8	9	AB	R	H	RBI	BB	SO	LOB	TOP				
17 Justin Christian, R OBP: 0.302, SLG: 0.325	G1-3		G4-3		K			G4-3		4	0	0	0	0	1	0	<b>New York Yankees @ Minnesota Twins</b> Hubert H. Humphrey Metrodome, Minneapolis, MN Mon Aug 11 2008, 8:10 PM EDT Att: 30,126 - Dome - 69 F <a href="http://livebaseballscorecards.com">livebaseballscorecards.com</a>				
2 Derek Jeter, R OBP: 0.343, SLG: 0.394	G4-3		G6-3			G4-3		F8		4	0	0	0	0	0	0					
Bobby Abreu, L OBP: 0.359, SLG: 0.467	1B		G6-3			1B		K		4	0	2	0	0	1	0					
13 Alex Rodriguez, R OBP: 0.403, SLG: 0.597	1B					G5-4-3		K		3	0	1	0	1	1	1					
22 Xavier Nady, R OBP: 0.386, SLG: 0.556	F9							K		4	0	0	0	0	2	3					
24 Robinson Cano, L OBP: 0.302, SLG: 0.398										2	0	1	0	1	1	1					
Richie Sexson, R OBP: 0.323, SLG: 0.385										2	0	0	0	1	1	2					
Ivan Rodriguez, R OBP: 0.334, SLG: 0.415										3	0	0	0	0	0	3					
28 Melky Cabrera, S OBP: 0.297, SLG: 0.338								G3		3	0	0	0	0	0	2					
<b>Inning Stats</b>	R: 0 H: 2 K: 0 S: 10	H: 2 LOB: 2 BB: 0 P: 15	R: 0 H: 1 K: 0 S: 9	LOB: 1 BB: 1 P: 16	R: 0 H: 0 K: 0 S: 7	LOB: 0 BB: 0 P: 10	R: 0 H: 0 K: 2 S: 11	LOB: 1 BB: 1 P: 16	R: 0 H: 0 K: 1 S: 9	LOB: 0 BB: 0 P: 14	R: 0 H: 1 K: 0 S: 7	LOB: 0 BB: 0 P: 10	R: 0 H: 0 K: 1 S: 9	LOB: 1 BB: 1 P: 15	R: 0 H: 0 K: 3 S: 12	LOB: 0 BB: 0 P: 17	1B: 4 2B: 0 3B: 0 HR: 0	SF: 0 SAC: 0 DP: 2 HBP: 0	WP: 0 PB: 0 CS: 0	PA: 32	
<b>PITCHER</b>	IP	WLS	BF	H	R	ER	SO	BB	IBB	HBP	BLK	WP	HR	S	P	ERA	WHIP				
15 Glen Perkins, L ERA: 4.07	8.0	W	29	4	0	0	4	3	0	0	0	0	0	70	107	0.00	0.875				
36 Joe Nathan, R ERA: 1.09	1.0		3	0	0	0	3	0	0	0	0	0	0	12	17	0.00	0.000				

Batter	1	2	3	4	5	6	7	8	9	AB	R	H	RBI	BB	SO	LOB	BOTTOM				
2 Denard Span, L OBP: 0.401, SLG: 0.459	G5-3		G4-3			SH1-4 7 SF7 2B		FC5-4 33 1B S		4	2	1	0	0	0	1	<b>New York Yankees @ Minnesota Twins</b> Hubert H. Humphrey Metrodome, Minneapolis, MN Mon Aug 11 2008, 8:10 PM EDT Att: 30,126 - Dome - 69 F <a href="http://livebaseballscorecards.com">livebaseballscorecards.com</a>				
Nick Punto, S OBP: 0.318, SLG: 0.375	G4-3		P2			SH1-4		G5-3		3	0	0	0	0	0	1					
7 Joe Mauer, L OBP: 0.409, SLG: 0.444	1B		G3-1			SF7		BB		2	0	1	1	1	0	0					
33 Justin Morneau, L OBP: 0.388, SLG: 0.508	G6-3					G6-3		BB		4	0	1	1	0	0	1					
16 Jason Kubel, L OBP: 0.327, SLG: 0.466								1B		4	0	1	0	0	1	2					
21 Delmon Young, R OBP: 0.332, SLG: 0.388										3	0	0	0	0	0	1					
32 Brian Buscher, L OBP: 0.347, SLG: 0.426										2	1	1	0	1	1	0					
12 Adam Everett, R OBP: 0.276, SLG: 0.351										3	1	1	2	0	1	1					
22 Carlos Gómez, R OBP: 0.292, SLG: 0.345										3	0	1	0	0	0	0					
<b>Inning Stats</b>	R: 0 H: 1 K: 0 S: 10	H: 1 LOB: 1 BB: 0 P: 18	R: 2 H: 1 K: 0 S: 11	LOB: 0 BB: 1 P: 21	R: 0 H: 0 K: 0 S: 9	LOB: 0 BB: 0 P: 12	R: 0 H: 1 K: 0 S: 5	LOB: 0 BB: 0 P: 7	R: 0 H: 0 K: 2 S: 9	LOB: 0 BB: 0 P: 13	R: 1 H: 1 K: 0 S: 4	LOB: 0 BB: 0 P: 8	R: 0 H: 1 K: 0 S: 5	LOB: 1 BB: 0 P: 9	R: 1 H: 2 K: 1 S: 15	LOB: 2 BB: 1 P: 25	1B: 5 2B: 1 3B: 0 HR: 1	SF: 1 SAC: 1 DP: 1 HBP: 0	WP: 0 PB: 1 CS: 0	PA: 32	
<b>PITCHER</b>	IP	WLS	BF	H	R	ER	SO	BB	IBB	HBP	BLK	WP	HR	S	P	ERA	WHIP				
Sidney Ponson, R ERA: 4.27	7.2	L	31	7	4	4	2	2	0	0	0	0	0	64	107	4.70	1.174				
36 Edwar Ramirez, R ERA: 3.66	0.1		1	0	0	0	1	0	0	0	0	0	0	4	6	0.00	0.000				



Batter	1	2	3	4	5	6	7	8	9	10	11	12	AB	R	H	RBI	BB	SO	LOB	TOP						
18 Johnny Damon, L OBP: 0.394, SLG: 0.468														6	2	3	1	0	1	1						
2 Derek Jeter, R OBP: 0.346, SLG: 0.396														5	0	3	1	0	2	0						
28 Melky Cabrera, S OBP: 0.297, SLG: 0.338														0	0	0	0	0	0	0						
Richie Sexson, R OBP: 0.322, SLG: 0.384														1	0	0	0	0	0	1						
Bobby Abreu, L OBP: 0.361, SLG: 0.466														5	1	2	1	1	1	2						
13 Alex Rodriguez, R OBP: 0.400, SLG: 0.598														6	1	1	1	0	1	6						
Jason Giambi, L OBP: 0.399, SLG: 0.520														2	1	2	0	2	0	0						
17 Justin Christian, R OBP: 0.302, SLG: 0.325														0	1	0	0	0	0	0						
Ivan Rodriguez, R OBP: 0.350, SLG: 0.416														2	1	1	0	0	0	0						
22 Xavier Nady, R OBP: 0.389, SLG: 0.564														5	1	2	4	0	3	2						
24 Robinson Cano, L OBP: 0.303, SLG: 0.395														5	0	1	0	1	0	4						
Wilson Betemit, S OBP: 0.272, SLG: 0.401														6	0	1	1	0	3	3						
26 José Molina, R OBP: 0.277, SLG: 0.309														4	1	0	0	1	0	4						
Inning Stats	R: 1 E: 0 K: 2 S: 11	H: 2 LOB: 1 BB: 0 P: 18	R: 0 E: 0 K: 1 S: 9	H: 0 LOB: 0 BB: 1 P: 15	R: 0 E: 0 K: 1 S: 6	H: 0 LOB: 0 BB: 0 P: 10	R: 2 E: 1 K: 1 S: 18	H: 2 LOB: 1 BB: 1 P: 31	R: 0 E: 0 K: 0 S: 10	H: 0 LOB: 2 BB: 0 P: 19	R: 1 E: 0 K: 0 S: 8	H: 2 LOB: 0 BB: 1 P: 11	R: 0 E: 0 K: 1 S: 12	H: 1 LOB: 1 BB: 0 P: 19	R: 0 E: 0 K: 1 S: 9	H: 0 LOB: 0 BB: 0 P: 14	R: 0 E: 0 K: 1 S: 18	H: 1 LOB: 1 BB: 0 P: 26	R: 3 E: 0 K: 0 S: 10	H: 4 LOB: 0 BB: 0 P: 15	1B: 11 2B: 4 3B: 0 HR: 3	SF: 0 SAC: 0 DP: 5 HBP: 1	WP: 0 PB: 0 SB: 2 CS: 1	PA: 53		
PITCHER	IP	WLS	BF	H	R	ER	SO	BB	IBB	HBP	BLK	WP	HR	S	P	ERA	WHIP									
53 Nick Blackburn, R ERA: 3.73	4.2		21	6	4	4	5	0	0	0	0	0	0	16	27	6.75	2.250									
26 Boof Bonser, R ERA: 6.37	1.1		8	2	1	1	1	1	0	1	0	0	0	0	0	0	0	0								
49 Craig Breslow, L ERA: 3.25	0.1		1	0	0	0	0	0	0	0	0	0	0	1	0	0.00	0.000									
28 Jesse Crain, R ERA: 3.28	1.2		6	2	1	1	1	0	1	0	0	0	0	13	22	5.40	1.200									
Dennys Reyes, L ERA: 2.45	0.2		3	1	0	0	2	0	0	0	0	0	0	11	18	0.00	1.500									
PITCHER	IP	WLS	BF	H	R	ER	SO	BB	IBB	HBP	BLK	WP	HR	S	P	ERA	WHIP									
36 Joe Nathan, R ERA: 1.07	1.1	L	8	4	3	3	1	0	0	0	0	0	2	25	36	20.25	3.000									
54 Matt Guerrier, R ERA: 4.67	1.1		8	4	3	3	1	0	0	0	0	0	0	3	5	0.00	1.500									
Brian Bass, R ERA: 4.96	0.2		2	1	0	0	0	0	0	0	0	0	0	0	0	0.00	1.500									
Batter	1	2	3	4	5	6	7	8	9	10	11	12	AB	R	H	RBI	BB	SO	LOB	BOTTOM						
2 Denard Span, L OBP: 0.394, SLG: 0.448														6	0	1	0	0	2	1						
Nick Punto, S OBP: 0.318, SLG: 0.379														6	0	2	0	0	2	1						
55 Mike Redmond, R OBP: 0.308, SLG: 0.327														6	1	2	0	0	1	2						
33 Justin Morneau, L OBP: 0.386, SLG: 0.503														4	0	0	0	1	0	2						
16 Jason Kubel, L OBP: 0.327, SLG: 0.465														3	1	1	0	0	0	2						
Randy Ruiz, R OBP: 0.364, SLG: 0.364														2	1	1	0	0	0	0						
21 Delmon Young, R OBP: 0.353, SLG: 0.400														5	3	3	3	0	0	0						
32 Brian Buscher, L OBP: 0.336, SLG: 0.414														4	0	0	1	0	1	1						
12 Adam Everett, R OBP: 0.273, SLG: 0.347														4	0	1	2	0	0	0						
22 Carlos Gómez, R OBP: 0.291, SLG: 0.344														5	0	1	0	0	2	1						
Inning Stats	R: 0 E: 0 K: 1 S: 7	H: 2 LOB: 1 BB: 0 P: 9	R: 2 E: 0 K: 0 S: 16	H: 3 LOB: 1 BB: 0 P: 24	R: 0 E: 0 K: 1 S: 9	H: 0 LOB: 0 BB: 0 P: 10	R: 1 E: 0 K: 1 S: 16	H: 2 LOB: 1 BB: 0 P: 23	R: 0 E: 0 K: 0 S: 7	H: 0 LOB: 0 BB: 0 P: 11	R: 0 E: 0 K: 1 S: 8	H: 0 LOB: 0 BB: 0 P: 12	R: 3 E: 0 K: 0 S: 19	H: 3 LOB: 0 BB: 0 P: 29	R: 0 E: 0 K: 0 S: 13	H: 1 LOB: 1 BB: 0 P: 17	R: 0 E: 0 K: 2 S: 5	H: 0 LOB: 0 BB: 0 P: 8	R: 0 E: 0 K: 1 S: 10	H: 0 LOB: 0 BB: 0 P: 16	R: 0 E: 0 K: 1 S: 8	H: 0 LOB: 0 BB: 0 P: 13	1B: 8 2B: 3 3B: 0 HR: 1	SF: 2 SAC: 0 DP: 0 HBP: 0	WP: 0 PB: 0 SB: 2 CS: 1	PA: 48
PITCHER	IP	WLS	BF	H	R	ER	SO	BB	IBB	HBP	BLK	WP	HR	S	P	ERA	WHIP									
35 Mike Mussina, R ERA: 3.3	7.0		29	8	3	3	5	0	1	0	0	0	0	68	104	3.86	1.143									
43 Damaso Marte, L ERA: 4.5	1.0	H	3	2	2	2	0	0	0	0	0	0	0	12	19	54.00	6.000									
42 Maiano Rivera, R ERA: 1.56	1.2	B	7	2	1	1	0	0	0	0	0	0	1	20	27	5.40	1.200									
41 Jose Veras, R ERA: 2.79	2.0	W	6	0	0	0	2	0	0	0	0	0	0	15	24	0.00	0.000									
36 Edwar Ramirez, R ERA: 3.77	1.0	S	3	0	0	0	1	0	0	0	0	0	0	8	13	0.00	0.000									

New York Yankees @ Minnesota Twins  
Hubert H. Humphrey Metrodome, Minneapolis, MN

Tue Aug 12 2008, 8:10 PM EDT  
Att. 33,036 - Dome - 69 F

AB 47  
R 9  
H 16  
RBI 9  
BB 5  
SO 11  
LOB 23



BOTTOM

New York Yankees @ Minnesota Twins  
Hubert H. Humphrey Metrodome, Minneapolis, MN

Tue Aug 12 2008, 8:10 PM EDT  
Att. 33,036 - Dome - 69 F

AB 45  
R 6  
H 12  
RBI 6  
BB 1  
SO 8  
LOB 10





Batter	1	2	3	4	5	6	7	8	9	AB	R	H	RBI	BB	SO	LOB	TOP			
18 Johnny Damon, L OBP: 0.390, SLG: 0.463										4	0	0	0	0	0	2	<b>New York Yankees @ Minnesota Twins</b> Hubert H. Humphrey Metrodome, Minneapolis, MN Wed Aug 13 2008, 1:10 PM EDT Att: 35,187 - Dome - 68 F <a href="http://livebaseballscorecards.com">livebaseballscorecards.com</a>			
Bobby Abreu, L OBP: 0.360, SLG: 0.463										3	0	0	0	1	1					
13 Alex Rodriguez, R OBP: 0.399, SLG: 0.597										4	1	1	0	0	3					
Jason Giambi, L OBP: 0.398, SLG: 0.517										4	0	1	1	0	1	0				
22 Xavier Nady, R OBP: 0.384, SLG: 0.559										4	0	0	0	0	0	1				
24 Robinson Canó, L OBP: 0.302, SLG: 0.393										3	0	0	0	1	1	0				
Ivan Rodriguez, R OBP: 0.334, SLG: 0.416										4	1	1	0	0	1	1				
Wilson Betemit, S OBP: 0.280, SLG: 0.406										3	0	2	0	0	0	0				
28 Melky Cabrera, S OBP: 0.296, SLG: 0.337										2	0	0	0	0	0	1				
17 Justin Christian, R OBP: 0.302, SLG: 0.325										1	0	0	0	0	1	2				
										0	0	0	0	0	0	0				
<b>Inning Stats</b>	R: 1 E: 0 K: 0 S: 14	H: 2 LOB: 1 BB: 0 P: 20	R: 0 E: 0 K: 1 S: 7	H: 0 LOB: 0 BB: 0 P: 7	R: 0 E: 0 K: 0 S: 9	H: 0 LOB: 0 BB: 0 P: 14	R: 0 E: 0 K: 0 S: 9	H: 1 LOB: 1 BB: 0 P: 12	R: 0 E: 0 K: 0 S: 13	H: 0 LOB: 0 BB: 1 P: 22	R: 0 E: 0 K: 0 S: 7	H: 0 LOB: 0 BB: 0 P: 10	R: 1 E: 0 K: 2 S: 13	H: 2 LOB: 2 BB: 0 P: 22	R: 0 E: 0 K: 2 S: 8	H: 0 LOB: 1 BB: 1 P: 16	1B: 4 2B: 1 3B: 0 HR: 0	SF: 0 SAC: 0 DP: 0 HBP: 0	WP: 1 PB: 0 SB: 0 CS: 1	PA: 35
<b>PITCHER</b>	IP WLS BF H R ER SO BB IBB HBP BLK WP HR S P ERA WHIP																			
59 Kevin Slowey, R ERA: 3.94	6.0 W 21 3 1 1 1 1 1 0 0 0 0 0 0 0 0 61 91 1.50 0.667																			
49 Craig Breslow, L ERA: 2.67	1.0 H 5 2 1 1 0 0 0 0 0 0 0 0 0 0 9 13 9.00 2.000																			
Dennys Reyes, L ERA: 2.41	0.2 H 3 0 0 0 2 0 0 0 0 0 1 0 0 9 14 0.00 0.000																			
28 Jesse Crain, R ERA: 3.26	0.1 H 1 0 0 0 0 0 0 0 0 0 0 0 2 5 0.00 0.000																			
36 Joe Nathan, R ERA: 1.05	1.0 S 4 0 0 0 2 1 0 0 0 0 0 0 8 16 0.00 1.000																			

Batter	1	2	3	4	5	6	7	8	9	AB	R	H	RBI	BB	SO	LOB	BOTTOM			
2 Denard Span, L OBP: 0.391, SLG: 0.444										4	0	1	0	0	0	1	<b>New York Yankees @ Minnesota Twins</b> Hubert H. Humphrey Metrodome, Minneapolis, MN Wed Aug 13 2008, 1:10 PM EDT Att: 35,187 - Dome - 68 F <a href="http://livebaseballscorecards.com">livebaseballscorecards.com</a>			
23 Brendan Harris, R OBP: 0.319, SLG: 0.386										4	0	0	0	0	0	1				
7 Joe Mauer, L OBP: 0.412, SLG: 0.446										3	2	2	0	1	1					
33 Justin Morneau, L OBP: 0.385, SLG: 0.500										3	1	0	0	1	1	3				
16 Jason Kubel, L OBP: 0.327, SLG: 0.462										2	0	0	0	1	0	2				
22 Carlos Gómez, R OBP: 0.290, SLG: 0.343										1	0	0	0	0	1	1				
21 Delmon Young, R OBP: 0.336, SLG: 0.407										4	1	2	3	0	1	4				
32 Brian Buscher, L OBP: 0.329, SLG: 0.408										2	0	0	1	0	1	1				
Randy Ruiz, R OBP: 0.357, SLG: 0.357										3	0	1	0	0	1	2				
Nick Punto, S OBP: 0.319, SLG: 0.378										3	0	1	0	0	0	1				
<b>Inning Stats</b>	R: 0 E: 1 K: 2 S: 12	H: 0 LOB: 1 BB: 0 P: 20	R: 0 E: 0 K: 0 S: 11	H: 1 LOB: 0 BB: 0 P: 15	R: 0 E: 0 K: 0 S: 11	H: 2 LOB: 1 BB: 0 P: 19	R: 3 E: 1 K: 2 S: 17	H: 1 LOB: 0 BB: 1 P: 28	R: 0 E: 0 K: 0 S: 6	H: 0 LOB: 0 BB: 0 P: 10	R: 1 E: 0 K: 1 S: 12	H: 1 LOB: 2 BB: 2 P: 25	R: 0 E: 0 K: 0 S: 6	H: 1 LOB: 0 BB: 0 P: 12	R: 0 E: 0 K: 1 S: 12	H: 1 LOB: 1 BB: 0 P: 22	1B: 6 2B: 1 3B: 0 HR: 1	SF: 1 SAC: 0 DP: 2 HBP: 0	WP: 0 PB: 1 SB: 1 CS: 1	PA: 33
<b>PITCHER</b>	IP WLS BF H R ER SO BB IBB HBP BLK WP HR S P ERA WHIP																			
Darrell Rasner, R ERA: 5.18	5.0 L 20 4 3 2 2 4 1 0 0 0 0 0 0 5 15 ** **																			
38 Dan Giese, R ERA: 2.58	0.0 3 1 1 1 0 2 0 0 0 0 0 0 0 13 22 0.00 0.500																			
30 David Robertson, R ERA: 6.05	2.0 6 1 0 0 1 0 0 0 0 0 0 0 6 11 0.00 3.000																			
61 Billy Traber, L ERA: 5.84	0.1 2 1 0 0 0 0 0 0 0 0 0 0 6 11 0.00 3.000																			
38 Brian Bruney, R ERA: 2.7	0.2 2 0 0 0 1 0 0 0 0 0 0 0 6 11 0.00 0.000																			



Batter	1	2	3	4	5	6	7	8	9	AB	R	H	RBI	BB	SO	LOB	TOP								
35 Mitch Maier, L OBP: 0.353, SLG: 0.327										4	0	1	0	0	2	2	<b>Kansas City Royals @ New York Yankees</b> Yankee Stadium, Bronx, NY Fri Aug 15 2008, 7:05 PM EDT Att. 53,067 - Rain - 67 F								
30 Mike Aviles, R OBP: 0.352, SLG: 0.508										4	0	1	0	1	1	1									
24 Mark Teahen, L OBP: 0.315, SLG: 0.386										5	0	1	2	0	1	2									
11 Jose Guillen, R OBP: 0.291, SLG: 0.441										1	1	0	0	2	0	0									
16 Billy Butler, R OBP: 0.322, SLG: 0.376										4	0	1	0	0	1	5									
Jason Smith, L OBP: 0.167, SLG: 0.333										0	0	0	0	0	0	0									
4 Alex Gordon, L OBP: 0.348, SLG: 0.418										4	0	1	0	0	1	5									
Ross Gload, L OBP: 0.318, SLG: 0.341										3	0	1	1	0	1	2									
14 John Buck, R OBP: 0.296, SLG: 0.368										4	1	1	0	0	2	2									
Esteban German, R OBP: 0.277, SLG: 0.315										3	2	2	0	1	0	1									
1 Tony Pena Jr., R OBP: 0.180, SLG: 0.206										0	0	0	0	0	0	0									
<b>Inning Stats</b>	R: 0 H: 0 K: 2 S: 11	H: 0 LOB: 0 BB: 0 P: 14	R: 1 H: 1 K: 1 S: 11	H: 1 LOB: 1 BB: 1 P: 20	R: 0 H: 2 K: 1 S: 9	H: 2 LOB: 1 BB: 0 P: 12	R: 0 H: 0 K: 2 S: 9	H: 0 LOB: 1 BB: 0 P: 12	R: 2 H: 2 K: 1 S: 14	H: 2 LOB: 3 BB: 3 P: 32	R: 0 H: 1 K: 0 S: 5	H: 1 LOB: 1 BB: 0 P: 5	R: 0 H: 0 K: 0 S: 5	H: 0 LOB: 0 BB: 0 P: 7	R: 0 H: 1 K: 0 S: 9	H: 1 LOB: 1 BB: 0 P: 15	R: 1 H: 2 K: 2 S: 15	H: 2 LOB: 0 BB: 0 P: 21	1B: 3 2B: 7 HR: 0	SF: 1 SAC: 1 DP: 1 HBP: 1	WP: 1 PB: 0 CS: 1	PA: 39			
<b>PITCHER</b>	IP	WLS	BF	H	R	ER	SO	BB	IBB	HBP	BLK	WP	HR	S	P	ERA	WHIP								
Andy Pettitte, L ERA: 4.3	(1, 1)	7.0	31	6	3	3	7	2	2	1	0	0	0	64	102	3.86	1.143								
36 Edwin Ramirez, R ERA: 3.68	(8, 1)	1.0	3	1	0	0	0	0	0	0	0	0	0	9	15	0.00	1.000								
42 Mariano Rivera, R ERA: 1.7	(9, 1)	1.0	L	5	2	1	1	2	0	0	0	0	1	0	15	9.00	2.000								

Batter	1	2	3	4	5	6	7	8	9	AB	R	H	RBI	BB	SO	LOB	BOTTOM								
18 Johnny Damon, L OBP: 0.388, SLG: 0.458										4	1	0	0	1	0	4	<b>Kansas City Royals @ New York Yankees</b> Yankee Stadium, Bronx, NY Fri Aug 15 2008, 7:05 PM EDT Att. 53,067 - Rain - 67 F								
2 Derek Jeter, R OBP: 0.350, SLG: 0.400										4	1	3	1	1	1	1									
Bobby Abreu, L OBP: 0.360, SLG: 0.461										4	0	1	1	1	1	3									
13 Alex Rodriguez, R OBP: 0.399, SLG: 0.595										3	0	1	1	1	1	2									
Jason Giambi, L OBP: 0.393, SLG: 0.509										5	0	0	0	0	1	7									
22 Xavier Nady, R OBP: 0.385, SLG: 0.557										3	0	1	0	1	1	0									
24 Robinson Cano, L OBP: 0.304, SLG: 0.394										4	0	2	0	0	0	1									
11 Brett Gardner, L OBP: 0.214, SLG: 0.159										4	0	0	0	0	2	3									
26 José Molina, R OBP: 0.277, SLG: 0.314										3	1	1	0	0	1	2									
Wilson Betemit, S ERA: 2.73	(9, PH)									1	0	1	0	0	0	0									
17 Justin Christian, R OBP: 0.302, SLG: 0.325	(9, PR)									0	0	0	0	0	0	0									
<b>Inning Stats</b>	R: 0 H: 0 K: 2 S: 12	H: 2 LOB: 2 BB: 0 P: 18	R: 0 H: 1 K: 2 S: 10	H: 1 LOB: 0 BB: 0 P: 17	R: 0 H: 0 K: 1 S: 10	H: 0 LOB: 1 BB: 1 P: 15	R: 1 H: 2 K: 0 S: 9	H: 2 LOB: 1 BB: 0 P: 14	R: 0 H: 1 K: 1 S: 10	H: 1 LOB: 1 BB: 0 P: 18	R: 2 H: 1 K: 0 S: 14	H: 1 LOB: 1 BB: 2 P: 26	R: 0 H: 0 K: 0 S: 9	H: 0 LOB: 0 BB: 0 P: 13	R: 0 H: 3 K: 0 S: 13	H: 3 LOB: 3 BB: 1 P: 25	1B: 9 2B: 1 HR: 0	SF: 1 SAC: 0 DP: 1 HBP: 0	WP: 0 PB: 0 CS: 0	PA: 41					
<b>PITCHER</b>	IP	WLS	BF	H	R	ER	SO	BB	IBB	HBP	BLK	WP	HR	S	P	ERA	WHIP								
55 Gil Meche, R ERA: 4.15	(1, 1)	6.0	26	6	1	1	8	2	0	0	0	0	0	64	106	1.50	1.333								
32 Ron Mahay, L ERA: 2.91	(7, 1)	0.1	H	3	0	2	0	2	0	0	0	0	0	8	18	54.00	6.000								
Juan Carlos Oviedo, R ERA: 2.73	(7, 1)	1.2	W	6	1	0	0	0	0	0	0	0	0	15	21	0.00	0.600								
48 Joakim Soria, R ERA: 1.48	(9, 1)	1.0	S	6	3	0	0	1	0	0	0	0	0	13	25	0.00	4.000								





Batter	1	2	3	4	5	6	7	8	9	10	11	12	13	AB R H RBI BB SO LOB	TOP													
9 David DeJesus, L OBP: 0.351, SLG: 0.441			G5-3		P4		L5-4		K			F8		6 0 2 0 0 1 3	<b>Kansas City Royals @ New York Yankees</b> Yankee Stadium, Bronx, NY Sat Aug 16 2008, 1:05 PM EDT Att. 54,180 - Partly Cloudy - 77 F													
30 Mike Aviles, R OBP: 0.344, SLG: 0.496		F9	G5-3		K		G5-3		K			L7		6 0 0 0 0 2 5														
24 Mark Teahen, L OBP: 0.319, SLG: 0.389				G6-3			FC6-5				G3			4 0 2 0 2 0 0														
11 Jose Guillen, R OBP: 0.288, SLG: 0.435					E6		L5-4				P4			6 1 0 0 0 0 7														
4 Alex Gordon, L OBP: 0.350, SLG: 0.423					L9		FC6-5				L3			4 1 1 1 2 1 2														
Ross Gload, L OBP: 0.316, SLG: 0.336					G6-3						G1-3			4 0 0 0 1 1 2														
Esteban German, R OBP: 0.278, SLG: 0.313											G3			1 0 0 1 0 0 0														
1 Tony Pena Jr., R OBP: 0.178, SLG: 0.204														2 0 0 0 0 0 1														
14 John Buck, R OBP: 0.292, SLG: 0.362														5 0 0 0 0 2 4														
35 Mitch Maier, L OBP: 0.375, SLG: 0.352														5 0 3 0 0 0 0														
<b>Inning Stats</b>	R: 0 E: 0 K: 0 S: 8	H: 2 LOB: 1 BB: 0 P: 12	R: 1 E: 0 K: 0 S: 7	H: 1 LOB: 0 BB: 0 P: 8	R: 0 E: 0 K: 0 S: 6	H: 0 LOB: 0 BB: 0 P: 9	R: 0 E: 1 K: 1 S: 11	H: 1 LOB: 2 BB: 1 P: 16	R: 1 E: 0 K: 1 S: 11	H: 1 LOB: 2 BB: 2 P: 22	R: 0 E: 0 K: 0 S: 13	H: 0 LOB: 0 BB: 0 P: 17	R: 0 E: 0 K: 2 S: 6	H: 0 LOB: 0 BB: 0 P: 14		R: 0 E: 0 K: 1 S: 9	H: 0 LOB: 0 BB: 0 P: 14	R: 0 E: 0 K: 0 S: 4	H: 0 LOB: 0 BB: 0 P: 8	R: 0 E: 0 K: 1 S: 8	H: 0 LOB: 0 BB: 1 P: 15	1B: 5 2B: 4 3B: 0 HR: 1	SF: 1 SAC: 0 DP: 3 HBP: 1	WP: 1 PB: 0 SB: 0 CS: 2	PA: 51			
<b>PITCHER</b>	IP 6.1	WLS 29	BF 7	H 2	R 2	ER 2	SO 2	BB 2	IBB 0	HBP 1	BLK 0	WP 1	HR 1	S 54		P 85	ERA 2.84	WHIP 1.421										
42 Mariano Rivera, R (10.1) ERA: 1.64	2.0	WLS 6	BF 0	H 0	R 0	ER 0	SO 1	BB 0	IBB 0	HBP 0	BLK 0	WP 0	HR 0	S 15		P 25	ERA 0.00	WHIP 0.000										
30 David Robertson, R (12.1) ERA: 0.48	2.0	WLS 6	BF 0	H 0	R 0	ER 0	SO 1	BB 1	IBB 0	HBP 0	BLK 0	WP 0	HR 0	S 12	P 23	ERA 0.00	WHIP 0.500											

Batter	1	2	3	4	5	6	7	8	9	10	11	12	13	AB R H RBI BB SO LOB	BOTTOM												
18 Johnny Damon, L OBP: 0.360, SLG: 0.464				1B		F8			K			F7		6 0 1 0 0 3 5	<b>Kansas City Royals @ New York Yankees</b> Yankee Stadium, Bronx, NY Sat Aug 16 2008, 1:05 PM EDT Att. 54,180 - Partly Cloudy - 77 F												
2 Derek Jeter, R OBP: 0.350, SLG: 0.399						G5-3			G5-3		G6-3			6 0 2 0 0 1 3													
Bobby Abreu, L OBP: 0.362, SLG: 0.461						L8								5 0 2 0 1 2 1													
13 Alex Rodriguez, R OBP: 0.396, SLG: 0.587														5 1 0 0 1 2 5													
Jason Giambi, L OBP: 0.362, SLG: 0.506														2 0 0 0 1 1 3													
12 Cody Ransom, R (7, PR) ERA: 2.0														0 0 0 0 0 0 0													
Wilson Betemit, S (6, PH) OBP: 0.291, SLG: 0.408														1 0 0 0 2 1 2													
22 Xavier Nady, R OBP: 0.382, SLG: 0.550														5 0 0 0 1 2 6													
24 Robinson Cano, L OBP: 0.304, SLG: 0.397														6 2 2 1 0 1 4													
Ivan Rodriguez, R OBP: 0.331, SLG: 0.410														5 0 0 0 0 0 3													
11 Brett Gardner, L OBP: 0.250, SLG: 0.206														5 0 3 1 1 0 0													
<b>Inning Stats</b>	R: 0 E: 0 K: 3 S: 10	H: 0 LOB: 0 BB: 0 P: 16	R: 0 E: 0 K: 1 S: 9	H: 0 LOB: 0 BB: 0 P: 13	R: 0 E: 0 K: 0 S: 13	H: 3 LOB: 2 BB: 0 P: 18	R: 0 E: 0 K: 0 S: 5	H: 1 LOB: 1 BB: 1 P: 10	R: 0 E: 2 K: 1 S: 9	H: 1 LOB: 3 BB: 2 P: 14	R: 0 E: 0 K: 1 S: 11	H: 0 LOB: 1 BB: 1 P: 20	R: 0 E: 0 K: 2 S: 13	H: 0 LOB: 1 BB: 0 P: 20		R: 0 E: 0 K: 1 S: 8	H: 0 LOB: 0 BB: 0 P: 13	R: 0 E: 0 K: 1 S: 19	H: 1 LOB: 2 BB: 1 P: 30	R: 1 E: 0 K: 1 S: 8	H: 2 LOB: 1 BB: 0 P: 14	1B: 8 2B: 1 3B: 1 HR: 0	SF: 0 SAC: 0 DP: 4 HBP: 1	WP: 1 PB: 0 SB: 0 CS: 0	PA: 54		
<b>PITCHER</b>	IP 6.2	WLS 27	BF 6	H 2	R 2	ER 0	SO 5	BB 2	IBB 0	HBP 0	BLK 0	WP 1	HR 0	S 64		P 104	ERA 0.00	WHIP 1.200									
23 Zack Greinke, R ERA: 3.92	0.2	5	1	0	0	1	2	0	0	0	0	0	0	12	26	0.00	4.500										
Ramon E Ramirez, R ERA: 2.81	2.2	10	0	0	0	4	2	0	1	0	0	0	0	28	48	0.00	0.750										
51 Robinson Tejeda, R ERA: 3.06	2.0	8	1	0	0	2	1	0	0	0	0	0	0	27	43	0.00	1.000										
Joel Peralta, R ERA: 5.4	0.2	L	4	2	1	1	1	0	0	0	0	0	0	8	14	13.50	3.000										











Batter	1	2	3	4	5	6	7	8	9	AB	R	H	RBI	BB	SO	LOB	TOP					
18 Johnny Damon, L (1, 8) OBP: 0.383, SLG: 0.447										3	1	0	0	1	2	1	New York Yankees @ Toronto Blue Jays Rogers Centre, Toronto, ON Tue Aug 19 2008, 7:07 PM EDT Att: 37,221 - Clear - 64 F					
2 Derek Jeter, R (1, 6) OBP: 0.356, SLG: 0.403										4	0	1	0	0	2	1						
Bobby Abreu, L (1, 9) OBP: 0.365, SLG: 0.467										4	0	2	1	0	0	1						
13 Alex Rodriguez, R (1, 5) OBP: 0.401, SLG: 0.595										4	0	1	0	0	3	3						
Jason Giambi, L (1, 3) OBP: 0.387, SLG: 0.506										4	0	0	0	0	4	3						
22 Xavier Nady, R (1, 7) OBP: 0.384, SLG: 0.554										4	0	1	0	0	1	1						
55 Hideki Matsui, L (1, 10) OBP: 0.399, SLG: 0.453										3	0	0	0	0	1	1						
24 Robinson Cano, L (1, 4) OBP: 0.303, SLG: 0.395										3	0	0	0	0	0	1						
Ivan Rodriguez, R (1, 2) OBP: 0.331, SLG: 0.409										3	0	1	0	0	1	1						
<b>Inning Stats</b>	R: 1 H: 1 E: 0 K: 3 S: 12	H: 1 LOB: 1 BB: 1 P: 19	R: 0 H: 0 E: 0 K: 1 S: 7	H: 0 LOB: 0 BB: 0 P: 10	R: 0 H: 0 E: 0 K: 2 S: 8	H: 0 LOB: 0 BB: 0 P: 12	R: 0 H: 1 E: 0 K: 2 S: 12	H: 1 LOB: 1 BB: 0 P: 17	R: 0 H: 1 E: 0 K: 1 S: 9	H: 1 LOB: 1 BB: 0 P: 16	R: 0 H: 1 E: 0 K: 2 S: 12	H: 1 LOB: 1 BB: 0 P: 21	R: 0 H: 1 E: 0 K: 2 S: 12	H: 1 LOB: 1 BB: 0 P: 15	R: 0 H: 0 E: 0 K: 0 S: 6	H: 0 LOB: 0 BB: 0 P: 10		R: 0 H: 1 E: 0 K: 1 S: 7	H: 1 LOB: 0 BB: 0 P: 10	1B: 4 2B: 2 3B: 0 HR: 0	SF: 0 SAC: 0 DP: 0 HBP: 0	WP: 0 PB: 0 SB: 1 CS: 0
<b>PITCHER</b>	IP WLS BF H R ER SO BB IBB HBP BLK WP HR S P ERA WHIP	IP WLS BF H R ER SO BB IBB HBP BLK WP HR S P ERA WHIP																				
A.J. Burnett, R (1, 1) ERA: 4.51	8.0 W 30 5 1 1 13 1 0 0 0 0 0 78 120 1.12 0.750																					
52 B.J. Ryan, L (9, 1) ERA: 2.86	1.0 S 3 1 0 0 1 0 0 0 0 0 0 7 10 0.00 1.000																					

Batter	1	2	3	4	5	6	7	8	9	AB	R	H	RBI	BB	SO	LOB	BOTTOM			
1 Joe Inglett, L (1, 4) OBP: 0.352, SLG: 0.417										3	1	1	0	0	0	0	New York Yankees @ Toronto Blue Jays Rogers Centre, Toronto, ON Tue Aug 19 2008, 7:07 PM EDT Att: 37,221 - Clear - 64 F			
19 Marco Scutaro, R (1, 5) OBP: 0.346, SLG: 0.332										3	0	1	1	1	1	1				
15 Alex Rios, R (1, 9) OBP: 0.333, SLG: 0.441										4	0	0	0	0	0	3				
10 Vernon Wells, R (1, 8) OBP: 0.331, SLG: 0.451										3	0	1	0	0	1	2				
26 Adam Lind, L (1, 7) OBP: 0.337, SLG: 0.545										3	1	1	1	0	1	3				
36 Kevin Mench, R (9, 7) OBP: 0.308, SLG: 0.333										0	0	0	0	0	0	0				
35 Lyle Overbay, L (1, 3) OBP: 0.371, SLG: 0.404										3	0	1	0	0	0	1				
Matt Stairs, L (1, 10) OBP: 0.337, SLG: 0.393										3	0	0	0	0	0	1				
20 Rod Barajas, R (1, 2) OBP: 0.301, SLG: 0.419										3	0	0	0	0	1	1				
6 John McDonald, R (1, 6) OBP: 0.271, SLG: 0.305										3	0	0	0	0	1	1				
<b>Inning Stats</b>	R: 0 H: 0 E: 1 K: 1 S: 13	H: 0 LOB: 2 BB: 1 P: 23	R: 0 H: 1 E: 0 K: 0 S: 7	H: 1 LOB: 1 BB: 0 P: 9	R: 0 H: 0 E: 0 K: 1 S: 5	H: 0 LOB: 0 BB: 0 P: 10	R: 0 H: 1 E: 0 K: 1 S: 9	H: 1 LOB: 0 BB: 0 P: 13	R: 0 H: 0 E: 0 K: 0 S: 5	H: 0 LOB: 0 BB: 0 P: 7	R: 0 H: 0 E: 0 K: 0 S: 5	H: 0 LOB: 0 BB: 0 P: 6	R: 1 H: 1 E: 0 K: 0 S: 13	H: 1 LOB: 0 BB: 0 P: 21	R: 1 H: 2 E: 0 K: 2 S: 12	H: 2 LOB: 1 BB: 0 P: 20	1B: 3 2B: 1 3B: 0 HR: 1	SF: 0 SAC: 0 DP: 2 HBP: 1	WP: 0 PB: 0 SB: 0 CS: 0	PA: 30
<b>PITCHER</b>	IP WLS BF H R ER SO BB IBB HBP BLK WP HR S P ERA WHIP	IP WLS BF H R ER SO BB IBB HBP BLK WP HR S P ERA WHIP																		
Darrell Rasner, R (1, 1) ERA: 4.93	6.2 L 6 2 1 1 2 0 0 0 0 0 0 15 23 6.75 1.500																			
41 Jose Veras, R (7, 1) ERA: 2.84	1.1 L 6 2 1 1 2 0 0 0 0 0 0 15 23 6.75 1.500																			

AB	32
R	1
H	6
RBI	1
BB	1
SO	14
LOB	13



AB	28
R	2
H	5
RBI	2
BB	1
SO	5
LOB	13



livebaseballscores.com

livebaseballscores.com







Batter	1	2	3	4	5	6	7	8	9	AB	R	H	RBI	BB	SO	LOB	TOP			
18 Johnny Damon, L OBP: 0.387, SLG: 0.446										3	0	1	0	1	2	1	<p><b>New York Yankees @ Toronto Blue Jays</b> Rogers Centre, Toronto, ON Thu Aug 21 2008, 7:07 PM EDT Att: 37,037 - Clear - 73 F</p>			
2 Derek Jeter, R OBP: 0.357, SLG: 0.410										4	0	1	0	0	2	3				
12 Cody Ransom, R OBP: 1.000, SLG: 4.000										0	0	0	0	0	0	0				
Bobby Abreu, L OBP: 0.362, SLG: 0.461										4	0	0	0	0	1	3				
26 José Molina, R OBP: 0.275, SLG: 0.314										0	0	0	0	0	0	0				
13 Alex Rodriguez, R OBP: 0.397, SLG: 0.586										2	1	0	0	1	1	1				
Wilson Betemit, S OBP: 0.299, SLG: 0.405										1	0	0	0	0	0	0				
Jason Giambi, L OBP: 0.386, SLG: 0.503										3	0	2	0	0	1	0				
11 Brett Gardner, L OBP: 0.256, SLG: 0.243										1	0	0	0	0	0	0				
22 Xavier Nady, R OBP: 0.383, SLG: 0.550										4	1	1	0	0	1	3				
55 Hideki Matsui, L OBP: 0.395, SLG: 0.462										4	1	1	3	0	0	2				
24 Robinson Canó, L OBP: 0.301, SLG: 0.390										3	0	0	0	0	1	0				
Ivan Rodriguez, R OBP: 0.332, SLG: 0.409										3	0	1	0	0	1	0				
<b>Inning Stats</b>	R: 0 E: 0 K: 2 S: 9	H: 1 LOB: 1 BB: 0 P: 14	R: 0 E: 0 K: 1 S: 7	H: 1 LOB: 0 BB: 0 P: 8	R: 0 E: 0 K: 2 S: 13	H: 0 LOB: 1 BB: 1 P: 18	R: 0 E: 0 K: 2 S: 9	H: 0 LOB: 0 BB: 0 P: 15	R: 0 E: 0 K: 1 S: 5	H: 1 LOB: 1 BB: 0 P: 6	R: 3 E: 0 K: 1 S: 14	H: 2 LOB: 0 BB: 1 P: 22	R: 0 E: 0 K: 1 S: 10	H: 1 LOB: 1 BB: 0 P: 13	R: 0 E: 0 K: 0 S: 6	H: 1 LOB: 1 BB: 0 P: 8	1B: 6 2B: 1 3B: 0 HR: 1	SF: 0 SAC: 0 DP: 2 HBP: 0	WP: 0 PB: 0 SB: 2 CS: 0	PA: 34
<b>PITCHER</b>	IP WLS BF H R ER SO BB IBB HBP BLK WP HR S P ERA WHIP																			
32 Roy Halladay, R ERA: 2.68	7.0 W 27 5 3 3 9 2 0 0 0 0 0 1 66 94 3.86 1.000																			
37 Scott Downs, L ERA: 1.39	1.0 3 1 0 0 1 0 0 0 0 0 0 0 10 13 0.00 1.000																			
22 Brandon League, R ERA: 2.08	1.0 4 1 0 0 0 0 0 0 0 0 0 0 6 8 0.00 1.000																			

livebaseballscores.com



Batter	1	2	3	4	5	6	7	8	9	AB	R	H	RBI	BB	SO	LOB	BOTTOM			
1 Joe Inglett, L OBP: 0.363, SLG: 0.429											5	3	4	0	1	0	2			
19 Marco Scutaro, R OBP: 0.350, SLG: 0.347										6	3	4	4	0	1	4				
15 Alex Rios, R OBP: 0.335, SLG: 0.442										6	2	3	3	0	1	2				
10 Vernon Wells, R OBP: 0.328, SLG: 0.442										4	1	0	0	1	0	3				
26 Adam Lind, L OBP: 0.336, SLG: 0.535										5	3	3	1	0	1	0				
35 Lyle Overbay, L OBP: 0.369, SLG: 0.400										4	0	1	0	1	2	4				
Matt Stairs, L OBP: 0.338, SLG: 0.397										5	0	2	3	0	1	5				
20 Rod Barajas, R OBP: 0.303, SLG: 0.423										4	1	2	1	0	0	4				
6 John McDonald, R OBP: 0.270, SLG: 0.302										5	1	2	2	0	0	4				
<b>Inning Stats</b>	R: 1 E: 0 K: 0 S: 11	H: 2 LOB: 0 BB: 0 P: 22	R: 1 E: 0 K: 0 S: 9	H: 2 LOB: 1 BB: 0 P: 10	R: 5 E: 0 K: 1 S: 23	H: 5 LOB: 2 BB: 2 P: 41	R: 3 E: 0 K: 1 S: 20	H: 4 LOB: 1 BB: 0 P: 29	R: 3 E: 0 K: 1 S: 11	H: 3 LOB: 0 BB: 0 P: 13	R: 0 E: 0 K: 1 S: 14	H: 2 LOB: 3 BB: 1 P: 21	R: 0 E: 1 K: 1 S: 11	H: 0 LOB: 1 BB: 0 P: 16	R: 1 E: 0 K: 1 S: 16	H: 3 LOB: 2 BB: 0 P: 22	1B: 15 2B: 5 3B: 0 HR: 1	SF: 1 SAC: 0 DP: 0 HBP: 0	WP: 0 PB: 0 SB: 0 CS: 1	PA: 48
<b>PITCHER</b>	IP WLS BF H R ER SO BB IBB HBP BLK WP HR S P ERA WHIP																			
Sidney Ponson, R ERA: 4.67	2.0 L 14 8 3 2 2 1 1 0 0 0 0 0 19 31 13.50 3.000																			
30 David Robertson, R ERA: 5.96	1.1 8 3 2 2 1 1 0 0 0 0 0 0 19 31 13.50 3.000																			
61 Billy Traber, L ERA: 7.02	2.1 15 7 4 4 2 1 0 0 0 0 0 1 34 48 15.43 3.429																			
36 Edwar Ramirez, R ERA: 3.57	0.1 1 0 0 0 1 0 0 0 0 0 0 0 4 6 0.00 0.000																			
39 Chris Britton, R ERA: 4.61	2.0 10 3 1 1 2 0 0 0 0 0 0 0 27 38 4.50 1.500																			

livebaseballscores.com





Batter	1	2	3	4	5	6	7	8	9	AB	R	H	RBI	BB	SO	LOB	TOP							
18 Johnny Damon, L OBP: 0.385, SLG: 0.446										5	1	1	0	0	0	2								
2 Derek Jeter, R OBP: 0.356, SLG: 0.407										5	0	1	0	0	0	2								
Bobby Abreu, L OBP: 0.387, SLG: 0.466										5	2	5	1	0	0	0								
13 Alex Rodriguez, R OBP: 0.397, SLG: 0.589										5	2	2	0	0	1	4								
Jason Giambi, L OBP: 0.384, SLG: 0.500										4	0	1	0	0	2	3								
12 Cody Ransom, R OBP: 1.000, SLG: 4.000										1	1	1	3	0	0	0								
22 Xavier Nady, R OBP: 0.384, SLG: 0.556										5	1	2	2	0	2	0								
55 Hideki Matsui, L OBP: 0.395, SLG: 0.457										3	0	0	0	2	1	1								
24 Robinson Canó, L OBP: 0.303, SLG: 0.397										4	1	2	1	0	0	2								
26 José Molina, R OBP: 0.275, SLG: 0.326										4	1	1	1	0	2	4								
<b>Inning Stats</b>	R: 1 E: 0 K: 1 S: 11	H: 3 LOB: 1 BB: 0 P: 18	R: 0 E: 0 K: 2 S: 15	H: 1 LOB: 2 BB: 1 P: 26	R: 0 E: 0 K: 1 S: 9	H: 1 LOB: 1 BB: 0 P: 15	R: 0 E: 0 K: 0 S: 5	H: 1 LOB: 0 BB: 0 P: 8	R: 2 E: 0 K: 0 S: 15	H: 3 LOB: 1 BB: 0 P: 21	R: 0 E: 0 K: 2 S: 9	H: 0 LOB: 1 BB: 1 P: 18	R: 0 E: 0 K: 1 S: 8	H: 0 LOB: 0 BB: 0 P: 11	R: 2 E: 1 K: 1 S: 19	H: 3 LOB: 2 BB: 0 P: 34	R: 4 E: 0 K: 2 S: 16	H: 4 LOB: 0 BB: 0 P: 27	1B: 9 2B: 4 3B: 0 HR: 4	SF: 0 SAC: 0 DP: 2 HBP: 0	WP: 1 PB: 1 SB: 0 CS: 1	PA: 43		
<b>PITCHER</b>	IP: 4.2 ERA: 7.32	WLS: 21 ERA: 5.09	H: 9 R: 3 ER: 3 SO: 4	R: 3 R: 3 ER: 3 SO: 4	BB: 1 IBB: 0 HBP: 0 BLK: 0	IBB: 0 HBP: 0 BLK: 0	WP: 0 HR: 2 S: 52 P: 83	HR: 2 S: 52 P: 83	ERA: 5.79 WHIP: 2.143	<b>PITCHER</b>	IP: 6 ERA: 2.75	WLS: 3 ERA: 4.24	H: 1 R: 1 ER: 1 SO: 2	R: 1 R: 1 ER: 1 SO: 2	BB: 0 IBB: 0 HBP: 0 BLK: 0	WP: 0 HR: 0 S: 16 P: 29	HR: 0 S: 16 P: 29	ERA: 6.75 WHIP: 9.000						
62 Radhames Liz, R ERA: 7.32	45 Dennis Sarfate, R ERA: 5.09	32 Jamie Walker, L ERA: 5.64	31 Kam Mickolio, R ERA: 9.0	Alberto Castillo, L ERA: 2.75	Fernando Cabrera, R ERA: 4.24																			

New York Yankees @ Baltimore Orioles  
Oriole Park at Camden Yards, Baltimore, MD  
Fri Aug 22 2008, 7:05 PM EDT  
Att: 43,543 - Partly Cloudy - 80 F

AB 41  
R 9  
H 16  
RBI 8  
BB 2  
SO 10  
LOB 16



Batter	1	2	3	4	5	6	7	8	9	AB	R	H	RBI	BB	SO	LOB	BOTTOM						
1 Brian Roberts, S OBP: 0.382, SLG: 0.471										4	1	1	0	0	0	0							
21 Nick Markakis, L OBP: 0.494, SLG: 0.491										4	1	1	0	0	2	1							
6 Melvin Mora, R OBP: 0.340, SLG: 0.487										4	0	1	0	0	0	1							
17 Aubrey Huff, L OBP: 0.362, SLG: 0.553										3	0	2	2	0	0	0							
Kevin Millar, R OBP: 0.341, SLG: 0.423										4	1	2	0	0	0	3							
30 Luke Scott, L OBP: 0.360, SLG: 0.508										4	0	1	0	0	0	2							
Ramon Hernandez, R OBP: 0.309, SLG: 0.424										3	1	1	2	0	0	0							
Jay Payton, R OBP: 0.284, SLG: 0.353										4	0	0	0	0	0	0							
Juan Castro, R OBP: 0.235, SLG: 0.250										3	0	0	0	0	1	0							
<b>Inning Stats</b>	R: 1 E: 0 K: 1 S: 13	H: 3 LOB: 2 BB: 0 P: 17	R: 0 E: 0 K: 0 S: 8	H: 0 LOB: 0 BB: 0 P: 12	R: 1 E: 0 K: 0 S: 19	H: 3 LOB: 1 BB: 0 P: 26	R: 1 E: 0 K: 1 S: 13	H: 1 LOB: 0 BB: 0 P: 19	R: 0 E: 0 K: 1 S: 10	H: 2 LOB: 0 BB: 0 P: 14	R: 1 E: 0 K: 0 S: 12	H: 2 LOB: 0 BB: 0 P: 22	R: 0 E: 0 K: 0 S: 5	H: 0 LOB: 0 BB: 0 P: 11	R: 0 E: 0 K: 0 S: 7	H: 0 LOB: 1 BB: 0 P: 11	R: 0 E: 0 K: 0 S: 7	H: 0 LOB: 0 BB: 0 P: 10	1B: 7 2B: 1 3B: 0 HR: 1	SF: 1 SAC: 0 DP: 1 HBP: 1	WP: 0 PB: 0 SB: 1 CS: 1	PA: 36	
<b>PITCHER</b>	IP: 6.0 ERA: 3.45	WLS: 3 ERA: 2.79	H: 9 R: 4 ER: 4 SO: 0	R: 4 R: 4 ER: 4 SO: 0	BB: 0 IBB: 0 HBP: 0 BLK: 0	IBB: 0 HBP: 0 BLK: 0	WP: 0 HR: 1 S: 75 P: 110	HR: 1 S: 75 P: 110	ERA: 6.00 WHIP: 1.500	<b>PITCHER</b>	IP: 7 ERA: 4.45	WLS: 3 ERA: 1.6	H: 4 R: 0 ER: 0 SO: 0	R: 0 R: 0 ER: 0 SO: 0	BB: 0 IBB: 0 HBP: 0 BLK: 0	WP: 0 HR: 0 S: 25 P: 40	HR: 0 S: 25 P: 40	ERA: 0.00 WHIP: 0.000					
35 Mike Mussina, R ERA: 3.45	41 Jose Veras, R ERA: 2.79	43 Damaso Marte, L ERA: 4.45	42 Mariano Rivera, R ERA: 1.6																				

New York Yankees @ Baltimore Orioles  
Oriole Park at Camden Yards, Baltimore, MD  
Fri Aug 22 2008, 7:05 PM EDT  
Att: 43,543 - Partly Cloudy - 80 F


AB 33  
R 4  
H 9  
RBI 4  
BB 0  
SO 3  
LOB 7










Batter	1	2	3	4	5	6	7	8	9	AB	R	H	RBI	BB	SO	LOB	TOP			
18 Johnny Damon, L OBP: 0.384, SLG: 0.449	P5	HR		SF8 1B	L9		G3		F8	6	2	2	3	0	0	3	<b>New York Yankees @ Baltimore Orioles</b> Oriole Park at Camden Yards, Baltimore, MD Sun Aug 24 2008, 1:35 PM EDT Att: 42,746 - Partly Cloudy - 90 F  livebaseballscores.com  <b>AB 40</b> <b>R 8</b> <b>H 15</b> <b>RBI 8</b> <b>BB 4</b> <b>SO 3</b> <b>LOB 17</b>  			
2 Derek Jeter, R OBP: 0.352, SLG: 0.402	G5-3	G6-3		F9	F9			G6-3		5	0	0	0	0	0	2				
Bobby Abreu, L OBP: 0.369, SLG: 0.467	13 BB			13 HBP 22 2B				F9		4	1	3	0	1	0	0				
13 Alex Rodriguez, R OBP: 0.402, SLG: 0.590				22 2B				2B		3	1	2	0	1	0	1				
Jason Giambi, L OBP: 0.381, SLG: 0.503	L3									4	0	0	1	0	0	5				
12 Cody Ransom, R OBP: 1.000, SLG: 4.000								G4-6-3		0	0	0	0	0	0	0				
22 Xavier Nady, R OBP: 0.383, SLG: 0.553		55 BB 24 2B		F9				K		5	1	2	2	0	2	1				
55 Hideki Matsui, L OBP: 0.394, SLG: 0.462		24 2B 18 HR						G4-3		4	1	1	0	1	0	1				
24 Robinson Canó, L OBP: 0.307, SLG: 0.410		18 HR								5	2	4	2	0	1	0				
Ivan Rodriguez, R OBP: 0.329, SLG: 0.402	L9							G3-1		4	0	1	0	1	0	4				
<b>Inning Stats</b>	R: 0 H: 1 E: 0 K: 0 S: 12	H: 3 R: 1 ER: 0 BB: 1 P: 22	R: 4 H: 3 E: 0 K: 0 S: 15	H: 1 R: 1 ER: 0 BB: 2 P: 34	R: 0 H: 2 E: 0 K: 0 S: 12	H: 3 R: 0 ER: 0 BB: 0 P: 18	R: 3 H: 3 E: 0 K: 0 S: 13	H: 1 R: 0 ER: 0 BB: 1 P: 25	R: 0 H: 0 E: 0 K: 1 S: 12	H: 1 R: 0 ER: 0 BB: 0 P: 19	R: 1 H: 1 E: 0 K: 0 S: 16	H: 1 R: 0 ER: 0 BB: 0 P: 8	R: 0 H: 2 E: 0 K: 0 S: 8	H: 2 R: 0 ER: 0 BB: 0 P: 12	R: 0 H: 2 E: 0 K: 1 S: 8	H: 2 R: 0 ER: 0 BB: 0 P: 11	1B: 9 2B: 4 3B: 0 HR: 2	SF: 1 SAC: 0 DP: 1 HBP: 1	WP: 0 PB: 0 SB: 0 CS: 0	PA: 46
<b>PITCHER</b>	IP WLS BF H R ER SO BB IBB HBP BLK WP HR S P ERA WHIP	IP WLS BF H R ER SO BB IBB HBP BLK WP HR S P ERA WHIP	IP WLS BF H R ER SO BB IBB HBP BLK WP HR S P ERA WHIP	IP WLS BF H R ER SO BB IBB HBP BLK WP HR S P ERA WHIP	IP WLS BF H R ER SO BB IBB HBP BLK WP HR S P ERA WHIP	IP WLS BF H R ER SO BB IBB HBP BLK WP HR S P ERA WHIP	IP WLS BF H R ER SO BB IBB HBP BLK WP HR S P ERA WHIP	IP WLS BF H R ER SO BB IBB HBP BLK WP HR S P ERA WHIP	IP WLS BF H R ER SO BB IBB HBP BLK WP HR S P ERA WHIP	IP WLS BF H R ER SO BB IBB HBP BLK WP HR S P ERA WHIP	IP WLS BF H R ER SO BB IBB HBP BLK WP HR S P ERA WHIP	IP WLS BF H R ER SO BB IBB HBP BLK WP HR S P ERA WHIP	IP WLS BF H R ER SO BB IBB HBP BLK WP HR S P ERA WHIP	IP WLS BF H R ER SO BB IBB HBP BLK WP HR S P ERA WHIP	IP WLS BF H R ER SO BB IBB HBP BLK WP HR S P ERA WHIP	IP WLS BF H R ER SO BB IBB HBP BLK WP HR S P ERA WHIP	IP WLS BF H R ER SO BB IBB HBP BLK WP HR S P ERA WHIP			
40 Daniel Cabrera, R ERA: 5.24	3.2	24	9	7	7	0	3	0	1	0	0	0	0	0	0	0	17.18	3.273		
45 Dennis Sarfate, R ERA: 4.92	2.1	9	1	0	0	2	1	0	0	0	0	0	0	0	0	0	0.00	0.857		
32 Jamie Walker, L ERA: 5.74	1.0	L	4	1	1	1	0	0	0	0	0	0	0	0	0	0	8	9.00		
Rocky Cherry, R ERA: 5.14	1.0		4	2	0	0	0	0	0	0	0	0	0	0	0	0	8	12		
43 Jim Johnson, R ERA: 2.5	1.0		5	2	0	0	0	0	0	0	0	0	0	0	0	0	8	11		

Batter	1	2	3	4	5	6	7	8	9	AB	R	H	RBI	BB	SO	LOB	BOTTOM			
1 Brian Roberts, S OBP: 0.383, SLG: 0.475	F7	21 BB		E6 21 1B	HR				21 E 21 S	5	2	3	2	1	0	0	<b>New York Yankees @ Baltimore Orioles</b> Oriole Park at Camden Yards, Baltimore, MD Sun Aug 24 2008, 1:35 PM EDT Att: 42,746 - Partly Cloudy - 90 F  livebaseballscores.com  <b>AB 41</b> <b>R 7</b> <b>H 14</b> <b>RBI 6</b> <b>BB 5</b> <b>SO 10</b> <b>LOB 20</b>  			
21 Nick Markakis, L OBP: 0.403, SLG: 0.487	G6-3	6 FC5-4		E7 17 2B	P6				K	5	1	1	0	1	2	3				
6 Melvin Mora, R OBP: 0.340, SLG: 0.488	HR	FC5-4		17 2B	SF8				P4	4	2	1	1	1	1	5				
17 Aubrey Huff, L OBP: 0.364, SLG: 0.561	HR								G3-1	5	1	3	2	0	0	0				
Kevin Millar, R OBP: 0.341, SLG: 0.419	1B								G6-3	4	0	1	1	0	1	1				
12 Luis Montanez, R OBP: 0.412, SLG: 0.500	G1-3									3	0	1	0	0	0	2				
30 Luke Scott, L OBP: 0.362, SLG: 0.508										0	0	0	0	2	0	0				
Jay Payton, R OBP: 0.295, SLG: 0.363	21 BB 1 1B									5	1	3	0	0	2	3				
Guillermo Quiroz, R OBP: 0.262, SLG: 0.286	P6									3	0	0	0	0	1	4				
Alex Cintron, S OBP: 0.301, SLG: 0.364										2	0	0	0	0	1	0				
Juan Castro, R OBP: 0.222, SLG: 0.238	K									3	0	0	0	0	2	2				
Ramon Hernandez, R OBP: 0.309, SLG: 0.423										2	0	1	0	0	0	0				
<b>Inning Stats</b>	R: 2 H: 3 E: 0 K: 0 S: 19	H: 2 R: 0 ER: 0 BB: 1 P: 27	R: 0 H: 2 E: 0 K: 1 S: 17	H: 2 R: 0 ER: 0 BB: 0 P: 22	R: 3 H: 2 E: 0 K: 0 S: 17	H: 2 R: 0 ER: 0 BB: 1 P: 28	R: 2 H: 2 E: 0 K: 1 S: 12	H: 2 R: 0 ER: 0 BB: 0 P: 15	R: 0 H: 1 E: 0 K: 1 S: 16	H: 1 R: 0 ER: 0 BB: 1 P: 23	R: 0 H: 2 E: 0 K: 3 S: 14	H: 2 R: 0 ER: 0 BB: 0 P: 24	R: 0 H: 0 E: 0 K: 2 S: 13	H: 0 R: 0 ER: 0 BB: 1 P: 22	R: 0 H: 0 E: 0 K: 1 S: 7	H: 0 R: 0 ER: 0 BB: 1 P: 12	1B: 9 2B: 2 3B: 0 HR: 3	SF: 1 SAC: 0 DP: 0 HBP: 0	WP: 0 PB: 0 SB: 0 CS: 0	PA: 47
<b>PITCHER</b>	IP WLS BF H R ER SO BB IBB HBP BLK WP HR S P ERA WHIP	IP WLS BF H R ER SO BB IBB HBP BLK WP HR S P ERA WHIP	IP WLS BF H R ER SO BB IBB HBP BLK WP HR S P ERA WHIP	IP WLS BF H R ER SO BB IBB HBP BLK WP HR S P ERA WHIP	IP WLS BF H R ER SO BB IBB HBP BLK WP HR S P ERA WHIP	IP WLS BF H R ER SO BB IBB HBP BLK WP HR S P ERA WHIP	IP WLS BF H R ER SO BB IBB HBP BLK WP HR S P ERA WHIP	IP WLS BF H R ER SO BB IBB HBP BLK WP HR S P ERA WHIP	IP WLS BF H R ER SO BB IBB HBP BLK WP HR S P ERA WHIP	IP WLS BF H R ER SO BB IBB HBP BLK WP HR S P ERA WHIP	IP WLS BF H R ER SO BB IBB HBP BLK WP HR S P ERA WHIP	IP WLS BF H R ER SO BB IBB HBP BLK WP HR S P ERA WHIP	IP WLS BF H R ER SO BB IBB HBP BLK WP HR S P ERA WHIP	IP WLS BF H R ER SO BB IBB HBP BLK WP HR S P ERA WHIP	IP WLS BF H R ER SO BB IBB HBP BLK WP HR S P ERA WHIP	IP WLS BF H R ER SO BB IBB HBP BLK WP HR S P ERA WHIP				
Darrell Rasner, R ERA: 5.03	3.1	21	5	3	2	0	2	0	0	0	0	0	0	0	0	0	8.10	3.000		
30 David Robertson, R ERA: 6.0	1.1		6	2	1	1	0	0	0	0	0	0	0	0	0	0	6.75	1.500		
36 Edwar Ramirez, R ERA: 3.66	1.1	W	7	2	1	1	1	0	0	0	0	0	0	0	0	0	6.75	2.250		
41 Jose Veras, R ERA: 2.7	0.1	H	3	2	0	0	0	0	0	0	0	0	0	0	0	0	0.00	6.000		
43 Dameso Marte, L ERA: 4.34	1.1	H	5	0	0	0	1	0	0	0	0	0	0	0	0	0	0.00	0.750		











Batter	1	2	3	4	5	6	7	8	9	AB	R	H	RBI	BB	SO	LOB	TOP										
2 Jacoby Ellsbury, L (1, 8) OBP: 0.323, SLG: 0.356										4	0	0	1	0	1	2	<b>Boston Red Sox @ New York Yankees</b> Yankee Stadium, Bronx, NY Thu Aug 28 2008, 1:05 PM EDT Att: 55,092 - Partly Cloudy - 80 F										
15 Dustin Pedroia, R (1, 4) OBP: 0.362, SLG: 0.479										4	0	1	0	0	1	0											
34 David Ortiz, L (1, 10) OBP: 0.377, SLG: 0.489										2	0	0	0	2	1	1											
20 Kevin Youkilis, R (1, 3) OBP: 0.386, SLG: 0.563										3	0	0	0	0	0	2											
44 Jason Bay, R (1, 7) OBP: 0.374, SLG: 0.522										4	0	0	0	0	0	3											
Mark Kotsay, L (1, 9) OBP: 0.332, SLG: 0.419										4	0	1	0	0	1	3											
12 Jed Lowrie, S (1, 5) OBP: 0.363, SLG: 0.464										4	1	1	0	0	1	2											
Alex Cora, L (1, 6) OBP: 0.374, SLG: 0.337										3	1	1	0	0	0	2											
Jason Varitek, S (1, 2) OBP: 0.316, SLG: 0.368										3	0	1	1	0	1	1											
<b>Inning Stats</b>	R: 0 E: 0 K: 1 S: 10	H: 0 LOB: 1 BB: 1 P: 17	R: 0 E: 0 K: 1 S: 12	H: 1 LOB: 1 BB: 0 P: 16	R: 0 E: 0 K: 1 S: 7	H: 0 LOB: 0 BB: 0 P: 8	R: 0 E: 0 K: 0 S: 8	H: 0 LOB: 0 BB: 1 P: 15	R: 2 E: 0 K: 2 S: 10	H: 2 LOB: 0 BB: 0 P: 15	R: 0 E: 0 K: 2 S: 14	H: 1 LOB: 2 BB: 0 P: 19	R: 0 E: 0 K: 1 S: 13	H: 1 LOB: 1 BB: 0 P: 23	R: 0 E: 0 K: 0 S: 3	H: 0 LOB: 0 BB: 0 P: 6	R: 0 E: 1 K: 0 S: 9	H: 0 LOB: 1 BB: 0 P: 13	1B: 4 2B: 1 3B: 0 HR: 0	SF: 0 SAC: 0 DP: 1 HBP: 2	WP: 0 PB: 0 SB: 1 CS: 1	PA: 36					
<b>PITCHER</b>	IP	WLS	BF	H	R	ER	SO	BB	IBB	HBP	BLK	WP	HR	S	P	ERA	WHIP										
35 Mike Mussina, R (1, 1) ERA: 3.41	7.0		28	5	2	2	6	2	0	2	0	0	0	74	113	2.57	1.000										
38 Brian Bruney, R (8, 1) ERA: 2.35	0.1	1	0	0	0	0	0	0	0	0	0	0	0	1	2	0.00	0.000										
43 Damaso Marte, L (8, 1) ERA: 4.24	0.1	1	0	0	0	0	0	0	0	0	0	0	0	1	2	0.00	0.000										
42 Mariano Rivera, R (8, 1) ERA: 1.5	1.1	W	5	0	0	0	0	0	0	0	0	0	0	10	15	0.00	0.000										

Batter	1	2	3	4	5	6	7	8	9	AB	R	H	RBI	BB	SO	LOB	BOTTOM											
18 Johnny Damon, L (1, 8) OBP: 0.384, SLG: 0.458										3	0	0	0	0	2	0	<b>Boston Red Sox @ New York Yankees</b> Yankee Stadium, Bronx, NY Thu Aug 28 2008, 1:05 PM EDT Att: 55,092 - Partly Cloudy - 80 F											
2 Derek Jeter, R (1, 6) OBP: 0.354, SLG: 0.404										4	0	3	0	0	0	0												
Bobby Abreu, L (1, 9) OBP: 0.369, SLG: 0.463										4	0	1	0	0	0	3												
13 Alex Rodriguez, R (1, 5) OBP: 0.395, SLG: 0.581										4	0	0	0	0	3	4												
22 Xavier Nady, R (1, 7) OBP: 0.381, SLG: 0.546										4	0	1	0	0	1	4												
11 Brett Gardner, L (9, PR) OBP: 0.256, SLG: 0.243										0	1	0	0	0	0	0												
24 Robinson Cano, L (1, 4) OBP: 0.304, SLG: 0.404										4	0	0	0	0	0	1												
55 Hideki Matsui, L (1, 10) OBP: 0.391, SLG: 0.452										3	0	0	0	1	2	0												
12 Cody Ransom, R (1, 3) OBP: 0.800, SLG: 2.500										2	1	1	0	0	1	0												
Ivan Rodriguez, R (8, 2) OBP: 0.325, SLG: 0.395										0	0	0	0	1	0	0												
26 José Molina, R (1, 2) OBP: 0.275, SLG: 0.325										2	0	0	0	0	1	1												
Jason Giambi, L (7, PH) OBP: 0.379, SLG: 0.514										2	1	2	3	0	0	0												
<b>Inning Stats</b>	R: 0 E: 0 K: 1 S: 14	H: 2 LOB: 2 BB: 0 P: 21	R: 0 E: 0 K: 1 S: 14	H: 0 LOB: 1 BB: 0 P: 21	R: 0 E: 0 K: 1 S: 9	H: 1 LOB: 0 BB: 0 P: 14	R: 0 E: 0 K: 2 S: 10	H: 0 LOB: 0 BB: 0 P: 16	R: 0 E: 0 K: 2 S: 10	H: 0 LOB: 0 BB: 0 P: 13	R: 0 E: 0 K: 0 S: 9	H: 1 LOB: 2 BB: 0 P: 18	R: 2 E: 0 K: 2 S: 17	H: 2 LOB: 0 BB: 0 P: 22	R: 0 E: 0 K: 1 S: 10	H: 0 LOB: 0 BB: 0 P: 17	R: 1 E: 0 K: 0 S: 11	H: 2 LOB: 3 BB: 2 P: 22	1B: 6 2B: 1 3B: 0 HR: 1	SF: 0 SAC: 0 DP: 0 HBP: 2	WP: 0 PB: 0 SB: 1 CS: 1	PA: 36						
<b>PITCHER</b>	IP	WLS	BF	H	R	ER	SO	BB	IBB	HBP	BLK	WP	HR	S	P	ERA	WHIP											
31 Jon Lester, L (1, 1) ERA: 3.41	6.2		26	5	1	1	8	0	0	2	0	0	0	11	16	9.00	1.000											
37 Hideki Okajima, L (7, 1) ERA: 2.89	1.0	B	4	1	1	1	1	0	0	0	0	0	0	1	11	16	9.00	1.000										
63 Justin Masterson, R (8, 1) ERA: 3.3	0.2	L	5	1	1	1	1	1	1	0	0	0	0	12	26	13.50	3.000											
58 Jonathan Papelbon, R (9, 1) ERA: 1.71	0.0		1	1	0	0	0	0	0	0	0	0	0	3	3	=	=											

AB 31  
R 2  
H 5  
RBI 2  
BB 2  
SO 6  
LOB 16



AB 32  
R 3  
H 8  
RBI 3  
BB 2  
SO 10  
LOB 13



WP: 0  
PB: 0  
SB: 1  
CS: 1







Batter	1	2	3	4	5	6	7	8	9	AB R H RBI BB SO LOB	TOP																															
1 Joe Inglett, L OBP: 0.358, SLG: 0.413 (1, 4)	G3		L4		G5-3		1B		SH1-3 1B	5 0 2 2 0 0 0	<b>Toronto Blue Jays @ New York Yankees</b> Yankee Stadium, Bronx, NY Sat Aug 30 2008, 1:05 PM EDT Att: 53,273 - Partly Cloudy - 76 F  <b>AB 37</b> <b>R 7</b> <b>H 11</b> <b>RBI 7</b> <b>BB 2</b> <b>SO 4</b> <b>LOB 16</b>																															
David Eckstein, R OBP: 0.382, SLG: 0.355 19 Marco Scutaro, R OBP: 0.346, SLG: 0.346 (1, 6)	1B			G6-3		F9	P2	SH1-3 1-2	4 0 1 0 0 0 2																																	
15 Alex Rios, R OBP: 0.336, SLG: 0.443 (1, 9)	F8			10 HR 1B		F8	K	G5-3	5 1 1 0 0 1 4																																	
10 Vernon Wells, R OBP: 0.340, SLG: 0.489 (1, 8)	G5-3			1-2 1 HR 1B		F9		35 SH2-4 19 1B 26 1B 1B	4 2 2 2 1 0 1																																	
26 Adam Lind, L OBP: 0.329, SLG: 0.494 6 John McDonald, R OBP: 0.264, SLG: 0.286 (1, 7)	G4-3			G4-3			35 E 19 1B 35 FC4 1B	19 1B 35 SH2-4 FC5-4 1B	5 2 2 0 0 0 2																																	
35 Lyle Overbay, L OBP: 0.367, SLG: 0.414 (1, 3)	P5			1B			BB 19 1B 1 1B 1B	SH2-4	3 1 1 0 0 0 1																																	
19 José Bautista, R OBP: 0.316, SLG: 0.391 (1, 5)	F9			F8			1 1B 3-H 1B	FC5-4 1B	4 1 2 2 0 0 1																																	
Gregg Zaun, S OBP: 0.329, SLG: 0.340 20 Rod Barajas, R OBP: 0.306, SLG: 0.435 (1, 2)			K		P4		1 1B 2-3 BB	FC5-4 1-2 3-H 1B	3 0 0 1 1 1 1																																	
45 Travis Snider, L OBP: 0.143, SLG: 0.286 (1, 10)			P5		G4-3		1-2 2-3 K	FC5-4 1-2 3-H K	0 0 0 0 0 0 0																																	
Inning Stats	R: 0 E: 0 K: 0 S: 7	H: 1 LOB: 1 BB: 0 P: 9	R: 0 E: 0 K: 0 S: 5	H: 0 LOB: 0 BB: 0 P: 5	R: 0 E: 0 K: 1 S: 8	H: 0 LOB: 0 BB: 0 P: 11	R: 2 E: 0 K: 0 S: 19	H: 3 LOB: 1 BB: 0 P: 25	R: 0 E: 0 K: 0 S: 6	H: 0 LOB: 0 BB: 0 P: 8		R: 0 E: 0 K: 0 S: 7	H: 0 LOB: 0 BB: 0 P: 9	R: 3 E: 1 K: 2 S: 18	H: 3 LOB: 2 BB: 1 P: 29	R: 2 E: 0 K: 1 S: 12	H: 3 LOB: 1 BB: 0 P: 19	R: 0 E: 0 K: 0 S: 5	H: 1 LOB: 2 BB: 1 P: 12	1B: 10 2B: 0 3B: 0 HR: 1	SF: 0 SAC: 2 DP: 0 HBP: 0	WP: 0 PB: 0 SB: 0 CS: 0	PA: 41																			
PITCHER	IP	WLS	BF	H	R	ER	SO	BB	IBB	HBP	BLK	WP	HR	S	P	ERA	WHIP	PITCHER								IP	WLS	BF	H	R	ER	SO	BB	IBB	HBP	BLK	WP	HR	S	P	ERA	WHIP
Darrell Rasner, R ERA: 5.08 (1, 1)	6.0		26	6	5	4	1	1	0	0	0	0	1	61	83	6.00	1.167									1.0		4	1	0	0	0	0	0	0	0	0	0	0	0.00	0.000	
38 Brian Bruney, R ERA: 2.59 (7, 1)	1.0	H	5	2	1	1	2	0	0	0	0	0	0	10	15	9.00	2.000									0.1	L	2	1	0	0	0	0	0	0	0	0	0	0	0.00	3.000	
43 Damaso Marte, L ERA: 4.32 (8, 1)	0.1	L	2	1	0	0	0	0	0	0	0	0	0	2	5	0.00	3.000									0.2	B	4	2	1	1	1	0	0	0	0	0	0	0	0	0.00	0.000
36 Edwar Ramirez, R ERA: 3.42 (8, 1)	1.0		4	0	0	0	0	0	1	0	0	0	0	4	11	0.00	0.000									1.0		4	0	0	0	0	0	1	0	0	0	0	0	0.00	0.000	

Batter	1	2	3	4	5	6	7	8	9	AB R H RBI BB SO LOB	BOTTOM																															
18 Johnny Damon, L OBP: 0.385, SLG: 0.457 (1, 8)	F7		K		K		G6-3 1B		G4-3	5 0 1 0 0 2 2	<b>Toronto Blue Jays @ New York Yankees</b> Yankee Stadium, Bronx, NY Sat Aug 30 2008, 1:05 PM EDT Att: 53,273 - Partly Cloudy - 76 F  <b>AB 38</b> <b>R 6</b> <b>H 12</b> <b>RBI 6</b> <b>BB 3</b> <b>SO 8</b> <b>LOB 19</b>																															
2 Derek Jeter, R OBP: 0.354, SLG: 0.401 (1, 6)	13 WP 13 1B 1B			L9		BB 55 2B BB	G6-3		13 G5-3 BB 1B	4 2 2 0 1 0 1																																
Bobby Abreu, L OBP: 0.372, SLG: 0.465 (1, 9)	F8			S 1B		BB 55 2B 1B	G1-3		13 G5-3 BB 1B	4 1 2 0 1 0 2																																
13 Alex Rodriguez, R OBP: 0.393, SLG: 0.575 (1, 5)	WP 1B 1B			F8		F8	K2-3		G5-3	5 1 1 1 0 1 5																																
Jason Giambi, L OBP: 0.378, SLG: 0.509 12 Cody Ransom, R OBP: 0.667, SLG: 2.000 (8, 3)	22 FC5-4 1B 1B			K		55 2B BB	K		F7	3 0 1 1 1 2 1																																
22 Xavier Nady, R OBP: 0.376, SLG: 0.538 (1, 7)	FC5-4			G5-3		P3	K			4 0 0 0 0 1 4																																
55 Hideki Matsui, L OBP: 0.386, SLG: 0.448 (1, 10)	G4-3			F7			G3-1			4 0 1 2 0 0 0																																
24 Robinson Canó, L OBP: 0.308, SLG: 0.415 (1, 4)				HR		K	K			4 1 2 1 0 2 2																																
Ivan Rodriguez, R OBP: 0.325, SLG: 0.402 11 Brett Gardner, L OBP: 0.296, SLG: 0.243 26 José Molina, R OBP: 0.275, SLG: 0.325 (1, 2)	F8			HR			P4		18 S 1B	4 1 2 1 0 0 1																																
Inning Stats	R: 2 E: 0 K: 0 S: 17	H: 3 LOB: 1 BB: 0 P: 29	R: 0 E: 0 K: 1 S: 12	H: 1 LOB: 0 BB: 0 P: 13	R: 0 E: 0 K: 1 S: 8	H: 1 LOB: 1 BB: 0 P: 13	R: 2 E: 0 K: 1 S: 9	H: 2 LOB: 0 BB: 0 P: 13	R: 2 E: 0 K: 0 S: 14	H: 1 LOB: 1 BB: 0 P: 19		R: 0 E: 0 K: 3 S: 10	H: 0 LOB: 0 BB: 0 P: 13	R: 0 E: 0 K: 1 S: 10	H: 1 LOB: 2 BB: 0 P: 13	R: 0 E: 0 K: 0 S: 9	H: 1 LOB: 1 BB: 1 P: 19	1B: 9 2B: 1 3B: 0 HR: 2	SF: 0 SAC: 0 DP: 1 HBP: 0	WP: 2 PB: 0 SB: 0 CS: 0	PA: 41																					
PITCHER	IP	WLS	BF	H	R	ER	SO	BB	IBB	HBP	BLK	WP	HR	S	P	ERA	WHIP	PITCHER								IP	WLS	BF	H	R	ER	SO	BB	IBB	HBP	BLK	WP	HR	S	P	ERA	WHIP
John Parrish, L ERA: 4.7 (1, 1)	4.0		19	7	4	4	3	0	0	0	0	0	2	46	68	9.00	1.750									1.0		4	1	0	0	0	0	0	0	0	0	0.00	2.000			
56 Brian Tallet, L ERA: 3.27 (5, 1)	1.0		7	2	2	2	1	2	0	0	0	0	0	17	32	18.00	4.000									1.0	W	3	0	0	0	3	0	0	0	0	0	0	0	0.00	0.000	
54 Jason Frasor, R ERA: 3.89 (6, 1)	1.0		4	1	0	0	0	0	0	0	0	0	0	14	19	0.00	1.000									1.0	H	4	1	0	0	1	0	0	0	0	0	0	0	0.00	1.000	
22 Brandon League, R ERA: 2.16 (7, 1)	1.0		3	0	0	0	3	0	0	0	0	0	0	10	13	0.00	0.000									1.0	H	4	1	0	0	1	0	0	0	0	0	0	0	0.00	1.000	
37 Scott Downs, L ERA: 1.29 (8, 1)	1.0		4	1	0	0	1	0	0	0	0	0	0	10	13	0.00	1.000									1.0	H	4	1	0	0	1	0	0	0	0	0	0	0	0.00	1.000	



Batter	1	2	3	4	5	6	7	8	9	AB	R	H	RBI	BB	SO	LOB	TOP					
19 Marco Scutaro, R OBP: 0.346, SLG: 0.348										4	2	1	0	1	2	0	Toronto Blue Jays @ New York Yankees Yankee Stadium, Bronx, NY Sun Aug 31 2008, 1:05 PM EDT Att: 53,634 - Partly Cloudy - 80 F					
David Eckstein, R OBP: 0.354, SLG: 0.358										4	0	2	1	0	1	0						
15 Alex Rios, R OBP: 0.336, SLG: 0.442										4	1	1	0	0	1	2						
10 Vernon Wells, R OBP: 0.344, SLG: 0.491										3	1	2	1	1	0	1						
20 Rod Barajas, R OBP: 0.308, SLG: 0.436										4	0	1	2	0	1	3						
26 Adam Lind, L OBP: 0.327, SLG: 0.485										4	0	0	0	0	1	1						
1 Joe Inglett, L OBP: 0.358, SLG: 0.413										0	0	0	0	0	0	0						
19 José Bautista, R OBP: 0.316, SLG: 0.393										3	0	1	0	0	1	1						
35 Lyle Overbay, L OBP: 0.366, SLG: 0.414										1	0	0	0	0	1	0						
33 Scott Rolen, R OBP: 0.348, SLG: 0.406										4	1	1	1	0	1	1						
6 John McDonald, R OBP: 0.264, SLG: 0.285										4	1	1	0	0	0	1						
<b>Inning Stats</b>	R: 3 H: 3 K: 2 S: 19	H: 3 LOB: 1 BB: 1 P: 30	R: 1 H: 1 K: 0 S: 13	H: 1 LOB: 0 BB: 0 P: 17	R: 0 H: 1 K: 0 S: 6	H: 1 LOB: 0 BB: 0 P: 11	R: 0 H: 1 K: 1 S: 16	H: 1 LOB: 1 BB: 0 P: 19	R: 0 H: 0 K: 0 S: 7	H: 0 LOB: 0 BB: 0 P: 12	R: 2 H: 3 K: 2 S: 20	H: 3 LOB: 2 BB: 1 P: 34	R: 0 H: 0 K: 1 S: 9	H: 0 LOB: 0 BB: 0 P: 10	R: 0 H: 0 K: 2 S: 8	H: 0 LOB: 0 BB: 0 P: 9	1B: 6 2B: 3 3B: 0 HR: 1	SF: 0 SAC: 1 DP: 1 HBP: 0	WP: 1 PB: 0 SB: 0 CS: 0	PA: 38		
<b>PITCHER</b>	IP WLS BF ERA WHIP	IP WLS BF ERA WHIP	IP WLS BF ERA WHIP	IP WLS BF ERA WHIP	IP WLS BF ERA WHIP	IP WLS BF ERA WHIP	IP WLS BF ERA WHIP	IP WLS BF ERA WHIP	IP WLS BF ERA WHIP	IP WLS BF ERA WHIP	IP WLS BF ERA WHIP	IP WLS BF ERA WHIP	IP WLS BF ERA WHIP	IP WLS BF ERA WHIP	IP WLS BF ERA WHIP	IP WLS BF ERA WHIP	IP WLS BF ERA WHIP	IP WLS BF ERA WHIP				
Andy Pettitte, L ERA: 4.52	(1, 1)	6.1	L	29	10	6	6	4	1	0	0	0	0	0	0	0	0	1	78	112	8.53	1.737
41 Jose Veras, R ERA: 3.51	(7, 1)	0.2		3	0	0	0	2	0	1	0	0	1	0	12	22	0.00	0.000				
91 Alfredo Aceves, R ERA:	(8, 1)	2.0		6	0	0	0	3	0	0	0	0	0	0	17	19	0.00	0.000				

Batter	1	2	3	4	5	6	7	8	9	AB	R	H	RBI	BB	SO	LOB	BOTTOM					
18 Johnny Damon, L OBP: 0.385, SLG: 0.456										5	0	2	0	0	1	0	Toronto Blue Jays @ New York Yankees Yankee Stadium, Bronx, NY Sun Aug 31 2008, 1:05 PM EDT Att: 53,634 - Partly Cloudy - 80 F					
2 Derek Jeter, R OBP: 0.351, SLG: 0.398										4	0	0	0	0	2	2						
Bobby Abreu, L OBP: 0.371, SLG: 0.464										4	0	1	0	0	0	2						
13 Alex Rodriguez, R OBP: 0.394, SLG: 0.580										3	1	1	1	0	0	2						
Jason Giambi, L OBP: 0.379, SLG: 0.516										3	1	1	1	0	0	0						
22 Xavier Nady, R OBP: 0.377, SLG: 0.540										4	0	2	0	0	0	2						
55 Hideki Matsui, L OBP: 0.384, SLG: 0.446										4	0	1	0	0	0	3						
24 Robinson Canó, L OBP: 0.305, SLG: 0.412										4	0	0	0	0	1	3						
26 José Molina, R OBP: 0.271, SLG: 0.321										3	0	0	0	0	1	2						
Wilson Betemit, S OBP: 0.287, SLG: 0.403										1	0	0	0	0	0	0						
<b>Inning Stats</b>	R: 0 H: 1 K: 1 S: 11	H: 1 LOB: 0 BB: 0 P: 15	R: 0 H: 1 K: 0 S: 8	H: 1 LOB: 0 BB: 0 P: 10	R: 0 H: 1 K: 0 S: 15	H: 1 LOB: 1 BB: 0 P: 20	R: 1 H: 3 K: 1 S: 17	H: 3 LOB: 2 BB: 0 P: 23	R: 0 H: 1 K: 0 S: 7	H: 1 LOB: 0 BB: 0 P: 11	R: 1 H: 1 K: 0 S: 13	H: 1 LOB: 0 BB: 0 P: 17	R: 0 H: 0 K: 1 S: 5	H: 0 LOB: 0 BB: 0 P: 7	R: 0 H: 0 K: 0 S: 8	H: 0 LOB: 2 BB: 0 P: 14	R: 0 H: 0 K: 0 S: 8	H: 0 LOB: 0 BB: 0 P: 15	1B: 5 2B: 1 3B: 0 HR: 2	SF: 0 SAC: 0 DP: 0 HBP: 2	WP: 1 PB: 0 SB: 0 CS: 0	PA: 37
<b>PITCHER</b>	IP WLS BF ERA WHIP	IP WLS BF ERA WHIP	IP WLS BF ERA WHIP	IP WLS BF ERA WHIP	IP WLS BF ERA WHIP	IP WLS BF ERA WHIP	IP WLS BF ERA WHIP	IP WLS BF ERA WHIP	IP WLS BF ERA WHIP	IP WLS BF ERA WHIP	IP WLS BF ERA WHIP	IP WLS BF ERA WHIP	IP WLS BF ERA WHIP	IP WLS BF ERA WHIP	IP WLS BF ERA WHIP	IP WLS BF ERA WHIP	IP WLS BF ERA WHIP	IP WLS BF ERA WHIP				
32 Roy Halladay, R ERA: 2.69	(1, 1)	7.0	W	29	8	2	2	3	0	0	0	0	0	0	0	0	0	1	76	103	2.57	1.143
37 Scott Downs, L ERA: 1.27	(8, 1)	1.0		5	0	0	0	0	0	0	0	0	0	0	8	14	0.00	0.000				
22 Brandon League, R ERA: 2.08	(9, 1)	1.0		3	0	0	0	0	0	0	0	0	0	0	9	15	0.00	0.000				



Batter	1	2	3	4	5	6	7	8	9	AB	R	H	RBI	BB	SO	LOB	TOP										
18 Johnny Damon, L OBP: 0.391, SLG: 0.465										4	3	3	1	2	0	0	<b>New York Yankees @ Detroit Tigers</b> Comerica Park, Detroit, MI Mon Sep 01 2008, 1:05 PM EDT Att: 44,336 - Sunny - 86 F										
2 Derek Jeter, R OBP: 0.356, SLG: 0.400										3	3	2	2	3	0	0											
Bobby Abreu, L OBP: 0.374, SLG: 0.465										5	2	3	1	1	1	2											
13 Alex Rodriguez, R OBP: 0.395, SLG: 0.579										6	2	3	4	0	0	4											
Jason Giambi, L OBP: 0.376, SLG: 0.511 12 Cody Ransom, R OBP: 0.667, SLG: 2.000										4	0	0	1	1	1	6											
22 Xavier Nady, R OBP: 0.375, SLG: 0.536										0	0	0	0	0	0	0											
55 Hideki Matsui, L OBP: 0.385, SLG: 0.445										5	0	1	2	0	2	2											
24 Robinson Cano, L OBP: 0.304, SLG: 0.409										5	1	1	0	0	0	3											
Ivan Rodriguez, R OBP: 0.326, SLG: 0.402										5	2	2	0	0	1	0											
<b>Inning Stats</b>	R: 4 E: 0 K: 1 S: 20	H: 3 LOB: 1 BB: 2 P: 31	R: 4 E: 0 K: 1 S: 25	H: 5 LOB: 2 BB: 4 P: 40	R: 3 E: 0 K: 1 S: 20	H: 4 LOB: 2 BB: 1 P: 27	R: 0 E: 0 K: 0 S: 4	H: 0 LOB: 0 BB: 0 P: 4	R: 0 E: 0 K: 2 S: 10	H: 1 LOB: 1 BB: 0 P: 12	R: 0 E: 0 K: 0 S: 17	H: 3 LOB: 3 BB: 2 P: 31	R: 0 E: 0 K: 1 S: 8	H: 0 LOB: 0 BB: 1 P: 14	R: 0 E: 0 K: 0 S: 11	H: 1 LOB: 2 BB: 1 P: 19		R: 0 E: 0 K: 0 S: 7	H: 0 LOB: 0 BB: 0 P: 10	1B: 16 HR: 1	SF: 2 2B: 0 3B: 0 DP: 1 HBP: 0	WP: 0 PA: 51 PB: 0 SB: 1 CS: 0					
<b>PITCHER</b>	IP WLS BF H R ER SO BB IBB HBP BLK WP HR S P ERA WHIP	1.2 L 15 7 8 5 2 2 0 0 0 0 1 39 64 27.00 5.400	0.1 6 4 3 3 0 1 0 0 0 0 0 17 26 81.00 15.000	3.2 16 4 2 2 3 1 0 0 0 0 0 32 42 4.91 1.364	2.0 10 2 0 0 1 3 0 0 0 0 0 25 48 0.00 2.500	1.1 4 0 0 0 0 0 0 0 0 0 0 9 12 0.00 0.000	<b>PITCHER</b>										IP WLS BF H R ER SO BB IBB HBP BLK WP HR S P ERA WHIP										
35 Justin Verlander, R ERA: 4.74											1.2	L	15	7	8	5	2	2	0	0	0	0	1	39	64	27.00	5.400
44 Bobby Seay, L ERA: 3.74											0.1		6	4	3	3	0	1	0	0	0	0	0	17	26	81.00	15.000
Aquilino Lopez, R ERA: 3.92											3.2		16	4	2	2	3	1	0	0	0	0	0	32	42	4.91	1.364
32 Freddy Dolsi, R ERA: 3.76											2.0		10	2	0	0	1	3	0	0	0	0	0	25	48	0.00	2.500
49 Casey Fossum, L ERA: 5.13											1.1		4	0	0	0	0	0	0	0	0	0	0	9	12	0.00	0.000

Batter	1	2	3	4	5	6	7	8	9	AB	R	H	RBI	BB	SO	LOB	BOTTOM											
28 Curtis Granderson, L OBP: 0.384, SLG: 0.510										4	3	2	0	2	1	1	<b>New York Yankees @ Detroit Tigers</b> Comerica Park, Detroit, MI Mon Sep 01 2008, 1:05 PM EDT Att: 44,336 - Sunny - 86 F											
14 Placido Polanco, R OBP: 0.324, SLG: 0.422										6	1	1	0	0	0	6												
30 Magglio Ordonez, R OBP: 0.372, SLG: 0.478										4	0	3	3	0	0	3												
24 Miguel Cabrera, R OBP: 0.346, SLG: 0.526										5	1	1	2	0	1	4												
Matt Joyce, L OBP: 0.338, SLG: 0.556 25 Ryan Raburn, R OBP: 0.306, SLG: 0.400										3	0	0	0	1	2	3												
Gary Sheffield, R OBP: 0.323, SLG: 0.387										1	0	0	0	0	0	0												
19 Jeff Larish, L OBP: 0.289, SLG: 0.343										4	1	1	1	1	1	0												
15 Brandon Inge, R OBP: 0.320, SLG: 0.404										5	1	2	0	0	2	2												
39 Ramon Santiago, S OBP: 0.440, SLG: 0.444										4	1	2	0	1	1	1												
<b>Inning Stats</b>	R: 1 E: 0 K: 0 S: 12	H: 2 LOB: 1 BB: 0 P: 20	R: 1 E: 0 K: 0 S: 15	H: 4 LOB: 3 BB: 0 P: 26	R: 0 E: 0 K: 1 S: 8	H: 0 LOB: 0 BB: 0 P: 11	R: 6 E: 1 K: 1 S: 20	H: 4 LOB: 2 BB: 3 P: 42	R: 1 E: 0 K: 1 S: 16	H: 2 LOB: 1 BB: 1 P: 28	R: 0 E: 0 K: 2 S: 8	H: 0 LOB: 1 BB: 1 P: 19	R: 0 E: 0 K: 2 S: 10	H: 0 LOB: 0 BB: 0 P: 18	R: 0 E: 0 K: 2 S: 9	H: 0 LOB: 1 BB: 1 P: 18		1B: 8 HR: 3	SF: 1 2B: 2 3B: 0 DP: 0 HBP: 0	WP: 1 PA: 47 PB: 0 SB: 1 CS: 0								
<b>PITCHER</b>	IP WLS BF H R ER SO BB IBB HBP BLK WP HR S P ERA WHIP	3.0 20 9 2 2 1 1 3 0 0 0 0 1 22 40 6.75 3.750	1.1 9 2 2 1 1 3 0 0 0 0 0 1 22 40 6.75 3.750	1.2 W 7 1 0 0 3 1 0 0 0 0 0 14 30 0.00 1.200	1.0 4 1 0 0 2 0 0 0 0 1 0 12 20 0.00 1.000	1.0 3 0 0 0 2 0 0 0 0 0 0 10 18 0.00 0.000	<b>PITCHER</b>										IP WLS BF H R ER SO BB IBB HBP BLK WP HR S P ERA WHIP											
Sidney Ponson, R ERA: 5.13											3.0		20	9	2	2	1	1	3	0	0	0	0	1	22	40	6.75	3.750
36 Edwar Ramirez, R ERA: 3.69											1.1		9	2	2	1	1	3	0	0	0	0	0	1	22	40	6.75	3.750
38 Brian Bruney, R ERA: 2.42											1.2	W	7	1	0	0	3	1	0	0	0	0	0	14	30	0.00	1.200	
48 Phil Coke, L ERA											1.0		4	1	0	0	2	0	0	0	0	1	0	12	20	0.00	1.000	
43 Dmaso Marte, L ERA: 4.25											1.0		3	0	0	0	2	0	0	0	0	0	10	18	0.00	0.000		
39 Chris Britton, R ERA: 3.78											1.0		4	1	0	0	0	0	0	0	0	0	1	22	40	6.75	3.750	


livebaseballscores.com


AB 42  
R 13  
H 17  
RBI 13  
BB 7  
SO 6  
LOB 20

livebaseballscores.com

AB 40  
R 9  
H 13  
RBI 8  
BB 6  
SO 9  
LOB 23



Batter	1	2	3	4	5	6	7	8	9	AB	R	H	RBI	BB	SO	LOB	TOP					
18 Johnny Damon, L (1, 8) OBP: 0.391, SLG: 0.468	P4		L9		G6-3		G1-6-3		F8	5	1	2	1	0	0	1	<p><b>New York Yankees @ Tampa Bay Rays</b> Tropicana Field, St. Petersburg, FL</p> <p>Tue Sep 02 2008, 7:10 PM EDT Att: 21,629 - Dome - 72 F</p> <p>AB 34 R 7 H 9 RBI 7 BB 1 SO 8 LOB 14</p> 					
2 Derek Jeter, R (1, 6) OBP: 0.355, SLG: 0.398	L9			F8	G6-3		G1-6-3		K	5	1	1	1	0	1	1						
Bobby Abreu, L (1, 9) OBP: 0.372, SLG: 0.461	F8			F8	F8		K			4	0	0	0	0	1	1						
13 Alex Rodriguez, R (1, 5) OBP: 0.398, SLG: 0.586	F8			22 HR			55 HR		HR	3	3	2	1	1	0	0						
Jason Giambi, L (1, 3) OBP: 0.377, SLG: 0.513	F8			SF8			55 HR		HR	2	0	1	1	0	0	0						
12 Cody Ransom, R (8, PR) OBP: 0.667, SLG: 2.000	F8			SF8			55 HR		HR	0	0	0	0	0	0	0						
22 Xavier Nady, R (1, 7) OBP: 0.374, SLG: 0.540	K			HR					L4	4	1	1	2	0	2	3						
55 Hideki Matsui, L (1, 10) OBP: 0.383, SLG: 0.442				G1					F8	4	0	1	1	0	0	1						
24 Robinson Cano, L (1, 4) OBP: 0.304, SLG: 0.408									K	4	1	1	0	0	1	4						
26 José Molina, R (1, 2) OBP: 0.268, SLG: 0.317	K								K	3	0	0	0	0	3	3						
<b>Inning Stats</b>	R: 0 E: 0 K: 0 S: 8	H: 0 LOB: 0 BB: 0 P: 13	R: 0 E: 0 K: 1 S: 10	H: 0 LOB: 0 BB: 0 P: 15	R: 0 E: 0 K: 1 S: 12	H: 1 LOB: 1 BB: 0 P: 18	R: 3 E: 0 K: 0 S: 16	H: 2 LOB: 0 BB: 1 P: 29	R: 2 E: 1 K: 0 S: 15	H: 1 LOB: 0 BB: 0 P: 18	R: 1 E: 0 K: 2 S: 14	H: 2 LOB: 2 BB: 0 P: 22	R: 0 E: 0 K: 1 S: 7	H: 1 LOB: 0 BB: 0 P: 8	R: 1 E: 0 K: 1 S: 18	H: 2 LOB: 2 BB: 0 P: 21	R: 0 E: 0 K: 2 S: 8	H: 0 LOB: 0 BB: 0 P: 11	1B: 5 2B: 1 3B: 1 HR: 2	SF: 1 SAC: 1 DP: 1 HBP: 1	WP: 0 PB: 0 SB: 1 CS: 0	PA: 38
<b>PITCHER</b>	IP WLS BF H R ER SO BB IBB HBP BLK WP HR S P ERA WHIP																					
22 Matt Garza, R (1, 1) ERA: 3.84	5.0 L 22 5 6 4 2 1 0 0 0 0 0 1 65 100 7.20 1.200																					
Trever Miller, L (6, 1) ERA: 4.5	2.0 8 2 0 0 3 0 0 1 0 0 0 17 23 0.00 1.000																					
49 Jason Hammel, R (8, 1) ERA: 4.13	1.0 5 2 1 1 0 0 0 0 0 0 1 18 21 9.00 2.000																					
52 Juan Salas, R (9, 1) ERA: 11.25	1.0 3 0 0 0 2 0 0 0 0 0 0 8 11 0.00 0.000																					

Batter	1	2	3	4	5	6	7	8	9	AB	R	H	RBI	BB	SO	LOB	BOTTOM					
1 Akinori Iwamura, L (1, 4) OBP: 0.350, SLG: 0.381	K		K		K		FC6-4		F8	5	0	1	0	0	3	0	<p><b>New York Yankees @ Tampa Bay Rays</b> Tropicana Field, St. Petersburg, FL</p> <p>Tue Sep 02 2008, 7:10 PM EDT Att: 21,629 - Dome - 72 F</p> <p>AB 37 R 2 H 12 RBI 2 BB 2 SO 11 LOB 19</p> 					
2 B.J. Upton, R (1, 8) OBP: 0.381, SLG: 0.395	K		23 1B		K		K		F9	5	1	1	0	0	3	2						
23 Carlos Pena, L (1, 3) OBP: 0.370, SLG: 0.500			15 1B		BB		K		K	4	0	2	0	1	2	2						
15 Cliff Floyd, L (1, 10) OBP: 0.355, SLG: 0.474			15 1B		BB		K		K	3	0	1	1	0	0	2						
Rocco Baldelli, R (7, PH) OBP: 0.300, SLG: 0.413	G4-3		16 FC6-4		G3		FC6-4			1	0	0	0	0	0	2						
16 Willy Aybar, S (1, 5) OBP: 0.322, SLG: 0.410			32 2B		FC6-4		G4-3		G5-3	4	0	1	0	0	0	2						
32 Eric Hinske, L (1, 7) OBP: 0.340, SLG: 0.495			26 8 1B		G5-4-3		P2		8 1B	3	0	2	0	1	0	0						
8 Jason Bartlett, R (1, 6) OBP: 0.318, SLG: 0.350			26 8 1B		G5-4-3		K		BB	4	0	2	0	0	1	1						
26 Gabe Gross, L (1, 9) OBP: 0.336, SLG: 0.423					G5-4-3				F7	4	1	1	0	0	1	5						
9 Shawn Riggans, R (1, 2) OBP: 0.295, SLG: 0.420					G5-3		9 2B		G1-3	3	0	1	1	0	1	1						
18 Ben Zobrist, S (8, PH) ERA: 2.55					G5-3		1 1B			1	0	0	0	0	0	2						
30 Dioner Navarro, S (9, 2) OBP: 0.347, SLG: 0.403							2H			0	0	0	0	0	0	0						
<b>Inning Stats</b>	R: 0 E: 0 K: 2 S: 9	H: 0 LOB: 1 BB: 1 P: 19	R: 0 E: 0 K: 1 S: 9	H: 2 LOB: 1 BB: 0 P: 10	R: 1 E: 0 K: 2 S: 15	H: 3 LOB: 2 BB: 0 P: 23	R: 0 E: 0 K: 0 S: 11	H: 2 LOB: 1 BB: 0 P: 14	R: 0 E: 0 K: 2 S: 10	H: 1 LOB: 1 BB: 0 P: 17	R: 0 E: 0 K: 1 S: 12	H: 0 LOB: 0 BB: 0 P: 16	R: 1 E: 0 K: 2 S: 15	H: 3 LOB: 2 BB: 0 P: 17	R: 0 E: 0 K: 0 S: 9	H: 1 LOB: 2 BB: 1 P: 18	R: 0 E: 0 K: 1 S: 13	H: 0 LOB: 0 BB: 0 P: 20	1B: 8 2B: 4 3B: 0 HR: 0	SF: 0 SAC: 0 DP: 1 HBP: 0	WP: 0 PB: 0 SB: 0 CS: 0	PA: 39
<b>PITCHER</b>	IP WLS BF H R ER SO BB IBB HBP BLK WP HR S P ERA WHIP																					
35 Mike Mussina, R (1, 1) ERA: 3.38	6.0 W 27 10 2 2 8 1 0 0 0 0 0 70 104 3.00 1.833																					
43 Damaso Marte, L (7, 1) ERA: 4.2	0.2 3 1 0 0 2 0 0 0 0 0 0 10 11 0.00 1.500																					
62 Joba Chamberlain, R (7, 1) ERA: 2.55	1.1 H 6 1 0 0 0 1 0 0 0 0 0 10 19 0.00 1.500																					
39 Dan Ciesse, R (9, 1) ERA: 2.52	1.0 3 0 0 0 1 0 0 0 0 0 0 13 20 0.00 0.000																					



Batter	1	2	3	4	5	6	7	8	9	AB	R	H	RBI	BB	SO	LOB	TOP	
18 Johnny Damon, L OBP: 0.389, SLG: 0.466	P6	L9		2 1B 13 1B 2S		F7			F9	5	1	1	0	0	0	1		
2 Derek Jeter, R OBP: 0.354, SLG: 0.396	K		L4	FC3-6 13 1B		G4-3			G4-3	5	0	1	0	0	1	0		
Bobby Abreu, L OBP: 0.374, SLG: 0.464				P6					13 S 13 HR	4	2	2	0	1	1	2		
13 Alex Rodriguez, R OBP: 0.402, SLG: 0.597	K			2B					13 S HR	4	2	3	4	1	1	1		
Jason Giambi, L OBP: 0.377, SLG: 0.513		G5-3		FC3-6					HR	4	1	1	1	1	1	3		
12 Cody Ransom, R OBP: 0.667, SLG: 2.000									BB	0	0	0	0	0	0	0		
22 Xavier Nady, R OBP: 0.327, SLG: 0.535		24 2B BB		G3		G1-3			BB	4	1	0	0	1	1	4		
55 Hideki Matsui, L OBP: 0.382, SLG: 0.440		P5							L7	4	0	1	1	0	1	1		
24 Robinson Cano, L OBP: 0.305, SLG: 0.411									K	4	1	2	1	0	1	0		
Ivan Rodriguez, R OBP: 0.325, SLG: 0.403				FC6-4					G6-3	4	0	1	1	0	1	2		
<b>Inning Stats</b>	R: 0 E: 0 K: 2 S: 12	H: 1 LOB: 1 BB: 0 P: 15	R: 2 E: 0 K: 0 S: 8	H: 2 LOB: 1 BB: 1 P: 16	R: 3 E: 0 K: 0 S: 19	H: 5 LOB: 2 BB: 0 P: 29	R: 1 E: 0 K: 0 S: 12	H: 3 LOB: 2 BB: 0 P: 17	R: 0 E: 0 K: 2 S: 11	H: 0 LOB: 0 BB: 1 P: 14	R: 0 E: 0 K: 1 S: 8	H: 0 LOB: 0 BB: 2 P: 11	R: 2 E: 0 K: 0 S: 18	H: 1 LOB: 1 BB: 2 P: 33	1B: 6 2B: 6 3B: 0 HR: 1	SF: 0 SAC: 0 DP: 1 HBP: 0	WP: 0 PB: 0 SB: 3 CS: 1	PA: 42
<b>PITCHER</b>	IP WLS BF H R ER SO BB IBB HBP BLK WP HR S P ERA WHIP	IP WLS BF H R ER SO BB IBB HBP BLK WP HR S P ERA WHIP	IP WLS BF H R ER SO BB IBB HBP BLK WP HR S P ERA WHIP	IP WLS BF H R ER SO BB IBB HBP BLK WP HR S P ERA WHIP	IP WLS BF H R ER SO BB IBB HBP BLK WP HR S P ERA WHIP	IP WLS BF H R ER SO BB IBB HBP BLK WP HR S P ERA WHIP	IP WLS BF H R ER SO BB IBB HBP BLK WP HR S P ERA WHIP	IP WLS BF H R ER SO BB IBB HBP BLK WP HR S P ERA WHIP	IP WLS BF H R ER SO BB IBB HBP BLK WP HR S P ERA WHIP	IP WLS BF H R ER SO BB IBB HBP BLK WP HR S P ERA WHIP	IP WLS BF H R ER SO BB IBB HBP BLK WP HR S P ERA WHIP	IP WLS BF H R ER SO BB IBB HBP BLK WP HR S P ERA WHIP	IP WLS BF H R ER SO BB IBB HBP BLK WP HR S P ERA WHIP	IP WLS BF H R ER SO BB IBB HBP BLK WP HR S P ERA WHIP	IP WLS BF H R ER SO BB IBB HBP BLK WP HR S P ERA WHIP	IP WLS BF H R ER SO BB IBB HBP BLK WP HR S P ERA WHIP	IP WLS BF H R ER SO BB IBB HBP BLK WP HR S P ERA WHIP	
36 Edwin Jackson, R ERA: 4.07	39 J.P. Howell, L ERA: 2.59	50 Grant Balfour, R ERA: 1.38	40 Troy Percival, R ERA: 4.08	52 Juan Salas, R ERA: 10.38														

New York Yankees @ Tampa Bay Rays  
Tropicana Field, St. Petersburg, FL  
Wed Sep 03 2008, 7:10 PM EDT  
Att: 25,211 - Dome - 72 F

AB 38  
R 8  
H 12  
RBI 8  
BB 4  
SO 8  
LOB 14




Batter	1	2	3	4	5	6	7	8	9	AB	R	H	RBI	BB	SO	LOB	BOTTOM			
1 Akinori Iwamura, L OBP: 0.349, SLG: 0.381	K		F7	F9					G5-3	5	0	1	1	0	1	1				
2 B.J. Upton, R OBP: 0.381, SLG: 0.397		15 2B		F9					L9	5	1	2	0	0	0	1				
23 Carlos Pena, L OBP: 0.371, SLG: 0.498									F8	2	0	0	0	2	0	1				
15 Cliff Floyd, L OBP: 0.359, SLG: 0.482										3	0	2	1	0	0	1				
18 Ben Zobrist, S OBP: 0.296, SLG: 0.410				G1-3					K	1	0	0	0	0	1	0				
16 Willy Aybar, S OBP: 0.317, SLG: 0.404									L9	4	0	0	0	0	0	4				
32 Eric Hinske, L OBP: 0.337, SLG: 0.489									G3	4	0	0	0	0	0	4				
30 Dioner Navarro, S OBP: 0.346, SLG: 0.404									G1-3	4	0	0	0	0	0	2				
26 Gabe Gross, L OBP: 0.342, SLG: 0.437									G4-3	4	1	1	0	0	0	0				
8 Jason Bartlett, R OBP: 0.318, SLG: 0.347									G4-3	3	2	2	2	1	0	0				
<b>Inning Stats</b>	R: 1 E: 0 K: 1 S: 11	H: 2 LOB: 1 BB: 0 P: 18	R: 0 E: 0 K: 0 S: 11	H: 1 LOB: 1 BB: 0 P: 17	R: 0 E: 0 K: 0 S: 5	H: 0 LOB: 1 BB: 1 P: 12	R: 2 E: 0 K: 0 S: 17	H: 2 LOB: 1 BB: 0 P: 25	R: 0 E: 0 K: 0 S: 11	H: 0 LOB: 0 BB: 1 P: 18	R: 0 E: 0 K: 0 S: 6	H: 0 LOB: 0 BB: 0 P: 11	R: 0 E: 0 K: 1 S: 7	H: 0 LOB: 0 BB: 0 P: 11	R: 1 E: 0 K: 1 S: 11	H: 1 LOB: 1 BB: 1 P: 20	1B: 3 2B: 5 3B: 0 HR: 1	SF: 0 SAC: 0 DP: 1 HBP: 1	WP: 0 PB: 0 SB: 2 CS: 0	PA: 38
<b>PITCHER</b>	IP WLS BF H R ER SO BB IBB HBP BLK WP HR S P ERA WHIP	IP WLS BF H R ER SO BB IBB HBP BLK WP HR S P ERA WHIP	IP WLS BF H R ER SO BB IBB HBP BLK WP HR S P ERA WHIP	IP WLS BF H R ER SO BB IBB HBP BLK WP HR S P ERA WHIP	IP WLS BF H R ER SO BB IBB HBP BLK WP HR S P ERA WHIP	IP WLS BF H R ER SO BB IBB HBP BLK WP HR S P ERA WHIP	IP WLS BF H R ER SO BB IBB HBP BLK WP HR S P ERA WHIP	IP WLS BF H R ER SO BB IBB HBP BLK WP HR S P ERA WHIP	IP WLS BF H R ER SO BB IBB HBP BLK WP HR S P ERA WHIP	IP WLS BF H R ER SO BB IBB HBP BLK WP HR S P ERA WHIP	IP WLS BF H R ER SO BB IBB HBP BLK WP HR S P ERA WHIP	IP WLS BF H R ER SO BB IBB HBP BLK WP HR S P ERA WHIP	IP WLS BF H R ER SO BB IBB HBP BLK WP HR S P ERA WHIP	IP WLS BF H R ER SO BB IBB HBP BLK WP HR S P ERA WHIP	IP WLS BF H R ER SO BB IBB HBP BLK WP HR S P ERA WHIP	IP WLS BF H R ER SO BB IBB HBP BLK WP HR S P ERA WHIP	IP WLS BF H R ER SO BB IBB HBP BLK WP HR S P ERA WHIP			
Carl Pavano, R ERA: 4.2	36 Edwar Ramirez, R ERA: 3.61	48 Phil Coke, L ERA:	38 Brian Bruney, R ERA: 2.33	41 Jose Veras, R ERA: 3.82																


New York Yankees @ Tampa Bay Rays  
Tropicana Field, St. Petersburg, FL  
Wed Sep 03 2008, 7:10 PM EDT  
Att: 25,211 - Dome - 72 F

AB 34  
R 4  
H 8  
RBI 4  
BB 3  
SO 3  
LOB 12





Batter	1	2	3	4	5	6	7	8	9	AB	R	H	RBI	BB	SO	LOB	TOP					
18 Johnny Damon, L OBP: 0.387, SLG: 0.462	G6-3		K		G4-3		L9		2 HR	4	1	0	0	1	1	2	<b>New York Yankees @ Tampa Bay Rays</b> Tropicana Field, St. Petersburg, FL Thu Sep 04 2008, 7:10 PM EDT Att: 26,080 - Dome - 72 F  <b>AB 34</b> <b>R 5</b> <b>H 7</b> <b>RBI 5</b> <b>BB 6</b> <b>SO 10</b> <b>LOB 13</b> 					
2 Derek Jeter, R OBP: 0.354, SLG: 0.400	K		G5-3					F9	HR	4	1	1	3	1	1	0						
13 Alex Rodriguez, R OBP: 0.404, SLG: 0.602		BB						F9	HR	3	1	1	1	2	0	2						
22 Xavier Nady, R OBP: 0.372, SLG: 0.533									F8	4	0	1	0	1	1	1						
Jason Giambi, L OBP: 0.374, SLG: 0.508	G6-3				G4-3					4	0	0	0	0	1	3						
Ivan Rodriguez, R OBP: 0.324, SLG: 0.404										4	1	1	0	0	1	0						
24 Robinson Cano, L OBP: 0.303, SLG: 0.408										4	0	0	0	0	1	1						
12 Cody Ransom, R OBP: 0.800, SLG: 1.750										3	1	3	1	1	0	0						
11 Brett Gardner, L OBP: 0.247, SLG: 0.234										3	0	0	0	0	3	3						
55 Hideki Matsui, L OBP: 0.380, SLG: 0.438										1	0	0	0	0	1	1						
<b>Inning Stats</b>	R: 0 E: 0 K: 1 S: 10	H: 0 LOB: 2 BB: 2 P: 24	R: 0 E: 0 K: 1 S: 7	H: 0 LOB: 1 BB: 1 P: 11	R: 0 E: 0 K: 2 S: 9	H: 0 LOB: 1 BB: 1 P: 16	R: 0 E: 0 K: 1 S: 7	H: 0 LOB: 0 BB: 0 P: 12	R: 0 E: 0 K: 1 S: 15	H: 1 LOB: 2 BB: 1 P: 23	R: 0 E: 0 K: 1 S: 8	H: 0 LOB: 0 BB: 0 P: 12	R: 0 E: 0 K: 2 S: 12	H: 1 LOB: 1 BB: 0 P: 15	R: 0 E: 0 K: 0 S: 10	H: 1 LOB: 1 BB: 0 P: 12	R: 5 E: 0 K: 1 S: 14	H: 4 LOB: 0 BB: 1 P: 21	1B: 3 2B: 2 3B: 0 HR: 2	SF: 0 SAC: 0 DP: 0 HBP: 0	WP: 0 PB: 0 SB: 1 CS: 0	PA: 40
<b>PITCHER</b>	IP WLS BF H R ER SO BB IBB HBP BLK WP HR S P ERA WHIP																					
19 Scott Kazmir, L ERA: 2.99	6.0 W 24 1 0 0 7 5 0 0 0 0 0 0 0 0 0 0 0.00 1.000																					
Trever Miller, L ERA: 4.38	1.0 4 1 0 0 2 0 0 0 0 0 0 0 0 0 0 0 0.00 1.000																					
53 Chad Bradford, R ERA: 2.12	1.0 4 1 0 0 0 0 0 0 0 0 0 0 0 0 0 0 0.00 1.000																					
49 Jason Hammel, R ERA: 4.71	0.2 7 4 5 5 1 1 0 0 0 0 0 0 0 0 0 0 67.50 7.500																					
35 Dan Wheeler, R ERA: 2.59	0.1 S 1 0 0 0 0 0 0 0 0 0 0 0 0 0 0 0 0.00 0.000																					

Batter	1	2	3	4	5	6	7	8	9	AB	R	H	RBI	BB	SO	LOB	BOTTOM			
1 Akinori Iwamura, L OBP: 0.350, SLG: 0.385	K		G4-3							5	2	2	1	0	2	3	<b>New York Yankees @ Tampa Bay Rays</b> Tropicana Field, St. Petersburg, FL Thu Sep 04 2008, 7:10 PM EDT Att: 26,080 - Dome - 72 F  <b>AB 35</b> <b>R 7</b> <b>H 14</b> <b>RBI 7</b> <b>BB 6</b> <b>SO 5</b> <b>LOB 26</b> 			
2 B.J. Upton, R OBP: 0.382, SLG: 0.397	B1-3		G4-3							3	1	1	1	1	0	2				
23 Carlos Pena, L OBP: 0.373, SLG: 0.495										2	0	0	0	3	1	1				
15 Cliff Floyd, L OBP: 0.360, SLG: 0.485										5	0	2	0	0	1	4				
16 Willy Aybar, S OBP: 0.322, SLG: 0.417	L4									4	1	2	3	1	0	3				
32 Eric Hinske, L OBP: 0.336, SLG: 0.487										4	1	1	0	0	0	2				
10 Justin Ruggiano, R OBP: 0.220, SLG: 0.281										1	0	0	0	0	0	3				
30 Dioner Navarro, S OBP: 0.352, SLG: 0.412										5	1	4	0	0	0	3				
26 Gabe Gross, L OBP: 0.344, SLG: 0.439										3	1	1	1	1	0	2				
8 Jason Bartlett, R OBP: 0.317, SLG: 0.347										3	0	1	1	0	1	3				
<b>Inning Stats</b>	R: 0 E: 0 K: 1 S: 12	H: 1 LOB: 2 BB: 1 P: 21	R: 5 E: 0 K: 1 S: 23	H: 6 LOB: 2 BB: 1 P: 36	R: 0 E: 0 K: 0 S: 7	H: 1 LOB: 2 BB: 1 P: 14	R: 1 E: 0 K: 1 S: 11	H: 1 LOB: 0 BB: 0 P: 20	R: 0 E: 0 K: 2 S: 15	H: 1 LOB: 1 BB: 0 P: 22	R: 0 E: 0 K: 0 S: 10	H: 0 LOB: 1 BB: 1 P: 16	R: 0 E: 0 K: 0 S: 12	H: 2 LOB: 2 BB: 0 P: 15	R: 1 E: 0 K: 0 S: 15	H: 2 LOB: 3 BB: 2 P: 27	1B: 9 2B: 3 3B: 1 HR: 1	SF: 2 SAC: 0 DP: 0 HBP: 0	WP: 1 PB: 0 SB: 0 CS: 0	PA: 43
<b>PITCHER</b>	IP WLS BF H R ER SO BB IBB HBP BLK WP HR S P ERA WHIP																			
Darrell Rasner, R ERA: 5.43	1.1 L 12 5 1 1 4 2 0 0 0 0 0 0 0 0 0 0 1.80 1.400																			
91 Alfredo Aceves, R ERA: 1.29	5.0 22 5 1 1 4 2 0 0 0 0 0 0 0 0 0 0 1.80 1.400																			
39 Chris Britton, R ERA: 3.93	1.2 9 3 1 1 0 1 1 0 0 0 0 0 0 0 0 0 5.40 2.400																			



Batter	1	2	3	4	5	6	7	8	9	AB	R	H	RBI	BB	SO	LOB	TOP			
18 Johnny Damon, L (1, 8) OBP: 0.384, SLG: 0.458										4	0	0	0	0	1	1	<b>New York Yankees @ Seattle Mariners</b> Safeco Field, Seattle, WA Fri Sep 05 2008, 7:10 PM PDT Att: 39,512 - Partly Cloudy - 69 F			
2 Derek Jeter, R (1, 6) OBP: 0.355, SLG: 0.400									3	0	1	0	1	1	0					
Bobby Abreu, L (1, 9) OBP: 0.371, SLG: 0.460									4	0	0	0	0	0	2					
13 Alex Rodriguez, R (1, 5) OBP: 0.401, SLG: 0.596									4	0	0	0	0	1	2					
Jason Giambi, L (1, 3) OBP: 0.371, SLG: 0.503									4	0	0	0	0	1	1					
22 Xavier Nady, R (1, 7) OBP: 0.370, SLG: 0.530									3	0	0	0	0	2	0					
55 Hideki Matsui, L (1, 10) OBP: 0.383, SLG: 0.437									1	1	0	0	2	0	0					
24 Robinson Cano, L (1, 4) OBP: 0.301, SLG: 0.405									3	0	0	0	0	0	2					
26 José Molina, R (1, 2) OBP: 0.266, SLG: 0.314									2	0	0	0	0	2	0					
Wilson Betemit, S (8, PH) OBP: 0.292, SLG: 0.413									1	0	1	1	0	0	0					
Ivan Rodriguez, R (8, PR) OBP: 0.324, SLG: 0.404									0	0	0	0	0	0	0					
<b>Inning Stats</b>	R: 0 E: 0 K: 0 S: 6	H: 0 LOB: 0 BB: 0 P: 10	R: 0 E: 0 K: 1 S: 7	H: 0 LOB: 0 BB: 0 P: 9	R: 0 E: 0 K: 1 S: 11	H: 0 LOB: 0 BB: 0 P: 13	R: 0 E: 0 K: 1 S: 8	H: 0 LOB: 1 BB: 1 P: 14	R: 0 E: 0 K: 2 S: 11	H: 0 LOB: 0 BB: 0 P: 16	R: 0 E: 0 K: 1 S: 10	H: 0 LOB: 0 BB: 0 P: 12	R: 1 E: 0 K: 1 S: 14	H: 1 LOB: 1 BB: 1 P: 22	R: 0 E: 0 K: 0 S: 10	H: 1 LOB: 1 BB: 0 P: 16	1B: 1 2B: 1 3B: 0 HR: 0	SF: 0 SAC: 0 DP: 0 HBP: 0	WP: 0 PB: 0 CS: 0	PA: 32
<b>PITCHER</b>	IP WLS BF H R ER SO BB IBB HBP BLK WP HR S P ERA WHIP																			
35 Brandon Morrow, R (1, 1) ERA: 1.42	7.2 W 27 1 1 1 8 3 0 0 0 0 0 0 0 0 0 0 1.17 0.522																			
60 Justin Thomas, L (8, 1) ERA:	0.1 H 1 0 0 0 0 0 0 0 0 0 0 0 0 3 5 0.00 0.000																			
J.J. Putz, R (9, 1) ERA: 4.12	1.0 S 4 1 0 0 0 0 0 0 0 0 0 0 0 10 16 0.00 1.000																			
J.J. Putz, R (9, 1) ERA: 4.12	1.0 S 4 1 0 0 0 0 0 0 0 0 0 0 0 10 16 0.00 1.000																			

Batter	1	2	3	4	5	6	7	8	9	AB	R	H	RBI	BB	SO	LOB	BOTTOM	
51 Ichiro Suzuki, L (1, 9) OBP: 0.364, SLG: 0.384										4	0	2	0	0	1	0	<b>New York Yankees @ Seattle Mariners</b> Safeco Field, Seattle, WA Fri Sep 05 2008, 7:10 PM PDT Att: 39,512 - Partly Cloudy - 69 F	
7 Yuniesky Betancourt, R (1, 6) OBP: 0.287, SLG: 0.361										3	0	0	1	0	1	2		
Raul Ibanez, L (1, 7) OBP: 0.369, SLG: 0.509										3	0	0	0	0	3	2		
29 Adrián Beltré, R (1, 10) OBP: 0.325, SLG: 0.455									4	0	1	0	0	2	2			
4 Jose Lopez, R (1, 4) OBP: 0.319, SLG: 0.424									3	0	0	0	1	1	3			
25 Vladimir Balentien, R (1, 8) OBP: 0.252, SLG: 0.360								4	1	2	0	0	1	1				
27 Matt Tuiasosopo, R (1, 5) OBP: 0.250, SLG: 0.500								4	1	1	0	0	0	3				
J.J. Putz, R (9, 1)								0	0	0	0	0	0	0	0			
2 Kenji Johjima, R (1, 2) OBP: 0.256, SLG: 0.307								3	0	1	1	0	0	2				
Miguel Cairo, R (1, 3) OBP: 0.325, SLG: 0.341								3	1	1	1	0	0	1				
<b>Inning Stats</b>	R: 0 E: 0 K: 2 S: 10	H: 0 LOB: 0 BB: 0 P: 15	R: 0 E: 0 K: 0 S: 7	H: 1 LOB: 2 BB: 1 P: 16	R: 1 E: 0 K: 2 S: 12	H: 2 LOB: 2 BB: 0 P: 15	R: 2 E: 0 K: 1 S: 12	H: 4 LOB: 0 BB: 0 P: 18	R: 0 E: 0 K: 0 S: 4	H: 0 LOB: 0 BB: 0 P: 6	R: 0 E: 0 K: 2 S: 11	H: 0 LOB: 0 BB: 0 P: 16	R: 0 E: 0 K: 0 S: 9	H: 1 LOB: 1 BB: 0 P: 11	1B: 6 2B: 2 3B: 0 HR: 0	SF: 1 SAC: 0 DP: 0 HBP: 1	WP: 0 PB: 0 CS: 0	PA: 34
<b>PITCHER</b>	IP WLS BF H R ER SO BB IBB HBP BLK WP HR S P ERA WHIP																	
Andy Pettitte, L (1, 1) ERA: 4.49	7.0 L 30 7 3 3 9 1 0 1 0 0 0 0 0 9 11 3.86 1.143																	
41 Jose Veras, R (8, 1) ERA: 3.55	1.0 4 1 0 0 0 0 0 0 0 0 0 0 0 9 11 0.00 1.000																	

AB	29
R	1
H	2
RBI	1
BB	3
SO	8
LOB	8









Batter	1	2	3	4	5	6	7	8	9	AB	R	H	RBI	BB	SO	LOB	TOP										
18 Johnny Damon, L (1, 8) OBP: 0.380, SLG: 0.451	G6-3		K		F7		F8			4	0	0	0	0	1	0	<b>New York Yankees @ Seattle Mariners</b> Safeco Field, Seattle, WA Sun Sep.07 2008, 1:10 PM PDT Att: 42,691 - Sunny - 69 F										
2 Derek Jeter, R (1, 6) OBP: 0.360, SLG: 0.407	HR		1B		CS	G4-3		K		3	1	2	1	1	1	0											
Bobby Abreu, L (1, 9) OBP: 0.372, SLG: 0.468	G6-3		FC4-6		G4-3			G3		4	0	0	0	0	0	2											
13 Alex Rodriguez, R (1, 5) OBP: 0.400, SLG: 0.589	K		G5-3					G4-3		3	0	0	0	1	1												
Jason Giambi, L (1, 3) OBP: 0.372, SLG: 0.510		F7		K		CS		G3		3	0	0	0	0	1	0											
12 Cody Ransom, R (9, PR) OBP: 0.800, SLG: 1.750									22 FC4	0	0	0	0	0	0	0											
22 Xavier Nady, R (1, 7) OBP: 0.369, SLG: 0.533	HR		55 2B		L7			FC4		3	1	1	1	1	0	1											
55 Hideki Matsui, L (1, 10) OBP: 0.387, SLG: 0.447	F7		2B		P4			1B		4	0	2	0	0	0	0											
24 Robinson Cano, L (1, 4) OBP: 0.299, SLG: 0.403		2B		K		P6		K		4	0	1	0	0	2	4											
26 José Molina, R (1, 2) Wilson Betemit, S (9, PH) OBP: 0.290, SLG: 0.410	G1-3			F8		G6-3		K		3	0	0	0	0	0	3											
<b>Inning Stats</b>	R: 1 E: 0 K: 1 S: 11	H: 1 LOB: 0 BB: 0 P: 18	R: 1 E: 0 K: 0 S: 13	H: 2 LOB: 1 BB: 0 P: 23	R: 0 E: 0 K: 1 S: 10	H: 1 LOB: 1 BB: 0 P: 12	R: 0 E: 0 K: 2 S: 10	H: 1 LOB: 2 BB: 1 P: 18	R: 0 E: 0 K: 0 S: 7	H: 0 LOB: 0 BB: 0 P: 15	R: 0 E: 0 K: 0 S: 5	H: 0 LOB: 0 BB: 0 P: 7	R: 0 E: 0 K: 0 S: 4	H: 0 LOB: 0 BB: 0 P: 5	R: 0 E: 0 K: 1 S: 8	H: 0 LOB: 0 BB: 0 P: 13	R: 0 E: 0 K: 2 S: 14	H: 1 LOB: 2 BB: 0 P: 21	1B: 2 2B: 2 3B: 0 HR: 2	SF: 0 SAC: 0 DP: 0 HBP: 1	WP: 0 PB: 0 CS: 1	PA: 37					
<b>PITCHER</b>	IP	WLS	BF	H	R	ER	SO	BB	IBB	HBP	BLK	WP	HR	S	P	ERA	WHIP										
31 Ryan Feierabend, L (1, 1) ERA: 5.53	7.0	W	28	5	2	2	4	3	0	0	0	0	2	60	98	2.57	1.143										
43 Miguel Batista, R (8, 1) ERA: 6.04	1.0	H	3	0	0	0	1	0	0	0	0	0	0	8	13	0.00	0.000										
J.J. Putz, R (9, 1) ERA: 4.02	1.0	S	5	1	0	0	2	0	0	1	0	0	0	14	21	0.00	1.000										
<b>Batter</b>	<b>1</b>	<b>2</b>	<b>3</b>	<b>4</b>	<b>5</b>	<b>6</b>	<b>7</b>	<b>8</b>	<b>9</b>	<b>AB</b>	<b>R</b>	<b>H</b>	<b>RBI</b>	<b>BB</b>	<b>SO</b>	<b>LOB</b>	<b>BOTTOM</b>										
51 Ichiro Suzuki, L (1, 9) OBP: 0.361, SLG: 0.381	G1-3		K		E1		G3			4	1	1	0	0	1	1	<b>New York Yankees @ Seattle Mariners</b> Safeco Field, Seattle, WA Sun Sep.07 2008, 1:10 PM PDT Att: 42,691 - Sunny - 69 F										
Jeremy Reed, L (1, 8) OBP: 0.313, SLG: 0.372	G1-3		F8		G4-3		G3			4	0	0	0	0	0	2											
29 Adrián Beltré, R (1, 5) OBP: 0.329, SLG: 0.462	1B		HR		1B		G5-3			3	1	2	2	1	0	0											
Raul Ibanez, L (1, 10) OBP: 0.371, SLG: 0.514	K		F8		1B		K			4	0	1	1	0	2	1											
4 Jose Lopez, R (1, 4) OBP: 0.320, SLG: 0.434		1B		HR		K		HR		4	2	3	2	0	1	2											
25 Vladimir Valentien, R (1, 7) OBP: 0.248, SLG: 0.353	K		K		F8		K			4	0	0	0	0	3	1											
39 Bryan LaHair, L (1, 3) OBP: 0.303, SLG: 0.327	K		K		G4-3		F9			3	0	0	0	0	1	1											
Miguel Cairo, R (7, 3) OBP: 0.324, SLG: 0.339	K		K		G4-3		F9			0	0	0	0	0	0	0											
2 Kenji Johjima, R (1, 2) OBP: 0.254, SLG: 0.304	G5-3		G5-3		G5-3		K			3	0	0	0	0	1	1											
7 Yuniesky Betancourt, R (1, 6) OBP: 0.267, SLG: 0.380			29 HR		F8		F8			3	1	1	0	0	0	0											
<b>Inning Stats</b>	R: 0 E: 0 K: 1 S: 15	H: 1 LOB: 1 BB: 0 P: 20	R: 0 E: 0 K: 2 S: 11	H: 1 LOB: 1 BB: 0 P: 16	R: 2 E: 0 K: 1 S: 13	H: 2 LOB: 0 BB: 0 P: 19	R: 1 E: 0 K: 0 S: 10	H: 1 LOB: 0 BB: 0 P: 14	R: 1 E: 1 K: 1 S: 12	H: 2 LOB: 2 BB: 1 P: 22	R: 0 E: 0 K: 2 S: 11	H: 0 LOB: 0 BB: 0 P: 16	R: 0 E: 0 K: 0 S: 7	H: 0 LOB: 0 BB: 0 P: 11	R: 1 E: 0 K: 2 S: 9	H: 1 LOB: 0 BB: 0 P: 13	1B: 5 2B: 0 3B: 0 HR: 3	SF: 0 SAC: 0 DP: 0 HBP: 0	WP: 0 PB: 0 CS: 0	PA: 33							
<b>PITCHER</b>	IP	WLS	BF	H	R	ER	SO	BB	IBB	HBP	BLK	WP	HR	S	P	ERA	WHIP										
35 Mike Mussina, R (1, 1) ERA: 3.48	6.0	L	26	7	4	4	7	1	0	0	0	0	0	72	107	6.00	1.333										
48 Phil Coke, L (7, 1) ERA:	1.0		3	0	0	0	0	0	0	0	0	0	0	7	11	0.00	0.000										
41 Jose Veras, R (8, 1) ERA: 3.66	1.0		4	1	1	1	2	0	0	0	0	0	1	9	13	9.00	1.000										



Batter	1	2	3	4	5	6	7	8	9	AB	R	H	RBI	BB	SO	LOB	TOP						
18 Johnny Damon, L OBP: 0.379, SLG: 0.449	1-1 FC3-6 13 BB 1B	3-3 K	0-0 F9	0-0 F9	1-1 G4-3	1-1 G4-3	1-1 G4-3	1-1 G1-3	1-1 G1-3	4	1	1	0	0	1	2							
2 Derek Jeter, R OBP: 0.359, SLG: 0.404	4-0 FC3-6 1-2 BB	0-1 G4-3	2-1 G5-3	2-1 G5-3	2-1 G5-3	2-1 G5-3	2-1 G5-3	1-1 G1-3	1-1 G1-3	3	0	0	0	1	0	1							
Bobby Abreu, L OBP: 0.371, SLG: 0.465	1-0 FC3-6 22 BB 13 BB 1-2 2-3	2-2 G3-1	2-2 G3-1	2-2 G3-1	2-2 G3-1	4-0 G6-4-3 BB	4-0 G6-4-3	2-1 G6-3	2-1 G6-3	3	0	0	0	1	0	2							
13 Alex Rodriguez, R OBP: 0.399, SLG: 0.586	0-0 FC3-6 22 BB 1-2 1B	2-3 K	2-3 K	2-3 K	2-3 K	1-0 G6-4-3 1-2	1-0 G6-4-3	0-1 F9	0-1 F9	4	0	1	1	0	1	1							
Jason Giambi, L Wilson Betemit, S OBP: 0.372, SLG: 0.511 OBP: 0.288, SLG: 0.407	3-3 K	3-3 K	2-1 G3	2-1 G3	2-1 G3	1-0 2B	1-0 2B	3-2 F8	3-2 F8	3	0	1	0	0	1	2							
22 Xavier Nady, R OBP: 0.368, SLG: 0.531	0-0 1-2 2-3 1B	1-1 G5-3	1-1 G5-3	1-1 G5-3	1-1 G5-3	0-0 G5-3	0-0 G5-3	0-3 K	0-3 K	4	0	1	0	0	1	1							
55 Hideki Matsui, L OBP: 0.393, SLG: 0.441	1-1 G4-3	2-3 K	2-3 K	2-3 K	2-3 K	0-1 G3-1	0-1 G3-1	2-3 K	2-3 K	4	0	0	0	0	2	3							
24 Robinson Cano, L OBP: 0.299, SLG: 0.403	1-0 FC5-4 1B	3-1 G3	3-1 G3	3-1 G3	3-1 G3	0-0 G4-3	0-0 G4-3	0-0 G4-3	0-0 G4-3	3	0	1	0	0	0	0							
Ivan Rodriguez, R Jose Molina, R OBP: 0.322, SLG: 0.400 OBP: 0.266, SLG: 0.313	1-2 FC5-4 18 S	1-2 G3-1	1-2 G3-1	1-2 G3-1	1-2 G3-1	1-1 G3-1	1-1 G3-1	1-1 G3-1	1-1 G3-1	2	0	0	0	0	0	1							
<b>Inning Stats</b>	R: 1 E: 0 K: 1 S: 11	H: 3 LOB: 3 BB: 1 P: 20	R: 0 E: 0 K: 1 S: 13	H: 1 LOB: 1 BB: 0 P: 18	R: 0 E: 0 K: 1 S: 8	H: 0 LOB: 0 BB: 0 P: 14	R: 0 E: 0 K: 1 S: 8	H: 0 LOB: 0 BB: 0 P: 14	R: 0 E: 0 K: 0 S: 7	H: 1 LOB: 1 BB: 1 P: 9	R: 0 E: 0 K: 0 S: 6	H: 1 LOB: 1 BB: 0 P: 9	R: 0 E: 0 K: 2 S: 9	H: 0 LOB: 0 BB: 0 P: 14	R: 0 E: 0 K: 2 S: 9	H: 0 LOB: 0 BB: 0 P: 14	1B: 5 2B: 1 3B: 0 HR: 0	SF: 0 SAC: 0 DP: 1 HBP: 0	WP: 0 PB: 0 SB: 1 CS: 1	PA: 34			
<b>PITCHER</b>	IP WLS BF ERA WHIP	IP WLS BF ERA WHIP	IP WLS BF ERA WHIP	IP WLS BF ERA WHIP	IP WLS BF ERA WHIP	IP WLS BF ERA WHIP	IP WLS BF ERA WHIP	IP WLS BF ERA WHIP	IP WLS BF ERA WHIP	IP WLS BF ERA WHIP	IP WLS BF ERA WHIP	IP WLS BF ERA WHIP	IP WLS BF ERA WHIP	IP WLS BF ERA WHIP	IP WLS BF ERA WHIP	IP WLS BF ERA WHIP	IP WLS BF ERA WHIP	IP WLS BF ERA WHIP	IP WLS BF ERA WHIP	IP WLS BF ERA WHIP	IP WLS BF ERA WHIP		
Jon Garland, R ERA: 4.52	7.0 W 28 1.29 1.143	6 1 1 4 2 0 0 0 0	6 1 1 4 2 0 0 0 0	6 1 1 4 2 0 0 0 0	6 1 1 4 2 0 0 0 0	6 1 1 4 2 0 0 0 0	6 1 1 4 2 0 0 0 0	6 1 1 4 2 0 0 0 0	6 1 1 4 2 0 0 0 0	6 1 1 4 2 0 0 0 0	6 1 1 4 2 0 0 0 0	6 1 1 4 2 0 0 0 0	6 1 1 4 2 0 0 0 0	6 1 1 4 2 0 0 0 0	6 1 1 4 2 0 0 0 0	6 1 1 4 2 0 0 0 0	6 1 1 4 2 0 0 0 0	6 1 1 4 2 0 0 0 0	6 1 1 4 2 0 0 0 0	6 1 1 4 2 0 0 0 0	6 1 1 4 2 0 0 0 0	6 1 1 4 2 0 0 0 0	
65 Kevin Jepsen, R ERA:	1.0 3 0 0 0 0 0 0 0	0 0 0 0 0 0 0 0 0	0 0 0 0 0 0 0 0 0	0 0 0 0 0 0 0 0 0	0 0 0 0 0 0 0 0 0	0 0 0 0 0 0 0 0 0	0 0 0 0 0 0 0 0 0	0 0 0 0 0 0 0 0 0	0 0 0 0 0 0 0 0 0	0 0 0 0 0 0 0 0 0	0 0 0 0 0 0 0 0 0	0 0 0 0 0 0 0 0 0	0 0 0 0 0 0 0 0 0	0 0 0 0 0 0 0 0 0	0 0 0 0 0 0 0 0 0	0 0 0 0 0 0 0 0 0	0 0 0 0 0 0 0 0 0	0 0 0 0 0 0 0 0 0	0 0 0 0 0 0 0 0 0	0 0 0 0 0 0 0 0 0	0 0 0 0 0 0 0 0 0	0 0 0 0 0 0 0 0 0	0 0 0 0 0 0 0 0 0
53 Darren O'Day, R ERA: 4.57	1.0 3 0 0 0 2 0 0 0	0 0 0 0 0 2 0 0 0	0 0 0 0 0 2 0 0 0	0 0 0 0 0 2 0 0 0	0 0 0 0 0 2 0 0 0	0 0 0 0 0 2 0 0 0	0 0 0 0 0 2 0 0 0	0 0 0 0 0 2 0 0 0	0 0 0 0 0 2 0 0 0	0 0 0 0 0 2 0 0 0	0 0 0 0 0 2 0 0 0	0 0 0 0 0 2 0 0 0	0 0 0 0 0 2 0 0 0	0 0 0 0 0 2 0 0 0	0 0 0 0 0 2 0 0 0	0 0 0 0 0 2 0 0 0	0 0 0 0 0 2 0 0 0	0 0 0 0 0 2 0 0 0	0 0 0 0 0 2 0 0 0	0 0 0 0 0 2 0 0 0	0 0 0 0 0 2 0 0 0	0 0 0 0 0 2 0 0 0	0 0 0 0 0 2 0 0 0

New York Yankees @ Los Angeles Angels  
Angel Stadium of Anaheim, Anaheim, CA  
Mon Sep 08 2008, 7:05 PM PDT  
Att: 41,025 - Partly Cloudy - 70 F

AB 32  
R 1  
H 6  
RBI 1  
BB 2  
SO 6  
LOB 13



Batter	1	2	3	4	5	6	7	8	9	AB	R	H	RBI	BB	SO	LOB	BOTTOM						
9 Chone Figgins, S OBP: 0.371, SLG: 0.324	1-2 G3 SF7 1B	1-0 F9	1-0 F9	1-0 F9	1-0 F9	1-2 G4-3 HBP	2-3 K	1-1 L3	1-1 L3	3	2	1	0	0	1	1							
8 Kendrys Morales, S OBP: 0.250, SLG: 0.200	2-0 G3	1-0 L4-3	1-0 L4-3	1-0 L4-3	1-0 L4-3	1-1 G4-3 27 HR	2-2 G4-3 27 BB	1-0 F9	1-0 F9	4	2	2	0	0	0	2							
Garret Anderson, L Freddy Sandoval, S OBP: 0.318, SLG: 0.427 ERA: 8, FH	2-0 G3	1-0 L4-3	1-0 L4-3	1-0 L4-3	1-0 L4-3	1-1 G4-3 27 HR	2-2 G4-3 27 BB	1-0 F9	1-0 F9	1	0	0	0	0	0	0							
Mark Teixeira, S Reggie Willits, S OBP: 0.404, SLG: 0.537 OBP: 0.326, SLG: 0.211	3-0 SF7	4-1 G6-4-3 BB	4-1 G6-4-3	4-1 G6-4-3	4-1 G6-4-3	2-0 G4-3 27 HR	4-1 G4-3 27 BB	1-1 L3	1-1 L3	1	1	0	2	2	0	1							
27 Vladimir Guerrero, R Robb Quinlan, R OBP: 0.350, SLG: 0.511 OBP: 0.336, SLG: 0.328	0-1 F8	1-1 G6-4-3	1-1 G6-4-3	1-1 G6-4-3	1-1 G6-4-3	3-2 G4-3 2H	0-0 G4-3 24 BB	0-0 F8	0-0 F8	4	2	2	3	0	0	1							
48 Torii Hunter, R Gary Matthews, S OBP: 0.346, SLG: 0.477 OBP: 0.314, SLG: 0.347	0-3 K	0-3 K	1-2 G5-3	1-2 G5-3	1-2 G5-3	1-1 G4-3 44 S	0-1 G4-3 24 BB	0-1 F8	0-1 F8	3	0	1	0	0	1	0							
Juan Rivera, R Matthew Brown, R OBP: 0.269, SLG: 0.419 OBP: 0.077, SLG: 0.154	2-2 G5-3	2-2 G5-3	2-1 G5-3	2-1 G5-3	2-1 G5-3	4-2 G5-3 44 FC5-2	0-2 L8	0-2 L8	0-2 L8	3	1	0	0	1	0	1							
44 Mike Napoli, R Bobby Wilson, R OBP: 0.332, SLG: 0.479 OBP: 1.000, SLG: 1.000	0-0 F8	0-0 F8	0-0 F8	0-0 F8	0-0 F8	3-2 FC5-2 18 CS	0-2 F8	0-2 F8	0-2 F8	4	1	1	0	0	0	3							
3 Brandon Wood, R OBP: 0.213, SLG: 0.317	1-3 K	0-1 HR	1-3 K	1-3 K	1-3 K	3-2 E9	3-1 HR	3-1 HR	3-1 HR	4	2	3	3	0	1	1							
18 Sean Rodriguez, R OBP: 0.273, SLG: 0.281	2-2 L4-3 1B	2-2 CS	2-2 CS	2-2 CS	2-2 CS	0-1 HR	4-1 BB	4-1 BB	4-1 BB	3	1	2	1	1	0	1							
<b>Inning Stats</b>	R: 1 E: 0 K: 0 S: 7	H: 1 LOB: 0 BB: 0 P: 13	R: 0 E: 0 K: 1 S: 9	H: 0 LOB: 0 BB: 0 P: 11	R: 1 E: 0 K: 0 S: 7	H: 2 LOB: 0 BB: 0 P: 11	R: 0 E: 0 K: 0 S: 6	H: 0 LOB: 0 BB: 1 P: 12	R: 0 E: 0 K: 1 S: 10	H: 1 LOB: 0 BB: 0 P: 16	R: 6 E: 1 K: 0 S: 26	H: 5 LOB: 1 BB: 1 P: 45	R: 3 E: 0 K: 1 S: 18	H: 3 LOB: 1 BB: 1 P: 26	R: 1 E: 0 K: 0 S: 6	H: 1 LOB: 0 BB: 1 P: 15	1B: 7 2B: 4 3B: 0 HR: 4	SF: 1 SAC: 0 DP: 3 HBP: 1	WP: 0 PB: 0 SB: 3 CS: 1	PA: 39			
<b>PITCHER</b>	IP WLS BF ERA WHIP	IP WLS BF ERA WHIP	IP WLS BF ERA WHIP	IP WLS BF ERA WHIP	IP WLS BF ERA WHIP	IP WLS BF ERA WHIP	IP WLS BF ERA WHIP	IP WLS BF ERA WHIP	IP WLS BF ERA WHIP	IP WLS BF ERA WHIP	IP WLS BF ERA WHIP	IP WLS BF ERA WHIP	IP WLS BF ERA WHIP	IP WLS BF ERA WHIP	IP WLS BF ERA WHIP	IP WLS BF ERA WHIP	IP WLS BF ERA WHIP	IP WLS BF ERA WHIP	IP WLS BF ERA WHIP	IP WLS BF ERA WHIP	IP WLS BF ERA WHIP		
Carl Pavano, R ERA: 5.31	5.1 L 21 8.44 1.312	6 5 5 2 1 0 0 0	6 5 5 2 1 0 0 0	6 5 5 2 1 0 0 0	6 5 5 2 1 0 0 0	6 5 5 2 1 0 0 0	6 5 5 2 1 0 0 0	6 5 5 2 1 0 0 0	6 5 5 2 1 0 0 0	6 5 5 2 1 0 0 0	6 5 5 2 1 0 0 0	6 5 5 2 1 0 0 0	6 5 5 2 1 0 0 0	6 5 5 2 1 0 0 0	6 5 5 2 1 0 0 0	6 5 5 2 1 0 0 0	6 5 5 2 1 0 0 0	6 5 5 2 1 0 0 0	6 5 5 2 1 0 0 0	6 5 5 2 1 0 0 0	6 5 5 2 1 0 0 0	6 5 5 2 1 0 0 0	
39 Dan Giese, R ERA: 2.95	0.1 5 3 3 2 0 1 0 0	0 3 3 2 0 1 0 0 0	0 3 3 2 0 1 0 0 0	0 3 3 2 0 1 0 0 0	0 3 3 2 0 1 0 0 0	0 3 3 2 0 1 0 0 0	0 3 3 2 0 1 0 0 0	0 3 3 2 0 1 0 0 0	0 3 3 2 0 1 0 0 0	0 3 3 2 0 1 0 0 0	0 3 3 2 0 1 0 0 0	0 3 3 2 0 1 0 0 0	0 3 3 2 0 1 0 0 0	0 3 3 2 0 1 0 0 0	0 3 3 2 0 1 0 0 0	0 3 3 2 0 1 0 0 0	0 3 3 2 0 1 0 0 0	0 3 3 2 0 1 0 0 0	0 3 3 2 0 1 0 0 0	0 3 3 2 0 1 0 0 0	0 3 3 2 0 1 0 0 0	0 3 3 2 0 1 0 0 0	
36 Edwar Ramirez, R ERA: 4.08	0.2 6 3 3 3 1 1 0 0	0 3 3 3 1 1 0 0 0	0 3 3 3 1 1 0 0 0	0 3 3 3 1 1 0 0 0	0 3 3 3 1 1 0 0 0	0 3 3 3 1 1 0 0 0	0 3 3 3 1 1 0 0 0	0 3 3 3 1 1 0 0 0	0 3 3 3 1 1 0 0 0	0 3 3 3 1 1 0 0 0	0 3 3 3 1 1 0 0 0	0 3 3 3 1 1 0 0 0	0 3 3 3 1 1 0 0 0	0 3 3 3 1 1 0 0 0	0 3 3 3 1 1 0 0 0	0 3 3 3 1 1 0 0 0	0 3 3 3 1 1 0 0 0	0 3 3 3 1 1 0 0 0	0 3 3 3 1 1 0 0 0	0 3 3 3 1 1 0 0 0	0 3 3 3 1 1 0 0 0	0 3 3 3 1 1 0 0 0	0 3 3 3 1 1 0 0 0
39 Chris Britton, R ERA: 4.05	1.2 6 1 1 1 0 1 0 0	0 1 1 1 0 1 0 0 0	0 1 1 1 0 1 0 0 0	0 1 1 1 0 1 0 0 0	0 1 1 1 0 1 0 0 0	0 1 1 1 0 1 0 0 0	0 1 1 1 0 1 0 0 0	0 1 1 1 0 1 0 0 0	0 1 1 1 0 1 0 0 0	0 1 1 1 0 1 0 0 0	0 1 1 1 0 1 0 0 0	0 1 1 1 0 1 0 0 0	0 1 1 1 0 1 0 0 0	0 1 1 1 0 1 0 0 0	0 1 1 1 0 1 0 0 0	0 1 1 1 0 1 0 0 0	0 1 1 1 0 1 0 0 0	0 1 1 1 0 1 0 0 0	0 1 1 1 0 1 0 0 0	0 1 1 1 0 1 0 0 0	0 1 1 1 0 1 0 0 0	0 1 1 1 0 1 0 0 0	0 1 1 1 0 1 0 0 0

New York Yankees @ Los Angeles Angels  
Angel Stadium of Anaheim, Anaheim, CA  
Mon Sep 08 2008, 7:05 PM PDT  
Att: 41,025 - Partly Cloudy - 70 F

AB 32  
R 12  
H 13  
RBI 11  
BB 4  
SO 3  
LOB 12







Batter	1	2	3	4	5	6	7	8	9	AB	R	H	RBI	BB	SO	LOB	TOP										
18 Johnny Damon, L OBP: 0.378, SLG: 0.458	G3		BB		F9			K		3	0	0	0	1	1	0	<b>New York Yankees @ Los Angeles Angels</b> Angel Stadium of Anaheim, Anaheim, CA Wed Sep 10 2008, 12:35 PM PDT Att: 39,783 - Sunny - 77 F										
2 Derek Jeter, R OBP: 0.360, SLG: 0.404	1B		1B		F9			G4-3		3	1	1	0	1	0	0											
Bobby Abreu, L OBP: 0.371, SLG: 0.461	1B	22 BLK			G3-1			G5-3		3	1	0	0	1	1	1											
13 Alex Rodriguez, R OBP: 0.398, SLG: 0.588	K				F7			K		4	0	0	0	0	3	3											
Jason Giambi, L OBP: 0.374, SLG: 0.507	22 BLK				K					2	0	1	1	2	1	0											
12 Cody Ransom, R OBP: 0.800, SLG: 1.750	1B				K					0	0	0	0	0	0	0											
22 Xavier Nady, R OBP: 0.370, SLG: 0.533	K				55 G3-6-3					4	0	2	0	0	2	2											
11 Brett Gardner, L OBP: 0.247, SLG: 0.234	K				1B					0	0	0	0	0	0	0											
55 Hideki Matsui, L OBP: 0.375, SLG: 0.430	F8				G3-6-3			K		4	0	0	0	0	2	4											
24 Robinson Cano, L OBP: 0.295, SLG: 0.397	G4-3				K			G3		3	0	0	0	0	1	1											
26 José Molina, R OBP: 0.264, SLG: 0.311	K				G6-3			K		2	0	0	0	0	1	0											
Wilson Betemit, S OBP: 0.287, SLG: 0.405										1	0	0	0	0	1	0											
Chad Moeller, P OBP: 0.307, SLG: 0.329										0	0	0	0	0	0	0											
<b>Inning Stats</b>	R: 2 E: 0 K: 2 S: 11	H: 1 LOB: 1 BB: 2 P: 26	R: 0 E: 0 K: 1 S: 9	H: 0 LOB: 0 BB: 1 P: 13	R: 0 E: 0 K: 1 S: 8	H: 1 LOB: 1 BB: 1 P: 16	R: 0 E: 0 K: 1 S: 9	H: 0 LOB: 0 BB: 0 P: 14	R: 0 E: 0 K: 1 S: 7	H: 0 LOB: 0 BB: 0 P: 10	R: 0 E: 0 K: 1 S: 9	H: 0 LOB: 1 BB: 1 P: 16	R: 0 E: 0 K: 2 S: 17	H: 0 LOB: 1 BB: 1 P: 26	R: 0 E: 0 K: 2 S: 10	H: 0 LOB: 0 BB: 0 P: 16	R: 0 E: 0 K: 2 S: 15	H: 1 LOB: 2 BB: 1 P: 24	1B: 4 2B: 0 3B: 0 HR: 0	SF: 0 SAC: 0 DP: 1 HBP: 0	WP: 0 PB: 0 SB: 1 CS: 1	PA: 34					
<b>PITCHER</b>	IP	WLS	BF	H	R	ER	SO	BB	IBB	HBP	BLK	WP	HR	S	P	ERA	WHIP										
58 Dustin Moseley, R ERA: 7.36	5.0	W	19	3	2	2	6	3	0	0	1	0	0	44	79	3.60	1.200										
65 Kevin Jepsen, R ERA: 1.38	1.0	H	3	0	0	0	1	0	0	0	0	0	0	9	16	0.00	0.000										
66 Jose Arredondo, R ERA: 1.38	1.0	H	4	0	0	0	2	1	0	0	0	0	0	17	26	0.00	1.000										
62 Scot Shields, R ERA: 2.57	1.0	H	3	0	0	0	2	0	0	0	0	0	0	10	16	0.00	0.000										
Francisco Rodriguez, R ERA: 2.48	1.0	S	5	1	0	0	2	1	0	0	0	0	0	15	24	0.00	2.000										

Batter	1	2	3	4	5	6	7	8	9	AB	R	H	RBI	BB	SO	LOB	BOTTOM										
24 Gary Matthews, S OBP: 0.312, SLG: 0.344	P4	F8			27 1B	G4-3				4	1	1	0	0	0	3	<b>New York Yankees @ Los Angeles Angels</b> Angel Stadium of Anaheim, Anaheim, CA Wed Sep 10 2008, 12:35 PM PDT Att: 39,783 - Sunny - 77 F										
Garret Anderson, L OBP: 0.323, SLG: 0.434	27 WP		F9		27 1B	K				4	2	2	0	0	1	1											
27 Vladimir Guerrero, R OBP: 0.360, SLG: 0.599	K				39 1B			K		4	1	2	0	0	2	1											
Juan Rivera, R OBP: 0.265, SLG: 0.411	FC6-4		FC5-4		39 1B			K		4	0	0	1	0	2	5											
8 Kendrys Morales, S OBP: 0.238, SLG: 0.250	G6-3		G5-3							4	0	1	0	0	1	5											
39 Robb Quinlan, R OBP: 0.331, SLG: 0.324	L4		G6-3		E7	G4-3				4	0	1	2	0	0	1											
44 Mike Napoli, R OBP: 0.335, SLG: 0.477	K							K		3	0	1	0	1	2	0											
3 Brandon Wood, R OBP: 0.216, SLG: 0.321	18 2B		L7		CS			F8		4	0	2	0	0	0	1											
18 Sean Rodriguez, R OBP: 0.267, SLG: 0.281			K					F9		4	0	1	0	0	2	2											
<b>Inning Stats</b>	R: 1 E: 0 K: 1 S: 11	H: 1 LOB: 1 BB: 0 P: 16	R: 0 E: 0 K: 1 S: 15	H: 2 LOB: 2 BB: 0 P: 24	R: 0 E: 0 K: 0 S: 13	H: 1 LOB: 1 BB: 0 P: 17	R: 0 E: 0 K: 1 S: 10	H: 1 LOB: 1 BB: 0 P: 17	R: 3 E: 1 K: 2 S: 17	H: 4 LOB: 1 BB: 1 P: 29	R: 0 E: 0 K: 2 S: 8	H: 1 LOB: 1 BB: 0 P: 11	R: 0 E: 0 K: 2 S: 10	H: 1 LOB: 1 BB: 0 P: 17	R: 0 E: 0 K: 1 S: 7	H: 0 LOB: 0 BB: 0 P: 11		1B: 7 2B: 4 3B: 0 HR: 0	SF: 0 SAC: 0 DP: 0 HBP: 0	WP: 1 PB: 1 SB: 1 CS: 1	PA: 37						
<b>PITCHER</b>	IP	WLS	BF	H	R	ER	SO	BB	IBB	HBP	BLK	WP	HR	S	P	ERA	WHIP										
Andy Pettite, L ERA: 4.53	4.2	L	25	9	4	3	5	1	0	0	0	0	0	64	100	5.79	2.143										
41 Jose Veras, R ERA: 3.59	1.0		3	1	0	0	1	0	0	0	0	0	0	7	10	0.00	1.000										
48 Phil Coke, L ERA: 1.38	0.1		1	0	0	0	1	0	0	0	0	0	0	3	4	0.00	0.000										
62 Joba Chamberlain, R ERA: 2.61	2.0		7	1	0	0	3	0	0	0	0	0	0	17	28	0.00	0.500										









Batter	1	2	3	4	5	6	7	8	9	AB	R	H	RBI	BB	SO	LOB	TOP					
1 Akinori Iwamura, L (1.4) OBP: 0.350, SLG: 0.380										3	1	0	0	2	3	3	<b>Tampa Bay Rays @ New York Yankees</b> Yankee Stadium, Bronx, NY Sat Sep 13 2008, 7:05 PM EDT Att: 54,088 - Cloudy - 76 F					
18 Ben Zobrist, S (1.6) OBP: 0.319, SLG: 0.434										4	1	2	4	0	1	1						
3 Evan Longoria, R (9. PH) OBP: 0.354, SLG: 0.532										4	0	1	0	0	1	1						
24 Dan Johnson, L (1.3) OBP: 0.333, SLG: 0.625										4	0	1	0	0	1	1						
10 Justin Ruggiano, R (7.7) OBP: 0.242, SLG: 0.328										4	0	0	0	0	1	1						
15 Cliff Floyd, L (1.10) OBP: 0.353, SLG: 0.465										2	0	0	0	1	1	2						
31 Jonny Gomes, R (7. PH) OBP: 0.292, SLG: 0.381										1	0	0	0	0	1	0						
16 Willy Aybar, S (1.5) OBP: 0.328, SLG: 0.416										4	0	0	0	0	0	4						
32 Eric Hinske, L (1.7) OBP: 0.330, SLG: 0.472										3	0	1	0	0	0	2						
23 Carlos Pena, L (7.3) OBP: 0.375, SLG: 0.491										1	0	0	0	0	0	0						
30 Dioner Navarro, S (1.2) OBP: 0.353, SLG: 0.408										3	1	1	0	1	0	1						
26 Gabe Gross, L (1.9) OBP: 0.344, SLG: 0.436										3	1	3	0	1	0	0						
38 Fernando Perez, R (1.8) OBP: 0.261, SLG: 0.238										3	1	0	0	0	0	4						
<b>Inning Stats</b>	R: 0 H: 1 E: 0 K: 1 S: 12	H: 1 LOB: 2 BB: 1 P: 20	R: 0 H: 2 E: 0 K: 1 S: 14	H: 2 LOB: 2 BB: 0 P: 21	R: 0 H: 1 E: 0 K: 0 S: 7	H: 1 LOB: 2 BB: 1 P: 18	R: 4 H: 2 E: 0 K: 1 S: 14	H: 2 LOB: 0 BB: 2 P: 28	R: 0 H: 0 E: 0 K: 1 S: 8	H: 0 LOB: 0 BB: 0 P: 14	R: 0 H: 0 E: 0 K: 2 S: 7	H: 0 LOB: 0 BB: 0 P: 12	R: 0 H: 0 E: 0 K: 0 S: 7	H: 0 LOB: 0 BB: 0 P: 11	R: 1 H: 2 E: 0 K: 1 S: 11	H: 2 LOB: 1 BB: 0 P: 17	1B: 7 2B: 1 3B: 0 HR: 1	SF: 0 SAC: 1 DP: 2 HBP: 0	WP: 0 PB: 0 SB: 0 CS: 0	PA: 39		
<b>PITCHER</b>	IP WLS BF H R ER SO BB IBB HBP BLK WP HR S P ERA WHIP	3.1 20 6 4 4 2 4 0 0 0 0 1 43 82 10.80 3.000	2.2 8 1 0 0 2 1 0 0 0 0 0 16 23 0.00 0.750	1.0 W 3 0 0 0 2 0 0 0 0 0 0 7 12 0.00 0.000	1.0 H 3 0 0 0 0 0 0 0 0 0 0 7 11 0.00 0.000	1.0 S 5 2 1 1 1 0 0 0 0 0 0 11 17 9.00 2.000																

Batter	1	2	3	4	5	6	7	8	9	AB	R	H	RBI	BB	SO	LOB	BOTTOM				
11 Brett Gardner, L (1.8) OBP: 0.242, SLG: 0.220										4	2	0	1	1	2	3	<b>Tampa Bay Rays @ New York Yankees</b> Yankee Stadium, Bronx, NY Sat Sep 13 2008, 7:05 PM EDT Att: 54,088 - Cloudy - 76 F				
2 Derek Jeter, R (1.6) OBP: 0.367, SLG: 0.410										3	1	3	0	1	0	0					
Bobby Abreu, L (1.9) OBP: 0.372, SLG: 0.467										4	1	1	1	1	0	2					
13 Alex Rodriguez, R (1.10) OBP: 0.396, SLG: 0.584										3	0	0	1	1	1	3					
22 Xavier Nady, R (1.7) OBP: 0.369, SLG: 0.528										4	0	1	1	0	0	3					
53 Melky Cabrera, S (8.8) OBP: 0.296, SLG: 0.337										0	0	0	0	0	0	0					
24 Robinson Canó, L (1.4) OBP: 0.295, SLG: 0.397										4	0	2	0	0	0	2					
Wilson Betemit, S (1.3) OBP: 0.286, SLG: 0.419										4	1	1	1	0	3	3					
Ivan Rodriguez, R (1.2) OBP: 0.321, SLG: 0.398										4	1	1	0	0	0	1					
12 Cody Ransom, R (1.5) OBP: 0.556, SLG: 1.000										4	0	2	0	0	2	1					
<b>Inning Stats</b>	R: 1 H: 0 E: 0 K: 0 S: 7	H: 0 LOB: 1 BB: 2 P: 19	R: 0 H: 2 E: 0 K: 2 S: 12	H: 2 LOB: 2 BB: 0 P: 17	R: 0 H: 1 E: 0 K: 0 S: 8	H: 1 LOB: 2 BB: 1 P: 14	R: 2 H: 3 E: 0 K: 1 S: 12	H: 3 LOB: 1 BB: 0 P: 20	R: 0 H: 0 E: 0 K: 0 S: 8	H: 0 LOB: 0 BB: 0 P: 13	R: 0 H: 0 E: 0 K: 2 S: 7	H: 0 LOB: 0 BB: 0 P: 9	R: 2 H: 3 E: 1 K: 3 S: 22	H: 3 LOB: 2 BB: 0 P: 30	R: 1 H: 2 E: 0 K: 0 S: 10	H: 2 LOB: 2 BB: 1 P: 15	1B: 9 2B: 1 3B: 0 HR: 1	SF: 1 SAC: 1 DP: 0 HBP: 0	WP: 1 PB: 0 SB: 2 CS: 0	PA: 40	
<b>PITCHER</b>	IP WLS BF H R ER SO BB IBB HBP BLK WP HR S P ERA WHIP	5.0 24 6 3 3 3 3 0 0 0 0 0 18 22 0.00 0.600	1.2 L 7 1 2 0 4 0 0 0 0 0 0 18 22 0.00 0.600	0.1 3 2 0 0 1 0 0 0 0 0 1 0 11 17 0.00 6.000	1.0 6 2 1 1 0 1 0 0 0 0 0 0 10 15 9.00 3.000																





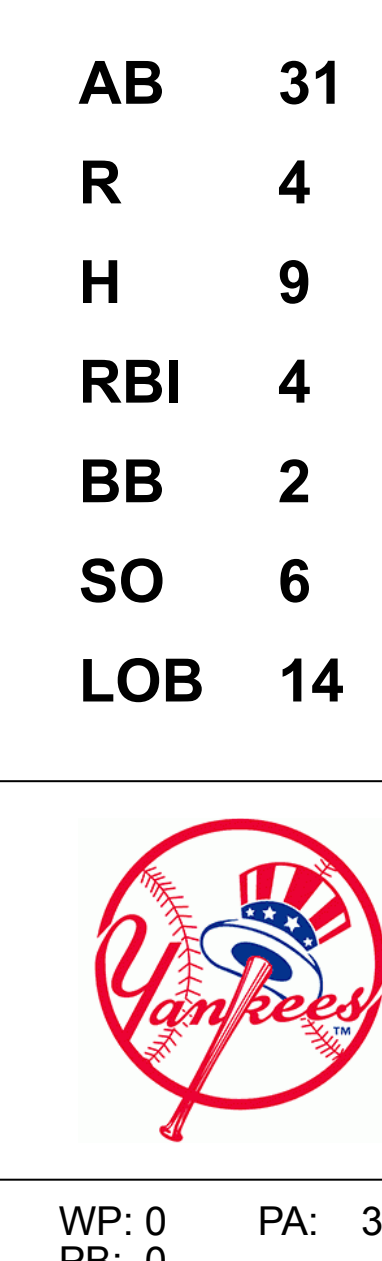




Batter	1	2	3	4	5	6	7	8	9	AB	R	H	RBI	BB	SO	LOB	TOP										
<b>Orlando Cabrera, R</b> (1, 6) OBP: 0.336, SLG: 0.364	0-1 23 CS 2B			4-2 31 HR BB	0-0 G6-3			1-2 1B		3	1	2	0	1	0	1	<b>Chicago White Sox @ New York Yankees</b> Yankee Stadium, Bronx, NY Mon Sep 15 2008, 7:05 PM EDT Att: 53,236 - Cloudy - 81 F										
<b>31 Dewayne Wise, L</b> (1, 7) OBP: 0.323, SLG: 0.529	2-0 L3		0-0 1-H HR		2-2 G4-3			1-3 1 SAFE 1 SAFE 1 SAFE C FF 93		4	1	1	2	0	1	2											
<b>23 Jermaine Dye, R</b> (1, 9) OBP: 0.348, SLG: 0.553	2-2 F9		1-2 F9		0-0 1B			3-1 G1-3		4	0	1	0	0	0	2											
<b>25 Jim Thome, L</b> (1, 10) OBP: 0.364, SLG: 0.513		2-2 G1-3		0-3 K				2-2 F7		4	0	0	0	0	1	1											
<b>10 Alexei Ramirez, R</b> (1, 4) OBP: 0.320, SLG: 0.477		0-0 G5-3		1-1 1B				0-0 G5-3		4	0	1	0	0	0	1											
<b>12 A.J. Pierzynski, L</b> (1, 2) OBP: 0.315, SLG: 0.420		1-1 G4-3		3-3 K				1-2 G2-3		4	0	0	0	0	1	1											
<b>Ken Griffey Jr., L</b> (1, 8) OBP: 0.348, SLG: 0.411			1-2 L4		1-2 L8					3	0	0	0	0	1	0											
<b>Nick Swisher, S</b> (1, 3) OBP: 0.334, SLG: 0.416			1-2 G3		1-1 P6			1-2 G4-3		3	0	0	0	0	0	0											
<b>Juan Uribe, R</b> (1, 5) OBP: 0.297, SLG: 0.404			1-3 K		1-1 2B			0-3 K		3	0	1	0	0	2	0											
<b>Inning Stats</b>	R: 0 E: 0 K: 0 S: 7	H: 1 LOB: 0 BB: 0 P: 11	R: 0 E: 0 K: 0 S: 6	H: 0 LOB: 0 BB: 0 P: 9	R: 0 E: 0 K: 1 S: 12	H: 0 LOB: 0 BB: 0 P: 15	R: 2 E: 0 K: 2 S: 17	H: 2 LOB: 1 BB: 1 P: 25	R: 0 E: 0 K: 0 S: 9	H: 1 LOB: 1 BB: 0 P: 12	R: 0 E: 0 K: 0 S: 10	H: 1 LOB: 1 BB: 0 P: 15	R: 0 E: 0 K: 1 S: 7	H: 0 LOB: 0 BB: 0 P: 10	R: 0 E: 0 K: 2 S: 12	H: 1 LOB: 1 BB: 0 P: 17	R: 0 E: 0 K: 0 S: 6	H: 0 LOB: 0 BB: 0 P: 7	1B: 3 2B: 2 3B: 0 HR: 1	SF: 0 SAC: 0 DP: 0 HBP: 0	WP: 0 PB: 0 SB: 0 CS: 1	PA: 33					
<b>PITCHER</b>	IP	WLS	BF	H	R	ER	SO	BB	IBB	HBP	BLK	WP	HR	S	P	ERA	WHIP										
<b>91 Alfredo Aceves, R</b> (1, 1) ERA: 1.8	6.0		23	5	2	2	3	1	0	0	0	0	1	61	87	3.00	1.000										
<b>48 Phil Coke, L</b> (7, 1) ERA: 2.55	1.0	W	3	0	0	0	1	0	0	0	0	0	0	7	10	0.00	0.000										
<b>62 Joba Chamberlain, R</b> (8, 1) ERA: 2.55	1.0	H	4	1	0	0	2	0	0	0	0	0	0	12	17	0.00	1.000										
<b>42 Mariano Rivera, R</b> (9, 1) ERA: 1.52	1.0	S	3	0	0	0	0	0	0	0	0	0	0	6	7	0.00	0.000										

Batter	1	2	3	4	5	6	7	8	9	AB	R	H	RBI	BB	SO	LOB	BOTTOM										
<b>18 Johnny Damon, L</b> (1, 7) OBP: 0.377, SLG: 0.455	1-2 L4		1-2 P6		1-1 L7			1-0 1B		4	0	1	1	0	0	1	<b>Chicago White Sox @ New York Yankees</b> Yankee Stadium, Bronx, NY Mon Sep 15 2008, 7:05 PM EDT Att: 53,236 - Cloudy - 81 F										
<b>2 Derek Jeter, R</b> (1, 6) OBP: 0.397, SLG: 0.416	2-2 K		0-3 K		0-1 L6-4			0-1 P5		4	0	0	0	0	2	2											
<b>Bobby Abreu, L</b> (1, 9) OBP: 0.374, SLG: 0.471	0-1 2B		2-2 1B		3-3 K			2-0 1B		4	0	3	0	0	1	0											
<b>13 Alex Rodriguez, R</b> (1, 5) OBP: 0.394, SLG: 0.587		3-3 K		2-2 L8				3-2 G5-3		4	0	0	0	0	2	3											
<b>Jason Giambi, L</b> (1, 3) OBP: 0.377, SLG: 0.514		1-2 22 HR 1B		1-2 G4-3 2B				3-2 G4-3		3	1	2	0	1	0	0											
<b>24 Robinson Cano, L</b> (8, PR) OBP: 0.294, SLG: 0.396								4-0 IBB		0	0	0	0	0	0	0											
<b>22 Xavier Nady, R</b> (1, 10) OBP: 0.367, SLG: 0.529		3-1 1-H HR		3-2 L8				4-2 12 SH1-3 2B BB		3	2	1	2	1	0	3											
<b>12 Cody Ransom, R</b> (1, 4) OBP: 0.417, SLG: 0.727		1-3 K2-3		0-1 G4-3				0-0 SH1-3		3	0	0	0	0	1	3											
<b>Chad Moeller, R</b> (1, 2) OBP: 0.300, SLG: 0.321		3-2 L9		1-0 G6-3				2-2 11 F8 18 1B 2B		2	0	0	0	0	0	1											
<b>Wilson Betemit, S</b> (7, PH) OBP: 0.292, SLG: 0.429								1-2 F8		1	1	1	1	0	0	0											
<b>26 José Molina, R</b> (8, 2) OBP: 0.266, SLG: 0.310								2-3 F8		0	0	0	0	0	0	0											
<b>11 Brett Gardner, L</b> (1, 8) OBP: 0.237, SLG: 0.216		1-1 F8		0-0 L6-4 2 CS 1B				1-0 F8		3	0	1	0	0	0	1											
<b>Inning Stats</b>	R: 0 E: 0 K: 2 S: 11	H: 1 LOB: 1 BB: 0 P: 17	R: 2 E: 0 K: 1 S: 13	H: 2 LOB: 0 BB: 0 P: 22	R: 0 E: 0 K: 1 S: 14	H: 1 LOB: 1 BB: 0 P: 19	R: 0 E: 0 K: 0 S: 9	H: 1 LOB: 0 BB: 0 P: 14	R: 0 E: 0 K: 0 S: 5	H: 1 LOB: 0 BB: 0 P: 6	R: 0 E: 0 K: 2 S: 15	H: 0 LOB: 0 BB: 0 P: 23	R: 2 E: 0 K: 0 S: 11	H: 2 LOB: 1 BB: 1 P: 19	R: 0 E: 0 K: 0 S: 10	H: 1 LOB: 2 BB: 1 P: 25	R: 0 E: 0 K: 0 S: 6	H: 0 LOB: 0 BB: 0 P: 7	1B: 5 2B: 4 3B: 0 HR: 1	SF: 0 SAC: 1 DP: 1 HBP: 0	WP: 0 PB: 0 SB: 1 CS: 1	PA: 34					
<b>PITCHER</b>	IP	WLS	BF	H	R	ER	SO	BB	IBB	HBP	BLK	WP	HR	S	P	ERA	WHIP										
<b>56 Mark Buehrle, L</b> (1, 1) ERA: 7.91	6.0		23	6	2	2	6	0	0	0	0	0	0	3	7	27.00	3.000										
<b>43 Ehren Wassermann, R</b> (7, 1) ERA: 7.91	0.1	L	2	0	1	1	0	1	0	0	0	0	0	3	7	27.00	3.000										
<b>49 Horacio Ramirez, L</b> (7, 1) ERA: 9.96	0.1		3	2	1	1	0	0	0	0	0	0	0	6	10	27.00	6.000										
<b>47 Mike MacDougal, R</b> (7, 1) ERA: 1.88	1.1		6	1	0	0	0	0	1	0	0	0	0	12	27	0.00	0.750										

AB	32
R	2
H	6
RBI	2
BB	1
SO	6
LOB	8





Batter	1	2	3	4	5	6	7	8	9	AB R H RBI BB SO LOB	TOP
<b>Orlando Cabrera, R</b> (1, 6) OBP: 0.335, SLG: 0.365	G5-3		G6-4-3	FC6			2B		K	5 1 1 0 0 1 4	<b>Chicago White Sox @ New York Yankees</b> Yankee Stadium, Bronx, NY Tue Sep 16 2008, 7:05 PM EDT Att: 52,558 - Cloudy - 66 F
<b>32 Brian Anderson, R</b> (1, 8) OBP: 0.272, SLG: 0.444	G4-3			BB	G6-3		2B		K	4 1 1 1 1 1 0	
<b>23 Jermaine Dye, R</b> (1, 9) OBP: 0.350, SLG: 0.552	G4-3			1B	F7				1B WP	3 1 1 0 2 0 0	
<b>Ken Griffey Jr., L</b> (1, 10) OBP: 0.349, SLG: 0.411 <b>38 Jason Bourgeois, R</b> (9, PR)	K			1B	K				1B	5 1 2 1 0 3 2 0 0 0 0 0 0 0	
<b>14 Paul Konerko, R</b> (1, 3) OBP: 0.355, SLG: 0.420 <b>Nick Swisher, S</b> (8, 3)	1B			2B		G6-3		F9	K	4 0 2 1 0 0 0 1 0 0 0 0 1 2	
<b>12 A.J. Pierzynski, L</b> (1, 2) OBP: 0.315, SLG: 0.420	G4-6-3			F7		L7		2B		4 1 1 0 0 0 3	
<b>10 Alexei Ramirez, R</b> (1, 4) OBP: 0.322, SLG: 0.483				HR	IBB	G5-3		G5-3		3 1 1 1 1 0 1	
<b>Juan Uribe, R</b> (1, 5) OBP: 0.306, SLG: 0.413				1B	FC6		1B	2B		3 0 3 2 1 0 0	
<b>Jerry Owens, L</b> (1, 7) OBP: 0.214, SLG: 0.214				K	K	FC1-6		G4-3		4 0 0 0 0 2 6	
<b>Inning Stats</b>	R: 0 H: 0 E: 0 LOB: 0 K: 0 BB: 0 S: 6 P: 10	R: 0 H: 1 E: 0 LOB: 0 K: 1 BB: 0 S: 7 P: 11	R: 1 H: 2 E: 0 LOB: 0 K: 1 BB: 0 S: 7 P: 9	R: 3 H: 3 E: 0 LOB: 3 K: 1 BB: 3 S: 14 P: 29	R: 0 H: 0 E: 0 LOB: 0 K: 1 BB: 0 S: 7 P: 9	R: 0 H: 0 E: 0 LOB: 0 K: 0 BB: 0 S: 5 P: 9	R: 1 H: 3 E: 0 LOB: 2 K: 1 BB: 1 S: 12 P: 22	R: 1 H: 2 E: 0 LOB: 1 K: 0 BB: 0 S: 19 P: 26	R: 0 H: 1 E: 0 LOB: 2 K: 3 BB: 1 S: 17 P: 29	1B: 6 SF: 0 2B: 5 SAC: 0 3B: 0 DP: 2 HR: 1 HBP: 0	
<b>PITCHER</b>	IP WLS BF H R ER SO BB IBB HBP BLK WP HR S P ERA WHIP										
<b>Andy Pettitte, L</b> (1, 1) ERA: 4.57	6.0 L 25 6 4 4 4 2 1 0 0 0 0 1 46 77 6.00 1.333										
<b>41 Jose Veras, R</b> (7, 1) ERA: 3.64	1.0 6 3 1 1 1 1 0 0 0 0 0 0 12 22 9.00 4.000										
<b>39 Dan Giese, R</b> (8, 1) ERA: 3.16	1.0 5 2 1 1 0 0 0 0 0 0 0 0 19 26 9.00 2.000										
<b>30 David Robertson, R</b> (9, 1) ERA: 6.08	1.0 5 1 0 0 3 1 0 0 0 0 0 0 17 29 0.00 2.000										

Batter	1	2	3	4	5	6	7	8	9	AB R H RBI BB SO LOB	BOTTOM
<b>18 Johnny Damon, L</b> (1, 10) OBP: 0.379, SLG: 0.458	1B		2B		1B		L4		P6	5 0 3 1 0 0 1	<b>Chicago White Sox @ New York Yankees</b> Yankee Stadium, Bronx, NY Tue Sep 16 2008, 7:05 PM EDT Att: 52,558 - Cloudy - 66 F
<b>2 Derek Jeter, R</b> (1, 6) OBP: 0.368, SLG: 0.417	1B		2B		1B		L4			3 0 2 0 0 0 1	
<b>Bobby Abreu, L</b> (1, 9) OBP: 0.372, SLG: 0.468	L3		G1-3		K		L8			4 0 0 0 0 1 6	
<b>13 Alex Rodriguez, R</b> (1, 5) OBP: 0.393, SLG: 0.584	K		F9		1B		G5-3			4 0 1 0 0 1 3	
<b>Jason Giambi, L</b> (1, 3) OBP: 0.378, SLG: 0.520	P4			HR	K		BB			3 1 1 1 1 1 5	
<b>22 Xavier Nady, R</b> (1, 7) OBP: 0.384, SLG: 0.524	G5-3		G3		G6-3		FC5-4			4 0 0 0 0 0 1	
<b>24 Robinson Cano, L</b> (1, 4) OBP: 0.292, SLG: 0.393	G6-3		G3		G5-3		K			4 0 0 0 0 1 1	
<b>26 José Molina, R</b> (1, 2) OBP: 0.263, SLG: 0.306 <b>Wilson Betemit, S</b> (9, PH)	K		G6-3		L6		K			3 0 0 0 0 1 0 1 0 0 0 0 1 0	
<b>11 Brett Gardner, L</b> (1, 8) OBP: 0.248, SLG: 0.239	1B				P6		2B		F7	4 1 2 0 0 0 0	
<b>Inning Stats</b>	R: 0 H: 2 E: 0 LOB: 2 K: 1 BB: 0 S: 8 P: 10	R: 0 H: 0 E: 0 LOB: 0 K: 1 BB: 0 S: 9 P: 14	R: 1 H: 2 E: 0 LOB: 1 K: 0 BB: 0 S: 12 P: 20	R: 1 H: 1 E: 0 LOB: 0 K: 0 BB: 0 S: 7 P: 11	R: 0 H: 3 E: 0 LOB: 3 K: 2 BB: 0 S: 26 P: 31	R: 0 H: 0 E: 0 LOB: 0 K: 0 BB: 0 S: 8 P: 11	R: 0 H: 1 E: 0 LOB: 1 K: 0 BB: 0 S: 13 P: 19	R: 0 H: 0 E: 0 LOB: 1 K: 1 BB: 1 S: 20 P: 32	R: 0 H: 0 E: 0 LOB: 0 K: 1 BB: 0 S: 7 P: 10	1B: 6 SF: 0 2B: 2 SAC: 1 3B: 0 DP: 0 HR: 1 HBP: 0	
<b>PITCHER</b>	IP WLS BF H R ER SO BB IBB HBP BLK WP HR S P ERA WHIP										
<b>34 Gavin Floyd, R</b> (1, 1) ERA: 3.73	7.0 W 30 9 2 2 4 0 0 0 0 0 0 0 1 83 116 2.57 1.286										
<b>37 Matt Thornton, L</b> (8, 1) ERA: 2.6	1.0 4 0 0 0 1 1 0 0 0 0 0 0 20 32 0.00 1.000										
<b>45 Bobby Jenks, R</b> (9, 1) ERA: 2.57	1.0 3 0 0 0 1 0 0 0 0 0 0 0 7 10 0.00 0.000										




















Batter	1	2	3	4	5	6	7	8	9	AB	R	H	RBI	BB	SO	LOB	TOP					
1 Brian Roberts, S OBP: 0.379, SLG: 0.455	F9		E1			K			G3	5	1	1	1	0	1	2						
21 Nick Markakis, L OBP: 0.402, SLG: 0.489			P4			G3			G1-3	4	0	1	0	0	0	3						
6 Melvin Mora, R Alex Cintron, S OBP: 0.341, SLG: 0.482 OBP: 0.313, SLG: 0.355	F7					G3			G6-3	4	0	1	1	0	0	1						
17 Aubrey Huff, L OBP: 0.364, SLG: 0.564	FC4-6					F7			K	4	0	0	0	0	2	2						
Ramon Hernandez, R OBP: 0.306, SLG: 0.408			FC6-4			K			G6-3	4	0	0	0	0	2	1						
Adam Jones, R OBP: 0.324, SLG: 0.407						G6-3			L3	4	1	2	0	0	0	0						
Kevin Millar, R OBP: 0.326, SLG: 0.399									P4	3	1	1	0	1	1	1						
Jay Payton, R OBP: 0.295, SLG: 0.355						F7			G6-3	4	0	1	1	0	0	2						
Juan Castro, R Oscar Salazar, R Brandon Fathey, L OBP: 0.236, SLG: 0.261 OBP: 0.294, SLG: 0.576 OBP: 0.260, SLG: 0.344	F8					P3			G4-3	2	0	0	0	0	0	3						
30 Luke Scott, L OBP: 0.344, SLG: 0.487										1	0	0	0	0	0	0						
<b>Inning Stats</b>	R: 0 E: 0 K: 0 S: 6	H: 1 LOB: 1 BB: 0 P: 8	R: 1 E: 0 K: 1 S: 12	H: 1 LOB: 1 BB: 1 P: 18	R: 1 E: 1 K: 1 S: 17	H: 1 LOB: 1 BB: 0 P: 24	R: 1 E: 0 K: 0 S: 18	H: 3 LOB: 2 BB: 1 P: 21	R: 0 E: 0 K: 1 S: 7	H: 0 LOB: 0 BB: 0 P: 9	R: 0 E: 0 K: 2 S: 14	H: 1 LOB: 2 BB: 1 P: 26	R: 0 E: 0 K: 1 S: 6	H: 0 LOB: 0 BB: 0 P: 10	R: 0 E: 0 K: 0 S: 4	H: 0 LOB: 0 BB: 0 P: 7	R: 0 E: 0 K: 0 S: 8	H: 0 LOB: 0 BB: 0 P: 11	1B: 5 2B: 1 3B: 1 HR: 0	SF: 0 SAC: 0 DP: 0 HBP: 0	WP: 0 PB: 0 SB: 2 CS: 0	PA: 37
<b>PITCHER</b>	IP WLS BF H R ER SO BB IBB HBP BLK WP HR S P ERA WHIP																					
Andy Pettite, L ERA: 4.94	(1, 1) 5.0 W 24 7 3 2 3 1 0 0 0 0 0 0 63 85 3.60 1.600																					
41 Jose Veras, R ERA: 3.54	(6, 1) 0.2 H 3 0 0 0 1 1 0 0 0 0 0 0 8 16 0.00 1.500																					
48 Phil Coke, L ERA:	(6, 1) 0.2 H 2 0 0 0 1 0 0 0 0 0 0 0 5 8 0.00 0.000																					
62 Joba Chamberlain, R ERA: 2.46	(7, 1) 1.2 H 5 0 0 0 1 0 0 0 0 0 0 0 8 14 0.00 0.000																					
42 Mariano Rivera, R ERA: 1.45	(9, 1) 1.0 3 0 0 0 0 0 0 0 0 0 0 0 8 11 0.00 0.000																					

Baltimore Orioles @ New York Yankees  
Yankee Stadium, Bronx, NY  
Sun Sep 21 2008, 8:05 PM EDT  
Att: 54,610 - Cloudy - 70 F

livebaseballscores.com

AB 35  
R 3  
H 7  
RBI 3  
BB 2  
SO 6  
LOB 15




Batter	1	2	3	4	5	6	7	8	9	AB	R	H	RBI	BB	SO	LOB	BOTTOM			
18 Johnny Damon, L OBP: 0.379, SLG: 0.464	G4-3					F8			P6	4	1	1	3	1	0	0				
53 Melky Cabrera, S OBP: 0.296, SLG: 0.337									G5-3	0	0	0	0	0	0	0				
2 Derek Jeter, R OBP: 0.394, SLG: 0.409 Wilson Betemit, S OBP: 0.287, SLG: 0.422			F9			G6-3				5	0	0	0	0	2	3				
Bobby Abreu, L OBP: 0.374, SLG: 0.475										0	0	0	0	0	0	0				
13 Alex Rodriguez, R OBP: 0.393, SLG: 0.579										4	1	2	0	0	1	0				
Jason Giambi, L OBP: 0.376, SLG: 0.508										2	0	0	0	2	0	2				
11 Brett Gardner, L OBP: 0.255, SLG: 0.250										3	0	1	1	1	0	2				
22 Xavier Nady, R OBP: 0.359, SLG: 0.512										0	1	0	0	0	0	0				
12 Cody Ransom, R OBP: 0.345, SLG: 0.593										4	0	0	0	0	0	4				
24 Robinson Cano, L OBP: 0.299, SLG: 0.403										0	0	0	0	0	0	0				
55 Hideki Matsui, L OBP: 0.370, SLG: 0.424 Ivan Rodriguez, R OBP: 0.322, SLG: 0.397										3	1	1	0	0	0	2				
26 José Molina, R OBP: 0.270, SLG: 0.321										1	0	0	0	0	0	2				
<b>Inning Stats</b>	R: 0 E: 0 K: 2 S: 9	H: 0 LOB: 0 BB: 0 P: 12	R: 0 E: 0 K: 0 S: 8	H: 0 LOB: 1 BB: 1 P: 15	R: 3 E: 0 K: 0 S: 17	H: 3 LOB: 2 BB: 2 P: 34	R: 2 E: 0 K: 0 S: 9	H: 1 LOB: 0 BB: 1 P: 17	R: 0 E: 0 K: 1 S: 10	H: 1 LOB: 0 BB: 0 P: 15	R: 0 E: 0 K: 1 S: 12	H: 2 LOB: 3 BB: 1 P: 21	R: 2 E: 1 K: 0 S: 17	H: 2 LOB: 2 BB: 0 P: 23	R: 0 E: 0 K: 0 S: 7	H: 0 LOB: 0 BB: 0 P: 10	1B: 7 2B: 0 3B: 0 HR: 2	SF: 1 SAC: 0 DP: 1 HBP: 0	WP: 0 PB: 0 SB: 1 CS: 0	PA: 38
<b>PITCHER</b>	IP WLS BF H R ER SO BB IBB HBP BLK WP HR S P ERA WHIP																			
29 Chris Waters, L ERA: 5.06	(1, 1) 5.2 L 26 6 5 5 2 4 0 0 0 0 0 0 14 23 7.94 4.500																			
Lance Cormier, R ERA: 3.97	(6, 1) 0.2 5 2 1 1 1 1 0 0 0 0 0 0 4 5 ∞ ∞																			
32 Jamie Walker, L ERA: 5.92	(7, 1) 0.0 1 1 0 0 0 0 0 0 0 0 0 0 4 5 ∞ ∞																			
Rocky Cherry, R ERA: 5.17	(7, 1) 1.2 6 0 1 0 0 0 0 0 0 0 0 0 13 18 0.00 0.000																			

Baltimore Orioles @ New York Yankees  
Yankee Stadium, Bronx, NY  
Sun Sep 21 2008, 8:05 PM EDT  
Att: 54,610 - Cloudy - 70 F

livebaseballscores.com

AB 32  
R 7  
H 9  
RBI 7  
BB 5  
SO 3  
LOB 16









Batter	1	2	3	4	5	6	7	8	9	10	AB	R	H	RBI	BB	SO	LOB	TOP							
11 Brett Gardner, L OBP: 0.263, SLG: 0.278			FC4-6 22 1B	K			K			SH5-4	4	1	1	0	0	2	3								
24 Robinson Cano, L OBP: 0.300, SLG: 0.402	G6-3		E6 22 1B			G4-3		K		HR HBP	4	2	1	0	0	1	0								
Bobby Abreu, L OBP: 0.372, SLG: 0.477	P6		K			K		K		HR	5	1	1	4	0	3	2								
22 Xavier Nady, R OBP: 0.357, SLG: 0.509		K				L9		F8		G3	5	0	1	2	0	1	1								
Jason Giambi, L OBP: 0.379, SLG: 0.512			K			G4-3					2	0	0	0	1	1	1								
18 Johnny Damon, L OBP: 0.377, SLG: 0.462			G4-3			G4-6-3 BB					1	0	1	0	0	0	0								
Wilson Betemit, S OBP: 0.290, SLG: 0.427						G4-6-3		P4		P6	5	0	2	0	0	0	4								
12 Cody Ransom, R OBP: 0.333, SLG: 0.500						G6-3		K			3	0	0	0	1	2	2								
72 Juan Miranda, L OBP: 0.500, SLG: 0.500																									
53 Melky Cabrera, S OBP: 0.296, SLG: 0.337										SH5-4 HR	4	0	2	0	0	1	2								
Chad Moeller, R OBP: 0.299, SLG: 0.310								F8		SH5-4 HR	3	1	1	0	1	1	2								
<b>Inning Stats</b>	R: 0 E: 0 K: 0 S: 6	H: 1 LOB: 0 BB: 0 P: 7	R: 0 E: 0 K: 2 S: 13	H: 1 LOB: 2 BB: 1 P: 22	R: 2 E: 1 K: 1 S: 16	H: 3 LOB: 1 BB: 0 P: 22	R: 0 E: 0 K: 2 S: 12	H: 2 LOB: 2 BB: 0 P: 19	R: 0 E: 0 K: 1 S: 7	H: 0 LOB: 0 BB: 0 P: 11	R: 0 E: 0 K: 1 S: 8	H: 0 LOB: 0 BB: 0 P: 15	R: 0 E: 0 K: 2 S: 7	H: 0 LOB: 0 BB: 0 P: 10	R: 0 E: 0 K: 1 S: 8	H: 0 LOB: 1 BB: 0 P: 12	R: 4 E: 0 K: 0 S: 15	H: 3 LOB: 2 BB: 1 P: 23	1B: 7 2B: 2 3B: 0 HR: 1	SF: 0 SAC: 1 DP: 1 HBP: 2	WP: 0 PB: 0 SB: 0 CS: 1	PA: 42			
<b>PITCHER</b>	IP 8.0	WLS 31	BF 7	H 2	R 2	ER 1	SO 11	BB 2	IBB 0	HBP 0	BLK 0	WP 0	HR 0	S 76	P 117	ERA 1.12	WHIP 1.125								
39 Jesse Carlson, L ERA: 2.29	2.0	L	11	3	4	4	1	1	0	2	0	0	1	23	35	18.00	2.000								

New York Yankees @ Toronto Blue Jays  
Rogers Centre, Toronto, ON  
Wed Sep 24 2008, 7:07 PM EDT  
Att: 28,701 - Clear - 70 F

AB 36  
R 6  
H 10  
RBI 6  
BB 3  
SO 12  
LOB 17



Batter	1	2	3	4	5	6	7	8	9	10	AB	R	H	RBI	BB	SO	LOB	BOTTOM							
1 Joe Inglett, L OBP: 0.354, SLG: 0.413	G4-3 15 SF7 2B		F8		F7			G4-3			4	1	1	0	0	0	1								
19 Marco Scutaro, R OBP: 0.337, SLG: 0.353	G4-3		G1-3			F9		F8			4	0	0	0	0	0	1								
15 Alex Rios, R OBP: 0.337, SLG: 0.466	SF7					G4-3		G6-3			3	0	1	1	0	0	0								
10 Vernon Wells, R OBP: 0.339, SLG: 0.475			G5-3			F8		F8			4	0	1	0	0	0	1								
26 Adam Lind, L OBP: 0.319, SLG: 0.447	G3		K			F8		K			4	0	0	0	0	2	2								
35 Lyle Overbay, L OBP: 0.359, SLG: 0.417			G4-3		L6			K		G3	4	0	0	0	0	1	1								
33 Scott Rolen, R OBP: 0.346, SLG: 0.428			K			G4-3		HR		G1-3	4	1	1	1	0	1	0								
45 Travis Snider, L OBP: 0.358, SLG: 0.492			K			G1-3		K		F7	4	0	0	0	0	2	0								
Gregg Zaun, S OBP: 0.332, SLG: 0.349			F7								3	0	1	0	0	1	0								
<b>Inning Stats</b>	R: 1 E: 0 K: 0 S: 10	H: 2 LOB: 1 BB: 0 P: 14	R: 0 E: 0 K: 2 S: 11	H: 0 LOB: 0 BB: 0 P: 16	R: 0 E: 0 K: 0 S: 7	H: 0 LOB: 0 BB: 0 P: 9	R: 0 E: 0 K: 1 S: 12	H: 1 LOB: 1 BB: 0 P: 17	R: 0 E: 0 K: 0 S: 7	H: 0 LOB: 0 BB: 0 P: 9	R: 1 E: 0 K: 2 S: 12	H: 1 LOB: 0 BB: 0 P: 14	R: 0 E: 0 K: 1 S: 5	H: 0 LOB: 0 BB: 0 P: 8	R: 0 E: 0 K: 1 S: 7	H: 0 LOB: 0 BB: 0 P: 10	R: 0 E: 0 K: 0 S: 8	H: 0 LOB: 0 BB: 0 P: 12	1B: 2 2B: 2 3B: 0 HR: 1	SF: 1 SAC: 0 DP: 0 HBP: 0	WP: 0 PB: 0 SB: 0 CS: 0	PA: 35			
<b>PITCHER</b>	IP 8.0	WLS 29	BF 5	H 2	R 2	ER 0	SO 6	BB 0	IBB 0	HBP 0	BLK 0	WP 0	HR 1	S 71	P 100	ERA 2.25	WHIP 0.625								
41 Jose Veras, R ERA: 3.47	1.0	W	3	0	0	0	1	0	0	0	0	0	0	7	10	0.00	0.000								
Sidney Ponson, R ERA: 5.21	1.0		3	0	0	0	0	0	0	0	0	0	0	8	12	0.00	0.000								

New York Yankees @ Toronto Blue Jays  
Rogers Centre, Toronto, ON  
Wed Sep 24 2008, 7:07 PM EDT  
Att: 28,701 - Clear - 70 F

AB 34  
R 2  
H 5  
RBI 2  
BB 0  
SO 7  
LOB 6





Batter	1	2	3	4	5	6	7	8	9	AB	R	H	RBI	BB	SO	LOB	TOP					
11 Brett Gardner, L OBP: 0.279, SLG: 0.304										4	1	3	0	0	0	0	<b>New York Yankees @ Toronto Blue Jays</b> Rogers Centre, Toronto, ON Thu Sep 25 2008, 7:07 PM EDT Att: 44,346 - Partly Cloudy - 72 F					
24 Robinson Cano, L OBP: 0.299, SLG: 0.401										4	0	1	1	0	0	2						
Bobby Abreu, L OBP: 0.369, SLG: 0.474										4	0	0	0	0	1	1						
22 Xavier Nady, R OBP: 0.355, SLG: 0.506										4	0	0	0	0	0	0						
Jason Giambi, L OBP: 0.377, SLG: 0.513										3	0	1	0	0	1	0						
18 Johnny Damon, L (9, PH) OBP: 0.376, SLG: 0.461										3	0	0	0	0	1	1						
Wilson Betemit, S OBP: 0.286, SLG: 0.420										2	1	0	0	1	0	1						
12 Cody Ransom, R OBP: 0.333, SLG: 0.471										3	0	1	0	0	1	0						
53 Melky Cabrera, S OBP: 0.296, SLG: 0.337										3	0	1	0	0	1	0						
75 Francisco Cervelli, R (1, 2)										3	0	0	0	0	1	1						
<b>Inning Stats</b>	R: 0 E: 0 K: 0 S: 7	H: 1 LOB: 0 BB: 0 P: 11	R: 0 E: 0 K: 0 S: 11	H: 1 LOB: 1 BB: 0 P: 18	R: 1 E: 0 K: 0 S: 8	H: 2 LOB: 1 BB: 0 P: 12	R: 0 E: 0 K: 2 S: 7	H: 0 LOB: 0 BB: 0 P: 10	R: 1 E: 0 K: 0 S: 6	H: 2 LOB: 1 BB: 1 P: 14	R: 0 E: 0 K: 0 S: 5	H: 0 LOB: 0 BB: 0 P: 5	R: 0 E: 0 K: 1 S: 6	H: 0 LOB: 0 BB: 0 P: 9	R: 0 E: 0 K: 1 S: 7	H: 0 LOB: 0 BB: 0 P: 10	R: 0 E: 0 K: 1 S: 6	H: 0 LOB: 0 BB: 0 P: 7	1B: 4 2B: 2 3B: 0 HR: 0	SF: 0 SAC: 0 DP: 2 HBP: 0	WP: 0 PB: 0 SB: 0 CS: 0	PA: 32
<b>PITCHER</b> 32 Roy Halladay, R ERA: 2.78	IP: 9.0 WLS: W BF: 32 H: 6 R: 2 ER: 2 SO: 5 BB: 1 IBB: 0 HBP: 0 BLK: 0 WP: 0 HR: 0 S: 63 P: 96 ERA: 2.00 WHIP: 0.778																					

Batter	1	2	3	4	5	6	7	8	9	AB	R	H	RBI	BB	SO	LOB	BOTTOM			
1 Joe Inglett, L OBP: 0.355, SLG: 0.411										4	0	1	1	1	0	1	<b>New York Yankees @ Toronto Blue Jays</b> Rogers Centre, Toronto, ON Thu Sep 25 2008, 7:07 PM EDT Att: 44,346 - Partly Cloudy - 72 F			
19 Marco Scutaro, R OBP: 0.338, SLG: 0.352										4	1	1	1	1	0	2				
15 Alex Rios, R OBP: 0.337, SLG: 0.464										4	1	1	0	1	0	4				
10 Vernon Wells, R OBP: 0.340, SLG: 0.481										5	1	2	4	0	1	0				
26 Adam Lind, L OBP: 0.320, SLG: 0.446										5	0	2	0	0	1	3				
35 Lyle Overbay, L OBP: 0.358, SLG: 0.413										4	0	0	0	1	2	2				
33 Scott Rolen, R OBP: 0.346, SLG: 0.426										4	1	1	0	0	0	3				
45 Travis Snider, L OBP: 0.380, SLG: 0.523										4	2	3	1	0	0	0				
Gregg Zaun, S OBP: 0.338, SLG: 0.357										3	2	2	1	1	0	3				
<b>Inning Stats</b>	R: 0 E: 0 K: 0 S: 8	H: 0 LOB: 0 BB: 0 P: 10	R: 0 E: 1 K: 1 S: 13	H: 1 LOB: 3 BB: 1 P: 25	R: 2 E: 0 K: 0 S: 12	H: 3 LOB: 1 BB: 0 P: 21	R: 3 E: 0 K: 0 S: 18	H: 4 LOB: 2 BB: 1 P: 29	R: 2 E: 0 K: 1 S: 18	H: 3 LOB: 2 BB: 1 P: 31	R: 0 E: 0 K: 2 S: 11	H: 1 LOB: 1 BB: 0 P: 19	R: 1 E: 0 K: 0 S: 7	H: 1 LOB: 2 BB: 2 P: 18	R: 0 E: 0 K: 0 S: 9	H: 0 LOB: 0 BB: 0 P: 11		1B: 10 2B: 2 3B: 0 HR: 1	SF: 0 SAC: 0 DP: 1 HBP: 0	WP: 0 PB: 0 SB: 1 CS: 0
<b>PITCHER</b> Carl Pavano, R ERA: 5.77	IP: 3.2 WLS: L BF: 22 H: 8 R: 5 ER: 5 SO: 1 BB: 2 IBB: 0 HBP: 0 BLK: 0 WP: 0 HR: 1 S: 47 P: 79 ERA: 12.27 WHIP: 2.727																			
39 Dan Giese, R ERA: 3.53	IP: 0.2 WLS: 0 BF: 3 H: 0 R: 0 ER: 0 SO: 0 BB: 1 IBB: 0 HBP: 0 BLK: 0 WP: 0 HR: 0 S: 5 P: 11 ERA: 0.00 WHIP: 1.500																			
30 David Robertson, R ERA: 0.93	IP: 1.0 WLS: 0 BF: 4 H: 1 R: 0 ER: 0 SO: 2 BB: 0 IBB: 0 HBP: 0 BLK: 0 WP: 0 HR: 0 S: 11 P: 19 ERA: 0.00 WHIP: 1.000																			
36 Edwar Ramirez, R ERA: 3.9	IP: 1.0 WLS: 1 BF: 5 H: 1 R: 1 ER: 1 SO: 0 BB: 2 IBB: 0 HBP: 0 BLK: 0 WP: 0 HR: 0 S: 7 P: 18 ERA: 9.00 WHIP: 3.000																			
77 Humberto Sanchez, R ERA: 4.5	IP: 1.0 WLS: 0 BF: 5 H: 1 R: 1 ER: 1 SO: 0 BB: 0 IBB: 0 HBP: 0 BLK: 0 WP: 0 HR: 0 S: 9 P: 11 ERA: 0.00 WHIP: 0.000																			

AB	31
R	2
H	6
RBI	1
BB	1
SO	5
LOB	6



AB	37
R	8
H	13
RBI	8
BB	5
SO	4
LOB	18





Batter	1	2	3	4	5	6	7	8	9	AB	R	H	RBI	BB	SO	LOB	TOP						
18 Johnny Damon, L OBP: 0.376, SLG: 0.465 53 Melky Cabrera, S OBP: 0.297, SLG: 0.337	F9	HR	G3	K		F7		SF9 1B		4	1	1	2	0	1	3	<b>New York Yankees @ Boston Red Sox</b> Fenway Park, Boston, MA Fri Sep 26 2008, 7:05 PM EDT Att: 37,301 - Drizzlie - 64 F						
2 Derek Jeter, R OBP: 0.363, SLG: 0.408 12 Cody Ransom, R OBP: 0.395, SLG: 0.703	G5-3	F9		HR	HR		BB	2B		2	0	0	0	0	0	0							
Bobby Abreu, L OBP: 0.371, SLG: 0.473 30 David Robertson, R 39 Chris Britton, R	E3		SF9 1B	HBP	K		2B	SF9		3	4	1	1	2	1	0							
13 Alex Rodriguez, R OBP: 0.390, SLG: 0.573 Wilson Betemit, S			K	F8			2B	G3-1		0	0	0	0	0	0	0							
Jason Giambi, L 72 Juan Miranda, L	K		BB	HBP	K		G3-1			3	2	0	1	1	2	3							
22 Xavier Nady, R OBP: 0.358, SLG: 0.508	G4-3	1B	HBP	SF9	BB		F7			5	4	3	0	1	0	2							
24 Robinson Cano, L	P4	SF9	SF9	2B		F9	2B			5	1	3	5	0	0	1							
Chad Moeller, R	G4-3	HR	1B	HBP	SF9		F9			4	1	2	1	0	0	2							
11 Brett Gardner, L	G4-3	1B	1B	1B	18 WP		P5			6	0	2	4	0	0	2							
<b>Inning Stats</b>	R: 1 E: 1 K: 15	H: 1 LOB: 1 BB: 0 P: 27	R: 3 E: 0 K: 0 S: 15	H: 3 LOB: 0 BB: 1 P: 19	R: 3 E: 0 K: 1 S: 15	H: 3 LOB: 2 BB: 1 P: 28	R: 5 E: 0 K: 1 S: 16	H: 3 LOB: 1 BB: 2 P: 32	R: 1 E: 0 K: 2 S: 12	H: 2 LOB: 1 BB: 0 P: 19	R: 0 E: 0 K: 0 S: 7	H: 1 LOB: 1 BB: 0 P: 0	R: 3 E: 0 K: 0 S: 21	H: 2 LOB: 2 BB: 2 P: 42	R: 1 E: 0 K: 0 S: 17	H: 2 LOB: 1 BB: 0 P: 22		R: 2 E: 0 K: 0 S: 10	H: 3 LOB: 0 BB: 0 P: 14	1B: 10 2B: 7 HR: 3	SF: 3 SAC: 0 HBP: 2	WP: 1 PB: 0 SB: 1 CS: 0	PA: 54
<b>PITCHER</b>	IP WLS BF H R ER SO BB IBB HBP BLK WP HR S P ERA WHIP																						
62 David Pauley, R ERA: 11.68 53 David Aardsma, R ERA: 5.29 50 Mike Timlin, R ERA: 5.77 59 Chris Smith, R ERA: 7.85 43 Dewayne Hansack, R ERA: 4.76	2.2 0.2 1.2 1.2 2.1	WLS L 9 8 10 11	BF 16 3 3 3 5	H 6 3 3 5	R 7 5 1 3 3	ER 6 5 1 3 3	SO 2 5 3 0 0	BB 1 2 0 2 0	IBB 0 0 0 0 0	HBP 0 2 0 0 0	BLK 0 0 0 0 0	WP 0 1 0 0 0	HR 1 1 1 0 0	S 41 14 30 25 30	P 67 30 28 46 42	ERA 20.25 67.50 5.40 16.20 11.57	WHIP 2.625 7.500 1.800 3.000 2.143						
Batter	1	2	3	4	5	6	7	8	9	AB	R	H	RBI	BB	SO	LOB	BOTTOM						
2 Jacoby Ellsbury, L OBP: 0.336, SLG: 0.395	HR	12 S		G4-3		1B				5	2	4	1	0	0	2	<b>New York Yankees @ Boston Red Sox</b> Fenway Park, Boston, MA Fri Sep 26 2008, 7:05 PM EDT Att: 37,301 - Drizzlie - 64 F						
12 Jed Lowrie, S OBP: 0.341, SLG: 0.404	20 HR	F8			K		K			4	2	1	1	1	2	1							
25 Mike Lowell, R OBP: 0.338, SLG: 0.461 54 Chris Carter, L OBP: 0.500, SLG: 0.462	F7		F7		68 2B	60 G3				1	0	0	0	0	0	1							
20 Kevin Youkilis, R OBP: 0.392, SLG: 0.573 68 George Kottaras, L OBP: 0.200, SLG: 0.490	HR		K		60 G3	2B		G3		3	2	1	0	1	1	0							
Mark Kotsay, L OBP: 0.325, SLG: 0.401 60 Jonathan Van Every, L OBP: 0.250, SLG: 0.417	44 BB		G4-3		G3			F7		2	0	1	0	0	0	0							
44 Jason Bay, R OBP: 0.374, SLG: 0.524 55 Jeff Bailey, R OBP: 0.389, SLG: 0.478	G4-3			51 WP	K			G4-3		1	0	1	0	2	1	1							
Sean Casey, L OBP: 0.380, SLG: 0.395	G4-3		P6			F8		G4-3		5	0	0	0	0	0	6							
Kevin Cash, R OBP: 0.316, SLG: 0.348	G4-3		51 1B		2 1B	51 G6-3		K		3	0	1	0	1	1	1							
51 Gil Velazquez, R OBP: 0.250, SLG: 0.250	G5-3					G6-3		G3		4	0	1	1	0	0	1							
<b>Inning Stats</b>	R: 3 E: 0 K: 0 S: 13	H: 3 LOB: 1 BB: 2 P: 28	R: 0 E: 0 K: 0 S: 8	H: 1 LOB: 1 BB: 0 P: 12	R: 0 E: 0 K: 1 S: 11	H: 0 LOB: 0 BB: 0 P: 16	R: 1 E: 0 K: 0 S: 10	H: 1 LOB: 1 BB: 2 P: 21	R: 1 E: 0 K: 2 S: 14	H: 2 LOB: 1 BB: 0 P: 19	R: 0 E: 0 K: 0 S: 8	H: 2 LOB: 2 BB: 0 P: 13	R: 0 E: 0 K: 2 S: 8	H: 0 LOB: 0 BB: 0 P: 12	R: 0 E: 0 K: 1 S: 7	H: 1 LOB: 1 BB: 0 P: 10		R: 3 E: 0 K: 1 S: 22	H: 3 LOB: 2 BB: 2 P: 37	1B: 7 2B: 3 3B: 1 HR: 2	SF: 0 SAC: 0 DP: 2 HBP: 0	WP: 1 PB: 0 SB: 1 CS: 0	PA: 43
<b>PITCHER</b>	IP WLS BF H R ER SO BB IBB HBP BLK WP HR S P ERA WHIP																						
91 Alfredo Aceves, R ERA: 2.4 48 Phil Coke, L ERA: 0.66 30 David Robertson, R 30 David Robertson, R 39 Chris Britton, R	4.0 2.0 2.0 2.0 1.0	WLS W W W 8	BF 19 4 7 7 8	H 4 1 1 3	R 4 1 0 3 3	ER 4 1 0 0 3	SO 4 2 3 3 1	BB 4 0 0 0 2	IBB 0 0 0 0 0	HBP 0 0 0 0 0	BLK 0 0 0 0 0	WP 0 0 0 0 0	HR 2 22 15 15 22	S 42 32 22 22 37	P 7 32 22 22 37	ERA 9.00 4.50 0.00 0.00 27.00	WHIP 2.250 2.000 0.500 0.500 5.000						



Batter	1	2	3	4	5	6	7	8	9	AB	R	H	RBI	BB	SO	LOB	TOP										
11 Brett Gardner, L OBP: 0.278, SLG: 0.301	G3-1		G4-3		K		F9		G5-3	5	1	1	0	0	1	1	<b>New York Yankees @ Boston Red Sox</b> Fenway Park, Boston, MA Sun Sep 28 2008, 1:35 PM EDT Att: 37,091 - Drizzlie - 67 F										
16 Johnny Damon, L OBP: 0.374, SLG: 0.461	F9			G6-3	G6-3		G4-3		BB	4	0	0	0	1	0	0											
Bobby Abreu, L OBP: 0.371, SLG: 0.471 53 Melky Cabrera, S OBP: 0.297, SLG: 0.337	K			13 S 22 HR	13 1B 13 WP		F8		G5-3	2	1	0	0	2	1	0											
13 Alex Rodriguez, R OBP: 0.392, SLG: 0.573		P6		22 HR	1B		K		1B	4	1	2	1	1	1	0											
Jason Giambi, L OBP: 0.375, SLG: 0.506 72 Juan Miranda, L OBP: 0.500, SLG: 0.500	K			K	K		P5		K	4	0	0	0	0	3	4											
22 Xavier Nady, R OBP: 0.359, SLG: 0.514	F7			HR			K			4	1	2	3	0	1	0											
24 Robinson Cano, L OBP: 0.304, SLG: 0.410							FC6-4			4	1	3	0	0	0	1											
12 Cody Ransom, R OBP: 0.426, SLG: 0.700							BB		1B	3	1	2	0	1	1	1											
26 José Molina, R OBP: 0.263, SLG: 0.313					G4-3		G5-4-3		SF9	3	0	0	1	0	1	5											
<b>Inning Stats</b>	R: 0 E: 0 K: 1 S: 8	H: 0 LOB: 0 BB: 0 P: 11	R: 0 E: 0 K: 1 S: 8	H: 0 LOB: 0 BB: 0 P: 13	R: 0 E: 0 K: 2 S: 9	H: 1 LOB: 1 BB: 0 P: 13	R: 3 E: 0 K: 1 S: 21	H: 3 LOB: 2 BB: 2 P: 36	R: 0 E: 0 K: 0 S: 17	H: 1 LOB: 1 BB: 1 P: 12	R: 0 E: 0 K: 0 S: 8	H: 0 LOB: 0 BB: 0 P: 11	R: 0 E: 0 K: 2 S: 8	H: 0 LOB: 0 BB: 0 P: 11	R: 3 E: 0 K: 1 S: 18	H: 4 LOB: 2 BB: 1 P: 33	1B: 8 2B: 1 3B: 0 HR: 1	SF: 1 SAC: 0 DP: 1 HBP: 0	WP: 1 PB: 0 SB: 2 CS: 0	PA: 41							
<b>PITCHER</b>	IP	WLS	BF	H	R	ER	SO	BB	IBB	HBP	BLK	WP	HR	S	P	ERA	WHIP										
18 Daisuke Matsuzaka, R ERA: 2.9	4.0	L	18	4	3	3	5	2	0	0	0	0	1	46	73	6.75	1.500										
48 Javier López, L ERA: 2.43	1.0		5	1	0	0	2	1	0	0	0	1	0	17	29	0.00	2.000										
17 Manny Delcarmen, R ERA: 3.27	2.0		7	1	0	0	0	1	0	0	0	0	0	16	23	0.00	1.000										
37 Hideki Okajima, L ERA: 2.61	1.0		3	0	0	0	2	0	0	0	0	0	0	8	11	0.00	0.000										
58 Jonathan Papelbon, R ERA: 2.34	1.0		8	4	3	3	1	1	0	0	0	0	0	18	33	27.00	5.000										
<b>Batter</b>	<b>1</b>	<b>2</b>	<b>3</b>	<b>4</b>	<b>5</b>	<b>6</b>	<b>7</b>	<b>8</b>	<b>9</b>	<b>AB</b>	<b>R</b>	<b>H</b>	<b>RBI</b>	<b>BB</b>	<b>SO</b>	<b>LOB</b>	<b>BOTTOM</b>										
2 Jacoby Ellsbury, L OBP: 0.336, SLG: 0.394	G4-3		G4-3				F8		1B	4	0	1	1	0	0	1	<b>New York Yankees @ Boston Red Sox</b> Fenway Park, Boston, MA Sun Sep 28 2008, 1:35 PM EDT Att: 37,091 - Drizzlie - 67 F										
15 Dustin Pedroia, R OBP: 0.376, SLG: 0.493	1B						G4-6-3		K	4	0	2	0	0	1	2											
34 David Ortiz, L OBP: 0.389, SLG: 0.507 55 Jeff Bailey, R OBP: 0.389, SLG: 0.478	F7						G4-3		E6	4	0	1	0	0	0	0											
20 Kevin Youkilis, R OBP: 0.390, SLG: 0.569		P4					F8		G5-3	4	0	0	0	0	1	3											
7 J.D. Drew, L OBP: 0.408, SLG: 0.519 60 Jonathan Van Every, L OBP: 0.231, SLG: 0.365	FC4-6 BB						G4-6-3		P4	2	0	0	0	1	1	2											
44 Jason Bay, R OBP: 0.373, SLG: 0.522	K						K		G6-3	3	1	0	0	1	2	3											
Mark Kotsay, L OBP: 0.329, SLG: 0.493	FC4-6						G4-3		2B	3	1	1	0	0	0	1											
12 Jed Lowrie, S OBP: 0.338, SLG: 0.399							F8		K	3	0	0	0	0	2	2											
Jason Varitek, S OBP: 0.313, SLG: 0.359 68 George Kottaras, L (6, PR) OBP: 0.200, SLG: 0.400 David Ross, R OBP: 0.376, SLG: 0.360 54 Chris Carter, L (8, PH) OBP: 0.467, SLG: 0.429 Kevin Cash, R OBP: 0.316, SLG: 0.348							G6-3		G4-3	1	0	0	0	1	0	0											
<b>Inning Stats</b>	R: 0 E: 0 K: 0 S: 6	H: 1 LOB: 0 BB: 0 P: 9	R: 0 E: 0 K: 1 S: 9	H: 0 LOB: 1 BB: 1 P: 15	R: 0 E: 0 K: 0 S: 7	H: 0 LOB: 0 BB: 0 P: 9	R: 0 E: 0 K: 0 S: 12	H: 2 LOB: 1 BB: 0 P: 17	R: 0 E: 0 K: 2 S: 8	H: 0 LOB: 0 BB: 1 P: 12	R: 0 E: 0 K: 0 S: 6	H: 0 LOB: 0 BB: 0 P: 13	R: 2 E: 0 K: 2 S: 19	H: 2 LOB: 1 BB: 1 P: 29	R: 0 E: 1 K: 0 S: 13	H: 0 LOB: 2 BB: 0 P: 20	1B: 4 2B: 1 3B: 0 HR: 0	SF: 0 SAC: 0 DP: 2 HBP: 0	WP: 0 PB: 0 SB: 0 CS: 0	PA: 33							
<b>PITCHER</b>	IP	WLS	BF	H	R	ER	SO	BB	IBB	HBP	BLK	WP	HR	S	P	ERA	WHIP										
35 Mike Mussina, R ERA: 3.37	6.0		20	3	0	0	3	2	0	0	0	0	0	9	13	0.00	0.000										
48 Phil Coke, L ERA: 0.61	1.0	H	3	0	0	0	2	0	0	0	0	0	0	4	10	"	"										
62 Joba Chamberlain, R ERA: 7.6	0.0		2	1	2	2	0	1	0	0	0	0	0	7	10	0.00	0.000										
38 Brian Bruney, R ERA: 1.83	0.2	H	2	0	0	0	1	0	0	0	0	0	0	5	6	"	"										
43 Damaso Marte, L ERA: 4.02	0.0		1	1	0	0	0	0	0	0	0	0	0	5	6	"	"										
<b>PITCHER</b>	IP	WLS	BF	H	R	ER	SO	BB	IBB	HBP	BLK	WP	HR	S	P	ERA	WHIP										
42 Mariano Rivera, R ERA: 1.4	1.1	S	5	0	0	0	1	0	0	0	0	0	0	16	23	0.00	0.000										



Batter	1	2	3	4	5	6	7	8	9	10	AB	R	H	RBI	BB	SO	LOB	TOP				
<b>11 Brett Gardner, L</b> OBP: 0.283, SLG: 0.299	(1, 8) G6-3 HBP		(0-1) F9		(1-2) F9			(0-1) G4-3 1B	(1-3) H		4	0	1	0	0	1	5	<b>New York Yankees @ Boston Red Sox</b> Fenway Park, Boston, MA Sun Sep 28 2008, 7:35 PM EDT Att: 37,440 - Cloudy - 65 F				
<b>24 Robinson Canó, L</b> OBP: 0.305, SLG: 0.410	(1, 4) K		(0-0) F7			(0-1) 1B		(1-2) G4-3	(0-1) H		5	1	2	1	0	1	4					
<b>Jason Giambi, L</b> OBP: 0.373, SLG: 0.502	(1, 10) G6-3		(3-3) K			(3-0) 1B		(3-2) P4	(3-2) G3		5	0	1	0	0	1	6					
<b>22 Xavier Nady, R</b> OBP: 0.357, SLG: 0.510	(1, 7) F9			(0-1) F8		(0-1) FC5-4		(4-1) BB		(0-0) G6-3	4	0	0	1	1	0	2					
<b>Ivan Rodriguez, R</b> OBP: 0.376, SLG: 0.384 <b>75 Francisco Cervelli, R</b> (7, 2)	(1, 2) G4-3			(0-2) F9		(1-1) G1-4-3		(3-3) K		(2-3) K	3	0	0	0	0	0	1					
<b>Wilson Betemit, S</b> OBP: 0.289, SLG: 0.429	(1, 5) G6-3			(0-0) F8			(2-1) G4-3		(0-1) 1B	(2-2) G3	5	1	1	0	0	0	0					
<b>12 Cody Ransom, R</b> OBP: 0.400, SLG: 0.651 <b>18 Johnny Damon, L</b> OBP: 0.375, SLG: 0.461 <b>Chad Moeller, R</b> OBP: 0.311, SLG: 0.330	(1, 6) F8				(0-0) G4-3		(1-2) F8		(4-2) 1B		3	0	0	0	0	0	0					
<b>53 Melky Cabrera, S</b> OBP: 0.301, SLG: 0.341	(1, 9) HBP		(0-2) HBP				(1-2) 1B		(0-0) BB		4	0	3	0	0	1	0					
<b>72 Juan Miranda, L</b> OBP: 0.500, SLG: 0.500	(1, 3) HBP		(0-0) HBP				(1-3) K		(0-0) SF9		2	0	1	1	0	1	1					
<b>Inning Stats</b>	R: 0 E: 0 K: 1 S: 9	H: 0 LOB: 1 BB: 0 P: 15	R: 0 E: 0 K: 0 S: 7	H: 0 LOB: 0 BB: 0 P: 9	R: 0 E: 0 K: 1 S: 10	H: 2 LOB: 2 BB: 0 P: 13	R: 0 E: 0 K: 0 S: 6	H: 0 LOB: 0 BB: 0 P: 6	R: 0 E: 0 K: 1 S: 7	H: 1 LOB: 1 BB: 0 P: 12	R: 1 E: 0 K: 0 S: 7	H: 2 LOB: 0 BB: 0 P: 11	R: 0 E: 0 K: 1 S: 11	H: 1 LOB: 2 BB: 1 P: 16	R: 0 E: 0 K: 1 S: 15	H: 3 LOB: 2 BB: 1 P: 23	R: 0 E: 0 K: 1 S: 10		H: 0 LOB: 0 BB: 0 P: 14	1B: 9 2B: 0 3B: 0 HR: 0	SF: 1 DP: 0 HBP: 2	WP: 0 PB: 0 SB: 3 CS: 0
<b>PITCHER</b>	IP	WLS	BF	H	R	ER	SO	BB	IBB	HBP	BLK	WP	HR	S	P	ERA	WHIP					
<b>49 Tim Wakefield, R</b> ERA: 4.13	5.0		19	2	0	0	3	0	0	0	0	0	0	0	39	55	0.00	0.400				
<b>63 Justin Masterson, R</b> ERA: 3.16	2.0	B	8	3	1	1	1	0	0	0	0	0	0	18	27	4.50	1.500					
<b>50 Mike Timlin, R</b> ERA: 5.66	1.0		5	1	0	0	1	1	0	0	0	0	0	18	29	0.00	2.000					
<b>53 David Aardsma, R</b> ERA: 5.55	1.0	B	7	3	2	2	1	1	0	0	0	0	0	15	23	18.00	4.000					
<b>43 Devern Hansack, R</b> ERA: 4.65	1.0	W	3	0	0	0	1	0	0	0	0	0	0	10	14	0.00	0.000					

AB	37
R	3
H	9
RBI	3
BB	2
SO	7
LOB	21



Batter	1	2	3	4	5	6	7	8	9	10	AB	R	H	RBI	BB	SO	LOB	BOTTOM						
<b>Coco Crisp, S</b> OBP: 0.344, SLG: 0.407	(1, 8) G6-3 2B		(2-0) L8		(1-0) F7			(4-2) 1B	(3-1) F7		4	2	1	0	1	0	1	<b>New York Yankees @ Boston Red Sox</b> Fenway Park, Boston, MA Sun Sep 28 2008, 7:35 PM EDT Att: 37,440 - Cloudy - 65 F						
<b>Alex Cora, L</b> OBP: 0.371, SLG: 0.349	(1, 6) G6-3		(1-0) 1B			(2-1) G3		(4-2) 1B		(3-2) 3B	4	2	2	0	1	0	1							
<b>54 Chris Carter, L</b> OBP: 0.400, SLG: 0.333	(1, 10) G3-1		(0-0) F8			(1-2) K		(4-1) 1B		(1-3) K	4	0	0	1	1	2	2							
<b>55 Jeff Bailey, R</b> OBP: 0.390, SLG: 0.460	(1, 7) 1B		(2-3) HBP			(2-2) K		(0-3) HBP		(4-0) IBB	4	0	1	0	1	3	4							
<b>Sean Casey, L</b> OBP: 0.361, SLG: 0.392	(1, 3) G3			(0-1) F8			(1-0) G6-3		(0-1) 1B	(4-0) IBB	4	0	1	2	1	0	1							
<b>12 Jed Lowrie, S</b> OBP: 0.339, SLG: 0.400 <b>David Ross, R</b> OBP: 0.369, SLG: 0.352	(1, 5) 1B		(3-2) 1B		(0-1) F9		(0-0) E5		(2-0) F7		2	0	1	0	0	0	0							
<b>60 Jonathan Van Every, L</b> OBP: 0.278, SLG: 0.353	(1, 9) K			(2-1) G4-3			(2-2) F9		(4-2) 51 G3		4	0	1	1	1	1	2							
<b>Kevin Cash, R</b> OBP: 0.309, SLG: 0.338	(1, 2) HBP		(3-3) HBP			(2-2) G6-3		(0-1) F9		(0-3) K	4	0	0	0	0	2	3							
<b>51 Gil Velazquez, R</b> OBP: 0.125, SLG: 0.125	(1, 4) G5-3				(0-2) F9			(0-0) F7		(3-1) G3	4	0	0	0	0	0	2							
<b>Inning Stats</b>	R: 1 E: 0 K: 0 S: 11	H: 2 LOB: 1 BB: 0 P: 14	R: 0 E: 0 K: 2 S: 12	H: 1 LOB: 1 BB: 0 P: 20	R: 0 E: 0 K: 1 S: 7	H: 1 LOB: 1 BB: 0 P: 12	R: 0 E: 0 K: 0 S: 6	H: 0 LOB: 0 BB: 0 P: 8	R: 0 E: 0 K: 0 S: 9	H: 0 LOB: 0 BB: 0 P: 12	R: 0 E: 0 K: 2 S: 9	H: 0 LOB: 0 BB: 0 P: 14	R: 0 E: 1 K: 0 S: 7	H: 0 LOB: 1 BB: 0 P: 10	R: 2 E: 0 K: 1 S: 15	H: 1 LOB: 2 BB: 3 P: 29	R: 0 E: 0 K: 1 S: 10		H: 0 LOB: 1 BB: 0 P: 20	R: 1 E: 0 K: 2 S: 13	H: 2 LOB: 3 BB: 2 P: 29	1B: 5 2B: 1 3B: 1 HR: 0	SF: 0 DP: 0 HBP: 0	WP: 0 PB: 0 SB: 1 CS: 0
<b>PITCHER</b>	IP	WLS	BF	H	R	ER	SO	BB	IBB	HBP	BLK	WP	HR	S	P	ERA	WHIP							
<b>Sidney Ponson, R</b> ERA: 5.04	6.0		22	4	1	1	5	0	0	0	0	0	0	54	80	1.50	0.667							
<b>Darrell Rasner, R</b> ERA: 5.4	2.0		11	1	2	2	1	3	0	0	0	0	0	22	39	9.00	2.000							
<b>30 David Robertson, R</b> ERA: 5.34	1.0		4	0	0	0	1	1	0	0	0	0	0	10	20	0.00	1.000							
<b>41 Jose Veras, R</b> ERA: 3.59	0.2	L	6	2	1	1	2	0	2	0	0	0	0	13	29	13.50	3.000							

AB	37
R	4
H	7
RBI	4
BB	6
SO	9
LOB	21

