

New York Yankees - 2009

| Batter | 1 | 2 | 3 | 4 | 5 | 6 | 7 | 8 | 9 | AB | R | H | RBI | BB | SO | LOB | TOP | | | | | | | | | |
|---|---|--|---|---|--|--|------------------------------|----------------------------------|----------------------------------|---------------------------------|------------------------------|---------------------------------|------------------------------|---------------------------------|------------------------------|---------------------------------|---|------------------------------|----------------------------------|-----------------------------------|------------------------------------|----------------------------------|--------|--|--|--|
| 11 Brett Gardner, L OBP: 0.500, SLG: 1.000 82 Austin Jackson, R OBP: 0.500, SLG: 0.750 | 0-0 12 1B | 0-0 2B | | 4-0 33 BB | | 0-3 K | | | 0-0 47 BB 76 E 1B | 2 | 1 | 2 | 0 | 1 | 0 | 0 | New York Yankees @ Minnesota Twins Hammond Stadium, Fort Myers, FL Fri Feb 27 2009, 1:05 PM EST Att: 7,998 - Sunny - 78 F | | | | | | | | | |
| 12 Cody Ransom, R OBP: 0.286, SLG: 0.167 90 Ramiro Pena, S OBP: 0.250, SLG: 0.250 | 1-0 33 1B 22 FC6-4 1B | 0-0 L9 | | 0-3 K | | | 0-3 K | 0-0 76 E 47 BB 1B | 3 | 1 | 1 | 1 | 0 | 1 | 2 | | | | | | | | | | | |
| 33 Nick Swisher, S OBP: 0.667, SLG: 0.500 72 Juan Miranda, L OBP: 0.400, SLG: 0.600 | 0-0 22 FC6-4 1B | | 0-0 22 G5-3 20 1B | 1-0 F9 | | | 0-0 2B | 0-0 F8 | 3 | 0 | 2 | 0 | 0 | 0 | 1 | | | | | | | | | | | |
| 20 Jorge Posada, S OBP: 0.800, SLG: 1.600 47 John Rodriguez, L OBP: 0.500, SLG: 0.333 | 0-0 F7 | | 0-0 22 G5-3 1B | | 0-0 53 CS 1B | | 0-0 F8 | 4-0 76 E BB | 3 | 0 | 2 | 0 | 0 | 0 | 2 | | | | | | | | | | | |
| 22 Xavier Nady, R OBP: 0.200, SLG: 0.400 60 Todd Linden, S OBP: 0.200, SLG: 0.200 | 0-0 FC6-4 | | 0-0 G5-3 | | 0-0 F9 | | 0-0 F8 | 0-3 76 E BB | 3 | 0 | 0 | 1 | 0 | 0 | 4 | | | | | | | | | | | |
| 53 Melky Cabrera, S 76 Kevin Russo, R | 0-0 G3-1 | | 0-0 P6 | | 0-0 G6-3 | | | 0-0 G5-3 | 0-0 E5 | 3 | 0 | 0 | 0 | 0 | 4 | | | | | | | | | | | |
| 14 Angel Berroa, R 92 Eduardo Núñez, R OBP: 0.333, SLG: 0.333 | | 0-0 1B | 4-0 74 FC6-4 BB | | 0-0 P3 | | 0-0 P6 | 0-0 73 CS 1B | 2 | 0 | 1 | 0 | 1 | 0 | 0 | | | | | | | | | | | |
| 74 Justin Leone, R 73 Doug Bernier, R OBP: 1.000, SLG: 1.000 | | 1-1 HR | 0-0 FC6-4 | | 0-0 P6 | | 4-0 BB | | 3 | 1 | 1 | 1 | 0 | 0 | 3 | | | | | | | | | | | |
| 75 Francisco Cervelli, R 84 Austin Romine, R | 0-0 G4-3 | | | 0-0 G2-3 | | 0-0 82 WP 1B | | 0-0 F8 | 0-0 G5-3 | 2 | 0 | 1 | 0 | 1 | 0 | | | | | | | | | | | |
| Inning Stats | R: 2 E: 1 K: 0 S: 6 | H: 3 LOB: 1 BB: 0 P: 7 | R: 1 E: 0 K: 0 S: 6 | H: 3 LOB: 1 BB: 0 P: 7 | R: 0 E: 0 K: 0 S: 5 | H: 2 LOB: 3 BB: 1 P: 9 | R: 0 E: 0 K: 1 S: 5 | H: 0 LOB: 1 BB: 1 P: 10 | R: 0 E: 0 K: 1 S: 3 | H: 1 LOB: 1 BB: 0 P: 4 | R: 0 E: 0 K: 1 S: 6 | H: 1 LOB: 1 BB: 0 P: 6 | R: 0 E: 0 K: 1 S: 6 | H: 1 LOB: 1 BB: 0 P: 6 | R: 0 E: 0 K: 0 S: 3 | H: 1 LOB: 3 BB: 1 P: 7 | | R: 1 E: 1 K: 1 S: 8 | H: 2 LOB: 3 BB: 1 P: 12 | 1B: 11 2B: 2 3B: 0 HR: 1 | SF: 0 SAC: 0 DP: 0 HBP: 0 | WP: 1 PB: 0 SB: 2 CS: 2 | PA: 43 | | | |
| PITCHER | IP WLS BF H R ER SO BB IBB HBP BLK WP HR S P ERA WHIP | 2.0 11 6 3 3 0 0 0 0 0 0 0 1 12 14 13.50 3.000 | 2.0 10 2 0 0 0 2 0 0 0 0 0 0 10 19 0.00 2.000 | 2.0 7 2 0 0 1 0 0 0 0 0 0 0 9 10 0.00 1.000 | 1.0 4 1 0 0 1 0 0 0 0 0 0 0 6 6 0.00 1.000 | 1.0 W 4 1 0 0 0 1 0 0 0 0 0 3 7 0.00 2.000 | | | | | | | | | | | | | | | | | | | | |

| Batter | 1 | 2 | 3 | 4 | 5 | 6 | 7 | 8 | 9 | AB | R | H | RBI | BB | SO | LOB | BOTTOM | | | | | | | | |
|---|---|---|---|--|---|--|-----------------------------------|------------------------------------|------------------------------|---------------------------------|------------------------------|---------------------------------|-------------------------------|----------------------------------|------------------------------|----------------------------------|---|----------------------------------|----------------------------------|------------------------------------|----------------------------------|--------|--|--|--|
| 22 Carlos Gómez, R 82 Dustin Martin, L OBP: 0.625, SLG: 0.857 | 0-3 K | | 4-0 25 BB | | 0-0 25 G4-6-3 1B | | 0-0 20 1B | 0-0 SF9 | | 1 | 0 | 0 | 0 | 1 | 1 | 0 | New York Yankees @ Minnesota Twins Hammond Stadium, Fort Myers, FL Fri Feb 27 2009, 1:05 PM EST Att: 7,998 - Sunny - 78 F | | | | | | | | |
| 25 Alexi Casilla, S 20 Matt Tolbert, S OBP: 0.286, SLG: 0.167 | 0-0 F9 | | 4-0 24 G5-4-3 BB | | 0-0 G4-6-3 | | 0-0 F8 | 0-0 F8 | 2 | 0 | 0 | 0 | 1 | 0 | 1 | | | | | | | | | | |
| 24 Joe Crede, R 57 Luke Hughes, R OBP: 0.333, SLG: 0.333 | 4-0 BB | | 0-0 G5-4-3 | | 0-3 K | | 0-3 K | | 2 | 0 | 0 | 0 | 1 | 1 | 2 | | | | | | | | | | |
| 33 Justin Morneau, L 72 Brock Peterson, R OBP: 0.400, SLG: 1.000 | 0-0 FC6-4 | | | 0-0 5 1B 21 1B 2B | | 0-0 F8 | 0-3 K | | 2 | 0 | 1 | 0 | 0 | 0 | 1 | | | | | | | | | | |
| 5 Michael Cuddyer, R 73 David Winfree, R OBP: 0.400, SLG: 0.400 | | 0-0 F8 | | 0-0 21 1B | | 0-0 L4 | | 0-0 76 BB 79 1B 1B | 2 | 0 | 1 | 0 | 0 | 0 | 0 | | | | | | | | | | |
| 1 Trevor Plouffe, R | | | | 2-3 1B | | | | | 0 | 1 | 0 | 0 | 0 | 0 | 0 | | | | | | | | | | |
| 21 Delmon Young, R 16 Jason Kubel, L 11 Jason Pridie, L OBP: 0.400, SLG: 0.333 | | 0-0 23 WP 55 S | | 0-0 1-3 3H 1B | | 2-1 HR | | 0-3 76 BB 79 1B 1B | 2 | 0 | 2 | 1 | 0 | 0 | 0 | | | | | | | | | | |
| 55 Mike Redmond, R 76 Wilson Ramos, R | | 0-3 K | | 0-0 L4 | | 0-0 F9 | | 4-0 27 BB 82 SF9 BB | 2 | 0 | 0 | 0 | 0 | 1 | 4 | | | | | | | | | | |
| 23 Brendan Harris, R 79 Danny Valencia, R OBP: 1.000, SLG: 1.000 | | 0-3 K | | 0-0 P4 | | | 0-0 82 1B 20 1B 1B | 0-0 82 SF9 27 BB 1B | 2 | 1 | 2 | 1 | 0 | 0 | 0 | | | | | | | | | | |
| 8 Nick Punto, S 27 Matt Macri, R | | | 0-0 G6-3 | | 0-0 F8 | | 0-0 F7 | 4-0 82 SF9 BB | 2 | 0 | 0 | 0 | 0 | 0 | 3 | | | | | | | | | | |
| Inning Stats | R: 0 E: 0 K: 1 S: 5 | H: 0 LOB: 1 BB: 1 P: 9 | R: 0 E: 0 K: 2 S: 8 | H: 1 LOB: 1 BB: 0 P: 8 | R: 0 E: 0 K: 0 S: 2 | H: 0 LOB: 3 BB: 2 P: 10 | R: 1 E: 0 K: 0 S: 6 | H: 3 LOB: 3 BB: 0 P: 6 | R: 0 E: 0 K: 1 S: 5 | H: 1 LOB: 0 BB: 0 P: 5 | R: 1 E: 0 K: 0 S: 5 | H: 1 LOB: 2 BB: 0 P: 7 | R: 1 E: 0 K: 2 S: 10 | H: 3 LOB: 2 BB: 0 P: 10 | R: 2 E: 0 K: 1 S: 7 | H: 2 LOB: 3 BB: 2 P: 15 | R: 1 E: 1 K: 1 S: 8 | H: 2 LOB: 3 BB: 1 P: 12 | 1B: 9 2B: 1 3B: 0 HR: 1 | SF: 1 SAC: 0 DP: 2 HBP: 0 | WP: 1 PB: 0 SB: 1 CS: 0 | PA: 38 | | | |
| PITCHER | IP WLS BF H R ER SO BB IBB HBP BLK WP HR S P ERA WHIP | 2.0 8 7 3 1 0 0 0 0 0 0 0 0 5 13 9.00 5.000 | 1.0 H 7 3 1 1 0 0 0 0 0 0 0 1 5 7 9.00 1.000 | 2.0 H 6 1 0 0 1 0 0 0 0 0 0 8 8 0.00 0.500 | 1.0 H 4 1 1 1 0 0 0 0 0 0 0 1 5 7 9.00 1.000 | 1.0 B 6 3 1 1 2 0 0 0 0 0 0 10 10 9.00 3.000 | | | | | | | | | | | | | | | | | | | |



| Batter | 1 | 2 | 3 | 4 | 5 | 6 | 7 | 8 | 9 | AB | R | H | RBI | BB | SO | LOB | TOP | | | | |
|--|---|----------------------------------|-------------------------------|----------------------------------|------------------------------|---------------------------------|-------------------------------|----------------------------------|------------------------------|---------------------------------|------------------------------|---------------------------------|------------------------------|---------------------------------|------------------------------|---------------------------------|---|------------------------------------|----------------------------------|--------|--|
| 18 Johnny Damon, L OBP: 0.143, SLG: 0.143 82 Austin Jackson, R OBP: 0.250, SLG: 0.375 | | | | | | | | | | 3 | 1 | 1 | 0 | 0 | 1 | 1 | New York Yankees @ Houston Astros Osceola County Stadium, Kissimmee, FL Mon Mar 02 2009, 1:05 PM EST Att.: 4,951 - Sunny - 54 F | | | | |
| 53 Melky Cabrera, S OBP: 0.273, SLG: 0.455 60 Todd Linden, S OBP: 0.125, SLG: 0.125 | | | | | | | | | | 3 | 1 | 2 | 2 | 0 | 0 | 0 | | | | | |
| 33 Nick Swisher, S OBP: 0.417, SLG: 0.222 79 Colin Curtis, L OBP: 0.333, SLG: 0.200 | | | | | | | | | | 2 | 1 | 0 | 0 | 1 | 0 | 1 | | | | | |
| 20 Jorge Posada, S OBP: 0.625, SLG: 1.125 81 Kyle Anson, S | | | | | | | | | | 3 | 0 | 1 | 1 | 0 | 1 | 0 | | | | | |
| 12 Cody Ransom, R OBP: 0.231, SLG: 0.167 90 Ramiro Pena, S OBP: 0.167, SLG: 0.167 | | | | | | | | | | 3 | 0 | 0 | 0 | 0 | 1 | 1 | | | | | |
| 26 José Molina, R OBP: 0.143, SLG: 0.143 86 P.J. Pillittere, R OBP: 0.500, SLG: 0.500 | | | | | | | | | | 3 | 0 | 1 | 0 | 0 | 1 | 0 | | | | | |
| 72 Juan Miranda, L OBP: 0.182, SLG: 0.273 74 Justin Leone, R OBP: 0.375, SLG: 0.714 | | | | | | | | | | 3 | 0 | 0 | 0 | 0 | 1 | 1 | | | | | |
| 14 Angel Berroa, R OBP: 0.625, SLG: 1.143 76 Kevin Russo, R | | | | | | | | | | 3 | 2 | 2 | 1 | 0 | 1 | 0 | | | | | |
| 73 Doug Bernier, R OBP: 0.429, SLG: 0.200 92 Eduardo Núñez, R OBP: 0.400, SLG: 0.400 | | | | | | | | | | 3 | 0 | 0 | 0 | 0 | 2 | 1 | | | | | |
| | | | | | | | | | | 0 | 0 | 0 | 0 | 0 | 0 | 0 | | | | | |
| Inning Stats | R: 3 E: 0 K: 0 S: 14 | H: 4 LOB: 1 BB: 1 P: 24 | R: 1 E: 0 K: 2 S: 14 | H: 2 LOB: 1 BB: 0 P: 18 | R: 0 E: 0 K: 2 S: 8 | H: 0 LOB: 0 BB: 0 P: 9 | R: 1 E: 0 K: 2 S: 12 | H: 1 LOB: 0 BB: 0 P: 19 | R: 0 E: 0 K: 1 S: 5 | H: 0 LOB: 0 BB: 0 P: 5 | R: 0 E: 0 K: 1 S: 5 | H: 0 LOB: 0 BB: 0 P: 5 | R: 0 E: 0 K: 0 S: 3 | H: 1 LOB: 0 BB: 0 P: 4 | R: 0 E: 0 K: 0 S: 4 | H: 1 LOB: 1 BB: 0 P: 4 | 1B: 6 2B: 1 3B: 1 HR: 1 | SF: 0 SAC: 0 DP: 1 HBP: 0 | WP: 0 PB: 0 SB: 0 CS: 1 | PA: 36 | |
| PITCHER | IP WLS BF H R ER SO BB IBB HBP BLK WP HR S P ERA WHIP | | | | | | | | | | | | | | | | | | | | |
| 11 Mike Hampton, L ERA: 9.0 | 2.0 | 12 | 6 | 4 | 4 | 2 | 1 | 0 | 0 | 0 | 0 | 0 | 0 | 0 | 0 | 28 | 42 | 18.00 | 3.500 | | |
| 47 Jose Valverde, R ERA: 9.0 | 3.1 | 3 | 0 | 0 | 0 | 2 | 0 | 0 | 0 | 0 | 0 | 0 | 0 | 0 | 0 | 8 | 9 | 0.00 | 0.000 | | |
| 39 Russ Ortiz, R ERA: 1.8 | 3.0 | 10 | 1 | 1 | 1 | 3 | 0 | 0 | 0 | 0 | 0 | 0 | 0 | 1 | 20 | 27 | 3.00 | 0.333 | | | |
| 54 Chad Paronto, R ERA | 2.0 | 6 | 1 | 0 | 0 | 1 | 0 | 0 | 0 | 0 | 0 | 0 | 0 | 0 | 8 | 9 | 0.00 | 0.500 | | | |
| 53 Wesley Wright, L ERA | 1.0 | 4 | 1 | 0 | 0 | 0 | 0 | 0 | 0 | 0 | 0 | 0 | 0 | 0 | 4 | 4 | 0.00 | 1.000 | | | |

| Batter | 1 | 2 | 3 | 4 | 5 | 6 | 7 | 8 | 9 | AB | R | H | RBI | BB | SO | LOB | BOTTOM | | | |
|--|---|----------------------------------|------------------------------|----------------------------------|------------------------------|----------------------------------|-------------------------------|----------------------------------|------------------------------|---------------------------------|------------------------------|---------------------------------|------------------------------|----------------------------------|------------------------------|---------------------------------|---|------------------------------------|----------------------------------|--------|
| 3 Kazuo Matsui, S OBP: 0.091, SLG: 0.091 89 Jason Smith, L OBP: 0.571, SLG: 1.000 | | | | | | | | | | 3 | 0 | 0 | 0 | 0 | 1 | 0 | New York Yankees @ Houston Astros Osceola County Stadium, Kissimmee, FL Mon Mar 02 2009, 1:05 PM EST Att.: 4,951 - Sunny - 54 F | | | |
| 21 Michael Bourn, L OBP: 0.353, SLG: 0.429 | | | | | | | | | | 4 | 1 | 0 | 0 | 1 | 1 | 2 | | | | |
| 17 Lance Berkman, S OBP: 0.550, SLG: 0.940 Reggie Abercrombie, R OBP: 0.545, SLG: 0.909 | | | | | | | | | | 1 | 1 | 1 | 0 | 2 | 0 | 0 | | | | |
| 45 Carlos Lee, R OBP: 0.375, SLG: 0.333 19 Mark Saccamanno, R OBP: 0.167, SLG: 0.500 | | | | | | | | | | 3 | 0 | 1 | 0 | 0 | 0 | 2 | | | | |
| 27 Geoff Blum, S OBP: 0.100, SLG: 0.111 65 Chris Johnson, R OBP: 0.500, SLG: 1.000 | | | | | | | | | | 1 | 0 | 1 | 2 | 0 | 0 | 0 | | | | |
| 9 Hunter Pence, R OBP: 0.357, SLG: 0.182 8 Aaron Boone, R | | | | | | | | | | 3 | 0 | 1 | 0 | 0 | 1 | 1 | | | | |
| 2 Darin Erstad, L OBP: 0.500, SLG: 0.500 20 Brian Bogusevic, L OBP: 0.286, SLG: 0.286 | | | | | | | | | | 3 | 0 | 1 | 0 | 0 | 1 | 2 | | | | |
| Matt Kata, S OBP: 0.375, SLG: 1.000 | | | | | | | | | | 4 | 1 | 1 | 1 | 0 | 0 | 4 | | | | |
| 59 Lou Palmisano, R 55 Humberto Quintero, R | | | | | | | | | | 2 | 0 | 0 | 0 | 0 | 0 | 0 | | | | |
| | | | | | | | | | | 2 | 0 | 0 | 0 | 0 | 0 | 1 | | | | |
| Inning Stats | R: 0 E: 0 K: 0 S: 8 | H: 1 LOB: 1 BB: 0 P: 12 | R: 0 E: 0 K: 0 S: 5 | H: 1 LOB: 0 BB: 0 P: 11 | R: 0 E: 0 K: 1 S: 7 | H: 0 LOB: 0 BB: 0 P: 10 | R: 1 E: 0 K: 1 S: 15 | H: 1 LOB: 1 BB: 1 P: 26 | R: 1 E: 0 K: 0 S: 6 | H: 1 LOB: 1 BB: 1 P: 6 | R: 0 E: 0 K: 1 S: 2 | H: 1 LOB: 1 BB: 1 P: 7 | R: 3 E: 0 K: 1 S: 9 | H: 4 LOB: 2 BB: 1 P: 13 | R: 0 E: 0 K: 1 S: 8 | H: 2 LOB: 2 BB: 0 P: 8 | 1B: 8 2B: 2 3B: 0 HR: 1 | SF: 1 SAC: 0 DP: 2 HBP: 0 | WP: 2 PB: 0 SB: 1 CS: 0 | PA: 40 |
| PITCHER | IP WLS BF H R ER SO BB IBB HBP BLK WP HR S P ERA WHIP | | | | | | | | | | | | | | | | | | | |
| 40 Chien-Ming Wang, R ERA: 2.25 | 2.0 | 8 | 2 | 0 | 0 | 0 | 0 | 0 | 0 | 0 | 0 | 0 | 0 | 0 | 13 | 23 | 0.00 | 1.000 | | |
| 28 Brett Tomko, R ERA: 2.25 | 2.0 | 8 | 1 | 1 | 1 | 2 | 1 | 0 | 0 | 0 | 0 | 0 | 0 | 1 | 8 | 13 | 4.50 | 1.000 | | |
| 67 Anthony Claggett, R ERA: 2.25 | 2.0 | 7 | 1 | 1 | 1 | 0 | 1 | 0 | 0 | 0 | 0 | 0 | 0 | 1 | 8 | 13 | 4.50 | 1.000 | | |
| 68 Wilkin De La Rosa, L ERA: 10.8 | 1.0 | H | 4 | 1 | 0 | 0 | 1 | 0 | 0 | 0 | 0 | 0 | 0 | 1 | 6 | 7 | 0.00 | 1.000 | | |
| 93 George Kontos, R ERA: 27.0 | 0.1 | H | 5 | 3 | 3 | 3 | 1 | 0 | 0 | 0 | 0 | 0 | 0 | 0 | 6 | 10 | 81.00 | 12.000 | | |

New York Yankees @ Houston Astros
Osceola County Stadium, Kissimmee, FL
Mon Mar 02 2009, 1:05 PM EST
Att.: 4,951 - Sunny - 54 F

AB 34
R 5
H 9
RBI 4
BB 1
SO 8
LOB 8



New York Yankees @ Houston Astros
Osceola County Stadium, Kissimmee, FL
Mon Mar 02 2009, 1:05 PM EST
Att.: 4,951 - Sunny - 54 F

AB 36
R 5
H 11
RBI 5
BB 3
SO 5
LOB 20



| Batter | 1 | 2 | 3 | 4 | 5 | 6 | 7 | 8 | 9 | AB | R | H | RBI | BB | SO | LOB | TOP | | | | | | | | |
|---|------------------------------|---------------------------------|------------------------------|---------------------------------|------------------------------|---------------------------------|------------------------------|---------------------------------|------------------------------|---------------------------------|------------------------------|----------------------------------|------------------------------|----------------------------------|------------------------------|---------------------------------|------------------------------|---------------------------------|----------------------------------|------------------------------------|----------------------------------|--------|--|--|--|
| 25 Ryan Raburn, R OBP: 0.333, SLG: 0.200 57 Casper Wells, R OBP: 0.429, SLG: 0.333 | 0-3 K | | 0-0 1B | | 0-0 G5-3 | | 0-3 K2-3 | | 0-3 K | 3 | 0 | 1 | 0 | 0 | 1 | 0 | | | | | | | | | |
| 14 Placido Polanco, R OBP: 0.421, SLG: 0.438 66 Will Rhymes, L | 0-0 G6-3 2B | | 0-0 L5-3 | | 0-0 G4-3 | | 0-3 K | | 0-3 K | 3 | 1 | 1 | 0 | 0 | 0 | 1 | | | | | | | | | |
| Gary Sheffield, R OBP: 0.625, SLG: 0.100 34 Clete Thomas, L OBP: 0.400, SLG: 0.250 | 0-0 G6-3 | | 1-0 HBP | | 1-0 HBP | | 4-0 BB | | 4-0 BB | 1 | 1 | 0 | 0 | 0 | 0 | 1 | | | | | | | | | |
| 33 Marcus Thames, R OBP: 0.333, SLG: 0.500 77 Timo Perez, L | 0-0 E4 | | 0-0 F7 | | 0-0 P5 | | 0-0 L5 | | 0-0 L5 | 3 | 0 | 0 | 0 | 0 | 0 | 2 | | | | | | | | | |
| 26 Mike Hessman, R OBP: 0.278, SLG: 0.471 | 0-0 G5-3 | | | | 0-0 K | | 0-0 F8 | | 0-0 FC6-4 1B | 4 | 0 | 1 | 0 | 0 | 1 | 2 | | | | | | | | | |
| 27 Brent Cleven, R OBP: 0.385, SLG: 0.400 60 Wilkin Ramirez, R | | 0-0 G5-3 | | | 0-0 F9 | | 0-0 FC6-4 1B | | 0-0 FC6-4 1B | 3 | 1 | 1 | 0 | 0 | 0 | 0 | | | | | | | | | |
| 15 Brandon Inge, R OBP: 0.471, SLG: 0.818 62 Don Kelly, L OBP: 0.400, SLG: 1.000 | | 0-3 K | | | 4-0 BB | | 4-0 BB | | 0-3 K | 1 | 0 | 0 | 0 | 2 | 1 | 0 | | | | | | | | | |
| 61 Dane Sardinha, R OBP: 0.500, SLG: 0.500 73 Alex Avila, L OBP: 0.500, SLG: 0.500 | | 0-0 1B | | | 0-0 FC6-4 | | 0-0 FC6-4 | | 1-0 F7 | 2 | 0 | 1 | 0 | 0 | 0 | 1 | | | | | | | | | |
| 4 Adam Everett, R OBP: 0.133, SLG: 0.143 68 Cale Iorg, R OBP: 0.286, SLG: 0.167 | 0-0 G6-3 | | | | 0-0 P5 | | 0-3 K | | 0-3 K | 3 | 0 | 0 | 0 | 0 | 1 | 3 | | | | | | | | | |
| Inning Stats | R: 1 E: 1 K: 1 S: 7 | H: 1 LOB: 1 BB: 0 P: 7 | R: 0 E: 0 K: 1 S: 6 | H: 1 LOB: 1 BB: 0 P: 6 | R: 0 E: 0 K: 0 S: 3 | H: 1 LOB: 1 BB: 0 P: 4 | R: 0 E: 0 K: 1 S: 5 | H: 0 LOB: 0 BB: 1 P: 9 | R: 0 E: 0 K: 0 S: 3 | H: 0 LOB: 0 BB: 0 P: 3 | R: 2 E: 0 K: 1 S: 7 | H: 2 LOB: 2 BB: 1 P: 12 | R: 0 E: 0 K: 2 S: 7 | H: 0 LOB: 1 BB: 1 P: 11 | R: 0 E: 0 K: 1 S: 6 | H: 1 LOB: 1 BB: 0 P: 7 | R: 0 E: 0 K: 3 S: 9 | H: 0 LOB: 0 BB: 0 P: 9 | 1B: 5 2B: 2 3B: 0 HR: 0 | SF: 0 SAC: 0 DP: 1 HBP: 2 | WP: 0 PB: 0 SB: 1 CS: 0 | PA: 38 | | | |
| PITCHER | IP | WLS | BF | H | R | ER | SO | BB | IBB | HBP | BLK | WP | HR | S | P | ERA | WHIP | | | | | | | | |
| 52 CC Sabathia, L ERA: 7.36 91 Alfredo Aceves, R ERA: 4.15 80 Steven Jackson, R ERA: 3.0 41 Jose Veras, C ERA: 1.8 67 Anthony Claggett, R ERA: 1.8 | 2.0 | 2 | 9 | 2 | 1 | 0 | 2 | 0 | 0 | 0 | 0 | 0 | 0 | 13 | 13 | 0.00 | 1.000 | | | | | | | | |
| 30 David Robertson, R ERA: 3.0 | 1.0 | 1 | 3 | 0 | 0 | 0 | 3 | 0 | 0 | 0 | 0 | 0 | 0 | 9 | 9 | 0.00 | 0.000 | | | | | | | | |

Detroit Tigers @ New York Yankees
George M. Steinbrenner Field, Tampa, FL
Fri Mar 06 2009, 7:15 PM EST
Att: 10,694 - Clear - 67 F

| | |
|-----|----|
| AB | 33 |
| R | 3 |
| H | 6 |
| RBI | 2 |
| BB | 3 |
| SO | 10 |
| LOB | 14 |



| Batter | 1 | 2 | 3 | 4 | 5 | 6 | 7 | 8 | 9 | AB | R | H | RBI | BB | SO | LOB | BOTTOM | | | | | | | | |
|--|------------------------------|---------------------------------|------------------------------|---------------------------------|------------------------------|---------------------------------|------------------------------|---------------------------------|------------------------------|---------------------------------|------------------------------|---------------------------------|------------------------------|----------------------------------|------------------------------|----------------------------------|----------------------------------|------------------------------------|----------------------------------|--------|--|--|--|--|--|
| 11 Brett Gardner, L OBP: 0.471, SLG: 0.933 82 Austin Jackson, R OBP: 0.364, SLG: 0.400 | 0-0 F8 | | 0-0 1B | | 0-0 FC3-2 | | 1-0 G5-3 | | 1-0 1B | 3 | 1 | 1 | 0 | 0 | 0 | 2 | | | | | | | | | |
| 18 Johnny Damon, L OBP: 0.385, SLG: 0.545 79 Colin Curtis, L OBP: 0.250, SLG: 0.167 | 0-0 G4-3 | | 0-0 1B | | 0-0 BB | | 0-0 L4 | | 0-0 SF9 | 2 | 1 | 1 | 1 | 1 | 0 | 0 | | | | | | | | | |
| 33 Nick Swisher, S OBP: 0.400, SLG: 0.182 72 Juan Miranda, L OBP: 0.235, SLG: 0.200 | 4-0 BB | | 0-0 2B | | 0-0 L9 | | 0-0 G3 | | 0-0 F8 | 2 | 0 | 0 | 1 | 1 | 0 | 4 | | | | | | | | | |
| 20 Jorge Posada, S OBP: 0.545, SLG: 1.000 81 Kyle Anson, S | 0-3 K | | 0-0 F7 | | 0-0 FC5-3 2B | | 4-0 BB | | 0-3 K | 3 | 0 | 1 | 0 | 0 | 1 | 2 | | | | | | | | | |
| 17 Shelley Duncan, R OBP: 0.417, SLG: 0.636 47 John Rodriguez, L OBP: 0.400, SLG: 0.667 | | 0-3 K | | 0-0 1B | | 0-3 K | | 0-0 1B | | 0-0 1B | 3 | 0 | 1 | 1 | 0 | 2 | | | | | | | | | |
| 12 Cody Ransom, R OBP: 0.250, SLG: 0.267 76 Kevin Russo, R | 0-0 G1-3 2B | | 0-0 G1-3 | | 0-0 FC5-3 | | 4-0 BB | | 4-0 BB | 3 | 1 | 1 | 0 | 0 | 0 | 2 | | | | | | | | | |
| 26 José Molina, R OBP: 0.231, SLG: 0.308 73 Doug Bernier, R OBP: 0.333, SLG: 0.143 | 0-0 G6-3 | | 0-0 FC3-2 1B | | 0-0 FC3-2 | | 0-0 G6-4-3 | | 0-0 G6-4-3 | 3 | 0 | 2 | 0 | 0 | 0 | 1 | | | | | | | | | |
| 14 Angel Berroa, R OBP: 0.500, SLG: 0.769 83 Jesus Montero, R OBP: 0.667, SLG: 0.633 | 1-0 G6-3 | | 0-0 FC3-2 1B | | 0-0 SH2-3 1B | | 0-0 G4-1 | | 0-0 G4-1 | 3 | 0 | 1 | 0 | 0 | 0 | 1 | | | | | | | | | |
| 90 Ramiro Pena, S OBP: 0.273, SLG: 0.273 92 Eduardo Núñez, R OBP: 0.571, SLG: 0.714 | | | 0-0 1B | | 0-0 SH2-3 | | 0-0 S | | 1-0 1B | 2 | 1 | 2 | 1 | 0 | 0 | 0 | | | | | | | | | |
| Inning Stats | R: 0 E: 0 K: 1 S: 5 | H: 0 LOB: 1 BB: 1 P: 9 | R: 1 E: 0 K: 1 S: 6 | H: 1 LOB: 0 BB: 0 P: 7 | R: 3 E: 0 K: 0 S: 7 | H: 4 LOB: 1 BB: 0 P: 7 | R: 0 E: 0 K: 0 S: 5 | H: 2 LOB: 3 BB: 1 P: 9 | R: 0 E: 0 K: 1 S: 5 | H: 1 LOB: 0 BB: 0 P: 5 | R: 1 E: 0 K: 0 S: 5 | H: 2 LOB: 1 BB: 0 P: 6 | R: 0 E: 0 K: 0 S: 3 | H: 1 LOB: 2 BB: 2 P: 11 | R: 2 E: 0 K: 1 S: 8 | H: 3 LOB: 1 BB: 0 P: 10 | 1B: 9 2B: 6 3B: 0 HR: 0 | SF: 1 SAC: 1 DP: 2 HBP: 0 | WP: 1 PB: 1 SB: 2 CS: 0 | PA: 40 | | | | | |
| PITCHER | IP | WLS | BF | H | R | ER | SO | BB | IBB | HBP | BLK | WP | HR | S | P | ERA | WHIP | | | | | | | | |
| 35 Justin Verlander, R ERA: 4.91 32 Freddy Dolsi, R ERA: 37 Brandon Lyon, R ERA: 2.45 44 Bobby Seay, L ERA: 41 Zach Simons, R ERA: 10.6 | 2.1 | 12 | 4 | 4 | 3 | 2 | 1 | 0 | 0 | 0 | 0 | 0 | 0 | 15 | 20 | 11.57 | 2.143 | | | | | | | | |
| | 1.2 | 9 | 3 | 0 | 0 | 0 | 1 | 0 | 0 | 0 | 0 | 0 | 0 | 8 | 12 | 0.00 | 2.400 | | | | | | | | |
| | 1.2 | 7 | 3 | 1 | 1 | 1 | 0 | 0 | 0 | 0 | 0 | 0 | 0 | 9 | 10 | 5.40 | 1.800 | | | | | | | | |
| | 0.2 | 5 | 1 | 0 | 0 | 0 | 2 | 0 | 0 | 0 | 0 | 0 | 0 | 3 | 11 | 0.00 | 4.500 | | | | | | | | |
| | 1.2 | 7 | 3 | 2 | 2 | 1 | 0 | 0 | 0 | 0 | 0 | 1 | 0 | 9 | 11 | 10.80 | 1.800 | | | | | | | | |


Detroit Tigers @ New York Yankees
George M. Steinbrenner Field, Tampa, FL
Fri Mar 06 2009, 7:15 PM EST
Att: 10,694 - Clear - 67 F

| | |
|-----|----|
| AB | 34 |
| R | 7 |
| H | 14 |
| RBI | 6 |
| BB | 4 |
| SO | 4 |
| LOB | 21 |




| Batter | 1 | 2 | 3 | 4 | 5 | 6 | 7 | 8 | 9 | AB | R | H | RBI | BB | SO | LOB | TOP | |
|---|---|---------------------------------|---|---|---|---|---|---|---|---|---|---|---|---|---|---|---|----------------------------------|
| Josh Anderson, L (1, 8) <small>OBP: 0.316, SLG: 0.579</small> 87 Reid Gorecki, R (5, 8) <small>OBP: 0.500, SLG: 0.750</small> | G1-3 | | K | | K | | 1B | | P3 | 3 | 0 | 0 | 0 | 0 | 2 | 1 | Atlanta Braves @ New York Yankees George M. Steinbrenner Field, Tampa, FL Sat Mar 07 2009, 1:15 PM EST Att: 10,716 - Sunny - 75 F | |
| 2 Kelly Johnson, L (1, 4) <small>OBP: 0.400, SLG: 0.471</small> 68 Brooks Conrad, S (5, 4) | K | | | | G4-3 | | F9 | | | 3 | 0 | 1 | 0 | 0 | 1 | 1 | | |
| 22 Casey Kotchman, L (1, 3) <small>OBP: 0.400, SLG: 0.643</small> 83 Barabro Canizares, R (4, 3) <small>OBP: 0.500, SLG: 1.000</small> | HR | | G3-1 | | | | G3 | | G5-3 | 2 | 1 | 1 | 1 | 0 | 0 | 1 | | |
| 20 Greg Norton, S (1, 10) <small>OBP: 0.231, SLG: 0.667</small> Wes Timmons, R (8, PH) <small>(8, 10)</small> | F8 | | | | F7 | | HR | | G5-3 | 3 | 1 | 1 | 1 | 0 | 0 | 0 | | |
| 7 Jeff Francoeur, R (1, 9) <small>OBP: 0.263, SLG: 0.125</small> 77 Jason Heyward, L (6, 9) <small>OBP: 0.400, SLG: 0.250</small> | | G5-3 | | G5-3 | | | P3 | | G4-3 | 3 | 0 | 0 | 0 | 0 | 0 | 0 | | |
| 19 Yunel Escobar, R (1, 6) <small>OBP: 0.500, SLG: 0.417</small> 75 Brandon Hicks, R (4, 6) | | | | | | | K | | | 2 | 0 | 2 | 0 | 0 | 0 | 0 | | |
| 23 Matt Diaz, R (1, 7) <small>OBP: 0.333, SLG: 0.625</small> 28 Brandon Jones, L (4, 7) <small>OBP: 0.333, SLG: 0.500</small> | | FC6-4 | | K | | | | | F7 | 2 | 0 | 0 | 0 | 0 | 1 | 2 | | |
| 4 Omar Infante, R (1, 5) <small>OBP: 0.333, SLG: 0.500</small> 63 Diory Hernandez, R (7, 5) <small>OBP: 0.250, SLG: 0.162</small> | | F7 | | | | | G5-3 | | K | 3 | 0 | 1 | 0 | 0 | 0 | 1 | | |
| 8 David Ross, R (1, 2) <small>OBP: 0.222, SLG: 0.556</small> 27 J.C. Boscan, R (7, 2) <small>OBP: 0.667, SLG: 1.000</small> | | | G6-3 | | F9 | | F7 | | F7 | 3 | 0 | 0 | 0 | 0 | 0 | 1 | | |
| Inning Stats | R: 1 E: 0 K: 1 S: 7 | H: 1 LOB: 0 BB: 0 P: 8 | R: 0 E: 0 K: 0 S: 4 | H: 1 LOB: 1 BB: 0 P: 5 | R: 0 E: 0 K: 1 S: 6 | H: 1 LOB: 1 BB: 0 P: 6 | R: 0 E: 0 K: 1 S: 6 | H: 1 LOB: 0 BB: 0 P: 7 | R: 1 E: 0 K: 1 S: 7 | H: 2 LOB: 1 BB: 0 P: 8 | R: 0 E: 0 K: 0 S: 4 | H: 1 LOB: 2 BB: 1 P: 8 | R: 0 E: 0 K: 1 S: 5 | H: 0 LOB: 0 BB: 0 P: 5 | 1B: 4 2B: 2 3B: 0 HR: 3 | SF: 0 SAC: 0 DP: 0 HBP: 0 | | WP: 1 PB: 0 SB: 1 CS: 0 |
| PITCHER | IP: 3.0 WLS: 3 BF: 12 ERA: 1.8 | WLS: L BF: 12 ERA: 2.57 | IP: 3.0 WLS: L BF: 12 ERA: 3.0 | IP: 3.0 WLS: L BF: 12 ERA: 3.0 | IP: 3.0 WLS: L BF: 12 ERA: 3.0 | IP: 3.0 WLS: L BF: 12 ERA: 3.0 | IP: 3.0 WLS: L BF: 12 ERA: 3.0 | IP: 3.0 WLS: L BF: 12 ERA: 3.0 | IP: 3.0 WLS: L BF: 12 ERA: 3.0 | IP: 3.0 WLS: L BF: 12 ERA: 3.0 | IP: 3.0 WLS: L BF: 12 ERA: 3.0 | IP: 3.0 WLS: L BF: 12 ERA: 3.0 | IP: 3.0 WLS: L BF: 12 ERA: 3.0 | IP: 3.0 WLS: L BF: 12 ERA: 3.0 | IP: 3.0 WLS: L BF: 12 ERA: 3.0 | IP: 3.0 WLS: L BF: 12 ERA: 3.0 | ERA: 0.00 WHIP: 0.000 | |

AB 36
R 3
H 9
RBI 3
BB 1
SO 6
LOB 12



| Batter | 1 | 2 | 3 | 4 | 5 | 6 | 7 | 8 | 9 | AB | R | H | RBI | BB | SO | LOB | BOTTOM | | | |
|---|--|--|--|--|--|--|--|--|--|--|--|--|--|--|--|--|---|------------------------------------|----------------------------------|--------|
| 18 Johnny Damon, L (1, 7) <small>OBP: 0.333, SLG: 0.462</small> 47 John Rodriguez, L (4, 7) <small>OBP: 0.417, SLG: 0.636</small> | E5 | | P4 | | K | | | G4-3 | | 2 | 0 | 0 | 0 | 0 | 0 | 1 | Atlanta Braves @ New York Yankees George M. Steinbrenner Field, Tampa, FL Sat Mar 07 2009, 1:15 PM EST Att: 10,716 - Sunny - 75 F | | | |
| 53 Melky Cabrera, S (1, 8) <small>OBP: 0.286, SLG: 0.385</small> 82 Austin Jackson, R (7, 8) <small>OBP: 0.333, SLG: 0.364</small> | G4-3 | | F7 | | | | | K | | 2 | 0 | 0 | 0 | 1 | 0 | 2 | | | | |
| 25 Mark Teixeira, S (1, 3) <small>OBP: 0.455, SLG: 0.545</small> 17 Shelley Duncan, R (6, 3) <small>OBP: 0.462, SLG: 0.636</small> | G4-3 | | | | G3 | | | G4-3 | | 3 | 1 | 1 | 0 | 0 | 0 | 1 | | | | |
| 55 Hideki Matsui, L (1, 10) <small>OBP: 0.500, SLG: 0.500</small> 84 Austin Romine, R (4, PR) <small>(5, 10)</small> | L8 | | | | | | K | G4-3 | | 2 | 0 | 1 | 0 | 0 | 0 | 0 | | | | |
| 20 Jorge Posada, S (6, PH) <small>OBP: 0.462, SLG: 0.846</small> <small>(7, 10)</small> | | | | | | | | | | 2 | 0 | 0 | 0 | 0 | 1 | 2 | | | | |
| 22 Xavier Nady, R (1, 9) <small>OBP: 0.143, SLG: 0.357</small> 60 Todd Linden, S (7, 9) <small>OBP: 0.100, SLG: 0.100</small> | G6-3 | | | | K | | P3 | G3 | | 3 | 0 | 0 | 0 | 0 | 1 | 2 | | | | |
| 12 Cody Ransom, R (1, 6) <small>OBP: 0.263, SLG: 0.278</small> 92 Eduardo Núñez, R (7, 6) <small>OBP: 0.625, SLG: 0.714</small> | | | | | K | | F7 | | | 3 | 0 | 1 | 0 | 0 | 1 | 2 | | | | |
| 74 Justin Leone, R (1, 5) <small>OBP: 0.333, SLG: 0.545</small> 76 Kevin Russo, R (6, 5) | FC6-4 | | | | | | | | | 3 | 0 | 1 | 1 | 0 | 0 | 1 | | | | |
| 90 Ramiro Pena, S (1, 4) <small>OBP: 0.231, SLG: 0.231</small> 73 Doug Bernier, R (7, 4) <small>OBP: 0.273, SLG: 0.111</small> | | | | | K | | F8 | | G1-3 | 2 | 0 | 0 | 0 | 0 | 1 | 1 | | | | |
| 86 P.J. Plitterer, R (1, 2) <small>OBP: 0.500, SLG: 0.500</small> 81 Kyle Anson, S (7, 2) | | | | | | | F9 | | F7 | 2 | 0 | 1 | 0 | 0 | 0 | 0 | | | | |
| Inning Stats | R: 0 E: 1 K: 0 S: 4 | H: 0 LOB: 0 BB: 0 P: 4 | R: 0 E: 0 K: 0 S: 4 | H: 1 LOB: 1 BB: 0 P: 4 | R: 0 E: 0 K: 1 S: 6 | H: 1 LOB: 1 BB: 0 P: 6 | R: 1 E: 0 K: 2 S: 10 | H: 3 LOB: 2 BB: 0 P: 10 | R: 0 E: 0 K: 1 S: 5 | H: 0 LOB: 0 BB: 0 P: 5 | R: 0 E: 0 K: 1 S: 5 | H: 0 LOB: 0 BB: 0 P: 5 | R: 0 E: 0 K: 1 S: 6 | H: 1 LOB: 2 BB: 1 P: 10 | R: 0 E: 0 K: 1 S: 5 | H: 0 LOB: 1 BB: 1 P: 9 | 1B: 6 2B: 0 3B: 0 HR: 0 | SF: 0 SAC: 0 DP: 0 HBP: 0 | WP: 0 PB: 0 SB: 0 CS: 1 | PA: 36 |
| PITCHER | IP: 3.2 WLS: 3 BF: 15 ERA: 4.76 | IP: 1.1 WLS: W BF: 6 ERA: 3.0 | IP: 1.1 WLS: W BF: 6 ERA: 3.0 | IP: 1.1 WLS: W BF: 6 ERA: 3.0 | IP: 1.1 WLS: W BF: 6 ERA: 3.0 | IP: 1.1 WLS: W BF: 6 ERA: 3.0 | IP: 1.1 WLS: W BF: 6 ERA: 3.0 | IP: 1.1 WLS: W BF: 6 ERA: 3.0 | IP: 1.1 WLS: W BF: 6 ERA: 3.0 | IP: 1.1 WLS: W BF: 6 ERA: 3.0 | IP: 1.1 WLS: W BF: 6 ERA: 3.0 | IP: 1.1 WLS: W BF: 6 ERA: 3.0 | IP: 1.1 WLS: W BF: 6 ERA: 3.0 | IP: 1.1 WLS: W BF: 6 ERA: 3.0 | IP: 1.1 WLS: W BF: 6 ERA: 3.0 | IP: 1.1 WLS: W BF: 6 ERA: 3.0 | IP: 1.1 WLS: W BF: 6 ERA: 3.0 | ERA: 0.00 WHIP: 1.000 | | |

AB 33
R 1
H 6
RBI 1
BB 3
SO 8
LOB 19



| Batter | 1 | 2 | 3 | 4 | 5 | 6 | 7 | 8 | 9 | AB | R | H | RBI | BB | SO | LOB | TOP | | | | | |
|---|---|---------------------------------|------------------------------|---------------------------------|------------------------------|---------------------------------|------------------------------|---------------------------------|------------------------------|---------------------------------|------------------------------|---------------------------------|------------------------------|---------------------------------|------------------------------|----------------------------------|--|---------------------------------|----------------------------------|------------------------------------|----------------------------------|--------|
| 21 Chris Dickerson, L (1, 8) 30 Norris Hopper, R (7, 8) OBP: 0.435, SLG: 0.750 OBP: 0.300, SLG: 0.222 | | | | | | | | | | 3 | 0 | 2 | 1 | 0 | 0 | 2 | <p>Cincinnati Reds @ New York Yankees George M. Steinbrenner Field, Tampa, FL Tue Mar 10 2009, 7:15 PM EDT Att: 10,295 - Clear - 74 F</p> <p>AB 32 R 1 H 6 RBI 1 BB 1 SO 12 LOB 10</p> | | | | | |
| 2 Alex Gonzalez, R (1, 6) 7 Paul Janish, R (6, PH) OBP: 0.222, SLG: 0.333 OBP: 0.278, SLG: 0.294 | | | | | | | | | | 2 | 0 | 0 | 0 | 0 | 2 | | | | | | | |
| 32 Jay Bruce, L (1, 9) 31 Jonny Gomes, R (7, 9) OBP: 0.318, SLG: 0.368 OBP: 0.350, SLG: 0.778 | | | | | | | | | | 3 | 0 | 0 | 0 | 1 | 0 | | | | | | | |
| 4 Brandon Phillips, R (1, 4) 62 Danny Richar, L (6, PH) OBP: 0.263, SLG: 0.650 OBP: 0.154, SLG: 0.308 | | | | | | | | | | 2 | 0 | 1 | 0 | 0 | 1 | 0 | | | | | | |
| 75 Kevin Barker, L (1, 3) 23 Daryle Ward, L (7, PH) OBP: 0.375, SLG: 0.643 OBP: 0.313, SLG: 0.429 | | | | | | | | | | 2 | 0 | 0 | 0 | 0 | 1 | 1 | | | | | | |
| 28 Edwin Encarnación, R (1, 5) 60 Adam Rosales, R (6, 5) OBP: 0.250, SLG: 0.500 OBP: 0.353, SLG: 0.462 | | | | | | | | | | 2 | 0 | 0 | 0 | 0 | 2 | 0 | | | | | | |
| 50 Laynce Nix, L (1, 7) 9 Jacque Jones, L (6, 7) OBP: 0.263, SLG: 0.500 OBP: 0.227, SLG: 0.105 | | | | | | | | | | 2 | 0 | 0 | 0 | 0 | 1 | 0 | | | | | | |
| 29 Ryan Hanigan, R (1, 2) 26 Wilkin Castillo, S (6, 2) OBP: 0.500, SLG: 0.813 OBP: 0.167, SLG: 0.091 | | | | | | | | | | 2 | 1 | 2 | 0 | 0 | 0 | 0 | | | | | | |
| 82 Wes Bankston, R (1, 10) 71 Craig Tatum, R (8, PH) OBP: 0.318, SLG: 0.167 OBP: 0.500, SLG: 0.857 | | | | | | | | | | 2 | 0 | 1 | 0 | 0 | 0 | 1 | | | | | | |
| | | | | | | | | | | 0 | 0 | 0 | 0 | 1 | 0 | 0 | | | | | | |
| Inning Stats | R: 0 E: 0 K: 1 S: 6 | H: 1 LOB: 0 BB: 0 P: 6 | R: 0 E: 0 K: 2 S: 7 | H: 0 LOB: 0 BB: 0 P: 7 | R: 1 E: 0 K: 0 S: 5 | H: 2 LOB: 1 BB: 0 P: 5 | R: 0 E: 0 K: 1 S: 5 | H: 1 LOB: 0 BB: 0 P: 5 | R: 0 E: 0 K: 2 S: 9 | H: 2 LOB: 2 BB: 0 P: 9 | R: 0 E: 0 K: 1 S: 5 | H: 0 LOB: 0 BB: 0 P: 5 | R: 0 E: 0 K: 1 S: 5 | H: 0 LOB: 0 BB: 0 P: 5 | R: 0 E: 0 K: 2 S: 7 | H: 0 LOB: 1 BB: 1 P: 11 | R: 0 E: 1 K: 2 S: 8 | H: 0 LOB: 1 BB: 0 P: 8 | 1B: 5 2B: 0 3B: 1 HR: 0 | SF: 0 SAC: 0 DP: 0 HBP: 0 | WP: 0 PB: 0 SB: 0 CS: 2 | PA: 34 |
| PITCHER | IP WLS BF H R ER SO BB IBB HBP BLK WP HR S P ERA WHIP | | | | | | | | | | | | | | | | | | | | | |
| 62 Joba Chamberlain, R (1, 1) ERA: 6.75 | 3.0 | W 11 | 3 | 1 | 1 | 3 | 0 | 0 | 0 | 0 | 0 | 0 | 18 | 18 | 3.00 | 1.000 | | | | | | |
| 48 Phil Coke, L (4, 1) ERA: 1.8 | 2.0 | H 8 | 3 | 0 | 0 | 3 | 0 | 0 | 0 | 0 | 0 | 0 | 14 | 14 | 0.00 | 1.500 | | | | | | |
| 29 Kei Igawa, L (6, 1) ERA: | 2.0 | H 6 | 0 | 0 | 0 | 2 | 0 | 0 | 0 | 0 | 0 | 0 | 10 | 10 | 0.00 | 0.000 | | | | | | |
| 70 Christian Garcia, R (8, 1) ERA: 9.0 | 1.0 | 4 | 0 | 0 | 0 | 2 | 1 | 0 | 0 | 0 | 0 | 0 | 7 | 11 | 0.00 | 1.000 | | | | | | |
| 67 Anthony Claggett, R (9, 1) ERA: 1.5 | 1.0 | 4 | 0 | 0 | 0 | 2 | 0 | 0 | 0 | 0 | 0 | 0 | 8 | 8 | 0.00 | 0.000 | | | | | | |

| Batter | 1 | 2 | 3 | 4 | 5 | 6 | 7 | 8 | 9 | AB | R | H | RBI | BB | SO | LOB | BOTTOM | | | |
|---|---|---------------------------------|------------------------------|---------------------------------|------------------------------|---------------------------------|------------------------------|---------------------------------|------------------------------|---------------------------------|------------------------------|----------------------------------|-------------------------------|----------------------------------|------------------------------|---------------------------------|--|------------------------------------|----------------------------------|--------|
| 11 Brett Gardner, L (1, 8) 82 Austin Jackson, R (7, 8) OBP: 0.462, SLG: 0.875 OBP: 0.313, SLG: 0.333 | | | | | | | | | | 3 | 0 | 2 | 1 | 0 | 0 | 0 | <p>Cincinnati Reds @ New York Yankees George M. Steinbrenner Field, Tampa, FL Tue Mar 10 2009, 7:15 PM EDT Att: 10,295 - Clear - 74 F</p> <p>AB 33 R 7 H 14 RBI 7 BB 2 SO 4 LOB 16</p> | | | |
| 18 Johnny Damon, L (1, 7) 47 John Rodriguez, L (6, 7) OBP: 0.288, SLG: 0.368 OBP: 0.400, SLG: 0.538 | | | | | | | | | | 3 | 0 | 1 | 0 | 0 | 1 | | | | | |
| 22 Xavier Nady, R (1, 9) 17 Shelley Duncan, R (7, 9) OBP: 0.250, SLG: 0.526 OBP: 0.467, SLG: 0.846 | | | | | | | | | | 2 | 0 | 1 | 0 | 0 | 0 | 0 | | | | |
| 55 Hideki Matsui, L (1, 10) 19 Kevin Cash, R (6, PR) OBP: 0.217, SLG: 0.333 OBP: 0.400, SLG: 0.500 | | | | | | | | | | 2 | 1 | 1 | 0 | 1 | 0 | 1 | | | | |
| 12 Cody Ransom, R (1, 5) 76 Kevin Russo, R (7, 5) OBP: 0.375, SLG: 0.435 | | | | | | | | | | 3 | 0 | 2 | 1 | 0 | 0 | 1 | | | | |
| 26 José Molina, R (1, 2) 83 Jesus Montero, R (6, PR) OBP: 0.381, SLG: 0.333 OBP: 0.714, SLG: 0.857 | | | | | | | | | | 2 | 0 | 0 | 0 | 1 | 0 | 2 | | | | |
| 72 Juan Miranda, L (1, 3) 74 Justin Leone, R (8, 3) OBP: 0.217, SLG: 0.333 OBP: 0.278, SLG: 0.375 | | | | | | | | | | 3 | 1 | 1 | 1 | 0 | 0 | 3 | | | | |
| 14 Angel Berroa, R (1, 6) 92 Eduardo Núñez, R (7, PR) OBP: 0.500, SLG: 0.905 OBP: 0.500, SLG: 0.636 | | | | | | | | | | 3 | 0 | 1 | 0 | 0 | 0 | 1 | | | | |
| 90 Ramiro Pena, S (1, 4) 73 Doug Bernier, R (8, 4) OBP: 0.350, SLG: 0.474 OBP: 0.294, SLG: 0.200 | | | | | | | | | | 3 | 2 | 2 | 0 | 0 | 1 | 0 | | | | |
| | | | | | | | | | | 1 | 0 | 0 | 0 | 0 | 1 | 1 | | | | |
| Inning Stats | R: 0 E: 0 K: 0 S: 3 | H: 1 LOB: 0 BB: 0 P: 3 | R: 1 E: 0 K: 0 S: 5 | H: 2 LOB: 1 BB: 0 P: 5 | R: 1 E: 0 K: 0 S: 5 | H: 3 LOB: 1 BB: 0 P: 5 | R: 1 E: 0 K: 0 S: 4 | H: 2 LOB: 0 BB: 0 P: 5 | R: 0 E: 0 K: 1 S: 6 | H: 1 LOB: 1 BB: 0 P: 7 | R: 0 E: 0 K: 0 S: 2 | H: 0 LOB: 2 BB: 2 P: 10 | R: 4 E: 0 K: 1 S: 11 | H: 4 LOB: 1 BB: 0 P: 13 | R: 0 E: 0 K: 2 S: 8 | H: 1 LOB: 1 BB: 0 P: 8 | 1B: 10 2B: 3 3B: 0 HR: 2 | SF: 0 SAC: 0 DP: 3 HBP: 1 | WP: 0 PB: 0 SB: 0 CS: 1 | PA: 37 |
| PITCHER | IP WLS BF H R ER SO BB IBB HBP BLK WP HR S P ERA WHIP | | | | | | | | | | | | | | | | | | | |
| 40 Nick Masset, R (1, 1) ERA: 6.75 | 4.0 | L 17 | 8 | 3 | 3 | 0 | 0 | 0 | 0 | 0 | 0 | 0 | 1 | 17 | 18 | 6.75 | 2.000 | | | |
| 56 Aaron Fultz, L (5, 1) ERA: 4.15 | 1.0 | 4 | 1 | 0 | 0 | 1 | 0 | 0 | 1 | 0 | 0 | 0 | 6 | 7 | 0.00 | 1.000 | | | | |
| 25 David Weathers, R (6, 1) ERA: 3.6 | 1.0 | 4 | 0 | 0 | 0 | 0 | 2 | 0 | 0 | 0 | 0 | 0 | 2 | 10 | 0.00 | 2.000 | | | | |
| 89 Jordan Smith, R (7, 1) ERA: 9.82 | 1.0 | 7 | 4 | 4 | 4 | 1 | 0 | 0 | 0 | 0 | 0 | 1 | 11 | 13 | 36.00 | 4.000 | | | | |
| 76 Carlos Fisher, R (8, 1) ERA: | 1.0 | 4 | 1 | 0 | 0 | 2 | 0 | 0 | 0 | 0 | 0 | 0 | 8 | 8 | 0.00 | 1.000 | | | | |

| Batter | 1 | 2 | 3 | 4 | 5 | 6 | 7 | 8 | 9 | AB | R | H | RBI | BB | SO | LOB | TOP | | | | | | | | |
|---|---|---|---|---|---|---|---|---|---|---|---|---|---|---|---|---|---|---|---|---|---|---|---|---|---|
| 53 Melky Cabrera, S (1.8) OBP: 0.360, SLG: 0.333 82 Austin Jackson, R (6.8) OBP: 0.294, SLG: 0.313 | 4-0 18 1B 25 1B 18 S BB | 0-0 G4-6-3 | | 0-0 L7 | | 0-0 G6-3 | | | 0-3 K | 3 | 1 | 0 | 0 | 1 | 0 | 1 | | | | | | | | | |
| 18 Johnny Damon, L (1.7) OBP: 0.375, SLG: 0.429 79 Colin Curtis, L (5.7) OBP: 0.308, SLG: 0.273 | 1-0 25 1B 33 SF7 1B | 4-0 20 BB 25 BB BB | | 0-0 20 BB 25 1B 1B | | 0-0 G1-3 | | | 0-0 E3 60 WP 72 1B | 2 | 1 | 2 | 0 | 1 | 0 | 0 | | | | | | | | | |
| 25 Mark Teixeira, S (1.3) OBP: 0.356, SLG: 0.647 72 Juan Miranda, L (6.3) OBP: 0.250, SLG: 0.364 | 0-0 1-3 3-H 1B | 4-0 20 BB 1-2 2-3 BB | | 0-0 20 BB 1-2 1B | | 0-0 G3 | | | 0-0 60 WP 1B | 3 | 0 | 2 | 1 | 1 | 0 | 0 | | | | | | | | | |
| 20 Jorge Posada, S (1.10) OBP: 0.421, SLG: 0.647 55 Hideki Matsui, L (7.10) OBP: 0.500, SLG: 0.429 | 0-3 K | 4-0 1-2 2-3 3-H BB | | 4-0 1-2 2-3 BB | | 0-0 F8 | | | 0-0 F7 | 1 | 0 | 0 | 1 | 2 | 1 | 2 | | | | | | | | | |
| 33 Nick Swisher, S (1.9) OBP: 0.346, SLG: 0.111 60 Todd Linden, S (7.9) OBP: 0.083, SLG: 0.083 | 0-0 SF7 | 0-3 K | | 0-0 F7 | | 0-0 F8 | | | 1-0 L4 | 3 | 0 | 0 | 1 | 0 | 1 | 6 | | | | | | | | | |
| 12 Cody Ransom, R (1.5) OBP: 0.370, SLG: 0.423 74 Justin Leone, R (5.5) OBP: 0.263, SLG: 0.353 | 0-0 P6 | | 0-0 G5-3 | | 0-0 90 G1-3 90 S 1B | | | | | 3 | 0 | 1 | 0 | 0 | 0 | 1 | | | | | | | | | |
| 14 Angel Berroa, R (1.4) OBP: 0.440, SLG: 0.792 73 Doug Bernier, R (6.4) OBP: 0.278, SLG: 0.188 | | 0-0 E9 19 1B | 0-0 G5-3 | | 0-0 F8 | | | | 0-0 F8 | 3 | 1 | 0 | 0 | 0 | 0 | 1 | | | | | | | | | |
| 90 Ramiro Pena, S (1.6) OBP: 0.304, SLG: 0.409 92 Eduardo Núñez, R (6.6) OBP: 0.462, SLG: 0.583 | | 0-0 B2 | 0-0 F8 | | 1-0 G1-3 | | | | 0-0 F8 | 3 | 0 | 0 | 0 | 0 | 0 | 2 | | | | | | | | | |
| 19 Kevin Cash, R (1.2) OBP: 0.385, SLG: 0.462 84 Austin Romine, R (7.2) OBP: 0.250, SLG: 0.364 | | 0-0 25 BB 20 BB 53 G4-6-3 1B | | 0-0 F9 | | 0-0 G6-3 | | | 0-0 G5-3 | 3 | 1 | 1 | 1 | 0 | 0 | 1 | | | | | | | | | |
| Inning Stats | R: 2 E: 0 K: 1 S: 7 | H: 2 LOB: 1 BB: 1 P: 12 | R: 2 E: 1 K: 1 S: 7 | H: 1 LOB: 3 BB: 3 P: 19 | R: 0 E: 0 K: 0 S: 3 | H: 0 LOB: 0 BB: 0 P: 3 | R: 0 E: 0 K: 0 S: 5 | H: 2 LOB: 3 BB: 1 P: 9 | R: 0 E: 0 K: 0 S: 4 | H: 1 LOB: 1 BB: 0 P: 5 | R: 0 E: 0 K: 0 S: 3 | H: 0 LOB: 0 BB: 0 P: 3 | R: 0 E: 0 K: 1 S: 5 | H: 0 LOB: 0 BB: 0 P: 5 | R: 0 E: 0 K: 0 S: 3 | H: 0 LOB: 0 BB: 0 P: 3 | R: 0 E: 1 K: 1 S: 7 | H: 1 LOB: 2 BB: 0 P: 8 | 1B: 7 2B: 0 3B: 0 HR: 0 | SF: 1 SAC: 0 DP: 0 HBP: 0 | WP: 1 PB: 0 SB: 2 CS: 0 | PA: 41 | | | |
| PITCHER | IP WLS BF H R ER SO BB IBB HBP BLK WP HR S P ERA WHIP | IP WLS BF H R ER SO BB IBB HBP BLK WP HR S P ERA WHIP | IP WLS BF H R ER SO BB IBB HBP BLK WP HR S P ERA WHIP | IP WLS BF H R ER SO BB IBB HBP BLK WP HR S P ERA WHIP | IP WLS BF H R ER SO BB IBB HBP BLK WP HR S P ERA WHIP | IP WLS BF H R ER SO BB IBB HBP BLK WP HR S P ERA WHIP | IP WLS BF H R ER SO BB IBB HBP BLK WP HR S P ERA WHIP | IP WLS BF H R ER SO BB IBB HBP BLK WP HR S P ERA WHIP | IP WLS BF H R ER SO BB IBB HBP BLK WP HR S P ERA WHIP | IP WLS BF H R ER SO BB IBB HBP BLK WP HR S P ERA WHIP | IP WLS BF H R ER SO BB IBB HBP BLK WP HR S P ERA WHIP | IP WLS BF H R ER SO BB IBB HBP BLK WP HR S P ERA WHIP | IP WLS BF H R ER SO BB IBB HBP BLK WP HR S P ERA WHIP | IP WLS BF H R ER SO BB IBB HBP BLK WP HR S P ERA WHIP | IP WLS BF H R ER SO BB IBB HBP BLK WP HR S P ERA WHIP | IP WLS BF H R ER SO BB IBB HBP BLK WP HR S P ERA WHIP | IP WLS BF H R ER SO BB IBB HBP BLK WP HR S P ERA WHIP | IP WLS BF H R ER SO BB IBB HBP BLK WP HR S P ERA WHIP | IP WLS BF H R ER SO BB IBB HBP BLK WP HR S P ERA WHIP | IP WLS BF H R ER SO BB IBB HBP BLK WP HR S P ERA WHIP | IP WLS BF H R ER SO BB IBB HBP BLK WP HR S P ERA WHIP | IP WLS BF H R ER SO BB IBB HBP BLK WP HR S P ERA WHIP | IP WLS BF H R ER SO BB IBB HBP BLK WP HR S P ERA WHIP | IP WLS BF H R ER SO BB IBB HBP BLK WP HR S P ERA WHIP | IP WLS BF H R ER SO BB IBB HBP BLK WP HR S P ERA WHIP |

New York Yankees @ Detroit Tigers
Joker Marchant Stadium, Lakeland, FL
Wed Mar 11 2009, 1:05 PM EDT
Att: 9,680 - Sunny - 83 F

| | |
|-----|----|
| AB | 35 |
| R | 4 |
| H | 7 |
| RBI | 4 |
| BB | 5 |
| SO | 4 |
| LOB | 18 |



| Batter | 1 | 2 | 3 | 4 | 5 | 6 | 7 | 8 | 9 | AB | R | H | RBI | BB | SO | LOB | BOTTOM | | | | | | | | |
|---|---|---|---|---|---|---|---|---|---|---|---|---|---|---|---|---|---|---|---|---|---|---|---|---|---|
| 15 Brandon Inge, R (1.5) OBP: 0.444, SLG: 0.545 46 Michael Hollimon, S (3.5) OBP: 0.250, SLG: 0.357 | 0-0 G6-3 | 0-0 HR 2B | 0-0 F8 | | | 0-3 K | | 0-0 P4 | | 2 | 1 | 1 | 1 | 0 | 0 | 0 | | | | | | | | | |
| 14 Placido Polanco, R (1.4) OBP: 0.321, SLG: 0.292 72 Scott Sizemore, R (5.4) OBP: 0.143, SLG: 0.571 | 0-0 G5-3 | 0-0 G5-3 | | 0-0 G6-3 | | 0-3 K | | | | 3 | 0 | 0 | 1 | 0 | 0 | 1 | | | | | | | | | |
| Gary Sheffield, R (1.10) OBP: 0.423, SLG: 0.590 34 Clete Thomas, L (6.10) OBP: 0.250, SLG: 0.357 | 4-0 26 E BB | 1-0 2-H HR | | 2-2 HR | | 0-0 G4-3 | | | | 2 | 2 | 2 | 3 | 1 | 0 | 0 | | | | | | | | | |
| 26 Mike Hessman, R (1.3) OBP: 0.300, SLG: 0.393 | 0-0 E5 | 0-0 1B | | 0-0 G5-3 | | 0-3 K | | | | 4 | 0 | 1 | 0 | 0 | 1 | 1 | | | | | | | | | |
| 25 Ryan Raburn, R (1.9) OBP: 0.258, SLG: 0.185 | 0-0 F7 | 0-0 P6 | | 0-3 K | | 0-0 F7 | | | | 4 | 0 | 0 | 0 | 0 | 1 | 3 | | | | | | | | | |
| 27 Brent Clevlen, R (1.8) OBP: 0.385, SLG: 0.364 | | 0-0 60 1B 12 1B 1B | 0-0 P4 | | 0-0 G5-3 | | | | | 4 | 1 | 1 | 0 | 0 | 1 | 0 | | | | | | | | | |
| 60 Wilkin Ramirez, R (1.7) OBP: 0.200, SLG: 0.590 57 Casper Wells, R (8.7) OBP: 0.231, SLG: 0.167 | | 0-0 12 1B 15 2B 1B | 0-0 HR | | 0-0 L6 | | | | 0-0 P3 | 3 | 2 | 2 | 1 | 0 | 0 | 0 | | | | | | | | | |
| 12 Gerald Laird, R (1.2) OBP: 0.471, SLG: 0.667 63 Max St. Pierre, R (4.2) OBP: 0.600, SLG: 0.590 | | 0-0 15 2B 14 G5-3 1B | 0-0 HR | | 4-0 FC6-4 BB | | | | 0-0 39 G4-3 1B | 2 | 1 | 2 | 1 | 0 | 0 | 0 | | | | | | | | | |
| 4 Adam Everett, R (1.6) OBP: 0.174, SLG: 0.182 39 Ramon Santiago, S (6.6) OBP: 0.421, SLG: 0.471 | | 0-0 F8 | 0-0 P6 | | 0-0 FC6-4 | | | | 0-0 G4-3 | 3 | 0 | 0 | 0 | 0 | 0 | 4 | | | | | | | | | |
| Inning Stats | R: 0 E: 1 K: 0 S: 4 | H: 0 LOB: 2 BB: 1 P: 8 | R: 5 E: 0 K: 0 S: 9 | H: 6 LOB: 1 BB: 0 P: 10 | R: 1 E: 0 K: 0 S: 5 | H: 2 LOB: 1 BB: 0 P: 5 | R: 1 E: 0 K: 1 S: 8 | H: 1 LOB: 0 BB: 0 P: 10 | R: 0 E: 0 K: 0 S: 3 | H: 0 LOB: 1 BB: 1 P: 7 | R: 0 E: 0 K: 2 S: 7 | H: 0 LOB: 0 BB: 0 P: 7 | R: 0 E: 0 K: 2 S: 7 | H: 0 LOB: 0 BB: 0 P: 7 | R: 0 E: 0 K: 0 S: 4 | H: 1 LOB: 1 BB: 0 P: 4 | R: 0 E: 1 K: 1 S: 7 | H: 0 LOB: 2 BB: 0 P: 8 | 1B: 5 2B: 2 3B: 0 HR: 3 | SF: 0 SAC: 0 DP: 0 HBP: 0 | WP: 0 PB: 0 SB: 0 CS: 0 | PA: 37 | | | |
| PITCHER | IP WLS BF H R ER SO BB IBB HBP BLK WP HR S P ERA WHIP | IP WLS BF H R ER SO BB IBB HBP BLK WP HR S P ERA WHIP | IP WLS BF H R ER SO BB IBB HBP BLK WP HR S P ERA WHIP | IP WLS BF H R ER SO BB IBB HBP BLK WP HR S P ERA WHIP | IP WLS BF H R ER SO BB IBB HBP BLK WP HR S P ERA WHIP | IP WLS BF H R ER SO BB IBB HBP BLK WP HR S P ERA WHIP | IP WLS BF H R ER SO BB IBB HBP BLK WP HR S P ERA WHIP | IP WLS BF H R ER SO BB IBB HBP BLK WP HR S P ERA WHIP | IP WLS BF H R ER SO BB IBB HBP BLK WP HR S P ERA WHIP | IP WLS BF H R ER SO BB IBB HBP BLK WP HR S P ERA WHIP | IP WLS BF H R ER SO BB IBB HBP BLK WP HR S P ERA WHIP | IP WLS BF H R ER SO BB IBB HBP BLK WP HR S P ERA WHIP | IP WLS BF H R ER SO BB IBB HBP BLK WP HR S P ERA WHIP | IP WLS BF H R ER SO BB IBB HBP BLK WP HR S P ERA WHIP | IP WLS BF H R ER SO BB IBB HBP BLK WP HR S P ERA WHIP | IP WLS BF H R ER SO BB IBB HBP BLK WP HR S P ERA WHIP | IP WLS BF H R ER SO BB IBB HBP BLK WP HR S P ERA WHIP | IP WLS BF H R ER SO BB IBB HBP BLK WP HR S P ERA WHIP | IP WLS BF H R ER SO BB IBB HBP BLK WP HR S P ERA WHIP | IP WLS BF H R ER SO BB IBB HBP BLK WP HR S P ERA WHIP | IP WLS BF H R ER SO BB IBB HBP BLK WP HR S P ERA WHIP | IP WLS BF H R ER SO BB IBB HBP BLK WP HR S P ERA WHIP | IP WLS BF H R ER SO BB IBB HBP BLK WP HR S P ERA WHIP | IP WLS BF H R ER SO BB IBB HBP BLK WP HR S P ERA WHIP | IP WLS BF H R ER SO BB IBB HBP BLK WP HR S P ERA WHIP |

New York Yankees @ Detroit Tigers
Joker Marchant Stadium, Lakeland, FL
Wed Mar 11 2009, 1:05 PM EDT
Att: 9,680 - Sunny - 83 F

| | |
|-----|----|
| AB | 35 |
| R | 7 |
| H | 10 |
| RBI | 7 |
| BB | 2 |
| SO | 5 |
| LOB | 12 |



| Batter | 1 | 2 | 3 | 4 | 5 | 6 | 7 | 8 | 9 | AB | R | H | RBI | BB | SO | LOB | TOP | | | | | | | | | | |
|---|------------------------------|----------------------------------|------------------------------|----------------------------------|-------------------------------|----------------------------------|------------------------------|---------------------------------|------------------------------|---------------------------------|------------------------------|---------------------------------|------------------------------|----------------------------------|------------------------------|---------------------------------|------------------------------|----------------------------------|----------------------------------|------------------------------------|-------------------------|--------|--|--|--|--|--|
| 11 Brett Gardner, L (1,8) OBP: 0.448, SLG: 0.808 82 Austin Jackson, R (6,PH) OBP: 0.263, SLG: 0.278 | 4-1 72 S BB | 1-3 K | 0-3 K | | | 0-3 K | | 0-0 FC5-4 | | 2 | 0 | 0 | 0 | 1 | 2 | 5 | | | | | | | | | | | |
| 12 Cody Ransom, R (1,5) OBP: 0.387, SLG: 0.483 74 Justin Leone, R (4,5) OBP: 0.286, SLG: 0.368 | 1-0 F7 | | 0-0 22 2B 3B | | 0-0 G5-3 | 0-0 P6 | | 0-0 83 BB 60 BB 1B | | 3 | 1 | 1 | 0 | 0 | 0 | 1 | | | | | | | | | | | |
| 72 Juan Miranda, L (1,3) OBP: 0.298, SLG: 0.348 60 Todd Linden, S (7,PH) OBP: 0.214, SLG: 0.083 | 4-0 22 G5-4-3 BB | | 1-0 22 2B HBP | | 0-0 P6 | | | 4-0 81 L8-6 83 BB BB | | 1 | 1 | 0 | 0 | 1 | 0 | 0 | | | | | | | | | | | |
| 22 Xavier Nady, R (1,9) OBP: 0.261, SLG: 0.545 79 Colin Curtis, L (6,9) | 0-0 G5-4-3 | | 0-0 26 1B | | 0-3 K | | | 0-3 K | | 3 | 1 | 1 | 2 | 0 | 1 | 2 | | | | | | | | | | | |
| 47 John Rodriguez, L (1,10) OBP: 0.389, SLG: 0.500 83 Jesus Montero, R (7,PH) OBP: 0.667, SLG: 0.750 | | 0-0 14 1B 17 PB 1B | 0-3 K | | 0-3 K | | | 4-0 1-2 2-3 BB | | 3 | 1 | 1 | 0 | 0 | 2 | 1 | | | | | | | | | | | |
| 26 José Molina, R (1,2) OBP: 0.375, SLG: 0.333 81 Kyle Anson, S (6,2) | | 0-3 K | 0-0 90 BB 14 1B 1B | | 0-3 K | | | 0-0 G4-3 | | 3 | 0 | 1 | 1 | 0 | 2 | 1 | | | | | | | | | | | |
| 17 Shelley Duncan, R (1,7) OBP: 0.500, SLG: 0.887 76 Kevin Russo, R (6,5) | | 4-0 90 FC3-6 14 1B BB | 0-3 K | | 0-0 K | | | 0-0 G4-3 | | 2 | 0 | 1 | 0 | 1 | 1 | 1 | | | | | | | | | | | |
| 14 Angel Berroa, R (1,4) OBP: 0.464, SLG: 0.778 73 Doug Bernier, R (6,4) | | 0-0 90 FC3-6 1B | 0-0 90 BB 1B | | 0-0 F9 | | | 0-0 82 FC5-4 1B | | 3 | 0 | 2 | 1 | 0 | 0 | 1 | | | | | | | | | | | |
| 90 Ramiro Pena, S (1,6) OBP: 0.308, SLG: 0.375 92 Eduardo Núñez, R (6,6) | 0-0 FC3-6 1B | | 4-0 11 S BB | | 0-0 G4-3 | | | 0-0 P4 | | 2 | 0 | 0 | 0 | 1 | 0 | 2 | | | | | | | | | | | |
| Inning Stats | R: 0 E: 0 K: 0 S: 3 | H: 0 LOB: 1 BB: 2 P: 12 | R: 1 E: 0 K: 2 S: 9 | H: 2 LOB: 2 BB: 1 P: 14 | R: 3 E: 0 K: 3 S: 13 | H: 4 LOB: 3 BB: 1 P: 18 | R: 0 E: 0 K: 1 S: 5 | H: 0 LOB: 0 BB: 0 P: 5 | R: 0 E: 0 K: 2 S: 8 | H: 1 LOB: 1 BB: 0 P: 8 | R: 0 E: 0 K: 1 S: 5 | H: 0 LOB: 1 BB: 1 P: 5 | R: 0 E: 0 K: 2 S: 7 | H: 0 LOB: 1 BB: 1 P: 11 | R: 0 E: 0 K: 0 S: 4 | H: 1 LOB: 1 BB: 0 P: 4 | R: 0 E: 0 K: 1 S: 5 | H: 1 LOB: 2 BB: 2 P: 13 | 1B: 6 2B: 3 3B: 1 HR: 0 | SF: 0 SAC: 0 DP: 2 HBP: 1 | WP: 0 PB: 1 CS: 2 | PA: 42 | | | | | |
| PITCHER | IP | WLS | BF | H | R | ER | SO | BB | IBB | HBP | BLK | WP | HR | S | P | ERA | WHIP | | | | | | | | | | |
| 49 Tim Wakefield, R (1,1) ERA: 7.71 | 2.1 | W | 15 | 5 | 4 | 4 | 3 | 3 | 0 | 1 | 0 | 0 | 0 | 18 | 33 | 15.43 | 3.429 | | | | | | | | | | |
| 83 Jose Vaquez, R (3,1) ERA: | 0.2 | H | 4 | 1 | 0 | 0 | 2 | 1 | 0 | 0 | 0 | 0 | 0 | 7 | 11 | 0.00 | 3.000 | | | | | | | | | | |
| 58 Jonathan Papelbon, R (4,1) ERA: | 1.0 | H | 3 | 0 | 0 | 0 | 1 | 0 | 0 | 0 | 0 | 0 | 0 | 5 | 5 | 0.00 | 0.000 | | | | | | | | | | |
| 24 Takashi Saito, R (5,1) ERA: 1.8 | 1.0 | H | 4 | 1 | 0 | 0 | 2 | 0 | 0 | 0 | 0 | 0 | 0 | 8 | 8 | 0.00 | 1.000 | | | | | | | | | | |
| 72 Daniel Bard, R (6,1) ERA: | 1.0 | H | 3 | 0 | 0 | 0 | 1 | 0 | 0 | 0 | 0 | 0 | 0 | 5 | 5 | 0.00 | 0.000 | | | | | | | | | | |
| 63 Junichi Tazawa, R (7,1) ERA: 1.8 | 2.0 | H | 8 | 1 | 0 | 0 | 2 | 1 | 0 | 0 | 0 | 0 | 0 | 11 | 15 | 0.00 | 1.000 | | | | | | | | | | |
| 40 Billy Traber, L (9,1) ERA: 12.0 | 1.0 | | 5 | 1 | 0 | 0 | 1 | 2 | 0 | 0 | 0 | 0 | 0 | 5 | 13 | 0.00 | 3.000 | | | | | | | | | | |

New York Yankees @ Boston Red Sox
City of Palms Park, Ft. Myers, FL
Fri Mar 13 2009, 7:05 PM EDT
Att. 7,755 - Overcast - 76 F

AB 34
R 4
H 9
RBI 4
BB 7
SO 12
LOB 24



| Batter | 1 | 2 | 3 | 4 | 5 | 6 | 7 | 8 | 9 | AB | R | H | RBI | BB | SO | LOB | BOTTOM | | | | | | | | | | |
|---|------------------------------|-----------------------------------|-------------------------------|----------------------------------|------------------------------|---------------------------------|------------------------------|---------------------------------|------------------------------|---------------------------------|------------------------------|----------------------------------|------------------------------|---------------------------------|------------------------------|----------------------------------|----------------------------------|------------------------------------|-------------------------|--------|--|--|--|--|--|--|--|
| 2 Jacoby Ellsbury, L (1,8) OBP: 0.318, SLG: 0.381 82 Josh Reddick, L (7,8) | 0-0 G6-3 | 0-0 G3 | | 0-0 F8 | | 0-0 1B | | 0-0 SF9-3-6 | | 4 | 0 | 1 | 1 | 0 | 0 | 2 | | | | | | | | | | | |
| 23 Julio Lugo, R (1,6) OBP: 0.478, SLG: 0.550 85 Ivan Ochoa, R (1,PH) OBP: 0.226, SLG: 0.323 | 0-0 G5-3 | 0-0 34 HR 1B | | 0-0 1B | | 0-3 K | | | | 0 | 0 | 0 | 0 | 0 | 0 | 0 | | | | | | | | | | | |
| 34 David Ortiz, L (1,10) OBP: 0.550, SLG: 0.400 55 Jeff Bailey, R (7,PH) OBP: 0.556, SLG: 0.652 | 0-0 G3 | 2-0 2H 3H HR | | 0-3 K | | 0-3 K | | | | 3 | 1 | 1 | 2 | 0 | 1 | 1 | | | | | | | | | | | |
| 25 Mike Lowell, R (1,5) OBP: 0.600, SLG: 1.200 70 Gil Velazquez, R (5,5) OBP: 0.296, SLG: 0.293 | | HR | | 0-3 K | | 0-0 G4-3 | | | | 2 | 1 | 2 | 1 | 0 | 0 | 0 | | | | | | | | | | | |
| 7 J.D. Drew, L (1,9) OBP: 0.444, SLG: 0.357 13 Chip Ambres, R (6,9) OBP: 0.200, SLG: 0.167 | | 16 1B 71 1B 1B | | 0-0 F7 | | 0-0 K | | | | 3 | 1 | 1 | 0 | 0 | 1 | 1 | | | | | | | | | | | |
| 44 Jason Bay, R (1,7) OBP: 0.385, SLG: 0.300 87 Zach Daeges, L (6,7) OBP: 0.462, SLG: 1.000 | | 0-3 K | 0-3 K | | 0-3 K | | 0-0 F7 | | | 0 | 0 | 0 | 0 | 0 | 0 | 0 | | | | | | | | | | | |
| 32 Brad Wilkerson, L (1,3) OBP: 0.200, SLG: 0.393 78 Lars Anderson, L (7,3) OBP: 0.318, SLG: 0.167 | | 0-0 FC3 71 1B 2 G3 1B | 0-0 F7 | | 0-3 K | | | 4-0 71 FC5-4 80 BB BB | | 0 | 1 | 0 | 0 | 1 | 0 | 0 | | | | | | | | | | | |
| 16 George Kottaras, L (1,2) OBP: 0.357, SLG: 0.500 80 Dusty Brown, R (6,2) OBP: 0.400, SLG: 0.889 | | 0-0 2 G3 85 1B 1B | 0-0 G4-3 | | 0-0 F8 | | | 4-0 71 FC5-4 BB | | 2 | 1 | 1 | 0 | 0 | 0 | 0 | | | | | | | | | | | |
| 71 Angel Chavez, R (1,4) OBP: 0.455, SLG: 0.250 | 0-0 85 1B 1B | | 0-0 G5-3 | | 4-0 2 1B BB | | | 0-0 FC5-4 | | 3 | 1 | 1 | 1 | 1 | 0 | 2 | | | | | | | | | | | |
| Inning Stats | R: 0 E: 0 K: 0 S: 3 | H: 0 LOB: 0 BB: 0 P: 3 | R: 7 E: 1 K: 2 S: 16 | H: 7 LOB: 1 BB: 0 P: 19 | R: 0 E: 0 K: 1 S: 5 | H: 0 LOB: 0 BB: 0 P: 5 | R: 0 E: 0 K: 1 S: 6 | H: 1 LOB: 1 BB: 0 P: 6 | R: 0 E: 0 K: 2 S: 7 | H: 0 LOB: 0 BB: 0 P: 7 | R: 0 E: 0 K: 2 S: 8 | H: 1 LOB: 2 BB: 1 P: 12 | R: 0 E: 0 K: 1 S: 5 | H: 0 LOB: 1 BB: 0 P: 6 | R: 1 E: 0 K: 0 S: 2 | H: 0 LOB: 0 BB: 2 P: 10 | 1B: 7 2B: 1 3B: 0 HR: 2 | SF: 1 SAC: 0 DP: 1 HBP: 1 | WP: 0 PB: 0 CS: 0 | PA: 37 | | | | | | | |
| PITCHER | IP | WLS | BF | H | R | ER | SO | BB | IBB | HBP | BLK | WP | HR | S | P | ERA | WHIP | | | | | | | | | | |
| 40 Chien-Ming Wang, R (1,1) ERA: 2.7 | 1.2 | L | 12 | 6 | 7 | 1 | 1 | 0 | 0 | 0 | 0 | 0 | 0 | 22 | 22 | 0.00 | 0.600 | | | | | | | | | | |
| 28 Brett Tomko, R (2,1) ERA: 1.74 | 3.1 | | 12 | 2 | 0 | 0 | 5 | 0 | 0 | 0 | 0 | 0 | 0 | 22 | 22 | 0.00 | 0.600 | | | | | | | | | | |
| 29 Kei Igawa, L (6,1) ERA: | 1.0 | | 5 | 1 | 0 | 0 | 2 | 1 | 0 | 0 | 0 | 0 | 0 | 8 | 12 | 0.00 | 2.000 | | | | | | | | | | |
| 80 Steven Jackson, R (7,1) ERA: 3.18 | 1.0 | | 4 | 0 | 0 | 0 | 1 | 0 | 0 | 1 | 0 | 0 | 0 | 5 | 6 | 0.00 | 0.000 | | | | | | | | | | |
| 85 Mike Dunn, L (8,1) ERA: 2.25 | 1.0 | | 4 | 0 | 1 | 1 | 0 | 2 | 0 | 0 | 0 | 0 | 0 | 2 | 10 | 9.00 | 2.000 | | | | | | | | | | |

New York Yankees @ Boston Red Sox
City of Palms Park, Ft. Myers, FL
Fri Mar 13 2009, 7:05 PM EDT
Att. 7,755 - Overcast - 76 F

AB 32
R 8
H 9
RBI 8
BB 3
SO 9
LOB 11



| Batter | 1 | 2 | 3 | 4 | 5 | 6 | 7 | 8 | 9 | AB | R | H | RBI | BB | SO | LOB | TOP | | | | | |
|--|---|---------------------------------|------------------------------|---------------------------------|------------------------------|---------------------------------|------------------------------|---------------------------------|------------------------------|---------------------------------|-------------------------------|----------------------------------|------------------------------|---------------------------------|------------------------------|---------------------------------|---|------------------------------|---------------------------------|----------------------------------|------------------------------------|----------------------------------|
| 3 Kazuo Matsui, S (1, 10) OBP: 0.097, SLG: 0.100 | G3 | | | P4 | | G6-3 | | L3 | | 4 | 0 | 0 | 0 | 0 | 0 | 0 | Houston Astros @ New York Yankees George M. Steinbrenner Field, Tampa, FL Sat Mar 14 2009, 1:15 PM EDT Att: 10,399 - Sunny - 82 F | | | | | |
| 4 Jason Michaels, R (1, 8) OBP: 0.150, SLG: 0.316 20 Brian Boqusevic, L (6, 7) OBP: 0.286, SLG: 0.381 | F9 | | | F8 | | 3B | | K | | 3 | 0 | 1 | 0 | 0 | 0 | 0 | | | | | | |
| 9 Hunter Pence, R (1, 9) OBP: 0.357, SLG: 0.514 | K | | | F9 | | K | | | 4 | 0 | 1 | 0 | 0 | 2 | 1 | | | | | | | |
| 27 Geoff Blum, S (1, 5) OBP: 0.172, SLG: 0.080 John Gall, R (7, 3) OBP: 0.524, SLG: 0.579 | F9 | | | E6 31 G4-3 | | G5-3 | | G1-6-3 | | 3 | 0 | 0 | 0 | 0 | 0 | 0 | | | | | | |
| 8 Aaron Boone, R (1, 3) OBP: 0.200, SLG: 0.167 65 Chris Johnson, R (7, PR) OBP: 0.360, SLG: 0.500 | G4-3 | | | F7 | | E 1B | | 58 DI 1B | | 3 | 0 | 1 | 0 | 0 | 0 | 1 | | | | | | |
| 31 David Newhan, L (1, 4) OBP: 0.231, SLG: 0.130 58 Drew Sutton, S (7, 4) OBP: 0.381, SLG: 0.556 | G3-1 | | | G4-3 2-3 | | K | | G6-3 1-2 | | 3 | 0 | 0 | 0 | 0 | 1 | 2 | | | | | | |
| Reggie Abercrombie, R (1, 7) OBP: 0.476, SLG: 0.750 | | | L6 | | K | | E5 1-3 | | | 3 | 0 | 0 | 0 | 0 | 1 | 2 | | | | | | |
| 46 J.R. Towles, R (1, 2) OBP: 0.188, SLG: 0.333 55 Humberto Quintero, R (7, 2) OBP: 0.211, SLG: 0.421 | | | K | | | HR | | G6-3 | | 3 | 1 | 1 | 1 | 0 | 1 | 3 | | | | | | |
| 67 Tommy Manzella, R (1, 6) OBP: 0.294, SLG: 0.143 | | | K2-3 | | | | | | | 0 | 0 | 0 | 0 | 0 | 0 | 0 | | | | | | |
| Inning Stats | R: 0 E: 0 K: 1 S: 5 | H: 0 LOB: 0 BB: 0 P: 5 | R: 0 E: 0 K: 0 S: 3 | H: 0 LOB: 0 BB: 0 P: 3 | R: 0 E: 0 K: 2 S: 7 | H: 0 LOB: 0 BB: 0 P: 7 | R: 0 E: 0 K: 0 S: 3 | H: 0 LOB: 0 BB: 0 P: 3 | R: 0 E: 0 K: 1 S: 6 | H: 0 LOB: 1 BB: 0 P: 6 | R: 1 E: 0 K: 2 S: 10 | H: 2 LOB: 1 BB: 0 P: 11 | R: 0 E: 1 K: 1 S: 7 | H: 1 LOB: 3 BB: 0 P: 7 | R: 0 E: 0 K: 2 S: 7 | H: 0 LOB: 0 BB: 0 P: 7 | | R: 0 E: 0 K: 0 S: 5 | H: 2 LOB: 1 BB: 0 P: 5 | 1B: 3 2B: 0 3B: 1 HR: 1 | SF: 0 SAC: 0 DP: 1 HBP: 0 | WP: 0 PB: 0 SB: 0 CS: 0 |
| PITCHER | IP WLS BF H R ER SO BB IBB HBP BLK WP HR S P ERA WHIP | | | | | | | | | | | | | | | | | | | | | |
| 34 A.J. Burnett, R (1, 1) ERA: 6.1 | 4.0 W 12 0 0 0 3 0 0 0 0 0 0 0 18 18 0.00 0.000 | | | | | | | | | | | | | | | | | | | | | |
| 39 Dan Giese, R (5, 1) ERA: 6.1 | 2.0 H 9 2 1 1 3 0 0 0 0 0 0 1 16 17 4.50 1.000 | | | | | | | | | | | | | | | | | | | | | |
| 36 Edwar Ramirez, R (7, 1) ERA: 5.4 | 1.0 H 5 1 0 0 1 0 0 0 0 0 0 0 7 7 0.00 1.000 | | | | | | | | | | | | | | | | | | | | | |
| 38 Brian Bruney, R (8, 1) ERA: 5.4 | 1.0 H 3 0 0 0 2 0 0 0 0 0 0 0 7 7 0.00 0.000 | | | | | | | | | | | | | | | | | | | | | |
| 45 Jason Johnson, R (9, 1) ERA: 5.4 | 1.0 S 4 2 0 0 0 0 0 0 0 0 0 0 5 5 0.00 2.000 | | | | | | | | | | | | | | | | | | | | | |

| Batter | 1 | 2 | 3 | 4 | 5 | 6 | 7 | 8 | 9 | AB | R | H | RBI | BB | SO | LOB | BOTTOM | | | |
|--|---|---------------------------------|------------------------------|---------------------------------|------------------------------|---------------------------------|------------------------------|---------------------------------|------------------------------|---------------------------------|------------------------------|---------------------------------|------------------------------|---------------------------------|------------------------------|---------------------------------|---|----------------------------------|------------------------------------|----------------------------------|
| 11 Brett Gardner, L (1, 8) OBP: 0.438, SLG: 0.759 Edwar Gonzalez, R (7, 8) OBP: 0.250, SLG: 0.214 | K | | K | | 1B | | G4-3 | | | 3 | 0 | 1 | 0 | 0 | 2 | 0 | Houston Astros @ New York Yankees George M. Steinbrenner Field, Tampa, FL Sat Mar 14 2009, 1:15 PM EDT Att: 10,399 - Sunny - 82 F | | | |
| 18 Johnny Damon, L (1, 7) OBP: 0.370, SLG: 0.542 79 Colin Curtis, L (7, 7) OBP: 0.250, SLG: 0.214 | HR | | K | | K | | G3-1 | | | 3 | 1 | 1 | 1 | 0 | 2 | 1 | | | | |
| 22 Xavier Nady, R (1, 9) OBP: 0.231, SLG: 0.480 60 Todd Linden, S (7, 9) OBP: 0.200, SLG: 0.077 | F7 | | | G4-3 | | K | | F8 | | 3 | 0 | 0 | 0 | 0 | 1 | 1 | | | | |
| 55 Hideki Matsui, L (1, 10) OBP: 0.462, SLG: 0.400 24 Robinson Cano, L (8, PH) OBP: 0.593, SLG: 1.000 | F9 | | | 72 1B 14 E 1B | | F8 | | G5-3 | | 3 | 1 | 1 | 0 | 0 | 0 | 1 | | | | |
| 12 Cody Ransom, R (1, 4) OBP: 0.382, SLG: 0.515 | | 26 G4-3 2B | | 72 1B 14 E 1B | | K | | K | | 4 | 1 | 2 | 0 | 0 | 2 | 0 | | | | |
| 26 José Molina, R (1, 2) OBP: 0.333, SLG: 0.292 | | G4-3 2-3 | | K | | F9 | | | | 3 | 0 | 0 | 0 | 0 | 1 | 3 | | | | |
| 72 Juan Miranda, L (1, 3) OBP: 0.300, SLG: 0.346 Eric Duncan, L (8, 3) | | L5 | | 14 E 1B | | K | | | | 3 | 0 | 1 | 0 | 0 | 1 | 1 | | | | |
| 14 Angel Berroa, R (1, 6) OBP: 0.452, SLG: 0.733 Water Ibarra, S (7, PR) 92 Eduardo Núñez, R (8, 6) OBP: 0.429, SLG: 0.538 | | L4 | | 1-2 2-3 74 FC6-4 | | | | | | 0 | 0 | 0 | 0 | 0 | 0 | 0 | | | | |
| 74 Justin Leone, R (1, 5) OBP: 0.250, SLG: 0.318 | | | K | | FC6-4 1-2 | | K | | | 3 | 0 | 0 | 0 | 0 | 2 | 3 | | | | |
| Inning Stats | R: 1 E: 0 K: 1 S: 7 | H: 1 LOB: 0 BB: 0 P: 9 | R: 0 E: 0 K: 0 S: 4 | H: 1 LOB: 1 BB: 0 P: 4 | R: 0 E: 0 K: 3 S: 9 | H: 0 LOB: 0 BB: 0 P: 9 | R: 2 E: 1 K: 1 S: 9 | H: 3 LOB: 2 BB: 0 P: 9 | R: 0 E: 0 K: 2 S: 8 | H: 1 LOB: 1 BB: 0 P: 8 | R: 0 E: 0 K: 2 S: 7 | H: 0 LOB: 0 BB: 0 P: 7 | R: 0 E: 0 K: 1 S: 6 | H: 1 LOB: 1 BB: 0 P: 6 | R: 0 E: 0 K: 1 S: 5 | H: 0 LOB: 0 BB: 0 P: 5 | | 1B: 5 2B: 1 3B: 0 HR: 1 | SF: 0 SAC: 0 DP: 0 HBP: 0 | WP: 0 PB: 0 SB: 0 CS: 0 |
| PITCHER | IP WLS BF H R ER SO BB IBB HBP BLK WP HR S P ERA WHIP | | | | | | | | | | | | | | | | | | | |
| 51 Wandy Rodriguez, L (1, 1) ERA: 6.75 | 2.0 L 8 2 1 1 1 1 0 0 0 0 0 0 0 11 11 0.00 0.750 | | | | | | | | | | | | | | | | | | | |
| 50 Alberto Arias, R (3, 1) ERA: 1.04 | 1.1 5 1 1 0 3 0 0 0 0 0 0 0 11 11 0.00 0.750 | | | | | | | | | | | | | | | | | | | |
| 54 Chad Paronto, R (4, 1) ERA: 1.04 | 2.2 12 3 1 0 5 0 0 0 0 0 0 0 22 22 0.00 1.125 | | | | | | | | | | | | | | | | | | | |
| 43 Chris Sampson, R (7, 1) ERA: 3.6 | 1.0 4 1 0 0 1 0 0 0 0 0 0 0 6 6 0.00 1.000 | | | | | | | | | | | | | | | | | | | |
| 29 Geoff Geary, R (8, 1) ERA: 3.6 | 1.0 3 0 0 0 1 0 0 0 0 0 0 0 5 5 0.00 0.000 | | | | | | | | | | | | | | | | | | | |

| | |
|-----|----|
| AB | 33 |
| R | 1 |
| H | 5 |
| RBI | 1 |
| BB | 0 |
| SO | 9 |
| LOB | 11 |



| | |
|-----|----|
| AB | 32 |
| R | 3 |
| H | 7 |
| RBI | 1 |
| BB | 0 |
| SO | 11 |
| LOB | 14 |



| Batter | 1 | 2 | 3 | 4 | 5 | 6 | 7 | 8 | 9 | AB | R | H | RBI | BB | SO | LOB | TOP | | | |
|---|---|---------------------------------|------------------------------|---------------------------------|------------------------------|---------------------------------|------------------------------|---------------------------------|------------------------------|---------------------------------|------------------------------|----------------------------------|------------------------------|---------------------------------|------------------------------|---------------------------------|--|----------------------------------|------------------------------------|-------------------------|
| 2 Denard Span, L (1,7) OBP: 0.200, SLG: 0.097 82 Dustin Martin, L (6,7) OBP: 0.421, SLG: 0.556 | F7 | | P6 | | | K | K | | | 3 | 0 | 0 | 0 | 0 | 1 | 0 | Minnesota Twins @ New York Yankees George M. Steinbrenner Field, Tampa, FL Sun Mar 15 2009, 1:15 PM EDT Att: 10,727 - Partly Cloudy - 82 F livebaseballscorecards.com | | | |
| 57 Luke Hughes, R (1,4) OBP: 0.444, SLG: 0.444 77 Steve Tolleson, R (7,4) | FC5-4 1B | | G6-3 | | | K | | G4-3 | | 3 | 1 | 2 | 0 | 0 | 0 | 0 | | | | |
| 22 Carlos Gómez, R (1,8) OBP: 0.409, SLG: 0.815 31 Luis Matos, R (6,8) OBP: 0.167, SLG: 0.222 | FC5-4 1-2 | | | K | | K | | G6-3 | | 3 | 0 | 1 | 0 | 0 | 1 | 1 | | | | |
| 16 Jason Kubel, L (1,10) OBP: 0.458, SLG: 0.571 85 Toby Gardenhire, R (8,PH) OBP: 0.400, SLG: 0.250 | G4-3 | | | F8 | | | | F7 | | 3 | 0 | 1 | 1 | 0 | 0 | 1 | | | | |
| 23 Brendan Harris, R (1,5) OBP: 0.360, SLG: 0.318 74 Delmonico Romero, R (6,PR) OBP: 0.364, SLG: 0.300 | | G6-3 | | G6-3 | | | | | K | 2 | 0 | 0 | 0 | 1 | 0 | 0 | | | | |
| 32 Brian Buscher, L (1,3) OBP: 0.444, SLG: 0.609 72 Brock Peterson, R (6,3) OBP: 0.389, SLG: 0.625 | | F8 | | | | G4-3 | G1-3 | | | 3 | 0 | 0 | 0 | 0 | 0 | 3 | | | | |
| 55 Mike Redmond, R (1,2) OBP: 0.238, SLG: 0.250 80 Jeff Christy, R (7,2) OBP: 0.667, SLG: 0.500 | | | | | | G4-3 | | | G5-4-3 1B | 3 | 0 | 1 | 0 | 0 | 0 | 0 | | | | |
| 73 David Winfree, R (1,9) OBP: 0.333, SLG: 0.500 | | | | F8 | | | | | | 3 | 0 | 1 | 0 | 0 | 1 | 1 | | | | |
| 1 Trevor Plouffe, R (1,6) OBP: 0.133, SLG: 0.071 | | | G6-3 | | | F8 | L4 | | | 3 | 0 | 0 | 0 | 0 | 0 | 1 | | | | |
| Inning Stats | R: 0 E: 0 K: 0 S: 4 | H: 1 LOB: 1 BB: 0 P: 4 | R: 0 E: 0 K: 1 S: 6 | H: 1 LOB: 1 BB: 0 P: 6 | R: 0 E: 0 K: 0 S: 3 | H: 0 LOB: 0 BB: 0 P: 3 | R: 0 E: 0 K: 1 S: 5 | H: 0 LOB: 0 BB: 0 P: 5 | R: 0 E: 0 K: 0 S: 3 | H: 0 LOB: 0 BB: 0 P: 3 | R: 1 E: 0 K: 1 S: 8 | H: 3 LOB: 3 BB: 1 P: 12 | R: 0 E: 0 K: 1 S: 6 | H: 1 LOB: 1 BB: 0 P: 6 | R: 0 E: 0 K: 0 S: 3 | H: 0 LOB: 0 BB: 0 P: 3 | | 1B: 5 2B: 2 3B: 0 HR: 0 | SF: 0 SAC: 0 DP: 1 HBP: 0 | WP: 0 PB: 0 CS: 0 |
| PITCHER | IP WLS BF H R ER SO BB IBB HBP BLK WP HR S P ERA WHIP | | | | | | | | | | | | | | | | | | | |
| 46 Andy Pettite, L (1,1) ERA: 2.25 | 3.0 W 11 2 0 0 1 0 0 0 0 0 0 0 13 13 0.00 0.667 | | | | | | | | | | | | | | | | | | | |
| 48 Phil Coke, L (4,1) ERA: 1.8 | 3.0 H 13 3 1 0 2 1 0 0 0 0 0 0 16 20 3.00 1.333 | | | | | | | | | | | | | | | | | | | |
| 41 Jose Veras, R (7,1) ERA: 1.8 | 1.0 4 1 0 0 1 0 0 0 0 0 0 0 6 6 0.00 1.000 | | | | | | | | | | | | | | | | | | | |
| 67 Anthony Claggett, R (8,1) ERA: 1.29 | 1.0 3 0 0 0 0 0 0 0 0 0 0 0 3 3 0.00 0.000 | | | | | | | | | | | | | | | | | | | |
| 80 Steven Jackson, R (9,1) ERA: 2.7 | 1.0 3 1 0 0 1 0 0 0 0 0 0 0 5 5 0.00 1.000 | | | | | | | | | | | | | | | | | | | |

| Batter | 1 | 2 | 3 | 4 | 5 | 6 | 7 | 8 | 9 | AB | R | H | RBI | BB | SO | LOB | BOTTOM | | | |
|--|---|---------------------------------|------------------------------|---------------------------------|------------------------------|---------------------------------|------------------------------|---------------------------------|------------------------------|---------------------------------|------------------------------|---------------------------------|------------------------------|---------------------------------|------------------------------|---------------------------------|--|----------------------------------|------------------------------------|-------------------------|
| 20 Jorge Posada, S (1,2) OBP: 0.417, SLG: 0.636 75 Francisco Cervelli, R (5,2) OBP: 0.125, SLG: 0.125 | FC5-4 1B | | FC3-6 2B | | | FC5-4 1-2 | | P4 | | 2 | 2 | 2 | 0 | 0 | 0 | 0 | Minnesota Twins @ New York Yankees George M. Steinbrenner Field, Tampa, FL Sun Mar 15 2009, 1:15 PM EDT Att: 10,727 - Partly Cloudy - 82 F livebaseballscorecards.com | | | |
| 18 Johnny Damon, L (1,7) OBP: 0.367, SLG: 0.519 60 Todd Linden, S (7,7) OBP: 0.188, SLG: 0.071 | | | G3 | | | G6-3 | | K | | 3 | 0 | 1 | 0 | 0 | 0 | 2 | | | | |
| 25 Mark Teixeira, S (1,3) OBP: 0.417, SLG: 0.500 72 Juan Miranda, L (7,3) OBP: 0.290, SLG: 0.333 | | | | | | | | F7 | | 2 | 0 | 0 | 1 | 0 | 0 | 2 | | | | |
| 55 Hideki Matsui, L (1,10) OBP: 0.375, SLG: 0.308 24 Robinson Cano, L (8,PH) OBP: 0.538, SLG: 0.909 | | | | | | | | F7 | | 3 | 0 | 0 | 1 | 0 | 0 | 1 | | | | |
| 33 Nick Swisher, S (1,9) OBP: 0.344, SLG: 0.174 17 Shelley Duncan, R (7,9) OBP: 0.524, SLG: 0.833 | | | | | | | | P6 | | 3 | 1 | 1 | 0 | 0 | 1 | 1 | | | | |
| 53 Melky Cabrera, S (1,8) OBP: 0.375, SLG: 0.370 82 Austin Jackson, R (7,8) OBP: 0.320, SLG: 0.435 | | | | | | | | | | 2 | 2 | 1 | 0 | 1 | 0 | 0 | | | | |
| 14 Angel Berroa, R (1,5) OBP: 0.455, SLG: 0.750 74 Justin Leone, R (7,5) OBP: 0.250, SLG: 0.318 | | | | | | | | | | 2 | 0 | 1 | 2 | 0 | 0 | 0 | | | | |
| 90 Ramiro Pena, S (1,6) OBP: 0.344, SLG: 0.379 | | | | | | | | | | 0 | 0 | 0 | 0 | 0 | 0 | 0 | | | | |
| 73 Doug Bernier, R (1,4) OBP: 0.360, SLG: 0.200 92 Eduardo Núñez, R (3,6) OBP: 0.375, SLG: 0.467 | | | | | | | | | | 3 | 0 | 2 | 1 | 0 | 0 | 1 | | | | |
| Inning Stats | R: 1 E: 0 K: 0 S: 5 | H: 2 LOB: 1 BB: 0 P: 5 | R: 1 E: 0 K: 0 S: 4 | H: 2 LOB: 0 BB: 0 P: 4 | R: 1 E: 0 K: 0 S: 4 | H: 1 LOB: 0 BB: 0 P: 4 | R: 0 E: 0 K: 1 S: 5 | H: 0 LOB: 0 BB: 0 P: 5 | R: 0 E: 0 K: 0 S: 4 | H: 1 LOB: 1 BB: 0 P: 4 | R: 2 E: 0 K: 0 S: 5 | H: 2 LOB: 1 BB: 1 P: 9 | R: 0 E: 0 K: 1 S: 5 | H: 0 LOB: 0 BB: 0 P: 5 | R: 0 E: 0 K: 2 S: 8 | H: 1 LOB: 1 BB: 0 P: 8 | | 1B: 5 2B: 4 3B: 0 HR: 0 | SF: 1 SAC: 1 DP: 0 HBP: 0 | WP: 0 PB: 0 CS: 1 |
| PITCHER | IP WLS BF H R ER SO BB IBB HBP BLK WP HR S P ERA WHIP | | | | | | | | | | | | | | | | | | | |
| 15 Glen Perkins, L (1,1) ERA: 3.0 | 3.0 L 13 5 3 3 0 1 0 0 0 0 0 0 9 9 9.00 1.667 | | | | | | | | | | | | | | | | | | | |
| 53 Nick Blackburn, R (4,1) ERA: 3.6 | 2.0 7 1 0 0 1 0 0 0 0 0 0 0 9 9 0.00 0.500 | | | | | | | | | | | | | | | | | | | |
| 44 Bob Keppel, R (6,1) ERA: 3.6 | 1.0 6 2 2 2 0 1 0 0 0 0 0 0 5 9 18.00 3.000 | | | | | | | | | | | | | | | | | | | |
| 61 Kevin Mulvey, R (7,1) ERA: 3.6 | 1.0 3 0 0 0 1 0 0 0 0 0 0 0 5 5 0.00 0.000 | | | | | | | | | | | | | | | | | | | |
| 84 Ben Juliano, L (8,1) ERA: 8.1 | 1.0 4 1 0 0 2 0 0 0 0 0 0 0 8 8 0.00 1.000 | | | | | | | | | | | | | | | | | | | |

AB 33
R 1
H 7
RBI 1
BB 1
SO 5
LOB 9



AB 30
R 5
H 9
RBI 5
BB 1
SO 4
LOB 11

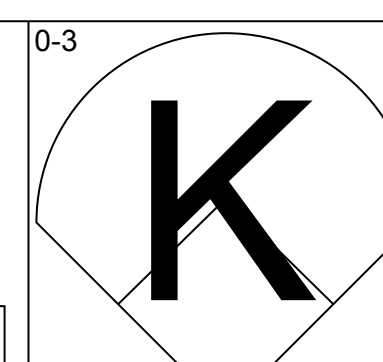
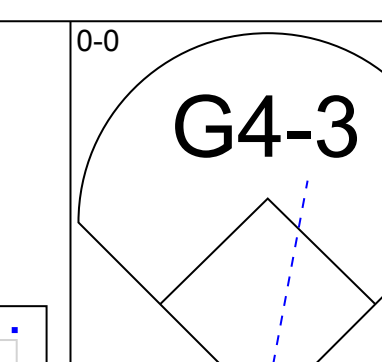
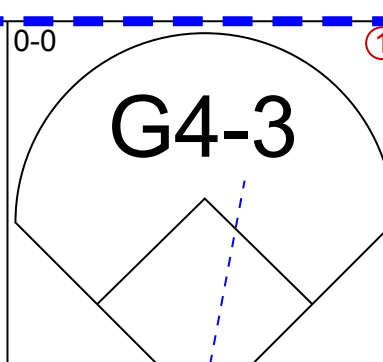
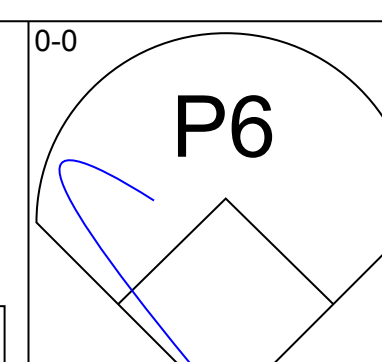
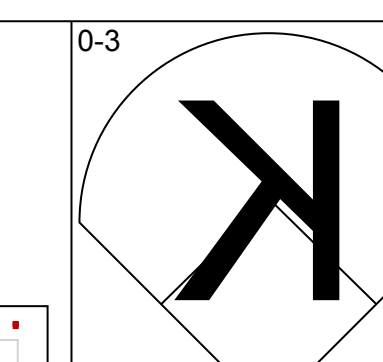
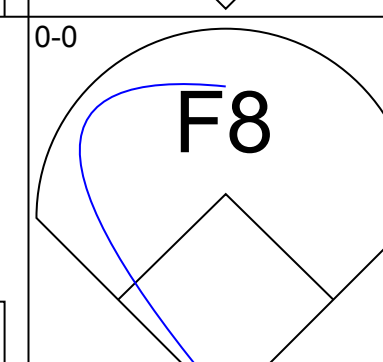
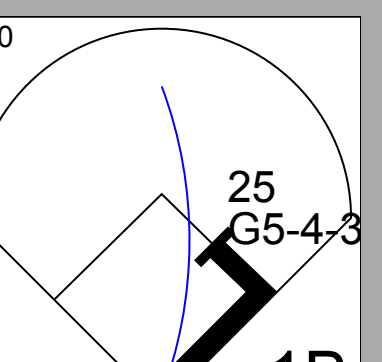
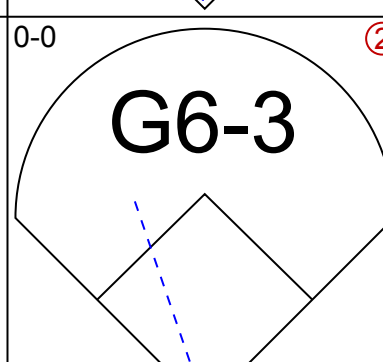
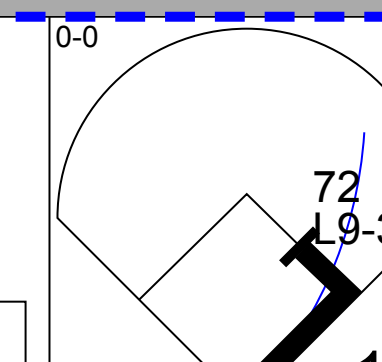
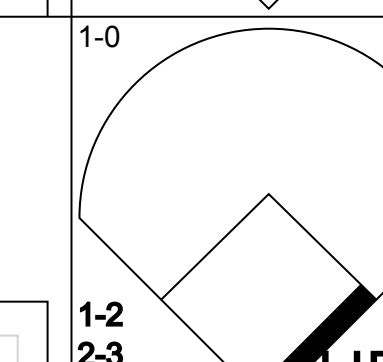
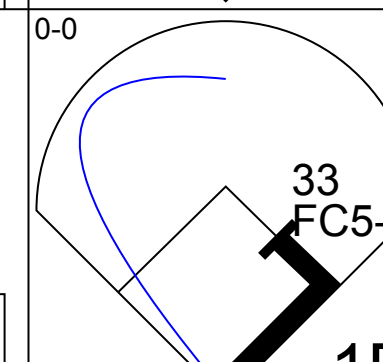
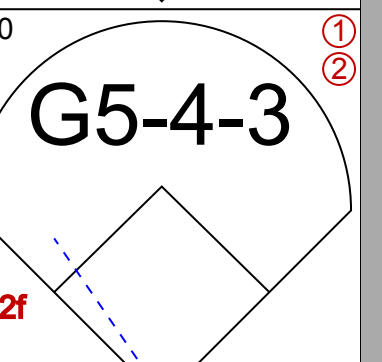
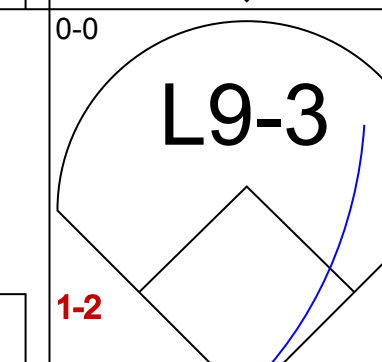
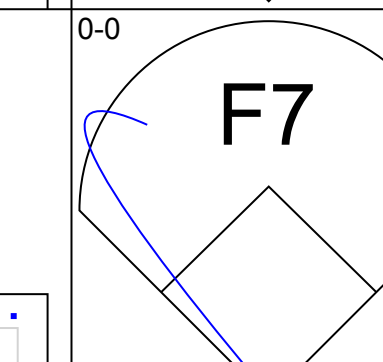
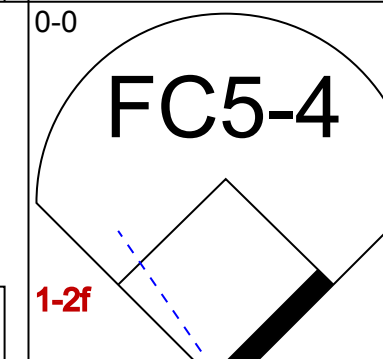
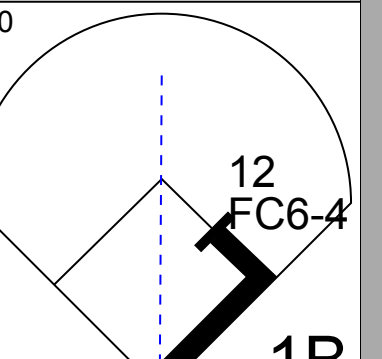
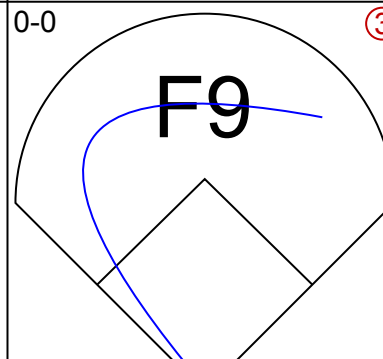
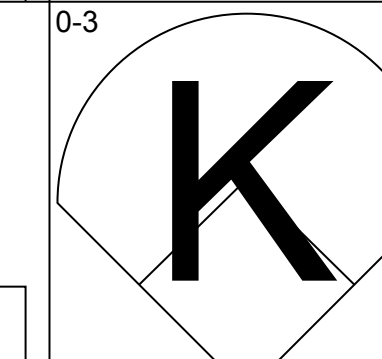


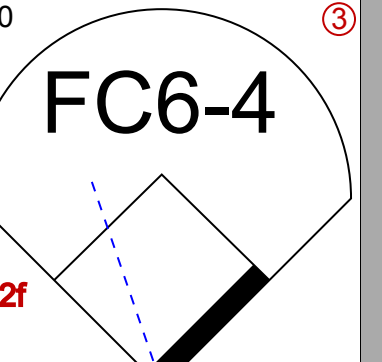


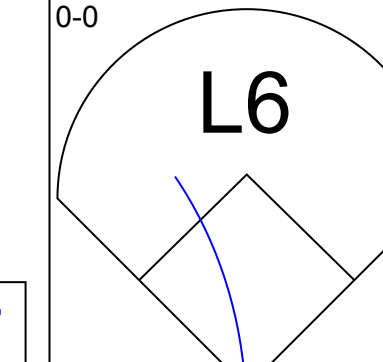
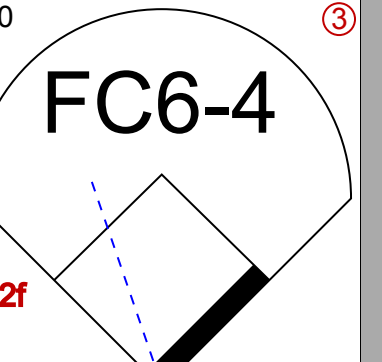
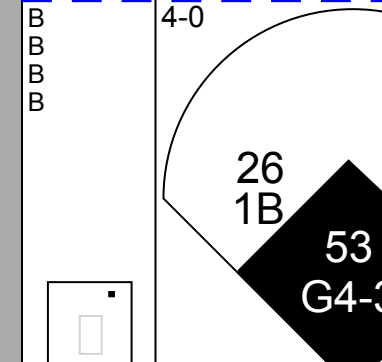
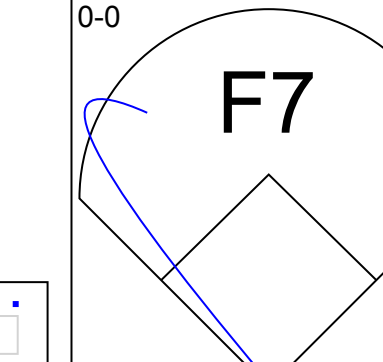
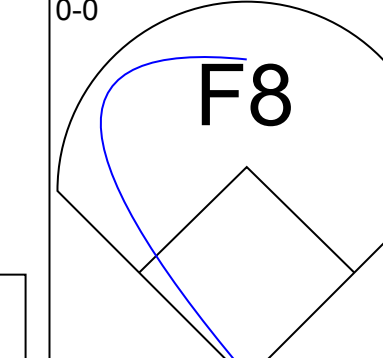
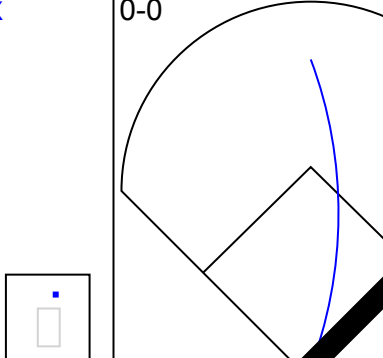
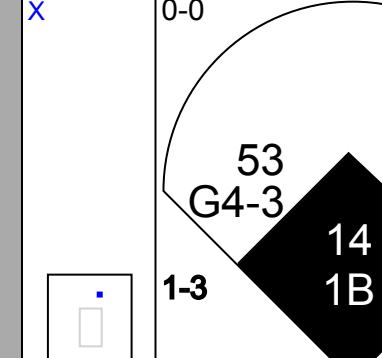
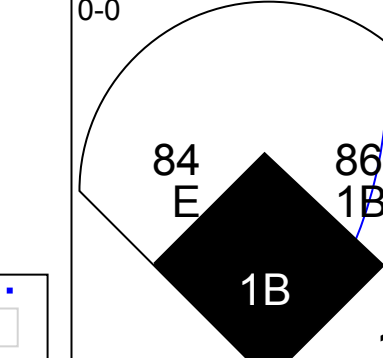
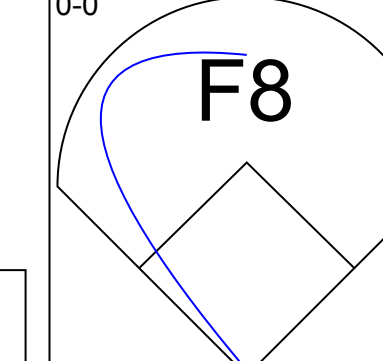
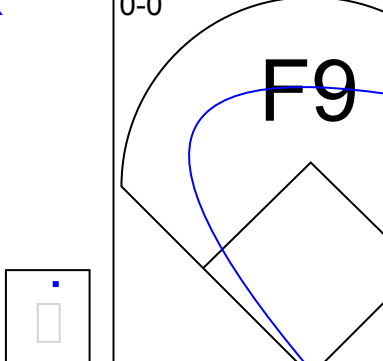
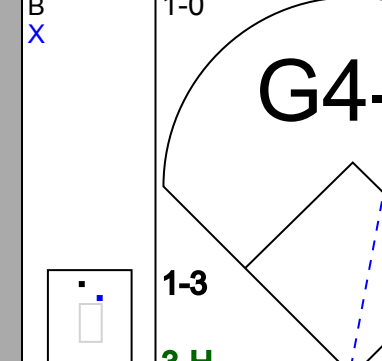
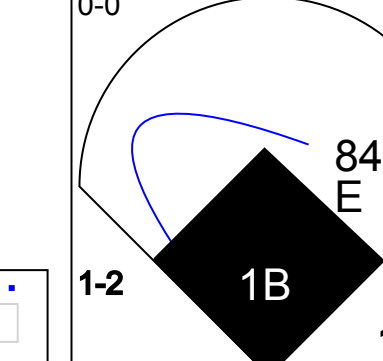
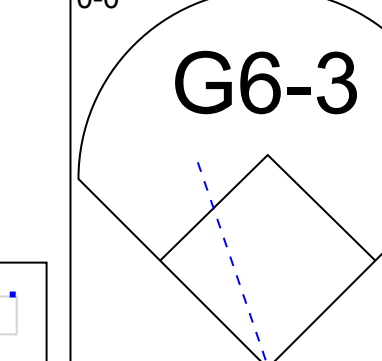
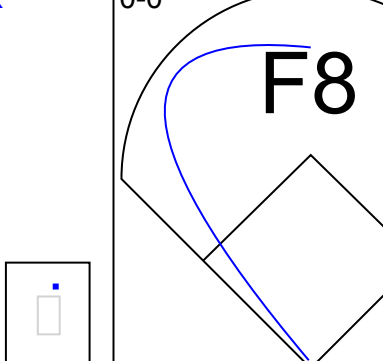
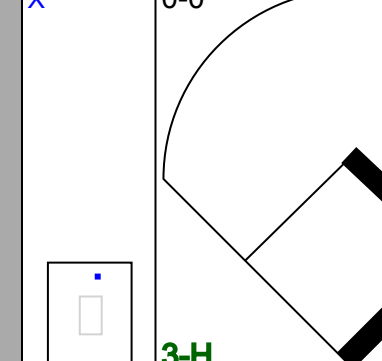
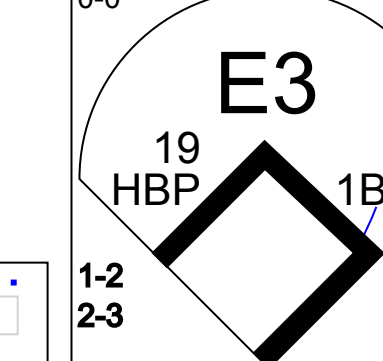
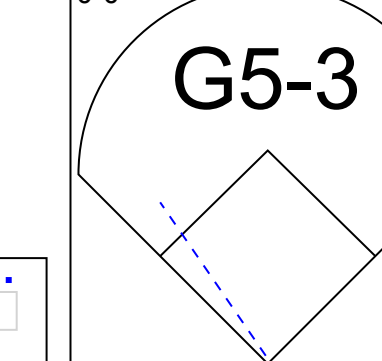
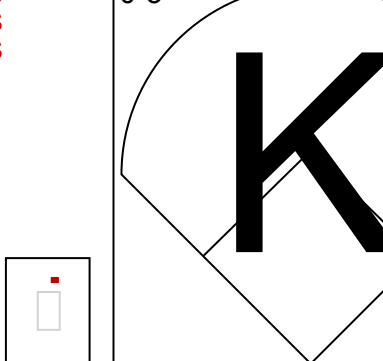
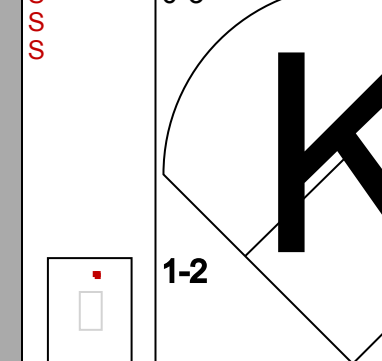
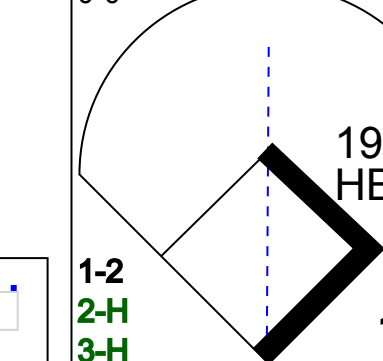


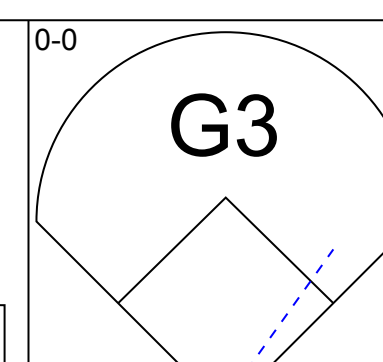
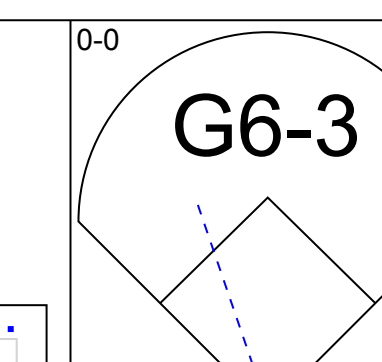
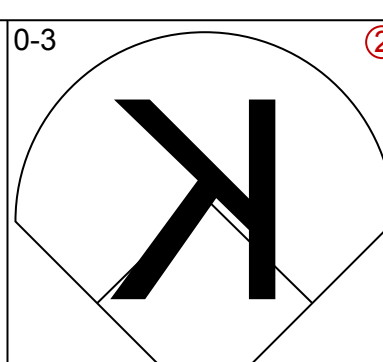
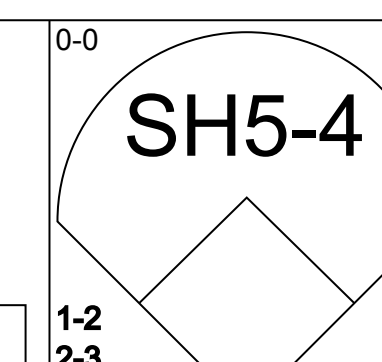
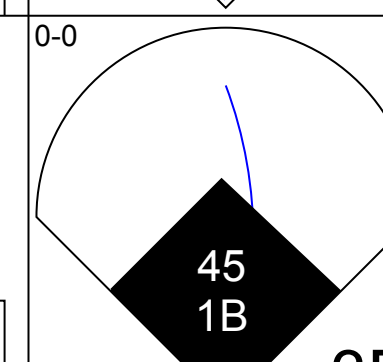
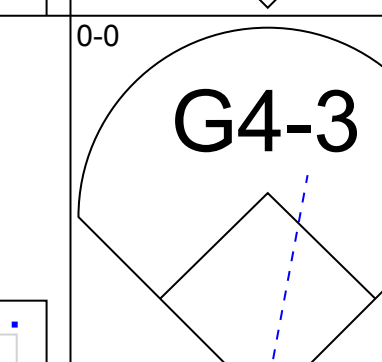
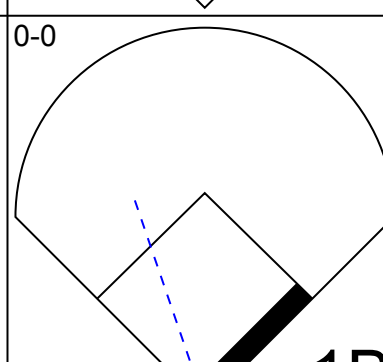
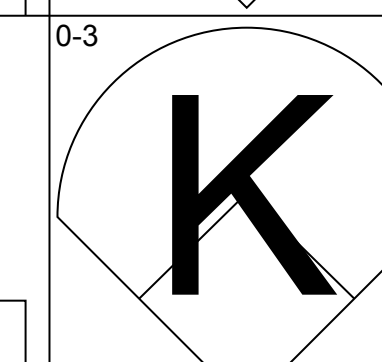
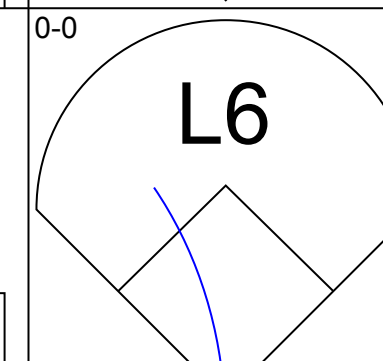
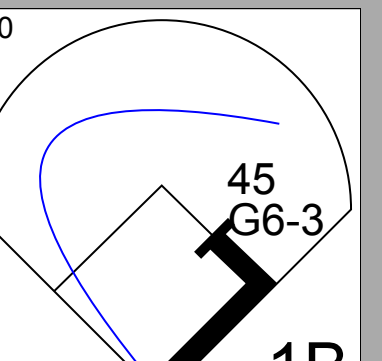
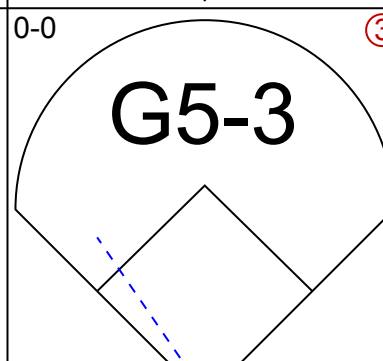
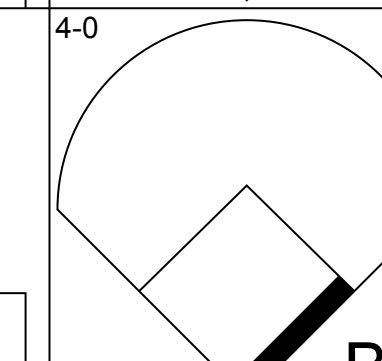
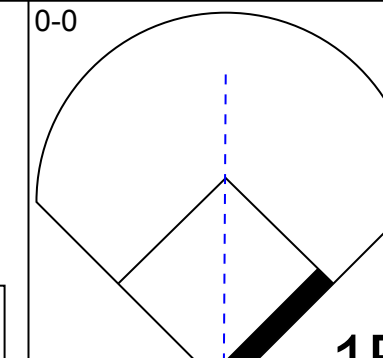
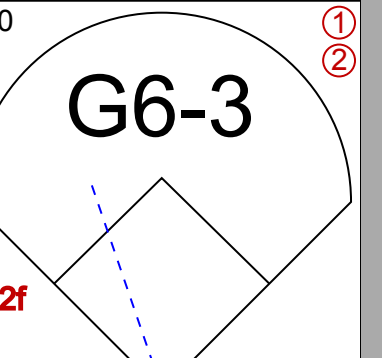
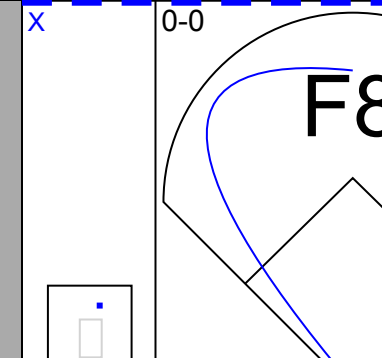
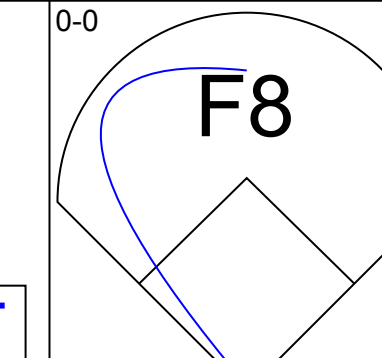
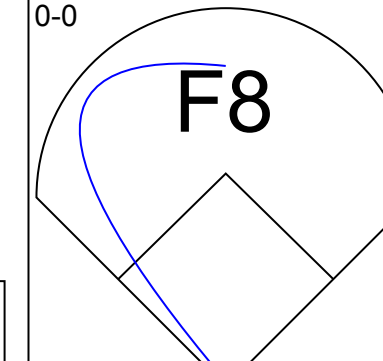
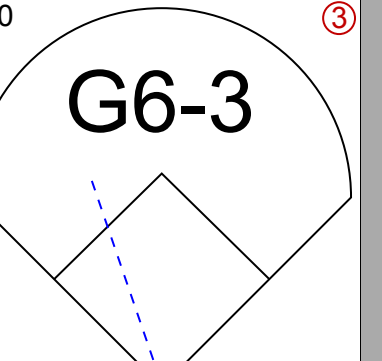
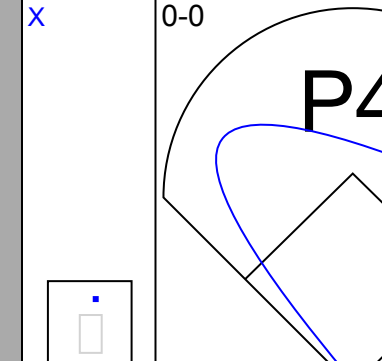
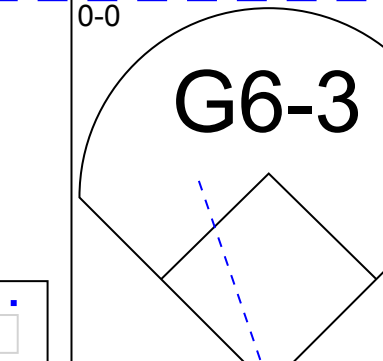
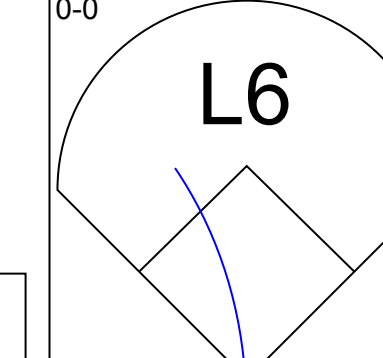
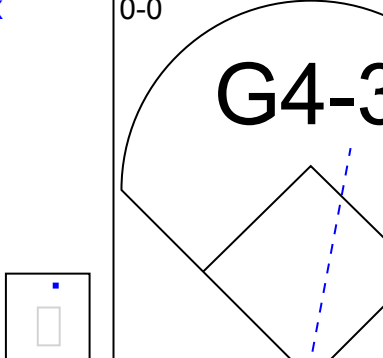
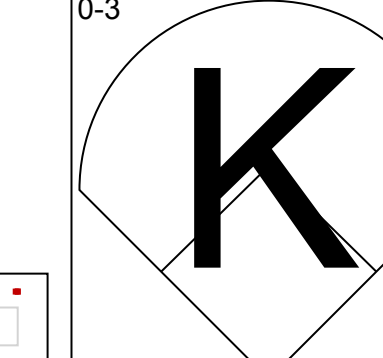
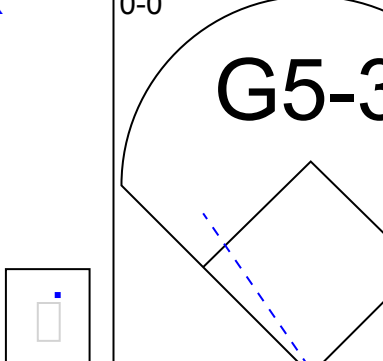
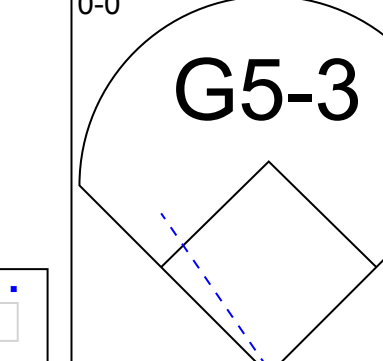
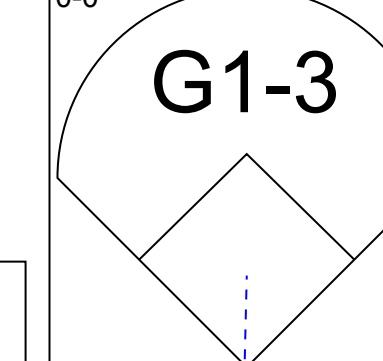
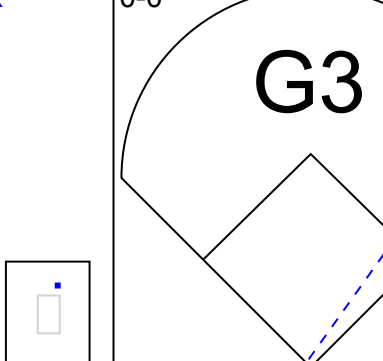



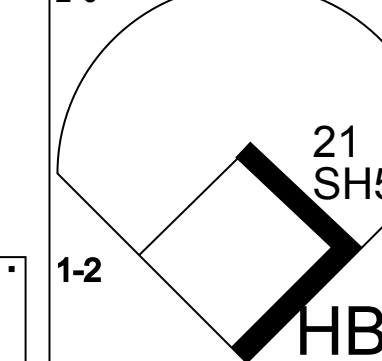
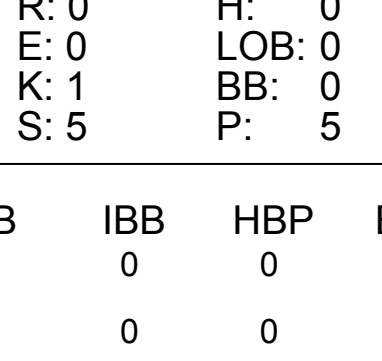
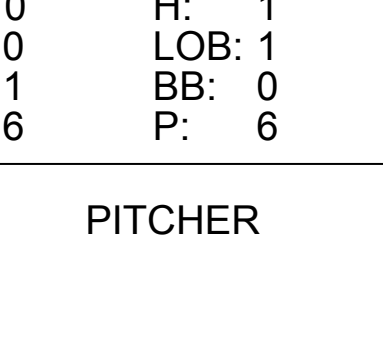
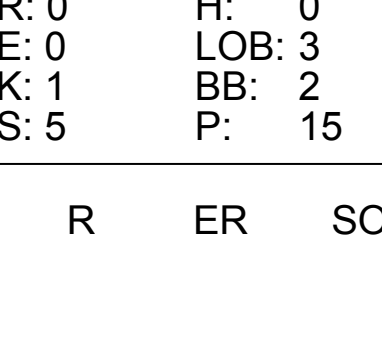
| Batter | 1 | 2 | 3 | 4 | 5 | 6 | 7 | 8 | 9 | AB | R | H | RBI | BB | SO | LOB | TOP | | | | | |
|---|------------------------------|----------------------------------|------------------------------|---------------------------------|------------------------------|----------------------------------|------------------------------|----------------------------------|------------------------------|---------------------------------|------------------------------|---------------------------------|-------------------------------|----------------------------------|------------------------------|---------------------------------|---|----------------------------------|----------------------------------|------------------------------------|-------------------------|--------|
| 4 Eric Bruntlett, R OBP: 0.467, SLG: 0.353 | 4-0 BB 29 G4-3 | | 0-1 CS 75 1B | | 0-0 P6 | | 0-3 K | | | 3 | 0 | 1 | 0 | 1 | 1 | 2 | Philadelphia Phillies @ New York Yankees George M. Steinbrenner Field, Tampa, FL Mon Mar 16 2009, 1:15 PM EDT Att: 10,737 - Partly Cloudy - 80 F livebaseballscorecards.com | | | | | |
| 75 Jason Donald, R OBP: 0.423, SLG: 0.409 | 0-3 K | | 2-2 HBP | | 2-2 FC5-4 | | | 0-3 K | | 1 | 0 | 0 | 0 | 0 | 1 | 1 | | | | | | |
| 22 Marcus Giles, R OBP: 0.267, SLG: 0.192 | | | 1-2 HBP | | 1-2 FC5-4 | | | | | 2 | 0 | 0 | 0 | 0 | 1 | 1 | | | | | | |
| 29 Raul Ibanez, L OBP: 0.289, SLG: 0.317 | 1-0 G4-3 | | 0-0 F7 | | 0-0 F8 | | | 0-0 G4-3 | | 3 | 0 | 0 | 0 | 0 | 0 | 3 | | | | | | |
| 34 Pablo Ozuna, R OBP: 0.481, SLG: 0.542 | 1-2 G4-3 | | | | | | | | | 1 | 0 | 0 | 0 | 0 | 0 | 0 | | | | | | |
| 6 Ryan Howard, L OBP: 0.375, SLG: 0.727 | 0-3 K | | | | 0-0 1B | | | 0-3 K2-3 | | 2 | 0 | 1 | 0 | 1 | 1 | 1 | | | | | | |
| 27 Chris Coste, R OBP: 0.375, SLG: 0.727 | 0-3 K | | | | 0-0 1B | | | 0-3 K2-3 | | 1 | 0 | 0 | 0 | 0 | 1 | 0 | | | | | | |
| 28 Jayson Werth, R OBP: 0.346, SLG: 0.652 | | 0-0 F9 | | 0-0 G5-4-3 | | 0-0 BB | | 0-0 G4-3 | | 3 | 0 | 0 | 0 | 0 | 0 | 2 | | | | | | |
| 40 John Mayberry Jr., R OBP: 0.304, SLG: 0.559 | | | | 1-2 G5-4-3 | | 1-2 G6-4-3 | | | | 1 | 0 | 0 | 0 | 0 | 0 | 0 | | | | | | |
| 12 Matt Stairs, L OBP: 0.400, SLG: 0.375 | 0-0 P3 | | 0-0 2B | | 0-0 F8 | | | 0-0 G5-3 | | 3 | 0 | 1 | 0 | 0 | 0 | 0 | | | | | | |
| 3 Lou Marson, R OBP: 0.190, SLG: 0.056 | | | | | | | | | | 1 | 0 | 0 | 0 | 0 | 0 | 0 | | | | | | |
| Geoff Jenkins, L OBP: 0.290, SLG: 0.423 | | 0-0 2B | | 4-0 BB | | | | 4-0 BB | | 1 | 0 | 1 | 0 | 1 | 0 | 0 | | | | | | |
| 79 Jason Ellison, R OBP: 0.333, SLG: 0.316 | | | | | | | | | | 1 | 0 | 1 | 0 | 1 | 0 | 0 | | | | | | |
| 18 Brad Harman, R OBP: 0.333, SLG: 0.316 | | 0-0 F9 | | 0-3 K | | | | 0-3 K | | 4 | 0 | 0 | 0 | 0 | 3 | 5 | | | | | | |
| Ronny Paulino, R OBP: 0.350, SLG: 0.471 | | | | | | | | | | 2 | 0 | 1 | 0 | 0 | 1 | 0 | | | | | | |
| Joel Naughton, L OBP: 0.350, SLG: 0.471 | | | | 0-3 K | | 0-0 1B | | 0-3 K | | 1 | 0 | 0 | 0 | 0 | 1 | 1 | | | | | | |
| Inning Stats | R: 0 E: 0 K: 2 S: 7 | H: 0 LOB: 1 BB: 1 P: 12 | R: 0 E: 0 K: 0 S: 4 | H: 1 LOB: 1 BB: 0 P: 4 | R: 0 E: 0 K: 1 S: 8 | H: 1 LOB: 1 BB: 0 P: 10 | R: 0 E: 0 K: 1 S: 6 | H: 2 LOB: 2 BB: 1 P: 10 | R: 0 E: 0 K: 0 S: 6 | H: 1 LOB: 1 BB: 0 P: 8 | R: 0 E: 0 K: 0 S: 2 | H: 0 LOB: 0 BB: 1 P: 6 | R: 0 E: 0 K: 3 S: 10 | H: 1 LOB: 1 BB: 0 P: 10 | R: 0 E: 0 K: 2 S: 7 | H: 0 LOB: 0 BB: 0 P: 7 | R: 0 E: 0 K: 1 S: 6 | H: 0 LOB: 1 BB: 1 P: 11 | 1B: 4 2B: 2 3B: 0 HR: 0 | SF: 0 SAC: 0 DP: 2 HBP: 1 | WP: 0 PB: 0 CS: 1 | PA: 35 |
| PITCHER | IP | WLS | BF | H | R | ER | SO | BB | IBB | HBP | BLK | WP | HR | S | P | ERA | WHIP | | | | | |
| 62 Joba Chamberlain, R ERA: 3.86 | 3.0 | W | 12 | 2 | 0 | 0 | 3 | 1 | 0 | 1 | 0 | 0 | 0 | 19 | 26 | 0.00 | 1.000 | | | | | |
| 38 Brian Bruney, R ERA: 4.5 | 1.0 | H | 5 | 2 | 0 | 0 | 1 | 1 | 0 | 0 | 0 | 0 | 0 | 6 | 10 | 0.00 | 3.000 | | | | | |
| 29 Kei Igawa, L ERA: 4.5 | 3.0 | H | 11 | 2 | 0 | 0 | 3 | 1 | 0 | 0 | 0 | 0 | 0 | 18 | 24 | 0.00 | 1.000 | | | | | |
| 63 Jonathan Albaladejo, R ERA: 1.59 | 1.0 | | 3 | 0 | 0 | 0 | 2 | 0 | 0 | 0 | 0 | 0 | 0 | 7 | 7 | 0.00 | 0.000 | | | | | |
| 30 David Robertson, R ERA: 1.89 | 1.0 | | 4 | 0 | 0 | 0 | 1 | 1 | 0 | 0 | 0 | 0 | 0 | 6 | 11 | 0.00 | 1.000 | | | | | |

| Batter | 1 | 2 | 3 | 4 | 5 | 6 | 7 | 8 | 9 | AB | R | H | RBI | BB | SO | LOB | BOTTOM | | | | |
|--|------------------------------|----------------------------------|------------------------------|---------------------------------|------------------------------|----------------------------------|------------------------------|---------------------------------|------------------------------|---------------------------------|-------------------------------|----------------------------------|-------------------------------|----------------------------------|-------------------------------|----------------------------------|---|------------------------------------|----------------------------------|--------|--|
| 11 Brett Gardner, L OBP: 0.444, SLG: 0.781 | 0-0 L8 | | | 4-0 1B | | | | | | 3 | 2 | 1 | 1 | 1 | 1 | 1 | Philadelphia Phillies @ New York Yankees George M. Steinbrenner Field, Tampa, FL Mon Mar 16 2009, 1:15 PM EDT Att: 10,737 - Partly Cloudy - 80 F livebaseballscorecards.com | | | | |
| 82 Austin Jackson, R OBP: 0.333, SLG: 0.440 | 1-2 K | | | 1-2 1B | | | | | | 2 | 0 | 1 | 1 | 0 | 0 | 2 | | | | | |
| 12 Cody Ransom, R OBP: 0.432, SLG: 0.543 | 0-0 1B | | | 0-0 1B | | | | | | 2 | 2 | 2 | 0 | 1 | 0 | 0 | | | | | |
| 74 Justin Leone, R OBP: 0.259, SLG: 0.360 | 0-0 1B | | | 0-0 1B | | | | | | 3 | 0 | 1 | 0 | 0 | 1 | 3 | | | | | |
| 33 Nick Swisher, S OBP: 0.389, SLG: 0.259 | 0-0 1B | | | 0-0 1B | | | | | | 4 | 0 | 3 | 3 | 0 | 0 | 1 | | | | | |
| 72 Juan Miranda, L OBP: 0.281, SLG: 0.321 | 1-3 1B | | | 1-2 1B | | | | | | 1 | 1 | 0 | 0 | 0 | 1 | 1 | | | | | |
| 55 Hideki Matsui, L OBP: 0.368, SLG: 0.267 | 4-0 1B | | | 0-0 1B | | | | | | 2 | 0 | 0 | 0 | 1 | 0 | 1 | | | | | |
| 24 Robinson Cano, L OBP: 0.571, SLG: 0.917 | 0-0 1B | | | 0-0 1B | | | | | | 1 | 1 | 1 | 0 | 0 | 0 | 0 | | | | | |
| 86 P.J. Pilittere, R OBP: 0.400, SLG: 0.400 | 1-2 BB | | | 0-0 1B | | | | | | 1 | 0 | 0 | 0 | 0 | 1 | 1 | | | | | |
| 22 Xavier Nady, R OBP: 0.267, SLG: 0.483 | 0-3 K | | | 0-0 1B | | | | | | 4 | 2 | 2 | 1 | 0 | 1 | 3 | | | | | |
| Edwar Gonzalez, R OBP: 0.267, SLG: 0.483 | 0-3 K | | | 0-0 1B | | | | | | 1 | 0 | 0 | 0 | 0 | 1 | 1 | | | | | |
| 26 José Molina, R OBP: 0.333, SLG: 0.296 | 0-0 G4-3 | | | 0-0 1B | | | | | | 3 | 0 | 1 | 1 | 0 | 0 | 3 | | | | | |
| 19 Kevin Cash, R OBP: 0.333, SLG: 0.444 | 0-0 G4-3 | | | 0-0 1B | | | | | | 2 | 2 | 1 | 1 | 0 | 0 | 0 | | | | | |
| 14 Angel Berroa, R OBP: 0.444, SLG: 0.743 | | | | 0-0 1B | | | | | | 3 | 0 | 1 | 0 | 0 | 0 | 1 | | | | | |
| 90 Ramiro Pena, S OBP: 0.324, SLG: 0.355 | | | | 0-0 1B | | | | | | 2 | 0 | 0 | 1 | 0 | 0 | 3 | | | | | |
| 60 Todd Linden, S OBP: 0.158, SLG: 0.059 | | | | 0-0 1B | | | | | | 3 | 0 | 0 | 0 | 0 | 0 | 1 | | | | | |
| 17 Shelley Duncan, R OBP: 0.565, SLG: 0.850 | | | | 0-0 1B | | | | | | 2 | 0 | 2 | 1 | 0 | 0 | 0 | | | | | |
| 92 Eduardo Núñez, R OBP: 0.474, SLG: 0.556 | | | | 0-0 1B | | | | | | 3 | 2 | 3 | 0 | 0 | 0 | 0 | | | | | |
| Luis Nunez, R OBP: 0.500, SLG: 0.500 | | | | 0-0 1B | | | | | | 2 | 0 | 1 | 0 | 0 | 0 | 2 | | | | | |
| Inning Stats | R: 0 E: 0 K: 1 S: 7 | H: 2 LOB: 3 BB: 1 P: 11 | R: 0 E: 0 K: 1 S: 6 | H: 1 LOB: 0 BB: 0 P: 7 | R: 2 E: 1 K: 0 S: 5 | H: 2 LOB: 1 BB: 1 P: 10 | R: 3 E: 0 K: 0 S: 5 | H: 3 LOB: 0 BB: 1 P: 9 | R: 0 E: 0 K: 0 S: 4 | H: 1 LOB: 1 BB: 0 P: 4 | R: 6 E: 0 K: 0 S: 11 | H: 8 LOB: 3 BB: 0 P: 12 | R: 0 E: 0 K: 3 S: 12 | H: 1 LOB: 1 BB: 0 P: 14 | R: 1 E: 1 K: 1 S: 10 | H: 2 LOB: 2 BB: 0 P: 13 | 1B: 16 2B: 3 3B: 1 HR: 0 | SF: 0 SAC: 0 DP: 0 HBP: 0 | WP: 1 PB: 0 SB: 2 CS: 0 | PA: 47 | |
| PITCHER | IP | WLS | BF | H | R | ER | SO | BB | IBB | HBP | BLK | WP | HR | S | P | ERA | WHIP | | | | |
| 38 Kyle Kendrick, R ERA: 12.1 | 1.1 | | 9 | 5 | 4 | 4 | 0 | 0 | 0 | 0 | 0 | 0 | 0 | 9 | 9 | 27.00 | 3.750 | | | | |
| Bobby Mosebach, R ERA: 12.27 | 0.2 | | 6 | 4 | 2 | 2 | 0 | 0 | 0 | 0 | 0 | 1 | 0 | 6 | 7 | 27.00 | 6.000 | | | | |
| 82 Jake Woods, L ERA: 12.27 | 1.0 | | 4 | 1 | 0 | 0 | 3 | 0 | 0 | 0 | 0 | 0 | 0 | 12 | 14 | 0.00 | 1.000 | | | | |
| 47 Scott Eyre, L ERA: 4.5 | 1.0 | | 6 | 2 | 1 | 0 | 1 | 0 | 0 | 0 | 0 | 0 | 0 | 10 | 13 | 0.00 | 2.000 | | | | |


| Batter | 1 | 2 | 3 | 4 | 5 | 6 | 7 | 8 | 9 | AB | R | H | RBI | BB | SO | LOB | TOP | | | | |
|--|---|---------------------------------|------------------------------|---------------------------------|------------------------------|----------------------------------|------------------------------|---------------------------------|------------------------------|---------------------------------|------------------------------|---------------------------------|------------------------------|---------------------------------|------------------------------|---------------------------------|--|----------------------------------|------------------------------------|----------------------------------|--------|
| 3 Nyer Morgan, L OBP: 0.224, SLG: 0.261 68 Jeff Salazar, L OBP: 0.385, SLG: 0.656 | | | | | | | | | | 3 | 0 | 0 | 0 | 0 | 2 | 0 | Pittsburgh Pirates @ New York Yankees George M. Steinbrenner Field, Tampa, FL Tue Mar 17 2009, 7:15 PM EDT Att: 10,191 - Cloudy - 72 F | | | | |
| 2 Jack Wilson, R OBP: 0.161, SLG: 0.071 Jordy Mercer, R | | | | | | | | | | 2 | 0 | 0 | 0 | 1 | 1 | 0 | | | | | |
| 13 Nate McLouth, L OBP: 0.444, SLG: 0.613 22 Andrew McCutchen, R (7, PR) OBP: 0.389, SLG: 0.489 | | | | | | | | | | 3 | 0 | 1 | 0 | 0 | 2 | 1 | | | | | |
| 69 Garrett Jones, L OBP: 0.467, SLG: 0.684 | | | | | | | | | | 4 | 0 | 0 | 0 | 0 | 2 | 3 | | | | | |
| 31 Jose Tabata, R OBP: 0.500, SLG: 0.556 | | | | | | | | | | 4 | 1 | 2 | 0 | 0 | 0 | 2 | | | | | |
| 51 Steve Pearce, R OBP: 0.261, SLG: 0.364 | | | | | | | | | | 3 | 0 | 0 | 1 | 0 | 1 | 2 | | | | | |
| 19 Neil Walker, S OBP: 0.337, SLG: 0.333 Jeremy Farrell, R | | | | | | | | | | 2 | 0 | 0 | 0 | 0 | 1 | 0 | | | | | |
| 35 Jason Jaramillo, S OBP: 0.250, SLG: 0.143 75 Erik Kratz, R OBP: 0.697, SLG: 1.000 | | | | | | | | | | 2 | 0 | 0 | 0 | 0 | 1 | 0 | | | | | |
| 36 Luis Alfonso Cruz, R OBP: 0.299, SLG: 0.200 71 Anderson Machado, S OBP: 0.250, SLG: 0.182 | | | | | | | | | | 2 | 0 | 0 | 0 | 0 | 1 | 0 | | | | | |
| Inning Stats | R: 0 E: 0 K: 2 S: 7 | H: 0 LOB: 0 BB: 0 P: 7 | R: 1 E: 0 K: 2 S: 8 | H: 1 LOB: 0 BB: 0 P: 9 | R: 0 E: 0 K: 1 S: 5 | H: 0 LOB: 1 BB: 1 P: 10 | R: 0 E: 0 K: 2 S: 7 | H: 0 LOB: 0 BB: 0 P: 7 | R: 0 E: 0 K: 1 S: 5 | H: 0 LOB: 0 BB: 0 P: 5 | R: 0 E: 0 K: 0 S: 4 | H: 2 LOB: 2 BB: 0 P: 4 | R: 0 E: 0 K: 1 S: 4 | H: 0 LOB: 0 BB: 1 P: 8 | R: 1 E: 0 K: 1 S: 9 | H: 2 LOB: 1 BB: 0 P: 9 | | 1B: 4 2B: 0 3B: 0 HR: 1 | SF: 0 SAC: 0 DP: 2 HBP: 0 | WP: 1 PB: 0 SB: 1 CS: 0 | PA: 32 |
| PITCHER | IP WLS BF H R ER SO BB IBB HBP BLK WP HR S P ERA WHIP | | | | | | | | | | | | | | | | | | | | |
| 52 CC Sabathia, L ERA: 7.04 | 4.0 W 14 | H 1 R 1 ER 1 SO 7 | BB 1 IBB 0 HBP 0 BLK 1 | WP 1 HR 0 S 27 P 33 | ERA 2.25 WHIP 0.500 | | | | | | | | | | | | | | | | |
| 42 Mariano Rivera, R ERA: | 1.0 3 | 0 0 0 2 | 0 0 0 0 | 0 0 7 7 | 0.00 0.000 | | | | | | | | | | | | | | | | |
| 36 Edwar Ramirez, R ERA: | 1.0 3 | 0 0 0 1 | 0 0 0 0 | 0 0 5 5 | 0.00 0.000 | | | | | | | | | | | | | | | | |
| 91 Alfredo Aceves, R ERA: 5.4 | 3.0 S 12 | 4 1 1 2 | 1 0 0 0 | 0 1 17 21 | 3.00 1.667 | | | | | | | | | | | | | | | | |

| Batter | 1 | 2 | 3 | 4 | 5 | 6 | 7 | 8 | 9 | AB | R | H | RBI | BB | SO | LOB | BOTTOM | | | | |
|--|---|----------------------------------|------------------------------|---------------------------------|-------------------------------|----------------------------------|------------------------------|---------------------------------|------------------------------|---------------------------------|------------------------------|---------------------------------|------------------------------|---------------------------------|----------------------------------|------------------------------------|--|----------------------------------|--------|--|--|
| 20 Jorge Posada, S OBP: 0.429, SLG: 0.600 75 Francisco Cervelli, R OBP: 0.111, SLG: 0.111 | | | | | | | | | | 3 | 1 | 1 | 2 | 1 | 0 | 1 | Pittsburgh Pirates @ New York Yankees George M. Steinbrenner Field, Tampa, FL Tue Mar 17 2009, 7:15 PM EDT Att: 10,191 - Cloudy - 72 F | | | | |
| 18 Johnny Damon, L OBP: 0.364, SLG: 0.500 82 Austin Jackson, R OBP: 0.310, SLG: 0.407 | | | | | | | | | | 3 | 1 | 1 | 0 | 0 | 1 | 2 | | | | | |
| 25 Mark Teixeira, S OBP: 0.444, SLG: 0.542 72 Juan Miranda, L OBP: 0.294, SLG: 0.367 | | | | | | | | | | 2 | 1 | 1 | 0 | 1 | 1 | 2 | | | | | |
| 55 Hideki Matsui, L OBP: 0.429, SLG: 0.588 24 Robinson Cano, L OBP: 0.529, SLG: 0.867 | | | | | | | | | | 2 | 1 | 2 | 4 | 0 | 0 | 0 | | | | | |
| 22 Xavier Nady, R OBP: 0.303, SLG: 0.531 47 John Rodriguez, L OBP: 0.455, SLG: 0.471 | | | | | | | | | | 3 | 1 | 2 | 0 | 0 | 0 | 1 | | | | | |
| 53 Melky Cabrera, S OBP: 0.371, SLG: 0.400 11 Brett Gardner, L OBP: 0.447, SLG: 0.765 | | | | | | | | | | 3 | 1 | 1 | 1 | 0 | 0 | 2 | | | | | |
| 12 Cody Ransom, R OBP: 0.425, SLG: 0.514 74 Justin Leone, R OBP: 0.250, SLG: 0.346 | | | | | | | | | | 2 | 1 | 0 | 0 | 1 | 0 | 1 | | | | | |
| 90 Ramiro Pena, S OBP: 0.324, SLG: 0.353 84 Justin Snyder, L | | | | | | | | | | 3 | 1 | 1 | 1 | 0 | 0 | 0 | | | | | |
| 92 Eduardo Núñez, R OBP: 0.478, SLG: 0.524 | | | | | | | | | | 3 | 0 | 1 | 0 | 1 | 0 | 1 | | | | | |
| Inning Stats | R: 2 E: 0 K: 1 S: 7 | H: 2 LOB: 1 BB: 1 P: 11 | R: 0 E: 0 K: 0 S: 4 | H: 1 LOB: 1 BB: 0 P: 5 | R: 6 E: 0 K: 1 S: 12 | H: 6 LOB: 3 BB: 3 P: 25 | R: 0 E: 0 K: 0 S: 3 | H: 1 LOB: 0 BB: 0 P: 3 | R: 0 E: 0 K: 2 S: 8 | H: 1 LOB: 1 BB: 0 P: 8 | R: 0 E: 0 K: 2 S: 8 | H: 1 LOB: 1 BB: 0 P: 8 | R: 1 E: 1 K: 0 S: 5 | H: 1 LOB: 2 BB: 0 P: 6 | 1B: 6 2B: 6 3B: 0 HR: 1 | SF: 0 SAC: 0 DP: 1 HBP: 1 | | WP: 1 PB: 0 SB: 1 CS: 0 | PA: 42 | | |
| PITCHER | IP WLS BF H R ER SO BB IBB HBP BLK WP HR S P ERA WHIP | | | | | | | | | | | | | | | | | | | | |
| 76 Virgil Vasquez, R ERA: 9.82 | 2.1 L 15 | H 7 R 6 ER 6 SO 1 | BB 1 IBB 0 HBP 0 BLK 0 | WP 1 HR 0 S 6 P 18 | ERA 23.14 WHIP 3.429 | | | | | | | | | | | | | | | | |
| 47 Evan Meek, R ERA: 1.92 | 0.2 7 | 2 2 2 1 | 3 0 0 0 | 1 0 6 18 | 27.00 7.500 | | | | | | | | | | | | | | | | |
| 30 Tyler Yates, R ERA: 1.0 | 2.0 6 | 1 0 0 0 | 0 0 0 0 | 0 0 6 6 | 0.00 0.500 | | | | | | | | | | | | | | | | |
| 17 Sean Burnett, L ERA: 9.0 | 1.0 4 | 1 0 0 2 | 0 0 0 0 | 0 0 8 8 | 0.00 1.000 | | | | | | | | | | | | | | | | |
| Chris Bootcheck, R ERA: 4.66 | 1.0 4 | 1 0 0 2 | 0 0 0 0 | 0 0 8 8 | 0.00 1.000 | | | | | | | | | | | | | | | | |

| Batter | 1 | 2 | 3 | 4 | 5 | 6 | 7 | 8 | 9 | AB | R | H | RBI | BB | SO | LOB | TOP | | | | | |
|--|---|---|---|---|------------------------------|--|---|---|---|---------------------------------|------------------------------|---------------------------------|------------------------------|----------------------------------|------------------------------|---------------------------------|--|----------------------------------|-----------------------------------|------------------------------------|----------------------------------|--------|
| 18 Johnny Damon, L (1, 7) OBP: 0.324, SLG: 0.441 60 Todd Linden, S (7, 7) OBP: 0.150, SLG: 0.056 |  | |  | | |  |  | |  | 4 | 0 | 0 | 0 | 0 | 1 | 2 | New York Yankees @ Houston Astros Osceola County Stadium, Kissimmee, FL Wed Mar 18 2009, 1:05 PM EDT Att: 6,678 - Partly Cloudy - 79 F | | | | | |
| 24 Robinson Cano, L (1, 10) OBP: 0.524, SLG: 0.789 92 Eduardo Nunez, R (8, PR) OBP: 0.478, SLG: 0.524 |  | | |  | |  | |  |  | 4 | 0 | 2 | 0 | 0 | 0 | 0 | | | | | | |
| 19 Kevin Cash, R (9, PH) OBP: 0.368, SLG: 0.444 |  | | |  | | | |  |  | 0 | 0 | 0 | 0 | 0 | 0 | 0 | | | | | | |
| 25 Mark Teixeira, S (1, 3) OBP: 0.467, SLG: 0.538 72 Juan Miranda, L (7, 3) OBP: 0.278, SLG: 0.344 |  | | |  | | |  |  |  | 2 | 0 | 1 | 0 | 1 | 0 | 1 | | | | | | |
| 33 Nick Swisher, S (1, 9) OBP: 0.385, SLG: 0.267 17 Shelley Duncan, R (7, 9) OBP: 0.542, SLG: 0.810 |  | | |  | |  | |  | | 3 | 0 | 1 | 0 | 0 | 0 | 2 | | | | | | |
| 12 Cody Ransom, R (1, 6) OBP: 0.419, SLG: 0.487 Addison Maruszak, R (7, 6) | |  | |  | | |  | |  | 2 | 1 | 0 | 0 | 1 | 0 | 1 | | | | | | |
| 26 José Molina, R (1, 2) OBP: 0.394, SLG: 0.333 82 Austin Jackson, R (7, PR) OBP: 0.333, SLG: 0.429 |  | | | | |  | |  |  | 3 | 0 | 2 | 0 | 0 | 0 | 0 | | | | | | |
| 53 Melky Cabrera, S (1, 8) OBP: 0.364, SLG: 0.364 86 P.J. Platter, R (7, 2) OBP: 0.500, SLG: 0.500 |  | | | | |  | |  |  | 3 | 0 | 0 | 1 | 0 | 0 | 2 | | | | | | |
| 14 Angel Berroa, R (1, 4) OBP: 0.436, SLG: 0.711 84 Justin Snyder, L (7, PR) OBP: 0.333, SLG: 0.429 | | |  | | |  | |  |  | 3 | 0 | 1 | 1 | 0 | 0 | 1 | | | | | | |
| 74 Justin Leone, R (1, 5) OBP: 0.226, SLG: 0.310 Eric Duncan, L (7, 5) OBP: 1.000, SLG: 1.000 | | |  | | |  | |  |  | 3 | 0 | 0 | 0 | 0 | 2 | 2 | | | | | | |
| Inning Stats | R: 0 E: 0 K: 1 S: 6 | H: 1 LOB: 1 BB: 0 P: 6 | R: 0 E: 0 K: 0 S: 3 | H: 0 LOB: 0 BB: 0 P: 3 | R: 0 E: 0 K: 0 S: 3 | H: 0 LOB: 0 BB: 0 P: 3 | R: 0 E: 0 K: 0 S: 4 | H: 2 LOB: 1 BB: 0 P: 4 | R: 0 E: 0 K: 1 S: 6 | H: 1 LOB: 1 BB: 0 P: 6 | R: 0 E: 0 K: 0 S: 3 | H: 0 LOB: 1 BB: 1 P: 7 | R: 2 E: 0 K: 1 S: 7 | H: 2 LOB: 2 BB: 1 P: 12 | R: 0 E: 0 K: 1 S: 5 | H: 1 LOB: 1 BB: 0 P: 5 | R: 2 E: 1 K: 1 S: 9 | H: 3 LOB: 3 BB: 0 P: 10 | 1B: 10 2B: 1 3B: 0 HR: 0 | SF: 0 SAC: 0 DP: 2 HBP: 1 | WP: 0 PB: 0 SB: 2 CS: 0 | PA: 39 |
| PITCHER | IP WLS BF H R ER SO BB IBB HBP BLK WP HR S P ERA WHIP | | | | | | | | | | | | | | | | | | | | | |
| 11 Mike Hampton, L (1, 1) ERA: 3.38 | 5.0 | 18 | 4 | 0 | 0 | 2 | 0 | 0 | 0 | 0 | 0 | 0 | 0 | 0 | 22 | 22 | 0.00 | 0.800 | | | | |
| 47 Jose Valverde, R (6, 1) ERA: 4.5 | 1.0 | 4 | 0 | 0 | 0 | 0 | 1 | 0 | 0 | 0 | 0 | 0 | 0 | 3 | 7 | 0.00 | 1.000 | | | | | |
| 26 Doug Brocail, R (7, 1) ERA: 6.0 | 1.0 | 6 | 2 | 2 | 2 | 1 | 1 | 0 | 0 | 0 | 0 | 0 | 0 | 7 | 12 | 18.00 | 3.000 | | | | | |
| 29 Geoff Geary, R (8, 1) ERA: 5.14 | 2.0 | 11 | 4 | 2 | 2 | 2 | 0 | 0 | 1 | 0 | 0 | 0 | 0 | 14 | 15 | 9.00 | 2.000 | | | | | |

| Batter | 1 | 2 | 3 | 4 | 5 | 6 | 7 | 8 | 9 | AB | R | H | RBI | BB | SO | LOB | BOTTOM | | | |
|--|---|---|---|---|------------------------------|---|---|---|---|---------------------------------|------------------------------|---------------------------------|------------------------------|----------------------------------|------------------------------|---------------------------------|--|------------------------------------|----------------------------------|--------|
| 21 Michael Bourn, L (1, 8) OBP: 0.296, SLG: 0.261 |  | |  | | |  | |  | | 3 | 0 | 0 | 0 | 0 | 1 | 0 | New York Yankees @ Houston Astros Osceola County Stadium, Kissimmee, FL Wed Mar 18 2009, 1:05 PM EDT Att: 6,678 - Partly Cloudy - 79 F | | | |
| 89 Jason Smith, L (1, 4) OBP: 0.486, SLG: 0.667 |  | |  | | |  | |  | | 4 | 1 | 2 | 0 | 0 | 1 | 2 | | | | |
| 17 Lance Berkman, S (1, 3) OBP: 0.419, SLG: 0.417 23 Edwin Maysonet, R (8, 4) OBP: 0.250, SLG: 0.273 31 David Newhan, L (8, PH) OBP: 0.259, SLG: 0.130 |  | | |  | |  | |  | | 3 | 0 | 1 | 0 | 0 | 0 | 2 | | | | |
| 45 Carlos Lee, R (1, 7) OBP: 0.250, SLG: 0.130 67 Tommy Manzella, R (8, 6) OBP: 0.333, SLG: 0.143 4 Jason Michaels, R (8, PH) OBP: 0.174, SLG: 0.318 Matt Kata, S (9, 6) OBP: 0.250, SLG: 0.458 |  | | |  | | |  |  | | 3 | 0 | 1 | 1 | 0 | 0 | 1 | | | | |
| 10 Miquel Tejada, R (1, 6) OBP: 0.300, SLG: 0.526 72 Lou Santangelo, R (8, 2) OBP: 0.300, SLG: 0.250 |  | | |  | | |  | |  | 3 | 0 | 0 | 0 | 0 | 0 | 1 | | | | |
| 27 Geoff Blum, S (1, 10) OBP: 0.158, SLG: 0.094 3 Kazuo Matsui, S (7, PR) OBP: 0.079, SLG: 0.081 | |  | | | |  | | |  | 3 | 0 | 1 | 0 | 0 | 0 | 0 | | | | |
| John Gall, R (9, PH) OBP: 0.478, SLG: 0.524 | | | | | |  | | |  | 1 | 0 | 0 | 0 | 1 | 0 | 0 | | | | |
| 65 Chris Johnson, R (1, 5) OBP: 0.290, SLG: 0.385 | |  | | | |  | | |  | 4 | 0 | 0 | 0 | 0 | 1 | 1 | | | | |
| 20 Brian Bogusevic, L (1, 9) OBP: 0.286, SLG: 0.333 | |  | | | |  | | |  | 2 | 0 | 0 | 0 | 1 | 0 | 0 | | | | |
| 46 J.R. Towles, R (1, 2) OBP: 0.167, SLG: 0.294 Reggie Abercrombie, R (8, 7) OBP: 0.407, SLG: 0.950 | | |  | | |  | | |  | 2 | 0 | 0 | 0 | 0 | 1 | 0 | | | | |
| Inning Stats | R: 1 E: 0 K: 0 S: 5 | H: 2 LOB: 1 BB: 0 P: 5 | R: 0 E: 0 K: 1 S: 5 | H: 0 LOB: 0 BB: 0 P: 5 | R: 0 E: 0 K: 1 S: 5 | H: 0 LOB: 0 BB: 0 P: 5 | R: 0 E: 0 K: 0 S: 3 | H: 1 LOB: 0 BB: 0 P: 3 | R: 0 E: 0 K: 1 S: 6 | H: 1 LOB: 1 BB: 0 P: 6 | R: 0 E: 0 K: 0 S: 4 | H: 1 LOB: 1 BB: 0 P: 4 | R: 0 E: 0 K: 1 S: 5 | H: 0 LOB: 0 BB: 2 P: 15 | R: 0 E: 0 K: 1 S: 5 | H: 0 LOB: 0 BB: 0 P: 5 | 1B: 4 2B: 0 3B: 1 HR: 0 | SF: 0 SAC: 1 DP: 1 HBP: 1 | WP: 0 PB: 0 SB: 1 CS: 0 | PA: 34 |
| PITCHER | IP WLS BF H R ER SO BB IBB HBP BLK WP HR S P ERA WHIP | | | | | | | | | | | | | | | | | | | |
| 40 Chien-Ming Wang, R (1, 1) ERA: 2.31 | 5.0 | 17 | 3 | 1 | 1 | 2 | 0 | 0 | 0 | 0 | 0 | 21 | 21 | 1.80 | 0.600 | | | | | |
| 48 Phil Coke, L (8, 1) ERA: 2.0 | 1.0 | 4 | 1 | 0 | 0 | 1 | 0 | 0 | 0 | 0 | 0 | 6 | 6 | 0.00 | 1.000 | | | | | |
| 28 Brett Tomko, R (7, 1) ERA: 1.55 | 1.0 | 4 | 1 | 0 | 0 | 0 | 0 | 0 | 0 | 0 | 0 | 4 | 4 | 0.00 | 1.000 | | | | | |
| 41 Jose Veras, R (8, 1) ERA: 1.5 | 1.0 | 6 | 0 | 0 | 0 | 1 | 2 | 0 | 1 | 0 | 0 | 5 | 15 | 2.000 | 2.000 | | | | | |
| 63 Jonathan Albaladejo, R (9, 1) ERA: 1.35 | 1.0 | 3 | 0 | 0 | 0 | 1 | 0 | 0 | 0 | 0 | 0 | 5 | 5 | 0.00 | 0.000 | | | | | |

| | |
|-----|----|
| AB | 36 |
| R | 4 |
| H | 10 |
| RBI | 4 |
| BB | 2 |
| SO | 5 |
| LOB | 20 |



| Batter | 1 | 2 | 3 | 4 | 5 | 6 | 7 | 8 | 9 | AB | R | H | RBI | BB | SO | LOB | TOP | | | | | | | | |
|--|------------------------------|---------------------------------|------------------------------|----------------------------------|------------------------------|---------------------------------|------------------------------|----------------------------------|------------------------------|----------------------------------|------------------------------|---------------------------------|------------------------------|---------------------------------|------------------------------|---------------------------------|---|------------------------------|----------------------------------|----------------------------------|------------------------------------|----------------------------------|--------|--|--|
| 1 Joe Inglett, L (1, 9) Aaron Mathews, R (5, FR) OBP: 0.273, SLG: 0.455 (5, 9) | | | | | | | | | | 3 | 0 | 2 | 0 | 0 | 0 | 2 | Toronto Blue Jays @ New York Yankees George M. Steinbrenner Field, Tampa, FL Thu Mar 19 2009, 7:15 PM EDT Att: 10,723 - Clear - 76 F | | | | | | | | |
| 2 Aaron Hill, R (1, 4) 69 Brad Emaus, R (5, FR) OBP: 0.417, SLG: 0.750 (5, 4) | | | | | | | | | | 2 | 0 | 0 | 0 | 1 | 1 | | | | | | | | | | |
| 26 Adam Lind, L (1, 10) 71 Kyle Phillips, L (9, PH) | | | | | | | | | | 3 | 0 | 1 | 0 | 1 | 0 | 2 | | | | | | | | | |
| 35 Lyle Overbay, L (1, 3) 3 Randy Ruiz, R (5, FR) OBP: 0.286, SLG: 0.263 (5, FR) OBP: 0.300, SLG: 0.316 (5, 3) | | | | | | | | | | 2 | 0 | 0 | 0 | 1 | 0 | 2 | | | | | | | | | |
| 11 Jason Lane, R (1, 8) 78 Sean Shoffit, L (5, FR) OBP: 0.378, SLG: 0.810 (5, FR) OBP: 0.267, SLG: 0.286 (5, 8) | | | | | | | | | | 2 | 1 | 1 | 2 | 1 | 0 | 0 | | | | | | | | | |
| 19 José Bautista, R (1, 7) 8 Russ Adams, L (5, FR) OBP: 0.571, SLG: 0.556 (5, FR) OBP: 0.438, SLG: 0.640 (5, 7) | | | | | | | | | | 1 | 0 | 0 | 0 | 2 | 0 | 1 | | | | | | | | | |
| 64 Scott Campbell, L (1, 5) Kevin Ahrens, R (5, 5) | | | | | | | | | | 2 | 0 | 0 | 1 | 1 | 0 | 3 | | | | | | | | | |
| 13 Raul Chavez, R (1, 2) 7 Curtis Thigpen, R (5, 2) OBP: 0.313, SLG: 0.333 (5, 2) OBP: 0.245, SLG: 0.435 (5, 2) | | | | | | | | | | 2 | 0 | 1 | 0 | 0 | 0 | 2 | | | | | | | | | |
| 6 John McDonald, R (1, 6) Justin Jackson, R (6, 6) | | | | | | | | | | 3 | 0 | 1 | 0 | 0 | 0 | 0 | | | | | | | | | |
| Inning Stats | R: 0 E: 0 K: 0 S: 3 | H: 1 LOB: 1 BB: 1 P: 7 | R: 1 E: 0 K: 0 S: 5 | H: 2 LOB: 2 BB: 1 P: 10 | R: 0 E: 0 K: 1 S: 5 | H: 0 LOB: 0 BB: 0 P: 5 | R: 0 E: 0 K: 0 S: 2 | H: 0 LOB: 1 BB: 2 P: 10 | R: 2 E: 0 K: 0 S: 5 | H: 2 LOB: 3 BB: 3 P: 17 | R: 0 E: 0 K: 0 S: 3 | H: 0 LOB: 0 BB: 0 P: 3 | R: 0 E: 0 K: 1 S: 6 | H: 1 LOB: 1 BB: 0 P: 6 | R: 0 E: 0 K: 2 S: 9 | H: 2 LOB: 2 BB: 0 P: 9 | | R: 1 E: 0 K: 0 S: 6 | H: 2 LOB: 1 BB: 0 P: 10 | 1B: 6 2B: 2 3B: 1 HR: 1 | SF: 0 SAC: 0 DP: 3 HBP: 1 | WP: 1 PB: 0 SB: 0 CS: 0 | PA: 42 | | |
| PITCHER | IP | WLS | BF | H | R | ER | SO | BB | IBB | HBP | BLK | WP | HR | S | P | ERA | WHIP | | | | | | | | |
| 34 A.J. Burnett, R (1, 1) ERA: 0.96 | 3.1 | W | 15 | 3 | 1 | 1 | 1 | 3 | 0 | 0 | 0 | 1 | 0 | 14 | 27 | 2.70 | 1.800 | | | | | | | | |
| 38 Brian Bruney, R (4, 1) ERA: 5.14 | 1.1 | H | 9 | 2 | 2 | 2 | 0 | 4 | 0 | 0 | 0 | 0 | 0 | 5 | 21 | 13.50 | 4.500 | | | | | | | | |
| 80 Steven Jackson, R (5, 1) ERA: 2.57 | 0.1 | H | 1 | 0 | 0 | 0 | 0 | 0 | 0 | 0 | 0 | 0 | 0 | 1 | 1 | 0.00 | 0.000 | | | | | | | | |
| 42 Mariano Rivera, R (6, 1) ERA | 1.0 | H | 3 | 0 | 0 | 0 | 0 | 0 | 0 | 0 | 0 | 0 | 0 | 3 | 3 | 0.00 | 0.000 | | | | | | | | |
| 36 Edgar Ramirez, R (7, 1) ERA | 1.0 | H | 4 | 1 | 0 | 0 | 1 | 0 | 0 | 0 | 0 | 0 | 0 | 6 | 6 | 0.00 | 1.000 | | | | | | | | |

| | |
|-----|----|
| AB | 34 |
| R | 4 |
| H | 10 |
| RBI | 4 |
| BB | 7 |
| SO | 4 |
| LOB | 23 |



| Batter | 1 | 2 | 3 | 4 | 5 | 6 | 7 | 8 | 9 | AB | R | H | RBI | BB | SO | LOB | BOTTOM | | | | | | | | |
|---|------------------------------|----------------------------------|------------------------------|---------------------------------|------------------------------|---------------------------------|------------------------------|---------------------------------|------------------------------|---------------------------------|------------------------------|---------------------------------|------------------------------|---------------------------------|-------------------------------|----------------------------------|---|------------------------------|----------------------------------|----------------------------------|------------------------------------|----------------------------------|--------|--|--|
| 20 Jorge Posada, S (1, 2) 19 Kevin Cash, R (6, 2) OBP: 0.419, SLG: 0.607 (6, 2) OBP: 0.381, SLG: 0.500 (6, 2) | | | | | | | | | | 3 | 2 | 1 | 1 | 0 | 0 | 0 | Toronto Blue Jays @ New York Yankees George M. Steinbrenner Field, Tampa, FL Thu Mar 19 2009, 7:15 PM EDT Att: 10,723 - Clear - 76 F | | | | | | | | |
| 18 Johnny Damon, L (1, 7) 82 Austin Jackson, R (6, 7) OBP: 0.350, SLG: 0.444 (6, 7) OBP: 0.375, SLG: 0.448 (7, 8) | | | | | | | | | | 2 | 0 | 1 | 0 | 1 | 0 | 1 | | | | | | | | | |
| 33 Nick Swisher, S (1, 3) 17 Shelley Duncan, R (4, 3) OBP: 0.341, SLG: 0.344 (4, 3) OBP: 0.481, SLG: 0.708 (4, 3) | | | | | | | | | | 2 | 0 | 2 | 1 | 0 | 0 | 0 | | | | | | | | | |
| 55 Hideki Matsui, L (1, 10) 75 Francisco Cervelli, R (7, PH) OBP: 0.458, SLG: 0.579 (7, PH) OBP: 0.182, SLG: 0.182 (8, 10) | | | | | | | | | | 2 | 0 | 1 | 1 | 1 | 0 | 1 | | | | | | | | | |
| 22 Xavier Nady, R (1, 9) 60 Todd Linden, S (6, 9) OBP: 0.306, SLG: 0.571 (6, 9) OBP: 0.143, SLG: 0.053 (6, 9) | | | | | | | | | | 3 | 1 | 1 | 0 | 0 | 1 | 3 | | | | | | | | | |
| 12 Cody Ransom, R (1, 5) 74 Justin Leone, R (7, 5) OBP: 0.391, SLG: 0.452 (7, 5) OBP: 0.219, SLG: 0.300 (7, 5) | | | | | | | | | | 3 | 0 | 0 | 0 | 0 | 1 | 4 | | | | | | | | | |
| 53 Melky Cabrera, S (1, 8) 47 John Rodriguez, L (7, 7) OBP: 0.341, SLG: 0.361 (7, 7) OBP: 0.478, SLG: 0.500 (7, 7) | | | | | | | | | | 3 | 0 | 1 | 1 | 0 | 0 | 0 | | | | | | | | | |
| 14 Angel Berroa, R (1, 4) 73 Doug Bernier, R (7, 4) OBP: 0.429, SLG: 0.683 (7, 4) OBP: 0.346, SLG: 0.190 (7, 4) | | | | | | | | | | 3 | 1 | 1 | 0 | 0 | 0 | 1 | | | | | | | | | |
| 90 Ramiro Pena, S (1, 6) 92 Eduardo Núñez, R (7, 6) OBP: 0.325, SLG: 0.378 (7, 6) OBP: 0.500, SLG: 0.682 (7, 6) | | | | | | | | | | 3 | 1 | 1 | 1 | 0 | 0 | 0 | | | | | | | | | |
| Inning Stats | R: 0 E: 0 K: 1 S: 6 | H: 1 LOB: 3 BB: 2 P: 14 | R: 3 E: 0 K: 0 S: 7 | H: 4 LOB: 1 BB: 0 P: 7 | R: 1 E: 0 K: 1 S: 6 | H: 2 LOB: 0 BB: 0 P: 6 | R: 1 E: 0 K: 0 S: 5 | H: 2 LOB: 2 BB: 0 P: 5 | R: 0 E: 0 K: 1 S: 5 | H: 0 LOB: 0 BB: 0 P: 3 | R: 0 E: 0 K: 1 S: 7 | H: 0 LOB: 0 BB: 0 P: 5 | R: 0 E: 0 K: 1 S: 6 | H: 2 LOB: 2 BB: 0 P: 7 | R: 2 E: 0 K: 2 S: 10 | H: 3 LOB: 2 BB: 1 P: 16 | | R: 1 E: 0 K: 1 S: 6 | H: 2 LOB: 1 BB: 0 P: 10 | 1B: 8 2B: 4 3B: 1 HR: 1 | SF: 0 SAC: 0 DP: 1 HBP: 0 | WP: 0 PB: 0 SB: 0 CS: 0 | PA: 40 | | |
| PITCHER | IP | WLS | BF | H | R | ER | SO | BB | IBB | HBP | BLK | WP | HR | S | P | ERA | WHIP | | | | | | | | |
| 44 Casey Janssen, R (1, 1) ERA: 1.69 | 0.1 | L | 4 | 1 | 0 | 0 | 0 | 2 | 0 | 0 | 0 | 0 | 0 | 17 | 17 | 13.50 | 2.250 | | | | | | | | |
| 78 Brian Burres, L (1, 1) ERA: 7.37 | 2.2 | L | 13 | 6 | 4 | 4 | 2 | 0 | 0 | 0 | 0 | 0 | 0 | 17 | 17 | 13.50 | 2.250 | | | | | | | | |
| 25 David Purcey, L (4, 1) ERA: 1.59 | 4.1 | | 21 | 7 | 3 | 2 | 3 | 1 | 0 | 0 | 0 | 0 | 1 | 26 | 32 | 4.15 | 1.846 | | | | | | | | |
| 78 Nathan Stamer, L (8, 1) ERA | 0.2 | | 2 | 0 | 0 | 0 | 1 | 0 | 0 | 0 | 0 | 0 | 0 | 4 | 4 | 0.00 | 0.000 | | | | | | | | |

| | |
|-----|----|
| AB | 37 |
| R | 7 |
| H | 14 |
| RBI | 7 |
| BB | 3 |
| SO | 6 |
| LOB | 22 |



| Batter | 1 | 2 | 3 | 4 | 5 | 6 | 7 | 8 | 9 | AB | R | H | RBI | BB | SO | LOB | TOP | | | | | | | | | | | | | | | | | | | | | | |
|---|------------------------------|---------------------------------|------------------------------|----------------------------------|------------------------------|---------------------------------|------------------------------|---------------------------------|------------------------------|---------------------------------|------------------------------|---------------------------------|------------------------------|----------------------------------|------------------------------|---------------------------------|--|------------------------------------|----------------------------------|--------|----|---|---|----|----|----|-----|-----|-----|----|----|---|---|-----|------|--|--|--|--|
| 11 Brett Gardner, L OBP: 0.439, SLG: 0.730 60 Todd Linden, S OBP: 0.174, SLG: 0.238 | 0-0 1B | | G4-3 | | F9 | | | HR | G4-3 | 3 | 0 | 1 | 0 | 0 | 0 | 0 | | | | | | | | | | | | | | | | | | | | | | | |
| 24 Robinson Cano, L OBP: 0.500, SLG: 0.727 73 Doug Bernier, R OBP: 0.370, SLG: 0.227 | 0-0 F7 | | | | | K | | 86 SH5-4 72 1B 75 SF9 | | 3 | 0 | 1 | 0 | 0 | 1 | 1 | | | | | | | | | | | | | | | | | | | | | | | |
| 25 Mark Teixeira, S OBP: 0.455, SLG: 0.621 72 Juan Miranda, L OBP: 0.297, SLG: 0.364 | 0-1 G5-3 | | F7 | | | HR | | 86 SH5-4 | 1B | 3 | 1 | 1 | 1 | 0 | 0 | 2 | | | | | | | | | | | | | | | | | | | | | | | |
| 55 Hideki Matsui, L OBP: 0.407, SLG: 0.500 86 P.J. Pillittere, R OBP: 0.500, SLG: 0.500 | 0-0 F8 | | F7 | | | L6 | | | SH5-4 | 3 | 0 | 0 | 0 | 0 | 2 | 0 | | | | | | | | | | | | | | | | | | | | | | | |
| 26 José Molina, R OBP: 0.361, SLG: 0.333 75 Francisco Cervelli, R OBP: 0.167, SLG: 0.152 | | 0-0 F8 | | 17 G5-4-3 1B | | G6-3 | | | SF9 | 3 | 0 | 1 | 0 | 0 | 0 | 0 | | | | | | | | | | | | | | | | | | | | | | | |
| 17 Shelley Duncan, R OBP: 0.467, SLG: 0.704 Seth Fortenberry, L | | 0-0 | | G5-4-3 | | | G5-3 | 3H | F7 | 3 | 0 | 1 | 0 | 0 | 1 | 1 | | | | | | | | | | | | | | | | | | | | | | | |
| 82 Austin Jackson, R OBP: 0.361, SLG: 0.515 | | 0-3 K | | G3 | | | K | | HR | 4 | 1 | 1 | 1 | 0 | 2 | 1 | AB 33 R 4 H 9 RBI 4 BB 1 SO 3 LOB 11 | | | | | | | | | | | | | | | | | | | | | | |
| 92 Eduardo Núñez, R OBP: 0.500, SLG: 0.625 | | 4-0 90 FC5-4 BB | | G5-3 | | | | | G5-3 | 2 | 0 | 0 | 0 | 1 | 0 | 0 | | | | | | | | | | | | | | | | | | | | | | | |
| 90 Ramiro Pena, S OBP: 0.310, SLG: 0.359 74 Justin Leone, R OBP: 0.206, SLG: 0.281 | | 0-0 FC5-4 | | F9 | | | P6 | | G5-3 | 2 | 0 | 0 | 0 | 0 | 2 | 1 | | | | | | | | | | | | | | | | | | | | | | | |
| Inning Stats | R: 0 E: 0 K: 0 S: 5 | H: 1 LOB: 1 BB: 0 P: 5 | R: 0 E: 0 K: 1 S: 6 | H: 1 LOB: 2 BB: 1 P: 10 | R: 0 E: 0 K: 0 S: 4 | H: 1 LOB: 1 BB: 0 P: 4 | R: 0 E: 0 K: 0 S: 3 | H: 1 LOB: 0 BB: 0 P: 3 | R: 1 E: 0 K: 1 S: 6 | H: 1 LOB: 0 BB: 0 P: 7 | R: 0 E: 0 K: 1 S: 5 | H: 0 LOB: 1 BB: 0 P: 6 | R: 2 E: 0 K: 0 S: 7 | H: 3 LOB: 1 BB: 0 P: 10 | R: 1 E: 0 K: 0 S: 6 | H: 1 LOB: 0 BB: 0 P: 9 | 1B: 5 2B: 1 3B: 0 HR: 3 | SF: 1 SAC: 1 DP: 1 HBP: 1 | WP: 0 PB: 0 SB: 1 CS: 0 | PA: 37 | | | | | | | | | | | | | | | | | | | |
| PITCHER | IP | WLS | BF | H | R | ER | SO | BB | IBB | HBP | BLK | WP | HR | S | P | ERA | WHIP | PITCHER | IP | WLS | BF | H | R | ER | SO | BB | IBB | HBP | BLK | WP | HR | S | P | ERA | WHIP | | | | |
| 15 Glen Perkins, L ERA: 2.25 | 5.0 | | 19 | 4 | 0 | 0 | 1 | 1 | 0 | 0 | 0 | 0 | 0 | 21 | 25 | 0.00 | 1.000 | | | | | | | | | | | | | | | | | | | | | | |
| 36 Joe Nathan, R ERA: 5.4 | 1.0 | H | 4 | 1 | 1 | 1 | 1 | 0 | 0 | 0 | 0 | 0 | 1 | 6 | 7 | 9.00 | 1.000 | | | | | | | | | | | | | | | | | | | | | | |
| 18 Luis Ayala, R ERA: 5.4 | 1.0 | H | 4 | 0 | 0 | 0 | 1 | 0 | 0 | 1 | 0 | 0 | 0 | 5 | 6 | 0.00 | 0.000 | | | | | | | | | | | | | | | | | | | | | | |
| 50 Jose Mijares, L ERA: 11.37 | 1.0 | L | 6 | 3 | 2 | 2 | 0 | 0 | 0 | 0 | 0 | 0 | 1 | 7 | 10 | 18.00 | 3.000 | | | | | | | | | | | | | | | | | | | | | | |
| 37 Jason Jones, R ERA: 2.7 | 1.0 | | 4 | 1 | 1 | 1 | 0 | 0 | 0 | 0 | 0 | 0 | 1 | 6 | 9 | 9.00 | 1.000 | | | | | | | | | | | | | | | | | | | | | | |

New York Yankees @ Minnesota Twins
Hammond Stadium, Fort Myers, FL
Fri Mar 20 2009, 1:05 PM EDT
Att: 8,112 - Partly Cloudy - 77 F

livebaseballscores.com

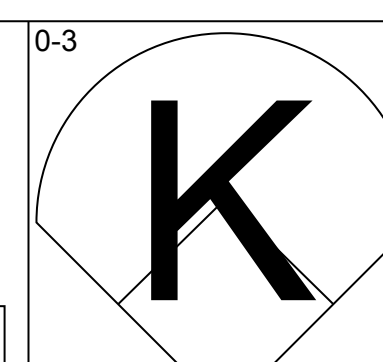
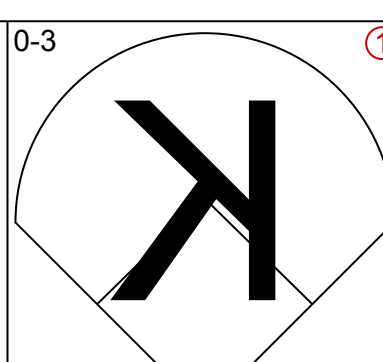
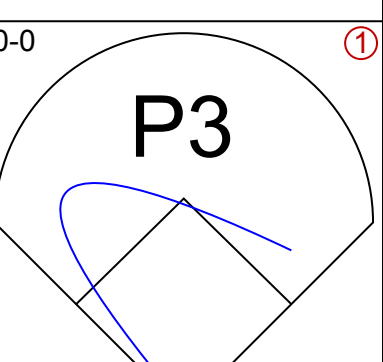
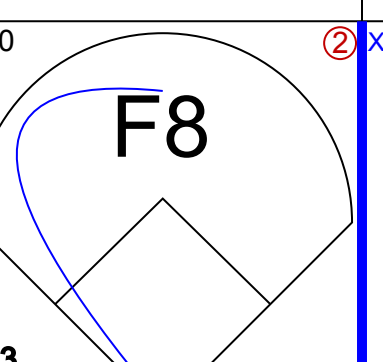
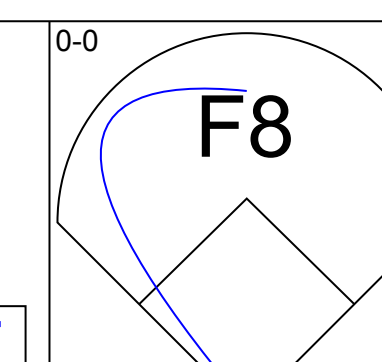
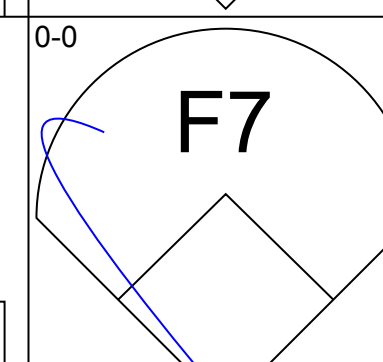
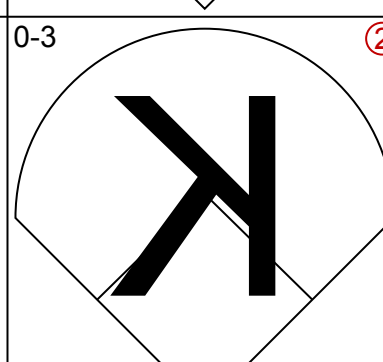
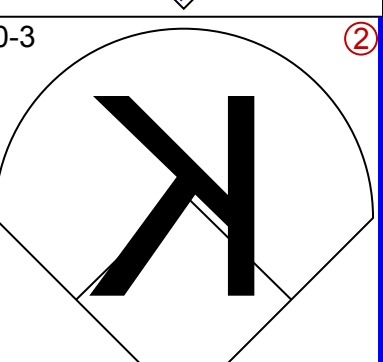
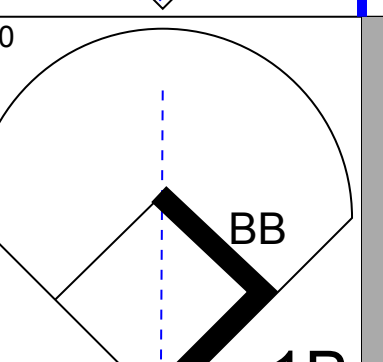
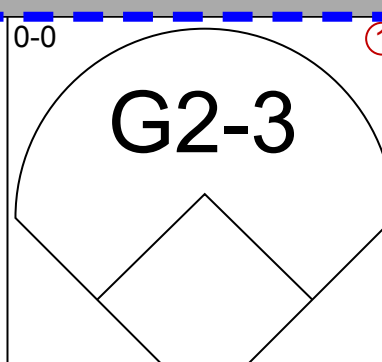
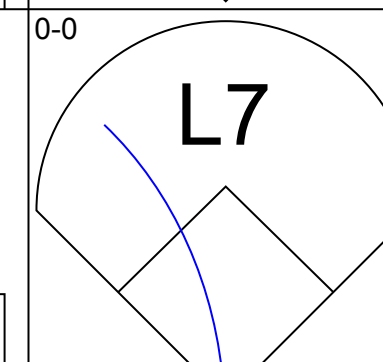
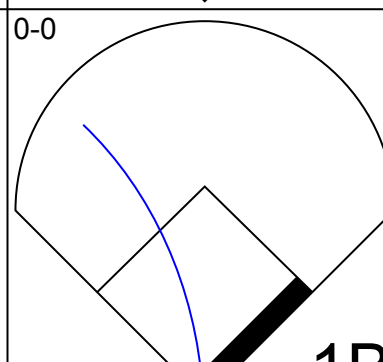
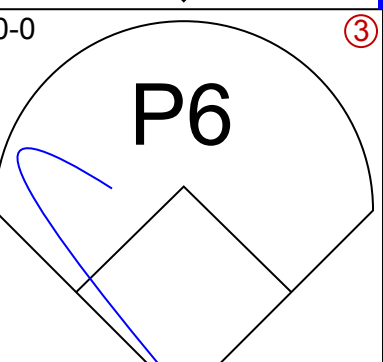
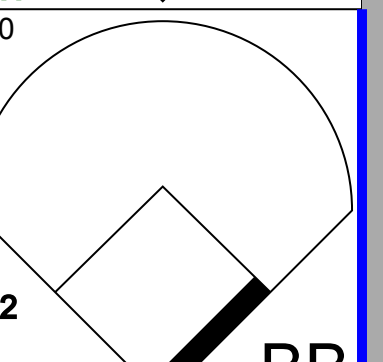
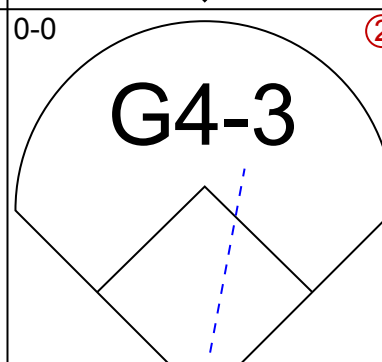
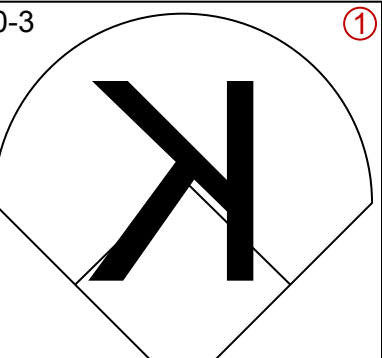
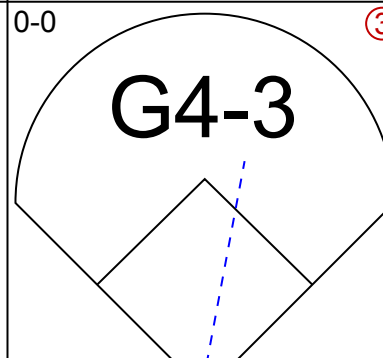
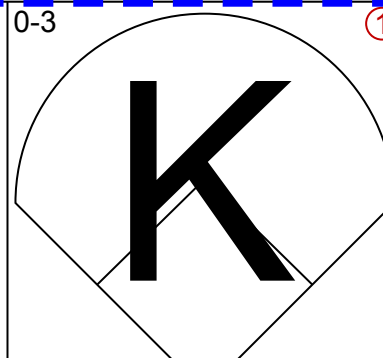

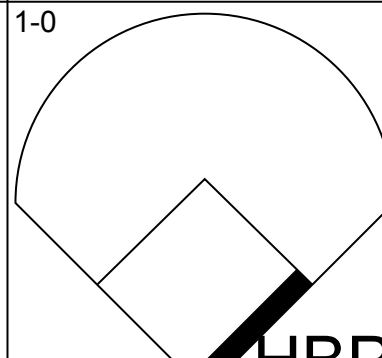
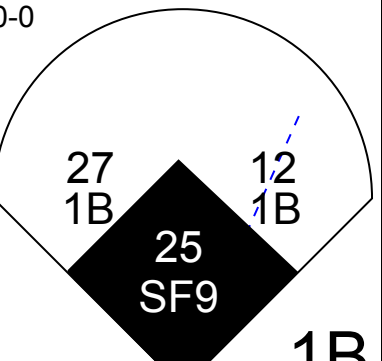
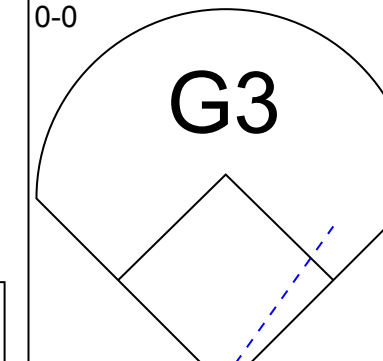
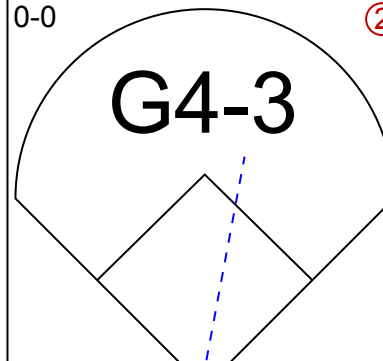
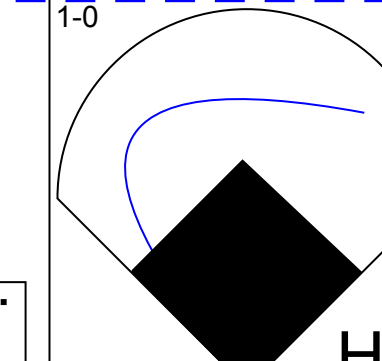
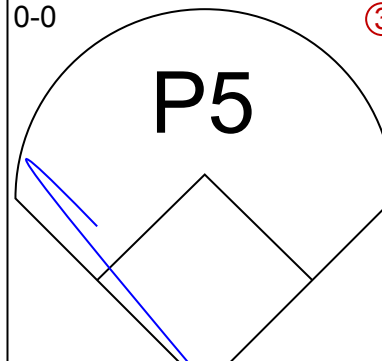
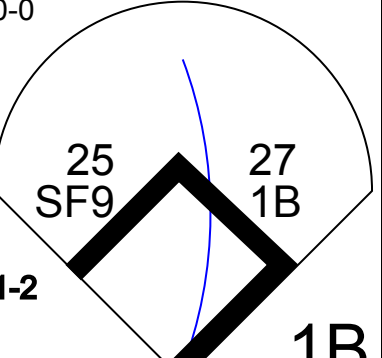
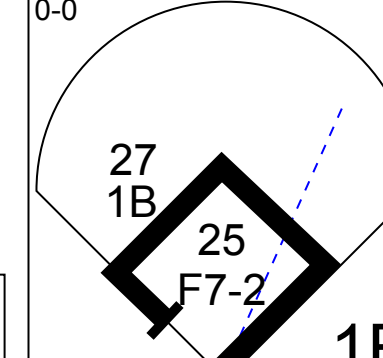
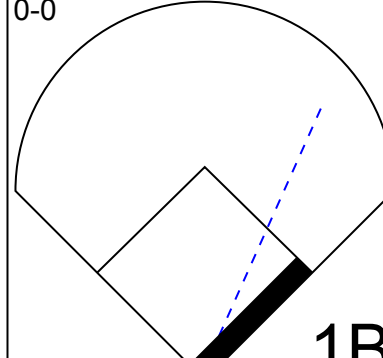
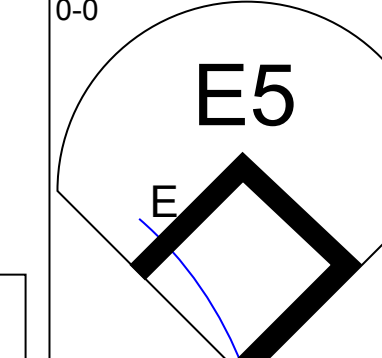
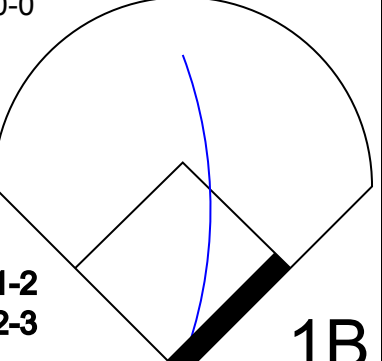
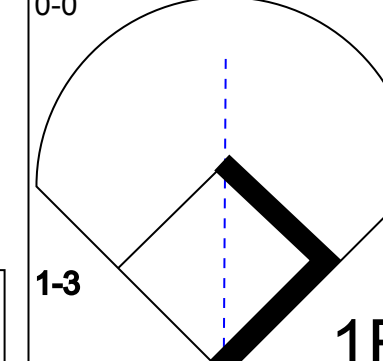
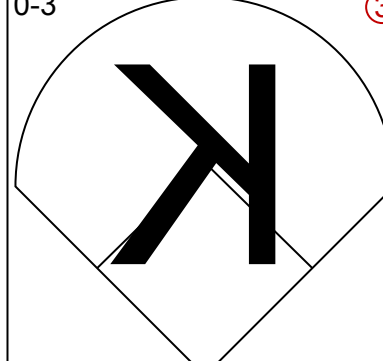
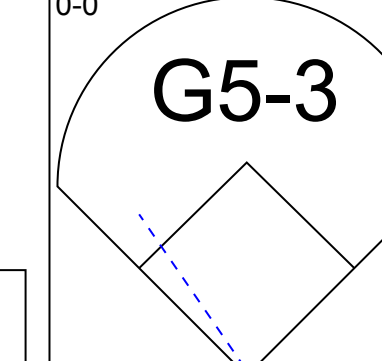
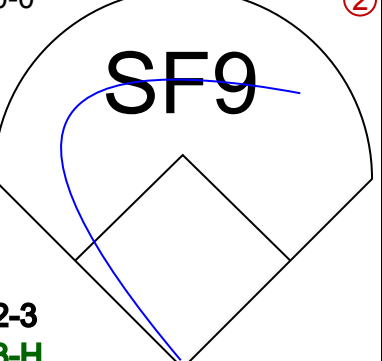
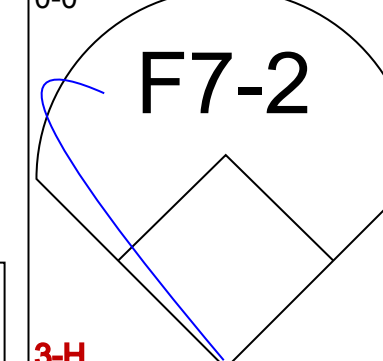
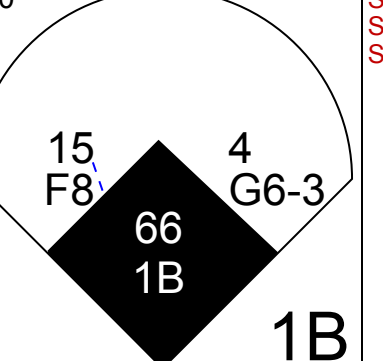
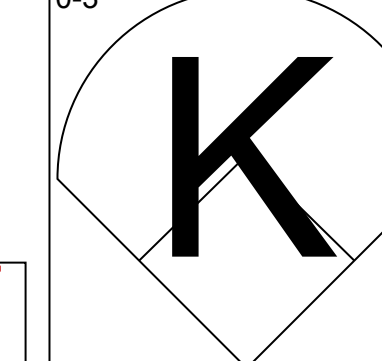
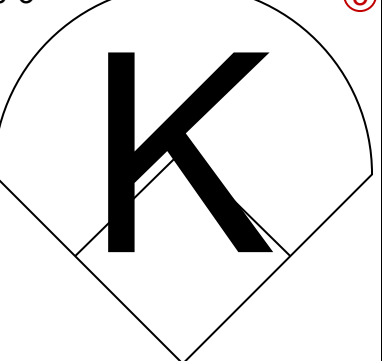
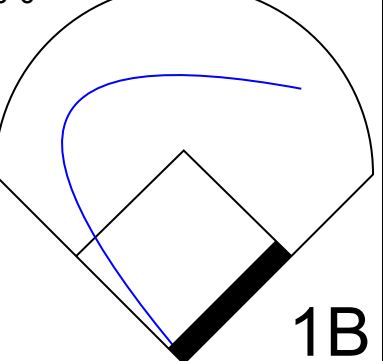
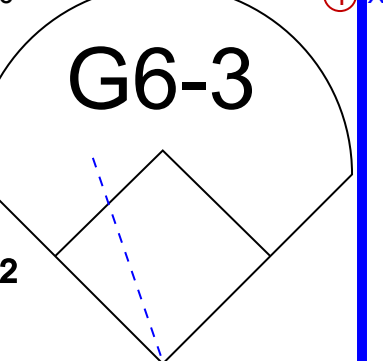
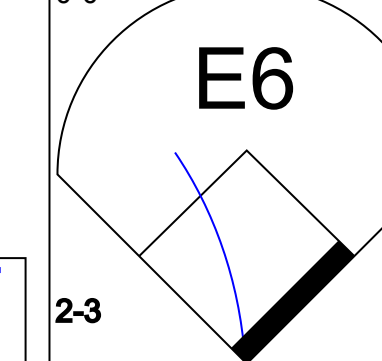


| Batter | 1 | 2 | 3 | 4 | 5 | 6 | 7 | 8 | 9 | AB | R | H | RBI | BB | SO | LOB | BOTTOM | | | | | | | | | | | | | | | | | | | | | |
|---|------------------------------|---------------------------------|------------------------------|---------------------------------|------------------------------|---------------------------------|------------------------------|---------------------------------|------------------------------|---------------------------------|------------------------------|---------------------------------|------------------------------|----------------------------------|------------------------------|----------------------------------|----------------------------------|------------------------------------|----------------------------------|--------|----|---|---|----|----|----|-----|-----|-----|----|----|---|---|-----|------|--|--|--|
| 2 Denard Span, L OBP: 0.239, SLG: 0.286 | 0-0 G6-3 | | G3-6 | | G3 | | F8 | | G6-4-3 | 5 | 0 | 0 | 0 | 0 | 0 | 6 | | | | | | | | | | | | | | | | | | | | | | |
| 25 Alexi Casilla, S OBP: 0.483, SLG: 0.500 | 4-0 16 G5-4-3 BB | | | B5 | | F8 | | K | | 3 | 0 | 0 | 0 | 1 | 1 | 0 | | | | | | | | | | | | | | | | | | | | | | |
| 16 Jason Kubel, L OBP: 0.424, SLG: 0.500 23 Brendan Harris, R OBP: 0.394, SLG: 0.296 | 0-0 G5-4-3 | | | F7 | | G3-1 | | 72 S BB | | 3 | 0 | 0 | 0 | 0 | 1 | 0 | | | | | | | | | | | | | | | | | | | | | | |
| 32 Brian Buscher, L OBP: 0.424, SLG: 0.536 72 Brock Peterson, R OBP: 0.333, SLG: 0.526 | | 0-0 G4-3 | | 24 FC6-4 1B | | 24 1B BB | | K | | 2 | 0 | 1 | 0 | 1 | 0 | 0 | | | | | | | | | | | | | | | | | | | | | | |
| 24 Joe Crede, R OBP: 0.222, SLG: 0.294 57 Luke Hughes, R OBP: 0.400, SLG: 0.400 | | 0-0 G4-3 | | FC6-4 | | | 1B | F9 | | 3 | 0 | 1 | 0 | 0 | 1 | 1 | | | | | | | | | | | | | | | | | | | | | | |
| 21 Delmon Young, R OBP: 0.385, SLG: 0.595 31 Luis Matos, R OBP: 0.217, SLG: 0.190 | | 0-0 G6-3 | | | G6-3 | | G3 | | K | 3 | 0 | 0 | 0 | 0 | 2 | 1 | | | | | | | | | | | | | | | | | | | | | | |
| 22 Carlos Gómez, R OBP: 0.350, SLG: 0.667 78 Alejandro Machado, S OBP: 0.267, SLG: 0.231 | | | F9 | | | P6 | | 20 BB 80 1B | BB | 3 | 1 | 1 | 0 | 0 | 0 | 0 | | | | | | | | | | | | | | | | | | | | | | |
| 55 Mike Redmond, R OBP: 0.345, SLG: 0.385 80 Jeff Christy, R OBP: 0.750, SLG: 0.667 | | 0-0 | | | G5-3 | | | | | 2 | 1 | 1 | 1 | 1 | 0 | 0 | | | | | | | | | | | | | | | | | | | | | | |
| 27 Matt Macri, R OBP: 0.208, SLG: 0.217 | | | 8 1B | | | 2H | | 2 WP BB | 1B | 0 | 0 | 0 | 0 | 0 | 0 | 0 | | | | | | | | | | | | | | | | | | | | | | |
| 8 Nick Punto, S OBP: 0.231, SLG: 0.308 20 Matt Tolbert, S OBP: 0.268, SLG: 0.229 | | 0-0 | | 2 G3-6 1B | | | 2B | F7 | | 3 | 0 | 2 | 1 | 0 | 0 | 1 | | | | | | | | | | | | | | | | | | | | | | |
| Inning Stats | R: 0 E: 0 K: 0 S: 2 | H: 0 LOB: 0 BB: 1 P: 6 | R: 0 E: 0 K: 0 S: 3 | H: 0 LOB: 0 BB: 0 P: 3 | R: 1 E: 0 K: 0 S: 4 | H: 2 LOB: 0 BB: 0 P: 4 | R: 0 E: 0 K: 0 S: 4 | H: 1 LOB: 1 BB: 0 P: 4 | R: 1 E: 0 K: 0 S: 6 | H: 2 LOB: 1 BB: 0 P: 6 | R: 0 E: 0 K: 0 S: 5 | H: 0 LOB: 2 BB: 1 P: 9 | R: 0 E: 0 K: 2 S: 7 | H: 0 LOB: 1 BB: 1 P: 11 | R: 0 E: 0 K: 1 S: 5 | H: 1 LOB: 3 BB: 2 P: 13 | 1B: 4 2B: 3 3B: 0 HR: 0 | SF: 0 SAC: 0 DP: 3 HBP: 0 | WP: 1 PB: 0 SB: 2 CS: 0 | PA: 37 | | | | | | | | | | | | | | | | | | |
| PITCHER | IP | WLS | BF | H | R | ER | SO | BB | IBB | HBP | BLK | WP | HR | S | P | ERA | WHIP | PITCHER | IP | WLS | BF | H | R | ER | SO | BB | IBB | HBP | BLK | WP | HR | S | P | ERA | WHIP | | | |
| 65 Phil Hughes, R ERA: 3.38 | 4.1 | | 15 | 3 | 1 | 1 | 0 | 1 | 0 | 0 | 0 | 0 | 0 | 14 | 18 | 2.08 | 0.923 | | | | | | | | | | | | | | | | | | | | | |
| 45 Jason Johnson, R ERA: 3.38 | 1.2 | | 9 | 3 | 1 | 1 | 0 | 1 | 0 | 0 | 0 | 0 | 0 | 10 | 14 | 5.40 | 2.400 | | | | | | | | | | | | | | | | | | | | | |
| 67 Anthony Claggett, R ERA: 1.15 | 1.0 | W | 4 | 0 | 0 | 0 | 0 | 1 | 0 | 0 | 0 | 1 | 0 | 3 | 8 | 0.00 | 1.000 | | | | | | | | | | | | | | | | | | | | | |
| 30 David Robertson, R ERA: 1.35 | 1.1 | H | 5 | 0 | 0 | 0 | 3 | 1 | 0 | 0 | 0 | 0 | 0 | 10 | 14 | 0.00 | 0.750 | | | | | | | | | | | | | | | | | | | | | |
| 29 Kei Igawa, L ERA: | 0.2 | S | 4 | 1 | 0 | 0 | 0 | 2 | 0 | 0 | 0 | 0 | 0 | 2 | 10 | 0.00 | 4.500 | | | | | | | | | | | | | | | | | | | | | |

New York Yankees @ Minnesota Twins
Hammond Stadium, Fort Myers, FL
Fri Mar 20 2009, 1:05 PM EDT
Att: 8,112 - Partly Cloudy - 77 F


livebaseballscores.com

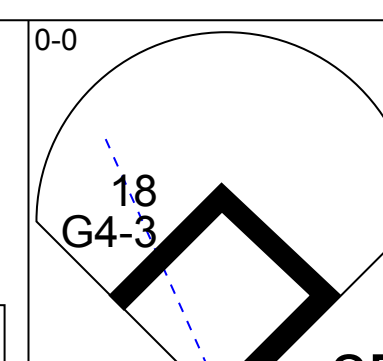
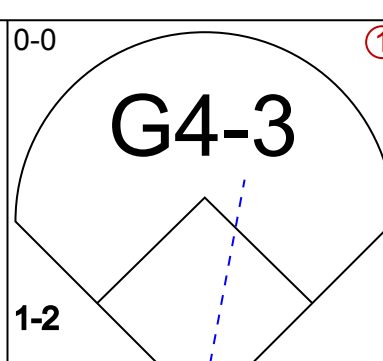
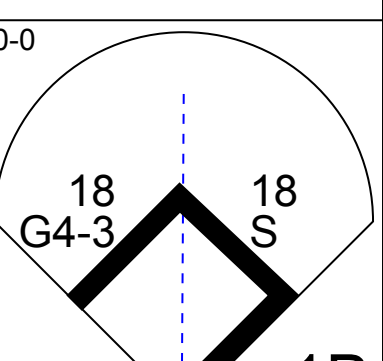
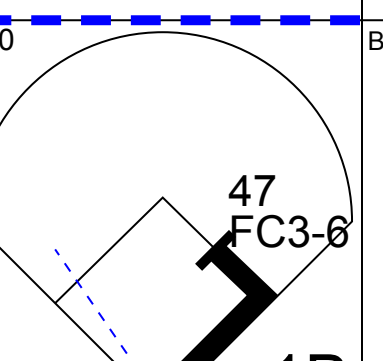
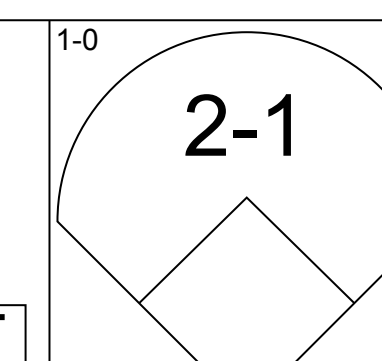
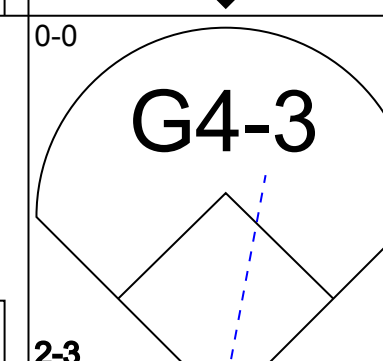
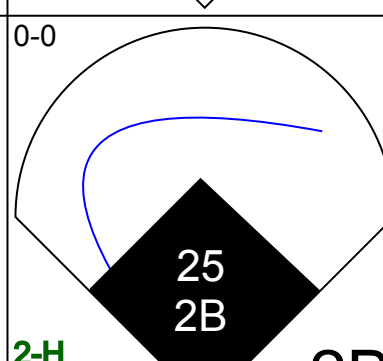
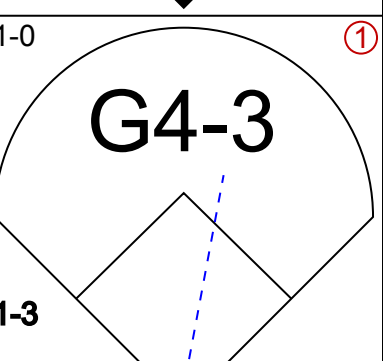
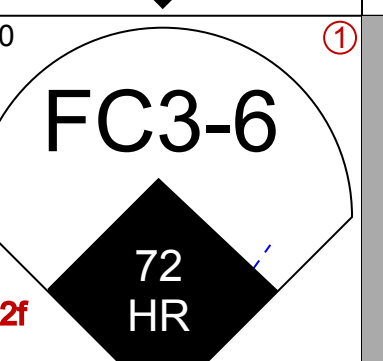
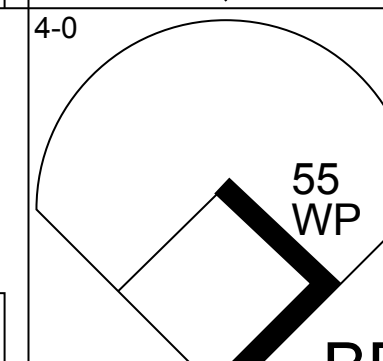
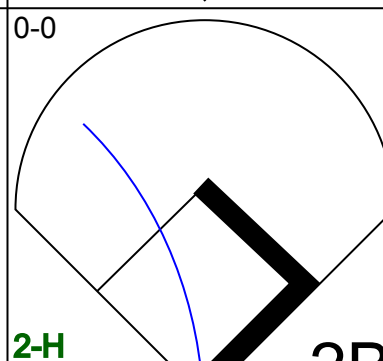
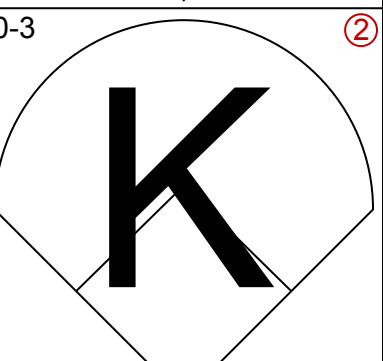
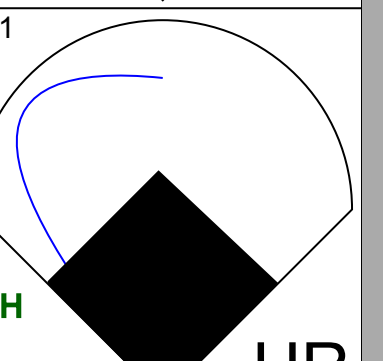
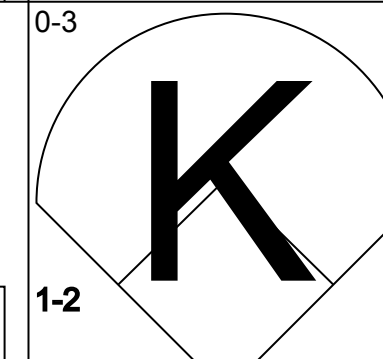
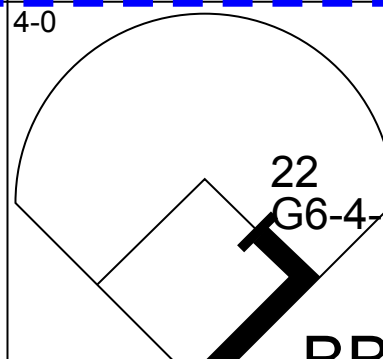
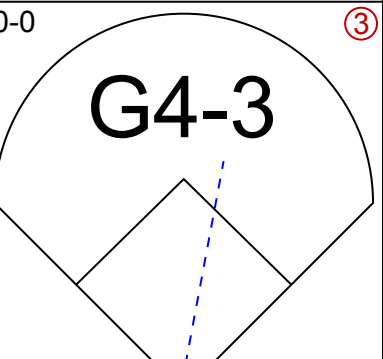
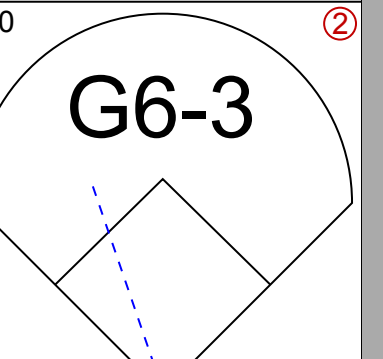
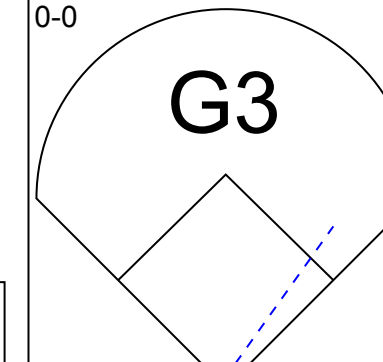
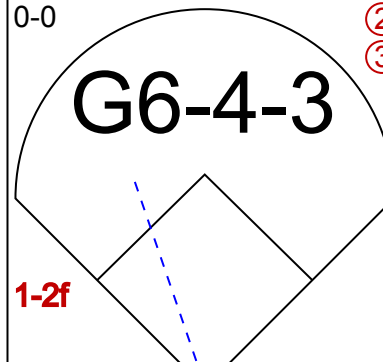
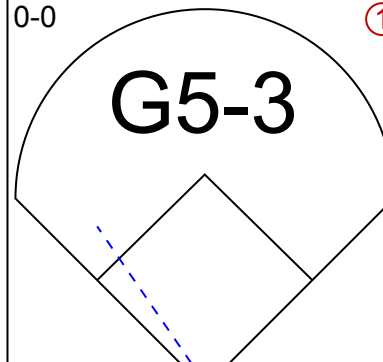
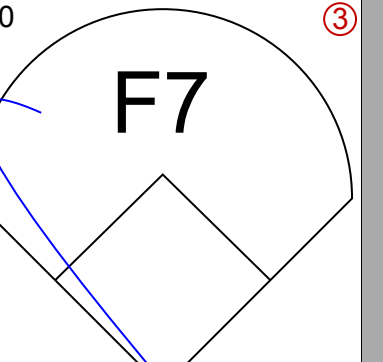
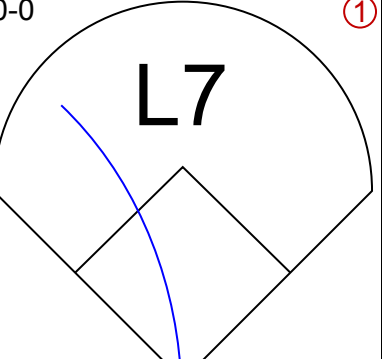
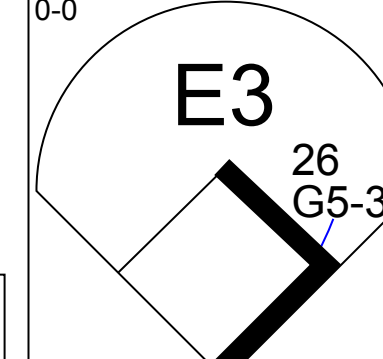
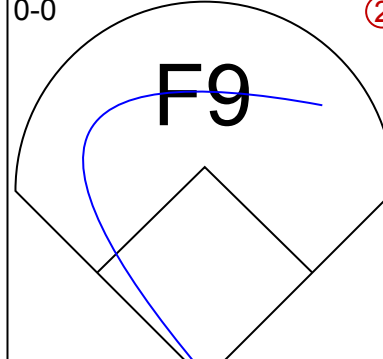
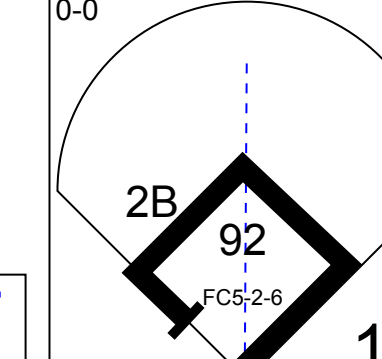
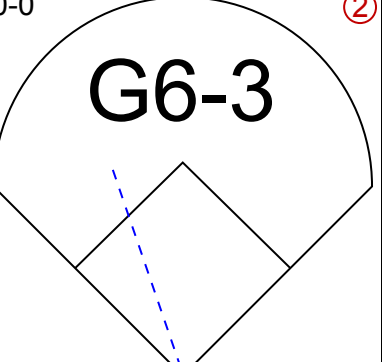
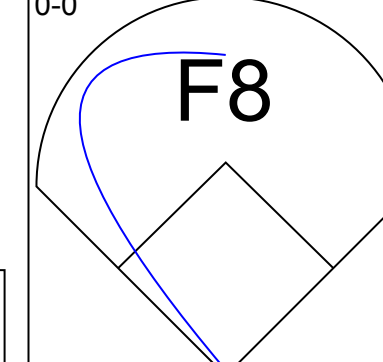
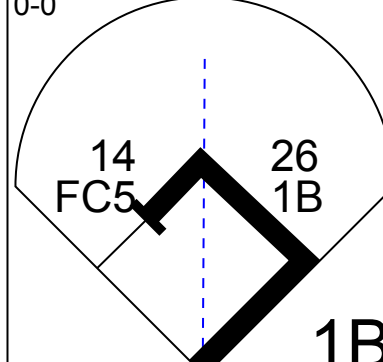
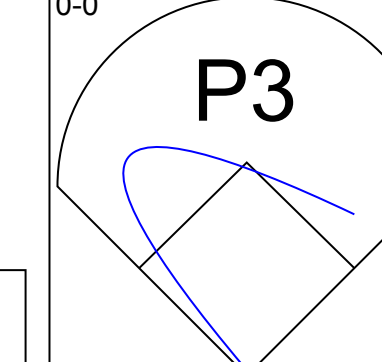
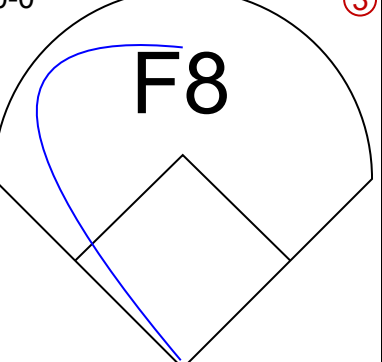
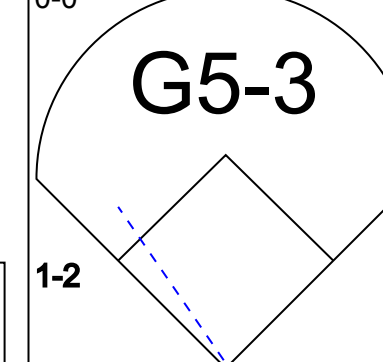
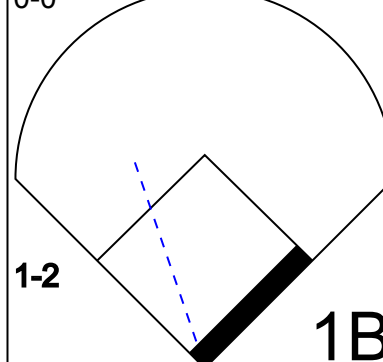
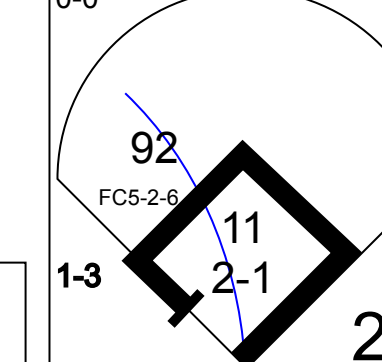
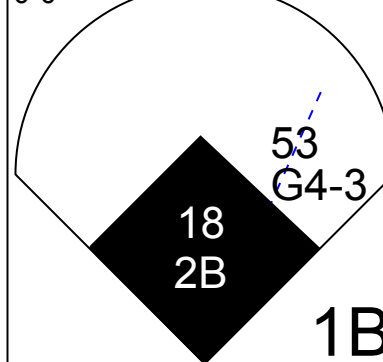
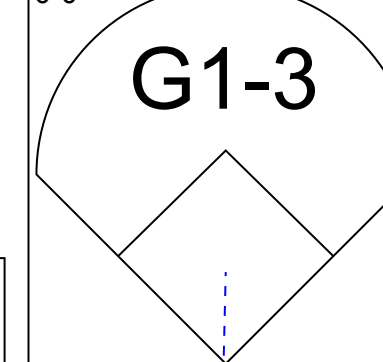
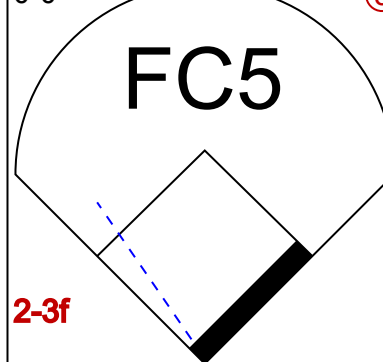
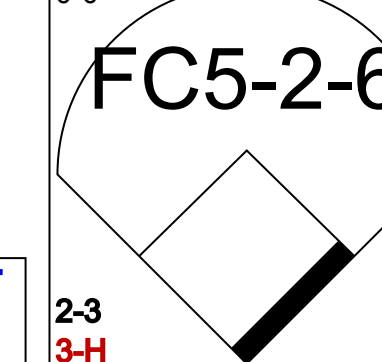


| Batter | 1 | 2 | 3 | 4 | 5 | 6 | 7 | 8 | 9 | AB | R | H | RBI | BB | SO | LOB | TOP | | | | |
|--|--|---|--|---|------------------------------|--|---|---|---|---------------------------------|------------------------------|---------------------------------|------------------------------|----------------------------------|------------------------------|---------------------------------|------------------------------|---------------------------------|-----------------------------------|------------------------------------|--|
| 15 Brandon Inge, R OBP: 0.364, SLG: 0.500 26 Mike Hessman, R OBP: 0.268, SLG: 0.395 |  | |  | | |  |  |  | | 4 | 0 | 0 | 0 | 0 | 2 | 2 | | | | | |
| 14 Placido Polanco, R OBP: 0.300, SLG: 0.295 66 Will Rhymes, L OBP: 0.263, SLG: 0.526 |  | |  | | |  |  1B | |  | 3 | 0 | 0 | 0 | 0 | 2 | 1 | | | | | |
| Gary Sheffield, R OBP: 0.458, SLG: 0.500 34 Clete Thomas, L OBP: 0.259, SLG: 0.348 |  | |  | | |  |  1-2 | |  | 3 | 0 | 1 | 0 | 1 | 0 | 1 | | | | | |
| 33 Marcus Thames, R OBP: 0.346, SLG: 0.565 60 Wilkin Ramirez, R OBP: 0.333, SLG: 0.458 | |  |  | | |  |  | |  | 3 | 0 | 0 | 0 | 0 | 2 | 1 | | | | | |
| 19 Jeff Larish, L OBP: 0.389, SLG: 0.533 | |  25 SF9 1B | |  | |  | |  |  | 5 | 2 | 2 | 1 | 0 | 0 | 1 | | | | | |
| 12 Gerald Laird, R OBP: 0.487, SLG: 0.679 61 Dane Sardinha, R OBP: 0.333, SLG: 0.333 Jeff Frazier, R |  27 1B 1B | |  25 F7-2 1B | | |  | |  | | 3 | 0 | 3 | 0 | 0 | 0 | 0 | | | | | |
| 27 Brent Clevlen, R OBP: 0.362, SLG: 0.390 |  1B | |  1B | | |  | |  | | 4 | 0 | 2 | 0 | 0 | 1 | 2 | | | | | |
| 25 Ryan Raburn, R OBP: 0.288, SLG: 0.209 63 Max St. Pierre, R OBP: 0.375, SLG: 0.286 |  | |  | | | |  4 G6-3 66 1B 1B |  | | 3 | 1 | 1 | 1 | 0 | 1 | 3 | | | | | |
| 4 Adam Everett, R OBP: 0.244, SLG: 0.350 Brent Dlugach, R |  | | | | |  |  |  | | 3 | 0 | 1 | 0 | 0 | 1 | 3 | | | | | |
| Inning Stats | R: 0 E: 0 K: 1 S: 5 | H: 0 LOB: 0 BB: 0 P: 5 | R: 1 E: 0 K: 2 S: 10 | H: 3 LOB: 2 BB: 0 P: 10 | R: 0 E: 0 K: 2 S: 8 | H: 1 LOB: 1 BB: 0 P: 8 | R: 0 E: 0 K: 0 S: 4 | H: 2 LOB: 1 BB: 0 P: 4 | R: 0 E: 0 K: 1 S: 6 | H: 1 LOB: 1 BB: 0 P: 6 | R: 0 E: 0 K: 2 S: 8 | H: 1 LOB: 1 BB: 1 P: 8 | R: 1 E: 0 K: 1 S: 7 | H: 2 LOB: 2 BB: 1 P: 11 | R: 1 E: 2 K: 1 S: 8 | H: 1 LOB: 3 BB: 0 P: 9 | R: 0 E: 0 K: 0 S: 3 | H: 0 LOB: 1 BB: 0 P: 4 | 1B: 10 2B: 1 3B: 0 HR: 1 | SF: 1 SAC: 0 DP: 1 HBP: 1 | WP: 0 PA: 41 PB: 0 SB: 0 CS: 0 |
| PITCHER | IP | WLS | BF | H | R | ER | SO | BB | IBB | HBP | BLK | WP | HR | S | P | ERA | WHIP | | | | |
| 62 Joba Chamberlain, R ERA: 3.48 63 Jonathan Albaladejo, R ERA: 1.08 42 Mariano Rivera, R ERA: 36 Edwar Ramirez, R ERA: 2.25 41 Jose Veras, R ERA: 2.57 | 3.1 | 14 | 4 | 1 | 1 | 5 | 0 | 0 | 0 | 0 | 0 | 0 | 0 | 24 | 24 | 2.70 | 1.200 | | | | |
| PITCHER | IP | WLS | BF | H | R | ER | SO | BB | IBB | HBP | BLK | WP | HR | S | P | ERA | WHIP | | | | |
| Zach Kroenke, L ERA: 31.5 | 1.0 | 4 | 0 | 0 | 0 | 0 | 0 | 0 | 0 | 1 | 0 | 0 | 0 | 3 | 4 | 0.00 | 0.000 | | | | |

Detroit Tigers @ New York Yankees
George M. Steinbrenner Field, Tampa, FL
Sat Mar 21 2009, 1:15 PM EDT
Att: 10,803 - Partly Cloudy - 77 F


AB 38
R 3
H 11
RBI 3
BB 1
SO 10
LOB 20



| Batter | 1 | 2 | 3 | 4 | 5 | 6 | 7 | 8 | 9 | AB | R | H | RBI | BB | SO | LOB | BOTTOM | | | | |
|---|---|----------------------------------|--|--|--|--|--|---|------------------------------|---------------------------------|------------------------------|---------------------------------|------------------------------|---------------------------------|------------------------------|---------------------------------|----------------------------------|------------------------------------|--|--|--|
| 53 Melky Cabrera, S OBP: 0.364, SLG: 0.410 11 Brett Gardner, L OBP: 0.452, SLG: 0.737 |  2B | |  | |  18 S 1B | |  1B |  | | 3 | 0 | 2 | 0 | 0 | 0 | 1 | | | | | |
| 18 Johnny Damon, L OBP: 0.349, SLG: 0.462 47 John Rodriguez, L OBP: 0.458, SLG: 0.474 |  | |  2B | |  | |  1-2 HR | | | 3 | 1 | 1 | 1 | 0 | 0 | 2 | | | | | |
| 25 Mark Teixeira, S OBP: 0.472, SLG: 0.645 72 Juan Miranda, L OBP: 0.316, SLG: 0.471 |  BB | |  | |  | |  | | | 2 | 0 | 1 | 1 | 1 | 1 | 1 | | | | | |
| 55 Hideki Matsui, L OBP: 0.400, SLG: 0.458 17 Shelley Duncan, R OBP: 0.452, SLG: 0.679 |  | |  BB | |  | |  | | | 2 | 0 | 0 | 0 | 1 | 1 | 3 | | | | | |
| 22 Xavier Nady, R OBP: 0.282, SLG: 0.526 60 Todd Linden, S OBP: 0.167, SLG: 0.227 |  | |  | | |  |  | | | 3 | 0 | 0 | 0 | 0 | 0 | 4 | | | | | |
| 24 Robinson Cano, L OBP: 0.444, SLG: 0.640 73 Doug Bernier, R OBP: 0.393, SLG: 0.261 |  | | |  26 G5-3 | |  | |  92 FC3-6 1B | | 3 | 0 | 0 | 0 | 0 | 0 | 0 | | | | | |
| 12 Cody Ransom, R OBP: 0.389, SLG: 0.444 74 Justin Leone, R OBP: 0.200, SLG: 0.273 |  | | |  | |  26 1B 1B | |  | | 3 | 0 | 1 | 0 | 0 | 0 | 1 | | | | | |
| 26 José Molina, R OBP: 0.359, SLG: 0.333 Francisco Cervelli, R OBP: 0.231, SLG: 0.333 |  | | |  | |  | |  11 2-1 2B | | 3 | 0 | 1 | 0 | 0 | 0 | 1 | | | | | |
| 14 Angel Berroa, R OBP: 0.422, SLG: 0.659 92 Eduardo Núñez, R OBP: 0.483, SLG: 0.600 | | |  53 G4-3 1B | |  | |  |  | | 3 | 1 | 1 | 0 | 0 | 0 | 3 | | | | | |
| Inning Stats | R: 0 E: 0 K: 1 S: 6 | H: 1 LOB: 2 BB: 1 P: 10 | R: 0 E: 0 K: 0 S: 3 | H: 0 LOB: 0 BB: 0 P: 3 | R: 2 E: 0 K: 0 S: 5 | H: 3 LOB: 1 BB: 1 P: 9 | R: 0 E: 1 K: 0 S: 4 | H: 0 LOB: 1 BB: 0 P: 4 | R: 0 E: 0 K: 1 S: 6 | H: 1 LOB: 1 BB: 0 P: 7 | R: 0 E: 0 K: 0 S: 5 | H: 2 LOB: 2 BB: 0 P: 5 | R: 2 E: 0 K: 0 S: 6 | H: 2 LOB: 0 BB: 0 P: 6 | R: 0 E: 0 K: 0 S: 4 | H: 2 LOB: 2 BB: 0 P: 5 | 1B: 6 2B: 4 3B: 0 HR: 1 | SF: 0 SAC: 0 DP: 1 HBP: 0 | WP: 1 PA: 36 PB: 0 SB: 1 CS: 0 | | |
| PITCHER | IP | WLS | BF | H | R | ER | SO | BB | IBB | HBP | BLK | WP | HR | S | P | ERA | WHIP | | | | |
| 48 Rick Porcello, R ERA: 4.26 50 Clay Rapada, L ERA: 31 Zach Miner, R ERA: 7.88 56 Fernando Rodney, R ERA: 4.5 49 Eddie Bonine, R ERA: 0.9 | 2.1 | 3 | 0 | 0 | 0 | 0 | 1 | 0 | 0 | 0 | 0 | 0 | 0 | 2 | 6 | 0.00 | 1.500 | | | | |
| PITCHER | IP | WLS | BF | H | R | ER | SO | BB | IBB | HBP | BLK | WP | HR | S | P | ERA | WHIP | | | | |
| | 3.0 | 12 | 3 | 0 | 0 | 1 | 0 | 0 | 0 | 0 | 0 | 0 | 0 | 14 | 15 | 0.00 | 1.000 | | | | |
| | 1.0 | L | 5 | 2 | 2 | 2 | 0 | 0 | 0 | 0 | 0 | 0 | 1 | 6 | 6 | 18.00 | 2.000 | | | | |
| | 1.0 | | 5 | 2 | 0 | 0 | 0 | 0 | 0 | 0 | 0 | 0 | 0 | 4 | 5 | 0.00 | 2.000 | | | | |

Detroit Tigers @ New York Yankees
George M. Steinbrenner Field, Tampa, FL
Sat Mar 21 2009, 1:15 PM EDT
Att: 10,803 - Partly Cloudy - 77 F

AB 34
R 4
H 11
RBI 4
BB 2
SO 2
LOB 20



| Batter | 1 | 2 | 3 | 4 | 5 | 6 | 7 | 8 | 9 | AB | R | H | RBI | BB | SO | LOB | TOP | | | | |
|---|---------------------------------------|---------------------------------------|---------------------------------------|---------------------------------------|---------------------------------------|---------------------------------------|---------------------------------------|---------------------------------------|---------------------------------------|---------------------------------------|---------------------------------------|---------------------------------------|---------------------------------------|---------------------------------------|---------------------------------------|---------------------------------------|---|----------------------------------|------------------------------------|----------------------------------|--------|
| 11 Brett Gardner, L (1,8) OBP: 0.467, SLG: 0.725 82 Austin Jackson, R (7,8) OBP: 0.378, SLG: 0.588 | 3-1 22 CS 1B | | 4-1 53 1B BB | | | 0-0 G6-3 | | 0-0 3B | | 2 | 0 | 1 | 0 | 1 | 0 | 0 | New York Yankees @ Tampa Bay Rays Charlotte County Stadium, Port Charlotte, FL Sun Mar 22 2009, 1:05 PM EDT Att: 7,621 - Sunny - 77 F | | | | |
| 53 Melky Cabrera, S (1,7) OBP: 0.383, SLG: 0.415 60 Todd Linden, S (6,7) OBP: 0.160, SLG: 0.217 | 1-2 SAFE L6 | | 1-2 SAFE 1B | | | 2-0 HBP | | 3-3 K | | 2 | 0 | 1 | 0 | 0 | 0 | 1 | | | | | |
| 22 Xavier Nady, R (1,9) OBP: 0.469, SLG: 0.679 17 Shelley Duncan, R (7,9) OBP: 0.469, SLG: 0.679 | 3-3 K | | 3-2 P6 | | | 0-0 F7 | | 4-1 72 BB BB | | 3 | 0 | 0 | 0 | 0 | 1 | 4 | | | | | |
| 33 Nick Swisher, S (1,3) OBP: 0.409, SLG: 0.324 72 Juan Miranda, L (7,3) OBP: 0.333, SLG: 0.471 | | 4-2 24 1B BB | | 1-3 K | | 0-0 G4-3 | | 4-2 BB | | 2 | 0 | 0 | 0 | 1 | 1 | 1 | | | | | |
| 24 Robinson Canó, L (1,10) OBP: 0.467, SLG: 0.643 81 Kyle Anson, S (8,PH) OBP: 0.182, SLG: 0.200 | 1-1 14 G6-4-3 1B | | 3-2 G1-3 | | | 0-0 G3 | | 0-0 F9 | | 3 | 0 | 2 | 0 | 0 | 0 | 0 | | | | | |
| 12 Cody Ransom, R (1,4) OBP: 0.365, SLG: 0.417 73 Doug Bernier, R (7,4) OBP: 0.379, SLG: 0.250 | 2-3 K | | 0-0 G3 | | | 0-0 F8 | | 0-0 F8 | | 3 | 0 | 0 | 0 | 0 | 1 | 3 | | | | | |
| 14 Angel Berroa, R (1,5) OBP: 0.396, SLG: 0.617 74 Justin Leone, R (7,5) OBP: 0.194, SLG: 0.265 | 2-2 G6-4-3 | | 1-2 G3-1 | | | 0-0 F8 | | 0-3 K | | 3 | 0 | 0 | 0 | 0 | 0 | 3 | | | | | |
| 90 Ramiro Pena, S (1,6) OBP: 0.311, SLG: 0.357 92 Eduardo Núñez, R (7,6) OBP: 0.467, SLG: 0.577 | | | 1-2 G3-1 | | | 0-0 19 G5-4-3 1B | | 0-0 F9 | | 3 | 0 | 1 | 0 | 0 | 1 | 1 | | | | | |
| 19 Kevin Cash, R (1,2) OBP: 0.348, SLG: 0.455 86 P.J. Pillittere, R (7,2) OBP: 0.429, SLG: 0.429 | | | 1-3 K | | | 0-0 G5-4-3 | | 0-0 G3 | | 2 | 0 | 0 | 0 | 0 | 1 | 1 | | | | | |
| Inning Stats | R: 0 E: 0 K: 1 S: 9 | H: 1 LOB: 0 BB: 0 P: 16 | R: 0 E: 0 K: 1 S: 11 | H: 1 LOB: 1 BB: 1 P: 20 | R: 0 E: 0 K: 1 S: 16 | H: 1 LOB: 2 BB: 1 P: 26 | R: 0 E: 0 K: 1 S: 10 | H: 0 LOB: 0 BB: 0 P: 14 | R: 0 E: 0 K: 0 S: 3 | H: 1 LOB: 0 BB: 0 P: 3 | R: 0 E: 0 K: 1 S: 6 | H: 1 LOB: 1 BB: 0 P: 7 | R: 0 E: 0 K: 1 S: 11 | H: 1 LOB: 3 BB: 2 P: 22 | R: 0 E: 0 K: 1 S: 5 | H: 0 LOB: 0 BB: 0 P: 5 | | 1B: 5 2B: 0 3B: 1 HR: 0 | SF: 0 SAC: 0 DP: 2 HBP: 1 | WP: 1 PB: 0 SB: 0 CS: 1 | PA: 35 |
| PITCHER | IP WLS BF H R ER SO | IP WLS BF H R ER SO | IP WLS BF H R ER SO | IP WLS BF H R ER SO | IP WLS BF H R ER SO | IP WLS BF H R ER SO | IP WLS BF H R ER SO | IP WLS BF H R ER SO | IP WLS BF H R ER SO | IP WLS BF H R ER SO | IP WLS BF H R ER SO | IP WLS BF H R ER SO | IP WLS BF H R ER SO | IP WLS BF H R ER SO | IP WLS BF H R ER SO | IP WLS BF H R ER SO | | ERA WHIP | ERA WHIP | | |
| 14 David Price, L (1,1) ERA: 1.08 52 Brian Shouse, L (5,1) ERA: 1.13 40 Troy Percival, R (6,1) ERA: 3.0 44 Jason Iiringhausen, R (7,1) ERA: 3.0 35 Dan Wheeler, R (8,1) ERA: 5.4 | 4.0 W 15 3 0 0 4 | 1.0 H 3 0 0 0 0 | 1.0 H 4 0 0 0 0 | 1.0 H 4 1 0 0 1 | 1.0 H 6 1 0 0 1 | 1.0 H 3 1 0 0 0 | 1.0 H 3 0 0 0 0 | 1.0 H 3 0 0 0 0 | 1.0 H 3 0 0 0 0 | 1.0 H 3 0 0 0 0 | 1.0 H 3 0 0 0 0 | 1.0 H 3 0 0 0 0 | 1.0 H 3 0 0 0 0 | 1.0 H 3 0 0 0 0 | 1.0 H 3 0 0 0 0 | 1.0 H 3 0 0 0 0 | | 0.00 0.00 | 0.00 0.00 | | |
| PITCHER | IP WLS BF H R ER SO | IP WLS BF H R ER SO | IP WLS BF H R ER SO | IP WLS BF H R ER SO | IP WLS BF H R ER SO | IP WLS BF H R ER SO | IP WLS BF H R ER SO | IP WLS BF H R ER SO | IP WLS BF H R ER SO | IP WLS BF H R ER SO | IP WLS BF H R ER SO | IP WLS BF H R ER SO | IP WLS BF H R ER SO | IP WLS BF H R ER SO | IP WLS BF H R ER SO | IP WLS BF H R ER SO | ERA WHIP | ERA WHIP | | | |
| 50 Grant Balfour, R (9,1) ERA: 1.93 | 1.0 W 3 0 0 0 1 | 1.0 W 3 0 0 0 0 | 1.0 W 3 0 0 0 0 | 1.0 W 3 0 0 0 0 | 1.0 W 3 0 0 0 0 | 1.0 W 3 0 0 0 0 | 1.0 W 3 0 0 0 0 | 1.0 W 3 0 0 0 0 | 1.0 W 3 0 0 0 0 | 1.0 W 3 0 0 0 0 | 1.0 W 3 0 0 0 0 | 1.0 W 3 0 0 0 0 | 1.0 W 3 0 0 0 0 | 1.0 W 3 0 0 0 0 | 1.0 W 3 0 0 0 0 | 1.0 W 3 0 0 0 0 | 0.00 0.00 | 0.00 0.00 | | | |

| Batter | 1 | 2 | 3 | 4 | 5 | 6 | 7 | 8 | 9 | AB | R | H | RBI | BB | SO | LOB | BOTTOM | | | | | |
|---|---------------------------------------|---------------------------------------|---------------------------------------|---------------------------------------|---------------------------------------|---------------------------------------|---------------------------------------|---------------------------------------|---------------------------------------|---------------------------------------|---------------------------------------|---------------------------------------|---------------------------------------|---------------------------------------|---------------------------------------|---------------------------------------|---|----------------------------------|------------------------------------|----------------------------------|----------------|--|
| 8 Jason Bartlett, R (1,6) OBP: 0.432, SLG: 0.438 29 Elliot Johnson, S (7,4) OBP: 0.342, SLG: 0.639 | 0-3 K | 3-2 L8 | | 0-0 P3 | | 0-0 13 2B 1B | 0-0 10 BB 1B | | | 4 | 0 | 1 | 0 | 0 | 1 | 4 | New York Yankees @ Tampa Bay Rays Charlotte County Stadium, Port Charlotte, FL Sun Mar 22 2009, 1:05 PM EDT Att: 7,621 - Sunny - 77 F | | | | | |
| 13 Carl Crawford, L (1,7) OBP: 0.314, SLG: 0.545 10 Justin Ruggiano, R (7,7) OBP: 0.370, SLG: 0.375 | 3-2 23 WP 16 S | | 0-2 E6 23 CS 23 S | 4-1 16 BB BB | | 0-0 2B | 4-0 BB | | | 3 | 0 | 1 | 1 | 1 | 0 | 0 | | | | | | |
| 16 Willy Aybar, S (1,5) OBP: 0.458, SLG: 0.571 15 Reid Brignac, L (7,6) OBP: 0.267, SLG: 0.439 | 3-2 23 WP HBP | | 0-0 P3 | 1-2 2-3 3-H 4-2 BB | | 0-3 K | 0-3 K | | | 2 | 0 | 0 | 1 | 1 | 1 | 3 | | | | | | |
| 23 Carlos Pena, L (1,3) OBP: 0.370, SLG: 0.333 32 Chris Richard, L (7,3) OBP: 0.359, SLG: 0.412 | 4-2 BB | | 2-1 5 S 1B | 0-0 F8 | | 4-0 BB | | 0-0 P6 | | 2 | 1 | 1 | 0 | 2 | 0 | 3 | | | | | | |
| 5 Pat Burrell, R (1,10) OBP: 0.475, SLG: 0.625 20 Matt Joyce, L (6,PH) OBP: 0.361, SLG: 0.788 | 1-2 F4 | | 1-0 1B | 0-1 F8 | | 0-0 F9 | | 0-3 K | | 3 | 0 | 1 | 1 | 0 | 0 | 3 | | | | | | |
| 30 Dioner Navarro, S (1,2) OBP: 0.371, SLG: 0.406 62 Ray Sadler, R (8,9) OBP: 0.361, SLG: 0.788 | 1-2 P4 | | 0-0 18 FC4-6 1B | 0-0 G3-1 | | 0-0 P5 | 0-1 HR | | | 4 | 0 | 1 | 0 | 0 | 0 | 3 | | | | | | |
| 18 Ben Zobrist, S (1,8) OBP: 0.408, SLG: 0.368 68 Nevin Ashley, R (8,2) | | 1-2 24 G6-3 1B | 3-1 FC4-6 13 BB 26 S | 4-0 19 S BB | | 4-0 29 1B 10 BB BB | 0-0 G6-3 | | | 2 | 2 | 1 | 0 | 2 | 0 | 1 | | | | | | |
| 26 Gabe Gross, L (1,9) OBP: 0.441, SLG: 0.346 19 Gabe Kapler, R (6,PH) OBP: 0.231, SLG: 0.206 | 3-2 SAFE F8 | | 4-2 13 BB 16 BB 24 E BB | 1-1 F7 | | 0-3 K | | | | 1 | 1 | 0 | 0 | 1 | 0 | 1 | | | | | | |
| 24 Adam Kennedy, L (1,4) OBP: 0.341, SLG: 0.368 11 Morgan Ensberg, R (7,5) OBP: 0.359, SLG: 0.281 | 1-1 G6-3 | | 0-0 FC3 16 BB 13 BB | 1-2 2-3 BB | | 0-0 1B | 4-0 10 BB 29 1B BB | | | 3 | 0 | 1 | 0 | 0 | 0 | 3 | | | | | | |
| Inning Stats | R: 0 E: 1 K: 1 S: 20 | H: 0 LOB: 3 BB: 1 P: 32 | R: 0 E: 0 K: 0 S: 13 | H: 1 LOB: 1 BB: 0 P: 21 | R: 1 E: 1 K: 0 S: 9 | H: 2 LOB: 1 BB: 0 P: 12 | R: 2 E: 1 K: 0 S: 13 | H: 1 LOB: 3 BB: 3 P: 27 | R: 0 E: 0 K: 1 S: 7 | H: 3 LOB: 3 BB: 1 P: 11 | R: 1 E: 0 K: 2 S: 8 | H: 1 LOB: 3 BB: 3 P: 20 | R: 1 E: 0 K: 1 S: 7 | H: 1 LOB: 0 BB: 0 P: 7 | R: 1 E: 0 K: 1 S: 7 | H: 1 LOB: 0 BB: 0 P: 7 | | 1B: 7 2B: 1 3B: 0 HR: 1 | SF: 0 SAC: 0 DP: 0 HBP: 1 | WP: 1 PB: 0 SB: 5 CS: 1 | PA: 43 | |
| PITCHER | IP WLS BF H R ER SO | IP WLS BF H R ER SO | IP WLS BF H R ER SO | IP WLS BF H R ER SO | IP WLS BF H R ER SO | IP WLS BF H R ER SO | IP WLS BF H R ER SO | IP WLS BF H R ER SO | IP WLS BF H R ER SO | IP WLS BF H R ER SO | IP WLS BF H R ER SO | IP WLS BF H R ER SO | IP WLS BF H R ER SO | IP WLS BF H R ER SO | IP WLS BF H R ER SO | IP WLS BF H R ER SO | | ERA WHIP | ERA WHIP | | | |
| 91 Alfredo Aceves, R (1,1) ERA: 4.97 Steven Jackson, R (3,1) ERA: 2.16 43 Damaso Marte, L (5,1) ERA: 6.0 29 Kei Igawa, L (6,1) ERA: 0.73 85 Jose Valdez, R (8,1) ERA: 27.0 | 2.2 L 13 2 2 0 0 | 1.1 9 2 2 0 0 0 | 1.0 4 0 0 0 0 0 | 1.0 4 1 1 1 4 | 0.1 2 1 1 1 0 | 1.1 9 2 2 0 0 0 | 1.0 4 0 0 0 0 0 | 2.2 15 4 1 1 4 | 0.1 2 1 1 1 0 | 1.1 9 2 2 0 0 0 | 1.0 4 0 0 0 0 0 | 2.2 15 4 1 1 4 | 0.1 2 1 1 1 0 | 1.1 9 2 2 0 0 0 | 1.0 4 0 0 0 0 0 | 1.0 4 0 0 0 0 0 | | 0.00 3.750 | 0.00 1.000 | 3.38 3.000 | 27.00 3.000 | |

| | |
|-----|----|
| AB | 30 |
| R | 0 |
| H | 6 |
| RBI | 0 |
| BB | 4 |
| SO | 7 |
| LOB | 18 |



| Batter | 1 | 2 | 3 | 4 | 5 | 6 | 7 | 8 | 9 | AB | R | H | RBI | BB | SO | LOB | TOP | | | |
|---|---|---------------------------------|------------------------------|----------------------------------|------------------------------|----------------------------------|------------------------------|----------------------------------|------------------------------|---------------------------------|------------------------------|---------------------------------|------------------------------|---------------------------------|------------------------------|----------------------------------|--|------------------------------------|-------------------------|--------|
| 20 Jorge Posada, S (1,2) OBP: 0.412, SLG: 0.567 | G5-3 | | G5-4-3 | | G6-3 | | K | | G5-3 | 2 | 1 | 0 | 0 | 1 | 0 | 0 | New York Yankees @ Philadelphia Phillies Bright House Networks Field, Clearwater, FL Mon Mar 23 2009, 1:05 PM EDT Att: 9,394 - Rain - 67 F | | | |
| 26 José Molina, R (6,2) OBP: 0.341, SLG: 0.316 | | | BB | | | | | | 1-2 2-3F | 2 | 0 | 0 | 0 | 0 | 1 | 2 | | | | |
| 18 Johnny Damon, L (1,7) OBP: 0.370, SLG: 0.463 | | | | | F9 | | | | | 2 | 0 | 1 | 0 | 1 | 0 | 0 | | | | |
| 11 Brett Gardner, L (7,PH) OBP: 0.468, SLG: 0.714 | 1B | | BB | | | | 1B | | | 2 | 0 | 1 | 0 | 0 | 0 | 1 | | | | |
| 25 Mark Teixeira, S (1,3) OBP: 0.462, SLG: 0.647 | | | | | | | | | | 3 | 1 | 1 | 0 | 0 | 0 | 3 | | | | |
| 33 Nick Swisher, S (7,PH) OBP: 0.400, SLG: 0.314 | P3 | | G5-4-3 | | 2B | | L4-3 | | | 1 | 0 | 0 | 0 | 0 | 0 | 1 | | | | |
| 22 Xavier Nady, R (1,9) OBP: 0.289, SLG: 0.488 | | | | | | | | | | 2 | 0 | 1 | 1 | 1 | 0 | 0 | | | | |
| 14 Angel Berroa, R (7,5) OBP: 0.398, SLG: 0.694 | BB | | E5 | | 1B | | | | | 1 | 0 | 0 | 0 | 0 | 1 | 0 | | | | |
| 24 Robinson Canó, L (1,4) OBP: 0.424, SLG: 0.581 | | | | | | | | | | 3 | 0 | 0 | 0 | 0 | 0 | 4 | | | | |
| 72 Juan Miranda, L (7,3) OBP: 0.325, SLG: 0.457 | F7 | | FC4-6 | | F7 | | | | | 1 | 0 | 0 | 0 | 0 | 0 | 0 | | | | |
| 12 Cody Ransom, R (1,5) OBP: 0.345, SLG: 0.392 | | | | | | | | | | 3 | 0 | 0 | 0 | 0 | 1 | 0 | | | | |
| 82 Austin Jackson, R (7,7) OBP: 0.368, SLG: 0.571 | | | K | | F7 | | G4-3 | | | 1 | 0 | 0 | 0 | 0 | 1 | 0 | | | | |
| 53 Melky Cabrera, S (1,8) OBP: 0.380, SLG: 0.409 | | | | | | | | | | 3 | 0 | 1 | 0 | 0 | 0 | 0 | | | | |
| 92 Eduardo Núñez, R (7,6) OBP: 0.484, SLG: 0.577 | | | 1B | | G5-3 | | G4-3 | | | 0 | 1 | 0 | 0 | 1 | 0 | 0 | | | | |
| 90 Ramiro Pena, S (1,6) OBP: 0.333, SLG: 0.378 | | | | | | | | | | 3 | 0 | 2 | 0 | 0 | 0 | 1 | | | | |
| 73 Doug Bernier, R (7,4) OBP: 0.400, SLG: 0.280 | | | F8 | | | | | | | 1 | 0 | 1 | 0 | 0 | 0 | 0 | | | | |
| 40 Chien-Ming Wang, R (1,1) | | | | | | | | | | 3 | 0 | 0 | 0 | 0 | 3 | 3 | | | | |
| 38 Brian Bruney, R (6,1) | | | | | | | | | | 0 | 0 | 0 | 0 | 0 | 0 | 0 | | | | |
| 39 Dan Giese, R (7,1) OBP: 0.500, SLG: 0.500 | | | | | | | | | | 0 | 0 | 0 | 0 | 0 | 0 | 0 | | | | |
| 28 Brett Tomko, R (8,1) | | | | | | | | | | 0 | 0 | 0 | 0 | 0 | 0 | 0 | | | | |
| 47 John Rodriguez, L (9,PH) OBP: 0.480, SLG: 0.500 | | | | | | | | | | 1 | 0 | 1 | 1 | 0 | 0 | 0 | | | | |
| Inning Stats | R: 0 E: 0 K: 0 S: 4 | H: 1 LOB: 2 BB: 1 P: 8 | R: 0 E: 0 K: 2 S: 8 | H: 1 LOB: 1 BB: 0 P: 11 | R: 1 E: 1 K: 0 S: 6 | H: 0 LOB: 1 BB: 2 P: 16 | R: 0 E: 0 K: 1 S: 7 | H: 1 LOB: 1 BB: 0 P: 10 | R: 1 E: 0 K: 0 S: 6 | H: 2 LOB: 1 BB: 0 P: 7 | R: 0 E: 0 K: 1 S: 6 | H: 1 LOB: 0 BB: 0 P: 8 | R: 0 E: 0 K: 2 S: 7 | H: 0 LOB: 0 BB: 0 P: 7 | R: 1 E: 0 K: 0 S: 6 | H: 2 LOB: 1 BB: 1 P: 12 | 1B: 8 2B: 2 3B: 0 HR: 0 | SF: 0 SAC: 0 DP: 3 HBP: 0 | WP: 0 PB: 0 CS: 0 | PA: 38 |
| PITCHER | IP WLS BF H R ER SO BB IBB HBP BLK WP HR S P ERA WHIP | | | | | | | | | | | | | | | | | | | |
| 43 J.A. Happ, L (1,1) ERA: 3.15 | 5.0 | W | 23 | 5 | 2 | 1 | 3 | 3 | 0 | 0 | 0 | 0 | 0 | 0 | 0 | 0 | 52 | 1.80 | 1.600 | |
| 55 Clay Condrey, R (6,1) ERA: 1.09 | 1.0 | W | 4 | 1 | 0 | 0 | 1 | 0 | 0 | 0 | 0 | 0 | 0 | 0 | 0 | 0 | 6 | 7 | 0.00 | 1.000 |
| 54 Brad Lidge, R (7,1) ERA: 2.25 | 1.0 | H | 3 | 1 | 0 | 0 | 1 | 0 | 0 | 0 | 0 | 0 | 0 | 0 | 0 | 0 | 6 | 8 | 0.00 | 1.000 |
| 47 Scott Eyre, L (8,1) ERA: 2.57 | 1.0 | | 3 | 0 | 0 | 0 | 2 | 0 | 0 | 0 | 0 | 0 | 0 | 0 | 0 | 0 | 7 | 7 | 0.00 | 0.000 |
| 52 Mike Koplove, R (9,1) ERA: 1.42 | 1.0 | | 5 | 2 | 1 | 1 | 0 | 1 | 0 | 0 | 0 | 0 | 0 | 0 | 0 | 0 | 6 | 12 | 9.00 | 3.000 |

| Batter | 1 | 2 | 3 | 4 | 5 | 6 | 7 | 8 | 9 | AB | R | H | RBI | BB | SO | LOB | BOTTOM | | | | |
|---|---|---------------------------------|------------------------------|----------------------------------|------------------------------|---------------------------------|------------------------------|----------------------------------|------------------------------|---------------------------------|-------------------------------|----------------------------------|-------------------------------|----------------------------------|------------------------------|---------------------------------|--|------------------------------------|-------------------------|--------|-------|
| 4 Eric Bruntlett, R (1,5) OBP: 0.462, SLG: 0.509 | G3 | | | | | | | | | 4 | 2 | 3 | 1 | 0 | 0 | 0 | New York Yankees @ Philadelphia Phillies Bright House Networks Field, Clearwater, FL Mon Mar 23 2009, 1:05 PM EDT Att: 9,394 - Rain - 67 F | | | | |
| 28 Jayson Werth, R (1,8) OBP: 0.311, SLG: 0.585 | | | | | | | | | | 3 | 1 | 1 | 1 | 0 | 0 | 1 | | | | | |
| 83 Rich Thompson, L (7,8) | L7 | | G5-4-3 | | | | | | | 1 | 0 | 0 | 0 | 0 | 1 | 1 | | | | | |
| 26 Chase Utley, L (1,4) OBP: 0.389, SLG: 0.267 | | | | | | | | | | 3 | 0 | 0 | 0 | 0 | 1 | 1 | | | | | |
| 9 Miguel Cairo, R (7,4) OBP: 0.318, SLG: 0.524 | F7 | | | | | | | | | 1 | 1 | 1 | 2 | 0 | 0 | 0 | | | | | |
| 6 Ryan Howard, L (1,3) OBP: 0.390, SLG: 0.673 | | | | | | | | | | 2 | 1 | 0 | 0 | 1 | 1 | 1 | | | | | |
| 22 Marcus Giles, R (7,5) OBP: 0.299, SLG: 0.273 | | | BB | | | | | | | 1 | 0 | 1 | 0 | 0 | 0 | 0 | | | | | |
| 29 Raul Ibanez, L (1,7) OBP: 0.323, SLG: 0.404 | | | | | | | | | | 3 | 1 | 3 | 1 | 0 | 0 | 0 | | | | | |
| 54 Brad Lidge, R (7,1) | | | | | | | | | | 0 | 0 | 0 | 0 | 0 | 0 | 0 | | | | | |
| 51 Carlos Ruiz, R (7,PH) OBP: 0.409, SLG: 0.474 | | | | | | | | | | 1 | 0 | 0 | 0 | 0 | 1 | 1 | | | | | |
| 47 Scott Eyre, L (8,1) | | | | | | | | | | 0 | 0 | 0 | 0 | 0 | 0 | 0 | | | | | |
| 52 Mike Koplove, R (9,1) | | | | | | | | | | 0 | 0 | 0 | 0 | 0 | 0 | 0 | | | | | |
| 12 Matt Stairs, L (1,9) OBP: 0.282, SLG: 0.400 | | | | | | | | | | 4 | 1 | 1 | 2 | 0 | 0 | 2 | | | | | |
| 75 Jason Donald, R (1,6) OBP: 0.415, SLG: 0.370 | | | | | | | | | | 3 | 0 | 0 | 0 | 1 | 1 | 0 | | | | | |
| Ronny Paulino, R (1,2) OBP: 0.267, SLG: 0.333 | | | | | | | | | | 4 | 0 | 1 | 0 | 0 | 2 | 1 | | | | | |
| 43 J.A. Happ, L (1,1) | | | | | | | | | | 1 | 0 | 0 | 0 | 0 | 1 | 0 | | | | | |
| Geoff Jenkins, L (5,PH) OBP: 0.310, SLG: 0.389 | | | | | | | | | | 1 | 0 | 0 | 0 | 0 | 0 | 0 | | | | | |
| 55 Clay Condrey, R (6,1) | | | | | | | | | | 0 | 0 | 0 | 0 | 0 | 0 | 0 | | | | | |
| 79 Jason Ellison, R (7,7) OBP: 0.321, SLG: 0.346 | | | | | | | | | | 2 | 1 | 1 | 0 | 0 | 0 | 1 | | | | | |
| Inning Stats | R: 0 E: 0 K: 0 S: 3 | H: 0 LOB: 0 BB: 0 P: 3 | R: 1 E: 0 K: 1 S: 6 | H: 1 LOB: 2 BB: 1 P: 15 | R: 0 E: 0 K: 1 S: 6 | H: 1 LOB: 0 BB: 0 P: 7 | R: 0 E: 0 K: 0 S: 6 | H: 1 LOB: 1 BB: 0 P: 12 | R: 0 E: 0 K: 0 S: 5 | H: 0 LOB: 0 BB: 0 P: 5 | R: 4 E: 0 K: 2 S: 16 | H: 4 LOB: 0 BB: 0 P: 25 | R: 3 E: 0 K: 3 S: 13 | H: 4 LOB: 1 BB: 0 P: 13 | R: 0 E: 0 K: 1 S: 8 | H: 1 LOB: 1 BB: 0 P: 9 | 1B: 5 2B: 5 3B: 0 HR: 2 | SF: 0 SAC: 0 DP: 2 HBP: 0 | WP: 0 PB: 0 CS: 0 | PA: 36 | |
| PITCHER | IP WLS BF H R ER SO BB IBB HBP BLK WP HR S P ERA WHIP | | | | | | | | | | | | | | | | | | | | |
| 40 Chien-Ming Wang, R (1,1) ERA: 3.24 | 5.0 | L | 20 | 5 | 3 | 3 | 2 | 2 | 0 | 0 | 0 | 0 | 0 | 0 | 0 | 0 | 30 | 5.40 | 1.400 | | |
| 38 Brian Bruney, R (6,1) ERA: 7.56 | 1.0 | | 5 | 2 | 2 | 2 | 2 | 0 | 0 | 0 | 0 | 0 | 0 | 0 | 0 | 0 | 1 | 12 | 18.00 | 2.000 | |
| 39 Dan Giese, R (7,1) ERA: 7.43 | 1.0 | | 7 | 4 | 3 | 3 | 3 | 0 | 0 | 0 | 0 | 0 | 0 | 0 | 0 | 0 | 1 | 13 | 27.00 | 4.000 | |
| 28 Brett Tomko, R (8,1) ERA: 1.46 | 1.0 | | 4 | 1 | 0 | 0 | 1 | 0 | 0 | 0 | 0 | 0 | 0 | 0 | 0 | 0 | 0 | 8 | 9 | 0.00 | 1.000 |

| Batter | 1 | 2 | 3 | 4 | 5 | 6 | 7 | 8 | 9 | AB | R | H | RBI | BB | SO | LOB | TOP | | | | | | | | |
|--|------------------------------|---------------------------------|------------------------------|---------------------------------|------------------------------|---------------------------------|------------------------------|---------------------------------|------------------------------|---------------------------------|------------------------------|----------------------------------|------------------------------|---------------------------------|------------------------------|----------------------------------|------------------------------|---------------------------------|----------------------------------|------------------------------------|----------------------------------|--------|--|--|--|
| 2 Jacoby Ellsbury, L (1, 8) Matt Sheely, R (8, 8) | G4-3 | | CS 12 BB | | | 34 1B HBP | | E1 70 1B 97 BB | | 2 | 0 | 0 | 0 | 1 | 0 | 0 | | | | | | | | | |
| 12 Jed Lowrie, S (1, 6) 70 Gil Velazquez, R (6, 5) | G1-3 | | CS 1-2 | K | | K | | 97 BB 1B | | 3 | 0 | 0 | 0 | 0 | 2 | 2 | | | | | | | | | |
| 34 David Ortiz, L (1, 10) 97 Ryan Dent, R (6, 10) | K | | | G4-3 | | 54 BB 1B | | BB BB BB 1-3 BB | | 3 | 0 | 1 | 1 | 0 | 1 | 0 | | | | | | | | | |
| 54 Chris Carter, L (1, 7) OBP: 0.386, SLG: 0.704 | | G6-3 5 G6-3 2B | | G3 | | 5 FC6-4 BB | | 3-H BB P5 | | 3 | 0 | 1 | 0 | 1 | 0 | 2 | | | | | | | | | |
| 5 Rocco Baldelli, R (1, 9) Carlos Fernandez-Oliva, S (6, 9) | G6-3 | | | | G1-3 | FC6-4 | | K | | 3 | 0 | 0 | 0 | 0 | 0 | 4 | | | | | | | | | |
| 16 George Kottaras, L (1, 2) 80 Dusty Brown, R (7, 2) | F9 | | | | G3 | | G6-3 | 85 G4-3 1B | | 3 | 0 | 0 | 0 | 0 | 0 | 1 | | | | | | | | | |
| 32 Brad Wilkerson, L (1, 3) 85 David Mailman, L (7, 7) | P6 | | | | G3 | | K | G4-3 | | 3 | 0 | 0 | 0 | 0 | 1 | 1 | | | | | | | | | |
| 22 Nick Green, R (1, 4) OBP: 0.411, SLG: 0.520 | | | K | | | P4 | K | K | | 4 | 0 | 0 | 0 | 0 | 3 | 1 | | | | | | | | | |
| 71 Angel Chavez, R (1, 5) OBP: 0.351, SLG: 0.281 | | | G5-3 | | | 2 HBP 34 1B 1B | | K | | 3 | 1 | 1 | 0 | 0 | 1 | 0 | | | | | | | | | |
| Inning Stats | R: 0 E: 0 K: 1 S: 5 | H: 0 LOB: 0 BB: 0 P: 6 | R: 0 E: 0 K: 0 S: 4 | H: 1 LOB: 1 BB: 0 P: 4 | R: 0 E: 0 K: 1 S: 4 | H: 0 LOB: 0 BB: 1 P: 9 | R: 0 E: 0 K: 1 S: 5 | H: 0 LOB: 0 BB: 0 P: 5 | R: 0 E: 0 K: 0 S: 3 | H: 0 LOB: 0 BB: 0 P: 3 | R: 1 E: 0 K: 1 S: 7 | H: 2 LOB: 3 BB: 1 P: 12 | R: 0 E: 0 K: 2 S: 7 | H: 0 LOB: 0 BB: 0 P: 7 | R: 0 E: 1 K: 1 S: 6 | H: 1 LOB: 2 BB: 1 P: 10 | R: 0 E: 0 K: 2 S: 8 | H: 1 LOB: 1 BB: 1 P: 8 | 1B: 4 2B: 1 3B: 0 HR: 0 | SF: 0 SAC: 0 DP: 0 HBP: 1 | WP: 0 PB: 0 SB: 0 CS: 1 | PA: 36 | | | |
| PITCHER | IP | WLS | BF | H | R | ER | SO | BB | IBB | HBP | BLK | WP | HR | S | P | ERA | WHIP | | | | | | | | |
| 34 A.J. Burnett, R (1, 1) ERA: 1.2 | 5.2 | | 22 | 3 | 1 | 1 | 4 | 2 | 0 | 1 | 0 | 0 | 0 | 27 | 38 | 1.59 | 0.882 | | | | | | | | |
| 63 Jonathan Albaladejo, R (6, 1) ERA: 1.04 | 0.1 | | 1 | 0 | 0 | 0 | 0 | 0 | 0 | 0 | 0 | 0 | 0 | 1 | 1 | 0.00 | 0.000 | | | | | | | | |
| 42 Mariano Rivera, R (7, 1) ERA: 1.04 | 1.0 | | 3 | 0 | 0 | 0 | 2 | 0 | 0 | 0 | 0 | 0 | 0 | 7 | 7 | 0.00 | 0.000 | | | | | | | | |
| 43 Damaso Marte, L (8, 1) ERA: 4.91 | 0.2 | | 4 | 1 | 0 | 0 | 1 | 1 | 0 | 0 | 0 | 0 | 0 | 5 | 9 | 0.00 | 3.000 | | | | | | | | |
| 36 Edwin Ramirez, R (8, 1) ERA: 1.68 | 1.1 | W | 5 | 1 | 0 | 0 | 2 | 0 | 0 | 0 | 0 | 0 | 0 | 9 | 9 | 0.00 | 0.750 | | | | | | | | |

Boston Red Sox @ New York Yankees
George M. Steinbrenner Field, Tampa, FL
Tue Mar 24 2009, 7:15 PM EDT
Att: 11,113 - Partly Cloudy - 78 F

AB 31
R 1
H 5
RBI 1
BB 3
SO 9
LOB 12



| Batter | 1 | 2 | 3 | 4 | 5 | 6 | 7 | 8 | 9 | AB | R | H | RBI | BB | SO | LOB | BOTTOM | | | | | | | | |
|--|------------------------------|---------------------------------|------------------------------|---------------------------------|------------------------------|---------------------------------|------------------------------|----------------------------------|------------------------------|---------------------------------|------------------------------|----------------------------------|------------------------------|---------------------------------|-------------------------------|----------------------------------|------------------------------|---------------------------------|----------------------------------|------------------------------------|----------------------------------|--------|--|--|--|
| 18 Johnny Damon, L (1, 7) 14 Angel Berroa, R (8, 5) | G3 | | F9 | | | 2 S 1B | | 55 CI 82 HR 2B | | 3 | 0 | 1 | 1 | 0 | 0 | 0 | | | | | | | | | |
| 2 Derek Jeter, R (1, 6) 17 Shelley Duncan, R (8, 3) | G6-3 | | | 25 G5-4-3 1B | | 3-H 1B BB | | K | | 2 | 0 | 1 | 0 | 1 | 0 | 0 | | | | | | | | | |
| 25 Mark Teixeira, S (1, 3) 60 Todd Linden, S (8, 9) | K | | | G5-4-3 | | F6 | | 82 HR BB | | 3 | 0 | 0 | 0 | 0 | 1 | 3 | | | | | | | | | |
| 55 Hideki Matsui, L (1, 10) 92 Eduardo Núñez, R (8, PR) | | G3-1 | | P5 | | F8 | | CI 82 HR | | 3 | 0 | 0 | 1 | 0 | 0 | 2 | | | | | | | | | |
| 20 Jorge Posada, S (1, 2) 86 P.J. Pillittere, R (7, 2) | G4-3 | | | | G1-3 | | F7 | K | | 2 | 0 | 0 | 0 | 0 | 0 | 0 | | | | | | | | | |
| 24 Robinson Canó, L (1, 4) 82 Austin Jackson, R (8, 7) | | | | | K | | K | HR | | 3 | 0 | 1 | 0 | 0 | 2 | 0 | | | | | | | | | |
| 22 Xavier Nady, R (1, 9) 73 Doug Bernier, R (8, 4) | G6-3 | | | | K | | P4 | K | | 3 | 0 | 0 | 0 | 0 | 1 | 1 | | | | | | | | | |
| 12 Cody Ransom, R (1, 5) 53 Melky Cabrera, S (8, 8) | | | K | | | K | | 90 E 14 2B BB | | 2 | 0 | 0 | 0 | 0 | 2 | 0 | | | | | | | | | |
| 11 Brett Gardner, L (1, 8) 90 Ramiro Pena, S (8, 6) | | | F8 | | | 18 1B 3B | | E3 14 2B 55 CI 1B | | 2 | 1 | 1 | 0 | 0 | 0 | 0 | | | | | | | | | |
| Inning Stats | R: 0 E: 0 K: 1 S: 5 | H: 0 LOB: 0 BB: 0 P: 5 | R: 0 E: 0 K: 0 S: 4 | H: 1 LOB: 1 BB: 0 P: 4 | R: 0 E: 0 K: 1 S: 5 | H: 0 LOB: 0 BB: 0 P: 5 | R: 0 E: 0 K: 0 S: 3 | H: 1 LOB: 0 BB: 0 P: 3 | R: 0 E: 0 K: 2 S: 7 | H: 0 LOB: 0 BB: 0 P: 7 | R: 1 E: 0 K: 1 S: 7 | H: 2 LOB: 2 BB: 1 P: 11 | R: 0 E: 0 K: 1 S: 5 | H: 0 LOB: 0 BB: 0 P: 5 | R: 6 E: 2 K: 3 S: 15 | H: 3 LOB: 1 BB: 2 P: 26 | R: 0 E: 0 K: 3 S: 8 | H: 1 LOB: 1 BB: 1 P: 8 | 1B: 4 2B: 1 3B: 1 HR: 1 | SF: 0 SAC: 0 DP: 1 HBP: 0 | WP: 0 PB: 0 SB: 1 CS: 0 | PA: 34 | | | |
| PITCHER | IP | WLS | BF | H | R | ER | SO | BB | IBB | HBP | BLK | WP | HR | S | P | ERA | WHIP | | | | | | | | |
| 49 Tim Wakefield, R (1, 1) ERA: 5.4 | 5.2 | | 21 | 4 | 1 | 1 | 5 | 1 | 0 | 0 | 0 | 0 | 0 | 6 | 6 | 0.00 | 0.000 | | | | | | | | |
| 56 Ramon E Ramirez, R (6, 1) ERA: 5.4 | 0.1 | L | 4 | 2 | 3 | 3 | 1 | 1 | 0 | 0 | 0 | 0 | 0 | 5 | 9 | 81.00 | 9.000 | | | | | | | | |
| 17 Manny Delcarmen, R (8, 1) ERA: 4.66 | 0.2 | | 5 | 1 | 3 | 2 | 2 | 1 | 0 | 0 | 0 | 0 | 1 | 10 | 17 | 27.00 | 3.000 | | | | | | | | |

Boston Red Sox @ New York Yankees
George M. Steinbrenner Field, Tampa, FL
Tue Mar 24 2009, 7:15 PM EDT
Att: 11,113 - Partly Cloudy - 78 F

AB 30
R 7
H 7
RBI 7
BB 3
SO 9
LOB 12



| Batter | 1 | 2 | 3 | 4 | 5 | 6 | 7 | 8 | 9 | AB | R | H | RBI | BB | SO | LOB | TOP | | | | | | | |
|---|---|---|--|---|---|--|-------------------------------|----------------------------------|-------------------------------|----------------------------------|-------------------------------|----------------------------------|------------------------------|----------------------------------|-------------------------------|----------------------------------|------------------------------|---------------------------------|----------------------------------|------------------------------------|-------------------------|--------|--|--|
| 2 Derek Jeter, R (1, 6) OBP: 0.474, SLG: 0.529 14 Angel Berroa, R (7, 6) OBP: 0.392, SLG: 0.620 | | | | | | | | | | 4 2 2 0 0 1 2 1 0 0 0 0 0 0 | | | | | | | | | | | | | | |
| 18 Johnny Damon, L (1, 7) OBP: 0.358, SLG: 0.438 11 Brett Gardner, L (8, PH) OBP: 0.460, SLG: 0.733 | | | | | | | | | | 4 0 1 1 0 1 1 1 0 0 0 0 0 0 | | | | | | | | | | | | | | |
| 25 Mark Teixeira, S (1, 3) OBP: 0.391, SLG: 0.537 74 Justin Leone, R (8, PH) OBP: 0.189, SLG: 0.257 | | | | | | | | | | 4 0 0 0 0 0 3 1 0 0 0 0 1 0 | | | | | | | | | | | | | | |
| 55 Hideki Matsui, L (1, 10) OBP: 0.351, SLG: 0.484 17 Shelley Duncan, R (9, PH) OBP: 0.441, SLG: 0.533 | | | | | | | | | | 4 1 1 2 0 1 2 1 0 0 0 0 0 0 | | | | | | | | | | | | | | |
| 33 Nick Swisher, S (1, 9) OBP: 0.408, SLG: 0.395 47 John Rodriguez, L (8, 7) | | | | | | | | | | 3 1 1 1 1 1 0 1 0 0 0 0 1 0 | | | | | | | | | | | | | | |
| 24 Robinson Cano, L (1, 4) OBP: 0.436, SLG: 0.583 90 Ramiro Pena, S (8, PH) OBP: 0.353, SLG: 0.396 | | | | | | | | | | 2 1 1 0 1 0 0 2 1 1 0 0 0 0 | | | | | | | | | | | | | | |
| 12 Cody Ransom, R (1, 5) OBP: 0.333, SLG: 0.429 60 Todd Linden, S (8, PH) OBP: 0.222, SLG: 0.292 | | | | | | | | | | 3 1 1 1 0 0 3 1 1 1 1 0 0 0 | | | | | | | | | | | | | | |
| 26 José Molina, R (1, 2) OBP: 0.341, SLG: 0.300 19 Kevin Cash, R (8, PH) OBP: 0.375, SLG: 0.522 | | | | | | | | | | 2 0 0 0 0 2 0 1 1 1 1 0 0 0 | | | | | | | | | | | | | | |
| 53 Melky Cabrera, S (1, 8) OBP: 0.400, SLG: 0.479 73 Doug Bernier, R (8, 4) | | | | | | | | | | 4 1 2 3 0 0 0 0 0 0 0 0 0 0 | | | | | | | | | | | | | | |
| Inning Stats | R: 2 E: 0 K: 1 S: 20 | H: 3 LOB: 2 BB: 1 P: 33 | R: 0 E: 0 K: 1 S: 8 | H: 0 LOB: 0 BB: 0 P: 14 | R: 0 E: 1 K: 1 S: 7 | H: 0 LOB: 0 BB: 0 P: 11 | R: 1 E: 0 K: 1 S: 10 | H: 1 LOB: 0 BB: 0 P: 13 | R: 1 E: 0 K: 2 S: 12 | H: 2 LOB: 1 BB: 1 P: 18 | R: 1 E: 0 K: 2 S: 12 | H: 1 LOB: 2 BB: 1 P: 23 | R: 0 E: 0 K: 0 S: 9 | H: 0 LOB: 0 BB: 0 P: 11 | R: 5 E: 0 K: 1 S: 20 | H: 5 LOB: 0 BB: 0 P: 26 | R: 0 E: 0 K: 1 S: 5 | H: 0 LOB: 0 BB: 0 P: 9 | 1B: 4 2B: 4 3B: 0 HR: 4 | SF: 0 SAC: 0 DP: 0 HBP: 1 | WP: 1 PB: 1 CS: 1 | PA: 42 | | |
| PITCHER | IP WLS BF H R ER SO BB IBB HBP BLK WP HR S P ERA WHIP | 5.0 L 22 6 4 4 4 1 0 0 0 0 2 57 89 7.20 1.400 | 1.0 6 1 1 1 2 1 0 1 0 1 0 12 23 9.00 2.000 | 1.0 3 0 0 0 0 0 0 0 0 0 0 9 11 0.00 0.000 | 1.0 8 5 5 5 1 0 0 0 0 0 2 20 26 45.00 5.000 | 1.0 3 0 0 0 1 0 0 0 0 0 0 5 9 0.00 0.000 | | | | | | | | | | | | | | | | | | |

New York Yankees @ Philadelphia Phillies
Bright House Networks Field, Clearwater, FL
Thu Mar 26 2009, 1:05 PM EDT
Att: 9,469 - Sunny - 78 F

livebaseballscorecards.com

AB 39
R 10
H 12
RBI 10
BB 2
SO 8
LOB 11

| Batter | 1 | 2 | 3 | 4 | 5 | 6 | 7 | 8 | 9 | AB | R | H | RBI | BB | SO | LOB | BOTTOM | | | | | | |
|---|---|--|---|---|--|--|------------------------------|----------------------------------|-------------------------------|----------------------------------|------------------------------|----------------------------------|-------------------------------|----------------------------------|------------------------------|---------------------------------|------------------------------|----------------------------------|----------------------------------|------------------------------------|-------------------------|--------|--|
| 11 Jimmy Rollins, S (1, 6) OBP: 0.353, SLG: 0.333 9 Miguel Cairo, R (6, 6) OBP: 0.340, SLG: 0.523 | | | | | | | | | | 2 0 0 0 1 0 0 1 0 0 0 0 0 1 | | | | | | | | | | | | | |
| 8 Shane Victorino, S (1, 8) OBP: 0.278, SLG: 0.313 79 Jason Ellison, R (9, 8) | | | | | | | | | | 3 0 0 0 1 1 2 0 0 0 0 0 0 0 | | | | | | | | | | | | | |
| 26 Chase Utley, L (1, 4) OBP: 0.365, SLG: 0.591 22 Marcus Giles, R (9, 4) OBP: 0.289, SLG: 0.273 | | | | | | | | | | 4 1 2 1 0 1 3 0 0 0 0 0 0 0 | | | | | | | | | | | | | |
| 6 Ryan Howard, L (1, 3) OBP: 0.385, SLG: 0.691 34 Pablo Ozuna, R (7, 6) OBP: 0.421, SLG: 0.441 | | | | | | | | | | 3 1 1 1 0 2 0 1 0 0 0 0 0 1 | | | | | | | | | | | | | |
| 29 Raul Ibanez, L (1, 7) OBP: 0.309, SLG: 0.371 Geoff Jenkins, L (7, 7) OBP: 0.311, SLG: 0.385 | | | | | | | | | | 2 0 0 0 1 0 0 1 0 1 0 0 0 0 | | | | | | | | | | | | | |
| 28 Jayson Werth, R (1, 9) OBP: 0.314, SLG: 0.617 40 John Mayberry Jr., R (7, 9) OBP: 0.319, SLG: 0.516 | | | | | | | | | | 3 0 0 0 0 2 1 1 0 0 0 0 0 2 | | | | | | | | | | | | | |
| 12 Matt Stairs, L (1, 10) OBP: 0.279, SLG: 0.410 | | | | | | | | | | 4 0 1 0 0 0 1 | | | | | | | | | | | | | |
| 7 Pedro Feliz, R (1, 5) OBP: 0.120, SLG: 0.125 | | | | | | | | | | 4 0 0 0 0 1 1 | | | | | | | | | | | | | |
| Ronny Paulino, R (1, 2) OBP: 0.265, SLG: 0.355 | | | | | | | | | | 4 0 1 0 0 1 1 | | | | | | | | | | | | | |
| Inning Stats | R: 2 E: 0 K: 0 S: 9 | H: 2 LOB: 0 BB: 0 P: 16 | R: 0 E: 0 K: 2 S: 9 | H: 0 LOB: 0 BB: 0 P: 17 | R: 0 E: 0 K: 0 S: 10 | H: 0 LOB: 1 BB: 1 P: 20 | R: 0 E: 0 K: 1 S: 8 | H: 0 LOB: 1 BB: 1 P: 15 | R: 0 E: 0 K: 2 S: 13 | H: 1 LOB: 2 BB: 1 P: 22 | R: 0 E: 0 K: 2 S: 8 | H: 0 LOB: 0 BB: 0 P: 11 | R: 0 E: 0 K: 1 S: 12 | H: 1 LOB: 1 BB: 0 P: 19 | R: 0 E: 0 K: 0 S: 7 | H: 2 LOB: 2 BB: 0 P: 8 | R: 0 E: 0 K: 0 S: 7 | H: 0 LOB: 0 BB: 0 P: 10 | 1B: 2 2B: 2 3B: 0 HR: 2 | SF: 0 SAC: 0 DP: 0 HBP: 0 | WP: 0 PB: 0 CS: 0 | PA: 36 | |
| PITCHER | IP WLS BF H R ER SO BB IBB HBP BLK WP HR S P ERA WHIP | 4.1 W 19 3 2 2 3 3 0 0 0 0 0 0 9 14 0.00 0.000 | 0.2 H 2 0 0 0 2 0 0 0 0 0 0 0 8 11 0.00 0.000 | 1.0 H 3 0 0 0 2 0 0 0 0 0 0 0 8 11 0.00 0.000 | 1.0 H 4 1 0 0 1 0 0 0 0 0 0 0 12 19 0.00 1.000 | 1.0 5 2 0 0 0 0 0 0 0 0 0 7 8 0.00 2.000 | | | | | | | | | | | | | | | | | |

New York Yankees @ Philadelphia Phillies
Bright House Networks Field, Clearwater, FL
Thu Mar 26 2009, 1:05 PM EDT
Att: 9,469 - Sunny - 78 F

livebaseballscorecards.com


AB 33
R 2
H 6
RBI 2
BB 3
SO 8
LOB 13

| Batter | 1 | 2 | 3 | 4 | 5 | 6 | 7 | 8 | 9 | AB | R | H | RBI | BB | SO | LOB | TOP | | | | | | | | | | |
|--|------------------------------|---------------------------------|------------------------------|---------------------------------|------------------------------|---------------------------------|------------------------------|---------------------------------|------------------------------|---------------------------------|------------------------------|---------------------------------|------------------------------|---------------------------------|------------------------------|---------------------------------|----------------------------------|------------------------------------|-------------------------|--------|--|--|--|--|--|--|--|
| 80 Darrell McDonald, R OBP: 0.349, SLG: 0.550 | K | FC6-4 | | | G1-3 | | | L5 | | 4 | 0 | 0 | 0 | 0 | 1 | 2 | | | | | | | | | | | |
| 15 Jerry Hairston, R OBP: 0.235, SLG: 0.357 | G4-3 | | | | | | | | | 3 | 0 | 0 | 0 | 0 | 2 | 0 | | | | | | | | | | | |
| 7 Paul Janish, R OBP: 0.289, SLG: 0.429 | | | | | | | | | | 1 | 0 | 0 | 0 | 0 | 1 | 0 | | | | | | | | | | | |
| 4 Brandon Phillips, R OBP: 0.379, SLG: 0.439 | | | | | | | | | | 3 | 0 | 1 | 0 | 0 | 0 | 0 | | | | | | | | | | | |
| 69 Luis Bolivar, R OBP: 0.333, SLG: 0.353 | | | | | | | | | | 1 | 0 | 0 | 0 | 0 | 0 | 0 | | | | | | | | | | | |
| 50 Laynce Nix, L OBP: 0.298, SLG: 0.429 | K | | | | | | | | | 4 | 0 | 0 | 0 | 0 | 1 | 1 | | | | | | | | | | | |
| 31 Jonny Gomes, R OBP: 0.302, SLG: 0.615 | | | | | | | | | | 3 | 0 | 0 | 0 | 0 | 1 | 0 | | | | | | | | | | | |
| 60 Adam Rosales, R OBP: 0.311, SLG: 0.385 | | | | | | | | | | 3 | 0 | 1 | 0 | 0 | 0 | 0 | | | | | | | | | | | |
| 84 Todd Frazier, R OBP: 0.294, SLG: 0.313 | | | | | | | | | | 0 | 0 | 0 | 0 | 0 | 0 | 0 | | | | | | | | | | | |
| 9 Jacque Jones, L OBP: 0.149, SLG: 0.114 | | | | | | | | | | 3 | 1 | 0 | 0 | 0 | 1 | 1 | | | | | | | | | | | |
| 55 Ramon Hernandez, R OBP: 0.214, SLG: 0.429 | | | | | | | | | | 2 | 0 | 1 | 0 | 0 | 0 | 0 | | | | | | | | | | | |
| 26 Wilkin Castillo, S OBP: 0.297, SLG: 0.276 | | | | | | | | | | 1 | 0 | 0 | 0 | 0 | 1 | 0 | | | | | | | | | | | |
| 30 Norris Hopper, R OBP: 0.205, SLG: 0.139 | | | | | | | | | | 3 | 0 | 1 | 1 | 0 | 0 | 1 | | | | | | | | | | | |
| Inning Stats | R: 0 E: 0 K: 2 S: 8 | H: 1 LOB: 1 BB: 0 P: 8 | R: 1 E: 0 K: 0 S: 6 | H: 3 LOB: 2 BB: 0 P: 6 | R: 0 E: 0 K: 1 S: 5 | H: 0 LOB: 0 BB: 0 P: 5 | R: 0 E: 0 K: 0 S: 3 | H: 0 LOB: 0 BB: 0 P: 3 | R: 0 E: 0 K: 1 S: 5 | H: 0 LOB: 0 BB: 0 P: 5 | R: 0 E: 0 K: 2 S: 7 | H: 0 LOB: 0 BB: 0 P: 7 | R: 0 E: 0 K: 1 S: 5 | H: 0 LOB: 0 BB: 0 P: 5 | R: 0 E: 0 K: 1 S: 5 | H: 0 LOB: 0 BB: 0 P: 5 | 1B: 4 2B: 0 3B: 0 HR: 0 | SF: 0 SAC: 0 DP: 1 HBP: 0 | WP: 0 PB: 0 CS: 0 | PA: 31 | | | | | | | |
| PITCHER | IP | WLS | BF | H | R | ER | SO | BB | IBB | HBP | BLK | WP | HR | S | P | ERA | WHIP | | | | | | | | | | |
| 52 CC Sabathia, L ERA: 4.11 | 7.2 | W | 27 | 4 | 1 | 1 | 7 | 0 | 0 | 0 | 0 | 0 | 0 | 41 | 41 | 1.17 | 0.522 | | | | | | | | | | |
| 43 Damaso Marte, L ERA: 4.5 | 0.1 | H | 1 | 0 | 0 | 0 | 0 | 0 | 0 | 0 | 0 | 0 | 0 | 1 | 1 | 0.00 | 0.000 | | | | | | | | | | |
| 42 Mariano Rivera, R ERA: | 1.0 | S | 3 | 0 | 0 | 0 | 1 | 0 | 0 | 0 | 0 | 0 | 0 | 5 | 5 | 0.00 | 0.000 | | | | | | | | | | |

Cincinnati Reds @ New York Yankees
George M. Steinbrenner Field, Tampa, FL
Fri Mar 27 2009, 7:15 PM EDT
Att: 10,817 - Clear - 82 F

livebaseballscores.com

AB 31
R 1
H 4
RBI 1
BB 0
SO 8
LOB 5




| Batter | 1 | 2 | 3 | 4 | 5 | 6 | 7 | 8 | 9 | AB | R | H | RBI | BB | SO | LOB | BOTTOM | | | | | | | | | | |
|--|------------------------------|---------------------------------|------------------------------|---------------------------------|------------------------------|---------------------------------|------------------------------|----------------------------------|------------------------------|---------------------------------|------------------------------|---------------------------------|------------------------------|---------------------------------|------------------------------|---------------------------------|----------------------------------|------------------------------------|-------------------------|--------|--|--|--|--|--|--|--|
| 2 Derek Jeter, R OBP: 0.435, SLG: 0.524 | | | | | | | | | | 4 | 1 | 1 | 1 | 0 | 0 | 1 | | | | | | | | | | | |
| 14 Angel Berroa, R OBP: 0.392, SLG: 0.620 | | | | | | | | | | 0 | 0 | 0 | 0 | 0 | 0 | 0 | | | | | | | | | | | |
| 18 Johnny Damon, L OBP: 0.333, SLG: 0.404 | | | | | | | | | | 4 | 0 | 0 | 0 | 0 | 0 | 3 | | | | | | | | | | | |
| 17 Shelley Duncan, R OBP: 0.441, SLG: 0.633 | | | | | | | | | | 0 | 0 | 0 | 0 | 0 | 0 | 0 | | | | | | | | | | | |
| 25 Mark Teixeira, S OBP: 0.408, SLG: 0.545 | | | | | | | | | | 3 | 0 | 2 | 1 | 0 | 0 | 0 | | | | | | | | | | | |
| 33 Nick Swisher, S OBP: 0.400, SLG: 0.385 | | | | | | | | | | 1 | 0 | 0 | 0 | 0 | 1 | 0 | | | | | | | | | | | |
| 55 Hideki Matsui, L OBP: 0.325, SLG: 0.441 | | | | | | | | | | 3 | 0 | 0 | 0 | 0 | 1 | 3 | | | | | | | | | | | |
| 74 Justin Leone, R OBP: 0.194, SLG: 0.250 | | | | | | | | | | 1 | 0 | 0 | 0 | 0 | 1 | 0 | | | | | | | | | | | |
| 20 Jorge Posada, S OBP: 0.385, SLG: 0.500 | | | | | | | | | | 2 | 1 | 0 | 0 | 1 | 1 | 1 | | | | | | | | | | | |
| 26 José Molina, R OBP: 0.333, SLG: 0.293 | | | | | | | | | | 1 | 0 | 0 | 0 | 0 | 0 | 0 | | | | | | | | | | | |
| 24 Robinson Cano, L OBP: 0.405, SLG: 0.538 | | | | | | | | | | 3 | 0 | 0 | 0 | 0 | 0 | 1 | | | | | | | | | | | |
| 53 Melky Cabrera, S OBP: 0.400, SLG: 0.479 | | | | | | | | | | 0 | 0 | 0 | 0 | 0 | 0 | 0 | | | | | | | | | | | |
| 22 Xavier Nady, R OBP: 0.275, SLG: 0.469 | | | | | | | | | | 3 | 1 | 1 | 0 | 0 | 2 | 0 | | | | | | | | | | | |
| 60 Todd Linden, S OBP: 0.222, SLG: 0.292 | | | | | | | | | | 0 | 0 | 0 | 0 | 0 | 0 | 0 | | | | | | | | | | | |
| 12 Cody Ransom, R OBP: 0.317, SLG: 0.407 | | | | | | | | | | 3 | 1 | 0 | 1 | 0 | 1 | 1 | | | | | | | | | | | |
| 90 Ramiro Pena, S OBP: 0.353, SLG: 0.396 | | | | | | | | | | 0 | 0 | 0 | 0 | 0 | 0 | 0 | | | | | | | | | | | |
| 11 Brett Gardner, L OBP: 0.453, SLG: 0.702 | | | | | | | | | | 2 | 0 | 0 | 0 | 1 | 0 | 0 | | | | | | | | | | | |
| 73 Doug Bernier, R OBP: 0.397, SLG: 0.269 | | | | | | | | | | 0 | 0 | 0 | 0 | 0 | 0 | 0 | | | | | | | | | | | |
| Inning Stats | R: 1 E: 0 K: 1 S: 7 | H: 2 LOB: 1 BB: 0 P: 7 | R: 0 E: 0 K: 2 S: 7 | H: 0 LOB: 0 BB: 0 P: 7 | R: 0 E: 1 K: 0 S: 5 | H: 1 LOB: 2 BB: 0 P: 6 | R: 3 E: 1 K: 0 S: 5 | H: 1 LOB: 1 BB: 2 P: 14 | R: 0 E: 0 K: 1 S: 5 | H: 0 LOB: 0 BB: 0 P: 5 | R: 0 E: 0 K: 1 S: 5 | H: 0 LOB: 0 BB: 0 P: 5 | R: 0 E: 0 K: 2 S: 7 | H: 0 LOB: 0 BB: 0 P: 7 | R: 0 E: 0 K: 2 S: 7 | H: 0 LOB: 0 BB: 0 P: 7 | 1B: 2 2B: 2 3B: 0 HR: 0 | SF: 0 SAC: 0 DP: 0 HBP: 0 | WP: 1 PB: 1 CS: 0 | PA: 32 | | | | | | | |
| PITCHER | IP | WLS | BF | H | R | ER | SO | BB | IBB | HBP | BLK | WP | HR | S | P | ERA | WHIP | | | | | | | | | | |
| Aaron Harang, R ERA: 4.56 | 6.0 | L | 26 | 4 | 4 | 2 | 5 | 2 | 0 | 0 | 0 | 0 | 0 | 34 | 44 | 3.00 | 1.000 | | | | | | | | | | |
| 52 Daniel Herrera, L ERA: | 1.0 | | 3 | 0 | 0 | 0 | 0 | 0 | 0 | 0 | 0 | 0 | 0 | 3 | 3 | 0.00 | 0.000 | | | | | | | | | | |
| 57 Mike Lincoln, R ERA: 1.69 | 1.0 | | 3 | 0 | 0 | 0 | 2 | 0 | 0 | 0 | 0 | 0 | 0 | 7 | 7 | 0.00 | 0.000 | | | | | | | | | | |

Cincinnati Reds @ New York Yankees
George M. Steinbrenner Field, Tampa, FL
Fri Mar 27 2009, 7:15 PM EDT
Att: 10,817 - Clear - 82 F

livebaseballscores.com

AB 30
R 4
H 4
RBI 3
BB 2
SO 7
LOB 10



| Batter | 1 | 2 | 3 | 4 | 5 | 6 | 7 | 8 | 9 | AB | R | H | RBI | BB | SO | LOB | TOP | | | | | |
|--|---|---------------------------------|------------------------------|----------------------------------|------------------------------|---------------------------------|------------------------------|---------------------------------|------------------------------|---------------------------------|------------------------------|---------------------------------|------------------------------|---------------------------------|------------------------------|---------------------------------|---|---------------------------------|----------------------------------|------------------------------------|-------------------------|--------|
| 2 Derek Jeter, R OBP: 0.395, SLG: 0.458 | G4-3 | E6 | | F9 | | L9 | | K | | 3 | 1 | 0 | 1 | 0 | 0 | 1 | New York Yankees @ Atlanta Braves Champion Stadium, Lake Buena Vista, FL Sat Mar 28 2009, 1:05 PM EDT Att: 10,955 - Cloudy - 83 F | | | | | |
| 11 Brett Gardner, L OBP: 0.436, SLG: 0.673 | | | | | | | | | | 2 | 0 | 0 | 0 | 0 | 1 | 2 | | | | | | |
| 18 Johnny Damon, L OBP: 0.309, SLG: 0.389 | | G4-3 | | | | | | | | 2 | 0 | 0 | 1 | 1 | 0 | 1 | | | | | | |
| 91 Alfredo Aceves, R OBP: 0.481, SLG: 0.476 | | | | | | | | | | 0 | 0 | 0 | 0 | 1 | 0 | 0 | | | | | | |
| 47 John Rodriguez, L OBP: 0.481, SLG: 0.476 | | | | | | | | | | 0 | 0 | 0 | 0 | 1 | 0 | 0 | | | | | | |
| 25 Mark Teixeira, S OBP: 0.442, SLG: 0.630 | | | | | | | | | | 2 | 1 | 2 | 1 | 1 | 0 | 0 | | | | | | |
| 17 Shelley Duncan, R OBP: 0.417, SLG: 0.594 | | | | | | | | | | 2 | 0 | 0 | 0 | 0 | 0 | 3 | | | | | | |
| 22 Xavier Nady, R OBP: 0.333, SLG: 0.491 | | | | | | | | | | 4 | 0 | 3 | 1 | 0 | 0 | 0 | | | | | | |
| 60 Todd Linden, S OBP: 0.214, SLG: 0.280 | | | | | | | | | | 1 | 0 | 0 | 0 | 0 | 0 | 1 | | | | | | |
| 24 Robinson Canó, L OBP: 0.400, SLG: 0.595 | | | | | | | | | | 3 | 1 | 1 | 1 | 0 | 0 | 5 | | | | | | |
| 14 Angel Berroa, R OBP: 0.377, SLG: 0.596 | | | | | | | | | | 2 | 0 | 0 | 0 | 0 | 1 | 2 | | | | | | |
| 53 Melky Cabrera, S OBP: 0.424, SLG: 0.500 | | | | | | | | | | 4 | 1 | 3 | 0 | 0 | 0 | 1 | | | | | | |
| 74 Justin Leone, R OBP: 0.184, SLG: 0.250 | | | | | | | | | | 0 | 0 | 0 | 0 | 0 | 0 | 0 | | | | | | |
| 12 Cody Ransom, R OBP: 0.333, SLG: 0.397 | | | | | | | | | | 4 | 0 | 1 | 0 | 0 | 1 | 3 | | | | | | |
| 39 Dan Giese, R OBP: 0.500, SLG: 0.500 | | | | | | | | | | 0 | 0 | 0 | 0 | 0 | 0 | 0 | | | | | | |
| 36 Edwar Ramirez, R OBP: 0.377, SLG: 0.596 | | | | | | | | | | 0 | 0 | 0 | 0 | 0 | 0 | 0 | | | | | | |
| 19 Kevin Cash, R OBP: 0.333, SLG: 0.462 | | | | | | | | | | 3 | 1 | 0 | 0 | 0 | 1 | 2 | | | | | | |
| 45 Chris Stewart, R OBP: 0.235, SLG: 0.375 | | | | | | | | | | 1 | 0 | 0 | 0 | 0 | 0 | 0 | | | | | | |
| 28 Brett Tomko, R OBP: 0.370, SLG: 0.400 | | | | | | | | | | 0 | 1 | 0 | 0 | 1 | 0 | 0 | | | | | | |
| 90 Ramiro Pena, S OBP: 0.370, SLG: 0.400 | | | | | | | | | | 2 | 0 | 1 | 0 | 1 | 0 | 0 | | | | | | |
| Inning Stats | R: 0 E: 0 K: 0 S: 5 | H: 2 LOB: 2 BB: 1 P: 9 | R: 4 E: 1 K: 0 S: 7 | H: 3 LOB: 2 BB: 2 P: 15 | R: 0 E: 0 K: 1 S: 5 | H: 1 LOB: 0 BB: 0 P: 5 | R: 0 E: 0 K: 0 S: 3 | H: 0 LOB: 0 BB: 0 P: 3 | R: 2 E: 0 K: 0 S: 5 | H: 3 LOB: 2 BB: 0 P: 5 | R: 0 E: 0 K: 0 S: 4 | H: 1 LOB: 1 BB: 1 P: 8 | R: 0 E: 0 K: 2 S: 8 | H: 1 LOB: 1 BB: 0 P: 8 | R: 0 E: 0 K: 1 S: 4 | H: 0 LOB: 1 BB: 1 P: 8 | R: 0 E: 0 K: 0 S: 3 | H: 0 LOB: 1 BB: 1 P: 7 | 1B: 9 2B: 0 3B: 0 HR: 2 | SF: 0 SAC: 0 DP: 3 HBP: 0 | WP: 0 PB: 0 CS: 1 | PA: 41 |
| PITCHER | IP WLS BF H R ER SO BB IBB HBP BLK WP HR S P ERA WHIP | | | | | | | | | | | | | | | | | | | | | |
| 49 Jair Jurrjens, R ERA: 3.2 | 5.0 L 25 9 6 3 1 3 0 0 0 0 0 2 25 37 5.40 2.400 | | | | | | | | | | | | | | | | | | | | | |
| 59 Francisley Bueno, L ERA: | 1.0 5 1 0 0 0 1 0 0 0 0 0 0 4 8 0.00 2.000 | | | | | | | | | | | | | | | | | | | | | |
| 51 Michael Gonzalez, L ERA: 6.75 | 1.0 4 1 0 0 2 0 0 0 0 0 0 0 8 8 0.00 1.000 | | | | | | | | | | | | | | | | | | | | | |
| 36 Boone Logan, L ERA: 6.75 | 1.0 3 0 0 0 1 1 0 0 0 0 0 0 4 8 0.00 1.000 | | | | | | | | | | | | | | | | | | | | | |
| 71 Mariano Gomez, L ERA: | 1.0 4 0 0 0 0 1 0 0 0 0 0 0 3 7 0.00 1.000 | | | | | | | | | | | | | | | | | | | | | |

| Batter | 1 | 2 | 3 | 4 | 5 | 6 | 7 | 8 | 9 | AB | R | H | RBI | BB | SO | LOB | BOTTOM | | | | | |
|--|---|---------------------------------|------------------------------|---------------------------------|------------------------------|---------------------------------|------------------------------|---------------------------------|------------------------------|---------------------------------|------------------------------|---------------------------------|------------------------------|---------------------------------|------------------------------|---------------------------------|---|----------------------------------|----------------------------------|------------------------------------|-------------------------|--------|
| 64 Jordan Schafer, L OBP: 0.429, SLG: 0.585 | | | | | | | | | | 5 | 0 | 3 | 1 | 0 | 1 | 0 | New York Yankees @ Atlanta Braves Champion Stadium, Lake Buena Vista, FL Sat Mar 28 2009, 1:05 PM EDT Att: 10,955 - Cloudy - 83 F | | | | | |
| 19 Yunel Escobar, R OBP: 0.369, SLG: 0.364 | | | | | | | | | | 2 | 0 | 0 | 1 | 0 | 0 | 1 | | | | | | |
| 68 Brooks Conrad, S OBP: 0.189, SLG: 0.306 | | | | | | | | | | 2 | 1 | 1 | 0 | 0 | 0 | 2 | | | | | | |
| 10 Chipper Jones, S OBP: 0.364, SLG: 0.732 | | | | | | | | | | 2 | 0 | 0 | 0 | 1 | 0 | 1 | | | | | | |
| 59 Francisley Bueno, L ERA: | | | | | | | | | | 0 | 0 | 0 | 0 | 0 | 0 | 0 | | | | | | |
| 51 Michael Gonzalez, R OBP: 0.369, SLG: 0.364 | | | | | | | | | | 0 | 0 | 0 | 0 | 0 | 0 | 0 | | | | | | |
| 36 Boone Logan, L OBP: 0.369, SLG: 0.364 | | | | | | | | | | 0 | 0 | 0 | 0 | 0 | 0 | 0 | | | | | | |
| 71 Mariano Gomez, L OBP: 0.369, SLG: 0.364 | | | | | | | | | | 0 | 0 | 0 | 0 | 0 | 0 | 0 | | | | | | |
| 94 J.C. Holt, L OBP: 0.369, SLG: 0.364 | | | | | | | | | | 1 | 0 | 0 | 0 | 0 | 0 | 2 | | | | | | |
| 16 Brian McCann, L OBP: 0.381, SLG: 0.500 | | | | | | | | | | 0 | 0 | 0 | 0 | 0 | 0 | 0 | | | | | | |
| 27 J.C. Boscan, R OBP: 0.412, SLG: 0.308 | | | | | | | | | | 4 | 1 | 0 | 0 | 1 | 2 | 6 | | | | | | |
| 20 Greg Norton, S OBP: 0.396, SLG: 0.488 | | | | | | | | | | 4 | 0 | 0 | 0 | 0 | 1 | 2 | | | | | | |
| 23 Matt Diaz, R OBP: 0.370, SLG: 0.577 | | | | | | | | | | 4 | 0 | 1 | 0 | 0 | 0 | 0 | | | | | | |
| 28 Brandon Jones, L OBP: 0.369, SLG: 0.435 | | | | | | | | | | 0 | 0 | 0 | 0 | 0 | 0 | 0 | | | | | | |
| 1 Grégor Blanco, L OBP: 0.263, SLG: 0.250 | | | | | | | | | | 3 | 0 | 0 | 0 | 1 | 0 | 1 | | | | | | |
| 14 Martin Prado, R OBP: 0.350, SLG: 0.382 | | | | | | | | | | 3 | 1 | 0 | 0 | 1 | 1 | 2 | | | | | | |
| 49 Jair Jurrjens, R OBP: 0.429, SLG: 0.333 | | | | | | | | | | 2 | 1 | 1 | 0 | 0 | 0 | 2 | | | | | | |
| 4 Omar Infante, R OBP: 0.298, SLG: 0.491 | | | | | | | | | | 2 | 0 | 1 | 0 | 0 | 1 | 0 | | | | | | |
| Inning Stats | R: 0 E: 0 K: 1 S: 6 | H: 1 LOB: 1 BB: 0 P: 6 | R: 0 E: 0 K: 0 S: 4 | H: 1 LOB: 2 BB: 1 P: 8 | R: 0 E: 0 K: 0 S: 4 | H: 1 LOB: 1 BB: 0 P: 4 | R: 0 E: 0 K: 1 S: 5 | H: 0 LOB: 0 BB: 0 P: 5 | R: 1 E: 0 K: 0 S: 5 | H: 2 LOB: 2 BB: 1 P: 9 | R: 0 E: 0 K: 0 S: 3 | H: 0 LOB: 0 BB: 0 P: 3 | R: 0 E: 0 K: 3 S: 9 | H: 0 LOB: 0 BB: 0 P: 9 | R: 2 E: 1 K: 0 S: 5 | H: 1 LOB: 1 BB: 1 P: 9 | R: 1 E: 0 K: 1 S: 7 | H: 2 LOB: 2 BB: 1 P: 11 | 1B: 6 2B: 2 3B: 0 HR: 0 | SF: 1 SAC: 0 DP: 0 HBP: 0 | WP: 0 PB: 0 CS: 0 | PA: 40 |
| PITCHER | IP WLS BF H R ER SO BB IBB HBP BLK WP HR S P ERA WHIP | | | | | | | | | | | | | | | | | | | | | |
| 28 Brett Tomko, R ERA: 1.17 | 3.0 W 13 3 0 0 0 1 0 0 0 0 0 0 13 17 0.00 1.333 | | | | | | | | | | | | | | | | | | | | | |
| 91 Alfredo Aceves, R ERA: 4.5 | 3.0 H 12 2 1 1 1 1 0 0 0 0 0 0 13 17 3.00 1.000 | | | | | | | | | | | | | | | | | | | | | |
| 39 Dan Giese, R ERA: 6.89 | 2.1 13 3 3 1 3 2 0 0 0 0 0 0 17 25 3.86 2.143 | | | | | | | | | | | | | | | | | | | | | |
| 36 Edwar Ramirez, R ERA: 1.29 | 0.2 S 2 0 0 0 1 0 0 0 0 0 0 0 4 4 0.00 0.000 | | | | | | | | | | | | | | | | | | | | | |



| Batter | 1 | 2 | 3 | 4 | 5 | 6 | 7 | 8 | 9 | AB | R | H | RBI | BB | SO | LOB | TOP | | | | | | | |
|--|---|---|---|---|---|---|---|---|---|---|---|---|---|---|---|---|---|---|---|---|---|---|---|---|
| 2 Derek Jeter, R OBP: 0.394, SLG: 0.483 53 Melky Cabrera, S OBP: 0.419, SLG: 0.491 | | | | | | | | | | 2 | 1 | 1 | 0 | 1 | 0 | 0 | | | | | | | | |
| 18 Johnny Damon, L OBP: 0.373, SLG: 0.424 90 Ramiro Pena, S OBP: 0.367, SLG: 0.382 | | | | | | | | | | 1 | 0 | 0 | 0 | 2 | 0 | 0 | | | | | | | | |
| 25 Mark Teixeira, S OBP: 0.464, SLG: 0.653 Eric Duncan, L OBP: 1.000, SLG: 1.000 | | | | | | | | | | 3 | 0 | 2 | 2 | 1 | 0 | 2 | | | | | | | | |
| 55 Hideki Matsui, L OBP: 0.333, SLG: 0.400 | | | | | | | | | | 3 | 0 | 0 | 0 | 0 | 0 | 5 | | | | | | | | |
| 33 Nick Swisher, S OBP: 0.390, SLG: 0.370 Jack Rye, L OBP: 0.370, SLG: 0.370 | | | | | | | | | | 4 | 0 | 0 | 0 | 0 | 0 | 3 | | | | | | | | |
| 24 Robinson Cano, L OBP: 0.385, SLG: 0.592 84 Justin Snyder, L OBP: 0.250, SLG: 0.750 | | | | | | | | | 3 | 0 | 0 | 0 | 0 | 0 | 3 | | | | | | | | | |
| 12 Cody Ransom, R OBP: 0.314, SLG: 0.385 14 Angel Berroa, R OBP: 0.382, SLG: 0.611 | | | | | | | | | 2 | 0 | 0 | 0 | 1 | 1 | 1 | | | | | | | | | |
| 26 José Molina, R OBP: 0.314, SLG: 0.277 81 Kyle Anson, S OBP: 0.182, SLG: 0.200 | | | | | | | | | 3 | 0 | 1 | 0 | 0 | 2 | 0 | | | | | | | | | |
| 11 Brett Gardner, L OBP: 0.426, SLG: 0.636 84 James Cooper, L OBP: 0.250, SLG: 0.750 | | | | | | | | | 3 | 1 | 0 | 0 | 0 | 0 | 1 | | | | | | | | | |
| Inning Stats | R: 1 E: 0 K: 0 S: 12 | H: 2 LOB: 2 BB: 1 P: 20 | R: 0 E: 0 K: 1 S: 10 | H: 0 LOB: 0 BB: 0 P: 14 | R: 0 E: 0 K: 0 S: 5 | H: 0 LOB: 1 BB: 1 P: 9 | R: 0 E: 0 K: 0 S: 3 | H: 0 LOB: 0 BB: 1 P: 7 | R: 0 E: 0 K: 1 S: 16 | H: 0 LOB: 2 BB: 2 P: 27 | R: 0 E: 0 K: 0 S: 6 | H: 0 LOB: 1 BB: 0 P: 12 | R: 1 E: 0 K: 1 S: 8 | H: 3 LOB: 2 BB: 0 P: 8 | R: 1 E: 0 K: 1 S: 6 | H: 2 LOB: 0 BB: 0 P: 8 | R: 0 E: 0 K: 1 S: 5 | H: 0 LOB: 0 BB: 0 P: 9 | 1B: 3 2B: 3 3B: 1 HR: 0 | SF: 0 SAC: 0 DP: 0 HBP: 1 | WP: 0 PB: 0 SB: 1 CS: 1 | PA: 39 | | |
| PITCHER | IP WLS BF H R ER SO BB IBB HBP BLK WP HR S P ERA WHIP | IP WLS BF H R ER SO BB IBB HBP BLK WP HR S P ERA WHIP | IP WLS BF H R ER SO BB IBB HBP BLK WP HR S P ERA WHIP | IP WLS BF H R ER SO BB IBB HBP BLK WP HR S P ERA WHIP | IP WLS BF H R ER SO BB IBB HBP BLK WP HR S P ERA WHIP | IP WLS BF H R ER SO BB IBB HBP BLK WP HR S P ERA WHIP | IP WLS BF H R ER SO BB IBB HBP BLK WP HR S P ERA WHIP | IP WLS BF H R ER SO BB IBB HBP BLK WP HR S P ERA WHIP | IP WLS BF H R ER SO BB IBB HBP BLK WP HR S P ERA WHIP | IP WLS BF H R ER SO BB IBB HBP BLK WP HR S P ERA WHIP | IP WLS BF H R ER SO BB IBB HBP BLK WP HR S P ERA WHIP | IP WLS BF H R ER SO BB IBB HBP BLK WP HR S P ERA WHIP | IP WLS BF H R ER SO BB IBB HBP BLK WP HR S P ERA WHIP | IP WLS BF H R ER SO BB IBB HBP BLK WP HR S P ERA WHIP | IP WLS BF H R ER SO BB IBB HBP BLK WP HR S P ERA WHIP | IP WLS BF H R ER SO BB IBB HBP BLK WP HR S P ERA WHIP | IP WLS BF H R ER SO BB IBB HBP BLK WP HR S P ERA WHIP | IP WLS BF H R ER SO BB IBB HBP BLK WP HR S P ERA WHIP | IP WLS BF H R ER SO BB IBB HBP BLK WP HR S P ERA WHIP | IP WLS BF H R ER SO BB IBB HBP BLK WP HR S P ERA WHIP | IP WLS BF H R ER SO BB IBB HBP BLK WP HR S P ERA WHIP | IP WLS BF H R ER SO BB IBB HBP BLK WP HR S P ERA WHIP | IP WLS BF H R ER SO BB IBB HBP BLK WP HR S P ERA WHIP | IP WLS BF H R ER SO BB IBB HBP BLK WP HR S P ERA WHIP |

New York Yankees @ Toronto Blue Jays
Dunedin Stadium, Dunedin, FL
Mon Mar 30 2009, 1:05 PM EDT
Att: 4,751 - Sunny - 65 F

| | |
|-----|----|
| AB | 32 |
| R | 3 |
| H | 7 |
| RBI | 3 |
| BB | 5 |
| SO | 5 |
| LOB | 17 |



| Batter | 1 | 2 | 3 | 4 | 5 | 6 | 7 | 8 | 9 | AB | R | H | RBI | BB | SO | LOB | BOTTOM | | | | | | | |
|---|---|---|---|---|---|---|---|---|---|---|---|---|---|---|---|---|---|---|---|---|---|---|---|---|
| 19 Marco Scutaro, R OBP: 0.333, SLG: 0.500 6 John McDonald, R OBP: 0.244, SLG: 0.268 | | | | | | | | | | 3 | 0 | 1 | 1 | 0 | 1 | 0 | | | | | | | | |
| 2 Aaron Hill, R OBP: 0.358, SLG: 0.447 69 Brad Emaus, R OBP: 0.392, SLG: 0.739 | | | | | | | | | | 3 | 0 | 1 | 0 | 0 | 0 | 1 | | | | | | | | |
| 15 Alex Rios, R OBP: 0.313, SLG: 0.320 78 Sean Shoffit, L OBP: 0.308, SLG: 0.560 | | | | | | | | | | 3 | 0 | 0 | 0 | 0 | 0 | 2 | | | | | | | | |
| 30 Kevin Millar, R OBP: 0.279, SLG: 0.432 | | | | | | | | | | 4 | 0 | 0 | 0 | 0 | 2 | 3 | | | | | | | | |
| 35 Lyle Overbay, L OBP: 0.278, SLG: 0.394 68 David Cooper, L OBP: 0.267, SLG: 0.333 | | | | | | | | | | 3 | 0 | 0 | 0 | 0 | 3 | 0 | | | | | | | | |
| 33 Scott Rolen, R OBP: 0.441, SLG: 0.643 19 José Bautista, R OBP: 0.457, SLG: 0.452 | | | | | | | | | | 3 | 0 | 1 | 0 | 0 | 0 | 0 | | | | | | | | |
| 26 Adam Lind, L OBP: 0.339, SLG: 0.444 Aaron Mathews, R OBP: 0.321, SLG: 0.393 | | | | | | | | | | 3 | 0 | 2 | 0 | 0 | 0 | 0 | | | | | | | | |
| 45 Travis Snider, L OBP: 0.375, SLG: 0.660 34 Moisés Sierra, R OBP: 0.222, SLG: 0.333 | | | | | | | | | | 3 | 0 | 0 | 0 | 0 | 1 | 2 | | | | | | | | |
| 5 Michael Barrett, R OBP: 0.306, SLG: 0.382 71 Kyle Phillips, L OBP: 0.400, SLG: 0.250 | | | | | | | | | | 3 | 1 | 1 | 0 | 0 | 0 | 0 | | | | | | | | |
| Inning Stats | R: 0 E: 0 K: 2 S: 8 | H: 1 LOB: 1 BB: 0 P: 9 | R: 0 E: 0 K: 1 S: 6 | H: 2 LOB: 1 BB: 0 P: 6 | R: 0 E: 0 K: 0 S: 6 | H: 0 LOB: 0 BB: 0 P: 8 | R: 0 E: 0 K: 2 S: 8 | H: 0 LOB: 0 BB: 0 P: 12 | R: 0 E: 0 K: 1 S: 5 | H: 0 LOB: 0 BB: 0 P: 5 | R: 1 E: 0 K: 0 S: 10 | H: 2 LOB: 2 BB: 0 P: 16 | R: 0 E: 0 K: 1 S: 7 | H: 1 LOB: 1 BB: 0 P: 8 | R: 0 E: 0 K: 0 S: 4 | H: 1 LOB: 1 BB: 0 P: 4 | R: 0 E: 0 K: 1 S: 5 | H: 0 LOB: 0 BB: 0 P: 8 | 1B: 4 2B: 3 3B: 0 HR: 0 | SF: 0 SAC: 0 DP: 0 HBP: 0 | WP: 1 PB: 0 SB: 0 CS: 0 | PA: 33 | | |
| PITCHER | IP WLS BF H R ER SO BB IBB HBP BLK WP HR S P ERA WHIP | IP WLS BF H R ER SO BB IBB HBP BLK WP HR S P ERA WHIP | IP WLS BF H R ER SO BB IBB HBP BLK WP HR S P ERA WHIP | IP WLS BF H R ER SO BB IBB HBP BLK WP HR S P ERA WHIP | IP WLS BF H R ER SO BB IBB HBP BLK WP HR S P ERA WHIP | IP WLS BF H R ER SO BB IBB HBP BLK WP HR S P ERA WHIP | IP WLS BF H R ER SO BB IBB HBP BLK WP HR S P ERA WHIP | IP WLS BF H R ER SO BB IBB HBP BLK WP HR S P ERA WHIP | IP WLS BF H R ER SO BB IBB HBP BLK WP HR S P ERA WHIP | IP WLS BF H R ER SO BB IBB HBP BLK WP HR S P ERA WHIP | IP WLS BF H R ER SO BB IBB HBP BLK WP HR S P ERA WHIP | IP WLS BF H R ER SO BB IBB HBP BLK WP HR S P ERA WHIP | IP WLS BF H R ER SO BB IBB HBP BLK WP HR S P ERA WHIP | IP WLS BF H R ER SO BB IBB HBP BLK WP HR S P ERA WHIP | IP WLS BF H R ER SO BB IBB HBP BLK WP HR S P ERA WHIP | IP WLS BF H R ER SO BB IBB HBP BLK WP HR S P ERA WHIP | IP WLS BF H R ER SO BB IBB HBP BLK WP HR S P ERA WHIP | IP WLS BF H R ER SO BB IBB HBP BLK WP HR S P ERA WHIP | IP WLS BF H R ER SO BB IBB HBP BLK WP HR S P ERA WHIP | IP WLS BF H R ER SO BB IBB HBP BLK WP HR S P ERA WHIP | IP WLS BF H R ER SO BB IBB HBP BLK WP HR S P ERA WHIP | IP WLS BF H R ER SO BB IBB HBP BLK WP HR S P ERA WHIP | IP WLS BF H R ER SO BB IBB HBP BLK WP HR S P ERA WHIP | IP WLS BF H R ER SO BB IBB HBP BLK WP HR S P ERA WHIP |

New York Yankees @ Toronto Blue Jays
Dunedin Stadium, Dunedin, FL
Mon Mar 30 2009, 1:05 PM EDT
Att: 4,751 - Sunny - 65 F

| | |
|-----|----|
| AB | 33 |
| R | 1 |
| H | 7 |
| RBI | 1 |
| BB | 0 |
| SO | 8 |
| LOB | 10 |



| Batter | 1 | 2 | 3 | 4 | 5 | 6 | 7 | 8 | 9 | AB R H RBI BB SO LOB | TOP | | | | | | | | | | | | |
|---|---|---------------------------------|------------------------------|---------------------------------|------------------------------|---------------------------------|-------------------------------|----------------------------------|------------------------------|---------------------------------|--|------------------------------|---|-------------------------------|----------------------------------|------------------------------|---------------------------------|------------------------------|---------------------------------|----------------------------------|------------------------------------|----------------------------------|--------|
| 11 Brett Gardner, L OBP: 0.446, SLG: 0.644 Dan Brewer, R (7, PR) (7, 9) | 0-0 1B | | 1-0 1B | | 0-0 F7 | | 0-0 E4 | | 0-3 K | 4 0 3 1 0 0 0 1 0 0 0 0 1 1 | New York Yankees @ Cincinnati Reds Ed Smith Stadium, Sarasota, FL Tue Mar 31 2009, 1:05 PM EDT Att: 6,167 - Sunny - 81 F | | | | | | | | | | | | |
| 33 Nick Swisher, S OBP: 0.381, SLG: 0.347 Eric Fryer, R OBP: 0.500, SLG: 0.500 (7, PR) (7, 7) | 0-0 L1-3 | | 1-0 CS | 4-0 BB | 0-3 K | | 0-0 E1 | | 0-3 K | 3 1 0 0 1 1 2 1 0 0 0 0 1 1 | | | | | | | | | | | | | |
| 25 Mark Teixeira, S OBP: 0.475, SLG: 0.667 Chris Malec, S (1, 3) (6, 3) | 4-0 BB | | | 0-3 K | | 0-0 2B | 0-0 G3 | | 0-0 G6-3 | 2 1 1 0 1 1 1 2 0 0 0 0 0 3 | | | | | | | | | | | | | |
| 20 Jorge Posada, S OBP: 0.370, SLG: 0.436 19 Kevin Cash, R OBP: 0.333, SLG: 0.462 (1, 2) (7, 2) | 0-0 P6 | | | 0-3 K | | 4-0 BB | 0-3 K | | | 3 0 0 0 1 2 5 0 0 0 0 0 0 0 | | | | | | | | | | | | | |
| 22 Xavier Nady, R OBP: 0.339, SLG: 0.500 Francisco Cervelli, R OBP: 0.214, SLG: 0.369 (1, 10) (6, PR) (6, 10) | | 0-3 K | | 0-0 E9 | | 1-0 HBP | 0-3 K | | | 2 1 0 0 0 1 1 1 0 0 0 0 1 3 | | | | | | | | | | | | | |
| 53 Melky Cabrera, S OBP: 0.415, SLG: 0.509 Taylor Grote, L (1, 9) (7, 8) (8, PH) (8, 8) | 0-0 L7 | | 0-0 2B | | 0-0 HBP | | | 0-0 G4-3 | | 2 1 1 3 0 0 0 1 0 0 0 0 0 0 | | | | | | | | | | | | | |
| 12 Cody Ransom, R OBP: 0.315, SLG: 0.382 Mitch Hilligoss, L (1, 5) (7, 5) | 0-3 K | | 1-3 2B | | 0-0 1B | | 0-0 G6-4-3 | | 0-0 G5-3 | 3 0 1 1 0 1 2 1 0 0 0 0 0 0 | | | | | | | | | | | | | |
| 14 Angel Berroa, R OBP: 0.390, SLG: 0.621 (1, 6) | | | 0-0 1B | | 0-0 F9 | | 0-0 2B | | 0-0 G6-3 | 4 1 2 0 0 0 1 | | | | | | | | | | | | | |
| 90 Ramiro Pena, S OBP: 0.359, SLG: 0.373 (1, 4) | 0-0 F9 | | 0-0 1B | | 0-0 G4-3 | | 0-0 1B | | 0-0 E7 | 4 1 1 0 0 0 1 | | | | | | | | | | | | | |
| Inning Stats | R: 0 E: 0 K: 0 S: 3 | H: 1 LOB: 1 BB: 1 P: 7 | R: 0 E: 0 K: 2 S: 7 | H: 0 LOB: 0 BB: 0 P: 7 | R: 0 E: 0 K: 1 S: 3 | H: 2 LOB: 0 BB: 0 P: 5 | R: 3 E: 1 K: 2 S: 10 | H: 2 LOB: 1 BB: 1 P: 14 | R: 0 E: 0 K: 1 S: 5 | H: 0 LOB: 0 BB: 0 P: 5 | | R: 1 E: 0 K: 0 S: 3 | H: 1 LOB: 2 BB: 1 P: 8 | R: 2 E: 2 K: 2 S: 11 | H: 3 LOB: 3 BB: 0 P: 11 | R: 0 E: 0 K: 0 S: 3 | H: 0 LOB: 0 BB: 0 P: 3 | R: 0 E: 1 K: 2 S: 8 | H: 0 LOB: 1 BB: 0 P: 8 | 1B: 6 2B: 4 3B: 0 HR: 0 | SF: 1 SAC: 0 DP: 2 HBP: 1 | WP: 0 PB: 0 SB: 0 CS: 1 | PA: 40 |
| PITCHER | IP WLS BF H R ER SO BB IBB HBP BLK WP HR S P ERA WHIP | | | | | | | | | | | PITCHER | IP WLS BF H R ER SO BB IBB HBP BLK WP HR S P ERA WHIP | | | | | | | | | | |
| 33 Micah Owings, R ERA: 1.52 40 Nick Masset, R ERA: 5.03 Josh Roenicke, R ERA: 3.6 48 Francisco Cordero, R ERA: 12.1 | 5.0 L 23 6 4 1 5 3 0 0 0 0 0 0 29 44 1.80 1.800 | | | | | | | | | | | | | | | | | | | | | | |

| | |
|-----|----|
| AB | 34 |
| R | 6 |
| H | 9 |
| RBI | 5 |
| BB | 3 |
| SO | 9 |
| LOB | 21 |



| Batter | 1 | 2 | 3 | 4 | 5 | 6 | 7 | 8 | 9 | AB R H RBI BB SO LOB | BOTTOM | | | | | | | | | | | | |
|---|---|----------------------------------|------------------------------|---------------------------------|------------------------------|---------------------------------|------------------------------|---------------------------------|------------------------------|--|--|------------------------------|---|------------------------------|---------------------------------|------------------------------|---------------------------------|------------------------------|---------------------------------|----------------------------------|------------------------------------|----------------------------------|--------|
| 3 Willy Taveras, R OBP: 0.340, SLG: 0.256 (1, 8) | 0-0 F7 | | 0-0 B2 | | 0-3 K | | 0-0 F7 | | 0-3 K | 5 0 0 0 0 2 1 | New York Yankees @ Cincinnati Reds Ed Smith Stadium, Sarasota, FL Tue Mar 31 2009, 1:05 PM EDT Att: 6,167 - Sunny - 81 F | | | | | | | | | | | | |
| 21 Chris Dickerson, L OBP: 0.338, SLG: 0.450 (1, 7) | 0-0 2B | | 0-3 K | | | 0-3 K | 0-0 E3 | | 0-3 K | 5 1 1 0 0 3 1 | | | | | | | | | | | | | |
| 19 Joey Volto, L OBP: 0.379, SLG: 0.542 (1, 3) | 4-0 BB | | 0-0 1B | | | 4-0 BB | 0-0 2B | | | 2 1 2 1 2 0 0 | | | | | | | | | | | | | |
| 4 Brandon Phillips, R OBP: 0.368, SLG: 0.380 (1, 4) | 0-0 P3 | | 0-0 L8 | | | 4-0 BB | 0-0 L5 | | | 3 1 0 0 1 0 4 | | | | | | | | | | | | | |
| 32 Jay Bruce, L OBP: 0.349, SLG: 0.491 (1, 9) | 0-3 K | | 0-0 1B | | 0-0 G4-6-3 | | 0-0 1B | | 0-3 K | 4 0 2 1 0 2 2 | | | | | | | | | | | | | |
| 55 Ramon Hernandez, R OBP: 0.273, SLG: 0.381 (1, 2) | | 0-3 K | | 0-0 G4-6-3 | | 0-0 1B | 0-0 G5-3 | | 0-0 G5-3 | 4 0 1 1 0 1 1 | | | | | | | | | | | | | |
| 28 Edwin Encarnación, R OBP: 0.194, SLG: 0.353 64 Chris Valaika, R OBP: 0.400, SLG: 0.684 (1, 5) (8, 5) | 0-0 L9 | | 0-0 P4 | | 0-0 P4 | | 0-0 F7 | | 0-3 K | 3 0 0 0 0 0 2 1 0 0 0 0 1 0 | | | | | | | | | | | | | |
| 7 Paul Janish, R OBP: 0.280, SLG: 0.404 (1, 6) | 0-0 E9 | | 0-0 K | | 0-0 P3 | | 0-3 K | | 0-0 L4 | 4 0 0 0 0 1 2 | | | | | | | | | | | | | |
| 33 Micah Owings, R ERA: 3.6 40 Nick Masset, R ERA: 6.3 36 Edwar Ramirez, R ERA: 1.0 48 Phil Coke, L ERA: 1.42 Dan Gleise, R ERA: 6.46 | 0-0 K | | 0-3 K | | 0-0 G5-3 | | 0-0 F7 | | 0-0 E5 | 2 0 0 0 0 1 1 0 0 0 0 0 0 0 1 0 1 0 0 0 0 0 0 | | | | | | | | | | | | | |
| Inning Stats | R: 0 E: 0 K: 1 S: 6 | H: 1 LOB: 2 BB: 1 P: 10 | R: 0 E: 1 K: 2 S: 8 | H: 0 LOB: 1 BB: 0 P: 8 | R: 0 E: 0 K: 1 S: 6 | H: 1 LOB: 1 BB: 0 P: 6 | R: 0 E: 0 K: 0 S: 3 | H: 1 LOB: 0 BB: 0 P: 3 | R: 0 E: 0 K: 1 S: 5 | H: 0 LOB: 0 BB: 0 P: 5 | | R: 2 E: 0 K: 2 S: 9 | H: 2 LOB: 2 BB: 2 P: 17 | R: 1 E: 1 K: 0 S: 5 | H: 1 LOB: 1 BB: 0 P: 5 | R: 0 E: 0 K: 2 S: 7 | H: 0 LOB: 0 BB: 0 P: 7 | R: 0 E: 1 K: 2 S: 8 | H: 0 LOB: 1 BB: 0 P: 8 | 1B: 4 2B: 2 3B: 0 HR: 0 | SF: 0 SAC: 0 DP: 1 HBP: 0 | WP: 1 PB: 0 SB: 0 CS: 0 | PA: 38 |
| PITCHER | IP WLS BF H R ER SO BB IBB HBP BLK WP HR S P ERA WHIP | | | | | | | | | | | PITCHER | IP WLS BF H R ER SO BB IBB HBP BLK WP HR S P ERA WHIP | | | | | | | | | | |
| 62 Joba Chamberlain, R ERA: 3.6 38 Brian Bruney, R ERA: 6.3 36 Edwar Ramirez, R ERA: 1.0 48 Phil Coke, L ERA: 1.42 Dan Gleise, R ERA: 6.46 | 5.1 W 24 5 2 2 6 3 0 0 0 0 0 0 4 4 0.00 0.000 | | | | | | | | | | | | | | | | | | | | | | |

| | |
|-----|----|
| AB | 35 |
| R | 3 |
| H | 6 |
| RBI | 3 |
| BB | 3 |
| SO | 11 |
| LOB | 14 |



| Batter | 1 | 2 | 3 | 4 | 5 | 6 | 7 | 8 | 9 | AB | R | H | RBI | BB | SO | LOB | TOP | | | | |
|--|---|---|---|---|---|---|---|---|---|---|---|---|---|---|---|---|---|---|---|---|---|
| 7 Aaron Miles, S (1, 4) 73 Bobby Scales, S (7, 4) OBP: 0.397, SLG: 0.451 OBP: 0.380, SLG: 0.422 | 1-1 1B 25 SF8 | 0-1 2B | | 2-2 G4-3 | | | 3-2 L7 | | | 4 | 1 | 2 | 2 | 0 | 0 | 1 | | | | | |
| 1 Kosuke Fukudome, L (1, 8) 99 So Taguchi, R (5, 7) OBP: 0.320, SLG: 0.455 OBP: 0.392, SLG: 0.357 | 1-0 1B | 0-3 2B | | | 1-0 G4-3 | | 0-1 F7 | | | 3 | 0 | 1 | 0 | 0 | 1 | 1 | | | | | |
| 25 Derrek Lee, R (1, 3) 6 Micah Hoffpauir, L (5, PR) OBP: 0.371, SLG: 0.464 OBP: 0.307, SLG: 0.548 | 0-1 SF8 | | | 4-0 21 G4-6-3 BB | | 0-0 E6 | | 1-1 F7 | | 1 | 0 | 0 | 1 | 1 | 0 | 0 | | | | | |
| 21 Milton Bradley, S (1, 10) 66 Doug Deeds, L (8, PH) OBP: 0.537, SLG: 0.830 OBP: 0.279, SLG: 0.359 | 1-0 F7 | | | 1-0 G4-6-3 | | 3-2 P5 | | 0-0 P4 | | 3 | 0 | 0 | 0 | 0 | 0 | 3 | | | | | |
| 17 Mike Fontenot, L (1, 5) | 1-1 F7 | | | 0-2 G1-3 | | 3-1 G4-3 | | 2-3 K | | 4 | 0 | 0 | 0 | 0 | 1 | 2 | | | | | |
| 18 Geovany Soto, R (1, 2) 15 Mark Johnson, L (8, 2) OBP: 0.471, SLG: 0.640 OBP: 0.286, SLG: 0.263 | | 4-1 4 1B 7 2B BB | | 2-3 K | | 3-1 G6-3 | | 2-2 G6-3 | | 2 | 1 | 0 | 0 | 1 | 1 | 0 | | | | | |
| 9 Reed Johnson, R (1, 9) | | 1-3 K | | 0-0 2 G6-3 3B | | 2-2 F8 | | 1-2 F9 | | 4 | 1 | 1 | 0 | 0 | 1 | 1 | | | | | |
| 2 Ryan Theriot, R (1, 6) 59 Andrés Blanco, S (6, 6) OBP: 0.494, SLG: 0.508 OBP: 0.317, SLG: 0.357 | | 1-1 F9 | | 0-0 G6-3 | | 2-3 K | | 1-2 F7 | | 3 | 0 | 0 | 1 | 0 | 1 | 1 | | | | | |
| 4 Joey Gathright, L (1, 7) OBP: 0.414, SLG: 0.333 | | 2-0 7 2B 1B | | 0-1 7 S 1B | | 0-2 G4-3 | | | | 3 | 1 | 2 | 0 | 0 | 0 | 0 | | | | | |
| Inning Stats | R: 1 E: 0 K: 0 S: 8 | H: 2 LOB: 1 BB: 0 P: 12 | R: 2 E: 0 K: 2 S: 13 | H: 2 LOB: 1 BB: 1 P: 21 | R: 0 E: 0 K: 0 S: 4 | H: 0 LOB: 0 BB: 1 P: 9 | R: 1 E: 0 K: 1 S: 12 | H: 2 LOB: 1 BB: 0 P: 14 | R: 0 E: 1 K: 0 S: 8 | H: 0 LOB: 1 BB: 0 P: 15 | R: 0 E: 0 K: 1 S: 10 | H: 0 LOB: 0 BB: 0 P: 13 | R: 0 E: 0 K: 1 S: 6 | H: 0 LOB: 0 BB: 0 P: 9 | R: 0 E: 0 K: 0 S: 9 | H: 0 LOB: 0 BB: 0 P: 13 | 1B: 4 2B: 1 3B: 1 HR: 0 | SF: 1 SAC: 0 DP: 1 HBP: 0 | WP: 0 PB: 0 SB: 1 CS: 0 | PA: 35 | |
| PITCHER | IP WLS BF H R ER SO BB IBB HBP BLK WP HR S P ERA WHIP | IP WLS BF H R ER SO BB IBB HBP BLK WP HR S P ERA WHIP | IP WLS BF H R ER SO BB IBB HBP BLK WP HR S P ERA WHIP | IP WLS BF H R ER SO BB IBB HBP BLK WP HR S P ERA WHIP | IP WLS BF H R ER SO BB IBB HBP BLK WP HR S P ERA WHIP | IP WLS BF H R ER SO BB IBB HBP BLK WP HR S P ERA WHIP | IP WLS BF H R ER SO BB IBB HBP BLK WP HR S P ERA WHIP | IP WLS BF H R ER SO BB IBB HBP BLK WP HR S P ERA WHIP | IP WLS BF H R ER SO BB IBB HBP BLK WP HR S P ERA WHIP | IP WLS BF H R ER SO BB IBB HBP BLK WP HR S P ERA WHIP | IP WLS BF H R ER SO BB IBB HBP BLK WP HR S P ERA WHIP | IP WLS BF H R ER SO BB IBB HBP BLK WP HR S P ERA WHIP | IP WLS BF H R ER SO BB IBB HBP BLK WP HR S P ERA WHIP | IP WLS BF H R ER SO BB IBB HBP BLK WP HR S P ERA WHIP | IP WLS BF H R ER SO BB IBB HBP BLK WP HR S P ERA WHIP | IP WLS BF H R ER SO BB IBB HBP BLK WP HR S P ERA WHIP | IP WLS BF H R ER SO BB IBB HBP BLK WP HR S P ERA WHIP | IP WLS BF H R ER SO BB IBB HBP BLK WP HR S P ERA WHIP | IP WLS BF H R ER SO BB IBB HBP BLK WP HR S P ERA WHIP | IP WLS BF H R ER SO BB IBB HBP BLK WP HR S P ERA WHIP | IP WLS BF H R ER SO BB IBB HBP BLK WP HR S P ERA WHIP |

Chicago Cubs @ New York Yankees
Yankee Stadium, Bronx, NY
Fri Apr 03 2009, 7:05 PM EDT
Att: 48,402 - Cloudy - 56 F

AB 32
R 4
H 6
RBI 4
BB 2
SO 5
LOB 9



| Batter | 1 | 2 | 3 | 4 | 5 | 6 | 7 | 8 | 9 | AB | R | H | RBI | BB | SO | LOB | BOTTOM | | | | |
|---|---|---|---|---|---|---|---|---|---|---|---|---|---|---|---|---|---|---|---|---|---|
| 2 Derek Jeter, R (1, 6) 33 Nick Swisher, S (6, 7) OBP: 0.436, SLG: 0.515 OBP: 0.373, SLG: 0.365 | 3-1 18 F9 2B | | 2-1 55 HR 1B | 4-2 BB | | 2-1 G1-3 | | 0-0 F7 | | 2 | 1 | 2 | 0 | 1 | 0 | 0 | | | | | |
| 18 Johnny Damon, L (1, 7) 26 José Molina, R (6, 2) OBP: 0.361, SLG: 0.397 OBP: 0.315, SLG: 0.280 | 0-1 F9 | | 0-2 F9 | 0-2 L8 | | 2-3 K | | 0-2 E9 47 HBP 1B | | 3 | 0 | 0 | 0 | 0 | 0 | 3 | | | | | |
| 25 Mark Teixeira, S (1, 3) 90 Ramiro Pena, S (6, 6) OBP: 0.377, SLG: 0.702 OBP: 0.338, SLG: 0.349 | 2-3 K | | 0-3 K | 1-0 P4 | | | 1-3 K | 2-2 P6 | | 3 | 0 | 0 | 0 | 0 | 2 | 3 | | | | | |
| 55 Hideki Matsui, L (1, 10) 47 John Rodriguez, L (7, PH) OBP: 0.354, SLG: 0.543 OBP: 0.467, SLG: 0.435 | 2-2 G1-3 | | 3-2 HR | | 2-1 G4-3 | | 2-2 P6 | 2-2 HBP | | 3 | 1 | 1 | 2 | 0 | 0 | 1 | | | | | |
| 20 Jorge Posada, S (1, 2) 14 Angel Berroa, R (6, 4) OBP: 0.365, SLG: 0.422 OBP: 0.387, SLG: 0.607 | | 0-1 24 HR 1B | 2-1 G4-3 | | 0-0 F8 | | 2-2 53 1B 17 BB 1B | 1-2 G4-3 | | 3 | 1 | 1 | 0 | 0 | 0 | 0 | | | | | |
| 24 Robinson Canó, L (1, 4) 17 Shelley Duncan, R (6, 3) OBP: 0.397, SLG: 0.685 OBP: 0.410, SLG: 0.559 | 1-1 HR | | | 3-2 22 1B 12 HR 1B | | 0-1 F7 | | 4-2 53 1B 1B | | 3 | 2 | 2 | 2 | 0 | 0 | 0 | | | | | |
| 22 Xavier Nady, R (1, 9) 53 Melky Cabrera, S (6, PR) OBP: 0.354, SLG: 0.508 OBP: 0.406, SLG: 0.492 | 2-1 G5-3 | | | 3-2 12 HR 1B | | 0-0 11 2B 1B | | 2-0 1B | | 3 | 1 | 2 | 0 | 0 | 0 | 0 | | | | | |
| 12 Cody Ransom, R (1, 5) 60 Todd Linden, S (7, 9) OBP: 0.316, SLG: 0.419 OBP: 0.194, SLG: 0.259 | 1-2 G5-3 | | | 1-2 HR | | 0-0 F8 | | 0-0 G3 | | 3 | 1 | 1 | 3 | 0 | 0 | 1 | | | | | |
| 11 Brett Gardner, L (1, 8) 74 Justin Leone, R (6, PR) OBP: 0.437, SLG: 0.625 OBP: 0.225, SLG: 0.250 | 1-0 P6 | | | 0-2 L6 | | 2-2 2B | | 4-1 26 E 26 1B BB | | 3 | 0 | 1 | 0 | 0 | 0 | 0 | | | | | |
| Inning Stats | R: 0 E: 0 K: 1 S: 10 | H: 1 LOB: 1 BB: 0 P: 17 | R: 2 E: 0 K: 0 S: 10 | H: 2 LOB: 0 BB: 0 P: 15 | R: 2 E: 0 K: 1 S: 13 | H: 2 LOB: 0 BB: 0 P: 20 | R: 3 E: 0 K: 0 S: 19 | H: 3 LOB: 1 BB: 1 P: 30 | R: 0 E: 0 K: 0 S: 5 | H: 0 LOB: 0 BB: 0 P: 7 | R: 0 E: 0 K: 1 S: 10 | H: 2 LOB: 3 BB: 1 P: 16 | R: 0 E: 1 K: 0 S: 17 | H: 1 LOB: 3 BB: 1 P: 28 | R: 0 E: 1 K: 0 S: 20 | H: 1 LOB: 3 BB: 1 P: 29 | 1B: 8 2B: 2 3B: 0 HR: 3 | SF: 0 SAC: 0 DP: 0 HBP: 1 | WP: 0 PB: 0 SB: 0 CS: 0 | PA: 41 | |
| PITCHER | IP WLS BF H R ER SO BB IBB HBP BLK WP HR S P ERA WHIP | IP WLS BF H R ER SO BB IBB HBP BLK WP HR S P ERA WHIP | IP WLS BF H R ER SO BB IBB HBP BLK WP HR S P ERA WHIP | IP WLS BF H R ER SO BB IBB HBP BLK WP HR S P ERA WHIP | IP WLS BF H R ER SO BB IBB HBP BLK WP HR S P ERA WHIP | IP WLS BF H R ER SO BB IBB HBP BLK WP HR S P ERA WHIP | IP WLS BF H R ER SO BB IBB HBP BLK WP HR S P ERA WHIP | IP WLS BF H R ER SO BB IBB HBP BLK WP HR S P ERA WHIP | IP WLS BF H R ER SO BB IBB HBP BLK WP HR S P ERA WHIP | IP WLS BF H R ER SO BB IBB HBP BLK WP HR S P ERA WHIP | IP WLS BF H R ER SO BB IBB HBP BLK WP HR S P ERA WHIP | IP WLS BF H R ER SO BB IBB HBP BLK WP HR S P ERA WHIP | IP WLS BF H R ER SO BB IBB HBP BLK WP HR S P ERA WHIP | IP WLS BF H R ER SO BB IBB HBP BLK WP HR S P ERA WHIP | IP WLS BF H R ER SO BB IBB HBP BLK WP HR S P ERA WHIP | IP WLS BF H R ER SO BB IBB HBP BLK WP HR S P ERA WHIP | IP WLS BF H R ER SO BB IBB HBP BLK WP HR S P ERA WHIP | IP WLS BF H R ER SO BB IBB HBP BLK WP HR S P ERA WHIP | IP WLS BF H R ER SO BB IBB HBP BLK WP HR S P ERA WHIP | IP WLS BF H R ER SO BB IBB HBP BLK WP HR S P ERA WHIP | IP WLS BF H R ER SO BB IBB HBP BLK WP HR S P ERA WHIP |

Chicago Cubs @ New York Yankees
Yankee Stadium, Bronx, NY
Fri Apr 03 2009, 7:05 PM EDT
Att: 48,402 - Cloudy - 56 F

AB 37
R 7
H 13
RBI 7
BB 3
SO 4
LOB 23



| Batter | 1 | 2 | 3 | 4 | 5 | 6 | 7 | 8 | 9 | AB | R | H | RBI | BB | SO | LOB | TOP | | | |
|---|---|---|---|--|---|----------------------------------|------------------------------|----------------------------------|------------------------------|----------------------------------|------------------------------|---------------------------------|-------------------------------|----------------------------------|-------------------------------|----------------------------------|----------------------------------|------------------------------------|----------------------------------|--------|
| 12 Alfonso Soriano, R OBP: 0.375, SLG: 0.613 66 Doug Deeds, L OBP: 0.279, SLG: 0.359 | 0-0 FC6-4 1B | | 0-1 HR | | 0-0 G1-3 | | | 1-2 6 1B | | 4 | 1 | 3 | 1 | 0 | 0 | 0 | | | | |
| 2 Ryan Theriot, R OBP: 0.488, SLG: 0.500 59 Andrés Blanco, S OBP: 0.311, SLG: 0.351 | 2-2 F9 | | 0-0 25 CS 1B | | | 2-3 K | | 3-3 K | | 3 | 0 | 1 | 0 | 0 | 1 | 1 | | | | |
| 25 Derrek Lee, R OBP: 0.369, SLG: 0.458 6 Micah Hoffpauir, L OBP: 0.314, SLG: 0.553 | 0-1 FC6-4 21 1B | | 3-2 21 P8-3 1B | | | 3-2 G6-3 | | 1-2 1-2 2-3 1B | | 3 | 0 | 1 | 0 | 0 | 0 | 1 | | | | |
| 21 Milton Bradley, S OBP: 0.526, SLG: 0.800 56 Brad Snyder, L OBP: 0.333, SLG: 0.538 | 0-0 1-2 1B | | 0-0 P6-3 | | | 0-0 G4-3 | | 0-3 K | | 3 | 0 | 1 | 0 | 0 | 0 | 1 | | | | |
| 16 Aramis Ramirez, R OBP: 0.348, SLG: 0.460 | 1-3 K | | | | 0-1 G4-3 | | | 2-1 P6 | | 4 | 0 | 0 | 0 | 0 | 2 | 2 | | | | |
| 9 Reed Johnson, R OBP: 0.366, SLG: 0.506 | | | 0-1 7 L5-4 55 BB 1B | | 1-2 F9 | | | 0-0 L9 | | 4 | 0 | 1 | 0 | 0 | 1 | 0 | | | | |
| 1 Kosuke Fukudome, L OBP: 0.490, SLG: 1.400 4 Joey Gathright, L OBP: 0.408, SLG: 0.328 | | | 2-3 K | | 1-1 G3 | | | 1-3 K | | 3 | 0 | 0 | 0 | 0 | 2 | 1 | | | | |
| 55 Koyie Hill, S OBP: 0.456, SLG: 0.558 | | | 4-2 SAFE BB | | | 2-1 G3 | | 4-2 6 1B 12 1B BB | | 1 | 0 | 0 | 0 | 2 | 0 | 0 | | | | |
| 7 Aaron Miles, S OBP: 0.388, SLG: 0.438 73 Bobby Scales, S OBP: 0.373, SLG: 0.413 | 2-2 L5-4 | | | | | 0-3 K | | 1-3 K | | 2 | 0 | 0 | 0 | 0 | 1 | 2 | | | | |
| Inning Stats | R: 0 E: 0 K: 1 S: 10 | H: 2 LOB: 2 BB: 0 P: 13 | R: 0 E: 0 K: 1 S: 10 | H: 1 LOB: 1 BB: 1 P: 18 | R: 1 E: 0 K: 0 S: 11 | H: 3 LOB: 0 BB: 0 P: 14 | R: 0 E: 0 K: 0 S: 7 | H: 0 LOB: 0 BB: 0 P: 9 | R: 0 E: 0 K: 1 S: 6 | H: 0 LOB: 0 BB: 0 P: 13 | R: 0 E: 0 K: 1 S: 6 | H: 0 LOB: 0 BB: 0 P: 9 | R: 0 E: 0 K: 3 S: 19 | H: 2 LOB: 3 BB: 1 P: 29 | R: 0 E: 0 K: 3 S: 12 | H: 0 LOB: 0 BB: 0 P: 17 | 1B: 7 2B: 2 3B: 0 HR: 1 | SF: 0 SAC: 0 DP: 2 HBP: 0 | WP: 0 PB: 0 SB: 0 CS: 1 | PA: 34 |
| PITCHER | IP WLS BF H R ER SO BB IBB HBP BLK WP HR S P ERA WHIP | 4.0 W 16 6 1 1 2 1 0 0 0 0 1 38 54 2.25 1.750 | 4.0 H 15 2 0 0 6 1 0 0 0 0 0 39 59 0.00 0.750 | 0.2 2 0 0 0 2 0 0 0 0 0 0 8 11 0.00 0.000 | 0.1 1 0 0 0 1 0 0 0 0 0 0 4 6 0.00 0.000 | | | | | | | | | | | | | | | |

Chicago Cubs @ New York Yankees
Yankee Stadium, Bronx, NY
Sat Apr 04 2009, 1:05 PM EDT
Att: 48,917 - Cloudy - 47 F

AB 32
R 1
H 8
RBI 1
BB 2
SO 11
LOB 14



| Batter | 1 | 2 | 3 | 4 | 5 | 6 | 7 | 8 | 9 | AB | R | H | RBI | BB | SO | LOB | BOTTOM | | | |
|---|---|--|---|--|--|---|-------------------------------|----------------------------------|------------------------------|----------------------------------|------------------------------|----------------------------------|------------------------------|---------------------------------|-------------------------------|----------------------------------|----------------------------------|------------------------------------|----------------------------------|--------|
| 2 Derek Jeter, R OBP: 0.429, SLG: 0.583 53 Melky Cabrera, S OBP: 0.408, SLG: 0.508 | 0-1 G6-3 | | 0-0 HR | | 1-2 F8 | | | 0-0 2H 2B | | 3 | 1 | 1 | 3 | 0 | 1 | 1 | | | | |
| 18 Johnny Damon, L OBP: 0.360, SLG: 0.385 33 Nick Swisher, S OBP: 0.362, SLG: 0.352 | 1-2 G4-3 | | 1-3 K | | 4-0 25 HR BB | | | 1-1 F7 | | 2 | 1 | 0 | 0 | 1 | 1 | 0 | | | | |
| 25 Mark Teixeira, S OBP: 0.465, SLG: 0.690 19 Ramiro Pena, S OBP: 0.329, SLG: 0.338 | 0-0 G4-3 | | 1-2 HR | | 3-0 HR | | | 1-3 F8 | | 3 | 2 | 2 | 4 | 0 | 0 | 0 | | | | |
| 55 Hideki Matsui, L OBP: 0.362, SLG: 0.521 19 Kevin Cash, R OBP: 0.310, SLG: 0.429 | | 2-2 20 G3-1 24 1B | 4-1 22 BB 1B | | 3-2 G4-3 | | | 1-3 K | | 2 | 1 | 0 | 0 | 1 | 0 | 0 | | | | |
| 20 Jorge Posada, S OBP: 0.364, SLG: 0.404 26 José Molina, R OBP: 0.309, SLG: 0.275 | | 1-0 G3-1 | 4-0 22 1B BB | | | 0-0 F8 | | 0-3 K | | 2 | 0 | 0 | 0 | 1 | 0 | 1 | | | | |
| 24 Robinson Canó, L OBP: 0.393, SLG: 0.667 14 Angel Berroa, R OBP: 0.381, SLG: 0.597 | | 1-1 12 CS 1B | 1-1 L8 | | | 0-1 L7 | | 0-1 P3 | | 3 | 0 | 1 | 1 | 0 | 0 | 2 | | | | |
| 22 Xavier Nady, R OBP: 0.368, SLG: 0.516 73 Doug Bernier, R OBP: 0.375, SLG: 0.259 | | 1-1 F8 | 2-2 1-2 2H 1B | | | 1-0 11 BB 12 BB 1B | | 2-1 G4-3 | | 3 | 0 | 2 | 0 | 0 | 0 | 1 | | | | |
| 12 Cody Ransom, R OBP: 0.341, SLG: 0.440 17 Shelley Duncan, R OBP: 0.425, SLG: 0.657 | | 1-2 CS | 4-0 11 E 2 HR BB | | 0-0 25 HR 2B | | | 2-0 HR | | 1 | 2 | 1 | 0 | 2 | 0 | 0 | | | | |
| 11 Brett Gardner, L OBP: 0.446, SLG: 0.621 47 John Rodriguez, L OBP: 0.484, SLG: 0.500 | | | 0-0 E5 2 HR 1B | | 1-0 F8 | | | 0-1 53 2B | | 2 | 1 | 1 | 0 | 1 | 0 | 1 | | | | |
| Inning Stats | R: 0 E: 0 K: 0 S: 6 | H: 0 LOB: 0 BB: 0 P: 7 | R: 1 E: 1 K: 0 S: 11 | H: 1 LOB: 0 BB: 0 P: 17 | R: 4 E: 1 K: 1 S: 17 | H: 4 LOB: 2 BB: 3 P: 34 | R: 3 E: 0 K: 1 S: 10 | H: 2 LOB: 0 BB: 1 P: 24 | R: 0 E: 0 K: 0 S: 9 | H: 1 LOB: 3 BB: 2 P: 19 | R: 0 E: 0 K: 1 S: 8 | H: 0 LOB: 0 BB: 0 P: 12 | R: 0 E: 0 K: 1 S: 7 | H: 0 LOB: 0 BB: 0 P: 9 | R: 2 E: 0 K: 1 S: 11 | H: 3 LOB: 1 BB: 0 P: 15 | 1B: 4 2B: 3 3B: 0 HR: 4 | SF: 0 SAC: 0 DP: 0 HBP: 0 | WP: 0 PB: 0 SB: 1 CS: 1 | PA: 41 |
| PITCHER | IP WLS BF H R ER SO BB IBB HBP BLK WP HR S P ERA WHIP | 3.2 L 21 7 8 7 2 4 0 0 0 0 0 3 41 7 17.18 3.000 | 0.1 1 0 0 0 0 0 0 0 0 0 0 3 6 0.00 0.000 | 1.0 6 1 0 0 0 2 0 0 0 0 0 9 19 0.00 3.000 | 1.0 3 0 0 0 1 0 0 0 0 0 0 8 12 0.00 0.000 | 1.0 3 0 0 0 1 0 0 0 0 0 0 7 9 0.00 0.000 | | | | | | | | | | | | | | |

Chicago Cubs @ New York Yankees
Yankee Stadium, Bronx, NY
Sat Apr 04 2009, 1:05 PM EDT
Att: 48,917 - Cloudy - 47 F

AB 34
R 10
H 11
RBI 10
BB 6
SO 5
LOB 12



| Batter | 1 | 2 | 3 | 4 | 5 | 6 | 7 | 8 | 9 | AB | R | H | RBI | BB | SO | LOB | TOP | | | | | |
|---|---|----------------------------------|-------------------------------------|----------------------------------|-------------------------------|---|--------------------------------|-------------------------------------|---------------------------------|----------------------------------|-------------------------------|----------------------------------|-------------------------------|----------------------------------|------------------------------|----------------------------------|--|----------------------------------|----------------------------------|------------------------------------|----------------------------------|--------|
| 2 Derek Jeter, R OBP: 0.600, SLG: 0.600 | | | | | | | | | | 5 | 0 | 3 | 0 | 0 | 0 | 2 | New York Yankees @ Baltimore Orioles Oriole Park at Camden Yards, Baltimore, MD Mon Apr 06 2009, 4:05 PM EDT Att: 48,607 - Overcast - 56 F | | | | | |
| 18 Johnny Damon, L OBP: 0.200, SLG: 1.333 | | | | | | | | | | 3 | 1 | 2 | 1 | 1 | 0 | 1 | | | | | | |
| 25 Mark Teixeira, S | | | | | | | | | | 4 | 0 | 0 | 0 | 1 | 0 | 6 | | | | | | |
| 55 Hideki Matsui, L OBP: 0.600, SLG: 0.800 | | | | | | | | | | 5 | 1 | 1 | 2 | 0 | 1 | 4 | | | | | | |
| 20 Jorge Posada, S OBP: 0.400, SLG: 1.333 | | | | | | | | | | 3 | 1 | 1 | 1 | 1 | 1 | 0 | | | | | | |
| 24 Robinson Cano, L OBP: 0.200, SLG: 0.333 | | | | | | | | | | 3 | 1 | 1 | 0 | 2 | 0 | 1 | | | | | | |
| 22 Xavier Nady, R OBP: 0.400, SLG: 0.500 | | | | | | | | | | 4 | 0 | 1 | 1 | 1 | 1 | 4 | | | | | | |
| 12 Cody Ransom, R | | | | | | | | | | 3 | 0 | 0 | 0 | 0 | 1 | 3 | | | | | | |
| 33 Nick Swisher, S OBP: 1.000, SLG: 2.000 | | | | | | | | | | 1 | 0 | 1 | 0 | 0 | 0 | 0 | | | | | | |
| 19 Ramiro Pena, S | | | | | | | | | | 0 | 0 | 0 | 0 | 0 | 0 | 0 | | | | | | |
| 11 Brett Gardner, L OBP: 0.333, SLG: 0.333 | | | | | | | | | | 3 | 1 | 1 | 0 | 0 | 0 | 1 | | | | | | |
| Inning Stats | R: 0 E: 0 K: 0 S: 10 | H: 1 LOB: 1 BB: 0 P: 16 | R: 0 E: 0 K: 1 S: 10 | H: 0 LOB: 1 BB: 0 P: 14 | R: 1 E: 0 K: 0 S: 11 | H: 2 LOB: 1 BB: 0 P: 16 | R: 0 E: 0 K: 1 S: 8 | H: 0 LOB: 1 BB: 1 P: 13 | R: 0 E: 0 K: 0 S: 7 | H: 1 LOB: 2 BB: 1 P: 14 | R: 2 E: 0 K: 1 S: 13 | H: 3 LOB: 2 BB: 1 P: 20 | R: 2 E: 0 K: 0 S: 12 | H: 3 LOB: 1 BB: 1 P: 21 | R: 0 E: 0 K: 0 S: 8 | H: 1 LOB: 3 BB: 1 P: 14 | R: 0 E: 0 K: 1 S: 6 | H: 0 LOB: 1 BB: 1 P: 12 | 1B: 6 2B: 2 3B: 1 HR: 2 | SF: 1 SAC: 1 DP: 1 HBP: 1 | WP: 0 PB: 0 SB: 0 CS: 0 | PA: 43 |
| PITCHER | IP: 6.0 WLS: W BF: 28 ERA: 4.5 | H: 7 R: 3 ER: 3 SO: 3 | BB: 3 IBB: 0 HBP: 1 BLK: 0 | WP: 0 HR: 1 S: 59 P: 93 | ERA: 4.50 WHIP: 1.667 | IP: 1.0 WLS: 4 BF: 4 ERA: 0.00 | H: 0 R: 0 ER: 0 SO: 1 | BB: 1 IBB: 0 HBP: 0 BLK: 0 | WP: 0 HR: 0 S: 6 P: 12 | ERA: 0.00 WHIP: 1.000 | | | | | | | | | | | | |
| 46 Jeremy Guthrie, R ERA: 4.5 | 0.1 | H: 4 LOB: 2 | 1 | 0 | 0 | 0 | 0 | 0 | 0 | 1 | 4 | 8 | 54.00 | 9.000 | | | | | | | | |
| 37 Chris Ray, R ERA: 54.0 | 0.0 | 1 | 0 | 0 | 0 | 0 | 0 | 0 | 0 | 4 | 7 | ∞ | | | | | | | | | | |
| 32 Jamie Walker, L ERA: 54.0 | 0.2 | H: 1 LOB: 0 | 0 | 0 | 0 | 0 | 0 | 0 | 0 | 4 | 6 | 0.00 | 0.000 | | | | | | | | | |
| 45 Dennis Sarfate, R ERA: 54.0 | 1.0 | H: 5 LOB: 1 | 1 | 0 | 0 | 0 | 0 | 0 | 0 | 8 | 14 | 0.00 | 2.000 | | | | | | | | | |

| Batter | 1 | 2 | 3 | 4 | 5 | 6 | 7 | 8 | 9 | AB | R | H | RBI | BB | SO | LOB | BOTTOM | | | |
|---|---|----------------------------------|-------------------------------------|----------------------------------|------------------------------|---|--------------------------------|-------------------------------------|---------------------------------|----------------------------------|------------------------------|----------------------------------|-------------------------------|----------------------------------|------------------------------|----------------------------------|--|------------------------------------|----------------------------------|--------|
| 1 Brian Roberts, S OBP: 0.800, SLG: 1.000 | | | | | | | | | | 4 | 2 | 3 | 0 | 1 | 0 | 0 | New York Yankees @ Baltimore Orioles Oriole Park at Camden Yards, Baltimore, MD Mon Apr 06 2009, 4:05 PM EDT Att: 48,607 - Overcast - 56 F | | | |
| Adam Jones, R OBP: 1.000, SLG: 1.667 | | | | | | | | | | 3 | 3 | 3 | 2 | 2 | 0 | 0 | | | | |
| 21 Nick Markakis, L OBP: 0.400, SLG: 0.500 | | | | | | | | | | 4 | 2 | 2 | 2 | 0 | 3 | | | | | |
| 6 Melvin Mora, R OBP: 0.600, SLG: 0.333 | | | | | | | | | | 3 | 0 | 1 | 0 | 2 | 2 | | | | | |
| 17 Aubrey Huff, L OBP: 0.200, SLG: 0.400 | | | | | | | | | | 5 | 0 | 1 | 3 | 0 | 5 | | | | | |
| 23 Ty Wiginton, R OBP: 0.400, SLG: 0.250 | | | | | | | | | | 4 | 0 | 1 | 0 | 1 | 2 | | | | | |
| 30 Luke Scott, L | | | | | | | | | 2 | 0 | 0 | 1 | 2 | 1 | 0 | | | | | |
| 18 Felix Pie, L | | | | | | | | | 0 | 0 | 0 | 0 | 0 | 0 | 0 | | | | | |
| 9 Gregg Zaun, S OBP: 0.250, SLG: 0.500 | | | | | | | | | 4 | 1 | 1 | 0 | 0 | 0 | 5 | | | | | |
| 3 Cesar Izturis, S OBP: 0.500, SLG: 1.250 | | | | | | | | | 4 | 2 | 2 | 2 | 0 | 0 | 2 | | | | | |
| Inning Stats | R: 0 E: 0 K: 0 S: 10 | H: 1 LOB: 2 BB: 1 P: 19 | R: 3 E: 0 K: 0 S: 10 | H: 2 LOB: 0 BB: 1 P: 21 | R: 0 E: 0 K: 0 S: 8 | H: 1 LOB: 1 BB: 1 P: 17 | R: 3 E: 0 K: 0 S: 18 | H: 4 LOB: 2 BB: 2 P: 32 | R: 0 E: 0 K: 0 S: 12 | H: 2 LOB: 1 BB: 0 P: 15 | R: 0 E: 0 K: 1 S: 5 | H: 0 LOB: 0 BB: 1 P: 12 | R: 4 E: 0 K: 1 S: 20 | H: 4 LOB: 2 BB: 2 P: 37 | R: 0 E: 0 K: 1 S: 2 | H: 0 LOB: 0 BB: 0 P: 12 | 1B: 9 2B: 4 3B: 1 HR: 1 | SF: 1 SAC: 0 DP: 3 HBP: 0 | WP: 3 PB: 0 SB: 1 CS: 1 | PA: 42 |
| PITCHER | IP: 4.1 WLS: L BF: 25 ERA: 12.46 | H: 8 R: 6 ER: 6 SO: 6 | BB: 4 IBB: 0 HBP: 0 BLK: 0 | WP: 2 HR: 0 S: 50 P: 96 | ERA: 12.46 WHIP: 2.769 | IP: 1.1 WLS: 4 BF: 4 ERA: 0.00 | H: 0 R: 0 ER: 0 SO: 1 | BB: 0 IBB: 0 HBP: 0 BLK: 0 | WP: 0 HR: 0 S: 6 P: 12 | ERA: 0.00 WHIP: 1.500 | | | | | | | | | | |
| 52 CC Sabathia, L ERA: 12.46 | 1.1 | 4 | 2 | 0 | 0 | 0 | 0 | 0 | 0 | 11 | 13 | 0.00 | 1.500 | | | | | | | |
| 63 Jonathan Albaladejo, R ERA: 10.8 | 1.2 | 7 | 2 | 2 | 2 | 2 | 1 | 0 | 0 | 16 | 27 | 10.80 | 1.800 | | | | | | | |
| 48 Phil Coke, L ERA: 10.8 | 0.1 | 4 | 1 | 0 | 0 | 0 | 2 | 0 | 0 | 8 | 17 | 0.00 | 9.000 | | | | | | | |
| 38 Brian Bruney, R ERA: 54.0 | 0.1 | 2 | 1 | 2 | 2 | 0 | 0 | 0 | 0 | 5 | 10 | 54.00 | 3.000 | | | | | | | |

| Batter | 1 | 2 | 3 | 4 | 5 | 6 | 7 | 8 | 9 | AB | R | H | RBI | BB | SO | LOB | TOP | | | | | | | | | | | |
|---|---|---|--|--|--|--|---------------------------------------|----------------------------------|---------------------------------------|----------------------------------|---------------------------------------|----------------------------------|--------------------------------------|----------------------------------|---|----------------------------------|---|----------------------------------|----------------------------------|------------------------------------|----------------------------------|--------|---|----|----|-------|-------|-------|
| 2 Derek Jeter, R OBP: 0.600, SLG: 0.889 | | | | | | | | | | 4 | 1 | 2 | 2 | 1 | 0 | 0 | New York Yankees @ Baltimore Orioles Oriole Park at Camden Yards, Baltimore, MD Wed Apr 08 2009, 7:05 PM EDT Att: 22,856 - Partly Cloudy - 54 F | | | | | | | | | | | |
| 18 Johnny Damon, L OBP: 0.500, SLG: 0.714 | | | | | | | | | | 4 | 1 | 1 | 0 | 1 | 0 | 2 | | | | | | | | | | | | |
| 25 Mark Teixeira, S OBP: 0.200, SLG: 0.222 | | | | | | | | | | 5 | 0 | 1 | 1 | 0 | 1 | 3 | | | | | | | | | | | | |
| 55 Hideki Matsui, L OBP: 0.100, SLG: 0.400 | | | | | | | | | | 5 | 0 | 0 | 0 | 0 | 0 | 4 | | | | | | | | | | | | |
| 20 Jorge Posada, S OBP: 0.444, SLG: 0.857 | | | | | | | | | | 4 | 1 | 1 | 0 | 0 | 0 | 0 | | | | | | | | | | | | |
| 24 Robinson Cano, L OBP: 0.596, SLG: 0.571 | | | | | | | | | | 4 | 0 | 2 | 1 | 0 | 0 | 0 | | | | | | | | | | | | |
| 22 Xavier Nady, R OBP: 0.333, SLG: 0.375 | | | | | | | | | | 4 | 1 | 1 | 0 | 0 | 0 | 2 | | | | | | | | | | | | |
| 12 Cody Ransom, R OBP: 0.167, SLG: 0.333 | | | | | | | | | | 3 | 0 | 1 | 1 | 0 | 0 | 2 | | | | | | | | | | | | |
| 33 Nick Swisher, S OBP: 1.000, SLG: 2.000 | | | | | | | | | | 0 | 0 | 0 | 0 | 1 | 0 | 0 | | | | | | | | | | | | |
| 11 Brett Gardner, L OBP: 0.143, SLG: 0.143 | | | | | | | | | | 4 | 1 | 0 | 0 | 0 | 0 | 5 | | | | | | | | | | | | |
| Inning Stats | R: 0 H: 0 E: 0 K: 0 S: 11 | H: 0 LOB: 1 BB: 1 P: 22 | R: 0 H: 1 E: 1 K: 0 S: 11 | H: 1 LOB: 2 BB: 0 P: 16 | R: 0 H: 1 E: 0 K: 0 S: 11 | H: 1 LOB: 1 BB: 0 P: 15 | R: 1 H: 2 E: 0 K: 0 S: 11 | H: 2 LOB: 1 BB: 0 P: 20 | R: 0 H: 1 E: 0 K: 0 S: 10 | H: 1 LOB: 1 BB: 0 P: 13 | R: 1 H: 2 E: 0 K: 0 S: 13 | H: 2 LOB: 1 BB: 0 P: 20 | R: 0 H: 0 E: 0 K: 1 S: 9 | H: 0 LOB: 0 BB: 0 P: 11 | R: 0 H: 0 E: 0 K: 0 S: 5 | H: 0 LOB: 0 BB: 0 P: 9 | R: 3 H: 2 E: 0 K: 0 S: 12 | H: 2 LOB: 1 BB: 2 P: 25 | 1B: 4 2B: 4 3B: 0 HR: 1 | SF: 0 SAC: 0 DP: 0 HBP: 0 | WP: 1 PB: 0 SB: 3 CS: 0 | PA: 40 | | | | | | |
| PITCHER | IP WLS BF H R ER SO BB IBB HBP BLK WP HR S P ERA WHIP | 5.0 W 22 5 1 1 0 0 1 0 0 0 0 0 54 86 1.80 1.200 | 1.0 5 2 1 1 0 0 0 0 0 0 0 1 0 13 20 9.00 2.000 | 2.0 6 0 0 0 1 0 0 0 0 0 0 0 0 14 20 0.00 0.000 | 0.2 5 1 3 3 0 2 0 0 0 0 0 1 9 20 40.50 4.500 | 0.1 S 2 1 0 0 0 0 0 0 0 0 0 0 0 3 5 0.00 3.000 | PITCHER | | | | | | | | | | IP WLS BF H R ER SO BB IBB HBP BLK WP HR S P ERA WHIP | | | | | | | | | | | |
| 19 Koji Uehara, R ERA: 1.8 | | | | | | | | | | | 5.0 | W | 22 | 5 | 1 | 1 | 0 | 0 | 1 | 0 | 0 | 0 | 0 | 0 | 54 | 86 | 1.80 | 1.200 |
| 34 Matt Albers, R ERA: 9.0 | | | | | | | | | | | 1.0 | | 5 | 2 | 1 | 1 | 0 | 0 | 0 | 0 | 0 | 0 | 1 | 0 | 13 | 20 | 9.00 | 2.000 |
| 28 Danys Baez, R ERA: | | | | | | | | | | | 2.0 | | 6 | 0 | 0 | 0 | 1 | 0 | 0 | 0 | 0 | 0 | 0 | 14 | 20 | 0.00 | 0.000 | |
| 45 Dennis Sarfate, R ERA: 20.25 | | | | | | | | | | | 0.2 | | 5 | 1 | 3 | 3 | 0 | 2 | 0 | 0 | 0 | 0 | 1 | 9 | 20 | 40.50 | 4.500 | |
| 52 George Sherrill, L ERA: | | | | | | | | | | | 0.1 | S | 2 | 1 | 0 | 0 | 0 | 0 | 0 | 0 | 0 | 0 | 0 | 3 | 5 | 0.00 | 3.000 | |
| Inning Stats | R: 2 H: 4 E: 0 K: 0 S: 15 | H: 4 LOB: 1 BB: 0 P: 22 | R: 0 H: 0 E: 0 K: 0 S: 5 | H: 0 LOB: 0 BB: 0 P: 8 | R: 0 H: 1 E: 0 K: 0 S: 9 | H: 1 LOB: 2 BB: 2 P: 20 | R: 5 H: 4 E: 0 K: 0 S: 15 | H: 4 LOB: 1 BB: 2 P: 31 | R: 0 H: 0 E: 0 K: 1 S: 9 | H: 0 LOB: 1 BB: 1 P: 18 | R: 0 H: 0 E: 0 K: 0 S: 4 | H: 0 LOB: 0 BB: 1 P: 10 | R: 0 H: 0 E: 0 K: 0 S: 7 | H: 0 LOB: 0 BB: 0 P: 11 | R: 0 H: 0 E: 0 K: 1 S: 8 | H: 0 LOB: 0 BB: 0 P: 11 | R: 0 H: 0 E: 0 K: 1 S: 8 | H: 0 LOB: 0 BB: 0 P: 11 | 1B: 4 2B: 4 3B: 0 HR: 1 | SF: 1 SAC: 0 DP: 0 HBP: 0 | WP: 0 PB: 0 SB: 0 CS: 2 | PA: 37 | | | | | | |
| PITCHER | IP WLS BF H R ER SO BB IBB HBP BLK WP HR S P ERA WHIP | 3.2 L 21 6 0 0 0 1 2 0 0 0 0 0 0 12 26 0.00 1.500 | 1.1 6 0 0 0 0 1 2 0 0 0 0 0 0 11 21 0.00 0.500 | 1.0 3 0 0 0 1 0 0 0 0 0 0 0 0 8 11 0.00 0.000 | PITCHER | | | | | | | | | | IP WLS BF H R ER SO BB IBB HBP BLK WP HR S P ERA WHIP | | | | | | | | | | | | | |
| 40 Chien-Ming Wang, R ERA: 17.78 | | | | | | | | | | | 3.2 | L | 21 | 6 | 0 | 0 | 0 | 1 | 2 | 0 | 0 | 0 | 0 | 0 | 12 | 26 | 0.00 | 1.500 |
| 36 Edwar Ramirez, R ERA: | | | | | | | | | | | 1.1 | | 6 | 0 | 0 | 0 | 0 | 1 | 2 | 0 | 0 | 0 | 0 | 0 | 11 | 21 | 0.00 | 0.500 |
| 63 Jonathan Albaladejo, R ERA: | | | | | | | | | | | 2.0 | | 7 | 0 | 0 | 0 | 0 | 1 | 0 | 0 | 0 | 0 | 0 | 8 | 11 | 0.00 | 0.000 | |
| 41 Jose Veras, R ERA: | | | | | | | | | | | 1.0 | | 3 | 0 | 0 | 0 | 1 | 0 | 0 | 0 | 0 | 0 | 0 | 0 | 8 | 11 | 0.00 | 0.000 |
| Inning Stats | R: 4 H: 9 E: 0 K: 1 S: 15 | H: 9 LOB: 1 BB: 0 P: 22 | R: 0 H: 0 E: 0 K: 0 S: 5 | H: 0 LOB: 0 BB: 0 P: 8 | R: 0 H: 1 E: 0 K: 0 S: 9 | H: 1 LOB: 2 BB: 2 P: 20 | R: 5 H: 4 E: 0 K: 0 S: 15 | H: 4 LOB: 1 BB: 2 P: 31 | R: 0 H: 0 E: 0 K: 1 S: 9 | H: 0 LOB: 1 BB: 1 P: 18 | R: 0 H: 0 E: 0 K: 0 S: 4 | H: 0 LOB: 0 BB: 1 P: 10 | R: 0 H: 0 E: 0 K: 0 S: 7 | H: 0 LOB: 0 BB: 0 P: 11 | R: 0 H: 0 E: 0 K: 1 S: 8 | H: 0 LOB: 0 BB: 0 P: 11 | R: 0 H: 0 E: 0 K: 1 S: 8 | H: 0 LOB: 0 BB: 0 P: 11 | 1B: 4 2B: 4 3B: 0 HR: 1 | SF: 1 SAC: 0 DP: 0 HBP: 0 | WP: 0 PB: 0 SB: 0 CS: 2 | PA: 37 | | | | | | |
| PITCHER | IP WLS BF H R ER SO BB IBB HBP BLK WP HR S P ERA WHIP | 3.2 L 21 6 0 0 0 1 2 0 0 0 0 0 0 12 26 0.00 1.500 | 1.1 6 0 0 0 0 1 2 0 0 0 0 0 0 11 21 0.00 0.500 | 1.0 3 0 0 0 1 0 0 0 0 0 0 0 0 8 11 0.00 0.000 | PITCHER | | | | | | | | | | IP WLS BF H R ER SO BB IBB HBP BLK WP HR S P ERA WHIP | | | | | | | | | | | | | |
| 40 Chien-Ming Wang, R ERA: 17.78 | | | | | | | | | | | 3.2 | L | 21 | 6 | 0 | 0 | 0 | 1 | 2 | 0 | 0 | 0 | 0 | 0 | 12 | 26 | 0.00 | 1.500 |
| 36 Edwar Ramirez, R ERA: | | | | | | | | | | | 1.1 | | 6 | 0 | 0 | 0 | 0 | 1 | 2 | 0 | 0 | 0 | 0 | 0 | 11 | 21 | 0.00 | 0.500 |
| 63 Jonathan Albaladejo, R ERA: | | | | | | | | | | | 2.0 | | 7 | 0 | 0 | 0 | 0 | 1 | 0 | 0 | 0 | 0 | 0 | 8 | 11 | 0.00 | 0.000 | |
| 41 Jose Veras, R ERA: | | | | | | | | | | | 1.0 | | 3 | 0 | 0 | 0 | 1 | 0 | 0 | 0 | 0 | 0 | 0 | 0 | 8 | 11 | 0.00 | 0.000 |

New York Yankees @ Baltimore Orioles
 Oriole Park at Camden Yards, Baltimore, MD
 Wed Apr 08 2009, 7:05 PM EDT
 Att: 22,856 - Partly Cloudy - 54 F

AB 37
 R 5
 H 9
 RBI 5
 BB 3
 SO 1
 LOB 18



New York Yankees @ Baltimore Orioles
 Oriole Park at Camden Yards, Baltimore, MD
 Wed Apr 08 2009, 7:05 PM EDT
 Att: 22,856 - Partly Cloudy - 54 F

AB 30
 R 7
 H 9
 RBI 7
 SO 2
 LOB 8



| Batter | 1 | 2 | 3 | 4 | 5 | 6 | 7 | 8 | 9 | AB | R | H | RBI | BB | SO | LOB | TOP | | | | | | |
|---|---|---|---|---|---|---|---|---|---|---|---|---|---|---|---|---|---|---|---|---|---|---|---|
| 2 Derek Jeter, R OBP: 0.316, SLG: 0.444 | G4-3 | K | | FC6-4 | | G1-3 | | | G1-5-3 | 5 | 0 | 0 | 1 | 0 | 1 | 2 | | | | | | | |
| 18 Johnny Damon, L OBP: 0.333, SLG: 0.400 | G1-4-3 55 20 1B | | P5 | L4 | | | K | | | 4 | 1 | 1 | 0 | 0 | 1 | 1 | | | | | | | |
| 25 Mark Teixeira, S OBP: 0.368, SLG: 0.563 | | BB | | | | | K | | | 2 | 1 | 1 | 0 | 2 | 1 | 0 | | | | | | | |
| 55 Hideki Matsui, L OBP: 0.371, SLG: 0.286 | G1-4-3 | BB | | P5 | | | K | | | 4 | 0 | 0 | 0 | 0 | 2 | 4 | | | | | | | |
| 20 Jorge Posada, S OBP: 0.385, SLG: 0.636 | 24 1B | | F8 | | | | K | | | 4 | 0 | 1 | 2 | 0 | 2 | 2 | | | | | | | |
| 24 Robinson Cano, L OBP: 0.697, SLG: 0.857 | | 1B | | | | | | F7 | | 3 | 1 | 2 | 0 | 1 | 0 | 0 | | | | | | | |
| 33 Nick Swisher, S OBP: 0.245, SLG: 1.100 | F8 | | | | | | | | | 4 | 1 | 1 | 1 | 0 | 2 | 4 | | | | | | | |
| 53 Melky Cabrera, S | | | SH1-4 11 2 FC6-4 2B | | | | | | | 0 | 0 | 0 | 0 | 0 | 0 | 0 | | | | | | | |
| 12 Cody Ransom, R OBP: 0.133, SLG: 0.143 | | G5-3 | | FC6 2 SH1-4 11 2B | | F7 | | | | 4 | 0 | 0 | 0 | 0 | 1 | 1 | | | | | | | |
| 11 Brett Gardner, L OBP: 0.286, SLG: 0.357 | | K | | SH1-4 | | G3-1 | | | | 3 | 0 | 1 | 0 | 0 | 1 | 0 | | | | | | | |
| | | | | | | | | | | | | | | | | | | | | | | | |
| Inning Stats | R: 2 H: 3 E: 0 K: 0 S: 14 | H: 3 LOB: 2 BB: 1 P: 25 | R: 0 H: 0 E: 0 K: 2 S: 9 | H: 0 LOB: 0 BB: 0 P: 15 | R: 0 H: 0 E: 0 K: 0 S: 8 | H: 0 LOB: 1 BB: 1 P: 18 | R: 2 H: 2 E: 0 K: 3 S: 12 | H: 2 LOB: 1 BB: 0 P: 18 | R: 0 H: 1 E: 0 K: 3 S: 12 | H: 1 LOB: 2 BB: 1 P: 22 | R: 0 H: 0 E: 0 K: 0 S: 4 | H: 0 LOB: 0 BB: 0 P: 6 | R: 0 H: 0 E: 0 K: 2 S: 11 | H: 0 LOB: 0 BB: 0 P: 16 | R: 0 H: 0 E: 0 K: 2 S: 11 | H: 0 LOB: 0 BB: 0 P: 15 | R: 0 H: 1 E: 0 K: 1 S: 9 | H: 1 LOB: 0 BB: 0 P: 12 | 1B: 5 2B: 2 HR: 0 | SF: 0 SAC: 1 DP: 0 HBP: 0 | WP: 0 PB: 0 CS: 0 | PA: 37 | |
| PITCHER | IP WLS BF H R ER SO BB IBB HBP BLK WP HR S P ERA WHIP | IP WLS BF H R ER SO BB IBB HBP BLK WP HR S P ERA WHIP | IP WLS BF H R ER SO BB IBB HBP BLK WP HR S P ERA WHIP | IP WLS BF H R ER SO BB IBB HBP BLK WP HR S P ERA WHIP | IP WLS BF H R ER SO BB IBB HBP BLK WP HR S P ERA WHIP | IP WLS BF H R ER SO BB IBB HBP BLK WP HR S P ERA WHIP | IP WLS BF H R ER SO BB IBB HBP BLK WP HR S P ERA WHIP | IP WLS BF H R ER SO BB IBB HBP BLK WP HR S P ERA WHIP | IP WLS BF H R ER SO BB IBB HBP BLK WP HR S P ERA WHIP | IP WLS BF H R ER SO BB IBB HBP BLK WP HR S P ERA WHIP | IP WLS BF H R ER SO BB IBB HBP BLK WP HR S P ERA WHIP | IP WLS BF H R ER SO BB IBB HBP BLK WP HR S P ERA WHIP | IP WLS BF H R ER SO BB IBB HBP BLK WP HR S P ERA WHIP | IP WLS BF H R ER SO BB IBB HBP BLK WP HR S P ERA WHIP | IP WLS BF H R ER SO BB IBB HBP BLK WP HR S P ERA WHIP | IP WLS BF H R ER SO BB IBB HBP BLK WP HR S P ERA WHIP | IP WLS BF H R ER SO BB IBB HBP BLK WP HR S P ERA WHIP | IP WLS BF H R ER SO BB IBB HBP BLK WP HR S P ERA WHIP | IP WLS BF H R ER SO BB IBB HBP BLK WP HR S P ERA WHIP | IP WLS BF H R ER SO BB IBB HBP BLK WP HR S P ERA WHIP | IP WLS BF H R ER SO BB IBB HBP BLK WP HR S P ERA WHIP | IP WLS BF H R ER SO BB IBB HBP BLK WP HR S P ERA WHIP | IP WLS BF H R ER SO BB IBB HBP BLK WP HR S P ERA WHIP |

New York Yankees @ Kansas City Royals
Kauffman Stadium, Kansas City, MO

AB 33
R 4
H 7
RBI 4
BB 3
SO 11
LOB 14



livebaseballscorecards.com

Fri Apr 10 2009, 3:10 PM CDT
Att: 38,078 - Cloudy - 53 F

| Batter | 1 | 2 | 3 | 4 | 5 | 6 | 7 | 8 | 9 | AB | R | H | RBI | BB | SO | LOB | BOTTOM | | | | | | |
|--|---|---|---|---|---|---|---|---|---|---|---|---|---|---|---|---|---|---|---|---|---|---|---|
| 2 Coco Crisp, S OBP: 0.353, SLG: 0.600 | L4 | | K | | | G5-3 | | | P6 | 4 | 0 | 0 | 0 | 0 | 1 | 0 | | | | | | | |
| 30 Mike Aviles, R OBP: 0.267, SLG: 0.286 | G1-3 | | G6-3 | | | | 1B | | | 4 | 0 | 1 | 0 | 0 | 1 | 0 | | | | | | | |
| 9 David DeJesus, L OBP: 0.167, SLG: 0.222 | K | | | | | | K | | G3 | 4 | 0 | 0 | 0 | 0 | 2 | 1 | | | | | | | |
| 24 Mark Teahen, L OBP: 0.333, SLG: 0.313 | | F7 | | | | | L6 | | | 4 | 0 | 1 | 0 | 0 | 0 | 1 | | | | | | | |
| 4 Alex Gordon, L OBP: 0.250, SLG: 0.357 | | P6 | | | | | G3 | | | 4 | 0 | 0 | 0 | 0 | 2 | 1 | | | | | | | |
| 16 Billy Butler, R OBP: 0.143, SLG: 0.154 | | | | | | | | | | 2 | 1 | 1 | 0 | 1 | 0 | 0 | | | | | | | |
| 17 Mike Jacobs, L OBP: 0.250, SLG: 0.200 | | | BB | | | | P5 | | | 3 | 0 | 1 | 1 | 0 | 1 | 1 | | | | | | | |
| 21 Miguel Olivo, R OBP: 0.182, SLG: 0.273 | | | | | | | | | | 3 | 0 | 0 | 0 | 0 | 2 | 2 | | | | | | | |
| 13 Alberto Callaspo, S OBP: 0.400, SLG: 0.600 | | | | | | | | | | 3 | 0 | 0 | 0 | 0 | 1 | 1 | | | | | | | |
| | | | | | | | | | | | | | | | | | | | | | | | |
| Inning Stats | R: 0 H: 0 E: 0 K: 1 S: 9 | H: 1 LOB: 0 BB: 0 P: 14 | R: 1 H: 1 E: 0 K: 1 S: 12 | H: 1 LOB: 1 BB: 1 P: 19 | R: 0 H: 0 E: 0 K: 1 S: 9 | H: 0 LOB: 0 BB: 0 P: 15 | R: 0 H: 0 E: 0 K: 0 S: 5 | H: 0 LOB: 0 BB: 0 P: 8 | R: 0 H: 1 E: 0 K: 0 S: 8 | H: 1 LOB: 1 BB: 0 P: 12 | R: 0 H: 1 E: 0 K: 1 S: 11 | H: 1 LOB: 1 BB: 0 P: 16 | R: 0 H: 0 E: 0 K: 2 S: 10 | H: 0 LOB: 0 BB: 0 P: 15 | R: 0 H: 0 E: 0 K: 2 S: 7 | H: 0 LOB: 0 BB: 0 P: 12 | R: 0 H: 1 E: 0 K: 2 S: 14 | H: 1 LOB: 1 BB: 0 P: 18 | 1B: 2 2B: 2 HR: 0 | SF: 0 SAC: 0 DP: 0 HBP: 0 | WP: 0 PB: 0 CS: 0 | PA: 32 | |
| PITCHER | IP WLS BF H R ER SO BB IBB HBP BLK WP HR S P ERA WHIP | IP WLS BF H R ER SO BB IBB HBP BLK WP HR S P ERA WHIP | IP WLS BF H R ER SO BB IBB HBP BLK WP HR S P ERA WHIP | IP WLS BF H R ER SO BB IBB HBP BLK WP HR S P ERA WHIP | IP WLS BF H R ER SO BB IBB HBP BLK WP HR S P ERA WHIP | IP WLS BF H R ER SO BB IBB HBP BLK WP HR S P ERA WHIP | IP WLS BF H R ER SO BB IBB HBP BLK WP HR S P ERA WHIP | IP WLS BF H R ER SO BB IBB HBP BLK WP HR S P ERA WHIP | IP WLS BF H R ER SO BB IBB HBP BLK WP HR S P ERA WHIP | IP WLS BF H R ER SO BB IBB HBP BLK WP HR S P ERA WHIP | IP WLS BF H R ER SO BB IBB HBP BLK WP HR S P ERA WHIP | IP WLS BF H R ER SO BB IBB HBP BLK WP HR S P ERA WHIP | IP WLS BF H R ER SO BB IBB HBP BLK WP HR S P ERA WHIP | IP WLS BF H R ER SO BB IBB HBP BLK WP HR S P ERA WHIP | IP WLS BF H R ER SO BB IBB HBP BLK WP HR S P ERA WHIP | IP WLS BF H R ER SO BB IBB HBP BLK WP HR S P ERA WHIP | IP WLS BF H R ER SO BB IBB HBP BLK WP HR S P ERA WHIP | IP WLS BF H R ER SO BB IBB HBP BLK WP HR S P ERA WHIP | IP WLS BF H R ER SO BB IBB HBP BLK WP HR S P ERA WHIP | IP WLS BF H R ER SO BB IBB HBP BLK WP HR S P ERA WHIP | IP WLS BF H R ER SO BB IBB HBP BLK WP HR S P ERA WHIP | IP WLS BF H R ER SO BB IBB HBP BLK WP HR S P ERA WHIP | IP WLS BF H R ER SO BB IBB HBP BLK WP HR S P ERA WHIP |

New York Yankees @ Kansas City Royals
Kauffman Stadium, Kansas City, MO

AB 31
R 1
H 4
RBI 1
BB 1
SO 10
LOB 7



livebaseballscorecards.com

Fri Apr 10 2009, 3:10 PM CDT
Att: 38,078 - Cloudy - 53 F

| Batter | 1 | 2 | 3 | 4 | 5 | 6 | 7 | 8 | 9 | AB | R | H | RBI | BB | SO | LOB | TOP | | | |
|---|---|----------------------------------|------------------------------|----------------------------------|------------------------------|----------------------------------|------------------------------|----------------------------------|------------------------------|----------------------------------|------------------------------|---------------------------------|-------------------------------|----------------------------------|-------------------------------|----------------------------------|----------------------------------|------------------------------------|----------------------------------|--------|
| 11 Brett Gardner, L OBP: 0.273, SLG: 0.286 | | | | | | | | | | 4 | 1 | 1 | 0 | 0 | 0 | 1 | | | | |
| 2 Derek Jeter, R OBP: 0.296, SLG: 0.346 | | | | | | | | | | 4 | 0 | 0 | 0 | 0 | 0 | 1 | | | | |
| 33 Nick Swisher, S OBP: 0.550, SLG: 1.118 | | | | | | | | | | 4 | 1 | 1 | 0 | 0 | 0 | 1 | | | | |
| 55 Hideki Matsui, L OBP: 0.217, SLG: 0.333 | | | | | | | | | | 3 | 1 | 1 | 0 | 1 | 1 | 0 | | | | |
| 22 Xavier Nady, R OBP: 0.318, SLG: 0.429 | | | | | | | | | | 4 | 1 | 1 | 1 | 0 | 2 | 1 | | | | |
| 24 Robinson Canó, L OBP: 0.500, SLG: 0.591 | | | | | | | | | | 4 | 0 | 1 | 1 | 0 | 2 | 1 | | | | |
| 53 Melky Cabrera, S (1.7) | | | | | | | | | | 3 | 0 | 0 | 0 | 0 | 0 | 2 | | | | |
| 12 Cody Ransom, R OBP: 0.136, SLG: 0.100 | | | | | | | | | | 2 | 0 | 0 | 0 | 1 | 2 | 0 | | | | |
| 26 José Molina, R OBP: 0.429, SLG: 0.333 | | | | | | | | | | 3 | 0 | 1 | 0 | 0 | 0 | 1 | | | | |
| Inning Stats | R: 1 E: 0 K: 1 S: 16 | H: 1 LOB: 1 BB: 1 P: 29 | R: 0 E: 0 K: 2 S: 9 | H: 0 LOB: 0 BB: 0 P: 14 | R: 0 E: 0 K: 0 S: 7 | H: 0 LOB: 0 BB: 0 P: 14 | R: 0 E: 0 K: 2 S: 9 | H: 0 LOB: 0 BB: 0 P: 10 | R: 0 E: 0 K: 1 S: 6 | H: 1 LOB: 0 BB: 0 P: 11 | R: 0 E: 0 K: 0 S: 3 | H: 1 LOB: 0 BB: 0 P: 5 | R: 3 E: 1 K: 0 S: 10 | H: 3 LOB: 1 BB: 1 P: 17 | R: 0 E: 0 K: 3 S: 10 | H: 0 LOB: 0 BB: 0 P: 15 | 1B: 5 2B: 1 3B: 0 HR: 0 | SF: 0 SAC: 0 DP: 3 HBP: 0 | WP: 1 PB: 0 SB: 1 CS: 0 | PA: 33 |
| PITCHER | IP WLS BF H R ER SO BB IBB HBP BLK WP HR S P ERA WHIP | | | | | | | | | | | | | | | | | | | |
| 55 Gil Meche, R ERA: 3.21 | (1, 1) | 7.0 | | 27 | 6 | 4 | 4 | 6 | 2 | 0 | 0 | 0 | 0 | 1 | 0 | 60 | 100 | 5.14 | 1.143 | |
| 37 Juan Cruz, R ERA: | (8, 1) | 1.0 | W | 3 | 0 | 0 | 0 | 0 | 0 | 0 | 0 | 0 | 0 | 0 | 0 | 10 | 16 | 0.00 | 0.000 | |
| 48 Joakim Soria, R ERA: 3.0 | (9, 1) | 1.0 | S | 3 | 0 | 0 | 0 | 3 | 0 | 0 | 0 | 0 | 0 | 0 | 9 | 15 | 0.00 | 0.000 | | |

New York Yankees @ Kansas City Royals
Kauffman Stadium, Kansas City, MO

Sun Apr 12 2009, 1:10 PM CDT
Att: 17,473 - Cloudy - 48 F

AB 31
R 4
H 6
RBI 2
BB 2
SO 9
LOB 8



| Batter | 1 | 2 | 3 | 4 | 5 | 6 | 7 | 8 | 9 | AB | R | H | RBI | BB | SO | LOB | BOTTOM | | | |
|--|---|----------------------------------|------------------------------|----------------------------------|------------------------------|----------------------------------|-------------------------------|----------------------------------|------------------------------|---------------------------------|------------------------------|----------------------------------|-------------------------------|----------------------------------|-------------------------------|----------------------------------|----------------------------------|------------------------------------|----------------------------------|--------|
| 2 Coco Crisp, S OBP: 0.280, SLG: 0.522 | | | | | | | | | | 4 | 0 | 1 | 0 | 0 | 1 | 0 | | | | |
| 30 Mike Aviles, R OBP: 0.227, SLG: 0.238 | | | | | | | | | | 4 | 0 | 0 | 0 | 0 | 1 | 1 | | | | |
| 9 David DeJesus, L OBP: 0.289, SLG: 0.217 | | | | | | | | | | 2 | 1 | 0 | 0 | 1 | 0 | 0 | | | | |
| 24 Mark Teahen, L OBP: 0.417, SLG: 0.400 | | | | | | | | | | 3 | 1 | 1 | 0 | 0 | 1 | 0 | | | | |
| 17 Mike Jacobs, L OBP: 0.263, SLG: 0.294 | | | | | | | | | | 3 | 0 | 0 | 0 | 0 | 0 | 4 | | | | |
| 16 Billy Butler, R OBP: 0.158, SLG: 0.118 | | | | | | | | | | 0 | 0 | 0 | 0 | 1 | 0 | 0 | | | | |
| 1 Tony Pena Jr., R | | | | | | | | | | 0 | 1 | 0 | 0 | 0 | 0 | 0 | | | | |
| Brayan Peña, S OBP: 0.200, SLG: 0.400 | | | | | | | | | | 4 | 1 | 1 | 1 | 0 | 1 | 2 | | | | |
| 13 Alberto Callaspo, S OBP: 0.309, SLG: 0.385 | | | | | | | | | | 4 | 1 | 1 | 1 | 0 | 0 | 1 | | | | |
| 14 John Buck, R OBP: 0.500, SLG: 1.000 | | | | | | | | | | 4 | 1 | 3 | 3 | 0 | 1 | 0 | | | | |
| 8 Willie Bloomquist, R OBP: 0.100, SLG: 0.100 | | | | | | | | | | 4 | 0 | 0 | 0 | 0 | 2 | 4 | | | | |
| Inning Stats | R: 0 E: 0 K: 1 S: 8 | H: 0 LOB: 0 BB: 0 P: 10 | R: 0 E: 0 K: 1 S: 8 | H: 0 LOB: 0 BB: 0 P: 13 | R: 1 E: 0 K: 0 S: 8 | H: 2 LOB: 1 BB: 0 P: 12 | R: 2 E: 0 K: 1 S: 16 | H: 1 LOB: 2 BB: 1 P: 31 | R: 0 E: 0 K: 1 S: 9 | H: 0 LOB: 0 BB: 0 P: 9 | R: 0 E: 0 K: 1 S: 9 | H: 0 LOB: 0 BB: 0 P: 14 | R: 3 E: 0 K: 1 S: 17 | H: 3 LOB: 2 BB: 1 P: 29 | R: 0 E: 0 K: 3 S: 10 | H: 0 LOB: 0 BB: 0 P: 15 | 1B: 2 2B: 3 3B: 1 HR: 1 | SF: 0 SAC: 0 DP: 0 HBP: 2 | WP: 0 PB: 0 SB: 0 CS: 0 | PA: 36 |
| PITCHER | IP WLS BF H R ER SO BB IBB HBP BLK WP HR S P ERA WHIP | | | | | | | | | | | | | | | | | | | |
| 62 Joba Chamberlain, R ERA: 1.5 | (1, 1) | 6.0 | | 26 | 4 | 3 | 1 | 5 | 1 | 0 | 2 | 0 | 0 | 0 | 0 | 88 | 1.50 | 0.833 | | |
| 38 Brian Bruney, R ERA: 5.4 | (7, 1) | 1.0 | H | 3 | 0 | 0 | 0 | 1 | 0 | 0 | 0 | 0 | 0 | 0 | 9 | 14 | 0.00 | 0.000 | | |
| 43 Damaso Marte, L ERA: | (8, 1) | 0.2 | H | 2 | 0 | 0 | 0 | 0 | 0 | 0 | 0 | 0 | 0 | 8 | 11 | 0.00 | 0.000 | | | |
| 41 Jose Veras, R ERA: 5.4 | (8, 1) | 0.0 | | 1 | 0 | 0 | 0 | 0 | 1 | 0 | 0 | 0 | 0 | 1 | 5 | = | = | | | |
| 48 Phil Coke, L ERA: 13.5 | (8, 1) | 0.1 | L | 4 | 3 | 3 | 3 | 1 | 0 | 0 | 0 | 0 | 0 | 8 | 13 | 81.00 | 9.000 | | | |

New York Yankees @ Kansas City Royals
Kauffman Stadium, Kansas City, MO

Sun Apr 12 2009, 1:10 PM CDT
Att: 17,473 - Cloudy - 48 F

AB 32
R 6
H 7
RBI 5
BB 2
SO 7
LOB 12



| Batter | 1 | 2 | 3 | 4 | 5 | 6 | 7 | 8 | 9 | AB R H RBI BB SO LOB | TOP | | | | | | | | | |
|--|---|----------------------------------|---------------------------------------|----------------------------------|--------------------------------------|----------------------------------|--------------------------------------|----------------------------------|--------------------------------------|----------------------------------|--|---|----------------------------------|---------------------------------------|----------------------------------|---------------------------------------|----------------------------------|----------------------------------|------------------------------------|-------------------------|
| 11 Brett Gardner, L OBP: 0.321, SLG: 0.407 | | | | | | | | | | 5 3 3 1 0 2 0 | New York Yankees @ Tampa Bay Rays Tropicana Field, St. Petersburg, FL Tue Apr 14 2009, 7:08 PM EDT Att: 36,973 - Dome - 72 F livebaseballscorecards.com | | | | | | | | | |
| 2 Derek Jeter, R OBP: 0.306, SLG: 0.441 | | | | | | | | | | 5 1 3 3 0 1 0 | | | | | | | | | | |
| 25 Mark Teixeira, S OBP: 0.333, SLG: 0.474 | | | | | | | | | | 3 0 0 1 1 1 0 | | | | | | | | | | |
| 33 Nick Swisher, S OBP: 0.536, SLG: 1.208 | | | | | | | | | | 4 1 2 1 0 1 4 | | | | | | | | | | |
| 20 Jorge Posada, S OBP: 0.346, SLG: 0.609 | | | | | | | | | | 3 0 0 1 0 0 2 | | | | | | | | | | |
| 24 Robinson Cano, L OBP: 0.441, SLG: 0.500 | | | | | | | | | | 4 1 1 0 0 1 2 | | | | | | | | | | |
| 22 Xavier Nady, R 53 Melky Cabrera, S OBP: 0.333, SLG: 0.333 | | | | | | | | | | 3 0 1 0 0 1 0 1 1 1 0 0 0 0 | | | | | | | | | | |
| 19 Ramiro Pena, S OBP: 0.500, SLG: 0.250 | | | | | | | | | | 3 0 0 0 1 1 3 | | | | | | | | | | |
| 26 José Molina, R OBP: 0.333, SLG: 0.273 | | | | | | | | | | 4 0 0 0 0 2 4 | | | | | | | | | | |
| Inning Stats | R: 1 H: 2 E: 0 K: 1 S: 15 | H: 2 LOB: 2 BB: 1 P: 25 | R: 0 H: 0 E: 0 K: 2 S: 11 | H: 0 LOB: 0 BB: 0 P: 15 | R: 0 H: 0 E: 0 K: 2 S: 8 | H: 0 LOB: 0 BB: 0 P: 13 | R: 1 H: 1 E: 0 K: 0 S: 9 | H: 1 LOB: 0 BB: 0 P: 13 | R: 0 H: 0 E: 0 K: 1 S: 5 | H: 1 LOB: 1 BB: 0 P: 18 | | R: 0 H: 1 E: 0 K: 2 S: 12 | H: 1 LOB: 0 BB: 0 P: 19 | R: 1 H: 2 E: 0 K: 0 S: 12 | H: 2 LOB: 1 BB: 0 P: 21 | R: 4 H: 4 E: 0 K: 1 S: 19 | H: 4 LOB: 0 BB: 0 P: 24 | 1B: 6 2B: 4 3B: 0 HR: 2 | SF: 2 SAC: 0 DP: 1 HBP: 0 | WP: 0 PB: 0 CS: 0 |
| PITCHER | IP WLS BF H R ER SO BB IBB HBP BLK WP HR S P ERA WHIP | | | | | | | | | | | IP WLS BF H R ER SO BB IBB HBP BLK WP HR S P ERA WHIP | | | | | | | | |
| 22 Matt Garza, R ERA: 1.93 | (1, 1) 7.0 27 5 2 2 9 2 0 0 0 0 0 1 73 112 2.57 1.000 | | | | | | | | | | | | | | | | | | | |
| 39 J.P. Howell, L ERA: 4.91 | (8, 1) 1.0 5 2 1 1 0 0 0 0 0 0 0 12 21 9.00 2.000 | | | | | | | | | | | | | | | | | | | |
| 35 Dan Wheeler, R ERA: 12.0 | (9, 1) 1.0 7 4 4 4 1 0 0 0 0 0 0 1 19 24 36.00 4.000 | | | | | | | | | | | | | | | | | | | |

| Batter | 1 | 2 | 3 | 4 | 5 | 6 | 7 | 8 | 9 | AB R H RBI BB SO LOB | BOTTOM | | | | | | | | | | | |
|--|---|----------------------------------|--------------------------------------|----------------------------------|--------------------------------------|----------------------------------|--------------------------------------|----------------------------------|--------------------------------------|---------------------------------|--|---|----------------------------------|---------------------------------------|----------------------------------|--------------------------------------|----------------------------------|--------------------------------------|----------------------------------|----------------------------------|------------------------------------|-------------------------|
| 2 B.J. Upton, R OBP: 0.400, SLG: 0.143 | | | | | | | | | | 4 0 0 0 0 3 0 | New York Yankees @ Tampa Bay Rays Tropicana Field, St. Petersburg, FL Tue Apr 14 2009, 7:08 PM EDT Att: 36,973 - Dome - 72 F livebaseballscorecards.com | | | | | | | | | | | |
| 13 Carl Crawford, L OBP: 0.314, SLG: 0.406 | | | | | | | | | | 4 1 1 0 0 1 0 | | | | | | | | | | | | |
| 3 Evan Longoria, R OBP: 0.457, SLG: 1.000 | | | | | | | | | | 4 1 1 0 0 3 0 | | | | | | | | | | | | |
| 23 Carlos Pena, L OBP: 0.343, SLG: 0.625 | | | | | | | | | | 3 0 1 1 0 0 0 | | | | | | | | | | | | |
| 5 Pat Burrell, R OBP: 0.323, SLG: 0.423 | | | | | | | | | | 1 0 0 1 1 0 0 | | | | | | | | | | | | |
| 30 Dioner Navarro, S OBP: 0.207, SLG: 0.379 | | | | | | | | | | 3 0 0 0 0 3 2 | | | | | | | | | | | | |
| 18 Ben Zobrist, S OBP: 0.235, SLG: 0.471 | | | | | | | | | | 3 0 0 0 0 1 1 | | | | | | | | | | | | |
| 1 Akinori Iwamura, L OBP: 0.441, SLG: 0.483 | | | | | | | | | | 3 0 0 0 0 1 0 | | | | | | | | | | | | |
| 8 Jason Bartlett, R OBP: 0.438, SLG: 0.667 | | | | | | | | | | 3 0 0 0 0 0 0 | | | | | | | | | | | | |
| Inning Stats | R: 0 H: 0 E: 0 K: 2 S: 9 | H: 0 LOB: 0 BB: 0 P: 13 | R: 0 H: 0 E: 0 K: 2 S: 9 | H: 0 LOB: 0 BB: 1 P: 18 | R: 0 H: 0 E: 0 K: 0 S: 6 | H: 0 LOB: 0 BB: 0 P: 10 | R: 0 H: 0 E: 0 K: 1 S: 7 | H: 0 LOB: 0 BB: 0 P: 13 | R: 0 H: 0 E: 0 K: 1 S: 6 | H: 0 LOB: 0 BB: 0 P: 9 | | R: 0 H: 0 E: 0 K: 2 S: 11 | H: 0 LOB: 0 BB: 0 P: 14 | R: 2 H: 3 E: 0 K: 1 S: 12 | H: 3 LOB: 0 BB: 0 P: 16 | R: 0 H: 0 E: 0 K: 0 S: 7 | H: 0 LOB: 0 BB: 0 P: 10 | R: 0 H: 0 E: 0 K: 3 S: 9 | H: 0 LOB: 0 BB: 0 P: 10 | 1B: 3 2B: 0 3B: 0 HR: 0 | SF: 1 SAC: 0 DP: 0 HBP: 0 | WP: 0 PB: 0 CS: 0 |
| PITCHER | IP WLS BF H R ER SO BB IBB HBP BLK WP HR S P ERA WHIP | | | | | | | | | | | IP WLS BF H R ER SO BB IBB HBP BLK WP HR S P ERA WHIP | | | | | | | | | | |
| 34 A.J. Burnett, R ERA: 2.7 | (1, 1) 8.0 27 3 2 2 9 1 0 0 0 0 0 67 103 2.25 0.500 | | | | | | | | | | | | | | | | | | | | | |
| 38 Brian Bruney, R ERA: 4.15 | (9, 1) 1.0 3 0 0 0 3 0 0 0 0 0 0 9 10 0.00 0.000 | | | | | | | | | | | | | | | | | | | | | |

| Batter | 1 | 2 | 3 | 4 | 5 | 6 | 7 | 8 | 9 | AB | R | H | RBI | BB | SO | LOB | TOP | | | | | | | | | | | | | | | | |
|--|---|----------------------------------|---------------------------------------|----------------------------------|--------------------------------------|----------------------------------|---------------------------------------|----------------------------------|---------------------------------------|----------------------------------|---------------------------------------|----------------------------------|--------------------------------------|---------------------------------|--------------------------------------|----------------------------------|----------------------------------|------------------------------------|----------------------------------|--------|--|--|--|--|--|--|--|--|--|--|--|--|--|
| 24 Grady Sizemore, L (1, 8) OBP: 0.345, SLG: 0.489 | G4-3 | | G4-6-3 | | | | | | | | | | | | | | | | | | | | | | | | | | | | | | |
| 7 Mark DeRosa, R (1, 5) OBP: 0.286, SLG: 0.364 | HR | | | | | | | | | | | | | | | | | | | | | | | | | | | | | | | | |
| 41 Victor Martinez, S (1, 2) OBP: 0.453, SLG: 0.644 | | | | | | | | | | | | | | | | | | | | | | | | | | | | | | | | | |
| 48 Travis Hafner, L (1, 10) | G4-6-3 | | | | | | | | | | | | | | | | | | | | | | | | | | | | | | | | |
| 25 Ryan Garko, R (1, 3) OBP: 0.448, SLG: 0.364 | | | | | | | | | | | | | | | | | | | | | | | | | | | | | | | | | |
| 17 Shin-Soo Choo, L (1, 9) OBP: 0.400, SLG: 0.417 | | | | | | | | | | | | | | | | | | | | | | | | | | | | | | | | | |
| 12 Ben Francisco, R (1, 7) OBP: 0.250, SLG: 0.303 | | | | | | | | | | | | | | | | | | | | | | | | | | | | | | | | | |
| 4 Tony Graffanino, R (1, 4) OBP: 0.235, SLG: 0.250 | | | | | | | | | | | | | | | | | | | | | | | | | | | | | | | | | |
| 26 Trevor Crowe, S (9, PR) OBP: 0.316, SLG: 0.263 | | | | | | | | | | | | | | | | | | | | | | | | | | | | | | | | | |
| Asdrubal Cabrera, S (1, 6) OBP: 0.421, SLG: 0.387 | | | | | | | | | | | | | | | | | | | | | | | | | | | | | | | | | |
| Inning Stats | R: 1 H: 2 E: 0 K: 0 S: 8 | H: 2 LOB: 0 BB: 0 P: 12 | R: 0 H: 0 E: 0 K: 2 S: 10 | H: 0 LOB: 1 BB: 1 P: 20 | R: 0 H: 0 E: 0 K: 1 S: 7 | H: 0 LOB: 0 BB: 1 P: 15 | R: 1 H: 1 E: 0 K: 1 S: 13 | H: 1 LOB: 2 BB: 2 P: 28 | R: 3 H: 3 E: 0 K: 0 S: 13 | H: 3 LOB: 1 BB: 1 P: 25 | R: 0 H: 0 E: 0 K: 1 S: 10 | H: 0 LOB: 0 BB: 0 P: 14 | R: 0 H: 1 E: 0 K: 0 S: 5 | H: 0 LOB: 0 BB: 0 P: 9 | R: 0 H: 0 E: 0 K: 2 S: 8 | H: 0 LOB: 2 BB: 0 P: 19 | 1B: 7 2B: 1 3B: 0 HR: 1 | SF: 1 SAC: 0 DP: 3 HBP: 0 | WP: 1 PB: 0 SB: 1 CS: 0 | PA: 38 | | | | | | | | | | | | | |
| PITCHER | IP WLS BF H R ER SO BB IBB HBP BLK WP HR S P ERA WHIP | | | | | | | | | | | | | | | | | | | | | | | | | | | | | | | | |
| 62 Joba Chamberlain, R (1, 1) ERA: 5.08 | 4.2 | 23 | 6 | 5 | 5 | 4 | 5 | 0 | 0 | 0 | 0 | 1 | 1 | 46 | 93 | 9.64 | 2.357 | | | | | | | | | | | | | | | | |
| 48 Phil Coke, L (5, 1) ERA: 6.75 | 1.1 | 5 | 1 | 0 | 0 | 1 | 0 | 0 | 0 | 0 | 0 | 0 | 0 | 16 | 23 | 0.00 | 0.750 | | | | | | | | | | | | | | | | |
| 63 Jonathan Albaladejo, R (7, 1) ERA: 3.68 | 1.0 | 2 | 0 | 0 | 0 | 0 | 0 | 0 | 0 | 0 | 0 | 0 | 0 | 4 | 7 | 0.00 | 0.000 | | | | | | | | | | | | | | | | |
| 38 Brian Bruney, R (8, 1) ERA: 3.0 | 1.0 | W | 3 | 0 | 0 | 0 | 2 | 0 | 0 | 0 | 0 | 0 | 0 | 8 | 11 | 0.00 | 0.000 | | | | | | | | | | | | | | | | |
| 42 Mariano Rivera, R (9, 1) ERA: | 1.0 | S | 5 | 2 | 0 | 0 | 2 | 0 | 0 | 0 | 0 | 0 | 0 | 13 | 19 | 0.00 | 2.000 | | | | | | | | | | | | | | | | |

Cleveland Indians @ New York Yankees
Yankee Stadium, Bronx, NY
Fri Apr 17 2009, 1:05 PM EDT
Att: 45,101 - Sunny - 63 F

AB 32
R 5
H 9
RBI 5
BB 5
SO 9
LOB 14



| Batter | 1 | 2 | 3 | 4 | 5 | 6 | 7 | 8 | 9 | AB | R | H | RBI | BB | SO | LOB | BOTTOM | | | | | | | | | | | | | | | | |
|---|---|----------------------------------|--------------------------------------|----------------------------------|---------------------------------------|----------------------------------|--------------------------------------|----------------------------------|---------------------------------------|----------------------------------|---------------------------------------|----------------------------------|---------------------------------------|----------------------------------|---------------------------------------|----------------------------------|----------------------------------|------------------------------------|----------------------------------|--------|--|--|--|--|--|--|--|--|--|--|--|--|--|
| 2 Derek Jeter, R (1, 6) OBP: 0.340, SLG: 0.500 | G1-3 | | G4-3 | | | | | | | | | | | | | | | | | | | | | | | | | | | | | | |
| 18 Johnny Damon, L (1, 7) OBP: 0.366, SLG: 0.457 | | | | | | | | | | | | | | | | | | | | | | | | | | | | | | | | | |
| 25 Mark Teixeira, S (1, 3) OBP: 0.333, SLG: 0.464 | | | | | | | | | | | | | | | | | | | | | | | | | | | | | | | | | |
| 33 Nick Swisher, S (1, 10) | | | | | | | | | | | | | | | | | | | | | | | | | | | | | | | | | |
| 20 Jorge Posada, S (1, 2) OBP: 0.333, SLG: 0.545 | | | | | | | | | | | | | | | | | | | | | | | | | | | | | | | | | |
| 26 José Molina, R (9, 2) OBP: 0.250, SLG: 0.200 | | | | | | | | | | | | | | | | | | | | | | | | | | | | | | | | | |
| 24 Robinson Cano, L (1, 4) OBP: 0.488, SLG: 0.667 | | | | | | | | | | | | | | | | | | | | | | | | | | | | | | | | | |
| 53 Melky Cabrera, S (1, 9) OBP: 0.333, SLG: 0.500 | | | | | | | | | | | | | | | | | | | | | | | | | | | | | | | | | |
| 12 Cody Ransom, R (1, 5) OBP: 0.171, SLG: 0.182 | | | | | | | | | | | | | | | | | | | | | | | | | | | | | | | | | |
| 55 Hideki Matsui, L (8, PH) OBP: 0.303, SLG: 0.296 | | | | | | | | | | | | | | | | | | | | | | | | | | | | | | | | | |
| 19 Ramiro Pena, S (9, 5) OBP: 0.333, SLG: 0.143 | | | | | | | | | | | | | | | | | | | | | | | | | | | | | | | | | |
| 11 Brett Gardner, L (1, 8) OBP: 0.300, SLG: 0.342 | | | | | | | | | | | | | | | | | | | | | | | | | | | | | | | | | |
| Inning Stats | R: 0 H: 1 E: 0 K: 0 S: 9 | H: 1 LOB: 2 BB: 1 P: 17 | R: 0 H: 0 E: 0 K: 1 S: 7 | H: 0 LOB: 0 BB: 0 P: 13 | R: 2 H: 2 E: 0 K: 0 S: 13 | H: 2 LOB: 0 BB: 0 P: 24 | R: 1 H: 1 E: 0 K: 0 S: 9 | H: 1 LOB: 0 BB: 0 P: 14 | R: 0 H: 1 E: 0 K: 0 S: 10 | H: 1 LOB: 3 BB: 2 P: 23 | R: 1 H: 2 E: 0 K: 1 S: 13 | H: 2 LOB: 1 BB: 0 P: 17 | R: 1 H: 0 E: 1 K: 1 S: 17 | H: 0 LOB: 2 BB: 2 P: 31 | R: 1 H: 1 E: 0 K: 2 S: 16 | H: 1 LOB: 1 BB: 1 P: 28 | 1B: 3 2B: 0 3B: 0 HR: 5 | SF: 0 SAC: 0 DP: 0 HBP: 0 | WP: 0 PB: 0 SB: 2 CS: 0 | PA: 39 | | | | | | | | | | | | | |
| PITCHER | IP WLS BF H R ER SO BB IBB HBP BLK WP HR S P ERA WHIP | | | | | | | | | | | | | | | | | | | | | | | | | | | | | | | | |
| 27 Anthony Reyes, R (1, 1) ERA: 5.73 | 5.0 | 23 | 5 | 3 | 3 | 1 | 0 | 0 | 0 | 0 | 0 | 0 | 1 | 9 | 12 | 13.50 | 3.000 | | | | | | | | | | | | | | | | |
| 57 Zach Jackson, L (6, 1) ERA: 5.79 | 0.2 | H | 4 | 2 | 1 | 1 | 0 | 0 | 0 | 0 | 0 | 0 | 0 | 4 | 5 | 0.00 | 0.000 | | | | | | | | | | | | | | | | |
| 38 Joe Smith, R (6, 1) ERA: 2.45 | 0.1 | H | 1 | 0 | 0 | 0 | 1 | 0 | 0 | 0 | 0 | 0 | 0 | 4 | 5 | 0.00 | 0.000 | | | | | | | | | | | | | | | | |
| 39 Vinnie Chulk, R (7, 1) ERA: 4.5 | 1.0 | B | 6 | 0 | 1 | 0 | 1 | 2 | 0 | 0 | 0 | 0 | 0 | 17 | 31 | 0.00 | 2.000 | | | | | | | | | | | | | | | | |
| 50 Jensen Lewis, R (8, 1) ERA: 7.11 | 1.0 | L | 5 | 1 | 1 | 1 | 2 | 1 | 0 | 0 | 0 | 0 | 0 | 16 | 28 | 9.00 | 2.000 | | | | | | | | | | | | | | | | |

Cleveland Indians @ New York Yankees
Yankee Stadium, Bronx, NY
Fri Apr 17 2009, 1:05 PM EDT
Att: 45,101 - Sunny - 63 F

AB 33
R 6
H 8
RBI 5
BB 6
SO 5
LOB 17



| Batter | 1 | 2 | 3 | 4 | 5 | 6 | 7 | 8 | 9 | AB | R | H | RBI | BB | SO | LOB | TOP | | | | | | | | |
|---|-------------------------------|----------------------------------|--------------------------------|-----------------------------------|-------------------------------|----------------------------------|-------------------------------|----------------------------------|-------------------------------|----------------------------------|-------------------------------|----------------------------------|------------------------------|---------------------------------|------------------------------|----------------------------------|---|-------------------------------|----------------------------------|-----------------------------------|------------------------------------|----------------------------------|--------|--|--|
| 24 Grady Sizemore, L (1, 8) OBP: 0.383, SLG: 0.608 26 Trevor Crowe, S (5, 8) OBP: 0.333, SLG: 0.286 | | | | | | | | | | 4 | 3 | 1 | 1 | 1 | 1 | 0 | <p>Cleveland Indians @ New York Yankees Yankee Stadium, Bronx, NY</p> <p>Sat Apr 18 2009, 3:40 PM EDT Att: 45,167 - Partly Cloudy - 75 F</p> <p>livebaseballscorecards.com</p> | | | | | | | | |
| 7 Mark DeRosa, R (1, 5) OBP: 0.321, SLG: 0.471 | | | | | | | | | | 7 | 2 | 4 | 6 | 0 | 1 | 0 | | | | | | | | | |
| 41 Victor Martinez, S (1, 2) OBP: 0.466, SLG: 0.694 10 Kelly Shoppach, R (7, 2) OBP: 0.348, SLG: 0.524 | | | | | | | | | | 4 | 2 | 2 | 2 | 1 | 0 | 0 | | | | | | | | | |
| 48 Travis Hafner, L (1, 10) OBP: 0.400, SLG: 0.711 | | | | | | | | | | 7 | 3 | 3 | 1 | 0 | 2 | 6 | | | | | | | | | |
| 2 Jhonny Peralta, R (1, 6) OBP: 0.404, SLG: 0.452 | | | | | | | | | | 5 | 3 | 3 | 2 | 1 | 0 | 3 | | | | | | | | | |
| 17 Shin-Soo Choo, L (1, 9) OBP: 0.412, SLG: 0.475 | | | | | | | | | | 4 | 2 | 1 | 3 | 2 | 2 | 4 | | | | | | | | | |
| 25 Ryan Garko, R (1, 3) OBP: 0.429, SLG: 0.357 | | | | | | | | | | 6 | 1 | 2 | 1 | 0 | 0 | 1 | | | | | | | | | |
| 12 Ben Francisco, R (1, 7) OBP: 0.286, SLG: 0.368 | | | | | | | | | | 5 | 3 | 2 | 0 | 1 | 2 | 6 | | | | | | | | | |
| Asdrubal Cabrera, S (1, 4) OBP: 0.455, SLG: 0.514 | | | | | | | | | | 6 | 3 | 4 | 5 | 0 | 1 | 1 | | | | | | | | | |
| Inning Stats | R: 0 E: 0 K: 1 S: 11 | H: 0 LOB: 0 BB: 0 P: 16 | R: 14 E: 0 K: 2 S: 42 | H: 13 LOB: 0 BB: 1 P: 69 | R: 1 E: 0 K: 0 S: 10 | H: 2 LOB: 2 BB: 1 P: 18 | R: 1 E: 0 K: 2 S: 21 | H: 3 LOB: 3 BB: 1 P: 32 | R: 4 E: 0 K: 2 S: 18 | H: 2 LOB: 0 BB: 2 P: 35 | R: 0 E: 0 K: 2 S: 11 | H: 0 LOB: 1 BB: 0 P: 20 | R: 0 E: 0 K: 0 S: 6 | H: 0 LOB: 0 BB: 0 P: 8 | R: 1 E: 0 K: 0 S: 9 | H: 1 LOB: 0 BB: 0 P: 15 | | R: 1 E: 0 K: 1 S: 14 | H: 4 LOB: 3 BB: 0 P: 23 | 1B: 12 2B: 7 3B: 0 HR: 6 | SF: 0 SAC: 0 DP: 0 HBP: 0 | WP: 2 PB: 0 SB: 0 CS: 0 | PA: 58 | | |
| PITCHER | IP | WLS | BF | H | R | ER | SO | BB | IBB | HBP | BLK | WP | HR | S | P | ERA | WHIP | | | | | | | | |
| 40 Chien-Ming Wang, R (1, 1) ERA: 34.5 | 1.1 | L | 12 | 8 | 8 | 8 | 1 | 0 | 0 | 0 | 0 | 1 | 1 | 34 | 60 | 54.00 | 6.000 | | | | | | | | |
| 67 Anthony Claggett, R (2, 1) ERA: 43.2 | 1.2 | | 16 | 9 | 8 | 8 | 2 | 2 | 0 | 0 | 0 | 1 | 2 | 34 | 60 | 43.20 | 6.600 | | | | | | | | |
| 36 Edwar Ramirez, R (4, 1) ERA: 0.44 | 2.0 | | 12 | 3 | 4 | 4 | 4 | 3 | 0 | 0 | 0 | 0 | 2 | 34 | 58 | 18.00 | 3.000 | | | | | | | | |
| 41 Jose Veras, R (6, 1) ERA: 8.53 | 3.0 | | 11 | 1 | 1 | 1 | 2 | 1 | 0 | 0 | 0 | 0 | 1 | 26 | 43 | 3.00 | 0.667 | | | | | | | | |
| 43 Damaso Marte, L (9, 1) ERA: 21.9 | 1.0 | | 7 | 4 | 1 | 1 | 1 | 0 | 0 | 0 | 0 | 0 | 0 | 14 | 23 | 9.00 | 4.000 | | | | | | | | |

| Batter | 1 | 2 | 3 | 4 | 5 | 6 | 7 | 8 | 9 | AB | R | H | RBI | BB | SO | LOB | BOTTOM | | | | | | | | |
|---|-------------------------------|----------------------------------|------------------------------|----------------------------------|------------------------------|----------------------------------|------------------------------|----------------------------------|------------------------------|----------------------------------|-------------------------------|----------------------------------|------------------------------|---------------------------------|------------------------------|----------------------------------|---|------------------------------|----------------------------------|----------------------------------|------------------------------------|----------------------------------|--------|--|--|
| 2 Derek Jeter, R (1, 6) OBP: 0.327, SLG: 0.479 12 Cody Ransom, R (4, 5) OBP: 0.184, SLG: 0.250 | | | | | | | | | | 2 | 0 | 0 | 0 | 0 | 0 | 0 | <p>Cleveland Indians @ New York Yankees Yankee Stadium, Bronx, NY</p> <p>Sat Apr 18 2009, 3:40 PM EDT Att: 45,167 - Partly Cloudy - 75 F</p> <p>livebaseballscorecards.com</p> | | | | | | | | |
| 18 Johnny Damon, L (1, 10) OBP: 0.372, SLG: 0.444 55 Hideki Matsui, L (5, FH) OBP: 0.361, SLG: 0.357 | | | | | | | | | | 1 | 1 | 0 | 0 | 1 | 1 | 0 | | | | | | | | | |
| 25 Mark Teixeira, S (1, 3) OBP: 0.333, SLG: 0.548 26 José Molina, R (6, 2) OBP: 0.222, SLG: 0.176 | | | | | | | | | | 3 | 1 | 1 | 2 | 0 | 0 | 1 | | | | | | | | | |
| 33 Nick Swisher, S (1, 9) OBP: 0.444, SLG: 0.842 | | | | | | | | | | 3 | 0 | 0 | 0 | 1 | 0 | 0 | | | | | | | | | |
| 20 Jorge Posada, S (1, 2) OBP: 0.326, SLG: 0.514 | | | | | | | | | | 4 | 0 | 1 | 0 | 0 | 0 | 0 | | | | | | | | | |
| 24 Robinson Canó, L (1, 4) OBP: 0.451, SLG: 0.630 | | | | | | | | | | 4 | 1 | 1 | 0 | 0 | 0 | 2 | | | | | | | | | |
| 53 Melky Cabrera, S (1, 7) OBP: 0.368, SLG: 0.647 | | | | | | | | | | 3 | 1 | 1 | 2 | 1 | 0 | 0 | | | | | | | | | |
| 11 Brett Gardner, L (1, 8) OBP: 0.295, SLG: 0.317 | | | | | | | | | | 3 | 0 | 0 | 0 | 1 | 0 | 3 | | | | | | | | | |
| 19 Ramiro Pena, S (1, 5) OBP: 0.308, SLG: 0.182 | | | | | | | | | | 4 | 0 | 1 | 0 | 0 | 0 | 0 | | | | | | | | | |
| Inning Stats | R: 2 E: 0 K: 0 S: 11 | H: 1 LOB: 0 BB: 1 P: 20 | R: 0 E: 0 K: 0 S: 8 | H: 0 LOB: 0 BB: 0 P: 11 | R: 0 E: 0 K: 1 S: 8 | H: 0 LOB: 0 BB: 1 P: 13 | R: 0 E: 0 K: 0 S: 9 | H: 1 LOB: 3 BB: 2 P: 21 | R: 0 E: 0 K: 0 S: 9 | H: 1 LOB: 1 BB: 0 P: 16 | R: 2 E: 0 K: 0 S: 12 | H: 3 LOB: 2 BB: 1 P: 22 | R: 0 E: 0 K: 0 S: 4 | H: 0 LOB: 0 BB: 0 P: 8 | R: 0 E: 0 K: 0 S: 7 | H: 0 LOB: 0 BB: 0 P: 12 | | R: 0 E: 0 K: 0 S: 9 | H: 1 LOB: 2 BB: 1 P: 19 | 1B: 3 2B: 1 3B: 1 HR: 2 | SF: 0 SAC: 0 DP: 1 HBP: 1 | WP: 0 PB: 0 SB: 0 CS: 0 | PA: 39 | | |
| PITCHER | IP | WLS | BF | H | R | ER | SO | BB | IBB | HBP | BLK | WP | HR | S | P | ERA | WHIP | | | | | | | | |
| 55 Roberto Hernandez, R (1, 1) ERA: 7.68 | 6.0 | W | 28 | 6 | 4 | 4 | 1 | 4 | 0 | 0 | 0 | 0 | 0 | 11 | 20 | 0.00 | 0.000 | | | | | | | | |
| 30 Masa Kobayashi, R (7, 1) ERA: 1.35 | 2.0 | | 6 | 0 | 0 | 0 | 0 | 0 | 0 | 1 | 0 | 0 | 0 | 11 | 20 | 0.00 | 0.000 | | | | | | | | |
| 39 Vinnie Chulk, R (9, 1) ERA: 3.6 | 1.0 | | 5 | 1 | 0 | 0 | 0 | 1 | 0 | 0 | 0 | 0 | 0 | 9 | 19 | 0.00 | 2.000 | | | | | | | | |



| Batter | 1 | 2 | 3 | 4 | 5 | 6 | 7 | 8 | 9 | AB | R | H | RBI | BB | SO | LOB | TOP | | | | | |
|---|---|----------------------------------|------------------------------|---------------------------------|------------------------------|----------------------------------|-------------------------------|----------------------------------|-------------------------------|----------------------------------|------------------------------|----------------------------------|------------------------------|----------------------------------|------------------------------|---------------------------------|------------------------------|----------------------------------|----------------------------------|------------------------------------|----------------------------------|--------|
| 24 Grady Sizemore, L OBP: 0.385, SLG: 0.574 | | | | | | | | | | 3 | 0 | 0 | 0 | 2 | 1 | 2 | | | | | | |
| 7 Mark DeRosa, R OBP: 0.300, SLG: 0.436 | | | | | | | | | | 4 | 0 | 0 | 0 | 0 | 0 | 5 | | | | | | |
| 41 Victor Martinez, S OBP: 0.435, SLG: 0.642 | | | | | | | | | | 4 | 0 | 0 | 0 | 0 | 0 | 5 | | | | | | |
| 48 Travis Hafner, L OBP: 0.388, SLG: 0.667 | | | | | | | | | | 4 | 0 | 1 | 0 | 0 | 1 | 0 | | | | | | |
| 2 Jhonny Peralta, R OBP: 0.392, SLG: 0.422 | | | | | | | | | | 3 | 0 | 0 | 0 | 1 | 1 | 2 | | | | | | |
| 17 Shin-Soo Choo, L OBP: 0.418, SLG: 0.535 | | | | | | | | | | 3 | 2 | 1 | 1 | 1 | 0 | 1 | | | | | | |
| 25 Ryan Garko, R OBP: 0.447, SLG: 0.467 | | | | | | | | | | 2 | 1 | 1 | 2 | 1 | 0 | 0 | | | | | | |
| 26 Trevor Crowe, S OBP: 0.320, SLG: 0.273 | | | | | | | | | | 1 | 0 | 0 | 0 | 0 | 0 | 1 | | | | | | |
| 10 Kelly Shoppach, R OBP: 0.370, SLG: 0.500 | | | | | | | | | | 2 | 0 | 0 | 0 | 2 | 1 | 2 | | | | | | |
| Asdrubal Cabrera, S OBP: 0.458, SLG: 0.487 | | | | | | | | | | 2 | 0 | 0 | 0 | 2 | 1 | 2 | | | | | | |
| Inning Stats | R: 0 E: 0 K: 1 S: 11 | H: 1 LOB: 2 BB: 1 P: 17 | R: 1 E: 0 K: 0 S: 6 | H: 1 LOB: 0 BB: 0 P: 8 | R: 0 E: 0 K: 0 S: 6 | H: 0 LOB: 0 BB: 0 P: 12 | R: 2 E: 0 K: 0 S: 15 | H: 1 LOB: 1 BB: 1 P: 23 | R: 0 E: 0 K: 0 S: 10 | H: 0 LOB: 1 BB: 1 P: 18 | R: 0 E: 0 K: 1 S: 7 | H: 0 LOB: 0 BB: 1 P: 15 | R: 0 E: 0 K: 0 S: 9 | H: 0 LOB: 3 BB: 3 P: 27 | R: 0 E: 0 K: 0 S: 6 | H: 0 LOB: 0 BB: 0 P: 9 | R: 0 E: 0 K: 2 S: 8 | H: 1 LOB: 1 BB: 0 P: 11 | 1B: 2 2B: 0 3B: 0 HR: 2 | SF: 0 SAC: 0 DP: 2 HBP: 1 | WP: 3 PB: 0 SB: 0 CS: 0 | PA: 37 |
| PITCHER | IP WLS BF H R ER SO BB IBB HBP BLK WP HR S P ERA WHIP | | | | | | | | | | | | | | | | | | | | | |
| 34 A.J. Burnett, R ERA: 3.2 | (1, 1) 6.1 28 3 3 3 2 7 0 1 0 3 2 60 111 4.26 1.579 | | | | | | | | | | | | | | | | | | | | | |
| 63 Jonathan Albaladejo, R ERA: 3.38 | (7, 1) 0.2 W 2 0 0 0 0 0 0 0 0 0 0 4 9 0.00 0.000 | | | | | | | | | | | | | | | | | | | | | |
| 38 Brian Bruney, R ERA: 2.57 | (8, 1) 1.0 H 3 0 0 0 0 0 0 0 0 0 0 6 9 0.00 0.000 | | | | | | | | | | | | | | | | | | | | | |
| 42 Mariano Rivera, R ERA: | (9, 1) 1.0 4 1 0 0 2 0 0 0 0 0 0 0 8 11 0.00 1.000 | | | | | | | | | | | | | | | | | | | | | |

Cleveland Indians @ New York Yankees
Yankee Stadium, Bronx, NY
Sun Apr 19 2009, 1:05 PM EDT
Att: 43,068 - Cloudy - 59 F

AB 29
R 3
H 4
RBI 3
BB 7
SO 4
LOB 18

| Batter | 1 | 2 | 3 | 4 | 5 | 6 | 7 | 8 | 9 | AB | R | H | RBI | BB | SO | LOB | BOTTOM | | | |
|---|---|----------------------------------|------------------------------|----------------------------------|------------------------------|----------------------------------|-------------------------------|----------------------------------|-------------------------------|----------------------------------|-------------------------------|----------------------------------|-------------------------------|----------------------------------|----------------------------------|------------------------------------|----------------------------------|--------|--|--|
| 11 Brett Gardner, L OBP: 0.292, SLG: 0.311 | | | | | | | | | | 4 | 0 | 1 | 0 | 0 | 2 | 0 | | | | |
| 2 Derek Jeter, R OBP: 0.321, SLG: 0.481 | | | | | | | | | | 4 | 1 | 1 | 0 | 0 | 1 | 2 | | | | |
| 18 Johnny Damon, L OBP: 0.362, SLG: 0.410 | | | | | | | | | | 3 | 0 | 0 | 0 | 0 | 0 | 1 | | | | |
| 25 Mark Teixeira, S OBP: 0.349, SLG: 0.529 | | | | | | | | | | 3 | 0 | 1 | 1 | 1 | 0 | 0 | | | | |
| 33 Nick Swisher, S OBP: 0.429, SLG: 0.810 | | | | | | | | | | 4 | 0 | 1 | 0 | 0 | 3 | 4 | | | | |
| 53 Melky Cabrera, S OBP: 0.368, SLG: 0.647 | | | | | | | | | | 0 | 1 | 0 | 0 | 0 | 0 | 0 | | | | |
| 24 Robinson Canó, L OBP: 0.455, SLG: 0.633 | | | | | | | | | | 3 | 2 | 1 | 0 | 1 | 0 | 0 | | | | |
| 55 Hideki Matsui, L OBP: 0.375, SLG: 0.355 | | | | | | | | | | 3 | 1 | 1 | 1 | 1 | 0 | 0 | | | | |
| 12 Cody Ransom, R OBP: 0.190, SLG: 0.275 | | | | | | | | | | 4 | 1 | 1 | 3 | 0 | 0 | 1 | | | | |
| 26 José Molina, R OBP: 0.250, SLG: 0.211 | | | | | | | | | | 2 | 0 | 1 | 0 | 0 | 0 | 0 | | | | |
| 20 Jorge Posada, S OBP: 0.333, SLG: 0.590 | | | | | | | | | | 2 | 1 | 1 | 2 | 0 | 1 | 1 | | | | |
| Inning Stats | R: 0 E: 0 K: 1 S: 9 | H: 0 LOB: 0 BB: 0 P: 11 | R: 0 E: 0 K: 1 S: 7 | H: 0 LOB: 0 BB: 0 P: 15 | R: 0 E: 0 K: 0 S: 7 | H: 0 LOB: 0 BB: 0 P: 10 | R: 1 E: 0 K: 1 S: 15 | H: 2 LOB: 1 BB: 0 P: 22 | R: 0 E: 0 K: 1 S: 11 | H: 2 LOB: 3 BB: 1 P: 23 | R: 3 E: 0 K: 2 S: 15 | H: 3 LOB: 0 BB: 0 P: 22 | R: 3 E: 0 K: 1 S: 14 | H: 2 LOB: 1 BB: 2 P: 27 | 1B: 4 2B: 4 3B: 0 HR: 1 | SF: 0 SAC: 0 DP: 1 HBP: 1 | WP: 0 PB: 0 SB: 1 CS: 0 | PA: 36 | | |
| PITCHER | IP WLS BF H R ER SO BB IBB HBP BLK WP HR S P ERA WHIP | | | | | | | | | | | | | | | | | | | |
| 44 Carl Pavano, R ERA: 9.89 | (1, 1) 6.0 23 4 1 1 4 1 0 1 0 0 0 54 89 1.50 0.833 | | | | | | | | | | | | | | | | | | | |
| 53 Rafael Perez, L ERA: 16.71 | (7, 1) 0.0 2 2 2 2 0 0 0 0 0 0 0 4 7 - - - | | | | | | | | | | | | | | | | | | | |
| 50 Jensen Lewis, R ERA: 6.1 | (7, 1) 0.1 L 2 1 1 1 0 0 0 0 0 0 0 1 3 5 27.00 3.000 | | | | | | | | | | | | | | | | | | | |
| 63 Rafael Betancourt, R ERA: 6.14 | (7, 1) 1.1 8 2 3 3 2 1 1 0 0 0 0 0 19 34 20.25 2.250 | | | | | | | | | | | | | | | | | | | |
| 34 Kory Wood, R ERA: 2.7 | (8, 1) 0.1 1 0 0 0 1 0 0 0 0 0 0 0 3 3 0.00 0.000 | | | | | | | | | | | | | | | | | | | |

Cleveland Indians @ New York Yankees
Yankee Stadium, Bronx, NY
Sun Apr 19 2009, 1:05 PM EDT
Att: 43,068 - Cloudy - 59 F

AB 32
R 7
H 9
RBI 7
BB 3
SO 7
LOB 9

| Batter | 1 | 2 | 3 | 4 | 5 | 6 | 7 | 8 | 9 | AB | R | H | RBI | BB | SO | LOB | TOP | | | |
|---|---|----------------------------------|--------------------------------------|----------------------------------|--------------------------------------|----------------------------------|---------------------------------------|----------------------------------|---------------------------------------|----------------------------------|---------------------------------------|----------------------------------|---------------------------------------|----------------------------------|--------------------------------------|----------------------------------|---|------------------------------------|----------------------------------|--------|
| 15 Ryan Sweeney, L (1,9) OBP: 0.317, SLG: 0.298 | | | | | | | | | | 5 | 0 | 1 | 0 | 0 | 1 | 5 | <p>Oakland Athletics @ New York Yankees Yankee Stadium, Bronx, NY Tue Apr 21 2009, 7:05 PM EDT Att: 42,065 - Cloudy - 54 F</p> <p>livebaseballscorecards.com</p> <p>AB 37 R 3 H 12 RBI 3 BB 0 SO 1 LOB 19</p> | | | |
| 18 Orlando Cabrera, R (1,6) OBP: 0.288, SLG: 0.255 | | | | | | | | | | 4 | 0 | 0 | 0 | 0 | 0 | 4 | | | | |
| 16 Jason Giambi, L (1,3) OBP: 0.327, SLG: 0.292 | | | | | | | | | | 4 | 1 | 1 | 0 | 0 | 0 | 1 | | | | |
| 5 Matt Holliday, R (1,7) OBP: 0.308, SLG: 0.388 | | | | | | | | | | 4 | 1 | 1 | 0 | 0 | 0 | 1 | | | | |
| 32 Jack Cust, L (1,10) OBP: 0.428, SLG: 0.478 | | | | | | | | | | 4 | 1 | 2 | 0 | 0 | 0 | 0 | | | | |
| 14 Mark Ellis, R (1,4) OBP: 0.300, SLG: 0.283 | | | | | | | | | | 4 | 0 | 1 | 2 | 0 | 0 | 2 | | | | |
| 3 Eric Chavez, L (1,5) OBP: 0.138, SLG: 0.143 | | | | | | | | | | 4 | 0 | 0 | 0 | 0 | 0 | 3 | | | | |
| 8 Kurt Suzuki, R (1,2) OBP: 0.353, SLG: 0.388 | | | | | | | | | | 4 | 0 | 4 | 1 | 0 | 0 | 0 | | | | |
| 11 Rajai Davis, R (1,8) OBP: 0.278, SLG: 0.235 | | | | | | | | | | 3 | 0 | 2 | 0 | 0 | 0 | 2 | | | | |
| 6 Travis Buck, L (9,PH) OBP: 0.333, SLG: 0.200 | | | | | | | | | | 1 | 0 | 0 | 0 | 0 | 0 | 1 | | | | |
| Inning Stats | R: 0 H: 1 E: 0 K: 0 S: 8 | H: 1 LOB: 1 BB: 0 P: 14 | R: 0 H: 0 E: 0 K: 0 S: 8 | H: 0 LOB: 0 BB: 0 P: 13 | R: 0 H: 2 E: 0 K: 0 S: 9 | H: 2 LOB: 2 BB: 0 P: 14 | R: 2 H: 4 E: 0 K: 0 S: 16 | H: 4 LOB: 2 BB: 0 P: 26 | R: 0 H: 0 E: 0 K: 0 S: 10 | H: 0 LOB: 0 BB: 0 P: 14 | R: 0 H: 2 E: 0 K: 0 S: 11 | H: 2 LOB: 2 BB: 0 P: 16 | R: 1 H: 2 E: 0 K: 0 S: 14 | H: 2 LOB: 1 BB: 0 P: 21 | R: 0 H: 1 E: 0 K: 1 S: 8 | H: 1 LOB: 1 BB: 0 P: 12 | 1B: 10 2B: 3 3B: 0 HR: 0 | SF: 0 SAC: 1 DP: 1 HBP: 0 | WP: 1 PB: 0 SB: 1 CS: 0 | PA: 38 |
| PITCHER | IP WLS BF H R ER SO BB IBB HBP BLK WP HR S P ERA WHIP | | | | | | | | | | | | | | | | | | | |
| 46 Andy Pettitte, L (1,1) ERA: 2.53 | 7.0 W 29 9 2 2 0 0 0 0 0 0 0 0 0 67 105 2.57 1.286 | | | | | | | | | | | | | | | | | | | |
| 38 Brian Bruney, R (8,1) ERA: 3.35 | 1.0 H 5 2 1 1 0 0 0 0 0 0 1 0 14 21 9.00 2.000 | | | | | | | | | | | | | | | | | | | |
| 42 Mariano Rivera, R (9,1) ERA: | 1.0 S 4 1 0 0 1 0 0 0 0 0 0 0 8 12 0.00 1.000 | | | | | | | | | | | | | | | | | | | |

| Batter | 1 | 2 | 3 | 4 | 5 | 6 | 7 | 8 | 9 | AB | R | H | RBI | BB | SO | LOB | BOTTOM | | | |
|--|---|----------------------------------|---------------------------------------|----------------------------------|---------------------------------------|----------------------------------|---------------------------------------|----------------------------------|---------------------------------------|----------------------------------|--------------------------------------|----------------------------------|---------------------------------------|----------------------------------|---------------------------------------|----------------------------------|---|------------------------------------|----------------------------------|--------|
| 2 Derek Jeter, R (1,6) OBP: 0.344, SLG: 0.482 | | | | | | | | | | 4 | 1 | 2 | 0 | 1 | 0 | 0 | <p>Oakland Athletics @ New York Yankees Yankee Stadium, Bronx, NY Tue Apr 21 2009, 7:05 PM EDT Att: 42,065 - Cloudy - 54 F</p> <p>livebaseballscorecards.com</p> <p>AB 35 R 5 H 12 RBI 5 BB 4 SO 8 LOB 15</p> | | | |
| 18 Johnny Damon, L (1,7) OBP: 0.365, SLG: 0.477 | | | | | | | | | | 5 | 1 | 2 | 2 | 0 | 1 | 4 | | | | |
| 25 Mark Teixeira, S (1,3) OBP: 0.354, SLG: 0.500 | | | | | | | | | | 4 | 0 | 1 | 1 | 1 | 1 | 1 | | | | |
| 20 Jorge Posada, S (1,2) OBP: 0.347, SLG: 0.581 | | | | | | | | | | 4 | 0 | 2 | 0 | 0 | 2 | 0 | | | | |
| 24 Robinson Cano, L (1,4) OBP: 0.441, SLG: 0.604 | | | | | | | | | | 4 | 0 | 1 | 0 | 0 | 0 | 4 | | | | |
| 33 Nick Swisher, S (1,9) OBP: 0.415, SLG: 0.756 | | | | | | | | | | 3 | 1 | 0 | 0 | 1 | 1 | 1 | | | | |
| 53 Melky Cabrera, S (9,9) OBP: 0.368, SLG: 0.647 | | | | | | | | | | 0 | 0 | 0 | 0 | 0 | 0 | 0 | | | | |
| 55 Hideki Matsui, L (1,10) OBP: 0.409, SLG: 0.412 | | | | | | | | | | 3 | 1 | 2 | 0 | 1 | 0 | 0 | | | | |
| 12 Cody Ransom, R (1,5) OBP: 0.196, SLG: 0.273 | | | | | | | | | | 4 | 0 | 1 | 0 | 0 | 2 | 3 | | | | |
| 11 Brett Gardner, L (1,8) OBP: 0.288, SLG: 0.306 | | | | | | | | | | 4 | 1 | 1 | 2 | 0 | 1 | 2 | | | | |
| Inning Stats | R: 0 H: 1 E: 0 K: 0 S: 7 | H: 6 LOB: 2 BB: 1 P: 31 | R: 4 H: 6 E: 0 K: 0 S: 17 | H: 6 LOB: 1 BB: 1 P: 31 | R: 0 H: 1 E: 0 K: 3 S: 13 | H: 1 LOB: 1 BB: 0 P: 22 | R: 0 H: 0 E: 0 K: 1 S: 10 | H: 0 LOB: 0 BB: 0 P: 12 | R: 1 H: 1 E: 0 K: 1 S: 11 | H: 1 LOB: 0 BB: 0 P: 16 | R: 0 H: 1 E: 0 K: 1 S: 8 | H: 1 LOB: 1 BB: 0 P: 13 | R: 0 H: 1 E: 0 K: 2 S: 11 | H: 1 LOB: 1 BB: 0 P: 16 | R: 0 H: 1 E: 0 K: 2 S: 11 | H: 1 LOB: 1 BB: 0 P: 16 | 1B: 10 2B: 1 3B: 0 HR: 1 | SF: 0 SAC: 0 DP: 0 HBP: 0 | WP: 0 PB: 0 SB: 1 CS: 0 | PA: 39 |
| PITCHER | IP WLS BF H R ER SO BB IBB HBP BLK WP HR S P ERA WHIP | | | | | | | | | | | | | | | | | | | |
| 30 Dana Eveland, L (1,1) ERA: 7.36 | 4.0 L 24 9 4 4 3 0 4 0 0 0 0 0 1 21 28 4.50 0.500 | | | | | | | | | | | | | | | | | | | |
| 40 Andrew Bailey, R (5,1) ERA: 0.87 | 2.0 7 1 1 1 2 0 0 0 0 0 0 0 8 13 0.00 1.000 | | | | | | | | | | | | | | | | | | | |
| 44 Santiago Casilla, R (7,1) ERA: 1.93 | 1.0 4 1 0 0 1 0 0 0 0 0 0 0 11 16 0.00 1.000 | | | | | | | | | | | | | | | | | | | |
| 55 Josh Outman, L (8,1) ERA: 5.79 | 1.0 4 1 0 0 2 0 0 0 0 0 0 0 8 13 0.00 1.000 | | | | | | | | | | | | | | | | | | | |

| Batter | 1 | 2 | 3 | 4 | 5 | 6 | 7 | 8 | 9 | 10 | 11 | 12 | 13 | 14 | AB | R | H | RBI | BB | SO | LOB | TOP | | |
|---|------------------------------|----------------------------------|-------------------------------|----------------------------------|------------------------------|----------------------------------|-----------------------------------|----------------------------------|-------------------------------|----------------------------------|-------------------------------|----------------------------------|------------------------------|----------------------------------|------------------------------|----------------------------------|-------------------------------|----------------------------------|-------------------------------|----------------------------------|----------------------------------|------------------------------------|----------------------------------|--------|
| 15 Ryan Sweeney, L OBP: 0.314, SLG: 0.286 (10, 9) | F7 | G4-3 | | | G4-3 | | G6-3 16 5 18 1B BB | | P5 | | G6-3 18 CS 1B | | K | | 6 | 1 | 1 | 0 | 1 | 1 | 1 | | | |
| 18 Orlando Cabrera, R OBP: 0.277, SLG: 0.246 (1, 6) | L8 | | G4-3 | | L5 | | SH1-3 | | G6-3 16 Cc-4 1B | | G6-3 1-2 | | P5 | | 6 | 0 | 1 | 0 | 0 | 0 | 1 | | | |
| 16 Jason Giambi, L OBP: 0.306, SLG: 0.259 (1, 10) | K | | E7 16 32 FC1-6 | | K | | G6-3 | | FC6-4 1-2 | | BB | | K | | 6 | 1 | 0 | 1 | 1 | 3 | 2 | | | |
| 5 Matt Holliday, R OBP: 0.322, SLG: 0.382 (1, 7) | | | | | G6-3 | | G4-3 | | G4-3 | | F9 | | F8 | | 6 | 1 | 2 | 1 | 1 | 0 | 2 | | | |
| 32 Jack Cust, L OBP: 0.443, SLG: 0.469 (10, PR) | | | FC1-6 | | G4-3 | | G4-3 | | | | | | F8 | | 3 | 2 | 1 | 1 | 2 | 0 | 2 | | | |
| 11 Rauli Davis, R OBP: 0.263, SLG: 0.222 (10, 8) | | | 8 HR | | 1B | | 14 8 G5-3 1B BB | | | | | | K | | 1 | 0 | 0 | 0 | 0 | 0 | 0 | | | |
| 8 Kurt Suzuki, R OBP: 0.351, SLG: 0.436 (1, 2) | | | F9 | | F9 | | G5-3 | | G5-3 35 14 SH3 1B | | K | | K | | 6 | 1 | 2 | 3 | 0 | 2 | 3 | | | |
| 14 Mark Ellis, R OBP: 0.291, SLG: 0.275 (1, 4) | | | HR | | L4 | | G5-3 | | SH3 | | F8 | | K | | 5 | 0 | 1 | 1 | 0 | 1 | 2 | | | |
| 35 Landon Powell, S OBP: 0.313, SLG: 0.231 (1, 3) | | | BB | | F7 | | G5-3 | | G4-3 | | BB | | L6 | | 4 | 0 | 0 | 0 | 2 | 0 | 2 | | | |
| 7 Bobby Crosby, R OBP: 0.259, SLG: 0.227 (1, 5) | | | P4 | | P6 | | K | | K | | P6 | | L7 | | 6 | 1 | 1 | 0 | 0 | 1 | 4 | | | |
| Inning Stats | R: 0 E: 0 K: 1 S: 8 | H: 0 LOB: 0 BB: 0 P: 15 | R: 3 E: 0 K: 0 S: 15 | H: 2 LOB: 1 BB: 2 P: 25 | R: 1 E: 1 K: 0 S: 8 | H: 1 LOB: 1 BB: 0 P: 14 | R: 0 E: 0 K: 0 S: 9 | H: 0 LOB: 0 BB: 0 P: 15 | R: 0 E: 0 K: 1 S: 11 | H: 1 LOB: 1 BB: 0 P: 15 | R: 0 E: 0 K: 0 S: 10 | H: 1 LOB: 2 BB: 1 P: 19 | R: 0 E: 0 K: 2 S: 8 | H: 0 LOB: 0 BB: 0 P: 10 | R: 0 E: 0 K: 1 S: 8 | H: 0 LOB: 0 BB: 0 P: 13 | R: 0 E: 0 K: 1 S: 10 | H: 0 LOB: 0 BB: 0 P: 14 | R: 0 E: 0 K: 1 S: 10 | H: 0 LOB: 0 BB: 0 P: 14 | 1B: 8 2B: 0 3B: 0 HR: 1 | SF: 0 SAC: 2 DP: 0 HBP: 0 | WP: 0 PB: 0 SB: 1 CS: 1 | PA: 58 |
| PITCHER | IP 6.2 | WLS 31 | BF 6 | H 7 | ER 6 | SO 2 | BB 0 | IBB 0 | HBP 0 | BLK 0 | HR 0 | S 1 | P 112 | ERA 0.00 | WHIP 0.000 | | | | | | | | | |
| 52 CC Sabathia, L ERA: 4.81 | | | | | | | | | | | | | | | | | | | | | | | | |
| 48 Phil Coke, L ERA: 6.35 | | | | | | | | | | | | | | | | | | | | | | | | |
| 63 Jonathan Albaladejo, R ERA: 3.7 | | | | | | | | | | | | | | | | | | | | | | | | |
| 42 Mariano Rivera, R ERA: 1.89 | | | | | | | | | | | | | | | | | | | | | | | | |
| 43 Damaso Marte, L ERA: 1.89 | | | | | | | | | | | | | | | | | | | | | | | | |
| 36 Edgar Ramirez, R ERA: 6.75 | | | | | | | | | | | | | | | | | | | | | | | | |
| 41 Jose Veras, R ERA: 5.99 | | | | | | | | | | | | | | | | | | | | | | | | |

Oakland Athletics @ New York Yankees
Yankee Stadium, Bronx, NY
Wed Apr 22 2009, 1:05 PM EDT
Att. 43,342 - Cloudy - 56 F

| | |
|-----|----|
| AB | 49 |
| R | 7 |
| H | 9 |
| RBI | 7 |
| BB | 7 |
| SO | 8 |
| LOB | 19 |



| Batter | 1 | 2 | 3 | 4 | 5 | 6 | 7 | 8 | 9 | 10 | 11 | 12 | 13 | 14 | AB | R | H | RBI | BB | SO | LOB | BOTTOM | | | | |
|--|-------------------------------|----------------------------------|-------------------------------|----------------------------------|-------------------------------|----------------------------------|------------------------------|----------------------------------|------------------------------|----------------------------------|-------------------------------|----------------------------------|------------------------------|----------------------------------|------------------------------|----------------------------------|------------------------------|----------------------------------|-------------------------------|----------------------------------|------------------------------|----------------------------------|-----------------------------------|------------------------------------|----------------------------------|--------|
| 2 Derek Jeter, R OBP: 0.338, SLG: 0.524 (1, 6) | G1-3 | E3 | | HR | | 18 1B 25 1B 2B | P4 | | G4-3 | | G4-3 | | F9 | | 7 | 2 | 2 | 2 | 0 | 0 | 3 | | | | | |
| 18 Johnny Damon, L OBP: 0.407, SLG: 0.490 (1, 7) | FC3-6 1B | P3 | | F9 | | 25 1B | BB | | BB | | BB | | 25 S1 1B | | 5 | 0 | 3 | 0 | 2 | 0 | 1 | | | | | |
| 25 Mark Teixeira, S OBP: 0.345, SLG: 0.467 (1, 3) | FC3-6 1B | | | | | 20 26 G4-3 1B | G5-3 | | P6 | | F9 | | G1 | | 7 | 1 | 2 | 1 | 0 | 0 | 4 | | | | | |
| 20 Jorge Posada, S OBP: 0.357, SLG: 0.571 (1, 2) | FC4-6 1B | | | | | 24 G4-3 33 1B 2B | K | | G4-3 | | F8 | | K | | 6 | 1 | 2 | 0 | 1 | 2 | 3 | | | | | |
| 24 Robinson Cano, L OBP: 0.424, SLG: 0.567 (1, 4) | FC4-6 | | | | | 33 1B BB | G4-3 | | G4-3 | | G4-3 | | P2 | | 7 | 0 | 2 | 1 | 0 | 0 | 6 | | | | | |
| 33 Nick Swisher, S OBP: 0.433, SLG: 0.714 (1, 9) | G5-3 | | | | | 55 1B BB | P4 | | BB | | G2-3 | | G2-3 | | 4 | 1 | 1 | 1 | 3 | 0 | 1 | | | | | |
| 55 Hideki Matsui, L OBP: 0.392, SLG: 0.463 (1, 10) | HR | | | | | 53 HR BB | G3 | | G4-6-3 BB | | G4-6-3 | | K | | 7 | 1 | 2 | 1 | 0 | 1 | 2 | | | | | |
| 53 Melky Cabrera, S OBP: 0.385, SLG: 0.826 (1, 8) | HR | | | | | | G5-3 | | K | | K | | K | | 6 | 2 | 2 | 3 | 1 | 3 | 3 | | | | | |
| 12 Cody Ransom, R OBP: 0.204, SLG: 0.298 (7, PH) | K | | | | | | G6-3 | | F5 | | G4-3 | | P4 | | 3 | 1 | 1 | 0 | 0 | 1 | 0 | | | | | |
| 11 Brett Gardner, L OBP: 0.283, SLG: 0.300 (8, 5) | | | | | | | | | | | | | | | 1 | 0 | 0 | 0 | 0 | 0 | 3 | | | | | |
| 19 Ramiro Pena, S OBP: 0.267, SLG: 0.154 (8, 5) | | | | | | | | | | | | | | | 2 | 0 | 0 | 0 | 0 | 0 | 0 | | | | | |
| Inning Stats | R: 0 E: 0 K: 0 S: 15 | H: 2 LOB: 2 BB: 0 P: 20 | R: 2 E: 1 K: 1 S: 15 | H: 2 LOB: 1 BB: 0 P: 20 | R: 2 E: 0 K: 0 S: 13 | H: 3 LOB: 0 BB: 0 P: 22 | R: 1 E: 0 K: 0 S: 9 | H: 1 LOB: 0 BB: 0 P: 17 | R: 0 E: 0 K: 1 S: 9 | H: 1 LOB: 1 BB: 0 P: 12 | R: 2 E: 0 K: 0 S: 11 | H: 4 LOB: 2 BB: 1 P: 23 | R: 0 E: 0 K: 1 S: 7 | H: 0 LOB: 0 BB: 1 P: 13 | R: 0 E: 0 K: 0 S: 8 | H: 0 LOB: 0 BB: 1 P: 15 | R: 0 E: 0 K: 2 S: 9 | H: 0 LOB: 0 BB: 0 P: 15 | R: 0 E: 0 K: 0 S: 12 | H: 1 LOB: 2 BB: 1 P: 23 | R: 2 E: 0 K: 0 S: 6 | H: 1 LOB: 0 BB: 1 P: 11 | 1B: 10 2B: 3 3B: 0 HR: 4 | SF: 0 SAC: 0 DP: 1 HBP: 0 | WP: 0 PB: 0 SB: 0 CS: 1 | PA: 62 |
| PITCHER | IP 5.1 | WLS 26 | H 9 | R 6 | ER 6 | SO 2 | BB 1 | IBB 0 | HBP 0 | BLK 0 | HR 0 | S 62 | P 97 | ERA 10.12 | WHIP 1.875 | | | | | | | | | | | |
| 49 Brett Anderson, L ERA: 5.89 | | | | | | | | | | | | | | | | | | | | | | | | | | |
| 48 Michael Wuerzt, R ERA: 2.35 | | | | | | | | | | | | | | | | | | | | | | | | | | |
| 36 Russ Springer, R ERA: 4.0 | | | | | | | | | | | | | | | | | | | | | | | | | | |
| 40 Andrew Bailey, R ERA: 0.79 | | | | | | | | | | | | | | | | | | | | | | | | | | |
| 31 Brad Ziegler, R ERA: 2.0 | | | | | | | | | | | | | | | | | | | | | | | | | | |
| 55 Josh Outman, L ERA: 5.23 | | | | | | | | | | | | | | | | | | | | | | | | | | |
| 45 Dan Giese, R ERA: 7.2 | | | | | | | | | | | | | | | | | | | | | | | | | | |

Oakland Athletics @ New York Yankees
Yankee Stadium, Bronx, NY
Wed Apr 22 2009, 1:05 PM EDT
Att. 43,342 - Cloudy - 56 F

| | |
|-----|----|
| AB | 55 |
| R | 9 |
| H | 17 |
| RBI | 9 |
| BB | 7 |
| SO | 7 |
| LOB | 26 |



| Batter | 1 | 2 | 3 | 4 | 5 | 6 | 7 | 8 | 9 | 10 | 11 | AB | R | H | RBI | BB | SO | LOB | TOP | | | | | |
|---|-----------------------------------|------------------------------------|----------------------------------|----------------------------------|--------------------------------------|------------------------------------|-------------------------------|----------------------------------|------------------------------|----------------------------------|-------------------------------|----------------------------------|-------------------------------------|----------------------------------|-------------------------------|----------------------------------|------------------------------|----------------------------------|------------------------------|----------------------------------|-------------------------------------|------------------------------------|----------------------------------|--------|
| 2 Derek Jeter, R OBP: 0.338, SLG: 0.522 | | | G4-3 | G6-3 | | | | G4-3 | | G4-3 | | 6 | 1 | 2 | 1 | 0 | 0 | 3 | | | | | | |
| 18 Johnny Damon, L OBP: 0.415, SLG: 0.461 | F7 | | | K | | | | K | | | | 5 | 1 | 2 | 0 | 1 | 2 | 3 | | | | | | |
| 25 Mark Teixeira, S OBP: 0.361, SLG: 0.460 | F7 | | | | | G5-3 | | | | | | 5 | 0 | 2 | 1 | 0 | 1 | 3 | | | | | | |
| 20 Jorge Posada, S OBP: 0.371, SLG: 0.547 | K | | | K | | K | | | | | | 4 | 0 | 1 | 0 | 2 | 3 | 3 | | | | | | |
| 33 Nick Swisher, S OBP: 0.431, SLG: 0.698 | | | K | L5 | | | F7 | | | | | 4 | 0 | 1 | 0 | 1 | 1 | 5 | | | | | | |
| 11 Brett Gardner, L OBP: 0.278, SLG: 0.294 | | | K | | | | F7 | | | | | 1 | 0 | 0 | 0 | 0 | 0 | 1 | | | | | | |
| 24 Robinson Cano, L OBP: 0.403, SLG: 0.538 | | | K | | | G6-3 | F7 | | | | | 5 | 0 | 1 | 1 | 0 | 1 | 4 | | | | | | |
| 53 Melky Cabrera, S OBP: 0.375, SLG: 0.714 | | | | | | F8 | G4-3 | | | P2 | | 5 | 1 | 1 | 0 | 1 | 0 | 6 | | | | | | |
| 26 José Molina, R OBP: 0.360, SLG: 0.273 | | | | | | | G6-3 | | | | | 3 | 1 | 2 | 0 | 2 | 0 | 0 | | | | | | |
| 12 Cody Ransom, R OBP: 0.267, SLG: 0.154 | | | K | | | | G6-4-3 | | | | | 3 | 0 | 1 | 1 | 1 | 1 | 3 | | | | | | |
| 19 Ramiro Pena, S | | | K | | | | G6-4-3 | | | | | 0 | 0 | 0 | 0 | 0 | 0 | 0 | | | | | | |
| Inning Stats | R: 0 E: 0 K: 1 S: 9 | H: 1 LOB: 1 BB: 0 P: 13 | R: 0 E: 0 K: 3 S: 13 | H: 0 LOB: 2 BB: 2 P: 25 | R: 0 E: 0 K: 1 S: 14 | H: 2 LOB: 0 BB: 0 P: 23 | R: 2 E: 0 K: 1 S: 15 | H: 2 LOB: 1 BB: 1 P: 27 | R: 0 E: 0 K: 1 S: 9 | H: 1 LOB: 1 BB: 0 P: 14 | R: 2 E: 0 K: 0 S: 20 | H: 4 LOB: 2 BB: 0 P: 29 | R: 0 E: 0 K: 1 S: 9 | H: 0 LOB: 1 BB: 1 P: 19 | R: 0 E: 0 K: 0 S: 10 | H: 0 LOB: 2 BB: 2 P: 23 | R: 0 E: 0 K: 1 S: 9 | H: 1 LOB: 1 BB: 1 P: 17 | R: 0 E: 0 K: 0 S: 7 | H: 1 LOB: 1 BB: 1 P: 14 | 1B: 10 2B: 3 3B: 0 HR: 0 | SF: 1 SAC: 1 DP: 3 HBP: 1 | WP: 1 PB: 0 SB: 2 CS: 0 | PA: 52 |
| PITCHER | IP: 6.0 ERA: 4.88 | WLS: 27 ERA: 4.88 | BF: 27 | H: 7 R: 2 ER: 2 SO: 7 | BB: 3 IBB: 0 HBP: 0 BLK: 0 | WP: 0 HR: 0 S: 67 P: 114 | ERA: 3.00 WHIP: 1.667 | PITCHER | IP: 1.0 ERA: 1.23 | WLS: 5 ERA: 1.23 | BF: 5 | H: 1 R: 0 ER: 0 SO: 1 | BB: 0 IBB: 0 HBP: 0 BLK: 0 | WP: 0 HR: 0 S: 9 P: 17 | ERA: 0.00 WHIP: 2.000 | PITCHER | IP: 1.0 ERA: 1.23 | WLS: 4 ERA: 1.23 | BF: 4 | H: 1 R: 0 ER: 0 SO: 0 | BB: 1 IBB: 0 HBP: 0 BLK: 0 | WP: 0 HR: 0 S: 7 P: 14 | ERA: 0.00 WHIP: 2.000 | |
| 31 Jon Lester, L ERA: 4.88 | 37 Hideki Okajima, L ERA: 6.43 | 17 Manny Delcarmen, R ERA: 5.06 | 24 Takashi Saito, R ERA: 5.06 | 48 Javier López, L ERA: 4.76 | 58 Jonathan Papelbon, R ERA: 1.23 | 56 Ramon E Ramirez, R ERA: 1.23 | | | | | | | | | | | | | | | | | | |

New York Yankees @ Boston Red Sox
Fenway Park, Boston, MA
Fri Apr 24 2009, 7:10 PM EDT
Att: 38,163 - Clear - 63 F

AB 41
R 4
H 13
RBI 4
BB 8
SO 9
LOB 31





| Batter | 1 | 2 | 3 | 4 | 5 | 6 | 7 | 8 | 9 | 10 | 11 | AB | R | H | RBI | BB | SO | LOB | BOTTOM | | | | | |
|--|-------------------------------|---------------------------------------|-----------------------------------|----------------------------------|-------------------------------------|----------------------------------|------------------------------|----------------------------------|------------------------------|----------------------------------|-------------------------------|----------------------------------|-------------------------------------|----------------------------------|-------------------------------|----------------------------------|-------------------------------|----------------------------------|------------------------------|----------------------------------|----------------------------------|------------------------------------|----------------------------------|--------|
| 2 Jacoby Ellsbury, L OBP: 0.315, SLG: 0.304 | | | P2 | G4-6-3 | | | F8 | | | P6 | | 6 | 1 | 2 | 0 | 0 | 0 | 6 | | | | | | |
| 15 Dustin Pedroia, R OBP: 0.365, SLG: 0.418 | | | | | | | F9 | | | K | | 4 | 0 | 1 | 0 | 2 | 2 | 4 | | | | | | |
| 34 David Ortiz, L OBP: 0.284, SLG: 0.308 | K | | K | | | | F7 | | | K | | 6 | 0 | 1 | 0 | 0 | 4 | 3 | | | | | | |
| 20 Kevin Youkilis, R OBP: 0.534, SLG: 0.783 | | | | | | | F8 | | | | | 4 | 2 | 2 | 1 | 2 | 0 | 2 | | | | | | |
| 7 J.D. Drew, L OBP: 0.379, SLG: 0.592 | G4-6-3 | | F7 | | | G6-4-3 | | | | G4-3 | | 4 | 0 | 0 | 0 | 1 | 0 | 8 | | | | | | |
| 44 Jason Bay, R OBP: 0.457, SLG: 0.635 | | | | | | F9 | FC6-4 | | | | | 5 | 1 | 3 | 2 | 0 | 0 | 1 | | | | | | |
| 25 Mike Lowell, R OBP: 0.365, SLG: 0.576 | G6-4-3 | | | | | F8 | | | | | | 5 | 1 | 2 | 0 | 0 | 1 | 2 | | | | | | |
| 30 Jonathan Van Every, L OBP: 0.284, SLG: 0.308 | | | | | | | | | | | | 0 | 0 | 0 | 0 | 0 | 0 | 0 | | | | | | |
| 51 Gil Velazquez, R | | | | | | | | | | | | 0 | 0 | 0 | 0 | 0 | 0 | 0 | | | | | | |
| 33 Jason Varitek, S OBP: 0.340, SLG: 0.512 | P6 | | | | | | | | | K | | 4 | 0 | 1 | 0 | 0 | 1 | 1 | | | | | | |
| 22 Nick Green, R OBP: 0.400, SLG: 0.556 | | | | | | FC1 | | | | | | 4 | 0 | 2 | 1 | 0 | 1 | 2 | | | | | | |
| Inning Stats | R: 1 E: 0 K: 1 S: 10 | H: 1 LOB: 1 BB: 2 P: 22 | R: 0 E: 0 K: 0 S: 5 | H: 1 LOB: 0 BB: 0 P: 7 | R: 0 E: 0 K: 1 S: 14 | H: 2 LOB: 3 BB: 1 P: 24 | R: 0 E: 1 K: 0 S: 6 | H: 1 LOB: 2 BB: 1 P: 11 | R: 0 E: 0 K: 0 S: 5 | H: 3 LOB: 2 BB: 0 P: 25 | R: 0 E: 0 K: 0 S: 10 | H: 0 LOB: 1 BB: 1 P: 20 | R: 0 E: 0 K: 2 S: 14 | H: 1 LOB: 2 BB: 0 P: 20 | R: 2 E: 0 K: 2 S: 16 | H: 3 LOB: 1 BB: 0 P: 22 | R: 0 E: 0 K: 2 S: 10 | H: 0 LOB: 0 BB: 0 P: 15 | R: 1 E: 0 K: 1 S: 7 | H: 1 LOB: 0 BB: 0 P: 11 | 1B: 9 2B: 3 3B: 0 HR: 2 | SF: 0 SAC: 0 DP: 4 HBP: 2 | WP: 0 PB: 1 SB: 1 CS: 0 | PA: 49 |
| PITCHER | IP: 5.1 ERA: 3.94 | WLS: 5 ERA: 3.94 | BF: 27 | H: 9 R: 2 ER: 1 SO: 2 | BB: 3 IBB: 1 HBP: 0 BLK: 1 | WP: 0 HR: 0 S: 49 P: 91 | ERA: 1.69 WHIP: 2.250 | PITCHER | IP: 1.0 ERA: 1.23 | WLS: 4 ERA: 1.23 | BF: 4 | H: 1 R: 0 ER: 0 SO: 0 | BB: 1 IBB: 0 HBP: 0 BLK: 0 | WP: 0 HR: 0 S: 7 P: 14 | ERA: 0.00 WHIP: 2.000 | | | | | | | | | |
| 62 Joba Chamberlain, R ERA: 3.94 | 48 Phil Coke, L ERA: 5.14 | 63 Jonathan Albaladejo, R ERA: 2.7 | 42 Mariano Rivera, R ERA: 2.16 | 43 Damaso Marte, L ERA: 15.43 | | | | | | | | | | | | | | | | | | | | |

New York Yankees @ Boston Red Sox
Fenway Park, Boston, MA
Fri Apr 24 2009, 7:10 PM EDT
Att: 38,163 - Clear - 63 F

AB 42
R 5
H 14
RBI 4
BB 5
SO 9
LOB 29



| Batter | 1 | 2 | 3 | 4 | 5 | 6 | 7 | 8 | 9 | AB | R | H | RBI | BB | SO | LOB | TOP | | | | | |
|--|---|----------------------------------|------------------------------|----------------------------------|-------------------------------|----------------------------------|-------------------------------|----------------------------------|-------------------------------|----------------------------------|-------------------------------|----------------------------------|------------------------------|----------------------------------|------------------------------|----------------------------------|---|----------------------------------|----------------------------------|------------------------------------|----------------------------------|--------|
| 11 Brett Gardner, L (1, 8) OBP: 0.254, SLG: 0.271 | G6-3 | | SF7 | | K | | F7 | | | 3 | 0 | 0 | 1 | 0 | 1 | 0 | New York Yankees @ Boston Red Sox Fenway Park, Boston, MA Sun Apr 26 2009, 8:05 PM EDT Att: 38,154 - Partly Cloudy - 60 F livebaseballscores.com AB 33 R 1 H 7 RBI 1 BB 1 SO 7 LOB 12  | | | | | |
| 2 Derek Jeter, R (1, 6) OBP: 0.357, SLG: 0.506 | G4-3 | | E5 | | | | K | | | 4 | 0 | 1 | 0 | 0 | 1 | 1 | | | | | | |
| 25 Mark Teixeira, S (1, 3) OBP: 0.380, SLG: 0.418 | K | | F9 | | | | | | | 4 | 0 | 0 | 0 | 0 | 1 | 3 | | | | | | |
| 33 Nick Swisher, S (1, 7) OBP: 0.400, SLG: 0.635 | | K | | | K | | F7 | | | 4 | 0 | 0 | 0 | 0 | 2 | 0 | | | | | | |
| 24 Robinson Canó, L (1, 4) OBP: 0.415, SLG: 0.627 | G3 | | | | | | | | | 4 | 0 | 2 | 0 | 0 | 1 | 0 | | | | | | |
| 20 Jorge Posada, S (1, 2) OBP: 0.380, SLG: 0.517 | F7 | | | | P5 | | | | | 3 | 0 | 0 | 0 | 1 | 0 | 1 | | | | | | |
| 55 Hideki Matsui, L (1, 10) | | | | | | | L9 | | | 4 | 1 | 2 | 0 | 0 | 0 | 2 | | | | | | |
| 53 Melky Cabrera, S (1, 9) OBP: 0.378, SLG: 0.667 | | | | | | | | | | 4 | 0 | 2 | 0 | 0 | 1 | 4 | | | | | | |
| 14 Angel Berroa, R (1, 5) OBP: 0.167, SLG: 0.167 | | | | | | | | | | 2 | 0 | 0 | 0 | 0 | 0 | 0 | | | | | | |
| 18 Johnny Damon, L (9, PH) OBP: 0.403, SLG: 0.508 | | | | | | | | | | 1 | 0 | 0 | 0 | 0 | 0 | 1 | | | | | | |
| Inning Stats | R: 0 E: 0 K: 1 S: 8 | H: 0 LOB: 0 BB: 0 P: 14 | R: 0 E: 0 K: 1 S: 7 | H: 0 LOB: 0 BB: 0 P: 14 | R: 1 E: 2 K: 0 S: 12 | H: 2 LOB: 2 BB: 0 P: 17 | R: 0 E: 0 K: 1 S: 14 | H: 2 LOB: 2 BB: 0 P: 20 | R: 0 E: 0 K: 1 S: 16 | H: 1 LOB: 1 BB: 0 P: 16 | R: 0 E: 0 K: 1 S: 16 | H: 1 LOB: 2 BB: 1 P: 26 | R: 0 E: 0 K: 1 S: 9 | H: 0 LOB: 0 BB: 0 P: 17 | R: 0 E: 0 K: 1 S: 8 | H: 0 LOB: 0 BB: 0 P: 14 | R: 0 E: 0 K: 0 S: 11 | H: 1 LOB: 1 BB: 0 P: 21 | 1B: 7 2B: 3 3B: 0 HR: 0 | SF: 1 SAC: 1 DP: 0 HBP: 0 | WP: 0 PB: 0 SB: 0 CS: 0 | PA: 36 |
| PITCHER | IP WLS BF H R ER SO BB IBB HBP BLK WP HR S P ERA WHIP | | | | | | | | | | | | | | | | | | | | | |
| 63 Justin Masterson, R (1, 1) ERA: 2.7 | 5.1 W 24 6 1 1 4 1 0 0 0 0 0 0 62 99 1.69 1.312 | | | | | | | | | | | | | | | | | | | | | |
| 62 Hunter Jones, L (6, 1) ERA: | 0.2 H 2 0 0 0 1 0 0 0 0 0 0 0 7 8 0.00 0.000 | | | | | | | | | | | | | | | | | | | | | |
| 64 Michael Bowden, R (7, 1) ERA: | 2.0 H 6 0 0 0 2 0 0 0 0 0 0 0 17 31 0.00 0.000 | | | | | | | | | | | | | | | | | | | | | |
| 24 Takashi Saito, R (9, 1) ERA: 4.26 | 1.0 S 4 1 0 0 0 0 0 0 0 0 0 0 11 21 0.00 1.000 | | | | | | | | | | | | | | | | | | | | | |

| Batter | 1 | 2 | 3 | 4 | 5 | 6 | 7 | 8 | 9 | AB | R | H | RBI | BB | SO | LOB | BOTTOM | | | |
|---|---|---------------------------------|-------------------------------|----------------------------------|------------------------------|----------------------------------|-------------------------------|----------------------------------|-------------------------------|----------------------------------|------------------------------|----------------------------------|------------------------------|---------------------------------|------------------------------|----------------------------------|---|------------------------------------|----------------------------------|--------|
| 2 Jacoby Ellsbury, L (1, 8) OBP: 0.333, SLG: 0.368 | L4-3 | | FC1-6 | | | | G1-3 | | | 3 | 2 | 1 | 0 | 1 | 0 | 1 | New York Yankees @ Boston Red Sox Fenway Park, Boston, MA Sun Apr 26 2009, 8:05 PM EDT Att: 38,154 - Partly Cloudy - 60 F livebaseballscores.com AB 29 R 4 H 7 RBI 3 BB 5 SO 7 LOB 21  | | | |
| 15 Dustin Pedroia, R (1, 4) OBP: 0.376, SLG: 0.419 | F8 | | E5 | | F8 | | F8 | | | 4 | 0 | 0 | 0 | 0 | 4 | 4 | | | | |
| 34 David Ortiz, L (1, 10) | L4-3 | | SF7 | | | | P4 | | | 3 | 1 | 1 | 2 | 0 | 0 | 1 | | | | |
| 20 Kevin Youkilis, R (1, 3) OBP: 0.549, SLG: 0.773 | G4-3 | | CS | | K | | | | | 3 | 0 | 1 | 0 | 1 | 1 | 0 | | | | |
| 7 J.D. Drew, L (1, 9) OBP: 0.379, SLG: 0.564 | | | | | | | | | | 3 | 0 | 1 | 1 | 0 | 2 | 0 | | | | |
| 30 Jonathan Van Every, L (8, 9) | | | | | | | | | | 0 | 0 | 0 | 0 | 1 | 0 | 0 | | | | |
| 44 Jason Bay, R (1, 7) OBP: 0.494, SLG: 0.649 | | | | | | | | | | 2 | 0 | 1 | 0 | 1 | 1 | 2 | | | | |
| 25 Mike Lowell, R (1, 5) OBP: 0.361, SLG: 0.603 | | | | | | | | | | 4 | 0 | 1 | 0 | 0 | 1 | 4 | | | | |
| 33 Jason Varitek, S (1, 2) OBP: 0.322, SLG: 0.510 | | | | | | | | | | 3 | 1 | 0 | 0 | 1 | 1 | 5 | | | | |
| 22 Nick Green, R (1, 6) OBP: 0.375, SLG: 0.488 | | | | | | | | | | 4 | 0 | 1 | 0 | 0 | 1 | 4 | | | | |
| Inning Stats | R: 0 E: 0 K: 0 S: 7 | H: 1 LOB: 0 BB: 0 P: 9 | R: 0 E: 0 K: 1 S: 15 | H: 2 LOB: 2 BB: 0 P: 24 | R: 1 E: 2 K: 0 S: 8 | H: 0 LOB: 0 BB: 0 P: 15 | R: 0 E: 0 K: 3 S: 12 | H: 0 LOB: 1 BB: 1 P: 20 | R: 3 E: 0 K: 2 S: 17 | H: 2 LOB: 2 BB: 3 P: 38 | R: 0 E: 0 K: 0 S: 6 | H: 1 LOB: 0 BB: 0 P: 10 | R: 0 E: 0 K: 0 S: 5 | H: 0 LOB: 0 BB: 0 P: 5 | R: 0 E: 0 K: 1 S: 7 | H: 1 LOB: 3 BB: 1 P: 17 | 1B: 5 2B: 3 3B: 0 HR: 0 | SF: 1 SAC: 0 DP: 1 HBP: 1 | WP: 0 PB: 0 SB: 3 CS: 2 | PA: 38 |
| PITCHER | IP WLS BF H R ER SO BB IBB HBP BLK WP HR S P ERA WHIP | | | | | | | | | | | | | | | | | | | |
| 46 Andy Pettitte, L (1, 1) ERA: 2.96 | 6.0 L 27 6 4 3 6 3 1 0 0 0 0 0 65 116 4.50 1.500 | | | | | | | | | | | | | | | | | | | |
| 39 Mark Melancon, R (7, 1) ERA: | 2.0 9 1 0 0 1 1 0 1 0 0 0 0 12 22 0.00 1.000 | | | | | | | | | | | | | | | | | | | |

| Batter | 1 | 2 | 3 | 4 | 5 | 6 | 7 | 8 | 9 | AB | R | H | RBI | BB | SO | LOB | TOP | | | | | |
|---|---|---|---|---|---|---|---|---|---|---|---|---|---|---|---|---|--|--------------------------|----------------------------------|------------------------------------|----------------------------------|--------|
| 2 Derek Jeter, R OBP: 0.352, SLG: 0.494 | | | | | | | | | | 4 | 0 | 1 | 0 | 0 | 1 | 2 | New York Yankees @ Detroit Tigers Comerica Park, Detroit, MI Mon Apr 27 2009, 7:05 PM EDT Att: 28,784 - Partly Cloudy - 72 F | | | | | |
| 18 Johnny Damon, L OBP: 0.382, SLG: 0.477 | | | | | | | | | | 4 | 0 | 0 | 0 | 0 | 1 | 4 | | | | | | |
| 25 Mark Teixeira, S OBP: 0.373, SLG: 0.407 | | | | | | | | | | 4 | 0 | 1 | 0 | 0 | 0 | 2 | | | | | | |
| 55 Hideki Matsui, L OBP: 0.391, SLG: 0.463 | | | | | | | | | | 4 | 0 | 1 | 0 | 0 | 2 | 2 | | | | | | |
| 24 Robinson Canó, L OBP: 0.419, SLG: 0.633 | | | | | | | | | | 4 | 1 | 2 | 0 | 0 | 0 | 2 | | | | | | |
| 33 Nick Swisher, S OBP: 0.392, SLG: 0.612 | | | | | | | | | | 4 | 1 | 1 | 1 | 0 | 2 | 3 | | | | | | |
| 53 Melky Cabrera, S OBP: 0.366, SLG: 0.622 | | | | | | | | | | 4 | 0 | 1 | 0 | 0 | 2 | 3 | | | | | | |
| 26 José Molina, R OBP: 0.357, SLG: 0.280 | | | | | | | | | | 3 | 0 | 1 | 0 | 0 | 1 | 0 | | | | | | |
| 20 Jorge Posada, S OBP: 0.375, SLG: 0.599 | | | | | | | | | 1 | 0 | 0 | 0 | 0 | 0 | 0 | 1 | | | | | | |
| 19 Ramiro Pena, S OBP: 0.316, SLG: 0.235 | | | | | | | | | | 4 | 0 | 2 | 0 | 0 | 1 | 1 | | | | | | |
| Inning Stats | R: 0 H: 0 E: 0 K: 1 S: 7 | H: 0 LOB: 0 BB: 0 P: 8 | R: 0 H: 1 E: 0 K: 2 S: 12 | LOB: 1 BB: 0 P: 15 | R: 0 H: 1 E: 0 K: 1 S: 12 | H: 1 LOB: 1 BB: 0 P: 19 | R: 0 H: 2 E: 0 K: 2 S: 18 | LOB: 2 BB: 0 P: 24 | R: 0 H: 1 E: 0 K: 2 S: 9 | LOB: 1 BB: 0 P: 14 | R: 0 H: 0 E: 0 K: 1 S: 7 | LOB: 0 BB: 0 P: 10 | R: 0 H: 0 E: 0 K: 0 S: 6 | LOB: 0 BB: 0 P: 9 | R: 0 H: 2 E: 0 K: 1 S: 16 | LOB: 2 BB: 0 P: 24 | R: 2 H: 3 E: 0 K: 0 S: 8 | LOB: 0 BB: 0 P: 11 | 1B: 9 2B: 1 3B: 0 HR: 0 | SF: 0 SAC: 0 DP: 1 HBP: 0 | WP: 0 PB: 0 SB: 0 CS: 0 | PA: 36 |
| PITCHER | IP WLS BF H R ER SO BB IBB HBP BLK WP HR S P ERA WHIP | IP WLS BF H R ER SO BB IBB HBP BLK WP HR S P ERA WHIP | IP WLS BF H R ER SO BB IBB HBP BLK WP HR S P ERA WHIP | IP WLS BF H R ER SO BB IBB HBP BLK WP HR S P ERA WHIP | IP WLS BF H R ER SO BB IBB HBP BLK WP HR S P ERA WHIP | IP WLS BF H R ER SO BB IBB HBP BLK WP HR S P ERA WHIP | IP WLS BF H R ER SO BB IBB HBP BLK WP HR S P ERA WHIP | IP WLS BF H R ER SO BB IBB HBP BLK WP HR S P ERA WHIP | IP WLS BF H R ER SO BB IBB HBP BLK WP HR S P ERA WHIP | IP WLS BF H R ER SO BB IBB HBP BLK WP HR S P ERA WHIP | IP WLS BF H R ER SO BB IBB HBP BLK WP HR S P ERA WHIP | IP WLS BF H R ER SO BB IBB HBP BLK WP HR S P ERA WHIP | IP WLS BF H R ER SO BB IBB HBP BLK WP HR S P ERA WHIP | IP WLS BF H R ER SO BB IBB HBP BLK WP HR S P ERA WHIP | IP WLS BF H R ER SO BB IBB HBP BLK WP HR S P ERA WHIP | IP WLS BF H R ER SO BB IBB HBP BLK WP HR S P ERA WHIP | IP WLS BF H R ER SO BB IBB HBP BLK WP HR S P ERA WHIP | | | | | |
| 35 Justin Verlander, R ERA: 6.75 | 7.0 | W | 28 | 7 | 0 | 0 | 9 | 0 | 0 | 0 | 0 | 0 | 0 | 0 | 0 | 0 | 0.00 | 1.000 | | | | |
| 44 Bobby Seay, L ERA: | 1.0 | H | 3 | 0 | 0 | 0 | 1 | 0 | 0 | 0 | 0 | 0 | 0 | 0 | 0 | 0 | 0.00 | 0.000 | | | | |
| 56 Fernando Rodney, R ERA: 5.63 | 1.0 | | 5 | 3 | 2 | 2 | 0 | 0 | 0 | 0 | 0 | 0 | 0 | 0 | 0 | 0 | 18.00 | 3.000 | | | | |

| | |
|-----|----|
| AB | 36 |
| R | 2 |
| H | 10 |
| RBI | 1 |
| BB | 0 |
| SO | 10 |
| LOB | 20 |



| Batter | 1 | 2 | 3 | 4 | 5 | 6 | 7 | 8 | 9 | AB | R | H | RBI | BB | SO | LOB | BOTTOM | | | |
|---|---|---|---|---|---|---|---|---|---|---|---|---|---|---|---|---|--|----------------------------------|------------------------------------|----------------------------------|
| 28 Curtis Granderson, L OBP: 0.307, SLG: 0.488 | | | | | | | | | | 4 | 1 | 1 | 0 | 0 | 1 | 0 | New York Yankees @ Detroit Tigers Comerica Park, Detroit, MI Mon Apr 27 2009, 7:05 PM EDT Att: 28,784 - Partly Cloudy - 72 F | | | |
| 14 Placido Polanco, R OBP: 0.313, SLG: 0.410 | | | | | | | | | | 4 | 2 | 2 | 1 | 0 | 0 | 0 | | | | |
| 30 Magglio Ordonez, R OBP: 0.349, SLG: 0.342 | | | | | | | | | | 3 | 1 | 1 | 2 | 0 | 1 | 1 | | | | |
| 24 Miguel Cabrera, R OBP: 0.450, SLG: 0.577 | | | | | | | | | 3 | 0 | 1 | 1 | 0 | 2 | 0 | 0 | | | | |
| 9 Carlos Guillen, S OBP: 0.303, SLG: 0.258 | | | | | | | | | | 3 | 0 | 0 | 0 | 0 | 1 | 1 | | | | |
| 12 Gerald Laird, R OBP: 0.304, SLG: 0.460 | | | | | | | | | 3 | 0 | 0 | 0 | 0 | 0 | 0 | 0 | | | | |
| 15 Brandon Inge, R OBP: 0.442, SLG: 0.688 | | | | | | | | | 2 | 0 | 1 | 0 | 0 | 0 | 1 | 0 | | | | |
| 25 Ryan Raburn, R | | | | | | | | | 3 | 0 | 0 | 0 | 0 | 0 | 1 | 2 | | | | |
| 4 Adam Everett, R OBP: 0.326, SLG: 0.333 | | | | | | | | | | 3 | 0 | 0 | 0 | 0 | 0 | 0 | | | | |
| Inning Stats | R: 1 H: 2 E: 0 K: 0 S: 7 | H: 2 LOB: 1 BB: 0 P: 11 | R: 0 H: 1 E: 0 K: 0 S: 10 | LOB: 0 BB: 0 P: 13 | R: 0 H: 0 E: 0 K: 0 S: 6 | LOB: 0 BB: 0 P: 10 | R: 0 H: 0 E: 0 K: 3 S: 9 | LOB: 0 BB: 0 P: 12 | R: 0 H: 0 E: 0 K: 1 S: 7 | LOB: 0 BB: 0 P: 11 | R: 3 H: 3 E: 0 K: 1 S: 13 | LOB: 0 BB: 0 P: 19 | R: 0 H: 0 E: 0 K: 1 S: 10 | LOB: 0 BB: 0 P: 14 | R: 0 H: 0 E: 0 K: 1 S: 8 | LOB: 0 BB: 0 P: 9 | | 1B: 3 2B: 2 3B: 0 HR: 1 | SF: 0 SAC: 0 DP: 1 HBP: 1 | WP: 0 PB: 0 SB: 0 CS: 1 |
| PITCHER | IP WLS BF H R ER SO BB IBB HBP BLK WP HR S P ERA WHIP | IP WLS BF H R ER SO BB IBB HBP BLK WP HR S P ERA WHIP | IP WLS BF H R ER SO BB IBB HBP BLK WP HR S P ERA WHIP | IP WLS BF H R ER SO BB IBB HBP BLK WP HR S P ERA WHIP | IP WLS BF H R ER SO BB IBB HBP BLK WP HR S P ERA WHIP | IP WLS BF H R ER SO BB IBB HBP BLK WP HR S P ERA WHIP | IP WLS BF H R ER SO BB IBB HBP BLK WP HR S P ERA WHIP | IP WLS BF H R ER SO BB IBB HBP BLK WP HR S P ERA WHIP | IP WLS BF H R ER SO BB IBB HBP BLK WP HR S P ERA WHIP | IP WLS BF H R ER SO BB IBB HBP BLK WP HR S P ERA WHIP | IP WLS BF H R ER SO BB IBB HBP BLK WP HR S P ERA WHIP | IP WLS BF H R ER SO BB IBB HBP BLK WP HR S P ERA WHIP | IP WLS BF H R ER SO BB IBB HBP BLK WP HR S P ERA WHIP | IP WLS BF H R ER SO BB IBB HBP BLK WP HR S P ERA WHIP | IP WLS BF H R ER SO BB IBB HBP BLK WP HR S P ERA WHIP | IP WLS BF H R ER SO BB IBB HBP BLK WP HR S P ERA WHIP | | | | |
| 52 CC Sabathia, L ERA: 4.73 | 8.0 | L | 29 | 6 | 4 | 4 | 7 | 0 | 0 | 0 | 0 | 1 | 0 | 0 | 0 | 0 | 4.50 | 0.750 | | |



| Batter | 1 | 2 | 3 | 4 | 5 | 6 | 7 | 8 | 9 | AB | R | H | RBI | BB | SO | LOB | TOP | | | | | | | | | | |
|---|-------------------------------|----------------------------------|------------------------------|---------------------------------|-------------------------------|----------------------------------|-------------------------------|----------------------------------|-------------------------------|----------------------------------|-------------------------------|----------------------------------|--------------------------------|----------------------------------|-------------------------------|----------------------------------|------------------------------|---------------------------------|----------------------------------|------------------------------------|----------------------------------|--------|--|--|--|--|--|
| 2 Derek Jeter, R OBP: 0.355, SLG: 0.482 | L6 | | 18 S 1B | | K | | G4-3 | | | 4 | 1 | 1 | 0 | 1 | 1 | 2 | | | | | | | | | | | |
| 18 Johnny Damon, L OBP: 0.370, SLG: 0.457 | F9 | | F7 | | | G3 | 55 1B 24 1B | P5 | | 5 | 1 | 1 | 1 | 0 | 0 | 2 | | | | | | | | | | | |
| 11 Brett Gardner, L OBP: 0.254, SLG: 0.271 | F7 | | | | | | | | | 0 | 0 | 0 | 0 | 0 | 0 | 0 | | | | | | | | | | | |
| 25 Mark Teixeira, S OBP: 0.363, SLG: 0.381 | F7 | | | | G3 | P4 | P5 | 55 G3-1 BB | | 4 | 0 | 0 | 0 | 1 | 0 | 2 | | | | | | | | | | | |
| 55 Hideki Matsui, L OBP: 0.391, SLG: 0.492 | F7 | | | | P3 | | | | | 5 | 1 | 2 | 1 | 0 | 0 | 1 | | | | | | | | | | | |
| 24 Robinson Canó, L OBP: 0.418, SLG: 0.619 | P6 | | | | 33 BB 1B | | | | | 5 | 1 | 2 | 1 | 0 | 1 | 2 | | | | | | | | | | | |
| 33 Nick Swisher, S OBP: 0.417, SLG: 0.657 | G3 | | | | BB | | | | | 3 | 3 | 2 | 1 | 2 | 0 | 0 | | | | | | | | | | | |
| 53 Melky Cabrera, S OBP: 0.413, SLG: 0.625 | | | 2 1B 1B | | K2-3 | | | | | 3 | 2 | 2 | 1 | 2 | 1 | 2 | | | | | | | | | | | |
| 26 José Molina, R OBP: 0.344, SLG: 0.379 | F9 | | | | G4-3 | | | | | 4 | 1 | 1 | 4 | 0 | 0 | 2 | | | | | | | | | | | |
| 19 Ramiro Pena, S OBP: 0.286, SLG: 0.211 | F8 | | | | K2-3 | | | | | 2 | 0 | 0 | 0 | 0 | 1 | 1 | | | | | | | | | | | |
| 20 Jorge Posada, S OBP: 0.370, SLG: 0.508 | | | | | | | | | | 0 | 0 | 0 | 1 | 0 | 0 | 0 | | | | | | | | | | | |
| 14 Angel Berroa, R OBP: 0.250, SLG: 0.250 | | | | | | | | | | 2 | 1 | 1 | 0 | 0 | 0 | 1 | | | | | | | | | | | |
| Inning Stats | R: 0 E: 0 K: 0 S: 10 | H: 0 LOB: 0 BB: 0 P: 13 | R: 0 E: 0 K: 0 S: 6 | H: 0 LOB: 0 BB: 0 P: 9 | R: 0 E: 0 K: 0 S: 14 | H: 2 LOB: 2 BB: 0 P: 22 | R: 0 E: 0 K: 1 S: 19 | H: 1 LOB: 2 BB: 1 P: 32 | R: 0 E: 0 K: 2 S: 10 | H: 0 LOB: 0 BB: 0 P: 14 | R: 0 E: 0 K: 1 S: 17 | H: 1 LOB: 1 BB: 0 P: 27 | R: 10 E: 1 K: 0 S: 29 | H: 6 LOB: 2 BB: 4 P: 56 | R: 0 E: 0 K: 0 S: 10 | H: 0 LOB: 1 BB: 1 P: 18 | R: 1 E: 0 K: 0 S: 4 | H: 2 LOB: 0 BB: 0 P: 9 | 1B: 9 2B: 0 3B: 1 HR: 2 | SF: 1 SAC: 1 DP: 1 HBP: 0 | WP: 0 PB: 0 SB: 1 CS: 0 | PA: 45 | | | | | |
| PITCHER | IP | WLS | BF | H | R | ER | SO | BB | IBB | HBP | BLK | WP | HR | S | P | ERA | WHIP | | | | | | | | | | |
| 36 Edwin Jackson, R ERA: 2.25 | 6.0 | | 23 | 4 | 0 | 0 | 4 | 1 | 0 | 0 | 0 | 0 | 0 | 76 | 117 | 0.00 | 0.833 | | | | | | | | | | |
| 45 Ryan Perry, R ERA: 4.05 | 0.1 | L | 5 | 1 | 4 | 4 | 0 | 2 | 0 | 0 | 0 | 0 | 0 | 8 | 18 | 108.00 | 9.000 | | | | | | | | | | |
| 29 Nate Robertson, L ERA: 9.0 | 0.1 | | 5 | 3 | 1 | 0 | 0 | 1 | 0 | 0 | 0 | 0 | 0 | 12 | 23 | 0.00 | 12.000 | | | | | | | | | | |
| 37 Brandon Lyon, R ERA: 4.91 | 1.1 | | 8 | 2 | 5 | 4 | 0 | 2 | 0 | 0 | 0 | 0 | 1 | 19 | 33 | 27.00 | 3.000 | | | | | | | | | | |
| 59 Juan Rincon, R ERA: 6.48 | 1.0 | | 4 | 2 | 1 | 1 | 0 | 0 | 0 | 0 | 0 | 0 | 1 | 4 | 9 | 9.00 | 2.000 | | | | | | | | | | |

New York Yankees @ Detroit Tigers
Comerica Park, Detroit, MI
Tue Apr 28 2009, 7:05 PM EDT
Att: 25,519 - Partly Cloudy - 53 F

AB 37
R 11
H 12
RBI 10
BB 6
SO 4
LOB 15



| Batter | 1 | 2 | 3 | 4 | 5 | 6 | 7 | 8 | 9 | AB | R | H | RBI | BB | SO | LOB | BOTTOM | | | | | | | | | | |
|---|-------------------------------|----------------------------------|------------------------------|----------------------------------|-------------------------------|----------------------------------|------------------------------|----------------------------------|------------------------------|----------------------------------|-------------------------------|----------------------------------|------------------------------|----------------------------------|------------------------------|----------------------------------|-------------------------------|----------------------------------|----------------------------------|------------------------------------|----------------------------------|--------|--|--|--|--|--|
| 28 Curtis Granderson, L OBP: 0.304, SLG: 0.470 | K | | BB | | L4 | | | P6 | | 3 | 0 | 0 | 0 | 1 | 1 | 0 | | | | | | | | | | | |
| 14 Placido Polanco, R OBP: 0.310, SLG: 0.415 | K | | F7 | | G5-3 | | | | | 4 | 0 | 1 | 0 | 0 | 1 | 1 | | | | | | | | | | | |
| 39 Ramon Santiago, S OBP: 0.294, SLG: 0.375 | K | | | | | | | | | 0 | 0 | 0 | 0 | 0 | 0 | 0 | | | | | | | | | | | |
| 30 Magglio Ordonez, R OBP: 0.337, SLG: 0.329 | G5-3 | | | | P3 | | | | | 3 | 0 | 0 | 0 | 0 | 1 | 0 | | | | | | | | | | | |
| 25 Ryan Raburn, R | | | | | | | | | | 0 | 0 | 0 | 0 | 1 | 0 | 0 | | | | | | | | | | | |
| 24 Miguel Cabrera, R OBP: 0.452, SLG: 0.568 | G4-3 1B | | | | 12 FC1-6 9 1B HBP | | | G4-3 | | 3 | 0 | 1 | 0 | 0 | 0 | 2 | | | | | | | | | | | |
| 9 Carlos Guillen, S OBP: 0.300, SLG: 0.257 | G4-3 | | | | 12 FC1-6 1B | | | F7 | | 4 | 0 | 1 | 0 | 0 | 0 | 1 | | | | | | | | | | | |
| 12 Gerald Laird, R OBP: 0.377, SLG: 0.426 | K | | | | FC1-6 15 BB | | | G6-3 | | 4 | 0 | 0 | 0 | 0 | 1 | 3 | | | | | | | | | | | |
| 15 Brandon Inge, R OBP: 0.444, SLG: 0.667 | F9 | | | | 1-2 2-3 | | | G6-3 | | 2 | 0 | 0 | 0 | 1 | 1 | 1 | | | | | | | | | | | |
| 13 Josh Anderson, L OBP: 0.400, SLG: 0.486 | P5 | | | | BB | | | K | | 4 | 0 | 1 | 0 | 0 | 0 | 3 | | | | | | | | | | | |
| 4 Adam Everett, R OBP: 0.298, SLG: 0.302 | K | | | | G4-3 | | | G4-3 | | 4 | 0 | 0 | 0 | 0 | 2 | 2 | | | | | | | | | | | |
| Inning Stats | R: 0 E: 0 K: 2 S: 11 | H: 1 LOB: 1 BB: 0 P: 18 | R: 0 E: 0 K: 1 S: 9 | H: 1 LOB: 0 BB: 0 P: 14 | R: 0 E: 0 K: 1 S: 11 | H: 0 LOB: 1 BB: 1 P: 20 | R: 0 E: 0 K: 0 S: 9 | H: 1 LOB: 3 BB: 1 P: 19 | R: 0 E: 0 K: 1 S: 8 | H: 0 LOB: 0 BB: 0 P: 10 | R: 0 E: 0 K: 1 S: 10 | H: 0 LOB: 0 BB: 0 P: 18 | R: 0 E: 0 K: 1 S: 7 | H: 0 LOB: 0 BB: 0 P: 11 | R: 0 E: 0 K: 0 S: 9 | H: 1 LOB: 2 BB: 1 P: 17 | R: 0 E: 0 K: 0 S: 15 | H: 1 LOB: 2 BB: 0 P: 23 | 1B: 3 2B: 1 3B: 0 HR: 0 | SF: 0 SAC: 0 DP: 0 HBP: 2 | WP: 0 PB: 0 SB: 0 CS: 0 | PA: 36 | | | | | |
| PITCHER | IP | WLS | BF | H | R | ER | SO | BB | IBB | HBP | BLK | WP | HR | S | P | ERA | WHIP | | | | | | | | | | |
| 65 Phil Hughes, R ERA | 6.0 | | 23 | 2 | 0 | 0 | 6 | 2 | 0 | 0 | 0 | 0 | 0 | 7 | 11 | 0.00 | 0.667 | | | | | | | | | | |
| 39 Mark Melancon, R ERA | 1.0 | | 3 | 0 | 0 | 0 | 1 | 0 | 0 | 0 | 0 | 0 | 0 | 7 | 11 | 0.00 | 0.000 | | | | | | | | | | |
| 36 Edwar Ramirez, R ERA: 6.48 | 1.0 | | 5 | 1 | 0 | 0 | 0 | 1 | 0 | 0 | 0 | 0 | 0 | 9 | 17 | 0.00 | 2.000 | | | | | | | | | | |
| 41 Jose Veras, R ERA: 5.73 | 1.0 | | 5 | 1 | 0 | 0 | 0 | 0 | 0 | 1 | 0 | 0 | 0 | 15 | 23 | 0.00 | 1.000 | | | | | | | | | | |

New York Yankees @ Detroit Tigers
Comerica Park, Detroit, MI
Tue Apr 28 2009, 7:05 PM EDT
Att: 25,519 - Partly Cloudy - 53 F


AB 31
R 0
H 4
RBI 0
BB 3
SO 7
LOB 13



| Batter | 1 | 2 | 3 | 4 | 5 | 6 | 7 | 8 | 9 | AB | R | H | RBI | BB | SO | LOB | TOP | | | | | |
|---|---------------------------------------|----------------------------------|--------------------------------------|----------------------------------|--------------------------------------|---------------------------------|---------------------------------------|----------------------------------|---------------------------------------|----------------------------------|--------------------------------------|----------------------------------|--------------------------------------|----------------------------------|---------------------------------------|----------------------------------|--------------------------------------|---------------------------------|----------------------------------|------------------------------------|----------------------------------|--------|
| 2 Derek Jeter, R OBP: 0.337, SLG: 0.456 14 Angel Berroa, R OBP: 0.250, SLG: 0.250 | G5-3 | | K | FC6-4 18 2B 55 2B | G5-3 | | | G4-3 | | 5 | 1 | 0 | 0 | 0 | 1 | 3 | | | | | | |
| 18 Johnny Damon, L OBP: 0.384, SLG: 0.473 11 Brett Gardner, L OBP: 0.254, SLG: 0.271 | 25 G3 1B | | F8 | 55 2B 2B | | | K | 55 BB 25 BB | | 4 | 1 | 2 | 1 | 1 | 1 | 0 | | | | | | |
| 25 Mark Teixeira, S OBP: 0.365, SLG: 0.364 | G3 | | L9 | 55 2B IBB | | | F8 | 55 BB | | 3 | 1 | 0 | 0 | 2 | 0 | 1 | | | | | | |
| 55 Hideki Matsui, L OBP: 0.419, SLG: 0.508 | BB | | | | | | P6 | 24 FC6-4 | | 2 | 1 | 1 | 3 | 3 | 0 | 0 | | | | | | |
| 24 Robinson Canó, L OBP: 0.406, SLG: 0.596 | G3-1 | | L9 | | | | | BB | | 5 | 0 | 1 | 0 | 0 | 0 | 7 | | | | | | |
| 20 Jorge Posada, S OBP: 0.372, SLG: 0.492 | 53 FC3-6 BB | | | | | | | BB | | 4 | 1 | 1 | 0 | 1 | 0 | 1 | | | | | | |
| 33 Nick Swisher, S OBP: 0.416, SLG: 0.720 | P5 | | | | | | | | | 5 | 2 | 2 | 4 | 0 | 0 | 2 | | | | | | |
| 53 Melky Cabrera, S OBP: 0.392, SLG: 0.578 | FC3-6 | | | | | | | | | 5 | 1 | 1 | 0 | 0 | 0 | 2 | | | | | | |
| 19 Ramiro Pena, S OBP: 0.320, SLG: 0.227 | F7 | | | | | | | | | 3 | 0 | 1 | 0 | 1 | 0 | 1 | | | | | | |
| Inning Stats | R: 0 H: 1 E: 0 K: 0 S: 10 | H: 1 LOB: 2 BB: 1 P: 18 | R: 0 H: 0 E: 0 K: 0 S: 9 | H: 0 LOB: 1 BB: 1 P: 17 | R: 0 H: 0 E: 0 K: 1 S: 6 | H: 0 LOB: 0 BB: 0 P: 8 | R: 7 H: 6 E: 0 K: 0 S: 24 | H: 6 LOB: 1 BB: 2 P: 43 | R: 1 H: 1 E: 0 K: 0 S: 10 | H: 1 LOB: 1 BB: 1 P: 18 | R: 0 H: 0 E: 0 K: 1 S: 8 | H: 0 LOB: 0 BB: 0 P: 10 | R: 0 H: 1 E: 0 K: 0 S: 8 | H: 1 LOB: 1 BB: 0 P: 12 | R: 0 H: 0 E: 0 K: 0 S: 14 | H: 0 LOB: 3 BB: 3 P: 28 | R: 0 H: 0 E: 0 K: 0 S: 5 | H: 0 LOB: 0 BB: 0 P: 7 | 1B: 5 2B: 2 3B: 0 HR: 2 | SF: 0 SAC: 0 DP: 0 HBP: 0 | WP: 0 PB: 0 SB: 1 CS: 0 | PA: 44 |
| PITCHER | IP | WLS | BF | H | R | ER | SO | BB | IBB | HBP | BLK | WP | HR | S | P | ERA | WHIP | | | | | |
| 48 Rick Porcello, R ERA: 6.23 | 3.2 | L | 20 | 6 | 6 | 6 | 1 | 3 | 0 | 0 | 0 | 0 | 1 | 43 | 75 | 14.73 | 2.455 | | | | | |
| 50 Clay Rapada, L ERA: 13.5 | 1.1 | | 8 | 2 | 2 | 2 | 0 | 1 | 1 | 0 | 0 | 0 | 1 | 16 | 29 | 13.50 | 2.250 | | | | | |
| 54 Joel Zumaya, R ERA: | 2.0 | | 7 | 1 | 0 | 0 | 1 | 0 | 0 | 0 | 0 | 0 | 0 | 16 | 22 | 0.00 | 0.500 | | | | | |
| 45 Ryan Perry, R ERA: 3.52 | 1.0 | | 6 | 0 | 0 | 0 | 0 | 3 | 0 | 0 | 0 | 0 | 0 | 14 | 28 | 0.00 | 3.000 | | | | | |
| 59 Juan Rincon, R ERA: 5.79 | 1.0 | | 3 | 0 | 0 | 0 | 0 | 0 | 0 | 0 | 0 | 0 | 0 | 5 | 7 | 0.00 | 0.000 | | | | | |

New York Yankees @ Detroit Tigers
Comerica Park, Detroit, MI
Wed Apr 29 2009, 7:05 PM EDT
Att: 28,348 - Overcast - 51 F

AB 36
R 8
H 9
RBI 8
BB 8
SO 2
LOB 17



| Batter | 1 | 2 | 3 | 4 | 5 | 6 | 7 | 8 | 9 | AB | R | H | RBI | BB | SO | LOB | BOTTOM | | | | | |
|---|--------------------------------------|---------------------------------|--------------------------------------|----------------------------------|--------------------------------------|----------------------------------|---------------------------------------|----------------------------------|--------------------------------------|----------------------------------|--------------------------------------|---------------------------------|--------------------------------------|----------------------------------|--------------------------------------|----------------------------------|---------------------------------------|----------------------------------|----------------------------------|------------------------------------|----------------------------------|--------|
| 28 Curtis Granderson, L OBP: 0.309, SLG: 0.494 | F8 | | 30 BB | | F7 | | | L9 | HR | 4 | 1 | 1 | 3 | 1 | 0 | 0 | | | | | | |
| 14 Placido Polanco, R OBP: 0.293, SLG: 0.395 | G5-3 | | SF8 | | | | B1-3 | G5-3 | P4 | 4 | 0 | 0 | 1 | 0 | 0 | 0 | | | | | | |
| 30 Magglio Ordonez, R OBP: 0.333, SLG: 0.316 | F9 | | BB | | | | G4-3 | K | | 3 | 0 | 0 | 0 | 1 | 1 | 0 | | | | | | |
| 24 Miguel Cabrera, R OBP: 0.455, SLG: 0.558 | 12 CS 1B | | K | | | | G4-3 | 9 2B 12 SF8 | BB | 3 | 1 | 1 | 0 | 1 | 1 | 3 | | | | | | |
| 9 Carlos Guillen, S OBP: 0.310, SLG: 0.284 | L7 | | K | | | | 12 HBP 1B | 12 SF8 15 2B | 2B | 4 | 1 | 2 | 0 | 0 | 1 | 1 | | | | | | |
| 12 Gerald Laird, R OBP: 0.369, SLG: 0.411 | K | | K | | | | HBP | SF8 | | 2 | 0 | 0 | 1 | 0 | 2 | 1 | | | | | | |
| 15 Brandon Inge, R OBP: 0.447, SLG: 0.667 | 39 SH1-4 14 SF8 | | 30 BB 39 SH1-4 | | F9 | | L9 | 39 1B 28 HR | 2B | 3 | 2 | 1 | 1 | 1 | 0 | 2 | | | | | | |
| 13 Josh Anderson, L OBP: 0.386, SLG: 0.463 | 30 BB 39 SH1-4 | | 30 BB 39 SH1-4 | | | | K | K | | 4 | 0 | 1 | 0 | 0 | 2 | 3 | | | | | | |
| 39 Ramon Santiago, S OBP: 0.297, SLG: 0.371 | SH1-4 | | SH1-4 | | | | K | 28 DI 28 HR | 1B | 3 | 1 | 1 | 0 | 0 | 1 | 2 | | | | | | |
| Inning Stats | R: 0 H: 0 E: 0 K: 0 S: 4 | H: 0 LOB: 0 BB: 0 P: 9 | R: 0 H: 1 E: 0 K: 1 S: 8 | H: 1 LOB: 1 BB: 0 P: 12 | R: 1 H: 1 E: 0 K: 1 S: 7 | H: 1 LOB: 3 BB: 3 P: 22 | R: 0 H: 0 E: 0 K: 2 S: 11 | H: 0 LOB: 0 BB: 0 P: 17 | R: 0 H: 0 E: 0 K: 2 S: 8 | H: 0 LOB: 0 BB: 0 P: 12 | R: 0 H: 0 E: 0 K: 0 S: 4 | H: 0 LOB: 0 BB: 0 P: 5 | R: 0 H: 1 E: 0 K: 0 S: 8 | H: 1 LOB: 2 BB: 0 P: 11 | R: 0 H: 0 E: 0 K: 1 S: 9 | H: 0 LOB: 0 BB: 0 P: 11 | R: 5 H: 4 E: 0 K: 1 S: 16 | H: 4 LOB: 0 BB: 1 P: 31 | 1B: 4 2B: 3 3B: 0 HR: 1 | SF: 2 SAC: 1 DP: 1 HBP: 1 | WP: 0 PB: 0 SB: 0 CS: 1 | PA: 38 |
| PITCHER | IP | WLS | BF | H | R | ER | SO | BB | IBB | HBP | BLK | WP | HR | S | P | ERA | WHIP | | | | | |
| 62 Joba Chamberlain, R ERA: 3.13 | 7.0 | W | 27 | 3 | 1 | 1 | 6 | 3 | 0 | 1 | 0 | 0 | 0 | 50 | 88 | 1.29 | 0.857 | | | | | |
| 48 Phil Coke, L ERA: 4.15 | 1.0 | | 3 | 0 | 0 | 0 | 1 | 0 | 0 | 0 | 0 | 0 | 0 | 9 | 11 | 0.00 | 0.000 | | | | | |
| 63 Jonathan Albaladejo, R ERA: 9.18 | 0.2 | | 6 | 3 | 4 | 4 | 1 | 1 | 0 | 0 | 0 | 0 | 0 | 11 | 24 | 54.00 | 6.000 | | | | | |
| 42 Mariano Rivera, R ERA: 3.12 | 0.1 | | 2 | 1 | 1 | 0 | 0 | 0 | 0 | 0 | 0 | 0 | 1 | 5 | 7 | 27.00 | 3.000 | | | | | |

New York Yankees @ Detroit Tigers
Comerica Park, Detroit, MI
Wed Apr 29 2009, 7:05 PM EDT
Att: 28,348 - Overcast - 51 F

AB 30
R 6
H 7
RBI 6
BB 4
SO 8
LOB 12



| Batter | 1 | 2 | 3 | 4 | 5 | 6 | 7 | 8 | 9 | AB | R | H | RBI | BB | SO | LOB | TOP | |
|---|---|----------------------------------|-------------------------------|----------------------------------|------------------------------|----------------------------------|-------------------------------|----------------------------------|-------------------------------|---------------------------------|-------------------------------|----------------------------------|-------------------------------|----------------------------------|----------------------------------|------------------------------------|--|--------|
| Chone Figgins, S OBP: 0.359, SLG: 0.308 | | | | | | | | | | 4 | 1 | 2 | 1 | 0 | 1 | 0 | Los Angeles Angels @ New York Yankees Yankee Stadium, Bronx, NY Thu Apr 30 2009, 7:05 PM EDT Att: 43,388 - Cloudy - 57 F | |
| 13 Maicer Izturis, S OBP: 0.302, SLG: 0.333 | | | | | | | | | | 4 | 0 | 0 | 1 | 0 | 1 | 1 | | |
| 53 Bobby Abreu, L OBP: 0.415, SLG: 0.417 | | | | | | | | | | 4 | 0 | 1 | 0 | 0 | 2 | 0 | | |
| 48 Tori Hunter, R OBP: 0.379, SLG: 0.714 | | | | | | | | | | 4 | 0 | 1 | 0 | 0 | 0 | 1 | | |
| 8 Kendrys Morales, S OBP: 0.317, SLG: 0.506 | | | | | | | | | | 4 | 0 | 0 | 0 | 0 | 3 | 2 | | |
| 44 Mike Napoli, R OBP: 0.400, SLG: 0.609 | | | | | | | | | | 4 | 1 | 2 | 1 | 0 | 1 | 1 | | |
| 47 Howie Kendrick, R OBP: 0.296, SLG: 0.442 | | | | | | | | | | 3 | 1 | 2 | 0 | 1 | 0 | 1 | | |
| 20 Juan Rivera, R OBP: 0.348, SLG: 0.391 | | | | | | | | | | 3 | 0 | 0 | 0 | 0 | 0 | 3 | | |
| 2 Erick Aybar, S OBP: 0.263, SLG: 0.340 | | | | | | | | | | 2 | 1 | 1 | 1 | 0 | 0 | 0 | | |
| Inning Stats | R: 1 E: 0 K: 0 S: 11 | H: 2 LOB: 1 BB: 0 P: 17 | R: 2 E: 0 K: 1 S: 13 | H: 1 LOB: 0 BB: 1 P: 22 | R: 0 E: 0 K: 1 S: 7 | H: 0 LOB: 0 BB: 0 P: 10 | R: 0 E: 0 K: 1 S: 11 | H: 1 LOB: 1 BB: 0 P: 17 | R: 0 E: 0 K: 1 S: 10 | H: 1 LOB: 0 BB: 0 P: 8 | R: 0 E: 0 K: 1 S: 13 | H: 0 LOB: 1 BB: 0 P: 18 | R: 0 E: 0 K: 2 S: 10 | H: 1 LOB: 1 BB: 0 P: 14 | 1B: 6 2B: 1 3B: 1 HR: 1 | SF: 1 SAC: 0 DP: 1 HBP: 0 | WP: 1 PB: 0 SB: 3 CS: 2 | PA: 35 |
| PITCHER | IP WLS BF H R ER SO BB IBB HBP BLK WP HR S P ERA WHIP | | | | | | | | | | | | | | | | | |
| 34 A.J. Burnett, R ERA: 5.4 | (1, 1) 7.0 27 8 4 4 5 1 0 0 0 0 1 1 69 108 5.14 1.286 | | | | | | | | | | | | | | | | | |
| 48 Phil Coke, L ERA: 3.72 | (8, 1) 1.0 W 3 0 0 0 1 0 0 0 0 0 0 0 13 18 0.00 0.000 | | | | | | | | | | | | | | | | | |
| 42 Mariano Rivera, R ERA: 2.79 | (9, 1) 1.0 S 4 1 0 0 2 0 0 0 0 0 0 0 10 14 0.00 1.000 | | | | | | | | | | | | | | | | | |

| Batter | 1 | 2 | 3 | 4 | 5 | 6 | 7 | 8 | 9 | AB | R | H | RBI | BB | SO | LOB | BOTTOM | | | |
|--|--|----------------------------------|------------------------------|----------------------------------|------------------------------|----------------------------------|-------------------------------|----------------------------------|------------------------------|----------------------------------|------------------------------|----------------------------------|------------------------------|----------------------------------|-------------------------------|----------------------------------|--|------------------------------------|----------------------------------|--------|
| 2 Derek Jeter, R OBP: 0.350, SLG: 0.457 | | | | | | | | | | 4 | 0 | 2 | 1 | 1 | 0 | 0 | Los Angeles Angels @ New York Yankees Yankee Stadium, Bronx, NY Thu Apr 30 2009, 7:05 PM EDT Att: 43,388 - Cloudy - 57 F | | | |
| 18 Johnny Damon, L OBP: 0.385, SLG: 0.500 | | | | | | | | | | 4 | 1 | 1 | 1 | 1 | 0 | 4 | | | | |
| 11 Brett Gardner, L OBP: 0.254, SLG: 0.271 | | | | | | | | | | 0 | 0 | 0 | 0 | 0 | 0 | 0 | | | | |
| 25 Mark Teixeira, S OBP: 0.367, SLG: 0.371 | | | | | | | | | | 4 | 1 | 1 | 0 | 1 | 1 | 5 | | | | |
| 55 Hideki Matsui, L OBP: 0.410, SLG: 0.492 | | | | | | | | | | 4 | 0 | 1 | 1 | 0 | 0 | 1 | | | | |
| 24 Robinson Cano, L OBP: 0.400, SLG: 0.581 | | | | | | | | | | 4 | 1 | 1 | 0 | 0 | 1 | 2 | | | | |
| 20 Jorge Posada, S OBP: 0.366, SLG: 0.493 | | | | | | | | | | 4 | 1 | 1 | 0 | 0 | 1 | 0 | | | | |
| 33 Nick Swisher, S OBP: 0.430, SLG: 0.714 | | | | | | | | | | 2 | 2 | 1 | 0 | 2 | 0 | 0 | | | | |
| 53 Melky Cabrera, S OBP: 0.400, SLG: 0.571 | | | | | | | | | | 4 | 0 | 2 | 1 | 0 | 0 | 2 | | | | |
| 19 Ramiro Pena, S OBP: 0.345, SLG: 0.308 | | | | | | | | | | 4 | 1 | 2 | 2 | 0 | 0 | 1 | | | | |
| Inning Stats | R: 1 E: 0 K: 1 S: 13 | H: 2 LOB: 1 BB: 0 P: 22 | R: 0 E: 0 K: 0 S: 9 | H: 1 LOB: 0 BB: 0 P: 12 | R: 1 E: 0 K: 0 S: 9 | H: 1 LOB: 1 BB: 1 P: 19 | R: 2 E: 0 K: 1 S: 13 | H: 3 LOB: 1 BB: 0 P: 22 | R: 0 E: 0 K: 0 S: 6 | H: 0 LOB: 0 BB: 1 P: 10 | R: 0 E: 0 K: 0 S: 5 | H: 0 LOB: 1 BB: 1 P: 10 | R: 0 E: 0 K: 0 S: 9 | H: 1 LOB: 1 BB: 1 P: 14 | R: 3 E: 0 K: 1 S: 14 | H: 4 LOB: 3 BB: 2 P: 28 | 1B: 8 2B: 3 3B: 0 HR: 1 | SF: 0 SAC: 0 DP: 2 HBP: 0 | WP: 0 PB: 1 SB: 1 CS: 0 | PA: 39 |
| PITCHER | IP WLS BF H R ER SO BB IBB HBP BLK WP HR S P ERA WHIP | | | | | | | | | | | | | | | | | | | |
| 49 Anthony Ortega, R ERA: 5.56 | (1, 1) 6.1 28 4 3 2 0 0 0 0 0 0 0 5 9 0.00 1.579 | | | | | | | | | | | | | | | | | | | |
| 62 Scott Shields, R ERA: 8.64 | (7, 1) 0.2 2 0 0 0 0 1 0 0 0 0 0 0 5 9 0.00 1.500 | | | | | | | | | | | | | | | | | | | |
| 33 Justin Speier, R ERA: 5.0 | (8, 1) 0.1 L 6 4 3 3 0 0 1 0 0 0 0 0 0 9 15 81.00 12.000 | | | | | | | | | | | | | | | | | | | |
| 52 Jason Bulger, R ERA: 11.74 | (8, 1) 0.2 3 0 0 0 1 1 0 0 0 0 0 0 5 13 0.00 1.500 | | | | | | | | | | | | | | | | | | | |

| Batter | 1 | 2 | 3 | 4 | 5 | 6 | 7 | 8 | 9 | AB | R | H | RBI | BB | SO | LOB | TOP | | | | | | | | | | |
|--|---------------------------------------|----------------------------------|---------------------------------------|--------------------------|--------------------------------------|----------------------------------|---------------------------------------|----------------------------------|---------------------------------------|----------------------------------|---------------------------------------|----------------------------------|---------------------------------------|----------------------------------|---------------------------------------|--------------------------|----------------------------------|------------------------------------|----------------------------------|--------|--|--|--|--|--|--|--|
| Chone Figgins, S (1, 10) OBP: 0.356, SLG: 0.286 | L8 | | P6 | | P2 | | SH2-4 | | | 3 | 0 | 0 | 0 | 1 | 0 | 1 | | | | | | | | | | | |
| 24 Gary Matthews, S (1, 9) OBP: 0.328, SLG: 0.352 | K | | P2 | | F8 | | K | | F8 | 5 | 0 | 0 | 0 | 0 | 2 | 5 | | | | | | | | | | | |
| 47 Howie Kendrick, R (1, 4) OBP: 0.297, SLG: 0.425 | K | | F9 | | | | | | K | 5 | 1 | 2 | 1 | 0 | 2 | 0 | | | | | | | | | | | |
| 48 Tori Hunter, R (1, 8) OBP: 0.371, SLG: 0.674 | | G4-3 | | K | | FC5-4 | | | P4 | 5 | 2 | 1 | 2 | 0 | 1 | 1 | | | | | | | | | | | |
| 44 Mike Napoli, R (1, 2) OBP: 0.462, SLG: 0.608 | | BB | | HBP | | | | | BB | 2 | 1 | 1 | 1 | 2 | 0 | 1 | | | | | | | | | | | |
| 8 Kendrys Morales, S (1, 3) OBP: 0.330, SLG: 0.537 | | BB | | FC5-4 | | | | | BB | 4 | 2 | 2 | 2 | 1 | 0 | 2 | | | | | | | | | | | |
| 20 Juan Rivera, R (1, 7) OBP: 0.351, SLG: 0.391 | | BB | | G1-3 | | | | | E9 | 5 | 0 | 2 | 1 | 0 | 0 | 2 | | | | | | | | | | | |
| 3 Brandon Wood, R (1, 5) OBP: 0.400, SLG: 0.333 | | | | | | | | | K | 4 | 1 | 2 | 0 | 1 | 2 | 4 | | | | | | | | | | | |
| 2 Erick Aybar, S (1, 6) OBP: 0.290, SLG: 0.362 | | | | | | | | | | 0 | 0 | 0 | 0 | 0 | 0 | 0 | | | | | | | | | | | |
| 13 Maicer Izturis, S (1, 6) OBP: 0.310, SLG: 0.339 | | | | | | | | | | 4 | 1 | 1 | 0 | 0 | 0 | 5 | | | | | | | | | | | |
| Inning Stats | R: 0 H: 0 E: 0 K: 2 S: 10 | H: 0 LOB: 0 BB: 0 P: 15 | R: 0 H: 2 E: 0 K: 1 S: 13 | LOB: 3 BB: 1 P: 23 | R: 0 H: 0 E: 0 K: 0 S: 9 | H: 0 LOB: 0 BB: 0 P: 14 | R: 0 H: 0 E: 0 K: 1 S: 10 | H: 1 LOB: 1 BB: 0 P: 13 | R: 1 H: 1 E: 0 K: 0 S: 11 | H: 1 LOB: 1 BB: 0 P: 19 | R: 4 H: 5 E: 0 K: 1 S: 18 | H: 5 LOB: 0 BB: 0 P: 22 | R: 1 H: 1 E: 0 K: 0 S: 11 | H: 1 LOB: 2 BB: 2 P: 26 | R: 2 H: 1 E: 1 K: 2 S: 11 | LOB: 1 BB: 2 P: 24 | 1B: 9 2B: 1 3B: 0 HR: 1 | SF: 0 SAC: 1 DP: 0 HBP: 1 | WP: 0 PB: 0 SB: 3 CS: 1 | PA: 45 | | | | | | | |
| PITCHER | IP | WLS | BF | H | R | ER | SO | BB | IBB | HBP | BLK | WP | HR | S | P | ERA | WHIP | | | | | | | | | | |
| 52 CC Sabathia, L (1, 1) ERA: 4.85 | 6.2 | L | 31 | 8 | 5 | 4 | 5 | 1 | 0 | 1 | 0 | 0 | 0 | 78 | 119 | 5.40 | 1.350 | | | | | | | | | | |
| 63 Jonathan Albaladejo, R (7, 1) ERA: 7.3 | 0.1 | | 1 | 1 | 0 | 0 | 0 | 0 | 0 | 0 | 0 | 0 | 0 | 2 | 2 | 0.00 | 3.000 | | | | | | | | | | |
| 41 Jose Veras, R (8, 1) ERA: 6.03 | 1.0 | | 6 | 1 | 1 | 1 | 0 | 2 | 0 | 0 | 0 | 0 | 1 | 11 | 26 | 9.00 | 3.000 | | | | | | | | | | |
| 30 David Robertson, R (9, 1) ERA: 5.4 | 1.0 | | 6 | 1 | 2 | 1 | 2 | 2 | 0 | 0 | 0 | 0 | 0 | 11 | 24 | 9.00 | 3.000 | | | | | | | | | | |

Los Angeles Angels @ New York Yankees
Yankee Stadium, Bronx, NY
Sat May 02 2009, 1:05 PM EDT
Att: 44,970 - Partly Cloudy + 58 F

| | |
|-----|----|
| AB | 37 |
| R | 8 |
| H | 11 |
| RBI | 7 |
| BB | 5 |
| SO | 7 |
| LOB | 21 |



| Batter | 1 | 2 | 3 | 4 | 5 | 6 | 7 | 8 | 9 | AB | R | H | RBI | BB | SO | LOB | BOTTOM | | | | | | | | | | |
|--|--------------------------------------|----------------------------------|---------------------------------------|----------------------------------|--------------------------------------|----------------------------------|--------------------------------------|----------------------------------|---------------------------------------|----------------------------------|---------------------------------------|----------------------------------|--------------------------------------|---------------------------------|---------------------------------------|--------------------------|----------------------------------|------------------------------------|----------------------------------|--------|--|--|--|--|--|--|--|
| 2 Derek Jeter, R (1, 6) OBP: 0.345, SLG: 0.441 | | | G3 | | | | G1-3 | | E9 | 4 | 1 | 1 | 0 | 0 | 0 | 3 | | | | | | | | | | | |
| 18 Johnny Damon, L (1, 7) OBP: 0.366, SLG: 0.460 | | | F9 | | | | | | K | 5 | 0 | 0 | 0 | 0 | 1 | 3 | | | | | | | | | | | |
| 25 Mark Teixeira, S (1, 3) OBP: 0.354, SLG: 0.338 | | | F8 | | | | | | | 3 | 0 | 0 | 0 | 1 | 0 | 1 | | | | | | | | | | | |
| 55 Hideki Matsui, L (1, 10) OBP: 0.391, SLG: 0.466 | | | L3 | | | | | | F9 | 4 | 0 | 1 | 1 | 0 | 1 | 1 | | | | | | | | | | | |
| 24 Robinson Cano, L (1, 4) OBP: 0.394, SLG: 0.569 | | | G6-3 | | | | G4-3 | | G4-3 | 4 | 0 | 0 | 0 | 0 | 0 | 2 | | | | | | | | | | | |
| 53 Melky Cabrera, S (1, 9) OBP: 0.397, SLG: 0.536 | | | G4-1 | | | | | | BB | 3 | 1 | 1 | 0 | 1 | 0 | 2 | | | | | | | | | | | |
| 26 José Molina, R (1, 2) ERA: 3.85 | | | G6-3 | | | | | | K | 2 | 0 | 0 | 0 | 1 | 0 | 0 | | | | | | | | | | | |
| 14 Angel Berroa, R (8, 5) OBP: 0.222, SLG: 0.222 | | | | | | | | | | 1 | 0 | 0 | 0 | 0 | 1 | 1 | | | | | | | | | | | |
| 19 Ramiro Pena, S (1, 5) OBP: 0.371, SLG: 0.344 | | | K | | | | | | | 2 | 0 | 0 | 0 | 0 | 1 | 0 | | | | | | | | | | | |
| 20 Jorge Posada, S (7, PH) OBP: 0.382, SLG: 0.573 | | | | | | | | | | 2 | 1 | 1 | 2 | 0 | 1 | 2 | | | | | | | | | | | |
| 11 Brett Gardner, L (1, 8) OBP: 0.286, SLG: 0.270 | | | G3 | | | | | | HR | 2 | 1 | 0 | 0 | 2 | 0 | 0 | | | | | | | | | | | |
| Inning Stats | R: 1 H: 1 E: 0 K: 0 S: 8 | H: 1 LOB: 2 BB: 1 P: 17 | R: 0 H: 0 E: 0 K: 1 S: 11 | H: 0 LOB: 0 BB: 0 P: 16 | R: 0 H: 0 E: 0 K: 0 S: 6 | H: 0 LOB: 0 BB: 0 P: 10 | R: 0 H: 0 E: 0 K: 0 S: 8 | H: 0 LOB: 0 BB: 0 P: 11 | R: 0 H: 1 E: 0 K: 1 S: 11 | H: 1 LOB: 1 BB: 0 P: 21 | R: 0 H: 1 E: 0 K: 1 S: 11 | H: 1 LOB: 3 BB: 2 P: 25 | R: 0 H: 0 E: 0 K: 0 S: 4 | H: 0 LOB: 0 BB: 0 P: 6 | R: 3 H: 1 E: 1 K: 2 S: 23 | LOB: 1 BB: 2 P: 38 | 1B: 2 2B: 1 3B: 0 HR: 1 | SF: 0 SAC: 0 DP: 0 HBP: 1 | WP: 1 PB: 0 SB: 1 CS: 0 | PA: 38 | | | | | | | |
| PITCHER | IP | WLS | BF | H | R | ER | SO | BB | IBB | HBP | BLK | WP | HR | S | P | ERA | WHIP | | | | | | | | | | |
| 32 Matt Palmer, R (1, 1) ERA: 3.85 | 6.1 | W | 25 | 3 | 1 | 1 | 2 | 2 | 0 | 1 | 0 | 0 | 0 | 57 | 101 | 1.42 | 0.789 | | | | | | | | | | |
| 66 Jose Arredondo, R (7, 1) ERA: 6.35 | 0.2 | H | 3 | 0 | 0 | 0 | 1 | 1 | 0 | 0 | 0 | 0 | 0 | 6 | 13 | 0.00 | 1.500 | | | | | | | | | | |
| 62 Scot Shields, R (8, 1) ERA: 7.71 | 1.0 | | 3 | 0 | 0 | 0 | 0 | 0 | 0 | 0 | 0 | 0 | 0 | 4 | 6 | 0.00 | 0.000 | | | | | | | | | | |
| 56 Fernando Rodriguez Jr., R (9, 1) ERA: 27.0 | 0.2 | | 6 | 1 | 3 | 2 | 1 | 2 | 0 | 0 | 0 | 1 | 1 | 20 | 34 | 27.00 | 4.500 | | | | | | | | | | |
| 52 Jason Buiger, R (9, 1) ERA: 11.25 | 0.1 | | 1 | 0 | 0 | 0 | 1 | 0 | 0 | 0 | 0 | 0 | 0 | 3 | 4 | 0.00 | 0.000 | | | | | | | | | | |

Los Angeles Angels @ New York Yankees
Yankee Stadium, Bronx, NY
Sat May 02 2009, 1:05 PM EDT
Att: 44,970 - Partly Cloudy + 58 F

| | |
|-----|----|
| AB | 32 |
| R | 4 |
| H | 4 |
| RBI | 3 |
| BB | 5 |
| SO | 5 |
| LOB | 15 |



| Batter | 1 | 2 | 3 | 4 | 5 | 6 | 7 | 8 | 9 | AB | R | H | RBI | BB | SO | LOB | TOP | | | |
|--|--|--|--|--|--|--|--|--|--|--|--|--|--|--|--|--|--|--|--|--|
| 2 Jacoby Ellsbury, L (1, 8) OBP: 0.323, SLG: 0.350 30 Jonathan Van Every, L (4, 8) OBP: 0.440, SLG: 0.625 | | | | | | | | | | 2 | 1 | 1 | 0 | 0 | 0 | 0 | | | | |
| 15 Dustin Pedroia, R (1, 4) OBP: 0.414, SLG: 0.431 | | | | | | | | | | 4 | 2 | 3 | 0 | 1 | 1 | 0 | | | | |
| 34 David Ortiz, L (1, 10) OBP: 0.331, SLG: 0.333 | | | | | | | | | | 3 | 1 | 1 | 1 | 2 | 1 | 2 | | | | |
| 44 Jason Bay, R (1, 7) OBP: 0.487, SLG: 0.644 | | | | | | | | | | 3 | 2 | 1 | 3 | 1 | 1 | 1 | | | | |
| 25 Mike Lowell, R (1, 5) OBP: 0.286, SLG: 0.566 | | | | | | | | | | 5 | 0 | 1 | 0 | 0 | 2 | 7 | | | | |
| 7 J.D. Drew, L (1, 9) OBP: 0.336, SLG: 0.494 | | | | | | | | | | 4 | 1 | 0 | 0 | 1 | 2 | 4 | | | | |
| 55 Jeff Bailey, R (1, 3) OBP: 0.286, SLG: 0.294 | | | | | | | | | | 3 | 0 | 0 | 1 | 1 | 2 | 1 | | | | |
| 33 Jason Varitek, S (1, 2) OBP: 0.310, SLG: 0.440 | | | | | | | | | | 3 | 0 | 0 | 1 | 1 | 1 | 3 | | | | |
| 22 Nick Green, R (1, 6) OBP: 0.352, SLG: 0.422 | | | | | | | | | | 4 | 0 | 1 | 1 | 0 | 2 | 1 | | | | |
| Inning Stats | R: 4 H: 5 E: 0 K: 0 S: 13 | H: 5 LOB: 0 BB: 0 P: 23 | R: 0 H: 0 E: 0 K: 2 S: 9 | H: 0 LOB: 0 BB: 0 P: 13 | R: 0 H: 1 E: 0 K: 2 S: 12 | H: 1 LOB: 1 BB: 0 P: 19 | R: 0 H: 0 E: 0 K: 3 S: 11 | H: 0 LOB: 1 BB: 1 P: 16 | R: 0 H: 0 E: 0 K: 3 S: 13 | H: 0 LOB: 0 BB: 1 P: 26 | R: 0 H: 1 E: 0 K: 0 S: 9 | H: 1 LOB: 0 BB: 0 P: 12 | R: 2 H: 1 E: 1 K: 1 S: 17 | H: 1 LOB: 2 BB: 1 P: 28 | R: 1 H: 0 E: 0 K: 1 S: 19 | H: 0 LOB: 3 BB: 4 P: 42 | 1B: 6 SF: 1 2B: 1 3B: 0 HR: 1 | WP: 0 PA: 44 PB: 0 SB: 3 CS: 0 | | |
| PITCHER | IP: 5.2 WLS: L BF: 25 H: 6 R: 4 ER: 4 SO: 12 | IP: 2.0 WLS: H BF: 6 H: 0 R: 0 ER: 0 SO: 0 | IP: 2.0 WLS: H BF: 6 H: 0 R: 0 ER: 0 SO: 0 | IP: 2.0 WLS: H BF: 6 H: 0 R: 0 ER: 0 SO: 0 | IP: 2.0 WLS: H BF: 6 H: 0 R: 0 ER: 0 SO: 0 | IP: 2.0 WLS: H BF: 6 H: 0 R: 0 ER: 0 SO: 0 | IP: 2.0 WLS: H BF: 6 H: 0 R: 0 ER: 0 SO: 0 | IP: 2.0 WLS: H BF: 6 H: 0 R: 0 ER: 0 SO: 0 | IP: 2.0 WLS: H BF: 6 H: 0 R: 0 ER: 0 SO: 0 | IP: 2.0 WLS: H BF: 6 H: 0 R: 0 ER: 0 SO: 0 | IP: 2.0 WLS: H BF: 6 H: 0 R: 0 ER: 0 SO: 0 | IP: 2.0 WLS: H BF: 6 H: 0 R: 0 ER: 0 SO: 0 | IP: 2.0 WLS: H BF: 6 H: 0 R: 0 ER: 0 SO: 0 | IP: 2.0 WLS: H BF: 6 H: 0 R: 0 ER: 0 SO: 0 | IP: 2.0 WLS: H BF: 6 H: 0 R: 0 ER: 0 SO: 0 | IP: 2.0 WLS: H BF: 6 H: 0 R: 0 ER: 0 SO: 0 | IP: 2.0 WLS: H BF: 6 H: 0 R: 0 ER: 0 SO: 0 | IP: 2.0 WLS: H BF: 6 H: 0 R: 0 ER: 0 SO: 0 | IP: 2.0 WLS: H BF: 6 H: 0 R: 0 ER: 0 SO: 0 | IP: 2.0 WLS: H BF: 6 H: 0 R: 0 ER: 0 SO: 0 |

Boston Red Sox @ New York Yankees
Yankee Stadium, Bronx, NY
Tue May 05 2009, 7:05 PM EDT
Att: 46,810 - Cloudy - 54 F

AB 34
R 7
H 8
RBI 7
BB 7
SO 14
LOB 21



| Batter | 1 | 2 | 3 | 4 | 5 | 6 | 7 | 8 | 9 | AB | R | H | RBI | BB | SO | LOB | BOTTOM | | | |
|---|--|--|--|--|--|--|--|--|--|--|--|--|--|--|--|--|--|--|--|--|
| 2 Derek Jeter, R (1, 6) OBP: 0.350, SLG: 0.432 | | | | | | | | | | 5 | 1 | 2 | 0 | 0 | 0 | 0 | | | | |
| 18 Johnny Damon, L (1, 7) OBP: 0.364, SLG: 0.510 | | | | | | | | | | 4 | 1 | 2 | 3 | 0 | 0 | 1 | | | | |
| 25 Mark Teixeira, S (1, 3) OBP: 0.352, SLG: 0.407 | | | | | | | | | | 4 | 0 | 1 | 0 | 0 | 2 | 2 | | | | |
| 55 Hideki Matsui, L (1, 10) OBP: 0.380, SLG: 0.449 | | | | | | | | | | 4 | 0 | 1 | 0 | 0 | 0 | 2 | | | | |
| 24 Robinson Cano, L (1, 4) OBP: 0.373, SLG: 0.527 | | | | | | | | | | 4 | 0 | 0 | 0 | 0 | 0 | 2 | | | | |
| 33 Nick Swisher, S (1, 9) OBP: 0.427, SLG: 0.663 | | | | | | | | | | 3 | 0 | 0 | 0 | 1 | 2 | 0 | | | | |
| 53 Melky Cabrera, S (1, 8) OBP: 0.408, SLG: 0.563 | | | | | | | | | | 4 | 0 | 3 | 0 | 0 | 1 | 0 | | | | |
| 19 Ramiro Pena, S (1, 5) OBP: 0.333, SLG: 0.306 | | | | | | | | | | 4 | 0 | 0 | 0 | 0 | 1 | 3 | | | | |
| 26 José Molina, R (1, 2) OBP: 0.333, SLG: 0.342 11 Brett Gardner, L (9, PH) OBP: 0.292, SLG: 0.277 | | | | | | | | | | 3 | 1 | 1 | 0 | 0 | 1 | 3 | | | | |
| Inning Stats | R: 0 H: 2 E: 0 K: 1 S: 14 | H: 1 LOB: 0 BB: 0 P: 13 | R: 3 H: 3 E: 0 K: 1 S: 16 | H: 3 LOB: 0 BB: 0 P: 24 | R: 0 H: 1 E: 1 K: 2 S: 12 | H: 1 LOB: 1 BB: 0 P: 16 | R: 0 H: 1 E: 0 K: 1 S: 9 | H: 1 LOB: 2 BB: 1 P: 17 | R: 0 H: 1 E: 0 K: 0 S: 12 | H: 1 LOB: 1 BB: 0 P: 14 | R: 0 H: 0 E: 0 K: 2 S: 9 | H: 0 LOB: 0 BB: 0 P: 15 | R: 0 H: 0 E: 0 K: 1 S: 9 | H: 0 LOB: 0 BB: 0 P: 12 | R: 0 H: 0 E: 0 K: 1 S: 9 | H: 0 LOB: 0 BB: 0 P: 42 | 1B: 7 SF: 0 2B: 2 3B: 0 HR: 1 | WP: 0 PA: 37 PB: 0 SB: 0 CS: 0 | | |
| PITCHER | IP: 6.0 WLS: W BF: 28 H: 10 R: 3 ER: 3 SO: 5 | IP: 2.0 WLS: H BF: 6 H: 0 R: 0 ER: 0 SO: 2 | IP: 2.0 WLS: H BF: 6 H: 0 R: 0 ER: 0 SO: 0 | IP: 2.0 WLS: H BF: 6 H: 0 R: 0 ER: 0 SO: 0 | IP: 2.0 WLS: H BF: 6 H: 0 R: 0 ER: 0 SO: 0 | IP: 2.0 WLS: H BF: 6 H: 0 R: 0 ER: 0 SO: 0 | IP: 2.0 WLS: H BF: 6 H: 0 R: 0 ER: 0 SO: 0 | IP: 2.0 WLS: H BF: 6 H: 0 R: 0 ER: 0 SO: 0 | IP: 2.0 WLS: H BF: 6 H: 0 R: 0 ER: 0 SO: 0 | IP: 2.0 WLS: H BF: 6 H: 0 R: 0 ER: 0 SO: 0 | IP: 2.0 WLS: H BF: 6 H: 0 R: 0 ER: 0 SO: 0 | IP: 2.0 WLS: H BF: 6 H: 0 R: 0 ER: 0 SO: 0 | IP: 2.0 WLS: H BF: 6 H: 0 R: 0 ER: 0 SO: 0 | IP: 2.0 WLS: H BF: 6 H: 0 R: 0 ER: 0 SO: 0 | IP: 2.0 WLS: H BF: 6 H: 0 R: 0 ER: 0 SO: 0 | IP: 2.0 WLS: H BF: 6 H: 0 R: 0 ER: 0 SO: 0 | IP: 2.0 WLS: H BF: 6 H: 0 R: 0 ER: 0 SO: 0 | IP: 2.0 WLS: H BF: 6 H: 0 R: 0 ER: 0 SO: 0 | IP: 2.0 WLS: H BF: 6 H: 0 R: 0 ER: 0 SO: 0 | IP: 2.0 WLS: H BF: 6 H: 0 R: 0 ER: 0 SO: 0 |

Boston Red Sox @ New York Yankees
Yankee Stadium, Bronx, NY
Tue May 05 2009, 7:05 PM EDT
Att: 46,810 - Cloudy - 54 F


AB 36
R 3
H 10
RBI 3
BB 1
SO 8
LOB 13





| Batter | 1 | 2 | 3 | 4 | 5 | 6 | 7 | 8 | 9 | AB | R | H | RBI | BB | SO | LOB | TOP | | | | | |
|--|---|---|---|---|---|---|---|---|---|---|---|---|---|---|---|---|--|---|---|---|---|--------|
| 8 Jason Bartlett, R (1,6) OBP: 0.382, SLG: 0.495 | | | | | | | | | | 4 | 1 | 1 | 1 | 1 | 2 | 0 | Tampa Bay Rays @ New York Yankees Yankee Stadium, Bronx, NY Thu May 07 2009, 7:05 PM EDT Att: 43,769 - Cloudy - 64 F | | | | | |
| 13 Carl Crawford, L (1,7) OBP: 0.375, SLG: 0.388 | | | | | | | | | | 5 | 2 | 2 | 1 | 0 | 0 | 1 | | | | | | |
| 3 Evan Longoria, R (1,5) OBP: 0.416, SLG: 0.754 | | | | | | | | | | 5 | 3 | 3 | 3 | 0 | 1 | 1 | | | | | | |
| 23 Carlos Pena, L (1,3) OBP: 0.375, SLG: 0.688 | | | | | | | | | | 4 | 1 | 1 | 1 | 1 | 2 | 0 | | | | | | |
| 5 Pat Burrell, R (1,10) OBP: 0.345, SLG: 0.313 | | | | | | | | | | 5 | 0 | 2 | 1 | 0 | 0 | 0 | | | | | | |
| 18 Ben Zobrist, S (1,9) OBP: 0.353, SLG: 0.607 | | | | | | | | | | 4 | 0 | 1 | 0 | 0 | 0 | 1 | | | | | | |
| 19 Gabe Kapler, R (1,8) OBP: 0.283, SLG: 0.357 | | | | | | | | | 4 | 0 | 1 | 0 | 0 | 0 | 1 | | | | | | | |
| 1 Akinori Iwamura, L (1,4) OBP: 0.345, SLG: 0.392 | | | | | | | | | 4 | 0 | 1 | 0 | 0 | 2 | 1 | | | | | | | |
| 30 Dioner Navarro, S (1,2) OBP: 0.213, SLG: 0.264 | | | | | | | | | 4 | 0 | 0 | 0 | 0 | 1 | 3 | | | | | | | |
| Inning Stats | R: 2 H: 4 E: 0 K: 0 S: 23 | H: 4 LOB: 1 BB: 0 P: 31 | R: 0 H: 0 E: 0 K: 2 S: 9 | H: 0 LOB: 0 BB: 0 P: 14 | R: 2 H: 1 E: 0 K: 1 S: 10 | LOB: 1 BB: 1 P: 18 | R: 0 H: 1 E: 0 K: 0 S: 9 | H: 3 LOB: 0 BB: 0 P: 15 | R: 1 H: 3 E: 0 K: 1 S: 12 | H: 3 LOB: 2 BB: 0 P: 21 | R: 1 H: 2 E: 0 K: 1 S: 13 | H: 2 LOB: 2 BB: 1 P: 24 | R: 0 H: 0 E: 0 K: 1 S: 8 | H: 0 LOB: 0 BB: 0 P: 11 | R: 2 H: 2 E: 0 K: 1 S: 17 | H: 2 LOB: 0 BB: 0 P: 26 | | 1B: 7 2B: 0 3B: 0 HR: 6 | SF: 0 SAC: 0 DP: 1 HBP: 0 | WP: 0 PB: 0 SB: 2 CS: 0 | PA: 41 | |
| PITCHER | IP WLS BF H R ER SO BB IBB HBP BLK WP HR S P ERA WHIP | IP WLS BF H R ER SO BB IBB HBP BLK WP HR S P ERA WHIP | IP WLS BF H R ER SO BB IBB HBP BLK WP HR S P ERA WHIP | IP WLS BF H R ER SO BB IBB HBP BLK WP HR S P ERA WHIP | IP WLS BF H R ER SO BB IBB HBP BLK WP HR S P ERA WHIP | IP WLS BF H R ER SO BB IBB HBP BLK WP HR S P ERA WHIP | IP WLS BF H R ER SO BB IBB HBP BLK WP HR S P ERA WHIP | IP WLS BF H R ER SO BB IBB HBP BLK WP HR S P ERA WHIP | IP WLS BF H R ER SO BB IBB HBP BLK WP HR S P ERA WHIP | IP WLS BF H R ER SO BB IBB HBP BLK WP HR S P ERA WHIP | IP WLS BF H R ER SO BB IBB HBP BLK WP HR S P ERA WHIP | IP WLS BF H R ER SO BB IBB HBP BLK WP HR S P ERA WHIP | IP WLS BF H R ER SO BB IBB HBP BLK WP HR S P ERA WHIP | IP WLS BF H R ER SO BB IBB HBP BLK WP HR S P ERA WHIP | IP WLS BF H R ER SO BB IBB HBP BLK WP HR S P ERA WHIP | IP WLS BF H R ER SO BB IBB HBP BLK WP HR S P ERA WHIP | IP WLS BF H R ER SO BB IBB HBP BLK WP HR S P ERA WHIP | IP WLS BF H R ER SO BB IBB HBP BLK WP HR S P ERA WHIP | IP WLS BF H R ER SO BB IBB HBP BLK WP HR S P ERA WHIP | IP WLS BF H R ER SO BB IBB HBP BLK WP HR S P ERA WHIP | IP WLS BF H R ER SO BB IBB HBP BLK WP HR S P ERA WHIP | |
| 46 Andy Pettitte, L (1,1) ERA: 4.38 | 6.0 | 27 | 9 | 5 | 5 | 5 | 1 | 0 | 0 | 0 | 0 | 0 | 0 | 0 | 0 | 0 | 7.50 | 1.667 | | | | |
| 41 Jose Veras, R (7,1) ERA: 7.2 | 2.0 | 9 | 2 | 1 | 1 | 2 | 1 | 0 | 0 | 0 | 0 | 0 | 0 | 0 | 0 | 2 | 21 | 35 | 4.50 | 1.500 | | |
| 42 Mariano Rivera, R (9,1) ERA: 3.97 | 0.2 | L | 4 | 2 | 2 | 2 | 1 | 0 | 0 | 0 | 0 | 0 | 0 | 0 | 0 | 2 | 16 | 24 | 27.00 | 3.000 | | |
| 30 David Robertson, R (9,1) ERA: 3.86 | 0.1 | 1 | 0 | 0 | 0 | 0 | 0 | 0 | 0 | 0 | 0 | 0 | 0 | 0 | 0 | 1 | 2 | 0.00 | 0.000 | | | |
| Batter | 1 | 2 | 3 | 4 | 5 | 6 | 7 | 8 | 9 | AB | R | H | RBI | BB | SO | LOB | BOTTOM | | | | | |
| 2 Derek Jeter, R (1,6) OBP: 0.346, SLG: 0.425 | | | | | | | | | | 4 | 1 | 2 | 0 | 1 | 1 | 2 | Tampa Bay Rays @ New York Yankees Yankee Stadium, Bronx, NY Thu May 07 2009, 7:05 PM EDT Att: 43,769 - Cloudy - 64 F | | | | | |
| 18 Johnny Damon, L (1,7) OBP: 0.382, SLG: 0.581 | | | | | | | | | | 5 | 1 | 4 | 4 | 0 | 0 | 1 | | | | | | |
| 25 Mark Teixeira, S (1,3) OBP: 0.339, SLG: 0.396 | | | | | | | | | | 5 | 0 | 0 | 0 | 0 | 1 | 5 | | | | | | |
| 55 Hideki Matsui, L (1,10) OBP: 0.382, SLG: 0.483 | | | | | | | | | | 4 | 1 | 1 | 1 | 1 | 0 | 2 | | | | | | |
| 24 Robinson Cano, L (1,4) OBP: 0.354, SLG: 0.496 | | | | | | | | | | 5 | 0 | 0 | 0 | 0 | 1 | 4 | | | | | | |
| 33 Nick Swisher, S (1,9) OBP: 0.405, SLG: 0.611 | | | | | | | | | | 4 | 0 | 0 | 0 | 1 | 1 | 0 | | | | | | |
| 53 Melky Cabrera, S (1,8) OBP: 0.418, SLG: 0.536 | | | | | | | | | | 2 | 1 | 1 | 0 | 2 | 0 | 1 | | | | | | |
| 19 Ramiro Pena, S (1,5) OBP: 0.340, SLG: 0.302 | | | | | | | | | | 3 | 1 | 1 | 0 | 1 | 0 | 1 | | | | | | |
| 26 José Molina, R (1,2) OBP: 0.333, SLG: 0.386 | | | | | | | | | | 2 | 1 | 1 | 1 | 0 | 0 | 2 | | | | | | |
| 29 Francisco Cervelli, R (6,2) ERA: 3.38 | | | | | | | | | | 2 | 0 | 0 | 0 | 0 | 1 | 0 | | | | | | |
| Inning Stats | R: 0 H: 1 E: 0 K: 0 S: 11 | H: 0 LOB: 2 BB: 2 P: 18 | R: 0 H: 0 E: 0 K: 0 S: 13 | H: 0 LOB: 1 BB: 2 P: 25 | R: 0 H: 1 E: 0 K: 0 S: 11 | H: 1 LOB: 2 BB: 1 P: 21 | R: 3 H: 3 E: 0 K: 1 S: 14 | H: 3 LOB: 1 BB: 1 P: 25 | R: 1 H: 2 E: 0 K: 0 S: 11 | H: 2 LOB: 1 BB: 0 P: 18 | R: 0 H: 1 E: 0 K: 2 S: 12 | H: 1 LOB: 1 BB: 0 P: 17 | R: 0 H: 0 E: 0 K: 1 S: 8 | H: 0 LOB: 1 BB: 1 P: 16 | R: 2 H: 2 E: 0 K: 0 S: 7 | H: 2 LOB: 0 BB: 0 P: 8 | R: 0 H: 0 E: 0 K: 1 S: 7 | H: 0 LOB: 0 BB: 0 P: 8 | 1B: 5 2B: 3 3B: 0 HR: 2 | SF: 0 SAC: 0 DP: 1 HBP: 1 | WP: 1 PB: 0 SB: 1 CS: 0 | PA: 42 |
| PITCHER | IP WLS BF H R ER SO BB IBB HBP BLK WP HR S P ERA WHIP | IP WLS BF H R ER SO BB IBB HBP BLK WP HR S P ERA WHIP | IP WLS BF H R ER SO BB IBB HBP BLK WP HR S P ERA WHIP | IP WLS BF H R ER SO BB IBB HBP BLK WP HR S P ERA WHIP | IP WLS BF H R ER SO BB IBB HBP BLK WP HR S P ERA WHIP | IP WLS BF H R ER SO BB IBB HBP BLK WP HR S P ERA WHIP | IP WLS BF H R ER SO BB IBB HBP BLK WP HR S P ERA WHIP | IP WLS BF H R ER SO BB IBB HBP BLK WP HR S P ERA WHIP | IP WLS BF H R ER SO BB IBB HBP BLK WP HR S P ERA WHIP | IP WLS BF H R ER SO BB IBB HBP BLK WP HR S P ERA WHIP | IP WLS BF H R ER SO BB IBB HBP BLK WP HR S P ERA WHIP | IP WLS BF H R ER SO BB IBB HBP BLK WP HR S P ERA WHIP | IP WLS BF H R ER SO BB IBB HBP BLK WP HR S P ERA WHIP | IP WLS BF H R ER SO BB IBB HBP BLK WP HR S P ERA WHIP | IP WLS BF H R ER SO BB IBB HBP BLK WP HR S P ERA WHIP | IP WLS BF H R ER SO BB IBB HBP BLK WP HR S P ERA WHIP | IP WLS BF H R ER SO BB IBB HBP BLK WP HR S P ERA WHIP | IP WLS BF H R ER SO BB IBB HBP BLK WP HR S P ERA WHIP | IP WLS BF H R ER SO BB IBB HBP BLK WP HR S P ERA WHIP | IP WLS BF H R ER SO BB IBB HBP BLK WP HR S P ERA WHIP | IP WLS BF H R ER SO BB IBB HBP BLK WP HR S P ERA WHIP | |
| 34 Jeff Niemann, R (1,1) ERA: 5.65 | 3.1 | 17 | 3 | 2 | 2 | 0 | 4 | 0 | 0 | 0 | 0 | 0 | 0 | 0 | 0 | 1 | 18 | 29 | 10.80 | 2.400 | | |
| 31 Lance Cormier, R (4,1) ERA: 2.91 | 1.2 | 9 | 4 | 2 | 2 | 1 | 0 | 0 | 0 | 0 | 0 | 0 | 0 | 0 | 0 | 1 | 7 | 8 | 18.00 | 2.000 | | |
| 39 J.P. Howell, L (6,1) ERA: 3.65 | 2.0 | H | 8 | 1 | 0 | 0 | 3 | 1 | 0 | 0 | 0 | 0 | 0 | 0 | 0 | 1 | 7 | 8 | 18.00 | 2.000 | | |
| 35 Dan Wheeler, R (8,1) ERA: 7.84 | 1.0 | B | 5 | 2 | 2 | 2 | 0 | 0 | 0 | 0 | 0 | 0 | 0 | 0 | 0 | 1 | 7 | 8 | 18.00 | 2.000 | | |
| 52 Brian Shouse, L (9,1) ERA: 3.38 | 0.2 | W | 2 | 0 | 0 | 0 | 0 | 0 | 0 | 0 | 0 | 0 | 0 | 0 | 0 | 3 | 4 | 0.00 | 0.000 | | | |


| Batter | 1 | 2 | 3 | 4 | 5 | 6 | 7 | 8 | 9 | AB | R | H | RBI | BB | SO | LOB | TOP | |
|--|--|----------------------------------|--------------------------------------|----------------------------------|---------------------------------------|----------------------------------|--------------------------------------|----------------------------------|--------------------------------------|----------------------------------|---------------------------------------|----------------------------------|--------------------------------------|---------------------------------|----------------------------------|------------------------------------|--|--------|
| 2 Derek Jeter, R OBP: 0.338, SLG: 0.406 | | | | | | | | | | 3 | 0 | 1 | 0 | 1 | 1 | 1 | New York Yankees @ Baltimore Orioles Oriole Park at Camden Yards, Baltimore, MD Sat May 09 2009, 7:05 PM EDT Att: 41,825 - Cloudy - 81 F | |
| 18 Johnny Damon, L OBP: 0.395, SLG: 0.602 | | | | | | | | | | 4 | 1 | 2 | 2 | 0 | 1 | 2 | | |
| 25 Mark Teixeira, S OBP: 0.341, SLG: 0.412 | | | | | | | | | | 3 | 2 | 1 | 1 | 1 | 0 | 2 | | |
| 13 Alex Rodriguez, R OBP: 0.250, SLG: 0.571 | | | | | | | | | | 3 | 0 | 0 | 0 | 1 | 0 | 1 | | |
| 55 Hideki Matsui, L OBP: 0.373, SLG: 0.457 | | | | | | | | | | 3 | 0 | 0 | 0 | 1 | 1 | 0 | | |
| 33 Nick Swisher, S OBP: 0.403, SLG: 0.635 | | | | | | | | | | 2 | 1 | 1 | 2 | 1 | 1 | 0 | | |
| 24 Robinson Cano, L OBP: 0.348, SLG: 0.488 | | | | | | | | | | 4 | 0 | 0 | 0 | 0 | 0 | 3 | | |
| 53 Melky Cabrera, S OBP: 0.414, SLG: 0.532 | | | | | | | | | | 4 | 1 | 1 | 0 | 0 | 2 | 0 | | |
| 29 Francisco Cervelli, R OBP: 0.250, SLG: 0.143 | | | | | | | | | | 3 | 0 | 0 | 0 | 0 | 0 | 1 | | |
| 11 Brett Gardner, L OBP: 0.288, SLG: 0.273 | | | | | | | | | | 1 | 0 | 0 | 0 | 0 | 0 | 0 | | |
| Inning Stats | R: 0 H: 1 E: 0 K: 1 S: 13 | H: 1 LOB: 1 BB: 0 P: 22 | R: 0 H: 0 E: 0 K: 0 S: 6 | H: 0 LOB: 0 BB: 1 P: 11 | R: 0 H: 0 E: 0 K: 0 S: 11 | H: 0 LOB: 1 BB: 1 P: 20 | R: 1 H: 3 E: 0 K: 0 S: 7 | H: 0 LOB: 0 BB: 0 P: 20 | R: 1 H: 1 E: 0 K: 1 S: 8 | H: 1 LOB: 1 BB: 0 P: 16 | R: 0 H: 0 E: 0 K: 2 S: 12 | H: 0 LOB: 0 BB: 0 P: 16 | R: 0 H: 0 E: 0 K: 1 S: 7 | H: 0 LOB: 0 BB: 0 P: 8 | 1B: 2 2B: 1 3B: 0 HR: 3 | SF: 1 SAC: 0 DP: 2 HBP: 0 | WP: 0 PB: 0 SB: 1 CS: 0 | PA: 36 |
| PITCHER | IP WLS BF H R ER SO BB IBB HBP BLK WP HR S P ERA WHIP | | | | | | | | | | | | | | | | | |
| 24 Adam Eaton, R ERA: 7.18 | (1, 1) 5.0 W 22 4 4 4 1 5 0 0 0 0 0 2 51 93 7.20 1.800 | | | | | | | | | | | | | | | | | |
| 28 Danyls Baez, R ERA: 2.5 | (6, 1) 2.1 9 2 1 1 2 0 0 0 0 0 0 1 22 30 3.86 0.857 | | | | | | | | | | | | | | | | | |
| 32 Jamie Walker, L ERA: 1.59 | (8, 1) 0.2 2 0 0 0 2 0 0 0 0 0 0 0 10 13 0.00 0.000 | | | | | | | | | | | | | | | | | |
| 43 Jim Johnson, R ERA: 2.08 | (9, 1) 1.0 3 0 0 0 1 0 0 0 0 0 0 0 7 8 0.00 0.000 | | | | | | | | | | | | | | | | | |

| Batter | 1 | 2 | 3 | 4 | 5 | 6 | 7 | 8 | 9 | AB | R | H | RBI | BB | SO | LOB | BOTTOM | | | |
|---|---|----------------------------------|---------------------------------------|----------------------------------|--------------------------------------|----------------------------------|---------------------------------------|----------------------------------|--------------------------------------|----------------------------------|--------------------------------------|---------------------------------|---------------------------------------|----------------------------------|--------------------------------------|----------------------------------|--|----------------------------------|------------------------------------|----------------------------------|
| 1 Brian Roberts, S OBP: 0.362, SLG: 0.452 | | | | | | | | | | 4 | 0 | 0 | 1 | 0 | 2 | 1 | New York Yankees @ Baltimore Orioles Oriole Park at Camden Yards, Baltimore, MD Sat May 09 2009, 7:05 PM EDT Att: 41,825 - Cloudy - 81 F | | | |
| Adam Jones, R OBP: 0.415, SLG: 0.629 | | | | | | | | | | 5 | 2 | 3 | 2 | 0 | 1 | 0 | | | | |
| 21 Nick Markakis, L OBP: 0.432, SLG: 0.588 | | | | | | | | | | 5 | 2 | 3 | 1 | 0 | 0 | 1 | | | | |
| 17 Aubrey Huff, L OBP: 0.338, SLG: 0.458 | | | | | | | | | | 4 | 1 | 1 | 3 | 1 | 0 | 1 | | | | |
| 6 Melvin Mora, R OBP: 0.274, SLG: 0.328 | | | | | | | | | | 5 | 0 | 1 | 0 | 0 | 1 | 2 | | | | |
| 30 Luke Scott, L OBP: 0.378, SLG: 0.510 | | | | | | | | | | 5 | 3 | 3 | 0 | 0 | 0 | 2 | | | | |
| 2 Luis Montanez, R OBP: 0.289, SLG: 0.394 | | | | | | | | | | 3 | 2 | 2 | 2 | 1 | 0 | 0 | | | | |
| 9 Gregg Zaun, S OBP: 0.318, SLG: 0.338 | | | | | | | | | | 4 | 1 | 3 | 1 | 0 | 0 | 0 | | | | |
| 3 Cesar Izturis, S OBP: 0.292, SLG: 0.322 | | | | | | | | | | 3 | 1 | 0 | 0 | 0 | 0 | 3 | | | | |
| Inning Stats | R: 0 H: 1 E: 0 K: 0 S: 9 | H: 8 LOB: 2 BB: 1 P: 41 | R: 8 H: 8 E: 1 K: 0 S: 27 | H: 8 LOB: 1 BB: 1 P: 41 | R: 1 H: 1 E: 0 K: 0 S: 7 | H: 1 LOB: 0 BB: 0 P: 11 | R: 2 H: 2 E: 0 K: 0 S: 11 | H: 2 LOB: 0 BB: 0 P: 21 | R: 0 H: 0 E: 0 K: 2 S: 8 | H: 0 LOB: 0 BB: 0 P: 10 | R: 0 H: 0 E: 0 K: 1 S: 6 | H: 0 LOB: 0 BB: 0 P: 8 | R: 0 H: 1 E: 0 K: 1 S: 11 | H: 1 LOB: 1 BB: 0 P: 17 | R: 1 H: 3 E: 0 K: 0 S: 7 | H: 3 LOB: 1 BB: 0 P: 14 | | 1B: 9 2B: 3 3B: 0 HR: 4 | SF: 1 SAC: 0 DP: 1 HBP: 1 | WP: 1 PB: 0 SB: 2 CS: 0 |
| PITCHER | IP WLS BF H R ER SO BB IBB HBP BLK WP HR S P ERA WHIP | | | | | | | | | | | | | | | | | | | |
| 65 Phil Hughes, R ERA: 9.8 | (1, 1) 1.2 L 16 8 8 8 0 2 0 1 0 0 0 1 1 33 53 43.20 6.000 | | | | | | | | | | | | | | | | | | | |
| 36 Edwar Ramirez, R ERA: 5.4 | (2, 1) 3.1 14 4 3 3 2 0 0 0 0 0 0 2 29 46 8.10 1.200 | | | | | | | | | | | | | | | | | | | |
| 63 Jonathan Albaladejo, R ERA: 5.63 | (6, 1) 2.0 7 1 0 0 2 0 0 0 0 0 0 0 17 25 0.00 0.500 | | | | | | | | | | | | | | | | | | | |
| 28 Brett Tomko, R ERA: 9.0 | (8, 1) 1.0 5 3 1 1 0 0 0 0 0 0 0 1 7 14 9.00 3.000 | | | | | | | | | | | | | | | | | | | |

| Batter | 1 | 2 | 3 | 4 | 5 | 6 | 7 | 8 | 9 | AB R H RBI BB SO LOB | TOP | | | | | | | | | | | | | | | |
|--|---|----------------------------------|---------------------------------------|----------------------------------|--------------------------------------|----------------------------------|---------------------------------------|----------------------------------|--------------------------------------|---------------------------------|--|---|--------------------------------------|---------------------------------|---------------------------------------|----------------------------------|----------------------------------|------------------------------------|----------------------------------|--------|--|--|--|--|--|--|
| 2 Derek Jeter, R OBP: 0.347, SLG: 0.409 | F9 | | 1B | | K | | 18 HR | | IBB | 4 1 2 0 1 1 1 | New York Yankees @ Baltimore Orioles Oriole Park at Camden Yards, Baltimore, MD Sun May 10 2009, 1:35 PM EDT Att: 33,290 - Partly Cloudy - 70 F livebaseballscorecards.com AB 37 R 5 H 11 RBI 5 BB 1 SO 9 LOB 13  | | | | | | | | | | | | | | | |
| 18 Johnny Damon, L OBP: 0.388, SLG: 0.610 | K | | K | | G4-6-3 | | HR | | K | 5 1 1 3 0 3 4 | | | | | | | | | | | | | | | | |
| 25 Mark Teixeira, S OBP: 0.338, SLG: 0.434 | HR | | F7 | | | G5-3 | | | K | 4 1 1 1 0 1 1 | | | | | | | | | | | | | | | | |
| 13 Alex Rodriguez, R OBP: 0.250, SLG: 0.455 | 1B | | F8 | | | F8 | | | G6-3 | 4 0 1 0 0 0 1 | | | | | | | | | | | | | | | | |
| 55 Hideki Matsui, L OBP: 0.360, SLG: 0.439 | F8 | | | | K | P5 | | | G3 | 4 0 0 0 0 1 1 | | | | | | | | | | | | | | | | |
| 33 Nick Swisher, S OBP: 0.398, SLG: 0.620 | K | | | | | | | | K | 4 0 1 0 0 3 0 | | | | | | | | | | | | | | | | |
| 11 Brett Gardner, L OBP: 0.288, SLG: 0.273 | | | | | | | | | K | 0 0 0 0 0 0 0 | | | | | | | | | | | | | | | | |
| 24 Robinson Canó, L OBP: 0.353, SLG: 0.519 | | | | | | P5 | | | G5-3 | 4 1 2 1 0 0 1 | | | | | | | | | | | | | | | | |
| 53 Melky Cabrera, S OBP: 0.407, SLG: 0.531 | | | | | | F8 | | | F7 | 4 0 1 0 0 0 2 | | | | | | | | | | | | | | | | |
| 29 Francisco Cervelli, R OBP: 0.333, SLG: 0.273 | | | | | | | | | G5-3 | 4 1 2 0 0 0 2 | | | | | | | | | | | | | | | | |
| Inning Stats | R: 1 H: 2 E: 0 K: 1 S: 15 | H: 2 LOB: 1 BB: 0 P: 23 | R: 0 H: 1 E: 0 K: 1 S: 14 | H: 1 LOB: 1 BB: 0 P: 20 | R: 0 H: 1 E: 0 K: 1 S: 8 | H: 1 LOB: 1 BB: 0 P: 12 | R: 0 H: 1 E: 0 K: 1 S: 13 | H: 1 LOB: 0 BB: 0 P: 19 | R: 0 H: 0 E: 0 K: 0 S: 6 | H: 0 LOB: 0 BB: 0 P: 8 | R: 4 H: 4 E: 0 K: 2 S: 19 | H: 4 LOB: 0 BB: 0 P: 33 | R: 0 H: 0 E: 0 K: 1 S: 8 | H: 0 LOB: 0 BB: 0 P: 9 | R: 0 H: 1 E: 0 K: 1 S: 13 | H: 2 LOB: 1 BB: 1 P: 21 | 1B: 6 2B: 2 3B: 0 HR: 3 | SF: 0 SAC: 0 DP: 1 HBP: 0 | WP: 0 PB: 0 SB: 0 CS: 0 | PA: 38 | | | | | | |
| PITCHER | IP WLS BF H R ER SO BB IBB HBP BLK WP HR S P ERA WHIP | | | | | | | | | | | IP WLS BF H R ER SO BB IBB HBP BLK WP HR S P ERA WHIP | | | | | | | | | | | | | | |
| 19 Koji Uehara, R ERA: 4.01 | 6.0 | 23 | 6 | 1 | 1 | 5 | 0 | 0 | 0 | 0 | 0 | 1 | 65 | 94 | 1.50 | 1.000 | | | | | | | | | | |
| 32 Jamie Walker, L ERA: 2.54 | 0.2 | 3 | 1 | 1 | 1 | 1 | 0 | 0 | 0 | 0 | 0 | 1 | 9 | 15 | 13.50 | 1.500 | | | | | | | | | | |
| 43 Jim Johnson, R ERA: 3.77 | 1.1 | 7 | 3 | 3 | 3 | 2 | 0 | 0 | 0 | 0 | 0 | 1 | 18 | 27 | 20.25 | 2.250 | | | | | | | | | | |
| 52 George Sherrill, L ERA: 3.95 | 1.0 | 5 | 1 | 0 | 0 | 1 | 0 | 1 | 0 | 0 | 0 | 0 | 13 | 21 | 0.00 | 1.000 | | | | | | | | | | |

| Batter | 1 | 2 | 3 | 4 | 5 | 6 | 7 | 8 | 9 | AB R H RBI BB SO LOB | BOTTOM | | | | | | | | | | | | | | | |
|---|---|----------------------------------|--------------------------------------|----------------------------------|--------------------------------------|----------------------------------|---------------------------------------|----------------------------------|---------------------------------------|----------------------------------|--|---|---------------------------------------|----------------------------------|--------------------------------------|---------------------------------|---------------------------------------|----------------------------------|----------------------------------|------------------------------------|----------------------------------|--------|--|--|--|--|
| 1 Brian Roberts, S OBP: 0.356, SLG: 0.443 | 17 HR | K | | K | | | G6-3 | | G1-3 | 5 1 1 0 0 2 3 | New York Yankees @ Baltimore Orioles Oriole Park at Camden Yards, Baltimore, MD Sun May 10 2009, 1:35 PM EDT Att: 33,290 - Partly Cloudy - 70 F livebaseballscorecards.com AB 33 R 3 H 10 RBI 3 BB 3 SO 7 LOB 16  | | | | | | | | | | | | | | | |
| Adam Jones, R OBP: 0.418, SLG: 0.625 | 17 HR | | | | | | K | | K | 4 1 2 0 0 2 0 | | | | | | | | | | | | | | | | |
| 21 Nick Markakis, L OBP: 0.434, SLG: 0.582 | L9 | | | | | | F7 | | | 3 0 1 0 1 0 2 | | | | | | | | | | | | | | | | |
| 17 Aubrey Huff, L OBP: 0.343, SLG: 0.480 | HR | | | | | | P6 | | F7 | 3 1 1 3 1 0 1 | | | | | | | | | | | | | | | | |
| 6 Melvin Mora, R OBP: 0.288, SLG: 0.339 | 30 CS | | | | | | G1-4-3 | | G6-4-3 | 4 0 2 0 0 1 3 | | | | | | | | | | | | | | | | |
| 30 Luke Scott, L OBP: 0.384, SLG: 0.515 | | | | | | | | | | 1 0 1 0 0 0 0 | | | | | | | | | | | | | | | | |
| 23 Ty Wigginton, R OBP: 0.236, SLG: 0.248 | | | | | | | 18 HR | | G6-4-3 | 2 0 0 0 0 0 1 | | | | | | | | | | | | | | | | |
| 9 Gregg Zaun, S OBP: 0.304, SLG: 0.321 | K | | | | | | F8 | | G6-3 | 4 0 0 0 0 1 2 | | | | | | | | | | | | | | | | |
| 18 Felix Pie, L OBP: 0.269, SLG: 0.250 | G6-3 | | | | | | | | | 3 0 2 0 1 0 0 | | | | | | | | | | | | | | | | |
| 12 Robert Andino, R OBP: 0.292, SLG: 0.261 | G6-3 | | | | | | L6 | | G4-3 | 4 0 0 0 0 1 4 | | | | | | | | | | | | | | | | |
| Inning Stats | R: 3 H: 5 E: 0 K: 1 S: 14 | H: 5 LOB: 1 BB: 0 P: 25 | R: 0 H: 0 E: 0 K: 1 S: 8 | H: 0 LOB: 0 BB: 0 P: 12 | R: 0 H: 1 E: 0 K: 0 S: 9 | H: 1 LOB: 2 BB: 2 P: 21 | R: 0 H: 1 E: 0 K: 1 S: 13 | H: 1 LOB: 1 BB: 0 P: 16 | R: 0 H: 1 E: 0 K: 0 S: 12 | H: 1 LOB: 1 BB: 0 P: 18 | R: 0 H: 1 E: 0 K: 0 S: 8 | H: 1 LOB: 0 BB: 0 P: 12 | R: 0 H: 0 E: 0 K: 1 S: 10 | H: 0 LOB: 0 BB: 0 P: 16 | R: 0 H: 1 E: 0 K: 0 S: 6 | H: 1 LOB: 0 BB: 0 P: 9 | R: 0 H: 0 E: 0 K: 1 S: 13 | H: 0 LOB: 1 BB: 1 P: 23 | 1B: 9 2B: 0 3B: 0 HR: 1 | SF: 0 SAC: 0 DP: 2 HBP: 1 | WP: 0 PB: 0 SB: 0 CS: 1 | PA: 37 | | | | |
| PITCHER | IP WLS BF H R ER SO BB IBB HBP BLK WP HR S P ERA WHIP | | | | | | | | | | | IP WLS BF H R ER SO BB IBB HBP BLK WP HR S P ERA WHIP | | | | | | | | | | | | | | |
| 62 Joba Chamberlain, R ERA: 3.89 | 6.0 | 27 | 9 | 3 | 3 | 5 | 2 | 0 | 1 | 0 | 0 | 0 | 64 | 104 | 4.50 | 1.833 | | | | | | | | | | |
| 48 Phil Coke, L ERA: 3.29 | 2.0 | 6 | 1 | 0 | 0 | 1 | 0 | 0 | 0 | 0 | 0 | 0 | 16 | 25 | 0.00 | 0.500 | | | | | | | | | | |
| 42 Mariano Rivera, R ERA: 3.66 | 1.0 | 4 | 0 | 0 | 0 | 1 | 1 | 0 | 0 | 0 | 0 | 0 | 13 | 23 | 0.00 | 1.000 | | | | | | | | | | |

| Batter | 1 | 2 | 3 | 4 | 5 | 6 | 7 | 8 | 9 | AB | R | H | RBI | BB | SO | LOB | TOP | | | |
|---|------------------------------|---------------------------------|-------------------------------------|-----------------------------------|------------------------------|---------------------------------|------------------------------|----------------------------------|------------------------------|----------------------------------|-------------------------------|----------------------------------|------------------------------|---------------------------------|-------------------------------|----------------------------------|--|-------------------------------------|-----------------------------------|--------------------------|
| 11 Brett Gardner, L OBP: 0.273, SLG: 0.257 | G6-3 | | | G3-1 | | | G3 | | F8 | 4 | 0 | 0 | 0 | 0 | 0 | 1 | <p>New York Yankees @ Toronto Blue Jays Rogers Centre, Toronto, ON Tue May 12 2009, 7:07 PM EDT Att. 43,737 - Roof Closed - 68 F</p> <p>livebaseballscores.com</p> <p>AB 30 R 1 H 5 RBI 1 BB 0 SO 5 LOB 6</p>  | | | |
| 18 Johnny Damon, L OBP: 0.391, SLG: 0.615 | L4 1B | | | L4 | | | 2B | | G6-3 | 4 | 1 | 2 | 0 | 0 | 0 | 1 | | | | |
| 25 Mark Teixeira, S OBP: 0.328, SLG: 0.418 | P5 | | | K | | | K | | G3 | 4 | 0 | 0 | 0 | 0 | 2 | 2 | | | | |
| 13 Alex Rodriguez, R OBP: 0.267, SLG: 0.429 | | G2-3 | | | | G5-3 | | | | 3 | 0 | 1 | 1 | 0 | 0 | 0 | | | | |
| 55 Hideki Matsui, L OBP: 0.357, SLG: 0.434 | | G5-3 | | | | K | | | | 1 | 0 | 0 | 0 | 0 | 0 | 0 | | | | |
| 33 Nick Swisher, S OBP: 0.392, SLG: 0.608 | | G5-3 | | | | K | | | | 2 | 0 | 0 | 0 | 0 | 2 | 1 | | | | |
| 24 Robinson Cano, L OBP: 0.345, SLG: 0.507 | | G3-1 | | | | G3 | | | | 3 | 0 | 0 | 0 | 0 | 0 | 0 | | | | |
| 53 Melky Cabrera, S OBP: 0.404, SLG: 0.524 | | | G3-1 | | | G1-3 | | | | 3 | 0 | 1 | 0 | 0 | 0 | 0 | | | | |
| 17 Kevin Cash, R | | | K | | | P6 | | | | 3 | 0 | 0 | 0 | 0 | 1 | 1 | | | | |
| 19 Ramiro Pena, S OBP: 0.340, SLG: 0.326 | | | G4-3 | | | G3 | | | | 3 | 0 | 1 | 0 | 0 | 0 | 0 | | | | |
| Inning Stats | R: 0 E: 0 K: 0 S: 5 | H: 1 LOB: 0 BB: 0 P: 6 | R: 0 E: 0 K: 0 S: 7 | H: 0 LOB: 0 BB: 0 P: 10 | R: 0 E: 0 K: 1 S: 7 | H: 0 LOB: 0 BB: 0 P: 9 | R: 0 E: 0 K: 1 S: 7 | H: 0 LOB: 0 BB: 0 P: 11 | R: 0 E: 0 K: 0 S: 8 | H: 0 LOB: 0 BB: 0 P: 12 | R: 1 E: 0 K: 2 S: 14 | H: 2 LOB: 1 BB: 0 P: 24 | R: 0 E: 0 K: 0 S: 7 | H: 1 LOB: 0 BB: 0 P: 8 | R: 0 E: 0 K: 0 S: 11 | H: 1 LOB: 1 BB: 0 P: 15 | 1B: 3 2B: 2 3B: 0 HR: 0 | SF: 0 SAC: 0 DP: 1 HBP: 0 | WP: 0 PB: 0 SB: 0 CS: 0 | PA: 30 |
| PITCHER 32 Roy Halladay, R ERA: 2.95 | IP: 9.0 WLS: W BF: 30 | H: 5 R: 1 ER: 1 SO: 5 | BB: 0 IBB: 0 HBP: 0 BLK: 0 | WP: 0 HR: 0 S: 72 P: 103 | ERA: 1.00 WHIP: 0.556 | PITCHER | | | | | | | | | | IP: 9.0 WLS: W BF: 30 | H: 5 R: 1 ER: 1 SO: 5 | BB: 0 IBB: 0 HBP: 0 BLK: 0 | WP: 0 HR: 0 S: 72 P: 103 | ERA: 1.00 WHIP: 0.556 |

| Batter | 1 | 2 | 3 | 4 | 5 | 6 | 7 | 8 | 9 | AB | R | H | RBI | BB | SO | LOB | BOTTOM | | | |
|---|------------------------------|----------------------------------|-------------------------------------|-----------------------------------|------------------------------|----------------------------------|-------------------------------|----------------------------------|------------------------------|---------------------------------|------------------------------|----------------------------------|------------------------------|---------------------------------|-------------------------------|----------------------------------|---|-------------------------------------|------------------------------------|----------------------------------|
| 19 Marco Scutaro, R OBP: 0.396, SLG: 0.431 | G6-3 | | G2-3 | | | | G4-3 | | | 4 | 0 | 0 | 0 | 0 | 0 | 1 | <p>New York Yankees @ Toronto Blue Jays Rogers Centre, Toronto, ON Tue May 12 2009, 7:07 PM EDT Att. 43,737 - Roof Closed - 68 F</p> <p>livebaseballscores.com</p> <p>AB 30 R 5 H 8 RBI 5 BB 4 SO 3 LOB 16</p>  | | | |
| 2 Aaron Hill, R OBP: 0.396, SLG: 0.567 | L9 | | F8 | | | | 1B | | | 4 | 1 | 2 | 1 | 0 | 0 | 0 | | | | |
| 15 Alex Rios, R OBP: 0.315, SLG: 0.392 | F8 | | | 2B | | | F9 | | | 3 | 2 | 1 | 0 | 1 | 0 | 1 | | | | |
| 10 Vernon Wells, R OBP: 0.333, SLG: 0.453 | | G4-3 | | BB | | | FC6-4 | | | 3 | 1 | 0 | 0 | 1 | 0 | 2 | | | | |
| 26 Adam Lind, L OBP: 0.408, SLG: 0.552 | | BB | | BB | | | G3 | | | 2 | 1 | 0 | 0 | 2 | 0 | 1 | | | | |
| 33 Scott Rolen, R OBP: 0.375, SLG: 0.466 | | BB | | BB | | | 1B | | | 4 | 0 | 3 | 3 | 0 | 0 | 1 | | | | |
| 35 Lyle Overbay, L OBP: 0.365, SLG: 0.523 | | | | 2B | | | G4-6-3 | | | 4 | 0 | 1 | 0 | 0 | 1 | 5 | | | | |
| 20 Rod Barajas, R OBP: 0.336, SLG: 0.495 | | | | SF9 | | | F9 | | | 3 | 0 | 0 | 1 | 0 | 0 | 4 | | | | |
| 45 Travis Snider, L OBP: 0.306, SLG: 0.418 | | | | K | | | K | | | 3 | 0 | 1 | 0 | 0 | 2 | 1 | | | | |
| Inning Stats | R: 0 E: 0 K: 0 S: 7 | H: 0 LOB: 0 BB: 0 P: 12 | R: 0 E: 0 K: 0 S: 9 | H: 0 LOB: 2 BB: 1 P: 15 | R: 0 E: 0 K: 1 S: 8 | H: 0 LOB: 0 BB: 0 P: 11 | R: 3 E: 0 K: 2 S: 19 | H: 2 LOB: 1 BB: 2 P: 31 | R: 0 E: 0 K: 0 S: 6 | H: 1 LOB: 0 BB: 0 P: 9 | R: 0 E: 0 K: 0 S: 7 | H: 1 LOB: 0 BB: 0 P: 11 | R: 0 E: 0 K: 0 S: 3 | H: 1 LOB: 0 BB: 0 P: 4 | R: 2 E: 0 K: 0 S: 16 | H: 3 LOB: 2 BB: 1 P: 29 | | 1B: 5 2B: 2 3B: 0 HR: 1 | SF: 1 SAC: 0 DP: 2 HBP: 0 | WP: 0 PB: 0 SB: 0 CS: 0 |
| PITCHER 34 A.J. Burnett, R ERA: 5.36 | IP: 7.2 WLS: L | H: 7 R: 5 ER: 5 SO: 3 | BB: 4 IBB: 0 HBP: 0 BLK: 0 | WP: 0 HR: 1 S: 67 P: 110 | ERA: 5.87 WHIP: 1.435 | PITCHER | | | | | | | | | | IP: 7.2 WLS: L | H: 7 R: 5 ER: 5 SO: 3 | BB: 4 IBB: 0 HBP: 0 BLK: 0 | WP: 0 HR: 1 S: 67 P: 110 | ERA: 5.87 WHIP: 1.435 |
| 41 Jose Veras, R ERA: 7.04 | IP: 0.1 | H: 2 R: 0 ER: 0 SO: 0 | BB: 0 IBB: 0 HBP: 0 BLK: 0 | WP: 0 HR: 0 S: 8 P: 12 | ERA: 0.00 WHIP: 3.000 | PITCHER | | | | | | | | | | IP: 0.1 | H: 2 R: 0 ER: 0 SO: 0 | BB: 0 IBB: 0 HBP: 0 BLK: 0 | WP: 0 HR: 0 S: 8 P: 12 | ERA: 0.00 WHIP: 3.000 |

| Batter | 1 | 2 | 3 | 4 | 5 | 6 | 7 | 8 | 9 | AB | R | H | RBI | BB | SO | LOB | TOP | | | | | | | | | | |
|---|------------------------------|----------------------------------|-------------------------------|----------------------------------|------------------------------|----------------------------------|-------------------------------|----------------------------------|------------------------------|----------------------------------|-------------------------------|----------------------------------|-------------------------------|----------------------------------|-------------------------------|----------------------------------|--|----------------------------------|----------------------------------|------------------------------------|----------------------------------|--------|--|--|--|--|--|
| 2 Denard Span, L (1.7) OBP: 0.385, SLG: 0.381 | | | | | | | | | | 2 | 0 | 1 | 0 | 3 | 0 | 2 | Minnesota Twins @ New York Yankees Yankee Stadium, Bronx, NY Fri May 15 2009, 7:05 PM EDT Att: 43,856 - Partly Cloudy - 68 F | | | | | | | | | | |
| 20 Matt Tolbert, S (1.4) OBP: 0.288, SLG: 0.229 | | | | | | | | | | 5 | 0 | 0 | 0 | 0 | 2 | 6 | | | | | | | | | | | |
| 7 Joe Mauer, L (1.2) OBP: 0.534, SLG: 0.813 | | | | | | | | | | 4 | 1 | 1 | 1 | 1 | 0 | 2 | | | | | | | | | | | |
| 33 Justin Morneau, L (1.3) OBP: 0.384, SLG: 0.619 | | | | | | | | | | 5 | 2 | 2 | 2 | 0 | 1 | 2 | | | | | | | | | | | |
| 16 Jason Kubel, L (1.10) OBP: 0.378, SLG: 0.576 | | | | | | | | | | 4 | 1 | 2 | 0 | 1 | 1 | 1 | | | | | | | | | | | |
| 5 Michael Cuddyer, R (1.9) OBP: 0.361, SLG: 0.417 | | | | | | | | | | 4 | 0 | 1 | 0 | 1 | 1 | 2 | | | | | | | | | | | |
| 24 Joe Crede, R (1.5) OBP: 0.364, SLG: 0.443 | | | | | | | | | | 2 | 0 | 0 | 0 | 0 | 0 | 4 | | | | | | | | | | | |
| 23 Brendan Harris, R (5.5) OBP: 0.364, SLG: 0.443 | | | | | | | | | | 2 | 0 | 1 | 0 | 0 | 0 | 0 | | | | | | | | | | | |
| 22 Carlos Gómez, R (1.8) OBP: 0.277, SLG: 0.310 | | | | | | | | | | 2 | 0 | 0 | 0 | 1 | 2 | 2 | | | | | | | | | | | |
| 8 Nick Punto, S (1.6) OBP: 0.306, SLG: 0.220 | | | | | | | | | | 3 | 0 | 1 | 1 | 0 | 0 | 3 | | | | | | | | | | | |
| Inning Stats | R: 0 E: 0 K: 1 S: 8 | H: 1 LOB: 0 BB: 0 P: 11 | R: 1 E: 0 K: 1 S: 14 | H: 1 LOB: 2 BB: 2 P: 31 | R: 0 E: 0 K: 0 S: 5 | H: 0 LOB: 1 BB: 1 P: 12 | R: 1 E: 0 K: 0 S: 16 | H: 2 LOB: 2 BB: 1 P: 28 | R: 1 E: 0 K: 0 S: 7 | H: 2 LOB: 1 BB: 0 P: 11 | R: 0 E: 0 K: 2 S: 13 | H: 1 LOB: 2 BB: 1 P: 21 | R: 1 E: 0 K: 0 S: 10 | H: 1 LOB: 0 BB: 0 P: 15 | R: 0 E: 0 K: 0 S: 12 | H: 1 LOB: 2 BB: 1 P: 22 | R: 0 E: 0 K: 3 S: 11 | H: 0 LOB: 1 BB: 1 P: 18 | 1B: 5 2B: 1 3B: 0 HR: 3 | SF: 1 SAC: 1 DP: 1 HBP: 0 | WP: 0 PB: 0 SB: 1 CS: 0 | PA: 42 | | | | | |
| PITCHER | IP | WLS | BF | H | R | ER | SO | BB | IBB | HBP | BLK | WP | HR | S | P | ERA | WHIP | | | | | | | | | | |
| 65 Phil Hughes, R (1.1) ERA: 7.58 | 5.0 | | 24 | 6 | 3 | 3 | 2 | 4 | 0 | 0 | 0 | 0 | 2 | 50 | 93 | 5.40 | 2.000 | | | | | | | | | | |
| 63 Jonathan Albaladejo, R (7.1) ERA: 5.0 | 1.0 | | 5 | 1 | 0 | 0 | 2 | 1 | 0 | 0 | 0 | 0 | 1 | 13 | 21 | 0.00 | 2.000 | | | | | | | | | | |
| 48 Phil Coke, L (7.1) ERA: 3.77 | 0.2 | | 3 | 1 | 1 | 1 | 0 | 0 | 0 | 0 | 0 | 0 | 1 | 9 | 13 | 13.50 | 1.500 | | | | | | | | | | |
| 28 Brett Tomko, R (7.1) ERA: 5.4 | 0.2 | | 3 | 1 | 0 | 0 | 0 | 0 | 0 | 0 | 0 | 0 | 0 | 6 | 12 | 0.00 | 1.500 | | | | | | | | | | |
| 36 Edwin Ramirez, R (8.1) ERA: 4.98 | 1.1 | | 6 | 0 | 0 | 0 | 2 | 2 | 0 | 0 | 0 | 0 | 0 | 15 | 27 | 0.00 | 1.500 | | | | | | | | | | |
| 41 Jose Veras, R (9.1) ERA: 6.89 | 0.1 | W | 1 | 0 | 0 | 0 | 1 | 0 | 0 | 0 | 0 | 0 | 0 | 3 | 3 | 0.00 | 0.000 | | | | | | | | | | |

| Batter | 1 | 2 | 3 | 4 | 5 | 6 | 7 | 8 | 9 | AB | R | H | RBI | BB | SO | LOB | BOTTOM | | | | | | | | | | |
|---|------------------------------|----------------------------------|------------------------------|----------------------------------|-------------------------------|----------------------------------|------------------------------|---------------------------------|-------------------------------|----------------------------------|------------------------------|----------------------------------|-------------------------------|----------------------------------|------------------------------|----------------------------------|--|----------------------------------|----------------------------------|------------------------------------|----------------------------------|--------|--|--|--|--|--|
| 2 Derek Jeter, R (1.6) OBP: 0.344, SLG: 0.418 | | | | | | | | | | 4 | 1 | 1 | 1 | 1 | 0 | 1 | Minnesota Twins @ New York Yankees Yankee Stadium, Bronx, NY Fri May 15 2009, 7:05 PM EDT Att: 43,856 - Partly Cloudy - 68 F | | | | | | | | | | |
| 18 Johnny Damon, L (1.7) OBP: 0.367, SLG: 0.612 | | | | | | | | | | 2 | 0 | 0 | 0 | 0 | 2 | 2 | | | | | | | | | | | |
| 11 Brett Gardner, L (4.8) OBP: 0.330, SLG: 0.423 | | | | | | | | | | 3 | 2 | 3 | 1 | 0 | 0 | 0 | | | | | | | | | | | |
| 25 Mark Teixeira, S (1.3) OBP: 0.342, SLG: 0.434 | | | | | | | | | | 4 | 1 | 2 | 1 | 1 | 1 | 1 | | | | | | | | | | | |
| 13 Alex Rodriguez, R (1.5) OBP: 0.380, SLG: 0.273 | | | | | | | | | | 1 | 0 | 0 | 0 | 4 | 1 | 3 | | | | | | | | | | | |
| 19 Ramiro Pena, S (9. PR) OBP: 0.333, SLG: 0.360 | | | | | | | | | | 0 | 1 | 0 | 0 | 0 | 0 | 0 | | | | | | | | | | | |
| 55 Hideki Matsui, L (1.10) OBP: 0.355, SLG: 0.443 | | | | | | | | | | 4 | 0 | 0 | 0 | 1 | 1 | 7 | | | | | | | | | | | |
| 33 Nick Swisher, S (1.9) OBP: 0.381, SLG: 0.558 | | | | | | | | | | 4 | 0 | 1 | 0 | 1 | 1 | 6 | | | | | | | | | | | |
| 24 Robinson Cano, L (1.4) OBP: 0.346, SLG: 0.493 | | | | | | | | | | 3 | 0 | 0 | 0 | 2 | 0 | 2 | | | | | | | | | | | |
| 53 Melky Cabrera, S (1.8) OBP: 0.394, SLG: 0.511 | | | | | | | | | | 5 | 0 | 2 | 2 | 0 | 1 | 4 | | | | | | | | | | | |
| 17 Kevin Cash, R (1.2) OBP: 0.143, SLG: 0.286 | | | | | | | | | | 4 | 0 | 1 | 0 | 0 | 0 | 1 | | | | | | | | | | | |
| Inning Stats | R: 0 E: 0 K: 2 S: 8 | H: 0 LOB: 0 BB: 0 P: 15 | R: 0 E: 0 K: 0 S: 9 | H: 0 LOB: 2 BB: 2 P: 19 | R: 0 E: 0 K: 2 S: 12 | H: 1 LOB: 3 BB: 2 P: 25 | R: 0 E: 0 K: 1 S: 6 | H: 1 LOB: 0 BB: 0 P: 8 | R: 1 E: 0 K: 0 S: 10 | H: 2 LOB: 0 BB: 0 P: 17 | R: 0 E: 0 K: 1 S: 6 | H: 0 LOB: 2 BB: 2 P: 17 | R: 1 E: 0 K: 0 S: 14 | H: 2 LOB: 3 BB: 2 P: 29 | R: 0 E: 0 K: 0 S: 9 | H: 1 LOB: 1 BB: 0 P: 13 | R: 3 E: 0 K: 1 S: 14 | H: 3 LOB: 2 BB: 2 P: 27 | 1B: 5 2B: 2 3B: 1 HR: 2 | SF: 0 SAC: 0 DP: 1 HBP: 0 | WP: 0 PB: 0 SB: 0 CS: 0 | PA: 44 | | | | | |
| PITCHER | IP | WLS | BF | H | R | ER | SO | BB | IBB | HBP | BLK | WP | HR | S | P | ERA | WHIP | | | | | | | | | | |
| 47 Francisco Liriano, L (1.1) ERA: 5.21 | 6.0 | | 26 | 4 | 1 | 1 | 0 | 6 | 0 | 0 | 0 | 0 | 1 | 51 | 101 | 1.50 | 1.667 | | | | | | | | | | |
| 28 Jesse Crain, R (7.1) ERA: 8.44 | 0.2 | H | 5 | 2 | 1 | 1 | 0 | 1 | 0 | 0 | 0 | 0 | 0 | 10 | 19 | 13.50 | 4.500 | | | | | | | | | | |
| 50 Jose Mijares, L (7.1) ERA: 2.5 | 1.1 | H | 6 | 1 | 0 | 0 | 0 | 1 | 0 | 0 | 0 | 0 | 0 | 13 | 23 | 0.00 | 1.500 | | | | | | | | | | |
| 36 Joe Nathan, R (9.1) ERA: 3.07 | 0.2 | L | 7 | 3 | 3 | 3 | 1 | 1 | 1 | 0 | 0 | 0 | 0 | 14 | 27 | 40.50 | 6.000 | | | | | | | | | | |

| | |
|-----|----|
| AB | 33 |
| R | 4 |
| H | 9 |
| RBI | 4 |
| BB | 7 |
| SO | 7 |
| LOB | 24 |



| Batter | 1 | 2 | 3 | 4 | 5 | 6 | 7 | 8 | 9 | 10 | 11 | AB | R | H | RBI | BB | SO | LOB | TOP | | | | | | | | | | | | | | | | | |
|--|---|----------------------------------|--|----------------------------------|--|----------------------------------|--|----------------------------------|--|----------------------------------|--|----------------------------------|-------------------------------|----------------------------------|-------------------------------|----------------------------------|------------------------------|----------------------------------|-------------------------------|----------------------------------|------------------------------|----------------------------------|----------------------------------|------------------------------------|----------------------------------|--------|--|--|--|--|--|--|--|--|--|--|
| 2 Denard Span, L OBP: 0.377, SLG: 0.368 | (1, 8) C FF 92 1-3 B FF 94 S SL 84 K | | X FF 93 0-0 FC6-4 | | G FF 93 4-2 B FF 95 F FF 92 C CH 79 B SL 84 S SL 84 BB | | B SL 82 2-2 B FF 91 D SL 81 X SL 82 P4 | | F FC 90 2-3 B FC 91 C FC 91 K | | B FF 92 1-0 X FF 91 G4-3 | 5 | 0 | 0 | 0 | 1 | 2 | 4 | | | | | | | | | | | | | | | | | | |
| 23 Brendan Harris, R OBP: 0.337, SLG: 0.408 | (1, 4) B FF 95 3-3 C SL 83 S SL 85 K | | 1 SAFE X SL 85 F9 | | B FF 93 2-3 C FF 93 F FF 93 C CH 83 B FF 96 K | | B SL 82 2-2 B FF 93 C CH 83 X FF 92 F8 | | F FC 91 0-1 X FC 91 G4-3 | | F FF 90 1-2 B CH 82 B FC 90 X CU 81 G6-3 | 6 | 0 | 0 | 0 | 0 | 2 | 5 | | | | | | | | | | | | | | | | | | |
| 7 Joe Mauer, L OBP: 0.524, SLG: 0.827 | (1, 10) B FF 94 2-1 B SI 91 C CH 81 G4-3 | | B FF 92 2-1 B FF 93 X FF 93 HR | | C CU 76 4-1 C SI 74 B FF 95 C CH 81 B FF 95 BB | | C SL 81 2-2 B FC 91 C FC 91 X FF 93 G1-3 | | B FC 91 1-3 C FC 91 K | | | 4 | 1 | 1 | 1 | 1 | 1 | 0 | | | | | | | | | | | | | | | | | | |
| 33 Justin Morneau, L OBP: 0.396, SLG: 0.641 | (1, 3) C FF 91 4-2 B SL 86 B SI 91 B FF 93 B FF 92 FC5-4 16 32 1B BB | | B CU 76 4-2 B CU 77 B FF 95 C CH 82 B FF 95 C SL 83 B SL 84 B FF 95 BB | | B FF 93 3-2 B FF 94 F FF 93 X FF 94 F8 | | B FF 93 1-0 X SL 82 HR | | F FC 91 2-2 B FC 91 B FC 91 X FC 92 16 1B | | | 3 | 2 | 2 | 1 | 2 | 0 | 1 | | | | | | | | | | | | | | | | | | |
| 16 Jason Kubel, L OBP: 0.379, SLG: 0.569 | (1, 7) B FF 92 3-2 C FF 92 C CH 83 F SL 85 X SL 85 FC5-4 1B | | C FF 93 3-3 B FF 94 B FF 94 F FF 93 X FF 94 K | | C CH 82 2-2 C CH 82 B FC 92 X CU 80 FC4-6 | | B SL 83 1-3 C SL 83 B FC 91 X FC 92 K | | F FC 91 0-1 X FC 92 1B | | | 5 | 0 | 2 | 0 | 0 | 2 | 2 | | | | | | | | | | | | | | | | | | |
| 5 Michael Cuddyer, R OBP: 0.355, SLG: 0.405 | (1, 9) C FF 94 0-1 X FF 92 FC5-4 32 1B | | C SL 83 0-3 F FF 97 S CU 78 K | | C SL 83 0-2 F FF 97 F FF 97 X CU 80 F9 | | C B FF 93 4-1 B FF 93 B FF 93 BB | | B FF 92 1-2 C FC 93 B FC 91 X FC 91 P4 | | | 4 | 1 | 0 | 0 | 1 | 1 | 6 | | | | | | | | | | | | | | | | | | |
| 32 Brian Buscher, L OBP: 0.365, SLG: 0.390 | (1, 5) D FF 90 2-2 C CH 83 S CH 83 B FF 95 F SL 85 X FF 95 SF8-2-6 | | C FF 94 0-1 X CH 83 F8 | | B SI 94 4-2 B SI 92 C SI 76 B SI 94 SH2-4 8 55 1B BB | | F SI 90 1-2 D SL 82 X SL 82 2B | | B FC 90 2-2 S FC 91 B FC 91 X FC 91 L8 | | | 3 | 0 | 1 | 2 | 1 | 0 | 3 | | | | | | | | | | | | | | | | | | |
| 55 Mike Redmond, R OBP: 0.327, SLG: 0.277 | (1, 2) B FF 92 1-3 F FF 94 S SL 86 K | | B FF 93 1-0 X FF 90 F7 | | B FF 93 1-0 X FF 90 F7 | | B SI 94 1-0 B SI 94 SH2-4 8 1B | | B CH 75 4-1 B SI 88 B CH 76 BB | | C FC 91 0-1 X FC 91 G1-3 | 3 | 0 | 1 | 0 | 0 | 1 | 0 | | | | | | | | | | | | | | | | | | |
| 22 Carlos Gómez, R OBP: 0.277, SLG: 0.310 | (7, PR) C FF 94 1-1 B 7 F8 | | C FF 94 1-2 X FF 94 FC6-4 2 1B | | C FF 93 0-1 X CH 83 F8 | | B SI 92 1-1 L SI 93 X SI 92 SH2-4 1-2 2-3 | | B SI 88 3-1 B SI 90 B SI 88 X SI 88 P4 | | | 4 | 0 | 1 | 0 | 0 | 0 | 2 | | | | | | | | | | | | | | | | | | |
| 58 Jose Morales, S OBP: 0.385, SLG: 0.396 | (7, 2) C FF 94 1-2 X FF 94 FC6-4 2 1B | | C FF 93 0-1 X CH 83 F8 | | C FF 93 0-1 X CH 83 F8 | | B SI 92 1-1 L SI 93 X SI 92 SH2-4 1-2 2-3 | | B SI 88 3-1 B SI 90 B SI 88 X SI 88 P4 | | | 4 | 0 | 1 | 0 | 0 | 0 | 2 | | | | | | | | | | | | | | | | | | |
| 8 Nick Punto, S OBP: 0.304, SLG: 0.221 | (1, 6) C FF 94 1-2 X FF 94 FC6-4 2 1B | | C FF 93 0-1 X CH 83 F8 | | C FF 93 0-1 X CH 83 F8 | | B SI 92 1-1 L SI 93 X SI 92 SH2-4 1-2 2-3 | | B SI 88 3-1 B SI 90 B SI 88 X SI 88 P4 | | | 4 | 0 | 1 | 0 | 0 | 0 | 2 | | | | | | | | | | | | | | | | | | |
| Inning Stats | R: 0 E: 0 K: 2 S: 8 | H: 0 LOB: 0 BB: 0 P: 14 | R: 1 E: 0 K: 0 S: 13 | H: 1 LOB: 0 BB: 1 P: 22 | R: 0 E: 0 K: 1 S: 8 | H: 1 LOB: 1 BB: 0 P: 10 | R: 1 E: 0 K: 2 S: 15 | H: 1 LOB: 1 BB: 1 P: 24 | R: 0 E: 0 K: 1 S: 10 | H: 0 LOB: 1 BB: 1 P: 17 | R: 0 E: 0 K: 0 S: 12 | H: 0 LOB: 1 BB: 1 P: 21 | R: 0 E: 0 K: 0 S: 11 | H: 1 LOB: 3 BB: 1 P: 21 | R: 2 E: 0 K: 1 S: 14 | H: 2 LOB: 2 BB: 2 P: 30 | R: 0 E: 0 K: 2 S: 8 | H: 0 LOB: 0 BB: 0 P: 11 | R: 0 E: 0 K: 0 S: 13 | H: 2 LOB: 2 BB: 0 P: 18 | R: 0 E: 0 K: 0 S: 7 | H: 0 LOB: 0 BB: 0 P: 10 | 1B: 5 2B: 2 3B: 0 HR: 2 | SF: 1 SAC: 1 DP: 1 HBP: 0 | WP: 0 PB: 0 SB: 1 CS: 0 | PA: 47 | | | | | | | | | | |
| PITCHER | IP 6.0 | WLS 24 | BF 24 | H 3 | R 2 | ER 2 | SO 6 | BB 0 | IBB 0 | HBP 0 | BLK 0 | WP 0 | HR 1 | S 66 | P 108 | ERA 3.00 | WHIP 1.167 | | | | | | | | | | | | | | | | | | | |
| 62 Jose Chamberlain, R ERA: 3.76 | (1, 1) | | | | | | | | | | | | | | | | | | | | | | | | | | | | | | | | | | | |
| 41 Jose Veras, R ERA: 6.75 | (7, 1) | 0.1 | H 3 | 1 | 0 | 0 | 0 | 1 | 0 | 0 | 0 | 0 | 0 | 5 | 11 | 0.00 | 6.000 | | | | | | | | | | | | | | | | | | | |
| 48 Phil Coke, L ERA: 4.6 | (7, 1) | 1.1 | B 7 | 2 | 2 | 2 | 1 | 1 | 0 | 0 | 0 | 0 | 1 | 17 | 30 | 13.50 | 2.250 | | | | | | | | | | | | | | | | | | | |
| 36 Edwin Ramirez, R ERA: 4.86 | (8, 1) | 0.1 | 2 | 0 | 0 | 0 | 0 | 1 | 0 | 0 | 0 | 0 | 0 | 3 | 10 | 0.00 | 3.000 | | | | | | | | | | | | | | | | | | | |
| 42 Mariano Rivera, R ERA: 2.93 | (9, 1) | 2.0 | 8 | 2 | 0 | 0 | 2 | 0 | 0 | 0 | 0 | 0 | 0 | 21 | 29 | 0.00 | 1.000 | | | | | | | | | | | | | | | | | | | |

Minnesota Twins @ New York Yankees
Yankee Stadium, Bronx, NY
Sat May 16 2009, 1:05 PM EDT
Att: 45,455 - Cloudy - 65 F

| | |
|-----|----|
| AB | 38 |
| R | 4 |
| H | 8 |
| RBI | 4 |
| BB | 7 |
| SO | 9 |
| LOB | 25 |



| Batter | 1 | 2 | 3 | 4 | 5 | 6 | 7 | 8 | 9 | 10 | 11 | AB | R | H | RBI | BB | SO | LOB | BOTTOM | | | | | | | | | | | | | | | | |
|--|---|----------------------------------|--|----------------------------------|---|----------------------------------|--|---------------------------------|--|----------------------------------|------------------------------|---------------------------------|-------------------------------|---------------------------------|-------------------------------|----------------------------------|------------------------------|---------------------------------|------------------------------|----------------------------------|------------------------------|---------------------------------|----------------------------------|------------------------------------|----------------------------------|--------|--|--|--|--|--|--|--|--|--|
| 2 Derek Jeter, R OBP: 0.348, SLG: 0.413 | (1, 6) B SI 90 4-2 B SI 90 B SI 91 B SI 92 B SI 92 B SI 92 25 CS BB | | B SI 89 4-0 B FC 86 B SI 91 B SI 91 25 HR BB | | B FC 86 2-0 B SI 90 G6-3 | | B SI 89 2-0 B SI 90 X SI 90 SH1-3 | | C FF 92 0-1 X FF 91 F7 | | C FF 92 0-1 X FF 91 F7 | 2 | 1 | 0 | 0 | 2 | 0 | 0 | | | | | | | | | | | | | | | | | |
| 18 Johnny Damon, L OBP: 0.361, SLG: 0.601 | (1, 7) 1 SAFE C SI 89 C SI 90 X SI 92 P5 | | B SI 89 4-2 B FC 86 B SI 91 1 SAFE B SI 90 C CH 81 B FC 86 BB | | C CU 74 2-2 B SI 90 B FC 86 C CH 82 25 1B | | C SI 91 1-1 B SI 92 X SI 92 G1-3 | | D SL 83 1-0 X SL 84 P2 | | | 4 | 1 | 1 | 0 | 1 | 0 | 3 | | | | | | | | | | | | | | | | | |
| 25 Mark Teixeira, S OBP: 0.364, SLG: 0.484 | (1, 10) C SI 90 2-2 B SI 91 F FC 87 X SI 90 2B | | F CU 76 0-1 X SI 91 HR | | C SI 90 0-2 F FC 87 1 SAFE X SI 90 33 G3-6-1 1B | | B SI 92 1-1 B SI 92 X SI 91 1B | | B SI 92 1-1 B SI 92 X SI 91 1B | | | 4 | 2 | 4 | 4 | 1 | 0 | 0 | | | | | | | | | | | | | | | | | |
| 13 Alex Rodriguez, R OBP: 0.371, SLG: 0.385 | (1, 5) C FC 86 1-2 B FC 86 X SI 91 G1-3 | | B FC 86 3-3 B SI 91 F FC 87 B FC 87 C FC 86 HR | | F FC 86 0-2 F SI 91 X SI 92 K | | F FC 86 0-2 F SI 91 X SI 92 K | | D FC 85 4-2 B CU 78 B FC 86 C FC 86 B CU 78 BB | | C SL 83 0-1 X SL 85 HR | 4 | 1 | 1 | 2 | 1 | 2 | 3 | | | | | | | | | | | | | | | | | |
| 33 Nick Swisher, S OBP: 0.371, SLG: 0.538 | (1, 3) B SI 89 1-3 F CH 83 S FC 86 K | | X SI 89 0-0 L7 | | B SI 89 3-1 B SI 91 X SI 89 G3-6-1 | | B SI 92 1-1 B SI 92 X SI 91 F9 | | C CH 83 3-2 D FC 85 B SI 90 B FC 86 B FF 91 X SI 86 F9 | | | 4 | 0 | 0 | 0 | 0 | 1 | 4 | | | | | | | | | | | | | | | | | |
| 24 Robinson Cano, L OBP: 0.338, SLG: 0.480 | (1, 4) B SI 90 3-1 B SI 91 C SI 90 X SI 90 F8 | | C SI 88 0-1 X SI 89 G6-3 | | B SI 89 2-0 B SI 91 X SI 90 G4-3 | | B SI 88 0-1 X CU 77 F7 | | C SI 89 0-1 X CU 77 F7 | | | 4 | 0 | 0 | 0 | 0 | 0 | 0 | | | | | | | | | | | | | | | | | |
| 53 Melky Cabrera, S OBP: 0.380, SLG: 0.490 | (1, 9) C CU 77 0-1 X SI 91 L7 | | C SI 90 2-2 B CH 83 B SI 91 X SI 91 G1-3 | | B SI 89 1-0 X SI 90 G6-3 | | B SI 77 1-0 X SI 90 G6-3 | | X SI 91 0-0 G3 | | | 4 | 0 | 0 | 0 | 0 | 0 | 0 | | | | | | | | | | | | | | | | | |
| 11 Brett Gardner, L OBP: 0.315, SLG: 0.402 | (1, 8) C SI 89 1-2 B FC 85 F FC 85 C SI 92 B SI 91 X SI 92 G1-3 | | C CU 74 0-1 X SI 88 G6-3 | | B SI 90 1-0 X SI 90 F9 | | B SI 90 1-0 X SI 90 F9 | | C SI 89 0-2 F FC 84 X CU 79 G6-3 | | | 4 | 0 | 0 | 0 | 0 | 0 | 0 | | | | | | | | | | | | | | | | | |
| 29 Francisco Cervelli, R OBP: 0.316, SLG: 0.266 | (1, 2) B FC 85 3-3 F FC 85 C SI 92 B SI 91 X SI 92 K | | F SI 88 0-1 X FC 88 F8 | | B SI 89 2-1 B SI 90 X SI 90 SH1-3 25 1B 2B | | B SI 89 2-1 B SI 90 X SI 90 SH1-3 25 1B 2B | | B FF 92 2-3 F FF 90 F FC 84 B FC 84 F FC 84 B FC 84 X FF 91 K | | | 2 | 0 | 0 | 0 | 0 | 1 | 0 | | | | | | | | | | | | | | | | | |
| 55 Hideki Matsui, L OBP: 0.360, SLG: 0.458 | (8, PH) C SI 92 1-1 B SI 91 X SI 92 K | | | | | | | | | | | 1 | 0 | 1 | 0 | 0 | 0 | 0 | | | | | | | | | | | | | | | | | |
| 19 Ramiro Pena, S OBP: 0.353, SLG: 0.360 | (8, PR) C SI 92 1-1 B SI 91 X SI 92 K | | | | | | | | | | | 0 | 1 | 0 | 0 | 0 | 0 | 0 | | | | | | | | | | | | | | | | | |
| 17 Kevin Cash, R OBP: 0.125, SLG: 0.250 | (9, 2) C SI 92 1-1 B SI 91 X SI 92 K | | | | | | | | | | | 1 | 0 | 0 | 0 | 0 | 1 | 0 | | | | | | | | | | | | | | | | | |
| Inning Stats | R: 0 E: 0 K: 0 S: 11 | H: 1 LOB: 1 BB: 1 P: 18 | R: 0 E: 0 K: 1 S: 7 | H: 0 LOB: 0 BB: 0 P: 11 | R: 3 E: 0 K: 2 S: 15 | H: 1 LOB: 0 BB: 2 P: 30 | R: 0 E: 0 K: 0 S: 6 | H: 0 LOB: 0 BB: 0 P: 8 | R: 0 E: 0 K: 1 S: 12 | H: 2 LOB: 1 BB: 0 P: 17 | R: 0 E: 0 K: 0 S: 3 | H: 0 LOB: 0 BB: 0 P: 7 | R: 0 E: 0 K: 0 S: 11 | H: 0 LOB: 0 BB: 0 P: 7 | R: 1 E: 0 K: 0 S: 12 | H: 2 LOB: 2 BB: 1 P: 25 | R: 0 E: 0 K: 0 S: 8 | H: 0 LOB: 0 BB: 0 P: 8 | R: 0 E: 0 K: 1 S: 7 | H: 0 LOB: 0 BB: 0 P: 10 | R: 2 E: 0 K: 0 S: 3 | H: 1 LOB: 0 BB: 1 P: 7 | 1B: 3 2B: 2 3B: 0 HR: 2 | SF: 0 SAC: 1 DP: 1 HBP: 0 | WP: 1 PB: 0 SB: 0 CS: 1 | PA: 40 | | | | | | | | | |
| PITCHER | IP 7.2 | WLS 30 | BF 6 | H 0 | R 4 | ER 4 | SO 1 | BB 3 | IBB 0 | HBP 0 | BLK 0 | WP 0 | HR 1 | S 66 | P 111 | ERA 4.70 | WHIP 1.174 | | | | | | | | | | | | | | | | | | |
| 53 Nick Blackburn, R ERA: 4.38 | (1, 1) | | | | | | | | | | | | | | | | | | | | | | | | | | | | | | | | | | |
| 54 Matt Guerrier, R ERA: 3.92 | (8, 1) | 2.0 | 7 | 0 | 0 | 0 | 1 | 1 | 0 | 0 | 0 | 0 | 1 | 0 | 19 | 28 | 0.00 | 0.500 | | | | | | | | | | | | | | | | | |
| 49 Craig Breslow, L ERA: 7.11 | (10, 1) | 0.1 | L 3 | 1 | 2 | 2 | 0 | 1 | 0 | 0 | 0 | 0 | 1 | 4 | 9 | 54.00 | 6.000 | | | | | | | | | | | | | | | | | | |

Minnesota Twins @ New York Yankees
Yankee Stadium, Bronx, NY
Sat May 16 2009, 1:05 PM EDT
Att: 45,455 - Cloudy - 65 F

| | |
|-----|----|
| AB | 34 |
| R | 6 |
| H | 7 |
| RBI | 6 |
| BB | 5 |
| SO | 5 |
| LOB | 10 |



| Batter | 1 | 2 | 3 | 4 | 5 | 6 | 7 | 8 | 9 | AB | R | H | RBI | BB | SO | LOB | TOP | | | | | |
|--|--|----------------------------------|-------------------------------|----------------------------------|-------------------------------|----------------------------------|------------------------------|----------------------------------|-------------------------------|----------------------------------|-------------------------------|----------------------------------|-------------------------------|----------------------------------|-------------------------------|----------------------------------|---|----------------------------------|------------------------------------|------------------------------------|-------------------------|--------|
| 2 Denard Span, L OBP: 0.373, SLG: 0.379 | G4-3 | G4-3 | G5-3 | G5-3 | G5-3 | 1B | | HR | | 5 | 1 | 2 | 2 | 0 | 0 | 3 | Minnesota Twins @ New York Yankees Yankee Stadium, Bronx, NY Mon May 18 2009, 7:05 PM EDT Att: 43,244 - Cloudy - 54 F | | | | | |
| 23 Brendan Harris, R OBP: 0.341, SLG: 0.420 | 7 1B | G6-3 | | | | 33 1B 24 FC1-5 | G1-3 | G6-3 | | 5 | 1 | 2 | 0 | 0 | 0 | 3 | | | | | | |
| 7 Joe Mauer, L OBP: 0.281, SLG: 0.767 | 33 1B | | F7 | | F8 | | G4-3 | | | 4 | 1 | 1 | 1 | 1 | 0 | 1 | | | | | | |
| 33 Justin Morneau, L OBP: 0.414, SLG: 0.653 | 2B | | | | | 24 FC1-5 | | | | 5 | 0 | 4 | 1 | 0 | 1 | 1 | | | | | | |
| 24 Joe Crede, R OBP: 0.292, SLG: 0.427 | 1B | | | | | | | | | 4 | 0 | 0 | 0 | 1 | 1 | 5 | | | | | | |
| 20 Matt Tolbert, S OBP: 0.283, SLG: 0.231 | P4 | | P6 | | FC1-5 | | K | | | 0 | 1 | 0 | 0 | 0 | 0 | 0 | | | | | | |
| 16 Jason Kubel, L OBP: 0.386, SLG: 0.538 | F7 | | | | K2-3 | | | | | 4 | 0 | 0 | 0 | 1 | 2 | 5 | | | | | | |
| 5 Michael Cuddyer, R OBP: 0.352, SLG: 0.410 | | G4-3 | | | | | | | | 4 | 1 | 1 | 2 | 1 | 0 | 1 | | | | | | |
| 22 Carlos Gómez, R OBP: 0.320, SLG: 0.333 | | G4-3 | | | | | | | | 3 | 1 | 2 | 0 | 1 | 0 | 3 | | | | | | |
| 8 Nick Punto, S OBP: 0.306, SLG: 0.216 | | | | | | | | | | 4 | 0 | 1 | 0 | 0 | 0 | 2 | | | | | | |
| 55 Mike Redmond, R OBP: 0.321, SLG: 0.271 | | | | | | | | | | 1 | 0 | 0 | 0 | 0 | 0 | 1 | | | | | | |
| Inning Stats | R: 2 E: 0 K: 0 S: 14 | H: 3 LOB: 1 BB: 0 P: 22 | R: 0 E: 0 K: 0 S: 9 | H: 1 LOB: 2 BB: 0 P: 15 | R: 0 E: 0 K: 1 S: 12 | H: 1 LOB: 1 BB: 0 P: 14 | R: 1 E: 0 K: 0 S: 9 | H: 2 LOB: 0 BB: 0 P: 10 | R: 0 E: 0 K: 1 S: 12 | H: 2 LOB: 2 BB: 0 P: 19 | R: 1 E: 0 K: 0 S: 8 | H: 2 LOB: 1 BB: 0 P: 10 | R: 0 E: 0 K: 1 S: 9 | H: 1 LOB: 3 BB: 2 P: 21 | R: 1 E: 0 K: 0 S: 16 | H: 1 LOB: 1 BB: 2 P: 27 | R: 1 E: 0 K: 0 S: 19 | H: 0 LOB: 1 BB: 2 P: 31 | 1B: 8 2B: 3 3B: 0 HR: 2 | SF: 0 SAC: 0 DP: 0 HBP: 1 | WP: 1 PB: 0 CS: 1 | PA: 45 |
| PITCHER | IP WLS BF H R ER SO BB IBB HBP BLK WP HR S P ERA WHIP | | | | | | | | | | | | | | | | | | | | | |
| 46 Andy Pettitte, L ERA: 4.18 | (1, 1) 6.2 W 33 12 4 4 3 1 0 1 0 0 0 1 71 105 5.40 1.950 | | | | | | | | | | | | | | | | | | | | | |
| 41 Jose Veras, R ERA: 5.51 | (7, 1) 0.1 H 2 0 0 0 0 1 0 0 0 0 0 1 2 6 0.00 3.000 | | | | | | | | | | | | | | | | | | | | | |
| 36 Edwar Ramirez, R ERA: 5.19 | (8, 1) 0.2 H 4 1 1 1 0 1 0 0 0 0 0 1 13 22 13.50 3.000 | | | | | | | | | | | | | | | | | | | | | |
| 48 Phil Coke, L ERA: 4.76 | (8, 1) 1.1 S 6 0 1 1 1 2 0 0 0 0 1 0 22 36 6.75 1.500 | | | | | | | | | | | | | | | | | | | | | |
| Batter | 1 | 2 | 3 | 4 | 5 | 6 | 7 | 8 | 9 | AB | R | H | RBI | BB | SO | LOB | BOTTOM | | | | | |
| 2 Derek Jeter, R OBP: 0.391, SLG: 0.412 | | | | G6-4-3 | | | | G1-3 | | 5 | 1 | 2 | 0 | 0 | 1 | 4 | Minnesota Twins @ New York Yankees Yankee Stadium, Bronx, NY Mon May 18 2009, 7:05 PM EDT Att: 43,244 - Cloudy - 54 F | | | | | |
| 18 Johnny Damon, L OBP: 0.390, SLG: 0.616 | | | | | | | | | | 4 | 1 | 1 | 0 | 1 | 1 | 5 | | | | | | |
| 25 Mark Teixeira, S OBP: 0.358, SLG: 0.515 | | G4-3 | | | | | | | | 4 | 2 | 2 | 4 | 0 | 0 | 1 | | | | | | |
| 13 Alex Rodriguez, R OBP: 0.395, SLG: 0.563 | | | L3 | | | | | | | 3 | 1 | 1 | 1 | 1 | 1 | 0 | | | | | | |
| 33 Nick Swisher, S OBP: 0.367, SLG: 0.520 | | F7 | | G1-3 | | | | | | 4 | 0 | 0 | 0 | 0 | 0 | 1 | | | | | | |
| 24 Robinson Canó, L OBP: 0.337, SLG: 0.481 | | | | | | | | | | 4 | 1 | 2 | 0 | 0 | 0 | 1 | | | | | | |
| 53 Melky Cabrera, S OBP: 0.374, SLG: 0.481 | | | G6-3 | | | | | | | 4 | 1 | 2 | 1 | 0 | 1 | 2 | | | | | | |
| 19 Ramiro Pena, S OBP: 0.311, SLG: 0.333 | | | | | | | | | | 4 | 0 | 1 | 0 | 0 | 0 | 1 | | | | | | |
| 29 Francisco Cervelli, R OBP: 0.400, SLG: 0.375 | | | | | | | | | | 2 | 0 | 2 | 1 | 0 | 0 | 0 | | | | | | |
| Inning Stats | R: 6 E: 0 K: 0 S: 26 | H: 8 LOB: 2 BB: 0 P: 40 | R: 0 E: 0 K: 0 S: 10 | H: 0 LOB: 0 BB: 0 P: 12 | R: 0 E: 0 K: 0 S: 9 | H: 1 LOB: 0 BB: 0 P: 12 | R: 0 E: 0 K: 0 S: 8 | H: 1 LOB: 1 BB: 0 P: 16 | R: 0 E: 0 K: 2 S: 10 | H: 2 LOB: 2 BB: 0 P: 12 | R: 1 E: 0 K: 1 S: 11 | H: 1 LOB: 1 BB: 1 P: 18 | R: 0 E: 1 K: 0 S: 12 | H: 0 LOB: 1 BB: 0 P: 17 | R: 0 E: 0 K: 0 S: 12 | H: 0 LOB: 1 BB: 0 P: 17 | | 1B: 9 2B: 1 3B: 0 HR: 3 | SF: 0 SAC: 2 DP: 1 HBP: 0 | WP: 0 PB: 0 CS: 1 | PA: 38 | |
| PITCHER | IP WLS BF H R ER SO BB IBB HBP BLK WP HR S P ERA WHIP | | | | | | | | | | | | | | | | | | | | | |
| 15 Glen Perkins, L ERA: 5.36 | (1, 1) 0.2 L 15 3 0 0 1 1 0 0 0 0 0 0 41 60 81.00 10.500 | | | | | | | | | | | | | | | | | | | | | |
| 39 R.A. Dickey, R ERA: 3.63 | (1, 1) 4.1 15 3 0 0 1 1 0 0 0 0 0 41 60 0.00 0.923 | | | | | | | | | | | | | | | | | | | | | |
| 18 Luis Ayala, R ERA: 5.71 | (6, 1) 1.1 8 3 1 1 2 1 0 0 0 0 0 1 16 22 6.75 3.000 | | | | | | | | | | | | | | | | | | | | | |
| 49 Craig Breslow, L ERA: 6.75 | (7, 1) 0.2 3 0 0 0 1 0 0 0 0 0 0 11 16 0.00 0.000 | | | | | | | | | | | | | | | | | | | | | |
| 28 Jesse Crain, R ERA: 8.25 | (8, 1) 1.0 3 0 0 0 0 0 0 0 0 0 0 6 9 0.00 0.000 | | | | | | | | | | | | | | | | | | | | | |

| Batter | 1 | 2 | 3 | 4 | 5 | 6 | 7 | 8 | 9 | AB | R | H | RBI | BB | SO | LOB | TOP | | | | | | | | | | | |
|---|------------------------------|----------------------------------|-------------------------------|----------------------------------|-------------------------------|----------------------------------|-------------------------------|----------------------------------|-------------------------------|----------------------------------|-------------------------------|----------------------------------|------------------------------|---------------------------------|------------------------------|---------------------------------|--|----------------------------------|----------------------------------|------------------------------------|----------------------------------|--------|--|--|--|--|--|--|
| 1 Brian Roberts, S OBP: 0.398, SLG: 0.453 | F9 | | 1B | | | | G3 | | | 4 | 0 | 1 | 0 | 0 | 1 | 0 | Baltimore Orioles @ New York Yankees Yankee Stadium, Bronx, NY Wed May 20 2009, 7:05 PM EDT Att. 43,903 - Clear - 70 F | | | | | | | | | | | |
| Adam Jones, R OBP: 0.423, SLG: 0.674 | K | | K | | | | HR | 1B | | 4 | 1 | 2 | 1 | 0 | 2 | 2 | | | | | | | | | | | | |
| 21 Nick Markakis, L OBP: 0.395, SLG: 0.519 | K | | K | | | | | F8 | | 4 | 0 | 0 | 0 | 0 | 3 | 3 | | | | | | | | | | | | |
| 17 Aubrey Huff, L OBP: 0.339, SLG: 0.474 | K | | | | | | G4-3 | F8 | | 4 | 0 | 0 | 0 | 0 | 2 | 1 | | | | | | | | | | | | |
| 6 Melvin Mora, R OBP: 0.327, SLG: 0.363 | 2B | | | | | | 1B | FC6-4 | | 4 | 1 | 3 | 0 | 0 | 0 | 1 | | | | | | | | | | | | |
| 23 Ty Wigington, R OBP: 0.282, SLG: 0.325 | F9 | | HR | | | | 1B | G1-3 | | 4 | 1 | 2 | 2 | 0 | 0 | 1 | | | | | | | | | | | | |
| 14 Nolan Reimold, R OBP: 0.292, SLG: 0.435 | BB | | G6-3 | | | | 1B | HR | | 3 | 1 | 1 | 1 | 1 | 1 | 1 | | | | | | | | | | | | |
| 16 Chad Moeller, R OBP: 0.233, SLG: 0.366 | G1-6-3 | | P4 | | | | | L8 | | 4 | 0 | 0 | 0 | 0 | 0 | 2 | | | | | | | | | | | | |
| 12 Robert Andino, R OBP: 0.250, SLG: 0.258 | 2B | | | | | | K | G1-3 | | 4 | 0 | 1 | 0 | 0 | 2 | 0 | | | | | | | | | | | | |
| Inning Stats | R: 0 E: 0 K: 2 S: 7 | H: 0 LOB: 0 BB: 0 P: 12 | R: 0 E: 0 K: 1 S: 17 | H: 1 LOB: 2 BB: 1 P: 26 | R: 0 E: 0 K: 2 S: 11 | H: 2 LOB: 2 BB: 0 P: 17 | R: 2 E: 0 K: 1 S: 10 | H: 2 LOB: 0 BB: 0 P: 16 | R: 1 E: 0 K: 3 S: 12 | H: 1 LOB: 0 BB: 0 P: 18 | R: 0 E: 0 K: 1 S: 10 | H: 2 LOB: 1 BB: 0 P: 15 | R: 0 E: 0 K: 1 S: 6 | H: 0 LOB: 0 BB: 0 P: 8 | R: 0 E: 0 K: 0 S: 5 | H: 1 LOB: 1 BB: 0 P: 8 | R: 1 E: 0 K: 0 S: 9 | H: 1 LOB: 0 BB: 0 P: 11 | 1B: 5 2B: 3 3B: 0 HR: 3 | SF: 0 SAC: 0 DP: 1 HBP: 0 | WP: 0 PB: 0 SB: 0 CS: 1 | PA: 36 | | | | | | |
| PITCHER | IP | WLS | BF | H | R | ER | SO | BB | IBB | HBP | BLK | WP | HR | S | P | ERA | WHIP | PITCHER | | | | | | | | | | |
| 65 Phil Hughes, R ERA: 7.06 | 5.0 | W | 21 | 6 | 3 | 3 | 9 | 1 | 0 | 0 | 0 | 0 | 0 | 2 | 57 | 89 | 5.40 | 1.400 | | | | | | | | | | |
| 91 Alfredo Aceves, R ERA: 1.74 | 2.0 | H | 7 | 2 | 0 | 0 | 2 | 0 | 0 | 0 | 0 | 0 | 0 | 16 | 23 | 0.00 | 1.000 | | | | | | | | | | | |
| 48 Phil Coke, L ERA: 4.58 | 0.2 | H | 3 | 1 | 0 | 0 | 0 | 0 | 0 | 0 | 0 | 0 | 0 | 4 | 5 | 0.00 | 1.500 | | | | | | | | | | | |
| 42 Mariano Rivera, R ERA: 3.06 | 1.1 | S | 5 | 1 | 1 | 1 | 0 | 0 | 0 | 0 | 0 | 0 | 1 | 10 | 14 | 6.75 | 0.750 | | | | | | | | | | | |

| Batter | 1 | 2 | 3 | 4 | 5 | 6 | 7 | 8 | 9 | AB | R | H | RBI | BB | SO | LOB | BOTTOM | | | | | | | | | | | |
|--|-------------------------------|----------------------------------|-------------------------------|----------------------------------|-------------------------------|----------------------------------|------------------------------|---------------------------------|------------------------------|---------------------------------|------------------------------|---------------------------------|-------------------------------|----------------------------------|-------------------------------|----------------------------------|--|------------------------------------|----------------------------------|--------|--|--|--|--|--|--|--|--|
| 2 Derek Jeter, R OBP: 0.350, SLG: 0.416 | G6-3 | G4-3 | | P6 | | | G6-3 | 18 E | | 5 | 1 | 1 | 2 | 0 | 0 | 0 | Baltimore Orioles @ New York Yankees Yankee Stadium, Bronx, NY Wed May 20 2009, 7:05 PM EDT Att. 43,903 - Clear - 70 F | | | | | | | | | | | |
| 18 Johnny Damon, L OBP: 0.287, SLG: 0.597 | 25 2B | F7 | | L4 | | | F8 | E6 | | 4 | 1 | 0 | 0 | 1 | 0 | 0 | | | | | | | | | | | | |
| 25 Mark Teixeira, S OBP: 0.363, SLG: 0.532 | 2B | | F8 | | | | K | G1-3 | | 4 | 0 | 1 | 1 | 0 | 1 | 2 | | | | | | | | | | | | |
| 13 Alex Rodriguez, R OBP: 0.412, SLG: 0.595 | 2B | | HR | | | | G1-4-3 | G1-3 | | 1 | 2 | 0 | 0 | 2 | 0 | 1 | | | | | | | | | | | | |
| 14 Angel Berroa, R OBP: 0.167, SLG: 0.167 | 55 G4-6-3 | | 33 BB | 24 1B | | | G1-4-3 | 33 BB | 55 1B | 0 | 0 | 0 | 0 | 0 | 0 | 0 | | | | | | | | | | | | |
| 55 Hideki Matsui, L OBP: 0.343, SLG: 0.437 | G4-6-3 | | F8 | | | | F8 | 24 1B | 33 BB | 4 | 0 | 1 | 0 | 0 | 0 | 3 | | | | | | | | | | | | |
| 19 Ramiro Pena, S OBP: 0.311, SLG: 0.333 | 1-2F | | F8 | | | | F8 | 24 1B | 53 BB | 0 | 1 | 0 | 0 | 0 | 0 | 0 | | | | | | | | | | | | |
| 33 Nick Swisher, S OBP: 0.373, SLG: 0.531 | HR | HR | 24 1B | BB | | | F9 | 53 1B | 17 SF8 | 2 | 2 | 1 | 1 | 2 | 0 | 0 | | | | | | | | | | | | |
| 24 Robinson Cano, L OBP: 0.345, SLG: 0.497 | HR | HR | 1-3 2-H | 1B | | | F7 | 53 1B | 2 2B | 4 | 2 | 3 | 3 | 0 | 0 | 0 | | | | | | | | | | | | |
| 53 Melky Cabrera, S OBP: 0.374, SLG: 0.500 | HR | HR | K | | | | P6 | 2 2B | 2 1B | 4 | 2 | 2 | 2 | 0 | 1 | 2 | | | | | | | | | | | | |
| 17 Kevin Cash, R OBP: 0.071, SLG: 0.154 | K | | | P2 | | | G4-3 | SF8 | | 3 | 0 | 0 | 1 | 0 | 1 | 0 | | | | | | | | | | | | |
| Inning Stats | R: 1 E: 0 K: 0 S: 11 | H: 1 LOB: 1 BB: 1 P: 21 | R: 3 E: 0 K: 1 S: 18 | H: 3 LOB: 0 BB: 0 P: 31 | R: 1 E: 0 K: 1 S: 11 | H: 1 LOB: 2 BB: 2 P: 22 | R: 0 E: 0 K: 0 S: 5 | H: 0 LOB: 0 BB: 0 P: 7 | R: 0 E: 0 K: 0 S: 5 | H: 0 LOB: 0 BB: 0 P: 8 | R: 0 E: 0 K: 0 S: 6 | H: 0 LOB: 0 BB: 0 P: 8 | R: 0 E: 0 K: 0 S: 12 | H: 0 LOB: 0 BB: 0 P: 13 | R: 6 E: 1 K: 1 S: 20 | H: 4 LOB: 2 BB: 2 P: 34 | 1B: 4 2B: 2 3B: 0 HR: 3 | SF: 1 SAC: 0 DP: 2 HBP: 2 | WP: 0 PB: 0 SB: 0 CS: 0 | PA: 39 | | | | | | | | |
| PITCHER | IP | WLS | BF | H | R | ER | SO | BB | IBB | HBP | BLK | WP | HR | S | P | ERA | WHIP | PITCHER | | | | | | | | | | |
| 46 Jeremy Guthrie, R ERA: 5.37 | 7.0 | L | 29 | 5 | 5 | 5 | 2 | 3 | 0 | 2 | 0 | 0 | 0 | 3 | 68 | 110 | 6.43 | 1.143 | | | | | | | | | | |
| 28 Danyls Baez, R ERA: 3.74 | 0.1 | | 5 | 2 | 4 | 4 | 1 | 2 | 0 | 0 | 0 | 0 | 0 | 8 | 16 | 108.00 | 12.000 | | | | | | | | | | | |
| 32 Jamie Walker, L ERA: 3.86 | 0.2 | | 5 | 2 | 2 | 1 | 0 | 0 | 0 | 0 | 0 | 0 | 0 | 12 | 18 | 13.50 | 3.000 | | | | | | | | | | | |

| Batter | 1 | 2 | 3 | 4 | 5 | 6 | 7 | 8 | 9 | AB | R | H | RBI | BB | SO | LOB | TOP | | | | | | | | |
|---|-------------------------------|----------------------------------|------------------------------|----------------------------------|-------------------------------|----------------------------------|-------------------------------|----------------------------------|------------------------------|---------------------------------|-------------------------------|----------------------------------|------------------------------|----------------------------------|------------------------------|----------------------------------|------------------------------|----------------------------------|----------------------------------|------------------------------------|----------------------------------|--------|--|--|--|
| 1 Brian Roberts, S OBP: 0.364, SLG: 0.464 | | | | | | | | | | 5 | 1 | 1 | 1 | 0 | 3 | 3 | | | | | | | | | |
| Adam Jones, R OBP: 0.416, SLG: 0.657 | | | | | | | | | | 5 | 0 | 1 | 0 | 0 | 0 | 0 | | | | | | | | | |
| 21 Nick Markakis, L OBP: 0.401, SLG: 0.541 | | | | | | | | | | 5 | 1 | 3 | 1 | 0 | 0 | 0 | | | | | | | | | |
| 17 Aubrey Huff, L OBP: 0.335, SLG: 0.465 | | | | | | | | | | 5 | 0 | 1 | 0 | 0 | 1 | 2 | | | | | | | | | |
| 6 Melvin Mora, R OBP: 0.311, SLG: 0.347 | | | | | | | | | | 4 | 0 | 0 | 0 | 0 | 0 | 4 | | | | | | | | | |
| 14 Nolan Reimold, R OBP: 0.321, SLG: 0.444 | | | | | | | | | | 4 | 1 | 2 | 0 | 0 | 0 | 0 | | | | | | | | | |
| 18 Felix Pie, L OBP: 0.272, SLG: 0.313 | | | | | | | | | | 4 | 0 | 0 | 0 | 0 | 1 | 2 | | | | | | | | | |
| 9 Gregg Zaun, S OBP: 0.310, SLG: 0.307 | | | | | | | | | | 3 | 1 | 2 | 0 | 1 | 0 | 1 | | | | | | | | | |
| 12 Robert Andino, R OBP: 0.235, SLG: 0.242 | | | | | | | | | | 2 | 0 | 0 | 0 | 0 | 0 | 2 | | | | | | | | | |
| 23 Ty Wigington, R OBP: 0.273, SLG: 0.352 | | | | | | | | | | 2 | 0 | 2 | 2 | 0 | 0 | 0 | | | | | | | | | |
| Inning Stats | R: 0 E: 0 K: 1 S: 11 | H: 2 LOB: 2 BB: 0 P: 19 | R: 0 E: 0 K: 0 S: 6 | H: 0 LOB: 1 BB: 1 P: 12 | R: 0 E: 0 K: 1 S: 10 | H: 2 LOB: 2 BB: 0 P: 18 | R: 0 E: 0 K: 0 S: 13 | H: 1 LOB: 0 BB: 0 P: 15 | R: 1 E: 0 K: 0 S: 5 | H: 1 LOB: 0 BB: 0 P: 8 | R: 2 E: 0 K: 2 S: 14 | H: 3 LOB: 1 BB: 0 P: 20 | R: 1 E: 0 K: 0 S: 7 | H: 1 LOB: 0 BB: 0 P: 14 | R: 0 E: 0 K: 0 S: 9 | H: 2 LOB: 2 BB: 0 P: 15 | R: 0 E: 0 K: 1 S: 7 | H: 0 LOB: 0 BB: 0 P: 11 | 1B: 7 2B: 3 3B: 0 HR: 2 | SF: 0 SAC: 0 DP: 0 HBP: 0 | WP: 0 PB: 0 SB: 0 CS: 0 | PA: 40 | | | |
| PITCHER | IP | WLS | BF | H | R | ER | SO | BB | IBB | HBP | BLK | WP | HR | S | P | ERA | WHIP | | | | | | | | |
| 62 Joba Chamberlain, R ERA: 3.7 | (1, 1) | 0.2 | 4 | 2 | 0 | 0 | 1 | 0 | 0 | 0 | 0 | 0 | 0 | 8 | 14 | 0.00 | 3.000 | | | | | | | | |
| 91 Alfredo Aceves, R ERA: 1.32 | (1, 1) | 3.1 | W | 14 | 3 | 0 | 0 | 1 | 1 | 0 | 0 | 0 | 0 | 32 | 50 | 0.00 | 1.200 | | | | | | | | |
| 63 Jonathan Albaladejo, R ERA: 6.0 | (5, 1) | 2.1 | | 12 | 5 | 4 | 4 | 2 | 0 | 0 | 0 | 0 | 2 | 23 | 35 | 15.43 | 2.143 | | | | | | | | |
| 41 Jose Veras, R ERA: 6.0 | (7, 1) | 1.2 | H | 7 | 2 | 0 | 0 | 0 | 0 | 0 | 0 | 0 | 0 | 12 | 22 | 0.00 | 1.200 | | | | | | | | |
| 42 Mariano Rivera, R ERA: 2.89 | (9, 1) | 1.0 | S | 3 | 0 | 0 | 0 | 1 | 0 | 0 | 0 | 0 | 0 | 7 | 11 | 0.00 | 0.000 | | | | | | | | |

Baltimore Orioles @ New York Yankees
Yankee Stadium, Bronx, NY
Thu May 21 2009, 7:05 PM EDT
Att. 43,342 - Clear - 75 F

AB 39
R 4
H 12
RBI 4
BB 1
SO 5
LOB 14



| Batter | 1 | 2 | 3 | 4 | 5 | 6 | 7 | 8 | 9 | AB | R | H | RBI | BB | SO | LOB | BOTTOM | | | | | | | | |
|--|-------------------------------|----------------------------------|-------------------------------|----------------------------------|-------------------------------|----------------------------------|-------------------------------|----------------------------------|------------------------------|----------------------------------|-------------------------------|----------------------------------|------------------------------|---------------------------------|------------------------------|----------------------------------|------------------------------|----------------------------------|----------------------------------|------------------------------------|----------------------------------|--------|--|--|--|
| 2 Derek Jeter, R OBP: 0.351, SLG: 0.418 | | | | | | | | | | 4 | 1 | 1 | 0 | 1 | 1 | 1 | | | | | | | | | |
| 24 Robinson Cano, L OBP: 0.354, SLG: 0.527 | | | | | | | | | | 4 | 2 | 3 | 3 | 0 | 0 | 0 | | | | | | | | | |
| 25 Mark Teixeira, S OBP: 0.371, SLG: 0.542 | | | | | | | | | | 3 | 1 | 2 | 1 | 1 | 0 | 0 | | | | | | | | | |
| 13 Alex Rodriguez, R OBP: 0.382, SLG: 0.537 | | | | | | | | | | 4 | 0 | 0 | 0 | 0 | 0 | 5 | | | | | | | | | |
| 55 Hideki Matsui, L OBP: 0.340, SLG: 0.455 | | | | | | | | | | 4 | 1 | 1 | 1 | 0 | 1 | 1 | | | | | | | | | |
| 33 Nick Swisher, S OBP: 0.383, SLG: 0.531 | | | | | | | | | | 2 | 1 | 1 | 0 | 2 | 0 | 0 | | | | | | | | | |
| 53 Melky Cabrera, S OBP: 0.370, SLG: 0.500 | | | | | | | | | | 4 | 0 | 1 | 2 | 0 | 0 | 2 | | | | | | | | | |
| 29 Francisco Cervelli, R OBP: 0.344, SLG: 0.323 | | | | | | | | | | 4 | 0 | 0 | 0 | 0 | 2 | 1 | | | | | | | | | |
| 11 Brett Gardner, L OBP: 0.313, SLG: 0.388 | | | | | | | | | | 3 | 1 | 0 | 0 | 1 | 0 | 0 | | | | | | | | | |
| Inning Stats | R: 4 E: 0 K: 0 S: 13 | H: 4 LOB: 1 BB: 1 P: 25 | R: 2 E: 0 K: 0 S: 13 | H: 2 LOB: 1 BB: 1 P: 21 | R: 0 E: 0 K: 1 S: 11 | H: 1 LOB: 0 BB: 0 P: 17 | R: 0 E: 0 K: 0 S: 10 | H: 0 LOB: 0 BB: 0 P: 15 | R: 1 E: 0 K: 0 S: 9 | H: 1 LOB: 1 BB: 1 P: 19 | R: 0 E: 0 K: 1 S: 10 | H: 1 LOB: 3 BB: 2 P: 21 | R: 0 E: 0 K: 0 S: 4 | H: 0 LOB: 0 BB: 0 P: 7 | R: 0 E: 0 K: 2 S: 8 | H: 0 LOB: 0 BB: 0 P: 11 | R: 0 E: 0 K: 2 S: 8 | H: 0 LOB: 0 BB: 0 P: 11 | 1B: 3 2B: 4 3B: 0 HR: 2 | SF: 0 SAC: 0 DP: 0 HBP: 0 | WP: 0 PB: 0 SB: 0 CS: 0 | PA: 37 | | | |
| PITCHER | IP | WLS | BF | H | R | ER | SO | BB | IBB | HBP | BLK | WP | HR | S | P | ERA | WHIP | | | | | | | | |
| 24 Adam Eaton, R ERA: 8.56 | (1, 1) | 4.2 | L | 24 | 8 | 7 | 7 | 1 | 0 | 0 | 0 | 0 | 2 | 55 | 95 | 13.50 | 2.357 | | | | | | | | |
| 25 Brian Bass, R ERA: 4.61 | (5, 1) | 2.1 | | 10 | 1 | 0 | 0 | 1 | 2 | 0 | 0 | 0 | 0 | 15 | 30 | 0.00 | 1.286 | | | | | | | | |
| 52 George Sherrill, L ERA: 3.24 | (8, 1) | 1.0 | | 3 | 0 | 0 | 0 | 2 | 0 | 0 | 0 | 0 | 0 | 8 | 11 | 0.00 | 0.000 | | | | | | | | |

Baltimore Orioles @ New York Yankees
Yankee Stadium, Bronx, NY
Thu May 21 2009, 7:05 PM EDT
Att. 43,342 - Clear - 75 F

AB 32
R 7
H 9
RBI 7
BB 5
SO 4
LOB 10



| Batter | 1 | 2 | 3 | 4 | 5 | 6 | 7 | 8 | 9 | AB | R | H | RBI | BB | SO | LOB | TOP | | | | | | | |
|--|---|---|--|----------------------------------|------------------------------|----------------------------------|-------------------------------|----------------------------------|-------------------------------|----------------------------------|------------------------------|----------------------------------|-------------------------------|----------------------------------|------------------------------|----------------------------------|------------------------------|----------------------------------|----------------------------------|------------------------------------|----------------------------------|--------|--|--|
| 11 Jimmy Rollins, S OBP: 0.284, SLG: 0.351 | | | | | | | | | | 4 | 1 | 2 | 1 | 1 | 1 | 2 | | | | | | | | |
| 26 Chase Utley, L OBP: 0.431, SLG: 0.586 | | | | | | | | | | 4 | 0 | 1 | 1 | 0 | 2 | 1 | | | | | | | | |
| 29 Raul Ibanez, L OBP: 0.416, SLG: 0.737 | | | | | | | | | | 4 | 1 | 2 | 1 | 1 | 0 | 3 | | | | | | | | |
| 6 Ryan Howard, L OBP: 0.339, SLG: 0.528 | | | | | | | | | | 5 | 1 | 0 | 0 | 0 | 2 | 3 | | | | | | | | |
| 28 Javson Werth, R OBP: 0.378, SLG: 0.521 | | | | | | | | | | 4 | 1 | 2 | 2 | 1 | 1 | 2 | | | | | | | | |
| 8 Shane Victorino, S OBP: 0.309, SLG: 0.430 | | | | | | | | | | 5 | 0 | 2 | 0 | 0 | 0 | 3 | | | | | | | | |
| 12 Matt Stairs, L OBP: 0.474, SLG: 0.536 | | | | | | | | | | 5 | 1 | 1 | 0 | 0 | 2 | 4 | | | | | | | | |
| 7 Pedro Feliz, R OBP: 0.373, SLG: 0.429 | | | | | | | | | | 4 | 1 | 1 | 0 | 0 | 0 | 1 | | | | | | | | |
| 51 Carlos Ruiz, R OBP: 0.394, SLG: 0.407 | | | | | | | | | | 4 | 1 | 3 | 2 | 0 | 1 | 1 | | | | | | | | |
| Inning Stats | R: 1 E: 0 K: 2 S: 12 | H: 2 LOB: 2 BB: 0 P: 16 | R: 2 E: 0 K: 1 S: 13 | H: 2 LOB: 1 BB: 1 P: 19 | R: 0 E: 0 K: 0 S: 6 | H: 0 LOB: 0 BB: 0 P: 12 | R: 0 E: 0 K: 2 S: 11 | H: 1 LOB: 1 BB: 0 P: 17 | R: 2 E: 0 K: 2 S: 11 | H: 2 LOB: 1 BB: 1 P: 21 | R: 0 E: 0 K: 0 S: 6 | H: 1 LOB: 0 BB: 0 P: 10 | R: 1 E: 0 K: 1 S: 16 | H: 3 LOB: 2 BB: 0 P: 27 | R: 1 E: 0 K: 1 S: 9 | H: 3 LOB: 1 BB: 0 P: 14 | R: 0 E: 0 K: 0 S: 5 | H: 0 LOB: 1 BB: 1 P: 10 | 1B: 9 2B: 1 3B: 1 HR: 4 | SF: 0 SAC: 0 DP: 2 HBP: 1 | WP: 0 PB: 0 SB: 3 CS: 0 | PA: 43 | | |
| PITCHER | IP WLS BF H R ER SO BB IBB HBP BLK WP HR S P ERA WHIP | 6.0 L 28 8 5 5 7 2 0 1 0 0 3 59 95 7.50 1.667 | 3.0 15 6 2 2 2 1 0 0 0 0 1 30 51 6.00 2.333 | | | | | | | | | | | | | | | | | | | | | |

Philadelphia Phillies @ New York Yankees
 Yankee Stadium, Bronx, NY
 Fri May 22 2009, 7:05 PM EDT
 Att: 46,288 - Partly Cloudy - 80 F

| | |
|-----|----|
| AB | 39 |
| R | 7 |
| H | 14 |
| RBI | 7 |
| BB | 3 |
| SO | 9 |
| LOB | 20 |



| Batter | 1 | 2 | 3 | 4 | 5 | 6 | 7 | 8 | 9 | AB | R | H | RBI | BB | SO | LOB | BOTTOM | | | | | | | |
|--|---|--|--|---------------------------------|------------------------------|---------------------------------|-------------------------------|----------------------------------|-------------------------------|----------------------------------|-------------------------------|----------------------------------|-------------------------------|----------------------------------|-------------------------------|----------------------------------|------------------------------|----------------------------------|----------------------------------|------------------------------------|----------------------------------|--------|--|--|
| 2 Derek Jeter, R OBP: 0.354, SLG: 0.438 | | | | | | | | | | 4 | 1 | 2 | 1 | 0 | 0 | 1 | | | | | | | | |
| 18 Johnny Damon, L OBP: 0.379, SLG: 0.582 | | | | | | | | | | 4 | 0 | 0 | 0 | 0 | 0 | 1 | | | | | | | | |
| 25 Mark Teixeira, S OBP: 0.374, SLG: 0.561 | | | | | | | | | | 4 | 1 | 2 | 1 | 0 | 1 | 1 | | | | | | | | |
| 13 Alex Rodriguez, R OBP: 0.390, SLG: 0.622 | | | | | | | | | | 4 | 1 | 2 | 1 | 0 | 1 | 1 | | | | | | | | |
| 55 Hideki Matsui, L OBP: 0.338, SLG: 0.449 | | | | | | | | | | 4 | 0 | 1 | 0 | 0 | 0 | 0 | | | | | | | | |
| 33 Nick Swisher, S OBP: 0.373, SLG: 0.515 | | | | | | | | | | 4 | 0 | 0 | 0 | 0 | 2 | 2 | | | | | | | | |
| 24 Robinson Cano, L OBP: 0.346, SLG: 0.515 | | | | | | | | | | 4 | 0 | 0 | 0 | 0 | 0 | 0 | | | | | | | | |
| 53 Melky Cabrera, S OBP: 0.366, SLG: 0.492 | | | | | | | | | | 4 | 0 | 1 | 0 | 0 | 1 | 1 | | | | | | | | |
| 17 Kevin Cash, R OBP: 0.059, SLG: 0.125 | | | | | | | | | | 3 | 0 | 0 | 0 | 0 | 1 | 2 | | | | | | | | |
| Inning Stats | R: 0 E: 0 K: 1 S: 11 | H: 2 LOB: 2 BB: 0 P: 16 | R: 0 E: 0 K: 1 S: 7 | H: 0 LOB: 0 BB: 0 P: 9 | R: 0 E: 0 K: 0 S: 5 | H: 0 LOB: 0 BB: 0 P: 8 | R: 0 E: 0 K: 1 S: 13 | H: 2 LOB: 2 BB: 0 P: 20 | R: 0 E: 1 K: 2 S: 10 | H: 0 LOB: 1 BB: 0 P: 13 | R: 1 E: 0 K: 0 S: 11 | H: 1 LOB: 0 BB: 0 P: 15 | R: 0 E: 0 K: 0 S: 10 | H: 1 LOB: 1 BB: 0 P: 12 | R: 2 E: 0 K: 0 S: 10 | H: 2 LOB: 0 BB: 0 P: 14 | R: 0 E: 0 K: 1 S: 9 | H: 0 LOB: 0 BB: 0 P: 12 | 1B: 4 2B: 1 3B: 0 HR: 3 | SF: 0 SAC: 0 DP: 0 HBP: 0 | WP: 0 PB: 0 SB: 0 CS: 0 | PA: 35 | | |
| PITCHER | IP WLS BF H R ER SO BB IBB HBP BLK WP HR S P ERA WHIP | 8.0 W 32 8 3 3 3 0 0 0 0 0 3 77 107 3.38 1.000 | 1.0 3 0 0 0 1 0 0 0 0 0 0 9 12 0.00 0.000 | | | | | | | | | | | | | | | | | | | | | |

Philadelphia Phillies @ New York Yankees
 Yankee Stadium, Bronx, NY
 Fri May 22 2009, 7:05 PM EDT
 Att: 46,288 - Partly Cloudy - 80 F

| | |
|-----|----|
| AB | 35 |
| R | 3 |
| H | 8 |
| RBI | 3 |
| BB | 0 |
| SO | 6 |
| LOB | 9 |



| Batter | 1 | 2 | 3 | 4 | 5 | 6 | 7 | 8 | 9 | AB | R | H | RBI | BB | SO | LOB | TOP | | | | | | | | | | |
|---|------------------------------|----------------------------------|-------------------------------|----------------------------------|------------------------------|----------------------------------|------------------------------|---------------------------------|-------------------------------|----------------------------------|------------------------------|----------------------------------|------------------------------|----------------------------------|------------------------------|----------------------------------|---|------------------------------|----------------------------------|----------------------------------|------------------------------------|-------------------------|--------|--|--|--|--|
| 11 Jimmy Rollins, S OBP: 0.278, SLG: 0.343 | L7 | | G5-3 | | G5-3 | | | F8 | | 4 | 0 | 0 | 0 | 0 | 0 | 0 | Philadelphia Phillies @ New York Yankees Yankee Stadium, Bronx, NY Sat May 23 2009, 4:10 PM EDT Att: 46,887 - Partly Cloudy - 69 F livebaseballscorecards.com | | | | | | | | | | |
| 26 Chase Utley, L OBP: 0.433, SLG: 0.584 | G5-4-3 1B | | G4-3 | | K | | | G5-4-3 1B | | 4 | 0 | 2 | 0 | 0 | 1 | 0 | | | | | | | | | | | |
| 28 Jayson Werth, R OBP: 0.369, SLG: 0.507 | G5-4-3 | | | P3 | | | | G5-4-3 | | 4 | 0 | 0 | 0 | 0 | 1 | 2 | | | | | | | | | | | |
| 6 Ryan Howard, L OBP: 0.332, SLG: 0.515 | | K | | | F8 | | | G5-3 | | 4 | 0 | 0 | 0 | 0 | 1 | 0 | | | | | | | | | | | |
| 29 Raul Ibanez, L OBP: 0.412, SLG: 0.744 | | HR | | | P4 | | | G4-3 | | 4 | 1 | 1 | 1 | 0 | 0 | 0 | | | | | | | | | | | |
| 8 Shane Victorino, S OBP: 0.307, SLG: 0.426 | F9 | | | | | | | | | 4 | 1 | 1 | 0 | 0 | 1 | 0 | | | | | | | | | | | |
| 7 Pedro Feliz, R OBP: 0.379, SLG: 0.425 | | | | | | | | | | 1 | 1 | 0 | 0 | 2 | 0 | 0 | | | | | | | | | | | |
| 40 John Mayberry Jr., R OBP: 0.667, SLG: 2.000 | G6-3 | | | | | | | | | 3 | 1 | 2 | 3 | 0 | 0 | 1 | | | | | | | | | | | |
| 27 Chris Coste, R OBP: 0.319, SLG: 0.393 | | | | | | | | | | 3 | 0 | 0 | 0 | 0 | 1 | 1 | | | | | | | | | | | |
| Inning Stats | R: 0 E: 0 K: 0 S: 8 | H: 1 LOB: 0 BB: 0 P: 13 | R: 1 E: 0 K: 1 S: 11 | H: 1 LOB: 1 BB: 1 P: 22 | R: 0 E: 0 K: 1 S: 9 | H: 0 LOB: 0 BB: 0 P: 16 | R: 0 E: 0 K: 0 S: 5 | H: 0 LOB: 0 BB: 0 P: 8 | R: 3 E: 0 K: 1 S: 19 | H: 2 LOB: 0 BB: 1 P: 29 | R: 0 E: 0 K: 1 S: 7 | H: 0 LOB: 0 BB: 0 P: 10 | R: 0 E: 0 K: 1 S: 8 | H: 1 LOB: 1 BB: 0 P: 16 | R: 0 E: 0 K: 0 S: 6 | H: 1 LOB: 0 BB: 0 P: 13 | | R: 0 E: 0 K: 0 S: 4 | H: 0 LOB: 0 BB: 0 P: 10 | 1B: 3 2B: 1 3B: 0 HR: 2 | SF: 0 SAC: 0 DP: 2 HBP: 0 | WP: 0 PB: 0 CS: 0 | PA: 33 | | | | |
| PITCHER | IP | WLS | BF | H | R | ER | SO | BB | IBB | HBP | BLK | WP | HR | S | P | ERA | WHIP | | | | | | | | | | |
| 46 Andy Pettitte, L ERA: 4.3 | 7.0 | | 27 | 5 | 4 | 4 | 5 | 2 | 0 | 0 | 0 | 0 | 2 | 67 | 114 | 5.14 | 1.000 | | | | | | | | | | |
| 48 Phil Coke, L ERA: 4.19 | 1.2 | | 5 | 1 | 0 | 0 | 0 | 0 | 0 | 0 | 0 | 0 | 0 | 9 | 21 | 0.00 | 0.600 | | | | | | | | | | |
| 41 Jose Veras, R ERA: 5.89 | 0.1 | W | 1 | 0 | 0 | 0 | 0 | 0 | 0 | 0 | 0 | 0 | 0 | 1 | 2 | 0.00 | 0.000 | | | | | | | | | | |

| Batter | 1 | 2 | 3 | 4 | 5 | 6 | 7 | 8 | 9 | AB | R | H | RBI | BB | SO | LOB | BOTTOM | | | | | | | | | | |
|--|-------------------------------|----------------------------------|------------------------------|---------------------------------|-------------------------------|----------------------------------|------------------------------|---------------------------------|-------------------------------|----------------------------------|------------------------------|----------------------------------|------------------------------|----------------------------------|-------------------------------|----------------------------------|---|----------------------------------|----------------------------------|------------------------------------|-------------------------|--------|--|--|--|--|--|
| 2 Derek Jeter, R OBP: 0.352, SLG: 0.451 | K | | G6-3 | | | | | K | | 4 | 1 | 1 | 1 | 0 | 2 | 1 | Philadelphia Phillies @ New York Yankees Yankee Stadium, Bronx, NY Sat May 23 2009, 4:10 PM EDT Att: 46,887 - Partly Cloudy - 69 F livebaseballscorecards.com | | | | | | | | | | |
| 18 Johnny Damon, L OBP: 0.376, SLG: 0.571 | K | | G2-3 | | | | | L9 | | 3 | 1 | 0 | 0 | 1 | 1 | 0 | | | | | | | | | | | |
| 25 Mark Teixeira, S OBP: 0.377, SLG: 0.559 | | | | | | | | | | 4 | 0 | 2 | 0 | 0 | 1 | 1 | | | | | | | | | | | |
| 13 Alex Rodriguez, R OBP: 0.381, SLG: 0.653 | G6-3 | | | | | | | | | 4 | 1 | 1 | 2 | 0 | 0 | 2 | | | | | | | | | | | |
| 24 Robinson Cano, L OBP: 0.349, SLG: 0.520 | | SH1-3 53 33 G6-3 2B | | | | | | | | 4 | 2 | 2 | 0 | 0 | 0 | 0 | | | | | | | | | | | |
| 53 Melky Cabrera, S OBP: 0.366, SLG: 0.488 | | SH1-3 | | | | | | | | 3 | 0 | 1 | 1 | 0 | 1 | 0 | | | | | | | | | | | |
| 33 Nick Swisher, S OBP: 0.367, SLG: 0.504 | | G6-3 | | | | | | | | 3 | 0 | 0 | 1 | 0 | 1 | 0 | | | | | | | | | | | |
| 29 Francisco Cervelli, R OBP: 0.324, SLG: 0.303 | | | | | | | | | | 2 | 0 | 0 | 0 | 0 | 0 | 0 | | | | | | | | | | | |
| 11 Brett Gardner, L OBP: 0.320, SLG: 0.407 | | | | | | | | | | 1 | 0 | 1 | 0 | 0 | 0 | 0 | | | | | | | | | | | |
| 14 Angel Berroa, R OBP: 0.167, SLG: 0.167 | | | | | | | | | | 0 | 0 | 0 | 0 | 0 | 0 | 0 | | | | | | | | | | | |
| 19 Ramiro Pena, S OBP: 0.302, SLG: 0.322 | | | | | | | | | | 2 | 0 | 0 | 0 | 0 | 2 | 0 | | | | | | | | | | | |
| 55 Hideki Matsui, L OBP: 0.336, SLG: 0.445 | | | | | | | | | | 1 | 0 | 0 | 0 | 0 | 1 | 1 | | | | | | | | | | | |
| 17 Kevin Cash, R OBP: 0.059, SLG: 0.125 | | | | | | | | | | 0 | 0 | 0 | 0 | 0 | 0 | 0 | | | | | | | | | | | |
| Inning Stats | R: 0 E: 0 K: 2 S: 12 | H: 1 LOB: 1 BB: 0 P: 19 | R: 1 E: 0 K: 0 S: 4 | H: 1 LOB: 0 BB: 0 P: 7 | R: 0 E: 0 K: 1 S: 10 | H: 0 LOB: 0 BB: 0 P: 11 | R: 0 E: 0 K: 0 S: 5 | H: 1 LOB: 0 BB: 0 P: 7 | R: 0 E: 0 K: 1 S: 10 | H: 0 LOB: 0 BB: 0 P: 16 | R: 1 E: 0 K: 1 S: 9 | H: 1 LOB: 0 BB: 0 P: 15 | R: 0 E: 0 K: 1 S: 8 | H: 0 LOB: 0 BB: 0 P: 12 | R: 0 E: 0 K: 3 S: 16 | H: 1 LOB: 1 BB: 0 P: 22 | R: 3 E: 0 K: 1 S: 14 | H: 3 LOB: 1 BB: 1 P: 24 | 1B: 4 2B: 2 3B: 0 HR: 2 | SF: 0 SAC: 1 DP: 1 HBP: 0 | WP: 0 PB: 0 CS: 0 | PA: 33 | | | | | |
| PITCHER | IP | WLS | BF | H | R | ER | SO | BB | IBB | HBP | BLK | WP | HR | S | P | ERA | WHIP | | | | | | | | | | |
| 43 J.A. Happ, L ERA: 2.6 | 6.0 | | 21 | 4 | 2 | 2 | 4 | 0 | 0 | 0 | 0 | 0 | 0 | 8 | 12 | 0.00 | 0.000 | | | | | | | | | | |
| 37 Chad Durbin, R ERA: 4.5 | 1.0 | H | 3 | 0 | 0 | 0 | 1 | 0 | 0 | 0 | 0 | 0 | 0 | 8 | 12 | 0.00 | 0.000 | | | | | | | | | | |
| 46 Ryan Madson, R ERA: 3.05 | 1.0 | H | 4 | 1 | 0 | 0 | 3 | 0 | 0 | 0 | 0 | 0 | 0 | 16 | 22 | 0.00 | 1.000 | | | | | | | | | | |
| 54 Brad Lidge, R ERA: 9.16 | 0.1 | L | 5 | 3 | 3 | 3 | 1 | 1 | 0 | 0 | 0 | 0 | 1 | 14 | 24 | 81.00 | 12.000 | | | | | | | | | | |

| Batter | 1 | 2 | 3 | 4 | 5 | 6 | 7 | 8 | 9 | AB | R | H | RBI | BB | SO | LOB | TOP | | | | |
|---|---|---|---|---|---|---|---|---|---|---|---|---|---|---|---|---|---|---|---|---|---|
| 2 Derek Jeter, R (1, 10) OBP: 0.358, SLG: 0.454 | | | | | | | | | | 5 | 2 | 1 | 0 | 1 | 0 | 4 | | | | | |
| 18 Johnny Damon, L (1, 7) OBP: 0.382, SLG: 0.576 | | | | | | | | | | 4 | 3 | 2 | 0 | 1 | 1 | 2 | | | | | |
| 11 Brett Gardner, L (8, 8) OBP: 0.324, SLG: 0.407 | | | | | | | | | | 1 | 0 | 1 | 0 | 0 | 0 | 0 | | | | | |
| 25 Mark Teixeira, S (1, 3) OBP: 0.387, SLG: 0.578 | | | | | | | | | | 4 | 3 | 2 | 2 | 1 | 0 | 1 | | | | | |
| 13 Alex Rodriguez, R (1, 5) OBP: 0.411, SLG: 0.672 | | | | | | | | | | 5 | 2 | 5 | 4 | 0 | 0 | 0 | | | | | |
| 14 Angel Berroa, R (8, PR) OBP: 0.167, SLG: 0.167 | | | | | | | | | | 0 | 0 | 0 | 0 | 0 | 0 | 0 | | | | | |
| 24 Robinson Canó, L (1, 4) OBP: 0.349, SLG: 0.522 | | | | | | | | | | 5 | 1 | 2 | 2 | 0 | 0 | 4 | | | | | |
| 53 Melky Cabrera, S (1, 8) OBP: 0.368, SLG: 0.481 | | | | | | | | | | 5 | 0 | 1 | 0 | 0 | 1 | 6 | | | | | |
| 33 Nick Swisher, S (1, 9) OBP: 0.360, SLG: 0.493 | | | | | | | | | | 4 | 0 | 1 | 3 | 0 | 0 | 0 | | | | | |
| 19 Ramiro Pena, S (1, 6) OBP: 0.308, SLG: 0.308 | | | | | | | | | | 5 | 0 | 1 | 0 | 0 | 1 | 4 | | | | | |
| 17 Kevin Cash, R (1, 2) OBP: 0.174, SLG: 0.227 | | | | | | | | | | 5 | 0 | 3 | 0 | 0 | 0 | 0 | | | | | |
| Inning Stats | R: 2 H: 4 E: 0 K: 0 S: 14 | H: 1 LOB: 1 BB: 0 P: 20 | R: 4 H: 3 E: 0 K: 0 S: 15 | H: 3 LOB: 0 BB: 1 P: 26 | R: 0 H: 0 E: 0 K: 1 S: 8 | H: 0 LOB: 0 BB: 0 P: 12 | R: 1 H: 3 E: 0 K: 0 S: 16 | H: 3 LOB: 2 BB: 0 P: 26 | R: 3 H: 2 E: 0 K: 0 S: 13 | H: 2 LOB: 1 BB: 2 P: 23 | R: 0 H: 2 E: 0 K: 0 S: 12 | H: 2 LOB: 2 BB: 0 P: 19 | R: 1 H: 2 E: 0 K: 1 S: 10 | H: 2 LOB: 2 BB: 0 P: 18 | R: 0 H: 2 E: 0 K: 0 S: 10 | H: 2 LOB: 1 BB: 0 P: 16 | 1B: 13 2B: 5 3B: 1 HR: 0 | SF: 1 SAC: 0 DP: 2 HBP: 1 | WP: 0 PB: 0 SB: 0 CS: 0 | PA: 48 | |
| PITCHER | IP WLS BF H R ER SO BB IBB HBP BLK WP HR S P ERA WHIP | IP WLS BF H R ER SO BB IBB HBP BLK WP HR S P ERA WHIP | IP WLS BF H R ER SO BB IBB HBP BLK WP HR S P ERA WHIP | IP WLS BF H R ER SO BB IBB HBP BLK WP HR S P ERA WHIP | IP WLS BF H R ER SO BB IBB HBP BLK WP HR S P ERA WHIP | IP WLS BF H R ER SO BB IBB HBP BLK WP HR S P ERA WHIP | IP WLS BF H R ER SO BB IBB HBP BLK WP HR S P ERA WHIP | IP WLS BF H R ER SO BB IBB HBP BLK WP HR S P ERA WHIP | IP WLS BF H R ER SO BB IBB HBP BLK WP HR S P ERA WHIP | IP WLS BF H R ER SO BB IBB HBP BLK WP HR S P ERA WHIP | IP WLS BF H R ER SO BB IBB HBP BLK WP HR S P ERA WHIP | IP WLS BF H R ER SO BB IBB HBP BLK WP HR S P ERA WHIP | IP WLS BF H R ER SO BB IBB HBP BLK WP HR S P ERA WHIP | IP WLS BF H R ER SO BB IBB HBP BLK WP HR S P ERA WHIP | IP WLS BF H R ER SO BB IBB HBP BLK WP HR S P ERA WHIP | IP WLS BF H R ER SO BB IBB HBP BLK WP HR S P ERA WHIP | IP WLS BF H R ER SO BB IBB HBP BLK WP HR S P ERA WHIP | IP WLS BF H R ER SO BB IBB HBP BLK WP HR S P ERA WHIP | IP WLS BF H R ER SO BB IBB HBP BLK WP HR S P ERA WHIP | IP WLS BF H R ER SO BB IBB HBP BLK WP HR S P ERA WHIP | IP WLS BF H R ER SO BB IBB HBP BLK WP HR S P ERA WHIP |
| 54 Matt Harrison, L (1, 1) ERA: 5.43 | 5.0 L | 26 11 | 7 7 | 2 2 | 1 1 | 0 0 | 0 0 | 0 0 | 0 0 | 0 0 | 61 96 | 12.60 2.400 | | | | | | | | | |
| 37 Kris Benson, R (6, 1) ERA: 8.5 | 3.0 | 18 6 | 4 4 | 1 1 | 2 2 | 0 0 | 1 1 | 0 0 | 0 0 | 0 0 | 35 60 | 12.00 2.667 | | | | | | | | | |
| 60 Warner Madrigal, R (9, 1) ERA: 7.71 | 1.0 | 4 2 | 0 0 | 0 0 | 0 0 | 0 0 | 0 0 | 0 0 | 0 0 | 0 0 | 10 16 | 0.00 2.000 | | | | | | | | | |

New York Yankees @ Texas Rangers
Rangers Ballpark in Arlington, Arlington, TX
Mon May 25 2009, 2:05 PM EDT
Att: 48,914 - Sunny - 84 F

AB 43
R 11
H 19
RBI 11
BB 3
SO 3
LOB 21



| Batter | 1 | 2 | 3 | 4 | 5 | 6 | 7 | 8 | 9 | AB | R | H | RBI | BB | SO | LOB | BOTTOM | | | | |
|--|---|---|---|---|---|---|---|---|---|---|---|---|---|---|---|---|---|---|---|---|---|
| 5 Ian Kinsler, R (1, 4) OBP: 0.347, SLG: 0.550 | | | | | | | | | | 4 | 0 | 0 | 0 | 0 | 1 | 1 | | | | | |
| 10 Michael Young, R (1, 5) OBP: 0.384, SLG: 0.552 | | | | | | | | | | 3 | 0 | 0 | 0 | 1 | 0 | 0 | | | | | |
| 13 Omar Vizquel, S (9, 5) OBP: 0.413, SLG: 0.512 | | | | | | | | | | 0 | 0 | 0 | 0 | 0 | 0 | 0 | | | | | |
| 32 Josh Hamilton, L (1, 8) OBP: 0.510, SLG: 0.510 | | | | | | | | | | 3 | 0 | 1 | 0 | 0 | 0 | 1 | | | | | |
| 7 David Murphy, L (9, 7) OBP: 0.320, SLG: 0.361 | | | | | | | | | | 1 | 0 | 0 | 0 | 0 | 0 | 0 | | | | | |
| 17 Nelson Cruz, R (1, 9) OBP: 0.343, SLG: 0.575 | | | | | | | | | | 4 | 1 | 2 | 1 | 0 | 0 | 2 | | | | | |
| 9 Hank Blalock, L (1, 10) OBP: 0.280, SLG: 0.544 | | | | | | | | | | 3 | 0 | 0 | 0 | 0 | 1 | 2 | | | | | |
| 22 Marlon Byrd, R (1, 7) OBP: 0.302, SLG: 0.430 | | | | | | | | | | 4 | 0 | 0 | 0 | 0 | 2 | 3 | | | | | |
| 19 Chris Davis, L (1, 3) OBP: 0.259, SLG: 0.427 | | | | | | | | | | 3 | 0 | 0 | 0 | 0 | 2 | 2 | | | | | |
| 2 Taylor Teagarden, R (1, 2) OBP: 0.311, SLG: 0.275 | | | | | | | | | | 3 | 0 | 1 | 0 | 0 | 1 | 2 | | | | | |
| 1 Elvis Andrus, R (1, 6) OBP: 0.326, SLG: 0.446 | | | | | | | | | | 3 | 0 | 0 | 0 | 0 | 0 | 1 | | | | | |
| Inning Stats | R: 0 H: 0 E: 0 K: 0 S: 8 | H: 1 LOB: 2 BB: 0 P: 12 | R: 0 H: 0 E: 0 K: 3 S: 11 | H: 1 LOB: 0 BB: 0 P: 19 | R: 0 H: 0 E: 0 K: 1 S: 6 | H: 0 LOB: 0 BB: 0 P: 7 | R: 0 H: 1 E: 0 K: 1 S: 6 | H: 1 LOB: 1 BB: 0 P: 9 | R: 0 H: 0 E: 0 K: 0 S: 11 | H: 0 LOB: 0 BB: 1 P: 19 | R: 0 H: 0 E: 0 K: 1 S: 6 | H: 0 LOB: 0 BB: 0 P: 9 | R: 0 H: 0 E: 0 K: 0 S: 6 | H: 0 LOB: 0 BB: 0 P: 9 | R: 1 H: 1 E: 0 K: 1 S: 7 | H: 1 LOB: 0 BB: 0 P: 8 | 1B: 0 2B: 3 3B: 0 HR: 1 | SF: 0 SAC: 0 DP: 0 HBP: 1 | WP: 0 PB: 0 SB: 2 CS: 0 | PA: 33 | |
| PITCHER | IP WLS BF H R ER SO BB IBB HBP BLK WP HR S P ERA WHIP | IP WLS BF H R ER SO BB IBB HBP BLK WP HR S P ERA WHIP | IP WLS BF H R ER SO BB IBB HBP BLK WP HR S P ERA WHIP | IP WLS BF H R ER SO BB IBB HBP BLK WP HR S P ERA WHIP | IP WLS BF H R ER SO BB IBB HBP BLK WP HR S P ERA WHIP | IP WLS BF H R ER SO BB IBB HBP BLK WP HR S P ERA WHIP | IP WLS BF H R ER SO BB IBB HBP BLK WP HR S P ERA WHIP | IP WLS BF H R ER SO BB IBB HBP BLK WP HR S P ERA WHIP | IP WLS BF H R ER SO BB IBB HBP BLK WP HR S P ERA WHIP | IP WLS BF H R ER SO BB IBB HBP BLK WP HR S P ERA WHIP | IP WLS BF H R ER SO BB IBB HBP BLK WP HR S P ERA WHIP | IP WLS BF H R ER SO BB IBB HBP BLK WP HR S P ERA WHIP | IP WLS BF H R ER SO BB IBB HBP BLK WP HR S P ERA WHIP | IP WLS BF H R ER SO BB IBB HBP BLK WP HR S P ERA WHIP | IP WLS BF H R ER SO BB IBB HBP BLK WP HR S P ERA WHIP | IP WLS BF H R ER SO BB IBB HBP BLK WP HR S P ERA WHIP | IP WLS BF H R ER SO BB IBB HBP BLK WP HR S P ERA WHIP | IP WLS BF H R ER SO BB IBB HBP BLK WP HR S P ERA WHIP | IP WLS BF H R ER SO BB IBB HBP BLK WP HR S P ERA WHIP | IP WLS BF H R ER SO BB IBB HBP BLK WP HR S P ERA WHIP | IP WLS BF H R ER SO BB IBB HBP BLK WP HR S P ERA WHIP |
| 65 Phil Hughes, R (1, 1) ERA: 5.16 | 8.0 W | 29 3 | 1 1 | 1 1 | 1 1 | 0 0 | 0 0 | 0 0 | 0 0 | 0 0 | 65 101 | 0.00 0.500 | | | | | | | | | |
| 91 Alfredo Aceves, R (9, 1) ERA: 1.84 | 1.0 | 4 1 | 1 1 | 1 1 | 1 1 | 0 0 | 0 0 | 0 0 | 0 0 | 0 0 | 7 8 | 9.00 1.000 | | | | | | | | | |

New York Yankees @ Texas Rangers
Rangers Ballpark in Arlington, Arlington, TX
Mon May 25 2009, 2:05 PM EDT
Att: 48,914 - Sunny - 84 F

AB 31
R 1
H 4
RBI 1
BB 1
SO 7
LOB 14



| Batter | 1 | 2 | 3 | 4 | 5 | 6 | 7 | 8 | 9 | AB | R | H | RBI | BB | SO | LOB | TOP | | | | |
|--|---|---|---|---|---|---|---|---|---|---|---|---|---|---|---|---|---|------------------------------------|----------------------------------|--------|-------|
| 2 Derek Jeter, R OBP: 0.359, SLG: 0.452 | | | | | | | | | | 5 | 0 | 2 | 0 | 0 | 0 | 1 | New York Yankees @ Texas Rangers Rangers Ballpark in Arlington, Arlington, TX Tue May 26 2009, 8:05 PM EDT Att: 33,397 - Partly Cloudy - 70 F AB 37 R 3 H 13 RBI 3 BB 4 SO 4 LOB 21 | | | | |
| 18 Johnny Damon, L OBP: 0.383, SLG: 0.569 | | | | | | | | | | 4 | 0 | 1 | 0 | 1 | 0 | 2 | | | | | |
| 25 Mark Teixeira, S OBP: 0.382, SLG: 0.584 | | | | | | | | | | 5 | 1 | 1 | 1 | 0 | 1 | 4 | | | | | |
| 13 Alex Rodriguez, R OBP: 0.410, SLG: 0.645 | | | | | | | | | | 4 | 0 | 1 | 0 | 1 | 0 | 1 | | | | | |
| 24 Robinson Cano, L OBP: 0.350, SLG: 0.519 | | | | | | | | | | 5 | 0 | 2 | 0 | 0 | 0 | 3 | | | | | |
| 53 Melky Cabrera, S OBP: 0.368, SLG: 0.481 | | | | | | | | | | 0 | 0 | 0 | 0 | 0 | 0 | 0 | | | | | |
| 11 Brett Gardner, L OBP: 0.336, SLG: 0.417 | | | | | | | | | | 5 | 1 | 3 | 0 | 0 | 1 | 1 | | | | | |
| 55 Hideki Matsui, L OBP: 0.335, SLG: 0.441 | | | | | | | | | | 2 | 0 | 0 | 0 | 2 | 1 | 4 | | | | | |
| 33 Nick Swisher, S OBP: 0.363, SLG: 0.486 | | | | | | | | | | 4 | 0 | 1 | 1 | 0 | 0 | 4 | | | | | |
| 29 Francisco Cervelli, R ERA: 3.25 | | | | | | | | | | 4 | 0 | 1 | 1 | 0 | 0 | 4 | | | | | |
| Inning Stats | R: 0 E: 0 K: 0 S: 7 | H: 1 LOB: 1 BB: 0 P: 9 | R: 0 E: 0 K: 1 S: 12 | H: 1 LOB: 2 BB: 1 P: 21 | R: 0 E: 0 K: 1 S: 14 | H: 1 LOB: 1 BB: 1 P: 15 | R: 1 E: 0 K: 0 S: 6 | H: 2 LOB: 1 BB: 0 P: 9 | R: 2 E: 0 K: 1 S: 19 | H: 3 LOB: 2 BB: 1 P: 27 | R: 0 E: 0 K: 0 S: 10 | H: 2 LOB: 0 BB: 0 P: 18 | R: 0 E: 0 K: 0 S: 9 | H: 1 LOB: 0 BB: 0 P: 10 | R: 0 E: 0 K: 1 S: 10 | H: 1 LOB: 1 BB: 0 P: 18 | 1B: 11 2B: 1 3B: 0 HR: 1 | SF: 0 SAC: 0 DP: 3 HBP: 1 | WP: 1 PB: 1 SB: 5 CS: 0 | PA: 42 | |
| PITCHER | IP WLS BF H R ER SO BB IBB HBP BLK WP HR S P ERA WHIP | IP WLS BF H R ER SO BB IBB HBP BLK WP HR S P ERA WHIP | IP WLS BF H R ER SO BB IBB HBP BLK WP HR S P ERA WHIP | IP WLS BF H R ER SO BB IBB HBP BLK WP HR S P ERA WHIP | IP WLS BF H R ER SO BB IBB HBP BLK WP HR S P ERA WHIP | IP WLS BF H R ER SO BB IBB HBP BLK WP HR S P ERA WHIP | IP WLS BF H R ER SO BB IBB HBP BLK WP HR S P ERA WHIP | IP WLS BF H R ER SO BB IBB HBP BLK WP HR S P ERA WHIP | IP WLS BF H R ER SO BB IBB HBP BLK WP HR S P ERA WHIP | IP WLS BF H R ER SO BB IBB HBP BLK WP HR S P ERA WHIP | IP WLS BF H R ER SO BB IBB HBP BLK WP HR S P ERA WHIP | IP WLS BF H R ER SO BB IBB HBP BLK WP HR S P ERA WHIP | IP WLS BF H R ER SO BB IBB HBP BLK WP HR S P ERA WHIP | IP WLS BF H R ER SO BB IBB HBP BLK WP HR S P ERA WHIP | IP WLS BF H R ER SO BB IBB HBP BLK WP HR S P ERA WHIP | IP WLS BF H R ER SO BB IBB HBP BLK WP HR S P ERA WHIP | IP WLS BF H R ER SO BB IBB HBP BLK WP HR S P ERA WHIP | | | | |
| 33 Kevin Millwood, R ERA: 3.25 | 5.2 | 29 | 9 | 3 | 3 | 3 | 4 | 0 | 0 | 0 | 0 | 0 | 0 | 0 | 0 | 1 | 1 | 63 | 98 | 4.76 | 2.294 |
| 28 Jason Jennings, R ERA: 3.99 | 0.2 | W | 4 | 2 | 0 | 0 | 0 | 0 | 0 | 0 | 0 | 0 | 0 | 0 | 0 | 0 | 0 | 9 | 15 | 0.00 | 3.000 |
| 36 C.J. Wilson, L ERA: 3.38 | 0.2 | H | 2 | 0 | 0 | 0 | 0 | 0 | 0 | 1 | 0 | 0 | 0 | 0 | 0 | 0 | 0 | 4 | 7 | 0.00 | 0.000 |
| 56 Darren O'Day, R ERA: 1.2 | 1.0 | H | 3 | 1 | 0 | 0 | 0 | 0 | 0 | 0 | 0 | 0 | 0 | 0 | 0 | 0 | 0 | 9 | 10 | 0.00 | 1.000 |
| 50 Frank Francisco, R ERA: | 1.0 | 4 | 1 | 0 | 0 | 1 | 0 | 0 | 0 | 0 | 0 | 0 | 0 | 0 | 0 | 0 | 0 | 10 | 18 | 0.00 | 1.000 |

| Batter | 1 | 2 | 3 | 4 | 5 | 6 | 7 | 8 | 9 | AB | R | H | RBI | BB | SO | LOB | BOTTOM | | | | |
|---|---|---|---|---|---|---|---|---|---|---|---|---|---|---|---|---|--|----------------------------------|------------------------------------|----------------------------------|--------|
| 5 Ian Kinsler, R OBP: 0.353, SLG: 0.560 | | | | | | | | | | 4 | 1 | 2 | 0 | 1 | 0 | 0 | New York Yankees @ Texas Rangers Rangers Ballpark in Arlington, Arlington, TX Tue May 26 2009, 8:05 PM EDT Att: 33,397 - Partly Cloudy - 70 F AB 31 R 7 H 9 RBI 7 BB 5 SO 8 LOB 11 | | | | |
| 10 Michael Young, R OBP: 0.381, SLG: 0.551 | | | | | | | | | | 4 | 1 | 1 | 0 | 0 | 0 | 2 | | | | | |
| 32 Josh Hamilton, L OBP: 0.300, SLG: 0.491 | | | | | | | | | | 4 | 1 | 0 | 1 | 0 | 1 | 2 | | | | | |
| 17 Nelson Cruz, R OBP: 0.352, SLG: 0.580 | | | | | | | | | | 2 | 1 | 1 | 0 | 2 | 1 | 0 | | | | | |
| 7 David Murphy, L OBP: 0.327, SLG: 0.357 | | | | | | | | | | 1 | 0 | 0 | 1 | 2 | 0 | 0 | | | | | |
| 22 Marlon Byrd, R OBP: 0.307, SLG: 0.438 | | | | | | | | | | 4 | 1 | 2 | 2 | 0 | 0 | 3 | | | | | |
| 19 Chris Davis, L OBP: 0.265, SLG: 0.468 | | | | | | | | | | 4 | 2 | 2 | 2 | 0 | 2 | 3 | | | | | |
| 21 Jarrod Saltalamacchia, R OBP: 0.303, SLG: 0.415 | | | | | | | | | | 4 | 0 | 1 | 1 | 0 | 3 | 0 | | | | | |
| 13 Omar Vizquel, S OBP: 0.380, SLG: 0.468 | | | | | | | | | | 4 | 0 | 0 | 0 | 0 | 1 | 1 | | | | | |
| Inning Stats | R: 2 E: 0 K: 1 S: 17 | H: 3 LOB: 2 BB: 1 P: 28 | R: 0 E: 0 K: 2 S: 13 | H: 0 LOB: 1 BB: 1 P: 24 | R: 0 E: 0 K: 1 S: 7 | H: 0 LOB: 0 BB: 2 P: 18 | R: 1 E: 0 K: 1 S: 9 | H: 1 LOB: 0 BB: 0 P: 14 | R: 0 E: 0 K: 1 S: 7 | H: 0 LOB: 0 BB: 0 P: 10 | R: 1 E: 0 K: 1 S: 14 | H: 2 LOB: 1 BB: 0 P: 21 | R: 2 E: 0 K: 0 S: 7 | H: 2 LOB: 1 BB: 1 P: 12 | R: 1 E: 0 K: 1 S: 12 | H: 1 LOB: 0 BB: 0 P: 16 | | 1B: 3 2B: 3 3B: 1 HR: 2 | SF: 1 SAC: 0 DP: 1 HBP: 0 | WP: 0 PB: 0 SB: 1 CS: 0 | PA: 37 |
| PITCHER | IP WLS BF H R ER SO BB IBB HBP BLK WP HR S P ERA WHIP | IP WLS BF H R ER SO BB IBB HBP BLK WP HR S P ERA WHIP | IP WLS BF H R ER SO BB IBB HBP BLK WP HR S P ERA WHIP | IP WLS BF H R ER SO BB IBB HBP BLK WP HR S P ERA WHIP | IP WLS BF H R ER SO BB IBB HBP BLK WP HR S P ERA WHIP | IP WLS BF H R ER SO BB IBB HBP BLK WP HR S P ERA WHIP | IP WLS BF H R ER SO BB IBB HBP BLK WP HR S P ERA WHIP | IP WLS BF H R ER SO BB IBB HBP BLK WP HR S P ERA WHIP | IP WLS BF H R ER SO BB IBB HBP BLK WP HR S P ERA WHIP | IP WLS BF H R ER SO BB IBB HBP BLK WP HR S P ERA WHIP | IP WLS BF H R ER SO BB IBB HBP BLK WP HR S P ERA WHIP | IP WLS BF H R ER SO BB IBB HBP BLK WP HR S P ERA WHIP | IP WLS BF H R ER SO BB IBB HBP BLK WP HR S P ERA WHIP | IP WLS BF H R ER SO BB IBB HBP BLK WP HR S P ERA WHIP | IP WLS BF H R ER SO BB IBB HBP BLK WP HR S P ERA WHIP | IP WLS BF H R ER SO BB IBB HBP BLK WP HR S P ERA WHIP | IP WLS BF H R ER SO BB IBB HBP BLK WP HR S P ERA WHIP | | | | |
| 62 Joba Chamberlain, R ERA: 3.97 | 4.0 | 19 | 4 | 3 | 3 | 5 | 4 | 0 | 0 | 0 | 0 | 0 | 0 | 0 | 0 | 0 | 1 | 46 | 84 | 6.75 | 2.000 |
| 91 Alfredo Aceves, R ERA: 3.24 | 2.0 | L | 10 | 4 | 3 | 3 | 2 | 0 | 0 | 0 | 0 | 0 | 0 | 0 | 0 | 0 | 0 | 23 | 33 | 13.50 | 2.000 |
| 48 Phil Coke, L ERA: 4.43 | 1.0 | 5 | 1 | 1 | 1 | 0 | 0 | 1 | 0 | 0 | 0 | 0 | 0 | 0 | 0 | 0 | 1 | 7 | 13 | 9.00 | 1.000 |
| 30 David Robertson, R ERA: 3.18 | 1.0 | 3 | 0 | 0 | 0 | 1 | 0 | 0 | 0 | 0 | 0 | 0 | 0 | 0 | 0 | 0 | 0 | 10 | 13 | 0.00 | 0.000 |

| Batter | 1 | 2 | 3 | 4 | 5 | 6 | 7 | 8 | 9 | AB | R | H | RBI | BB | SO | LOB | TOP |
|--|---|-----------------------|---------------------------------------|------------------------|--------------------------------------|------------------------|--------------------------------------|------------------------|--------------------------------------|------------------------|---------------------------------------|------------------------|--------------------------------------|------------------------|----------------------------------|------------------------------------|--|
| 2 Derek Jeter, R OBP: 0.376, SLG: 0.466 | | | | | | | | | | 4 | 1 | 2 | 0 | 0 | 0 | 0 | |
| 18 Johnny Damon, L OBP: 0.367, SLG: 0.539 | | | | | | | | | | 4 | 2 | 2 | 0 | 0 | 0 | 1 | |
| 25 Mark Teixeira, S OBP: 0.381, SLG: 0.605 | | | | | | | | | | 4 | 1 | 2 | 4 | 0 | 0 | 1 | |
| 13 Alex Rodriguez, R OBP: 0.412, SLG: 0.584 | | | | | | | | | | 4 | 0 | 1 | 0 | 0 | 0 | 2 | |
| 24 Robinson Canó, L OBP: 0.344, SLG: 0.517 | | | | | | | | | | 4 | 0 | 0 | 0 | 0 | 0 | 2 | |
| 55 Hideki Matsui, L OBP: 0.347, SLG: 0.487 | | | | | | | | | | 3 | 0 | 1 | 0 | 1 | 1 | | |
| 19 Ramiro Pena, S OBP: 0.290, SLG: 0.308 | | | | | | | | | | 0 | 0 | 0 | 0 | 0 | 0 | | |
| 33 Nick Swisher, S OBP: 0.367, SLG: 0.490 | | | | | | | | | | 3 | 0 | 1 | 0 | 0 | 2 | | |
| 11 Brett Gardner, L OBP: 0.333, SLG: 0.396 | | | | | | | | | | 4 | 0 | 1 | 0 | 0 | 0 | 2 | |
| 29 Francisco Cervelli, R OBP: 0.302, SLG: 0.310 | | | | | | | | | | 2 | 0 | 0 | 0 | 0 | 0 | | |
| 20 Jorge Posada, S OBP: 0.366, SLG: 0.598 | | | | | | | | | | 2 | 0 | 0 | 0 | 0 | 1 | 2 | |
| Inning Stats | R: 0 H: 1 E: 0 K: 0 S: 7 | H: 1 BB: 0 P: 8 | R: 0 H: 0 E: 1 K: 2 S: 10 | H: 0 BB: 0 P: 16 | R: 0 H: 0 E: 0 K: 0 S: 8 | H: 0 BB: 0 P: 12 | R: 0 H: 1 E: 0 K: 0 S: 9 | H: 1 BB: 0 P: 10 | R: 0 H: 1 E: 0 K: 1 S: 9 | H: 1 BB: 0 P: 11 | R: 2 H: 3 E: 0 K: 1 S: 12 | H: 3 BB: 0 P: 20 | R: 0 H: 1 E: 0 K: 0 S: 9 | H: 1 BB: 2 P: 17 | 1B: 6 2B: 3 3B: 0 HR: 1 | SF: 0 SAC: 1 DP: 2 HBP: 0 | WP: 0 PA: 36 PB: 0 SB: 0 CS: 1 |
| PITCHER | IP WLS BF H R ER SO BB IBB HBP BLK WP HR S P ERA WHIP | | | | | | | | | | | | | | | | |
| 44 Carl Pavano, R ERA: 5.29 | 7.1 | 28 | 7 | 3 | 3 | 4 | 0 | 0 | 0 | 0 | 0 | 1 | 64 | 89 | 3.68 | 0.955 | |
| 53 Rafael Perez, L ERA: 14.66 | 0.0 | 1 | 1 | 0 | 0 | 0 | 0 | 0 | 0 | 0 | 0 | 0 | 1 | 2 | ∞ | ∞ | |
| 63 Rafael Betancourt, R ERA: 3.71 | 0.0 | 0 | 0 | 0 | 0 | 0 | 0 | 0 | 0 | 0 | 0 | 0 | 0 | 0 | ∞ | ∞ | |
| 40 Matt Herges, R ERA: 1.13 | 0.2 | B | 3 | 1 | 1 | 1 | 0 | 0 | 0 | 0 | 0 | 7 | 16 | 13.50 | 1.500 | | |
| 34 Kerry Wood, R ERA: 6.0 | 1.0 | W | 4 | 1 | 0 | 0 | 0 | 1 | 0 | 0 | 0 | 0 | 9 | 17 | 0.00 | 2.000 | |

New York Yankees @ Cleveland Indians
Progressive Field, Cleveland, OH
Sun May 31 2009, 12:40 PM EDT
Att: 29,405 - Sunny - 56 F

AB 34
R 4
H 10
RBI 4
BB 1
SO 4
LOB 12



| Batter | 1 | 2 | 3 | 4 | 5 | 6 | 7 | 8 | 9 | AB | R | H | RBI | BB | SO | LOB | BOTTOM | | | | |
|--|---|------------------------|--------------------------------------|------------------------|---------------------------------------|----------------------------------|---------------------------------------|----------------------------------|---------------------------------------|----------------------------------|---------------------------------------|----------------------------------|---------------------------------------|----------------------------------|--------------------------------------|----------------------------------|--------------------------------------|----------------------------------|----------------------------------|------------------------------------|--|
| Asdrúbal Cabrera, S OBP: 0.378, SLG: 0.433 | | | | | | | | | | 4 | 2 | 2 | 0 | 0 | 1 | 0 | | | | | |
| 12 Ben Francisco, R OBP: 0.351, SLG: 0.458 | | | | | | | | | | 3 | 1 | 2 | 0 | 2 | 1 | 0 | | | | | |
| 2 Jhonny Peralta, R OBP: 0.352, SLG: 0.339 | | | | | | | | | | 4 | 0 | 3 | 3 | 0 | 0 | 2 | | | | | |
| 17 Shin-Soo Choo, L OBP: 0.412, SLG: 0.475 | | | | | | | | | | 2 | 0 | 0 | 1 | 0 | 0 | 3 | | | | | |
| 7 Mark DeRosa, R OBP: 0.338, SLG: 0.438 | | | | | | | | | | 2 | 0 | 0 | 1 | 1 | 1 | | | | | | |
| 25 Ryan Garko, R OBP: 0.350, SLG: 0.419 | | | | | | | | | | 3 | 0 | 0 | 0 | 0 | 1 | 2 | | | | | |
| 10 Kelly Shoppach, R OBP: 0.343, SLG: 0.378 | | | | | | | | | | 4 | 0 | 0 | 0 | 0 | 4 | 1 | | | | | |
| 1 Luis Valbuena, L OBP: 0.250, SLG: 0.313 | | | | | | | | | | 4 | 0 | 1 | 0 | 0 | 1 | | | | | | |
| 26 Trevor Crowe, S OBP: 0.262, SLG: 0.237 | | | | | | | | | | 3 | 2 | 1 | 0 | 1 | 0 | 0 | | | | | |
| Inning Stats | R: 0 H: 0 E: 0 K: 2 S: 16 | H: 0 BB: 0 P: 23 | R: 0 H: 0 E: 0 K: 2 S: 9 | H: 0 BB: 0 P: 12 | R: 3 H: 3 E: 0 K: 0 S: 16 | H: 3 LOB: 2 BB: 1 P: 25 | R: 0 H: 0 E: 0 K: 2 S: 11 | H: 0 LOB: 0 BB: 0 P: 14 | R: 1 H: 2 E: 0 K: 0 S: 14 | H: 2 LOB: 1 BB: 0 P: 21 | R: 0 H: 1 E: 0 K: 2 S: 10 | H: 1 LOB: 0 BB: 0 P: 12 | R: 0 H: 2 E: 0 K: 0 S: 13 | H: 2 LOB: 2 BB: 0 P: 19 | R: 0 H: 0 E: 0 K: 1 S: 6 | H: 0 LOB: 1 BB: 1 P: 11 | R: 1 H: 1 E: 0 K: 0 S: 8 | H: 1 LOB: 2 BB: 2 P: 21 | 1B: 7 2B: 2 3B: 0 HR: 0 | SF: 2 SAC: 2 DP: 0 HBP: 2 | WP: 0 PA: 40 PB: 0 SB: 1 CS: 1 |
| PITCHER | IP WLS BF H R ER SO BB IBB HBP BLK WP HR S P ERA WHIP | | | | | | | | | | | | | | | | | | | | |
| 65 Phil Hughes, R ERA: 5.45 | 5.0 | 23 | 5 | 4 | 4 | 6 | 1 | 0 | 0 | 0 | 0 | 0 | 29 | 42 | 0.00 | 1.333 | | | | | |
| 40 Chien-Ming Wang, R ERA: 16.07 | 3.0 | 12 | 3 | 0 | 0 | 3 | 1 | 0 | 0 | 0 | 0 | 5 | 11 | 27.00 | 3.000 | | | | | | |
| 48 Phil Coke, L ERA: 4.79 | 0.1 | L | 2 | 0 | 1 | 1 | 0 | 0 | 0 | 0 | 0 | 3 | 10 | ∞ | ∞ | | | | | | |
| 30 David Robertson, R ERA: 2.45 | 0.0 | 2 | 1 | 0 | 0 | 0 | 1 | 0 | 0 | 0 | 0 | 3 | 10 | ∞ | ∞ | | | | | | |

New York Yankees @ Cleveland Indians
Progressive Field, Cleveland, OH
Sun May 31 2009, 12:40 PM EDT
Att: 29,405 - Sunny - 56 F

AB 29
R 5
H 9
RBI 5
BB 4
SO 9
LOB 10



| Batter | 1 | 2 | 3 | 4 | 5 | 6 | 7 | 8 | 9 | AB | R | H | RBI | BB | SO | LOB | TOP | | | | |
|--|---|---|--|--|--|----------------------------------|------------------------------|----------------------------------|------------------------------|----------------------------------|-------------------------------|----------------------------------|-------------------------------|----------------------------------|-------------------------------|----------------------------------|----------------------------------|------------------------------------|----------------------------------|--------|--|
| 2 Derek Jeter, R OBP: 0.385, SLG: 0.469 | | | | | | | | | | 3 | 1 | 2 | 0 | 2 | 0 | 1 | | | | | |
| 33 Nick Swisher, S OBP: 0.373, SLG: 0.503 | | | | | | | | | | 4 | 1 | 2 | 2 | 1 | 0 | 2 | | | | | |
| 25 Mark Teixeira, S OBP: 0.386, SLG: 0.601 | | | | | | | | | | 3 | 0 | 1 | 0 | 2 | 1 | 1 | | | | | |
| 13 Alex Rodriguez, R OBP: 0.412, SLG: 0.568 | | | | | | | | | | 4 | 0 | 1 | 2 | 1 | 2 | 6 | | | | | |
| 20 Jorge Posada, S OBP: 0.389, SLG: 0.571 | | | | | | | | | | 4 | 0 | 0 | 0 | 1 | 1 | 7 | | | | | |
| 24 Robinson Cano, L OBP: 0.338, SLG: 0.507 | | | | | | | | | | 4 | 0 | 0 | 0 | 0 | 0 | 6 | | | | | |
| 53 Melky Cabrera, S OBP: 0.365, SLG: 0.471 | | | | | | | | | | 3 | 0 | 0 | 0 | 1 | 0 | 0 | | | | | |
| 14 Angel Berroa, R OBP: 0.143, SLG: 0.143 | | | | | | | | | | 2 | 0 | 0 | 0 | 0 | 1 | 0 | | | | | |
| 55 Hideki Matsui, L OBP: 0.351, SLG: 0.487 | | | | | | | | | | 0 | 0 | 0 | 0 | 1 | 0 | 0 | | | | | |
| 19 Ramiro Pena, S OBP: 0.286, SLG: 0.303 | | | | | | | | | | 1 | 1 | 0 | 0 | 0 | 1 | 1 | | | | | |
| 11 Brett Gardner, L OBP: 0.339, SLG: 0.389 | | | | | | | | | | 2 | 2 | 0 | 0 | 2 | 1 | 1 | | | | | |
| Inning Stats | R: 0 E: 0 K: 1 S: 15 | H: 2 LOB: 2 BB: 0 P: 23 | R: 0 E: 0 K: 0 S: 7 | H: 0 LOB: 0 BB: 0 P: 11 | R: 1 E: 0 K: 0 S: 10 | H: 1 LOB: 0 BB: 1 P: 16 | R: 0 E: 0 K: 0 S: 6 | H: 0 LOB: 0 BB: 0 P: 11 | R: 0 E: 0 K: 1 S: 7 | H: 0 LOB: 0 BB: 3 P: 19 | R: 4 E: 0 K: 0 S: 12 | H: 2 LOB: 2 BB: 5 P: 37 | R: 0 E: 0 K: 1 S: 11 | H: 0 LOB: 1 BB: 0 P: 19 | R: 0 E: 0 K: 2 S: 13 | H: 1 LOB: 0 BB: 0 P: 24 | 1B: 4 2B: 2 3B: 0 HR: 0 | SF: 0 SAC: 0 DP: 2 HBP: 0 | WP: 1 PB: 0 SB: 1 CS: 0 | PA: 41 | |
| PITCHER | IP WLS BF H R ER SO BB IBB HBP BLK WP HR S P ERA WHIP | 5.0 1 21 3 1 1 3 5 0 0 0 0 0 0 47 85 1.80 1.600 | 6.1 1 19 1 4 4 1 3 1 0 0 0 0 0 13 32 27.00 3.000 | 7.1 1.2 9 1 0 0 1 2 0 0 0 0 1 0 16 30 0.00 1.800 | 9.1 1.0 4 1 0 0 2 0 0 0 0 0 0 0 13 24 0.00 1.000 | | | | | | | | | | | | | | | | |

New York Yankees @ Cleveland Indians
Progressive Field, Cleveland, OH
Mon Jun 01 2009, 7:05 PM EDT
Att: 23,651 - Partly Cloudy - 77 F

| | |
|-----|----|
| AB | 30 |
| R | 5 |
| H | 6 |
| RBI | 4 |
| BB | 11 |
| SO | 7 |
| LOB | 25 |



| Batter | 1 | 2 | 3 | 4 | 5 | 6 | 7 | 8 | 9 | AB | R | H | RBI | BB | SO | LOB | BOTTOM | | | | | |
|---|---|---|---|----------------------------------|------------------------------|----------------------------------|-------------------------------|----------------------------------|------------------------------|----------------------------------|------------------------------|---------------------------------|------------------------------|----------------------------------|------------------------------|----------------------------------|------------------------------|----------------------------------|----------------------------------|------------------------------------|----------------------------------|--------|
| Asdrúbal Cabrera, S OBP: 0.372, SLG: 0.424 | | | | | | | | | | 4 | 0 | 0 | 0 | 0 | 1 | 0 | | | | | | |
| 12 Ben Francisco, R OBP: 0.343, SLG: 0.446 | | | | | | | | | | 4 | 0 | 0 | 0 | 0 | 1 | 0 | | | | | | |
| 41 Victor Martinez, S OBP: 0.424, SLG: 0.552 | | | | | | | | | | 4 | 1 | 1 | 1 | 0 | 0 | 0 | | | | | | |
| 17 Shin-Soo Choo, L OBP: 0.413, SLG: 0.475 | | | | | | | | | | 4 | 1 | 2 | 0 | 0 | 0 | 0 | | | | | | |
| 2 Johnny Peralta, R OBP: 0.352, SLG: 0.335 | | | | | | | | | | 2 | 0 | 0 | 0 | 1 | 1 | 1 | | | | | | |
| 7 Mark DeRosa, R OBP: 0.333, SLG: 0.431 | | | | | | | | | | 3 | 0 | 0 | 1 | 0 | 1 | 2 | | | | | | |
| 25 Ryan Garko, R OBP: 0.350, SLG: 0.412 | | | | | | | | | | 2 | 0 | 0 | 0 | 1 | 0 | 0 | | | | | | |
| 11 Jamey Carroll, R OBP: 0.429, SLG: 0.382 | | | | | | | | | | 3 | 0 | 1 | 0 | 0 | 0 | 0 | | | | | | |
| 10 Kelly Shoppach, R OBP: 0.333, SLG: 0.366 | | | | | | | | | | 3 | 0 | 0 | 0 | 0 | 1 | 2 | | | | | | |
| Inning Stats | R: 0 E: 0 K: 1 S: 10 | H: 0 LOB: 0 BB: 0 P: 15 | R: 0 E: 0 K: 1 S: 6 | H: 0 LOB: 0 BB: 0 P: 10 | R: 0 E: 0 K: 1 S: 8 | H: 0 LOB: 0 BB: 0 P: 13 | R: 1 E: 0 K: 2 S: 12 | H: 2 LOB: 2 BB: 1 P: 20 | R: 0 E: 0 K: 0 S: 7 | H: 1 LOB: 0 BB: 1 P: 15 | R: 0 E: 0 K: 0 S: 8 | H: 0 LOB: 0 BB: 0 P: 9 | R: 1 E: 0 K: 0 S: 8 | H: 1 LOB: 0 BB: 0 P: 13 | R: 0 E: 0 K: 0 S: 8 | H: 0 LOB: 0 BB: 0 P: 11 | R: 0 E: 0 K: 0 S: 9 | H: 0 LOB: 0 BB: 0 P: 13 | 1B: 3 2B: 1 3B: 0 HR: 1 | SF: 0 SAC: 0 DP: 1 HBP: 0 | WP: 0 PB: 0 SB: 2 CS: 1 | PA: 32 |
| PITCHER | IP WLS BF H R ER SO BB IBB HBP BLK WP HR S P ERA WHIP | 8.0 28 4 2 2 2 2 0 0 0 0 0 0 9 106 2.25 0.750 | 3.1 3 0 0 0 0 0 0 0 0 0 0 0 9 13 0.00 0.000 | | | | | | | | | | | | | | | | | | | |

New York Yankees @ Cleveland Indians
Progressive Field, Cleveland, OH
Mon Jun 01 2009, 7:05 PM EDT
Att: 23,651 - Partly Cloudy - 77 F

| | |
|-----|----|
| AB | 29 |
| R | 2 |
| H | 4 |
| RBI | 2 |
| BB | 2 |
| SO | 5 |
| LOB | 5 |



| Batter | 1 | 2 | 3 | 4 | 5 | 6 | 7 | 8 | 9 | AB | R | H | RBI | BB | SO | LOB | TOP | | | | | | | | | | |
|---|-------------------------------|----------------------------------|-------------------------------|----------------------------------|-------------------------------|----------------------------------|-------------------------------|----------------------------------|------------------------------|---------------------------------|------------------------------|---------------------------------|-------------------------------|----------------------------------|-------------------------------|----------------------------------|------------------------------|----------------------------------|----------------------------------|------------------------------------|----------------------------------|--------|--|--|--|--|--|
| 5 Ian Kinsler, R OBP: 0.367, SLG: 0.545 | | | | | | | | | | 3 | 1 | 2 | 1 | 2 | 0 | 1 | | | | | | | | | | | |
| 10 Michael Young, R OBP: 0.379, SLG: 0.530 | | | | | | | | | | 4 | 0 | 1 | 0 | 1 | 2 | 4 | | | | | | | | | | | |
| 25 Andrew Jones, R OBP: 0.405, SLG: 0.544 | | | | | | | | | | 5 | 1 | 1 | 0 | 0 | 1 | 5 | | | | | | | | | | | |
| 17 Nelson Cruz, R OBP: 0.365, SLG: 0.600 | | | | | | | | | | 2 | 1 | 1 | 1 | 2 | 0 | 0 | | | | | | | | | | | |
| 7 David Murphy, L OBP: 0.347, SLG: 0.350 | | | | | | | | | | 3 | 0 | 1 | 0 | 1 | 0 | 3 | | | | | | | | | | | |
| 22 Marlon Byrd, R OBP: 0.316, SLG: 0.476 | | | | | | | | | | 4 | 0 | 0 | 1 | 0 | 2 | 4 | | | | | | | | | | | |
| 19 Chris Davis, L OBP: 0.247, SLG: 0.422 | | | | | | | | | | 4 | 0 | 1 | 1 | 0 | 1 | 2 | | | | | | | | | | | |
| 21 Jarrod Saltalamacchia, R OBP: 0.299, SLG: 0.400 | | | | | | | | | | 4 | 0 | 0 | 0 | 0 | 3 | 2 | | | | | | | | | | | |
| 1 Elvis Andrus, R OBP: 0.333, SLG: 0.424 | | | | | | | | | | 3 | 1 | 2 | 0 | 1 | 1 | 0 | | | | | | | | | | | |
| Inning Stats | R: 3 E: 0 K: 1 S: 14 | H: 3 LOB: 2 BB: 2 P: 26 | R: 1 E: 1 K: 1 S: 13 | H: 3 LOB: 1 BB: 0 P: 21 | R: 0 E: 0 K: 3 S: 12 | H: 1 LOB: 2 BB: 1 P: 20 | R: 0 E: 0 K: 1 S: 14 | H: 0 LOB: 3 BB: 3 P: 28 | R: 0 E: 0 K: 0 S: 6 | H: 0 LOB: 0 BB: 0 P: 9 | R: 0 E: 0 K: 0 S: 7 | H: 2 LOB: 1 BB: 0 P: 9 | R: 0 E: 0 K: 1 S: 10 | H: 0 LOB: 0 BB: 0 P: 15 | R: 0 E: 0 K: 2 S: 10 | H: 0 LOB: 0 BB: 0 P: 15 | R: 0 E: 0 K: 1 S: 9 | H: 0 LOB: 0 BB: 1 P: 16 | 1B: 9 2B: 0 3B: 0 HR: 0 | SF: 0 SAC: 0 DP: 2 HBP: 0 | WP: 0 PB: 0 SB: 2 CS: 1 | PA: 39 | | | | | |
| PITCHER | IP | WLS | BF | H | R | ER | SO | BB | IBB | HBP | BLK | WP | HR | S | P | ERA | WHIP | | | | | | | | | | |
| 46 Andy Pettitte, L ERA: 4.33 | 5.0 | L | 26 | 7 | 4 | 4 | 6 | 6 | 0 | 0 | 0 | 0 | 0 | 59 | 104 | 7.20 | 2.600 | | | | | | | | | | |
| 28 Brett Tomko, R ERA: 2.16 | 3.0 | | 10 | 2 | 0 | 0 | 3 | 0 | 0 | 0 | 0 | 0 | 0 | 27 | 39 | 0.00 | 0.667 | | | | | | | | | | |
| 30 David Robertson, R ERA: 2.16 | 1.0 | | 3 | 0 | 0 | 0 | 1 | 1 | 0 | 0 | 0 | 0 | 0 | 9 | 16 | 0.00 | 1.000 | | | | | | | | | | |

Texas Rangers @ New York Yankees
Yankee Stadium, Bronx, NY

Wed Jun 03 2009, 7:05 PM EDT
Att: 44,452 - Cloudy - 55 F

AB 32
R 4
H 9
RBI 4
BB 7
SO 10
LOB 21



| Batter | 1 | 2 | 3 | 4 | 5 | 6 | 7 | 8 | 9 | AB | R | H | RBI | BB | SO | LOB | BOTTOM | | | | | | | | | | |
|--|-------------------------------|----------------------------------|------------------------------|---------------------------------|-------------------------------|----------------------------------|------------------------------|----------------------------------|-------------------------------|----------------------------------|------------------------------|----------------------------------|-------------------------------|----------------------------------|------------------------------|----------------------------------|----------------------------------|------------------------------------|----------------------------------|--------|--|--|--|--|--|--|--|
| 2 Derek Jeter, R OBP: 0.397, SLG: 0.465 | | | | | | | | | | 4 | 0 | 0 | 0 | 0 | 2 | 2 | | | | | | | | | | | |
| 33 Nick Swisher, S OBP: 0.380, SLG: 0.512 | | | | | | | | | | 3 | 1 | 2 | 0 | 1 | 1 | 0 | | | | | | | | | | | |
| 18 Johnny Damon, L OBP: 0.371, SLG: 0.528 | | | | | | | | | | 3 | 0 | 0 | 0 | 1 | 1 | 2 | | | | | | | | | | | |
| 13 Alex Rodriguez, R OBP: 0.400, SLG: 0.534 | | | | | | | | | | 4 | 0 | 1 | 1 | 0 | 2 | 5 | | | | | | | | | | | |
| 24 Robinson Cano, L OBP: 0.333, SLG: 0.495 | | | | | | | | | | 4 | 0 | 0 | 0 | 0 | 0 | 3 | | | | | | | | | | | |
| 20 Jorge Posada, S OBP: 0.402, SLG: 0.630 | | | | | | | | | | 4 | 1 | 2 | 1 | 0 | 1 | 0 | | | | | | | | | | | |
| 55 Hideki Matsui, L OBP: 0.344, SLG: 0.491 | | | | | | | | | | 4 | 0 | 0 | 0 | 0 | 1 | 1 | | | | | | | | | | | |
| 53 Melky Cabrera, S OBP: 0.363, SLG: 0.458 | | | | | | | | | | 4 | 0 | 1 | 0 | 0 | 0 | 1 | | | | | | | | | | | |
| 11 Brett Gardner, L OBP: 0.346, SLG: 0.385 | | | | | | | | | | 2 | 0 | 0 | 0 | 1 | 0 | 1 | | | | | | | | | | | |
| Inning Stats | R: 1 E: 0 K: 1 S: 10 | H: 2 LOB: 1 BB: 0 P: 15 | R: 0 E: 0 K: 0 S: 5 | H: 1 LOB: 0 BB: 0 P: 7 | R: 0 E: 0 K: 0 S: 13 | H: 0 LOB: 2 BB: 3 P: 29 | R: 0 E: 0 K: 1 S: 8 | H: 0 LOB: 0 BB: 0 P: 11 | R: 0 E: 0 K: 2 S: 11 | H: 0 LOB: 1 BB: 0 P: 16 | R: 1 E: 0 K: 1 S: 8 | H: 2 LOB: 1 BB: 0 P: 14 | R: 0 E: 0 K: 1 S: 14 | H: 1 LOB: 0 BB: 0 P: 22 | R: 0 E: 0 K: 1 S: 9 | H: 0 LOB: 0 BB: 0 P: 11 | 1B: 4 2B: 1 3B: 0 HR: 1 | SF: 0 SAC: 0 DP: 2 HBP: 0 | WP: 0 PB: 0 SB: 1 CS: 0 | PA: 35 | | | | | | | |
| PITCHER | IP | WLS | BF | H | R | ER | SO | BB | IBB | HBP | BLK | WP | HR | S | P | ERA | WHIP | | | | | | | | | | |
| 39 Scott Feldman, R ERA: 3.79 | 6.1 | W | 26 | 5 | 2 | 2 | 5 | 3 | 0 | 0 | 0 | 0 | 0 | 19 | 27 | 2.84 | 1.263 | | | | | | | | | | |
| 36 C.J. Wilson, L ERA: 2.52 | 1.2 | H | 6 | 1 | 0 | 0 | 2 | 0 | 0 | 0 | 0 | 0 | 0 | 9 | 11 | 0.00 | 0.600 | | | | | | | | | | |
| 50 Frank Francisco, R ERA: 0.46 | 1.0 | S | 3 | 0 | 0 | 0 | 1 | 0 | 0 | 0 | 0 | 0 | 0 | 9 | 11 | 0.00 | 0.000 | | | | | | | | | | |

Texas Rangers @ New York Yankees
Yankee Stadium, Bronx, NY

Wed Jun 03 2009, 7:05 PM EDT
Att: 44,452 - Cloudy - 55 F

AB 32
R 2
H 6
RBI 2
BB 3
SO 8
LOB 15



| Batter | 1 | 2 | 3 | 4 | 5 | 6 | 7 | 8 | 9 | AB | R | H | RBI | BB | SO | LOB | TOP | | | | | | | | | | | | | | | |
|---|---|----------------------------------|--------------------------------------|----------------------------------|---------------------------------------|----------------------------------|---------------------------------------|----------------------------------|---------------------------------------|----------------------------------|---------------------------------------|----------------------------------|--------------------------------------|---------------------------------|---------------------------------------|----------------------------------|----------------------------------|------------------------------------|----------------------------------|--------|--|--|--|--|--|--|--|--|--|--|--|--|
| 5 Ian Kinsler, R OBP: 0.367, SLG: 0.554 | | | | | | | | | | 4 | 2 | 1 | 1 | 1 | 2 | 1 | | | | | | | | | | | | | | | | |
| 10 Michael Young, R OBP: 0.384, SLG: 0.536 | | | | | | | | | | 5 | 0 | 3 | 0 | 0 | 0 | 0 | | | | | | | | | | | | | | | | |
| 9 Hank Blalock, L OBP: 0.296, SLG: 0.554 | | | | | | | | | | 5 | 0 | 2 | 1 | 0 | 1 | 1 | | | | | | | | | | | | | | | | |
| 17 Nelson Cruz, R OBP: 0.362, SLG: 0.605 | | | | | | | | | | 5 | 1 | 1 | 1 | 0 | 3 | 4 | | | | | | | | | | | | | | | | |
| 7 David Murphy, L OBP: 0.349, SLG: 0.346 | | | | | | | | | | 4 | 1 | 1 | 0 | 1 | 1 | 2 | | | | | | | | | | | | | | | | |
| 22 Marlon Byrd, R OBP: 0.325, SLG: 0.479 | | | | | | | | | | 3 | 1 | 1 | 0 | 1 | 1 | 0 | | | | | | | | | | | | | | | | |
| 19 Chris Davis, L OBP: 0.253, SLG: 0.435 | | | | | | | | | | 4 | 1 | 2 | 2 | 0 | 1 | 2 | | | | | | | | | | | | | | | | |
| 2 Taylor Teagarden, R OBP: 0.327, SLG: 0.263 | | | | | | | | | | 3 | 0 | 0 | 0 | 0 | 1 | 1 | | | | | | | | | | | | | | | | |
| 1 Elvis Andrus, R OBP: 0.325, SLG: 0.413 | | | | | | | | | | 4 | 0 | 0 | 0 | 0 | 1 | 2 | | | | | | | | | | | | | | | | |
| Inning Stats | R: 0 H: 0 E: 0 K: 2 S: 9 | H: 0 LOB: 0 BB: 0 P: 13 | R: 0 H: 0 E: 0 K: 1 S: 6 | H: 0 LOB: 0 BB: 0 P: 10 | R: 2 H: 3 E: 0 K: 1 S: 15 | H: 3 LOB: 2 BB: 1 P: 22 | R: 2 H: 3 E: 0 K: 1 S: 12 | H: 3 LOB: 1 BB: 0 P: 14 | R: 1 H: 2 E: 0 K: 1 S: 15 | H: 2 LOB: 1 BB: 0 P: 20 | R: 0 H: 0 E: 0 K: 2 S: 10 | H: 0 LOB: 0 BB: 0 P: 16 | R: 0 H: 0 E: 0 K: 1 S: 5 | H: 0 LOB: 0 BB: 0 P: 8 | R: 0 H: 2 E: 0 K: 2 S: 17 | H: 2 LOB: 2 BB: 0 P: 24 | 1B: 5 2B: 4 3B: 0 HR: 2 | SF: 0 SAC: 1 DP: 0 HBP: 0 | WP: 1 PB: 0 SB: 1 CS: 0 | PA: 41 | | | | | | | | | | | | |
| PITCHER | IP WLS BF H R ER SO BB IBB HBP BLK WP HR S P ERA WHIP | | | | | | | | | | | | | | | | | | | | | | | | | | | | | | | |
| 40 Chien-Ming Wang, R (1, 1) | 4.2 | 22 | 7 | 5 | 5 | 5 | 1 | 0 | 0 | 0 | 1 | 1 | 47 | 69 | 9.64 | 1.714 | | | | | | | | | | | | | | | | |
| 91 Alfredo Aceves, R (5, 1) | 1.2 | 9 | 2 | 1 | 1 | 2 | 2 | 0 | 0 | 0 | 0 | 1 | 20 | 34 | 5.40 | 2.400 | | | | | | | | | | | | | | | | |
| 48 Phil Coke, L (7, 1) | 1.1 | 4 | 0 | 0 | 0 | 2 | 0 | 0 | 0 | 0 | 0 | 0 | 11 | 19 | 0.00 | 0.000 | | | | | | | | | | | | | | | | |
| 30 David Robertson, R (8, 1) | 0.1 | W | 1 | 0 | 0 | 0 | 0 | 0 | 0 | 0 | 0 | 1 | 1 | 0.00 | 0.000 | | | | | | | | | | | | | | | | | |
| 42 Mariano Rivera, R (9, 1) | 1.0 | S | 5 | 2 | 0 | 2 | 0 | 0 | 0 | 0 | 0 | 0 | 17 | 24 | 0.00 | 2.000 | | | | | | | | | | | | | | | | |

Texas Rangers @ New York Yankees
Yankee Stadium, Bronx, NY
Thu Jun 04 2009, 1:05 PM EDT
Att: 45,713 - Cloudy - 65 F

| | |
|-----|----|
| AB | 37 |
| R | 6 |
| H | 11 |
| RBI | 5 |
| BB | 3 |
| SO | 11 |
| LOB | 13 |



| Batter | 1 | 2 | 3 | 4 | 5 | 6 | 7 | 8 | 9 | AB | R | H | RBI | BB | SO | LOB | BOTTOM | | | | | | | | | | | | | | |
|--|---|----------------------------------|--------------------------------------|----------------------------------|--------------------------------------|----------------------------------|---------------------------------------|----------------------------------|---------------------------------------|----------------------------------|--------------------------------------|----------------------------------|--------------------------------------|----------------------------------|--------------------------------------|----------------------------------|----------------------------------|------------------------------------|----------------------------------|--------|--|--|--|--|--|--|--|--|--|--|--|
| 18 Johnny Damon, L OBP: 0.373, SLG: 0.540 | | | | | | | | | | 3 | 2 | 1 | 1 | 1 | 0 | 1 | | | | | | | | | | | | | | | |
| 33 Nick Swisher, S (1, 9) | | | | | | | | | | 3 | 1 | 2 | 1 | 1 | 1 | 0 | | | | | | | | | | | | | | | |
| 11 Brett Gardner, L (7, PR) | | | | | | | | | | 4 | 1 | 2 | 3 | 0 | 0 | 2 | | | | | | | | | | | | | | | |
| 25 Mark Teixeira, S (1, 3) | | | | | | | | | | 4 | 1 | 2 | 3 | 0 | 0 | 2 | | | | | | | | | | | | | | | |
| 13 Alex Rodriguez, R (1, 5) | | | | | | | | | | 4 | 0 | 1 | 1 | 0 | 0 | 4 | | | | | | | | | | | | | | | |
| 24 Robinson Cano, L (1, 4) | | | | | | | | | | 3 | 1 | 1 | 0 | 1 | 0 | 2 | | | | | | | | | | | | | | | |
| 55 Hideki Matsui, L (1, 10) | | | | | | | | | | 3 | 0 | 0 | 0 | 1 | 0 | 3 | | | | | | | | | | | | | | | |
| 53 Melky Cabrera, S (1, 8) | | | | | | | | | | 4 | 1 | 1 | 2 | 0 | 1 | 3 | | | | | | | | | | | | | | | |
| 29 Francisco Cervelli, R (1, 2) | | | | | | | | | | 4 | 1 | 1 | 0 | 0 | 1 | 0 | | | | | | | | | | | | | | | |
| 19 Ramiro Pena, S (1, 6) | | | | | | | | | | 3 | 1 | 1 | 0 | 1 | 1 | 0 | | | | | | | | | | | | | | | |
| Inning Stats | R: 1 H: 2 E: 1 K: 0 S: 12 | H: 2 LOB: 1 BB: 0 P: 20 | R: 0 H: 0 E: 0 K: 2 S: 8 | H: 0 LOB: 0 BB: 0 P: 10 | R: 0 H: 0 E: 0 K: 1 S: 9 | H: 0 LOB: 0 BB: 0 P: 12 | R: 0 H: 1 E: 0 K: 0 S: 10 | H: 1 LOB: 2 BB: 1 P: 16 | R: 5 H: 5 E: 0 K: 0 S: 18 | H: 5 LOB: 1 BB: 2 P: 34 | R: 0 H: 0 E: 0 K: 0 S: 6 | H: 0 LOB: 0 BB: 1 P: 13 | R: 0 H: 1 E: 0 K: 0 S: 9 | H: 1 LOB: 0 BB: 0 P: 15 | R: 2 H: 1 E: 0 K: 1 S: 8 | H: 1 LOB: 0 BB: 0 P: 16 | 1B: 5 2B: 5 3B: 0 HR: 2 | SF: 0 SAC: 0 DP: 3 HBP: 0 | WP: 0 PB: 0 SB: 1 CS: 1 | PA: 37 | | | | | | | | | | | |
| PITCHER | IP WLS BF H R ER SO BB IBB HBP BLK WP HR S P ERA WHIP | | | | | | | | | | | | | | | | | | | | | | | | | | | | | | |
| 20 Brandon McCarthy, R (1, 1) | 4.0 | 21 | 6 | 6 | 6 | 3 | 0 | 0 | 0 | 0 | 1 | 50 | 79 | 13.50 | 2.250 | | | | | | | | | | | | | | | | |
| 28 Jason Jennings, R (5, 1) | 3.0 | 10 | 3 | 0 | 0 | 0 | 1 | 0 | 0 | 0 | 0 | 22 | 41 | 0.00 | 1.333 | | | | | | | | | | | | | | | | |
| 36 C.J. Wilson, L (8, 1) | 1.0 | L | 5 | 1 | 2 | 2 | 1 | 0 | 0 | 0 | 1 | 8 | 16 | 18.00 | 2.000 | | | | | | | | | | | | | | | | |

Texas Rangers @ New York Yankees
Yankee Stadium, Bronx, NY
Thu Jun 04 2009, 1:05 PM EDT
Att: 45,713 - Cloudy - 65 F

| | |
|-----|----|
| AB | 31 |
| R | 8 |
| H | 10 |
| RBI | 8 |
| BB | 5 |
| SO | 4 |
| LOB | 15 |



| Batter | 1 | 2 | 3 | 4 | 5 | 6 | 7 | 8 | 9 | AB | R | H | RBI | BB | SO | LOB | TOP | | | | | |
|--|---|---|---|---|---|---|---|---|---|---|---|---|---|---|---|---|--|----------------------------------|----------------------------------|------------------------------------|----------------------------------|--------|
| 2 B.J. Upton, R OBP: 0.320, SLG: 0.325 | F7 | | G5-3 | | | 13 HR 16 BB | 13 CS 16 BB | | 13 1B 16 E | 3 | 2 | 1 | 1 | 2 | 0 | 0 | Tampa Bay Rays @ New York Yankees Yankee Stadium, Bronx, NY Sat Jun 06 2009, 1:05 PM EDT Att: 46,205 - Cloudy - 71 F | | | | | |
| 13 Carl Crawford, L OBP: 0.391, SLG: 0.456 | F7 | | | L6 | | 16 HR 16 BB | CS | G1-3 | 23 CS 16 E | 5 | 1 | 2 | 1 | 0 | 0 | | | | | | | |
| 16 Willy Aybar, S OBP: 0.363, SLG: 0.411 | L7 | | G5-3 | | | 1-H 2-H | HR | F9 | E5 | 5 | 1 | 1 | 3 | 0 | 0 | 1 | | | | | | |
| 23 Carlos Pena, L OBP: 0.360, SLG: 0.538 | | K | | P4 | | | K | K | CS | 4 | 0 | 0 | 0 | 0 | 3 | 0 | | | | | | |
| 18 Ben Zobrist, S OBP: 0.418, SLG: 0.681 | | 11 BB BB | | | | G5-3 | | | 11 1B 3B | 3 | 2 | 2 | 1 | 1 | 0 | 0 | | | | | | |
| 11 Joe Dillon, R OBP: 0.500, SLG: 0.611 | | | | E7 30 SF8 1B | | | | | 20 F9 30 G3 2 1B | 3 | 2 | 3 | 1 | 0 | 0 | 0 | | | | | | |
| 30 Dioner Navarro, S OBP: 0.229, SLG: 0.299 | | | G4-6-3 | | | SF8 | P3 | | G3 | 3 | 0 | 0 | 1 | 0 | 0 | 4 | | | | | | |
| 19 Gabe Kapler, R OBP: 0.261, SLG: 0.260 | | | | | | F9 | | | F9 | 3 | 0 | 0 | 0 | 0 | 0 | 0 | | | | | | |
| 20 Matt Joyce, L OBP: 0.266, SLG: 0.615 | | | | | | F9 | | G5-3 | F9 | 1 | 0 | 0 | 0 | 0 | 0 | 1 | | | | | | |
| 15 Reid Brignac, L OBP: 0.235, SLG: 0.333 | | | | | | K | | G5-3 | | 3 | 0 | 0 | 0 | 0 | 2 | 0 | | | | | | |
| 3 Evan Longoria, R OBP: 0.354, SLG: 0.614 | | | | | | | | | 2 1B 13 1B IBB | 0 | 0 | 0 | 0 | 1 | 0 | 0 | | | | | | |
| 21 Andy Sonnanstine, L OBP: 0.333, SLG: 0.375 | | | | | | | | | | 0 | 0 | 0 | 0 | 0 | 0 | 0 | | | | | | |
| 35 Dan Wheeler, R | | | | | | | | | | 0 | 0 | 0 | 0 | 0 | 0 | 0 | | | | | | |
| 36 Randy Choate, L | | | | | | | | | | 0 | 0 | 0 | 0 | 0 | 0 | 0 | | | | | | |
| Inning Stats | R: 0 E: 0 K: 0 S: 7 | H: 0 LOB: 0 BB: 0 P: 11 | R: 0 E: 0 K: 1 S: 7 | H: 1 LOB: 1 BB: 1 P: 11 | R: 0 E: 0 K: 1 S: 5 | H: 0 LOB: 0 BB: 0 P: 9 | R: 0 E: 0 K: 0 S: 10 | H: 0 LOB: 0 BB: 0 P: 16 | R: 2 E: 1 K: 1 S: 12 | H: 2 LOB: 0 BB: 0 P: 16 | R: 3 E: 0 K: 1 S: 9 | H: 2 LOB: 1 BB: 1 P: 18 | R: 0 E: 0 K: 0 S: 7 | H: 0 LOB: 1 BB: 1 P: 12 | R: 0 E: 0 K: 1 S: 7 | H: 0 LOB: 0 BB: 0 P: 8 | R: 4 E: 0 K: 0 S: 19 | H: 4 LOB: 1 BB: 1 P: 34 | 1B: 6 2B: 0 3B: 1 HR: 2 | SF: 1 SAC: 0 DP: 1 HBP: 1 | WP: 0 PB: 0 SB: 0 CS: 2 | PA: 41 |
| PITCHER | IP WLS BF H R ER SO BB IBB HBP BLK WP HR S P ERA WHIP | IP WLS BF H R ER SO BB IBB HBP BLK WP HR S P ERA WHIP | IP WLS BF H R ER SO BB IBB HBP BLK WP HR S P ERA WHIP | IP WLS BF H R ER SO BB IBB HBP BLK WP HR S P ERA WHIP | IP WLS BF H R ER SO BB IBB HBP BLK WP HR S P ERA WHIP | IP WLS BF H R ER SO BB IBB HBP BLK WP HR S P ERA WHIP | IP WLS BF H R ER SO BB IBB HBP BLK WP HR S P ERA WHIP | IP WLS BF H R ER SO BB IBB HBP BLK WP HR S P ERA WHIP | IP WLS BF H R ER SO BB IBB HBP BLK WP HR S P ERA WHIP | IP WLS BF H R ER SO BB IBB HBP BLK WP HR S P ERA WHIP | IP WLS BF H R ER SO BB IBB HBP BLK WP HR S P ERA WHIP | IP WLS BF H R ER SO BB IBB HBP BLK WP HR S P ERA WHIP | IP WLS BF H R ER SO BB IBB HBP BLK WP HR S P ERA WHIP | IP WLS BF H R ER SO BB IBB HBP BLK WP HR S P ERA WHIP | IP WLS BF H R ER SO BB IBB HBP BLK WP HR S P ERA WHIP | IP WLS BF H R ER SO BB IBB HBP BLK WP HR S P ERA WHIP | IP WLS BF H R ER SO BB IBB HBP BLK WP HR S P ERA WHIP | | | | | |
| 52 CC Sabathia, L ERA: 3.56 | 8.0 | 31 | 5 | 5 | 4 | 5 | 3 | 0 | 1 | 0 | 0 | 0 | 0 | 0 | 10 | 21 | 4.50 | 1.000 | | | | |
| 42 Mariano Rivera, R ERA: 3.47 | 0.2 | L | 6 | 3 | 4 | 3 | 0 | 1 | 0 | 0 | 0 | 0 | 0 | 0 | 10 | 21 | 40.50 | 4.500 | | | | |
| 48 Phil Coke, L ERA: 4.43 | 0.1 | 2 | 1 | 0 | 0 | 0 | 0 | 0 | 0 | 0 | 0 | 0 | 0 | 9 | 13 | 0.00 | 3.000 | | | | | |

| | |
|-----|----|
| AB | 33 |
| R | 9 |
| H | 9 |
| RBI | 8 |
| BB | 4 |
| SO | 5 |
| LOB | 6 |



| Batter | 1 | 2 | 3 | 4 | 5 | 6 | 7 | 8 | 9 | AB | R | H | RBI | BB | SO | LOB | BOTTOM | | | | | |
|--|---|---|---|---|---|---|---|---|---|---|---|---|---|---|---|---|--|----------------------------------|----------------------------------|------------------------------------|----------------------------------|--------|
| 2 Derek Jeter, R OBP: 0.397, SLG: 0.462 | F9 | | 18 E 18 S BB | | | | | | 18 2B 25 2B | 4 | 1 | 1 | 0 | 1 | 1 | 1 | Tampa Bay Rays @ New York Yankees Yankee Stadium, Bronx, NY Sat Jun 06 2009, 1:05 PM EDT Att: 46,205 - Cloudy - 71 F | | | | | |
| 18 Johnny Damon, L OBP: 0.373, SLG: 0.539 | F7 | | | | G4-3 | | | | 25 2B | 4 | 1 | 1 | 0 | 1 | 0 | 1 | | | | | | |
| 25 Mark Teixeira, S OBP: 0.390, SLG: 0.618 | P6 | | G6-3 | | | G6-3 | | | HR | 5 | 1 | 2 | 3 | 0 | 0 | 2 | | | | | | |
| 13 Alex Rodriguez, R OBP: 0.403, SLG: 0.547 | | | | | 24 E 24 S G5-3 BB | | | | F9 | 3 | 2 | 1 | 1 | 2 | 0 | 1 | | | | | | |
| 20 Jorge Posada, S OBP: 0.393, SLG: 0.606 | F7 | | | | | P4 | | | F8 | 4 | 1 | 0 | 0 | 1 | 1 | 3 | | | | | | |
| 24 Robinson Cano, L OBP: 0.338, SLG: 0.489 | G3 | | | | G5-3 | | | | L8 | 4 | 0 | 1 | 1 | 1 | 0 | 1 | | | | | | |
| 33 Nick Swisher, S OBP: 0.385, SLG: 0.512 | | | | | L7 | | | | | 3 | 0 | 0 | 0 | 1 | 1 | 2 | | | | | | |
| 53 Melky Cabrera, S OBP: 0.358, SLG: 0.474 | | | G5-3 | | | | | | FC6-4 | 4 | 1 | 1 | 1 | 0 | 1 | 2 | | | | | | |
| 29 Francisco Cervelli, R OBP: 0.286, SLG: 0.292 | | | | | | | | | | 2 | 0 | 0 | 0 | 0 | 0 | 0 | | | | | | |
| 55 Hideki Matsui, L OBP: 0.340, SLG: 0.479 | | | G5-3 | | | SH5-4 | | | | 1 | 0 | 0 | 0 | 0 | 1 | 2 | | | | | | |
| 42 Mariano Rivera, R | | | | | | | | | | 0 | 0 | 0 | 0 | 0 | 0 | 0 | | | | | | |
| 48 Phil Coke, L | | | | | | | | | | 0 | 0 | 0 | 0 | 0 | 0 | 0 | | | | | | |
| Inning Stats | R: 0 E: 0 K: 0 S: 8 | H: 0 LOB: 0 BB: 0 P: 16 | R: 1 E: 0 K: 1 S: 11 | H: 1 LOB: 0 BB: 0 P: 15 | R: 0 E: 0 K: 0 S: 9 | H: 0 LOB: 2 BB: 2 P: 23 | R: 1 E: 0 K: 1 S: 12 | H: 0 LOB: 0 BB: 1 P: 22 | R: 1 E: 1 K: 1 S: 9 | H: 1 LOB: 0 BB: 0 P: 15 | R: 0 E: 0 K: 0 S: 7 | H: 0 LOB: 2 BB: 2 P: 20 | R: 0 E: 1 K: 1 S: 11 | H: 0 LOB: 1 BB: 0 P: 19 | R: 2 E: 0 K: 1 S: 14 | H: 2 LOB: 2 BB: 2 P: 29 | R: 2 E: 0 K: 0 S: 19 | H: 3 LOB: 1 BB: 0 P: 28 | 1B: 2 2B: 3 3B: 0 HR: 2 | SF: 0 SAC: 1 DP: 0 HBP: 0 | WP: 0 PB: 0 SB: 2 CS: 0 | PA: 42 |
| PITCHER | IP WLS BF H R ER SO BB IBB HBP BLK WP HR S P ERA WHIP | IP WLS BF H R ER SO BB IBB HBP BLK WP HR S P ERA WHIP | IP WLS BF H R ER SO BB IBB HBP BLK WP HR S P ERA WHIP | IP WLS BF H R ER SO BB IBB HBP BLK WP HR S P ERA WHIP | IP WLS BF H R ER SO BB IBB HBP BLK WP HR S P ERA WHIP | IP WLS BF H R ER SO BB IBB HBP BLK WP HR S P ERA WHIP | IP WLS BF H R ER SO BB IBB HBP BLK WP HR S P ERA WHIP | IP WLS BF H R ER SO BB IBB HBP BLK WP HR S P ERA WHIP | IP WLS BF H R ER SO BB IBB HBP BLK WP HR S P ERA WHIP | IP WLS BF H R ER SO BB IBB HBP BLK WP HR S P ERA WHIP | IP WLS BF H R ER SO BB IBB HBP BLK WP HR S P ERA WHIP | IP WLS BF H R ER SO BB IBB HBP BLK WP HR S P ERA WHIP | IP WLS BF H R ER SO BB IBB HBP BLK WP HR S P ERA WHIP | IP WLS BF H R ER SO BB IBB HBP BLK WP HR S P ERA WHIP | IP WLS BF H R ER SO BB IBB HBP BLK WP HR S P ERA WHIP | IP WLS BF H R ER SO BB IBB HBP BLK WP HR S P ERA WHIP | | | | | | |
| 14 David Price, L ERA: 2.45 | 5.2 | 24 | 2 | 3 | 1 | 3 | 5 | 0 | 0 | 0 | 0 | 0 | 0 | 0 | 0 | 0 | 1.59 | 1.235 | | | | |
| 46 Joe Nelson, R ERA: 8.04 | 0.2 | H | 3 | 0 | 0 | 0 | 0 | 0 | 0 | 0 | 0 | 0 | 0 | 0 | 11 | 18 | 0.00 | 0.000 | | | | |
| 50 Grant Balfour, R ERA: 5.68 | 1.0 | H | 5 | 1 | 2 | 2 | 1 | 0 | 0 | 0 | 0 | 0 | 0 | 1 | 9 | 20 | 18.00 | 2.000 | | | | |
| 39 J.P. Howell, L ERA: 2.22 | 0.2 | W | 4 | 1 | 0 | 0 | 1 | 0 | 0 | 0 | 0 | 0 | 0 | 8 | 15 | 0.00 | 3.000 | | | | | |
| 35 Dan Wheeler, R ERA: 5.5 | 0.2 | 5 | 3 | 2 | 2 | 0 | 0 | 0 | 0 | 0 | 0 | 0 | 0 | 16 | 22 | 27.00 | 4.500 | | | | | |



| Batter | 1 | 2 | 3 | 4 | 5 | 6 | 7 | 8 | 9 | AB | R | H | RBI | BB | SO | LOB | TOP | | | |
|--|---|----------------------------------|-------------------------------|----------------------------------|-------------------------------|----------------------------------|-------------------------------|----------------------------------|------------------------------|----------------------------------|------------------------------|----------------------------------|------------------------------|----------------------------------|------------------------------|----------------------------------|----------------------------------|------------------------------------|----------------------------------|--------|
| 2 B.J. Upton, R OBP: 0.317, SLG: 0.322 (1, 8) | | | | | | | | | | 4 | 0 | 0 | 0 | 1 | 2 | 0 | | | | |
| 13 Carl Crawford, L OBP: 0.387, SLG: 0.449 (1, 7) | | | | | | | | | | 4 | 0 | 2 | 0 | 0 | 0 | 1 | | | | |
| 3 Evan Longoria, R OBP: 0.390, SLG: 0.602 (1, 5) | | | | | | | | | | 3 | 0 | 0 | 0 | 1 | 3 | 2 | | | | |
| 23 Carlos Pena, L OBP: 0.360, SLG: 0.527 (1, 3) | | | | | | | | | | 3 | 0 | 0 | 0 | 0 | 3 | 2 | | | | |
| 18 Ben Zobrist, S OBP: 0.416, SLG: 0.660 (1, 4) | | | | | | | | | | 2 | 1 | 1 | 0 | 2 | 0 | 0 | | | | |
| 11 Joe Dillon, R OBP: 0.417, SLG: 0.500 (1, 10) | | | | | | | | | | 4 | 0 | 0 | 0 | 0 | 0 | 7 | | | | |
| 41 Michel Hernandez, R OBP: 0.309, SLG: 0.377 (1, 2) | | | | | | | | | | 4 | 1 | 1 | 1 | 0 | 0 | 1 | | | | |
| 19 Gabe Kapler, R OBP: 0.261, SLG: 0.296 (1, 9) | | | | | | | | | | 4 | 1 | 1 | 2 | 0 | 1 | 0 | | | | |
| 15 Reid Brignac, L OBP: 0.225, SLG: 0.308 (1, 6) | | | | | | | | | | 3 | 0 | 0 | 0 | 0 | 1 | 0 | | | | |
| 20 Matt Joyce, L OBP: 0.273, SLG: 0.533 (9, PH) | | | | | | | | | | 1 | 0 | 0 | 0 | 0 | 0 | 0 | | | | |
| Inning Stats | R: 0 E: 0 K: 2 S: 13 | H: 1 LOB: 3 BB: 1 P: 21 | R: 0 E: 0 K: 2 S: 10 | H: 0 LOB: 0 BB: 0 P: 16 | R: 0 E: 0 K: 2 S: 11 | H: 1 LOB: 1 BB: 0 P: 18 | R: 3 E: 1 K: 0 S: 14 | H: 2 LOB: 1 BB: 1 P: 25 | R: 0 E: 0 K: 1 S: 8 | H: 0 LOB: 0 BB: 0 P: 11 | R: 0 E: 0 K: 1 S: 7 | H: 0 LOB: 0 BB: 0 P: 11 | R: 0 E: 0 K: 1 S: 7 | H: 0 LOB: 1 BB: 1 P: 13 | R: 0 E: 0 K: 1 S: 7 | H: 0 LOB: 0 BB: 0 P: 11 | 1B: 4 2B: 0 3B: 0 HR: 1 | SF: 0 SAC: 0 DP: 1 HBP: 1 | WP: 1 PB: 0 SB: 0 CS: 0 | PA: 37 |
| PITCHER | IP WLS BF H R ER SO BB IBB HBP BLK WP HR S P ERA WHIP | | | | | | | | | | | | | | | | | | | |
| 46 Andy Pettitte, L ERA: 4.22 (1, 1) | 6.0 W 27 5 3 2 7 3 0 1 0 1 1 64 104 3.00 1.333 | | | | | | | | | | | | | | | | | | | |
| 65 Phil Hughes, R ERA: 5.3 (7, 1) | 1.0 H 3 0 0 0 1 0 0 0 0 0 0 7 11 0.00 0.000 | | | | | | | | | | | | | | | | | | | |
| 48 Phil Coke, L ERA: 4.24 (8, 1) | 1.0 H 4 0 0 0 1 1 0 0 0 0 0 7 13 0.00 1.000 | | | | | | | | | | | | | | | | | | | |
| 42 Mariano Rivera, R ERA: 3.2 (9, 1) | 1.0 S 3 0 0 0 1 0 0 0 0 0 0 7 11 0.00 0.000 | | | | | | | | | | | | | | | | | | | |

Tampa Bay Rays @ New York Yankees
 Yankee Stadium, Bronx, NY
 Mon Jun 08 2009, 7:05 PM EDT
 Att: 44,706 - Partly Cloudy - 72 F

| | |
|-----|----|
| AB | 32 |
| R | 3 |
| H | 5 |
| RBI | 3 |
| BB | 4 |
| SO | 10 |
| LOB | 13 |




| Batter | 1 | 2 | 3 | 4 | 5 | 6 | 7 | 8 | 9 | AB | R | H | RBI | BB | SO | LOB | BOTTOM | |
|--|---|----------------------------------|------------------------------|----------------------------------|-------------------------------|----------------------------------|------------------------------|---------------------------------|------------------------------|----------------------------------|------------------------------|----------------------------------|------------------------------|----------------------------------|----------------------------------|------------------------------------|----------------------------------|--------|
| 2 Derek Jeter, R OBP: 0.379, SLG: 0.463 (1, 6) | | | | | | | | | | 4 | 1 | 1 | 1 | 0 | 0 | 0 | | |
| 18 Johnny Damon, L OBP: 0.373, SLG: 0.551 (1, 7) | | | | | | | | | | 4 | 1 | 1 | 1 | 0 | 1 | 0 | | |
| 25 Mark Teixeira, S OBP: 0.389, SLG: 0.621 (1, 3) | | | | | | | | | | 3 | 1 | 1 | 1 | 1 | 1 | 0 | | |
| 13 Alex Rodriguez, R OBP: 0.402, SLG: 0.525 (1, 5) | | | | | | | | | | 3 | 0 | 0 | 0 | 1 | 0 | 1 | | |
| 24 Robinson Cano, L OBP: 0.336, SLG: 0.481 (1, 4) | | | | | | | | | | 3 | 1 | 1 | 0 | 0 | 0 | 1 | | |
| 20 Jorge Posada, S OBP: 0.380, SLG: 0.577 (1, 2) | | | | | | | | | | 3 | 0 | 0 | 0 | 0 | 0 | 1 | | |
| 55 Hideki Matsui, L OBP: 0.333, SLG: 0.462 (1, 10) | | | | | | | | | | 2 | 0 | 0 | 0 | 1 | 0 | 1 | | |
| 33 Nick Swisher, S OBP: 0.395, SLG: 0.549 (1, 9) | | | | | | | | | | 3 | 1 | 2 | 2 | 0 | 0 | 1 | | |
| 11 Brett Gardner, L OBP: 0.346, SLG: 0.385 (9, 8) | | | | | | | | | | 0 | 0 | 0 | 0 | 0 | 0 | 0 | | |
| 53 Melky Cabrera, S OBP: 0.349, SLG: 0.456 (9, 9) | | | | | | | | | | 3 | 0 | 0 | 0 | 0 | 0 | 1 | | |
| Inning Stats | R: 1 E: 0 K: 0 S: 9 | H: 1 LOB: 0 BB: 0 P: 14 | R: 2 E: 0 K: 0 S: 8 | H: 2 LOB: 0 BB: 0 P: 12 | R: 0 E: 0 K: 0 S: 10 | H: 0 LOB: 0 BB: 0 P: 14 | R: 0 E: 0 K: 0 S: 6 | H: 0 LOB: 0 BB: 1 P: 8 | R: 0 E: 0 K: 1 S: 9 | H: 1 LOB: 1 BB: 1 P: 19 | R: 0 E: 0 K: 0 S: 8 | H: 1 LOB: 0 BB: 0 P: 11 | R: 1 E: 0 K: 1 S: 7 | H: 1 LOB: 0 BB: 1 P: 13 | 1B: 2 2B: 0 3B: 0 HR: 4 | SF: 0 SAC: 0 DP: 2 HBP: 0 | WP: 0 PB: 0 SB: 0 CS: 0 | PA: 31 |
| PITCHER | IP WLS BF H R ER SO BB IBB HBP BLK WP HR S P ERA WHIP | | | | | | | | | | | | | | | | | |
| 21 Andy Sonnanstine, R ERA: 7.0 (1, 1) | 7.0 L 28 2 0 0 5 1 2 0 0 0 0 4 56 92 6.43 1.143 | | | | | | | | | | | | | | | | | |
| 36 Randy Choate, L ERA: 2.45 (8, 1) | 0.1 2 0 0 0 1 1 0 0 0 0 0 4 9 0.00 3.000 | | | | | | | | | | | | | | | | | |
| 44 Jason Istringhausen, R ERA: 2.84 (8, 1) | 0.2 1 0 0 0 0 0 0 0 0 0 0 2 3 0.00 0.000 | | | | | | | | | | | | | | | | | |


Tampa Bay Rays @ New York Yankees
 Yankee Stadium, Bronx, NY
 Mon Jun 08 2009, 7:05 PM EDT
 Att: 44,706 - Partly Cloudy - 72 F

| | |
|-----|----|
| AB | 28 |
| R | 5 |
| H | 6 |
| RBI | 5 |
| BB | 3 |
| SO | 2 |
| LOB | 6 |



| Batter | 1 | 2 | 3 | 4 | 5 | 6 | 7 | 8 | 9 | AB | R | H | RBI | BB | SO | LOB | TOP | | | | | |
|---|---|---|---|---|---|---|---|---|---|---|---|---|---|---|---|---|--|----------------------------------|----------------------------------|------------------------------------|------------------------------------|----------------------------------|
| 2 Derek Jeter, R OBP: 0.370, SLG: 0.447 | F9 | F8 | | F8 | | FC4-6 | | K | | 5 | 0 | 0 | 0 | 0 | 1 | 6 | New York Yankees @ Boston Red Sox Fenway Park, Boston, MA Wed Jun 10 2009, 7:10 PM EDT Att: 38,121 - Cloudy - 57 F | | | | | |
| 18 Johnny Damon, L OBP: 0.390, SLG: 0.547 | G3-1 | | L9 | P2 | | | HR | K | | 5 | 1 | 1 | 1 | 0 | 1 | 4 | | | | | | |
| 25 Mark Teixeira, S OBP: 0.399, SLG: 0.643 | 13 BB | | | 2B | | 13 G3 24 G4-3 | HR | | G3 | 5 | 2 | 4 | 1 | 0 | 0 | 0 | | | | | | |
| 13 Alex Rodriguez, R OBP: 0.390, SLG: 0.491 19 Ramiro Pena, S OBP: 0.293, SLG: 0.300 | 1B | | | F9 | | G3 | HR | | G6-3 | 3 | 0 | 0 | 0 | 2 | 0 | 2 | | | | | | |
| 24 Robinson Canó, L OBP: 0.328, SLG: 0.467 | BB | | | F9 | | G3 | | | G6-3 | 0 | 0 | 0 | 0 | 0 | 0 | 0 | | | | | | |
| 24 Robinson Canó, L OBP: 0.328, SLG: 0.467 | P5 | | | F8 | | G4-3 | | | G6-3 | 5 | 0 | 0 | 1 | 0 | 2 | 4 | | | | | | |
| 20 Jorge Posada, S OBP: 0.380, SLG: 0.585 | | | | F8 | | G4-3 | | | G6-3 | 5 | 1 | 2 | 1 | 0 | 1 | 2 | | | | | | |
| 55 Hideki Matsui, L OBP: 0.342, SLG: 0.471 | | | | F8 | | G4-3 | | | G6-3 | 3 | 1 | 2 | 0 | 1 | 1 | 1 | | | | | | |
| 33 Nick Swisher, S OBP: 0.396, SLG: 0.539 11 Brett Gardner, L OBP: 0.383, SLG: 0.383 | | | | F8 | | G4-3 | | | G6-3 | 2 | 0 | 1 | 0 | 2 | 1 | 1 | | | | | | |
| 53 Melky Cabrera, S OBP: 0.343, SLG: 0.445 | | | | F8 | | G4-3 | | | G6-3 | 0 | 0 | 0 | 0 | 0 | 0 | 0 | | | | | | |
| Inning Stats | R: 0 E: 0 K: 0 S: 9 | H: 1 LOB: 2 BB: 1 P: 18 | R: 1 E: 0 K: 0 S: 10 | H: 3 LOB: 1 BB: 0 P: 15 | R: 0 E: 0 K: 0 S: 5 | H: 1 LOB: 1 BB: 0 P: 6 | R: 1 E: 0 K: 1 S: 15 | H: 1 LOB: 2 BB: 2 P: 28 | R: 1 E: 0 K: 0 S: 5 | H: 1 LOB: 0 BB: 0 P: 7 | R: 0 E: 0 K: 1 S: 8 | H: 1 LOB: 1 BB: 0 P: 14 | R: 2 E: 0 K: 2 S: 17 | H: 3 LOB: 1 BB: 0 P: 28 | R: 0 E: 0 K: 2 S: 11 | H: 0 LOB: 2 BB: 1 P: 18 | R: 0 E: 0 K: 1 S: 10 | H: 0 LOB: 2 BB: 1 P: 21 | 1B: 5 2B: 4 3B: 0 HR: 3 | SF: 0 SAC: 1 DP: 1 HBP: 0 | WP: 0 PB: 0 SB: 1 CS: 0 | PA: 42 |
| PITCHER | IP WLS BF H R ER SO BB IBB HBP BLK WP HR S P ERA WHIP | IP WLS BF H R ER SO BB IBB HBP BLK WP HR S P ERA WHIP | IP WLS BF H R ER SO BB IBB HBP BLK WP HR S P ERA WHIP | IP WLS BF H R ER SO BB IBB HBP BLK WP HR S P ERA WHIP | IP WLS BF H R ER SO BB IBB HBP BLK WP HR S P ERA WHIP | IP WLS BF H R ER SO BB IBB HBP BLK WP HR S P ERA WHIP | IP WLS BF H R ER SO BB IBB HBP BLK WP HR S P ERA WHIP | IP WLS BF H R ER SO BB IBB HBP BLK WP HR S P ERA WHIP | IP WLS BF H R ER SO BB IBB HBP BLK WP HR S P ERA WHIP | IP WLS BF H R ER SO BB IBB HBP BLK WP HR S P ERA WHIP | IP WLS BF H R ER SO BB IBB HBP BLK WP HR S P ERA WHIP | IP WLS BF H R ER SO BB IBB HBP BLK WP HR S P ERA WHIP | IP WLS BF H R ER SO BB IBB HBP BLK WP HR S P ERA WHIP | IP WLS BF H R ER SO BB IBB HBP BLK WP HR S P ERA WHIP | IP WLS BF H R ER SO BB IBB HBP BLK WP HR S P ERA WHIP | IP WLS BF H R ER SO BB IBB HBP BLK WP HR S P ERA WHIP | IP WLS BF H R ER SO BB IBB HBP BLK WP HR S P ERA WHIP | | | | | |
| 49 Tim Wakefield, R ERA: 4.5 | 6.0 | W | 28 | 8 | 3 | 3 | 2 | 3 | 0 | 0 | 0 | 0 | 0 | 0 | 1 | 52 | 88 | 4.50 | 1.833 | | | |
| 56 Ramon E Ramirez, R ERA: 1.86 | 0.2 | H | 5 | 3 | 2 | 2 | 1 | 0 | 0 | 0 | 0 | 0 | 0 | 2 | 14 | 22 | 27.00 | 4.500 | | | | |
| 37 Hideki Okajima, L ERA: 2.42 | 1.1 | H | 5 | 0 | 0 | 0 | 3 | 1 | 0 | 0 | 0 | 0 | 0 | 0 | 14 | 24 | 0.00 | 0.750 | | | | |
| 58 Jonathan Papelbon, R ERA: 2.08 | 1.0 | S | 4 | 0 | 0 | 0 | 1 | 1 | 0 | 0 | 0 | 0 | 0 | 0 | 10 | 21 | 0.00 | 1.000 | | | | |
| Batter | 1 | 2 | 3 | 4 | 5 | 6 | 7 | 8 | 9 | AB | R | H | RBI | BB | SO | LOB | BOTTOM | | | | | |
| 15 Dustin Pedroia, R OBP: 0.400, SLG: 0.403 | G6-3 | E9 | | F9 | | L5 | | F8 | | 5 | 0 | 0 | 0 | 0 | 0 | 1 | New York Yankees @ Boston Red Sox Fenway Park, Boston, MA Wed Jun 10 2009, 7:10 PM EDT Att: 38,121 - Cloudy - 57 F | | | | | |
| 7 J.D. Drew, L OBP: 0.390, SLG: 0.494 | 20 BB | G1 | | F9 | | L5 | | F8 | | 2 | 2 | 1 | 0 | 3 | 0 | 1 | | | | | | |
| 20 Kevin Youkilis, R OBP: 0.472, SLG: 0.637 | 34 BB | K | | F9 | | L5 | | F8 | | 4 | 1 | 1 | 2 | 1 | 1 | 4 | | | | | | |
| 44 Jason Bay, R OBP: 0.402, SLG: 0.598 | 34 BB | K | | F9 | | L5 | | F8 | | 4 | 0 | 1 | 1 | 0 | 3 | 2 | | | | | | |
| 25 Mike Lowell, R OBP: 0.331, SLG: 0.509 | F8 | | | F9 | | L5 | | F8 | | 4 | 1 | 1 | 1 | 0 | 0 | 2 | | | | | | |
| 34 David Ortiz, L OBP: 0.291, SLG: 0.319 | | | | F9 | | L5 | | F8 | | 2 | 0 | 0 | 0 | 2 | 0 | 0 | | | | | | |
| 11 Mark Kotsay, L OBP: 0.333, SLG: 0.500 | G4-3 | | | F9 | | L5 | | F8 | | 4 | 0 | 1 | 0 | 0 | 1 | 4 | | | | | | |
| 22 Nick Green, R OBP: 0.336, SLG: 0.421 | | | | F9 | | L5 | | F8 | | 4 | 1 | 1 | 0 | 0 | 2 | 2 | | | | | | |
| 16 George Kottaras, L OBP: 0.271, SLG: 0.346 | | | | F9 | | L5 | | F8 | | 4 | 1 | 2 | 1 | 0 | 1 | 2 | | | | | | |
| Inning Stats | R: 1 E: 0 K: 0 S: 12 | H: 1 LOB: 3 BB: 3 P: 29 | R: 2 E: 1 K: 2 S: 19 | H: 2 LOB: 1 BB: 0 P: 29 | R: 1 E: 0 K: 2 S: 13 | H: 2 LOB: 1 BB: 0 P: 17 | R: 2 E: 0 K: 1 S: 13 | H: 2 LOB: 0 BB: 0 P: 24 | R: 0 E: 0 K: 2 S: 10 | H: 0 LOB: 1 BB: 1 P: 18 | R: 0 E: 0 K: 1 S: 7 | H: 0 LOB: 1 BB: 1 P: 12 | R: 0 E: 0 K: 0 S: 8 | H: 0 LOB: 0 BB: 0 P: 12 | R: 0 E: 0 K: 0 S: 9 | H: 1 LOB: 2 BB: 1 P: 17 | | R: 0 E: 0 K: 0 S: 9 | H: 1 LOB: 2 BB: 1 P: 17 | 1B: 3 2B: 2 3B: 1 HR: 2 | SF: 0 SAC: 0 DP: 0 HBP: 0 | WP: 0 PB: 0 SB: 0 CS: 0 |
| PITCHER | IP WLS BF H R ER SO BB IBB HBP BLK WP HR S P ERA WHIP | IP WLS BF H R ER SO BB IBB HBP BLK WP HR S P ERA WHIP | IP WLS BF H R ER SO BB IBB HBP BLK WP HR S P ERA WHIP | IP WLS BF H R ER SO BB IBB HBP BLK WP HR S P ERA WHIP | IP WLS BF H R ER SO BB IBB HBP BLK WP HR S P ERA WHIP | IP WLS BF H R ER SO BB IBB HBP BLK WP HR S P ERA WHIP | IP WLS BF H R ER SO BB IBB HBP BLK WP HR S P ERA WHIP | IP WLS BF H R ER SO BB IBB HBP BLK WP HR S P ERA WHIP | IP WLS BF H R ER SO BB IBB HBP BLK WP HR S P ERA WHIP | IP WLS BF H R ER SO BB IBB HBP BLK WP HR S P ERA WHIP | IP WLS BF H R ER SO BB IBB HBP BLK WP HR S P ERA WHIP | IP WLS BF H R ER SO BB IBB HBP BLK WP HR S P ERA WHIP | IP WLS BF H R ER SO BB IBB HBP BLK WP HR S P ERA WHIP | IP WLS BF H R ER SO BB IBB HBP BLK WP HR S P ERA WHIP | IP WLS BF H R ER SO BB IBB HBP BLK WP HR S P ERA WHIP | IP WLS BF H R ER SO BB IBB HBP BLK WP HR S P ERA WHIP | IP WLS BF H R ER SO BB IBB HBP BLK WP HR S P ERA WHIP | | | | | |
| 40 Chien-Ming Wang, R ERA: 13.92 | 2.2 | L | 17 | 5 | 4 | 3 | 3 | 3 | 0 | 0 | 0 | 0 | 0 | 1 | 39 | 69 | 10.12 | 3.000 | | | | |
| 65 Phil Hughes, R ERA: 5.29 | 3.2 | | 15 | 2 | 2 | 2 | 5 | 2 | 0 | 0 | 1 | 0 | 0 | 1 | 37 | 63 | 4.91 | 1.091 | | | | |
| 48 Phil Coke, L ERA: 4.13 | 0.2 | | 2 | 0 | 0 | 0 | 0 | 0 | 0 | 0 | 0 | 0 | 0 | 6 | 9 | 0.00 | 0.000 | | | | | |
| 91 Alfredo Aceves, R ERA: 2.59 | 1.0 | | 5 | 1 | 0 | 0 | 0 | 1 | 0 | 0 | 0 | 0 | 0 | 9 | 17 | 0.00 | 2.000 | | | | | |

| Batter | 1 | 2 | 3 | 4 | 5 | 6 | 7 | 8 | 9 | AB | R | H | RBI | BB | SO | LOB | TOP | | | | | |
|---|---|---|-------------------------------|----------------------------------|------------------------------|----------------------------------|-------------------------------|----------------------------------|-------------------------------|----------------------------------|------------------------------|----------------------------------|-------------------------------|----------------------------------|-------------------------------|----------------------------------|--|----------------------------------|-----------------------------------|------------------------------------|----------------------------------|--------|
| 1 Luis Castillo, S OBP: 0.376, SLG: 0.337 | G2-3 | 1B | | FC5-4 | | G4-3 | | 15 1B | | 5 | 0 | 2 | 0 | 0 | 0 | 1 | <p>New York Mets @ New York Yankees Yankee Stadium, Bronx, NY</p> <p>Sat Jun 13 2009, 4:10 PM EDT Att: 48,056 - Rain - 67 F</p> <p>livebaseballscores.com</p> <p>AB 42 R 6 H 16 RBI 6 BB 1 SO 5 LOB 17</p>  | | | | | |
| 3 Alex Cora, L OBP: 0.376, SLG: 0.365 | 15 G1-3 | G6-3 | | K | | F7 | | F7 | | 5 | 0 | 1 | 0 | 0 | 1 | 4 | | | | | | |
| 15 Carlos Beltrán, S OBP: 0.438, SLG: 0.561 | G1-3 | | | | | P5 | | | | 5 | 1 | 2 | 0 | 0 | 0 | 1 | | | | | | |
| 5 David Wright, R OBP: 0.460, SLG: 0.532 | L7 | | | | | 10 1B 17 FC5-4 | | F8 | G5-3 | 5 | 1 | 2 | 0 | 0 | 0 | 3 | | | | | | |
| 10 Gary Sheffield, R OBP: 0.341, SLG: 0.478 | | F7 | P3 | | | 17 FC5-4 | | HR | G6-3 | 5 | 1 | 2 | 2 | 0 | 0 | 1 | | | | | | |
| 17 Fernando Tatis, R OBP: 0.341, SLG: 0.383 | | 19 SH2-3 9 HR | | FC5-4 | | L7 | | | K | 4 | 2 | 1 | 1 | 1 | 1 | 1 | | | | | | |
| 19 Ryan Church, L OBP: 0.348, SLG: 0.389 | | SH2-3 | G5-3 | | | K | | | 2B | 4 | 0 | 2 | 0 | 0 | 1 | 3 | | | | | | |
| 9 Omir Santos, R OBP: 0.300, SLG: 0.459 | | HR | | K | | 26 FC5-4 | | F8 | K | 5 | 1 | 2 | 3 | 0 | 2 | 2 | | | | | | |
| 26 Fernando Martinez, L OBP: 0.315, SLG: 0.298 | | 1B | | FC5-4 | | FC5-4-5 | | F8 | | 4 | 0 | 2 | 0 | 0 | 0 | 1 | | | | | | |
| Inning Stats | R: 0 E: 0 K: 0 S: 13 | H: 1 LOB: 1 BB: 0 P: 23 | R: 2 E: 0 K: 0 S: 19 | H: 3 LOB: 2 BB: 1 P: 31 | R: 0 E: 0 K: 0 S: 7 | H: 2 LOB: 2 BB: 0 P: 12 | R: 0 E: 0 K: 2 S: 11 | H: 1 LOB: 1 BB: 0 P: 17 | R: 3 E: 0 K: 1 S: 16 | H: 4 LOB: 1 BB: 0 P: 21 | R: 0 E: 0 K: 0 S: 9 | H: 0 LOB: 0 BB: 0 P: 13 | R: 1 E: 0 K: 0 S: 13 | H: 2 LOB: 1 BB: 0 P: 23 | R: 0 E: 0 K: 0 S: 12 | H: 2 LOB: 2 BB: 0 P: 19 | R: 0 E: 0 K: 2 S: 11 | H: 1 LOB: 1 BB: 0 P: 18 | 1B: 11 2B: 3 3B: 0 HR: 2 | SF: 0 SAC: 1 DP: 0 HBP: 0 | WP: 0 PB: 0 SB: 0 CS: 0 | PA: 44 |
| PITCHER | IP WLS BF H R ER SO BB IBB HBP BLK WP HR S P ERA WHIP | IP WLS BF H R ER SO BB IBB HBP BLK WP HR S P ERA WHIP | | | | | | | | | | | | | | | IP WLS BF H R ER SO BB IBB HBP BLK WP HR S P ERA WHIP | | | | | |
| 46 Andy Pettitte, L ERA: 4.52 | 5.0 | L | 27 | 11 | 5 | 5 | 3 | 1 | 0 | 0 | 0 | 0 | 0 | 0 | 0 | 0 | 0 | 1 | 66 | 104 | 9.00 | 2.400 |
| 91 Alfredo Aceves, R ERA: 2.7 | 2.0 | | 8 | 2 | 1 | 1 | 0 | 0 | 0 | 0 | 0 | 0 | 0 | 0 | 0 | 0 | 0 | 1 | 22 | 36 | 4.50 | 1.000 |
| 41 Jose Veras, R ERA: 5.96 | 2.0 | | 9 | 3 | 0 | 0 | 2 | 0 | 0 | 0 | 0 | 0 | 0 | 0 | 0 | 0 | 0 | 0 | 23 | 37 | 0.00 | 1.500 |

| Batter | 1 | 2 | 3 | 4 | 5 | 6 | 7 | 8 | 9 | AB | R | H | RBI | BB | SO | LOB | BOTTOM | | | | | |
|--|---|---|------------------------------|----------------------------------|-------------------------------|----------------------------------|------------------------------|----------------------------------|------------------------------|----------------------------------|-------------------------------|----------------------------------|------------------------------|----------------------------------|------------------------------|----------------------------------|--|------------------------------------|----------------------------------|--------|------|-------|
| 2 Derek Jeter, R OBP: 0.369, SLG: 0.454 | F7 | | G3 | | FC6-4 | | | | | 4 | 0 | 1 | 1 | 0 | 0 | 2 | <p>New York Mets @ New York Yankees Yankee Stadium, Bronx, NY</p> <p>Sat Jun 13 2009, 4:10 PM EDT Att: 48,056 - Rain - 67 F</p> <p>livebaseballscores.com</p> <p>AB 32 R 2 H 5 RBI 2 BB 2 SO 4 LOB 7</p>  | | | | | |
| 18 Johnny Damon, L OBP: 0.354, SLG: 0.526 | K | | | | P5 | | L3 | | G3 | 4 | 0 | 0 | 0 | 0 | 1 | 2 | | | | | | |
| 25 Mark Teixeira, S OBP: 0.390, SLG: 0.627 | G4-3 | | | | L9 | | G3-1 | | G3 | 4 | 0 | 0 | 0 | 0 | 0 | 0 | | | | | | |
| 13 Alex Rodriguez, R OBP: 0.396, SLG: 0.517 | | HR | | | | | | | K | 2 | 1 | 1 | 1 | 1 | 1 | 0 | | | | | | |
| 24 Robinson Cano, L OBP: 0.325, SLG: 0.469 | | F8 | | | P6 | | | | G3 | 4 | 0 | 0 | 0 | 0 | 1 | 2 | | | | | | |
| 20 Jorge Posada, S OBP: 0.372, SLG: 0.568 | | G3-1 | | | F7 | | G3 | | F7 | 4 | 0 | 0 | 0 | 0 | 0 | 0 | | | | | | |
| 55 Hideki Matsui, L OBP: 0.346, SLG: 0.478 | | L4 | | | | | G4-3 | | K | 3 | 0 | 0 | 0 | 1 | 1 | 0 | | | | | | |
| 53 Melky Cabrera, S OBP: 0.337, SLG: 0.432 | | | | | G4-3 | | F9 | | G5-3 | 4 | 1 | 1 | 0 | 0 | 0 | 1 | | | | | | |
| 11 Brett Gardner, L OBP: 0.350, SLG: 0.386 | | | | | F7 | | 2 FC6-4 | | | 3 | 0 | 2 | 0 | 0 | 0 | 0 | | | | | | |
| Inning Stats | R: 0 E: 0 K: 1 S: 8 | H: 0 LOB: 0 BB: 0 P: 14 | R: 1 E: 0 K: 0 S: 9 | H: 1 LOB: 0 BB: 0 P: 17 | R: 0 E: 0 K: 0 S: 10 | H: 0 LOB: 0 BB: 0 P: 17 | R: 0 E: 0 K: 0 S: 6 | H: 0 LOB: 1 BB: 1 P: 11 | R: 0 E: 0 K: 1 S: 6 | H: 0 LOB: 1 BB: 0 P: 11 | R: 1 E: 0 K: 0 S: 13 | H: 3 LOB: 2 BB: 0 P: 21 | R: 0 E: 0 K: 1 S: 7 | H: 0 LOB: 0 BB: 0 P: 12 | R: 0 E: 0 K: 1 S: 9 | H: 0 LOB: 0 BB: 0 P: 16 | 1B: 4 2B: 0 3B: 0 HR: 1 | SF: 0 SAC: 0 DP: 0 HBP: 1 | WP: 0 PB: 0 SB: 0 CS: 0 | PA: 35 | | |
| PITCHER | IP WLS BF H R ER SO BB IBB HBP BLK WP HR S P ERA WHIP | IP WLS BF H R ER SO BB IBB HBP BLK WP HR S P ERA WHIP | | | | | | | | | | | | | | | IP WLS BF H R ER SO BB IBB HBP BLK WP HR S P ERA WHIP | | | | | |
| 38 Fernando Nieve, R ERA: 2.08 | 6.2 | W | 27 | 4 | 2 | 2 | 2 | 2 | 0 | 0 | 0 | 0 | 0 | 0 | 0 | 0 | 0 | 1 | 60 | 108 | 2.70 | 0.900 |
| 50 Sean Green, R ERA: 4.88 | 1.1 | | 5 | 1 | 0 | 0 | 1 | 0 | 0 | 0 | 0 | 0 | 0 | 0 | 0 | 0 | 0 | 0 | 10 | 18 | 0.00 | 0.750 |
| 75 Francisco Rodriguez, R ERA: 0.57 | 1.0 | | 3 | 0 | 0 | 0 | 1 | 0 | 0 | 0 | 0 | 0 | 0 | 0 | 0 | 0 | 0 | 0 | 9 | 16 | 0.00 | 0.000 |

| Batter | 1 | 2 | 3 | 4 | 5 | 6 | 7 | 8 | 9 | AB | R | H | RBI | BB | SO | LOB | TOP | | | | | |
|---|---|--|--|---|-------------------------------|----------------------------------|------------------------------|----------------------------------|------------------------------|----------------------------------|------------------------------|----------------------------------|-------------------------------|----------------------------------|---|----------------------------------|--|----------------------------------|----------------------------------|------------------------------------|----------------------------------|--------|
| 3 Alex Cora, L (1,6) OBP: 0.362, SLG: 0.348 | F9 | | K | | K | | | P5 | | 4 | 0 | 0 | 0 | 0 | 2 | 3 | New York Mets @ New York Yankees Yankee Stadium, Bronx, NY Sun Jun 14 2009, 1:05 PM EDT Att: 47,943 - Partly Cloudy - 68 F | | | | | |
| 26 Fernando Martinez, L (1,7) OBP: 0.293, SLG: 0.275 | L8 | | K | | | F7 | | K | | 4 | 0 | 0 | 0 | 0 | 2 | 3 | | | | | | |
| 15 Carlos Beltrán, S (1,8) OBP: 0.437, SLG: 0.558 | K | | L6 | | | | | K | | 3 | 0 | 1 | 0 | 0 | 1 | 3 | | | | | | |
| 17 Fernando Tatis, R (6,5) | K | | | | | 1B | | K | | 1 | 0 | 0 | 0 | 0 | 1 | 0 | | | | | | |
| 5 David Wright, R (1,5) OBP: 0.459, SLG: 0.529 | K | | | | | | | | | 3 | 0 | 1 | 0 | 0 | 2 | 1 | | | | | | |
| 4 Wilson Valdez, R (6,4) OBP: 0.273, SLG: 0.381 | K | | | | | | | | | 1 | 0 | 1 | 0 | 0 | 0 | 0 | | | | | | |
| 19 Ryan Church, L (1,9) OBP: 0.339, SLG: 0.378 | G6-3 | | | | | F8 | | K | | 4 | 0 | 0 | 0 | 0 | 2 | 3 | | | | | | |
| 10 Gary Sheffield, R (1,10) OBP: 0.390, SLG: 0.482 | K | | | | | | | | | 3 | 0 | 2 | 0 | 1 | 1 | 0 | | | | | | |
| 28 Daniel Murphy, L (1,3) OBP: 0.324, SLG: 0.354 | | | | | | | | | | 2 | 0 | 0 | 0 | 2 | 1 | 4 | | | | | | |
| 23 Brian Schneider, L (1,2) OBP: 0.304, SLG: 0.282 | | | | | | | | | | 4 | 0 | 1 | 0 | 0 | 0 | 4 | | | | | | |
| 1 Luis Castillo, S (1,4) OBP: 0.377, SLG: 0.335 | | | | | | | | | | 1 | 0 | 0 | 0 | 1 | 0 | 0 | | | | | | |
| 18 Jeremy Reed, L (6,8) OBP: 0.343, SLG: 0.391 | | | | | | | | | | 1 | 0 | 0 | 0 | 0 | 0 | 2 | | | | | | |
| Inning Stats | R: 0 E: 0 K: 1 S: 7 | H: 0 LOB: 0 BB: 0 P: 12 | R: 0 E: 0 K: 2 S: 7 | H: 0 LOB: 0 BB: 0 P: 10 | R: 0 E: 0 K: 2 S: 15 | H: 1 LOB: 3 BB: 2 P: 28 | R: 0 E: 0 K: 1 S: 9 | H: 1 LOB: 1 BB: 1 P: 18 | R: 0 E: 0 K: 1 S: 8 | H: 0 LOB: 0 BB: 0 P: 13 | R: 0 E: 0 K: 1 S: 9 | H: 1 LOB: 1 BB: 0 P: 14 | R: 0 E: 0 K: 0 S: 11 | H: 1 LOB: 1 BB: 1 P: 16 | R: 0 E: 0 K: 2 S: 9 | H: 0 LOB: 0 BB: 0 P: 12 | R: 0 E: 0 K: 2 S: 14 | H: 2 LOB: 2 BB: 0 P: 21 | 1B: 6 2B: 0 3B: 0 HR: 0 | SF: 0 SAC: 0 DP: 2 HBP: 0 | WP: 1 PB: 0 SB: 0 CS: 0 | PA: 35 |
| PITCHER | IP WLS BF H R ER SO BB IBB HBP BLK WP HR S P ERA WHIP | 7.0 W 27 4 0 0 8 4 0 0 0 1 0 66 111 0.00 1.143 | 1.0 3 0 0 0 2 0 0 0 0 0 0 9 12 0.00 0.000 | 1.0 5 2 0 0 2 0 0 0 0 0 0 14 21 0.00 2.000 | PITCHER | | | | | | | | | | IP WLS BF H R ER SO BB IBB HBP BLK WP HR S P ERA WHIP | | | | | | | |

| Batter | 1 | 2 | 3 | 4 | 5 | 6 | 7 | 8 | 9 | AB | R | H | RBI | BB | SO | LOB | BOTTOM | | | |
|--|---|--|--|---|------------------------------|----------------------------------|-------------------------------|----------------------------------|-------------------------------|----------------------------------|-------------------------------|----------------------------------|-------------------------------|----------------------------------|---|----------------------------------|--|------------------------------------|----------------------------------|--------|
| 2 Derek Jeter, R (1,6) OBP: 0.378, SLG: 0.463 | 1B | | | | | | | F8 | | 4 | 2 | 4 | 2 | 0 | 0 | 0 | New York Mets @ New York Yankees Yankee Stadium, Bronx, NY Sun Jun 14 2009, 1:05 PM EDT Att: 47,943 - Partly Cloudy - 68 F | | | |
| 14 Angel Berroa, R (7,5) OBP: 0.176, SLG: 0.125 | 1B | | | | | | | | | 1 | 1 | 0 | 0 | 0 | 0 | 1 | | | | |
| 18 Johnny Damon, L (1,7) OBP: 0.358, SLG: 0.530 | K | | | | | | | | | 4 | 1 | 2 | 3 | 1 | 2 | 3 | | | | |
| 25 Mark Teixeira, S (1,3) OBP: 0.387, SLG: 0.620 | P4 | | | | | | | | | 4 | 0 | 1 | 0 | 0 | 1 | 3 | | | | |
| 11 Brett Gardner, L (7,8) OBP: 0.354, SLG: 0.386 | L6 | | | | | | | | | 0 | 0 | 0 | 0 | 1 | 0 | 0 | | | | |
| 13 Alex Rodriguez, R (1,5) OBP: 0.386, SLG: 0.500 | L6 | | | | | | | | | 4 | 1 | 0 | 0 | 0 | 1 | 5 | | | | |
| 19 Ramiro Pena, S (6,5) OBP: 0.303, SLG: 0.310 | L6 | | | | | | | | | 1 | 0 | 1 | 1 | 0 | 0 | 0 | | | | |
| 24 Robinson Canó, L (1,4) OBP: 0.330, SLG: 0.492 | | | | | | | | | | 4 | 2 | 3 | 3 | 0 | 0 | 0 | | | | |
| 33 Nick Swisher, S (1,9) OBP: 0.392, SLG: 0.521 | F8 | | | | | | | | | 3 | 2 | 0 | 0 | 2 | 0 | 4 | | | | |
| 55 Hideki Matsui, L (1,10) OBP: 0.352, SLG: 0.492 | | | | | | | | | | 3 | 3 | 1 | 2 | 2 | 1 | 1 | | | | |
| 53 Melky Cabrera, S (1,8) OBP: 0.344, SLG: 0.444 | K | | | | | | | | | 4 | 1 | 2 | 2 | 1 | 1 | 3 | | | | |
| 29 Francisco Cervelli, R (1,2) OBP: 0.310, SLG: 0.333 | | | | | | | | | | 5 | 2 | 3 | 1 | 0 | 0 | 1 | | | | |
| Inning Stats | R: 0 E: 0 K: 1 S: 8 | H: 1 LOB: 1 BB: 0 P: 12 | R: 4 E: 0 K: 1 S: 23 | H: 4 LOB: 1 BB: 1 P: 38 | R: 0 E: 0 K: 1 S: 7 | H: 0 LOB: 0 BB: 0 P: 10 | R: 9 E: 0 K: 0 S: 21 | H: 8 LOB: 1 BB: 3 P: 46 | R: 0 E: 0 K: 2 S: 14 | H: 2 LOB: 2 BB: 0 P: 20 | R: 0 E: 0 K: 0 S: 10 | H: 1 LOB: 1 BB: 0 P: 15 | R: 2 E: 0 K: 0 S: 13 | H: 1 LOB: 2 BB: 2 P: 30 | R: 0 E: 0 K: 1 S: 8 | H: 0 LOB: 1 BB: 1 P: 14 | 1B: 10 2B: 5 3B: 0 HR: 2 | SF: 1 SAC: 0 DP: 1 HBP: 1 | WP: 0 PB: 0 SB: 0 CS: 0 | PA: 46 |
| PITCHER | IP WLS BF H R ER SO BB IBB HBP BLK WP HR S P ERA WHIP | 3.0 L 19 6 4 4 2 2 0 0 0 0 1 25 44 18.00 4.000 | 2.0 6 4 4 2 2 0 0 0 0 0 0 19 36 13.50 3.000 | 1.1 9 2 2 2 0 2 0 1 0 0 0 12 23 0.00 0.600 | PITCHER | | | | | | | | | | IP WLS BF H R ER SO BB IBB HBP BLK WP HR S P ERA WHIP | | | | | |

| Batter | 1 | 2 | 3 | 4 | 5 | 6 | 7 | 8 | 9 | AB | R | H | RBI | BB | SO | LOB | TOP | | | | | | | | | | |
|--|------------------------------|---------------------------------|-------------------------------|----------------------------------|------------------------------|----------------------------------|-------------------------------|----------------------------------|-------------------------------|----------------------------------|-------------------------------|----------------------------------|------------------------------|---------------------------------|------------------------------|--|--|-------------------------------|----------------------------------|----------------------------------|------------------------------------|--|--|--|--|--|--|
| 15 Cristian Guzman, S (1, 10) OBP: 0.335, SLG: 0.443 | | | | | | | | | | 4 | 0 | 0 | 0 | 0 | 0 | 1 | <p>Washington Nationals @ New York Yankees Yankee Stadium, Bronx, NY Tue Jun 16 2009, 7:05 PM EDT Att: 44,873 - Partly Cloudy - 63 F</p> <p>livebaseballscorecards.com</p> | | | | | | | | | | |
| 24 Nick Johnson, L (1, 3) OBP: 0.414, SLG: 0.431 | | | | | | | | | 3 | 0 | 0 | 0 | 1 | 1 | 0 | <p>AB 32 R 3 H 6 RBI 3 BB 1 SO 3 LOB 5</p> | | | | | | | | | | | |
| 11 Ryan Zimmerman, R (1, 5) OBP: 0.385, SLG: 0.516 | | | | | | | | | 4 | 0 | 1 | 0 | 0 | 0 | 1 | | | | | | | | | | | | |
| 34 Elijah Dukes, R (1, 8) OBP: 0.316, SLG: 0.451 | | | | | | | | | 4 | 0 | 0 | 0 | 0 | 1 | 1 | | | | | | | | | | | | |
| 44 Adam Dunn, L (1, 7) OBP: 0.393, SLG: 0.525 | | | | | | | | | 4 | 0 | 1 | 0 | 0 | 1 | 1 | | | | | | | | | | | | |
| 25 Austin Kearns, R (1, 9) OBP: 0.335, SLG: 0.338 | | | | | | | | | 4 | 0 | 0 | 0 | 0 | 0 | 1 | | | | | | | | | | | | |
| 12 Alberto Gonzalez, R (1, 6) OBP: 0.375, SLG: 0.444 | | | | | | | | | 3 | 1 | 1 | 0 | 0 | 0 | 0 | | | | | | | | | | | | |
| 23 Wil Nieves, R (1, 2) OBP: 0.300, SLG: 0.298 | | | | | | | | | 3 | 1 | 1 | 0 | 0 | 0 | 0 | | | | | | | | | | | | |
| 6 Anderson Hernandez, S (1, 4) OBP: 0.341, SLG: 0.358 | | | | | | | | | 3 | 1 | 2 | 3 | 0 | 0 | 0 | <p>WP: 0 PA: 33 SB: 0 CS: 0</p> | | | | | | | | | | | |
| Inning Stats | R: 0 E: 0 K: 0 S: 6 | H: 0 LOB: 0 BB: 0 P: 6 | R: 0 E: 0 K: 1 S: 10 | H: 1 LOB: 0 BB: 0 P: 15 | R: 0 E: 0 K: 0 S: 8 | H: 1 LOB: 1 BB: 0 P: 10 | R: 0 E: 0 K: 0 S: 10 | H: 1 LOB: 1 BB: 0 P: 15 | R: 3 E: 0 K: 1 S: 18 | H: 3 LOB: 0 BB: 0 P: 27 | R: 0 E: 0 K: 0 S: 13 | H: 0 LOB: 0 BB: 0 P: 17 | R: 0 E: 0 K: 0 S: 5 | H: 0 LOB: 0 BB: 0 P: 8 | R: 0 E: 0 K: 0 S: 9 | | H: 0 LOB: 1 BB: 1 P: 17 | R: 0 E: 0 K: 1 S: 14 | H: 0 LOB: 0 BB: 0 P: 20 | 1B: 4 2B: 1 3B: 0 HR: 1 | SF: 0 SAC: 0 DP: 1 HBP: 0 | | | | | | |
| PITCHER | IP | WLS | BF | H | R | ER | SO | BB | IBB | HBP | BLK | WP | HR | S | P | ERA | WHIP | | | | | | | | | | |
| 52 CC Sabathia, L (1, 1) ERA: 3.67 | 7.2 | W | 29 | 6 | 3 | 3 | 2 | 1 | 0 | 0 | 0 | 0 | 1 | 75 | 109 | 3.52 | 0.913 | | | | | | | | | | |
| Brian Bruney, R (8, 1) ERA: 2.59 | 0.1 | H | 1 | 0 | 0 | 0 | 0 | 0 | 0 | 0 | 0 | 0 | 0 | 4 | 6 | 0.00 | 0.000 | | | | | | | | | | |
| 42 Mariano Rivera, R (9, 1) ERA: 3.25 | 1.0 | S | 3 | 0 | 0 | 0 | 1 | 0 | 0 | 0 | 0 | 0 | 0 | 14 | 20 | 0.00 | 0.000 | | | | | | | | | | |

| Batter | 1 | 2 | 3 | 4 | 5 | 6 | 7 | 8 | 9 | AB | R | H | RBI | BB | SO | LOB | BOTTOM | | | | | | | | | | |
|---|------------------------------|----------------------------------|-------------------------------|----------------------------------|-------------------------------|----------------------------------|------------------------------|----------------------------------|------------------------------|---------------------------------|-------------------------------|----------------------------------|-------------------------------|----------------------------------|----------------------------------|--|------------------------------------|--------------------------------|--|--|--|--|--|--|--|--|--|
| 2 Derek Jeter, R (1, 6) OBP: 0.376, SLG: 0.457 | | | | | | | | | 3 | 0 | 0 | 0 | 1 | 0 | 2 | <p>Washington Nationals @ New York Yankees Yankee Stadium, Bronx, NY Tue Jun 16 2009, 7:05 PM EDT Att: 44,873 - Partly Cloudy - 63 F</p> <p>livebaseballscorecards.com</p> | | | | | | | | | | | |
| 19 Ramiro Pena, S (8, 6) OBP: 0.312, SLG: 0.319 | | | | | | | | | 1 | 0 | 1 | 1 | 0 | 0 | 0 | | | | | | | | | | | | |
| 18 Johnny Damon, L (1, 7) OBP: 0.356, SLG: 0.523 | | | | | | | | | 5 | 2 | 1 | 0 | 0 | 0 | 3 | | | | | | | | | | | | |
| 25 Mark Teixeira, S (1, 3) OBP: 0.388, SLG: 0.618 | | | | | | | | | 4 | 1 | 1 | 1 | 1 | 0 | 3 | | | | | | | | | | | | |
| 13 Alex Rodriguez, R (1, 5) OBP: 0.382, SLG: 0.488 | | | | | | | | | 3 | 0 | 0 | 0 | 1 | 1 | 2 | | | | | | | | | | | | |
| 24 Robinson Cano, L (1, 4) OBP: 0.339, SLG: 0.504 | | | | | | | | | 4 | 1 | 4 | 2 | 0 | 0 | 0 | | | | | | | | | | | | |
| 20 Jorge Posada, S (1, 2) OBP: 0.376, SLG: 0.563 | | | | | | | | | 3 | 0 | 1 | 0 | 1 | 0 | 2 | | | | | | | | | | | | |
| 55 Hideki Matsui, L (1, 10) ERA: 4.76 | | | | | | | | | 3 | 0 | 0 | 0 | 1 | 1 | 6 | | | | | | | | | | | | |
| 11 Brett Gardner, L (8, PR) OBP: 0.354, SLG: 0.386 | | | | | | | | | 0 | 1 | 0 | 0 | 0 | 0 | 0 | <p>AB 31 R 5 H 8 RBI 5 BB 7 SO 2 LOB 19</p> | | | | | | | | | | | |
| 33 Nick Swisher, S (1, 9) OBP: 0.389, SLG: 0.513 | | | | | | | | | 3 | 0 | 0 | 0 | 1 | 0 | 1 | | | | | | | | | | | | |
| 42 Mariano Rivera, R (9, 1) ERA: 3.81 | | | | | | | | | 2 | 0 | 0 | 1 | 1 | 0 | 0 | | | | | | | | | | | | |
| 53 Melky Cabrera, S (1, 8) OBP: 0.342, SLG: 0.440 | | | | | | | | | 2 | 0 | 0 | 1 | 1 | 0 | 0 | | | | | | | | | | | | |
| Inning Stats | R: 0 E: 0 K: 0 S: 8 | H: 0 LOB: 1 BB: 1 P: 17 | R: 1 E: 0 K: 0 S: 12 | H: 2 LOB: 2 BB: 1 P: 19 | R: 1 E: 0 K: 1 S: 13 | H: 1 LOB: 2 BB: 1 P: 27 | R: 0 E: 0 K: 0 S: 8 | H: 0 LOB: 1 BB: 1 P: 20 | R: 0 E: 0 K: 0 S: 4 | H: 0 LOB: 0 BB: 0 P: 8 | R: 2 E: 0 K: 1 S: 10 | H: 3 LOB: 0 BB: 0 P: 19 | R: 1 E: 0 K: 0 S: 12 | H: 1 LOB: 2 BB: 2 P: 27 | 1B: 6 2B: 2 3B: 0 HR: 0 | | SF: 1 SAC: 0 DP: 0 HBP: 0 | WP: 0 PA: 39 SB: 1 CS: 0 | | | | | | | | | |
| PITCHER | IP | WLS | BF | H | R | ER | SO | BB | IBB | HBP | BLK | WP | HR | S | P | | ERA | WHIP | | | | | | | | | |
| 39 Shairon Martis, R (1, 1) ERA: 4.76 | 6.0 | L | 28 | 4 | 2 | 1 | 1 | 5 | 0 | 0 | 0 | 0 | 0 | 53 | 106 | 1.50 | 1.500 | | | | | | | | | | |
| 41 Ron Villone, L (7, 1) ERA: 1.83 | 1.0 | L | 5 | 3 | 2 | 2 | 1 | 0 | 0 | 0 | 0 | 0 | 0 | 10 | 19 | 18.00 | 3.000 | | | | | | | | | | |
| 54 Mike MacDougal, R (8, 1) ERA: 5.56 | 0.1 | L | 4 | 1 | 1 | 1 | 0 | 2 | 0 | 0 | 0 | 0 | 0 | 6 | 17 | 27.00 | 9.000 | | | | | | | | | | |
| 97 Joe Beimel, L (8, 1) ERA: 3.81 | 0.2 | L | 2 | 0 | 0 | 0 | 0 | 0 | 0 | 0 | 0 | 0 | 0 | 6 | 10 | 0.00 | 0.000 | | | | | | | | | | |

| Batter | 1 | 2 | 3 | 4 | 5 | 6 | 7 | 8 | 9 | AB | R | H | RBI | BB | SO | LOB | TOP | | | | | |
|---|---|---|--|--|--|---|-------------------------------|----------------------------------|-------------------------------|----------------------------------|------------------------------|----------------------------------|-------------------------------|----------------------------------|-------------------------------|----------------------------------|------------------------------|----------------------------------|----------------------------------|------------------------------------|-------------------------|--------|
| 2 Derek Jeter, R OBP: 0.379, SLG: 0.460 | | | | | | | | | | 4 | 1 | 2 | 0 | 1 | 0 | 1 | | | | | | |
| 18 Johnny Damon, L OBP: 0.353, SLG: 0.528 | | | | | | | | | | 5 | 0 | 2 | 1 | 0 | 2 | 2 | | | | | | |
| 25 Mark Teixeira, S OBP: 0.388, SLG: 0.604 | | | | | | | | | | 5 | 0 | 2 | 0 | 0 | 1 | 3 | | | | | | |
| 20 Jorge Posada, S OBP: 0.380, SLG: 0.548 | | | | | | | | | | 4 | 0 | 2 | 1 | 1 | 1 | 4 | | | | | | |
| 33 Nick Swisher, S OBP: 0.381, SLG: 0.555 | | | | | | | | | | 5 | 0 | 1 | 0 | 0 | 1 | 3 | | | | | | |
| 24 Robinson Cano, L OBP: 0.341, SLG: 0.507 | | | | | | | | | | 4 | 1 | 1 | 0 | 1 | 1 | 2 | | | | | | |
| 53 Melky Cabrera, S OBP: 0.346, SLG: 0.447 | | | | | | | | | | 3 | 1 | 1 | 1 | 2 | 0 | 1 | | | | | | |
| 14 Angel Berroa, R OBP: 0.190, SLG: 0.200 | | | | | | | | | | 4 | 1 | 1 | 1 | 0 | 2 | 5 | | | | | | |
| 46 Andy Pettitte, L OBP: 0.333, SLG: 0.667 | | | | | | | | | | 3 | 1 | 1 | 1 | 0 | 1 | 3 | | | | | | |
| 55 Hideki Matsui, L OBP: 0.346, SLG: 0.472 | | | | | | | | | | 0 | 0 | 0 | 0 | 1 | 0 | 0 | | | | | | |
| Brian Bruney, R OBP: 0.346, SLG: 0.472 | | | | | | | | | | 0 | 0 | 0 | 0 | 0 | 0 | 0 | | | | | | |
| 28 Brett Tomko, R OBP: 0.346, SLG: 0.472 | | | | | | | | | | 0 | 0 | 0 | 0 | 0 | 0 | 0 | | | | | | |
| Inning Stats | R: 1 E: 0 K: 1 S: 10 | H: 3 LOB: 1 BB: 0 P: 15 | R: 3 E: 0 K: 1 S: 13 | H: 5 LOB: 2 BB: 0 P: 20 | R: 1 E: 0 K: 2 S: 10 | H: 1 LOB: 0 BB: 0 P: 15 | R: 0 E: 0 K: 3 S: 11 | H: 0 LOB: 1 BB: 1 P: 22 | R: 0 E: 0 K: 1 S: 14 | H: 1 LOB: 3 BB: 2 P: 26 | R: 0 E: 0 K: 0 S: 9 | H: 0 LOB: 0 BB: 0 P: 12 | R: 0 E: 0 K: 1 S: 11 | H: 1 LOB: 2 BB: 2 P: 20 | R: 0 E: 0 K: 0 S: 11 | H: 2 LOB: 2 BB: 1 P: 20 | R: 0 E: 0 K: 0 S: 8 | H: 0 LOB: 0 BB: 0 P: 11 | 1B: 8 2B: 4 3B: 0 HR: 1 | SF: 0 SAC: 0 DP: 3 HBP: 0 | WP: 1 SB: 0 CS: 0 | PA: 43 |
| PITCHER | IP WLS BF H R ER SO BB IBB HBP BLK WP HR S P ERA WHIP | 4.0 L 23 10 5 5 7 2 0 0 0 0 1 47 82 11.25 3.000 | 1.0 0 0 0 0 1 0 1 0 0 0 0 20 32 0.00 0.000 | 2.0 8 1 0 0 1 2 0 0 0 0 0 11 16 0.00 1.500 | 1.0 5 2 0 0 0 1 0 0 0 0 1 11 20 0.00 3.000 | 1.0 3 0 0 0 0 0 0 0 0 0 0 8 11 0.00 0.000 | | | | | | | | | | | | | | | | |
| 45 Sean West, L ERA: 3.97 | 37 Renyel Pinto, L ERA: 2.42 | 44 Brian Sanches, R ERA: 0.6 | 53 Dan Meyer, L ERA: 2.2 | 22 Matt Lindstrom, R ERA: 5.47 | | | | | | | | | | | | | | | | | | |

New York Yankees @ Florida Marlins
Land Shark Stadium, Miami, FL
Fri Jun 19 2009, 7:10 PM EDT
Att: 35,027 - Partly Cloudy - 86 F

AB 37
R 5
H 13
RBI 5
BB 6
SO 9
LOB 24



| Batter | 1 | 2 | 3 | 4 | 5 | 6 | 7 | 8 | 9 | AB | R | H | RBI | BB | SO | LOB | BOTTOM |
|--|---|---|---|---|---|---|---|---|---|----|---|---|-----|----|----|-----|--------|
| 8 Chris Coghlan, L OBP: 0.375, SLG: 0.375 | | | | | | | | | | 4 | 0 | 0 | 0 | 0 | 1 | 0 | |
| 18 Wes Helms, R OBP: 0.284, SLG: 0.293 | | | | | | | | | | 4 | 0 | 0 | 0 | 0 | 2 | 0 | |
| 2 Hanley Ramirez, R OBP: 0.391, SLG: 0.506 | | | | | | | | | | 4 | 0 | 1 | 0 | 0 | 0 | 0 | |
| 3 Jorge Cantu, R OBP: 0.328, SLG: 0.453 | | | | | | | | | | 4 | 0 | 1 | 0 | 0 | 0 | 2 | |
| 6 Dan Uggla, R OBP: 0.330, SLG: 0.422 | | | | | | | | | | 3 | 0 | 0 | 0 | 0 | 2 | 2 | |
| 29 Ronny Paulino, R OBP: 0.363, SLG: 0.465 | | | | | | | | | | 3 | 0 | 0 | 0 | 0 | 0 | 2 | |
| 27 Jeremy Hermida, L OBP: 0.361, SLG: 0.493 | | | | | | | | | | 3 | 0 | 0 | 0 | 0 | 2 | 1 | |
| 12 Cody Ross, R OBP: 0.313, SLG: 0.479 | | | | | | | | | | | | | | | | | |

| Batter | 1 | 2 | 3 | 4 | 5 | 6 | 7 | 8 | 9 | AB | R | H | RBI | BB | SO | LOB | TOP | | | | | | | |
|---|---|---|---|---|---|---|---|---|---|---|---|---|---|---|---|---|---|---|---|---|---|---|---|---|
| 2 Derek Jeter, R (1,6) OBP: 0.374, SLG: 0.453 | G4-3 | | G4-6-3 | | | K | | G4-3 | | 4 | 0 | 0 | 0 | 0 | 1 | 3 | | | | | | | | |
| 18 Johnny Damon, L (1,7) OBP: 0.352, SLG: 0.521 | BB | | | G1-3 | | | G1-3 | K | | 3 | 0 | 0 | 0 | 1 | 1 | 2 | | | | | | | | |
| 25 Mark Teixeira, S (1,3) OBP: 0.389, SLG: 0.601 | K | | | G4-3 | | | BB | | BB | 3 | 0 | 1 | 0 | 1 | 1 | 1 | | | | | | | | |
| 20 Jorge Posada, S (1,2) OBP: 0.370, SLG: 0.532 | G4-3 | | | P5 | | | FC6-4 | | 1B | 4 | 1 | 0 | 0 | 0 | 0 | 3 | | | | | | | | |
| 24 Robinson Canó, L (1,4) OBP: 0.340, SLG: 0.504 | F9 | | | | G1-3 | | | | G4-6-3 | 4 | 0 | 1 | 0 | 0 | 0 | 1 | | | | | | | | |
| 33 Nick Swisher, S (1,9) OBP: 0.311, SLG: 0.502 | K | | | | G6-3 | | | | | 3 | 0 | 1 | 1 | 0 | 1 | 0 | | | | | | | | |
| 53 Melky Cabrera, S (1,8) OBP: 0.341, SLG: 0.440 | G4-3 | | | | | | | | | 3 | 0 | 0 | 0 | 0 | 2 | 2 | | | | | | | | |
| 14 Angel Berroa, R (1,5) OBP: 0.174, SLG: 0.182 | | | G1-3 | | | | | | | 2 | 0 | 0 | 0 | 0 | 0 | 0 | | | | | | | | |
| 55 Hideki Matsui, L (8,PH) OBP: 0.249, SLG: 0.475 | | | | | | G5-3 | | | | 1 | 0 | 1 | 0 | 0 | 0 | 0 | | | | | | | | |
| 11 Brett Gardner, L (8,PH) OBP: 0.354, SLG: 0.385 | | | | | | | | | | 0 | 0 | 0 | 0 | 0 | 0 | 0 | | | | | | | | |
| 65 Phil Hughes, R (8,1) OBP: 0.373, SLG: 0.462 | | | | | | | | | | 0 | 0 | 0 | 0 | 0 | 0 | 0 | | | | | | | | |
| 34 A.J. Burnett, R (1,1) OBP: 0.500, SLG: 0.500 | | | | | | | | | | 2 | 0 | 1 | 0 | 0 | 0 | 0 | | | | | | | | |
| 48 Phil Coke, L (7,1) OBP: 0.373, SLG: 0.462 | | | | | | | | | | 0 | 0 | 0 | 0 | 0 | 0 | 0 | | | | | | | | |
| 13 Alex Rodriguez, R (8,PH) OBP: 0.373, SLG: 0.462 | | | | | | | | | | 0 | 0 | 0 | 0 | 1 | 0 | 0 | | | | | | | | |
| Inning Stats | R: 0 H: 0 E: 0 K: 1 S: 10 | H: 0 LOB: 1 BB: 1 P: 20 | R: 0 H: 0 E: 0 K: 1 S: 6 | H: 0 LOB: 0 BB: 0 P: 8 | R: 0 H: 1 E: 0 K: 0 S: 6 | H: 1 LOB: 0 BB: 0 P: 8 | R: 0 H: 0 E: 0 K: 0 S: 6 | H: 0 LOB: 0 BB: 0 P: 11 | R: 0 H: 0 E: 0 K: 1 S: 12 | H: 0 LOB: 0 BB: 0 P: 17 | R: 0 H: 0 E: 0 K: 1 S: 11 | H: 0 LOB: 0 BB: 0 P: 15 | R: 1 H: 2 E: 0 K: 1 S: 16 | H: 2 LOB: 2 BB: 1 P: 24 | R: 0 H: 1 E: 0 K: 1 S: 9 | H: 1 LOB: 2 BB: 1 P: 18 | R: 0 H: 1 E: 0 K: 0 S: 5 | H: 1 LOB: 0 BB: 0 P: 6 | 1B: 5 2B: 0 3B: 0 HR: 0 | SF: 0 SAC: 0 DP: 3 HBP: 0 | WP: 0 SB: 0 CS: 0 | PA: 32 | | |
| PITCHER | IP WLS BF H R ER SO BB IBB HBP BLK WP HR S P ERA WHIP | IP WLS BF H R ER SO BB IBB HBP BLK WP HR S P ERA WHIP | IP WLS BF H R ER SO BB IBB HBP BLK WP HR S P ERA WHIP | IP WLS BF H R ER SO BB IBB HBP BLK WP HR S P ERA WHIP | IP WLS BF H R ER SO BB IBB HBP BLK WP HR S P ERA WHIP | IP WLS BF H R ER SO BB IBB HBP BLK WP HR S P ERA WHIP | IP WLS BF H R ER SO BB IBB HBP BLK WP HR S P ERA WHIP | IP WLS BF H R ER SO BB IBB HBP BLK WP HR S P ERA WHIP | IP WLS BF H R ER SO BB IBB HBP BLK WP HR S P ERA WHIP | IP WLS BF H R ER SO BB IBB HBP BLK WP HR S P ERA WHIP | IP WLS BF H R ER SO BB IBB HBP BLK WP HR S P ERA WHIP | IP WLS BF H R ER SO BB IBB HBP BLK WP HR S P ERA WHIP | IP WLS BF H R ER SO BB IBB HBP BLK WP HR S P ERA WHIP | IP WLS BF H R ER SO BB IBB HBP BLK WP HR S P ERA WHIP | IP WLS BF H R ER SO BB IBB HBP BLK WP HR S P ERA WHIP | IP WLS BF H R ER SO BB IBB HBP BLK WP HR S P ERA WHIP | IP WLS BF H R ER SO BB IBB HBP BLK WP HR S P ERA WHIP | IP WLS BF H R ER SO BB IBB HBP BLK WP HR S P ERA WHIP | IP WLS BF H R ER SO BB IBB HBP BLK WP HR S P ERA WHIP | IP WLS BF H R ER SO BB IBB HBP BLK WP HR S P ERA WHIP | IP WLS BF H R ER SO BB IBB HBP BLK WP HR S P ERA WHIP | IP WLS BF H R ER SO BB IBB HBP BLK WP HR S P ERA WHIP | IP WLS BF H R ER SO BB IBB HBP BLK WP HR S P ERA WHIP | IP WLS BF H R ER SO BB IBB HBP BLK WP HR S P ERA WHIP |

New York Yankees @ Florida Marlins
Land Shark Stadium, Miami, FL
Sat Jun 20 2009, 7:10 PM EDT
Att: 46,427 - Partly Cloudy - 88 F

| | |
|-----|----|
| AB | 29 |
| R | 1 |
| H | 5 |
| RBI | 1 |
| BB | 3 |
| SO | 6 |
| LOB | 12 |



| Batter | 1 | 2 | 3 | 4 | 5 | 6 | 7 | 8 | 9 | AB | R | H | RBI | BB | SO | LOB | BOTTOM | | | | | | |
|---|---|---|---|---|---|---|---|---|---|---|---|---|---|---|---|---|---|---|---|---|---|---|---|
| 8 Chris Coghlan, L (1,7) OBP: 0.365, SLG: 0.364 | L9 | | | | | | | | | 4 | 0 | 0 | 0 | 0 | 2 | 1 | | | | | | | |
| 46 Juan Carlos Oviedo, R (8,1) ERA: 3.69 | | | | | | | | | | 0 | 0 | 0 | 0 | 0 | 0 | 0 | | | | | | | |
| 53 Dan Meyer, R (8,1) ERA: 2.17 | | | | | | | | | | 0 | 0 | 0 | 0 | 0 | 0 | 0 | | | | | | | |
| 25 Brett Carroll, R (9,9) OBP: 0.347, SLG: 0.422 | | | | | | | | | | 0 | 0 | 0 | 0 | 0 | 0 | 0 | | | | | | | |
| 1 Emilio Bonifacio, S (1,5) OBP: 0.298, SLG: 0.292 | G5-3 | | | | | | | | | 3 | 0 | 0 | 0 | 1 | 1 | 1 | | | | | | | |
| 2 Hanley Ramirez, R (1,6) OBP: 0.396, SLG: 0.508 | 1B | | | | | | | | | 3 | 1 | 2 | 0 | 1 | 0 | 0 | | | | | | | |
| 3 Jorge Cantu, R (1,3) OBP: 0.323, SLG: 0.446 | CS | | | | | | | | | 4 | 0 | 0 | 0 | 0 | 2 | 1 | | | | | | | |
| 6 Dan Uggla, R (1,4) OBP: 0.329, SLG: 0.432 | HR | | | | | | | | | 4 | 1 | 1 | 1 | 0 | 2 | 2 | | | | | | | |
| 27 Jeremy Hermida, L (1,9) OBP: 0.361, SLG: 0.400 | | | | | | | | | | 2 | 0 | 0 | 0 | 1 | 1 | 1 | | | | | | | |
| 22 Matt Lindstrom, R (9,1) ERA: 5.27 | | | | | | | | | | 0 | 0 | 0 | 0 | 0 | 0 | 0 | | | | | | | |
| 12 Cody Ross, R (1,8) OBP: 0.313, SLG: 0.477 | | | | | | | | | | 3 | 0 | 1 | 0 | 0 | 1 | 4 | | | | | | | |
| 21 John Baker, L (1,2) OBP: 0.335, SLG: 0.411 | FC4-6 | | | | | | | | | 3 | 0 | 1 | 0 | 0 | 0 | 1 | | | | | | | |
| 55 Josh Johnson, L (1,1) OBP: 0.152, SLG: 0.194 | | | | | | | | | | 2 | 0 | 0 | 0 | 0 | 2 | 0 | | | | | | | |
| 11 Alejandro De Aza, L (7,PH) OBP: 0.350, SLG: 0.313 | | | | | | | | | | 0 | 0 | 0 | 0 | 0 | 0 | 0 | | | | | | | |
| Inning Stats | R: 0 H: 1 E: 0 K: 0 S: 7 | H: 2 LOB: 1 BB: 0 P: 12 | R: 1 H: 2 E: 0 K: 1 S: 12 | H: 2 LOB: 0 BB: 0 P: 20 | R: 0 H: 0 E: 0 K: 3 S: 9 | H: 0 LOB: 0 BB: 0 P: 9 | R: 0 H: 1 E: 0 K: 3 S: 12 | H: 1 LOB: 2 BB: 0 P: 17 | R: 0 H: 0 E: 0 K: 1 S: 7 | H: 0 LOB: 0 BB: 0 P: 13 | R: 1 H: 0 E: 0 K: 0 S: 10 | H: 0 LOB: 2 BB: 3 P: 24 | R: 0 H: 1 E: 0 K: 1 S: 8 | H: 1 LOB: 1 BB: 0 P: 13 | R: 0 H: 0 E: 0 K: 2 S: 8 | H: 0 LOB: 0 BB: 0 P: 11 | 1B: 4 2B: 0 3B: 0 HR: 1 | SF: 0 SAC: 1 DP: 0 HBP: 0 | WP: 1 SB: 0 CS: 2 | PA: 33 | | | |
| PITCHER | IP WLS BF H R ER SO BB IBB HBP BLK WP HR S P ERA WHIP | IP WLS BF H R ER SO BB IBB HBP BLK WP HR S P ERA WHIP | IP WLS BF H R ER SO BB IBB HBP BLK WP HR S P ERA WHIP | IP WLS BF H R ER SO BB IBB HBP BLK WP HR S P ERA WHIP | IP WLS BF H R ER SO BB IBB HBP BLK WP HR S P ERA WHIP | IP WLS BF H R ER SO BB IBB HBP BLK WP HR S P ERA WHIP | IP WLS BF H R ER SO BB IBB HBP BLK WP HR S P ERA WHIP | IP WLS BF H R ER SO BB IBB HBP BLK WP HR S P ERA WHIP | IP WLS BF H R ER SO BB IBB HBP BLK WP HR S P ERA WHIP | IP WLS BF H R ER SO BB IBB HBP BLK WP HR S P ERA WHIP | IP WLS BF H R ER SO BB IBB HBP BLK WP HR S P ERA WHIP | IP WLS BF H R ER SO BB IBB HBP BLK WP HR S P ERA WHIP | IP WLS BF H R ER SO BB IBB HBP BLK WP HR S P ERA WHIP | IP WLS BF H R ER SO BB IBB HBP BLK WP HR S P ERA WHIP | IP WLS BF H R ER SO BB IBB HBP BLK WP HR S P ERA WHIP | IP WLS BF H R ER SO BB IBB HBP BLK WP HR S P ERA WHIP | IP WLS BF H R ER SO BB IBB HBP BLK WP HR S P ERA WHIP | IP WLS BF H R ER SO BB IBB HBP BLK WP HR S P ERA WHIP | IP WLS BF H R ER SO BB IBB HBP BLK WP HR S P ERA WHIP | IP WLS BF H R ER SO BB IBB HBP BLK WP HR S P ERA WHIP | IP WLS BF H R ER SO BB IBB HBP BLK WP HR S P ERA WHIP | IP WLS BF H R ER SO BB IBB HBP BLK WP HR S P ERA WHIP | IP WLS BF H R ER SO BB IBB HBP BLK WP HR S P ERA WHIP |

New York Yankees @ Florida Marlins
Land Shark Stadium, Miami, FL
Sat Jun 20 2009, 7:10 PM EDT
Att: 46,427 - Partly Cloudy - 88 F


| | |
|-----|----|
| AB | 28 |
| R | 2 |
| H | 5 |
| RBI | 1 |
| BB | 3 |
| SO | 11 |
| LOB | 11 |



| Batter | 1 | 2 | 3 | 4 | 5 | 6 | 7 | 8 | 9 | AB | R | H | RBI | BB | SO | LOB | TOP | | | |
|--|--|----------------------------------|------------------------------|----------------------------------|-------------------------------|----------------------------------|-------------------------------|----------------------------------|------------------------------|----------------------------------|------------------------------|---------------------------------|------------------------------|---------------------------------|-------------------------------|----------------------------------|----------------------------------|------------------------------------|----------------------------------|--------|
| 2 Derek Jeter, R OBP: 0.371, SLG: 0.449 | | | | | | | | | | 5 | 1 | 1 | 0 | 0 | 1 | 2 | | | | |
| 33 Nick Swisher, S OBP: 0.383, SLG: 0.505 | | | | | | | | | | 3 | 1 | 1 | 0 | 1 | 0 | 0 | | | | |
| 25 Mark Teixeira, S OBP: 0.387, SLG: 0.599 | | | | | | | | | | 4 | 1 | 1 | 1 | 1 | 0 | 0 | | | | |
| 13 Alex Rodriguez, R OBP: 0.371, SLG: 0.456 | | | | | | | | | | 4 | 0 | 1 | 2 | 0 | 2 | 1 | | | | |
| 24 Robinson Canó, L OBP: 0.336, SLG: 0.496 | | | | | | | | | | 4 | 0 | 0 | 0 | 0 | 1 | 1 | | | | |
| 20 Jorge Posada, S OBP: 0.367, SLG: 0.524 | | | | | | | | | | 4 | 1 | 1 | 0 | 0 | 0 | 0 | | | | |
| 53 Melky Cabrera, S OBP: 0.340, SLG: 0.436 | | | | | | | | | | 4 | 1 | 1 | 0 | 0 | 0 | 0 | | | | |
| 11 Brett Gardner, L OBP: 0.356, SLG: 0.403 | | | | | | | | | | 4 | 0 | 2 | 2 | 0 | 0 | 0 | | | | |
| 52 CC Sabathia, L 91 Alfredo Aceves, R 28 Brett Tomko, R 55 Hideki Matsui, L 48 Phil Coke, L 30 David Robertson, R 18 Johnny Damon, L 19 Ramiro Pena, S | | | | | | | | | | 0 | 0 | 0 | 0 | 0 | 0 | 0 | | | | |
| Inning Stats | R: 0 E: 0 K: 1 S: 11 | H: 1 LOB: 1 BB: 0 P: 19 | R: 0 E: 0 K: 0 S: 7 | H: 0 LOB: 0 BB: 0 P: 11 | R: 3 E: 0 K: 1 S: 14 | H: 3 LOB: 1 BB: 1 P: 25 | R: 0 E: 0 K: 0 S: 12 | H: 1 LOB: 1 BB: 0 P: 19 | R: 0 E: 0 K: 2 S: 5 | H: 0 LOB: 0 BB: 0 P: 14 | R: 0 E: 0 K: 0 S: 5 | H: 0 LOB: 0 BB: 0 P: 7 | R: 0 E: 0 K: 0 S: 6 | H: 0 LOB: 0 BB: 0 P: 8 | R: 2 E: 0 K: 1 S: 11 | H: 3 LOB: 2 BB: 1 P: 21 | 1B: 5 2B: 2 3B: 1 HR: 0 | SF: 0 SAC: 0 DP: 0 HBP: 0 | WP: 1 PB: 0 SB: 1 CS: 0 | PA: 37 |
| PITCHER | IP WLS BF H R ER SO BB IBB HBP BLK WP HR S P ERA WHIP | | | | | | | | | | | | | | | | | | | |
| 41 Chris Volstad, R ERA: 4.74 | (1, 1) 6.0 W 24 5 3 3 4 1 0 0 0 0 1 0 57 96 4.50 1.000 | | | | | | | | | | | | | | | | | | | |
| 37 Renyel Pinto, L ERA: 2.31 | (7, 1) 1.0 H 3 0 0 0 0 0 0 0 0 0 0 0 5 7 0.00 0.000 | | | | | | | | | | | | | | | | | | | |
| 46 Juan Carlos Oviedo, R ERA: 2.58 | (8, 1) 1.0 H 3 0 0 0 0 0 0 0 0 0 0 6 8 0.00 0.000 | | | | | | | | | | | | | | | | | | | |
| 22 Matt Lindstrom, R ERA: 5.72 | (9, 1) 1.0 S 7 3 2 2 1 1 0 0 0 0 0 0 11 21 18.00 4.000 | | | | | | | | | | | | | | | | | | | |

New York Yankees @ Florida Marlins
Land Shark Stadium, Miami, FL
Sun Jun 21 2009, 5:05 PM EDT
Att: 35,827 - Partly Cloudy - 95 F

AB 35
R 5
H 8
RBI 5
BB 2
SO 5
LOB 6



| Batter | 1 | 2 | 3 | 4 | 5 | 6 | 7 | 8 | 9 | AB | R | H | RBI | BB | SO | LOB | BOTTOM | | | |
|--|--|----------------------------------|-------------------------------|----------------------------------|-------------------------------|----------------------------------|------------------------------|---------------------------------|-------------------------------|----------------------------------|-------------------------------|----------------------------------|-------------------------------|----------------------------------|------------------------------|----------------------------------|----------------------------------|------------------------------------|----------------------------------|--------|
| 8 Chris Coghlan, L OBP: 0.375, SLG: 0.382 | | | | | | | | | | 4 | 3 | 3 | 0 | 0 | 0 | 1 | | | | |
| 46 Juan Carlos Oviedo, R | | | | | | | | | | 0 | 0 | 0 | 0 | 0 | 0 | 0 | | | | |
| 22 Matt Lindstrom, R | | | | | | | | | | 0 | 0 | 0 | 0 | 0 | 0 | 0 | | | | |
| 18 Wes Helms, R OBP: 0.283, SLG: 0.292 | | | | | | | | | | 4 | 0 | 1 | 1 | 0 | 3 | 2 | | | | |
| 2 Hanley Ramirez, R OBP: 0.397, SLG: 0.518 | | | | | | | | | | 3 | 2 | 1 | 2 | 1 | 0 | 1 | | | | |
| 3 Jorge Cantu, R OBP: 0.326, SLG: 0.447 | | | | | | | | | | 4 | 0 | 2 | 1 | 0 | 0 | 1 | | | | |
| 6 Dan Uggla, R OBP: 0.327, SLG: 0.427 | | | | | | | | | | 3 | 0 | 0 | 0 | 1 | 1 | 2 | | | | |
| 29 Ronny Paulino, R OBP: 0.350, SLG: 0.448 | | | | | | | | | | 4 | 0 | 0 | 0 | 0 | 2 | 2 | | | | |
| 12 Cody Ross, R OBP: 0.312, SLG: 0.486 | | | | | | | | | | 4 | 1 | 1 | 1 | 0 | 2 | 0 | | | | |
| 25 Brett Carroll, R OBP: 0.340, SLG: 0.429 | | | | | | | | | | 4 | 0 | 1 | 0 | 0 | 1 | 0 | | | | |
| 41 Chris Volstad, R OBP: 0.071, SLG: 0.071 | | | | | | | | | | 2 | 0 | 0 | 0 | 0 | 1 | 1 | | | | |
| 37 Renyel Pinto, L ERA: 2.32 | | | | | | | | | | 0 | 0 | 0 | 0 | 0 | 0 | 0 | | | | |
| 11 Alejandro De Aza, L OBP: 0.333, SLG: 0.284 | | | | | | | | | | 1 | 0 | 0 | 0 | 0 | 0 | 0 | | | | |
| 27 Jeremy Hermida, L OBP: 0.361, SLG: 0.400 | | | | | | | | | | 0 | 0 | 0 | 0 | 0 | 0 | 0 | | | | |
| Inning Stats | R: 1 E: 0 K: 1 S: 13 | H: 2 LOB: 2 BB: 1 P: 21 | R: 0 E: 0 K: 0 S: 10 | H: 1 LOB: 1 BB: 0 P: 17 | R: 0 E: 0 K: 1 S: 15 | H: 1 LOB: 1 BB: 0 P: 24 | R: 0 E: 0 K: 1 S: 7 | H: 0 LOB: 0 BB: 0 P: 9 | R: 2 E: 0 K: 2 S: 12 | H: 2 LOB: 0 BB: 0 P: 16 | R: 1 E: 0 K: 1 S: 10 | H: 1 LOB: 0 BB: 0 P: 16 | R: 2 E: 1 K: 2 S: 17 | H: 2 LOB: 1 BB: 1 P: 30 | R: 0 E: 0 K: 2 S: 9 | H: 0 LOB: 0 BB: 0 P: 16 | 1B: 5 2B: 2 3B: 0 HR: 2 | SF: 0 SAC: 0 DP: 0 HBP: 0 | WP: 0 PB: 0 SB: 0 CS: 0 | PA: 35 |
| PITCHER | IP WLS BF H R ER SO BB IBB HBP BLK WP HR S P ERA WHIP | | | | | | | | | | | | | | | | | | | |
| 52 CC Sabathia, L ERA: 3.71 | (1, 1) 1.1 9 1 0 0 2 0 0 0 0 0 0 0 29 43 0.00 0.375 | | | | | | | | | | | | | | | | | | | |
| 91 Alfredo Aceves, R ERA: 2.32 | (2, 1) 2.2 9 1 0 0 2 0 0 0 0 0 0 2 22 32 13.50 1.500 | | | | | | | | | | | | | | | | | | | |
| 28 Brett Tomko, R ERA: 6.28 | (5, 1) 2.0 L 9 3 3 3 3 0 0 0 0 0 2 2 22 32 13.50 1.500 | | | | | | | | | | | | | | | | | | | |
| 48 Phil Coke, L ERA: 3.84 | (7, 1) 0.1 2 1 1 1 0 0 0 0 0 0 0 5 10 27.00 3.000 | | | | | | | | | | | | | | | | | | | |
| 30 David Robertson, R ERA: 1.84 | (7, 1) 1.2 7 1 1 0 4 1 0 0 0 0 0 0 21 36 0.00 1.200 | | | | | | | | | | | | | | | | | | | |

New York Yankees @ Florida Marlins
Land Shark Stadium, Miami, FL
Sun Jun 21 2009, 5:05 PM EDT
Att: 35,827 - Partly Cloudy - 95 F

AB 33
R 6
H 9
RBI 5
BB 2
SO 10
LOB 10



| Batter | 1 | 2 | 3 | 4 | 5 | 6 | 7 | 8 | 9 | AB R H RBI BB SO LOB | TOP | | | | | | | | | | | |
|--|---|---------------------------------|-------------------------------|----------------------------------|------------------------------|----------------------------------|------------------------------|---------------------------------|-------------------------------|----------------------------------|---|---|------------------------------|----------------------------------|-------------------------------|----------------------------------|-------------------------------|----------------------------------|----------------------------------|------------------------------------|----------------------------------|--------|
| 2 Derek Jeter, R OBP: 0.369, SLG: 0.445 | F9 | | | G6-3 | | K | | | FC6-2 | 5 2 1 0 0 1 2 | New York Yankees @ Atlanta Braves Turner Field, Atlanta, GA Wed Jun 24 2009, 7:00 PM EDT Att: 42,315 - Partly Cloudy - 91 F | | | | | | | | | | | |
| 18 Johnny Damon, L OBP: 0.361, SLG: 0.523 | F9 | | | F9 | | K | | | | 5 2 3 1 0 0 0 | | | | | | | | | | | | |
| 25 Mark Teixeira, S OBP: 0.389, SLG: 0.595 | K | | | K | | | | | | 4 1 2 1 1 2 0 | | | | | | | | | | | | |
| 13 Alex Rodriguez, R OBP: 0.369, SLG: 0.441 | F8 | | | G6-3 | | | | | | 3 1 1 2 2 0 0 | | | | | | | | | | | | |
| 24 Robinson Canó, L OBP: 0.336, SLG: 0.488 | F7 | | | F7 | | G4-3 | | | | 4 0 0 0 1 0 4 | | | | | | | | | | | | |
| 33 Nick Swisher, S OBP: 0.374, SLG: 0.502 Brian Bruney, R | F8 | | | K | | | | | | 4 1 1 2 0 1 1 | | | | | | | | | | | | |
| 42 Mariano Rivera, R | | | | | | | | | | 0 0 0 0 0 0 0 | | | | | | | | | | | | |
| 11 Brett Gardner, L OBP: 0.358, SLG: 0.393 | | | | G4-3 | | | | | | 3 0 0 0 1 0 1 | | | | | | | | | | | | |
| 29 Francisco Cervelli, R OBP: 0.313, SLG: 0.371 | | | | F9 | | | | | | 3 1 1 1 1 0 0 | | | | | | | | | | | | |
| 62 Joba Chamberlain, R 48 Phil Coke, L 53 Melky Cabrera, S | L1-6-3 | | | L4 | | SH3-4 | | | | 2 0 0 0 0 0 0 | | | | | | | | | | | | |
| Inning Stats | R: 0 E: 0 K: 1 S: 7 | H: 0 LOB: 0 BB: 0 P: 9 | R: 0 E: 0 K: 0 S: 11 | H: 0 LOB: 0 BB: 0 P: 17 | R: 0 E: 0 K: 0 S: 8 | H: 0 LOB: 0 BB: 0 P: 11 | R: 0 E: 0 K: 1 S: 5 | H: 0 LOB: 0 BB: 0 P: 8 | R: 0 E: 0 K: 0 S: 18 | H: 0 LOB: 0 BB: 0 P: 14 | R: 3 E: 0 K: 0 S: 18 | H: 4 LOB: 0 BB: 2 P: 30 | R: 1 E: 0 K: 1 S: 9 | H: 1 LOB: 1 BB: 1 P: 16 | R: 2 E: 1 K: 0 S: 11 | H: 2 LOB: 1 BB: 1 P: 20 | R: 2 E: 0 K: 0 S: 15 | H: 3 LOB: 3 BB: 2 P: 31 | 1B: 6 2B: 2 3B: 0 HR: 2 | SF: 0 SAC: 1 DP: 0 HBP: 0 | WP: 2 PB: 0 SB: 1 CS: 0 | PA: 42 |
| PITCHER | IP WLS BF H R ER SO BB IBB HBP BLK WP HR S P ERA WHIP | | | | | | | | | | | IP WLS BF H R ER SO BB IBB HBP BLK WP HR S P ERA WHIP | | | | | | | | | | |
| 11 Kenshin Kawakami, R ERA: 4.25 | 3.0 0 9 0 0 0 1 0 0 0 0 0 0 0 26 37 0.00 0.000 | | | | | | | | | | | 11 Kenshin Kawakami, R ERA: 4.25 | | | | | | | | | | |
| 54 Kris Medlen, R ERA: 6.38 | 2.2 L 12 3 3 3 2 2 0 0 0 0 0 1 23 45 10.12 1.875 | | | | | | | | | | | 54 Kris Medlen, R ERA: 6.38 | | | | | | | | | | |
| 30 Jeff Bennett, R ERA: 3.18 | 1.1 7 2 1 1 1 1 0 0 0 0 0 1 16 23 6.75 2.250 | | | | | | | | | | | 30 Jeff Bennett, R ERA: 3.18 | | | | | | | | | | |
| 34 Eric O'Flaherty, L ERA: 4.1 | 1.0 6 2 2 1 0 0 1 0 0 0 1 0 11 20 9.00 2.000 | | | | | | | | | | | 34 Eric O'Flaherty, L ERA: 4.1 | | | | | | | | | | |
| 46 Manny Acosta, R ERA: 2.84 | 1.0 8 3 2 2 0 2 0 0 0 0 1 0 15 31 18.00 5.000 | | | | | | | | | | | 46 Manny Acosta, R ERA: 2.84 | | | | | | | | | | |

| Batter | 1 | 2 | 3 | 4 | 5 | 6 | 7 | 8 | 9 | AB R H RBI BB SO LOB | BOTTOM | | | | | | | | | | | |
|--|---|----------------------------------|------------------------------|----------------------------------|-------------------------------|----------------------------------|-------------------------------|----------------------------------|------------------------------|----------------------------------|---|---|----------------------------------|-------------------------------|----------------------------------|-------------------------------|----------------------------------|-------------------------------|----------------------------------|----------------------------------|------------------------------------|----------------------------------|
| 13 Nate McLouth, L OBP: 0.340, SLG: 0.466 | G6-3 | | | | | K | | | K | 4 0 1 1 0 2 0 | New York Yankees @ Atlanta Braves Turner Field, Atlanta, GA Wed Jun 24 2009, 7:00 PM EDT Att: 42,315 - Partly Cloudy - 91 F | | | | | | | | | | | |
| 19 Yunel Escobar, R OBP: 0.347, SLG: 0.429 | F9 | | | F9 | | | | | | 5 0 0 0 0 1 2 | | | | | | | | | | | | |
| 10 Chipper Jones, S OBP: 0.416, SLG: 0.490 | G3-1 | | | | | | | | | 3 1 2 0 1 0 0 | | | | | | | | | | | | |
| 16 Brian McCann, L OBP: 0.413, SLG: 0.528 | | | | K | | K | | | | 4 0 1 0 0 3 3 | | | | | | | | | | | | |
| 18 Garret Anderson, L OBP: 0.309, SLG: 0.387 | F8 | | | K | | F8 | | | | 4 0 0 0 0 1 4 | | | | | | | | | | | | |
| 22 Casey Kotchman, L OBP: 0.327, SLG: 0.374 | P5 | | | G4-3 | | | | | | 3 1 1 0 1 0 2 | | | | | | | | | | | | |
| 7 Jeff Francoeur, R OBP: 0.143, SLG: 0.143 46 Manny Acosta, R | P3 | | | | | | | | | 4 1 2 2 0 0 2 | | | | | | | | | | | | |
| 2 Kelly Johnson, L OBP: 0.290, SLG: 0.368 | | | | G1-3 | | G6-3 | | | | 3 1 0 0 0 1 2 | | | | | | | | | | | | |
| 11 Kenshin Kawakami, R 27 Dicky Hernandez, R 54 Kris Medlen, S 30 Jeff Bennett, R 14 Martin Prado, R 1 Gregor Blanco, L 34 Eric O'Flaherty, L 23 Matt Diaz, R | G4-3 | | | | | | | | | 0 0 0 0 0 0 0 | | | | | | | | | | | | |
| Inning Stats | R: 0 E: 0 K: 0 S: 8 | H: 0 LOB: 0 BB: 0 P: 12 | R: 0 E: 0 K: 0 S: 9 | H: 1 LOB: 0 BB: 0 P: 16 | R: 0 E: 0 K: 0 S: 11 | H: 1 LOB: 0 BB: 0 P: 15 | R: 0 E: 0 K: 2 S: 11 | H: 1 LOB: 1 BB: 0 P: 17 | R: 1 E: 0 K: 2 S: 9 | H: 1 LOB: 0 BB: 0 P: 16 | | R: 0 E: 0 K: 1 S: 9 | H: 1 LOB: 1 BB: 0 P: 10 | R: 2 E: 1 K: 0 S: 13 | H: 2 LOB: 1 BB: 0 P: 16 | R: 1 E: 0 K: 2 S: 20 | H: 1 LOB: 2 BB: 2 P: 34 | R: 0 E: 0 K: 3 S: 11 | H: 0 LOB: 0 BB: 0 P: 15 | 1B: 6 2B: 1 3B: 0 HR: 1 | SF: 0 SAC: 1 DP: 0 HBP: 0 | WP: 0 PB: 0 SB: 0 CS: 0 |
| PITCHER | IP WLS BF H R ER SO BB IBB HBP BLK WP HR S P ERA WHIP | | | | | | | | | | | IP WLS BF H R ER SO BB IBB HBP BLK WP HR S P ERA WHIP | | | | | | | | | | |
| 62 Joba Chamberlain, R ERA: 3.81 | 6.1 W 27 7 3 2 5 0 0 0 0 0 0 0 2 3 0.00 0.000 | | | | | | | | | | | 62 Joba Chamberlain, R ERA: 3.81 | | | | | | | | | | |
| 48 Phil Coke, L ERA: 3.56 | 0.2 H 2 0 0 0 0 0 0 0 0 0 0 0 2 3 0.00 0.000 | | | | | | | | | | | 48 Phil Coke, L ERA: 3.56 | | | | | | | | | | |
| Brian Bruney, R ERA: 3.27 | 0.2 H 5 1 1 1 1 2 0 0 0 0 0 0 0 17 30 13.50 4.500 | | | | | | | | | | | Brian Bruney, R ERA: 3.27 | | | | | | | | | | |
| 42 Mariano Rivera, R ERA: 3.1 | 1.1 S 4 0 0 0 4 0 0 0 0 0 0 0 14 19 0.00 0.000 | | | | | | | | | | | 42 Mariano Rivera, R ERA: 3.1 | | | | | | | | | | |

| Batter | 1 | 2 | 3 | 4 | 5 | 6 | 7 | 8 | 9 | AB | R | H | RBI | BB | SO | LOB | TOP |
|---|---|---|---|---|---|---|---|---|---|----|----|---|-----|----|----|-----|-----|
| 2 Derek Jeter, R OBP: 0.377, SLG: 0.451 | | | | | | | | | | 5 | 4 | 4 | 0 | 1 | 0 | 0 | |
| 18 Johnny Damon, L OBP: 0.370, SLG: 0.534 | | | | | | | | | | 4 | 1 | 3 | 4 | 2 | 1 | 1 | |
| 25 Mark Teixeira, S OBP: 0.385, SLG: 0.583 | | | | | | | | | | 5 | 0 | 0 | 0 | 1 | 1 | 7 | |
| 13 Alex Rodriguez, R OBP: 0.378, SLG: 0.466 | | | | | | | | | | 5 | 2 | 3 | 4 | 1 | 1 | 2 | |
| 20 Jorge Posada, S OBP: 0.364, SLG: 0.503 | | | | | | | | | | 4 | 1 | 1 | 0 | 2 | 0 | 4 | |
| 33 Nick Swisher, S OBP: 0.368, SLG: 0.390 | | | | | | | | | | 6 | 0 | 1 | 0 | 0 | 2 | 5 | |
| 42 Mariano Rivera, R | | | | | | | | | | 0 | 0 | 0 | 0 | 0 | 0 | 0 | |
| 11 Brett Gardner, L OBP: 0.358, SLG: 0.390 | | | | | | | | | | 6 | 1 | 2 | 0 | 0 | 1 | 5 | |
| 12 Cody Ransom, R OBP: 0.241, SLG: 0.345 | | | | | | | | | | 5 | 2 | 2 | 2 | 0 | 0 | 3 | |
| 46 Andy Pettite, L ERA: 4.53 | | | | | | | | | | 18 | 13 | 5 | 0 | 0 | 0 | 1 | |
| 46 Manny Acosta, R ERA: 2.45 | | | | | | | | | | 18 | 0 | 0 | 0 | 0 | 0 | 0 | |
| 32 Derek Lowe, R ERA: 4.53 | | | | | | | | | | 18 | 0 | 0 | 0 | 0 | 0 | 0 | |
| 54 Kris Medlen, R ERA: 5.12 | | | | | | | | | | 18 | 0 | 0 | 0 | 0 | 0 | 0 | |
| 34 Eric O'Flaherty, L ERA: 3.95 | | | | | | | | | | 18 | 0 | 0 | 0 | 0 | 0 | 0 | |
| 36 Boone Logan, L ERA: 13.5 | | | | | | | | | | 18 | 0 | 0 | 0 | 0 | 0 | 0 | |
| 58 Peter Moylan, R ERA: 4.34 | | | | | | | | | | 18 | 0 | 0 | 0 | 0 | 0 | 0 | |
| 13 Nate McLouth, L OBP: 0.338, SLG: 0.464 | | | | | | | | | | 5 | 0 | 1 | 0 | 0 | 2 | 3 | |
| 14 Martin Prado, R OBP: 0.355, SLG: 0.452 | | | | | | | | | | 5 | 1 | 2 | 0 | 0 | 0 | 3 | |
| 10 Chipper Jones, S OBP: 0.419, SLG: 0.488 | | | | | | | | | | 3 | 1 | 1 | 0 | 2 | 1 | 2 | |
| 16 Brian McCann, L OBP: 0.412, SLG: 0.538 | | | | | | | | | | 4 | 1 | 1 | 1 | 1 | 1 | 5 | |
| 19 Yunel Escobar, R OBP: 0.348, SLG: 0.432 | | | | | | | | | | 5 | 0 | 2 | 3 | 0 | 1 | 1 | |
| 18 Garret Anderson, L OBP: 0.311, SLG: 0.383 | | | | | | | | | | 5 | 1 | 2 | 0 | 0 | 1 | 4 | |
| 7 Jeff Francoeur, R OBP: 0.286, SLG: 0.355 | | | | | | | | | | 5 | 1 | 2 | 0 | 0 | 1 | 1 | |
| 22 Casey Kotchman, L OBP: 0.326, SLG: 0.377 | | | | | | | | | | 4 | 1 | 1 | 2 | 0 | 2 | 1 | |
| 46 Manny Acosta, R | | | | | | | | | | 0 | 0 | 0 | 0 | 0 | 0 | 0 | |
| 1 Gregor Blanco, L OBP: 0.200, SLG: 0.111 | | | | | | | | | | 1 | 0 | 1 | 0 | 0 | 0 | 0 | |
| 32 Derek Lowe, R ERA: 4.53 | | | | | | | | | | 18 | 8 | 3 | 0 | 0 | 0 | 0 | |
| 54 Kris Medlen, R ERA: 5.12 | | | | | | | | | | 18 | 0 | 0 | 0 | 0 | 0 | 0 | |
| 23 Matt Diaz, R ERA: 2.16 | | | | | | | | | | 18 | 0 | 0 | 0 | 0 | 0 | 0 | |
| 34 Eric O'Flaherty, L ERA: 3.95 | | | | | | | | | | 18 | 0 | 0 | 0 | 0 | 0 | 0 | |
| 33 Javier Vazquez, R ERA: 2.76 | | | | | | | | | | 18 | 0 | 0 | 0 | 0 | 0 | 0 | |
| 36 Boone Logan, R | | | | | | | | | | 0 | 0 | 0 | 0 | 0 | 0 | 0 | |
| 58 Peter Moylan, R ERA: 4.34 | | | | | | | | | | 18 | 0 | 0 | 0 | 0 | 0 | 0 | |
| 27 Dion Hernandez, R ERA: 3.07 | | | | | | | | | | | | | | | | | |

| Batter | 1 | 2 | 3 | 4 | 5 | 6 | 7 | 8 | 9 | AB R H RBI BB SO LOB | TOP | | | | | | | | | | | |
|---|---|----------------------------------|-------------------------------|----------------------------------|-------------------------------|----------------------------------|------------------------------|----------------------------------|------------------------------|---|--|---|------------------------------|----------------------------------|------------------------------|----------------------------------|-------------------------------|----------------------------------|----------------------------------|------------------------------------|----------------------------------|--------|
| 11 Brett Gardner, L (1, 8) OBP: 0.364, SLG: 0.427 | | | | | | | | | | 5 0 0 0 0 1 0 | <p>New York Yankees @ New York Mets Citi Field, Flushing, NY Sat Jun 27 2009, 7:10 PM EDT Att: 41,302 - Cloudy - 74 F</p> <p>livebaseballscorecards.com</p> <p>AB 35 R 5 H 8 RBI 5 BB 4 SO 8 LOB 10</p> | | | | | | | | | | | |
| 33 Nick Swisher, S (1, 9) OBP: 0.373, SLG: 0.504 | | | | | | | | | | 3 1 1 1 2 0 0 | | | | | | | | | | | | |
| 25 Mark Teixeira, S (1, 3) OBP: 0.387, SLG: 0.576 | | | | | | | | | | 3 1 1 0 2 0 1 | | | | | | | | | | | | |
| 13 Alex Rodriguez, R (1, 5) OBP: 0.387, SLG: 0.481 | | | | | | | | | | 4 1 1 1 0 0 3 | | | | | | | | | | | | |
| 24 Robinson Cano, L (1, 4) OBP: 0.334, SLG: 0.488 | | | | | | | | | | 4 1 1 0 0 1 2 | | | | | | | | | | | | |
| 20 Jorge Posada, S (1, 2) OBP: 0.354, SLG: 0.516 | | | | | | | | | | 4 1 1 3 0 2 0 | | | | | | | | | | | | |
| 53 Melky Cabrera, S (1, 7) OBP: 0.354, SLG: 0.447 | | | | | | | | | | 4 0 2 0 0 1 0 | | | | | | | | | | | | |
| 19 Ramiro Pena, S (1, 6) OBP: 0.308, SLG: 0.349 | | | | | | | | | | 4 0 1 0 0 2 2 | | | | | | | | | | | | |
| 34 A.J. Burnett, R (1, 1) OBP: 0.200, SLG: 0.200 | | | | | | | | | | 3 0 0 0 0 1 2 | | | | | | | | | | | | |
| Brian Bruney, R (8, 1) 55 Hideki Matsui, L (9, PH) OBP: 0.346, SLG: 0.465 30 David Robertson, R (9, 1) | | | | | | | | | | 0 0 0 0 0 0 0 1 0 0 0 0 0 0 0 0 0 0 0 0 0 | | | | | | | | | | | | |
| Inning Stats | R: 0 E: 0 K: 1 S: 11 | H: 0 LOB: 2 BB: 2 P: 25 | R: 0 E: 0 K: 2 S: 11 | H: 1 LOB: 1 BB: 0 P: 17 | R: 1 E: 0 K: 0 S: 11 | H: 1 LOB: 0 BB: 0 P: 21 | R: 0 E: 0 K: 2 S: 9 | H: 0 LOB: 0 BB: 0 P: 16 | R: 0 E: 0 K: 1 S: 9 | H: 0 LOB: 0 BB: 0 P: 13 | R: 4 E: 0 K: 1 S: 13 | H: 5 LOB: 1 BB: 0 P: 17 | R: 0 E: 0 K: 0 S: 8 | H: 0 LOB: 1 BB: 1 P: 18 | R: 0 E: 0 K: 0 S: 7 | H: 1 LOB: 1 BB: 0 P: 11 | R: 0 E: 0 K: 1 S: 14 | H: 0 LOB: 1 BB: 1 P: 23 | 1B: 3 2B: 3 3B: 0 HR: 2 | SF: 0 SAC: 0 DP: 0 HBP: 0 | WP: 0 PB: 0 SB: 0 CS: 0 | PA: 39 |
| PITCHER | IP WLS BF H R ER SO BB IBB HBP BLK WP HR S P ERA WHIP | | | | | | | | | | | IP WLS BF H R ER SO BB IBB HBP BLK WP HR S P ERA WHIP | | | | | | | | | | |
| 44 Tim Redding, R (1, 1) ERA: 6.35 | 5.1 L 24 6 5 5 6 2 0 0 0 0 0 2 58 102 8.44 1.500 | | | | | | | | | | | | | | | | | | | | | |
| 43 Brian Stokes, R (6, 1) ERA: 3.07 | 1.2 7 1 0 0 1 1 0 0 0 0 0 0 14 25 0.00 1.200 | | | | | | | | | | | | | | | | | | | | | |
| 48 Pat Misch, L (8, 1) ERA: 5.4 | 1.0 4 1 0 0 0 0 0 0 0 0 0 0 7 11 0.00 1.000 | | | | | | | | | | | | | | | | | | | | | |
| 64 Elmer Dessens, R (9, 1) ERA: 6.23 | 1.0 4 0 0 0 1 1 0 0 0 0 0 0 14 23 0.00 1.000 | | | | | | | | | | | | | | | | | | | | | |

| Batter | 1 | 2 | 3 | 4 | 5 | 6 | 7 | 8 | 9 | AB R H RBI BB SO LOB | BOTTOM | | | | | | | | | | | |
|--|---|----------------------------------|------------------------------|----------------------------------|------------------------------|---------------------------------|------------------------------|----------------------------------|-------------------------------|--|--|---|------------------------------|----------------------------------|------------------------------|---------------------------------|-------------------------------|----------------------------------|----------------------------------|------------------------------------|----------------------------------|--------|
| 3 Alex Cora, L (1, 6) OBP: 0.354, SLG: 0.324 | | | | | | | | | | 4 0 1 0 0 1 0 | <p>New York Yankees @ New York Mets Citi Field, Flushing, NY Sat Jun 27 2009, 7:10 PM EDT Att: 41,302 - Cloudy - 74 F</p> <p>livebaseballscorecards.com</p> <p>AB 28 R 0 H 1 RBI 0 BB 3 SO 10 LOB 7</p> | | | | | | | | | | | |
| 11 Argenis Reyes, S (1, 4) OBP: 0.167, SLG: 0.167 | | | | | | | | | | 4 0 0 0 0 1 1 | | | | | | | | | | | | |
| 5 David Wright, R (1, 5) OBP: 0.434, SLG: 0.493 | | | | | | | | | | 4 0 0 0 0 1 1 | | | | | | | | | | | | |
| 19 Ryan Church, L (1, 9) OBP: 0.327, SLG: 0.372 | | | | | | | | | | 4 0 0 0 0 2 1 | | | | | | | | | | | | |
| 10 Gary Sheffield, R (1, 7) OBP: 0.387, SLG: 0.497 | | | | | | | | | | 2 0 0 0 1 2 0 | | | | | | | | | | | | |
| 28 Daniel Murphy, L (1, 3) OBP: 0.316, SLG: 0.366 | | | | | | | | | | 3 0 0 0 0 0 1 | | | | | | | | | | | | |
| 18 Jeremy Reed, L (1, 8) OBP: 0.321, SLG: 0.351 | | | | | | | | | | 2 0 0 0 1 2 0 | | | | | | | | | | | | |
| 23 Brian Schneider, L (1, 2) OBP: 0.319, SLG: 0.424 | | | | | | | | | | 2 0 0 0 1 0 2 | | | | | | | | | | | | |
| 44 Tim Redding, R (1, 1) OBP: 0.091, SLG: 0.091 | | | | | | | | | | 2 0 0 0 0 1 1 | | | | | | | | | | | | |
| 43 Brian Stokes, R (6, 1) 48 Pat Misch, R (8, 1) 26 Fernando Martinez, L (8, PH) OBP: 0.247, SLG: 0.233 64 Elmer Dessens, R (9, 1) | | | | | | | | | | 0 0 0 0 0 0 0 0 0 0 0 0 0 0 1 0 0 0 0 0 0 0 0 0 0 0 0 0 | | | | | | | | | | | | |
| Inning Stats | R: 0 E: 0 K: 2 S: 11 | H: 0 LOB: 0 BB: 0 P: 15 | R: 0 E: 0 K: 1 S: 9 | H: 0 LOB: 2 BB: 2 P: 22 | R: 0 E: 0 K: 0 S: 4 | H: 0 LOB: 0 BB: 0 P: 9 | R: 0 E: 0 K: 1 S: 8 | H: 0 LOB: 0 BB: 0 P: 12 | R: 0 E: 0 K: 2 S: 11 | H: 0 LOB: 1 BB: 1 P: 20 | R: 0 E: 0 K: 2 S: 14 | H: 1 LOB: 1 BB: 0 P: 18 | R: 0 E: 0 K: 2 S: 7 | H: 0 LOB: 0 BB: 0 P: 12 | R: 0 E: 0 K: 0 S: 6 | H: 0 LOB: 0 BB: 0 P: 7 | R: 0 E: 0 K: 0 S: 13 | H: 0 LOB: 0 BB: 0 P: 17 | 1B: 1 2B: 0 3B: 0 HR: 0 | SF: 0 SAC: 0 DP: 0 HBP: 0 | WP: 0 PB: 0 SB: 0 CS: 0 | PA: 31 |
| PITCHER | IP WLS BF H R ER SO BB IBB HBP BLK WP HR S P ERA WHIP | | | | | | | | | | | IP WLS BF H R ER SO BB IBB HBP BLK WP HR S P ERA WHIP | | | | | | | | | | |
| 34 A.J. Burnett, R (1, 1) ERA: 3.93 | 7.0 W 25 7 0 0 10 3 0 0 0 0 0 0 64 108 0.00 0.571 | | | | | | | | | | | | | | | | | | | | | |
| Brian Bruney, R (8, 1) ERA: 3.0 | 1.0 3 0 0 0 0 0 0 0 0 0 0 0 6 7 0.00 0.000 | | | | | | | | | | | | | | | | | | | | | |
| 30 David Robertson, R (9, 1) ERA: 2.6 | 1.0 3 0 0 0 0 0 0 0 0 0 0 0 13 17 0.00 0.000 | | | | | | | | | | | | | | | | | | | | | |

| Batter | 1 | 2 | 3 | 4 | 5 | 6 | 7 | 8 | 9 | AB | R | H | RBI | BB | SO | LOB | TOP | | | | | |
|--|---|----------------------------------|------------------------------|----------------------------------|-------------------------------|----------------------------------|------------------------------|----------------------------------|-------------------------------|----------------------------------|------------------------------|----------------------------------|------------------------------|---------------------------------|-------------------------------|----------------------------------|--|----------------------------------|-----------------------------------|------------------------------------|----------------------------------|--------|
| 51 Ichiro Suzuki, L (1,9) OBP: 0.405, SLG: 0.500 | | | | | | | | | | 4 | 1 | 2 | 0 | 1 | 1 | 1 | Seattle Mariners @ New York Yankees Yankee Stadium, Bronx, NY Tue Jun 30 2009, 7:05 PM EDT Att: 46,181 - Cloudy - 65 F | | | | | |
| 30 Russell Branyan, L (1,3) OBP: 0.400, SLG: 0.606 | | | | | | | | | | 3 | 0 | 1 | 2 | 1 | 2 | 2 | | | | | | |
| 4 Jose Lopez, R (1,4) OBP: 0.288, SLG: 0.422 | | | | | | | | | | 4 | 1 | 0 | 0 | 1 | 1 | 4 | | | | | | |
| 24 Ken Griffey Jr., L (1,7) OBP: 0.329, SLG: 0.401 | | | | | | | | | | 4 | 0 | 0 | 0 | 1 | 1 | 3 | | | | | | |
| 5 Mike Sweeney, R (1,10) OBP: 0.309, SLG: 0.404 | | | | | | | | | | 5 | 0 | 0 | 0 | 0 | 0 | 4 | | | | | | |
| 21 Franklin Gutierrez, R (1,8) OBP: 0.320, SLG: 0.406 | | | | | | | | | | 5 | 1 | 3 | 1 | 0 | 1 | 0 | | | | | | |
| 6 Chris Woodward, R (1,5) OBP: 0.471, SLG: 0.400 | | | | | | | | | | 4 | 1 | 2 | 0 | 0 | 1 | 2 | | | | | | |
| 2 Kenji Johjima, R (1,2) OBP: 0.272, SLG: 0.380 | | | | | | | | | | 4 | 0 | 3 | 1 | 0 | 0 | 2 | | | | | | |
| 3 Ronny Cedeno, R (1,6) OBP: 0.218, SLG: 0.260 | | | | | | | | | | 2 | 1 | 1 | 1 | 0 | 0 | 1 | | | | | | |
| Inning Stats | R: 0 E: 0 K: 2 S: 9 | H: 0 LOB: 1 BB: 1 P: 17 | R: 0 E: 0 K: 0 S: 8 | H: 2 LOB: 1 BB: 0 P: 12 | R: 1 E: 0 K: 1 S: 12 | H: 2 LOB: 2 BB: 1 P: 21 | R: 0 E: 0 K: 1 S: 9 | H: 1 LOB: 1 BB: 0 P: 17 | R: 2 E: 0 K: 1 S: 12 | H: 3 LOB: 1 BB: 1 P: 21 | R: 0 E: 0 K: 1 S: 9 | H: 1 LOB: 1 BB: 0 P: 15 | R: 0 E: 0 K: 1 S: 6 | H: 0 LOB: 0 BB: 0 P: 9 | R: 2 E: 0 K: 0 S: 14 | H: 3 LOB: 2 BB: 1 P: 22 | R: 0 E: 0 K: 1 S: 7 | H: 0 LOB: 0 BB: 0 P: 11 | 1B: 10 2B: 1 3B: 0 HR: 1 | SF: 1 SAC: 2 DP: 1 HBP: 0 | WP: 0 PB: 0 SB: 4 CS: 0 | PA: 42 |
| PITCHER | IP WLS BF H R ER SO BB IBB HBP BLK WP HR S P ERA WHIP | | | | | | | | | | | | | | | | | | | | | |
| 62 Joba Chamberlain, R (1,1) ERA: 3.89 | 5.1 27 9 3 3 4 3 0 0 0 0 1 55 96 5.06 2.250 | | | | | | | | | | | | | | | | | | | | | |
| 48 Phil Coke, L (6,1) ERA: 3.24 | 0.2 2 0 0 0 1 0 0 0 0 0 0 4 7 0.00 0.000 | | | | | | | | | | | | | | | | | | | | | |
| 65 Phil Hughes, R (7,1) ERA: 4.34 | 1.0 3 0 0 0 1 0 0 0 0 0 0 6 9 0.00 0.000 | | | | | | | | | | | | | | | | | | | | | |
| Brian Bruney, R (8,1) ERA: 3.95 | 1.0 W 7 3 2 2 0 0 1 0 0 0 0 14 22 18.00 3.000 | | | | | | | | | | | | | | | | | | | | | |
| 42 Mariano Rivera, R (9,1) ERA: 2.94 | 1.0 S 3 0 0 0 1 0 0 0 0 0 0 7 11 0.00 0.000 | | | | | | | | | | | | | | | | | | | | | |

| Batter | 1 | 2 | 3 | 4 | 5 | 6 | 7 | 8 | 9 | AB | R | H | RBI | BB | SO | LOB | BOTTOM | | | |
|--|---|----------------------------------|-------------------------------|----------------------------------|------------------------------|----------------------------------|-------------------------------|----------------------------------|-------------------------------|----------------------------------|------------------------------|---------------------------------|-------------------------------|----------------------------------|-------------------------------|----------------------------------|--|------------------------------------|----------------------------------|--------|
| 2 Derek Jeter, R (1,6) OBP: 0.381, SLG: 0.451 | | | | | | | | | | 5 | 0 | 1 | 2 | 0 | 2 | 3 | Seattle Mariners @ New York Yankees Yankee Stadium, Bronx, NY Tue Jun 30 2009, 7:05 PM EDT Att: 46,181 - Cloudy - 65 F | | | |
| 18 Johnny Damon, L (1,7) OBP: 0.367, SLG: 0.532 | | | | | | | | | | 4 | 1 | 2 | 0 | 1 | 0 | 2 | | | | |
| 25 Mark Teixeira, S (1,3) OBP: 0.384, SLG: 0.568 | | | | | | | | | | 5 | 0 | 1 | 0 | 0 | 1 | 4 | | | | |
| 13 Alex Rodriguez, R (1,5) OBP: 0.399, SLG: 0.497 | | | | | | | | | | 4 | 1 | 1 | 2 | 1 | 1 | 2 | | | | |
| 24 Robinson Cano, L (1,4) OBP: 0.332, SLG: 0.482 | | | | | | | | | | 4 | 2 | 2 | 0 | 0 | 1 | 2 | | | | |
| 20 Jorge Posada, S (1,2) OBP: 0.367, SLG: 0.513 | | | | | | | | | | 2 | 1 | 1 | 0 | 2 | 0 | 0 | | | | |
| 55 Hideki Matsui, L (1,10) ERA: 5.14 | | | | | | | | | | 3 | 0 | 1 | 0 | 1 | 0 | 4 | | | | |
| 11 Brett Gardner, L (6, PR) (9,10) OBP: 0.367, SLG: 0.421 | | | | | | | | | | 0 | 1 | 0 | 0 | 0 | 0 | 0 | | | | |
| 33 Nick Swisher, S (1,9) OBP: 0.371, SLG: 0.496 | | | | | | | | | | 4 | 1 | 1 | 0 | 0 | 1 | 5 | | | | |
| 53 Melky Cabrera, S (1,8) OBP: 0.346, SLG: 0.441 | | | | | | | | | | 3 | 1 | 1 | 3 | 0 | 1 | 2 | | | | |
| Inning Stats | R: 0 E: 0 K: 1 S: 7 | H: 1 LOB: 1 BB: 0 P: 10 | R: 2 E: 1 K: 1 S: 11 | H: 2 LOB: 1 BB: 0 P: 18 | R: 0 E: 0 K: 1 S: 6 | H: 0 LOB: 0 BB: 1 P: 11 | R: 0 E: 0 K: 1 S: 17 | H: 1 LOB: 2 BB: 2 P: 31 | R: 0 E: 0 K: 1 S: 21 | H: 1 LOB: 3 BB: 2 P: 34 | R: 0 E: 0 K: 2 S: 7 | H: 0 LOB: 0 BB: 0 P: 8 | R: 2 E: 0 K: 1 S: 18 | H: 2 LOB: 0 BB: 0 P: 26 | R: 3 E: 0 K: 0 S: 12 | H: 4 LOB: 1 BB: 0 P: 20 | 1B: 6 2B: 4 3B: 0 HR: 1 | SF: 1 SAC: 0 DP: 1 HBP: 0 | WP: 0 PB: 0 SB: 0 CS: 0 | PA: 40 |
| PITCHER | IP WLS BF H R ER SO BB IBB HBP BLK WP HR S P ERA WHIP | | | | | | | | | | | | | | | | | | | |
| 35 Brandon Morrow, R (1,1) ERA: 5.14 | 4.2 24 5 3 1 4 5 0 0 0 0 0 1 58 98 1.93 2.143 | | | | | | | | | | | | | | | | | | | |
| 41 Chris Jakubauskas, R (5,1) ERA: 5.46 | 2.1 9 2 2 2 3 0 0 0 0 0 1 29 40 7.71 0.857 | | | | | | | | | | | | | | | | | | | |
| 46 Sean White, R (8,1) ERA: 2.46 | 1.0 L 7 4 3 3 0 0 0 0 0 0 0 12 20 27.00 4.000 | | | | | | | | | | | | | | | | | | | |

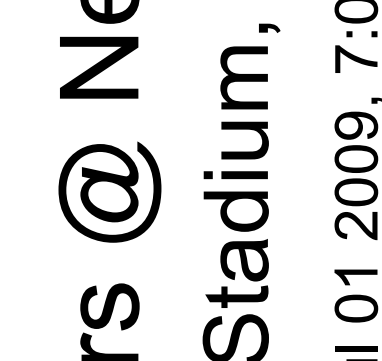
| Batter | 1 | 2 | 3 | 4 | 5 | 6 | 7 | 8 | 9 | AB | R | H | RBI | BB | SO | LOB | TOP | | | | | | | | | | |
|---|------------------------------|---------------------------------|-------------------------------|----------------------------------|-------------------------------|----------------------------------|------------------------------|----------------------------------|------------------------------|---------------------------------|-------------------------------|----------------------------------|------------------------------|----------------------------------|------------------------------|----------------------------------|---|----------------------------------|----------------------------------|------------------------------------|----------------------------------|--------|--|--|--|--|--|
| 51 Ichiro Suzuki, L (1, 9) OBP: 0.400, SLG: 0.493 | G4-3 | | G4-3 | | FC6-4 | | | G1-3 | | 4 | 0 | 0 | 0 | 0 | 0 | 1 | Seattle Mariners @ New York Yankees Yankee Stadium, Bronx, NY Wed Jul 01 2009, 7:05 PM EDT Att: 45,285 - Partly Cloudy - 72 F | | | | | | | | | | |
| 30 Russell Branyan, L (1, 3) OBP: 0.394, SLG: 0.596 | K | | K | | | | | K | | 4 | 0 | 0 | 0 | 0 | 4 | 0 | | | | | | | | | | | |
| 4 Jose Lopez, R (1, 4) OBP: 0.288, SLG: 0.423 | F9 | | | | | | | | | 4 | 1 | 1 | 0 | 0 | 0 | 0 | | | | | | | | | | | |
| 24 Ken Griffey Jr., L (1, 10) OBP: 0.332, SLG: 0.418 | | | | | | | | | | 4 | 1 | 2 | 1 | 0 | 0 | 1 | | | | | | | | | | | |
| 21 Franklin Gutierrez, R (1, 8) OBP: 0.346, SLG: 0.409 | | | | | | | | | | 3 | 0 | 2 | 0 | 1 | 0 | 0 | | | | | | | | | | | |
| 25 Wladimir Balentien, R (1, 7) OBP: 0.273, SLG: 0.362 | | | | | | | | | | 3 | 0 | 0 | 1 | 0 | 1 | 3 | | | | | | | | | | | |
| 6 Chris Woodward, R (1, 5) OBP: 0.400, SLG: 0.333 | | | | | | | | | | 3 | 0 | 0 | 0 | 0 | 1 | 2 | | | | | | | | | | | |
| 32 Rob Johnson, R (1, 2) OBP: 0.241, SLG: 0.293 | | | | | | | | | | 3 | 0 | 1 | 0 | 0 | 0 | 2 | | | | | | | | | | | |
| 3 Ronny Cedeno, R (1, 6) OBP: 0.212, SLG: 0.252 | | | | | | | | | | 3 | 0 | 0 | 0 | 0 | 0 | 1 | | | | | | | | | | | |
| Inning Stats | R: 0 E: 0 K: 1 S: 7 | H: 0 LOB: 0 BB: 0 P: 9 | R: 0 E: 0 K: 1 S: 15 | H: 2 LOB: 2 BB: 0 P: 21 | R: 0 E: 0 K: 1 S: 10 | H: 0 LOB: 0 BB: 0 P: 15 | R: 1 E: 0 K: 0 S: 4 | H: 1 LOB: 0 BB: 1 P: 11 | R: 0 E: 0 K: 0 S: 7 | H: 1 LOB: 1 BB: 0 P: 8 | R: 1 E: 0 K: 1 S: 14 | H: 2 LOB: 0 BB: 0 P: 22 | R: 0 E: 0 K: 1 S: 6 | H: 0 LOB: 0 BB: 0 P: 12 | R: 0 E: 0 K: 1 S: 6 | H: 0 LOB: 0 BB: 0 P: 15 | R: 0 E: 0 K: 0 S: 11 | H: 0 LOB: 0 BB: 0 P: 15 | 1B: 4 2B: 1 3B: 0 HR: 1 | SF: 0 SAC: 0 DP: 0 HBP: 0 | WP: 0 PB: 0 SB: 0 CS: 1 | PA: 34 | | | | | |
| PITCHER | IP | WLS | BF | H | R | ER | SO | BB | IBB | HBP | BLK | WP | HR | S | P | ERA | WHIP | | | | | | | | | | |
| 46 Andy Pettitte, L (1, 1) ERA: 4.25 | 7.0 | W | 26 | 6 | 2 | 2 | 5 | 1 | 0 | 0 | 0 | 0 | 1 | 63 | 98 | 2.57 | 1.000 | | | | | | | | | | |
| 91 Alfredo Aceves, R (8, 1) ERA: 2.14 | 0.1 | H | 1 | 0 | 0 | 0 | 0 | 0 | 0 | 0 | 0 | 0 | 0 | 2 | 5 | 0.00 | 0.000 | | | | | | | | | | |
| 48 Phil Coke, L (8, 1) ERA: 3.18 | 0.2 | H | 2 | 0 | 0 | 0 | 1 | 0 | 0 | 0 | 0 | 0 | 0 | 4 | 7 | 0.00 | 0.000 | | | | | | | | | | |
| 42 Mariano Rivera, R (9, 1) ERA: 2.76 | 1.0 | S | 3 | 0 | 0 | 0 | 0 | 0 | 0 | 0 | 0 | 0 | 0 | 11 | 15 | 0.00 | 0.000 | | | | | | | | | | |

| Batter | 1 | 2 | 3 | 4 | 5 | 6 | 7 | 8 | 9 | AB | R | H | RBI | BB | SO | LOB | BOTTOM | | | | | | | | | | |
|--|-------------------------------|----------------------------------|------------------------------|---------------------------------|-------------------------------|----------------------------------|------------------------------|---------------------------------|-------------------------------|----------------------------------|------------------------------|----------------------------------|------------------------------|----------------------------------|------------------------------|---------------------------------|---|------------------------------------|----------------------------------|--------|--|--|--|--|--|--|--|
| 2 Derek Jeter, R (1, 6) OBP: 0.383, SLG: 0.449 | F8 | | F9 | | | | | | | 3 | 0 | 1 | 0 | 0 | 0 | 0 | Seattle Mariners @ New York Yankees Yankee Stadium, Bronx, NY Wed Jul 01 2009, 7:05 PM EDT Att: 45,285 - Partly Cloudy - 72 F | | | | | | | | | | |
| 18 Johnny Damon, L (1, 7) OBP: 0.369, SLG: 0.541 | | | | | | | | | | 3 | 1 | 1 | 1 | 1 | 1 | 2 | | | | | | | | | | | |
| 25 Mark Teixeira, S (1, 3) OBP: 0.386, SLG: 0.567 | | | | | | | | | | 4 | 1 | 2 | 0 | 0 | 1 | 0 | | | | | | | | | | | |
| 13 Alex Rodriguez, R (1, 10) OBP: 0.401, SLG: 0.515 | | | | | | | | | | 4 | 1 | 2 | 2 | 0 | 0 | 2 | | | | | | | | | | | |
| 20 Jorge Posada, S (1, 2) OBP: 0.359, SLG: 0.500 | | | | | | | | | | 4 | 0 | 0 | 0 | 0 | 2 | 1 | | | | | | | | | | | |
| 24 Robinson Cano, L (1, 4) OBP: 0.332, SLG: 0.481 | | | | | | | | | | 3 | 0 | 1 | 0 | 0 | 0 | 0 | | | | | | | | | | | |
| 33 Nick Swisher, S (1, 9) OBP: 0.371, SLG: 0.494 | | | | | | | | | | 3 | 0 | 1 | 0 | 0 | 1 | 0 | | | | | | | | | | | |
| 11 Brett Gardner, L (9, 8) OBP: 0.367, SLG: 0.421 | | | | | | | | | | 0 | 0 | 0 | 0 | 0 | 0 | 0 | | | | | | | | | | | |
| 53 Melky Cabrera, S (1, 8) OBP: 0.346, SLG: 0.454 | | | | | | | | | | 3 | 1 | 1 | 1 | 0 | 0 | 2 | | | | | | | | | | | |
| 12 Cody Ransom, R (1, 5) OBP: 0.230, SLG: 0.328 | | | | | | | | | | 3 | 0 | 0 | 0 | 0 | 1 | 0 | | | | | | | | | | | |
| Inning Stats | R: 0 E: 0 K: 0 S: 11 | H: 1 LOB: 1 BB: 1 P: 20 | R: 0 E: 0 K: 1 S: 6 | H: 2 LOB: 1 BB: 0 P: 9 | R: 1 E: 0 K: 2 S: 13 | H: 1 LOB: 0 BB: 0 P: 21 | R: 0 E: 0 K: 0 S: 3 | H: 0 LOB: 0 BB: 0 P: 5 | R: 1 E: 0 K: 2 S: 12 | H: 1 LOB: 1 BB: 0 P: 21 | R: 2 E: 0 K: 1 S: 9 | H: 2 LOB: 0 BB: 0 P: 13 | R: 0 E: 0 K: 0 S: 6 | H: 1 LOB: 1 BB: 0 P: 11 | R: 0 E: 0 K: 0 S: 6 | H: 1 LOB: 0 BB: 0 P: 8 | 1B: 6 2B: 0 3B: 0 HR: 3 | SF: 0 SAC: 0 DP: 3 HBP: 1 | WP: 0 PB: 0 SB: 0 CS: 0 | PA: 32 | | | | | | | |
| PITCHER | IP | WLS | BF | H | R | ER | SO | BB | IBB | HBP | BLK | WP | HR | S | P | ERA | WHIP | | | | | | | | | | |
| 56 Jarrod Washburn, L (1, 1) ERA: 3.36 | 7.0 | L | 29 | 8 | 4 | 4 | 6 | 1 | 0 | 1 | 0 | 0 | 3 | 60 | 100 | 5.14 | 1.286 | | | | | | | | | | |
| 43 Miguel Batista, R (8, 1) ERA: 2.65 | 1.0 | | 3 | 1 | 0 | 0 | 0 | 0 | 0 | 0 | 0 | 0 | 0 | 6 | 8 | 0.00 | 1.000 | | | | | | | | | | |

AB 31
R 2
H 6
RBI 2
BB 1
SO 6
LOB 10



AB 30
R 4
H 9
RBI 4
BB 1
SO 6
LOB 7




| Batter | 1 | 2 | 3 | 4 | 5 | 6 | 7 | 8 | 9 | AB | R | H | RBI | BB | SO | LOB | TOP | | | | |
|---|---|----------------------------------|--|--|--|--|--|--|--|--|--|--|--|--|--|--|--|--|--|--|--|
| 51 Ichiro Suzuki, L (1, 9) OBP: 0.403, SLG: 0.500 | | | | | | | | | | 4 | 2 | 2 | 2 | 1 | 1 | 0 | | | | | |
| 30 Russell Branyan, L (1, 3) OBP: 0.395, SLG: 0.602 | | | | | | | | | | 4 | 1 | 1 | 2 | 1 | 3 | 2 | | | | | |
| 4 Jose Lopez, R (1, 4) OBP: 0.286, SLG: 0.417 | | | | | | | | | | 4 | 0 | 0 | 1 | 1 | 1 | 3 | | | | | |
| 5 Mike Sweeney, R (1, 10) OBP: 0.297, SLG: 0.387 | | | | | | | | | | 5 | 0 | 0 | 0 | 0 | 1 | 1 | | | | | |
| 21 Franklin Gutierrez, R (1, 8) OBP: 0.351, SLG: 0.426 | | | | | | | | | | | 5 | 2 | 3 | 1 | 0 | 0 | | | | | |
| 2 Kenji Johjima, R (1, 2) OBP: 0.290, SLG: 0.388 | | | | | | | | | | | 3 | 2 | 2 | 0 | 0 | 1 | | | | | |
| 12 Ryan Langerhans, L (1, 7) OBP: 0.500, SLG: 0.750 | | | | | | | | | | 4 | 0 | 2 | 0 | 0 | 0 | 2 | | | | | |
| 6 Chris Woodward, R (1, 5) OBP: 0.417, SLG: 0.381 | | | | | | | | | | 3 | 1 | 2 | 2 | 0 | 1 | 1 | | | | | |
| 3 Ronny Cedeno, R (1, 6) OBP: 0.205, SLG: 0.243 | | | | | | | | | | 4 | 0 | 0 | 0 | 0 | 2 | 4 | | | | | |
| Inning Stats | R: 1 E: 0 K: 2 S: 10 | H: 1 LOB: 0 BB: 0 P: 13 | R: 2 E: 0 K: 1 S: 15 | H: 3 LOB: 0 BB: 20 P: 20 | R: 0 E: 0 K: 2 S: 9 | H: 0 LOB: 1 BB: 1 P: 17 | R: 3 E: 0 K: 2 S: 22 | H: 4 LOB: 1 BB: 0 P: 31 | R: 0 E: 0 K: 0 S: 6 | H: 1 LOB: 3 BB: 0 P: 9 | R: 0 E: 0 K: 2 S: 13 | H: 1 LOB: 0 BB: 0 P: 14 | R: 0 E: 0 K: 0 S: 8 | H: 1 LOB: 0 BB: 0 P: 10 | R: 2 E: 1 K: 0 S: 9 | H: 1 LOB: 0 BB: 12 P: 12 | 1B: 7 2B: 3 3B: 0 HR: 2 | SF: 1 SAC: 0 DP: 0 HBP: 1 | WP: 0 PB: 0 SB: 1 CS: 2 | PA: 43 | |
| PITCHER | IP WLS BF ERA WHIP | WLS BF ERA WHIP | H R ER SO BB IBB HBP BLK WP HR S P ERA WHIP | H R ER SO BB IBB HBP BLK WP HR S P ERA WHIP | H R ER SO BB IBB HBP BLK WP HR S P ERA WHIP | H R ER SO BB IBB HBP BLK WP HR S P ERA WHIP | H R ER SO BB IBB HBP BLK WP HR S P ERA WHIP | H R ER SO BB IBB HBP BLK WP HR S P ERA WHIP | H R ER SO BB IBB HBP BLK WP HR S P ERA WHIP | H R ER SO BB IBB HBP BLK WP HR S P ERA WHIP | H R ER SO BB IBB HBP BLK WP HR S P ERA WHIP | H R ER SO BB IBB HBP BLK WP HR S P ERA WHIP | H R ER SO BB IBB HBP BLK WP HR S P ERA WHIP | H R ER SO BB IBB HBP BLK WP HR S P ERA WHIP | H R ER SO BB IBB HBP BLK WP HR S P ERA WHIP | H R ER SO BB IBB HBP BLK WP HR S P ERA WHIP | H R ER SO BB IBB HBP BLK WP HR S P ERA WHIP | H R ER SO BB IBB HBP BLK WP HR S P ERA WHIP | H R ER SO BB IBB HBP BLK WP HR S P ERA WHIP | H R ER SO BB IBB HBP BLK WP HR S P ERA WHIP | H R ER SO BB IBB HBP BLK WP HR S P ERA WHIP |
| 52 CC Sabathia, L (1, 1) ERA: 3.85 | 5.2 L 29 10 6 6 8 2 1 0 0 0 1 70 107 9.53 2.118 | | | | | | | | | | | | | | | | | | | | |
| 91 Alfredo Aceves, R (6, 1) ERA: 2.25 | 2.1 9 2 2 1 1 0 0 1 0 0 0 1 22 35 3.86 0.857 | | | | | | | | | | | | | | | | | | | | |
| 30 David Robertson, R (9, 1) ERA: 2.45 | 1.0 3 0 0 0 0 0 0 0 0 0 0 6 8 0.00 0.000 | | | | | | | | | | | | | | | | | | | | |

Seattle Mariners @ New York Yankees
Yankee Stadium, Bronx, NY
Thu Jul 02 2009, 7:05 PM EDT
Att: 46,142 - Cloudy - 73 F

livebaseballscorecards.com

AB 36
R 8
H 12
RBI 8
BB 3
SO 9
LOB 14




| Batter | 1 | 2 | 3 | 4 | 5 | 6 | 7 | 8 | 9 | AB | R | H | RBI | BB | SO | LOB | BOTTOM | | | | | |
|---|--|----------------------------------|--|--|--|--|--|--|--|--|--|--|--|--|--|--|--|--|--|--|--|--------|
| 2 Derek Jeter, R (1, 6) OBP: 0.381, SLG: 0.447 | | | | | | | | | | 4 | 0 | 1 | 0 | 0 | 1 | 1 | | | | | | |
| 18 Johnny Damon, L (1, 7) OBP: 0.364, SLG: 0.533 | | | | | | | | | | 4 | 0 | 0 | 0 | 0 | 0 | 1 | | | | | | |
| 25 Mark Teixeira, S (1, 3) OBP: 0.381, SLG: 0.559 | | | | | | | | | | 4 | 0 | 0 | 0 | 0 | 0 | 1 | | | | | | |
| 13 Alex Rodriguez, R (1, 5) OBP: 0.398, SLG: 0.506 | | | | | | | | | | 3 | 1 | 0 | 0 | 1 | 1 | 0 | | | | | | |
| 24 Robinson Cano, L (1, 4) OBP: 0.340, SLG: 0.489 | | | | | | | | | | 3 | 2 | 3 | 0 | 1 | 0 | 0 | | | | | | |
| 33 Nick Swisher, S (1, 9) OBP: 0.366, SLG: 0.492 | | | | | | | | | | 3 | 0 | 1 | 1 | 0 | 1 | 2 | | | | | | |
| 55 Hideki Matsui, L (1, 10) OBP: 0.350, SLG: 0.488 | | | | | | | | | | 3 | 1 | 2 | 3 | 0 | 0 | 2 | | | | | | |
| 53 Melky Cabrera, S (1, 8) OBP: 0.340, SLG: 0.445 | | | | | | | | | | 4 | 0 | 0 | 0 | 0 | 1 | 4 | | | | | | |
| 29 Francisco Cervelli, R (1, 2) OBP: 0.278, SLG: 0.329 | | | | | | | | | | 3 | 0 | 0 | 0 | 0 | 0 | 2 | | | | | | |
| 20 Jorge Posada, S (9, PH) OBP: 0.368, SLG: 0.497 | | | | | | | | | | 1 | 0 | 0 | 0 | 0 | 1 | 2 | | | | | | |
| Inning Stats | R: 0 E: 0 K: 0 S: 7 | H: 0 LOB: 0 BB: 0 P: 11 | R: 2 E: 1 K: 1 S: 18 | H: 1 LOB: 1 BB: 1 P: 32 | R: 0 E: 0 K: 0 S: 7 | H: 1 LOB: 0 BB: 0 P: 10 | R: 2 E: 0 K: 1 S: 9 | H: 2 LOB: 0 BB: 0 P: 12 | R: 0 E: 0 K: 0 S: 4 | H: 0 LOB: 0 BB: 0 P: 9 | R: 0 E: 0 K: 1 S: 7 | H: 0 LOB: 1 BB: 1 P: 13 | R: 0 E: 0 K: 1 S: 9 | H: 1 LOB: 0 BB: 0 P: 12 | R: 0 E: 0 K: 0 S: 6 | H: 0 LOB: 0 BB: 0 P: 10 | R: 0 E: 0 K: 1 S: 20 | H: 2 LOB: 2 BB: 0 P: 29 | 1B: 4 2B: 2 3B: 0 HR: 1 | SF: 2 SAC: 0 DP: 0 HBP: 0 | WP: 0 PB: 0 SB: 0 CS: 1 | PA: 36 |
| PITCHER | IP WLS BF ERA WHIP | WLS BF ERA WHIP | H R ER SO BB IBB HBP BLK WP HR S P ERA WHIP | H R ER SO BB IBB HBP BLK WP HR S P ERA WHIP | H R ER SO BB IBB HBP BLK WP HR S P ERA WHIP | H R ER SO BB IBB HBP BLK WP HR S P ERA WHIP | H R ER SO BB IBB HBP BLK WP HR S P ERA WHIP | H R ER SO BB IBB HBP BLK WP HR S P ERA WHIP | H R ER SO BB IBB HBP BLK WP HR S P ERA WHIP | H R ER SO BB IBB HBP BLK WP HR S P ERA WHIP | H R ER SO BB IBB HBP BLK WP HR S P ERA WHIP | H R ER SO BB IBB HBP BLK WP HR S P ERA WHIP | H R ER SO BB IBB HBP BLK WP HR S P ERA WHIP | H R ER SO BB IBB HBP BLK WP HR S P ERA WHIP | H R ER SO BB IBB HBP BLK WP HR S P ERA WHIP | H R ER SO BB IBB HBP BLK WP HR S P ERA WHIP | H R ER SO BB IBB HBP BLK WP HR S P ERA WHIP | H R ER SO BB IBB HBP BLK WP HR S P ERA WHIP | H R ER SO BB IBB HBP BLK WP HR S P ERA WHIP | H R ER SO BB IBB HBP BLK WP HR S P ERA WHIP | H R ER SO BB IBB HBP BLK WP HR S P ERA WHIP | |
| 38 Jason Vargas, L (1, 1) ERA: 4.14 | 4.0 W 7 0 0 0 1 1 0 0 0 0 0 11 22 0.00 0.500 | | | | | | | | | | | | | | | | | | | | | |
| 43 Miguel Batista, R (5, 1) ERA: 2.72 | 2.0 H 7 1 0 0 1 0 0 0 0 0 15 22 0.00 0.500 | | | | | | | | | | | | | | | | | | | | | |
| 57 Mark Lowe, R (7, 1) ERA: 3.11 | 1.0 5 2 0 0 1 0 0 0 0 0 0 20 29 0.00 2.000 | | | | | | | | | | | | | | | | | | | | | |
| 53 David Aardsma, R (9, 1) ERA: 1.45 | | | | | | | | | | | | | | | | | | | | | | |

Seattle Mariners @ New York Yankees
Yankee Stadium, Bronx, NY
Thu Jul 02 2009, 7:05 PM EDT
Att: 46,142 - Cloudy - 73 F

livebaseballscorecards.com

AB 32
R 4
H 7
RBI 4
BB 2
SO 5
LOB 15



| Batter | 1 | 2 | 3 | 4 | 5 | 6 | 7 | 8 | 9 | 10 | 11 | 12 | AB | R | H | RBI | BB | SO | LOB | TOP | | | |
|--|---|--|--|------------------------------------|-------------------------------------|--|-------------------------------------|---------------------------------------|---|-------------------------------------|---------------------------------------|---|-------------------------------------|---------------------------------------|---|-------------------------------------|---------------------------------------|---|-------------------------------------|---------------------------------------|---|-------------------------------------|---------------------------------------|
| 19 Marco Scutaro, R OBP: 0.391, SLG: 0.419 | F8 | | L9 | | | 26 HR 2B | 2 SH2-3 1B | | G6-4-3 | | | L7 | 6 | 1 | 2 | 0 | 0 | 0 | 1 | | | | |
| 2 Aaron Hill, R OBP: 0.338, SLG: 0.496 | 26 C4-6-3 1B | | G6-3 | | | G6-3 | SH2-3 | | G5-3 | | | K | 5 | 0 | 1 | 0 | 0 | 1 | 1 | | | | |
| 26 Adam Lind, L OBP: 0.384, SLG: 0.553 | G4-6-3 | | | | | K | | | | | | F9 | 5 | 1 | 1 | 2 | 1 | 1 | 1 | | | | |
| 33 Scott Rolen, R OBP: 0.392, SLG: 0.490 | | P4 | | | | 35 HR 1B | F4 | | | | | G5-3 | 4 | 1 | 1 | 0 | 1 | 0 | 3 | | | | |
| 35 Lyle Overbay, L OBP: 0.384, SLG: 0.485 | | 10 2B 15 1B BB | | | | G1-4-3 | L4 | | | | | F8 | 3 | 1 | 0 | 0 | 2 | 0 | 4 | | | | |
| 10 Vernon Wells, R OBP: 0.365, SLG: 0.403 | | 15 1B 2B | | | | F8 | | | | | | | 4 | 1 | 1 | 0 | 1 | 1 | 3 | | | | |
| 15 Alex Rios, R OBP: 0.319, SLG: 0.415 | | 17 G1-6-3 1B | | | | G6-3 | 17 WP 1B | | | | | F7 | 5 | 0 | 2 | 3 | 0 | 0 | 1 | | | | |
| 17 David Dellucci, L OBP: 0.315, SLG: 0.298 | | G1-6-3 | | | | G3-1 | F8 | | | | | K | 5 | 0 | 0 | 0 | 0 | 1 | 4 | | | | |
| 20 Rod Barajas, R OBP: 0.303, SLG: 0.433 | | | | | | G6-3 | | | | | | F8 | 3 | 0 | 1 | 0 | 0 | 0 | 0 | | | | |
| 19 José Bautista, R OBP: 0.394, SLG: 0.365 | | | | | | G6-3 | 2 SH2-3 19 1B | | | | | | 0 | 0 | 0 | 0 | 0 | 0 | 0 | | | | |
| 13 Raul Chavez, R OBP: 0.263, SLG: 0.355 | | | | | | | | | | | | | 2 | 0 | 1 | 0 | 0 | 0 | 1 | | | | |
| Inning Stats | R: 0 E: 0 K: 0 S: 7 | H: 1 LOB: 0 BB: 12 | R: 2 E: 0 K: 0 S: 9 | H: 2 LOB: 0 BB: 13 | R: 0 E: 0 K: 1 S: 6 | H: 1 LOB: 0 BB: 10 | R: 0 E: 0 K: 0 S: 6 | H: 0 LOB: 0 BB: 11 | R: 3 E: 0 K: 1 S: 23 | H: 3 LOB: 2 BB: 40 | R: 0 E: 0 K: 0 S: 6 | H: 0 LOB: 0 BB: 8 | R: 0 E: 0 K: 0 S: 14 | H: 0 LOB: 1 BB: 20 | R: 0 E: 0 K: 0 S: 6 | H: 0 LOB: 1 BB: 12 | R: 0 E: 0 K: 1 S: 10 | H: 0 LOB: 0 BB: 17 | 1B: 6 2B: 3 3B: 0 HR: 1 | SF: 0 SAC: 1 DP: 3 HBP: 0 | WP: 1 PB: 0 SB: 0 CS: 0 | PA: 48 | |
| PITCHER | IP WLS BF H R ER SO BB IBB HBP BLK WP HR S P ERA WHIP | 40 Chien-Ming Wang, R (1,1) ERA: 2.84 | 30 David Robertson, R (6,1) ERA: 2.84 | Brian Bruney, R (7,1) ERA: 3.68 | 65 Phil Hughes, R (8,1) ERA: 4.2 | 42 Mariano Rivera, R (9,1) ERA: 2.6 | 48 Phil Coke, L (10,1) ERA: 2.97 | 28 Brett Tomko, R (12,1) ERA: 5.19 | IP WLS BF H R ER SO BB IBB HBP BLK WP HR S P ERA WHIP | 48 Phil Coke, L (10,1) ERA: 2.97 | 28 Brett Tomko, R (12,1) ERA: 5.19 | IP WLS BF H R ER SO BB IBB HBP BLK WP HR S P ERA WHIP | 48 Phil Coke, L (10,1) ERA: 2.97 | 28 Brett Tomko, R (12,1) ERA: 5.19 | IP WLS BF H R ER SO BB IBB HBP BLK WP HR S P ERA WHIP | 48 Phil Coke, L (10,1) ERA: 2.97 | 28 Brett Tomko, R (12,1) ERA: 5.19 | IP WLS BF H R ER SO BB IBB HBP BLK WP HR S P ERA WHIP | 48 Phil Coke, L (10,1) ERA: 2.97 | 28 Brett Tomko, R (12,1) ERA: 5.19 | IP WLS BF H R ER SO BB IBB HBP BLK WP HR S P ERA WHIP | 48 Phil Coke, L (10,1) ERA: 2.97 | 28 Brett Tomko, R (12,1) ERA: 5.19 |

Toronto Blue Jays @ New York Yankees
Yankee Stadium, Bronx, NY
Sat Jul 04 2009, 1:05 PM EDT
Att. 46,620 - Partly Cloudy - 76 F

AB 42
R 5
H 10
RBI 5
BB 5
SO 4
LOB 19



| Batter | 1 | 2 | 3 | 4 | 5 | 6 | 7 | 8 | 9 | 10 | 11 | 12 | AB | R | H | RBI | BB | SO | LOB | BOTTOM | | | | |
|--|---|--------------------------------------|--|---|--|-------------------------------------|---|--------------------------------------|--|---|--|-------------------------------------|---|--------------------------------------|--|---|--|-------------------------------------|---|--------------------------------------|--|---|--|-------------------------------------|
| 2 Derek Jeter, R OBP: 0.394, SLG: 0.445 | K | | F8 | | | L9 | 18 HR 1B | | 25 F8 BB | | | K | 5 | 1 | 1 | 0 | 1 | 2 | 0 | | | | | |
| 18 Johnny Damon, L OBP: 0.366, SLG: 0.536 | 13 1B BB | | 25 1B BB | | | L4 | HR | | K | | | K | 4 | 2 | 1 | 2 | 2 | 2 | 1 | | | | | |
| 25 Mark Teixeira, S OBP: 0.385, SLG: 0.559 | G4-3 | | 24 FC6-4 1B | | | 13 BB 1B | G6-3 | | F8 | | | 24 FC2-5 2B | 6 | 0 | 3 | 0 | 0 | 0 | 2 | | | | | |
| 13 Alex Rodriguez, R OBP: 0.412, SLG: 0.523 | 2H 1B | | P3 | | | 24 G4-6-3 1B | 24 G4-6-3 1B | | | | | 24 FC2-5 1B | 3 | 1 | 2 | 1 | 3 | 0 | 2 | | | | | |
| 24 Robinson Canó, L OBP: 0.333, SLG: 0.486 | G3 | | FC6-4 | | | G4-3 | G4-6-3 | | G4-1 | | | FC2-5 20 1B | 6 | 0 | 0 | 0 | 0 | 0 | 10 | | | | | |
| 20 Jorge Posada, S OBP: 0.357, SLG: 0.509 | L9 | | HR | | | F9 | G3-1 | | K | | | 1B | 6 | 1 | 2 | 2 | 0 | 1 | 0 | | | | | |
| 55 Hideki Matsui, L ERA: 2.79 | | | L3 | | | G4-3 | | | G4-3 | | | 1B | 4 | 1 | 2 | 1 | 0 | 0 | 0 | | | | | |
| 12 Cody Ransom, R OBP: 0.230, SLG: 0.328 | | | HR | | | | | | | | | | 0 | 0 | 0 | 0 | 0 | 0 | 0 | | | | | |
| 33 Nick Swisher, S OBP: 0.363, SLG: 0.482 | | | G3-1 | | | K2-3 | | | L7 | | | | 1 | 0 | 0 | 0 | 0 | 0 | 0 | | | | | |
| 53 Melky Cabrera, S OBP: 0.337, SLG: 0.440 | | | G3-1 | | | 1B | | | K | | | | 5 | 0 | 1 | 0 | 0 | 2 | 1 | | | | | |
| 11 Brett Gardner, L OBP: 0.356, SLG: 0.404 | K | | G6-3 | | | F8 | | | K | | | G4-3 | 5 | 0 | 0 | 0 | 0 | 2 | 2 | | | | | |
| Inning Stats | R: 1 E: 0 K: 1 S: 12 | H: 1 LOB: 1 BB: 21 | R: 1 E: 0 K: 1 S: 8 | H: 1 LOB: 0 BB: 12 | R: 0 E: 0 K: 0 S: 9 | H: 1 LOB: 0 BB: 13 | R: 1 E: 0 K: 1 S: 9 | H: 1 LOB: 0 BB: 10 | R: 0 E: 0 K: 0 S: 6 | H: 1 LOB: 1 BB: 10 | R: 0 E: 0 K: 1 S: 7 | H: 0 LOB: 2 BB: 30 | R: 0 E: 0 K: 2 S: 11 | H: 0 LOB: 0 BB: 15 | R: 0 E: 0 K: 0 S: 11 | H: 0 LOB: 0 BB: 15 | R: 0 E: 0 K: 0 S: 5 | H: 2 LOB: 2 BB: 14 | 1B: 7 2B: 2 3B: 0 HR: 3 | SF: 0 SAC: 0 DP: 1 HBP: 0 | WP: 0 PB: 0 SB: 0 CS: 0 | PA: 51 | | |
| PITCHER | IP WLS BF H R ER SO BB IBB HBP BLK WP HR S P ERA WHIP | 32 Roy Halladay, R (1,1) ERA: 5.3 | 22 Brandon League, R (8,1) ERA: 5.3 | 49 Jeremy Accardo, R (9,1) ERA: 5.02 | 39 Jesse Carlson, L (9,1) ERA: 5.02 | 57 Shawn Camp, R (10,1) ERA: 4.1 | IP WLS BF H R ER SO BB IBB HBP BLK WP HR S P ERA WHIP | 32 Roy Halladay, R (1,1) ERA: 5.3 | 22 Brandon League, R (8,1) ERA: 5.3 | 49 Jeremy Accardo, R (9,1) ERA: 5.02 | 39 Jesse Carlson, L (9,1) ERA: 5.02 | 57 Shawn Camp, R (10,1) ERA: 4.1 | IP WLS BF H R ER SO BB IBB HBP BLK WP HR S P ERA WHIP | 32 Roy Halladay, R (1,1) ERA: 5.3 | 22 Brandon League, R (8,1) ERA: 5.3 | 49 Jeremy Accardo, R (9,1) ERA: 5.02 | 39 Jesse Carlson, L (9,1) ERA: 5.02 | 57 Shawn Camp, R (10,1) ERA: 4.1 | IP WLS BF H R ER SO BB IBB HBP BLK WP HR S P ERA WHIP | 32 Roy Halladay, R (1,1) ERA: 5.3 | 22 Brandon League, R (8,1) ERA: 5.3 | 49 Jeremy Accardo, R (9,1) ERA: 5.02 | 39 Jesse Carlson, L (9,1) ERA: 5.02 | 57 Shawn Camp, R (10,1) ERA: 4.1 |

Toronto Blue Jays @ New York Yankees
Yankee Stadium, Bronx, NY
Sat Jul 04 2009, 1:05 PM EDT
Att. 46,620 - Partly Cloudy - 76 F

AB 45
R 6
H 12
RBI 6
BB 6
SO 9
LOB 18



| Batter | 1 | 2 | 3 | 4 | 5 | 6 | 7 | 8 | 9 | AB | R | H | RBI | BB | SO | LOB | TOP | | | | | | | | | | | | | | | | |
|--|---|----------------------------------|--------------------------------------|----------------------------------|---------------------------------------|----------------------------------|---------------------------------------|----------------------------------|---------------------------------------|----------------------------------|--------------------------------------|---------------------------------|---------------------------------------|----------------------------------|--------------------------------------|---------------------------------|---|------------------------------------|----------------------------------|--------|--|--|--|--|--|--|--|--|--|--|--|--|--|
| 19 Marco Scutaro, R OBP: 0.381, SLG: 0.417 | | | | | | | | | | 4 | 1 | 2 | 1 | 0 | 2 | | Toronto Blue Jays @ New York Yankees Yankee Stadium, Bronx, NY Sun Jul 05 2009, 1:05 PM EDT Att: 46,320 - Sunny - 75 F | | | | | | | | | | | | | | | | |
| 2 Aaron Hill, R OBP: 0.335, SLG: 0.503 | | | | | | | | | | 5 | 2 | 3 | 0 | 1 | 1 | | | | | | | | | | | | | | | | | | |
| 26 Adam Lind, L OBP: 0.384, SLG: 0.560 | | | | | | | | | | 5 | 1 | 2 | 2 | 0 | 1 | 1 | | | | | | | | | | | | | | | | | |
| 33 Scott Rolen, R OBP: 0.389, SLG: 0.485 | | | | | | | | | | 5 | 0 | 1 | 0 | 0 | 2 | 1 | | | | | | | | | | | | | | | | | |
| 35 Lyle Overbay, L OBP: 0.382, SLG: 0.481 | | | | | | | | | | 4 | 1 | 1 | 0 | 0 | 2 | | | | | | | | | | | | | | | | | | |
| 10 Vernon Wells, R OBP: 0.304, SLG: 0.401 | | | | | | | | | | 4 | 0 | 1 | 0 | 0 | 1 | 1 | | | | | | | | | | | | | | | | | |
| 15 Alex Rios, R OBP: 0.321, SLG: 0.419 | | | | | | | | | | 4 | 1 | 2 | 0 | 0 | 0 | 2 | | | | | | | | | | | | | | | | | |
| 17 David Dellucci, L OBP: 0.275, SLG: 0.275 | | | | | | | | | | 4 | 0 | 0 | 0 | 0 | 1 | 4 | | | | | | | | | | | | | | | | | |
| 13 Raul Chavez, R OBP: 0.275, SLG: 0.388 | | | | | | | | | | 4 | 2 | 2 | 1 | 0 | 2 | 2 | | | | | | | | | | | | | | | | | |
| Inning Stats | R: 0 H: 0 E: 0 K: 1 S: 14 | H: 0 LOB: 1 BB: 1 P: 24 | R: 0 H: 0 E: 0 K: 0 S: 7 | H: 1 LOB: 0 BB: 0 P: 10 | R: 3 H: 3 E: 0 K: 0 S: 14 | H: 3 LOB: 0 BB: 0 P: 21 | R: 5 H: 6 E: 1 K: 2 S: 27 | H: 6 LOB: 2 BB: 0 P: 43 | R: 0 H: 1 E: 0 K: 1 S: 13 | H: 1 LOB: 1 BB: 0 P: 20 | R: 0 H: 0 E: 0 K: 1 S: 9 | H: 0 LOB: 0 BB: 0 P: 8 | R: 0 H: 1 E: 0 K: 1 S: 10 | H: 1 LOB: 1 BB: 0 P: 12 | R: 0 H: 0 E: 0 K: 2 S: 9 | H: 0 LOB: 0 BB: 0 P: 9 | 1B: 7 2B: 3 3B: 0 HR: 2 | SF: 0 SAC: 0 DP: 0 HBP: 0 | WP: 0 PB: 0 SB: 0 CS: 1 | PA: 40 | | | | | | | | | | | | | |
| PITCHER | IP WLS BF H R ER SO BB IBB HBP BLK WP HR S P ERA WHIP | | | | | | | | | | | | | | | | | | | | | | | | | | | | | | | | |
| 62 Joba Chamberlain, R ERA: 4.04 | 3.2 | 21 | 9 | 8 | 3 | 1 | 1 | 0 | 0 | 0 | 0 | 0 | 2 | 53 | 86 | 7.36 | 2.727 | | | | | | | | | | | | | | | | |
| 63 Jonathan Albaladejo, R ERA: 5.64 | 1.1 | 6 | 2 | 0 | 0 | 2 | 0 | 0 | 0 | 0 | 0 | 0 | 0 | 22 | 32 | 0.00 | 1.500 | | | | | | | | | | | | | | | | |
| 91 Alfredo Aceves, R ERA: 2.03 | 4.0 | 13 | 1 | 0 | 0 | 5 | 0 | 0 | 0 | 0 | 0 | 0 | 0 | 33 | 43 | 0.00 | 0.250 | | | | | | | | | | | | | | | | |

| Batter | 1 | 2 | 3 | 4 | 5 | 6 | 7 | 8 | 9 | AB | R | H | RBI | BB | SO | LOB | BOTTOM | | | | | | | | | | | | | | | | |
|---|---|----------------------------------|---------------------------------------|----------------------------------|---------------------------------------|----------------------------------|---------------------------------------|----------------------------------|---------------------------------------|----------------------------------|--------------------------------------|---------------------------------|--------------------------------------|---------------------------------|--------------------------------------|---------------------------------|---|------------------------------------|----------------------------------|--------|--|--|--|--|--|--|--|--|--|--|--|--|--|
| 2 Derek Jeter, R OBP: 0.390, SLG: 0.460 | | | | | | | | | | 5 | 3 | 4 | 2 | 0 | 0 | 1 | Toronto Blue Jays @ New York Yankees Yankee Stadium, Bronx, NY Sun Jul 05 2009, 1:05 PM EDT Att: 46,320 - Sunny - 75 F | | | | | | | | | | | | | | | | |
| 18 Johnny Damon, L OBP: 0.365, SLG: 0.530 | | | | | | | | | | 3 | 1 | 0 | 0 | 2 | 2 | 3 | | | | | | | | | | | | | | | | | |
| 25 Mark Teixeira, S OBP: 0.388, SLG: 0.555 | | | | | | | | | | 2 | 1 | 0 | 0 | 3 | 0 | 3 | | | | | | | | | | | | | | | | | |
| 20 Jorge Posada, S OBP: 0.368, SLG: 0.523 | | | | | | | | | | 5 | 2 | 4 | 3 | 0 | 0 | 2 | | | | | | | | | | | | | | | | | |
| 55 Hideki Matsui, L OBP: 0.359, SLG: 0.518 | | | | | | | | | | 4 | 1 | 2 | 4 | 1 | 1 | 2 | | | | | | | | | | | | | | | | | |
| 33 Nick Swisher, S OBP: 0.360, SLG: 0.476 | | | | | | | | | | 5 | 0 | 1 | 1 | 0 | 2 | 3 | | | | | | | | | | | | | | | | | |
| 11 Brett Gardner, L OBP: 0.356, SLG: 0.404 | | | | | | | | | | 0 | 0 | 0 | 0 | 0 | 0 | 0 | | | | | | | | | | | | | | | | | |
| 24 Robinson Cano, L OBP: 0.334, SLG: 0.485 | | | | | | | | | | 5 | 0 | 2 | 0 | 0 | 0 | 2 | | | | | | | | | | | | | | | | | |
| 53 Melky Cabrera, S OBP: 0.340, SLG: 0.439 | | | | | | | | | | 3 | 1 | 1 | 0 | 1 | 0 | 1 | | | | | | | | | | | | | | | | | |
| 12 Cody Ransom, R OBP: 0.231, SLG: 0.311 | | | | | | | | | | 3 | 1 | 0 | 0 | 1 | 2 | 3 | | | | | | | | | | | | | | | | | |
| Inning Stats | R: 2 H: 3 E: 1 K: 0 S: 11 | H: 2 LOB: 3 BB: 3 P: 36 | R: 0 H: 1 E: 0 K: 1 S: 14 | H: 1 LOB: 0 BB: 0 P: 22 | R: 3 H: 3 E: 0 K: 1 S: 14 | H: 3 LOB: 0 BB: 1 P: 28 | R: 3 H: 3 E: 0 K: 0 S: 20 | H: 3 LOB: 2 BB: 2 P: 40 | R: 0 H: 1 E: 0 K: 2 S: 13 | H: 1 LOB: 1 BB: 1 P: 13 | R: 0 H: 1 E: 0 K: 1 S: 7 | H: 0 LOB: 0 BB: 0 P: 9 | R: 0 H: 0 E: 0 K: 1 S: 7 | H: 0 LOB: 0 BB: 0 P: 9 | R: 0 H: 0 E: 0 K: 2 S: 9 | H: 0 LOB: 0 BB: 0 P: 9 | 1B: 11 2B: 1 3B: 0 HR: 2 | SF: 0 SAC: 0 DP: 1 HBP: 0 | WP: 0 PB: 0 SB: 0 CS: 1 | PA: 44 | | | | | | | | | | | | | |
| PITCHER | IP WLS BF H R ER SO BB IBB HBP BLK WP HR S P ERA WHIP | | | | | | | | | | | | | | | | | | | | | | | | | | | | | | | | |
| 27 Brett Cecil, L ERA: 6.23 | 3.2 | 25 | 9 | 7 | 7 | 4 | 5 | 0 | 0 | 0 | 0 | 0 | 1 | 56 | 102 | 17.18 | 3.818 | | | | | | | | | | | | | | | | |
| 52 B.J. Ryan, L ERA: 6.53 | 0.2 | 4 | 1 | 3 | 3 | 0 | 2 | 0 | 0 | 0 | 0 | 0 | 1 | 12 | 26 | 40.50 | 4.500 | | | | | | | | | | | | | | | | |
| 58 Dirk Hayhurst, R ERA: 1.54 | 0.2 | 3 | 2 | 0 | 0 | 0 | 0 | 0 | 0 | 0 | 0 | 0 | 0 | 10 | 19 | 0.00 | 3.000 | | | | | | | | | | | | | | | | |
| 39 Jesse Carlson, L ERA: 4.89 | 1.0 | 4 | 1 | 0 | 0 | 2 | 0 | 0 | 0 | 0 | 0 | 0 | 0 | 13 | 19 | 0.00 | 1.000 | | | | | | | | | | | | | | | | |
| 22 Brandon League, R ERA: 5.17 | 1.0 | 4 | 1 | 0 | 0 | 0 | 1 | 0 | 0 | 0 | 0 | 0 | 0 | 7 | 13 | 0.00 | 2.000 | | | | | | | | | | | | | | | | |

| Batter | 1 | 2 | 3 | 4 | 5 | 6 | 7 | 8 | 9 | AB | R | H | RBI | BB | SO | LOB | TOP | | | |
|---|------------------------------|---------------------------------|-------------------------------|----------------------------------|-------------------------------|----------------------------------|------------------------------|----------------------------------|-------------------------------|----------------------------------|-------------------------------|----------------------------------|------------------------------|----------------------------------|-------------------------------|----------------------------------|----------------------------------|------------------------------------|-------------------------|--------|
| 19 Marco Scutaro, R OBP: 0.381, SLG: 0.414 | F9 | | FC6-4 2 BB | | P3 | | 10 2B 33 BB | L9 | | 3 | 1 | 0 | 0 | 2 | 0 | 0 | | | | |
| 2 Aaron Hill, R OBP: 0.334, SLG: 0.496 | G3 | | FC6-4 15 HR | | F8 | | K | | G6-3 | 5 | 1 | 0 | 0 | 0 | 1 | 2 | | | | |
| 10 Vernon Wells, R OBP: 0.308, SLG: 0.407 | L9 | | 15 HR 1B | | P4 | | 33 2B | | | 5 | 2 | 3 | 0 | 0 | 0 | 0 | | | | |
| 33 Scott Rolen, R OBP: 0.389, SLG: 0.485 | | G5-3 | K | | | 15 FB BB | | | P6 | 4 | 0 | 1 | 2 | 1 | 1 | 3 | | | | |
| 15 Alex Rios, R OBP: 0.320, SLG: 0.424 | | L8 | HR | | | | G5-3 | | G1-3 | 5 | 1 | 1 | 3 | 0 | 1 | 3 | | | | |
| 15 Kevin Millar, R OBP: 0.313, SLG: 0.363 35 Lyle Overbay, L OBP: 0.382, SLG: 0.481 | | 19 1B 20 BB | G5-3 | | | F8 | | | | 2 | 1 | 0 | 0 | 2 | 0 | 1 | | | | |
| 19 José Bautista, R OBP: 0.396, SLG: 0.364 | | 20 BB 1B | | | F7 | | K | | | 3 | 0 | 1 | 0 | 1 | 1 | 2 | | | | |
| 20 Rod Barajas, R OBP: 0.302, SLG: 0.430 | | 6 FC4 1B | | | F8 | | | L6 | | 4 | 0 | 1 | 1 | 0 | 1 | 2 | | | | |
| 6 John McDonald, R OBP: 0.267, SLG: 0.367 | | FC4 | | | G6-3 | | HR | | | 4 | 1 | 1 | 1 | 0 | 1 | 2 | | | | |
| Inning Stats | R: 0 E: 0 K: 0 S: 5 | H: 0 LOB: 0 BB: 0 P: 6 | R: 1 E: 0 K: 0 S: 11 | H: 2 LOB: 2 BB: 1 P: 22 | R: 3 E: 0 K: 1 S: 12 | H: 2 LOB: 1 BB: 1 P: 20 | R: 0 E: 0 K: 0 S: 7 | H: 0 LOB: 0 BB: 0 P: 11 | R: 0 E: 0 K: 2 S: 10 | H: 0 LOB: 2 BB: 2 P: 24 | R: 3 E: 0 K: 2 S: 22 | H: 3 LOB: 2 BB: 2 P: 39 | R: 0 E: 0 K: 1 S: 8 | H: 0 LOB: 0 BB: 0 P: 13 | R: 0 E: 0 K: 0 S: 11 | H: 1 LOB: 1 BB: 0 P: 18 | 1B: 4 2B: 2 3B: 0 HR: 2 | SF: 0 SAC: 0 DP: 0 HBP: 0 | WP: 0 PB: 0 CS: 0 | PA: 41 |
| PITCHER | IP | WLS | BF | H | R | ER | SO | BB | IBB | HBP | BLK | WP | HR | S | P | ERA | WHIP | | | |
| 46 Andy Pettitte, L ERA: 4.53 Brian Bruney, R ERA: 4.11 30 David Robertson, R ERA: 2.86 63 Jonathan Albaladejo, R ERA: 5.4 | 6.0 | L | 28 | 5 | 6 | 6 | 3 | 5 | 0 | 0 | 0 | 0 | 2 | 58 | 109 | 9.00 | 1.667 | | | |
| | 0.2 | | 5 | 2 | 1 | 1 | 1 | 1 | 0 | 0 | 0 | 0 | 0 | 12 | 22 | 13.50 | 4.500 | | | |
| | 1.1 | | 4 | 0 | 0 | 0 | 2 | 0 | 0 | 0 | 0 | 0 | 0 | 12 | 17 | 0.00 | 0.000 | | | |
| | 1.0 | | 4 | 1 | 0 | 0 | 0 | 0 | 0 | 0 | 0 | 0 | 0 | 11 | 18 | 0.00 | 1.000 | | | |

Toronto Blue Jays @ New York Yankees
Yankee Stadium, Bronx, NY
Mon Jul 06 2009, 1:05 PM EDT
Att: 46,450 - Sunny - 80 F

| | |
|-----|----|
| AB | 35 |
| R | 7 |
| H | 8 |
| RBI | 7 |
| BB | 6 |
| SO | 6 |
| LOB | 15 |



| Batter | 1 | 2 | 3 | 4 | 5 | 6 | 7 | 8 | 9 | AB | R | H | RBI | BB | SO | LOB | BOTTOM | | | | | |
|---|-------------------------------|----------------------------------|------------------------------|----------------------------------|-------------------------------|----------------------------------|------------------------------|---------------------------------|-------------------------------|----------------------------------|------------------------------|---------------------------------|-------------------------------|----------------------------------|-------------------------------|----------------------------------|-------------------------------|----------------------------------|----------------------------------|------------------------------------|-------------------------|--------|
| 2 Derek Jeter, R OBP: 0.393, SLG: 0.457 | 33 CS 33 BLK BB | | G5-3 | | FC6-4 25 FC5 33 BB | | 33 1B BB | | | 2 | 0 | 0 | 1 | 3 | 0 | 1 | | | | | | |
| 33 Nick Swisher, S OBP: 0.387, SLG: 0.484 | 25 WP 1B | | | | 25 FC5 BB | | | F8 | | 4 | 0 | 3 | 2 | 1 | 0 | 3 | | | | | | |
| 25 Mark Teixeira, S OBP: 0.382, SLG: 0.546 | F8 | | K | | FC5 | | K | | G4-3 | 5 | 0 | 0 | 0 | 0 | 2 | 6 | | | | | | |
| 13 Alex Rodriguez, R OBP: 0.412, SLG: 0.517 | HBP | | | | 24 F7-4-3 1B | | G6-3 | | F8 | 4 | 0 | 1 | 0 | 0 | 1 | 2 | | | | | | |
| 20 Jorge Posada, S OBP: 0.364, SLG: 0.514 | K | | | | K | | G6-3 | | G4-3 | 5 | 1 | 1 | 0 | 0 | 2 | 3 | | | | | | |
| 24 Robinson Canó, L OBP: 0.335, SLG: 0.489 | K | | | | F7-4-3 | | K | | 53 G3 2 BB | 5 | 2 | 2 | 0 | 0 | 2 | 1 | | | | | | |
| 53 Melky Cabrera, S OBP: 0.339, SLG: 0.435 | G5-3 | | | | | | F9 | | G3 | 4 | 1 | 1 | 0 | 0 | 0 | 1 | | | | | | |
| 55 Hideki Matsui, L OBP: 0.362, SLG: 0.520 12 Cody Ransom, R OBP: 0.231, SLG: 0.311 | | | | | | | 11 FC4-6 33 1B | | | 1 | 0 | 1 | 2 | 0 | 0 | 0 | | | | | | |
| 14 Eric Hinske, L OBP: 0.382, SLG: 0.400 | F8 | | | | HR | | 11 FC4-6 1B | | 2 BB 18 HBP | 4 | 1 | 2 | 1 | 0 | 1 | 1 | | | | | | |
| 11 Brett Gardner, L OBP: 0.356, SLG: 0.402 18 Johnny Damon, L OBP: 0.368, SLG: 0.530 | | | | | F7 | | FC6-4 2 BB | | FC4-6 33 1B | 3 | 1 | 1 | 0 | 0 | 0 | 2 | | | | | | |
| | | | | | | | | | 2 BB | 0 | 0 | 0 | 0 | 0 | 0 | 0 | | | | | | |
| Inning Stats | R: 0 E: 0 K: 1 S: 13 | H: 1 LOB: 2 BB: 1 P: 27 | R: 0 E: 0 K: 1 S: 9 | H: 0 LOB: 0 BB: 0 P: 14 | R: 0 E: 0 K: 1 S: 10 | H: 1 LOB: 1 BB: 0 P: 17 | R: 0 E: 0 K: 1 S: 6 | H: 1 LOB: 0 BB: 0 P: 7 | R: 1 E: 0 K: 0 S: 13 | H: 2 LOB: 2 BB: 1 P: 21 | R: 0 E: 0 K: 1 S: 6 | H: 0 LOB: 0 BB: 0 P: 9 | R: 2 E: 0 K: 2 S: 14 | H: 3 LOB: 2 BB: 1 P: 19 | R: 1 E: 0 K: 0 S: 16 | H: 1 LOB: 3 BB: 1 P: 29 | R: 2 E: 0 K: 1 S: 15 | H: 3 LOB: 1 BB: 0 P: 22 | 1B: 8 2B: 4 3B: 0 HR: 1 | SF: 0 SAC: 0 DP: 1 HBP: 3 | WP: 1 PB: 0 CS: 1 | PA: 44 |
| PITCHER | IP | WLS | BF | H | R | ER | SO | BB | IBB | HBP | BLK | WP | HR | S | P | ERA | WHIP | | | | | |
| 24 Ricky Romero, L ERA: 2.96 22 Brandon League, R ERA: 5.08 49 Jeremy Accardo, R ERA: 4.32 54 Jason Frasor, R ERA: 2.4 | 6.1 | W | 28 | 7 | 3 | 3 | 5 | 3 | 0 | 0 | 0 | 0 | 1 | 64 | 107 | 4.26 | 1.579 | | | | | |
| | 0.2 | | 3 | 1 | 0 | 0 | 2 | 0 | 0 | 0 | 0 | 0 | 0 | 7 | 7 | 0.00 | 1.500 | | | | | |
| | 0.2 | | 5 | 1 | 1 | 1 | 0 | 0 | 0 | 2 | 0 | 0 | 0 | 13 | 22 | 13.50 | 1.500 | | | | | |
| | 1.1 | S | 8 | 3 | 2 | 2 | 1 | 1 | 0 | 0 | 0 | 0 | 0 | 18 | 29 | 13.50 | 3.000 | | | | | |

Toronto Blue Jays @ New York Yankees
Yankee Stadium, Bronx, NY
Mon Jul 06 2009, 1:05 PM EDT
Att: 46,450 - Sunny - 80 F

| | |
|-----|----|
| AB | 37 |
| R | 6 |
| H | 12 |
| RBI | 6 |
| BB | 4 |
| SO | 8 |
| LOB | 20 |



| Batter | 1 | 2 | 3 | 4 | 5 | 6 | 7 | 8 | 9 | AB | R | H | RBI | BB | SO | LOB | TOP | | | | |
|---|---|---|---|---|---|---|---|---|---|---|---|---|---|---|---|---|---|---|---|---|--|
| 2 Derek Jeter, R OBP: 0.393, SLG: 0.455 12 Cody Ransom, R OBP: 0.227, SLG: 0.306 | | | | | | | | | | 4 | 2 | 1 | 0 | 1 | 1 | 2 | | | | | |
| 18 Johnny Damon, L OBP: 0.370, SLG: 0.528 53 Melky Cabrera, S OBP: 0.336, SLG: 0.432 | | | | | | | | | | 3 | 0 | 1 | 0 | 1 | 2 | 1 | | | | | |
| 25 Mark Teixeira, S OBP: 0.387, SLG: 0.548 | | | | | | | | | | 6 | 1 | 4 | 1 | 0 | 0 | 3 | | | | | |
| 13 Alex Rodriguez, R OBP: 0.411, SLG: 0.514 14 Eric Hinske, L OBP: 0.379, SLG: 0.396 | | | | | | | | | | 3 | 1 | 1 | 1 | 1 | 1 | 4 | | | | | |
| 55 Hideki Matsui, L OBP: 0.366, SLG: 0.518 | | | | | | | | | | 3 | 0 | 1 | 1 | 2 | 0 | 2 | | | | | |
| 33 Nick Swisher, S OBP: 0.371, SLG: 0.483 | | | | | | | | | | 3 | 1 | 1 | 1 | 2 | 2 | 4 | | | | | |
| 24 Robinson Cano, L OBP: 0.336, SLG: 0.491 | | | | | | | | | | 5 | 2 | 2 | 2 | 0 | 0 | 4 | | | | | |
| 11 Brett Gardner, L OBP: 0.362, SLG: 0.420 | | | | | | | | | | 5 | 2 | 3 | 2 | 0 | 1 | 1 | | | | | |
| 29 Francisco Cervelli, R OBP: 0.284, SLG: 0.346 | | | | | | | | | | 4 | 1 | 2 | 2 | 0 | 0 | 1 | | | | | |
| Inning Stats | R: 1 H: 3 E: 0 K: 2 S: 21 | H: 3 LOB: 2 BB: 0 P: 27 | R: 2 H: 4 E: 0 K: 1 S: 23 | H: 4 LOB: 2 BB: 0 P: 30 | R: 0 H: 1 E: 0 K: 1 S: 12 | H: 1 LOB: 1 BB: 0 P: 18 | R: 2 H: 1 E: 0 K: 0 S: 13 | H: 1 LOB: 3 BB: 4 P: 33 | R: 0 H: 0 E: 0 K: 0 S: 6 | H: 0 LOB: 0 BB: 0 P: 10 | R: 5 H: 4 E: 0 K: 2 S: 19 | H: 4 LOB: 1 BB: 2 P: 33 | R: 0 H: 1 E: 0 K: 1 S: 14 | H: 1 LOB: 2 BB: 1 P: 24 | R: 0 H: 1 E: 0 K: 0 S: 6 | H: 1 LOB: 1 BB: 0 P: 10 | R: 0 H: 1 E: 0 K: 0 S: 4 | H: 1 LOB: 0 BB: 0 P: 9 | 1B: 13 SF: 2 2B: 2 3B: 1 HR: 0 | SF: 2 SAC: 0 DP: 1 HBP: 0 | WP: 1 PA: 49 PB: 0 SB: 0 CS: 0 |
| PITCHER | IP WLS BF H R ER SO BB IBB HBP BLK WP HR S P ERA WHIP | IP WLS BF H R ER SO BB IBB HBP BLK WP HR S P ERA WHIP | IP WLS BF H R ER SO BB IBB HBP BLK WP HR S P ERA WHIP | IP WLS BF H R ER SO BB IBB HBP BLK WP HR S P ERA WHIP | IP WLS BF H R ER SO BB IBB HBP BLK WP HR S P ERA WHIP | IP WLS BF H R ER SO BB IBB HBP BLK WP HR S P ERA WHIP | IP WLS BF H R ER SO BB IBB HBP BLK WP HR S P ERA WHIP | IP WLS BF H R ER SO BB IBB HBP BLK WP HR S P ERA WHIP | IP WLS BF H R ER SO BB IBB HBP BLK WP HR S P ERA WHIP | IP WLS BF H R ER SO BB IBB HBP BLK WP HR S P ERA WHIP | IP WLS BF H R ER SO BB IBB HBP BLK WP HR S P ERA WHIP | IP WLS BF H R ER SO BB IBB HBP BLK WP HR S P ERA WHIP | IP WLS BF H R ER SO BB IBB HBP BLK WP HR S P ERA WHIP | IP WLS BF H R ER SO BB IBB HBP BLK WP HR S P ERA WHIP | IP WLS BF H R ER SO BB IBB HBP BLK WP HR S P ERA WHIP | IP WLS BF H R ER SO BB IBB HBP BLK WP HR S P ERA WHIP | IP WLS BF H R ER SO BB IBB HBP BLK WP HR S P ERA WHIP | IP WLS BF H R ER SO BB IBB HBP BLK WP HR S P ERA WHIP | IP WLS BF H R ER SO BB IBB HBP BLK WP HR S P ERA WHIP | IP WLS BF H R ER SO BB IBB HBP BLK WP HR S P ERA WHIP | |
| 30 Scott Baker, R ERA: 5.31 52 Brian Duensing, L ERA: 8.75 39 R.A. Dickey, R ERA: 2.94 | 3.0 L 20 9 5 5 4 2 0 0 0 0 0 58 86 15.00 3.667 | 2.2 14 2 4 4 1 4 0 0 0 0 0 28 53 13.50 2.250 | 3.1 15 5 1 1 2 1 0 0 0 1 0 32 55 2.70 1.800 | | | | | | | | | | | | | | | | | | |

New York Yankees @ Minnesota Twins
Hubert H. Humphrey Metrodome, Minneapolis, MN
Tue Jul 07 2009, 8:10 PM EDT
Att: 29,540 - Dome - 70 F

AB 40
R 10
H 16
RBI 10
BB 7
SO 7
LOB 24



| Batter | 1 | 2 | 3 | 4 | 5 | 6 | 7 | 8 | 9 | AB | R | H | RBI | BB | SO | LOB | BOTTOM | | | | |
|--|---|---|---|---|---|---|---|---|---|---|---|---|---|---|---|---|---|---|---|---|--|
| 2 Denard Span, L OBP: 0.377, SLG: 0.382 | | | | | | | | | | 4 | 0 | 1 | 0 | 0 | 0 | 2 | | | | | |
| 23 Brendan Harris, R OBP: 0.310, SLG: 0.371 | | | | | | | | | | 4 | 0 | 1 | 1 | 0 | 1 | 2 | | | | | |
| 7 Joe Mauer, L OBP: 0.459, SLG: 0.639 58 Jose Morales, S OBP: 0.400, SLG: 0.406 | | | | | | | | | | 3 | 0 | 0 | 0 | 0 | 1 | 1 | | | | | |
| 33 Justin Morneau, L OBP: 0.396, SLG: 0.595 20 Matt Tolbert, S OBP: 0.273, SLG: 0.230 | | | | | | | | | | 3 | 0 | 0 | 0 | 0 | 0 | 1 | | | | | |
| 5 Michael Cuddyer, R OBP: 0.358, SLG: 0.523 | | | | | | | | | | 4 | 1 | 1 | 1 | 0 | 0 | 0 | | | | | |
| 24 Joe Crede, R OBP: 0.298, SLG: 0.438 | | | | | | | | | | 4 | 0 | 0 | 0 | 0 | 0 | 0 | | | | | |
| 21 Delmon Young, R OBP: 0.296, SLG: 0.349 | | | | | | | | | | 3 | 0 | 1 | 0 | 0 | 1 | 0 | | | | | |
| 22 Carlos Gómez, R OBP: 0.276, SLG: 0.322 | | | | | | | | | | 3 | 0 | 0 | 0 | 0 | 0 | 1 | | | | | |
| 8 Nick Punto, S OBP: 0.328, SLG: 0.242 | | | | | | | | | | 1 | 1 | 0 | 0 | 2 | 0 | 1 | | | | | |
| Inning Stats | R: 0 H: 0 E: 0 K: 1 S: 9 | H: 0 LOB: 0 BB: 0 P: 16 | R: 1 H: 1 E: 0 K: 0 S: 10 | H: 1 LOB: 0 BB: 0 P: 14 | R: 0 H: 0 E: 0 K: 0 S: 4 | H: 0 LOB: 1 BB: 1 P: 9 | R: 0 H: 0 E: 0 K: 1 S: 8 | H: 0 LOB: 0 BB: 0 P: 11 | R: 0 H: 1 E: 0 K: 0 S: 12 | H: 1 LOB: 1 BB: 0 P: 18 | R: 0 H: 1 E: 0 K: 0 S: 14 | H: 1 LOB: 1 BB: 0 P: 17 | R: 0 H: 0 E: 0 K: 0 S: 11 | H: 0 LOB: 0 BB: 0 P: 15 | R: 1 H: 1 E: 0 K: 0 S: 10 | H: 1 LOB: 1 BB: 1 P: 17 | R: 0 H: 0 E: 0 K: 0 S: 8 | H: 0 LOB: 0 BB: 0 P: 12 | 1B: 3 SF: 0 2B: 0 3B: 0 HR: 1 | SF: 0 SAC: 0 DP: 0 HBP: 0 | WP: 0 PA: 33 PB: 0 SB: 0 CS: 0 |
| PITCHER | IP WLS BF H R ER SO BB IBB HBP BLK WP HR S P ERA WHIP | IP WLS BF H R ER SO BB IBB HBP BLK WP HR S P ERA WHIP | IP WLS BF H R ER SO BB IBB HBP BLK WP HR S P ERA WHIP | IP WLS BF H R ER SO BB IBB HBP BLK WP HR S P ERA WHIP | IP WLS BF H R ER SO BB IBB HBP BLK WP HR S P ERA WHIP | IP WLS BF H R ER SO BB IBB HBP BLK WP HR S P ERA WHIP | IP WLS BF H R ER SO BB IBB HBP BLK WP HR S P ERA WHIP | IP WLS BF H R ER SO BB IBB HBP BLK WP HR S P ERA WHIP | IP WLS BF H R ER SO BB IBB HBP BLK WP HR S P ERA WHIP | IP WLS BF H R ER SO BB IBB HBP BLK WP HR S P ERA WHIP | IP WLS BF H R ER SO BB IBB HBP BLK WP HR S P ERA WHIP | IP WLS BF H R ER SO BB IBB HBP BLK WP HR S P ERA WHIP | IP WLS BF H R ER SO BB IBB HBP BLK WP HR S P ERA WHIP | IP WLS BF H R ER SO BB IBB HBP BLK WP HR S P ERA WHIP | IP WLS BF H R ER SO BB IBB HBP BLK WP HR S P ERA WHIP | IP WLS BF H R ER SO BB IBB HBP BLK WP HR S P ERA WHIP | IP WLS BF H R ER SO BB IBB HBP BLK WP HR S P ERA WHIP | IP WLS BF H R ER SO BB IBB HBP BLK WP HR S P ERA WHIP | IP WLS BF H R ER SO BB IBB HBP BLK WP HR S P ERA WHIP | IP WLS BF H R ER SO BB IBB HBP BLK WP HR S P ERA WHIP | |
| 52 CC Sabathia, L ERA: 3.7 28 Brett Tomko, R ERA: 5.12 | 7.0 W 25 3 1 1 0 1 0 0 0 0 0 68 100 1.29 0.571 | 8 1 1 1 0 1 0 0 0 0 0 0 18 29 4.50 1.000 | | | | | | | | | | | | | | | | | | | |

New York Yankees @ Minnesota Twins
Hubert H. Humphrey Metrodome, Minneapolis, MN
Tue Jul 07 2009, 8:10 PM EDT
Att: 29,540 - Dome - 70 F

AB 31
R 2
H 4
RBI 2
BB 2
SO 3
LOB 9





| Batter | 1 | 2 | 3 | 4 | 5 | 6 | 7 | 8 | 9 | AB | R | H | RBI | BB | SO | LOB | TOP | | | | | |
|---|---|---|---|---|------------------------------|---------------------------------|-------------------------------|----------------------------------|-------------------------------|----------------------------------|------------------------------|---------------------------------|------------------------------|----------------------------------|---|----------------------------------|---|------------------------------|----------------------------------|----------------------------------|------------------------------------|-------------------------|
| 2 Derek Jeter, R OBP: 0.393, SLG: 0.457 | | | | | | | | | | 5 | 1 | 2 | 0 | 0 | 0 | 2 | New York Yankees @ Minnesota Twins Hubert H. Humphrey Metrodome, Minneapolis, MN Wed Jul 08 2009, 8:10 PM EDT Att: 38,115 - Dome - 69 F livebaseballscorecards.com | | | | | |
| 18 Johnny Damon, L OBP: 0.364, SLG: 0.520 53 Melky Cabrera, S OBP: 0.336, SLG: 0.432 | | | | | | | | | | 5 | 0 | 0 | 0 | 0 | 0 | 2 | | | | | | |
| 25 Mark Teixeira, S OBP: 0.388, SLG: 0.546 | | | | | | | | | | 3 | 0 | 1 | 0 | 1 | 0 | 0 | | | | | | |
| 13 Alex Rodriguez, R OBP: 0.409, SLG: 0.508 | | | | | | | | | | 4 | 0 | 1 | 1 | 0 | 0 | 1 | | | | | | |
| 55 Hideki Matsui, L OBP: 0.365, SLG: 0.513 | | | | | | | | | | 4 | 1 | 1 | 0 | 0 | 0 | 3 | | | | | | |
| 20 Jorge Posada, S OBP: 0.371, SLG: 0.522 | | | | | | | | | | 3 | 1 | 2 | 0 | 1 | 0 | 0 | | | | | | |
| 24 Robinson Cano, L OBP: 0.338, SLG: 0.490 | | | | | | | | | | 3 | 1 | 1 | 0 | 0 | 0 | 3 | | | | | | |
| 33 Nick Swisher, S OBP: 0.370, SLG: 0.479 | | | | | | | | | | 4 | 0 | 1 | 1 | 0 | 0 | 4 | | | | | | |
| 11 Brett Gardner, L OBP: 0.360, SLG: 0.416 | | | | | | | | | | 4 | 0 | 1 | 2 | 0 | 0 | 3 | | | | | | |
| Inning Stats | R: 0 E: 0 K: 0 S: 10 | H: 1 LOB: 0 BB: 0 P: 17 | R: 3 E: 0 K: 0 S: 20 | H: 4 LOB: 1 BB: 0 P: 28 | R: 0 E: 0 K: 0 S: 5 | H: 0 LOB: 0 BB: 0 P: 8 | R: 0 E: 0 K: 0 S: 11 | H: 1 LOB: 2 BB: 0 P: 22 | R: 1 E: 0 K: 0 S: 12 | H: 2 LOB: 3 BB: 2 P: 25 | R: 0 E: 1 K: 0 S: 5 | H: 0 LOB: 0 BB: 0 P: 8 | R: 0 E: 0 K: 0 S: 8 | H: 1 LOB: 1 BB: 0 P: 13 | R: 0 E: 0 K: 0 S: 8 | H: 1 LOB: 1 BB: 0 P: 14 | | R: 0 E: 0 K: 0 S: 6 | H: 0 LOB: 0 BB: 0 P: 10 | 1B: 8 2B: 2 3B: 0 HR: 0 | SF: 0 SAC: 0 DP: 1 HBP: 1 | WP: 0 PB: 0 CS: 1 |
| PITCHER | IP WLS BF H R ER SO BB IBB HBP BLK WP HR S P ERA WHIP | 4.1 L 22 8 4 4 0 1 0 1 0 0 0 54 91 8.31 2.077 | 5.1 L 13 2 0 0 0 1 0 0 0 0 0 25 44 0.00 0.818 | 9.1 L 3 0 0 0 0 0 0 0 0 0 0 6 10 0.00 0.000 | PITCHER | | | | | | | | | | IP WLS BF H R ER SO BB IBB HBP BLK WP HR S P ERA WHIP | | | | | | | |

| Batter | 1 | 2 | 3 | 4 | 5 | 6 | 7 | 8 | 9 | AB | R | H | RBI | BB | SO | LOB | BOTTOM | | | | | |
|---|---|--|---|---|-------------------------------|----------------------------------|------------------------------|----------------------------------|-------------------------------|----------------------------------|-------------------------------|----------------------------------|------------------------------|----------------------------------|---|----------------------------------|---|------------------------------|---------------------------------|----------------------------------|------------------------------------|-------------------------|
| 2 Denard Span, L OBP: 0.377, SLG: 0.383 | | | | | | | | | | 5 | 1 | 2 | 0 | 0 | 1 | 3 | New York Yankees @ Minnesota Twins Hubert H. Humphrey Metrodome, Minneapolis, MN Wed Jul 08 2009, 8:10 PM EDT Att: 38,115 - Dome - 69 F livebaseballscorecards.com | | | | | |
| 23 Brendan Harris, R OBP: 0.309, SLG: 0.365 | | | | | | | | | | 4 | 1 | 0 | 0 | 1 | 1 | 2 | | | | | | |
| 7 Joe Mauer, L OBP: 0.462, SLG: 0.656 | | | | | | | | | | 5 | 1 | 3 | 2 | 0 | 0 | 0 | | | | | | |
| 33 Justin Morneau, L OBP: 0.395, SLG: 0.589 | | | | | | | | | | 3 | 0 | 0 | 0 | 1 | 1 | 1 | | | | | | |
| 5 Michael Cuddyer, R OBP: 0.354, SLG: 0.516 | | | | | | | | | | 4 | 0 | 0 | 0 | 0 | 1 | 3 | | | | | | |
| 16 Jason Kubel, L OBP: 0.362, SLG: 0.531 | | | | | | | | | | 4 | 0 | 2 | 0 | 0 | 0 | 0 | | | | | | |
| 24 Joe Crede, R OBP: 0.297, SLG: 0.435 | | | | | | | | | | 4 | 0 | 1 | 0 | 0 | 0 | 2 | | | | | | |
| 22 Carlos Gómez, R OBP: 0.277, SLG: 0.318 32 Brian Buscher, L OBP: 0.339, SLG: 0.309 21 Delmon Young, R OBP: 0.296, SLG: 0.349 | | | | | | | | | | 2 | 0 | 0 | 0 | 1 | 0 | 1 | | | | | | |
| 8 Nick Punto, S OBP: 0.328, SLG: 0.240 58 Jose Morales, S OBP: 0.394, SLG: 0.400 20 Matt Tolbert, S OBP: 0.273, SLG: 0.230 | | | | | | | | | | 2 | 0 | 0 | 0 | 1 | 0 | 2 | | | | | | |
| Inning Stats | R: 0 E: 0 K: 0 S: 8 | H: 1 LOB: 0 BB: 0 P: 13 | R: 0 E: 0 K: 0 S: 9 | H: 1 LOB: 1 BB: 0 P: 12 | R: 2 E: 0 K: 0 S: 10 | H: 2 LOB: 1 BB: 1 P: 19 | R: 0 E: 0 K: 0 S: 7 | H: 1 LOB: 1 BB: 0 P: 11 | R: 0 E: 0 K: 1 S: 12 | H: 1 LOB: 2 BB: 2 P: 24 | R: 0 E: 0 K: 1 S: 11 | H: 1 LOB: 2 BB: 1 P: 19 | R: 1 E: 0 K: 1 S: 8 | H: 1 LOB: 0 BB: 0 P: 11 | R: 0 E: 0 K: 0 S: 10 | H: 1 LOB: 1 BB: 0 P: 14 | | R: 0 E: 0 K: 1 S: 7 | H: 0 LOB: 0 BB: 0 P: 9 | 1B: 7 2B: 1 3B: 0 HR: 1 | SF: 0 SAC: 0 DP: 0 HBP: 0 | WP: 3 PB: 0 CS: 0 |
| PITCHER | IP WLS BF H R ER SO BB IBB HBP BLK WP HR S P ERA WHIP | 6.1 W 29 7 2 2 2 4 0 0 0 0 1 5 8 27.00 3.000 | 7.1 L 1 1 1 1 0 0 0 0 0 0 0 9 13 0.00 1.000 | 8.1 S 4 0 0 0 1 0 0 0 0 0 0 9 11 0.00 0.000 | PITCHER | | | | | | | | | | IP WLS BF H R ER SO BB IBB HBP BLK WP HR S P ERA WHIP | | | | | | | |



| Batter | 1 | 2 | 3 | 4 | 5 | 6 | 7 | 8 | 9 | AB | R | H | RBI | BB | SO | LOB | TOP | | | | | | | | |
|-------------------------------|-------------------------------|----------------------------------|-------------------------------|----------------------------------|------------------------------|---------------------------------|-------------------------------|----------------------------------|-------------------------------|----------------------------------|-------------------------------|----------------------------------|-------------------------------|----------------------------------|-------------------------------|----------------------------------|---|-------------------------------|----------------------------------|----------------------------------|------------------------------------|----------------------------------|--------|--|--|
| 2 Derek Jeter, R (1,6) | | | | | | | | | | 4 | 0 | 1 | 1 | 1 | 0 | 2 | New York Yankees @ Minnesota Twins Hubert H. Humphrey Metrodome, Minneapolis, MN Thu Jul 09 2009, 1:10 PM EDT Att: 40,142 - Dome - 69 F livebaseballscorecards.com | | | | | | | | |
| 33 Nick Swisher, S (1,9) | | | | | | | | | | 5 | 0 | 0 | 0 | 0 | 1 | | | | | | | | | | |
| 25 Mark Teixeira, S (1,3) | | | | | | | | | | 4 | 1 | 1 | 1 | 0 | 2 | 0 | | | | | | | | | |
| 13 Alex Rodriguez, R (1,10) | | | | | | | | | | 3 | 1 | 1 | 0 | 1 | 1 | 0 | | | | | | | | | |
| 20 Jorge Posada, S (1,2) | | | | | | | | | | 3 | 2 | 1 | 0 | 0 | 2 | 1 | | | | | | | | | |
| 24 Robinson Cano, L (1,4) | | | | | | | | | | 4 | 2 | 1 | 0 | 0 | 0 | 3 | | | | | | | | | |
| 53 Melky Cabrera, S (1,7) | | | | | | | | | | 4 | 0 | 1 | 0 | 0 | 0 | 6 | | | | | | | | | |
| 12 Cody Ransom, R (1,5) | | | | | | | | | | 3 | 0 | 1 | 2 | 1 | 1 | 1 | | | | | | | | | |
| 11 Brett Gardner, L (1,8) | | | | | | | | | | 4 | 0 | 1 | 2 | 0 | 2 | 3 | | | | | | | | | |
| Inning Stats | R: 0 E: 0 K: 1 S: 10 | H: 0 LOB: 0 BB: 0 P: 16 | R: 3 E: 1 K: 0 S: 20 | H: 1 LOB: 1 BB: 2 P: 39 | R: 0 E: 0 K: 1 S: 5 | H: 0 LOB: 0 BB: 0 P: 7 | R: 2 E: 0 K: 0 S: 12 | H: 4 LOB: 1 BB: 0 P: 19 | R: 1 E: 0 K: 3 S: 10 | H: 1 LOB: 0 BB: 0 P: 14 | R: 0 E: 0 K: 2 S: 11 | H: 1 LOB: 1 BB: 0 P: 20 | R: 0 E: 0 K: 0 S: 10 | H: 0 LOB: 0 BB: 0 P: 12 | R: 0 E: 0 K: 1 S: 14 | H: 1 LOB: 1 BB: 0 P: 20 | | R: 0 E: 0 K: 1 S: 11 | H: 0 LOB: 1 BB: 1 P: 17 | 1B: 5 2B: 2 3B: 0 HR: 1 | SF: 0 SAC: 0 DP: 1 HBP: 1 | WP: 0 PB: 0 SB: 1 CS: 1 | PA: 39 | | |
| PITCHER | IP | WLS | BF | H | R | ER | SO | BB | IBB | HBP | BLK | WP | HR | S | P | ERA | WHIP | | | | | | | | |
| 47 Francisco Liriano, L (1,1) | 5.1 | L | 25 | 7 | 6 | 3 | 5 | 2 | 0 | 1 | 0 | 0 | 1 | 62 | 105 | 5.06 | 1.688 | | | | | | | | |
| 39 R.A. Dickey, R (6,1) | 2.0 | | 7 | 1 | 0 | 0 | 3 | 0 | 0 | 0 | 0 | 0 | 0 | 23 | 33 | 0.00 | 0.500 | | | | | | | | |
| 50 Jose Mijares, L (6,1) | 1.1 | | 5 | 0 | 0 | 0 | 1 | 1 | 0 | 0 | 0 | 0 | 0 | 17 | 23 | 0.00 | 0.750 | | | | | | | | |
| 54 Matt Guerrier, R (9,1) | 0.1 | | 1 | 0 | 0 | 0 | 0 | 0 | 0 | 0 | 0 | 0 | 0 | 1 | 3 | 0.00 | 0.000 | | | | | | | | |


| Batter | 1 | 2 | 3 | 4 | 5 | 6 | 7 | 8 | 9 | AB | R | H | RBI | BB | SO | LOB | BOTTOM | | | | | | | | |
|---------------------------------|-------------------------------|----------------------------------|-------------------------------|----------------------------------|------------------------------|----------------------------------|-------------------------------|----------------------------------|-------------------------------|----------------------------------|------------------------------|---------------------------------|------------------------------|----------------------------------|-------------------------------|----------------------------------|---|----------------------------------|----------------------------------|------------------------------------|----------------------------------|--------|--|--|--|
| 2 Denard Span, L (1,8) | | | | | | | | | | 4 | 0 | 0 | 1 | 1 | 1 | 1 | New York Yankees @ Minnesota Twins Hubert H. Humphrey Metrodome, Minneapolis, MN Thu Jul 09 2009, 1:10 PM EDT Att: 40,142 - Dome - 69 F livebaseballscorecards.com | | | | | | | | |
| 20 Matt Tolbert, S (1,4) | | | | | | | | | | 3 | 0 | 0 | 1 | 1 | 0 | 0 | | | | | | | | | |
| 23 Brendan Harris, R (6,PH) | | | | | | | | | | 1 | 0 | 1 | 0 | 0 | 0 | 0 | | | | | | | | | |
| 7 Joe Mauer, L (1,10) | | | | | | | | | | 5 | 0 | 2 | 0 | 0 | 1 | 4 | | | | | | | | | |
| 33 Justin Morneau, L (1,3) | | | | | | | | | | 4 | 0 | 0 | 0 | 0 | 1 | 2 | | | | | | | | | |
| 16 Jason Kubel, L (1,7) | | | | | | | | | | 3 | 1 | 1 | 1 | 1 | 1 | 1 | | | | | | | | | |
| 5 Michael Cuddyer, R (1,9) | | | | | | | | | | 3 | 2 | 1 | 0 | 1 | 1 | 1 | | | | | | | | | |
| 32 Brian Buscher, L (1,5) | | | | | | | | | | 3 | 1 | 1 | 0 | 1 | 1 | 1 | | | | | | | | | |
| 55 Mike Redmond, R (1,2) | | | | | | | | | | 2 | 0 | 0 | 0 | 0 | 1 | 2 | | | | | | | | | |
| 58 Jose Morales, S (6,PH) | | | | | | | | | | 1 | 0 | 0 | 0 | 0 | 1 | 0 | | | | | | | | | |
| 8 Nick Punto, S (1,6) | | | | | | | | | | 4 | 0 | 0 | 0 | 0 | 1 | 4 | | | | | | | | | |
| Inning Stats | R: 0 E: 0 K: 0 S: 10 | H: 1 LOB: 1 BB: 0 P: 15 | R: 2 E: 2 K: 1 S: 16 | H: 1 LOB: 1 BB: 1 P: 26 | R: 0 E: 0 K: 1 S: 9 | H: 0 LOB: 0 BB: 0 P: 11 | R: 2 E: 0 K: 1 S: 13 | H: 2 LOB: 3 BB: 2 P: 33 | R: 0 E: 0 K: 3 S: 14 | H: 0 LOB: 2 BB: 2 P: 22 | R: 0 E: 0 K: 0 S: 5 | H: 0 LOB: 0 BB: 0 P: 9 | R: 0 E: 0 K: 1 S: 7 | H: 1 LOB: 1 BB: 0 P: 10 | R: 0 E: 0 K: 2 S: 10 | H: 0 LOB: 0 BB: 0 P: 14 | R: 0 E: 0 K: 0 S: 10 | H: 1 LOB: 1 BB: 0 P: 11 | 1B: 4 2B: 1 3B: 0 HR: 1 | SF: 0 SAC: 0 DP: 0 HBP: 1 | WP: 0 PB: 0 SB: 0 CS: 0 | PA: 39 | | | |
| PITCHER | IP | WLS | BF | H | R | ER | SO | BB | IBB | HBP | BLK | WP | HR | S | P | ERA | WHIP | | | | | | | | |
| 91 Alfredo Aceves, R (1,1) | 3.1 | | 17 | 4 | 4 | 3 | 2 | 1 | 0 | 1 | 0 | 0 | 0 | 11 | 65 | 8.10 | 1.500 | | | | | | | | |
| 30 David Robertson, R (4,1) | 1.0 | | 6 | 0 | 0 | 0 | 2 | 3 | 0 | 0 | 0 | 0 | 0 | 5 | 23 | 0.00 | 0.600 | | | | | | | | |
| 63 Jonathan Albaladejo, R (5,1) | 1.2 | W | 6 | 0 | 0 | 0 | 2 | 1 | 0 | 0 | 0 | 0 | 0 | 5 | 23 | 0.00 | 0.600 | | | | | | | | |
| 48 Phil Coke, L (7,1) | 0.2 | H | 3 | 1 | 0 | 0 | 1 | 0 | 0 | 0 | 0 | 0 | 0 | 5 | 5 | 0.00 | 1.500 | | | | | | | | |
| 65 Phil Hughes, R (7,1) | 1.1 | H | 4 | 0 | 0 | 0 | 2 | 0 | 0 | 0 | 0 | 0 | 0 | 12 | 19 | 0.00 | 0.000 | | | | | | | | |
| 42 Mariano Rivera, R (9,1) | 1.0 | S | 4 | 1 | 0 | 0 | 0 | 0 | 0 | 0 | 0 | 0 | 0 | 10 | 11 | 0.00 | 1.000 | | | | | | | | |

| Batter | 1 | 2 | 3 | 4 | 5 | 6 | 7 | 8 | 9 | AB R H RBI BB SO LOB | TOP | | | | | | | | | | | |
|--|---|----------------------------------|-------------------------------|----------------------------------|------------------------------|----------------------------------|-------------------------------|----------------------------------|-------------------------------|----------------------------------|---|----------------------------------|---|----------------------------------|-------------------------------|----------------------------------|-----------------------------------|------------------------------------|----------------------------------|------------------------------------|----------------------------------|--------|
| 2 Derek Jeter, R OBP: 0.396, SLG: 0.462 | F8 | | F8 | | | | G3 | | G4-6-3 | 5 0 1 0 0 0 1 | New York Yankees @ Los Angeles Angels Angel Stadium of Anaheim, Anaheim, CA Sat Jul 11 2009, 1:10 PM PDT Att: 42,602 - Sunny - 87°F livebaseballscorecards.com AB 35 R 8 H 9 RBI 8 BB 3 SO 13 LOB 8  | | | | | | | | | | | |
| 18 Johnny Damon, L OBP: 0.362, SLG: 0.510 | 13 HR | | K | | | | K | | K | 4 1 0 0 1 3 1 | | | | | | | | | | | | |
| 25 Mark Teixeira, S OBP: 0.380, SLG: 0.540 | P5 | | K | | | | | F7 | | 4 0 0 0 0 2 2 | | | | | | | | | | | | |
| 13 Alex Rodriguez, R OBP: 0.419, SLG: 0.562 | 1-H | | | 24 1B | | | | HR | | 3 3 2 3 1 1 0 | | | | | | | | | | | | |
| 55 Hideki Matsui, L OBP: 0.362, SLG: 0.519 | K | | K | | | | | HR | | 4 1 1 1 0 3 1 | | | | | | | | | | | | |
| 20 Jorge Posada, S OBP: 0.368, SLG: 0.505 | K | | F8 | | | | F9 | | K | 4 0 0 0 0 2 1 | | | | | | | | | | | | |
| 24 Robinson Cano, L OBP: 0.342, SLG: 0.493 | G4-3 | | | | | | | | | 3 1 2 1 1 0 0 | | | | | | | | | | | | |
| 14 Eric Hinske, L OBP: 0.382, SLG: 0.452 | HR | | G4-3 | | | | | L4 | | 4 2 2 3 0 0 2 | | | | | | | | | | | | |
| 11 Brett Gardner, L OBP: 0.354, SLG: 0.408 | P5 | | | | | | | | | 2 0 0 0 0 1 0 | | | | | | | | | | | | |
| 53 Melky Cabrera, S OBP: 0.341, SLG: 0.432 | | | | | | | | | | 2 0 1 0 0 1 0 | | | | | | | | | | | | |
| Inning Stats | R: 2 E: 0 K: 1 S: 10 | H: 1 LOB: 0 BB: 1 P: 18 | R: 1 E: 0 K: 1 S: 11 | H: 1 LOB: 0 BB: 0 P: 17 | R: 0 E: 0 K: 2 S: 8 | H: 0 LOB: 0 BB: 0 P: 15 | R: 1 E: 0 K: 1 S: 13 | H: 1 LOB: 1 BB: 1 P: 23 | R: 0 E: 0 K: 2 S: 15 | H: 0 LOB: 0 BB: 0 P: 24 | R: 0 E: 0 K: 2 S: 9 | H: 0 LOB: 0 BB: 0 P: 13 | R: 2 E: 0 K: 2 S: 14 | H: 2 LOB: 0 BB: 0 P: 21 | R: 2 E: 0 K: 1 S: 13 | H: 2 LOB: 1 BB: 1 P: 25 | R: 0 E: 0 K: 1 S: 7 | H: 1 LOB: 0 BB: 0 P: 11 | 1B: 3 2B: 1 3B: 0 HR: 5 | SF: 0 SAC: 0 DP: 1 HBP: 0 | WP: 0 PB: 0 SB: 0 CS: 0 | PA: 38 |
| PITCHER | IP WLS BF H R ER SO BB IBB HBP BLK WP HR S P ERA WHIP | | | | | | | | | | | PITCHER | IP WLS BF H R ER SO BB IBB HBP BLK WP HR S P ERA WHIP | | | | | | | | | |
| 36 Jered Weaver, R ERA: 3.22 | 6.0 W 24 4 4 3 9 2 0 0 0 0 0 2 66 110 4.50 1.000 | | | | | | | | | | | | | | | | | | | | | |
| 38 Darren Oliver, L ERA: 3.08 | 1.0 5 2 2 2 2 0 0 0 0 0 1 14 21 18.00 2.000 | | | | | | | | | | | | | | | | | | | | | |
| 52 Jason Bulger, R ERA: 4.38 | 0.2 5 2 2 2 2 1 0 0 0 0 0 2 10 19 27.00 4.500 | | | | | | | | | | | | | | | | | | | | | |
| 40 Kevin Jepsen, R ERA: 9.0 | 0.1 H 1 0 0 0 0 0 0 0 0 0 0 3 6 0.00 0.000 | | | | | | | | | | | | | | | | | | | | | |
| 32 Matt Palmer, R ERA: 4.6 | 1.0 3 1 0 0 1 0 0 0 0 0 0 0 7 11 0.00 1.000 | | | | | | | | | | | | | | | | | | | | | |
| Batter | 1 | 2 | 3 | 4 | 5 | 6 | 7 | 8 | 9 | AB R H RBI BB SO LOB | BOTTOM | | | | | | | | | | | |
| Chone Figgins, S OBP: 0.392, SLG: 0.402 | G4-3 | | F7 | | FC6-4 | | K | | K | 4 2 0 0 1 2 3 | New York Yankees @ Los Angeles Angels Angel Stadium of Anaheim, Anaheim, CA Sat Jul 11 2009, 1:10 PM PDT Att: 42,602 - Sunny - 87°F livebaseballscorecards.com AB 38 R 14 H 16 RBI 14 BB 4 SO 5 LOB 17  | | | | | | | | | | | |
| 2 Erick Aybar, S OBP: 0.333, SLG: 0.407 | F8 | | | | | | | P6 | | 5 2 3 1 0 0 3 | | | | | | | | | | | | |
| 53 Bobby Abreu, L OBP: 0.406, SLG: 0.438 | G4-3 | | | | | | | SF8 | | 4 1 2 3 0 0 2 | | | | | | | | | | | | |
| 44 Mike Napoli, R OBP: 0.385, SLG: 0.517 | F8 | | | | | | | | | 4 3 2 3 1 1 2 | | | | | | | | | | | | |
| 8 Kendrys Morales, S OBP: 0.336, SLG: 0.528 | F9 | | | | | | | | | 5 1 1 1 0 0 2 | | | | | | | | | | | | |
| 24 Gary Matthews, S OBP: 0.291, SLG: 0.327 | G6-3 | | | | | | | | | 4 1 2 2 1 0 1 | | | | | | | | | | | | |
| 47 Howie Kendrick, R OBP: 0.282, SLG: 0.348 | G6-3 | | | | | | | | | 5 1 3 2 0 0 1 | | | | | | | | | | | | |
| 3 Brandon Wood, R OBP: 0.429, SLG: 0.583 | | | | | | | | | | 3 1 1 2 1 1 2 | | | | | | | | | | | | |
| 39 Robb Quinlan, R OBP: 0.246, SLG: 0.286 | G6-4-3 | | | | | | | | | 2 0 1 0 0 0 1 | | | | | | | | | | | | |
| 77 Reggie Willits, S OBP: 0.250, SLG: 0.250 | G6-4-3 | | | | | | | | | 2 2 1 0 0 1 0 | | | | | | | | | | | | |
| Inning Stats | R: 0 E: 0 K: 0 S: 9 | H: 0 LOB: 1 BB: 1 P: 16 | R: 0 E: 0 K: 0 S: 8 | H: 0 LOB: 0 BB: 0 P: 13 | R: 0 E: 0 K: 0 S: 9 | H: 0 LOB: 0 BB: 1 P: 18 | R: 1 E: 0 K: 1 S: 9 | H: 2 LOB: 1 BB: 0 P: 14 | R: 7 E: 0 K: 0 S: 21 | H: 7 LOB: 0 BB: 1 P: 41 | R: 1 E: 0 K: 3 S: 14 | H: 1 LOB: 1 BB: 0 P: 19 | R: 1 E: 0 K: 0 S: 13 | H: 3 LOB: 1 BB: 0 P: 21 | R: 4 E: 1 K: 1 S: 20 | H: 3 LOB: 1 BB: 1 P: 32 | 1B: 10 2B: 3 3B: 1 HR: 2 | SF: 1 SAC: 0 DP: 2 HBP: 0 | WP: 2 PB: 0 SB: 4 CS: 1 | PA: 44 | | |
| PITCHER | IP WLS BF H R ER SO BB IBB HBP BLK WP HR S P ERA WHIP | | | | | | | | | | | PITCHER | IP WLS BF H R ER SO BB IBB HBP BLK WP HR S P ERA WHIP | | | | | | | | | |
| 46 Andy Pettitte, L ERA: 4.85 | 4.1 L 21 7 6 6 1 2 0 0 0 0 1 0 20 33 12.46 2.077 | | | | | | | | | | | | | | | | | | | | | |
| 30 David Robertson, R ERA: 3.57 | 1.1 8 3 3 3 3 1 0 0 0 0 1 0 20 33 20.25 3.000 | | | | | | | | | | | | | | | | | | | | | |
| 28 Brett Tomko, R ERA: 5.23 | 1.1 6 3 1 1 0 0 0 0 0 0 1 16 26 6.75 2.250 | | | | | | | | | | | | | | | | | | | | | |
| 48 Phil Coke, L ERA: 3.99 | 1.0 8 3 4 4 1 0 1 0 0 1 0 20 32 36.00 3.000 | | | | | | | | | | | | | | | | | | | | | |

| Batter | 1 | 2 | 3 | 4 | 5 | 6 | 7 | 8 | 9 | AB | R | H | RBI | BB | SO | LOB | TOP | | | | | | |
|---|---|--|--|---|--------------------------------------|----------------------------------|--------------------------------------|----------------------------------|---------------------------------------|----------------------------------|--------------------------------------|----------------------------------|---------------------------------------|----------------------------------|---------------------------------------|----------------------------------|--------------------------------------|----------------------------------|----------------------------------|------------------------------------|----------------------------------|--------|--|
| 28 Curtis Granderson, L (1,8) OBP: 0.341, SLG: 0.464 | | | | | | | | | | 4 | 2 | 2 | 1 | 0 | 1 | 0 | | | | | | | |
| 14 Placido Polanco, R (1,4) OBP: 0.313, SLG: 0.369 | | | | | | | | | | 5 | 0 | 2 | 1 | 0 | 1 | 1 | | | | | | | |
| 24 Miguel Cabrera, R (1,3) OBP: 0.384, SLG: 0.540 | | | | | | | | | | 5 | 0 | 2 | 1 | 0 | 0 | 3 | | | | | | | |
| 33 Marcus Thames, R (1,10) OBP: 0.340, SLG: 0.543 | | | | | | | | | | 4 | 0 | 2 | 0 | 1 | 0 | 1 | | | | | | | |
| 34 Clete Thomas, L (1,9) OBP: 0.340, SLG: 0.465 | | | | | | | | | | 2 | 0 | 0 | 0 | 2 | 1 | 2 | | | | | | | |
| 15 Brandon Inge, R (1,5) OBP: 0.356, SLG: 0.508 | | | | | | | | | | 4 | 0 | 0 | 0 | 0 | 2 | 4 | | | | | | | |
| 13 Josh Anderson, L (1,7) OBP: 0.293, SLG: 0.329 | | | | | | | | | | 2 | 1 | 1 | 0 | 2 | 0 | 0 | | | | | | | |
| 12 Gerald Laird, R (1,2) OBP: 0.325, SLG: 0.362 | | | | | | | | | | 4 | 0 | 1 | 0 | 0 | 1 | 3 | | | | | | | |
| 4 Adam Everett, R (1,6) OBP: 0.313, SLG: 0.348 | | | | | | | | | | 3 | 0 | 0 | 0 | 0 | 0 | 3 | | | | | | | |
| 39 Ramon Santiago, S (8, PH) OBP: 0.306, SLG: 0.448 | | | | | | | | | | 1 | 0 | 0 | 0 | 0 | 1 | 1 | | | | | | | |
| Inning Stats | R: 1 H: 2 E: 1 K: 0 S: 9 | H: 2 LOB: 2 BB: 1 P: 21 | R: 1 H: 1 E: 1 K: 0 S: 12 | H: 1 LOB: 2 BB: 1 P: 20 | R: 0 H: 0 E: 0 K: 1 S: 8 | H: 0 LOB: 0 BB: 1 P: 11 | R: 0 H: 0 E: 0 K: 0 S: 7 | H: 0 LOB: 0 BB: 1 P: 11 | R: 1 H: 2 E: 0 K: 0 S: 13 | H: 2 LOB: 2 BB: 2 P: 29 | R: 0 H: 1 E: 0 K: 0 S: 9 | H: 1 LOB: 1 BB: 0 P: 12 | R: 0 H: 2 E: 0 K: 3 S: 13 | H: 2 LOB: 0 BB: 0 P: 20 | R: 0 H: 1 E: 0 K: 3 S: 17 | H: 1 LOB: 1 BB: 0 P: 20 | R: 0 H: 1 E: 0 K: 0 S: 9 | H: 1 LOB: 1 BB: 0 P: 14 | 1B: 7 2B: 3 3B: 0 HR: 1 | SF: 0 SAC: 0 DP: 2 HBP: 1 | WP: 0 PB: 0 SB: 1 CS: 0 | PA: 40 | |
| PITCHER | IP WLS BF H R ER SO BB IBB HBP BLK WP HR S P ERA WHIP | 6.0 W 9 3 0 0 6 0 0 0 1 0 0 30 40 4.50 1.833 | 2.0 W 9 3 0 0 6 0 0 0 1 0 0 30 40 0.00 1.500 | 1.0 S 4 1 0 0 0 0 0 0 0 0 0 9 14 0.00 1.000 | | | | | | | | | | | | | | | | | | | |

Detroit Tigers @ New York Yankees
Yankee Stadium, Bronx, NY
Fri Jul 17 2009, 7:05 PM EDT
Att. 46,197 - Overcast - 78 F


AB 34
R 3
H 10
RBI 3
BB 5
SO 7
LOB 18



| Batter | 1 | 2 | 3 | 4 | 5 | 6 | 7 | 8 | 9 | AB | R | H | RBI | BB | SO | LOB | BOTTOM | | | | | | |
|--|---|---|---|--|--------------------------------------|----------------------------------|---------------------------------------|----------------------------------|---------------------------------------|----------------------------------|---------------------------------------|----------------------------------|---------------------------------------|----------------------------------|---------------------------------------|----------------------------------|---------------------------------------|----------------------------------|----------------------------------|------------------------------------|----------------------------------|--------|--|
| 2 Derek Jeter, R (1,6) OBP: 0.399, SLG: 0.461 | | | | | | | | | | 4 | 1 | 2 | 0 | 1 | 1 | 0 | | | | | | | |
| 18 Johnny Damon, L (1,7) OBP: 0.366, SLG: 0.513 | | | | | | | | | | 4 | 3 | 2 | 0 | 1 | 0 | 2 | | | | | | | |
| 11 Brett Gardner, L (9,8) OBP: 0.352, SLG: 0.404 | | | | | | | | | | 0 | 0 | 0 | 0 | 0 | 0 | 0 | | | | | | | |
| 25 Mark Teixeira, S (1,3) OBP: 0.381, SLG: 0.545 | | | | | | | | | | 5 | 1 | 3 | 3 | 0 | 0 | 2 | | | | | | | |
| 13 Alex Rodriguez, R (1,5) OBP: 0.403, SLG: 0.534 | | | | | | | | | | 5 | 0 | 0 | 0 | 0 | 1 | 5 | | | | | | | |
| 55 Hideki Matsui, L (1,10) OBP: 0.369, SLG: 0.517 | | | | | | | | | | 4 | 0 | 2 | 1 | 0 | 1 | 2 | | | | | | | |
| 20 Jorge Posada, S (1,2) OBP: 0.371, SLG: 0.510 | | | | | | | | | | 3 | 0 | 1 | 0 | 1 | 0 | 3 | | | | | | | |
| 24 Robinson Cano, L (1,4) OBP: 0.343, SLG: 0.493 | | | | | | | | | | 4 | 0 | 2 | 0 | 0 | 0 | 1 | | | | | | | |
| 33 Nick Swisher, S (1,9) OBP: 0.359, SLG: 0.458 | | | | | | | | | | 3 | 0 | 0 | 0 | 1 | 2 | 3 | | | | | | | |
| 53 Melky Cabrera, S (1,8) OBP: 0.345, SLG: 0.436 | | | | | | | | | | 4 | 0 | 1 | 0 | 0 | 0 | 5 | | | | | | | |
| Inning Stats | R: 1 H: 2 E: 1 K: 0 S: 21 | H: 2 LOB: 2 BB: 1 P: 32 | R: 0 H: 0 E: 0 K: 1 S: 8 | H: 0 LOB: 0 BB: 0 P: 12 | R: 0 H: 0 E: 0 K: 0 S: 7 | H: 0 LOB: 1 BB: 1 P: 12 | R: 0 H: 1 E: 0 K: 1 S: 10 | H: 1 LOB: 2 BB: 1 P: 19 | R: 1 H: 2 E: 2 K: 1 S: 12 | H: 2 LOB: 1 BB: 0 P: 18 | R: 0 H: 2 E: 0 K: 1 S: 10 | H: 2 LOB: 3 BB: 1 P: 15 | R: 3 H: 5 E: 0 K: 0 S: 19 | H: 5 LOB: 3 BB: 1 P: 36 | R: 0 H: 1 E: 0 K: 1 S: 10 | H: 1 LOB: 1 BB: 0 P: 18 | R: 0 H: 1 E: 0 K: 1 S: 10 | H: 1 LOB: 1 BB: 0 P: 18 | 1B: 9 2B: 4 3B: 0 HR: 1 | SF: 0 SAC: 0 DP: 1 HBP: 0 | WP: 0 PB: 0 SB: 0 CS: 0 | PA: 40 | |
| PITCHER | IP WLS BF H R ER SO BB IBB HBP BLK WP HR S P ERA WHIP | 5.0 H 4 2 0 0 1 0 0 0 0 0 10 15 0.00 2.000 | 1.0 L 9 5 3 3 0 1 0 0 0 0 1 19 36 27.00 6.000 | 1.0 L 4 1 0 0 1 0 0 0 0 0 0 10 18 0.00 1.000 | | | | | | | | | | | | | | | | | | | |

Detroit Tigers @ New York Yankees
Yankee Stadium, Bronx, NY
Fri Jul 17 2009, 7:05 PM EDT
Att. 46,197 - Overcast - 78 F

AB 36
R 5
H 13
RBI 4
BB 4
SO 5
LOB 23



| Batter | 1 | 2 | 3 | 4 | 5 | 6 | 7 | 8 | 9 | AB | R | H | RBI | BB | SO | LOB | TOP | | | | | | | | | | |
|--|-------------------------------|----------------------------------|-------------------------------|----------------------------------|------------------------------|----------------------------------|------------------------------|----------------------------------|------------------------------|----------------------------------|------------------------------|----------------------------------|-------------------------------|----------------------------------|-------------------------------|----------------------------------|---|------------------------------------|-------------------------|--------|--|--|--|--|--|--|--|
| 28 Curtis Granderson, L (1, 8) OBP: 0.338, SLG: 0.458 | F9 | K | | | F7 | | G4-3 | | | 4 | 0 | 0 | 0 | 0 | 1 | 2 | Detroit Tigers @ New York Yankees Yankee Stadium, Bronx, NY Sat Jul 18 2009, 1:05 PM EDT Att: 46,423 - Partly Cloudy - 80 F | | | | | | | | | | |
| 14 Placido Polanco, R (1, 4) OBP: 0.313, SLG: 0.391 | | | G4-3 | | G5-3 | | | F9 | | 4 | 0 | 1 | 0 | 0 | 0 | 0 | | | | | | | | | | | |
| 24 Miguel Cabrera, R (1, 3) OBP: 0.386, SLG: 0.538 | | | | | | P4 | | K | | 3 | 0 | 1 | 0 | 1 | 1 | 0 | | | | | | | | | | | |
| 33 Marcus Thames, R (1, 10) OBP: 0.345, SLG: 0.564 | | | | | | | | | K | 4 | 1 | 2 | 1 | 0 | 1 | 3 | | | | | | | | | | | |
| 30 Magglio Ordonez, R (1, 9) OBP: 0.332, SLG: 0.347 | | | | | | | | | | 3 | 0 | 1 | 0 | 1 | 1 | 2 | | | | | | | | | | | |
| 25 Ryan Raburn, R (1, 7) OBP: 0.336, SLG: 0.480 | | | | | | | | | | 4 | 0 | 0 | 0 | 0 | 2 | 3 | | | | | | | | | | | |
| 15 Brandon Inge, R (1, 5) OBP: 0.358, SLG: 0.505 | | | | | | | | | | 2 | 0 | 0 | 0 | 1 | 0 | 2 | | | | | | | | | | | |
| 12 Gerald Laird, R (1, 2) OBP: 0.323, SLG: 0.360 | | | | | | | | | | 4 | 0 | 1 | 0 | 0 | 0 | 2 | | | | | | | | | | | |
| 4 Adam Everett, R (1, 6) OBP: 0.309, SLG: 0.343 | | | | | | | | | | 3 | 0 | 0 | 0 | 0 | 1 | 2 | | | | | | | | | | | |
| Inning Stats | R: 0 E: 0 K: 1 S: 13 | H: 1 LOB: 2 BB: 1 P: 24 | R: 0 E: 0 K: 2 S: 13 | H: 1 LOB: 2 BB: 1 P: 27 | R: 0 E: 0 K: 0 S: 7 | H: 1 LOB: 0 BB: 0 P: 10 | R: 0 E: 0 K: 0 S: 6 | H: 0 LOB: 1 BB: 0 P: 15 | R: 0 E: 0 K: 1 S: 9 | H: 2 LOB: 2 BB: 0 P: 15 | R: 0 E: 0 K: 0 S: 7 | H: 0 LOB: 0 BB: 0 P: 10 | R: 1 E: 0 K: 2 S: 10 | H: 1 LOB: 0 BB: 0 P: 14 | R: 0 E: 0 K: 1 S: 10 | H: 0 LOB: 0 BB: 0 P: 16 | 1B: 3 2B: 2 HR: 1 | SF: 0 SAC: 0 DP: 2 HBP: 1 | WP: 1 PB: 1 CS: 0 | PA: 35 | | | | | | | |
| PITCHER | IP | WLS | BF | H | R | ER | SO | BB | IBB | HBP | BLK | WP | HR | S | P | ERA | WHIP | | | | | | | | | | |
| 52 CC Sabathia, L (1, 1) ERA: 3.66 | 7.0 | W | 28 | 5 | 0 | 0 | 4 | 3 | 0 | 1 | 0 | 1 | 0 | 66 | 114 | 0.00 | 1.143 | | | | | | | | | | |
| 91 Alfredo Aceves, R (8, 1) ERA: 2.54 | 1.0 | H | 4 | 1 | 1 | 1 | 2 | 0 | 0 | 0 | 0 | 0 | 1 | 10 | 14 | 9.00 | 1.000 | | | | | | | | | | |
| 42 Mariano Rivera, R (9, 1) ERA: 2.31 | 1.0 | S | 3 | 0 | 0 | 0 | 1 | 0 | 0 | 0 | 0 | 0 | 0 | 10 | 16 | 0.00 | 0.000 | | | | | | | | | | |

| Batter | 1 | 2 | 3 | 4 | 5 | 6 | 7 | 8 | 9 | AB | R | H | RBI | BB | SO | LOB | BOTTOM | | | | | | | | | | |
|---|-------------------------------|----------------------------------|-------------------------------|----------------------------------|------------------------------|---------------------------------|------------------------------|----------------------------------|------------------------------|----------------------------------|-------------------------------|----------------------------------|-------------------------------|----------------------------------|------------------------------|----------------------------------|---|------------------------------------|----------------------------------|--------|--|--|--|--|--|--|--|
| 2 Derek Jeter, R (1, 6) OBP: 0.400, SLG: 0.462 | | | | | | | | | | 4 | 0 | 2 | 0 | 0 | 1 | 2 | Detroit Tigers @ New York Yankees Yankee Stadium, Bronx, NY Sat Jul 18 2009, 1:05 PM EDT Att: 46,423 - Partly Cloudy - 80 F | | | | | | | | | | |
| 18 Johnny Damon, L (1, 7) OBP: 0.364, SLG: 0.513 | | | | | | | | | | 4 | 0 | 1 | 0 | 0 | 0 | 2 | | | | | | | | | | | |
| 11 Brett Gardner, L (9, 8) OBP: 0.352, SLG: 0.404 | | | | | | | | | | 0 | 0 | 0 | 0 | 0 | 0 | 0 | | | | | | | | | | | |
| 25 Mark Teixeira, S (1, 3) OBP: 0.379, SLG: 0.540 | | | | | | | | | | 3 | 0 | 0 | 0 | 1 | 3 | 1 | | | | | | | | | | | |
| 13 Alex Rodriguez, R (1, 5) OBP: 0.401, SLG: 0.543 | | | | | | | | | | 4 | 1 | 1 | 1 | 0 | 1 | 2 | | | | | | | | | | | |
| 55 Hideki Matsui, L (1, 10) OBP: 0.365, SLG: 0.510 | | | | | | | | | | 3 | 0 | 0 | 0 | 0 | 0 | 2 | | | | | | | | | | | |
| 20 Jorge Posada, S (1, 2) OBP: 0.386, SLG: 0.503 | | | | | | | | | | 3 | 0 | 0 | 0 | 0 | 1 | 0 | | | | | | | | | | | |
| 24 Robinson Cano, L (1, 4) OBP: 0.343, SLG: 0.492 | | | | | | | | | | 3 | 1 | 1 | 0 | 0 | 1 | 0 | | | | | | | | | | | |
| 33 Nick Swisher, S (1, 9) OBP: 0.359, SLG: 0.461 | | | | | | | | | | 3 | 0 | 1 | 0 | 0 | 1 | 0 | | | | | | | | | | | |
| 53 Melky Cabrera, S (1, 8) (9, 7) | | | | | | | | | | 3 | 0 | 1 | 1 | 0 | 0 | 0 | | | | | | | | | | | |
| Inning Stats | R: 0 E: 0 K: 1 S: 11 | H: 1 LOB: 0 BB: 0 P: 17 | R: 0 E: 0 K: 1 S: 13 | H: 0 LOB: 0 BB: 0 P: 19 | R: 0 E: 0 K: 1 S: 7 | H: 0 LOB: 0 BB: 0 P: 9 | R: 0 E: 0 K: 0 S: 9 | H: 1 LOB: 2 BB: 1 P: 16 | R: 0 E: 0 K: 1 S: 8 | H: 0 LOB: 0 BB: 0 P: 13 | R: 0 E: 0 K: 2 S: 11 | H: 1 LOB: 1 BB: 0 P: 15 | R: 2 E: 0 K: 0 S: 13 | H: 4 LOB: 2 BB: 0 P: 20 | R: 0 E: 0 K: 2 S: 8 | H: 0 LOB: 0 BB: 0 P: 11 | 1B: 4 2B: 2 3B: 0 HR: 1 | SF: 0 SAC: 0 DP: 0 HBP: 0 | WP: 0 PB: 0 SB: 0 CS: 1 | PA: 31 | | | | | | | |
| PITCHER | IP | WLS | BF | H | R | ER | SO | BB | IBB | HBP | BLK | WP | HR | S | P | ERA | WHIP | | | | | | | | | | |
| 35 Justin Verlander, R (1, 1) ERA: 3.34 | 7.0 | L | 28 | 7 | 2 | 2 | 6 | 1 | 0 | 0 | 0 | 0 | 0 | 72 | 109 | 2.57 | 1.143 | | | | | | | | | | |
| 44 Bobby Seay, L (8, 1) ERA: 2.79 | 1.0 | | 3 | 0 | 0 | 0 | 2 | 0 | 0 | 0 | 0 | 0 | 0 | 8 | 11 | 0.00 | 0.000 | | | | | | | | | | |

| Batter | 1 | 2 | 3 | 4 | 5 | 6 | 7 | 8 | 9 | AB | R | H | RBI | BB | SO | LOB | TOP | | | | | | | | | | |
|--|---------------------------------------|----------------------------------|--------------------------------------|----------------------------------|---------------------------------------|----------------------------------|---------------------------------------|----------------------------------|---------------------------------------|----------------------------------|---------------------------------------|----------------------------------|--------------------------------------|----------------------------------|---------------------------------------|----------------------------------|---|----------------------------------|----------------------------------|------------------------------------|----------------------------------|--------|--|--|--|--|--|
| 28 Curtis Granderson, L (1, 8) OBP: 0.339, SLG: 0.463 | G3 | | BB | | | | L6 | | | 3 | 0 | 1 | 0 | 1 | 0 | 0 | Detroit Tigers @ New York Yankees Yankee Stadium, Bronx, NY Sun Jul 19 2009, 2:05 PM EDT Att: 46,937 - Partly Cloudy - 80 F | | | | | | | | | | |
| 14 Placido Polanco, R (1, 4) OBP: 0.315, SLG: 0.368 | BB | | P3 | | | | | F9 | | 2 | 0 | 0 | 0 | 1 | 0 | 1 | | | | | | | | | | | |
| 24 Miguel Cabrera, R (1, 3) OBP: 0.387, SLG: 0.538 | BB | | | | | | | | | 4 | 0 | 2 | 0 | 0 | 1 | 3 | | | | | | | | | | | |
| 33 Marcus Thames, R (1, 10) OBP: 0.336, SLG: 0.547 | 1B | | K | | | | | | | 4 | 0 | 0 | 0 | 0 | 2 | 6 | | | | | | | | | | | |
| 34 Clete Thomas, L (1, 9) OBP: 0.337, SLG: 0.481 | | | G1-3 | | | | | | | 4 | 1 | 1 | 1 | 0 | 3 | 3 | | | | | | | | | | | |
| 15 Brandon Inge, R (1, 5) OBP: 0.357, SLG: 0.500 | | | | | | | | | | 3 | 0 | 0 | 0 | 1 | 2 | 0 | | | | | | | | | | | |
| 13 Josh Anderson, L (1, 7) OBP: 0.288, SLG: 0.323 | | | | | | | | | | 3 | 0 | 0 | 0 | 0 | 0 | 1 | | | | | | | | | | | |
| 30 Magglio Ordonez, R (9, PH) OBP: 0.331, SLG: 0.346 | | | | | | | | | | 1 | 0 | 0 | 0 | 0 | 0 | 0 | | | | | | | | | | | |
| 12 Gerald Laird, R (1, 2) OBP: 0.322, SLG: 0.356 | | | | | | | | | | 3 | 0 | 0 | 0 | 1 | 1 | 1 | | | | | | | | | | | |
| 39 Ramon Santiago, S (1, 6) OBP: 0.297, SLG: 0.435 | | | | | | | | | | 4 | 0 | 0 | 0 | 0 | 1 | 2 | | | | | | | | | | | |
| Inning Stats | R: 0 H: 1 E: 0 K: 1 S: 12 | H: 1 LOB: 2 BB: 1 P: 23 | R: 0 H: 0 E: 0 K: 0 S: 5 | H: 0 LOB: 1 BB: 1 P: 11 | R: 0 H: 0 E: 0 K: 1 S: 12 | H: 0 LOB: 1 BB: 1 P: 18 | R: 1 H: 1 E: 0 K: 1 S: 11 | H: 1 LOB: 0 BB: 0 P: 15 | R: 0 H: 1 E: 0 K: 1 S: 10 | H: 1 LOB: 2 BB: 0 P: 17 | R: 0 H: 0 E: 0 K: 2 S: 12 | H: 0 LOB: 0 BB: 0 P: 14 | R: 0 H: 0 E: 0 K: 2 S: 7 | H: 0 LOB: 0 BB: 0 P: 10 | R: 0 H: 1 E: 0 K: 2 S: 10 | H: 1 LOB: 1 BB: 1 P: 13 | R: 0 H: 0 E: 0 K: 0 S: 7 | H: 0 LOB: 1 BB: 1 P: 14 | 1B: 2 2B: 0 3B: 1 HR: 1 | SF: 0 SAC: 0 DP: 0 HBP: 1 | WP: 0 PB: 0 SB: 1 CS: 0 | PA: 36 | | | | | |
| PITCHER | IP | WLS | BF | H | R | ER | SO | BB | IBB | HBP | BLK | WP | HR | S | P | ERA | WHIP | | | | | | | | | | |
| 62 Joba Chamberlain, R (1, 1) ERA: 4.05 | 6.2 | W | 27 | 3 | 1 | 1 | 8 | 3 | 0 | 1 | 1 | 0 | 1 | 68 | 107 | 1.35 | 0.900 | | | | | | | | | | |
| 48 Phil Coke, L (7, 1) ERA: 3.96 | 0.1 | H | 1 | 0 | 0 | 0 | 0 | 0 | 0 | 0 | 0 | 0 | 0 | 1 | 1 | 0.00 | 0.000 | | | | | | | | | | |
| 65 Phil Hughes, R (8, 1) ERA: 3.7 | 1.0 | H | 4 | 1 | 0 | 0 | 2 | 0 | 0 | 0 | 0 | 0 | 0 | 10 | 13 | 0.00 | 1.000 | | | | | | | | | | |
| 42 Mariano Rivera, R (9, 1) ERA: 2.25 | 1.0 | S | 4 | 0 | 0 | 0 | 0 | 1 | 0 | 0 | 0 | 0 | 0 | 7 | 14 | 0.00 | 1.000 | | | | | | | | | | |

| Batter | 1 | 2 | 3 | 4 | 5 | 6 | 7 | 8 | 9 | AB | R | H | RBI | BB | SO | LOB | BOTTOM | | | | | | | | | | |
|---|--------------------------------------|----------------------------------|--------------------------------------|----------------------------------|--------------------------------------|----------------------------------|---------------------------------------|----------------------------------|--------------------------------------|---------------------------------|---------------------------------------|----------------------------------|---------------------------------------|----------------------------------|---------------------------------------|----------------------------------|---|----------------------------------|------------------------------------|----------------------------------|--------|--|--|--|--|--|--|
| 2 Derek Jeter, R (1, 6) OBP: 0.396, SLG: 0.456 | F9 | | K | | | | | | | 4 | 0 | 0 | 0 | 0 | 2 | 1 | Detroit Tigers @ New York Yankees Yankee Stadium, Bronx, NY Sun Jul 19 2009, 2:05 PM EDT Att: 46,937 - Partly Cloudy - 80 F | | | | | | | | | | |
| 11 Brett Gardner, L (1, 8) OBP: 0.350, SLG: 0.398 | G6-3 | | | | | | | | | 3 | 0 | 0 | 0 | 1 | 0 | 0 | | | | | | | | | | | |
| 25 Mark Teixeira, S (1, 3) OBP: 0.381, SLG: 0.551 | BB | | | | | | | | | 4 | 1 | 2 | 1 | 0 | 0 | 2 | | | | | | | | | | | |
| 13 Alex Rodriguez, R (1, 5) OBP: 0.402, SLG: 0.557 | BB | | | | | | | | | 4 | 1 | 2 | 1 | 0 | 1 | 1 | | | | | | | | | | | |
| 55 Hideki Matsui, L (1, 10) OBP: 0.367, SLG: 0.506 | | | | | | | | | | 2 | 0 | 0 | 0 | 2 | 1 | 1 | | | | | | | | | | | |
| 20 Jorge Posada, S (1, 2) OBP: 0.369, SLG: 0.505 | L4 | | | | | | | | | 3 | 0 | 1 | 0 | 1 | 0 | 1 | | | | | | | | | | | |
| 24 Robinson Cano, L (1, 4) OBP: 0.340, SLG: 0.488 | G4-6-3 | | | | | | | | | 3 | 0 | 0 | 0 | 0 | 0 | 5 | | | | | | | | | | | |
| 33 Nick Swisher, S (1, 9) OBP: 0.362, SLG: 0.459 | | | | | | | | | | 1 | 0 | 0 | 0 | 1 | 1 | 0 | | | | | | | | | | | |
| 53 Melky Cabrera, S (1, 7) OBP: 0.342, SLG: 0.430 | | | | | | | | | | 3 | 0 | 0 | 0 | 0 | 0 | 2 | | | | | | | | | | | |
| Inning Stats | R: 0 H: 1 E: 0 K: 0 S: 9 | H: 0 LOB: 0 BB: 1 P: 15 | R: 0 H: 0 E: 0 K: 0 S: 4 | H: 0 LOB: 1 BB: 1 P: 10 | R: 0 H: 0 E: 0 K: 1 S: 8 | H: 0 LOB: 0 BB: 1 P: 15 | R: 1 H: 1 E: 0 K: 0 S: 11 | H: 1 LOB: 2 BB: 2 P: 22 | R: 0 H: 0 E: 0 K: 1 S: 5 | H: 0 LOB: 0 BB: 0 P: 7 | R: 1 H: 3 E: 0 K: 1 S: 15 | H: 3 LOB: 2 BB: 0 P: 26 | R: 0 H: 0 E: 0 K: 1 S: 13 | H: 0 LOB: 2 BB: 1 P: 23 | R: 0 H: 0 E: 0 K: 1 S: 10 | H: 0 LOB: 0 BB: 0 P: 15 | | 1B: 1 2B: 2 3B: 0 HR: 2 | SF: 0 SAC: 0 DP: 2 HBP: 1 | WP: 0 PB: 0 SB: 0 CS: 0 | PA: 33 | | | | | | |
| PITCHER | IP | WLS | BF | H | R | ER | SO | BB | IBB | HBP | BLK | WP | HR | S | P | ERA | WHIP | | | | | | | | | | |
| 36 Edwin Jackson, R (1, 1) ERA: 2.52 | 7.0 | L | 30 | 5 | 2 | 2 | 4 | 5 | 0 | 1 | 0 | 0 | 0 | 65 | 118 | 2.57 | 1.429 | | | | | | | | | | |
| 37 Brandon Lyon, R (8, 1) ERA: 3.68 | 1.0 | | 3 | 0 | 0 | 0 | 1 | 0 | 0 | 0 | 0 | 0 | 0 | 10 | 15 | 0.00 | 0.000 | | | | | | | | | | |

| | |
|-----|----|
| AB | 31 |
| R | 1 |
| H | 4 |
| RBI | 1 |
| BB | 4 |
| SO | 10 |
| LOB | 17 |



| | |
|-----|----|
| AB | 27 |
| R | 2 |
| H | 5 |
| RBI | 2 |
| BB | 5 |
| SO | 5 |
| LOB | 13 |



| Batter | 1 | 2 | 3 | 4 | 5 | 6 | 7 | 8 | 9 | AB | R | H | RBI | BB | SO | LOB | TOP | | | | |
|---|---------------------------------------|----------------------------------|--------------------------------------|---------------------------------|---------------------------------------|----------------------------------|--------------------------------------|----------------------------------|--------------------------------------|---------------------------------|--------------------------------------|----------------------------------|--------------------------------------|----------------------------------|--------------------------------------|----------------------------------|--|------------------------------------|----------------------------------|--------|--|
| 1 Brian Roberts, S OBP: 0.344, SLG: 0.436 | F7 | | K | | F8 | | | FC3-2 | | 4 | 0 | 1 | 0 | 0 | 1 | 3 | Baltimore Orioles @ New York Yankees Yankee Stadium, Bronx, NY Mon Jul 20 2009, 7:05 PM EDT Att: 46,342 - Partly Cloudy - 78 F | | | | |
| 21 Nick Markakis, L OBP: 0.350, SLG: 0.457 | HR | | F9 | | K | | | FC3-2 | | 4 | 1 | 1 | 1 | 0 | 1 | 3 | | | | | |
| Adam Jones, R OBP: 0.359, SLG: 0.482 | G6-3 | | | | K2-3 | | | 2-1 | | 3 | 0 | 1 | 0 | 0 | 1 | 0 | | | | | |
| 17 Aubrey Huff, L OBP: 0.322, SLG: 0.419 | P6 | | | | G4-3 | | | G3-6-3 | | 4 | 0 | 0 | 0 | 0 | 0 | 2 | | | | | |
| 6 Melvin Mora, R OBP: 0.333, SLG: 0.345 | F8 | | | | G6-3 | | | | | 4 | 0 | 1 | 0 | 0 | 0 | 1 | | | | | |
| 30 Luke Scott, L OBP: 0.378, SLG: 0.571 | G4-1 | | | | K | | | K | | 3 | 0 | 0 | 0 | 1 | 2 | 1 | | | | | |
| 14 Nolan Reimold, R OBP: 0.348, SLG: 0.449 | G6-3 | | | | K | | | G6-4-3 | | 3 | 0 | 0 | 0 | 1 | 0 | 3 | | | | | |
| 32 Matt Wieters, S OBP: 0.302, SLG: 0.378 | | | | | BB | | | K | | 2 | 0 | 1 | 0 | 1 | 1 | 0 | | | | | |
| 3 Cesar Izturis, S OBP: 0.291, SLG: 0.322 | | | | | K | | | | | 3 | 0 | 1 | 0 | 0 | 2 | 3 | | | | | |
| | | | | | | | | | | | | | | | | | | | | | |
| Inning Stats | R: 1 H: 1 E: 0 K: 0 S: 14 | H: 1 LOB: 0 BB: 0 P: 16 | R: 0 H: 0 E: 0 K: 0 S: 6 | H: 0 LOB: 0 BB: 0 P: 9 | R: 0 H: 0 E: 0 K: 2 S: 18 | H: 0 LOB: 1 BB: 1 P: 26 | R: 0 H: 0 E: 0 K: 1 S: 6 | H: 0 LOB: 0 BB: 0 P: 11 | R: 0 H: 1 E: 0 K: 1 S: 5 | H: 1 LOB: 0 BB: 0 P: 6 | R: 0 H: 1 E: 0 K: 1 S: 7 | H: 1 LOB: 0 BB: 0 P: 11 | R: 0 H: 2 E: 0 K: 1 S: 9 | H: 2 LOB: 2 BB: 0 P: 12 | R: 0 H: 0 E: 0 K: 0 S: 7 | H: 0 LOB: 2 BB: 1 P: 15 | 1B: 4 2B: 1 3B: 0 HR: 1 | SF: 0 SAC: 0 DP: 2 HBP: 1 | WP: 1 PB: 0 SB: 1 CS: 0 | PA: 34 | |
| PITCHER | IP | WLS | BF | H | R | ER | SO | BB | IBB | HBP | BLK | WP | HR | S | P | ERA | WHIP | | | | |
| 46 Andy Pettitte, L ERA: 4.62 | (1, 1) | 7.1 | 28 | 6 | 1 | 1 | 8 | 2 | 0 | 0 | 0 | 1 | 1 | 76 | 109 | 1.23 | 1.091 | | | | |
| 48 Phil Coke, L ERA: 3.95 | (8, 1) | 1.0 | 4 | 0 | 0 | 0 | 0 | 0 | 0 | 1 | 0 | 0 | 0 | 3 | 6 | 0.00 | 0.000 | | | | |
| 91 Alfredo Aceves, R ERA: 2.6 | (9, 1) | 0.2 | W | 3 | 0 | 0 | 0 | 0 | 1 | 0 | 0 | 0 | 0 | 5 | 11 | 0.00 | 0.000 | | | | |

| Batter | 1 | 2 | 3 | 4 | 5 | 6 | 7 | 8 | 9 | AB | R | H | RBI | BB | SO | LOB | BOTTOM | | | | | |
|--|---------------------------------------|----------------------------------|---------------------------------------|----------------------------------|--------------------------------------|----------------------------------|--------------------------------------|---------------------------------|--------------------------------------|----------------------------------|--------------------------------------|---------------------------------|--------------------------------------|----------------------------------|--------------------------------------|---------------------------------|--|---------------------------------|----------------------------------|------------------------------------|----------------------------------|--------|
| 2 Derek Jeter, R OBP: 0.395, SLG: 0.453 | F8 | | | | P3 | | | G6-3 | | 3 | 0 | 0 | 0 | 1 | 0 | 0 | Baltimore Orioles @ New York Yankees Yankee Stadium, Bronx, NY Mon Jul 20 2009, 7:05 PM EDT Att: 46,342 - Partly Cloudy - 78 F | | | | | |
| 18 Johnny Damon, L OBP: 0.366, SLG: 0.511 | | | | | | | | K2-3 | | 3 | 0 | 1 | 0 | 1 | 2 | 1 | | | | | | |
| 25 Mark Teixeira, S OBP: 0.379, SLG: 0.548 | | | | | F8 | | | G3 | | 4 | 0 | 1 | 0 | 0 | 0 | 1 | | | | | | |
| 13 Alex Rodriguez, R OBP: 0.396, SLG: 0.546 | | | | | F9 | | | P6 | | 4 | 0 | 0 | 0 | 0 | 1 | 2 | | | | | | |
| 55 Hideki Matsui, L OBP: 0.369, SLG: 0.516 | | | | | K | | | F9 | | 3 | 1 | 1 | 1 | 1 | 1 | 0 | | | | | | |
| 24 Robinson Cano, L OBP: 0.338, SLG: 0.484 | F7 | | | | F7 | | | G3-1 | | 3 | 0 | 0 | 0 | 0 | 0 | 3 | | | | | | |
| 14 Eric Hinske, L ERA: 3.55 | | | | | K | | | G3-1 | | 3 | 1 | 1 | 1 | 0 | 1 | 0 | | | | | | |
| 33 Nick Swisher, S OBP: 0.362, SLG: 0.459 | HR | | | | | | | | | 0 | 0 | 0 | 0 | 0 | 0 | 0 | | | | | | |
| 53 Melky Cabrera, S OBP: 0.338, SLG: 0.425 | P5 | | | | L3 | | | G6-3 | | 3 | 0 | 0 | 0 | 0 | 0 | 0 | | | | | | |
| 26 José Molina, R OBP: 0.321, SLG: 0.353 | G1-3 | | | | F8 | | | F8 | | 3 | 0 | 0 | 0 | 0 | 0 | 0 | | | | | | |
| Inning Stats | R: 0 H: 2 E: 0 K: 1 S: 20 | H: 2 LOB: 3 BB: 1 P: 35 | R: 1 H: 1 E: 0 K: 0 S: 13 | H: 1 LOB: 1 BB: 1 P: 23 | R: 0 H: 0 E: 0 K: 1 S: 9 | H: 0 LOB: 0 BB: 0 P: 12 | R: 0 H: 0 E: 0 K: 1 S: 6 | H: 0 LOB: 0 BB: 0 P: 9 | R: 0 H: 0 E: 0 K: 0 S: 9 | H: 0 LOB: 1 BB: 1 P: 17 | R: 0 H: 0 E: 0 K: 0 S: 4 | H: 0 LOB: 0 BB: 0 P: 7 | R: 0 H: 0 E: 0 K: 0 S: 7 | H: 0 LOB: 0 BB: 0 P: 10 | R: 0 H: 0 E: 0 K: 1 S: 5 | H: 0 LOB: 0 BB: 0 P: 9 | R: 1 H: 1 E: 0 K: 0 S: 6 | H: 1 LOB: 0 BB: 0 P: 8 | 1B: 2 2B: 0 3B: 0 HR: 2 | SF: 0 SAC: 0 DP: 0 HBP: 0 | WP: 0 PB: 0 SB: 0 CS: 0 | PA: 32 |
| PITCHER | IP | WLS | BF | H | R | ER | SO | BB | IBB | HBP | BLK | WP | HR | S | P | ERA | WHIP | | | | | |
| 29 David Hernandez, R ERA: 3.55 | (1, 1) | 6.0 | 24 | 3 | 1 | 1 | 4 | 3 | 0 | 0 | 0 | 0 | 0 | 61 | 103 | 1.50 | 1.000 | | | | | |
| 27 Mark Hendrickson, L ERA: 4.4 | (7, 1) | 1.0 | 3 | 0 | 0 | 0 | 0 | 0 | 0 | 0 | 0 | 0 | 0 | 7 | 10 | 0.00 | 0.000 | | | | | |
| 43 Jim Johnson, R ERA: 3.05 | (8, 1) | 1.1 | L | 5 | 1 | 1 | 1 | 0 | 0 | 0 | 0 | 0 | 1 | 11 | 17 | 6.75 | 0.750 | | | | | |

| Batter | 1 | 2 | 3 | 4 | 5 | 6 | 7 | 8 | 9 | AB | R | H | RBI | BB | SO | LOB | TOP | | | | |
|---|---|---|---|--|---|----------------------------------|------------------------------|----------------------------------|-------------------------------|----------------------------------|------------------------------|---------------------------------|------------------------------|----------------------------------|------------------------------|----------------------------------|----------------------------------|------------------------------------|----------------------------------|--------|--|
| 1 Brian Roberts, S OBP: 0.348, SLG: 0.443 | | | | | | | | | | 4 | 2 | 3 | 0 | 0 | 0 | 0 | | | | | |
| Adam Jones, R OBP: 0.355, SLG: 0.476 | | | | | | | | | | 4 | 0 | 0 | 1 | 0 | 0 | 2 | | | | | |
| 21 Nick Markakis, L OBP: 0.354, SLG: 0.460 | | | | | | | | | | 4 | 1 | 3 | 1 | 0 | 1 | 0 | | | | | |
| 17 Aubrey Huff, L OBP: 0.324, SLG: 0.418 | | | | | | | | | | 3 | 1 | 1 | 0 | 1 | 1 | 2 | | | | | |
| 30 Luke Scott, L OBP: 0.372, SLG: 0.562 | | | | | | | | | | 4 | 0 | 0 | 0 | 0 | 1 | 5 | | | | | |
| 6 Melvin Mora, R OBP: 0.332, SLG: 0.344 | | | | | | | | | | 4 | 0 | 1 | 2 | 0 | 1 | 0 | | | | | |
| 14 Nolan Reimold, R OBP: 0.340, SLG: 0.439 | | | | | | | | | | 4 | 0 | 0 | 0 | 0 | 1 | 1 | | | | | |
| 32 Matt Wieters, S OBP: 0.301, SLG: 0.374 | | | | | | | | | | 4 | 0 | 1 | 0 | 0 | 0 | 1 | | | | | |
| 3 Cesar Izturis, S OBP: 0.286, SLG: 0.316 | | | | | | | | | | 3 | 0 | 0 | 0 | 0 | 0 | 1 | | | | | |
| Inning Stats | R: 1 E: 0 K: 0 S: 8 | H: 2 LOB: 1 BB: 0 P: 12 | R: 0 E: 0 K: 1 S: 10 | H: 1 LOB: 1 BB: 0 P: 18 | R: 1 E: 0 K: 2 S: 13 | H: 1 LOB: 1 BB: 1 P: 23 | R: 0 E: 0 K: 0 S: 7 | H: 0 LOB: 0 BB: 0 P: 12 | R: 0 E: 0 K: 1 S: 12 | H: 3 LOB: 1 BB: 0 P: 18 | R: 0 E: 0 K: 1 S: 7 | H: 1 LOB: 0 BB: 0 P: 9 | R: 0 E: 0 K: 0 S: 7 | H: 0 LOB: 0 BB: 0 P: 10 | R: 0 E: 0 K: 0 S: 7 | H: 0 LOB: 0 BB: 0 P: 10 | 1B: 8 2B: 2 3B: 0 HR: 0 | SF: 0 SAC: 0 DP: 2 HBP: 0 | WP: 1 PB: 0 SB: 1 CS: 0 | PA: 35 | |
| PITCHER | IP WLS BF H R ER SO BB IBB HBP BLK WP HR S P ERA WHIP | 5.2 W 25 8 4 3 4 1 0 0 0 1 0 57 91 4.76 1.588 | 1.1 H 4 0 0 0 0 0 0 0 0 0 0 9 12 0.00 0.000 | 1.0 H 3 1 0 0 1 0 0 0 0 0 0 7 9 0.00 1.000 | 1.0 S 3 0 0 0 0 0 0 0 0 0 0 7 10 0.00 0.000 | PITCHER | | | | | | | | | | | | | | | |

Baltimore Orioles @ New York Yankees
Yankee Stadium, Bronx, NY
Tue Jul 21 2009, 7:05 PM EDT
Att. 45,589 - Overcast - 68 F

AB 34
R 4
H 9
RBI 4
BB 1
SO 5
LOB 12



| Batter | 1 | 2 | 3 | 4 | 5 | 6 | 7 | 8 | 9 | AB | R | H | RBI | BB | SO | LOB | BOTTOM | | | |
|--|---|---|--|---|-------------------------------|----------------------------------|-------------------------------|----------------------------------|------------------------------|----------------------------------|-------------------------------|----------------------------------|------------------------------|----------------------------------|------------------------------|----------------------------------|----------------------------------|------------------------------------|----------------------------------|--------|
| 2 Derek Jeter, R OBP: 0.396, SLG: 0.452 | | | | | | | | | | 3 | 1 | 1 | 0 | 1 | 1 | 2 | | | | |
| 18 Johnny Damon, L OBP: 0.365, SLG: 0.508 | | | | | | | | | | 4 | 0 | 1 | 1 | 0 | 0 | 4 | | | | |
| 11 Brett Gardner, L OBP: 0.350, SLG: 0.398 | | | | | | | | | | 0 | 0 | 0 | 0 | 0 | 0 | 0 | | | | |
| 25 Mark Teixeira, S OBP: 0.378, SLG: 0.543 | | | | | | | | | | 3 | 0 | 0 | 0 | 1 | 0 | 2 | | | | |
| 13 Alex Rodriguez, R OBP: 0.401, SLG: 0.546 | | | | | | | | | | 2 | 1 | 1 | 2 | 2 | 0 | 0 | | | | |
| 20 Jorge Posada, S OBP: 0.363, SLG: 0.495 | | | | | | | | | | 4 | 0 | 0 | 0 | 0 | 3 | 4 | | | | |
| 33 Nick Swisher, S OBP: 0.360, SLG: 0.456 | | | | | | | | | | 2 | 1 | 0 | 1 | 1 | 1 | 0 | | | | |
| 24 Robinson Cano, L OBP: 0.342, SLG: 0.493 | | | | | | | | | | 3 | 1 | 2 | 2 | 1 | 1 | 0 | | | | |
| 53 Melky Cabrera, S OBP: 0.333, SLG: 0.418 | | | | | | | | | | 4 | 0 | 0 | 0 | 0 | 0 | 2 | | | | |
| 12 Cody Ransom, R OBP: 0.263, SLG: 0.319 | | | | | | | | | | 1 | 2 | 1 | 0 | 2 | 0 | 0 | | | | |
| Inning Stats | R: 0 E: 0 K: 0 S: 11 | H: 0 LOB: 0 BB: 0 P: 16 | R: 1 E: 0 K: 1 S: 11 | H: 0 LOB: 0 BB: 1 P: 21 | R: 2 E: 0 K: 1 S: 22 | H: 2 LOB: 2 BB: 2 P: 35 | R: 3 E: 0 K: 0 S: 16 | H: 2 LOB: 1 BB: 3 P: 31 | R: 0 E: 0 K: 2 S: 8 | H: 0 LOB: 0 BB: 0 P: 10 | R: 0 E: 0 K: 1 S: 14 | H: 1 LOB: 2 BB: 1 P: 26 | R: 0 E: 0 K: 1 S: 5 | H: 0 LOB: 1 BB: 1 P: 12 | R: 0 E: 0 K: 0 S: 6 | H: 1 LOB: 0 BB: 0 P: 11 | 1B: 4 2B: 4 3B: 0 HR: 1 | SF: 1 SAC: 0 DP: 3 HBP: 0 | WP: 0 PB: 0 SB: 3 CS: 1 | PA: 35 |
| PITCHER | IP WLS BF H R ER SO BB IBB HBP BLK WP HR S P ERA WHIP | 3.0 L 16 3 5 5 2 4 0 0 0 0 0 27 47 3.86 2.143 | 2.1 2 1 1 2 3 0 0 0 0 0 0 12 22 0.00 0.600 | 1.0 3 1 0 0 0 0 0 0 0 0 0 6 11 0.00 1.000 | PITCHER | | | | | | | | | | | | | | | |

Baltimore Orioles @ New York Yankees
Yankee Stadium, Bronx, NY
Tue Jul 21 2009, 7:05 PM EDT
Att. 45,589 - Overcast - 68 F

AB 26
R 6
H 6
RBI 6
BB 8
SO 6
LOB 14



| Batter | 1 | 2 | 3 | 4 | 5 | 6 | 7 | 8 | 9 | AB | R | H | RBI | BB | SO | LOB | TOP | | | |
|---|---|---------------------------------|---------------------------------------|----------------------------------|---------------------------------------|----------------------------------|---------------------------------------|----------------------------------|--------------------------------------|----------------------------------|---------------------------------------|----------------------------------|---------------------------------------|----------------------------------|---------------------------------------|----------------------------------|----------------------------------|------------------------------------|----------------------------------|--------|
| 1 Brian Roberts, S OBP: 0.344, SLG: 0.437 | | | | | | | | | | 5 | 0 | 0 | 0 | 0 | 2 | 3 | | | | |
| Adam Jones, R OBP: 0.361, SLG: 0.493 | | | | | | | | | | 5 | 2 | 4 | 1 | 0 | 1 | 0 | | | | |
| 21 Nick Markakis, L OBP: 0.352, SLG: 0.465 | | | | | | | | | | 4 | 1 | 1 | 2 | 0 | 0 | 3 | | | | |
| 17 Aubrey Huff, L OBP: 0.320, SLG: 0.412 | | | | | | | | | | 5 | 0 | 0 | 0 | 0 | 3 | 3 | | | | |
| 23 Ty Wigginton, R OBP: 0.302, SLG: 0.389 | | | | | | | | | | 4 | 0 | 0 | 0 | 0 | 1 | 3 | | | | |
| 30 Luke Scott, L OBP: 0.374, SLG: 0.560 | | | | | | | | | | 3 | 0 | 1 | 0 | 1 | 1 | 0 | | | | |
| 9 Gregg Zaun, S OBP: 0.366, SLG: 0.401 | | | | | | | | | | 3 | 0 | 2 | 0 | 1 | 1 | 1 | | | | |
| 18 Felix Pie, L OBP: 0.289, SLG: 0.342 | | | | | | | | | | 4 | 0 | 0 | 0 | 0 | 0 | 5 | | | | |
| 12 Robert Andino, R OBP: 0.266, SLG: 0.284 | | | | | | | | | | 3 | 1 | 1 | 0 | 1 | 1 | 2 | | | | |
| Inning Stats | R: 0 H: 1 E: 0 K: 1 S: 6 | H: 1 LOB: 1 BB: 0 P: 8 | R: 0 H: 2 E: 0 K: 1 S: 12 | H: 2 LOB: 2 BB: 0 P: 16 | R: 0 H: 1 E: 1 K: 1 S: 11 | H: 1 LOB: 2 BB: 2 P: 19 | R: 0 H: 0 E: 0 K: 1 S: 10 | H: 0 LOB: 0 BB: 2 P: 23 | R: 0 H: 0 E: 0 K: 0 S: 9 | H: 0 LOB: 1 BB: 1 P: 15 | R: 2 H: 2 E: 0 K: 1 S: 14 | H: 2 LOB: 0 BB: 0 P: 15 | R: 0 H: 1 E: 0 K: 1 S: 12 | H: 1 LOB: 0 BB: 0 P: 16 | R: 2 H: 2 E: 0 K: 3 S: 14 | H: 2 LOB: 0 BB: 0 P: 18 | 1B: 6 2B: 1 3B: 0 HR: 2 | SF: 1 SAC: 0 DP: 1 HBP: 0 | WP: 1 PB: 0 SB: 0 CS: 0 | PA: 40 |
| PITCHER | IP WLS BF H R ER SO BB IBB HBP BLK WP HR S P ERA WHIP | | | | | | | | | | | | | | | | | | | |
| 34 A.J. Burnett, R ERA: 3.74 | 7.0 W 32 6 2 2 6 3 0 0 0 0 1 0 68 104 2.57 1.286 | | | | | | | | | | | | | | | | | | | |
| 65 Phil Hughes, R ERA: 3.63 | 1.0 H 3 1 0 0 1 0 0 0 0 0 0 2 12 16 0.00 1.000 | | | | | | | | | | | | | | | | | | | |
| Brian Bruney, R ERA: 5.71 | 0.2 S 4 2 2 2 0 0 0 0 0 0 2 10 12 27.00 3.000 | | | | | | | | | | | | | | | | | | | |
| 42 Mariano Rivera, R ERA: 2.18 | 0.1 S 1 0 0 0 1 0 0 0 0 0 0 0 4 6 0.00 0.000 | | | | | | | | | | | | | | | | | | | |

Baltimore Orioles @ New York Yankees
Yankee Stadium, Bronx, NY
Wed Jul 22 2009, 1:05 PM EDT
Att: 47,134 - Partly Cloudy - 79 F

AB 36
R 4
H 9
RBI 3
BB 3
SO 10
LOB 20



| Batter | 1 | 2 | 3 | 4 | 5 | 6 | 7 | 8 | 9 | AB | R | H | RBI | BB | SO | LOB | BOTTOM | |
|--|---|----------------------------------|--------------------------------------|----------------------------------|--------------------------------------|---------------------------------|--------------------------------------|---------------------------------|---------------------------------------|----------------------------------|--------------------------------------|----------------------------------|---------------------------------------|----------------------------------|----------------------------------|------------------------------------|----------------------------------|--------|
| 2 Derek Jeter, R OBP: 0.393, SLG: 0.451 | | | | | | | | | | 5 | 1 | 1 | 0 | 0 | 2 | 5 | | |
| 18 Johnny Damon, L OBP: 0.363, SLG: 0.505 | | | | | | | | | | 4 | 0 | 1 | 0 | 0 | 0 | 1 | | |
| 53 Melky Cabrera, S OBP: 0.333, SLG: 0.418 | | | | | | | | | | 4 | 1 | 1 | 0 | 0 | 0 | 2 | | |
| 25 Mark Teixeira, S OBP: 0.377, SLG: 0.540 | | | | | | | | | | 4 | 1 | 2 | 1 | 0 | 0 | 0 | | |
| 13 Alex Rodriguez, R OBP: 0.403, SLG: 0.545 | | | | | | | | | | 4 | 1 | 0 | 0 | 0 | 2 | 3 | | |
| 55 Hideki Matsui, L OBP: 0.364, SLG: 0.508 | | | | | | | | | | 3 | 2 | 2 | 2 | 1 | 0 | 0 | | |
| 20 Jorge Posada, S OBP: 0.369, SLG: 0.517 | | | | | | | | | | 4 | 0 | 2 | 1 | 0 | 1 | 1 | | |
| 24 Robinson Canó, L OBP: 0.343, SLG: 0.493 | | | | | | | | | | 2 | 0 | 1 | 2 | 2 | 0 | 1 | | |
| 33 Nick Swisher, S OBP: 0.365, SLG: 0.456 | | | | | | | | | | 3 | 0 | 1 | 0 | 0 | 0 | 3 | | |
| 11 Brett Gardner, L OBP: 0.353, SLG: 0.397 | | | | | | | | | | 1B: 8 2B: 3 3B: 0 HR: 1 | SF: 0 SAC: 0 DP: 1 HBP: 1 | WP: 0 PB: 0 SB: 2 CS: 1 | PA: 38 | | | | | |
| Inning Stats | R: 4 H: 5 E: 0 K: 0 S: 20 | H: 0 LOB: 0 BB: 0 P: 13 | R: 0 H: 0 E: 0 K: 0 S: 8 | H: 0 LOB: 0 BB: 0 P: 13 | R: 1 H: 1 E: 0 K: 0 S: 8 | H: 1 LOB: 0 BB: 1 P: 8 | R: 0 H: 0 E: 0 K: 0 S: 4 | H: 0 LOB: 0 BB: 1 P: 8 | R: 0 H: 1 E: 0 K: 1 S: 10 | H: 1 LOB: 1 BB: 0 P: 18 | R: 0 H: 1 E: 0 K: 1 S: 9 | H: 1 LOB: 0 BB: 0 P: 12 | R: 1 H: 3 E: 0 K: 3 S: 17 | H: 3 LOB: 3 BB: 1 P: 30 | 1B: 8 2B: 3 3B: 0 HR: 1 | SF: 0 SAC: 0 DP: 1 HBP: 1 | WP: 0 PB: 0 SB: 2 CS: 1 | PA: 38 |
| PITCHER | IP WLS BF H R ER SO BB IBB HBP BLK WP HR S P ERA WHIP | | | | | | | | | | | | | | | | | |
| 49 Jason Berken, R ERA: 6.55 | 6.0 L 26 7 5 5 1 2 0 0 0 0 0 0 9 55 7.50 1.500 | | | | | | | | | | | | | | | | | |
| 26 Cia Meredith, R ERA: 4.06 | 1.0 4 1 0 0 1 0 0 1 0 0 0 9 12 0.00 1.000 | | | | | | | | | | | | | | | | | |
| 52 George Sherrill, L ERA: 2.52 | 1.0 7 3 1 1 3 0 1 0 0 0 0 17 30 9.00 3.000 | | | | | | | | | | | | | | | | | |

Baltimore Orioles @ New York Yankees
Yankee Stadium, Bronx, NY
Wed Jul 22 2009, 1:05 PM EDT
Att: 47,134 - Partly Cloudy - 79 F

AB 33
R 6
H 11
RBI 6
BB 3
SO 5
LOB 16



| Batter | 1 | 2 | 3 | 4 | 5 | 6 | 7 | 8 | 9 | AB | R | H | RBI | BB | SO | LOB | TOP | | | |
|--|---|---|---|--------------------------|--------------------------------------|--------------------------|--------------------------------------|--------------------------|--------------------------------------|--------------------------|--------------------------------------|-------------------------|---------------------------------------|--------------------------|---------------------------------------|--------------------------|---|------------------------------------|----------------------------------|--------|
| 29 Adam Kennedy, L (1.5) OBP: 0.345, SLG: 0.422 | G4-3 | | P5 | | | P5 | | F9 | | 4 | 0 | 0 | 0 | 0 | 0 | 2 | <p>Oakland Athletics @ New York Yankees Yankee Stadium, Bronx, NY</p> <p>Fri Jul 24, 2009, 7:05 PM EDT Att: 46,086 - Partly Cloudy - 76 F</p> <p>livebaseballscorecards.com</p> | | | |
| 18 Orlando Cabrera, R (1.6) OBP: 0.312, SLG: 0.362 | 12 SF9 2B | | | G6-3 | | F9 | | K | | 4 | 1 | 1 | 0 | 0 | 1 | 2 | | | | |
| 12 Scott Hairston, R (1.7) OBP: 0.349, SLG: 0.504 | SF9 2-H | | | F8 | | G5-3 | | | 3 | 1 | 1 | 1 | 0 | 0 | 0 | | | | | |
| 32 Jack Cust, L (1.10) OBP: 0.331, SLG: 0.419 | K | | | K | | | | | 4 | 0 | 0 | 0 | 0 | 0 | 3 | 1 | | | | |
| 8 Kurt Suzuki, R (1.2) OBP: 0.322, SLG: 0.404 | F8 | | | | | G4-3 | | | 4 | 1 | 1 | 1 | 0 | 0 | 0 | | | | | |
| Ryan Sweeney, L (1.9) OBP: 0.319, SLG: 0.354 | 14 CS 1B | | | | | 14 WP 10 BB BB | | F8 | | 3 | 0 | 1 | 0 | 1 | 0 | 1 | | | | |
| 10 Deric Barton, L (1.3) OBP: 0.289, SLG: 0.267 | K | | | | | 14 WP BB | | | 2 | 0 | 0 | 0 | 2 | 1 | 1 | | | | | |
| 14 Mark Ellis, R (1.4) OBP: 0.279, SLG: 0.333 | CS 1-2 | | | K | | K | | | 2 | 0 | 0 | 0 | 0 | 2 | 2 | | | | | |
| 1 Eric Patterson, L (1.8) OBP: 0.100, SLG: 0.100 | | | | | | | | | 2 | 0 | 0 | 0 | 0 | 1 | 2 | | | | | |
| 5 Nomar Garciaparra, R (8. PH) OBP: 0.295, SLG: 0.371 | | | | | | | | | 1 | 0 | 0 | 0 | 0 | 1 | 2 | | | | | |
| 11 Rajai Davis, R (8.8) OBP: 0.336, SLG: 0.368 | | | | | | | | | 0 | 0 | 0 | 0 | 0 | 0 | 0 | | | | | |
| Inning Stats | R: 1 H: 1 E: 0 K: 1 S: 11 | WLS: 1 BF: 0 LOB: 0 BB: 0 P: 17 | R: 0 H: 1 E: 0 K: 1 S: 8 | LOB: 0 BB: 0 P: 13 | R: 0 H: 0 E: 0 K: 1 S: 7 | LOB: 0 BB: 0 P: 10 | R: 0 H: 0 E: 0 K: 1 S: 7 | LOB: 0 BB: 0 P: 11 | R: 0 H: 0 E: 0 K: 0 S: 6 | LOB: 0 BB: 0 P: 10 | R: 0 H: 0 E: 0 K: 0 S: 4 | LOB: 0 BB: 0 P: 9 | R: 0 H: 0 E: 0 K: 2 S: 11 | LOB: 2 BB: 1 P: 20 | R: 2 H: 2 E: 1 K: 1 S: 15 | LOB: 0 BB: 0 P: 19 | 1B: 2 2B: 2 HR: 0 | SF: 1 SAC: 0 DP: 1 HBP: 1 | WP: 3 PB: 0 SB: 1 CS: 1 | PA: 35 |
| PITCHER | IP: 7.0 WLS: 1 BF: 26 H: 2 R: 1 ER: 1 SO: 6 BB: 3 IBB: 0 HBP: 1 BLK: 0 WP: 1 HR: 0 S: 56 P: 100 ERA: 1.29 WHIP: 0.714 | IP: 1.0 WLS: 0 BF: 3 H: 0 R: 0 ER: 0 SO: 2 BB: 0 IBB: 0 HBP: 0 BLK: 0 WP: 0 HR: 0 S: 13 P: 13 ERA: 0.00 WHIP: 0.000 | IP: 1.0 WLS: 0 BF: 5 H: 2 R: 2 ER: 1 SO: 1 BB: 0 IBB: 0 HBP: 0 BLK: 0 WP: 1 HR: 0 S: 15 P: 19 ERA: 9.00 WHIP: 2.000 | | | | | | | | | | | | | | | | | |

| | |
|-----|----|
| AB | 29 |
| R | 3 |
| H | 4 |
| RBI | 2 |
| BB | 3 |
| SO | 9 |
| LOB | 13 |





| Batter | 1 | 2 | 3 | 4 | 5 | 6 | 7 | 8 | 9 | AB | R | H | RBI | BB | SO | LOB | BOTTOM | | | |
|--|---|---|---|---|---------------------------------------|--------------------------|--------------------------------------|--------------------------|---------------------------------------|--------------------------|---------------------------------------|--------------------------|---------------------------------------|--------------------------|---------------------------------------|--------------------------|---|------------------------------------|----------------------------------|--------|
| 2 Derek Jeter, R (1.6) OBP: 0.396, SLG: 0.451 | K | | | | | | | | | 5 | 0 | 3 | 2 | 0 | 1 | 2 | <p>Oakland Athletics @ New York Yankees Yankee Stadium, Bronx, NY</p> <p>Fri Jul 24, 2009, 7:05 PM EDT Att: 46,086 - Partly Cloudy - 76 F</p> <p>livebaseballscorecards.com</p> | | | |
| 18 Johnny Damon, L (1.7) OBP: 0.383, SLG: 0.500 | K | | | | | | | | | 5 | 0 | 1 | 3 | 0 | 1 | 4 | | | | |
| 25 Mark Teixeira, S (1.3) OBP: 0.381, SLG: 0.548 | | | | | | | | | | 3 | 0 | 1 | 0 | 2 | 1 | 1 | | | | |
| 11 Brett Gardner, L (9.8) OBP: 0.351, SLG: 0.391 | K | | | | | | | | | 0 | 0 | 0 | 0 | 0 | 0 | 0 | | | | |
| 13 Alex Rodriguez, R (1.5) OBP: 0.397, SLG: 0.535 | | | | | | | | | | 5 | 1 | 1 | 0 | 0 | 2 | 7 | | | | |
| 12 Cody Ransom, R (9.5) OBP: 0.293, SLG: 0.319 | | | | | | | | | | 0 | 0 | 0 | 0 | 0 | 0 | 0 | | | | |
| 20 Jorge Posada, S (1.2) OBP: 0.369, SLG: 0.530 | K | | | | | | | | | 4 | 1 | 1 | 1 | 0 | 2 | 1 | | | | |
| 55 Hideki Matsui, L (1.10) OBP: 0.358, SLG: 0.494 | G3 | | | | | | | | | 4 | 0 | 0 | 1 | 0 | 0 | 0 | | | | |
| 24 Robinson Cano, L (1.4) OBP: 0.346, SLG: 0.492 | | | | | | | | | | 3 | 2 | 2 | 0 | 1 | 0 | 0 | | | | |
| 33 Nick Swisher, S (1.9) OBP: 0.366, SLG: 0.453 | | | | | | | | | | 2 | 2 | 0 | 0 | 2 | 1 | 2 | | | | |
| 53 Melky Cabrera, S (1.8) OBP: 0.341, SLG: 0.433 | | | | | | | | | | 4 | 2 | 3 | 0 | 0 | 0 | 1 | | | | |
| Inning Stats | R: 0 H: 0 E: 0 K: 3 S: 9 | WLS: 0 BF: 0 LOB: 0 BB: 0 P: 12 | R: 0 H: 0 E: 0 K: 1 S: 9 | LOB: 0 BB: 0 P: 14 | R: 2 H: 4 E: 0 K: 1 S: 18 | LOB: 2 BB: 0 P: 28 | R: 0 H: 0 E: 0 K: 1 S: 7 | LOB: 0 BB: 0 P: 10 | R: 1 H: 1 E: 0 K: 0 S: 11 | LOB: 1 BB: 1 P: 20 | R: 1 H: 2 E: 0 K: 1 S: 11 | LOB: 1 BB: 0 P: 17 | R: 0 H: 2 E: 0 K: 1 S: 14 | LOB: 2 BB: 1 P: 21 | R: 4 H: 3 E: 1 K: 0 S: 16 | LOB: 2 BB: 3 P: 30 | 1B: 9 2B: 2 3B: 0 HR: 1 | SF: 0 SAC: 0 DP: 2 HBP: 0 | WP: 0 PB: 0 SB: 0 CS: 0 | PA: 40 |
| PITCHER | IP: 6.2 WLS: 1 BF: 30 H: 4 R: 4 ER: 4 SO: 7 BB: 2 IBB: 0 HBP: 0 BLK: 0 WP: 0 HR: 0 S: 74 P: 114 ERA: 5.40 WHIP: 1.650 | IP: 0.1 WLS: 0 BF: 1 H: 0 R: 0 ER: 0 SO: 1 BB: 0 IBB: 0 HBP: 0 BLK: 0 WP: 0 HR: 0 S: 5 P: 8 ERA: 0.00 WHIP: 0.000 | IP: 0.1 WLS: 0 BF: 4 H: 1 R: 3 ER: 3 SO: 0 BB: 2 IBB: 0 HBP: 0 BLK: 0 WP: 0 HR: 1 S: 6 P: 14 ERA: 81.00 WHIP: 9.000 | IP: 0.2 WLS: 0 BF: 5 H: 2 R: 1 ER: 0 SO: 0 BB: 1 IBB: 0 HBP: 0 BLK: 0 WP: 0 HR: 0 S: 10 P: 16 ERA: 0.00 WHIP: 4.500 | | | | | | | | | | | | | | | | |



| Batter | 1 | 2 | 3 | 4 | 5 | 6 | 7 | 8 | 9 | AB | R | H | RBI | BB | SO | LOB | TOP | | | | | | | | | | | | | | | | | | | |
|---|---------------------------------------|---|--------------------------------------|---|--------------------------------------|---|--------------------------------------|---|---------------------------------------|---|---------------------------------------|---|---------------------------------------|---|---------------------------------------|---|--|---|---|------------------------------------|------------------------------------|----------------------------------|--------|----|----|----|-----|-----|-----|----|----|---|---|-----|------|--|
| 29 Adam Kennedy, L (1,5) OBP: 0.342, SLG: 0.418 | G6-3 | | | L4 | | F8 | F8 | | G4-3 | 5 | 1 | 1 | 1 | 0 | 0 | 1 | Oakland Athletics @ New York Yankees Yankee Stadium, Bronx, NY Sat Jul 25 2009, 1:05 PM EDT Att: 46,412 - Partly Cloudy - 81 F | | | | | | | | | | | | | | | | | | | |
| 18 Orlando Cabrera, R (1,6) OBP: 0.313, SLG: 0.365 | G4-3 | | | | | K | K | | | 4 | 0 | 2 | 2 | 0 | 1 | 0 | | | | | | | | | | | | | | | | | | | | |
| 12 Scott Hairston, R (1,7) OBP: 0.348, SLG: 0.504 | K | | | K | | | | | | 4 | 1 | 1 | 0 | 0 | 3 | 2 | | | | | | | | | | | | | | | | | | | | |
| 5 Nomar Garciaparra, R (1,10) OBP: 0.293, SLG: 0.359 | G6-3 | | | K | | | | | | 3 | 1 | 0 | 0 | 1 | 1 | 1 | | | | | | | | | | | | | | | | | | | | |
| 32 Jack Cust, L (1,9) Ryan Sweeney, L (7,9) OBP: 0.318, SLG: 0.352 | K | | | | | G1-3 | F8 | | L8 | 3 | 0 | 0 | 0 | 0 | 1 | 2 | | | | | | | | | | | | | | | | | | | | |
| 11 Rajai Davis, R (1,8) OBP: 0.333, SLG: 0.364 | P4 | | | | | B1-3 | | | F8 | 4 | 1 | 1 | 1 | 0 | 0 | 0 | | | | | | | | | | | | | | | | | | | | |
| 7 Bobby Crosby, R (1,3) OBP: 0.304, SLG: 0.343 | | | | K | | | | | | 4 | 1 | 2 | 0 | 0 | 2 | 0 | | | | | | | | | | | | | | | | | | | | |
| 14 Mark Ellis, R (1,4) OBP: 0.272, SLG: 0.324 | L6 | | | | | FC4 | | | | 4 | 0 | 0 | 0 | 0 | 1 | 4 | | | | | | | | | | | | | | | | | | | | |
| 35 Landon Powell, S (1,2) OBP: 0.333, SLG: 0.413 | G6-3 | | | | | | | | | 4 | 1 | 2 | 2 | 0 | 1 | 0 | | | | | | | | | | | | | | | | | | | | |
| Inning Stats | R: 0 H: 0 E: 0 K: 1 S: 11 | H: 0 R: 0 ER: 0 LOB: 0 BB: 0 P: 18 | R: 0 H: 0 E: 0 K: 1 S: 7 | H: 0 R: 0 ER: 0 LOB: 0 BB: 0 P: 10 | R: 0 H: 0 E: 0 K: 1 S: 6 | H: 0 R: 0 ER: 0 LOB: 0 BB: 0 P: 10 | R: 0 H: 1 E: 0 K: 2 S: 9 | H: 1 R: 0 ER: 0 LOB: 1 BB: 0 P: 12 | R: 0 H: 1 E: 0 K: 0 S: 10 | H: 0 R: 0 ER: 0 LOB: 1 BB: 0 P: 14 | R: 0 H: 0 E: 0 K: 2 S: 10 | H: 0 R: 0 ER: 0 LOB: 0 BB: 0 P: 14 | R: 6 H: 6 E: 0 K: 1 S: 28 | H: 6 R: 0 ER: 0 LOB: 1 BB: 1 P: 38 | R: 0 H: 0 E: 0 K: 0 S: 7 | H: 0 R: 0 ER: 0 LOB: 0 BB: 0 P: 11 | | R: 0 H: 1 E: 0 K: 2 S: 10 | H: 1 R: 0 ER: 0 LOB: 1 BB: 0 P: 14 | 1B: 7 2B: 2 3B: 0 HR: 0 | SF: 0 SAC: 0 DP: 0 HBP: 0 | WP: 0 PB: 0 SB: 0 CS: 0 | PA: 37 | | | | | | | | | | | | | |
| PITCHER | IP | WLS | BF | H | R | ER | SO | BB | IBB | HBP | BLK | WP | HR | S | P | ERA | WHIP | PITCHER | IP | WLS | BF | H | R | ER | SO | BB | IBB | HBP | BLK | WP | HR | S | P | ERA | WHIP | |
| 46 Andy Pettitte, L (1,1) ERA: 4.67 | 6.1 | L | 25 | 5 | 4 | 4 | 7 | 1 | 0 | 0 | 0 | 0 | 0 | 66 | 99 | 5.68 | 0.947 | | | | | | | | | | | | | | | | | | | |
| 91 Alfredo Aceves, R (7,1) ERA: 2.59 | 0.1 | | 4 | 3 | 2 | 2 | 0 | 0 | 0 | 0 | 0 | 0 | 0 | 11 | 13 | 54.00 | 9.000 | | | | | | | | | | | | | | | | | | | |
| 30 David Robertson, R (7,1) ERA: 3.6 | 1.1 | | 4 | 0 | 0 | 0 | 1 | 0 | 0 | 0 | 0 | 0 | 0 | 11 | 15 | 0.00 | 0.000 | | | | | | | | | | | | | | | | | | | |
| 30 David Robertson, R (8,1) ERA: 3.6 | 1.1 | | 4 | 0 | 0 | 0 | 1 | 0 | 0 | 0 | 0 | 0 | 0 | 11 | 15 | 0.00 | 0.000 | | | | | | | | | | | | | | | | | | | |
| Brian Bruney, R (9,1) ERA: 5.4 | 1.0 | | 4 | 1 | 0 | 0 | 2 | 0 | 0 | 0 | 0 | 0 | 0 | 10 | 14 | 0.00 | 1.000 | | | | | | | | | | | | | | | | | | | |
| Batter | 1 | 2 | 3 | 4 | 5 | 6 | 7 | 8 | 9 | AB | R | H | RBI | BB | SO | LOB | BOTTOM | | | | | | | | | | | | | | | | | | | |
| 2 Derek Jeter, R (1,10) OBP: 0.396, SLG: 0.456 | G1-3 | | F9 | | | | | | F8 | 4 | 2 | 1 | 2 | 1 | 0 | 1 | Oakland Athletics @ New York Yankees Yankee Stadium, Bronx, NY Sat Jul 25 2009, 1:05 PM EDT Att: 46,412 - Partly Cloudy - 81 F | | | | | | | | | | | | | | | | | | | |
| 11 Brett Gardner, L (1,8) OBP: 0.354, SLG: 0.400 | | | | G4-3 | | | | | | 3 | 0 | 1 | 1 | 1 | 1 | 0 | | | | | | | | | | | | | | | | | | | | |
| 25 Mark Teixeira, S (1,3) OBP: 0.379, SLG: 0.553 | | | | | | | | | | 4 | 1 | 1 | 1 | 0 | 1 | 2 | | | | | | | | | | | | | | | | | | | | |
| 13 Alex Rodriguez, R (1,5) OBP: 0.392, SLG: 0.526 | | | | | | | | | | 4 | 0 | 0 | 0 | 0 | 2 | 2 | | | | | | | | | | | | | | | | | | | | |
| 33 Nick Swisher, S (1,9) OBP: 0.365, SLG: 0.454 | | | | | | | | | | 4 | 0 | 1 | 0 | 0 | 0 | 0 | | | | | | | | | | | | | | | | | | | | |
| 24 Robinson Cano, L (1,4) OBP: 0.343, SLG: 0.487 | | | | | | | | | | 4 | 0 | 0 | 0 | 0 | 2 | 1 | | | | | | | | | | | | | | | | | | | | |
| 53 Melky Cabrera, S (1,7) OBP: 0.347, SLG: 0.433 | | | | | | | | | | 2 | 0 | 1 | 0 | 2 | 0 | 0 | | | | | | | | | | | | | | | | | | | | |
| 12 Cody Ransom, R (1,6) OBP: 0.256, SLG: 0.310 | | | | | | | | | | 2 | 0 | 0 | 0 | 0 | 0 | 1 | | | | | | | | | | | | | | | | | | | | |
| 55 Hideki Matsui, L (7,PH) OBP: 0.356, SLG: 0.492 | | | | | | | | | | 1 | 0 | 0 | 0 | 0 | 0 | 1 | | | | | | | | | | | | | | | | | | | | |
| 30 David Robertson, R (8,1) Brian Bruney, R (9,1) 18 Johnny Damon, L (9,PH) OBP: 0.364, SLG: 0.500 | | | | | | | | | | 0 | 0 | 0 | 0 | 0 | 0 | 0 | | | | | | | | | | | | | | | | | | | | |
| 26 José Molina, R (1,2) OBP: 0.310, SLG: 0.340 | | | | | | | | | | 2 | 0 | 0 | 0 | 0 | 1 | 0 | | | | | | | | | | | | | | | | | | | | |
| 20 Jorge Posada, S (8,PH) ERA: 3.23 | | | | | | | | | | 2 | 1 | 1 | 0 | 0 | 0 | 2 | | | | | | | | | | | | | | | | | | | | |
| Inning Stats | R: 0 H: 0 E: 0 K: 1 S: 11 | H: 0 R: 0 ER: 0 LOB: 1 BB: 1 P: 19 | R: 0 H: 0 E: 0 K: 1 S: 9 | H: 0 R: 0 ER: 0 LOB: 0 BB: 0 P: 14 | R: 0 H: 0 E: 0 K: 0 S: 4 | H: 0 R: 0 ER: 0 LOB: 0 BB: 0 P: 4 | R: 0 H: 0 E: 0 K: 2 S: 8 | H: 0 R: 0 ER: 0 LOB: 0 BB: 0 P: 13 | R: 0 H: 1 E: 0 K: 0 S: 5 | H: 1 R: 0 ER: 0 LOB: 1 BB: 1 P: 8 | R: 1 H: 1 E: 0 K: 1 S: 15 | H: 1 R: 0 ER: 0 LOB: 1 BB: 1 P: 27 | R: 0 H: 0 E: 0 K: 1 S: 11 | H: 0 R: 0 ER: 0 LOB: 1 BB: 1 P: 23 | R: 3 H: 4 E: 0 K: 1 S: 18 | H: 4 R: 0 ER: 0 LOB: 1 BB: 0 P: 21 | R: 0 H: 0 E: 0 K: 0 S: 8 | H: 0 R: 0 ER: 0 LOB: 1 BB: 2 P: 17 | 1B: 2 2B: 1 3B: 1 HR: 2 | SF: 0 SAC: 0 DP: 1 HBP: 0 | WP: 0 PB: 0 SB: 0 CS: 0 | PA: 37 | | | | | | | | | | | | | | |
| PITCHER | IP | WLS | BF | H | R | ER | SO | BB | IBB | HBP | BLK | WP | HR | S | P | ERA | WHIP | PITCHER | IP | WLS | BF | H | R | ER | SO | BB | IBB | HBP | BLK | WP | HR | S | P | ERA | WHIP | |
| 47 Gio González, L (1,1) ERA: 7.75 | 6.2 | W | 25 | 2 | 1 | 1 | 6 | 3 | 0 | 0 | 0 | 0 | 0 | 60 | 102 | 1.35 | 0.750 | | | | | | | | | | | | | | | | | | | |
| 48 Michael Wuerzt, R (7,1) ERA: 3.23 | 1.0 | | 7 | 4 | 3 | 3 | 1 | 0 | 0 | 0 | 0 | 0 | 2 | 19 | 25 | 27.00 | 4.000 | | | | | | | | | | | | | | | | | | | |
| 40 Andrew Bailey, R (8,1) ERA: 2.02 | 1.1 | S | 5 | 0 | 0 | 0 | 0 | 2 | 0 | 0 | 0 | 0 | 0 | 10 | 19 | 0.00 | 1.500 | | | | | | | | | | | | | | | | | | | |



| Batter | 1 | 2 | 3 | 4 | 5 | 6 | 7 | 8 | 9 | AB | R | H | RBI | BB | SO | LOB | TOP | | | | | |
|--|---------------------------------------|---------------------------------------|---------------------------------------|---------------------------------------|---------------------------------------|---------------------------------------|---------------------------------------|---------------------------------------|---------------------------------------|---------------------------------------|---------------------------------------|---------------------------------------|---------------------------------------|---------------------------------------|---------------------------------------|---------------------------------------|---|------------------------------------|----------------------------------|------------------------------------|----------------------------------|--------|
| 2 Derek Jeter, R OBP: 0.402, SLG: 0.459 | G4-3 | 1B | G4-3 | G4-3 | | 18 WP 1B | | 18 FC4-2 1B | 18 HR IBB | 5 | 2 | 3 | 0 | 1 | 0 | 1 | New York Yankees @ Tampa Bay Rays Tropicana Field, St. Petersburg, FL Mon Jul 27 2009, 7:08 PM EDT Att: 33,442 - Dome - 72 F AB 41 R 11 H 15 RBI 11 BB 7 SO 2 LOB 23  | | | | | |
| 16 Johnny Damon, L OBP: 0.364, SLG: 0.504 | F7 | G1-3 | | | E6 25 1B | BB | | FC4-2 13 2B 1B | HR | 5 | 2 | 1 | 3 | 1 | 0 | 3 | | | | | | |
| 25 Mark Teixeira, S OBP: 0.379, SLG: 0.551 | FC6-4 13 1B | | G3 | | | F6 | | F8 | L4 | 6 | 0 | 2 | 0 | 0 | 0 | 4 | | | | | | |
| 13 Alex Rodriguez, R OBP: 0.392, SLG: 0.525 | FC6-4 1-2 | | | | | F9 | | | | 4 | 0 | 1 | 2 | 1 | 1 | 5 | | | | | | |
| 55 Hideki Matsui, L OBP: 0.358, SLG: 0.485 | | 20 2B 1B | | F8 | | L9 | | 20 G5-4-3 BB | F7 | 4 | 1 | 1 | 0 | 1 | 0 | 4 | | | | | | |
| 20 Jorge Posada, S OBP: 0.367, SLG: 0.522 | 24 3B 1-H | | F8 | | | F8 | | G5-4-3 1-2 | L9 | 5 | 1 | 1 | 1 | 0 | 0 | 4 | | | | | | |
| 24 Robinson Cano, L OBP: 0.348, SLG: 0.501 | 33 G4-3 2-H | | | | | HR | | | F8 | 3 | 2 | 2 | 2 | 2 | 0 | 0 | | | | | | |
| 33 Nick Swisher, S OBP: 0.367, SLG: 0.475 | G4-3 | | | | | HR | | | HR | 5 | 2 | 2 | 3 | 0 | 1 | 2 | | | | | | |
| 53 Melky Cabrera, S OBP: 0.356, SLG: 0.438 | G1-3 | | | | | P6 | | 2 1B 18 FC4-2 1B | 18 HR 2B | 4 | 1 | 2 | 0 | 1 | 0 | 0 | | | | | | |
| Inning Stats | R: 0 H: 1 E: 0 K: 0 S: 11 | H: 4 LOB: 1 BB: 0 P: 15 | R: 3 H: 4 E: 0 K: 0 S: 9 | H: 0 LOB: 1 BB: 0 P: 14 | R: 0 H: 0 E: 0 K: 1 S: 6 | H: 0 LOB: 1 BB: 2 P: 13 | R: 0 H: 0 E: 0 K: 1 S: 7 | H: 0 LOB: 1 BB: 2 P: 20 | R: 0 H: 1 E: 1 K: 1 S: 17 | H: 3 LOB: 2 BB: 0 P: 24 | R: 2 H: 3 E: 0 K: 0 S: 14 | H: 0 LOB: 1 BB: 2 P: 19 | R: 2 H: 3 E: 0 K: 0 S: 16 | H: 3 LOB: 1 BB: 0 P: 20 | R: 4 H: 3 E: 0 K: 0 S: 12 | H: 3 LOB: 0 BB: 1 P: 24 | 1B: 7 2B: 3 3B: 1 HR: 4 | SF: 0 SAC: 0 DP: 1 HBP: 0 | WP: 1 PB: 0 SB: 1 CS: 0 | PA: 48 | | |
| PITCHER | IP WLS BF H R ER SO | IP WLS BF H R ER SO | IP WLS BF H R ER SO | IP WLS BF H R ER SO | IP WLS BF H R ER SO | IP WLS BF H R ER SO | IP WLS BF H R ER SO | IP WLS BF H R ER SO | IP WLS BF H R ER SO | IP WLS BF H R ER SO | IP WLS BF H R ER SO | IP WLS BF H R ER SO | IP WLS BF H R ER SO | IP WLS BF H R ER SO | IP WLS BF H R ER SO | IP WLS BF H R ER SO | ERA WHIP | ERA WHIP | ERA WHIP | | | |
| 33 James Shields, R ERA: 3.87 | 5.1 L 28 9 5 5 2 | | | | | | | | | | | | | | | | 8.44 2.250 | | | | | |
| 46 Joe Nelson, R ERA: 4.12 | 1.2 8 1 1 1 0 | | | | | | | | | | | | | | | | 5.40 2.400 | | | | | |
| 50 Grant Balfour, R ERA: 4.44 | 1.0 5 2 1 1 0 | | | | | | | | | | | | | | | | 9.00 2.000 | | | | | |
| 52 Brian Shouse, L ERA: 5.87 | 1.0 7 3 4 4 0 | | | | | | | | | | | | | | | | 36.00 3.000 | | | | | |
| Batter | 1 | 2 | 3 | 4 | 5 | 6 | 7 | 8 | 9 | AB | R | H | RBI | BB | SO | LOB | BOTTOM | | | | | |
| 2 B.J. Upton, R OBP: 0.322, SLG: 0.378 | K | | 13 FC5-4 1B | | | 13 1B 3 G4-6-3 | | 13 SF7 18 1B 2B | G5-3 | 5 | 2 | 2 | 0 | 0 | 2 | 1 | New York Yankees @ Tampa Bay Rays Tropicana Field, St. Petersburg, FL Mon Jul 27 2009, 7:08 PM EDT Att: 33,442 - Dome - 72 F AB 32 R 4 H 6 RBI 3 BB 3 SO 7 LOB 12  | | | | | |
| 13 Carl Crawford, L OBP: 0.371, SLG: 0.442 | BB | | FC5-4 3 S | | | 3 G4-6-3 1B | | SF7 | | 2 | 0 | 1 | 1 | 1 | 0 | 1 | | | | | | |
| 3 Evan Longoria, R OBP: 0.360, SLG: 0.521 | K | | L9 | | | G4-6-3 | | 18 1B HBP | | 3 | 0 | 0 | 0 | 0 | 1 | 3 | | | | | | |
| 18 Ben Zobrist, S OBP: 0.412, SLG: 0.571 | L9 | | | | | G4-3 | | G4-3 | | 4 | 0 | 1 | 1 | 0 | 0 | 1 | | | | | | |
| 23 Carlos Pena, L OBP: 0.348, SLG: 0.496 | K | | | | | G3 | | G6-3 | K | 4 | 0 | 0 | 0 | 0 | 2 | 2 | | | | | | |
| 5 Pat Burrell, R OBP: 0.335, SLG: 0.365 | | | | | | G6-3 | | G5-3 | HR | 3 | 1 | 1 | 1 | 1 | 0 | 0 | | | | | | |
| 26 Gabe Gross, L OBP: 0.381, SLG: 0.423 | K | | | | | F8 | | F8 | 2 DI 1B | 4 | 0 | 1 | 0 | 0 | 1 | 1 | | | | | | |
| 41 Michel Hernandez, R ERA: 3.53 | | | | | | G5-3 | | K | L5 | 3 | 0 | 0 | 0 | 0 | 1 | 1 | | | | | | |
| 16 Willy Aybar, S OBP: 0.364, SLG: 0.470 | G1-3 | | | | | | | K | L5 | 1 | 0 | 0 | 0 | 0 | 0 | 1 | | | | | | |
| 8 Jason Bartlett, R OBP: 0.386, SLG: 0.511 | | | | | | L3 | | 2 2B 13 SF7 BB | F7 | 3 | 1 | 0 | 0 | 1 | 0 | 1 | | | | | | |
| Inning Stats | R: 0 H: 0 E: 1 K: 2 S: 12 | H: 0 LOB: 1 BB: 1 P: 20 | R: 0 H: 0 E: 0 K: 2 S: 10 | H: 0 LOB: 1 BB: 1 P: 17 | R: 0 H: 1 E: 0 K: 0 S: 16 | H: 0 LOB: 0 BB: 0 P: 24 | R: 0 H: 0 E: 0 K: 0 S: 7 | H: 0 LOB: 0 BB: 0 P: 13 | R: 0 H: 0 E: 0 K: 1 S: 8 | H: 1 LOB: 0 BB: 0 P: 15 | R: 1 H: 1 E: 0 K: 1 S: 8 | H: 0 LOB: 0 BB: 0 P: 15 | R: 0 H: 0 E: 0 K: 0 S: 7 | H: 0 LOB: 0 BB: 0 P: 10 | R: 2 H: 2 E: 0 K: 2 S: 11 | H: 2 LOB: 1 BB: 1 P: 19 | R: 1 H: 2 E: 0 K: 0 S: 14 | H: 2 LOB: 1 BB: 0 P: 20 | 1B: 4 2B: 1 3B: 0 HR: 1 | SF: 1 SAC: 0 DP: 1 HBP: 1 | WP: 0 PB: 1 SB: 1 CS: 0 | PA: 37 |
| PITCHER | IP WLS BF H R ER SO | IP WLS BF H R ER SO | IP WLS BF H R ER SO | IP WLS BF H R ER SO | IP WLS BF H R ER SO | IP WLS BF H R ER SO | IP WLS BF H R ER SO | IP WLS BF H R ER SO | IP WLS BF H R ER SO | IP WLS BF H R ER SO | IP WLS BF H R ER SO | IP WLS BF H R ER SO | IP WLS BF H R ER SO | IP WLS BF H R ER SO | IP WLS BF H R ER SO | IP WLS BF H R ER SO | ERA WHIP | ERA WHIP | ERA WHIP | | | |
| 34 A.J. Burnett, R ERA: 3.53 | 7.0 W 25 2 1 0 5 | | | | | | | | | | | | | | | | 0.00 0.571 | | | | | |
| 63 Jonathan Albaladejo, R ERA: 5.61 | 0.2 6 2 2 2 1 | | | | | | | | | | | | | | | | 27.00 4.500 | | | | | |
| 30 David Robertson, R ERA: 3.76 | 1.1 S 6 2 1 1 1 | | | | | | | | | | | | | | | | 6.75 1.500 | | | | | |

| Batter | 1 | 2 | 3 | 4 | 5 | 6 | 7 | 8 | 9 | AB | R | H | RBI | BB | SO | LOB | TOP | | | | | |
|--|---|----------------------------------|-------------------------------|----------------------------------|-------------------------------|----------------------------------|-------------------------------|----------------------------------|------------------------------|----------------------------------|------------------------------|----------------------------------|-------------------------------|----------------------------------|------------------------------|---------------------------------|-------------------------------|----------------------------------|----------------------------------|------------------------------------|----------------------------------|--------|
| 2 Derek Jeter, R OBP: 0.400, SLG: 0.455 | | | | | | | | | | 3 | 0 | 0 | 0 | 1 | 1 | 1 | | | | | | |
| 18 Johnny Damon, L OBP: 0.363, SLG: 0.500 | | | | | | | | | | 3 | 0 | 0 | 0 | 1 | 0 | 1 | | | | | | |
| 25 Mark Teixeira, S OBP: 0.378, SLG: 0.550 | | | | | | | | | | 4 | 1 | 1 | 0 | 0 | 1 | 1 | | | | | | |
| 13 Alex Rodriguez, R OBP: 0.393, SLG: 0.525 | | | | | | | | | | 4 | 1 | 2 | 0 | 0 | 1 | 1 | | | | | | |
| 55 Hideki Matsui, L OBP: 0.360, SLG: 0.489 | | | | | | | | | | | 4 | 0 | 2 | 2 | 0 | 0 | 1 | | | | | |
| 20 Jorge Posada, S OBP: 0.386, SLG: 0.517 | | | | | | | | | | | 4 | 0 | 1 | 0 | 0 | 1 | 2 | | | | | |
| 24 Robinson Canó, L OBP: 0.345, SLG: 0.497 | | | | | | | | | | 3 | 0 | 0 | 0 | 0 | 0 | 2 | | | | | | |
| 33 Nick Swisher, S OBP: 0.367, SLG: 0.474 | | | | | | | | | | 3 | 0 | 1 | 0 | 0 | 0 | 0 | | | | | | |
| 53 Melky Cabrera, S OBP: 0.353, SLG: 0.434 | | | | | | | | | | 3 | 0 | 0 | 0 | 0 | 0 | 1 | | | | | | |
| Inning Stats | R: 0 E: 0 K: 2 S: 13 | H: 0 LOB: 0 BB: 0 P: 20 | R: 0 E: 0 K: 1 S: 10 | H: 1 LOB: 1 BB: 0 P: 15 | R: 0 E: 0 K: 0 S: 10 | H: 0 LOB: 1 BB: 1 P: 18 | R: 1 E: 0 K: 0 S: 12 | H: 3 LOB: 1 BB: 0 P: 19 | R: 0 E: 0 K: 1 S: 9 | H: 0 LOB: 0 BB: 0 P: 12 | R: 0 E: 0 K: 0 S: 6 | H: 0 LOB: 0 BB: 0 P: 10 | R: 0 E: 0 K: 0 S: 10 | H: 0 LOB: 0 BB: 0 P: 15 | R: 0 E: 0 K: 0 S: 7 | H: 1 LOB: 0 BB: 0 P: 9 | R: 1 E: 0 K: 0 S: 10 | H: 2 LOB: 1 BB: 1 P: 18 | 1B: 5 2B: 2 3B: 0 HR: 0 | SF: 0 SAC: 0 DP: 2 HBP: 0 | WP: 0 PB: 0 SB: 1 CS: 0 | PA: 33 |
| PITCHER | IP WLS BF H R ER SO BB IBB HBP BLK WP HR S P ERA WHIP | | | | | | | | | | | | | | | | | | | | | |
| 19 Scott Kazmir, L ERA: 6.22 | 7.0 W 26 5 1 1 4 1 0 0 0 0 0 0 72 113 1.29 0.857 | | | | | | | | | | | | | | | | | | | | | |
| 50 Grant Balfour, R ERA: 4.34 | 1.0 2 0 0 0 0 0 0 0 0 0 0 0 5 5 0.00 0.000 | | | | | | | | | | | | | | | | | | | | | |
| 36 Randy Choate, L ERA: 2.65 | 0.2 4 2 1 1 0 1 0 0 0 0 0 0 8 16 13.50 4.500 | | | | | | | | | | | | | | | | | | | | | |
| 39 J.P. Howell, L ERA: 1.81 | 0.1 1 0 0 0 0 0 0 0 0 0 0 0 2 2 0.00 0.000 | | | | | | | | | | | | | | | | | | | | | |

New York Yankees @ Tampa Bay Rays
Tropicana Field, St. Petersburg, FL
Tue Jul 28 2009, 7:08 PM EDT
Att: 32,304 - Dome - 72 F

AB 31
R 2
H 7
RBI 2
BB 2
SO 4
LOB 10



| Batter | 1 | 2 | 3 | 4 | 5 | 6 | 7 | 8 | 9 | AB | R | H | RBI | BB | SO | LOB | BOTTOM | | | | | |
|--|---|---------------------------------|-------------------------------|----------------------------------|-------------------------------|----------------------------------|------------------------------|----------------------------------|-------------------------------|----------------------------------|-------------------------------|----------------------------------|------------------------------|----------------------------------|------------------------------|---------------------------------|------------------------------|---------------------------------|----------------------------------|------------------------------------|----------------------------------|--------|
| 2 B.J. Upton, R OBP: 0.324, SLG: 0.382 | | | | | | | | | | 4 | 1 | 2 | 1 | 0 | 0 | 0 | | | | | | |
| 13 Carl Crawford, L OBP: 0.372, SLG: 0.448 | | | | | | | | | | 4 | 1 | 2 | 1 | 0 | 1 | 1 | | | | | | |
| 3 Evan Longoria, R OBP: 0.359, SLG: 0.527 | | | | | | | | | | 4 | 1 | 1 | 1 | 0 | 1 | 1 | | | | | | |
| 18 Ben Zobrist, S OBP: 0.414, SLG: 0.579 | | | | | | | | | | 3 | 1 | 2 | 0 | 0 | 0 | 0 | | | | | | |
| 5 Pat Burrell, R OBP: 0.333, SLG: 0.361 | | | | | | | | | | 3 | 0 | 0 | 0 | 1 | 3 | 2 | | | | | | |
| 23 Carlos Pena, L OBP: 0.345, SLG: 0.490 | | | | | | | | | | 4 | 0 | 0 | 0 | 0 | 2 | 3 | | | | | | |
| 19 Gabe Kapler, R OBP: 0.329, SLG: 0.462 | | | | | | | | | | 3 | 1 | 1 | 0 | 1 | 0 | 0 | | | | | | |
| 30 Dioner Navarro, S OBP: 0.252, SLG: 0.327 | | | | | | | | | | 3 | 0 | 1 | 1 | 0 | 0 | 1 | | | | | | |
| 8 Jason Bartlett, R OBP: 0.384, SLG: 0.507 | | | | | | | | | | 4 | 1 | 1 | 1 | 0 | 1 | 3 | | | | | | |
| Inning Stats | R: 0 E: 0 K: 0 S: 6 | H: 1 LOB: 0 BB: 0 P: 9 | R: 1 E: 1 K: 1 S: 12 | H: 1 LOB: 2 BB: 2 P: 25 | R: 2 E: 1 K: 1 S: 18 | H: 2 LOB: 1 BB: 0 P: 24 | R: 0 E: 0 K: 1 S: 8 | H: 0 LOB: 0 BB: 0 P: 13 | R: 1 E: 0 K: 2 S: 10 | H: 2 LOB: 1 BB: 0 P: 17 | R: 2 E: 0 K: 1 S: 17 | H: 3 LOB: 1 BB: 0 P: 23 | R: 0 E: 0 K: 2 S: 7 | H: 0 LOB: 0 BB: 0 P: 10 | R: 0 E: 0 K: 0 S: 6 | H: 1 LOB: 1 BB: 0 P: 8 | R: 0 E: 0 K: 0 S: 6 | H: 1 LOB: 1 BB: 0 P: 8 | 1B: 5 2B: 2 3B: 2 HR: 1 | SF: 1 SAC: 1 DP: 1 HBP: 0 | WP: 0 PB: 0 SB: 0 CS: 0 | PA: 36 |
| PITCHER | IP WLS BF H R ER SO BB IBB HBP BLK WP HR S P ERA WHIP | | | | | | | | | | | | | | | | | | | | | |
| 52 CC Sabathia, L ERA: 3.83 | 5.2 L 28 9 6 5 6 2 0 0 0 0 0 0 69 109 7.94 1.941 | | | | | | | | | | | | | | | | | | | | | |
| 39 Mark Melancon, R ERA: 4.5 | 2.1 8 1 0 0 2 0 0 0 0 0 0 0 15 20 0.00 0.429 | | | | | | | | | | | | | | | | | | | | | |

New York Yankees @ Tampa Bay Rays
Tropicana Field, St. Petersburg, FL
Tue Jul 28 2009, 7:08 PM EDT
Att: 32,304 - Dome - 72 F


AB 32
R 6
H 10
RBI 5
BB 2
SO 8
LOB 11




| Batter | 1 | 2 | 3 | 4 | 5 | 6 | 7 | 8 | 9 | AB | R | H | RBI | BB | SO | LOB | TOP | | | | | |
|--|---|----------------------------------|--------------------------------------|----------------------------------|--------------------------------------|----------------------------------|--------------------------------------|----------------------------------|---------------------------------------|----------------------------------|---------------------------------------|----------------------------------|--------------------------------------|----------------------------------|--------------------------------------|----------------------------------|--|----------------------------------|----------------------------------|------------------------------------|----------------------------------|--------|
| 2 Derek Jeter, R OBP: 0.400, SLG: 0.460 | | | | | | | | | | 5 | 1 | 2 | 0 | 0 | 1 | 2 | New York Yankees @ Tampa Bay Rays Tropicana Field, St. Petersburg, FL Wed Jul 29 2009, 7:08 PM EDT Att: 32,398 - Dome - 72 F | | | | | |
| 18 Johnny Damon, L OBP: 0.361, SLG: 0.494 | | | | | | | | | | 4 | 0 | 0 | 0 | 1 | 0 | 3 | | | | | | |
| 25 Mark Teixeira, S OBP: 0.383, SLG: 0.559 | | | | | | | | | | 3 | 1 | 2 | 2 | 1 | 0 | 2 | | | | | | |
| 13 Alex Rodriguez, R OBP: 0.390, SLG: 0.518 | | | | | | | | | | 5 | 1 | 1 | 0 | 0 | 1 | 4 | | | | | | |
| 55 Hideki Matsui, L OBP: 0.361, SLG: 0.493 | | | | | | | | | | 4 | 0 | 2 | 0 | 0 | 1 | 0 | | | | | | |
| 12 Cody Ransom, R OBP: 0.268, SLG: 0.347 | | | | | | | | | | 4 | 0 | 1 | 1 | 0 | 1 | 2 | | | | | | |
| 20 Jorge Posada, S OBP: 0.344, SLG: 0.502 | | | | | | | | | | 4 | 1 | 1 | 2 | 0 | 1 | 3 | | | | | | |
| 24 Robinson Cano, L | | | | | | | | | | 3 | 0 | 1 | 0 | 1 | 1 | 3 | | | | | | |
| 33 Nick Swisher, S OBP: 0.368, SLG: 0.472 | | | | | | | | | | | | | | | | | | | | | | |
| 53 Melky Cabrera, S OBP: 0.354, SLG: 0.445 | | | | | | | | | | 4 | 1 | 2 | 1 | 0 | 0 | 1 | | | | | | |
| Inning Stats | R: 1 H: 2 E: 0 K: 0 S: 10 | H: 2 LOB: 0 BB: 0 P: 16 | R: 0 H: 0 E: 0 K: 2 S: 9 | H: 0 LOB: 0 BB: 0 P: 12 | R: 0 H: 2 E: 0 K: 0 S: 6 | H: 2 LOB: 2 BB: 0 P: 10 | R: 1 H: 2 E: 0 K: 1 S: 7 | H: 2 LOB: 1 BB: 0 P: 11 | R: 0 H: 0 E: 0 K: 1 S: 12 | H: 0 LOB: 2 BB: 1 P: 24 | R: 1 H: 2 E: 0 K: 1 S: 13 | H: 2 LOB: 2 BB: 1 P: 23 | R: 0 H: 0 E: 0 K: 0 S: 6 | H: 0 LOB: 0 BB: 1 P: 14 | R: 1 H: 2 E: 1 K: 0 S: 8 | H: 2 LOB: 1 BB: 0 P: 10 | R: 2 H: 2 E: 0 K: 1 S: 11 | H: 2 LOB: 0 BB: 0 P: 14 | 1B: 7 2B: 1 3B: 1 HR: 3 | SF: 0 SAC: 0 DP: 3 HBP: 1 | WP: 0 PB: 0 SB: 0 CS: 0 | PA: 40 |
| PITCHER | IP WLS BF H R ER SO BB IBB HBP BLK WP HR S P ERA WHIP | | | | | | | | | | | | | | | | | | | | | |
| 22 Matt Garza, R ERA: 3.89 | 7.0 L 31 8 3 3 5 3 0 1 0 0 0 1 63 110 3.86 1.571 | | | | | | | | | | | | | | | | | | | | | |
| 52 Brian Shouse, L ERA: 5.87 | 0.0 1 1 1 0 0 0 0 0 0 0 0 0 1 1 ∞ ∞ | | | | | | | | | | | | | | | | | | | | | |
| 31 Lance Cormier, R ERA: 2.98 | 1.0 3 1 0 0 0 0 0 0 0 0 0 0 7 9 0.00 1.000 | | | | | | | | | | | | | | | | | | | | | |
| 35 Dan Wheeler, R ERA: 3.86 | 1.0 5 2 2 2 1 0 0 0 0 0 0 2 11 14 18.00 2.000 | | | | | | | | | | | | | | | | | | | | | |

| Batter | 1 | 2 | 3 | 4 | 5 | 6 | 7 | 8 | 9 | AB | R | H | RBI | BB | SO | LOB | BOTTOM | | | | | |
|--|---|----------------------------------|--------------------------------------|----------------------------------|---------------------------------------|----------------------------------|--------------------------------------|---------------------------------|---------------------------------------|----------------------------------|--------------------------------------|---------------------------------|--------------------------------------|---------------------------------|--------------------------------------|----------------------------------|--|----------------------------------|----------------------------------|------------------------------------|----------------------------------|--------|
| 2 B.J. Upton, R OBP: 0.321, SLG: 0.378 | | | | | | | | | | 4 | 0 | 0 | 0 | 0 | 0 | 1 | New York Yankees @ Tampa Bay Rays Tropicana Field, St. Petersburg, FL Wed Jul 29 2009, 7:08 PM EDT Att: 32,398 - Dome - 72 F | | | | | |
| 13 Carl Crawford, L OBP: 0.373, SLG: 0.454 | | | | | | | | | | 4 | 1 | 2 | 0 | 0 | 0 | 0 | | | | | | |
| 3 Evan Longoria, R OBP: 0.357, SLG: 0.532 | | | | | | | | | | 4 | 1 | 1 | 2 | 0 | 1 | 1 | | | | | | |
| 18 Ben Zobrist, S OBP: 0.409, SLG: 0.571 | | | | | | | | | | 4 | 0 | 0 | 0 | 0 | 1 | 0 | | | | | | |
| 23 Carlos Pena, L OBP: 0.346, SLG: 0.492 | | | | | | | | | | 3 | 0 | 1 | 0 | 1 | 0 | 0 | | | | | | |
| 5 Pat Burrell, R OBP: 0.329, SLG: 0.354 | | | | | | | | | | 4 | 0 | 0 | 0 | 0 | 3 | 2 | | | | | | |
| 26 Gabe Gross, L OBP: 0.384, SLG: 0.418 | | | | | | | | | | 2 | 0 | 0 | 0 | 2 | 1 | 0 | | | | | | |
| 30 Dioner Navarro, S OBP: 0.250, SLG: 0.325 | | | | | | | | | | 2 | 0 | 0 | 0 | 0 | 0 | 2 | | | | | | |
| 16 Willy Aybar, S OBP: 0.362, SLG: 0.467 | | | | | | | | | | 1 | 0 | 0 | 0 | 0 | 0 | 0 | | | | | | |
| 41 Michel Hernandez, R OBP: 0.258, SLG: 0.253 | | | | | | | | | | 1 | 0 | 0 | 0 | 1 | 2 | 0 | | | | | | |
| 8 Jason Bartlett, R OBP: 0.387, SLG: 0.509 | | | | | | | | | | 3 | 0 | 2 | 0 | 0 | 0 | 0 | | | | | | |
| Inning Stats | R: 0 H: 0 E: 0 K: 0 S: 7 | H: 0 LOB: 0 BB: 0 P: 10 | R: 0 H: 0 E: 0 K: 1 S: 7 | H: 0 LOB: 0 BB: 0 P: 11 | R: 0 H: 1 E: 0 K: 1 S: 13 | H: 1 LOB: 0 BB: 0 P: 19 | R: 0 H: 0 E: 0 K: 0 S: 6 | H: 0 LOB: 0 BB: 0 P: 9 | R: 0 H: 0 E: 0 K: 1 S: 11 | H: 0 LOB: 2 BB: 2 P: 21 | R: 0 H: 1 E: 0 K: 1 S: 7 | H: 1 LOB: 1 BB: 0 P: 9 | R: 0 H: 0 E: 0 K: 1 S: 6 | H: 0 LOB: 0 BB: 0 P: 9 | R: 0 H: 1 E: 0 K: 0 S: 8 | H: 1 LOB: 0 BB: 0 P: 13 | R: 2 H: 3 E: 0 K: 2 S: 13 | H: 3 LOB: 2 BB: 1 P: 29 | 1B: 3 2B: 1 3B: 1 HR: 1 | SF: 0 SAC: 0 DP: 0 HBP: 0 | WP: 0 PB: 0 SB: 0 CS: 1 | PA: 36 |
| PITCHER | IP WLS BF H R ER SO BB IBB HBP BLK WP HR S P ERA WHIP | | | | | | | | | | | | | | | | | | | | | |
| 62 Joba Chamberlain, R ERA: 3.58 | 8.0 W 28 3 0 0 5 2 0 0 0 0 0 1 65 101 0.00 0.625 | | | | | | | | | | | | | | | | | | | | | |
| Brian Bruney, R ERA: 6.16 | 0.1 4 3 2 2 0 0 0 0 0 0 0 1 6 15 54.00 9.000 | | | | | | | | | | | | | | | | | | | | | |
| 42 Mariano Rivera, R ERA: 2.08 | 0.2 3 0 0 0 2 1 0 0 0 0 0 0 7 14 0.00 1.500 | | | | | | | | | | | | | | | | | | | | | |

| | |
|-----|----|
| AB | 36 |
| R | 6 |
| H | 12 |
| RBI | 6 |
| BB | 3 |
| SO | 6 |
| LOB | 20 |



| | |
|-----|----|
| AB | 32 |
| R | 2 |
| H | 6 |
| RBI | 2 |
| BB | 3 |
| SO | 7 |
| LOB | 8 |



| Batter | 1 | 2 | 3 | 4 | 5 | 6 | 7 | 8 | 9 | AB | R | H | RBI | BB | SO | LOB | TOP | | | | | |
|--|------------------------------|----------------------------------|------------------------------|----------------------------------|------------------------------|----------------------------------|----------------------------------|----------------------------------|------------------------------|----------------------------------|-------------------------------|----------------------------------|------------------------------|----------------------------------|-------------------------------|----------------------------------|---|----------------------------------|----------------------------------|------------------------------------|-------------------------|--------|
| 2 Derek Jeter, R OBP: 0.399, SLG: 0.458 | G6-3 | | G6-3 | | | L9 | | 1B | | 4 | 0 | 1 | 0 | 0 | 0 | 2 | <p>New York Yankees @ Chicago White Sox U.S. Cellular Field, Chicago, IL Thu Jul 30 2009, 8:11 PM EDT Att: 31,305 - Partly Cloudy - 63 F</p> | | | | | |
| 18 Johnny Damon, L OBP: 0.365, SLG: 0.496 | BB | | G5-3 | | | 1B | | 1B | | 3 | 0 | 2 | 1 | 1 | 0 | 1 | | | | | | |
| 25 Mark Teixeira, S OBP: 0.379, SLG: 0.553 | F7 | | | | | K | | K | | 4 | 0 | 0 | 0 | 0 | 3 | 4 | | | | | | |
| 13 Alex Rodriguez, R OBP: 0.385, SLG: 0.510 | FC5-4 | | | | | K | | K | | 4 | 0 | 0 | 0 | 0 | 3 | 2 | | | | | | |
| 55 Hideki Matsui, L OBP: 0.357, SLG: 0.486 | | | | | | F8 | | | | 4 | 0 | 0 | 0 | 0 | 2 | 0 | | | | | | |
| 33 Nick Swisher, S OBP: 0.367, SLG: 0.479 | | | | | | K | | | | 4 | 1 | 1 | 1 | 0 | 3 | 0 | | | | | | |
| 24 Robinson Cano, L OBP: 0.341, SLG: 0.498 | G5-3 | | | | | G4-3 | | G5-3 | | 4 | 0 | 0 | 0 | 0 | 1 | 0 | | | | | | |
| 53 Melky Cabrera, S OBP: 0.354, SLG: 0.448 | | | | | | F8 | | K | | 3 | 0 | 1 | 0 | 0 | 1 | 0 | | | | | | |
| 26 José Molina, R OBP: 0.317, SLG: 0.364 | G5-3 | | | | | | | K | | 2 | 1 | 1 | 0 | 0 | 0 | 1 | | | | | | |
| 20 Jorge Posada, S OBP: 0.363, SLG: 0.511 | | | | | | 2B | | K | | 1 | 0 | 0 | 0 | 0 | 1 | 0 | | | | | | |
| Inning Stats | R: 0 E: 0 K: 0 S: 5 | H: 0 LOB: 1 BB: 1 P: 10 | R: 0 E: 0 K: 2 S: 8 | H: 0 LOB: 0 BB: 0 P: 13 | R: 0 E: 0 K: 2 S: 7 | H: 1 LOB: 1 BB: 0 P: 13 | R: 0 E: 0 K: 2 S: 8 | H: 0 LOB: 0 BB: 0 P: 12 | R: 0 E: 0 K: 1 S: 8 | H: 0 LOB: 0 BB: 0 P: 13 | R: 1 E: 0 K: 2 S: 13 | H: 2 LOB: 1 BB: 0 P: 17 | R: 0 E: 0 K: 1 S: 6 | H: 0 LOB: 0 BB: 0 P: 11 | R: 0 E: 0 K: 3 S: 14 | H: 2 LOB: 2 BB: 0 P: 21 | R: 1 E: 0 K: 3 S: 11 | H: 1 LOB: 0 BB: 0 P: 12 | 1B: 3 2B: 2 3B: 0 HR: 1 | SF: 0 SAC: 0 DP: 0 HBP: 0 | WP: 0 PB: 0 CS: 0 | PA: 34 |
| PITCHER | IP ERA: 4.07 | WLS BF | H R ER SO | BB IBB HBP BLK | WP HR S P | ERA WHIP | PITCHER | IP ERA: 6.75 | WLS BF | H R ER SO | BB IBB HBP BLK | WP HR S P | ERA WHIP | | | | | | | | | |
| 34 Gavin Floyd, R ERA: 4.07 | 7.2 | 28 | 4 1 1 10 | 1 0 0 0 | 0 0 0 0 | 1.17 0.652 | 37 Matt Thornton, L ERA: 2.95 | 8.1 | 6 | 2 1 1 4 | 0 0 0 0 | 0 1 17 19 | 6.75 1.500 | | | | | | | | | |

| Batter | 1 | 2 | 3 | 4 | 5 | 6 | 7 | 8 | 9 | AB | R | H | RBI | BB | SO | LOB | BOTTOM | | | | | |
|---|------------------------------|----------------------------------|-------------------------------|----------------------------------|-------------------------------|----------------------------------|--------------------------------|----------------------------------|------------------------------|---------------------------------|------------------------------|----------------------------------|-------------------------------|----------------------------------|------------------------------|----------------------------------|---|----------------------------------|----------------------------------|------------------------------------|-------------------------|--------|
| 7 Mark Kotsay, L OBP: 0.264, SLG: 0.293 | G5-3 | | F9 | | | K | | F8 | | 4 | 0 | 0 | 0 | 0 | 1 | 1 | <p>New York Yankees @ Chicago White Sox U.S. Cellular Field, Chicago, IL Thu Jul 30 2009, 8:11 PM EDT Att: 31,305 - Partly Cloudy - 63 F</p> | | | | | |
| 15 Gordon Beckham, R OBP: 0.376, SLG: 0.476 | F9 | | 2B | | | 23 G4-6-3 1B | | K | | 4 | 0 | 2 | 1 | 0 | 1 | 0 | | | | | | |
| 23 Jermaine Dye, R OBP: 0.357, SLG: 0.533 | G5-3 | | F7 | | | G4-6-3 1B | | P2 | | 4 | 0 | 0 | 0 | 0 | 0 | 2 | | | | | | |
| 25 Jim Thome, L OBP: 0.393, SLG: 0.492 | G4-3 | | | | | E1 12 1B 20 E | | | | 4 | 1 | 1 | 0 | 0 | 1 | 0 | | | | | | |
| 22 Scott Podsednik, L OBP: 0.353, SLG: 0.387 | | | | | | | | 14 1B 31 1B | | 0 | 1 | 0 | 0 | 0 | 0 | 0 | | | | | | |
| 14 Paul Konerko, R OBP: 0.341, SLG: 0.500 | | | | | | K | | 31 1B | | 4 | 0 | 2 | 0 | 0 | 2 | 1 | | | | | | |
| 12 A.J. Pierzynski, L OBP: 0.325, SLG: 0.451 | K | | | | | F9 | | 1B | | 4 | 0 | 1 | 0 | 0 | 1 | 3 | | | | | | |
| 20 Carlos Quentin, R OBP: 0.306, SLG: 0.414 | K | | | | | L5 | | F8 | | 3 | 0 | 0 | 0 | 0 | 1 | 2 | | | | | | |
| 31 Dewayne Wise, L OBP: 0.235, SLG: 0.312 | | | | | | FC5-4 1B | | | | 1 | 0 | 1 | 1 | 0 | 0 | 0 | | | | | | |
| 17 Chris Getz, L OBP: 0.320, SLG: 0.367 | | | | | | K | | F7 | | 3 | 1 | 1 | 0 | 0 | 1 | 1 | | | | | | |
| 5 Jayson Nix, R OBP: 0.288, SLG: 0.449 | | | | | | G5-3 | | P2 | | 3 | 0 | 0 | 0 | 0 | 1 | 1 | | | | | | |
| Inning Stats | R: 0 E: 0 K: 0 S: 8 | H: 0 LOB: 0 BB: 0 P: 13 | R: 0 E: 0 K: 2 S: 16 | H: 1 LOB: 1 BB: 0 P: 24 | R: 1 E: 0 K: 1 S: 16 | H: 2 LOB: 1 BB: 0 P: 22 | R: 0 E: 0 K: 2 S: 9 | H: 0 LOB: 0 BB: 0 P: 13 | R: 0 E: 0 K: 1 S: 6 | H: 0 LOB: 0 BB: 0 P: 8 | R: 0 E: 0 K: 1 S: 8 | H: 1 LOB: 0 BB: 0 P: 13 | R: 1 E: 0 K: 2 S: 14 | H: 1 LOB: 1 BB: 0 P: 17 | R: 0 E: 0 K: 1 S: 9 | H: 0 LOB: 0 BB: 0 P: 15 | R: 1 E: 0 K: 0 S: 15 | H: 3 LOB: 2 BB: 0 P: 20 | 1B: 7 2B: 1 3B: 0 HR: 0 | SF: 0 SAC: 0 DP: 1 HBP: 0 | WP: 0 PB: 0 CS: 0 | PA: 34 |
| PITCHER | IP ERA: 4.51 | WLS BF | H R ER SO | BB IBB HBP BLK | WP HR S P | ERA WHIP | PITCHER | IP ERA: 3.77 | WLS BF | H R ER SO | BB IBB HBP BLK | WP HR S P | ERA WHIP | | | | | | | | | |
| 46 Andy Pettitte, L ERA: 4.51 | 6.1 | 24 | 5 2 1 1 | 0 0 0 0 | 0 0 0 0 | 1.42 0.789 | 65 Phil Hughes, R ERA: 3.67 | 7.1 | 8 | 2 1 1 1 | 0 0 0 0 | 0 0 24 35 | 4.50 1.000 | | | | | | | | | |
| 48 Phil Coke, L ERA: 3.77 | 0.1 | 2 | 1 0 0 0 | 0 0 0 0 | 0 0 0 0 | 0.00 3.000 | | | | | | | | | | | | | | | | |



| Batter | 1 | 2 | 3 | 4 | 5 | 6 | 7 | 8 | 9 | AB | R | H | RBI | BB | SO | LOB | TOP | | | |
|--|---|----------------------------------|------------------------------|----------------------------------|-------------------------------|----------------------------------|-------------------------------|----------------------------------|------------------------------|----------------------------------|------------------------------|----------------------------------|------------------------------|----------------------------------|------------------------------|----------------------------------|----------------------------------|------------------------------------|----------------------------------|--------|
| 2 Derek Jeter, R OBP: 0.397, SLG: 0.454 | | | | | | | | | | 5 | 1 | 1 | 0 | 0 | 0 | 3 | | | | |
| 18 Johnny Damon, L OBP: 0.368, SLG: 0.496 | | | | | | | | | | 4 | 1 | 2 | 0 | 1 | 0 | 1 | | | | |
| 25 Mark Teixeira, S OBP: 0.377, SLG: 0.551 | | | | | | | | | | 5 | 1 | 1 | 1 | 0 | 1 | 3 | | | | |
| 13 Alex Rodriguez, R OBP: 0.389, SLG: 0.512 | | | | | | | | | | 5 | 0 | 3 | 1 | 0 | 0 | 1 | | | | |
| 55 Hideki Matsui, L OBP: 0.364, SLG: 0.491 | | | | | | | | | | 3 | 0 | 2 | 1 | 2 | 0 | 1 | | | | |
| 20 Jorge Posada, S OBP: 0.356, SLG: 0.500 | | | | | | | | | | 5 | 0 | 0 | 0 | 0 | 0 | 7 | | | | |
| 24 Robinson Cano, L OBP: 0.343, SLG: 0.498 | | | | | | | | | | 4 | 1 | 2 | 0 | 0 | 0 | 3 | | | | |
| 53 Melky Cabrera, S OBP: 0.353, SLG: 0.443 | | | | | | | | | | 3 | 0 | 0 | 0 | 1 | 0 | 4 | | | | |
| 14 Eric Hinske, L OBP: 0.480 | | | | | | | | | | 3 | 1 | 1 | 2 | 1 | 2 | 2 | | | | |
| Inning Stats | R: 3 E: 0 K: 0 S: 12 | H: 4 LOB: 0 BB: 0 P: 19 | R: 0 E: 0 K: 1 S: 8 | H: 1 LOB: 1 BB: 0 P: 11 | R: 0 E: 0 K: 1 S: 12 | H: 2 LOB: 2 BB: 0 P: 21 | R: 2 E: 0 K: 0 S: 10 | H: 2 LOB: 1 BB: 1 P: 16 | R: 0 E: 1 K: 0 S: 5 | H: 0 LOB: 2 BB: 0 P: 13 | R: 0 E: 0 K: 0 S: 5 | H: 0 LOB: 1 BB: 1 P: 17 | R: 0 E: 0 K: 1 S: 5 | H: 0 LOB: 0 BB: 1 P: 11 | R: 0 E: 0 K: 0 S: 9 | H: 2 LOB: 2 BB: 1 P: 17 | 1B: 9 2B: 2 3B: 0 HR: 1 | SF: 0 SAC: 0 DP: 2 HBP: 0 | WP: 0 PB: 0 SB: 1 CS: 0 | PA: 42 |
| PITCHER | IP WLS BF H R ER SO BB IBB HBP BLK WP HR S P ERA WHIP | | | | | | | | | | | | | | | | | | | |
| D.J. Carrasco, R ERA: 4.06 | 4.0 | 21 | 9 | 5 | 5 | 2 | 1 | 0 | 0 | 0 | 0 | 0 | 0 | 0 | 1 | 42 | 67 | 11.25 | 2.500 | |
| 57 Ramon Pena, R ERA: 4.54 | 2.0 | 9 | 1 | 0 | 0 | 0 | 1 | 0 | 0 | 0 | 0 | 0 | 0 | 0 | 13 | 27 | 0.00 | 1.000 | | |
| 26 Octavio Dotel, R ERA: 2.9 | 2.0 | 7 | 0 | 0 | 0 | 1 | 2 | 0 | 0 | 0 | 0 | 0 | 0 | 17 | 28 | 0.00 | 1.000 | | | |
| 71 Scott Linebrink, R ERA: 2.48 | 1.0 | 5 | 2 | 0 | 0 | 0 | 1 | 0 | 0 | 0 | 0 | 0 | 0 | 9 | 17 | 0.00 | 3.000 | | | |

New York Yankees @ Chicago White Sox
U.S. Cellular Field, Chicago, IL
Fri Jul 31 2009, 8:11 PM EDT
Att: 38,228 - Partly Cloudy - 75 F

| | |
|-----|----|
| AB | 37 |
| R | 5 |
| H | 12 |
| RBI | 5 |
| BB | 5 |
| SO | 3 |
| LOB | 25 |



| Batter | 1 | 2 | 3 | 4 | 5 | 6 | 7 | 8 | 9 | AB | R | H | RBI | BB | SO | LOB | BOTTOM | | | |
|---|---|----------------------------------|-------------------------------|----------------------------------|-------------------------------|----------------------------------|------------------------------|---------------------------------|-------------------------------|----------------------------------|------------------------------|---------------------------------|-------------------------------|----------------------------------|-------------------------------|----------------------------------|-----------------------------------|------------------------------------|----------------------------------|--------|
| 22 Scott Podsednik, L OBP: 0.354, SLG: 0.387 | | | | | | | | | | 5 | 1 | 2 | 1 | 0 | 0 | 0 | | | | |
| 15 Gordon Beckham, R OBP: 0.369, SLG: 0.465 | | | | | | | | | | 4 | 0 | 0 | 1 | 0 | 1 | 1 | | | | |
| 25 Jim Thome, L OBP: 0.393, SLG: 0.490 | | | | | | | | | | 5 | 1 | 2 | 2 | 0 | 1 | 0 | | | | |
| 14 Paul Konerko, R OBP: 0.344, SLG: 0.499 | | | | | | | | | | 3 | 2 | 1 | 0 | 2 | 1 | 1 | | | | |
| 12 A.J. Pierzynski, L OBP: 0.336, SLG: 0.460 | | | | | | | | | | 5 | 1 | 4 | 1 | 0 | 0 | 1 | | | | |
| 20 Carlos Quentin, R OBP: 0.313, SLG: 0.439 | | | | | | | | | | 4 | 1 | 2 | 2 | 1 | 1 | 3 | | | | |
| 7 Mark Kotsay, L OBP: 0.253, SLG: 0.279 | | | | | | | | | | 4 | 0 | 0 | 0 | 0 | 0 | 7 | | | | |
| 31 Dewayne Wise, L OBP: 0.235, SLG: 0.312 | | | | | | | | | | 0 | 0 | 0 | 0 | 0 | 0 | 0 | | | | |
| 5 Jayson Nix, R OBP: 0.294, SLG: 0.442 | | | | | | | | | | 2 | 2 | 0 | 0 | 2 | 1 | 2 | | | | |
| 17 Chris Getz, L OBP: 0.323, SLG: 0.369 | | | | | | | | | | 4 | 2 | 2 | 2 | 0 | 0 | 2 | | | | |
| Inning Stats | R: 1 E: 0 K: 0 S: 17 | H: 3 LOB: 3 BB: 1 P: 29 | R: 3 E: 0 K: 1 S: 14 | H: 3 LOB: 1 BB: 1 P: 25 | R: 1 E: 0 K: 0 S: 14 | H: 1 LOB: 0 BB: 0 P: 21 | R: 0 E: 0 K: 1 S: 6 | H: 0 LOB: 0 BB: 0 P: 8 | R: 1 E: 0 K: 1 S: 14 | H: 2 LOB: 2 BB: 1 P: 25 | R: 0 E: 0 K: 0 S: 5 | H: 0 LOB: 0 BB: 0 P: 7 | R: 4 E: 0 K: 1 S: 22 | H: 3 LOB: 1 BB: 2 P: 37 | R: 0 E: 0 K: 1 S: 10 | H: 1 LOB: 1 BB: 0 P: 13 | 1B: 10 2B: 2 3B: 0 HR: 1 | SF: 1 SAC: 0 DP: 0 HBP: 0 | WP: 0 PB: 0 SB: 3 CS: 0 | PA: 42 |
| PITCHER | IP WLS BF H R ER SO BB IBB HBP BLK WP HR S P ERA WHIP | | | | | | | | | | | | | | | | | | | |
| 45 Sergio Mitre, R ERA: 7.9 | 3.0 | 18 | 7 | 5 | 5 | 1 | 2 | 0 | 0 | 0 | 0 | 0 | 0 | 1 | 45 | 75 | 15.00 | 3.000 | | |
| 30 David Robertson, R ERA: 3.81 | 2.0 | 9 | 2 | 1 | 1 | 2 | 1 | 0 | 0 | 0 | 0 | 0 | 0 | 20 | 33 | 4.50 | 1.500 | | | |
| 91 Alfredo Aceves, R ERA: 3.54 | 1.2 | 10 | 3 | 4 | 4 | 0 | 2 | 0 | 0 | 0 | 0 | 0 | 0 | 24 | 39 | 21.60 | 3.000 | | | |
| 39 Mark Melancon, R ERA: 3.86 | 1.1 | 5 | 1 | 0 | 0 | 2 | 0 | 0 | 0 | 0 | 0 | 0 | 0 | 13 | 18 | 0.00 | 0.750 | | | |

New York Yankees @ Chicago White Sox
U.S. Cellular Field, Chicago, IL
Fri Jul 31 2009, 8:11 PM EDT
Att: 38,228 - Partly Cloudy - 75 F

| | |
|-----|----|
| AB | 36 |
| R | 10 |
| H | 13 |
| RBI | 9 |
| BB | 5 |
| SO | 5 |
| LOB | 17 |



| Batter | 1 | 2 | 3 | 4 | 5 | 6 | 7 | 8 | 9 | AB | R | H | RBI | BB | SO | LOB | TOP | | | | |
|--|------------------------------|---------------------------------|-------------------------------|----------------------------------|-------------------------------|----------------------------------|-------------------------------|----------------------------------|------------------------------|----------------------------------|-------------------------------|----------------------------------|------------------------------|----------------------------------|------------------------------|----------------------------------|-------------------------|---------------------------|-------------------------|--------|--|
| 2 Derek Jeter, R OBP: 0.397, SLG: 0.456 | F9 | | 25 1B 2B | | G5-3 | | 25 G3 13 1B 33 BB 1B | | G6-3 | 5 | 2 | 2 | 0 | 0 | 0 | 0 | | | | | |
| 33 Nick Swisher, S OBP: 0.365, SLG: 0.473 | K | | P4 | | L5 | | 20 G3-1 25 G3 BB | | G6-3 | 4 | 0 | 0 | 0 | 1 | 1 | 2 | | | | | |
| 25 Mark Teixeira, S OBP: 0.377, SLG: 0.549 | 1B | | 1B | | G6-3 | | G3 | | G4-3 | 5 | 0 | 2 | 2 | 0 | 0 | 2 | | | | | |
| 13 Alex Rodriguez, R OBP: 0.393, SLG: 0.519 | | E6 1B | K | | | | 24 BB 17 FC7-5 2B | | 20 G3-1 1B | 4 | 1 | 3 | 1 | 0 | 1 | 1 | | | | | |
| 20 Jorge Posada, S OBP: 0.355, SLG: 0.494 | | G6-3 | | | G5-3 | | 17 FC7-5 24 BB BB | | G3-1 | 3 | 0 | 0 | 0 | 1 | 0 | 3 | | | | | |
| 24 Robinson Cano, L OBP: 0.342, SLG: 0.494 | K | | | | G3 | | 17 FC7-5 BB | | G1-3 | 3 | 0 | 0 | 0 | 1 | 1 | 3 | | | | | |
| 53 Melky Cabrera, S OBP: 0.349, SLG: 0.437 | | P3 | | | E6 17 1B | | L7 | | K | 4 | 0 | 0 | 0 | 0 | 1 | 4 | | | | | |
| 17 Jerry Hairston, R OBP: 0.308, SLG: 0.397 | | | 2 2B 25 1B BB | | | | FC7-5 | | P4 | 3 | 1 | 1 | 1 | 1 | 0 | 2 | | | | | |
| 12 Cody Ransom, R OBP: 0.256, SLG: 0.329 | | | P5 | | K | | K | | K | 4 | 0 | 0 | 0 | 0 | 3 | 5 | | | | | |
| Inning Stats | R: 0 E: 0 K: 1 S: 6 | H: 1 LOB: 1 BB: 0 P: 7 | R: 0 E: 1 K: 1 S: 10 | H: 1 LOB: 1 BB: 0 P: 17 | R: 2 E: 0 K: 1 S: 13 | H: 2 LOB: 1 BB: 1 P: 20 | R: 0 E: 0 K: 1 S: 11 | H: 1 LOB: 2 BB: 0 P: 14 | R: 0 E: 0 K: 0 S: 8 | H: 0 LOB: 0 BB: 0 P: 10 | R: 1 E: 0 K: 1 S: 11 | H: 1 LOB: 2 BB: 2 P: 23 | R: 0 E: 0 K: 2 S: 8 | H: 0 LOB: 0 BB: 0 P: 13 | R: 0 E: 0 K: 0 S: 6 | H: 0 LOB: 0 BB: 0 P: 12 | 1B: 6 2B: 2 HR: 0 | SF: 0 SAC: 0 HBP: 0 | WP: 0 PB: 0 CS: 0 | PA: 39 | |
| PITCHER | IP | WLS | BF | H | R | ER | SO | BB | IBB | HBP | BLK | WP | HR | S | P | ERA | WHIP | | | | |
| 50 John Danks, L ERA: 4.0 | 6.0 | W | 29 | 7 | 4 | 4 | 5 | 4 | 0 | 0 | 0 | 0 | 0 | 61 | 98 | 6.00 | 1.833 | | | | |
| 57 Ramon Pena, R ERA: 4.57 | 0.2 | H | 3 | 1 | 0 | 0 | 0 | 0 | 0 | 0 | 0 | 0 | 0 | 7 | 10 | 0.00 | 1.500 | | | | |
| 67 Randy Williams, L ERA: | 0.1 | H | 1 | 0 | 0 | 0 | 0 | 0 | 0 | 0 | 0 | 0 | 0 | 2 | 2 | 0.00 | 0.000 | | | | |
| 37 Matt Thornton, L ERA: 2.89 | 1.0 | | 3 | 0 | 0 | 0 | 2 | 0 | 0 | 0 | 0 | 0 | 0 | 8 | 13 | 0.00 | 0.000 | | | | |
| 45 Bobby Jenks, R ERA: 4.21 | 1.0 | | 3 | 0 | 0 | 0 | 0 | 0 | 0 | 0 | 0 | 0 | 0 | 6 | 12 | 0.00 | 0.000 | | | | |

New York Yankees @ Chicago White Sox
U.S. Cellular Field, Chicago, IL

AB 35
R 4
H 8
RBI 4
BB 4
SO 7
LOB 22



livebaseballscorecards.com

Sat Aug 01 2009, 4:05 PM EDT
Att: 38,763 - Cloudy - 69 F

| Batter | 1 | 2 | 3 | 4 | 5 | 6 | 7 | 8 | 9 | AB | R | H | RBI | BB | SO | LOB | BOTTOM | | | | |
|---|------------------------------|----------------------------------|-------------------------------|----------------------------------|------------------------------|----------------------------------|-------------------------------|----------------------------------|-------------------------------|----------------------------------|-------------------------------|----------------------------------|-------------------------------|----------------------------------|-------------------------------|----------------------------------|--------------------------|---------------------------|-------------------------|--------|--|
| 22 Scott Podsednik, L OBP: 0.359, SLG: 0.391 | | 15 2B 1B | | G4-1 | F9 | | | | | 5 | 2 | 3 | 4 | 1 | 0 | 4 | | | | | |
| 15 Gordon Beckham, R OBP: 0.368, SLG: 0.472 | K | 23 1B 2B | | G6-3 | | E6 14 1B | | | | 6 | 1 | 2 | 4 | 0 | 2 | 4 | | | | | |
| 23 Jermaine Dye, R OBP: 0.359, SLG: 0.527 | K | | | K | | | F8 | | | 6 | 0 | 1 | 2 | 0 | 3 | 7 | | | | | |
| 25 Jim Thome, L OBP: 0.390, SLG: 0.485 | L4 | G3-1 | | | K | K | | | | 5 | 1 | 1 | 0 | 0 | 2 | 3 | | | | | |
| 14 Paul Konerko, R OBP: 0.345, SLG: 0.497 | | L9 | | | | | | | | 3 | 1 | 1 | 0 | 0 | 0 | 1 | | | | | |
| 7 Mark Kotsay, L OBP: 0.261, SLG: 0.287 | | | | | | | | | | 1 | 1 | 1 | 0 | 0 | 0 | 0 | | | | | |
| 12 A.J. Pierzynski, L OBP: 0.340, SLG: 0.462 | | | | | | | | | | 5 | 2 | 3 | 1 | 0 | 0 | 2 | | | | | |
| 20 Carlos Quentin, R ERA: 5.1 | | | | | | | | | | 4 | 1 | 1 | 0 | 1 | 0 | 2 | | | | | |
| 31 Dewayne Wise, L OBP: 0.235, SLG: 0.312 | | | | | | | | | | 0 | 1 | 0 | 0 | 0 | 0 | 0 | | | | | |
| 17 Chris Getz, L OBP: 0.327, SLG: 0.373 | | | | | | | | | | 5 | 2 | 3 | 1 | 0 | 0 | 2 | | | | | |
| 5 Jayson Nix, R OBP: 0.318, SLG: 0.454 | | | | | | | | | | 1 | 2 | 1 | 2 | 4 | 0 | 0 | | | | | |
| Inning Stats | R: 0 E: 0 K: 2 S: 9 | H: 1 LOB: 1 BB: 0 P: 11 | R: 6 E: 0 K: 0 S: 23 | H: 6 LOB: 1 BB: 1 P: 39 | R: 0 E: 0 K: 0 S: 6 | H: 0 LOB: 0 BB: 0 P: 11 | R: 0 E: 0 K: 1 S: 11 | H: 1 LOB: 1 BB: 0 P: 21 | R: 1 E: 0 K: 1 S: 16 | H: 2 LOB: 3 BB: 1 P: 28 | R: 0 E: 0 K: 2 S: 12 | H: 1 LOB: 2 BB: 0 P: 16 | R: 1 E: 0 K: 1 S: 12 | H: 2 LOB: 2 BB: 1 P: 21 | R: 6 E: 0 K: 0 S: 16 | H: 4 LOB: 1 BB: 3 P: 33 | 1B: 14 2B: 4 HR: 0 | SF: 0 SAC: 0 HBP: 1 | WP: 0 PB: 0 CS: 0 | PA: 48 | |
| PITCHER | IP | WLS | BF | H | R | ER | SO | BB | IBB | HBP | BLK | WP | HR | S | P | ERA | WHIP | | | | |
| 34 A.J. Burnett, R ERA: 3.89 | 4.2 | L | 27 | 10 | 7 | 7 | 4 | 2 | 0 | 0 | 0 | 0 | 0 | 22 | 35 | 5.40 | 2.571 | | | | |
| Brian Bruney, R ERA: 3.72 | 1.2 | | 10 | 3 | 1 | 1 | 2 | 1 | 0 | 0 | 0 | 0 | 0 | 5 | 6 | 0.00 | 0.000 | | | | |
| 48 Phil Coke, L ERA: 4.98 | 0.1 | | 8 | 4 | 6 | 6 | 0 | 1 | 2 | 0 | 0 | 0 | 0 | 15 | 31 | 162.00 | 15.000 | | | | |
| 39 Mark Melancon, R ERA: 3.6 | 0.2 | | 1 | 0 | 0 | 0 | 0 | 0 | 0 | 0 | 0 | 0 | 0 | 1 | 2 | 0.00 | 0.000 | | | | |

New York Yankees @ Chicago White Sox
U.S. Cellular Field, Chicago, IL

AB 41
R 14
H 17
RBI 14
BB 6
SO 7
LOB 25



livebaseballscorecards.com

Sat Aug 01 2009, 4:05 PM EDT
Att: 38,763 - Cloudy - 69 F

| Batter | 1 | 2 | 3 | 4 | 5 | 6 | 7 | 8 | 9 | AB | R | H | RBI | BB | SO | LOB | TOP | | | | |
|---|---------------------------------------|----------------------------------|--------------------------------------|-----------------------------------|---------------------------------------|----------------------------------|--------------------------------------|----------------------------------|--------------------------------------|---------------------------------|--------------------------------------|---------------------------------|---------------------------------------|----------------------------------|--------------------------------------|----------------------------------|---|----------------------------------|------------------------------------|----------------------------------|--------|
| 2 Derek Jeter, R OBP: 0.393, SLG: 0.450 | | | | | | | | | | 4 | 0 | 0 | 0 | 0 | 2 | 0 | New York Yankees @ Toronto Blue Jays Rogers Centre, Toronto, ON Tue Aug 04 2009, 7:07 PM EDT Att: 33,669 - Roof Closed - 68 F | | | | |
| 18 Johnny Damon, L OBP: 0.366, SLG: 0.499 | | | | | | | | | | 4 | 2 | 2 | 1 | 0 | 0 | 0 | | | | | |
| 25 Mark Teixeira, S OBP: 0.381, SLG: 0.557 | | | | | | | | | | 4 | 1 | 2 | 1 | 0 | 1 | 1 | | | | | |
| 13 Alex Rodriguez, R OBP: 0.394, SLG: 0.519 | | | | | | | | | | 4 | 1 | 2 | 1 | 0 | 1 | 0 | | | | | |
| 55 Hideki Matsui, L OBP: 0.364, SLG: 0.498 | | | | | | | | | | 4 | 1 | 1 | 1 | 0 | 0 | 2 | | | | | |
| 20 Jorge Posada, S OBP: 0.352, SLG: 0.488 | | | | | | | | | | 4 | 0 | 1 | 0 | 0 | 0 | 1 | | | | | |
| 24 Robinson Canó, L OBP: 0.342, SLG: 0.491 | | | | | | | | | | 4 | 0 | 2 | 0 | 0 | 0 | 1 | | | | | |
| 53 Melky Cabrera, S OBP: 0.351, SLG: 0.457 | | | | | | | | | | 4 | 0 | 0 | 0 | 0 | 0 | 2 | | | | | |
| 14 Eric Hinske, L OBP: 0.373, SLG: 0.469 | | | | | | | | | | 3 | 0 | 0 | 0 | 0 | 1 | 0 | AB 36 R 5 H 10 RBI 4 BB 0 SO 5 LOB 8 | | | | |
| 17 Jerry Hairston, R OBP: 0.310, SLG: 0.398 | | | | | | | | | | 1 | 0 | 0 | 0 | 0 | 1 | | | | | | |
| Inning Stats | R: 2 H: 2 E: 1 K: 2 S: 14 | H: 2 LOB: 1 BB: 0 P: 23 | R: 0 H: 1 E: 0 K: 0 S: 7 | H: 1 LOB: 0 BB: 0 P: 7 | R: 0 H: 2 E: 0 K: 1 S: 13 | H: 2 LOB: 2 BB: 0 P: 16 | R: 0 H: 0 E: 0 K: 0 S: 6 | H: 0 LOB: 0 BB: 0 P: 10 | R: 0 H: 0 E: 0 K: 1 S: 8 | H: 0 LOB: 0 BB: 0 P: 9 | R: 0 H: 1 E: 0 K: 0 S: 3 | H: 1 LOB: 0 BB: 0 P: 5 | R: 2 H: 2 E: 0 K: 0 S: 10 | H: 2 LOB: 1 BB: 0 P: 14 | R: 1 H: 2 E: 0 K: 0 S: 9 | H: 2 LOB: 0 BB: 0 P: 10 | | 1B: 5 2B: 2 3B: 0 HR: 3 | SF: 0 SAC: 0 DP: 2 HBP: 0 | WP: 0 PB: 0 SB: 0 CS: 0 | PA: 36 |
| PITCHER 32 Roy Halladay, R ERA: 2.75 | IP: 9.0 WLS: L BF: 36 | H: 10 R: 5 ER: 4 SO: 5 | BB: 0 IBB: 0 HBP: 0 BLK: 0 | WP: 0 HR: 3 S: 75 P: 103 | ERA: 4.00 WHIP: 1.111 | PITCHER | | | | | | | | | | | | | | | |


| Batter | 1 | 2 | 3 | 4 | 5 | 6 | 7 | 8 | 9 | AB | R | H | RBI | BB | SO | LOB | BOTTOM | | | | | |
|---|--------------------------------------|----------------------------------|--------------------------------------|-----------------------------------|--------------------------------------|----------------------------------|---------------------------------------|----------------------------------|--------------------------------------|----------------------------------|--------------------------------------|----------------------------------|---------------------------------------|----------------------------------|---------------------------------------|----------------------------------|---|----------------------------------|----------------------------------|------------------------------------|----------------------------------|--------|
| 19 Marco Scutaro, R OBP: 0.389, SLG: 0.435 | | | | | | | | | | 5 | 1 | 2 | 0 | 0 | 0 | 1 | New York Yankees @ Toronto Blue Jays Rogers Centre, Toronto, ON Tue Aug 04 2009, 7:07 PM EDT Att: 33,669 - Roof Closed - 68 F | | | | | |
| 2 Aaron Hill, R OBP: 0.334, SLG: 0.509 | | | | | | | | | | 5 | 2 | 2 | 0 | 0 | 0 | 2 | | | | | | |
| 26 Adam Lind, L OBP: 0.365, SLG: 0.551 | | | | | | | | | | 4 | 0 | 1 | 0 | 0 | 3 | 3 | | | | | | |
| 15 Kevin Millar, R OBP: 0.301, SLG: 0.362 | | | | | | | | | | 3 | 0 | 0 | 0 | 1 | 2 | 3 | | | | | | |
| 10 Vernon Wells, R OBP: 0.303, SLG: 0.402 | | | | | | | | | | 3 | 0 | 1 | 2 | 1 | 1 | 0 | | | | | | |
| 15 Alex Rios, R OBP: 0.313, SLG: 0.412 | | | | | | | | | | 3 | 0 | 0 | 1 | 0 | 2 | 1 | | | | | | |
| 7 Edwin Encarnación, R OBP: 0.322, SLG: 0.364 | | | | | | | | | | 4 | 0 | 1 | 0 | 0 | 0 | 2 | | | | | | |
| 20 Rod Barajas, R OBP: 0.288, SLG: 0.416 | | | | | | | | | | 2 | 0 | 1 | 0 | 1 | 0 | 0 | | | | | | |
| 6 John McDonald, R OBP: 0.287, SLG: 0.378 | | | | | | | | | | 3 | 0 | 0 | 0 | 1 | 1 | 4 | | | | | | |
| 13 Raul Chavez, R OBP: 0.287, SLG: 0.377 | | | | | | | | | | 1 | 0 | 1 | 0 | 0 | 0 | 0 | | | | | | |
| 19 José Bautista, R OBP: 0.364, SLG: 0.344 | | | | | | | | | | 3 | 0 | 0 | 0 | 1 | 1 | 4 | | | | | | |
| Inning Stats | R: 0 H: 1 E: 0 K: 1 S: 9 | H: 1 LOB: 1 BB: 0 P: 14 | R: 0 H: 0 E: 0 K: 2 S: 9 | H: 0 LOB: 0 BB: 0 P: 14 | R: 0 H: 0 E: 0 K: 0 S: 5 | H: 0 LOB: 1 BB: 1 P: 11 | R: 1 H: 1 E: 0 K: 1 S: 12 | H: 1 LOB: 2 BB: 2 P: 27 | R: 0 H: 1 E: 0 K: 0 S: 6 | H: 1 LOB: 0 BB: 0 P: 10 | R: 0 H: 0 E: 0 K: 1 S: 7 | H: 0 LOB: 0 BB: 0 P: 11 | R: 0 H: 1 E: 0 K: 2 S: 14 | H: 1 LOB: 2 BB: 1 P: 22 | R: 2 H: 3 E: 0 K: 2 S: 21 | H: 3 LOB: 1 BB: 0 P: 28 | R: 0 H: 2 E: 0 K: 0 S: 11 | H: 2 LOB: 2 BB: 0 P: 18 | 1B: 7 2B: 3 3B: 0 HR: 0 | SF: 1 SAC: 0 DP: 2 HBP: 0 | WP: 0 PB: 1 SB: 0 CS: 0 | PA: 38 |
| PITCHER 46 Andy Pettite, L ERA: 4.35 | IP: 6.2 WLS: W BF: 26 | H: 4 R: 1 ER: 1 SO: 6 | BB: 4 IBB: 0 HBP: 0 BLK: 0 | WP: 0 HR: 0 S: 57 P: 103 | ERA: 1.35 WHIP: 1.200 | PITCHER | | | | | | | | | | | | | | | | |
| 65 Phil Hughes, R ERA: 3.66 | IP: 1.0 WLS: H BF: 5 | H: 2 R: 2 ER: 2 SO: 3 | BB: 0 IBB: 0 HBP: 0 BLK: 0 | WP: 0 HR: 0 S: 22 P: 26 | ERA: 18.00 WHIP: 2.000 | | | | | | | | | | | | | | | | | |
| 42 Mariano Rivera, R ERA: 1.96 | IP: 1.1 WLS: S BF: 7 | H: 3 R: 0 ER: 0 SO: 0 | BB: 0 IBB: 0 HBP: 0 BLK: 0 | WP: 0 HR: 0 S: 15 P: 26 | ERA: 0.00 WHIP: 2.250 | | | | | | | | | | | | | | | | | |

| Batter | 1 | 2 | 3 | 4 | 5 | 6 | 7 | 8 | 9 | AB | R | H | RBI | BB | SO | LOB | TOP | | | | | | | |
|---|--|--|--|--|--|--|--|--|--|--|--|--|--|--|--|--|--|--|--|--|--|--|--|--|
| 2 Derek Jeter, R OBP: 0.391, SLG: 0.447 | G1-3 | | 18 1B 25 FC5-4 1B | | G6-3 | | K | F9 | | 5 | 1 | 1 | 0 | 0 | 1 | 3 | | | | | | | | |
| 18 Johnny Damon, L OBP: 0.369, SLG: 0.508 | K | | 25 FC5-4 1B | | | F8 | 25 1B 1B | HR | | 5 | 1 | 3 | 3 | 0 | 1 | 0 | | | | | | | | |
| 25 Mark Teixeira, S OBP: 0.379, SLG: 0.553 | G5-3 | | FC5-4 | | | K | 13 BB 1B | | K | 5 | 0 | 1 | 2 | 0 | 2 | 1 | | | | | | | | |
| 13 Alex Rodriguez, R OBP: 0.392, SLG: 0.511 | | | K | | | F8 | | G5-3 | | 4 | 0 | 0 | 0 | 1 | 2 | 1 | | | | | | | | |
| 33 Nick Swisher, S OBP: 0.371, SLG: 0.483 | | | | | | F9 | | G6-3 | | 5 | 1 | 2 | 1 | 0 | 1 | 3 | | | | | | | | |
| 24 Robinson Cano, L OBP: 0.343, SLG: 0.495 | F7 | | | | P6 | | | | | 4 | 2 | 2 | 0 | 0 | 0 | 1 | | | | | | | | |
| 53 Melky Cabrera, S OBP: 0.347, SLG: 0.451 | F8 | | | | G3 | | | | | 4 | 0 | 0 | 0 | 0 | 0 | 3 | | | | | | | | |
| 17 Jerry Hairston, R 55 Hideki Matsui, L 91 Alfredo Aceves, R 48 Phil Coke, L 14 Eric Hinske, L 65 Phil Hughes, R 30 David Robertson, R | | | 2 1B 18 1B BB | | | K | | SF9 | | 1 | 1 | 0 | 0 | 1 | 1 | 0 | | | | | | | | |
| 26 José Molina, R OBP: 0.324, SLG: 0.344 | | | K | | | K | | | | 2 | 1 | 0 | 0 | 2 | 2 | 1 | | | | | | | | |
| Inning Stats | R: 0 E: 0 K: 1 S: 8 | H: 0 LOB: 0 BB: 0 P: 14 | R: 0 E: 0 K: 1 S: 8 | H: 1 LOB: 1 BB: 0 P: 13 | R: 2 E: 0 K: 2 S: 15 | H: 2 LOB: 1 BB: 1 P: 27 | R: 0 E: 0 K: 0 S: 8 | H: 0 LOB: 0 BB: 0 P: 12 | R: 0 E: 0 K: 1 S: 7 | H: 0 LOB: 0 BB: 0 P: 11 | R: 0 E: 0 K: 1 S: 7 | H: 0 LOB: 0 BB: 0 P: 13 | R: 4 E: 0 K: 2 S: 21 | H: 5 LOB: 2 BB: 2 P: 38 | R: 1 E: 0 K: 0 S: 7 | H: 1 LOB: 1 BB: 1 P: 14 | R: 1 E: 0 K: 1 S: 9 | H: 1 LOB: 0 BB: 0 P: 10 | 1B: 6 2B: 2 3B: 0 HR: 2 | SF: 1 SAC: 0 DP: 0 HBP: 0 | WP: 0 PB: 0 SB: 0 CS: 0 | PA: 41 | | |
| PITCHER | IP ERA WLS BF H R ER SO BB IBB HBP BLK WP HR S P ERA WHIP | IP ERA WLS BF H R ER SO BB IBB HBP BLK WP HR S P ERA WHIP | IP ERA WLS BF H R ER SO BB IBB HBP BLK WP HR S P ERA WHIP | IP ERA WLS BF H R ER SO BB IBB HBP BLK WP HR S P ERA WHIP | IP ERA WLS BF H R ER SO BB IBB HBP BLK WP HR S P ERA WHIP | IP ERA WLS BF H R ER SO BB IBB HBP BLK WP HR S P ERA WHIP | IP ERA WLS BF H R ER SO BB IBB HBP BLK WP HR S P ERA WHIP | IP ERA WLS BF H R ER SO BB IBB HBP BLK WP HR S P ERA WHIP | IP ERA WLS BF H R ER SO BB IBB HBP BLK WP HR S P ERA WHIP | IP ERA WLS BF H R ER SO BB IBB HBP BLK WP HR S P ERA WHIP | IP ERA WLS BF H R ER SO BB IBB HBP BLK WP HR S P ERA WHIP | IP ERA WLS BF H R ER SO BB IBB HBP BLK WP HR S P ERA WHIP | IP ERA WLS BF H R ER SO BB IBB HBP BLK WP HR S P ERA WHIP | IP ERA WLS BF H R ER SO BB IBB HBP BLK WP HR S P ERA WHIP | IP ERA WLS BF H R ER SO BB IBB HBP BLK WP HR S P ERA WHIP | IP ERA WLS BF H R ER SO BB IBB HBP BLK WP HR S P ERA WHIP | IP ERA WLS BF H R ER SO BB IBB HBP BLK WP HR S P ERA WHIP | IP ERA WLS BF H R ER SO BB IBB HBP BLK WP HR S P ERA WHIP | IP ERA WLS BF H R ER SO BB IBB HBP BLK WP HR S P ERA WHIP | IP ERA WLS BF H R ER SO BB IBB HBP BLK WP HR S P ERA WHIP | IP ERA WLS BF H R ER SO BB IBB HBP BLK WP HR S P ERA WHIP | IP ERA WLS BF H R ER SO BB IBB HBP BLK WP HR S P ERA WHIP | IP ERA WLS BF H R ER SO BB IBB HBP BLK WP HR S P ERA WHIP | IP ERA WLS BF H R ER SO BB IBB HBP BLK WP HR S P ERA WHIP |

New York Yankees @ Toronto Blue Jays
Rogers Centre, Toronto, ON
Wed Aug 05 2009, 7:07 PM EDT
Att: 31,402 - Partly Cloudy - 75 F

livebaseballscorecards.com

AB 36
R 8
H 10
RBI 8
BB 4
SO 10
LOB 13




| Batter | 1 | 2 | 3 | 4 | 5 | 6 | 7 | 8 | 9 | AB | R | H | RBI | BB | SO | LOB | BOTTOM | | | | | | | | |
|--|--|--|--|--|--|--|--|--|--|--|--|--|--|--|--|--|--|--|--|--|--|--|--|--|--|
| 19 Marco Scutaro, R OBP: 0.389, SLG: 0.442 | K | FC1-4 | | G5-3 | | | HR | | 26 DI 1B | 5 | 1 | 2 | 1 | 0 | 1 | 3 | | | | | | | | | |
| 2 Aaron Hill, R OBP: 0.331, SLG: 0.503 | K | K | | | G5-3 | | L6 | | K | 5 | 0 | 0 | 0 | 0 | 3 | 2 | | | | | | | | | |
| 26 Adam Lind, L OBP: 0.366, SLG: 0.556 | 35 1B 10 1B 1B | | L6 | | | | F7 | | G4-3 | 5 | 2 | 2 | 1 | 0 | 0 | 1 | | | | | | | | | |
| 35 Lyle Overbay, L OBP: 0.378, SLG: 0.472 | 10 1B 15 1B 1B | | 10 FC5-4 BB | | | | K | | | 3 | 1 | 2 | 0 | 1 | 1 | 0 | | | | | | | | | |
| 10 Vernon Wells, R OBP: 0.303, SLG: 0.400 | 15 1B 1B | | FC5-4 15 PO | | P5 | | | F8 | | 4 | 0 | 1 | 1 | 0 | 0 | 2 | | | | | | | | | |
| 15 Alex Rios, R OBP: 0.315, SLG: 0.413 | 7 FC5-4 1B | | PO | | F9 | | K | 20 WP 1B | | 4 | 0 | 2 | 1 | 0 | 1 | 1 | | | | | | | | | |
| 7 Edwin Encarnación, R OBP: 0.320, SLG: 0.361 | FC5-4 | | | | | | 1 BB 1B | | K | 4 | 0 | 1 | 0 | 0 | 2 | 3 | | | | | | | | | |
| 20 Rod Barajas, R OBP: 0.284, SLG: 0.410 | G4-3 | | | | F8 | | | | K | 4 | 0 | 0 | 0 | 0 | 1 | 2 | | | | | | | | | |
| 1 Joe Inglett, L OBP: 0.292, SLG: 0.209 | | | | | | | | | K | 3 | 0 | 1 | 0 | 1 | 2 | 0 | | | | | | | | | |
| Inning Stats | R: 2 E: 0 K: 2 S: 16 | H: 4 LOB: 2 BB: 0 P: 24 | R: 0 E: 0 K: 1 S: 14 | H: 1 LOB: 0 BB: 0 P: 20 | R: 0 E: 0 K: 0 S: 7 | H: 0 LOB: 0 BB: 1 P: 17 | R: 0 E: 0 K: 0 S: 11 | H: 1 LOB: 2 BB: 1 P: 22 | R: 1 E: 0 K: 1 S: 12 | H: 2 LOB: 1 BB: 0 P: 16 | R: 0 E: 0 K: 2 S: 7 | H: 0 LOB: 0 BB: 0 P: 8 | R: 1 E: 0 K: 1 S: 12 | H: 1 LOB: 0 BB: 0 P: 17 | R: 0 E: 0 K: 2 S: 15 | H: 1 LOB: 1 BB: 0 P: 25 | R: 0 E: 0 K: 2 S: 14 | H: 1 LOB: 1 BB: 0 P: 19 | 1B: 9 2B: 0 3B: 0 HR: 2 | SF: 0 SAC: 0 DP: 0 HBP: 0 | WP: 1 PB: 0 SB: 0 CS: 0 | PA: 40 | | | |
| PITCHER | IP ERA WLS BF H R ER SO BB IBB HBP BLK WP HR S P ERA WHIP | IP ERA WLS BF H R ER SO BB IBB HBP BLK WP HR S P ERA WHIP | IP ERA WLS BF H R ER SO BB IBB HBP BLK WP HR S P ERA WHIP | IP ERA WLS BF H R ER SO BB IBB HBP BLK WP HR S P ERA WHIP | IP ERA WLS BF H R ER SO BB IBB HBP BLK WP HR S P ERA WHIP | IP ERA WLS BF H R ER SO BB IBB HBP BLK WP HR S P ERA WHIP | IP ERA WLS BF H R ER SO BB IBB HBP BLK WP HR S P ERA WHIP | IP ERA WLS BF H R ER SO BB IBB HBP BLK WP HR S P ERA WHIP | IP ERA WLS BF H R ER SO BB IBB HBP BLK WP HR S P ERA WHIP | IP ERA WLS BF H R ER SO BB IBB HBP BLK WP HR S P ERA WHIP | IP ERA WLS BF H R ER SO BB IBB HBP BLK WP HR S P ERA WHIP | IP ERA WLS BF H R ER SO BB IBB HBP BLK WP HR S P ERA WHIP | IP ERA WLS BF H R ER SO BB IBB HBP BLK WP HR S P ERA WHIP | IP ERA WLS BF H R ER SO BB IBB HBP BLK WP HR S P ERA WHIP | IP ERA WLS BF H R ER SO BB IBB HBP BLK WP HR S P ERA WHIP | IP ERA WLS BF H R ER SO BB IBB HBP BLK WP HR S P ERA WHIP | IP ERA WLS BF H R ER SO BB IBB HBP BLK WP HR S P ERA WHIP | IP ERA WLS BF H R ER SO BB IBB HBP BLK WP HR S P ERA WHIP | IP ERA WLS BF H R ER SO BB IBB HBP BLK WP HR S P ERA WHIP | IP ERA WLS BF H R ER SO BB IBB HBP BLK WP HR S P ERA WHIP | IP ERA WLS BF H R ER SO BB IBB HBP BLK WP HR S P ERA WHIP | IP ERA WLS BF H R ER SO BB IBB HBP BLK WP HR S P ERA WHIP | IP ERA WLS BF H R ER SO BB IBB HBP BLK WP HR S P ERA WHIP | IP ERA WLS BF H R ER SO BB IBB HBP BLK WP HR S P ERA WHIP | IP ERA WLS BF H R ER SO BB IBB HBP BLK WP HR S P ERA WHIP |

New York Yankees @ Toronto Blue Jays
Rogers Centre, Toronto, ON
Wed Aug 05 2009, 7:07 PM EDT
Att: 31,402 - Partly Cloudy - 75 F

livebaseballscorecards.com

AB 37
R 4
H 11
RBI 4
BB 2
SO 11
LOB 14



| Batter | 1 | 2 | 3 | 4 | 5 | 6 | 7 | 8 | 9 | 10 | 11 | 12 | 13 | 14 | 15 | AB | R | H | RBI | BB | SO | LOB | TOP | | | | | | | | | | | | | | | | | | | | | | | | | | | | | | | | | | | | | | | | | | | | | | | | | | | | | | | | | | | | | | | | | | | | | | | | | | | | | | | | | | | | | | | | | | | | | | | | | | | |
|---|--|---|--|---|---|--|---|---|--|---|---|--|---|---|--|---|---|--|---|---|--|---|---|--|---|---|--|---|---|--|---|---|--|---|---|--|---|---|--|---|---|--|---|---|--|---|---|--|---|---|--|---|---|--|---|---|--|---|---|--|---|---|--|---|---|--|---|---|--|---|---|--|---|---|--|---|---|--|---|---|--|---|---|--|---|---|--|---|---|--|---|---|--|---|---|--|---|---|--|---|---|--|---|---|--|---|---|--|---|---|--|---|---|--|---|---|--|---|---|--|---|------------|
| 2 Jacoby Ellsbury L OBP: 0.350, SLG: 0.409 (1, 8) | | | G3 | | | CI | | | | | | | P2 | | | 5 | 0 | 2 | 0 | 1 | 0 | 0 | | | | | | | | | | | | | | | | | | | | | | | | | | | | | | | | | | | | | | | | | | | | | | | | | | | | | | | | | | | | | | | | | | | | | | | | | | | | | | | | | | | | | | | | | | | | | | | | | | | | |
| 15 Dustin Pedroia R OBP: 0.377, SLG: 0.438 (1, 4) | | | | | | | | | | | | | | | | 4 | 0 | 0 | 0 | 2 | 1 | 5 | | | | | | | | | | | | | | | | | | | | | | | | | | | | | | | | | | | | | | | | | | | | | | | | | | | | | | | | | | | | | | | | | | | | | | | | | | | | | | | | | | | | | | | | | | | | | | | | | | | | |
| 41 Victor Martinez S OBP: 0.370, SLG: 0.467 (1, 3) | G4-6-3 | | CS | | | F8 | | | | K | | | | | | 6 | 0 | 0 | 0 | 0 | 2 | 4 | | | | | | | | | | | | | | | | | | | | | | | | | | | | | | | | | | | | | | | | | | | | | | | | | | | | | | | | | | | | | | | | | | | | | | | | | | | | | | | | | | | | | | | | | | | | | | | | | | | | |
| 20 Kevin Youkilis R OBP: 0.424, SLG: 0.372 (1, 5) | | | | | | | | | | | | | | | | 4 | 0 | 1 | 0 | 2 | 2 | 2 | | | | | | | | | | | | | | | | | | | | | | | | | | | | | | | | | | | | | | | | | | | | | | | | | | | | | | | | | | | | | | | | | | | | | | | | | | | | | | | | | | | | | | | | | | | | | | | | | | | | |
| 34 David Ortiz L OBP: 0.306, SLG: 0.411 (1, 10) | G4-3 | | G4-6-3 | | | | | | | | | | | | | 6 | 0 | 1 | 0 | 0 | 1 | 4 | | | | | | | | | | | | | | | | | | | | | | | | | | | | | | | | | | | | | | | | | | | | | | | | | | | | | | | | | | | | | | | | | | | | | | | | | | | | | | | | | | | | | | | | | | | | | | | | | | | | |
| 7 J.D. Drew L OBP: 0.367, SLG: 0.449 (1, 9) | | G3 | | | | G3 | | | | | | | | | | 5 | 0 | 0 | 0 | 1 | 1 | 1 | | | | | | | | | | | | | | | | | | | | | | | | | | | | | | | | | | | | | | | | | | | | | | | | | | | | | | | | | | | | | | | | | | | | | | | | | | | | | | | | | | | | | | | | | | | | | | | | | | | | |
| 33 Jason Varitek S OBP: 0.333, SLG: 0.432 (1, 2) | | K | | | | L8 | | | | | | | | | | 6 | 0 | 0 | 0 | 0 | 3 | 2 | | | | | | | | | | | | | | | | | | | | | | | | | | | | | | | | | | | | | | | | | | | | | | | | | | | | | | | | | | | | | | | | | | | | | | | | | | | | | | | | | | | | | | | | | | | | | | | | | | | | |
| 68 Josh Reddick L OBP: 0.260, SLG: 0.478 (1, 7) | | | | | | | | | | | | | | | | 6 | 0 | 0 | 0 | 0 | 2 | 0 | | | | | | | | | | | | | | | | | | | | | | | | | | | | | | | | | | | | | | | | | | | | | | | | | | | | | | | | | | | | | | | | | | | | | | | | | | | | | | | | | | | | | | | | | | | | | | | | | | | | |
| 22 Nick Green R OBP: 0.306, SLG: 0.370 (1, 6) | | | F9 | | | | | | | | | | | | | 1 | 0 | 0 | 0 | 1 | 0 | 0 | | | | | | | | | | | | | | | | | | | | | | | | | | | | | | | | | | | | | | | | | | | | | | | | | | | | | | | | | | | | | | | | | | | | | | | | | | | | | | | | | | | | | | | | | | | | | | | | | | | | |
| 11 Casey Kotchman L (8, PH) OBP: 0.353, SLG: 0.414 (8, PH) | | | | | | | | | | | | | | | | 1 | 0 | 0 | 0 | 0 | 1 | 0 | | | | | | | | | | | | | | | | | | | | | | | | | | | | | | | | | | | | | | | | | | | | | | | | | | | | | | | | | | | | | | | | | | | | | | | | | | | | | | | | | | | | | | | | | | | | | | | | | | | | |
| 3 Chris Woodward R OBP: 0.289, SLG: 0.246 (8, 6) | | | | | | | | | | | | | | | | 2 | 0 | 0 | 0 | 1 | 1 | 0 | | | | | | | | | | | | | | | | | | | | | | | | | | | | | | | | | | | | | | | | | | | | | | | | | | | | | | | | | | | | | | | | | | | | | | | | | | | | | | | | | | | | | | | | | | | | | | | | | | | | |
| Inning Stats | R: 0 E: 0 K: 1 S: 5 | H: 1 LOB: 2 BB: 2 P: 15 | R: 0 E: 0 K: 1 S: 9 | H: 0 LOB: 0 BB: 0 P: 12 | R: 0 E: 0 K: 0 S: 9 | H: 0 LOB: 0 BB: 1 P: 17 | R: 0 E: 0 K: 1 S: 7 | H: 0 LOB: 0 BB: 1 P: 16 | R: 0 E: 0 K: 1 S: 5 | H: 0 LOB: 0 BB: 0 P: 10 | R: 0 E: 0 K: 1 S: 9 | H: 0 LOB: 2 BB: 1 P: 18 | R: 0 E: 0 K: 2 S: 10 | H: 0 LOB: 0 BB: 0 P: 11 | R: 0 E: 0 K: 1 S: 15 | H: 0 LOB: 1 BB: 1 P: 24 | R: 0 E: 0 K: 2 S: 10 | H: 1 LOB: 2 BB: 0 P: 16 | R: 0 E: 0 K: 1 S: 11 | H: 0 LOB: 2 BB: 1 P: 17 | R: 0 E: 0 K: 2 S: 10 | H: 0 LOB: 0 BB: 0 P: 13 | R: 0 E: 0 K: 2 S: 8 | H: 0 LOB: 0 BB: 0 P: 12 | R: 0 E: 0 K: 0 S: 12 | H: 1 LOB: 2 BB: 1 P: 27 | R: 0 E: 0 K: 1 S: 8 | H: 0 LOB: 0 BB: 0 P: 12 | 1B: 4 2B: 0 3B: 0 HR: 0 | SF: 0 SAC: 0 DP: 2 HBP: 0 | WP: 0 PB: 0 SB: 2 CS: 1 | PA: 56 | | | | | | | | | | | | | | | | | | | | | | | | | | | | | | | | | | | | | | | | | | | | | | | | | | | | | | | | | | | | | | | | | | | | | | | | | | | | | | | | | | | | | | | | | | |
| PITCHER | IP ERA WLS BF H R ER SO BB IBB HBP BLK WP HR S P ERA WHIP | 7.2 3.67 1 28 1 0 0 6 0 0 0 0 0 0 4 5 0.00 0.913 | 15.1 4.7 1 56 1 0 0 11 0 0 0 0 0 0 10 16 0.00 1.000 | 13.0 4.2 1 51 1 0 0 8 1 0 0 0 0 0 27 37 0.00 0.867 | 13.0 4.2 1 51 1 0 0 8 1 0 0 0 0 0 20 39 0.00 0.500 | 15.1 4.7 1 56 1 0 0 11 0 0 0 0 0 0 10 16 0.00 1.000 | 13.0 4.2 1 51 1 0 0 8 1 0 0 0 0 0 27 37 0.00 0.867 | 13.0 4.2 1 51 1 0 0 8 1 0 0 0 0 0 20 39 0.00 0.500 | 15.1 4.7 1 56 1 0 0 11 0 0 0 0 0 0 10 16 0.00 1.000 | 13.0 4.2 1 51 1 0 0 8 1 0 0 0 0 0 27 37 0.00 0.867 | 13.0 4.2 1 51 1 0 0 8 1 0 0 0 0 0 20 39 0.00 0.500 | 15.1 4.7 1 56 1 0 0 11 0 0 0 0 0 0 10 16 0.00 1.000 | 13.0 4.2 1 51 1 0 0 8 1 0 0 0 0 0 27 37 0.00 0.867 | 13.0 4.2 1 51 1 0 0 8 1 0 0 0 0 0 20 39 0.00 0.500 | 15.1 4.7 1 56 1 0 0 11 0 0 0 0 0 0 10 16 0.00 1.000 | 13.0 4.2 1 51 1 0 0 8 1 0 0 0 0 0 27 37 0.00 0.867 | 13.0 4.2 1 51 1 0 0 8 1 0 0 0 0 0 20 39 0.00 0.500 | 15.1 4.7 1 56 1 0 0 11 0 0 0 0 0 0 10 16 0.00 1.000 | 13.0 4.2 1 51 1 0 0 8 1 0 0 0 0 0 27 37 0.00 0.867 | 13.0 4.2 1 51 1 0 0 8 1 0 0 0 0 0 20 39 0.00 0.500 | 15.1 4.7 1 56 1 0 0 11 0 0 0 0 0 0 10 16 0.00 1.000 | 13.0 4.2 1 51 1 0 0 8 1 0 0 0 0 0 27 37 0.00 0.867 | 13.0 4.2 1 51 1 0 0 8 1 0 0 0 0 0 20 39 0.00 0.500 | 15.1 4.7 1 56 1 0 0 11 0 0 0 0 0 0 10 16 0.00 1.000 | 13.0 4.2 1 51 1 0 0 8 1 0 0 0 0 0 27 37 0.00 0.867 | 13.0 4.2 1 51 1 0 0 8 1 0 0 0 0 0 20 39 0.00 0.500 | 15.1 4.7 1 56 1 0 0 11 0 0 0 0 0 0 10 16 0.00 1.000 | 13.0 4.2 1 51 1 0 0 8 1 0 0 0 0 0 27 37 0.00 0.867 | 13.0 4.2 1 51 1 0 0 8 1 0 0 0 0 0 20 39 0.00 0.500 | 15.1 4.7 1 56 1 0 0 11 0 0 0 0 0 0 10 16 0.00 1.000 | 13.0 4.2 1 51 1 0 0 8 1 0 0 0 0 0 27 37 0.00 0.867 | 13.0 4.2 1 51 1 0 0 8 1 0 0 0 0 0 20 39 0.00 0.500 | 15.1 4.7 1 56 1 0 0 11 0 0 0 0 0 0 10 16 0.00 1.000 | 13.0 4.2 1 51 1 0 0 8 1 0 0 0 0 0 27 37 0.00 0.867 | 13.0 4.2 1 51 1 0 0 8 1 0 0 0 0 0 20 39 0.00 0.500 | 15.1 4.7 1 56 1 0 0 11 0 0 0 0 0 0 10 16 0.00 1.000 | 13.0 4.2 1 51 1 0 0 8 1 0 0 0 0 0 27 37 0.00 0.867 | 13.0 4.2 1 51 1 0 0 8 1 0 0 0 0 0 20 39 0.00 0.500 | 15.1 4.7 1 56 1 0 0 11 0 0 0 0 0 0 10 16 0.00 1.000 | 13.0 4.2 1 51 1 0 0 8 1 0 0 0 0 0 27 37 0.00 0.867 | 13.0 4.2 1 51 1 0 0 8 1 0 0 0 0 0 20 39 0.00 0.500 | 15.1 4.7 1 56 1 0 0 11 0 0 0 0 0 0 10 16 0.00 1.000 | 13.0 4.2 1 51 1 0 0 8 1 0 0 0 0 0 27 37 0.00 0.867 | 13.0 4.2 1 51 1 0 0 8 1 0 0 0 0 0 20 39 0.00 0.500 | 15.1 4.7 1 56 1 0 0 11 0 0 0 0 0 0 10 16 0.00 1.000 | 13.0 4.2 1 51 1 0 0 8 1 0 0 0 0 0 27 37 0.00 0.867 | 13.0 4.2 1 51 1 0 0 8 1 0 0 0 0 0 20 39 0.00 0.500 | 15.1 4.7 1 56 1 0 0 11 0 0 0 0 0 0 10 16 0.00 1.000 | 13.0 4.2 1 51 1 0 0 8 1 0 0 0 0 0 27 37 0.00 0.867 | 13.0 4.2 1 51 1 0 0 8 1 0 0 0 0 0 20 39 0.00 0.500 | 15.1 4.7 1 56 1 0 0 11 0 0 0 0 0 0 10 16 0.00 1.000 | 13.0 4.2 1 51 1 0 0 8 1 0 0 0 0 0 27 37 0.00 0.867 | 13.0 4.2 1 51 1 0 0 8 1 0 0 0 0 0 20 39 0.00 0.500 | 15.1 4.7 1 56 1 0 0 11 0 0 0 0 0 0 10 16 0.00 1.000 | 13.0 4.2 1 51 1 0 0 8 1 0 0 0 0 0 27 37 0.00 0.867 | 13.0 4.2 1 51 1 0 0 8 1 0 0 0 0 0 20 39 0.00 0.500 | 15.1 4.7 1 56 1 0 0 11 0 0 0 0 0 0 10 16 0.00 1.000 | 13.0 4.2 1 51 1 0 0 8 1 0 0 0 0 0 27 37 0.00 0.867 | 13.0 4.2 1 51 1 0 0 8 1 0 0 0 0 0 20 39 0.00 0.500 | 15.1 4.7 1 56 1 0 0 11 0 0 0 0 0 0 10 16 0.00 1.000 | 13.0 4.2 1 51 1 0 0 8 1 0 0 0 0 0 27 37 0.00 0.867 | 13.0 4.2 1 51 1 0 0 8 1 0 0 0 0 0 20 39 0.00 0.500 | 15.1 4.7 1 56 1 0 0 11 0 0 0 0 0 0 10 16 0.00 1.000 | 13.0 4.2 1 51 1 0 0 8 1 0 0 0 0 0 27 37 0.00 0.867 | 13.0 4.2 1 51 1 0 0 8 1 0 0 0 0 0 20 39 0.00 0.500 | 15.1 4.7 1 56 1 0 0 11 0 0 0 0 0 0 10 16 0.00 1.000 | 13.0 4.2 1 51 1 0 0 8 1 0 0 0 0 0 27 37 0.00 0.867 | 13.0 4.2 1 51 1 0 0 8 1 0 0 0 0 0 20 39 0.00 0.500 | 15.1 4.7 1 56 1 0 0 11 0 0 0 0 0 0 10 16 0.00 1.000 | 13.0 4.2 1 51 1 0 0 8 1 0 0 0 0 0 27 37 0.00 0.867 | 13.0 4.2 1 51 1 0 0 8 1 0 0 0 0 0 20 39 0.00 0.500 | 15.1 4.7 1 56 1 0 0 11 0 0 0 0 0 0 10 16 0.00 1.000 | 13.0 4.2 1 51 1 0 0 8 1 0 0 0 0 0 27 37 0.00 0.867 | 13.0 4.2 1 51 1 0 0 8 1 0 0 0 0 0 20 39 0.00 0.500 | 15.1 4.7 1 56 1 0 0 11 0 0 0 0 0 0 10 16 0.00 1.000 | 13.0 4.2 1 51 1 0 0 8 1 0 0 0 0 0 27 37 0.00 0.867 | 13.0 4.2 1 51 1 0 0 8 1 0 0 0 0 0 20 39 0.00 0.500 | 15.1 4.7 1 56 1 0 0 11 0 0 0 0 0 0 10 16 0.00 1.000 | 13.0 4.2 1 51 1 0 0 8 1 0 0 0 0 0 27 37 0.00 0.867 | 13.0 4.2 1 51 1 0 0 8 1 0 0 0 0 0 20 39 0.00 0.500 | 15.1 4.7 1 56 1 0 0 11 0 0 0 0 0 0 10 16 0.00 1.000 | 13.0 4.2 1 51 1 0 0 8 1 0 0 0 0 0 27 37 0.00 0.867 | 13.0 4.2 1 51 1 0 0 8 1 0 0 0 0 0 20 39 0.00 0.500 | 15.1 4.7 1 56 1 0 0 11 0 0 0 0 0 0 10 16 0.00 1.000 | 13.0 4.2 1 51 1 0 0 8 1 0 0 0 0 0 27 37 0.00 0.867 | 13.0 4.2 1 51 1 0 0 8 1 0 0 0 0 0 20 39 0.00 0.500 | 15.1 4.7 1 56 1 0 0 11 0 0 0 0 0 0 10 16 0.00 1.000 | 13.0 4.2 1 51 1 0 0 8 1 0 0 0 0 0 27 37 0.00 0.867 | 13.0 4.2 1 51 1 0 0 8 1 0 0 0 0 0 20 39 0.00 0.500 | 15.1 4.7 1 56 1 0 0 11 0 0 0 0 0 0 10 16 0.00 1.000 | 13.0 4.2 1 51 1 0 0 8 1 0 0 0 0 0 27 37 0.00 0.867 | 13.0 4.2 1 51 1 0 0 8 1 0 0 0 0 0 20 39 0.00 0.500 | 15.1 4.7 1 56 1 0 0 11 0 0 0 0 0 0 10 16 0.00 1.000 | 13.0 4.2 1 51 1 0 0 8 1 0 0 0 0 0 27 37 0.00 0.867 | 13.0 4.2 1 51 1 0 0 8 1 0 0 0 0 0 20 39 0.00 0.500 | 15.1 4.7 1 56 1 0 0 11 0 0 0 0 0 0 10 16 0.00 1.000 | 13.0 4.2 1 51 1 0 0 8 1 0 0 0 0 0 27 37 0.00 0.867 | 13.0 4.2 1 51 1 0 0 8 1 0 0 0 0 0 20 39 0.00 0.500 | 15.1 4.7 1 56 1 0 0 11 0 0 0 0 0 0 10 16 0.00 1.000 | 13.0 4.2 1 51 1 0 0 8 1 0 0 0 0 0 27 37 0.00 0.867 | 13.0 4.2 1 51 1 0 0 8 1 0 0 0 0 0 20 39 0.00 0.500 | 15.1 4.7 1 56 1 0 0 11 0 0 0 0 0 0 10 16 0.00 1.000 | 13.0 4.2 1 51 1 0 0 8 1 0 0 0 0 0 27 37 0.00 0.867 | 13.0 4.2 1 51 1 0 0 8 1 0 0 0 0 0 20 39 0.00 0.500 | 15.1 4.7 1 56 1 0 0 11 0 0 0 0 0 0 10 16 0.00 1.000 | 13.0 4.2 1 51 1 0 0 8 1 0 0 0 0 0 27 37 0.00 0.867 | 13.0 4.2 1 51 1 0 0 8 1 0 0 0 0 0 20 39 0.00 0.500 | 15.1 4.7 1 56 1 0 0 11 0 0 0 0 0 0 10 16 0.00 1.000 | 13.0 4.2 1 51 1 0 0 8 1 0 0 0 0 0 27 37 0.00 0.867 | 13.0 4.2 1 51 1 0 0 8 1 0 0 0 0 0 20 39 0.00 0.500 | 15.1 4.7 1 56 1 0 0 11 0 0 0 0 0 0 10 16 0.00 1.000 | 13.0 4.2 1 51 1 0 0 8 1 0 0 0 0 0 27 37 0.00 0.867 | 13.0 4.2 1 51 1 0 0 8 1 0 0 0 0 0 20 39 0.00 0.500 | 15.1 4.7 1 56 1 0 0 11 0 0 0 0 0 0 10 16 0.00 1.000 | 13.0 4.2 1 51 1 0 0 8 1 0 0 0 0 0 27 37 0.00 0.867 | 13.0 4.2 1 51 1 0 0 8 1 0 0 0 0 0 20 39 0.00 0.500 | 15.1 4.7 1 56 1 0 0 11 0 0 0 0 0 0 10 16 0.00 1.000 | 13.0 4.2 1 51 1 0 0 8 1 0 0 0 0 0 27 37 0.00 0.867 | 13.0 4.2 1 51 1 0 0 8 1 0 0 0 0 0 20 39 0.00 0.500 | 15.1 4.7 1 56 1 0 0 11 0 0 0 0 0 0 10 16 0.00 1.000 | 13.0 4.2 1 51 1 0 0 8 1 0 0 0 0 0 27 37 0.00 0.867 | 13.0 4. |

| Batter | 1 | 2 | 3 | 4 | 5 | 6 | 7 | 8 | 9 | AB | R | H | RBI | BB | SO | LOB | TOP | | | | | |
|---|--------------------------------------|----------------------------------|---------------------------------------|--------------------------|--------------------------------------|--------------------------|---------------------------------------|--------------------------|--------------------------------------|--------------------------|--------------------------------------|--------------------------|--------------------------------------|-------------------------|---------------------------------------|--------------------------|---------------------------------------|--------------------------|----------------------------------|------------------------------------|----------------------------------|--------|
| 2 Jacoby Ellsbury, L (1,8) OBP: 0.348, SLG: 0.406 | G3 | | G6-3 | | SH1-3 | | | K | G3 | 4 | 0 | 0 | 0 | 0 | 1 | 3 | | | | | | |
| 15 Dustin Pedroia, R (1,4) OBP: 0.373, SLG: 0.432 | F9 | | F9 | | F9 | | | 41 HR | | 4 | 1 | 1 | 0 | 0 | 0 | 1 | | | | | | |
| 41 Victor Martinez, S (1,3) OBP: 0.370, SLG: 0.471 | F9 | | | G6-3 | G4-3 | | | 1B | HR | 4 | 1 | 1 | 2 | 0 | 0 | 1 | | | | | | |
| 20 Kevin Youkilis, R (1,5) OBP: 0.421, SLG: 0.565 | | K | | L3 | | | | K | 44 G6-4-3 | 4 | 0 | 1 | 0 | 0 | 2 | 0 | | | | | | |
| 44 Jason Bay, R (1,7) OBP: 0.380, SLG: 0.493 | F9 | | 7B | 1B | | | | K | G6-4-3 | 4 | 0 | 1 | 0 | 0 | 1 | 1 | | | | | | |
| 7 J.D. Drew, L (1,9) OBP: 0.366, SLG: 0.448 | 25 BB | | 1B | | 25 BB | | | F8 | | 4 | 0 | 3 | 0 | 0 | 0 | 0 | | | | | | |
| 25 Mike Lowell, R (1,10) OBP: 0.338, SLG: 0.475 | | 1B | | 1B | | | | L9 | F9 | 2 | 0 | 0 | 0 | 2 | 0 | 1 | | | | | | |
| 33 Jason Varitek, S (1,2) OBP: 0.329, SLG: 0.426 | | BB | | BB | | | | G5-3 | K | 4 | 0 | 0 | 0 | 0 | 2 | 6 | | | | | | |
| 22 Nick Green, R (1,6) OBP: 0.306, SLG: 0.369 | | | | | | | | F8 | | 3 | 0 | 2 | 0 | 0 | 0 | 0 | | | | | | |
| 34 David Ortiz, L (9,PH) OBP: 0.368, SLG: 0.409 | | | | | | | | | | 0 | 0 | 0 | 0 | 1 | 0 | 0 | | | | | | |
| 3 Chris Woodward, R (9,PR) OBP: 0.289, SLG: 0.246 | | | 2 G6-3 | | 2 SH1-3 | | | | BB | 0 | 0 | 0 | 0 | 0 | 0 | 0 | | | | | | |
| Inning Stats | R: 0 H: 0 E: 0 K: 0 S: 9 | H: 0 LOB: 0 BB: 0 P: 14 | R: 0 H: 1 E: 0 K: 2 S: 14 | LOB: 2 BB: 1 P: 25 | R: 0 H: 1 E: 0 K: 0 S: 9 | LOB: 1 BB: 0 P: 15 | R: 0 H: 2 E: 0 K: 0 S: 13 | LOB: 3 BB: 1 P: 27 | R: 0 H: 1 E: 0 K: 2 S: 8 | LOB: 0 BB: 0 P: 12 | R: 0 H: 0 E: 0 K: 2 S: 9 | LOB: 0 BB: 0 P: 11 | R: 0 H: 0 E: 0 K: 0 S: 6 | LOB: 0 BB: 0 P: 8 | R: 2 H: 3 E: 0 K: 1 S: 10 | LOB: 3 BB: 0 P: 17 | R: 0 H: 1 E: 0 K: 1 S: 14 | LOB: 2 BB: 1 P: 23 | 1B: 8 2B: 0 3B: 0 HR: 1 | SF: 0 SAC: 1 DP: 2 HBP: 0 | WP: 0 PB: 0 SB: 0 CS: 0 | PA: 37 |
| PITCHER | IP | WLS | BF | H | R | ER | SO | BB | IBB | HBP | BLK | WP | HR | S | P | ERA | WHIP | | | | | |
| 46 Andy Pettitte, L (1,1) ERA: 4.14 | 7.0 | | 27 | 5 | 0 | 0 | 4 | 2 | 0 | 0 | 0 | 0 | 0 | 68 | 112 | 0.00 | 1.000 | | | | | |
| 48 Phil Coke, L (8,1) ERA: 4.99 | 1.0 | W | 5 | 3 | 2 | 2 | 1 | 0 | 0 | 0 | 0 | 0 | 1 | 10 | 17 | 18.00 | 3.000 | | | | | |
| 42 Mariano Rivera, R (9,1) ERA: 1.88 | 1.0 | S | 5 | 1 | 0 | 0 | 1 | 1 | 0 | 0 | 0 | 0 | 0 | 14 | 23 | 0.00 | 2.000 | | | | | |

Boston Red Sox @ New York Yankees
 Yankee Stadium, Bronx, NY
 Sun Aug. 09 2009, 8:05 PM EDT
 Att: 48,190 - Cloudy - 77 F


AB 33
 R 2
 H 9
 RBI 2
 BB 3
 SO 6
 LOB 13

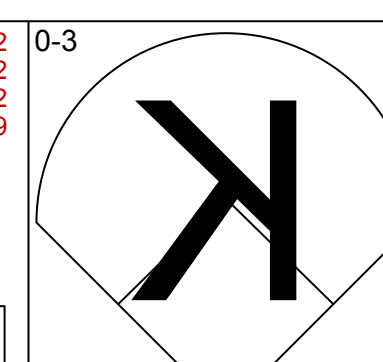
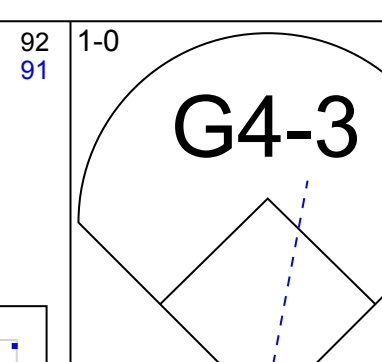
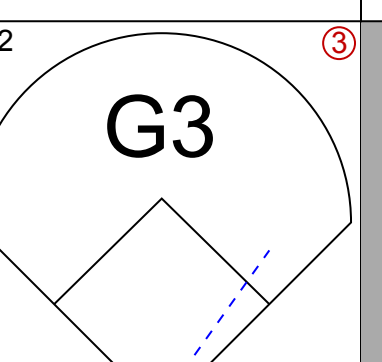
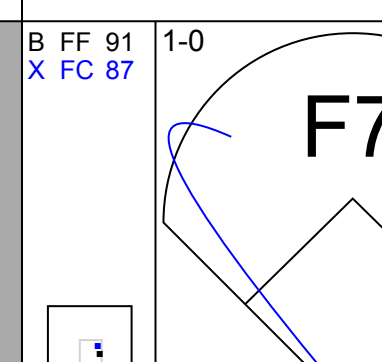
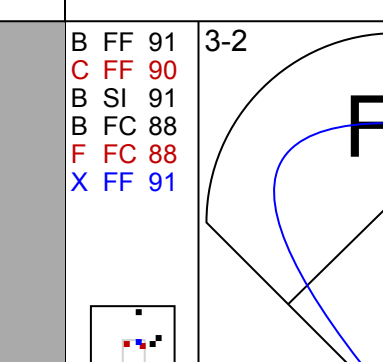
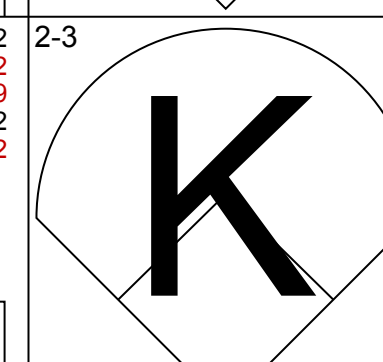
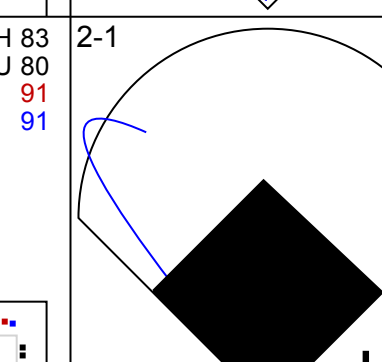
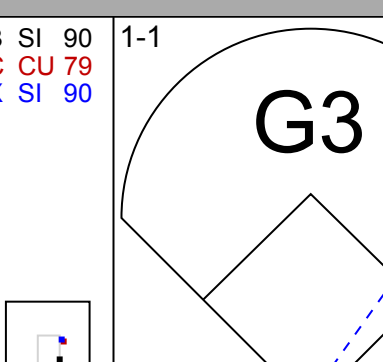
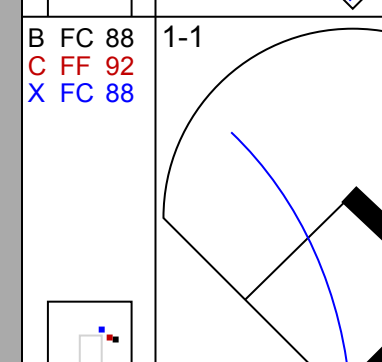
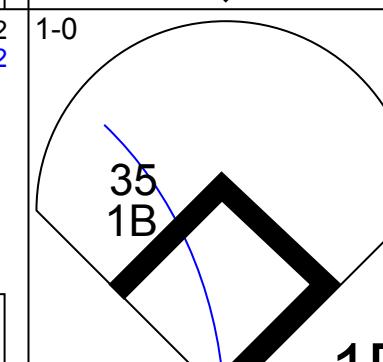
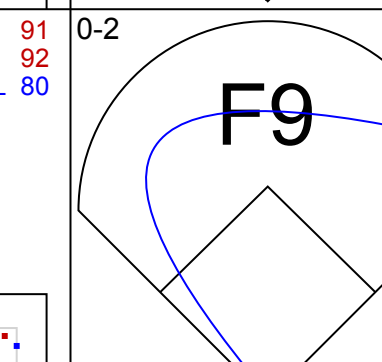
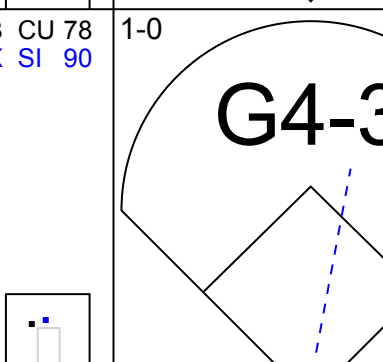
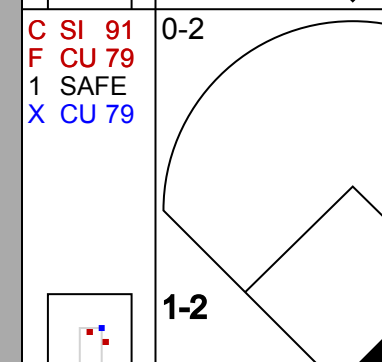
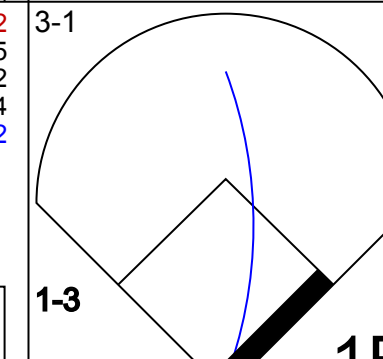
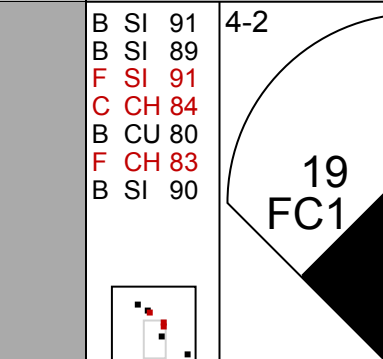
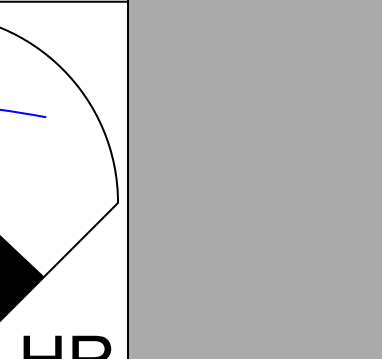
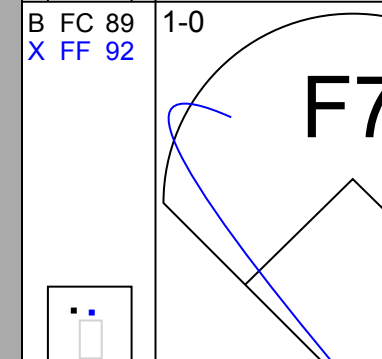
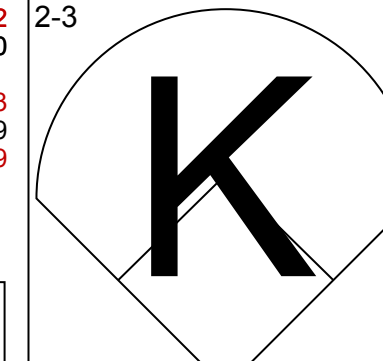

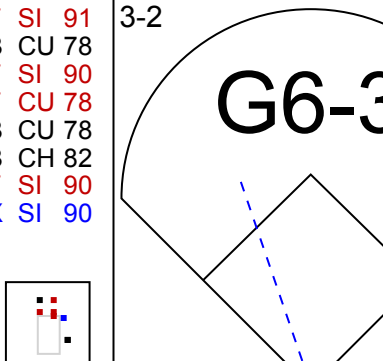
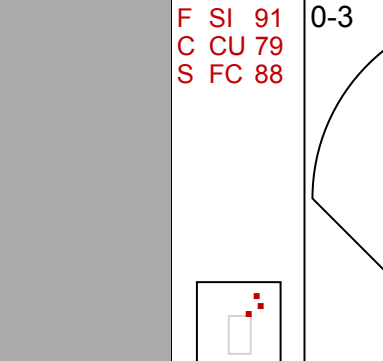

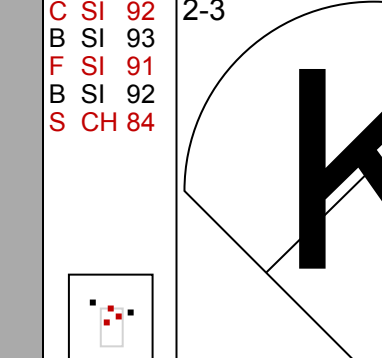
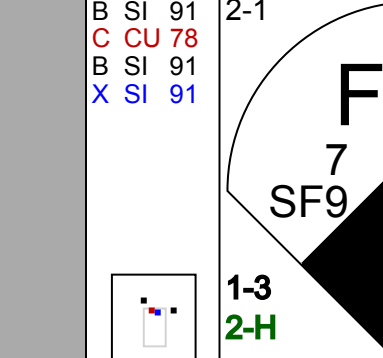
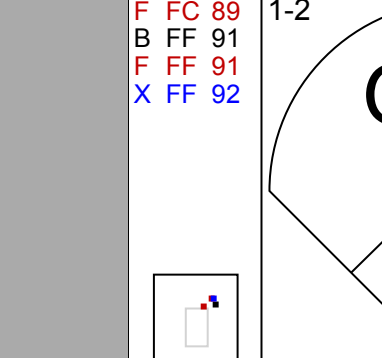
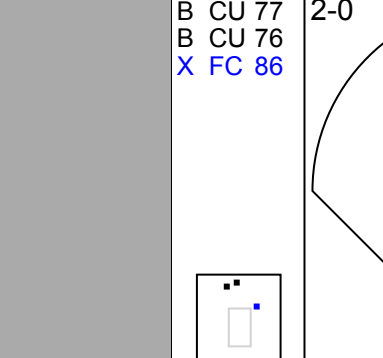


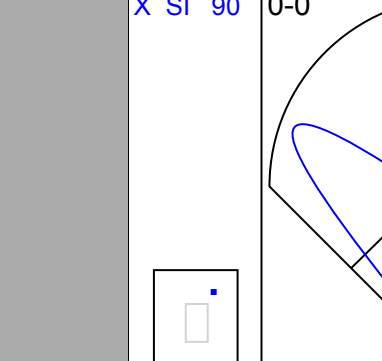
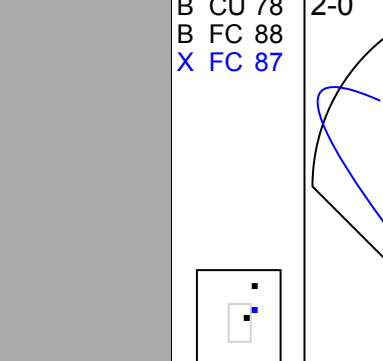


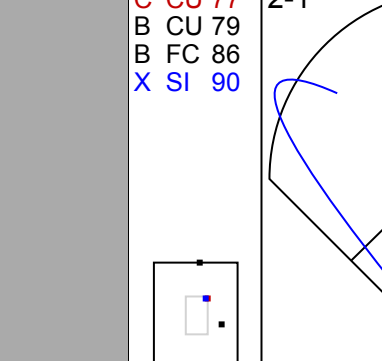


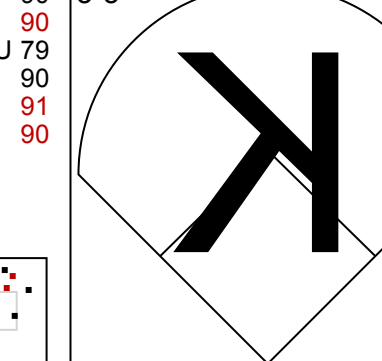
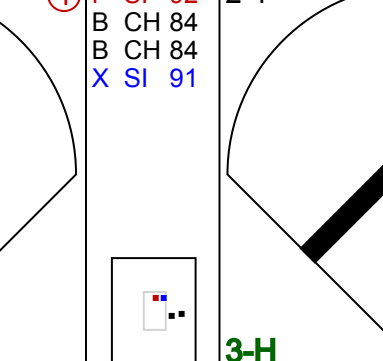
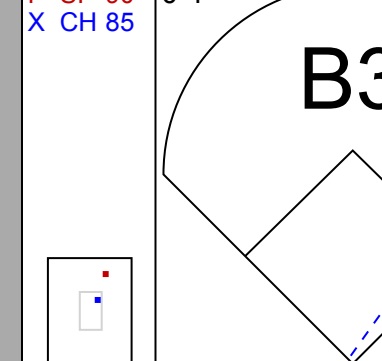
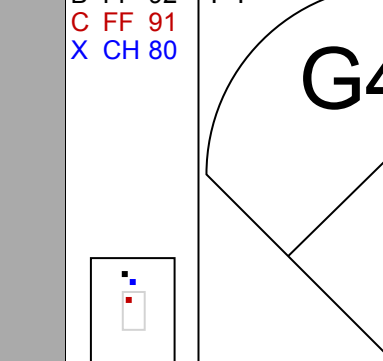


| Batter | 1 | 2 | 3 | 4 | 5 | 6 | 7 | 8 | 9 | AB | R | H | RBI | BB | SO | LOB | BOTTOM | | | | |
|---|---------------------------------------|----------------------------------|---------------------------------------|--------------------------|--------------------------------------|--------------------------|---------------------------------------|--------------------------|--------------------------------------|--------------------------|---------------------------------------|--------------------------|----------------------------------|------------------------------------|----------------------------------|--------|--------|--|--|--|--|
| 2 Derek Jeter, R (1,6) OBP: 0.382, SLG: 0.442 | 18 G1 | | K | | G6-3 | | | G1-3 | | 4 | 0 | 1 | 0 | 0 | 1 | 1 | | | | | |
| 18 Johnny Damon, L (1,7) OBP: 0.365, SLG: 0.513 | G1 | | P6 | | | | | K | HR | 4 | 1 | 1 | 1 | 0 | 1 | 2 | | | | | |
| 25 Mark Teixeira, S (1,3) OBP: 0.383, SLG: 0.563 | P5 | | | 20 G1-3 | 13 G2-3 | | | K | HR | 4 | 1 | 2 | 1 | 0 | 1 | 1 | | | | | |
| 13 Alex Rodriguez, R (1,10) OBP: 0.388, SLG: 0.514 | G5-3 | | | G2-3 | | | | HR | 20 2B | 3 | 2 | 1 | 1 | 1 | 0 | 2 | | | | | |
| 20 Jorge Posada, S (1,2) OBP: 0.361, SLG: 0.508 | | G6-3 | | G1-3 | | | | 24 G4-3 | 33 G5-3 | 4 | 1 | 2 | 0 | 0 | 0 | 1 | | | | | |
| 33 Nick Swisher, S (1,9) OBP: 0.377, SLG: 0.479 | | K | | P4 | | | | 33 1B | 2B | 4 | 0 | 1 | 2 | 0 | 1 | 2 | | | | | |
| 24 Robinson Cano, L (1,4) OBP: 0.348, SLG: 0.498 | | K | | | G3 | | | G4-3 | | 4 | 0 | 1 | 0 | 0 | 1 | 1 | | | | | |
| 53 Melky Cabrera, S (1,8) OBP: 0.343, SLG: 0.446 | | | K | | K | | | G5-3 | G6-3 | 4 | 0 | 0 | 0 | 0 | 2 | 3 | | | | | |
| 17 Jerry Hairston, R (1,5) OBP: 0.314, SLG: 0.397 | | | | | G5-3 | | | | G4-3 | 2 | 0 | 1 | 0 | 0 | 0 | 0 | | | | | |
| 55 Hideki Matsui, L (8,PH) OBP: 0.364, SLG: 0.492 | | | | | | | | | | 1 | 0 | 0 | 0 | 0 | 0 | 0 | | | | | |
| 19 Ramiro Pena, S (9,5) OBP: 0.308, SLG: 0.349 | | | | | | | | | | 0 | 0 | 0 | 0 | 0 | 0 | 0 | | | | | |
| Inning Stats | R: 0 H: 1 E: 0 K: 0 S: 13 | H: 0 LOB: 0 BB: 0 P: 11 | R: 0 H: 1 E: 0 K: 2 S: 11 | LOB: 1 BB: 0 P: 17 | R: 0 H: 1 E: 0 K: 0 S: 8 | LOB: 1 BB: 0 P: 14 | R: 0 H: 0 E: 0 K: 2 S: 10 | LOB: 0 BB: 0 P: 16 | R: 1 H: 2 E: 0 K: 0 S: 8 | LOB: 1 BB: 0 P: 15 | R: 4 H: 5 E: 0 K: 0 S: 17 | LOB: 2 BB: 1 P: 29 | 1B: 6 2B: 1 3B: 0 HR: 3 | SF: 0 SAC: 0 DP: 0 HBP: 0 | WP: 0 PB: 0 SB: 0 CS: 0 | PA: 35 | | | | | |
| PITCHER | IP | WLS | BF | H | R | ER | SO | BB | IBB | HBP | BLK | WP | HR | S | P | ERA | WHIP | | | | |
| 31 Jon Lester, L (1,1) ERA: 3.67 | 7.0 | | 26 | 5 | 1 | 1 | 7 | 0 | 0 | 0 | 0 | 0 | 0 | 66 | 107 | 1.29 | 0.714 | | | | |
| 51 Daniel Bard, R (8,1) ERA: 2.97 | 0.2 | L | 5 | 2 | 3 | 3 | 0 | 1 | 0 | 0 | 0 | 0 | 2 | 8 | 17 | 40.50 | 4.500 | | | | |
| 37 Hideki Okajima, L (8,1) ERA: 3.06 | 0.1 | | 4 | 3 | 1 | 1 | 0 | 0 | 0 | 0 | 0 | 0 | 0 | 9 | 12 | 27.00 | 9.000 | | | | |

Boston Red Sox @ New York Yankees
 Yankee Stadium, Bronx, NY
 Sun Aug. 09 2009, 8:05 PM EDT
 Att: 48,190 - Cloudy - 77 F

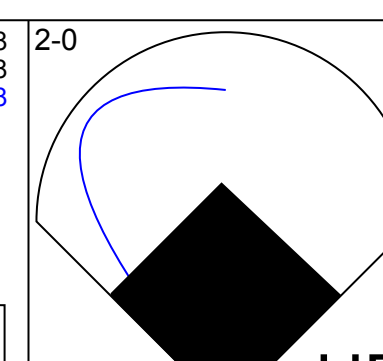
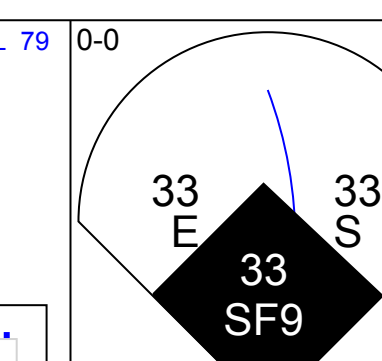
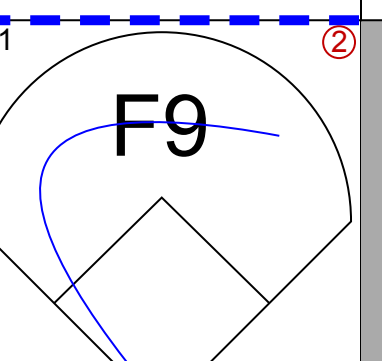
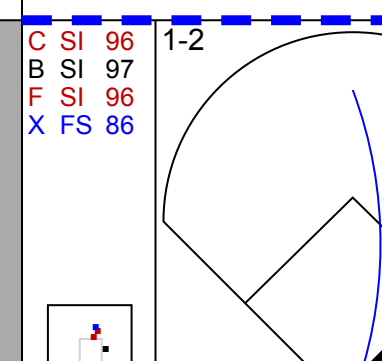
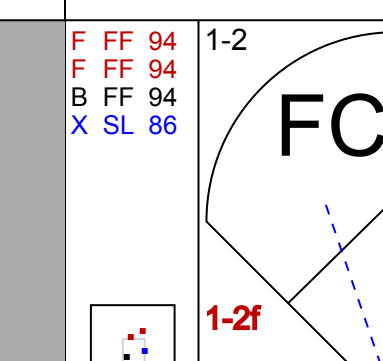
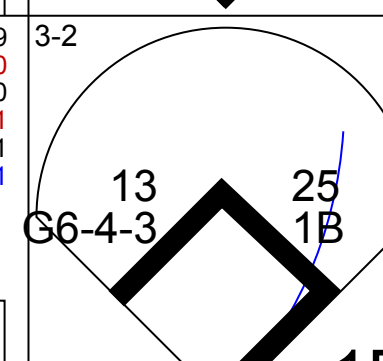
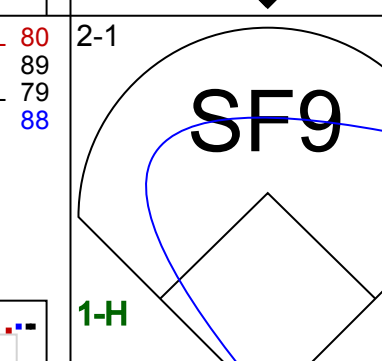
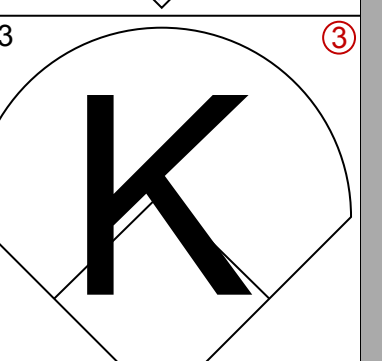
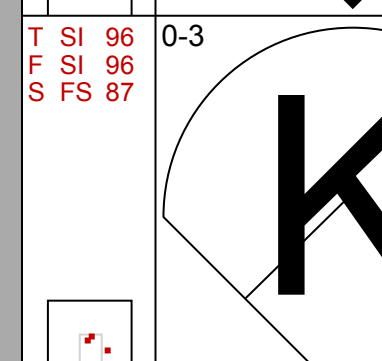
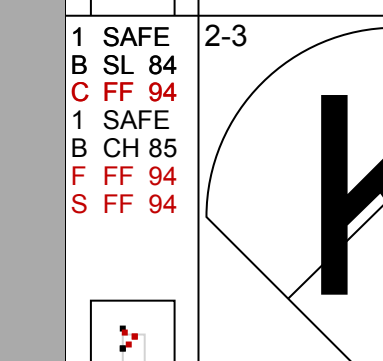
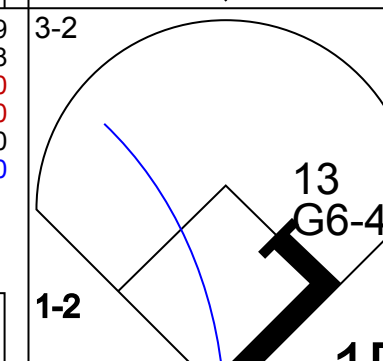
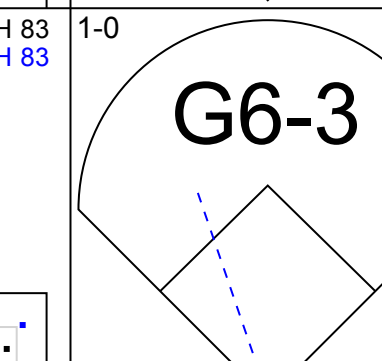
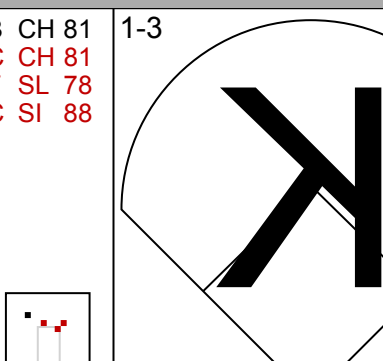
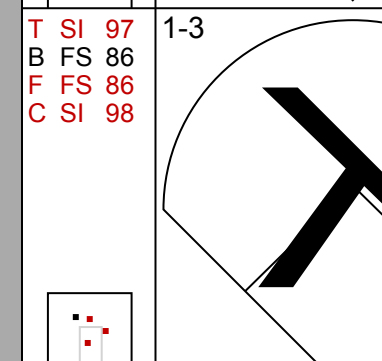
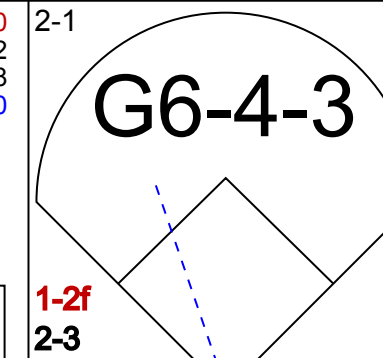
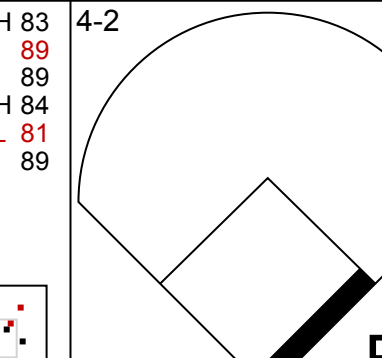
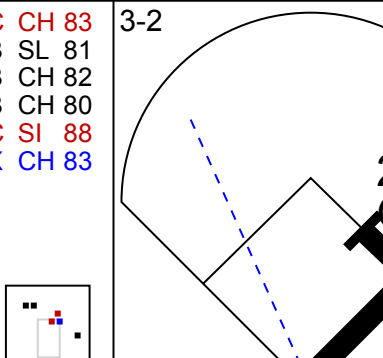
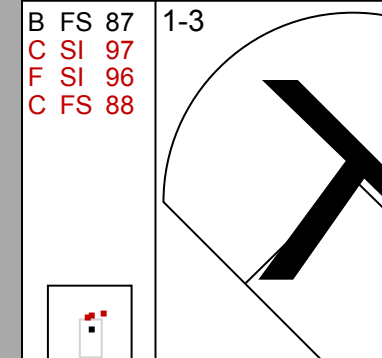
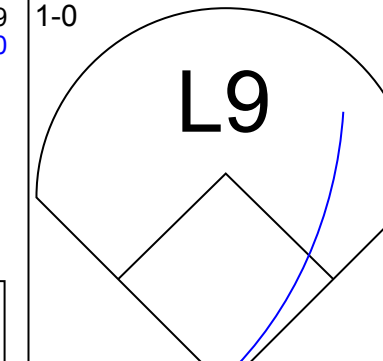
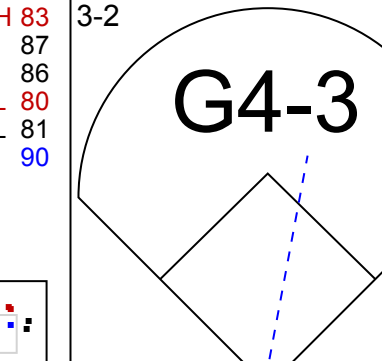
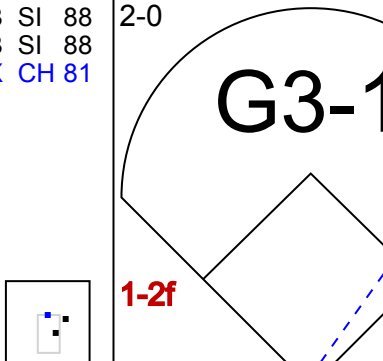
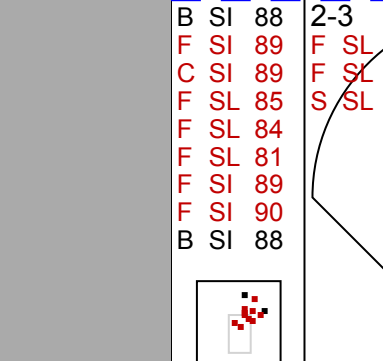

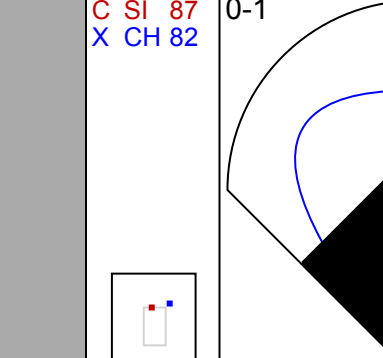
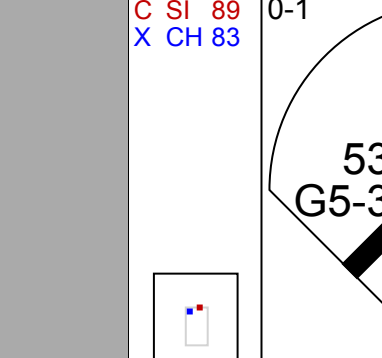
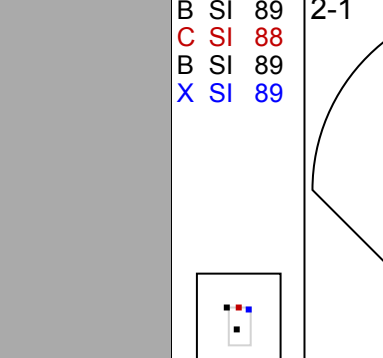

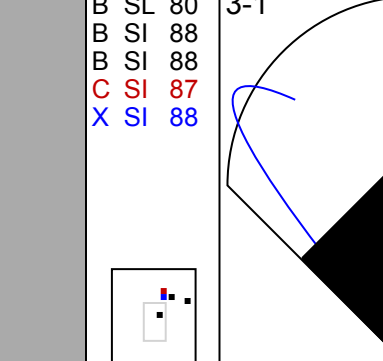
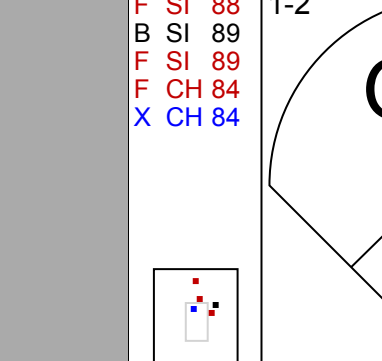
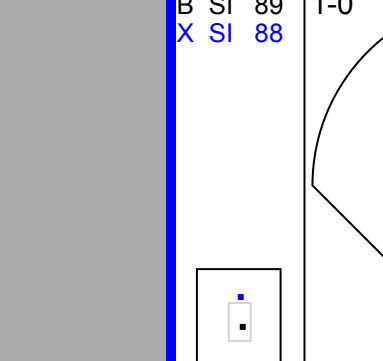
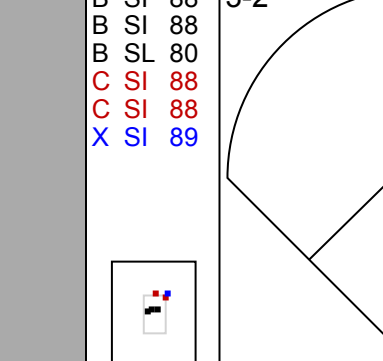

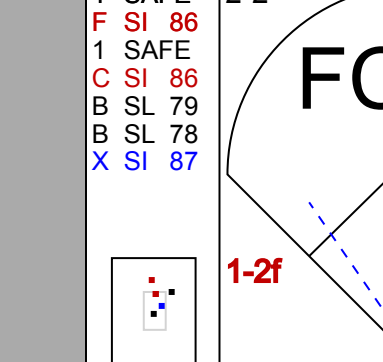
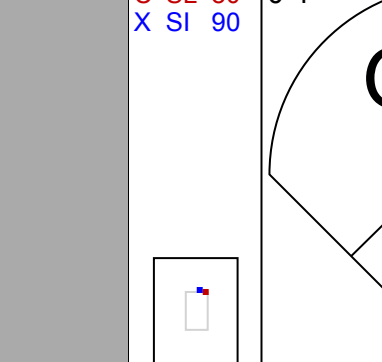

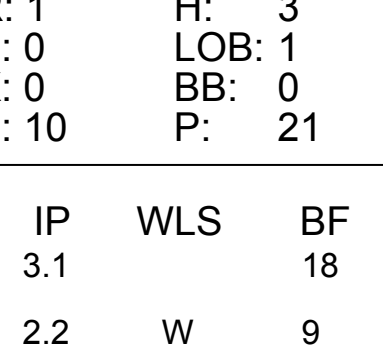
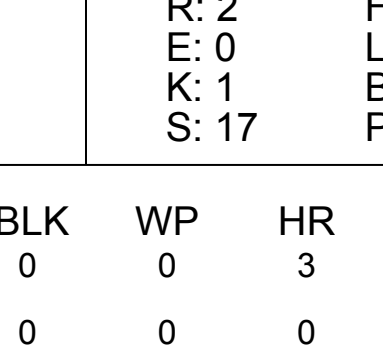
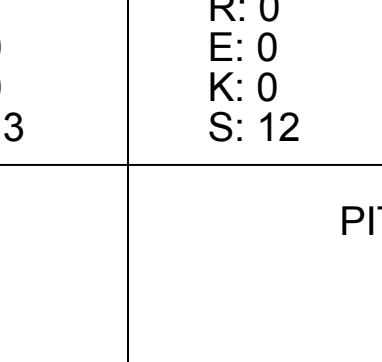
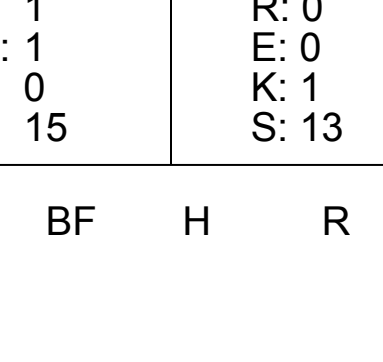

AB 34
 R 5
 H 10
 RBI 5
 BB 1
 SO 7
 LOB 13



| Batter | 1 | 2 | 3 | 4 | 5 | 6 | 7 | 8 | 9 | AB | R | H | RBI | BB | SO | LOB | TOP | | | | | | |
|--|---|---|---|---|--|---|---|--|---|----------------------------------|--------------------------------------|---------------------------------|--------------------------------------|----------------------------------|--------------------------------------|---------------------------------|--|--------------------------------------|----------------------------------|----------------------------------|------------------------------------|----------------------------------|--------|
| 19 Marco Scutaro, R OBP: 0.387, SLG: 0.444 |  | |  |  | | |  | |  | 5 | 0 | 0 | 0 | 0 | 1 | 1 | Toronto Blue Jays @ New York Yankees Yankee Stadium, Bronx, NY Mon Aug 10 2009, 7:05 PM EDT Att: 46:376 - Partly Cloudy - 89 F | | | | | | |
| 2 Aaron Hill, R OBP: 0.330, SLG: 0.504 |  | |  | |  | |  | | | 4 | 1 | 2 | 1 | 0 | 1 | 0 | | | | | | | |
| 26 Adam Lind, L OBP: 0.361, SLG: 0.545 |  | |  | |  | |  | | | 4 | 0 | 2 | 0 | 0 | 0 | 0 | | | | | | | |
| 35 Lyle Overbay, L OBP: 0.389, SLG: 0.482 |  | | |  |  | |  | | | 3 | 2 | 2 | 1 | 1 | 0 | 2 | | | | | | | |
| 10 Vernon Wells, R OBP: 0.305, SLG: 0.412 |  | |  |  | | | |  | | 4 | 1 | 1 | 0 | 0 | 2 | 2 | | | | | | | |
| 19 José Bautista, R OBP: 0.356, SLG: 0.335 |  |  |  | |  | | |  | | 4 | 1 | 0 | 0 | 0 | 1 | 1 | | | | | | | |
| 7 Edwin Encarnación, R OBP: 0.310, SLG: 0.353 |  | |  | | |  | |  | | 3 | 0 | 0 | 1 | 0 | 0 | 0 | | | | | | | |
| 20 Rod Barajas, R OBP: 0.273, SLG: 0.393 |  | |  | |  | | |  | | 4 | 0 | 0 | 0 | 0 | 1 | 1 | | | | | | | |
| 1 Joe Inglett, L OBP: 0.300, SLG: 0.291 |  | |  |  | | |  | |  | 4 | 0 | 1 | 1 | 0 | 1 | 0 | | | | | | | |
| Inning Stats | R: 0 H: 2 E: 0 K: 3 S: 13 | H: 2 LOB: 0 BB: 0 P: 21 | R: 0 H: 0 E: 0 K: 2 S: 9 | H: 0 LOB: 0 BB: 0 P: 11 | R: 1 H: 1 E: 0 K: 1 S: 9 | H: 1 LOB: 0 BB: 0 P: 15 | R: 3 H: 2 E: 1 K: 0 S: 17 | H: 2 LOB: 1 BB: 0 P: 30 | R: 1 H: 1 E: 0 K: 0 S: 11 | H: 1 LOB: 0 BB: 0 P: 19 | R: 0 H: 0 E: 0 K: 0 S: 6 | H: 0 LOB: 0 BB: 0 P: 9 | R: 0 H: 2 E: 0 K: 0 S: 9 | H: 2 LOB: 0 BB: 0 P: 12 | R: 0 H: 0 E: 0 K: 1 S: 5 | H: 0 LOB: 0 BB: 0 P: 9 | | R: 0 H: 0 E: 0 K: 0 S: 6 | H: 0 LOB: 0 BB: 0 P: 12 | 1B: 5 2B: 0 3B: 1 HR: 2 | SF: 1 SAC: 0 DP: 0 HBP: 0 | WP: 0 PB: 0 SB: 0 CS: 0 | PA: 37 |
| PITCHER | IP WLS BF H R ER SO BB IBB HBP BLK WP HR S P ERA WHIP | IP WLS BF H R ER SO BB IBB HBP BLK WP HR S P ERA WHIP | | | | | | | | | | | | | | | IP WLS BF H R ER SO BB IBB HBP BLK WP HR S P ERA WHIP | | | | | | |
| 45 Sergio Mitre, R ERA: 7.04 | 5.0 | L | 23 | 6 | 5 | 3 | 6 | 1 | 0 | 0 | 0 | 0 | 0 | 0 | 0 | 0 | 0 | 0 | 2 | 59 | 96 | 5.40 | 1.400 |
| 91 Alfredo Aceves, R ERA: 3.14 | 4.0 | | 14 | 2 | 0 | 0 | 1 | 0 | 0 | 0 | 0 | 0 | 0 | 0 | 0 | 0 | 0 | 0 | 26 | 42 | 0.00 | 0.500 | |


| | |
|-----|----|
| AB | 35 |
| R | 5 |
| H | 8 |
| RBI | 4 |
| BB | 1 |
| SO | 7 |
| LOB | 7 |




| Batter | 1 | 2 | 3 | 4 | 5 | 6 | 7 | 8 | 9 | AB | R | H | RBI | BB | SO | LOB | BOTTOM | | | | | | |
|--|---|---|---|---|--|---|---|---|---|----------------------------------|---------------------------------------|----------------------------------|---------------------------------------|----------------------------------|---------------------------------------|----------------------------------|--|----------------------------------|----------------------------------|------------------------------------|----------------------------------|--------|-------|
| 2 Derek Jeter, R OBP: 0.384, SLG: 0.450 |  | |  |  | | |  | |  | 5 | 2 | 3 | 1 | 0 | 0 | 2 | Toronto Blue Jays @ New York Yankees Yankee Stadium, Bronx, NY Mon Aug 10 2009, 7:05 PM EDT Att: 46:376 - Partly Cloudy - 89 F | | | | | | |
| 33 Nick Swisher, S OBP: 0.375, SLG: 0.476 |  | |  |  | | |  | |  | 4 | 0 | 1 | 1 | 0 | 3 | 3 | | | | | | | |
| 25 Mark Teixeira, S OBP: 0.382, SLG: 0.560 |  | |  | |  | |  | | | 4 | 0 | 1 | 0 | 0 | 2 | 1 | | | | | | | |
| 13 Alex Rodriguez, R OBP: 0.389, SLG: 0.512 |  | |  | |  | |  | | | 3 | 0 | 1 | 0 | 1 | 1 | 3 | | | | | | | |
| 20 Jorge Posada, S OBP: 0.356, SLG: 0.500 |  | |  | |  | | |  | | 4 | 0 | 0 | 0 | 0 | 1 | 3 | | | | | | | |
| 24 Robinson Canó, L OBP: 0.349, SLG: 0.507 |  | | |  | |  | |  | | 4 | 1 | 2 | 1 | 0 | 0 | 0 | | | | | | | |
| 17 Jerry Hairston, R ERA: 4.38 |  | | |  | |  | |  | | 3 | 1 | 1 | 1 | 0 | 0 | 1 | | | | | | | |
| 18 Johnny Damon, L OBP: 0.364, SLG: 0.511 | | | |  | | | | | | 1 | 0 | 0 | 0 | 0 | 0 | 0 | | | | | | | |
| 53 Melky Cabrera, S OBP: 0.342, SLG: 0.443 |  | | |  | |  | | |  | 4 | 0 | 1 | 0 | 0 | 0 | 1 | | | | | | | |
| 26 José Molina, R OBP: 0.320, SLG: 0.333 |  | | |  | |  | | |  | 3 | 0 | 0 | 0 | 0 | 0 | 3 | | | | | | | |
| 55 Hideki Matsui, L OBP: 0.365, SLG: 0.493 | | | |  | | | | | | 1 | 0 | 1 | 0 | 0 | 0 | 0 | | | | | | | |
| 19 Ramiro Peña, S OBP: 0.308, SLG: 0.349 | | | | | | | | | | 0 | 0 | 0 | 0 | 0 | 0 | 0 | | | | | | | |
| Inning Stats | R: 1 H: 3 E: 0 K: 0 S: 10 | H: 3 LOB: 1 BB: 0 P: 21 | R: 0 H: 0 E: 0 K: 0 S: 12 | H: 0 LOB: 0 BB: 0 P: 18 | R: 1 H: 1 E: 0 K: 0 S: 9 | H: 1 LOB: 1 BB: 1 P: 19 | R: 2 H: 3 E: 0 K: 1 S: 17 | H: 3 LOB: 1 BB: 0 P: 29 | R: 0 H: 1 E: 0 K: 0 S: 7 | H: 1 LOB: 0 BB: 0 P: 13 | R: 0 H: 1 E: 0 K: 0 S: 12 | H: 1 LOB: 1 BB: 0 P: 16 | R: 0 H: 1 E: 0 K: 3 S: 12 | H: 1 LOB: 1 BB: 0 P: 15 | R: 0 H: 0 E: 0 K: 1 S: 13 | H: 0 LOB: 0 BB: 0 P: 18 | R: 0 H: 1 E: 0 K: 1 S: 12 | H: 1 LOB: 1 BB: 0 P: 16 | 1B: 7 2B: 1 3B: 0 HR: 3 | SF: 1 SAC: 0 DP: 2 HBP: 0 | WP: 0 PB: 0 SB: 1 CS: 0 | PA: 38 | |
| PITCHER | IP WLS BF H R ER SO BB IBB HBP BLK WP HR S P ERA WHIP | IP WLS BF H R ER SO BB IBB HBP BLK WP HR S P ERA WHIP | | | | | | | | | | | | | | | IP WLS BF H R ER SO BB IBB HBP BLK WP HR S P ERA WHIP | | | | | | |
| 34 Marc Rzepczynski, L ERA: 4.38 | 3.1 | | 18 | 7 | 4 | 4 | 0 | 1 | 0 | 0 | 0 | 0 | 0 | 0 | 0 | 0 | 0 | 0 | 3 | 41 | 76 | 10.80 | 2.400 |
| 57 Shawn Camp, R ERA: 2.93 | 2.2 | W | 9 | 2 | 0 | 0 | 2 | 0 | 0 | 0 | 0 | 0 | 0 | 0 | 0 | 0 | 0 | 0 | 26 | 40 | 0.00 | 0.750 | |
| 22 Brandon League, R ERA: 4.76 | 1.0 | H | 4 | 1 | 0 | 0 | 3 | 0 | 0 | 0 | 0 | 0 | 0 | 0 | 0 | 0 | 0 | 0 | 12 | 15 | 0.00 | 1.000 | |
| 39 Jesse Carlson, L ERA: 4.88 | 1.0 | H | 3 | 0 | 0 | 0 | 1 | 0 | 0 | 0 | 0 | 0 | 0 | 0 | 0 | 0 | 0 | 0 | 13 | 18 | 0.00 | 0.000 | |
| 54 Jason Frasor, R ERA: 1.96 | 1.0 | S | 4 | 1 | 0 | 0 | 1 | 0 | 0 | 0 | 0 | 0 | 0 | 0 | 0 | 0 | 0 | 0 | 12 | 16 | 0.00 | 1.000 | |

| | |
|-----|----|
| AB | 36 |
| R | 4 |
| H | 11 |
| RBI | 4 |
| BB | 1 |
| SO | 7 |
| LOB | 17 |




| Batter | 1 | 2 | 3 | 4 | 5 | 6 | 7 | 8 | 9 | AB R H RBI BB SO LOB | TOP | | | | | | | | | |
|--|---|----------------------------------|--------------------------------------|----------------------------------|---------------------------------------|----------------------------------|--------------------------------------|----------------------------------|---------------------------------------|----------------------------------|--|---|--------------------------------------|----------------------------------|---------------------------------------|----------------------------------|----------------------------------|------------------------------------|----------------------------------|--------|
| 19 Marco Scutaro, R OBP: 0.386, SLG: 0.441 | L7 | | FC5-4 1B | | G5-3 | | K | | K | 5 0 1 0 0 2 2 | <p>Toronto Blue Jays @ New York Yankees Yankee Stadium, Bronx, NY</p> <p>Tue Aug 11 2009, 7:05 PM EDT Att: 46,523 - Partly Cloudy - 83 F</p> <p>livebaseballscores.com</p> <p>AB 35 R 5 H 8 RBI 5 BB 2 SO 8 LOB 10</p>  | | | | | | | | | |
| 2 Aaron Hill, R OBP: 0.329, SLG: 0.502 | G6-3 | | FC5-4 26 BB | | | | F9 | | | 4 1 1 0 0 0 3 | | | | | | | | | | |
| 26 Adam Lind, L OBP: 0.362, SLG: 0.543 | | | | | | | | F8 | | 3 1 1 0 1 0 1 | | | | | | | | | | |
| 35 Lyle Overbay, L OBP: 0.387, SLG: 0.482 | | | | | | | | G1-3 | | 4 0 1 3 0 1 2 | | | | | | | | | | |
| 10 Vernon Wells, R OBP: 0.303, SLG: 0.408 | | | | | | | | G5-3 | | 4 0 0 0 0 0 1 | | | | | | | | | | |
| 21 Randy Ruiz, R OBP: 0.250, SLG: 1.000 | | | | | | | | | | 4 1 1 1 0 2 0 | | | | | | | | | | |
| 7 Edwin Encarnación, R OBP: 0.309, SLG: 0.368 | | | | | | | | | | 4 1 1 1 0 1 0 | | | | | | | | | | |
| 20 Rod Barajas, R OBP: 0.273, SLG: 0.391 | | | | | | | | | | 4 0 1 0 0 0 0 | | | | | | | | | | |
| 6 John McDonald, R OBP: 0.314, SLG: 0.378 | | | | | | | | | | 0 0 0 0 0 0 0 | | | | | | | | | | |
| 1 Joe Inglett, L OBP: 0.313, SLG: 0.293 | | | | | | | | | | 3 1 1 0 1 2 1 | | | | | | | | | | |
| Inning Stats | R: 0 H: 1 E: 0 K: 1 S: 14 | H: 1 LOB: 1 BB: 0 P: 20 | R: 0 H: 0 E: 0 K: 1 S: 8 | H: 0 LOB: 0 BB: 0 P: 11 | R: 3 H: 2 E: 0 K: 0 S: 15 | H: 2 LOB: 1 BB: 2 P: 31 | R: 1 H: 1 E: 0 K: 2 S: 9 | H: 1 LOB: 0 BB: 0 P: 14 | R: 0 H: 0 E: 0 K: 1 S: 11 | H: 0 LOB: 0 BB: 0 P: 17 | R: 0 H: 1 E: 0 K: 1 S: 9 | H: 1 LOB: 1 BB: 0 P: 14 | R: 0 H: 0 E: 0 K: 0 S: 8 | H: 0 LOB: 2 BB: 0 P: 12 | R: 1 H: 2 E: 0 K: 2 S: 12 | H: 2 LOB: 2 BB: 0 P: 18 | 1B: 5 2B: 1 3B: 0 HR: 2 | SF: 0 SAC: 0 DP: 0 HBP: 0 | WP: 0 PB: 0 SB: 0 CS: 0 | PA: 37 |
| PITCHER | IP WLS BF H R ER SO BB IBB HBP BLK WP HR S P ERA WHIP | | | | | | | | | | | IP WLS BF H R ER SO BB IBB HBP BLK WP HR S P ERA WHIP | | | | | | | | |
| 62 Joba Chamberlain, R ERA: 3.85 | 6.0 25 5 4 4 5 2 0 0 0 0 1 64 103 6.00 1.167 | | | | | | | | | | | | | | | | | | | |
| Brian Bruney, R ERA: 5.32 | 1.0 4 1 0 0 1 0 0 0 0 0 0 9 14 0.00 1.000 | | | | | | | | | | | | | | | | | | | |
| 48 Phil Coke, L ERA: 4.91 | 0.2 2 0 0 0 0 0 0 0 0 0 0 6 9 0.00 0.000 | | | | | | | | | | | | | | | | | | | |
| 30 David Robertson, R ERA: 3.38 | 0.1 W 1 0 0 0 0 0 0 0 0 0 0 2 3 0.00 0.000 | | | | | | | | | | | | | | | | | | | |
| 42 Mariano Rivera, R ERA: 2.02 | 1.0 S 5 2 1 1 2 0 0 0 0 0 0 1 12 18 9.00 2.000 | | | | | | | | | | | | | | | | | | | |

| Batter | 1 | 2 | 3 | 4 | 5 | 6 | 7 | 8 | 9 | AB R H RBI BB SO LOB | BOTTOM | | | | | | | |
|--|---|----------------------------------|---------------------------------------|----------------------------------|--------------------------------------|----------------------------------|--------------------------------------|----------------------------------|---------------------------------------|----------------------------------|---|---|---------------------------------------|----------------------------------|----------------------------------|------------------------------------|----------------------------------|--------|
| 2 Derek Jeter, R OBP: 0.387, SLG: 0.452 | 18 2B 25 1B | 18 2B | | G6-3 | | | 13 FC5-4 1B | | K | 5 1 3 0 0 1 2 | <p>Toronto Blue Jays @ New York Yankees Yankee Stadium, Bronx, NY</p> <p>Tue Aug 11 2009, 7:05 PM EDT Att: 46,523 - Partly Cloudy - 83 F</p> <p>livebaseballscores.com</p> <p>AB 35 R 7 H 14 RBI 7 BB 2 SO 9 LOB 16</p>  | | | | | | | |
| 18 Johnny Damon, L OBP: 0.387, SLG: 0.517 | 25 1B 20 2B | | | | L9 | | F7 | | | 5 1 3 1 0 0 1 | | | | | | | | |
| 25 Mark Teixeira, S OBP: 0.383, SLG: 0.559 | 20 2B | | | | F8 | | P5 | | | 3 0 1 1 1 0 1 | | | | | | | | |
| 13 Alex Rodriguez, R OBP: 0.388, SLG: 0.507 | | | | | | | FC5-4 | | | 3 0 0 0 1 1 6 | | | | | | | | |
| 55 Hideki Matsui, L OBP: 0.364, SLG: 0.500 | K | | | | P5 | | F9 | | | 4 1 1 1 0 1 3 | | | | | | | | |
| 20 Jorge Posada, S OBP: 0.358, SLG: 0.515 | | | | | | | | | | 4 1 2 2 0 2 0 | | | | | | | | |
| 24 Robinson Canó, L OBP: 0.351, SLG: 0.509 | | 14 BLK 53 SF8 | | G4-3 | | | | G1-3 | | 4 1 2 0 0 0 0 | | | | | | | | |
| 14 Eric Hinske, L OBP: 0.373, SLG: 0.467 | | | | | | | | | | 4 0 1 0 0 2 2 | | | | | | | | |
| 17 Jerry Hairston, R OBP: 0.314, SLG: 0.406 | | | | | | | | | | 0 1 0 0 0 0 0 | | | | | | | | |
| 53 Melky Cabrera, S OBP: 0.341, SLG: 0.442 | | | | | | | | | | 3 1 1 2 0 2 1 | | | | | | | | |
| Inning Stats | R: 2 H: 4 E: 0 K: 2 S: 12 | H: 4 LOB: 2 BB: 0 P: 15 | R: 1 H: 3 E: 0 K: 1 S: 14 | H: 3 LOB: 3 BB: 1 P: 23 | R: 0 H: 0 E: 0 K: 1 S: 6 | H: 0 LOB: 0 BB: 0 P: 11 | R: 0 H: 0 E: 0 K: 2 S: 9 | H: 0 LOB: 0 BB: 0 P: 13 | R: 0 H: 1 E: 0 K: 2 S: 10 | H: 1 LOB: 1 BB: 0 P: 18 | R: 0 H: 1 E: 0 K: 0 S: 10 | H: 1 LOB: 0 BB: 0 P: 15 | R: 4 H: 5 E: 0 K: 1 S: 18 | H: 5 LOB: 2 BB: 0 P: 27 | 1B: 7 2B: 5 3B: 0 HR: 2 | SF: 1 SAC: 0 DP: 0 HBP: 0 | WP: 0 PB: 0 SB: 1 CS: 0 | PA: 38 |
| PITCHER | IP WLS BF H R ER SO BB IBB HBP BLK WP HR S P ERA WHIP | | | | | | | | | | | IP WLS BF H R ER SO BB IBB HBP BLK WP HR S P ERA WHIP | | | | | | |
| 48 Scott Richmond, R ERA: 4.01 | 6.0 27 8 3 3 8 2 0 0 0 0 0 10 15 4.50 1.667 | | | | | | | | | | | | | | | | | |
| 49 Jeremy Accardo, R ERA: 2.5 | 1.0 H 4 1 0 0 0 0 0 0 0 0 0 10 15 0.00 1.000 | | | | | | | | | | | | | | | | | |
| 39 Jesse Carlson, L ERA: 5.4 | 0.1 L 4 3 3 3 0 0 0 0 0 0 0 2 10 16 81.00 9.000 | | | | | | | | | | | | | | | | | |
| 17 Josh Roenicke, R ERA: 3.94 | 0.2 3 2 1 1 1 0 0 0 0 0 0 8 11 13.50 3.000 | | | | | | | | | | | | | | | | | |

| Batter | 1 | 2 | 3 | 4 | 5 | 6 | 7 | 8 | 9 | AB | R | H | RBI | BB | SO | LOB | TOP | | | | | | | |
|---|---|---|---|---|---|---|---|---|---|---|---|---|---|---|---|---|---|---|---|---|---|---|---|---|
| 2 Derek Jeter, R OBP: 0.388, SLG: 0.458 19 Ramiro Pena, S OBP: 0.305, SLG: 0.344 | | | | | | | | | | 4 | 2 | 2 | 1 | 0 | 2 | 0 | | | | | | | | |
| 18 Johnny Damon, L OBP: 0.370, SLG: 0.532 14 Eric Hinske, L OBP: 0.361, SLG: 0.450 | | | | | | | | | | 4 | 2 | 2 | 0 | 0 | 0 | 1 | | | | | | | | |
| 25 Mark Teixeira, S OBP: 0.384, SLG: 0.559 | | | | | | | | | | 4 | 2 | 2 | 1 | 1 | 0 | 1 | | | | | | | | |
| 55 Hideki Matsui, L OBP: 0.365, SLG: 0.516 | | | | | | | | | | 5 | 4 | 4 | 5 | 0 | 0 | 1 | | | | | | | | |
| 33 Nick Swisher, S OBP: 0.377, SLG: 0.469 | | | | | | | | | | 3 | 1 | 0 | 0 | 2 | 1 | 0 | | | | | | | | |
| 24 Robinson Cano, L OBP: 0.392, SLG: 0.513 | | | | | | | | | | 5 | 0 | 2 | 0 | 0 | 1 | 5 | | | | | | | | |
| 53 Melky Cabrera, S OBP: 0.335, SLG: 0.432 | | | | | | | | | | 4 | 0 | 0 | 1 | 1 | 0 | 5 | | | | | | | | |
| 17 Jerry Hairston, R OBP: 0.315, SLG: 0.409 | | | | | | | | | | 5 | 0 | 2 | 2 | 0 | 0 | 3 | | | | | | | | |
| 26 José Molina, R OBP: 0.313, SLG: 0.324 | | | | | | | | | | 5 | 0 | 1 | 0 | 0 | 1 | 3 | | | | | | | | |
| Inning Stats | R: 0 E: 0 K: 1 S: 7 | H: 0 LOB: 0 BB: 0 P: 12 | R: 2 E: 0 K: 1 S: 13 | H: 2 LOB: 1 BB: 1 P: 23 | R: 3 E: 0 K: 0 S: 17 | H: 4 LOB: 2 BB: 1 P: 24 | R: 1 E: 0 K: 0 S: 11 | H: 2 LOB: 1 BB: 0 P: 18 | R: 0 E: 0 K: 1 S: 9 | H: 0 LOB: 0 BB: 0 P: 12 | R: 0 E: 0 K: 1 S: 6 | H: 0 LOB: 0 BB: 0 P: 8 | R: 3 E: 0 K: 1 S: 18 | H: 3 LOB: 2 BB: 2 P: 36 | R: 2 E: 0 K: 1 S: 12 | H: 2 LOB: 0 BB: 0 P: 17 | R: 0 E: 0 K: 0 S: 9 | H: 2 LOB: 2 BB: 0 P: 11 | 1B: 8 2B: 4 3B: 0 HR: 3 | SF: 0 SAC: 0 DP: 0 HBP: 0 | WP: 1 PB: 0 CS: 0 | PA: 46 | | |
| PITCHER | IP WLS BF H R ER SO BB IBB HBP BLK WP HR S P ERA WHIP | IP WLS BF H R ER SO BB IBB HBP BLK WP HR S P ERA WHIP | IP WLS BF H R ER SO BB IBB HBP BLK WP HR S P ERA WHIP | IP WLS BF H R ER SO BB IBB HBP BLK WP HR S P ERA WHIP | IP WLS BF H R ER SO BB IBB HBP BLK WP HR S P ERA WHIP | IP WLS BF H R ER SO BB IBB HBP BLK WP HR S P ERA WHIP | IP WLS BF H R ER SO BB IBB HBP BLK WP HR S P ERA WHIP | IP WLS BF H R ER SO BB IBB HBP BLK WP HR S P ERA WHIP | IP WLS BF H R ER SO BB IBB HBP BLK WP HR S P ERA WHIP | IP WLS BF H R ER SO BB IBB HBP BLK WP HR S P ERA WHIP | IP WLS BF H R ER SO BB IBB HBP BLK WP HR S P ERA WHIP | IP WLS BF H R ER SO BB IBB HBP BLK WP HR S P ERA WHIP | IP WLS BF H R ER SO BB IBB HBP BLK WP HR S P ERA WHIP | IP WLS BF H R ER SO BB IBB HBP BLK WP HR S P ERA WHIP | IP WLS BF H R ER SO BB IBB HBP BLK WP HR S P ERA WHIP | IP WLS BF H R ER SO BB IBB HBP BLK WP HR S P ERA WHIP | IP WLS BF H R ER SO BB IBB HBP BLK WP HR S P ERA WHIP | IP WLS BF H R ER SO BB IBB HBP BLK WP HR S P ERA WHIP | IP WLS BF H R ER SO BB IBB HBP BLK WP HR S P ERA WHIP | IP WLS BF H R ER SO BB IBB HBP BLK WP HR S P ERA WHIP | IP WLS BF H R ER SO BB IBB HBP BLK WP HR S P ERA WHIP | IP WLS BF H R ER SO BB IBB HBP BLK WP HR S P ERA WHIP | IP WLS BF H R ER SO BB IBB HBP BLK WP HR S P ERA WHIP | IP WLS BF H R ER SO BB IBB HBP BLK WP HR S P ERA WHIP |

New York Yankees @ Seattle Mariners
Safeco Field, Seattle, WA
Thu Aug 13 2009, 7:10 PM PDT
Att: 33,585 - Roof Closed - 62 F


AB 42
R 11
H 15
RBI 10
BB 4
SO 6
LOB 21

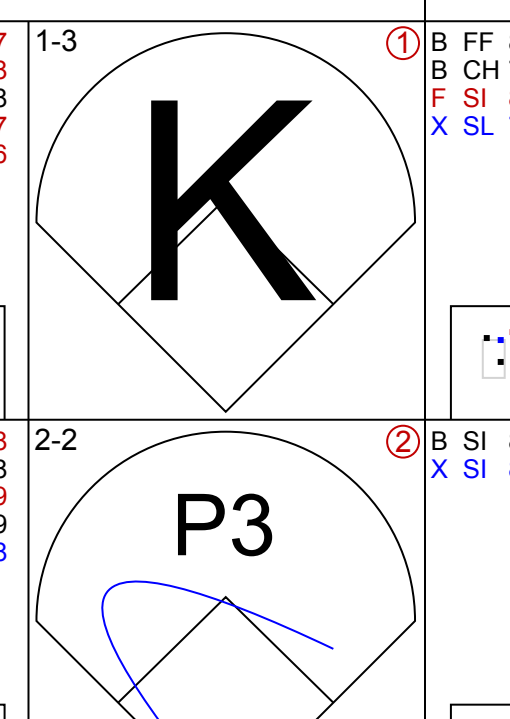
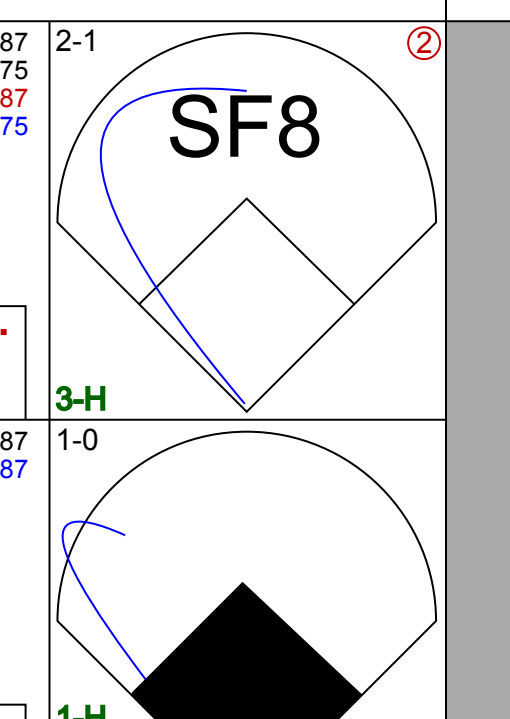
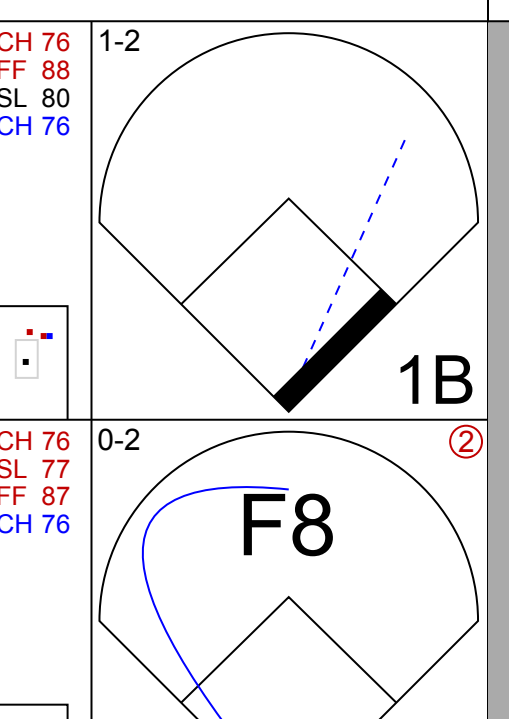
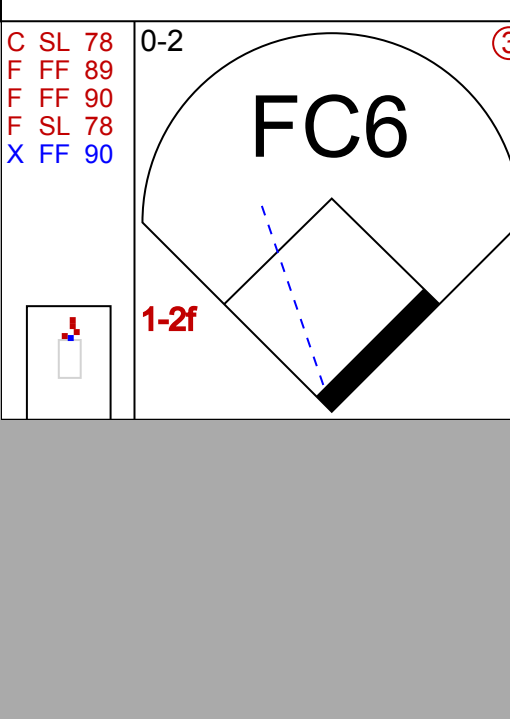
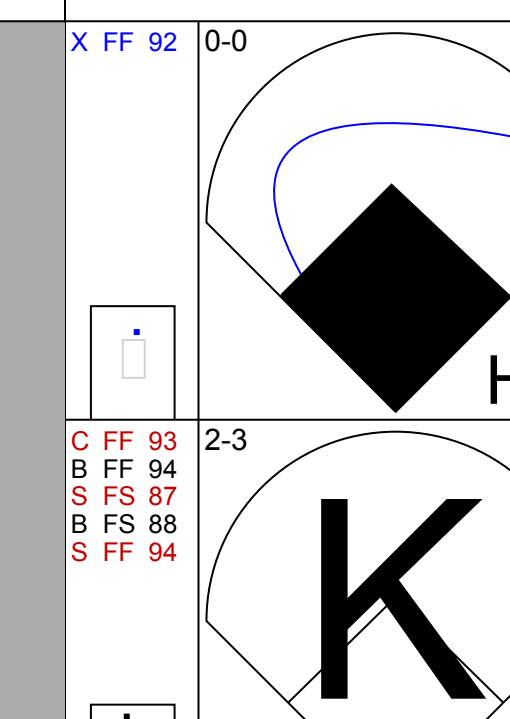
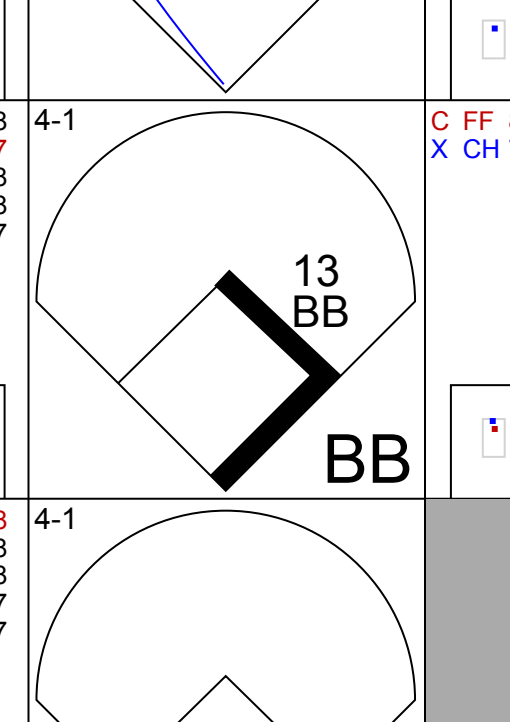
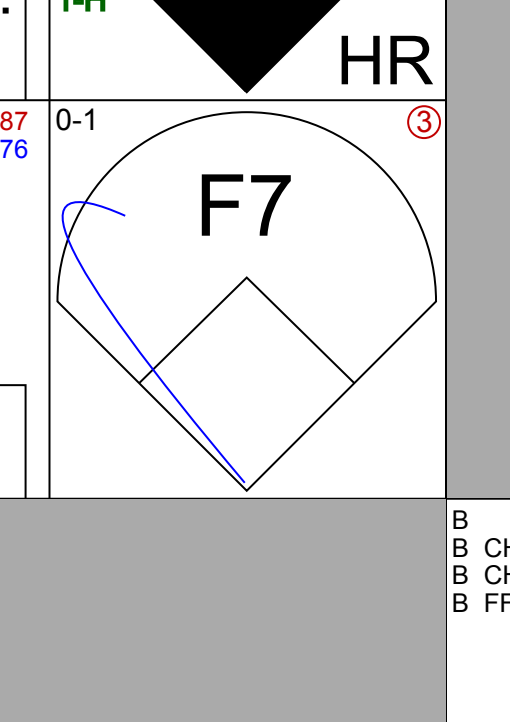
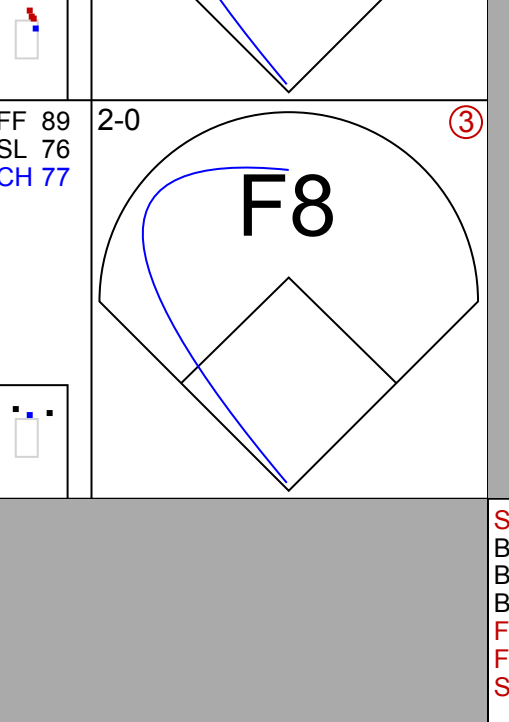
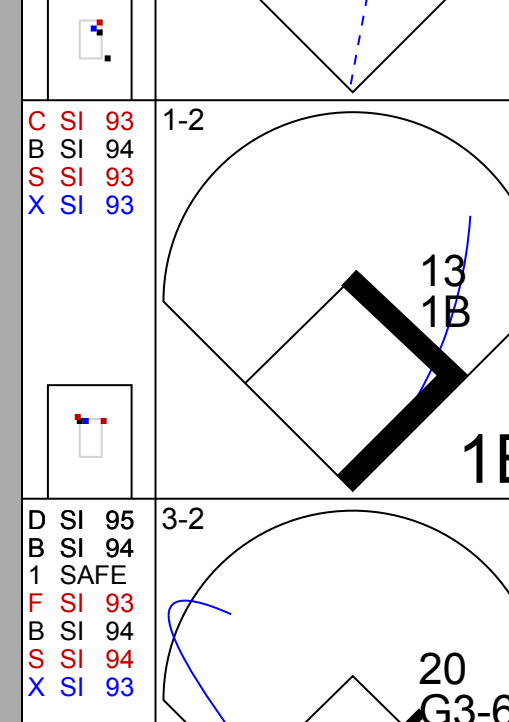
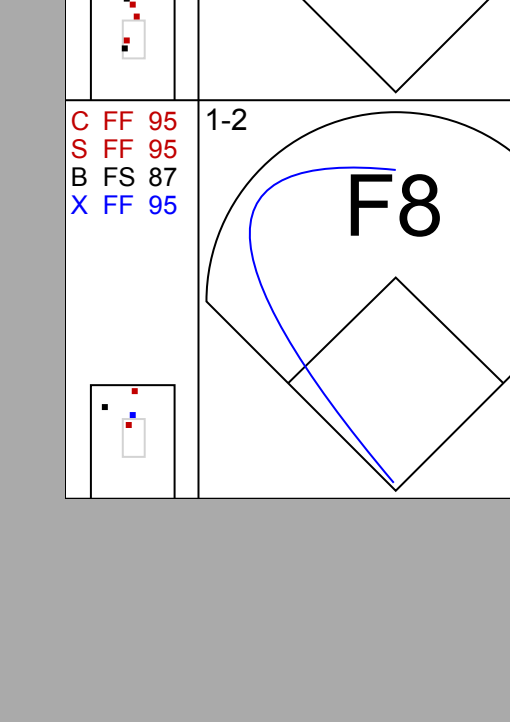
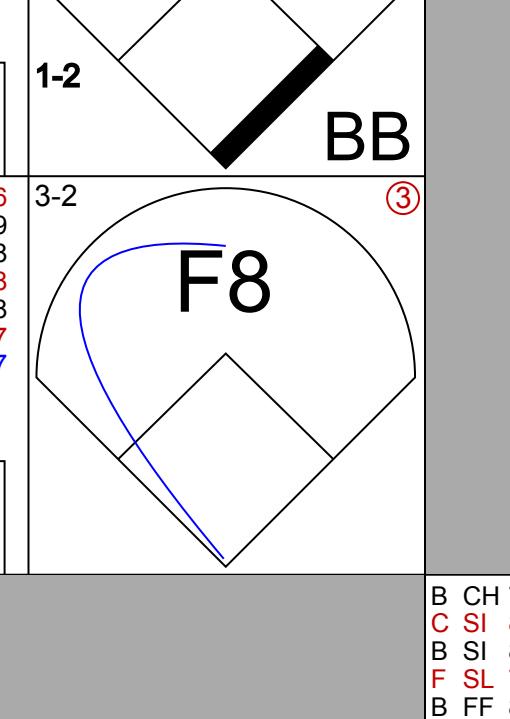
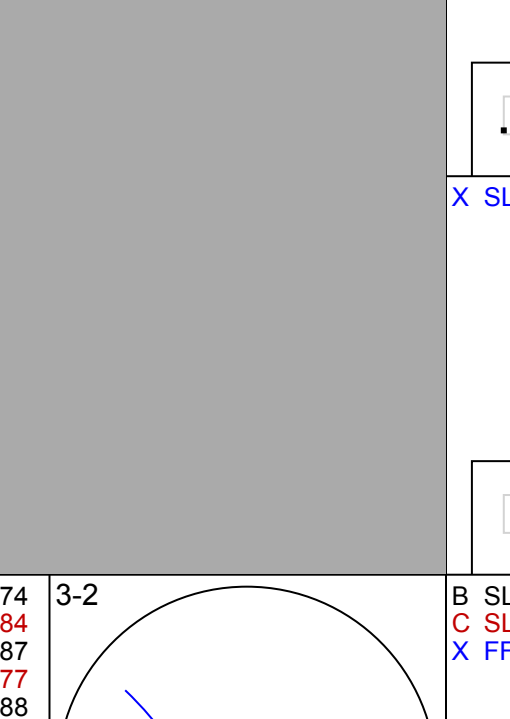

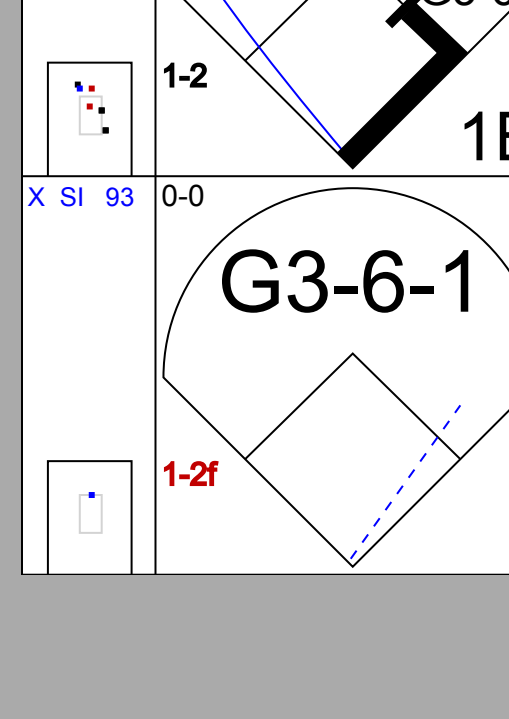

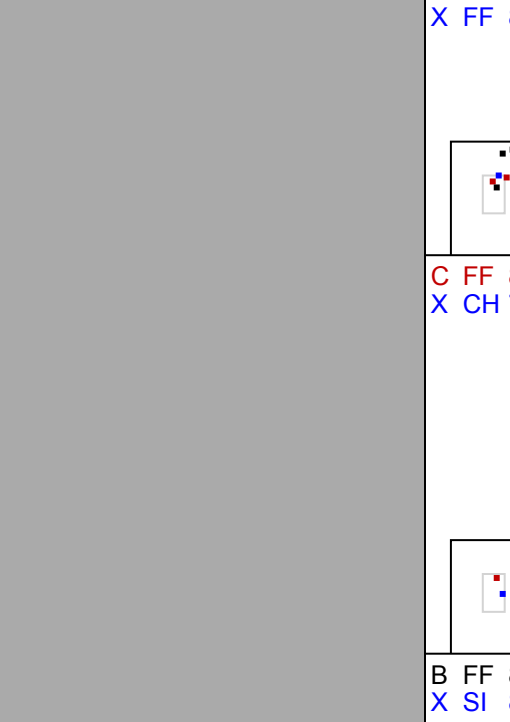
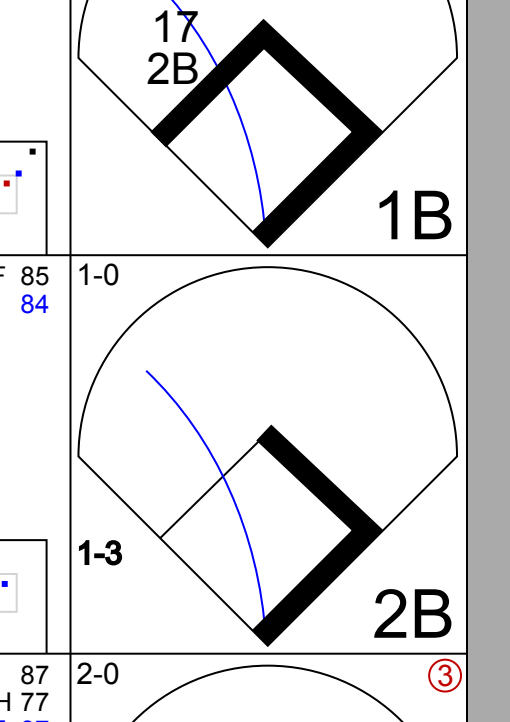
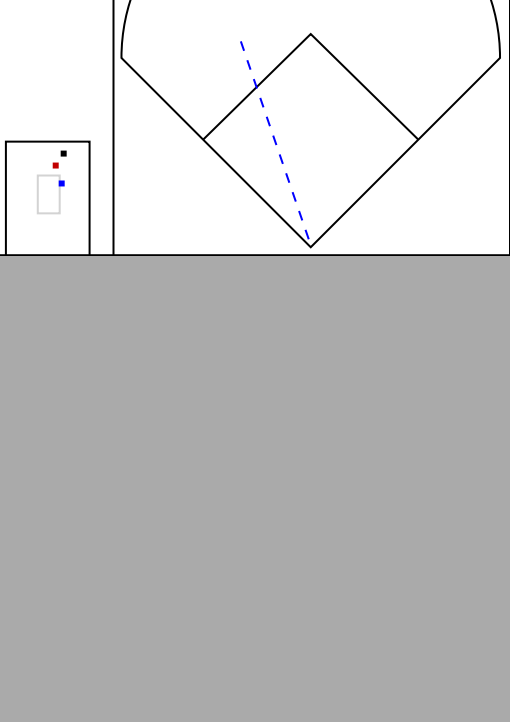

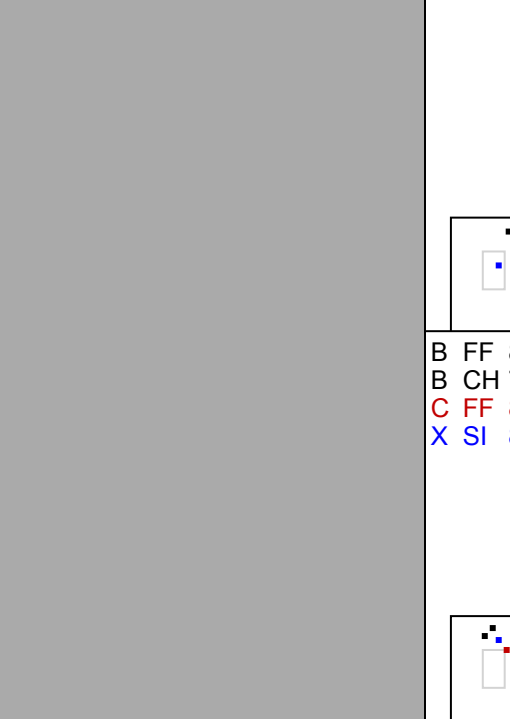
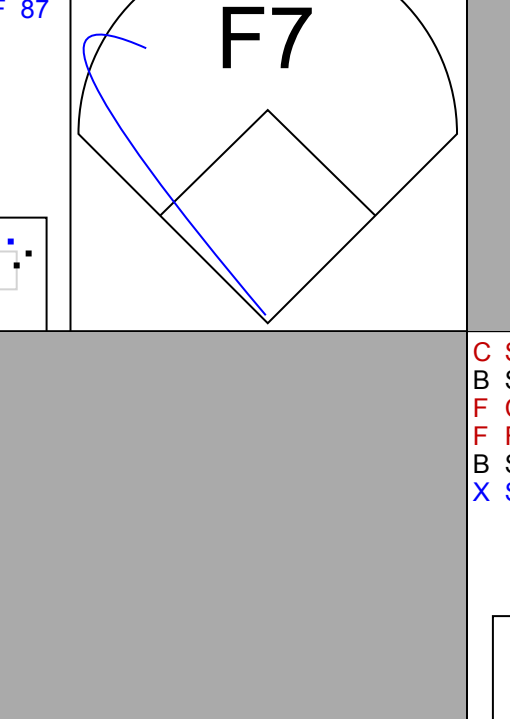


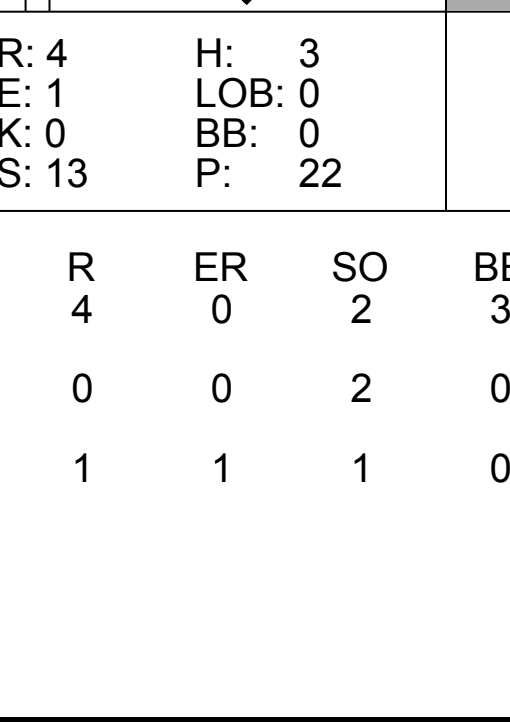
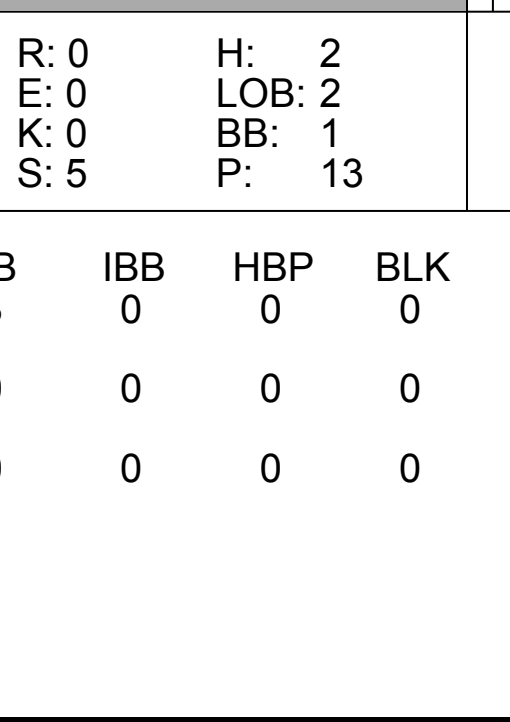
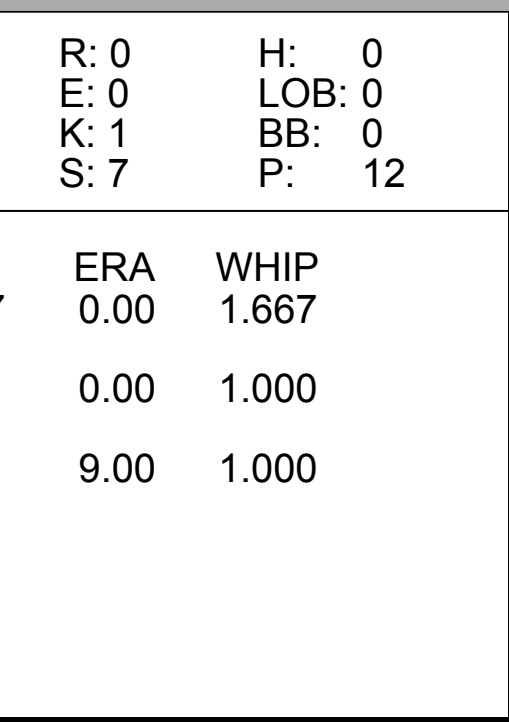
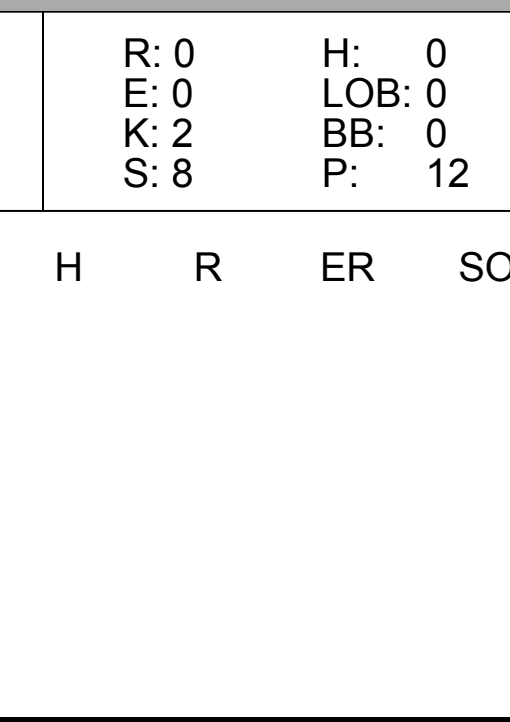
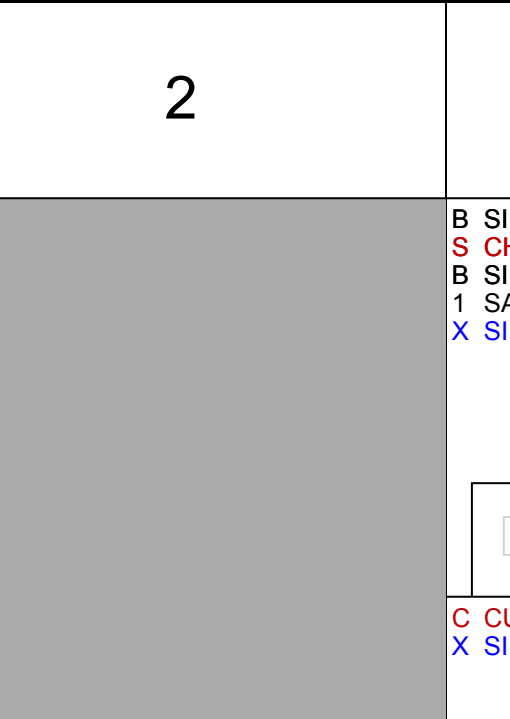
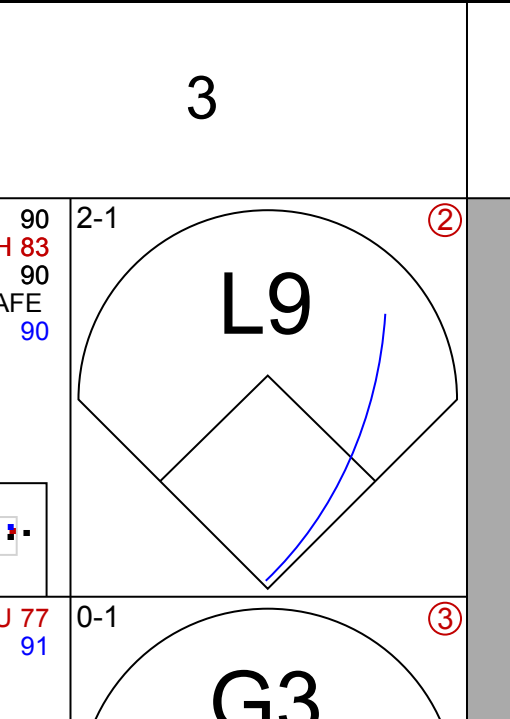
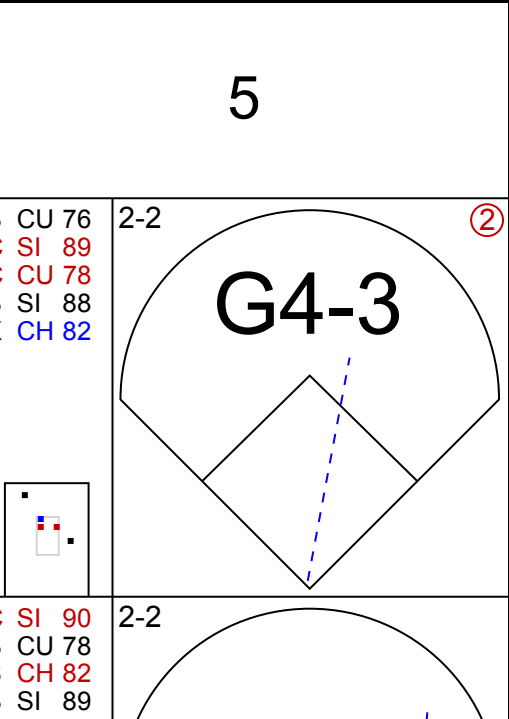
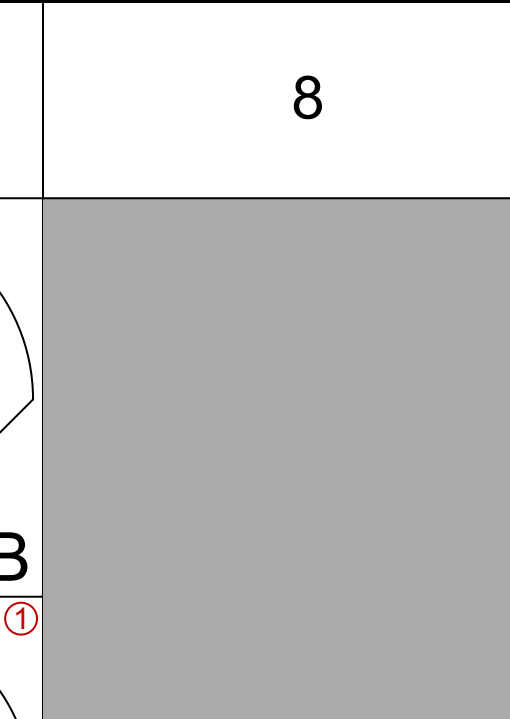

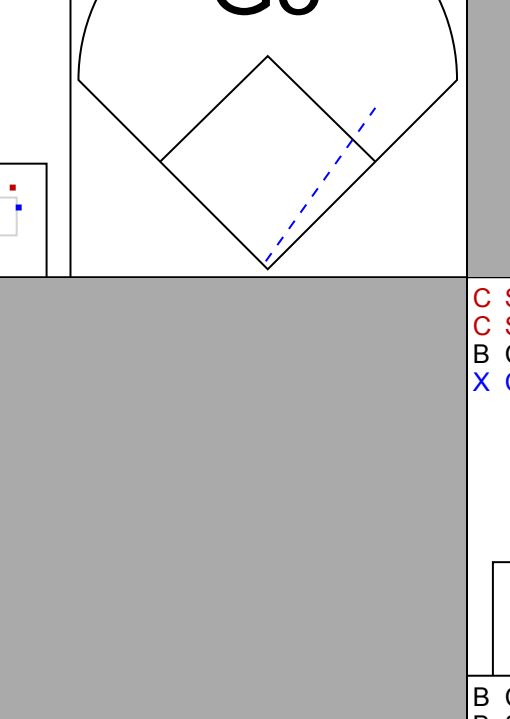
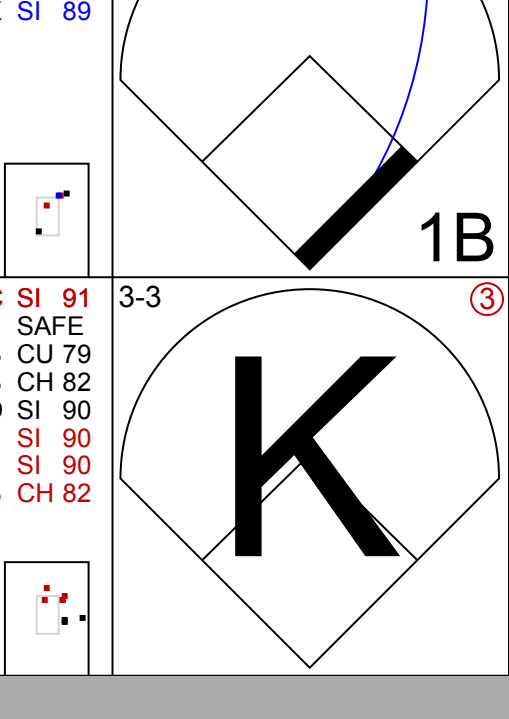

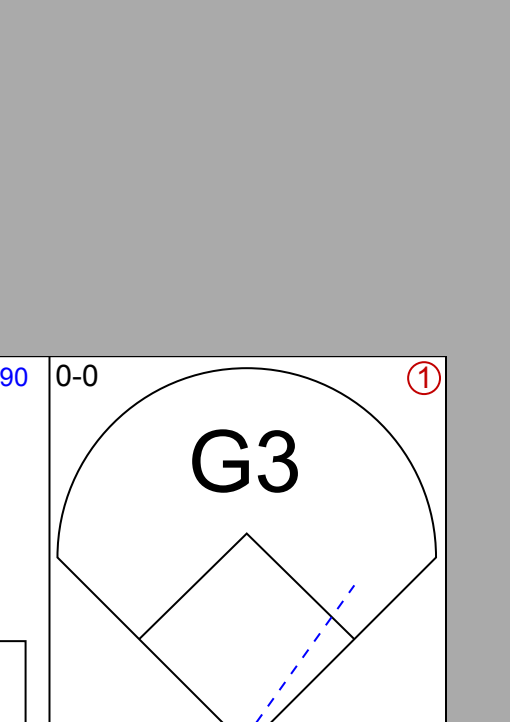
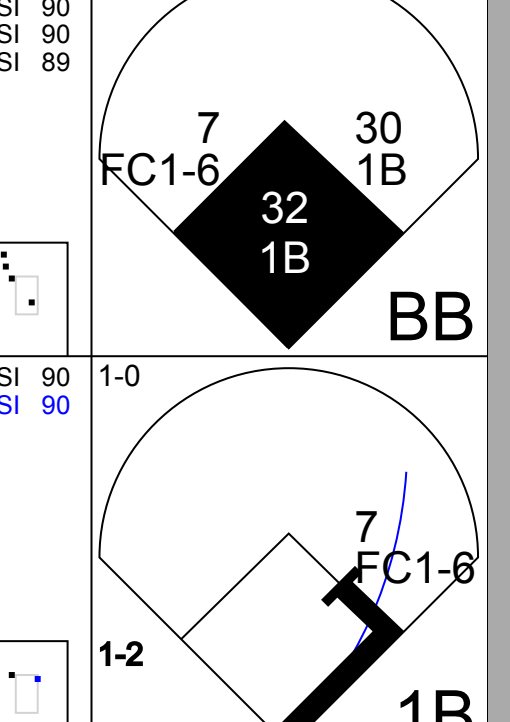
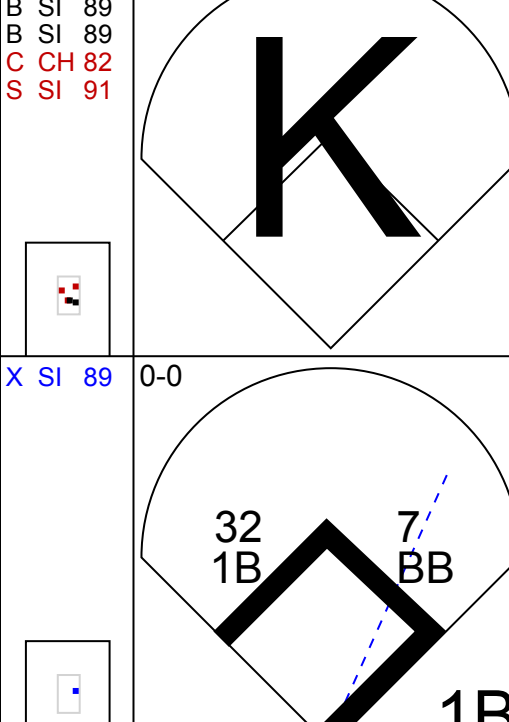
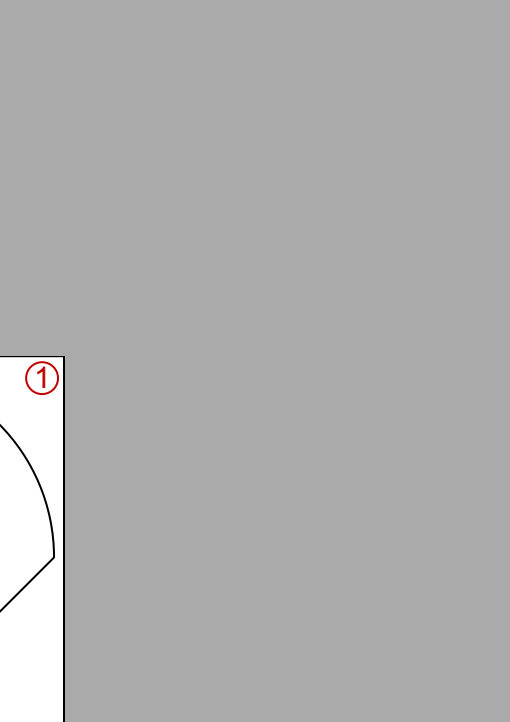


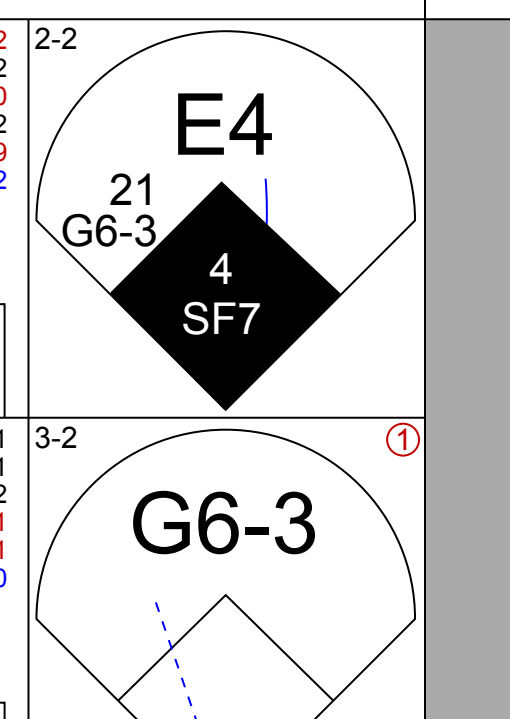
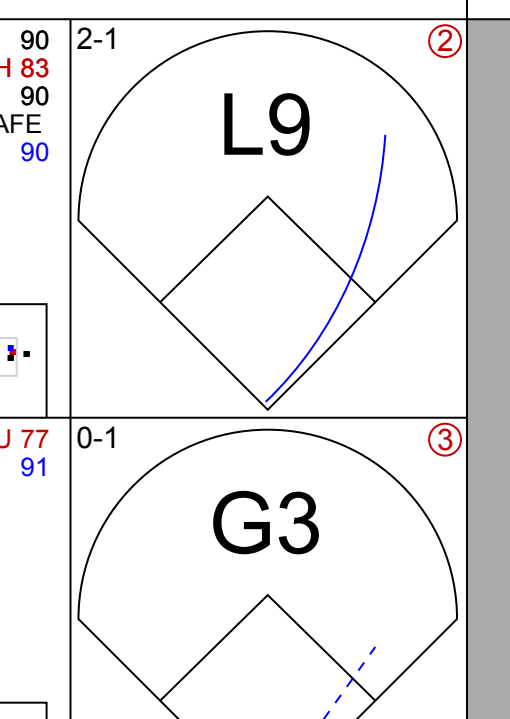
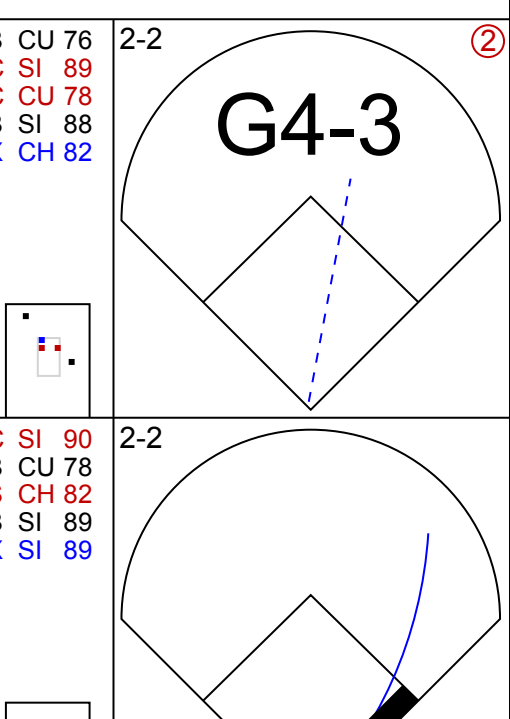
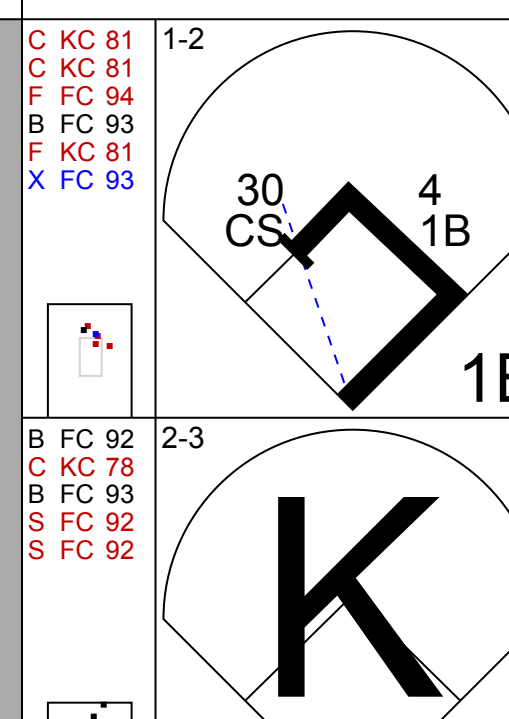
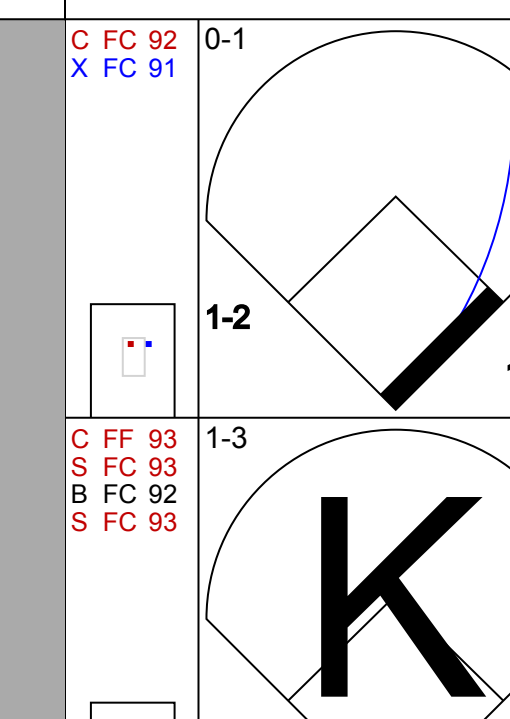
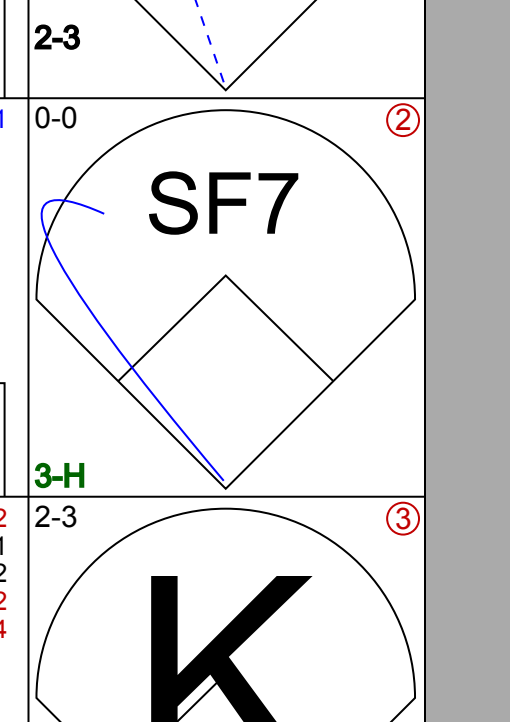
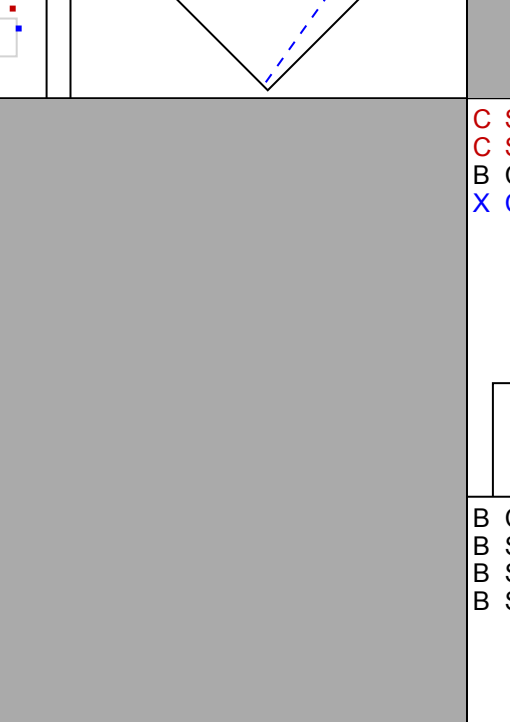
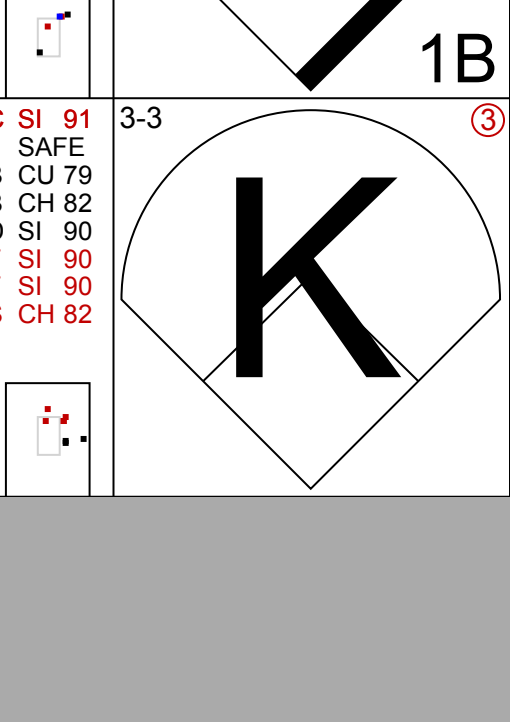
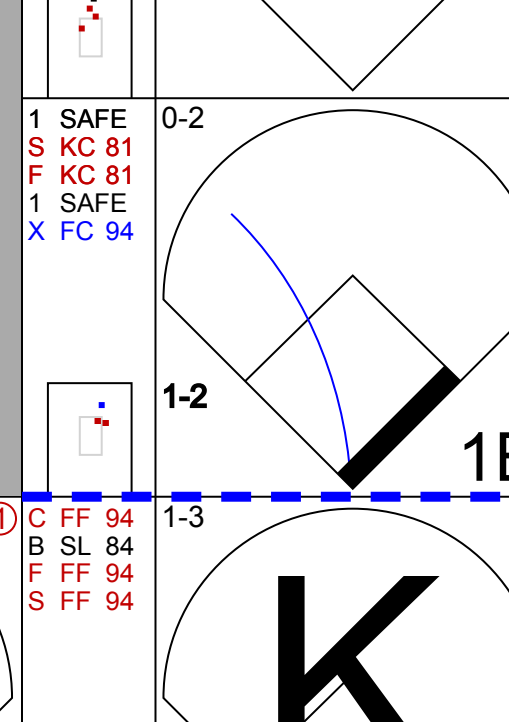
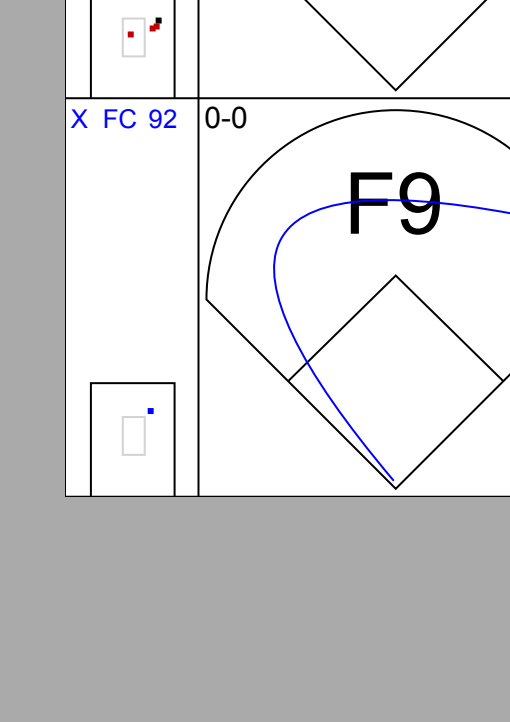
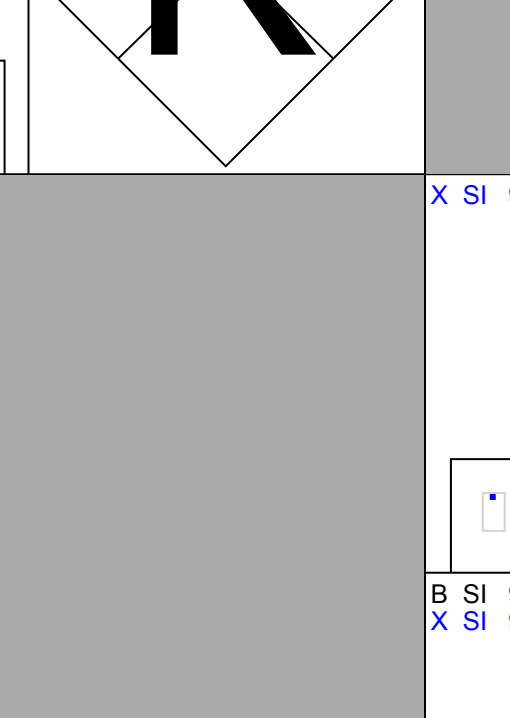


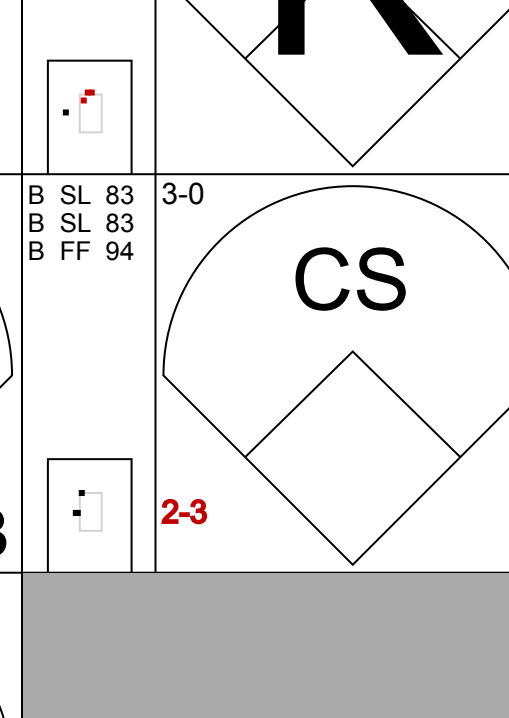
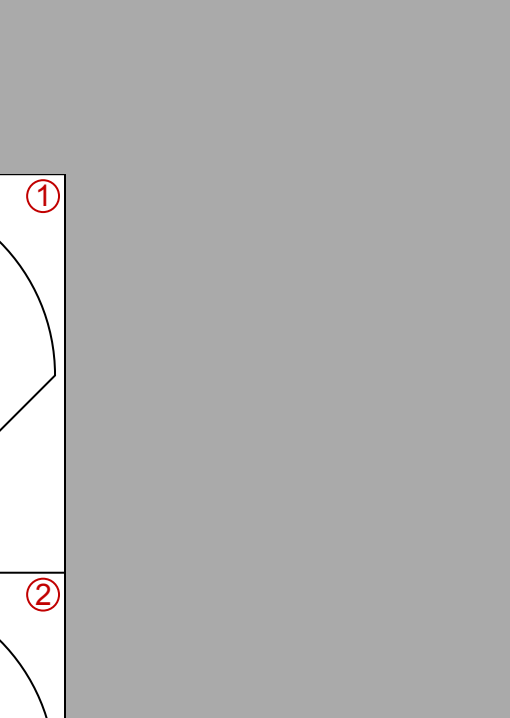
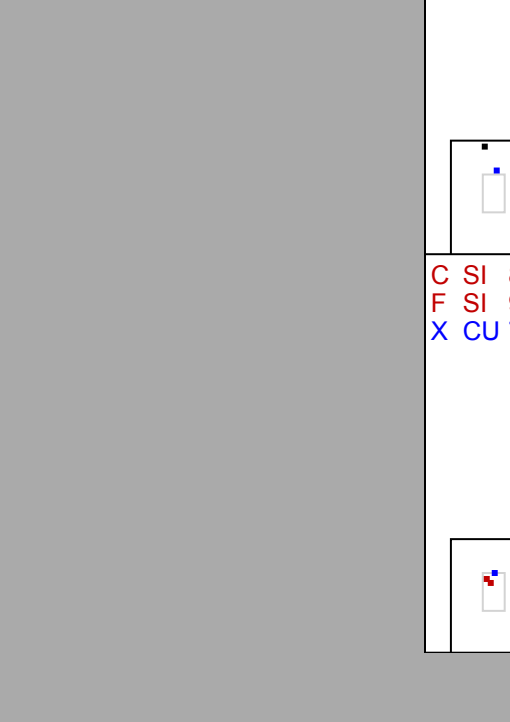
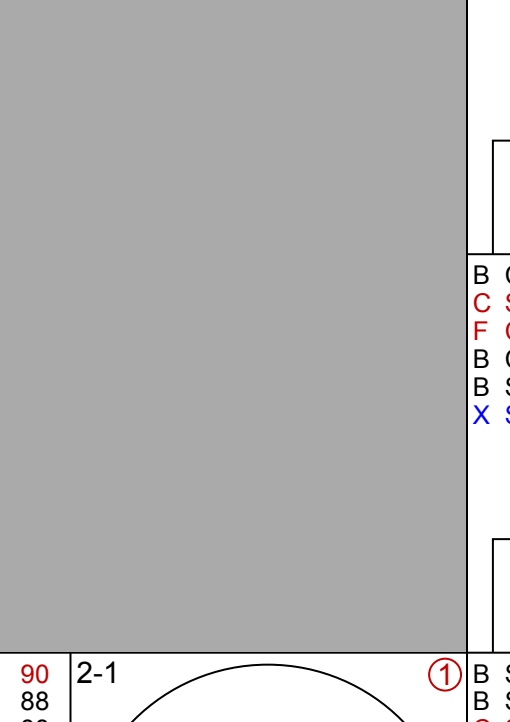
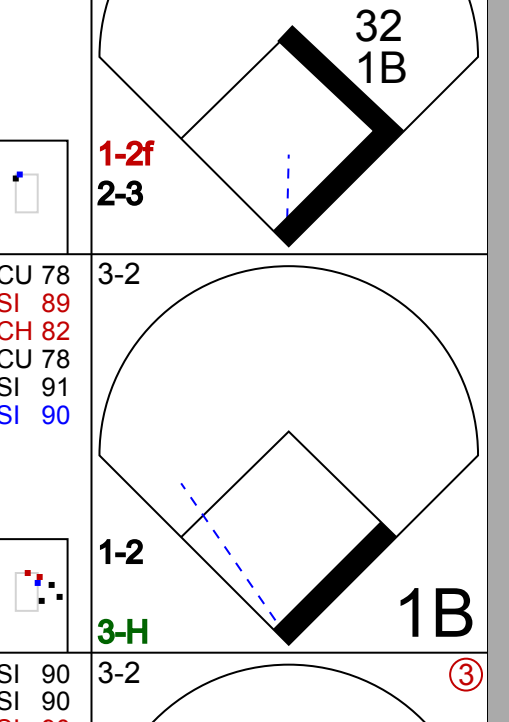



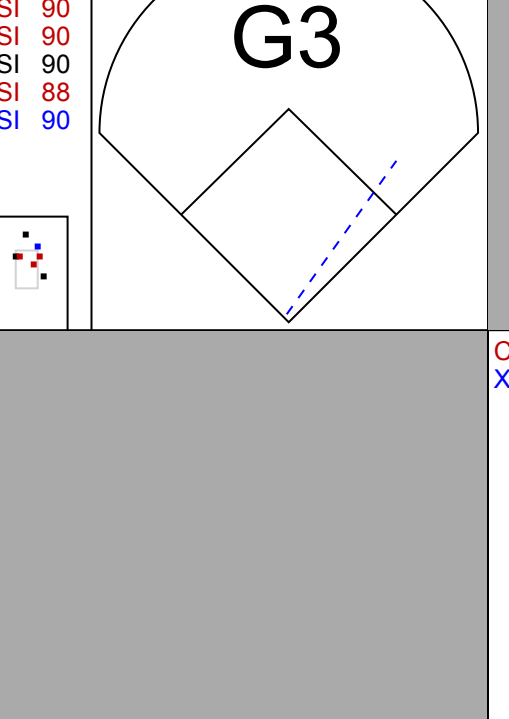
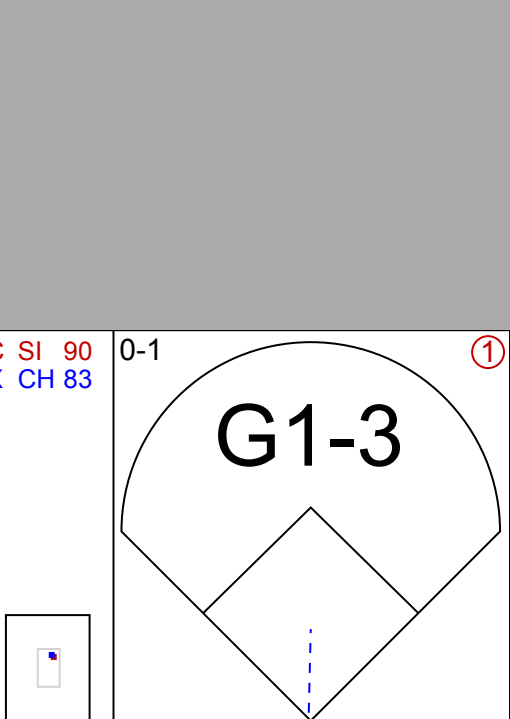
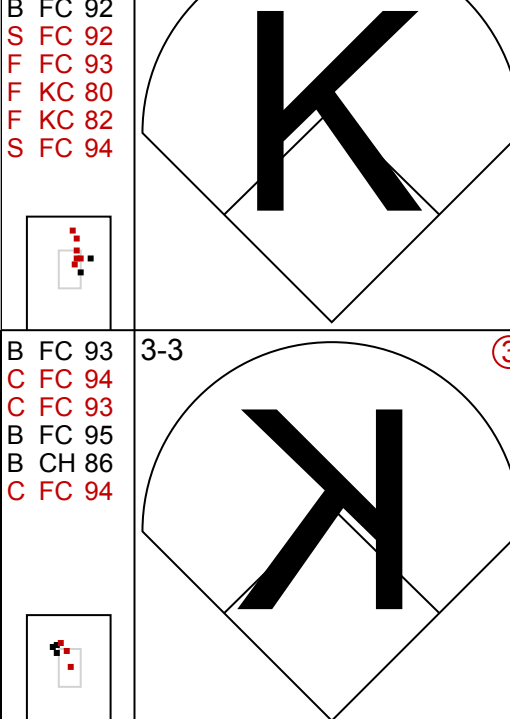

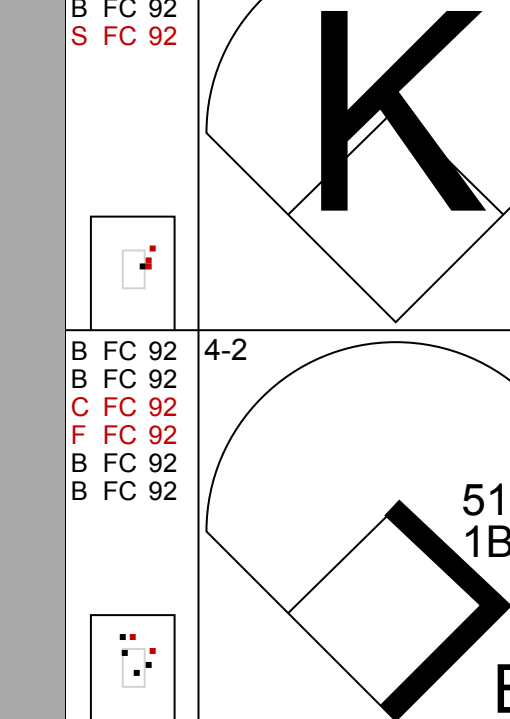
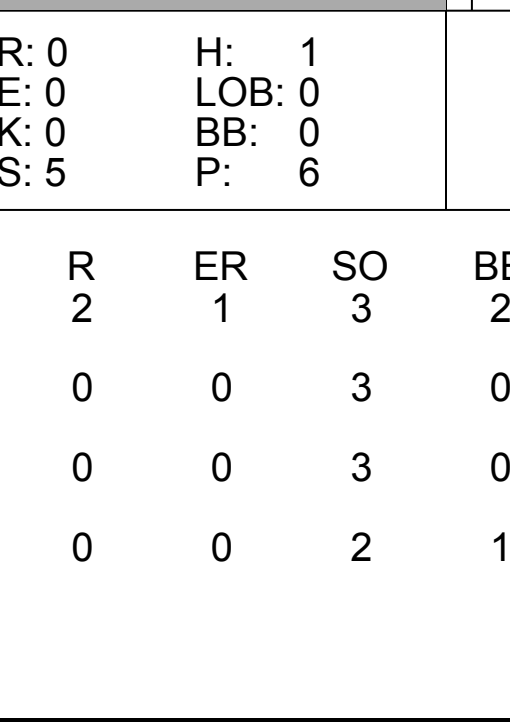
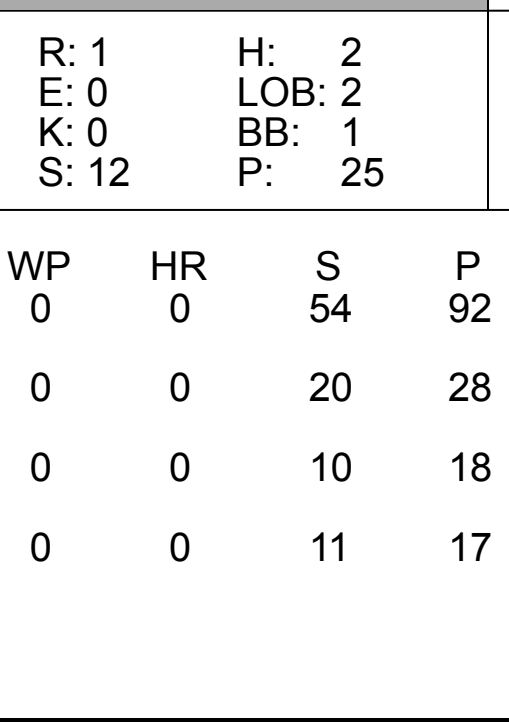
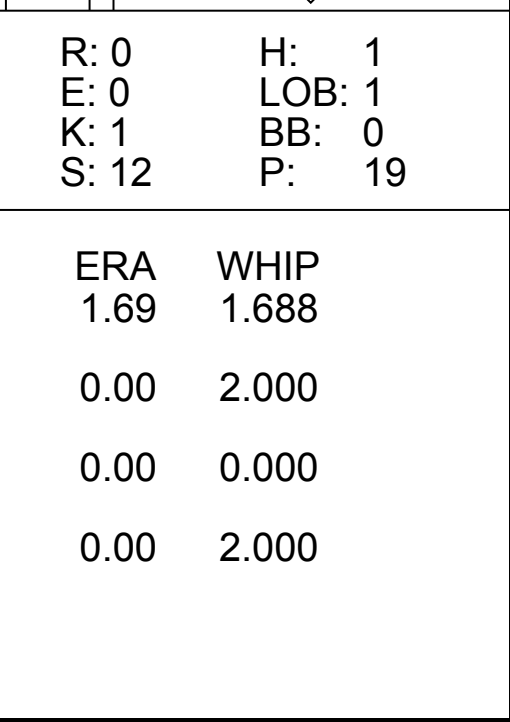
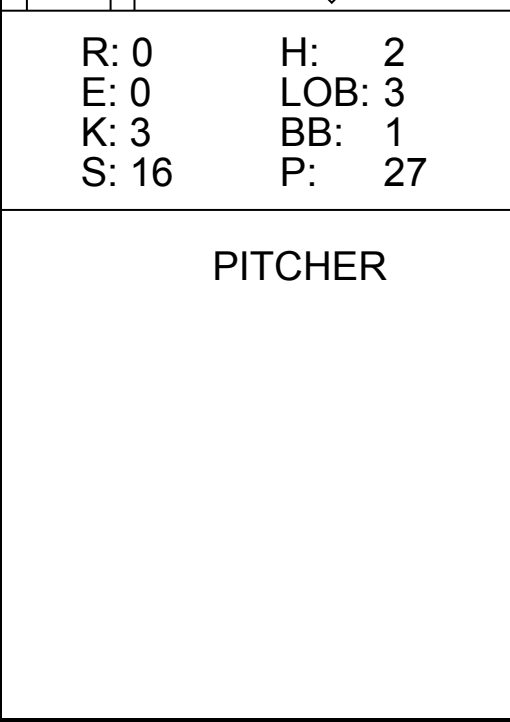
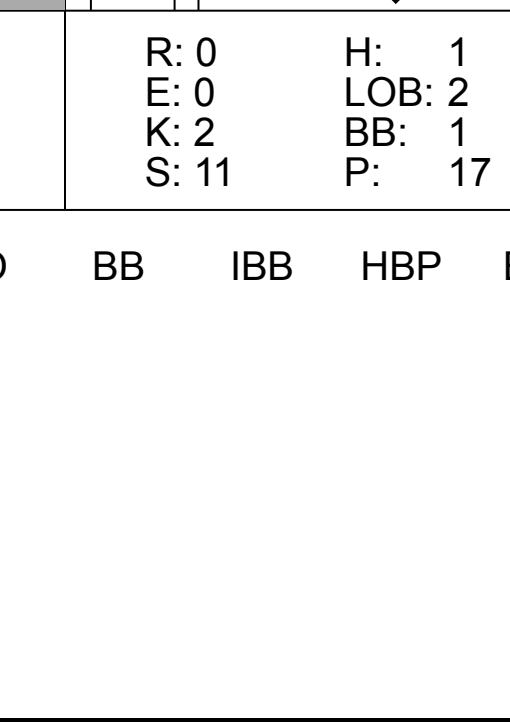
| Batter | 1 | 2 | 3 | 4 | 5 | 6 | 7 | 8 | 9 | AB | R | H | RBI | BB | SO | LOB | BOTTOM | | | | | | | |
|--|---|---|---|---|---|---|---|---|---|---|---|---|---|---|---|---|---|---|---|---|---|---|---|---|
| 51 Ichiro Suzuki, L OBP: 0.390, SLG: 0.464 12 Ryan Langerhans, L OBP: 0.321, SLG: 0.423 | | | | | | | | | | 4 | 0 | 1 | 0 | 0 | 1 | 1 | | | | | | | | |
| 21 Franklin Gutierrez, R OBP: 0.349, SLG: 0.449 | | | | | | | | | | 4 | 0 | 0 | 0 | 0 | 1 | 1 | | | | | | | | |
| 4 Jose Lopez, R OBP: 0.300, SLG: 0.446 | | | | | | | | | | 4 | 0 | 0 | 0 | 0 | 1 | 0 | | | | | | | | |
| 5 Mike Sweeney, R OBP: 0.287, SLG: 0.361 | | | | | | | | | | 3 | 0 | 0 | 0 | 1 | 1 | 0 | | | | | | | | |
| 30 Russell Branyan, L OBP: 0.353, SLG: 0.529 | | | | | | | | | | 3 | 0 | 0 | 0 | 0 | 2 | 1 | | | | | | | | |
| 2 Kenji Johjima, R OBP: 0.274, SLG: 0.350 | | | | | | | | | | 3 | 0 | 0 | 0 | 0 | 2 | 1 | | | | | | | | |
| 7 Jack Hannahan, L OBP: 0.309, SLG: 0.335 | | | | | | | | | | 2 | 0 | 1 | 0 | 1 | 0 | 0 | | | | | | | | |
| 16 Josh Wilson, R OBP: 0.247, SLG: 0.246 | | | | | | | | | | 3 | 1 | 1 | 1 | 0 | 0 | 3 | | | | | | | | |
| 55 Michael Saunders, L OBP: 0.300, SLG: 0.304 | | | | | | | | | | 3 | 0 | 0 | 0 | 0 | 2 | 1 | | | | | | | | |
| Inning Stats | R: 0 E: 0 K: 2 S: 9 | H: 0 LOB: 0 BB: 0 P: 11 | R: 0 E: 0 K: 2 S: 16 | H: 0 LOB: 2 BB: 2 P: 29 | R: 0 E: 0 K: 1 S: 6 | H: 1 LOB: 0 BB: 0 P: 7 | R: 0 E: 0 K: 0 S: 5 | H: 0 LOB: 0 BB: 0 P: 7 | R: 1 E: 0 K: 1 S: 13 | H: 1 LOB: 0 BB: 0 P: 18 | R: 0 E: 0 K: 0 S: 4 | H: 0 LOB: 0 BB: 0 P: 6 | R: 0 E: 0 K: 2 S: 8 | H: 0 LOB: 0 BB: 0 P: 11 | R: 0 E: 0 K: 2 S: 13 | H: 1 LOB: 1 BB: 0 P: 16 | R: 0 E: 0 K: 0 S: 6 | H: 0 LOB: 0 BB: 0 P: 8 | 1B: 2 2B: 0 3B: 0 HR: 1 | SF: 0 SAC: 0 DP: 1 HBP: 0 | WP: 0 PB: 0 CS: 0 | PA: 31 | | |
| PITCHER | IP WLS BF H R ER SO BB IBB HBP BLK WP HR S P ERA WHIP | IP WLS BF H R ER SO BB IBB HBP BLK WP HR S P ERA WHIP | IP WLS BF H R ER SO BB IBB HBP BLK WP HR S P ERA WHIP | IP WLS BF H R ER SO BB IBB HBP BLK WP HR S P ERA WHIP | IP WLS BF H R ER SO BB IBB HBP BLK WP HR S P ERA WHIP | IP WLS BF H R ER SO BB IBB HBP BLK WP HR S P ERA WHIP | IP WLS BF H R ER SO BB IBB HBP BLK WP HR S P ERA WHIP | IP WLS BF H R ER SO BB IBB HBP BLK WP HR S P ERA WHIP | IP WLS BF H R ER SO BB IBB HBP BLK WP HR S P ERA WHIP | IP WLS BF H R ER SO BB IBB HBP BLK WP HR S P ERA WHIP | IP WLS BF H R ER SO BB IBB HBP BLK WP HR S P ERA WHIP | IP WLS BF H R ER SO BB IBB HBP BLK WP HR S P ERA WHIP | IP WLS BF H R ER SO BB IBB HBP BLK WP HR S P ERA WHIP | IP WLS BF H R ER SO BB IBB HBP BLK WP HR S P ERA WHIP | IP WLS BF H R ER SO BB IBB HBP BLK WP HR S P ERA WHIP | IP WLS BF H R ER SO BB IBB HBP BLK WP HR S P ERA WHIP | IP WLS BF H R ER SO BB IBB HBP BLK WP HR S P ERA WHIP | IP WLS BF H R ER SO BB IBB HBP BLK WP HR S P ERA WHIP | IP WLS BF H R ER SO BB IBB HBP BLK WP HR S P ERA WHIP | IP WLS BF H R ER SO BB IBB HBP BLK WP HR S P ERA WHIP | IP WLS BF H R ER SO BB IBB HBP BLK WP HR S P ERA WHIP | IP WLS BF H R ER SO BB IBB HBP BLK WP HR S P ERA WHIP | IP WLS BF H R ER SO BB IBB HBP BLK WP HR S P ERA WHIP | IP WLS BF H R ER SO BB IBB HBP BLK WP HR S P ERA WHIP |

New York Yankees @ Seattle Mariners
Safeco Field, Seattle, WA
Thu Aug 13 2009, 7:10 PM PDT
Att: 33,585 - Roof Closed - 62 F

AB 29
R 1
H 3
RBI 1
BB 2
SO 10
LOB 8



| Batter | 1 | 2 | 3 | 4 | 5 | 6 | 7 | 8 | 9 | AB R H RBI BB SO LOB | TOP | | | | | | | | | |
|--|---|---|---|---|--|---|---|---|---|----------------------------------|---|--------------------------------------|----------------------------------|--------------------------------------|----------------------------------|--------------------------------------|----------------------------------|----------------------------------|------------------------------------|----------------------------------|
| 2 Derek Jeter, R OBP: 0.397, SLG: 0.463 |  |  | |  | |  | | |  | 4 1 2 2 0 1 1 | New York Yankees @ Seattle Mariners Safeco Field, Seattle, WA Sat Aug 15 2009, 7:10 PM PDT Att: 44,283 - Partly Cloudy - 66 F | | | | | | | | | |
| 33 Nick Swisher, S OBP: 0.376, SLG: 0.473 |  |  | |  | |  | | |  | 5 1 1 2 0 1 1 | | | | | | | | | | |
| 25 Mark Teixeira, S OBP: 0.385, SLG: 0.562 |  |  | |  | |  | | |  | 4 0 1 0 1 0 1 | | | | | | | | | | |
| 13 Alex Rodriguez, R OBP: 0.392, SLG: 0.507 |  | |  | |  | |  | | | 2 0 1 0 2 1 0 | | | | | | | | | | |
| 20 Jorge Posada, S OBP: 0.350, SLG: 0.502 |  | |  | |  | |  | | | 4 0 0 0 0 0 5 | | | | | | | | | | |
| 24 Robinson Cano, L OBP: 0.392, SLG: 0.513 | |  |  | |  | | |  | | 4 1 2 0 0 0 0 | | | | | | | | | | |
| 17 Jerry Hairston, R OBP: 0.314, SLG: 0.408 | |  |  | |  | | |  | | 4 0 1 0 0 1 1 | | | | | | | | | | |
| 53 Melky Cabrera, S OBP: 0.331, SLG: 0.425 | |  |  | |  | | |  | | 4 1 0 0 0 1 3 | | | | | | | | | | |
| 26 José Molina, R OBP: 0.321, SLG: 0.333 | |  | |  | |  | |  | | 4 1 2 1 0 0 0 | | | | | | | | | | |
| Inning Stats | R: 0 H: 0 E: 0 K: 1 S: 13 | H: 0 LOB: 2 BB: 2 P: 27 | R: 4 H: 3 E: 1 K: 0 S: 13 | H: 3 LOB: 0 BB: 2 P: 22 | R: 0 H: 2 E: 0 K: 0 S: 5 | H: 2 LOB: 1 BB: 1 P: 13 | R: 0 H: 1 E: 0 K: 0 S: 12 | H: 1 LOB: 1 BB: 0 P: 17 | R: 0 H: 0 E: 0 K: 1 S: 7 | H: 0 LOB: 0 BB: 0 P: 12 | | R: 0 H: 2 E: 0 K: 2 S: 9 | H: 0 LOB: 0 BB: 0 P: 15 | R: 0 H: 0 E: 0 K: 2 S: 8 | H: 0 LOB: 0 BB: 0 P: 12 | R: 1 H: 1 E: 0 K: 1 S: 9 | H: 1 LOB: 0 BB: 0 P: 12 | 1B: 7 2B: 2 3B: 0 HR: 2 | SF: 1 SAC: 0 DP: 2 HBP: 0 | WP: 0 PB: 0 SB: 0 CS: 0 |
| PITCHER | IP WLS BF H R ER SO BB IBB HBP BLK WP HR S P ERA WHIP | | | | | | | | | | | | | | | | | | | |
| 25 Luke French, L ERA: 3.74 | (1, 1) 6.0 L 28 7 4 0 2 3 0 0 0 0 0 1 62 107 0.00 1.667 | | | | | | | | | | | | | | | | | | | |
| 46 Sean White, R ERA: 3.09 | (7, 1) 2.0 7 2 0 0 2 0 0 0 0 0 0 17 27 0.00 1.000 | | | | | | | | | | | | | | | | | | | |
| 53 David Aardsma, R ERA: 2.17 | (9, 1) 1.0 4 1 1 1 1 0 0 0 0 0 0 9 12 9.00 1.000 | | | | | | | | | | | | | | | | | | | |

| Batter | 1 | 2 | 3 | 4 | 5 | 6 | 7 | 8 | 9 | AB R H RBI BB SO LOB | BOTTOM | | | | | | | | | |
|--|---|---|---|---|--|---|---|----------------------------------|---|----------------------------------|---|---------------------------------------|----------------------------------|--------------------------------------|----------------------------------|---------------------------------------|----------------------------------|-----------------------------------|------------------------------------|----------------------------------|
| 51 Ichiro Suzuki, L OBP: 0.391, SLG: 0.464 |  | |  | |  | |  | |  | 5 1 2 0 0 0 1 | New York Yankees @ Seattle Mariners Safeco Field, Seattle, WA Sat Aug 15 2009, 7:10 PM PDT Att: 44,283 - Partly Cloudy - 66 F | | | | | | | | | |
| 21 Franklin Gutierrez, R OBP: 0.348, SLG: 0.445 |  | |  | |  | |  | |  | 5 0 1 0 0 2 5 | | | | | | | | | | |
| 4 Jose Lopez, R OBP: 0.298, SLG: 0.444 |  | |  | |  | |  | |  | 4 0 1 1 0 1 3 | | | | | | | | | | |
| 24 Ken Griffey Jr., L OBP: 0.336, SLG: 0.396 |  | |  |  | |  |  | | | 3 1 0 0 1 3 2 | | | | | | | | | | |
| 30 Russell Branyan, L OBP: 0.353, SLG: 0.525 | |  | |  |  |  |  | |  | 4 0 2 0 0 1 0 | | | | | | | | | | |
| 7 Jack Hannahan, L OBP: 0.307, SLG: 0.328 | |  | |  |  |  | | |  | 3 0 1 0 1 1 2 | | | | | | | | | | |
| 32 Rob Johnson, R OBP: 0.303, SLG: 0.341 | | | | | | | | | | 4 0 2 1 0 0 1 | | | | | | | | | | |
| 16 Josh Wilson, R OBP: 0.235, SLG: 0.234 | | | | | | | | | | 4 0 0 0 0 2 5 | | | | | | | | | | |
| 12 Ryan Langerhans, L OBP: 0.330, SLG: 0.419 | | | | | | | | | | 3 0 1 0 1 1 3 | | | | | | | | | | |
| Inning Stats | R: 1 H: 0 E: 1 K: 1 S: 11 | H: 0 LOB: 0 BB: 0 P: 18 | R: 0 H: 1 E: 0 K: 0 S: 5 | H: 1 LOB: 0 BB: 0 P: 6 | R: 0 H: 1 E: 0 K: 0 S: 7 | H: 1 LOB: 2 BB: 1 P: 11 | R: 1 H: 2 E: 0 K: 0 S: 12 | H: 2 LOB: 1 BB: 1 P: 25 | R: 0 H: 1 E: 0 K: 3 S: 16 | H: 2 LOB: 3 BB: 1 P: 27 | | R: 0 H: 2 E: 0 K: 2 S: 14 | H: 2 LOB: 1 BB: 0 P: 21 | R: 0 H: 0 E: 0 K: 2 S: 7 | H: 0 LOB: 0 BB: 0 P: 11 | R: 0 H: 1 E: 0 K: 2 S: 11 | H: 1 LOB: 2 BB: 1 P: 17 | 1B: 10 2B: 0 3B: 0 HR: 0 | SF: 1 SAC: 0 DP: 1 HBP: 0 | WP: 0 PB: 0 SB: 0 CS: 1 |
| PITCHER | IP WLS BF H R ER SO BB IBB HBP BLK WP HR S P ERA WHIP | | | | | | | | | | | | | | | | | | | |
| 45 Sergio Mitre, R ERA: 6.04 | (1, 1) 5.1 W 25 7 2 1 3 2 0 0 0 0 0 0 20 28 6.04 2.000 | | | | | | | | | | | | | | | | | | | |
| 30 David Robertson, R ERA: 3.15 | (6, 1) 1.0 H 5 2 0 0 3 0 0 0 0 0 0 0 20 28 0.00 2.000 | | | | | | | | | | | | | | | | | | | |
| 48 Phil Coke, L ERA: 4.71 | (7, 1) 1.2 H 4 0 0 0 3 0 0 0 0 0 0 0 10 18 0.00 0.000 | | | | | | | | | | | | | | | | | | | |
| 42 Mariano Rivera, R ERA: 1.94 | (9, 1) 1.0 S 5 1 0 0 2 1 0 0 0 0 0 0 11 17 0.00 2.000 | | | | | | | | | | | | | | | | | | | |


| Batter | 1 | 2 | 3 | 4 | 5 | 6 | 7 | 8 | 9 | AB | R | H | RBI | BB | SO | LOB | TOP | | |
|--|--|---|---------------------------------------|----------------------------------|---------------------------------------|-------------------------------------|--------------------------------------|----------------------------------|--------------------------------------|--|---|----------------------------------|--------------------------------------|-------------------------------------|----------------------------------|------------------------------------|--|--------|--|
| 2 Derek Jeter, R OBP: 0.394, SLG: 0.471 | | | | | | | | | | 5 | 1 | 3 | 1 | 0 | 0 | 1 | New York Yankees @ Oakland Athletics Oakland Coliseum, Oakland, CA Tue Aug 18 2009, 7:05 PM PDT Att: 25,383 - Clear - 63 F | | |
| 18 Johnny Damon, L OBP: 0.364, SLG: 0.519 | | | | | | | | | | 4 | 1 | 2 | 1 | 1 | 0 | 3 | | | |
| 25 Mark Teixeira, S OBP: 0.382, SLG: 0.553 | | | | | | | | | | 4 | 1 | 0 | 0 | 1 | 1 | 6 | | | |
| 13 Alex Rodriguez, R OBP: 0.342, SLG: 0.498 | | | | | | | | | | 2 | 1 | 1 | 1 | 2 | 1 | 0 | | | |
| 55 Hideki Matsui, L OBP: 0.364, SLG: 0.509 | | | | | | | | | | 4 | 0 | 2 | 1 | 1 | 0 | 2 | | | |
| 14 Eric Hinske, L OBP: 0.359, SLG: 0.444 | | | | | | | | | | 0 | 0 | 0 | 0 | 0 | 0 | 0 | | | |
| 20 Jorge Posada, S OBP: 0.342, SLG: 0.492 | | | | | | | | | | 4 | 0 | 1 | 2 | 0 | 1 | 5 | | | |
| 24 Robinson Cano, L OBP: 0.347, SLG: 0.504 | | | | | | | | | | 5 | 0 | 0 | 0 | 0 | 1 | 3 | | | |
| 33 Nick Swisher, S OBP: 0.374, SLG: 0.481 | | | | | | | | | | 5 | 1 | 2 | 0 | 0 | 1 | 0 | | | |
| 53 Melky Cabrera, S OBP: 0.331, SLG: 0.424 | | | | | | | | | | 4 | 2 | 2 | 0 | 0 | 0 | 1 | | | |
| Inning Stats | R: 0 H: 1 E: 0 K: 1 S: 11 | H: 1 LOB: 3 BB: 1 P: 23 | R: 1 H: 2 E: 1 K: 1 S: 19 | H: 2 LOB: 2 BB: 0 P: 28 | R: 1 H: 2 E: 0 K: 0 S: 10 | H: 2 LOB: 1 BB: 0 P: 18 | R: 0 H: 2 E: 0 K: 0 S: 9 | H: 2 LOB: 2 BB: 1 P: 18 | R: 0 H: 1 E: 1 K: 2 S: 8 | H: 1 LOB: 1 BB: 0 P: 13 | R: 0 H: 1 E: 0 K: 2 S: 8 | H: 1 LOB: 1 BB: 0 P: 10 | R: 0 H: 0 E: 0 K: 1 S: 6 | H: 0 LOB: 0 BB: 0 P: 10 | 1B: 9 2B: 4 3B: 0 HR: 0 | SF: 1 SAC: 0 DP: 3 HBP: 2 | WP: 1 PB: 1 SB: 1 CS: 0 | PA: 45 | |
| PITCHER | IP: 5.0 WLS: 0 BF: 25 ERA: 9.31 | WLS: L IP: 0.1 BF: 5 ERA: 9.82 | H: 7 R: 2 ER: 4 SO: 2 | H: 2 R: 4 ER: 1 SO: 0 | BB: 3 IBB: 0 HBP: 1 BLK: 0 | BB: 0 IBB: 0 HBP: 1 BLK: 0 | WP: 1 HR: 0 S: 59 P: 103 | HR: 0 S: 6 P: 13 | ERA: 1.80 WHIP: 2.000 | IP: 6.1 WLS: 1 BF: 27 ERA: 5.73 | WLS: L IP: 2.0 BF: 7 ERA: 1.17 | H: 2 R: 1 ER: 0 SO: 3 | H: 2 R: 1 ER: 0 SO: 0 | BB: 0 IBB: 0 HBP: 0 BLK: 0 | WP: 0 HR: 0 S: 14 P: 23 | ERA: 0.00 WHIP: 0.500 | | | |

| Batter | 1 | 2 | 3 | 4 | 5 | 6 | 7 | 8 | 9 | AB | R | H | RBI | BB | SO | LOB | BOTTOM | | | | | |
|--|--|---|---------------------------------------|----------------------------------|--------------------------------------|-------------------------------------|---------------------------------------|----------------------------------|--------------------------------------|---|---|---------------------------------|--------------------------------------|-------------------------------------|--------------------------------------|----------------------------------|--|---------------------------------------|----------------------------------|----------------------------------|------------------------------------|----------------------------------|
| 29 Adam Kennedy, L OBP: 0.337, SLG: 0.423 | | | | | | | | | | 4 | 0 | 0 | 0 | 0 | 4 | 0 | New York Yankees @ Oakland Athletics Oakland Coliseum, Oakland, CA Tue Aug 18 2009, 7:05 PM PDT Att: 25,383 - Clear - 63 F | | | | | |
| 11 Rajai Davis, R OBP: 0.382, SLG: 0.423 | | | | | | | | | | 4 | 0 | 0 | 0 | 0 | 0 | 0 | | | | | | |
| 8 Kurt Suzuki, R OBP: 0.313, SLG: 0.413 | | | | | | | | | | 4 | 1 | 1 | 1 | 0 | 0 | 0 | | | | | | |
| 12 Scott Hairston, R OBP: 0.338, SLG: 0.505 | | | | | | | | | | 3 | 0 | 1 | 0 | 1 | 0 | 0 | | | | | | |
| 5 Nomar Garciaparra, R OBP: 0.305, SLG: 0.374 | | | | | | | | | | 3 | 0 | 1 | 0 | 1 | 1 | 0 | | | | | | |
| 14 Mark Ellis, R OBP: 0.314, SLG: 0.434 | | | | | | | | | | 4 | 0 | 0 | 0 | 0 | 2 | 4 | | | | | | |
| 21 Tommy Everidge, R OBP: 0.322, SLG: 0.395 | | | | | | | | | | 3 | 1 | 1 | 1 | 1 | 1 | 2 | | | | | | |
| Ryan Sweeney, L OBP: 0.326, SLG: 0.376 | | | | | | | | | | 4 | 0 | 1 | 0 | 0 | 1 | 5 | | | | | | |
| 2 Cliff Pennington, S OBP: 0.317, SLG: 0.383 | | | | | | | | | | 3 | 0 | 0 | 0 | 0 | 0 | 1 | | | | | | |
| Inning Stats | R: 1 H: 1 E: 0 K: 1 S: 9 | H: 1 LOB: 0 BB: 0 P: 13 | R: 1 H: 1 E: 0 K: 3 S: 13 | H: 1 LOB: 0 BB: 0 P: 16 | R: 0 H: 0 E: 0 K: 1 S: 6 | H: 0 LOB: 0 BB: 0 P: 9 | R: 0 H: 2 E: 0 K: 0 S: 12 | H: 2 LOB: 1 BB: 1 P: 18 | R: 0 H: 0 E: 0 K: 1 S: 7 | H: 0 LOB: 0 BB: 0 P: 8 | R: 0 H: 0 E: 0 K: 0 S: 6 | H: 0 LOB: 0 BB: 0 P: 7 | R: 0 H: 1 E: 0 K: 0 S: 5 | H: 1 LOB: 1 BB: 0 P: 9 | R: 0 H: 0 E: 0 K: 1 S: 8 | H: 0 LOB: 0 BB: 0 P: 14 | | R: 0 H: 0 E: 0 K: 2 S: 11 | H: 0 LOB: 2 BB: 2 P: 23 | 1B: 2 2B: 1 3B: 0 HR: 2 | SF: 0 SAC: 0 DP: 0 HBP: 0 | WP: 1 PB: 0 SB: 0 CS: 0 |
| PITCHER | IP: 8.0 WLS: 0 BF: 30 ERA: 3.58 | WLS: W IP: 1.0 BF: 5 ERA: 3.06 | H: 5 R: 2 ER: 0 SO: 2 | H: 2 R: 0 ER: 0 SO: 2 | BB: 0 IBB: 0 HBP: 0 BLK: 0 | BB: 0 IBB: 0 HBP: 0 BLK: 0 | WP: 1 HR: 2 S: 66 P: 94 | HR: 0 S: 11 P: 23 | ERA: 2.25 WHIP: 0.625 | IP: 1.0 WLS: 0 BF: 5 ERA: 3.06 | WLS: W IP: 1.0 BF: 5 ERA: 3.06 | H: 0 R: 0 ER: 0 SO: 2 | H: 0 R: 0 ER: 0 SO: 2 | BB: 0 IBB: 0 HBP: 0 BLK: 0 | WP: 0 HR: 0 S: 11 P: 23 | ERA: 0.00 WHIP: 2.000 | | | | | | |

| Batter | 1 | 2 | 3 | 4 | 5 | 6 | 7 | 8 | 9 | AB | R | H | RBI | BB | SO | LOB | TOP |
|---|---|---|---|---|---|---|---|---|---|---|---|---|---|---|---|---|---|
| 2 Derek Jeter, R OBP: 0.396, SLG: 0.474 | | | | | | | | | | 6 | 3 | 3 | 2 | 0 | 0 | 1 | |
| 18 Johnny Damon, L OBP: 0.394, SLG: 0.517 | | | | | | | | | | 1 | 0 | 0 | 0 | 0 | 1 | 1 | |
| 14 Eric Hinske, L OBP: 0.366, SLG: 0.459 | | | | | | | | | | 4 | 2 | 2 | 1 | 1 | 0 | 1 | |
| 25 Mark Teixeira, S OBP: 0.384, SLG: 0.559 | | | | | | | | | | 5 | 3 | 3 | 3 | 1 | 0 | 2 | |
| 13 Alex Rodriguez, R OBP: 0.398, SLG: 0.505 | | | | | | | | | | 4 | 2 | 4 | 1 | 1 | 0 | 0 | |
| 17 Jerry Hairston, R OBP: 0.312, SLG: 0.402 | | | | | | | | | | 0 | 1 | 0 | 0 | 1 | 0 | 0 | |
| 55 Hideki Matsui, L OBP: 0.360, SLG: 0.518 | | | | | | | | | | 6 | 2 | 2 | 7 | 0 | 1 | 6 | |
| 20 Jorge Posada, S OBP: 0.343, SLG: 0.493 | | | | | | | | | | 5 | 2 | 2 | 2 | 1 | 1 | 0 | |
| 24 Robinson Cano, L OBP: 0.343, SLG: 0.499 | | | | | | | | | | 6 | 2 | 1 | 1 | 0 | 0 | 4 | |
| 33 Nick Swisher, S OBP: 0.372, SLG: 0.478 | | | | | | | | | | 6 | 1 | 2 | 1 | 0 | 2 | 1 | |
| 53 Melky Cabrera, S OBP: 0.336, SLG: 0.428 | | | | | | | | | | 6 | 2 | 4 | 2 | 0 | 0 | 0 | |
| Inning Stats | R: 2 H: 3 E: 0 K: 2 S: 19 | H: 3 R: 1 ER: 0 LOB: 2 P: 28 | R: 4 H: 5 E: 0 K: 0 S: 16 | H: 0 R: 0 ER: 0 LOB: 0 P: 13 | R: 0 H: 0 E: 0 K: 2 S: 10 | H: 0 R: 0 ER: 0 LOB: 0 P: 17 | R: 6 H: 6 E: 0 K: 0 S: 26 | H: 6 R: 3 ER: 0 LOB: 3 P: 52 | R: 3 H: 4 E: 0 K: 0 S: 11 | H: 1 R: 0 ER: 0 LOB: 0 P: 8 | R: 0 H: 0 E: 0 K: 1 S: 7 | H: 0 R: 0 ER: 0 LOB: 0 P: 11 | R: 4 H: 4 E: 1 K: 0 S: 16 | H: 4 R: 2 ER: 1 LOB: 2 P: 24 | 1B: 12 2B: 8 3B: 1 HR: 2 | SF: 0 SAC: 0 DP: 1 HBP: 0 | WP: 4 PA: 54 CS: 0 |
| PITCHER | IP WLS BF H R ER SO BB IBB HBP BLK WP HR S P ERA WHIP | IP WLS BF H R ER SO BB IBB HBP BLK WP HR S P ERA WHIP | IP WLS BF H R ER SO BB IBB HBP BLK WP HR S P ERA WHIP | IP WLS BF H R ER SO BB IBB HBP BLK WP HR S P ERA WHIP | IP WLS BF H R ER SO BB IBB HBP BLK WP HR S P ERA WHIP | IP WLS BF H R ER SO BB IBB HBP BLK WP HR S P ERA WHIP | IP WLS BF H R ER SO BB IBB HBP BLK WP HR S P ERA WHIP | IP WLS BF H R ER SO BB IBB HBP BLK WP HR S P ERA WHIP | IP WLS BF H R ER SO BB IBB HBP BLK WP HR S P ERA WHIP | IP WLS BF H R ER SO BB IBB HBP BLK WP HR S P ERA WHIP | IP WLS BF H R ER SO BB IBB HBP BLK WP HR S P ERA WHIP | IP WLS BF H R ER SO BB IBB HBP BLK WP HR S P ERA WHIP | IP WLS BF H R ER SO BB IBB HBP BLK WP HR S P ERA WHIP | IP WLS BF H R ER SO BB IBB HBP BLK WP HR S P ERA WHIP | IP WLS BF H R ER SO BB IBB HBP BLK WP HR S P ERA WHIP | IP WLS BF H R ER SO BB IBB HBP BLK WP HR S P ERA WHIP | IP WLS BF H R ER SO BB IBB HBP BLK WP HR S P ERA WHIP |
| 36 Brad Penny, R ERA: 5.61 | 4.0 L 22 10 8 8 4 1 0 0 0 0 2 0 57 89 18.00 2.750 | 2.0 17 8 7 7 0 3 0 0 0 0 2 1 32 63 31.50 5.500 | 1.0 4 1 1 1 0 0 0 0 0 0 0 0 5 8 9.00 1.000 | 1.0 3 0 0 0 1 0 0 0 0 0 0 7 11 0.00 0.000 | 1.0 8 4 4 3 0 1 0 0 0 0 1 16 24 27.00 5.000 | | | | | | | | | | | | |
| 64 Michael Bowden, R ERA: 15.75 | | | | | | | | | | | | | | | | | |
| 17 Manny Delcarmen, R ERA: 3.47 | | | | | | | | | | | | | | | | | |
| 24 Takashi Saito, R ERA: 2.86 | | | | | | | | | | | | | | | | | |
| 56 Ramon E Ramirez, R ERA: 2.67 | | | | | | | | | | | | | | | | | |
| Batter | 1 | 2 | 3 | 4 | 5 | 6 | 7 | 8 | 9 | AB | R | H | RBI | BB | SO | LOB | BOTTOM |
| 2 Jacoby Ellsbury, L OBP: 0.347, SLG: 0.407 | | | | | | | | | | 4 | 2 | 1 | 2 | 1 | 1 | 1 | |
| 15 Dustin Pedroia, R OBP: 0.371, SLG: 0.440 | | | | | | | | | | 5 | 0 | 2 | 1 | 0 | 0 | 1 | |
| 41 Victor Martinez, S OBP: 0.370, SLG: 0.481 | | | | | | | | | | 2 | 0 | 0 | 1 | 0 | 1 | 1 | |
| 33 Jason Varitek, S OBP: 0.336, SLG: 0.430 | | | | | | | | | | 2 | 0 | 0 | 0 | 0 | 1 | 0 | |
| 20 Kevin Youkilis, R OBP: 0.419, SLG: 0.551 | | | | | | | | | | 2 | 2 | 1 | 0 | 1 | 0 | 1 | |
| 11 Casey Kotchman, L OBP: 0.351, SLG: 0.402 | | | | | | | | | | 2 | 2 | 1 | 0 | 1 | 0 | 1 | |
| 44 Jason Bay, R OBP: 0.382, SLG: 0.522 | | | | | | | | | | 2 | 0 | 0 | 0 | 0 | 0 | 0 | |
| 22 Nick Green, R OBP: 0.298, SLG: 0.364 | | | | | | | | | | 2 | 2 | 1 | 0 | 1 | 0 | 1 | |
| 34 David Ortiz, L OBP: 0.321, SLG: 0.434 | | | | | | | | | | 4 | 2 | 2 | 2 | 1 | 0 | 3 | |
| 25 Mike Lowell, R OBP: 0.346, SLG: 0.499 | | | | | | | | | | 5 | 2 | 3 | 2 | 0 | 1 | 4 | |
| 7 J.D. Drew, L OBP: 0.374, SLG: 0.468 | | | | | | | | | | 1 | 0 | 0 | 0 | 0 | 0 | 1 | |
| 5 Rocco Baldelli, R OBP: 0.336, SLG: 0.451 | | | | | | | | | | 2 | 1 | 1 | 1 | 1 | 0 | 0 | |
| 3 Alex Gonzalez, R OBP: 0.253, SLG: 0.292 | | | | | | | | | | 5 | 0 | 0 | 0 | 0 | 1 | 5 | |
| Inning Stats | R: 1 H: 0 E: 0 K: 1 S: 14 | H: 0 R: 0 ER: 0 LOB: 1 P: 26 | R: 0 H: 1 E: 0 K: 2 S: 9 | H: 0 R: 0 ER: 0 LOB: 0 P: 14 | R: 0 H: 0 E: 0 K: 0 S: 8 | H: 0 R: 0 ER: 0 LOB: 0 P: 11 | R: 3 H: 4 E: 0 K: 1 S: 17 | H: 4 R: 3 ER: 1 LOB: 1 P: 28 | R: 3 H: 3 E: 1 K: 0 S: 15 | H: 0 R: 0 ER: 0 LOB: 3 P: 23 | R: 0 H: 0 E: 0 K: 0 S: 4 | H: 0 R: 0 ER: 0 LOB: 0 P: 7 | R: 4 H: 4 E: 0 K: 0 S: 13 | H: 4 R: 2 ER: 1 LOB: 1 P: 26 | 1B: 6 2B: 4 3B: 0 HR: 2 | SF: 1 SAC: 0 DP: 1 HBP: 2 | WP: 0 PA: 45 CS: 0 |
| PITCHER | IP WLS BF H R ER SO BB IBB HBP BLK WP HR S P ERA WHIP | IP WLS BF H R ER SO BB IBB HBP BLK WP HR S P ERA WHIP | IP WLS BF H R ER SO BB IBB HBP BLK WP HR S P ERA WHIP | IP WLS BF H R ER SO BB IBB HBP BLK WP HR S P ERA WHIP | IP WLS BF H R ER SO BB IBB HBP BLK WP HR S P ERA WHIP | IP WLS BF H R ER SO BB IBB HBP BLK WP HR S P ERA WHIP | IP WLS BF H R ER SO BB IBB HBP BLK WP HR S P ERA WHIP | IP WLS BF H R ER SO BB IBB HBP BLK WP HR S P ERA WHIP | IP WLS BF H R ER SO BB IBB HBP BLK WP HR S P ERA WHIP | IP WLS BF H R ER SO BB IBB HBP BLK WP HR S P ERA WHIP | IP WLS BF H R ER SO BB IBB HBP BLK WP HR S P ERA WHIP | IP WLS BF H R ER SO BB IBB HBP BLK WP HR S P ERA WHIP | IP WLS BF H R ER SO BB IBB HBP BLK WP HR S P ERA WHIP | IP WLS BF H R ER SO BB IBB HBP BLK WP HR S P ERA WHIP | IP WLS BF H R ER SO BB IBB HBP BLK WP HR S P ERA WHIP | IP WLS BF H R ER SO BB IBB HBP BLK WP HR S P ERA WHIP | IP WLS BF H R ER SO BB IBB HBP BLK WP HR S P ERA WHIP |
| 46 Andy Pettitte, L ERA: 4.25 | 5.0 W 24 7 7 5 4 2 0 0 0 0 0 0 14 37 9.00 1.800 | 1.1 8 1 0 0 0 3 0 1 0 0 0 0 5 6 0.00 3.000 | 0.2 2 0 0 0 1 0 0 0 0 0 0 5 6 0.00 0.000 | 2.0 11 4 4 4 0 0 0 1 0 0 2 17 33 18.00 2.000 | | | | | | | | | | | | | |
| Brian Bruney, R ERA: 4.07 | | | | | | | | | | | | | | | | | |
| 43 Damaso Marte, L ERA: 13.5 | | | | | | | | | | | | | | | | | |
| 45 Sergio Mitre, R ERA: 6.82 | | | | | | | | | | | | | | | | | |

New York Yankees @ Boston Red Sox
Fenway Park, Boston, MA
Fri Aug 21 2009, 7:10 PM EDT
Att: 37,869 - Partly Cloudy - 83 F

AB 49
R 20
H 23
RBI 20
BB 5
SO 5
LOB 16



New York Yankees @ Boston Red Sox
Fenway Park, Boston, MA
Fri Aug 21 2009, 7:10 PM EDT
Att: 37,869 - Partly Cloudy - 83 F

AB 37
R 11
H 12
RBI 10
BB 5
SO 5
LOB 17



| Batter | 1 | 2 | 3 | 4 | 5 | 6 | 7 | 8 | 9 | AB | R | H | RBI | BB | SO | LOB | TOP | | | |
|---|---------------------------------------|---------------------------------------|---------------------------------------|---------------------------------------|---------------------------------------|---------------------------------------|---------------------------------------|---------------------------------------|---------------------------------------|---------------------------------------|---------------------------------------|---------------------------------------|---------------------------------------|---------------------------------------|---------------------------------------|---------------------------------------|---|------------------------------------|----------------------------------|--------|
| 2 Derek Jeter, R OBP: 0.394, SLG: 0.471 17 Jerry Hairston, R OBP: 0.313, SLG: 0.403 | L9 | | G4-3 | | F9 | | K | | 26 1B | 3 | 0 | 0 | 0 | 0 | 0 | 0 | New York Yankees @ Boston Red Sox Fenway Park, Boston, MA Sat Aug 22 2009, 4:10 PM EDT Att: 37,217 - Cloudy - 86 F | | | |
| 33 Nick Swisher, S OBP: 0.375, SLG: 0.491 | 13 F8 | | 1B | | F7 | | HR | | K | 5 | 1 | 3 | 1 | 0 | 1 | 1 | | | | |
| 25 Mark Teixeira, S OBP: 0.386, SLG: 0.559 | HBP | | F9 | | 13 1B | | 1B | | F8 | 4 | 0 | 2 | 0 | 0 | 0 | 2 | | | | |
| 13 Alex Rodriguez, R OBP: 0.397, SLG: 0.503 26 Jose Molina, R OBP: 0.315, SLG: 0.325 | F8 | | K | | 1B | | K | | 1B | 3 | 0 | 1 | 0 | 0 | 1 | 3 | | | | |
| 55 Hideki Matsui, L OBP: 0.355, SLG: 0.510 | F7 | | | | P4 | | P5 | | G4-3 | 5 | 0 | 0 | 0 | 0 | 0 | 7 | | | | |
| 20 Jorge Posada, S OBP: 0.355, SLG: 0.492 | | 24 1B | BB | | 24 BB | | P5 | | BB | 1 | 0 | 0 | 0 | 3 | 0 | 0 | | | | |
| 24 Robinson Cano, L OBP: 0.346, SLG: 0.503 | | 1B | 1B | | 2B | | 14 1B | | F9 | 4 | 0 | 3 | 0 | 0 | 0 | 1 | | | | |
| 14 Eric Hinske, L OBP: 0.363, SLG: 0.454 | L3 | | K | | K | | 53 G4-6-3 | | F9 | 4 | 0 | 1 | 0 | 0 | 1 | 4 | | | | |
| 53 Melky Cabrera, S OBP: 0.333, SLG: 0.423 | F8 | | G1-3 | | G4-6-3 | | L4 | | L4 | 4 | 0 | 0 | 0 | 0 | 0 | 6 | | | | |
| Inning Stats | R: 0 E: 0 K: 0 S: 9 | H: 1 LOB: 2 BB: 0 P: 13 | R: 0 E: 0 K: 0 S: 8 | H: 1 LOB: 1 BB: 0 P: 15 | R: 0 E: 0 K: 1 S: 9 | H: 1 LOB: 1 BB: 0 P: 18 | R: 0 E: 0 K: 1 S: 9 | H: 1 LOB: 2 BB: 0 P: 15 | R: 0 E: 0 K: 0 S: 17 | H: 2 LOB: 2 BB: 0 P: 24 | R: 1 E: 0 K: 2 S: 14 | H: 2 LOB: 1 BB: 0 P: 21 | R: 0 E: 0 K: 0 S: 8 | H: 0 LOB: 1 BB: 0 P: 17 | R: 0 E: 0 K: 1 S: 10 | H: 2 LOB: 2 BB: 0 P: 18 | 1B: 9 2B: 2 3B: 0 HR: 1 | SF: 0 SAC: 0 DP: 1 HBP: 1 | WP: 0 PB: 0 SB: 0 CS: 0 | PA: 41 |
| PITCHER | IP WLS BF H R ER SO | IP WLS BF H R ER SO | IP WLS BF H R ER SO | IP WLS BF H R ER SO | IP WLS BF H R ER SO | IP WLS BF H R ER SO | IP WLS BF H R ER SO | IP WLS BF H R ER SO | IP WLS BF H R ER SO | IP WLS BF H R ER SO | IP WLS BF H R ER SO | IP WLS BF H R ER SO | IP WLS BF H R ER SO | IP WLS BF H R ER SO | IP WLS BF H R ER SO | IP WLS BF H R ER SO | ERA WHIP | ERA WHIP | ERA WHIP | |
| 63 Junichi Tazawa, R ERA: 3.97 | (1, 1) | 6.0 | W | 27 | 8 | 0 | 0 | 2 | 2 | 0 | 1 | 0 | 0 | 0 | 0 | 61 | 99 | 0.00 | 1.667 | |
| 51 Daniel Bard, R ERA: 3.65 | (7, 1) | 1.0 | | 5 | 2 | 1 | 1 | 2 | 0 | 0 | 0 | 0 | 0 | 0 | 1 | 14 | 21 | 9.00 | 2.000 | |
| 51 Enrique Gonzalez, R ERA: 4.91 | (8, 1) | 2.0 | | 9 | 2 | 0 | 0 | 1 | 1 | 0 | 0 | 0 | 0 | 0 | 18 | 35 | 0.00 | 1.500 | | |

| Batter | 1 | 2 | 3 | 4 | 5 | 6 | 7 | 8 | 9 | AB | R | H | RBI | BB | SO | LOB | BOTTOM | | | |
|---|---------------------------------------|---------------------------------------|---------------------------------------|---------------------------------------|---------------------------------------|---------------------------------------|---------------------------------------|---------------------------------------|---------------------------------------|---------------------------------------|---------------------------------------|---------------------------------------|---------------------------------------|---------------------------------------|---------------------------------------|---------------------------------------|---|------------------------------------|----------------------------------|--------|
| 2 Jacoby Ellsbury, L OBP: 0.344, SLG: 0.403 | G4-3 | | F9 | | G4-3 | | G4-3 | | F7 | 5 | 0 | 0 | 0 | 0 | 0 | 0 | New York Yankees @ Boston Red Sox Fenway Park, Boston, MA Sat Aug 22 2009, 4:10 PM EDT Att: 37,217 - Cloudy - 86 F | | | |
| 15 Dustin Pedroia, R OBP: 0.375, SLG: 0.447 | 41 2B | | 41 S | | L6 | | 41 1B | | 11 2B | 4 | 4 | 3 | 0 | 1 | 0 | 0 | | | | |
| 41 Victor Martinez, S OBP: 0.373, SLG: 0.482 11 Casey Kotchman, L OBP: 0.353, SLG: 0.407 | 34 2B | | 20 HR | | 20 HR | | 20 HR | | 20 2B | 3 | 3 | 2 | 1 | 1 | 0 | 0 | | | | |
| 20 Kevin Youkilis, R OBP: 0.421, SLG: 0.570 | P3 | | HR | | K | | HR | | 2B | 5 | 2 | 3 | 6 | 0 | 1 | 2 | | | | |
| 34 David Ortiz, L OBP: 0.323, SLG: 0.444 5 Rocco Baldelli, R OBP: 0.333, SLG: 0.447 | 44 1B | | G4-3 | | HR | | K | | P6 | 4 | 2 | 2 | 3 | 0 | 1 | 0 | | | | |
| 44 Jason Bay, R OBP: 0.383, SLG: 0.525 22 Nick Green, R OBP: 0.298, SLG: 0.364 | 1B | | K2-3 | | 7 2B | | 2B | | K | 4 | 1 | 2 | 1 | 0 | 2 | 0 | | | | |
| 7 J.D. Drew, L OBP: 0.373, SLG: 0.468 | K | | K | | 2B | | 2B | | P4 | 4 | 0 | 1 | 1 | 0 | 2 | 1 | | | | |
| 33 Jason Varitek, S OBP: 0.332, SLG: 0.425 | K | | K2-3 | | G6-3 | | F7 | | F7 | 4 | 0 | 0 | 0 | 0 | 2 | 1 | | | | |
| 3 Alex Gonzalez, R OBP: 0.253, SLG: 0.303 | HR | | G3 | | F7 | | K | | K | 4 | 1 | 1 | 1 | 0 | 1 | 0 | | | | |
| Inning Stats | R: 3 E: 0 K: 1 S: 17 | H: 4 LOB: 1 BB: 0 P: 24 | R: 4 E: 0 K: 1 S: 12 | H: 2 LOB: 0 BB: 2 P: 25 | R: 0 E: 0 K: 3 S: 10 | H: 0 LOB: 0 BB: 0 P: 14 | R: 0 E: 0 K: 0 S: 6 | H: 0 LOB: 0 BB: 0 P: 11 | R: 2 E: 0 K: 1 S: 14 | H: 3 LOB: 0 BB: 0 P: 23 | R: 3 E: 0 K: 1 S: 14 | H: 3 LOB: 0 BB: 0 P: 20 | R: 0 E: 0 K: 1 S: 9 | H: 0 LOB: 0 BB: 0 P: 12 | R: 2 E: 0 K: 1 S: 16 | H: 3 LOB: 1 BB: 0 P: 25 | 1B: 4 2B: 7 3B: 0 HR: 4 | SF: 0 SAC: 0 DP: 0 HBP: 0 | WP: 0 PB: 0 SB: 1 CS: 0 | PA: 41 |
| PITCHER | IP WLS BF H R ER SO | IP WLS BF H R ER SO | IP WLS BF H R ER SO | IP WLS BF H R ER SO | IP WLS BF H R ER SO | IP WLS BF H R ER SO | IP WLS BF H R ER SO | IP WLS BF H R ER SO | IP WLS BF H R ER SO | IP WLS BF H R ER SO | IP WLS BF H R ER SO | IP WLS BF H R ER SO | IP WLS BF H R ER SO | IP WLS BF H R ER SO | IP WLS BF H R ER SO | IP WLS BF H R ER SO | ERA WHIP | ERA WHIP | ERA WHIP | |
| 34 A.J. Burnett, R ERA: 4.08 | (1, 1) | 5.0 | L | 26 | 9 | 9 | 9 | 6 | 2 | 0 | 0 | 0 | 0 | 0 | 0 | 0 | 16 | 20.00 | 2.200 | |
| 91 Alfredo Aceves, R ERA: 4.12 | (6, 1) | 2.0 | | 9 | 3 | 3 | 3 | 2 | 0 | 0 | 0 | 0 | 0 | 0 | 1 | 23 | 32 | 13.50 | 1.500 | |
| 30 David Robertson, R ERA: 3.47 | (8, 1) | 1.0 | | 6 | 3 | 2 | 2 | 1 | 0 | 0 | 0 | 0 | 0 | 0 | 16 | 25 | 18.00 | 3.000 | | |

| Batter | 1 | 2 | 3 | 4 | 5 | 6 | 7 | 8 | 9 | AB | R | H | RBI | BB | SO | LOB | TOP | | | | | |
|--|-------------------------------|----------------------------------|-------------------------------------|-----------------------------------|-------------------------------|----------------------------------|--------------------------------|-------------------------------------|----------------------------------|----------------------------------|------------------------------|---------------------------------|-------------------------------|----------------------------------|-------------------------------|----------------------------------|--|-------------------------------|----------------------------------|----------------------------------|------------------------------------|----------------------------------|
| 2 Derek Jeter, R OBP: 0.394, SLG: 0.476 | | | | | | | | | | 5 | 2 | 1 | 0 | 0 | 1 | | New York Yankees @ Boston Red Sox Fenway Park, Boston, MA Sun Aug 23 2009, 8:05 PM EDT Att: 38,008 - Cloudy - 80 F | | | | | |
| 18 Johnny Damon, L OBP: 0.365, SLG: 0.517 | | | | | | | | | | 4 | 2 | 2 | 0 | 0 | 0 | | | | | | | |
| 25 Mark Teixeira, S OBP: 0.385, SLG: 0.556 | | | | | | | | | | 4 | 0 | 1 | 1 | 0 | 2 | 1 | | | | | | |
| 13 Alex Rodriguez, R OBP: 0.396, SLG: 0.509 | | | | | | | | | | 4 | 1 | 1 | 3 | 0 | 1 | 1 | | | | | | |
| 55 Hideki Matsui, L OBP: 0.371, SLG: 0.528 | | | | | | | | | | 4 | 2 | 2 | 2 | 0 | 1 | 1 | | | | | | |
| 33 Nick Swisher, S OBP: 0.371, SLG: 0.485 | | | | | | | | | | 4 | 0 | 0 | 0 | 0 | 0 | 0 | | | | | | |
| 24 Robinson Cano, L OBP: 0.345, SLG: 0.507 | | | | | | | | | | 4 | 1 | 1 | 1 | 0 | 1 | 0 | | | | | | |
| 53 Melky Cabrera, S OBP: 0.329, SLG: 0.419 | | | | | | | | | | 4 | 0 | 0 | 0 | 0 | 1 | 0 | | | | | | |
| 26 José Molina, R OBP: 0.312, SLG: 0.321 | | | | | | | | | | 4 | 0 | 1 | 0 | 0 | 1 | 0 | | | | | | |
| Inning Stats | R: 1 E: 0 K: 1 S: 10 | H: 1 LOB: 0 BB: 0 P: 12 | R: 1 E: 0 K: 0 S: 5 | H: 1 LOB: 0 BB: 0 P: 10 | R: 2 E: 0 K: 0 S: 14 | H: 3 LOB: 1 BB: 0 P: 20 | R: 1 E: 0 K: 0 S: 16 | H: 1 LOB: 0 BB: 0 P: 20 | R: 2 E: 0 K: 2 S: 14 | H: 2 LOB: 0 BB: 0 P: 18 | R: 0 E: 0 K: 0 S: 7 | H: 0 LOB: 0 BB: 0 P: 9 | R: 0 E: 0 K: 1 S: 10 | H: 0 LOB: 0 BB: 0 P: 12 | R: 1 E: 0 K: 1 S: 11 | H: 1 LOB: 0 BB: 0 P: 19 | | R: 0 E: 0 K: 2 S: 11 | H: 1 LOB: 1 BB: 0 P: 14 | 1B: 5 2B: 0 3B: 0 HR: 5 | SF: 0 SAC: 0 DP: 0 HBP: 0 | WP: 0 PB: 0 SB: 0 CS: 0 |
| PITCHER | IP: 8.0 WLS: L BF: 33 | H: 9 R: 8 ER: 8 SO: 5 | BB: 0 IBB: 0 HBP: 0 BLK: 0 | WP: 0 HR: 5 S: 87 P: 120 | ERA: 9.00 WHIP: 1.125 | IP: 1.0 WLS: H BF: 4 | H: 1 R: 0 ER: 0 SO: 2 | BB: 0 IBB: 0 HBP: 0 BLK: 0 | WP: 0 HR: 0 S: 11 P: 14 | ERA: 0.00 WHIP: 1.000 | | | | | | | | | | | | |

| Batter | 1 | 2 | 3 | 4 | 5 | 6 | 7 | 8 | 9 | AB | R | H | RBI | BB | SO | LOB | BOTTOM | | | | | | | | |
|---|-------------------------------|----------------------------------|-------------------------------------|-----------------------------------|-------------------------------|----------------------------------|--------------------------------|-------------------------------------|----------------------------------|---------------------------------|------------------------------|----------------------------------|-------------------------------------|----------------------------------|------------------------------|----------------------------------|--|----------------------------------|----------------------------------|------------------------------------|----------------------------------|--------|--|--|--|
| 2 Jacoby Ellsbury, L OBP: 0.340, SLG: 0.398 | | | | | | | | | | 5 | 0 | 0 | 0 | 0 | 3 | 1 | New York Yankees @ Boston Red Sox Fenway Park, Boston, MA Sun Aug 23 2009, 8:05 PM EDT Att: 38,008 - Cloudy - 80 F | | | | | | | | |
| 15 Dustin Pedroia, R OBP: 0.374, SLG: 0.446 | | | | | | | | | | 4 | 0 | 1 | 0 | 0 | 1 | 1 | | | | | | | | | |
| 41 Victor Martinez, S OBP: 0.374, SLG: 0.483 | | | | | | | | | | 4 | 0 | 2 | 0 | 0 | 1 | 0 | | | | | | | | | |
| 20 Kevin Youkilis, R OBP: 0.420, SLG: 0.570 | | | | | | | | | | 4 | 1 | 1 | 0 | 0 | 1 | 3 | | | | | | | | | |
| 44 Jason Bay, R OBP: 0.382, SLG: 0.522 | | | | | | | | | | 4 | 1 | 1 | 0 | 0 | 3 | 2 | | | | | | | | | |
| 25 Mike Lowell, R OBP: 0.348, SLG: 0.501 | | | | | | | | | | 4 | 1 | 2 | 0 | 0 | 1 | 2 | | | | | | | | | |
| 5 Rocco Baldelli, R OBP: 0.333, SLG: 0.448 | | | | | | | | | | 2 | 1 | 1 | 2 | 0 | 0 | 1 | | | | | | | | | |
| 7 J.D. Drew, L OBP: 0.375, SLG: 0.468 | | | | | | | | | | 0 | 0 | 0 | 0 | 1 | 0 | 0 | | | | | | | | | |
| 33 Jason Varitek, S OBP: 0.332, SLG: 0.426 | | | | | | | | | | 4 | 0 | 1 | 1 | 0 | 1 | 2 | | | | | | | | | |
| 3 Alex Gonzalez, R OBP: 0.251, SLG: 0.299 | | | | | | | | | | 3 | 0 | 0 | 0 | 0 | 0 | 2 | | | | | | | | | |
| 11 Casey Kotchman, L OBP: 0.352, SLG: 0.406 | | | | | | | | | | 1 | 0 | 0 | 0 | 0 | 0 | 1 | | | | | | | | | |
| Inning Stats | R: 0 E: 1 K: 1 S: 13 | H: 0 LOB: 0 BB: 0 P: 18 | R: 2 E: 0 K: 2 S: 14 | H: 3 LOB: 1 BB: 0 P: 19 | R: 0 E: 0 K: 1 S: 17 | H: 2 LOB: 1 BB: 0 P: 23 | R: 1 E: 0 K: 1 S: 15 | H: 1 LOB: 1 BB: 0 P: 24 | R: 0 E: 0 K: 1 S: 6 | H: 0 LOB: 0 BB: 0 P: 9 | R: 1 E: 0 K: 1 S: 8 | H: 2 LOB: 1 BB: 0 P: 14 | R: 0 E: 0 K: 1 S: 10 | H: 0 LOB: 0 BB: 0 P: 15 | R: 0 E: 0 K: 1 S: 9 | H: 1 LOB: 1 BB: 0 P: 15 | R: 0 E: 0 K: 2 S: 12 | H: 0 LOB: 1 BB: 1 P: 18 | 1B: 6 2B: 3 3B: 0 HR: 0 | SF: 1 SAC: 0 DP: 1 HBP: 0 | WP: 0 PB: 0 SB: 0 CS: 1 | PA: 37 | | | |
| PITCHER | IP: 6.2 WLS: W BF: 28 | H: 4 R: 4 ER: 3 SO: 8 | BB: 0 IBB: 0 HBP: 0 BLK: 0 | WP: 0 HR: 0 S: 80 P: 118 | ERA: 4.05 WHIP: 1.200 | IP: 1.1 WLS: H BF: 5 | H: 1 R: 0 ER: 0 SO: 1 | BB: 0 IBB: 0 HBP: 0 BLK: 0 | WP: 0 HR: 0 S: 12 P: 19 | ERA: 0.00 WHIP: 0.750 | IP: 1.0 WLS: H BF: 4 | H: 0 R: 0 ER: 0 SO: 2 | BB: 1 IBB: 0 HBP: 0 BLK: 0 | WP: 0 HR: 0 S: 12 P: 18 | ERA: 0.00 WHIP: 1.000 | | | | | | | | | | |

| Batter | 1 | 2 | 3 | 4 | 5 | 6 | 7 | 8 | 9 | AB | R | H | RBI | BB | SO | LOB | TOP | | | | | | |
|---|---|---|---|---|---|---|---|---|---|---|---|---|---|---|---|---|---|---|---|---|---|---|---|
| 20 Julio Borbon, L (1,10) OBP: 0.478, SLG: 0.537 | | | | | | | | | | 4 | 2 | 1 | 1 | 2 | 1 | 3 | | | | | | | |
| 10 Michael Young, R (1,5) OBP: 0.383, SLG: 0.543 | | | | | | | | | | 5 | 2 | 2 | 3 | 1 | 1 | 1 | | | | | | | |
| 32 Josh Hamilton, L (1,9) OBP: 0.319, SLG: 0.416 | | | | | | | | | | 6 | 0 | 4 | 2 | 0 | 1 | 1 | | | | | | | |
| 22 Marlon Byrd, R (1,8) OBP: 0.324, SLG: 0.483 | | | | | | | | | | 4 | 0 | 0 | 0 | 1 | 2 | 5 | | | | | | | |
| 5 Ian Kinsler, R (1,4) OBP: 0.321, SLG: 0.495 | | | | | | | | | | 5 | 0 | 2 | 0 | 0 | 0 | 0 | | | | | | | |
| 17 Nelson Cruz, R (1,7) OBP: 0.338, SLG: 0.549 | | | | | | | | | | 4 | 1 | 1 | 1 | 1 | 2 | 1 | | | | | | | |
| 7 Ivan Rodriguez, R (1,2) OBP: 0.289, SLG: 0.392 | | | | | | | | | | 4 | 2 | 1 | 0 | 1 | 1 | 4 | | | | | | | |
| 19 Chris Davis, L (1,3) OBP: 0.262, SLG: 0.416 | | | | | | | | | | 4 | 2 | 2 | 0 | 1 | 0 | 1 | | | | | | | |
| 1 Elvis Andrus, R (1,6) OBP: 0.332, SLG: 0.385 | | | | | | | | | | 5 | 1 | 3 | 3 | 0 | 0 | 0 | | | | | | | |
| Inning Stats | R: 0 H: 1 E: 0 K: 1 S: 11 | H: 1 LOB: 1 BB: 1 P: 20 | R: 2 H: 2 E: 0 K: 1 S: 10 | H: 2 LOB: 1 BB: 1 P: 20 | R: 0 H: 1 E: 0 K: 1 S: 8 | H: 0 LOB: 0 BB: 0 P: 12 | R: 5 H: 5 E: 0 K: 2 S: 26 | H: 5 LOB: 1 BB: 1 P: 44 | R: 1 H: 3 E: 0 K: 0 S: 11 | H: 3 LOB: 2 BB: 0 P: 17 | R: 0 H: 1 E: 0 K: 1 S: 10 | H: 1 LOB: 1 BB: 2 P: 22 | R: 2 H: 2 E: 0 K: 0 S: 9 | H: 2 LOB: 1 BB: 1 P: 14 | R: 0 H: 1 E: 0 K: 0 S: 11 | H: 1 LOB: 1 BB: 0 P: 17 | R: 0 H: 0 E: 0 K: 2 S: 7 | H: 0 LOB: 1 BB: 1 P: 16 | 1B: 11 2B: 3 3B: 0 HR: 2 | SF: 0 SAC: 0 DP: 1 HBP: 0 | WP: 0 PB: 0 SB: 2 CS: 1 | PA: 48 | |
| PITCHER | IP WLS BF H R ER SO BB IBB HBP BLK WP HR S P ERA WHIP | IP WLS BF H R ER SO BB IBB HBP BLK WP HR S P ERA WHIP | IP WLS BF H R ER SO BB IBB HBP BLK WP HR S P ERA WHIP | IP WLS BF H R ER SO BB IBB HBP BLK WP HR S P ERA WHIP | IP WLS BF H R ER SO BB IBB HBP BLK WP HR S P ERA WHIP | IP WLS BF H R ER SO BB IBB HBP BLK WP HR S P ERA WHIP | IP WLS BF H R ER SO BB IBB HBP BLK WP HR S P ERA WHIP | IP WLS BF H R ER SO BB IBB HBP BLK WP HR S P ERA WHIP | IP WLS BF H R ER SO BB IBB HBP BLK WP HR S P ERA WHIP | IP WLS BF H R ER SO BB IBB HBP BLK WP HR S P ERA WHIP | IP WLS BF H R ER SO BB IBB HBP BLK WP HR S P ERA WHIP | IP WLS BF H R ER SO BB IBB HBP BLK WP HR S P ERA WHIP | IP WLS BF H R ER SO BB IBB HBP BLK WP HR S P ERA WHIP | IP WLS BF H R ER SO BB IBB HBP BLK WP HR S P ERA WHIP | IP WLS BF H R ER SO BB IBB HBP BLK WP HR S P ERA WHIP | IP WLS BF H R ER SO BB IBB HBP BLK WP HR S P ERA WHIP | IP WLS BF H R ER SO BB IBB HBP BLK WP HR S P ERA WHIP | IP WLS BF H R ER SO BB IBB HBP BLK WP HR S P ERA WHIP | IP WLS BF H R ER SO BB IBB HBP BLK WP HR S P ERA WHIP | IP WLS BF H R ER SO BB IBB HBP BLK WP HR S P ERA WHIP | IP WLS BF H R ER SO BB IBB HBP BLK WP HR S P ERA WHIP | IP WLS BF H R ER SO BB IBB HBP BLK WP HR S P ERA WHIP | IP WLS BF H R ER SO BB IBB HBP BLK WP HR S P ERA WHIP |

Texas Rangers @ New York Yankees
Yankee Stadium, Bronx, NY
Tue Aug 25 2009, 7:05 PM EDT
Att: 46,511 - Parly Cloudy - 80 F

AB 41
R 10
H 16
RBI 10
BB 7
SO 8
LOB 16



| Batter | 1 | 2 | 3 | 4 | 5 | 6 | 7 | 8 | 9 | AB | R | H | RBI | BB | SO | LOB | BOTTOM | | | | | | |
|---|---|---|---|---|---|---|---|---|---|---|---|---|---|---|---|---|---|---|---|---|---|---|---|
| 2 Derek Jeter, R (1,6) OBP: 0.398, SLG: 0.479 | | | | | | | | | | 3 | 0 | 2 | 0 | 2 | 0 | 1 | | | | | | | |
| 18 Johnny Damon, L (1,7) OBP: 0.365, SLG: 0.515 | | | | | | | | | | 4 | 1 | 1 | 0 | 1 | 1 | 3 | | | | | | | |
| 25 Mark Teixeira, S (1,3) OBP: 0.385, SLG: 0.553 | | | | | | | | | | 3 | 2 | 0 | 0 | 2 | 0 | 2 | | | | | | | |
| 13 Alex Rodriguez, R (1,5) OBP: 0.399, SLG: 0.509 | | | | | | | | | | 4 | 2 | 2 | 0 | 1 | 1 | 0 | | | | | | | |
| 55 Hideki Matsui, L (1,10) OBP: 0.360, SLG: 0.530 | | | | | | | | | | 4 | 2 | 2 | 3 | 0 | 0 | 1 | | | | | | | |
| 20 Jorge Posada, S (1,2) OBP: 0.393, SLG: 0.502 | | | | | | | | | | 4 | 1 | 2 | 3 | 1 | 1 | 1 | | | | | | | |
| 17 Jerry Hairston, R (8,FR) OBP: 0.313, SLG: 0.403 | | | | | | | | | | 0 | 0 | 0 | 0 | 0 | 0 | 0 | | | | | | | |
| 24 Robinson Cano, L (1,4) OBP: 0.346, SLG: 0.512 | | | | | | | | | | 5 | 1 | 2 | 3 | 0 | 0 | 2 | | | | | | | |
| 33 Nick Swisher, S (1,9) OBP: 0.368, SLG: 0.479 | | | | | | | | | | 5 | 0 | 0 | 0 | 0 | 1 | 2 | | | | | | | |
| 53 Melky Cabrera, S (1,8) OBP: 0.328, SLG: 0.416 | | | | | | | | | | 5 | 0 | 1 | 0 | 0 | 0 | 2 | | | | | | | |
| Inning Stats | R: 4 H: 3 E: 0 K: 0 S: 17 | H: 3 LOB: 2 BB: 2 P: 31 | R: 0 H: 1 E: 0 K: 0 S: 10 | H: 1 LOB: 1 BB: 1 P: 21 | R: 0 H: 0 E: 0 K: 0 S: 3 | H: 0 LOB: 0 BB: 0 P: 4 | R: 1 H: 1 E: 0 K: 2 S: 12 | H: 1 LOB: 1 BB: 1 P: 20 | R: 0 H: 1 E: 0 K: 0 S: 8 | H: 1 LOB: 1 BB: 1 P: 17 | R: 0 H: 1 E: 0 K: 0 S: 12 | H: 1 LOB: 1 BB: 0 P: 18 | R: 0 H: 0 E: 0 K: 2 S: 11 | H: 0 LOB: 1 BB: 1 P: 21 | R: 0 H: 1 E: 0 K: 0 S: 13 | H: 1 LOB: 0 BB: 0 P: 20 | R: 0 H: 0 E: 0 K: 0 S: 15 | H: 1 LOB: 1 BB: 2 P: 30 | 1B: 8 2B: 3 3B: 0 HR: 2 | SF: 0 SAC: 0 DP: 1 HBP: 1 | WP: 0 PB: 0 SB: 0 CS: 1 | PA: 45 | |
| PITCHER | IP WLS BF H R ER SO BB IBB HBP BLK WP HR S P ERA WHIP | IP WLS BF H R ER SO BB IBB HBP BLK WP HR S P ERA WHIP | IP WLS BF H R ER SO BB IBB HBP BLK WP HR S P ERA WHIP | IP WLS BF H R ER SO BB IBB HBP BLK WP HR S P ERA WHIP | IP WLS BF H R ER SO BB IBB HBP BLK WP HR S P ERA WHIP | IP WLS BF H R ER SO BB IBB HBP BLK WP HR S P ERA WHIP | IP WLS BF H R ER SO BB IBB HBP BLK WP HR S P ERA WHIP | IP WLS BF H R ER SO BB IBB HBP BLK WP HR S P ERA WHIP | IP WLS BF H R ER SO BB IBB HBP BLK WP HR S P ERA WHIP | IP WLS BF H R ER SO BB IBB HBP BLK WP HR S P ERA WHIP | IP WLS BF H R ER SO BB IBB HBP BLK WP HR S P ERA WHIP | IP WLS BF H R ER SO BB IBB HBP BLK WP HR S P ERA WHIP | IP WLS BF H R ER SO BB IBB HBP BLK WP HR S P ERA WHIP | IP WLS BF H R ER SO BB IBB HBP BLK WP HR S P ERA WHIP | IP WLS BF H R ER SO BB IBB HBP BLK WP HR S P ERA WHIP | IP WLS BF H R ER SO BB IBB HBP BLK WP HR S P ERA WHIP | IP WLS BF H R ER SO BB IBB HBP BLK WP HR S P ERA WHIP | IP WLS BF H R ER SO BB IBB HBP BLK WP HR S P ERA WHIP | IP WLS BF H R ER SO BB IBB HBP BLK WP HR S P ERA WHIP | IP WLS BF H R ER SO BB IBB HBP BLK WP HR S P ERA WHIP | IP WLS BF H R ER SO BB IBB HBP BLK WP HR S P ERA WHIP | IP WLS BF H R ER SO BB IBB HBP BLK WP HR S P ERA WHIP | IP WLS BF H R ER SO BB IBB HBP BLK WP HR S P ERA WHIP |

Texas Rangers @ New York Yankees
Yankee Stadium, Bronx, NY
Tue Aug 25 2009, 7:05 PM EDT
Att: 46,511 - Parly Cloudy - 80 F

AB 37
R 9
H 12
RBI 9
BB 7
SO 4
LOB 14



| Batter | 1 | 2 | 3 | 4 | 5 | 6 | 7 | 8 | 9 | AB | R | H | RBI | BB | SO | LOB | TOP | | | | | | | | | |
|---|--------------------------------------|----------------------------------|--------------------------------------|----------------------------------|--------------------------------------|---------------------------------|--------------------------------------|----------------------------------|---------------------------------------|----------------------------------|---------------------------------------|----------------------------------|---------------------------------------|----------------------------------|---------------------------------------|----------------------------------|---|----------------------------------|----------------------------------|------------------------------------|----------------------------------|--------|--|--|--|--|
| 5 Ian Kinsler, R OBP: 0.318, SLG: 0.491 | | | | | | | | | | 4 | 0 | 0 | 0 | 0 | 1 | 3 | <p>Texas Rangers @ New York Yankees Yankee Stadium, Bronx, NY Wed Aug 26 2009, 7:05 PM EDT Att: 46,461 - Partly Cloudy - 81 F</p> | | | | | | | | | |
| 10 Michael Young, R OBP: 0.382, SLG: 0.540 | | | | | | | | | | 4 | 0 | 1 | 0 | 0 | 2 | 2 | | | | | | | | | | |
| 32 Josh Hamilton, L OBP: 0.324, SLG: 0.421 | | | | | | | | | | 4 | 0 | 3 | 0 | 0 | 0 | 0 | | | | | | | | | | |
| 17 Nelson Cruz, R OBP: 0.340, SLG: 0.546 | | | | | | | | | | 2 | 0 | 0 | 0 | 2 | 0 | 1 | | | | | | | | | | |
| 7 Ivan Rodriguez, R OBP: 0.286, SLG: 0.387 | | | | | | | | | | 4 | 0 | 0 | 0 | 0 | 1 | 6 | | | | | | | | | | |
| 19 Chris Davis, L OBP: 0.262, SLG: 0.414 | | | | | | | | | | 4 | 1 | 1 | 0 | 0 | 2 | 0 | | | | | | | | | | |
| 2 Taylor Teagarden, R OBP: 0.263, SLG: 0.375 | | | | | | | | | | 4 | 0 | 0 | 0 | 0 | 1 | 1 | | | | | | | | | | |
| 7 David Murphy, L OBP: 0.341, SLG: 0.440 | | | | | | | | | | 4 | 1 | 2 | 2 | 0 | 0 | 0 | | | | | | | | | | |
| 1 Elvis Andrus, R OBP: 0.334, SLG: 0.384 | | | | | | | | | | 1 | 0 | 0 | 0 | 2 | 1 | 0 | | | | | | | | | | |
| Inning Stats | R: 0 H: 1 E: 1 K: 1 S: 9 | H: 1 LOB: 2 BB: 1 P: 17 | R: 0 H: 0 E: 0 K: 1 S: 7 | H: 0 LOB: 0 BB: 1 P: 12 | R: 0 H: 0 E: 0 K: 1 S: 5 | H: 0 LOB: 0 BB: 1 P: 9 | R: 0 H: 0 E: 0 K: 0 S: 7 | H: 0 LOB: 0 BB: 0 P: 10 | R: 1 H: 2 E: 0 K: 2 S: 13 | H: 2 LOB: 2 BB: 1 P: 24 | R: 0 H: 1 E: 0 K: 1 S: 10 | H: 0 LOB: 0 BB: 0 P: 16 | R: 1 H: 1 E: 0 K: 1 S: 10 | H: 1 LOB: 0 BB: 0 P: 15 | R: 0 H: 2 E: 0 K: 0 S: 13 | H: 2 LOB: 2 BB: 1 P: 21 | R: 0 H: 0 E: 0 K: 1 S: 7 | H: 0 LOB: 0 BB: 0 P: 11 | 1B: 5 2B: 1 3B: 0 HR: 1 | SF: 0 SAC: 0 DP: 4 HBP: 0 | WP: 0 PB: 0 SB: 0 CS: 0 | PA: 35 | | | | |
| PITCHER | IP | WLS | BF | H | R | ER | SO | BB | IBB | HBP | BLK | WP | HR | S | P | ERA | WHIP | | | | | | | | | |
| 46 Andy Pettitte, L ERA: 4.18 | (1, 1) | 7.0 | W | 27 | 5 | 2 | 2 | 7 | 3 | 0 | 0 | 0 | 0 | 1 | 61 | 103 | 2.57 | 1.143 | | | | | | | | |
| Brian Bruney, R ERA: 4.5 | (8, 1) | 1.0 | | 5 | 2 | 0 | 0 | 0 | 1 | 0 | 0 | 0 | 0 | 0 | 13 | 21 | 0.00 | 3.000 | | | | | | | | |
| 48 Phil Coke, L ERA: 4.59 | (9, 1) | 1.0 | | 3 | 0 | 0 | 0 | 1 | 0 | 0 | 0 | 0 | 0 | 7 | 11 | 0.00 | 0.000 | | | | | | | | | |


| Batter | 1 | 2 | 3 | 4 | 5 | 6 | 7 | 8 | 9 | AB | R | H | RBI | BB | SO | LOB | BOTTOM | | | | | | | | | |
|--|--------------------------------------|----------------------------------|---------------------------------------|----------------------------------|--------------------------------------|----------------------------------|--------------------------------------|----------------------------------|--------------------------------------|----------------------------------|---------------------------------------|----------------------------------|---------------------------------------|----------------------------------|----------------------------------|------------------------------------|---|--------|--|--|--|--|--|--|--|--|
| 2 Derek Jeter, R OBP: 0.397, SLG: 0.477 | | | | | | | | | | 4 | 1 | 1 | 2 | 0 | 1 | 1 | <p>Texas Rangers @ New York Yankees Yankee Stadium, Bronx, NY Wed Aug 26 2009, 7:05 PM EDT Att: 46,461 - Partly Cloudy - 81 F</p> | | | | | | | | | |
| 33 Nick Swisher, S OBP: 0.397, SLG: 0.479 | | | | | | | | | | 4 | 1 | 1 | 1 | 0 | 2 | 0 | | | | | | | | | | |
| 25 Mark Teixeira, S OBP: 0.384, SLG: 0.550 | | | | | | | | | | 4 | 0 | 1 | 2 | 0 | 0 | 0 | | | | | | | | | | |
| 13 Alex Rodriguez, R OBP: 0.400, SLG: 0.508 | | | | | | | | | | 3 | 1 | 1 | 0 | 1 | 0 | 1 | | | | | | | | | | |
| 14 Eric Hinske, L OBP: 0.363, SLG: 0.454 | | | | | | | | | | 0 | 0 | 0 | 0 | 0 | 0 | 0 | | | | | | | | | | |
| 55 Hideki Matsui, L OBP: 0.361, SLG: 0.530 | | | | | | | | | | 4 | 1 | 2 | 0 | 0 | 1 | 0 | | | | | | | | | | |
| 20 Jorge Posada, S OBP: 0.383, SLG: 0.510 | | | | | | | | | | 3 | 1 | 1 | 3 | 0 | 1 | 0 | | | | | | | | | | |
| 26 José Molina, R OBP: 0.319, SLG: 0.321 | | | | | | | | | | 0 | 0 | 0 | 0 | 1 | 0 | 0 | | | | | | | | | | |
| 24 Robinson Canó, L OBP: 0.347, SLG: 0.514 | | | | | | | | | | 4 | 1 | 2 | 0 | 0 | 0 | 1 | | | | | | | | | | |
| 17 Jerry Hairston, R OBP: 0.317, SLG: 0.412 | | | | | | | | | | 2 | 2 | 1 | 1 | 2 | 1 | 0 | | | | | | | | | | |
| 53 Melky Cabrera, S OBP: 0.326, SLG: 0.414 | | | | | | | | | | 2 | 1 | 0 | 0 | 0 | 0 | 1 | | | | | | | | | | |
| Inning Stats | R: 0 H: 0 E: 0 K: 0 S: 8 | H: 3 LOB: 0 BB: 0 P: 13 | R: 3 H: 3 E: 0 K: 1 S: 14 | H: 3 LOB: 1 BB: 1 P: 23 | R: 0 H: 1 E: 0 K: 1 S: 5 | H: 1 LOB: 2 BB: 1 P: 14 | R: 1 H: 2 E: 0 K: 1 S: 9 | H: 2 LOB: 0 BB: 0 P: 13 | R: 0 H: 0 E: 0 K: 1 S: 6 | H: 0 LOB: 0 BB: 0 P: 12 | R: 3 H: 4 E: 1 K: 1 S: 26 | H: 4 LOB: 0 BB: 1 P: 37 | R: 0 H: 0 E: 0 K: 1 S: 10 | H: 0 LOB: 0 BB: 1 P: 20 | 1B: 6 2B: 2 3B: 0 HR: 2 | SF: 0 SAC: 1 DP: 2 HBP: 0 | WP: 0 PB: 0 SB: 1 CS: 1 | PA: 35 | | | | | | | | |
| PITCHER | IP | WLS | BF | H | R | ER | SO | BB | IBB | HBP | BLK | WP | HR | S | P | ERA | WHIP | | | | | | | | | |
| 45 Derek Holland, L ERA: 4.95 | (1, 1) | 6.0 | L | 26 | 7 | 6 | 6 | 4 | 3 | 0 | 0 | 0 | 0 | 0 | 0 | 0 | 9.00 | 1.667 | | | | | | | | |
| 28 Jason Jennings, R ERA: 4.13 | (7, 1) | 1.0 | | 6 | 3 | 3 | 2 | 1 | 0 | 0 | 0 | 0 | 0 | 16 | 23 | 18.00 | 3.000 | | | | | | | | | |
| 52 Doug Mathis, R ERA: 3.0 | (8, 1) | 1.0 | | 3 | 0 | 0 | 0 | 1 | 1 | 0 | 0 | 0 | 0 | 10 | 20 | 0.00 | 1.000 | | | | | | | | | |

| Batter | 1 | 2 | 3 | 4 | 5 | 6 | 7 | 8 | 9 | AB | R | H | RBI | BB | SO | LOB | TOP | | | | | |
|--|---|----------------------------------|--------------------------------------|----------------------------------|--------------------------------------|----------------------------------|---------------------------------------|----------------------------------|--------------------------------------|---------------------------------|---------------------------------------|----------------------------------|---------------------------------------|----------------------------------|---------------------------------------|----------------------------------|--|--------------------------------------|----------------------------------|----------------------------------|------------------------------------|----------------------------------|
| 20 Julio Borbon, L (1, 10) OBP: 0.440, SLG: 0.489 | | | | | | | | | | 4 | 0 | 0 | 0 | 0 | 3 | 0 | <p>Texas Rangers @ New York Yankees Yankee Stadium, Bronx, NY Thu Aug 27 2009, 1:05 PM EDT Att: 47,209 - Cloudy - 73 F</p> | | | | | |
| 10 Michael Young, R (1, 5) OBP: 0.381, SLG: 0.538 | | | | | | | | | | 4 | 0 | 1 | 0 | 0 | 1 | 0 | | | | | | |
| 32 Josh Hamilton, L (1, 8) OBP: 0.323, SLG: 0.417 | | | | | | | | | | 3 | 1 | 0 | 0 | 1 | 2 | 1 | | | | | | |
| 17 Nelson Cruz, R (1, 9) OBP: 0.342, SLG: 0.543 | | | | | | | | | | 2 | 1 | 0 | 0 | 2 | 2 | 0 | | | | | | |
| 5 Ian Kinsler, R (1, 4) OBP: 0.320, SLG: 0.505 | | | | | | | | | | 4 | 2 | 2 | 4 | 0 | 1 | 2 | | | | | | |
| 7 David Murphy, L (1, 7) OBP: 0.340, SLG: 0.441 | | | | | | | | | | 4 | 1 | 1 | 0 | 0 | 1 | 0 | | | | | | |
| 2 Taylor Teagarden, R (1, 2) OBP: 0.262, SLG: 0.372 | | | | | | | | | | 4 | 1 | 1 | 0 | 0 | 3 | 0 | | | | | | |
| 19 Chris Davis, L (1, 3) OBP: 0.262, SLG: 0.422 | | | | | | | | | | 4 | 1 | 1 | 3 | 0 | 2 | 0 | | | | | | |
| 1 Elvis Andrus, R (1, 6) OBP: 0.331, SLG: 0.380 | | | | | | | | | | 4 | 0 | 0 | 0 | 0 | 0 | 0 | | | | | | |
| Inning Stats | R: 0 H: 0 E: 0 K: 2 S: 10 | H: 0 LOB: 0 BB: 0 P: 12 | R: 0 H: 0 E: 0 K: 1 S: 8 | H: 0 LOB: 0 BB: 0 P: 15 | R: 0 H: 0 E: 0 K: 2 S: 9 | H: 0 LOB: 0 BB: 0 P: 16 | R: 3 H: 1 E: 0 K: 3 S: 17 | H: 1 LOB: 2 BB: 1 P: 31 | R: 0 H: 0 E: 0 K: 2 S: 7 | H: 0 LOB: 0 BB: 0 P: 9 | R: 0 H: 1 E: 0 K: 2 S: 12 | H: 1 LOB: 2 BB: 1 P: 22 | R: 3 H: 3 E: 0 K: 0 S: 11 | H: 3 LOB: 0 BB: 0 P: 17 | R: 1 H: 1 E: 0 K: 2 S: 17 | H: 1 LOB: 0 BB: 0 P: 25 | | R: 0 H: 0 E: 0 K: 1 S: 9 | H: 0 LOB: 0 BB: 0 P: 13 | 1B: 2 2B: 1 3B: 0 HR: 3 | SF: 0 SAC: 0 DP: 0 HBP: 0 | WP: 0 PB: 0 SB: 0 CS: 0 |
| PITCHER | IP WLS BF H R ER SO BB IBB HBP BLK WP HR S P ERA WHIP | | | | | | | | | | | | | | | | | | | | | |
| 34 A.J. Burnett, R (1, 1) ERA: 4.1 | 6.0 L 23 2 3 3 12 3 0 0 0 0 1 63 105 4.50 0.833 | | | | | | | | | | | | | | | | | | | | | |
| 48 Phil Coke, L (7, 1) ERA: 5.05 | 0.2 5 3 3 3 0 0 0 0 0 0 1 8 12 40.50 4.500 | | | | | | | | | | | | | | | | | | | | | |
| 30 David Robertson, R (7, 1) ERA: 3.58 | 1.1 5 1 1 1 2 0 0 0 0 0 0 1 20 30 6.75 0.750 | | | | | | | | | | | | | | | | | | | | | |
| 91 Alfredo Aceves, R (9, 1) ERA: 4.06 | 1.0 3 0 0 0 1 0 0 0 0 0 0 0 9 13 0.00 0.000 | | | | | | | | | | | | | | | | | | | | | |

| Batter | 1 | 2 | 3 | 4 | 5 | 6 | 7 | 8 | 9 | AB | R | H | RBI | BB | SO | LOB | BOTTOM | | | | | |
|---|---|----------------------------------|---------------------------------------|----------------------------------|---------------------------------------|----------------------------------|---------------------------------------|----------------------------------|---------------------------------------|----------------------------------|---------------------------------------|----------------------------------|---------------------------------------|----------------------------------|--------------------------------------|----------------------------------|--|---------------------------------------|----------------------------------|----------------------------------|------------------------------------|----------------------------------|
| 2 Derek Jeter, R (1, 6) OBP: 0.395, SLG: 0.474 | | | | | | | | | | 4 | 1 | 0 | 0 | 1 | 1 | 1 | <p>Texas Rangers @ New York Yankees Yankee Stadium, Bronx, NY Thu Aug 27 2009, 1:05 PM EDT Att: 47,209 - Cloudy - 73 F</p> | | | | | |
| 18 Johnny Damon, L (1, 7) OBP: 0.370, SLG: 0.516 | | | | | | | | | | 3 | 1 | 2 | 0 | 2 | 1 | 1 | | | | | | |
| 25 Mark Teixeira, S (1, 3) OBP: 0.384, SLG: 0.548 | | | | | | | | | | 5 | 0 | 2 | 2 | 0 | 1 | 2 | | | | | | |
| 13 Alex Rodriguez, R (1, 5) OBP: 0.400, SLG: 0.504 | | | | | | | | | | 4 | 0 | 1 | 0 | 1 | 2 | 5 | | | | | | |
| 55 Hideki Matsui, L (1, 10) OBP: 0.362, SLG: 0.525 | | | | | | | | | | 3 | 0 | 0 | 0 | 2 | 2 | 4 | | | | | | |
| 33 Nick Swisher, S (1, 9) OBP: 0.366, SLG: 0.476 | | | | | | | | | | 3 | 0 | 0 | 0 | 1 | 2 | 4 | | | | | | |
| 24 Robinson Cano, L (1, 4) OBP: 0.345, SLG: 0.510 | | | | | | | | | | 4 | 0 | 0 | 0 | 0 | 0 | 5 | | | | | | |
| 53 Melky Cabrera, S (1, 8) OBP: 0.328, SLG: 0.413 | | | | | | | | | | 3 | 0 | 1 | 0 | 1 | 1 | 0 | | | | | | |
| 26 José Molina, R (1, 2) OBP: 0.306, SLG: 0.307 | | | | | | | | | | 4 | 0 | 0 | 0 | 0 | 2 | | | | | | | |
| Inning Stats | R: 1 H: 1 E: 0 K: 2 S: 19 | H: 1 LOB: 3 BB: 3 P: 36 | R: 0 H: 1 E: 0 K: 1 S: 12 | H: 1 LOB: 1 BB: 0 P: 17 | R: 0 H: 1 E: 0 K: 0 S: 10 | H: 1 LOB: 2 BB: 1 P: 18 | R: 1 H: 1 E: 0 K: 0 S: 15 | H: 1 LOB: 3 BB: 3 P: 31 | R: 0 H: 0 E: 0 K: 2 S: 11 | H: 0 LOB: 0 BB: 0 P: 15 | R: 0 H: 0 E: 0 K: 1 S: 10 | H: 0 LOB: 0 BB: 0 P: 12 | R: 0 H: 1 E: 0 K: 3 S: 13 | H: 1 LOB: 2 BB: 0 P: 19 | R: 0 H: 0 E: 0 K: 0 S: 6 | H: 0 LOB: 0 BB: 0 P: 10 | | R: 0 H: 1 E: 0 K: 1 S: 12 | H: 1 LOB: 2 BB: 1 P: 21 | 1B: 6 2B: 0 3B: 0 HR: 0 | SF: 0 SAC: 0 DP: 1 HBP: 0 | WP: 0 PB: 0 SB: 3 CS: 0 |
| PITCHER | IP WLS BF H R ER SO BB IBB HBP BLK WP HR S P ERA WHIP | | | | | | | | | | | | | | | | | | | | | |
| 57 Dustin Nippert, R (1, 1) ERA: 4.02 | 3.2 W 7 0 0 0 3 7 0 0 0 0 0 0 25 98 4.91 3.000 | | | | | | | | | | | | | | | | | | | | | |
| 49 Jason Gñili, R (4, 1) ERA: 4.35 | 2.1 7 0 0 0 3 0 0 0 0 0 0 0 25 31 0.00 0.000 | | | | | | | | | | | | | | | | | | | | | |
| 36 C.J. Wilson, L (7, 1) ERA: 2.95 | 2.0 8 1 0 0 3 0 0 0 0 0 0 0 19 29 0.00 0.500 | | | | | | | | | | | | | | | | | | | | | |
| 50 Frank Francisco, R (9, 1) ERA: 3.65 | 1.0 5 1 0 0 1 1 0 0 0 0 0 0 12 21 0.00 2.000 | | | | | | | | | | | | | | | | | | | | | |

Texas Rangers @ New York Yankees
Yankee Stadium, Bronx, NY
Thu Aug 27 2009, 1:05 PM EDT
Att: 47,209 - Cloudy - 73 F

| | |
|-----|----|
| AB | 33 |
| R | 7 |
| H | 6 |
| RBI | 7 |
| BB | 3 |
| SO | 15 |
| LOB | 3 |



Texas Rangers @ New York Yankees
Yankee Stadium, Bronx, NY
Thu Aug 27 2009, 1:05 PM EDT
Att: 47,209 - Cloudy - 73 F

| | |
|-----|----|
| AB | 33 |
| R | 2 |
| H | 6 |
| RBI | 2 |
| BB | 8 |
| SO | 10 |
| LOB | 24 |



| Batter | 1 | 2 | 3 | 4 | 5 | 6 | 7 | 8 | 9 | 10 | AB | R | H | RBI | BB | SO | LOB | TOP | | |
|--|-------------------------------|----------------------------------|-------------------------------|----------------------------------|-------------------------------|----------------------------------|-------------------------------|----------------------------------|-------------------------------|----------------------------------|-------------------------------|----------------------------------|------------------------------|----------------------------------|-------------------------------|----------------------------------|----------------------------------|------------------------------------|----------------------------------|--------|
| 5 Jayson Nix, R OBP: 0.324, SLG: 0.457 | | | | | | | | | | | 5 | 0 | 3 | 0 | 0 | 1 | 0 | | | |
| 15 Gordon Beckham, R (1, 5) OBP: 0.355, SLG: 0.445 | | | | | | | | | | | 5 | 0 | 1 | 1 | 0 | 1 | 2 | | | |
| 25 Jim Thome, L OBP: 0.379, SLG: 0.503 | | | | | | | | | | | 4 | 0 | 0 | 0 | 0 | 4 | 1 | | | |
| 14 Paul Konerko, R OBP: 0.353, SLG: 0.493 | | | | | | | | | | | 4 | 0 | 1 | 0 | 0 | 1 | 1 | | | |
| 23 Jermaine Dye, R OBP: 0.346, SLG: 0.479 | | | | | | | | | | | 4 | 1 | 1 | 0 | 0 | 2 | 1 | | | |
| 20 Carlos Quentin, R OBP: 0.326, SLG: 0.451 | | | | | | | | | | | 3 | 0 | 0 | 0 | 1 | 1 | 1 | | | |
| 51 Alex Rios, R OBP: 0.308, SLG: 0.419 | | | | | | | | | | | 4 | 1 | 1 | 1 | 0 | 2 | 1 | | | |
| 10 Alexei Ramirez, R OBP: 0.326, SLG: 0.402 | | | | | | | | | | | 4 | 0 | 1 | 0 | 0 | 1 | 2 | | | |
| 27 Ramon Castro, R OBP: 0.307, SLG: 0.403 | | | | | | | | | | | 3 | 0 | 0 | 0 | 0 | 1 | 3 | | | |
| 12 A.J. Pierzynski, L (10, PH) OBP: 0.347, SLG: 0.467 | | | | | | | | | | | 1 | 0 | 0 | 0 | 0 | 0 | 0 | | | |
| Inning Stats | R: 0 E: 0 K: 2 S: 10 | H: 0 LOB: 0 BB: 0 P: 12 | R: 0 E: 0 K: 3 S: 13 | H: 1 LOB: 1 BB: 0 P: 16 | R: 0 E: 0 K: 1 S: 10 | H: 1 LOB: 1 BB: 0 P: 12 | R: 0 E: 0 K: 1 S: 10 | H: 1 LOB: 1 BB: 0 P: 11 | R: 0 E: 0 K: 2 S: 13 | H: 4 LOB: 2 BB: 1 P: 26 | R: 0 E: 0 K: 3 S: 10 | H: 0 LOB: 0 BB: 0 P: 14 | R: 0 E: 0 K: 1 S: 6 | H: 0 LOB: 0 BB: 0 P: 10 | R: 0 E: 0 K: 0 S: 13 | H: 0 LOB: 0 BB: 0 P: 19 | 1B: 5 2B: 3 3B: 0 HR: 0 | SF: 0 SAC: 0 DP: 0 HBP: 0 | WP: 0 PB: 0 SB: 0 CS: 0 | PA: 38 |
| PITCHER | IP 7.0 | WLS 29 | BF 8 | H 2 | R 2 | ER 2 | SO 10 | BB 1 | IBB 0 | HBP 0 | BLK 0 | WP 0 | HR 0 | S 78 | P 113 | ERA 2.57 | WHIP 1.286 | | | |
| 52 CC Sabathia, L ERA: 3.56 | (1, 1) | | | | | | | | | | | | | | | | | | | |
| 65 Phil Hughes, R ERA: 3.28 | (8, 1) | 1.0 | 3 | 0 | 0 | 0 | 3 | 0 | 0 | 0 | 0 | 0 | 0 | 10 | 14 | 0.00 | 0.000 | | | |
| 42 Mariano Rivera, R ERA: 1.83 | (9, 1) | 1.0 | 3 | 0 | 0 | 0 | 1 | 0 | 0 | 0 | 0 | 0 | 0 | 6 | 10 | 0.00 | 0.000 | | | |
| Brian Bruney, R ERA: 4.34 | (10, 1) | 1.0 | W | 3 | 0 | 0 | 0 | 0 | 0 | 0 | 0 | 0 | 0 | 13 | 19 | 0.00 | 0.000 | | | |

Chicago White Sox @ New York Yankees
Yankee Stadium, Bronx, NY
Fri Aug 28 2009, 7:05 PM EDT
Att. 46,318 - Cloudy - 67 F

livebaseballscorecards.com

AB 37
R 2
H 8
RBI 2
BB 1
SO 14
LOB 12

| Batter | 1 | 2 | 3 | 4 | 5 | 6 | 7 | 8 | 9 | 10 | AB | R | H | RBI | BB | SO | LOB | BOTTOM | | |
|---|-------------------------------|----------------------------------|------------------------------|----------------------------------|-------------------------------|----------------------------------|------------------------------|----------------------------------|-------------------------------|----------------------------------|-------------------------------|----------------------------------|-------------------------------|----------------------------------|------------------------------|----------------------------------|----------------------------------|------------------------------------|----------------------------------|--------|
| 2 Derek Jeter, R OBP: 0.393, SLG: 0.477 | | | | | | | | | | | 5 | 1 | 1 | 1 | 0 | 0 | 2 | | | |
| 18 Johnny Damon, L OBP: 0.370, SLG: 0.521 | | | | | | | | | | | 5 | 1 | 2 | 1 | 0 | 1 | 1 | | | |
| 25 Mark Teixeira, S OBP: 0.362, SLG: 0.547 | | | | | | | | | | | 5 | 0 | 1 | 0 | 0 | 1 | 1 | | | |
| 13 Alex Rodriguez, R OBP: 0.400, SLG: 0.501 | | | | | | | | | | | 4 | 0 | 1 | 0 | 1 | 0 | 1 | | | |
| 55 Hideki Matsui, L OBP: 0.302, SLG: 0.522 | | | | | | | | | | | 4 | 0 | 1 | 0 | 1 | 1 | 4 | | | |
| 17 Jerry Hairston, R (10, PR) OBP: 0.317, SLG: 0.412 | | | | | | | | | | | 0 | 1 | 0 | 0 | 0 | 0 | 0 | | | |
| 33 Nick Swisher, S OBP: 0.366, SLG: 0.472 | | | | | | | | | | | 3 | 1 | 0 | 0 | 2 | 1 | 4 | | | |
| 24 Robinson Cano, L OBP: 0.343, SLG: 0.513 | | | | | | | | | | | 5 | 1 | 1 | 3 | 0 | 1 | 5 | | | |
| 53 Melky Cabrera, S OBP: 0.329, SLG: 0.414 | | | | | | | | | | | 4 | 0 | 2 | 0 | 0 | 0 | 0 | | | |
| 26 José Molina, R OBP: 0.304, SLG: 0.394 | | | | | | | | | | | 4 | 0 | 1 | 0 | 0 | 0 | 2 | | | |
| Inning Stats | R: 1 E: 0 K: 0 S: 12 | H: 3 LOB: 2 BB: 0 P: 22 | R: 0 E: 0 K: 0 S: 8 | H: 1 LOB: 1 BB: 0 P: 15 | R: 1 E: 0 K: 1 S: 10 | H: 2 LOB: 2 BB: 1 P: 19 | R: 0 E: 0 K: 0 S: 8 | H: 1 LOB: 3 BB: 0 P: 18 | R: 0 E: 1 K: 0 S: 13 | H: 0 LOB: 0 BB: 0 P: 17 | R: 0 E: 0 K: 2 S: 19 | H: 0 LOB: 0 BB: 0 P: 25 | R: 0 E: 0 K: 0 S: 13 | H: 1 LOB: 1 BB: 0 P: 16 | R: 3 E: 0 K: 1 S: 7 | H: 1 LOB: 1 BB: 2 P: 18 | 1B: 6 2B: 1 3B: 0 HR: 3 | SF: 0 SAC: 0 DP: 1 HBP: 0 | WP: 0 PB: 0 SB: 0 CS: 0 | PA: 43 |
| PITCHER | IP 6.0 | WLS 28 | BF 8 | H 2 | R 2 | ER 2 | SO 1 | BB 2 | IBB 0 | HBP 0 | BLK 0 | WP 0 | HR 2 | S 58 | P 99 | ERA 3.00 | WHIP 1.667 | | | |
| 56 Mark Buehrle, L ERA: 3.89 | (1, 1) | | | | | | | | | | | | | | | | | | | |
| 37 Matt Thornton, L ERA: 2.45 | (7, 1) | 2.0 | 6 | 0 | 0 | 0 | 3 | 0 | 0 | 0 | 0 | 0 | 0 | 29 | 42 | 0.00 | 0.000 | | | |
| 71 Scott Linebrink, R ERA: 3.88 | (9, 1) | 1.0 | 4 | 1 | 0 | 0 | 0 | 0 | 0 | 0 | 0 | 0 | 0 | 13 | 16 | 0.00 | 1.000 | | | |
| 67 Randy Williams, L ERA: 4.5 | (10, 1) | 0.2 | L | 5 | 1 | 3 | 3 | 1 | 2 | 0 | 0 | 0 | 0 | 1 | 7 | 18 | 40.50 | 4.500 | | |

Chicago White Sox @ New York Yankees
Yankee Stadium, Bronx, NY
Fri Aug 28 2009, 7:05 PM EDT
Att. 46,318 - Cloudy - 67 F

livebaseballscorecards.com

AB 39
R 5
H 10
RBI 5
BB 4
SO 5
LOB 20

| Batter | 1 | 2 | 3 | 4 | 5 | 6 | 7 | 8 | 9 | AB | R | H | RBI | BB | SO | LOB | TOP | | | |
|---|---|----------------------------------|------------------------------|----------------------------------|------------------------------|----------------------------------|------------------------------|---------------------------------|------------------------------|---------------------------------|------------------------------|----------------------------------|-------------------------------|----------------------------------|------------------------------|----------------------------------|--|------------------------------------|----------------------------------|--------|
| 22 Scott Podsednik, L OBP: 0.344, SLG: 0.393 | G1-3 | | | F7 | | G1-3 | | | K | 4 | 0 | 0 | 0 | 0 | 1 | 0 | Chicago White Sox @ New York Yankees Yankee Stadium, Bronx, NY Sat Aug 29 2009, 1:05 PM EDT Att: 46,193 - Cloudy - 70 F | | | |
| 15 Gordon Beckham, R 18 Brent Lillibridge, R OBP: 0.262, SLG: 0.178 | G5-3 | | | G4-3 | | | | | G6-3 | 2 | 0 | 0 | 0 | 0 | 0 | 0 | | | | |
| 12 A.J. Pierzynski, L 27 Ramon Castro, R OBP: 0.305, SLG: 0.400 | F8 | | | G5-3 | | | | | K | 3 | 0 | 0 | 0 | 0 | 0 | 1 | | | | |
| 14 Paul Konerko, R OBP: 0.351, SLG: 0.490 | | F9 | | | G5-3 | | | | F7 | 3 | 0 | 0 | 0 | 0 | 0 | 1 | | | | |
| 25 Jim Thome, L OBP: 0.379, SLG: 0.504 | | G6-3 | | | | | | | K | 3 | 0 | 1 | 0 | 0 | 1 | 1 | | | | |
| 23 Jermaine Dye, R OBP: 0.344, SLG: 0.475 | | | | | | | | | K | 3 | 0 | 0 | 0 | 0 | 2 | 1 | | | | |
| 51 Alex Rios, R OBP: 0.306, SLG: 0.416 | | | | | | | | | F8 | 3 | 0 | 0 | 0 | 0 | 0 | 1 | | | | |
| 10 Alexei Ramirez, R OBP: 0.326, SLG: 0.400 | | | | | | | | | F8 | 2 | 0 | 0 | 0 | 1 | 1 | 0 | | | | |
| 5 Jayson Nix, R OBP: 0.320, SLG: 0.450 | | | | | | | | | FC6-4 | 3 | 0 | 0 | 0 | 0 | 0 | 1 | | | | |
| Inning Stats | R: 0 E: 0 K: 0 S: 10 | H: 0 LOB: 0 BB: 0 P: 16 | R: 0 E: 0 K: 1 S: 8 | H: 0 LOB: 0 BB: 0 P: 11 | R: 0 E: 0 K: 1 S: 8 | H: 0 LOB: 0 BB: 0 P: 11 | R: 0 E: 0 K: 0 S: 6 | H: 0 LOB: 0 BB: 0 P: 8 | R: 0 E: 0 K: 0 S: 7 | H: 0 LOB: 0 BB: 0 P: 9 | R: 0 E: 0 K: 1 S: 7 | H: 0 LOB: 1 BB: 1 P: 15 | R: 0 E: 0 K: 1 S: 11 | H: 0 LOB: 1 BB: 1 P: 16 | R: 0 E: 0 K: 2 S: 7 | H: 0 LOB: 0 BB: 0 P: 11 | 1B: 0 2B: 1 3B: 0 HR: 0 | SF: 0 SAC: 0 DP: 0 HBP: 0 | WP: 0 PB: 0 SB: 0 CS: 0 | PA: 30 |
| PITCHER | IP WLS BF H R ER SO BB IBB HBP BLK WP HR S P ERA WHIP | | | | | | | | | | | | | | | | | | | |
| 45 Sergio Mitre, R ERA: 5.65 | 6.1 W 21 1 0 0 2 1 0 0 0 0 0 0 48 73 0.00 0.316 | | | | | | | | | | | | | | | | | | | |
| 41 Chad Gaudin, R ERA: 4.9 | 2.2 9 0 0 0 4 1 0 0 0 0 0 0 24 36 0.00 0.375 | | | | | | | | | | | | | | | | | | | |
| 41 Chad Gaudin, R ERA: 4.9 | 2.2 9 0 0 0 4 1 0 0 0 0 0 0 24 36 0.00 0.375 | | | | | | | | | | | | | | | | | | | |

| Batter | 1 | 2 | 3 | 4 | 5 | 6 | 7 | 8 | 9 | AB | R | H | RBI | BB | SO | LOB | BOTTOM | | | |
|--|---|----------------------------------|-------------------------------|----------------------------------|-------------------------------|----------------------------------|-------------------------------|----------------------------------|------------------------------|---------------------------------|-------------------------------|----------------------------------|------------------------------|----------------------------------|-------------------------------|----------------------------------|--|------------------------------------|----------------------------------|--------|
| 2 Derek Jeter, R OBP: 0.396, SLG: 0.479 | 18 E | SH1-3 | | 18 E 13 1B 18 S | | | | | | 4 | 1 | 3 | 0 | 0 | 0 | 0 | Chicago White Sox @ New York Yankees Yankee Stadium, Bronx, NY Sat Aug 29 2009, 1:05 PM EDT Att: 46,193 - Cloudy - 70 F | | | |
| 41 Chad Gaudin, R OBP: 0.069, SLG: 0.036 | | | | | | | | | | 0 | 0 | 0 | 0 | 0 | 0 | 0 | | | | |
| 18 Johnny Damon, L OBP: 0.370, SLG: 0.521 | FC6 | | | FC1 | | | | | | 4 | 1 | 1 | 2 | 1 | 0 | 3 | | | | |
| 25 Mark Teixeira, S 53 Melky Cabrera, S OBP: 0.329, SLG: 0.414 | K | L9 | | K | | | | | | 4 | 1 | 0 | 0 | 1 | 2 | 6 | | | | |
| 13 Alex Rodriguez, R OBP: 0.400, SLG: 0.509 | K | G5-3 | | 55 2B 33 1B | | | | | | 0 | 0 | 0 | 0 | 0 | 0 | 0 | | | | |
| 55 Hideki Matsui, L 14 Eric Hinske, L OBP: 0.361, SLG: 0.451 | F7 | | | 55 2B 33 1B 24 FC4-6 | | | | | | 5 | 2 | 2 | 2 | 0 | 1 | 4 | | | | |
| 33 Nick Swisher, S OBP: 0.366, SLG: 0.471 | | | | 24 2B 17 2B | | | | | | 4 | 1 | 2 | 1 | 0 | 0 | 2 | | | | |
| 24 Robinson Cano, L OBP: 0.346, SLG: 0.515 | | | | 33 1B 24 FC4-6 17 FC6 | | | | | | 1 | 0 | 0 | 0 | 0 | 1 | 0 | | | | |
| 17 Jerry Hairston, R OBP: 0.319, SLG: 0.414 | | | | 24 2B 17 2B | | | | | | 5 | 1 | 2 | 1 | 0 | 1 | 2 | | | | |
| 26 José Molina, R OBP: 0.302, SLG: 0.295 | | | | 24 2B 18 2B | | | | | | 5 | 1 | 3 | 2 | 0 | 0 | 1 | | | | |
| Inning Stats | R: 0 E: 1 K: 2 S: 16 | H: 1 LOB: 2 BB: 0 P: 23 | R: 4 E: 0 K: 0 S: 14 | H: 4 LOB: 1 BB: 1 P: 26 | R: 0 E: 0 K: 0 S: 10 | H: 1 LOB: 2 BB: 1 P: 18 | R: 4 E: 1 K: 1 S: 13 | H: 4 LOB: 1 BB: 0 P: 17 | R: 0 E: 0 K: 0 S: 6 | H: 1 LOB: 0 BB: 0 P: 9 | R: 1 E: 0 K: 1 S: 13 | H: 2 LOB: 2 BB: 1 P: 25 | R: 0 E: 0 K: 0 S: 9 | H: 0 LOB: 1 BB: 1 P: 16 | R: 1 E: 0 K: 1 S: 10 | H: 1 LOB: 0 BB: 0 P: 13 | 1B: 9 2B: 4 3B: 0 HR: 1 | SF: 0 SAC: 1 DP: 1 HBP: 0 | WP: 0 PB: 0 SB: 1 CS: 0 | PA: 43 |
| PITCHER | IP WLS BF H R ER SO BB IBB HBP BLK WP HR S P ERA WHIP | | | | | | | | | | | | | | | | | | | |
| 52 Jose Contreras, R ERA: 5.42 | 3.1 L 23 4 1 1 1 2 0 0 0 0 0 0 49 77 16.20 3.300 | | | | | | | | | | | | | | | | | | | |
| D.J. Carrasco, R ERA: 3.65 | 2.2 12 4 1 1 1 1 0 0 0 0 0 0 23 41 3.38 1.875 | | | | | | | | | | | | | | | | | | | |
| 57 Ramon Pena, R ERA: 4.5 | 2.0 8 1 1 1 1 1 0 0 0 0 0 1 19 29 4.50 1.000 | | | | | | | | | | | | | | | | | | | |

| Batter | 1 | 2 | 3 | 4 | 5 | 6 | 7 | 8 | 9 | AB R H RBI BB SO LOB | TOP | | | | | | | | | | | |
|--|---|----------------------------------|--------------------------------------|----------------------------------|---------------------------------------|----------------------------------|--------------------------------------|----------------------------------|---------------------------------------|----------------------------------|---|---|----------------------------------|---------------------------------------|----------------------------------|---------------------------------------|----------------------------------|---------------------------------------|----------------------------------|-------------------------|------------------------------------|----------------------------------|
| 2 Derek Jeter, R OBP: 0.398, SLG: 0.482 | L6 | | G4-3 | | G6-4-3 | | | 18 1B | 18 FC3-6 | 4 1 1 0 1 0 3 | New York Yankees @ Baltimore Orioles Oriole Park at Camden Yards, Baltimore, MD Mon Aug 31 2009, 7:05 PM EDT Att: 25,063 - Clear - 67 F | | | | | | | | | | | |
| 18 Johnny Damon, L OBP: 0.369, SLG: 0.523 | L7 | | K | | | G6-3 | | 24 2B | 24 2B | 5 1 1 1 0 1 3 | | | | | | | | | | | | |
| 25 Mark Teixeira, S OBP: 0.398, SLG: 0.545 | F8 | | | | | | F7 | 24 2B | F8 | 4 1 1 0 1 0 2 | | | | | | | | | | | | |
| 55 Hideki Matsui, L OBP: 0.357, SLG: 0.514 | | F7 | | | | | | | F7 | 4 0 0 0 0 0 3 | | | | | | | | | | | | |
| 20 Jorge Posada, S OBP: 0.354, SLG: 0.508 | | G6-3 | | | | | | | | 4 0 0 0 0 2 2 | | | | | | | | | | | | |
| 24 Robinson Cano, L OBP: 0.346, SLG: 0.517 | | | | | | | | | | 4 1 2 2 0 0 1 | | | | | | | | | | | | |
| 33 Nick Swisher, S OBP: 0.369, SLG: 0.484 | | | | | | | | | | 4 1 3 2 0 0 1 | | | | | | | | | | | | |
| 17 Jerry Hairston, R OBP: 0.318, SLG: 0.411 | | | | | | | | | | 3 0 0 0 0 1 2 | | | | | | | | | | | | |
| 53 Melky Cabrera, S OBP: 0.330, SLG: 0.418 | | | | | | | | | | 4 0 2 0 0 0 4 | | | | | | | | | | | | |
| Inning Stats | R: 0 H: 0 E: 0 K: 0 S: 6 | H: 0 LOB: 0 BB: 0 P: 13 | R: 0 H: 0 E: 0 K: 0 S: 6 | H: 0 LOB: 0 BB: 0 P: 13 | R: 1 H: 2 E: 0 K: 1 S: 20 | H: 2 LOB: 1 BB: 0 P: 31 | R: 0 H: 0 E: 0 K: 1 S: 8 | H: 0 LOB: 0 BB: 1 P: 17 | R: 1 H: 2 E: 0 K: 0 S: 14 | H: 2 LOB: 1 BB: 0 P: 21 | | R: 0 H: 0 E: 0 K: 0 S: 6 | H: 0 LOB: 0 BB: 0 P: 12 | R: 0 H: 1 E: 1 K: 1 S: 10 | H: 1 LOB: 2 BB: 0 P: 14 | R: 3 H: 4 E: 0 K: 1 S: 18 | H: 4 LOB: 1 BB: 0 P: 27 | R: 0 H: 1 E: 0 K: 0 S: 10 | H: 1 LOB: 2 BB: 1 P: 22 | 1B: 4 2B: 5 HR: 1 | SF: 0 SAC: 0 DP: 2 HBP: 1 | WP: 1 PB: 0 SB: 1 CS: 0 |
| PITCHER | IP WLS BF H R ER SO BB IBB HBP BLK WP HR S P ERA WHIP | | | | | | | | | | | IP WLS BF H R ER SO BB IBB HBP BLK WP HR S P ERA WHIP | | | | | | | | | | |
| 46 Jeremy Guthrie, R ERA: 5.18 | (1, 1) 6.0 L 22 4 2 2 2 1 0 1 0 0 0 1 60 107 3.00 0.833 | | | | | | | | | | | | | | | | | | | | | |
| 27 Mark Hendrickson, L ERA: 4.63 | (7, 1) 1.2 11 5 3 3 2 0 0 0 0 0 1 0 26 36 16.20 3.000 | | | | | | | | | | | | | | | | | | | | | |
| 25 Brian Bass, R ERA: 4.91 | (8, 1) 1.1 6 1 0 0 0 1 0 0 0 0 0 0 0 12 27 0.00 1.500 | | | | | | | | | | | | | | | | | | | | | |

| | |
|-----|----|
| AB | 36 |
| R | 5 |
| H | 10 |
| RBI | 5 |
| BB | 2 |
| SO | 4 |
| LOB | 21 |



| Batter | 1 | 2 | 3 | 4 | 5 | 6 | 7 | 8 | 9 | AB R H RBI BB SO LOB | BOTTOM | | | | | | | | | | | |
|---|---|----------------------------------|---------------------------------------|----------------------------------|--------------------------------------|----------------------------------|--------------------------------------|----------------------------------|--------------------------------------|---------------------------------|---|---|----------------------------------|--------------------------------------|----------------------------------|---------------------------------------|----------------------------------|----------------------------------|------------------------------------|----------------------------------|--------|--|
| 1 Brian Roberts, S OBP: 0.350, SLG: 0.462 | F8 | | | | | | | | | 3 0 0 0 1 0 0 | New York Yankees @ Baltimore Orioles Oriole Park at Camden Yards, Baltimore, MD Mon Aug 31 2009, 7:05 PM EDT Att: 25,063 - Clear - 67 F | | | | | | | | | | | |
| 3 Cesar Izturis, S OBP: 0.291, SLG: 0.345 | G5-3 | | | | | | | | | 4 0 0 0 0 0 1 | | | | | | | | | | | | |
| Adam Jones, R OBP: 0.338, SLG: 0.461 | G3 | | | | | | | | | 4 0 1 0 0 1 0 | | | | | | | | | | | | |
| 21 Nick Markakis, L OBP: 0.355, SLG: 0.478 | | G5-3 | | | | | | | | 4 0 1 0 0 0 2 | | | | | | | | | | | | |
| 14 Nolan Reimold, R OBP: 0.361, SLG: 0.446 | | | | | | | | | | 4 0 0 0 0 3 4 | | | | | | | | | | | | |
| 6 Melvin Mora, R OBP: 0.318, SLG: 0.344 | | | | | | | | | | 3 1 1 1 0 1 0 | | | | | | | | | | | | |
| 30 Luke Scott, L OBP: 0.350, SLG: 0.489 | | | | | | | | | | 3 0 0 0 0 2 0 | | | | | | | | | | | | |
| 32 Matt Wieters, S OBP: 0.314, SLG: 0.379 | | | | | | | | | | 3 0 0 0 0 2 0 | | | | | | | | | | | | |
| 23 Ty Wigginton, R OBP: 0.312, SLG: 0.388 | | | | | | | | | | 3 0 0 0 0 0 0 | | | | | | | | | | | | |
| Inning Stats | R: 0 H: 0 E: 0 K: 0 S: 9 | H: 0 LOB: 0 BB: 0 P: 11 | R: 0 H: 0 E: 0 K: 2 S: 10 | H: 0 LOB: 0 BB: 0 P: 12 | R: 0 H: 0 E: 0 K: 1 S: 9 | H: 0 LOB: 0 BB: 0 P: 13 | R: 0 H: 0 E: 0 K: 1 S: 9 | H: 0 LOB: 0 BB: 0 P: 13 | R: 0 H: 0 E: 0 K: 1 S: 6 | H: 0 LOB: 0 BB: 0 P: 7 | | R: 0 H: 1 E: 1 K: 0 S: 15 | H: 1 LOB: 2 BB: 0 P: 22 | R: 1 H: 1 E: 0 K: 2 S: 9 | H: 1 LOB: 0 BB: 0 P: 16 | R: 0 H: 1 E: 0 K: 1 S: 13 | H: 1 LOB: 2 BB: 1 P: 20 | 1B: 2 2B: 0 3B: 0 HR: 1 | SF: 0 SAC: 0 DP: 0 HBP: 0 | WP: 0 PB: 0 SB: 0 CS: 0 | PA: 32 | |
| PITCHER | IP WLS BF H R ER SO BB IBB HBP BLK WP HR S P ERA WHIP | | | | | | | | | | | IP WLS BF H R ER SO BB IBB HBP BLK WP HR S P ERA WHIP | | | | | | | | | | |
| 46 Andy Pettitte, L ERA: 4.03 | (1, 1) 8.0 W 27 2 1 1 1 0 0 0 0 0 0 0 73 104 1.12 0.250 | | | | | | | | | | | | | | | | | | | | | |
| Brian Bruney, R ERA: 4.5 | (9, 1) 0.1 3 1 0 0 0 1 0 0 0 0 0 0 7 12 0.00 6.000 | | | | | | | | | | | | | | | | | | | | | |
| 42 Mariano Rivera, R ERA: 1.81 | (9, 1) 0.2 S 2 0 0 0 0 1 0 0 0 0 0 0 0 6 8 0.00 0.000 | | | | | | | | | | | | | | | | | | | | | |

| | |
|-----|----|
| AB | 31 |
| R | 1 |
| H | 3 |
| RBI | 1 |
| BB | 1 |
| SO | 9 |
| LOB | 7 |



| Batter | 1 | 2 | 3 | 4 | 5 | 6 | 7 | 8 | 9 | AB | R | H | RBI | BB | SO | LOB | TOP | | | | | | | | | | |
|--|---------------------------------------|-------------------------|---------------------------------------|-------------------------|--------------------------------------|-------------------------|---------------------------------------|-------------------------|---------------------------------------|-------------------------|---------------------------------------|-------------------------|--|-------------------------|---------------------------------------|-------------------------|--------------------------------------|------------------------------------|----------------------------------|------------------------------------|----------------------------------|--------|--|--|--|--|--|
| 2 Derek Jeter, R OBP: 0.396, SLG: 0.474 | G1-3 | K | K | K | SH2-3 | G6-3 | | | | 4 | 0 | 0 | 0 | 0 | 2 | 2 | | | | | | | | | | | |
| 18 Johnny Damon, L OBP: 0.374, SLG: 0.521 | BB | | F7 | | BB | K | | | K | 3 | 2 | 0 | 0 | 2 | 2 | 1 | | | | | | | | | | | |
| 25 Mark Teixeira, S OBP: 0.380, SLG: 0.538 | BB | | G5-3 | | BB | K | | | K | 4 | 2 | 1 | 0 | 1 | 2 | 1 | | | | | | | | | | | |
| 13 Alex Rodriguez, R OBP: 0.405, SLG: 0.514 | BB | | K | | BB | K | | | HR | 4 | 2 | 2 | 2 | 1 | 2 | 0 | | | | | | | | | | | |
| 55 Hideki Matsui, L OBP: 0.358, SLG: 0.508 | E9 | | | | FC3-6 | G3 | | | HR | 3 | 2 | 1 | 1 | 2 | 0 | 2 | | | | | | | | | | | |
| 17 Jerry Hairston, R OBP: 0.315, SLG: 0.407 | BB | | | | BB | | | | BB | 0 | 1 | 0 | 0 | 0 | 0 | 0 | | | | | | | | | | | |
| 20 Jorge Posada, S OBP: 0.383, SLG: 0.543 | BB | | K | | BB | | | | HR | 5 | 1 | 4 | 4 | 0 | 1 | 1 | | | | | | | | | | | |
| 24 Robinson Cano, L OBP: 0.349, SLG: 0.521 | G4-6-3 | | K | | L8 | K | | | BB | 4 | 0 | 0 | 0 | 1 | 2 | 5 | | | | | | | | | | | |
| 33 Nick Swisher, S OBP: 0.370, SLG: 0.486 | | K | | | F7 | | | | G3 | 4 | 0 | 0 | 0 | 1 | 1 | 3 | | | | | | | | | | | |
| 53 Melky Cabrera, S OBP: 0.336, SLG: 0.425 | | K | | | BB | | | | G4-3 | 4 | 0 | 2 | 1 | 0 | 1 | 0 | | | | | | | | | | | |
| Inning Stats | R: 4 H: 3 E: 1 K: 0 S: 17 | H: 3 LOB: 2 P: 29 | R: 0 H: 0 E: 0 K: 3 S: 10 | H: 0 LOB: 0 P: 11 | R: 0 H: 0 E: 0 K: 1 S: 9 | H: 0 LOB: 0 P: 11 | R: 1 H: 1 E: 0 K: 3 S: 15 | H: 1 LOB: 2 P: 26 | R: 2 H: 2 E: 0 K: 0 S: 19 | H: 2 LOB: 2 P: 35 | R: 0 H: 1 E: 0 K: 2 S: 11 | H: 1 LOB: 1 P: 16 | R: 0 H: 0 E: 0 K: 0 S: 5 | H: 0 LOB: 0 P: 6 | R: 3 H: 2 E: 0 K: 2 S: 16 | H: 2 LOB: 2 P: 31 | 1B: 6 2B: 2 3B: 0 HR: 2 | SF: 0 SAC: 1 DP: 1 HBP: 0 | WP: 2 PB: 0 SB: 1 CS: 0 | PA: 44 | | | | | | | |
| PITCHER | IP | WLS | BF | H | R | ER | SO | BB | IBB | HBP | BLK | WP | HR | S | P | ERA | WHIP | | | | | | | | | | |
| 24 Ricky Romero, L ERA: 4.15 | 4.1 | L | 24 | 6 | 7 | 5 | 7 | 6 | 0 | 0 | 0 | 0 | 0 | 65 | 104 | 10.38 | 2.769 | | | | | | | | | | |
| 22 Brandon League, R ERA: 5.23 | 1.2 | | 6 | 1 | 0 | 0 | 2 | 0 | 0 | 0 | 0 | 1 | 0 | 16 | 24 | 0.00 | 0.600 | | | | | | | | | | |
| 57 Shawn Camp, R ERA: 3.61 | 2.0 | | 7 | 1 | 0 | 0 | 2 | 0 | 0 | 0 | 0 | 0 | 0 | 14 | 20 | 0.00 | 0.500 | | | | | | | | | | |
| 54 Jason Frasor, R ERA: 2.33 | 1.0 | | 7 | 2 | 3 | 3 | 2 | 2 | 0 | 0 | 0 | 1 | 2 | 16 | 31 | 27.00 | 4.000 | | | | | | | | | | |
| Batter | 1 | 2 | 3 | 4 | 5 | 6 | 7 | 8 | 9 | AB | R | H | RBI <td>BB</td> <td>SO</td> <td>LOB</td> <td>BOTTOM</td> | BB | SO | LOB | BOTTOM | | | | | | | | | | |
| 19 Marco Scutaro, R OBP: 0.378, SLG: 0.414 | F7 | | F9 | SF8 | E5 | F9 | | | | 4 | 0 | 0 | 1 | 0 | 0 | 1 | | | | | | | | | | | |
| 2 Aaron Hill, R OBP: 0.325, SLG: 0.493 | K | | P3 | | P6 | | | | BB | 4 | 0 | 1 | 1 | 1 | 1 | 2 | | | | | | | | | | | |
| 26 Adam Lind, L OBP: 0.366, SLG: 0.556 | BB | | K | | L8 | | | | G4-3 | 3 | 0 | 0 | 0 | 2 | 1 | 4 | | | | | | | | | | | |
| 35 Lyle Overbay, L OBP: 0.379, SLG: 0.474 | F7 | | F8 | | K | | | | K | 4 | 0 | 0 | 0 | 0 | 2 | 3 | | | | | | | | | | | |
| 15 Kevin Millar, R OBP: 0.310, SLG: 0.371 | | | | | | | | | K | 1 | 0 | 0 | 0 | 0 | 1 | 1 | | | | | | | | | | | |
| 10 Vernon Wells, R OBP: 0.301, SLG: 0.393 | G6-3 | | G6-3 | | P4 | | | | K | 4 | 1 | 0 | 0 | 1 | 1 | 1 | | | | | | | | | | | |
| 21 Randy Ruiz, R OBP: 0.395, SLG: 0.538 | G6-3 | | K | | K | | | | HBP | 3 | 0 | 0 | 0 | 0 | 2 | 1 | | | | | | | | | | | |
| 45 Travis Snider, L OBP: 0.310, SLG: 0.393 | HBP | | HBP | | K | | | | K | 3 | 2 | 2 | 0 | 0 | 1 | 1 | | | | | | | | | | | |
| 19 José Bautista, R OBP: 0.345, SLG: 0.301 | G5-3 | | G5-3 | | G5-3 | | | | F8 | 3 | 1 | 0 | 0 | 0 | 0 | 2 | | | | | | | | | | | |
| 13 Raul Chavez, R OBP: 0.287, SLG: 0.371 | | | BB | | BB | | | | K | 4 | 1 | 3 | 2 | 0 | 1 | 0 | | | | | | | | | | | |
| Inning Stats | R: 0 H: 0 E: 0 K: 1 S: 13 | H: 0 LOB: 1 P: 23 | R: 0 H: 0 E: 0 K: 0 S: 7 | H: 0 LOB: 0 P: 11 | R: 0 H: 1 E: 0 K: 0 S: 8 | H: 1 LOB: 2 P: 16 | R: 3 H: 3 E: 0 K: 2 S: 19 | H: 3 LOB: 2 P: 34 | R: 0 H: 0 E: 0 K: 2 S: 8 | H: 0 LOB: 0 P: 10 | R: 2 H: 2 E: 1 K: 0 S: 19 | H: 2 LOB: 1 P: 28 | R: 0 H: 0 E: 0 K: 2 S: 11 | H: 0 LOB: 1 P: 17 | R: 0 H: 0 E: 0 K: 1 S: 7 | H: 0 LOB: 0 P: 14 | R: 0 H: 0 E: 0 K: 2 S: 8 | H: 0 LOB: 1 P: 18 | 1B: 3 2B: 3 3B: 0 HR: 0 | SF: 1 SAC: 0 DP: 0 HBP: 3 | WP: 0 PB: 2 SB: 0 CS: 0 | PA: 41 | | | | | |
| PITCHER | IP | WLS | BF | H | R | ER | SO | BB | IBB | HBP | BLK | WP | HR | S | P | ERA | WHIP | | | | | | | | | | |
| 41 Chad Gaudin, R ERA: 4.98 | 3.2 | | 10 | 2 | 2 | 1 | 3 | 0 | 0 | 0 | 0 | 0 | 0 | 30 | 42 | 3.86 | 0.857 | | | | | | | | | | |
| 91 Alfredo Aceves, R ERA: 3.88 | 2.1 | W | 10 | 2 | 2 | 1 | 3 | 0 | 0 | 0 | 0 | 0 | 0 | 30 | 42 | 3.86 | 0.857 | | | | | | | | | | |
| 30 David Robertson, R ERA: 3.38 | 1.0 | H | 4 | 0 | 0 | 0 | 2 | 0 | 0 | 1 | 0 | 0 | 0 | 11 | 17 | 0.00 | 0.000 | | | | | | | | | | |
| Brian Bruney, R ERA: 4.4 | 1.0 | H | 4 | 0 | 0 | 0 | 1 | 1 | 0 | 0 | 0 | 0 | 0 | 7 | 18 | 0.00 | 1.000 | | | | | | | | | | |
| 43 Damao Marte, L ERA: 8.38 | 1.0 | | 3 | 0 | 0 | 0 | 2 | 0 | 0 | 0 | 0 | 0 | 0 | 8 | 14 | 0.00 | 0.000 | | | | | | | | | | |

New York Yankees @ Toronto Blue Jays
Rogers Centre, Toronto, ON
Thu Sep 03 2009, 7:07 PM EDT
Att: 22,773 - Clear - 71 F

AB 35
R 10
H 10
RBI 8
BB 8
SO 13
LOB 15



New York Yankees @ Toronto Blue Jays
Rogers Centre, Toronto, ON
Thu Sep 03 2009, 7:07 PM EDT
Att: 22,773 - Clear - 71 F

AB 33
R 5
H 6
RBI 4
BB 4
SO 10
LOB 16



| Batter | 1 | 2 | 3 | 4 | 5 | 6 | 7 | 8 | 9 | AB | R | H | RBI | BB | SO | LOB | TOP | | | |
|--|------------------------------|----------------------------------|-------------------------------------|-----------------------------------|------------------------------|---------------------------------|------------------------------|----------------------------------|------------------------------|----------------------------------|------------------------------|----------------------------------|------------------------------|---------------------------------|------------------------------|---------------------------------|---|-------------------------------------|-----------------------------------|--------------------------|
| 18 Johnny Damon, L (1.7) OBP: 0.371, SLG: 0.517 | | | | | | | | | | 4 | 0 | 0 | 0 | 0 | 2 | 1 | New York Yankees @ Toronto Blue Jays Rogers Centre, Toronto, ON Fri Sep 04 2009, 7:07 PM EDT Att: 22,179 - Clear - 71 F | | | |
| 14 Eric Hinske, L (1.9) OBP: 0.359, SLG: 0.467 | | | | | | | | | | 3 | 0 | 0 | 0 | 1 | 1 | 0 | | | | |
| 25 Mark Teixeira, S (1.3) OBP: 0.379, SLG: 0.535 | | | | | | | | | | 3 | 0 | 0 | 0 | 1 | 2 | 0 | | | | |
| 13 Alex Rodriguez, R (1.5) OBP: 0.401, SLG: 0.508 | | | | | | | | | | | 4 | 0 | 0 | 0 | 1 | 3 | | | | |
| 55 Hideki Matsui, L (1.10) OBP: 0.355, SLG: 0.504 | | | | | | | | | | | 3 | 0 | 0 | 0 | 0 | 0 | | | | |
| 20 Jorge Posada, S (1.2) OBP: 0.363, SLG: 0.540 | | | | | | | | | | | 2 | 0 | 0 | 0 | 1 | 0 | | | | |
| 29 Francisco Cervelli, R (8.2) OBP: 0.284, SLG: 0.346 | | | | | | | | | | | 0 | 0 | 0 | 0 | 0 | 0 | | | | |
| 24 Robinson Cano, L (1.4) OBP: 0.347, SLG: 0.518 | | | | | | | | | | 3 | 0 | 0 | 0 | 0 | 1 | 1 | | | | |
| 53 Melky Cabrera, S (1.8) OBP: 0.333, SLG: 0.422 | | | | | | | | | | 3 | 0 | 0 | 0 | 0 | 0 | 0 | | | | |
| 19 Ramiro Pena, S (1.6) OBP: 0.314, SLG: 0.361 | | | | | | | | | | 3 | 0 | 1 | 0 | 0 | 1 | 0 | | | | |
| Inning Stats | R: 0 E: 0 K: 2 S: 7 | H: 0 LOB: 0 BB: 0 P: 11 | R: 0 E: 0 K: 1 S: 8 | H: 0 LOB: 0 BB: 0 P: 14 | R: 0 E: 0 K: 0 S: 7 | H: 0 LOB: 0 BB: 0 P: 8 | R: 0 E: 0 K: 1 S: 8 | H: 0 LOB: 0 BB: 0 P: 13 | R: 0 E: 0 K: 1 S: 9 | H: 1 LOB: 3 BB: 2 P: 14 | R: 0 E: 0 K: 0 S: 6 | H: 0 LOB: 0 BB: 0 P: 11 | R: 0 E: 0 K: 2 S: 8 | H: 0 LOB: 0 BB: 0 P: 9 | R: 0 E: 0 K: 1 S: 6 | H: 0 LOB: 0 BB: 0 P: 8 | 1B: 0 2B: 1 3B: 0 HR: 0 | SF: 0 SAC: 0 DP: 0 HBP: 0 | WP: 0 PB: 0 SB: 0 CS: 0 | PA: 31 |
| PITCHER 32 Roy Halladay, R (1.1) ERA: 2.98 | IP: 9.0 WLS: W BF: 31 | H: 1 R: 0 ER: 0 SO: 9 | BB: 3 IBB: 0 HBP: 0 BLK: 0 | WP: 0 HR: 0 S: 73 P: 111 | ERA: 0.00 WHIP: 0.444 | PITCHER | | | | | | | | | | IP: 9.0 WLS: W BF: 31 | H: 1 R: 0 ER: 0 SO: 9 | BB: 3 IBB: 0 HBP: 0 BLK: 0 | WP: 0 HR: 0 S: 73 P: 111 | ERA: 0.00 WHIP: 0.444 |

AB 28
R 0
H 1
RBI 0
BB 3
SO 9
LOB 5



| Batter | 1 | 2 | 3 | 4 | 5 | 6 | 7 | 8 | 9 | AB | R | H | RBI | BB | SO | LOB | BOTTOM | | | |
|---|-------------------------------|----------------------------------|-------------------------------------|----------------------------------|-------------------------------|----------------------------------|------------------------------|----------------------------------|-------------------------------|----------------------------------|------------------------------|----------------------------------|-------------------------------|----------------------------------|------------------------------|---------------------------------|---|-------------------------------------|------------------------------------|----------------------------------|
| 19 Marco Scutaro, R (1.6) OBP: 0.380, SLG: 0.414 | | | | | | | | | | 3 | 0 | 1 | 1 | 2 | 0 | 2 | New York Yankees @ Toronto Blue Jays Rogers Centre, Toronto, ON Fri Sep 04 2009, 7:07 PM EDT Att: 22,179 - Clear - 71 F | | | |
| 2 Aaron Hill, R (1.4) OBP: 0.325, SLG: 0.496 | | | | | | | | | | 5 | 1 | 2 | 2 | 0 | 0 | 4 | | | | |
| 26 Adam Lind, L (1.10) OBP: 0.370, SLG: 0.559 | | | | | | | | | | 4 | 1 | 3 | 1 | 1 | 0 | 0 | | | | |
| 15 Kevin Millar, R (1.3) OBP: 0.303, SLG: 0.362 | | | | | | | | | | 5 | 0 | 0 | 0 | 0 | 2 | 7 | | | | |
| 10 Vernon Wells, R (1.8) OBP: 0.302, SLG: 0.392 | | | | | | | | | | 4 | 1 | 1 | 0 | 0 | 0 | 0 | | | | |
| 20 Rod Barajas, R (1.2) OBP: 0.274, SLG: 0.421 | | | | | | | | | | 4 | 1 | 1 | 0 | 1 | 1 | 1 | | | | |
| 45 Travis Snider, L (1.9) OBP: 0.312, SLG: 0.386 | | | | | | | | | | 3 | 0 | 0 | 0 | 2 | 1 | 3 | | | | |
| 1 Joe Inglett, L (1.7) OBP: 0.354, SLG: 0.351 | | | | | | | | | | 3 | 1 | 2 | 1 | 1 | 0 | 3 | | | | |
| 6 John McDonald, R (1.5) OBP: 0.263, SLG: 0.346 | | | | | | | | | | 3 | 1 | 0 | 0 | 0 | 0 | 4 | | | | |
| Inning Stats | R: 2 E: 1 K: 1 S: 19 | H: 3 LOB: 3 BB: 1 P: 28 | R: 0 E: 0 K: 0 S: 7 | H: 2 LOB: 2 BB: 0 P: 11 | R: 1 E: 0 K: 1 S: 10 | H: 1 LOB: 2 BB: 1 P: 20 | R: 0 E: 0 K: 0 S: 8 | H: 0 LOB: 0 BB: 0 P: 13 | R: 1 E: 0 K: 0 S: 11 | H: 2 LOB: 3 BB: 1 P: 22 | R: 0 E: 0 K: 0 S: 7 | H: 1 LOB: 0 BB: 0 P: 10 | R: 2 E: 0 K: 1 S: 12 | H: 1 LOB: 3 BB: 4 P: 32 | R: 0 E: 0 K: 1 S: 6 | H: 0 LOB: 0 BB: 0 P: 6 | | 1B: 6 2B: 4 3B: 0 HR: 0 | SF: 0 SAC: 0 DP: 1 HBP: 2 | WP: 0 PB: 0 SB: 0 CS: 0 |
| PITCHER 62 Joba Chamberlain, R (1.1) ERA: 4.41 | IP: 3.0 WLS: L BF: 19 | H: 6 R: 3 ER: 2 SO: 2 | BB: 2 IBB: 0 HBP: 1 BLK: 0 | WP: 0 HR: 0 S: 36 P: 59 | ERA: 6.00 WHIP: 2.667 | PITCHER | | | | | | | | | | IP: 3.0 WLS: L BF: 19 | H: 6 R: 3 ER: 2 SO: 2 | BB: 2 IBB: 0 HBP: 1 BLK: 0 | WP: 0 HR: 0 S: 36 P: 59 | ERA: 6.00 WHIP: 2.667 |
| 39 Mark Melancon, R (4.1) ERA: 3.38 | IP: 2.0 WLS: 1 BF: 10 | H: 2 R: 1 ER: 1 SO: 0 | BB: 1 IBB: 0 HBP: 0 BLK: 0 | WP: 0 HR: 0 S: 19 P: 35 | ERA: 4.50 WHIP: 1.500 | PITCHER | | | | | | | | | | IP: 2.0 WLS: 1 BF: 10 | H: 2 R: 1 ER: 1 SO: 0 | BB: 1 IBB: 0 HBP: 0 BLK: 0 | WP: 0 HR: 0 S: 19 P: 35 | ERA: 4.50 WHIP: 1.500 |
| 63 Jonathan Albaladejo, R (6.1) ERA: 5.4 | IP: 1.0 WLS: 0 BF: 3 | H: 1 R: 0 ER: 0 SO: 0 | BB: 0 IBB: 0 HBP: 0 BLK: 0 | WP: 0 HR: 0 S: 7 P: 10 | ERA: 0.00 WHIP: 1.000 | PITCHER | | | | | | | | | | IP: 1.0 WLS: 0 BF: 3 | H: 1 R: 0 ER: 0 SO: 0 | BB: 0 IBB: 0 HBP: 0 BLK: 0 | WP: 0 HR: 0 S: 7 P: 10 | ERA: 0.00 WHIP: 1.000 |
| 31 Mike Dunn, L (7.1) ERA: 27.0 | IP: 0.2 WLS: 0 BF: 5 | H: 0 R: 2 ER: 2 SO: 0 | BB: 3 IBB: 0 HBP: 0 BLK: 0 | WP: 0 HR: 0 S: 5 P: 19 | ERA: 27.00 WHIP: 4.500 | PITCHER | | | | | | | | | | IP: 0.2 WLS: 0 BF: 5 | H: 0 R: 2 ER: 2 SO: 0 | BB: 3 IBB: 0 HBP: 0 BLK: 0 | WP: 0 HR: 0 S: 5 P: 19 | ERA: 27.00 WHIP: 4.500 |
| 36 Edwin Ramirez, R (7.1) ERA: 4.66 | IP: 1.1 WLS: 0 BF: 6 | H: 1 R: 0 ER: 0 SO: 2 | BB: 1 IBB: 0 HBP: 0 BLK: 0 | WP: 0 HR: 0 S: 13 P: 19 | ERA: 0.00 WHIP: 1.500 | PITCHER | | | | | | | | | | IP: 1.1 WLS: 0 BF: 6 | H: 1 R: 0 ER: 0 SO: 2 | BB: 1 IBB: 0 HBP: 0 BLK: 0 | WP: 0 HR: 0 S: 13 P: 19 | ERA: 0.00 WHIP: 1.500 |


AB 34
R 6
H 10
RBI 5
BB 7
SO 4
LOB 24




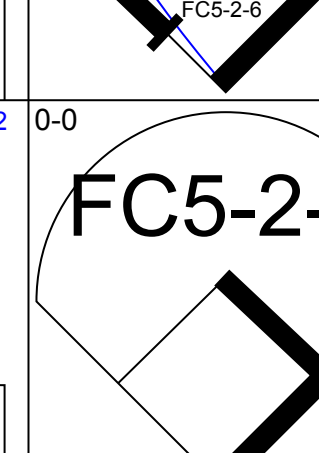
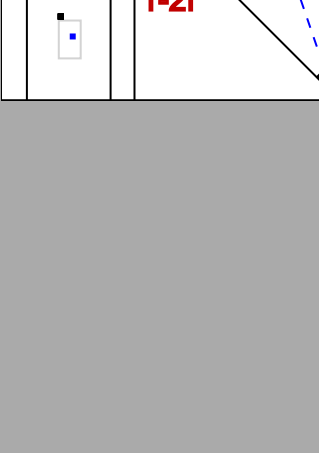
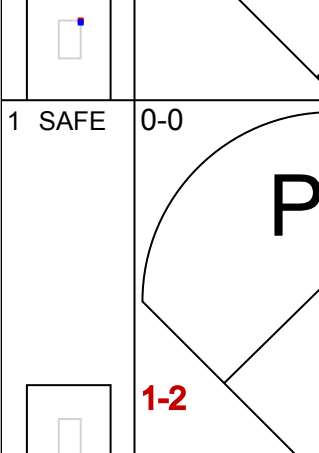
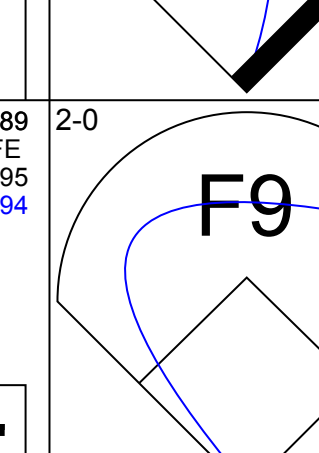



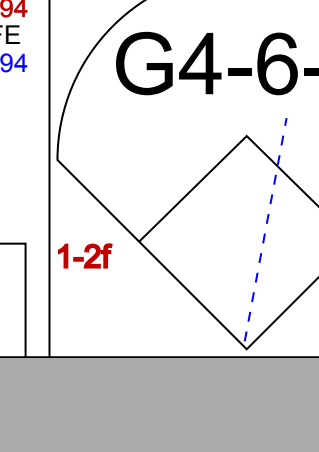

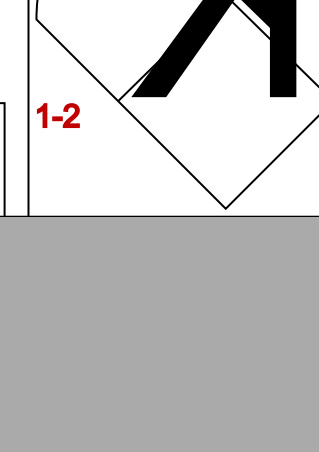








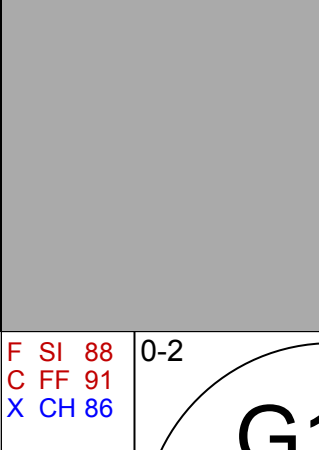



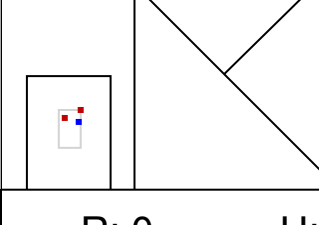



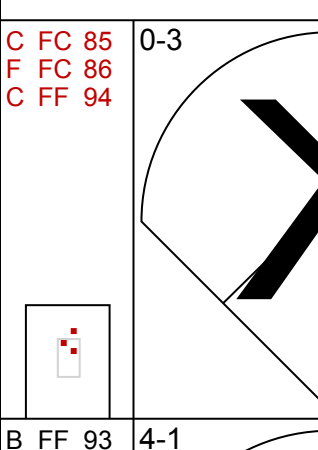
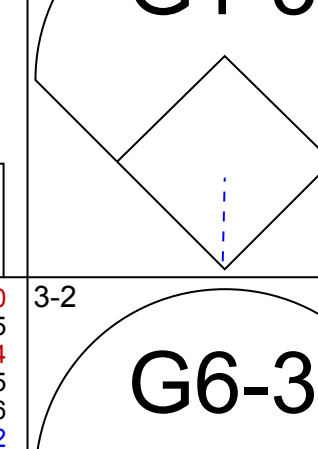
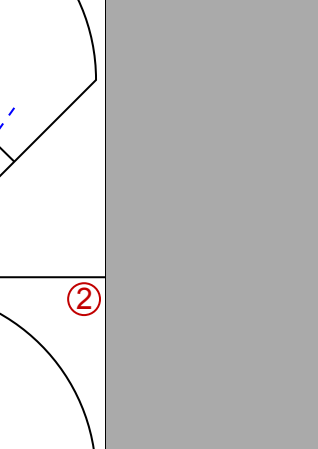
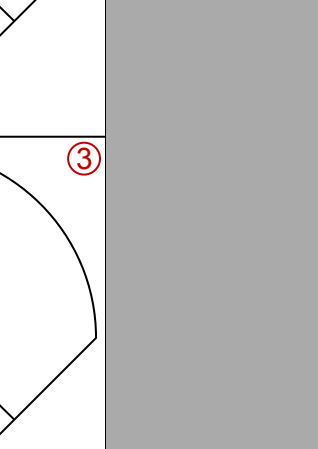
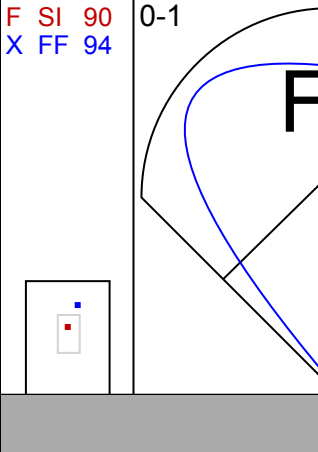

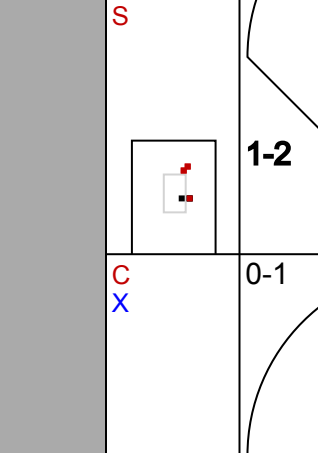
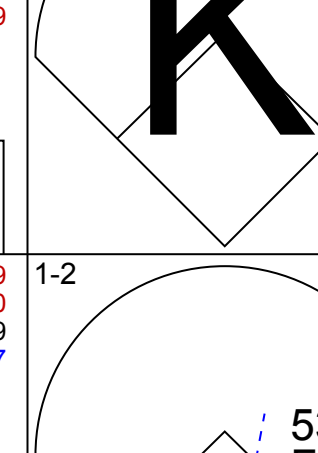
| Batter | 1 | 2 | 3 | 4 | 5 | 6 | 7 | 8 | 9 | AB | R | H | RBI | BB | SO | LOB | TOP | | | | | | | | | |
|--|---|---|---|---|---|---|---|---|---|---|---|---|---|---|---|---|---|---|---|---|---|---|---|---|---|---|
| 2 Derek Jeter, R OBP: 0.397, SLG: 0.473 | L9 | | | | | K | | | | 5 | 0 | 2 | 0 | 1 | 2 | 3 | New York Yankees @ Toronto Blue Jays Rogers Centre, Toronto, ON Sat Sep 05 2009, 1:07 PM EDT Att: 31,295 - Sunny - 69 F AB 40 R 6 H 14 RBI 6 BB 5 SO 8 LOB 32 | | | | | | | | | |
| 33 Nick Swisher, S OBP: 0.369, SLG: 0.482 | E5 | P4 | | G5-3 | | | | P3 | G4-3 | 5 | 1 | 1 | 0 | 1 | 0 | 8 | | | | | | | | | | |
| 25 Mark Teixeira, S OBP: 0.404, SLG: 0.508 | F8 | | | | | K | | | | 4 | 1 | 1 | 1 | 0 | 2 | 3 | | | | | | | | | | |
| 13 Alex Rodriguez, R OBP: 0.404, SLG: 0.508 | K | | | F9 | | | | | | 4 | 0 | 2 | 1 | 1 | 1 | 1 | | | | | | | | | | |
| 20 Jorge Posada, S OBP: 0.363, SLG: 0.536 | | | | | | | | | | 4 | 1 | 1 | 1 | 1 | 1 | 4 | | | | | | | | | | |
| 24 Robinson Cano, L OBP: 0.351, SLG: 0.527 | | | | | | | | | | 4 | 2 | 3 | 1 | 1 | 0 | 2 | | | | | | | | | | |
| 17 Jerry Hairston, R OBP: 0.312, SLG: 0.403 | | | | | | | | | | 4 | 0 | 0 | 0 | 0 | 0 | 4 | | | | | | | | | | |
| 55 Hideki Matsui, L OBP: 0.357, SLG: 0.505 | | | | | | | | | | 1 | 0 | 1 | 0 | 0 | 0 | 0 | | | | | | | | | | |
| 29 Francisco Cervelli, R OBP: 0.294, SLG: 0.346 | | | | | | | | | | 0 | 0 | 0 | 0 | 0 | 0 | 0 | | | | | | | | | | |
| 65 Phil Hughes, R | | | | | | | | | | 0 | 0 | 0 | 0 | 0 | 0 | 0 | | | | | | | | | | |
| 53 Melky Cabrera, S OBP: 0.336, SLG: 0.422 | | | | | | | | | | 4 | 0 | 2 | 2 | 0 | 0 | 2 | | | | | | | | | | |
| 14 Eric Hinske, L OBP: 0.357, SLG: 0.462 | | | | | | | | | | 4 | 1 | 1 | 0 | 0 | 1 | 3 | | | | | | | | | | |
| 18 Johnny Damon, L OBP: 0.370, SLG: 0.516 | | | | | | | | | | 1 | 0 | 0 | 0 | 0 | 1 | 2 | | | | | | | | | | |
| Inning Stats | R: 0 E: 1 K: 1 S: 10 | H: 1 LOB: 1 BB: 0 P: 17 | R: 1 E: 0 K: 1 S: 17 | H: 2 LOB: 3 BB: 2 P: 35 | R: 0 E: 0 K: 1 S: 6 | H: 0 LOB: 0 BB: 0 P: 9 | R: 1 E: 0 K: 0 S: 9 | H: 2 LOB: 2 BB: 0 P: 17 | R: 1 E: 0 K: 1 S: 15 | H: 2 LOB: 2 BB: 1 P: 26 | R: 2 E: 0 K: 2 S: 19 | H: 3 LOB: 2 BB: 1 P: 34 | R: 0 E: 0 K: 0 S: 9 | H: 0 LOB: 0 BB: 0 P: 12 | R: 0 E: 0 K: 0 S: 8 | H: 1 LOB: 2 BB: 1 P: 20 | | R: 1 E: 0 K: 2 S: 16 | H: 3 LOB: 2 BB: 0 P: 25 | 1B: 11 2B: 1 3B: 0 HR: 2 | SF: 0 SAC: 0 DP: 1 HBP: 2 | WP: 0 PB: 0 SB: 1 CS: 0 | PA: 47 | | | |
| PITCHER | IP WLS BF H R ER SO BB IBB HBP BLK WP HR S P ERA WHIP | IP WLS BF H R ER SO BB IBB HBP BLK WP HR S P ERA WHIP | IP WLS BF H R ER SO BB IBB HBP BLK WP HR S P ERA WHIP | IP WLS BF H R ER SO BB IBB HBP BLK WP HR S P ERA WHIP | IP WLS BF H R ER SO BB IBB HBP BLK WP HR S P ERA WHIP | IP WLS BF H R ER SO BB IBB HBP BLK WP HR S P ERA WHIP | IP WLS BF H R ER SO BB IBB HBP BLK WP HR S P ERA WHIP | IP WLS BF H R ER SO BB IBB HBP BLK WP HR S P ERA WHIP | IP WLS BF H R ER SO BB IBB HBP BLK WP HR S P ERA WHIP | IP WLS BF H R ER SO BB IBB HBP BLK WP HR S P ERA WHIP | IP WLS BF H R ER SO BB IBB HBP BLK WP HR S P ERA WHIP | IP WLS BF H R ER SO BB IBB HBP BLK WP HR S P ERA WHIP | IP WLS BF H R ER SO BB IBB HBP BLK WP HR S P ERA WHIP | IP WLS BF H R ER SO BB IBB HBP BLK WP HR S P ERA WHIP | IP WLS BF H R ER SO BB IBB HBP BLK WP HR S P ERA WHIP | IP WLS BF H R ER SO BB IBB HBP BLK WP HR S P ERA WHIP | IP WLS BF H R ER SO BB IBB HBP BLK WP HR S P ERA WHIP | IP WLS BF H R ER SO BB IBB HBP BLK WP HR S P ERA WHIP | IP WLS BF H R ER SO BB IBB HBP BLK WP HR S P ERA WHIP | IP WLS BF H R ER SO BB IBB HBP BLK WP HR S P ERA WHIP | IP WLS BF H R ER SO BB IBB HBP BLK WP HR S P ERA WHIP | IP WLS BF H R ER SO BB IBB HBP BLK WP HR S P ERA WHIP | IP WLS BF H R ER SO BB IBB HBP BLK WP HR S P ERA WHIP | IP WLS BF H R ER SO BB IBB HBP BLK WP HR S P ERA WHIP | IP WLS BF H R ER SO BB IBB HBP BLK WP HR S P ERA WHIP | |
| 27 Brett Cecil, L ERA: 5.46 | 4.1 | L | 7 | 3 | 3 | 4 | 3 | 0 | 1 | 0 | 0 | 0 | 0 | 0 | 0 | 0 | 0 | 0 | 0 | 2 | 54 | 99 | 6.23 | 2.308 | | |
| 44 Casey Janssen, R ERA: 6.35 | 1.1 | | 4 | 3 | 2 | 2 | 2 | 1 | 0 | 0 | 0 | 0 | 0 | 0 | 0 | 0 | 0 | 0 | 0 | 21 | 38 | 13.50 | 3.000 | | | |
| 39 Jesse Carlson, L ERA: 4.68 | 1.1 | | 4 | 0 | 0 | 0 | 0 | 0 | 0 | 0 | 0 | 0 | 0 | 0 | 0 | 0 | 0 | 0 | 0 | 10 | 13 | 0.00 | 0.000 | | | |
| 37 Scott Downs, L ERA: 3.15 | 1.0 | | 6 | 2 | 1 | 1 | 0 | 1 | 0 | 1 | 0 | 0 | 0 | 0 | 0 | 0 | 0 | 0 | 0 | 10 | 23 | 9.00 | 3.000 | | | |
| 54 Jason Frasor, R ERA: 2.29 | 1.0 | | 5 | 2 | 0 | 0 | 2 | 0 | 0 | 0 | 0 | 0 | 0 | 0 | 0 | 0 | 0 | 0 | 0 | 14 | 22 | 0.00 | 2.000 | | | |
| Inning Stats | R: 0 E: 0 K: 2 S: 11 | H: 0 LOB: 1 BB: 1 P: 19 | R: 0 E: 0 K: 0 S: 10 | H: 0 LOB: 0 BB: 0 P: 14 | R: 0 E: 0 K: 0 S: 9 | H: 1 LOB: 1 BB: 0 P: 13 | R: 2 E: 0 K: 1 S: 11 | H: 2 LOB: 2 BB: 2 P: 23 | R: 0 E: 0 K: 0 S: 11 | H: 0 LOB: 0 BB: 1 P: 19 | R: 2 E: 1 K: 0 S: 8 | H: 1 LOB: 2 BB: 1 P: 13 | R: 0 E: 0 K: 1 S: 10 | H: 0 LOB: 1 BB: 1 P: 20 | R: 0 E: 0 K: 2 S: 11 | H: 0 LOB: 1 BB: 1 P: 18 | R: 0 E: 0 K: 2 S: 7 | H: 0 LOB: 0 BB: 0 P: 11 | 1B: 2 2B: 0 3B: 1 HR: 1 | SF: 0 SAC: 0 DP: 0 HBP: 0 | WP: 0 PB: 0 SB: 0 CS: 0 | PA: 38 | | | | |
| PITCHER | IP WLS BF H R ER SO BB IBB HBP BLK WP HR S P ERA WHIP | IP WLS BF H R ER SO BB IBB HBP BLK WP HR S P ERA WHIP | IP WLS BF H R ER SO BB IBB HBP BLK WP HR S P ERA WHIP | IP WLS BF H R ER SO BB IBB HBP BLK WP HR S P ERA WHIP | IP WLS BF H R ER SO BB IBB HBP BLK WP HR S P ERA WHIP | IP WLS BF H R ER SO BB IBB HBP BLK WP HR S P ERA WHIP | IP WLS BF H R ER SO BB IBB HBP BLK WP HR S P ERA WHIP | IP WLS BF H R ER SO BB IBB HBP BLK WP HR S P ERA WHIP | IP WLS BF H R ER SO BB IBB HBP BLK WP HR S P ERA WHIP | IP WLS BF H R ER SO BB IBB HBP BLK WP HR S P ERA WHIP | IP WLS BF H R ER SO BB IBB HBP BLK WP HR S P ERA WHIP | IP WLS BF H R ER SO BB IBB HBP BLK WP HR S P ERA WHIP | IP WLS BF H R ER SO BB IBB HBP BLK WP HR S P ERA WHIP | IP WLS BF H R ER SO BB IBB HBP BLK WP HR S P ERA WHIP | IP WLS BF H R ER SO BB IBB HBP BLK WP HR S P ERA WHIP | IP WLS BF H R ER SO BB IBB HBP BLK WP HR S P ERA WHIP | IP WLS BF H R ER SO BB IBB HBP BLK WP HR S P ERA WHIP | IP WLS BF H R ER SO BB IBB HBP BLK WP HR S P ERA WHIP | IP WLS BF H R ER SO BB IBB HBP BLK WP HR S P ERA WHIP | IP WLS BF H R ER SO BB IBB HBP BLK WP HR S P ERA WHIP | IP WLS BF H R ER SO BB IBB HBP BLK WP HR S P ERA WHIP | IP WLS BF H R ER SO BB IBB HBP BLK WP HR S P ERA WHIP | IP WLS BF H R ER SO BB IBB HBP BLK WP HR S P ERA WHIP | IP WLS BF H R ER SO BB IBB HBP BLK WP HR S P ERA WHIP | IP WLS BF H R ER SO BB IBB HBP BLK WP HR S P ERA WHIP | |
| 19 Marco Scutaro, R OBP: 0.380, SLG: 0.411 | | | | | | | | | | 3 | 0 | 0 | 0 | 2 | 0 | 2 | New York Yankees @ Toronto Blue Jays Rogers Centre, Toronto, ON Sat Sep 05 2009, 1:07 PM EDT Att: 31,295 - Sunny - 69 F AB 31 R 4 H 4 RBI 3 BB 7 SO 8 LOB 15 | | | | | | | | | |
| 2 Aaron Hill, R OBP: 0.323, SLG: 0.491 | K | | | | | | | | | 5 | 0 | 0 | 0 | 0 | 2 | 4 | | | | | | | | | | |
| 10 Vernon Wells, R OBP: 0.300, SLG: 0.389 | | | | | | | | | | 4 | 0 | 0 | 0 | 0 | 1 | 4 | | | | | | | | | | |
| 15 Kevin Millar, R OBP: 0.298, SLG: 0.356 | K | | | | | | | | | 4 | 0 | 0 | 0 | 0 | 2 | 4 | | | | | | | | | | |
| 21 Randy Ruiz, R OBP: 0.392, SLG: 0.574 | | | | | | | | | | 3 | 1 | 1 | 1 | 0 | 0 | 0 | | | | | | | | | | |
| 26 Adam Lind, L OBP: 0.369, SLG: 0.558 | | | | | | | | | | 1 | 0 | 0 | 0 | 0 | 1 | 0 | | | | | | | | | | |
| 12 Edwin Encarnación, R OBP: 0.302, SLG: 0.340 | | | | | | | | | | 2 | 2 | 0 | 0 | 2 | 0 | 0 | | | | | | | | | | |
| 19 José Bautista, R OBP: 0.351, SLG: 0.311 | | | | | | | | | | 2 | 1 | 1 | 1 | 2 | 0 | 0 | | | | | | | | | | |
| 6 John McDonald, R OBP: 0.265, SLG: 0.346 | | | | | | | | | | 3 | 0 | 1 | 1 | 0 | 0 | 0 | | | | | | | | | | |
| 45 Travis Snider, R OBP: 0.310, SLG: 0.383 | | | | | | | | | | 1 | 0 | 0 | 0 | 0 | 1 | 1 | | | | | | | | | | |
| 13 Raul Chavez, R OBP: 0.293, SLG: 0.371 | | | | | | | | | | 3 | 0 | 1 | 0 | 1 | 1 | 0 | | | | | | | | | | |
| Inning Stats | R: 0 E: 0 K: 2 S: 11 | H: 0 LOB: 1 BB: 1 P: 19 | R: 0 E: 0 K: 0 S: 10 | H: 0 LOB: 0 BB: 0 P: 14 | R: 0 E: 0 K: 0 S: 9 | H: 1 LOB: 1 BB: 0 P: 13 | R: 2 E: 0 K: 1 S: 11 | H: 2 LOB: 2 BB: 2 P: 23 | R: 0 E: 0 K: 0 S: 11 | H: 0 LOB: 0 BB: 1 P: 19 | R: 2 E: 1 K: 0 S: 8 | H: 1 LOB: 2 BB: 1 P: 13 | R: 0 E: 0 K: 1 S: 10 | H: 0 LOB: 1 BB: 1 P: 20 | R: 0 E: 0 K: 2 S: 11 | H: 0 LOB: 1 BB: 1 P: 18 | | R: 0 E: 0 K: 2 S: 7 | H: 0 LOB: 0 BB: 0 P: 11 | 1B: 2 2B: 0 3B: 1 HR: 1 | SF: 0 SAC: 0 DP: 0 HBP: 0 | WP: 0 PB: 0 SB: 0 CS: 0 | PA: 38 | | | |
| PITCHER | IP WLS BF H R ER SO BB IBB HBP BLK WP HR S P ERA WHIP | IP WLS BF H R ER SO BB IBB HBP BLK WP HR S P ERA WHIP | IP WLS BF H R ER SO BB IBB HBP BLK WP HR S P ERA WHIP | IP WLS BF H R ER SO BB IBB HBP BLK WP HR S P ERA WHIP | IP WLS BF H R ER SO BB IBB HBP BLK WP HR S P ERA WHIP | IP WLS BF H R ER SO BB IBB HBP BLK WP HR S P ERA WHIP | IP WLS BF H R ER SO BB IBB HBP BLK WP HR S P ERA WHIP | IP WLS BF H R ER SO BB IBB HBP BLK WP HR S P ERA WHIP | IP WLS BF H R ER SO BB IBB HBP BLK WP HR S P ERA WHIP | IP WLS BF H R ER SO BB IBB HBP BLK WP HR S P ERA WHIP | IP WLS BF H R ER SO BB IBB HBP BLK WP HR S P ERA WHIP | IP WLS BF H R ER SO BB IBB HBP BLK WP HR S P ERA WHIP | IP WLS BF H R ER SO BB IBB HBP BLK WP HR S P ERA WHIP | IP WLS BF H R ER SO BB IBB HBP BLK WP HR S P ERA WHIP | IP WLS BF H R ER SO BB IBB HBP BLK WP HR S P ERA WHIP | IP WLS BF H R ER SO BB IBB HBP BLK WP HR S P ERA WHIP | | IP WLS BF H R ER SO BB IBB HBP BLK WP HR S P ERA WHIP | IP WLS BF H R ER SO BB IBB HBP BLK WP HR S P ERA WHIP | IP WLS BF H R ER SO BB IBB HBP BLK WP HR S P ERA WHIP | IP WLS BF H R ER SO BB IBB HBP BLK WP HR S P ERA WHIP | IP WLS BF H R ER SO BB IBB HBP BLK WP HR S P ERA WHIP | IP WLS BF H R ER SO BB IBB HBP BLK WP HR S P ERA WHIP | IP WLS BF H R ER SO BB IBB HBP BLK WP HR S P ERA WHIP | IP WLS BF H R ER SO BB IBB HBP BLK WP HR S P ERA WHIP | IP WLS BF H R ER SO BB IBB HBP BLK WP HR S P ERA WHIP |
| 46 Andy Pettitte, L ERA: 4.1 | 6.0 | W | 4 | 4 | 4 | 3 | 5 | 0 | 0 | 0 | 0 | 0 | 0 | 0 | 0 | 0 | | 0 | 0 | 0 | 10 | 20 | 0.00 | 1.000 | | |
| 30 David Robertson, R ERA: 3.29 | 1.0 | H | 4 | 0 | 0 | 0 | 1 | 1 | 0 | 0 | 0 | 0 | 0 | 0 | 0 | 0 | 0 | 0 | 0 | 8 | 14 | 0.00 | 1.500 | | | |
| Brian Bruney, R ERA: 4.31 | 0.2 | H | 3 | 0 | 0 | 0 | 1 | 1 | 0 | 0 | 0 | 0 | 0 | 0 | 0 | 0 | 0 | 0 | 0 | 10 | 15 | 0.00 | 0.000 | | | |
| 65 Phil Hughes, R ERA: 3.11 | 1.1 | S | 4 | 0 | 0 | 0 | 3 | 0 | 0 | 0 | 0 | 0 | 0 | 0 | 0 | 0 | 0 | 0 | 0 | 10 | 15 | 0.00 | 0.000 | | | |
| 65 Phil Hughes, R ERA: 3.11 | 1.1 | S | 4 | 0 | 0 | 0 | 3 | 0 | 0 | 0 | 0 | 0 | 0 | 0 | 0 | 0 | 0 | 0 | 0 | 10 | 15 | 0.00 | 0.000 | | | |

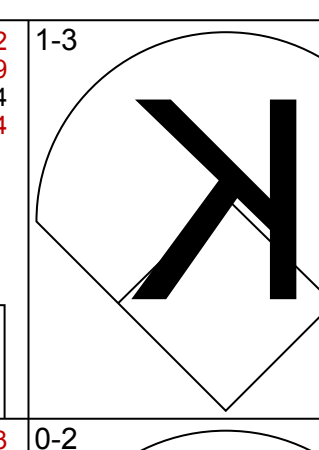
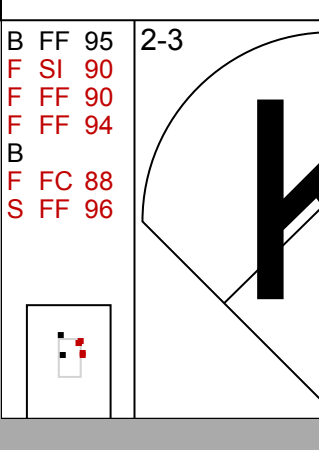
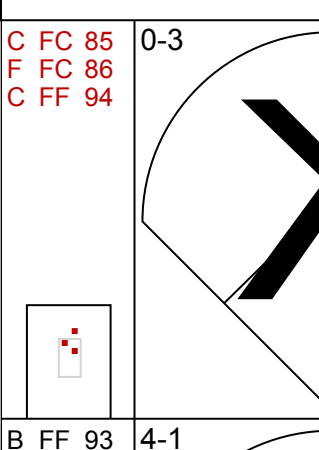
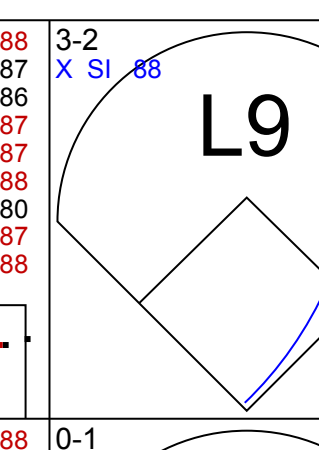
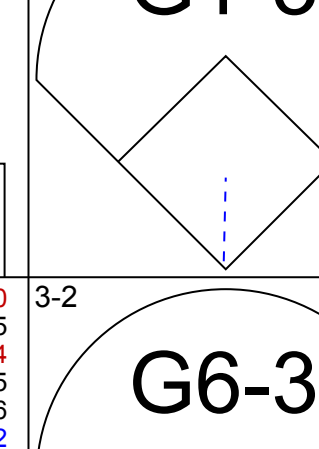
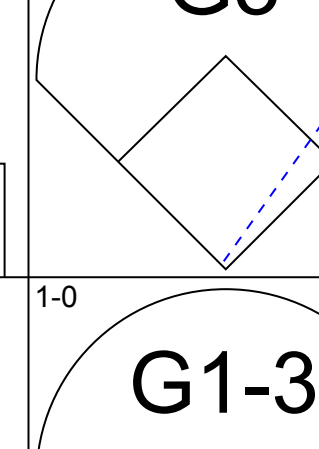
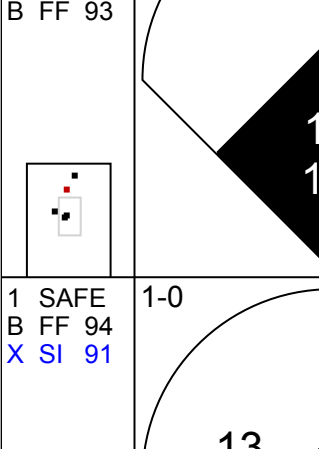
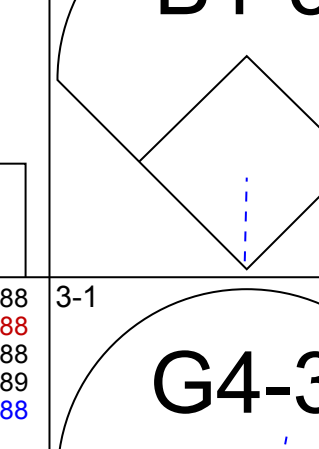
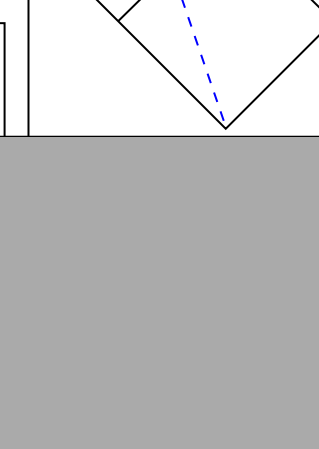
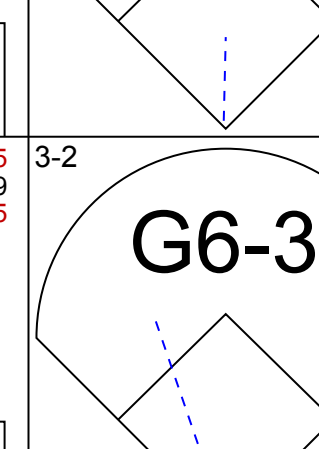
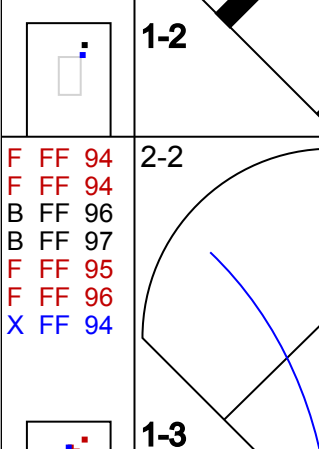
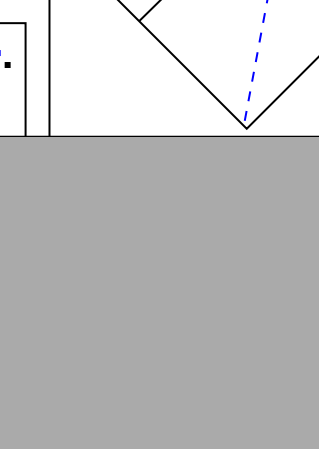
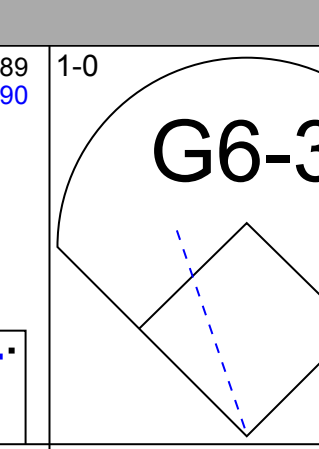
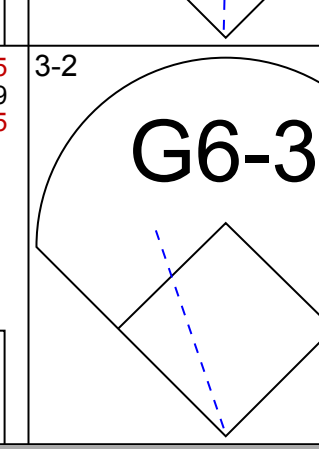
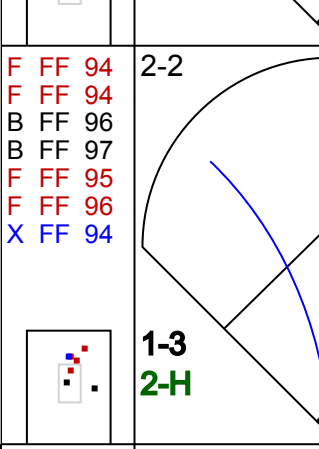

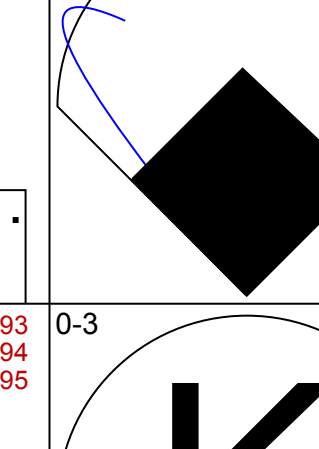
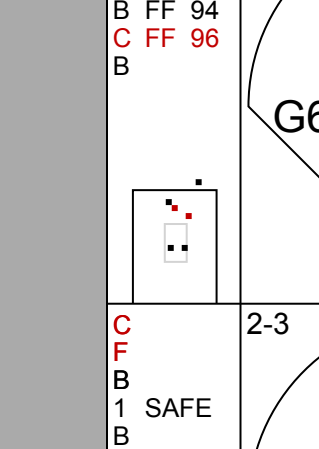
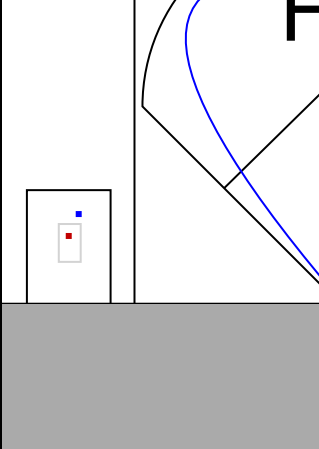


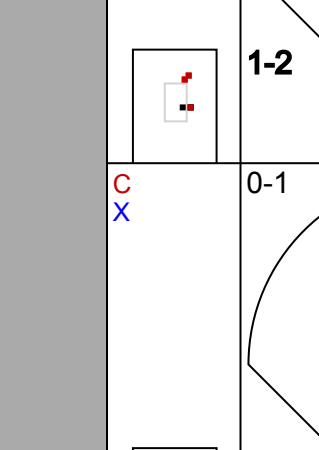




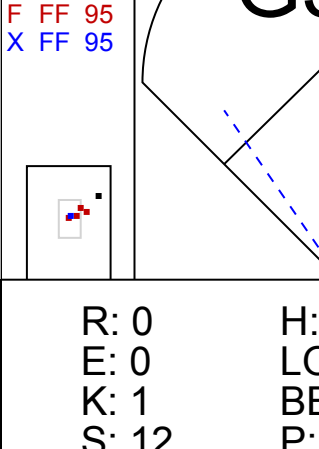

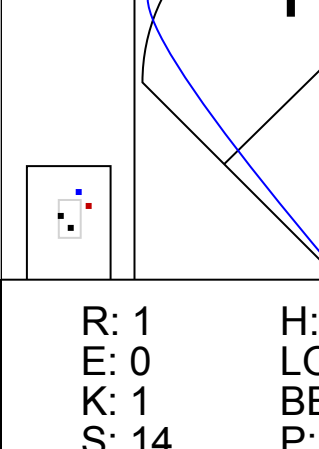

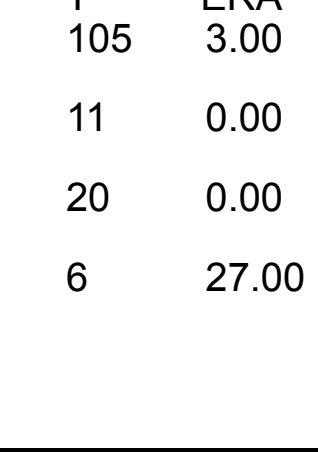

| Batter | 1 | 2 | 3 | 4 | 5 | 6 | 7 | 8 | 9 | AB | R | H | RBI | BB | SO | LOB | TOP | | | |
|---|---|----------------------------------|------------------------------|----------------------------------|-------------------------------|----------------------------------|-------------------------------|----------------------------------|-------------------------------|----------------------------------|-------------------------------|----------------------------------|------------------------------|---------------------------------|------------------------------|----------------------------------|---|----------------------------------|------------------------------------|----------------------------------|
| 2 Derek Jeter, R OBP: 0.401, SLG: 0.476 19 Ramiro Pena, S OBP: 0.311, SLG: 0.357 | | | | | | | | | | 3 | 1 | 3 | 0 | 1 | 0 | 0 | New York Yankees @ Toronto Blue Jays Rogers Centre, Toronto, ON Sun Sep.06 2009, 1:07 PM EDT Att: 30,873 - Partly Cloudy - 69 F | | | |
| 18 Johnny Damon, L OBP: 0.370, SLG: 0.514 | | | | | | | | | | 5 | 1 | 2 | 0 | 0 | 1 | 3 | | | | |
| 25 Mark Teixeira, S OBP: 0.379, SLG: 0.538 29 Francisco Cervelli, R OBP: 0.280, SLG: 0.342 | | | | | | | | | | 4 | 1 | 1 | 0 | 0 | 0 | 5 | | | | |
| 55 Hideki Matsui, L OBP: 0.357, SLG: 0.504 | | | | | | | | | | 5 | 1 | 2 | 2 | 0 | 0 | 1 | | | | |
| 33 Nick Swisher, S OBP: 0.371, SLG: 0.492 | | | | | | | | | | 4 | 2 | 3 | 1 | 1 | 2 | | | | | |
| 24 Robinson Cano, L OBP: 0.349, SLG: 0.525 14 Eric Hinske, L OBP: 0.358, SLG: 0.462 | | | | | | | | | | 3 | 0 | 0 | 0 | 0 | 2 | 1 | | | | |
| 17 Jerry Hairston, R OBP: 0.316, SLG: 0.402 | | | | | | | | | | 2 | 0 | 1 | 0 | 0 | 0 | 1 | | | | |
| 53 Melky Cabrera, S OBP: 0.336, SLG: 0.428 | | | | | | | | | | 4 | 1 | 1 | 3 | 0 | 1 | 2 | | | | |
| 26 José Molina, R OBP: 0.296, SLG: 0.282 | | | | | | | | | | 4 | 0 | 0 | 0 | 0 | 1 | 1 | | | | |
| Inning Stats | R: 0 E: 0 K: 2 S: 11 | H: 2 LOB: 2 BB: 0 P: 15 | R: 0 E: 0 K: 0 S: 7 | H: 0 LOB: 0 BB: 1 P: 13 | R: 3 E: 0 K: 1 S: 20 | H: 4 LOB: 1 BB: 0 P: 30 | R: 0 E: 0 K: 1 S: 10 | H: 0 LOB: 2 BB: 2 P: 21 | R: 2 E: 0 K: 1 S: 14 | H: 2 LOB: 0 BB: 0 P: 23 | R: 0 E: 0 K: 1 S: 14 | H: 2 LOB: 1 BB: 1 P: 24 | R: 0 E: 0 K: 1 S: 7 | H: 0 LOB: 1 BB: 0 P: 9 | R: 0 E: 0 K: 0 S: 6 | H: 1 LOB: 1 BB: 0 P: 10 | | 1B: 9 2B: 2 3B: 0 HR: 2 | SF: 0 SAC: 0 DP: 1 HBP: 0 | WP: 1 PB: 0 SB: 1 CS: 0 |
| PITCHER | IP WLS BF H R ER SO BB IBB HBP BLK WP HR S P ERA WHIP | | | | | | | | | | | | | | | | | | | |
| 56 Brian Tallet, L ERA: 5.31 | 5.0 W 25 8 5 5 5 3 0 0 0 0 0 1 62 102 9.00 2.200 | | | | | | | | | | | | | | | | | | | |
| 40 Brian Wolfe, R ERA: 7.5 | 1.2 10 4 3 3 1 1 0 0 0 0 1 24 43 16.20 3.000 | | | | | | | | | | | | | | | | | | | |
| 22 Brandon League, R ERA: 5.12 | 1.1 4 0 0 0 1 0 0 0 0 0 0 8 11 0.00 0.000 | | | | | | | | | | | | | | | | | | | |
| 57 Shawn Camp, R ERA: 3.56 | 1.0 4 1 0 0 0 0 0 0 0 0 0 6 10 0.00 1.000 | | | | | | | | | | | | | | | | | | | |

| Batter | 1 | 2 | 3 | 4 | 5 | 6 | 7 | 8 | 9 | AB | R | H | RBI | BB | SO | LOB | BOTTOM | | | |
|--|---|----------------------------------|-------------------------------|----------------------------------|-------------------------------|----------------------------------|-------------------------------|----------------------------------|-------------------------------|----------------------------------|-------------------------------|----------------------------------|------------------------------|---------------------------------|------------------------------|----------------------------------|---|-----------------------------------|------------------------------------|----------------------------------|
| 19 Marco Scutaro, R OBP: 0.380, SLG: 0.411 | | | | | | | | | | 6 | 2 | 2 | 0 | 0 | 2 | 3 | New York Yankees @ Toronto Blue Jays Rogers Centre, Toronto, ON Sun Sep.06 2009, 1:07 PM EDT Att: 30,873 - Partly Cloudy - 69 F | | | |
| 2 Aaron Hill, R OBP: 0.324, SLG: 0.494 | | | | | | | | | | 5 | 3 | 2 | 3 | 1 | 0 | 3 | | | | |
| 26 Adam Lind, L OBP: 0.367, SLG: 0.553 | | | | | | | | | | 5 | 1 | 0 | 1 | 1 | 0 | 5 | | | | |
| 20 Rod Barajas, R OBP: 0.275, SLG: 0.421 | | | | | | | | | | 5 | 1 | 2 | 1 | 0 | 1 | 3 | | | | |
| 10 Vernon Wells, R OBP: 0.303, SLG: 0.393 | | | | | | | | | | 5 | 2 | 3 | 1 | 0 | 0 | 2 | | | | |
| 12 Edwin Encarnación, R OBP: 0.354, SLG: 0.338 | | | | | | | | | | 4 | 1 | 1 | 2 | 1 | 2 | 1 | | | | |
| 21 Randy Ruiz, R OBP: 0.398, SLG: 0.563 15 Kevin Millar, R OBP: 0.297, SLG: 0.354 | | | | | | | | | | 3 | 1 | 1 | 2 | 0 | 1 | 3 | | | | |
| 45 Travis Snider, L OBP: 0.313, SLG: 0.380 | | | | | | | | | | 1 | 0 | 0 | 0 | 0 | 0 | 0 | | | | |
| 1 Joe Inglett, L OBP: 0.368, SLG: 0.380 | | | | | | | | | | 5 | 2 | 3 | 1 | 0 | 1 | 2 | | | | |
| Inning Stats | R: 3 E: 1 K: 0 S: 10 | H: 4 LOB: 1 BB: 0 P: 16 | R: 0 E: 1 K: 1 S: 11 | H: 1 LOB: 2 BB: 0 P: 17 | R: 1 E: 1 K: 2 S: 17 | H: 1 LOB: 2 BB: 1 P: 24 | R: 0 E: 0 K: 1 S: 11 | H: 0 LOB: 0 BB: 0 P: 15 | R: 8 E: 0 K: 2 S: 25 | H: 6 LOB: 3 BB: 3 P: 45 | R: 2 E: 1 K: 0 S: 14 | H: 2 LOB: 1 BB: 0 P: 16 | R: 0 E: 0 K: 1 S: 6 | H: 0 LOB: 0 BB: 0 P: 9 | R: 0 E: 0 K: 0 S: 6 | H: 1 LOB: 1 BB: 0 P: 10 | | 1B: 11 2B: 4 3B: 0 HR: 0 | SF: 0 SAC: 0 DP: 1 HBP: 1 | WP: 1 PB: 0 SB: 1 CS: 0 |
| PITCHER | IP WLS BF H R ER SO BB IBB HBP BLK WP HR S P ERA WHIP | | | | | | | | | | | | | | | | | | | |
| 45 Sergio Mitre, R ERA: 7.02 | 4.1 L 29 11 11 9 5 2 0 0 0 0 0 65 97 18.69 3.000 | | | | | | | | | | | | | | | | | | | |
| 39 Mark Melancon, R ERA: 3.95 | 0.1 4 1 0 0 1 2 0 0 0 0 0 6 16 0.00 9.000 | | | | | | | | | | | | | | | | | | | |
| 12 Josh Towers, R ERA: 2.7 | 3.1 15 3 3 2 1 0 0 0 1 0 0 29 39 5.40 0.900 | | | | | | | | | | | | | | | | | | | |

| Batter | 1 | 2 | 3 | 4 | 5 | 6 | 7 | 8 | 9 | AB | R | H | RBI | BB | SO | LOB | TOP | | | |
|--|---|----------------------------------|-------------------------------|----------------------------------|-------------------------------|----------------------------------|-------------------------------|----------------------------------|------------------------------|----------------------------------|-------------------------------|----------------------------------|-------------------------------|----------------------------------|-------------------------------|----------------------------------|--|------------------------------------|----------------------------------|--------|
| 1 Akinori Iwamura, L (1.4) OBP: 0.361, SLG: 0.397 | G1-3 | F7 | | | G3-1 | | 1B | | | 4 | 0 | 1 | 0 | 1 | 0 | 1 | <p>Tampa Bay Rays @ New York Yankees Yankee Stadium, Bronx, NY Mon Sep 07 2009, 7:05 PM EDT Att: 35,128 - Cloudy - 69 F</p> <p>livebaseballscorecards.com</p> <p>AB 33 R 1 H 6 RBI 1 BB 6 SO 11 LOB 23</p>  | | | |
| 26 Gabe Gross, L (1.9) OBP: 0.348, SLG: 0.387 | 2B | | F8 | | F8 | | G4-3 | | BB | 5 | 1 | 1 | 0 | 0 | 1 | 3 | | | | |
| 3 Evan Longoria, R (1.5) OBP: 0.310, SLG: 0.537 | | | | | | | | | | 3 | 0 | 2 | 1 | 0 | 1 | 0 | | | | |
| 19 Gabe Kapler, R (7.8) OBP: 0.330, SLG: 0.431 | 2B | | | | K | | | | K | 2 | 0 | 0 | 0 | 0 | 1 | 2 | | | | |
| 5 Pat Burrell, R (1.10) OBP: 0.333, SLG: 0.393 | BB | | | | K | | | | K | 2 | 0 | 0 | 0 | 2 | 2 | 1 | | | | |
| 16 Willy Aybar, S (1.3) OBP: 0.338, SLG: 0.420 | K | | | | K | | | | | 4 | 0 | 1 | 0 | 0 | 2 | 4 | | | | |
| 9 Gregg Zaun, S (1.2) OBP: 0.348, SLG: 0.408 | F7 | | | | | | | | | 3 | 0 | 1 | 0 | 0 | 0 | 3 | | | | |
| 32 Chris Richard, L (7.3) | | | | | 1B | | F7 | | BB | 0 | 0 | 0 | 0 | 1 | 0 | 0 | | | | |
| 2 B.J. Upton, R (1.8) OBP: 0.369, SLG: 0.365 | | | | | F9 | | | | | 2 | 0 | 0 | 0 | 1 | 1 | 2 | | | | |
| 11 Shawn Riggins, R (7.2) OBP: 0.200, SLG: 0.800 | BB | | | | | | K | | G4-3 | 1 | 0 | 0 | 0 | 0 | 0 | 2 | | | | |
| 15 Reid Brignac, L (1.6) OBP: 0.275, SLG: 0.348 | | | | | K | | P6 | | BB | 3 | 0 | 0 | 0 | 1 | 2 | 2 | | | | |
| 38 Fernando Perez, R (1.7) OBP: 0.188, SLG: 0.188 | G5-3 | | | | K | | G4-3 | | FC5-4 | 4 | 0 | 0 | 0 | 0 | 1 | 3 | | | | |
| Inning Stats | R: 1 E: 0 K: 1 S: 12 | H: 2 LOB: 2 BB: 1 P: 22 | R: 0 E: 0 K: 1 S: 11 | H: 0 LOB: 1 BB: 1 P: 19 | R: 0 E: 0 K: 2 S: 12 | H: 1 LOB: 1 BB: 0 P: 15 | R: 0 E: 0 K: 2 S: 11 | H: 1 LOB: 1 BB: 0 P: 14 | R: 0 E: 0 K: 1 S: 9 | H: 0 LOB: 1 BB: 1 P: 18 | R: 0 E: 0 K: 0 S: 11 | H: 1 LOB: 1 BB: 0 P: 18 | R: 0 E: 0 K: 1 S: 10 | H: 1 LOB: 2 BB: 1 P: 16 | R: 0 E: 0 K: 2 S: 11 | H: 0 LOB: 2 BB: 2 P: 24 | 1B: 4 2B: 2 3B: 0 HR: 0 | SF: 0 SAC: 0 DP: 0 HBP: 0 | WP: 0 PB: 0 SB: 0 CS: 0 | PA: 39 |
| PITCHER | IP WLS BF H R ER SO BB IBB HBP BLK WP HR S P ERA WHIP | | | | | | | | | | | | | | | | | | | |
| 34 A.J. Burnett, R (1.1) ERA: 4.19 | 6.0 W 25 4 1 1 8 3 0 0 0 0 0 64 99 1.50 1.167 | | | | | | | | | | | | | | | | | | | |
| 36 Edwin Ramirez, R (7.1) ERA: 4.58 | 1.0 4 1 0 0 0 0 0 0 0 0 0 11 18 0.00 1.000 | | | | | | | | | | | | | | | | | | | |
| 63 Jonathan Albaladejo, R (8.1) ERA: 5.2 | 1.0 5 1 0 0 1 1 0 0 0 0 0 10 16 0.00 2.000 | | | | | | | | | | | | | | | | | | | |
| 31 Mike Dunn, L (9.1) ERA: 10.8 | 1.0 5 0 0 0 2 2 0 0 0 0 0 11 24 0.00 2.000 | | | | | | | | | | | | | | | | | | | |

| Batter | 1 | 2 | 3 | 4 | 5 | 6 | 7 | 8 | 9 | AB | R | H | RBI | BB | SO | LOB | BOTTOM | | | |
|--|---|----------------------------------|------------------------------|----------------------------------|-------------------------------|----------------------------------|------------------------------|----------------------------------|------------------------------|----------------------------------|-------------------------------|----------------------------------|------------------------------|---------------------------------|-------------------------------|----------------------------------|--|------------------------------------|----------------------------------|--------|
| 2 Derek Jeter, R (1.6) OBP: 0.397, SLG: 0.469 | G6-3 | | FC4-6 | | G4-6-3 | | BB | | | 4 | 1 | 0 | 1 | 1 | 0 | 6 | <p>Tampa Bay Rays @ New York Yankees Yankee Stadium, Bronx, NY Mon Sep 07 2009, 7:05 PM EDT Att: 35,128 - Cloudy - 69 F</p> <p>livebaseballscorecards.com</p> <p>AB 38 R 11 H 17 RBI 10 BB 9 SO 2 LOB 24</p>  | | | |
| 19 Ramiro Pena, S (6. PR) OBP: 0.317, SLG: 0.364 | | | L7 | | | | | | 1B | 1 | 0 | 1 | 0 | 0 | 0 | 0 | | | | |
| 18 Johnny Damon, L (1.7) OBP: 0.368, SLG: 0.510 | G6-3 | | | | G4-3 | | G6-3 | | K | 6 | 1 | 1 | 1 | 0 | 1 | 6 | | | | |
| 25 Mark Teixeira, S (1.3) OBP: 0.380, SLG: 0.551 | | | | | | | | | | 4 | 2 | 3 | 4 | 0 | 1 | 0 | | | | |
| 11 Brett Gardner, L (7.8) OBP: 0.348, SLG: 0.392 | K | | | | | | | | | 1 | 0 | 0 | 0 | 0 | 0 | 0 | | | | |
| 55 Hideki Matsui, L (1.10) OBP: 0.362, SLG: 0.505 | | | | | F7 | | | | | 3 | 2 | 2 | 0 | 2 | 0 | 1 | | | | |
| 33 Nick Swisher, S (1.9) OBP: 0.375, SLG: 0.491 | | | | | | | | | | 2 | 2 | 1 | 0 | 2 | 0 | 1 | | | | |
| 14 Eric Hinske, L (7. PH) OBP: 0.350, SLG: 0.451 | | | | | | | | | | 1 | 0 | 0 | 0 | 0 | 0 | 1 | | | | |
| 24 Robinson Cano, L (1.4) OBP: 0.348, SLG: 0.521 | | | | | | | | | | 3 | 0 | 1 | 0 | 1 | 0 | 3 | | | | |
| 28 Shelley Duncan, R (7. PH) OBP: 0.277, SLG: 0.338 | | | | | | | | | | 1 | 0 | 0 | 0 | 0 | 0 | 1 | | | | |
| 53 Melky Cabrera, S (1.8) OBP: 0.340, SLG: 0.430 | | | | | | | | | | 4 | 2 | 3 | 2 | 0 | 0 | 3 | | | | |
| 29 Francisco Cervelli, R (8.2) OBP: 0.277, SLG: 0.338 | | | | | | | | | | 1 | 0 | 0 | 0 | 0 | 0 | 0 | | | | |
| 17 Jerry Hairston, R (1.5) OBP: 0.319, SLG: 0.406 | | | | | | | | | | 4 | 1 | 2 | 1 | 1 | 0 | 2 | | | | |
| 26 José Molina, R (1.2) OBP: 0.325, SLG: 0.302 | | | | | | | | | | 3 | 0 | 3 | 1 | 2 | 0 | 0 | | | | |
| Inning Stats | R: 0 E: 0 K: 1 S: 7 | H: 0 LOB: 0 BB: 0 P: 11 | R: 0 E: 0 K: 0 S: 7 | H: 0 LOB: 0 BB: 1 P: 14 | R: 8 E: 0 K: 0 S: 32 | H: 8 LOB: 2 BB: 2 P: 54 | R: 0 E: 0 K: 0 S: 9 | H: 1 LOB: 3 BB: 2 P: 22 | R: 0 E: 0 K: 0 S: 7 | H: 1 LOB: 1 BB: 1 P: 12 | R: 3 E: 0 K: 0 S: 24 | H: 5 LOB: 3 BB: 2 P: 43 | R: 0 E: 0 K: 0 S: 8 | H: 1 LOB: 1 BB: 0 P: 8 | R: 0 E: 0 K: 1 S: 11 | H: 1 LOB: 2 BB: 1 P: 22 | 1B: 13 2B: 2 3B: 0 HR: 2 | SF: 0 SAC: 0 DP: 3 HBP: 0 | WP: 0 PB: 0 SB: 0 CS: 0 | PA: 47 |
| PITCHER | IP WLS BF H R ER SO BB IBB HBP BLK WP HR S P ERA WHIP | | | | | | | | | | | | | | | | | | | |
| 21 Andy Sonnanstine, R (1.1) ERA: 7.21 | 2.2 L 16 6 8 8 1 3 0 0 0 0 0 40 72 27.00 3.375 | | | | | | | | | | | | | | | | | | | |
| 53 Chad Bradford, R (3.1) ERA: 3.12 | 0.1 3 2 0 0 0 0 0 0 0 0 0 6 7 0.00 6.000 | | | | | | | | | | | | | | | | | | | |
| 47 Jeff Bennett, R (4.1) ERA: 4.03 | 4.0 23 8 3 3 0 5 0 0 0 0 0 1 48 85 6.75 3.250 | | | | | | | | | | | | | | | | | | | |
| 52 Brian Shouse, L (8.1) ERA: 5.16 | 1.0 5 1 0 0 1 1 0 0 0 0 0 11 22 0.00 2.000 | | | | | | | | | | | | | | | | | | | |


| Batter | 1 | 2 | 3 | 4 | 5 | 6 | 7 | 8 | 9 | AB | R | H | RBI | BB | SO | LOB | TOP | | |
|---|---|----------------------------------|---|---|---|---|---|---|---|----------------------------------|---------------------------------------|----------------------------------|--------------------------------------|----------------------------------|--------------------------------------|----------------------------------|---|------------------------------------|--|
| 8 Jason Bartlett, R (1,6) OBP: 0.395, SLG: 0.512 |  | |  | | |  | |  | | 4 | 1 | 1 | 1 | 0 | 2 | 1 | <p>Tampa Bay Rays @ New York Yankees Yankee Stadium, Bronx, NY Tue Sep 08 2009, 7:05 PM EDT Att: 45,848 - Cloudy - 72 F</p> | | |
| 13 Carl Crawford, L (1,7) OBP: 0.362, SLG: 0.453 |  | |  | | |  | |  | | 4 | 0 | 3 | 0 | 0 | 0 | 1 | | | |
| 3 Evan Longoria, R (1,5) OBP: 0.359, SLG: 0.541 |  | | |  | |  | |  | | 4 | 1 | 1 | 1 | 0 | 0 | 2 | | | |
| 18 Ben Zobrist, S (1,8) OBP: 0.397, SLG: 0.523 |  | | |  | |  | |  | | 3 | 0 | 1 | 0 | 1 | 1 | 2 | | | |
| 5 Pat Burrell, R (1,10) OBP: 0.333, SLG: 0.390 |  | | |  | |  | |  | | 3 | 0 | 0 | 0 | 1 | 2 | 1 | | | |
| 32 Chris Richard, L (1,3) OBP: 0.567, SLG: 0.500 |  | | | |  | |  | |  | 2 | 0 | 1 | 0 | 0 | 0 | 0 | | | |
| 19 Gabe Kapler, R (7,PH) OBP: 0.327, SLG: 0.426 | | | | | | |  | |  | 2 | 0 | 0 | 0 | 0 | 1 | 1 | | | |
| 9 Gregg Zaun, S (1,2) OBP: 0.346, SLG: 0.404 | | | | | | |  | | | 2 | 0 | 0 | 0 | 0 | 1 | 1 | | | |
| 30 Dioner Navarro, S (7,PH) OBP: 0.261, SLG: 0.332 |  | | | | | |  | | | 2 | 0 | 0 | 0 | 0 | 1 | 2 | | | |
| 26 Gabe Gross, L (1,9) OBP: 0.346, SLG: 0.384 | | | | | | |  | | | 2 | 0 | 0 | 0 | 0 | 0 | 1 | | | |
| 16 Willy Aybar, S (7,PH) OBP: 0.341, SLG: 0.420 | | | | | | |  | | | 0 | 0 | 0 | 0 | 1 | 0 | 0 | | | |
| 1 Akinori Iwamura, L (1,4) OBP: 0.360, SLG: 0.396 |  | | | | | |  | |  | 3 | 0 | 1 | 0 | 0 | 0 | 3 | | | |
| Inning Stats | R: 0 H: 1 E: 0 K: 2 S: 8 | H: 1 LOB: 1 BB: 0 P: 10 | R: 0 H: 0 E: 0 K: 1 S: 6 | H: 1 LOB: 0 BB: 0 P: 8 | R: 0 H: 1 E: 0 K: 1 S: 8 | H: 0 LOB: 1 BB: 0 P: 12 | R: 0 H: 0 E: 0 K: 1 S: 8 | H: 0 LOB: 0 BB: 1 P: 17 | R: 0 H: 1 E: 0 K: 1 S: 8 | H: 1 LOB: 0 BB: 0 P: 10 | R: 1 H: 2 E: 0 K: 0 S: 12 | H: 2 LOB: 3 BB: 2 P: 23 | R: 1 H: 2 E: 0 K: 0 S: 7 | H: 2 LOB: 0 BB: 0 P: 11 | R: 0 H: 0 E: 0 K: 1 S: 9 | H: 0 LOB: 0 BB: 0 P: 12 | 1B: 5 2B: 2 3B: 1 HR: 2 | SF: 0 SAC: 0 DP: 3 HBP: 0 | WP: 0 PA: 35 PB: 0 SB: 0 CS: 1 |
| PITCHER | IP WLS BF H R ER SO BB IBB HBP BLK WP HR S P ERA WHIP | | | | | | | | | | | | | | | | | | |
| 41 Chad Gaudin, R (1,1) ERA: 4.81 | 6.0 | 23 | 6 | 1 | 1 | 6 | 2 | 0 | 0 | 0 | 0 | 0 | 0 | 0 | 1 | 51 | 76 | 1.50 | 1.333 |
| 43 Damaso Marte, L (7,1) ERA: 8.1 | 0.1 | 1 | 0 | 0 | 0 | 0 | 0 | 0 | 0 | 0 | 0 | 0 | 0 | 0 | 1 | 2 | 2 | 0.00 | 0.000 |
| Brian Bruney, R (7,1) ERA: 4.26 | 0.1 | 1 | 0 | 0 | 0 | 0 | 0 | 0 | 0 | 0 | 0 | 0 | 0 | 0 | 2 | 2 | 0.00 | 0.000 | |
| 48 Phil Coke, L (7,1) ERA: 5.0 | 0.1 | 1 | 0 | 0 | 0 | 0 | 1 | 0 | 0 | 0 | 0 | 0 | 0 | 0 | 4 | 8 | 0.00 | 3.000 | |
| 65 Phil Hughes, R (8,1) ERA: 3.14 | 1.0 | 4 | 2 | 1 | 1 | 0 | 0 | 0 | 0 | 0 | 0 | 0 | 0 | 1 | 7 | 11 | 9.00 | 2.000 | |

| Batter | 1 | 2 | 3 | 4 | 5 | 6 | 7 | 8 | 9 | AB | R | H | RBI | BB | SO | LOB | BOTTOM | | | | |
|--|---|---|---|---|---|---|---|---|---------------------------------------|----------------------------------|---------------------------------------|----------------------------------|---------------------------------------|----------------------------------|---------------------------------------|----------------------------------|---|---------------------------------|----------------------------------|------------------------------------|--|
| 2 Derek Jeter, R (1,10) OBP: 0.394, SLG: 0.466 |  | |  | | |  | |  | | 4 | 0 | 0 | 0 | 0 | 3 | 0 | <p>Tampa Bay Rays @ New York Yankees Yankee Stadium, Bronx, NY Tue Sep 08 2009, 7:05 PM EDT Att: 45,848 - Cloudy - 72 F</p> | | | | |
| 18 Johnny Damon, L (1,7) OBP: 0.367, SLG: 0.507 |  | | |  | |  | |  | | 3 | 1 | 0 | 0 | 1 | 0 | 0 | | | | | |
| 25 Mark Teixeira, S (1,3) OBP: 0.379, SLG: 0.549 |  | | |  | |  | |  | | 4 | 0 | 1 | 0 | 0 | 0 | 0 | | | | | |
| 13 Alex Rodriguez, R (1,5) OBP: 0.407, SLG: 0.512 | |  | |  | |  | |  | | 4 | 0 | 1 | 1 | 0 | 0 | 0 | | | | | |
| 33 Nick Swisher, S (1,9) OBP: 0.378, SLG: 0.506 | |  | | |  |  | |  | | 3 | 2 | 2 | 2 | 1 | 0 | 2 | | | | | |
| 20 Jorge Posada, S (1,2) OBP: 0.359, SLG: 0.528 | |  | | |  | |  | | | 3 | 0 | 0 | 0 | 0 | 3 | 1 | | | | | |
| 24 Robinson Cano, L (1,4) OBP: 0.348, SLG: 0.520 | |  | | |  | |  | | | 3 | 0 | 1 | 0 | 0 | 1 | 1 | | | | | |
| 53 Melky Cabrera, S (1,8) OBP: 0.338, SLG: 0.427 | | |  | |  | |  | | | 3 | 0 | 0 | 0 | 0 | 0 | 2 | | | | | |
| 17 Jerry Hairston, R (1,6) OBP: 0.318, SLG: 0.404 | | |  | | |  | |  | | 2 | 0 | 0 | 0 | 0 | 0 | 0 | | | | | |
| 55 Hideki Matsui, L (7,PH) OBP: 0.361, SLG: 0.504 | | | | | | | | | | 1 | 0 | 0 | 0 | 0 | 1 | 1 | | | | | |
| 19 Ramiro Pena, S (8,6) OBP: 0.317, SLG: 0.364 | | | | | | | | | | 0 | 0 | 0 | 0 | 0 | 0 | 0 | | | | | |
| Inning Stats | R: 0 H: 0 E: 0 K: 1 S: 9 | H: 0 LOB: 0 BB: 0 P: 13 | R: 1 H: 1 E: 0 K: 2 S: 8 | H: 1 LOB: 0 BB: 0 P: 13 | R: 0 H: 0 E: 0 K: 1 S: 12 | H: 0 LOB: 0 BB: 0 P: 17 | R: 0 H: 0 E: 0 K: 0 S: 12 | H: 0 LOB: 0 BB: 0 P: 16 | R: 0 H: 0 E: 0 K: 1 S: 14 | H: 0 LOB: 1 BB: 1 P: 23 | R: 1 H: 2 E: 0 K: 1 S: 14 | H: 2 LOB: 2 BB: 1 P: 23 | R: 0 H: 1 E: 0 K: 2 S: 10 | H: 1 LOB: 0 BB: 0 P: 14 | R: 0 H: 0 E: 0 K: 0 S: 11 | H: 0 LOB: 0 BB: 0 P: 17 | R: 1 H: 1 E: 0 K: 0 S: 4 | H: 1 LOB: 0 BB: 0 P: 6 | 1B: 3 2B: 0 3B: 0 HR: 2 | SF: 0 SAC: 0 DP: 0 HBP: 0 | WP: 1 PA: 32 PB: 0 SB: 0 CS: 0 |
| PITCHER | IP WLS BF H R ER SO BB IBB HBP BLK WP HR S P ERA WHIP | | | | | | | | | | | | | | | | | | | | |
| 14 David Price, L (1,1) ERA: 4.65 | 6.0 | 23 | 3 | 2 | 2 | 6 | 2 | 0 | 0 | 0 | 0 | 0 | 0 | 0 | 1 | 69 | 105 | 3.00 | 0.833 | | |
| 31 Lance Cormier, R (7,1) ERA: 3.2 | 0.2 | 3 | 1 | 0 | 0 | 1 | 0 | 0 | 0 | 0 | 0 | 0 | 0 | 0 | 7 | 11 | 0.00 | 1.500 | | | |
| 36 Randy Choate, L (7,1) ERA: 3.86 | 1.1 | 4 | 0 | 0 | 0 | 1 | 0 | 0 | 0 | 0 | 0 | 0 | 0 | 0 | 14 | 20 | 0.00 | 0.000 | | | |
| 35 Dan Wheeler, R (9,1) ERA: 3.55 | 0.1 | 1 | 1 | 1 | 1 | 0 | 0 | 0 | 0 | 0 | 0 | 0 | 0 | 1 | 4 | 6 | 27.00 | 3.000 | | | |

| | |
|-----|----|
| AB | 31 |
| R | 2 |
| H | 8 |
| RBI | 2 |
| BB | 3 |
| SO | 7 |
| LOB | 16 |



| | |
|-----|----|
| AB | 30 |
| R | 3 |
| H | 5 |
| RBI | 3 |
| BB | 2 |
| SO | 8 |
| LOB | 7 |



| Batter | 1 | 2 | 3 | 4 | 5 | 6 | 7 | 8 | 9 | AB | R | H | RBI | BB | SO | LOB | TOP | | | |
|---|------------------------------|----------------------------------|-------------------------------------|-----------------------------------|------------------------------|---------------------------------|------------------------------|----------------------------------|------------------------------|----------------------------------|------------------------------|---------------------------------|-------------------------------------|----------------------------------|-------------------------------|----------------------------------|--|------------------------------------|----------------------------------|--------|
| 1 Brian Roberts, S (1,4) OBP: 0.354, SLG: 0.463 | | | | | | | | | | 4 | 1 | 3 | 4 | 1 | 0 | 0 | <p>Baltimore Orioles @ New York Yankees Yankee Stadium, Bronx, NY Sat Sep 12 2009, 1:05 PM EDT Att: 46,497 - Cloudy - 66 F</p> <p>livebaseballscorecards.com</p> <p>AB 35 R 7 H 10 RBI 7 BB 3 SO 5 LOB 11</p> | | | |
| 70 Jeff Fiorentino, L (1,8) OBP: 0.333, SLG: 0.308 | | | | | | | | | | 4 | 0 | 0 | 1 | 0 | 1 | 2 | | | | |
| 21 Nick Markakis, L (1,9) OBP: 0.354, SLG: 0.468 | | | | | | | | | | 5 | 0 | 0 | 0 | 0 | 1 | 4 | | | | |
| 14 Nolan Reimold, R (1,7) OBP: 0.363, SLG: 0.467 | | | | | | | | | | 3 | 1 | 2 | 1 | 1 | 1 | 0 | | | | |
| 30 Luke Scott, L (1,10) OBP: 0.340, SLG: 0.476 | | | | | | | | | | 4 | 0 | 0 | 0 | 0 | 1 | 3 | | | | |
| 32 Matt Wieters, S (1,2) OBP: 0.316, SLG: 0.370 | | | | | | | | | | 3 | 1 | 0 | 0 | 1 | 0 | 1 | | | | |
| 23 Ty Wigginton, R (1,5) OBP: 0.316, SLG: 0.393 | | | | | | | | | | 4 | 2 | 2 | 0 | 0 | 0 | 0 | | | | |
| 24 Michael Aubrey, L (1,3) OBP: 0.333, SLG: 0.385 | | | | | | | | | | 4 | 1 | 1 | 0 | 0 | 1 | 1 | | | | |
| 12 Robert Andino, R (1,6) OBP: 0.281, SLG: 0.287 | | | | | | | | | | 4 | 1 | 2 | 1 | 0 | 0 | 0 | | | | |
| Inning Stats | R: 0 E: 0 K: 1 S: 8 | H: 1 LOB: 0 BB: 0 P: 12 | R: 6 E: 0 K: 1 S: 28 | H: 5 LOB: 0 BB: 1 P: 41 | R: 0 E: 0 K: 1 S: 7 | H: 0 LOB: 0 BB: 0 P: 8 | R: 0 E: 0 K: 0 S: 7 | H: 0 LOB: 0 BB: 0 P: 10 | R: 0 E: 0 K: 1 S: 8 | H: 0 LOB: 0 BB: 0 P: 13 | R: 0 E: 0 K: 0 S: 6 | H: 0 LOB: 0 BB: 0 P: 7 | R: 0 E: 0 K: 0 S: 8 | H: 1 LOB: 1 BB: 0 P: 12 | R: 1 E: 0 K: 1 S: 10 | H: 2 LOB: 2 BB: 1 P: 19 | 1B: 6 2B: 3 3B: 0 HR: 2 | SF: 1 SAC: 0 DP: 1 HBP: 0 | WP: 0 PB: 0 SB: 1 CS: 0 | PA: 39 |
| PITCHER | IP: 7.0 WLS: L BF: 29 | H: 7 R: 6 ER: 6 SO: 4 | BB: 2 IBB: 0 HBP: 0 BLK: 0 | WP: 0 HR: 2 S: 72 P: 108 | ERA: 7.71 WHIP: 1.286 | PITCHER | | | | | IP: 2.0 WLS: L BF: 10 | H: 3 R: 1 ER: 1 SO: 1 | BB: 0 IBB: 1 HBP: 0 BLK: 0 | WP: 0 HR: 0 S: 18 P: 31 | ERA: 4.50 WHIP: 1.500 | | | | | |

| Batter | 1 | 2 | 3 | 4 | 5 | 6 | 7 | 8 | 9 | AB | R | H | RBI | BB | SO | LOB | BOTTOM | | | | | |
|---|-------------------------------|----------------------------------|-------------------------------------|-----------------------------------|-------------------------------|----------------------------------|------------------------------|----------------------------------|------------------------------|----------------------------------|------------------------------|----------------------------------|-------------------------------------|----------------------------------|-------------------------------|----------------------------------|---|----------------------------------|----------------------------------|------------------------------------|----------------------------------|--------|
| 2 Derek Jeter, R (1,6) OBP: 0.397, SLG: 0.468 | | | | | | | | | | 5 | 1 | 1 | 0 | 0 | 2 | 5 | <p>Baltimore Orioles @ New York Yankees Yankee Stadium, Bronx, NY Sat Sep 12 2009, 1:05 PM EDT Att: 46,497 - Cloudy - 66 F</p> <p>livebaseballscorecards.com</p> <p>AB 33 R 3 H 7 RBI 3 BB 2 SO 6 LOB 14</p> | | | | | |
| 17 Jerry Hairston, R (1,7) OBP: 0.316, SLG: 0.404 | | | | | | | | | | 3 | 0 | 0 | 0 | 0 | 1 | 1 | | | | | | |
| 25 Mark Teixeira, S (1,3) OBP: 0.377, SLG: 0.543 | | | | | | | | | | 3 | 0 | 1 | 1 | 0 | 1 | 1 | | | | | | |
| 13 Alex Rodriguez, R (1,5) OBP: 0.409, SLG: 0.521 | | | | | | | | | | 4 | 0 | 1 | 0 | 0 | 0 | 1 | | | | | | |
| 33 Nick Swisher, S (1,9) OBP: 0.374, SLG: 0.497 | | | | | | | | | | 4 | 0 | 0 | 0 | 0 | 1 | 2 | | | | | | |
| 24 Robinson Cano, L (1,4) OBP: 0.347, SLG: 0.515 | | | | | | | | | | 4 | 0 | 1 | 0 | 0 | 0 | 0 | | | | | | |
| 28 Shelley Duncan, R (1,10) ERA: 4.15 | | | | | | | | | | 3 | 0 | 1 | 0 | 0 | 1 | 0 | | | | | | |
| 11 Brett Gardner, L (0, PH) OBP: 0.345, SLG: 0.387 | | | | | | | | | | 1 | 1 | 0 | 0 | 0 | 0 | 1 | | | | | | |
| 53 Melky Cabrera, S (1,8) OBP: 0.340, SLG: 0.426 | | | | | | | | | | 2 | 1 | 1 | 1 | 2 | 0 | 0 | | | | | | |
| 26 José Molina, R (1,2) OBP: 0.320, SLG: 0.297 | | | | | | | | | | 2 | 0 | 0 | 0 | 0 | 0 | 1 | | | | | | |
| 20 Jorge Posada, S (7, PH) ERA: 4.15 | | | | | | | | | | 2 | 0 | 1 | 1 | 0 | 1 | 2 | | | | | | |
| Inning Stats | R: 1 E: 0 K: 0 S: 10 | H: 2 LOB: 1 BB: 0 P: 15 | R: 0 E: 0 K: 1 S: 7 | H: 0 LOB: 0 BB: 0 P: 13 | R: 0 E: 1 K: 0 S: 12 | H: 0 LOB: 1 BB: 0 P: 20 | R: 0 E: 0 K: 0 S: 7 | H: 0 LOB: 0 BB: 0 P: 11 | R: 0 E: 0 K: 0 S: 8 | H: 0 LOB: 0 BB: 1 P: 14 | R: 0 E: 0 K: 2 S: 9 | H: 1 LOB: 1 BB: 0 P: 13 | R: 0 E: 0 K: 2 S: 12 | H: 1 LOB: 2 BB: 1 P: 20 | R: 0 E: 0 K: 1 S: 13 | H: 0 LOB: 0 BB: 0 P: 19 | R: 2 E: 0 K: 2 S: 15 | H: 3 LOB: 1 BB: 0 P: 23 | 1B: 5 2B: 2 3B: 0 HR: 0 | SF: 1 SAC: 1 DP: 0 HBP: 0 | WP: 0 PB: 0 SB: 1 CS: 0 | PA: 37 |
| PITCHER | IP: 7.0 WLS: W BF: 28 | H: 4 R: 1 ER: 1 SO: 3 | BB: 2 IBB: 0 HBP: 0 BLK: 0 | WP: 0 HR: 0 S: 65 P: 106 | ERA: 1.29 WHIP: 0.857 | PITCHER | | | | | IP: 1.0 WLS: L BF: 3 | H: 0 R: 0 ER: 0 SO: 1 | BB: 0 IBB: 0 HBP: 0 BLK: 0 | WP: 0 HR: 0 S: 13 P: 19 | ERA: 0.00 WHIP: 0.000 | | | | | | | |
| 17 Brian Matusz, L (1,1) ERA: 4.63 | IP: 1.0 WLS: L BF: 3 | H: 0 R: 0 ER: 0 SO: 1 | BB: 0 IBB: 0 HBP: 0 BLK: 0 | WP: 0 HR: 0 S: 13 P: 19 | ERA: 0.00 WHIP: 0.000 | | | | | | IP: 1.0 WLS: L BF: 6 | H: 3 R: 2 ER: 2 SO: 2 | BB: 0 IBB: 0 HBP: 0 BLK: 0 | WP: 0 HR: 0 S: 15 P: 23 | ERA: 18.00 WHIP: 3.000 | | | | | | | |

| Batter | 1 | 2 | 3 | 4 | 5 | 6 | 7 | 8 | 9 | AB | R | H | RBI | BB | SO | LOB | TOP | | | | | | | | | | |
|---|------------------------------|---------------------------------|-------------------------------|----------------------------------|-------------------------------|----------------------------------|-------------------------------|----------------------------------|------------------------------|----------------------------------|------------------------------|----------------------------------|-------------------------------|----------------------------------|------------------------------|----------------------------------|--|----------------------------------|----------------------------------|------------------------------------|----------------------------------|--------|--|--|--|--|--|
| 1 Brian Roberts, S (1.4) OBP: 0.353, SLG: 0.461 24 Michael Aubrey, L (9, PH) OBP: 0.357, SLG: 0.385 | G6-3 | FC5-4 | | F9 | | | G6-4-3 | | | 3 | 0 | 0 | 0 | 1 | 0 | 2 | <p>Baltimore Orioles @ New York Yankees Yankee Stadium, Bronx, NY Sun Sep 13 2009, 1:05 PM EDT Att: 46,413 - Partly Cloudy - 75 F</p> <p>livebaseballscorecards.com</p> | | | | | | | | | | |
| 3 Cesar Izquierdo, S (1.6) OBP: 0.283, SLG: 0.327 12 Robert Andino, R (9, PH) OBP: 0.279, SLG: 0.286 | G6-3 | | P4 | | F9 | | G6-4-3 | | K | 4 | 0 | 0 | 0 | 0 | 0 | 1 | | | | | | | | | | | |
| 21 Nick Markakis, L (1.9) OBP: 0.353, SLG: 0.467 | G1-3 | | F8 | | F9 | | | | 1B | 4 | 0 | 1 | 0 | 0 | 0 | 0 | | | | | | | | | | | |
| 14 Nolan Reimold, R (1.7) OBP: 0.365, SLG: 0.470 | | FC4-6 | | | L7 | | | | F8 | 4 | 1 | 2 | 0 | 0 | 0 | 1 | | | | | | | | | | | |
| 23 Ty Wigington, R (1.3) OBP: 0.318, SLG: 0.392 | | FC4-6 | | | | L6 | | | F9 | 3 | 1 | 1 | 0 | 1 | 0 | 1 | | | | | | | | | | | |
| 32 Matt Wieters, S (1.10) OBP: 0.315, SLG: 0.366 | | FC4-6 | | | G6-3 | | | | K | 3 | 0 | 0 | 0 | 1 | 1 | 3 | | | | | | | | | | | |
| 15 Justin Turner, R (1.5) OBP: 0.571, SLG: 0.400 | | FC4-6 | | | | | | | | 2 | 1 | 1 | 1 | 2 | 0 | 2 | | | | | | | | | | | |
| 16 Chad Moeller, R (1.2) OBP: 0.322, SLG: 0.468 | | SF8 | | | G5-3 | | | | P3 | 3 | 0 | 0 | 1 | 0 | 0 | 3 | | | | | | | | | | | |
| 70 Jeff Fiorentino, L (1.8) OBP: 0.316, SLG: 0.313 | | | | | SF7 | | | | L8 | 3 | 0 | 1 | 1 | 0 | 1 | 1 | | | | | | | | | | | |
| Inning Stats | R: 0 E: 0 K: 0 S: 6 | H: 0 LOB: 0 BB: 0 P: 9 | R: 2 E: 0 K: 0 S: 11 | H: 3 LOB: 2 BB: 1 P: 19 | R: 0 E: 0 K: 0 S: 12 | H: 1 LOB: 2 BB: 1 P: 20 | R: 1 E: 0 K: 0 S: 10 | H: 1 LOB: 0 BB: 0 P: 16 | R: 0 E: 0 K: 0 S: 8 | H: 0 LOB: 0 BB: 0 P: 12 | R: 0 E: 0 K: 0 S: 9 | H: 0 LOB: 1 BB: 1 P: 16 | R: 0 E: 0 K: 1 S: 10 | H: 0 LOB: 0 BB: 1 P: 16 | R: 0 E: 0 K: 1 S: 9 | H: 1 LOB: 1 BB: 0 P: 13 | R: 0 E: 0 K: 1 S: 11 | H: 0 LOB: 2 BB: 2 P: 21 | 1B: 5 2B: 1 3B: 0 HR: 0 | SF: 2 SAC: 0 DP: 1 HBP: 0 | WP: 0 PB: 0 SB: 0 CS: 0 | PA: 38 | | | | | |
| PITCHER | IP | WLS | BF | H | R | ER | SO | BB | IBB | HBP | BLK | WP | HR | S | P | ERA | WHIP | | | | | | | | | | |
| 52 CC Sabathia, L (1.1) ERA: 3.42 | 7.0 | W | 29 | 5 | 3 | 3 | 1 | 4 | 0 | 0 | 0 | 0 | 0 | 66 | 108 | 3.86 | 1.286 | | | | | | | | | | |
| 65 Phil Hughes, R (8.1) ERA: 3.1 | 1.0 | H | 4 | 1 | 0 | 0 | 1 | 0 | 0 | 0 | 0 | 0 | 0 | 9 | 13 | 0.00 | 1.000 | | | | | | | | | | |
| Brian Bruney, R (9.1) ERA: 4.09 | 0.2 | | 4 | 0 | 0 | 0 | 0 | 2 | 0 | 0 | 0 | 0 | 0 | 8 | 18 | 0.00 | 3.000 | | | | | | | | | | |
| 36 Edwar Ramirez, R (9.1) ERA: 5.66 | 0.1 | | 1 | 0 | 0 | 0 | 1 | 0 | 0 | 0 | 0 | 0 | 0 | 3 | 3 | 0.00 | 0.000 | | | | | | | | | | |

| Batter | 1 | 2 | 3 | 4 | 5 | 6 | 7 | 8 | 9 | AB | R | H | RBI | BB | SO | LOB | BOTTOM | | | | | | | | | | |
|--|-------------------------------|----------------------------------|------------------------------|---------------------------------|------------------------------|----------------------------------|-------------------------------|----------------------------------|------------------------------|----------------------------------|-------------------------------|----------------------------------|------------------------------|---------------------------------|-------------------------------|----------------------------------|--|------------------------------------|----------------------------------|--------|--|--|--|--|--|--|--|
| 2 Derek Jeter, R (1.6) OBP: 0.399, SLG: 0.471 17 Jerry Hairston, R (9.5) OBP: 0.316, SLG: 0.404 | HBP | | | FC5-4 | | | G5-3 | | | 5 | 3 | 3 | 0 | 1 | 0 | 2 | <p>Baltimore Orioles @ New York Yankees Yankee Stadium, Bronx, NY Sun Sep 13 2009, 1:05 PM EDT Att: 46,413 - Partly Cloudy - 75 F</p> <p>livebaseballscorecards.com</p> | | | | | | | | | | |
| 18 Johnny Damon, L (1.7) OBP: 0.370, SLG: 0.504 11 Brett Gardner, L (8, PR) OBP: 0.347, SLG: 0.394 | F7 | | | F8 | | | | | | 3 | 1 | 1 | 0 | 2 | 0 | 2 | | | | | | | | | | | |
| 25 Mark Teixeira, S (1.3) OBP: 0.378, SLG: 0.544 28 Shelley Duncan, R (6, PR) OBP: 0.200, SLG: 0.200 | | | | G1-3 | | | | | | 5 | 1 | 2 | 2 | 0 | 2 | 6 | | | | | | | | | | | |
| 13 Alex Rodriguez, R (1.5) OBP: 0.410, SLG: 0.523 14 Eric Hinske, L (6.5) OBP: 0.348, SLG: 0.444 19 Ramiro Pena, S (9.6) OBP: 0.318, SLG: 0.363 | | | | | | | | | | 2 | 0 | 1 | 1 | 1 | 1 | 3 | | | | | | | | | | | |
| 55 Hideki Matsui, L (1.10) OBP: 0.366, SLG: 0.510 | G1-3 | | | | | | | | | 5 | 1 | 3 | 5 | 1 | 0 | 4 | | | | | | | | | | | |
| 20 Jorge Posada, S (1.2) OBP: 0.358, SLG: 0.529 29 Francisco Cervelli, R (9.2) OBP: 0.274, SLG: 0.333 | | | | | | | | | | 5 | 1 | 1 | 0 | 1 | 1 | 7 | | | | | | | | | | | |
| 24 Robinson Cano, L (1.4) OBP: 0.349, SLG: 0.516 | | | | | | | | | | 5 | 2 | 3 | 0 | 0 | 1 | 4 | | | | | | | | | | | |
| 33 Nick Swisher, S (1.9) OBP: 0.374, SLG: 0.496 | | | | | | | | | | 5 | 1 | 2 | 0 | 0 | 0 | 2 | | | | | | | | | | | |
| 53 Melky Cabrera, S (1.8) OBP: 0.341, SLG: 0.428 | | | | | | | | | | 5 | 1 | 2 | 4 | 0 | 0 | 0 | | | | | | | | | | | |
| Inning Stats | R: 1 E: 0 K: 1 S: 15 | H: 2 LOB: 2 BB: 0 P: 20 | R: 0 E: 0 K: 0 S: 5 | H: 1 LOB: 0 BB: 0 P: 9 | R: 0 E: 0 K: 0 S: 8 | H: 1 LOB: 2 BB: 1 P: 14 | R: 2 E: 0 K: 2 S: 19 | H: 4 LOB: 3 BB: 1 P: 26 | R: 0 E: 0 K: 0 S: 7 | H: 1 LOB: 1 BB: 0 P: 11 | R: 2 E: 0 K: 2 S: 18 | H: 3 LOB: 2 BB: 2 P: 34 | R: 0 E: 0 K: 0 S: 6 | H: 0 LOB: 0 BB: 0 P: 8 | R: 8 E: 0 K: 0 S: 28 | H: 8 LOB: 3 BB: 3 P: 47 | 1B: 14 2B: 5 3B: 0 HR: 1 | SF: 0 SAC: 0 DP: 1 HBP: 1 | WP: 1 PB: 0 SB: 0 CS: 0 | PA: 51 | | | | | | | |
| PITCHER | IP | WLS | BF | H | R | ER | SO | BB | IBB | HBP | BLK | WP | HR | S | P | ERA | WHIP | | | | | | | | | | |
| 46 Jeremy Guthrie, R (1.1) ERA: 5.06 | 5.2 | L | 32 | 12 | 5 | 5 | 4 | 3 | 0 | 1 | 0 | 0 | 0 | 67 | 103 | 7.94 | 2.647 | | | | | | | | | | |
| 53 Sean Henn, L (6.1) ERA: 6.75 | 0.1 | | 2 | 0 | 0 | 0 | 1 | 1 | 0 | 0 | 0 | 0 | 0 | 5 | 11 | 0.00 | 3.000 | | | | | | | | | | |
| 29 Chris Waters, L (7.1) ERA: 21.6 | 1.2 | | 9 | 3 | 4 | 4 | 0 | 1 | 0 | 0 | 0 | 0 | 1 | 19 | 27 | 21.60 | 2.400 | | | | | | | | | | |
| 41 Bob McCrory, R (8.1) ERA: 15.0 | 0.0 | | 5 | 4 | 4 | 4 | 0 | 1 | 0 | 0 | 0 | 0 | 0 | 10 | 18 | ∞ | ∞ | | | | | | | | | | |
| 26 Cia Meredith, R (8.1) ERA: 4.34 | 0.1 | | 3 | 1 | 0 | 0 | 0 | 1 | 0 | 0 | 0 | 0 | 0 | 5 | 10 | 0.00 | 6.000 | | | | | | | | | | |

AB 30
R 3
H 6
RBI 3
BB 6
SO 3
LOB 16



AB 43
R 13
H 20
RBI 13
BB 7
SO 5
LOB 32



| Batter | 1 | 2 | 3 | 4 | 5 | 6 | 7 | 8 | 9 | AB | R | H | RBI | BB | SO | LOB | TOP | | | | | |
|---|---|----------------------------------|-------------------------------|----------------------------------|-------------------------------|----------------------------------|-------------------------------|----------------------------------|-------------------------------|----------------------------------|-------------------------------|----------------------------------|-------------------------------|----------------------------------|-------------------------------|----------------------------------|---|------------------------------------|----------------------------------|------------------------------------|----------------------------------|--------|
| Chone Figgins, S OBP: 0.300, SLG: 0.392 | G4-3 | | F7 | | G4-3 | | K | | | 4 | 0 | 0 | 1 | 1 | 1 | 2 | Los Angeles Angels @ New York Yankees Yankee Stadium, Bronx, NY Mon Sep 14 2009, 7:05 PM EDT Att: 30,070 - Partly Cloudy - 74 F | | | | | |
| 13 Maicer Izturis, S OBP: 0.356, SLG: 0.436 | G4-3 | | G4-3 | | K | | G6-3 | | G1-3 | 5 | 0 | 0 | 0 | 0 | 1 | 3 | | | | | | |
| 53 Bobby Abreu, L OBP: 0.399, SLG: 0.435 | F8 | | | K | | F8 | | | | 4 | 1 | 1 | 0 | 0 | 1 | 0 | | | | | | |
| 27 Vladimir Guerrero, R OBP: 0.340, SLG: 0.475 | | | | | | | | | | 4 | 1 | 3 | 1 | 0 | 0 | 0 | | | | | | |
| 64 Terry Evans, R | | | | | | | | | | 0 | 0 | 0 | 0 | 0 | 0 | 0 | | | | | | |
| 48 Tori Hunter, R OBP: 0.382, SLG: 0.536 | | | | | | | | | | 3 | 0 | 2 | 0 | 1 | 1 | 0 | | | | | | |
| 8 Kendrys Morales, S OBP: 0.344, SLG: 0.571 | | | | | | | | | | 4 | 0 | 1 | 0 | 0 | 1 | 5 | | | | | | |
| 20 Juan Rivera, R OBP: 0.381, SLG: 0.483 | | | | | | | | | | 2 | 0 | 0 | 0 | 1 | 0 | 3 | | | | | | |
| 33 Chris Pettit, R OBP: 0.334, SLG: 0.429 | | | | | | | | | | 0 | 0 | 0 | 0 | 0 | 0 | 0 | | | | | | |
| 46 Bobby Wilson, R | | | | | | | | | | 0 | 0 | 0 | 0 | 0 | 0 | 0 | | | | | | |
| 47 Howie Kendrick, R OBP: 0.334, SLG: 0.429 | | | | | | | | | | 1 | 0 | 0 | 0 | 0 | 0 | 2 | | | | | | |
| 44 Mike Napoli, R OBP: 0.344, SLG: 0.477 | | | | | | | | | | 0 | 0 | 0 | 0 | 0 | 0 | 0 | | | | | | |
| 2 Erick Aybar, S OBP: 0.345, SLG: 0.419 | | | | | | | | | | 4 | 1 | 1 | 0 | 0 | 0 | 2 | | | | | | |
| 5 Jeff Mathis, R OBP: 0.295, SLG: 0.314 | | | | | | | | | | 1 | 0 | 0 | 0 | 0 | 0 | 0 | | | | | | |
| 24 Gary Matthews, S OBP: 0.327, SLG: 0.341 | | | | | | | | | | 1 | 0 | 0 | 0 | 1 | 0 | 0 | | | | | | |
| Inning Stats | R: 0 E: 0 K: 0 S: 10 | H: 0 LOB: 0 BB: 0 P: 16 | R: 1 E: 0 K: 1 S: 13 | H: 2 LOB: 1 BB: 0 P: 20 | R: 0 E: 0 K: 0 S: 8 | H: 0 LOB: 0 BB: 0 P: 15 | R: 0 E: 0 K: 1 S: 10 | H: 2 LOB: 2 BB: 0 P: 16 | R: 1 E: 0 K: 1 S: 12 | H: 1 LOB: 0 BB: 0 P: 15 | R: 0 E: 0 K: 1 S: 12 | H: 1 LOB: 1 BB: 0 P: 17 | R: 0 E: 0 K: 1 S: 10 | H: 0 LOB: 2 BB: 2 P: 24 | R: 1 E: 0 K: 0 S: 11 | H: 2 LOB: 2 BB: 1 P: 20 | R: 0 E: 0 K: 0 S: 16 | H: 0 LOB: 1 BB: 1 P: 26 | 1B: 6 2B: 1 3B: 0 HR: 1 | SF: 0 SAC: 1 DP: 1 HBP: 0 | WP: 0 PB: 0 SB: 0 CS: 0 | PA: 38 |
| PITCHER | IP WLS BF H R ER SO BB IBB HBP BLK WP HR S P ERA WHIP | | | | | | | | | | | | | | | | | | | | | |
| 62 Joba Chamberlain, R ERA: 4.39 | 4.0 | 16 | 4 | 1 | 1 | 2 | 0 | 0 | 0 | 0 | 0 | 0 | 0 | 1 | 41 | 67 | 2.25 | 1.000 | | | | |
| 91 Alfredo Aceves, R ERA: 3.72 | 2.1 | 11 | 2 | 1 | 1 | 2 | 2 | 0 | 0 | 0 | 0 | 0 | 0 | 27 | 44 | 3.86 | 1.714 | | | | | |
| 48 Phil Coke, L ERA: 4.91 | 0.2 | H | 2 | 0 | 0 | 0 | 0 | 0 | 0 | 0 | 0 | 0 | 0 | 7 | 12 | 0.00 | 0.000 | | | | | |
| 65 Phil Hughes, R ERA: 3.19 | 1.0 | W | 5 | 2 | 1 | 1 | 0 | 1 | 0 | 0 | 0 | 0 | 0 | 11 | 20 | 9.00 | 3.000 | | | | | |
| 42 Mariano Rivera, R ERA: 1.69 | 1.0 | S | 4 | 0 | 0 | 0 | 1 | 0 | 0 | 0 | 0 | 0 | 0 | 0 | 16 | 26 | 0.00 | 1.000 | | | | |
| Batter | 1 | 2 | 3 | 4 | 5 | 6 | 7 | 8 | 9 | AB | R | H | RBI | BB | SO | LOB | BOTTOM | | | | | |
| 2 Derek Jeter, R OBP: 0.397, SLG: 0.468 | F8 | | FC6-4 | | SH1-3 | | | | | 3 | 0 | 0 | 0 | 0 | 0 | 1 | Los Angeles Angels @ New York Yankees Yankee Stadium, Bronx, NY Mon Sep 14 2009, 7:05 PM EDT Att: 30,070 - Partly Cloudy - 74 F | | | | | |
| 18 Johnny Damon, L OBP: 0.397, SLG: 0.500 | K2-3 | | F8 | | FC5 | | | | | 4 | 1 | 0 | 0 | 0 | 1 | 3 | | | | | | |
| 25 Mark Teixeira, S OBP: 0.381, SLG: 0.551 | | | F9 | | | | | | | 4 | 0 | 3 | 2 | 0 | 0 | 1 | | | | | | |
| 11 Brett Gardner, L OBP: 0.347, SLG: 0.394 | | | | | | | | | | 0 | 1 | 0 | 0 | 0 | 0 | 0 | | | | | | |
| 13 Alex Rodriguez, R OBP: 0.411, SLG: 0.520 | F9 | | | | | | | | | 2 | 1 | 0 | 0 | 2 | 0 | 2 | | | | | | |
| 55 Hideki Matsui, L OBP: 0.367, SLG: 0.509 | | | | | | | | | | 3 | 0 | 1 | 0 | 1 | 1 | 1 | | | | | | |
| 20 Jorge Posada, S OBP: 0.397, SLG: 0.524 | | | | | | | | | | 3 | 0 | 0 | 0 | 1 | 0 | 3 | | | | | | |
| 47 Freddy Guzman, S OBP: 0.320, SLG: 0.297 | | | | | | | | | | 0 | 0 | 0 | 0 | 0 | 0 | 0 | | | | | | |
| 26 José Molina, R OBP: 0.320, SLG: 0.297 | | | | | | | | | | 0 | 0 | 0 | 0 | 0 | 0 | 0 | | | | | | |
| 24 Robinson Canó, L OBP: 0.350, SLG: 0.516 | | | | | | | | | | 4 | 0 | 2 | 1 | 0 | 0 | 2 | | | | | | |
| 33 Nick Swisher, S OBP: 0.375, SLG: 0.504 | | | | | | | | | | 4 | 2 | 2 | 1 | 0 | 2 | 3 | | | | | | |
| 53 Melky Cabrera, S OBP: 0.343, SLG: 0.428 | | | | | | | | | | 2 | 0 | 1 | 0 | 1 | 0 | 0 | | | | | | |
| Inning Stats | R: 0 E: 0 K: 1 S: 9 | H: 1 LOB: 1 BB: 0 P: 12 | R: 0 E: 0 K: 0 S: 7 | H: 0 LOB: 0 BB: 1 P: 13 | R: 1 E: 0 K: 0 S: 10 | H: 2 LOB: 1 BB: 0 P: 16 | R: 0 E: 0 K: 0 S: 8 | H: 1 LOB: 1 BB: 1 P: 16 | R: 2 E: 0 K: 0 S: 12 | H: 2 LOB: 1 BB: 1 P: 25 | R: 0 E: 0 K: 0 S: 7 | H: 1 LOB: 1 BB: 0 P: 9 | R: 0 E: 0 K: 1 S: 6 | H: 0 LOB: 0 BB: 0 P: 11 | R: 2 E: 0 K: 2 S: 14 | H: 2 LOB: 3 BB: 2 P: 26 | 1B: 5 2B: 2 3B: 1 HR: 1 | SF: 0 SAC: 1 DP: 2 HBP: 0 | WP: 0 PB: 0 SB: 3 CS: 0 | PA: 35 | | |
| PITCHER | IP WLS BF H R ER SO BB IBB HBP BLK WP HR S P ERA WHIP | | | | | | | | | | | | | | | | | | | | | |
| 36 Jered Weaver, R ERA: 3.85 | 7.1 | L | 31 | 8 | 5 | 5 | 2 | 4 | 0 | 0 | 0 | 0 | 0 | 1 | 65 | 112 | 6.14 | 1.636 | | | | |
| 38 Darren Oliver, L ERA: 2.7 | 0.2 | | 4 | 1 | 0 | 0 | 2 | 0 | 1 | 0 | 0 | 0 | 0 | 8 | 16 | 0.00 | 1.500 | | | | | |

| Batter | 1 | 2 | 3 | 4 | 5 | 6 | 7 | 8 | 9 | AB | R | H | RBI | BB | SO | LOB | TOP | | | | | | | |
|---|---|--|--|--|--|----------------------------------|------------------------------|----------------------------------|------------------------------|---------------------------------|-------------------------------|----------------------------------|-------------------------------|----------------------------------|------------------------------|---|---|----------------------------------|----------------------------------|------------------------------------|-------------------------|--------|--|--|
| 19 Marco Scutaro, R OBP: 0.382, SLG: 0.412 | | | | | | | | | | 4 | 0 | 1 | 1 | 0 | 0 | 0 | Toronto Blue Jays @ New York Yankees Yankee Stadium, Bronx, NY Tue Sep 15 2009, 7:05 PM EDT Att: 45,847 - Partly Cloudy - 75 F | | | | | | | |
| 2 Aaron Hill, R OBP: 0.326, SLG: 0.492 | | | | | | | | | | 4 | 1 | 0 | 0 | 0 | 1 | 3 | | | | | | | | |
| 26 Adam Lind, L OBP: 0.363, SLG: 0.550 | | | | | | | | | | 4 | 2 | 2 | 1 | 1 | 0 | 1 | | | | | | | | |
| 10 Vernon Wells, R OBP: 0.315, SLG: 0.405 | | | | | | | | | | 5 | 0 | 2 | 1 | 0 | 0 | 2 | | | | | | | | |
| 35 Lyle Overbay, L OBP: 0.370, SLG: 0.455 | | | | | | | | | | 5 | 1 | 2 | 0 | 0 | 2 | 3 | | | | | | | | |
| 12 Edwin Encarnación, R OBP: 0.362, SLG: 0.385 | | | | | | | | | | | 4 | 2 | 2 | 2 | 0 | 0 | | 0 | | | | | | |
| 20 Rod Barajas, R OBP: 0.273, SLG: 0.427 | | | | | | | | | | 5 | 0 | 1 | 1 | 0 | 0 | 2 | | | | | | | | |
| 19 José Bautista, R OBP: 0.360, SLG: 0.352 | | | | | | | | | | 3 | 2 | 1 | 1 | 2 | 1 | 2 | | | | | | | | |
| 45 Travis Snider, L OBP: 0.313, SLG: 0.416 | | | | | | | | | | 5 | 2 | 2 | 3 | 0 | 3 | 3 | | | | | | | | |
| Inning Stats | R: 0 E: 0 K: 0 S: 15 | H: 1 LOB: 1 BB: 0 P: 18 | R: 0 E: 0 K: 0 S: 5 | H: 0 LOB: 0 BB: 0 P: 7 | R: 3 E: 0 K: 1 S: 18 | H: 3 LOB: 1 BB: 1 P: 28 | R: 2 E: 0 K: 0 S: 8 | H: 2 LOB: 0 BB: 0 P: 10 | R: 0 E: 0 K: 1 S: 6 | H: 0 LOB: 0 BB: 0 P: 7 | R: 2 E: 0 K: 1 S: 11 | H: 2 LOB: 2 BB: 1 P: 23 | R: 1 E: 0 K: 1 S: 13 | H: 3 LOB: 0 BB: 0 P: 18 | R: 1 E: 0 K: 2 S: 9 | H: 1 LOB: 2 BB: 1 P: 20 | R: 1 E: 0 K: 1 S: 8 | H: 1 LOB: 0 BB: 0 P: 13 | 1B: 7 2B: 1 3B: 0 HR: 5 | SF: 1 SAC: 0 DP: 0 HBP: 2 | WP: 2 PB: 1 CS: 0 | PA: 45 | | |
| PITCHER | IP WLS BF H R ER SO BB IBB HBP BLK WP HR S P ERA WHIP | 5.0 L 25 8 7 7 2 1 0 1 0 0 4 56 79 12.60 1.800 | 6.1 1.1 7 2 1 1 1 1 0 0 0 0 12 21 6.75 2.250 | 7.1 1.1 7 1 1 1 2 1 0 1 0 2 0 13 23 6.75 1.500 | 8.1 1.1 6 2 1 1 2 0 0 0 0 1 12 21 6.75 1.500 | PITCHER | | | | | | | | | | IP WLS BF H R ER SO BB IBB HBP BLK WP HR S P ERA WHIP | | | | | | | | |
| 45 Sergio Mitre, R ERA: 7.63 | | | | | | | | | | | | | | | | | | | | | | | | |
| 36 Edwar Ramirez, R ERA: 5.73 | | | | | | | | | | | | | | | | | | | | | | | | |
| 39 Mark Melancon, R ERA: 3.86 | | | | | | | | | | | | | | | | | | | | | | | | |
| 31 Mike Dunn, L ERA: 6.75 | | | | | | | | | | | | | | | | | | | | | | | | |

Toronto Blue Jays @ New York Yankees
Yankee Stadium, Bronx, NY
Tue Sep 15 2009, 7:05 PM EDT
Att: 45,847 - Partly Cloudy - 75 F

AB 39
R 10
H 13
RBI 10
BB 3
SO 7
LOB 16



| Batter | 1 | 2 | 3 | 4 | 5 | 6 | 7 | 8 | 9 | AB | R | H | RBI | BB | SO | LOB | BOTTOM | |
|--|---|---|---|---|---|---|---|---|---|----|---|---|-----|----|----|-----|--------|---|
| 2 Derek Jeter, R OBP: 0.399, SLG: 0.468 | | | | | | | | | | | 4 | 0 | 2 | 1 | 1 | 0 | 2 | Toronto Blue Jays @ New York Yankees Yankee Stadium, Bronx, NY Tue Sep 15 2009, 7:05 PM EDT Att: 45,847 - Partly Cloudy - 75 F |
| 18 Johnny Damon, L OBP: 0.366, SLG: 0.497 | | | | | | | | | | 5 | 0 | 1 | 0 | 0 | 1 | 5 | | |
| 25 Mark Teixeira, S OBP: 0.381, SLG: 0.553 | | | | | | | | | | 5 | 1 | 2 | 0 | 0 | 1 | 2 | | |
| 13 Alex Rodriguez, R OBP: 0.409, SLG: 0.519 | | | | | | | | | | 5 | 0 | 1 | 0 | 0 | 1 | 4 | | |
| 55 Hideki Matsui, L OBP: 0.369, SLG: 0.509 | | | | | | | | | | | 4 | 0 | 2 | 1 | 1 | 1 | 2 | |
| 20 Jorge Posada, S OBP: 0.359, SLG: 0.522 | | | | | | | | | | 3 | 2 | 1 | 0 | 1 | 1 | 3 | | |
| 29 Francisco Cervelli, R OBP: 0.274, SLG: 0.333 | | | | | | | | | | 0 | 0 | 0 | 0 | 0 | 0 | 0 | 0 | |
| 53 Melky Cabrera, S OBP: 0.342, SLG: 0.427 | | | | | | | | | | 1 | 0 | 0 | 0 | 0 | 0 | 1 | | |
| 24 Robinson Canó, L OBP: 0.350, SLG: 0.515 | | | | | | | | | | 5 | 0 | 2 | 0 | 0 | 1 | 2 | | |
| 33 Nick Swisher, S OBP: 0.376, SLG: 0.509 | | | | | | | | | | 4 | 1 | 2 | 0 | 0 | 1 | 3 | | |
| 11 Brett Gardner, L OBP: 0.350, SLG: 0.401 | | | | | | | | | | | 4 | 0 | 2 | | | | | |

| Batter | 1 | 2 | 3 | 4 | 5 | 6 | 7 | 8 | 9 | AB | R | H | RBI | BB | SO | LOB | TOP | | | | | | | | |
|---|------------------------------|----------------------------------|-------------------------------|----------------------------------|-------------------------------|----------------------------------|------------------------------|----------------------------------|------------------------------|----------------------------------|-------------------------------|----------------------------------|-------------------------------|----------------------------------|------------------------------|----------------------------------|--|------------------------------|----------------------------------|----------------------------------|------------------------------------|----------------------------------|--------|--|--|
| 19 Marco Scutaro, R OBP: 0.382, SLG: 0.414 | F8 | | 26 G3 2 WP 1B | | P6 | | 2 1B 26 SF7 2B | | FC1-6 26 S | 5 | 1 | 2 | 0 | 0 | 0 | 1 | Toronto Blue Jays @ New York Yankees Yankee Stadium, Bronx, NY Wed Sep 16 2009, 7:05 PM EDT Att: 46,046 - Cloudy - 64 F | | | | | | | | |
| 2 Aaron Hill, R OBP: 0.325, SLG: 0.489 | L5 | | G1-3 | | E6 26 WP | | 35 WP 1B | | F8 | 5 | 0 | 1 | 0 | 0 | 0 | 3 | | | | | | | | | |
| 26 Adam Lind, L OBP: 0.360, SLG: 0.546 | K | | G3 | | G4-3 | | SF7 | | G4-3 | 4 | 0 | 0 | 2 | 0 | 1 | 3 | | | | | | | | | |
| 10 Vernon Wells, R OBP: 0.317, SLG: 0.407 | | | G5-3 | | | | P2 | | | 4 | 1 | 2 | 0 | 0 | 0 | 2 | | | | | | | | | |
| 35 Lyle Overbay, L OBP: 0.371, SLG: 0.460 | L7 | | | | | | G6-3 | | | 4 | 0 | 2 | 0 | 0 | 0 | 2 | | | | | | | | | |
| 12 Edwin Encarnación, R OBP: 0.297, SLG: 0.399 | K | | | | F8 | | P4 | | F9 | 4 | 0 | 0 | 0 | 0 | 1 | 4 | | | | | | | | | |
| 20 Rod Barajas, R OBP: 0.270, SLG: 0.422 | F8 | | | | P3 | | G6-3 | | F9 | 4 | 0 | 0 | 1 | 0 | 0 | 3 | | | | | | | | | |
| 19 José Bautista, R OBP: 0.361, SLG: 0.364 | | | | | F8 | | | | K | 3 | 1 | 1 | 1 | 1 | 1 | 1 | | | | | | | | | |
| 45 Travis Snider, L OBP: 0.316, SLG: 0.418 | | | | | | | K | | | 4 | 1 | 2 | 0 | 0 | 1 | 2 | | | | | | | | | |
| Inning Stats | R: 0 E: 0 K: 1 S: 9 | H: 0 LOB: 0 BB: 0 P: 13 | R: 0 E: 0 K: 1 S: 11 | H: 1 LOB: 1 BB: 0 P: 20 | R: 2 E: 0 K: 0 S: 11 | H: 3 LOB: 1 BB: 0 P: 19 | R: 0 E: 0 K: 0 S: 9 | H: 1 LOB: 1 BB: 0 P: 12 | R: 0 E: 0 K: 0 S: 8 | H: 0 LOB: 0 BB: 0 P: 11 | R: 1 E: 0 K: 1 S: 19 | H: 2 LOB: 2 BB: 1 P: 31 | R: 1 E: 0 K: 0 S: 10 | H: 2 LOB: 1 BB: 0 P: 14 | R: 0 E: 0 K: 1 S: 9 | H: 0 LOB: 0 BB: 0 P: 15 | | R: 0 E: 0 K: 0 S: 8 | H: 1 LOB: 1 BB: 0 P: 14 | 1B: 5 2B: 4 3B: 0 HR: 1 | SF: 1 SAC: 0 DP: 0 HBP: 0 | WP: 3 PB: 0 SB: 1 CS: 0 | PA: 39 | | |
| PITCHER | IP | WLS | BF | H | R | ER | SO | BB | IBB | HBP | BLK | WP | HR | S | P | ERA | WHIP | | | | | | | | |
| 41 Chad Gaudin, R ERA: 4.81 | 5.2 | | 26 | 7 | 3 | 3 | 2 | 0 | 1 | 0 | 0 | 2 | 1 | 62 | 100 | 4.76 | 1.235 | | | | | | | | |
| 43 Damaso Marte, L ERA: 10.97 | 0.1 | | 1 | 0 | 0 | 0 | 1 | 0 | 0 | 0 | 0 | 0 | 0 | 5 | 6 | 0.00 | 0.000 | | | | | | | | |
| Brian Bruney, R ERA: 4.36 | 0.0 | | 2 | 2 | 1 | 1 | 0 | 0 | 0 | 0 | 0 | 0 | 0 | 4 | 6 | ∞ | ∞ | | | | | | | | |
| 48 Phil Coke, L ERA: 4.82 | 1.0 | | 3 | 0 | 0 | 0 | 0 | 0 | 0 | 0 | 0 | 1 | 0 | 6 | 8 | 0.00 | 0.000 | | | | | | | | |
| 65 Phil Hughes, R ERA: 3.14 | 1.0 | | 3 | 0 | 0 | 0 | 1 | 0 | 0 | 0 | 0 | 0 | 0 | 9 | 15 | 0.00 | 0.000 | | | | | | | | |

| Batter | 1 | 2 | 3 | 4 | 5 | 6 | 7 | 8 | 9 | AB | R | H | RBI | BB | SO | LOB | BOTTOM | | | | | | | | |
|--|-------------------------------|----------------------------------|------------------------------|----------------------------------|------------------------------|----------------------------------|------------------------------|----------------------------------|-------------------------------|----------------------------------|-------------------------------|----------------------------------|-------------------------------|----------------------------------|-------------------------------|----------------------------------|--|----------------------------------|----------------------------------|------------------------------------|----------------------------------|--------|--|--|--|
| 2 Derek Jeter, R OBP: 0.399, SLG: 0.466 | 25 2B BB | | K | | K | | 17 FC5 BB | | G6-3 | 3 | 1 | 0 | 0 | 2 | 2 | 1 | Toronto Blue Jays @ New York Yankees Yankee Stadium, Bronx, NY Wed Sep 16 2009, 7:05 PM EDT Att: 46,046 - Cloudy - 64 F | | | | | | | | |
| 17 Jerry Hairston, R OBP: 0.313, SLG: 0.399 | F9 | | G5-3 | | F9 | | FC5 | | | 4 | 0 | 0 | 0 | 0 | 0 | 4 | | | | | | | | | |
| 29 Francisco Cervelli, R OBP: 0.282, SLG: 0.341 | | | | | | | | | | 1 | 0 | 1 | 1 | 0 | 0 | 0 | | | | | | | | | |
| 25 Mark Teixeira, S OBP: 0.380, SLG: 0.553 | 55 1B 1-H 2B | | K | | | | | | G1-3 | 4 | 1 | 1 | 1 | 0 | 2 | 0 | | | | | | | | | |
| 13 Alex Rodriguez, R OBP: 0.409, SLG: 0.519 | P3 | | | | | | | | | 4 | 1 | 2 | 0 | 0 | 0 | 1 | | | | | | | | | |
| 55 Hideki Matsui, L OBP: 0.370, SLG: 0.516 | | | | | | | | | | 4 | 1 | 2 | 3 | 0 | 1 | 1 | | | | | | | | | |
| 33 Nick Swisher, S OBP: 0.375, SLG: 0.507 | F7 | | | | | | | | | 4 | 0 | 1 | 0 | 0 | 0 | 2 | | | | | | | | | |
| 24 Robinson Canó, L OBP: 0.351, SLG: 0.515 | G1-3 | | | | | | | | | 3 | 0 | 1 | 0 | 0 | 0 | 1 | | | | | | | | | |
| 53 Melky Cabrera, S OBP: 0.339, SLG: 0.423 | G5-3 | | | | | | | | | 4 | 0 | 0 | 0 | 0 | 0 | 4 | | | | | | | | | |
| 26 José Molina, R OBP: 0.315, SLG: 0.292 | | | | | | | | | | 2 | 0 | 0 | 0 | 0 | 2 | 0 | | | | | | | | | |
| 18 Johnny Damon, L OBP: 0.365, SLG: 0.496 | K | | | | | | | | | 1 | 0 | 0 | 0 | 0 | 1 | 2 | | | | | | | | | |
| 11 Brett Gardner, L OBP: 0.352, SLG: 0.404 | | | | | | | | | | 1 | 1 | 1 | 0 | 0 | 0 | 0 | | | | | | | | | |
| Inning Stats | R: 2 E: 0 K: 0 S: 13 | H: 2 LOB: 1 BB: 1 P: 24 | R: 0 E: 0 K: 1 S: 9 | H: 0 LOB: 0 BB: 0 P: 15 | R: 0 E: 0 K: 2 S: 8 | H: 0 LOB: 0 BB: 0 P: 11 | R: 0 E: 0 K: 0 S: 9 | H: 1 LOB: 2 BB: 0 P: 15 | R: 0 E: 0 K: 2 S: 10 | H: 0 LOB: 0 BB: 0 P: 12 | R: 0 E: 0 K: 2 S: 10 | H: 0 LOB: 0 BB: 0 P: 15 | R: 0 E: 0 K: 1 S: 19 | H: 1 LOB: 3 BB: 1 P: 31 | R: 2 E: 0 K: 0 S: 11 | H: 3 LOB: 1 BB: 0 P: 15 | R: 1 E: 0 K: 0 S: 11 | H: 2 LOB: 1 BB: 0 P: 17 | 1B: 6 2B: 2 3B: 0 HR: 1 | SF: 0 SAC: 0 DP: 0 HBP: 1 | WP: 0 PB: 0 SB: 1 CS: 0 | PA: 38 | | | |
| PITCHER | IP | WLS | BF | H | R | ER | SO | BB | IBB | HBP | BLK | WP | HR | S | P | ERA | WHIP | | | | | | | | |
| 56 Brian Tallet, L ERA: 5.31 | 2.0 | | 9 | 2 | 2 | 2 | 1 | 1 | 0 | 0 | 0 | 0 | 0 | 22 | 39 | 9.00 | 1.500 | | | | | | | | |
| 57 Shawn Camp, R ERA: 3.33 | 3.0 | | 11 | 1 | 0 | 0 | 4 | 0 | 0 | 1 | 0 | 0 | 0 | 27 | 38 | 0.00 | 0.333 | | | | | | | | |
| 44 Casey Janssen, R ERA: 5.94 | 1.1 | H | 6 | 1 | 0 | 0 | 2 | 0 | 0 | 0 | 0 | 0 | 0 | 17 | 26 | 0.00 | 0.750 | | | | | | | | |
| 49 Jeremy Accardo, R ERA: 2.75 | 0.2 | H | 3 | 0 | 0 | 0 | 1 | 1 | 0 | 0 | 0 | 0 | 0 | 12 | 20 | 0.00 | 1.500 | | | | | | | | |
| 37 Scott Downs, L ERA: 3.09 | 0.2 | B | 5 | 3 | 2 | 2 | 0 | 0 | 0 | 0 | 0 | 0 | 1 | 7 | 9 | 27.00 | 4.500 | | | | | | | | |

| | |
|-----|----|
| AB | 37 |
| R | 4 |
| H | 10 |
| RBI | 4 |
| BB | 1 |
| SO | 4 |
| LOB | 21 |



| | |
|-----|----|
| AB | 35 |
| R | 5 |
| H | 9 |
| RBI | 5 |
| BB | 2 |
| SO | 8 |
| LOB | 16 |



| Batter | 1 | 2 | 3 | 4 | 5 | 6 | 7 | 8 | 9 | AB | R | H | RBI | BB | SO | LOB | TOP | | | |
|---|---|----------------------------------|--------------------------------------|----------------------------------|---------------------------------------|----------------------------------|--------------------------------------|---------------------------------|--------------------------------------|----------------------------------|--------------------------------------|----------------------------------|--------------------------------------|---------------------------------|--------------------------------------|----------------------------------|---|------------------------------------|----------------------------------|--------|
| 2 Derek Jeter, R OBP: 0.398, SLG: 0.465 | | | | | | | | | | 4 | 1 | 1 | 0 | 0 | 1 | 0 | New York Yankees @ Seattle Mariners Safeco Field, Seattle, WA Fri Sep 18 2009, 7:10 PM PDT Att: 28,934 - Clear - 70 F | | | |
| 18 Johnny Damon, L OBP: 0.368, SLG: 0.502 | | | | | | | | | | 4 | 1 | 3 | 0 | 0 | 0 | 0 | | | | |
| 11 Brett Gardner, L OBP: 0.352, SLG: 0.404 | | | | | | | | | | 0 | 0 | 0 | 0 | 0 | 0 | 0 | | | | |
| 25 Mark Teixeira, S OBP: 0.378, SLG: 0.550 | | | | | | | | | | 3 | 0 | 0 | 1 | 0 | 0 | 3 | | | | |
| 13 Alex Rodriguez, R OBP: 0.408, SLG: 0.517 | | | | | | | | | | 3 | 0 | 1 | 1 | 0 | 0 | 0 | | | | |
| 55 Hideki Matsui, L OBP: 0.369, SLG: 0.513 | | | | | | | | | | 4 | 0 | 1 | 0 | 0 | 0 | 2 | | | | |
| 33 Nick Swisher, S OBP: 0.374, SLG: 0.506 | | | | | | | | | | 4 | 0 | 1 | 0 | 0 | 0 | 2 | | | | |
| 24 Robinson Canó, L OBP: 0.350, SLG: 0.514 | | | | | | | | | | 4 | 0 | 1 | 0 | 0 | 1 | 3 | | | | |
| 53 Melky Cabrera, S OBP: 0.339, SLG: 0.422 | | | | | | | | | | 2 | 0 | 0 | 0 | 1 | 0 | 1 | | | | |
| 26 José Molina, R OBP: 0.308, SLG: 0.284 | | | | | | | | | | 3 | 0 | 0 | 0 | 0 | 1 | 2 | | | | |
| Inning Stats | R: 1 H: 2 E: 0 K: 0 S: 9 | H: 2 LOB: 1 BB: 0 P: 13 | R: 0 H: 1 E: 0 K: 0 S: 5 | H: 1 LOB: 0 BB: 0 P: 11 | R: 0 H: 1 E: 0 K: 1 S: 10 | H: 1 LOB: 1 BB: 0 P: 14 | R: 0 H: 1 E: 0 K: 0 S: 5 | H: 0 LOB: 0 BB: 0 P: 5 | R: 1 H: 1 E: 0 K: 0 S: 9 | H: 1 LOB: 0 BB: 1 P: 16 | R: 0 H: 1 E: 0 K: 1 S: 9 | H: 1 LOB: 1 BB: 1 P: 15 | R: 0 H: 0 E: 0 K: 0 S: 5 | H: 0 LOB: 0 BB: 0 P: 8 | R: 0 H: 1 E: 0 K: 0 S: 8 | H: 1 LOB: 1 BB: 0 P: 12 | 1B: 5 2B: 3 3B: 0 HR: 0 | SF: 2 SAC: 0 DP: 2 HBP: 0 | WP: 1 PB: 1 SB: 0 CS: 0 | PA: 34 |
| PITCHER 34 Félix Hernández, R ERA: 2.45 | IP: 9.0 WLS: W BF: 34 H: 8 R: 2 ER: 1 SO: 3 BB: 1 IBB: 0 HBP: 0 BLK: 0 WP: 1 HR: 0 S: 65 P: 104 ERA: 1.00 WHIP: 1.000 | | | | | | | | | | | | | | | | | | | |

| Batter | 1 | 2 | 3 | 4 | 5 | 6 | 7 | 8 | 9 | AB | R | H | RBI | BB | SO | LOB | BOTTOM | | | |
|---|---|----------------------------------|---------------------------------------|----------------------------------|---------------------------------------|----------------------------------|---------------------------------------|----------------------------------|--------------------------------------|----------------------------------|---------------------------------------|----------------------------------|---------------------------------------|----------------------------------|---------------------------------------|----------------------------------|---|------------------------------------|----------------------------------|--------|
| 51 Ichiro Suzuki, L OBP: 0.389, SLG: 0.472 | | | | | | | | | | 5 | 1 | 4 | 2 | 0 | 0 | 1 | New York Yankees @ Seattle Mariners Safeco Field, Seattle, WA Fri Sep 18 2009, 7:10 PM PDT Att: 28,934 - Clear - 70 F | | | |
| 21 Franklin Gutierrez, R OBP: 0.335, SLG: 0.415 | | | | | | | | | | 4 | 1 | 2 | 0 | 0 | 0 | 1 | | | | |
| 4 Jose Lopez, R OBP: 0.304, SLG: 0.466 | | | | | | | | | | 4 | 0 | 1 | 1 | 0 | 0 | 2 | | | | |
| 24 Ken Griffey Jr., L OBP: 0.322, SLG: 0.394 | | | | | | | | | | 2 | 0 | 0 | 0 | 2 | 0 | 0 | | | | |
| 29 Adrián Beltré, R OBP: 0.297, SLG: 0.370 | | | | | | | | | | 4 | 0 | 0 | 0 | 0 | 0 | 4 | | | | |
| 3 Bill Hall, R OBP: 0.270, SLG: 0.361 | | | | | | | | | | 4 | 0 | 1 | 0 | 0 | 2 | 2 | | | | |
| 7 Jack Hannahan, L OBP: 0.299, SLG: 0.329 | | | | | | | | | | 4 | 0 | 0 | 0 | 0 | 4 | 1 | | | | |
| 32 Rob Johnson, R OBP: 0.289, SLG: 0.328 | | | | | | | | | | 1 | 0 | 0 | 0 | 1 | 1 | 1 | | | | |
| 20 Mike Carp, L OBP: 0.345, SLG: 0.459 | | | | | | | | | | 1 | 0 | 0 | 0 | 1 | 1 | 0 | | | | |
| 16 Josh Wilson, R OBP: 0.289, SLG: 0.320 | | | | | | | | | | 3 | 0 | 0 | 0 | 0 | 1 | 2 | | | | |
| 5 Mike Sweeney, R OBP: 0.332, SLG: 0.438 | | | | | | | | | | 1 | 0 | 1 | 0 | 0 | 0 | 0 | | | | |
| 55 Michael Saunders, L OBP: 0.252, SLG: 0.238 | | | | | | | | | | 0 | 1 | 0 | 0 | 0 | 0 | 0 | | | | |
| Inning Stats | R: 0 H: 1 E: 0 K: 0 S: 9 | H: 0 LOB: 1 BB: 0 P: 16 | R: 0 H: 0 E: 0 K: 2 S: 11 | H: 0 LOB: 0 BB: 0 P: 14 | R: 1 H: 3 E: 0 K: 0 S: 12 | H: 3 LOB: 1 BB: 1 P: 19 | R: 0 H: 0 E: 0 K: 1 S: 10 | H: 0 LOB: 0 BB: 1 P: 16 | R: 0 H: 1 E: 0 K: 2 S: 9 | H: 2 LOB: 1 BB: 0 P: 15 | R: 0 H: 2 E: 0 K: 1 S: 10 | H: 2 LOB: 1 BB: 0 P: 16 | R: 0 H: 0 E: 0 K: 1 S: 13 | H: 0 LOB: 0 BB: 0 P: 16 | R: 2 H: 2 E: 0 K: 2 S: 11 | H: 2 LOB: 1 BB: 0 P: 14 | 1B: 5 2B: 3 3B: 0 HR: 1 | SF: 0 SAC: 0 DP: 0 HBP: 1 | WP: 0 PB: 0 SB: 0 CS: 1 | PA: 37 |
| PITCHER 34 A.J. Burnett, R ERA: 4.22 | IP: 7.0 WLS: H BF: 30 H: 7 R: 0 ER: 0 SO: 6 BB: 3 IBB: 0 HBP: 1 BLK: 0 WP: 0 HR: 0 S: 66 P: 104 ERA: 1.29 WHIP: 1.429 | | | | | | | | | | | | | | | | | | | |
| 65 Phil Hughes, R ERA: 3.1 | 1.0 H 3 | 0 0 0 1 | 0 0 0 0 | 0 0 0 0 | 0 0 0 0 | 0 0 0 0 | 0 0 0 0 | 0 0 0 0 | 0 0 0 0 | 0 0 0 0 | 0 0 0 0 | 0 0 0 0 | 0 0 0 0 | 0 0 0 0 | 0 0 0 0 | 0 0 0 0 | | | | |
| 42 Mariano Rivera, R ERA: 1.94 | 0.2 L 4 | 2 2 2 2 | 0 0 0 0 | 0 0 0 0 | 0 0 0 0 | 0 0 0 0 | 0 0 0 0 | 0 0 0 0 | 0 0 0 0 | 0 0 0 0 | 0 0 0 0 | 0 0 0 0 | 0 0 0 0 | 0 0 0 0 | 0 0 0 0 | 0 0 0 0 | | | | |

| Batter | 1 | 2 | 3 | 4 | 5 | 6 | 7 | 8 | 9 | AB | R | H | RBI | BB | SO | LOB | TOP | | | |
|--|---|---|---|---|---|---|---|---|---|---|---|---|---|---|---|---|---|------------------------------------|-------------------------|--------|
| 2 Derek Jeter, R OBP: 0.399, SLG: 0.462 19 Ramiro Pena, S OBP: 0.318, SLG: 0.363 | 1-0 1B | | 1-2 FC6-4 13 FC5 25 1B | | 4-2 BB | | 3-2 G6-4-3 | | | 3 | 0 | 1 | 0 | 1 | 0 | 2 | | | | |
| 18 Johnny Damon, L OBP: 0.404, SLG: 0.503 14 Eric Hinske, L OBP: 0.348, SLG: 0.444 | 4-2 BB | | 3-1 F9 | | 1-2 G3 | | 2-1 L4 | | | 3 | 0 | 0 | 0 | 1 | 0 | 2 | | | | |
| 25 Mark Teixeira, S OBP: 0.352, SLG: 0.571 17 Jerry Hairston, R OBP: 0.313, SLG: 0.399 | 2-2 F6 | | 0-1 FC5 13 1B | | | 0-1 2B 20 2B | | 0-1 2B 20 2B | | 4 | 1 | 3 | 0 | 0 | 0 | 2 | | | | |
| 13 Alex Rodriguez, R OBP: 0.404, SLG: 0.509 72 Juan Miranda, L OBP: 1.000, SLG: 1.000 | 3-3 K | | 0-0 FC5 | | | 2-2 F9 | | 1-0 F8 | | 4 | 0 | 0 | 0 | 0 | 1 | 6 | | | | |
| 55 Hideki Matsui, L OBP: 0.369, SLG: 0.515 | 1-0 G3 | | | 2-2 G4-3 | | 4-2 2B 20 BB | | 2-3 K | | 3 | 0 | 0 | 0 | 1 | 1 | 3 | | | | |
| 20 Jorge Posada, S OBP: 0.358, SLG: 0.522 | | 0-1 P5 | | 2-1 L6 | | 1-0 2B | | 0-1 G4-3 | | 4 | 0 | 1 | 1 | 0 | 0 | 1 | | | | |
| 24 Robinson Cano, L OBP: 0.352, SLG: 0.571 28 Shelley Duncan, R OBP: 0.143, SLG: 0.143 | 1-1 G1-3 | | | 3-1 F7 | | 0-3 K | | | 1-2 F8 | 3 | 0 | 0 | 0 | 0 | 1 | 2 | | | | |
| 53 Melky Cabrera, S OBP: 0.335, SLG: 0.415 | | 1-2 L9 | | | 1-2 F7 | | 3-2 G5-3 | | 1-3 K2-3 | 4 | 0 | 0 | 0 | 0 | 1 | 2 | | | | |
| 11 Brett Gardner, L OBP: 0.357, SLG: 0.403 | | | 4-2 BB 2 FC6-4 | | 3-3 K | | 4-1 BB 2 G6-4-3 | | 1-2 L6 | 2 | 0 | 0 | 0 | 2 | 1 | 0 | | | | |
| Inning Stats | R: 0 E: 0 K: 1 S: 13 | H: 1 LOB: 2 BB: 1 P: 24 | R: 0 E: 0 K: 0 S: 7 | H: 0 LOB: 0 BB: 0 P: 9 | R: 0 E: 0 K: 0 S: 11 | H: 1 LOB: 2 BB: 1 P: 19 | R: 0 E: 0 K: 0 S: 7 | H: 0 LOB: 0 BB: 0 P: 14 | R: 0 E: 0 K: 1 S: 15 | H: 2 LOB: 2 BB: 1 P: 25 | R: 0 E: 0 K: 0 S: 6 | H: 0 LOB: 0 BB: 1 P: 15 | R: 0 E: 0 K: 1 S: 8 | H: 1 LOB: 1 BB: 0 P: 11 | R: 0 E: 0 K: 1 S: 11 | H: 0 LOB: 0 BB: 0 P: 14 | 1B: 2 2B: 3 3B: 0 HR: 0 | SF: 0 SAC: 0 DP: 1 HBP: 0 | WP: 0 SB: 0 CS: 0 | PA: 36 |
| PITCHER | IP WLS BF H R ER SO BB IBB HBP BLK WP HR S P ERA WHIP | IP WLS BF H R ER SO BB IBB HBP BLK WP HR S P ERA WHIP | IP WLS BF H R ER SO BB IBB HBP BLK WP HR S P ERA WHIP | IP WLS BF H R ER SO BB IBB HBP BLK WP HR S P ERA WHIP | IP WLS BF H R ER SO BB IBB HBP BLK WP HR S P ERA WHIP | IP WLS BF H R ER SO BB IBB HBP BLK WP HR S P ERA WHIP | IP WLS BF H R ER SO BB IBB HBP BLK WP HR S P ERA WHIP | IP WLS BF H R ER SO BB IBB HBP BLK WP HR S P ERA WHIP | IP WLS BF H R ER SO BB IBB HBP BLK WP HR S P ERA WHIP | IP WLS BF H R ER SO BB IBB HBP BLK WP HR S P ERA WHIP | IP WLS BF H R ER SO BB IBB HBP BLK WP HR S P ERA WHIP | IP WLS BF H R ER SO BB IBB HBP BLK WP HR S P ERA WHIP | IP WLS BF H R ER SO BB IBB HBP BLK WP HR S P ERA WHIP | IP WLS BF H R ER SO BB IBB HBP BLK WP HR S P ERA WHIP | IP WLS BF H R ER SO BB IBB HBP BLK WP HR S P ERA WHIP | IP WLS BF H R ER SO BB IBB HBP BLK WP HR S P ERA WHIP | IP WLS BF H R ER SO BB IBB HBP BLK WP HR S P ERA WHIP | | | |
| 35 Ian Snell, R ERA: 5.03 49 Garrett Olson, L ERA: 5.65 57 Mark Lowe, R ERA: 2.85 53 David Aardsma, R ERA: 2.03 | 5.1 W 24 4 1 1 2 4 0 0 0 0 0 0 61 105 1.69 1.500 | 1.2 5 0 0 0 1 1 0 0 0 0 0 0 13 25 0.00 0.600 | 1.0 4 1 0 0 1 0 0 0 0 0 0 8 11 0.00 1.000 | 1.0 3 0 0 0 1 0 0 0 0 0 0 11 14 0.00 0.000 | | | | | | | | | | | | | | | | |
| Batter | 1 | 2 | 3 | 4 | 5 | 6 | 7 | 8 | 9 | AB | R | H | RBI | BB | SO | LOB | BOTTOM | | | |
| 51 Ichiro Suzuki, L OBP: 0.388, SLG: 0.468 | 2-2 F7 | 4-0 SF8 21 24 HR IBB | | 1-2 G4-3 | | | | | | 3 | 1 | 0 | 0 | 1 | 0 | 0 | | | | |
| 21 Franklin Gutierrez, R OBP: 0.337, SLG: 0.474 | 1-1 F9 | 4-2 24 HR BB | | 2-1 24 BB | | 1-2 1B | | | | 3 | 1 | 1 | 1 | 1 | 0 | 0 | | | | |
| 4 Jose Lopez, R OBP: 0.302, SLG: 0.464 | 2-0 24 2B | 2-3 SF8 | | 0-3 K | | | | | | 3 | 1 | 1 | 1 | 0 | 1 | 1 | | | | |
| 24 Ken Griffey Jr., L OBP: 0.326, SLG: 0.407 | 1-0 29 1B | 1-2 HR | | 4-0 29 FC5-4 BB | | | | | | 3 | 2 | 2 | 4 | 1 | 0 | 0 | | | | |
| 29 Adrián Beltré, R OBP: 0.296, SLG: 0.370 | 1-2 1B | 3-3 K | | 2-1 FC5-4 | | | | | | 4 | 0 | 1 | 1 | 0 | 2 | 2 | | | | |
| 3 Bill Hall, R OBP: 0.264, SLG: 0.353 | 2-1 F8 | | 1-3 K | | 1-1 G6-3 | | | | | 4 | 0 | 0 | 0 | 0 | 2 | 1 | | | | |
| 20 Mike Carp, L OBP: 0.362, SLG: 0.450 | | 2-1 16 SH1-4 21 BB 1B | | 4-0 16 WP BB | | | | | | 3 | 1 | 1 | 0 | 1 | 1 | 0 | | | | |
| 10 Adam Moore, R OBP: 0.111, SLG: 0.111 | | 2-2 21 BB 4 SH1-4 SF8 1B | | 3-2 L8 | | | | | | 4 | 1 | 1 | 0 | 0 | 1 | 1 | | | | |
| 16 Josh Wilson, R OBP: 0.259, SLG: 0.307 | | 0-0 SH1-4 | | 2-0 F9 | | | | | | 2 | 0 | 0 | 0 | 0 | 0 | 1 | | | | |
| Inning Stats | R: 2 E: 0 K: 0 S: 14 | H: 3 LOB: 1 BB: 0 P: 23 | R: 5 E: 0 K: 1 S: 15 | H: 3 LOB: 2 BB: 2 P: 28 | R: 0 E: 0 K: 1 S: 8 | H: 0 LOB: 1 BB: 1 P: 18 | R: 0 E: 0 K: 1 S: 10 | H: 1 LOB: 2 BB: 1 P: 19 | R: 0 E: 0 K: 0 S: 8 | H: 0 LOB: 0 BB: 0 P: 10 | R: 0 E: 0 K: 0 S: 9 | H: 0 LOB: 0 BB: 0 P: 13 | R: 0 E: 0 K: 1 S: 7 | H: 0 LOB: 0 BB: 0 P: 12 | R: 0 E: 0 K: 3 S: 9 | H: 0 LOB: 0 BB: 0 P: 11 | 1B: 4 2B: 2 3B: 0 HR: 1 | SF: 1 SAC: 1 DP: 0 HBP: 0 | WP: 1 SB: 0 CS: 0 | PA: 35 |
| PITCHER | IP WLS BF H R ER SO BB IBB HBP BLK WP HR S P ERA WHIP | IP WLS BF H R ER SO BB IBB HBP BLK WP HR S P ERA WHIP | IP WLS BF H R ER SO BB IBB HBP BLK WP HR S P ERA WHIP | IP WLS BF H R ER SO BB IBB HBP BLK WP HR S P ERA WHIP | IP WLS BF H R ER SO BB IBB HBP BLK WP HR S P ERA WHIP | IP WLS BF H R ER SO BB IBB HBP BLK WP HR S P ERA WHIP | IP WLS BF H R ER SO BB IBB HBP BLK WP HR S P ERA WHIP | IP WLS BF H R ER SO BB IBB HBP BLK WP HR S P ERA WHIP | IP WLS BF H R ER SO BB IBB HBP BLK WP HR S P ERA WHIP | IP WLS BF H R ER SO BB IBB HBP BLK WP HR S P ERA WHIP | IP WLS BF H R ER SO BB IBB HBP BLK WP HR S P ERA WHIP | IP WLS BF H R ER SO BB IBB HBP BLK WP HR S P ERA WHIP | IP WLS BF H R ER SO BB IBB HBP BLK WP HR S P ERA WHIP | IP WLS BF H R ER SO BB IBB HBP BLK WP HR S P ERA WHIP | IP WLS BF H R ER SO BB IBB HBP BLK WP HR S P ERA WHIP | IP WLS BF H R ER SO BB IBB HBP BLK WP HR S P ERA WHIP | IP WLS BF H R ER SO BB IBB HBP BLK WP HR S P ERA WHIP | | | |
| 62 Joba Chamberlain, R ERA: 4.73 45 Sergio Mitre, R ERA: 6.88 | 3.0 L 18 7 0 0 5 2 1 0 0 0 0 0 37 69 21.00 2.667 | 5.0 17 1 0 0 5 1 0 0 0 0 0 43 65 0.00 0.400 | | | | | | | | | | | | | | | | | | |

New York Yankees @ Seattle Mariners
Safeco Field, Seattle, WA
Sun Sep 20 2009, 1:10 PM PDT
Att: 35,889 - Partly Cloudy - 61 F

AB 31
R 1
H 5
RBI 1
BB 5
SO 5
LOB 20



New York Yankees @ Seattle Mariners
Safeco Field, Seattle, WA
Sun Sep 20 2009, 1:10 PM PDT
Att: 35,889 - Partly Cloudy - 61 F


AB 29
R 7
H 7
RBI 7
BB 4
SO 7
LOB 6



| Batter | 1 | 2 | 3 | 4 | 5 | 6 | 7 | 8 | 9 | AB | R | H | RBI | BB | SO | LOB | TOP | | | | | |
|--|---------------------------------------|----------------------------------|--------------------------------------|----------------------------------|---------------------------------------|----------------------------------|--------------------------------------|----------------------------------|--------------------------------------|----------------------------------|--------------------------------------|---------------------------------|--------------------------------------|----------------------------------|---------------------------------------|----------------------------------|--------------------------------------|----------------------------------|----------------------------------|------------------------------------|----------------------------------|--------|
| 2 Derek Jeter, R OBP: 0.399, SLG: 0.463 | | | | | | | | | | 4 | 0 | 2 | 0 | 0 | 0 | 0 | | | | | | |
| 18 Johnny Damon, L OBP: 0.367, SLG: 0.459 | | | | | | | | | | 4 | 0 | 0 | 0 | 0 | 0 | 2 | | | | | | |
| 25 Mark Teixeira, S OBP: 0.381, SLG: 0.567 | | | | | | | | | | | 4 | 0 | 0 | 0 | 0 | 2 | | | | | | |
| 13 Alex Rodriguez, R OBP: 0.404, SLG: 0.516 | | | | | | | | | | | 4 | 1 | 2 | 1 | 0 | 1 | 2 | | | | | |
| 33 Nick Swisher, S OBP: 0.369, SLG: 0.498 | | | | | | | | | | | 4 | 0 | 0 | 0 | 0 | 3 | | | | | | |
| 20 Jorge Posada, S OBP: 0.361, SLG: 0.523 | | | | | | | | | | | | 3 | 0 | 2 | 0 | 1 | 1 | 0 | | | | |
| 24 Robinson Canó, L OBP: 0.350, SLG: 0.515 | | | | | | | | | | | | 4 | 0 | 0 | 0 | 0 | 4 | | | | | |
| 53 Melky Cabrera, S OBP: 0.333, SLG: 0.413 | | | | | | | | | | | 3 | 0 | 0 | 0 | 0 | 1 | | | | | | |
| 26 José Molina, R OBP: 0.303, SLG: 0.280 | | | | | | | | | | | 2 | 0 | 0 | 0 | 0 | 1 | 1 | | | | | |
| 55 Hideki Matsui, L OBP: 0.371, SLG: 0.523 | | | | | | | | | | | 1 | 1 | 1 | 0 | 0 | 0 | | | | | | |
| 29 Francisco Cervelli, R OBP: 0.292, SLG: 0.349 | | | | | | | | | | | 0 | 0 | 0 | 0 | 0 | 0 | | | | | | |
| Inning Stats | R: 0 H: 1 E: 0 K: 1 S: 10 | H: 1 LOB: 2 BB: 0 P: 18 | R: 0 H: 1 E: 0 K: 0 S: 6 | H: 1 LOB: 0 BB: 0 P: 10 | R: 0 H: 0 E: 0 K: 0 S: 10 | H: 0 LOB: 0 BB: 0 P: 13 | R: 0 H: 0 E: 0 K: 0 S: 7 | H: 0 LOB: 0 BB: 0 P: 11 | R: 0 H: 1 E: 0 K: 1 S: 8 | H: 1 LOB: 1 BB: 0 P: 11 | R: 0 H: 1 E: 0 K: 0 S: 5 | H: 1 LOB: 0 BB: 0 P: 6 | R: 1 H: 1 E: 0 K: 1 S: 8 | H: 1 LOB: 0 BB: 0 P: 12 | R: 1 H: 1 E: 0 K: 0 S: 12 | H: 1 LOB: 0 BB: 0 P: 20 | R: 0 H: 1 E: 0 K: 0 S: 9 | H: 1 LOB: 2 BB: 1 P: 18 | 1B: 5 2B: 0 3B: 0 HR: 2 | SF: 0 SAC: 0 DP: 2 HBP: 0 | WP: 1 PB: 0 SB: 0 CS: 0 | PA: 34 |
| PITCHER | IP | WLS | BF | H | R | ER | SO | BB | IBB | HBP | BLK | WP | HR | S | P | ERA | WHIP | | | | | |
| 51 Joe Saunders, L ERA: 4.63 | 8.1 | W | 31 | 7 | 2 | 2 | 3 | 0 | 0 | 0 | 0 | 1 | 2 | 70 | 108 | 2.16 | 0.840 | | | | | |
| 40 Brian Fuentes, L ERA: 4.21 | 0.2 | S | 3 | 0 | 0 | 0 | 0 | 1 | 0 | 0 | 0 | 0 | 0 | 5 | 11 | 0.00 | 1.500 | | | | | |

New York Yankees @ Los Angeles Angels
Angel Stadium of Anaheim, Anaheim, CA
Mon Sep 21 2009, 7:05 PM PDT
Att: 38,667 - Clear - 73 F

AB 33
R 2
H 7
RBI 2
BB 1
SO 3
LOB 15



| Batter | 1 | 2 | 3 | 4 | 5 | 6 | 7 | 8 | 9 | AB | R | H | RBI | BB | SO | LOB | BOTTOM | | | | |
|---|---------------------------------------|----------------------------------|--------------------------------------|---------------------------------|---------------------------------------|----------------------------------|--------------------------------------|---------------------------------|---------------------------------------|----------------------------------|--------------------------------------|----------------------------------|---------------------------------------|----------------------------------|---------------------------------------|----------------------------------|----------------------------------|------------------------------------|----------------------------------|--------|--|
| Chone Figgins, S OBP: 0.395, SLG: 0.390 | | | | | | | | | | 3 | 0 | 1 | 0 | 1 | 0 | 2 | | | | | |
| 2 Erick Aybar, S OBP: 0.351, SLG: 0.421 | | | | | | | | | | 4 | 0 | 1 | 1 | 0 | 0 | 2 | | | | | |
| 53 Bobby Abreu, L OBP: 0.393, SLG: 0.428 | | | | | | | | | | 4 | 1 | 1 | 0 | 0 | 3 | 2 | | | | | |
| 27 Vladimir Guerrero, R OBP: 0.341, SLG: 0.476 | | | | | | | | | | 4 | 2 | 2 | 1 | 0 | 0 | 0 | | | | | |
| 48 Torii Hunter, R OBP: 0.377, SLG: 0.529 | | | | | | | | | | 4 | 0 | 1 | 1 | 0 | 1 | 1 | | | | | |
| 20 Juan Rivera, R OBP: 0.332, SLG: 0.484 | | | | | | | | | | | 4 | 0 | 1 | 1 | 0 | 0 | 1 | | | | |
| 77 Reggie Willits, S OBP: 0.225, SLG: 0.235 | | | | | | | | | | | 0 | 0 | 0 | 0 | 0 | 0 | | | | | |
| 47 Howie Kendrick, R OBP: 0.338, SLG: 0.452 | | | | | | | | | | | | 4 | 0 | 0 | 0 | 0 | 1 | | | | |
| 39 Robb Quinlan, R OBP: 0.280, SLG: 0.343 | | | | | | | | | | | 1 | 1 | 0 | 0 | 1 | 0 | 0 | | | | |
| 8 Kendrys Morales, S OBP: 0.344, SLG: 0.558 | | | | | | | | | | | 1 | 1 | 1 | 1 | 0 | 0 | 0 | | | | |
| 5 Jeff Mathis, R OBP: 0.290, SLG: 0.312 | | | | | | | | | | | 3 | 0 | 1 | 0 | 0 | 0 | | | | | |
| Inning Stats | R: 2 H: 3 E: 0 K: 0 S: 17 | H: 3 LOB: 1 BB: 1 P: 29 | R: 0 H: 0 E: 0 K: 0 S: 6 | H: 0 LOB: 0 BB: 0 P: 8 | R: 0 H: 0 E: 0 K: 1 S: 11 | H: 0 LOB: 0 BB: 0 P: 16 | R: 0 H: 0 E: 0 K: 1 S: 5 | H: 0 LOB: 0 BB: 0 P: 7 | R: 1 H: 2 E: 0 K: 1 S: 13 | H: 2 LOB: 2 BB: 1 P: 21 | R: 0 H: 0 E: 0 K: 0 S: 5 | H: 0 LOB: 0 BB: 0 P: 10 | R: 1 H: 2 E: 0 K: 0 S: 10 | H: 2 LOB: 1 BB: 0 P: 16 | R: 1 H: 2 E: 0 K: 1 S: 12 | H: 2 LOB: 1 BB: 0 P: 21 | 1B: 5 2B: 3 3B: 0 HR: 1 | SF: 0 SAC: 0 DP: 0 HBP: 0 | WP: 0 PB: 0 SB: 0 CS: 1 | PA: 34 | |
| PITCHER | IP | WLS | BF | H | R | ER | SO | BB | IBB | HBP | BLK | WP | HR | S | P | ERA | WHIP | | | | |
| 46 Andy Pettitte, L ERA: 4.15 | 6.0 | L | 24 | 5 | 3 | 3 | 3 | 2 | 0 | 0 | 0 | 0 | 1 | 10 | 16 | 4.50 | 1.167 | | | | |
| Brian Bruney, R ERA: 4.37 | 1.0 | | 5 | 2 | 1 | 1 | 0 | 0 | 0 | 0 | 0 | 0 | 0 | 10 | 16 | 9.00 | 2.000 | | | | |
| 63 Jonathan Albaladejo, R ERA: 4.73 | 1.0 | | 5 | 2 | 1 | 1 | 1 | 0 | 0 | 0 | 0 | 0 | 0 | 12 | 21 | 9.00 | 2.000 | | | | |

New York Yankees @ Los Angeles Angels
Angel Stadium of Anaheim, Anaheim, CA
Mon Sep 21 2009, 7:05 PM PDT
Att: 38,667 - Clear - 73 F

AB 32
R 5
H 9
RBI 5
BB 2
SO 4
LOB 9



| Batter | 1 | 2 | 3 | 4 | 5 | 6 | 7 | 8 | 9 | AB | R | H | RBI | BB | SO | LOB | TOP | | | | | | | |
|--|---|---|---|---|---|---|---|---|---|---|---|---|---|---|---|---|---|---|---|---|---|---|---|---|
| 2 Derek Jeter, R OBP: 0.399, SLG: 0.461 | | | | | | | | | | 4 | 0 | 1 | 0 | 1 | 2 | 1 | | | | | | | | |
| 18 Johnny Damon, L OBP: 0.366, SLG: 0.497 | | | | | | | | | | 4 | 0 | 1 | 0 | 0 | 1 | 1 | | | | | | | | |
| 25 Mark Teixeira, S OBP: 0.382, SLG: 0.566 | | | | | | | | | | 4 | 1 | 2 | 0 | 1 | 0 | 1 | | | | | | | | |
| 13 Alex Rodriguez, R OBP: 0.402, SLG: 0.520 | | | | | | | | | | 4 | 1 | 1 | 3 | 0 | 2 | 3 | | | | | | | | |
| 55 Hideki Matsui, L OBP: 0.372, SLG: 0.529 | | | | | | | | | | 3 | 2 | 1 | 1 | 1 | 1 | 2 | | | | | | | | |
| 20 Jorge Posada, S OBP: 0.360, SLG: 0.529 | | | | | | | | | | 4 | 1 | 1 | 2 | 0 | 1 | 3 | | | | | | | | |
| 24 Robinson Canó, L OBP: 0.351, SLG: 0.516 | | | | | | | | | | 4 | 0 | 2 | 0 | 0 | 0 | 0 | | | | | | | | |
| 33 Nick Swisher, S OBP: 0.368, SLG: 0.495 | | | | | | | | | | 3 | 0 | 0 | 0 | 1 | 2 | 2 | | | | | | | | |
| 53 Melky Cabrera, S OBP: 0.333, SLG: 0.413 | | | | | | | | | | 0 | 0 | 0 | 0 | 0 | 0 | 0 | | | | | | | | |
| 11 Brett Gardner, L OBP: 0.362, SLG: 0.400 | | | | | | | | | | 4 | 1 | 1 | 0 | 0 | 0 | 2 | | | | | | | | |
| Inning Stats | R: 0 E: 0 K: 2 S: 14 | H: 2 LOB: 3 BB: 1 P: 21 | R: 0 E: 0 K: 2 S: 10 | H: 1 LOB: 1 BB: 0 P: 17 | R: 4 E: 1 K: 0 S: 12 | H: 3 LOB: 1 BB: 1 P: 23 | R: 0 E: 0 K: 2 S: 9 | H: 1 LOB: 1 BB: 0 P: 12 | R: 1 E: 0 K: 1 S: 11 | H: 2 LOB: 0 BB: 0 P: 18 | R: 0 E: 0 K: 0 S: 6 | H: 0 LOB: 0 BB: 0 P: 8 | R: 0 E: 0 K: 0 S: 7 | H: 0 LOB: 0 BB: 0 P: 14 | R: 0 E: 0 K: 1 S: 6 | H: 0 LOB: 2 BB: 0 P: 11 | R: 1 E: 0 K: 1 S: 10 | H: 1 LOB: 2 BB: 2 P: 23 | 1B: 6 2B: 1 3B: 0 HR: 3 | SF: 1 SAC: 1 DP: 1 HBP: 0 | WP: 1 PB: 0 SB: 2 CS: 0 | PA: 41 | | |
| PITCHER | IP WLS BF H R ER SO BB IBB HBP BLK WP HR S P ERA WHIP | IP WLS BF H R ER SO BB IBB HBP BLK WP HR S P ERA WHIP | IP WLS BF H R ER SO BB IBB HBP BLK WP HR S P ERA WHIP | IP WLS BF H R ER SO BB IBB HBP BLK WP HR S P ERA WHIP | IP WLS BF H R ER SO BB IBB HBP BLK WP HR S P ERA WHIP | IP WLS BF H R ER SO BB IBB HBP BLK WP HR S P ERA WHIP | IP WLS BF H R ER SO BB IBB HBP BLK WP HR S P ERA WHIP | IP WLS BF H R ER SO BB IBB HBP BLK WP HR S P ERA WHIP | IP WLS BF H R ER SO BB IBB HBP BLK WP HR S P ERA WHIP | IP WLS BF H R ER SO BB IBB HBP BLK WP HR S P ERA WHIP | IP WLS BF H R ER SO BB IBB HBP BLK WP HR S P ERA WHIP | IP WLS BF H R ER SO BB IBB HBP BLK WP HR S P ERA WHIP | IP WLS BF H R ER SO BB IBB HBP BLK WP HR S P ERA WHIP | IP WLS BF H R ER SO BB IBB HBP BLK WP HR S P ERA WHIP | IP WLS BF H R ER SO BB IBB HBP BLK WP HR S P ERA WHIP | IP WLS BF H R ER SO BB IBB HBP BLK WP HR S P ERA WHIP | IP WLS BF H R ER SO BB IBB HBP BLK WP HR S P ERA WHIP | IP WLS BF H R ER SO BB IBB HBP BLK WP HR S P ERA WHIP | IP WLS BF H R ER SO BB IBB HBP BLK WP HR S P ERA WHIP | IP WLS BF H R ER SO BB IBB HBP BLK WP HR S P ERA WHIP | IP WLS BF H R ER SO BB IBB HBP BLK WP HR S P ERA WHIP | IP WLS BF H R ER SO BB IBB HBP BLK WP HR S P ERA WHIP | IP WLS BF H R ER SO BB IBB HBP BLK WP HR S P ERA WHIP | IP WLS BF H R ER SO BB IBB HBP BLK WP HR S P ERA WHIP |

New York Yankees @ Los Angeles Angels
Angel Stadium of Anaheim, Anaheim, CA

AB 34
R 6
H 10
RBI 6
BB 4
SO 9
LOB 15



WP: 1 PA: 41
PB: 0
SB: 2
CS: 0

New York Yankees @ Los Angeles Angels
Angel Stadium of Anaheim, Anaheim, CA

AB 39
R 5
H 12
RBI 5
SO 7
LOB 23



WP: 1 PA: 44
PB: 0
SB: 1
CS: 1

| Batter | 1 | 2 | 3 | 4 | 5 | 6 | 7 | 8 | 9 | AB | R | H | RBI | BB | SO | LOB | BOTTOM | | | | | | | |
|---|---|---|---|---|---|---|---|---|---|---|---|---|---|---|---|---|---|---|---|---|---|---|---|---|
| Chone Figgins, S OBP: 0.396, SLG: 0.397 | | | | | | | | | | 5 | 1 | 3 | 1 | 0 | 0 | 1 | | | | | | | | |
| 13 Maicer Izturis, S OBP: 0.357, SLG: 0.434 | | | | | | | | | | 4 | 1 | 2 | 1 | 1 | 0 | 3 | | | | | | | | |
| 28 Ryan Budde, R | | | | | | | | | | 2 | 0 | 0 | 1 | 3 | 1 | 2 | | | | | | | | |
| 53 Bobby Abreu, L OBP: 0.395, SLG: 0.426 | | | | | | | | | | 5 | 0 | 1 | 1 | 0 | 1 | 5 | | | | | | | | |
| 27 Vladimir Guerrero, R OBP: 0.340, SLG: 0.472 | | | | | | | | | | 5 | 0 | 0 | 0 | 0 | 3 | 4 | | | | | | | | |
| 48 Torii Hunter, R OBP: 0.373, SLG: 0.523 | | | | | | | | | | 4 | 1 | 4 | 0 | 1 | 0 | 0 | | | | | | | | |
| 8 Kendrys Morales, S OBP: 0.350, SLG: 0.563 | | | | | | | | | | 5 | 1 | 1 | 0 | 0 | 2 | 4 | | | | | | | | |
| 77 Reggie Willits, S OBP: 0.225, SLG: 0.235 | | | | | | | | | | 2 | 0 | 0 | 0 | 0 | 0 | 0 | | | | | | | | |
| 20 Juan Rivera, R OBP: 0.331, SLG: 0.481 | | | | | | | | | | 1 | 0 | 1 | 1 | 0 | 0 | 0 | | | | | | | | |
| 2 Erick Aybar, S OBP: 0.347, SLG: 0.417 | | | | | | | | | | 1 | 1 | 0 | 0 | 0 | 0 | 0 | | | | | | | | |
| 5 Jeff Mathis, R OBP: 0.288, SLG: 0.309 | | | | | | | | | | 2 | 0 | 0 | 0 | 0 | 0 | 0 | | | | | | | | |
| 24 Gary Matthews, S OBP: 0.330, SLG: 0.352 | | | | | | | | | | 1 | 0 | 1 | 1 | 0 | 0 | 0 | | | | | | | | |
| 46 Bobby Wilson, R | | | | | | | | | | 0 | 0 | 0 | 0 | 0 | 0 | 0 | | | | | | | | |
| 47 Howie Kendrick, R OBP: 0.337, SLG: 0.450 | | | | | | | | | | 1 | 1 | 0 | 0 | 0 | 0 | 0 | | | | | | | | |
| Inning Stats | R: 0 E: 0 K: 0 S: 4 | H: 0 LOB: 0 BB: 0 P: 9 | R: 0 E: 0 K: 1 S: 13 | H: 1 LOB: 1 BB: 0 P: 19 | R: 0 E: 0 K: 1 S: 15 | H: 1 LOB: 2 BB: 1 P: 24 | R: 0 E: 0 K: 1 S: 11 | H: 1 LOB: 1 BB: 0 P: 18 | R: 2 E: 0 K: 1 S: 18 | H: 3 LOB: 3 BB: 1 P: 30 | R: 0 E: 0 K: 0 S: 18 | H: 4 LOB: 3 BB: 1 P: 26 | R: 0 E: 0 K: 0 S: 11 | H: 1 LOB: 1 BB: 0 P: 14 | R: 1 E: 1 K: 2 S: 18 | H: 1 LOB: 2 BB: 1 P: 30 | R: 0 E: 0 K: 1 S: 9 | H: 0 LOB: 1 BB: 1 P: 15 | 1B: 9 2B: 3 3B: 0 HR: 1 | SF: 0 SAC: 0 DP: 1 HBP: 0 | WP: 1 PB: 0 SB: 1 CS: 1 | PA: 44 | | |
| PITCHER | IP WLS BF H R ER SO BB IBB HBP BLK WP HR S P ERA WHIP | IP WLS BF H R ER SO BB IBB HBP BLK WP HR S P ERA WHIP | IP WLS BF H R ER SO BB IBB HBP BLK WP HR S P ERA WHIP | IP WLS BF H R ER SO BB IBB HBP BLK WP HR S P ERA WHIP | IP WLS BF H R ER SO BB IBB HBP BLK WP HR S P ERA WHIP | IP WLS BF H R ER SO BB IBB HBP BLK WP HR S P ERA WHIP | IP WLS BF H R ER SO BB IBB HBP BLK WP HR S P ERA WHIP | IP WLS BF H R ER SO BB IBB HBP BLK WP HR S P ERA WHIP | IP WLS BF H R ER SO BB IBB HBP BLK WP HR S P ERA WHIP | IP WLS BF H R ER SO BB IBB HBP BLK WP HR S P ERA WHIP | IP WLS BF H R ER SO BB IBB HBP BLK WP HR S P ERA WHIP | IP WLS BF H R ER SO BB IBB HBP BLK WP HR S P ERA WHIP | IP WLS BF H R ER SO BB IBB HBP BLK WP HR S P ERA WHIP | IP WLS BF H R ER SO BB IBB HBP BLK WP HR S P ERA WHIP | IP WLS BF H R ER SO BB IBB HBP BLK WP HR S P ERA WHIP | IP WLS BF H R ER SO BB IBB HBP BLK WP HR S P ERA WHIP | IP WLS BF H R ER SO BB IBB HBP BLK WP HR S P ERA WHIP | IP WLS BF H R ER SO BB IBB HBP BLK WP HR S P ERA WHIP | IP WLS BF H R ER SO BB IBB HBP BLK WP HR S P ERA WHIP | IP WLS BF H R ER SO BB IBB HBP BLK WP HR S P ERA WHIP | IP WLS BF H R ER SO BB IBB HBP BLK WP HR S P ERA WHIP | IP WLS BF H R ER SO BB IBB HBP BLK WP HR S P ERA WHIP | IP WLS BF H R ER SO BB IBB HBP BLK WP HR S P ERA WHIP | IP WLS BF H R ER SO BB IBB HBP BLK WP HR S P ERA WHIP |

Tue Sep 22 2009, 7:05 PM PDT
Att: 40,374 - Clear - 81 F

| Batter | 1 | 2 | 3 | 4 | 5 | 6 | 7 | 8 | 9 | AB | R | H | RBI | BB | SO | LOB | TOP | | | | | | | |
|--|--|---|---|--|---|---|--|---|---|--|---|---|--|---|---|--|---|---|--|---|---|--|---|---|
| 2 Derek Jeter, R OBP: 0.399, SLG: 0.460 | F9 | | G5-4-3 | | K | | | | | 4 | 0 | 1 | 0 | 1 | 1 | 1 | | | | | | | | |
| 17 Jerry Hairston, R OBP: 0.313, SLG: 0.397 | | | | | | | | | | 2 | 0 | 0 | 0 | 1 | 1 | 1 | | | | | | | | |
| 19 Ramiro Pena, S OBP: 0.315, SLG: 0.359 | | | | | | | | | | 1 | 0 | 0 | 0 | 0 | 1 | 1 | | | | | | | | |
| 13 Alex Rodriguez, R OBP: 0.402, SLG: 0.519 | | | | | | | | | | 1 | 0 | 0 | 0 | 0 | 0 | 1 | | | | | | | | |
| 25 Mark Teixeira, S OBP: 0.383, SLG: 0.567 | P4 | | | | | | | | | 3 | 0 | 1 | 0 | 1 | 1 | 2 | | | | | | | | |
| 55 Hideki Matsui, L OBP: 0.371, SLG: 0.525 | F9 | | | | | | | | | 3 | 1 | 0 | 0 | 1 | 0 | 3 | | | | | | | | |
| 28 Shelley Duncan, R OBP: 0.200, SLG: 0.200 | | | | | | | | | | 3 | 1 | 1 | 0 | 0 | 1 | 0 | | | | | | | | |
| 14 Eric Hinske, L OBP: 0.351, SLG: 0.444 | | | | | | | | | | 0 | 0 | 0 | 0 | 1 | 0 | 0 | | | | | | | | |
| 47 Freddy Guzman, S OBP: 0.350, SLG: 0.515 | | | | | | | | | | 0 | 0 | 0 | 0 | 0 | 0 | 0 | | | | | | | | |
| 24 Robinson Cano, L OBP: 0.335, SLG: 0.416 | | | | | | | | | | 4 | 0 | 2 | 1 | 0 | 0 | 2 | | | | | | | | |
| 53 Melky Cabrera, S OBP: 0.354, SLG: 0.397 | | | | | | | | | | 4 | 0 | 2 | 1 | 0 | 0 | 2 | | | | | | | | |
| 11 Brett Gardner, L OBP: 0.354, SLG: 0.397 | | | | | | | | | | 4 | 0 | 1 | 0 | 0 | 1 | 2 | | | | | | | | |
| 26 José Molina, R OBP: 0.294, SLG: 0.270 | | | | | | | | | | 4 | 0 | 0 | 0 | 0 | 0 | 1 | | | | | | | | |
| Inning Stats | R: 0 E: 0 K: 0 S: 13 | H: 0 LOB: 1 BB: 1 P: 19 | R: 0 E: 0 K: 1 S: 8 | H: 0 LOB: 0 BB: 0 P: 11 | R: 0 E: 0 K: 0 S: 7 | H: 1 LOB: 0 BB: 0 P: 10 | R: 3 E: 1 K: 1 S: 20 | H: 4 LOB: 1 BB: 1 P: 29 | R: 0 E: 0 K: 1 S: 15 | H: 0 LOB: 2 BB: 1 P: 24 | R: 0 E: 0 K: 2 S: 14 | H: 1 LOB: 1 BB: 0 P: 19 | R: 0 E: 0 K: 0 S: 6 | H: 0 LOB: 2 BB: 1 P: 10 | R: 0 E: 0 K: 1 S: 9 | H: 1 LOB: 1 BB: 0 P: 14 | 1B: 5 2B: 2 3B: 0 HR: 0 | SF: 0 SAC: 0 DP: 1 HBP: 0 | WP: 1 PB: 0 SB: 2 CS: 0 | PA: 38 | | | | |
| PITCHER | IP: 6.0 WLS: L BF: 26 ERA: 5.06 | IP: 2.0 WLS: 0 BF: 8 ERA: 3.19 | IP: 1.0 WLS: 1 BF: 4 ERA: 2.51 | IP: 6.0 WLS: L BF: 26 ERA: 5.06 | IP: 2.0 WLS: 0 BF: 8 ERA: 3.19 | IP: 1.0 WLS: 1 BF: 4 ERA: 2.51 | IP: 6.0 WLS: L BF: 26 ERA: 5.06 | IP: 2.0 WLS: 0 BF: 8 ERA: 3.19 | IP: 1.0 WLS: 1 BF: 4 ERA: 2.51 | IP: 6.0 WLS: L BF: 26 ERA: 5.06 | IP: 2.0 WLS: 0 BF: 8 ERA: 3.19 | IP: 1.0 WLS: 1 BF: 4 ERA: 2.51 | IP: 6.0 WLS: L BF: 26 ERA: 5.06 | IP: 2.0 WLS: 0 BF: 8 ERA: 3.19 | IP: 1.0 WLS: 1 BF: 4 ERA: 2.51 | IP: 6.0 WLS: L BF: 26 ERA: 5.06 | IP: 2.0 WLS: 0 BF: 8 ERA: 3.19 | IP: 1.0 WLS: 1 BF: 4 ERA: 2.51 | IP: 6.0 WLS: L BF: 26 ERA: 5.06 | IP: 2.0 WLS: 0 BF: 8 ERA: 3.19 | IP: 1.0 WLS: 1 BF: 4 ERA: 2.51 | IP: 6.0 WLS: L BF: 26 ERA: 5.06 | IP: 2.0 WLS: 0 BF: 8 ERA: 3.19 | IP: 1.0 WLS: 1 BF: 4 ERA: 2.51 |

New York Yankees @ Los Angeles Angels
Angel Stadium of Anaheim, Anaheim, CA

AB 33
R 3
H 7
RBI 3
BB 5
SO 7
LOB 15



Wed Sep 23 2009, 12:35 PM PDT
Att: 35,760 - Sunny - 95 F

| Batter | 1 | 2 | 3 | 4 | 5 | 6 | 7 | 8 | 9 | AB | R | H | RBI | BB | SO | LOB | BOTTOM | | | | | | | |
|--|--|--|---|---|---|---|--|---|---|---|---|---|---|---|---|---|---|---|---|---|---|---|---|---|
| Chone Figgins, S OBP: 0.399, SLG: 0.401 | | | | | | | | | | 4 | 0 | 3 | 0 | 1 | 0 | 2 | | | | | | | | |
| 2 Erick Aybar, S OBP: 0.346, SLG: 0.414 | | | | | | | | | | 5 | 0 | 1 | 0 | 0 | 2 | 7 | | | | | | | | |
| 53 Bobby Abreu, L OBP: 0.393, SLG: 0.424 | | | | | | | | | | 5 | 0 | 1 | 1 | 0 | 1 | 4 | | | | | | | | |
| 48 Torii Hunter, R OBP: 0.371, SLG: 0.521 | | | | | | | | | | 5 | 0 | 1 | 0 | 0 | 1 | 4 | | | | | | | | |
| 8 Kendrys Morales, S OBP: 0.349, SLG: 0.560 | | | | | | | | | | 5 | 0 | 1 | 0 | 0 | 4 | 2 | | | | | | | | |
| 20 Juan Rivera, R OBP: 0.331, SLG: 0.479 | | | | | | | | | | 4 | 1 | 1 | 0 | 1 | 1 | 2 | | | | | | | | |
| 47 Howie Kendrick, R OBP: 0.336, SLG: 0.447 | | | | | | | | | | 3 | 0 | 0 | 0 | 0 | 3 | 3 | | | | | | | | |
| 24 Gary Matthews, S OBP: 0.335, SLG: 0.357 | | | | | | | | | | 2 | 0 | 1 | 1 | 2 | 1 | 1 | | | | | | | | |
| 44 Mike Napoli, R OBP: 0.346, SLG: 0.481 | | | | | | | | | | 2 | 1 | 1 | 0 | 1 | 1 | 2 | | | | | | | | |
| 13 Maicer Izturis, S OBP: 0.356, SLG: 0.433 | | | | | | | | | | 1 | 0 | 0 | 0 | 0 | 1 | 2 | | | | | | | | |
| 5 Jeff Mathis, R OBP: 0.288, SLG: 0.309 | | | | | | | | | | 0 | 0 | 0 | 0 | 0 | 0 | 0 | | | | | | | | |
| Inning Stats | R: 0 E: 0 K: 1 S: 8 | H: 1 LOB: 1 BB: 0 P: 10 | R: 0 E: 0 K: 3 S: 13 | H: 1 LOB: 2 BB: 1 P: 24 | R: 0 E: 0 K: 1 S: 8 | H: 1 LOB: 1 BB: 0 P: 9 | R: 0 E: 0 K: 3 S: 13 | H: 0 LOB: 1 BB: 1 P: 24 | R: 1 E: 0 K: 2 S: 17 | H: 2 LOB: 2 BB: 1 P: 27 | R: 0 E: 0 K: 1 S: 10 | H: 2 LOB: 1 BB: 0 P: 16 | R: 0 E: 0 K: 1 S: 15 | H: 0 LOB: 3 BB: 2 P: 28 | R: 0 E: 0 K: 2 S: 12 | H: 1 LOB: 1 BB: 0 P: 15 | 1B: 7 2B: 3 3B: 0 HR: 0 | SF: 0 SAC: 0 DP: 1 HBP: 1 | WP: 1 PB: 0 SB: 1 CS: 0 | PA: 42 | | | | |
| PITCHER | IP: 5.2 WLS: W BF: 27 ERA: 4.19 | IP: 1.0 WLS: H BF: 3 ERA: 10.03 | IP: 0.0 WLS: 0 BF: 1 ERA: 4.73 | IP: 0.1 WLS: H BF: 1 ERA: 4.79 | IP: 1.0 WLS: H BF: 6 ERA: 4.79 | IP: 1.0 WLS: H BF: 6 ERA: 4.79 | IP: 5.2 WLS: W BF: 27 ERA: 4.19 | IP: 1.0 WLS: S BF: 4 ERA: 1.88 | IP: 1.0 WLS: S BF: 4 ERA: 1.88 | IP: 1.0 WLS: S BF: 4 ERA: 1.88 | IP: 1.0 WLS: S BF: 4 ERA: 1.88 | IP: 1.0 WLS: S BF: 4 ERA: 1.88 | IP: 1.0 WLS: S BF: 4 ERA: 1.88 | IP: 1.0 WLS: S BF: 4 ERA: 1.88 | IP: 1.0 WLS: S BF: 4 ERA: 1.88 | IP: 1.0 WLS: S BF: 4 ERA: 1.88 | IP: 1.0 WLS: S BF: 4 ERA: 1.88 | IP: 1.0 WLS: S BF: 4 ERA: 1.88 | IP: 1.0 WLS: S BF: 4 ERA: 1.88 | IP: 1.0 WLS: S BF: 4 ERA: 1.88 | IP: 1.0 WLS: S BF: 4 ERA: 1.88 | IP: 1.0 WLS: S BF: 4 ERA: 1.88 | IP: 1.0 WLS: S BF: 4 ERA: 1.88 | IP: 1.0 WLS: S BF: 4 ERA: 1.88 |

New York Yankees @ Los Angeles Angels
Angel Stadium of Anaheim, Anaheim, CA

AB 36
R 2
H 10
RBI 2
BB 5
SO 15
LOB 29




Wed Sep 23 2009, 12:35 PM PDT
Att: 35,760 - Sunny - 95 F

| Batter | 1 | 2 | 3 | 4 | 5 | 6 | 7 | 8 | 9 | AB | R | H | RBI | BB | SO | LOB | TOP | | | | | | | | | | |
|---|------------------------------|----------------------------------|------------------------------|----------------------------------|------------------------------|----------------------------------|------------------------------|----------------------------------|-------------------------------|----------------------------------|-------------------------------|----------------------------------|------------------------------|---------------------------------|-------------------------------|----------------------------------|------------------------------|----------------------------------|----------------------------------|------------------------------------|----------------------------------|--------|--|--|--|--|--|
| 2 Jacoby Ellsbury, L (1,8) OBP: 0.353, SLG: 0.419 23 Joey Gathright, L (8,7) OBP: 0.316, SLG: 0.278 | G1-3 | | | F7 | G3 | | | 41 1B 20 1B BB | | 3 | 1 | 0 | 0 | 1 | 0 | 2 | | | | | | | | | | | |
| 15 Dustin Pedroia, R (1,4) OBP: 0.373, SLG: 0.445 30 Chris Woodward, R (8,4) OBP: 0.291, SLG: 0.234 | G6-3 | | | G3 | | 41 S 34 HR BB | | K | | 3 | 1 | 0 | 0 | 1 | 1 | 1 | | | | | | | | | | | |
| 41 Victor Martinez, S (1,3) OBP: 0.379, SLG: 0.479 32 Brian Anderson, R (8,8) OBP: 0.315, SLG: 0.328 | F8 | | | HR | | K | | 20 E 34 1B FC4-6 1B | | 4 | 2 | 2 | 1 | 0 | 1 | 1 | | | | | | | | | | | |
| 20 Kevin Youkilis, R (1,5) OBP: 0.411, SLG: 0.542 | G5-3 | | | 1B | | P4 | | E7 34 FC4-6 1B | | 4 | 0 | 2 | 1 | 0 | 0 | 1 | | | | | | | | | | | |
| 34 David Ortiz, L (1,10) OBP: 0.331, SLG: 0.463 | L9 | | | G1-3 | | HR | | FC4-6 | | 4 | 1 | 1 | 3 | 0 | 0 | 2 | | | | | | | | | | | |
| 44 Jason Bay, R (1,7) OBP: 0.385, SLG: 0.542 12 Jed Lowrie, S (8,6) OBP: 0.219, SLG: 0.246 | K | | | 1B | | P6 | | K | | 4 | 0 | 1 | 0 | 0 | 2 | 1 | | | | | | | | | | | |
| 7 J.D. Drew, L (1,9) OBP: 0.388, SLG: 0.499 68 Josh Reddick, L (8,9) OBP: 0.245, SLG: 0.400 5 Rocco Baldelli, R (9,PH) OBP: 0.323, SLG: 0.454 | P2 | | | 2B | | 1B | | 11 G4-6-3 BB | | 3 | 0 | 2 | 0 | 0 | 0 | 0 | | | | | | | | | | | |
| 33 Jason Varitek, S (1,2) OBP: 0.313, SLG: 0.390 | K2-3 | | | P5 | | G4-3 | | K | | 4 | 0 | 0 | 0 | 0 | 2 | 4 | | | | | | | | | | | |
| 3 Alex Gonzalez, R (1,6) OBP: 0.275, SLG: 0.355 11 Casey Kotchman, L (8,3) OBP: 0.344, SLG: 0.393 | K | | | K | | P6 | | G4-6-3 | | 3 | 0 | 0 | 0 | 0 | 2 | 2 | | | | | | | | | | | |
| Inning Stats | R: 0 E: 0 K: 0 S: 8 | H: 0 LOB: 0 BB: 0 P: 13 | R: 0 E: 0 K: 1 S: 9 | H: 0 LOB: 0 BB: 0 P: 11 | R: 0 E: 0 K: 2 S: 7 | H: 0 LOB: 0 BB: 0 P: 12 | R: 1 E: 0 K: 0 S: 7 | H: 2 LOB: 1 BB: 0 P: 14 | R: 0 E: 0 K: 1 S: 11 | H: 2 LOB: 2 BB: 0 P: 17 | R: 2 E: 0 K: 1 S: 10 | H: 1 LOB: 0 BB: 0 P: 19 | R: 0 E: 0 K: 0 S: 6 | H: 1 LOB: 0 BB: 0 P: 7 | R: 2 E: 1 K: 2 S: 18 | H: 2 LOB: 1 BB: 1 P: 29 | R: 0 E: 0 K: 1 S: 7 | H: 0 LOB: 0 BB: 1 P: 14 | 1B: 5 2B: 1 3B: 0 HR: 2 | SF: 0 SAC: 0 DP: 2 HBP: 0 | WP: 0 PB: 0 SB: 1 CS: 0 | PA: 36 | | | | | |
| PITCHER | IP | WLS | BF | H | R | ER | SO | BB | IBB | HBP | BLK | WP | HR | S | P | ERA | WHIP | | | | | | | | | | |
| 62 Joba Chamberlain, R (1,1) ERA: 4.72 91 Alfredo Aceves, R (7,1) ERA: 3.82 63 Jonathan Albaladejo, R (8,1) ERA: 4.96 43 Damaso Marte, L (8,1) ERA: 9.75 65 Phil Hughes, R (8,1) ERA: 3.92 | 6.0 | W | 24 | 5 | 3 | 3 | 5 | 1 | 0 | 0 | 0 | 0 | 2 | 52 | 86 | 4.50 | 1.000 | | | | | | | | | | |
| 48 Phil Coke, L (9,1) ERA: 4.71 | 1.0 | | 3 | 0 | 0 | 0 | 1 | 1 | 0 | 0 | 0 | 0 | 0 | 7 | 14 | 0.00 | 1.000 | | | | | | | | | | |

Boston Red Sox @ New York Yankees
Yankee Stadium, Bronx, NY
Fri Sep 25 2009, 7:05 PM EDT
Att. 48,449 - Clear - 63 F

livebaseballscorecards.com

AB 33
R 5
H 8
RBI 5
BB 3
SO 8
LOB 15




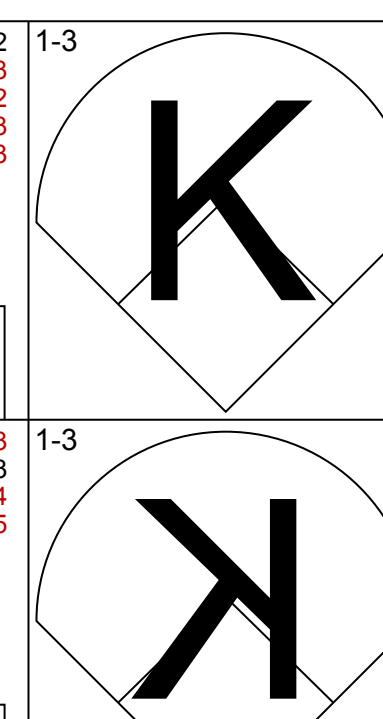
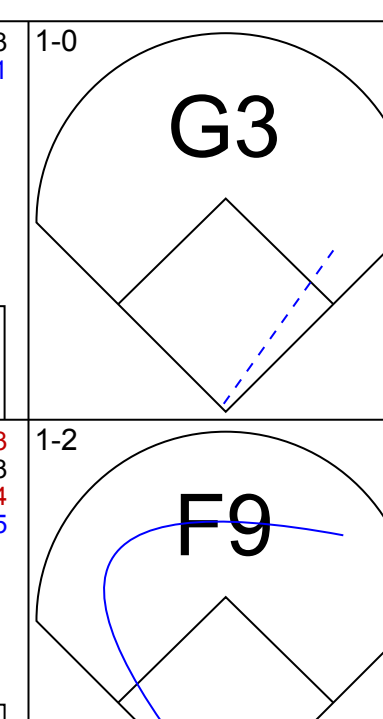
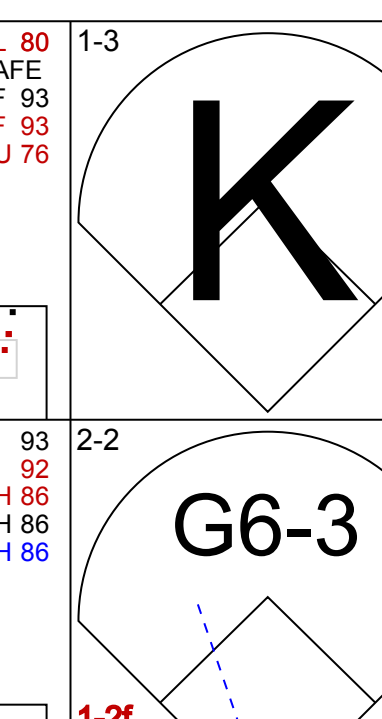
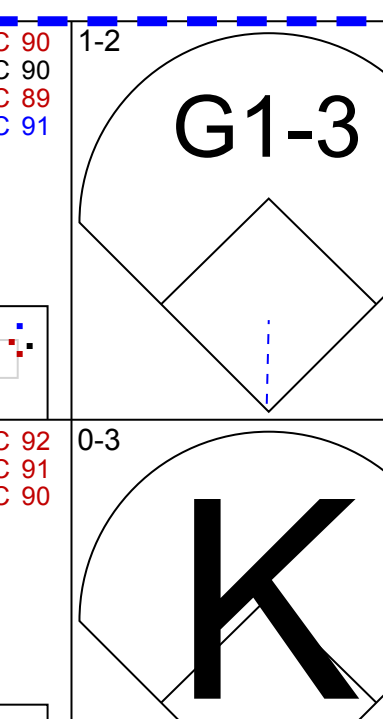
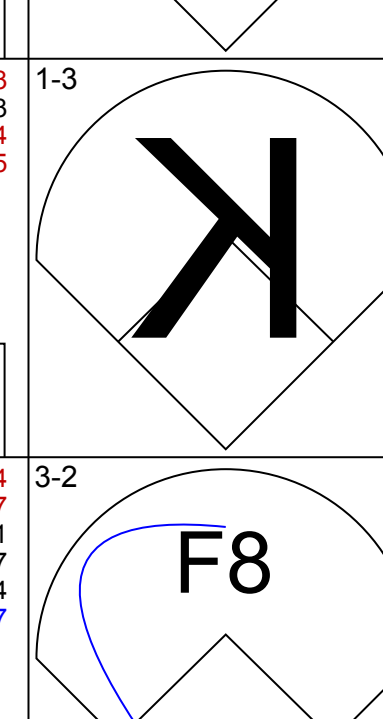
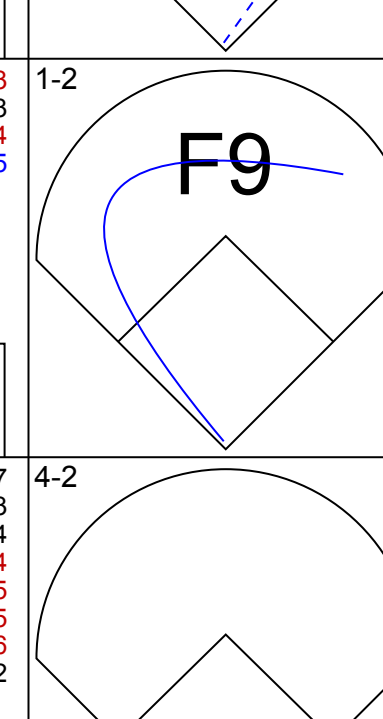
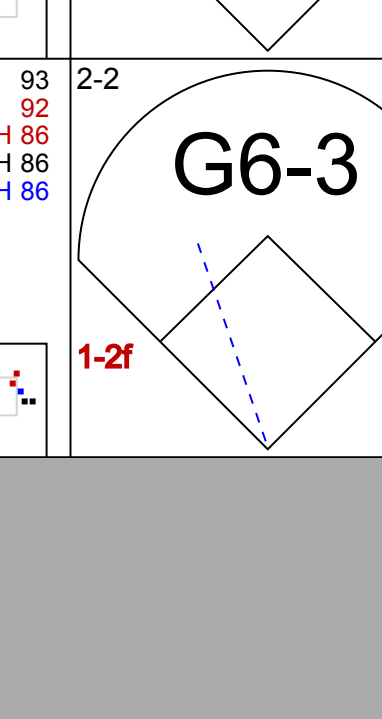
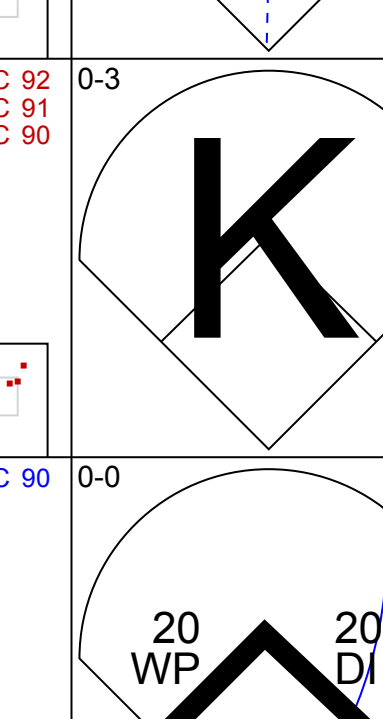
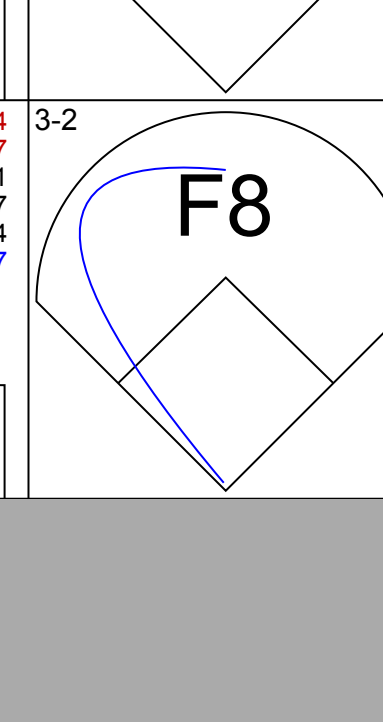
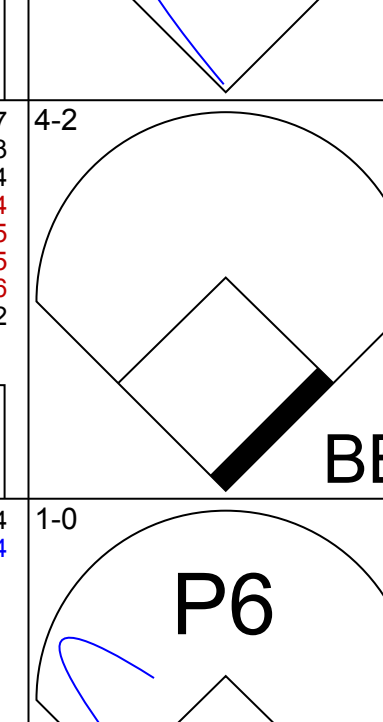
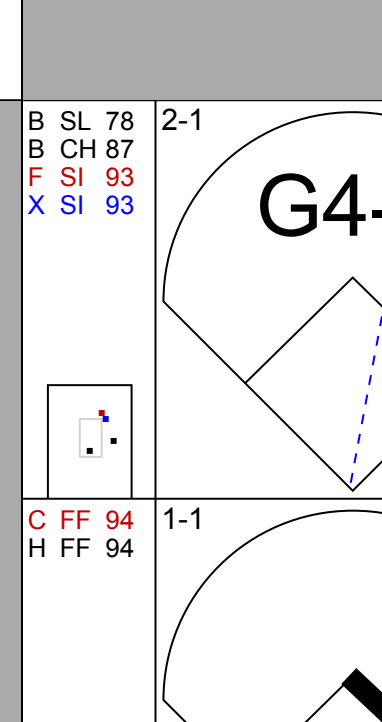
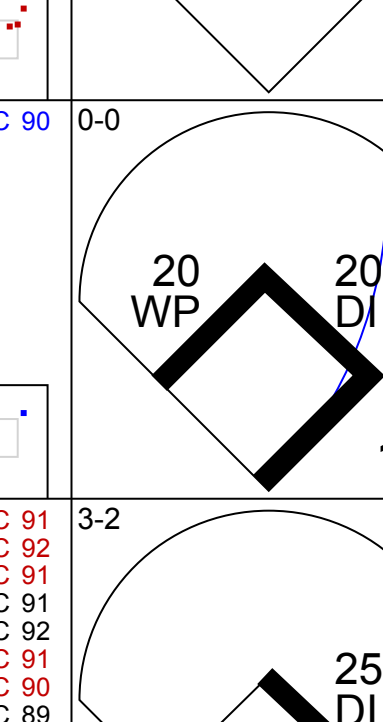

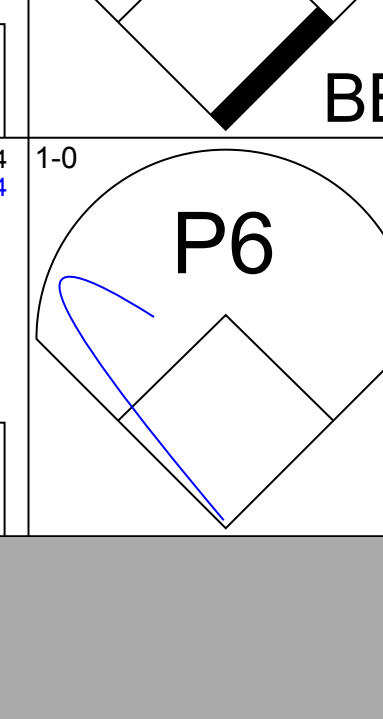
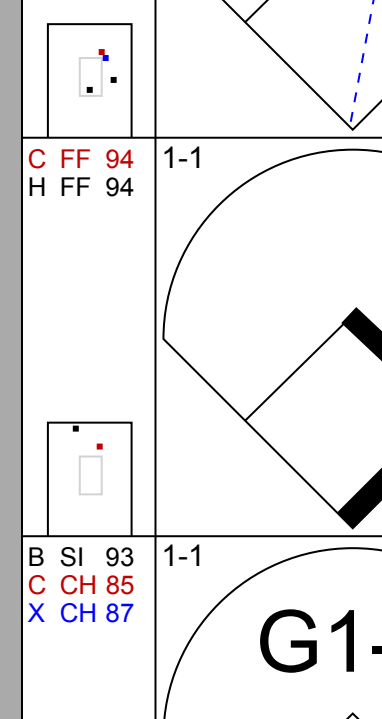
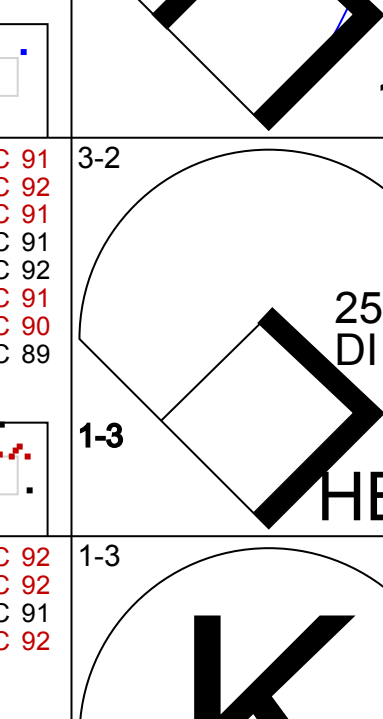

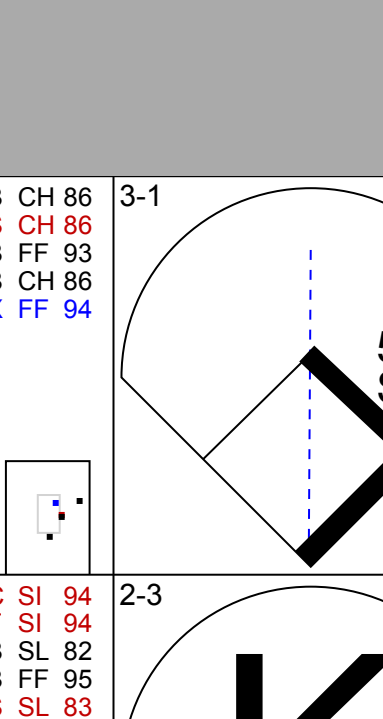
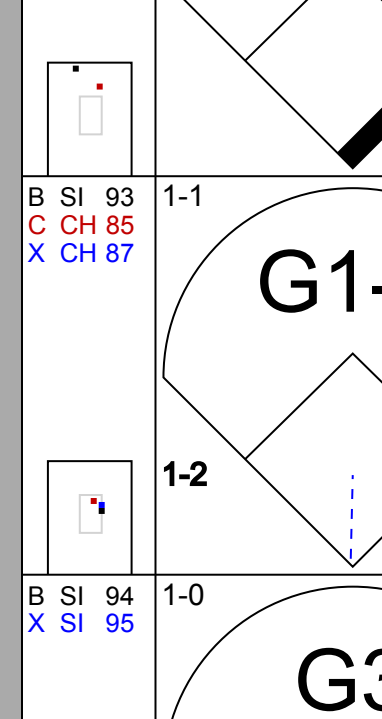
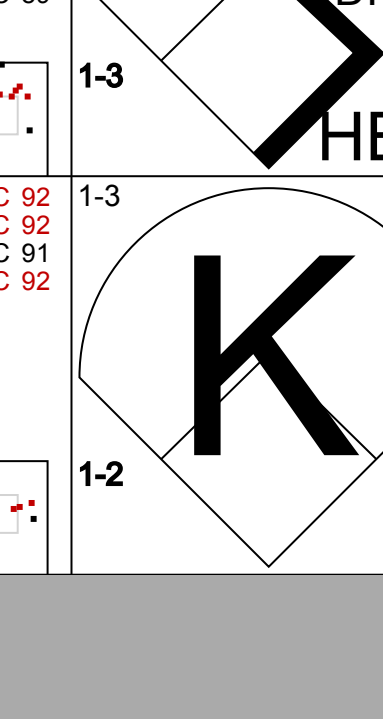

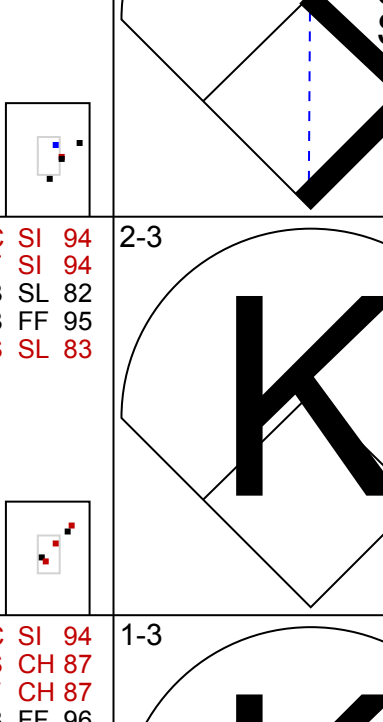
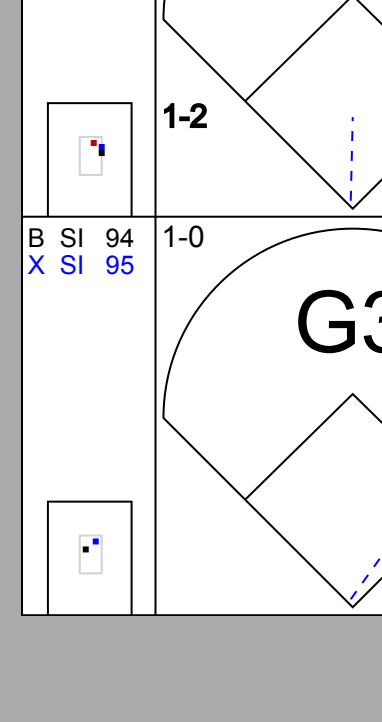

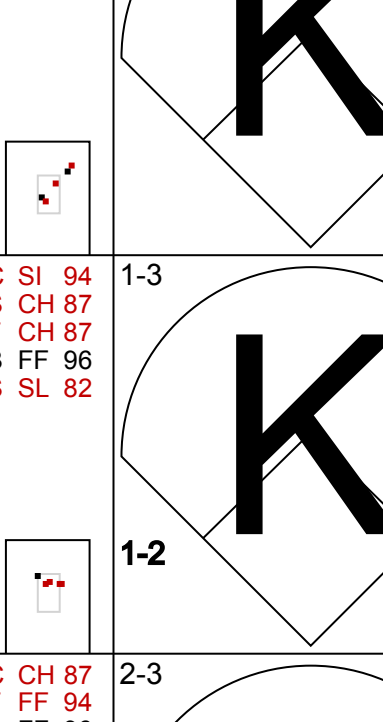
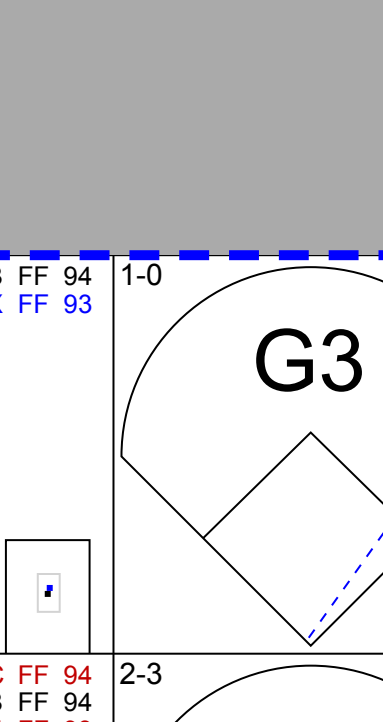

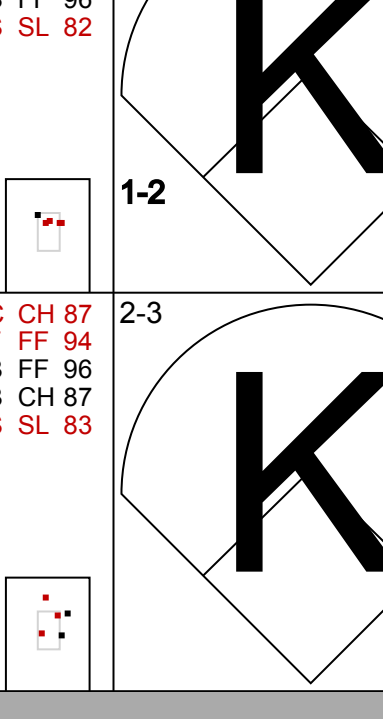
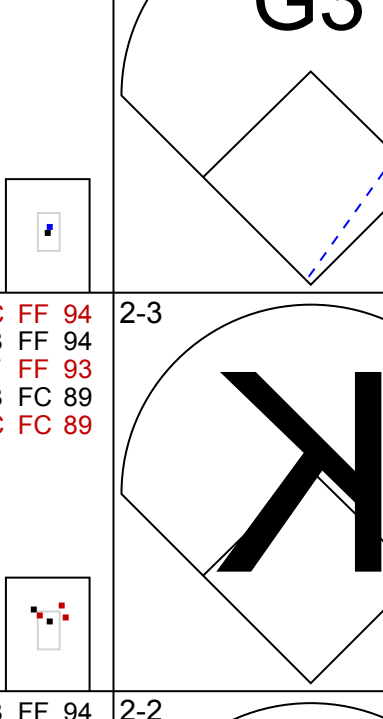

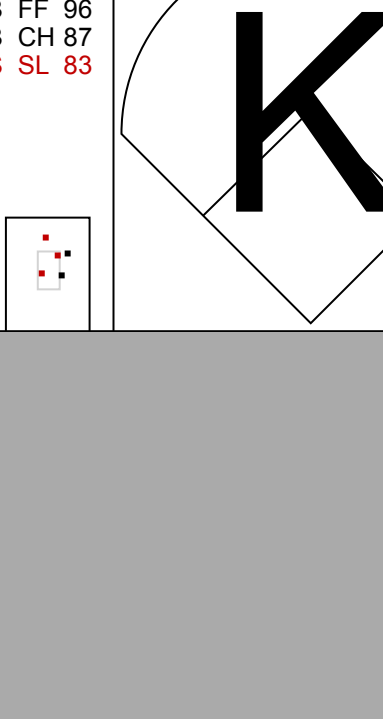
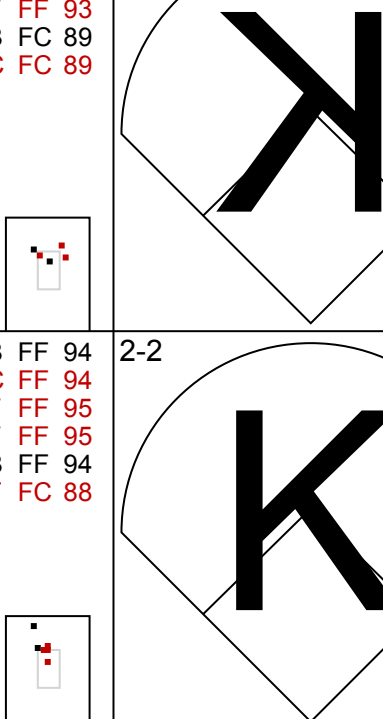
| Batter | 1 | 2 | 3 | 4 | 5 | 6 | 7 | 8 | 9 | AB | R | H | RBI | BB | SO | LOB | BOTTOM | | | | | | | | | | |
|--|-------------------------------|----------------------------------|-------------------------------|----------------------------------|-------------------------------|----------------------------------|-------------------------------|----------------------------------|-------------------------------|----------------------------------|-------------------------------|----------------------------------|-------------------------------|----------------------------------|------------------------------|----------------------------------|-----------------------------------|------------------------------------|----------------------------------|--------|--|--|--|--|--|--|--|
| 2 Derek Jeter, R (1,6) OBP: 0.401, SLG: 0.460 | 18 S 13 1B 1B | | FC5-4 | | K | | | 25 1B 18 S 1B | | 4 | 2 | 2 | 1 | 1 | 1 | 2 | | | | | | | | | | | |
| 18 Johnny Damon, L (1,7) OBP: 0.367, SLG: 0.494 11 Brett Gardner, L (9,8) OBP: 0.354, SLG: 0.397 | G5-3 | | FC6 | | F8 | | | 25 1B 13 2B BB | | 3 | 1 | 0 | 0 | 2 | 0 | 5 | | | | | | | | | | | |
| 25 Mark Teixeira, S (1,3) OBP: 0.383, SLG: 0.566 | K | | 13 HR 1B | | L8 | | | 13 BB 1B | | 5 | 1 | 2 | 1 | 0 | 1 | 2 | | | | | | | | | | | |
| 13 Alex Rodriguez, R (1,5) OBP: 0.407, SLG: 0.532 | 20 S 55 S 1B | | HR | | 55 1B 20 1B BB | | | 20 1B 20 1B BB | | 3 | 3 | 3 | 4 | 2 | 0 | 0 | | | | | | | | | | | |
| 55 Hideki Matsui, L (1,10) OBP: 0.375, SLG: 0.526 | BB | | 24 1B 53 1B 1B | | 20 1B 1B | | | 20 1B 20 1B BB | | 3 | 1 | 2 | 0 | 2 | 0 | 3 | | | | | | | | | | | |
| 20 Jorge Posada, S (1,2) OBP: 0.363, SLG: 0.528 47 Freddy Guzman, S (8,FR) OBP: 0.294, SLG: 0.270 | K | | F9 | | 24 G4-6-3 1B | | | 24 G6-3 24 DI BB | | 4 | 0 | 2 | 2 | 1 | 1 | 3 | | | | | | | | | | | |
| 24 Robinson Canó, L (1,4) OBP: 0.351, SLG: 0.515 | 53 1B 1B | | 53 1B 2 FC5-4 2B | | G4-6-3 | | | G6-3 | | 5 | 1 | 2 | 0 | 0 | 4 | | | | | | | | | | | | |
| 33 Nick Swisher, S (1,9) OBP: 0.367, SLG: 0.491 | K | | 2 FC5-4 53 1B BB | | K | | | P4 | | 4 | 0 | 0 | 0 | 1 | 3 | 3 | | | | | | | | | | | |
| 53 Melky Cabrera, S (1,8) OBP: 0.333, SLG: 0.413 | L9 | | 2 FC5-4 1B | | K | | | F8 | | 5 | 0 | 1 | 1 | 0 | 2 | 3 | | | | | | | | | | | |
| Inning Stats | R: 1 E: 0 K: 2 S: 18 | H: 2 LOB: 2 BB: 1 P: 30 | R: 0 E: 0 K: 1 S: 11 | H: 1 LOB: 1 BB: 1 P: 17 | R: 4 E: 0 K: 0 S: 22 | H: 5 LOB: 2 BB: 1 P: 39 | R: 1 E: 0 K: 0 S: 19 | H: 2 LOB: 1 BB: 1 P: 31 | R: 0 E: 0 K: 3 S: 11 | H: 0 LOB: 0 BB: 0 P: 18 | R: 2 E: 0 K: 0 S: 18 | H: 2 LOB: 1 BB: 2 P: 34 | R: 1 E: 0 K: 2 S: 16 | H: 2 LOB: 3 BB: 2 P: 30 | R: 0 E: 0 K: 0 S: 7 | H: 0 LOB: 2 BB: 1 P: 14 | 1B: 11 2B: 2 3B: 0 HR: 1 | SF: 0 SAC: 0 DP: 1 HBP: 0 | WP: 1 PB: 0 SB: 7 CS: 0 | PA: 45 | | | | | | | |
| PITCHER | IP | WLS | BF | H | R | ER | SO | BB | IBB | HBP | BLK | WP | HR | S | P | ERA | WHIP | | | | | | | | | | |
| 31 Jon Lester, L (1,1) ERA: 3.52 62 Hunter Jones, L (3,1) ERA: 8.1 64 Michael Bowden, R (4,1) ERA: 7.84 17 Manny Delcarmen, R (6,1) ERA: 4.37 56 Ramon E Ramirez, R (8,1) ERA: 3.02 | 2.1 | L | 18 | 8 | 5 | 5 | 3 | 3 | 0 | 0 | 0 | 0 | 1 | 47 | 78 | 19.29 | 4.714 | | | | | | | | | | |
| | 1.0 | | 5 | 1 | 1 | 1 | 0 | 1 | 0 | 0 | 0 | 0 | 0 | 18 | 31 | 9.00 | 2.000 | | | | | | | | | | |
| | 2.1 | | 10 | 3 | 2 | 2 | 3 | 2 | 0 | 0 | 0 | 1 | 0 | 31 | 55 | 7.71 | 2.143 | | | | | | | | | | |
| | 1.1 | | 8 | 2 | 1 | 1 | 2 | 2 | 0 | 0 | 0 | 0 | 0 | 19 | 35 | 6.75 | 3.000 | | | | | | | | | | |
| | 1.0 | | 4 | 0 | 0 | 0 | 0 | 1 | 0 | 0 | 0 | 0 | 0 | 7 | 14 | 0.00 | 1.000 | | | | | | | | | | |

Boston Red Sox @ New York Yankees
Yankee Stadium, Bronx, NY
Fri Sep 25 2009, 7:05 PM EDT
Att. 48,449 - Clear - 63 F

livebaseballscorecards.com

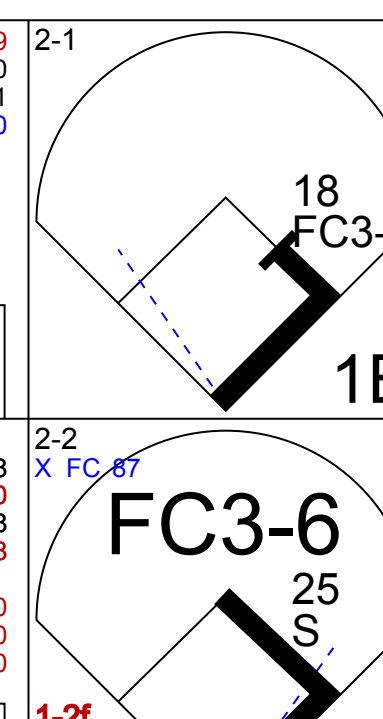
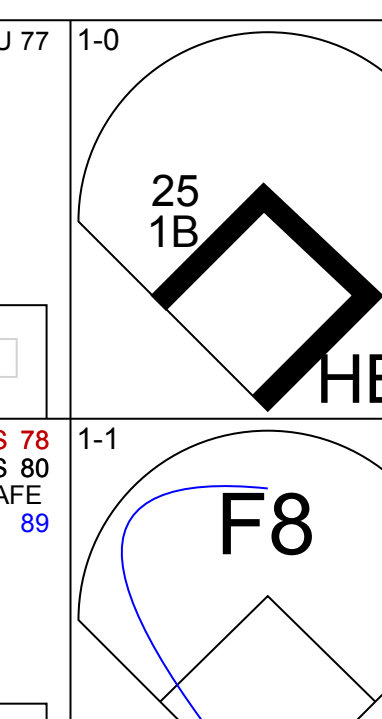
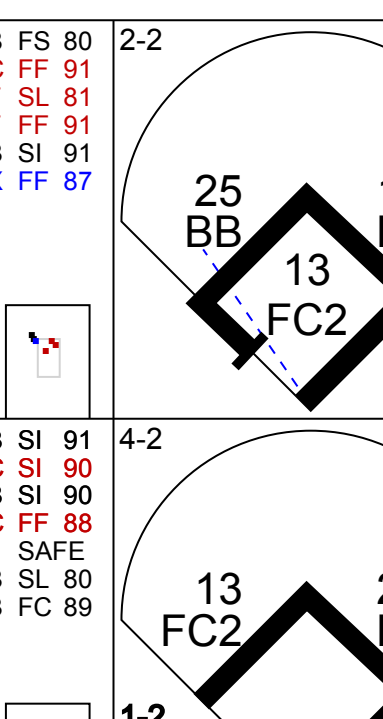
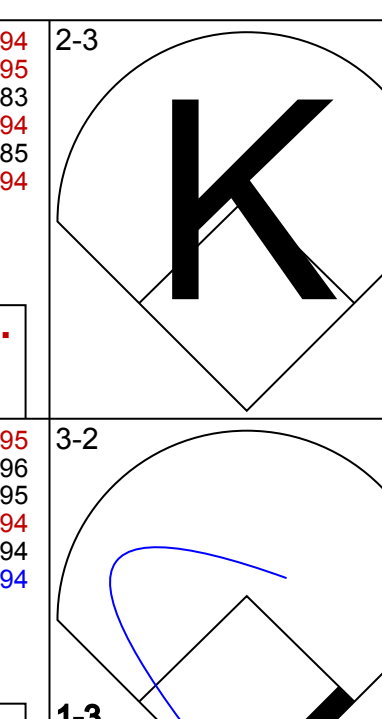
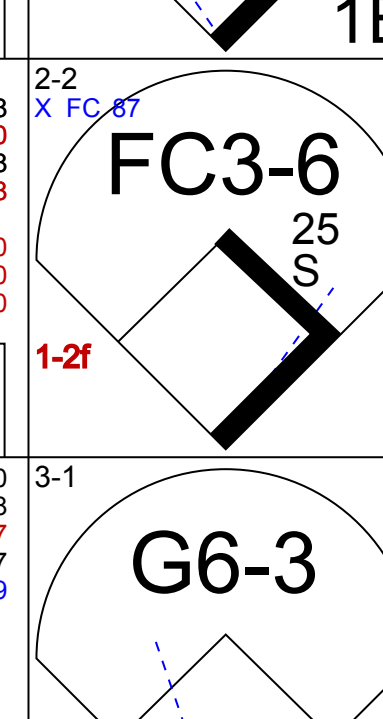
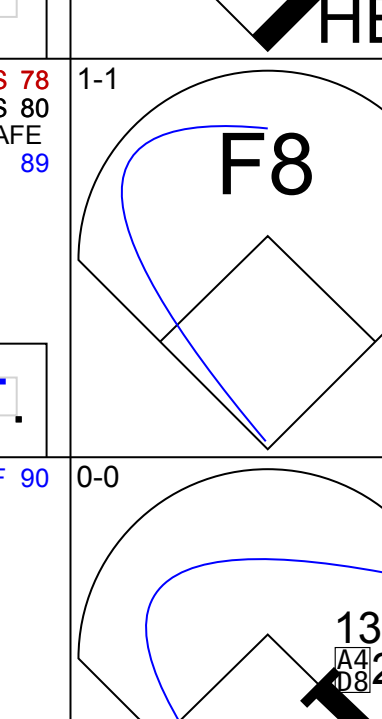
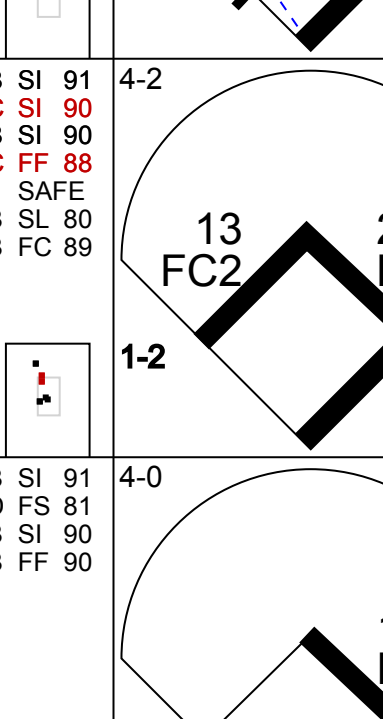
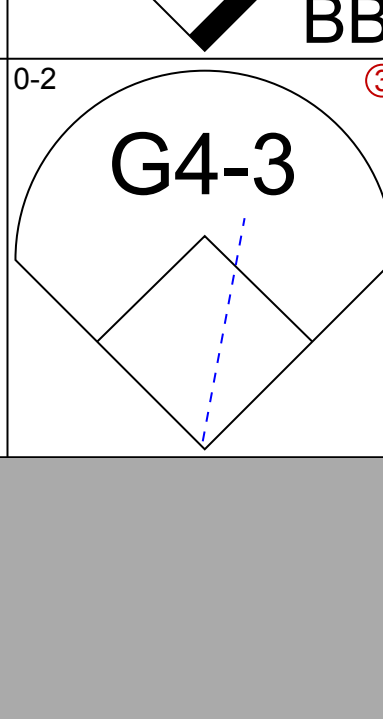
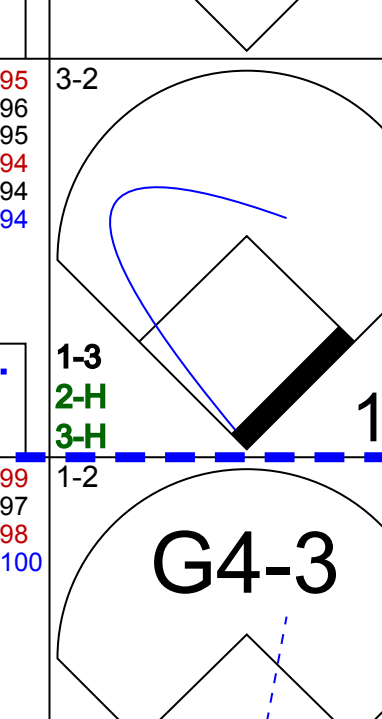
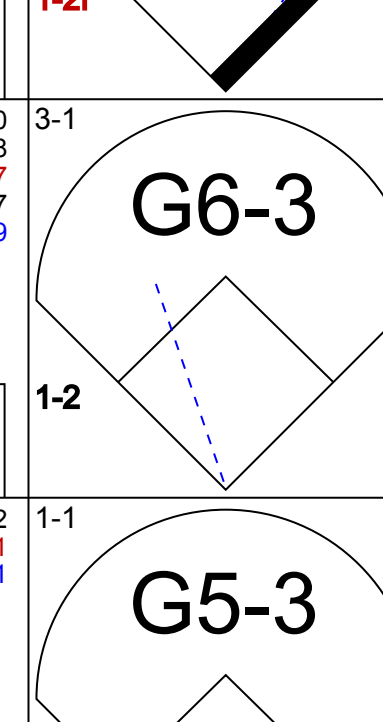
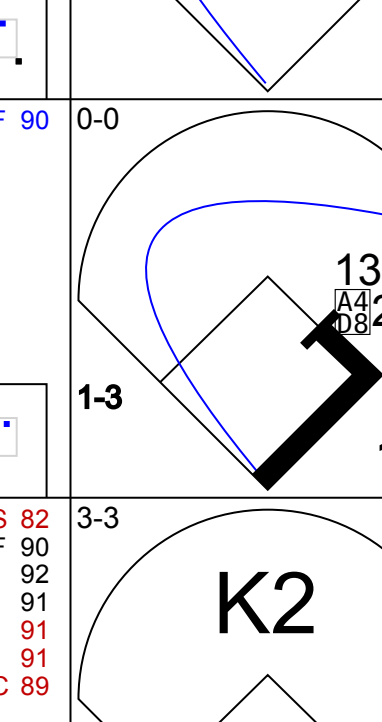
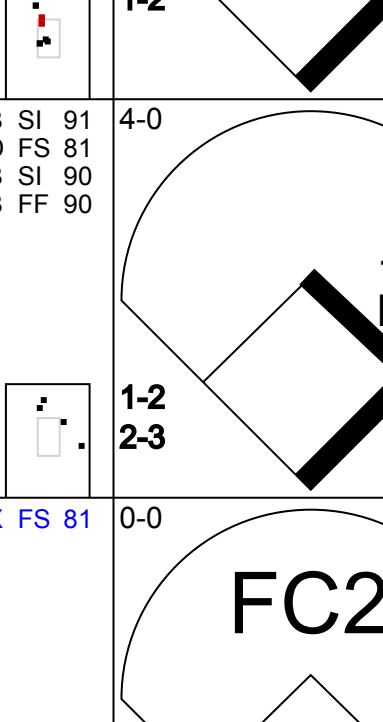
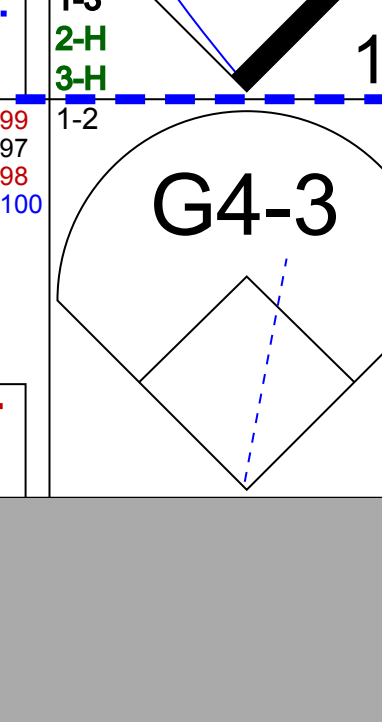
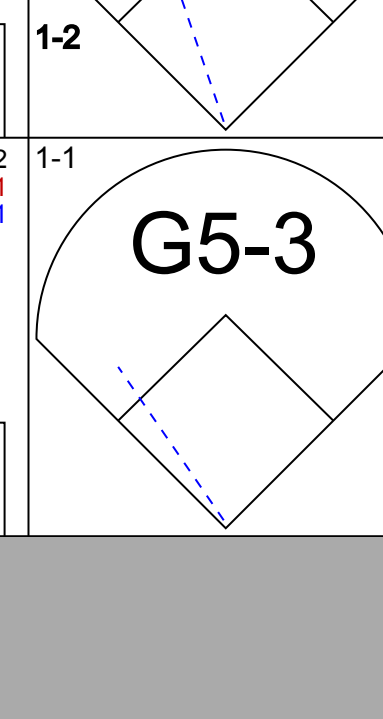
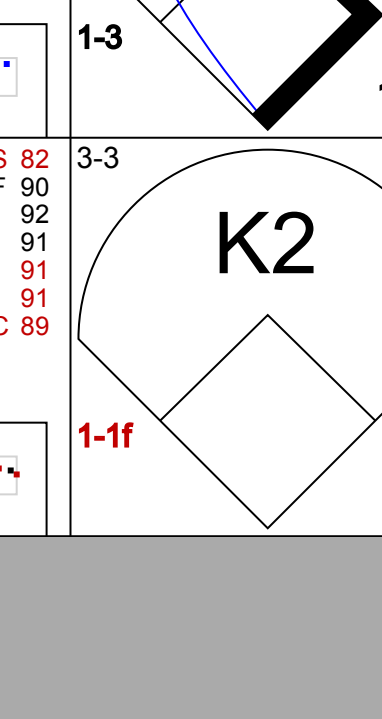
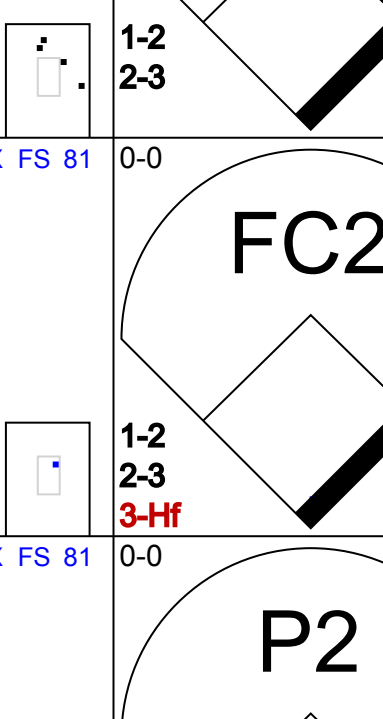


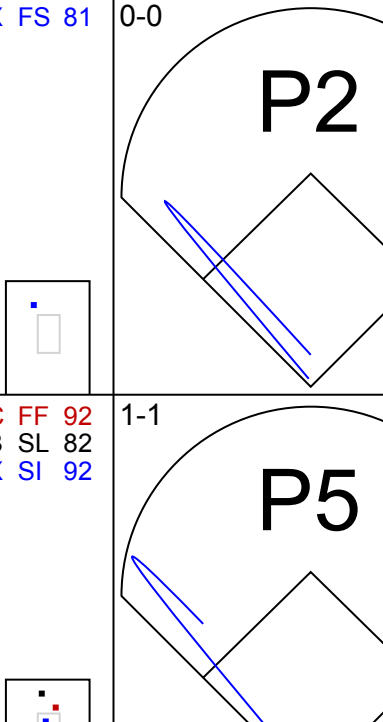
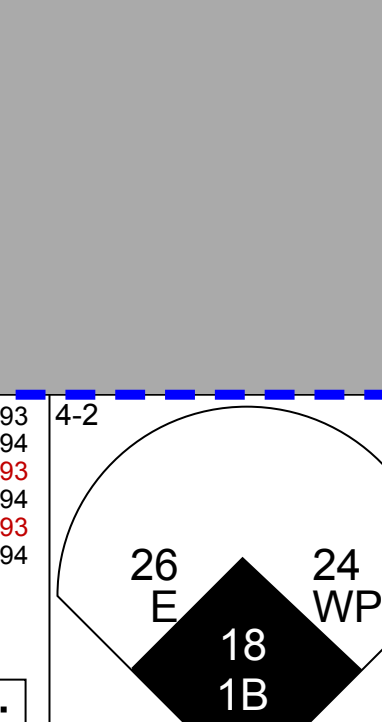

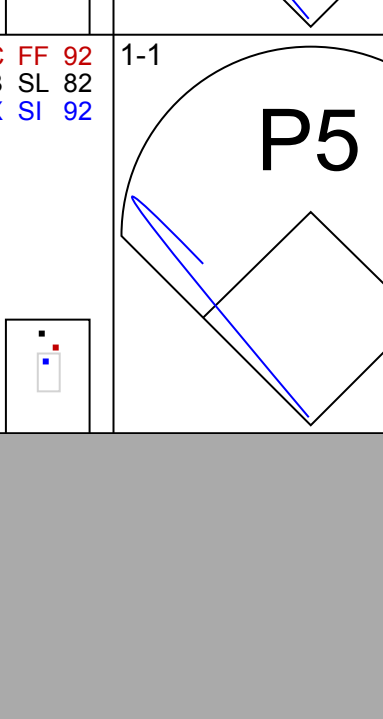
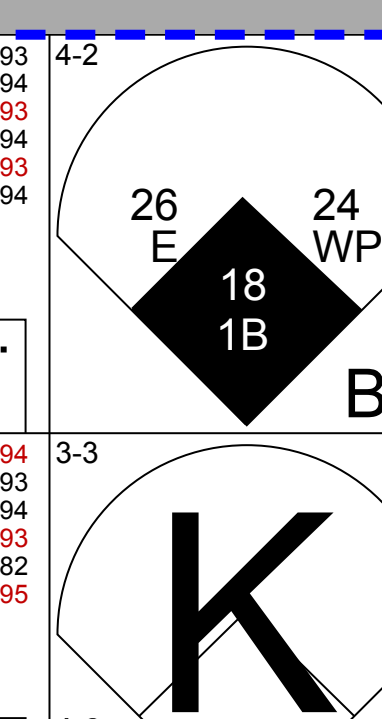

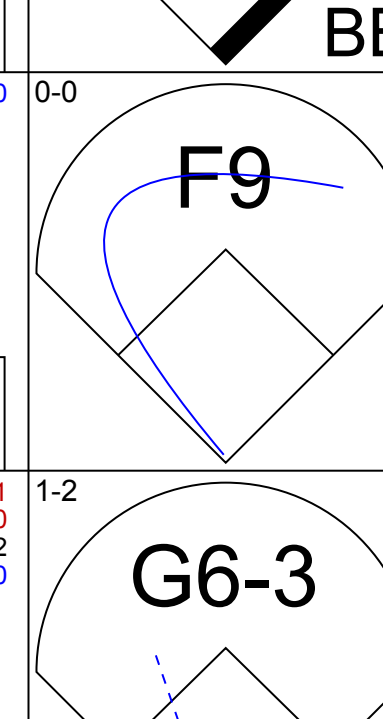
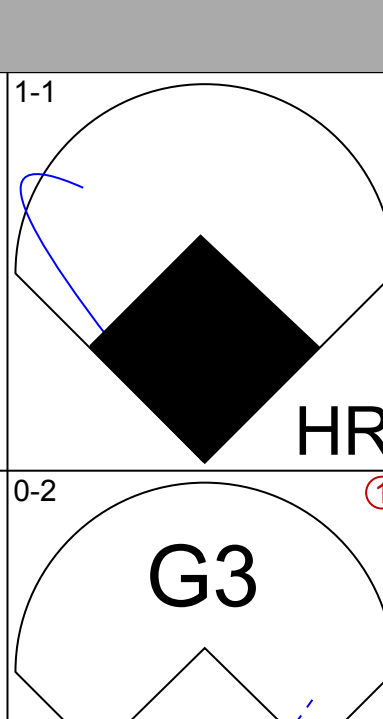

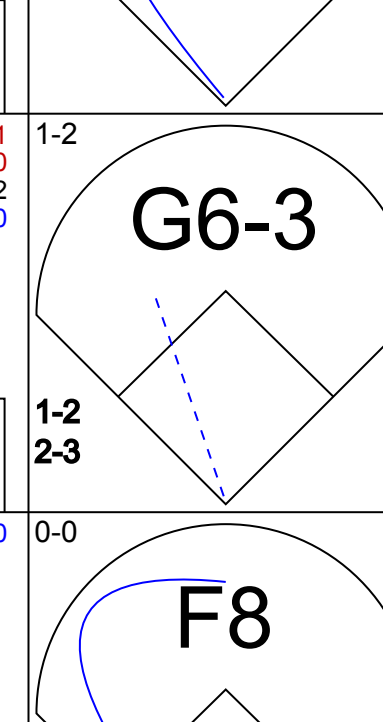
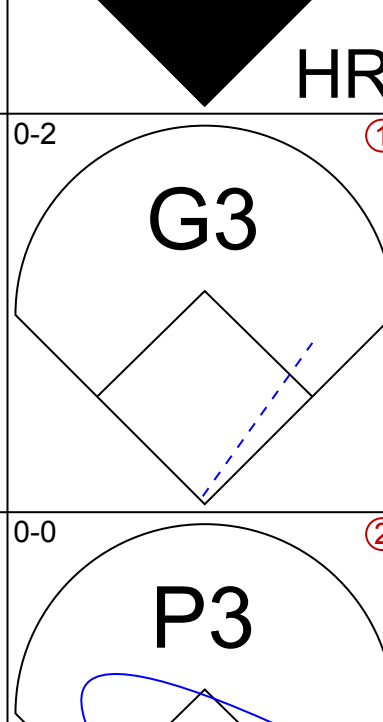

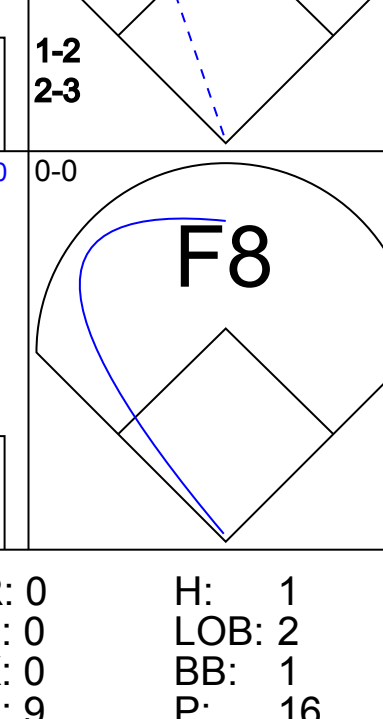
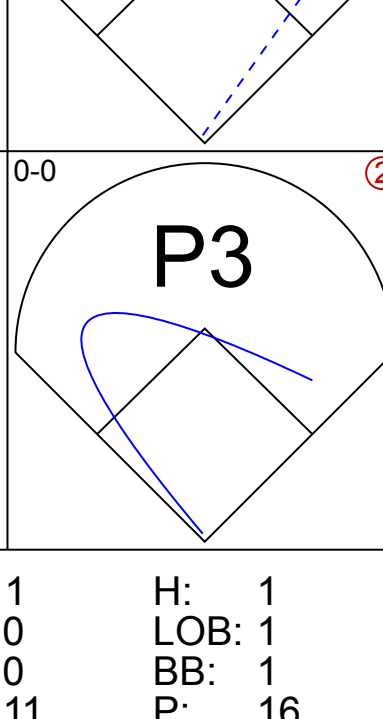
AB 36
R 9
H 14
RBI 9
BB 9
SO 8
LOB 25



| Batter | 1 | 2 | 3 | 4 | 5 | 6 | 7 | 8 | 9 | AB | R | H | RBI | BB | SO | LOB | TOP | | | |
|--|---|----------------------------------|------------------------------|--|------------------------------|---|------------------------------|---|---|----------------------------------|------------------------------|----------------------------------|------------------------------|----------------------------------|-------------------------------|----------------------------------|--|----------------------------------|------------------------------------|----------------------------------|
| 2 Jacoby Ellsbury, L (1, 8) OBP: 0.351, SLG: 0.416 |  | | |  | |  | | |  | 4 | 0 | 0 | 0 | 0 | 2 | 1 | Boston Red Sox @ New York Yankees Yankee Stadium, Bronx, NY Sat Sep 26 2009, 4:10 PM EDT Att: 48,809 - Cloudy - 63 F | | | |
| 15 Dustin Pedroia, R (1, 4) OBP: 0.371, SLG: 0.442 |  | | |  | |  | | |  | 4 | 0 | 0 | 0 | 0 | 2 | 1 | | | | |
| 41 Victor Martinez, S (1, 2) OBP: 0.380, SLG: 0.477 |  | | |  | | | |  |  | 3 | 0 | 1 | 0 | 1 | 0 | 0 | | | | |
| 20 Kevin Youkilis, R (1, 3) OBP: 0.412, SLG: 0.539 |  | | |  | | | |  |  | 2 | 0 | 0 | 0 | 0 | 1 | 1 | | | | |
| 25 Mike Lowell, R (1, 5) OBP: 0.337, SLG: 0.479 |  | | | | |  | |  |  | 4 | 0 | 1 | 0 | 0 | 2 | 3 | | | | |
| 34 David Ortiz, L (1, 10) OBP: 0.329, SLG: 0.460 |  | | |  | | | |  | | 3 | 0 | 0 | 0 | 0 | 1 | 2 | | | | |
| 5 Rocco Baldelli, R (1, 9) 7 J.D. Drew, L (8, PH) OBP: 0.387, SLG: 0.498 |  | | |  | | | |  | | 2 | 0 | 0 | 0 | 0 | 1 | 1 | | | | |
| 12 Jed Lowrie, S (1, 6) 11 Casey Kotchman, L (8, PH) 30 Chris Woodward, R (8, 6) OBP: 0.291, SLG: 0.234 |  | | |  | | | |  | | 2 | 0 | 0 | 0 | 0 | 1 | 1 | | | | |
| 32 Brian Anderson, R (1, 7) 68 Josh Reddick, L (8, PH) OBP: 0.241, SLG: 0.392 |  | | |  | | | |  | | 1 | 0 | 0 | 0 | 1 | 0 | 0 | | | | |
| Inning Stats | R: 0 E: 0 K: 2 S: 10 | H: 0 LOB: 0 BB: 0 P: 15 | R: 0 E: 0 K: 2 S: 9 | H: 0 LOB: 0 BB: 0 P: 14 | R: 0 E: 0 K: 0 S: 4 | H: 0 LOB: 0 BB: 0 P: 6 | R: 0 E: 0 K: 0 S: 9 | H: 0 LOB: 1 BB: 0 P: 16 | R: 0 E: 0 K: 1 S: 7 | H: 0 LOB: 1 BB: 1 P: 14 | R: 0 E: 0 K: 0 S: 6 | H: 0 LOB: 1 BB: 0 P: 11 | R: 0 E: 0 K: 2 S: 8 | H: 0 LOB: 2 BB: 0 P: 13 | R: 0 E: 0 K: 2 S: 15 | H: 1 LOB: 0 BB: 0 P: 20 | | 1B: 2 2B: 0 3B: 0 HR: 0 | SF: 0 SAC: 0 DP: 1 HBP: 2 | WP: 1 PB: 0 SB: 1 CS: 0 |
| PITCHER | IP WLS BF H R ER SO BB IBB HBP BLK WP HR S P ERA WHIP | | | | | | | | | | | | | | | | | | | |
| 52 CC Sabathia, L (1, 1) ERA: 3.21 | 7.0 W 24 1 0 0 8 2 0 0 0 0 0 0 0 0 0 0 0.00 0.429 | | | | | | | | | | | | | | | | | | | |
| 65 Phil Hughes, R (8, 1) ERA: 2.99 | 1.0 H 3 0 0 0 2 0 0 0 0 0 0 0 0 8 13 0.00 0.000 | | | | | | | | | | | | | | | | | | | |
| 42 Mariano Rivera, R (9, 1) ERA: 1.85 | 1.0 S 5 1 0 0 2 0 0 0 1 0 1 0 0 15 20 0.00 1.000 | | | | | | | | | | | | | | | | | | | |

AB 28
R 0
H 2
RBI 0
BB 2
SO 12
LOB 10



| Batter | 1 | 2 | 3 | 4 | 5 | 6 | 7 | 8 | 9 | AB | R | H | RBI | BB | SO | LOB | BOTTOM | | | |
|--|---|----------------------------------|---|----------------------------------|--|---|------------------------------|---|---|----------------------------------|------------------------------|----------------------------------|-------------------------------|----------------------------------|-------------------------------|----------------------------------|--|----------------------------------|------------------------------------|----------------------------------|
| 2 Derek Jeter, R (1, 6) OBP: 0.403, SLG: 0.461 |  | |  | | |  | | |  | 3 | 0 | 2 | 0 | 1 | 1 | 3 | Boston Red Sox @ New York Yankees Yankee Stadium, Bronx, NY Sat Sep 26 2009, 4:10 PM EDT Att: 48,809 - Cloudy - 63 F | | | |
| 18 Johnny Damon, L (1, 7) OBP: 0.367, SLG: 0.493 |  | |  | |  |  | |  | | 4 | 0 | 1 | 2 | 1 | 0 | 3 | | | | |
| 25 Mark Teixeira, S (1, 3) OBP: 0.383, SLG: 0.563 |  | |  | |  | | |  | | 4 | 0 | 1 | 0 | 1 | 1 | 3 | | | | |
| 13 Alex Rodriguez, R (1, 5) OBP: 0.404, SLG: 0.527 |  | |  | |  | | |  | | 4 | 0 | 0 | 0 | 0 | 1 | 6 | | | | |
| 55 Hideki Matsui, L (1, 10) OBP: 0.374, SLG: 0.524 |  | | | |  | | |  | | 4 | 0 | 1 | 0 | 0 | 1 | 3 | | | | |
| 33 Nick Swisher, S (1, 9) 11 Brett Gardner, L (8, FR) OBP: 0.354, SLG: 0.397 |  | | | |  | | |  | | 2 | 0 | 1 | 0 | 2 | 0 | 3 | | | | |
| 24 Robinson Canó, L (1, 4) OBP: 0.352, SLG: 0.519 |  | | | |  | | |  | | 0 | 1 | 0 | 0 | 0 | 0 | 0 | | | | |
| 53 Melky Cabrera, S (1, 8) OBP: 0.333, SLG: 0.411 |  | | | |  | | |  | | 3 | 1 | 0 | 0 | 0 | 0 | 4 | | | | |
| 26 José Molina, R (1, 2) OBP: 0.293, SLG: 0.264 |  | | | |  | | |  | | 3 | 0 | 0 | 0 | 1 | 0 | 4 | | | | |
| Inning Stats | R: 0 E: 0 K: 0 S: 12 | H: 1 LOB: 1 BB: 0 P: 20 | R: 0 E: 0 K: 1 S: 10 | H: 1 LOB: 1 BB: 1 P: 19 | R: 0 E: 0 K: 1 S: 7 | H: 1 LOB: 2 BB: 0 P: 12 | R: 0 E: 0 K: 0 S: 9 | H: 1 LOB: 2 BB: 1 P: 16 | R: 1 E: 0 K: 0 S: 11 | H: 1 LOB: 3 BB: 1 P: 16 | R: 0 E: 0 K: 1 S: 6 | H: 0 LOB: 0 BB: 0 P: 11 | R: 2 E: 0 K: 2 S: 20 | H: 1 LOB: 2 BB: 2 P: 39 | R: 0 E: 0 K: 2 S: 15 | H: 1 LOB: 0 BB: 0 P: 20 | | 1B: 6 2B: 1 3B: 0 HR: 1 | SF: 0 SAC: 0 DP: 1 HBP: 2 | WP: 1 PB: 0 SB: 2 CS: 0 |
| PITCHER | IP WLS BF H R ER SO BB IBB HBP BLK WP HR S P ERA WHIP | | | | | | | | | | | | | | | | | | | |
| 18 Daisuke Matsuzaka, R (1, 1) ERA: 0.68 | 7.0 L 32 6 1 1 3 5 0 0 0 0 0 0 0 0 0 0 0.00 1.29 | | | | | | | | | | | | | | | | | | | |
| 13 Billy Wagner, L (8, 1) ERA: 2.08 | 0.2 6 1 2 0 2 2 0 0 0 0 0 0 0 17 35 0.00 4.500 | | | | | | | | | | | | | | | | | | | |
| 51 Daniel Bard, R (8, 1) ERA: 3.68 | 0.1 1 0 0 0 0 0 0 0 0 0 0 0 0 3 4 0.00 0.000 | | | | | | | | | | | | | | | | | | | |

AB 30
R 3
H 7
RBI 3
BB 7
SO 5
LOB 32



| Batter | 1 | 2 | 3 | 4 | 5 | 6 | 7 | 8 | 9 | AB | R | H | RBI | BB | SO | LOB | TOP | | | | | |
|---|--------------------------------------|----------------------------------|---|---|---------------------------------------|-----------------------------------|--------------------------------------|-----------------------------------|--------------------------------------|-----------------------------------|--------------------------------------|-----------------------------------|---------------------------------------|-----------------------------------|---------------------------------------|-----------------------------------|--|-----------------------------------|-----------------------------------|-----------------------------------|-----------------------------------|-----------------------------------|
| 12 Mitch Maier, L (1,7) OBP: 0.339, SLG: 0.342 | G6-3 | | K | | G5-3 | | G1-3 | | K | 5 | 0 | 0 | 1 | 0 | 2 | 2 | Kansas City Royals @ New York Yankees Yankee Stadium, Bronx, NY Tue Sep 29 2009, 7:05 PM EDT Att: 44,794 - Cloudy - 61 F | | | | | |
| 3 Yunesky Betancourt, R (1,6) OBP: 0.276, SLG: 0.353 | K | | 1B | | L7 | | G5-3 | | | 4 | 0 | 1 | 0 | 0 | 1 | 1 | | | | | | |
| 16 Billy Butler, R (1,3) OBP: 0.364, SLG: 0.500 | G4-3 | | 1B | | 1B | | G1-3 | | K | 4 | 0 | 1 | 1 | 0 | 1 | 0 | | | | | | |
| 17 Mike Jacobs, L (1,10) OBP: 0.296, SLG: 0.395 | | | K | | K | | G5-3 | | | 3 | 0 | 0 | 0 | 0 | 3 | 2 | | | | | | |
| 3 Brayan Peña, S (8,PH) OBP: 0.317, SLG: 0.451 | | | K | | K | | G5-3 | | | 1 | 0 | 0 | 0 | 0 | 0 | 0 | | | | | | |
| 13 Alberto Callaspo, S (1,4) OBP: 0.356, SLG: 0.453 | | | | | | | | | | 1 | 0 | 0 | 0 | 3 | 0 | 0 | | | | | | |
| 24 Mark Teahen, L (1,9) OBP: 0.322, SLG: 0.407 | | | | | | | | | | 3 | 1 | 1 | 0 | 1 | 1 | 2 | | | | | | |
| 14 John Buck, R (1,2) OBP: 0.290, SLG: 0.466 | | | | | | | | | | 4 | 0 | 0 | 0 | 0 | 1 | 5 | | | | | | |
| 4 Alex Gordon, L (1,5) OBP: 0.318, SLG: 0.333 | | | K | | K | | | | | 3 | 1 | 1 | 0 | 1 | 2 | 1 | | | | | | |
| 1 Josh Anderson, L (1,8) OBP: 0.272, SLG: 0.301 | | | | | | | | | | 4 | 1 | 1 | 0 | 0 | 0 | 2 | | | | | | |
| Inning Stats | R: 0 H: 0 E: 0 K: 1 S: 9 | H: 0 LOB: 0 BB: 0 P: 13 | R: 0 H: 0 E: 0 K: 2 S: 10 | H: 0 LOB: 1 BB: 1 P: 17 | R: 1 H: 3 E: 0 K: 3 S: 18 | H: 3 LOB: 2 BB: 0 P: 27 | R: 0 H: 0 E: 0 K: 1 S: 8 | H: 0 LOB: 0 BB: 0 P: 15 | R: 0 H: 0 E: 0 K: 0 S: 8 | H: 0 LOB: 0 BB: 0 P: 12 | R: 0 H: 0 E: 0 K: 1 S: 8 | H: 0 LOB: 0 BB: 0 P: 12 | R: 2 H: 1 E: 1 K: 0 S: 21 | H: 1 LOB: 1 BB: 1 P: 29 | R: 0 H: 1 E: 0 K: 2 S: 16 | H: 1 LOB: 2 BB: 1 P: 24 | R: 0 H: 0 E: 0 K: 1 S: 6 | H: 0 LOB: 0 BB: 1 P: 10 | 1B: 5 2B: 0 3B: 0 HR: 0 | SF: 0 DP: 1 HBP: 0 | WP: 0 PB: 0 SB: 1 CS: 0 | PA: 37 |
| PITCHER | IP WLS BF ERA WHIP | WLS BF ERA WHIP | H R ER SO BB IBB HBP BLK | H R ER SO BB IBB HBP BLK | WP HR S P ERA WHIP | WP HR S P ERA WHIP | WP HR S P ERA WHIP | WP HR S P ERA WHIP | WP HR S P ERA WHIP | WP HR S P ERA WHIP | WP HR S P ERA WHIP | WP HR S P ERA WHIP | WP HR S P ERA WHIP | WP HR S P ERA WHIP | WP HR S P ERA WHIP | WP HR S P ERA WHIP | WP HR S P ERA WHIP | WP HR S P ERA WHIP | WP HR S P ERA WHIP | WP HR S P ERA WHIP | WP HR S P ERA WHIP | WP HR S P ERA WHIP |
| 34 A.J. Burnett, R (1,1) ERA: 4.1 | 6.1 | 25 | 3 | 2 | 1 | 8 | 3 | 0 | 0 | 0 | 0 | 0 | 0 | 0 | 0 | 0 | 69 | 108 | 1.42 | 0.947 | | |
| 48 Phil Coke, L (7,1) ERA: 4.53 | 0.2 | 4 | 1 | 1 | 0 | 0 | 0 | 0 | 0 | 0 | 0 | 0 | 0 | 0 | 0 | 0 | 13 | 17 | 0.00 | 1.500 | | |
| 30 David Robertson, R (8,1) ERA: 3.24 | 0.2 | 3 | 0 | 0 | 0 | 1 | 1 | 0 | 0 | 0 | 0 | 0 | 0 | 0 | 0 | 0 | 11 | 19 | 0.00 | 1.500 | | |
| Brian Bruney, R (8,1) ERA: 4.03 | 1.1 | W | 5 | 1 | 0 | 0 | 2 | 1 | 0 | 0 | 0 | 0 | 0 | 0 | 0 | 0 | 11 | 15 | 0.00 | 1.500 | | |

| | |
|-----|----|
| AB | 32 |
| R | 3 |
| H | 5 |
| RBI | 2 |
| BB | 5 |
| SO | 11 |
| LOB | 15 |




| Batter | 1 | 2 | 3 | 4 | 5 | 6 | 7 | 8 | 9 | AB | R | H | RBI | BB | SO | LOB | BOTTOM | | | | | |
|--|--------------------------------------|----------------------------------|---|---|--------------------------------------|-----------------------------------|---------------------------------------|-----------------------------------|--------------------------------------|-----------------------------------|---------------------------------------|-----------------------------------|---------------------------------------|-----------------------------------|--------------------------------------|-----------------------------------|--|-----------------------------------|-----------------------------------|-----------------------------------|-----------------------------------|-----------------------------------|
| 2 Derek Jeter, R (1,6) OBP: 0.405, SLG: 0.461 | E5 | | | | | | | | | 3 | 0 | 1 | 0 | 1 | 0 | 0 | Kansas City Royals @ New York Yankees Yankee Stadium, Bronx, NY Tue Sep 29 2009, 7:05 PM EDT Att: 44,794 - Cloudy - 61 F | | | | | |
| 24 Robinson Cano, L (9,4) OBP: 0.352, SLG: 0.525 | G4-6-3 | | | | | | | | | 0 | 0 | 0 | 1 | 0 | 0 | 0 | | | | | | |
| 18 Johnny Damon, L (1,7) OBP: 0.365, SLG: 0.489 | F8 | | | | | | | | | 4 | 0 | 0 | 0 | 1 | 1 | 4 | | | | | | |
| 25 Mark Teixeira, S (1,3) OBP: 0.385, SLG: 0.573 | G4-6-3 | | | | | | | | | 4 | 1 | 2 | 1 | 0 | 0 | 1 | | | | | | |
| 72 Juan Miranda, L (9,3) OBP: 0.333, SLG: 0.333 | G4-6-3 | | | | | | | | | 1 | 0 | 1 | 1 | 0 | 0 | 0 | | | | | | |
| 13 Alex Rodriguez, R (1,5) OBP: 0.404, SLG: 0.523 | | | | | | | | | | 3 | 0 | 1 | 0 | 1 | 1 | 2 | | | | | | |
| 17 Jerry Hairston, R (8,PR) OBP: 0.313, SLG: 0.397 | | | | | | | | | | 0 | 0 | 0 | 0 | 0 | 0 | 0 | | | | | | |
| 55 Hideki Matsui, L (1,10) OBP: 0.372, SLG: 0.518 | | | | | | | | | | 3 | 0 | 0 | 0 | 1 | 1 | 2 | | | | | | |
| 53 Melky Cabrera, S (8,PR) OBP: 0.336, SLG: 0.418 | | | | | | | | | | 0 | 0 | 0 | 0 | 0 | 0 | 0 | | | | | | |
| 33 Nick Swisher, S (1,9) OBP: 0.366, SLG: 0.496 | P4 | | | | | | | | | 4 | 1 | 1 | 1 | 0 | 1 | 4 | | | | | | |
| 11 Brett Gardner, L (1,8) OBP: 0.346, SLG: 0.383 | | | | | | | | | | 4 | 0 | 0 | 0 | 0 | 3 | 0 | | | | | | |
| 26 José Molina, R (1,2) OBP: 0.295, SLG: 0.262 | | | | | | | | | | 2 | 0 | 1 | 0 | 1 | 0 | 0 | | | | | | |
| 47 Freddy Guzman, S (7,PR) ERA: 4.15 | | | | | | | | | | 0 | 0 | 0 | 0 | 0 | 0 | 0 | | | | | | |
| 29 Francisco Cervelli, R (8,2) OBP: 0.359, SLG: 0.374 | | | | | | | | | | 1 | 1 | 1 | 0 | 0 | 0 | 0 | | | | | | |
| 19 Ramiro Pena, S (1,4) OBP: 0.313, SLG: 0.382 | | | | | | | | | | 3 | 0 | 0 | 0 | 0 | 0 | 2 | | | | | | |
| 14 Eric Hinske, L (9,PH) OBP: 0.352, SLG: 0.443 | | | | | | | | | | 1 | 1 | 1 | 0 | 0 | 0 | 0 | | | | | | |
| Inning Stats | R: 0 H: 6 E: 1 K: 0 S: 7 | H: 0 LOB: 0 BB: 0 P: 10 | R: 0 H: 0 E: 0 K: 2 S: 7 | H: 0 LOB: 0 BB: 0 P: 10 | R: 0 H: 1 E: 0 K: 1 S: 8 | H: 1 LOB: 0 BB: 0 P: 12 | R: 0 H: 1 E: 0 K: 0 S: 13 | H: 1 LOB: 3 BB: 2 P: 25 | R: 0 H: 0 E: 0 K: 0 S: 8 | H: 0 LOB: 0 BB: 0 P: 13 | R: 1 H: 2 E: 0 K: 0 S: 10 | H: 2 LOB: 1 BB: 0 P: 19 | R: 1 H: 2 E: 0 K: 2 S: 17 | H: 2 LOB: 2 BB: 1 P: 25 | R: 0 H: 0 E: 0 K: 1 S: 7 | H: 0 LOB: 1 BB: 1 P: 16 | R: 2 H: 3 E: 0 K: 1 S: 13 | H: 3 LOB: 2 BB: 1 P: 27 | 1B: 7 2B: 1 3B: 0 HR: 2 | SF: 1 DP: 2 HBP: 0 | WP: 0 PB: 0 SB: 1 CS: 0 | PA: 39 |
| PITCHER | IP WLS BF ERA WHIP | WLS BF ERA WHIP | H R ER SO BB IBB HBP BLK | H R ER SO BB IBB HBP BLK | WP HR S P ERA WHIP | WP HR S P ERA WHIP | WP HR S P ERA WHIP | WP HR S P ERA WHIP | WP HR S P ERA WHIP | WP HR S P ERA WHIP | WP HR S P ERA WHIP | WP HR S P ERA WHIP | WP HR S P ERA WHIP | WP HR S P ERA WHIP | WP HR S P ERA WHIP | WP HR S P ERA WHIP | WP HR S P ERA WHIP | WP HR S P ERA WHIP | WP HR S P ERA WHIP | WP HR S P ERA WHIP | WP HR S P ERA WHIP | WP HR S P ERA WHIP |
| 54 Anthony Lerew, R (1,1) ERA: 3.38 | 6.0 | 24 | 5 | 2 | 2 | 3 | 2 | 0 | 0 | 0 | 0 | 0 | 0 | 0 | 0 | 0 | 2 | 56 | 9 | 3.00 | 1.167 | |
| 31 Dusty Hughes, L (7,1) ERA: 4.15 | 0.2 | H | 3 | 0 | 0 | 0 | 1 | 1 | 0 | 0 | 0 | 0 | 0 | 0 | 0 | 0 | 10 | 18 | 0.00 | 1.500 | | |
| 37 Juan Cruz, R (7,1) ERA: 5.8 | 1.1 | H | 6 | 1 | 0 | 0 | 2 | 1 | 0 | 0 | 0 | 0 | 0 | 0 | 0 | 0 | 11 | 20 | 0.00 | 1.500 | | |
| 40 Kyle Farnsworth, R (9,1) ERA: 4.88 | 0.2 | L | 6 | 3 | 2 | 1 | 1 | 0 | 1 | 0 | 0 | 0 | 0 | 0 | 0 | 0 | 13 | 27 | 13.50 | 4.500 | | |



| Batter | 1 | 2 | 3 | 4 | 5 | 6 | 7 | 8 | 9 | AB | R | H | RBI | BB | SO | LOB | TOP | | | | | | | | |
|--|---|---|---|---|---|---|---|---|---|---|---|---|---|---|---|---|---|---|---|---|---|---|---|---|---|
| 2 Derek Jeter, R OBP: 0.405, SLG: 0.465 72 Juan Miranda, L OBP: 0.429, SLG: 0.857 | G5-3 | G6-3 | | | F9 | | | HR | | 3 | 0 | 0 | 0 | 0 | 0 | 2 | | | | | | | | | |
| 17 Jerry Hairston, R OBP: 0.310, SLG: 0.392 | L8 | | G6-3 | | P1 | | | P3 | | 4 | 0 | 0 | 0 | 0 | 0 | 0 | | | | | | | | | |
| 25 Mark Teixeira, S OBP: 0.399, SLG: 0.568 14 Eric Hinske, L OBP: 0.347, SLG: 0.435 | | | G1-3 | | G6-3 | | | K | | 1 | 0 | 0 | 0 | 0 | 0 | 0 | | | | | | | | | |
| 13 Alex Rodriguez, R OBP: 0.399, SLG: 0.516 28 Shelley Duncan, R OBP: 0.214, SLG: 0.214 | HBP | | K | | L4 | | | F7 | | 3 | 0 | 0 | 0 | 0 | 1 | 1 | | | | | | | | | |
| 33 Nick Swisher, S OBP: 0.371, SLG: 0.500 47 Freddy Guzman, S | | | | | F7 | | | F7 | | 1 | 1 | 0 | 0 | 2 | 0 | 0 | | | | | | | | | |
| 20 Jorge Posada, S OBP: 0.363, SLG: 0.525 29 Francisco Cervelli, R OBP: 0.313, SLG: 0.376 | | | | | L9 | | | G3 | | 3 | 0 | 0 | 0 | 0 | 2 | 2 | | | | | | | | | |
| 24 Robinson Cano, L OBP: 0.354, SLG: 0.524 11 Brett Gardner, R OBP: 0.346, SLG: 0.383 | | | | | L7 | | | G6-3 | | 2 | 0 | 1 | 0 | 0 | 0 | 1 | | | | | | | | | |
| 53 Melky Cabrera, S OBP: 0.336, SLG: 0.418 19 Ramiro Pena, S OBP: 0.314, SLG: 0.381 | | | | | FC5-4 | | | G6-3 | | 2 | 0 | 1 | 1 | 0 | 0 | 1 | | | | | | | | | |
| 26 José Molina, R OBP: 0.293, SLG: 0.261 | | | | | K | | | G6-3 | | 4 | 1 | 1 | 0 | 0 | 2 | 3 | | | | | | | | | |
| Inning Stats | R: 0 E: 0 K: 0 S: 8 | H: 0 LOB: 1 BB: 0 P: 12 | R: 1 E: 0 K: 2 S: 18 | H: 2 LOB: 2 BB: 1 P: 30 | R: 0 E: 0 K: 1 S: 9 | H: 0 LOB: 0 BB: 0 P: 14 | R: 0 E: 0 K: 0 S: 5 | H: 0 LOB: 0 BB: 1 P: 10 | R: 0 E: 0 K: 1 S: 8 | H: 0 LOB: 0 BB: 0 P: 14 | R: 0 E: 0 K: 0 S: 5 | H: 0 LOB: 0 BB: 0 P: 5 | R: 0 E: 0 K: 1 S: 12 | H: 0 LOB: 0 BB: 0 P: 18 | R: 2 E: 0 K: 1 S: 13 | H: 2 LOB: 0 BB: 0 P: 20 | R: 1 E: 0 K: 0 S: 12 | H: 2 LOB: 1 BB: 0 P: 18 | 1B: 5 2B: 0 3B: 0 HR: 1 | SF: 0 SAC: 0 DP: 0 HBP: 1 | WP: 0 PB: 0 SB: 0 CS: 0 | PA: 36 | | | |
| PITCHER | IP WLS BF H R ER SO BB IBB HBP BLK WP HR S P ERA WHIP | IP WLS BF H R ER SO BB IBB HBP BLK WP HR S P ERA WHIP | IP WLS BF H R ER SO BB IBB HBP BLK WP HR S P ERA WHIP | IP WLS BF H R ER SO BB IBB HBP BLK WP HR S P ERA WHIP | IP WLS BF H R ER SO BB IBB HBP BLK WP HR S P ERA WHIP | IP WLS BF H R ER SO BB IBB HBP BLK WP HR S P ERA WHIP | IP WLS BF H R ER SO BB IBB HBP BLK WP HR S P ERA WHIP | IP WLS BF H R ER SO BB IBB HBP BLK WP HR S P ERA WHIP | IP WLS BF H R ER SO BB IBB HBP BLK WP HR S P ERA WHIP | IP WLS BF H R ER SO BB IBB HBP BLK WP HR S P ERA WHIP | IP WLS BF H R ER SO BB IBB HBP BLK WP HR S P ERA WHIP | IP WLS BF H R ER SO BB IBB HBP BLK WP HR S P ERA WHIP | IP WLS BF H R ER SO BB IBB HBP BLK WP HR S P ERA WHIP | IP WLS BF H R ER SO BB IBB HBP BLK WP HR S P ERA WHIP | IP WLS BF H R ER SO BB IBB HBP BLK WP HR S P ERA WHIP | IP WLS BF H R ER SO BB IBB HBP BLK WP HR S P ERA WHIP | IP WLS BF H R ER SO BB IBB HBP BLK WP HR S P ERA WHIP | IP WLS BF H R ER SO BB IBB HBP BLK WP HR S P ERA WHIP | IP WLS BF H R ER SO BB IBB HBP BLK WP HR S P ERA WHIP | IP WLS BF H R ER SO BB IBB HBP BLK WP HR S P ERA WHIP | IP WLS BF H R ER SO BB IBB HBP BLK WP HR S P ERA WHIP | IP WLS BF H R ER SO BB IBB HBP BLK WP HR S P ERA WHIP | IP WLS BF H R ER SO BB IBB HBP BLK WP HR S P ERA WHIP | IP WLS BF H R ER SO BB IBB HBP BLK WP HR S P ERA WHIP | IP WLS BF H R ER SO BB IBB HBP BLK WP HR S P ERA WHIP |

New York Yankees @ Tampa Bay Rays
Tropicana Field, St. Petersburg, FL
Fri Oct 02 2009, 7:38 PM EDT
Att: 22,704 - Dome - 72 F

AB 33
R 4
H 6
RBI 4
BB 2
SO 6
LOB 10



| Batter | 1 | 2 | 3 | 4 | 5 | 6 | 7 | 8 | 9 | AB | R | H | RBI | BB | SO | LOB | BOTTOM | | | | | | | | |
|---|---|---|---|---|---|---|---|---|---|---|---|---|---|---|---|---|---|---|---|---|---|---|---|---|---|
| 8 Jason Bartlett, R OBP: 0.388, SLG: 0.490 15 Reid Brignac, L OBP: 0.315, SLG: 0.465 | 13 BB | 13 S | 18 BB | 18 BB | 18 BB | F7 | | | | 1 | 3 | 1 | 0 | 2 | 0 | 0 | | | | | | | | | |
| 13 Carl Crawford, L OBP: 0.385, SLG: 0.453 26 Gabe Gross, L OBP: 0.330, SLG: 0.360 | E3 | 3 BB | 18 BB | 18 BB | K | K | | P4 | | 4 | 1 | 1 | 0 | 0 | 2 | 6 | | | | | | | | | |
| 3 Evan Longoria, R OBP: 0.365, SLG: 0.522 32 Chris Richard, L OBP: 0.273, SLG: 0.111 | 19 BB | 2 BB | 18 BB | 18 BB | P6 | | | F8 | | 2 | 1 | 1 | 2 | 2 | 0 | 2 | | | | | | | | | |
| 18 Ben Zobrist, S OBP: 0.402, SLG: 0.539 | L4 | | | | F7 | | | | | 5 | 0 | 3 | 2 | 0 | 0 | 3 | | | | | | | | | |
| 16 Willy Aybar, S OBP: 0.337, SLG: 0.424 | P3 | | G6-3 | | G3 | | | G4-3 | | 5 | 0 | 0 | 0 | 0 | 1 | 8 | | | | | | | | | |
| 19 Gabe Kapler, R OBP: 0.332, SLG: 0.445 | 2 BB | | L9 | | 2 HR | | | K | | 4 | 3 | 2 | 1 | 1 | 1 | 1 | | | | | | | | | |
| 2 B.J. Upton, R OBP: 0.312, SLG: 0.376 | | | | | | | | | | 5 | 3 | 5 | 6 | 0 | 0 | 0 | | | | | | | | | |
| 30 Dioner Navarro, S OBP: 0.261, SLG: 0.315 | F8 | | 8 HBP | | G5-3 | | | G4-3 | | 4 | 1 | 1 | 0 | 1 | 0 | 2 | | | | | | | | | |
| 38 Fernando Perez, R OBP: 0.212, SLG: 0.212 | K | | 8 HBP | | L8 | | | FC6-4 | | 5 | 1 | 2 | 1 | 0 | 1 | 2 | | | | | | | | | |
| Inning Stats | R: 4 E: 1 K: 0 S: 20 | H: 2 LOB: 1 BB: 2 P: 33 | R: 1 E: 0 K: 2 S: 13 | H: 2 LOB: 2 BB: 2 P: 25 | R: 4 E: 0 K: 1 S: 17 | H: 4 LOB: 2 BB: 1 P: 30 | R: 2 E: 0 K: 1 S: 16 | H: 3 LOB: 1 BB: 1 P: 29 | R: 1 E: 0 K: 0 S: 14 | H: 2 LOB: 0 BB: 0 P: 21 | R: 0 E: 0 K: 1 S: 10 | H: 0 LOB: 0 BB: 0 P: 15 | R: 0 E: 0 K: 2 S: 11 | H: 1 LOB: 1 BB: 0 P: 15 | R: 1 E: 0 K: 0 S: 14 | H: 3 LOB: 2 BB: 0 P: 21 | 1B: 11 2B: 4 3B: 1 HR: 1 | SF: 0 SAC: 0 DP: 0 HBP: 1 | WP: 0 PB: 0 SB: 1 CS: 0 | PA: 48 | | | | | |
| PITCHER | IP WLS BF H R ER SO BB IBB HBP BLK WP HR S P ERA WHIP | IP WLS BF H R ER SO BB IBB HBP BLK WP HR S P ERA WHIP | IP WLS BF H R ER SO BB IBB HBP BLK WP HR S P ERA WHIP | IP WLS BF H R ER SO BB IBB HBP BLK WP HR S P ERA WHIP | IP WLS BF H R ER SO BB IBB HBP BLK WP HR S P ERA WHIP | IP WLS BF H R ER SO BB IBB HBP BLK WP HR S P ERA WHIP | IP WLS BF H R ER SO BB IBB HBP BLK WP HR S P ERA WHIP | IP WLS BF H R ER SO BB IBB HBP BLK WP HR S P ERA WHIP | IP WLS BF H R ER SO BB IBB HBP BLK WP HR S P ERA WHIP | IP WLS BF H R ER SO BB IBB HBP BLK WP HR S P ERA WHIP | IP WLS BF H R ER SO BB IBB HBP BLK WP HR S P ERA WHIP | IP WLS BF H R ER SO BB IBB HBP BLK WP HR S P ERA WHIP | IP WLS BF H R ER SO BB IBB HBP BLK WP HR S P ERA WHIP | IP WLS BF H R ER SO BB IBB HBP BLK WP HR S P ERA WHIP | IP WLS BF H R ER SO BB IBB HBP BLK WP HR S P ERA WHIP | IP WLS BF H R ER SO BB IBB HBP BLK WP HR S P ERA WHIP | IP WLS BF H R ER SO BB IBB HBP BLK WP HR S P ERA WHIP | IP WLS BF H R ER SO BB IBB HBP BLK WP HR S P ERA WHIP | IP WLS BF H R ER SO BB IBB HBP BLK WP HR S P ERA WHIP | IP WLS BF H R ER SO BB IBB HBP BLK WP HR S P ERA WHIP | IP WLS BF H R ER SO BB IBB HBP BLK WP HR S P ERA WHIP | IP WLS BF H R ER SO BB IBB HBP BLK WP HR S P ERA WHIP | IP WLS BF H R ER SO BB IBB HBP BLK WP HR S P ERA WHIP | IP WLS BF H R ER SO BB IBB HBP BLK WP HR S P ERA WHIP | IP WLS BF H R ER SO BB IBB HBP BLK WP HR S P ERA WHIP |

New York Yankees @ Tampa Bay Rays
Tropicana Field, St. Petersburg, FL
Fri Oct 02 2009, 7:38 PM EDT
Att: 22,704 - Dome - 72 F

AB 41
R 13
H 17
RBI 13
BB 6
SO 7
LOB 28



| Batter | 1 | 2 | 3 | 4 | 5 | 6 | 7 | 8 | 9 | AB | R | H | RBI | BB | SO | LOB | TOP | | | |
|--|---|----------------------------------|------------------------------|----------------------------------|-------------------------------|----------------------------------|------------------------------|----------------------------------|-------------------------------|----------------------------------|-------------------------------|----------------------------------|------------------------------|----------------------------------|-------------------------------|----------------------------------|---|----------------------------------|------------------------------------|----------------------------------|
| 11 Brett Gardner, L OBP: 0.347, SLG: 0.381 | | | | | | | | | | 4 | 1 | 1 | 0 | 1 | 1 | 4 | New York Yankees @ Tampa Bay Rays Tropicana Field, St. Petersburg, FL Sat Oct 03 2009, 7:08 PM EDT Att: 30,084 - Dome - 72 F AB 33 R 3 H 9 RBI 3 BB 3 SO 9 LOB 14 | | | |
| 18 Johnny Damon, L OBP: 0.365, SLG: 0.485 28 Shelley Duncan, R OBP: 0.200, SLG: 0.200 | | | | | | | | | | 4 | 0 | 1 | 1 | 0 | 2 | 2 | | | | |
| 25 Mark Teixeira, S OBP: 0.371, SLG: 0.567 72 Juan Miranda, L OBP: 0.375, SLG: 0.750 | | | | | | | | | | 3 | 0 | 1 | 1 | 0 | 0 | 1 | | | | |
| 55 Hideki Matsui, L OBP: 0.366, SLG: 0.509 | | | | | | | | | | 4 | 0 | 0 | 0 | 0 | 2 | 3 | | | | |
| 20 Jorge Posada, S OBP: 0.363, SLG: 0.522 29 Francisco Cervelli, R OBP: 0.319, SLG: 0.376 | | | | | | | | | | 4 | 0 | 1 | 0 | 0 | 0 | 0 | | | | |
| 24 Robinson Cano, L OBP: 0.354, SLG: 0.523 19 Ramiro Pena, S OBP: 0.319, SLG: 0.386 | | | | | | | | | | 3 | 0 | 1 | 0 | 0 | 0 | 1 | | | | |
| 33 Nick Swisher, S OBP: 0.329, SLG: 0.498 47 Freddy Guzman, S OBP: 0.200, SLG: 0.250 | | | | | | | | | | 2 | 0 | 0 | 0 | 1 | 1 | 1 | | | | |
| 14 Eric Hinske, L OBP: 0.350, SLG: 0.434 | | | | | | | | | | 3 | 1 | 1 | 0 | 1 | 1 | 2 | | | | |
| 17 Jerry Hairston, R OBP: 0.314, SLG: 0.393 | | | | | | | | | | 2 | 0 | 1 | 1 | 0 | 0 | 0 | | | | |
| Inning Stats | R: 0 E: 0 K: 2 S: 10 | H: 1 LOB: 1 BB: 0 P: 16 | R: 0 E: 0 K: 0 S: 8 | H: 1 LOB: 1 BB: 0 P: 13 | R: 0 E: 0 K: 2 S: 12 | H: 0 LOB: 1 BB: 1 P: 21 | R: 0 E: 0 K: 0 S: 9 | H: 1 LOB: 1 BB: 0 P: 13 | R: 2 E: 0 K: 1 S: 15 | H: 3 LOB: 2 BB: 0 P: 24 | R: 1 E: 0 K: 0 S: 14 | H: 1 LOB: 2 BB: 2 P: 25 | R: 0 E: 0 K: 2 S: 9 | H: 2 LOB: 1 BB: 0 P: 19 | R: 0 E: 0 K: 2 S: 15 | H: 0 LOB: 0 BB: 0 P: 19 | | 1B: 9 2B: 0 3B: 0 HR: 0 | SF: 0 SAC: 0 DP: 2 HBP: 2 | WP: 1 PB: 0 SB: 3 CS: 1 |
| PITCHER | IP WLS BF H R ER SO BB IBB HBP BLK WP HR S P ERA WHIP | | | | | | | | | | | | | | | | | | | |
| 34 Jeff Niemann, R ERA: 3.94 | 5.0 W 22 6 2 2 5 1 0 2 0 0 0 54 87 3.60 1.400 | | | | | | | | | | | | | | | | | | | |
| 31 Lance Cormier, R ERA: 3.25 | 1.1 H 7 1 1 1 0 2 0 0 0 0 1 0 16 29 6.75 2.250 | | | | | | | | | | | | | | | | | | | |
| 36 Randy Choate, L ERA: 3.47 | 1.2 H 6 2 0 0 2 0 0 0 0 0 0 0 22 29 0.00 1.200 | | | | | | | | | | | | | | | | | | | |
| 50 Grant Balfour, R ERA: 4.81 | 1.0 S 3 0 0 0 2 0 0 0 0 0 0 0 15 19 0.00 0.000 | | | | | | | | | | | | | | | | | | | |

| Batter | 1 | 2 | 3 | 4 | 5 | 6 | 7 | 8 | 9 | AB | R | H | RBI | BB | SO | LOB | BOTTOM | | | |
|--|---|----------------------------------|-------------------------------|----------------------------------|------------------------------|----------------------------------|-------------------------------|----------------------------------|-------------------------------|----------------------------------|------------------------------|----------------------------------|-------------------------------|----------------------------------|------------------------------|----------------------------------|---|----------------------------------|------------------------------------|----------------------------------|
| 8 Jason Bartlett, R OBP: 0.389, SLG: 0.490 | | | | | | | | | | 4 | 0 | 2 | 1 | 0 | 0 | 0 | New York Yankees @ Tampa Bay Rays Tropicana Field, St. Petersburg, FL Sat Oct 03 2009, 7:08 PM EDT Att: 30,084 - Dome - 72 F AB 31 R 5 H 7 RBI 3 BB 4 SO 6 LOB 10 | | | |
| 13 Carl Crawford, L OBP: 0.384, SLG: 0.452 | | | | | | | | | | 4 | 0 | 1 | 0 | 0 | 1 | 3 | | | | |
| 3 Evan Longoria, R OBP: 0.361, SLG: 0.518 | | | | | | | | | | 4 | 0 | 0 | 0 | 0 | 2 | 1 | | | | |
| 18 Ben Zobrist, S OBP: 0.404, SLG: 0.539 | | | | | | | | | | 2 | 1 | 1 | 0 | 2 | 0 | 1 | | | | |
| 2 B.J. Upton, R OBP: 0.313, SLG: 0.375 | | | | | | | | | | 2 | 2 | 0 | 0 | 2 | 1 | 2 | | | | |
| 19 Gabe Kapler, R OBP: 0.329, SLG: 0.441 16 Willy Aybar, S OBP: 0.335, SLG: 0.421 | | | | | | | | | | 2 | 0 | 0 | 0 | 0 | 0 | 2 | | | | |
| 5 Pat Burrell, R OBP: 0.318, SLG: 0.370 | | | | | | | | | | 2 | 0 | 0 | 0 | 0 | 2 | 0 | | | | |
| 30 Dioner Navarro, S OBP: 0.261, SLG: 0.322 | | | | | | | | | | 4 | 1 | 1 | 2 | 0 | 0 | 0 | | | | |
| 1 Akinori Iwamura, L OBP: 0.355, SLG: 0.390 | | | | | | | | | | 3 | 1 | 2 | 0 | 0 | 0 | 0 | | | | |
| Inning Stats | R: 0 E: 0 K: 0 S: 8 | H: 1 LOB: 1 BB: 0 P: 13 | R: 3 E: 0 K: 0 S: 17 | H: 3 LOB: 1 BB: 1 P: 30 | R: 0 E: 0 K: 1 S: 8 | H: 0 LOB: 1 BB: 1 P: 13 | R: 0 E: 0 K: 0 S: 14 | H: 2 LOB: 2 BB: 0 P: 21 | R: 2 E: 0 K: 1 S: 13 | H: 0 LOB: 0 BB: 2 P: 26 | R: 0 E: 0 K: 0 S: 7 | H: 0 LOB: 0 BB: 0 P: 12 | R: 0 E: 0 K: 3 S: 16 | H: 1 LOB: 0 BB: 0 P: 25 | R: 0 E: 0 K: 1 S: 9 | H: 0 LOB: 0 BB: 0 P: 11 | | 1B: 5 2B: 1 3B: 0 HR: 1 | SF: 0 SAC: 0 DP: 0 HBP: 0 | WP: 0 PB: 0 SB: 4 CS: 0 |
| PITCHER | IP WLS BF H R ER SO BB IBB HBP BLK WP HR S P ERA WHIP | | | | | | | | | | | | | | | | | | | |
| 46 Andy Pettitte, L ERA: 4.16 | 4.1 L 23 6 5 3 3 4 0 0 0 0 0 0 54 95 6.23 2.308 | | | | | | | | | | | | | | | | | | | |
| 91 Alfredo Aceves, R ERA: 3.54 | 2.1 7 0 0 0 3 0 0 0 0 0 0 0 23 34 0.00 0.000 | | | | | | | | | | | | | | | | | | | |
| 41 Chad Gaudin, R ERA: 4.64 | 1.1 5 1 0 0 2 0 0 0 0 0 0 0 15 22 0.00 0.750 | | | | | | | | | | | | | | | | | | | |

| Batter | 1 | 2 | 3 | 4 | 5 | 6 | 7 | 8 | 9 | AB | R | H | RBI | BB | SO | LOB | TOP | |
|---|--|--------------------------------------|--|---|---|--|--|--|--|--|--|--|-----|----|----|-----|--|--|
| 2 Derek Jeter, R (1,6) OBP: 0.406, SLG: 0.465 17 Jerry Hairston, R (6,6) OBP: 0.315, SLG: 0.394 (7,4) | | | | | | | | | | 4 | 0 | 2 | 0 | 0 | 1 | 3 | New York Yankees @ Tampa Bay Rays Tropicana Field, St. Petersburg, FL Sun Oct 04 2009, 1:38 PM EDT Att: 28,699 - Dome - 72 F | |
| 18 Johnny Damon, L (1,7) OBP: 0.365, SLG: 0.489 11 Brett Gardner, L (6, PR) OBP: 0.345, SLG: 0.379 (6,8) | | | | | | | | | | 4 | 1 | 2 | 2 | 0 | 1 | 2 | | |
| 25 Mark Teixeira, S (1,3) OBP: 0.352, SLG: 0.520 72 Juan Miranda, L (6, PR) OBP: 0.333, SLG: 0.667 (6,3) | | | | | | | | | | 2 | 1 | 0 | 0 | 2 | 1 | 2 | | |
| 13 Alex Rodriguez, R (1,5) OBP: 0.402, SLG: 0.532 14 Eric Hinske, L (6,5) OBP: 0.348, SLG: 0.432 | | | | | | | | | | 4 | 2 | 3 | 7 | 0 | 0 | 1 | | |
| 55 Hideki Matsui, L (1,10) OBP: 0.367, SLG: 0.509 47 Freddy Guzman, S (6, PR) OBP: 0.143, SLG: 0.167 (6,10) (8,7) | | | | | | | | | | 2 | 0 | 1 | 0 | 0 | 0 | 0 | | |
| 33 Nick Swisher, S (1,9) OBP: 0.371, SLG: 0.498 28 Shelley Duncan, R (6, PR) OBP: 0.200, SLG: 0.200 (9,9) | | | | | | | | | | 4 | 1 | 1 | 0 | 1 | 0 | 3 | | |
| 24 Robinson Cano, L (1,4) OBP: 0.354, SLG: 0.520 19 Ramiro Pena, S (6, PR) OBP: 0.317, SLG: 0.383 (7,6) | | | | | | | | | | 4 | 0 | 0 | 0 | 0 | 1 | 2 | | |
| 53 Melky Cabrera, S (1,8) OBP: 0.306, SLG: 0.416 (8,7) (8,1) (8,1) 48 Phil Coke, L (8, PR) OBP: 0.300, SLG: 0.375 29 Francisco Cervelli, R (8, PR) 42 Mariano Rivera, R (8,1) | | | | | | | | | | 4 | 1 | 1 | 0 | 0 | 1 | 0 | | |
| 26 José Molina, R (1,2) OBP: 0.292, SLG: 0.268 | | | | | | | | | | 4 | 1 | 1 | 0 | 0 | 2 | 2 | | |
| Inning Stats | R: 0 H: 2 E: 1 K: 0 S: 15 | R: 0 H: 0 E: 0 K: 1 S: 9 | R: 0 H: 1 E: 0 K: 2 S: 8 | R: 0 H: 0 E: 0 K: 0 S: 9 | R: 0 H: 0 E: 0 K: 2 S: 18 | R: 10 H: 6 E: 1 K: 1 S: 24 | R: 0 H: 0 E: 0 K: 1 S: 9 | R: 0 H: 2 E: 0 K: 1 S: 11 | R: 0 H: 1 E: 0 K: 0 S: 6 | 1B: 6 2B: 4 3B: 0 HR: 2 | SF: 0 SAC: 0 DP: 0 HBP: 0 | WP: 0 PA: 44 FB: 0 SB: 1 CS: 0 | | | | | | |
| PITCHER | IP: 5.0 WLS: L BF: 24 H: 6 R: 3 ER: 5 SO: 3 BB: 2 IBB: 0 HBP: 0 BLK: 0 WP: 0 HR: 1 S: 64 P: 27 ERA: 5.40 WHIP: 1.600 | | IP: 1.0 WLS: L BF: 3 H: 3 R: 5 ER: 0 SO: 1 BB: 0 IBB: 0 HBP: 0 BLK: 0 WP: 0 HR: 0 S: 19 P: 9 ERA: 0.00 WHIP: 3.000 | IP: 1.0 WLS: L BF: 4 H: 1 R: 0 ER: 0 SO: 0 BB: 0 IBB: 0 HBP: 0 BLK: 0 WP: 0 HR: 0 S: 6 P: 7 ERA: 0.00 WHIP: 1.000 | | PITCHER | IP: 1.0 WLS: L BF: 3 H: 3 R: 5 ER: 0 SO: 1 BB: 0 IBB: 0 HBP: 0 BLK: 0 WP: 0 HR: 0 S: 19 P: 9 ERA: 0.00 WHIP: 3.000 | IP: 1.0 WLS: L BF: 3 H: 3 R: 5 ER: 0 SO: 1 BB: 0 IBB: 0 HBP: 0 BLK: 0 WP: 0 HR: 0 S: 19 P: 9 ERA: 0.00 WHIP: 3.000 | IP: 1.0 WLS: L BF: 3 H: 3 R: 5 ER: 0 SO: 1 BB: 0 IBB: 0 HBP: 0 BLK: 0 WP: 0 HR: 0 S: 19 P: 9 ERA: 0.00 WHIP: 3.000 | IP: 1.0 WLS: L BF: 3 H: 3 R: 5 ER: 0 SO: 1 BB: 0 IBB: 0 HBP: 0 BLK: 0 WP: 0 HR: 0 S: 19 P: 9 ERA: 0.00 WHIP: 3.000 | IP: 1.0 WLS: L BF: 3 H: 3 R: 5 ER: 0 SO: 1 BB: 0 IBB: 0 HBP: 0 BLK: 0 WP: 0 HR: 0 S: 19 P: 9 ERA: 0.00 WHIP: 3.000 | IP: 1.0 WLS: L BF: 3 H: 3 R: 5 ER: 0 SO: 1 BB: 0 IBB: 0 HBP: 0 BLK: 0 WP: 0 HR: 0 S: 19 P: 9 ERA: 0.00 WHIP: 3.000 | | | | | | |
| Batter | 2 B.J. Upton, R (1,8) OBP: 0.313, SLG: 0.373 38 Fernando Perez, R (7,8) OBP: 0.206, SLG: 0.206 | | | | | | | | | | 2 | 0 | 0 | 0 | 1 | 0 | 0 | New York Yankees @ Tampa Bay Rays Tropicana Field, St. Petersburg, FL Sun Oct 04 2009, 1:38 PM EDT Att: 28,699 - Dome - 72 F |
| 15 Reid Brignac, L (1,6) OBP: 0.301, SLG: 0.444 | | | | | | | | | | 4 | 0 | 0 | 0 | 0 | 2 | | | |
| 3 Evan Longoria, R (1,5) OBP: 0.345, SLG: 0.526 11 Shawn Riggs, R (7,2) OBP: 0.143, SLG: 0.357 | | | | | | | | | | 3 | 2 | 3 | 1 | 0 | 0 | | | |
| 18 Ben Zobrist, S (1,4) OBP: 0.405, SLG: 0.543 | | | | | | | | | | 4 | 0 | 2 | 0 | 0 | 1 | 3 | | |
| 16 Willy Aybar, S (1,6) OBP: 0.331, SLG: 0.416 (7,5) | | | | | | | | | | 4 | 0 | 0 | 0 | 2 | 5 | | | |
| 5 Pat Burrell, R (1,10) OBP: 0.315, SLG: 0.367 | | | | | | | | | | 4 | 0 | 0 | 0 | 1 | 0 | | | |
| 9 Gregg Zaun, S (1,2) OBP: 0.345, SLG: 0.416 32 Chris Richard, L (7,3) OBP: 0.261, SLG: 0.105 | | | | | | | | | | 3 | 0 | 1 | 0 | 0 | 0 | 0 | | |
| 26 Gabe Gross, L (1,9) OBP: 0.326, SLG: 0.355 | | | | | | | | | | 4 | 0 | 0 | 0 | 2 | 1 | | | |
| 19 Gabe Kapler, R (1,7) OBP: 0.329, SLG: 0.439 | | | | | | | | | | 3 | 0 | 1 | 0 | 0 | 0 | 1 | | |
| Inning Stats | R: 1 H: 2 E: 0 K: 0 S: 15 | R: 0 H: 0 E: 0 K: 0 S: 5 | R: 0 H: 2 E: 0 K: 1 S: 13 | R: 0 H: 1 E: 0 K: 1 S: 11 | R: 1 H: 2 E: 0 K: 1 S: 11 | R: 0 H: 0 E: 0 K: 1 S: 10 | R: 0 H: 0 E: 0 K: 1 S: 5 | R: 0 H: 0 E: 0 K: 2 S: 11 | R: 0 H: 0 E: 0 K: 1 S: 7 | 1B: 4 2B: 2 3B: 0 HR: 1 | SF: 0 SAC: 0 DP: 0 HBP: 0 | WP: 0 PA: 35 FB: 1 SB: 0 CS: 0 | | | | | | |
| PITCHER | IP: 5.0 WLS: W BF: 23 H: 7 R: 2 ER: 1 SO: 3 BB: 1 IBB: 0 HBP: 0 BLK: 0 WP: 0 HR: 0 S: 55 P: 84 ERA: 1.80 WHIP: 1.600 | | IP: 1.0 WLS: L BF: 3 H: 0 R: 0 ER: 0 SO: 0 BB: 0 IBB: 0 HBP: 0 BLK: 0 WP: 0 HR: 0 S: 5 P: 7 ERA: 0.00 WHIP: 0.000 | IP: 1.0 WLS: L BF: 3 H: 0 R: 0 ER: 0 SO: 0 BB: 0 IBB: 0 HBP: 0 BLK: 0 WP: 0 HR: 0 S: 6 P: 9 ERA: 0.00 WHIP: 0.000 | IP: 1.0 WLS: L BF: 3 H: 0 R: 0 ER: 0 SO: 0 BB: 0 IBB: 0 HBP: 0 BLK: 0 WP: 0 HR: 0 S: 6 P: 9 ERA: 0.00 WHIP: 0.000 | PITCHER | IP: 1.0 WLS: L BF: 3 H: 0 R: 0 ER: 0 SO: 0 BB: 0 IBB: 0 HBP: 0 BLK: 0 WP: 0 HR: 0 S: 19 P: 9 ERA: 0.00 WHIP: 3.000 | IP: 1.0 WLS: L BF: 3 H: 0 R: 0 ER: 0 SO: 0 BB: 0 IBB: 0 HBP: 0 BLK: 0 WP: 0 HR: 0 S: 19 P: 9 ERA: 0.00 WHIP: 3.000 | IP: 1.0 WLS: L BF: 3 H: 0 R: 0 ER: 0 SO: 0 BB: 0 IBB: 0 HBP: 0 BLK: 0 WP: 0 HR: 0 S: 19 P: 9 ERA: 0.00 WHIP: 3.000 | IP: 1.0 WLS: L BF: 3 H: 0 R: 0 ER: 0 SO: 0 BB: 0 IBB: 0 HBP: 0 BLK: 0 WP: 0 HR: 0 S: 19 P: 9 ERA: 0.00 WHIP: 3.000 | IP: 1.0 WLS: L BF: 3 H: 0 R: 0 ER: 0 SO: 0 BB: 0 IBB: 0 HBP: 0 BLK: 0 WP: 0 HR: 0 S: 19 P: 9 ERA: 0.00 WHIP: 3.000 | IP: 1.0 WLS: L BF: 3 H: 0 R: 0 ER: 0 SO: 0 BB: 0 IBB: 0 HBP: 0 BLK: 0 WP: 0 HR: 0 S: 19 P: 9 ERA: 0.00 WHIP: 3.000 | | | | | | |
| Batter | 34 A.J. Burnett, R (1,1) OBP: 0.345, SLG: 0.416 30 David Robertson, R (6,1) OBP: 0.345, SLG: 0.416 62 Joba Chamberlain, R (7,1) OBP: 0.345, SLG: 0.416 48 Phil Coke, L (8,1) OBP: 0.345, SLG: 0.416 48 Phil Coke, L (8,1) OBP: 0.345, SLG: 0.416 | | | | | | | | | | 3 | 0 | 1 | 0 | 0 | 0 | 0 | New York Yankees @ Tampa Bay Rays Tropicana Field, St. Petersburg, FL Sun Oct 04 2009, 1:38 PM EDT Att: 28,699 - Dome - 72 F |
| 19 Gabe Kapler, R (1,7) OBP: 0.329, SLG: 0.439 | | | | | | | | | | 3 | 0 | 1 | 0 | 0 | 0 | 1 | | |
| Inning Stats | R: 1 H: 2 E: 0 K: 0 S: 15 | R: 0 H: 0 E: 0 K: 0 S: 5 | R: 0 H: 2 E: 0 K: 1 S: 13 | R: 0 H: 1 E: 0 K: 1 S: 11 | R: 1 H: 2 E: 0 K: 1 S: 11 | R: 0 H: 0 E: 0 K: 1 S: 10 | R: 0 H: 0 E: 0 K: 1 S: 5 | R: 0 H: 0 E: 0 K: 2 S: 11 | R: 0 H: 0 E: 0 K: 1 S: 7 | 1B: 4 2B: 2 3B: 0 HR: 1 | SF: 0 SAC: 0 DP: 0 HBP: 0 | WP: 0 PA: 35 FB: 1 SB: 0 CS: 0 | | | | | | |
| PITCHER | IP: 5.0 WLS: W BF: 23 H: 7 R: 2 ER: 1 SO: 3 BB: 1 IBB: 0 HBP: 0 BLK: 0 WP: 0 HR: 0 S: 55 P: 84 ERA: 1.80 WHIP: 1.600 | | IP: 1.0 WLS: L BF: 3 H: 0 R: 0 ER: 0 SO: 0 BB: 0 IBB: 0 HBP: 0 BLK: 0 WP: 0 HR: 0 S: 5 P: 7 ERA: 0.00 WHIP: 0.000 | IP: 1.0 WLS: L BF: 3 H: 0 R: 0 ER: 0 SO: 0 BB: 0 IBB: 0 HBP: 0 BLK: 0 WP: 0 HR: 0 S: 6 P: 9 ERA: 0.00 WHIP: 0.000 | IP: 1.0 WLS: L BF: 3 H: 0 R: 0 ER: 0 SO: 0 BB: 0 IBB: 0 HBP: 0 BLK: 0 WP: 0 HR: 0 S: 6 P: 9 ERA: 0.00 WHIP: 0.000 | PITCHER | IP: 1.0 WLS: L BF: 3 H: 0 R: 0 ER: 0 SO: 0 BB: 0 IBB: 0 HBP: 0 BLK: 0 WP: 0 HR: 0 S: 19 P: 9 ERA: 0.00 WHIP: 3.000 | IP: 1.0 WLS: L BF: 3 H: 0 R: 0 ER: 0 SO: 0 BB: 0 IBB: 0 HBP: 0 BLK: 0 WP: 0 HR: 0 S: 19 P: 9 ERA: 0.00 WHIP: 3.000 | IP: 1.0 WLS: L BF: 3 H: 0 R: 0 ER: 0 SO: 0 BB: 0 IBB: 0 HBP: 0 BLK: 0 WP: 0 HR: 0 S: 19 P: 9 ERA: 0.00 WHIP: 3.000 | IP: 1.0 WLS: L BF: 3 H: 0 R: 0 ER: 0 SO: 0 BB: 0 IBB: 0 HBP: 0 BLK: 0 WP: 0 HR: 0 S: 19 P: 9 ERA: 0.00 WHIP: 3.000 | IP: 1.0 WLS: L BF: 3 H: 0 R: 0 ER: 0 SO: 0 BB: 0 IBB: 0 HBP: 0 BLK: 0 WP: 0 HR: 0 S: 19 P: 9 ERA: 0.00 WHIP: 3.000 | IP: 1.0 WLS: L BF: 3 H: 0 R: 0 ER: 0 SO: 0 BB: 0 IBB: 0 HBP: 0 BLK: 0 WP: 0 HR: 0 S: 19 P: 9 ERA: 0.00 WHIP: 3.000 | | | | | | |
| Batter | 65 Phil Hughes, R (| | | | | | | | | | | | | | | | | |

| Batter | 1 | 2 | 3 | 4 | 5 | 6 | 7 | 8 | 9 | AB | R | H | RBI | BB | SO | LOB | TOP | | | |
|--|---|---|---|---|---|---|---|---|---|---|---|---|---|---|---|---|---|------------------------------------|----------------------------------|--------|
| 2 Denard Span, L (1, 8) OBP: 0.400, SLG: 0.600 | | | | | | | | | | 5 | 0 | 2 | 0 | 0 | 1 | 3 | | | | |
| 18 Orlando Cabrera, R (1, 6) OBP: 0.400, SLG: 0.400 | | | | | | | | | | 5 | 1 | 2 | 0 | 0 | 2 | 5 | | | | |
| 7 Joe Mauer, L (1, 2) OBP: 0.500, SLG: 0.750 | | | | | | | | | | 4 | 1 | 2 | 0 | 0 | 1 | 2 | | | | |
| 5 Michael Cuddyer, R (1, 3) OBP: 0.250, SLG: 0.250 | | | | | | | | | | 4 | 0 | 1 | 1 | 0 | 1 | 2 | | | | |
| 16 Jason Kubel, L (1, 9) | | | | | | | | | | 4 | 0 | 0 | 0 | 0 | 2 | 2 | | | | |
| 21 Delmon Young, R (1, 7) | | | | | | | | | | 4 | 0 | 0 | 0 | 0 | 2 | 1 | | | | |
| 23 Brendan Harris, R (1, 10) OBP: 0.250, SLG: 0.250 | | | | | | | | | | 4 | 0 | 1 | 0 | 0 | 2 | 0 | | | | |
| 20 Matt Tolbert, S (1, 5) | | | | | | | | | | 3 | 0 | 0 | 0 | 0 | 1 | 1 | | | | |
| 8 Nick Punto, S (1, 4) OBP: 0.750, SLG: 0.667 | | | | | | | | | | 3 | 0 | 2 | 0 | 1 | 0 | 0 | | | | |
| Inning Stats | R: 0 E: 0 K: 2 S: 13 | H: 1 LOB: 1 BB: 0 P: 22 | R: 0 E: 0 K: 2 S: 12 | H: 1 LOB: 1 BB: 0 P: 15 | R: 2 E: 0 K: 1 S: 15 | H: 4 LOB: 1 BB: 0 P: 27 | R: 0 E: 0 K: 1 S: 8 | H: 0 LOB: 0 BB: 0 P: 12 | R: 0 E: 0 K: 0 S: 4 | H: 0 LOB: 0 BB: 0 P: 8 | R: 0 E: 0 K: 2 S: 18 | H: 1 LOB: 2 BB: 0 P: 28 | R: 0 E: 0 K: 1 S: 11 | H: 1 LOB: 1 BB: 0 P: 17 | R: 0 E: 0 K: 2 S: 13 | H: 1 LOB: 2 BB: 1 P: 23 | 1B: 8 2B: 2 3B: 0 HR: 0 | SF: 0 SAC: 0 DP: 1 HBP: 1 | WP: 1 PB: 2 SB: 1 CS: 0 | PA: 38 |
| PITCHER | IP WLS BF H R ER SO BB IBB HBP BLK WP HR S P ERA WHIP | IP WLS BF H R ER SO BB IBB HBP BLK WP HR S P ERA WHIP | IP WLS BF H R ER SO BB IBB HBP BLK WP HR S P ERA WHIP | IP WLS BF H R ER SO BB IBB HBP BLK WP HR S P ERA WHIP | IP WLS BF H R ER SO BB IBB HBP BLK WP HR S P ERA WHIP | IP WLS BF H R ER SO BB IBB HBP BLK WP HR S P ERA WHIP | IP WLS BF H R ER SO BB IBB HBP BLK WP HR S P ERA WHIP | IP WLS BF H R ER SO BB IBB HBP BLK WP HR S P ERA WHIP | IP WLS BF H R ER SO BB IBB HBP BLK WP HR S P ERA WHIP | IP WLS BF H R ER SO BB IBB HBP BLK WP HR S P ERA WHIP | IP WLS BF H R ER SO BB IBB HBP BLK WP HR S P ERA WHIP | IP WLS BF H R ER SO BB IBB HBP BLK WP HR S P ERA WHIP | IP WLS BF H R ER SO BB IBB HBP BLK WP HR S P ERA WHIP | IP WLS BF H R ER SO BB IBB HBP BLK WP HR S P ERA WHIP | IP WLS BF H R ER SO BB IBB HBP BLK WP HR S P ERA WHIP | IP WLS BF H R ER SO BB IBB HBP BLK WP HR S P ERA WHIP | IP WLS BF H R ER SO BB IBB HBP BLK WP HR S P ERA WHIP | | | |

Minnesota Twins @ New York Yankees
Yankee Stadium, Bronx, NY
Wed Oct 07 2009, 6:07 PM EDT
Att: 49,464 - Cloudy - 62 F

AB 36
R 2
H 10
RBI 1
BB 1
SO 12
LOB 16



| Batter | 1 | 2 | 3 | 4 | 5 | 6 | 7 | 8 | 9 | AB | R | H | RBI | BB | SO | LOB | BOTTOM | | | |
|---|---|---|---|---|---|---|---|---|---|---|---|---|---|---|---|---|---|------------------------------------|----------------------------------|--------|
| 2 Derek Jeter, R (1, 6) OBP: 1.000, SLG: 2.500 | | | | | | | | | | 2 | 3 | 2 | 2 | 2 | 0 | 0 | | | | |
| 18 Johnny Damon, L (1, 7) OBP: 0.250, SLG: 0.250 | | | | | | | | | | 4 | 0 | 1 | 0 | 0 | 0 | 3 | | | | |
| 25 Mark Teixeira, S (1, 3) | | | | | | | | | | 4 | 0 | 0 | 0 | 0 | 0 | 5 | | | | |
| 13 Alex Rodriguez, R (1, 5) OBP: 0.500, SLG: 0.500 | | | | | | | | | | 4 | 1 | 2 | 2 | 0 | 1 | 2 | | | | |
| 55 Hideki Matsui, L (1, 10) OBP: 0.500, SLG: 1.333 | | | | | | | | | | | 3 | 1 | 1 | 2 | 1 | 0 | 0 | | | |
| 20 Jorge Posada, S (1, 2) OBP: 0.250, SLG: 0.250 | | | | | | | | | | | 4 | 0 | 1 | 0 | 0 | 1 | 2 | | | |
| 24 Robinson Canó, L (1, 4) OBP: 0.500, SLG: 0.500 | | | | | | | | | | 4 | 1 | 0 | 0 | 0 | 1 | 1 | | | | |
| 33 Nick Swisher, S (1, 9) OBP: 0.250, SLG: 0.500 | | | | | | | | | | 4 | 0 | 1 | 1 | 0 | 0 | 0 | | | | |
| 11 Brett Gardner, L (9, 8) | | | | | | | | | | 0 | 0 | 0 | 0 | 0 | 0 | 0 | | | | |
| 53 Melky Cabrera, S (1, 8) OBP: 0.250, SLG: 0.250 | | | | | | | | | | 4 | 1 | 1 | 0 | 0 | 2 | 1 | | | | |
| Inning Stats | R: 0 E: 0 K: 0 S: 15 | H: 1 LOB: 1 BB: 0 P: 18 | R: 0 E: 0 K: 1 S: 9 | H: 0 LOB: 0 BB: 0 P: 12 | R: 2 E: 0 K: 1 S: 13 | H: 3 LOB: 1 BB: 0 P: 18 | R: 1 E: 0 K: 1 S: 16 | H: 2 LOB: 1 BB: 0 P: 20 | R: 3 E: 0 K: 1 S: 11 | H: 2 LOB: 0 BB: 1 P: 21 | R: 0 E: 0 K: 0 S: 6 | H: 0 LOB: 0 BB: 0 P: 9 | R: 1 E: 1 K: 0 S: 11 | H: 1 LOB: 2 BB: 2 P: 25 | R: 0 E: 0 K: 1 S: 9 | H: 0 LOB: 0 BB: 0 P: 14 | 1B: 6 2B: 1 3B: 0 HR: 2 | SF: 0 SAC: 0 DP: 1 HBP: 0 | WP: 1 PB: 0 SB: 0 CS: 0 | PA: 36 |
| PITCHER | IP WLS BF H R ER SO BB IBB HBP BLK WP HR S P ERA WHIP | IP WLS BF H R ER SO BB IBB HBP BLK WP HR S P ERA WHIP | IP WLS BF H R ER SO BB IBB HBP BLK WP HR S P ERA WHIP | IP WLS BF H R ER SO BB IBB HBP BLK WP HR S P ERA WHIP | IP WLS BF H R ER SO BB IBB HBP BLK WP HR S P ERA WHIP | IP WLS BF H R ER SO BB IBB HBP BLK WP HR S P ERA WHIP | IP WLS BF H R ER SO BB IBB HBP BLK WP HR S P ERA WHIP | IP WLS BF H R ER SO BB IBB HBP BLK WP HR S P ERA WHIP | IP WLS BF H R ER SO BB IBB HBP BLK WP HR S P ERA WHIP | IP WLS BF H R ER SO BB IBB HBP BLK WP HR S P ERA WHIP | IP WLS BF H R ER SO BB IBB HBP BLK WP HR S P ERA WHIP | IP WLS BF H R ER SO BB IBB HBP BLK WP HR S P ERA WHIP | IP WLS BF H R ER SO BB IBB HBP BLK WP HR S P ERA WHIP | IP WLS BF H R ER SO BB IBB HBP BLK WP HR S P ERA WHIP | IP WLS BF H R ER SO BB IBB HBP BLK WP HR S P ERA WHIP | IP WLS BF H R ER SO BB IBB HBP BLK WP HR S P ERA WHIP | IP WLS BF H R ER SO BB IBB HBP BLK WP HR S P ERA WHIP | | | |

Minnesota Twins @ New York Yankees
Yankee Stadium, Bronx, NY
Wed Oct 07 2009, 6:07 PM EDT
Att: 49,464 - Cloudy - 62 F

AB 33
R 7
H 9
RBI 7
BB 3
SO 5
LOB 14



| Batter | 1 | 2 | 3 | 4 | 5 | 6 | 7 | 8 | 9 | 10 | 11 | AB | R | H | RBI | BB | SO | LOB | TOP | | | | | |
|--|---|--------------------------------------|---|--------------------------------------|---|----------------------------------|--|--------------------------------------|--|------------------------------------|---|----------------------------------|---|-------------------------------------|---|-----------------------------------|---|--------------------------------------|---|---|-----------------------------------|------------------------------------|----------------------------------|--------|
| 2 Denard Span, L (1.9) OBP: 0.364, SLG: 0.455 | F7 | | FC1-6 | | G3-1 | | G6-3 | | | | | 6 | 0 | 2 | 1 | 0 | 0 | 1 | | | | | | |
| 18 Orlando Cabrera, R (1.6) OBP: 0.273, SLG: 0.200 | G6-3 | | F7 | | | | G5-3 | | | | | 5 | 0 | 0 | 0 | 1 | 1 | 5 | | | | | | |
| 7 Joe Mauer, L (1.2) OBP: 0.600, SLG: 0.625 | | | | | | | | | | | | 4 | 0 | 2 | 0 | 2 | 2 | 1 | | | | | | |
| 16 Jason Kubel, L (1.10) OBP: 0.100, SLG: 0.100 | | | | | | | | | | | | 6 | 0 | 1 | 0 | 0 | 4 | 4 | | | | | | |
| 5 Michael Cuddyer, R (1.3) OBP: 0.400, SLG: 0.400 | | | | | | | | | | | | 6 | 0 | 3 | 0 | 0 | 0 | 0 | | | | | | |
| 21 Delmon Young, R (1.7) | | | | | | | | | | | | 4 | 1 | 0 | 0 | 1 | 2 | 5 | | | | | | |
| 22 Carlos Gómez, R (1.8) | | | | | | | | | | | | 4 | 1 | 0 | 0 | 1 | 2 | 5 | | | | | | |
| 20 Matt Tolbert, S (1.5) OBP: 0.333, SLG: 0.200 | | | | | | | | | | | | 2 | 0 | 1 | 0 | 0 | 0 | 1 | | | | | | |
| 23 Brandon Harris, R (6. PH) OBP: 0.375, SLG: 0.625 | | | | | | | | | | | | 4 | 1 | 2 | 1 | 0 | 0 | 3 | | | | | | |
| 8 Nick Punto, S (1.4) OBP: 0.667, SLG: 0.500 | | | | | | | | | | | | 3 | 0 | 1 | 1 | 2 | 1 | 1 | | | | | | |
| Inning Stats | R: 0 E: 0 K: 1 S: 9 | H: 0 LOB: 1 BB: 1 P: 14 | R: 0 E: 0 K: 1 S: 12 | H: 1 LOB: 1 BB: 0 P: 15 | R: 0 E: 0 K: 1 S: 7 | H: 0 LOB: 1 BB: 1 P: 12 | R: 0 E: 0 K: 1 S: 6 | H: 1 LOB: 3 BB: 2 P: 11 | R: 0 E: 0 K: 1 S: 12 | H: 0 LOB: 2 BB: 2 P: 25 | R: 1 E: 0 K: 1 S: 11 | H: 1 LOB: 1 BB: 1 P: 18 | R: 0 E: 0 K: 2 S: 20 | H: 1 LOB: 2 BB: 1 P: 28 | R: 0 E: 0 K: 2 S: 14 | H: 1 LOB: 1 BB: 0 P: 21 | R: 0 E: 0 K: 1 S: 13 | H: 1 LOB: 2 BB: 1 P: 19 | R: 0 E: 0 K: 0 S: 13 | H: 3 LOB: 3 BB: 0 P: 19 | 1B: 11 2B: 0 3B: 1 HR: 0 | SF: 0 SAC: 0 DP: 0 HBP: 2 | WP: 0 PB: 0 SB: 1 CS: 0 | PA: 53 |
| PITCHER | IP WLS BF H R ER SO BB IBB HBP BLK WP HR S P ERA WHIP | 34 A.J. Burnett, R (1.1) ERA: 1.5 | 6.0 0.2 3 1 0 0 0 0 0 0 0 0 0 0 57 95 1.50 1.333 | 62 Joba Chamberlain, R (7.1) ERA: | 0.2 0.1 1 0 0 0 1 0 0 0 0 0 0 0 3 5 0.00 0.000 | 48 Phil Coke, L (7.1) ERA: | 0.1 0.2 5 2 2 2 1 1 0 0 0 0 0 0 15 22 27.00 4.500 | 65 Phil Hughes, R (8.1) ERA: 13.5 | 0.2 0.2 5 2 2 2 1 1 0 0 0 0 0 0 15 22 27.00 4.500 | 42 Mariano Rivera, R (8.1) ERA: | 1.1 0.2 3 0 0 0 3 0 0 0 0 0 0 0 19 27 0.00 1.500 | PITCHER | IP WLS BF H R ER SO BB IBB HBP BLK WP HR S P ERA WHIP | 91 Alfredo Aceves, R (10.1) ERA: | 1.0 0.0 2 2 0 0 0 0 0 0 0 0 0 0 6 10 ∞ ∞ | 43 Damaso Marte, L (11.1) ERA: | 0.0 0.0 2 2 0 0 0 0 0 0 0 0 0 0 6 10 ∞ ∞ | 30 David Robertson, R (11.1) ERA: | 1.0 W 4 1 0 0 0 0 0 0 0 0 0 0 7 9 0.00 1.000 | 0.0 0.0 2 2 0 0 0 0 0 0 0 0 0 0 6 10 ∞ ∞ | 1B: 11 2B: 0 3B: 1 HR: 0 | SF: 0 SAC: 0 DP: 0 HBP: 2 | WP: 0 PB: 0 SB: 1 CS: 0 | PA: 53 |

Minnesota Twins @ New York Yankees
Yankee Stadium, Bronx, NY
Fri Oct 09 2009, 6:07 PM EDT
Att: 50,006 - Cloudy - 68 F

livebaseballscores.com
AB 44
R 3
H 12
RBI 3
BB 7
SO 12
LOB 26



| Batter | 1 | 2 | 3 | 4 | 5 | 6 | 7 | 8 | 9 | 10 | 11 | AB | R | H | RBI | BB | SO | LOB | BOTTOM | | | | | | | |
|--|---|---|---|----------------------------------|--|----------------------------------|--|-----------------------------------|--|-------------------------------------|--|----------------------------------|---|--|--|--|--|--|--|--|----------------------------------|------------------------------------|----------------------------------|------------------------------------|----------------------------------|--------|
| 2 Derek Jeter, R (1.6) OBP: 0.667, SLG: 1.167 | G6-3 | | F8 | | | | | | | | | 4 | 1 | 1 | 0 | 1 | 0 | 0 | | | | | | | | |
| 18 Johnny Damon, L (1.7) OBP: 0.222, SLG: 0.125 | F7 | | | | | | | | | | | 4 | 0 | 0 | 0 | 1 | 0 | 2 | | | | | | | | |
| 29 Francisco Cervelli, R (11.2) | | | | | | | | | | | | 0 | 0 | 0 | 0 | 0 | 0 | 0 | | | | | | | | |
| 25 Mark Teixeira, S (1.3) OBP: 0.222, SLG: 0.556 | P6 | | | | | | | | | | | 5 | 2 | 2 | 1 | 0 | 0 | 2 | | | | | | | | |
| 13 Alex Rodriguez, R (1.5) OBP: 0.500, SLG: 0.875 | | | | | | | | | | | | 4 | 1 | 2 | 3 | 0 | 0 | 0 | | | | | | | | |
| 55 Hideki Matsui, L (1.10) OBP: 0.375, SLG: 0.667 | | | | | | | | | | | | 3 | 0 | 0 | 0 | 1 | 1 | 2 | | | | | | | | |
| 33 Nick Swisher, S (1.9) OBP: 0.125, SLG: 0.250 | | | | | | | | | | | | 4 | 0 | 0 | 0 | 0 | 1 | 1 | | | | | | | | |
| 24 Robinson Cano, L (1.4) OBP: 0.125, SLG: 0.125 | | | | | | | | | | | | 4 | 0 | 1 | 0 | 0 | 0 | 1 | | | | | | | | |
| 53 Melky Cabrera, S (1.8) OBP: 0.125, SLG: 0.125 | | | | | | | | | | | | 4 | 0 | 0 | 0 | 0 | 1 | 1 | | | | | | | | |
| 26 José Molina, R (1.2) OBP: 0.286, SLG: 0.286 | | | | | | | | | | | | 1 | 0 | 0 | 0 | 0 | 0 | 0 | | | | | | | | |
| 20 Jorge Posada, S (6. PH) OBP: 0.286, SLG: 0.286 | | | | | | | | | | | | 3 | 0 | 1 | 0 | 0 | 1 | 0 | | | | | | | | |
| 11 Brett Gardner, L (10. PR) ERA: 13.5 | | | | | | | | | | | | 0 | 0 | 0 | 0 | 0 | 0 | 0 | | | | | | | | |
| Inning Stats | R: 0 E: 0 K: 0 S: 10 | H: 0 LOB: 0 BB: 0 P: 16 | R: 0 E: 0 K: 1 S: 9 | H: 0 LOB: 1 BB: 1 P: 17 | R: 0 E: 0 K: 0 S: 8 | H: 0 LOB: 0 BB: 0 P: 12 | R: 0 E: 0 K: 0 S: 6 | H: 0 LOB: 0 BB: 0 P: 11 | R: 0 E: 0 K: 2 S: 13 | H: 1 LOB: 1 BB: 0 P: 17 | R: 1 E: 0 K: 0 S: 12 | H: 2 LOB: 2 BB: 1 P: 21 | R: 0 E: 0 K: 0 S: 8 | H: 0 LOB: 0 BB: 0 P: 14 | R: 0 E: 0 K: 1 S: 8 | H: 0 LOB: 0 BB: 0 P: 12 | R: 2 E: 0 K: 0 S: 9 | H: 2 LOB: 0 BB: 0 P: 18 | R: 0 E: 1 K: 0 S: 8 | H: 1 LOB: 1 BB: 1 P: 15 | R: 1 E: 0 K: 0 S: 2 | H: 1 LOB: 0 BB: 0 P: 4 | 1B: 4 2B: 2 3B: 0 HR: 2 | SF: 0 SAC: 0 DP: 1 HBP: 0 | WP: 0 PB: 0 SB: 0 CS: 0 | PA: 39 |
| PITCHER | IP WLS BF H R ER SO BB IBB HBP BLK WP HR S P ERA WHIP | 53 Nick Blackburn, R (1.1) ERA: 1.59 | 5.2 0.1 1 0 0 0 0 0 0 0 0 0 0 0 2 2 0.00 0.882 | 37 Ron Mahay, L (6.1) ERA: | 1.0 0.0 3 0 0 0 0 0 0 0 0 0 0 0 8 14 0.00 0.000 | 60 Jon Rauch, R (7.1) ERA: | 1.0 0.0 3 0 0 0 1 0 0 0 0 0 0 0 8 12 0.00 0.000 | 54 Matt Guerrier, R (8.1) ERA: | 1.0 0.0 3 0 0 0 1 0 0 0 0 0 0 0 8 12 0.00 0.000 | 36 Joe Nathan, R (9.1) ERA: 13.5 | 1.1 0.0 8 3 2 2 0 0 1 0 0 0 0 0 14 27 13.50 2.250 | PITCHER | IP WLS BF H R ER SO BB IBB HBP BLK WP HR S P ERA WHIP | 50 Jose Pizarro, L (10.1) ERA: 13.5 | 0.2 0.0 2 1 1 1 0 0 0 0 0 0 0 0 1 5 13.50 1.500 | 0.2 0.0 2 1 1 1 0 0 0 0 0 0 0 0 1 5 13.50 1.500 | 0.2 0.0 2 1 1 1 0 0 0 0 0 0 0 0 1 5 13.50 1.500 | 0.2 0.0 2 1 1 1 0 0 0 0 0 0 0 0 1 5 13.50 1.500 | 0.2 0.0 2 1 1 1 0 0 0 0 0 0 0 0 1 5 13.50 1.500 | 0.2 0.0 2 1 1 1 0 0 0 0 0 0 0 0 1 5 13.50 1.500 | 1B: 4 2B: 2 3B: 0 HR: 2 | SF: 0 SAC: 0 DP: 1 HBP: 0 | WP: 0 PB: 0 SB: 0 CS: 0 | PA: 39 | | |

Minnesota Twins @ New York Yankees
Yankee Stadium, Bronx, NY
Fri Oct 09 2009, 6:07 PM EDT
Att: 50,006 - Cloudy - 68 F

livebaseballscores.com
AB 36
R 4
H 7
RBI 4
BB 3
SO 4
LOB 9



| Batter | 1 | 2 | 3 | 4 | 5 | 6 | 7 | 8 | 9 | AB | R | H | RBI | BB | SO | LOB | TOP | | | | | | | | | | | | | | | | | | | |
|---|------------------------------|---------------------------------|-------------------------------|----------------------------------|-------------------------------|----------------------------------|------------------------------|----------------------------------|------------------------------|---------------------------------|-------------------------------|----------------------------------|-------------------------------|----------------------------------|------------------------------|----------------------------------|---|----------------------------------|----------------------------------|------------------------------------|-------------------------|--------|---|---|----|----|----|-----|-----|-----|----|----|----|-------|-------|------|
| 2 Derek Jeter, R OBP: 0.538, SLG: 0.900 | G6-3 | | G6-3 | | | 2B | | G6-3 | | 4 | 0 | 1 | 0 | 0 | 0 | 1 | New York Yankees @ Minnesota Twins Hubert H. Humphrey Metrodome, Minneapolis, MN Sun Oct 11 2009, 7:07 PM EDT Att: 54,735 - Dome - 68 F | | | | | | | | | | | | | | | | | | | |
| 18 Johnny Damon, L OBP: 0.154, SLG: 0.083 11 Brett Gardner, L (9, 8) | K | | K | | | K | | K | | 4 | 0 | 0 | 0 | 0 | 4 | 1 | | | | | | | | | | | | | | | | | | | | |
| 25 Mark Teixeira, S OBP: 0.231, SLG: 0.417 | P4 | | K | | | K | | G5-3 | | 3 | 1 | 0 | 0 | 1 | 1 | 0 | | | | | | | | | | | | | | | | | | | | |
| 13 Alex Rodriguez, R OBP: 0.500, SLG: 1.000 | K | | G4-3 | | | HR | | 20 1B 24 1B 55 BB | | 3 | 2 | 1 | 1 | 1 | 1 | 0 | | | | | | | | | | | | | | | | | | | | |
| 55 Hideki Matsui, L OBP: 0.417, SLG: 0.556 17 Jerry Hairston, R (9, PR) (9, 10) | K | | K | | | K | | 24 1B 20 1B | | 3 | 0 | 1 | 0 | 1 | 2 | 0 | | | | | | | | | | | | | | | | | | | | |
| 20 Jorge Posada, S OBP: 0.394, SLG: 0.636 | G3-1 | | L7 | | | HR | | 24 1B | | 4 | 1 | 2 | 2 | 0 | 0 | 1 | | | | | | | | | | | | | | | | | | | | |
| 24 Robinson Canó, L OBP: 0.167, SLG: 0.167 | G5-3 | | G3 | | | P2 | | 1B | | 4 | 0 | 1 | 1 | 0 | 0 | 1 | | | | | | | | | | | | | | | | | | | | |
| 33 Nick Swisher, S OBP: 0.083, SLG: 0.167 | K | | K | | | K2-3 | | G6-3 | | 4 | 0 | 0 | 0 | 0 | 3 | 3 | | | | | | | | | | | | | | | | | | | | |
| 53 Melky Cabrera, S OBP: 0.167, SLG: 0.167 | 1B | | G6-3 | | | G6-3 | | K2-3 | | 4 | 0 | 1 | 0 | 0 | 2 | 3 | | | | | | | | | | | | | | | | | | | | |
| Inning Stats | R: 0 E: 0 K: 1 S: 8 | H: 0 LOB: 0 BB: 0 P: 9 | R: 0 E: 0 K: 2 S: 10 | H: 0 LOB: 0 BB: 0 P: 17 | R: 0 E: 0 K: 1 S: 10 | H: 1 LOB: 1 BB: 0 P: 15 | R: 0 E: 0 K: 2 S: 7 | H: 0 LOB: 0 BB: 0 P: 13 | R: 0 E: 0 K: 0 S: 5 | H: 1 LOB: 0 BB: 0 P: 7 | R: 0 E: 0 K: 2 S: 10 | H: 1 LOB: 1 BB: 0 P: 13 | R: 2 E: 0 K: 1 S: 14 | H: 2 LOB: 0 BB: 0 P: 21 | R: 0 E: 0 K: 1 S: 7 | H: 0 LOB: 0 BB: 0 P: 11 | R: 2 E: 0 K: 3 S: 23 | H: 2 LOB: 3 BB: 3 P: 40 | 1B: 4 2B: 1 3B: 0 HR: 2 | SF: 0 SAC: 0 DP: 1 HBP: 0 | WP: 0 PB: 0 CS: 0 | PA: 36 | | | | | | | | | | | | | | |
| PITCHER | IP | WLS | BF | H | R | ER | SO | BB | IBB | HBP | BLK | WP | HR | S | P | ERA | WHIP | PITCHER | | IP | WLS | BF | H | R | ER | SO | BB | IBB | HBP | BLK | WP | HR | S | P | ERA | WHIP |
| 48 Carl Pavano, R ERA: 2.57 | 7.0 | L | 25 | 5 | 2 | 2 | 9 | 0 | 0 | 0 | 0 | 0 | 2 | 64 | 95 | 2.57 | 0.714 | 36 Joe Nathan, R ERA: 9.0 | | 0.2 | | 4 | 2 | 1 | 1 | 2 | 0 | 0 | 0 | 0 | 0 | 11 | 14 | 13.50 | 3.000 | |
| 54 Matt Guerrier, R ERA: 5.4 | 1.0 | | 3 | 0 | 0 | 0 | 1 | 0 | 0 | 0 | 0 | 0 | 0 | 7 | 11 | 0.00 | 0.000 | | | | | | | | | | | | | | | | | | | |
| 37 Ron Mahay, L ERA: 6.75 | 0.1 | | 2 | 0 | 1 | 1 | 1 | 1 | 0 | 0 | 0 | 0 | 0 | 8 | 14 | 27.00 | 3.000 | | | | | | | | | | | | | | | | | | | |
| 60 Jon Rauch, R ERA: 13.5 | 0.0 | | 1 | 0 | 0 | 0 | 0 | 1 | 0 | 0 | 0 | 0 | 0 | 2 | 6 | ∞ | ∞ | | | | | | | | | | | | | | | | | | | |
| 50 Jose Mijares, L | 0.0 | | 1 | 0 | 0 | 0 | 0 | 1 | 0 | 0 | 0 | 0 | 0 | 2 | 6 | ∞ | ∞ | | | | | | | | | | | | | | | | | | | |

| | |
|-----|----|
| AB | 33 |
| R | 4 |
| H | 7 |
| RBI | 4 |
| BB | 3 |
| SO | 13 |
| LOB | 10 |



| Batter | 1 | 2 | 3 | 4 | 5 | 6 | 7 | 8 | 9 | AB | R | H | RBI | BB | SO | LOB | BOTTOM | | | | | | | | | | | | | | | | | | | |
|---|------------------------------|----------------------------------|------------------------------|---------------------------------|------------------------------|----------------------------------|-------------------------------|----------------------------------|------------------------------|---------------------------------|-------------------------------|----------------------------------|-------------------------------|----------------------------------|-------------------------------|----------------------------------|---|------------------------------------|----------------------------------|------------------------------------|-------------------------|--------|---|---|----|----|----|-----|-----|-----|----|----|----|------|-------|-------|
| 2 Denard Span, L OBP: 0.400, SLG: 0.467 | G4-3 | | K | | | 7 1B 18 S | | 2H 1B | | 4 | 1 | 2 | 0 | 0 | 1 | 0 | New York Yankees @ Minnesota Twins Hubert H. Humphrey Metrodome, Minneapolis, MN Sun Oct 11 2009, 7:07 PM EDT Att: 54,735 - Dome - 68 F | | | | | | | | | | | | | | | | | | | |
| 18 Orlando Cabrera, R OBP: 0.287, SLG: 0.154 | F9 | | L4 | | | 7 1B BB | | F8 | | 3 | 0 | 0 | 0 | 1 | 0 | 1 | | | | | | | | | | | | | | | | | | | | |
| 7 Joe Mauer, L OBP: 0.500, SLG: 0.500 | G4-3 | | K | | | 1B | | G3 | | 4 | 0 | 1 | 1 | 0 | 1 | 1 | | | | | | | | | | | | | | | | | | | | |
| 5 Michael Cuddyer, R OBP: 0.429, SLG: 0.429 | P3 | | K | | | 16 FC9-6 1B | | 23 DI 1B | | 4 | 0 | 2 | 0 | 0 | 1 | 2 | | | | | | | | | | | | | | | | | | | | |
| 16 Jason Kubel, L OBP: 0.071, SLG: 0.071 | K | | FC9-6 23 FC5-4 | | | K | | K | | 4 | 0 | 0 | 0 | 0 | 3 | 2 | | | | | | | | | | | | | | | | | | | | |
| 21 Delmon Young, R OBP: 0.214, SLG: 0.167 | P6 | | K | | | 2B | | K | | 4 | 0 | 1 | 0 | 0 | 1 | 2 | | | | | | | | | | | | | | | | | | | | |
| 23 Brendan Harris, R OBP: 0.250, SLG: 0.417 | K | | FC5-4 | | | G5-3 | | G6-3 | | 4 | 0 | 0 | 0 | 0 | 1 | 3 | | | | | | | | | | | | | | | | | | | | |
| 26 Jose Morales, S | K2-3 | | K2-3 | | | G6-3 | | K2-3 | | 3 | 0 | 0 | 0 | 0 | 2 | 1 | | | | | | | | | | | | | | | | | | | | |
| 8 Nick Punto, S OBP: 0.583, SLG: 0.556 | G6-3 | | G6-3 | | | G6-3 | | 2B | | 3 | 0 | 1 | 0 | 0 | 0 | 0 | | | | | | | | | | | | | | | | | | | | |
| Inning Stats | R: 0 E: 0 K: 0 S: 7 | H: 0 LOB: 0 BB: 0 P: 12 | R: 0 E: 0 K: 1 S: 7 | H: 0 LOB: 0 BB: 0 P: 9 | R: 0 E: 0 K: 2 S: 9 | H: 0 LOB: 0 BB: 0 P: 13 | R: 0 E: 0 K: 2 S: 10 | H: 0 LOB: 0 BB: 0 P: 14 | R: 0 E: 0 K: 0 S: 7 | H: 1 LOB: 1 BB: 0 P: 8 | R: 1 E: 0 K: 1 S: 13 | H: 2 LOB: 2 BB: 1 P: 19 | R: 0 E: 0 K: 2 S: 17 | H: 1 LOB: 0 BB: 0 P: 23 | R: 0 E: 0 K: 0 S: 12 | H: 2 LOB: 1 BB: 0 P: 16 | R: 0 E: 0 K: 2 S: 10 | H: 1 LOB: 1 BB: 0 P: 16 | 1B: 5 2B: 2 3B: 0 HR: 0 | SF: 0 SAC: 0 DP: 0 HBP: 0 | WP: 0 PB: 0 CS: 0 | PA: 34 | | | | | | | | | | | | | | |
| PITCHER | IP | WLS | BF | H | R | ER | SO | BB | IBB | HBP | BLK | WP | HR | S | P | ERA | WHIP | PITCHER | | IP | WLS | BF | H | R | ER | SO | BB | IBB | HBP | BLK | WP | HR | S | P | ERA | WHIP |
| 46 Andy Pettitte, L ERA: 1.42 | 6.1 | W | 23 | 3 | 1 | 1 | 7 | 1 | 0 | 0 | 0 | 0 | 0 | 12 | 17 | 0.00 | 1.500 | 46 Andy Pettitte, L ERA: 1.42 | | 6.1 | W | 23 | 3 | 1 | 1 | 7 | 1 | 0 | 0 | 0 | 0 | 0 | 12 | 17 | 0.00 | 1.500 |
| 62 Joba Chamberlain, R ERA: 9.0 | 0.2 | H | 3 | 1 | 0 | 0 | 1 | 0 | 0 | 0 | 0 | 0 | 0 | 10 | 14 | 0.00 | 3.000 | 62 Joba Chamberlain, R ERA: 9.0 | | 0.2 | H | 3 | 1 | 0 | 0 | 1 | 0 | 0 | 0 | 0 | 0 | 10 | 14 | 0.00 | 3.000 | |
| 65 Phil Hughes, R ERA: 9.0 | 0.2 | H | 3 | 2 | 0 | 0 | 0 | 0 | 0 | 0 | 0 | 0 | 0 | 12 | 18 | 0.00 | 0.750 | 65 Phil Hughes, R ERA: 9.0 | | 0.2 | H | 3 | 2 | 0 | 0 | 0 | 0 | 0 | 0 | 0 | 0 | 12 | 18 | 0.00 | 0.750 | |
| 42 Mariano Rivera, R ERA: 9.0 | 1.1 | S | 5 | 1 | 0 | 0 | 2 | 0 | 0 | 0 | 0 | 0 | 0 | 12 | 18 | 0.00 | 0.750 | 42 Mariano Rivera, R ERA: 9.0 | | 1.1 | S | 5 | 1 | 0 | 0 | 2 | 0 | 0 | 0 | 0 | 0 | 12 | 18 | 0.00 | 0.750 | |

| | |
|-----|----|
| AB | 33 |
| R | 1 |
| H | 7 |
| RBI | 1 |
| BB | 1 |
| SO | 10 |
| LOB | 12 |




| Batter | 1 | 2 | 3 | 4 | 5 | 6 | 7 | 8 | 9 | 10 | 11 | AB | R | H | RBI | BB | SO | LOB | TOP | | | | | |
|--|---|----------------------------------|-------------------------------|----------------------------------|------------------------------|----------------------------------|-------------------------------|----------------------------------|-------------------------------|----------------------------------|-------------------------------|----------------------------------|------------------------------|----------------------------------|------------------------------|----------------------------------|------------------------------|---------------------------------|----------------------------------|------------------------------------|----------------------------------|--------|--|--|
| 2 Derek Jeter, R OBP: 0.400, SLG: 0.731 | (1, 6) 2-0 B FC 92 B FF 91 X SI 89 | | (1) F8 | | (1) F9 | | (1) K | (1) G1-3 | | | (2) F8 | 6 | 1 | 1 | 1 | 0 | 1 | 2 | | | | | | |
| 18 Johnny Damon, L OBP: 0.241, SLG: 0.367 | (1, 7) 1-3 C FF 91 S CU 71 B FF 94 S CU 70 | | (2) G4-3 | | | | (2) F8 | | | (1) G4-3 | (3) K | 5 | 1 | 1 | 1 | 0 | 1 | 0 | | | | | | |
| 42 Mariano Rivera, R OBP: 0.241, SLG: 0.367 | (10, 1) | | | | | | | | | | | 0 | 0 | 0 | 0 | 0 | 0 | 0 | | | | | | |
| 29 Francisco Cervelli, R OBP: 0.241, SLG: 0.367 | (11, PH) | | | | | | | | | | | 1 | 0 | 0 | 0 | 0 | 1 | 0 | | | | | | |
| 30 David Robertson, R OBP: 0.241, SLG: 0.367 | (11, 1) | | | | | | | | | | | 0 | 0 | 0 | 0 | 0 | 0 | 0 | | | | | | |
| 91 Alfredo Aceves, R OBP: 0.241, SLG: 0.367 | (11, 1) | | | | | | | | | | | 0 | 0 | 0 | 0 | 0 | 0 | 0 | | | | | | |
| 25 Mark Teixeira, S OBP: 0.241, SLG: 0.240 | (1, 3) 1-2 C FF 89 B FF 90 F CU 71 X SI 91 | | (3) F8 | | | | | | | (2) K | | 3 | 0 | 0 | 0 | 2 | 2 | 0 | | | | | | |
| 13 Alex Rodriguez, R OBP: 0.407, SLG: 0.870 | (1, 5) 0-2 C FF 90 C FF 90 X SI 91 | | (3) F8 | | | | | | | | | 4 | 1 | 1 | 1 | 1 | 0 | 2 | | | | | | |
| 55 Hideki Matsui, L OBP: 0.241, SLG: 0.367 | (1, 10) 3-2 S CU 87 B FF 89 B FF 91 B CH 72 B CH 77 F FF 92 F FF 93 F CU 99 | | (3) FC6-4 | | | | | | | | | 2 | 0 | 1 | 0 | 2 | 1 | 1 | | | | | | |
| 11 Brett Gardner, R OBP: 0.241, SLG: 0.367 | (8, PH) | | | | | | | | | | | 0 | 0 | 0 | 0 | 0 | 0 | 0 | | | | | | |
| 17 Jerry Hairston, R OBP: 0.241, SLG: 0.367 | (8, PH) | | | | | | | | | | | 1 | 0 | 0 | 0 | 0 | 1 | 1 | | | | | | |
| 20 Jorge Posada, S OBP: 0.241, SLG: 0.367 | (1, 2) 4-2 B FF 91 C CU 72 C FF 91 B FF 92 | | (1) FC6-4 | | | | | | | | | 4 | 1 | 2 | 1 | 1 | 2 | 0 | | | | | | |
| 24 Robinson Cano, L OBP: 0.259, SLG: 0.280 | (1, 4) 2-2 B CU 72 C FF 90 B FF 91 S CH 81 X CH 81 | | (1) FC6-4 | | | | | | | | | 5 | 0 | 2 | 0 | 0 | 0 | 4 | | | | | | |
| 33 Nick Swisher, S OBP: 0.208, SLG: 0.182 | (1, 9) 0-2 C CH 80 X FF 92 | | (2) F7 | | | | | | | | | 4 | 0 | 0 | 0 | 1 | 3 | 5 | | | | | | |
| 53 Melky Cabrera, S OBP: 0.259, SLG: 0.250 | (1, 8) 2-1 1 SAFE B FF 90 F SAFE S CU 71 S FF 89 X CH 80 | | (3) G4-3 | | | | | | | | | 5 | 0 | 0 | 0 | 0 | 1 | 7 | | | | | | |
| Inning Stats | R: 1 E: 0 K: 1 S: 10 | H: 1 LOB: 0 BB: 0 P: 14 | R: 0 E: 0 K: 0 S: 15 | H: 1 LOB: 2 BB: 1 P: 26 | R: 0 E: 0 K: 1 S: 8 | H: 0 LOB: 0 BB: 0 P: 10 | R: 1 E: 0 K: 1 S: 16 | H: 2 LOB: 2 BB: 1 P: 29 | R: 1 E: 0 K: 1 S: 10 | H: 1 LOB: 1 BB: 0 P: 14 | R: 0 E: 0 K: 2 S: 11 | H: 1 LOB: 1 BB: 0 P: 19 | R: 0 E: 0 K: 1 S: 8 | H: 0 LOB: 1 BB: 1 P: 13 | R: 0 E: 0 K: 2 S: 8 | H: 0 LOB: 0 BB: 0 P: 13 | R: 0 E: 0 K: 1 S: 6 | H: 0 LOB: 0 BB: 0 P: 9 | 1B: 4 2B: 0 3B: 0 HR: 4 | SF: 0 SAC: 0 DP: 0 HBP: 0 | WP: 0 PB: 0 SB: 0 CS: 1 | PA: 47 | | |
| PITCHER 36 Jared Weaver, R ERA: 2.92 | (1, 1) IP: 5.0 WLS: 23 BF: 7 H: 5 R: 3 ER: 3 SO: 4 BB: 3 IBB: 0 HBP: 0 BLK: 0 WP: 0 HR: 3 S: 59 P: 95 ERA: 2.92 WHIP: 1.600 | | | | | | | | | | | | | | | | | | | | | | | |
| 38 Darren Oliver, L ERA: 3.86 | (6, 1) IP: 1.2 WLS: 7 BF: 1 H: 0 R: 0 ER: 0 SO: 3 BB: 1 IBB: 0 HBP: 0 BLK: 0 WP: 0 HR: 0 S: 17 P: 28 ERA: 3.86 WHIP: 3.000 | | | | | | | | | | | | | | | | | | | | | | | |
| 40 Kevin Jepsen, R ERA: 3.86 | (7, 1) IP: 1.1 WLS: 7 BF: 2 H: 1 R: 1 ER: 1 SO: 1 BB: 2 IBB: 0 HBP: 0 BLK: 0 WP: 1 HR: 16 S: 61 P: 67 ERA: 3.86 WHIP: 6.750 | | | | | | | | | | | | | | | | | | | | | | | |
| 40 Brian Fuentes, L ERA: 2.45 | (9, 1) IP: 1.0 WLS: 4 BF: 0 H: 0 R: 0 ER: 0 SO: 2 BB: 0 IBB: 1 HBP: 0 BLK: 0 WP: 0 HR: 8 S: 13 P: 13 ERA: 2.45 WHIP: 0.000 | | | | | | | | | | | | | | | | | | | | | | | |
| 52 Jason Bulger, R ERA: 2.45 | (10, 1) IP: 1.0 WLS: 3 BF: 0 H: 0 R: 0 ER: 0 SO: 2 BB: 0 IBB: 0 HBP: 0 BLK: 0 WP: 0 HR: 8 S: 13 P: 13 ERA: 2.45 WHIP: 0.000 | | | | | | | | | | | | | | | | | | | | | | | |

New York Yankees @ Los Angeles Angels
Angel Stadium of Anaheim, Anaheim, CA
Mon Oct 19 2009, 1:13 PM PDT
Att: 44,911 - Cloudy - 73 F

livebaseballscorecards.com

AB 40
R 4
H 8
RBI 4
BB 7
SO 13
LOB 22



| Batter | 1 | 2 | 3 | 4 | 5 | 6 | 7 | 8 | 9 | 10 | 11 | AB | R | H | RBI | BB | SO | LOB | BOTTOM | | | | | | | |
|--|---|---------------------------------|------------------------------|----------------------------------|------------------------------|----------------------------------|-------------------------------|----------------------------------|-------------------------------|----------------------------------|-------------------------------|----------------------------------|-------------------------------|----------------------------------|------------------------------|----------------------------------|------------------------------|---------------------------------|-------------------------------|----------------------------------|------------------------------|----------------------------------|----------------------------------|------------------------------------|----------------------------------|--------|
| Chone Figgins, S OBP: 0.214, SLG: 0.083 | (1, 5) 1-1 B FF 90 X CU 78 | | (3) P3 | | | (1) G6-3 | (3) F9 | | | (1) G3 | | 5 | 0 | 1 | 0 | 0 | 0 | 4 | | | | | | | | |
| 53 Bobby Abreu, L OBP: 0.463, SLG: 0.455 | (1, 9) 0-0 B FC 91 1 SAFE 1 SAFE X FC 90 | | (1) P3 | | | (1) L7 | | | | (1) FC3-2 | (1) IBB | 4 | 1 | 2 | 0 | 1 | 0 | 1 | | | | | | | | |
| 48 Torii Hunter, R OBP: 0.379, SLG: 0.458 | (1, 8) 0-1 F FC 91 1 SAFE X FC 91 | | (2) G6-4-3 | | | (2) F9 | (2) HR | | | (2) FC3-2 | (2) 2B | 5 | 0 | 1 | 0 | 0 | 1 | 5 | | | | | | | | |
| 27 Vladimir Guerrero, R OBP: 0.393, SLG: 0.480 | (1, 10) 2-0 B SI 90 B FF 90 X FC 91 | | (2) FC6-4 | | | (2) FC6-4 | (2) HR | | | (2) G3 | | 4 | 1 | 2 | 2 | 1 | 0 | 3 | | | | | | | | |
| 20 Juan Rivera, R OBP: 0.167, SLG: 0.208 | (1, 7) 2-2 C FC 91 B FC 88 B FC 88 X CU 78 | | (1) FC6-4 | | | (1) F7 | | | | (1) G6-3 | | 5 | 0 | 0 | 0 | 0 | 0 | 2 | | | | | | | | |
| 8 Kendrys Morales, S OBP: 0.222, SLG: 0.281 | (1, 3) 2-2 1 SAFE B SI 91 S FC 89 F FC 90 1 SAFE B FC 91 X SI 92 | | (2) G6-3 | | | | | | | | | 5 | 0 | 0 | 0 | 0 | 1 | 1 | | | | | | | | |
| 47 Howie Kendrick, R OBP: 0.385, SLG: 0.769 | (1, 4) 0-1 C SI 89 X FC 90 | | (1) F9 | | | | | | | | | 5 | 3 | 3 | 1 | 0 | 0 | 0 | | | | | | | | |
| 44 Mike Napoli, R OBP: 0.250, SLG: 0.200 | (1, 2) 1-0 B SI 91 X SI 91 | | (2) F9 | | | | | | | | | 2 | 0 | 0 | 0 | 0 | 1 | 0 | | | | | | | | |
| 13 Maicer Izturis, S OBP: 0.214, SLG: 0.250 | (7, PH) | | | | | | | | | | | 0 | 0 | 0 | 1 | 0 | 0 | 0 | | | | | | | | |
| 5 Jeff Mathis, R OBP: 0.444, SLG: 0.778 | (8, 2) | | | | | | | | | | | 2 | 0 | 2 | 1 | 0 | 0 | 0 | | | | | | | | |
| 2 Erick Aybar, S OBP: 0.318, SLG: 0.500 | (1, 6) 1-1 B FF 91 C CU 77 X FC 90 | | (1) G5-3 | | | | | | | | | 3 | 0 | 2 | 0 | 0 | 0 | 0 | | | | | | | | |
| PITCHER 46 Andy Pettitte, L ERA: 2.84 | (1, 1) IP: 6.1 WLS: 24 BF: 7 H: 2 R: 3 ER: 3 SO: 2 BB: 1 IBB: 0 HBP: 0 BLK: 0 WP: 0 HR: 2 S: 59 P: 95 ERA: 2.84 WHIP: 4.260 | | | | | | | | | | | | | | | | | | | | | | | | | |
| 62 Joba Chamberlain, R ERA: 3.86 | (7, 1) IP: 0.1 WLS: 3 BF: 2 H: 1 R: 1 ER: 1 SO: 2 BB: 3 IBB: 0 HBP: 0 BLK: 0 WP: 0 HR: 6 S: 10 P: 10 ERA: 3.86 WHIP: 27.000 | | | | | | | | | | | | | | | | | | | | | | | | | |
| 43 Damaso Marte, L ERA: 3.86 | (7, 1) IP: 0.1 WLS: 1 BF: 0 H: 0 R: 0 ER: 0 SO: 0 BB: 0 IBB: 0 HBP: 0 BLK: 0 WP: 1 HR: 1 S: 1 P: 1 ERA: 3.86 WHIP: 0.000 | | | | | | | | | | | | | | | | | | | | | | | | | |
| 48 Phil Coke, L ERA: 4.15 | (8, 1) IP: 1.1 WLS: 1 BF: 1 H: 1 R: 0 ER: 0 SO: 0 BB: 0 IBB: 0 HBP: 0 BLK: 0 WP: 0 HR: 2 S: 3 P: 3 ERA: 4.15 WHIP: 3.000 | | | | | | | | | | | | | | | | | | | | | | | | | |
| 65 Phil Hughes, R ERA: 4.15 | (8, 1) IP: 1.2 WLS: 6 BF: 1 H: 0 R: 0 ER: 0 SO: 1 BB: 0 IBB: 0 HBP: 0 BLK: 0 WP: 0 HR: 15 S: 19 P: 19 ERA: 4.15 WHIP: 0.600 | | | | | | | | | | | | | | | | | | | | | | | | | |
| PITCHER 42 Mariano Rivera, R ERA: 1.0 | (10, 1) IP: 1.0 WLS: 5 BF: 0 H: 0 R: 0 ER: 0 SO: 0 BB: 0 IBB: 1 HBP: 0 BLK: 0 WP: 0 HR: 0 S: 10 P: 10 ERA: 1.0 WHIP: 0.000 | | | | | | | | | | | | | | | | | | | | | | | | | |
| 30 David Robertson, R ERA: 1.0 | (11, 1) IP: 0.2 WLS: 2 BF: 0 H: 0 R: 0 ER: 0 SO: 0 BB: 0 IBB: 0 HBP: 0 BLK: 0 WP: 0 HR: 2 S: 2 P: 2 ERA: 1.0 WHIP: 0.000 | | | | | | | | | | | | | | | | | | | | | | | | | |
| 91 Alfredo Aceves, R ERA: 7.71 | (11, 1) IP: 0.0 WLS: L BF: 2 H: 2 R: 1 ER: 1 SO: 0 BB: 0 IBB: 0 HBP: 0 BLK: 0 WP: 0 HR: 2 S: 2 P: 2 ERA: 7.71 WHIP: 2.000 | | | | | | | | | | | | | | | | | | | | | | | | | |
| Inning Stats | R: 0 E: 0 K: 0 S: 5 | H: 1 LOB: 0 BB: 0 P: 7 | R: 0 E: 0 K: 0 S: 7 | H: 1 LOB: 0 BB: 0 P: 13 | R: 0 E: 0 K: 0 S: 9 | H: 1 LOB: 1 BB: 0 P: 13 | R: 0 E: 0 K: 0 S: 10 | H: 1 LOB: 1 BB: 1 P: 18 | R: 1 E: 0 K: 2 S: 11 | H: 1 LOB: 0 BB: 0 P: 17 | R: 2 E: 0 K: 0 S: 14 | H: 2 LOB: 0 BB: 0 P: 21 | R: 1 E: 0 K: 0 S: 10 | H: 2 LOB: 1 BB: 0 P: 17 | R: 0 E: 0 K: 1 S: 9 | H: 0 LOB: 1 BB: 0 P: 11 | R: 0 E: 0 K: 0 S: 6 | H: 0 LOB: 0 BB: 0 P: 8 | R: 0 E: 0 K: 0 S: 12 | H: 1 LOB: 3 BB: 1 P: 20 | R: 1 E: 0 K: 0 S: 9 | H: 2 LOB: 1 BB: 0 P: 18 | 1B: 6 2B: 4 3B: 1 HR: 2 | SF: 1 SAC: 1 DP: 2 HBP: 0 | WP: 0 PB: 0 SB: 1 CS: 1 | PA: 44 |

New York Yankees @ Los Angeles Angels
Angel Stadium of Anaheim, Anaheim, CA
Mon Oct 19 2009, 1:13 PM PDT
Att: 44,911 - Cloudy - 73 F

livebaseballscorecards.com

AB 40
R 5
H 13
RBI 5
BB 2
SO 3
LOB 16



| Batter | 1 | 2 | 3 | 4 | 5 | 6 | 7 | 8 | 9 | AB | R | H | RBI | BB | SO | LOB | TOP | | | | | | |
|--|---|----------------------------------|------------------------------|---------------------------------|------------------------------|---------------------------------|-------------------------------|----------------------------------|-------------------------------|----------------------------------|------------------------------|----------------------------------|-------------------------------|----------------------------------|------------------------------|----------------------------------|-------------------------------|----------------------------------|----------------------------------|------------------------------------|----------------------------------|--------|--|
| 2 Derek Jeter, R OBP: 0.415, SLG: 0.629 | | | | | | | | | | 4 | 1 | 1 | 0 | 1 | 2 | 1 | | | | | | | |
| 18 Johnny Damon, L OBP: 0.231, SLG: 0.395 | | | | | | | | | | 5 | 0 | 1 | 0 | 0 | 0 | 3 | | | | | | | |
| 25 Mark Teixeira, S OBP: 0.256, SLG: 0.286 | | | | | | | | | | 5 | 1 | 2 | 3 | 0 | 1 | 2 | | | | | | | |
| 13 Alex Rodriguez, R OBP: 0.486, SLG: 0.967 | | | | | | | | | | 3 | 1 | 1 | 0 | 2 | 1 | 3 | | | | | | | |
| 47 Freddy Guzman, S (9, PR) | | | | | | | | | | 0 | 0 | 0 | 0 | 0 | 0 | 0 | | | | | | | |
| 55 Hideki Matsui, L OBP: 0.441, SLG: 0.423 | | | | | | | | | | 3 | 1 | 1 | 1 | 2 | 0 | 3 | | | | | | | |
| 11 Brett Gardner, L (9, PR) | | | | | | | | | | 0 | 0 | 0 | 0 | 0 | 0 | 0 | | | | | | | |
| 24 Robinson Cano, L OBP: 0.297, SLG: 0.364 | | | | | | | | | | 4 | 0 | 1 | 2 | 0 | 1 | 3 | | | | | | | |
| 33 Nick Swisher, S OBP: 0.212, SLG: 0.138 | | | | | | | | | | 5 | 0 | 0 | 0 | 0 | 1 | 4 | | | | | | | |
| 53 Melky Cabrera, S OBP: 0.361, SLG: 0.364 | | | | | | | | | | 4 | 1 | 2 | 0 | 0 | 2 | 0 | | | | | | | |
| 26 José Molina, R OBP: 0.250, SLG: 0.250 | | | | | | | | | | 1 | 0 | 0 | 0 | 0 | 0 | 0 | | | | | | | |
| 20 Jorge Posada, S (5, PH) | | | | | | | | | | 2 | 1 | 0 | 0 | 1 | 1 | 1 | | | | | | | |
| Inning Stats | R: 0 E: 0 K: 1 S: 10 | H: 2 LOB: 2 BB: 0 P: 17 | R: 0 E: 0 K: 1 S: 6 | H: 0 LOB: 0 BB: 0 P: 9 | R: 0 E: 0 K: 0 S: 5 | H: 0 LOB: 0 BB: 0 P: 7 | R: 0 E: 0 K: 2 S: 11 | H: 1 LOB: 1 BB: 0 P: 19 | R: 0 E: 0 K: 3 S: 11 | H: 1 LOB: 1 BB: 0 P: 18 | R: 0 E: 0 K: 0 S: 9 | H: 1 LOB: 2 BB: 1 P: 15 | R: 6 E: 0 K: 0 S: 16 | H: 4 LOB: 1 BB: 3 P: 32 | R: 0 E: 0 K: 2 S: 8 | H: 0 LOB: 0 BB: 0 P: 11 | R: 0 E: 0 K: 0 S: 10 | H: 0 LOB: 3 BB: 2 P: 24 | 1B: 5 2B: 3 3B: 1 HR: 0 | SF: 0 SAC: 0 DP: 0 HBP: 1 | WP: 0 PB: 0 SB: 0 CS: 0 | PA: 43 | |
| PITCHER | IP WLS BF H R ER SO BB IBB HBP BLK WP HR S P ERA WHIP | | | | | | | | | | | | | | | | | | | | | | |
| 41 John Lackey, R ERA: 2.29 | 6.0 | 0 | 29 | 6 | 3 | 3 | 7 | 3 | 0 | 0 | 0 | 0 | 0 | 0 | 0 | 62 | 104 | 4.05 | 1.350 | | | | |
| 38 Darren Oliver, L ERA: 4.5 | 0.0 | B | 3 | 2 | 1 | 1 | 0 | 0 | 1 | 0 | 0 | 0 | 0 | 0 | 0 | 3 | 8 | ∞ | ∞ | | | | |
| 40 Kevin Jepsen, R ERA: 3.6 | 0.1 | W | 2 | 1 | 2 | 2 | 0 | 0 | 0 | 0 | 0 | 0 | 0 | 0 | 0 | 3 | 5 | 54.00 | 3.000 | | | | |
| 36 Jered Weaver, R ERA: 2.7 | 1.0 | H | 3 | 0 | 0 | 0 | 2 | 0 | 0 | 0 | 0 | 0 | 0 | 0 | 8 | 11 | 0.00 | 0.000 | | | | | |
| 40 Brian Fuentes, L ERA: 1.93 | 1.0 | S | 6 | 0 | 0 | 0 | 0 | 1 | 1 | 1 | 0 | 0 | 0 | 0 | 10 | 24 | 0.00 | 1.000 | | | | | |

New York Yankees @ Los Angeles Angels
 Angel Stadium of Anaheim, Anaheim, CA
 Thu Oct 22 2009, 4:57 PM PDT
 Att: 45,113 - Sunny - 78 F

| | |
|-----|----|
| AB | 36 |
| R | 6 |
| H | 9 |
| RBI | 6 |
| BB | 6 |
| SO | 9 |
| LOB | 20 |



| Batter | 1 | 2 | 3 | 4 | 5 | 6 | 7 | 8 | 9 | AB | R | H | RBI | BB | SO | LOB | BOTTOM | | | | | | |
|---|---|----------------------------------|------------------------------|---------------------------------|-------------------------------|----------------------------------|------------------------------|---------------------------------|------------------------------|----------------------------------|------------------------------|----------------------------------|-------------------------------|----------------------------------|-------------------------------|----------------------------------|----------------------------------|------------------------------------|----------------------------------|--------|--|--|--|
| Chone Figgins, S OBP: 0.194, SLG: 0.065 | | | | | | | | | | 3 | 1 | 0 | 0 | 1 | 1 | 3 | | | | | | | |
| 53 Bobby Abreu, L OBP: 0.421, SLG: 0.400 | | | | | | | | | | 5 | 1 | 1 | 1 | 0 | 1 | 3 | | | | | | | |
| 48 Tori Hunter, R OBP: 0.432, SLG: 0.448 | | | | | | | | | | 2 | 2 | 2 | 2 | 2 | 0 | 0 | | | | | | | |
| 27 Vladimir Guerrero, R OBP: 0.389, SLG: 0.485 | | | | | | | | | | 4 | 1 | 2 | 2 | 0 | 0 | 2 | | | | | | | |
| 8 Kendrys Morales, S OBP: 0.265, SLG: 0.400 | | | | | | | | | | 4 | 0 | 2 | 2 | 0 | 1 | 1 | | | | | | | |
| 13 Maicer Izturis, S OBP: 0.167, SLG: 0.188 | | | | | | | | | | 4 | 0 | 0 | 0 | 0 | 1 | 3 | | | | | | | |
| 20 Juan Rivera, R ERA: 4.42 | | | | | | | | | | 4 | 0 | 1 | 0 | 0 | 0 | 1 | | | | | | | |
| 77 Reggie Willits, S (9, 7) | | | | | | | | | | 0 | 0 | 0 | 0 | 0 | 0 | 0 | | | | | | | |
| 5 Jeff Mathis, R OBP: 0.538, SLG: 0.846 | | | | | | | | | | 4 | 1 | 3 | 0 | 0 | 1 | 1 | | | | | | | |
| 2 Erick Aybar, S OBP: 0.345, SLG: 0.464 | | | | | | | | | | 3 | 1 | 1 | 0 | 1 | 0 | 2 | | | | | | | |
| Inning Stats | R: 4 E: 0 K: 0 S: 12 | H: 4 LOB: 0 BB: 1 P: 21 | R: 0 E: 0 K: 0 S: 5 | H: 1 LOB: 0 BB: 0 P: 7 | R: 0 E: 0 K: 1 S: 11 | H: 0 LOB: 1 BB: 1 P: 20 | R: 0 E: 0 K: 0 S: 8 | H: 1 LOB: 1 BB: 0 P: 9 | R: 0 E: 0 K: 1 S: 7 | H: 1 LOB: 1 BB: 0 P: 12 | R: 0 E: 0 K: 1 S: 8 | H: 0 LOB: 0 BB: 0 P: 11 | R: 3 E: 0 K: 1 S: 16 | H: 3 LOB: 2 BB: 2 P: 31 | R: 0 E: 0 K: 1 S: 13 | H: 2 LOB: 2 BB: 0 P: 17 | 1B: 8 2B: 4 3B: 0 HR: 0 | SF: 0 SAC: 1 DP: 2 HBP: 0 | WP: 1 PB: 0 SB: 2 CS: 0 | PA: 38 | | | |
| PITCHER | IP WLS BF H R ER SO BB IBB HBP BLK WP HR S P ERA WHIP | | | | | | | | | | | | | | | | | | | | | | |
| 34 A.J. Burnett, R ERA: 4.42 | 6.0 | 0 | 27 | 8 | 6 | 6 | 3 | 3 | 0 | 0 | 0 | 0 | 0 | 0 | 0 | 55 | 89 | 9.00 | 1.833 | | | | |
| 43 Damaso Marte, L ERA: 4.42 | 0.2 | H | 2 | 0 | 0 | 0 | 0 | 0 | 0 | 0 | 0 | 0 | 0 | 0 | 3 | 4 | 0.00 | 0.000 | | | | | |
| 65 Phil Hughes, R ERA: 6.78 | 0.1 | L | 4 | 2 | 1 | 1 | 1 | 1 | 0 | 0 | 0 | 0 | 0 | 0 | 9 | 18 | 27.00 | 9.000 | | | | | |
| 62 Joba Chamberlain, R ERA: 3.38 | 0.1 | | 3 | 2 | 0 | 0 | 1 | 0 | 0 | 0 | 0 | 0 | 0 | 8 | 10 | 0.00 | 6.000 | | | | | | |
| 42 Mariano Rivera, R ERA: 3.38 | 0.2 | | 2 | 0 | 0 | 0 | 0 | 0 | 0 | 0 | 0 | 0 | 0 | 5 | 7 | 0.00 | 0.000 | | | | | | |

New York Yankees @ Los Angeles Angels
 Angel Stadium of Anaheim, Anaheim, CA
 Thu Oct 22 2009, 4:57 PM PDT
 Att: 45,113 - Sunny - 78 F

| | |
|-----|----|
| AB | 33 |
| R | 7 |
| H | 12 |
| RBI | 7 |
| BB | 4 |
| SO | 5 |
| LOB | 16 |



| Batter | 1 | 2 | 3 | 4 | 5 | 6 | 7 | 8 | 9 | AB | R | H | RBI | BB | SO | LOB | TOP | | | | | | | | | | |
|--|------------------------------|----------------------------------|-------------------------------|----------------------------------|-------------------------------|----------------------------------|------------------------------|----------------------------------|------------------------------|----------------------------------|------------------------------|----------------------------------|------------------------------|----------------------------------|-------------------------------|----------------------------------|--|-------------------------------|----------------------------------|----------------------------------|------------------------------------|-------------------------|--------|--|--|--|--|
| 11 Jimmy Rollins, S OBP: 0.308, SLG: 0.298 | F7 | | G1-3 BB | | K | | | K BB | | 2 | 0 | 0 | 0 | 2 | 1 | 1 | Philadelphia Phillies @ New York Yankees Yankee Stadium, Bronx, NY Thu Oct 29 2009, 7:57 PM EDT Att: 50,181 - Cloudy - 52 F | | | | | | | | | | |
| 8 Shane Victorino, S OBP: 0.420, SLG: 0.636 | K | | G1-3 | | P5 | | | K BB | | 4 | 0 | 1 | 0 | 0 | 1 | 2 | | | | | | | | | | | |
| 26 Chase Utley, L OBP: 0.440, SLG: 0.525 | F7 | | | | | | | K BB | | 3 | 0 | 0 | 0 | 1 | 0 | 2 | | | | | | | | | | | |
| 6 Ryan Howard, L OBP: 0.417, SLG: 0.675 | | K | | K | | | | K | | 4 | 0 | 0 | 0 | 0 | 4 | 2 | | | | | | | | | | | |
| 28 Javson Werth, R OBP: 0.413, SLG: 0.737 | | G5-3 | | | | | | L4 | | 4 | 0 | 1 | 0 | 0 | 0 | 0 | | | | | | | | | | | |
| 29 Raul Ibanez, L OBP: 0.341, SLG: 0.436 | | | | | | | | K BB | | 4 | 1 | 2 | 0 | 0 | 2 | 1 | | | | | | | | | | | |
| 12 Matt Stairs, L OBP: 0.375, SLG: 0.167 | | | | | | | | K BB | | 4 | 0 | 1 | 1 | 0 | 2 | 1 | | | | | | | | | | | |
| 7 Pedro Feliz, R OBP: 0.175, SLG: 0.289 | | | | | | | | K BB | | 3 | 0 | 0 | 0 | 0 | 1 | 1 | | | | | | | | | | | |
| Carlos Ruiz, R OBP: 0.463, SLG: 0.515 | | | | | | | | G5-3 | | 3 | 0 | 1 | 0 | 0 | 0 | 0 | | | | | | | | | | | |
| Inning Stats | R: 0 E: 0 K: 1 S: 7 | H: 0 LOB: 0 BB: 0 P: 12 | R: 1 E: 0 K: 2 S: 17 | H: 2 LOB: 1 BB: 0 P: 25 | R: 0 E: 0 K: 1 S: 12 | H: 0 LOB: 2 BB: 2 P: 24 | R: 0 E: 0 K: 1 S: 7 | H: 1 LOB: 0 BB: 0 P: 12 | R: 0 E: 0 K: 1 S: 9 | H: 1 LOB: 1 BB: 0 P: 13 | R: 0 E: 0 K: 1 S: 7 | H: 0 LOB: 0 BB: 0 P: 11 | R: 0 E: 0 K: 2 S: 9 | H: 0 LOB: 0 BB: 0 P: 11 | R: 0 E: 0 K: 0 S: 15 | H: 1 LOB: 1 BB: 1 P: 23 | | R: 0 E: 0 K: 2 S: 11 | H: 1 LOB: 1 BB: 0 P: 16 | 1B: 3 2B: 3 3B: 0 HR: 0 | SF: 0 SAC: 0 DP: 1 HBP: 0 | WP: 0 PB: 0 CS: 0 | PA: 34 | | | | |
| PITCHER | IP | WLS | BF | H | R | ER | SO | BB | IBB | HBP | BLK | WP | HR | S | P | ERA | WHIP | | | | | | | | | | |
| 34 A.J. Burnett, R ERA: 3.55 | 7.0 | W | 26 | 4 | 1 | 1 | 9 | 1 | 1 | 0 | 0 | 0 | 0 | 68 | 108 | 1.29 | 0.714 | | | | | | | | | | |
| 42 Mariano Rivera, R ERA: 0.71 | 2.0 | S | 8 | 2 | 0 | 0 | 2 | 1 | 0 | 0 | 0 | 0 | 0 | 26 | 39 | 0.00 | 1.500 | | | | | | | | | | |

| Batter | 1 | 2 | 3 | 4 | 5 | 6 | 7 | 8 | 9 | AB | R | H | RBI | BB | SO | LOB | BOTTOM | | | | | | | | | | | |
|--|-------------------------------|----------------------------------|-------------------------------|----------------------------------|------------------------------|----------------------------------|-------------------------------|----------------------------------|------------------------------|---------------------------------|-------------------------------|----------------------------------|-------------------------------|----------------------------------|-------------------------------|----------------------------------|--|------------------------------------|-------------------------|--------|--|--|--|--|--|--|--|--|
| 2 Derek Jeter, R OBP: 0.444, SLG: 0.622 | K | | K | | K BB | | | K | | 4 | 0 | 1 | 0 | 0 | 3 | 3 | Philadelphia Phillies @ New York Yankees Yankee Stadium, Bronx, NY Thu Oct 29 2009, 7:57 PM EDT Att: 50,181 - Cloudy - 52 F | | | | | | | | | | | |
| 18 Johnny Damon, L OBP: 0.250, SLG: 0.360 | K | | F8 | | P3 | | | L3-6 | | 4 | 0 | 0 | 0 | 0 | 1 | 4 | | | | | | | | | | | | |
| 25 Mark Teixeira, S OBP: 0.289, SLG: 0.348 | P6 | | | | K HR | | | K HBP | | 3 | 1 | 1 | 1 | 0 | 1 | 0 | | | | | | | | | | | | |
| 13 Alex Rodriguez, R OBP: 0.460, SLG: 0.775 | | | | | F7 | | | K | | 4 | 0 | 0 | 0 | 0 | 3 | 1 | | | | | | | | | | | | |
| 55 Hideki Matsui, L OBP: 0.422, SLG: 0.472 | | | | | | | | K HR | | 3 | 1 | 2 | 1 | 1 | 1 | 1 | | | | | | | | | | | | |
| 24 Robinson Canó, L OBP: 0.313, SLG: 0.333 | | | | | F8 | | | F7 | | 4 | 0 | 1 | 0 | 0 | 0 | 2 | | | | | | | | | | | | |
| 17 Jerry Hairston, R OBP: 0.333, SLG: 0.200 | | | | | | | | K BB | | 3 | 0 | 1 | 0 | 0 | 1 | 2 | | | | | | | | | | | | |
| 11 Brett Gardner, L OBP: 0.500, SLG: 0.500 | | | | | K | | | K BB | | 1 | 1 | 0 | 0 | 0 | 1 | 2 | | | | | | | | | | | | |
| 53 Melky Cabrera, S OBP: 0.341, SLG: 0.341 | | | | | F8 | | | K BB | | 3 | 0 | 1 | 0 | 0 | 1 | 0 | | | | | | | | | | | | |
| 26 José Molina, R OBP: 0.333, SLG: 0.200 | | | | | | | | K BB | | 1 | 0 | 0 | 0 | 1 | 0 | 0 | | | | | | | | | | | | |
| 20 Jorge Posada, S OBP: 0.366, SLG: 0.472 | | | | | | | | K BB | | 1 | 0 | 1 | 1 | 0 | 0 | 0 | | | | | | | | | | | | |
| Inning Stats | R: 0 E: 0 K: 2 S: 11 | H: 0 LOB: 0 BB: 0 P: 17 | R: 0 E: 0 K: 1 S: 17 | H: 1 LOB: 1 BB: 0 P: 26 | R: 0 E: 0 K: 1 S: 9 | H: 0 LOB: 1 BB: 1 P: 16 | R: 1 E: 0 K: 1 S: 10 | H: 1 LOB: 1 BB: 1 P: 16 | R: 0 E: 0 K: 1 S: 7 | H: 1 LOB: 1 BB: 0 P: 8 | R: 1 E: 0 K: 2 S: 12 | H: 1 LOB: 0 BB: 0 P: 16 | R: 1 E: 0 K: 1 S: 14 | H: 3 LOB: 2 BB: 0 P: 17 | R: 0 E: 0 K: 3 S: 13 | H: 1 LOB: 2 BB: 0 P: 18 | 1B: 5 2B: 2 3B: 0 HR: 2 | SF: 0 SAC: 0 DP: 1 HBP: 1 | WP: 0 PB: 0 CS: 0 | PA: 34 | | | | | | | | |
| PITCHER | IP | WLS | BF | H | R | ER | SO | BB | IBB | HBP | BLK | WP | HR | S | P | ERA | WHIP | | | | | | | | | | | |
| 45 Pedro Martínez, R ERA: 2.08 | 6.0 | L | 26 | 6 | 3 | 3 | 8 | 2 | 0 | 0 | 0 | 0 | 0 | 2 | 72 | 107 | 4.50 | 1.333 | | | | | | | | | | |
| 61 Chan Ho Park, R ERA: 7.56 | 0.1 | | 2 | 1 | 0 | 0 | 1 | 0 | 0 | 0 | 0 | 0 | 0 | 6 | 7 | 0.00 | 3.000 | | | | | | | | | | | |
| 47 Scott Eyre, L ERA: 3.0 | 0.2 | | 1 | 0 | 0 | 0 | 0 | 0 | 0 | 0 | 0 | 0 | 0 | 2 | 2 | 0.00 | 0.000 | | | | | | | | | | | |
| 46 Ryan Madson, R ERA: 3.86 | 1.0 | | 5 | 1 | 0 | 0 | 3 | 0 | 0 | 1 | 0 | 0 | 0 | 13 | 18 | 0.00 | 1.000 | | | | | | | | | | | |

| Batter | 1 | 2 | 3 | 4 | 5 | 6 | 7 | 8 | 9 | AB | R | H | RBI | BB | SO | LOB | TOP | | | | | |
|--|---|-------------------------|------------------------------|------------------------|------------------------------|-------------------------|-------------------------------|-------------------------|-------------------------------|-------------------------|------------------------------|-------------------------|-------------------------------|-------------------------|-------------------------------|-------------------------|-------------------------------|-------------------------|----------------------------------|------------------------------------|-------------------------|--------|
| 2 Derek Jeter, R OBP: 0.424, SLG: 0.580 | G1-3 | | L9 | | | | F9 | K | | 5 | 1 | 1 | 0 | 0 | 1 | 0 | | | | | | |
| 18 Johnny Damon, L OBP: 0.263, SLG: 0.370 | G6-3 | | | F9 | | | | | G6-3 | 4 | 1 | 1 | 2 | 1 | 0 | 0 | | | | | | |
| 25 Mark Teixeira, S OBP: 0.281, SLG: 0.327 | K | | | | | | | | F8 | 3 | 1 | 0 | 0 | 2 | 2 | 1 | | | | | | |
| 13 Alex Rodriguez, R OBP: 0.491, SLG: 0.833 | | | | | | | | | | 2 | 1 | 1 | 2 | 1 | 0 | 2 | | | | | | |
| 20 Jorge Posada, S OBP: 0.348, SLG: 0.439 | | | | | | | | | | 5 | 0 | 1 | 1 | 0 | 0 | 4 | | | | | | |
| 24 Robinson Cano, L OBP: 0.288, SLG: 0.304 | | | | | | | | | | 4 | 0 | 0 | 0 | 0 | 2 | 3 | | | | | | |
| 33 Nick Swisher, S OBP: 0.233, SLG: 0.282 | | | | | | | | | | 4 | 2 | 2 | 1 | 0 | 0 | 1 | | | | | | |
| 11 Brett Gardner, L OBP: 0.500, SLG: 0.500 | | | | | | | | | | 0 | 0 | 0 | 0 | 0 | 0 | 0 | | | | | | |
| 53 Melky Cabrera, S OBP: 0.313, SLG: 0.311 | | | | | | | | | | 4 | 0 | 0 | 0 | 0 | 2 | 1 | | | | | | |
| 46 Andy Pettite, L OBP: 0.333, SLG: 0.333 | | | | | | | | | | 3 | 1 | 1 | 1 | 0 | 1 | 0 | | | | | | |
| 62 Joba Chamberlain, R ERA: 3.75 | | | | | | | | | | 0 | 0 | 0 | 0 | 0 | 0 | 0 | | | | | | |
| 55 Hideki Matsui, L OBP: 0.445, SLG: 0.558 | | | | | | | | | | 1 | 1 | 1 | 1 | 0 | 0 | 0 | | | | | | |
| 43 Damaso Marte, L ERA: 10.5 | | | | | | | | | | 0 | 0 | 0 | 0 | 0 | 0 | 0 | | | | | | |
| 65 Phil Hughes, R ERA: 10.5 | | | | | | | | | | 0 | 0 | 0 | 0 | 0 | 0 | 0 | | | | | | |
| 42 Mariano Rivera, R ERA: 0.68 | | | | | | | | | | 0 | 0 | 0 | 0 | 0 | 0 | 0 | | | | | | |
| Inning Stats | R: 0 E: 0 K: 1 S: 11 | H: 0 LOB: 0 P: 13 | R: 0 E: 0 K: 1 S: 6 | H: 0 LOB: 1 P: 9 | R: 0 E: 0 K: 0 S: 8 | H: 0 LOB: 0 P: 13 | R: 2 E: 0 K: 0 S: 10 | H: 1 LOB: 0 P: 14 | R: 3 E: 0 K: 1 S: 17 | H: 4 LOB: 2 P: 27 | R: 1 E: 0 K: 1 S: 9 | H: 1 LOB: 0 P: 14 | R: 1 E: 0 K: 2 S: 15 | H: 1 LOB: 1 P: 29 | R: 1 E: 0 K: 2 S: 12 | H: 1 LOB: 0 P: 18 | R: 0 E: 0 K: 0 S: 11 | H: 0 LOB: 1 P: 22 | 1B: 3 2B: 2 3B: 0 HR: 3 | SF: 0 SAC: 0 DP: 0 HBP: 2 | WP: 0 PB: 0 CS: 1 | PA: 41 |
| PITCHER | IP WLS BF H R ER SO BB IBB HBP BLK WP HR S P ERA WHIP | | | | | | | | | | | | | | | | | | | | | |
| 35 Cole Hamels, L ERA: 7.58 | 4.1 L 21 5 5 5 3 2 0 1 0 0 0 1 12 21 10.38 1.615 | | | | | | | | | | | | | | | | | | | | | |
| 43 J.A. Happ, L ERA: 6.75 | 1.2 6 1 1 1 1 0 0 0 0 0 0 1 12 21 5.40 0.600 | | | | | | | | | | | | | | | | | | | | | |
| 37 Chad Durbin, R ERA: 1.8 | 1.0 6 1 1 1 2 1 0 0 1 0 0 0 15 29 9.00 2.000 | | | | | | | | | | | | | | | | | | | | | |
| 39 Brett Myers, R ERA: 5.4 | 1.0 4 1 1 1 2 0 0 0 0 0 0 1 12 18 9.00 1.000 | | | | | | | | | | | | | | | | | | | | | |
| 46 Ryan Madson, R ERA: 3.39 | 1.0 4 0 0 0 0 1 0 0 0 0 0 0 11 22 0.00 1.000 | | | | | | | | | | | | | | | | | | | | | |

New York Yankees @ Philadelphia Phillies
Citizens Bank Park, Philadelphia, PA
Sat Oct 31 2009, 7:57 PM EDT
Att: 46,061 - Cloudy - 70 F

| | |
|-----|----|
| AB | 35 |
| R | 8 |
| H | 8 |
| RBI | 8 |
| BB | 4 |
| SO | 8 |
| LOB | 12 |



| Batter | 1 | 2 | 3 | 4 | 5 | 6 | 7 | 8 | 9 | AB | R | H | RBI | BB | SO | LOB | BOTTOM | | | | | |
|--|---|-------------------------|-------------------------------|-------------------------|------------------------------|------------------------|------------------------------|-------------------------|------------------------------|-------------------------|-------------------------------|-------------------------|------------------------------|------------------------|-------------------------------|-------------------------|------------------------------|-------------------------|----------------------------------|------------------------------------|-------------------------|--------|
| 11 Jimmy Rollins, S OBP: 0.316, SLG: 0.294 | | | | | | | | | | 4 | 0 | 1 | 1 | 1 | 0 | 1 | | | | | | |
| 8 Shane Victorino, S OBP: 0.389, SLG: 0.596 | | | | | | | | | | 3 | 0 | 0 | 1 | 0 | 0 | 1 | | | | | | |
| 26 Chase Utley, L OBP: 0.407, SLG: 0.477 | | | | | | | | | | 4 | 0 | 0 | 0 | 0 | 2 | 3 | | | | | | |
| 6 Ryan Howard, L OBP: 0.385, SLG: 0.614 | | | | | | | | | | 4 | 0 | 0 | 0 | 0 | 3 | 1 | | | | | | |
| 28 Jayson Werth, R OBP: 0.420, SLG: 0.857 | | | | | | | | | | 4 | 2 | 2 | 2 | 0 | 1 | 0 | | | | | | |
| 29 Raul Ibanez, L OBP: 0.313, SLG: 0.395 | | | | | | | | | | 4 | 0 | 0 | 0 | 0 | 2 | 0 | | | | | | |
| 7 Pedro Feliz, R OBP: 0.182, SLG: 0.310 | | | | | | | | | | 4 | 1 | 1 | 0 | 0 | 1 | 0 | | | | | | |
| Carlos Ruiz, R OBP: 0.489, SLG: 0.600 | | | | | | | | | | 2 | 2 | 1 | 1 | 2 | 0 | 1 | | | | | | |
| 35 Cole Hamels, L ERA: 7.58 | | | | | | | | | | 1 | 0 | 1 | 0 | 0 | 0 | 0 | | | | | | |
| 43 J.A. Happ, L ERA: 6.75 | | | | | | | | | | 0 | 0 | 0 | 0 | 0 | 0 | 0 | | | | | | |
| 4 Eric Brunnett, R ERA: 10.5 | | | | | | | | | | 1 | 0 | 0 | 0 | 0 | 0 | 1 | | | | | | |
| 37 Chad Durbin, R ERA: 1.8 | | | | | | | | | | 0 | 0 | 0 | 0 | 0 | 0 | 0 | | | | | | |
| 39 Brett Myers, R ERA: 5.4 | | | | | | | | | | 0 | 0 | 0 | 0 | 0 | 0 | 0 | | | | | | |
| 46 Ryan Madson, L ERA: 3.39 | | | | | | | | | | 0 | 0 | 0 | 0 | 0 | 0 | 0 | | | | | | |
| 12 Matt Stairs, L OBP: 0.333, SLG: 0.143 | | | | | | | | | | 1 | 0 | 0 | 0 | 0 | 0 | 0 | | | | | | |
| Inning Stats | R: 0 E: 0 K: 2 S: 14 | H: 1 LOB: 1 P: 20 | R: 3 E: 0 K: 2 S: 16 | H: 3 LOB: 2 P: 31 | R: 0 E: 0 K: 1 S: 6 | H: 0 LOB: 0 P: 9 | R: 0 E: 1 K: 0 S: 7 | H: 0 LOB: 1 P: 12 | R: 0 E: 0 K: 0 S: 6 | H: 0 LOB: 0 P: 11 | R: 1 E: 0 K: 2 S: 10 | H: 1 LOB: 1 P: 21 | R: 0 E: 0 K: 0 S: 5 | H: 0 LOB: 0 P: 9 | R: 0 E: 0 K: 2 S: 13 | H: 0 LOB: 0 P: 15 | R: 1 E: 0 K: 0 S: 9 | H: 1 LOB: 0 P: 13 | 1B: 2 2B: 1 3B: 0 HR: 3 | SF: 1 SAC: 1 DP: 0 HBP: 0 | WP: 0 PB: 0 CS: 0 | PA: 37 |
| PITCHER | IP WLS BF H R ER SO BB IBB HBP BLK WP HR S P ERA WHIP | | | | | | | | | | | | | | | | | | | | | |
| 46 Andy Pettite, L ERA: 3.24 | 6.0 W 27 5 4 4 7 3 0 0 0 0 0 0 5 9 6.00 1.333 | | | | | | | | | | | | | | | | | | | | | |
| 62 Joba Chamberlain, R ERA: 2.08 | 1.0 H 3 0 0 0 0 0 0 0 0 0 0 0 5 9 0.00 0.000 | | | | | | | | | | | | | | | | | | | | | |
| 43 Damaso Marte, L ERA: 10.5 | 1.0 3 0 0 0 2 0 0 0 0 0 0 0 13 15 0.00 0.000 | | | | | | | | | | | | | | | | | | | | | |
| 65 Phil Hughes, R ERA: 10.5 | 0.1 2 1 1 1 0 0 0 0 0 0 0 1 5 8 27.00 3.000 | | | | | | | | | | | | | | | | | | | | | |
| 42 Mariano Rivera, R ERA: 0.68 | 0.2 2 0 0 0 0 0 0 0 0 0 0 0 4 5 0.00 0.000 | | | | | | | | | | | | | | | | | | | | | |

New York Yankees @ Philadelphia Phillies
Citizens Bank Park, Philadelphia, PA
Sat Oct 31 2009, 7:57 PM EDT
Att: 46,061 - Cloudy - 70 F

| | |
|-----|----|
| AB | 32 |
| R | 5 |
| H | 6 |
| RBI | 5 |
| BB | 3 |
| SO | 9 |
| LOB | 8 |



| Batter | 1 | 2 | 3 | 4 | 5 | 6 | 7 | 8 | 9 | AB | R | H | RBI | BB | SO | LOB | TOP | | | | | |
|---|--|----------------------------------|------------------------------|----------------------------------|------------------------------|----------------------------------|------------------------------|----------------------------------|-------------------------------|----------------------------------|-------------------------------|----------------------------------|------------------------------|----------------------------------|-------------------------------|----------------------------------|--|----------------------------------|----------------------------------|------------------------------------|----------------------------------|--------|
| 2 Derek Jeter, R OBP: 0.438, SLG: 0.574 | | | | | | | | | | 4 | 1 | 2 | 1 | 1 | 1 | 0 | New York Yankees @ Philadelphia Phillies Citizens Bank Park, Philadelphia, PA Sun Nov.01 2009, 8:20 PM EST Att: 46,145 - Cloudy - 49 F | | | | | |
| 18 Johnny Damon, L OBP: 0.290, SLG: 0.407 | | | | | | | | | | 5 | 2 | 3 | 1 | 0 | 1 | | | | | | | |
| 25 Mark Teixeira, S OBP: 0.274, SLG: 0.302 | | | | | | | | | | 4 | 1 | 0 | 1 | 0 | 1 | 4 | | | | | | |
| 13 Alex Rodriguez, R OBP: 0.483, SLG: 0.804 | | | | | | | | | | 4 | 1 | 1 | 1 | 0 | 1 | 2 | | | | | | |
| 20 Jorge Posada, S OBP: 0.353, SLG: 0.432 | | | | | | | | | | 3 | 0 | 1 | 3 | 1 | 2 | 0 | | | | | | |
| 24 Robinson Cano, L OBP: 0.286, SLG: 0.300 | | | | | | | | | | 4 | 0 | 1 | 0 | 0 | 1 | 1 | | | | | | |
| 33 Nick Swisher, S OBP: 0.255, SLG: 0.268 | | | | | | | | | | 2 | 1 | 0 | 0 | 2 | 2 | 2 | | | | | | |
| 53 Melky Cabrera, S OBP: 0.314, SLG: 0.313 | | | | | | | | | | 3 | 1 | 1 | 0 | 0 | 0 | 1 | | | | | | |
| 11 Brett Gardner, L OBP: 0.400, SLG: 0.400 | | | | | | | | | | 1 | 0 | 0 | 0 | 0 | 0 | 2 | | | | | | |
| 52 CC Sabathia, L 43 Damaso Marte, L 62 Joba Chamberlain, R 55 Hideki Matsui, L 42 Mariano Rivera, R | | | | | | | | | | 3 | 0 | 0 | 0 | 0 | 2 | 2 | | | | | | |
| Inning Stats | R: 2 E: 1 K: 0 S: 7 | H: 2 LOB: 1 BB: 0 P: 11 | R: 0 E: 0 K: 2 S: 7 | H: 0 LOB: 0 BB: 0 P: 10 | R: 0 E: 0 K: 1 S: 6 | H: 0 LOB: 0 BB: 0 P: 11 | R: 0 E: 0 K: 2 S: 9 | H: 0 LOB: 0 BB: 0 P: 12 | R: 2 E: 0 K: 1 S: 13 | H: 3 LOB: 2 BB: 1 P: 24 | R: 0 E: 0 K: 1 S: 16 | H: 0 LOB: 1 BB: 1 P: 26 | R: 0 E: 0 K: 1 S: 8 | H: 0 LOB: 1 BB: 1 P: 14 | R: 0 E: 0 K: 2 S: 11 | H: 1 LOB: 2 BB: 1 P: 20 | R: 3 E: 0 K: 1 S: 19 | H: 3 LOB: 1 BB: 0 P: 30 | 1B: 7 2B: 2 3B: 0 HR: 0 | SF: 1 SAC: 0 DP: 0 HBP: 2 | WP: 0 PB: 0 SB: 2 CS: 0 | PA: 41 |
| PITCHER | IP WLS BF H R ER SO BB IBB HBP BLK WP HR S P ERA WHIP | | | | | | | | | | | | | | | | | | | | | |
| 56 Joe Blanton, R ERA: 5.17 | (1, 1) 6.0 26 5 4 4 7 2 0 1 0 0 0 0 58 94 6.00 1.167 | | | | | | | | | | | | | | | | | | | | | |
| 61 Chan Ho Park, R ERA: 5.79 | (7, 1) 1.0 4 0 0 0 1 1 0 0 0 0 0 0 8 14 0.00 1.000 | | | | | | | | | | | | | | | | | | | | | |
| 46 Ryan Madson, R ERA: 3.0 | (8, 1) 1.0 5 1 0 0 2 1 0 0 0 0 0 0 11 20 0.00 2.000 | | | | | | | | | | | | | | | | | | | | | |
| 54 Brad Lidge, R ERA: 5.4 | (9, 1) 1.0 L 6 3 3 3 1 0 0 1 0 0 0 0 19 30 27.00 3.000 | | | | | | | | | | | | | | | | | | | | | |

| | |
|-----|----|
| AB | 34 |
| R | 7 |
| H | 9 |
| RBI | 7 |
| BB | 4 |
| SO | 11 |
| LOB | 15 |



| Batter | 1 | 2 | 3 | 4 | 5 | 6 | 7 | 8 | 9 | AB | R | H | RBI | BB | SO | LOB | BOTTOM | | | | | |
|--|---|----------------------------------|------------------------------|----------------------------------|------------------------------|----------------------------------|-------------------------------|----------------------------------|-------------------------------|----------------------------------|------------------------------|---------------------------------|-------------------------------|----------------------------------|-------------------------------|----------------------------------|--|------------------------------|---------------------------------|----------------------------------|------------------------------------|----------------------------------|
| 11 Jimmy Rollins, S OBP: 0.306, SLG: 0.286 | | | | | | | | | | 5 | 0 | 1 | 0 | 0 | 0 | 0 | New York Yankees @ Philadelphia Phillies Citizens Bank Park, Philadelphia, PA Sun Nov.01 2009, 8:20 PM EST Att: 46,145 - Cloudy - 49 F | | | | | |
| 8 Shane Victorino, S OBP: 0.290, SLG: 0.588 | | | | | | | | | | 4 | 1 | 1 | 0 | 1 | 0 | 0 | | | | | | |
| 26 Chase Utley, L OBP: 0.414, SLG: 0.563 | | | | | | | | | | 4 | 1 | 2 | 2 | 0 | 0 | 2 | | | | | | |
| 6 Ryan Howard, L OBP: 0.375, SLG: 0.583 | | | | | | | | | | 4 | 1 | 1 | 0 | 0 | 1 | 3 | | | | | | |
| 28 Jayson Werth, R OBP: 0.407, SLG: 0.800 | | | | | | | | | | 3 | 0 | 0 | 0 | 1 | 2 | 3 | | | | | | |
| 29 Raul Ibanez, L OBP: 0.288, SLG: 0.362 | | | | | | | | | | 4 | 0 | 0 | 0 | 0 | 3 | 3 | | | | | | |
| 7 Pedro Feliz, R OBP: 0.229, SLG: 0.413 | | | | | | | | | | 4 | 1 | 3 | 2 | 0 | 0 | 0 | | | | | | |
| Carlos Ruiz, R OBP: 0.469, SLG: 0.553 | | | | | | | | | | 3 | 0 | 0 | 0 | 1 | 1 | 1 | | | | | | |
| 56 Joe Blanton, R 10 Ben Francisco, R 61 Chan Ho Park, R 46 Ryan Madson, L 54 Brad Lidge, R 12 Matt Stairs, L | | | | | | | | | | 2 | 0 | 0 | 0 | 0 | 2 | 2 | | | | | | |
| Inning Stats | R: 1 E: 0 K: 2 S: 14 | H: 2 LOB: 2 BB: 1 P: 24 | R: 0 E: 0 K: 1 S: 7 | H: 0 LOB: 0 BB: 0 P: 11 | R: 0 E: 0 K: 0 S: 6 | H: 0 LOB: 0 BB: 0 P: 11 | R: 1 E: 1 K: 1 S: 12 | H: 2 LOB: 2 BB: 1 P: 20 | R: 0 E: 0 K: 1 S: 14 | H: 1 LOB: 1 BB: 0 P: 22 | R: 0 E: 0 K: 1 S: 6 | H: 1 LOB: 0 BB: 0 P: 7 | R: 1 E: 0 K: 0 S: 11 | H: 1 LOB: 0 BB: 0 P: 16 | R: 1 E: 0 K: 3 S: 12 | H: 1 LOB: 0 BB: 0 P: 19 | | R: 0 E: 0 K: 0 S: 6 | H: 0 LOB: 0 BB: 0 P: 8 | 1B: 4 2B: 2 3B: 0 HR: 2 | SF: 0 SAC: 0 DP: 0 HBP: 0 | WP: 0 PB: 0 SB: 1 CS: 0 |
| PITCHER | IP WLS BF H R ER SO BB IBB HBP BLK WP HR S P ERA WHIP | | | | | | | | | | | | | | | | | | | | | |
| 52 CC Sabathia, L ERA: 1.98 | (1, 1) 6.2 30 7 3 3 6 1 2 0 0 0 0 0 67 107 4.05 1.200 | | | | | | | | | | | | | | | | | | | | | |
| 43 Damaso Marte, L ERA: 0.36 | (7, 1) 0.1 H 1 0 0 0 0 0 0 0 0 0 0 3 4 0.00 0.000 | | | | | | | | | | | | | | | | | | | | | |
| 62 Joba Chamberlain, R ERA: 0.38 | (8, 1) 1.0 W 4 1 1 1 3 0 0 0 0 0 0 1 12 19 9.00 1.000 | | | | | | | | | | | | | | | | | | | | | |
| 42 Mariano Rivera, R ERA: 0.63 | (9, 1) 1.0 S 3 0 0 0 0 0 0 0 0 0 0 0 6 8 0.00 0.000 | | | | | | | | | | | | | | | | | | | | | |


| | |
|-----|----|
| AB | 35 |
| R | 4 |
| H | 8 |
| RBI | 4 |
| BB | 3 |
| SO | 9 |
| LOB | 15 |



| Batter | 1 | 2 | 3 | 4 | 5 | 6 | 7 | 8 | 9 | AB | R | H | RBI | BB | SO | LOB | TOP | | | | | |
|--|---|--|---|--|------------------------------|----------------------------------|------------------------------|----------------------------------|------------------------------|----------------------------------|-------------------------------|----------------------------------|------------------------------|----------------------------------|---|----------------------------------|-------------------------------|----------------------------------|----------------------------------|--------------------------|----------------------------------|--------|
| 2 Derek Jeter, R OBP: 0.420, SLG: 0.542 | G4-3 | | G5-3 | | | | L4 | | G6-4-3 | 5 | 0 | 1 | 0 | 0 | 0 | 1 | | | | | | |
| 18 Johnny Damon, L OBP: 0.328, SLG: 0.429 | 13 2B | 1B | 25 FC5-4 | BB | | G3 | | 25 2B | 13 2B | 4 | 2 | 3 | 1 | 1 | 0 | 1 | | | | | | |
| 25 Mark Teixeira, S OBP: 0.269, SLG: 0.310 | F9 | | FC5-4 | | | F9 | | 13 2B | K | 5 | 1 | 1 | 0 | 0 | 1 | 4 | | | | | | |
| 13 Alex Rodriguez, R OBP: 0.484, SLG: 0.820 | 1-H | 2B | F8 | | | F9 | | 33 G4-3 | 24 SF8 | 4 | 1 | 2 | 3 | 0 | 0 | 1 | | | | | | |
| 33 Nick Swisher, S OBP: 0.255, SLG: 0.250 | BB | | L5 | | | F8 | | G4-3 | | 3 | 0 | 0 | 0 | 1 | 0 | 1 | | | | | | |
| 24 Robinson Cano, L OBP: 0.283, SLG: 0.302 | L7 | | G4-3 | | | 1B | | SF8 | | 3 | 0 | 1 | 1 | 0 | 0 | 2 | | | | | | |
| 11 Brett Gardner, L OBP: 0.222, SLG: 0.222 | | G3 | | | | G6-3 | | | P6 | 4 | 0 | 0 | 0 | 0 | 1 | 1 | | | | | | |
| 26 José Molina, R OBP: 0.286, SLG: 0.167 | G5-3 | | | | | G4-3 | | | | 1 | 0 | 0 | 0 | 0 | 0 | 0 | | | | | | |
| 20 Jorge Posada, S OBP: 0.447 | | | | | | | | | 55 1B | 3 | 1 | 1 | 0 | 0 | 1 | 0 | | | | | | |
| 34 A.J. Burnett, R 30 David Robertson, R 14 Eric Hinske, L 91 Alfredo Aceves, R 17 Jemy Hairston, R 48 Phil Coke, L 65 Phil Hughes, R 55 Hideki Matsui, L | | | | | | | | | | 1 | 0 | 0 | 0 | 0 | 0 | 0 | | | | | | |
| Inning Stats | R: 1 E: 0 K: 0 S: 9 | H: 2 LOB: 2 BB: 1 P: 20 | R: 0 E: 0 K: 1 S: 10 | H: 0 LOB: 0 BB: 0 P: 14 | R: 0 E: 0 K: 0 S: 9 | H: 0 LOB: 1 BB: 1 P: 16 | R: 0 E: 0 K: 0 S: 8 | H: 0 LOB: 0 BB: 0 P: 12 | R: 1 E: 0 K: 0 S: 8 | H: 1 LOB: 1 BB: 1 P: 14 | R: 0 E: 0 K: 1 S: 11 | H: 1 LOB: 1 BB: 0 P: 15 | R: 0 E: 0 K: 1 S: 8 | H: 0 LOB: 0 BB: 0 P: 12 | R: 3 E: 0 K: 0 S: 14 | H: 3 LOB: 0 BB: 0 P: 20 | R: 1 E: 0 K: 1 S: 14 | H: 3 LOB: 1 BB: 0 P: 24 | 1B: 6 2B: 4 3B: 0 HR: 0 | SF: 1 DP: 1 HBP: 0 | WP: 0 PB: 0 SB: 0 CS: 0 | PA: 39 |
| PITCHER | IP WLS BF H R ER SO BB IBB HBP BLK WP HR S P ERA WHIP | 7.0 W 31 7 5 5 3 3 0 0 0 0 0 70 112 6.43 1.429 | 1.0 3 0 0 0 0 0 0 0 0 0 0 7 11 0.00 0.000 | 1.0 S 5 3 1 1 1 0 0 0 0 0 0 14 24 9.00 3.000 | PITCHER | | | | | | | | | | IP WLS BF H R ER SO BB IBB HBP BLK WP HR S P ERA WHIP | | | | | | | |

New York Yankees @ Philadelphia Phillies
Citizens Bank Park, Philadelphia, PA
Mon Nov 02 2009, 7:57 PM EST
Att: 46,178 - Cloudy - 50 F

AB 35
R 6
H 10
RBI 5
BB 3
SO 4
LOB 11



| Batter | 1 | 2 | 3 | 4 | 5 | 6 | 7 | 8 | 9 | AB | R | H | RBI | BB | SO | LOB | BOTTOM | | | |
|--|---|---|--|--|--|----------------------------------|------------------------------|----------------------------------|------------------------------|---------------------------------|------------------------------|----------------------------------|-------------------------------|----------------------------------|------------------------------|---|----------------------------------|--------------------------|----------------------------------|--------|
| 11 Jimmy Rollins, S OBP: 0.328, SLG: 0.300 | 8 HBP | | | | | | | G4-3 | | 4 | 1 | 2 | 0 | 1 | 1 | 2 | | | | |
| 8 Shane Victorino, S OBP: 0.381, SLG: 0.556 | 26 HR | 1B | | | | | | | | 3 | 1 | 0 | 0 | 0 | 0 | 2 | | | | |
| 10 Ben Francisco, R | 26 HR | | P6 | | | | | | | 0 | 0 | 0 | 0 | 0 | 0 | 0 | | | | |
| 26 Chase Utley, L OBP: 0.435, SLG: 0.686 | HR | | | | | | | | | 3 | 3 | 2 | 4 | 1 | 0 | 0 | | | | |
| 6 Ryan Howard, L OBP: 0.383, SLG: 0.560 | 29 FC3-6 | BB | 28 1B | BB | | | | | | 2 | 1 | 0 | 0 | 2 | 2 | 0 | | | | |
| 28 Jayson Werth, R OBP: 0.397, SLG: 0.755 | K | | 29 1B | BB | | | | | | 4 | 1 | 1 | 1 | 0 | 1 | 1 | | | | |
| 29 Raul Ibanez, L OBP: 0.304, SLG: 0.431 | FC3-6 | | FC6-4 | 1B | | | | | | 4 | 1 | 2 | 2 | 0 | 0 | 1 | | | | |
| 7 Pedro Feliz, R OBP: 0.212, SLG: 0.380 | FC6-4 | | P3 | | | | | | | 4 | 0 | 0 | 0 | 0 | 1 | 3 | | | | |
| Carlos Ruiz, R OBP: 0.453, SLG: 0.524 | K | | FC6-4 | BB | | | | | | 4 | 0 | 1 | 1 | 0 | 1 | 1 | | | | |
| 34 Cliff Lee, L OBP: 0.273, SLG: 0.273 | G3 | | | | | | | | | 3 | 0 | 1 | 0 | 0 | 1 | 0 | | | | |
| 61 Chan Ho Park, R | | | | | | | | | | 0 | 0 | 0 | 0 | 0 | 0 | 0 | | | | |
| 12 Matt Stairs, L OBP: 0.273, SLG: 0.111 | | | | | | | | | | 1 | 0 | 0 | 0 | 0 | 0 | 1 | | | | |
| 46 Ryan Madson, L | | | | | | | | | | 0 | 0 | 0 | 0 | 0 | 0 | 0 | | | | |
| Inning Stats | R: 3 E: 0 K: 1 S: 14 | H: 2 LOB: 1 BB: 1 P: 23 | R: 0 E: 0 K: 1 S: 6 | H: 0 LOB: 1 BB: 1 P: 13 | R: 3 E: 0 K: 1 S: 17 | H: 3 LOB: 2 BB: 2 P: 30 | R: 0 E: 0 K: 1 S: 8 | H: 0 LOB: 0 BB: 0 P: 14 | R: 0 E: 0 K: 0 S: 5 | H: 0 LOB: 0 BB: 0 P: 6 | R: 0 E: 0 K: 1 S: 9 | H: 1 LOB: 1 BB: 0 P: 13 | R: 2 E: 0 K: 2 S: 14 | H: 2 LOB: 0 BB: 0 P: 22 | R: 0 E: 0 K: 0 S: 7 | H: 1 LOB: 0 BB: 0 P: 9 | 1B: 6 2B: 0 3B: 0 HR: 3 | SF: 0 DP: 1 HBP: 1 | WP: 1 PB: 0 SB: 1 CS: 0 | PA: 37 |
| PITCHER | IP WLS BF H R ER SO BB IBB HBP BLK WP HR S P ERA WHIP | 2.0 L 15 4 6 6 2 4 0 0 0 0 0 0 17 27 0.00 0.500 | 2.0 7 1 0 0 2 0 0 0 0 0 0 14 19 0.00 0.500 | 2.0 7 1 0 0 1 0 0 0 0 0 0 2 11 27.00 3.000 | 1.1 4 1 0 0 1 0 0 0 0 0 0 10 12 0.00 0.750 | PITCHER | | | | | | | | | | IP WLS BF H R ER SO BB IBB HBP BLK WP HR S P ERA WHIP | | | | |

New York Yankees @ Philadelphia Phillies
Citizens Bank Park, Philadelphia, PA
Mon Nov 02 2009, 7:57 PM EST
Att: 46,178 - Cloudy - 50 F

AB 32
R 8
H 9
RBI 8
BB 4
SO 7
LOB 11



| Batter | 1 | 2 | 3 | 4 | 5 | 6 | 7 | 8 | 9 | AB | R | H | RBI | BB | SO | LOB | TOP | | | | | |
|--|---|---------------------------------|------------------------------|----------------------------------|------------------------------|----------------------------------|-------------------------------|----------------------------------|------------------------------|----------------------------------|-------------------------------|----------------------------------|-------------------------------|----------------------------------|-------------------------------|----------------------------------|---|----------------------------------|-------------------------|---------------------------|-------------------------|--------|
| 11 Jimmy Rollins, S OBP: 0.306, SLG: 0.281 | G6-3 | | SF9 | | G5-4-3 | | FC4-6 | | F9 | 4 | 0 | 0 | 1 | 0 | 0 | 3 | Philadelphia Phillies @ New York Yankees Yankee Stadium, Bronx, NY Wed Nov 04 2009, 7:57 PM EST Att: 50,315 - Cloudy - 47 F | | | | | |
| 8 Shane Victorino, S OBP: 0.382, SLG: 0.534 | G4-6-3 1B | | F9 | | | G6-3 | | | G4-3 | 4 | 0 | 1 | 0 | 1 | 0 | 1 | | | | | | |
| 26 Chase Utley, L OBP: 0.424, SLG: 0.648 | G4-6-3 | | | | K | | | | | 3 | 1 | 0 | 0 | 1 | 2 | 3 | | | | | | |
| 6 Ryan Howard, L OBP: 0.375, SLG: 0.593 | | G3 | | | L4 | | | | | 4 | 1 | 1 | 2 | 0 | 1 | 0 | | | | | | |
| 28 Jayson Werth, R OBP: 0.403, SLG: 0.725 | | | | | | | | | | 2 | 0 | 0 | 0 | 2 | 2 | 0 | | | | | | |
| 29 Raul Ibanez, L OBP: 0.333, SLG: 0.481 | | | | | | | | | | 3 | 0 | 2 | 0 | 1 | 0 | 1 | | | | | | |
| 7 Pedro Feliz, R OBP: 0.196, SLG: 0.352 | | | | | | | | | | 4 | 0 | 0 | 0 | 0 | 0 | 5 | | | | | | |
| 10 Ben Francisco, R | | | | | | | | | | 3 | 0 | 0 | 0 | 0 | 2 | 0 | | | | | | |
| 12 Matt Stairs, L OBP: 0.250, SLG: 0.100 | | | | | | | | | | 1 | 0 | 0 | 0 | 0 | 0 | 0 | | | | | | |
| Carlos Ruiz, R OBP: 0.491, SLG: 0.591 | | | | | | | | | | 2 | 1 | 2 | 0 | 2 | 0 | 0 | | | | | | |
| Inning Stats | R: 0 E: 0 K: 0 S: 6 | H: 1 LOB: 0 BB: 0 P: 8 | R: 0 E: 0 K: 0 S: 7 | H: 0 LOB: 1 BB: 1 P: 16 | R: 1 E: 0 K: 0 S: 6 | H: 1 LOB: 0 BB: 0 P: 13 | R: 0 E: 0 K: 1 S: 12 | H: 0 LOB: 2 BB: 2 P: 25 | R: 0 E: 0 K: 1 S: 7 | H: 0 LOB: 0 BB: 1 P: 13 | R: 2 E: 0 K: 1 S: 15 | H: 2 LOB: 1 BB: 1 P: 24 | R: 0 E: 0 K: 2 S: 11 | H: 1 LOB: 2 BB: 1 P: 19 | R: 0 E: 0 K: 2 S: 15 | H: 1 LOB: 1 BB: 0 P: 20 | R: 0 E: 0 K: 0 S: 14 | H: 0 LOB: 1 BB: 1 P: 24 | 1B: 2 2B: 2 HR: 1 | SF: 1 SAC: 0 HBP: 0 | WP: 1 PB: 1 CS: 0 | PA: 38 |
| PITCHER | IP WLS BF H R ER SO BB IBB HBP BLK WP HR S P ERA WHIP | | | | | | | | | | | | | | | | | | | | | |
| 46 Andy Pettitte, L ERA: 3.52 | 5.2 W 24 4 3 3 3 5 0 0 0 1 1 50 94 4.76 1.588 | | | | | | | | | | | | | | | | | | | | | |
| 62 Joba Chamberlain, R ERA: 2.84 | 1.0 5 1 0 0 1 1 0 0 0 0 0 11 21 0.00 2.000 | | | | | | | | | | | | | | | | | | | | | |
| 43 Damaso Marte, L ERA: | 0.2 H 2 0 0 2 0 0 0 0 0 0 6 6 0.00 0.000 | | | | | | | | | | | | | | | | | | | | | |
| 42 Mariano Rivera, R ERA: 0.56 | 1.2 7 1 0 0 1 1 0 0 0 0 0 26 41 0.00 1.200 | | | | | | | | | | | | | | | | | | | | | |

| Batter | 1 | 2 | 3 | 4 | 5 | 6 | 7 | 8 | 9 | AB | R | H | RBI | BB | SO | LOB | BOTTOM | | | |
|--|---|----------------------------------|-------------------------------|----------------------------------|-------------------------------|----------------------------------|-------------------------------|----------------------------------|-------------------------------|----------------------------------|-------------------------------|----------------------------------|-------------------------------|----------------------------------|------------------------------|----------------------------------|---|------------------------------------|----------------------------------|--------|
| 2 Derek Jeter, R OBP: 0.432, SLG: 0.563 | L7 | | | | | | | | | 5 | 2 | 3 | 0 | 0 | 0 | 1 | Philadelphia Phillies @ New York Yankees Yankee Stadium, Bronx, NY Wed Nov 04 2009, 7:57 PM EST Att: 50,315 - Cloudy - 47 F | | | |
| 18 Johnny Damon, L OBP: 0.333, SLG: 0.422 | | | | | | | | | | 1 | 1 | 0 | 0 | 1 | 1 | 0 | | | | |
| 17 Jerry Hairston, R OBP: 0.250, SLG: 0.250 | | | | | | | | | | 2 | 0 | 0 | 0 | 0 | 0 | 2 | | | | |
| 25 Mark Teixeira, S OBP: 0.282, SLG: 0.311 | | | | | | | | | | 3 | 1 | 1 | 1 | 0 | 1 | 0 | | | | |
| 13 Alex Rodriguez, R OBP: 0.500, SLG: 0.808 | | | | | | | | | | 2 | 2 | 1 | 0 | 2 | 1 | 3 | | | | |
| 55 Hideki Matsui, L OBP: 0.462, SLG: 0.674 | | | | | | | | | | 4 | 1 | 3 | 6 | 0 | 1 | 1 | | | | |
| 20 Jorge Posada, S OBP: 0.345, SLG: 0.420 | | | | | | | | | | 3 | 0 | 0 | 0 | 1 | 2 | 3 | | | | |
| 24 Robinson Cano, L OBP: 0.266, SLG: 0.281 | | | | | | | | | | 4 | 0 | 0 | 0 | 0 | 2 | 3 | | | | |
| 33 Nick Swisher, S OBP: 0.255, SLG: 0.234 | | | | | | | | | | 3 | 0 | 0 | 0 | 1 | 1 | 0 | | | | |
| 11 Brett Gardner, L OBP: 0.154, SLG: 0.154 | | | | | | | | | | 4 | 0 | 0 | 0 | 0 | 2 | 1 | | | | |
| Inning Stats | R: 0 E: 0 K: 1 S: 7 | H: 0 LOB: 0 BB: 0 P: 13 | R: 2 E: 0 K: 1 S: 13 | H: 1 LOB: 1 BB: 1 P: 24 | R: 2 E: 0 K: 2 S: 16 | H: 2 LOB: 2 BB: 1 P: 25 | R: 0 E: 0 K: 1 S: 10 | H: 0 LOB: 0 BB: 0 P: 15 | R: 3 E: 0 K: 2 S: 15 | H: 3 LOB: 1 BB: 1 P: 30 | R: 0 E: 0 K: 1 S: 11 | H: 0 LOB: 1 BB: 1 P: 20 | R: 0 E: 0 K: 3 S: 13 | H: 1 LOB: 2 BB: 1 P: 23 | R: 0 E: 0 K: 0 S: 7 | H: 1 LOB: 1 BB: 0 P: 12 | 1B: 5 2B: 2 3B: 0 HR: 1 | SF: 0 SAC: 1 DP: 0 HBP: 1 | WP: 0 PB: 0 SB: 1 CS: 0 | PA: 38 |
| PITCHER | IP WLS BF H R ER SO BB IBB HBP BLK WP HR S P ERA WHIP | | | | | | | | | | | | | | | | | | | |
| 45 Pedro Martinez, R ERA: 3.71 | 4.0 L 18 3 4 4 4 2 0 1 0 0 0 0 0 7 15 81.00 9.000 | | | | | | | | | | | | | | | | | | | |
| 37 Chad Durbin, R ERA: 6.75 | 0.1 4 2 3 3 0 1 0 0 0 0 0 0 7 15 81.00 9.000 | | | | | | | | | | | | | | | | | | | |
| 43 J.A. Happ, L ERA: 5.68 | 1.0 5 1 0 0 3 1 0 0 0 0 0 0 15 28 0.00 2.000 | | | | | | | | | | | | | | | | | | | |
| 61 Chan Ho Park, R ERA: 4.05 | 1.0 4 1 0 0 1 0 0 0 0 0 0 0 11 17 0.00 1.000 | | | | | | | | | | | | | | | | | | | |
| 47 Scott Eyre, L ERA: 2.09 | 1.1 5 0 0 0 2 0 1 0 0 0 0 0 10 21 0.00 0.000 | | | | | | | | | | | | | | | | | | | |