



New York Yankees - 2010


Batter	1	2	3	4	5	6	7	8	9	AB	R	H	RBI	BB	SO	LOB	TOP					
11 Brett Gardner, L (1,8)	X 0-0 G5-3 ①		X 0-0 G5-3 ③			X 0-0 FC2-6 ① 73 1B		X 0-0 F7 ③		3	0	0	0	0	0	1	<p>New York Yankees @ Philadelphia Phillies Bright House Networks Field, Clearwater, FL Thu Mar 04 2010, 1:15 PM - 3:44 PM EST Att: 9,866 - Sunny - 49 F</p> <p>WP: 1 PA: 35 PB: 0 SB: 2 CS: 1</p> <p>AB 35 R 2 H 8 RBI 2 BB 0 SO 10 LOB 14</p> 					
66 Reid Gorecki, R (6,8)	0-0 G5-3		0-0 G5-3			1-2				1	0	0	0	0	0	0						
73 Jamie Hoffmann, R (1,10) OBP: 0.200, SLG: 0.200	X 0-0 E5			X 0-0 G4-3 ①		X 0-0		X 0-0		3	0	1	0	0	0	0						
83 Jesus Montero, R (9,PH) OBP: 1.000, SLG: 1.000	0-0 E5			0-0 G4-3		20 CS		84 G4-3 84 S		1	0	1	0	0	0	0						
27 Greg Golson, R (9,PR) (9,10)	0-0 E5			0-0 G4-3		1B		78 1B		0	1	0	0	0	0	0						
20 Jorge Posada, S (1,2)	0-2 K			X 0-0 F7 ②		X 0-3 K		X 0-1 G4-3 ①		3	0	0	0	0	2	3						
84 Austin Romine, R (6,2)	0-2 K			0-0 F7		1-2		1-3		1	0	0	0	0	0	1						
24 Robinson Canó, L (1,4) OBP: 0.500, SLG: 0.500	X 0-0 L9			X 0-0		X 0-0		X 0-3		2	0	1	0	0	0	1						
94 Eduardo Núñez, R (6,4) OBP: 0.500, SLG: 0.500	0-0 L9			0-0		33 FC6-4		98 WP 98 S		2	0	1	0	0	1	2						
33 Nick Swisher, S (1,9)		0-3 K		X 0-0 FC6-4 ③		X 0-0		X 0-0		2	0	0	0	0	1	1						
78 David Winfree, R (7,PH) (7,9)		0-3 K		1-2		1-2		99 1B		2	1	1	1	0	0	1						
22 Randy Winn, S (1,7)		0-3 K						98 1B		2	0	0	0	0	2	0						
98 Colin Curtis, L (6,7)		0-3 K						99 1B		2	0	1	0	0	1	1						
53 Juan Miranda, L (1,3)	X 0-0 G4-3			X 0-0		X 0-0		X 0-0		2	0	0	0	0	0	0						
99 Jose Gil, R (6,3) OBP: 0.500, SLG: 0.500	0-0 G4-3			0-0		G5-3		1-2 2-H		2	0	1	1	0	1	1						
19 Ramiro Pena, S (1,6) OBP: 0.250, SLG: 1.000				0-3 K		0-3 K		X 0-0 G4-3 ①		2	0	0	0	0	2	0						
76 Reggie Corona, S (6,6)				0-3 K		0-3 K		0-0 G5-3 ③		2	0	0	0	0	0	2						
97 Brandon Laird, R (1,5) OBP: 0.500, SLG: 0.500	X 0-0 F9			X 0-0		X 0-0		X 0-0		2	0	1	0	0	0	0						
95 Jorge Vazquez, R (6,5)	0-0 F9			0-0		11 FC2-6		L7		1	0	0	0	0	0	0						
Inning Stats	R: 0 E: 1 K: 1 S: 6	H: 0 LOB: 1 BB: 0 P: 6	R: 0 E: 0 K: 2 S: 7	H: 0 LOB: 0 BB: 0 P: 7	R: 0 E: 0 K: 1 S: 5	H: 0 LOB: 0 BB: 0 P: 5	R: 0 E: 0 K: 0 S: 4	H: 1 LOB: 1 BB: 0 P: 4	R: 0 E: 0 K: 2 S: 7	H: 0 LOB: 0 BB: 0 P: 7	R: 0 E: 0 K: 1 S: 6	H: 2 LOB: 1 BB: 0 P: 6	R: 0 E: 0 K: 2 S: 8	H: 1 LOB: 1 BB: 0 P: 9	R: 0 E: 0 K: 0 S: 3	H: 0 LOB: 0 BB: 0 P: 3	R: 2 E: 0 K: 1 S: 10	H: 4 LOB: 2 BB: 0 P: 10	1B: 8 2B: 0 3B: 0 HR: 0	SF: 0 SAC: 0 DP: 0 HBP: 0	WP: 1 PB: 0 SB: 2 CS: 1	PA: 35
PITCHER	IP WLS BF H R ER SO BB IBB HBP BLK WP HR S P ERA WHIP																					
34 Roy Halladay, R (1,1) ERA: 18.0	2.0	7	0	0	0	3	0	0	0	0	0	0	0	0	0	13	13	0.00	0.000			
38 Kyle Kendrick, R (3,1) ERA: 18.0	2.0	7	1	0	0	1	0	0	0	0	0	0	0	0	9	9	0.00	0.500				
52 Jose Contreras, R (5,1) ERA: 18.0	2.0	7	2	0	0	3	0	0	0	0	0	0	0	0	13	13	0.00	1.000				
48 Drew Carpenter, R (7,1) ERA: 18.0	2.0	7	1	0	0	2	0	0	0	0	1	0	11	12	0.00	0.500						
53 Sergio Escalona, L (9,1) ERA: 18.0	1.0	W 7	4	2	2	1	0	0	0	0	0	0	10	10	18.00	4.000						

Batter	1	2	3	4	5	6	7	8	9	AB	R	H	RBI	BB	SO	LOB	BOTTOM			
11 Jimmy Rollins, S (1,6)	X 0-0 G6-3 ①		X 0-0 FC5 ③			X 0-0 G5-3 ②		X 0-0		3	0	0	0	0	0	2	<p>New York Yankees @ Philadelphia Phillies Bright House Networks Field, Clearwater, FL Thu Mar 04 2010, 1:15 PM - 3:44 PM EST Att: 9,866 - Sunny - 49 F</p> <p>WP: 0 PA: 38 PB: 0 SB: 0 CS: 0</p> <p>AB 34 R 3 H 8 RBI 3 BB 4 SO 3 LOB 15</p> 			
72 Ozzie Chavez, S (6,6) (9,4)	0-0 G6-3		1-2 2-3F			0-0 G5-3		2-H		2	0	1	1	0	1	2				
27 Placido Polanco, R (1,5) OBP: 0.333, SLG: 0.333	X 0-0		X 0-0		X 0-0			X 0-0		3	0	1	0	0	0	0				
21 Wilson Valdez, R (6,5) OBP: 1.000, SLG: 1.000	10 G5-3 1B		0-0 P4 ①		X 0-0			X 0-0		1	0	1	1	1	0	0				
10 Ben Francisco, R (1,8)	X 0-0 G5-3 ②		X 0-0		X 0-0			X 0-0		3	0	0	0	0	1	1				
70 Tyson Gillies, L (7,8)	0-0 G5-3		0-0 F8 ②		0-0 F8			0-3 K		1	0	0	0	0	0	2				
28 Jayson Werth, R (1,9) BB	4-0		4-0		4-0			0-3 K		1	0	0	0	2	1	0				
78 Domic Brown, L (7,9) BB	BB		BB		BB			0-3 K		1	0	0	0	0	0	0				
40 John Mayberry Jr., R (1,7) OBP: 0.250, SLG: 0.250	X 0-0 L9		X 0-0		X 0-0			X 0-0		4	0	1	0	0	0	3				
12 Cody Ransom, R (1,3)		X 0-0 G6-3 ①		X 0-0		X 0-0		X 0-0		2	0	0	0	0	0	0				
3 Ross Gload, L (6,3)		0-0 G6-3		0-0 G5-3 ①		0-0 P5 ③		X 0-0		2	0	0	0	0	0	1				
7 Juan Castro, R (1,4) OBP: 0.500, SLG: 0.500	X 0-0		X 4-0		X 0-0			X 0-0		2	1	1	0	1	0	0				
71 Freddy Galvis, S (8,4) (9,6)	0-0		11 FC5 62 1B		X 0-0			X 0-0		1	0	0	0	0	0	0				
62 Brian Bocoek, R (1,10) OBP: 0.500, SLG: 0.500	X 0-0		BB		X 0-0			X 0-0		4	0	2	0	0	0	1				
63 Quintin Berry, L (9,PR)	0-0		11 FC5 1B		X 0-0			X 0-0		0	1	0	0	0	0	0				
Carlos Ruiz, R (1,2)	X 0-0		X 0-0		X 0-0			X 0-0		2	0	0	0	0	0	2				
24 Paul Hoover, R (6,2) OBP: 0.500, SLG: 1.000	0-0 F4 ②		X 0-0		X 0-0			X 0-0		2	0	1	1	0	0	1				
31 Dewayne Wise, L (9,PR)	0-0 F4		X 0-0		X 0-0			X 0-0		0	1	0	0	0	0	0				
Inning Stats	R: 0 E: 0 K: 0 S: 4	H: 1 LOB: 2 BB: 1 P: 8	R: 0 E: 0 K: 0 S: 4	H: 1 LOB: 1 BB: 1 P: 8	R: 0 E: 0 K: 0 S: 3	H: 0 LOB: 1 BB: 1 P: 7	R: 0 E: 0 K: 0 S: 3	H: 0 LOB: 0 BB: 0 P: 3	R: 0 E: 0 K: 2 S: 8	H: 1 LOB: 1 BB: 0 P: 8	R: 1 E: 0 K: 0 S: 5	H: 2 LOB: 2 BB: 1 P: 10	R: 0 E: 0 K: 0 S: 3	H: 0 LOB: 0 BB: 0 P: 3	R: 2 E: 0 K: 1 S: 7	H: 3 LOB: 2 BB: 0 P: 7	1B: 6 2B: 2 3B: 0 HR: 0	SF: 0 SAC: 0 DP: 0 HBP: 0	WP: 0 PB: 0 SB: 0 CS: 0	PA: 38
PITCHER	IP WLS BF H R ER SO BB IBB HBP BLK WP HR S P ERA WHIP																			
52 CC Sabathia, L (1,1) ERA: 13.5	2.0	10	2	0	0	0	2	0	0	0	0	0	0	0	8	8	0.00	2.000		
70 Zack Segovia, R (3,1) ERA: 13.5	1.0	4	0	0	0	0	1	0	0	0	0	0	0	3	7	0.00	1.000			
80 Zach McAllister, R (4,1) ERA: 27.0	1.0	3	0	0	0	0	0	0	0	0	0	0	0	3	3	0.00	0.000			
75 Iván Nova, R (5,1) ERA: 27.0	1.0	3	0	0	0	0	0	0	0	0	0	0	0	3	3	0.00	0.000			
39 Mark Melancon, R (6,1) ERA: 27.0	1.0	4	1	0	0	2	0	0	0	0	0	0	0	8	8	0.00	1.000			
67 Romulo Sanchez, R (7,1) ERA: 13.5	0.2	5	2	1	1	0	0	0	0	0	0	0	0	4	4	0.00	0.000			
48 Boone Logan, L (7,1) ERA: 27.0	1.1	4	0	0	0	0	0	0	0	0	0	0	0	4	4	0.00	0.000			
90 Wilkins Arias, L (9,1) ERA: 27.0	0.2	L 5	3	2	2	1	0	0	0	0	0	0	0	7	7	27.00	4.500			

Batter	1	2	3	4	5	6	7	8	9	AB	R	H	RBI	BB	SO	LOB	TOP							
2 Derek Jeter, R (1, 6) 94 Eduardo Núñez, R (5, 6) OBP: 0.300, SLG: 0.222 OBP: 0.500, SLG: 0.700										2	1	1	0	1	0	0								
14 Curtis Granderson, L (1, 8) 27 Greg Golson, R (5, 8) OBP: 0.125, SLG: 0.250										2	1	0	0	1	1	0								
22 Randy Winn, S (1, 9) 79 Jon Weber, L (5, 9) OBP: 0.714, SLG: 0.714										3	1	1	0	0	0	0								
13 Alex Rodriguez, R (1, 5) 97 Brandon Laird, R (5, 5) OBP: 0.333, SLG: 0.250 OBP: 0.500, SLG: 0.650										3	0	1	2	0	1	2								
53 Juan Miranda, L (1, 3)										4	0	2	1	0	1	4								
12 Mike Rivera, R (1, 2) 84 Austin Romine, R (6, 2) OBP: 0.200, SLG: 0.200										3	0	0	0	0	1	4								
73 Jamie Hoffmann, R (1, 7)										4	0	0	0	0	0	3								
85 P.J. Pilittere, R (1, 10) 92 Kyle Higashioka, R (7, PH) OBP: 0.687, SLG: 1.000										2	0	0	0	0	0	0								
76 Reegie Corona, S (1, 4)										4	0	0	0	0	0	1								
Inning Stats	R: 2 H: 3 E: 0 K: 1 S: 8	H: 3 R: 2 ER: 2 SO: 1 BB: 1 P: 12	R: 0 H: 0 E: 0 K: 0 S: 2	H: 0 R: 0 ER: 0 SO: 0 BB: 1 P: 6	R: 1 H: 1 E: 1 K: 2 S: 9	H: 1 R: 0 ER: 1 SO: 1 BB: 0 P: 9	R: 0 H: 0 E: 0 K: 0 S: 3	H: 0 R: 0 ER: 0 SO: 0 BB: 0 P: 3	R: 0 H: 1 E: 1 K: 1 S: 5	H: 1 R: 0 ER: 0 SO: 1 BB: 0 P: 4	R: 2 H: 4 E: 0 K: 0 S: 7	H: 4 R: 0 ER: 0 SO: 0 BB: 0 P: 7	R: 0 H: 0 E: 0 K: 0 S: 3	H: 0 R: 0 ER: 0 SO: 0 BB: 0 P: 3	R: 1 H: 3 E: 0 K: 0 S: 5	H: 3 R: 2 ER: 1 SO: 5 BB: 0 P: 5	1B: 7 2B: 5 3B: 0 HR: 0	SF: 0 SAC: 0 DP: 2 HBP: 0	WP: 0 PB: 0 SB: 0 CS: 0	PA: 41				
PITCHER	IP WLS BF H R ER SO BB IBB HBP BLK WP HR S P ERA WHIP	IP WLS BF H R ER SO BB IBB HBP BLK WP HR S P ERA WHIP	IP WLS BF H R ER SO BB IBB HBP BLK WP HR S P ERA WHIP	IP WLS BF H R ER SO BB IBB HBP BLK WP HR S P ERA WHIP	IP WLS BF H R ER SO BB IBB HBP BLK WP HR S P ERA WHIP	IP WLS BF H R ER SO BB IBB HBP BLK WP HR S P ERA WHIP	IP WLS BF H R ER SO BB IBB HBP BLK WP HR S P ERA WHIP	IP WLS BF H R ER SO BB IBB HBP BLK WP HR S P ERA WHIP	IP WLS BF H R ER SO BB IBB HBP BLK WP HR S P ERA WHIP	IP WLS BF H R ER SO BB IBB HBP BLK WP HR S P ERA WHIP	IP WLS BF H R ER SO BB IBB HBP BLK WP HR S P ERA WHIP	IP WLS BF H R ER SO BB IBB HBP BLK WP HR S P ERA WHIP	IP WLS BF H R ER SO BB IBB HBP BLK WP HR S P ERA WHIP	IP WLS BF H R ER SO BB IBB HBP BLK WP HR S P ERA WHIP	IP WLS BF H R ER SO BB IBB HBP BLK WP HR S P ERA WHIP	IP WLS BF H R ER SO BB IBB HBP BLK WP HR S P ERA WHIP	IP WLS BF H R ER SO BB IBB HBP BLK WP HR S P ERA WHIP	IP WLS BF H R ER SO BB IBB HBP BLK WP HR S P ERA WHIP	IP WLS BF H R ER SO BB IBB HBP BLK WP HR S P ERA WHIP	IP WLS BF H R ER SO BB IBB HBP BLK WP HR S P ERA WHIP	IP WLS BF H R ER SO BB IBB HBP BLK WP HR S P ERA WHIP	IP WLS BF H R ER SO BB IBB HBP BLK WP HR S P ERA WHIP		
28 Paul Maholm, L (1, 1) ERA: 6.0	2.0 L 10 3 2 2 1 2 0 0 0 0 0 0 10 18 9.00 2.500																							
69 Jeremy Powell, R (3, 1) ERA: 9.0	2.0 8 1 1 0 2 0 0 0 0 0 0 0 12 12 0.00 0.500																							
79 Steven Jackson, R (5, 1) ERA: 9.0	1.0 4 0 0 0 0 0 0 0 0 0 0 0 4 4 0.00 0.000																							
48 Javier López, L (6, 1) ERA: 33.75	1.0 3 1 0 0 1 0 0 0 0 0 0 0 5 5 0.00 1.000																							
76 Virgil Vasquez, R (7, 1) ERA: 33.75	1.0 7 4 2 2 0 0 0 0 0 0 0 0 7 7 18.00 4.000																							
65 Justin Thomas, L (8, 1) ERA: 9.0	1.0 3 0 0 0 0 0 0 0 0 0 0 0 3 3 9.00 0.000																							
30 Daniel Moskos, L (9, 1) ERA: 9.0	1.0 5 3 1 1 0 0 0 0 0 0 0 0 5 5 9.00 3.000																							
Batter	1	2	3	4	5	6	7	8	9	AB	R	H	RBI	BB	SO	LOB	BOTTOM							
22 Andrew McCutchen, R (1, 8) OBP: 0.455, SLG: 0.333										3	0	0	0	0	0	1								
43 Gorkys Hernández, R (7, 8) OBP: 0.250, SLG: 0.167										2	0	0	0	0	0	0								
3 Akinori Iwamura, L (1, 4) OBP: 0.300, SLG: 0.222										2	0	0	0	0	0	0								
24 Delwyn Young, S (6, 4) OBP: 0.385, SLG: 0.364										2	0	0	0	0	0	2								
46 Garrett Jones, L (1, 9) OBP: 0.091, SLG: 0.364										3	0	0	0	0	1	0								
61 Jonathan Van Every, L (8, 9)										1	0	0	0	0	1	1								
41 Ryan Doumit, S (1, 2) OBP: 0.273, SLG: 0.545										2	0	0	0	0	1	0								
75 Luke Carlin, S (6, 2)										2	0	0	0	0	0	1								
51 Steve Pearce, R (1, 3) OBP: 0.214, SLG: 0.083										3	0	1	0	0	0	1								
44 Brandon Moss, L (1, 7)										3	0	0	0	0	2	2								
2 Bobby Crosby, R (1, 6) OBP: 0.500, SLG: 0.250										2	0	0	0	0	0	1								
82 Doug Bernier, R (6, 6) OBP: 0.500, SLG: 0.250										0	0	0	0	1	0	0								
16 Brandon Jones, L (1, 10)										3	0	0	0	0	0	1								
18 Neil Walker, S (1, 5) OBP: 0.625, SLG: 0.250										2	0	0	0	1	0	0								
13 Chase d'Arnaud, R (9, 5)										0	0	0	0	0	0	0								
Inning Stats	R: 0 H: 0 E: 0 K: 0 S: 3	H: 0 R: 0 ER: 0 SO: 0 BB: 0 P: 7	R: 0 H: 0 E: 0 K: 2 S: 3	H: 0 R: 0 ER: 0 SO: 0 BB: 0 P: 7	R: 0 H: 0 E: 0 K: 1 S: 5	H: 0 R: 0 ER: 0 SO: 0 BB: 0 P: 3	R: 0 H: 0 E: 0 K: 1 S: 5	H: 0 R: 0 ER: 0 SO: 0 BB: 0 P: 5	R: 0 H: 1 E: 0 K: 0 S: 6	H: 1 R: 0 ER: 0 SO: 1 BB: 0 P: 6	R: 0 H: 0 E: 0 K: 0 S: 4	H: 0 R: 0 ER: 0 SO: 0 BB: 0 P: 4	R: 0 H: 0 E: 0 K: 0 S: 2	H: 0 R: 0 ER: 0 SO: 0 BB: 1 P: 6	R: 0 H: 0 E: 1 K: 0 S: 4	H: 0 R: 0 ER: 1 SO: 4 BB: 0 P: 4	1B: 1 2B: 0 3B: 0 HR: 0	SF: 0 SAC: 0 DP: 1 HBP: 0	WP: 0 PB: 0 SB: 0 CS: 0	PA: 31				
PITCHER	IP WLS BF H R ER SO BB IBB HBP BLK WP HR S P ERA WHIP	IP WLS BF H R ER SO BB IBB HBP BLK WP HR S P ERA WHIP	IP WLS BF H R ER SO BB IBB HBP BLK WP HR S P ERA WHIP	IP WLS BF H R ER SO BB IBB HBP BLK WP HR S P ERA WHIP	IP WLS BF H R ER SO BB IBB HBP BLK WP HR S P ERA WHIP	IP WLS BF H R ER SO BB IBB HBP BLK WP HR S P ERA WHIP	IP WLS BF H R ER SO BB IBB HBP BLK WP HR S P ERA WHIP	IP WLS BF H R ER SO BB IBB HBP BLK WP HR S P ERA WHIP	IP WLS BF H R ER SO BB IBB HBP BLK WP HR S P ERA WHIP	IP WLS BF H R ER SO BB IBB HBP BLK WP HR S P ERA WHIP	IP WLS BF H R ER SO BB IBB HBP BLK WP HR S P ERA WHIP	IP WLS BF H R ER SO BB IBB HBP BLK WP HR S P ERA WHIP	IP WLS BF H R ER SO BB IBB HBP BLK WP HR S P ERA WHIP	IP WLS BF H R ER SO BB IBB HBP BLK WP HR S P ERA WHIP	IP WLS BF H R ER SO BB IBB HBP BLK WP HR S P ERA WHIP	IP WLS BF H R ER SO BB IBB HBP BLK WP HR S P ERA WHIP	IP WLS BF H R ER SO BB IBB HBP BLK WP HR S P ERA WHIP	IP WLS BF H R ER SO BB IBB HBP BLK WP HR S P ERA WHIP	IP WLS BF H R ER SO BB IBB HBP BLK WP HR S P ERA WHIP	IP WLS BF H R ER SO BB IBB HBP BLK WP HR S P ERA WHIP	IP WLS BF H R ER SO BB IBB HBP BLK WP HR S P ERA WHIP	IP WLS BF H R ER SO BB IBB HBP BLK WP HR S P ERA WHIP	IP WLS BF H R ER SO BB IBB HBP BLK WP HR S P ERA WHIP	
91 Alfredo Aceves, R (1, 1) ERA: 0.000	4.0 H 8 1 0 0 1 1 0 0 0 0 0 0 9 13 0.00 1.000																							
75 Ivan Nova, R (5, 1) ERA: 0.000	2.0 7 0 0 0 0 1 0 0 0 0 0 0 6 10 0.00 0.500																							
80 Zach McAllister, R (7, 1) ERA: 0.000	1.0 4 0 0 0 0 0 0 0 0 0 0 0 4 4 0.00 0.000																							
60 Jason Hirsh, R (9, 1) ERA: 0.000	1.0 4 0 0 0 0 0 0 0 0 0 0 0 4 4 0.00 0.000																							

New York Yankees @ Pittsburgh Pirates
 McKechnie Field, Bradenton, FL
 Mon Mar 08 2010, 1:19 PM - 3:28 PM EST
 Att: 4,320 - Sunny - 66 F

AB 38
 R 6
 H 12
 RBI 6
 BB 2
 SO 4
 LOB 17



New York Yankees @ Pittsburgh Pirates
 McKechnie Field, Bradenton, FL
 Mon Mar 08 2010, 1:19 PM - 3:28 PM EST
 Att: 4,320 - Sunny - 66 F

AB 29
 R 0
 H 1
 RBI 0
 BB 2
 SO 4
 LOB 10



Batter	1	2	3	4	5	6	7	8	9	AB	R	H	RBI	BB	SO	LOB	TOP																			
11 Jimmy Rollins, S (1,6) 72 Ozzie Chavez, S (6,6) OBP: 0.231, SLG: 0.692 OBP: 0.288, SLG: 0.571										4	1	2	1	0	1	3	Philadelphia Phillies @ New York Yankees George M. Steinbrenner Field, Tampa, FL Mon Mar 08 2010, 1:12 PM - 3:54 PM EST Att: 10,426 - Sunny - 66 F livebaseballscorecards.com																			
27 Placido Polanco, R (1,5) 21 Wilson Valdez, R (7,5) OBP: 0.308, SLG: 0.308 OBP: 0.800, SLG: 0.750										4	0	1	0	0	0	0																				
26 Chase Utley, L (1,4) 62 Brian Biscock, R (5,4) OBP: 0.667, SLG: 0.590 OBP: 0.500, SLG: 0.429										3	0	2	0	0	1	0																				
6 Ryan Howard, L (1,3) 33 Andy Tracy, L (7,3) OBP: 0.231, SLG: 0.167 OBP: 0.600, SLG: 0.333										4	0	2	0	0	1	0																				
29 Raul Ibanez, L (1,7) 78 Domonic Brown, L (5,9) OBP: 0.167, SLG: 0.250 OBP: 0.471, SLG: 0.600										3	0	0	0	0	1	3																				
28 Jayson Werth, R (1,10)										3	1	0	0	1	2	2																				
10 Ben Francisco, R (1,8) 31 Dewayne Wise, L (6,8) OBP: 0.167, SLG: 0.273 OBP: 0.500, SLG: 1.000										3	1	1	1	0	1	0																				
40 John Mayberry Jr., R (1,9) OBP: 0.308, SLG: 0.615										4	1	2	2	0	0	1																				
Carlos Ruiz, R (1,2) 74 Kevin Nelson, R (6,2) OBP: 0.375, SLG: 0.333 OBP: 0.500, SLG: 0.500										1	0	0	0	2	0	0																				
Inning Stats	R: 1 E: 0 K: 1 S: 6	H: 1 LOB: 0 BB: 0 P: 6	R: 0 E: 0 K: 3 S: 9	H: 0 LOB: 0 BB: 0 P: 9	R: 0 E: 0 K: 0 S: 5	H: 3 LOB: 2 BB: 0 P: 5	R: 2 E: 0 K: 1 S: 7	H: 3 LOB: 2 BB: 2 P: 15	R: 0 E: 0 K: 1 S: 7	H: 2 LOB: 0 BB: 0 P: 7	R: 1 E: 0 K: 0 S: 4	H: 1 LOB: 0 BB: 1 P: 8	R: 0 E: 0 K: 2 S: 7	H: 0 LOB: 0 BB: 0 P: 7	R: 0 E: 0 K: 0 S: 5	H: 1 LOB: 1 BB: 0 P: 5		R: 1 E: 1 K: 1 S: 8	H: 2 LOB: 2 BB: 0 P: 8	1B: 10 2B: 1 3B: 0 HR: 2	SF: 0 SAC: 0 DP: 2 HBP: 0	WP: 0 PB: 0 CS: 2	PA: 41													
PITCHER	IP	WLS	BF	H	R	ER	SO	BB	IBB	HBP	BLK	WP	HR	S	P	ERA	WHIP	PITCHER		IP	WLS	BF	H	R	ER	SO	BB	IBB	HBP	BLK	WP	HR	S	P	ERA	WHIP
31 Javier Vazquez, R (3,1) ERA: 4.5	2.0		7	1	1	1	4	0	0	0	0	0	1	15	15	4.50	0.500	70 Zack Segovia, R (8,1) ERA: 13.5		1.1	H	8	3	1	0	0	0	0	0	0	9	9	0.00	2.250		
63 Jonathan Albaladejo, R (3,1) ERA: 47.25	1.0		5	3	0	0	0	0	0	0	0	0	0	5	5	0.00	3.000	81 Kevin Whelan, R (9,1) ERA: 13.5		0.2	S	2	0	0	0	1	0	0	0	4	4	0.00	0.000			
30 David Robertson, R (4,1) ERA: 10.3	0.2		6	3	2	2	0	2	0	0	0	0	0	4	12	27.00	7.500																			
93 Amauri Santit, R (4,1) ERA: 10.3	1.1	W	6	2	0	0	2	0	0	0	0	0	0	10	10	0.00	1.500																			
71 Christian Garcia, R (6,1) ERA: 4.5	2.0	H	7	1	1	1	2	1	0	0	0	0	1	11	15	4.50	1.000																			

Batter	1	2	3	4	5	6	7	8	9	AB	R	H	RBI	BB	SO	LOB	BOTTOM																			
11 Brett Gardner, L (1,8) 66 Reid Gorecki, R (6,8) OBP: 0.154, SLG: 0.083											3	0	0	1	0	0	1																			
36 Nick Johnson, L (1,10) 97 Damon Sublett, L (5, FR) (6,10)											2	0	0	0	1	0	0																			
25 Mark Teixeira, S (1,3) 78 David Winfree, R (6,9) OBP: 0.100, SLG: 0.100 OBP: 0.250, SLG: 0.143											3	0	0	0	0	1	2																			
20 Jorge Posada, S (1,2) 83 Jesus Montero, R (6,2) OBP: 0.182, SLG: 0.100 OBP: 0.600, SLG: 0.750											2	2	1	0	1	0	0																			
24 Robinson Cano, L (1,4) 94 David Adams, R (5, FR) (6,4)											2	1	2	2	1	0	0																			
33 Nick Swisher, S (1,9) 99 Jose Gil, R (5, FR) (6,3)											3	0	2	3	0	0	1																			
38 Marcus Thames, R (1,7) 98 Colin Curtis, L (6,7) OBP: 0.200, SLG: 0.111 OBP: 0.571, SLG: 1.167											3	0	0	0	0	3	5																			
77 Kevin Russo, R (1,5) (7,6) OBP: 0.600, SLG: 0.750											3	1	2	0	1	0	0																			
19 Ramiro Pena, S (1,6) 79 Jimmy Paredes, S (7,5)											3	1	1	0	0	0	1																			
Inning Stats	R: 0 E: 0 K: 0 S: 3	H: 0 LOB: 0 BB: 0 P: 3	R: 0 E: 0 K: 1 S: 6	H: 1 LOB: 1 BB: 0 P: 6	R: 0 E: 0 K: 0 S: 3	H: 0 LOB: 0 BB: 0 P: 3	R: 2 E: 0 K: 1 S: 7	H: 2 LOB: 1 BB: 1 P: 11	R: 4 E: 0 K: 2 S: 11	H: 4 LOB: 3 BB: 2 P: 19	R: 0 E: 0 K: 1 S: 6	H: 1 LOB: 1 BB: 0 P: 6	R: 1 E: 0 K: 2 S: 9	H: 2 LOB: 1 BB: 0 P: 9	R: 0 E: 1 K: 0 S: 3	H: 0 LOB: 1 BB: 1 P: 7	1B: 5 2B: 5 3B: 0 HR: 0	SF: 0 SAC: 0 DP: 1 HBP: 0	WP: 1 PB: 0 CS: 0	PA: 38																
PITCHER	IP	WLS	BF	H	R	ER	SO	BB	IBB	HBP	BLK	WP	HR	S	P	ERA	WHIP	PITCHER		IP	WLS	BF	H	R	ER	SO	BB	IBB	HBP	BLK	WP	HR	S	P	ERA	WHIP
38 Kyle Kendrick, R (1,1) ERA: 14.73	1.2	L	14	6	6	6	2	3	0	0	0	1	0	15	27	32.40	5.400	37 Chad Durbin, R (5,1) ERA: 9.0		1.1		5	1	0	0	2	0	0	0	0	9	9	0.00	0.750		
47 Scott Mathieson, R (7,1) ERA: 9.0	1.0		5	2	1	1	2	0	0	0	0	0	0	9	9	9.00	2.000	57 David Herndon, R (8,1) ERA: 9.0		1.0		4	0	0	0	0	1	0	0	0	0	3	7	0.00	1.000	

Batter	1	2	3	4	5	6	7	8	9	AB	R	H	RBI	BB	SO	LOB	TOP			
22 Andrew McCutchen, R OBP: 0.429, SLG: 0.533 31 Jose Tabata, R OBP: 0.276, SLG: 0.333										3	2	1	0	0	0	1				
5 Ronny Cedeno, R OBP: 0.214, SLG: 0.286 73 Argenis Diaz, R OBP: 0.286, SLG: 0.167										3	1	2	0	0	1	0				
85 Lastings Milledge, R OBP: 0.333, SLG: 0.933 16 Brandon Jones, L										3	1	1	2	0	1	1				
46 Garrett Jones, L OBP: 0.214, SLG: 0.714 58 John Raynor, R OBP: 0.571, SLG: 0.769										3	2	2	3	0	0	0				
15 Andy LaRoche, R OBP: 0.143, SLG: 0.357 17 Pedro Alvarez, L OBP: 0.353, SLG: 0.563										3	0	1	1	0	1	0				
6 Jeff Clement, L OBP: 0.200, SLG: 0.154 51 Steve Pearce, R OBP: 0.250, SLG: 0.083										2	0	0	0	1	0	0				
2 Bobby Crosby, R OBP: 0.333, SLG: 0.667 18 Neil Walker, S OBP: 0.556, SLG: 0.200										4	0	2	1	0	1	2				
24 Delwyn Young, S OBP: 0.313, SLG: 0.286 82 Doug Bernier, R OBP: 0.375, SLG: 0.167										3	0	0	0	0	0	3				
35 Jason Jaramillo, S OBP: 0.286, SLG: 0.286 81 Hector Gimenez, S OBP: 0.667, SLG: 0.667										3	0	1	0	0	1	0				
Inning Stats	R: 4 E: 0 K: 0 S: 9	H: 5 LOB: 1 BB: 0 P: 9	R: 0 E: 0 K: 1 S: 5	H: 0 LOB: 0 BB: 0 P: 5	R: 1 E: 0 K: 2 S: 9	H: 2 LOB: 2 BB: 1 P: 13	R: 1 E: 0 K: 0 S: 5	H: 2 LOB: 0 BB: 0 P: 5	R: 0 E: 0 K: 1 S: 5	H: 0 LOB: 0 BB: 0 P: 5	R: 0 E: 0 K: 1 S: 4	H: 0 LOB: 0 BB: 1 P: 8	R: 0 E: 0 K: 1 S: 9	H: 2 LOB: 2 BB: 1 P: 13	R: 4 E: 1 K: 1 S: 11	H: 4 LOB: 2 BB: 1 P: 15	1B: 10 2B: 4 3B: 0 HR: 1	SF: 1 SAC: 0 DP: 1 HBP: 0	WP: 0 PB: 0 SB: 2 CS: 1	PA: 47
PITCHER	IP WLS BF H R ER SO BB IBB HBP BLK WP HR S P ERA WHIP	52 CC Sabathia, L ERA: 10.38	40 Dustin Moseley, R ERA: 7.71	47 Royce Ring, L ERA: 3.0	67 Romulo Sanchez, R ERA: 3.0	48 Boone Logan, L ERA: 3.86	74 Hector Noesi, R ERA: 13.5	86 Jeremy Bleich, L ERA:												

Pittsburgh Pirates @ New York Yankees
George M. Steinbrenner Field, Tampa, FL
Tue Mar 09 2010, 1:22 PM - 4:18 PM EST
Att: 9,187 - Cloudy - 66 F

AB	41
R	12
H	15
RBI	12
BB	4
SO	8
LOB	18





Batter	1	2	3	4	5	6	7	8	9	AB	R	H	RBI	BB	SO	LOB	BOTTOM					
2 Derek Jeter, R OBP: 0.231, SLG: 0.167 94 Eduardo Nunez, R OBP: 0.417, SLG: 0.583										3	0	0	1	0	0	2						
36 Nick Johnson, L OBP: 0.571, SLG: 1.667 79 Jon Weber, L OBP: 0.700, SLG: 0.900										2	2	2	2	0	0	0						
20 Jorge Posada, S OBP: 0.357, SLG: 0.250 83 Jesus Montero, R OBP: 0.429, SLG: 0.500										2	1	2	1	1	0	0						
13 Alex Rodriguez, R OBP: 0.333, SLG: 0.200 97 Brandon Laird, R OBP: 0.417, SLG: 0.500										2	0	0	0	1	0	2						
14 Curtis Granderson, L OBP: 0.214, SLG: 0.250 66 Reid Gorecki, R										3	0	1	0	0	1	2						
33 Nick Swisher, S OBP: 0.482, SLG: 0.500 27 Greg Golson, R OBP: 0.222, SLG: 0.250										2	1	1	1	1	1	1						
22 Randy Winn, S OBP: 0.200, SLG: 0.111 98 Colin Curtis, L OBP: 0.625, SLG: 1.167										2	1	0	0	1	1	3						
53 Juan Miranda, L OBP: 0.286, SLG: 0.429 95 Jorge Vazquez, R OBP: 0.125, SLG: 0.250										3	0	0	0	0	1	3						
77 Kevin Russo, R OBP: 0.583, SLG: 0.667 76 Reegie Corona, S OBP: 0.143, SLG: 0.077										1	1	0	0	1	1	0						
Inning Stats	R: 2 E: 0 K: 1 S: 9	H: 3 LOB: 2 BB: 1 P: 15	R: 0 E: 0 K: 1 S: 5	H: 0 LOB: 0 BB: 0 P: 5	R: 1 E: 0 K: 0 S: 4	H: 1 LOB: 1 BB: 1 P: 10	R: 4 E: 0 K: 1 S: 7	H: 2 LOB: 1 BB: 3 P: 19	R: 0 E: 0 K: 2 S: 8	H: 1 LOB: 1 BB: 0 P: 8	R: 0 E: 0 K: 2 S: 7	H: 0 LOB: 0 BB: 0 P: 7	R: 0 E: 0 K: 0 S: 3	H: 0 LOB: 0 BB: 0 P: 3	R: 0 E: 0 K: 0 S: 2	H: 0 LOB: 1 BB: 2 P: 11	R: 0 E: 0 K: 0 S: 4	H: 1 LOB: 1 BB: 0 P: 4	1B: 3 2B: 2 3B: 1 HR: 2	SF: 0 SAC: 0 DP: 1 HBP: 0	WP: 0 PB: 0 SB: 0 CS: 2	PA: 40
PITCHER	IP WLS BF H R ER SO BB IBB HBP BLK WP HR S P ERA WHIP	37 Charlie Morton, R ERA: 7.2	71 Brian Burres, L ERA: 20.25	63 Ronald Uviedo, R ERA:	77 D.J. Carrasco, R ERA:	56 Donnie Veal, L ERA:	78 Anthony Claggett, R ERA:															

Pittsburgh Pirates @ New York Yankees
George M. Steinbrenner Field, Tampa, FL
Tue Mar 09 2010, 1:22 PM - 4:18 PM EST
Att: 9,187 - Cloudy - 66 F

AB	33
R	7
H	8
RBI	7
BB	7
SO	7
LOB	19



Batter	1	2	3	4	5	6	7	8	9	AB R H RBI BB SO LOB	TOP																								
											<p style="text-align: center;">New York Yankees @ Washington Nationals Space Coast Stadium, Viera, FL Fri Mar 12 2010, 1:05 PM EST</p> <p style="text-align: right;">livebaseballscorecards.com</p> <p>AB 0 R 0 H 0 RBI 0 BB 0 SO 0 LOB 0</p> 																								
Inning Stats										1B: 0 SF: 0 WP: 0 PA: 0 2B: 0 SAC: 0 FB: 0 3B: 0 DP: 0 SB: 0 HR: 0 HBP: 0 CS: 0																									
PITCHER	IP	WLS	BF	H	R	ER	SO	BB	IBB	HBP	BLK	WP	HR	S	P	ERA	WHIP	PITCHER	IP	WLS	BF	H	R	ER	SO	BB	IBB	HBP	BLK	WP	HR	S	P	ERA	WHIP

Batter	1	2	3	4	5	6	7	8	9	AB R H RBI BB SO LOB	BOTTOM																								
											<p style="text-align: center;">New York Yankees @ Washington Nationals Space Coast Stadium, Viera, FL Fri Mar 12 2010, 1:05 PM EST</p> <p style="text-align: right;">livebaseballscorecards.com</p> <p>AB 0 R 0 H 0 RBI 0 BB 0 SO 0 LOB 0</p> 																								
Inning Stats										1B: 0 SF: 0 WP: 0 PA: 0 2B: 0 SAC: 0 FB: 0 3B: 0 DP: 0 SB: 0 HR: 0 HBP: 0 CS: 0																									
PITCHER	IP	WLS	BF	H	R	ER	SO	BB	IBB	HBP	BLK	WP	HR	S	P	ERA	WHIP	PITCHER	IP	WLS	BF	H	R	ER	SO	BB	IBB	HBP	BLK	WP	HR	S	P	ERA	WHIP

Batter	1	2	3	4	5	6	7	8	9	AB	R	H	RBI	BB	SO	LOB	TOP			
10 Adam Jones, R (1, 8) OBP: 0.222, SLG: 0.471 82 Jonny Tucker, R (7, PH) OBP: 0.600, SLG: 0.583 (7, 8)	0-0 G4-3	0-0 F1			0-3 K		0-0 FC6-4			3	0	0	0	0	1	2				
3 Cesar Izturis, S (1, 6) OBP: 0.154, SLG: 0.083 78 Blake Davis, L (7, PH) OBP: 0.154, SLG: 0.154 (7, 6)	0-0 E3	0-0 P6			0-0 F7		0-0 G6-3			3	0	0	0	0	0	2				
21 Nick Markakis, L (1, 9) OBP: 0.412, SLG: 0.824 77 Jeff Salazar, L (7, 9) OBP: 0.294, SLG: 0.200	0-0 G4-6-3		0-0 F7		0-0 F9			0-0 G6-4-3		3	0	1	0	0	0	0				
9 Miguel Tejada, R (1, 5) OBP: 0.294, SLG: 0.333 66 Josh Bell, S (7, 5) OBP: 0.231, SLG: 0.727	0-0 G4-6-3		0-0 F7		0-0 F8			0-0 G6-4-3		3	0	0	0	0	0	2				
32 Matt Wieters, S (1, 2) OBP: 0.077 72 Caleb Joseph, R (7, 2) OBP: 0.333, SLG: 0.333		4-0	0-3 K		0-0 G3			0-3 K		2	1	0	0	1	1	0				
25 Garrett Atkins, R (1, 3) OBP: 0.400, SLG: 0.733 58 Brandon Snyder, R (7, 3) OBP: 0.273, SLG: 0.111		0-3 K			2-1			0-0 G5-3		3	1	1	1	0	1	1				
23 Ty Wigginton, R (1, 4) OBP: 0.353, SLG: 0.706 12 Robert Andino, R (7, 4) OBP: 0.167, SLG: 0.444		1-2	0-0 G5-3		0-0			0-0 FC6-4		3	1	2	2	0	0	0				
2 Luis Montanez, R (1, 7) OBP: 0.333, SLG: 0.500 80 Miguel Abreu, R (9, PH) OBP: 0.400, SLG: 0.500		0-0	0-0 G6-3		0-0			0-0		3	0	2	0	0	0	0				
24 Michael Aubrey, L (1, 10) OBP: 0.222, SLG: 0.222 71 Michel Hernandez, R (4, PH) OBP: 0.333, SLG: 0.250 (4, 10)		0-0	0-0 G6-3		0-0			0-0		1	0	1	0	0	0	0				
Inning Stats	R: 0 E: 1 K: 0 S: 4	H: 1 LOB: 1 BB: 0 P: 4	R: 2 E: 0 K: 1 S: 10	H: 3 LOB: 2 BB: 1 P: 15	R: 0 E: 0 K: 1 S: 5	H: 0 LOB: 0 BB: 0 P: 5	R: 1 E: 0 K: 0 S: 5	H: 1 LOB: 0 BB: 0 P: 7	R: 0 E: 0 K: 1 S: 3	H: 0 LOB: 0 BB: 0 P: 3	R: 0 E: 0 K: 0 S: 5	H: 2 LOB: 2 BB: 0 P: 5	R: 0 E: 0 K: 1 S: 5	H: 1 LOB: 0 BB: 0 P: 5	R: 0 E: 0 K: 3 S: 10	H: 1 LOB: 1 BB: 0 P: 10	1B: 7 2B: 0 3B: 0 HR: 2	SF: 0 SAC: 0 DP: 2 HBP: 0	WP: 0 PB: 0 SB: 0 CS: 0	PA: 36
PITCHER	IP WLS BF H R ER SO BB IBB HBP BLK WP HR S P ERA WHIP																			
31 Javier Vazquez, R (1, 1) ERA: 5.4	3.0 W 14 4 2 2 2 1 0 0 0 0 0 1 19 24 6.00 1.667																			
91 Alfredo Aceves, R (4, 1) ERA: 9.5	4.0 H 15 3 1 1 1 0 0 0 0 0 0 1 18 20 2.25 0.750																			
47 Royce Ring, L (8, 1) ERA:	1.0 H 3 1 0 0 1 0 0 0 0 0 0 0 5 5 0.00 1.000																			
30 David Robertson, R (9, 1) ERA: 6.75	1.0 S 4 1 0 0 3 0 0 0 0 0 0 0 10 10 0.00 1.000																			

Baltimore Orioles @ New York Yankees
George M. Steinbrenner Field, Tampa, FL
Sat Mar 13 2010, 1:12 PM - 3:40 PM EST
Att: 10,940 - Sunny - 67 F

AB 35
R 3
H 9
RBI 3
BB 1
SO 7
LOB 17



Batter	1	2	3	4	5	6	7	8	9	AB	R	H	RBI	BB	SO	LOB	BOTTOM			
11 Brett Gardner, L (1, 8) OBP: 0.300, SLG: 0.176 27 Greg Golson, R (8, 8) OBP: 0.250, SLG: 0.545	4-0	0-0		0-0 L8		0-3 K		0-0 G6-3		3	2	1	0	1	1	0				
36 Nick Johnson, L (1, 10) OBP: 0.571, SLG: 1.182	0-0	0-0		4-0		0-0 G6-3				3	2	2	1	1	0	0				
20 Jorge Posada, S (1, 2) OBP: 0.444, SLG: 0.375 83 Jesus Montero, R (8, 2) OBP: 0.428, SLG: 0.500	0-0	0-0		1-0		0-3 K				4	1	3	2	0	1	0				
24 Robinson Cano, L (1, 4) OBP: 0.611, SLG: 0.688 76 Reagle Corona, S (8, 4) OBP: 0.250, SLG: 0.200	0-0	0-0		0-0		0-0 G3-1				4	0	2	1	0	0	2				
14 Curtis Granderson, L (1, 7) OBP: 0.318, SLG: 0.316 98 Colin Curtis, L (8, 7) OBP: 0.636, SLG: 1.000	0-0	0-0		0-0		0-0 G3				4	0	1	0	0	0	3				
22 Randy Winn, S (1, 9) OBP: 0.154, SLG: 0.083 79 Jon Weber, L (8, 9) OBP: 0.636, SLG: 0.818	0-0	0-0		0-0		0-0 G4-3		0-3 K		3	0	0	0	0	3					
53 Juan Miranda, L (1, 3) OBP: 0.211, SLG: 0.333 85 P.J. Pillittere, R (8, 3) OBP: 0.211, SLG: 0.333	0-0	0-0		0-0		0-0 G4-3		0-0 G6-3		2	0	0	1	0	0	0				
97 Brandon Laird, R (1, 5) OBP: 0.438, SLG: 0.500	0-0	0-0		0-0		0-0 G6-3		0-0		4	0	2	0	0	0	0				
19 Ramiro Pena, S (1, 6) OBP: 0.278, SLG: 0.375	0-3			0-0		0-0 F8		0-0		3	0	0	0	0	1	3				
Inning Stats	R: 3 E: 0 K: 1 S: 10	H: 5 LOB: 3 BB: 1 P: 14	R: 1 E: 0 K: 0 S: 5	H: 3 LOB: 1 BB: 0 P: 5	R: 0 E: 0 K: 0 S: 3	H: 0 LOB: 0 BB: 0 P: 3	R: 1 E: 0 K: 0 S: 5	H: 2 LOB: 2 BB: 1 P: 10	R: 0 E: 0 K: 0 S: 3	H: 0 LOB: 0 BB: 0 P: 3	R: 0 E: 0 K: 1 S: 5	H: 0 LOB: 0 BB: 0 P: 5	R: 0 E: 0 K: 1 S: 5	H: 1 LOB: 2 BB: 0 P: 7	R: 0 E: 0 K: 1 S: 6	H: 1 LOB: 2 BB: 0 P: 7	1B: 10 2B: 1 3B: 0 HR: 0	SF: 1 SAC: 0 DP: 1 HBP: 1	WP: 0 PB: 0 SB: 1 CS: 0	PA: 37
PITCHER	IP WLS BF H R ER SO BB IBB HBP BLK WP HR S P ERA WHIP																			
46 Jeremy Guthrie, R (1, 1) ERA: 5.91	3.1 L 18 8 4 4 1 1 0 0 0 0 0 0 0 7 12 5.40 1.800																			
26 Cla Meredith, R (6, 1) ERA:	1.0 3 0 0 0 1 0 0 0 0 0 0 0 5 5 0.00 0.000																			
37 Matt Albers, R (7, 1) ERA:	1.0 3 0 0 0 1 0 0 0 0 0 0 0 5 5 0.00 0.000																			
53 Alberto Castillo, L (8, 1) ERA: 2.25	1.0 5 1 0 0 1 0 0 1 0 0 0 0 6 7 0.00 1.000																			

Baltimore Orioles @ New York Yankees
George M. Steinbrenner Field, Tampa, FL
Sat Mar 13 2010, 1:12 PM - 3:40 PM EST
Att: 10,940 - Sunny - 67 F

AB 33
R 5
H 11
RBI 5
BB 2
SO 4
LOB 13



Batter	1	2	3	4	5	6	7	8	9	AB	R	H	RBI	BB	SO	LOB	TOP					
2 Derek Jeter, R (1, 6) 77 Kevin Russo, R (7, 6) OBP: 0.294, SLG: 0.250 OBP: 0.467, SLG: 0.500										4	1	2	0	0	1	1	New York Yankees @ Detroit Tigers Joker Marchant Stadium, Lakeland, FL Sat Mar 13 2010, 1:11 PM - 3:32 PM EST Att: 8,479 - Sunny - 70 F					
33 Nick Swisher, S (1, 9) 66 Reid Gorecki, R (7, 9)										4	0	1	0	0	0	2						
25 Mark Teixeira, S (1, 3) 12 Mike Rivera, R (7, 3) OBP: 0.412, SLG: 0.533 OBP: 0.091, SLG: 0.182										2	1	2	1	1	0	0						
13 Alex Rodriguez, R (1, 5) 95 Jorge Vazquez, R (7, 5) OBP: 0.333, SLG: 0.308 OBP: 0.250, SLG: 0.364										3	0	1	1	0	0	3						
38 Marcus Thames, R (1, 7) 90 Edwar Gonzalez, R (7, 7)										3	0	0	0	0	2	1						
17 Francisco Cervelli, R (1, 2) 84 Austin Romine, R (8, 2) OBP: 0.750, SLG: 1.000 OBP: 0.250, SLG: 0.250										3	0	2	0	0	0	0						
73 Jamie Hoffmann, R (1, 8) OBP: 0.150, SLG: 0.200										4	0	1	0	0	0	2						
78 David Winfree, R (1, 10) 99 Jose Gil, R (9, PH) OBP: 0.385, SLG: 0.273 OBP: 0.500, SLG: 0.500										2	0	0	0	0	0	1						
94 Eduardo Núñez, R (1, 4) OBP: 0.389, SLG: 0.438										2	0	0	0	1	0	2						
Inning Stats	R: 0 E: 0 K: 0 S: 3	H: 1 LOB: 1 BB: 1 P: 7	R: 0 E: 0 K: 0 S: 4	H: 1 LOB: 1 BB: 0 P: 4	R: 1 E: 0 K: 0 S: 4	H: 2 LOB: 1 BB: 0 P: 5	R: 0 E: 0 K: 1 S: 6	H: 1 LOB: 2 BB: 0 P: 7	R: 1 E: 0 K: 1 S: 8	H: 3 LOB: 1 BB: 0 P: 8	R: 0 E: 0 K: 0 S: 3	H: 0 LOB: 0 BB: 0 P: 3	R: 0 E: 0 K: 1 S: 5	H: 0 LOB: 0 BB: 0 P: 5	R: 0 E: 0 K: 2 S: 7	H: 0 LOB: 0 BB: 0 P: 7		R: 0 E: 0 K: 3 S: 11	H: 2 LOB: 3 BB: 1 P: 15	1B: 9 2B: 1 3B: 0 HR: 0	SF: 0 SAC: 0 DP: 2 HBP: 2	WP: 0 PB: 1 SB: 0 CS: 1
PITCHER	IP WLS BF H R ER SO BB IBB HBP BLK WP HR S P ERA WHIP																					
21 Dontrelle Willis, L (1, 1) ERA: 1.25	3.0	W	13	4	1	1	0	1	0	1	0	0	0	11	16	3.00	1.667					
38 Jeremy Bonderman, R (4, 1) ERA: 11.12	3.0	H	13	4	1	1	2	0	0	1	0	0	0	17	18	3.00	1.333					
29 Nate Robertson, L (7, 1) ERA: 2.94	2.0		6	0	0	0	3	0	0	0	0	0	0	12	12	0.00	0.000					
46 Jose Valverde, R (9, 1) ERA:	1.0		6	2	0	0	3	1	0	0	0	0	0	11	15	0.00	3.000					

Batter	1	2	3	4	5	6	7	8	9	AB	R	H	RBI	BB	SO	LOB	BOTTOM	
20 Scott Sizemore, R (1, 4) 32 Will Rhymes, L (7, 4) OBP: 0.318, SLG: 0.167										3	0	0	1	1	0	0	New York Yankees @ Detroit Tigers Joker Marchant Stadium, Lakeland, FL Sat Mar 13 2010, 1:11 PM - 3:32 PM EST Att: 8,479 - Sunny - 70 F	
18 Johnny Damon, L (1, 10) 27 Rawley Bishop, R (8, PH) OBP: 0.368, SLG: 0.611 OBP: 0.750, SLG: 0.500										4	1	2	2	0	0	0		
14 Austin Jackson, R (1, 8) OBP: 0.483, SLG: 0.542										4	0	0	0	0	1	3		
24 Miguel Cabrera, R (1, 3) 19 Jeff Larish, L (6, 3) OBP: 0.389, SLG: 0.824 OBP: 0.429, SLG: 0.385										3	1	1	0	0	0	0		
34 Clete Thomas, L (1, 9) OBP: 0.440, SLG: 0.591										3	2	1	0	1	1	0		
25 Ryan Rabun, R (1, 7) OBP: 0.652, SLG: 0.813										4	1	4	1	0	0	0		
12 Gerald Laird, R (1, 2) 71 Mike Rabelo, S (7, 2) OBP: 0.389, SLG: 0.824 OBP: 0.167, SLG: 0.167										3	1	2	2	0	0	1		
15 Brandon Inge, R (1, 5) 65 Kory Casto, L (4, 5) 75 Francisco Martinez, R (9, 5)										0	0	0	0	0	0	0		
4 Adam Everett, R (1, 6) 8 Cale Iorg, R (7, 6) OBP: 0.176, SLG: 0.067										3	0	0	0	0	0	5		
Inning Stats	R: 0 E: 0 K: 0 S: 3	H: 4 LOB: 3 BB: 1 P: 14	R: 0 E: 0 K: 0 S: 4	H: 1 LOB: 1 BB: 0 P: 4	R: 0 E: 0 K: 0 S: 3	H: 0 LOB: 0 BB: 0 P: 3	R: 3 E: 0 K: 1 S: 10	H: 4 LOB: 2 BB: 1 P: 16	R: 0 E: 0 K: 0 S: 3	H: 0 LOB: 0 BB: 0 P: 3	R: 0 E: 0 K: 2 S: 8	H: 1 LOB: 1 BB: 0 P: 8	R: 0 E: 1 K: 0 S: 4	H: 0 LOB: 1 BB: 0 P: 4	1B: 6 2B: 3 3B: 0 HR: 1	SF: 0 SAC: 0 DP: 0 HBP: 1		WP: 0 PB: 0 SB: 0 CS: 0
PITCHER	IP WLS BF H R ER SO BB IBB HBP BLK WP HR S P ERA WHIP																	
41 Chad Gaudin, R (1, 1) ERA: 7.71	3.0	L	16	5	3	3	1	0	0	0	0	0	1	24	30	9.00	2.000	
45 Sergio Mitre, R (4, 1) ERA: 3.0	4.0		18	5	3	3	3	1	0	0	0	0	0	4	4	0.00	0.000	
48 Boone Logan, L (8, 1) ERA: 3.18	1.0		4	0	0	0	0	0	0	0	0	0	0	4	4	0.00	0.000	

AB 34
R 2
H 10
RBI 2
BB 2
SO 8
LOB 20

AB 35
R 6
H 10
RBI 6
BB 2
SO 4
LOB 14

Batter	1	2	3	4	5	6	7	8	9	AB	R	H	RBI	BB	SO	LOB	TOP				
11 Brett Gardner, L (1, 8) 66 Reid Gorecki, R (7, PH) (7, 8)										3	1	2	0	0	0	0	New York Yankees @ Philadelphia Phillies Bright House Networks Field, Clearwater, FL Wed Mar 17 2010, 1:16 PM - 3:37 PM EDT Att: 10,640 - Partly Cloudy - 67 F livebaseballscorecards.com				
36 Nick Johnson, L (1, 10) 79 Jon Weber, L (7, PH) (7, 10)										2	0	1	1	0	1	1					
25 Mark Teixeira, S (1, 3) 95 Jorge Vazquez, R (7, 5) (7, 5)										4	0	1	0	0	0	2					
13 Alex Rodriguez, R (1, 5) 53 Juan Miranda, L (7, 3) (7, 3)										3	0	0	0	0	1	2					
38 Marcus Thames, R (1, 7) 73 Jamie Hoffmann, R (7, 7) (7, 7)										3	0	1	0	0	0	0					
22 Randy Winn, S (1, 9) 78 David Winfree, R (7, 9) (7, 9)										3	1	1	0	0	1	1					
17 Francisco Cervelli, R (1, 2) 12 Mike Rivera, R (8, PH) (8, 2)										3	0	3	1	0	0	0					
19 Ramiro Pena, S (1, 6) 94 Eduardo Núñez, R (7, 6) (7, 6)										3	0	0	0	0	0	4					
77 Kevin Russo, R (1, 4) 76 Reegie Corona, S (7, 4) (7, 4)										3	0	0	0	0	1	2					
										1	0	1	0	0	0	0					
Inning Stats	R: 0 E: 0 K: 2 S: 8	H: 1 LOB: 1 BB: 0 P: 8	R: 0 E: 0 K: 0 S: 4	H: 1 LOB: 1 BB: 0 P: 4	R: 0 E: 0 K: 0 S: 4	H: 1 LOB: 1 BB: 0 P: 4	R: 1 E: 0 K: 0 S: 5	H: 2 LOB: 1 BB: 0 P: 5	R: 1 E: 0 K: 1 S: 7	H: 2 LOB: 1 BB: 0 P: 7	R: 0 E: 0 K: 1 S: 5	H: 0 LOB: 0 BB: 0 P: 5	R: 0 E: 0 K: 0 S: 3	H: 0 LOB: 2 BB: 2 P: 11	R: 0 E: 0 K: 1 S: 7	H: 2 LOB: 2 BB: 0 P: 7	1B: 9 2B: 1 3B: 1 HR: 0	SF: 1 SAC: 0 DP: 0 HBP: 0	WP: 0 PB: 0 SB: 1 CS: 0	PA: 40	
PITCHER	IP WLS BF H R ER SO BB IBB HBP BLK WP HR S P ERA WHIP																				
56 Joe Blanton, R (1, 1) ERA: 4.09	5.0 W 22	H 7 R 2 ER 2 SO 3	BB 0 IBB 0 HBP 0 BLK 0	WP 0 HR 0 S 28 P 28	ERA 3.60 WHIP 1.400																
52 Jose Contreras, R (6, 1) ERA: 8.1	2.0 H 8	H 2 R 0 ER 0 SO 2	BB 0 IBB 0 HBP 0 BLK 0	WP 0 HR 0 S 12 P 12	ERA 0.00 WHIP 1.000																
53 Sergio Escalona, L (8, 1) ERA: 11.25	1.0 5	H 0 R 0 ER 0 SO 0	BB 2 IBB 0 HBP 0 BLK 0	WP 0 HR 0 S 3 P 11	ERA 0.00 WHIP 2.000																
37 Chad Durbin, R (9, 1) ERA:	1.0 5	H 2 R 0 ER 0 SO 1	BB 0 IBB 0 HBP 0 BLK 0	WP 0 HR 0 S 7 P 7	ERA 0.00 WHIP 2.000																

Batter	1	2	3	4	5	6	7	8	9	AB	R	H	RBI	BB	SO	LOB	BOTTOM				
11 Jimmy Rollins, S (1, 6) 62 Brian Bocoock, R (6, 6) (6, 6)										3	2	2	0	0	0	1	New York Yankees @ Philadelphia Phillies Bright House Networks Field, Clearwater, FL Wed Mar 17 2010, 1:16 PM - 3:37 PM EDT Att: 10,640 - Partly Cloudy - 67 F livebaseballscorecards.com				
8 Shane Victorino, S (1, 8) 31 Dewayne Wise, L (6, 8) (6, 8)										3	1	1	0	0	0	1					
28 Jayson Werth, R (1, 9) 40 John Mayberry Jr., R (6, 9) (6, 9)										3	1	2	3	0	1	1					
6 Ryan Howard, L (1, 3) 21 Wilson Valdez, R (6, 4) (6, 4)										3	0	2	1	0	1	1					
10 Ben Francisco, R (1, 7) ERA:										4	0	0	0	0	2	3					
12 Cody Ransom, R (1, 5) ERA:										4	1	1	0	0	1	1					
7 Juan Castro, R (1, 4) 52 Jose Contreras, R (6, 1) 53 Sergio Escalona, L (8, 1) 29 Raul Ibanez, L (8, PH) 37 Chad Durbin, R (9, 1) Carlos Ruiz, R (1, 2) 61 Dane Sardinha, R (7, 2) (7, 2)										3	0	1	0	0	0	1					
56 Joe Blanton, R (1, 1) 19 Greg Dobbs, L (6, 3) (6, 3)										1	0	0	1	1	1	0					
										2	0	0	0	0	0	1					
Inning Stats	R: 1 E: 0 K: 2 S: 9	H: 2 LOB: 1 BB: 0 P: 9	R: 1 E: 0 K: 0 S: 5	H: 2 LOB: 1 BB: 0 P: 5	R: 0 E: 0 K: 1 S: 6	H: 1 LOB: 1 BB: 0 P: 6	R: 0 E: 0 K: 1 S: 5	H: 0 LOB: 1 BB: 1 P: 9	R: 3 E: 0 K: 2 S: 12	H: 4 LOB: 1 BB: 0 P: 14	R: 1 E: 0 K: 1 S: 5	H: 2 LOB: 0 BB: 0 P: 5	R: 0 E: 0 K: 1 S: 5	H: 0 LOB: 0 BB: 0 P: 5	R: 0 E: 0 K: 1 S: 5	H: 0 LOB: 1 BB: 1 P: 9		1B: 8 2B: 2 3B: 0 HR: 1	SF: 1 SAC: 1 DP: 0 HBP: 0	WP: 0 PB: 0 SB: 1 CS: 1	PA: 37
PITCHER	IP WLS BF H R ER SO BB IBB HBP BLK WP HR S P ERA WHIP																				
46 Andy Pettitte, L (1, 1) ERA: 4.5	4.0 L 18	H 5 R 2 ER 2 SO 4	BB 1 IBB 0 HBP 0 BLK 0	WP 0 HR 0 S 25 P 29	ERA 4.50 WHIP 1.500																
43 Damaso Marte, L (5, 1) ERA:	0.0 4	H 4 R 3 ER 3 SO 0	BB 0 IBB 0 HBP 0 BLK 0	WP 0 HR 1 S 5 P 7	ERA - WHIP -																
93 Amauri Sanit, R (5, 1) ERA:	1.0 3	H 0 R 0 ER 0 SO 2	BB 0 IBB 0 HBP 0 BLK 0	WP 0 HR 0 S 7 P 7	ERA 0.00 WHIP 0.000																
62 Joba Chamberlain, R (6, 1) ERA: 16.2	3.0 11	H 2 R 1 ER 1 SO 3	BB 1 IBB 0 HBP 0 BLK 0	WP 0 HR 0 S 17 P 21	ERA 3.00 WHIP 1.000																

Batter	1	2	3	4	5	6	7	8	9	AB	R	H	RBI	BB	SO	LOB	TOP										
14 Austin Jackson, R OBP: 0.476, SLG: 0.611 25 Deik Scram, L OBP: 0.333, SLG: 0.333										3	0	0	0	0	2	0											
34 Cleto Thomas, L OBP: 0.486, SLG: 0.581										3	2	2	0	1	1	0											
15 Brandon Inge, R OBP: 0.286, SLG: 0.167 32 Will Rhymes, L										3	0	1	1	0	1	2											
24 Miguel Cabrera, R OBP: 0.390, SLG: 0.514 27 Rawley Bishop, R OBP: 0.600, SLG: 0.333										2	0	0	0	1	2	1											
9 Carlos Guillen, S OBP: 0.316, SLG: 0.382 65 Kory Casto, L										3	0	1	1	0	1	1											
12 Gerald Laird, R OBP: 0.321, SLG: 0.577 63 Max St. Pierre, R OBP: 0.333, SLG: 0.250										3	0	1	0	0	1	3											
60 Wilkin Ramirez, R OBP: 0.217, SLG: 0.227 79 Avisail Garcia, R										3	0	0	0	0	1	4											
27 Brent Dlugach, R OBP: 0.360, SLG: 0.680										3	0	0	0	0	2	0											
39 Ramon Santiago, S OBP: 0.391, SLG: 0.125 8 Cale Iorg, R										3	0	0	0	0	0	0											
Inning Stats	R: 1 E: 1 K: 2 S: 9	H: 2 LOB: 1 BB: 0 P: 9	R: 0 E: 0 K: 1 S: 5	H: 0 LOB: 0 BB: 5	R: 0 E: 0 K: 0 S: 4	H: 1 LOB: 1 BB: 0 P: 4	R: 0 E: 0 K: 3 S: 10	H: 1 LOB: 1 BB: 0 P: 10	R: 0 E: 0 K: 1 S: 5	H: 0 LOB: 0 BB: 2 P: 16	R: 0 E: 0 K: 1 S: 5	H: 0 LOB: 0 BB: 1 P: 8	R: 0 E: 0 K: 1 S: 5	H: 0 LOB: 0 BB: 0 P: 5	R: 0 E: 0 K: 1 S: 5	H: 0 LOB: 0 BB: 0 P: 5	1B: 3 2B: 2 3B: 0 HR: 0	SF: 0 SAC: 0 DP: 1 HBP: 0	WP: 0 PB: 0 SB: 0 CS: 0	PA: 34							
PITCHER	IP	WLS	BF	H	R	ER	SO	BB	IBB	HBP	BLK	WP	HR	S	P	ERA	WHIP										
52 CC Sabathia, L ERA: 6.43	5.1	W	22	4	2	2	8	2	0	0	0	0	0	36	44	3.38	1.125										
63 Jonathan Albaladejo, R ERA: 33.75	0.2	H	3	1	0	0	1	0	0	0	0	0	0	5	5	0.00	1.500										
42 Mariano Rivera, R ERA:	1.0	H	3	0	0	0	1	0	0	0	0	0	0	5	5	0.00	0.000										
47 Royce Ring, L ERA:	1.0	H	3	0	0	0	1	1	0	0	0	0	0	4	8	0.00	1.000										
96 Ryan Pope, R ERA:	1.0		3	0	0	0	1	0	0	0	0	0	0	5	5	0.00	0.000										

Detroit Tigers @ New York Yankees
George M. Steinbrenner Field, Tampa, FL
Fri Mar 19 2010, 1:15 PM - 4:01 PM EDT
Att: 10,835 - Partly Cloudy - 68 F

AB 31
R 2
H 5
RBI 2
BB 3
SO 12
LOB 12



Batter	1	2	3	4	5	6	7	8	9	AB	R	H	RBI	BB	SO	LOB	BOTTOM										
2 Derek Jeter, R OBP: 0.323, SLG: 0.310 89 Luis Nunez, R OBP: 1.000, SLG: 1.000										3	0	1	2	1	1	1											
36 Nick Johnson, L OBP: 0.482, SLG: 0.900 79 Jon Weber, L OBP: 0.588, SLG: 0.765										2	0	0	0	1	0	2											
25 Mark Teixeira, S OBP: 0.370, SLG: 0.542 78 David Winfree, R OBP: 0.353, SLG: 0.267										3	0	0	0	0	3												
13 Alex Rodriguez, R OBP: 0.333, SLG: 0.455 12 Mike Rivera, R OBP: 0.200, SLG: 0.154										3	1	2	1	0	1	0											
24 Robinson Cano, L OBP: 0.433, SLG: 0.500 85 P.J. Pillittere, R OBP: 0.222, SLG: 0.222										3	1	1	0	0	0	0											
38 Marcus Thames, R OBP: 0.185, SLG: 0.120 77 Kevin Russo, R OBP: 0.429, SLG: 0.471										3	0	0	0	0	2	2											
73 Jamie Hoffmann, R OBP: 0.240, SLG: 0.182										1	1	0	0	3	0	0											
17 Francisco Cervelli, R OBP: 0.529, SLG: 0.667 95 Jorge Vazquez, R OBP: 0.176, SLG: 0.250										3	1	0	0	0	2	4											
27 Greg Golson, R OBP: 0.368, SLG: 0.588										4	1	2	0	0	1	3											
Inning Stats	R: 0 E: 0 K: 1 S: 5	H: 3 LOB: 2 BB: 1 P: 13	R: 1 E: 0 K: 1 S: 6	H: 1 LOB: 0 BB: 0 P: 8	R: 0 E: 0 K: 2 S: 7	H: 0 LOB: 3 BB: 3 P: 19	R: 0 E: 0 K: 1 S: 5	H: 0 LOB: 0 BB: 0 P: 5	R: 0 E: 0 K: 1 S: 6	H: 1 LOB: 1 BB: 0 P: 6	R: 1 E: 0 K: 0 S: 5	H: 2 LOB: 3 BB: 1 P: 10	R: 1 E: 0 K: 3 S: 12	H: 3 LOB: 2 BB: 0 P: 12	R: 0 E: 0 K: 1 S: 5	H: 0 LOB: 0 BB: 0 P: 5	1B: 8 2B: 1 3B: 0 HR: 1	SF: 1 SAC: 0 DP: 0 HBP: 1	WP: 1 PB: 0 SB: 1 CS: 0	PA: 41							
PITCHER	IP	WLS	BF	H	R	ER	SO	BB	IBB	HBP	BLK	WP	HR	S	P	ERA	WHIP										
48 Rick Porcello, R ERA: 0.75	3.0	L	15	4	4	1	3	1	0	0	0	0	0	20	26	3.00	1.667										
68 Andy Oliver, L ERA:	1.0		6	0	0	0	2	3	0	0	0	0	0	7	19	0.00	3.000										
40 Phil Coke, L ERA: 0.14	1.0		3	0	0	0	1	0	0	0	0	0	0	5	5	0.00	0.000										
46 Jose Valverde, R ERA:	1.0		4	1	0	0	1	0	0	0	0	0	0	6	6	0.00	1.000										
70 Cody Satterwhite, R ERA: 3.0	1.0		7	2	1	1	0	1	0	1	0	1	0	5	10	9.00	3.000										
PITCHER	IP	WLS	BF	H	R	ER	SO	BB	IBB	HBP	BLK	WP	HR	S	P	ERA	WHIP										
36 Lester Oliveros, R ERA: 9.0	1.0		6	3	1	1	3	0	0	0	0	0	0	12	12	9.00	3.000										

Detroit Tigers @ New York Yankees
George M. Steinbrenner Field, Tampa, FL
Fri Mar 19 2010, 1:15 PM - 4:01 PM EDT
Att: 10,835 - Partly Cloudy - 68 F


AB 34
R 6
H 10
RBI 5
BB 5
SO 10
LOB 25





Batter	1	2	3	4	5	6	7	8	9	AB	R	H	RBI	BB	SO	LOB	TOP					
11 Brett Gardner, L (1,8) 90 Edwar Gonzalez, R (8,9)	G6-3		14 HBP 33 1B		G1-3		G5-3		G6-3	4	1	1	0	0	0	0	New York Yankees @ Tampa Bay Rays Charlotte Sports Park, Port Charlotte, FL Fri Mar 19 2010, 7:14 PM - 10:24 PM EDT Att: 7,834 - Clear - 65 F					
14 Curtis Granderson, L (1,7) 98 Colin Curtis, L (5,7)	1B		20 1B 33 1B HBP		1B		84 CS 1B			2	0	2	0	0	0	0						
33 Nick Swisher, S (1,10) 84 Austin Romine, R (7,PH) (7,10)	P4		20 1B 1-2 2-H		K		F8			3	0	1	1	0	1	2						
20 Jorge Posada, S (1,2) Walter Ibarra, S (8,6)	G1-3		1-2 2-3 1B		K					4	0	1	0	0	2	2						
22 Randy Winn, S (1,9) 66 Reid Gorecki, R (6,9) (8,8)		G4-3				F9		G4-3		3	0	0	0	0	1	3						
53 Juan Miranda, L (1,3) 19 Ramiro Pena, S (1,4) José Pirela, R (7,5)										4	1	2	1	0	2	0						
97 Brandon Laird, R (1,5) 76 Reagle Corona, S (5,5) (7,4)										3	0	0	0	0	1	1						
94 Eduardo Núñez, R (1,6) 83 Jesus Montero, R (8,2)										1	0	0	0	0	0	0						
Inning Stats	R: 0 E: 0 K: 0 S: 4	H: 1 LOB: 1 BB: 0 P: 4	R: 0 E: 0 K: 1 S: 5	H: 0 LOB: 0 BB: 0 P: 5	R: 1 E: 0 K: 1 S: 8	H: 3 LOB: 3 BB: 0 P: 9	R: 1 E: 0 K: 3 S: 10	H: 1 LOB: 0 BB: 0 P: 11	R: 0 E: 0 K: 2 S: 8	H: 1 LOB: 1 BB: 0 P: 8	R: 0 E: 0 K: 0 S: 3	H: 1 LOB: 0 BB: 0 P: 4	R: 0 E: 0 K: 2 S: 7	H: 0 LOB: 0 BB: 0 P: 7	R: 0 E: 0 K: 0 S: 4	H: 1 LOB: 1 BB: 0 P: 4		1B: 7 2B: 1 3B: 0 HR: 1	SF: 0 SAC: 0 DP: 0 HBP: 1	WP: 0 PB: 0 SB: 0 CS: 1	PA: 37	
PITCHER	IP	WLS	BF	H	R	ER	SO	BB	IBB	HBP	BLK	WP	HR	S	P	ERA		WHIP				
35 Dan Wheeler, R (1,1) ERA: 1.8	1.0		4	1	0	0	0	0	0	0	0	0	0	4	4	0.00		1.000				
34 Jeff Niemann, R (2,1) ERA: 3.14	4.2		22	6	2	2	7	1	0	1	0	0	1	34	40	3.86		1.500				
54 Mike Ekstrom, R (6,1) ERA: 13.5	1.1	W	4	1	0	0	0	0	0	0	0	0	0	4	5	0.00	0.750					
73 Joe Bateman, R (8,1) ERA: 6.0	1.0	H	3	0	0	0	2	0	0	0	0	0	0	7	7	0.00	0.000					
72 Richard De Los Santos, R (9,1) ERA: 7.2	1.0		4	1	0	0	0	0	0	0	0	0	0	4	4	0.00	1.000					


Batter	1	2	3	4	5	6	7	8	9	AB	R	H	RBI	BB	SO	LOB	BOTTOM					
8 Jason Bartlett, R (1,6) 37 Elliot Johnson, S (8,9)	K			13 G4-3 3 2B BB		G6-3		K		3	1	1	0	1	1	0	New York Yankees @ Tampa Bay Rays Charlotte Sports Park, Port Charlotte, FL Fri Mar 19 2010, 7:14 PM - 10:24 PM EDT Att: 7,834 - Clear - 65 F					
13 Carl Crawford, L (1,7) 24 Dan Johnson, L (8,7)	F7			G4-3		G4-3				4	0	1	1	0	0	1						
3 Evan Longoria, R (1,5) 43 Ryan Shealy, R (8,3)	G5-3			23 BLK 23 G3 2B		G6-4-3				4	2	2	1	0	0	2						
23 Carlos Pena, L (1,10) 63 J.J. Furmaniak, R (8,PR) (9,10)				G3		5 BB 18 1B 1B		1 WP 15 1B BB		3	0	1	1	1	1	0						
18 Ben Zobrist, S (1,4) 1 Sean Rodriguez, R (8,4)	K			K		5 BB 1B		F8		3	0	1	1	0	2	0						
5 Pat Burrell, R (1,9) 15 Reid Brignac, L (8,6)	G6-3					1-2 2-3 BB		16 1B 11 E 1B		2	0	1	0	1	0	0						
2 B.J. Upton, R (1,8) 16 Willy Aybar, S (8,5)						F9		67 F9 11 E 1B		3	0	0	0	0	1	4						
9 Hank Blalock, L (1,3) 11 Justin Ruggiano, R (8,8)				G6-3		F7		8 1B 13 1B BB		2	1	0	0	1	0	1						
10 Kelly Shoppach, R (1,2) 67 Alvin Colina, R (7,2)				K		K		F9		2	0	0	0	0	2	1						
Inning Stats	R: 0 E: 0 K: 1 S: 5	H: 0 LOB: 0 BB: 0 P: 5	R: 0 E: 0 K: 2 S: 7	H: 0 LOB: 0 BB: 0 P: 7	R: 0 E: 0 K: 2 S: 7	H: 0 LOB: 0 BB: 0 P: 7	R: 2 E: 0 K: 1 S: 7	H: 1 LOB: 1 BB: 1 P: 13	R: 0 E: 0 K: 0 S: 6	H: 1 LOB: 3 BB: 1 P: 11	R: 1 E: 0 K: 1 S: 6	H: 2 LOB: 1 BB: 1 P: 10	R: 2 E: 1 K: 1 S: 8	H: 2 LOB: 3 BB: 1 P: 13	1B: 8 2B: 1 3B: 0 HR: 0	SF: 0 SAC: 0 DP: 1 HBP: 0		WP: 2 PB: 0 SB: 1 CS: 0	PA: 37			
PITCHER	IP	WLS	BF	H	R	ER	SO	BB	IBB	HBP	BLK	WP	HR	S	P	ERA		WHIP				
45 Sergio Mitre, R (1,1) ERA: 3.21	5.0		18	2	2	2	7	1	0	0	0	1	0	15	29	3.60		0.600				
41 Chad Gaudin, R (6,1) ERA: 8.68	2.1	L	16	7	4	3	1	3	0	0	0	2	0	15	29	11.57	4.286					
93 Amauri Sanit, R (8,1) ERA:	0.2		3	0	0	0	1	0	0	0	0	0	0	5	5	0.00	0.000					



Batter	1	2	3	4	5	6	7	8	9	AB	R	H	RBI	BB	SO	LOB	TOP					
11 Brett Gardner, L (1, 8) OBP: 0.361, SLG: 0.406	0-0 BB 1B		0-0 2B	0-0 F7		0-0 1B		0-0 2B		3	1	2	0	0	0	1	<p>New York Yankees @ Houston Astros Osceola County Stadium, Kissimmee, FL Sat Mar 20 2010, 1:11 PM - 3:58 PM EDT Att: 7,020 - Sunny - 66 F</p> <p>livebaseballscores.com</p> <p>AB 38 R 6 H 16 RBI 6 BB 3 SO 10 LOB 26</p> 					
95 Jorge Vazquez, R (5, 5) OBP: 0.263, SLG: 0.389										2	0	2	0	0	0	0						
76 Reecie Corona, S (8, PR) OBP: 0.286, SLG: 0.211										0	0	0	0	0	0	0						
36 Nick Johnson, L (1, 10) OBP: 0.483, SLG: 0.857	4-0 SAFE BB 1-2		4-0 BB 3B			1-0 HBP 1B		0-0 F7		1	1	0	0	2	0	0						
73 Jamie Hoffmann, R (6, PH) OBP: 0.259, SLG: 0.174										1	0	0	0	0	0	1						
25 Mark Teixeira, S (1, 3) OBP: 0.400, SLG: 0.538	4-0 BB 1-2		0-3 BB 2							2	0	1	0	1	1	2						
27 Greg Golson, R (5, PR) OBP: 0.381, SLG: 0.579										2	0	1	0	0	0	1						
13 Alex Rodriguez, R (1, 5) OBP: 0.370, SLG: 0.560	0-0 BB 1-2		0-0 2B							3	0	2	2	0	0	2						
78 David Winfree, R (5, PR) OBP: 0.308, SLG: 0.294										2	1	1	0	0	1	2						
24 Robinson Cano, L (1, 4) OBP: 0.424, SLG: 0.581		1-0 HR								3	1	1	1	0	2	4						
77 Kevin Russo, R (5, 4) OBP: 0.435, SLG: 0.474										2	0	1	0	0	0	1						
38 Marcus Thames, R (1, 7) OBP: 0.167, SLG: 0.107										3	0	0	0	0	2	3						
98 Colin Curtis, L (5, 7) OBP: 0.563, SLG: 1.083										1	0	0	1	0	0	3						
79 Jon Weber, L (1, 9) OBP: 0.550, SLG: 0.700										3	0	1	0	0	1	0						
17 Francisco Cervelli, R (6, 2) OBP: 0.526, SLG: 0.647										2	0	1	0	0	1	3						
19 Ramiro Pena, S (1, 6) OBP: 0.267, SLG: 0.357										3	1	1	0	0	1	1						
66 Reid Gorecki, R (6, 9) OBP: 0.200, SLG: 0.286										2	1	1	0	0	0	1						
12 Mike Rivera, R (1, 2) OBP: 0.222, SLG: 0.250										3	0	1	1	0	1	1						
94 Eduardo Núñez, R (6, 4) OBP: 0.269, SLG: 0.304										0	0	0	1	0	0	0						
Inning Stats	R: 0 E: 0 K: 0 S: 2	H: 1 LOB: 1 BB: 2 P: 10	R: 1 E: 0 K: 1 S: 6	H: 1 LOB: 0 BB: 7	R: 2 E: 0 K: 2 S: 9	H: 2 LOB: 1 BB: 1 P: 13	R: 1 E: 0 K: 1 S: 7	H: 2 LOB: 1 BB: 0 P: 7	R: 0 E: 0 K: 2 S: 9	H: 2 LOB: 3 BB: 0 P: 9	R: 0 E: 0 K: 2 S: 8	H: 2 LOB: 2 BB: 0 P: 9	R: 0 E: 0 K: 2 S: 9	H: 2 LOB: 3 BB: 0 P: 10	R: 1 E: 0 K: 0 S: 5	H: 2 LOB: 1 BB: 0 P: 5	R: 1 E: 1 K: 0 S: 5	H: 2 LOB: 1 BB: 0 P: 5	1B: 8 2B: 5 3B: 2 HR: 1	SF: 2 SAC: 0 DP: 1 HBP: 1	WP: 0 PB: 0 SB: 0 CS: 0	PA: 44
PITCHER	IP WLS BF H R ER SO BB IBB HBP BLK WP HR S P ERA WHIP	5.0 W 24 8 4 4 6 3 0 0 0 0 1 33 46 7.20 2.200	2.1 H 14 6 1 1 4 0 0 1 0 0 0 20 22 3.86 2.571	1.2 S 7 2 1 0 0 0 0 0 0 0 0 7 7 0.00 1.200	PITCHER										IP WLS BF H R ER SO BB IBB HBP BLK WP HR S P ERA WHIP							

Batter	1	2	3	4	5	6	7	8	9	AB	R	H	RBI	BB	SO	LOB	BOTTOM			
11 Jason Bourgeois, R (1, 8) OBP: 0.385, SLG: 0.476	0-0 F7									3	1	1	0	0	0	0	<p>New York Yankees @ Houston Astros Osceola County Stadium, Kissimmee, FL Sat Mar 20 2010, 1:11 PM - 3:58 PM EDT Att: 7,020 - Sunny - 66 F</p> <p>livebaseballscores.com</p> <p>AB 34 R 8 H 11 RBI 8 SO 5 LOB 14</p> 			
95 T.J. Steele, R (8, 8) OBP: 0.200, SLG: 0.400										0	0	0	0	0	0	0				
3 Kazuo Matsui, S (1, 4) OBP: 0.333, SLG: 0.333	0-3 K									3	1	0	1	0	1	3				
18 Edwin Maysonet, R (6, 4) OBP: 0.409, SLG: 0.500										1	0	0	0	0	0	1				
9 Hunter Pence, R (1, 9) OBP: 0.529, SLG: 1.000	0-0 G5-3									3	2	2	3	0	0	0				
87 Drew Locke, R (6, 9) OBP: 0.333, SLG: 1.000										1	0	0	0	0	1	1				
45 Carlos Lee, R (1, 7) OBP: 0.357, SLG: 0.577										3	0	2	2	0	0	0				
84 Brandon Barnes, R (6, PR) OBP: 0.687, SLG: 1.000										1	0	0	0	0	0	1				
23 Chris Johnson, R (1, 5) OBP: 0.353, SLG: 0.613	0-0 F7									3	0	0	0	0	1	2				
64 Drew Meyer, L (6, 5) OBP: 0.273, SLG: 0.545										1	1	1	0	0	0	0				
26 Cory Sullivan, L (1, 10) OBP: 0.324, SLG: 0.516	0-0 G3									4	1	2	2	0	1	1				
16 Chris Shelton, R (1, 3) OBP: 0.241, SLG: 0.360										3	0	1	0	0	0	1				
Mark Ori, L (8, 3) OBP: 0.500, SLG: 0.500										1	0	1	0	0	0	0				
12 Tommy Manzella, R (1, 6) OBP: 0.323, SLG: 0.467	0-0 G6-4-3									1	0	0	0	0	0	1				
8 Jeff Keppinger, R (4, 6) OBP: 0.385, SLG: 0.381										3	1	1	0	0	1	2				
55 Humberto Quintero, R (1, 2) OBP: 0.308, SLG: 0.292	0-0 G6-3									2	1	0	0	1	0	1				
36 Kevin Cash, R (7, 2) OBP: 0.111, SLG: 0.222										1	0	0	0	0	0	0				
Inning Stats	R: 0 E: 0 K: 1 S: 5	H: 0 LOB: 0 BB: 0 P: 5	R: 0 E: 0 K: 0 S: 3	H: 0 LOB: 0 BB: 0 P: 3	R: 0 E: 0 K: 0 S: 3	H: 1 LOB: 0 BB: 0 P: 3	R: 2 E: 0 K: 1 S: 7	H: 2 LOB: 1 BB: 0 P: 9	R: 4 E: 0 K: 1 S: 9	H: 4 LOB: 1 BB: 1 P: 13	R: 0 E: 0 K: 1 S: 6	H: 1 LOB: 1 BB: 0 P: 7	R: 0 E: 1 K: 1 S: 6	H: 0 LOB: 1 BB: 0 P: 6	R: 2 E: 0 K: 0 S: 7	H: 3 LOB: 0 BB: 0 P: 10	1B: 7 2B: 3 3B: 0 HR: 1	SF: 0 SAC: 0 DP: 2 HBP: 1	WP: 0 PB: 0 SB: 2 CS: 0	PA: 36
PITCHER	IP WLS BF H R ER SO BB IBB HBP BLK WP HR S P ERA WHIP	4.1 L 19 5 5 5 2 1 0 0 0 0 6 6 13.50 3.000	0.2 B 4 2 1 1 1 0 0 0 0 0 0 6 6 0.00 1.000	1.0 4 1 0 0 1 0 0 0 0 0 0 6 7 0.00 1.000	2.0 9 3 2 2 1 0 0 0 0 0 1 13 16 9.00 1.500	PITCHER										IP WLS BF H R ER SO BB IBB HBP BLK WP HR S P ERA WHIP				

Batter	1	2	3	4	5	6	7	8	9	AB R H RBI BB SO LOB	TOP																								
												<p style="text-align: center;">Detroit Tigers @ New York Yankees George M. Steinbrenner Field, Tampa, FL Sun Mar 21 2010, 1:05 PM EDT</p> <p style="text-align: right;">livebaseballscorecards.com</p> <p>AB 0 R 0 H 0 RBI 0 BB 0 SO 0 LOB 0</p> 																							
Inning Stats											1B: 0 SF: 0 WP: 0 PA: 0 2B: 0 SAC: 0 FB: 0 3B: 0 DP: 0 SB: 0 HR: 0 HBP: 0 CS: 0																								
PITCHER	IP	WLS	BF	H	R	ER	SO	BB	IBB	HBP	BLK	WP	HR	S	P	ERA	WHIP	PITCHER	IP	WLS	BF	H	R	ER	SO	BB	IBB	HBP	BLK	WP	HR	S	P	ERA	WHIP

Batter	1	2	3	4	5	6	7	8	9	AB R H RBI BB SO LOB	BOTTOM																								
												<p style="text-align: center;">Detroit Tigers @ New York Yankees George M. Steinbrenner Field, Tampa, FL Sun Mar 21 2010, 1:05 PM EDT</p> <p style="text-align: right;">livebaseballscorecards.com</p> <p>AB 0 R 0 H 0 RBI 0 BB 0 SO 0 LOB 0</p> 																							
Inning Stats											1B: 0 SF: 0 WP: 0 PA: 0 2B: 0 SAC: 0 FB: 0 3B: 0 DP: 0 SB: 0 HR: 0 HBP: 0 CS: 0																								
PITCHER	IP	WLS	BF	H	R	ER	SO	BB	IBB	HBP	BLK	WP	HR	S	P	ERA	WHIP	PITCHER	IP	WLS	BF	H	R	ER	SO	BB	IBB	HBP	BLK	WP	HR	S	P	ERA	WHIP

Batter	1	2	3	4	5	6	7	8	9	AB	R	H	RBI	BB	SO	LOB	TOP				
11 Brett Gardner, L OBP: 0.325, SLG: 0.371 27 Greg Golson, R OBP: 0.364, SLG: 0.550	E6 14 2B		L9	SF7		G4-3		F7		3	1	0	1	0	0	0					
14 Curtis Granderson, L OBP: 0.371, SLG: 0.507 53 Juan Miranda, L OBP: 0.233, SLG: 0.393	0-0 25 1B		G3-1			0-0 25 1B		F7		3	1	2	1	1	0	0					
25 Mark Teixeira, S OBP: 0.471, SLG: 0.733 78 David Winfree, R OBP: 0.350, SLG: 0.278	1-2 17 G4-6-3		1-0 33 1B			2-2 1B		K		4	2	4	2	0	0	0					
33 Nick Swisher, S OBP: 0.424, SLG: 0.429 79 Jon Weber, L OBP: 0.571, SLG: 0.762	0-0 P2		0-1 2B			0-0 1B		L7		3	0	1	1	0	0	4					
17 Francisco Cervelli, R OBP: 0.435, SLG: 0.524 85 P.J. Platterre, F OBP: 0.200, SLG: 0.200	1-1 G4-6-3		2-3 K			0-2 FC4		P3		4	0	0	0	0	1	4					
19 Ramiro Pena, S OBP: 0.294, SLG: 0.438						0-0 77 2B		F9		4	1	2	0	0	0	0					
77 Kevin Russo, R OBP: 0.407, SLG: 0.478 Reegie Corona, S OBP: 0.286, SLG: 0.211			F7			1-1 2B		K		4	1	1	1	0	1	1					
Eduardo Núñez, R OBP: 0.276, SLG: 0.346 47 Royce Ring, L 65 Phil Hughes, R			F8			1-0 SH1-4 11 SF7 2B		P2		3	1	1	1	0	0	1					
34 A.J. Burnett, R 95 Jorge Vazquez, R OBP: 0.238, SLG: 0.350			K			0-1 SH1-4 2-3		G5-3		1	0	0	0	0	1	1					
Inning Stats	R: 1 E: 1 K: 0 S: 10	H: 2 LOB: 1 BB: 0 P: 12	R: 0 E: 0 K: 1 S: 13	H: 1 LOB: 1 BB: 0 P: 18	R: 1 E: 0 K: 1 S: 12	H: 2 LOB: 1 BB: 0 P: 20	R: 5 E: 0 K: 0 S: 15	H: 4 LOB: 1 BB: 1 P: 23	R: 0 E: 0 K: 0 S: 8	H: 2 LOB: 2 BB: 0 P: 10	R: 0 E: 0 K: 1 S: 7	H: 0 LOB: 0 BB: 0 P: 10	R: 0 E: 0 K: 2 S: 7	H: 0 LOB: 0 BB: 0 P: 7	R: 0 E: 0 K: 1 S: 9	H: 1 LOB: 1 BB: 0 P: 10	1B: 5 2B: 5 3B: 1 HR: 1	SF: 1 SAC: 1 DP: 1 HBP: 1	WP: 0 PB: 0 SB: 1 CS: 0	PA: 41	
PITCHER	IP 4.0	WLS 2.0	BF 23	H 9	R 7	ER 6	SO 2	BB 1	IBB 0	HBP 1	BLK 0	WP 0	HR 1	S 50	P 73	ERA 13.50	WHIP 2.500				
35 Cole Hamels, L ERA: 4.91 57 David Herndon, R ERA: 58 Antonio Bastardo, L ERA: 4.5 39 Michael Stutes, R ERA:	IP 2.0	WLS 0	BF 8	H 2	R 0	ER 0	SO 0	BB 0	IBB 0	HBP 0	BLK 0	WP 0	HR 0	S 12	P 14	ERA 0.00	WHIP 1.000				

New York Yankees @ Philadelphia Phillies
Bright House Networks Field, Clearwater, FL
Mon Mar 22 2010, 1:17 PM - 3:56 PM EDT
Att: 10,724 - Cloudy - 65 F

livebaseballscorecards.com

AB 37
R 7
H 12
RBI 7
BB 1
SO 6
LOB 12



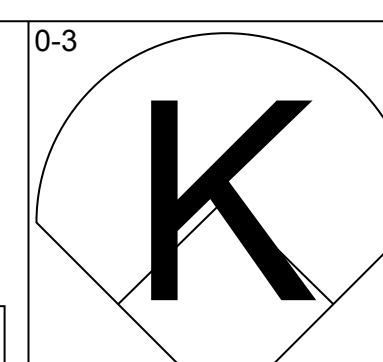
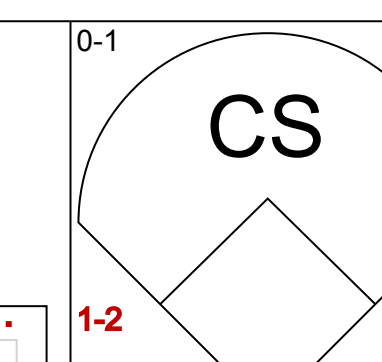
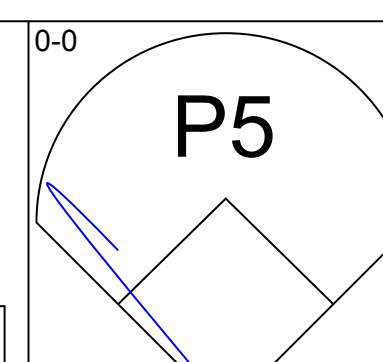
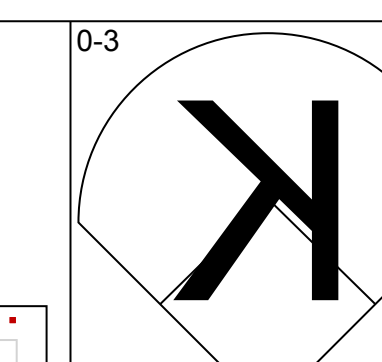
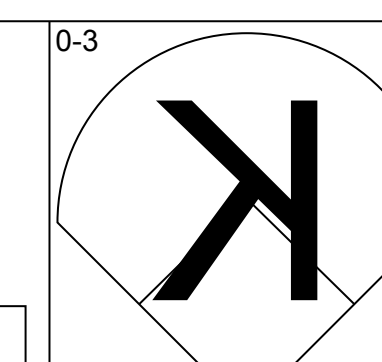
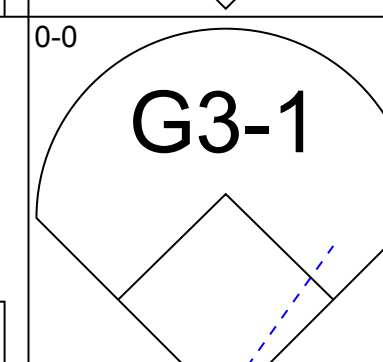
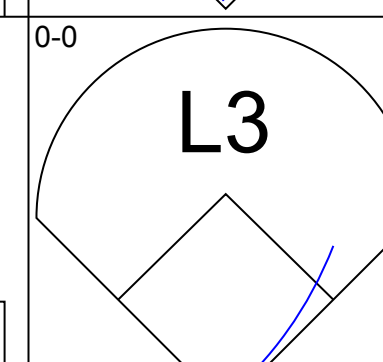
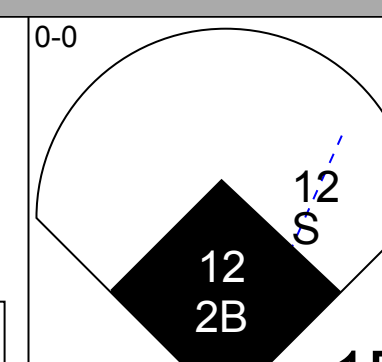
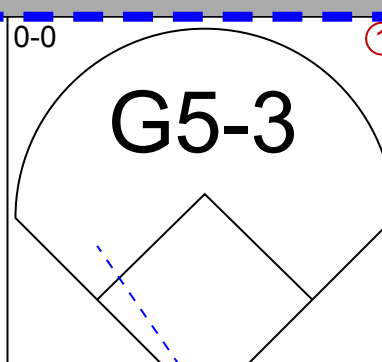
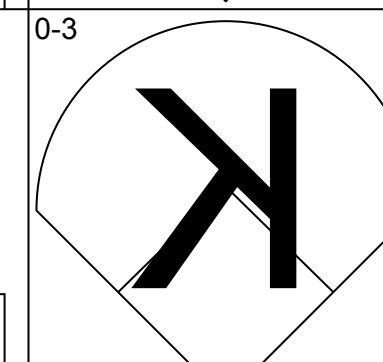
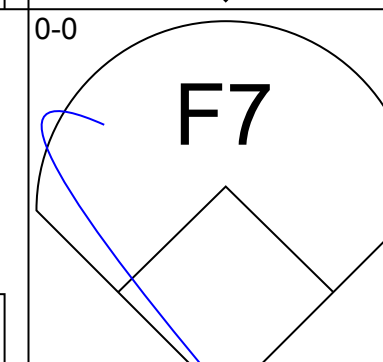
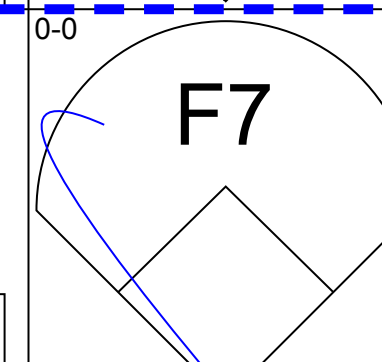
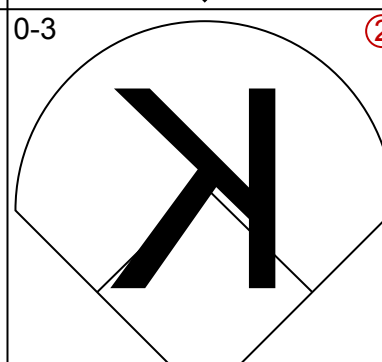
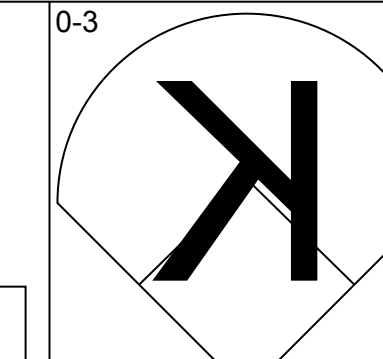
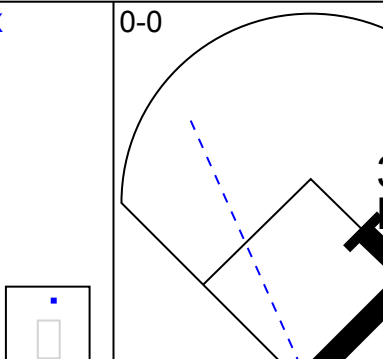
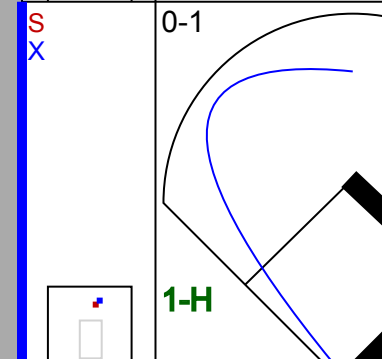
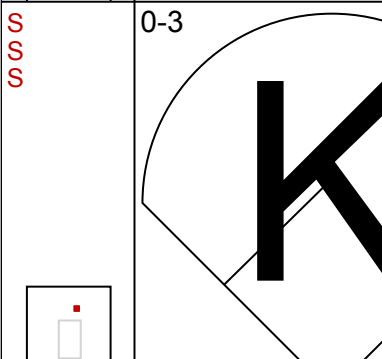
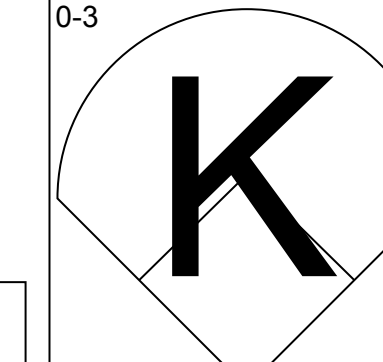
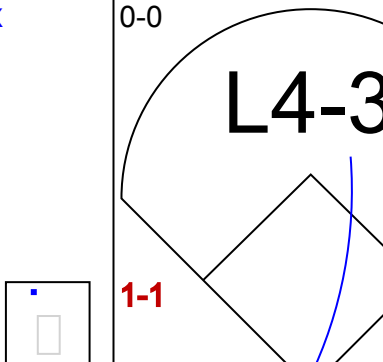
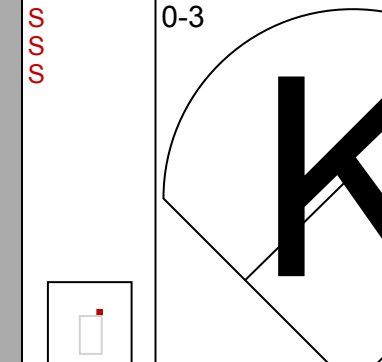
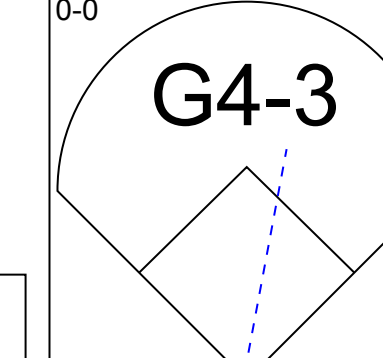
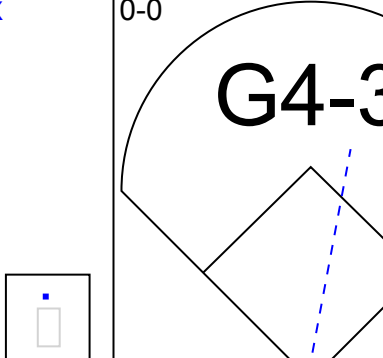
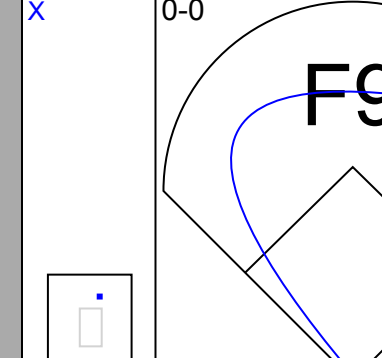
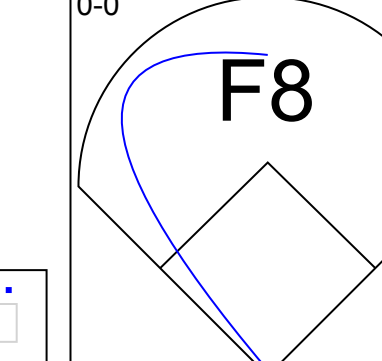
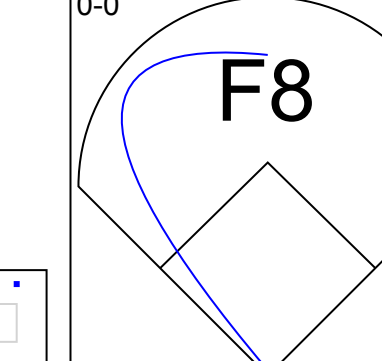
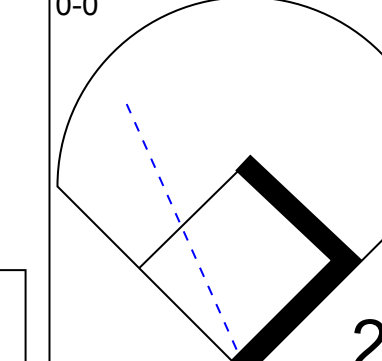
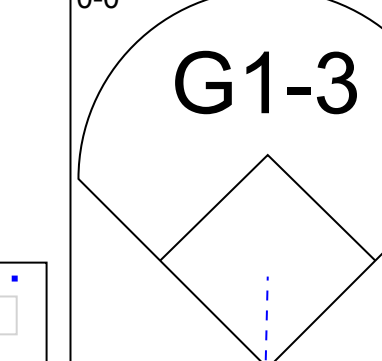
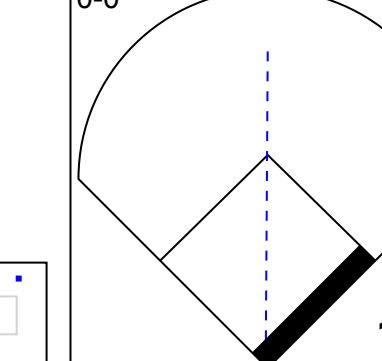
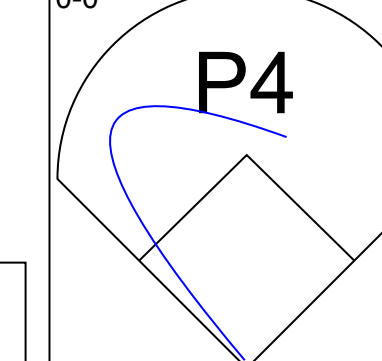
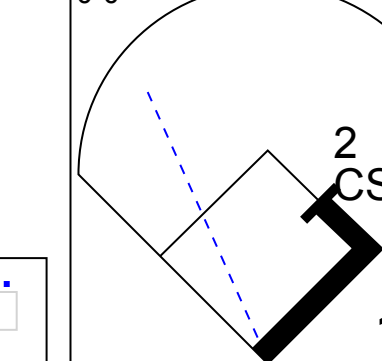
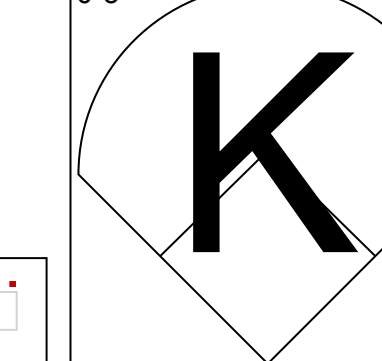
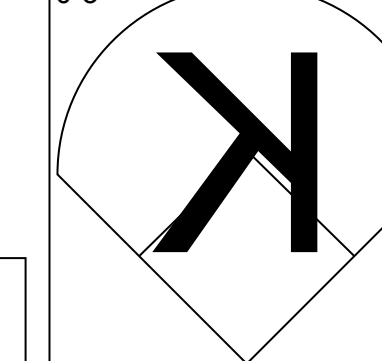
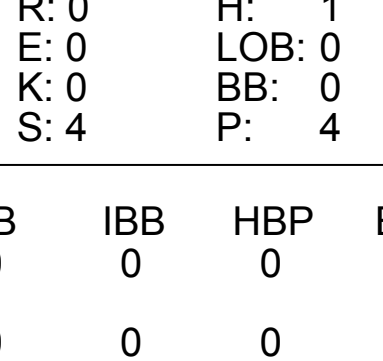
Batter	1	2	3	4	5	6	7	8	9	AB	R	H	RBI	BB	SO	LOB	BOTTOM				
11 Jimmy Rollins, S OBP: 0.319, SLG: 0.533 7 Juan Castro, R OBP: 0.217, SLG: 0.227	1-0 27 HR		G3			F9		K		4	1	1	0	0	0	0					
27 Placido Polanco, R OBP: 0.426, SLG: 0.515 72 Ozzie Chavez, S OBP: 0.385, SLG: 0.692	1-1 2B		2-1 G5-3			2-1 26 1B		F7		4	1	2	2	0	0	0					
26 Chase Utley, L OBP: 0.457, SLG: 0.296 58 Antonio Bastardo, R 39 Michael Stutes, R 31 Dewayne Wise, L OBP: 0.200, SLG: 0.300	0-1 L1		4-1			1-1 1B		K		3	0	1	0	1	1	0					
6 Ryan Howard, L OBP: 0.404, SLG: 0.452 12 Cody Ransom, R OBP: 0.200, SLG: 0.560	1-0 29 WP 61 2B		0-0 F7			0-3 K		K		4	1	2	0	0	1	3					
28 Jayson Werth, R OBP: 0.359, SLG: 0.424 57 David Herndon, R 19 Greg Dobbs, L OBP: 0.357, SLG: 0.600	4-2 29 WP 61 2B		2-2 FC4-6			3-3 K		F9		2	1	1	0	1	1	2					
29 Raul Ibanez, L OBP: 0.205, SLG: 0.257 21 Wilson Valdez, R OBP: 0.500, SLG: 0.706	4-1 61 2B		2-1 FC4-6 10 HBP			1-2 P6		K		3	1	0	0	1	1	2					
10 Ben Francisco, R OBP: 0.316, SLG: 0.489 61 Dane Sardinha, R OBP: 0.231, SLG: 0.500	1-2 P4		1-1 HBP			0-0 HR		F9		3	1	1	1	0	0	4					
35 Cole Hamels, L 3 Ross Gload, L OBP: 0.241, SLG: 0.357	0-0 2B		0-3 K			0-2 L7		HR		4	1	2	4	0	1	2					
Inning Stats	R: 5 E: 0 K: 1 S: 17	H: 4 LOB: 2 BB: 2 P: 31	R: 0 E: 0 K: 0 S: 7	H: 0 LOB: 1 BB: 1 P: 14	R: 0 E: 0 K: 1 S: 12	H: 1 LOB: 2 BB: 0 P: 18	R: 0 E: 0 K: 2 S: 11	H: 2 LOB: 2 BB: 0 P: 18	R: 1 E: 0 K: 1 S: 8	H: 1 LOB: 0 BB: 0 P: 9	R: 0 E: 0 K: 1 S: 6	H: 1 LOB: 1 BB: 0 P: 10	R: 1 E: 0 K: 1 S: 9	H: 1 LOB: 0 BB: 0 P: 12	R: 2 E: 0 K: 2 S: 11	H: 2 LOB: 0 BB: 0 P: 15	1B: 4 2B: 4 3B: 0 HR: 4	SF: 0 SAC: 0 DP: 0 HBP: 1	WP: 1 PB: 0 SB: 0 CS: 0	PA: 42	
PITCHER	IP 4.0	WLS 0.1	BF 1	H 0	R 0	ER 0	SO 0	BB 0	IBB 0	HBP 0	BLK 0	WP 0	HR 3	S 4	P 4	ERA 0.00	WHIP 0.000				
34 A.J. Burnett, R ERA: 9.0 47 Royce Ring, L ERA: 65 Phil Hughes, R ERA: 4.15	IP 4.1	WLS L	BF 18	H 5	R 4	ER 4	SO 6	BB 0	IBB 0	HBP 0	BLK 0	WP 0	HR 3	S 39	P 51	ERA 8.31	WHIP 1.154				

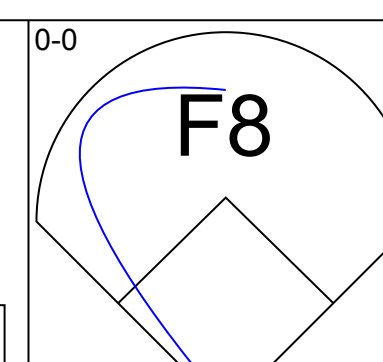
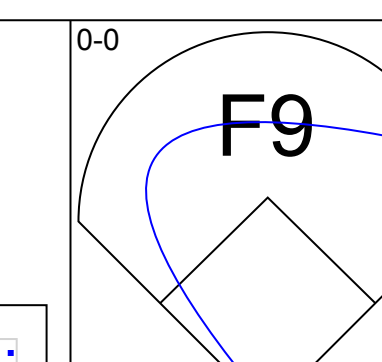
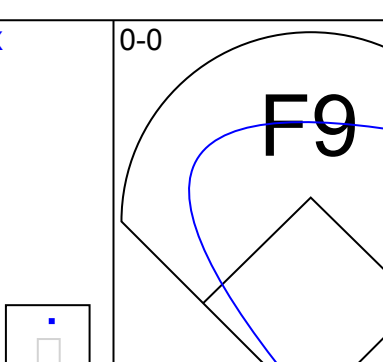
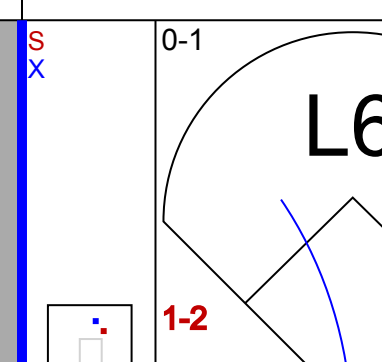
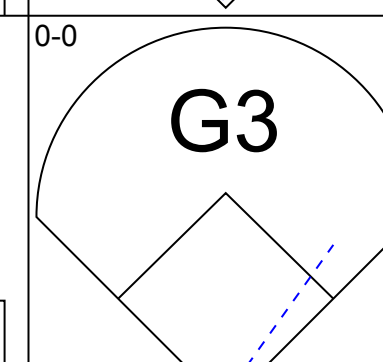
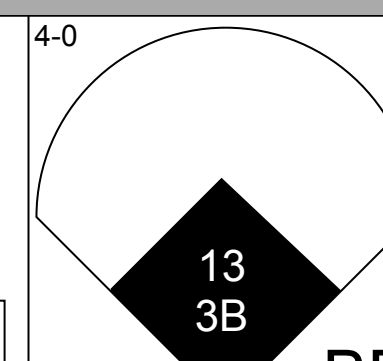
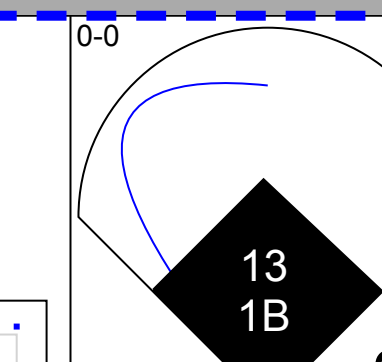

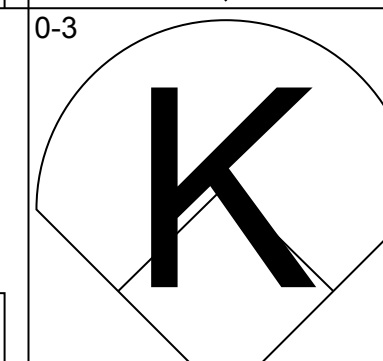
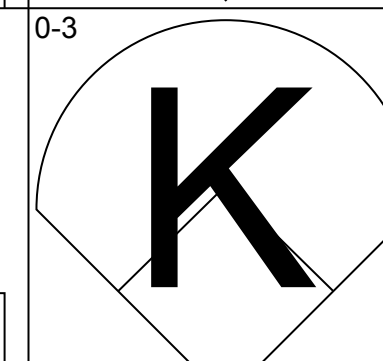
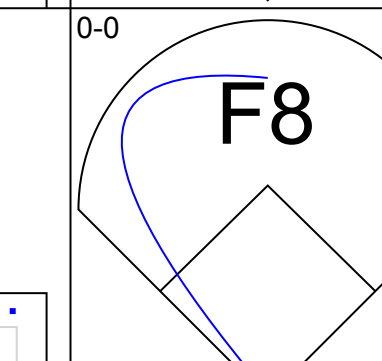
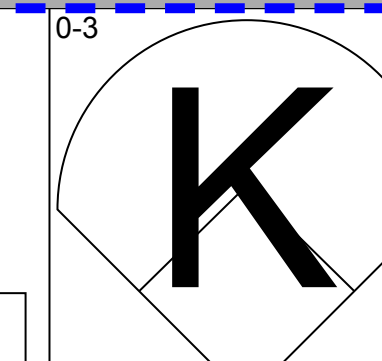
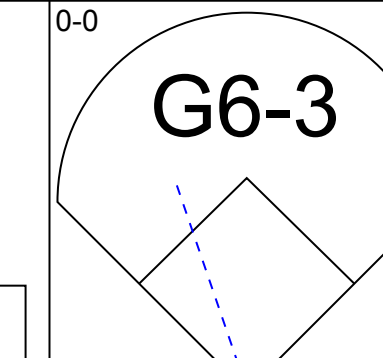
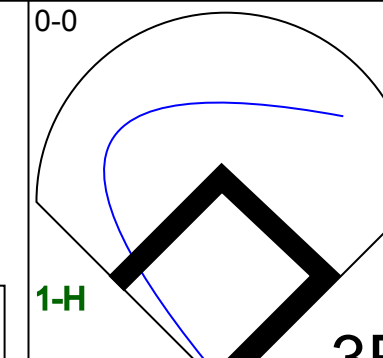
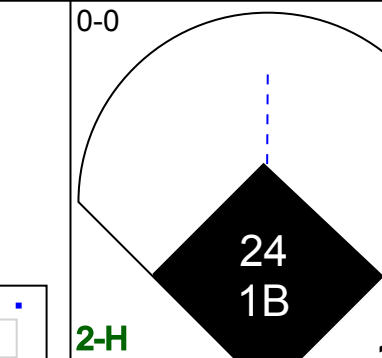
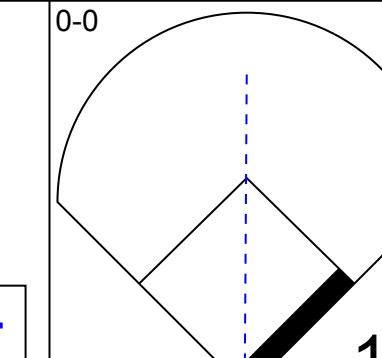
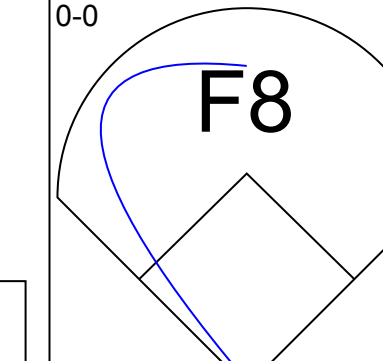
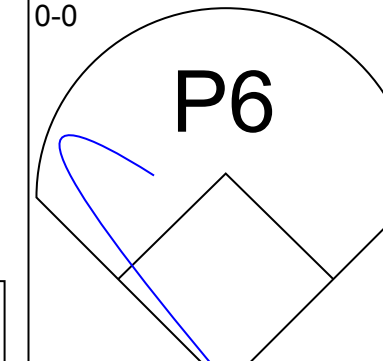
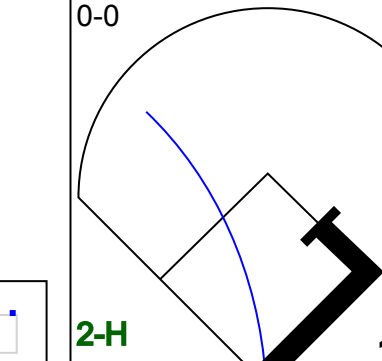
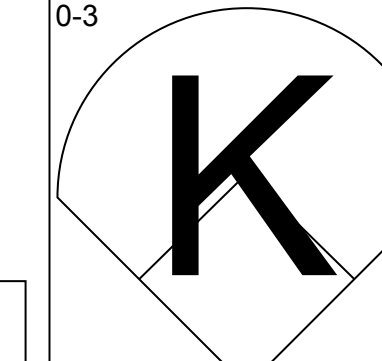
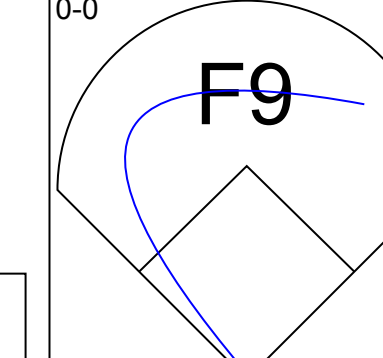
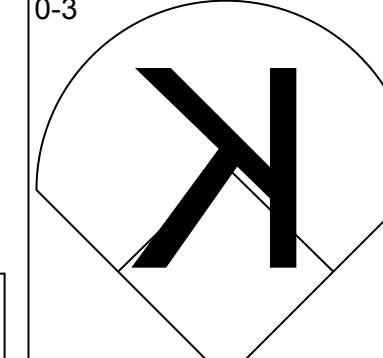
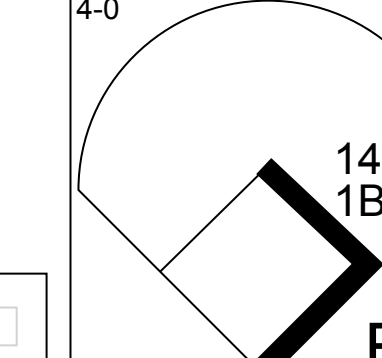
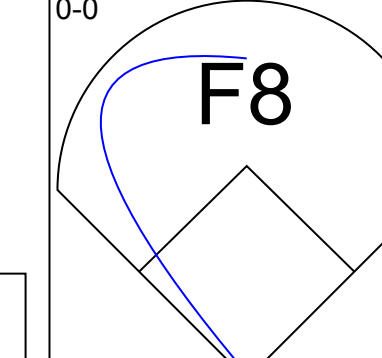
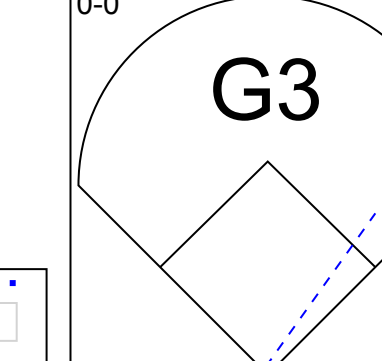
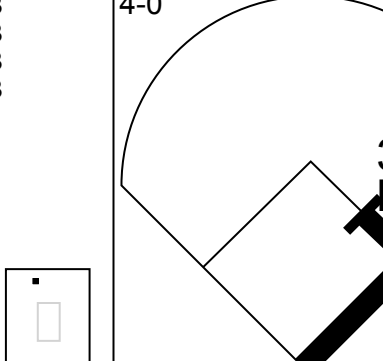
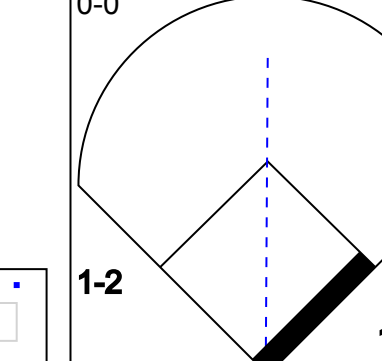
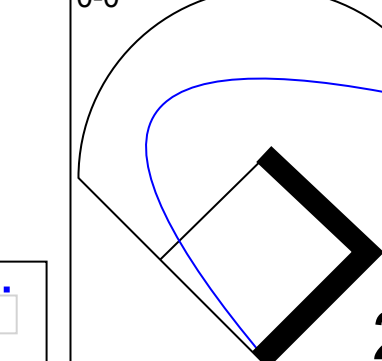
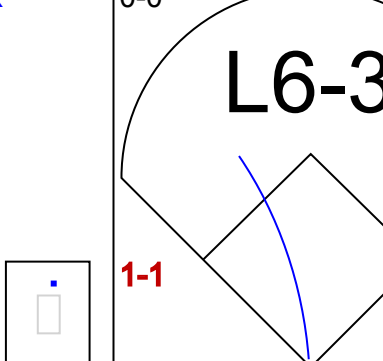
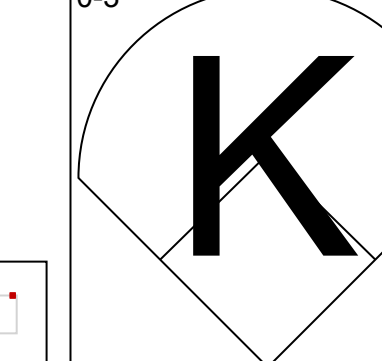
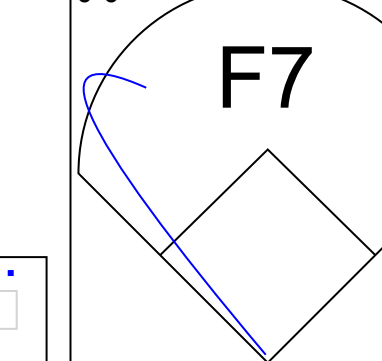
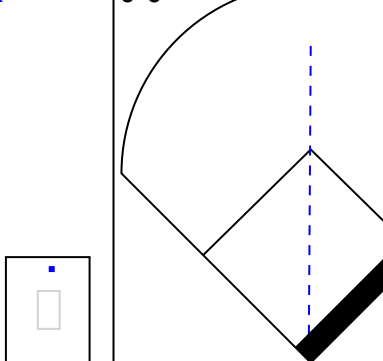
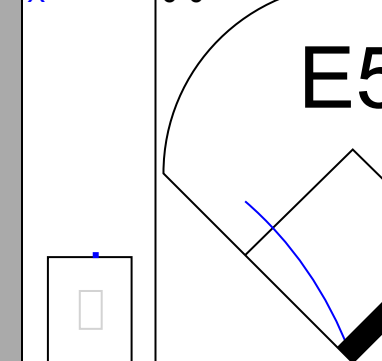
New York Yankees @ Philadelphia Phillies
Bright House Networks Field, Clearwater, FL
Mon Mar 22 2010, 1:17 PM - 3:56 PM EDT
Att: 10,724 - Cloudy - 65 F

livebaseballscorecards.com

AB 38
R 9
H 12
RBI 9
BB 3
SO 10
LOB 17




Batter	1	2	3	4	5	6	7	8	9	AB	R	H	RBI	BB	SO	LOB	TOP					
2 Roger Bernadina, L (1, 7) 25 Michael Burgess, L (6, 7)										3	0	0	0	0	2	1	<p>Washington Nationals @ New York Yankees</p> <p>George M. Steinbrenner Field, Tampa, FL</p> <p>Wed Mar 24 2010, 7:12 PM - 9:34 PM EDT</p> <p>Att. 10,850 - Clear - 74 F</p>					
15 Cristian Guzman, S (1, 6) 10 Eric Bruntlett, R (7, PR) OBP: 0.353, SLG: 0.500										3	0	1	0	0	0	0						
22 Willie Harris, L (1, 5) 15 Mike Daniel, L (7, 9)										3	0	0	0	0	1	1						
59 Josh Whitesell, L (1, 3) 12 Alberto Gonzalez, R (7, PH) OBP: 0.433, SLG: 0.481										2	0	1	0	0	1	0						
30 Justin Maxwell, R (1, 8) OBP: 0.231, SLG: 0.186										3	0	0	0	0	2	3						
20 Adam Kennedy, L (1, 4) Seth Bynum, R (7, 4)										3	0	0	0	0	0	2						
6 Ian Desmond, R (1, 10) OBP: 0.392, SLG: 0.543										3	0	1	0	0	0	0						
23 Wil Nieves, R (1, 2) 23 Jhonatan Solano, R (8, 2) OBP: 0.500, SLG: 0.500										3	0	1	0	0	0	1						
29 Willy Taveras, R (1, 9) 28 Michael Morse, R (3, 9) OBP: 0.262, SLG: 0.400										1	0	1	0	0	0	0						
										2	0	0	0	0	2	2						
Inning Stats	R: 0 E: 0 K: 2 S: 7	H: 0 LOB: 0 BB: 0 P: 7	R: 0 E: 0 K: 2 S: 7	H: 0 LOB: 0 BB: 0 P: 7	R: 0 E: 0 K: 0 S: 4	H: 1 LOB: 0 BB: 0 P: 4	R: 0 E: 0 K: 0 S: 3	H: 0 LOB: 0 BB: 0 P: 3	R: 0 E: 0 K: 0 S: 3	H: 1 LOB: 0 BB: 0 P: 3	R: 0 E: 0 K: 2 S: 8	H: 1 LOB: 1 BB: 0 P: 8	R: 1 E: 0 K: 1 S: 8	H: 2 LOB: 2 BB: 0 P: 8	R: 0 E: 0 K: 2 S: 8	H: 1 LOB: 1 BB: 0 P: 8	R: 0 E: 0 K: 2 S: 7	H: 0 LOB: 0 BB: 0 P: 7	1B: 4 2B: 3 3B: 0 HR: 0	SF: 0 SAC: 0 DP: 1 HBP: 0	WP: 0 PB: 0 CS: 1	PA: 32
PITCHER	IP	WLS	BF	H	R	ER	SO	BB	IBB	HBP	BLK	WP	HR	S	P	ERA	WHIP					
31 Javier Vazquez, R (1, 1) ERA: 3.21	6.0	W	20	4	1	1	6	0	0	0	0	0	0	33	33	1.50	0.667					
43 Damaso Marte, L (7, 1) ERA: 27.0	1.0	H	4	1	0	0	1	0	0	0	0	0	0	7	7	0.00	1.000					
42 Mariano Rivera, R (8, 1) ERA:	1.0	H	4	1	0	0	2	0	0	0	0	0	0	8	8	0.00	1.000					
39 Mark Melancon, R (9, 1) ERA: 2.45	1.0	S	3	0	0	0	2	0	0	0	0	0	0	7	7	0.00	0.000					

Batter	1	2	3	4	5	6	7	8	9	AB	R	H	RBI	BB	SO	LOB	BOTTOM				
2 Derek Jeter, R (1, 6) 19 Ramiro Pena, S (7, PH) OBP: 0.294, SLG: 0.281										3	0	0	0	0	0	2	<p>Washington Nationals @ New York Yankees</p> <p>George M. Steinbrenner Field, Tampa, FL</p> <p>Wed Mar 24 2010, 7:12 PM - 9:34 PM EDT</p> <p>Att. 10,850 - Clear - 74 F</p>				
36 Nick Johnson, L (1, 10) OBP: 0.485, SLG: 0.833										3	2	1	0	1	0	0					
25 Mark Teixeira, S (1, 3) 53 Juan Miranda, L (8, 3) OBP: 0.226, SLG: 0.379										3	0	0	0	0	2	2					
13 Alex Rodriguez, R (1, 5) 17 Francisco Cervelli, R (8, 5) OBP: 0.400, SLG: 0.643										3	1	2	2	0	0	0					
24 Robinson Cano, L (1, 4) 77 Kevin Russo, R (8, 4) OBP: 0.417, SLG: 0.559										3	0	1	1	0	0	1					
20 Jorge Posada, S (1, 2) 85 P.J. Pliatter, R (8, 2) OBP: 0.452, SLG: 0.346										1	0	0	0	0	1	1					
14 Curtis Granderson, L (1, 8) OBP: 0.389, SLG: 0.375										2	0	1	0	1	0	0					
33 Nick Swisher, S (1, 9) 27 Greg Golson, R (8, 9) OBP: 0.417, SLG: 0.452										3	0	1	0	0	1	3					
11 Brett Gardner, L (1, 7) OBP: 0.326, SLG: 0.368										3	0	1	0	0	0	1					
Inning Stats	R: 0 E: 0 K: 1 S: 5	H: 0 LOB: 0 BB: 0 P: 5	R: 0 E: 0 K: 0 S: 3	H: 0 LOB: 0 BB: 0 P: 3	R: 0 E: 0 K: 0 S: 4	H: 1 LOB: 0 BB: 0 P: 4	R: 1 E: 0 K: 2 S: 8	H: 1 LOB: 1 BB: 1 P: 12	R: 0 E: 0 K: 0 S: 3	H: 1 LOB: 1 BB: 1 P: 7	R: 2 E: 0 K: 1 S: 8	H: 4 LOB: 2 BB: 1 P: 12	R: 0 E: 1 K: 0 S: 4	H: 0 LOB: 0 BB: 0 P: 4	R: 0 E: 0 K: 2 S: 8	H: 1 LOB: 1 BB: 0 P: 8		1B: 5 2B: 3 3B: 1 HR: 0	SF: 0 SAC: 0 DP: 1 HBP: 0	WP: 0 PB: 0 CS: 1	PA: 33
PITCHER	IP	WLS	BF	H	R	ER	SO	BB	IBB	HBP	BLK	WP	HR	S	P	ERA	WHIP				
61 Livan Hernandez, R (1, 1) ERA: 2.25	5.0	L	19	3	1	1	3	2	0	0	0	0	0	23	31	1.80	1.000				
42 Jason Bergmann, R (6, 1) ERA: 7.1	1.0		7	4	2	2	1	1	0	0	0	0	0	8	12	18.00	5.000				
32 Brian Bruney, R (7, 1) ERA: 3.0	1.0		3	0	0	0	0	0	0	0	0	0	0	4	4	0.00	0.000				
36 Tyler Clippard, R (8, 1) ERA: 3.86	0.2		3	1	0	0	2	0	0	0	0	0	0	7	7	0.00	1.500				
50 Jesse English, L (8, 1) ERA: 4.91	0.1		1	0	0	0	0	0	0	0	0	0	0	1	1	0.00	0.000				

AB	31
R	1
H	6
RBI	1
BB	0
SO	11
LOB	11



AB	30
R	3
H	8
RBI	3
BB	3
SO	6
LOB	13



Batter	1	2	3	4	5	6	7	8	9	AB	R	H	RBI	BB	SO	LOB	TOP											
2 Derek Jeter, R OBP: 0.297, SLG: 0.286 Kevin Russo, R OBP: 0.379, SLG: 0.440	G4-3		F8		F8			G5-3		3	0	1	0	0	0	1	New York Yankees @ Baltimore Orioles Ed Smith Stadium, Sarasota, FL Thu Mar 25 2010, 1:10 PM - 3:45 PM EDT Att: 8,017 - Cloudy - 75 F											
36 Nick Johnson, L OBP: 0.444, SLG: 0.741 Greg Golson, R OBP: 0.348, SLG: 0.524	F8		F1				G6-3	F9		3	0	0	0	0	0	3												
25 Mark Teixeira, S OBP: 0.400, SLG: 0.611 78 David Winfree, R OBP: 0.333, SLG: 0.263	G6-3		G1-3				F9	G5-3		3	0	0	0	0	0	3												
13 Alex Rodriguez, R OBP: 0.394, SLG: 0.600 19 Ramiro Pena, S OBP: 0.306, SLG: 0.441		K			K		BB			2	0	0	0	1	2	0												
24 Robinson Canó, L OBP: 0.385, SLG: 0.514 87 Justin Snyder, L	G4-3				G3		G3-1	F8		3	0	0	0	0	0	1												
33 Nick Swisher, S OBP: 0.385, SLG: 0.412 79 Jon Weber, L OBP: 0.545, SLG: 0.727	G6-3				G4-3			F7		3	0	0	0	0	1	0												
38 Marcus Thames, R OBP: 0.147, SLG: 0.094			P4					K		4	0	0	0	0	2	1												
22 Randy Winn, S OBP: 0.286, SLG: 0.296			2B							3	0	3	0	0	0	0												
17 Francisco Cervelli, R OBP: 0.444, SLG: 0.500 85 P.J. Plattere, R OBP: 0.152, SLG: 0.182			BB					G5-3		2	0	0	0	1	0	2												
Inning Stats	R: 0 E: 0 K: 0 S: 3	H: 0 LOB: 0 BB: 0 P: 3	R: 0 E: 0 K: 1 S: 5	H: 0 LOB: 0 BB: 0 P: 5	R: 0 E: 0 K: 0 S: 6	H: 2 LOB: 2 BB: 1 P: 10	R: 0 E: 0 K: 1 S: 5	H: 0 LOB: 0 BB: 0 P: 5	R: 0 E: 0 K: 0 S: 4	H: 1 LOB: 1 BB: 0 P: 4	R: 0 E: 0 K: 0 S: 3	H: 0 LOB: 1 BB: 1 P: 7	R: 0 E: 0 K: 2 S: 8	H: 1 LOB: 1 BB: 0 P: 8	R: 0 E: 0 K: 0 S: 3	H: 1 LOB: 1 BB: 0 P: 6		1B: 4 2B: 1 3B: 0 HR: 0	SF: 0 SAC: 0 DP: 0 HBP: 0	WP: 0 PB: 0 SB: 0 CS: 0	PA: 34							
PITCHER	IP	WLS	BF	H	R	ER	SO	BB	IBB	HBP	BLK	WP	HR	S	P	ERA	WHIP											
35 Brad Bergesen, R ERA: 3.77	(1, 1)	5.2	W	22	3	0	0	2	2	0	0	0	0	0	25	33	0.00	0.882										
53 Alberto Castillo, L ERA: 2.35	(6, 1)	0.1		1	0	0	0	0	0	0	0	0	0	1	1	0.00	0.000											
31 Kam Mickolio, R ERA: 1.93	(7, 1)	1.0		4	1	0	0	2	0	0	0	0	0	8	8	0.00	1.000											
43 Jim Johnson, R ERA: 3.69	(8, 1)	1.0		3	0	0	0	0	0	0	0	0	0	3	3	0.00	0.000											
37 Matt Albers, R ERA: 2.53	(9, 1)	1.0		4	1	0	0	1	0	0	0	0	0	6	6	0.00	1.000											

Batter	1	2	3	4	5	6	7	8	9	AB	R	H	RBI	BB	SO	LOB	BOTTOM										
18 Felix Pie, L OBP: 0.478, SLG: 0.789 82 Jonny Tucker, R OBP: 0.464, SLG: 0.417	F7	L3		G5-4-3 BB		L9		F9		3	0	0	0	1	0	2	New York Yankees @ Baltimore Orioles Ed Smith Stadium, Sarasota, FL Thu Mar 25 2010, 1:10 PM - 3:45 PM EDT Att: 8,017 - Cloudy - 75 F										
9 Miguel Tejada, R OBP: 0.200, SLG: 0.189 6 Scott Moore, L OBP: 0.208, SLG: 0.273	F8		2B	G5-4-3		G5-3		FC5-4 BB		4	1	1	0	0	0	1											
21 Nick Markakis, L OBP: 0.333, SLG: 0.548 2 Luis Montanez, R OBP: 0.333, SLG: 0.359	F7		2B	G6-3				FC5-4		4	1	2	0	0	0	0											
32 Matt Wieters, S OBP: 0.351, SLG: 0.355 15 Craig Tatum, R OBP: 0.276, SLG: 0.200		HR	2B			K				3	2	2	2	1	1	1											
10 Adam Jones, R OBP: 0.333, SLG: 0.649 77 Jeff Salazar, L OBP: 0.343, SLG: 0.233		HR	BB	FC5-4 1B				K		2	3	1	2	1	0	1											
30 Luke Scott, L OBP: 0.381, SLG: 0.571	F8		FC4							3	1	1	0	0	0	1											
25 Garrett Atkins, R OBP: 0.216, SLG: 0.361	G5-3		SF9			G6-4-3				3	0	1	2	0	0	1											
23 Ty Wigginton, R OBP: 0.275, SLG: 0.447		1B	G6-3			F9		K		4	0	1	1	0	1	2											
3 Cesar Izturis, S OBP: 0.143, SLG: 0.147 12 Robert Andino, R OBP: 0.256, SLG: 0.439		1B	P3			G4-3				3	0	1	0	0	0	2											
Inning Stats	R: 0 E: 0 K: 0 S: 3	H: 3 LOB: 2 BB: 1 P: 11	R: 5 E: 0 K: 0 S: 7	H: 3 LOB: 0 BB: 1 P: 11	R: 0 E: 0 K: 0 S: 3	H: 0 LOB: 0 BB: 1 P: 7	R: 1 E: 0 K: 0 S: 5	H: 2 LOB: 2 BB: 0 P: 6	R: 0 E: 0 K: 1 S: 6	H: 1 LOB: 1 BB: 0 P: 6	R: 0 E: 0 K: 1 S: 5	H: 1 LOB: 0 BB: 0 P: 5	R: 0 E: 0 K: 1 S: 6	H: 1 LOB: 2 BB: 1 P: 10	1B: 9 2B: 1 3B: 0 HR: 1	SF: 1 SAC: 0 DP: 2 HBP: 1		WP: 0 PB: 0 SB: 0 CS: 0	PA: 39								
PITCHER	IP	WLS	BF	H	R	ER	SO	BB	IBB	HBP	BLK	WP	HR	S	P	ERA	WHIP										
91 Alfredo Aceves, R ERA: 6.06	(1, 1)	2.0	L	14	6	6	5	0	2	0	0	0	0	4	4	0.00	4.000										
48 Boone Logan, L ERA: 2.25	(3, 1)	1.0		4	0	1	0	0	0	0	0	0	0	4	4	0.00	0.000										
45 Sergio Mitre, R ERA: 3.38	(4, 1)	2.0		9	2	1	1	0	1	0	1	0	0	8	13	4.50	1.500										
61 Chan Ho Park, R ERA	(6, 1)	2.0		7	2	0	0	2	0	0	0	0	0	11	11	0.00	1.000										
30 David Robertson, R ERA: 3.86	(8, 1)	1.0		5	1	0	0	1	1	0	0	0	0	6	10	0.00	2.000										



Batter	1	2	3	4	5	6	7	8	9	AB	R	H	RBI	BB	SO	LOB	TOP										
11 Brett Gardner, L (1, 7) OBP: 0.306, SLG: 0.326 79 Jon Weber, L (8, 9) OBP: 0.583, SLG: 0.750										3	0	0	0	1	1	0	New York Yankees @ Detroit Tigers Joker Marchant Stadium, Lakeland, FL Sat Mar 27 2010, 1:18 PM - 3:50 PM EDT Att: 10,219 - Sunny - 75 F										
36 Nick Johnson, L (1, 3) OBP: 0.425, SLG: 0.667 78 David Winfree, R (7, PR) OBP: 0.348, SLG: 0.286										3	0	0	0	1	2	0											
20 Jorge Posada, S (1, 2) OBP: 0.457, SLG: 0.490 85 P.J. Plittiere, R (8, 2) OBP: 0.167, SLG: 0.167										4	1	2	0	0	0	3											
38 Marcus Thames, R (1, 10) OBP: 0.195, SLG: 0.211										3	1	1	1	1	2	1											
14 Curtis Granderson, L (1, 8) OBP: 0.409, SLG: 0.405 74 Abraham Almonte, S (8, PR) OBP: 0.348, SLG: 0.286										4	0	2	1	0	1	0											
22 Randy Winn, S (1, 9) OBP: 0.242, SLG: 0.250 92 Austin Krum, L (8, PR) OBP: 0.348, SLG: 0.286										4	0	0	0	0	1	3											
19 Ramiro Pena, S (1, 6) OBP: 0.293, SLG: 0.410										4	0	1	0	0	1	1											
Kevin Russo, R (1, 4) OBP: 0.353, SLG: 0.379										3	0	0	0	0	0	0											
97 Brandon Laird, R (1, 5) OBP: 0.320, SLG: 0.360										4	0	1	0	0	1	2											
Inning Stats	R: 1 E: 0 K: 2 S: 9	H: 2 LOB: 2 BB: 1 P: 13	R: 0 E: 0 K: 0 S: 3	H: 0 LOB: 0 BB: 0 P: 3	R: 0 E: 0 K: 0 S: 3	H: 0 LOB: 0 BB: 0 P: 3	R: 1 E: 0 K: 1 S: 8	H: 2 LOB: 2 BB: 0 P: 10	R: 0 E: 0 K: 3 S: 9	H: 0 LOB: 0 BB: 0 P: 9	R: 0 E: 0 K: 0 S: 3	H: 1 LOB: 3 BB: 2 P: 11	R: 0 E: 0 K: 1 S: 6	H: 1 LOB: 1 BB: 0 P: 7	R: 0 E: 0 K: 0 S: 5	H: 2 LOB: 2 BB: 0 P: 5		1B: 6 2B: 2 3B: 0 HR: 1	SF: 0 SAC: 0 DP: 1 HBP: 1	WP: 1 PB: 0 SB: 2 CS: 0	PA: 39						
PITCHER	IP	WLS	BF	H	R	ER	SO	BB	IBB	HBP	BLK	WP	HR	S	P	ERA	WHIP										
29 Nate Robertson, L (1, 1) ERA: 3.66	5.0	L	22	5	2	2	5	1	0	1	0	1	1	31	37	3.60	1.200										
54 Joel Zumaya, R (6, 1) ERA: 6.75	1.0		3	0	0	0	3	0	0	0	0	0	0	9	9	0.00	0.000										
36 Brad Thomas, L (7, 1) ERA: 2.7	1.0		5	1	0	0	0	2	0	0	0	0	0	3	11	0.00	3.000										
45 Ryan Perry, R (8, 1) ERA: 5.23	1.0		4	1	0	0	1	0	0	0	0	0	0	6	7	0.00	1.000										
64 Josh Rainwater, R (9, 1) ERA:	1.0		5	2	0	0	0	0	0	0	0	0	0	5	5	0.00	2.000										


Batter	1	2	3	4	5	6	7	8	9	AB	R	H	RBI	BB	SO	LOB	BOTTOM										
14 Austin Jackson, R (1, 8) OBP: 0.413, SLG: 0.554 32 Luis Castillo, S (9, 8)										3	0	0	0	1	0	0	New York Yankees @ Detroit Tigers Joker Marchant Stadium, Lakeland, FL Sat Mar 27 2010, 1:18 PM - 3:50 PM EDT Att: 10,219 - Sunny - 75 F										
18 Johnny Damon, L (1, 7) OBP: 0.396, SLG: 0.568 32 Don Kelly, L (4, 7) OBP: 0.373, SLG: 0.531										2	1	1	0	0	0	0											
30 Magglio Ordonez, R (1, 9) OBP: 0.386, SLG: 0.546 26 Michael Rockett, R (6, PR) OBP: 0.373, SLG: 0.531										2	0	1	1	1	0	0											
24 Miguel Cabrera, R (1, 3) OBP: 0.379, SLG: 0.491 19 Jeff Larish, L (7, 3) OBP: 0.405, SLG: 0.472										3	0	1	0	0	0	2											
9 Carlos Guillen, S (1, 10) OBP: 0.281, SLG: 0.365 25 Ryan Raburn, R (9, PH) OBP: 0.540, SLG: 0.650										3	0	0	0	0	0	2											
15 Brandon Inge, R (1, 5) OBP: 0.424, SLG: 0.607 27 Brent Dlugach, R (8, 5) OBP: 0.353, SLG: 0.647										2	0	0	0	1	1	0											
12 Gerald Laird, R (1, 2) OBP: 0.318, SLG: 0.571 66 Robinson Diaz, R (6, 2) OBP: 0.333, SLG: 0.304										2	0	0	0	0	1	2											
20 Scott Sizemore, R (1, 4) OBP: 0.358, SLG: 0.302										3	0	0	0	1	1	3											
4 Adam Everett, R (1, 6) OBP: 0.132, SLG: 0.114 71 Luis Palacios, R (8, 6)										3	0	0	0	0	0	1											
Inning Stats	R: 0 E: 0 K: 0 S: 3	H: 1 LOB: 2 BB: 1 P: 9	R: 1 E: 0 K: 0 S: 5	H: 2 LOB: 1 BB: 0 P: 5	R: 0 E: 0 K: 2 S: 7	H: 0 LOB: 0 BB: 0 P: 7	R: 0 E: 0 K: 0 S: 2	H: 0 LOB: 1 BB: 1 P: 6	R: 0 E: 0 K: 0 S: 3	H: 0 LOB: 1 BB: 1 P: 7	R: 0 E: 0 K: 0 S: 4	H: 1 LOB: 1 BB: 0 P: 4	R: 0 E: 0 K: 1 S: 6	H: 2 LOB: 1 BB: 0 P: 6	1B: 4 2B: 3 3B: 0 HR: 0	SF: 0 SAC: 0 DP: 3 HBP: 0		WP: 0 PB: 0 SB: 2 CS: 0	PA: 35								
PITCHER	IP	WLS	BF	H	R	ER	SO	BB	IBB	HBP	BLK	WP	HR	S	P	ERA	WHIP										
34 A.J. Burnett, R (1, 1) ERA: 5.5	6.2	W	25	3	1	1	2	3	0	0	0	0	0	26	39	1.35	0.900										
30 David Robertson, R (7, 1) ERA: 3.6	0.1	H	2	0	0	0	0	1	0	0	0	0	0	1	5	0.00	3.000										
61 Chan Ho Park, R (8, 1) ERA:	1.0	H	4	1	0	0	0	0	0	0	0	0	0	4	4	0.00	1.000										
62 Joba Chamberlain, R (9, 1) ERA: 14.09	1.0	S	4	2	0	0	1	0	0	0	0	0	0	6	6	0.00	2.000										


AB	35
R	2
H	9
RBI	2
BB	3
SO	9
LOB	12



AB	31
R	1
H	6
RBI	1
BB	4
SO	3
LOB	15



Batter	1	2	3	4	5	6	7	8	9	AB R H RBI BB SO LOB	TOP																								
											<p>Detroit Tigers @ New York Yankees George M. Steinbrenner Field, Tampa, FL Sun Mar 28 2010, 1:05 PM EDT</p> <p>livebaseballscorecards.com</p> <p>AB 0 R 0 H 0 RBI 0 BB 0 SO 0 LOB 0</p> 																								
Inning Stats											1B: 0 SF: 0 WP: 0 PA: 0 2B: 0 SAC: 0 FB: 0 3B: 0 DP: 0 SB: 0 HR: 0 HBP: 0 CS: 0																								
PITCHER	IP	WLS	BF	H	R	ER	SO	BB	IBB	HBP	BLK	WP	HR	S	P	ERA	WHIP	PITCHER	IP	WLS	BF	H	R	ER	SO	BB	IBB	HBP	BLK	WP	HR	S	P	ERA	WHIP

Batter	1	2	3	4	5	6	7	8	9	AB R H RBI BB SO LOB	BOTTOM																								
											<p>Detroit Tigers @ New York Yankees George M. Steinbrenner Field, Tampa, FL Sun Mar 28 2010, 1:05 PM EDT</p> <p>livebaseballscorecards.com</p> <p>AB 0 R 0 H 0 RBI 0 BB 0 SO 0 LOB 0</p> 																								
Inning Stats											1B: 0 SF: 0 WP: 0 PA: 0 2B: 0 SAC: 0 FB: 0 3B: 0 DP: 0 SB: 0 HR: 0 HBP: 0 CS: 0																								
PITCHER	IP	WLS	BF	H	R	ER	SO	BB	IBB	HBP	BLK	WP	HR	S	P	ERA	WHIP	PITCHER	IP	WLS	BF	H	R	ER	SO	BB	IBB	HBP	BLK	WP	HR	S	P	ERA	WHIP

Batter	1	2	3	4	5	6	7	8	9	AB	R	H	RBI	BB	SO	LOB	TOP					
11 Brett Gardner, L (1.7) OBP: 0.302, SLG: 0.304 85 P.J. Pillittere, R (8.2) OBP: 0.214, SLG: 0.429	3-1 F9		1-2 F8		2-0 F7		4-0 20 HR BB		0-0 G6-3	3	1	0	0	1	0	0						
33 Nick Swisher, S (1.9) Walter Ibarra, S (7.4)	0-1 E5 20 1B 24 2B		1-1 HR		0-0 G3-1		1-3 K			4	2	1	1	0	1	1						
20 Jorge Posada, S (1.2) Raymond Kruml, L (8.7)	2-2 24 2B 1-3 1B		2-0 F8		4-1 24 G3 14 1B 24 BLK		2-1 HR			3	2	2	2	1	0	0						
24 Robinson Canó, L (1.4) 70 Zack Segovia, R (7.1)	1-1 1B 1-3 2B 3-H		0-1 1B		1-0 G3		1-0 G4-3			4	0	2	1	0	0	1						
14 Curtis Granderson, L (1.8) 92 Austin Krum, L (8.8)	2-3 K		0-1 G3		0-0 2B 1B				0-0 F8	4	1	1	1	0	1	3						
Juan Miranda, L (1.3)	1-0 P5				3-1 P6				0-0 F7	4	0	1	1	0	0	2						
Kevin Russo, R (1.6) OBP: 0.342, SLG: 0.364			0-1 F8		0-2 97 G6-4-3 1B				0-0 F8	4	0	1	0	0	0	1						
97 Brandon Laird, R (1.5) OBP: 0.276, SLG: 0.310			1-2 G5-3		1-0 G6-4-3 1-2				0-0 P3	4	0	0	0	0	0	2						
52 CC Sabathia, L (1.1) Pat Venditte, L (5.1) 78 David Winfree, R (7.7) OBP: 0.321, SLG: 0.385			0-3 K						0-3 K	2	0	0	0	0	2	0						
Inning Stats	R: 1 E: 1 K: 13	H: 2 LOB: 2 BB: 0 P: 22	R: 0 E: 0 K: 8	H: 0 LOB: 0 BB: 0 P: 9	R: 1 E: 0 K: 10	H: 2 LOB: 1 BB: 0 P: 14	R: 0 E: 0 K: 6	H: 1 LOB: 0 BB: 0 P: 10	R: 0 E: 0 K: 5	H: 0 LOB: 0 BB: 0 P: 7	R: 2 E: 0 K: 6	H: 2 LOB: 1 BB: 1 P: 11	R: 2 E: 0 K: 9	H: 1 LOB: 0 BB: 1 P: 17	R: 0 E: 0 K: 7	H: 0 LOB: 0 BB: 0 P: 12	R: 0 E: 0 K: 5	H: 0 LOB: 0 BB: 0 P: 5	1B: 4 2B: 2 3B: 0 HR: 2	SF: 0 SAC: 0 DP: 1 HBP: 0	WP: 0 PB: 0 SB: 1 CS: 0	PA: 37
PITCHER	IP WLS BF H R ER SO BB IBB HBP BLK WP HR S P ERA WHIP																					
11 Kenshin Kawakami, R (1.1) ERA: 2.92	5.0	20	5	2	1	3	0	0	0	0	0	1	42	62	1.80	1.000						
91 Cory Gearrin, R (6.1) ERA: 3.6	1.0	6	2	2	2	0	1	0	0	1	0	6	11	18.00	3.000							
36 Scott Proctor, R (7.1) ERA: 12.5	1.0	5	1	2	2	2	1	0	0	0	0	1	9	17	18.00	2.000						
40 Takashi Saito, R (8.1) ERA: 5.63	1.0	3	0	0	0	0	0	0	0	0	0	7	12	0.00	0.000							
13 Billy Wagner, L (9.1) ERA: 4.0	1.0	3	0	0	0	1	0	0	0	0	0	5	5	0.00	0.000							

New York Yankees @ Atlanta Braves
 Champion Stadium, Lake Buena Vista, FL
 Tue Mar 30 2010, 1:06 PM - 3:48 PM EDT
 Att: 11,112 - Sunny - 66 F

AB 35
 R 6
 H 8
 RBI 6
 BB 2
 SO 6
 LOB 10



Batter	1	2	3	4	5	6	7	8	9	AB	R	H	RBI	BB	SO	LOB	BOTTOM			
53 Melky Cabrera, S (1.9) OBP: 0.348, SLG: 0.367 78 Matt Young, L (6.9) OBP: 0.310, SLG: 0.269	2-1 10 2B 2B		1-0 L6		3-2 14 FC4-6 1B		1-0 SF7		0-0 7 1B 1B	3	1	2	0	0	0	0				
14 Martin Prado, R (1.4) OBP: 0.492, SLG: 0.520 7 Brooks Conrad, S (5.7) OBP: 0.340, SLG: 0.435	0-1 F8		0-0 1B		1-0 FC4-6 10 G5-3 25 2B		0-0 G3		0-3 K	3	0	1	0	0	0	2				
10 Chipper Jones, S (1.5) 7 Joe Thurston, L (6.5)	0-0 2B 2B		0-0 P4		3-2 G5-3				0-2 F8	3	0	1	1	0	0	2				
25 Troy Glaus, R (1.3) OBP: 0.491, SLG: 0.442 70 Freddie Freeman, L (5.7) OBP: 0.410, SLG: 0.490	1-2 F8		2-2 19 G4-3 24 WP 2B		1-2 3-H 2B				0-0 G4-3	3	1	2	1	0	0	1				
19 Yunel Escobar, R (1.6) OBP: 0.362, SLG: 0.512 69 Brandon Hicks, R (6.6) OBP: 0.318, SLG: 0.324	3-3 K		2-0 G4-3		2-0 G5-3				1-2 G1-3	3	0	0	0	0	1	4				
23 Matt Diaz, R (1.7) OBP: 0.422, SLG: 0.393 30 Mitch Jones, R (6.7) OBP: 0.160, SLG: 0.190			1-1 5 P4-3 1B		2-2 G1-3				0-0 F8	3	0	2	0	0	0	1				
24 Nate McLouth, L (1.8) OBP: 0.207, SLG: 0.290 18 Brent Cleven, R (7.9) OBP: 0.242, SLG: 0.167			1-3 K		4-0 5 HR BB				4-2 SH1-3	1	1	0	0	1	1	1				
5 Clint Sammons, R (1.2) OBP: 0.375, SLG: 0.474			0-0 P4-3		0-1 3-H HR				4-2 20 1B BB	2	2	1	2	2	0	1				
11 Kenshin Kawakami, R (1.1) OBP: 0.325, SLG: 0.325 91 Cory Gearrin, R (6.1) ERA: 3.6 20 Eric Hinske, L (6.9) OBP: 0.396 36 Scott Proctor, R (7.1) ERA: 12.5 40 Takashi Saito, L (8.1) 4 Omar Infante, R (8.8) OBP: 0.445, SLG: 0.299 13 Billy Wagner, L (9.1) ERA: 4.0			0-3 K		0-0 G1-3				0-0 78 1B 7 1B 2B	2	0	0	0	0	1	0				
Inning Stats	R: 1 E: 0 K: 12	H: 2 LOB: 1 BB: 0 P: 18	R: 0 E: 0 K: 6	H: 1 LOB: 0 BB: 0 P: 8	R: 0 E: 0 K: 6	H: 1 LOB: 1 BB: 0 P: 7	R: 3 E: 0 K: 11	H: 2 LOB: 0 BB: 1 P: 21	R: 1 E: 0 K: 8	H: 2 LOB: 2 BB: 1 P: 15	R: 0 E: 0 K: 8	H: 0 LOB: 0 BB: 0 P: 9	R: 3 E: 0 K: 18	H: 3 LOB: 2 BB: 2 P: 27	R: 0 E: 0 K: 1	H: 0 LOB: 0 BB: 0 P: 1	1B: 7 2B: 6 3B: 0 HR: 1	SF: 1 SAC: 1 DP: 1 HBP: 0	WP: 1 PB: 0 SB: 0 CS: 0	PA: 40
PITCHER	IP WLS BF H R ER SO BB IBB HBP BLK WP HR S P ERA WHIP																			
52 CC Sabathia, L (1.1) ERA: 7.23	4.2	22	8	5	3	0	1	0	0	0	0	1	47	74	9.64	1.929				
Pat Venditte, S (5.1) ERA: 6.75	1.1	7	2	1	1	0	1	0	0	0	0	9	16	6.75	2.250					
70 Zack Segovia, R (7.1) ERA: 3.38	2.0	11	3	3	3	1	2	0	0	0	0	26	36	13.50	2.500					

New York Yankees @ Atlanta Braves
 Champion Stadium, Lake Buena Vista, FL
 Tue Mar 30 2010, 1:06 PM - 3:48 PM EDT
 Att: 11,112 - Sunny - 66 F

AB 34
 R 9
 H 13
 RBI 8
 BB 4
 SO 4
 LOB 18



Batter	1	2	3	4	5	6	7	8	9	AB	R	H	RBI	BB	SO	LOB	TOP																								
19 José Bautista, R OBP: 0.455, SLG: 0.884 Aaron Mathews, R (6, 9)	F9			2 HR		P3		K		3	1	1	0	0	0	0																									
2 Aaron Hill, R OBP: 0.545, SLG: 0.788 18 Mike McCoy, R OBP: 0.556, SLG: 0.500 (6, 4)	L3			HR		F7		L5		3	1	1	2	0	0	0																									
26 Adam Lind, L OBP: 0.262, SLG: 0.410 (1, 10)	K			35 L4-6		F8		G1-3		4	0	1	0	0	1	0																									
10 Vernon Wells, R OBP: 0.262, SLG: 0.361 Darrin Mastroianni, R OBP: 0.500, SLG: 0.333 (7, PR) (7, 8)	G6-3			F8		E5		BB		3	0	0	0	0	0	1																									
35 Lyle Overbay, L OBP: 0.545, SLG: 0.615 21 Randy Ruiz, R OBP: 0.418, SLG: 0.588 (7, PR) (7, 3)	G3			L4-6		L4-6		K		3	0	1	0	0	0	1																									
12 Edwin Encarnación, R OBP: 0.222, SLG: 0.067 (1, 5)	K			2-2		G5-3		F8		3	0	0	0	1	1	1																									
45 Travis Snider, L OBP: 0.283, SLG: 0.468 (1, 7)				K		G4-3		SF8		2	0	0	1	0	1	0																									
11 Alex Gonzalez, R OBP: 0.282, SLG: 0.294 6 John McDonald, R OBP: 0.367, SLG: 0.357 (7, 6)	G5-3			G5-3		K2-3		P3		3	0	0	0	0	1	2																									
13 Raul Chavez, R OBP: 0.227, SLG: 0.300 15 Kyle Phillips, L OBP: 0.474, SLG: 0.684 (8, 2)	F8			F8		K		L4		3	0	0	0	0	1	0																									
Inning Stats	R: 0 E: 0 K: 1 S: 5	H: 0 LOB: 0 BB: 0 P: 6	R: 0 E: 0 K: 1 S: 5	H: 0 LOB: 0 BB: 0 P: 5	R: 0 E: 0 K: 1 S: 5	H: 0 LOB: 0 BB: 0 P: 5	R: 2 E: 0 K: 0 S: 5	H: 3 LOB: 0 BB: 0 P: 7	R: 0 E: 0 K: 1 S: 5	H: 0 LOB: 0 BB: 0 P: 5	R: 0 E: 0 K: 1 S: 5	H: 0 LOB: 0 BB: 0 P: 5	R: 1 E: 1 K: 0 S: 5	H: 1 LOB: 2 BB: 1 P: 9	R: 0 E: 0 K: 1 S: 5	H: 0 LOB: 0 BB: 0 P: 5	R: 0 E: 0 K: 1 S: 5	H: 0 LOB: 1 BB: 1 P: 9	1B: 2 2B: 2 3B: 0 HR: 1	SF: 1 SAC: 0 DP: 1 HBP: 0	WP: 0 PB: 0 SB: 1 CS: 0	PA: 33																			
PITCHER	IP	WLS	BF	H	R	ER	SO	BB	IBB	HBP	BLK	WP	HR	S	P	ERA	WHIP	PITCHER							IP	WLS	BF	H	R	ER	SO	BB	IBB	HBP	BLK	WP	HR	S	P	ERA	WHIP
45 Sergio Mitre, R ERA: 3.27 43 Damaso Marte, L ERA: 9.0 42 Mariano Rivera, R ERA: 48 Boone Logan, L ERA: 2.0	6.0	W	20	3	2	2	5	0	0	0	0	0	1	30	33	3.00	0.500																								

Toronto Blue Jays @ New York Yankees
George M. Steinbrenner Field, Tampa, FL
Tue Mar 30 2010, 7:09 PM - 9:33 PM EDT
Att. 9,890 - Clear - 66 F

AB	30
R	3
H	4
RBI	3
BB	2
SO	7
LOB	6



Batter	1	2	3	4	5	6	7	8	9	AB	R	H	RBI	BB	SO	LOB	BOTTOM																								
2 Derek Jeter, R OBP: 0.286, SLG: 0.304 98 Colin Curtis, L OBP: 0.563, SLG: 1.083 (8, 7)	36 BB			36 1B		FC4-6				3	2	2	0	1	0	2																									
36 Nick Johnson, L OBP: 0.428, SLG: 0.583 95 Jorge Vazquez, R OBP: 0.238, SLG: 0.350 (8, 3)	13 1B			G6-4-3		E4		G4-6-3		4	0	1	1	0	0	3																									
38 Marcus Thames, R OBP: 0.204, SLG: 0.304 Eduardo Núñez, R OBP: 0.276, SLG: 0.346 (1, 7) (8, 6)	K			G5-3		13 1B		K		4	1	1	0	0	2	1																									
13 Alex Rodriguez, R OBP: 0.386, SLG: 0.525 Reegie Corona, S OBP: 0.296, SLG: 0.211 (8, 4)	1-2 1B			22 1B		22 E		G5-3		3	1	2	0	1	0	0																									
22 Randy Winn, S OBP: 0.268, SLG: 0.282 (1, 9)	F9			19 2B		FC5		K		4	1	1	1	0	1	3																									
19 Ramiro Pena, S OBP: 0.283, SLG: 0.409 (8, 5)	G3			79 G3		G1-4-3		G1-3		4	0	1	1	0	0	4																									
79 Jon Weber, L OBP: 0.493, SLG: 0.621 (1, 10)	K			G3		G3		G1-3		4	0	0	1	0	1	3																									
17 Francisco Cervelli, R OBP: 0.432, SLG: 0.469 84 Austin Romine, R OBP: 0.167, SLG: 0.167 (8, 2)	G6-3			K		FC4-6		F9		3	0	1	0	0	1	1																									
Greg Golson, R OBP: 0.323, SLG: 0.448 (1, 8)	G4-3			K		FC4-6				3	0	1	0	0	1	1																									
Inning Stats	R: 1 E: 0 K: 1 S: 9	H: 2 LOB: 2 BB: 1 P: 14	R: 0 E: 0 K: 1 S: 5	H: 0 LOB: 0 BB: 0 P: 5	R: 0 E: 0 K: 0 S: 3	H: 1 LOB: 0 BB: 0 P: 3	R: 2 E: 0 K: 2 S: 9	H: 2 LOB: 1 BB: 1 P: 13	R: 2 E: 0 K: 0 S: 7	H: 3 LOB: 2 BB: 0 P: 7	R: 0 E: 0 K: 0 S: 4	H: 2 LOB: 1 BB: 0 P: 4	R: 0 E: 0 K: 2 S: 7	H: 0 LOB: 0 BB: 0 P: 7	R: 0 E: 0 K: 0 S: 3	H: 0 LOB: 0 BB: 0 P: 3	1B: 6 2B: 3 3B: 1 HR: 0	SF: 0 SAC: 0 DP: 2 HBP: 0	WP: 0 PB: 0 SB: 1 CS: 0	PA: 35																					
PITCHER	IP	WLS	BF	H	R	ER	SO	BB	IBB	HBP	BLK	WP	HR	S	P	ERA	WHIP	PITCHER							IP	WLS	BF	H	R	ER	SO	BB	IBB	HBP	BLK	WP	HR	S	P	ERA	WHIP
34 Marc Rzepczynski, L ERA: 6.1 Bubbie Buzachero, R ERA: 13.5 57 Shawn Camp, R ERA: 3.66 44 Casey Janssen, R ERA:	4.2	L	24	8	5	5	4	2	0	0	0	0	0	5	5	0.00	1.500																								

Toronto Blue Jays @ New York Yankees
George M. Steinbrenner Field, Tampa, FL
Tue Mar 30 2010, 7:09 PM - 9:33 PM EDT
Att. 9,890 - Clear - 66 F

AB	33
R	5
H	10
RBI	4
BB	2
SO	6
LOB	18



Batter	1	2	3	4	5	6	7	8	9	AB	R	H	RBI	BB	SO	LOB	TOP										
14 Curtis Granderson, L OBP: 0.389, SLG: 0.404 11 Brett Gardner, L OBP: 0.288, SLG: 0.288	0-0 36 1B	0-0 1B		G3-1		K		0-0 1-2 1B		3	1	2	0	0	0	0											
36 Nick Johnson, L OBP: 0.434, SLG: 0.564 84 Mitch Abaita, R	0-0 85 F8 24 1B		F9		K			0-0 G4-3		3	1	1	1	1	1	0											
25 Mark Teixeira, S OBP: 0.408, SLG: 0.591 Water Ibarra, S	0-0 P3		85 F8 24 SF9		K			0-0 F7		4	1	2	0	0	1	4											
85 P.J. Litterer, R OBP: 0.150, SLG: 0.300 99 Jose Gil, R OBP: 0.400, SLG: 0.400	1-0 F8		E5		K			0-3 K		4	0	0	0	0	1	3											
24 Robinson Canó, L OBP: 0.396, SLG: 0.580 Kevin Russo, R OBP: 0.350, SLG: 0.353	0-0 1B		SF9		K			1-0 88 HBP		2	0	2	2	0	0	0											
33 Nick Swisher, S OBP: 0.385, SLG: 0.457 88 Dan Brewer, R	0-0 G5-3		38 FC5-4		K			1-0 HBP		3	0	2	0	0	0	1											
38 Marcus Thames, R OBP: 0.189, SLG: 0.280 22 Randy Winn, S OBP: 0.238, SLG: 0.250		F7	FC5-4		F7			0-3 K	G4-3	2	0	0	0	0	0	2	AB 38										
19 Ramiro Pena, S OBP: 0.288, SLG: 0.420 Juan Miranda, L OBP: 0.292, SLG: 0.541		G5-3		G5-3		K		0-3 K		3	0	1	1	0	0	0	R 5										
Marcos Vechionacci, S OBP: 0.400, SLG: 0.250		14 1B		G6-3		E5		4-0 11 BB		3	0	1	0	1	0	2	H 12										
Inning Stats	R: 2 E: 0 K: 0 S: 6	H: 3 LOB: 1 BB: 0 P: 7	R: 0 E: 0 K: 0 S: 4	H: 2 LOB: 2 BB: 0 P: 4	R: 1 E: 1 K: 0 S: 6	H: 2 LOB: 0 BB: 0 P: 6	R: 0 E: 0 K: 0 S: 3	H: 0 LOB: 0 BB: 0 P: 3	R: 0 E: 0 K: 1 S: 5	H: 1 LOB: 0 BB: 0 P: 5	R: 0 E: 0 K: 2 S: 11	H: 3 LOB: 3 BB: 1 P: 15	R: 0 E: 0 K: 2 S: 7	H: 0 LOB: 0 BB: 0 P: 7	R: 0 E: 0 K: 2 S: 8	H: 1 LOB: 2 BB: 0 P: 12	R: 0 E: 0 K: 1 S: 5	H: 0 LOB: 0 BB: 0 P: 7	1B: 9 2B: 3 3B: 0 HR: 0	SF: 1 SAC: 0 DP: 1 HBP: 2	WP: 1 PB: 0 SB: 0 CS: 0	PA: 43					
PITCHER	IP	WLS	BF	H	R	ER	SO	BB	IBB	HBP	BLK	WP	HR	S	P	ERA	WHIP										
56 Brian Tallet, L ERA: 4.71	5.0	L	22	8	3	2	1	0	0	0	0	1	0	24	25	3.60	1.600										
49 Jeremy Accardo, R ERA: 6.14	1.0		8	3	2	1	2	1	0	0	0	0	0	11	15	9.00	4.000										
44 Casey Janssen, R ERA: 6.14	1.0		3	0	0	0	2	0	0	0	0	0	0	7	7	0.00	0.000										
63 Kevin Gregg, R ERA: 3.86	1.0		5	1	0	0	2	1	0	0	0	0	0	8	12	0.00	2.000										
Bubbie Buzachero, R ERA: 9.0	1.0		5	0	0	0	1	0	0	2	0	0	0	5	7	0.00	0.000										

New York Yankees @ Toronto Blue Jays
Dunedin Stadium, Dunedin, FL
Thu Apr 01 2010, 1:21 PM - 3:57 PM EDT
Att.: 5,516 - Sunny - 65 F

AB	38
R	5
H	12
RBI	4
BB	2
SO	8
LOB	20



Batter	1	2	3	4	5	6	7	8	9	AB	R	H	RBI	BB	SO	LOB	BOTTOM										
19 José Bautista, R OBP: 0.451, SLG: 0.900 Adam Calderone, L	0-1 HR		G6-4-3		G5-3		F9			3	1	1	1	0	0	1											
2 Aaron Hill, R OBP: 0.540, SLG: 0.816 18 Mike McCoy, R OBP: 0.533, SLG: 0.480	0-0 G6-3		26 S		P3			0-0 P3		2	1	0	0	1	0	0											
26 Adam Lind, L OBP: 0.271, SLG: 0.444 77 Brad Emaus, R OBP: 0.478, SLG: 0.500	0-0 L5		26 2B		K			0-3 K		3	0	1	1	0	1	0											
10 Vernon Wells, R OBP: 0.267, SLG: 0.341 5 Kenny Wilson, R	0-0 G6-3		10 1B		K			4-0 21 S		3	0	1	0	0	0	0											
35 Lyle Overbay, L OBP: 0.462, SLG: 0.500 21 Randy Ruiz, R OBP: 0.404, SLG: 0.566		G5-3		K		K		1-3 K		3	0	0	0	0	2	2											
12 Edwin Encarnación, R OBP: 0.200, SLG: 0.136 73 Jonathan Diaz, R		F9		G6-3		G6-3		0-3 K		3	0	0	0	0	0	0											
45 Travis Snider, L OBP: 0.298, SLG: 0.480 40 Jesus Merchan, R OBP: 0.300, SLG: 0.250								1-2 K		2	0	1	0	1	0	0											
8 José Molina, R OBP: 0.226, SLG: 0.310 75 Matt Luzzza, R OBP: 0.333, SLG: 0.333										2	0	0	0	0	0	2											
6 John McDonald, R OBP: 0.384, SLG: 0.355 73 Tyler Pastornicky, R OBP: 0.250, SLG: 0.250										2	0	1	0	0	1	1											
Inning Stats	R: 1 E: 0 K: 0 S: 5	H: 1 LOB: 0 BB: 0 P: 5	R: 0 E: 0 K: 0 S: 3	H: 0 LOB: 1 BB: 1 P: 7	R: 1 E: 0 K: 1 S: 7	H: 3 LOB: 2 BB: 1 P: 12	R: 0 E: 0 K: 1 S: 6	H: 1 LOB: 1 BB: 0 P: 6	R: 0 E: 0 K: 1 S: 5	H: 0 LOB: 0 BB: 0 P: 5	R: 0 E: 0 K: 1 S: 5	H: 1 LOB: 1 BB: 0 P: 5	R: 0 E: 0 K: 2 S: 7	H: 0 LOB: 1 BB: 1 P: 12	R: 0 E: 0 K: 2 S: 7	H: 0 LOB: 0 BB: 0 P: 7	1B: 3 2B: 2 3B: 0 HR: 1	SF: 0 SAC: 0 DP: 1 HBP: 0	WP: 1 PB: 0 SB: 3 CS: 0	PA: 35							
PITCHER	IP	WLS	BF	H	R	ER	SO	BB	IBB	HBP	BLK	WP	HR	S	P	ERA	WHIP										
34 A.J. Burnett, R ERA: 5.12	4.2	W	20	5	2	2	2	2	0	0	0	0	0	3	3	0.00	0.000										
47 Royce Ring, L ERA: 2.25	0.1	H	1	0	0	0	1	0	0	0	0	0	0	3	3	0.00	0.000										
61 Chan Ho Park, R ERA: 4.5	1.0	H	3	0	0	0	1	0	0	0	0	0	0	5	5	0.00	0.000										
30 David Robertson, R ERA: 4.5	1.0	H	4	1	0	0	0	0	0	0	0	1	0	4	5	0.00	1.000										
62 Joba Chamberlain, R ERA: 10.45	1.0	H	4	0	0	0	2	1	0	0	0	0	0	7	12	0.00	1.000										
PITCHER	IP	WLS	BF	H	R	ER	SO	BB	IBB	HBP	BLK	WP	HR	S	P	ERA	WHIP										
89 Lance Pendleton, R ERA: 9.1	1.0	S	3	0	0	0	2	0	0	0	0	0	0	7	7	0.00	0.000										


New York Yankees @ Toronto Blue Jays
Dunedin Stadium, Dunedin, FL
Thu Apr 01 2010, 1:21 PM - 3:57 PM EDT
Att.: 5,516 - Sunny - 65 F

AB	32
R	2
H	6
RBI	2
BB	3
SO	8
LOB	9




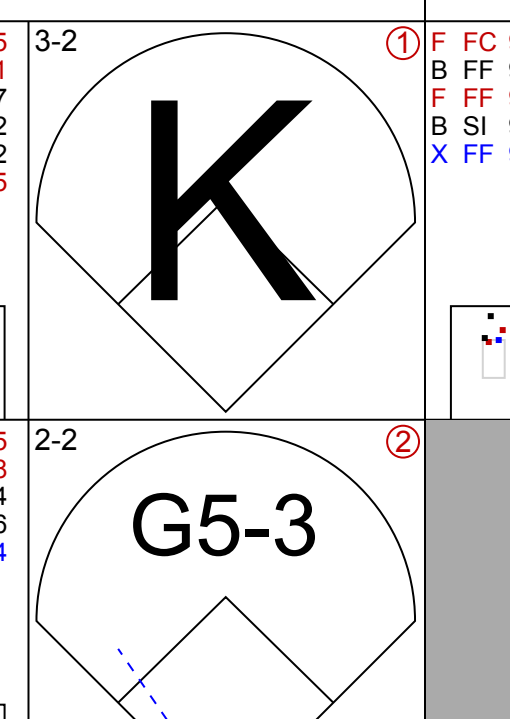
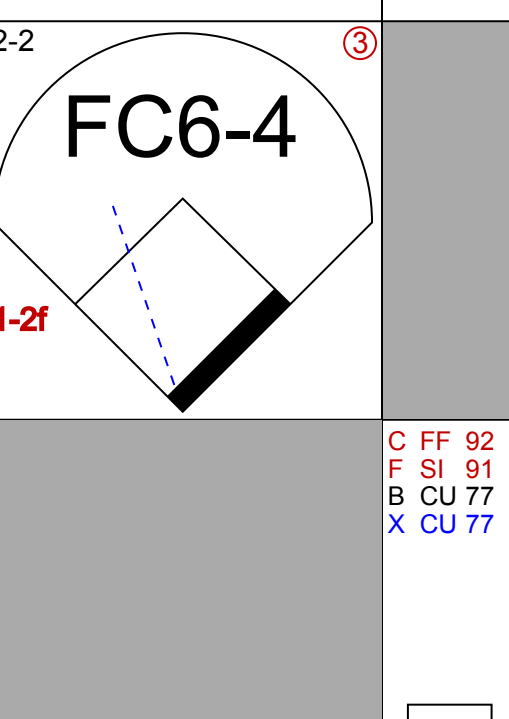
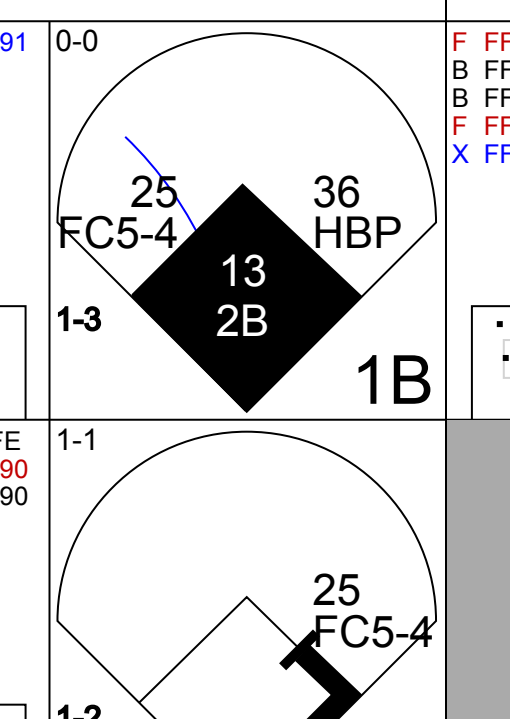
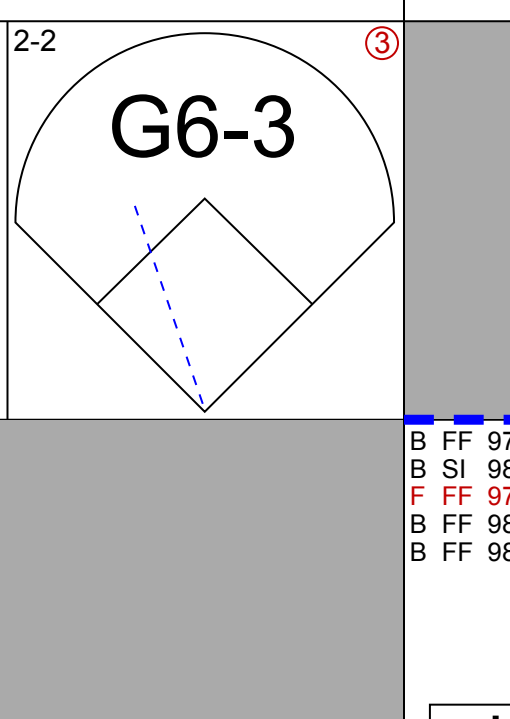
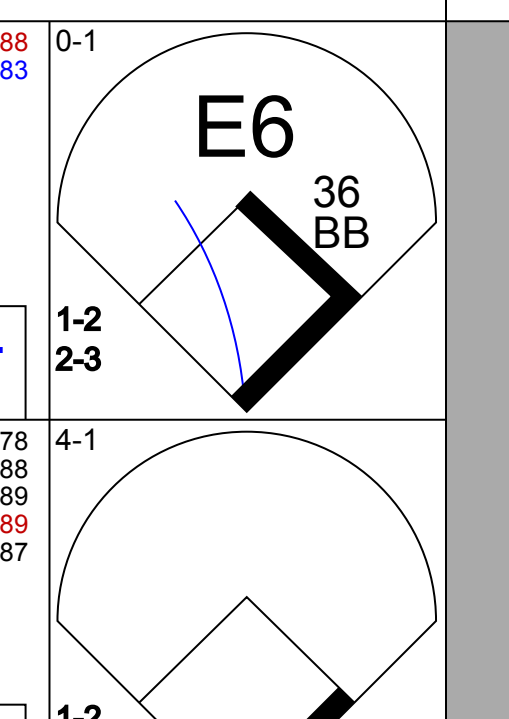
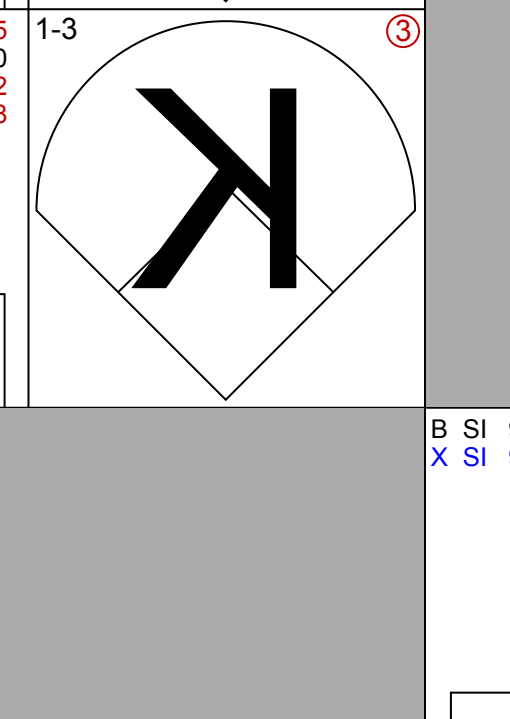
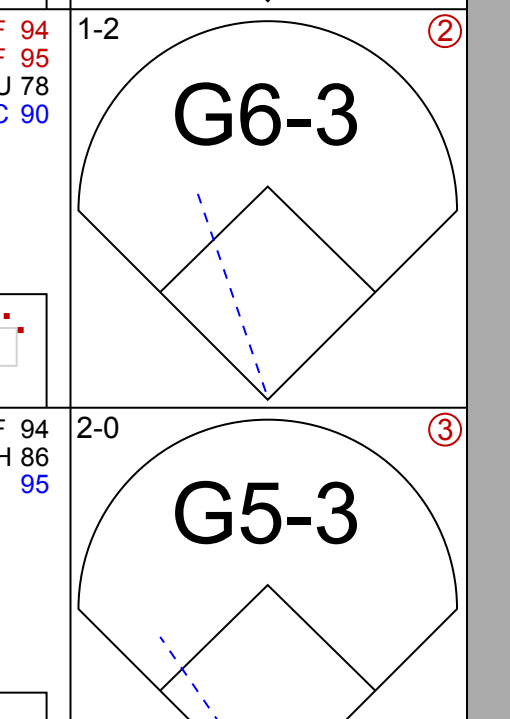
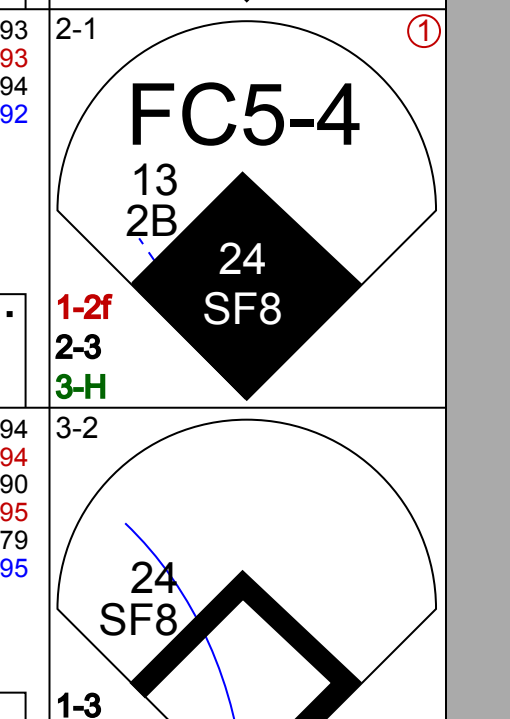
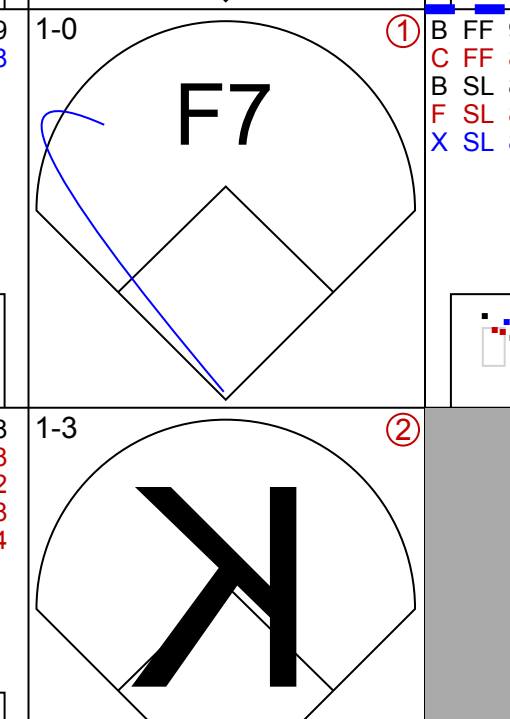
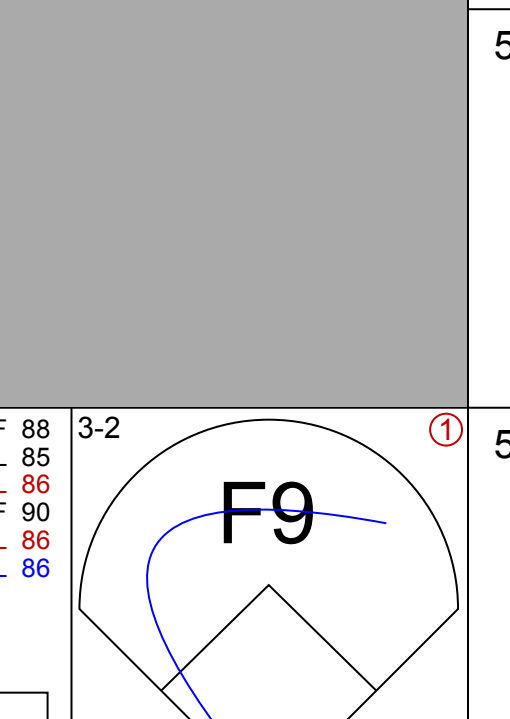


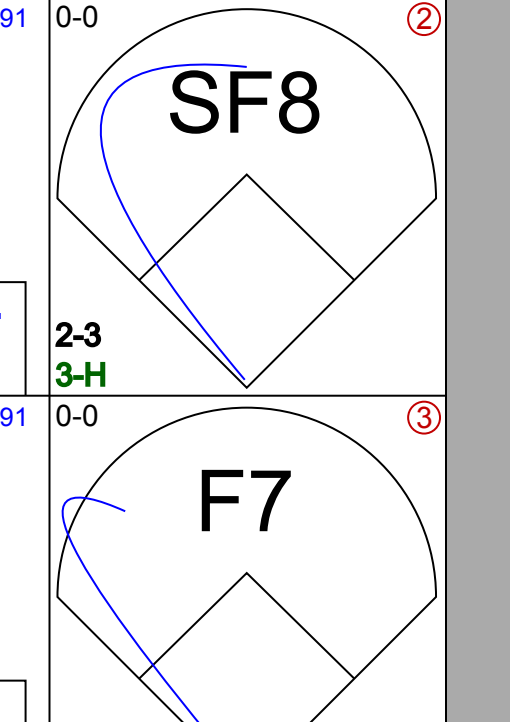
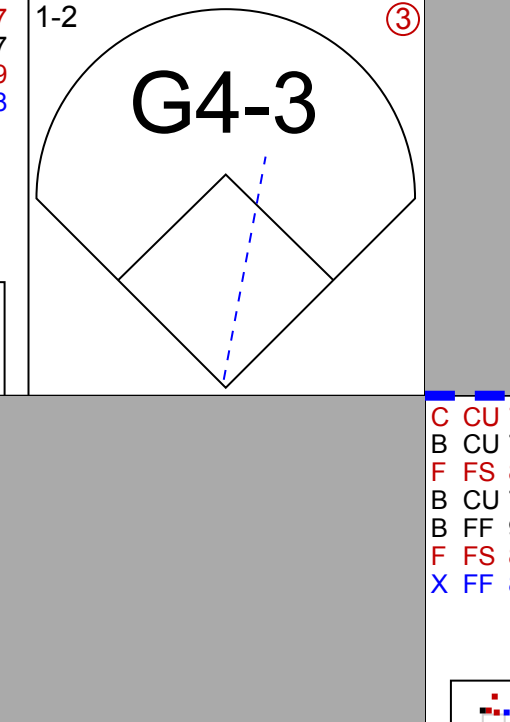
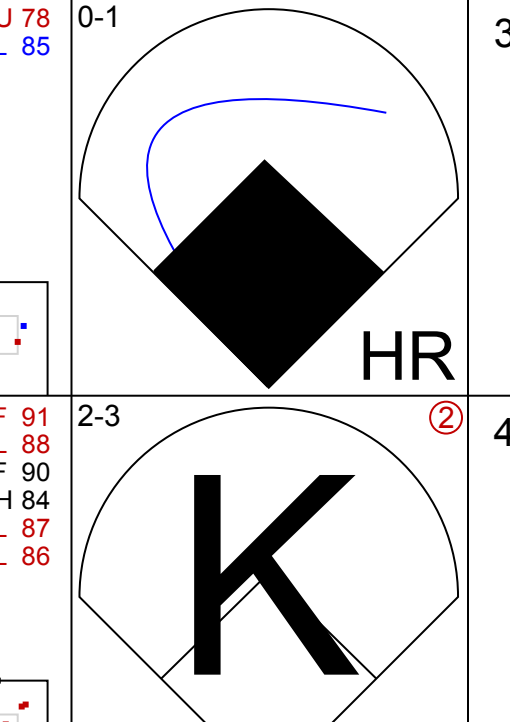
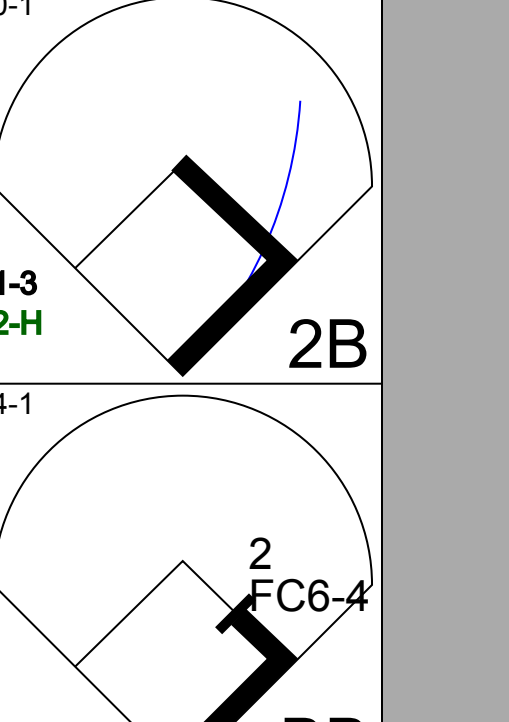
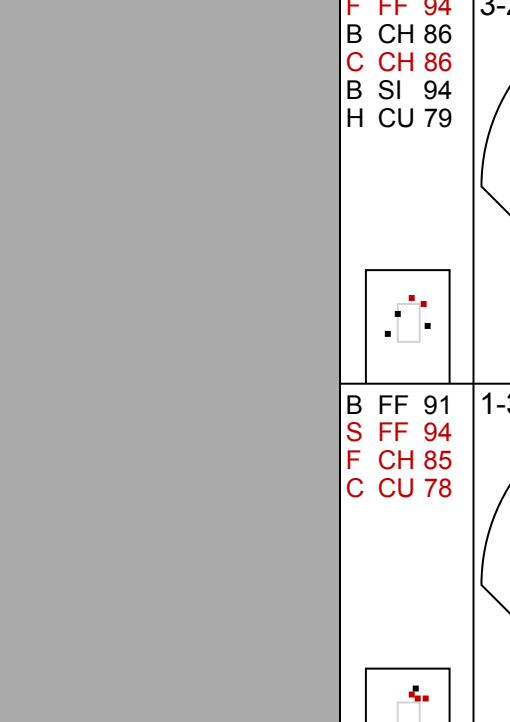
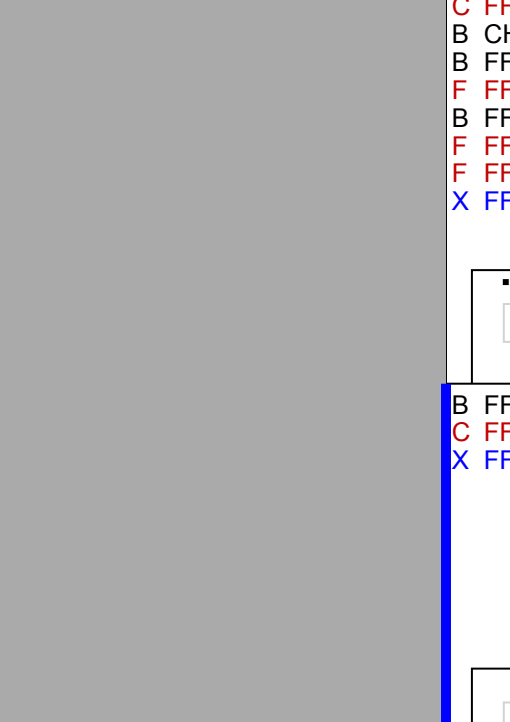
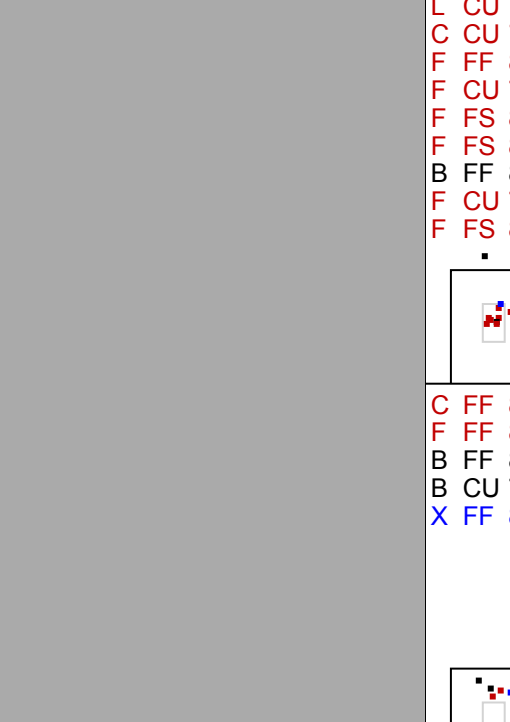
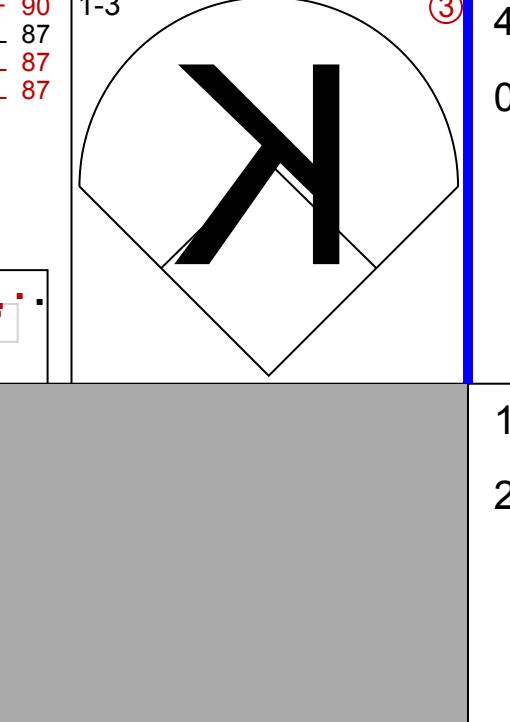
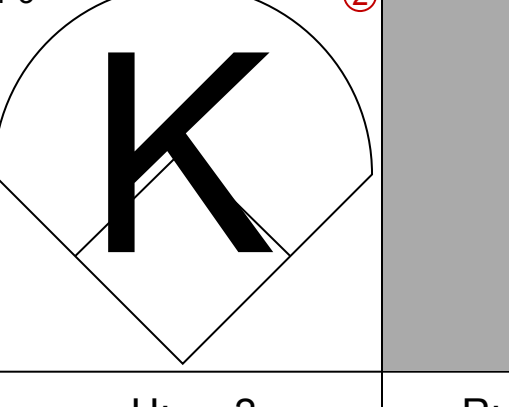

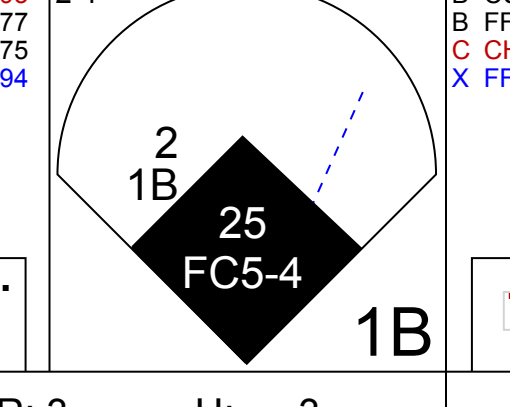


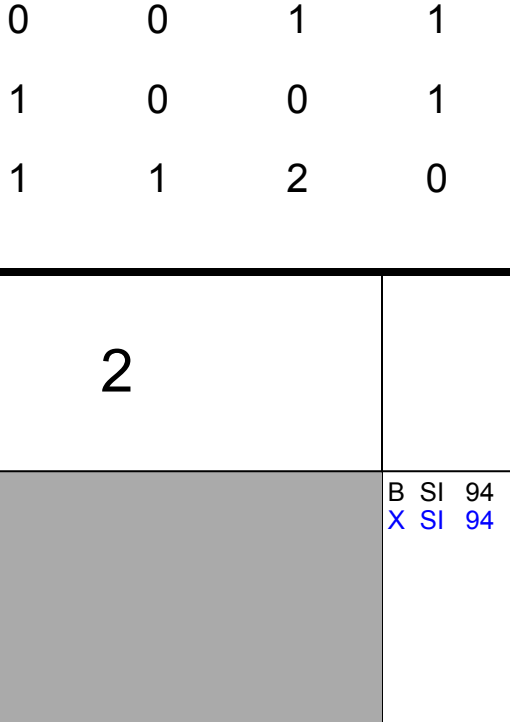
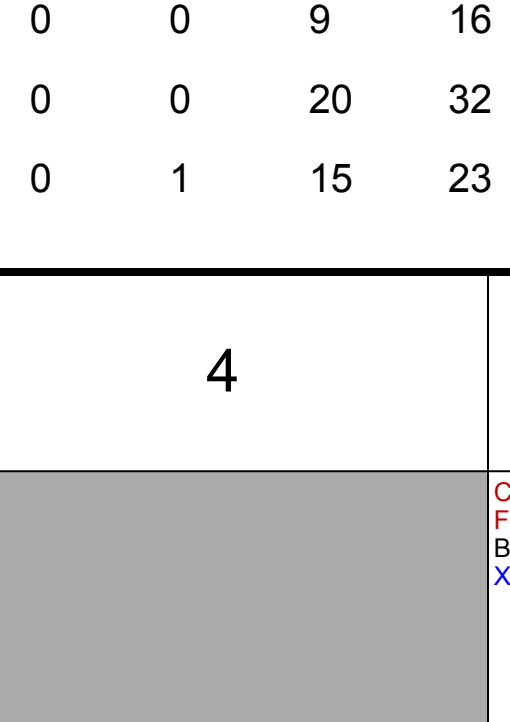
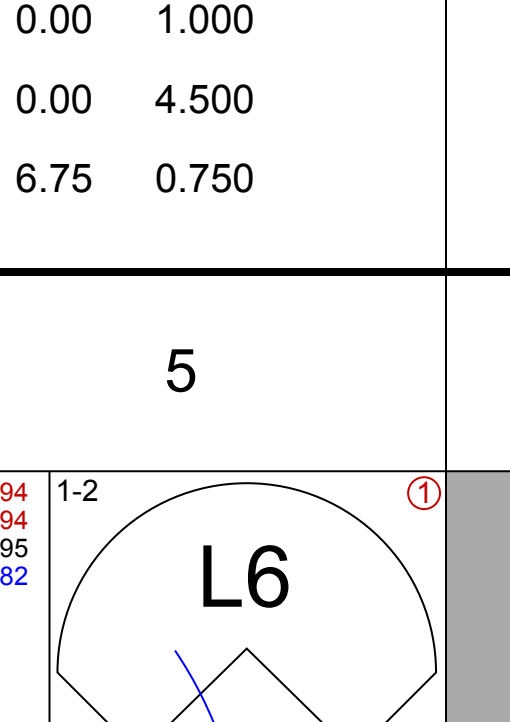
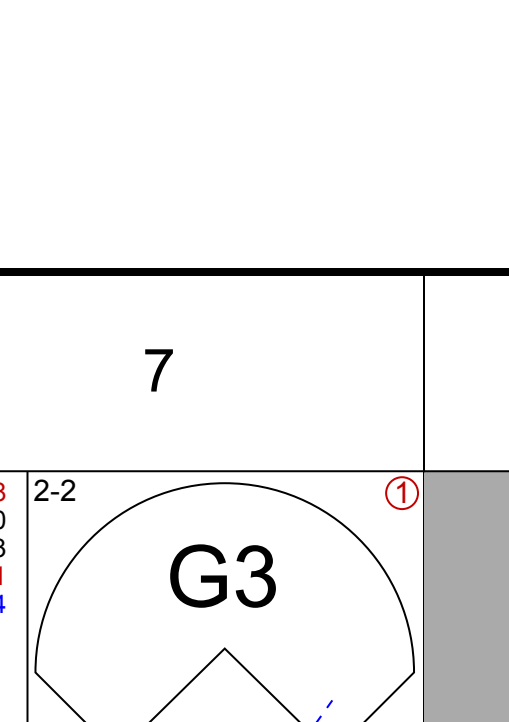
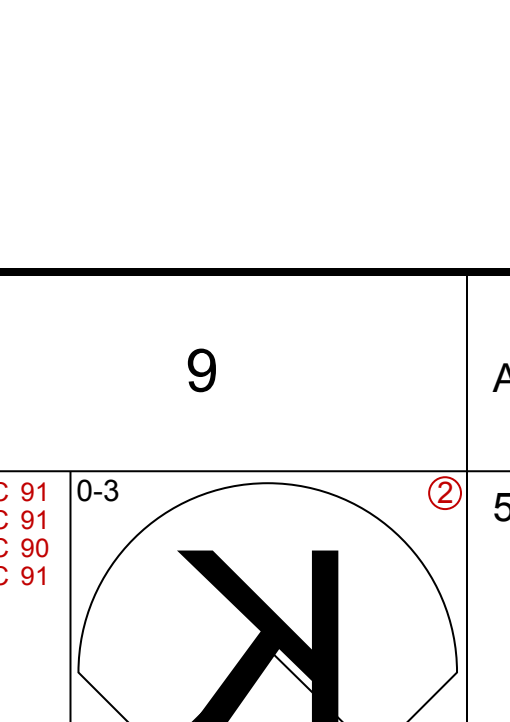
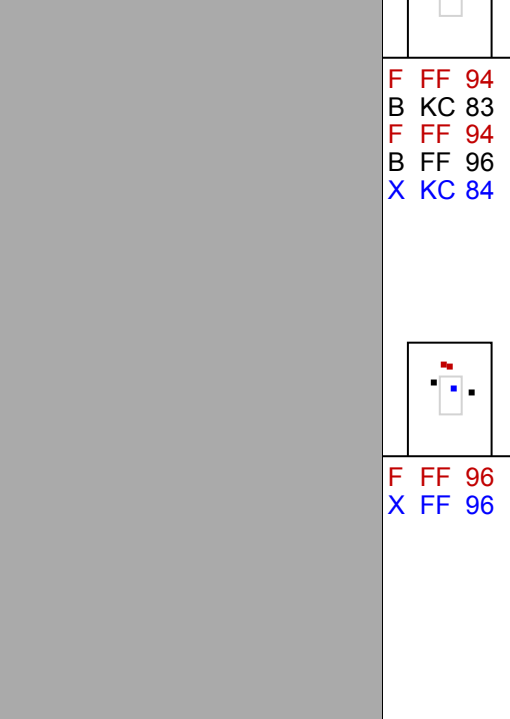

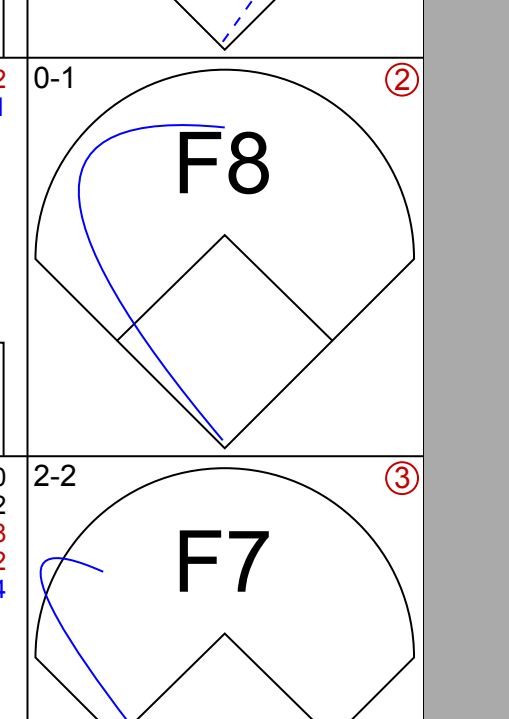
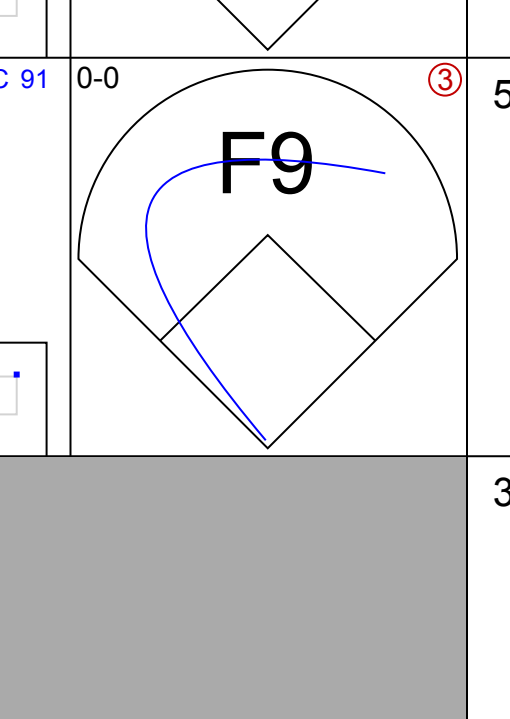
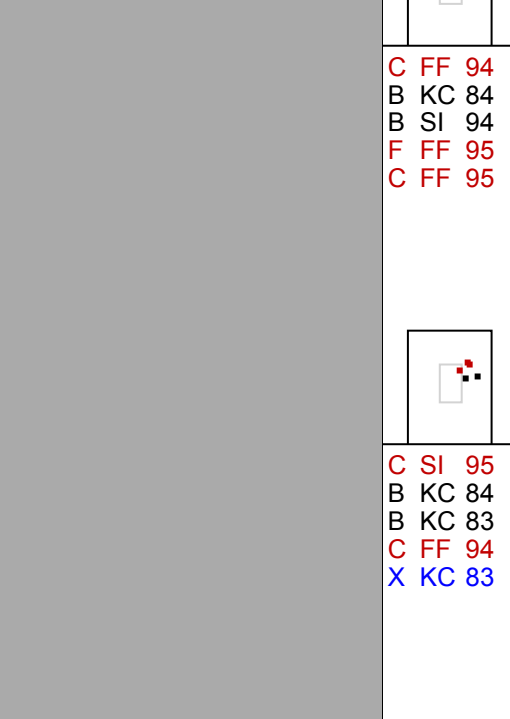

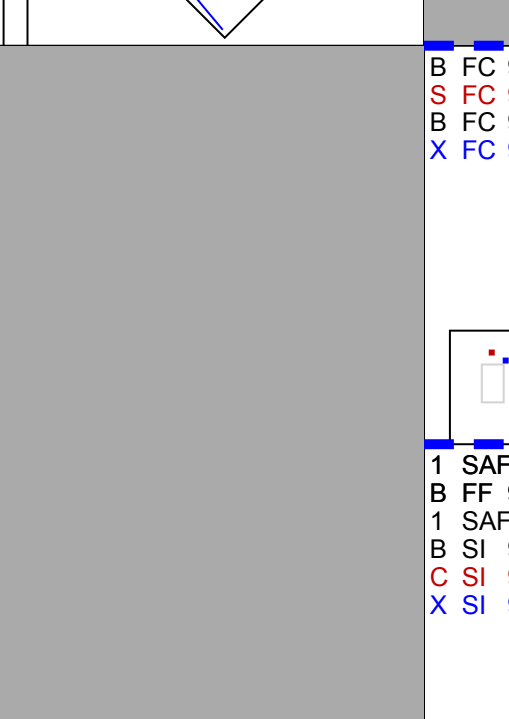

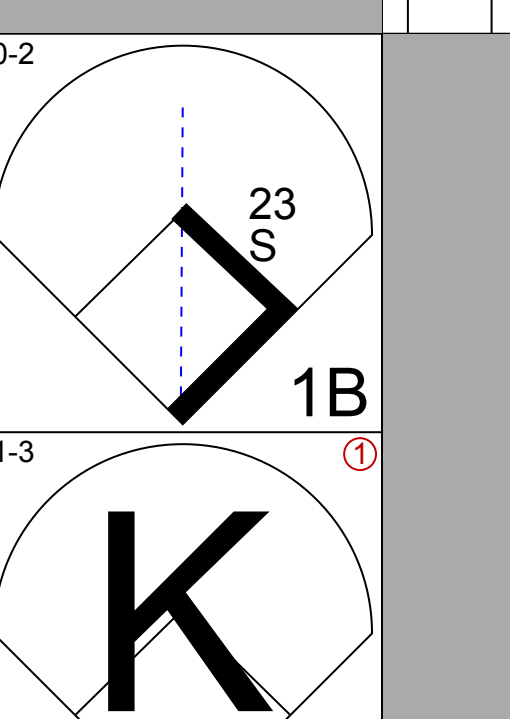
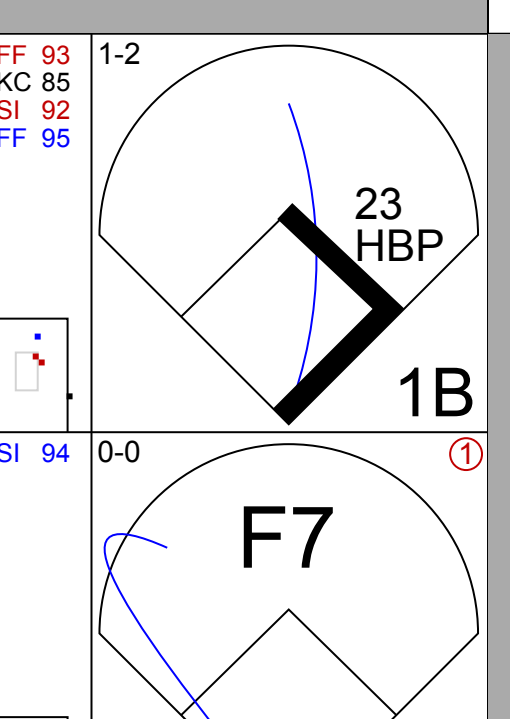
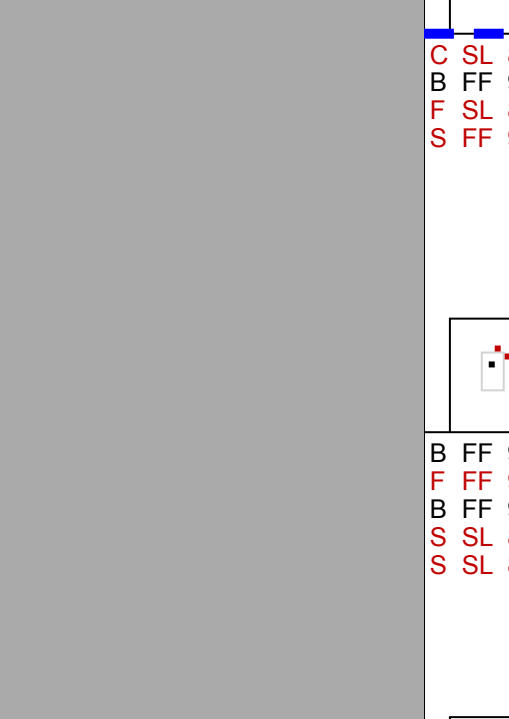

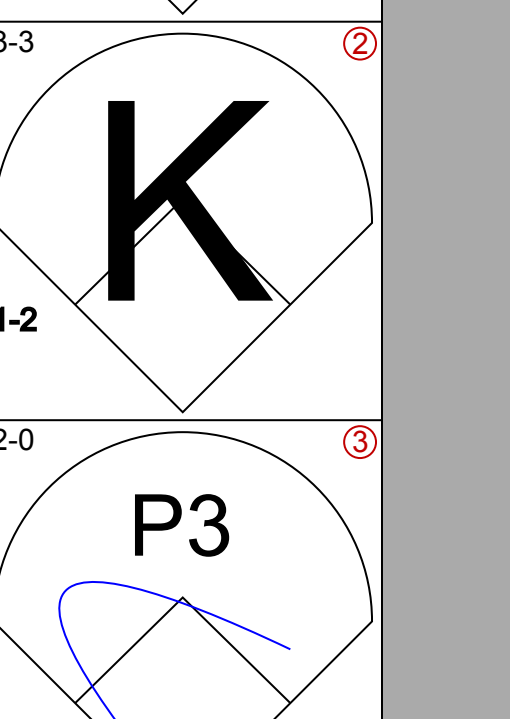
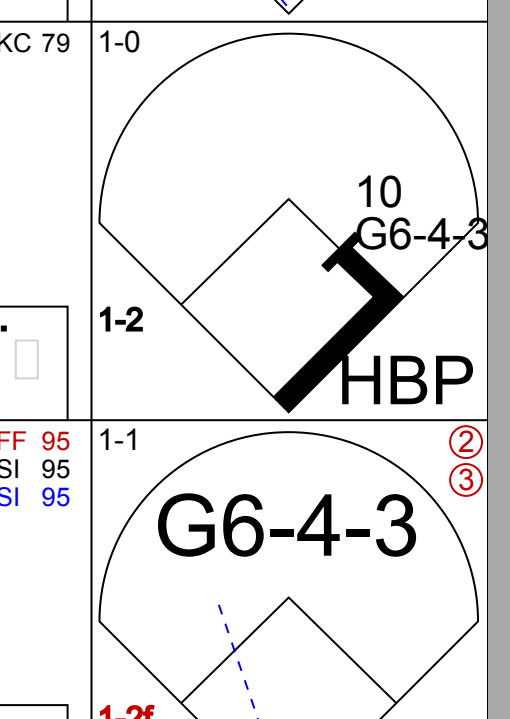

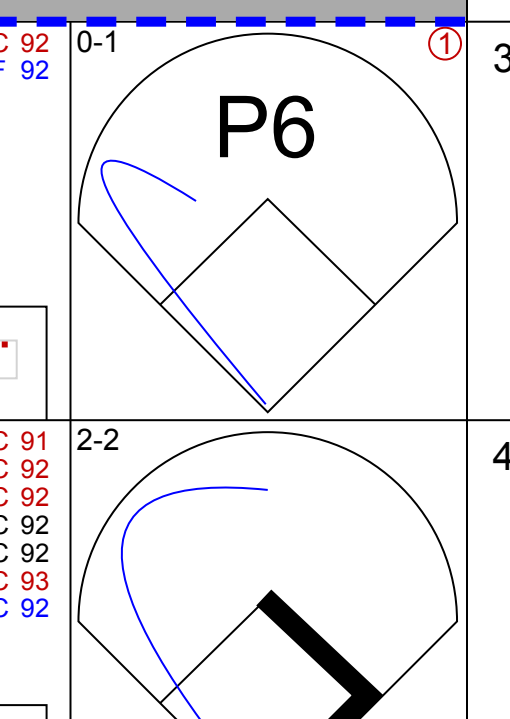
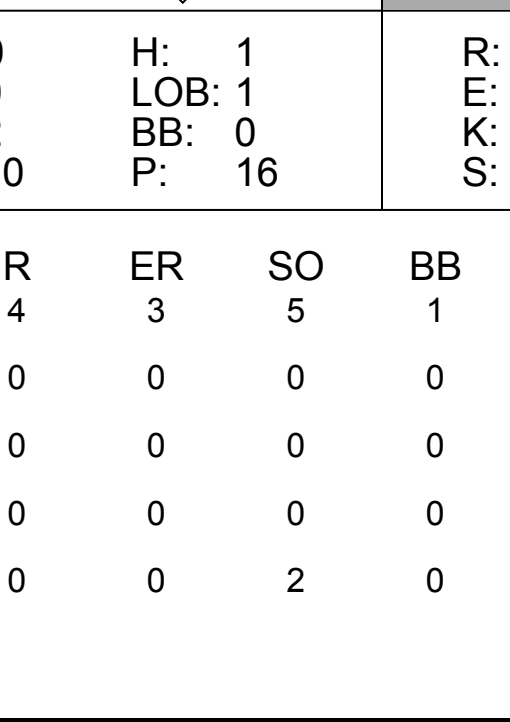
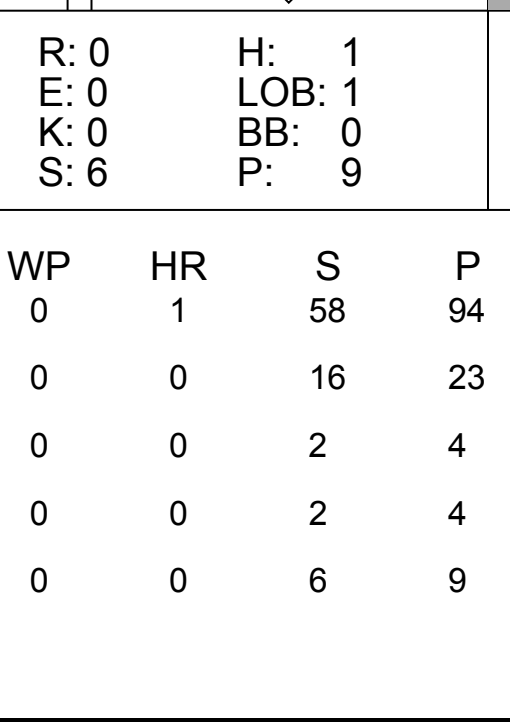
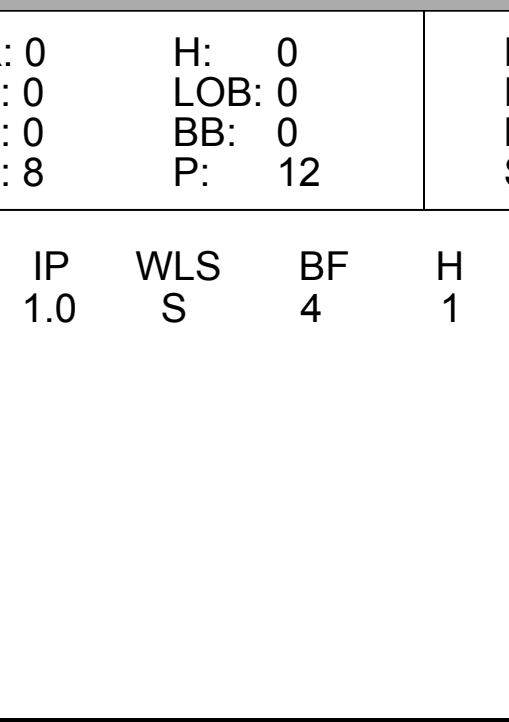
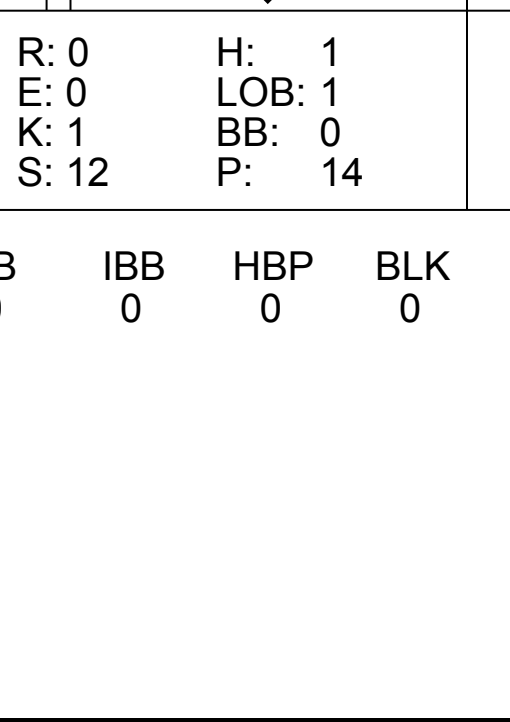
Batter	1	2	3	4	5	6	7	8	9	AB	R	H	RBI	BB	SO	LOB	TOP			
2 Derek Jeter, R OBP: 0.400, SLG: 0.400	G6-3	FC6-4		36 S 1B		1B		G3-1		5	0	2	1	0	0	2	New York Yankees @ Boston Red Sox Fenway Park, Boston, MA Sun Apr 04 2010, 8:10 PM - 11:56 PM EDT Att: 37,440 - Partly Cloudy - 67 F			
36 Nick Johnson, L 22 Randy Winn, S	F8		13 G6-4-3 BB	1-3 2-H 1B		L8		25 FC4-6 BB		3	0	0	0	2	1	2				
25 Mark Teixeira, S	G3		F9	1-2 3-H				13 2B 24 G4-3 BB		4	1	0	0	1	0	2				
13 Alex Rodriguez, R OBP: 0.200, SLG: 0.400		G1-3	G6-4-3		P4			24 G4-3 20 1B 2B	G5-3	5	1	1	0	0	0	1				
24 Robinson Canó, L OBP: 0.400, SLG: 0.600		L8		20 G4-3 11 1B 2B		14 WP 20 BB 1B		G4-3	F7	5	1	2	1	0	0	1				
20 Jorge Posada, S OBP: 0.800, SLG: 1.500		HR		G4-3		14 WP BB		14 BB 1B		4	1	3	2	1	0	1				
14 Curtis Granderson, L OBP: 0.400, SLG: 1.000		HR		G3		K		33 G5-4-3 BB	G5-3	4	1	1	1	1	1	4				
33 Nick Swisher, S OBP: 0.500, SLG: 0.333		11 1B 1B		11 1B 2 1B BB		G6-3		G5-4-3		3	1	1	0	1	0	2				
11 Brett Gardner, L OBP: 0.500, SLG: 0.500		2 FC6-4 1B		2 1B 36 S 1B		F8		G4-3		4	1	2	1	0	0	0				
Inning Stats	R: 0 E: 0 K: 0 S: 4	H: 0 LOB: 0 BB: 0 P: 7	R: 2 E: 0 K: 0 S: 18	H: 4 LOB: 2 BB: 0 P: 29	R: 0 E: 0 K: 0 S: 6	H: 0 LOB: 0 BB: 1 P: 13	R: 3 E: 0 K: 1 S: 15	H: 3 LOB: 1 BB: 1 P: 25	R: 0 E: 0 K: 0 S: 8	H: 1 LOB: 2 BB: 1 P: 11	R: 2 E: 0 K: 0 S: 9	H: 2 LOB: 1 BB: 2 P: 20	R: 0 E: 0 K: 0 S: 7	H: 0 LOB: 1 BB: 0 P: 17	R: 0 E: 0 K: 0 S: 7	H: 1 LOB: 1 BB: 0 P: 10		1B: 8 2B: 2 3B: 0 HR: 2	SF: 0 SAC: 0 DP: 2 HBP: 0	WP: 1 PB: 0 SB: 2 CS: 0
PITCHER	IP WLS BF H R ER SO	IP WLS BF H R ER SO	IP WLS BF H R ER SO	IP WLS BF H R ER SO	IP WLS BF H R ER SO	IP WLS BF H R ER SO	IP WLS BF H R ER SO	IP WLS BF H R ER SO	IP WLS BF H R ER SO	IP WLS BF H R ER SO	IP WLS BF H R ER SO	IP WLS BF H R ER SO	IP WLS BF H R ER SO	IP WLS BF H R ER SO	IP WLS BF H R ER SO	IP WLS BF H R ER SO	ERA WHIP	ERA WHIP		
19 Josh Beckett, R ERA: 9.64	4.2	24	8	5	5	1	3	0	0	0	0	0	0	0	0	0	0	9.64	2.357	
60 Scott Schoeneweis, L ERA: 54.0	1.0	3	0	0	0	1	0	0	0	0	0	0	0	0	0	0	0	54.00	9.000	
56 Ramon E Ramirez, R ERA: 54.0	0.1	4	2	2	2	0	1	0	0	0	0	0	0	0	0	0	0	54.00	9.000	
37 Hideki Okajima, L ERA: 54.0	1.0	W	4	1	0	0	0	0	0	0	0	0	0	0	0	0	0	0.00	2.000	
51 Daniel Bard, R ERA: 54.0	1.0	H	4	0	0	0	0	0	0	0	0	0	0	0	0	0	0	0.00	1.000	
58 Jonathan Papelbon, R ERA: 54.0	1.0	S	4	1	0	0	0	0	0	0	0	0	0	0	0	0	0	0.00	1.000	
2 Jacoby Ellsbury, L	L8		G5-3		K		K		F8		5	0	0	0	0	2	5			
15 Dustin Pedroia, R	K		G3-1		41 2B 20 3B BB		HR		1B		4	2	2	3	1	1	0			
41 Victor Martinez, S	G3		G5-3		20 3B 2B		G4-3		F9		5	1	1	0	0	0	2			
20 Kevin Youkilis, R		34 G3 29 SF8 2B		P6		29 1B 3B		34 WP 34 PB 2B		4	3	3	2	0	0	0				
34 David Ortiz, L	G3		P5		G4-3		G4-3		29 FC4-6 BB		3	0	0	0	1	0	2			
29 Adrián Beltré, R	SF8		K		7 G3 1B		FC4-6				3	0	1	2	0	1	1			
7 J.D. Drew, L	K		G3		G3		G5-3		G5-3		4	1	1	0	0	1	1			
23 Mike Cameron, R			10 L5-3 BB		10 1B 1B		G5-3		10 BB 15 1B 1B		3	1	2	0	1	0	1			
10 Marco Scutaro, R			L5-3		E7		15 HR 1B		15 1B BB		3	1	2	1	1	0	1			
Inning Stats	R: 0 E: 0 K: 1 S: 10	H: 0 LOB: 0 BB: 0 P: 13	R: 1 E: 0 K: 1 S: 12	H: 1 LOB: 0 BB: 0 P: 22	R: 0 E: 0 K: 0 S: 8	H: 0 LOB: 0 BB: 1 P: 15	R: 0 E: 0 K: 0 S: 6	H: 0 LOB: 0 BB: 0 P: 10	R: 1 E: 0 K: 2 S: 14	H: 3 LOB: 2 BB: 0 P: 25	R: 3 E: 0 K: 0 S: 14	H: 3 LOB: 1 BB: 1 P: 25	R: 3 E: 0 K: 1 S: 18	H: 3 LOB: 1 BB: 1 P: 31	R: 1 E: 0 K: 0 S: 19	H: 2 LOB: 2 BB: 1 P: 29	1B: 7 2B: 4 3B: 1 HR: 1	SF: 1 SAC: 0 DP: 1 HBP: 0	WP: 1 PB: 1 SB: 0 CS: 0	PA: 39
PITCHER	IP WLS BF H R ER SO	IP WLS BF H R ER SO	IP WLS BF H R ER SO	IP WLS BF H R ER SO	IP WLS BF H R ER SO	IP WLS BF H R ER SO	IP WLS BF H R ER SO	IP WLS BF H R ER SO	IP WLS BF H R ER SO	IP WLS BF H R ER SO	IP WLS BF H R ER SO	IP WLS BF H R ER SO	IP WLS BF H R ER SO	IP WLS BF H R ER SO	IP WLS BF H R ER SO	IP WLS BF H R ER SO	ERA WHIP	ERA WHIP		
52 CC Sabathia, L	5.1	23	6	5	5	4	2	0	0	0	0	0	0	0	0	0	0	8.44	1.500	
30 David Robertson, R	0.2	B	3	1	0	0	0	0	0	0	0	0	0	0	0	0	0	0.00	1.500	
61 Chan Ho Park, R	0.2	L	5	3	3	2	1	0	0	0	0	1	14	22	27.00	4.500				
43 Damaso Marte, L	0.0	1	0	0	0	0	0	0	0	0	0	1	0	5	5	5	=	=		
62 Joba Chamberlain, R	1.1	7	2	1	1	0	1	0	0	0	0	0	22	33	6.75	2.250				

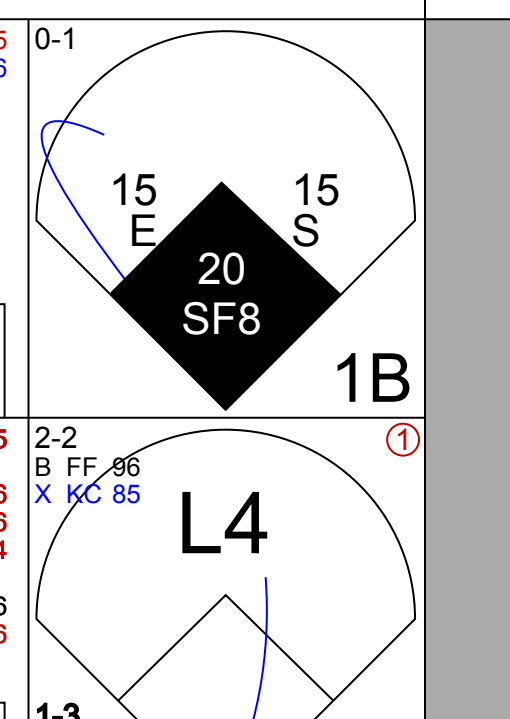
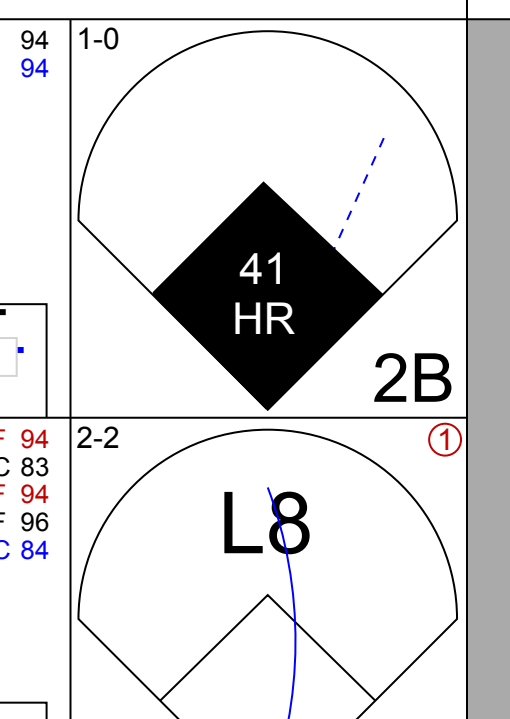
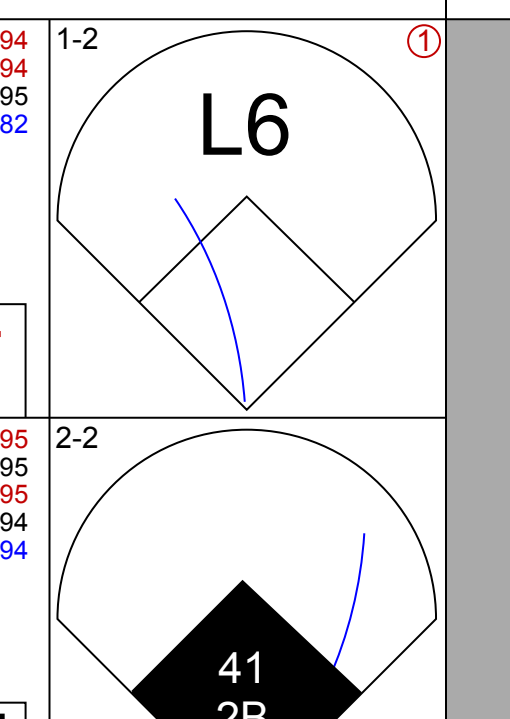
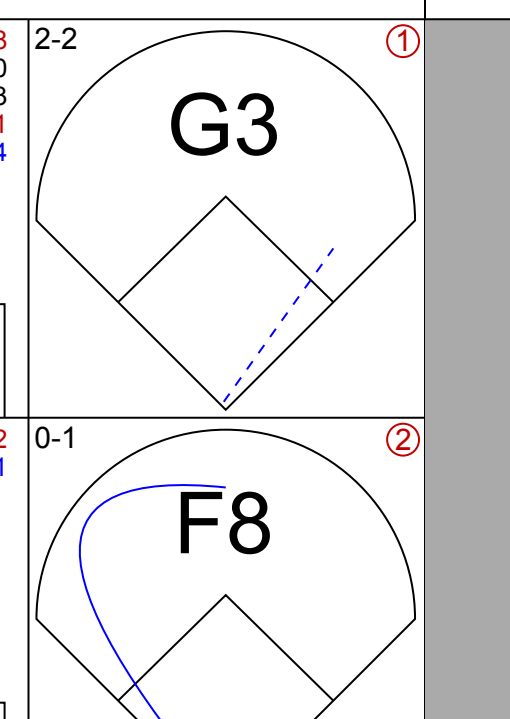
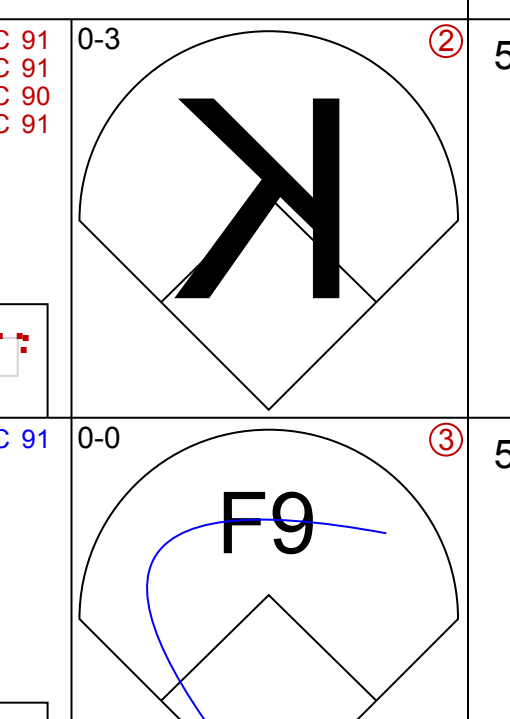
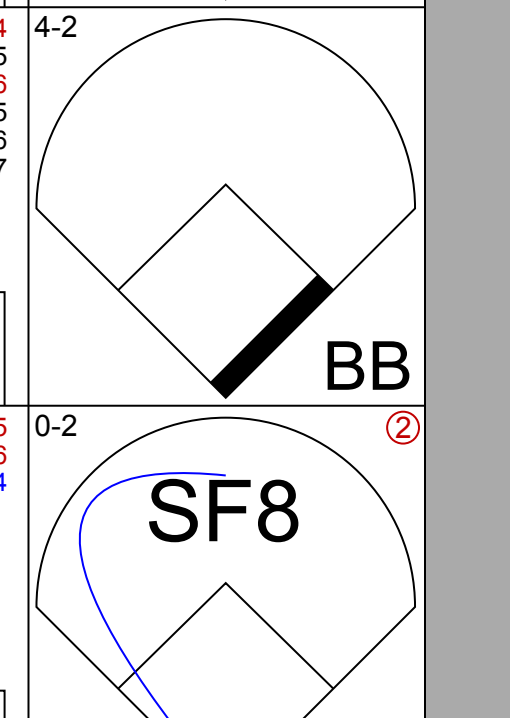
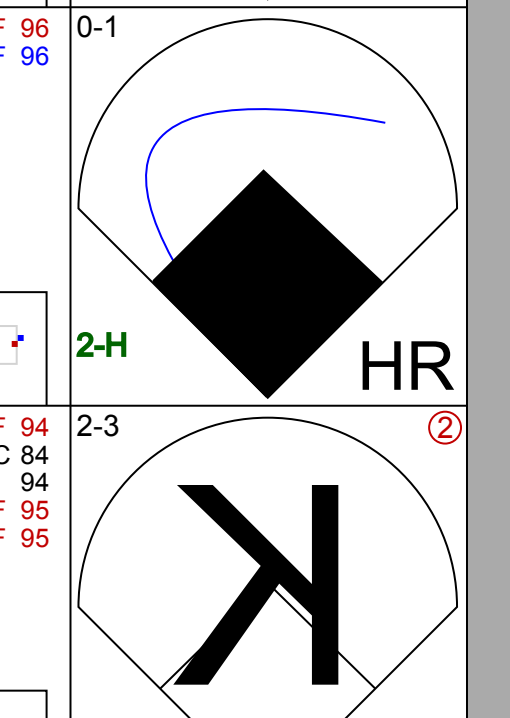
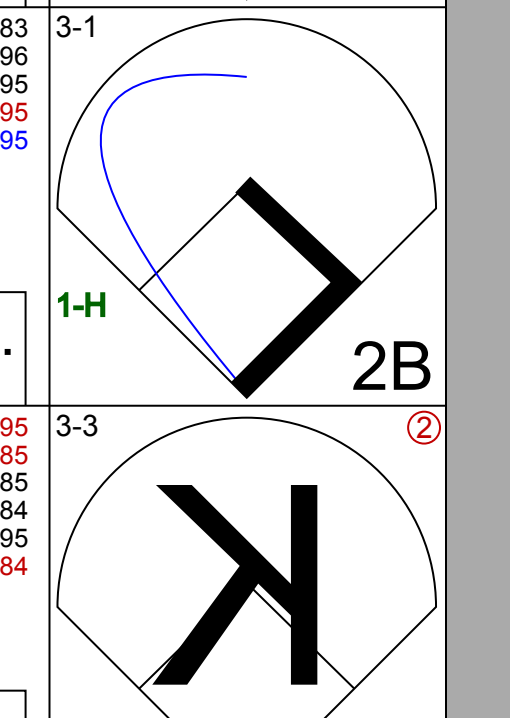
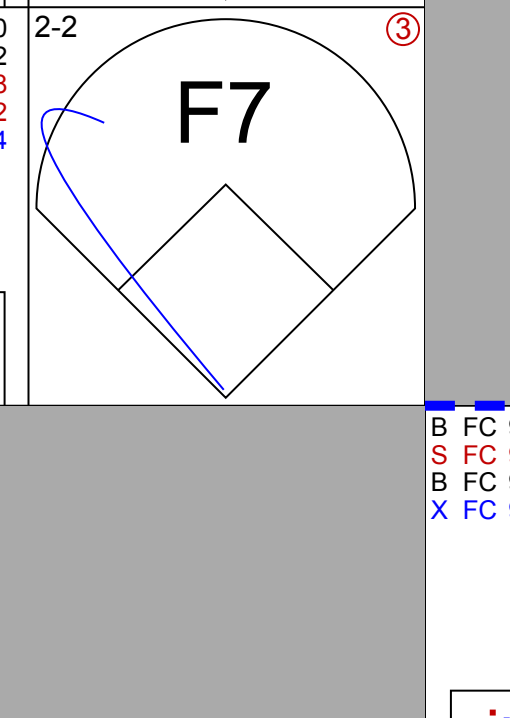

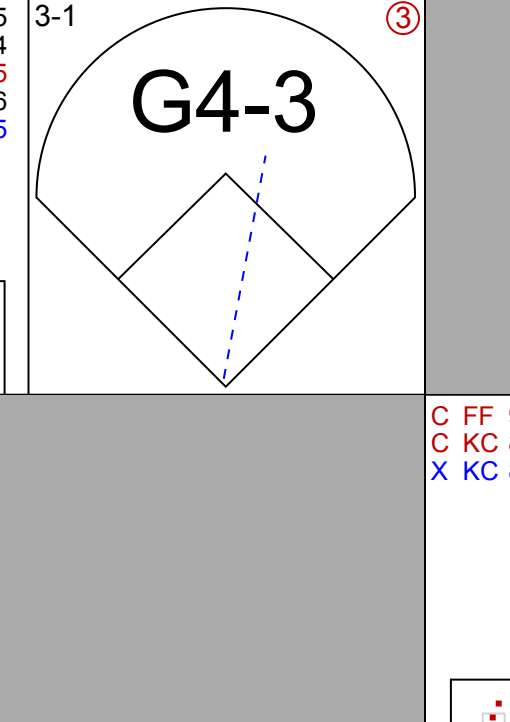
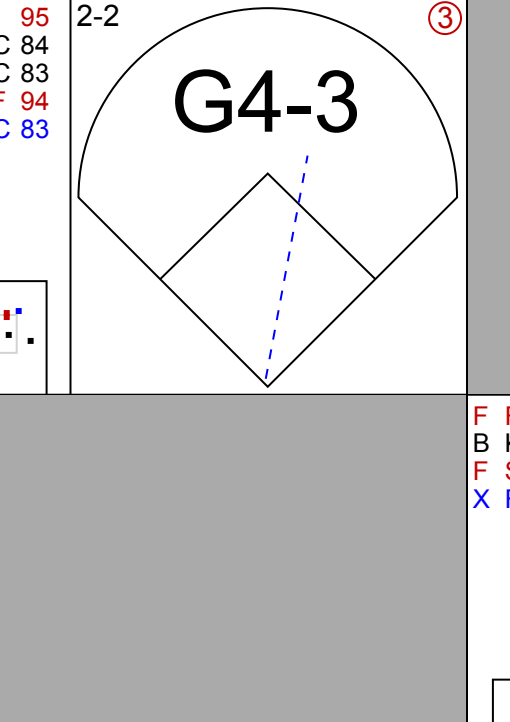
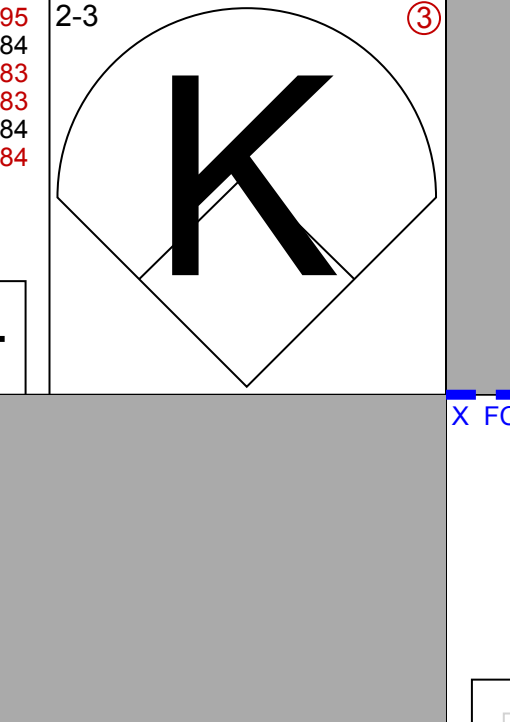
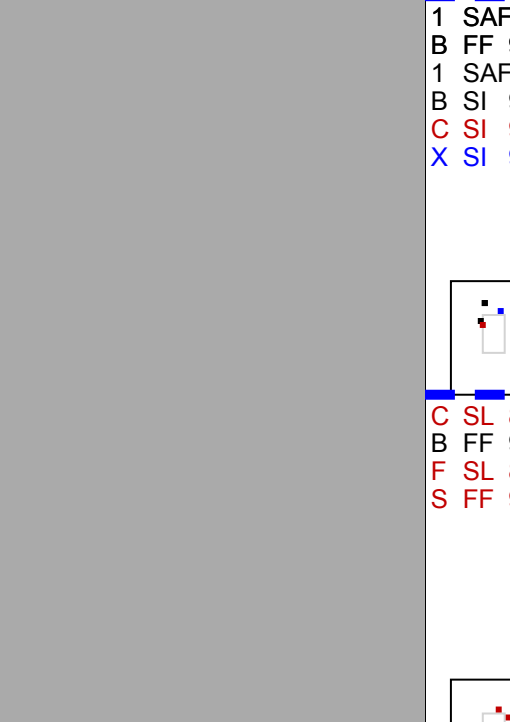
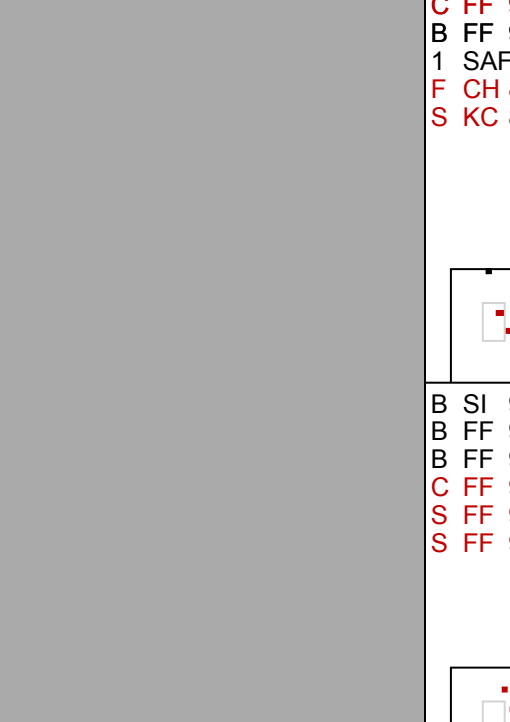


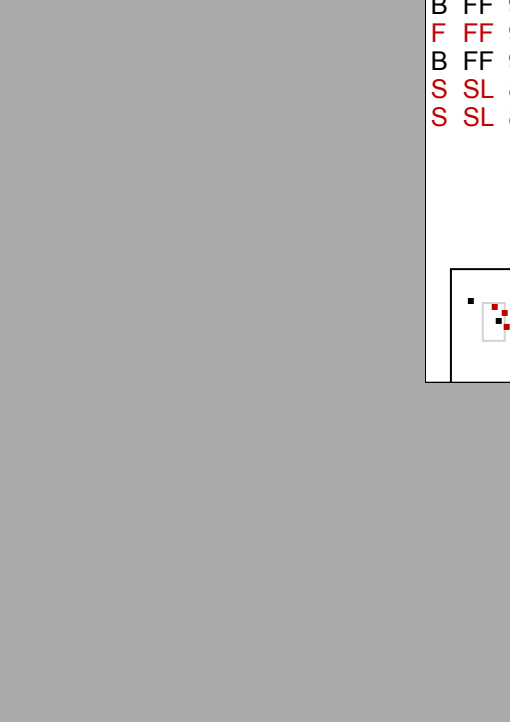
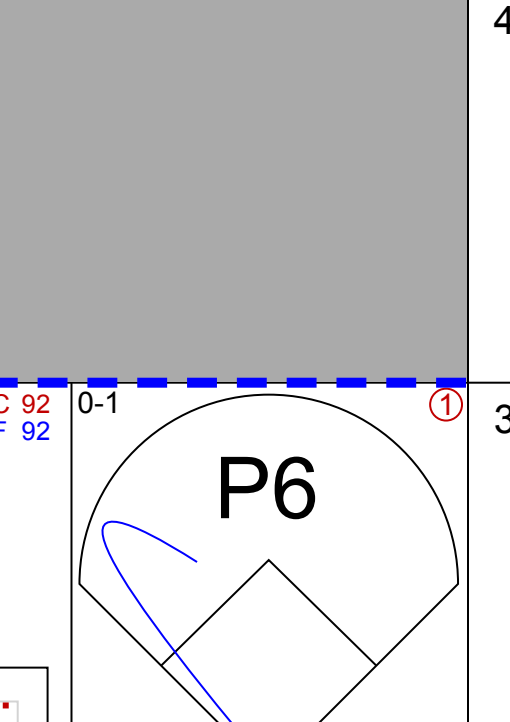
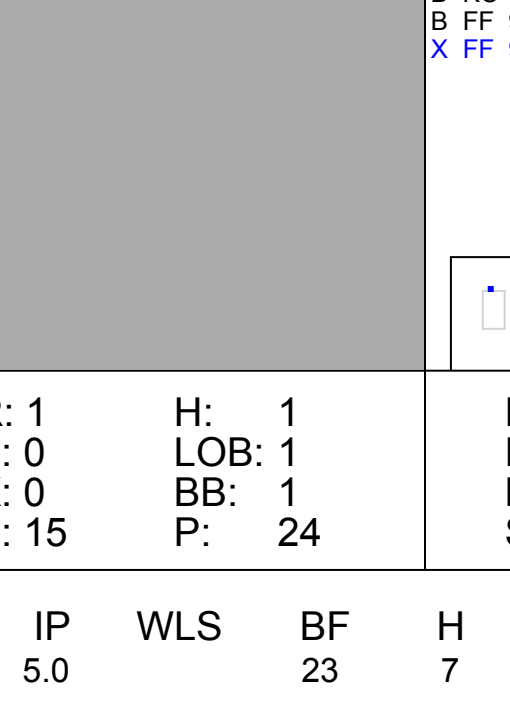

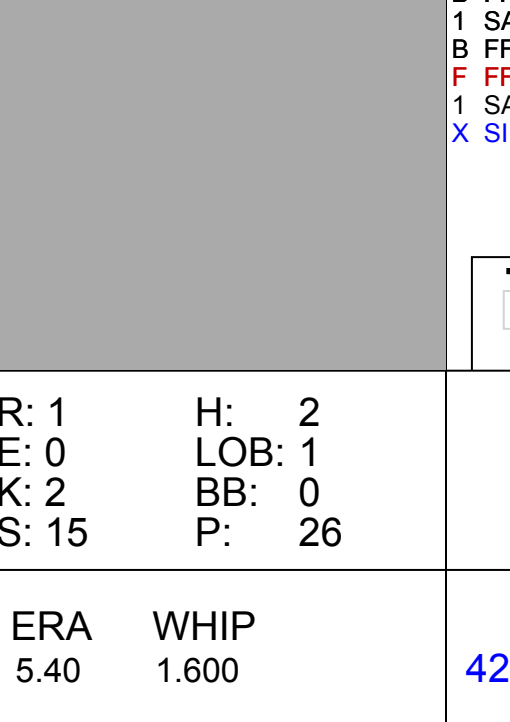

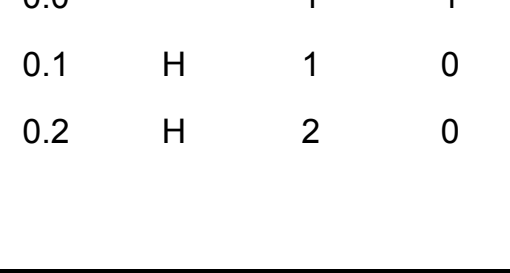



livebaseballscorecards.com



livebaseballscorecards.com



Batter	1	2	3	4	5	6	7	8	9	AB	R	H	RBI	BB	SO	LOB	TOP					
2 Derek Jeter, R OBP: 0.300, SLG: 0.300										5	1	1	0	0	1	6	New York Yankees @ Boston Red Sox Fenway Park, Boston, MA Tue Apr 06 2010, 7:13 PM - 10:59 PM EDT Att: 38,000 - Cloudy - 53 F					
36 Nick Johnson, L (1, 10)										2	0	0	1	2	0	0						
25 Mark Teixeira, S (1, 3)										5	1	0	1	0	1	6						
13 Alex Rodriguez, R OBP: 0.556, SLG: 0.400										5	0	1	1	0	1	1						
24 Robinson Canó, L OBP: 0.500, SLG: 1.000										3	2	2	2	1	0	1						
20 Jorge Posada, S OBP: 0.500, SLG: 1.000										4	1	1	0	1	1	2						
33 Nick Swisher, S ERA: 0.556, SLG: 0.714									4	0	2	1	0	1	1	0						
22 Randy Winn, S (9, 9)										0	0	0	0	0	0	0						
38 Marcus Thames, R (1, 7)										1	0	0	0	1	1	1						
11 Brett Gardner, L OBP: 0.500, SLG: 0.500										2	0	1	0	0	1	6						
14 Curtis Granderson, L OBP: 0.333, SLG: 0.625										4	1	1	0	0	1	6						
Inning Stats	R: 0 E: 0 K: 2 S: 9	H: 0 LOB: 0 BB: 0 P: 15	R: 1 E: 0 K: 1 S: 17	H: 2 LOB: 3 BB: 2 P: 31	R: 0 E: 0 K: 0 S: 7	H: 0 LOB: 0 BB: 0 P: 11	R: 0 E: 0 K: 1 S: 9	H: 0 LOB: 1 BB: 1 P: 18	R: 3 E: 0 K: 0 S: 11	H: 3 LOB: 1 BB: 0 P: 19	R: 0 E: 0 K: 0 S: 12	H: 1 LOB: 1 BB: 0 P: 20	R: 0 E: 0 K: 1 S: 9	H: 0 LOB: 1 BB: 1 P: 16	R: 1 E: 1 K: 0 S: 23	H: 2 LOB: 3 BB: 1 P: 37	R: 1 E: 0 K: 2 S: 12	H: 1 LOB: 0 BB: 0 P: 18	1B: 4 2B: 4 HR: 1	SF: 1 SAC: 0 DP: 1 HBP: 2	WP: 0 PB: 0 SB: 0 CS: 0	PA: 43
PITCHER	IP	WLS	BF	H	R	ER	SO	BB	IBB	HBP	BLK	WP	HR	S	P	ERA	WHIP					
31 Jon Lester, L ERA: 7.2	5.0		24	5	4	4	4	3	0	2	0	0	0	0	53	94	7.20	1.600				
17 Manny Delcarmen, R ERA:	1.0		4	1	0	0	0	0	0	0	0	0	0	0	12	20	0.00	1.000				
51 Daniel Bard, R ERA:	1.0		4	0	0	0	1	1	0	0	0	0	0	9	16	0.00	1.000					
37 Hideki Okajima, L ERA:	0.2	L	6	2	1	0	0	1	0	0	0	0	0	20	32	0.00	4.500					
48 Scott Atchison, R ERA: 6.75	1.1		5	1	1	1	2	0	0	0	0	0	1	15	23	6.75	0.750					


Batter	1	2	3	4	5	6	7	8	9	AB	R	H	RBI	BB	SO	LOB	BOTTOM				
2 Jacoby Ellsbury, L OBP: 0.200, SLG: 0.300										5	2	2	0	0	1	1	New York Yankees @ Boston Red Sox Fenway Park, Boston, MA Tue Apr 06 2010, 7:13 PM - 10:59 PM EDT Att: 38,000 - Cloudy - 53 F				
15 Dustin Pedroia, R OBP: 0.400, SLG: 0.667										5	1	1	0	0	0	3					
41 Victor Martinez, S OBP: 0.444, SLG: 1.000										3	1	2	3	1	0	0					
20 Kevin Youkilis, R OBP: 0.500, SLG: 1.143										3	0	1	1	0	2	1					
34 David Ortiz, L (1, 10)										4	0	0	0	0	1	3					
29 Adrian Beltré, R OBP: 0.375, SLG: 0.429										4	0	2	0	0	1	1					
7 J.D. Drew, L OBP: 0.125, SLG: 0.125										4	0	0	0	0	2	3					
23 Mike Cameron, R OBP: 0.500, SLG: 0.333										3	0	0	0	0	1	1					
10 Marco Scutaro, R OBP: 0.500, SLG: 0.571										4	0	1	0	0	0	4					
Inning Stats	R: 1 E: 0 K: 0 S: 15	H: 1 LOB: 1 BB: 1 P: 24	R: 0 E: 0 K: 2 S: 10	H: 1 LOB: 0 BB: 0 P: 16	R: 2 E: 0 K: 1 S: 12	H: 2 LOB: 0 BB: 0 P: 19	R: 0 E: 0 K: 0 S: 6	H: 1 LOB: 1 BB: 0 P: 9	R: 1 E: 1 K: 2 S: 15	H: 2 LOB: 1 BB: 0 P: 26	R: 0 E: 0 K: 0 S: 8	H: 0 LOB: 0 BB: 0 P: 11	R: 0 E: 0 K: 2 S: 10	H: 1 LOB: 1 BB: 0 P: 17	R: 0 E: 0 K: 1 S: 12	H: 1 LOB: 0 BB: 0 P: 14		1B: 5 2B: 3 HR: 1	SF: 1 SAC: 0 DP: 1 HBP: 1	WP: 0 PB: 0 SB: 0 CS: 0	PA: 38
PITCHER	IP	WLS	BF	H	R	ER	SO	BB	IBB	HBP	BLK	WP	HR	S	P	ERA	WHIP				
34 A.J. Burnett, R ERA: 5.4	5.0		23	7	4	3	5	1	0	1	0	0	0	16	23	0.00	0.000				
91 Alfredo Aceves, R ERA:	2.0	W	7	0	0	0	0	0	0	0	0	0	0	2	4	0.00	0.000				
30 David Robertson, R ERA:	0.0		1	1	0	0	0	0	0	0	0	0	0	2	4	0.00	0.000				
43 Damaso Marte, L ERA:	0.1	H	1	0	0	0	0	0	0	0	0	0	0	2	4	0.00	0.000				
62 Joba Chamberlain, R ERA: 4.5	0.2	H	2	0	0	0	2	0	0	0	0	0	0	6	9	0.00	0.000				


AB 35
R 6
H 9
RBI 6
BB 5
SO 7
LOB 25



AB 35
R 4
H 9
RBI 4
BB 1
SO 8
LOB 17



Batter	1	2	3	4	5	6	7	8	9	AB	R	H	RBI	BB	SO	LOB	TOP						
2 Derek Jeter, R OBP: 0.400, SLG: 0.389	G3		G4-3		FC4-6			36 2B		5	1	2	0	0	0	2	New York Yankees @ Tampa Bay Rays Tropicana Field, St. Petersburg, FL Fri Apr 09 2010, 7:11 PM - 10:02 PM EDT Att: 33,221 - Dome - 72 F						
36 Nick Johnson, L OBP: 0.400, SLG: 0.214	K					K		24 1B	G4-3	5	1	2	1	0	2	1							
25 Mark Teixeira, S	G4-3				P4				G6-3	4	0	0	0	0	0	2							
13 Alex Rodriguez, R OBP: 0.158, SLG: 0.368					E2				F8	4	1	1	1	0	1	1							
24 Robinson Canó, L OBP: 0.389, SLG: 0.625					G4-3					4	0	1	0	0	1	0							
20 Jorge Posada, S OBP: 0.500, SLG: 0.714					P3					2	0	0	0	2	0	0							
33 Nick Swisher, S OBP: 0.471, SLG: 0.500										3	0	1	0	1	2	4							
38 Marcus Thames, R OBP: 0.400, SLG: 0.250					G5-3					3	0	1	0	0	0	2							
22 Randy Winn, S (9,PH)					F8					1	0	0	0	0	1	0							
14 Curtis Granderson, L OBP: 0.294, SLG: 0.625					K					4	0	0	0	0	2	4							
																							
Inning Stats	R: 0 E: 0 K: 1 S: 7	H: 0 LOB: 0 BB: 0 P: 8	R: 0 E: 0 K: 2 S: 7	H: 0 LOB: 0 BB: 0 P: 11	R: 0 E: 0 K: 1 S: 6	H: 0 LOB: 1 BB: 1 P: 15	R: 2 E: 0 K: 0 S: 8	H: 2 LOB: 0 BB: 0 P: 15	R: 0 E: 0 K: 1 S: 6	H: 0 LOB: 1 BB: 0 P: 7	R: 0 E: 0 K: 2 S: 6	H: 1 LOB: 1 BB: 0 P: 10	R: 0 E: 0 K: 1 S: 11	H: 1 LOB: 2 BB: 1 P: 18	R: 1 E: 0 K: 1 S: 19	H: 3 LOB: 3 BB: 1 P: 31		R: 0 E: 0 K: 1 S: 11	H: 1 LOB: 1 BB: 0 P: 17	1B: 5 2B: 2 3B: 1 HR: 0	SF: 0 SAC: 0 DP: 0 HBP: 0	WP: 0 PB: 0 SB: 0 CS: 0	PA: 38
PITCHER	IP WLS BF H R ER SO BB IBB HBP BLK WP HR S P ERA WHIP																						
14 David Price, L ERA: 3.52	(1, 1)	7.2 W 33 7 3 3 7 3 0 0 0 0 0 0 67 111 3.52 1.304																					
31 Lance Cormier, R ERA:	(8, 1)	0.1 1 0 0 0 1 0 0 0 0 0 0 3 4 0.00 0.000																					
54 Mike Ekstrom, R ERA: 20.25	(9, 1)	1.0 4 1 0 0 1 0 0 0 0 0 0 0 11 17 0.00 1.000																					

Batter	1	2	3	4	5	6	7	8	9	AB	R	H	RBI	BB	SO	LOB	BOTTOM				
8 Jason Bartlett, R OBP: 0.421, SLG: 0.412	G6-3		G5-3					L5		4	1	1	2	1	0	0	New York Yankees @ Tampa Bay Rays Tropicana Field, St. Petersburg, FL Fri Apr 09 2010, 7:11 PM - 10:02 PM EDT Att: 33,221 - Dome - 72 F				
13 Carl Crawford, L OBP: 0.333, SLG: 0.286	K		P3		F8					4	1	1	1	0	1	1					
18 Ben Zobrist, S OBP: 0.353, SLG: 0.563	G4-3									3	1	1	1	1	1	0					
3 Evan Longoria, R OBP: 0.375, SLG: 0.813					F8					4	0	1	0	0	2	2					
23 Carlos Pena, L OBP: 0.313, SLG: 0.533										3	1	1	2	1	0	0					
2 B.J. Upton, R OBP: 0.375, SLG: 0.357										4	2	2	0	0	0	2					
16 Willy Aybar, S OBP: 0.250, SLG: 1.000					F7					4	1	1	2	0	1	3					
30 Dioner Navarro, S OBP: 0.444, SLG: 0.375										4	1	1	1	0	0	2					
1 Sean Rodriguez, R OBP: 0.222, SLG: 0.222										4	1	1	0	0	1	0					
																					
Inning Stats	R: 0 E: 0 K: 1 S: 8	H: 0 LOB: 0 BB: 0 P: 14	R: 0 E: 0 K: 1 S: 13	H: 1 LOB: 2 BB: 1 P: 19	R: 0 E: 0 K: 1 S: 8	H: 0 LOB: 0 BB: 0 P: 10	R: 5 E: 0 K: 0 S: 19	H: 5 LOB: 1 BB: 1 P: 32	R: 0 E: 0 K: 2 S: 7	H: 0 LOB: 0 BB: 0 P: 10	R: 4 E: 0 K: 1 S: 14	H: 4 LOB: 1 BB: 1 P: 27	R: 0 E: 0 K: 0 S: 6	H: 0 LOB: 0 BB: 0 P: 10	R: 0 E: 0 K: 0 S: 6	H: 0 LOB: 0 BB: 0 P: 10		1B: 5 2B: 3 3B: 0 HR: 2	SF: 0 SAC: 0 DP: 0 HBP: 0	WP: 0 PB: 0 SB: 3 CS: 0	PA: 37
PITCHER	IP WLS BF H R ER SO BB IBB HBP BLK WP HR S P ERA WHIP																				
31 Javier Vazquez, R ERA: 12.71	(1, 1)	5.2 L 28 8 8 8 5 3 0 0 0 0 0 0 62 98 12.71 1.941																			
45 Sergio Mitre, R ERA: 3.95	(6, 1)	2.1 9 2 1 1 1 0 0 0 0 0 0 19 34 3.86 0.857																			

Batter	1	2	3	4	5	6	7	8	9	AB	R	H	RBI	BB	SO	LOB	TOP										
2 Erick Aybar, S OBP: 0.387, SLG: 0.269										5	0	2	0	0	2	5	Los Angeles Angels @ New York Yankees Yankee Stadium, Bronx, NY Tue Apr 13 2010, 1:12 PM - 4:25 PM EDT Att: 49,283 - Cloudy - 55 F										
53 Bobby Abreu, L OBP: 0.286, SLG: 0.500										5	1	1	4	0	2	4											
48 Torii Hunter, R OBP: 0.394, SLG: 0.481										4	0	0	0	1	2	3											
55 Hideki Matsui, L OBP: 0.353, SLG: 0.563										5	0	0	0	0	1	2											
8 Kendrys Morales, S OBP: 0.290, SLG: 0.516										4	1	3	1	0	1	0											
20 Juan Rivera, R OBP: 0.281, SLG: 0.531										4	0	1	0	0	0	1											
47 Howie Kendrick, R OBP: 0.406, SLG: 0.429										3	1	1	0	1	1	2											
5 Jeff Mathis, R OBP: 0.364, SLG: 0.500										4	1	2	0	0	0	2											
3 Brandon Wood, R OBP: 0.130, SLG: 0.091										3	1	1	0	1	0	2											
Inning Stats	R: 0 H: 1 E: 0 K: 2 S: 13	H: 1 LOB: 1 BB: 0 P: 18	R: 0 H: 0 E: 0 K: 0 S: 8	H: 1 LOB: 2 BB: 1 P: 16	R: 0 H: 0 E: 0 K: 2 S: 9	H: 0 LOB: 1 BB: 1 P: 17	R: 0 H: 0 E: 0 K: 2 S: 8	H: 0 LOB: 3 BB: 1 P: 13	R: 0 H: 1 E: 0 K: 0 S: 9	H: 2 LOB: 1 BB: 1 P: 15	R: 0 H: 1 E: 0 K: 0 S: 10	H: 1 LOB: 1 BB: 0 P: 14	R: 1 H: 1 E: 0 K: 1 S: 16	H: 1 LOB: 0 BB: 2 P: 22	R: 4 H: 4 E: 0 K: 2 S: 17	H: 4 LOB: 0 BB: 0 P: 21	1B: 9 2B: 0 3B: 0 HR: 2	SF: 0 SAC: 0 DP: 1 HBP: 0	WP: 0 PB: 0 SB: 0 CS: 0	PA: 40							
PITCHER	IP	WLS	BF	H	R	ER	SO	BB	IBB	HBP	BLK	WP	HR	S	P	ERA	WHIP										
46 Andy Pettitte, L ERA: 0.75	6.0	W	25	5	0	0	6	3	0	0	0	0	0	59	100	0.00	1.333										
61 Chan Ho Park, R ERA: 4.75	2.0		8	2	1	1	1	0	0	0	0	0	1	26	36	4.50	1.000										
30 David Robertson, R ERA: 15.43	0.1	S	5	4	4	4	1	0	0	0	0	0	1	13	14	108.00	12.000										
42 Mariano Rivera, R ERA:	0.2	S	2	0	0	0	1	0	0	0	0	0	0	4	7	0.00	0.000										


Batter	1	2	3	4	5	6	7	8	9	AB	R	H	RBI	BB	SO	LOB	BOTTOM										
2 Derek Jeter, R OBP: 0.343, SLG: 0.424										5	1	2	2	0	1	4	Los Angeles Angels @ New York Yankees Yankee Stadium, Bronx, NY Tue Apr 13 2010, 1:12 PM - 4:25 PM EDT Att: 49,283 - Cloudy - 55 F										
36 Nick Johnson, L OBP: 0.249, SLG: 0.400										3	3	2	1	2	1	3											
25 Mark Teixeira, S OBP: 0.294, SLG: 0.148										3	0	0	0	2	1	1											
13 Alex Rodriguez, R OBP: 0.324, SLG: 0.469										5	0	2	2	0	1	2											
24 Robinson Canó, L OBP: 0.375, SLG: 0.667										5	1	2	0	0	0	5											
20 Jorge Posada, S OBP: 0.596, SLG: 0.905										4	0	3	1	1	0	1											
14 Curtis Granderson, L OBP: 0.419, SLG: 0.607										5	1	2	1	0	1	5											
33 Nick Swisher, S OBP: 0.483, SLG: 0.545										1	1	0	0	3	1	2											
22 Randy Winn, S OBP: 0.348, SLG: 0.250										0	0	0	0	0	0	0											
11 Brett Gardner, L OBP: 0.348, SLG: 0.250										3	0	0	0	1	2	6											
Inning Stats	R: 1 H: 1 E: 0 K: 1 S: 9	H: 1 LOB: 0 BB: 0 P: 16	R: 0 H: 1 E: 0 K: 3 S: 12	H: 1 LOB: 1 BB: 1 P: 25	R: 1 H: 1 E: 0 K: 0 S: 5	H: 1 LOB: 0 BB: 1 P: 13	R: 1 H: 3 E: 0 K: 1 S: 13	H: 3 LOB: 3 BB: 1 P: 25	R: 0 H: 2 E: 0 K: 0 S: 11	H: 2 LOB: 2 BB: 0 P: 15	R: 2 H: 1 E: 0 K: 2 S: 16	H: 1 LOB: 3 BB: 3 P: 32	R: 0 H: 1 E: 0 K: 0 S: 7	H: 1 LOB: 2 BB: 2 P: 17	R: 2 H: 3 E: 0 K: 1 S: 15	H: 3 LOB: 1 BB: 1 P: 23	1B: 7 2B: 4 3B: 0 HR: 2	SF: 0 SAC: 0 DP: 2 HBP: 0	WP: 2 PB: 0 SB: 1 CS: 0	PA: 43							
PITCHER	IP	WLS	BF	H	R	ER	SO	BB	IBB	HBP	BLK	WP	HR	S	P	ERA	WHIP										
54 Ervin Santana, R ERA: 6.94	5.2	L	29	8	5	5	7	5	0	0	0	1	2	60	113	7.94	2.294										
52 Jason Bulger, R ERA: 6.75	0.1		3	1	0	0	0	1	0	0	0	1	0	6	13	0.00	6.000										
43 Brian Stokes, R ERA: 6.23	1.0		5	1	0	0	0	2	0	0	0	0	0	7	17	0.00	3.000										
38 Bobby Cassevah, R ERA: 8.31	1.0		6	3	2	2	1	1	0	0	0	0	0	15	23	18.00	4.000										



Batter	1	2	3	4	5	6	7	8	9	AB	R	H	RBI	BB	SO	LOB	TOP										
2 Erick Aybar, S OBP: 0.389, SLG: 0.290										5	2	2	1	0	1	1											
53 Bobby Abreu, L OBP: 0.300, SLG: 0.513										5	0	2	1	0	0	1											
48 Tori Hunter, R OBP: 0.421, SLG: 0.516										4	1	2	1	1	0	1											
55 Hideki Matsui, L OBP: 0.333, SLG: 0.500										4	0	0	0	1	3	4											
8 Kendrys Morales, S OBP: 0.314, SLG: 0.529										3	1	1	1	0	0	2											
20 Juan Rivera, R OBP: 0.250, SLG: 0.472										4	0	0	0	0	0	4											
13 Maicer Izturis, S OBP: 0.333, SLG: 0.214										3	0	1	1	1	0	0											
5 Jeff Mathis, R OBP: 0.346, SLG: 0.458										4	0	1	0	0	1	2											
3 Brandon Wood, R OBP: 0.148, SLG: 0.115										4	1	1	0	0	1	1											
Inning Stats	R: 0 E: 0 K: 0 S: 10	H: 1 LOB: 2 BB: 1 P: 20	R: 0 E: 0 K: 1 S: 11	H: 0 LOB: 0 BB: 0 P: 16	R: 2 E: 0 K: 1 S: 14	H: 3 LOB: 0 BB: 0 P: 19	R: 0 E: 0 K: 0 S: 6	H: 0 LOB: 1 BB: 1 P: 14	R: 0 E: 0 K: 1 S: 8	H: 0 LOB: 0 BB: 0 P: 13	R: 2 E: 0 K: 1 S: 19	H: 3 LOB: 1 BB: 0 P: 31	R: 1 E: 0 K: 0 S: 11	H: 2 LOB: 3 BB: 1 P: 21	R: 0 E: 0 K: 1 S: 6	H: 1 LOB: 0 BB: 0 P: 9	R: 0 E: 0 K: 1 S: 7	H: 0 LOB: 0 BB: 0 P: 11	1B: 7 2B: 3 3B: 0 HR: 0	SF: 0 SAC: 0 DP: 0 HBP: 1	WP: 1 PB: 1 CS: 2	PA: 41					
PITCHER	IP	WLS	BF	H	R	ER	SO	BB	IBB	HBP	BLK	WP	HR	S	P	ERA	WHIP										
31 Javier Vazquez, R ERA: 9.82	(1, 1)	5.1	L	23	6	4	4	2	0	0	0	1	0	60	100	6.75	1.500										
91 Alfredo Aceves, R ERA: 2.45	(6, 1)	1.2		10	3	1	1	1	0	1	0	0	0	19	34	5.40	2.400										
62 Joba Chamberlain, R ERA: 4.5	(8, 1)	1.0		4	1	0	0	0	0	0	0	0	0	6	9	0.00	1.000										
43 Damaso Marte, L ERA:	(9, 1)	1.0		3	0	0	0	1	0	0	0	0	0	7	11	0.00	0.000										

Los Angeles Angels @ New York Yankees
 Yankee Stadium, Bronx, NY
 Wed Apr 14 20:10, 1:09 PM - 4:20 PM EDT
 Att: 42,382 - Sunny - 62 F


AB 36
 R 5
 H 10
 RBI 5
 BB 3
 SO 6
 LOB 16



Batter	1	2	3	4	5	6	7	8	9	AB	R	H	RBI	BB	SO	LOB	BOTTOM										
2 Derek Jeter, R OBP: 0.359, SLG: 0.432										4	1	2	0	0	0	0											
36 Nick Johnson, L OBP: 0.410, SLG: 0.379										4	0	1	1	0	2	1											
25 Mark Teixeira, S OBP: 0.263, SLG: 0.129										4	0	0	1	0	1	2											
13 Alex Rodriguez, R OBP: 0.316, SLG: 0.429										3	0	0	0	1	3	1											
24 Robinson Cano, L OBP: 0.389, SLG: 0.676										4	1	2	0	0	0	2											
20 Jorge Posada, S OBP: 0.516, SLG: 0.800										4	0	1	0	0	1	4											
14 Curtis Granderson, L OBP: 0.371, SLG: 0.531										4	0	0	0	0	0	3											
33 Nick Swisher, S OBP: 0.455, SLG: 0.577										4	0	1	1	0	1	1											
11 Brett Gardner, L OBP: 0.333, SLG: 0.217										3	1	0	0	1	0	1											
Inning Stats	R: 0 E: 0 K: 1 S: 7	H: 0 LOB: 0 BB: 0 P: 13	R: 0 E: 0 K: 1 S: 10	H: 1 LOB: 0 BB: 0 P: 17	R: 0 E: 0 K: 0 S: 5	H: 0 LOB: 0 BB: 0 P: 7	R: 0 E: 0 K: 2 S: 9	H: 0 LOB: 0 BB: 0 P: 16	R: 1 E: 0 K: 0 S: 16	H: 2 LOB: 1 BB: 0 P: 23	R: 0 E: 0 K: 2 S: 15	H: 1 LOB: 1 BB: 0 P: 22	R: 0 E: 0 K: 1 S: 6	H: 1 LOB: 0 BB: 0 P: 9	R: 2 E: 0 K: 1 S: 20	H: 2 LOB: 2 BB: 2 P: 36	R: 0 E: 0 K: 0 S: 6	H: 0 LOB: 0 BB: 0 P: 9	1B: 5 2B: 1 3B: 1 HR: 0	SF: 0 SAC: 0 DP: 0 HBP: 0	WP: 1 PB: 0 CS: 0	PA: 36					
PITCHER	IP	WLS	BF	H	R	ER	SO	BB	IBB	HBP	BLK	WP	HR	S	P	ERA	WHIP										
35 Joel Pineiro, R ERA: 2.77	(1, 1)	7.0	W	26	5	1	7	0	0	0	0	0	0	11	17	2.77	0.714										
62 Scott Shields, R ERA: 10.13	(8, 1)	0.0		3	2	2	2	0	1	0	0	0	0	11	17	∞	∞										
40 Kevin Jepsen, R ERA: 1.8	(8, 1)	1.0	H	4	0	0	0	1	1	0	0	0	0	9	19	0.00	1.000										
56 Fernando Rodney, R ERA: 9.0	(9, 1)	1.0	S	3	0	0	0	0	0	0	0	0	0	6	9	0.00	0.000										

Los Angeles Angels @ New York Yankees
 Yankee Stadium, Bronx, NY
 Wed Apr 14 20:10, 1:09 PM - 4:20 PM EDT
 Att: 42,382 - Sunny - 62 F

AB 34
 R 3
 H 7
 RBI 3
 BB 2
 SO 8
 LOB 15



Batter	1	2	3	4	5	6	7	8	9	AB	R	H	RBI	BB	SO	LOB	TOP
20 Julio Borbon, L (1, 8) OBP: 0.125, SLG: 0.097	G4-3		K			HBP				2	0	0	0	0	1	0	<p>Texas Rangers @ New York Yankees Yankee Stadium, Bronx, NY Fri Apr 16 2010, 7:09 PM - 9:05 PM EDT Att: 42,145 - Cloudy - 50 F</p>
10 Michael Young, R (1, 5) OBP: 0.238, SLG: 0.385	1B		F9			FC4-6				3	1	1	0	0	0	1	
32 Josh Hamilton, L (1, 7) OBP: 0.400, SLG: 0.485	2B				G4-3	K				3	0	1	0	0	1	1	
27 Vladimir Guerrero, R (1, 10) OBP: 0.405, SLG: 0.487	SF8				G5-3	P4				2	0	0	1	0	0	1	
17 Nelson Cruz, R (1, 9) OBP: 0.425, SLG: 1.000	K				G4-3					2	0	0	0	0	1	1	
19 Chris Davis, L (1, 3)		K2-3			K2-3					2	0	0	0	0	2	0	
14 Joaquin Arias, R (1, 4) OBP: 0.444, SLG: 0.481		K				1B				2	0	1	0	0	1	0	
2 Taylor Teagarden, R (1, 2)			K			K				2	0	0	0	0	2	1	
1 Elvis Andrus, R (1, 6) OBP: 0.400, SLG: 0.387			K			L9				2	0	0	0	0	1	1	
Inning Stats	R: 1 H: 2 E: 0 K: 1 S: 13	H: 2 LOB: 1 BB: 0 P: 15	R: 0 H: 0 E: 0 K: 3 S: 10	H: 0 LOB: 0 BB: 0 P: 14	R: 0 H: 0 E: 0 K: 2 S: 8	H: 0 LOB: 0 BB: 0 P: 9	R: 0 H: 0 E: 0 K: 0 S: 6	H: 1 LOB: 1 BB: 0 P: 13	R: 0 H: 0 E: 0 K: 1 S: 10	H: 0 LOB: 1 BB: 0 P: 14							WP: 0 PB: 0 SB: 0 CS: 0
PITCHER 52 CC Sabathia, L (1, 1) ERA: 2.84	IP: 6.0 WLS: W BF: 22 H: 3 R: 1 ER: 1 SO: 9 BB: 0 IBB: 0 HBP: 1 BLK: 0 WP: 0 HR: 0 S: 58 P: 73 ERA: 1.50 WHIP: 0.500							PITCHER	IP: 6.0 WLS: W BF: 22 H: 3 R: 1 ER: 1 SO: 9 BB: 0 IBB: 0 HBP: 1 BLK: 0 WP: 0 HR: 0 S: 58 P: 73 ERA: 1.50 WHIP: 0.500							WP: 0 PB: 0 SB: 0 CS: 0	

Batter	1	2	3	4	5	6	7	8	9	AB	R	H	RBI	BB	SO	LOB	BOTTOM		
2 Derek Jeter, R (1, 6) OBP: 0.375, SLG: 0.522	1B		K		F9					4	1	2	1	0	1	2	<p>Texas Rangers @ New York Yankees Yankee Stadium, Bronx, NY Fri Apr 16 2010, 7:09 PM - 9:05 PM EDT Att: 42,145 - Cloudy - 50 F</p>		
36 Nick Johnson, L (1, 10) OBP: 0.432, SLG: 0.355	BB		HBP		F7					2	0	0	0	1	0	4			
25 Mark Teixeira, S (1, 3) OBP: 0.283, SLG: 0.111	G6-4-3		L9			K				3	0	0	0	0	1	3			
13 Alex Rodriguez, R (1, 5) OBP: 0.356, SLG: 0.436	BB		CS		HBP	G5-3				1	1	0	0	1	0	0			
24 Robinson Cano, L (1, 4) OBP: 0.395, SLG: 0.780	G1-3				F8					3	1	1	0	0	0	1			
33 Nick Swisher, S (1, 9) OBP: 0.415, SLG: 0.469	L6				BB	G5-3				2	1	0	0	1	0	0			
38 Marcus Thames, R (1, 7) OBP: 0.545, SLG: 0.600										3	0	2	0	0	1	3			
11 Brett Gardner, L (6, PR) OBP: 0.333, SLG: 0.217	1B				K	1B				0	1	0	0	0	0	0			
14 Curtis Granderson, L (1, 8) OBP: 0.357, SLG: 0.590	P3				FC3	K				3	0	0	1	0	1	3			
17 Francisco Cervelli, R (1, 2) OBP: 0.571, SLG: 0.667	K									3	0	2	1	0	1	1			
Inning Stats	R: 1 H: 1 E: 0 K: 0 S: 11	H: 1 LOB: 1 BB: 2 P: 21	R: 0 H: 1 E: 0 K: 1 S: 8	H: 1 LOB: 0 BB: 0 P: 13	R: 0 H: 0 E: 0 K: 1 S: 6	H: 0 LOB: 0 BB: 0 P: 10	R: 3 H: 2 E: 1 K: 1 S: 18	H: 2 LOB: 2 BB: 1 P: 33	R: 0 H: 0 E: 0 K: 1 S: 6	H: 0 LOB: 0 BB: 0 P: 10	R: 1 H: 3 E: 0 K: 0 S: 20	H: 3 LOB: 2 BB: 0 P: 25							WP: 0 PB: 1 SB: 1 CS: 1
PITCHER 36 C.J. Wilson, L (1, 1) ERA: 2.08	IP: 6.0 WLS: L BF: 29 H: 7 R: 5 ER: 3 SO: 5 BB: 3 IBB: 0 HBP: 2 BLK: 0 WP: 0 HR: 0 S: 69 P: 112 ERA: 4.50 WHIP: 1.667							PITCHER	IP: 6.0 WLS: L BF: 29 H: 7 R: 5 ER: 3 SO: 5 BB: 3 IBB: 0 HBP: 2 BLK: 0 WP: 0 HR: 0 S: 69 P: 112 ERA: 4.50 WHIP: 1.667							WP: 0 PB: 1 SB: 1 CS: 1			

Batter	1	2	3	4	5	6	7	8	9	AB	R	H	RBI	BB	SO	LOB	TOP					
20 Julio Borbon, L (1.8) OBP: 0.108, SLG: 0.083	B1-3		G4-3		F3		G6-4-3		K	5	0	0	0	0	1	5						
10 Michael Young, R (1.5) OBP: 0.281, SLG: 0.395	1B		F9		F9			1B		4	0	2	0	0	0	4						
32 Josh Hamilton, L (1.7) OBP: 0.364, SLG: 0.432	L7			G5-3		F7		FC3-6		4	1	0	0	0	0	2						
27 Vladimir Guerrero, R (1.10) OBP: 0.413, SLG: 0.476	G5-3			G5-3		1B		17 HR		3	1	1	0	1	0	1						
17 Nelson Cruz, R (1.9) OBP: 0.409, SLG: 1.000	K			K		K		HR		4	1	1	3	0	3	1						
19 Chris Davis, L (1.3) OBP: 0.289, SLG: 0.343	K2-3									4	0	2	0	0	2	0						
14 Joaquin Arias, R (1.4) OBP: 0.419, SLG: 0.452	G5-3									4	0	1	0	0	0	2						
2 Taylor Teagarden, R (1.2) OBP: 0.083, SLG: 0.182										2	0	0	0	1	2	2						
7 David Murphy, L (9. PH) OBP: 0.083, SLG: 0.182										1	0	0	0	0	0	0						
1 Elvis Andrus, R (1.6) OBP: 0.410, SLG: 0.382										3	0	1	0	1	2	1						
Inning Stats	R: 0 E: 0 K: 0 S: 11	H: 1 LOB: 1 BB: 0 P: 17	R: 0 E: 0 K: 2 S: 10	H: 0 LOB: 0 BB: 0 P: 14	R: 0 E: 0 K: 1 S: 9	H: 0 LOB: 1 BB: 1 P: 17	R: 0 E: 0 K: 1 S: 8	H: 0 LOB: 0 BB: 0 P: 13	R: 0 E: 0 K: 1 S: 11	H: 2 LOB: 3 BB: 1 P: 22	R: 0 E: 0 K: 1 S: 11	H: 2 LOB: 2 BB: 0 P: 16	R: 0 E: 0 K: 1 S: 8	H: 1 LOB: 0 BB: 0 P: 12	R: 3 E: 0 K: 1 S: 12	H: 2 LOB: 0 BB: 1 P: 21	R: 0 E: 0 K: 2 S: 13	H: 0 LOB: 0 BB: 0 P: 19	1B: 6 2B: 1 3B: 0 HR: 1	SF: 0 SAC: 0 DP: 1 HBP: 0	WP: 1 PB: 0 SB: 1 CS: 0	PA: 37
PITCHER	IP	WLS	BF	H	R	ER	SO	BB	IBB	HBP	BLK	WP	HR	S	P	ERA	WHIP					
34 A.J. Burnett, R (1.1) ERA: 2.37	7.0	W	28	6	0	0	7	2	0	0	0	1	0	68	111	0.00	1.143					
91 Alfredo Aceves, R (8.1) ERA: 9.0	0.1		4	2	3	3	0	1	0	0	0	0	1	6	13	81.00	9.000					
43 Damaso Marte, L (8.1) ERA: 9.0	0.2		2	0	0	0	1	0	0	0	0	0	0	6	8	0.00	0.000					
62 Joba Chamberlain, R (9.1) ERA: 2.84	1.0		3	0	0	0	2	0	0	0	0	0	0	13	19	0.00	0.000					

Texas Rangers @ New York Yankees
 Yankee Stadium, Bronx, NY
 Sat Apr 17 2010, 1:09 PM - 4:13 PM EDT
 Att: 44,963 - Cloudy - 55 F

AB	34
R	3
H	8
RBI	3
BB	3
SO	10
LOB	18



Batter	1	2	3	4	5	6	7	8	9	AB	R	H	RBI	BB	SO	LOB	BOTTOM					
2 Derek Jeter, R (1.6) OBP: 0.404, SLG: 0.600	G1-3							F9		4	1	3	2	0	0	0						
19 Ramiro Pena, S (8.6)										1	0	0	0	0	0	0						
36 Nick Johnson, L (1.10) OBP: 0.428, SLG: 0.324	13 BB							G4-3		3	0	0	1	2	1	3						
25 Mark Teixeira, S (1.3) OBP: 0.280, SLG: 0.125										4	0	1	1	0	1	1						
13 Alex Rodriguez, R (1.5) OBP: 0.367, SLG: 0.512										4	1	2	1	0	1	3						
24 Robinson Cano, L (1.4) OBP: 0.362, SLG: 0.711	FC4-6									4	0	0	0	0	0	2						
20 Jorge Posada, S (1.2) OBP: 0.462, SLG: 0.667										4	2	2	0	0	0	0						
14 Curtis Granderson, L (1.8) OBP: 0.370, SLG: 0.605	F8									4	1	2	0	0	0	1						
33 Nick Swisher, S (1.9) OBP: 0.378, SLG: 0.417										4	0	0	0	0	1	4						
11 Brett Gardner, L (1.7) OBP: 0.387, SLG: 0.296										4	2	3	1	0	0	0						
Inning Stats	R: 0 E: 0 K: 1 S: 11	H: 1 LOB: 2 BB: 1 P: 23	R: 2 E: 0 K: 1 S: 26	H: 4 LOB: 3 BB: 1 P: 38	R: 4 E: 0 K: 1 S: 16	H: 4 LOB: 0 BB: 0 P: 25	R: 1 E: 0 K: 0 S: 10	H: 1 LOB: 0 BB: 0 P: 17	R: 0 E: 0 K: 0 S: 9	H: 3 LOB: 2 BB: 0 P: 16	R: 0 E: 0 K: 1 S: 6	H: 0 LOB: 0 BB: 0 P: 10	R: 0 E: 0 K: 0 S: 6	H: 0 LOB: 0 BB: 0 P: 8	R: 0 E: 0 K: 0 S: 9	H: 0 LOB: 0 BB: 0 P: 13	1B: 10 2B: 1 3B: 0 HR: 2	SF: 0 SAC: 0 DP: 1 HBP: 0	WP: 0 PB: 0 SB: 1 CS: 0	PA: 38		
PITCHER	IP	WLS	BF	H	R	ER	SO	BB	IBB	HBP	BLK	WP	HR	S	P	ERA	WHIP					
39 Scott Feldman, R (1.1) ERA: 4.41	2.1	L	16	7	4	4	2	2	0	0	0	0	0	44	73	15.43	3.857					
52 Doug Mathis, R (3.1) ERA: 4.75	3.2		16	6	3	3	2	0	0	0	0	0	2	34	56	7.36	1.636					
49 Chris Ray, R (7.1) ERA: 2.08	1.0		3	0	0	0	0	0	0	0	0	0	0	6	8	0.00	0.000					
50 Frank Francisco, R (8.1) ERA: 13.5	1.0		3	0	0	0	0	0	0	0	0	0	0	9	13	0.00	0.000					

Texas Rangers @ New York Yankees
 Yankee Stadium, Bronx, NY
 Sat Apr 17 2010, 1:09 PM - 4:13 PM EDT
 Att: 44,963 - Cloudy - 55 F


AB	36
R	7
H	13
RBI	6
BB	2
SO	4
LOB	14



Batter	1	2	3	4	5	6	7	8	9	AB	R	H	RBI	BB	SO	LOB	TOP					
2 Derek Jeter, R OBP: 0.371, SLG: 0.525										4	0	1	0	1	0	2						
36 Nick Johnson, L OBP: 0.406, SLG: 0.250										3	0	0	0	2	1	3						
25 Mark Teixeira, S OBP: 0.452, SLG: 0.620										4	0	0	0	0	2	4						
13 Alex Rodriguez, R OBP: 0.452, SLG: 0.620										4	1	2	0	0	0	1						
24 Robinson Cano, L OBP: 0.383, SLG: 0.679										4	1	2	1	0	1	1						
20 Jorge Posada, S OBP: 0.382, SLG: 0.630									4	0	1	1	0	1	1							
14 Curtis Granderson, L OBP: 0.362, SLG: 0.519									4	1	0	0	0	0	2							
22 Randy Winn, S OBP: 0.364, SLG: 0.368									4	0	0	0	0	2	2							
11 Brett Gardner, L OBP: 0.442, SLG: 0.333									3	0	2	1	1	0	0							
Inning Stats	R: 0 E: 0 K: 1 S: 8	H: 1 LOB: 1 BB: 1 P: 18	R: 0 E: 0 K: 1 S: 10	H: 1 LOB: 1 BB: 0 P: 16	R: 0 E: 0 K: 0 S: 7	H: 0 LOB: 1 BB: 1 P: 14	R: 2 E: 0 K: 1 S: 13	H: 2 LOB: 0 BB: 0 P: 19	R: 0 E: 0 K: 1 S: 10	H: 0 LOB: 1 BB: 1 P: 16	R: 0 E: 0 K: 1 S: 8	H: 0 LOB: 0 BB: 0 P: 13	R: 0 E: 0 K: 1 S: 11	H: 1 LOB: 1 BB: 0 P: 13	R: 0 E: 0 K: 2 S: 10	H: 1 LOB: 0 BB: 0 P: 12	R: 1 E: 0 K: 0 S: 13	H: 2 LOB: 2 BB: 1 P: 25	1B: 6 2B: 1 3B: 2 HR: 0	SF: 0 SAC: 0 DP: 1 HBP: 0	WP: 1 PB: 0 SB: 1 CS: 2	PA: 38
PITCHER	IP WLS BF H R ER SO BB IBB HBP BLK WP HR S P ERA WHIP																					
15 Ben Sheets, R ERA: 2.74	6.0 L 24 4 2 2 4 3 0 0 0 0 0 0 56 96 3.00 1.167																					
13 Jerry Blevins, L ERA: 3.39	1.1 5 1 0 0 2 0 0 0 0 0 0 0 14 16 0.00 0.750																					
66 Tyson Ross, R ERA: 2.7	1.2 9 3 1 1 1 1 0 0 0 1 0 20 34 5.40 2.400																					

New York Yankees @ Oakland Athletics
Oakland Coliseum, Oakland, CA
Wed Apr 21 2010, 7:07 PM - 9:54 PM PDT
Att: 30,211 - Cloudy - 54 F

AB 34
R 3
H 8
RBI 3
BB 4
SO 7
LOB 16



Batter	1	2	3	4	5	6	7	8	9	AB	R	H	RBI	BB	SO	LOB	BOTTOM					
2 Cliff Pennington, S OBP: 0.316, SLG: 0.440										4	0	0	0	0	1	2						
10 Danic Barton, L OBP: 0.477, SLG: 0.383										3	0	0	0	1	1	0						
Ryan Sweeney, L OBP: 0.364, SLG: 0.368										4	0	1	0	0	0	1						
8 Kurt Suzuki, R OBP: 0.305, SLG: 0.385										3	0	0	0	0	1	1						
3 Eric Chavez, L OBP: 0.250, SLG: 0.356										4	1	1	0	0	1	2						
5 Kevin Kouzmanoff, R OBP: 0.281, SLG: 0.306										4	0	0	0	0	3	3						
18 Gabe Gross, L OBP: 0.316, SLG: 0.278										2	0	0	0	1	1	0						
7 Adam Rosales, R OBP: 0.303, SLG: 0.419										3	0	0	0	0	1	2						
1 Eric Paterson, L OBP: 0.100, SLG: 0.100										2	0	0	0	0	1	0						
50 Jake Fox, R OBP: 0.259, SLG: 0.333										1	0	1	1	0	0	0						
11 Rajai Davis, R OBP: 0.246, SLG: 0.284										0	0	0	0	0	0	0						
Inning Stats	R: 0 E: 0 K: 2 S: 8	H: 0 LOB: 1 BB: 1 P: 14	R: 0 E: 0 K: 3 S: 10	H: 0 LOB: 0 BB: 0 P: 14	R: 0 E: 0 K: 0 S: 13	H: 0 LOB: 0 BB: 0 P: 17	R: 0 E: 0 K: 1 S: 8	H: 0 LOB: 0 BB: 0 P: 10	R: 0 E: 0 K: 1 S: 8	H: 0 LOB: 0 BB: 0 P: 12	R: 0 E: 0 K: 2 S: 7	H: 0 LOB: 0 BB: 0 P: 10	R: 0 E: 0 K: 0 S: 7	H: 0 LOB: 0 BB: 0 P: 10	R: 1 E: 0 K: 1 S: 16	H: 2 LOB: 2 BB: 1 P: 24	R: 0 E: 0 K: 0 S: 19	H: 1 LOB: 2 BB: 0 P: 26	1B: 3 2B: 0 3B: 0 HR: 0	SF: 0 SAC: 0 DP: 0 HBP: 1	WP: 0 PB: 0 SB: 0 CS: 0	PA: 33
PITCHER	IP WLS BF H R ER SO BB IBB HBP BLK WP HR S P ERA WHIP																					
65 Phil Hughes, R ERA: 2.19	7.1 W 25 1 1 1 10 2 0 0 0 0 0 70 101 1.23 0.409																					
62 Joba Chamberlain, R ERA: 2.16	0.2 H 3 1 0 0 0 0 0 0 0 0 0 7 10 0.00 1.500																					
42 Mariano Rivera, R ERA:	1.0 S 5 1 0 0 0 0 0 0 1 0 0 0 19 26 0.00 1.000																					

New York Yankees @ Oakland Athletics
Oakland Coliseum, Oakland, CA
Wed Apr 21 2010, 7:07 PM - 9:54 PM PDT
Att: 30,211 - Cloudy - 54 F

AB 30
R 1
H 3
RBI 1
BB 2
SO 10
LOB 11



Batter	1	2	3	4	5	6	7	8	9	AB	R	H	RBI	BB	SO	LOB	TOP					
2 Derek Jeter, R OBP: 0.364, SLG: 0.500	G6-3		L9					G4-3		3	0	0	0	1	0	0						
36 Nick Johnson, L OBP: 0.382, SLG: 0.229	G6-3		F7					K		4	0	0	0	0	1	2						
25 Mark Teixeira, S OBP: 0.279, SLG: 0.268	F7		F8					HR		4	1	1	1	0	0	2						
13 Alex Rodriguez, R OBP: 0.439, SLG: 0.593		F9		P4				G4-3		4	0	1	0	0	0	0						
24 Robinson Canó, L OBP: 0.375, SLG: 0.649	F7		K					G3-6-1		4	0	1	0	0	1	1						
33 Nick Swisher, S OBP: 0.333, SLG: 0.375			F9					1B		4	0	1	0	0	0	1						
38 Marcus Thames, R OBP: 0.530, SLG: 0.933								HR		2	1	1	1	0	1	1						
14 Curtis Granderson, L OBP: 0.356, SLG: 0.509								F7		1	0	0	0	0	0	0						
17 Francisco Cervelli, R OBP: 0.600, SLG: 0.667								G1-3		3	0	2	0	0	0	0						
11 Brett Gardner, L OBP: 0.413, SLG: 0.308								G4-3		3	0	0	0	0	0	2						
Inning Stats	R: 0 E: 0 K: 0 S: 6	H: 0 LOB: 0 BB: 7	R: 0 E: 0 K: 1 S: 12	H: 1 LOB: 1 BB: 16	R: 0 E: 0 K: 1 S: 10	H: 1 LOB: 2 BB: 20	R: 0 E: 0 K: 1 S: 10	H: 0 LOB: 0 BB: 13	R: 1 E: 0 K: 0 S: 10	H: 2 LOB: 0 BB: 12	R: 1 E: 0 K: 0 S: 9	H: 2 LOB: 0 BB: 13	R: 0 E: 0 K: 0 S: 7	H: 0 LOB: 0 BB: 11	R: 0 E: 0 K: 1 S: 8	H: 0 LOB: 0 BB: 13	R: 0 E: 0 K: 0 S: 8	H: 1 LOB: 1 BB: 0 P: 12	1B: 4 2B: 1 3B: 0 HR: 2	SF: 0 SAC: 0 DP: 2 HBP: 0	WP: 0 PB: 0 SB: 0 CS: 0	PA: 33
PITCHER	IP	WLS	BF	H	R	ER	SO	BB	IBB	HBP	BLK	WP	HR	S	P	ERA	WHIP					
51 Dallas Braden, L ERA: 2.77	6.0	W	23	6	2	2	2	1	0	0	0	0	2	57	81	3.00	1.167					
31 Brad Ziegler, R ERA: 3.0	2.0	H	6	0	0	0	1	0	0	0	0	0	0	15	24	0.00	0.000					
40 Andrew Bailey, R ERA:	1.0	S	4	1	0	0	0	0	0	0	0	0	0	8	12	0.00	1.000					

New York Yankees @ Oakland Athletics
Oakland Coliseum, Oakland, CA
Thu Apr 22 2010, 12:37 PM - 2:44 PM PDT
Att: 21,986 - Partly Cloudy - 59 F

AB 32
R 2
H 7
RBI 2
BB 1
SO 3
LOB 9



Batter	1	2	3	4	5	6	7	8	9	AB	R	H	RBI	BB	SO	LOB	BOTTOM					
11 Rajai Davis, R OBP: 0.247, SLG: 0.271	HR		K					P4		3	1	0	0	1	1	1						
10 Danic Barton, L OBP: 0.493, SLG: 0.388	G4-3		G4-3					BB		2	0	1	0	2	0	1						
Ryan Sweeney, L OBP: 0.371, SLG: 0.356	HR		G4-3					G4-3		2	1	0	0	2	0	3						
8 Kurt Suzuki, R OBP: 0.323, SLG: 0.444	HR							G5-4-3		2	1	1	3	1	0	2						
50 Jake Fox, R OBP: 0.233, SLG: 0.296	K		FC6-4					G5-3		3	1	0	0	0	1	1						
5 Kevin Kouzmanoff, R OBP: 0.284, SLG: 0.308	G5-3		1B					G4-3		3	0	1	0	0	0	0						
7 Adam Rosales, R OBP: 0.278, SLG: 0.394	L8		SF9					K		2	0	0	1	0	1	0						
25 Matt Carson, R	K		PO					G4-3		3	0	0	0	0	1	0						
2 Cliff Pennington, S OBP: 0.317, SLG: 0.434	G4-3							K		3	0	1	0	0	1	0						
Inning Stats	R: 3 E: 0 K: 1 S: 7	H: 1 LOB: 0 BB: 2 P: 18	R: 0 E: 0 K: 1 S: 6	H: 0 LOB: 0 BB: 8	R: 0 E: 0 K: 1 S: 7	H: 0 LOB: 0 BB: 11	R: 1 E: 1 K: 0 S: 7	H: 1 LOB: 0 BB: 1 P: 14	R: 0 E: 0 K: 1 S: 5	H: 0 LOB: 0 BB: 9	R: 0 E: 0 K: 0 S: 4	H: 1 LOB: 0 BB: 1 P: 11	R: 0 E: 0 K: 1 S: 8	H: 0 LOB: 0 BB: 11	R: 0 E: 0 K: 0 S: 7	H: 1 LOB: 2 BB: 1 P: 15	R: 0 E: 0 K: 0 S: 7	H: 1 LOB: 1 BB: 1 P: 15	1B: 3 2B: 0 3B: 1 HR: 1	SF: 1 SAC: 0 DP: 1 HBP: 0	WP: 1 PB: 0 SB: 1 CS: 0	PA: 31
PITCHER	IP	WLS	BF	H	R	ER	SO	BB	IBB	HBP	BLK	WP	HR	S	P	ERA	WHIP					
52 CC Sabathia, L ERA: 3.0	8.0	L	30	4	4	3	5	6	0	0	0	1	1	51	97	3.38	1.250					

New York Yankees @ Oakland Athletics
Oakland Coliseum, Oakland, CA
Thu Apr 22 2010, 12:37 PM - 2:44 PM PDT
Att: 21,986 - Partly Cloudy - 59 F

AB 23
R 4
H 4
RBI 4
BB 6
SO 5
LOB 8



Batter	1	2	3	4	5	6	7	8	9	AB	R	H	RBI	BB	SO	LOB	TOP							
2 Derek Jeter, R OBP: 0.366, SLG: 0.507										5	1	2	1	0	0	3								
36 Nick Johnson, L OBP: 0.375, SLG: 0.231										4	0	1	0	0	1	3								
38 Marcus Thames, R (6, PH) OBP: 0.500, SLG: 0.769										1	0	0	0	0	1	0								
25 Mark Teixeira, S OBP: 0.274, SLG: 0.250										4	1	0	0	0	2	2								
13 Alex Rodriguez, R OBP: 0.437, SLG: 0.576										5	0	2	1	0	0	0								
24 Robinson Canó, L OBP: 0.382, SLG: 0.633										3	0	1	1	1	0	1								
20 Jorge Posada, S OBP: 0.393, SLG: 0.580										4	0	0	0	0	0	4								
14 Curtis Granderson, L OBP: 0.349, SLG: 0.452										3	0	0	0	1	1	1								
33 Nick Swisher, S OBP: 0.344, SLG: 0.431										3	1	1	1	0	1	0								
11 Brett Gardner, L OBP: 0.420, SLG: 0.333										3	1	1	0	1	0	2								
Inning Stats	R: 0 E: 0 K: 0 S: 6	H: 0 LOB: 0 BB: 0 P: 10	R: 0 E: 0 K: 0 S: 8	H: 1 LOB: 1 BB: 0 P: 11	R: 3 E: 1 K: 1 S: 13	H: 4 LOB: 2 BB: 0 P: 28	R: 1 E: 0 K: 2 S: 14	H: 3 LOB: 2 BB: 0 P: 18	R: 0 E: 0 K: 0 S: 9	H: 0 LOB: 0 BB: 0 P: 13	R: 0 E: 0 K: 0 S: 14	H: 0 LOB: 2 BB: 1 P: 24	R: 0 E: 0 K: 1 S: 14	H: 0 LOB: 1 BB: 1 P: 22	R: 0 E: 0 K: 1 S: 13	H: 0 LOB: 1 BB: 1 P: 21	R: 0 E: 0 K: 1 S: 9	H: 0 LOB: 0 BB: 0 P: 15	1B: 5 2B: 2 3B: 0 HR: 1	SF: 0 SAC: 0 DP: 0 HBP: 2	WP: 0 PB: 0 SB: 2 CS: 0	PA: 40		
PITCHER	IP WLS BF H R ER SO BB IBB HBP BLK WP HR S P ERA WHIP	IP WLS BF H R ER SO BB IBB HBP BLK WP HR S P ERA WHIP	IP WLS BF H R ER SO BB IBB HBP BLK WP HR S P ERA WHIP	IP WLS BF H R ER SO BB IBB HBP BLK WP HR S P ERA WHIP	IP WLS BF H R ER SO BB IBB HBP BLK WP HR S P ERA WHIP	IP WLS BF H R ER SO BB IBB HBP BLK WP HR S P ERA WHIP	IP WLS BF H R ER SO BB IBB HBP BLK WP HR S P ERA WHIP	IP WLS BF H R ER SO BB IBB HBP BLK WP HR S P ERA WHIP	IP WLS BF H R ER SO BB IBB HBP BLK WP HR S P ERA WHIP	IP WLS BF H R ER SO BB IBB HBP BLK WP HR S P ERA WHIP	IP WLS BF H R ER SO BB IBB HBP BLK WP HR S P ERA WHIP	IP WLS BF H R ER SO BB IBB HBP BLK WP HR S P ERA WHIP	IP WLS BF H R ER SO BB IBB HBP BLK WP HR S P ERA WHIP	IP WLS BF H R ER SO BB IBB HBP BLK WP HR S P ERA WHIP	IP WLS BF H R ER SO BB IBB HBP BLK WP HR S P ERA WHIP	IP WLS BF H R ER SO BB IBB HBP BLK WP HR S P ERA WHIP	IP WLS BF H R ER SO BB IBB HBP BLK WP HR S P ERA WHIP	IP WLS BF H R ER SO BB IBB HBP BLK WP HR S P ERA WHIP	IP WLS BF H R ER SO BB IBB HBP BLK WP HR S P ERA WHIP	IP WLS BF H R ER SO BB IBB HBP BLK WP HR S P ERA WHIP	IP WLS BF H R ER SO BB IBB HBP BLK WP HR S P ERA WHIP	IP WLS BF H R ER SO BB IBB HBP BLK WP HR S P ERA WHIP	IP WLS BF H R ER SO BB IBB HBP BLK WP HR S P ERA WHIP	IP WLS BF H R ER SO BB IBB HBP BLK WP HR S P ERA WHIP

New York Yankees @ Los Angeles Angels
Angel Stadium of Anaheim, Anaheim, CA
Fri Apr 23 2010, 7:08 PM - 10:21 PM PDT
Att: 44,002 - Clear - 62 F

AB 35
R 4
H 8
RBI 4
BB 3
SO 6
LOB 16



Batter	1	2	3	4	5	6	7	8	9	AB	R	H	RBI	BB	SO	LOB	BOTTOM							
2 Erick Aybar, S OBP: 0.347, SLG: 0.292										3	0	0	0	1	1	2								
53 Bobby Abreu, L OBP: 0.320, SLG: 0.457										3	2	2	0	1	1	1								
48 Toni Hunter, R OBP: 0.361, SLG: 0.453										4	0	2	0	0	1	2								
55 Hideki Matsui, L OBP: 0.373, SLG: 0.567										4	0	1	0	0	0	3								
77 Reggie Williams, S OBP: 0.400, SLG: 0.273										3	2	3	3	0	0	0								
8 Kendrys Morales, S OBP: 0.343, SLG: 0.561										4	1	2	1	0	0	3								
20 Juan Rivera, R OBP: 0.281, SLG: 0.452										4	1	2	1	0	0	3								
13 Maicer Izturis, S OBP: 0.353, SLG: 0.321										4	0	2	1	0	0	1								
47 Howie Kendrick, R OBP: 0.369, SLG: 0.424										4	0	0	0	0	0	3								
46 Bobby Wilson, R OBP: 0.258, SLG: 0.148										1	0	0	0	0	1	1								
44 Mike Napoli, R OBP: 0.258, SLG: 0.148										2	0	0	0	0	0	1								
Inning Stats	R: 1 E: 0 K: 0 S: 11	H: 3 LOB: 2 BB: 1 P: 21	R: 0 E: 0 K: 1 S: 10	H: 1 LOB: 1 BB: 0 P: 15	R: 3 E: 1 K: 0 S: 11	H: 4 LOB: 1 BB: 0 P: 21	R: 0 E: 0 K: 1 S: 8	H: 0 LOB: 1 BB: 0 P: 14	R: 0 E: 0 K: 0 S: 7	H: 1 LOB: 0 BB: 0 P: 10	R: 0 E: 0 K: 0 S: 6	H: 0 LOB: 0 BB: 0 P: 9	R: 0 E: 0 K: 2 S: 9	H: 0 LOB: 0 BB: 1 P: 19	R: 2 E: 0 K: 0 S: 9	H: 3 LOB: 1 BB: 0 P: 20	R: 0 E: 0 K: 0 S: 9	H: 0 LOB: 0 BB: 0 P: 15	1B: 7 2B: 4 3B: 0 HR: 1	SF: 0 SAC: 0 DP: 2 HBP: 2	WP: 0 PB: 0 SB: 1 CS: 2	PA: 36		
PITCHER	IP WLS BF H R ER SO BB IBB HBP BLK WP HR S P ERA WHIP	IP WLS BF H R ER SO BB IBB HBP BLK WP HR S P ERA WHIP	IP WLS BF H R ER SO BB IBB HBP BLK WP HR S P ERA WHIP	IP WLS BF H R ER SO BB IBB HBP BLK WP HR S P ERA WHIP	IP WLS BF H R ER SO BB IBB HBP BLK WP HR S P ERA WHIP	IP WLS BF H R ER SO BB IBB HBP BLK WP HR S P ERA WHIP	IP WLS BF H R ER SO BB IBB HBP BLK WP HR S P ERA WHIP	IP WLS BF H R ER SO BB IBB HBP BLK WP HR S P ERA WHIP	IP WLS BF H R ER SO BB IBB HBP BLK WP HR S P ERA WHIP	IP WLS BF H R ER SO BB IBB HBP BLK WP HR S P ERA WHIP	IP WLS BF H R ER SO BB IBB HBP BLK WP HR S P ERA WHIP	IP WLS BF H R ER SO BB IBB HBP BLK WP HR S P ERA WHIP	IP WLS BF H R ER SO BB IBB HBP BLK WP HR S P ERA WHIP	IP WLS BF H R ER SO BB IBB HBP BLK WP HR S P ERA WHIP	IP WLS BF H R ER SO BB IBB HBP BLK WP HR S P ERA WHIP	IP WLS BF H R ER SO BB IBB HBP BLK WP HR S P ERA WHIP	IP WLS BF H R ER SO BB IBB HBP BLK WP HR S P ERA WHIP	IP WLS BF H R ER SO BB IBB HBP BLK WP HR S P ERA WHIP	IP WLS BF H R ER SO BB IBB HBP BLK WP HR S P ERA WHIP	IP WLS BF H R ER SO BB IBB HBP BLK WP HR S P ERA WHIP	IP WLS BF H R ER SO BB IBB HBP BLK WP HR S P ERA WHIP	IP WLS BF H R ER SO BB IBB HBP BLK WP HR S P ERA WHIP	IP WLS BF H R ER SO BB IBB HBP BLK WP HR S P ERA WHIP	IP WLS BF H R ER SO BB IBB HBP BLK WP HR S P ERA WHIP

New York Yankees @ Los Angeles Angels
Angel Stadium of Anaheim, Anaheim, CA
Fri Apr 23 2010, 7:08 PM - 10:21 PM PDT
Att: 44,002 - Clear - 62 F

AB 32
R 6
H 12
RBI 5
BB 2
SO 4
LOB 17



Batter	1	2	3	4	5	6	7	8	9	AB	R	H	RBI	BB	SO	LOB	TOP										
2 Derek Jeter, R OBP: 0.368, SLG: 0.500	G5-3		1B			F9		FC6-5		5	0	2	1	0	0	2	New York Yankees @ Los Angeles Angels Angel Stadium of Anaheim, Anaheim, CA Sat Apr 24 2010, 1:11 PM - 3:58 PM PDT Att: 43,390 - Sunny - 68 F										
11 Brett Gardner, L OBP: 0.436, SLG: 0.404	1B		P6					K		5	2	3	0	0	1	3											
25 Mark Teixeira, S OBP: 0.289, SLG: 0.262	G3-6-3		G4-3							5	0	1	1	1	0	3											
13 Alex Rodriguez, R OBP: 0.421, SLG: 0.547		G1-3								5	1	1	0	0	2	2											
24 Robinson Cano, L OBP: 0.411, SLG: 0.646	1B		1B							5	3	4	1	0	0	1											
33 Nick Swisher, S OBP: 0.354, SLG: 0.455	2B		1B							4	0	2	2	0	0	2											
14 Curtis Granderson, L OBP: 0.359, SLG: 0.466	F7		1B							2	1	0	0	2	0	2											
19 Ramiro Pena, S OBP: 0.111, SLG: 0.111	P5									4	0	0	0	0	1	5											
17 Francisco Cervelli, R OBP: 0.571, SLG: 0.583	G5-3		1B							3	0	1	2	1	0	0											
Inning Stats	R: 0 E: 0 K: 0 S: 5	H: 1 LOB: 0 BB: 0 P: 7	R: 1 E: 0 K: 0 S: 12	H: 2 LOB: 1 BB: 0 P: 17	R: 0 E: 0 K: 0 S: 11	H: 1 LOB: 1 BB: 0 P: 16	R: 3 E: 0 K: 1 S: 13	H: 4 LOB: 2 BB: 1 P: 22	R: 2 E: 0 K: 1 S: 15	H: 0 LOB: 0 BB: 0 P: 15	R: 1 E: 0 K: 1 S: 13	H: 2 LOB: 1 BB: 0 P: 15	R: 0 E: 0 K: 1 S: 12	H: 0 LOB: 2 BB: 2 P: 23	R: 0 E: 0 K: 0 S: 7	H: 1 LOB: 1 BB: 0 P: 11	1B: 11 2B: 2 3B: 1 HR: 0	SF: 0 SAC: 1 DP: 1 HBP: 0	WP: 1 PB: 1 SB: 1 CS: 0	PA: 42							
PITCHER	IP WLS BF H R ER SO BB IBB HBP BLK WP HR S P ERA WHIP	6.0 L 28 11 6 6 2 0 1 0 0 1 0 65 101 9.00 1.833	1.0 5 2 1 1 1 0 0 0 0 0 0 13 15 9.00 2.000	2.0 9 1 0 0 1 2 0 0 0 0 0 19 34 0.00 1.500	PITCHER										IP WLS BF H R ER SO BB IBB HBP BLK WP HR S P ERA WHIP												
35 Joel Pineiro, R ERA: 3.42											6.0	L	28	11	6	6	2	0	1	0	0	1	0	65	101	9.00	1.833
62 Scott Shields, R ERA: 14.54											1.0	5	2	1	1	1	0	0	0	0	0	0	0	13	15	9.00	2.000
43 Brian Stokes, R ERA: 3.0											2.0	9	1	0	0	1	2	0	0	0	0	0	19	34	0.00	1.500	

AB	38
R	7
H	14
RBI	7
BB	3
SO	4
LOB	20



Batter	1	2	3	4	5	6	7	8	9	AB	R	H	RBI	BB	SO	LOB	BOTTOM								
2 Erick Aybar, S OBP: 0.342, SLG: 0.304	G6-3		L4			53 F9		F9		4	1	1	0	0	0	1	New York Yankees @ Los Angeles Angels Angel Stadium of Anaheim, Anaheim, CA Sat Apr 24 2010, 1:11 PM - 3:58 PM PDT Att: 43,390 - Sunny - 68 F								
53 Bobby Abreu, L OBP: 0.316, SLG: 0.446	K		1B			F9		F9		4	0	1	0	0	1	1									
48 Toni Hunter, R OBP: 0.342, SLG: 0.433	G6-3		K			SF9		P4		3	0	0	1	0	1	2									
55 Hideki Matsui, L OBP: 0.380, SLG: 0.563			1B			G3-1		K		4	0	2	0	0	1	0									
39 Robb Quinlan, R OBP: 0.265, SLG: 0.431			1B			G5-4-3		FC6-4		0	0	0	0	0	0	0									
8 Kendrys Morales, S OBP: 0.338, SLG: 0.543	FC6-4		1B			G6-3		FC6-4		4	0	1	0	0	0	2									
20 Juan Rivera, R OBP: 0.265, SLG: 0.431	L5		1B			G5-4-3		K		3	0	0	0	0	1	2									
47 Howie Kendrick, R OBP: 0.353, SLG: 0.403	FC6					K2-3		G6-3		3	0	0	0	0	1	1									
44 Mike Napoli, R OBP: 0.265, SLG: 0.167			1B			K		K		3	0	1	0	0	2	0									
3 Brandon Wood, R OBP: 0.137, SLG: 0.102			1B			K		G5-3		3	0	1	0	0	1	0									
Inning Stats	R: 0 E: 0 K: 1 S: 7	H: 0 LOB: 0 BB: 0 P: 8	R: 0 E: 0 K: 0 S: 10	H: 1 LOB: 1 BB: 0 P: 14	R: 0 E: 0 K: 1 S: 14	H: 3 LOB: 0 BB: 0 P: 23	R: 0 E: 0 K: 3 S: 11	H: 0 LOB: 0 BB: 0 P: 15	R: 1 E: 0 K: 1 S: 9	H: 1 LOB: 0 BB: 0 P: 15	R: 0 E: 0 K: 1 S: 7	H: 0 LOB: 0 BB: 0 P: 12	R: 0 E: 0 K: 1 S: 11	H: 0 LOB: 0 BB: 0 P: 19	R: 0 E: 0 K: 0 S: 10	H: 1 LOB: 1 BB: 0 P: 11	1B: 6 2B: 1 3B: 0 HR: 0	SF: 1 SAC: 0 DP: 1 HBP: 0	WP: 0 PB: 0 SB: 0 CS: 0	PA: 32					
PITCHER	IP WLS BF H R ER SO BB IBB HBP BLK WP HR S P ERA WHIP	8.0 W 28 6 1 1 1 0 0 0 0 0 75 114 1.12 0.750	1.0 4 1 0 0 0 0 0 0 0 0 0 10 11 0.00 1.000	PITCHER										IP WLS BF H R ER SO BB IBB HBP BLK WP HR S P ERA WHIP											
46 Andy Pettitte, L ERA: 1.29											8.0	W	28	6	1	1	1	0	0	0	0	75	114	1.12	0.750
43 Damaso Marte, L ERA:											1.0	4	1	0	0	0	0	0	0	0	0	10	11	0.00	1.000

AB	31
R	1
H	7
RBI	1
BB	0
SO	8
LOB	9



Batter	1	2	3	4	5	6	7	8	9	AB R H RBI BB SO LOB	TOP											
2 Derek Jeter, R OBP: 0.329, SLG: 0.444	G6-3		G3		G3-1		F9		K	5 0 0 0 0 1 4	New York Yankees @ Baltimore Orioles Oriole Park at Camden Yards, Baltimore, MD Tue Apr 27 2010, 7:08 PM - 10:33 PM EDT Att: 20,536 - Cloudy - 54 F											
11 Brett Gardner, L OBP: 0.397, SLG: 0.352	L8		E5		K		K		E6	5 0 0 1 0 2 2												
25 Mark Teixeira, S OBP: 0.299, SLG: 0.257	K									3 0 1 1 2 1 0												
13 Alex Rodriguez, R OBP: 0.376, SLG: 0.479		G6-3	L5						FC4-6	5 0 0 0 0 1 6												
24 Robinson Canó, L OBP: 0.432, SLG: 0.681										4 0 3 0 0 0 3												
20 Jorge Posada, S OBP: 0.394, SLG: 0.649										3 1 1 1 1 0 2												
14 Curtis Granderson, L OBP: 0.324, SLG: 0.415										4 0 0 0 0 3 2												
33 Nick Swisher, S OBP: 0.370, SLG: 0.452										4 2 3 0 0 0 0												
22 Randy Winn, S OBP: 0.077, SLG: 0.077										3 0 1 0 0 1 0												
36 Nick Johnson, L OBP: 0.394, SLG: 0.231										0 0 0 0 1 0 0												
19 Ramiro Pena, S OBP: 0.111, SLG: 0.111										0 1 0 0 0 0 0												
Inning Stats	R: 0 E: 0 K: 1 S: 11	H: 0 LOB: 0 BB: 0 P: 18	R: 0 E: 0 K: 1 S: 12	H: 1 LOB: 1 BB: 0 P: 16	R: 1 E: 0 K: 0 S: 19	H: 2 LOB: 3 BB: 1 P: 33	R: 1 E: 0 K: 0 S: 10	H: 1 LOB: 0 BB: 0 P: 14	R: 0 E: 0 K: 2 S: 14	H: 2 LOB: 1 BB: 1 P: 23	R: 0 E: 0 K: 1 S: 8	H: 0 LOB: 2 BB: 1 P: 16	R: 0 E: 0 K: 0 S: 10	H: 0 LOB: 0 BB: 0 P: 13	R: 0 E: 0 K: 0 S: 11	H: 1 LOB: 1 BB: 0 P: 14	R: 2 E: 1 K: 2 S: 20	H: 2 LOB: 2 BB: 1 P: 29	1B: 8 2B: 0 3B: 0 HR: 1	SF: 0 SAC: 0 DP: 0 HBP: 0	WP: 0 PB: 0 SB: 0 CS: 1	PA: 40
PITCHER	IP WLS BF H R ER SO BB IBB HBP BLK WP HR S P ERA WHIP											IP WLS BF H R ER SO BB IBB HBP BLK WP HR S P ERA WHIP										
34 Kevin Millwood, R ERA: 3.38	5.1 24 5 2 2 4 3 0 0 0 0 1 69 112 3.38 1.500																					
53 Alberto Castillo, L ERA: 6.23	1.2 W 5 1 0 0 3 0 0 0 0 0 0 15 21 0.00 0.600																					
43 Jim Johnson, R ERA: 6.23	1.0 H 4 1 0 0 0 0 0 0 0 0 0 11 14 0.00 1.000																					
55 Alfredo Simon, R ERA: 6.23	1.0 S 7 2 2 0 2 1 0 0 0 0 0 0 20 29 0.00 3.000																					

AB	36
R	4
H	9
RBI	3
BB	4
SO	9
LOB	19



Batter	1	2	3	4	5	6	7	8	9	AB R H RBI BB SO LOB	BOTTOM							
10 Adam Jones, R OBP: 0.228, SLG: 0.389	F8	G5-4-3			L8	K				5 0 1 0 0 1 5	New York Yankees @ Baltimore Orioles Oriole Park at Camden Yards, Baltimore, MD Tue Apr 27 2010, 7:08 PM - 10:33 PM EDT Att: 20,536 - Cloudy - 54 F							
21 Nick Markakis, L OBP: 0.397, SLG: 0.395	K		F7		P6		G4-3	G4-3		5 0 0 0 0 1 3								
32 Matt Wieters, S OBP: 0.377, SLG: 0.386			F7			L3				2 0 0 0 2 0 0								
9 Miguel Tejada, R OBP: 0.319, SLG: 0.438	F8		L7		F8	F9				4 0 0 0 0 0 2								
30 Luke Scott, L OBP: 0.299, SLG: 0.400							G4-3			2 2 1 0 2 0 1								
23 Ty Wigington, R OBP: 0.415, SLG: 0.691										3 1 1 0 0 0 1								
2 Julio Lugo, R OBP: 0.167, SLG: 0.107										0 1 0 0 0 0 0								
40 Rhyne Hughes, L OBP: 0.429, SLG: 0.462										4 1 1 1 0 2 4								
14 Nolan Reimold, R OBP: 0.317, SLG: 0.333										2 0 1 1 1 0 1								
16 Luis Montanez, R OBP: 0.167, SLG: 0.167										1 0 0 0 0 0 1								
3 Cesar Izturis, S OBP: 0.310, SLG: 0.296										3 0 2 3 1 0 0								
Inning Stats	R: 0 E: 0 K: 1 S: 13	H: 0 LOB: 1 BB: 1 P: 21	R: 1 E: 0 K: 0 S: 14	H: 2 LOB: 2 BB: 2 P: 26	R: 0 E: 0 K: 0 S: 14	H: 0 LOB: 0 BB: 0 P: 20	R: 0 E: 0 K: 1 S: 11	H: 0 LOB: 1 BB: 1 P: 18	R: 0 E: 0 K: 0 S: 10	H: 3 LOB: 2 BB: 1 P: 35	R: 0 E: 0 K: 0 S: 7	H: 0 LOB: 1 BB: 1 P: 11	R: 1 E: 1 K: 1 S: 16	H: 2 LOB: 3 BB: 0 P: 20	1B: 6 2B: 1 3B: 0 HR: 0	SF: 0 SAC: 0 DP: 1 HBP: 1	WP: 0 PB: 0 SB: 1 CS: 0	PA: 38
PITCHER	IP WLS BF H R ER SO BB IBB HBP BLK WP HR S P ERA WHIP											IP WLS BF H R ER SO BB IBB HBP BLK WP HR S P ERA WHIP						
65 Phil Hughes, R ERA: 2.0	5.2 22 1 1 1 2 4 0 0 0 0 0 68 109 1.59 1.059																	
48 Boone Logan, L ERA: 3.95	0.0 1 0 0 0 0 1 0 0 0 0 0 2 6 -- --																	
30 David Robertson, R ERA: 10.8	0.1 L 5 3 3 3 1 0 0 1 0 0 0 13 21 81.00 9.000																	
91 Alfredo Aceves, R ERA: 4.7	2.0 10 2 1 0 1 1 0 0 0 0 0 23 31 0.00 1.500																	

AB	31
R	5
H	7
RBI	5
BB	6
SO	4
LOB	18



Batter	1	2	3	4	5	6	7	8	9	AB	R	H	RBI	BB	SO	LOB	TOP														
10 Alexei Ramirez, R OBP: 0.231, SLG: 0.312										5	1	1	0	0	1	2	<p>Chicago White Sox @ New York Yankees Yankee Stadium, Bronx, NY Fri Apr 30 2010, 7:09 PM - 10:05 PM EDT Att: 44,783 - Clear - 70 F</p> <p>livebaseballscores.com</p>														
15 Gordon Beckham, R (1, 4) OBP: 0.315, SLG: 0.321										4	1	2	1	0	1	0															
51 Alex Rios, R (1, 8) OBP: 0.326, SLG: 0.470										4	0	2	0	0	0	3															
14 Paul Konerko, R (1, 3) OBP: 0.413, SLG: 0.784										2	1	1	3	2	0	2															
20 Carlos Quentin, R (1, 10) OBP: 0.319, SLG: 0.413										4	0	1	0	0	0	4															
23 Mark Teahen, L (1, 5) OBP: 0.357, SLG: 0.417										4	0	0	0	0	2	3															
5 Jayson Nix, R (1, 9) OBP: 0.200, SLG: 0.200										3	0	0	0	0	1	1															
7 Mark Kotsay, L (8, PH) OBP: 0.195, SLG: 0.189										1	0	0	0	0	0	0															
55 Donny Lucy, R (1, 2) OBP: 0.444, SLG: 0.733									3	1	1	0	0	0	0	0															
12 A.J. Pierzynski, L (8, PH) OBP: 0.220, SLG: 0.200									1	0	0	0	0	1	0	0															
1 Juan Pierre, L (1, 7) OBP: 0.260, SLG: 0.193										3	0	0	0	1	0	0															
Inning Stats	R: 3 H: 4 E: 0 K: 2 S: 21	LOB: 1 BB: 0 P: 26	R: 1 H: 2 E: 0 K: 0 S: 9	LOB: 2 BB: 1 P: 15	R: 0 H: 0 E: 0 K: 1 S: 8	LOB: 0 BB: 0 P: 9	R: 0 H: 0 E: 0 K: 0 S: 9	LOB: 0 BB: 0 P: 12	R: 0 H: 1 E: 0 K: 0 S: 10	LOB: 2 BB: 1 P: 20	R: 0 H: 0 E: 0 K: 0 S: 9	LOB: 0 BB: 0 P: 15	R: 0 H: 1 E: 0 K: 0 S: 11	LOB: 1 BB: 1 P: 20	R: 0 H: 0 E: 0 K: 0 S: 8	LOB: 0 BB: 0 P: 11	R: 0 H: 0 E: 0 K: 2 S: 12	LOB: 0 BB: 0 P: 20	1B: 5 2B: 2 HR: 1	SF: 1 SAC: 0 DP: 0 HBP: 0	WP: 1 PB: 0 SB: 1 CS: 0	PA: 38									
PITCHER	IP WLS BF H R ER SO BB IBB HBP BLK WP HR S P ERA WHIP																PITCHER	IP WLS BF H R ER SO BB IBB HBP BLK WP HR S P ERA WHIP													
46 Andy Pettitte, L (1, 1) ERA: 2.12	6.0	27	7	4	4	3	2	0	0	0	1	1	66	97	6.00	1.500															
91 Alfredo Aceves, R (7, 1) ERA: 4.15	1.0	5	1	0	0	0	0	1	0	0	0	0	11	20	0.00	1.000															
43 Damaso Marte, L (8, 1) ERA: 5.79	0.1	1	0	0	0	0	0	0	0	0	0	0	3	6	0.00	0.000															
62 Joba Chamberlain, R (8, 1) ERA: 3.48	0.2	2	0	0	0	0	0	0	0	0	0	0	5	5	0.00	0.000															
42 Mariano Rivera, R (9, 1) ERA:	1.0	3	0	0	0	2	0	0	0	0	0	0	12	20	0.00	0.000															

Batter	1	2	3	4	5	6	7	8	9	AB	R	H	RBI	BB	SO	LOB	BOTTOM														
2 Derek Jeter, R (1, 6) OBP: 0.354, SLG: 0.521										4	2	3	4	0	0	0	<p>Chicago White Sox @ New York Yankees Yankee Stadium, Bronx, NY Fri Apr 30 2010, 7:09 PM - 10:05 PM EDT Att: 44,783 - Clear - 70 F</p> <p>livebaseballscores.com</p>														
36 Nick Johnson, L (1, 10) OBP: 0.383, SLG: 0.224										2	0	0	0	1	1	1															
20 Jorge Posada, S (7, PH) OBP: 0.394, SLG: 0.638										2	1	0	0	2	0	1															
25 Mark Teixeira, S (1, 3) OBP: 0.300, SLG: 0.259										4	0	1	1	0	0	2															
13 Alex Rodriguez, R (1, 5) OBP: 0.337, SLG: 0.440										4	0	1	1	0	0	0															
24 Robinson Cano, L (1, 4) OBP: 0.436, SLG: 0.765										4	0	0	0	0	1	2															
33 Nick Swisher, S (1, 9) OBP: 0.345, SLG: 0.434										3	0	0	0	1	1	0															
14 Curtis Granderson, L (1, 8) OBP: 0.310, SLG: 0.377										3	1	0	0	0	0	1															
17 Francisco Cervelli, R (1, 2) OBP: 0.448, SLG: 0.400										3	2	2	0	0	0	0															
11 Brett Gardner, L (1, 7) OBP: 0.397, SLG: 0.385										3	2	2	0	0	0	0															
Inning Stats	R: 2 H: 3 E: 0 K: 1 S: 11	H: 3 LOB: 1 BB: 1 P: 24	R: 0 H: 0 E: 0 K: 0 S: 7	LOB: 0 BB: 0 P: 12	R: 0 H: 0 E: 0 K: 0 S: 7	LOB: 0 BB: 0 P: 10	R: 0 H: 0 E: 0 K: 1 S: 9	LOB: 0 BB: 0 P: 15	R: 2 H: 2 E: 0 K: 0 S: 14	LOB: 2 BB: 1 P: 24	R: 0 H: 0 E: 0 K: 0 S: 6	LOB: 0 BB: 0 P: 10	R: 2 H: 2 E: 0 K: 2 S: 25	LOB: 2 BB: 1 P: 38	R: 0 H: 0 E: 0 K: 0 S: 6	LOB: 1 BB: 1 P: 12	1B: 4 2B: 1 3B: 1 HR: 1	SF: 0 SAC: 0 DP: 1 HBP: 1	WP: 1 PB: 0 SB: 1 CS: 0	PA: 35											
PITCHER	IP WLS BF H R ER SO BB IBB HBP BLK WP HR S P ERA WHIP																PITCHER	IP WLS BF H R ER SO BB IBB HBP BLK WP HR S P ERA WHIP													
43 Freddy Garcia, R (1, 1) ERA: 5.87	6.0	24	5	4	4	2	2	0	0	1	0	0	14	21	54.00	6.000															
37 Matt Thornton, L (7, 1) ERA: 3.09	0.1	4	2	2	2	1	0	0	1	0	0	0	11	17	0.00	1.500															
46 Sergio Santos, R (7, 1) ERA:	0.2	3	0	0	0	1	1	0	0	0	1	0	11	17	0.00	1.500															
57 Ramon Pena, R (8, 1) ERA: 4.22	1.0	4	0	0	0	0	1	0	0	0	0	0	6	12	0.00	1.000															



Batter	1	2	3	4	5	6	7	8	9	AB	R	H	RBI	BB	SO	LOB	TOP										
10 Adam Jones, R OBP: 0.250, SLG: 0.367										4	0	0	0	0	2	2	<p>Baltimore Orioles @ New York Yankees Yankee Stadium, Bronx, NY Tue May 04 2010, 7:10 PM - 10:11 PM EDT Att: 43,258 - Partly Cloudy - 72 F</p>										
21 Nick Markakis, L OBP: 0.413, SLG: 0.500										3	0	1	0	1	1	2											
32 Matt Wieters, S OBP: 0.340, SLG: 0.404										4	0	0	0	0	3	4											
9 Miguel Tejada, R OBP: 0.357, SLG: 0.500										4	0	2	0	0	0	1											
23 Ty Wigington, R OBP: 0.391, SLG: 0.654										4	0	0	0	0	2	2											
30 Luke Scott, L OBP: 0.253, SLG: 0.354										4	0	0	0	0	2	1											
25 Garrett Atkins, R OBP: 0.289, SLG: 0.338										4	1	3	0	0	0	1											
40 Rhyne Hughes, L OBP: 0.324, SLG: 0.323										3	0	0	0	1	1	2											
3 Cesar Izturis, S OBP: 0.269, SLG: 0.257										2	0	0	0	0	0	1											
Inning Stats	R: 0 E: 0 K: 2 S: 11	H: 0 LOB: 0 BB: 0 P: 16	R: 0 E: 0 K: 1 S: 7	H: 0 LOB: 0 BB: 0 P: 9	R: 1 E: 1 K: 3 S: 16	H: 1 LOB: 2 BB: 1 P: 26	R: 0 E: 0 K: 1 S: 10	H: 1 LOB: 1 BB: 0 P: 16	R: 0 E: 0 K: 0 S: 6	H: 2 LOB: 1 BB: 0 P: 10	R: 0 E: 0 K: 1 S: 10	H: 1 LOB: 1 BB: 0 P: 15	R: 0 E: 0 K: 1 S: 9	H: 0 LOB: 1 BB: 1 P: 17	R: 0 E: 0 K: 2 S: 11	H: 1 LOB: 1 BB: 0 P: 16		1B: 4 2B: 2 HR: 0	SF: 0 SAC: 1 HBP: 0	WP: 0 PB: 0 SB: 0 CS: 0	PA: 35						
PITCHER	IP	WLS	BF	H	R	ER	SO	BB	IBB	HBP	BLK	WP	HR	S	P	ERA	WHIP										
34 A.J. Burnett, R ERA: 1.99	7.1		29	5	1	0	8	2	0	0	0	0	0	68	107	0.00	0.955										
43 Damaso Marte, L ERA: 5.06	0.1	H	1	0	0	0	1	0	0	0	0	0	0	4	6	0.00	0.000										
91 Alfredo Aceves, R ERA: 3.38	0.1	H	1	0	0	0	0	0	0	0	0	0	0	2	3	0.00	0.000										
62 Joba Chamberlain, R ERA: 2.92	1.0	S	4	1	0	0	2	0	0	0	0	0	0	11	16	0.00	1.000										

Batter	1	2	3	4	5	6	7	8	9	AB	R	H	RBI	BB	SO	LOB	BOTTOM										
2 Derek Jeter, R OBP: 0.347, SLG: 0.486										5	0	1	0	0	0	4	<p>Baltimore Orioles @ New York Yankees Yankee Stadium, Bronx, NY Tue May 04 2010, 7:10 PM - 10:11 PM EDT Att: 43,258 - Partly Cloudy - 72 F</p>										
33 Nick Swisher, S OBP: 0.375, SLG: 0.522										4	0	0	0	0	0	3											
25 Mark Teixeira, S OBP: 0.322, SLG: 0.289										3	0	0	0	1	0	1											
13 Alex Rodriguez, R OBP: 0.342, SLG: 0.421										2	0	0	1	2	1	1											
24 Robinson Canó, L OBP: 0.420, SLG: 0.723										4	0	2	0	0	1	3											
38 Marcus Thames, R OBP: 0.515, SLG: 0.643										4	0	1	0	0	1	3											
27 Greg Golson, R										0	0	0	0	0	0	0											
11 Brett Gardner, L OBP: 0.427, SLG: 0.436										3	2	1	0	1	0	1											
17 Francisco Cervelli, R OBP: 0.457, SLG: 0.484										3	2	3	0	0	0	0											
19 Ramiro Pena, S OBP: 0.059, SLG: 0.063										2	0	0	2	0	0	2											
Inning Stats	R: 0 E: 0 K: 0 S: 14	H: 1 LOB: 1 BB: 0 P: 17	R: 0 E: 0 K: 1 S: 10	H: 0 LOB: 0 BB: 0 P: 13	R: 1 E: 0 K: 0 S: 6	H: 1 LOB: 0 BB: 0 P: 8	R: 0 E: 0 K: 1 S: 12	H: 1 LOB: 1 BB: 0 P: 15	R: 2 E: 1 K: 0 S: 20	H: 1 LOB: 3 BB: 3 P: 34	R: 0 E: 0 K: 0 S: 11	H: 2 LOB: 2 BB: 0 P: 13	R: 0 E: 0 K: 1 S: 17	H: 1 LOB: 2 BB: 1 P: 28	R: 1 E: 0 K: 0 S: 8	H: 1 LOB: 0 BB: 0 P: 12	1B: 6 2B: 1 3B: 1 HR: 0	SF: 1 SAC: 2 DP: 0 HBP: 0	WP: 0 PB: 0 SB: 1 CS: 0	PA: 37							
PITCHER	IP	WLS	BF	H	R	ER	SO	BB	IBB	HBP	BLK	WP	HR	S	P	ERA	WHIP										
17 Brian Matusz, L ERA: 3.93	6.0	L	28	6	3	1	2	3	0	0	0	0	0	73	100	1.50	1.500										
37 Matt Albers, R ERA: 5.90	0.2		3	0	0	0	0	1	0	0	0	0	0	10	17	0.00	1.500										
53 Alberto Castillo, L ERA: 5.4	0.1		3	2	1	1	1	0	0	0	0	0	0	10	16	27.00	6.000										
26 Cia Meredith, R ERA: 2.25	1.0		3	0	0	0	0	0	0	0	0	0	0	5	7	0.00	0.000										

AB 32
R 1
H 6
RBI 0
BB 2
SO 11
LOB 16



AB 30
R 4
H 8
RBI 3
BB 4
SO 3
LOB 18



WP: 0
PB: 0
SB: 1
CS: 0

Batter	1	2	3	4	5	6	7	8	9	AB	R	H	RBI	BB	SO	LOB	TOP				
2 Julio Lugo, R OBP: 0.256, SLG: 0.194										4	1	3	0	1	0	0	<p>Baltimore Orioles @ New York Yankees Yankee Stadium, Bronx, NY Wed May 05 2010, 1:10 PM - 4:12 PM EDT Att: 43,425 - Sunny - 77 F</p>				
23 Ty Wigginton, R OBP: 0.381, SLG: 0.663										5	1	1	2	0	1	4					
21 Nick Markakis, L OBP: 0.408, SLG: 0.491										4	1	1	0	0	1	1					
9 Miguel Tejada, R OBP: 0.353, SLG: 0.489										4	0	1	0	0	0	0					
25 Garrett Atkins, R OBP: 0.300, SLG: 0.338										3	0	1	0	1	0	0					
32 Matt Wieters, S OBP: 0.346, SLG: 0.439										4	1	2	1	0	1	3					
14 Nolan Reimold, R OBP: 0.305, SLG: 0.357										3	1	2	2	1	0	2					
15 Craig Tatum, R OBP: 0.077, SLG: 0.077										3	0	0	0	0	0	4					
40 Rhyne Hughes, L OBP: 0.343, SLG: 0.223										0	0	0	0	1	0	0					
16 Luis Montanez, R OBP: 0.139, SLG: 0.114										4	0	0	0	0	0	1					
Inning Stats	R: 0 E: 0 K: 1 S: 9	H: 1 LOB: 0 BB: 0 P: 15	R: 0 E: 0 K: 0 S: 7	H: 2 LOB: 1 BB: 0 P: 11	R: 0 E: 0 K: 0 S: 7	H: 0 LOB: 0 BB: 0 P: 10	R: 1 E: 0 K: 1 S: 18	H: 2 LOB: 3 BB: 2 P: 30	R: 0 E: 0 K: 0 S: 5	H: 0 LOB: 0 BB: 0 P: 14	R: 0 E: 0 K: 0 S: 4	H: 1 LOB: 0 BB: 0 P: 5	R: 2 E: 0 K: 1 S: 10	H: 2 LOB: 0 BB: 0 P: 18	R: 2 E: 0 K: 0 S: 17	H: 2 LOB: 2 BB: 2 P: 34		1B: 8 2B: 0 3B: 0 HR: 3	SF: 0 SAC: 0 DP: 4 HBP: 0	WP: 0 PB: 0 SB: 0 CS: 0	PA: 38
PITCHER	IP WLS BF H R ER SO BB IBB HBP BLK WP HR S P ERA WHIP																				
46 Andy Pettitte, L ERA: 2.08	(1, 1) 5.0 W 20 6 1 1 2 2 0 0 0 0 0 0 46 77 1.80 1.600																				
45 Sergio Mitre, R ERA: 2.79	(6, 1) 2.1 9 3 2 2 0 0 0 0 0 0 1 17 29 7.71 1.286																				
43 Damaso Marte, L ERA: 4.76	(8, 1) 0.1 H 1 0 0 0 1 0 0 0 0 0 0 3 5 0.00 0.000																				
30 David Robertson, R ERA: 14.21	(8, 1) 0.2 H 4 2 2 2 0 0 0 0 0 0 2 9 18 27.00 3.000																				
48 Boone Logan, L ERA: 3.0	(9, 1) 0.1 H 3 0 0 0 0 2 0 0 0 0 0 0 6 14 0.00 6.000																				

AB 34
R 5
H 11
RBI 5
BB 4
SO 3
LOB 15



Batter	1	2	3	4	5	6	7	8	9	AB	R	H	RBI	BB	SO	LOB	BOTTOM				
2 Derek Jeter, R OBP: 0.341, SLG: 0.474										5	2	1	1	0	1	2	<p>Baltimore Orioles @ New York Yankees Yankee Stadium, Bronx, NY Wed May 05 2010, 1:10 PM - 4:12 PM EDT Att: 43,425 - Sunny - 77 F</p>				
36 Nick Johnson, L OBP: 0.386, SLG: 0.314										3	2	3	1	2	0	0					
25 Mark Teixeira, S OBP: 0.325, SLG: 0.297										4	0	1	2	1	0	2					
13 Alex Rodriguez, R OBP: 0.345, SLG: 0.414										4	0	1	1	1	0	2					
24 Robinson Cano, L OBP: 0.405, SLG: 0.695										4	0	0	0	0	2	4					
33 Nick Swisher, S OBP: 0.380, SLG: 0.547										3	1	1	1	1	0	2					
11 Brett Gardner, L OBP: 0.430, SLG: 0.432										3	1	1	0	1	0	1					
17 Francisco Cervelli, R OBP: 0.436, SLG: 0.457										4	0	1	0	0	1	1					
22 Randy Winn, S OBP: 0.158, SLG: 0.316										3	1	1	0	0	1	1					
Inning Stats	R: 1 E: 0 K: 0 S: 11	H: 1 LOB: 0 BB: 0 P: 19	R: 1 E: 0 K: 2 S: 15	H: 2 LOB: 1 BB: 0 P: 25	R: 1 E: 0 K: 1 S: 10	H: 2 LOB: 2 BB: 2 P: 23	R: 3 E: 0 K: 1 S: 15	H: 2 LOB: 3 BB: 3 P: 30	R: 0 E: 0 K: 0 S: 7	H: 0 LOB: 0 BB: 0 P: 12	R: 0 E: 0 K: 0 S: 8	H: 1 LOB: 1 BB: 0 P: 9	R: 0 E: 0 K: 0 S: 7	H: 0 LOB: 1 BB: 1 P: 14	R: 1 E: 2 K: 1 S: 13	H: 2 LOB: 2 BB: 0 P: 19		1B: 6 2B: 2 3B: 0 HR: 2	SF: 0 SAC: 1 DP: 0 HBP: 0	WP: 1 PB: 0 SB: 2 CS: 0	PA: 40
PITCHER	IP WLS BF H R ER SO BB IBB HBP BLK WP HR S P ERA WHIP																				
29 David Hernandez, R ERA: 5.74	(1, 1) 3.2 L 20 6 6 6 3 4 0 0 0 0 0 0 19 30 0.00 0.857																				
27 Mark Hendrickson, L ERA: 4.85	(4, 1) 2.1 10 2 0 0 1 0 1 0 0 0 0 0 19 30 0.00 0.857																				
13 Will Ohman, L ERA:	(7, 1) 1.0 4 0 0 0 0 1 0 0 0 0 0 0 7 14 0.00 1.000																				
55 Alfredo Simon, R ERA:	(8, 1) 1.0 6 2 1 0 1 0 0 0 0 0 0 0 13 19 0.00 2.000																				

AB 33
R 7
H 10
RBI 6
BB 6
SO 5
LOB 15



Batter	1	2	3	4	5	6	7	8	9	AB	R	H	RBI	BB	SO	LOB	TOP					
2 Derek Jeter, R OBP: 0.343, SLG: 0.464										5	2	2	0	1	0	2	New York Yankees @ Boston Red Sox Fenway Park, Boston, MA Sat May 08 2010, 3:12 PM - 8:21 PM EDT Att: 37,138 - Cloudy - 54 F					
11 Brett Gardner, L OBP: 0.431, SLG: 0.427										5	1	2	0	0	1	1						
25 Mark Teixeira, S OBP: 0.343, SLG: 0.396										6	3	4	5	0	0	3						
13 Alex Rodriguez, R OBP: 0.373, SLG: 0.438 27 Kevin Russo, R										2	3	2	1	3	0	0						
24 Robinson Cano, L OBP: 0.400, SLG: 0.661										5	2	1	0	1	1	5						
33 Nick Swisher, S OBP: 0.381, SLG: 0.558										4	2	2	3	1	1	2						
22 Randy Winn, S OBP: 0.250, SLG: 0.308										3	0	0	0	2	1	2						
17 Francisco Cervelli, R OBP: 0.500, SLG: 0.500										4	0	3	5	1	0	0						
19 Ramiro Pena, S OBP: 0.167, SLG: 0.182										4	1	1	0	1	0	5						
Inning Stats	R: 0 E: 0 K: 0 S: 11	H: 2 LOB: 2 BB: 1 P: 15	R: 0 E: 0 K: 0 S: 8	H: 0 LOB: 0 BB: 0 P: 12	R: 2 E: 0 K: 0 S: 11	H: 3 LOB: 1 BB: 1 P: 18	R: 1 E: 1 K: 0 S: 9	H: 1 LOB: 1 BB: 1 P: 22	R: 3 E: 0 K: 1 S: 15	H: 3 LOB: 2 BB: 1 P: 26	R: 0 E: 0 K: 0 S: 7	H: 0 LOB: 0 BB: 1 P: 14	R: 2 E: 0 K: 2 S: 20	H: 3 LOB: 2 BB: 1 P: 32	R: 4 E: 0 K: 0 S: 15	H: 3 LOB: 2 BB: 3 P: 33		R: 2 E: 0 K: 1 S: 8	H: 2 LOB: 0 BB: 0 P: 14	1B: 12 2B: 2 3B: 0 HR: 3	SF: 0 SAC: 1 DP: 3 HBP: 0	WP: 1 PB: 0 SB: 2 CS: 0
PITCHER	IP WLS BF H R ER SO BB IBB HBP BLK WP HR S P ERA WHIP	11 Clay Buchholz, R ERA: 3.82	17 Manny Delcarmen, R ERA: 1.84	56 Ramon E Ramirez, R ERA: 5.93	60 Scott Schoeneweis, L ERA: 8.79	51 Daniel Bard, R ERA: 3.18	44 Jonathan Van Every, L ERA: 18.0	IP WLS BF H R ER SO BB IBB HBP BLK WP HR S P ERA WHIP	11 Clay Buchholz, R ERA: 3.82	17 Manny Delcarmen, R ERA: 1.84	56 Ramon E Ramirez, R ERA: 5.93	60 Scott Schoeneweis, L ERA: 8.79	51 Daniel Bard, R ERA: 3.18	44 Jonathan Van Every, L ERA: 18.0	IP WLS BF H R ER SO BB IBB HBP BLK WP HR S P ERA WHIP							
10 Marco Scutaro, R OBP: 0.360, SLG: 0.379										4	0	1	0	1	0	0	New York Yankees @ Boston Red Sox Fenway Park, Boston, MA Sat May 08 2010, 3:12 PM - 8:21 PM EDT Att: 37,138 - Cloudy - 54 F					
15 Dustin Pedroia, R OBP: 0.347, SLG: 0.531										3	1	1	0	1	0	1						
41 Victor Martinez, S OBP: 0.325, SLG: 0.400										5	1	1	2	0	0	4						
20 Kevin Youkilis, R OBP: 0.422, SLG: 0.550										3	0	2	0	1	0	2						
25 Mike Lowell, R OBP: 0.382, SLG: 0.458										4	0	1	0	0	2	2						
7 J.D. Drew, L OBP: 0.356, SLG: 0.476										3	0	1	0	1	1	2						
29 Adrian Beltre, R OBP: 0.358, SLG: 0.442										4	0	0	0	0	1	5						
22 Bill Hall, R OBP: 0.360, SLG: 0.317 32 Jeremy Hermida, L OBP: 0.232, SLG: 0.424										2	0	0	0	0	2	0						
54 Darnell McDonald, R OBP: 0.350, SLG: 0.491										4	1	1	1	0	1	0						
Inning Stats	R: 0 E: 0 K: 0 S: 6	H: 0 LOB: 0 BB: 0 P: 8	R: 0 E: 0 K: 1 S: 9	H: 2 LOB: 1 BB: 0 P: 17	R: 3 E: 0 K: 2 S: 16	H: 2 LOB: 1 BB: 1 P: 30	R: 0 E: 0 K: 1 S: 9	H: 0 LOB: 0 BB: 0 P: 12	R: 0 E: 0 K: 0 S: 14	H: 0 LOB: 1 BB: 1 P: 24	R: 0 E: 0 K: 2 S: 15	H: 2 LOB: 2 BB: 0 P: 19	R: 0 E: 0 K: 1 S: 12	H: 2 LOB: 2 BB: 0 P: 22	R: 0 E: 0 K: 2 S: 9	H: 0 LOB: 1 BB: 1 P: 16		R: 0 E: 0 K: 0 S: 3	H: 0 LOB: 1 BB: 1 P: 9	1B: 6 2B: 0 3B: 0 HR: 2	SF: 0 SAC: 0 DP: 1 HBP: 1	WP: 0 PB: 0 SB: 0 CS: 0
PITCHER	IP WLS BF H R ER SO BB IBB HBP BLK WP HR S P ERA WHIP	52 CC Sabathia, L ERA: 3.04	91 Alfredo Aceves, R ERA: 3.0	48 Boone Logan, L ERA: 2.08	30 David Robertson, R ERA: 12.91	62 Joba Chamberlain, R ERA: 2.63	43 Damaso Marte, L ERA: 3.86	IP WLS BF H R ER SO BB IBB HBP BLK WP HR S P ERA WHIP	52 CC Sabathia, L ERA: 3.04	91 Alfredo Aceves, R ERA: 3.0	48 Boone Logan, L ERA: 2.08	30 David Robertson, R ERA: 12.91	62 Joba Chamberlain, R ERA: 2.63	43 Damaso Marte, L ERA: 3.86	IP WLS BF H R ER SO BB IBB HBP BLK WP HR S P ERA WHIP							

Batter	1	2	3	4	5	6	7	8	9	AB	R	H	RBI	BB	SO	LOB	TOP					
2 Derek Jeter, R OBP: 0.336, SLG: 0.453 19 Ramiro Pena, S OBP: 0.200, SLG: 0.217										3	0	0	0	0	1	2	New York Yankees @ Boston Red Sox Fenway Park, Boston, MA Sun May 09 2010, 8:11 PM - 11:15 PM EDT Att: 37,618 - Cloudy - 47 F					
33 Nick Swisher, S OBP: 0.385, SLG: 0.583										4	1	2	1	0	0	1						
25 Mark Teixeira, S OBP: 0.341, SLG: 0.386										3	0	0	0	1	1	2						
13 Alex Rodriguez, R OBP: 0.372, SLG: 0.463 27 Kevin Russo, R										3	1	1	1	0	1	1						
24 Robinson Canó, L OBP: 0.403, SLG: 0.655										4	0	2	1	0	1	1						
20 Jorge Posada, S OBP: 0.346, SLG: 0.548										4	0	0	0	0	2	3						
38 Marcus Thames, R OBP: 0.475, SLG: 0.576										3	0	0	0	0	1	1						
17 Francisco Cervelli, R OBP: 0.481, SLG: 0.467										3	0	0	0	1	0	1						
11 Brett Gardner, L OBP: 0.425, SLG: 0.419										4	0	1	0	0	2	2						
Inning Stats	R: 0 E: 0 K: 1 S: 6	H: 0 LOB: 0 BB: 0 P: 8	R: 0 E: 0 K: 1 S: 5	H: 0 LOB: 0 BB: 0 P: 8	R: 0 E: 0 K: 0 S: 11	H: 0 LOB: 1 BB: 1 P: 19	R: 2 E: 0 K: 3 S: 14	H: 3 LOB: 1 BB: 0 P: 21	R: 0 E: 0 K: 1 S: 9	H: 0 LOB: 0 BB: 1 P: 15	R: 0 E: 0 K: 1 S: 12	H: 0 LOB: 1 BB: 0 P: 20	R: 0 E: 0 K: 1 S: 6	H: 0 LOB: 1 BB: 0 P: 11	R: 1 E: 0 K: 2 S: 19	H: 3 LOB: 2 BB: 0 P: 31		R: 0 E: 0 K: 1 S: 8	H: 0 LOB: 0 BB: 0 P: 10	1B: 5 2B: 0 3B: 0 HR: 2	SF: 0 SAC: 0 DP: 1 HBP: 1	WP: 0 PB: 0 SB: 0 CS: 0
PITCHER	IP WLS BF H R ER SO BB IBB HBP BLK WP HR S P ERA WHIP																					
31 Jon Lester, L ERA: 3.71	7.0 W 27 4 2 2 7 2 0 1 0 0 2 63 102 2.57 0.857																					
17 Manny Delcarmen, R ERA: 2.3	1.0 6 3 1 1 2 0 0 0 0 0 0 19 31 9.00 3.000																					
49 Tim Wakefield, R ERA: 6.03	1.0 3 0 0 0 1 0 0 0 0 0 0 8 10 0.00 0.000																					

Batter	1	2	3	4	5	6	7	8	9	AB	R	H	RBI	BB	SO	LOB	BOTTOM			
10 Marco Scutaro, R OBP: 0.368, SLG: 0.378										3	1	1	0	2	0	0	New York Yankees @ Boston Red Sox Fenway Park, Boston, MA Sun May 09 2010, 8:11 PM - 11:15 PM EDT Att: 37,618 - Cloudy - 47 F			
15 Dustin Pedroia, R OBP: 0.351, SLG: 0.534 22 Bill Hall, R OBP: 0.353, SLG: 0.310										3	2	1	0	1	1	2				
41 Victor Martinez, S OBP: 0.312, SLG: 0.383										5	0	0	0	0	0	4				
20 Kevin Youkilis, R OBP: 0.424, SLG: 0.553										3	1	1	1	1	0	1				
7 J.D. Drew, L OBP: 0.362, SLG: 0.481 44 Jonathan Van Every, L OBP: 0.250, SLG: 0.455										3	1	2	1	0	0	1				
34 David Ortiz, L OBP: 0.294, SLG: 0.416										4	1	1	1	0	1	2				
29 Adrián Beltré, R OBP: 0.363, SLG: 0.462										4	2	2	2	0	1	1				
32 Jeremy Hermida, L OBP: 0.303, SLG: 0.471										4	1	2	3	0	1	0				
54 Darnell McDonald, R OBP: 0.328, SLG: 0.456										4	0	0	0	0	3	2				
Inning Stats	R: 0 E: 0 K: 1 S: 9	H: 1 LOB: 1 BB: 0 P: 13	R: 1 E: 1 K: 2 S: 12	H: 1 LOB: 0 BB: 0 P: 18	R: 5 E: 0 K: 1 S: 17	H: 4 LOB: 1 BB: 2 P: 36	R: 1 E: 0 K: 0 S: 10	H: 1 LOB: 1 BB: 1 P: 20	R: 2 E: 0 K: 1 S: 15	H: 2 LOB: 1 BB: 1 P: 27	R: 0 E: 0 K: 1 S: 11	H: 1 LOB: 1 BB: 0 P: 19	R: 0 E: 0 K: 1 S: 7	H: 0 LOB: 0 BB: 0 P: 11	R: 0 E: 0 K: 0 S: 3	H: 0 LOB: 0 BB: 0 P: 5		1B: 4 2B: 5 3B: 0 HR: 1	SF: 1 SAC: 0 DP: 0 HBP: 0	WP: 1 PB: 0 SB: 0 CS: 0
PITCHER	IP WLS BF H R ER SO BB IBB HBP BLK WP HR S P ERA WHIP																			
34 A.J. Burnett, R ERA: 3.4	4.1 L 26 9 9 8 4 3 0 0 0 0 0 0 30 52 0.00 0.545																			
47 Romulo Sanchez, R ERA:	3.2 13 1 0 0 3 1 0 0 0 0 0 0 30 52 0.00 0.545																			

Batter	1	2	3	4	5	6	7	8	9	AB	R	H	RBI	BB	SO	LOB	TOP				
2 Derek Jeter, R OBP: 0.324, SLG: 0.436	G4-3		L8		K		G5-3	L9		5	0	0	0	0	1	3					
33 Nick Swisher, S OBP: 0.394, SLG: 0.577	BB		25 HR		1B		K		K	3	1	1	0	2	2	0					
25 Mark Teixeira, S OBP: 0.336, SLG: 0.493	L7		HR		G1-6-3		P5		K	5	1	1	2	0	1	3					
13 Alex Rodriguez, R OBP: 0.381, SLG: 0.464	F7		24 CS		1B		20 WP, 24 G3	20 BB, 24 1B	K	4	1	2	0	1	1	1					
24 Robinson Canó, L OBP: 0.406, SLG: 0.647	G4-3	11 FC5-4, 20 1B	G4-3				G3	38 1B, 20 BB, 11 FC4-6		3	1	1	0	1	0	2					
20 Jorge Posada, S OBP: 0.365, SLG: 0.547	11 FC5-4				F8		11 BB	11 FC4-6, 38 1B		2	0	1	0	2	0	0					
17 Francisco Cervelli, R OBP: 0.481, SLG: 0.467	1B						11 BB			0	0	0	0	0	0	0					
38 Marcus Thames, R OBP: 0.455, SLG: 0.541	F7				F8		P4	11 FC4-6		4	0	1	1	0	0	4					
11 Brett Gardner, L OBP: 0.418, SLG: 0.406	FC5-4				G5-3			FC4-6		3	0	0	1	1	0	4					
22 Randy Winn, S OBP: 0.250, SLG: 0.300	P3						F7	P5		4	0	1	0	0	0	7					
Inning Stats	R: 0 H: 0 E: 0 K: 0 S: 9	H: 0 LOB: 1 BB: 1 P: 19	R: 0 H: 1 E: 0 K: 0 S: 12	H: 1 LOB: 2 BB: 1 P: 23	R: 2 H: 2 E: 0 K: 0 S: 15	H: 2 LOB: 0 BB: 1 P: 26	R: 0 H: 0 E: 0 K: 0 S: 6	H: 0 LOB: 3 BB: 3 P: 11	R: 0 H: 2 E: 0 K: 1 S: 7	H: 2 LOB: 1 BB: 0 P: 12	R: 0 H: 0 E: 0 K: 0 S: 8	H: 0 LOB: 0 BB: 0 P: 8	R: 2 H: 3 E: 0 K: 3 S: 12	H: 3 LOB: 2 BB: 1 P: 26	R: 0 H: 0 E: 0 K: 3 S: 9	H: 0 LOB: 0 BB: 0 P: 14	1B: 7 2B: 0 3B: 0 HR: 1	SF: 0 SAC: 0 DP: 1 HBP: 0	WP: 1 PB: 0 SB: 0 CS: 1	PA: 40	
PITCHER	IP WLS BF H R ER SO BB IBB HBP BLK WP HR S P ERA WHIP	IP WLS BF H R ER SO BB IBB HBP BLK WP HR S P ERA WHIP	IP WLS BF H R ER SO BB IBB HBP BLK WP HR S P ERA WHIP	IP WLS BF H R ER SO BB IBB HBP BLK WP HR S P ERA WHIP	IP WLS BF H R ER SO BB IBB HBP BLK WP HR S P ERA WHIP	IP WLS BF H R ER SO BB IBB HBP BLK WP HR S P ERA WHIP	IP WLS BF H R ER SO BB IBB HBP BLK WP HR S P ERA WHIP	IP WLS BF H R ER SO BB IBB HBP BLK WP HR S P ERA WHIP	IP WLS BF H R ER SO BB IBB HBP BLK WP HR S P ERA WHIP	IP WLS BF H R ER SO BB IBB HBP BLK WP HR S P ERA WHIP	IP WLS BF H R ER SO BB IBB HBP BLK WP HR S P ERA WHIP	IP WLS BF H R ER SO BB IBB HBP BLK WP HR S P ERA WHIP	IP WLS BF H R ER SO BB IBB HBP BLK WP HR S P ERA WHIP	IP WLS BF H R ER SO BB IBB HBP BLK WP HR S P ERA WHIP	IP WLS BF H R ER SO BB IBB HBP BLK WP HR S P ERA WHIP	IP WLS BF H R ER SO BB IBB HBP BLK WP HR S P ERA WHIP	IP WLS BF H R ER SO BB IBB HBP BLK WP HR S P ERA WHIP	IP WLS BF H R ER SO BB IBB HBP BLK WP HR S P ERA WHIP	IP WLS BF H R ER SO BB IBB HBP BLK WP HR S P ERA WHIP	IP WLS BF H R ER SO BB IBB HBP BLK WP HR S P ERA WHIP	IP WLS BF H R ER SO BB IBB HBP BLK WP HR S P ERA WHIP
36 Brad Thomas, L ERA: 5.49	49 Eddie Bonine, R ERA: 1.02	54 Joel Zumaya, R ERA: 2.25	40 Phil Coke, L ERA: 1.89	45 Ryan Perry, R ERA: 3.38	46 Jose Valverde, R ERA: 0.61																

New York Yankees @ Detroit Tigers
Comerica Park, Detroit, MI
Mon May 10 2010, 7:11 PM - 10:25 PM EDT
Att: 34,365 - Clear - 54 F

AB 33
R 4
H 8
RBI 4
BB 7
SO 5
LOB 24



Batter	1	2	3	4	5	6	7	8	9	AB	R	H	RBI	BB	SO	LOB	BOTTOM				
14 Austin Jackson, R OBP: 0.408, SLG: 0.493	K	G6-3			G6-3	K				4	0	0	1	0	2	2					
18 Johnny Damon, L OBP: 0.412, SLG: 0.455	K	G4-3			HR		30 G6-4-3	BB		3	1	1	1	1	1	1					
30 Magglio Ordonez, R OBP: 0.381, SLG: 0.454	24 E, 24 1B	1B	F8		G5-3		G6-4-3			4	1	1	0	0	0	1					
24 Miguel Cabrera, R OBP: 0.465, SLG: 0.648	E5	1B	K		15 WP	2B	26 3B	BB		3	2	2	0	1	1	0					
26 Brennan Boesch, L OBP: 0.360, SLG: 0.638	1B		G4-3							3	0	2	3	1	0	0					
32 Don Kelly, L OBP: 0.200, SLG: 0.276	15 FC6-4	1B			IBB		3B			0	0	0	0	0	0	0					
15 Brandon Inge, R OBP: 0.305, SLG: 0.412	FC6-4		K		K		G6-3			4	0	0	0	0	2	4					
20 Scott Sizemore, R OBP: 0.316, SLG: 0.326	G4-3	4 SH5-4, 12 1B	G4-3		G4-3		K			3	1	0	0	1	1	0					
12 Gerald Laird, R OBP: 0.247, SLG: 0.250	G6-3	14 G6-3, 4 SH5-4	1B		BB		F8			3	0	1	0	1	1	0					
4 Adam Everett, R OBP: 0.220, SLG: 0.255	SH5-4		F7				14 S	1B		3	0	1	0	0	1	1					
Inning Stats	R: 2 H: 3 E: 1 K: 2 S: 11	H: 3 LOB: 1 BB: 0 P: 18	R: 1 H: 1 E: 0 K: 0 S: 6	H: 1 LOB: 1 BB: 1 P: 12	R: 0 H: 0 E: 0 K: 1 S: 7	H: 0 LOB: 0 BB: 0 P: 14	R: 0 H: 0 E: 0 K: 1 S: 8	H: 0 LOB: 1 BB: 1 P: 18	R: 1 H: 2 E: 0 K: 1 S: 16	H: 2 LOB: 2 BB: 1 P: 27	R: 0 H: 1 E: 0 K: 1 S: 10	H: 1 LOB: 1 BB: 0 P: 16	R: 1 H: 1 E: 0 K: 0 S: 8	H: 1 LOB: 2 BB: 2 P: 18	R: 0 H: 0 E: 0 K: 3 S: 10	H: 0 LOB: 0 BB: 0 P: 14	1B: 5 2B: 1 3B: 1 HR: 1	SF: 0 SAC: 1 DP: 1 HBP: 0	WP: 1 PB: 0 SB: 1 CS: 0	PA: 36	
PITCHER	IP WLS BF H R ER SO BB IBB HBP BLK WP HR S P ERA WHIP	IP WLS BF H R ER SO BB IBB HBP BLK WP HR S P ERA WHIP	IP WLS BF H R ER SO BB IBB HBP BLK WP HR S P ERA WHIP	IP WLS BF H R ER SO BB IBB HBP BLK WP HR S P ERA WHIP	IP WLS BF H R ER SO BB IBB HBP BLK WP HR S P ERA WHIP	IP WLS BF H R ER SO BB IBB HBP BLK WP HR S P ERA WHIP	IP WLS BF H R ER SO BB IBB HBP BLK WP HR S P ERA WHIP	IP WLS BF H R ER SO BB IBB HBP BLK WP HR S P ERA WHIP	IP WLS BF H R ER SO BB IBB HBP BLK WP HR S P ERA WHIP	IP WLS BF H R ER SO BB IBB HBP BLK WP HR S P ERA WHIP	IP WLS BF H R ER SO BB IBB HBP BLK WP HR S P ERA WHIP	IP WLS BF H R ER SO BB IBB HBP BLK WP HR S P ERA WHIP	IP WLS BF H R ER SO BB IBB HBP BLK WP HR S P ERA WHIP	IP WLS BF H R ER SO BB IBB HBP BLK WP HR S P ERA WHIP	IP WLS BF H R ER SO BB IBB HBP BLK WP HR S P ERA WHIP	IP WLS BF H R ER SO BB IBB HBP BLK WP HR S P ERA WHIP	IP WLS BF H R ER SO BB IBB HBP BLK WP HR S P ERA WHIP	IP WLS BF H R ER SO BB IBB HBP BLK WP HR S P ERA WHIP	IP WLS BF H R ER SO BB IBB HBP BLK WP HR S P ERA WHIP	IP WLS BF H R ER SO BB IBB HBP BLK WP HR S P ERA WHIP	IP WLS BF H R ER SO BB IBB HBP BLK WP HR S P ERA WHIP
45 Sergio Mitre, R ERA: 3.88	30 David Robertson, R ERA: 10.61	48 Boone Logan, L ERA: 3.38	62 Joba Chamberlain, R ERA: 2.45																		

New York Yankees @ Detroit Tigers
Comerica Park, Detroit, MI
Mon May 10 2010, 7:11 PM - 10:25 PM EDT
Att: 34,365 - Clear - 54 F

AB 30
R 5
H 8
RBI 5
BB 5
SO 9
LOB 9



Batter	1	2	3	4	5	6	7	8	9	AB	R	H	RBI	BB	SO	LOB	TOP					
2 Derek Jeter, R (1,6) OBP: 0.315, SLG: 0.423	G6-3		G3-1		F7			L4		4	0	0	0	0	0	0	New York Yankees @ Detroit Tigers Comerica Park, Detroit, MI Wed May 12 2010, 1:07 PM - 3:24 PM EDT Att: 27,376 - Cloudy - 49 F					
11 Brett Gardner, L (1,8) OBP: 0.412, SLG: 0.394	G6-3		G4-3 25 G3 25 S		G4-3			F8		3	0	0	0	1	0							
25 Mark Teixeira, S (1,3) OBP: 0.327, SLG: 0.390	G4-3		G3		G4-3			K		4	0	0	0	0	1							
13 Alex Rodriguez, R (1,10) OBP: 0.370, SLG: 0.448		G5-3	F9		G6-3			G6-3		4	0	0	0	0	1							
24 Robinson Canó, L (1,4) OBP: 0.401, SLG: 0.634		G4-3 33 1B		G4-3		G4-3		F7		4	0	1	0	0	0							
20 Jorge Posada, S (1,2) OBP: 0.371, SLG: 0.551		F8			G5-3			G5-3		3	0	1	0	1	0							
27 Kevin Russo, R (9,FR)										0	0	0	0	0	0							
33 Nick Swisher, S (1,9) OBP: 0.389, SLG: 0.565		F8		K				L1-6-3		4	0	1	0	0	2							
22 Randy Winn, S (1,7) OBP: 0.314, SLG: 0.323										1	0	1	0	2	0							
19 Ramiro Pena, S (1,5) OBP: 0.179, SLG: 0.192		F8		K				G5-4-3		3	0	0	0	0	1							
Inning Stats	R: 0 E: 0 K: 0 S: 7	H: 0 LOB: 0 BB: 0 P: 10	R: 0 E: 0 K: 0 S: 14	H: 2 LOB: 3 BB: 1 P: 19	R: 0 E: 0 K: 0 S: 4	H: 0 LOB: 1 BB: 1 P: 11	R: 0 E: 0 K: 2 S: 13	H: 1 LOB: 2 BB: 1 P: 21	R: 0 E: 0 K: 0 S: 4	H: 0 LOB: 0 BB: 0 P: 9	R: 0 E: 0 K: 0 S: 7	H: 0 LOB: 0 BB: 0 P: 9	R: 0 E: 0 K: 0 S: 8	H: 1 LOB: 0 BB: 0 P: 12	R: 0 E: 0 K: 1 S: 11	H: 0 LOB: 0 BB: 0 P: 14	R: 0 E: 0 K: 1 S: 8	H: 0 LOB: 2 BB: 1 P: 15	1B: 3 2B: 1 3B: 0 HR: 0	SF: 0 SAC: 0 DP: 1 HBP: 0	WP: 0 PB: 0 SB: 1 CS: 0	PA: 34
PITCHER	IP	WLS	BF	H	R	ER	SO	BB	IBB	HBP	BLK	WP	HR	S	P	ERA	WHIP					
48 Rick Porcello, R (1,1) ERA: 6.08	7.0	W	27	4	0	0	2	3	0	0	0	0	0	57	91	0.00	1.000					
45 Ryan Perry, R (8,1) ERA: 3.14	1.0	H	3	0	0	0	1	0	0	0	0	0	0	11	14	0.00	0.000					
46 Jose Valverde, R (9,1) ERA: 0.57	1.0	S	4	0	0	0	1	1	0	0	0	0	0	8	15	0.00	1.000					

Batter	1	2	3	4	5	6	7	8	9	AB	R	H	RBI	BB	SO	LOB	BOTTOM				
14 Austin Jackson, R (1,8) OBP: 0.404, SLG: 0.486	F7		K					F8		4	1	1	0	0	1	1	New York Yankees @ Detroit Tigers Comerica Park, Detroit, MI Wed May 12 2010, 1:07 PM - 3:24 PM EDT Att: 27,376 - Cloudy - 49 F				
18 Johnny Damon, L (1,7) OBP: 0.407, SLG: 0.448	K			L6				K		4	0	1	0	0	2	0					
32 Don Kelly, L (9,7) OBP: 0.200, SLG: 0.276	K							K		0	0	0	0	0	0	0					
30 Magglio Ordonez, R (1,10) OBP: 0.371, SLG: 0.439	K			G3				G4-3		4	1	0	1	0	1						
24 Miguel Cabrera, R (1,3) OBP: 0.462, SLG: 0.640		G6-3		F8						3	0	1	0	0	0						
26 Brennan Boesch, L (1,9) OBP: 0.358, SLG: 0.620		P2								3	0	1	1	0	1						
15 Brandon Inge, R (1,5) OBP: 0.299, SLG: 0.402		K								3	0	0	0	0	1						
39 Ramon Santiago, S (1,4) OBP: 0.390, SLG: 0.503				F7				F8		2	0	0	0	1	0						
12 Gerald Laird, R (1,2) OBP: 0.263, SLG: 0.257								F7		2	0	1	0	1	0						
4 Adam Everett, R (1,6) OBP: 0.208, SLG: 0.240				F7				K		3	0	0	0	0	2						
Inning Stats	R: 0 E: 0 K: 2 S: 9	H: 0 LOB: 0 BB: 0 P: 13	R: 0 E: 0 K: 1 S: 7	H: 0 LOB: 0 BB: 0 P: 11	R: 0 E: 0 K: 1 S: 9	H: 1 LOB: 0 BB: 0 P: 11	R: 0 E: 0 K: 0 S: 8	H: 0 LOB: 0 BB: 0 P: 12	R: 0 E: 0 K: 2 S: 12	H: 0 LOB: 2 BB: 2 P: 21	R: 2 E: 0 K: 0 S: 11	H: 4 LOB: 1 BB: 0 P: 13	R: 0 E: 0 K: 1 S: 10	H: 0 LOB: 0 BB: 0 P: 16	R: 0 E: 0 K: 1 S: 7	H: 0 LOB: 0 BB: 0 P: 10	1B: 5 2B: 0 3B: 0 HR: 0	SF: 0 SAC: 0 DP: 1 HBP: 0	WP: 0 PB: 0 SB: 0 CS: 0	PA: 30	
PITCHER	IP	WLS	BF	H	R	ER	SO	BB	IBB	HBP	BLK	WP	HR	S	P	ERA	WHIP				
31 Javier Vazquez, R (1,1) ERA: 8.1	7.0	L	27	5	2	2	7	2	0	0	0	0	0	66	97	2.57	1.000				
48 Boone Logan, L (8,1) ERA: 2.84	1.0		3	0	0	0	1	0	0	0	0	0	0	7	10	0.00	0.000				

AB	30
R	0
H	4
RBI	0
BB	4
SO	4
LOB	11

AB	28
R	2
H	5
RBI	2
BB	2
SO	8
LOB	7



Batter	1	2	3	4	5	6	7	8	9	AB	R	H	RBI	BB	SO	LOB	TOP									
2 Derek Jeter, R OBP: 0.311, SLG: 0.411	G6-3		BB		G6-3			K	FC6-2	4	2	0	0	1	1	3										
11 Brett Gardner, L OBP: 0.420, SLG: 0.404	1B							K	1B	5	2	3	1	0	2	1										
25 Mark Teixeira, S OBP: 0.329, SLG: 0.391	F8							E6	1B	5	1	2	3	0	0	2										
13 Alex Rodriguez, R OBP: 0.371, SLG: 0.455	1B							FC6-4	1B	5	0	2	2	0	1	3										
27 Kevin Russo, R	1B							2B	2B	0	0	0	0	0	0	0										
24 Robinson Cano, L OBP: 0.401, SLG: 0.619	F7									3	0	0	0	1	0	2										
33 Nick Swisher, S	F8									3	0	0	0	0	1	0										
22 Randy Winn, S	K									1	1	0	0	1	0	1										
38 Marcus Thames, R	K									3	0	0	0	0	2	0										
26 Greg Golson, R	K									2	0	1	0	0	0	3										
17 Francisco Cervelli, R	F7									4	1	2	1	0	1	0										
19 Ramiro Pena, S	L8									3	1	0	0	1	1	1										
Inning Stats	R: 1 H: 2 E: 0 K: 0 S: 12	H: 2 LOB: 1 BB: 0 P: 14	R: 0 H: 0 E: 0 K: 1 S: 14	H: 0 LOB: 0 BB: 0 P: 18	R: 1 H: 1 E: 0 K: 2 S: 15	H: 1 LOB: 1 BB: 1 P: 24	R: 0 H: 0 E: 0 K: 2 S: 9	H: 0 LOB: 0 BB: 0 P: 12	R: 0 H: 0 E: 0 K: 1 S: 7	H: 0 LOB: 0 BB: 0 P: 9	R: 0 H: 1 E: 0 K: 0 S: 7	H: 1 LOB: 1 BB: 0 P: 10	R: 0 H: 1 E: 0 K: 1 S: 8	H: 1 LOB: 1 BB: 0 P: 12	R: 0 H: 0 E: 1 K: 2 S: 12	H: 0 LOB: 1 BB: 0 P: 16	R: 6 H: 5 E: 0 K: 0 S: 29	H: 5 LOB: 3 BB: 3 P: 53	1B: 8 2B: 2 3B: 0 HR: 0	SF: 0 SAC: 0 DP: 0 HBP: 1	WP: 1 PB: 0 SB: 2 CS: 0	PA: 43				
PITCHER	IP	WLS	BF	H	R	ER	SO	BB	IBB	HBP	BLK	WP	HR	S	P	ERA	WHIP									
38 Jeremy Bonderman, R	(1, 1)	7.0	L	27	5	2	2	7	1	0	0	0	0	0	72	99	2.57	0.857								
40 Phil Coke, L	(8, 1)	1.1		9	2	4	4	2	1	0	1	0	0	0	24	35	27.00	2.250								
43 Alfredo Figaro, R	(9, 1)	0.2		7	3	2	2	0	1	1	0	0	1	0	17	34	27.00	6.000								

New York Yankees @ Detroit Tigers
Comerica Park, Detroit, MI
Wed May 12 2010, 7:09 PM - 10:15 PM EDT
Att: 28,514 - Cloudy - 51 F

AB 38
R 8
H 10
RBI 7
BB 4
SO 9
LOB 16



Batter	1	2	3	4	5	6	7	8	9	AB	R	H	RBI	BB	SO	LOB	BOTTOM									
14 Austin Jackson, R OBP: 0.400, SLG: 0.479	G5-3		K		K			18 G4-3		4	0	1	0	0	2	0										
18 Johnny Damon, L OBP: 0.403, SLG: 0.437	G4-3				BB			G4-3		3	0	0	0	1	0	1										
30 Magglio Ordonez, R OBP: 0.367, SLG: 0.433	F9				1B			K		4	0	1	0	0	1	1										
24 Miguel Cabrera, R OBP: 0.456, SLG: 0.636	2B				L6			K		4	0	1	0	0	1	2										
26 Brennan Boesch, L OBP: 0.368, SLG: 0.611	K				1B			G6-4-3		4	0	2	0	0	1	1										
13 Alex Avila, L OBP: 0.287, SLG: 0.327	K				K			G6-4-3		4	0	0	0	0	3	5										
32 Don Kelly, L OBP: 0.212, SLG: 0.281	K				P4			1B		3	0	1	0	0	1	4										
39 Ramon Santiago, S OBP: 0.375, SLG: 0.290	K				F9			P3		3	0	0	0	0	1	1										
20 Scott Sizemore, R OBP: 0.307, SLG: 0.315	P2				B2-3			G5-3		3	0	0	0	0	0	0										
Inning Stats	R: 0 H: 0 E: 0 K: 0 S: 12	H: 0 LOB: 0 BB: 0 P: 17	R: 0 H: 1 E: 0 K: 3 S: 16	H: 1 LOB: 1 BB: 0 P: 24	R: 0 H: 0 E: 0 K: 2 S: 8	H: 0 LOB: 0 BB: 0 P: 11	R: 0 H: 2 E: 0 K: 1 S: 13	H: 2 LOB: 3 BB: 1 P: 20	R: 0 H: 0 E: 0 K: 1 S: 6	H: 0 LOB: 0 BB: 0 P: 6	R: 0 H: 0 E: 0 K: 1 S: 6	H: 0 LOB: 0 BB: 0 P: 10	R: 0 H: 2 E: 0 K: 0 S: 10	H: 2 LOB: 1 BB: 0 P: 13	R: 0 H: 1 E: 0 K: 1 S: 11	H: 1 LOB: 1 BB: 0 P: 15	R: 0 H: 0 E: 0 K: 1 S: 9	H: 0 LOB: 0 BB: 0 P: 12	1B: 5 2B: 1 3B: 0 HR: 0	SF: 0 SAC: 0 DP: 1 HBP: 0	WP: 0 PB: 0 SB: 0 CS: 0	PA: 33				
PITCHER	IP	WLS	BF	H	R	ER	SO	BB	IBB	HBP	BLK	WP	HR	S	P	ERA	WHIP									
65 Phil Hughes, R	(1, 1)	7.0	W	26	5	0	0	8	1	0	0	0	0	0	71	101	0.00	0.857								
62 Joba Chamberlain, R	(8, 1)	1.0	H	4	1	0	0	1	0	0	0	0	0	11	15	0.00	1.000									
42 Mariano Rivera, R	(9, 1)	1.0		3	0	0	0	1	0	0	0	0	0	9	12	0.00	0.000									

New York Yankees @ Detroit Tigers
Comerica Park, Detroit, MI
Wed May 12 2010, 7:09 PM - 10:15 PM EDT
Att: 28,514 - Cloudy - 51 F

AB 32
R 0
H 6
RBI 0
BB 1
SO 10
LOB 15



Batter	1	2	3	4	5	6	7	8	9	AB	R	H	RBI	BB	SO	LOB	TOP		
2 Derek Jeter, R OBP: 0.314, SLG: 0.407										4	0	1	0	0	1	1	New York Yankees @ Detroit Tigers Comerica Park, Detroit, MI Thu May 13 2010, 1:07 PM - 3:45 PM EDT Att: 31,130 - Cloudy - 50 F		
11 Brett Gardner, L OBP: 0.411, SLG: 0.394										5	0	1	0	0	0	2			
25 Mark Teixeira, S OBP: 0.327, SLG: 0.382										3	0	0	0	1	1	4			
13 Alex Rodriguez, R OBP: 0.361, SLG: 0.440										4	0	0	0	0	0	2			
24 Robinson Cano, L OBP: 0.397, SLG: 0.605										3	0	0	0	1	0	0			
20 Jorge Posada, S OBP: 0.376, SLG: 0.561										4	0	2	0	0	0	1			
53 Juan Miranda, L OBP: 0.376, SLG: 0.561										3	0	0	0	1	0	4			
22 Randy Winn, S OBP: 0.317, SLG: 0.286										3	0	0	0	1	1	3			
26 Greg Golson, R OBP: 0.250, SLG: 0.250										2	0	0	0	0	1	2			
38 Marcus Thames, R OBP: 0.429, SLG: 0.468										1	0	0	0	1	1	0			
Inning Stats	R: 0 H: 1 E: 1 K: 1 S: 12	H: 1 LOB: 1 BB: 0 P: 16	R: 0 H: 1 E: 0 K: 0 S: 14	H: 1 LOB: 2 BB: 1 P: 21	R: 0 H: 0 E: 0 K: 0 S: 10	H: 0 LOB: 1 BB: 1 P: 19	R: 0 H: 0 E: 0 K: 1 S: 9	H: 0 LOB: 1 BB: 0 P: 16	R: 0 H: 1 E: 0 K: 1 S: 7	H: 1 LOB: 1 BB: 0 P: 12	R: 0 H: 1 E: 0 K: 1 S: 15	H: 2 LOB: 2 BB: 1 P: 26	R: 0 H: 0 E: 1 K: 0 S: 12	H: 0 LOB: 2 BB: 1 P: 18	R: 0 H: 0 E: 0 K: 1 S: 8	H: 0 LOB: 0 BB: 0 P: 12	1B: 3 2B: 1 3B: 0 HR: 0	SF: 0 SAC: 0 DP: 0 HBP: 1	WP: 0 PA: 38 PB: 0 SB: 0 CS: 0
PITCHER	IP: 6.2 WLS: W BF: 29 H: 4 R: 0 ER: 0 SO: 4 BB: 4 IBB: 0 HBP: 1 BLK: 0 WP: 0 HR: 0 S: 73 P: 119 ERA: 0.00 WHIP: 1.200	IP: 1.1 WLS: 6 BF: 6 H: 0 R: 0 ER: 0 SO: 1 BB: 0 IBB: 0 HBP: 0 BLK: 0 WP: 0 HR: 15 S: 23 P: 23 ERA: 0.00 WHIP: 0.750	IP: 1.0 WLS: 3 BF: 3 H: 0 R: 0 ER: 0 SO: 1 BB: 0 IBB: 0 HBP: 0 BLK: 0 WP: 0 HR: 8 S: 12 P: 12 ERA: 0.00 WHIP: 0.000																

Batter	1	2	3	4	5	6	7	8	9	AB	R	H	RBI	BB	SO	LOB	BOTTOM		
14 Austin Jackson, R OBP: 0.390, SLG: 0.466										4	0	0	0	0	1	1	New York Yankees @ Detroit Tigers Comerica Park, Detroit, MI Thu May 13 2010, 1:07 PM - 3:45 PM EDT Att: 31,130 - Cloudy - 50 F		
18 Johnny Damon, L OBP: 0.405, SLG: 0.439										4	1	2	0	0	0	0			
30 Magglio Ordonez, R OBP: 0.371, SLG: 0.435										4	1	2	0	0	0	0			
24 Miguel Cabrera, R OBP: 0.458, SLG: 0.662										4	2	2	3	0	1	2			
26 Brennan Boesch, L OBP: 0.383, SLG: 0.684										3	2	2	1	0	1	1			
32 Don Kelly, L OBP: 0.206, SLG: 0.273										1	0	0	0	0	0	0			
15 Brandon Inge, R OBP: 0.290, SLG: 0.389										4	0	0	0	0	0	2			
12 Gerald Laird, R OBP: 0.274, SLG: 0.284										4	0	2	2	0	0	0			
20 Scott Sizemore, R OBP: 0.298, SLG: 0.304										3	0	0	0	0	1	2			
4 Adam Everett, R OBP: 0.214, SLG: 0.245										3	0	1	0	1	1	0			
Inning Stats	R: 0 H: 0 E: 0 K: 1 S: 6	H: 2 LOB: 1 BB: 0 P: 8	R: 1 H: 2 E: 0 K: 2 S: 10	H: 2 LOB: 0 BB: 0 P: 13	R: 0 H: 1 E: 0 K: 0 S: 5	H: 1 LOB: 0 BB: 0 P: 7	R: 2 H: 2 E: 0 K: 0 S: 8	H: 2 LOB: 0 BB: 0 P: 15	R: 0 H: 0 E: 0 K: 0 S: 8	H: 0 LOB: 0 BB: 0 P: 11	R: 3 H: 4 E: 0 K: 1 S: 18	H: 4 LOB: 1 BB: 0 P: 25	R: 0 H: 2 E: 0 K: 1 S: 12	H: 2 LOB: 2 BB: 0 P: 21	R: 0 H: 0 E: 0 K: 0 S: 5	H: 0 LOB: 0 BB: 0 P: 9	1B: 6 2B: 3 3B: 0 HR: 2	SF: 0 SAC: 0 DP: 1 HBP: 0	WP: 0 PA: 34 PB: 1 SB: 0 CS: 0
PITCHER	IP: 6.0 WLS: L BF: 26 H: 6 R: 6 ER: 6 SO: 4 BB: 0 IBB: 0 HBP: 0 BLK: 0 WP: 0 HR: 2 S: 55 P: 79 ERA: 9.00 WHIP: 1.500	IP: 2.0 WLS: 8 BF: 2 H: 0 R: 0 ER: 0 SO: 1 BB: 0 IBB: 0 HBP: 0 BLK: 0 WP: 0 HR: 17 S: 30 P: 30 ERA: 0.00 WHIP: 1.000																	

Batter	1	2	3	4	5	6	7	8	9	AB	R	H	RBI	BB	SO	LOB	TOP					
2 Denard Span, L OBP: 0.366, SLG: 0.360	F9		F8		FC1-6			FC3-6 1B	FC3-6 1B	5	0	1	0	0	0	3	Minnesota Twins @ New York Yankees Yankee Stadium, Bronx, NY Sun May 16 2010, 1:09 PM - 4:29 PM EDT Att: 46,628 - Partly Cloudy - 67 F					
1 Orlando Hudson, S OBP: 0.388, SLG: 0.375	L4		K					FC3-6 1B	FC3-6 1B	5	1	2	0	0	1	1						
7 Joe Mauer, L OBP: 0.423, SLG: 0.509	G1-3				L4			FC3-6 1B	G4-3	3	1	0	0	2	0	2						
33 Justin Morneau, L OBP: 0.481, SLG: 0.661			HR		F9			K		4	1	1	1	0	2	4						
5 Michael Cuddyer, R OBP: 0.313, SLG: 0.419			K		F8			L6-4		4	1	1	0	0	1	2						
25 Jim Thome, L OBP: 0.385, SLG: 0.520					G4-3			FC3-6 1B		3	0	1	1	1	0	0						
41 Drew Butera, R OBP: 0.143, SLG: 0.143								K		0	1	0	0	0	0	0						
16 Jason Kubel, L OBP: 0.343, SLG: 0.343					F7			HR		4	1	1	4	0	2	1						
21 Delmon Young, R OBP: 0.330, SLG: 0.450								K		0	0	0	0	0	0	0						
12 Alexi Casilla, S OBP: 0.343, SLG: 0.290					G4-3			K		2	0	0	0	2	1	2						
20 Matt Tolbert, S OBP: 0.333, SLG: 0.333					G3					3	0	1	0	0	0	1						
8 Nick Punto, S OBP: 0.301, SLG: 0.338								P6		1	0	1	0	0	0	0						
Inning Stats	R: 0 E: 0 K: 0 S: 6	H: 0 LOB: 0 BB: 0 P: 12	R: 1 E: 0 K: 2 S: 13	H: 2 LOB: 1 BB: 0 P: 20	R: 0 E: 0 K: 1 S: 5	H: 0 LOB: 0 BB: 0 P: 8	R: 0 E: 0 K: 0 S: 10	H: 0 LOB: 0 BB: 0 P: 15	R: 0 E: 0 K: 1 S: 8	H: 1 LOB: 2 BB: 1 P: 19	R: 0 E: 0 K: 1 S: 8	H: 1 LOB: 1 BB: 1 P: 20	R: 0 E: 0 K: 1 S: 8	H: 0 LOB: 1 BB: 1 P: 15	R: 5 E: 0 K: 2 S: 21	H: 3 LOB: 1 BB: 2 P: 37	R: 0 E: 0 K: 0 S: 15	H: 2 LOB: 0 BB: 0 P: 22	1B: 7 2B: 1 3B: 0 HR: 2	SF: 0 SAC: 0 DP: 2 HBP: 0	WP: 0 PB: 0 SB: 1 CS: 0	PA: 39
PITCHER	IP WLS BF H R ER SO BB IBB HBP BLK WP HR S P ERA WHIP	IP WLS BF H R ER SO BB IBB HBP BLK WP HR S P ERA WHIP	IP WLS BF H R ER SO BB IBB HBP BLK WP HR S P ERA WHIP	IP WLS BF H R ER SO BB IBB HBP BLK WP HR S P ERA WHIP	IP WLS BF H R ER SO BB IBB HBP BLK WP HR S P ERA WHIP	IP WLS BF H R ER SO BB IBB HBP BLK WP HR S P ERA WHIP	IP WLS BF H R ER SO BB IBB HBP BLK WP HR S P ERA WHIP	IP WLS BF H R ER SO BB IBB HBP BLK WP HR S P ERA WHIP	IP WLS BF H R ER SO BB IBB HBP BLK WP HR S P ERA WHIP	IP WLS BF H R ER SO BB IBB HBP BLK WP HR S P ERA WHIP	IP WLS BF H R ER SO BB IBB HBP BLK WP HR S P ERA WHIP	IP WLS BF H R ER SO BB IBB HBP BLK WP HR S P ERA WHIP	IP WLS BF H R ER SO BB IBB HBP BLK WP HR S P ERA WHIP	IP WLS BF H R ER SO BB IBB HBP BLK WP HR S P ERA WHIP	IP WLS BF H R ER SO BB IBB HBP BLK WP HR S P ERA WHIP	IP WLS BF H R ER SO BB IBB HBP BLK WP HR S P ERA WHIP	IP WLS BF H R ER SO BB IBB HBP BLK WP HR S P ERA WHIP					
45 Sergio Mitre, R ERA: 3.32	5.0	20	4	1	1	3	1	0	0	0	0	0	0	0	0	0	1.80	1.000				
30 David Robertson, R ERA: 8.49	2.0	7	0	0	0	2	2	0	0	1	0	0	0	0	0	14	30.00	1.000				
62 Joba Chamberlain, R ERA: 3.63	0.2	5	2	3	3	1	1	0	0	0	0	0	0	0	14	23	40.50	4.500				
42 Mariano Rivera, R ERA: 1.59	0.1	3	1	2	2	1	1	0	0	0	0	0	0	1	7	14	54.00	6.000				
41 Iván Nova, R ERA:	1.0	4	2	0	0	0	0	0	0	0	0	0	0	0	15	22	0.00	2.000				

Batter	1	2	3	4	5	6	7	8	9	AB	R	H	RBI	BB	SO	LOB	BOTTOM			
2 Derek Jeter, R OBP: 0.310, SLG: 0.400	G4-3		L8		FC5-2 1B			G5-3	K	5	0	1	0	0	1	2	Minnesota Twins @ New York Yankees Yankee Stadium, Bronx, NY Sun May 16 2010, 1:09 PM - 4:29 PM EDT Att: 46,628 - Partly Cloudy - 67 F			
11 Brett Gardner, L OBP: 0.391, SLG: 0.398	K		F7		K			K	K	5	0	1	0	0	3	4				
25 Mark Teixeira, S OBP: 0.343, SLG: 0.420	F7				1B			F7		5	0	2	1	0	1	3				
13 Alex Rodriguez, R OBP: 0.365, SLG: 0.463			K		P4			G5-3		4	0	0	0	0	1	3				
24 Robinson Cano, L OBP: 0.386, SLG: 0.589	G3				G1-3			G1-3		4	0	0	0	0	0	2				
20 Jorge Posada, S OBP: 0.406, SLG: 0.618					K			BB		3	1	2	0	1	1	0				
38 Marcus Thames, R OBP: 0.448, SLG: 0.479								BB		2	1	1	0	1	0	1				
26 Greg Golson, R OBP: 0.400, SLG: 0.400					P6			K		0	0	0	0	0	0	0				
33 Nick Swisher, S OBP: 0.379, SLG: 0.537					1B			K		0	0	0	0	0	0	0				
53 Juan Miranda, L OBP: 0.222, SLG: 0.250					1B					1	0	0	0	0	1	1				
41 Iván Nova, R OBP: 0.306, SLG: 0.326					F9			G3-6-3		4	0	2	2	0	0	2				
19 Ramiro Pena, S OBP: 0.222, SLG: 0.212					1B			F9		4	1	2	0	0	0	1				
Inning Stats	R: 0 E: 0 K: 1 S: 8	H: 0 LOB: 0 BB: 0 P: 14	R: 2 E: 0 K: 1 S: 18	H: 2 LOB: 1 BB: 1 P: 28	R: 0 E: 0 K: 0 S: 6	H: 1 LOB: 1 BB: 0 P: 9	R: 0 E: 0 K: 1 S: 10	H: 1 LOB: 0 BB: 0 P: 16	R: 1 E: 0 K: 1 S: 13	H: 3 LOB: 2 BB: 0 P: 16	R: 0 E: 0 K: 0 S: 7	H: 1 LOB: 1 BB: 0 P: 10	R: 0 E: 0 K: 1 S: 9	H: 0 LOB: 1 BB: 1 P: 15	R: 0 E: 0 K: 3 S: 17	H: 2 LOB: 2 BB: 0 P: 22	1B: 10 2B: 0 3B: 1 HR: 0	SF: 0 SAC: 0 DP: 1 HBP: 0	WP: 0 PB: 0 SB: 0 CS: 0	PA: 39
PITCHER	IP WLS BF H R ER SO BB IBB HBP BLK WP HR S P ERA WHIP	IP WLS BF H R ER SO BB IBB HBP BLK WP HR S P ERA WHIP	IP WLS BF H R ER SO BB IBB HBP BLK WP HR S P ERA WHIP	IP WLS BF H R ER SO BB IBB HBP BLK WP HR S P ERA WHIP	IP WLS BF H R ER SO BB IBB HBP BLK WP HR S P ERA WHIP	IP WLS BF H R ER SO BB IBB HBP BLK WP HR S P ERA WHIP	IP WLS BF H R ER SO BB IBB HBP BLK WP HR S P ERA WHIP	IP WLS BF H R ER SO BB IBB HBP BLK WP HR S P ERA WHIP	IP WLS BF H R ER SO BB IBB HBP BLK WP HR S P ERA WHIP	IP WLS BF H R ER SO BB IBB HBP BLK WP HR S P ERA WHIP	IP WLS BF H R ER SO BB IBB HBP BLK WP HR S P ERA WHIP	IP WLS BF H R ER SO BB IBB HBP BLK WP HR S P ERA WHIP	IP WLS BF H R ER SO BB IBB HBP BLK WP HR S P ERA WHIP	IP WLS BF H R ER SO BB IBB HBP BLK WP HR S P ERA WHIP	IP WLS BF H R ER SO BB IBB HBP BLK WP HR S P ERA WHIP	IP WLS BF H R ER SO BB IBB HBP BLK WP HR S P ERA WHIP				
53 Nick Blackburn, R ERA: 4.63	7.0	30	9	3	3	4	1	0	0	0	0	0	0	0	0	0	3.86	1.429		
52 Brian Duensing, L ERA: 1.64	0.2	3	0	0	0	0	1	0	0	0	0	6	11	0.00	1.500					
54 Matt Guerrier, R ERA: 2.12	0.1	1	0	0	0	1	0	0	0	0	0	3	4	0.00	0.000					
60 Jon Rauch, R ERA: 1.8	1.0	5	2	0	0	3	0	0	0	0	0	17	22	0.00	2.000					



Batter	1	2	3	4	5	6	7	8	9	AB	R	H	RBI	BB	SO	LOB	TOP		
8 Jason Bartlett, R OBP: 0.327, SLG: 0.353	1-0 HR		0-0 SH5-3	3-2 G5-3		1-0 BB		1-2 13 F8 18 1B	0-1 G6-4-3	4	2	2	2	1	0	2			
13 Carl Crawford, L OBP: 0.373, SLG: 0.510	1-0 G6-3		1-0 HBP	0-0 3 1B		1-1 G5-3		3-2 F8		4	1	1	1	0	0	2			
18 Ben Zobrist, S OBP: 0.359, SLG: 0.370	1-1 1B		4-1 1B	4-2 3 1B		2-3 BB		2-1 23 SF8 3 1B		3	1	2	1	2	1	0			
3 Evan Longoria, R OBP: 0.392, SLG: 0.600	0-2 F8		1-0 SF9	0-2 23 S		2-2 1B		3-2 2 2B		4	0	3	2	0	0	1			
23 Carlos Pena, L OBP: 0.300, SLG: 0.333	3-1 G4-3		1-2 G3	1-1 G4-3		1-2 BB		0-0 SF8		4	0	0	1	0	1	6			
2 B.J. Upton, R OBP: 0.327, SLG: 0.385	2-2 F9		1-1 28 S 28 2B	1-1 9 S		2-2 F8		1-0 F8		5	1	2	0	0	0	1			
9 Hank Blalock, L 19 Gabe Kapler, R OBP: 0.303, SLG: 0.293	0-3 K		3-1 28 S 28 2B	0-0 F7		0-1 F9		3-3 K		3	1	1	0	0	1	0			
28 John Jaso, L OBP: 0.451, SLG: 0.456	0-0 F7		1-1 15 E 13 2B	0-0 1B		4-2 1 2B		1-0 8 1B		4	2	3	2	1	0	0			
15 Reid Brignac, L 1 Sean Rodriguez, R OBP: 0.341, SLG: 0.419 OBP: 0.279, SLG: 0.355	4-1 18 BB 3 SF9		2-3 8 SH5-3	1-0 G4-3		1-0 8 1B		1-3 K		2	1	0	0	1	1	2			
Inning Stats	R: 1 E: 0 K: 0 S: 9	H: 2 LOB: 1 BB: 0 P: 15	R: 0 E: 0 K: 1 S: 8	H: 0 LOB: 0 BB: 0 P: 10	R: 1 E: 0 K: 0 S: 7	H: 0 LOB: 2 BB: 2 P: 18	R: 4 E: 1 K: 1 S: 21	H: 5 LOB: 2 BB: 1 P: 36	R: 0 E: 0 K: 1 S: 6	H: 0 LOB: 0 BB: 1 P: 13	R: 0 E: 0 K: 1 S: 10	H: 1 LOB: 1 BB: 0 P: 16	R: 4 E: 0 K: 1 S: 21	H: 5 LOB: 2 BB: 1 P: 38	R: 0 E: 0 K: 1 S: 6	H: 1 LOB: 0 BB: 0 P: 8	1B: 10 2B: 4 3B: 0 HR: 1	SF: 2 SAC: 1 DP: 1 HBP: 1	WP: 0 PA: 46 PB: 0 SB: 6 CS: 0
PITCHER	IP WLS BF H R ER SO BB IBB HBP BLK WP HR S P ERA WHIP	IP WLS BF H R ER SO BB IBB HBP BLK WP HR S P ERA WHIP	IP WLS BF H R ER SO BB IBB HBP BLK WP HR S P ERA WHIP	IP WLS BF H R ER SO BB IBB HBP BLK WP HR S P ERA WHIP	IP WLS BF H R ER SO BB IBB HBP BLK WP HR S P ERA WHIP	IP WLS BF H R ER SO BB IBB HBP BLK WP HR S P ERA WHIP	IP WLS BF H R ER SO BB IBB HBP BLK WP HR S P ERA WHIP	IP WLS BF H R ER SO BB IBB HBP BLK WP HR S P ERA WHIP	IP WLS BF H R ER SO BB IBB HBP BLK WP HR S P ERA WHIP	IP WLS BF H R ER SO BB IBB HBP BLK WP HR S P ERA WHIP	IP WLS BF H R ER SO BB IBB HBP BLK WP HR S P ERA WHIP	IP WLS BF H R ER SO BB IBB HBP BLK WP HR S P ERA WHIP	IP WLS BF H R ER SO BB IBB HBP BLK WP HR S P ERA WHIP	IP WLS BF H R ER SO BB IBB HBP BLK WP HR S P ERA WHIP	IP WLS BF H R ER SO BB IBB HBP BLK WP HR S P ERA WHIP	IP WLS BF H R ER SO BB IBB HBP BLK WP HR S P ERA WHIP	IP WLS BF H R ER SO BB IBB HBP BLK WP HR S P ERA WHIP		

Tampa Bay Rays @ New York Yankees
 Yankee Stadium, Bronx, NY
 Wed May 19 2010, 7:09 PM - 10:53 PM EDT
 Att: 43,283 - Cloudy - 62 F

AB	37
R	10
H	15
RBI	10
BB	5
SO	6
LOB	18



Batter	1	2	3	4	5	6	7	8	9	AB	R	H	RBI	BB	SO	LOB	BOTTOM				
2 Derek Jeter, R OBP: 0.312, SLG: 0.387	2-3 K		1-3 K		1-1 11 G4-3 1B	3-1 G6-3			0-0 G5-3	5	0	1	0	0	2	3					
11 Brett Gardner, L OBP: 0.405, SLG: 0.415	4-2 25 CS BB		1-2 1B		1-1 G4-3	1-2 P6		1-1 13 1B 25 BB		4	1	2	0	1	0	1					
25 Mark Teixeira, S OBP: 0.337, SLG: 0.400	1-3 K		1-3 K		3-2 G6-3	0-0 G6-3		4-0 24 1B 17 BB		4	1	0	0	1	2	3					
13 Alex Rodriguez, R OBP: 0.379, SLG: 0.503	2-3 K		4-1 24 1B 17 SF9		3-2 HR	0-3 K		2-0 17 BB 24 1B		4	3	2	1	1	2	0					
24 Robinson Cano, L OBP: 0.393, SLG: 0.596	1-2 F8		2-1 17 G5-4-3 1B		1-0 17 G5-4-3 1B	1-0 1B		0-1 17 BB		5	1	4	1	0	0	0					
17 Francisco Cervelli, R OBP: 0.442, SLG: 0.493	0-0 2B		2-0 SF9		1-0 G5-4-3	1-1 G6-3		4-1 19 E		3	0	1	2	1	0	2					
38 Marcus Thames, R 19 Ramiro Pena, S OBP: 0.465, SLG: 0.536 OBP: 0.244, SLG: 0.237	4-2 BB		1-2 K		1-2 22 E 53 BB	1-2 1B		2-1 L6		2	0	1	0	1	1	1					
53 Juan Miranda, L OBP: 0.300, SLG: 0.412	2-2 F7		0-2 L9		4-2 22 E	1-2 BB		3-3 K		4	0	0	0	1	2	6					
22 Randy Winn, S OBP: 0.274, SLG: 0.273	1-3 K		1-3 K		0-0 F9	2-1 E4		1-2 G4-3		4	0	0	0	0	1	2					
Inning Stats	R: 0 E: 0 K: 2 S: 11	H: 0 LOB: 0 BB: 1 P: 18	R: 0 E: 0 K: 1 S: 13	H: 1 LOB: 1 BB: 1 P: 22	R: 0 E: 0 K: 3 S: 12	H: 1 LOB: 1 BB: 0 P: 16	R: 1 E: 0 K: 1 S: 10	H: 1 LOB: 1 BB: 1 P: 20	R: 0 E: 0 K: 0 S: 8	H: 1 LOB: 1 BB: 0 P: 13	R: 1 E: 1 K: 0 S: 20	H: 3 LOB: 3 BB: 1 P: 35	R: 0 E: 0 K: 1 S: 7	H: 0 LOB: 0 BB: 0 P: 8	R: 0 E: 0 K: 1 S: 8	H: 1 LOB: 1 BB: 0 P: 14	R: 4 E: 1 K: 1 S: 17	H: 4 LOB: 2 BB: 2 P: 32	1B: 9 2B: 2 3B: 0 HR: 1	SF: 1 SAC: 0 DP: 1 HBP: 0	WP: 0 PA: 44 PB: 0 SB: 0 CS: 1
PITCHER	IP WLS BF H R ER SO BB IBB HBP BLK WP HR S P ERA WHIP	IP WLS BF H R ER SO BB IBB HBP BLK WP HR S P ERA WHIP	IP WLS BF H R ER SO BB IBB HBP BLK WP HR S P ERA WHIP	IP WLS BF H R ER SO BB IBB HBP BLK WP HR S P ERA WHIP	IP WLS BF H R ER SO BB IBB HBP BLK WP HR S P ERA WHIP	IP WLS BF H R ER SO BB IBB HBP BLK WP HR S P ERA WHIP	IP WLS BF H R ER SO BB IBB HBP BLK WP HR S P ERA WHIP	IP WLS BF H R ER SO BB IBB HBP BLK WP HR S P ERA WHIP	IP WLS BF H R ER SO BB IBB HBP BLK WP HR S P ERA WHIP	IP WLS BF H R ER SO BB IBB HBP BLK WP HR S P ERA WHIP	IP WLS BF H R ER SO BB IBB HBP BLK WP HR S P ERA WHIP	IP WLS BF H R ER SO BB IBB HBP BLK WP HR S P ERA WHIP	IP WLS BF H R ER SO BB IBB HBP BLK WP HR S P ERA WHIP	IP WLS BF H R ER SO BB IBB HBP BLK WP HR S P ERA WHIP	IP WLS BF H R ER SO BB IBB HBP BLK WP HR S P ERA WHIP	IP WLS BF H R ER SO BB IBB HBP BLK WP HR S P ERA WHIP					

Tampa Bay Rays @ New York Yankees
 Yankee Stadium, Bronx, NY
 Wed May 19 2010, 7:09 PM - 10:53 PM EDT
 Att: 43,283 - Cloudy - 62 F

AB	37
R	6
H	12
RBI	6
BB	6
SO	10
LOB	19



Batter	1	2	3	4	5	6	7	8	9	AB R H RBI BB SO LOB	TOP											
8 Jason Bartlett, R OBP: 0.330, SLG: 0.357										4 2 1 0 1 1 1	Tampa Bay Rays @ New York Yankees Yankee Stadium, Bronx, NY Thu May 20 2010, 7:09 PM - 10:16 PM EDT Att. 45,483 - Clear - 75 F											
13 Carl Crawford, L OBP: 0.376, SLG: 0.510										4 1 2 2 0 1 0												
18 Ben Zobrist, S OBP: 0.363, SLG: 0.396										3 1 2 3 0 0 0												
3 Evan Longoria, R OBP: 0.389, SLG: 0.589										3 0 0 0 1 1 1												
23 Carlos Pena, L OBP: 0.305, SLG: 0.381										4 2 2 2 0 0 1												
2 B.J. Upton, R OBP: 0.296, SLG: 0.401										4 1 1 1 0 2 0												
16 Willy Aybar, S OBP: 0.264, SLG: 0.456										4 0 0 0 0 2 0												
30 Dioner Navarro, S OBP: 0.271, SLG: 0.224										4 0 1 0 0 0 0												
19 Gabe Kapler, R OBP: 0.324, SLG: 0.317										2 1 2 0 0 0 0 2 0 0 0 0 1 1												
15 Reid Brignac, L OBP: 0.333, SLG: 0.408																						
Inning Stats	R: 3 E: 0 K: 1 S: 15	H: 3 LOB: 0 BB: 1 P: 28	R: 0 E: 0 K: 0 S: 12	H: 1 LOB: 1 BB: 0 P: 16	R: 0 E: 0 K: 1 S: 8	H: 1 LOB: 0 BB: 0 P: 14	R: 1 E: 0 K: 0 S: 11	H: 1 LOB: 0 BB: 0 P: 17	R: 2 E: 1 K: 1 S: 17	H: 2 LOB: 1 BB: 1 P: 26	R: 1 E: 0 K: 2 S: 11	H: 1 LOB: 0 BB: 0 P: 13	R: 0 E: 0 K: 2 S: 9	H: 0 LOB: 0 BB: 0 P: 12	R: 1 E: 0 K: 0 S: 7	H: 1 LOB: 1 BB: 0 P: 11	R: 0 E: 0 K: 1 S: 11	H: 1 LOB: 1 BB: 0 P: 16	1B: 6 2B: 1 3B: 0 HR: 4	SF: 1 SAC: 0 DP: 1 HBP: 0	WP: 1 PB: 0 SB: 0 CS: 0	PA: 38
PITCHER	IP WLS BF H R ER SO BB IBB HBP BLK WP HR S P ERA WHIP	IP WLS BF H R ER SO BB IBB HBP BLK WP HR S P ERA WHIP											IP WLS BF H R ER SO BB IBB HBP BLK WP HR S P ERA WHIP									
46 Andy Pettitte, L ERA: 2.88	5.0 L 23 9 7 6 3 2 0 0 0 0 1 3 65 103 10.80 2.200																					
30 David Robertson, R ERA: 7.24	2.0 6 0 0 0 4 0 0 0 0 0 0 18 23 0.00 0.000																					
61 Chan Ho Park, R ERA: 7.27	2.0 8 2 1 1 1 0 0 0 0 0 0 1 18 27 4.50 1.000																					

Batter	1	2	3	4	5	6	7	8	9	AB R H RBI BB SO LOB	BOTTOM											
2 Derek Jeter, R OBP: 0.319, SLG: 0.399										5 0 3 2 0 0 1	Tampa Bay Rays @ New York Yankees Yankee Stadium, Bronx, NY Thu May 20 2010, 7:09 PM - 10:16 PM EDT Att. 45,483 - Clear - 75 F											
11 Brett Gardner, L OBP: 0.395, SLG: 0.407										5 0 1 0 0 0 2												
25 Mark Teixeira, S OBP: 0.335, SLG: 0.396										4 0 1 0 0 1 2												
13 Alex Rodriguez, R OBP: 0.371, SLG: 0.490										4 0 0 0 0 3 3												
24 Robinson Cano, L OBP: 0.390, SLG: 0.588										4 1 1 0 0 2 3												
33 Nick Swisher, S OBP: 0.375, SLG: 0.528										4 1 1 0 0 2 1												
53 Juan Miranda, L OBP: 0.376, SLG: 0.700										3 3 2 2 1 0 0												
17 Francisco Cervelli, R OBP: 0.432, SLG: 0.471										3 0 0 0 1 0 2												
22 Randy Winn, S OBP: 0.273, SLG: 0.276										3 1 1 1 0 1 2												
Inning Stats	R: 0 E: 0 K: 1 S: 6	H: 1 LOB: 0 BB: 0 P: 7	R: 2 E: 0 K: 1 S: 12	H: 2 LOB: 0 BB: 0 P: 18	R: 1 E: 1 K: 2 S: 14	H: 3 LOB: 2 BB: 0 P: 19	R: 1 E: 0 K: 1 S: 9	H: 1 LOB: 1 BB: 1 P: 18	R: 0 E: 0 K: 1 S: 8	H: 0 LOB: 0 BB: 0 P: 11		R: 0 E: 0 K: 1 S: 8	H: 0 LOB: 0 BB: 0 P: 13	R: 0 E: 0 K: 0 S: 10	H: 0 LOB: 0 BB: 0 P: 15	R: 0 E: 0 K: 1 S: 10	H: 1 LOB: 1 BB: 0 P: 13	R: 2 E: 0 K: 1 S: 16	H: 2 LOB: 1 BB: 1 P: 24	1B: 7 2B: 1 3B: 1 HR: 1	SF: 1 SAC: 0 DP: 1 HBP: 0	WP: 0 PB: 0 SB: 0 CS: 0
PITCHER	IP WLS BF H R ER SO BB IBB HBP BLK WP HR S P ERA WHIP	IP WLS BF H R ER SO BB IBB HBP BLK WP HR S P ERA WHIP											IP WLS BF H R ER SO BB IBB HBP BLK WP HR S P ERA WHIP									
33 James Shields, R ERA: 3.08	7.1 W 30 8 4 3 7 1 0 0 0 0 0 1 73 108 3.68 1.227																					
35 Dan Wheeler, R ERA: 1.99	0.1 1 0 0 0 1 0 0 0 0 0 0 3 5 0.00 0.000																					
36 Randy Choate, L ERA: 7.15	0.1 3 1 2 2 0 1 0 0 0 0 0 6 11 54.00 6.000																					
29 Rafael Soriano, R ERA: 1.5	1.0 S 4 1 0 0 1 0 0 0 0 0 0 11 14 0.00 1.000																					

Batter	1	2	3	4	5	6	7	8	9	AB R H RBI BB SO LOB	TOP															
2 Derek Jeter, R OBP: 0.316, SLG: 0.393										5 0 1 0 0 2 3	New York Yankees @ New York Mets Citi Field, Flushing, NY Fri May 21 2010, 7:13 PM - 10:32 PM EDT Att: 41,382 - Cloudy - 72 F															
11 Brett Gardner, L OBP: 0.395, SLG: 0.399										3 0 0 0 1 1 3																
25 Mark Teixeira, S OBP: 0.328, SLG: 0.387										4 0 0 0 0 0 3																
13 Alex Rodriguez, R OBP: 0.379, SLG: 0.500										3 0 2 0 1 0 0																
24 Robinson Canó, L OBP: 0.387, SLG: 0.585										4 0 1 0 0 2 2																
33 Nick Swisher, S OBP: 0.372, SLG: 0.519										4 1 1 0 0 1 3																
17 Francisco Cervelli, R OBP: 0.424, SLG: 0.452										3 1 0 0 1 1 4																
26 Kevin Russo, R OBP: 0.400, SLG: 0.600										3 0 2 2 0 0 0																
22 Randy Winn, S OBP: 0.294, SLG: 0.288										1 0 1 0 0 0 0																
31 Javier Vazquez, R 30 David Robertson, R 43 Damaso Marte, L 62 Joba Chamberlain, R 53 Juan Miranda, L 42 Mariano Rivera, R										1 0 0 0 0 0 0																
Inning Stats	R: 0 E: 0 K: 1 S: 8	H: 1 LOB: 0 BB: 0 P: 9	R: 0 E: 0 K: 0 S: 10	H: 0 LOB: 0 BB: 0 P: 12	R: 0 E: 0 K: 1 S: 13	H: 1 LOB: 2 BB: 1 P: 19	R: 0 E: 0 K: 1 S: 17	H: 2 LOB: 2 BB: 0 P: 23	R: 0 E: 0 K: 1 S: 15	H: 0 LOB: 0 BB: 0 P: 22	R: 0 E: 0 K: 1 S: 10	H: 1 LOB: 1 BB: 0 P: 16	R: 2 E: 1 K: 0 S: 13	H: 2 LOB: 2 BB: 1 P: 23	R: 0 E: 0 K: 2 S: 10	H: 0 LOB: 1 BB: 1 P: 19	R: 0 E: 0 K: 0 S: 7	H: 1 LOB: 0 BB: 0 P: 12	1B: 5 2B: 3 HR: 0	SF: 0 SAC: 2 DP: 2 HBP: 0	WP: 0 PB: 0 SB: 0 CS: 0	PA: 37				
PITCHER	IP WLS BF H R ER SO BB IBB HBP BLK WP HR S P ERA WHIP	6.0 23 5 0 0 5 1 0 0 0 0 0 73 101 0.00 1.000	0.2 L 5 2 2 1 0 0 0 0 0 0 0 10 14 13.50 3.000	0.1 2 0 0 0 0 1 0 0 0 0 3 9 0.00 3.000	0.0 1 0 0 0 0 1 0 0 0 0 0 2 6 - -	1.0 3 0 0 0 2 0 0 0 0 0 0 8 13 0.00 0.000																				
47 Hisanori Takahashi, L ERA: 2.51											36 Manny Acosta, R ERA: 3.0															
64 Elmer Dessens, R ERA: 13.5																										
46 Oliver Pérez, L ERA: 5.82																										
38 Fernando Nieve, R ERA: 5.4																										
25 Pedro Feliciano, L ERA: 1.42																										

AB	32
R	2
H	8
RBI	2
BB	3
SO	7
LOB	19



Batter	1	2	3	4	5	6	7	8	9	AB R H RBI BB SO LOB	BOTTOM															
7 José Reyes, S OBP: 0.258, SLG: 0.277										4 0 0 0 0 0 0	New York Yankees @ New York Mets Citi Field, Flushing, NY Fri May 21 2010, 7:13 PM - 10:32 PM EDT Att: 41,382 - Cloudy - 72 F															
13 Alex Cora, L OBP: 0.319, SLG: 0.306										2 0 1 0 2 0 0																
44 Jason Bay, R OBP: 0.368, SLG: 0.408										4 1 1 0 0 1 3																
29 Ike Davis, L OBP: 0.392, SLG: 0.485										4 0 1 1 0 1 3																
1 Luis Castillo, S OBP: 0.341, SLG: 0.299										4 0 0 0 0 2 3																
5 David Wright, R OBP: 0.368, SLG: 0.490										3 0 1 0 0 2 2																
16 Angel Pagan, S OBP: 0.344, SLG: 0.406										3 0 1 0 0 2 2																
21 Rod Barajas, R OBP: 0.299, SLG: 0.571										3 0 0 0 0 2 1																
12 Jeff Francoeur, R OBP: 0.280, SLG: 0.379										3 0 0 0 0 0 0																
47 Hisanori Takahashi, L ERA: 2.51 19 Gary Matthews, S 64 Elmer Dessens, R 46 Oliver Pérez, L 38 Fernando Nieve, R 25 Pedro Feliciano, L 23 Chris Carter, S 36 Manny Acosta, R										1 0 0 0 0 0 0																
Inning Stats	R: 0 E: 0 K: 2 S: 10	H: 0 LOB: 1 BB: 1 P: 16	R: 0 E: 0 K: 2 S: 10	H: 0 LOB: 0 BB: 0 P: 13	R: 0 E: 0 K: 0 S: 5	H: 0 LOB: 0 BB: 0 P: 6	R: 0 E: 0 K: 0 S: 4	H: 0 LOB: 0 BB: 1 P: 9	R: 0 E: 0 K: 1 S: 8	H: 1 LOB: 0 BB: 0 P: 13	R: 0 E: 0 K: 1 S: 9	H: 0 LOB: 0 BB: 0 P: 13	R: 0 E: 1 K: 2 S: 12	H: 1 LOB: 2 BB: 0 P: 20	R: 0 E: 0 K: 1 S: 12	H: 0 LOB: 0 BB: 0 P: 15	R: 1 E: 0 K: 0 S: 12	H: 2 LOB: 1 BB: 0 P: 16	1B: 2 2B: 2 HR: 0	SF: 0 SAC: 0 DP: 1 HBP: 0	WP: 0 PB: 0 SB: 0 CS: 1	PA: 33				
PITCHER	IP WLS BF H R ER SO BB IBB HBP BLK WP HR S P ERA WHIP	6.0 W 19 1 0 0 6 2 0 0 0 0 0 0 3 5 0.00 0.500	0.1 H 2 1 0 0 0 0 0 0 0 0 0 0 0 3 7.00 3.000	0.0 1 0 0 0 0 0 0 0 0 0 0 0 0 3 3 - -	1.2 H 5 0 0 0 3 0 0 0 0 0 0 0 18 27 0.00 0.000	1.0 S 5 2 1 1 0 0 0 0 0 0 0 0 12 16 9.00 2.000																				


AB	30
R	1
H	4
RBI	1
BB	2
SO	9
LOB	12




Batter	1	2	3	4	5	6	7	8	9	AB	R	H	RBI	BB	SO	LOB	TOP																					
2 Derek Jeter, R OBP: 0.320, SLG: 0.396										5	0	3	1	0	0	1	New York Yankees @ New York Mets Citi Field, Flushing, NY Sun May 23 2010, 8:11 PM - 11:22 PM EDT Att: 41,422 - Cloudy - 63 F																					
11 Brett Gardner, L OBP: 0.372, SLG: 0.373										5	0	0	1	0	1	5																						
25 Mark Teixeira, S OBP: 0.327, SLG: 0.378										5	0	2	0	0	1	2																						
19 Ramiro Pena, S OBP: 0.244, SLG: 0.237										0	0	0	0	0	0	0																						
13 Alex Rodriguez, R OBP: 0.375, SLG: 0.485										4	0	0	0	1	1	3																						
24 Robinson Cano, L OBP: 0.384, SLG: 0.572										4	0	1	0	0	0	3																						
33 Nick Swisher, S OBP: 0.385, SLG: 0.526										2	2	0	0	2	0	1																						
17 Francisco Cervelli, R OBP: 0.426, SLG: 0.451										4	0	2	1	0	1	1																						
26 Kevin Russo, R OBP: 0.364, SLG: 0.400										4	1	0	0	0	1	4																						
52 CC Sabathia, L OBP: 0.500, SLG: 0.500										2	0	1	0	0	1	0																						
45 Sergio Mitre, R OBP: 0.472, SLG: 0.536										0	0	0	0	0	0	0																						
38 Marcus Thames, R OBP: 0.472, SLG: 0.536										0	0	0	0	1	0	0																						
48 Boone Logan, R OBP: 0.370, SLG: 0.652										1	1	1	1	0	0	0																						
Inning Stats	R: 0 E: 0 K: 2 S: 10	H: 1 LOB: 1 BB: 0 P: 13	R: 0 E: 0 K: 1 S: 9	H: 1 LOB: 1 BB: 0 P: 11	R: 0 E: 0 K: 0 S: 10	H: 2 LOB: 1 BB: 0 P: 12	R: 0 E: 0 K: 0 S: 4	H: 0 LOB: 0 BB: 0 P: 7	R: 0 E: 0 K: 2 S: 9	H: 0 LOB: 0 BB: 0 P: 14	R: 0 E: 0 K: 0 S: 5	H: 0 LOB: 0 BB: 0 P: 6	R: 1 E: 0 K: 0 S: 11	H: 1 LOB: 1 BB: 1 P: 19	R: 0 E: 0 K: 0 S: 14	H: 1 LOB: 3 BB: 2 P: 26	R: 3 E: 0 K: 1 S: 25	H: 4 LOB: 2 BB: 1 P: 39	1B: 9 2B: 1 3B: 0 HR: 0	SF: 0 SAC: 0 DP: 1 HBP: 0	WP: 0 PB: 0 SB: 0 CS: 0	PA: 40																
PITCHER	IP	WLS	BF	H	R	ER	SO	BB	IBB	HBP	BLK	WP	HR	S	P	ERA	WHIP	PITCHER				IP	WLS	BF	H	R	ER	SO	BB	IBB	HBP	BLK	WP	HR	S	P	ERA	WHIP
57 Johan Santana, L ERA: 3.41	7.2	W	31	6	1	1	5	3	0	0	0	0	0	69	105	1.17	1.174																					
25 Pedro Feliciano, L ERA: 2.33	0.1	H	1	0	0	0	0	0	0	0	0	0	0	3	3	0.00	0.000																					
18 Ryota Igarashi, R ERA: 5.14	0.1		4	2	3	3	0	1	0	0	0	0	0	11	18	81.00	9.000																					
75 Francisco Rodríguez, R ERA: 1.96	0.2	S	4	2	0	0	1	0	0	0	0	0	0	14	21	0.00	3.000																					

Batter	1	2	3	4	5	6	7	8	9	AB	R	H	RBI	BB	SO	LOB	BOTTOM																					
7 José Reyes, S OBP: 0.266, SLG: 0.284										5	1	2	0	0	0	1	New York Yankees @ New York Mets Citi Field, Flushing, NY Sun May 23 2010, 8:11 PM - 11:22 PM EDT Att: 41,422 - Cloudy - 63 F																					
13 Alex Cora, L OBP: 0.325, SLG: 0.313										4	1	1	2	0	1	1																						
44 Jason Bay, R OBP: 0.395, SLG: 0.472										2	2	2	3	1	0	0																						
29 Ike Davis, L OBP: 0.398, SLG: 0.477										4	1	2	0	0	1	1																						
5 David Wright, R OBP: 0.368, SLG: 0.490										4	0	1	1	0	2	3																						
16 Ángel Pagán, S OBP: 0.351, SLG: 0.424										4	0	1	0	0	0	4																						
21 Rod Barajas, R OBP: 0.289, SLG: 0.551										4	1	1	0	0	0	2																						
12 Jeff Francoeur, R OBP: 0.273, SLG: 0.362										3	0	0	0	1	1	2																						
57 Johan Santana, L OBP: 0.105, SLG: 0.158										3	0	0	0	0	2	3																						
25 Pedro Feliciano, L ERA: 2.99										0	0	0	0	0	0	0																						
17 Fernando Tatis, R OBP: 0.354, SLG: 0.452										1	0	1	0	0	0	0																						
18 Ryota Igarashi, R ERA: 5.14										0	0	0	0	0	0	0																						
75 Francisco Rodríguez, R ERA: 1.96										0	0	0	0	0	0	0																						
Inning Stats	R: 0 E: 0 K: 1 S: 13	H: 2 LOB: 3 BB: 1 P: 18	R: 4 E: 1 K: 3 S: 19	H: 4 LOB: 0 BB: 0 P: 27	R: 0 E: 0 K: 1 S: 8	H: 1 LOB: 1 BB: 0 P: 11	R: 0 E: 0 K: 0 S: 10	H: 0 LOB: 0 BB: 0 P: 13	R: 2 E: 0 K: 1 S: 11	H: 3 LOB: 2 BB: 1 P: 24	R: 0 E: 0 K: 1 S: 9	H: 0 LOB: 1 BB: 0 P: 14	R: 0 E: 0 K: 0 S: 6	H: 0 LOB: 0 BB: 0 P: 7	R: 0 E: 0 K: 0 S: 7	H: 1 LOB: 0 BB: 0 P: 9	1B: 7 2B: 2 3B: 0 HR: 2	SF: 0 SAC: 0 DP: 1 HBP: 1	WP: 0 PB: 1 SB: 1 CS: 0	PA: 37																		
PITCHER	IP	WLS	BF	H	R	ER	SO	BB	IBB	HBP	BLK	WP	HR	S	P	ERA	WHIP	PITCHER				IP	WLS	BF	H	R	ER	SO	BB	IBB	HBP	BLK	WP	HR	S	P	ERA	WHIP
52 CC Sabathia, L ERA: 3.86	5.0	L	27	10	6	5	6	1	0	0	0	0	0	15	21	0.00	0.000																					
45 Sergio Mitre, R ERA: 2.99	2.0		7	0	0	0	1	0	0	1	0	0	0	7	9	0.00	1.000																					
48 Boone Logan, L ERA: 5.06	1.0		3	1	0	0	0	0	0	0	0	0	0	7	9	0.00	1.000																					

AB 36
R 4
H 10
RBI 4
BB 4
SO 6
LOB 20




AB 34
R 6
H 11
RBI 6
BB 2
SO 7
LOB 17




Batter	1	2	3	4	5	6	7	8	9	AB	R	H	RBI	BB	SO	LOB	TOP								
2 Derek Jeter, R OBP: 0.324, SLG: 0.413	G4-3			1B		HR		G4-3		4	1	2	1	0	0	0	New York Yankees @ Minnesota Twins Target Field, Minneapolis, MN Tue May 25 2010, 7:11 PM - 5:23 PM CDT Att: 38,962 - Partly Cloudy - 87 F								
11 Brett Gardner, L OBP: 0.375, SLG: 0.372	G6-3			1B		F8		G6-3		3	0	1	0	1	0	0									
25 Mark Teixeira, S OBP: 0.320, SLG: 0.369	G6-3			F4		G6-3		P4		4	0	0	0	0	0	3									
13 Alex Rodriguez, R OBP: 0.372, SLG: 0.479				K		G6-3		K		4	0	1	0	0	2	2									
24 Robinson Cano, L OBP: 0.383, SLG: 0.574	G4-6-3			F8		F8		2B		3	0	1	0	0	0	3									
33 Nick Swisher, S OBP: 0.381, SLG: 0.514				K		F8		K		3	0	0	0	0	2	1									
53 Juan Miranda, L OBP: 0.333, SLG: 0.577				P5		G4-3		P4		3	0	0	0	0	0	1									
17 Francisco Cervelli, R OBP: 0.412, SLG: 0.435				G6-3		G6-3		G5-3		3	0	0	0	0	0	0									
26 Kevin Russo, R OBP: 0.286, SLG: 0.308				F9		K		G5-3		3	0	0	0	0	1	0									
Inning Stats	R: 0 E: 0 K: 0 S: 6	H: 1 LOB: 0 BB: 0 P: 8	R: 0 E: 0 K: 1 S: 8	H: 1 LOB: 0 BB: 0 P: 11	R: 0 E: 0 K: 0 S: 5	H: 0 LOB: 0 BB: 0 P: 8	R: 0 E: 0 K: 1 S: 9	H: 1 LOB: 2 BB: 1 P: 15	R: 0 E: 0 K: 0 S: 6	H: 0 LOB: 0 BB: 0 P: 8	R: 1 E: 0 K: 1 S: 12	H: 1 LOB: 0 BB: 0 P: 14	R: 0 E: 0 K: 1 S: 11	H: 1 LOB: 1 BB: 0 P: 16	R: 0 E: 0 K: 0 S: 6	H: 0 LOB: 0 BB: 0 P: 8	R: 0 E: 0 K: 1 S: 8	H: 0 LOB: 0 BB: 0 P: 11	1B: 3 2B: 1 3B: 0 HR: 1	SF: 0 SAC: 0 DP: 2 HBP: 0	WP: 0 PB: 0 CS: 0	PA: 31			
PITCHER	IP	WLS	BF	H	R	ER	SO	BB	IBB	HBP	BLK	WP	HR	S	P	ERA	WHIP								
30 Scott Baker, R ERA: 4.48	5.0		17	3	0	0	2	1	0	0	0	0	0	34	50	0.00	0.800								
52 Brian Duensing, L ERA: 1.95	3.0	L	11	2	1	1	2	0	0	0	0	0	1	29	38	3.00	0.667								
28 Jesse Crain, R ERA: 5.85	1.0		3	0	0	0	1	0	0	0	0	0	0	8	11	0.00	0.000								

Batter	1	2	3	4	5	6	7	8	9	AB	R	H	RBI	BB	SO	LOB	BOTTOM								
2 Denard Span, L OBP: 0.371, SLG: 0.373	G6-3	FC6-4		1B				G4-6-3		5	0	3	0	0	0	3	New York Yankees @ Minnesota Twins Target Field, Minneapolis, MN Tue May 25 2010, 7:11 PM - 5:23 PM CDT Att: 38,962 - Partly Cloudy - 87 F								
1 Orlando Hudson, S OBP: 0.374, SLG: 0.390	F8		G6-3		K		G3		4	0	0	0	0	1	3										
7 Joe Mauer, L OBP: 0.410, SLG: 0.489	G6-3		F8		L1-5			FC6-4		4	0	1	0	0	0	1									
33 Justin Morneau, L OBP: 0.497, SLG: 0.692	FC6-4		F9		16 2B			K		2	0	0	0	2	1	1									
5 Michael Cuddyer, R OBP: 0.333, SLG: 0.425	FC6-4		K		P4			FC6-4		4	0	0	0	0	1	4									
16 Jason Kubel, L OBP: 0.340, SLG: 0.318			K		G3-1					3	0	1	0	1	1	0									
8 Nick Punto, S OBP: 0.268, SLG: 0.287								BB		0	0	0	0	0	0	0									
21 Delmon Young, R OBP: 0.310, SLG: 0.426	G4-3		K		G6-3			G5-3		4	0	0	0	0	1	4									
27 J.J. Hardy, R OBP: 0.297, SLG: 0.404			G5-3		G5-3			P6		4	0	1	0	0	0	0									
23 Brendan Harris, R OBP: 0.277, SLG: 0.256					K			G5-3		2	0	0	0	1	1	0									
25 Jim Thome, L OBP: 0.388, SLG: 0.494										0	0	0	0	1	0	0									
12 Alexi Casilla, S OBP: 0.381, SLG: 0.343										0	0	0	0	0	0	0									
Inning Stats	R: 0 E: 0 K: 0 S: 12	H: 1 LOB: 2 BB: 1 P: 22	R: 0 E: 0 K: 1 S: 11	H: 1 LOB: 1 BB: 1 P: 19	R: 0 E: 0 K: 2 S: 9	H: 0 LOB: 0 BB: 0 P: 7	R: 0 E: 0 K: 2 S: 9	H: 0 LOB: 0 BB: 0 P: 15	R: 0 E: 0 K: 2 S: 10	H: 1 LOB: 1 BB: 0 P: 12	R: 0 E: 0 K: 0 S: 13	H: 1 LOB: 2 BB: 1 P: 22	R: 0 E: 0 K: 0 S: 13	H: 1 LOB: 1 BB: 0 P: 18	R: 0 E: 0 K: 1 S: 13	H: 1 LOB: 2 BB: 1 P: 21	R: 0 E: 0 K: 0 S: 6	H: 0 LOB: 1 BB: 1 P: 14	1B: 4 2B: 2 3B: 0 HR: 0	SF: 0 SAC: 0 DP: 1 HBP: 0	WP: 0 PB: 0 CS: 0	PA: 37			
PITCHER	IP	WLS	BF	H	R	ER	SO	BB	IBB	HBP	BLK	WP	HR	S	P	ERA	WHIP								
34 A.J. Burnett, R ERA: 3.55	5.0	W	20	2	0	0	0	2	0	0	0	0	0	47	75	0.00	1.000								
30 David Robertson, R ERA: 6.32	1.2	H	8	2	0	0	0	1	0	0	0	0	0	24	37	0.00	1.800								
62 Joba Chamberlain, R ERA: 4.22	1.1	H	6	1	0	0	1	1	0	0	0	0	0	15	24	0.00	1.500								
42 Mariano Rivera, R ERA: 1.88	1.0	S	3	0	0	0	0	1	0	0	0	0	0	6	14	0.00	1.000								

AB 30
R 1
H 5
RBI 1
BB 1
SO 5
LOB 10



AB 32
R 0
H 6
RBI 0
BB 5
SO 6
LOB 16



Batter	1	2	3	4	5	6	7	8	9	AB	R	H	RBI	BB	SO	LOB	TOP			
2 Derek Jeter, R OBP: 0.321, SLG: 0.413	F8		G5-3			K			F7	5	0	1	0	0	1	1	New York Yankees @ Minnesota Twins Target Field, Minneapolis, MN Wed May 26 2010, 6:10 PM - 8:52 PM CDT Att: 39,353 - Partly Cloudy - 78 F			
33 Nick Swisher, S OBP: 0.392, SLG: 0.538			G5-3			G5-3			K	5	1	2	1	0	1	1				
25 Mark Teixeira, S OBP: 0.372, SLG: 0.370			G5-3			F8			G3	5	0	2	0	0	0	2				
13 Alex Rodriguez, R OBP: 0.370, SLG: 0.471			G1-3			G5-3			K	3	0	0	0	1	1	2				
24 Robinson Canó, L OBP: 0.386, SLG: 0.572						G1-3			G3-1	4	0	2	0	0	0	2				
38 Marcus Thames, R OBP: 0.453, SLG: 0.508									F8	3	0	0	0	0	1	2				
53 Juan Miranda, L OBP: 0.323, SLG: 0.556										1	0	0	0	0	0	0				
17 Francisco Cervelli, R OBP: 0.416, SLG: 0.425										2	1	0	0	2	1	1				
26 Kevin Russo, R OBP: 0.333, SLG: 0.412										4	1	2	1	0	1	3				
11 Brett Gardner, L OBP: 0.372, SLG: 0.381										4	0	1	1	0	1	3				
Inning Stats	R: 0 H: 1 E: 0 K: 0 S: 6	H: 1 LOB: 1 BB: 0 P: 10	R: 0 H: 1 E: 0 K: 2 S: 15	H: 1 LOB: 2 BB: 1 P: 23	R: 0 H: 1 E: 0 K: 0 S: 10	H: 1 LOB: 1 BB: 0 P: 13	R: 1 H: 2 E: 0 K: 0 S: 12	H: 2 LOB: 1 BB: 0 P: 19	R: 0 H: 1 E: 0 K: 3 S: 5	H: 1 LOB: 2 BB: 1 P: 10	R: 0 H: 0 E: 0 K: 2 S: 8	H: 0 LOB: 0 BB: 0 P: 16	R: 0 H: 0 E: 0 K: 0 S: 9	H: 0 LOB: 1 BB: 1 P: 16	R: 1 H: 2 E: 0 K: 0 S: 9	H: 2 LOB: 1 BB: 0 P: 14	1B: 5 2B: 3 3B: 1 HR: 1	SF: 0 SAC: 0 DP: 0 HBP: 0	WP: 0 PB: 0 CS: 0	PA: 39
PITCHER	IP WLS BF H R ER SO BB IBB HBP BLK WP HR S P ERA WHIP	IP WLS BF H R ER SO BB IBB HBP BLK WP HR S P ERA WHIP	IP WLS BF H R ER SO BB IBB HBP BLK WP HR S P ERA WHIP	IP WLS BF H R ER SO BB IBB HBP BLK WP HR S P ERA WHIP	IP WLS BF H R ER SO BB IBB HBP BLK WP HR S P ERA WHIP	IP WLS BF H R ER SO BB IBB HBP BLK WP HR S P ERA WHIP	IP WLS BF H R ER SO BB IBB HBP BLK WP HR S P ERA WHIP	IP WLS BF H R ER SO BB IBB HBP BLK WP HR S P ERA WHIP	IP WLS BF H R ER SO BB IBB HBP BLK WP HR S P ERA WHIP	IP WLS BF H R ER SO BB IBB HBP BLK WP HR S P ERA WHIP	IP WLS BF H R ER SO BB IBB HBP BLK WP HR S P ERA WHIP	IP WLS BF H R ER SO BB IBB HBP BLK WP HR S P ERA WHIP	IP WLS BF H R ER SO BB IBB HBP BLK WP HR S P ERA WHIP	IP WLS BF H R ER SO BB IBB HBP BLK WP HR S P ERA WHIP	IP WLS BF H R ER SO BB IBB HBP BLK WP HR S P ERA WHIP	IP WLS BF H R ER SO BB IBB HBP BLK WP HR S P ERA WHIP	IP WLS BF H R ER SO BB IBB HBP BLK WP HR S P ERA WHIP			

AB	36
R	3
H	10
RBI	3
BB	3
SO	7
LOB	17



Batter	1	2	3	4	5	6	7	8	9	AB	R	H	RBI	BB	SO	LOB	BOTTOM			
2 Denard Span, L OBP: 0.375, SLG: 0.383						G4-3			SH	3	1	2	0	0	0	0	New York Yankees @ Minnesota Twins Target Field, Minneapolis, MN Wed May 26 2010, 6:10 PM - 8:52 PM CDT Att: 39,353 - Partly Cloudy - 78 F			
1 Orlando Hudson, S OBP: 0.366, SLG: 0.381						G1-3			L1	4	0	0	0	0	1	4				
7 Joe Mauer, L OBP: 0.406, SLG: 0.482						F7			G6-4-3	4	0	1	1	0	1	2				
33 Justin Morneau, L OBP: 0.487, SLG: 0.675						F8			G6-3	4	0	0	0	0	0	1				
5 Michael Cuddyer, R OBP: 0.337, SLG: 0.432									G6-3	4	1	2	0	0	0	0				
21 Delmon Young, R OBP: 0.315, SLG: 0.436									G5-3	4	0	2	1	0	1	1				
27 J.J. Hardy, R OBP: 0.289, SLG: 0.393										3	0	0	0	0	0	2				
23 Brendan Harris, R OBP: 0.268, SLG: 0.247										3	0	0	0	0	1	2				
41 Drew Butera, R OBP: 0.179, SLG: 0.214										3	0	1	0	0	0	0				
Inning Stats	R: 1 H: 2 E: 0 K: 1 S: 12	H: 2 LOB: 0 BB: 0 P: 13	R: 0 H: 1 E: 0 K: 0 S: 11	H: 1 LOB: 0 BB: 0 P: 15	R: 0 H: 1 E: 0 K: 0 S: 7	H: 1 LOB: 0 BB: 0 P: 9	R: 0 H: 1 E: 0 K: 1 S: 11	H: 1 LOB: 1 BB: 0 P: 16	R: 0 H: 0 E: 0 K: 1 S: 8	H: 0 LOB: 0 BB: 0 P: 11	R: 1 H: 2 E: 0 K: 0 S: 9	H: 2 LOB: 1 BB: 0 P: 11	R: 0 H: 1 E: 0 K: 0 S: 7	H: 1 LOB: 1 BB: 0 P: 11	R: 0 H: 0 E: 0 K: 0 S: 6	H: 0 LOB: 0 BB: 0 P: 11		1B: 4 2B: 4 3B: 0 HR: 0	SF: 0 SAC: 1 DP: 3 HBP: 0	WP: 0 PB: 0 CS: 0
PITCHER	IP WLS BF H R ER SO BB IBB HBP BLK WP HR S P ERA WHIP	IP WLS BF H R ER SO BB IBB HBP BLK WP HR S P ERA WHIP	IP WLS BF H R ER SO BB IBB HBP BLK WP HR S P ERA WHIP	IP WLS BF H R ER SO BB IBB HBP BLK WP HR S P ERA WHIP	IP WLS BF H R ER SO BB IBB HBP BLK WP HR S P ERA WHIP	IP WLS BF H R ER SO BB IBB HBP BLK WP HR S P ERA WHIP	IP WLS BF H R ER SO BB IBB HBP BLK WP HR S P ERA WHIP	IP WLS BF H R ER SO BB IBB HBP BLK WP HR S P ERA WHIP	IP WLS BF H R ER SO BB IBB HBP BLK WP HR S P ERA WHIP	IP WLS BF H R ER SO BB IBB HBP BLK WP HR S P ERA WHIP	IP WLS BF H R ER SO BB IBB HBP BLK WP HR S P ERA WHIP	IP WLS BF H R ER SO BB IBB HBP BLK WP HR S P ERA WHIP	IP WLS BF H R ER SO BB IBB HBP BLK WP HR S P ERA WHIP	IP WLS BF H R ER SO BB IBB HBP BLK WP HR S P ERA WHIP	IP WLS BF H R ER SO BB IBB HBP BLK WP HR S P ERA WHIP	IP WLS BF H R ER SO BB IBB HBP BLK WP HR S P ERA WHIP	IP WLS BF H R ER SO BB IBB HBP BLK WP HR S P ERA WHIP			

AB	32
R	2
H	8
RBI	2
BB	0
SO	4
LOB	12



Batter	1	2	3	4	5	6	7	8	9	AB	R	H	RBI	BB	SO	LOB	TOP					
2 Derek Jeter, R OBP: 0.324, SLG: 0.415										4	0	2	0	0	0	0						
11 Brett Gardner, L OBP: 0.370, SLG: 0.378										4	1	1	0	0	1	2						
25 Mark Teixeira, S OBP: 0.326, SLG: 0.378										4	1	2	0	0	0	1						
13 Alex Rodriguez, R OBP: 0.368, SLG: 0.466										4	0	1	0	0	0	4						
24 Robinson Canó, L OBP: 0.388, SLG: 0.576										4	0	2	2	0	0	1						
33 Nick Swisher, S OBP: 0.379, SLG: 0.530										4	0	1	0	0	1	1						
53 Juan Miranda, L OBP: 0.286, SLG: 0.484										4	0	0	0	0	0	3						
17 Francisco Cervelli, R OBP: 0.410, SLG: 0.418										4	0	1	0	0	1	0						
26 Kevin Russo, R OBP: 0.286, SLG: 0.350										3	0	0	0	0	0	1						
Inning Stats	R: 0 E: 0 K: 0 S: 10	H: 2 LOB: 1 BB: 0 P: 17	R: 0 E: 0 K: 0 S: 7	H: 0 LOB: 0 BB: 0 P: 12	R: 0 E: 0 K: 1 S: 9	H: 0 LOB: 0 BB: 0 P: 12	R: 1 E: 1 K: 0 S: 9	H: 3 LOB: 2 BB: 0 P: 19	R: 0 E: 0 K: 1 S: 7	H: 2 LOB: 1 BB: 0 P: 11	R: 1 E: 0 K: 1 S: 9	H: 2 LOB: 1 BB: 0 P: 14	R: 0 E: 0 K: 0 S: 6	H: 0 LOB: 0 BB: 0 P: 7	R: 0 E: 0 K: 1 S: 12	H: 1 LOB: 1 BB: 0 P: 19	R: 0 E: 0 K: 0 S: 10	H: 0 LOB: 0 BB: 0 P: 15	1B: 8 2B: 3 3B: 0 HR: 0	SF: 0 SAC: 0 DP: 2 HBP: 0	WP: 0 PB: 0 SB: 0 CS: 0	PA: 35
PITCHER	IP WLS BF H R ER SO BB IBB HBP BLK WP HR S P ERA WHIP																					
53 Nick Blackburn, R ERA: 4.28	7.0 W 28 9 2 2 2 0 0 0 0 0 0 0 57 92 2.57 1.286																					
50 Jose Mijares, L ERA: 3.0	1.0 4 1 0 0 1 0 0 0 0 0 0 0 12 19 0.00 1.000																					
31 Alex Burnett, R ERA: 2.74	1.0 3 0 0 0 0 0 0 0 0 0 0 0 10 15 0.00 0.000																					

New York Yankees @ Minnesota Twins
Target Field, Minneapolis, MN
Thu May 27 2010, 7:12 PM - 10:10 PM CDT
Att: 39,087 - Clear - 80 F

AB	35
R	2
H	10
RBI	2
BB	0
SO	3
LOB	13



Batter	1	2	3	4	5	6	7	8	9	AB	R	H	RBI	BB	SO	LOB	BOTTOM			
2 Denard Span, L OBP: 0.376, SLG: 0.389										5	0	2	0	0	1	1				
1 Orlando Hudson, S OBP: 0.372, SLG: 0.391										3	2	1	0	2	0	2				
7 Joe Mauer, L OBP: 0.406, SLG: 0.476										4	1	1	0	1	1	3				
33 Justin Morneau, L OBP: 0.493, SLG: 0.685										2	1	2	1	1	0	0				
25 Jim Thome, L OBP: 0.382, SLG: 0.481										2	0	0	1	1	0	3				
5 Michael Cuddyer, R OBP: 0.335, SLG: 0.433										4	1	1	0	0	2	5				
16 Jason Kubel, L OBP: 0.350, SLG: 0.383										4	3	3	5	0	0	2				
27 J.J. Hardy, R OBP: 0.288, SLG: 0.387										4	0	1	0	0	1	0				
12 Alexi Casilla, S OBP: 0.370, SLG: 0.333										4	0	1	0	0	0	1				
Inning Stats	R: 1 E: 0 K: 0 S: 13	H: 1 LOB: 1 BB: 1 P: 26	R: 2 E: 0 K: 0 S: 14	H: 4 LOB: 1 BB: 0 P: 22	R: 0 E: 0 K: 1 S: 8	H: 1 LOB: 2 BB: 1 P: 13	R: 0 E: 0 K: 0 S: 7	H: 0 LOB: 0 BB: 0 P: 12	R: 1 E: 0 K: 1 S: 12	H: 1 LOB: 1 BB: 1 P: 24	R: 1 E: 0 K: 0 S: 15	H: 2 LOB: 1 BB: 0 P: 22	R: 3 E: 0 K: 2 S: 16	H: 2 LOB: 1 BB: 1 P: 28	R: 0 E: 0 K: 1 S: 16	H: 1 LOB: 1 BB: 1 P: 24	1B: 5 2B: 4 3B: 1 HR: 2	SF: 2 SAC: 0 DP: 2 HBP: 0	WP: 0 PB: 0 SB: 0 CS: 0	PA: 39
PITCHER	IP WLS BF H R ER SO BB IBB HBP BLK WP HR S P ERA WHIP																			
31 Javier Vazquez, R ERA: 6.86	5.2 L 27 8 5 5 2 0 1 0 0 0 0 0 64 112 7.94 1.765																			
61 Chan Ho Park, R ERA: 8.71	0.1 4 2 2 2 0 1 0 0 0 0 0 0 7 14 54.00 9.000																			
43 Damaso Marte, L ERA: 3.72	0.1 1 0 0 0 0 0 0 0 0 0 0 0 2 5 0.00 0.000																			
41 Chad Gaudin, R ERA: 8.53	1.2 7 2 1 1 3 1 0 0 0 0 0 1 28 40 5.40 1.800																			

New York Yankees @ Minnesota Twins
Target Field, Minneapolis, MN
Thu May 27 2010, 7:12 PM - 10:10 PM CDT
Att: 39,087 - Clear - 80 F

AB	32
R	8
H	12
RBI	7
BB	5
SO	5
LOB	17



Batter	1	2	3	4	5	6	7	8	9	AB	R	H	RBI	BB	SO	LOB	TOP					
6 Corey Patterson, L (1, 7) OBP: 0.346, SLG: 0.431										4	1	1	1	0	2	0	Baltimore Orioles @ New York Yankees Yankee Stadium, Bronx, NY Tue Jun 01 2010, 7:10 PM - 9:49 PM EDT Att: 43,059 - Cloudy - 76 F					
9 Miguel Tejada, R (1, 5) OBP: 0.296, SLG: 0.358										4	0	0	0	0	0	0						
21 Nick Markakis, L (1, 9) OBP: 0.403, SLG: 0.430										4	0	1	0	0	1	0						
23 Ty Wigginton, R (1, 3) OBP: 0.362, SLG: 0.552										4	0	0	0	0	0	1						
30 Luke Scott, L (1, 10) OBP: 0.340, SLG: 0.521										3	0	2	0	0	0	0						
32 Matt Wieters, S (1, 2) OBP: 0.321, SLG: 0.345										3	0	0	0	1	1	2						
10 Adam Jones, R (1, 8) OBP: 0.275, SLG: 0.381										3	0	1	0	0	2	4						
2 Julio Lugo, R (1, 4) OBP: 0.253, SLG: 0.225										3	0	0	0	0	1	4						
3 Cesar Izturis, S (1, 6) OBP: 0.289, SLG: 0.244										3	0	0	0	0	0	0						
Inning Stats	R: 0 E: 0 K: 1 S: 8	H: 0 LOB: 0 BB: 0 P: 12	R: 0 E: 0 K: 1 S: 7	H: 0 LOB: 0 BB: 0 P: 11	R: 0 E: 0 K: 0 S: 7	H: 1 LOB: 0 BB: 0 P: 12	R: 0 E: 0 K: 2 S: 8	H: 0 LOB: 0 BB: 0 P: 9	R: 0 E: 0 K: 1 S: 9	H: 0 LOB: 1 BB: 0 P: 17	R: 1 E: 0 K: 1 S: 13	H: 1 LOB: 0 BB: 0 P: 19	R: 0 E: 0 K: 1 S: 11	H: 2 LOB: 3 BB: 1 P: 23	R: 0 E: 0 K: 0 S: 5	H: 0 LOB: 0 BB: 0 P: 8		R: 0 E: 0 K: 0 S: 12	H: 1 LOB: 1 BB: 0 P: 19	1B: 3 2B: 1 3B: 0 HR: 1	SF: 0 SAC: 0 DP: 1 HBP: 1	WP: 0 PB: 0 SB: 0 CS: 0
PITCHER	IP WLS BF H R ER SO BB IBB HBP BLK WP HR S P ERA WHIP																					
31 Javier Vazquez, R (1, 1) ERA: 6.08	7.0 W 26 4 1 1 7 0 1 1 0 0 1 63 103 1.29 0.571																					
62 Joba Chamberlain, R (8, 1) ERA: 5.56	1.0 H 3 0 0 0 0 0 0 0 0 0 0 5 8 0.00 0.000																					
42 Mariano Rivera, R (9, 1) ERA: 1.56	1.0 S 4 1 0 0 0 0 0 0 0 0 0 0 12 19 0.00 1.000																					

Batter	1	2	3	4	5	6	7	8	9	AB	R	H	RBI	BB	SO	LOB	BOTTOM					
2 Derek Jeter, R (1, 6) OBP: 0.354, SLG: 0.436										3	1	2	0	1	0	0	Baltimore Orioles @ New York Yankees Yankee Stadium, Bronx, NY Tue Jun 01 2010, 7:10 PM - 9:49 PM EDT Att: 43,059 - Cloudy - 76 F					
33 Nick Swisher, S (1, 9) OBP: 0.394, SLG: 0.553										3	1	0	0	1	0	2						
25 Mark Teixeira, S (1, 3) OBP: 0.339, SLG: 0.385										1	0	0	0	0	0	1						
53 Juan Miranda, L (4, 3) OBP: 0.294, SLG: 0.435										2	0	0	0	0	0	3						
13 Alex Rodriguez, R (1, 5) OBP: 0.374, SLG: 0.492										4	0	1	0	0	0	1						
24 Robinson Cano, L (1, 4) OBP: 0.406, SLG: 0.615										4	0	2	0	0	1	1						
38 Marcus Thames, R (1, 10) OBP: 0.422, SLG: 0.455										4	0	0	0	0	2	3						
17 Francisco Cervelli, R (1, 2) OBP: 0.363, SLG: 0.366										3	0	0	0	1	1	3						
14 Curtis Granderson, L (1, 8) OBP: 0.330, SLG: 0.427											4	1	1	1	0	2		3				
26 Kevin Russo, R (1, 7) OBP: 0.250, SLG: 0.296										3	0	0	0	0	1	0						
11 Brett Gardner, L (8, 7) OBP: 0.378, SLG: 0.379										0	0	0	0	0	0	0						
Inning Stats	R: 0 E: 0 K: 0 S: 11	H: 0 LOB: 1 BB: 0 P: 17	R: 0 E: 0 K: 2 S: 9	H: 0 LOB: 1 BB: 1 P: 15	R: 0 E: 0 K: 0 S: 11	H: 1 LOB: 1 BB: 0 P: 16	R: 0 E: 0 K: 1 S: 8	H: 1 LOB: 0 BB: 0 P: 11	R: 1 E: 0 K: 0 S: 10	H: 1 LOB: 1 BB: 1 P: 18	R: 0 E: 0 K: 1 S: 11	H: 2 LOB: 2 BB: 0 P: 18	R: 2 E: 1 K: 1 S: 8	H: 1 LOB: 1 BB: 1 P: 16	R: 0 E: 0 K: 2 S: 7	H: 0 LOB: 0 BB: 0 P: 12	R: 0 E: 0 K: 2 S: 12	H: 0 LOB: 0 BB: 0 P: 19	1B: 3 2B: 2 3B: 0 HR: 1	SF: 0 SAC: 0 DP: 0 HBP: 1	WP: 0 PB: 0 SB: 0 CS: 0	PA: 35
PITCHER	IP WLS BF H R ER SO BB IBB HBP BLK WP HR S P ERA WHIP																					
17 Brian Matusz, L (1, 1) ERA: 5.28	6.2 L 30 6 3 1 5 3 0 0 0 0 0 0 66 108 1.35 1.350																					
29 David Hernandez, R (7, 1) ERA: 4.93	1.1 5 0 0 0 2 0 0 0 0 0 0 9 15 0.00 0.000																					

AB 31
R 1
H 5
RBI 1
BB 1
SO 7
LOB 11



AB 31
R 3
H 6
RBI 1
BB 3
SO 7
LOB 17



Batter	1	2	3	4	5	6	7	8	9	AB	R	H	RBI	BB	SO	LOB	TOP					
6 Corey Patterson, L OBP: 0.326, SLG: 0.403										5	0	0	0	0	1	3						
9 Miguel Tejada, R OBP: 0.395, SLG: 0.376										4	1	3	0	0	1	0						
2 Julio Lugo, R OBP: 0.253, SLG: 0.225										0	0	0	0	0	0	0						
21 Nick Markakis, L OBP: 0.400, SLG: 0.431										4	0	1	0	0	1	3						
23 Ty Wigington, R OBP: 0.365, SLG: 0.548										3	0	1	1	1	1	0						
30 Luke Scott, L OBP: 0.344, SLG: 0.524										3	0	1	0	1	0	2						
32 Matt Wieters, S OBP: 0.314, SLG: 0.337										4	0	0	0	0	1	5						
10 Adam Jones, R OBP: 0.271, SLG: 0.376										3	0	0	0	0	2	1						
16 Luis Montanez, R OBP: 0.160, SLG: 0.143										1	0	0	0	0	0	0						
40 Scott Moore, L OBP: 0.077, SLG: 0.077										4	0	1	0	0	0	0						
3 Cesar Izturis, S OBP: 0.294, SLG: 0.259										4	0	2	0	0	0	1						
Inning Stats	R: 0 E: 0 K: 2 S: 13	H: 0 LOB: 0 BB: 0 P: 16	R: 0 E: 0 K: 1 S: 10	H: 1 LOB: 1 BB: 0 P: 13	R: 0 E: 0 K: 1 S: 14	H: 2 LOB: 2 BB: 0 P: 17	R: 0 E: 0 K: 1 S: 7	H: 0 LOB: 0 BB: 0 P: 9	R: 0 E: 0 K: 1 S: 7	H: 0 LOB: 0 BB: 0 P: 12	R: 1 E: 0 K: 1 S: 16	H: 2 LOB: 2 BB: 1 P: 27	R: 0 E: 0 K: 0 S: 5	H: 1 LOB: 1 BB: 0 P: 7	R: 0 E: 0 K: 0 S: 11	H: 2 LOB: 2 BB: 1 P: 18	R: 0 E: 0 K: 0 S: 9	H: 1 LOB: 1 BB: 0 P: 14	1B: 4 2B: 5 3B: 0 HR: 0	SF: 0 SAC: 0 DP: 0 HBP: 0	WP: 0 PB: 0 SB: 0 CS: 0	PA: 37
PITCHER	IP	WLS	BF	H	R	ER	SO	BB	IBB	HBP	BLK	WP	HR	S	P	ERA	WHIP					
65 Phil Hughes, R ERA: 2.54	7.0	W	28	6	1	1	7	1	0	0	0	0	0	72	101	1.29	1.000					
41 Chad Gaudin, R ERA: 7.43	2.0		9	3	0	0	0	1	0	0	0	0	0	20	32	0.00	2.000					

Baltimore Orioles @ New York Yankees
Yankee Stadium, Bronx, NY
Wed Jun 02 2010, 7:11 PM - 9:58 PM EDT
Att: 44,465 - Partly Cloudy - 79 F

AB 35
R 1
H 9
RBI 1
BB 2
SO 7
LOB 15



Batter	1	2	3	4	5	6	7	8	9	AB	R	H	RBI	BB	SO	LOB	BOTTOM					
2 Derek Jeter, R OBP: 0.352, SLG: 0.430										3	1	0	0	1	0	4						
19 Ramiro Pena, S OBP: 0.255, SLG: 0.250										1	0	1	0	0	0	0						
33 Nick Swisher, S OBP: 0.395, SLG: 0.560										5	0	3	3	0	1	1						
38 Marcus Thames, R OBP: 0.422, SLG: 0.455										0	0	0	0	0	0	0						
25 Mark Teixeira, S OBP: 0.332, SLG: 0.376										5	0	0	0	0	0	5						
13 Alex Rodriguez, R OBP: 0.376, SLG: 0.492										4	2	2	0	0	1	2						
26 Kevin Russo, R OBP: 0.241, SLG: 0.286										1	0	0	0	0	1	1						
24 Robinson Cano, L OBP: 0.412, SLG: 0.632										4	3	3	2	0	0	1						
20 Jorge Posada, S OBP: 0.410, SLG: 0.609										3	1	1	0	1	0	2						
14 Curtis Granderson, L OBP: 0.345, SLG: 0.450										4	0	3	2	0	0	1						
17 Francisco Cervelli, R OBP: 0.379, SLG: 0.377										3	0	0	1	0	0	3						
11 Brett Gardner, L OBP: 0.376, SLG: 0.383										3	2	1	1	0	1	1						
Inning Stats	R: 0 E: 0 K: 1 S: 8	H: 0 LOB: 1 BB: 1 P: 19	R: 4 E: 0 K: 0 S: 16	H: 4 LOB: 1 BB: 1 P: 29	R: 2 E: 0 K: 0 S: 16	H: 3 LOB: 2 BB: 0 P: 27	R: 0 E: 0 K: 0 S: 7	H: 1 LOB: 1 BB: 0 P: 12	R: 0 E: 0 K: 1 S: 9	H: 1 LOB: 1 BB: 0 P: 14	R: 0 E: 0 K: 1 S: 8	H: 0 LOB: 0 BB: 0 P: 11	R: 2 E: 0 K: 0 S: 12	H: 3 LOB: 0 BB: 0 P: 20	R: 1 E: 0 K: 1 S: 15	H: 2 LOB: 1 BB: 0 P: 18	1B: 10 2B: 4 3B: 0 HR: 1	SF: 1 SAC: 0 DP: 2 HBP: 1	WP: 1 PB: 0 SB: 0 CS: 0	PA: 40		
PITCHER	IP	WLS	BF	H	R	ER	SO	BB	IBB	HBP	BLK	WP	HR	S	P	ERA	WHIP					
35 Brad Bergesen, R ERA: 6.75	2.1	L	17	7	6	6	1	2	0	1	0	0	0	37	69	23.14	3.857					
27 Mark Hendrickson, L ERA: 5.08	2.2		10	2	0	0	1	0	0	0	0	0	0	19	32	0.00	0.750					
37 Matt Albers, R ERA: 5.25	2.0		8	3	2	2	1	0	0	0	0	0	1	20	31	9.00	1.500					
50 Frank Mata, R ERA:	1.0		5	2	1	0	1	0	0	0	0	1	0	15	18	0.00	2.000					

Baltimore Orioles @ New York Yankees
Yankee Stadium, Bronx, NY
Wed Jun 02 2010, 7:11 PM - 9:58 PM EDT
Att: 44,465 - Partly Cloudy - 79 F

AB 36
R 9
H 14
RBI 9
BB 2
SO 4
LOB 21



Batter	1	2	3	4	5	6	7	8	9	AB	R	H	RBI	BB	SO	LOB	TOP					
2 Derek Jeter, R OBP: 0.352, SLG: 0.424	G4-3		G5-3					K		4	0	1	0	0	1	1						
33 Nick Swisher, S OBP: 0.401, SLG: 0.547	G5-3			G6-4-3 BB		G6-4-3				2	0	0	0	2	0	1						
25 Mark Teixeira, S OBP: 0.336, SLG: 0.380	K			G6-4-3 1B		L6				4	0	1	0	0	2	1						
13 Alex Rodriguez, R OBP: 0.374, SLG: 0.505		F9		G6-4-3						4	0	1	0	0	0	3						
24 Robinson Cano, L OBP: 0.407, SLG: 0.620	K			K						4	0	0	0	0	2	3						
20 Jorge Posada, S OBP: 0.393, SLG: 0.576					G1-3					3	0	0	0	0	0	1						
38 Marcus Thames, R OBP: 0.419, SLG: 0.449			G3 1B		G3			F9		3	0	1	0	0	0	1						
14 Curtis Granderson, L OBP: 0.342, SLG: 0.439			G3		F7			L9		3	0	0	0	0	0	1						
17 Chad Moeller, R OBP: 0.222, SLG: 0.444			K					P3		3	1	1	0	0	1	1						
Inning Stats	R: 0 E: 0 K: 1 S: 15	H: 0 LOB: 0 BB: 0 P: 22	R: 0 E: 0 K: 1 S: 6	H: 0 LOB: 0 BB: 0 P: 8	R: 0 E: 0 K: 1 S: 8	H: 1 LOB: 1 BB: 0 P: 10	R: 0 E: 0 K: 1 S: 9	H: 1 LOB: 1 BB: 1 P: 16	R: 0 E: 0 K: 0 S: 6	H: 0 LOB: 0 BB: 0 P: 7	R: 1 E: 0 K: 0 S: 7	H: 2 LOB: 0 BB: 0 P: 13	R: 0 E: 0 K: 0 S: 12	H: 1 LOB: 0 BB: 0 P: 16	R: 0 E: 0 K: 1 S: 7	H: 0 LOB: 0 BB: 0 P: 13	R: 0 E: 0 K: 1 S: 10	H: 0 LOB: 1 BB: 1 P: 16	1B: 3 2B: 2 3B: 0 HR: 0	SF: 0 SAC: 0 DP: 2 HBP: 0	WP: 0 PB: 0 CS: 0	PA: 32
PITCHER	IP: 8.0 WLS: W BF: 28	H: 5 R: 1 ER: 1 SO: 5	BB: 1 IBB: 0 HBP: 0 BLK: 0	WP: 0 HR: 0 S: 70 P: 105	ERA: 1.12 WHIP: 0.750	PITCHER	IP: 1.0 WLS: 4 BF: 0	H: 0 R: 0 ER: 0 SO: 1	BB: 1 IBB: 0 HBP: 0 BLK: 0	WP: 0 HR: 0 S: 10 P: 16	ERA: 0.00 WHIP: 1.000											

New York Yankees @ Toronto Blue Jays
Rogers Centre, Toronto, ON
Fri Jun 04 2010, 7:10 PM - 9:56 PM EDT
Att: 30,089 - Roof Closed - 68 F

AB	30
R	1
H	5
RBI	0
BB	2
SO	6
LOB	13



Batter	1	2	3	4	5	6	7	8	9	AB	R	H	RBI	BB	SO	LOB	BOTTOM			
15 Fred Lewis, L OBP: 0.337, SLG: 0.506	P2		P5			F7		K		4	0	0	0	0	1	1				
2 Aaron Hill, R OBP: 0.290, SLG: 0.368			G5-4-3			F8				3	0	1	0	1	0	1				
26 Adam Lind, L OBP: 0.282, SLG: 0.384					L9					3	0	0	0	1	0	2				
10 Vernon Wells, R OBP: 0.353, SLG: 0.596					K2-3					4	1	1	0	0	2	3				
19 José Bautista, R OBP: 0.380, SLG: 0.627					HR					3	3	3	3	1	0	0				
11 Alex Gonzalez, R OBP: 0.301, SLG: 0.502					F9					3	1	1	0	1	0	1				
35 Lyle Overbay, L OBP: 0.296, SLG: 0.403					G4-3					4	0	0	0	0	1	3				
14 John Buck, R OBP: 0.304, SLG: 0.531					G5-3					2	0	0	1	0	0	1				
12 Edwin Encarnación, R OBP: 0.295, SLG: 0.556										2	1	1	1	1	0	0				
Inning Stats	R: 0 E: 0 K: 1 S: 9	H: 1 LOB: 1 BB: 0 P: 14	R: 1 E: 0 K: 0 S: 9	H: 1 LOB: 0 BB: 0 P: 16	R: 0 E: 0 K: 0 S: 6	H: 0 LOB: 0 BB: 1 P: 11	R: 2 E: 0 K: 0 S: 13	H: 2 LOB: 1 BB: 1 P: 26	R: 1 E: 0 K: 1 S: 10	H: 1 LOB: 1 BB: 1 P: 17	R: 2 E: 0 K: 0 S: 12	H: 1 LOB: 0 BB: 1 P: 19	R: 0 E: 0 K: 1 S: 10	H: 0 LOB: 1 BB: 1 P: 20	R: 0 E: 0 K: 1 S: 9	H: 1 LOB: 0 BB: 0 P: 14	1B: 3 2B: 2 3B: 0 HR: 3	SF: 1 SAC: 0 DP: 2 HBP: 0	WP: 1 PB: 0 CS: 0	PA: 34
PITCHER	IP: 6.0 WLS: L BF: 27	H: 6 R: 6 ER: 6 SO: 2	BB: 4 IBB: 0 HBP: 0 BLK: 0	WP: 0 HR: 3 S: 59 P: 103	ERA: 9.00 WHIP: 1.667	PITCHER	IP: 2.0 WLS: 7 BF: 1	H: 0 R: 0 ER: 0 SO: 2	BB: 1 IBB: 0 HBP: 0 BLK: 0	WP: 0 HR: 0 S: 19 P: 34	ERA: 0.00 WHIP: 1.000									

New York Yankees @ Toronto Blue Jays
Rogers Centre, Toronto, ON
Fri Jun 04 2010, 7:10 PM - 9:56 PM EDT
Att: 30,089 - Roof Closed - 68 F

AB	28
R	6
H	7
RBI	5
BB	5
SO	4
LOB	12



Batter	1	2	3	4	5	6	7	8	9	10	11	12	13	14	AB	R	H	RBI	BB	SO	LOB	TOP
2 Derek Jeter, R OBP: 0.351, SLG: 0.434 (1, 6)	G6-3		G6-3		HR		L4-5					G5-3			6	1	2	2	0	0	3	
33 Nick Swisher, S OBP: 0.404, SLG: 0.546 (1, 9)	L6				F7										4	0	1	0	2	1	0	
25 Mark Teixeira, S OBP: 0.328, SLG: 0.370 (1, 3)	F7														6	0	0	0	0	5	4	
13 Alex Rodriguez, R OBP: 0.369, SLG: 0.495 (1, 5)															6	0	1	0	0	1	2	
24 Robinson Cano, L OBP: 0.397, SLG: 0.604 (1, 4)															6	0	0	0	0	1	1	
20 Jorge Posada, S OBP: 0.381, SLG: 0.552 (1, 10)															6	0	1	0	0	3	1	
19 Ramiro Pena, S OBP: 0.255, SLG: 0.250 (14, 10)															0	0	0	0	0	0	0	
17 Francisco Cervelli, R OBP: 0.373, SLG: 0.360 (1, 2)															5	0	1	0	1	1	1	
11 Brett Gardner, L OBP: 0.388, SLG: 0.410 (10, 7)															4	1	2	0	2	1	1	
26 Kevin Russo, R OBP: 0.328, SLG: 0.267 (1, 7)															2	0	0	0	0	0	4	
14 Curtis Granderson, L OBP: 0.336, SLG: 0.431 (10, 8)															2	0	0	0	0	1	1	
Inning Stats	R: 0 E: 0 K: 0 S: 7	H: 0 LOB: 0 BB: 0 P: 11	R: 0 E: 0 K: 2 S: 16	H: 1 LOB: 3 BB: 2 P: 29	R: 0 E: 0 K: 1 S: 8	H: 1 LOB: 1 BB: 0 P: 13	R: 0 E: 0 K: 1 S: 5	H: 0 LOB: 0 BB: 0 P: 8	R: 0 E: 0 K: 1 S: 7	H: 0 LOB: 0 BB: 1 P: 12	R: 0 E: 0 K: 3 S: 16	H: 1 LOB: 2 BB: 1 P: 24	R: 0 E: 0 K: 0 S: 13	H: 1 LOB: 1 BB: 0 P: 18	R: 0 E: 0 K: 2 S: 9	H: 0 LOB: 0 BB: 0 P: 16	R: 0 E: 0 K: 1 S: 15	H: 1 LOB: 2 BB: 0 P: 20	1B: 5 2B: 3 3B: 0 HR: 1	SF: 0 SAC: 1 DP: 2 HBP: 0	WP: 0 PB: 0 SB: 2 CS: 0	PA: 53
PITCHER	IP	WLS	BF	H	R	ER	SO	BB	IBB	HBP	BLK	WP	HR	S	P	ERA	WHIP					
24 Ricky Romero, L ERA: 3.06 (1, 1)	8.0		31	5	2	0	7	4	0	0	0	0	0	6	105	2.25	1.125					
37 Scott Downs, L ERA: 3.12 (9, 1)	1.0		3	0	0	0	1	0	0	0	0	0	0	6	12	0.00	0.000					
63 Kevin Gregg, R ERA: 4.32 (10, 1)	1.0		5	1	0	0	3	1	0	0	0	0	0	16	24	0.00	2.000					
57 Shawn Camp, R ERA: 2.32 (11, 1)	2.0		7	1	0	0	0	0	0	0	0	0	0	17	24	0.00	0.500					
44 Casey Janssen, R ERA: 4.56 (13, 1)	2.0	W	7	1	0	0	3	0	0	0	0	0	0	24	36	0.00	0.500					

New York Yankees @ Toronto Blue Jays
Rogers Centre, Toronto, ON
Sat Jun 05 2010, 1:08 PM - 5:17 PM EDT
Att. 37,165 - Partly Cloudy - 79 F

AB 47
R 2
H 8
RBI 2
BB 5
SO 14
LOB 18

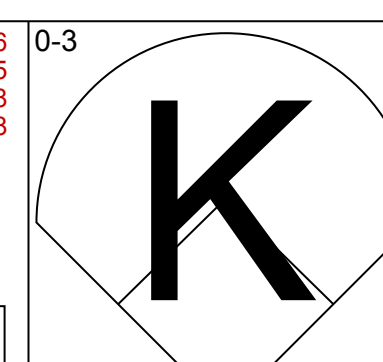
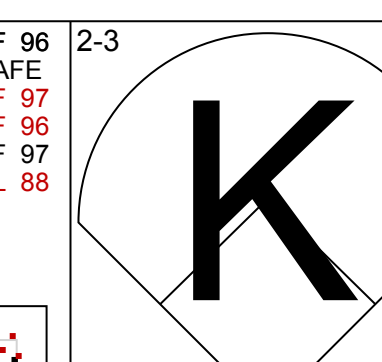
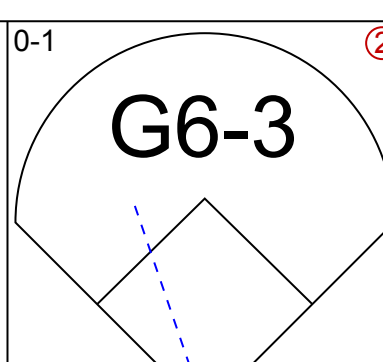
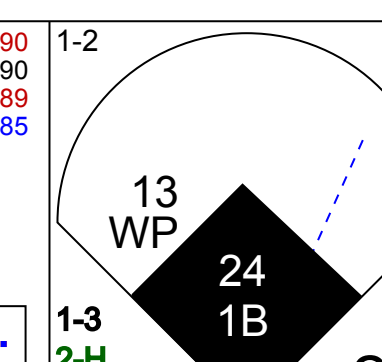
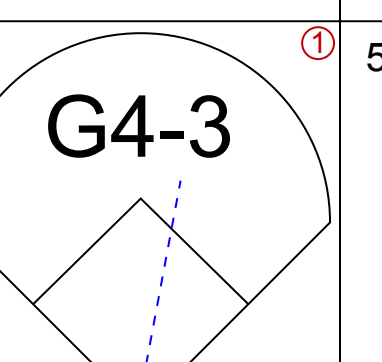
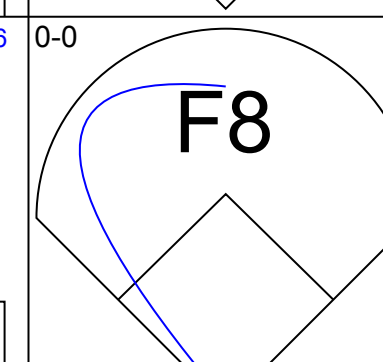
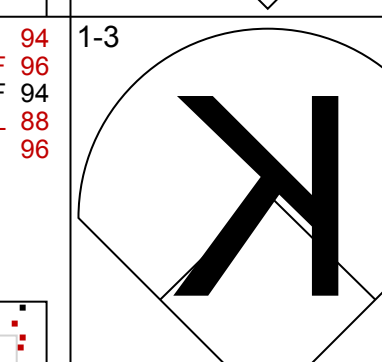
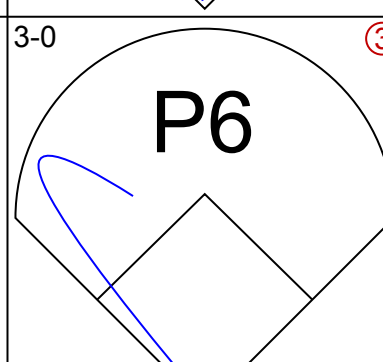
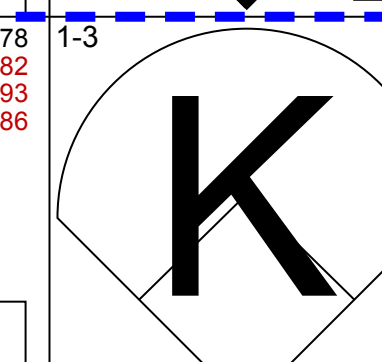
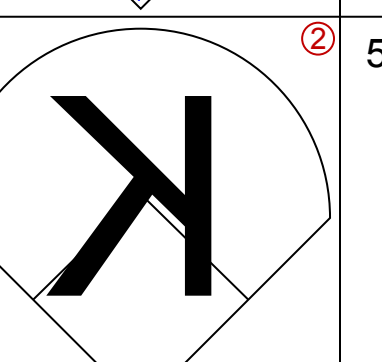
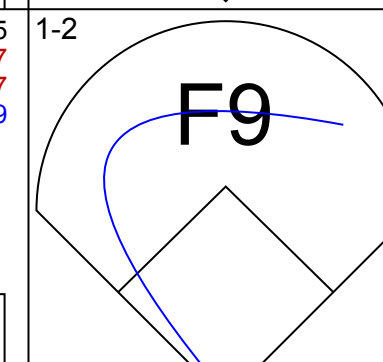
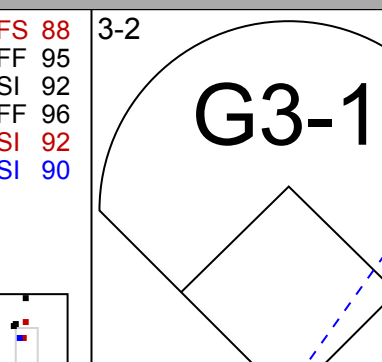
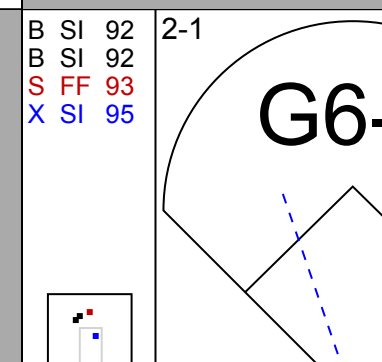
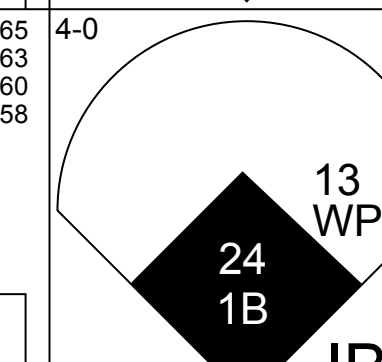
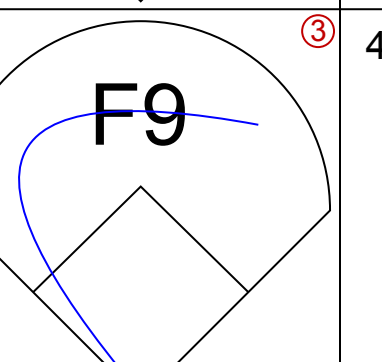
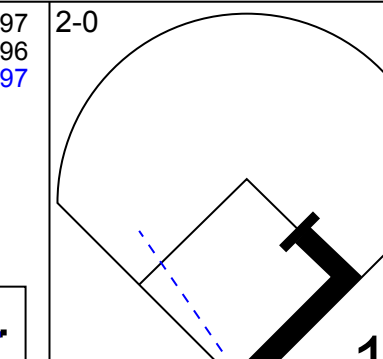
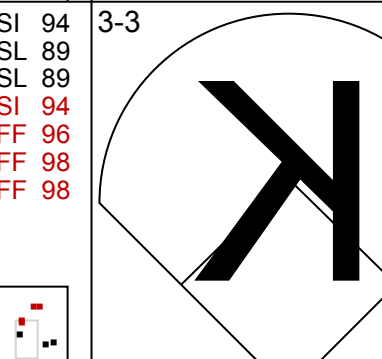
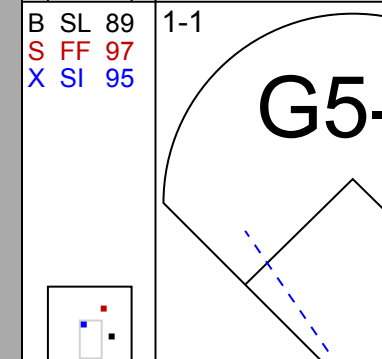
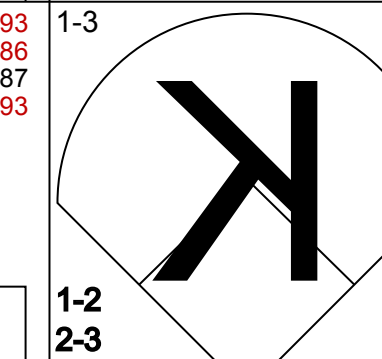
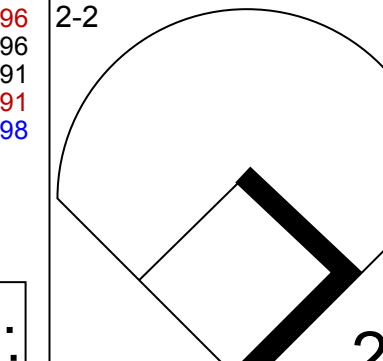
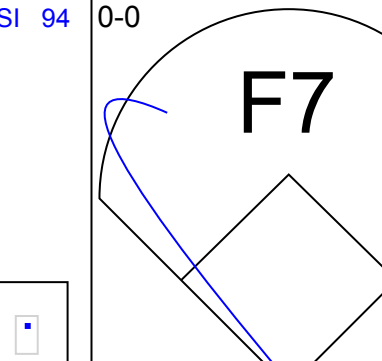
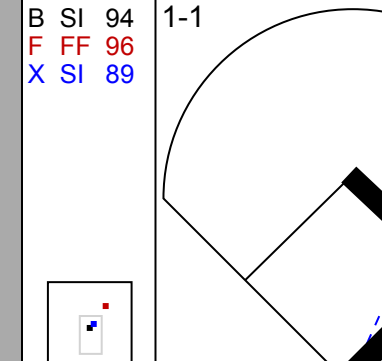
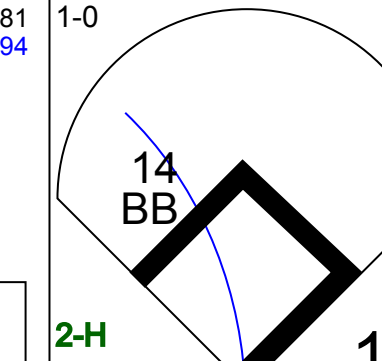
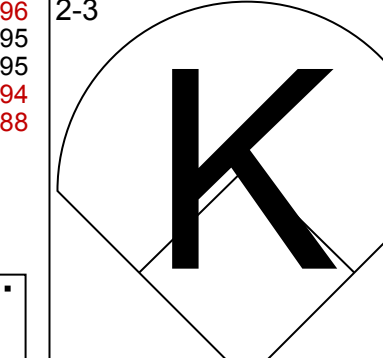
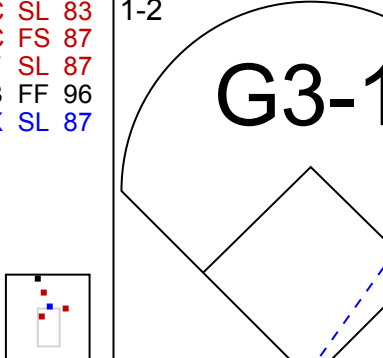
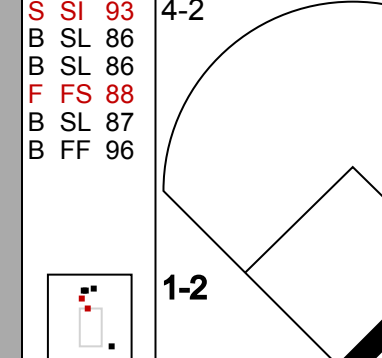
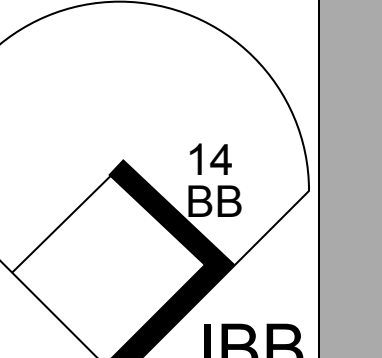
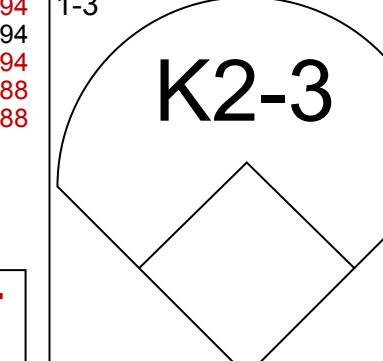
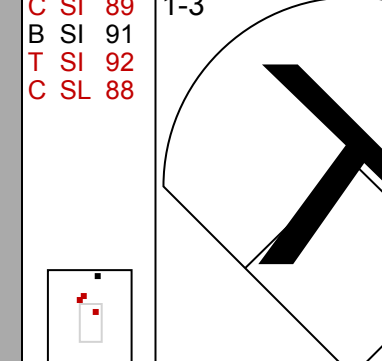
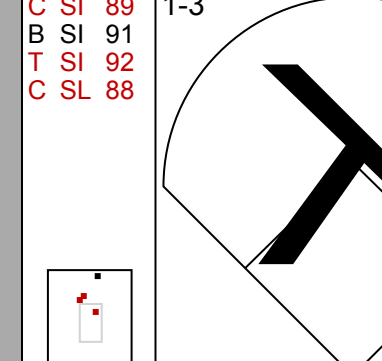
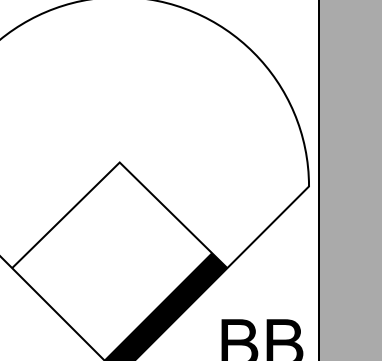
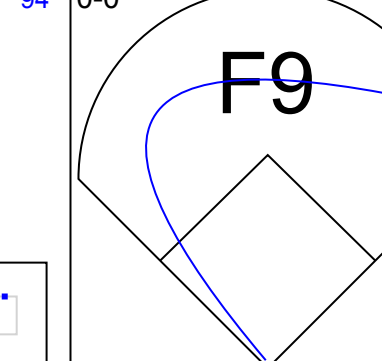
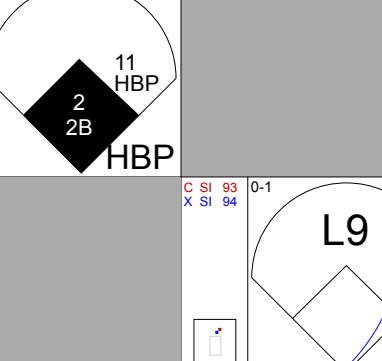
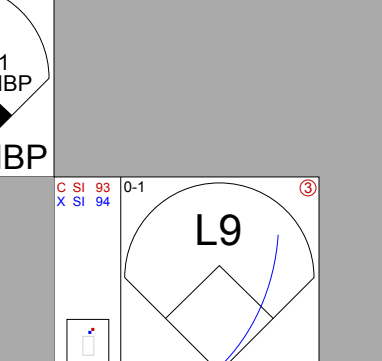


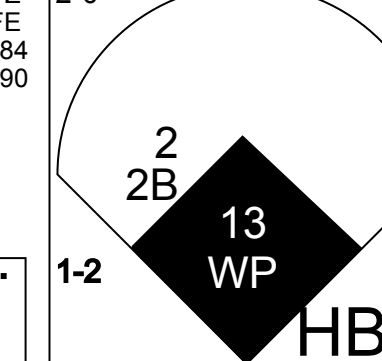


Batter	1	2	3	4	5	6	7	8	9	10	11	12	13	14	AB	R	H	RBI	BB	SO	LOB	BOTTOM
15 Fred Lewis, L OBP: 0.326, SLG: 0.489 (1, 7)	K				L3										6	0	0	0	0	1	3	
2 Aaron Hill, R OBP: 0.295, SLG: 0.363 (1, 4)	K														5	0	1	1	2	3	1	
26 Adam Lind, L OBP: 0.275, SLG: 0.373 (1, 10)	K														6	0	0	0	0	4	3	
10 Vernon Wells, R OBP: 0.357, SLG: 0.606 (1, 8)															5	1	2	1	1	1	1	
19 José Bautista, R OBP: 0.379, SLG: 0.614 (1, 9)															4	0	0	0	2	2	2	
11 Alex Gonzalez, R OBP: 0.302, SLG: 0.511 (1, 6)															6	1	2	1	0	2	2	
35 Lyle Overbay, L OBP: 0.306, SLG: 0.413 (1, 3)															5	0	3	0	1	1	1	
14 John Buck, R OBP: 0.293, SLG: 0.510 (1, 2)															6	0	0	0	0	1	5	
12 Edwin Encarnación, R OBP: 0.317, SLG: 0.565 (1, 5)															4	1	2	0	2	1	1	
Inning Stats	R: 0 E: 0 K: 3 S: 10	H: 0 LOB: 0 BB: 0 P: 13	R: 1 E: 0 K: 1 S: 14	H: 2 LOB: 1 BB: 0 P: 19	R: 0 E: 0 K: 0 S: 7	H: 1 LOB: 1 BB: 0 P: 12	R: 0 E: 0 K: 1 S: 5	H: 0 LOB: 0 BB: 1 P: 9	R: 0 E: 0 K: 2 S: 12	H: 1 LOB: 1 BB: 1 P: 17	R: 1 E: 0 K: 1 S: 13	H: 1 LOB: 1 BB: 1 P: 20	R: 0 E: 0 K: 0 S: 10	H: 0 LOB: 1 BB: 1 P: 17	R: 0 E: 0 K: 2 S: 11	H: 1 LOB: 1 BB: 1 P: 23	R: 1 E: 0 K: 0 S: 5	H: 1 LOB: 1 BB: 1 P: 9	1B: 6 2B: 3 3B: 0 HR: 2	SF: 0 SAC: 1 DP: 2 HBP: 0	WP: 0 PB: 0 SB: 0 CS: 0	PA: 56
PITCHER	IP	WLS	BF	H	R	ER	SO	BB	IBB	HBP	BLK	WP	HR	S	P	ERA	WHIP					
46 Andy Pettite, L ERA: 2.47 (1, 1)	7.2		30	5	2	2	10	3	0	0	0	0	0	18	26	0.00	1.500					
62 Jose Chamberlain, R ERA: 5.04 (8, 1)	1.1		6	2	0	0	3	0	0	0	0	0	0	5	12	0.00	1.500					
43 Damiano Marte, L ERA: 3.38 (10, 1)	0.2		3	0	0	0	0	1	0	0	0	0	0	11	18	0.00	1.500					
30 David Robertson, R ERA: 6.79 (10, 1)	1.1		5	1	0	0	0	1	0	0	0	0	0	21	39	0.00	1.500					
61 Chan Ho Park, R ERA: 6.48 (12, 1)	2.0		9	1	0	0	3	2	0	0	0	0	0	21	39	0.00	1.500					
41 Chad Gaudin, R ERA: 7.71 (14, 1)	0.1		3	1	1	0	0	0	0	0	0	0	0	9	27.00	6.000						

New York Yankees @ Toronto Blue Jays
Rogers Centre, Toronto, ON
Sat Jun 05 2010, 1:08 PM - 5:17 PM EDT
Att. 37,165 - Partly Cloudy - 79 F


AB 47
R 3
H 10
RBI 3
BB 8
SO 16
LOB 19

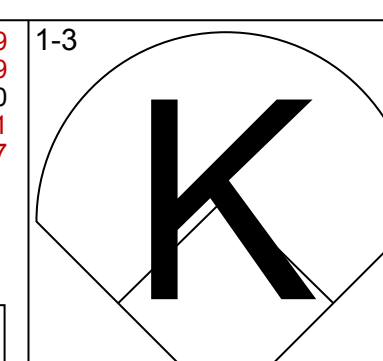
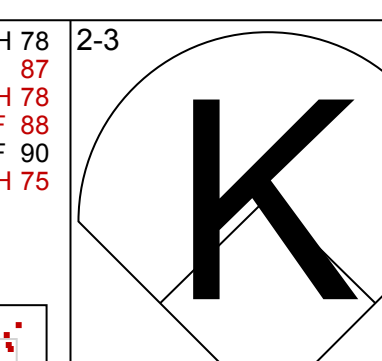
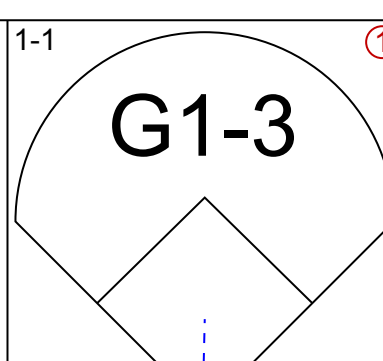
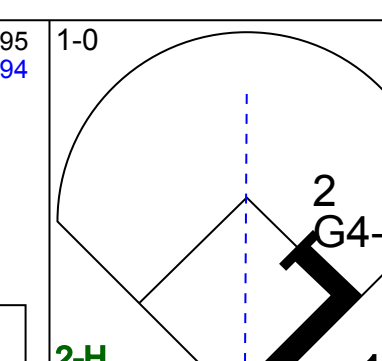
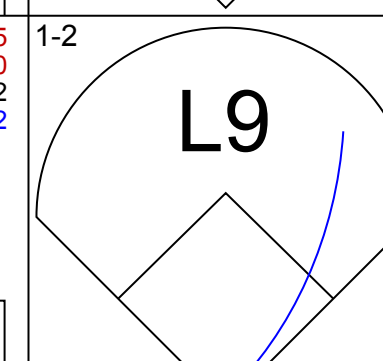
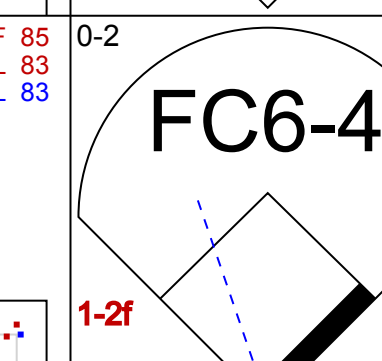
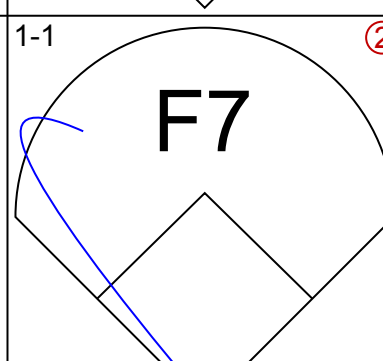
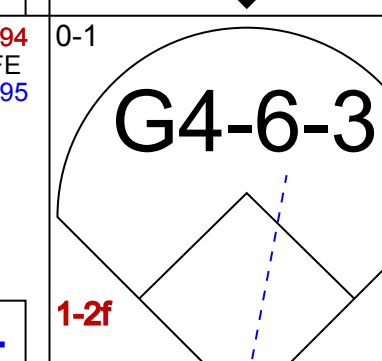
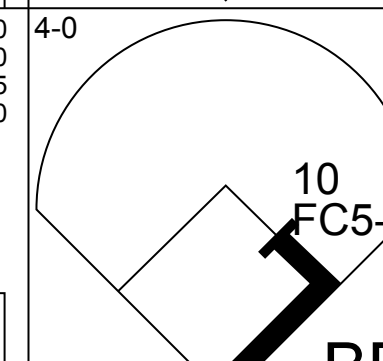
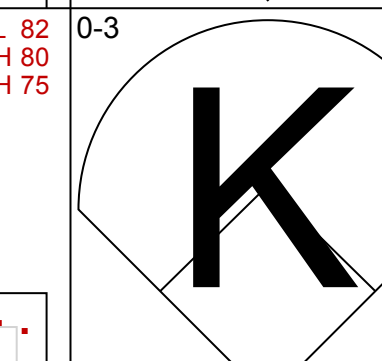
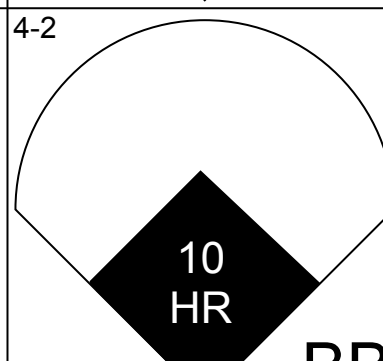
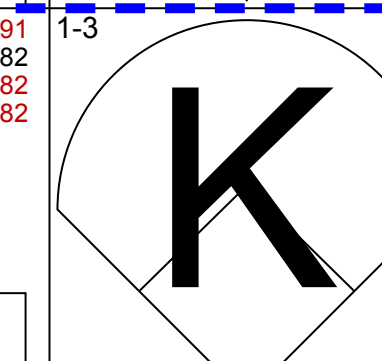
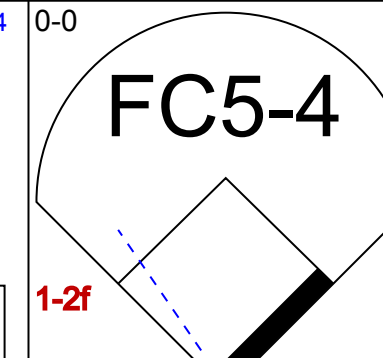
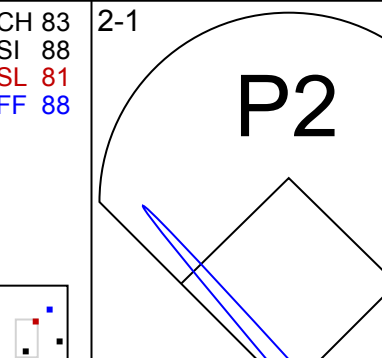
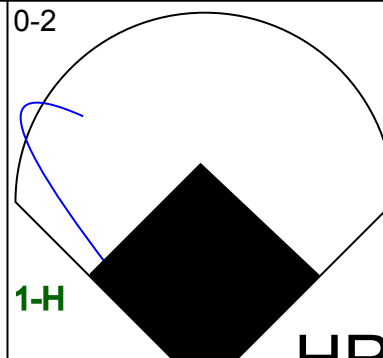
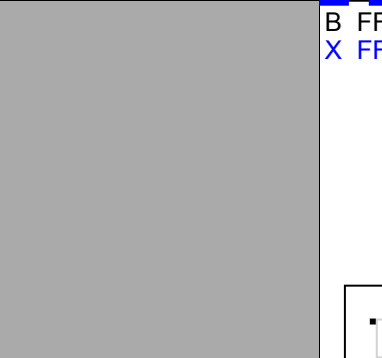
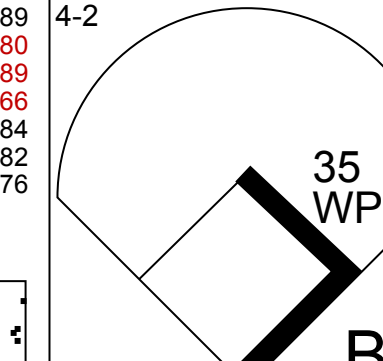
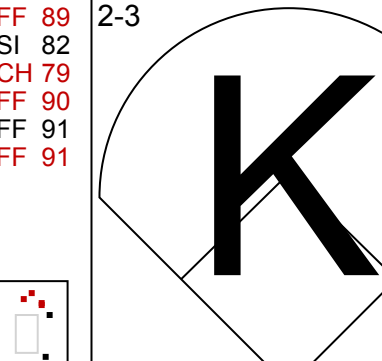
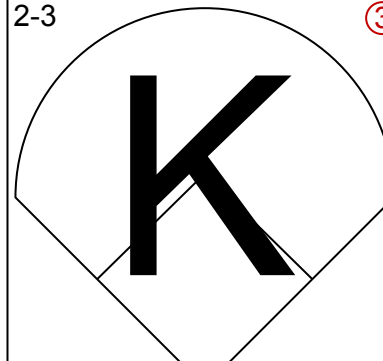




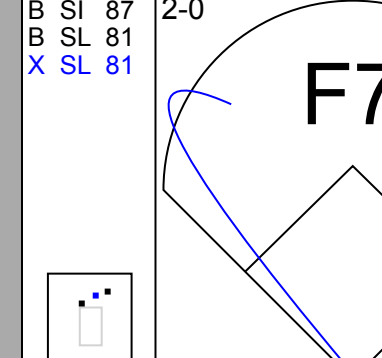
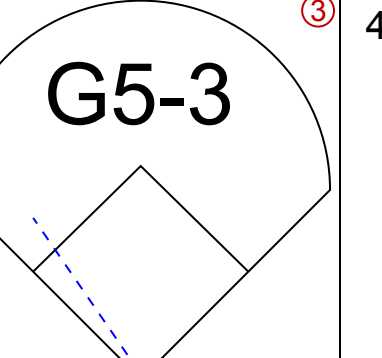

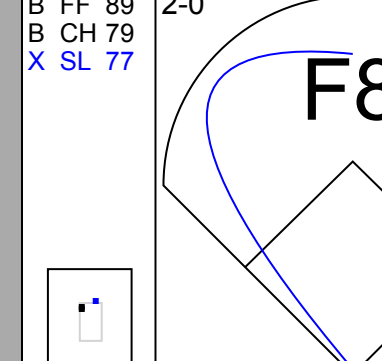
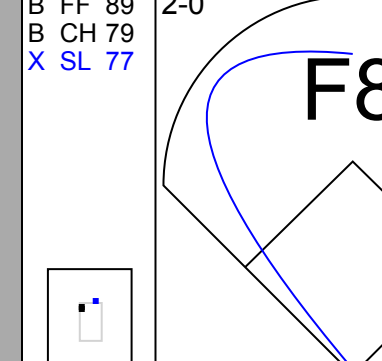


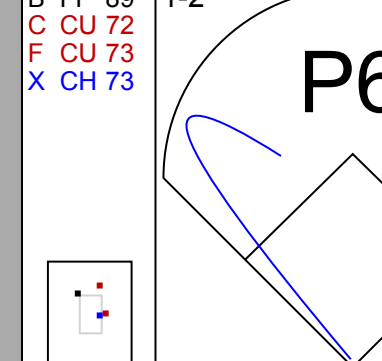
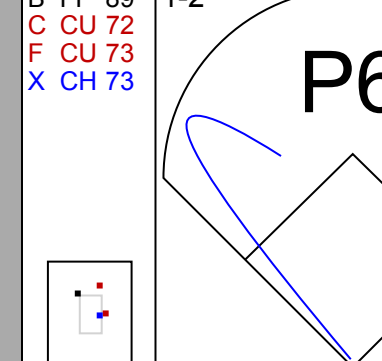

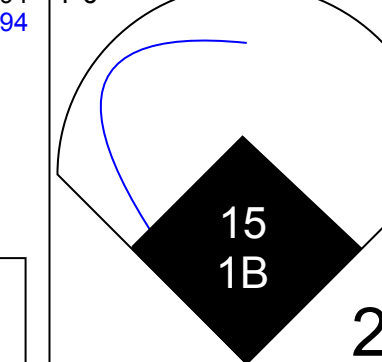


Batter	1	2	3	4	5	6	7	8	9	AB	R	H	RBI	BB	SO	LOB	TOP					
2 Derek Jeter, R OBP: 0.348, SLG: 0.433										5	1	1	1	0	2	2						
33 Nick Swisher, S OBP: 0.394, SLG: 0.532										5	0	0	0	0	3	4						
25 Mark Teixeira, S OBP: 0.326, SLG: 0.363										4	1	0	0	1	0	1						
13 Alex Rodriguez, R OBP: 0.367, SLG: 0.491										4	0	1	0	0	2	2						
19 Ramiro Pena, S OBP: 0.255, SLG: 0.250										0	0	0	0	0	0	0						
24 Robinson Canó, L OBP: 0.402, SLG: 0.611										4	0	3	2	0	0	0						
20 Jorge Posada, S OBP: 0.385, SLG: 0.542										2	0	0	0	2	1	1						
14 Curtis Granderson, L OBP: 0.333, SLG: 0.420										3	0	0	0	1	2	3						
17 Francisco Cervelli, R OBP: 0.370, SLG: 0.350										3	1	0	0	0	0	3						
11 Brett Gardner, L OBP: 0.393, SLG: 0.421										2	1	1	0	1	1	0						
Inning Stats	R: 0 E: 0 K: 1 S: 8	H: 0 LOB: 0 BB: 0 P: 9	R: 0 E: 0 K: 2 S: 11	H: 2 LOB: 1 BB: 0 P: 18	R: 0 E: 0 K: 2 S: 13	H: 1 LOB: 1 BB: 0 P: 19	R: 0 E: 0 K: 1 S: 8	H: 0 LOB: 0 BB: 0 P: 14	R: 0 E: 0 K: 0 S: 7	H: 0 LOB: 0 BB: 0 P: 11	R: 0 E: 0 K: 1 S: 7	H: 0 LOB: 0 BB: 0 P: 13	R: 0 E: 0 K: 1 S: 11	H: 1 LOB: 2 BB: 1 P: 20	R: 4 E: 0 K: 2 S: 17	H: 2 LOB: 3 BB: 3 P: 37	R: 0 E: 0 K: 1 S: 8	H: 0 LOB: 1 BB: 1 P: 15	1B: 3 2B: 2 HR: 0	SF: 0 SAC: 0 HBP: 2	WP: 2 PB: 0 SB: 0 CS: 0	PA: 39
PITCHER	IP	WLS	BF	H	R	ER	SO	BB	IBB	HBP	BLK	WP	HR	S	P	ERA	WHIP					
23 Brandon Morrow, R ERA: 5.48	7.0		26	4	1	1	8	1	0	1	0	1	0	68	109	1.29	0.714					
37 Scott Downs, L ERA: 3.51	0.0	L	2	1	0	0	0	0	0	1	0	0	0	3	6	∞	∞					
54 Jason Frasor, R ERA: 5.09	0.2	B	5	1	3	2	0	2	0	0	0	1	0	7	18	40.50	1.500					
50 Rommie Lewis, L ERA: 3.24	1.1		6	0	0	0	1	2	0	0	0	0	0	12	23	0.00	1.500					

New York Yankees @ Toronto Blue Jays
Rogers Centre, Toronto, ON
Sun Jun 06 2010, 1:10 PM - 4:10 PM EDT
Att: 33,622 - Roof Closed - 68 F


AB 32
R 4
H 6
RBI 3
BB 5
SO 11
LOB 16



Batter	1	2	3	4	5	6	7	8	9	AB	R	H	RBI	BB	SO	LOB	BOTTOM					
15 Fred Lewis, L OBP: 0.325, SLG: 0.484										4	0	1	1	0	2	1						
2 Aaron Hill, R OBP: 0.285, SLG: 0.355										4	0	0	0	0	0	2						
26 Adam Lind, L OBP: 0.279, SLG: 0.370										2	1	0	0	2	2	1						
10 Vernon Wells, R OBP: 0.355, SLG: 0.613										4	1	1	2	0	0	1						
19 José Bautista, R OBP: 0.377, SLG: 0.605										3	0	0	0	1	2	0						
11 Alex Gonzalez, R OBP: 0.297, SLG: 0.502										4	0	0	0	0	1	1						
35 Lyle Overbay, L OBP: 0.302, SLG: 0.407										3	0	0	0	0	1	1						
7 Jeremy Reed, L OBP: 0.211, SLG: 0.333										3	0	0	0	0	1	1						
8 José Molina, R OBP: 0.368, SLG: 0.333										2	1	1	0	1	1	0						
Inning Stats	R: 0 E: 0 K: 1 S: 8	H: 0 LOB: 1 BB: 1 P: 14	R: 0 E: 0 K: 1 S: 10	H: 0 LOB: 1 BB: 1 P: 18	R: 0 E: 0 K: 2 S: 11	H: 0 LOB: 1 BB: 1 P: 17	R: 0 E: 0 K: 2 S: 10	H: 0 LOB: 0 BB: 0 P: 14	R: 0 E: 0 K: 0 S: 9	H: 0 LOB: 0 BB: 0 P: 13	R: 2 E: 0 K: 1 S: 12	H: 1 LOB: 0 BB: 1 P: 20	R: 0 E: 0 K: 0 S: 5	H: 0 LOB: 0 BB: 0 P: 10	R: 1 E: 0 K: 1 S: 7	H: 2 LOB: 0 BB: 0 P: 10	R: 0 E: 0 K: 0 S: 4	H: 0 LOB: 0 BB: 0 P: 5	1B: 1 2B: 1 HR: 1	SF: 0 SAC: 0 HBP: 0	WP: 1 PB: 0 SB: 0 CS: 0	PA: 33
PITCHER	IP	WLS	BF	H	R	ER	SO	BB	IBB	HBP	BLK	WP	HR	S	P	ERA	WHIP					
31 Javier Vazquez, R ERA: 5.63	7.0	W	26	1	2	2	9	4	0	0	0	1	1	65	106	2.57	0.714					
62 Joba Chamberlain, R ERA: 5.26	0.2	H	3	2	1	1	0	0	0	0	0	0	0	4	6	13.50	3.000					
43 Damaso Marte, L ERA: 3.23	0.1	H	1	0	0	0	1	0	0	0	0	0	0	3	4	0.00	0.000					
42 Mariano Rivera, R ERA: 1.4	1.0	S	3	0	0	0	0	0	0	0	0	0	0	4	5	0.00	0.000					

New York Yankees @ Toronto Blue Jays
Rogers Centre, Toronto, ON
Sun Jun 06 2010, 1:10 PM - 4:10 PM EDT
Att: 33,622 - Roof Closed - 68 F

AB 29
R 3
H 3
RBI 3
BB 4
SO 10
LOB 8



Batter	1	2	3	4	5	6	7	8	9	AB	R	H	RBI	BB	SO	LOB	TOP								
21 Michael Bourn, L (1, 8) OBP: 0.355, SLG: 0.336										3	0	0	0	0	3	0	Houston Astros @ New York Yankees Yankee Stadium, Bronx, NY Fri Jun 11 2010, 7:09 PM - 9:27 PM EDT Att: 46,863 - Partly Cloudy - 67 F								
8 Jeff Keppinger, R (1, 4) OBP: 0.339, SLG: 0.386										3	0	0	1	0	0	0									
17 Lance Berkman, S (1, 3) OBP: 0.348, SLG: 0.399										4	0	0	0	0	1	1									
45 Carlos Lee, R (1, 7) OBP: 0.259, SLG: 0.384										4	0	0	0	0	0	0									
9 Hunter Pence, R (1, 9) OBP: 0.310, SLG: 0.424										3	1	1	0	1	1	0									
4 Jason Michaels, R (1, 10) OBP: 0.207, SLG: 0.304										4	0	0	0	0	1	2									
77 Pedro Feliz, R (1, 5) OBP: 0.255, SLG: 0.310										3	1	1	0	0	0	1									
12 Tommy Manzella, R (1, 6) OBP: 0.273, SLG: 0.269										3	1	2	2	0	0	0									
36 Kevin Cash, R (1, 2) OBP: 0.239, SLG: 0.279										2	0	0	0	0	1	1									
55 Humberto Quintero, R (8, PH) OBP: 0.255, SLG: 0.355										1	0	0	0	0	0	1									
Inning Stats	R: 0 E: 0 K: 1 S: 6	H: 0 LOB: 0 BB: 0 P: 8	R: 2 E: 0 K: 1 S: 18	H: 2 LOB: 1 BB: 1 P: 30	R: 0 E: 0 K: 1 S: 6	H: 0 LOB: 0 BB: 0 P: 8	R: 0 E: 0 K: 0 S: 10	H: 1 LOB: 1 BB: 0 P: 16	R: 0 E: 0 K: 1 S: 8	H: 0 LOB: 0 BB: 0 P: 11	R: 0 E: 0 K: 0 S: 8	H: 0 LOB: 0 BB: 0 P: 10	R: 0 E: 0 K: 0 S: 8	H: 0 LOB: 0 BB: 0 P: 10	R: 1 E: 1 K: 1 S: 10	H: 1 LOB: 1 BB: 0 P: 15	R: 0 E: 0 K: 2 S: 13	H: 0 LOB: 0 BB: 0 P: 18	1B: 3 2B: 1 3B: 0 HR: 0	SF: 1 SAC: 1 DP: 0 HBP: 0	WP: 0 PB: 0 SB: 0 CS: 0	PA: 33			
PITCHER	IP	WLS	BF	H	R	ER	SO	BB	IBB	HBP	BLK	WP	HR	S	P	ERA	WHIP								
46 Andy Pettitte, L (1, 1) ERA: 2.46	7.1	W	28	4	3	2	4	1	0	0	0	0	0	68	98	2.46	0.682								
62 Joba Chamberlain, R (8, 1) ERA: 4.94	0.2	H	2	0	0	0	1	0	0	0	0	0	0	6	11	0.00	0.000								
42 Mariano Rivera, R (9, 1) ERA: 1.27	1.0	S	3	0	0	0	2	0	0	0	0	0	0	13	18	0.00	0.000								

Batter	1	2	3	4	5	6	7	8	9	AB	R	H	RBI	BB	SO	LOB	BOTTOM								
2 Derek Jeter, R (1, 6) OBP: 0.343, SLG: 0.420										4	0	0	0	0	1	1	Houston Astros @ New York Yankees Yankee Stadium, Bronx, NY Fri Jun 11 2010, 7:09 PM - 9:27 PM EDT Att: 46,863 - Partly Cloudy - 67 F								
14 Curtis Granderson, L (1, 8) OBP: 0.336, SLG: 0.452										4	1	1	0	0	2	1									
25 Mark Teixeira, S (1, 3) OBP: 0.343, SLG: 0.391										3	1	1	1	1	0	0									
24 Robinson Cano, L (1, 4) OBP: 0.417, SLG: 0.610										4	1	1	0	0	1	1									
33 Nick Swisher, S (1, 9) OBP: 0.392, SLG: 0.532										2	0	0	1	1	1	0									
20 Jorge Posada, S (1, 10) OBP: 0.377, SLG: 0.496										3	0	1	0	0	2	3									
17 Francisco Cervelli, R (1, 2) OBP: 0.371, SLG: 0.344										3	0	1	2	0	0	1									
19 Ramiro Pena, S (1, 5) OBP: 0.226, SLG: 0.220										3	0	0	0	0	0	2									
26 Kevin Russo, R (1, 7) OBP: 0.275, SLG: 0.250										2	1	0	0	1	0	0									
Inning Stats	R: 3 E: 0 K: 1 S: 18	H: 3 LOB: 2 BB: 2 P: 34	R: 0 E: 0 K: 1 S: 7	H: 0 LOB: 0 BB: 0 P: 11	R: 0 E: 0 K: 0 S: 8	H: 0 LOB: 0 BB: 0 P: 12	R: 0 E: 0 K: 1 S: 6	H: 0 LOB: 0 BB: 0 P: 11	R: 1 E: 1 K: 1 S: 10	H: 1 LOB: 1 BB: 1 P: 20	R: 0 E: 0 K: 1 S: 7	H: 1 LOB: 0 BB: 0 P: 13	R: 0 E: 0 K: 0 S: 10	H: 0 LOB: 0 BB: 0 P: 14	R: 0 E: 0 K: 2 S: 8	H: 0 LOB: 0 BB: 0 P: 15		1B: 4 2B: 2 3B: 0 HR: 0	SF: 0 SAC: 0 DP: 1 HBP: 0	WP: 0 PB: 0 SB: 1 CS: 0	PA: 31				
PITCHER	IP	WLS	BF	H	R	ER	SO	BB	IBB	HBP	BLK	WP	HR	S	P	ERA	WHIP								
39 Brett Myers, R (1, 1) ERA: 3.18	7.0	L	28	5	4	4	5	3	0	0	0	0	0	66	115	5.14	1.143								
73 Gustavo Chacin, L (8, 1) ERA: 1.46	1.0		3	0	0	0	2	0	0	0	0	0	0	8	15	0.00	0.000								

AB	30
R	3
H	4
RBI	3
BB	1
SO	7
LOB	6



WP	0
PB	0
SB	0
CS	0



Batter	1	2	3	4	5	6	7	8	9	AB	R	H	RBI	BB	SO	LOB	TOP					
21 Michael Bourn, L (1, 8) OBP: 0.349, SLG: 0.330	G4-3		K		F7			K		4	0	0	0	0	2	1						
8 Jeff Keppinger, R (1, 4) OBP: 0.346, SLG: 0.397	1B		2B		F8			1B		4	0	3	1	0	0	0						
17 Lance Berkman, S (1, 3) OBP: 0.341, SLG: 0.390	K		G4-3		P4			L9		4	0	0	0	0	1	3						
45 Carlos Lee, R (1, 10)	F8		G4-3		HR			1B		4	1	2	1	0	0	2						
9 Hunter Pence, R (1, 9) OBP: 0.309, SLG: 0.434	HR				P4			FC6-4		4	1	1	1	0	0	2						
27 Geoff Blum, S (1, 5) OBP: 0.291, SLG: 0.284	G3-1				G4-3			G4-3		4	0	0	0	0	0	0						
4 Jason Michaels, R (1, 7) OBP: 0.210, SLG: 0.300	K				P4			1B		4	0	1	0	0	2	0						
55 Humberto Quintero, R (1, 2) OBP: 0.293, SLG: 0.391	F9				K			1B		4	0	1	0	0	2	0						
12 Tommy Manzella, R (1, 6) OBP: 0.274, SLG: 0.270	1B		2B		G6-3			K		3	1	1	0	0	1	1						
Inning Stats	R: 0 E: 0 K: 1 S: 10	H: 1 LOB: 1 BB: 0 P: 14	R: 1 E: 0 K: 1 S: 8	H: 1 LOB: 0 BB: 0 P: 11	R: 1 E: 0 K: 1 S: 10	H: 2 LOB: 1 BB: 0 P: 17	R: 0 E: 0 K: 0 S: 4	H: 0 LOB: 0 BB: 0 P: 7	R: 0 E: 0 K: 1 S: 6	H: 0 LOB: 0 BB: 0 P: 12	R: 1 E: 0 K: 0 S: 8	H: 1 LOB: 1 BB: 0 P: 13	R: 0 E: 0 K: 2 S: 12	H: 1 LOB: 1 BB: 0 P: 21	R: 0 E: 0 K: 1 S: 12	H: 2 LOB: 2 BB: 0 P: 20	R: 0 E: 0 K: 1 S: 5	H: 1 LOB: 0 BB: 0 P: 9	1B: 6 2B: 1 3B: 0 HR: 2	SF: 0 SAC: 0 DP: 0 HBP: 0	WP: 0 PB: 0 SB: 0 CS: 0	PA: 35
PITCHER	IP	WLS	BF	H	R	ER	SO	BB	IBB	HBP	BLK	WP	HR	S	P	ERA	WHIP					
31 Javier Vazquez, R (1, 1) ERA: 5.43	7.0	W	27	6	3	3	6	0	0	0	0	0	2	58	95	3.86	0.857					
30 David Robertson, R (8, 1) ERA: 6.05	1.0		5	2	0	0	1	0	0	0	0	0	0	12	21	0.00	2.000					
41 Chad Gaudin, R (9, 1) ERA: 8.2	1.0		3	1	0	0	1	0	0	0	0	0	0	5	9	0.00	1.000					

Houston Astros @ New York Yankees
Yankee Stadium, Bronx, NY
Sat Jun 12 2010, 1:09 PM - 3:41 PM EDT
Att: 46,159 - Partly Cloudy - 71 F

AB 35
R 3
H 9
RBI 3
BB 0
SO 8
LOB 9



Batter	1	2	3	4	5	6	7	8	9	AB	R	H	RBI	BB	SO	LOB	BOTTOM				
2 Derek Jeter, R (1, 6) OBP: 0.347, SLG: 0.444	HR		BB		G6-3			K		4	3	2	4	1	1	1					
33 Nick Swisher, S (1, 9) OBP: 0.388, SLG: 0.524	P6		1B		P5			FC6-4		5	1	1	1	0	0	1					
25 Mark Teixeira, S (1, 3) OBP: 0.345, SLG: 0.390	P3		1B		1B			L5		3	1	1	0	1	0	0					
24 Robinson Cano, L (1, 4) OBP: 0.414, SLG: 0.604	L6		1B		G3-6-3			G4-3		4	1	1	0	0	0	1					
20 Jorge Posada, S (1, 10) OBP: 0.387, SLG: 0.525	K		HR		1B			HBP		3	1	2	4	0	1	0					
38 Marcus Thames, R (1, 7) OBP: 0.394, SLG: 0.408	BB		F8		F8			K		1	0	0	0	1	0	0					
11 Brett Gardner, L (5, 7) OBP: 0.391, SLG: 0.418	1B		K		F8			1B		2	0	0	0	0	1	2					
17 Francisco Cervelli, R (1, 2) OBP: 0.374, SLG: 0.344	1B		K		K			F8		3	1	1	0	1	1	1					
14 Curtis Granderson, L (1, 8) OBP: 0.333, SLG: 0.442	K		K		K			F8		3	1	0	0	1	2	2					
26 Kevin Russo, R (1, 5) OBP: 0.273, SLG: 0.250	G1-3				L9			F9		4	0	1	0	0	0	4					
Inning Stats	R: 1 E: 0 K: 0 S: 7	H: 1 LOB: 0 BB: 0 P: 9	R: 0 E: 0 K: 2 S: 14	H: 1 LOB: 2 BB: 1 P: 28	R: 5 E: 0 K: 2 S: 17	H: 3 LOB: 0 BB: 2 P: 29	R: 0 E: 0 K: 0 S: 5	H: 0 LOB: 0 BB: 0 P: 11	R: 0 E: 0 K: 0 S: 6	H: 2 LOB: 1 BB: 0 P: 10	R: 3 E: 0 K: 0 S: 15	H: 1 LOB: 0 BB: 2 P: 27	R: 0 E: 0 K: 1 S: 8	H: 0 LOB: 1 BB: 0 P: 13	R: 0 E: 0 K: 1 S: 10	H: 1 LOB: 1 BB: 0 P: 17	1B: 6 2B: 0 3B: 0 HR: 3	SF: 0 SAC: 0 DP: 1 HBP: 1	WP: 0 PB: 0 SB: 1 CS: 0	PA: 38	
PITCHER	IP	WLS	BF	H	R	ER	SO	BB	IBB	HBP	BLK	WP	HR	S	P	ERA	WHIP				
51 Wandy Rodriguez, L (1, 1) ERA: 5.6	5.0		26	7	8	8	4	5	0	0	0	0	2	52	98	14.40	2.400				
47 Jeff Fulchino, R (6, 1) ERA: 7.53	1.0		4	1	1	1	0	0	0	0	0	0	1	12	16	9.00	1.000				
53 Wesley Wright, L (7, 1) ERA: 4.5	1.0		4	0	0	0	1	0	0	1	0	0	0	8	13	0.00	0.000				
48 Tim Lincecum, L (8, 1) ERA: 6.91	1.0		4	1	0	0	1	0	0	0	0	0	0	10	17	0.00	1.000				

Houston Astros @ New York Yankees
Yankee Stadium, Bronx, NY
Sat Jun 12 2010, 1:09 PM - 3:41 PM EDT
Att: 46,159 - Partly Cloudy - 71 F

AB 32
R 9
H 9
RBI 9
BB 5
SO 6
LOB 12



Batter	1	2	3	4	5	6	7	8	9	AB	R	H	RBI	BB	SO	LOB	TOP								
8 Shane Victorino, S OBP: 0.322, SLG: 0.471	L8			6 1B	27 HR		27 FC3-2		27 SF8	3	3	2	2	2	0	0	Philadelphia Phillies @ New York Yankees Yankee Stadium, Bronx, NY Thu Jun 17 2010, 7:09 PM - 10:23 PM EDT Att: 47,204 - Cloudy - 71 F								
26 Chase Utley, L OBP: 0.377, SLG: 0.451	K			P5	P3		27 FC3-2		28 S	3	1	0	0	2	1	1									
27 Placido Polanco, R OBP: 0.343, SLG: 0.432	G4-3			FC5			28 1B		SF8	4	0	1	1	0	0	4									
6 Ryan Howard, L OBP: 0.341, SLG: 0.463	G4-3						K		SF9	4	0	1	2	0	2	4									
28 Javson Werth, R OBP: 0.369, SLG: 0.544	K			F8			1B		29 2B	4	0	1	0	1	1	2									
29 Raul Ibanez, L OBP: 0.337, SLG: 0.389	F7			K			K		10 1B	5	0	1	1	0	2	4									
10 Ben Francisco, R OBP: 0.301, SLG: 0.292	G4-3			L5			K		2B	5	0	1	0	0	2	2									
Carlos Ruiz, R OBP: 0.401, SLG: 0.369	F9				21 HR		21 SH1-4		21 1B	3	2	2	0	1	0	0									
21 Wilson Valdez, R OBP: 0.252, SLG: 0.330	G5-3			G6-3			SH1-4		26 BB	3	1	1	1	0	0	1									
Inning Stats	R: 0 E: 0 K: 1 S: 6	H: 0 LOB: 0 BB: 0 P: 8	R: 0 E: 0 K: 1 S: 8	H: 0 LOB: 0 BB: 0 P: 13	R: 0 E: 0 K: 0 S: 6	H: 0 LOB: 0 BB: 0 P: 10	R: 1 E: 1 K: 1 S: 13	H: 2 LOB: 2 BB: 0 P: 16	R: 2 E: 0 K: 0 S: 8	H: 1 LOB: 0 BB: 1 P: 16	R: 0 E: 0 K: 3 S: 16	H: 2 LOB: 2 BB: 0 P: 22	R: 0 E: 0 K: 1 S: 11	H: 1 LOB: 3 BB: 2 P: 23	R: 0 E: 0 K: 1 S: 11	H: 0 LOB: 0 BB: 0 P: 18		R: 4 E: 0 K: 0 S: 26	H: 4 LOB: 3 BB: 3 P: 44	1B: 6 2B: 3 3B: 0 HR: 1	SF: 2 SAC: 1 DP: 0 HBP: 0	WP: 0 PB: 0 CS: 0	PA: 43		
PITCHER	IP	WLS	BF	H	R	ER	SO	BB	IBB	HBP	BLK	WP	HR	S	P	ERA	WHIP								
46 Andy Pettite, L ERA: 2.47	7.0	L	31	6	3	2	7	2	1	0	0	0	1	68	108	2.57	1.143								
30 David Robertson, R ERA: 5.48	1.0		3	0	0	0	1	0	0	0	0	0	0	11	18	0.00	0.000								
62 Joba Chamberlain, R ERA: 5.72	0.0		3	2	3	3	0	1	0	0	0	0	0	5	9	∞	∞								
43 Damaso Marte, L ERA: 3.65	0.2		4	0	0	0	0	2	0	0	0	0	0	17	29	0.00	3.000								
61 Chan Ho Park, R ERA: 5.3	0.1		2	2	1	1	0	0	0	0	0	0	0	4	6	27.00	6.000								

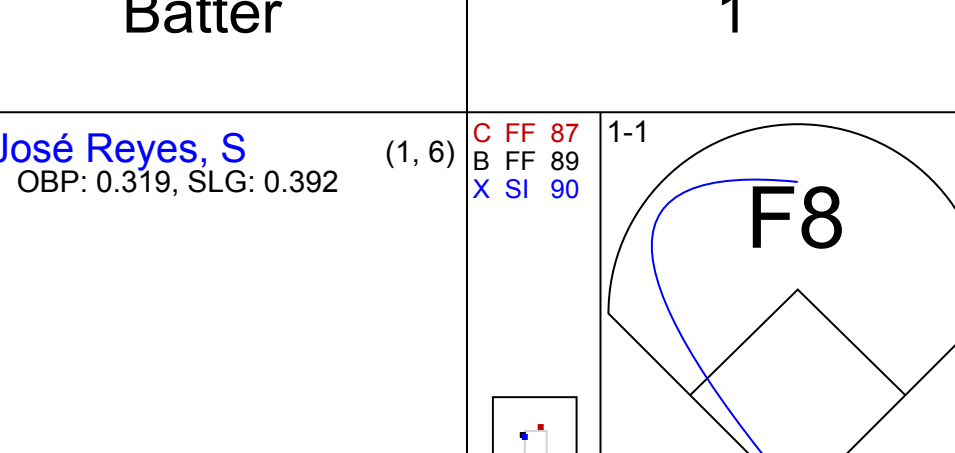
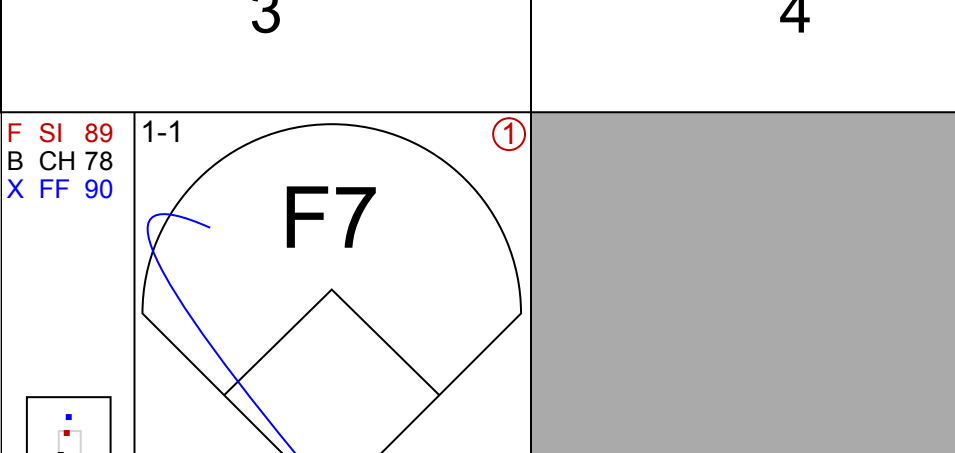
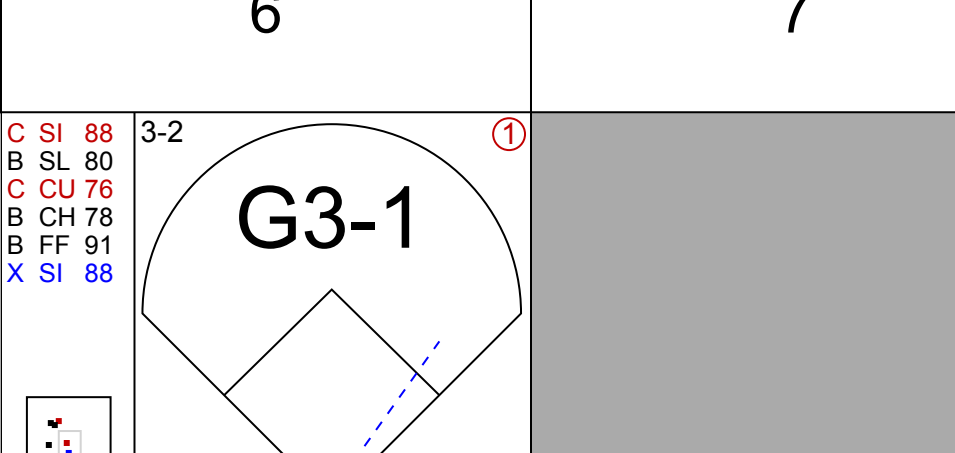
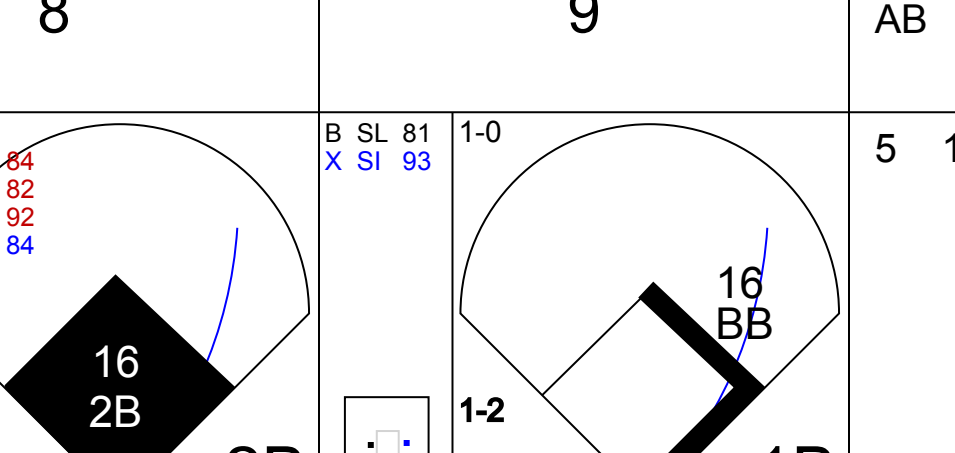

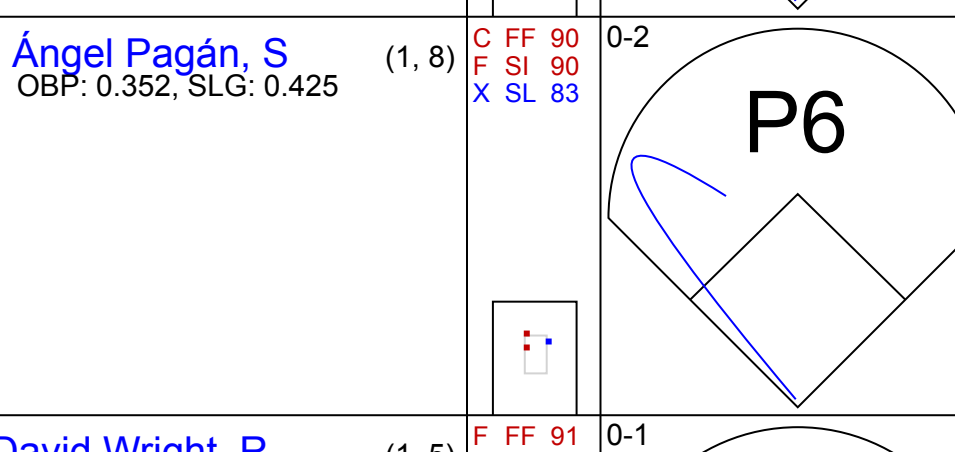
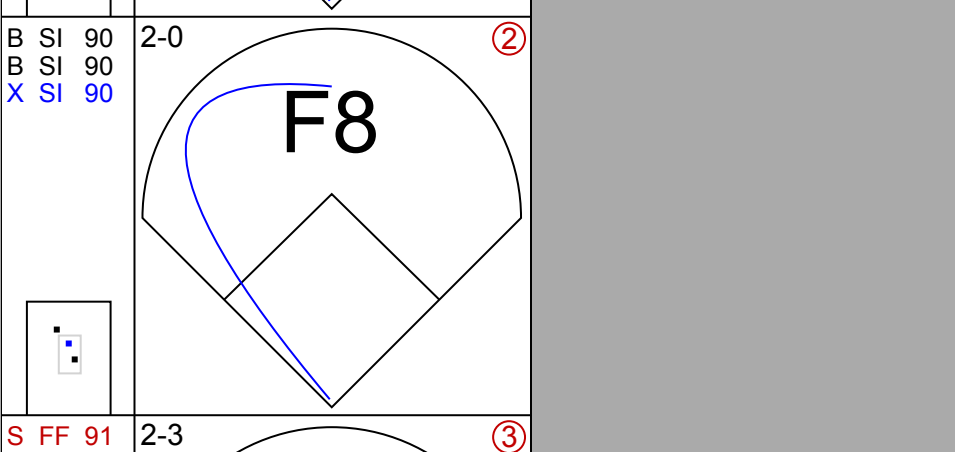
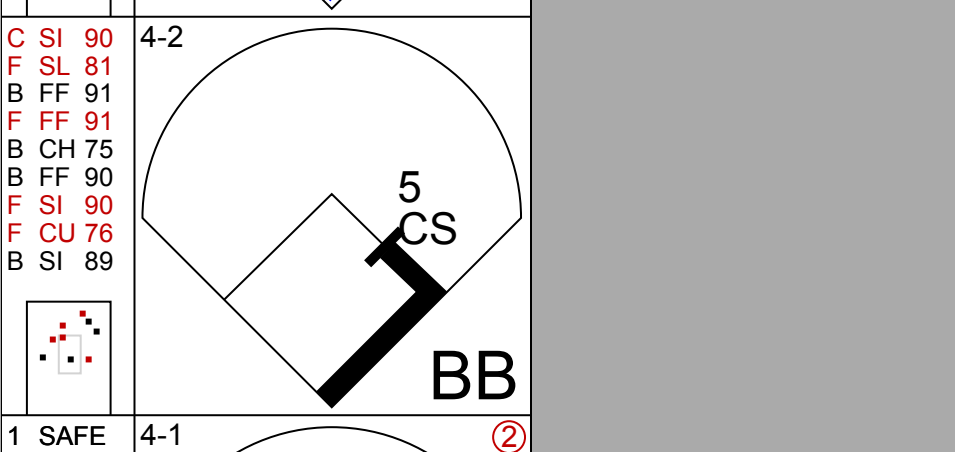
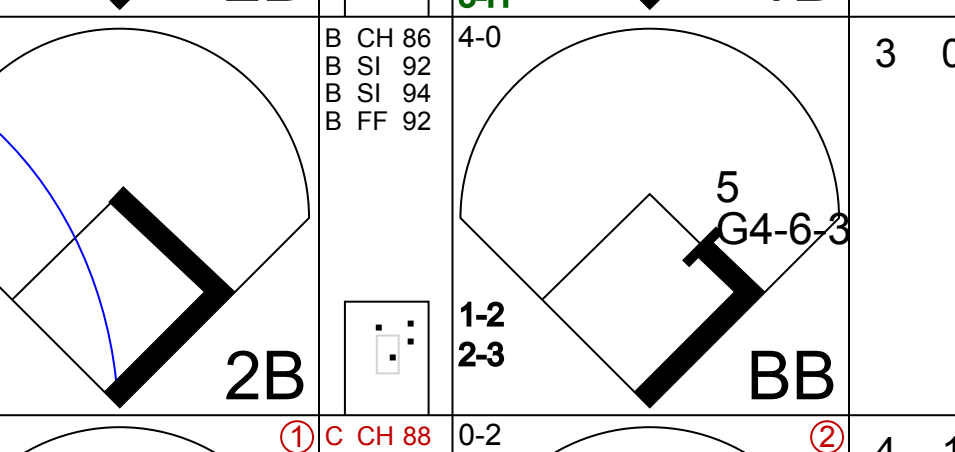
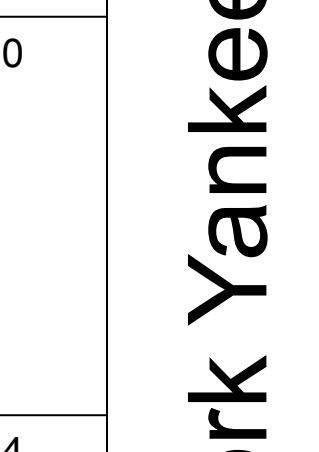
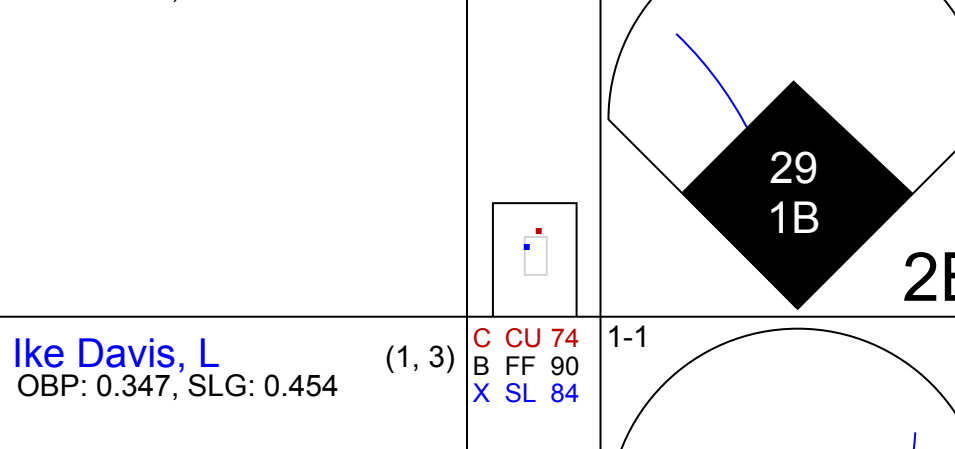
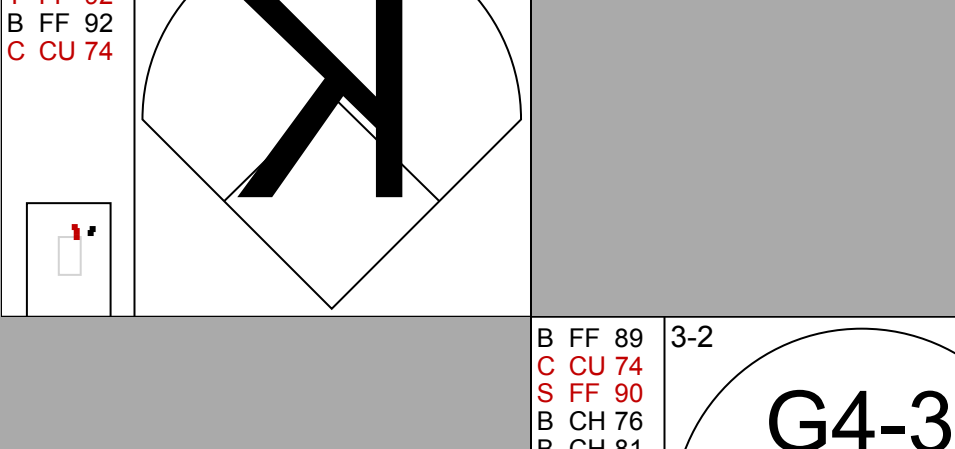

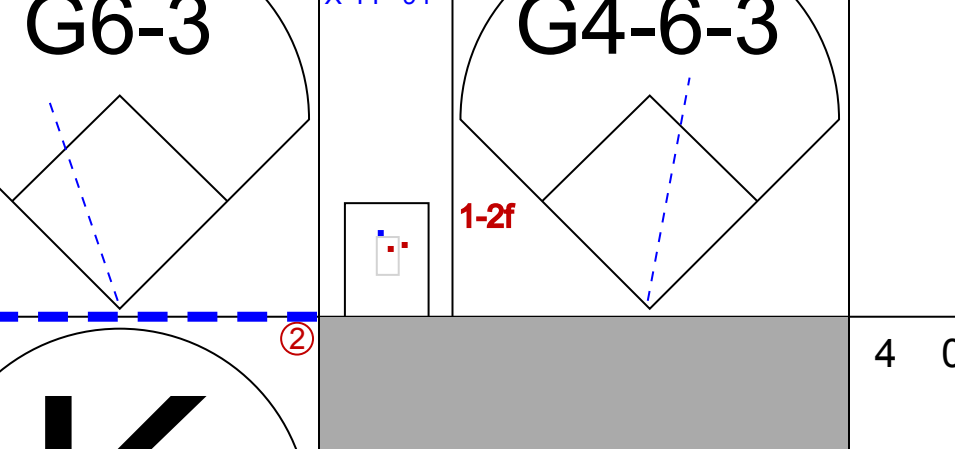
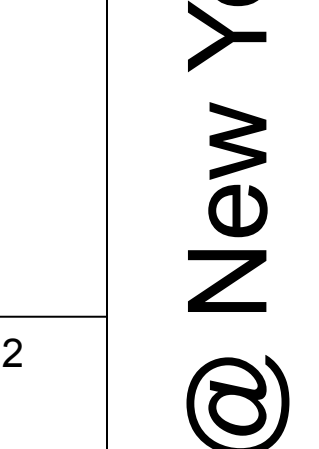
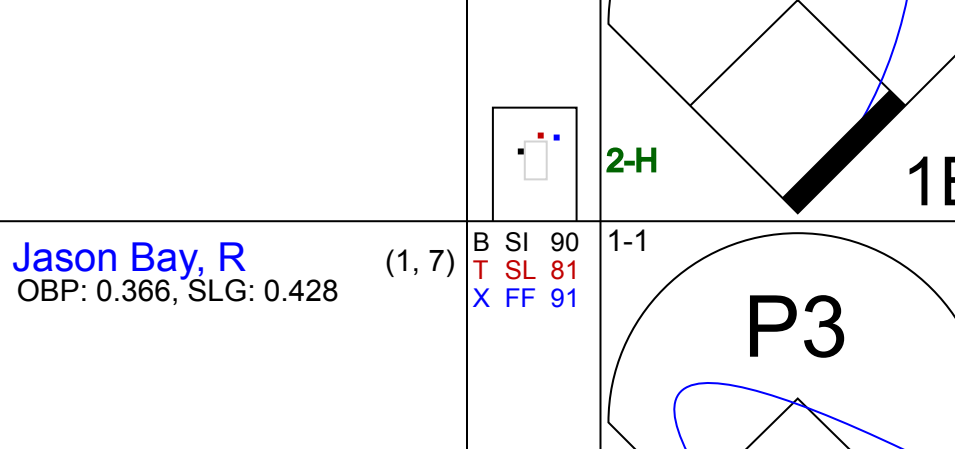
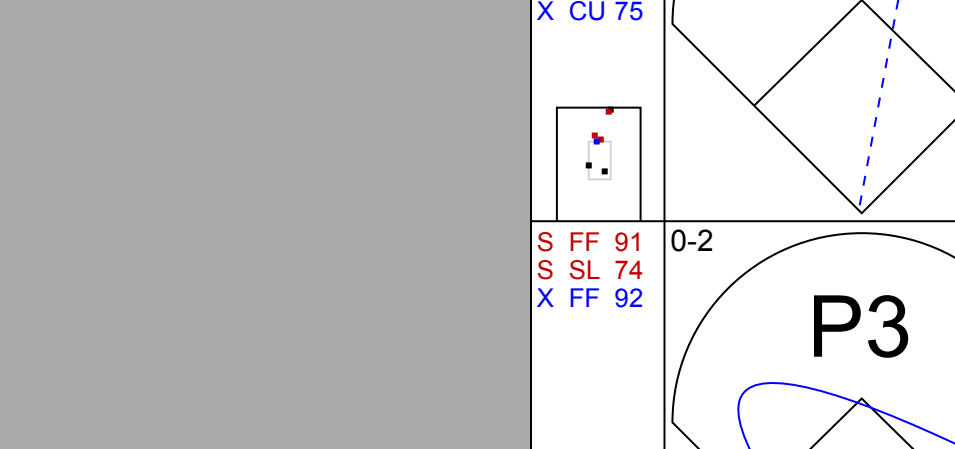
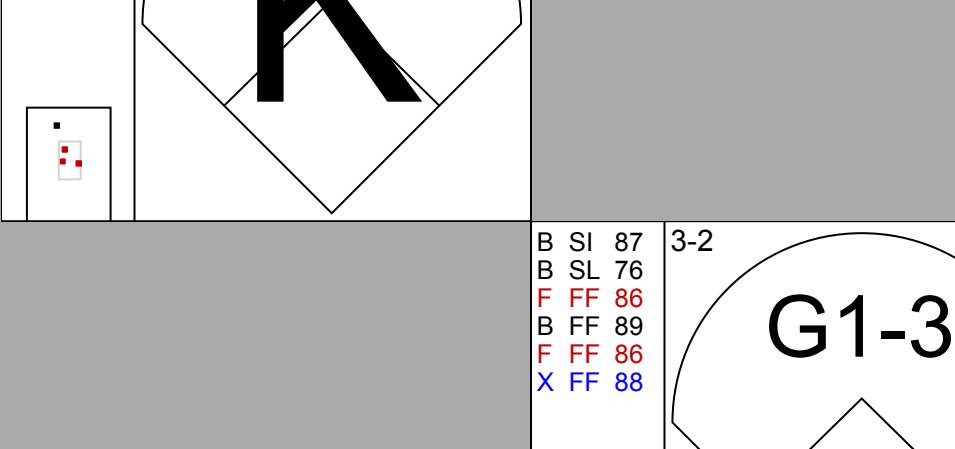
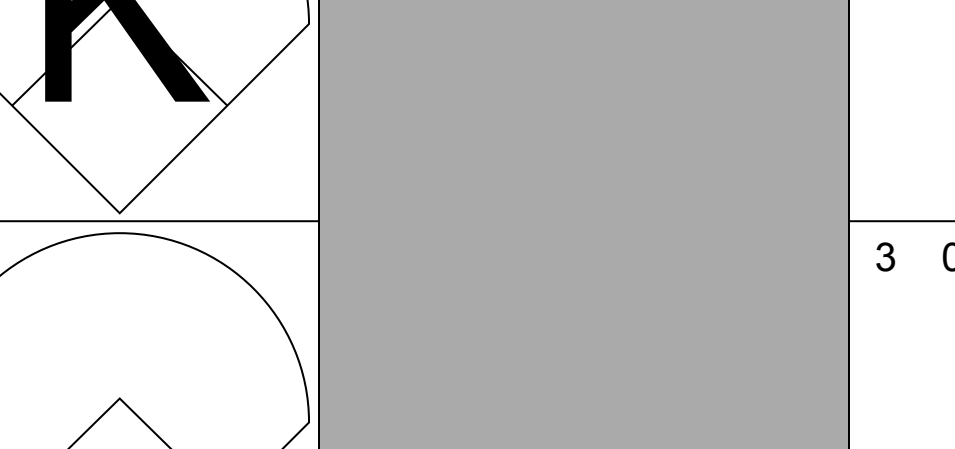
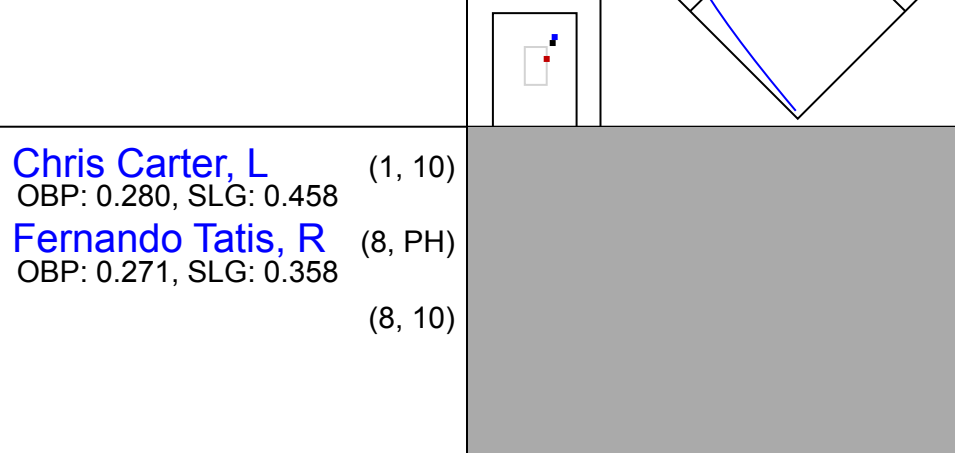
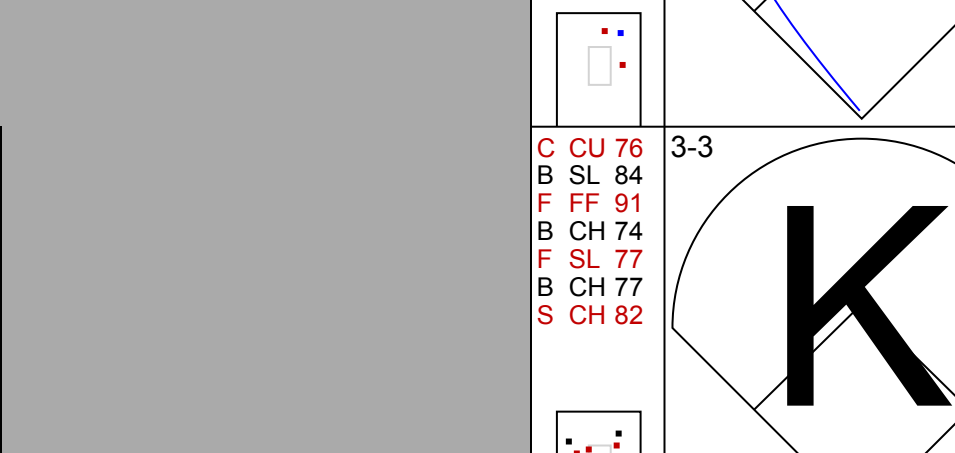
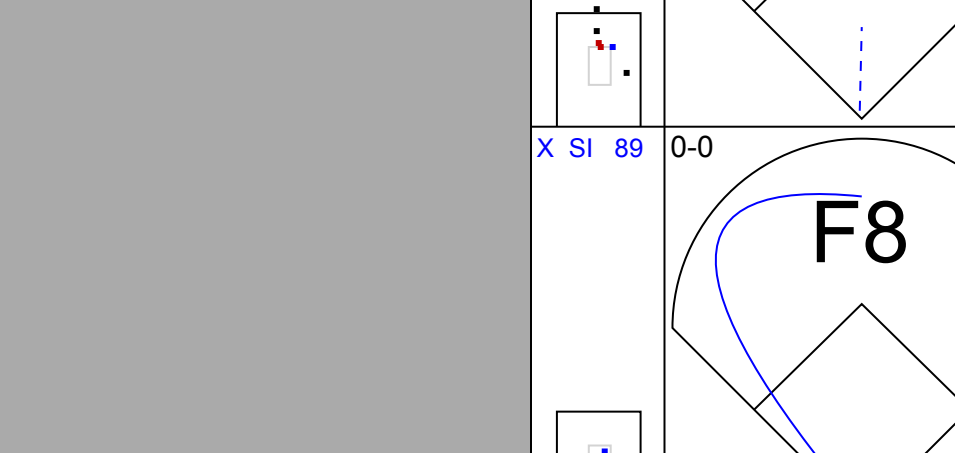
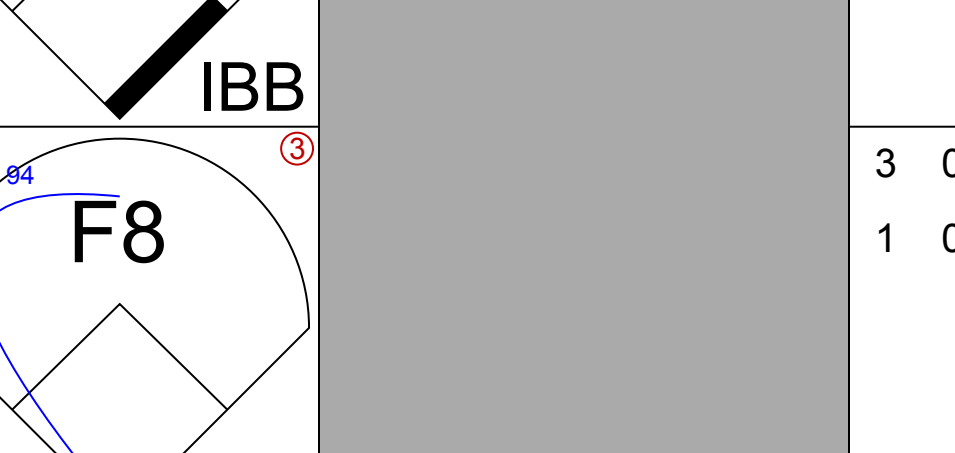
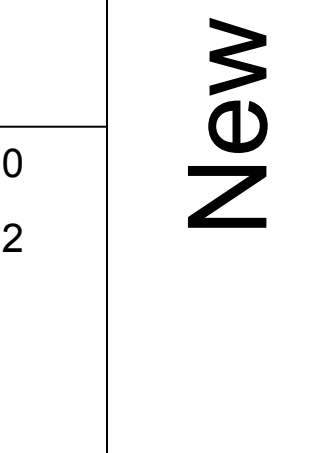
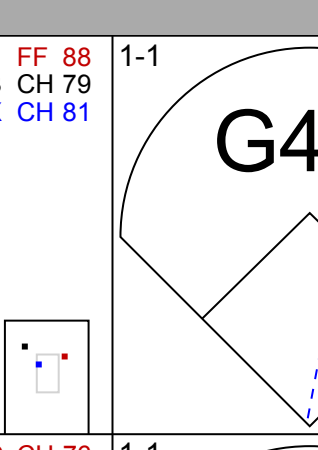
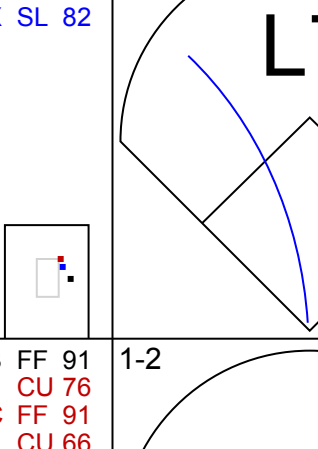
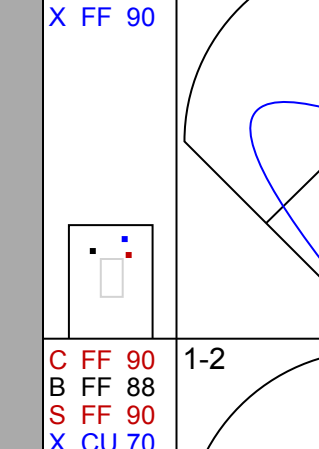
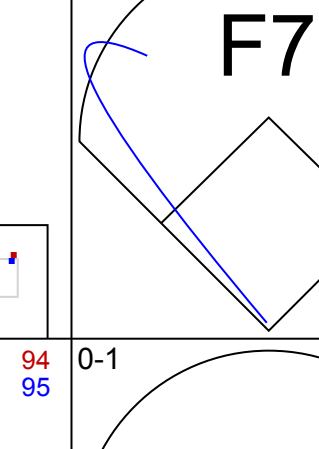
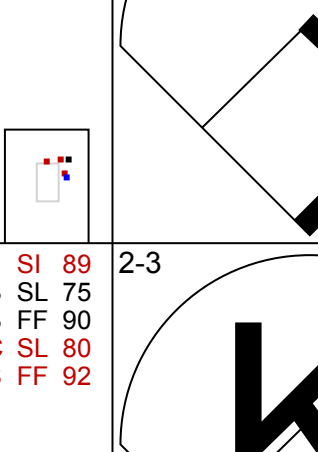
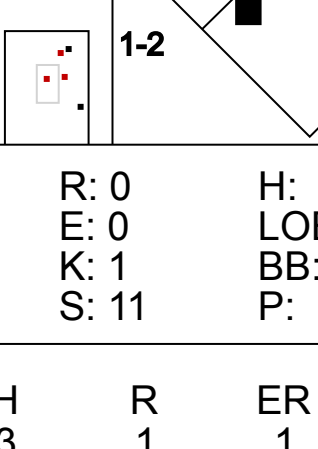
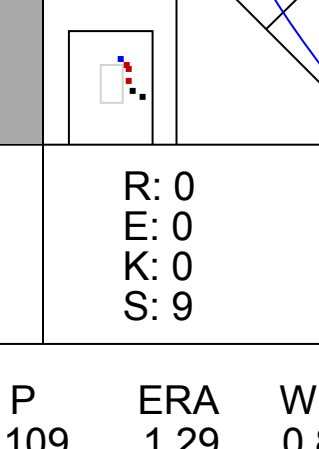
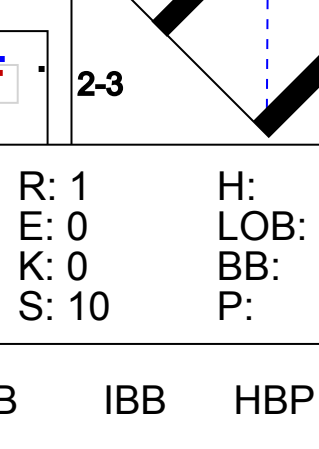

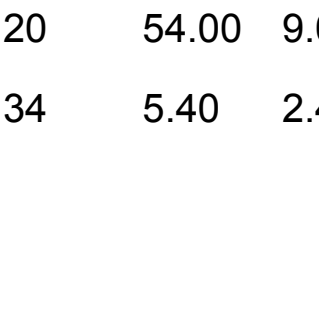





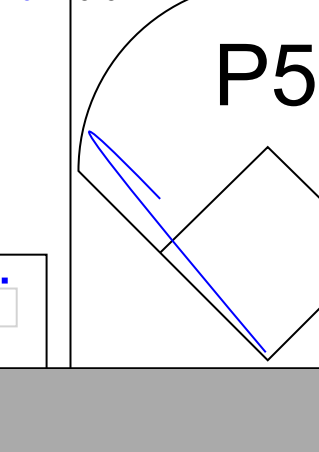
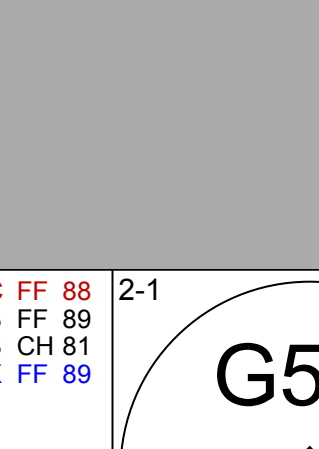
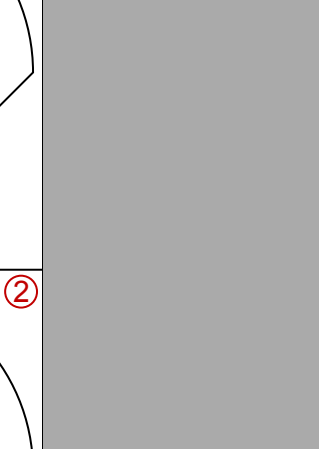


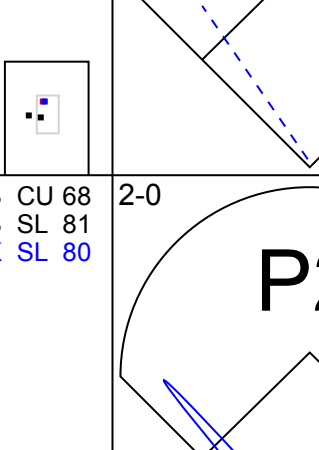



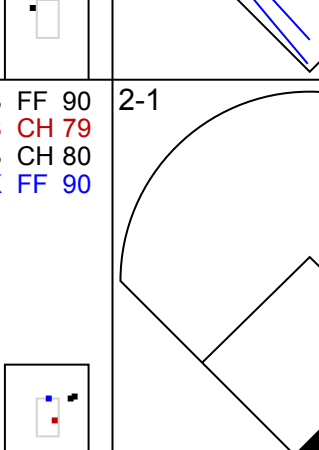
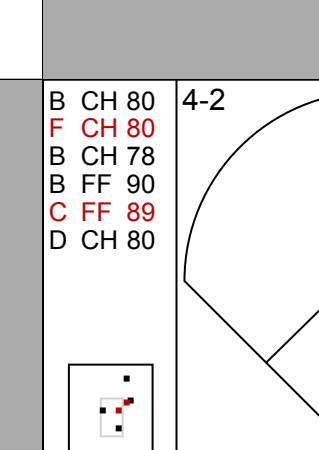

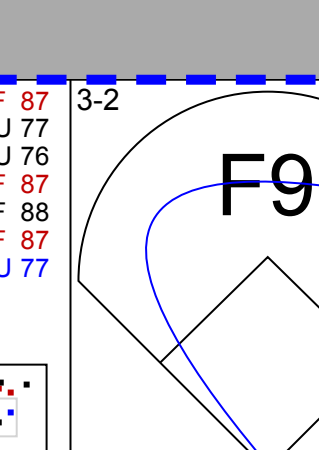
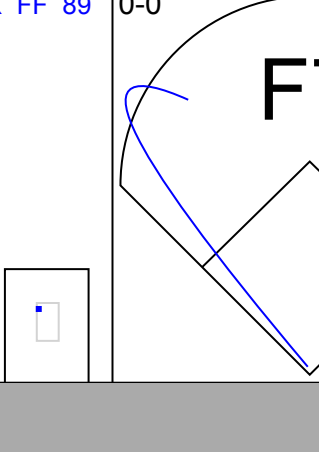
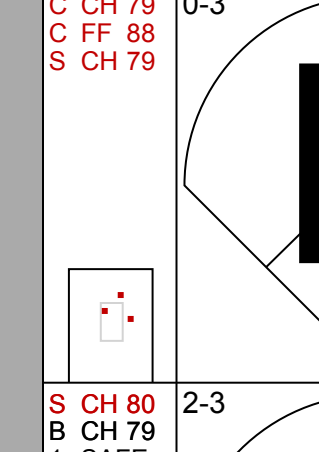
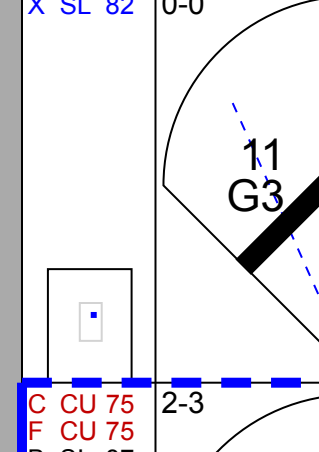
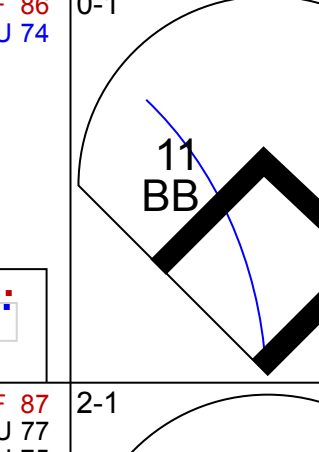

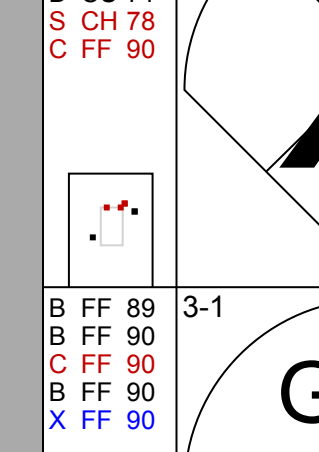
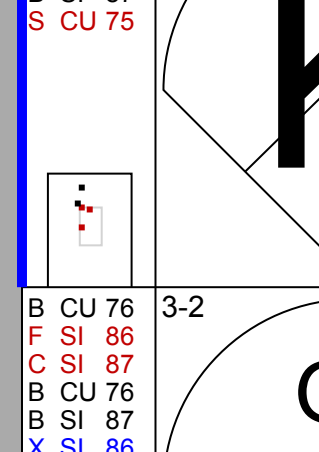
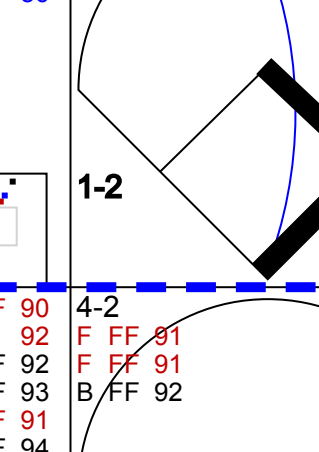
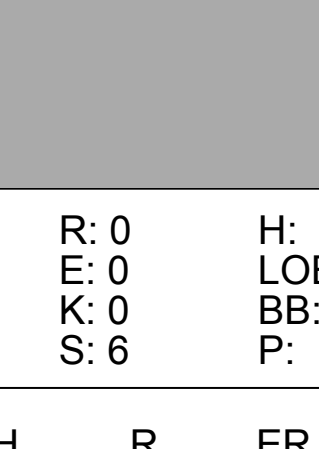
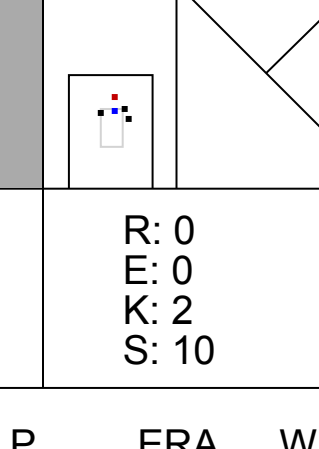
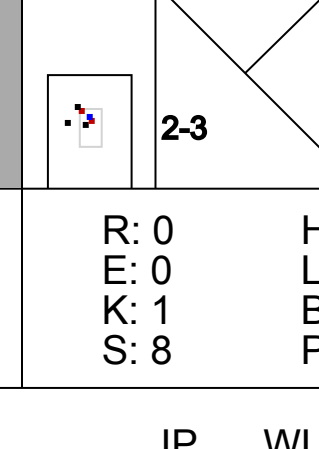
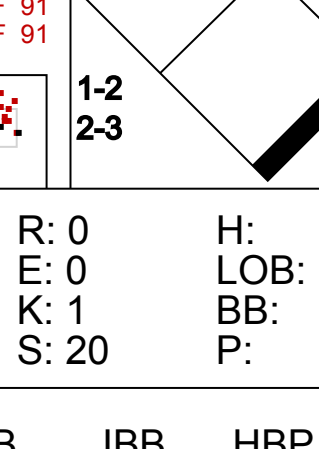
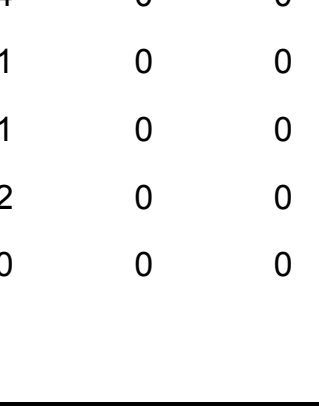
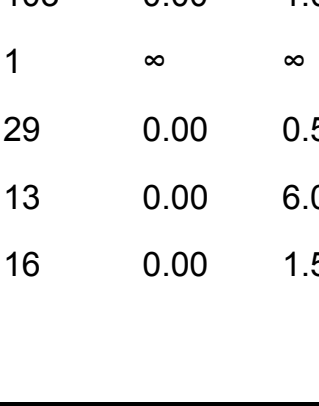


AB	34
R	7
H	10
RBI	7
BB	6
SO	8
LOB	18



Batter	1	2	3	4	5	6	7	8	9	AB	R	H	RBI	BB	SO	LOB	BOTTOM								
2 Derek Jeter, R OBP: 0.337, SLG: 0.423	K			F8			G6-3		K	4	0	0	0	0	2	0	Philadelphia Phillies @ New York Yankees Yankee Stadium, Bronx, NY Thu Jun 17 2010, 7:09 PM - 10:23 PM EDT Att: 47,204 - Cloudy - 71 F								
14 Curtis Granderson, L OBP: 0.317, SLG: 0.449	K			G1-3			F8		G1-3	4	0	0	0	0	1	0									
25 Mark Teixeira, S OBP: 0.344, SLG: 0.392	F8						F8		G4-3	3	1	0	0	1	0	0									
13 Alex Rodriguez, R OBP: 0.361, SLG: 0.481	G6-3			F9			24 1B		F8	4	0	1	0	0	0	0									
24 Robinson Cano, L OBP: 0.416, SLG: 0.617				L9			1B		G2-3	4	0	2	1	0	0	0									
33 Nick Swisher, S OBP: 0.381, SLG: 0.513							F7		P4	3	0	0	0	1	0	2									
11 Brett Gardner, L OBP: 0.396, SLG: 0.423	F7			G4-3			G4-3		L3	3	0	0	0	0	0	2									
17 Francisco Cervelli, R OBP: 0.373, SLG: 0.343	FC5-4								G5-3	3	0	1	0	0	0	2									
19 Ramiro Pena, S OBP: 0.234, SLG: 0.203				K			P5		G4-3	3	0	0	0	0	1	1									
Inning Stats	R: 0 E: 0 K: 2 S: 9	H: 1 LOB: 2 BB: 0 P: 11	R: 0 E: 0 K: 0 S: 12	H: 1 LOB: 1 BB: 0 P: 20	R: 0 E: 0 K: 1 S: 6	H: 0 LOB: 0 BB: 0 P: 8	R: 0 E: 0 K: 0 S: 6	H: 0 LOB: 0 BB: 0 P: 10	R: 0 E: 0 K: 0 S: 9	H: 1 LOB: 1 BB: 0 P: 14	R: 1 E: 0 K: 0 S: 14	H: 2 LOB: 2 BB: 1 P: 25	R: 0 E: 0 K: 0 S: 14	H: 0 LOB: 0 BB: 0 P: 22	R: 0 E: 0 K: 1 S: 11	H: 0 LOB: 0 BB: 0 P: 16		R: 0 E: 0 K: 0 S: 4	H: 0 LOB: 0 BB: 0 P: 5	1B: 4 2B: 0 3B: 0 HR: 0	SF: 0 SAC: 0 DP: 0 HBP: 0	WP: 0 PB: 0 CS: 0	PA: 33		
PITCHER	IP	WLS	BF	H	R	ER	SO	BB	IBB	HBP	BLK	WP	HR	S	P	ERA	WHIP								
38 Kyle Kendrick, R ERA: 4.48	7.0	W	27	4	1	1	3	0	0	0	0	0	0	70	110	1.29	0.857								
52 Jose Contreras, R ERA: 1.23	1.1	H	4	0	0	0	1	0	0	0	0	0	0	12	17	0.00	0.000								
16 J.C. Romero, L ERA: 3.18	0.2		2	0	0	0	0	0	0	0	0	0	0	3	4	0.00	0.000								

AB	31
R	1
H	4
RBI	1
BB	2
SO	4
LOB	7



Batter	1	2	3	4	5	6	7	8	9	AB R H RBI BB SO LOB	TOP
7 José Reyes, S OBP: 0.319, SLG: 0.392										5 1 2 1 0 0 0	<p>New York Mets @ New York Yankees Yankee Stadium, Bronx, NY Fri Jun 18 2010, 7:11 PM - 10:51 PM EDT Att. 49,220 - Clear - 79 F</p>
16 Angel Pagan, S OBP: 0.352, SLG: 0.425									3 0 1 2 2 0 0		
5 David Wright, R OBP: 0.376, SLG: 0.519									4 1 1 0 1 1 4		
29 Ike Davis, L OBP: 0.347, SLG: 0.454									4 0 1 1 0 2 2		
44 Jason Bay, R OBP: 0.366, SLG: 0.428									3 0 0 0 1 0 1		
23 Chris Carter, L OBP: 0.280, SLG: 0.458									3 0 0 0 1 0 0		
17 Fernando Tatis, R OBP: 0.271, SLG: 0.358									4 1 2 0 0 0 1		
21 Rod Barajas, R OBP: 0.279, SLG: 0.484									3 0 0 0 1 0 0		
12 Jeff Francoeur, R OBP: 0.327, SLG: 0.429									4 1 2 0 0 0 1		
11 Rubén Tejada, R OBP: 0.308, SLG: 0.306									3 1 1 0 1 1 1		
									3 0 0 0 1 0 0		
									3 0 0 0 1 0 0		
									3 0 0 0 1 0 0		
									3 0 0 0 1 0 0		
									3 0 0 0 1 0 0		
									3 0 0 0 1 0 0		
									3 0 0 0 1 0 0		
									3 0 0 0 1 0 0		
									3 0 0 0 1 0 0		
									3 0 0 0 1 0 0		
									3 0 0 0 1 0 0		
									3 0 0 0 1 0 0		
									3 0 0 0 1 0 0		
									3 0 0 0 1 0 0		
									3 0 0 0 1 0 0		
									3 0 0 0 1 0 0		
									3 0 0 0 1 0 0		
									3 0 0 0 1 0 0		
									3 0 0 0 1 0 0		
									3 0 0 0 1 0 0		
									3 0 0 0 1 0 0		
									3 0 0 0 1 0 0		
									3 0 0 0 1 0 0		

Batter	1	2	3	4	5	6	7	8	9	AB	R	H	RBI	BB	SO	LOB	TOP										
7 José Reyes, S OBP: 0.318, SLG: 0.409										4	0	0	0	0	0	1											
16 Angel Pagan, S OBP: 0.357, SLG: 0.429										4	0	1	0	0	0	1											
5 David Wright, R OBP: 0.371, SLG: 0.506										4	0	1	0	0	0	2											
29 Ike Davis, L OBP: 0.343, SLG: 0.443										4	0	1	0	0	2	1											
44 Jason Bay, R OBP: 0.367, SLG: 0.423										1	0	0	0	2	0	0											
21 Rod Barajas, R OBP: 0.275, SLG: 0.476										3	0	0	0	0	2	3											
17 Fernando Tatis, R OBP: 0.258, SLG: 0.339										3	0	0	0	0	2	3											
12 Jeff Francoeur, R OBP: 0.319, SLG: 0.418										3	0	0	0	0	0	1											
11 Rubén Tejada, R OBP: 0.310, SLG: 0.333										3	0	1	0	0	0	0											
Inning Stats	R: 0 E: 0 K: 1 S: 8	H: 1 LOB: 1 BB: 0 P: 13	R: 0 E: 0 K: 2 S: 10	H: 0 LOB: 0 BB: 0 P: 16	R: 0 E: 0 K: 0 S: 6	H: 0 LOB: 0 BB: 0 P: 12	R: 0 E: 0 K: 1 S: 8	H: 1 LOB: 0 BB: 0 P: 10	R: 0 E: 0 K: 0 S: 9	H: 1 LOB: 1 BB: 1 P: 15	R: 0 E: 0 K: 1 S: 9	H: 1 LOB: 1 BB: 1 P: 16	R: 0 E: 0 K: 0 S: 8	H: 0 LOB: 0 BB: 0 P: 8	R: 0 E: 0 K: 0 S: 8	H: 0 LOB: 0 BB: 0 P: 13	1B: 3 2B: 1 3B: 0 HR: 0	SF: 0 SAC: 0 DP: 2 HBP: 0	WP: 0 PB: 0 SB: 2 CS: 0	PA: 31							
PITCHER	IP	WLS	BF	H	R	ER	SO	BB	IBB	HBP	BLK	WP	HR	S	P	ERA	WHIP										
52 CC Sabathia, L ERA: 3.68	8.0	W	28	4	0	0	6	2	0	0	0	0	0	66	100	0.00	0.750										
42 Mariano Rivera, R ERA: 1.11	1.0		3	0	0	0	0	0	0	0	0	0	0	8	13	0.00	0.000										

New York Mets @ New York Yankees
 Yankee Stadium, Bronx, NY
 Sun Jun 20 2010, 1:10 PM - 4:13 PM EDT
 Att: 49,240 - Partly Cloudy - 86 F

AB 29
 R 0
 H 4
 RBI 0
 BB 2
 SO 6
 LOB 12



Batter	1	2	3	4	5	6	7	8	9	AB	R	H	RBI	BB	SO	LOB	BOTTOM										
2 Derek Jeter, R OBP: 0.336, SLG: 0.423										4	1	2	0	0	0	0											
33 Nick Swisher, S OBP: 0.377, SLG: 0.502										4	1	1	0	0	1	1											
25 Mark Teixeira, S OBP: 0.344, SLG: 0.410										3	1	1	4	1	2	0											
13 Alex Rodriguez, R OBP: 0.349, SLG: 0.459										4	0	0	0	0	0	2											
19 Ramiro Pena, S OBP: 0.235, SLG: 0.206										0	0	0	0	0	0	0											
24 Robinson Canó, L OBP: 0.416, SLG: 0.607										3	0	0	0	0	0	2											
20 Jorge Posada, S OBP: 0.401, SLG: 0.546										4	0	2	0	0	1	0											
14 Curtis Granderson, L OBP: 0.322, SLG: 0.442										4	0	1	0	0	0	3											
17 Francisco Cervelli, R OBP: 0.375, SLG: 0.368										3	0	1	0	0	0	3											
11 Brett Gardner, L OBP: 0.394, SLG: 0.417										3	1	1	0	0	0	1											
Inning Stats	R: 0 E: 0 K: 1 S: 11	H: 0 LOB: 0 BB: 0 P: 14	R: 0 E: 0 K: 0 S: 14	H: 1 LOB: 2 BB: 0 P: 26	R: 4 E: 0 K: 1 S: 15	H: 4 LOB: 0 BB: 0 P: 22	R: 0 E: 0 K: 0 S: 6	H: 1 LOB: 0 BB: 0 P: 9	R: 0 E: 0 K: 1 S: 11	H: 1 LOB: 2 BB: 1 P: 22	R: 0 E: 0 K: 0 S: 15	H: 1 LOB: 1 BB: 0 P: 21	R: 0 E: 0 K: 1 S: 9	H: 0 LOB: 0 BB: 0 P: 16	R: 0 E: 0 K: 0 S: 7	H: 1 LOB: 1 BB: 0 P: 14	1B: 5 2B: 2 3B: 1 HR: 1	SF: 0 SAC: 0 DP: 1 HBP: 1	WP: 0 PB: 0 SB: 0 CS: 0	PA: 34							
PITCHER	IP	WLS	BF	H	R	ER	SO	BB	IBB	HBP	BLK	WP	HR	S	P	ERA	WHIP										
57 Johan Santana, L ERA: 3.31	6.0	L	27	8	4	4	3	1	0	1	0	0	0	9	114	6.00	1.500										
32 Jenny Meija, R ERA: 3.25	1.0		3	0	0	0	1	0	0	0	0	0	0	9	16	0.00	0.000										
38 Fernando Nieve, R ERA: 5.79	1.0		4	1	0	0	0	0	0	0	0	0	0	7	14	0.00	1.000										

New York Mets @ New York Yankees
 Yankee Stadium, Bronx, NY
 Sun Jun 20 2010, 1:10 PM - 4:13 PM EDT
 Att: 49,240 - Partly Cloudy - 86 F

AB 32
 R 4
 H 9
 RBI 4
 BB 1
 SO 4
 LOB 12



Batter	1	2	3	4	5	6	7	8	9	AB	R	H	RBI	BB	SO	LOB	TOP						
2 Derek Jeter, R OBP: 0.338, SLG: 0.419										5	2	2	0	0	1	2							
30 David Robertson, R (9, 1)										5	2	2	0	0	0	2							
33 Nick Swisher, S OBP: 0.378, SLG: 0.512										5	1	2	1	0	0	2							
25 Mark Teixeira, S OBP: 0.343, SLG: 0.406										5	1	2	1	0	0	2							
13 Alex Rodriguez, R OBP: 0.353, SLG: 0.474										3	2	2	3	1	1	0							
19 Ramiro Pena, S OBP: 0.232, SLG: 0.203										1	0	0	0	0	0	0							
24 Robinson Cano, L OBP: 0.412, SLG: 0.597										4	1	1	1	0	0	2							
20 Jorge Posada, S OBP: 0.389, SLG: 0.527										3	0	0	1	0	1	0							
14 Curtis Granderson, L OBP: 0.313, SLG: 0.426										4	1	1	1	0	1	0							
11 Brett Gardner, L OBP: 0.402, SLG: 0.422										3	0	0	0	1	2	2							
46 Andy Pettitte, L OBP: 0.333, SLG: 0.333										3	0	1	0	0	2	1							
27 Colin Curtis, L OBP: 0.500, SLG: 1.000										1	0	1	2	0	0	0							
62 Joba Chamberlain, R (8, 1)										0	0	0	0	0	0	0							
26 Kevin Russo, R OBP: 0.280, SLG: 0.239										0	0	0	0	0	0	0							
Inning Stats	R: 2 E: 0 K: 0 S: 9	H: 2 LOB: 0 BB: 0 P: 12	R: 0 E: 0 K: 3 S: 11	H: 0 LOB: 0 BB: 0 P: 16	R: 1 E: 0 K: 1 S: 16	H: 3 LOB: 2 BB: 0 P: 25	R: 0 E: 0 K: 1 S: 7	H: 0 LOB: 0 BB: 0 P: 10	R: 0 E: 0 K: 1 S: 14	H: 1 LOB: 1 BB: 0 P: 22	R: 0 E: 0 K: 1 S: 6	H: 0 LOB: 0 BB: 0 P: 7	R: 0 E: 0 K: 1 S: 10	H: 0 LOB: 1 BB: 1 P: 17	R: 6 E: 0 K: 0 S: 15	H: 6 LOB: 1 BB: 1 P: 27	R: 0 E: 0 K: 0 S: 8	H: 0 LOB: 0 BB: 0 P: 11	1B: 9 2B: 3 HR: 1	SF: 1 SAC: 0 DP: 1 HBP: 0	WP: 0 PB: 0 CS: 0 SB: 1	PA: 40	
PITCHER	IP WLS BF H R ER SO BB IBB HBP BLK WP HR S P ERA WHIP	IP WLS BF H R ER SO BB IBB HBP BLK WP HR S P ERA WHIP	IP WLS BF H R ER SO BB IBB HBP BLK WP HR S P ERA WHIP	IP WLS BF H R ER SO BB IBB HBP BLK WP HR S P ERA WHIP	IP WLS BF H R ER SO BB IBB HBP BLK WP HR S P ERA WHIP	IP WLS BF H R ER SO BB IBB HBP BLK WP HR S P ERA WHIP	IP WLS BF H R ER SO BB IBB HBP BLK WP HR S P ERA WHIP	IP WLS BF H R ER SO BB IBB HBP BLK WP HR S P ERA WHIP	IP WLS BF H R ER SO BB IBB HBP BLK WP HR S P ERA WHIP	IP WLS BF H R ER SO BB IBB HBP BLK WP HR S P ERA WHIP	IP WLS BF H R ER SO BB IBB HBP BLK WP HR S P ERA WHIP	IP WLS BF H R ER SO BB IBB HBP BLK WP HR S P ERA WHIP	IP WLS BF H R ER SO BB IBB HBP BLK WP HR S P ERA WHIP	IP WLS BF H R ER SO BB IBB HBP BLK WP HR S P ERA WHIP	IP WLS BF H R ER SO BB IBB HBP BLK WP HR S P ERA WHIP	IP WLS BF H R ER SO BB IBB HBP BLK WP HR S P ERA WHIP	IP WLS BF H R ER SO BB IBB HBP BLK WP HR S P ERA WHIP	IP WLS BF H R ER SO BB IBB HBP BLK WP HR S P ERA WHIP	IP WLS BF H R ER SO BB IBB HBP BLK WP HR S P ERA WHIP	IP WLS BF H R ER SO BB IBB HBP BLK WP HR S P ERA WHIP	IP WLS BF H R ER SO BB IBB HBP BLK WP HR S P ERA WHIP	IP WLS BF H R ER SO BB IBB HBP BLK WP HR S P ERA WHIP	IP WLS BF H R ER SO BB IBB HBP BLK WP HR S P ERA WHIP

New York Yankees @ Arizona Diamondbacks
Chase Field, Phoenix, AZ
Tue Jun 22 2010, 6:41 PM - 9:46 PM MST
Att.: 45,785 - Roof Closed - 79 F

AB	37
R	9
H	12
RBI	9
BB	2
SO	8
LOB	11



Batter	1	2	3	4	5	6	7	8	9	AB	R	H	RBI	BB	SO	LOB	BOTTOM						
2 Kelly Johnson, L OBP: 0.369, SLG: 0.508										5	0	2	1	0	1	3							
5 Cole Gillespie, R OBP: 0.298, SLG: 0.432										5	0	1	0	0	3	2							
6 Stephen Drew, L OBP: 0.338, SLG: 0.421										3	0	0	0	1	1	2							
10 Justin Upton, R OBP: 0.340, SLG: 0.459										4	0	2	0	0	1	1							
24 Chris Young, R OBP: 0.337, SLG: 0.475										4	0	0	0	0	2	3							
8 Gerardo Parra, L OBP: 0.312, SLG: 0.408										0	0	0	0	0	0	0							
25 Adam LaRoche, L OBP: 0.344, SLG: 0.460										3	1	0	0	1	1	2							
27 Mark Reynolds, R OBP: 0.333, SLG: 0.487										3	1	1	0	0	1	1							
3 Tony Abreu, S OBP: 0.267, SLG: 0.333										1	0	0	0	0	0	0							
19 Chris Snyder, R OBP: 0.345, SLG: 0.427										3	1	1	0	1	0	0							
15 Dan Haren, R ERA: 2.48										2	0	2	2	0	0	0							
4 Rusdy Ryals, R OBP: 0.346, SLG: 0.307										1	0	0	0	0	0	0							
32 Estimerling Vasquez, R ERA: 5.34										0	0	0	0	0	0	0							
50 Chad Qualls, R (8, 1)										0	0	0	0	0	0	0							
38 Sam Demel, R (8, PH)										0	0	0	0	0	0	0							
11 Aigle Ojeda, S OBP: 0.250, SLG: 0.181										1	0	0	0	0	1	1							
Inning Stats	R: 0 E: 0 K: 1 S: 9	H: 0 LOB: 0 BB: 0 P: 14	R: 2 E: 0 K: 1 S: 21	H: 3 LOB: 2 BB: 2 P: 30	R: 0 E: 0 K: 1 S: 10	H: 0 LOB: 0 BB: 0 P: 13	R: 0 E: 0 K: 2 S: 8	H: 0 LOB: 0 BB: 0 P: 12	R: 0 E: 0 K: 1 S: 13	H: 2 LOB: 2 BB: 0 P: 19	R: 0 E: 0 K: 0 S: 5	H: 1 LOB: 1 BB: 0 P: 11	R: 0 E: 0 K: 1 S: 7	H: 1 LOB: 1 BB: 0 P: 14	R: 0 E: 0 K: 2 S: 11	H: 0 LOB: 1 BB: 1 P: 19	R: 1 E: 0 K: 2 S: 20	H: 2 LOB: 1 BB: 0 P: 30	1B: 7 2B: 2 HR: 0	SF: 0 SAC: 0 DP: 0 HBP: 0	WP: 1 PB: 0 CS: 0 SB: 0	PA: 38	
PITCHER	IP WLS BF H R ER SO BB IBB HBP BLK WP HR S P ERA WHIP	IP WLS BF H R ER SO BB IBB HBP BLK WP HR S P ERA WHIP	IP WLS BF H R ER SO BB IBB HBP BLK WP HR S P ERA WHIP	IP WLS BF H R ER SO BB IBB HBP BLK WP HR S P ERA WHIP	IP WLS BF H R ER SO BB IBB HBP BLK WP HR S P ERA WHIP	IP WLS BF H R ER SO BB IBB HBP BLK WP HR S P ERA WHIP	IP WLS BF H R ER SO BB IBB HBP BLK WP HR S P ERA WHIP	IP WLS BF H R ER SO BB IBB HBP BLK WP HR S P ERA WHIP	IP WLS BF H R ER SO BB IBB HBP BLK WP HR S P ERA WHIP	IP WLS BF H R ER SO BB IBB HBP BLK WP HR S P ERA WHIP	IP WLS BF H R ER SO BB IBB HBP BLK WP HR S P ERA WHIP	IP WLS BF H R ER SO BB IBB HBP BLK WP HR S P ERA WHIP	IP WLS BF H R ER SO BB IBB HBP BLK WP HR S P ERA WHIP	IP WLS BF H R ER SO BB IBB HBP BLK WP HR S P ERA WHIP	IP WLS BF H R ER SO BB IBB HBP BLK WP HR S P ERA WHIP	IP WLS BF H R ER SO BB IBB HBP BLK WP HR S P ERA WHIP	IP WLS BF H R ER SO BB IBB HBP BLK WP HR S P ERA WHIP	IP WLS BF H R ER SO BB IBB HBP BLK WP HR S P ERA WHIP	IP WLS BF H R ER SO BB IBB HBP BLK WP HR S P ERA WHIP	IP WLS BF H R ER SO BB IBB HBP BLK WP HR S P ERA WHIP	IP WLS BF H R ER SO BB IBB HBP BLK WP HR S P ERA WHIP	IP WLS BF H R ER SO BB IBB HBP BLK WP HR S P ERA WHIP	IP WLS BF H R ER SO BB IBB HBP BLK WP HR S P ERA WHIP

New York Yankees @ Arizona Diamondbacks
Chase Field, Phoenix, AZ
Tue Jun 22 2010, 6:41 PM - 9:46 PM MST
Att.: 45,785 - Roof Closed - 79 F

AB	35
R	3
H	9
RBI	3
BB	3
SO	11
LOB	15



Batter	1	2	3	4	5	6	7	8	9	10	AB	R	H	RBI	BB	SO	LOB	TOP		
2 Derek Jeter, R OBP: 0.338, SLG: 0.413			FC5-4 25 BB, 33 BB	G6-3		G6-4-3			G5-4-3		4	3	0	0	2	0	6	New York Yankees @ Arizona Diamondbacks Chase Field, Phoenix, AZ Wed Jun 23 2010, 6:41 PM - 10:47 PM MST Att. 46,333 - Roof Closed - 80 F livebaseballscorecards.com		
33 Nick Swisher, S OBP: 0.382, SLG: 0.510			G6-3			K			G3-1		3	0	1	1	2	1	0			
26 Kevin Russo, R OBP: 0.269, SLG: 0.239			G6-3			K2-3			G3-1		0	0	0	0	0	0	0			
42 Mariano Rivera, R			G6-3			K			G3-1		1	0	0	0	0	0	1			
25 Mark Teixeira, S OBP: 0.347, SLG: 0.405			G6-3			K			G3-1		3	0	1	0	2	1	2			
13 Alex Rodriguez, R OBP: 0.358, SLG: 0.472			G6-3			K			SF9		1	0	0	2	3	1	0			
24 Robinson Cano, L OBP: 0.412, SLG: 0.592			G4-6-3			F7-4-3			SF9		4	0	1	0	1	1	7			
17 Francisco Cervelli, R OBP: 0.369, SLG: 0.307			G4-6-3			F7-4-3			IBB		5	1	1	0	0	2	3			
14 Curtis Granderson, L OBP: 0.321, SLG: 0.455			B2-3			F9			K		5	2	3	1	0	1	1			
11 Brett Gardner, L OBP: 0.402, SLG: 0.422			L8			K			K		5	0	2	1	0	1	2			
31 Javier Vazquez, R OBP: 0.366, SLG: 0.500			G6-3			G4-3			K		0	0	0	0	2	0	0			
27 Colin Curtis, L OBP: 0.300, SLG: 0.200			G6-3			G4-3			K		1	0	1	1	0	0	0			
43 Damaso Marte, L ERA: 4.9			G6-3			G4-3			K		0	0	0	0	0	0	0			
30 David Robertson, R ERA: 5.4			G6-3			G4-3			K		0	0	0	0	0	0	0			
20 Jorge Posada, S OBP: 0.385, SLG: 0.525			G6-3			G4-3			K		1	0	0	0	0	0	2			
62 Joba Chamberlain, R OBP: 0.333, SLG: 0.143			G6-3			G4-3			K		0	0	0	0	1	0	0			
22 Aaron Heilman, R ERA: 3.66			G6-3			G4-3			K		0	0	0	0	1	0	0			
Inning Stats	R: 1 E: 0 K: 1 S: 8	H: 1 LOB: 2 BB: 3 P: 26	R: 0 E: 0 K: 1 S: 9	H: 0 LOB: 0 BB: 0 P: 14	R: 1 E: 0 K: 0 S: 12	H: 0 LOB: 2 BB: 4 P: 29	R: 0 E: 0 K: 1 S: 9	H: 1 LOB: 2 BB: 1 P: 16	R: 0 E: 0 K: 3 S: 10	H: 0 LOB: 0 BB: 0 P: 16	R: 0 E: 0 K: 2 S: 16	H: 2 LOB: 2 BB: 0 P: 21	R: 1 E: 0 K: 1 S: 13	H: 0 LOB: 2 BB: 3 P: 25	R: 1 E: 0 K: 0 S: 14	H: 2 LOB: 1 BB: 1 P: 22	1B: 7 2B: 4 3B: 0 HR: 1	SF: 1 SAC: 0 DP: 5 HBP: 0	WP: 1 PB: 0 SB: 2 CS: 2	PA: 47
PITCHER	IP 2.1	WLS 13	BF 13	H 1	R 2	ER 2	SO 2	BB 7	IBB 0	HBP 0	BLK 0	WP 1	HR 0	S 27	P 66	ERA 7.71	WHIP 3.429			
35 Dontrelle Willis, L ERA: 4.9	IP 3.0	WLS 5	BF 14	H 2	R 2	ER 2	SO 1	BB 2	IBB 0	HBP 0	BLK 0	WP 0	HR 0	S 26	P 42	ERA 6.00	WHIP 2.333			
55 Blaine Boyer, R ERA: 5.0	IP 1.2	WLS 4	BF 5	H 0	R 0	ER 0	SO 3	BB 0	IBB 0	HBP 0	BLK 0	WP 0	HR 0	S 12	P 19	ERA 0.000	WHIP 0.000			
38 Sam Demel, R ERA: 8.03	IP 1.0	WLS 5	BF 2	H 0	R 0	ER 0	SO 2	BB 0	IBB 0	HBP 0	BLK 0	WP 0	HR 0	S 16	P 21	ERA 0.000	WHIP 2.000			
58 Juan Gutierrez, R ERA: 3.66	IP 1.0	WLS 6	BF 0	H 1	R 1	ER 1	SO 1	BB 2	IBB 1	HBP 0	BLK 0	WP 0	HR 0	S 13	P 25	ERA 9.000	WHIP 2.000			

Batter	1	2	3	4	5	6	7	8	9	10	AB	R	H	RBI	BB	SO	LOB	BOTTOM						
2 Kelly Johnson, L OBP: 0.366, SLG: 0.500			F8			G3			F9		4	0	0	0	1	0	1	New York Yankees @ Arizona Diamondbacks Chase Field, Phoenix, AZ Wed Jun 23 2010, 6:41 PM - 10:47 PM MST Att. 46,333 - Roof Closed - 80 F livebaseballscorecards.com						
6 Stephen Drew, L OBP: 0.339, SLG: 0.421			G3-1			P5			K		5	1	2	0	0	1	0							
10 Justin Upton, R OBP: 0.341, SLG: 0.461			G3-1			F8			K		5	1	2	0	0	1	0							
26 Miguel Montero, L OBP: 0.491, SLG: 0.673			F9			F8			K		5	1	2	0	0	1	0							
24 Chris Young, R OBP: 0.338, SLG: 0.476			F9			F8			K		5	1	2	0	0	1	0							
25 Adam LaRoche, L OBP: 0.349, SLG: 0.461			F9			F8			K		5	1	2	0	0	1	0							
27 Mark Reynolds, R OBP: 0.331, SLG: 0.479			F9			F8			K		5	1	2	0	0	1	0							
8 Gerardo Parra, L OBP: 0.303, SLG: 0.396			F9			F8			K		5	1	2	0	0	1	0							
35 Dontrelle Willis, L OBP: 0.300, SLG: 0.200			F9			F8			K		5	1	2	0	0	1	0							
55 Blaine Boyer, R ERA: 4.9			F9			F8			K		5	1	2	0	0	1	0							
38 Sam Demel, R ERA: 5.1			F9			F8			K		5	1	2	0	0	1	0							
3 Tony Abreu, S OBP: 0.300, SLG: 0.341			F9			F8			K		5	1	2	0	0	1	0							
58 Juan Gutierrez, R ERA: 5.7			F9			F8			K		5	1	2	0	0	1	0							
22 Aaron Heilman, R ERA: 3.66			F9			F8			K		5	1	2	0	0	1	0							
4 Rusby Ryan, R OBP: 0.341, SLG: 0.382			F9			F8			K		5	1	2	0	0	1	0							
49 Carlos Rosa, R ERA: 1.0			F9			F8			K		5	1	2	0	0	1	0							
Inning Stats	R: 2 E: 0 K: 1 S: 12	H: 3 LOB: 2 BB: 2 P: 29	R: 0 E: 0 K: 0 S: 8	H: 0 LOB: 0 BB: 0 P: 12	R: 0 E: 0 K: 0 S: 4	H: 0 LOB: 0 BB: 0 P: 7	R: 2 E: 0 K: 0 S: 18	H: 3 LOB: 1 BB: 0 P: 28	R: 0 E: 0 K: 0 S: 9	H: 0 LOB: 0 BB: 0 P: 9	R: 1 E: 0 K: 0 S: 13	H: 0 LOB: 1 BB: 2 P: 27	R: 0 E: 0 K: 1 S: 7	H: 1 LOB: 0 BB: 0 P: 10	R: 0 E: 0 K: 2 S: 11	H: 1 LOB: 2 BB: 1 P: 18	R: 0 E: 0 K: 1 S: 15	H: 0 LOB: 0 BB: 0 P: 19	R: 0 E: 0 K: 1 S: 12	H: 2 LOB: 3 BB: 1 P: 21	1B: 8 2B: 2 3B: 0 HR: 0	SF: 0 SAC: 0 DP: 1 HBP: 0	WP: 1 PB: 0 SB: 1 CS: 0	PA: 43
PITCHER	IP 5.0	WLS 21	BF 21	H 6	R 4	ER 4	SO 1	BB 2	IBB 0	HBP 0	BLK 0	WP 1	HR 0	S 51	P 85	ERA 7.20	WHIP 1.600							
31 Javier Vazquez, R ERA: 5.16	IP 1.0	WLS 5	BF 0	H 1	R 1	ER 0	SO 0	BB 2	IBB 0	HBP 0	BLK 0	WP 0	HR 0	S 13	P 27	ERA 9.000	WHIP 2.000							
43 Damaso Marte, L ERA: 4.05	IP 1.0	WLS 3	BF 1	H 0	R 0	ER 0	SO 1	BB 0	IBB 0	HBP 0	BLK 0	WP 0	HR 0	S 7	P 10	ERA 0.000	WHIP 1.000							
30 David Robertson, R ERA: 5.4	IP 1.0	WLS 5	BF 1	H 0	R 0	ER 0	SO 2	BB 0	IBB 0	HBP 0	BLK 0	WP 0	HR 0	S 11	P 18	ERA 0.000	WHIP 1.000							
62 Joba Chamberlain, R ERA: 5.17	IP 2.0	WLS 9	BF 2	H 0	R 0	ER 0	SO 2	BB 0	IBB 1	HBP 0	BLK 0	WP 0	HR 0	S 27	P 40	ERA 0.000	WHIP 1.000							

Batter	1	2	3	4	5	6	7	8	9	AB	R	H	RBI	BB	SO	LOB	TOP				
2 Derek Jeter, R OBP: 0.339, SLG: 0.416	G4-3		14 BLK 2B		F9		1B		G3-1	5	0	2	0	0	0	0					
14 Curtis Granderson, L OBP: 0.314, SLG: 0.444	K		F7		F8		F8			4	0	0	0	0	1	2					
25 Mark Teixeira, S OBP: 0.348, SLG: 0.404	G3		BB		P6				13 FC5-4 1B	3	0	1	0	1	0	0					
13 Alex Rodriguez, R OBP: 0.360, SLG: 0.488		20 1B 2B	K		HR				20 G1 24 E 1-2	4	2	2	1	0	1	3					
24 Robinson Canó, L OBP: 0.413, SLG: 0.589	F8				HBP		1B		E7 20 G1	3	0	1	0	0	0	2					
20 Jorge Posada, S OBP: 0.383, SLG: 0.517					F8		F8		G1	4	0	1	1	0	0	4					
33 Nick Swisher, S OBP: 0.377, SLG: 0.502					F9		G3		F8	4	0	0	0	0	1	5					
11 Brett Gardner, L OBP: 0.396, SLG: 0.415	K				K		G4-3		G4-3	4	0	0	0	0	2	2					
52 CC Sabathia, L OBP: 0.200, SLG: 0.200					G3				G4-3	3	0	0	0	0	2	0					
27 Colin Curtis, L OBP: 0.500, SLG: 0.750			K							1	0	0	0	0	0	0					
42 Mariano Rivera, R OBP: 0.396, SLG: 0.415										0	0	0	0	0	0	0					
Inning Stats	R: 0 E: 0 K: 1 S: 10	H: 0 LOB: 0 BB: 0 P: 15	R: 1 E: 0 K: 1 S: 12	H: 2 LOB: 1 BB: 0 P: 19	R: 0 E: 0 K: 2 S: 10	H: 1 LOB: 2 BB: 1 P: 20	R: 0 E: 0 K: 2 S: 8	H: 0 LOB: 1 BB: 0 P: 11	R: 0 E: 0 K: 0 S: 10	H: 2 LOB: 1 BB: 0 P: 17	R: 0 E: 0 K: 1 S: 11	H: 1 LOB: 1 BB: 0 P: 18	R: 0 E: 0 K: 0 S: 14	H: 1 LOB: 2 BB: 0 P: 20	R: 0 E: 0 K: 0 S: 8	H: 0 LOB: 0 BB: 0 P: 14	1B: 4 2B: 2 3B: 0 HR: 1	SF: 0 SAC: 0 DP: 0 HBP: 1	WP: 0 PB: 0 SB: 0 CS: 0	PA: 37	
PITCHER	IP WLS BF H R ER SO BB IBB HBP BLK WP HR S P ERA WHIP	IP WLS BF H R ER SO BB IBB HBP BLK WP HR S P ERA WHIP	IP WLS BF H R ER SO BB IBB HBP BLK WP HR S P ERA WHIP	IP WLS BF H R ER SO BB IBB HBP BLK WP HR S P ERA WHIP	IP WLS BF H R ER SO BB IBB HBP BLK WP HR S P ERA WHIP	IP WLS BF H R ER SO BB IBB HBP BLK WP HR S P ERA WHIP	IP WLS BF H R ER SO BB IBB HBP BLK WP HR S P ERA WHIP	IP WLS BF H R ER SO BB IBB HBP BLK WP HR S P ERA WHIP	IP WLS BF H R ER SO BB IBB HBP BLK WP HR S P ERA WHIP	IP WLS BF H R ER SO BB IBB HBP BLK WP HR S P ERA WHIP	IP WLS BF H R ER SO BB IBB HBP BLK WP HR S P ERA WHIP	IP WLS BF H R ER SO BB IBB HBP BLK WP HR S P ERA WHIP	IP WLS BF H R ER SO BB IBB HBP BLK WP HR S P ERA WHIP	IP WLS BF H R ER SO BB IBB HBP BLK WP HR S P ERA WHIP	IP WLS BF H R ER SO BB IBB HBP BLK WP HR S P ERA WHIP	IP WLS BF H R ER SO BB IBB HBP BLK WP HR S P ERA WHIP	IP WLS BF H R ER SO BB IBB HBP BLK WP HR S P ERA WHIP	IP WLS BF H R ER SO BB IBB HBP BLK WP HR S P ERA WHIP	IP WLS BF H R ER SO BB IBB HBP BLK WP HR S P ERA WHIP	IP WLS BF H R ER SO BB IBB HBP BLK WP HR S P ERA WHIP	IP WLS BF H R ER SO BB IBB HBP BLK WP HR S P ERA WHIP

New York Yankees @ Los Angeles Dodgers
 Dodger Stadium, Los Angeles, CA
 Fri Jun 25 2010, 7:12 PM - 10:14 PM PDT
 Att: 56,079 - Clear - 71 F

livebaseballscorecards.com

AB 35
R 2
H 7
RBI 2
BB 1
SO 7
LOB 18



Batter	1	2	3	4	5	6	7	8	9	AB	R	H	RBI	BB	SO	LOB	BOTTOM				
15 Rafael Furcal, S OBP: 0.344, SLG: 0.428	16 G3 55 S 99 1B BB	P4			G1-6-3				F7	3	1	0	0	1	0	3					
55 Russell Martin, R OBP: 0.351, SLG: 0.333	K		99 G4-6-3 BB			G6-3		G4-3		3	0	0	0	1	1	1					
16 Andre Ethier, L OBP: 0.379, SLG: 0.569	G3					K		K		4	0	0	0	0	3	2					
99 Manny Ramirez, R OBP: 0.389, SLG: 0.509			G4-6-3				1B		K	4	0	2	1	0	1	1					
27 Matt Kemp, R OBP: 0.312, SLG: 0.453	K				G5-3		K		K	4	0	0	0	0	3	2					
7 James Loney, L OBP: 0.345, SLG: 0.432					G4-3		G4-3			4	0	0	0	0	0	0					
23 Casey Blake, R OBP: 0.339, SLG: 0.430					G6-3					3	0	1	0	0	1	0					
14 Jamey Carroll, R OBP: 0.394, SLG: 0.325					F7				FC3-6 1B	3	0	1	0	0	0	1					
44 Vicente Padilla, R ERA: 3.49									G6-3	0	0	0	0	1	0	0					
3 Ronnie Belliard, R OBP: 0.350, SLG: 0.402										1	0	0	0	0	0	1					
54 Ronald Belisario, R ERA: 0.99										0	0	0	0	0	0	0					
Inning Stats	R: 1 E: 0 K: 2 S: 14	H: 1 LOB: 1 BB: 1 P: 19	R: 0 E: 0 K: 1 S: 14	H: 1 LOB: 2 BB: 1 P: 21	R: 0 E: 0 K: 1 S: 6	H: 0 LOB: 0 BB: 1 P: 12	R: 0 E: 0 K: 0 S: 7	H: 0 LOB: 0 BB: 0 P: 10	R: 0 E: 0 K: 2 S: 13	H: 1 LOB: 1 BB: 0 P: 17	R: 0 E: 0 K: 0 S: 7	H: 1 LOB: 1 BB: 0 P: 10	R: 0 E: 0 K: 1 S: 11	H: 0 LOB: 0 BB: 0 P: 20	R: 0 E: 0 K: 2 S: 10	H: 0 LOB: 0 BB: 0 P: 13	1B: 4 2B: 0 3B: 0 HR: 0	SF: 0 SAC: 0 DP: 2 HBP: 1	WP: 0 PB: 0 SB: 1 CS: 0	PA: 33	
PITCHER	IP WLS BF H R ER SO BB IBB HBP BLK WP HR S P ERA WHIP	IP WLS BF H R ER SO BB IBB HBP BLK WP HR S P ERA WHIP	IP WLS BF H R ER SO BB IBB HBP BLK WP HR S P ERA WHIP	IP WLS BF H R ER SO BB IBB HBP BLK WP HR S P ERA WHIP	IP WLS BF H R ER SO BB IBB HBP BLK WP HR S P ERA WHIP	IP WLS BF H R ER SO BB IBB HBP BLK WP HR S P ERA WHIP	IP WLS BF H R ER SO BB IBB HBP BLK WP HR S P ERA WHIP	IP WLS BF H R ER SO BB IBB HBP BLK WP HR S P ERA WHIP	IP WLS BF H R ER SO BB IBB HBP BLK WP HR S P ERA WHIP	IP WLS BF H R ER SO BB IBB HBP BLK WP HR S P ERA WHIP	IP WLS BF H R ER SO BB IBB HBP BLK WP HR S P ERA WHIP	IP WLS BF H R ER SO BB IBB HBP BLK WP HR S P ERA WHIP	IP WLS BF H R ER SO BB IBB HBP BLK WP HR S P ERA WHIP	IP WLS BF H R ER SO BB IBB HBP BLK WP HR S P ERA WHIP	IP WLS BF H R ER SO BB IBB HBP BLK WP HR S P ERA WHIP	IP WLS BF H R ER SO BB IBB HBP BLK WP HR S P ERA WHIP	IP WLS BF H R ER SO BB IBB HBP BLK WP HR S P ERA WHIP	IP WLS BF H R ER SO BB IBB HBP BLK WP HR S P ERA WHIP	IP WLS BF H R ER SO BB IBB HBP BLK WP HR S P ERA WHIP	IP WLS BF H R ER SO BB IBB HBP BLK WP HR S P ERA WHIP	IP WLS BF H R ER SO BB IBB HBP BLK WP HR S P ERA WHIP

New York Yankees @ Los Angeles Dodgers
 Dodger Stadium, Los Angeles, CA
 Fri Jun 25 2010, 7:12 PM - 10:14 PM PDT
 Att: 56,079 - Clear - 71 F

livebaseballscorecards.com

AB 29
R 1
H 4
RBI 1
BB 3
SO 9
LOB 11



Batter	1	2	3	4	5	6	7	8	9	AB	R	H	RBI	BB	SO	LOB	TOP			
2 Derek Jeter, R OBP: 0.340, SLG: 0.414											4	2	1	0	1	3	6			
14 Curtis Granderson, L OBP: 0.330, SLG: 0.445											2	1	1	0	1	1	0			
20 Jorge Posada, S OBP: 0.381, SLG: 0.513											1	0	0	0	0	0	2			
61 Chan Ho Park, R											0	0	0	0	0	0	0			
30 David Robertson, R											0	0	0	0	0	0	0			
19 Ramiro Pena, S OBP: 0.229, SLG: 0.200											1	0	0	0	0	1	0			
25 Mark Teixeira, S OBP: 0.346, SLG: 0.411											5	1	1	3	0	0	2			
13 Alex Rodriguez, R OBP: 0.360, SLG: 0.484											4	0	1	1	1	1	1			
24 Robinson Cano, L OBP: 0.409, SLG: 0.583											5	0	1	0	0	1	2			
33 Nick Swisher, S OBP: 0.375, SLG: 0.502											4	0	1	0	0	1	2			
17 Francisco Cervelli, R OBP: 0.360, SLG: 0.357											4	0	0	0	0	0	2			
11 Brett Gardner, L OBP: 0.401, SLG: 0.418											3	0	2	0	1	0	0			
34 A.J. Burnett, R											1	0	0	0	0	1	0			
48 Boone Logan, R											0	0	0	0	0	0	0			
27 Colin Curtis, L OBP: 0.600, SLG: 0.750											0	0	0	0	1	0	0			
22 Chad Huffman, R OBP: 0.330, SLG: 0.125											1	0	0	0	0	0	2			
Inning Stats	R: 3 E: 0 K: 1 S: 13	H: 1 LOB: 0 BB: 2 P: 23	R: 0 E: 0 K: 1 S: 10	H: 0 LOB: 0 BB: 15	R: 1 E: 0 K: 0 S: 12	H: 2 LOB: 1 BB: 0 P: 20	R: 0 E: 0 K: 2 S: 13	H: 1 LOB: 2 BB: 0 P: 17	R: 0 E: 0 K: 1 S: 16	H: 1 LOB: 2 BB: 1 P: 18	R: 0 E: 0 K: 1 S: 9	H: 0 LOB: 0 BB: 0 P: 13	R: 0 E: 0 K: 1 S: 15	H: 1 LOB: 2 BB: 1 P: 23	R: 0 E: 0 K: 1 S: 8	H: 0 LOB: 1 BB: 1 P: 15	1B: 6 2B: 1 3B: 0 HR: 1	SF: 0 SAC: 1 DP: 0 HBP: 0	WP: 1 PB: 0 SB: 1 CS: 0	PA: 41
PITCHER	IP	WLS	BF	H	R	ER	SO	BB	IBB	HBP	BLK	WP	HR	S	P	ERA	WHIP			
18 Hiroki Kuroda, R ERA: 3.27	5.1	W	27	7	4	4	5	3	0	0	0	1	1	71	110	6.75	1.875			
56 Hung-Chih Kuo, L ERA: 1.16	1.2	H	5	0	0	0	2	0	0	0	0	0	0	13	18	0.00	0.000			
36 Jeff Weaver, R ERA: 3.22	0.1		3	1	0	0	0	1	0	0	0	0	0	8	16	0.00	6.000			
52 George Sherrill, L ERA: 6.5	0.1		1	0	0	0	0	0	0	0	0	0	0	3	3	0.00	0.000			
51 Jonathan Broxton, R ERA: 0.83	1.1		5	0	0	0	2	1	0	0	0	0	0	12	19	0.00	0.750			

New York Yankees @ Los Angeles Dodgers
Dodger Stadium, Los Angeles, CA
Sat Jun 26 2010, 4:14 PM - 8:01 PM PDT
Att: 56,375 - Sunny - 75 F

AB	35
R	4
H	8
RBI	4
BB	5
SO	9
LOB	19



Batter	1	2	3	4	5	6	7	8	9	AB	R	H	RBI	BB	SO	LOB	BOTTOM			
15 Rafael Furcal, S OBP: 0.350, SLG: 0.432										5	3	3	1	0	1	1				
27 Matt Kemp, R OBP: 0.316, SLG: 0.455										3	1	1	1	2	2	1				
16 Andre Ethier, L OBP: 0.379, SLG: 0.565										5	2	2	0	0	0	3				
99 Manny Ramirez, R OBP: 0.401, SLG: 0.517										1	2	1	1	3	0	0				
14 Jamey Carroll, R OBP: 0.392, SLG: 0.523										1	0	0	0	0	1	0				
7 James Loney, L OBP: 0.346, SLG: 0.433										4	0	2	4	0	0	1				
23 Casey Blake, R OBP: 0.344, SLG: 0.433										3	0	1	1	2	1	2				
55 Russell Martin, R OBP: 0.352, SLG: 0.332										4	1	1	0	1	1	3				
33 Blake DeWitt, L OBP: 0.349, SLG: 0.375										1	0	0	0	2	0	3				
5 Reed Johnson, R OBP: 0.315, SLG: 0.379										0	0	0	0	0	0	0				
18 Hiroki Kuroda, R										2	0	0	0	0	2	2				
56 Hung-Chih Kuo, L										0	0	0	0	0	0	0				
9 Garret Anderson, L										1	0	0	0	0	0	1				
36 Jeff Weaver, R										0	0	0	0	0	0	0				
52 George Sherrill, L										0	0	0	0	0	0	0				
51 Jonathan Broxton, R										0	0	0	0	0	0	0				
Inning Stats	R: 2 E: 0 K: 2 S: 15	H: 3 LOB: 1 BB: 0 P: 21	R: 0 E: 0 K: 2 S: 8	H: 0 LOB: 1 BB: 1 P: 16	R: 3 E: 0 K: 1 S: 12	H: 2 LOB: 4 BB: 3 P: 35	R: 2 E: 0 K: 0 S: 17	H: 3 LOB: 3 BB: 3 P: 35	R: 0 E: 0 K: 2 S: 8	H: 0 LOB: 1 BB: 1 P: 14	R: 2 E: 1 K: 0 S: 9	H: 3 LOB: 1 BB: 0 P: 16	R: 0 E: 0 K: 1 S: 14	H: 0 LOB: 1 BB: 1 P: 24	1B: 8 2B: 3 3B: 0 HR: 0	SF: 1 SAC: 2 DP: 1 HBP: 0	WP: 1 PB: 0 SB: 1 CS: 0	PA: 43		
PITCHER	IP	WLS	BF	H	R	ER	SO	BB	IBB	HBP	BLK	WP	HR	S	P	ERA	WHIP			
34 A.J. Burnett, R ERA: 5.25	3.0	L	20	6	7	7	5	5	1	0	0	0	0	21	38	21.00	3.667			
48 Boone Logan, L ERA: 4.24	2.0		9	2	0	0	2	1	1	0	0	0	0	21	38	0.00	1.500			
61 Chan Ho Park, R ERA: 7.04	2.0		10	3	2	2	0	1	0	0	0	0	0	17	30	9.00	2.000			
30 David Robertson, R ERA: 5.18	1.0		4	0	0	0	1	1	0	0	0	0	0	14	24	0.00	1.000			

New York Yankees @ Los Angeles Dodgers
Dodger Stadium, Los Angeles, CA
Sat Jun 26 2010, 4:14 PM - 8:01 PM PDT
Att: 56,375 - Sunny - 75 F

AB	30
R	9
H	11
RBI	8
BB	10
SO	8
LOB	17



Batter	1	2	3	4	5	6	7	8	9	10	AB	R	H	RBI	BB	SO	LOB	TOP										
2 Derek Jeter, R OBP: 0.347, SLG: 0.418											4	0	3	0	1	1	1											
33 Nick Swisher, S OBP: 0.370, SLG: 0.484											4	0	0	0	0	0	1	4										
62 Joba Chamberlain, R OBP: 0.358, SLG: 0.355											4	0	0	0	0	0	0	0										
17 Francisco Cervelli, R OBP: 0.358, SLG: 0.355											1	0	0	0	0	0	0	2										
42 Mariano Rivera, R											0	0	0	0	0	0	0	0										
25 Mark Teixeira, S OBP: 0.344, SLG: 0.408											5	1	1	0	0	2	2											
13 Alex Rodriguez, R OBP: 0.361, SLG: 0.494											5	3	2	2	0	0	2											
24 Robinson Cano, L OBP: 0.409, SLG: 0.593											5	2	2	3	0	0	0											
20 Jorge Posada, S OBP: 0.376, SLG: 0.593											5	1	1	0	0	1	0											
14 Curtis Granderson, L OBP: 0.317, SLG: 0.435											4	1	0	0	1	0	0											
11 Brett Gardner, L OBP: 0.403, SLG: 0.418											0	0	0	0	0	0	0											
22 Chad Huffman, R OBP: 0.385, SLG: 0.273											3	0	2	2	0	0	0											
46 Andy Pettitte, L OBP: 0.250, SLG: 0.250											1	0	0	0	0	1	1											
30 David Robertson, R											0	0	0	0	0	0	0											
43 Damaso Marte, L											0	0	0	0	0	0	0											
27 Colin Curtis, L OBP: 0.429, SLG: 0.500											2	0	0	1	0	0	1											
Inning Stats	R: 0 E: 0 K: 0 S: 8	H: 1 LOB: 1 BB: 0 P: 10	R: 0 E: 0 K: 0 S: 9	H: 0 LOB: 0 BB: 0 P: 16	R: 0 E: 0 K: 1 S: 7	H: 0 LOB: 1 BB: 0 P: 11	R: 0 E: 0 K: 1 S: 9	H: 0 LOB: 0 BB: 0 P: 15	R: 0 E: 0 K: 2 S: 12	H: 1 LOB: 1 BB: 0 P: 17	R: 2 E: 0 K: 1 S: 12	H: 2 LOB: 0 BB: 0 P: 22	R: 0 E: 0 K: 0 S: 6	H: 0 LOB: 0 BB: 0 P: 10	R: 0 E: 0 K: 0 S: 6	H: 1 LOB: 0 BB: 0 P: 12	R: 4 E: 0 K: 1 S: 29	H: 4 LOB: 2 BB: 2 P: 48	R: 2 E: 0 K: 0 S: 12	H: 2 LOB: 0 BB: 0 P: 15	1B: 8 2B: 1 3B: 0 HR: 2	SF: 0 SAC: 1 DP: 1 HBP: 1	WP: 0 PB: 0 SB: 0 CS: 0	PA: 43				
PITCHER	IP 7.0	WLS 26	BF 4	H 2	R 2	ER 2	SO 5	BB 0	IBB 0	HBP 0	BLK 0	WP 0	HR 1	S 63	P 101	ERA 2.57	WHIP 0.571											
22 Clayton Kershaw, L ERA: 3.19	1.0	H	3	1	0	0	0	0	0	0	0	0	0	6	12	0.00	1.000											
54 Ronald Belisario, R ERA: 4.31	1.0		9	4	4	4	1	1	1	0	0	0	0	29	48	36.00	5.000											
51 Jonathan Broxton, R ERA: 1.87	0.1	L	2	1	1	1	0	0	0	0	0	0	0	5	7	27.00	3.000											
38 Ramon Troncoso, R ERA: 5.73	0.2		3	1	1	1	0	0	0	0	0	0	0	7	8	13.50	1.500											
52 George Sherrill, L ERA: 5.75																												

New York Yankees @ Los Angeles Dodgers
Dodger Stadium, Los Angeles, CA
Sun Jun 27 2010, 5:11 PM - 9:13 PM PDT
Att: 56,232 - Clear - 72 F

AB	39
R	8
H	11
RBI	8
BB	2
SO	6
LOB	13



Batter	1	2	3	4	5	6	7	8	9	10	AB	R	H	RBI	BB	SO	LOB	BOTTOM								
15 Rafael Furcal, S OBP: 0.361, SLG: 0.444											2	1	2	2	2	0	0									
3 Ronnie Belliard, R OBP: 0.348, SLG: 0.429											4	1	1	1	0	1	4									
51 Jonathan Broxton, R ERA: 1.87											0	0	0	0	0	0	0									
27 Matt Kemp, R OBP: 0.316, SLG: 0.455											0	0	0	0	0	0	0									
16 Andre Ethier, L OBP: 0.375, SLG: 0.559											4	0	1	1	0	1	2									
99 Manny Ramirez, R OBP: 0.368, SLG: 0.508											3	0	0	0	1	0	2									
9 Garret Anderson, L OBP: 0.207, SLG: 0.302											1	0	0	0	0	0	0									
38 Ramon Troncoso, R											0	0	0	0	0	0	0									
52 George Sherrill, L											0	0	0	0	0	0	0									
23 Casey Blake, R OBP: 0.341, SLG: 0.428											5	0	1	0	0	3	2									
7 James Loney, L OBP: 0.347, SLG: 0.431											4	0	1	0	1	0	1									
55 Russell Martin, R OBP: 0.349, SLG: 0.327											4	0	0	0	1	3	5									
5 Reed Johnson, R OBP: 0.327, SLG: 0.407											5	2	3	0	0	1	2									
22 Clayton Kershaw, L OBP: 0.115, SLG: 0.080											0	1	0	0	0	0	0									
54 Ronald Belisario, R											0	0	0	0	0	0	0									
14 Jamey Carroll, R OBP: 0.393, SLG: 0.325											2	1	1	0	0	0	1									
Inning Stats	R: 0 E: 0 K: 1 S: 11	H: 1 LOB: 1 BB: 1 P: 18	R: 0 E: 0 K: 2 S: 10	H: 0 LOB: 0 BB: 0 P: 14	R: 3 E: 2 K: 1 S: 18	H: 2 LOB: 3 BB: 2 P: 32	R: 2 E: 0 K: 0 S: 13	H: 2 LOB: 0 BB: 0 P: 16	R: 0 E: 0 K: 1 S: 9	H: 1 LOB: 1 BB: 0 P: 13	R: 0 E: 0 K: 0 S: 9	H: 0 LOB: 0 BB: 0 P: 13	R: 1 E: 0 K: 0 S: 15	H: 2 LOB: 1 BB: 1 P: 21	R: 0 E: 0 K: 1 S: 9	H: 0 LOB: 0 BB: 0 P: 12	R: 0 E: 0 K: 2 S: 14	H: 1 LOB: 0 BB: 0 P: 22	1B: 6 2B: 3 3B: 0 HR: 1	SF: 2 SAC: 4 DP: 2 HBP: 0	WP: 1 PB: 0 SB: 1 CS: 0	PA: 45				
PITCHER	IP 5.0	WLS 25	BF 6	H 5	R 4	ER 5	SO 5	BB 2	IBB 1	HBP 0	BLK 0	WP 0	HR 1	S 61	P 93	ERA 7.20	WHIP 1.600									
46 Andy Pettitte, L ERA: 2.72	0.2		4	1	0	0	0	0	0	0	0	0	0	7	14	0.00	3.000									
30 David Robertson, R ERA: 3.04	1.1		4	0	0	0	1	0	0	0	0	0	0	12	17	0.00	0.000									
43 Damaso Marte, L ERA: 3.08	1.0		5	2	1	1	0	0	0	0	0	0	0	15	21	9.00	3.000									
62 Joba Chamberlain, R ERA: 5.29	2.0	W	7	1	0	0	3	0	0	0	0	0	0	23	34	0.00	0.500									

New York Yankees @ Los Angeles Dodgers
Dodger Stadium, Los Angeles, CA
Sun Jun 27 2010, 5:11 PM - 9:13 PM PDT
Att: 56,232 - Clear - 72 F

AB	34
R	6
H	10
RBI	4
BB	5
SO	9
LOB	19



Batter	1	2	3	4	5	6	7	8	9	AB	R	H	RBI	BB	SO	LOB	TOP							
51 Ichiro Suzuki, L (1,9) OBP: 0.391, SLG: 0.432										4	0	2	2	0	1	0	Seattle Mariners @ New York Yankees Yankee Stadium, Bronx, NY Tue Jun 29 2010, 7:11 PM - 9:39 PM EDT Att: 45,780 - Partly Cloudy - 84 F livebaseballscorecards.com							
9 Chone Figgins, S (1,4) OBP: 0.334, SLG: 0.276										5	0	1	0	0	1	1								
30 Russell Branyan, L (1,3) OBP: 0.326, SLG: 0.486										4	0	1	0	0	1	2								
15 Milton Bradley, S (1,10)										3	1	1	0	1	0	3								
4 Jose Lopez, R (1,5) OBP: 0.269, SLG: 0.337										4	1	1	0	0	0	4								
21 Franklin Gutierrez, R (1,8) OBP: 0.352, SLG: 0.418										3	2	2	1	1	1	0								
2 Jack Wilson, R (1,6) OBP: 0.288, SLG: 0.364										4	1	1	1	0	0	1								
32 Rob Johnson, R (1,2) OBP: 0.312, SLG: 0.323										4	1	2	2	0	0	0								
55 Michael Saunders, L (1,7) OBP: 0.264, SLG: 0.402										3	1	1	0	0	1	1								
Inning Stats	R: 0 E: 0 K: 1 S: 11	H: 1 LOB: 1 BB: 0 P: 16	R: 1 E: 1 K: 0 S: 14	H: 2 LOB: 0 BB: 0 P: 21	R: 1 E: 0 K: 0 S: 13	H: 2 LOB: 0 BB: 0 P: 18	R: 1 E: 0 K: 0 S: 9	H: 2 LOB: 0 BB: 0 P: 11	R: 1 E: 0 K: 1 S: 7	H: 1 LOB: 0 BB: 0 P: 9	R: 3 E: 0 K: 2 S: 12	H: 2 LOB: 2 BB: 0 P: 22	R: 0 E: 0 K: 1 S: 10	H: 0 LOB: 0 BB: 0 P: 11	R: 0 E: 0 K: 0 S: 9	H: 0 LOB: 0 BB: 0 P: 13		1B: 7 2B: 5 3B: 0 HR: 1	SF: 1 SAC: 1 DP: 2 HBP: 0	WP: 0 PB: 0 SB: 1 CS: 1	PA: 38			
PITCHER	IP WLS BF H R ER SO BB IBB HBP BLK WP HR S P ERA WHIP	IP WLS BF H R ER SO BB IBB HBP BLK WP HR S P ERA WHIP	IP WLS BF H R ER SO BB IBB HBP BLK WP HR S P ERA WHIP	IP WLS BF H R ER SO BB IBB HBP BLK WP HR S P ERA WHIP	IP WLS BF H R ER SO BB IBB HBP BLK WP HR S P ERA WHIP	IP WLS BF H R ER SO BB IBB HBP BLK WP HR S P ERA WHIP	IP WLS BF H R ER SO BB IBB HBP BLK WP HR S P ERA WHIP	IP WLS BF H R ER SO BB IBB HBP BLK WP HR S P ERA WHIP	IP WLS BF H R ER SO BB IBB HBP BLK WP HR S P ERA WHIP	IP WLS BF H R ER SO BB IBB HBP BLK WP HR S P ERA WHIP	IP WLS BF H R ER SO BB IBB HBP BLK WP HR S P ERA WHIP	IP WLS BF H R ER SO BB IBB HBP BLK WP HR S P ERA WHIP	IP WLS BF H R ER SO BB IBB HBP BLK WP HR S P ERA WHIP	IP WLS BF H R ER SO BB IBB HBP BLK WP HR S P ERA WHIP	IP WLS BF H R ER SO BB IBB HBP BLK WP HR S P ERA WHIP	IP WLS BF H R ER SO BB IBB HBP BLK WP HR S P ERA WHIP	IP WLS BF H R ER SO BB IBB HBP BLK WP HR S P ERA WHIP	IP WLS BF H R ER SO BB IBB HBP BLK WP HR S P ERA WHIP	IP WLS BF H R ER SO BB IBB HBP BLK WP HR S P ERA WHIP	IP WLS BF H R ER SO BB IBB HBP BLK WP HR S P ERA WHIP	IP WLS BF H R ER SO BB IBB HBP BLK WP HR S P ERA WHIP			
65 Phil Hughes, R (1,1) ERA: 3.58	5.2 L	26 10	7 7	6 6	3 3	1 1	1 1	0 0	0 0	0 0	0 0	0 0	0 0	0 0	0 0	0 0	9.53 1.941							
48 Boone Logan, L (6,1) ERA: 3.53	1.1 6	2 0	0 0	0 0	1 1	0 0	0 0	0 0	0 0	0 0	0 0	0 0	0 0	0 0	0 0	0 0	0.00 1.500							
61 Chan Ho Park, R (8,1) ERA: 6.48	2.0 6	0 0	0 0	0 0	1 1	0 0	0 0	0 0	0 0	0 0	0 0	0 0	0 0	0 0	0 0	0.00 0.000								

Batter	1	2	3	4	5	6	7	8	9	AB	R	H	RBI	BB	SO	LOB	BOTTOM							
2 Derek Jeter, R (1,6) OBP: 0.346, SLG: 0.416										4	0	1	0	0	0	1	Seattle Mariners @ New York Yankees Yankee Stadium, Bronx, NY Tue Jun 29 2010, 7:11 PM - 9:39 PM EDT Att: 45,780 - Partly Cloudy - 84 F livebaseballscorecards.com							
33 Nick Swisher, S (1,9) OBP: 0.372, SLG: 0.517										4	2	2	2	0	0	1								
25 Mark Teixeira, S (1,3) OBP: 0.343, SLG: 0.409										4	1	1	0	0	0	1								
13 Alex Rodriguez, R (1,5) OBP: 0.356, SLG: 0.487										4	0	0	0	0	0	1								
24 Robinson Cano, L (1,4) OBP: 0.407, SLG: 0.589										4	1	1	0	0	0	0								
20 Jorge Posada, S (1,10) OBP: 0.379, SLG: 0.506										3	0	1	1	1	1	0								
14 Curtis Granderson, L (1,8) OBP: 0.320, SLG: 0.436										4	0	2	0	0	0	1								
22 Chad Huffman, R (1,7) OBP: 0.294, SLG: 0.200										4	0	0	0	0	0	4								
17 Francisco Cervelli, R (1,2) OBP: 0.352, SLG: 0.348										3	0	0	0	0	1	1								
Inning Stats	R: 1 E: 0 K: 0 S: 9	H: 1 LOB: 0 BB: 0 P: 16	R: 0 E: 0 K: 0 S: 11	H: 1 LOB: 1 BB: 1 P: 20	R: 0 E: 0 K: 0 S: 7	H: 1 LOB: 0 BB: 0 P: 9	R: 0 E: 0 K: 0 S: 9	H: 0 LOB: 0 BB: 0 P: 12	R: 0 E: 0 K: 1 S: 10	H: 1 LOB: 0 BB: 0 P: 13	R: 1 E: 0 K: 0 S: 9	H: 1 LOB: 0 BB: 0 P: 14	R: 0 E: 0 K: 1 S: 7	H: 0 LOB: 0 BB: 0 P: 8	R: 0 E: 0 K: 0 S: 7	H: 0 LOB: 0 BB: 0 P: 9		R: 2 E: 1 K: 0 S: 10	H: 3 LOB: 1 BB: 0 P: 14	1B: 4 2B: 2 3B: 0 HR: 2	SF: 0 SAC: 0 DP: 1 HBP: 0	WP: 0 PB: 0 SB: 0 CS: 0	PA: 35	
PITCHER	IP WLS BF H R ER SO BB IBB HBP BLK WP HR S P ERA WHIP	IP WLS BF H R ER SO BB IBB HBP BLK WP HR S P ERA WHIP	IP WLS BF H R ER SO BB IBB HBP BLK WP HR S P ERA WHIP	IP WLS BF H R ER SO BB IBB HBP BLK WP HR S P ERA WHIP	IP WLS BF H R ER SO BB IBB HBP BLK WP HR S P ERA WHIP	IP WLS BF H R ER SO BB IBB HBP BLK WP HR S P ERA WHIP	IP WLS BF H R ER SO BB IBB HBP BLK WP HR S P ERA WHIP	IP WLS BF H R ER SO BB IBB HBP BLK WP HR S P ERA WHIP	IP WLS BF H R ER SO BB IBB HBP BLK WP HR S P ERA WHIP	IP WLS BF H R ER SO BB IBB HBP BLK WP HR S P ERA WHIP	IP WLS BF H R ER SO BB IBB HBP BLK WP HR S P ERA WHIP	IP WLS BF H R ER SO BB IBB HBP BLK WP HR S P ERA WHIP	IP WLS BF H R ER SO BB IBB HBP BLK WP HR S P ERA WHIP	IP WLS BF H R ER SO BB IBB HBP BLK WP HR S P ERA WHIP	IP WLS BF H R ER SO BB IBB HBP BLK WP HR S P ERA WHIP	IP WLS BF H R ER SO BB IBB HBP BLK WP HR S P ERA WHIP	IP WLS BF H R ER SO BB IBB HBP BLK WP HR S P ERA WHIP	IP WLS BF H R ER SO BB IBB HBP BLK WP HR S P ERA WHIP	IP WLS BF H R ER SO BB IBB HBP BLK WP HR S P ERA WHIP	IP WLS BF H R ER SO BB IBB HBP BLK WP HR S P ERA WHIP	IP WLS BF H R ER SO BB IBB HBP BLK WP HR S P ERA WHIP			
36 Cliff Lee, L (1,1) ERA: 2.45	9.0 W	35 8	4 4	3 3	2 2	1 1	0 0	0 0	0 0	0 0	0 0	0 0	0 0	0 0	0 0	0 0	3.00 1.000							

Batter	1	2	3	4	5	6	7	8	9	AB	R	H	RBI	BB	SO	LOB	TOP					
51 Ichiro Suzuki, L OBP: 0.398, SLG: 0.429	F9		G3				G6-3	G5-3		5	0	1	0	0	0	0						
9 Chone Figgins, S OBP: 0.335, SLG: 0.275	F8		G1-3				F7			4	1	1	0	1	0	1						
30 Russell Branyan, L OBP: 0.333, SLG: 0.500	K									3	2	1	2	1	1	1						
15 Milton Bradley, S OBP: 0.298, SLG: 0.374										5	1	2	1	0	1	3						
4 Jose Lopez, R OBP: 0.271, SLG: 0.336										4	0	1	1	1	0	1						
21 Franklin Gutierrez, R OBP: 0.352, SLG: 0.418										0	0	0	0	0	0	0						
12 Ryan Langerhans, L OBP: 0.404, SLG: 0.388										4	0	1	0	0	2	5						
2 Jack Wilson, R OBP: 0.278, SLG: 0.350										4	0	0	0	0	1	1						
32 Rob Johnson, R OBP: 0.310, SLG: 0.316										3	1	0	0	1	3	1						
55 Michael Saunders, L OBP: 0.272, SLG: 0.462										4	2	2	3	0	1	0						
Inning Stats	R: 0 H: 0 E: 0 K: 1 S: 8	H: 0 LOB: 0 BB: 0 P: 12	R: 1 H: 2 E: 0 K: 2 S: 16	H: 2 LOB: 1 BB: 0 P: 20	R: 2 H: 3 E: 0 K: 1 S: 14	H: 3 LOB: 2 BB: 0 P: 26	R: 0 H: 0 E: 0 K: 2 S: 8	H: 0 LOB: 0 BB: 0 P: 11	R: 0 H: 1 E: 0 K: 1 S: 14	H: 3 LOB: 3 BB: 2 P: 28	R: 0 H: 0 E: 0 K: 1 S: 11	H: 0 LOB: 0 BB: 0 P: 16	R: 2 H: 2 E: 0 K: 0 S: 18	H: 2 LOB: 0 BB: 0 P: 29	R: 2 H: 1 E: 0 K: 0 S: 18	H: 1 LOB: 1 BB: 1 P: 30	R: 0 H: 0 E: 0 K: 1 S: 11	H: 0 LOB: 1 BB: 1 P: 15	1B: 5 2B: 0 3B: 0 HR: 4	SF: 0 SAC: 0 DP: 0 HBP: 1	WP: 0 PB: 0 SB: 1 CS: 0	PA: 41
PITCHER	IP	WLS	BF	H	R	ER	SO	BB	IBB	HBP	BLK	WP	HR	S	P	ERA	WHIP					
31 Javier Vazquez, R ERA: 5.11	6.0	L	27	6	3	3	8	2	0	1	0	0	2	71	113	4.50	1.333					
43 Damaso Marte, L ERA: 4.7	0.2		4	2	2	2	0	0	0	0	0	0	1	17	26	27.00	3.000					
41 Chad Gaudin, R ERA: 6.95	2.1		10	1	2	2	1	2	0	0	0	0	1	30	48	7.71	1.286					

Seattle Mariners @ New York Yankees
 Yankee Stadium, Bronx, NY
 Wed Jun 30 2010, 7:09 PM - 9:55 PM EDT
 Att: 46,309 - Partly Cloudy - 77 F

livebaseballscorecards.com

AB 36
R 7
H 9
RBI 7
BB 4
SO 9
LOB 13



Batter	1	2	3	4	5	6	7	8	9	AB	R	H	RBI	BB	SO	LOB	BOTTOM					
2 Derek Jeter, R OBP: 0.345, SLG: 0.412										3	0	0	0	1	2	1						
22 Chad Huffman, R OBP: 0.294, SLG: 0.200										0	0	0	0	0	0	0						
33 Nick Swisher, S OBP: 0.397, SLG: 0.509										4	0	0	0	0	1	1						
25 Mark Teixeira, S OBP: 0.343, SLG: 0.411										3	0	1	0	0	2	1						
19 Ramiro Pena, S OBP: 0.239, SLG: 0.200										0	0	0	0	1	0	0						
13 Alex Rodriguez, R OBP: 0.356, SLG: 0.483										2	0	0	0	1	2	1						
26 Kevin Russo, R OBP: 0.255, SLG: 0.234										1	0	0	0	0	1	1						
24 Robinson Cano, L OBP: 0.402, SLG: 0.581										4	0	0	0	0	0	4						
20 Jorge Posada, S OBP: 0.373, SLG: 0.497										3	0	0	0	0	1	1						
14 Curtis Granderson, L OBP: 0.316, SLG: 0.429										3	0	0	0	0	1	0						
27 Colin Curtis, L OBP: 0.400, SLG: 0.556										3	0	1	0	0	1	0						
17 Francisco Cervelli, R OBP: 0.346, SLG: 0.342										3	0	0	0	0	0	1						
Inning Stats	R: 0 H: 0 E: 0 K: 2 S: 12	H: 0 LOB: 2 BB: 2 P: 22	R: 0 H: 0 E: 0 K: 1 S: 10	H: 0 LOB: 0 BB: 0 P: 13	R: 0 H: 0 E: 0 K: 1 S: 7	H: 0 LOB: 0 BB: 0 P: 10	R: 0 H: 1 E: 0 K: 1 S: 11	H: 1 LOB: 1 BB: 0 P: 16	R: 0 H: 1 E: 0 K: 1 S: 7	H: 3 LOB: 3 BB: 2 P: 9	R: 0 H: 0 E: 0 K: 2 S: 7	H: 0 LOB: 0 BB: 0 P: 10	R: 0 H: 0 E: 0 K: 1 S: 7	H: 0 LOB: 0 BB: 0 P: 10	R: 0 H: 0 E: 0 K: 1 S: 8	H: 0 LOB: 0 BB: 0 P: 12	R: 0 H: 0 E: 0 K: 1 S: 7	H: 0 LOB: 1 BB: 1 P: 13	1B: 0 2B: 2 3B: 0 HR: 0	SF: 0 SAC: 0 DP: 0 HBP: 0	WP: 1 PB: 1 SB: 0 CS: 0	PA: 32
PITCHER	IP	WLS	BF	H	R	ER	SO	BB	IBB	HBP	BLK	WP	HR	S	P	ERA	WHIP					
34 Félix Hernández, R ERA: 3.03	9.0	W	32	2	0	0	11	3	0	0	0	1	0	76	115	0.00	0.556					

Seattle Mariners @ New York Yankees
 Yankee Stadium, Bronx, NY
 Wed Jun 30 2010, 7:09 PM - 9:55 PM EDT
 Att: 46,309 - Partly Cloudy - 77 F

livebaseballscorecards.com

AB 29
R 0
H 2
RBI 0
BB 3
SO 11
LOB 11



Batter	1	2	3	4	5	6	7	8	9	AB	R	H	RBI	BB	SO	LOB	TOP			
51 Ichiro Suzuki, L (1,9) OBP: 0.397, SLG: 0.426	F8		G3			G5-3		30 PB 1B		4	1	1	0	0	0	0	Seattle Mariners @ New York Yankees Yankee Stadium, Bronx, NY Thu Jul 01 2010, 1:09 PM - 3:41 PM EDT Att: 45,591 - Partly Cloudy - 74 F			
9 Chone Figgins, S (1,4) OBP: 0.331, SLG: 0.271	F9			G4-3		L4		F4		4	0	0	0	0	0	2				
30 Russell Branyan, L (1,3) OBP: 0.332, SLG: 0.495	F8			K		F9		1B		4	0	1	2	0	1	0				
15 Milton Bradley, S (1,10) OBP: 0.301, SLG: 0.381		4 G3 2B					P4		F9	4	0	2	0	0	0	0				
4 Jose Lopez, R (1,5) OBP: 0.271, SLG: 0.332		G3				G5-3		G5-3		3	0	0	0	1	0	2				
16 Josh Wilson, R (1,6) OBP: 0.262, SLG: 0.358		P4					F7		K	4	0	0	0	0	1	2				
12 Ryan Langerhans, L (1,7) 21 Franklin Gutierrez, R (7,PH) OBP: 0.350, SLG: 0.416		K					FC5-4			2	0	1	0	0	1	1				
26 Josh Bard, S (1,2) OBP: 0.367, SLG: 0.500			G4-3			K		30 PB 51 1B 1B		2	1	0	0	1	1	1				
55 Michael Saunders, L (1,8) OBP: 0.265, SLG: 0.450			K			L3		P6		3	0	0	0	0	1	2				
Inning Stats	R: 0 E: 0 K: 0 S: 5	H: 0 LOB: 0 BB: 0 P: 7	R: 0 E: 0 K: 1 S: 11	H: 1 LOB: 1 BB: 0 P: 16	R: 0 E: 0 K: 1 S: 8	H: 0 LOB: 0 BB: 0 P: 12	R: 0 E: 0 K: 1 S: 9	H: 1 LOB: 1 BB: 0 P: 14	R: 0 E: 0 K: 1 S: 9	H: 0 LOB: 0 BB: 0 P: 10	R: 0 E: 0 K: 0 S: 11	H: 0 LOB: 1 BB: 1 P: 21	R: 2 E: 0 K: 0 S: 10	H: 2 LOB: 1 BB: 1 P: 21	R: 0 E: 0 K: 1 S: 9	H: 0 LOB: 0 BB: 0 P: 13		1B: 4 2B: 1 3B: 0 HR: 0	SF: 0 SAC: 0 DP: 0 HBP: 0	WP: 0 PB: 1 SB: 1 CS: 0
PITCHER	IP WLS BF H R ER SO BB IBB HBP BLK WP HR S P ERA WHIP																			
52 CC Sabathia, L (1,1) ERA: 3.33	8.0 W 30 5 2 1 4 2 0 0 0 0 0 0 71 117 1.12 0.875																			
42 Mariano Rivera, R (9,1) ERA: 0.89	1.0 S 3 0 0 0 1 0 0 0 0 0 0 0 9 13 0.00 0.000																			

Batter	1	2	3	4	5	6	7	8	9	AB	R	H	RBI	BB	SO	LOB	BOTTOM			
2 Derek Jeter, R (1,6) OBP: 0.343, SLG: 0.410	33 2B 25 G6-3 1B		G1-3			G6-3		G5-3		4	1	1	0	0	0	0	Seattle Mariners @ New York Yankees Yankee Stadium, Bronx, NY Thu Jul 01 2010, 1:09 PM - 3:41 PM EDT Att: 45,591 - Partly Cloudy - 74 F			
33 Nick Swisher, S (1,9) OBP: 0.365, SLG: 0.509	P6		P6			L7		K		4	0	1	0	0	1	0				
25 Mark Teixeira, S (1,3) OBP: 0.345, SLG: 0.413	G6-3					G5-3		13 HR 1B		4	1	2	1	0	0	1				
13 Alex Rodriguez, R (1,10) OBP: 0.358, SLG: 0.498	K					G5-4-3		20 BB HR		4	1	2	2	0	1	2				
24 Robinson Cano, L (1,4) OBP: 0.404, SLG: 0.588	P6					HR		F7		3	1	1	1	1	0	1				
20 Jorge Posada, S (1,2) OBP: 0.376, SLG: 0.491		G6-3				BB		K		2	0	0	0	2	1	0				
14 Curtis Granderson, L (1,8) OBP: 0.311, SLG: 0.422		G4-3				F7		G3		3	0	0	0	0	0	4				
11 Brett Gardner, L (1,7) OBP: 0.399, SLG: 0.413		L7				G5-3		K		3	0	0	0	0	1	0				
19 Ramiro Pena, S (1,5) OBP: 0.230, SLG: 0.191			G4-3			K		F8		3	0	0	0	0	1	0				
Inning Stats	R: 1 E: 0 K: 1 S: 14	H: 2 LOB: 1 BB: 0 P: 23	R: 0 E: 0 K: 0 S: 11	H: 0 LOB: 0 BB: 0 P: 16	R: 0 E: 0 K: 0 S: 9	H: 0 LOB: 0 BB: 0 P: 12	R: 1 E: 0 K: 0 S: 8	H: 2 LOB: 1 BB: 1 P: 17	R: 0 E: 0 K: 1 S: 10	H: 0 LOB: 0 BB: 0 P: 15	R: 0 E: 0 K: 0 S: 13	H: 1 LOB: 3 BB: 2 P: 26	R: 0 E: 0 K: 1 S: 7	H: 0 LOB: 0 BB: 0 P: 15	R: 2 E: 0 K: 2 S: 12	H: 2 LOB: 0 BB: 0 P: 14		1B: 3 2B: 2 3B: 0 HR: 2	SF: 0 SAC: 0 DP: 1 HBP: 0	WP: 0 PB: 0 SB: 0 CS: 0
PITCHER	IP WLS BF H R ER SO BB IBB HBP BLK WP HR S P ERA WHIP																			
18 Ryan Rowland-Smith, L (1,1) ERA: 5.92	6.0 25 2 2 2 2 1 0 0 0 0 0 1 65 109 3.00 1.167																			
37 Brian Sweeney, R (7,1) ERA:	1.0 3 0 0 0 1 0 0 0 0 0 0 0 7 15 0.00 0.000																			
53 David Aardsma, R (8,1) ERA: 5.33	1.0 L 5 2 2 2 2 0 0 0 0 0 0 1 12 14 18.00 2.000																			

Batter	1	2	3	4	5	6	7	8	9	10	11	AB	R	H	RBI	BB	SO	LOB	TOP	
15 Fred Lewis, L OBP: 0.336, SLG: 0.437	F7		BB		HBP		P6		FC6-4		IBB	3	1	0	0	2	0	2		
11 Alex Gonzalez, R OBP: 0.304, SLG: 0.465	K		BB		L6-3			F7	K		1B	5	1	1	1	1	2	2		
19 José Bautista, R OBP: 0.357, SLG: 0.524	1B		F8				BB			L8	K	4	1	1	0	2	1	5		
10 Vernon Wells, R OBP: 0.328, SLG: 0.548	K		G3				BB	F9		G4-3	BB	5	1	0	1	1	2	5		
26 Adam Lind, L OBP: 0.284, SLG: 0.342	K		F8								BB	4	0	1	0	0	2	3		
1 Dewayne Wise, L OBP: 0.250, SLG: 0.368					F8						BB	1	0	1	3	1	0	0		
2 Aaron Hill, R OBP: 0.280, SLG: 0.360	P3				P2		F7			L7		5	0	1	1	0	0	2		
35 Lyle Overbay, L OBP: 0.320, SLG: 0.384	1B		F8					FC6-4			1B	6	1	2	0	0	0	4		
14 John Buck, R OBP: 0.303, SLG: 0.509	1B				F9						BB	5	0	2	0	0	0	0		
21 Nick Green, R OBP: 0.250, SLG: 0.143	1B										SH5-4	0	1	0	0	0	0	0		
8 José Molina, R OBP: 0.372, SLG: 0.357	1B										1B	0	0	0	0	0	0	0		
5 Jarrett Hoffpauir, R OBP: 0.261, SLG: 0.229	K2-3				P4						SH5-4	4	0	2	0	0	1	2		
Inning Stats	R: 0 E: 0 K: 2 S: 11	H: 1 LOB: 1 BB: 0 P: 13	R: 0 E: 0 K: 2 S: 15	H: 2 LOB: 2 BB: 0 P: 22	R: 0 E: 0 K: 0 S: 10	H: 0 LOB: 2 BB: 2 P: 22	R: 0 E: 0 K: 0 S: 7	H: 0 LOB: 0 BB: 0 P: 9	R: 0 E: 0 K: 0 S: 5	H: 0 LOB: 1 BB: 0 P: 21	R: 0 E: 0 K: 1 S: 13	H: 1 LOB: 2 BB: 0 P: 21	R: 0 E: 0 K: 0 S: 11	H: 0 LOB: 1 BB: 1 P: 17	R: 5 E: 0 K: 1 S: 21	H: 4 LOB: 2 BB: 2 P: 39	1B: 10 2B: 1 3B: 1 HR: 0	SF: 0 SAC: 1 DP: 1 HBP: 2	WP: 2 PB: 1 SB: 2 CS: 0	PA: 52
PITCHER	IP 6.2	WLS 27	BF 27	H 4	R 0	ER 0	SO 6	BB 3	IBB 0	HBP 1	BLK 0	WP 2	HR 0	S 68	P 106	ERA 0.00	WHIP 1.050			
34 A.J. Burnett, R ERA: 4.9																				
43 Damaso Marte, L ERA: 4.0																				
62 Joba Chamberlain, R ERA: 5.4																				
42 Mariano Rivera, R ERA: 0.86																				
30 David Robertson, R ERA: 6.15																				
PITCHER	IP 0.2	WLS 5	BF 5	H 1	R 1	ER 1	SO 1	BB 0	IBB 0	HBP 0	BLK 0	WP 0	HR 0	S 13	P 25	ERA 13.50	WHIP 3.000			
61 Chan Ho Park, R ERA: 6.66																				

Toronto Blue Jays @ New York Yankees
Yankee Stadium, Bronx, NY
Fri Jul 02 2010, 1:09 PM - 4:57 PM EDT
Att. 45,792 - Party Cloudy - 77 F

livebaseballscores.com

AB 42
R 6
H 11
RBI 6
BB 7
SO 8
LOB 25



Batter	1	2	3	4	5	6	7	8	9	10	11	AB	R	H	RBI	BB	SO	LOB	BOTTOM	
2 Derek Jeter, R OBP: 0.344, SLG: 0.408	BB		1B		G4-3		G4-3			G5-3		4	1	1	0	1	0	1		
33 Nick Swisher, S OBP: 0.309, SLG: 0.507	BB		BB				1B			K		3	0	1	0	2	2	0		
25 Mark Teixeira, S OBP: 0.345, SLG: 0.408	G3		BB				L3			G4-3		3	0	0	0	2	0	3		
13 Alex Rodriguez, R OBP: 0.352, SLG: 0.491	SF8		K		FC6-4				F8		F8	4	0	0	1	0	1	4		
24 Robinson Cano, L OBP: 0.398, SLG: 0.579	F8		K		F8				G4-3		G4-3	5	0	0	0	0	1	5		
20 Jorge Posada, S OBP: 0.371, SLG: 0.482	K		G4-3				1B		G3			5	0	1	0	0	2	3		
14 Curtis Granderson, L OBP: 0.310, SLG: 0.416	G3				P4		BB		G5-3			3	0	0	0	1	0	0		
17 Francisco Cervelli, R OBP: 0.349, SLG: 0.345	1B				WP		G5-4-3		G5-3			4	0	2	0	0	0	2		
11 Brett Gardner, L OBP: 0.393, SLG: 0.406	K				F8		P3		F7			4	0	0	0	0	1	3		
Inning Stats	R: 1 E: 0 K: 0 S: 11	H: 0 LOB: 1 BB: 2 P: 23	R: 0 E: 0 K: 2 S: 9	H: 1 LOB: 1 BB: 0 P: 10	R: 0 E: 0 K: 2 S: 9	H: 1 LOB: 3 BB: 2 P: 21	R: 0 E: 0 K: 0 S: 7	H: 1 LOB: 1 BB: 0 P: 10	R: 0 E: 0 K: 0 S: 5	H: 0 LOB: 0 BB: 0 P: 9	R: 0 E: 0 K: 0 S: 8	H: 0 LOB: 0 BB: 0 P: 11	R: 0 E: 0 K: 1 S: 8	H: 0 LOB: 1 BB: 1 P: 14	R: 0 E: 0 K: 1 S: 9	H: 0 LOB: 0 BB: 0 P: 13	1B: 5 2B: 1 3B: 0 HR: 0	SF: 1 SAC: 0 DP: 2 HBP: 0	WP: 1 PB: 0 SB: 2 CS: 0	PA: 42
PITCHER	IP 6.0	WLS 1.1	BF 4	H 1	R 1	ER 1	SO 0	BB 6	IBB 0	HBP 0	BLK 0	WP 1	HR 0	S 54	P 96	ERA 1.50	WHIP 1.667			
27 Brett Cecil, L ERA: 4.19																				
57 Shawn Camp, R ERA: 2.32																				
37 Scott Downs, L ERA: 2.88																				
54 Jason Frasor, R ERA: 4.94																				
63 Kevin Gregg, R ERA: 4.06																				
PITCHER	IP 0.2	WLS 0	BF 0	H 0	R 0	ER 0	SO 0	BB 0	IBB 0	HBP 0	BLK 0	WP 0	HR 0	S 1	P 1	ERA 0.00	WHIP 0.000			
27 Brett Cecil, L ERA: 4.19																				

Toronto Blue Jays @ New York Yankees
Yankee Stadium, Bronx, NY
Fri Jul 02 2010, 1:09 PM - 4:57 PM EDT
Att. 45,792 - Party Cloudy - 77 F

livebaseballscores.com

AB 35
R 1
H 5
RBI 1
BB 6
SO 7
LOB 21



Batter	1	2	3	4	5	6	7	8	9	AB	R	H	RBI	BB	SO	LOB	TOP			
21 Nick Green, R (1, 10) OBP: 0.250, SLG: 0.167										4	1	1	0	0	2	0	Toronto Blue Jays @ New York Yankees Yankee Stadium, Bronx, NY Sat Jul 03 2010, 1:09 PM - 3:53 PM EDT Att: 46,364 - Partly Cloudy - 84 F			
11 Alex Gonzalez, R (1, 6) OBP: 0.303, SLG: 0.492										4	1	1	1	0	1	1				
44 Casey Janssen, R (8, 1)										0	0	0	0	0	0	0				
19 José Bautista, R (1, 9) OBP: 0.356, SLG: 0.530										4	1	1	2	0	0	0				
10 Vernon Wells, R (1, 8) OBP: 0.328, SLG: 0.544										2	0	0	0	1	1	0				
1 Dewayne Wise, L (6, 8) OBP: 0.236, SLG: 0.350										1	0	0	0	0	0	0				
14 John Buck, R (1, 2) OBP: 0.306, SLG: 0.509										4	0	2	0	0	0	0				
2 Aaron Hill, R (1, 4) OBP: 0.276, SLG: 0.355										4	0	0	0	0	1	3				
35 Lyle Overbay, L (1, 3) OBP: 0.317, SLG: 0.380										3	0	0	0	0	0	2				
26 Adam Lind, L (7, 3) OBP: 0.264, SLG: 0.342										0	0	0	0	0	0	0				
12 Edwin Encarnación, R (1, 5) OBP: 0.292, SLG: 0.455										3	0	0	0	0	1	0				
6 John McDonald, R (1, 7) OBP: 0.220, SLG: 0.379										3	0	0	0	0	0	0				
Inning Stats	R: 2 H: 3 ER: 0 SO: 17	LOB: 2 BB: 1 P: 26	R: 0 H: 0 ER: 0 SO: 8	H: 0 LOB: 0 BB: 0 P: 12	R: 0 H: 0 ER: 0 SO: 5	H: 0 LOB: 0 BB: 0 P: 7	R: 0 H: 0 ER: 0 SO: 8	H: 0 LOB: 0 BB: 0 P: 13	R: 0 H: 0 ER: 0 SO: 12	H: 0 LOB: 0 BB: 0 P: 19	R: 1 H: 2 ER: 0 SO: 12	H: 2 LOB: 1 BB: 0 P: 20	R: 0 H: 0 ER: 0 SO: 7	H: 0 LOB: 0 BB: 0 P: 10	R: 0 H: 0 ER: 0 SO: 3	H: 0 LOB: 0 BB: 0 P: 6	1B: 3 2B: 0 3B: 0 HR: 2	SF: 0 SAC: 0 DP: 0 HBP: 0	WP: 0 PB: 0 SB: 0 CS: 0	PA: 33
PITCHER	IP WLS BF H R ER SO BB IBB HBP BLK WP HR S P ERA WHIP																			
46 Andy Pettitte, L ERA: 2.82	6.0 W 24 5 3 3 4 1 0 0 0 0 2 62 97 4.50 1.000																			
40 Dustin Moseley, R ERA: 6.41	2.0 6 0 0 0 2 0 0 0 0 0 0 12 15 0.00 0.000																			
61 Chan Ho Park, R ERA: 6.41	1.0 3 0 0 0 0 0 0 0 0 0 0 3 6 0.00 0.000																			

AB	32
R	3
H	5
RBI	3
BB	1
SO	6
LOB	6



Batter	1	2	3	4	5	6	7	8	9	AB	R	H	RBI	BB	SO	LOB	BOTTOM			
2 Derek Jeter, R (1, 6) OBP: 0.349, SLG: 0.407										1	2	0	0	3	0	1	Toronto Blue Jays @ New York Yankees Yankee Stadium, Bronx, NY Sat Jul 03 2010, 1:09 PM - 3:53 PM EDT Att: 46,364 - Partly Cloudy - 84 F			
19 Ramiro Pena, S (8, 6) OBP: 0.227, SLG: 0.188										1	0	0	0	0	0	0				
33 Nick Swisher, S (1, 10) OBP: 0.370, SLG: 0.504										4	2	1	0	1	1	1				
25 Mark Teixeira, S (1, 3) OBP: 0.350, SLG: 0.417										3	2	2	2	1	0	1				
27 Colin Curtis, L (6, PH) (9, 7)										1	0	0	0	0	1	0				
13 Alex Rodriguez, R (1, 5) OBP: 0.351, SLG: 0.491										4	0	1	4	0	1	3				
26 Kevin Russo, R (8, 5) OBP: 0.255, SLG: 0.234										0	0	0	0	0	0	0				
24 Robinson Canó, L (1, 4) OBP: 0.396, SLG: 0.575										4	1	1	1	0	1	2				
20 Jorge Posada, S (1, 2) (9, 3) OBP: 0.369, SLG: 0.483										4	0	1	0	0	0	2				
14 Curtis Granderson, L (1, 8) OBP: 0.309, SLG: 0.412										4	1	1	0	0	0	1				
17 Francisco Cervelli, R (9, 2) OBP: 0.349, SLG: 0.345										0	0	0	0	0	0	0				
22 Chad Huffman, R (1, 9) OBP: 0.286, SLG: 0.167										3	1	0	0	0	3	1				
11 Brett Gardner, L (1, 7) (9, 8) OBP: 0.398, SLG: 0.421										3	2	2	4	1	0	0				
Inning Stats	R: 0 H: 0 ER: 0 SO: 10	H: 1 LOB: 1 BB: 1 P: 19	R: 0 H: 1 ER: 0 SO: 15	H: 1 LOB: 0 BB: 0 P: 23	R: 11 H: 7 ER: 0 SO: 28	H: 7 LOB: 1 BB: 4 P: 57	R: 0 H: 0 ER: 0 SO: 7	H: 0 LOB: 0 BB: 0 P: 8	R: 0 H: 1 ER: 0 SO: 5	H: 1 LOB: 1 BB: 0 P: 9	R: 0 H: 0 ER: 0 SO: 9	H: 0 LOB: 0 BB: 0 P: 13	R: 0 H: 0 ER: 0 SO: 8	H: 0 LOB: 0 BB: 0 P: 12	R: 0 H: 0 ER: 0 SO: 3	H: 0 LOB: 0 BB: 0 P: 6	1B: 4 2B: 4 3B: 0 HR: 1	SF: 0 SAC: 0 DP: 1 HBP: 1	WP: 1 PB: 0 SB: 0 CS: 0	PA: 39
PITCHER	IP WLS BF H R ER SO BB IBB HBP BLK WP HR S P ERA WHIP																			
24 Ricky Romero, L ERA: 3.39	2.2 L 18 7 8 8 3 2 0 0 1 0 0 1 45 77 8.10 3.375																			
56 Brian Tallet, L ERA: 5.9	3.1 15 2 3 3 1 4 0 0 0 0 1 0 27 52 8.10 1.800																			
44 Casey Janssen, R ERA: 4.34	2.0 6 0 0 0 3 0 0 0 0 0 0 0 17 25 0.00 0.000																			
44 Casey Janssen, R ERA: 4.34	2.0 6 0 0 0 3 0 0 0 0 0 0 0 17 25 0.00 0.000																			

AB	32
R	11
H	9
RBI	11
BB	6
SO	7
LOB	12



Batter	1	2	3	4	5	6	7	8	9	AB	R	H	RBI	BB	SO	LOB	TOP					
11 Brett Gardner, L OBP: 0.396, SLG: 0.427	G6-3		G6-3		F8		G3			4	0	0	0	0	0	2						
2 Derek Jeter, R OBP: 0.347, SLG: 0.404	G4-3		P4			L3		1B		4	0	1	0	0	0	0						
25 Mark Teixeira, S OBP: 0.352, SLG: 0.435	L3		G4-3			HR		K		4	1	1	1	0	1	1						
13 Alex Rodriguez, R OBP: 0.344, SLG: 0.479			G3-1		K		G6-3		F9	4	0	0	0	0	1	1						
24 Robinson Canó, L OBP: 0.394, SLG: 0.565	L8		L8		1B		F8		K	4	0	1	0	0	1	1						
33 Nick Swisher, S OBP: 0.375, SLG: 0.509			14 WP 2B		F7				F9	4	1	2	0	0	0	1						
14 Curtis Granderson, L OBP: 0.355, SLG: 0.411			17 1B 3B		K		L6			3	1	1	1	1	1	2						
17 Francisco Cervelli, R OBP: 0.345, SLG: 0.341			1B		G1-3		K		L4	4	0	1	1	0	1	2						
27 Colin Curtis, L OBP: 0.333, SLG: 0.429	F9		F9		F7				K	4	0	1	0	0	1	2						
Inning Stats	R: 0 E: 0 K: 0 S: 6	H: 0 LOB: 0 BB: 0 P: 10	R: 2 E: 0 K: 0 S: 14	H: 3 LOB: 1 BB: 0 P: 21	R: 0 E: 0 K: 0 S: 6	H: 0 LOB: 0 BB: 0 P: 10	R: 0 E: 0 K: 2 S: 12	H: 1 LOB: 1 BB: 0 P: 15	R: 0 E: 0 K: 0 S: 7	H: 0 LOB: 0 BB: 0 P: 10	R: 1 E: 0 K: 0 S: 10	H: 1 LOB: 0 BB: 0 P: 18	R: 0 E: 0 K: 1 S: 9	H: 2 LOB: 2 BB: 0 P: 15	R: 0 E: 0 K: 2 S: 14	H: 1 LOB: 1 BB: 0 P: 18	R: 0 E: 0 K: 1 S: 10	H: 0 LOB: 1 BB: 1 P: 17	1B: 5 2B: 1 3B: 1 HR: 1	SF: 0 SAC: 0 DP: 0 HBP: 0	WP: 1 PB: 0 SB: 0 CS: 0	PA: 36
PITCHER	IP	WLS	BF	H	R	ER	SO	BB	IBB	HBP	BLK	WP	HR	S	P	ERA	WHIP					
15 Ben Sheets, R ERA: 4.89	7.1	L	30	8	3	3	4	0	0	0	0	1	1	71	109	3.68	1.091					
48 Michael Wuerz, R ERA: 5.51	0.2		2	0	0	0	1	0	0	0	0	0	0	7	8	0.00	0.000					
57 Cedrick Bowers, L ERA: 5.06	1.0		4	0	0	0	1	1	0	0	0	0	0	10	17	0.00	1.000					

New York Yankees @ Oakland Athletics
Oakland Coliseum, Oakland, CA
Mon Jul 05 2010, 7:08 PM - 9:43 PM PDT
Att: 27,405 - Partly Cloudy - 58 F

AB 35
R 3
H 8
RBI 3
BB 1
SO 6
LOB 12



Batter	1	2	3	4	5	6	7	8	9	AB	R	H	RBI	BB	SO	LOB	BOTTOM					
4 Coco Crisp, S OBP: 0.333, SLG: 0.565	K		SF9		FC5-4			L7		3	0	0	1	0	1	1						
10 Daric Barton, L OBP: 0.392, SLG: 0.403	K2-3		G4-3		G1-3			K		4	0	0	0	0	2	1						
Ryan Sweeney, L OBP: 0.343, SLG: 0.381	L8				G3-1		L5		G3	4	0	0	0	0	0	0						
8 Kurt Suzuki, R OBP: 0.307, SLG: 0.420					P4		G5-3		F9	4	0	1	0	0	0	0						
32 Jack Cust, L OBP: 0.414, SLG: 0.408	F9				1B		F7		F7	3	0	0	0	1	0	1						
5 Kevin Kouzmanoff, R OBP: 0.392, SLG: 0.386	G1-3				BB				F8	3	0	1	0	0	0	1						
18 Gabe Gross, L OBP: 0.291, SLG: 0.322	P6		G4-3		1B		F8		F8	3	0	0	0	0	0	3						
14 Mark Ellis, R OBP: 0.355, SLG: 0.370	G6-3				FC3-6 BB		L9			2	0	0	0	1	0	0						
2 Cliff Pennington, S OBP: 0.333, SLG: 0.387			4 SF9 3B		FC3-6 FC5-4		K			3	1	1	0	0	1	1						
Inning Stats	R: 0 E: 0 K: 2 S: 14	H: 0 LOB: 0 BB: 0 P: 21	R: 0 E: 0 K: 0 S: 11	H: 1 LOB: 1 BB: 0 P: 13	R: 1 E: 0 K: 0 S: 9	H: 1 LOB: 0 BB: 0 P: 12	R: 0 E: 0 K: 0 S: 11	H: 1 LOB: 2 BB: 1 P: 21	R: 0 E: 0 K: 0 S: 15	H: 0 LOB: 1 BB: 1 P: 25	R: 0 E: 0 K: 0 S: 6	H: 0 LOB: 0 BB: 0 P: 9	R: 0 E: 0 K: 0 S: 6	H: 0 LOB: 0 BB: 0 P: 9	R: 0 E: 0 K: 2 S: 7	H: 0 LOB: 0 BB: 0 P: 11	R: 0 E: 0 K: 0 S: 6	H: 0 LOB: 0 BB: 0 P: 10	1B: 2 2B: 0 3B: 1 HR: 0	SF: 1 SAC: 0 DP: 0 HBP: 0	WP: 0 PB: 0 SB: 0 CS: 0	PA: 32
PITCHER	IP	WLS	BF	H	R	ER	SO	BB	IBB	HBP	BLK	WP	HR	S	P	ERA	WHIP					
31 Javier Vazquez, R ERA: 4.81	7.0	W	26	3	1	1	2	2	0	0	0	0	0	7	11	0.00	0.714					
62 Joba Chamberlain, R ERA: 5.09	1.0	H	3	0	0	0	2	0	0	0	0	0	0	6	10	0.00	0.000					
42 Mariano Rivera, R ERA: 1.08	1.0	S	3	0	0	0	0	0	0	0	0	0	0	6	10	0.00	0.000					

New York Yankees @ Oakland Athletics
Oakland Coliseum, Oakland, CA
Mon Jul 05 2010, 7:08 PM - 9:43 PM PDT
Att: 27,405 - Partly Cloudy - 58 F

AB 29
R 1
H 3
RBI 1
BB 2
SO 4
LOB 8



Batter	1	2	3	4	5	6	7	8	9	AB	R	H	RBI	BB	SO	LOB	TOP																	
2 Derek Jeter, R OBP: 0.344, SLG: 0.395										4	1	0	0	1	0	0																		
33 Nick Swisher, S OBP: 0.396, SLG: 0.531										4	1	4	0	1	0	0																		
25 Mark Teixeira, S OBP: 0.350, SLG: 0.435										5	0	1	0	0	0	6																		
13 Alex Rodriguez, R OBP: 0.348, SLG: 0.492										4	1	1	2	1	0	4																		
24 Robinson Canó, L OBP: 0.372, SLG: 0.558										4	0	2	0	1	0	0																		
20 Jorge Posada, S OBP: 0.372, SLG: 0.468										5	0	1	0	0	1	4																		
14 Curtis Granderson, L OBP: 0.359, SLG: 0.498									4	0	3	0	0	0	1																			
11 Brett Gardner, L OBP: 0.390, SLG: 0.417									4	0	0	0	0	3	5																			
19 Ramiro Pena, S OBP: 0.247, SLG: 0.215										2	0	0	0	0	2																			
38 Marcus Thames, R (7, PH) OBP: 0.398, SLG: 0.413										1	0	0	0	0	0																			
26 Kevin Russo, R OBP: 0.250, SLG: 0.229										1	0	0	0	1	0																			
Inning Stats	R: 0 H: 1 E: 1 K: 0 S: 13	H: 1 LOB: 1 BB: 0 P: 20	R: 0 H: 0 E: 0 K: 1 S: 8	H: 1 LOB: 1 BB: 0 P: 14	R: 0 H: 2 E: 0 K: 0 S: 9	H: 2 LOB: 2 BB: 0 P: 10	R: 0 H: 2 E: 0 K: 1 S: 12	H: 2 LOB: 1 BB: 0 P: 16	R: 0 H: 1 E: 0 K: 0 S: 9	H: 1 LOB: 1 BB: 0 P: 14	R: 0 H: 0 E: 0 K: 0 S: 7	H: 2 LOB: 1 BB: 1 P: 12	R: 1 H: 2 E: 0 K: 0 S: 9	H: 2 LOB: 2 BB: 2 P: 18	R: 2 H: 2 E: 1 K: 2 S: 16	H: 2 LOB: 2 BB: 2 P: 32	1B: 10 2B: 2 3B: 0 HR: 0	SF: 0 SAC: 0 DP: 2 HBP: 0	WP: 1 PB: 0 CS: 0	PA: 42														
PITCHER	IP WLS BF H R ER SO BB IBB HBP BLK WP HR S P ERA WHIP																																	
38 Jason Vargas, L ERA: 3.09	7.0	32	9	1	1	3	2	0	0	0	0	0	0	0	68	106	1.29	1.571																
37 Brian Sweeney, R ERA: 0.9	1.0	B	3	1	0	0	0	0	0	0	1	0	7	12	0.00	1.000																		
53 David Aardsma, R ERA: 5.6	1.0	L	7	2	2	2	2	1	1	0	0	0	16	32	18.00	3.000																		

New York Yankees @ Seattle Mariners
 Safeco Field, Seattle, WA
 Thu Jul 08 2010, 7:12 PM - 10:00 PM PDT
 Att: 37,440 - Clear - 85 F

AB	38
R	3
H	12
RBI	2
BB	4
SO	5
LOB	22



Batter	1	2	3	4	5	6	7	8	9	AB	R	H	RBI	BB	SO	LOB	BOTTOM															
51 Ichiro Suzuki, L OBP: 0.378, SLG: 0.411										4	0	2	0	0	2																	
9 Chone Figgins, S OBP: 0.335, SLG: 0.274									2	0	1	0	2	0	2																	
21 Franklin Gutierrez, R OBP: 0.330, SLG: 0.400									3	0	0	0	1	0	3																	
30 Russell Bryanan, L OBP: 0.328, SLG: 0.498									4	0	0	0	3	5																		
4 Jose Lopez, R OBP: 0.270, SLG: 0.331										4	0	0	0	1	4																	
13 Casey Kotchman, L OBP: 0.297, SLG: 0.351										3	0	0	1	2	0																	
26 Josh Bard, S OBP: 0.286, SLG: 0.361										4	0	0	0	1	1																	
16 Josh Wilson, R OBP: 0.319, SLG: 0.344										3	1	1	0	0	1	0																
55 Michael Saunders, L OBP: 0.292, SLG: 0.423									3	0	1	0	0	2	2																	
Inning Stats	R: 0 H: 2 E: 0 K: 0 S: 9	H: 0 LOB: 0 BB: 0 P: 12	R: 0 H: 0 E: 0 K: 2 S: 8	H: 0 LOB: 0 BB: 0 P: 13	R: 0 H: 0 E: 0 K: 1 S: 8	H: 0 LOB: 0 BB: 1 P: 13	R: 0 H: 0 E: 0 K: 0 S: 5	H: 0 LOB: 0 BB: 0 P: 8	R: 1 H: 3 E: 1 K: 2 S: 13	H: 3 LOB: 3 BB: 1 P: 22	R: 0 H: 0 E: 0 K: 1 S: 10	H: 0 LOB: 2 BB: 1 P: 18	R: 0 H: 0 E: 0 K: 1 S: 7	H: 0 LOB: 1 BB: 1 P: 11	R: 0 H: 0 E: 0 K: 1 S: 18	H: 0 LOB: 0 BB: 0 P: 22	1B: 5 2B: 0 3B: 0 HR: 0	SF: 0 SAC: 0 DP: 1 HBP: 1	WP: 0 PB: 0 CS: 0	PA: 35												
PITCHER	IP WLS BF H R ER SO BB IBB HBP BLK WP HR S P ERA WHIP																															
46 Andy Pettitte, L ERA: 2.7	8.0	32	5	1	1	0	3	1	1	0	0	0	67	107	1.12	1.000																
42 Mariano Rivera, R ERA: 1.05	1.0	S	3	0	0	0	1	0	0	0	0	0	18	22	0.00	0.000																

New York Yankees @ Seattle Mariners
 Safeco Field, Seattle, WA
 Thu Jul 08 2010, 7:12 PM - 10:00 PM PDT
 Att: 37,440 - Clear - 85 F

AB	30
R	1
H	5
RBI	0
BB	4
SO	10
LOB	19



Batter	1	2	3	4	5	6	7	8	9	AB R H RBI BB SO LOB	TOP											
2 Derek Jeter, R OBP: 0.340, SLG: 0.390	G4-3		G6-3			E5 13 SF8 24 3B 33 SH5-3	K		F9	5 1 0 0 0 1 2	New York Yankees @ Seattle Mariners Safeco Field, Seattle, WA Fri Jul 09 2010, 7:13 PM - 10:07 PM PDT Att: 39,646 - Clear - 86 F											
33 Nick Swisher, S OBP: 0.394, SLG: 0.526	F7		K			SH5-3			F9	3 0 0 0 1 1 0												
25 Mark Teixeira, S OBP: 0.353, SLG: 0.453	HR				G3-1	24 3B	P2		HR	4 3 2 2 1 0 2												
13 Alex Rodriguez, R OBP: 0.349, SLG: 0.490	1B		G6-3			SF8	L9			3 0 1 1 1 0 2												
24 Robinson Cano, L OBP: 0.374, SLG: 0.558	G3		F9			14 1B 3B		P4	G6-3	5 1 1 2 0 0 2												
20 Jorge Posada, S OBP: 0.374, SLG: 0.463	F8				G4-3	14 1B		27 2B	HBP	2 0 0 0 1 0 0												
14 Curtis Granderson, L OBP: 0.307, SLG: 0.406	F9		G4-3					F8		4 0 1 1 0 0 1												
27 Colin Curtis, L OBP: 0.304, SLG: 0.381	G4-3		G4-3		G4-3	K		2B		4 0 1 0 0 1 2												
11 Brett Gardner, L OBP: 0.392, SLG: 0.416	F7					33 SH5-3 13 SF8 2 E		33 WP	K	3 1 1 0 1 1 2												
Inning Stats	R: 1 H: 2 E: 0 K: 0 S: 16	H: 2 LOB: 1 BB: 0 P: 25	R: 0 H: 0 E: 0 K: 0 S: 9	H: 0 LOB: 0 BB: 0 P: 13	R: 0 H: 0 E: 0 K: 1 S: 7	H: 0 LOB: 0 BB: 0 P: 13	R: 0 H: 0 E: 0 K: 0 S: 6	H: 0 LOB: 0 BB: 0 P: 7	R: 0 H: 0 E: 0 K: 0 S: 8	H: 0 LOB: 0 BB: 0 P: 15	R: 4 H: 2 E: 1 K: 1 S: 15	H: 2 LOB: 2 BB: 3 P: 32	R: 0 H: 1 E: 0 K: 1 S: 13	H: 1 LOB: 2 BB: 1 P: 21	R: 0 H: 1 E: 0 K: 1 S: 10	H: 1 LOB: 2 BB: 0 P: 15	R: 1 H: 1 E: 0 K: 0 S: 11	H: 1 LOB: 1 BB: 1 P: 15	1B: 3 2B: 1 3B: 1 HR: 2	SF: 1 SAC: 1 DP: 0 HBP: 1	WP: 1 PB: 0 SB: 0 CS: 0	PA: 41
PITCHER	IP WLS BF H R ER SO BB IBB HBP BLK WP HR S P ERA WHIP											PITCHER	IP WLS BF H R ER SO BB IBB HBP BLK WP HR S P ERA WHIP									
39 David Pauley, R ERA: 1.0	5.0 L 19 2 3 3 1 1 0 0 0 0 1 50 82 5.40 0.600																					
33 Chad Cordero, R ERA: 6.52	1.0 7 2 2 0 1 2 0 0 0 0 0 11 23 0.00 4.000																					
25 Luke French, L ERA: 6.39	3.0 15 3 1 1 2 2 0 1 0 1 1 34 51 3.00 1.667																					

Batter	1	2	3	4	5	6	7	8	9	AB R H RBI BB SO LOB	BOTTOM					
51 Ichiro Suzuki, L OBP: 0.379, SLG: 0.412	K		FC3-6 1B			P6			1B	4 0 2 0 0 1 1	New York Yankees @ Seattle Mariners Safeco Field, Seattle, WA Fri Jul 09 2010, 7:13 PM - 10:07 PM PDT Att: 39,646 - Clear - 86 F					
9 Chone Figgins, S OBP: 0.334, SLG: 0.277	L7		FC3-6 30 S			4 2B		F8		4 1 1 0 0 0 3						
30 Russell Branyan, L OBP: 0.326, SLG: 0.498	2B		K			F9		K		4 0 1 0 0 2 4						
4 Jose Lopez, R OBP: 0.270, SLG: 0.333	F9				P4	21 F9 2H		F8		4 0 1 1 0 0 2						
21 Franklin Gutierrez, R OBP: 0.334, SLG: 0.395	F8		K			F9		K		4 0 0 0 0 2 1						
13 Casey Kotchman, L OBP: 0.292, SLG: 0.344	G6-3		G3			G1-3		G5-3		4 0 0 0 0 0 1						
55 Michael Saunders, L OBP: 0.291, SLG: 0.416	K				G4-3			32 1B 32 DI		4 0 1 0 0 1 0						
32 Rob Johnson, R OBP: 0.313, SLG: 0.315	P4					G3		2 DI 1B		4 0 2 0 0 0 0						
2 Jack Wilson, R OBP: 0.268, SLG: 0.331	FC3-6 51 1B				K			G6-3		4 0 1 0 0 1 3						
Inning Stats	R: 0 H: 1 E: 0 K: 1 S: 12	H: 0 LOB: 0 BB: 0 P: 16	R: 0 H: 0 E: 0 K: 1 S: 10	H: 0 LOB: 0 BB: 0 P: 15	R: 0 H: 2 E: 0 K: 1 S: 15	H: 2 LOB: 2 BB: 0 P: 22	R: 0 H: 0 E: 0 K: 1 S: 10	H: 0 LOB: 0 BB: 0 P: 13	R: 0 H: 1 E: 0 K: 1 S: 10	H: 1 LOB: 1 BB: 0 P: 14	R: 0 H: 2 E: 0 K: 1 S: 21	H: 2 LOB: 2 BB: 0 P: 32	1B: 5 2B: 4 3B: 0 HR: 0	SF: 0 SAC: 0 DP: 0 HBP: 0	WP: 0 PB: 1 SB: 0 CS: 0	PA: 36
PITCHER	IP WLS BF H R ER SO BB IBB HBP BLK WP HR S P ERA WHIP											PITCHER	IP WLS BF H R ER SO BB IBB HBP BLK WP HR S P ERA WHIP			
65 Phil Hughes, R ERA: 3.65	7.0 W 27 6 1 1 5 0 0 0 0 0 0 79 109 1.29 0.857															
30 David Robertson, R ERA: 5.46	1.0 4 1 0 0 1 0 0 0 0 0 0 10 14 0.00 1.000															
61 Chan Ho Park, R ERA: 6.18	1.0 5 2 0 0 1 0 0 0 0 0 0 21 32 0.00 2.000															

Batter	1	2	3	4	5	6	7	8	9	AB	R	H	RBI	BB	SO	LOB	TOP					
11 Brett Gardner, L (1, 7) OBP: 0.392, SLG: 0.416	1-2 25 CS 1B		2-3 2 K		1-1 33 G6-3 1B			1-0 G6-3	2-3 3 K	5	0	2	0	0	2	2	New York Yankees @ Seattle Mariners Safeco Field, Seattle, WA Sat Jul 10 2010, 7:12 PM - 9:56 PM PDT Att. 42,560 - Clear - 79 F					
33 Nick Swisher, S (1, 10) OBP: 0.392, SLG: 0.532	1-0 F7		1-0 HR		0-2 G6-3			0-0 F7		4	1	1	1	0	0	2						
25 Mark Teixeira, S (1, 3) OBP: 0.354, SLG: 0.454	3-2 1B		0-1 G4-3			2-2 G4-3		0-1 13 BB 1B		4	0	2	0	0	0	0						
13 Alex Rodriguez, R (1, 5) OBP: 0.350, SLG: 0.489	0-0 F8		2-2 27 G1-3 24 1B 1B			1-0 F9		4-2 BB		3	0	1	0	1	0	1						
24 Robinson Cano, L (1, 4) OBP: 0.391, SLG: 0.556		4-0 BB		0-0 27 G1-3 1B				1-0 G1-3		3	0	1	0	1	1	2						
14 Curtis Granderson, L (1, 8) OBP: 0.310, SLG: 0.412		3-3 K		0-2 L7				0-0 1B		4	0	2	0	0	1	3						
27 Colin Curtis, L (1, 9) OBP: 0.299, SLG: 0.320		1-2 F7		1-1 G1-3				1-0 F7		4	0	0	0	0	1	5						
17 Francisco Cervelli, R (1, 2) OBP: 0.338, SLG: 0.333		0-1 G4-3		0-0 G6-3				1-3 K		3	0	0	0	0	1	4						
2 Derek Jeter, R (9, PH) OBP: 0.342, SLG: 0.392								1-1 1B		1	0	1	0	0	0	0						
19 Ramiro Pena, S (1, 6) OBP: 0.239, SLG: 0.207								3-3 K		3	0	0	0	0	2	1						
20 Jorge Posada, S (9, PH) OBP: 0.373, SLG: 0.461								0-0 F7		1	0	0	0	0	1	2						
Inning Stats	R: 0 E: 0 K: 0 S: 9	H: 2 LOB: 1 BB: 0 P: 14	R: 0 E: 0 K: 1 S: 11	H: 0 LOB: 1 BB: 1 P: 19	R: 1 E: 0 K: 2 S: 9	H: 1 LOB: 0 BB: 0 P: 12	R: 0 E: 0 K: 0 S: 11	H: 2 LOB: 2 BB: 0 P: 14	R: 0 E: 0 K: 1 S: 9	H: 1 LOB: 0 BB: 0 P: 10	R: 0 E: 0 K: 0 S: 6	H: 0 LOB: 1 BB: 0 P: 10	R: 0 E: 0 K: 1 S: 7	H: 1 LOB: 1 BB: 0 P: 9	R: 0 E: 0 K: 1 S: 9	H: 1 LOB: 2 BB: 1 P: 15	R: 0 E: 0 K: 3 S: 14	H: 2 LOB: 2 BB: 0 P: 23	1B: 8 2B: 1 3B: 0 HR: 1	SF: 0 SAC: 0 DP: 1 HBP: 0	WP: 0 PB: 0 CS: 1	PA: 37
PITCHER 34 Félix Hernández, R (1, 1) ERA: 2.88	IP: 9.0 WLS: W BF: 37	H: 10 R: 1 ER: 1 SO: 9	BB: 2 IBB: 0 HBP: 0 BLK: 0	WP: 0 HR: 1 S: 85 P: 126	ERA: 1.00 WHIP: 1.333	PITCHER																

Batter	1	2	3	4	5	6	7	8	9	AB	R	H	RBI	BB	SO	LOB	BOTTOM			
51 Ichiro Suzuki, L (1, 9) OBP: 0.378, SLG: 0.411	0-3 K		1-2 F8			2-2 1B		1-2 FC1-6 30 WP 9 1B 4 HR		4	1	1	0	0	1	1	New York Yankees @ Seattle Mariners Safeco Field, Seattle, WA Sat Jul 10 2010, 7:12 PM - 9:56 PM PDT Att. 42,560 - Clear - 79 F			
9 Chone Figgins, S (1, 4) OBP: 0.333, SLG: 0.276	3-2 K			2-2 G1-3		2-2 F8		0-0 4 HR 1B		4	1	1	0	0	1	1				
30 Russell Branyan, L (1, 10) OBP: 0.329, SLG: 0.493	4-2 4 WP BB			2-3 K				4-1 4 HR IBB		2	1	0	0	2	1	0				
4 Jose Lopez, R (1, 5) OBP: 0.273, SLG: 0.344	1-2 P4			1-2 F7				2-0 HR		4	1	2	4	0	0	1				
21 Franklin Gutierrez, R (1, 8) OBP: 0.333, SLG: 0.393	1-2 F7			1-2 F8				1-0 P3		4	0	1	0	0	0	0				
17 Justin Smoak, S (1, 3) OBP: 0.312, SLG: 0.347	0-3 K			2-3 K				1-1 G1-3		4	0	0	0	0	3	2				
55 Michael Saunders, L (1, 7) OBP: 0.291, SLG: 0.412	0-0 P6							2-3 BB		2	0	0	0	1	0	0				
32 Rob Johnson, R (1, 2) OBP: 0.309, SLG: 0.311			2-1 F8			2-1 G4-3		1-1 L6		2	0	0	0	0	0	0				
15 Milton Bradley, S (7, PH) OBP: 0.294, SLG: 0.387										1	0	0	0	0	0	3				
26 Josh Bard, S (8, 2) OBP: 0.286, SLG: 0.361										0	0	0	0	0	0	0				
2 Jack Wilson, R (1, 6) OBP: 0.270, SLG: 0.331								0-0 51 FC1-6 1B		3	0	1	0	0	1	0				
Inning Stats	R: 0 E: 0 K: 2 S: 14	H: 0 LOB: 1 BB: 1 P: 22	R: 0 E: 0 K: 1 S: 8	H: 0 LOB: 0 BB: 0 P: 9	R: 0 E: 0 K: 0 S: 7	H: 0 LOB: 0 BB: 0 P: 10	R: 0 E: 0 K: 1 S: 9	H: 0 LOB: 0 BB: 0 P: 14	R: 0 E: 0 K: 1 S: 9	H: 0 LOB: 0 BB: 0 P: 15	R: 0 E: 0 K: 1 S: 15	H: 1 LOB: 1 BB: 0 P: 23	R: 0 E: 0 K: 1 S: 15	H: 2 LOB: 3 BB: 1 P: 24	R: 4 E: 0 K: 0 S: 10	H: 3 LOB: 0 BB: 1 P: 19	1B: 5 2B: 0 3B: 0 HR: 1	SF: 0 SAC: 0 DP: 0 HBP: 0	WP: 2 PB: 0 CS: 0	PA: 33
PITCHER 31 Javier Vazquez, R (1, 1) ERA: 4.45	IP: 7.0 WLS: L BF: 26	H: 3 R: 0 ER: 4 SO: 7	BB: 2 IBB: 0 HBP: 0 BLK: 0	WP: 1 HR: 0 S: 77 P: 117	ERA: 0.00 WHIP: 0.714	PITCHER														
62 Joba Chamberlain, R (8, 1) ERA: 5.79	IP: 1.0 WLS: L BF: 7	H: 3 R: 4 ER: 4 SO: 0	BB: 0 IBB: 1 HBP: 0 BLK: 0	WP: 1 HR: 1 S: 10 P: 19	ERA: 36.00 WHIP: 3.000	PITCHER														

Batter	1	2	3	4	5	6	7	8	9	AB	R	H	RBI	BB	SO	LOB	TOP						
18 Ben Zobrist, S OBP: 0.383, SLG: 0.393										5	0	1	0	1	0	0	<p>Tampa Bay Rays @ New York Yankees Yankee Stadium, Bronx, NY Sat Jul 17 2010, 4:13 PM - 7:47 PM EDT Att: 48,957 - Partly Cloudy - 93 F</p> <p>livebaseballscores.com</p> <p>AB 38 R 10 H 13 RBI 10 BB 4 SO 8 LOB 18</p>						
13 Carl Crawford, L OBP: 0.375, SLG: 0.512										5	0	0	0	0	3	4							
3 Evan Longoria, R OBP: 0.327, SLG: 0.516										4	3	2	0	0	1	3							
23 Carlos Pena, L OBP: 0.327, SLG: 0.430										5	1	4	3	0	0	2							
20 Matt Joyce, L OBP: 0.326, SLG: 0.326										3	1	1	0	2	1	1							
28 John Jaso, L OBP: 0.323, SLG: 0.374										4	1	1	1	0	0	2							
2 B.J. Upton, R OBP: 0.323, SLG: 0.393										3	0	0	1	1	0	2							
8 Jason Bartlett, R OBP: 0.318, SLG: 0.336										4	2	1	0	0	1	4							
15 Reid Brignac, L OBP: 0.335, SLG: 0.402										5	2	3	5	0	2	0							
Inning Stats	R: 1 E: 0 K: 1 S: 11	H: 2 LOB: 1 BB: 0 P: 16	R: 2 E: 1 K: 0 S: 13	H: 1 LOB: 2 BB: 1 P: 19	R: 1 E: 0 K: 0 S: 8	H: 2 LOB: 2 BB: 1 P: 23	R: 0 E: 0 K: 1 S: 20	H: 1 LOB: 2 BB: 1 P: 33	R: 4 E: 0 K: 1 S: 16	H: 3 LOB: 0 BB: 1 P: 27	R: 1 E: 0 K: 0 S: 8	H: 2 LOB: 2 BB: 1 P: 16	R: 0 E: 0 K: 2 S: 11	H: 1 LOB: 0 BB: 0 P: 11	R: 1 E: 0 K: 1 S: 10	H: 1 LOB: 0 BB: 0 P: 16		R: 0 E: 0 K: 2 S: 7	H: 0 LOB: 0 BB: 0 P: 9	1B: 8 2B: 2 3B: 0 HR: 3	SF: 2 SAC: 0 DP: 1 HBP: 2	WP: 1 PB: 0 SB: 1 CS: 0	PA: 46
PITCHER	IP WLS BF H R ER SO BB IBB HBP BLK WP HR S P ERA WHIP																						
34 A.J. Burnett, R ERA: 4.99	2.0 L 13 4 4 4 1 0 0 0 2 0 1 1 27 43 18.00 2.000																						
40 Dustin Moseley, R ERA: 7.5	3.0 16 5 4 4 2 3 0 0 0 0 1 41 75 12.00 2.667																						
41 Chad Gaudin, R ERA: 6.52	4.0 17 4 2 2 5 1 0 0 0 0 1 36 52 4.50 1.250																						

Batter	1	2	3	4	5	6	7	8	9	AB	R	H	RBI	BB	SO	LOB	BOTTOM						
2 Derek Jeter, R OBP: 0.334, SLG: 0.384										5	0	1	0	0	1	6	<p>Tampa Bay Rays @ New York Yankees Yankee Stadium, Bronx, NY Sat Jul 17 2010, 4:13 PM - 7:47 PM EDT Att: 48,957 - Partly Cloudy - 93 F</p> <p>livebaseballscores.com</p> <p>AB 35 R 5 H 8 RBI 5 BB 7 SO 7 LOB 20</p>						
33 Nick Swisher, S OBP: 0.378, SLG: 0.528										4	1	0	0	1	0	3							
25 Mark Teixeira, S OBP: 0.362, SLG: 0.468										4	1	1	1	1	1	2							
13 Alex Rodriguez, R OBP: 0.345, SLG: 0.478										4	0	1	1	1	1	1							
24 Robinson Canó, L OBP: 0.385, SLG: 0.558										5	1	1	0	0	1	3							
20 Jorge Posada, S OBP: 0.376, SLG: 0.490										5	1	2	1	0	2	2							
14 Curtis Granderson, L OBP: 0.307, SLG: 0.401										3	1	0	0	1	1	1							
17 Francisco Cervelli, R OBP: 0.346, SLG: 0.335										2	0	1	0	2	0	0							
11 Brett Gardner, L OBP: 0.399, SLG: 0.411										3	0	1	2	1	0	2							
Inning Stats	R: 0 E: 0 K: 0 S: 4	H: 0 LOB: 1 BB: 1 P: 11	R: 2 E: 0 K: 2 S: 13	H: 2 LOB: 2 BB: 2 P: 26	R: 0 E: 0 K: 1 S: 8	H: 0 LOB: 0 BB: 0 P: 9	R: 0 E: 0 K: 2 S: 13	H: 1 LOB: 2 BB: 1 P: 21	R: 1 E: 0 K: 1 S: 11	H: 1 LOB: 0 BB: 0 P: 15	R: 1 E: 0 K: 0 S: 10	H: 1 LOB: 2 BB: 1 P: 18	R: 0 E: 0 K: 1 S: 15	H: 1 LOB: 1 BB: 1 P: 24	R: 0 E: 0 K: 0 S: 15	H: 1 LOB: 2 BB: 1 P: 26		R: 1 E: 0 K: 0 S: 10	H: 1 LOB: 1 BB: 1 P: 17	1B: 4 2B: 2 3B: 0 HR: 2	SF: 0 SAC: 0 DP: 0 HBP: 0	WP: 0 PB: 0 SB: 1 CS: 0	PA: 42
PITCHER	IP WLS BF H R ER SO BB IBB HBP BLK WP HR S P ERA WHIP																						
34 Jeff Niemann, R ERA: 2.92	6.1 W 29 6 4 4 6 4 0 0 0 0 0 0 11 16 0.00 1.500																						
53 Joaquin Benoit, R ERA: 0.92	0.2 3 0 0 0 0 1 1 0 0 0 0 0 0 9 18 0.00 3.000																						
31 Lance Cormier, R ERA: 4.28	0.1 1 0 0 0 0 0 0 0 0 0 0 0 6 8 0.00 0.000																						
50 Grant Balfour, R ERA: 2.08	1.0 5 1 1 1 0 1 0 0 0 0 0 0 10 17 9.00 2.000																						
21 Andy Sonnanstine, R ERA: 4.27																							

Batter	1	2	3	4	5	6	7	8	9	AB	R	H	RBI	BB	SO	LOB	TOP										
2 Erick Aybar, S OBP: 0.338, SLG: 0.364	G6-3		F8			G1-3		G6-3	G6-3	5	1	1	0	0	0	1	Los Angeles Angels @ New York Yankees Yankee Stadium, Bronx, NY Tue Jul 20 2010, 7:11 PM - 10:35 PM EDT Att: 47,775 - Partly Cloudy - 85 F										
47 Howie Kendrick, R OBP: 0.318, SLG: 0.411	G1-3		BB			F9		G6-3	BB	4	1	1	0	1	0	0											
77 Reggie Williams, S OBP: 0.344, SLG: 0.272	G1-3		BB					G6-3	BB	0	0	0	0	0	0	0											
53 Bobby Abreu, L OBP: 0.354, SLG: 0.411	G4-3		F4					BB	BB	3	1	1	0	2	0	2											
48 Torii Hunter, R OBP: 0.379, SLG: 0.502									BB	3	1	2	1	2	0	1											
3 Brandon Wood, R OBP: 0.195, SLG: 0.225									BB	0	0	0	0	0	0	0											
55 Hideki Matsui, L OBP: 0.334, SLG: 0.401									BB	4	2	1	2	1	0	6											
44 Mike Napoli, R OBP: 0.330, SLG: 0.504									BB	5	2	3	4	0	1	0											
20 Juan Rivera, R OBP: 0.309, SLG: 0.427									BB	5	1	3	0	0	0	2											
13 Maicer Izturis, S OBP: 0.328, SLG: 0.402									BB	4	1	2	3	0	1	1											
18 Kevin Frandsen, R OBP: 0.340, SLG: 0.374									BB	0	0	0	0	0	0	0											
5 Jeff Mathis, R OBP: 0.257, SLG: 0.330									BB	4	0	0	0	0	0	3											
Inning Stats	R: 0 H: 0 E: 0 K: 0 S: 7	H: 0 LOB: 0 BB: 13 P: 13	R: 1 H: 4 E: 0 K: 1 S: 16	H: 2 LOB: 2 BB: 24 P: 24	R: 1 H: 2 E: 0 K: 0 S: 11	H: 1 LOB: 1 BB: 1 P: 18	R: 2 H: 2 E: 0 K: 1 S: 11	H: 2 LOB: 0 BB: 1 P: 18	R: 0 H: 0 E: 0 K: 0 S: 6	H: 0 LOB: 0 BB: 1 P: 13	R: 2 H: 2 E: 0 K: 1 S: 14	H: 2 LOB: 1 BB: 1 P: 25	R: 2 H: 2 E: 0 K: 1 S: 15	H: 2 LOB: 0 BB: 1 P: 27	R: 0 H: 0 E: 0 K: 1 S: 8	H: 0 LOB: 0 BB: 12 P: 12	R: 2 H: 2 E: 0 K: 0 S: 13	H: 2 LOB: 2 BB: 2 P: 29	1B: 10 2B: 2 3B: 0 HR: 3	SF: 0 SAC: 0 DP: 2 HBP: 0	WP: 0 PB: 0 SB: 1 CS: 2	PA: 43					
PITCHER	IP	WLS	BF	H	R	ER	SO	BB	IBB	HBP	BLK	WP	HR	S	P	ERA	WHIP										
65 Phil Hughes, R ERA: 3.98	5.0	L	24	9	6	6	2	3	0	0	0	0	2	57	98	10.80	2.400										
63 Jonathan Albaladejo, R ERA: 5.4	1.2		7	2	1	1	1	1	0	0	0	0	0	18	32	5.40	1.800										
61 Chan Ho Park, R ERA: 5.93	1.1		5	1	1	1	2	0	0	0	0	0	1	13	20	6.75	0.750										
41 Chad Gaudin, R ERA: 6.81	1.0		7	2	2	2	0	2	0	0	0	0	0	13	29	18.00	4.000										

Batter	1	2	3	4	5	6	7	8	9	AB	R	H	RBI	BB	SO	LOB	BOTTOM										
2 Derek Jeter, R OBP: 0.332, SLG: 0.380	G6-3					G6-3		G6-3	P6	4	0	0	0	0	1	1	Los Angeles Angels @ New York Yankees Yankee Stadium, Bronx, NY Tue Jul 20 2010, 7:11 PM - 10:35 PM EDT Att: 47,775 - Partly Cloudy - 85 F										
19 Ramiro Pena, S OBP: 0.236, SLG: 0.205									BB	1	0	0	0	0	0	2											
33 Nick Swisher, S OBP: 0.377, SLG: 0.535									BB	4	1	1	1	0	1	0											
25 Mark Teixeira, S OBP: 0.364, SLG: 0.463									BB	2	1	0	0	2	0	0											
13 Alex Rodriguez, R OBP: 0.348, SLG: 0.491									BB	4	0	2	0	0	0	0											
24 Robinson Cano, L OBP: 0.387, SLG: 0.560									BB	3	0	0	0	1	1	2											
20 Jorge Posada, S OBP: 0.373, SLG: 0.486									BB	2	0	0	1	1	1	2											
27 Colin Curtis, L OBP: 0.286, SLG: 0.346									BB	1	0	1	0	0	0	0											
14 Curtis Granderson, L OBP: 0.302, SLG: 0.392									BB	4	0	0	0	0	2	4											
53 Juan Miranda, L OBP: 0.305, SLG: 0.415									BB	4	0	2	0	0	0	0											
11 Brett Gardner, L OBP: 0.396, SLG: 0.404									BB	3	0	0	0	1	1	4											
Inning Stats	R: 2 H: 2 E: 0 K: 1 S: 11	H: 2 LOB: 2 BB: 2 P: 26	R: 0 H: 0 E: 0 K: 2 S: 7	H: 0 LOB: 0 BB: 0 P: 12	R: 0 H: 0 E: 0 K: 1 S: 9	H: 0 LOB: 0 BB: 0 P: 13	R: 0 H: 0 E: 0 K: 0 S: 5	H: 0 LOB: 0 BB: 1 P: 11	R: 0 H: 0 E: 0 K: 0 S: 8	H: 0 LOB: 0 BB: 0 P: 12	R: 0 H: 1 E: 0 K: 2 S: 18	H: 1 LOB: 2 BB: 1 P: 28	R: 0 H: 1 E: 0 K: 1 S: 10	H: 1 LOB: 1 BB: 1 P: 19	R: 0 H: 2 E: 0 K: 0 S: 13	H: 2 LOB: 2 BB: 0 P: 20	1B: 4 2B: 1 3B: 0 HR: 1	SF: 0 SAC: 0 DP: 1 HBP: 0	WP: 1 PB: 0 SB: 0 CS: 0	PA: 37							
PITCHER	IP	WLS	BF	H	R	ER	SO	BB	IBB	HBP	BLK	WP	HR	S	P	ERA	WHIP										
37 Sean O'Sullivan, R ERA: 4.7	6.0	W	22	2	2	2	4	2	1	0	0	0	0	18	28	0.00	2.000										
62 Scot Shields, R ERA: 4.7	1.0		5	1	0	0	2	1	0	0	0	0	0	10	19	0.00	2.000										
45 Francisco Rodriguez, R ERA: 3.91	1.0		5	1	0	0	1	1	0	0	0	0	0	13	20	0.00	2.000										
70 Trevor Bell, R ERA: 6.05	1.0		5	2	0	0	0	0	0	0	0	1	0	13	20	0.00	2.000										



Batter	1	2	3	4	5	6	7	8	9	AB	R	H	RBI	BB	SO	LOB	TOP					
2 Erick Aybar, S OBP: 0.341, SLG: 0.368										5	0	3	0	0	1	2	Los Angeles Angels @ New York Yankees Yankee Stadium, Bronx, NY Wed Jul 21 2010, 1:09 PM - 4:15 PM EDT Att: 47,521 - Partly Cloudy - 88 F					
47 Howie Kendrick, R OBP: 0.316, SLG: 0.411										5	0	1	0	0	0	6						
5 Jeff Mathis, R OBP: 0.257, SLG: 0.330										0	0	0	0	0	0	0						
53 Bobby Abreu, L OBP: 0.352, SLG: 0.411										5	0	1	1	0	1	3						
48 Torii Hunter, R OBP: 0.379, SLG: 0.503										5	1	2	0	0	1	3						
55 Hideki Matsui, L OBP: 0.314, SLG: 0.408										5	1	1	2	0	1	2						
44 Mike Napoli, R OBP: 0.326, SLG: 0.496										4	0	0	0	1	1	1						
20 Juan Rivera, R OBP: 0.314, SLG: 0.432										4	1	2	0	1	1	0						
18 Kevin Frandsen, R OBP: 0.345, SLG: 0.378										4	1	2	1	0	0	3						
46 Bobby Wilson, R OBP: 0.291, SLG: 0.420										3	1	2	2	0	1	2						
13 Maicer Izturis, S OBP: 0.333, SLG: 0.407										1	1	1	0	0	0	0						
Inning Stats	R: 0 E: 0 K: 0 S: 6	H: 1 LOB: 1 BB: 0 P: 8	R: 0 E: 0 K: 0 S: 8	H: 0 LOB: 0 BB: 0 P: 9	R: 0 E: 0 K: 0 S: 9	H: 1 LOB: 1 BB: 0 P: 9	R: 0 E: 0 K: 0 S: 6	H: 1 LOB: 1 BB: 0 P: 11	R: 3 E: 0 K: 1 S: 26	H: 4 LOB: 0 BB: 0 P: 39	R: 2 E: 0 K: 2 S: 17	H: 4 LOB: 3 BB: 1 P: 28	R: 0 E: 0 K: 1 S: 14	H: 2 LOB: 3 BB: 1 P: 22	R: 1 E: 0 K: 2 S: 11	H: 2 LOB: 1 BB: 0 P: 11	R: 0 E: 0 K: 1 S: 8	H: 0 LOB: 0 BB: 0 P: 13	1B: 9 2B: 4 3B: 0 HR: 2	SF: 0 SAC: 0 DP: 0 HBP: 0	WP: 0 PB: 0 SB: 1 CS: 1	PA: 43
PITCHER	IP WLS BF H R ER SO BB IBB HBP BLK WP HR S P ERA WHIP																					
31 Javier Vazquez, R ERA: 4.88	5.0 W 23 9 5 5 1 0 0 0 0 0 2 59 80 9.00 1.800																					
30 David Robertson, R ERA: 4.86	1.0 H 6 2 0 0 2 1 0 0 0 0 0 13 24 0.00 3.000																					
48 Boone Logan, L ERA: 3.92	0.2 H 3 1 0 0 1 0 0 0 0 0 0 9 13 0.00 1.500																					
62 Joba Chamberlain, R ERA: 5.8	1.1 H 8 3 1 1 2 1 0 0 0 0 0 16 20 6.75 3.000																					
42 Mariano Rivera, R ERA: 0.98	1.0 3 0 0 0 1 0 0 0 0 0 0 8 13 0.00 0.000																					

Batter	1	2	3	4	5	6	7	8	9	AB	R	H	RBI	BB	SO	LOB	BOTTOM			
2 Derek Jeter, R OBP: 0.335, SLG: 0.383										5	3	3	0	0	1	1	Los Angeles Angels @ New York Yankees Yankee Stadium, Bronx, NY Wed Jul 21 2010, 1:09 PM - 4:15 PM EDT Att: 47,521 - Partly Cloudy - 88 F			
33 Nick Swisher, S OBP: 0.377, SLG: 0.536										5	1	2	0	0	2	1				
25 Mark Teixeira, S OBP: 0.366, SLG: 0.471										5	1	3	3	0	0	0				
13 Alex Rodriguez, R OBP: 0.344, SLG: 0.483										5	0	0	1	0	0	4				
24 Robinson Cano, L OBP: 0.390, SLG: 0.567										3	1	1	2	2	1	0				
53 Juan Miranda, L OBP: 0.302, SLG: 0.456										4	1	1	1	0	0	5				
14 Curtis Granderson, L OBP: 0.365, SLG: 0.593										4	1	2	0	0	1	0				
17 Francisco Cervelli, R OBP: 0.349, SLG: 0.344										4	1	2	0	0	1	1				
11 Brett Gardner, L OBP: 0.393, SLG: 0.399										3	0	0	0	0	0	1				
27 Colin Curtis, L OBP: 0.310, SLG: 0.481										1	1	1	3	0	0	0				
Inning Stats	R: 1 E: 0 K: 1 S: 12	H: 2 LOB: 2 BB: 1 P: 23	R: 0 E: 0 K: 1 S: 10	H: 0 LOB: 0 BB: 0 P: 11	R: 4 E: 1 K: 0 S: 14	H: 5 LOB: 1 BB: 0 P: 24	R: 1 E: 0 K: 0 S: 15	H: 3 LOB: 3 BB: 1 P: 25	R: 0 E: 0 K: 2 S: 11	H: 1 LOB: 1 BB: 0 P: 17	R: 0 E: 0 K: 1 S: 6	H: 0 LOB: 0 BB: 0 P: 7	R: 4 E: 0 K: 1 S: 18	H: 4 LOB: 0 BB: 0 P: 27	R: 0 E: 0 K: 0 S: 6	H: 0 LOB: 0 BB: 0 P: 9	1B: 8 2B: 4 3B: 0 HR: 3	SF: 0 SAC: 0 DP: 0 HBP: 0	WP: 0 PB: 0 SB: 0 CS: 0	PA: 41
PITCHER	IP WLS BF H R ER SO BB IBB HBP BLK WP HR S P ERA WHIP																			
35 Joel Pineiro, R ERA: 4.18	6.0 L 31 11 6 6 5 1 0 0 0 0 0 2 68 107 9.00 1.833																			
62 Scott Shields, R ERA: 5.68	1.0 7 4 4 4 1 0 0 0 0 0 2 18 27 36.00 4.000																			
63 Rich Thompson, R ERA: 2.45	1.0 3 0 0 0 0 0 0 0 0 0 0 6 9 0.00 0.000																			

AB	41
R	6
H	15
RBI	6
BB	2
SO	7
LOB	22




AB	39
R	10
H	15
RBI	10
BB	2
SO	6
LOB	13



Batter	1	2	3	4	5	6	7	8	9	AB	R	H	RBI	BB	SO	LOB	TOP							
22 Scott Podsednik, L OBP: 0.348, SLG: 0.378										5	0	2	1	0	2	2	Kansas City Royals @ New York Yankees Yankee Stadium, Bronx, NY Thu Jul 22 2010, 7:10 PM - 10:31 PM EDT Att: 47,484 - Partly Cloudy - 84 F							
18 Jason Kendall, R OBP: 0.334, SLG: 0.318										4	1	2	0	1	1	2								
9 David DeJesus, L OBP: 0.394, SLG: 0.443										2	0	0	0	0	1	3								
24 Rick Ankiel, L OBP: 0.264, SLG: 0.400										3	0	0	0	0	3	4								
16 Billy Butler, R OBP: 0.384, SLG: 0.468										4	1	2	0	1	1	0								
6 Jose Guillen, R OBP: 0.342, SLG: 0.463										3	0	1	1	2	0	3								
24 Wilson Betemit, S OBP: 0.449, SLG: 0.672										4	0	2	1	1	1	0								
13 Mike Aviles, R OBP: 0.331, SLG: 0.386										5	1	2	0	0	0	2								
8 Willie Bloomquist, R OBP: 0.295, SLG: 0.388										4	1	3	0	0	1	2								
3 Yuniesky Betancourt, R OBP: 0.261, SLG: 0.399										5	0	0	0	0	1	4								
Inning Stats	R: 2 E: 0 K: 1 S: 20	H: 4 LOB: 2 BB: 0 P: 25	R: 1 E: 0 K: 2 S: 14	H: 3 LOB: 2 BB: 0 P: 21	R: 0 E: 0 K: 1 S: 7	H: 0 LOB: 0 BB: 0 P: 9	R: 0 E: 0 K: 0 S: 7	H: 1 LOB: 1 BB: 0 P: 8	R: 0 E: 0 K: 1 S: 9	H: 2 LOB: 2 BB: 1 P: 19	R: 1 E: 1 K: 3 S: 13	H: 1 LOB: 2 BB: 2 P: 22	R: 0 E: 0 K: 2 S: 17	H: 0 LOB: 2 BB: 2 P: 27	R: 0 E: 0 K: 1 S: 18	H: 2 LOB: 3 BB: 1 P: 27	R: 0 E: 0 K: 0 S: 8	H: 1 LOB: 1 BB: 0 P: 11	1B: 11 2B: 3 3B: 0 HR: 0	SF: 0 SAC: 1 DP: 0 HBP: 0	WP: 1 PB: 0 SB: 4 CS: 0	PA: 45		
PITCHER	IP WLS BF H R ER SO BB IBB HBP BLK WP HR S P ERA WHIP	IP WLS BF H R ER SO BB IBB HBP BLK WP HR S P ERA WHIP	IP WLS BF H R ER SO BB IBB HBP BLK WP HR S P ERA WHIP	IP WLS BF H R ER SO BB IBB HBP BLK WP HR S P ERA WHIP	IP WLS BF H R ER SO BB IBB HBP BLK WP HR S P ERA WHIP	IP WLS BF H R ER SO BB IBB HBP BLK WP HR S P ERA WHIP	IP WLS BF H R ER SO BB IBB HBP BLK WP HR S P ERA WHIP	IP WLS BF H R ER SO BB IBB HBP BLK WP HR S P ERA WHIP	IP WLS BF H R ER SO BB IBB HBP BLK WP HR S P ERA WHIP	IP WLS BF H R ER SO BB IBB HBP BLK WP HR S P ERA WHIP	IP WLS BF H R ER SO BB IBB HBP BLK WP HR S P ERA WHIP	IP WLS BF H R ER SO BB IBB HBP BLK WP HR S P ERA WHIP	IP WLS BF H R ER SO BB IBB HBP BLK WP HR S P ERA WHIP	IP WLS BF H R ER SO BB IBB HBP BLK WP HR S P ERA WHIP	IP WLS BF H R ER SO BB IBB HBP BLK WP HR S P ERA WHIP	IP WLS BF H R ER SO BB IBB HBP BLK WP HR S P ERA WHIP	IP WLS BF H R ER SO BB IBB HBP BLK WP HR S P ERA WHIP	IP WLS BF H R ER SO BB IBB HBP BLK WP HR S P ERA WHIP	IP WLS BF H R ER SO BB IBB HBP BLK WP HR S P ERA WHIP	IP WLS BF H R ER SO BB IBB HBP BLK WP HR S P ERA WHIP	IP WLS BF H R ER SO BB IBB HBP BLK WP HR S P ERA WHIP	IP WLS BF H R ER SO BB IBB HBP BLK WP HR S P ERA WHIP	IP WLS BF H R ER SO BB IBB HBP BLK WP HR S P ERA WHIP	IP WLS BF H R ER SO BB IBB HBP BLK WP HR S P ERA WHIP
52 CC Sabathia, L ERA: 3.18	6.1	W	33	11	4	3	9	3	1	0	1	1	0	78	120	4.26	2.211							
30 David Robertson, R ERA: 4.76	0.2	H	2	0	0	0	1	0	0	0	0	0	0	9	11	0.00	0.000							
62 Joba Chamberlain, R ERA: 5.68	1.0	H	6	2	0	0	1	1	0	0	0	0	0	18	27	0.00	3.000							
61 Chan Ho Park, R ERA: 5.74	1.0		4	1	0	0	0	0	0	0	0	0	0	8	11	0.00	1.000							
Batter	1	2	3	4	5	6	7	8	9	AB	R	H	RBI	BB	SO	LOB	BOTTOM							
2 Derek Jeter, R OBP: 0.336, SLG: 0.391										5	2	2	1	0	1	3	Kansas City Royals @ New York Yankees Yankee Stadium, Bronx, NY Thu Jul 22 2010, 7:10 PM - 10:31 PM EDT Att: 47,484 - Partly Cloudy - 84 F							
33 Nick Swisher, S OBP: 0.377, SLG: 0.536										5	1	2	2	0	1	1								
25 Mark Teixeira, S OBP: 0.369, SLG: 0.475										5	2	3	1	0	1	2								
13 Alex Rodriguez, R OBP: 0.347, SLG: 0.500										5	1	3	4	0	1	1								
19 Ramiro Pena, S OBP: 0.236, SLG: 0.205										0	0	0	0	0	0	0								
24 Robinson Cano, L OBP: 0.390, SLG: 0.563										4	1	1	0	1	0	3								
20 Jorge Posada, S OBP: 0.375, SLG: 0.488										3	1	1	1	1	0	1								
38 Marcus Thames, R OBP: 0.391, SLG: 0.433										3	0	1	1	0	1	3								
27 Colin Curtis, L OBP: 0.310, SLG: 0.481										0	1	0	0	0	0	0								
14 Curtis Granderson, L OBP: 0.305, SLG: 0.393										3	0	1	0	0	1	0								
11 Brett Gardner, L OBP: 0.391, SLG: 0.395										3	1	0	0	1	0	1								
Inning Stats	R: 2 E: 0 K: 0 S: 12	H: 3 LOB: 1 BB: 0 P: 22	R: 0 E: 0 K: 2 S: 11	H: 0 LOB: 0 BB: 0 P: 14	R: 1 E: 1 K: 0 S: 11	H: 2 LOB: 3 BB: 2 P: 23	R: 0 E: 0 K: 1 S: 14	H: 2 LOB: 2 BB: 0 P: 19	R: 2 E: 0 K: 1 S: 8	H: 2 LOB: 0 BB: 0 P: 13	R: 0 E: 0 K: 2 S: 8	H: 0 LOB: 0 BB: 0 P: 11	R: 1 E: 0 K: 0 S: 11	H: 1 LOB: 0 BB: 0 P: 11	R: 4 E: 0 K: 0 S: 13	H: 4 LOB: 2 BB: 1 P: 24	R: 0 E: 0 K: 0 S: 8	H: 0 LOB: 0 BB: 0 P: 11	1B: 7 2B: 5 3B: 0 HR: 2	SF: 1 SAC: 1 DP: 0 HBP: 0	WP: 1 PB: 0 SB: 0 CS: 0	PA: 41		
PITCHER	IP WLS BF H R ER SO BB IBB HBP BLK WP HR S P ERA WHIP	IP WLS BF H R ER SO BB IBB HBP BLK WP HR S P ERA WHIP	IP WLS BF H R ER SO BB IBB HBP BLK WP HR S P ERA WHIP	IP WLS BF H R ER SO BB IBB HBP BLK WP HR S P ERA WHIP	IP WLS BF H R ER SO BB IBB HBP BLK WP HR S P ERA WHIP	IP WLS BF H R ER SO BB IBB HBP BLK WP HR S P ERA WHIP	IP WLS BF H R ER SO BB IBB HBP BLK WP HR S P ERA WHIP	IP WLS BF H R ER SO BB IBB HBP BLK WP HR S P ERA WHIP	IP WLS BF H R ER SO BB IBB HBP BLK WP HR S P ERA WHIP	IP WLS BF H R ER SO BB IBB HBP BLK WP HR S P ERA WHIP	IP WLS BF H R ER SO BB IBB HBP BLK WP HR S P ERA WHIP	IP WLS BF H R ER SO BB IBB HBP BLK WP HR S P ERA WHIP	IP WLS BF H R ER SO BB IBB HBP BLK WP HR S P ERA WHIP	IP WLS BF H R ER SO BB IBB HBP BLK WP HR S P ERA WHIP	IP WLS BF H R ER SO BB IBB HBP BLK WP HR S P ERA WHIP	IP WLS BF H R ER SO BB IBB HBP BLK WP HR S P ERA WHIP	IP WLS BF H R ER SO BB IBB HBP BLK WP HR S P ERA WHIP	IP WLS BF H R ER SO BB IBB HBP BLK WP HR S P ERA WHIP	IP WLS BF H R ER SO BB IBB HBP BLK WP HR S P ERA WHIP	IP WLS BF H R ER SO BB IBB HBP BLK WP HR S P ERA WHIP	IP WLS BF H R ER SO BB IBB HBP BLK WP HR S P ERA WHIP	IP WLS BF H R ER SO BB IBB HBP BLK WP HR S P ERA WHIP	IP WLS BF H R ER SO BB IBB HBP BLK WP HR S P ERA WHIP	IP WLS BF H R ER SO BB IBB HBP BLK WP HR S P ERA WHIP
52 Bruce Chen, L ERA: 4.38	6.0	L	29	9	5	5	0	2	0	0	0	0	0	64	102	7.50	1.833							
51 Robinson Tejeda, R ERA: 3.32	1.0		4	1	1	1	0	0	0	0	0	0	0	11	11	9.00	1.000							
31 Dusty Hughes, L ERA: 5.01	0.1		3	1	2	2	0	1	0	0	0	0	0	3	7	54.00	6.000							
38 Blake Wood, R ERA: 5.27	0.2		5	3	2	2	0	0	0	0	0	0	0	10	17	27.00	4.500							

Batter	1	2	3	4	5	6	7	8	9	AB	R	H	RBI	BB	SO	LOB	TOP
22 Scott Podsednik, L (1,7) OBP: 0.350, SLG: 0.380	1-1 16 S 18 HBP 1B		0-1 G4-3	2-2 1B		1-1 1B			1-1 P6	5	1	3	1	0	0	0	Kansas City Royals @ New York Yankees Yankee Stadium, Bronx, NY Sat Jul 24 2010, 1:10 PM - 4:03 PM EDT Att: 48,138 - Partly Cloudy - 89 F livebaseballscorecards.com
18 Jason Kendall, R (1,2) OBP: 0.340, SLG: 0.320	4-2 16 F 16 S HBP		2-2 16 S 1B	0-3 K		0-1 P6			1-2 G6-3	4	2	1	0	0	1	2	
16 Billy Butler, R (1,3) OBP: 0.382, SLG: 0.463	3-0 FC5 G4-6-3		3-1 1B		0-1 G1-3				1-1 G6-3	4	0	1	1	0	0	1	
6 Jose Guillen, R (1,9) OBP: 0.338, SLG: 0.465	0-2 SF8		0-2 G4-3		1-0 HR				2-3 K	3	1	1	2	0	1	1	
12 Mitch Walter, L (9,9) OBP: 0.323, SLG: 0.359										0	0	0	0	0	0	0	
4 Alex Gordon, L (1,10) OBP: 0.304, SLG: 0.263	2-0 G4-6-3			4-0 24 2B BB	1-2 G4-3				3-2 G1-3	3	1	0	0	1	0	1	
24 Wilson Betemit, S (1,5) OBP: 0.455, SLG: 0.676	3-1 G3		0-0 24 2B BB	4-1 BB					0-0 G1-3	3	1	1	0	1	0	0	
24 Rick Ankiel, L (1,8) OBP: 0.266, SLG: 0.417	0-0 G3-1		1-0 G1-4-3 22 1B 2B	1-0 F7					0-0 P4	4	1	1	2	0	0	1	
3 Yuniesky Betancourt, R (1,6) OBP: 0.278, SLG: 0.397	2-2 G5-3		0-0 G1-4-3						0-1 G5-3	4	0	0	0	0	0	1	
17 Chris Getz, L (1,4) OBP: 0.290, SLG: 0.267			1-2 G1-3	0-0 L3					3-2 G4-3	4	0	0	0	0	0	1	
Inning Stats	R: 2 H: 1 E: 1 K: 0 S: 11	H: 0 LOB: 0 BB: 0 P: 21	R: 1 H: 2 E: 0 K: 0 S: 13	H: 3 LOB: 1 BB: 1 P: 17	R: 3 H: 3 E: 0 K: 1 S: 10	H: 1 LOB: 0 BB: 1 P: 15	R: 0 H: 1 E: 0 K: 0 S: 8	H: 0 LOB: 0 BB: 0 P: 14	R: 0 H: 0 E: 0 K: 0 S: 4	H: 0 LOB: 0 BB: 0 P: 4	R: 0 H: 0 E: 0 K: 0 S: 9	H: 0 LOB: 0 BB: 0 P: 14	1B: 5 2B: 2 3B: 0 HR: 1	SF: 1 SAC: 0 DP: 1 HBP: 1	WP: 0 PB: 0 SB: 3 CS: 0	PA: 38	
PITCHER	IP WLS BF H R ER SO BB IBB HBP BLK WP HR S P ERA WHIP																
45 Sergio Mitre, R (1,1) ERA: 3.99	4.1 L 22 7 7 5 1 1 0 1 0 0 1 43 72 10.38 1.846																
40 Dustin Moseley, R (5,1) ERA: 4.22	4.2 16 1 0 0 1 1 0 0 0 0 0 35 53 0.00 0.429																

Batter	1	2	3	4	5	6	7	8	9	AB	R	H	RBI	BB	SO	LOB	BOTTOM	
2 Derek Jeter, R (1,10) OBP: 0.335, SLG: 0.390	2-1 G1-3		2-1 G1-3		1-0 G4-6-3		2-2 13 FC6-4 1B		3-2 2B	5	0	2	0	0	0	1	Kansas City Royals @ New York Yankees Yankee Stadium, Bronx, NY Sat Jul 24 2010, 1:10 PM - 4:03 PM EDT Att: 48,138 - Partly Cloudy - 89 F livebaseballscorecards.com	
14 Curtis Granderson, L (1,8) OBP: 0.310, SLG: 0.394	1-0 2B		2-3 K		4-2 25 HR BB		2-1 P3		4-0 BB	3	1	1	0	2	1	1		
25 Mark Teixeira, S (1,3) OBP: 0.372, SLG: 0.488	1-3 K			1-0 HR	2-0 HR		1-3 K		2-2 G6-3	5	2	2	3	0	2	4		
13 Alex Rodriguez, R (1,5) OBP: 0.349, SLG: 0.497	3-2 F8		0-1 24 G6-4-3 1B		1-1 G4-3		1-2 FC6-4			4	0	1	0	0	0	2		
24 Robinson Cano, L (1,4) OBP: 0.387, SLG: 0.559	2-3 K		2-0 G6-4-3		0-0 G3-1				1-2 G3-1	4	0	0	0	0	1	1		
20 Jorge Posada, S (1,2) OBP: 0.383, SLG: 0.507	1-0 P5		1-0 HR		4-2 27 BB BB				0-3 K	3	1	1	1	1	1	0		
38 Marcus Thames, R (1,9) OBP: 0.239, SLG: 0.209				4-2 HR					3-2 F8	2	0	1	0	1	1	1		
33 Nick Swisher, S (6,PH) (9,9) OBP: 0.376, SLG: 0.535										1	0	0	0	0	0	0		
27 Colin Curtis, L (1,7) OBP: 0.324, SLG: 0.441	2-1 G6-3		0-0 F7		4-1 BB		1-2 BB		1-1 G3	3	0	0	0	1	0	2		
19 Ramiro Pena, S (1,6) OBP: 0.239, SLG: 0.209			1-1 G4-3		2-2 2 G4-6-3 1B		0-3 K2-3		0-3 K	3	0	1	0	0	1	2		
53 Juan Miranda, L (9,PH) (9,9) OBP: 0.297, SLG: 0.448										1	0	0	0	0	1	0		
Inning Stats	R: 0 H: 1 E: 0 K: 1 S: 9	H: 1 LOB: 1 BB: 0 P: 16	R: 0 H: 0 E: 0 K: 1 S: 7	H: 0 LOB: 0 BB: 0 P: 12	R: 0 H: 0 E: 0 K: 1 S: 8	H: 3 LOB: 1 BB: 1 P: 17	R: 2 H: 2 E: 0 K: 0 S: 9	H: 0 LOB: 0 BB: 1 P: 19	R: 0 H: 0 E: 0 K: 2 S: 11	H: 1 LOB: 0 BB: 0 P: 19	R: 0 H: 0 E: 0 K: 1 S: 10	H: 0 LOB: 0 BB: 0 P: 14	R: 0 H: 1 E: 0 K: 1 S: 12	H: 1 LOB: 2 BB: 1 P: 22	1B: 4 2B: 2 3B: 0 HR: 3	SF: 0 SAC: 0 DP: 2 HBP: 0	WP: 0 PB: 0 SB: 0 CS: 0	PA: 39
PITCHER	IP WLS BF H R ER SO BB IBB HBP BLK WP HR S P ERA WHIP																	
34 Kyle Davies, R (1,1) ERA: 5.52	5.1 W 24 7 4 4 3 3 0 0 0 0 0 8 15 6.75 1.875																	
40 Kyle Farnsworth, R (6,1) ERA: 2.39	0.2 H 3 0 0 0 2 1 0 0 0 0 0 8 15 0.00 1.500																	
51 Robinson Tejeda, R (7,1) ERA: 3.18	2.0 H 7 1 0 0 2 0 0 0 0 0 0 23 33 0.00 0.500																	
48 Joaquin Soria, R (9,1) ERA: 2.25	1.0 S 5 1 0 0 1 1 0 0 0 0 0 12 22 0.00 2.000																	



Batter	1	2	3	4	5	6	7	8	9	AB	R	H	RBI	BB	SO	LOB	TOP			
2 Derek Jeter, R OBP: 0.337, SLG: 0.392	G4-3			G4-3		K		G6-3		4	0	0	0	0	1	0				
33 Nick Swisher, S OBP: 0.375, SLG: 0.537	F7			HR		K2-3		25 WP BB		3	1	1	1	1	1	0				
25 Mark Teixeira, S OBP: 0.374, SLG: 0.484	F7			13 F7.4 BB				G3-1		3	0	0	0	1	1	1				
13 Alex Rodriguez, R OBP: 0.349, SLG: 0.494			K			F7-4		G6-3		4	0	0	0	0	1	2				
24 Robinson Canó, L OBP: 0.386, SLG: 0.555	G4-3					F7		G3		3	0	0	0	1	0	0				
20 Jorge Posada, S OBP: 0.376, SLG: 0.493	L7					14 BB				3	1	1	0	1	0	2				
14 Curtis Granderson, L OBP: 0.319, SLG: 0.433				K				14 HR 1B		3	1	2	2	0	1	0				
17 Francisco Cervelli, R OBP: 0.340, SLG: 0.333				G5-3		K2-3		G5-3		3	0	0	0	0	1	1				
11 Brett Gardner, L OBP: 0.389, SLG: 0.397	G4-3							G1-3		3	0	0	0	0	0	0				
Inning Stats	R: 0 E: 0 K: 0 S: 9	H: 0 LOB: 0 BB: 0 P: 14	R: 0 E: 0 K: 1 S: 8	H: 0 LOB: 0 BB: 0 P: 10	R: 0 E: 0 K: 1 S: 6	H: 0 LOB: 0 BB: 0 P: 12	R: 1 E: 0 K: 0 S: 8	H: 1 LOB: 0 BB: 1 P: 14	R: 0 E: 0 K: 2 S: 9	H: 0 LOB: 0 BB: 0 P: 16	R: 0 E: 0 K: 0 S: 7	H: 0 LOB: 0 BB: 0 P: 13	R: 2 E: 0 K: 0 S: 10	H: 2 LOB: 2 BB: 0 P: 16	R: 0 E: 0 K: 1 S: 11	H: 0 LOB: 2 BB: 2 P: 21	1B: 2 2B: 1 3B: 0 HR: 2	SF: 0 SAC: 0 DP: 1 HBP: 0	WP: 1 PB: 0 SB: 0 CS: 0	PA: 33
PITCHER	IP WLS BF H R ER SO	IP WLS BF H R ER SO	IP WLS BF H R ER SO	IP WLS BF H R ER SO	IP WLS BF H R ER SO	IP WLS BF H R ER SO	IP WLS BF H R ER SO	IP WLS BF H R ER SO	IP WLS BF H R ER SO	IP WLS BF H R ER SO	IP WLS BF H R ER SO	IP WLS BF H R ER SO	IP WLS BF H R ER SO	IP WLS BF H R ER SO	IP WLS BF H R ER SO	IP WLS BF H R ER SO	ERA WHIP	ERA WHIP		
37 Jake Westbrook, R ERA: 4.65	8.0	L	28	4	3	3	5	2	0	0	0	0	0	0	0	0	0	3.38	0.750	
54 Chris Perez, R ERA: 2.29	1.0		5	0	0	0	1	1	1	0	0	0	1	0	11	21	0.00	1.000		

New York Yankees @ Cleveland Indians
 Progressive Field, Cleveland, OH
 Mon Jul 26 2010, 7:07 PM - 9:49 PM EDT
 Att: 27,224 - Cloudy - 77 F

AB	29
R	3
H	4
RBI	3
BB	4
SO	6
LOB	6



Batter	1	2	3	4	5	6	7	8	9	AB	R	H	RBI	BB	SO	LOB	BOTTOM			
23 Michael Brantley, L OBP: 0.230, SLG: 0.206	G3-1		F8			FC1-5-6 17 2B				3	1	0	0	1	0	1				
13 Adrián Cabrera, S OBP: 0.314, SLG: 0.350	17 L3 BB			K		F7		G6-4-3 BB		3	0	0	0	1	1	2				
17 Shin-Soo Choo, L OBP: 0.392, SLG: 0.481	L3			F7				K		4	0	1	1	0	1	1				
41 Carlos Santana, S OBP: 0.414, SLG: 0.508			F8		F7					4	0	1	0	0	1	1				
48 Travis Hafner, L OBP: 0.363, SLG: 0.427	HR				F7			G1-3		4	1	1	1	0	1	1				
2 Jhonny Peralta, R OBP: 0.309, SLG: 0.393			F8					G5-3		4	0	1	0	0	0	1				
7 Matt LaPorta, R OBP: 0.324, SLG: 0.383			K		F9			G4-3		4	0	1	0	0	1	2				
4 Trevor Crowe, S OBP: 0.318, SLG: 0.362			G3		G4-3					2	0	0	0	1	0	1				
16 Jason Donald, R OBP: 0.325, SLG: 0.429			K					FC5-4 2B		3	0	1	0	0	1	2				
Inning Stats	R: 0 E: 0 K: 0 S: 5	H: 0 LOB: 1 BB: 1 P: 10	R: 1 E: 0 K: 1 S: 11	H: 1 LOB: 0 BB: 0 P: 16	R: 0 E: 0 K: 1 S: 7	H: 0 LOB: 0 BB: 0 P: 9	R: 0 E: 0 K: 1 S: 8	H: 0 LOB: 0 BB: 0 P: 10	R: 0 E: 0 K: 1 S: 13	H: 2 LOB: 1 BB: 0 P: 20	R: 0 E: 0 K: 1 S: 12	H: 1 LOB: 2 BB: 1 P: 21	R: 0 E: 0 K: 1 S: 10	H: 0 LOB: 0 BB: 1 P: 17	R: 0 E: 0 K: 0 S: 8	H: 1 LOB: 1 BB: 0 P: 14	1B: 1 2B: 5 3B: 0 HR: 1	SF: 0 SAC: 0 DP: 2 HBP: 0	WP: 1 PB: 0 SB: 0 CS: 0	PA: 34
PITCHER	IP WLS BF H R ER SO	IP WLS BF H R ER SO	IP WLS BF H R ER SO	IP WLS BF H R ER SO	IP WLS BF H R ER SO	IP WLS BF H R ER SO	IP WLS BF H R ER SO	IP WLS BF H R ER SO	IP WLS BF H R ER SO	IP WLS BF H R ER SO	IP WLS BF H R ER SO	IP WLS BF H R ER SO	IP WLS BF H R ER SO	IP WLS BF H R ER SO	IP WLS BF H R ER SO	IP WLS BF H R ER SO	ERA WHIP	ERA WHIP		
31 Javier Vazquez, R ERA: 4.54	7.0	W	28	5	2	2	5	3	0	0	0	0	0	0	0	0	2.57	1.143		
30 David Robertson, R ERA: 4.67	0.2	H	1	0	0	0	0	0	0	0	0	0	0	0	4	5	0.00	0.000		
48 Boone Logan, L ERA: 3.57	0.1	H	1	0	0	0	1	0	0	0	0	0	0	0	4	6	0.00	0.000		
42 Mariano Rivera, R ERA: 0.96	1.0	S	4	1	0	0	0	0	0	0	0	0	0	8	14	0.00	1.000			

New York Yankees @ Cleveland Indians
 Progressive Field, Cleveland, OH
 Mon Jul 26 2010, 7:07 PM - 9:49 PM EDT
 Att: 27,224 - Cloudy - 77 F

AB	31
R	2
H	6
RBI	2
BB	3
SO	6
LOB	12



Batter	1	2	3	4	5	6	7	8	9	AB	R	H	RBI	BB	SO	LOB	TOP										
2 Derek Jeter, R OBP: 0.338, SLG: 0.393	F8			13 CS 1B			G5-3		13 FC6-4 1B	4	0	2	0	0	0	0	New York Yankees @ Cleveland Indians Progressive Field, Cleveland, OH Tue Jul 27 2010, 7:05 PM - 9:47 PM EDT Att: 27,416 - Clear - 79 F livebaseballscorecards.com										
33 Nick Swisher, S OBP: 0.374, SLG: 0.537	F8			P5			25 G6-3 2B		K	4	0	1	0	0	1	3											
25 Mark Teixeira, S OBP: 0.370, SLG: 0.479	P4			F8			G6-3		P6	4	0	0	0	0	0	4											
13 Alex Rodriguez, R OBP: 0.346, SLG: 0.489				CS			F9		FC6-4	4	0	0	0	0	0	3											
24 Robinson Canó, L OBP: 0.386, SLG: 0.556	F8			G3						3	1	1	0	0	0	0											
14 Curtis Granderson, L OBP: 0.315, SLG: 0.428	F9			G3						3	0	0	0	0	0	1											
53 Juan Miranda, L OBP: 0.288, SLG: 0.433										2	0	0	0	0	1	0											
38 Marcus Thames, R (8, PH) OBP: 0.398, SLG: 0.435										0	0	0	0	0	0	0											
27 Colin Curtis, L (8, PH) OBP: 0.316, SLG: 0.429										1	0	0	1	0	0	0											
17 Francisco Cervelli, R OBP: 0.335, SLG: 0.328										3	0	0	0	0	0	0											
11 Brett Gardner, L OBP: 0.389, SLG: 0.397										3	0	1	0	0	1	0											
Inning Stats	R: 0 E: 0 K: 0 S: 5	H: 0 LOB: 0 BB: 0 P: 9	R: 0 E: 0 K: 0 S: 9	H: 0 LOB: 0 BB: 0 P: 16	R: 0 E: 0 K: 2 S: 8	H: 0 LOB: 0 BB: 0 P: 10	R: 0 E: 0 K: 0 S: 8	H: 1 LOB: 0 BB: 0 P: 12	R: 0 E: 0 K: 0 S: 7	H: 0 LOB: 0 BB: 0 P: 12	R: 0 E: 0 K: 0 S: 11	H: 0 LOB: 0 BB: 0 P: 16	R: 0 E: 0 K: 0 S: 11	H: 1 LOB: 1 BB: 0 P: 17	R: 1 E: 0 K: 0 S: 8	H: 1 LOB: 0 BB: 0 P: 10	R: 0 E: 0 K: 1 S: 16	H: 2 LOB: 2 BB: 0 P: 18	1B: 3 2B: 2 HR: 0	SF: 0 SAC: 0 DP: 0 HBP: 0	WP: 1 PB: 0 SB: 0 CS: 1	PA: 32					
PITCHER	IP	WLS	BF	H	R	ER	SO	BB	IBB	HBP	BLK	WP	HR	S	P	ERA	WHIP										
43 Josh Tomlin, R ERA: 1.29	7.0	W	23	3	1	1	2	0	0	0	0	0	0	60	93	1.29	0.429										
53 Rafael Perez, L ERA: 3.53	0.1		1	0	0	0	0	0	0	0	0	1	0	2	4	0.00	0.000										
3B Joe Smith, R ERA: 4.26	0.2		2	0	0	0	0	0	0	0	0	0	0	5	5	0.00	0.000										
54 Chris Perez, R ERA: 2.23	1.0	S	5	2	0	0	1	0	0	0	0	0	0	16	18	0.00	2.000										

Batter	1	2	3	4	5	6	7	8	9	AB	R	H	RBI	BB	SO	LOB	BOTTOM										
4 Trevor Crowe, S OBP: 0.314, SLG: 0.356	F9						G4-3-6		G4-6-3	4	0	0	0	0	0	4	New York Yankees @ Cleveland Indians Progressive Field, Cleveland, OH Tue Jul 27 2010, 7:05 PM - 9:47 PM EDT Att: 27,416 - Clear - 79 F livebaseballscorecards.com										
13 Adriánal Cabrera, S OBP: 0.318, SLG: 0.354	B2-3			17B E			G1-3			4	1	2	0	0	0	0											
17 Shin-Soo Choo, L OBP: 0.396, SLG: 0.488	26 1B			7 SF9 2B			G4-3			4	1	3	0	0	0	1											
26 Austin Kearns, R OBP: 0.350, SLG: 0.416	1H 1B			FC5 7 SF9 E			F9			4	1	2	0	0	0	2											
47 Shelley Duncan, R OBP: 0.346, SLG: 0.500				3H P3			K			4	0	0	0	0	2	4											
Jhonnny Peralta, R OBP: 0.308, SLG: 0.389	F9			FC6			7 2B 8 BB BB		K	3	1	0	0	1	1	2											
7 Matt LaPorta, R OBP: 0.327, SLG: 0.392	K			SF9			8 BB			3	0	2	2	0	1	0											
16 Jason Donald, R OBP: 0.323, SLG: 0.422				G6-3			8 BB		G5-4-3	3	0	0	0	1	1	3											
8 Chris Gimenez, R OBP: 0.308, SLG: 0.333	K			K			4 G4-3-6 1B			2	0	1	1	1	1	0											
Inning Stats	R: 0 E: 0 K: 0 S: 8	H: 2 LOB: 2 BB: 0 P: 11	R: 0 E: 0 K: 1 S: 7	H: 0 LOB: 0 BB: 0 P: 9	R: 0 E: 0 K: 1 S: 16	H: 0 LOB: 0 BB: 0 P: 22	R: 2 E: 0 K: 1 S: 16	H: 2 LOB: 2 BB: 0 P: 25	R: 0 E: 0 K: 0 S: 9	H: 2 LOB: 1 BB: 0 P: 13	R: 2 E: 0 K: 1 S: 12	H: 2 LOB: 2 BB: 3 P: 27	R: 0 E: 0 K: 1 S: 11	H: 1 LOB: 1 BB: 0 P: 16	R: 0 E: 0 K: 1 S: 5	H: 1 LOB: 0 BB: 0 P: 7		1B: 7 2B: 2 3B: 1 HR: 0	SF: 1 SAC: 0 DP: 3 HBP: 0	WP: 0 PB: 0 SB: 1 CS: 0	PA: 35						
PITCHER	IP	WLS	BF	H	R	ER	SO	BB	IBB	HBP	BLK	WP	HR	S	P	ERA	WHIP										
52 CC Sabathia, L ERA: 3.15	7.0	L	32	9	4	2	5	2	1	0	0	0	0	79	123	2.57	1.571										
61 Chan Ho Park, R ERA: 5.4	1.0		3	1	0	0	1	0	0	0	0	0	0	5	7	0.00	1.000										



Batter	1	2	3	4	5	6	7	8	9	AB	R	H	RBI	BB	SO	LOB	TOP			
2 Derek Jeter, R OBP: 0.337, SLG: 0.386										4	1	1	0	0	0	2	New York Yankees @ Tampa Bay Rays Tropicana Field, St. Petersburg, FL Fri Jul 30 2010, 7:12 PM - 9:48 PM EDT Att: 36,973 - Dome - 72 F			
33 Nick Swisher, S OBP: 0.373, SLG: 0.537										4	1	1	2	0	2	1				
25 Mark Teixeira, S OBP: 0.374, SLG: 0.476										3	0	0	0	1	1	0				
13 Alex Rodriguez, R OBP: 0.343, SLG: 0.482										4	0	0	0	0	1	1				
24 Robinson Canó, L OBP: 0.386, SLG: 0.567										4	0	2	0	0	0	0				
20 Jorge Posada, S OBP: 0.369, SLG: 0.479										4	0	0	0	0	1	3				
14 Curtis Granderson, L OBP: 0.319, SLG: 0.436										3	0	0	0	0	1	0				
27 Colin Curtis, L OBP: 0.319, SLG: 0.395										3	0	0	0	0	0	0				
11 Brett Gardner, L OBP: 0.399, SLG: 0.402										1	0	0	0	2	0	0				
Inning Stats	R: 2 H: 3 E: 0 K: 3 S: 16	H: 3 LOB: 1 BB: 0 P: 22	R: 0 H: 0 E: 0 K: 0 S: 8	H: 0 LOB: 1 BB: 1 P: 16	R: 0 H: 0 E: 0 K: 1 S: 8	H: 0 LOB: 0 BB: 0 P: 14	R: 0 H: 0 E: 0 K: 0 S: 5	H: 0 LOB: 0 BB: 0 P: 6	R: 0 H: 1 E: 0 K: 0 S: 6	H: 1 LOB: 1 BB: 1 P: 14	R: 0 H: 0 E: 0 K: 1 S: 12	H: 0 LOB: 0 BB: 0 P: 21	R: 0 H: 0 E: 0 K: 0 S: 8	H: 0 LOB: 0 BB: 0 P: 11	R: 0 H: 0 E: 0 K: 0 S: 5	H: 0 LOB: 0 BB: 0 P: 7	1B: 3 2B: 0 3B: 0 HR: 1	SF: 0 SAC: 0 DP: 1 HBP: 0	WP: 0 PB: 0 SB: 1 CS: 0	PA: 33
PITCHER	IP WLS BF H R ER SO BB IBB HBP BLK WP HR S P ERA WHIP																			
40 Wade Davis, R ERA: 4.21	7.0 W 27 4 2 2 6 3 0 0 0 0 1 69 115 2.57 1.000																			
53 Joaquin Benoit, R ERA: 0.74	1.0 H 3 0 0 0 0 0 0 0 0 0 0 8 11 0.00 0.000																			
29 Rafael Soriano, R ERA: 1.77	1.0 S 3 0 0 0 0 0 0 0 0 0 0 5 7 0.00 0.000																			

Batter	1	2	3	4	5	6	7	8	9	AB	R	H	RBI	BB	SO	LOB	BOTTOM			
28 John Jaso, L OBP: 0.378, SLG: 0.356										4	1	1	0	0	0	0	New York Yankees @ Tampa Bay Rays Tropicana Field, St. Petersburg, FL Fri Jul 30 2010, 7:12 PM - 9:48 PM EDT Att: 36,973 - Dome - 72 F			
13 Carl Crawford, L OBP: 0.395, SLG: 0.495										4	0	0	0	0	1	1				
3 Evan Longoria, R OBP: 0.385, SLG: 0.503										3	0	1	0	1	1	0				
23 Carlos Pena, L OBP: 0.334, SLG: 0.444										3	1	0	0	0	1	3				
20 Matt Joyce, L OBP: 0.368, SLG: 0.487										3	1	1	3	0	0	0				
16 Willy Aybar, S OBP: 0.305, SLG: 0.387										3	0	1	0	0	2	0				
2 B.J. Upton, R OBP: 0.316, SLG: 0.387										2	0	0	0	1	1	1				
15 Reid Brignac, L OBP: 0.325, SLG: 0.413										3	0	0	0	0	3	2				
8 Jason Bartlett, R OBP: 0.323, SLG: 0.331										3	0	0	0	0	0	1				
Inning Stats	R: 0 H: 1 E: 0 K: 1 S: 8	H: 0 LOB: 1 BB: 0 P: 15	R: 0 H: 0 E: 0 K: 2 S: 10	H: 0 LOB: 1 BB: 1 P: 19	R: 0 H: 0 E: 0 K: 1 S: 8	H: 0 LOB: 0 BB: 0 P: 11	R: 0 H: 0 E: 0 K: 0 S: 6	H: 0 LOB: 0 BB: 0 P: 9	R: 0 H: 1 E: 0 K: 1 S: 15	H: 1 LOB: 1 BB: 0 P: 23	R: 3 H: 2 E: 0 K: 1 S: 14	H: 2 LOB: 0 BB: 1 P: 27	R: 0 H: 0 E: 0 K: 2 S: 10	H: 0 LOB: 0 BB: 0 P: 14	R: 0 H: 0 E: 0 K: 1 S: 6	H: 0 LOB: 0 BB: 0 P: 10	1B: 3 2B: 0 3B: 0 HR: 1	SF: 0 SAC: 0 DP: 0 HBP: 0	WP: 1 PB: 0 SB: 1 CS: 0	PA: 30
PITCHER	IP WLS BF H R ER SO BB IBB HBP BLK WP HR S P ERA WHIP																			
65 Phil Hughes, R ERA: 4.09	6.0 L 24 4 3 3 6 2 0 0 0 0 1 61 104 4.50 1.000																			
62 Joba Chamberlain, R ERA: 5.6	2.0 6 0 0 0 3 0 0 0 0 0 0 16 24 0.00 0.000																			

AB	30
R	2
H	4
RBI	2
BB	3
SO	6
LOB	7



AB	28
R	3
H	4
RBI	3
BB	2
SO	9
LOB	8



1B:	3	SF:	0
2B:	0	SAC:	0
3B:	0	DP:	0
HR:	1	HBP:	0

Batter	1	2	3	4	5	6	7	8	9	AB	R	H	RBI	BB	SO	LOB	TOP					
2 Derek Jeter, R OBP: 0.336, SLG: 0.387	G4-3		K			25 HR		G6-3		4	1	1	0	0	1	0						
17 Lance Berkman, S OBP: 0.367, SLG: 0.430	F9		P5			P5		K		4	0	0	0	0	1	1						
25 Mark Teixeira, S OBP: 0.373, SLG: 0.481	G5-3				G6-3			K		4	1	1	2	0	1	0						
13 Alex Rodriguez, R OBP: 0.342, SLG: 0.479		24 2B 14 SF7 BB			F9			HR		3	1	0	0	1	1	0						
24 Robinson Canó, L OBP: 0.390, SLG: 0.581		2B				K		K		4	1	3	1	0	1	0						
33 Nick Swisher, S OBP: 0.371, SLG: 0.542		K			K			K		4	1	1	1	0	3	3						
14 Curtis Granderson, L OBP: 0.315, SLG: 0.432	SF7				G4-3			G4-3		3	0	0	1	0	0	0						
17 Francisco Cervelli, R OBP: 0.330, SLG: 0.320	F8				K			K		3	0	0	0	0	2	1						
11 Brett Gardner, L OBP: 0.396, SLG: 0.398					K			P5		3	0	0	0	0	2	0						
Inning Stats	R: 0 E: 0 K: 0 S: 7	H: 0 LOB: 0 BB: 0 P: 10	R: 1 E: 0 K: 1 S: 15	H: 1 LOB: 1 BB: 1 P: 27	R: 0 E: 0 K: 2 S: 9	H: 0 LOB: 0 BB: 0 P: 13	R: 0 E: 0 K: 1 S: 16	H: 1 LOB: 1 BB: 0 P: 19	R: 0 E: 0 K: 2 S: 9	H: 0 LOB: 0 BB: 0 P: 13	R: 2 E: 0 K: 2 S: 10	H: 2 LOB: 0 BB: 0 P: 14	R: 1 E: 0 K: 1 S: 9	H: 1 LOB: 0 BB: 0 P: 13	R: 0 E: 0 K: 2 S: 9	H: 0 LOB: 0 BB: 0 P: 13	R: 1 E: 0 K: 1 S: 7	H: 1 LOB: 0 BB: 0 P: 11	1B: 0 2B: 3 3B: 0 HR: 3	SF: 1 SAC: 0 DP: 0 HBP: 0	WP: 0 PB: 0 SB: 0 CS: 0	PA: 34
PITCHER	IP	WLS	BF	H	R	ER	SO	BB	IBB	HBP	BLK	WP	HR	S	P	ERA	WHIP					
22 Matt Garza, R ERA: 4.11	7.0		27	5	4	4	9	1	0	0	0	0	2	75	109	5.14	0.857					
53 Joaquin Benoit, R ERA: 0.72	1.0		3	0	0	0	2	0	0	0	0	0	0	9	13	0.00	0.000					
29 Rafael Soriano, R ERA: 1.94	1.0	L	4	1	1	1	1	0	0	0	0	0	1	7	11	9.00	1.000					

New York Yankees @ Tampa Bay Rays
Tropicana Field, St. Petersburg, FL
Sat Jul 31 2010, 7:12 PM - 10:09 PM EDT
Att: 36,973 - Dome - 72 F

AB 32
R 5
H 6
RBI 5
BB 1
SO 12
LOB 5





Batter	1	2	3	4	5	6	7	8	9	AB	R	H	RBI	BB	SO	LOB	BOTTOM					
28 John Jaso, L OBP: 0.384, SLG: 0.383	13 1B 3 SF7 2B		13 1B 3B					F8		4	2	3	0	0	0	1						
13 Carl Crawford, L OBP: 0.390, SLG: 0.495			23 S 1B			K		G4-3		4	0	2	1	0	1	2						
3 Evan Longoria, R OBP: 0.382, SLG: 0.499	SF7		G5-4-3			G6-3		G6-3		3	0	0	1	0	0	1						
23 Carlos Pena, L OBP: 0.332, SLG: 0.441						F8		F8		3	0	0	0	0	1	1						
15 Reid Brignac, L OBP: 0.324, SLG: 0.351						F8		K		1	0	0	0	0	1	0						
20 Matt Joyce, L OBP: 0.364, SLG: 0.512						G3		K2-3		4	1	1	1	0	1	1						
1 Sean Rodriguez, R OBP: 0.296, SLG: 0.406						G4-3		HR		4	0	1	0	0	1	0						
2 B.J. Upton, R OBP: 0.315, SLG: 0.389						SH1-4 8 SF9 2B		FC5-4 1B		4	1	1	0	0	0	1						
10 Kelly Shoppach, R OBP: 0.323, SLG: 0.273						SH1-4		P2		2	0	0	0	0	1	0						
16 Willy Aybar, S OBP: 0.309, SLG: 0.391						SH1-4		FC6-4 1B		1	0	1	0	0	0	0						
8 Jason Bartlett, R OBP: 0.322, SLG: 0.329						SF9		BB		2	0	0	1	1	0	1						
Inning Stats	R: 1 E: 0 K: 1 S: 14	H: 2 LOB: 1 BB: 0 P: 19	R: 0 E: 0 K: 1 S: 10	H: 0 LOB: 0 BB: 0 P: 12	R: 1 E: 0 K: 0 S: 10	H: 2 LOB: 0 BB: 0 P: 15	R: 0 E: 0 K: 0 S: 11	H: 0 LOB: 0 BB: 0 P: 18	R: 1 E: 0 K: 1 S: 10	H: 2 LOB: 1 BB: 0 P: 13	R: 1 E: 0 K: 0 S: 11	H: 2 LOB: 1 BB: 0 P: 19	R: 0 E: 0 K: 0 S: 4	H: 0 LOB: 0 BB: 1 P: 9	R: 0 E: 0 K: 2 S: 9	H: 0 LOB: 0 BB: 0 P: 12	R: 0 E: 0 K: 1 S: 9	H: 1 LOB: 1 BB: 0 P: 12	1B: 4 2B: 3 3B: 1 HR: 1	SF: 2 SAC: 1 DP: 1 HBP: 0	WP: 0 PB: 0 SB: 1 CS: 0	PA: 36
PITCHER	IP	WLS	BF	H	R	ER	SO	BB	IBB	HBP	BLK	WP	HR	S	P	ERA	WHIP					
31 Javier Vazquez, R ERA: 4.61	6.1		27	8	4	4	3	1	0	0	0	0	1	67	102	5.68	1.421					
48 Boone Logan, L ERA: 3.47	0.2		2	0	0	0	0	0	0	0	0	0	0	3	3	0.00	0.000					
30 David Robertson, R ERA: 4.42	1.0	W	3	0	0	0	2	0	0	0	0	0	0	9	12	0.00	0.000					
42 Mariano Rivera, R ERA: 0.93	1.0	S	4	1	0	0	1	0	0	0	0	0	0	9	12	0.00	1.000					

New York Yankees @ Tampa Bay Rays
Tropicana Field, St. Petersburg, FL
Sat Jul 31 2010, 7:12 PM - 10:09 PM EDT
Att: 36,973 - Dome - 72 F

AB 32
R 4
H 9
RBI 4
BB 1
SO 6
LOB 8



Batter	1	2	3	4	5	6	7	8	9	AB R H RBI BB SO LOB	TOP							
15 Fred Lewis, L (1,10) OBP: 0.343, SLG: 0.456	F9		HBP			G4-6-3		G5-3		4 1 1 0 0 0 2	<p>Toronto Blue Jays @ New York Yankees Yankee Stadium, Bronx, NY Mon Aug 02 2010, 7:10 PM - 10:42 PM EDT Att: 47,034 - Cloudy - 78 F</p> <p>livebaseballscorecards.com</p> <p>AB 35 R 8 H 10 RBI 8 BB 5 SO 9 LOB 18</p> 							
5 Ynel Escobar, R (1,6) OBP: 0.332, SLG: 0.320	P2		P4		FC5-2	G6-3			5 1 0 0 0 1 3									
19 José Bautista, R (1,9) OBP: 0.372, SLG: 0.595	K		K						4 1 1 2 1 3 1									
10 Vernon Wells, R (1,8) OBP: 0.327, SLG: 0.528		HR			G5-3	2B		G5-3	5 2 2 2 0 1 1									
35 Lyle Overbay, L (1,3) OBP: 0.330, SLG: 0.414		2B			G6-3	K			3 0 0 0 2 1 2									
2 Aaron Hill, R (1,4) OBP: 0.284, SLG: 0.384		BB			G6-3				4 1 2 1 0 1 1									
45 Travis Snider, L (1,7) OBP: 0.324, SLG: 0.488									4 1 2 1 0 2 2									
12 Edwin Encarnación, R (1,5) OBP: 0.306, SLG: 0.455	F4								3 1 1 2 1 0 3									
8 José Molina, R (1,2) OBP: 0.357, SLG: 0.442	FC5-4								3 0 1 0 1 0 3									
Inning Stats	R: 0 E: 0 K: 1 S: 6	H: 0 LOB: 0 BB: 0 P: 8	R: 1 E: 0 K: 1 S: 13	H: 2 LOB: 2 BB: 1 P: 24	R: 0 E: 0 K: 1 S: 8	H: 0 LOB: 0 BB: 0 P: 14	R: 0 E: 0 K: 0 S: 6	H: 1 LOB: 0 BB: 0 P: 8	R: 0 E: 0 K: 2 S: 14	H: 0 LOB: 1 BB: 1 P: 21		R: 0 E: 0 K: 1 S: 19	H: 0 LOB: 1 BB: 1 P: 30	R: 0 E: 0 K: 2 S: 9	H: 0 LOB: 1 BB: 1 P: 15	1B: 2 2B: 6 3B: 0 HR: 2	SF: 0 SAC: 0 DP: 1 HBP: 1	WP: 1 PB: 0 SB: 0 CS: 1
PITCHER	IP WLS BF H R ER SO BB IBB HBP BLK WP HR S P ERA WHIP											IP WLS BF H R ER SO BB IBB HBP BLK WP HR S P ERA WHIP						
34 A.J. Burnett, R (1,1) ERA: 4.83	4.2 L 24 8 8 8 4 2 0 1 0 0 1 2 59 95 15.43 2.143																	
45 Sergio Mitre, R (5,1) ERA: 3.58	1.1 5 2 0 0 0 0 0 0 0 0 0 0 5 10 0.00 1.500																	
30 David Robertson, R (7,1) ERA: 4.3	1.0 4 0 0 0 2 1 0 0 0 0 0 0 14 21 0.00 1.000																	
48 Boone Logan, L (8,1) ERA: 3.33	1.0 4 0 0 0 1 1 0 0 0 0 0 0 19 30 0.00 1.000																	
62 Joba Chamberlain, R (9,1) ERA: 5.48	1.0 4 0 0 0 2 1 0 0 0 0 0 0 9 15 0.00 1.000																	

Batter	1	2	3	4	5	6	7	8	9	AB R H RBI BB SO LOB	BOTTOM							
2 Derek Jeter, R (1,6) OBP: 0.336, SLG: 0.386	HR	K				G4-3			G6-3	5 2 2 0 0 1 4	<p>Toronto Blue Jays @ New York Yankees Yankee Stadium, Bronx, NY Mon Aug 02 2010, 7:10 PM - 10:42 PM EDT Att: 47,034 - Cloudy - 78 F</p> <p>livebaseballscorecards.com</p> <p>AB 37 R 6 H 10 RBI 6 BB 3 SO 12 LOB 15</p> 							
33 Nick Swisher, S (1,9) OBP: 0.373, SLG: 0.555	HR		G3		F9		G4-3		HR	5 2 2 3 0 0 1								
25 Mark Teixeira, S (1,3) OBP: 0.368, SLG: 0.480	G4-3		P6		HR		K		K	5 1 1 2 0 2 0								
13 Alex Rodriguez, R (1,5) OBP: 0.337, SLG: 0.471	G6-3		K		K		G5-3		G6-3	5 0 0 0 0 2 0								
24 Robinson Canó, L (1,4) OBP: 0.385, SLG: 0.571	K2-3		L3						F7	3 1 0 0 1 1 0								
20 Jorge Posada, S (1,2) OBP: 0.373, SLG: 0.481		14 BB							F7	4 0 2 0 0 1 1								
17 Lance Berkman, S (1,10) OBP: 0.368, SLG: 0.427		K			P6					3 0 1 1 1 1 2								
14 Curtis Granderson, L (1,8) OBP: 0.313, SLG: 0.426										3 8 1B								
38 Marcus Thames, R (6,PH) OBP: 0.402, SLG: 0.438										11 BB								
11 Brett Gardner, L (1,7) OBP: 0.391, SLG: 0.393										11 BB								
26 Austin Kearns, R (6,PH) OBP: 0.351, SLG: 0.414										FC1-2-5								
Inning Stats	R: 2 E: 0 K: 1 S: 13	H: 2 LOB: 0 BB: 0 P: 21	R: 0 E: 0 K: 3 S: 13	H: 1 LOB: 1 BB: 1 P: 23	R: 0 E: 0 K: 1 S: 6	H: 0 LOB: 0 BB: 0 P: 10	R: 0 E: 0 K: 1 S: 8	H: 1 LOB: 1 BB: 0 P: 11	R: 0 E: 0 K: 1 S: 7	H: 2 LOB: 0 BB: 1 P: 11	R: 0 E: 0 K: 1 S: 13	H: 1 LOB: 2 BB: 1 P: 26	R: 1 E: 0 K: 1 S: 8	H: 1 LOB: 0 BB: 0 P: 12	1B: 6 2B: 1 3B: 0 HR: 3	SF: 0 SAC: 0 DP: 0 HBP: 0	WP: 1 PB: 0 SB: 0 CS: 0	PA: 40
PITCHER	IP WLS BF H R ER SO BB IBB HBP BLK WP HR S P ERA WHIP											IP WLS BF H R ER SO BB IBB HBP BLK WP HR S P ERA WHIP						
23 Brandon Morrow, R (1,1) ERA: 4.79	5.1 W 25 7 5 5 9 2 0 0 0 0 0 0 14 19 8.44 1.688																	
37 Scott Downs, L (6,1) ERA: 2.2	1.2 H 6 1 0 0 1 0 0 0 0 0 0 0 14 19 0.00 0.600																	
54 Jason Frasor, R (8,1) ERA: 4.39	0.2 H 4 1 0 0 0 0 1 0 0 0 0 0 9 19 0.00 3.000																	
25 David Purcey, L (8,1) ERA: 1.59	0.1 H 1 0 0 0 1 0 0 0 0 0 0 0 4 7 0.00 0.000																	
63 Kevin Gregg, R (9,1) ERA: 3.67	1.0 S 4 1 1 1 1 0 0 0 0 0 0 0 1 8 9.00 1.000																	

Batter	1	2	3	4	5	6	7	8	9	AB R H RBI BB SO LOB	TOP										
15 Fred Lewis, L OBP: 0.339, SLG: 0.450	G6-3		G4-3		L1		P5		G4-3	5 0 0 0 0 0 1	<p>Toronto Blue Jays @ New York Yankees</p> <p>Yankee Stadium, Bronx, NY</p> <p>Tue Aug 03 2010, 7:09 PM - 9:30 PM EDT</p> <p>Att: 46,480 - Cloudy - 78 F</p> <p>livebaseballscores.com</p>										
5 Yunel Escobar, R OBP: 0.330, SLG: 0.318	G6-3				G5-3		G1-3		G5-3	5 0 1 0 0 0 1											
19 José Bautista, R OBP: 0.373, SLG: 0.599	G5-3		P3		BB		K		HR	4 1 1 2 1 1 1											
10 Vernon Wells, R OBP: 0.328, SLG: 0.534		G5-3			F8				G5-3	5 1 2 1 0 0 1											
26 Adam Lind, L OBP: 0.278, SLG: 0.379					1B					4 1 1 0 0 0 1											
35 Lyle Overbay, L OBP: 0.330, SLG: 0.414					G5-4-3		G1-3		G1-3	0 0 0 0 0 0 0											
2 Aaron Hill, R OBP: 0.289, SLG: 0.395					2B					3 2 2 1 0 0 1											
14 John Buck, R OBP: 0.311, SLG: 0.502					HBP		L7		K	4 1 2 2 0 1 1											
45 Travis Snider, L OBP: 0.329, SLG: 0.512					HR				K	4 1 2 2 0 1 1											
12 Edwin Encarnación, R OBP: 0.305, SLG: 0.456					K		G5-3		HR	4 1 1 0 0 1 2											
Inning Stats	R: 0 E: 0 K: 0 S: 4	H: 0 LOB: 0 BB: 0 P: 6	R: 1 E: 0 K: 0 S: 8	H: 2 LOB: 1 BB: 0 P: 13	R: 0 E: 0 K: 0 S: 8	H: 1 LOB: 1 BB: 0 P: 11	R: 3 E: 0 K: 1 S: 12	H: 3 LOB: 0 BB: 0 P: 17	R: 0 E: 1 K: 0 S: 7	H: 2 LOB: 2 BB: 0 P: 10		R: 0 E: 0 K: 1 S: 6	H: 0 LOB: 0 BB: 0 P: 8	R: 2 E: 0 K: 2 S: 14	H: 2 LOB: 0 BB: 0 P: 20	R: 2 E: 0 K: 0 S: 9	H: 2 LOB: 0 BB: 0 P: 12	1B: 5 2B: 3 3B: 0 HR: 4	SF: 0 SAC: 0 DP: 1 HBP: 1	WP: 0 PB: 0 SB: 0 CS: 0	PA: 40
PITCHER	IP WLS BF H R ER SO BB IBB HBP BLK WP HR S P ERA WHIP											PITCHER	IP WLS BF H R ER SO BB IBB HBP BLK WP HR S P ERA WHIP								
40 Dustin Moseley, R ERA: 4.13	7.1 L 32 9 5 5 2 1 0 0 0 0 0 2 59 85 6.14 1.364																				
39 Kerry Wood, R ERA: 6.23	0.2 3 1 1 1 2 0 0 0 0 0 1 8 12 13.50 1.500																				
45 Sergio Mitre, R ERA: 4.01	1.0 5 2 2 2 0 0 0 0 0 0 1 9 12 18.00 2.000																				

Batter	1	2	3	4	5	6	7	8	9	AB R H RBI BB SO LOB	BOTTOM												
2 Derek Jeter, R OBP: 0.335, SLG: 0.384	HR		G4-3			G3			G4-3	3 1 0 0 1 0 0	<p>Toronto Blue Jays @ New York Yankees</p> <p>Yankee Stadium, Bronx, NY</p> <p>Tue Aug 03 2010, 7:09 PM - 9:30 PM EDT</p> <p>Att: 46,480 - Cloudy - 78 F</p> <p>livebaseballscores.com</p>												
33 Nick Swisher, S OBP: 0.370, SLG: 0.549	BB				F8		F8		F8	4 0 0 0 0 0 1													
25 Mark Teixeira, S OBP: 0.367, SLG: 0.485					K		G1-3		G6-3	4 1 1 2 0 1 0													
13 Alex Rodriguez, R OBP: 0.335, SLG: 0.467					L4		F8			3 0 0 0 0 1 0													
24 Robinson Canó, L OBP: 0.382, SLG: 0.567					L4		G4-3			3 0 0 0 0 0 0													
38 Marcus Thames, R OBP: 0.400, SLG: 0.434							K			3 0 1 0 0 1 0													
26 Austin Kearns, R OBP: 0.348, SLG: 0.410					1B				G6-3	3 0 0 0 0 0 1													
17 Francisco Cervelli, R OBP: 0.328, SLG: 0.317					F8				G6-3	2 0 0 0 0 1 1													
20 Jorge Posada, S OBP: 0.372, SLG: 0.480					K				G4-3	1 0 0 0 0 0 0													
11 Brett Gardner, L OBP: 0.388, SLG: 0.389					L6				G1-3	3 0 0 0 0 0 1													
Inning Stats	R: 2 E: 0 K: 1 S: 15	H: 1 LOB: 0 BB: 1 P: 25	R: 0 E: 0 K: 0 S: 8	H: 0 LOB: 0 BB: 0 P: 11	R: 0 E: 0 K: 0 S: 6	H: 0 LOB: 0 BB: 0 P: 9	R: 0 E: 0 K: 1 S: 6	H: 0 LOB: 0 BB: 0 P: 7	R: 0 E: 0 K: 1 S: 6	H: 1 LOB: 1 BB: 0 P: 17		R: 0 E: 0 K: 0 S: 6	H: 0 LOB: 0 BB: 0 P: 9	R: 0 E: 0 K: 1 S: 6	H: 0 LOB: 0 BB: 0 P: 9	R: 0 E: 0 K: 0 S: 11	H: 0 LOB: 0 BB: 0 P: 17	R: 0 E: 0 K: 0 S: 8	H: 0 LOB: 0 BB: 0 P: 14	1B: 1 2B: 0 3B: 0 HR: 1	SF: 0 SAC: 0 DP: 0 HBP: 0	WP: 0 PB: 0 SB: 0 CS: 0	PA: 30
PITCHER	IP WLS BF H R ER SO BB IBB HBP BLK WP HR S P ERA WHIP											PITCHER	IP WLS BF H R ER SO BB IBB HBP BLK WP HR S P ERA WHIP										
24 Ricky Romero, L ERA: 3.37	9.0 W 30 2 2 2 4 1 0 0 0 0 0 1 76 118 2.00 0.333																						


Batter	1	2	3	4	5	6	7	8	9	AB	R	H	RBI	BB	SO	LOB	TOP					
45 Travis Snider, L (1, 7) OBP: 0.318, SLG: 0.493										5	0	0	0	0	1	4	Toronto Blue Jays @ New York Yankees Yankee Stadium, Bronx, NY Wed Aug 04 2010, 1:10 PM - 4:07 PM EDT Att: 47,659 - Partly Cloudy - 89 F					
2 Aaron Hill, R (1, 4) OBP: 0.286, SLG: 0.390										4	0	0	0	0	0	3						
19 José Bautista, R (1, 9) OBP: 0.376, SLG: 0.600										3	1	2	0	1	0	0						
10 Vernon Wells, R (1, 8) OBP: 0.325, SLG: 0.529										4	0	0	0	0	1	3						
26 Adam Lind, L (1, 10) OBP: 0.280, SLG: 0.377										2	0	0	0	1	2	1						
14 John Buck, R (1, 2) OBP: 0.305, SLG: 0.498										2	0	0	0	0	1	2						
8 José Molina, R (5, 2) OBP: 0.350, SLG: 0.434										2	0	0	0	0	2	3						
35 Lyle Overbay, L (1, 3) OBP: 0.332, SLG: 0.416										3	0	1	1	1	0	2						
12 Edwin Encarnación, R (1, 5) OBP: 0.309, SLG: 0.454										3	0	1	0	0	1	2						
6 John McDonald, R (1, 6) OBP: 0.238, SLG: 0.390										4	0	1	0	0	0	3						
Inning Stats	R: 0 E: 0 K: 1 S: 11	H: 0 LOB: 0 BB: 0 P: 15	R: 0 E: 0 K: 2 S: 8	H: 0 LOB: 0 BB: 0 P: 13	R: 0 E: 0 K: 0 S: 14	H: 1 LOB: 2 BB: 1 P: 23	R: 1 E: 0 K: 2 S: 16	H: 2 LOB: 2 BB: 1 P: 28	R: 0 E: 0 K: 0 S: 7	H: 0 LOB: 0 BB: 0 P: 13	R: 0 E: 0 K: 1 S: 11	H: 1 LOB: 2 BB: 0 P: 16	R: 0 E: 0 K: 0 S: 7	H: 1 LOB: 1 BB: 0 P: 10	R: 0 E: 0 K: 2 S: 10	H: 0 LOB: 1 BB: 1 P: 18	R: 0 E: 0 K: 0 S: 6	H: 0 LOB: 1 BB: 0 P: 10	1B: 4 2B: 1 3B: 0 HR: 0	SF: 0 SAC: 0 DP: 0 HBP: 2	WP: 0 PB: 0 SB: 0 CS: 0	PA: 37
PITCHER	IP WLS BF H R ER SO BB IBB HBP BLK WP HR S P ERA WHIP																					
65 Phil Hughes, R (1, 1) ERA: 3.98	5.1 W 22 4 1 1 5 2 0 0 0 0 0 0 60 99 1.69 1.125																					
48 Boone Logan, L (6, 1) ERA: 3.24	0.2 3 0 0 0 1 0 0 0 1 0 0 0 7 9 0.00 0.000																					
62 Joba Chamberlain, R (7, 1) ERA: 5.36	1.0 4 1 0 0 0 0 0 0 0 0 0 0 7 10 0.00 1.000																					
30 David Robertson, R (8, 1) ERA: 4.19	1.0 4 0 0 0 2 1 0 0 0 0 0 0 10 18 0.00 1.000																					
42 Mariano Rivera, R (9, 1) ERA: 0.91	1.0 4 0 0 0 0 0 0 0 1 0 0 0 6 10 0.00 0.000																					
Batter	1	2	3	4	5	6	7	8	9	AB	R	H	RBI	BB	SO	LOB	BOTTOM					
2 Derek Jeter, R (1, 6) OBP: 0.341, SLG: 0.394										4	3	4	0	0	0	0	Toronto Blue Jays @ New York Yankees Yankee Stadium, Bronx, NY Wed Aug 04 2010, 1:10 PM - 4:07 PM EDT Att: 47,659 - Partly Cloudy - 89 F					
33 Nick Swisher, S (1, 9) OBP: 0.368, SLG: 0.545										3	0	0	0	1	1	3						
25 Mark Teixeira, S (1, 3) OBP: 0.370, SLG: 0.489										3	0	2	3	1	0	1						
13 Alex Rodriguez, R (1, 5) OBP: 0.334, SLG: 0.473										4	1	1	2	0	0	5						
24 Robinson Canó, L (1, 4) OBP: 0.381, SLG: 0.564										4	0	1	0	0	0	3						
20 Jorge Posada, S (1, 2) OBP: 0.386, SLG: 0.472										4	0	0	0	0	0	1						
17 Lance Berkman, S (1, 10) OBP: 0.364, SLG: 0.422										4	0	0	0	0	1	1						
14 Curtis Granderson, L (1, 8) OBP: 0.313, SLG: 0.425										3	0	1	0	0	2	0						
11 Brett Gardner, L (1, 7) OBP: 0.388, SLG: 0.392										3	1	1	0	0	1	1						
Inning Stats	R: 2 E: 0 K: 1 S: 10	H: 2 LOB: 0 BB: 0 P: 16	R: 0 E: 0 K: 2 S: 11	H: 1 LOB: 1 BB: 0 P: 17	R: 1 E: 0 K: 0 S: 8	H: 2 LOB: 1 BB: 0 P: 15	R: 0 E: 0 K: 1 S: 8	H: 0 LOB: 0 BB: 0 P: 12	R: 2 E: 0 K: 0 S: 14	H: 3 LOB: 1 BB: 1 P: 23	R: 0 E: 0 K: 1 S: 8	H: 0 LOB: 0 BB: 0 P: 14	R: 0 E: 0 K: 0 S: 9	H: 1 LOB: 2 BB: 1 P: 17	R: 0 E: 0 K: 0 S: 8	H: 1 LOB: 0 BB: 0 P: 13		1B: 5 2B: 5 3B: 0 HR: 1	SF: 0 SAC: 0 DP: 2 HBP: 0	WP: 0 PB: 0 SB: 1 CS: 0	PA: 34	
PITCHER	IP WLS BF H R ER SO BB IBB HBP BLK WP HR S P ERA WHIP																					
28 Shaun Marcum, R (1, 1) ERA: 3.44	6.0 L 26 8 5 5 5 1 0 0 0 0 0 0 9 17 0.00 2.000																					
57 Shawn Camp, R (7, 1) ERA: 2.91	1.0 5 1 0 0 0 1 0 0 0 0 0 0 9 17 0.00 2.000																					
44 Casey Janssen, R (8, 1) ERA: 3.99	1.0 3 1 0 0 0 0 0 0 0 0 0 0 8 13 0.00 1.000																					

Batter	1	2	3	4	5	6	7	8	9	AB	R	H	RBI	BB	SO	LOB	TOP										
2 Jacoby Ellsbury, L (1, 8) OBP: 0.224, SLG: 0.268	G3	10 2B		F8		G1-4-3		L5		4	0	0	1	1	0	2											
10 Marco Scutaro, R (1, 6) OBP: 0.339, SLG: 0.384	G1-3	2B		F9		P4		F9		5	0	1	2	0	0	1											
34 David Ortiz, L (1, 10) OBP: 0.373, SLG: 0.542	HR									4	1	2	1	1	1	0											
41 Victor Martinez, S (1, 2) OBP: 0.343, SLG: 0.460	P6	F8								5	0	1	0	0	0	4											
29 Adrian Beltré, R (1, 5) OBP: 0.370, SLG: 0.568		25 E 2 BB	P3							5	1	1	0	0	1	2											
7 J.D. Drew, L (1, 9) OBP: 0.350, SLG: 0.450		P4								4	0	1	0	0	0	2											
25 Mike Lowell, R (1, 3) OBP: 0.301, SLG: 0.370		E2 2 BB 10 2B	F8							4	2	1	0	0	1	2											
55 Ryan Kalish, L (1, 7) OBP: 0.458, SLG: 0.619			K							4	1	1	2	0	2	3											
12 Jed Lowrie, S (1, 4) OBP: 0.413, SLG: 0.395		2 BB 10 2B								2	1	1	0	2	1	0											
Inning Stats	R: 1 H: 1 E: 0 K: 0 S: 10	L: 1 LOB: 0 BB: 0 P: 18	R: 3 H: 2 E: 1 K: 1 S: 22	L: 2 LOB: 3 BB: 3 P: 39	R: 0 H: 1 E: 0 K: 1 S: 9	L: 1 LOB: 0 BB: 0 P: 13	R: 0 H: 0 E: 0 K: 1 S: 8	L: 0 LOB: 0 BB: 0 P: 11	R: 0 H: 0 E: 0 K: 2 S: 9	L: 0 LOB: 0 BB: 0 P: 14	R: 2 H: 2 E: 0 K: 0 S: 12	L: 2 LOB: 1 BB: 1 P: 22	R: 0 H: 1 E: 0 K: 0 S: 10	L: 1 LOB: 1 BB: 0 P: 19	R: 0 H: 1 E: 0 K: 1 S: 10	L: 1 LOB: 1 BB: 0 P: 17	R: 0 H: 1 E: 0 K: 0 S: 11	L: 1 LOB: 1 BB: 0 P: 17	1B: 4 2B: 3 HR: 2	SF: 0 SAC: 0 DP: 0 HBP: 0	WP: 0 PB: 0 SB: 0 CS: 0	PA: 41					
PITCHER	IP	WLS	BF	H	R	ER	SO	BB	IBB	HBP	BLK	WP	HR	S	P	ERA	WHIP										
31 Javier Vazquez, R (1, 1) ERA: 4.63	5.1	L	27	6	6	3	5	3	1	0	0	0	2	66	109	5.06	1.688										
62 Joba Chamberlain, R (6, 1) ERA: 5.29	0.2		2	0	0	0	0	0	0	0	0	0	0	4	8	0.00	0.000										
39 Kerry Wood, R (7, 1) ERA: 5.79	1.2		7	2	0	0	1	0	0	0	0	0	0	18	32	0.00	1.200										
48 Boone Logan, L (8, 1) ERA: 3.2	0.1		1	0	0	0	0	0	0	0	0	0	0	2	3	0.00	0.000										
41 Chad Gaudin, R (9, 1) ERA: 6.34	1.0		4	1	0	0	0	0	0	0	0	0	0	11	17	0.00	1.000										

Boston Red Sox @ New York Yankees
 Yankee Stadium, Bronx, NY
 Fri Aug 06 2010, 7:10 PM - 10:26 PM EDT
 Att: 49,555 - Partly Cloudy - 82 F

livebaseballscorecards.com

AB 37
 R 6
 H 9
 RBI 6
 BB 4
 SO 6
 LOB 16




Batter	1	2	3	4	5	6	7	8	9	AB	R	H	RBI	BB	SO	LOB	BOTTOM											
2 Derek Jeter, R (1, 6) OBP: 0.343, SLG: 0.393	25 HR	FC6				33 1B 13 1B	G6-3			3	2	1	0	1	0	1												
33 Nick Swisher, S (1, 9) OBP: 0.369, SLG: 0.543	F7		G3-1			13 1B				5	0	2	0	0	0	2												
25 Mark Teixeira, S (1, 3) OBP: 0.369, SLG: 0.494	1-H	HR	F8			P5				4	1	1	2	0	1	3												
13 Alex Rodriguez, R (1, 5) OBP: 0.333, SLG: 0.471	G3		F8							4	0	1	1	0	0	0												
24 Robinson Canó, L (1, 4) OBP: 0.384, SLG: 0.568						14 G3-6 17 E	FC6-4			4	0	3	0	0	0	2												
17 Lance Berkman, S (1, 10) OBP: 0.380, SLG: 0.416	G4-3					FC6 14 G3-6	G3			4	0	0	0	0	0	3												
14 Curtis Granderson, L (1, 8) OBP: 0.369, SLG: 0.419		G4-3				G3-6	K			4	0	0	0	0	1	3												
17 Francisco Cervelli, R (1, 2) OBP: 0.328, SLG: 0.317										3	0	1	0	0	1	1												
20 Jorge Posada, S (9, PH) OBP: 0.365, SLG: 0.470										1	0	0	0	0	0	0												
11 Brett Gardner, L (1, 7) OBP: 0.384, SLG: 0.387		FC4-6 2 FC6								4	0	0	0	0	1	1												
Inning Stats	R: 2 H: 3 E: 0 K: 0 S: 10	L: 3 LOB: 1 BB: 0 P: 16	R: 0 H: 1 E: 0 K: 0 S: 11	L: 1 LOB: 1 BB: 0 P: 16	R: 0 H: 0 E: 0 K: 0 S: 6	L: 0 LOB: 0 BB: 0 P: 9	R: 0 H: 1 E: 1 K: 1 S: 9	L: 1 LOB: 1 BB: 0 P: 11	R: 1 H: 2 E: 0 K: 1 S: 10	L: 2 LOB: 2 BB: 0 P: 13	R: 0 H: 0 E: 0 K: 1 S: 5	L: 0 LOB: 0 BB: 0 P: 8	R: 0 H: 1 E: 0 K: 1 S: 10	L: 1 LOB: 1 BB: 0 P: 18	R: 0 H: 1 E: 0 K: 0 S: 8	L: 1 LOB: 1 BB: 0 P: 12	R: 0 H: 0 E: 0 K: 0 S: 16	L: 0 LOB: 1 BB: 1 P: 23	1B: 7 2B: 1 HR: 1	SF: 0 SAC: 0 DP: 1 HBP: 1	WP: 0 PB: 0 SB: 0 CS: 0	PA: 38						
PITCHER	IP	WLS	BF	H	R	ER	SO	BB	IBB	HBP	BLK	WP	HR	S	P	ERA	WHIP											
11 Clay Buchholz, R (1, 1) ERA: 2.68	7.1	W	32	9	3	3	4	0	0	1	0	0	0	1	65	97	3.68	1.227										
51 Daniel Bard, R (8, 1) ERA: 1.78	0.2	H	2	0	0	0	0	0	0	0	0	0	0	4	6	0.00	0.000											
58 Jonathan Papelbon, R (9, 1) ERA: 2.87	1.0	S	4	0	0	0	0	1	0	0	0	0	0	16	23	0.00	1.000											

Boston Red Sox @ New York Yankees
 Yankee Stadium, Bronx, NY
 Fri Aug 06 2010, 7:10 PM - 10:26 PM EDT
 Att: 49,555 - Partly Cloudy - 82 F

livebaseballscorecards.com

AB 36
 R 3
 H 9
 RBI 3
 BB 1
 SO 4
 LOB 16



Batter	1	2	3	4	5	6	7	8	9	AB	R	H	RBI	BB	SO	LOB	TOP
10 Marco Scutaro, R OBP: 0.339, SLG: 0.383	G1-3		1B			P4		G3		4	0	1	0	0	0	1	Boston Red Sox @ New York Yankees Yankee Stadium, Bronx, NY Sat Aug 07 2010, 4:12 PM - 6:57 PM EDT Att: 49,716 - Partly Cloudy - 83 F
12 Jed Lowrie, S OBP: 0.400, SLG: 0.381	1B		FC6-4			F9		G5-3		4	0	1	0	0	0	2	
34 David Ortiz, L OBP: 0.369, SLG: 0.535	G3-5-3		K					K		4	0	0	0	0	3	2	
41 Victor Martinez, S OBP: 0.342, SLG: 0.468		HR	G5-3			F9		G3-1		4	1	1	1	0	0	1	
29 Adrian Beltré, R OBP: 0.372, SLG: 0.570		2B			G6-3			F9		4	1	2	0	0	0	0	
25 Mike Lowell, R OBP: 0.299, SLG: 0.375		2B			F7			F9		4	0	1	1	0	0	1	
7 J.D. Drew, L OBP: 0.350, SLG: 0.447			K		F7					2	0	0	0	1	1		
22 Bill Hall, R OBP: 0.316, SLG: 0.443	G1-3				F8			FC6-4		3	0	0	0	0	0	2	
54 Darnell McDonald, R OBP: 0.322, SLG: 0.388	P3				E5			G6-4-3		3	0	0	0	0	0	2	
Inning Stats	R: 0 H: 1 E: 0 K: 0 S: 6	H: 3 R: 2 ER: 0 LOB: 1 BB: 0 P: 9	H: 1 R: 0 ER: 0 LOB: 1 BB: 0 P: 21	H: 1 R: 0 ER: 0 LOB: 1 BB: 0 P: 14	H: 0 R: 0 ER: 0 LOB: 0 BB: 0 P: 8	H: 0 R: 0 ER: 0 LOB: 1 BB: 0 P: 11	H: 1 R: 0 ER: 0 LOB: 1 BB: 0 P: 16	H: 0 R: 0 ER: 0 LOB: 0 BB: 1 P: 10	H: 0 R: 0 ER: 0 LOB: 0 BB: 0 P: 8	H: 0 R: 0 ER: 0 LOB: 0 BB: 0 P: 8	1B: 3 2B: 2 3B: 0 HR: 1	SF: 0 SAC: 0 DP: 2 HBP: 0	WP: 0 PB: 0 SB: 0 CS: 0	PA: 33			
PITCHER	IP WLS BF H R ER SO BB IBB HBP BLK WP HR S P ERA WHIP																
52 CC Sabathia, L ERA: 3.14	8.0 W 30 6 2 2 4 1 0 0 0 0 1 62 101 2.25 0.875																
42 Mariano Rivera, R ERA: 0.89	1.0 S 3 0 0 0 0 0 0 0 0 0 0 6 8 0.00 0.000																

AB 32
R 2
H 6
RBI 2
BB 1
SO 4
LOB 12



Batter	1	2	3	4	5	6	7	8	9	AB	R	H	RBI	BB	SO	LOB	BOTTOM
2 Derek Jeter, R OBP: 0.341, SLG: 0.390	K	F8			K	L7				4	0	0	0	0	2	1	Boston Red Sox @ New York Yankees Yankee Stadium, Bronx, NY Sat Aug 07 2010, 4:12 PM - 6:57 PM EDT Att: 49,716 - Partly Cloudy - 83 F
33 Nick Swisher, S OBP: 0.370, SLG: 0.542	BB		K		24 1B	L7				3	1	1	0	1	1	1	
25 Mark Teixeira, S OBP: 0.368, SLG: 0.492	G3		K		20 1B			K		4	1	1	0	0	2	1	
24 Robinson Canó, L OBP: 0.388, SLG: 0.569	BB		1B		20 1B	K		K		3	0	2	1	1	1	0	
20 Jorge Posada, S OBP: 0.364, SLG: 0.466	G3		G6-3		17 S	G4-1				4	0	1	1	0	0	3	
17 Lance Berkman, S OBP: 0.359, SLG: 0.413		BB			G1-3			G6-3		3	1	0	0	1	1	2	
14 Curtis Granderson, L OBP: 0.312, SLG: 0.427		3B			F7			K		4	2	2	1	0	1	0	
11 Brett Gardner, L OBP: 0.380, SLG: 0.383	K		L5			K		K		4	0	0	0	0	3	2	
19 Ramiro Pena, S OBP: 0.245, SLG: 0.219	G4-3		G3-1		G3-1					3	0	1	2	0	0	0	
Inning Stats	R: 0 H: 0 E: 1 K: 1 S: 11	H: 1 R: 2 ER: 0 LOB: 0 BB: 1 P: 18	H: 1 R: 0 ER: 0 LOB: 1 BB: 0 P: 14	H: 0 R: 0 ER: 0 LOB: 0 BB: 0 P: 10	H: 0 R: 0 ER: 0 LOB: 2 BB: 0 P: 31	H: 2 R: 1 ER: 0 LOB: 1 BB: 0 P: 18	H: 0 R: 0 ER: 0 LOB: 0 BB: 0 P: 11	H: 0 R: 0 ER: 0 LOB: 0 BB: 0 P: 14	H: 0 R: 0 ER: 0 LOB: 0 BB: 0 P: 8	1B: 7 2B: 0 3B: 1 HR: 0	SF: 0 SAC: 0 DP: 0 HBP: 0	WP: 0 PB: 0 SB: 3 CS: 0	PA: 35				
PITCHER	IP WLS BF H R ER SO BB IBB HBP BLK WP HR S P ERA WHIP																
41 John Lackey, R ERA: 4.6	6.0 L 29 5 5 5 7 3 0 0 0 0 0 70 116 7.50 1.833																
17 Manny Delcarmen, R ERA: 4.58	1.0 3 0 0 0 2 0 0 0 0 0 0 9 11 0.00 0.000																
61 Felix Doubront, L ERA: 3.86	1.0 3 0 0 0 2 0 0 0 0 0 0 9 14 0.00 0.000																

AB 32
R 5
H 8
RBI 5
BB 3
SO 11
LOB 10



Batter	1	2	3	4	5	6	7	8	9	AB	R	H	RBI	BB	SO	LOB	TOP											
2 Jacoby Ellsbury, L OBP: 0.222, SLG: 0.250	G1-3		K		G4-3		F7		FC4-6 BB	4	0	0	0	1	1	3	Boston Red Sox @ New York Yankees Yankee Stadium, Bronx, NY Sun Aug 08 2010, 8:10 PM - 11:15 PM EDT Att: 49,096 - Partly Cloudy - 77 F											
10 Marco Scutaro, R OBP: 0.337, SLG: 0.380	K			L4	G3				FC4-6	4	0	0	0	1	1	2												
34 David Ortiz, L OBP: 0.368, SLG: 0.532	G3-1			K			G4-3			4	0	1	0	0	1	3												
41 Victor Martinez, S OBP: 0.340, SLG: 0.465		G4-3			29 BB 7 BB 1B				P4	4	0	1	0	0	0	1												
7 J.D. Drew, L OBP: 0.349, SLG: 0.443	F7				29 BB BB		G3-6-1		K	3	0	0	0	1	1	1												
29 Adrian Beltré, R OBP: 0.373, SLG: 0.571	F9								F9	3	1	1	0	1	0	0												
55 Ryan Kalish, L OBP: 0.393, SLG: 0.520			G1-3	G3						4	0	0	0	0	1	4												
22 Bill Hall, R OBP: 0.323, SLG: 0.462									E5 22 G1-3	4	1	3	1	0	0	1												
36 Kevin Cash, R OBP: 0.252, SLG: 0.250									G1-3	2	0	0	0	0	1	1												
25 Mike Lowell, R OBP: 0.303, SLG: 0.378	FC3-6								F7	2	0	1	1	0	0	1												
Inning Stats	R: 0 E: 0 K: 1 S: 5	H: 0 LOB: 0 BB: 0 P: 10	R: 0 E: 0 K: 0 S: 6	H: 0 LOB: 0 BB: 0 P: 10	R: 0 E: 0 K: 1 S: 9	H: 1 LOB: 1 BB: 0 P: 13	R: 0 E: 0 K: 1 S: 12	H: 1 LOB: 3 BB: 2 P: 27	R: 1 E: 0 K: 0 S: 7	H: 1 LOB: 0 BB: 0 P: 9	R: 0 E: 0 K: 0 S: 5	H: 1 LOB: 0 BB: 0 P: 8	R: 1 E: 0 K: 1 S: 20	H: 3 LOB: 3 BB: 1 P: 31	R: 0 E: 0 K: 1 S: 6	H: 0 LOB: 0 BB: 0 P: 9	R: 0 E: 1 K: 0 S: 11	H: 0 LOB: 2 BB: 1 P: 18	1B: 5 2B: 1 3B: 0 HR: 1	SF: 0 SAC: 0 DP: 1 HBP: 0	WP: 0 PB: 0 SB: 0 CS: 0	PA: 38						
PITCHER	IP	WLS	BF	H	R	ER	SO	BB	IBB	HBP	BLK	WP	HR	S	P	ERA	WHIP											
40 Dustin Moseley, R ERA: 3.86	(1, 1)	6.1	W	26	6	2	2	5	2	0	0	0	0	1	52	87	2.84	1.263										
62 Jose Chamberlain, R ERA: 5.25	(7, 1)	0.1		3	1	0	0	0	1	0	0	0	0	0	8	14	0.00	6.000										
48 Boone Logan, L ERA: 3.04	(7, 1)	1.1	H	4	0	0	0	1	0	0	0	0	0	10	16	0.00	0.000											
30 David Robertson, R ERA: 4.12	(9, 1)	0.2		4	0	0	0	0	1	0	0	0	0	10	17	0.00	1.500											
42 Mariano Rivera, R ERA: 0.98	(9, 1)	0.1		1	0	0	0	0	0	0	0	0	0	1	1	0.00	0.000											

AB	34
R	2
H	7
RBI	2
BB	4
SO	6
LOB	17



Batter	1	2	3	4	5	6	7	8	9	AB	R	H	RBI	BB	SO	LOB	BOTTOM										
2 Derek Jeter, R OBP: 0.341, SLG: 0.392	F8			K						5	0	2	3	0	2	0	Boston Red Sox @ New York Yankees Yankee Stadium, Bronx, NY Sun Aug 08 2010, 8:10 PM - 11:15 PM EDT Att: 49,096 - Partly Cloudy - 77 F										
33 Nick Swisher, S OBP: 0.370, SLG: 0.540				K						5	0	2	0	0	2	1											
25 Mark Teixeira, S OBP: 0.369, SLG: 0.498										5	1	2	1	0	1	2											
13 Alex Rodriguez, R OBP: 0.335, SLG: 0.470										3	1	1	0	1	1	2											
19 Ramiro Pena, S OBP: 0.245, SLG: 0.219	K									0	0	0	0	0	0	0											
24 Robinson Canó, L OBP: 0.389, SLG: 0.567	P3									3	1	1	0	0	0	3											
20 Jorge Posada, S OBP: 0.359, SLG: 0.459										4	0	0	0	0	2	4											
17 Lance Berkman, S OBP: 0.363, SLG: 0.423										4	2	3	1	0	1	0											
14 Curtis Granderson, L OBP: 0.311, SLG: 0.422										3	1	0	0	1	0	3											
11 Brett Gardner, L OBP: 0.379, SLG: 0.381										4	1	1	0	0	1	2											
Inning Stats	R: 0 E: 0 K: 1 S: 12	H: 2 LOB: 2 BB: 0 P: 17	R: 2 E: 1 K: 1 S: 18	H: 4 LOB: 2 BB: 0 P: 29	R: 0 E: 0 K: 0 S: 11	H: 2 LOB: 2 BB: 0 P: 15	R: 0 E: 0 K: 2 S: 9	H: 0 LOB: 0 BB: 0 P: 14	R: 5 E: 2 K: 3 S: 17	H: 3 LOB: 1 BB: 2 P: 33	R: 0 E: 0 K: 1 S: 12	H: 1 LOB: 1 BB: 0 P: 20	R: 0 E: 0 K: 1 S: 10	H: 0 LOB: 0 BB: 0 P: 12	R: 0 E: 0 K: 1 S: 8	H: 0 LOB: 0 BB: 0 P: 10	1B: 8 2B: 3 3B: 0 HR: 1	SF: 0 SAC: 0 DP: 0 HBP: 1	WP: 0 PB: 0 SB: 0 CS: 0	PA: 39							
PITCHER	IP	WLS	BF	H	R	ER	SO	BB	IBB	HBP	BLK	WP	HR	S	P	ERA	WHIP										
19 Josh Beckett, R ERA: 6.21	(1, 1)	4.2	L	28	11	7	7	6	2	0	1	0	0	3	105	13.50	2.786										
17 Manny Delcarmen, R ERA: 4.54	(5, 1)	0.1		1	0	0	0	1	0	0	0	0	0	3	3	0.00	0.000										
49 Tim Wakefield, R ERA: 5.4	(6, 1)	3.0		10	1	0	0	3	0	0	0	0	0	30	42	0.00	0.333										

AB	36
R	7
H	12
RBI	5
BB	2
SO	10
LOB	17



Batter	1	2	3	4	5	6	7	8	9	AB	R	H	RBI	BB	SO	LOB	TOP						
2 Derek Jeter, R OBP: 0.343, SLG: 0.394										5	1	3	1	0	1	2							
33 Nick Swisher, S OBP: 0.363, SLG: 0.528										5	0	0	0	0	4	5							
38 Marcus Thames, R OBP: 0.406, SLG: 0.473										5	2	3	2	0	2	1							
13 Alex Rodriguez, R OBP: 0.335, SLG: 0.473										5	0	1	1	0	3	3							
24 Robinson Canó, L OBP: 0.388, SLG: 0.562										4	1	1	0	1	1	3							
20 Jorge Posada, S OBP: 0.359, SLG: 0.452										3	0	0	0	1	3	2							
26 Austin Kearns, R OBP: 0.356, SLG: 0.415										4	1	1	0	0	2	2							
17 Lance Berkman, S OBP: 0.361, SLG: 0.419										3	0	1	1	1	0	0							
14 Curtis Granderson, L OBP: 0.306, SLG: 0.415										4	1	2	1	0	1	0							
11 Brett Gardner, L OBP: 0.376, SLG: 0.378										4	1	2	1	0	1	0							
Inning Stats	R: 0 E: 0 K: 2 S: 11	H: 1 LOB: 1 BB: 0 P: 15	R: 0 E: 0 K: 2 S: 7	H: 0 LOB: 0 BB: 0 P: 10	R: 0 E: 0 K: 0 S: 7	H: 0 LOB: 0 BB: 0 P: 10	R: 1 E: 0 K: 1 S: 15	H: 2 LOB: 1 BB: 0 P: 23	R: 0 E: 0 K: 2 S: 10	H: 0 LOB: 0 BB: 0 P: 12	R: 1 E: 0 K: 3 S: 12	H: 1 LOB: 0 BB: 0 P: 17	R: 2 E: 0 K: 3 S: 20	H: 4 LOB: 2 BB: 0 P: 28	R: 1 E: 0 K: 1 S: 15	H: 1 LOB: 1 BB: 2 P: 27	R: 2 E: 0 K: 3 S: 23	H: 3 LOB: 2 BB: 1 P: 36	1B: 7 2B: 3 3B: 1 HR: 1	SF: 0 SAC: 0 DP: 1 HBP: 0	WP: 2 PB: 0 SB: 1 CS: 0	PA: 41	
PITCHER	IP: 6.1 ERA: 2.57	WLS: 1 BF: 27	H: 8 R: 4 ER: 4 SO: 11	BB: 0 IBB: 0 HBP: 0 BLK: 0	WP: 1 HR: 0 S: 76 P: 106	ERA: 5.68 WHIP: 1.263	PITCHER	IP: 0.1 ERA: 1.13	WLS: 0 BF: 2	H: 1 R: 0 ER: 0 SO: 1	BB: 0 IBB: 0 HBP: 0 BLK: 0	WP: 0 HR: 0 S: 8 P: 11	ERA: 0.00 WHIP: 3.000	PITCHER	IP: 0.1 ERA: 3.9	WLS: 1 BF: 4	H: 0 R: 0 ER: 0 SO: 1	BB: 0 IBB: 0 HBP: 0 BLK: 0	WP: 0 HR: 0 S: 3 P: 4	ERA: 0.00 WHIP: 0.000			
33 Cliff Lee, L ERA: 2.57	6.1	WLS: 1 BF: 27	H: 8 R: 4 ER: 4 SO: 11	BB: 0 IBB: 0 HBP: 0 BLK: 0	WP: 1 HR: 0 S: 76 P: 106	ERA: 5.68 WHIP: 1.263	64 Alexi Ogando, R ERA: 1.13	0.1	WLS: 0 BF: 2	H: 1 R: 0 ER: 0 SO: 1	BB: 0 IBB: 0 HBP: 0 BLK: 0	WP: 0 HR: 0 S: 8 P: 11	ERA: 0.00 WHIP: 3.000	54 Matt Harrison, L ERA: 3.9	0.1	WLS: 1 BF: 4	H: 0 R: 0 ER: 0 SO: 1	BB: 0 IBB: 0 HBP: 0 BLK: 0	WP: 0 HR: 0 S: 3 P: 4	ERA: 0.00 WHIP: 0.000			
56 Darren O'Day, R ERA: 1.17	0.1	H: 1 BF: 1	0 R: 0 ER: 0 SO: 1	0 BB: 0 IBB: 0 HBP: 0 BLK: 0	0 WP: 0 HR: 0 S: 3 P: 5	0.00 0.000																	
28 Darren Oliver, L ERA: 2.28	0.1	H: 1 BF: 1	0 R: 0 ER: 0 SO: 1	0 BB: 0 IBB: 0 HBP: 0 BLK: 0	0 WP: 0 HR: 0 S: 3 P: 4	0.00 0.000																	
50 Frank Francisco, R ERA: 3.86	1.0	H: 5 BF: 5	1 R: 1 ER: 1 SO: 1	2 BB: 0 IBB: 0 HBP: 0 BLK: 0	0 WP: 1 HR: 15 S: 27 P: 9.00	3.000																	
30 Neftali Feliz, R ERA: 3.7	0.1	L: 4 BF: 4	2 R: 2 ER: 2 SO: 1	1 BB: 0 IBB: 0 HBP: 0 BLK: 0	1 WP: 0 HR: 12 S: 21 P: 54.00	9.000																	

New York Yankees @ Texas Rangers
Rangers Ballpark in Arlington, Arlington, TX
Wed Aug 11 2010, 8:09 PM - 11:54 PM EDT
Att: 48,676 - Partly Cloudy - 99 F

AB 38
R 7
H 12
RBI 6
BB 3
SO 17
LOB 18



Batter	1	2	3	4	5	6	7	8	9	AB	R	H	RBI	BB	SO	LOB	BOTTOM										
1 Elvis Andrus, R OBP: 0.362, SLG: 0.320										5	1	2	0	0	0	0											
10 Michael Young, R OBP: 0.346, SLG: 0.475										5	2	2	1	0	0	1											
32 Josh Hamilton, L OBP: 0.405, SLG: 0.622										5	2	3	1	0	0	1											
27 Vladimir Guerrero, R OBP: 0.346, SLG: 0.496										5	0	1	0	0	0	4											
17 Nelson Cruz, R OBP: 0.375, SLG: 0.566										4	0	1	0	0	0	5											
7 David Murphy, L OBP: 0.336, SLG: 0.416										3	1	1	2	1	1	1											
11 Bengie Molina, R OBP: 0.294, SLG: 0.326										3	0	0	0	1	0	3											
18 Mitch Moreland, L OBP: 0.394, SLG: 0.321										3	0	1	2	1	2	1											
15 Cristian Guzman, S OBP: 0.310, SLG: 0.335										4	0	0	0	0	1	3											
Inning Stats	R: 1 E: 0 K: 0 S: 9	H: 1 LOB: 0 BB: 0 P: 13	R: 0 E: 0 K: 1 S: 8	H: 1 LOB: 0 BB: 0 P: 13	R: 0 E: 0 K: 0 S: 9	H: 0 LOB: 0 BB: 0 P: 15	R: 2 E: 0 K: 0 S: 13	H: 2 LOB: 2 BB: 2 P: 27	R: 3 E: 0 K: 0 S: 11	H: 4 LOB: 1 BB: 0 P: 16	R: 0 E: 0 K: 1 S: 7	H: 0 LOB: 0 BB: 0 P: 11	R: 0 E: 0 K: 0 S: 10	H: 2 LOB: 1 BB: 0 P: 14	R: 0 E: 0 K: 2 S: 11	H: 0 LOB: 1 BB: 1 P: 21	R: 0 E: 0 K: 0 S: 4	H: 1 LOB: 1 BB: 0 P: 8	1B: 7 2B: 3 3B: 1 HR: 1	SF: 0 SAC: 0 DP: 2 HBP: 0	WP: 1 PB: 0 SB: 0 CS: 0	PA: 40					
PITCHER	IP: 4.1 ERA: 4.9	WLS: 4 BF: 24	H: 8 R: 6 ER: 6 SO: 6	BB: 1 IBB: 0 HBP: 0 BLK: 0	WP: 1 HR: 1 S: 49 P: 82	ERA: 12.46 WHIP: 2.077	PITCHER	IP: 1.2 ERA: 3.52	WLS: 0 BF: 4	H: 0 R: 0 ER: 0 SO: 1	BB: 0 IBB: 0 HBP: 0 BLK: 0	WP: 0 HR: 0 S: 3 P: 4	ERA: 0.00 WHIP: 0.000	PITCHER	IP: 2.0 ERA: 5.13	WLS: 8 BF: 20	H: 2 R: 0 ER: 0 SO: 2	BB: 1 IBB: 0 HBP: 0 BLK: 0	WP: 1 HR: 21 S: 35 P: 0.00	1.500	PITCHER	IP: 1.0 ERA: 1.06	WLS: 4 BF: 4	H: 1 R: 0 ER: 0 SO: 0	BB: 0 IBB: 0 HBP: 0 BLK: 0	WP: 0 HR: 4 S: 8 P: 0.00	1.000
31 Javier Vazquez, R ERA: 4.9	4.1	WLS: 4 BF: 24	H: 8 R: 6 ER: 6 SO: 6	BB: 1 IBB: 0 HBP: 0 BLK: 0	WP: 1 HR: 1 S: 49 P: 82	ERA: 12.46 WHIP: 2.077																					
45 Sergio Mitre, R ERA: 3.52	1.2	WLS: 0 BF: 4	0 R: 0 ER: 0 SO: 1	0 BB: 0 IBB: 0 HBP: 0 BLK: 0	0 WP: 0 HR: 0 S: 8 P: 13	0.00 0.000																					
39 Kerry Wood, R ERA: 5.13	2.0	W: 8 BF: 20	2 R: 0 ER: 0 SO: 2	1 BB: 0 IBB: 0 HBP: 0 BLK: 0	1 WP: 0 HR: 21 S: 35 P: 0.00	1.500																					
42 Mariano Rivera, R ERA: 1.06	1.0	S: 4 BF: 4	1 R: 0 ER: 0 SO: 0	0 BB: 0 IBB: 0 HBP: 0 BLK: 0	0 WP: 0 HR: 4 S: 8 P: 0.00	1.000																					

New York Yankees @ Texas Rangers
Rangers Ballpark in Arlington, Arlington, TX
Wed Aug 11 2010, 8:09 PM - 11:54 PM EDT
Att: 48,676 - Partly Cloudy - 99 F

AB 37
R 6
H 11
RBI 6
BB 3
SO 4
LOB 19



Batter	1	2	3	4	5	6	7	8	9	AB	R	H	RBI	BB	SO	LOB	TOP				
2 Derek Jeter, R OBP: 0.344, SLG: 0.394	G6-3		33 1B 25 SF8	G6-3			E5 25 F8 13 G6-3 33 1B			5	2	2	0	0	0	1	New York Yankees @ Kansas City Royals Kauffman Stadium, Kansas City, MO Thu Aug 12 2010, 7:11 PM - 10:05 PM CDT Att: 23,337 - Clear - 94 F				
33 Nick Swisher, S OBP: 0.397, SLG: 0.530 11 Brett Gardner, L OBP: 0.376, SLG: 0.378	1B		1B				13 E 13 G5-3	K2-3		4	0	3	0	1	1	2					
25 Mark Teixeira, S OBP: 0.363, SLG: 0.497	G5-3		SF8			L5		F8		4	0	0	1	0	0	4					
13 Alex Rodriguez, R OBP: 0.362, SLG: 0.467		F8		K		FC4 24 G4-6-3		G5-3		5	0	0	1	0	1	3					
24 Robinson Canó, L OBP: 0.388, SLG: 0.558			F8			G4-6-3				3	1	0	0	2	0	3					
38 Marcus Thames, R OBP: 0.401, SLG: 0.466		P4		K				F7		4	0	1	0	0	1	3					
26 Austin Kearns, R OBP: 0.357, SLG: 0.425				HR				F8		4	1	2	1	0	0	1					
14 Curtis Granderson, L OBP: 0.312, SLG: 0.421								F9		3	0	2	1	1	0	1					
17 Francisco Cervelli, R OBP: 0.321, SLG: 0.310								FC6-4 2 1B		4	0	0	0	0	0	5					
Inning Stats	R: 0 E: 0 K: 0 S: 9	H: 1 LOB: 0 BB: 0 P: 14	R: 1 E: 0 K: 0 S: 9	H: 2 LOB: 2 BB: 1 P: 16	R: 1 E: 0 K: 1 S: 11	H: 2 LOB: 1 BB: 0 P: 18	R: 1 E: 0 K: 1 S: 11	H: 2 LOB: 1 BB: 0 P: 17	R: 0 E: 0 K: 0 S: 8	H: 1 LOB: 1 BB: 0 P: 11	R: 1 E: 1 K: 0 S: 10	H: 1 LOB: 2 BB: 1 P: 22	R: 0 E: 0 K: 1 S: 10	H: 1 LOB: 2 BB: 1 P: 18	R: 0 E: 0 K: 0 S: 7	H: 0 LOB: 0 BB: 0 P: 12		1B: 8 2B: 1 3B: 0 HR: 1	SF: 1 SAC: 0 DP: 1 HBP: 0	WP: 0 PB: 0 SB: 0 CS: 1	PA: 41
PITCHER	IP WLS BF H R ER SO BB IBB HBP BLK WP HR S P ERA WHIP	5.0 L 24 8 3 3 2 2 0 0 0 0 1 60 92 5.40 2.00	2.0 9 1 1 0 0 0 1 0 0 0 0 0 16 31 0.00 0.500	1.0 5 1 0 0 1 1 0 0 0 0 0 0 7 12 0.00 0.000																	

Batter	1	2	3	4	5	6	7	8	9	AB	R	H	RBI	BB	SO	LOB	BOTTOM				
7 Grégor Blanco, L OBP: 0.354, SLG: 0.306 24 Wilson Betemit, S OBP: 0.411, SLG: 0.520 17 Chris Getz, L OBP: 0.292, SLG: 0.266	K		FC1-6 18 1B				G1-3			2	0	0	0	0	1	1	New York Yankees @ Kansas City Royals Kauffman Stadium, Kansas City, MO Thu Aug 12 2010, 7:11 PM - 10:05 PM CDT Att: 23,337 - Clear - 94 F				
18 Jason Kendall, R OBP: 0.326, SLG: 0.306	1B		16 G4-6-3 16 1B			P4		F8		5	0	2	0	0	1	3					
16 Billy Butler, R OBP: 0.377, SLG: 0.454	F8		G4-6-3			G4-3				3	0	0	0	1	0	3					
30 Kila Ka'aihue, L OBP: 0.176, SLG: 0.125										3	0	1	0	1	0	2					
3 Yuniesky Betancourt, R OBP: 0.263, SLG: 0.406	F8					G4-6-3		G1-3		4	0	0	0	0	0	3					
4 Alex Gordon, L OBP: 0.309, SLG: 0.423	F7									4	2	2	0	0	1	0					
13 Mike Aviles, R OBP: 0.327, SLG: 0.369	G3									4	0	2	1	0	0	0					
12 Mitch Maier, L OBP: 0.336, SLG: 0.375	F7									4	1	0	0	0	1	3					
8 Willie Bloomquist, R OBP: 0.284, SLG: 0.353										4	0	3	2	0	0	0					
Inning Stats	R: 0 E: 0 K: 1 S: 11	H: 2 LOB: 2 BB: 0 P: 16	R: 0 E: 0 K: 0 S: 6	H: 0 LOB: 0 BB: 0 P: 12	R: 0 E: 0 K: 0 S: 8	H: 2 LOB: 1 BB: 0 P: 10	R: 1 E: 0 K: 1 S: 13	H: 2 LOB: 1 BB: 0 P: 17	R: 0 E: 0 K: 0 S: 5	H: 1 LOB: 0 BB: 0 P: 9	R: 0 E: 0 K: 1 S: 9	H: 0 LOB: 0 BB: 1 P: 7	R: 0 E: 0 K: 0 S: 6	H: 1 LOB: 2 BB: 1 P: 13	R: 2 E: 0 K: 1 S: 16	H: 4 LOB: 2 BB: 0 P: 25		1B: 9 2B: 3 3B: 0 HR: 0	SF: 0 SAC: 0 DP: 2 HBP: 0	WP: 0 PB: 0 SB: 0 CS: 1	PA: 38
PITCHER	IP WLS BF H R ER SO BB IBB HBP BLK WP HR S P ERA WHIP	8.2 W 35 10 3 3 3 2 0 0 0 0 0 67 110 3.12 1.385	0.1 S 3 2 0 0 1 2 0 0 0 0 0 10 15 0.00 6.000																		



Batter	1	2	3	4	5	6	7	8	9	AB	R	H	RBI	BB	SO	LOB	TOP						
2 Derek Jeter, R OBP: 0.344, SLG: 0.394										5	0	2	0	0	0	3							
14 Curtis Granderson, L OBP: 0.310, SLG: 0.417										5	1	1	0	0	0	5							
25 Mark Teixeira, S OBP: 0.364, SLG: 0.497										4	1	1	0	1	2	2							
13 Alex Rodriguez, R OBP: 0.333, SLG: 0.466										5	1	2	1	0	0	2							
24 Robinson Cano, L OBP: 0.386, SLG: 0.554										5	0	1	1	0	2	4							
20 Jorge Posada, S OBP: 0.355, SLG: 0.446										4	0	0	0	0	0	2							
19 Ramiro Pena, S OBP: 0.240, SLG: 0.214										3	0	1	1	1	0	1							
17 Lance Berkman, S OBP: 0.363, SLG: 0.421										3	0	1	0	0	2	3							
26 Austin Kearns, R OBP: 0.357, SLG: 0.424										3	0	1	0	1	0	3							
33 Nick Swisher, S OBP: 0.397, SLG: 0.528																							
11 Brett Gardner, L OBP: 0.377, SLG: 0.380																							
Inning Stats	R: 0 E: 0 K: 0 S: 6	H: 1 LOB: 2 BB: 1 P: 13	R: 0 E: 0 K: 1 S: 10	H: 0 LOB: 1 BB: 1 P: 19	R: 3 E: 0 K: 1 S: 19	H: 5 LOB: 2 BB: 0 P: 29	R: 0 E: 0 K: 1 S: 8	H: 1 LOB: 1 BB: 0 P: 14	R: 0 E: 0 K: 1 S: 5	H: 0 LOB: 0 BB: 0 P: 6	R: 0 E: 0 K: 0 S: 10	H: 1 LOB: 2 BB: 1 P: 18	R: 0 E: 0 K: 1 S: 8	H: 0 LOB: 0 BB: 0 P: 11	R: 0 E: 1 K: 1 S: 7	H: 0 LOB: 2 BB: 0 P: 12	R: 0 E: 0 K: 1 S: 14	H: 2 LOB: 2 BB: 0 P: 17	1B: 7 2B: 3 3B: 0 HR: 0	SF: 0 SAC: 0 DP: 0 HBP: 0	WP: 0 PB: 0 SB: 2 CS: 0	PA: 41	
PITCHER	IP WLS BF H R ER SO BB IBB HBP BLK WP HR S P ERA WHIP	5.0 W 24 7 3 3 4 2 0 0 0 0 0 48 81 5.40 1.800	2.0 H 8 1 0 0 1 1 0 0 0 0 0 7 12 0.00 1.000	1.0 H 4 0 0 0 1 0 0 0 0 0 0 7 12 0.00 0.000	1.0 S 5 2 0 0 1 0 0 0 0 0 0 14 17 0.00 2.000																		

New York Yankees @ Kansas City Royals
Kauffman Stadium, Kansas City, MO
Fri Aug 13 2010, 7:10 PM - 12:46 AM CDT
Att: 30,680 - Partly Cloudy - 98 F

AB 38
R 3
H 10
RBI 3
BB 3
SO 7
LOB 26



Batter	1	2	3	4	5	6	7	8	9	AB	R	H	RBI	BB	SO	LOB	BOTTOM					
7 Grégor Blanco, L OBP: 0.360, SLG: 0.315										4	0	2	0	0	0	1						
18 Jason Kendall, R OBP: 0.323, SLG: 0.304										3	0	0	1	0	0	1						
16 Billy Butler, R OBP: 0.380, SLG: 0.463										3	1	2	1	1	0	0						
24 Wilson Betemit, S OBP: 0.414, SLG: 0.516										3	0	1	0	1	0	2						
30 Kila Ka'aihue, L OBP: 0.184, SLG: 0.114										3	0	0	0	1	1	2						
4 Alex Gordon, L OBP: 0.298, SLG: 0.406										4	0	0	0	0	3	2						
13 Mike Aviles, R OBP: 0.326, SLG: 0.367										4	1	1	0	0	1	2						
12 Mitch Maier, L OBP: 0.336, SLG: 0.373										2	1	0	0	1	1	0						
3 Yuniesky Betancourt, R OBP: 0.285, SLG: 0.411										3	1	2	2	0	0	0						
Inning Stats	R: 0 E: 0 K: 0 S: 13	H: 3 LOB: 2 BB: 0 P: 25	R: 3 E: 0 K: 0 S: 21	H: 3 LOB: 2 BB: 2 P: 33	R: 0 E: 0 K: 1 S: 8	H: 0 LOB: 0 BB: 0 P: 10	R: 0 E: 0 K: 0 S: 6	H: 1 LOB: 0 BB: 0 P: 8	R: 1 E: 0 K: 2 S: 15	H: 1 LOB: 2 BB: 2 P: 28	R: 0 E: 0 K: 1 S: 8	H: 0 LOB: 0 BB: 0 P: 13	R: 0 E: 0 K: 0 S: 10	H: 0 LOB: 0 BB: 0 P: 16	R: 0 E: 0 K: 2 S: 11	H: 0 LOB: 0 BB: 0 P: 14	R: 0 E: 0 K: 2 S: 14	1B: 6 2B: 1 3B: 0 HR: 1	SF: 1 SAC: 0 DP: 1 HBP: 0	WP: 1 PB: 0 SB: 4 CS: 0	PA: 34	
PITCHER	IP WLS BF H R ER SO BB IBB HBP BLK WP HR S P ERA WHIP	4.1 L 22 8 4 4 1 3 0 0 0 0 1 0 16 27 0.00 0.600	1.2 6 0 0 0 3 1 0 0 0 0 0 8 11 0.00 0.000	1.0 3 0 0 0 2 0 0 0 0 0 0 10 16 0.00 0.000	0.1 1 0 0 0 0 0 0 0 0 0 3 3 0.00 0.000																	

New York Yankees @ Kansas City Royals
Kauffman Stadium, Kansas City, MO
Fri Aug 13 2010, 7:10 PM - 12:46 AM CDT
Att: 30,680 - Partly Cloudy - 98 F

AB 29
R 4
H 8
RBI 4
BB 4
SO 6
LOB 10



Batter	1	2	3	4	5	6	7	8	9	AB	R	H	RBI	BB	SO	LOB	TOP								
2 Derek Jeter, R OBP: 0.343, SLG: 0.392										5	0	1	0	0	1	2	New York Yankees @ Kansas City Royals Kauffman Stadium, Kansas City, MO Sat Aug 14 2010, 6:12 PM - 9:30 PM CDT Att: 34,206 - Partly Cloudy - 90 F								
33 Nick Swisher, S OBP: 0.397, SLG: 0.526										4	0	1	0	1	0	0									
25 Mark Teixeira, S OBP: 0.364, SLG: 0.495										5	2	2	0	0	0	3									
13 Alex Rodriguez, R OBP: 0.338, SLG: 0.492										5	3	4	5	0	1	2									
24 Robinson Cano, L OBP: 0.384, SLG: 0.553										5	0	1	0	0	1	1									
20 Jorge Posada, S OBP: 0.358, SLG: 0.456										3	1	1	1	2	0	0									
14 Curtis Granderson, L OBP: 0.358, SLG: 0.424										5	1	1	1	0	1	4									
11 Brett Gardner, L OBP: 0.378, SLG: 0.385										4	1	2	0	0	1	4									
19 Ramiro Pena, S OBP: 0.241, SLG: 0.216										4	0	1	0	0	1	1									
Inning Stats	R: 0 E: 0 K: 1 S: 8	H: 0 LOB: 0 BB: 0 P: 11	R: 0 E: 0 K: 2 S: 13	H: 1 LOB: 2 BB: 1 P: 24	R: 0 E: 0 K: 2 S: 15	H: 1 LOB: 2 BB: 1 P: 24	R: 0 E: 0 K: 0 S: 9	H: 0 LOB: 0 BB: 0 P: 14	R: 1 E: 0 K: 0 S: 5	H: 3 LOB: 1 BB: 0 P: 6	R: 3 E: 0 K: 0 S: 22	H: 4 LOB: 1 BB: 0 P: 36	R: 2 E: 0 K: 0 S: 13	H: 3 LOB: 2 BB: 1 P: 25	R: 0 E: 0 K: 0 S: 4	H: 0 LOB: 0 BB: 0 P: 7		R: 2 E: 0 K: 1 S: 9	H: 2 LOB: 0 BB: 0 P: 19	1B: 7 2B: 2 3B: 0 HR: 5	SF: 0 SAC: 0 DP: 1 HBP: 0	WP: 0 PB: 0 SB: 3 CS: 0	PA: 43		
PITCHER	IP	WLS	BF	H	R	ER	SO	BB	IBB	HBP	BLK	WP	HR	S	P	ERA	WHIP								
37 Sean O'Sullivan, R ERA: 5.27	5.1	L	25	8	4	4	5	2	0	0	0	0	3	60	97	6.75	1.875								
31 Dusty Hughes, L ERA: 4.91	0.2		3	1	0	0	0	0	0	0	0	0	0	12	18	0.00	1.500								
53 Kanekoa Teixeira, R ERA: 4.22	1.0		7	3	2	2	0	1	0	0	0	0	1	13	25	18.00	4.000								
56 Greg Holland, R ERA: 6.75	2.0		8	2	2	2	1	0	0	0	0	0	1	13	26	9.00	1.000								

Batter	1	2	3	4	5	6	7	8	9	AB	R	H	RBI	BB	SO	LOB	BOTTOM								
7 Grégor Blanco, L OBP: 0.343, SLG: 0.298										5	0	0	0	0	1	2	New York Yankees @ Kansas City Royals Kauffman Stadium, Kansas City, MO Sat Aug 14 2010, 6:12 PM - 9:30 PM CDT Att: 34,206 - Partly Cloudy - 90 F								
18 Jason Kendall, R OBP: 0.322, SLG: 0.303										4	0	1	0	0	0	0									
3 Brayan Peña, S OBP: 0.250, SLG: 0.208										1	0	0	0	0	0	0									
16 Billy Butler, R OBP: 0.379, SLG: 0.463										4	1	1	0	0	0	1									
24 Wilson Betemit, S OBP: 0.423, SLG: 0.545										4	1	3	2	0	0	0									
30 Kila Ka'aihue, L OBP: 0.214, SLG: 0.154										4	1	2	0	0	0	2									
4 Alex Gordon, L OBP: 0.297, SLG: 0.400										4	0	1	0	0	0	2									
3 Yuniesky Betancourt, R OBP: 0.287, SLG: 0.412										4	0	2	0	0	0	1									
12 Mitch Maier, L OBP: 0.334, SLG: 0.368										3	0	0	0	1	1	6									
17 Chris Getz, L OBP: 0.286, SLG: 0.260										4	0	0	1	0	0	3									
Inning Stats	R: 1 E: 0 K: 0 S: 12	H: 2 LOB: 1 BB: 0 P: 17	R: 0 E: 0 K: 0 S: 9	H: 0 LOB: 1 BB: 1 P: 15	R: 0 E: 0 K: 0 S: 11	H: 0 LOB: 0 BB: 0 P: 14	R: 0 E: 0 K: 0 S: 16	H: 2 LOB: 2 BB: 0 P: 23	R: 0 E: 0 K: 0 S: 6	H: 1 LOB: 1 BB: 0 P: 7	R: 2 E: 0 K: 0 S: 17	H: 4 LOB: 2 BB: 0 P: 23	R: 0 E: 0 K: 0 S: 9	H: 0 LOB: 0 BB: 0 P: 14	R: 0 E: 0 K: 1 S: 12	H: 1 LOB: 1 BB: 0 P: 18	R: 0 E: 0 K: 1 S: 9	H: 0 LOB: 0 BB: 0 P: 15	1B: 8 2B: 1 3B: 0 HR: 1	SF: 0 SAC: 0 DP: 0 HBP: 0	WP: 1 PB: 0 SB: 0 CS: 0	PA: 38			
PITCHER	IP	WLS	BF	H	R	ER	SO	BB	IBB	HBP	BLK	WP	HR	S	P	ERA	WHIP								
65 Phil Hughes, R ERA: 3.58	6.0	W	28	9	3	3	0	1	0	0	0	0	1	71	99	4.50	1.667								
62 Joba Chamberlain, R ERA: 4.94	1.0	H	3	0	0	0	0	0	0	0	0	0	0	9	14	0.00	0.000								
48 Boone Logan, L ERA: 2.85	0.1	H	2	1	0	0	0	0	0	0	0	1	0	7	11	0.00	3.000								
30 David Robertson, R ERA: 3.86	0.2	H	2	0	0	0	1	0	0	0	0	0	0	5	7	0.00	0.000								
45 Sergio Mitre, R ERA: 3.72	1.0		3	0	0	0	1	0	0	0	0	0	0	9	15	0.00	0.000								

Batter	1	2	3	4	5	6	7	8	9	AB	R	H	RBI	BB	SO	LOB	TOP										
2 Derek Jeter, R OBP: 0.340, SLG: 0.389	G6-3			G5-3			G5-3		F9	4	0	0	0	0	0	0	New York Yankees @ Kansas City Royals Kauffman Stadium, Kansas City, MO Sun Aug 15 2010, 1:10 PM - 3:17 PM CDT Att: 26,012 - Sunny - 84 F										
33 Nick Swisher, S OBP: 0.365, SLG: 0.522	F8			F7			P4			3	0	0	0	0	0												
25 Mark Teixeira, S OBP: 0.362, SLG: 0.492	K			P5			F8			3	0	0	0	0	1												
13 Alex Rodriguez, R OBP: 0.335, SLG: 0.488		F8		G6-3			K			3	0	0	0	0	1												
24 Robinson Canó, L OBP: 0.384, SLG: 0.551		F7		G3-6-1 1B			G4-3			3	0	1	0	0	0												
17 Lance Berkman, S OBP: 0.381, SLG: 0.418		F8		G3-6-1 1B			BB			2	0	0	0	0	0	1											
38 Marcus Thames, R (8, PH) OBP: 0.406, SLG: 0.466										0	0	0	0	1	0												
19 Ramiro Pena, S (8, PR) OBP: 0.241, SLG: 0.216										0	0	0	0	0	0												
14 Curtis Granderson, L OBP: 0.390, SLG: 0.420			G3-1			K2-3				3	0	0	0	0	1												
11 Brett Gardner, L OBP: 0.378, SLG: 0.384			K			17 CS 1B		B1-3		3	0	1	0	0	1												
17 Francisco Cervelli, R OBP: 0.318, SLG: 0.307			G6-3			1-2 K		K		2	0	0	0	0	1	1											
20 Jorge Posada, S (8, PH) OBP: 0.357, SLG: 0.454						1-2 K		K		1	0	0	0	0	1	0											
Inning Stats	R: 0 E: 0 K: 1 S: 8	H: 0 LOB: 0 BB: 0 P: 9	R: 0 E: 0 K: 0 S: 4	H: 0 LOB: 0 BB: 0 P: 7	R: 0 E: 0 K: 1 S: 8	H: 0 LOB: 0 BB: 0 P: 15	R: 0 E: 0 K: 0 S: 6	H: 0 LOB: 0 BB: 0 P: 10	R: 0 E: 0 K: 0 S: 10	H: 1 LOB: 0 BB: 0 P: 17	R: 0 E: 0 K: 2 S: 10	H: 1 LOB: 0 BB: 0 P: 16	R: 0 E: 0 K: 0 S: 4	H: 0 LOB: 0 BB: 0 P: 7	R: 0 E: 0 K: 1 S: 10	H: 0 LOB: 0 BB: 0 P: 15	R: 0 E: 0 K: 1 S: 7	H: 0 LOB: 0 BB: 0 P: 11	1B: 2 2B: 0 3B: 0 HR: 0	SF: 0 SAC: 0 DP: 1 HBP: 0	WP: 0 PB: 0 SB: 0 CS: 1	PA: 28					
PITCHER	IP	WLS	BF	H	R	ER	SO	BB	IBB	HBP	BLK	WP	HR	S	P	ERA	WHIP										
41 Bryan Bullington, R ERA: 3.0	(1, 1)	8.0	W	25	2	0	0	5	1	0	0	0	0	60	96	0.00	0.375										
48 Joakim Soria, R ERA: 2.02	(8, 1)	1.0	S	3	0	0	0	1	0	0	0	0	0	7	11	0.00	0.000										

Batter	1	2	3	4	5	6	7	8	9	AB	R	H	RBI	BB	SO	LOB	BOTTOM										
7 Gregor Blanco, L OBP: 0.349, SLG: 0.299	F8		K			16 E 1B				3	0	1	0	1	1	0	New York Yankees @ Kansas City Royals Kauffman Stadium, Kansas City, MO Sun Aug 15 2010, 1:10 PM - 3:17 PM CDT Att: 26,012 - Sunny - 84 F										
8 Willie Bloomquist, R OBP: 0.293, SLG: 0.350	16 E 1B		K			1B F8		BB G6-4-3		4	1	1	0	0	1	3											
16 Billy Butler, R OBP: 0.378, SLG: 0.462	1B		F9			1B L4				3	0	1	1	0	0	1											
24 Wilson Betemit, S OBP: 0.414, SLG: 0.533	F8		K			K				3	0	0	0	0	2	2											
4 Alex Gordon, L OBP: 0.289, SLG: 0.389	G4-3		K2-3			G3				3	0	0	0	0	1	1											
13 Mike Aviles, R OBP: 0.326, SLG: 0.365		G4-6-3 HBP		G4-3		G4-3		G4-3		2	0	0	0	0	0	0											
12 Mitch Maier, L OBP: 0.338, SLG: 0.367		BB G4-6-3				BB G4-6-3		K		1	0	0	0	2	1	0											
3 Brayan Peña, S OBP: 0.238, SLG: 0.196		G4-6-3		G4-6-3		G4-6-3		F8		3	0	0	0	0	0	3											
3 Yuniesky Betancourt, R OBP: 0.288, SLG: 0.411		L4				P4		7 BB 1B		3	0	1	0	0	0	1											
Inning Stats	R: 1 E: 0 K: 0 S: 7	H: 2 LOB: 1 BB: 0 P: 11	R: 0 E: 0 K: 0 S: 9	H: 0 LOB: 1 BB: 1 P: 18	R: 0 E: 0 K: 2 S: 8	H: 0 LOB: 0 BB: 0 P: 13	R: 0 E: 0 K: 2 S: 11	H: 0 LOB: 0 BB: 0 P: 17	R: 0 E: 0 K: 0 S: 5	H: 0 LOB: 0 BB: 1 P: 10	R: 0 E: 1 K: 1 S: 8	H: 1 LOB: 1 BB: 0 P: 11	R: 0 E: 0 K: 1 S: 10	H: 0 LOB: 0 BB: 0 P: 12	R: 0 E: 0 K: 0 S: 6	H: 1 LOB: 1 BB: 1 P: 11		1B: 4 2B: 0 3B: 0 HR: 0	SF: 0 SAC: 0 DP: 3 HBP: 1	WP: 0 PB: 0 SB: 1 CS: 0	PA: 29						
PITCHER	IP	WLS	BF	H	R	ER	SO	BB	IBB	HBP	BLK	WP	HR	S	P	ERA	WHIP										
34 A.J. Burnett, R ERA: 4.66	(1, 1)	8.0	L	29	4	1	1	6	3	0	1	0	0	64	103	1.12	0.875										



Batter	1	2	3	4	5	6	7	8	9	AB	R	H	RBI	BB	SO	LOB	TOP							
14 Austin Jackson, R OBP: 0.354, SLG: 0.405										4	1	1	1	0	3	2								
39 Ramon Santiago, S OBP: 0.351, SLG: 0.332										4	0	1	0	0	0	1								
18 Johnny Damon, L OBP: 0.363, SLG: 0.421										3	0	1	0	1	0	1								
24 Miguel Cabrera, R OBP: 0.431, SLG: 0.629										3	0	0	0	1	0	3								
27 Jhonny Peralta, R OBP: 0.302, SLG: 0.389										4	0	0	0	0	0	4								
25 Ryan Raburn, R OBP: 0.305, SLG: 0.399										3	0	0	0	1	1	0								
15 Brandon Inge, R OBP: 0.331, SLG: 0.403										4	1	2	1	0	1	2	AB 33 R 2 H 7 RBI 2 BB 3 SO 9 LOB 15							
26 Brennan Boesch, L OBP: 0.332, SLG: 0.460										4	0	0	0	0	3	1								
12 Gerald Laird, R OBP: 0.256, SLG: 0.267										2	0	1	0	0	1	0								
13 Alex Avila, L OBP: 0.311, SLG: 0.332										2	0	1	0	0	0	1								
Inning Stats	R: 1 E: 0 K: 0 S: 9	H: 1 LOB: 1 BB: 1 P: 16	R: 0 E: 0 K: 2 S: 10	H: 0 LOB: 0 BB: 0 P: 14	R: 0 E: 0 K: 1 S: 7	H: 1 LOB: 0 BB: 0 P: 13	R: 0 E: 0 K: 1 S: 11	H: 0 LOB: 0 BB: 2 P: 24	R: 0 E: 0 K: 3 S: 11	H: 0 LOB: 0 BB: 0 P: 13	R: 0 E: 0 K: 0 S: 11	H: 1 LOB: 1 BB: 0 P: 17	R: 1 E: 0 K: 2 S: 12	H: 2 LOB: 1 BB: 0 P: 18	R: 0 E: 0 K: 0 S: 9	H: 1 LOB: 1 BB: 0 P: 14	R: 0 E: 0 K: 0 S: 12	H: 1 LOB: 1 BB: 0 P: 17	1B: 5 2B: 0 3B: 0 HR: 2	SF: 0 SAC: 0 DP: 1 HBP: 0	WP: 1 PB: 0 SB: 0 CS: 0	PA: 36		
PITCHER	IP WLS BF H R ER SO BB IBB HBP BLK WP HR S P ERA WHIP	7.0 W 28 5 2 2 9 3 0 0 0 1 2 71 115 2.57 1.143	1.0 4 1 0 0 0 0 0 0 0 0 0 9 14 0.00 1.000	1.0 4 1 0 0 0 0 0 0 0 0 0 12 17 0.00 1.000																				

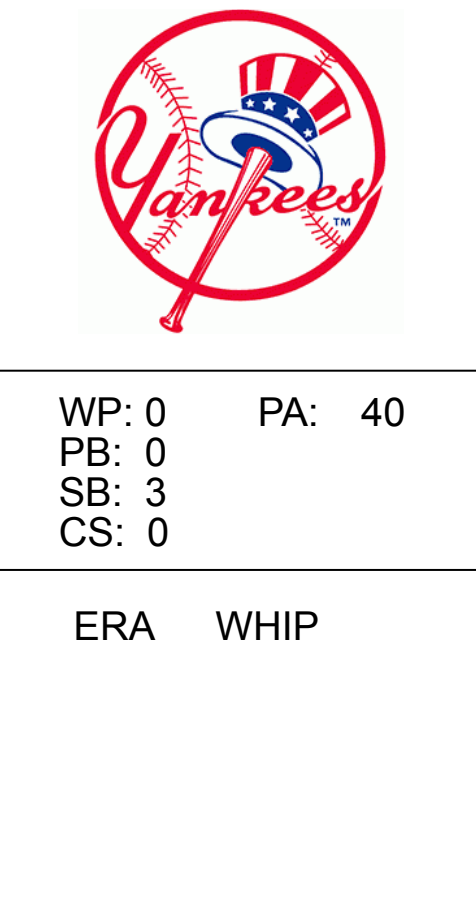
Detroit Tigers @ New York Yankees
 Yankee Stadium, Bronx, NY
 Tue Aug 17 2010, 7:09 PM - 10:18 PM EDT
 Att: 46,906 - Partly Cloudy - 87 F

livebaseballscorecards.com

Batter	1	2	3	4	5	6	7	8	9	AB	R	H	RBI	BB	SO	LOB	BOTTOM							
11 Brett Gardner, L OBP: 0.383, SLG: 0.387										3	2	2	0	1	0	2								
2 Derek Jeter, R OBP: 0.341, SLG: 0.387										3	1	1	1	2	2	1								
25 Mark Teixeira, S OBP: 0.358, SLG: 0.483										5	0	0	0	0	3	6								
24 Robinson Cano, L OBP: 0.383, SLG: 0.551										4	1	1	1	1	1	2								
33 Nick Swisher, S OBP: 0.364, SLG: 0.518										3	1	1	2	0	0	0								
20 Jorge Posada, S OBP: 0.361, SLG: 0.451										2	0	1	0	1	1	1								
38 Marcus Thames, R OBP: 0.399, SLG: 0.455										4	0	1	0	0	2	5	AB 30 R 6 H 9 RBI 6 BB 6 SO 11 LOB 18							
14 Curtis Granderson, L OBP: 0.316, SLG: 0.437										3	1	1	1	1	1	1								
19 Ramiro Pena, S OBP: 0.239, SLG: 0.217										3	0	1	1	0	1	0								
Inning Stats	R: 2 E: 0 K: 0 S: 14	H: 2 LOB: 3 BB: 3 P: 35	R: 1 E: 0 K: 0 S: 18	H: 2 LOB: 2 BB: 1 P: 29	R: 0 E: 0 K: 1 S: 11	H: 0 LOB: 1 BB: 0 P: 14	R: 0 E: 0 K: 2 S: 11	H: 0 LOB: 1 BB: 1 P: 20	R: 0 E: 0 K: 2 S: 12	H: 1 LOB: 1 BB: 0 P: 16	R: 1 E: 0 K: 3 S: 15	H: 2 LOB: 1 BB: 0 P: 22	R: 2 E: 0 K: 1 S: 14	H: 2 LOB: 2 BB: 1 P: 25	R: 0 E: 0 K: 2 S: 7	H: 0 LOB: 0 BB: 0 P: 12	1B: 6 2B: 1 3B: 0 HR: 2	SF: 1 SAC: 1 DP: 1 HBP: 2	WP: 0 PB: 0 SB: 3 CS: 0	PA: 40				
PITCHER	IP WLS BF H R ER SO BB IBB HBP BLK WP HR S P ERA WHIP	5.0 L 25 5 3 3 3 5 0 0 1 0 0 1 21 31 20.25 2.250	1.1 8 3 3 3 4 0 0 0 1 0 0 0 6 14 0.00 1.500	1.0 3 0 0 0 2 0 0 0 0 0 0 7 12 0.00 0.000																				

Detroit Tigers @ New York Yankees
 Yankee Stadium, Bronx, NY
 Tue Aug 17 2010, 7:09 PM - 10:18 PM EDT
 Att: 46,906 - Partly Cloudy - 87 F

livebaseballscorecards.com



Batter	1	2	3	4	5	6	7	8	9	AB	R	H	RBI	BB	SO	LOB	TOP					
14 Austin Jackson, R OBP: 0.354, SLG: 0.404	F9		F9		K					4	0	1	1	0	1	0	Detroit Tigers @ New York Yankees Yankee Stadium, Bronx, NY Thu Aug 19 20:10, 1:09 PM - 4:05 PM EDT Att: 48,143 - Sunny - 87 F					
28 Will Rhymes, L OBP: 0.323, SLG: 0.362	24 HR					F8	F8			4	1	2	0	0	0	2						
25 Ryan Raburn, R OBP: 0.302, SLG: 0.401	K		F8		K			26 1B		4	1	1	0	0	2	2						
24 Miguel Cabrera, R OBP: 0.330, SLG: 0.649					F8					3	1	1	2	0	0	1						
26 Brennan Boesch, L OBP: 0.333, SLG: 0.461	HR					P6				1	0	1	1	0	0	0						
18 Johnny Damon, L OBP: 0.361, SLG: 0.416	K				P3		K			4	0	0	0	0	2	1						
27 Jhonny Peralta, R OBP: 0.303, SLG: 0.395		13 FC4-6			F8					4	1	2	1	0	0	1						
15 Brandon Inge, R OBP: 0.330, SLG: 0.492										3	1	1	0	0	1	1						
39 Ramon Santiago, S OBP: 0.350, SLG: 0.330	F9				K					0	0	0	0	1	0	0						
13 Alex Avila, L OBP: 0.309, SLG: 0.330		FC4-6			K					4	0	1	0	0	1	2						
32 Don Kelly, L OBP: 0.261, SLG: 0.299	G3				G4-3					4	0	0	0	0	2	3						
Inning Stats	R: 2 H: 2 E: 0 K: 2 S: 18	H: 2 LOB: 0 BB: 0 P: 24	R: 0 H: 1 E: 0 K: 0 S: 15	H: 1 LOB: 1 BB: 0 P: 20	R: 0 H: 1 E: 0 K: 0 S: 5	H: 1 LOB: 1 BB: 0 P: 7	R: 0 H: 0 E: 0 K: 1 S: 9	H: 0 LOB: 0 BB: 0 P: 14	R: 0 H: 0 E: 0 K: 1 S: 6	H: 0 LOB: 0 BB: 0 P: 8	R: 2 H: 4 E: 0 K: 2 S: 19	H: 4 LOB: 2 BB: 0 P: 31	R: 1 H: 2 E: 0 K: 0 S: 6	H: 2 LOB: 0 BB: 0 P: 11	R: 0 H: 0 E: 0 K: 1 S: 7	H: 0 LOB: 0 BB: 1 P: 15	1B: 6 2B: 2 3B: 0 HR: 2	SF: 0 SAC: 0 DP: 2 HBP: 0	WP: 0 PB: 0 SB: 0 CS: 0	PA: 36		
PITCHER	IP WLS BF H R ER SO BB IBB HBP BLK WP HR S P ERA WHIP	IP WLS BF H R ER SO BB IBB HBP BLK WP HR S P ERA WHIP	IP WLS BF H R ER SO BB IBB HBP BLK WP HR S P ERA WHIP	IP WLS BF H R ER SO BB IBB HBP BLK WP HR S P ERA WHIP	IP WLS BF H R ER SO BB IBB HBP BLK WP HR S P ERA WHIP	IP WLS BF H R ER SO BB IBB HBP BLK WP HR S P ERA WHIP	IP WLS BF H R ER SO BB IBB HBP BLK WP HR S P ERA WHIP	IP WLS BF H R ER SO BB IBB HBP BLK WP HR S P ERA WHIP	IP WLS BF H R ER SO BB IBB HBP BLK WP HR S P ERA WHIP	IP WLS BF H R ER SO BB IBB HBP BLK WP HR S P ERA WHIP	IP WLS BF H R ER SO BB IBB HBP BLK WP HR S P ERA WHIP	IP WLS BF H R ER SO BB IBB HBP BLK WP HR S P ERA WHIP	IP WLS BF H R ER SO BB IBB HBP BLK WP HR S P ERA WHIP	IP WLS BF H R ER SO BB IBB HBP BLK WP HR S P ERA WHIP	IP WLS BF H R ER SO BB IBB HBP BLK WP HR S P ERA WHIP	IP WLS BF H R ER SO BB IBB HBP BLK WP HR S P ERA WHIP	IP WLS BF H R ER SO BB IBB HBP BLK WP HR S P ERA WHIP	IP WLS BF H R ER SO BB IBB HBP BLK WP HR S P ERA WHIP	IP WLS BF H R ER SO BB IBB HBP BLK WP HR S P ERA WHIP	IP WLS BF H R ER SO BB IBB HBP BLK WP HR S P ERA WHIP	IP WLS BF H R ER SO BB IBB HBP BLK WP HR S P ERA WHIP	IP WLS BF H R ER SO BB IBB HBP BLK WP HR S P ERA WHIP
65 Phil Hughes, R ERA: 3.9	6.0	W	22	4	2	2	6	0	0	0	0	0	0	0	0	0	3.00	0.667				
45 Sergio Mitre, R ERA: 3.86	3.0	S	14	6	3	3	3	1	0	0	0	0	0	0	0	1	32	57	9.00	2.333		

Batter	1	2	3	4	5	6	7	8	9	AB	R	H	RBI	BB	SO	LOB	BOTTOM					
11 Brett Gardner, L OBP: 0.381, SLG: 0.384	G1-3		G4-3		G4-3					4	1	0	0	1	0	1	Detroit Tigers @ New York Yankees Yankee Stadium, Bronx, NY Thu Aug 19 20:10, 1:09 PM - 4:05 PM EDT Att: 48,143 - Sunny - 87 F					
2 Derek Jeter, R OBP: 0.339, SLG: 0.387	L3				G6-3					4	1	1	2	0	0	0						
12 Eduardo Núñez, R OBP: 0.362, SLG: 0.492	L4									1	0	0	0	0	0	0						
25 Mark Teixeira, S OBP: 0.366, SLG: 0.518					24 1B	33 1B				4	2	1	0	1	0	1						
24 Robinson Canó, L OBP: 0.387, SLG: 0.566		G6-3								5	3	3	3	0	1	0						
33 Nick Swisher, S OBP: 0.366, SLG: 0.518					14 1B					3	1	2	1	1	0	0						
20 Jorge Posada, S OBP: 0.361, SLG: 0.445										3	1	1	1	1	0	3						
14 Curtis Granderson, L OBP: 0.317, SLG: 0.442										3	1	1	1	1	1	1						
26 Austin Keams, R OBP: 0.361, SLG: 0.431										4	1	2	2	0	1	2						
19 Ramiro Pena, S OBP: 0.240, SLG: 0.230										4	0	0	0	0	0	3						
Inning Stats	R: 0 H: 0 E: 0 K: 0 S: 8	H: 0 LOB: 0 BB: 0 P: 10	R: 0 H: 0 E: 0 K: 1 S: 9	H: 0 LOB: 1 BB: 1 P: 16	R: 0 H: 0 E: 0 K: 1 S: 8	H: 0 LOB: 0 BB: 0 P: 17	R: 2 H: 4 E: 0 K: 0 S: 17	H: 4 LOB: 2 BB: 0 P: 25	R: 0 H: 0 E: 0 K: 0 S: 5	H: 0 LOB: 0 BB: 0 P: 8	R: 9 H: 6 E: 0 K: 0 S: 26	H: 6 LOB: 4 BB: 4 P: 55	R: 0 H: 1 E: 0 K: 0 S: 14	H: 1 LOB: 0 BB: 0 P: 19	R: 0 H: 0 E: 0 K: 1 S: 6	H: 0 LOB: 0 BB: 0 P: 10	1B: 7 2B: 2 3B: 1 HR: 1	SF: 0 SAC: 0 DP: 0 HBP: 0	WP: 0 PB: 1 SB: 1 CS: 0	PA: 40		
PITCHER	IP WLS BF H R ER SO BB IBB HBP BLK WP HR S P ERA WHIP	IP WLS BF H R ER SO BB IBB HBP BLK WP HR S P ERA WHIP	IP WLS BF H R ER SO BB IBB HBP BLK WP HR S P ERA WHIP	IP WLS BF H R ER SO BB IBB HBP BLK WP HR S P ERA WHIP	IP WLS BF H R ER SO BB IBB HBP BLK WP HR S P ERA WHIP	IP WLS BF H R ER SO BB IBB HBP BLK WP HR S P ERA WHIP	IP WLS BF H R ER SO BB IBB HBP BLK WP HR S P ERA WHIP	IP WLS BF H R ER SO BB IBB HBP BLK WP HR S P ERA WHIP	IP WLS BF H R ER SO BB IBB HBP BLK WP HR S P ERA WHIP	IP WLS BF H R ER SO BB IBB HBP BLK WP HR S P ERA WHIP	IP WLS BF H R ER SO BB IBB HBP BLK WP HR S P ERA WHIP	IP WLS BF H R ER SO BB IBB HBP BLK WP HR S P ERA WHIP	IP WLS BF H R ER SO BB IBB HBP BLK WP HR S P ERA WHIP	IP WLS BF H R ER SO BB IBB HBP BLK WP HR S P ERA WHIP	IP WLS BF H R ER SO BB IBB HBP BLK WP HR S P ERA WHIP	IP WLS BF H R ER SO BB IBB HBP BLK WP HR S P ERA WHIP	IP WLS BF H R ER SO BB IBB HBP BLK WP HR S P ERA WHIP	IP WLS BF H R ER SO BB IBB HBP BLK WP HR S P ERA WHIP	IP WLS BF H R ER SO BB IBB HBP BLK WP HR S P ERA WHIP	IP WLS BF H R ER SO BB IBB HBP BLK WP HR S P ERA WHIP	IP WLS BF H R ER SO BB IBB HBP BLK WP HR S P ERA WHIP	IP WLS BF H R ER SO BB IBB HBP BLK WP HR S P ERA WHIP
21 Rick Porcello, R ERA: 5.76	5.0	L	24	6	2	6	2	3	0	0	0	0	0	0	0	0	10.80	1.800				
55 Daniel Schlereth, L ERA: 9.0	0.0		1	0	0	0	0	1	0	0	0	0	0	0	0	0	5	-	-			
34 Robbie Weinhardt, R ERA: 9.17	0.1		4	2	3	3	0	1	0	0	0	0	0	0	0	0	13	22	81.00	9.000		
49 Eddie Bonine, R ERA: 3.83	1.2		8	3	2	2	0	0	0	0	0	0	0	0	0	1	20	29	10.80	1.800		
46 Jose Valverde, R ERA: 2.73	1.0		3	0	0	0	1	0	0	0	0	0	0	0	0	6	10	0.00	0.000			

Batter	1	2	3	4	5	6	7	8	9	AB	R	H	RBI	BB	SO	LOB	TOP					
11 Brett Gardner, L (1,7) OBP: 0.387, SLG: 0.383										4	0	1	1	1	2	3	<p>New York Yankees @ Chicago White Sox U.S. Cellular Field, Chicago, IL Sun Aug 29 2010, 2:13 PM - 5:37 PM EDT Att: 39,433 - Partly Cloudy - 92 F</p> <p>livebaseballscorecards.com</p> <p>AB 34 R 2 H 9 RBI 2 BB 4 SO 6 LOB 18</p>					
2 Derek Jeter, R (1,6) OBP: 0.335, SLG: 0.381										4	0	0	0	1	3							
33 Nick Swisher, S (1,3) OBP: 0.366, SLG: 0.520										4	0	1	0	0	2	1						
24 Robinson Cano, L (1,4) OBP: 0.385, SLG: 0.556										4	0	1	0	0	1	1						
38 Marcus Thames, R (1,10) OBP: 0.401, SLG: 0.544										3	1	1	1	1	0	2						
14 Curtis Granderson, L (1,8) OBP: 0.318, SLG: 0.432										4	0	1	0	0	0	2						
26 Austin Kearns, R (1,9) OBP: 0.353, SLG: 0.419										4	0	0	0	0	0	5						
12 Eduardo Núñez, R (1,5) OBP: 0.345, SLG: 0.444										3	0	0	0	1	0	1						
19 Ramiro Pena, S (9,5) OBP: 0.262, SLG: 0.244										0	0	0	0	0	0	0						
17 Francisco Cervelli, R (1,2) OBP: 0.324, SLG: 0.313										4	1	4	0	0	0	0						
Inning Stats	R: 0 E: 0 K: 1 S: 11	H: 1 LOB: 1 BB: 0 P: 15	R: 1 E: 1 K: 0 S: 11	H: 1 LOB: 0 BB: 0 P: 17	R: 1 E: 0 K: 0 S: 7	H: 2 LOB: 0 BB: 0 P: 14	R: 0 E: 0 K: 0 S: 7	H: 1 LOB: 1 BB: 1 P: 15	R: 0 E: 0 K: 2 S: 8	H: 0 LOB: 0 BB: 0 P: 11	R: 0 E: 0 K: 1 S: 10	H: 1 LOB: 2 BB: 1 P: 18	R: 0 E: 1 K: 1 S: 14	H: 1 LOB: 3 BB: 1 P: 23	R: 0 E: 0 K: 0 S: 12	H: 1 LOB: 1 BB: 0 P: 17		1B: 7 2B: 2 3B: 0 HR: 1	SF: 0 SAC: 0 DP: 3 HBP: 0	WP: 2 PB: 0 SB: 1 CS: 1	PA: 38	
PITCHER	IP: 6.2 WLS: L BF: 27	H: 7 R: 2 ER: 2 SO: 4	BB: 3 IBB: 0 HBP: 0 BLK: 0	WP: 1 HR: 1 S: 60 P: 102	ERA: 2.70 WHIP: 1.500	IP: 0.2 WLS: 4 BF: 1	H: 1 R: 0 ER: 0 SO: 2	BB: 1 IBB: 0 HBP: 0 BLK: 0	WP: 1 HR: 0 S: 11 P: 20	ERA: 0.00 WHIP: 3.000	IP: 1.2 WLS: 7 BF: 1	H: 1 R: 0 ER: 0 SO: 0	BB: 0 IBB: 0 HBP: 0 BLK: 0	WP: 0 HR: 0 S: 18 P: 25	ERA: 0.00 WHIP: 0.600							

Batter	1	2	3	4	5	6	7	8	9	AB	R	H	RBI	BB	SO	LOB	BOTTOM													
1 Juan Pierre, L (1,7) OBP: 0.348, SLG: 0.325										5	0	1	1	0	1	2	<p>New York Yankees @ Chicago White Sox U.S. Cellular Field, Chicago, IL Sun Aug 29 2010, 2:13 PM - 5:37 PM EDT Att: 39,433 - Partly Cloudy - 92 F</p> <p>livebaseballscorecards.com</p> <p>AB 34 R 1 H 7 RBI 1 BB 4 SO 8 LOB 16</p>													
11 Omar Vizquel, S (1,5) OBP: 0.397, SLG: 0.339										4	0	0	0	1	2	3														
51 Alex Rios, R (1,8) OBP: 0.335, SLG: 0.463										4	0	0	0	0	1	1														
14 Paul Konerko, R (1,3) ERA: 1.93										3	0	1	0	1	0	0														
18 Brent Lillibridge, R (8, PR) OBP: 0.293, SLG: 0.491										0	0	0	0	0	0	0														
7 Mark Kotsay, L (9, 3) OBP: 0.307, SLG: 0.382										0	0	0	0	0	0	0														
25 Andruw Jones, R (1,9) OBP: 0.321, SLG: 0.474										4	0	1	0	0	0	2														
12 A.J. Pierzynski, L (1,2) OBP: 0.291, SLG: 0.370										4	0	2	0	0	1	2														
10 Alexei Ramirez, R (1,6) OBP: 0.315, SLG: 0.439										3	0	0	0	1	1	3														
23 Mark Teahen, L (1,10) OBP: 0.342, SLG: 0.417										3	0	0	0	0	2	3														
20 Carlos Quentin, R (9, PH) OBP: 0.336, SLG: 0.486										1	0	0	0	0	0	0														
15 Gordon Beckham, R (1,4) OBP: 0.316, SLG: 0.389										3	1	2	0	1	0	0														
Inning Stats	R: 0 E: 0 K: 2 S: 9	H: 0 LOB: 0 BB: 0 P: 12	R: 0 E: 0 K: 1 S: 13	H: 1 LOB: 1 BB: 0 P: 20	R: 0 E: 0 K: 2 S: 10	H: 1 LOB: 1 BB: 0 P: 15	R: 0 E: 0 K: 0 S: 10	H: 1 LOB: 1 BB: 0 P: 14	R: 1 E: 0 K: 2 S: 11	H: 2 LOB: 1 BB: 0 P: 16	R: 0 E: 0 K: 0 S: 12	H: 1 LOB: 3 BB: 2 P: 25	R: 0 E: 0 K: 1 S: 15	H: 0 LOB: 1 BB: 1 P: 23	R: 0 E: 1 K: 1 S: 13	H: 1 LOB: 2 BB: 0 P: 19		R: 0 E: 0 K: 0 S: 9	H: 0 LOB: 1 BB: 1 P: 14	1B: 6 2B: 1 3B: 0 HR: 0	SF: 0 SAC: 0 DP: 0 HBP: 0	WP: 2 PB: 0 SB: 1 CS: 1	PA: 38							
PITCHER	IP: 5.2 WLS: W BF: 23	H: 5 R: 1 ER: 0 SO: 7	BB: 1 IBB: 0 HBP: 0 BLK: 0	WP: 0 HR: 0 S: 88 P: 159	ERA: 1.59 WHIP: 1.059	IP: 0.0 WLS: 1 BF: 1	H: 1 R: 0 ER: 0 SO: 0	BB: 0 IBB: 0 HBP: 0 BLK: 0	WP: 0 HR: 2 S: 3 P: 3	ERA: - WHIP: -	IP: 1.0 WLS: H BF: 5	H: 5 R: 0 ER: 0 SO: 0	BB: 2 IBB: 0 HBP: 0 BLK: 0	WP: 1 HR: 0 S: 17 P: 31	ERA: 0.00 WHIP: 2.000	IP: 1.1 WLS: H BF: 5		H: 1 R: 0 ER: 0 SO: 1	BB: 0 IBB: 0 HBP: 0 BLK: 0	WP: 1 HR: 16 S: 22 P: 21	ERA: 0.00 WHIP: 0.750	IP: 1.0 WLS: S BF: 4	H: 0 R: 0 ER: 0 SO: 0	BB: 1 IBB: 0 HBP: 0 BLK: 0	WP: 0 HR: 9 S: 14 P: 14	ERA: 0.00 WHIP: 1.000				

Batter	1	2	3	4	5	6	7	8	9	AB	R	H	RBI	BB	SO	LOB	TOP			
4 Coco Crisp, S OBP: 0.332, SLG: 0.441 25 Matt Carson, R OBP: 0.178, SLG: 0.279										3	1	1	0	0	0	0	Oakland Athletics @ New York Yankees Yankee Stadium, Bronx, NY Mon Aug 30 2010, 7:11 PM - 10:20 PM EDT Att. 46,356 - Clear - 86 F			
10 Darc Barton, L OBP: 0.395, SLG: 0.411 18 Gabe Gross, L OBP: 0.282, SLG: 0.300										2	1	1	0	2	1	0				
8 Kurt Suzuki, R OBP: 0.306, SLG: 0.378 11 Landon Powell, S OBP: 0.301, SLG: 0.286										2	1	1	0	2	1	1				
32 Jack Cust, L OBP: 0.397, SLG: 0.449										3	1	1	1	0	1	3				
5 Kevin Kouzmanoff, R OBP: 0.295, SLG: 0.402										4	0	0	0	0	1	5				
14 Mark Ellis, R OBP: 0.325, SLG: 0.326 30 Steve Tolleson, R OBP: 0.286, SLG: 0.286										2	0	0	0	1	0	0				
19 Jeff Larish, L OBP: 0.313, SLG: 0.516										4	1	3	4	0	1	0				
11 Rajai Davis, R OBP: 0.310, SLG: 0.373										4	0	0	0	0	0	3				
2 Cliff Pennington, S OBP: 0.327, SLG: 0.363										4	0	0	0	0	1	0				
Inning Stats	R: 3 E: 0 K: 1 S: 20	H: 3 LOB: 2 BB: 2 P: 34	R: 0 E: 0 K: 1 S: 8	H: 0 LOB: 0 BB: 0 P: 12	R: 0 E: 0 K: 1 S: 8	H: 1 LOB: 0 BB: 0 P: 12	R: 1 E: 0 K: 1 S: 8	H: 1 LOB: 2 BB: 2 P: 9	R: 0 E: 0 K: 1 S: 12	H: 0 LOB: 2 BB: 2 P: 25	R: 0 E: 0 K: 2 S: 11	H: 0 LOB: 1 BB: 1 P: 16	R: 1 E: 0 K: 1 S: 12	H: 2 LOB: 1 BB: 0 P: 15	R: 0 E: 0 K: 2 S: 9	H: 0 LOB: 0 BB: 0 P: 13		1B: 5 2B: 2 3B: 0 HR: 1	SF: 1 SAC: 0 DP: 1 HBP: 0	WP: 1 PB: 0 SB: 0 CS: 1
PITCHER	IP WLS BF H R ER SO BB IBB HBP BLK WP HR S P ERA WHIP	4.1 21 5 4 4 4 4 0 0 0 0 1 48 79 8.31 2.077	4.2 W 17 2 1 1 6 1 0 0 0 1 0 47 70 1.93 0.643																	

AB	32
R	5
H	7
RBI	5
BB	5
SO	10
LOB	13



Batter	1	2	3	4	5	6	7	8	9	AB	R	H	RBI	BB	SO	LOB	BOTTOM				
11 Brett Gardner, L OBP: 0.389, SLG: 0.382										3	0	1	0	2	1	0	Oakland Athletics @ New York Yankees Yankee Stadium, Bronx, NY Mon Aug 30 2010, 7:11 PM - 10:20 PM EDT Att. 46,356 - Clear - 86 F				
2 Derek Jeter, R OBP: 0.333, SLG: 0.378 12 Eduardo Núñez, R OBP: 0.333, SLG: 0.429										4	1	0	0	0	3	1					
25 Mark Teixeira, S OBP: 0.367, SLG: 0.593 26 Austin Kearns, R OBP: 0.352, SLG: 0.417										3	3	3	1	1	0	0					
24 Robinson Canó, L OBP: 0.388, SLG: 0.563										4	3	3	3	0	0	1					
33 Nick Swisher, S OBP: 0.369, SLG: 0.526										4	1	3	3	0	1	0					
20 Jorge Posada, S OBP: 0.365, SLG: 0.471										3	2	1	0	0	1	3					
38 Marcus Thames, R OBP: 0.398, SLG: 0.556										4	1	1	3	0	1	1					
14 Curtis Granderson, L OBP: 0.314, SLG: 0.427										4	0	0	0	0	1	1					
19 Ramiro Pena, S OBP: 0.252, SLG: 0.244										4	0	1	1	0	1	0					
Inning Stats	R: 3 E: 0 K: 0 S: 14	H: 3 LOB: 1 BB: 0 P: 30	R: 0 E: 0 K: 1 S: 8	H: 0 LOB: 0 BB: 0 P: 11	R: 2 E: 0 K: 1 S: 11	H: 2 LOB: 0 BB: 0 P: 21	R: 1 E: 0 K: 0 S: 13	H: 2 LOB: 2 BB: 1 P: 18	R: 5 E: 0 K: 2 S: 28	H: 4 LOB: 0 BB: 0 P: 46	R: 0 E: 0 K: 1 S: 17	H: 1 LOB: 2 BB: 1 P: 29	R: 0 E: 0 K: 1 S: 9	H: 0 LOB: 0 BB: 0 P: 14	R: 0 E: 0 K: 1 S: 7	H: 1 LOB: 0 BB: 0 P: 10		1B: 7 2B: 4 3B: 0 HR: 3	SF: 0 SAC: 0 DP: 2 HBP: 1	WP: 1 PB: 0 SB: 0 CS: 0	PA: 39
PITCHER	IP WLS BF H R ER SO BB IBB HBP BLK WP HR S P ERA WHIP	4.0 L 22 8 8 8 2 2 0 0 1 0 1 1 24 38 18.00 2.750	1.0 6 2 3 3 2 0 0 1 0 1 1 24 38 27.00 2.000	2.0 8 1 0 0 2 1 0 0 0 0 0 26 43 0.00 1.000	1.0 3 1 0 0 1 0 0 0 0 0 0 7 10 0.00 1.000																

AB	35
R	11
H	13
RBI	11
BB	3
SO	7
LOB	10



Batter	1	2	3	4	5	6	7	8	9	AB	R	H	RBI	BB	SO	LOB	TOP				
4 Coco Crisp, S OBP: 0.331, SLG: 0.435 18 Gabe Gross, L OBP: 0.281, SLG: 0.299	G4-3		SF8 BB	P6			F9		G3	3	0	0	0	1	0	2					
10 Danic Barton, L OBP: 0.305, SLG: 0.418	G6-4-3 BB		FC4-6 BB		P3		HR			2	1	1	1	2	0	0					
8 Kurt Suzuki, R OBP: 0.305, SLG: 0.378 30 Steve Tolleson, R OBP: 0.286, SLG: 0.286	G6-4-3		SF8							3	0	1	1	0	1	1					
32 Jack Cust, L OBP: 0.399, SLG: 0.452		FC4-6 BB								3	0	1	0	1	0	3					
5 Kevin Kouzmanoff, R OBP: 0.294, SLG: 0.401 25 Matt Carson, R OBP: 0.178, SLG: 0.279	F9									4	1	1	0	0	0	3					
14 Mark Ellis, R OBP: 0.324, SLG: 0.325	G2									4	0	1	0	0	1	2					
19 Jeff Larish, L OBP: 0.278, SLG: 0.457	G3									4	0	0	0	0	1	4					
11 Rajai Davis, R OBP: 0.307, SLG: 0.369			G4-3	G4-3						4	0	0	1	0	0	1					
2 Cliff Pennington, S OBP: 0.329, SLG: 0.364 11 Landon Powell, S OBP: 0.258, SLG: 0.283										2	1	1	0	1	0	0					
Inning Stats	R: 0 E: 0 K: 0 S: 13	H: 0 LOB: 0 BB: 1 P: 22	R: 0 E: 0 K: 0 S: 7	H: 0 LOB: 1 BB: 1 P: 18	R: 1 E: 0 K: 0 S: 11	H: 1 LOB: 2 BB: 2 P: 22	R: 1 E: 0 K: 1 S: 13	H: 2 LOB: 2 BB: 2 P: 21	R: 0 E: 0 K: 1 S: 7	H: 0 LOB: 0 BB: 0 P: 9	R: 1 E: 0 K: 1 S: 9	H: 1 LOB: 0 BB: 0 P: 11	R: 0 E: 0 K: 0 S: 12	H: 1 LOB: 1 BB: 0 P: 18	R: 0 E: 0 K: 1 S: 6	H: 0 LOB: 0 BB: 0 P: 10	1B: 4 2B: 1 3B: 0 HR: 1	SF: 1 SAC: 0 DP: 1 HBP: 0	WP: 2 PB: 0 SB: 0 CS: 0	PA: 37	
PITCHER	IP	WLS	BF	H	R	ER	SO	BB	IBB	HBP	BLK	WP	HR	S	P	ERA	WHIP				
65 Phil Hughes, R ERA: 4.1	5.0	W	23	4	2	2	1	5	0	0	0	1	0	52	98	3.60	1.800				
41 Chad Gaudin, R ERA: 5.34	3.0	H	11	2	1	1	2	0	0	0	0	1	1	28	38	3.00	0.667				
30 David Robertson, R ERA: 4.05	1.0		3	0	0	0	1	0	0	0	0	0	0	6	10	0.00	0.000				

Oakland Athletics @ New York Yankees
Yankee Stadium, Bronx, NY
Tue Aug 31 2010, 7:10 PM - 10:04 PM EDT
Att. 44,575 - Clear - 90 F

livebaseballscores.com

AB 31
R 3
H 6
RBI 3
BB 5
SO 4
LOB 16



Batter	1	2	3	4	5	6	7	8	9	AB	R	H	RBI	BB	SO	LOB	BOTTOM				
11 Brett Gardner, L OBP: 0.389, SLG: 0.381	G4-6-3 1B									4	2	1	0	1	0	0					
2 Derek Jeter, R OBP: 0.332, SLG: 0.376 26 Austin Kearns, R OBP: 0.351, SLG: 0.416	G4-6-3 BB		G6-3	L9						3	1	0	0	1	0	2					
25 Mark Teixeira, S OBP: 0.370, SLG: 0.510	G4-6-3 HBP									3	2	2	3	0	0	0					
24 Robinson Cano, L OBP: 0.389, SLG: 0.562	G4-6-3		P4							3	0	1	0	1	0	3					
33 Nick Swisher, S OBP: 0.368, SLG: 0.530 12 Eduardo Núñez, R OBP: 0.333, SLG: 0.429	E4 3B									4	2	1	2	0	1	2					
20 Jorge Posada, S OBP: 0.369, SLG: 0.479										3	0	2	1	1	0	0					
38 Marcus Thames, R OBP: 0.389, SLG: 0.542										4	0	0	0	0	3	4					
14 Curtis Granderson, L OBP: 0.314, SLG: 0.433										4	1	1	1	0	2	3					
19 Ramiro Pena, S OBP: 0.252, SLG: 0.244	G1-3									4	1	1	0	0	1	1					
Inning Stats	R: 3 E: 1 K: 1 S: 22	H: 2 LOB: 1 BB: 1 P: 35	R: 0 E: 0 K: 1 S: 10	H: 0 LOB: 0 BB: 0 P: 14	R: 2 E: 0 K: 0 S: 16	H: 2 LOB: 0 BB: 0 P: 28	R: 4 E: 0 K: 1 S: 13	H: 3 LOB: 1 BB: 2 P: 27	R: 0 E: 0 K: 2 S: 12	H: 0 LOB: 0 BB: 1 P: 18	R: 0 E: 0 K: 0 S: 6	H: 0 LOB: 0 BB: 0 P: 11	R: 0 E: 0 K: 2 S: 12	H: 2 LOB: 2 BB: 0 P: 15	R: 0 E: 0 K: 1 S: 11	H: 0 LOB: 0 BB: 0 P: 15	1B: 5 2B: 0 3B: 1 HR: 3	SF: 0 SAC: 0 DP: 1 HBP: 1	WP: 0 PB: 0 SB: 3 CS: 0	PA: 38	
PITCHER	IP	WLS	BF	H	R	ER	SO	BB	IBB	HBP	BLK	WP	HR	S	P	ERA	WHIP				
54 Vin Mazzaro, R ERA: 4.05	3.2	L	22	7	9	7	3	3	0	0	0	0	0	59	102	17.18	2.727				
52 Boof Bonser, R ERA: 4.73	4.1		16	2	0	0	5	1	0	0	0	0	0	43	61	0.00	0.692				

Oakland Athletics @ New York Yankees
Yankee Stadium, Bronx, NY
Tue Aug 31 2010, 7:10 PM - 10:04 PM EDT
Att. 44,575 - Clear - 90 F

livebaseballscores.com

AB 33
R 9
H 9
RBI 7
BB 4
SO 8
LOB 15



Batter	1	2	3	4	5	6	7	8	9	AB	R	H	RBI	BB	SO	LOB	TOP					
4 Coco Crisp, S OBP: 0.328, SLG: 0.430										5	0	1	1	0	1	0	<p>Oakland Athletics @ New York Yankees Yankee Stadium, Bronx, NY Wed Sep 01 2010, 7:10 PM - 10:03 PM EDT Att. 45,222 - Clear - 85 F</p> <p>livebaseballscorecards.com</p> <p>AB 36 R 3 H 10 RBI 3 BB 3 SO 11 LOB 14</p>					
10 Danic Barton, L OBP: 0.491, SLG: 0.419										3	0	2	0	2	0	0						
8 Kurt Suzuki, R OBP: 0.306, SLG: 0.381										5	1	2	0	0	1	4						
32 Jack Cust, L OBP: 0.394, SLG: 0.445										4	0	0	0	0	3	3						
5 Kevin Kouzmanoff, R OBP: 0.294, SLG: 0.406										4	1	1	2	0	1	2						
14 Mark Ellis, R OBP: 0.329, SLG: 0.330										4	0	3	0	0	1	0						
19 Jeff Larish, L OBP: 0.275, SLG: 0.421										3	0	0	0	1	2	2						
11 Rajai Davis, R OBP: 0.307, SLG: 0.370										4	1	1	0	0	1	2						
2 Cliff Pennington, S OBP: 0.326, SLG: 0.361										4	0	0	0	0	1	1						
Inning Stats	R: 0 H: 1 E: 0 K: 2 S: 10	H: 1 LOB: 2 BB: 1 P: 20	R: 0 H: 0 E: 0 K: 2 S: 8	H: 0 LOB: 0 BB: 0 P: 10	R: 0 H: 0 E: 0 K: 0 S: 4	H: 0 LOB: 0 BB: 0 P: 6	R: 2 H: 3 E: 0 K: 1 S: 11	H: 3 LOB: 0 BB: 0 P: 17	R: 1 H: 1 E: 0 K: 1 S: 15	H: 1 LOB: 1 BB: 1 P: 24	R: 0 H: 1 E: 0 K: 2 S: 11	H: 1 LOB: 1 BB: 0 P: 14	R: 0 H: 2 E: 0 K: 1 S: 8	H: 2 LOB: 2 BB: 0 P: 9	R: 0 H: 1 E: 0 K: 1 S: 15	H: 1 LOB: 2 BB: 1 P: 24	R: 0 H: 1 E: 0 K: 1 S: 14	H: 1 LOB: 1 BB: 0 P: 17	1B: 7 2B: 2 3B: 0 HR: 1	SF: 0 SAC: 0 DP: 1 HBP: 0	WP: 0 PB: 0 SB: 2 CS: 0	PA: 39
PITCHER	IP WLS BF H R ER SO BB IBB HBP BLK WP HR S P ERA WHIP																					
34 A.J. Burnett, R ERA: 5.15	(1, 1) 6.0 W 25 6 3 3 8 2 0 0 0 0 0 1 59 91 4.50 1.333																					
62 Joba Chamberlain, R ERA: 4.81	(7, 1) 1.0 H 5 2 0 0 1 0 0 0 0 0 0 0 8 9 0.00 2.000																					
48 Boone Logan, L ERA: 2.56	(8, 1) 0.1 H 1 0 0 0 1 0 0 0 0 0 0 0 3 4 0.00 0.000																					
39 Kerry Wood, R ERA: 4.05	(8, 1) 0.2 H 4 1 0 0 0 1 0 0 0 0 0 0 12 20 0.00 3.000																					
42 Mariano Rivera, R ERA: 1.11	(9, 1) 1.0 S 4 1 0 0 1 0 0 0 0 0 0 0 14 17 0.00 1.000																					

Batter	1	2	3	4	5	6	7	8	9	AB	R	H	RBI	BB	SO	LOB	BOTTOM			
2 Derek Jeter, R OBP: 0.331, SLG: 0.374										5	2	1	0	0	1	3	<p>Oakland Athletics @ New York Yankees Yankee Stadium, Bronx, NY Wed Sep 01 2010, 7:10 PM - 10:03 PM EDT Att. 45,222 - Clear - 85 F</p> <p>livebaseballscorecards.com</p> <p>AB 34 R 4 H 10 RBI 3 BB 2 SO 5 LOB 19</p>			
33 Nick Swisher, S OBP: 0.367, SLG: 0.527										3	0	0	0	1	1	2				
25 Mark Teixeira, S OBP: 0.372, SLG: 0.514										4	0	3	3	0	0	0				
24 Robinson Canó, L OBP: 0.386, SLG: 0.558										4	0	0	0	0	0	4				
38 Marcus Thames, R OBP: 0.386, SLG: 0.535										4	0	1	0	0	0	2				
26 Austin Kearns, R OBP: 0.333, SLG: 0.419										3	0	1	0	0	1	1				
11 Brett Gardner, L OBP: 0.389, SLG: 0.381										0	0	0	0	0	0	0				
14 Curtis Granderson, L OBP: 0.316, SLG: 0.434										4	1	2	0	0	0	2				
12 Eduardo Núñez, R OBP: 0.333, SLG: 0.419										3	1	1	0	0	0	2				
17 Lance Berkman, S OBP: 0.362, SLG: 0.423										1	0	1	0	0	0	0				
19 Ramiro Pena, S OBP: 0.252, SLG: 0.244										0	0	0	0	0	0	0				
17 Francisco Cervelli, R OBP: 0.325, SLG: 0.311										2	0	0	0	1	1	2				
20 Jorge Posada, S OBP: 0.368, SLG: 0.478										1	0	0	0	0	1	1				
18 Chad Moeller, R OBP: 0.250, SLG: 0.364										0	0	0	0	0	0	0				
Inning Stats	R: 1 H: 2 E: 0 K: 1 S: 12	H: 2 LOB: 1 BB: 0 P: 20	R: 3 H: 3 E: 1 K: 2 S: 15	H: 3 LOB: 2 BB: 1 P: 23	R: 0 H: 2 E: 0 K: 0 S: 10	H: 2 LOB: 1 BB: 0 P: 14	R: 0 H: 0 E: 0 K: 0 S: 6	H: 0 LOB: 0 BB: 0 P: 11	R: 0 H: 1 E: 0 K: 0 S: 9	H: 1 LOB: 2 BB: 0 P: 16	R: 0 H: 0 E: 0 K: 1 S: 10	H: 0 LOB: 1 BB: 1 P: 19	R: 0 H: 1 E: 0 K: 0 S: 7	H: 1 LOB: 1 BB: 0 P: 14	R: 0 H: 1 E: 0 K: 1 S: 6	H: 1 LOB: 1 BB: 0 P: 9	1B: 8 2B: 2 3B: 0 HR: 0	SF: 0 SAC: 0 DP: 1 HBP: 1	WP: 0 PB: 0 SB: 1 CS: 0	PA: 37
PITCHER	IP WLS BF H R ER SO BB IBB HBP BLK WP HR S P ERA WHIP																			
49 Brett Anderson, L ERA: 3.17	(1, 1) 6.0 L 29 8 4 1 4 2 0 0 1 0 0 0 62 103 1.50 1.667																			
56 Craig Breslow, L ERA: 3.32	(7, 1) 1.1 5 1 0 0 0 0 0 0 0 0 0 8 16 0.00 0.750																			
40 Andrew Bailey, R ERA: 1.47	(8, 1) 0.2 3 1 0 0 1 0 0 0 0 0 0 5 7 0.00 1.500																			

Batter	1	2	3	4	5	6	7	8	9	AB	R	H	RBI	BB	SO	LOB	TOP										
18 Mike McCoy, R (1, 6) OBP: 0.246, SLG: 0.246	G6-3		G5-3		G6-3	K			B1-3	5	0	0	0	0	1	2	Toronto Blue Jays @ New York Yankees Yankee Stadium, Bronx, NY Fri Sep 03 2010, 1:11 PM - 4:15 PM EDT Att: 44,739 - Cloudy - 80 F										
45 Travis Snider, L (1, 7) OBP: 0.305, SLG: 0.449	HR		P5		1B	K		G3	5	1	2	1	0	1	0												
19 José Bautista, R (1, 9) OBP: 0.388, SLG: 0.622	10 FC6-4 BB		10 FC5-4 1B		F8	10 BB BB		P5	3	0	1	0	2	0	1												
10 Vernon Wells, R (1, 8) OBP: 0.320, SLG: 0.500	FC6-4		FC5-4		BB	BB		BB	2	0	0	0	2	0	2												
35 Lyle Overbay, L (1, 3) OBP: 0.333, SLG: 0.429	F9				2B	K		K	4	1	1	0	0	2	5												
2 Aaron Hill, R (1, 4) OBP: 0.281, SLG: 0.402	G5-3				26 G6-3 6 SF9 2B	6 FC6-4 BB		F7	3	1	1	1	1	0	2												
26 Adam Lind, L (1, 10) OBP: 0.285, SLG: 0.407			G6-3		G6-3	F8		L6	4	0	1	0	0	0	2												
6 John McDonald, R (1, 5) OBP: 0.282, SLG: 0.483			1B		SF9	FC6-4 18 WP 8 BB		G6-3	3	0	0	1	0	0	2												
8 José Molina, R (1, 2) OBP: 0.314, SLG: 0.359			G3		G1-3	18 WP BB		K	3	0	0	0	1	1	1												
Inning Stats	R: 1 E: 0 K: 0 S: 11	H: 1 LOB: 1 BB: 1 P: 21	R: 0 E: 0 K: 0 S: 10	H: 1 LOB: 1 BB: 0 P: 14	R: 0 E: 0 K: 0 S: 7	H: 1 LOB: 1 BB: 0 P: 12	R: 2 E: 0 K: 0 S: 11	H: 2 LOB: 0 BB: 1 P: 17	R: 0 E: 0 K: 1 S: 10	H: 0 LOB: 2 BB: 1 P: 21	R: 0 E: 0 K: 2 S: 10	H: 0 LOB: 2 BB: 2 P: 25	R: 0 E: 0 K: 1 S: 6	H: 0 LOB: 0 BB: 0 P: 7	R: 0 E: 0 K: 0 S: 4	H: 0 LOB: 0 BB: 0 P: 6	1B: 3 2B: 2 3B: 0 HR: 1	SF: 1 SAC: 0 DP: 0 HBP: 0	WP: 1 PB: 0 SB: 1 CS: 0	PA: 39							
PITCHER	IP	WLS	BF	H	R	ER	SO	BB	IBB	HBP	BLK	WP	HR	S	P	ERA	WHIP										
47 Iván Nova, R (1, 1) ERA: 2.89	4.2		22	6	3	3	0	2	0	0	0	0	1	43	76	5.79	1.714										
48 Boone Logan, L (5, 1) ERA: 2.51	0.2		3	0	0	0	1	1	0	0	0	0	0	6	13	0.00	1.500										
30 David Robertson, R (6, 1) ERA: 3.97	1.0	H	6	0	0	0	2	3	0	0	0	1	0	12	28	0.00	3.000										
39 Kerry Wood, R (7, 1) ERA: 3.86	1.2	W	5	0	0	0	2	0	0	0	0	0	0	11	17	0.00	0.000										
42 Mariano Rivera, R (9, 1) ERA: 1.09	1.0		3	0	0	0	0	0	0	0	0	0	0	4	6	0.00	0.000										

Batter	1	2	3	4	5	6	7	8	9	AB	R	H	RBI	BB	SO	LOB	BOTTOM										
11 Brett Gardner, L (1, 7) OBP: 0.390, SLG: 0.383	14 BB 25 2B BB	14 2B BB	K			14 2B 3B		G6-3	3	3	1	1	2	1	3	Toronto Blue Jays @ New York Yankees Yankee Stadium, Bronx, NY Fri Sep 03 2010, 1:11 PM - 4:15 PM EDT Att: 44,739 - Cloudy - 80 F											
14 Curtis Granderson, L (1, 8) OBP: 0.324, SLG: 0.459	25 2B 24 G3 BB	1-H 2-H 2B		G4-3		2B		24 WP BB	3	1	2	3	2	0	0												
25 Mark Teixeira, S (1, 3) OBP: 0.373, SLG: 0.513	24 G3 2B	K		K		IBB		K	4	0	1	1	1	3	2												
24 Robinson Canó, L (1, 4) OBP: 0.382, SLG: 0.549	G3		K	G4-3		F6		L8	5	0	0	1	0	1	4												
20 Jorge Posada, S (1, 2) OBP: 0.371, SLG: 0.489	G1-3		17 1B 19 1B 2B		F9	K		K	4	1	1	0	0	1	3												
17 Lance Berkman, S (1, 10) OBP: 0.384, SLG: 0.424	F7		12 1B 19 1B 1B		26 G5-4-3 1B			G6-3	4	0	2	0	0	0	1												
26 Austin Kearns, R (1, 9) OBP: 0.353, SLG: 0.411		12 G5-3 14 2B HBP		K		G5-4-3		K	3	1	0	0	0	2	3												
19 Ramiro Pena, S (1, 5) OBP: 0.259, SLG: 0.252	F8		12 1B 1B		F8			1B	4	0	2	1	0	0	1												
12 Eduardo Núñez, R (1, 6) OBP: 0.341, SLG: 0.410	G5-3		11 3B 1B		F8			F8	4	1	2	0	0	0	2												
Inning Stats	R: 2 E: 0 K: 0 S: 9	H: 1 LOB: 2 BB: 2 P: 25	R: 2 E: 0 K: 1 S: 14	H: 1 LOB: 1 BB: 1 P: 22	R: 1 E: 0 K: 3 S: 16	H: 4 LOB: 3 BB: 0 P: 24	R: 0 E: 0 K: 1 S: 5	H: 0 LOB: 0 BB: 0 P: 8	R: 0 E: 0 K: 1 S: 3	H: 1 LOB: 0 BB: 0 P: 3	R: 2 E: 0 K: 1 S: 11	H: 3 LOB: 2 BB: 1 P: 22	R: 0 E: 0 K: 1 S: 11	H: 1 LOB: 1 BB: 0 P: 14	R: 0 E: 0 K: 1 S: 18	H: 0 LOB: 1 BB: 1 P: 29	1B: 6 2B: 4 3B: 1 HR: 0	SF: 0 SAC: 0 DP: 1 HBP: 1	WP: 1 PB: 0 SB: 0 CS: 0	PA: 40							
PITCHER	IP	WLS	BF	H	R	ER	SO	BB	IBB	HBP	BLK	WP	HR	S	P	ERA	WHIP										
23 Brandon Morrow, R (1, 1) ERA: 4.49	3.0	L	19	6	5	5	4	3	0	1	0	0	0	19	33	6.00	1.333										
56 Brian Tallet, L (4, 1) ERA: 6.42	3.0		13	4	2	2	2	0	1	0	0	0	0	19	33	6.00	1.333										
44 Casey Janssen, R (7, 1) ERA: 3.63	1.0		4	1	0	0	1	0	0	0	0	0	0	11	14	0.00	1.000										
25 David Purcey, L (8, 1) ERA: 2.7	1.0		4	0	0	0	1	1	0	0	0	1	0	18	29	0.00	1.000										

AB	32
R	3
H	6
RBI	3
BB	6
SO	5
LOB	17



AB	34
R	7
H	11
RBI	7
BB	5
SO	8
LOB	19



Batter	1	2	3	4	5	6	7	8	9	AB	R	H	RBI	BB	SO	LOB	TOP										
1 Dewayne Wise, L OBP: 0.393, SLG: 0.486	F7		G3		F7		HBP		D	4	0	2	0	1	0	0	Toronto Blue Jays @ New York Yankees Yankee Stadium, Bronx, NY Sat Sep 04 2010, 1:10 PM - 4:18 PM EDT Att: 47,478 - Partly Cloudy - 78 F										
2 Aaron Hill, R OBP: 0.280, SLG: 0.398	F7		G3		F7		HBP		K	4	0	0	0	0	1	2											
19 José Bautista, R OBP: 0.397, SLG: 0.618	K		K		K		K		K	3	1	0	0	1	3	3											
18 Mike McCoy, R OBP: 0.246, SLG: 0.246	K		K		K		K		K	0	0	0	0	0	0	0											
10 Vernon Wells, R OBP: 0.319, SLG: 0.498	F9		K		K		G4-3		G4-3	4	1	1	0	0	1	3											
35 Lyle Overbay, L OBP: 0.337, SLG: 0.439	HR								K	3	1	2	3	1	1	0											
14 John Buck, R OBP: 0.306, SLG: 0.483	HR								G3-1	3	1	0	0	1	1	2											
26 Adam Lind, L OBP: 0.284, SLG: 0.406	P6								F7	4	0	1	0	0	0	1											
6 John McDonald, R OBP: 0.281, SLG: 0.500	HR								K	4	1	1	2	0	2	2											
45 Travis Snider, L OBP: 0.300, SLG: 0.441	K								G4-3	4	0	0	0	0	2	2											
Inning Stats	R: 0 E: 0 K: 1 S: 6	H: 0 LOB: 0 BB: 0 P: 7	R: 3 E: 0 K: 1 S: 12	H: 2 LOB: 0 BB: 1 P: 20	R: 0 E: 0 K: 2 S: 9	H: 0 LOB: 1 BB: 1 P: 17	R: 0 E: 0 K: 2 S: 14	H: 1 LOB: 2 BB: 1 P: 25	R: 2 E: 0 K: 0 S: 15	H: 2 LOB: 1 BB: 1 P: 29	R: 0 E: 0 K: 1 S: 5	H: 0 LOB: 0 BB: 0 P: 7	R: 0 E: 0 K: 1 S: 6	H: 1 LOB: 0 BB: 0 P: 12	R: 0 E: 0 K: 1 S: 8	H: 0 LOB: 1 BB: 0 P: 10	R: 0 E: 0 K: 2 S: 12	H: 1 LOB: 1 BB: 0 P: 15	1B: 4 2B: 1 3B: 0 HR: 2	SF: 0 SAC: 0 DP: 1 HBP: 1	WP: 0 PB: 0 SB: 0 CS: 0	PA: 38					
PITCHER	IP	WLS	BF	H	R	ER	SO	BB	IBB	HBP	BLK	WP	HR	S	P	ERA	WHIP										
31 Javier Vazquez, R ERA: 5.01	4.2		22	4	5	5	6	4	0	0	0	0	2	50	88	9.64	1.714										
40 Dustin Moseley, R ERA: 4.83	0.1		2	1	0	0	0	0	0	0	0	0	0	6	10	0.00	3.000										
48 Boone Logan, L ERA: 2.43	1.0		4	1	0	0	1	0	0	0	0	0	0	6	8	0.00	1.000										
62 Joba Chamberlain, R ERA: 4.73	1.0	W	3	0	0	0	1	0	0	0	0	0	0	5	11	0.00	0.000										
39 Kerry Wood, R ERA: 3.75	1.0	H	3	0	0	0	1	0	0	0	0	0	0	8	10	0.00	0.000										
PITCHER	IP	WLS	BF	H	R	ER	SO	BB	IBB	HBP	BLK	WP	HR	S	P	ERA	WHIP										
42 Mariano Rivera, R ERA: 1.07	1.0	S	4	1	0	0	2	0	0	0	0	0	0	12	15	0.00	1.000										

Batter	1	2	3	4	5	6	7	8	9	AB	R	H	RBI	BB	SO	LOB	BOTTOM										
11 Brett Gardner, L OBP: 0.393, SLG: 0.382	G6-3		G6-3		G4-3					3	1	1	1	2	0	1	Toronto Blue Jays @ New York Yankees Yankee Stadium, Bronx, NY Sat Sep 04 2010, 1:10 PM - 4:18 PM EDT Att: 47,478 - Partly Cloudy - 78 F										
2 Derek Jeter, R OBP: 0.332, SLG: 0.374	F9		G6-3		G6-3		K		K	4	1	1	1	1	2	2											
25 Mark Teixeira, S OBP: 0.374, SLG: 0.511	F7		G6-3		G6-3		G3		G3	2	0	0	0	1	0	1											
24 Robinson Canó, L OBP: 0.383, SLG: 0.549	G3		G6-3		G4-3					4	1	2	2	0	0	3											
38 Marcus Thames, R OBP: 0.379, SLG: 0.539	F8		F7		G5-3					4	1	1	2	0	0	2											
27 Greg Golson, R OBP: 0.400, SLG: 0.400	F7		F7		G5-3		HR			0	0	0	0	0	0	0											
17 Lance Berkman, S OBP: 0.283, SLG: 0.422	G6-3		K		G5-3					4	0	1	0	0	1	2											
14 Curtis Granderson, L OBP: 0.323, SLG: 0.457	G4-3		G6-3		K					4	0	1	0	0	1	1											
12 Eduardo Núñez, R OBP: 0.318, SLG: 0.381	G6-3		G6-3		FC1-4		G6-3			3	1	0	0	0	0	1											
19 Ramiro Peña, S OBP: 0.254, SLG: 0.252	G6-3		G6-3		G6-3					0	0	0	0	1	0	0											
17 Francisco Cervelli, R OBP: 0.327, SLG: 0.322	G6-3		G6-3		G6-3		F8		F8	4	2	2	0	0	0	1											
Inning Stats	R: 0 E: 0 K: 0 S: 11	H: 1 LOB: 1 BB: 0 P: 16	R: 0 E: 0 K: 0 S: 4	H: 0 LOB: 0 BB: 0 P: 6	R: 3 E: 0 K: 1 S: 14	H: 3 LOB: 2 BB: 2 P: 24	R: 2 E: 0 K: 0 S: 15	H: 2 LOB: 2 BB: 1 P: 27	R: 0 E: 0 K: 1 S: 10	H: 0 LOB: 0 BB: 0 P: 14	R: 0 E: 0 K: 0 S: 10	H: 0 LOB: 0 BB: 0 P: 15	R: 2 E: 0 K: 1 S: 14	H: 3 LOB: 1 BB: 0 P: 20	R: 0 E: 0 K: 1 S: 13	H: 0 LOB: 1 BB: 2 P: 23	1B: 5 2B: 3 3B: 0 HR: 1	SF: 0 SAC: 0 DP: 0 HBP: 1	WP: 1 PB: 0 SB: 1 CS: 1	PA: 38							
PITCHER	IP	WLS	BF	H	R	ER	SO	BB	IBB	HBP	BLK	WP	HR	S	P	ERA	WHIP										
34 Marc Rzepczynski, L ERA: 6.60	4.0		22	6	5	5	1	3	0	0	0	0	0	44	73	11.25	2.250										
43 Jesse Carlson, L ERA: 4.15	2.0		6	0	0	0	1	0	0	0	0	0	0	20	29	0.00	0.000										
54 Jason Frasor, R ERA: 4.27	1.1	L	8	3	2	2	1	1	0	0	0	0	1	21	32	13.50	3.000										
25 David Purcey, L ERA: 2.63	0.2		2	0	0	0	1	1	0	0	0	0	0	6	11	0.00	1.500										

AB 33
R 5
H 7
RBI 5
BB 4
SO 11
LOB 15



AB 32
R 7
H 9
RBI 6
BB 5
SO 4
LOB 14



Batter	1	2	3	4	5	6	7	8	9	AB	R	H	RBI	BB	SO	LOB	TOP										
1 Dewayne Wise, L (1, 9) OBP: 0.308, SLG: 0.481	F7		2 HR		1-3 K		10 BB, 19 BB		L3	5	1	2	0	0	1	3											
2 Aaron Hill, R (1, 4) OBP: 0.284, SLG: 0.410			1 HR		1-2 SF9		L9		19 HBP	4	2	3	3	0	0	2											
18 Mike McCoy, R (9, 4) OBP: 0.246, SLG: 0.246	10 HR		1-H HR		2-3 3-H		L7		10 BB	3	0	0	0	1	1	2											
19 José Bautista, R (1, 5) OBP: 0.387, SLG: 0.614	K		G3		1-2		L7		10 BB	4	1	1	3	1	1	2											
10 Vernon Wells, R (1, 8) OBP: 0.320, SLG: 0.502	2-H HR		G5-3		1-2		F9		35 G4-6-3	4	1	1	3	1	1	2											
35 Lyle Overbay, L (1, 3) OBP: 0.334, SLG: 0.435	G4-3		G3		1-2		F8		G4-6-3	4	0	0	0	0	0	3											
14 John Buck, R (1, 2) OBP: 0.307, SLG: 0.489	F9		K		0-0		HR		L8	4	1	1	1	0	1	0											
26 Adam Lind, L (1, 10)	K		F7		1-1		2B		G4-3	4	0	1	0	0	1	0											
6 John McDonald, R (1, 6) OBP: 0.280, SLG: 0.488	G5-3		G5-3		4-2		F7		P3	3	1	0	0	1	0	1											
45 Travis Snider, L (1, 7) OBP: 0.308, SLG: 0.451	K		K		0-1		2 SF9		19 BB, 10 BB	4	1	3	0	0	1	0											
Inning Stats	R: 2 H: 2 E: 0 K: 1 S: 12	H: 2 LOB: 0 BB: 0 P: 17	R: 0 H: 0 E: 0 K: 1 S: 9	H: 0 LOB: 0 BB: 0 P: 12	R: 2 H: 2 E: 0 K: 1 S: 19	H: 2 LOB: 0 BB: 0 P: 28	R: 0 H: 0 E: 0 K: 1 S: 8	H: 0 LOB: 0 BB: 0 P: 11	R: 1 H: 1 E: 0 K: 1 S: 13	H: 1 LOB: 1 BB: 1 P: 20	R: 1 H: 2 E: 0 K: 0 S: 8	H: 2 LOB: 1 BB: 0 P: 12	R: 1 H: 2 E: 0 K: 0 S: 13	H: 2 LOB: 2 BB: 2 P: 26	R: 0 H: 0 E: 0 K: 0 S: 5	H: 0 LOB: 0 BB: 0 P: 7	R: 0 H: 2 E: 0 K: 1 S: 8	H: 2 LOB: 2 BB: 0 P: 15	1B: 5 2B: 4 3B: 0 HR: 3	SF: 1 SAC: 0 DP: 2 HBP: 1	WP: 0 PB: 0 SB: 0 CS: 0	PA: 40					
PITCHER	IP	WLS	BF	H	R	ER	SO	BB	IBB	HBP	BLK	WP	HR	S	P	ERA	WHIP										
65 Phil Hughes, R (1, 1) ERA: 4.28	6.0	L	26	7	6	6	5	1	0	0	0	0	3	69	100	9.00	1.333										
45 Sergio Mitre, R (7, 1) ERA: 3.47	2.2		12	4	1	1	0	2	0	0	0	0	0	23	41	3.38	2.250										
63 Jonathan Albaladejo, R (9, 1) ERA: 2.25	0.1		2	0	0	0	1	0	0	0	0	0	0	3	7	0.00	0.000										

Toronto Blue Jays @ New York Yankees
Yankee Stadium, Bronx, NY
Sun Sep 05 2010, 1:10 PM - 4:23 PM EDT
Att: 47,737 - Sunny - 72 F

livebaseballscorecards.com

AB 35
R 7
H 11
RBI 7
BB 3
SO 6
LOB 13



Batter	1	2	3	4	5	6	7	8	9	AB	R	H	RBI	BB	SO	LOB	BOTTOM										
11 Brett Gardner, L (1, 7) OBP: 0.395, SLG: 0.387	2 G4-6-3		SF7		2 WP		F7		25 F7	3	0	2	1	1	0	1											
2 Derek Jeter, R (1, 6) OBP: 0.331, SLG: 0.372	G4-6-3		F8		25 FC6-4		K		F9	4	0	0	0	1	1	4											
25 Mark Teixeira, S (1, 3) OBP: 0.376, SLG: 0.509	13 FC5-4		FC6-4		1-2		13 1B		F7	2	0	0	0	3	0	3											
13 Alex Rodriguez, R (1, 5) OBP: 0.334, SLG: 0.484	FC5-4		G1		1-2		BB		K	5	0	2	1	0	1	4											
38 Marcus Thames, R (1, 10) OBP: 0.376, SLG: 0.533	G6-3		G6-4-3		20 G6-4-3		FC5-4		P6	4	1	1	0	0	0	3											
20 Jorge Posada, S (1, 2) OBP: 0.370, SLG: 0.489	K		G6-4-3		14 L9		K		K	4	0	1	1	0	2	1											
14 Curtis Granderson, L (1, 8) OBP: 0.320, SLG: 0.452	G3		G4-3		L9		E4		33 G3	4	0	0	0	0	0	1											
27 Greg Golson, R (1, 9) OBP: 0.375, SLG: 0.500			19 1B		11 SF7		K		G3	3	1	1	0	0	2	1											
33 Nick Swisher, S (8, PH) OBP: 0.366, SLG: 0.525			11 SF7		25 BB		K		G3	1	0	0	0	0	0	1											
12 Eduardo Núñez, R (9, 4) OBP: 0.318, SLG: 0.381			25 BB		G3		K		G6-3	0	0	0	0	0	0	0											
19 Ramiro Pena, S (1, 4) OBP: 0.272, SLG: 0.261			25 BB		G3		G3		G6-3	3	1	2	0	0	0	0											
17 Lance Berkman, S (8, PH) OBP: 0.362, SLG: 0.421			25 BB		G3		G3		G6-3	1	0	0	0	0	0	1											
26 Austin Kearns, R (9, 9) OBP: 0.353, SLG: 0.411			25 BB		G3		G3		G6-3	0	0	0	0	0	0	0											
Inning Stats	R: 0 H: 1 E: 0 K: 0 S: 7	H: 1 LOB: 1 BB: 1 P: 12	R: 0 H: 0 E: 0 K: 1 S: 9	H: 0 LOB: 0 BB: 0 P: 14	R: 1 H: 2 E: 0 K: 0 S: 10	H: 2 LOB: 1 BB: 1 P: 18	R: 0 H: 1 E: 0 K: 0 S: 6	H: 1 LOB: 0 BB: 0 P: 10	R: 0 H: 0 E: 0 K: 1 S: 10	H: 0 LOB: 2 BB: 2 P: 20	R: 1 H: 2 E: 0 K: 1 S: 12	H: 2 LOB: 1 BB: 0 P: 19	R: 1 H: 2 E: 0 K: 1 S: 16	H: 2 LOB: 2 BB: 1 P: 30	R: 0 H: 0 E: 1 K: 1 S: 12	H: 0 LOB: 0 BB: 0 P: 18	R: 0 H: 1 E: 0 K: 1 S: 14	H: 1 LOB: 1 BB: 0 P: 24	1B: 6 2B: 3 3B: 0 HR: 0	SF: 1 SAC: 0 DP: 2 HBP: 0	WP: 2 PB: 0 SB: 0 CS: 0	PA: 40					
PITCHER	IP	WLS	BF	H	R	ER	SO	BB	IBB	HBP	BLK	WP	HR	S	P	ERA	WHIP										
27 Brett Cecil, L (1, 1) ERA: 3.76	6.1	W	28	7	3	3	3	4	0	0	0	0	0	58	102	4.26	1.737										
44 Casey Janssen, R (7, 1) ERA: 3.61	0.1		3	1	0	0	1	1	0	0	0	0	0	8	15	0.00	6.000										
17 Josh Roenicke, R (7, 1) ERA: 4.61	1.0	H	4	0	0	0	1	0	0	0	0	0	0	13	20	0.00	0.000										
43 Jesse Carlson, L (8, 1) ERA: 4.0	0.1		1	0	0	0	0	0	0	0	0	0	0	3	4	0.00	0.000										
63 Kevin Gregg, R (9, 1) ERA: 3.28	1.0		4	1	0	0	1	0	0	0	0	0	0	14	24	0.00	1.000										

Toronto Blue Jays @ New York Yankees
Yankee Stadium, Bronx, NY
Sun Sep 05 2010, 1:10 PM - 4:23 PM EDT
Att: 47,737 - Sunny - 72 F

livebaseballscorecards.com

AB 34
R 3
H 9
RBI 3
BB 5
SO 6
LOB 20



Batter	1	2	3	4	5	6	7	8	9	AB	R	H	RBI	BB	SO	LOB	TOP					
1 Brian Roberts, S OBP: 0.354, SLG: 0.404										5	0	3	2	0	1	1	<p>Baltimore Orioles @ New York Yankees Yankee Stadium, Bronx, NY Mon Sep 06 2010, 1:11 PM - 4:23 PM EDT Att: 46,103 - Partly Cloudy - 76 F</p> <p>AB 30 R 4 H 9 RBI 3 BB 5 SO 7 LOB 18</p>					
18 Felix Pie, L OBP: 0.312, SLG: 0.431										4	1	1	0	0	2	1						
21 Nick Markakis, L OBP: 0.365, SLG: 0.423										3	0	1	0	1	0	0						
30 Luke Scott, L OBP: 0.358, SLG: 0.559										2	0	0	0	2	1	2						
32 Matt Wieters, S OBP: 0.326, SLG: 0.387										1	0	0	1	2	0	2						
23 Ty Wigington, R OBP: 0.318, SLG: 0.427										4	0	0	0	0	1	6						
6 Corey Patterson, L OBP: 0.320, SLG: 0.413										4	1	1	0	0	0	2						
3 Cesar Izturis, S OBP: 0.278, SLG: 0.273										3	1	1	0	0	2	2						
37 Josh Bell, S OBP: 0.238, SLG: 0.339										4	1	2	0	0	0	2						
Inning Stats	R: 0 E: 0 K: 2 S: 9	H: 0 LOB: 0 BB: 0 P: 11	R: 0 E: 0 K: 1 S: 9	H: 0 LOB: 2 BB: 2 P: 22	R: 1 E: 0 K: 0 S: 8	H: 2 LOB: 0 BB: 0 P: 11	R: 0 E: 0 K: 0 S: 8	H: 0 LOB: 0 BB: 1 P: 14	R: 1 E: 0 K: 0 S: 9	H: 2 LOB: 1 BB: 0 P: 14	R: 1 E: 0 K: 2 S: 14	H: 1 LOB: 1 BB: 0 P: 22	R: 1 E: 0 K: 0 S: 6	H: 2 LOB: 1 BB: 0 P: 10	R: 0 E: 0 K: 1 S: 15	H: 1 LOB: 2 BB: 1 P: 25	R: 0 E: 0 K: 1 S: 10	H: 1 LOB: 1 BB: 0 P: 17	1B: 7 2B: 2 3B: 0 HR: 0	SF: 1 SAC: 1 DP: 2 HBP: 0	WP: 2 PB: 0 SB: 0 CS: 0	PA: 37
PITCHER	IP WLS BF H R ER SO BB IBB HBP BLK WP HR S P ERA WHIP																					
34 A.J. Burnett, R ERA: 5.15	7.0 L 28 7 4 4 5 4 0 0 0 0 1 0 63 104 5.14 1.571																					
48 Boone Logan, L ERA: 2.39	0.2 4 1 0 0 1 1 0 0 0 0 0 0 12 20 0.00 3.000																					
30 David Robertson, R ERA: 3.86	1.1 5 1 0 0 1 0 0 0 0 0 1 0 13 22 0.00 0.750																					

Batter	1	2	3	4	5	6	7	8	9	AB	R	H	RBI	BB	SO	LOB	BOTTOM					
2 Derek Jeter, R OBP: 0.331, SLG: 0.373										4	0	1	0	0	0	3	<p>Baltimore Orioles @ New York Yankees Yankee Stadium, Bronx, NY Mon Sep 06 2010, 1:11 PM - 4:23 PM EDT Att: 46,103 - Partly Cloudy - 76 F</p> <p>AB 30 R 3 H 5 RBI 3 BB 4 SO 8 LOB 13</p>					
33 Nick Swisher, S OBP: 0.365, SLG: 0.521										3	1	0	0	1	1	1						
25 Mark Teixeira, S OBP: 0.375, SLG: 0.507										4	1	1	0	0	0	1						
13 Alex Rodriguez, R OBP: 0.335, SLG: 0.491										2	1	1	2	1	0	1						
12 Eduardo Núñez, R OBP: 0.318, SLG: 0.381										0	0	0	0	0	0	0						
24 Robinson Canó, L OBP: 0.382, SLG: 0.546										4	0	1	1	0	1	1						
38 Marcus Thames, R OBP: 0.376, SLG: 0.529										3	0	1	0	0	0	1						
14 Curtis Granderson, L OBP: 0.319, SLG: 0.451										1	0	0	0	0	0	0						
20 Jorge Posada, S OBP: 0.366, SLG: 0.483										4	0	0	0	0	3	2						
17 Francisco Cervelli, R OBP: 0.329, SLG: 0.321										1	0	0	0	1	0	0						
17 Lance Berkman, S OBP: 0.364, SLG: 0.421										0	0	0	0	1	0	0						
27 Greg Golson, R OBP: 0.376, SLG: 0.500										0	0	0	0	0	0	0						
18 Chad Moeller, R OBP: 0.250, SLG: 0.364										0	0	0	0	0	0	0						
22 Colin Curtis, L OBP: 0.313, SLG: 0.386										1	0	0	0	0	1	0						
11 Brett Gardner, L OBP: 0.392, SLG: 0.384										3	0	0	0	0	2	3						
Inning Stats	R: 0 E: 0 K: 1 S: 12	H: 1 LOB: 1 BB: 0 P: 20	R: 0 E: 0 K: 1 S: 6	H: 0 LOB: 0 BB: 0 P: 8	R: 0 E: 0 K: 1 S: 8	H: 0 LOB: 0 BB: 0 P: 14	R: 1 E: 0 K: 0 S: 9	H: 1 LOB: 0 BB: 0 P: 14	R: 0 E: 0 K: 1 S: 21	H: 1 LOB: 1 BB: 1 P: 31	R: 2 E: 0 K: 0 S: 10	H: 2 LOB: 1 BB: 1 P: 19	R: 0 E: 0 K: 1 S: 7	H: 0 LOB: 1 BB: 1 P: 13	R: 0 E: 0 K: 1 S: 9	H: 0 LOB: 1 BB: 1 P: 18	R: 0 E: 0 K: 2 S: 12	H: 0 LOB: 0 BB: 0 P: 15	1B: 3 2B: 1 3B: 0 HR: 1	SF: 1 SAC: 0 DP: 0 HBP: 0	WP: 1 PB: 0 SB: 0 CS: 1	PA: 35
PITCHER	IP WLS BF H R ER SO BB IBB HBP BLK WP HR S P ERA WHIP																					
17 Brian Matusz, L ERA: 4.71	6.0 W 25 5 3 3 4 2 0 0 0 0 0 0 7 66 4.50 1.167																					
37 Matt Albers, R ERA: 4.2	1.0 H 3 0 0 0 1 1 0 0 0 0 0 0 7 13 0.00 1.000																					
43 Jim Johnson, R ERA: 5.93	1.0 H 4 0 0 0 1 1 0 0 0 0 0 0 9 18 0.00 1.000																					
19 Koji Uehara, R ERA: 2.18	1.0 S 3 0 0 0 2 0 0 0 0 0 0 0 12 15 0.00 0.000																					

Batter	1	2	3	4	5	6	7	8	9	AB	R	H	RBI	BB	SO	LOB	TOP					
1 Brian Roberts, S OBP: 0.355, SLG: 0.404										5	1	2	0	0	1	0						
18 Felix Pie, L OBP: 0.309, SLG: 0.423										4	1	0	0	1	1	2						
21 Nick Markakis, L OBP: 0.366, SLG: 0.424										4	1	2	1	0	0	0						
23 Ty Wigginton, R OBP: 0.319, SLG: 0.429										4	1	2	1	0	1	2						
10 Adam Jones, R OBP: 0.317, SLG: 0.439										4	0	1	2	0	1	3						
14 Nolan Reimold, R OBP: 0.290, SLG: 0.355										4	1	1	2	0	0	2						
15 Craig Tatum, R OBP: 0.336, SLG: 0.294										4	0	1	0	0	1	2						
11 Robert Andino, R OBP: 0.276, SLG: 0.273										4	0	0	0	0	1	3						
3 Cesar Izquierdo, S										0	0	0	0	0	0	0						
37 Josh Bell, S OBP: 0.231, SLG: 0.328										4	1	0	0	0	2	0						
Inning Stats	R: 3 H: 4 E: 0 K: 1 S: 17	L: 2 LOB: 2 BB: 1 P: 26	R: 0 H: 0 E: 0 K: 2 S: 11	L: 0 LOB: 0 BB: 0 P: 17	R: 2 H: 3 E: 0 K: 0 S: 10	L: 3 LOB: 1 BB: 0 P: 12	R: 0 H: 0 E: 0 K: 1 S: 9	L: 0 LOB: 0 BB: 0 P: 15	R: 0 H: 0 E: 0 K: 0 S: 9	L: 0 LOB: 0 BB: 0 P: 13	R: 0 H: 0 E: 0 K: 0 S: 7	L: 0 LOB: 0 BB: 0 P: 13	R: 1 H: 2 E: 1 K: 3 S: 17	L: 2 LOB: 2 BB: 0 P: 23	R: 0 H: 0 E: 0 K: 1 S: 9	L: 0 LOB: 0 BB: 0 P: 11	R: 0 H: 0 E: 0 K: 0 S: 4	L: 0 LOB: 0 BB: 0 P: 7	1B: 7 2B: 1 3B: 0 HR: 1	SF: 0 SAC: 0 DP: 0 HBP: 0	WP: 0 PB: 1 SB: 0 CS: 0	PA: 38
PITCHER	IP: 6.1 WLS: L BF: 30 H: 9 R: 6 ER: 5 SO: 5 BB: 1 IBB: 0 HBP: 0 BLK: 0 WP: 0 HR: 1 S: 74 P: 109 ERA: 7.11 WHIP: 1.579	IP: 0.2 WLS: 2 BF: 2 H: 0 R: 0 ER: 0 SO: 2 BB: 0 IBB: 0 HBP: 0 BLK: 0 WP: 0 HR: 0 S: 6 P: 10 ERA: 0.00 WHIP: 0.000	IP: 2.0 WLS: 6 BF: 6 H: 0 R: 0 ER: 0 SO: 1 BB: 0 IBB: 0 HBP: 0 BLK: 0 WP: 0 HR: 0 S: 13 P: 18 ERA: 0.00 WHIP: 0.000																			

Baltimore Orioles @ New York Yankees
Yankee Stadium, Bronx, NY
Tue Sep 07 2010, 7:09 PM - 10:03 PM EDT
Att: 46,432 - Partly Cloudy - 79 F

AB 37
R 6
H 9
RBI 6
BB 1
SO 8
LOB 14



Batter	1	2	3	4	5	6	7	8	9	AB	R	H	RBI	BB	SO	LOB	BOTTOM					
11 Brett Gardner, L OBP: 0.391, SLG: 0.383										4	1	1	0	0	1	3						
2 Derek Jeter, R OBP: 0.330, SLG: 0.372										4	0	1	0	0	0	1						
25 Mark Teixeira, S OBP: 0.374, SLG: 0.505										4	0	1	0	0	2	1						
24 Robinson Cano, L OBP: 0.381, SLG: 0.544										4	0	1	1	0	0	1						
33 Nick Swisher, S OBP: 0.362, SLG: 0.517										4	0	0	0	0	1	3						
17 Lance Berkman, S OBP: 0.388, SLG: 0.428										4	1	3	0	0	0	0						
20 Jorge Posada, S OBP: 0.367, SLG: 0.485										3	0	1	1	1	0	1						
14 Curtis Granderson, L OBP: 0.317, SLG: 0.447										3	0	0	0	0	0	3						
19 Ramiro Pena, S OBP: 0.268, SLG: 0.257										2	0	0	0	0	0	1						
13 Alex Rodriguez, R OBP: 0.335, SLG: 0.490										1	0	0	0	0	0	2						
12 Eduardo Nunez, R OBP: 0.318, SLG: 0.381										0	0	0	0	0	0	0						
Inning Stats	R: 1 H: 3 E: 0 K: 0 S: 10	L: 1 LOB: 1 BB: 0 P: 19	R: 0 H: 1 E: 0 K: 0 S: 8	L: 0 LOB: 0 BB: 0 P: 11	R: 0 H: 0 E: 0 K: 0 S: 5	L: 0 LOB: 0 BB: 0 P: 9	R: 0 H: 0 E: 0 K: 1 S: 5	L: 0 LOB: 0 BB: 0 P: 5	R: 1 H: 2 E: 0 K: 1 S: 13	L: 2 LOB: 1 BB: 0 P: 21	R: 0 H: 1 E: 0 K: 1 S: 13	L: 1 LOB: 1 BB: 0 P: 20	R: 0 H: 1 E: 0 K: 0 S: 9	L: 1 LOB: 2 BB: 1 P: 19	R: 0 H: 0 E: 0 K: 0 S: 7	L: 0 LOB: 0 BB: 0 P: 9	R: 0 H: 0 E: 0 K: 1 S: 7	L: 0 LOB: 0 BB: 0 P: 11	1B: 6 2B: 2 3B: 0 HR: 0	SF: 0 SAC: 0 DP: 2 HBP: 0	WP: 0 PB: 1 SB: 0 CS: 0	PA: 34
PITCHER	IP: 6.1 WLS: W BF: 26 H: 8 R: 2 ER: 2 SO: 3 BB: 1 IBB: 0 HBP: 0 BLK: 0 WP: 0 HR: 0 S: 59 P: 96 ERA: 2.84 WHIP: 1.421	IP: 1.2 WLS: H BF: 5 H: 0 R: 0 ER: 0 SO: 0 BB: 0 IBB: 0 HBP: 0 BLK: 0 WP: 0 HR: 1 S: 11 P: 17 ERA: 0.00 WHIP: 0.000	IP: 1.0 WLS: 3 BF: 3 H: 0 R: 0 ER: 0 SO: 1 BB: 0 IBB: 0 HBP: 0 BLK: 0 WP: 0 HR: 0 S: 7 P: 11 ERA: 0.00 WHIP: 0.000																			

Baltimore Orioles @ New York Yankees
Yankee Stadium, Bronx, NY
Tue Sep 07 2010, 7:09 PM - 10:03 PM EDT
Att: 46,432 - Partly Cloudy - 79 F

AB 33
R 2
H 8
RBI 2
BB 1
SO 4
LOB 16



Batter	1	2	3	4	5	6	7	8	9	10	11	12	13	AB	R	H	RBI	BB	SO	LOB	TOP		
2 Derek Jeter, R OBP: 0.355, SLG: 0.366	F9		FC5-4 1B	G5-3		FC4-6 25 BB 33 HBP		G4-3		K		G3		7	0	1	0	0	1	3			
33 Nick Swisher, S OBP: 0.064, SLG: 0.420	K		FC5-4 13 BB 25 BB	F8						K2-3		K		3	1	0	0	1	1	1			
27 Greg Golson, R OBP: 0.375, SLG: 0.500	K													0	0	0	0	0	0	0			
22 Colin Curtis, L OBP: 0.300, SLG: 0.370	K													2	0	0	0	0	2	1			
25 Mark Teixeira, S OBP: 0.371, SLG: 0.496	K													5	1	0	1	2	1	1			
13 Alex Rodriguez, R OBP: 0.339, SLG: 0.492														6	1	3	2	1	2	3			
24 Robinson Cano, L OBP: 0.379, SLG: 0.539														7	0	2	0	0	1	3			
38 Marcus Thames, R OBP: 0.362, SLG: 0.536														6	1	3	1	0	3	2			
12 Eduardo Nunez, R OBP: 0.318, SLG: 0.381														0	0	0	0	0	0	0			
20 Jorge Posada, S OBP: 0.366, SLG: 0.484														1	0	0	0	0	0	2			
26 Austin Kearns, R OBP: 0.343, SLG: 0.443														3	0	1	0	0	1	2			
14 Curtis Granderson, L OBP: 0.317, SLG: 0.443														3	0	0	0	1	1	2			
17 Francisco Cervelli, R OBP: 0.336, SLG: 0.321														1	1	1	1	3	0	0			
17 Lance Berkman, S OBP: 0.369, SLG: 0.427														1	0	1	0	0	0	0			
18 Chad Moeller, R OBP: 0.296, SLG: 0.462														2	0	1	0	0	0	3			
11 Brett Gardner, L OBP: 0.388, SLG: 0.380														4	0	0	0	1	2	8			
Inning Stats	R: 0 E: 0 K: 2 S: 11	H: 0 LOB: 0 BB: 0 P: 17	R: 0 E: 0 K: 3 S: 14	H: 1 LOB: 3 BB: 2 P: 25	R: 4 E: 0 K: 0 S: 16	H: 5 LOB: 2 BB: 1 P: 33	R: 0 E: 0 K: 1 S: 7	H: 0 LOB: 0 BB: 0 P: 12	R: 0 E: 0 K: 1 S: 10	H: 1 LOB: 2 BB: 1 P: 16	R: 0 E: 0 K: 2 S: 8	H: 1 LOB: 1 BB: 0 P: 19	R: 0 E: 0 K: 1 S: 10	H: 1 LOB: 3 BB: 1 P: 29	1B: 10 2B: 3 3B: 0 HR: 0	SF: 0 SAC: 1 DP: 0 HBP: 1	W/P: 1 PB: 0 SB: 0 CS: 0	PA: 62					
PITCHER	IP WLS BF H R ER SO	IP WLS BF H R ER SO	IP WLS BF H R ER SO	IP WLS BF H R ER SO	IP WLS BF H R ER SO	IP WLS BF H R ER SO	IP WLS BF H R ER SO	IP WLS BF H R ER SO	IP WLS BF H R ER SO	IP WLS BF H R ER SO	IP WLS BF H R ER SO	IP WLS BF H R ER SO	IP WLS BF H R ER SO	IP WLS BF H R ER SO	IP WLS BF H R ER SO	IP WLS BF H R ER SO	IP WLS BF H R ER SO	IP WLS BF H R ER SO	IP WLS BF H R ER SO	IP WLS BF H R ER SO	IP WLS BF H R ER SO		
36 C.J. Wilson, L ERA: 5.09	3.0 2.2 11 6 4 4 5	3.0 2.2 11 6 4 4 5	3.0 2.2 11 6 4 4 5	3.0 2.2 11 6 4 4 5	3.0 2.2 11 6 4 4 5	3.0 2.2 11 6 4 4 5	3.0 2.2 11 6 4 4 5	3.0 2.2 11 6 4 4 5	3.0 2.2 11 6 4 4 5	3.0 2.2 11 6 4 4 5	3.0 2.2 11 6 4 4 5	3.0 2.2 11 6 4 4 5	3.0 2.2 11 6 4 4 5	3.0 2.2 11 6 4 4 5	3.0 2.2 11 6 4 4 5	3.0 2.2 11 6 4 4 5	3.0 2.2 11 6 4 4 5	3.0 2.2 11 6 4 4 5	3.0 2.2 11 6 4 4 5	3.0 2.2 11 6 4 4 5	3.0 2.2 11 6 4 4 5	3.0 2.2 11 6 4 4 5	
56 Darren O'Day, R ERA: 2.24	1.1 1.2 7 4 0 0	1.1 1.2 7 4 0 0	1.1 1.2 7 4 0 0	1.1 1.2 7 4 0 0	1.1 1.2 7 4 0 0	1.1 1.2 7 4 0 0	1.1 1.2 7 4 0 0	1.1 1.2 7 4 0 0	1.1 1.2 7 4 0 0	1.1 1.2 7 4 0 0	1.1 1.2 7 4 0 0	1.1 1.2 7 4 0 0	1.1 1.2 7 4 0 0	1.1 1.2 7 4 0 0	1.1 1.2 7 4 0 0	1.1 1.2 7 4 0 0	1.1 1.2 7 4 0 0	1.1 1.2 7 4 0 0	1.1 1.2 7 4 0 0	1.1 1.2 7 4 0 0	1.1 1.2 7 4 0 0	1.1 1.2 7 4 0 0	
28 Darren O'Day, L ERA: 2.24	1.1 1.2 7 4 0 0	1.1 1.2 7 4 0 0	1.1 1.2 7 4 0 0	1.1 1.2 7 4 0 0	1.1 1.2 7 4 0 0	1.1 1.2 7 4 0 0	1.1 1.2 7 4 0 0	1.1 1.2 7 4 0 0	1.1 1.2 7 4 0 0	1.1 1.2 7 4 0 0	1.1 1.2 7 4 0 0	1.1 1.2 7 4 0 0	1.1 1.2 7 4 0 0	1.1 1.2 7 4 0 0	1.1 1.2 7 4 0 0	1.1 1.2 7 4 0 0	1.1 1.2 7 4 0 0	1.1 1.2 7 4 0 0	1.1 1.2 7 4 0 0	1.1 1.2 7 4 0 0	1.1 1.2 7 4 0 0	1.1 1.2 7 4 0 0	
39 Scott Feldman, R ERA: 3.47	1.0 W 6 2 0 0	1.0 W 6 2 0 0	1.0 W 6 2 0 0	1.0 W 6 2 0 0	1.0 W 6 2 0 0	1.0 W 6 2 0 0	1.0 W 6 2 0 0	1.0 W 6 2 0 0	1.0 W 6 2 0 0	1.0 W 6 2 0 0	1.0 W 6 2 0 0	1.0 W 6 2 0 0	1.0 W 6 2 0 0	1.0 W 6 2 0 0	1.0 W 6 2 0 0	1.0 W 6 2 0 0	1.0 W 6 2 0 0	1.0 W 6 2 0 0	1.0 W 6 2 0 0	1.0 W 6 2 0 0	1.0 W 6 2 0 0	1.0 W 6 2 0 0	1.0 W 6 2 0 0
Batter	1	2	3	4	5	6	7	8	9	10	11	12	13	AB <td>R <td>H <td>RBI <td>BB <td>SO <td>LOB <td>BOTTOM</td> </td></td></td></td></td></td>	R <td>H <td>RBI <td>BB <td>SO <td>LOB <td>BOTTOM</td> </td></td></td></td></td>	H <td>RBI <td>BB <td>SO <td>LOB <td>BOTTOM</td> </td></td></td></td>	RBI <td>BB <td>SO <td>LOB <td>BOTTOM</td> </td></td></td>	BB <td>SO <td>LOB <td>BOTTOM</td> </td></td>	SO <td>LOB <td>BOTTOM</td> </td>	LOB <td>BOTTOM</td>	BOTTOM		
1 Elvis Andrus, R OBP: 0.352, SLG: 0.311	P3	F7		P2		G4-3				G4-3		G1-3		6	0	0	0	0	0	4			
10 Michael Young, R OBP: 0.339, SLG: 0.459	G5-3 1B		G5-3	F9				G6-3		K		F9		6	0	1	0	0	1	2			
7 David Murphy, L OBP: 0.352, SLG: 0.432	G6-3 1B		G4-3			L7		F8		F7		G6-3		6	0	1	0	0	0	0			
27 Vladimir Guerrero, R OBP: 0.340, SLG: 0.497	G6-3		P3			G5-3		L9				G6-3		5	0	1	0	0	0	2			
6 Esteban German, R OBP: 0.329, SLG: 0.364	G5-3													1	0	0	0	0	0	0			
17 Nelson Cruz, R OBP: 0.366, SLG: 0.581														6	2	2	2	0	1	3			
5 Ian Kinsler, R OBP: 0.378, SLG: 0.419														4	3	2	0	1	1	1			
3 Andrés Blanco, S OBP: 0.329, SLG: 0.364														0	0	0	0	0	0	0			
18 Mitch Moreland, L OBP: 0.374, SLG: 0.463														2	1	1	0	3	1	2			
11 Bengie Molina, R OBP: 0.289, SLG: 0.315														2	0	0	0	0	0	1			
20 Julio Borbon, L OBP: 0.303, SLG: 0.348														5	0	1	4	0	0	3			
Inning Stats	R: 0 E: 0 K: 1 S: 17	H: 2 LOB: 1 BB: 1 P: 23	R: 1 E: 0 K: 0 S: 10	H: 1 LOB: 1 BB: 1 P: 16	R: 0 E: 0 K: 0 S: 14	H: 0 LOB: 0 BB: 0 P: 9	R: 2 E: 0 K: 0 S: 14	H: 2 LOB: 2 BB: 1 P: 25	R: 0 E: 0 K: 0 S: 8	H: 0 LOB: 0 BB: 0 P: 13	R: 1 E: 0 K: 1 S: 10	H: 1 LOB: 1 BB: 1 P: 21	R: 0 E: 0 K: 0 S: 12	H: 1 LOB: 2 BB: 0 P: 14	R: 0 E: 0 K: 0 S: 6	H: 0 LOB: 0 BB: 0 P: 10	R: 1 E: 0 K: 0 S: 1	H: 1 LOB: 0 BB: 0 P: 1	1B: 6 2B: 1 3B: 0 HR: 2	SF: 0 SAC: 2 DP: 0 HBP: 1	W/P: 0 PB: 0 SB: 2 CS: 0	PA: 50	
PITCHER	IP WLS BF H R ER SO	IP WLS BF H R ER SO	IP WLS BF H R ER SO	IP WLS BF H R ER SO	IP WLS BF H R ER SO	IP WLS BF H R ER SO	IP WLS BF H R ER SO	IP WLS BF H R ER SO	IP WLS BF H R ER SO	IP WLS BF H R ER SO	IP WLS BF H R ER SO	IP WLS BF H R ER SO	IP WLS BF H R ER SO	IP WLS BF H R ER SO	IP WLS BF H R ER SO	IP WLS BF H R ER SO	IP WLS BF H R ER SO	IP WLS BF H R ER SO	IP WLS BF H R ER SO	IP WLS BF H R ER SO	IP WLS BF H R ER SO		
31 Javier Vazquez, R ERA: 5.09	5.0 0.0 1.0 1.0 1.0 1.0	5.0 0.0 1.0 1.0 1.0 1.0	5.0 0.0 1.0 1.0 1.0 1.0	5.0 0.0 1.0 1.0 1.0 1.0	5.0 0.0 1.0 1.0 1.0 1.0	5.0 0.0 1.0 1.0 1.0 1.0	5.0 0.0 1.0 1.0 1.0 1.0	5.0 0.0 1.0 1.0 1.0 1.0	5.0 0.0 1.0 1.0 1.0 1.0	5.0 0.0 1.0 1.0 1.0 1.0	5.0 0.0 1.0 1.0 1.0 1.0	5.0 0.0 1.0 1.0 1.0 1.0	5.0 0.0 1.0 1.0 1.0 1.0	5.0 0.0 1.0 1.0 1.0 1.0	5.0 0.0 1.0 1.0 1.0 1.0	5.0 0.0 1.0 1.0 1.0 1.0	5.0 0.0 1.0 1.0 1.0 1.0	5.0 0.0 1.0 1.0 1.0 1.0	5.0 0.0 1.0 1.0 1.0 1.0	5.0 0.0 1.0 1.0 1.0 1.0	5.0 0.0 1.0 1.0 1.0 1.0	5.0 0.0 1.0 1.0 1.0 1.0	5.0 0.0 1.0 1.0 1.0 1.0
65 Phil Hughes, R ERA: 4.26	1.0 2.0 1.0 1.0	1.0 2.0 1.0 1.0	1.0 2.0 1.0 1.0	1.0 2.0 1.0 1.0	1.0 2.0 1.0 1.0	1.0 2.0 1.0 1.0	1.0 2.0 1.0 1.0	1.0 2.0 1.0 1.0	1.0 2.0 1.0 1.0	1.0 2.0 1.0 1.0	1.0 2.0 1.0 1.0	1.0 2.0 1.0 1.0	1.0 2.0 1.0 1.0	1.0 2.0 1.0 1.0	1.0 2.0 1.0 1.0	1.0 2.0 1.0 1.0	1.0 2.0 1.0 1.0	1.0 2.0 1.0 1.0	1.0 2.0 1.0 1.0	1.0 2.0 1.0 1.0	1.0 2.0 1.0 1.0	1.0 2.0 1.0 1.0	1.0 2.0 1.0 1.0
42 Mariano Rivera, R ERA: 1.03	2.0 L 4 1 1 1	2.0 L 4 1 1 1	2.0 L 4 1 1 1	2.0 L 4 1 1 1	2.0 L 4 1 1 1	2.0 L 4 1 1 1	2.0 L 4 1 1 1	2.0 L 4 1 1 1	2.0 L 4 1 1 1	2.0 L 4 1 1 1	2.0 L 4 1 1 1	2.0 L 4 1 1 1	2.0 L 4 1 1 1	2.0 L 4 1 1 1	2.0 L 4 1 1 1	2.0 L 4 1 1 1	2.0 L 4 1 1 1	2.0 L 4 1 1 1	2.0 L 4 1 1 1	2.0 L 4 1 1 1	2.0 L 4 1 1 1	2.0 L 4 1 1 1	
41 Chad Gaudin, R ERA: 5.22	1.0 L 4 1 1 1	1.0 L 4 1 1 1	1.0 L 4 1 1 1	1.0 L 4 1 1 1	1.0 L 4 1 1 1	1.0 L 4 1 1 1	1.0 L 4 1 1 1	1.0 L 4 1 1 1	1.0 L 4 1 1 1	1.0 L 4 1 1 1	1.0 L 4 1 1 1	1.0 L 4 1 1 1	1.0 L 4 1 1 1	1.0 L 4 1 1 1	1.0 L 4 1 1 1	1.0 L 4 1 1 1	1.0 L 4 1 1 1	1.0 L 4 1 1 1	1.0 L 4 1 1 1	1.0 L 4 1 1 1	1.0 L 4 1 1 1	1.0 L 4 1 1 1	1.0 L 4 1 1 1

New York Yankees @ Texas Rangers
Rangers Ballpark in Arlington, Arlington, TX
Fri Sep 10 20:10, 8:10 PM - 1:20 AM EDT
Att. 46,179 - Clear - 89 F

AB 51
R 5
H 13
RBI 5
BB 9
SO 15
LOB 31



New York Yankees @ Texas Rangers
Rangers Ballpark in Arlington, Arlington, TX

Batter	1	2	3	4	5	6	7	8	9	AB	R	H	RBI	BB	SO	LOB	TOP				
11 Brett Gardner, L (1, 7) OBP: 0.388, SLG: 0.379										2	0	0	0	1	1	2	New York Yankees @ Texas Rangers Rangers Ballpark in Arlington, Arlington, TX Sat Sep 11 2010, 8:08 PM - 1:22 AM EDT Att: 49,210 - Partly Cloudy - 92 F				
26 Austin Kearns, R (6, PH) OBP: 0.354, SLG: 0.410										1	0	0	0	0	1	1					
38 Marcus Thames, R (9, PH) OBP: 0.380, SLG: 0.533										1	0	0	0	0	0	1					
27 Greg Golson, R (9, 7) OBP: 0.354, SLG: 0.500										0	0	0	0	0	0	0					
33 Nick Swisher, S (1, 9) OBP: 0.375, SLG: 0.516										6	1	1	0	0	2	7					
25 Mark Teixeira, S (1, 3) OBP: 0.375, SLG: 0.496										4	2	2	0	1	1	0					
13 Alex Rodriguez, R (1, 5) OBP: 0.340, SLG: 0.492										4	0	1	3	1	2	1					
24 Robinson Canó, L (1, 4) OBP: 0.379, SLG: 0.539										5	1	2	0	0	1	3					
17 Lance Berkman, S (1, 10) OBP: 0.374, SLG: 0.429										3	1	2	1	2	0	0					
14 Curtis Granderson, L (1, 8) OBP: 0.321, SLG: 0.443										4	0	2	0	1	1	3					
19 Ramiro Pena, S (1, 6) OBP: 0.263, SLG: 0.252										3	0	0	0	0	0	4					
20 Jorge Posada, S (7, PH) OBP: 0.365, SLG: 0.492										1	0	0	0	0	0	3					
12 Eduardo Núñez, R (7, 6) OBP: 0.333, SLG: 0.395										1	0	1	0	0	0	0					
17 Francisco Cervelli, R (1, 2) OBP: 0.348, SLG: 0.324										1	1	1	1	3	0	0					
Inning Stats	R: 0 E: 0 K: 1 S: 7	H: 0 LOB: 0 P: 10	R: 2 E: 0 K: 2 S: 21	H: 4 LOB: 3 P: 35	R: 0 E: 0 K: 3 S: 10	H: 0 LOB: 0 P: 15	R: 0 E: 0 K: 2 S: 14	H: 1 LOB: 2 P: 23	R: 0 E: 0 K: 0 S: 9	H: 1 LOB: 1 P: 15	R: 1 E: 0 K: 0 S: 16	H: 2 LOB: 2 P: 33	R: 3 E: 0 K: 1 S: 11	H: 2 LOB: 3 P: 29	R: 0 E: 0 K: 0 S: 9	H: 1 LOB: 1 P: 13	1B: 10 2B: 3 3B: 0 HR: 0	SF: 0 SAC: 1 DP: 2 HBP: 1	WP: 1 PB: 0 SB: 1 CS: 0	PA: 47	
PITCHER	IP WLS BF H R ER SO BB IBB HBP BLK WP HR S P ERA WHIP	35 Tommy Hunter, R (1, 1) ERA: 3.97	62 Michael Kirkman, L (6, 1) ERA: 0.77	40 Rich Harden, R (6, 1) ERA: 5.42	46 Pedro Strop, R (7, 1) ERA: 9.72	54 Matt Harrison, L (8, 1) ERA: 4.11	59 Clay Rapada, L (8, 1) ERA: 1.34	64 Alexi Ogando, R (9, 1) ERA: 1.34	IP WLS BF H R ER SO BB IBB HBP BLK WP HR S P ERA WHIP	59 Clay Rapada, L (8, 1) ERA: 1.34	64 Alexi Ogando, R (9, 1) ERA: 1.34	IP WLS BF H R ER SO BB IBB HBP BLK WP HR S P ERA WHIP	59 Clay Rapada, L (8, 1) ERA: 1.34	64 Alexi Ogando, R (9, 1) ERA: 1.34	IP WLS BF H R ER SO BB IBB HBP BLK WP HR S P ERA WHIP	59 Clay Rapada, L (8, 1) ERA: 1.34	64 Alexi Ogando, R (9, 1) ERA: 1.34	1B: 10 2B: 3 3B: 0 HR: 0	SF: 0 SAC: 1 DP: 2 HBP: 1	WP: 1 PB: 0 SB: 1 CS: 0	PA: 47

New York Yankees @ Texas Rangers
Rangers Ballpark in Arlington, Arlington, TX
Sat Sep 11 2010, 8:08 PM - 1:22 AM EDT
Att: 49,210 - Partly Cloudy - 92 F

AB	36
R	6
H	12
RBI	5
BB	9
SO	9
LOB	25



Batter	1	2	3	4	5	6	7	8	9	AB	R	H	RBI	BB	SO	LOB	BOTTOM				
1 Elvis Andrus, R (1, 6) OBP: 0.353, SLG: 0.312										3	1	1	1	1	2	2	New York Yankees @ Texas Rangers Rangers Ballpark in Arlington, Arlington, TX Sat Sep 11 2010, 8:08 PM - 1:22 AM EDT Att: 49,210 - Partly Cloudy - 92 F				
10 Michael Young, R (1, 5) OBP: 0.336, SLG: 0.455										5	0	0	0	0	0	4					
7 David Murphy, L (1, 7) OBP: 0.352, SLG: 0.430										4	2	1	0	1	1	2					
27 Vladimir Guerrero, R (1, 10) OBP: 0.347, SLG: 0.591										4	0	3	2	1	0	1					
6 Estaban German, R (9, PR)										0	1	0	0	0	0	0					
17 Nelson Cruz, R (7, 7) OBP: 0.368, SLG: 0.578										5	2	2	0	0	3	3					
5 Ian Kinsler, R (1, 4) OBP: 0.381, SLG: 0.423										4	1	2	1	1	0	0					
18 Mitch Moreland, L (1, 3) ERA: 5.13										4	0	1	1	0	2	2					
19 Chris Davis, L (8, 3) OBP: 0.272, SLG: 0.267										0	0	0	0	1	0	0					
15 Matt Treanor, R (1, 2) OBP: 0.302, SLG: 0.337										2	0	1	0	2	1	2					
3 Andrés Blanco, S (9, PH) OBP: 0.327, SLG: 0.362										1	0	0	0	0	0	3					
20 Julio Borbon, L (1, 8) OBP: 0.304, SLG: 0.349										2	0	1	0	0	1	1					
21 Jeff Francoeur, R (6, PH) OBP: 0.297, SLG: 0.370										1	0	1	2	0	0	0					
Inning Stats	R: 1 E: 0 K: 1 S: 11	H: 1 LOB: 1 P: 21	R: 0 E: 0 K: 2 S: 13	H: 1 LOB: 0 P: 21	R: 1 E: 0 K: 2 S: 11	H: 1 LOB: 1 P: 19	R: 0 E: 0 K: 1 S: 13	H: 1 LOB: 1 P: 22	R: 0 E: 0 K: 1 S: 16	H: 3 LOB: 2 P: 28	R: 1 E: 0 K: 2 S: 17	H: 2 LOB: 2 P: 27	R: 0 E: 0 K: 0 S: 7	H: 1 LOB: 1 P: 9	R: 2 E: 0 K: 0 S: 9	H: 2 LOB: 3 P: 21	1B: 11 2B: 2 3B: 0 HR: 0	SF: 1 SAC: 1 DP: 0 HBP: 1	WP: 1 PB: 0 SB: 0 CS: 0	PA: 45	
PITCHER	IP WLS BF H R ER SO BB IBB HBP BLK WP HR S P ERA WHIP	34 A.J. Burnett, R (1, 1) ERA: 5.43	41 Chad Gaudin, R (5, 1) ERA: 5.43	48 Boone Logan, L (6, 1) ERA: 2.31	30 David Robertson, R (6, 1) ERA: 3.76	63 Jonathan Albaladejo, R (7, 1) ERA: 2.08	39 Kerry Wood, R (8, 1) ERA: 3.49	42 Mariano Rivera, R (9, 1) ERA: 1.36	IP WLS BF H R ER SO BB IBB HBP BLK WP HR S P ERA WHIP	39 Kerry Wood, R (8, 1) ERA: 3.49	42 Mariano Rivera, R (9, 1) ERA: 1.36	IP WLS BF H R ER SO BB IBB HBP BLK WP HR S P ERA WHIP	39 Kerry Wood, R (8, 1) ERA: 3.49	42 Mariano Rivera, R (9, 1) ERA: 1.36	IP WLS BF H R ER SO BB IBB HBP BLK WP HR S P ERA WHIP	39 Kerry Wood, R (8, 1) ERA: 3.49	42 Mariano Rivera, R (9, 1) ERA: 1.36	1B: 11 2B: 2 3B: 0 HR: 0	SF: 1 SAC: 1 DP: 0 HBP: 1	WP: 1 PB: 0 SB: 0 CS: 0	PA: 45

New York Yankees @ Texas Rangers
Rangers Ballpark in Arlington, Arlington, TX
Sat Sep 11 2010, 8:08 PM - 1:22 AM EDT
Att: 49,210 - Partly Cloudy - 92 F

AB	35
R	7
H	13
RBI	7
BB	7
SO	10
LOB	20



Batter	1	2	3	4	5	6	7	8	9	10	11	AB	R	H	RBI	BB	SO	LOB	TOP			
2 Derek Jeter, R OBP: 0.328, SLG: 0.367	(1,6) F SI 93 0-1 X FF 94			(1,1) C SI 92 1-1 B FF 94 X SI 93				(2,2) C FF 94 2-2 B FF 96 B FF 96 F SI 96 C CH 94 X FF 95		(2,0) B FC 92 2-0 B FF 90 X FC 90		(1,1) C FF 92 1-1 B FC 92 X FF 91	5	0	1	0	0	0	1			
24 Robinson Cano, L OBP: 0.376, SLG: 0.534	(1,4) X SI 95 0-0			(3,2) C FF 96 3-2 B FF 96 B FF 96 F SI 97 C CH 90 X SI 97				(0,0) X KC 77		(2,1) B FC 90 2-1 B FC 90 C FF 93 X FC 91			4	0	1	0	0	0	1			
25 Mark Teixeira, S OBP: 0.370, SLG: 0.490	(1,3) C FF 96 2-2 B SI 97 B SI 97 B KC 90 X SI 97			(0,0) X SI 96				(4,0) 1 SAFE D CH 84 1 SAFE B SI 94 B SI 95 B SI 96		(3,2) S FC 90 3-2 B SI 93 B SI 94 B SI 94 X SL 83			3	0	0	0	1	0	0			
13 Alex Rodriguez, R OBP: 0.337, SLG: 0.488		(1,2) C FF 95 1-2 B FF 95 F SI 96 X SI 96					(1,1) S CH 83 1-1 B FF 94 X FF 95		(0,2) C SI 95 0-2 B SI 96 X SI 97		(0,1) F FF 95 0-1 X FF 94			4	0	0	0	0	0	2		
38 Marcus Thames, R OBP: 0.370, SLG: 0.516		(1,1) B FF 95 1-1 B SI 96 X SI 96					(2,2) B SI 95 2-2 B SI 95 F SI 95 C KC 80 FF 95 X SI 96		(2,1) T SI 95 2-1 B SI 96 B SI 96		(4,2) B FF 94 4-2 B CH 85 C FF 95 B FF 94 B FF 94 B FF 95			3	0	0	0	0	0	2		
17 Lance Berkman, S OBP: 0.374, SLG: 0.428														0	0	0	0	1	0	0		
11 Brett Gardner, L OBP: 0.389, SLG: 0.379														0	0	0	0	0	0	0		
20 Jorge Posada, S OBP: 0.361, SLG: 0.474	(1,2) B FF 97 1-3 F SI 97 S SI 97						(4,1) B SI 96 4-1 B SI 96 B SI 96		(1,1) F FF 92 1-1 B SI 94 X SI 94		(0,1) C FF 93 0-1 X FF 93			3	0	0	0	1	1	1		
26 Austin Kearns, R OBP: 0.350, SLG: 0.405			(2,3) B SI 94 2-3 B SI 95 F SI 95 F SI 95 F SI 96				(1,0) B CH 84 1-0 X CH 84		(1,0) B SI 93 1-0 X SI 95		(2,2) B FF 93 2-2 B FF 92 F SI 92 X FF 92			4	0	1	0	0	1	1		
14 Curtis Granderson, L OBP: 0.320, SLG: 0.439			(1,3) C FF 96 1-3 C FF 97 C FF 97				(0,3) F SI 95 0-3 C FF 96 S FF 96		(3,2) B FF 96 3-2 B FF 96 F SI 95 F SI 95 F SI 96 X FF 96		(2,0) B FF 91 2-0 F SI 91 B FC 91			3	0	1	0	0	2	0		
27 Greg Colson, R OBP: 0.361, SLG: 0.508							(2,2) B SI 94 2-2 B SI 94 F SI 94 X FF 96							2	0	0	0	0	0	0		
33 Nick Swisher, S OBP: 0.361, SLG: 0.515														1	0	0	0	0	0	1		
22 Colin Curtis, L OBP: 0.294, SLG: 0.362														1	0	0	0	0	0	1		
Inning Stats	R: 0 E: 0 K: 0 S: 7	H: 1 LOB: 0 BB: 0 P: 9	R: 0 E: 0 K: 1 S: 8	H: 0 LOB: 0 BB: 0 P: 11	R: 0 E: 0 K: 2 S: 8	H: 0 LOB: 0 BB: 0 P: 13	R: 0 E: 0 K: 0 S: 9	H: 0 LOB: 0 BB: 0 P: 13	R: 0 E: 0 K: 0 S: 10	H: 1 LOB: 2 BB: 1 P: 18	R: 0 E: 1 K: 0 S: 13	H: 0 LOB: 0 BB: 0 P: 13	R: 0 E: 0 K: 0 S: 6	H: 0 LOB: 1 BB: 1 P: 11	R: 0 E: 0 K: 0 S: 7	H: 1 LOB: 1 BB: 0 P: 12	1B: 4 2B: 0 3B: 0 HR: 0	SF: 0 SAC: 1 DP: 2 HBP: 0	WP: 0 SB: 0 CS: 2	PA: 39		
PITCHER	IP: 1.1 WLS: 2.75 BF: 27 H: 3 R: 0 ER: 0 SO: 4	IP: 0.9 WLS: 1.92 BF: 3 H: 0 R: 0 ER: 0 SO: 0	IP: 1.0 WLS: 1.00 BF: 3 H: 0 R: 0 ER: 0 SO: 0	IP: 1.1 WLS: 1.92 BF: 4 H: 1 R: 0 ER: 0 SO: 0	IP: 1.1 WLS: 1.92 BF: 4 H: 1 R: 0 ER: 0 SO: 0	IP: 1.1 WLS: 1.92 BF: 4 H: 1 R: 0 ER: 0 SO: 0	IP: 1.1 WLS: 1.92 BF: 4 H: 1 R: 0 ER: 0 SO: 0	IP: 1.1 WLS: 1.92 BF: 4 H: 1 R: 0 ER: 0 SO: 0	IP: 1.1 WLS: 1.92 BF: 4 H: 1 R: 0 ER: 0 SO: 0	IP: 1.1 WLS: 1.92 BF: 4 H: 1 R: 0 ER: 0 SO: 0	IP: 1.1 WLS: 1.92 BF: 4 H: 1 R: 0 ER: 0 SO: 0	IP: 1.1 WLS: 1.92 BF: 4 H: 1 R: 0 ER: 0 SO: 0	IP: 1.1 WLS: 1.92 BF: 4 H: 1 R: 0 ER: 0 SO: 0	IP: 1.1 WLS: 1.92 BF: 4 H: 1 R: 0 ER: 0 SO: 0	IP: 1.1 WLS: 1.92 BF: 4 H: 1 R: 0 ER: 0 SO: 0	IP: 1.1 WLS: 1.92 BF: 4 H: 1 R: 0 ER: 0 SO: 0	IP: 1.1 WLS: 1.92 BF: 4 H: 1 R: 0 ER: 0 SO: 0	IP: 1.1 WLS: 1.92 BF: 4 H: 1 R: 0 ER: 0 SO: 0	IP: 1.1 WLS: 1.92 BF: 4 H: 1 R: 0 ER: 0 SO: 0	IP: 1.1 WLS: 1.92 BF: 4 H: 1 R: 0 ER: 0 SO: 0	IP: 1.1 WLS: 1.92 BF: 4 H: 1 R: 0 ER: 0 SO: 0	IP: 1.1 WLS: 1.92 BF: 4 H: 1 R: 0 ER: 0 SO: 0

New York Yankees @ Tampa Bay Rays
Tropicana Field, St. Petersburg, FL
Mon Sep 13 2010, 7:11 PM - 10:39 PM EDT
Att: 26,907 - Dome - 72 F

livebaseballscorecards.com

AB 33
R 0
H 4
RBI 0
BB 3
SO 4
LOB 10



Batter	1	2	3	4	5	6	7	8	9	10	11	AB	R	H	RBI	BB	SO	LOB	BOTTOM					
2 B.J. Upton, R OBP: 0.324, SLG: 0.426	(1,8) B FF 91 1-0 X SI 92												3	0	0	0	2	1	2					
8 Jason Bartlett, R OBP: 0.321, SLG: 0.348	(1,6) C SI 92 2-2 B SI 92 B SI 92 B SI 92 X FF 92													4	0	0	0	0	4					
11 Brad Hawpe, L OBP: 0.342, SLG: 0.436	(1,9) C SI 92 2-2 B SI 92 B SI 92 B SI 92 X FF 92													1	0	0	0	1	3					
13 Carl Crawford, L OBP: 0.354, SLG: 0.490	(1,7) S SL 81 1-2 B SI 92 X FF 94													4	0	0	0	0	3	0				
15 Reid Brignac, L OBP: 0.310, SLG: 0.393	(1,6) C SI 92 2-2 B SI 92 B SI 92 B SI 92 X FF 92													1	1	1	1	0	0	0				
3 Evan Longoria, R OBP: 0.372, SLG: 0.510		(3,3) B CU 78 3-3 B SI 93 B SI 93 B SI 93 B SI 93 X FF 93												4	0	0	0	0	2	0				
18 Ben Zobrist, S OBP: 0.359, SLG: 0.371	(1,9) B SI 92 1-1 C CU 77 X SI 93													3	0	0	0	1	0	0				
23 Carlos Pena, L OBP: 0.328, SLG: 0.417	(1,3) F SI 93 0-3 C SI 94													4	0	0	0	0	3	1				
1 Sean Rodriguez, R OBP: 0.312, SLG: 0.411	(1,4) B FF 92 3-3 F SI 91 S CH 86 B SI 93 B SI 93 B SI 93 X FF 93													3	0	1	0	0	2	0				
20 Matt Joyce, L OBP: 0.366, SLG: 0.482	(10,7) B SI 92 3-3 C CU 77 X SI 93													1	0	0	0	1	0					
16 Willy Aybar, S OBP: 0.309, SLG: 0.344	(1,10) B CU 76 3-2 C CU 77 F SI 93 F SI 93 B SI 94 X SI 94													2	0	0	0	0	1	0				
30 Dione Navarro, S OBP: 0.281, SLG: 0.270	(9,2) C SI 92 3-2 B SI 92 B SI 92 B SI 92 X FF 92													0	0	0	0	1	0	0				
10 Kelly Shoppach, R OBP: 0.300, SLG: 0.328														2	0	1	0	0	0	0				
8 Delmonico Williams, R OBP: 0.300, SLG: 0.328														0	0	0	0	0	0	0				
29 Rafael Soriano, R ERA: 1.92														0	0	0	0	0	0	0				
53 Joaquin Benoit, R ERA: 1.92														0	0	0	0	0	0	0				
24 Dan Johnson, L OBP: 0.300, SLG: 0.328														1	0	1	0	0	0	0				
50 Grant Balfour, R ERA: 2.45														0	0	0	0	0	0	0				
Inning Stats	R: 0 E: 0 K: 0 S: 7	H: 0 LOB: 0 BB: 0 P: 11	R: 0 E: 0 K: 2 S: 8	H: 0 LOB: 0 BB: 0 P: 12	R: 0 E: 0 K: 1 S: 16	H: 1 LOB: 2 BB: 1 P: 27	R: 0 E: 0 K: 1 S: 10	H: 0 LOB: 0 BB: 0 P: 14	R: 0 E: 0 K: 3 S: 10	H: 0 LOB: 0 BB: 0 P: 11	R: 0 E: 0 K: 1 S: 11	H: 0 LOB: 1 BB: 1 P: 18	R: 0 E: 0 K: 1 S: 10	H: 0 LOB: 2 BB: 1 P: 15	R: 0 E: 0 K: 2 S: 7	H: 0 LOB: 0 BB: 0 P: 11	R: 0 E: 0 K: 3 S: 19	H: 1 LOB: 3 BB: 2 P: 36	R: 1 E: 0 K: 0 S: 3	H: 1 LOB: 0 BB: 0 P: 6	1B: 3 2B: 0 3B: 0 HR: 1	SF: 0 SAC: 1 DP: 0 HBP: 1	WP: 0 SB: 0 CS: 0	PA: 39
PITCHER	IP: 1.1 WLS: 3.03 BF: 29 H: 2 R: 0 ER: 0 SO: 9	IP: 0.9 WLS: 3.4 BF: 3 H: 0 R: 0 ER: 0 SO: 0	IP: 1.0 WLS: 2.25 BF: 5 H: 1 R: 0 ER: 0 SO: 2	IP: 1.1 WLS: 2.25 BF: 6 H: 1 R: 0 ER: 0 SO: 2	IP: 1.1 WLS: 2.25 BF: 6 H: 1 R: 0 ER: 0 SO: 2	IP: 1.1 WLS: 2.25 BF: 6 H: 1 R: 0 ER: 0 SO: 2	IP: 1.1 WLS: 2.25 BF: 6 H: 1 R: 0 ER: 0 SO: 2	IP: 1.1 WLS: 2.25 BF: 6 H: 1 R: 0 ER: 0 SO: 2	IP: 1.1 WLS: 2.25 BF: 6 H: 1 R: 0 ER: 0 SO: 2	IP: 1.1 WLS: 2.25 BF: 6 H: 1 R: 0 ER: 0 SO: 2	IP: 1.1 WLS: 2.25 BF: 6 H: 1 R: 0 ER: 0 SO: 2	IP: 1.1 WLS: 2.25 BF: 6 H: 1 R: 0 ER: 0 SO: 2	IP: 1.1 WLS: 2.25 BF: 6 H: 1 R: 0 ER: 0 SO: 2	IP: 1.1 WLS: 2.25 BF: 6 H: 1 R: 0 ER: 0 SO: 2	IP: 1.1 WLS: 2.25 BF: 6 H: 1 R: 0 ER: 0 SO: 2	IP: 1.1 WLS: 2.25 BF: 6 H: 1 R: 0 ER: 0 SO: 2	IP: 1.1 WLS: 2.25 BF: 6 H: 1 R: 0 ER: 0 SO: 2	IP: 1.1 WLS: 2.25 BF: 6 H: 1 R: 0 ER: 0 SO: 2	IP: 1.1 WLS: 2.25 BF: 6 H: 1 R: 0 ER: 0 SO: 2	IP: 1.1 WLS: 2.25 BF: 6 H: 1 R: 0 ER: 0 SO: 2	IP: 1.1 WLS: 2.25 BF: 6 H: 1 R: 0 ER: 0 SO: 2	IP: 1.1 WLS: 2.25 BF: 6 H: 1 R: 0 ER: 0 SO: 2		

New York Yankees @ Tampa Bay Rays
Tropicana Field, St. Petersburg, FL
Mon Sep 13 2010, 7:11 PM - 10:39 PM EDT
Att: 26,907 - Dome - 72 F

livebaseballscorecards.com

AB 33
R 1
H 4
RBI 1
BB 4
SO 14
LOB 10



Batter	1	2	3	4	5	6	7	8	9	AB	R	H	RBI	BB	SO	LOB	TOP					
28 John Jaso, L (1, 10) OBP: 0.383, SLG: 0.378										2	2	1	0	3	0	0	Tampa Bay Rays @ New York Yankees Yankee Stadium, Bronx, NY Wed Sep 22 2010, 7:10 PM - 12:34 AM EDT Att: 46,986 - Partly Cloudy - 80 F					
18 Ben Zobrist, S (1, 8) OBP: 0.354, SLG: 0.362										3	0	1	1	2	0	1						
2 B.J. Upton, R (8, 8) OBP: 0.321, SLG: 0.418										5	1	2	2	0	0	6						
13 Carl Crawford, L (1, 7) OBP: 0.358, SLG: 0.492										4	2	2	2	0	0	3						
3 Evan Longoria, R (1, 5) OBP: 0.371, SLG: 0.506										4	1	1	1	0	1	1						
24 Dan Johnson, L (1, 3) OBP: 0.378, SLG: 0.489										5	0	1	0	0	2	2						
23 Carlos Pena, L (7, 3) OBP: 0.330, SLG: 0.415										5	0	1	0	0	2	2						
20 Matt Joyce, L (1, 9) OBP: 0.360, SLG: 0.466										4	1	2	1	1	0	2						
8 Jason Bartlett, R (1, 6) OBP: 0.322, SLG: 0.345										5	0	1	0	0	2	5						
15 Reid Brignac, L (1, 4) OBP: 0.318, SLG: 0.406										5	0	1	0	0	2	5						
30 Dioner Navarro, S (1, 2) OBP: 0.278, SLG: 0.267										5	0	1	0	0	2	5						
Inning Stats	R: 1 H: 1 E: 0 K: 0 S: 9	H: 1 LOB: 1 BB: 1 P: 14	R: 0 H: 0 E: 0 K: 2 S: 12	H: 1 LOB: 1 BB: 0 P: 17	R: 0 H: 0 E: 0 K: 2 S: 12	H: 0 LOB: 1 BB: 1 P: 20	R: 0 H: 0 E: 0 K: 2 S: 9	H: 0 LOB: 0 BB: 0 P: 16	R: 1 H: 2 E: 0 K: 0 S: 11	H: 3 LOB: 2 BB: 1 P: 19	R: 2 H: 2 E: 0 K: 0 S: 9	H: 2 LOB: 0 BB: 0 P: 13	R: 1 H: 1 E: 0 K: 1 S: 10	H: 3 LOB: 3 BB: 3 P: 27	R: 1 H: 2 E: 0 K: 2 S: 10	H: 2 LOB: 2 BB: 1 P: 17	1B: 8 2B: 1 3B: 0 HR: 3	SF: 1 SAC: 0 DP: 1 HBP: 0	WP: 0 PB: 0 SB: 2 CS: 0	PA: 45		
PITCHER	IP WLS BF H R ER SO BB IBB HBP BLK WP HR S P ERA WHIP	IP WLS BF H R ER SO BB IBB HBP BLK WP HR S P ERA WHIP	IP WLS BF H R ER SO BB IBB HBP BLK WP HR S P ERA WHIP	IP WLS BF H R ER SO BB IBB HBP BLK WP HR S P ERA WHIP	IP WLS BF H R ER SO BB IBB HBP BLK WP HR S P ERA WHIP	IP WLS BF H R ER SO BB IBB HBP BLK WP HR S P ERA WHIP	IP WLS BF H R ER SO BB IBB HBP BLK WP HR S P ERA WHIP	IP WLS BF H R ER SO BB IBB HBP BLK WP HR S P ERA WHIP	IP WLS BF H R ER SO BB IBB HBP BLK WP HR S P ERA WHIP	IP WLS BF H R ER SO BB IBB HBP BLK WP HR S P ERA WHIP	IP WLS BF H R ER SO BB IBB HBP BLK WP HR S P ERA WHIP	IP WLS BF H R ER SO BB IBB HBP BLK WP HR S P ERA WHIP	IP WLS BF H R ER SO BB IBB HBP BLK WP HR S P ERA WHIP	IP WLS BF H R ER SO BB IBB HBP BLK WP HR S P ERA WHIP	IP WLS BF H R ER SO BB IBB HBP BLK WP HR S P ERA WHIP	IP WLS BF H R ER SO BB IBB HBP BLK WP HR S P ERA WHIP	IP WLS BF H R ER SO BB IBB HBP BLK WP HR S P ERA WHIP	IP WLS BF H R ER SO BB IBB HBP BLK WP HR S P ERA WHIP	IP WLS BF H R ER SO BB IBB HBP BLK WP HR S P ERA WHIP	IP WLS BF H R ER SO BB IBB HBP BLK WP HR S P ERA WHIP	IP WLS BF H R ER SO BB IBB HBP BLK WP HR S P ERA WHIP	
34 A.J. Burnett, R (1, 1) ERA: 5.05	3.0 L 13 2 1 1 2 2 0 0 0 0 0 0 33 51 3.00 1.333																					
61 Royce Ring, L (4, 1) ERA: 5.4	1.2 6 0 1 1 2 1 0 0 0 0 0 1 18 29 6.75 3.750																					
40 Dustin Moseley, R (5, 1) ERA: 4.94	1.1 8 5 1 1 0 0 0 0 0 0 2 16 28 16.20 2.400																					
41 Chad Gaudin, R (7, 1) ERA: 5.54	1.2 9 3 3 3 1 1 0 0 0 0 0 0 13 29 6.75 3.750																					
63 Jonathan Albaladejo, R (8, 1) ERA: 2.57	1.1 9 2 1 1 2 3 0 0 0 0 0 0 13 29 6.75 3.750																					

Batter	1	2	3	4	5	6	7	8	9	AB	R	H	RBI	BB	SO	LOB	BOTTOM					
11 Brett Gardner, L (1, 7) OBP: 0.384, SLG: 0.379										4	0	0	0	0	1	1	Tampa Bay Rays @ New York Yankees Yankee Stadium, Bronx, NY Wed Sep 22 2010, 7:10 PM - 12:34 AM EDT Att: 46,986 - Partly Cloudy - 80 F					
2 Derek Jeter, R (1, 6) OBP: 0.334, SLG: 0.372										4	1	2	0	0	0	0						
25 Mark Teixeira, S (1, 3) OBP: 0.363, SLG: 0.473										3	0	0	0	0	0	2						
13 Alex Rodriguez, R (1, 5) OBP: 0.339, SLG: 0.496										4	0	1	1	0	1	1						
24 Robinson Cano, L (1, 4) OBP: 0.381, SLG: 0.540										4	0	0	0	0	0	2						
33 Nick Swisher, S (1, 9) OBP: 0.361, SLG: 0.514											4	0	1	0	0	1		0				
17 Lance Berkman, S (1, 10) OBP: 0.374, SLG: 0.427											4	1	2	1	0	0		0				
14 Curtis Granderson, L (1, 8) OBP: 0.325, SLG: 0.459											3	0	0	0	1	2		2				
17 Francisco Cervelli, R (1, 2) OBP: 0.346, SLG: 0.320										3	0	0	0	0	2	1						
Inning Stats	R: 0 H: 0 E: 0 K: 0 S: 8	H: 0 LOB: 0 BB: 0 P: 12	R: 0 H: 0 E: 0 K: 1 S: 9	H: 0 LOB: 0 BB: 0 P: 12	R: 0 H: 0 E: 0 K: 2 S: 8	H: 0 LOB: 1 BB: 1 P: 16	R: 0 H: 0 E: 0 K: 1 S: 9	H: 0 LOB: 0 BB: 0 P: 15	R: 1 H: 1 E: 0 K: 2 S: 12	H: 1 LOB: 0 BB: 0 P: 18	R: 1 H: 2 E: 0 K: 0 S: 11	H: 2 LOB: 1 BB: 0 P: 17	R: 0 H: 0 E: 0 K: 0 S: 5	H: 0 LOB: 0 BB: 0 P: 8	R: 0 H: 1 E: 0 K: 0 S: 16	H: 1 LOB: 1 BB: 0 P: 28		R: 0 H: 2 E: 0 K: 1 S: 10	H: 2 LOB: 2 BB: 0 P: 15	1B: 5 2B: 0 3B: 0 HR: 1	SF: 0 SAC: 0 DP: 0 HBP: 1	WP: 1 PB: 0 SB: 0 CS: 0
PITCHER	IP WLS BF H R ER SO BB IBB HBP BLK WP HR S P ERA WHIP	IP WLS BF H R ER SO BB IBB HBP BLK WP HR S P ERA WHIP	IP WLS BF H R ER SO BB IBB HBP BLK WP HR S P ERA WHIP	IP WLS BF H R ER SO BB IBB HBP BLK WP HR S P ERA WHIP	IP WLS BF H R ER SO BB IBB HBP BLK WP HR S P ERA WHIP	IP WLS BF H R ER SO BB IBB HBP BLK WP HR S P ERA WHIP	IP WLS BF H R ER SO BB IBB HBP BLK WP HR S P ERA WHIP	IP WLS BF H R ER SO BB IBB HBP BLK WP HR S P ERA WHIP	IP WLS BF H R ER SO BB IBB HBP BLK WP HR S P ERA WHIP	IP WLS BF H R ER SO BB IBB HBP BLK WP HR S P ERA WHIP	IP WLS BF H R ER SO BB IBB HBP BLK WP HR S P ERA WHIP	IP WLS BF H R ER SO BB IBB HBP BLK WP HR S P ERA WHIP	IP WLS BF H R ER SO BB IBB HBP BLK WP HR S P ERA WHIP	IP WLS BF H R ER SO BB IBB HBP BLK WP HR S P ERA WHIP	IP WLS BF H R ER SO BB IBB HBP BLK WP HR S P ERA WHIP	IP WLS BF H R ER SO BB IBB HBP BLK WP HR S P ERA WHIP	IP WLS BF H R ER SO BB IBB HBP BLK WP HR S P ERA WHIP	IP WLS BF H R ER SO BB IBB HBP BLK WP HR S P ERA WHIP	IP WLS BF H R ER SO BB IBB HBP BLK WP HR S P ERA WHIP	IP WLS BF H R ER SO BB IBB HBP BLK WP HR S P ERA WHIP	IP WLS BF H R ER SO BB IBB HBP BLK WP HR S P ERA WHIP	
40 Wade Davis, R (1, 1) ERA: 4.13	2.1 8 0 0 0 0 0 0 0 0 0 0 0 0 19 31 0.00 0.429																					
58 Jeremy Hellickson, R (3, 1) ERA: 3.57	3.1 W 14 3 2 2 5 0 0 1 0 1 1 35 54 5.40 0.900																					
36 Randy Choate, L (6, 1) ERA: 4.5	0.1 H 1 0 0 0 0 0 0 0 0 0 0 3 5 0.00 0.000																					
50 Grant Balfour, R (7, 1) ERA: 2.41	1.0 H 3 0 0 0 0 0 0 0 0 0 0 5 8 0.00 0.000																					
53 Josequin Benoit, R (8, 1) ERA: 1.44	1.0 4 1 0 0 0 0 0 0 0 0 0 0 16 28 0.00 1.000																					

AB	37
R	7
H	12
RBI	7
BB	7
SO	7
LOB	22



AB	33
R	2
H	6
RBI	2
BB	1
SO	7
LOB	9




Batter	1	2	3	4	5	6	7	8	9	AB R H RBI BB SO LOB	TOP											
2 B.J. Upton, R OBP: 0.323, SLG: 0.420										5 1 2 2 1 3 1	<p>Tampa Bay Rays @ New York Yankees Yankee Stadium, Bronx, NY Thu Sep 23 2010, 7:09 PM - 10:30 PM EDT Att: 47,646 - Cloudy - 71 F</p>											
8 Jason Bartlett, R OBP: 0.323, SLG: 0.346										5 1 2 0 0 1 7												
13 Carl Crawford, L OBP: 0.360, SLG: 0.493										5 1 3 2 0 0 4												
3 Evan Longoria, R OBP: 0.372, SLG: 0.507										3 1 1 0 1 0 3												
15 Reid Brignac, L OBP: 0.317, SLG: 0.405										1 0 0 0 0 0 0												
18 Ben Zobrist, S OBP: 0.355, SLG: 0.361										4 1 1 1 1 1 4												
5 Rocco Baldelli, R OBP: 0.278, SLG: 0.471										3 0 2 1 0 0 0												
8 Desmond Jennings, R OBP: 0.278, SLG: 0.250										1 2 0 0 0 0 0												
16 Willy Aybar, S OBP: 0.314, SLG: 0.358										3 1 2 1 0 0 0												
10 Kelly Shoppach, R OBP: 0.314, SLG: 0.345										3 1 0 1 1 1 2												
1 Sean Rodriguez, R OBP: 0.313, SLG: 0.407										2 1 0 1 1 2 1												
24 Dan Johnson, L OBP: 0.372, SLG: 0.483										1 0 0 1 0 1 1												
Inning Stats	R: 0 E: 0 K: 1 S: 18	H: 1 LOB: 2 BB: 1 P: 26	R: 0 E: 0 K: 2 S: 9	H: 1 LOB: 1 BB: 0 P: 14	R: 1 E: 0 K: 1 S: 11	H: 3 LOB: 2 BB: 0 P: 16	R: 0 E: 0 K: 0 S: 7	H: 0 LOB: 0 BB: 0 P: 11	R: 0 E: 0 K: 1 S: 7	H: 1 LOB: 0 BB: 0 P: 9	R: 7 E: 0 K: 1 S: 26	H: 6 LOB: 1 BB: 2 P: 46	R: 2 E: 0 K: 1 S: 13	H: 0 LOB: 3 BB: 2 P: 30	R: 0 E: 0 K: 0 S: 10	H: 0 LOB: 0 BB: 0 P: 14	R: 0 E: 0 K: 2 S: 10	H: 1 LOB: 1 BB: 0 P: 16	1B: 11 2B: 2 3B: 0 HR: 0	SF: 1 SAC: 1 DP: 1 HBP: 3	WP: 0 PB: 0 SB: 0 CS: 0	PA: 46
PITCHER	IP WLS BF H R ER SO BB IBB HBP BLK WP HR S P ERA WHIP											IP WLS BF H R ER SO BB IBB HBP BLK WP HR S P ERA WHIP										
52 CC Sabathia, L ERA: 3.28	5.1 L 27 10 7 7 6 3 0 0 0 0 0 0 7 11 11.81 2.438																					
62 Joba Chamberlain, R ERA: 4.43	0.2 4 2 1 1 0 0 0 0 0 0 0 0 7 11 13.50 3.000																					
31 Javier Vazquez, R ERA: 5.07	3.0 15 1 2 2 3 2 0 3 0 0 0 33 60 6.00 1.000																					
31 Javier Vazquez, R ERA: 5.07	3.0 15 1 2 2 3 2 0 3 0 0 0 33 60 6.00 1.000																					

Batter	1	2	3	4	5	6	7	8	9	AB R H RBI BB SO LOB	BOTTOM											
2 Derek Jeter, R OBP: 0.335, SLG: 0.372										3 0 1 0 1 1 0	<p>Tampa Bay Rays @ New York Yankees Yankee Stadium, Bronx, NY Thu Sep 23 2010, 7:09 PM - 10:30 PM EDT Att: 47,646 - Cloudy - 71 F</p>											
12 Eduardo Núñez, R OBP: 0.327, SLG: 0.383										1 0 0 0 0 0 0												
33 Nick Swisher, S OBP: 0.384, SLG: 0.515										3 0 2 1 1 1 0												
22 Colin Curtis, L OBP: 0.250, SLG: 0.288										1 0 0 0 0 0 0												
25 Mark Teixeira, S OBP: 0.363, SLG: 0.473										4 0 1 0 0 1 6												
53 Juan Miranda, L OBP: 0.290, SLG: 0.429										1 0 0 0 0 0 0												
13 Alex Rodriguez, R OBP: 0.341, SLG: 0.494										2 0 0 0 2 0 1												
19 Ramiro Pena, S OBP: 0.263, SLG: 0.252										0 0 0 0 0 0 0												
24 Robinson Canó, L OBP: 0.382, SLG: 0.540										4 1 2 0 0 0 5												
31 Javier Vazquez, R OBP: 0.382, SLG: 0.518										0 0 0 0 0 0 0												
38 Marcus Thames, R OBP: 0.362, SLG: 0.518										4 1 1 2 0 1 4												
20 Jorge Posada, S OBP: 0.323, SLG: 0.478										3 0 0 0 0 3 0												
18 Chad Moeller, R OBP: 0.267, SLG: 0.429										1 0 0 0 0 0 0												
14 Curtis Granderson, L OBP: 0.323, SLG: 0.456										3 0 0 0 0 0 0												
60 Kevin Russo, R OBP: 0.245, SLG: 0.224										1 0 0 0 0 1 0												
27 Greg Golson, R OBP: 0.278, SLG: 0.389										4 1 2 0 0 0 0												
Inning Stats	R: 0 E: 0 K: 1 S: 9	H: 1 LOB: 0 BB: 0 P: 13	R: 2 E: 0 K: 1 S: 9	H: 2 LOB: 0 BB: 0 P: 16	R: 0 E: 0 K: 1 S: 10	H: 1 LOB: 2 BB: 1 P: 17	R: 0 E: 0 K: 1 S: 9	H: 0 LOB: 0 BB: 0 P: 14	R: 1 E: 0 K: 2 S: 16	H: 3 LOB: 3 BB: 1 P: 27	R: 0 E: 0 K: 1 S: 11	H: 1 LOB: 0 BB: 2 P: 20	R: 0 E: 0 K: 0 S: 6	H: 1 LOB: 0 BB: 0 P: 10	R: 0 E: 0 K: 1 S: 10	H: 0 LOB: 0 BB: 0 P: 15	R: 0 E: 0 K: 0 S: 6	H: 0 LOB: 0 BB: 0 P: 8	1B: 6 2B: 2 3B: 0 HR: 1	SF: 0 SAC: 0 DP: 1 HBP: 0	WP: 0 PB: 0 SB: 0 CS: 0	PA: 39
PITCHER	IP WLS BF H R ER SO BB IBB HBP BLK WP HR S P ERA WHIP											IP WLS BF H R ER SO BB IBB HBP BLK WP HR S P ERA WHIP										
14 David Price, L ERA: 2.84	6.0 W 30 8 3 3 7 4 0 0 0 0 0 0 6 10 4.50 2.000																					
54 Mike Ekstrom, R ERA: 3.77	1.0 3 1 0 0 0 0 0 0 0 0 0 6 10 0.00 1.000																					
57 Jake McGee, L ERA: 3.0	1.0 3 0 0 0 1 0 0 0 0 0 0 10 15 0.00 0.000																					
21 Andy Sonnanstine, R ERA: 4.58	1.0 3 0 0 0 0 0 0 0 0 0 0 6 8 0.00 0.000																					

AB 36
R 10
H 13
RBI 10
BB 5
SO 9
LOB 23



AB 35
R 3
H 9
RBI 3
BB 4
SO 8
LOB 16




Batter	1	2	3	4	5	6	7	8	9	10	AB	R	H	RBI	BB	SO	LOB	TOP			
10 Marco Scutaro, R OBP: 0.330, SLG: 0.379	F9		K		G6-3			FC4-6 1B	F8		5	0	1	0	0	1	1				
7 J.D. Drew, L OBP: 0.346, SLG: 0.449	K					F9		FC4-6 41 S 1-2r	F7		3	0	0	0	1	1	1				
3 Eric Patterson, L OBP: 0.278, SLG: 0.431	K		41 1B BB			G4-3		K	G3		5	0	2	1	0	1	1				
41 Victor Martinez, S OBP: 0.350, SLG: 0.492	1B		1B			F8		IBB	G1		4	0	0	0	1	1	3				
34 David Ortiz, L OBP: 0.363, SLG: 0.523	F9		K								3	0	0	0	1	0	2				
29 Adrian Beltre, R OBP: 0.365, SLG: 0.552	G6-3				P4			G4-3			3	0	0	0	1	0	2				
12 Jed Lowrie, S OBP: 0.368, SLG: 0.503	F9							SH5-4 BB	F9		3	0	0	0	1	1	0				
55 Ryan Kalish, L OBP: 0.301, SLG: 0.428	F8				P1			SH5-4 BB			3	1	1	0	0	0	0				
22 Bill Hall, R OBP: 0.309, SLG: 0.458											3	2	2	1	1	0	2				
68 Josh Reddick, L OBP: 0.241, SLG: 0.377			78 F8 41 1B 2B					G6-3			0	0	0	0	0	0	0				
78 Lars Anderson, L OBP: 0.333, SLG: 0.269	F8							K2-3			3	0	0	0	0	1	4				
25 Mike Lowell, R OBP: 0.296, SLG: 0.337									SF8		0	0	0	1	0	0	0				
Inning Stats	R: 0 E: 0 K: 1 S: 13	H: 1 LOB: 1 BB: 0 P: 17	R: 0 E: 0 K: 0 S: 8	H: 0 LOB: 0 BB: 10 P: 10	R: 1 E: 0 K: 2 S: 17	H: 2 LOB: 2 BB: 1 P: 26	R: 0 E: 0 K: 1 S: 8	H: 0 LOB: 0 BB: 0 P: 12	R: 0 E: 0 K: 0 S: 10	H: 0 LOB: 0 BB: 1 P: 17	R: 0 E: 0 K: 0 S: 7	H: 0 LOB: 2 BB: 2 P: 11	R: 0 E: 0 K: 1 S: 11	H: 1 LOB: 2 BB: 1 P: 23	R: 2 E: 0 K: 0 S: 16	H: 2 LOB: 0 BB: 0 P: 9	P: 2	1B: 5 2B: 1 3B: 0 HR: 0	SF: 1 SAC: 1 DP: 1 HBP: 0	WP: 0 PB: 0 SB: 5 CS: 0	PA: 40
PITCHER	IP WLS BF H R ER SO	IP WLS BF H R ER SO	IP WLS BF H R ER SO	IP WLS BF H R ER SO	IP WLS BF H R ER SO	IP WLS BF H R ER SO	IP WLS BF H R ER SO	IP WLS BF H R ER SO	IP WLS BF H R ER SO	IP WLS BF H R ER SO	IP WLS BF H R ER SO	IP WLS BF H R ER SO	IP WLS BF H R ER SO	IP WLS BF H R ER SO	IP WLS BF H R ER SO	IP WLS BF H R ER SO	IP WLS BF H R ER SO	ERA WHIP	ERA WHIP		
65 Phil Hughes, R ERA: 4.21	6.0	3	24	3	1	1	4	4	0	0	0	0	0	0	0	0	0	0	1.50	1.167	
30 David Robertson, R ERA: 3.77	1.0	0	3	0	0	0	1	0	0	0	0	0	0	0	0	0	0	0	0.00	0.000	
39 Kerry Wood, R ERA: 3.0	0.2	0	1	0	0	0	0	0	0	0	0	0	0	0	0	0	0	0	0.00	1.500	
42 Mariano Rivera, R ERA: 1.85	1.1	0	6	2	2	2	0	0	0	0	0	0	0	0	0	0	0	0	13.50	1.500	
62 Joba Chamberlain, R ERA: 4.46	0.2	0	2	0	0	0	0	0	0	0	0	0	0	0	0	0	0	0	0.00	0.000	

Boston Red Sox @ New York Yankees
 Yankee Stadium, Bronx, NY
 Sun Sep 26 2010, 8:10 PM - 11:59 PM EDT
 Att. 49,199 - Cloudy - 69 F

livebaseballscorecards.com

AB 33
 R 3
 H 6
 RBI 3
 BB 5
 SO 6
 LOB 14




WP: 0 PA: 40
 PB: 0
 SB: 5
 CS: 0

Batter	1	2	3	4	5	6	7	8	9	10	AB	R	H	RBI	BB	SO	LOB	BOTTOM			
2 Derek Jeter, R OBP: 0.336, SLG: 0.369	K		K			G4-3		CS	F9		4	0	0	0	1	2	0				
33 Nick Swisher, S OBP: 0.360, SLG: 0.512	F7				L9			G4-3			4	0	1	0	0	0	0				
12 Eduardo Núñez, R OBP: 0.327, SLG: 0.383											0	1	0	0	0	0	0				
27 Greg Colson, R OBP: 0.278, SLG: 0.389											0	0	0	0	0	0	0				
38 Marcus Thames, R OBP: 0.354, SLG: 0.505											1	0	0	0	0	0	3				
25 Mark Teixeira, S OBP: 0.366, SLG: 0.483	K										4	1	3	0	0	1	0				
19 Ramiro Peña, S OBP: 0.283, SLG: 0.252	K										0	0	0	0	0	0	0				
53 Juan Miranda, L OBP: 0.300, SLG: 0.429											0	0	0	1	1	0	0				
13 Alex Rodriguez, R OBP: 0.345, SLG: 0.516	K										3	1	1	2	1	1	1				
24 Robinson Canó, L OBP: 0.376, SLG: 0.532	1B										4	0	2	1	0	0	0				
20 Jorge Posada, S OBP: 0.362, SLG: 0.468	L8										4	0	0	0	0	2	4				
17 Lance Berkman, S OBP: 0.367, SLG: 0.418	K										4	0	0	0	0	2	4				
14 Curtis Granderson, L OBP: 0.326, SLG: 0.465	G4-3										4	0	1	0	0	0	0				
11 Brett Gardner, L OBP: 0.382, SLG: 0.376	F7										3	1	1	0	1	0	0				
Inning Stats	R: 0 E: 0 K: 2 S: 7	H: 0 LOB: 0 BB: 0 P: 11	R: 0 E: 0 K: 2 S: 10	H: 1 LOB: 1 BB: 0 P: 15	R: 0 E: 0 K: 1 S: 9	H: 0 LOB: 0 BB: 1 P: 15	R: 0 E: 0 K: 0 S: 4	H: 1 LOB: 0 BB: 0 P: 7	R: 0 E: 0 K: 1 S: 7	H: 0 LOB: 0 BB: 0 P: 9	R: 2 E: 0 K: 0 S: 14	H: 2 LOB: 0 BB: 2 P: 23	R: 0 E: 0 K: 1 S: 12	H: 0 LOB: 0 BB: 1 P: 19	R: 1 E: 0 K: 1 S: 15	H: 3 LOB: 3 BB: 1 P: 30	P: 21	1B: 8 2B: 0 3B: 0 HR: 1	SF: 0 SAC: 0 DP: 1 HBP: 0	WP: 0 PB: 0 SB: 1 CS: 1	PA: 40
PITCHER	IP WLS BF H R ER SO	IP WLS BF H R ER SO	IP WLS BF H R ER SO	IP WLS BF H R ER SO	IP WLS BF H R ER SO	IP WLS BF H R ER SO	IP WLS BF H R ER SO	IP WLS BF H R ER SO	IP WLS BF H R ER SO	IP WLS BF H R ER SO	IP WLS BF H R ER SO	IP WLS BF H R ER SO	IP WLS BF H R ER SO	IP WLS BF H R ER SO	IP WLS BF H R ER SO	IP WLS BF H R ER SO	IP WLS BF H R ER SO	ERA WHIP	ERA WHIP		
18 Daisuke Matsuzaka, R ERA: 4.72	8.0	2	27	4	2	2	7	1	0	0	0	0	0	0	0	0	0	2.25	0.625		
58 Jonathan Papelbon, R ERA: 4.02	1.0	0	7	3	1	1	1	0	0	0	0	0	0	0	0	0	0	9.00	4.000		
37 Hideki Okajima, L ERA: 4.74	0.1	0	5	2	1	1	0	0	0	0	0	0	0	0	0	0	0	27.00	9.000		

Boston Red Sox @ New York Yankees
 Yankee Stadium, Bronx, NY
 Sun Sep 26 2010, 8:10 PM - 11:59 PM EDT
 Att. 49,199 - Cloudy - 69 F

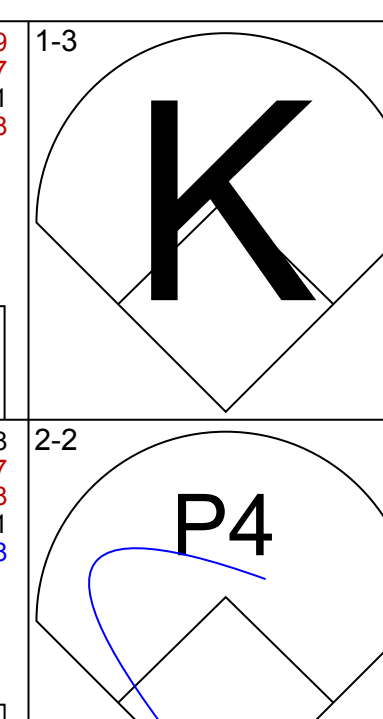
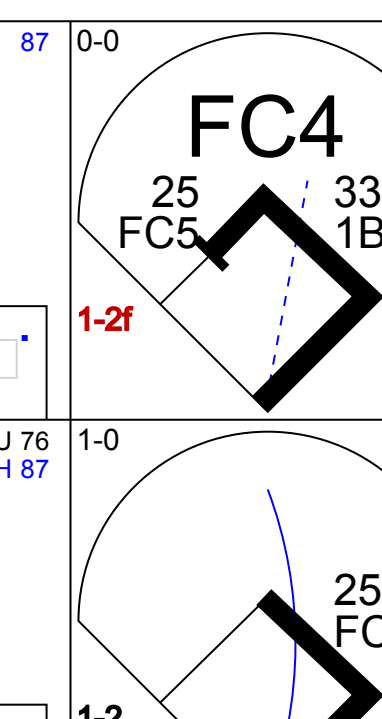
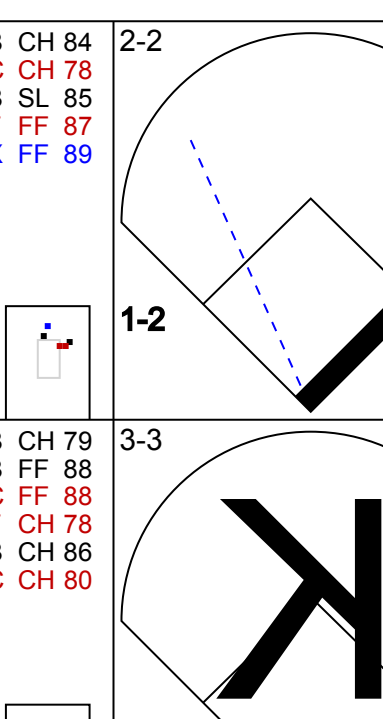
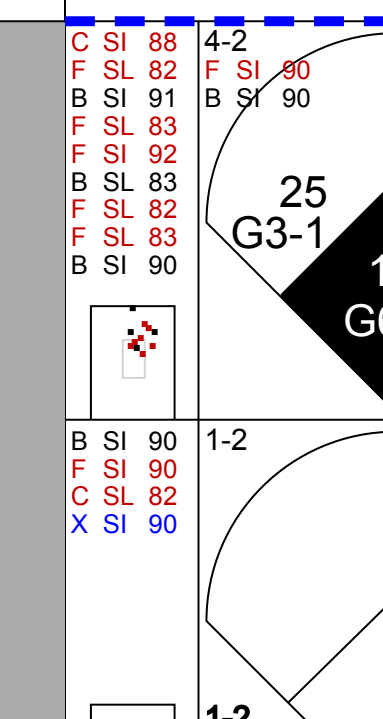
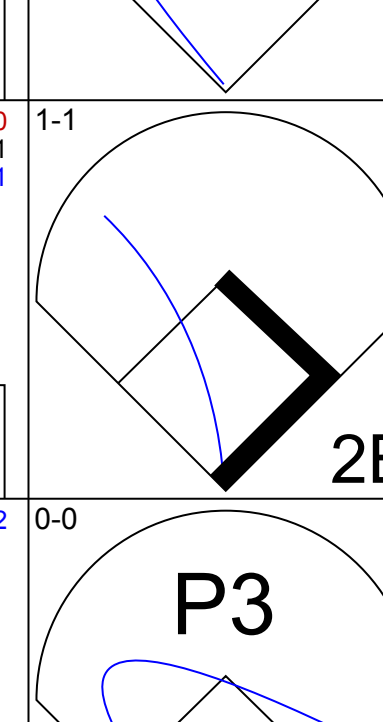
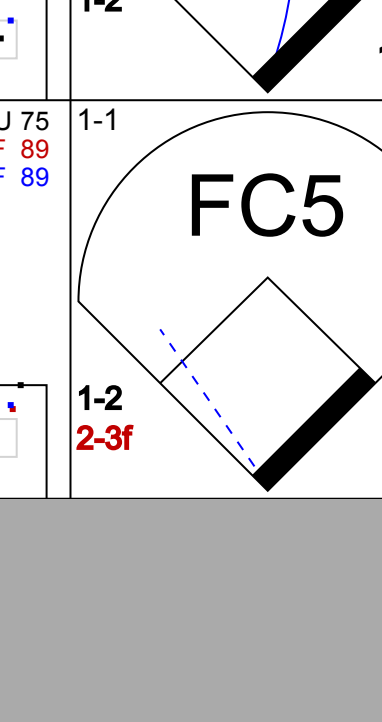
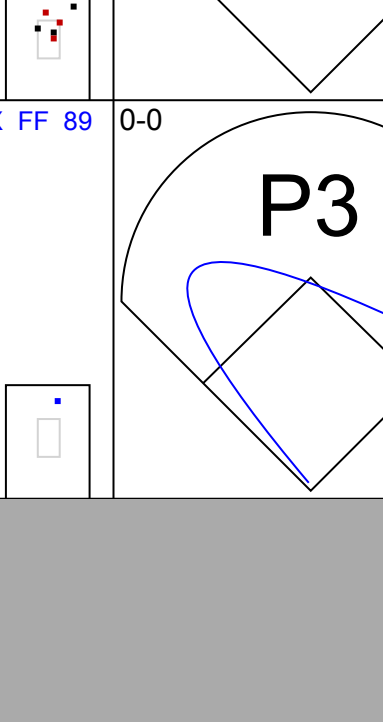
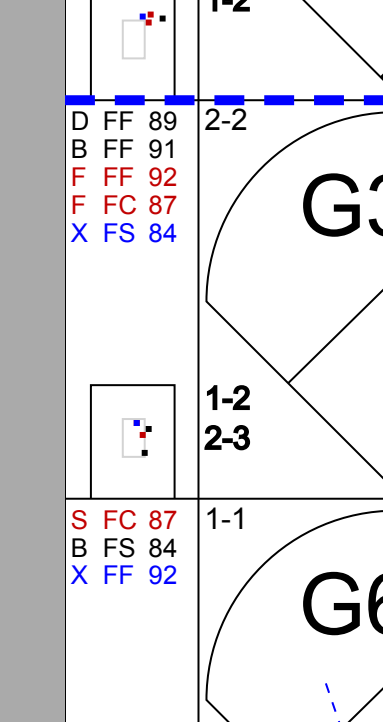



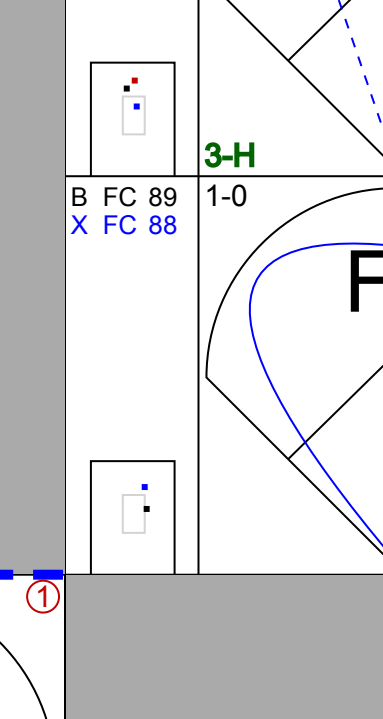

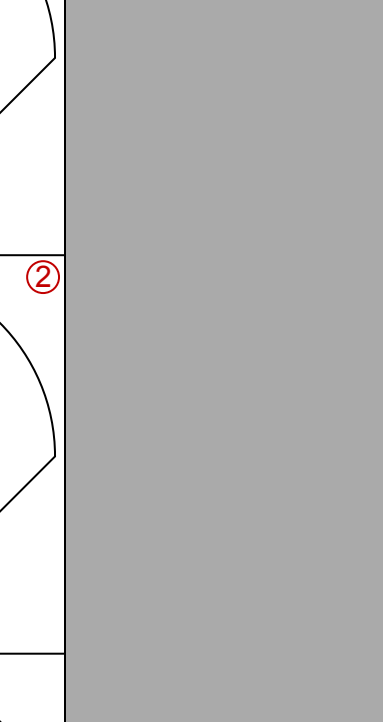

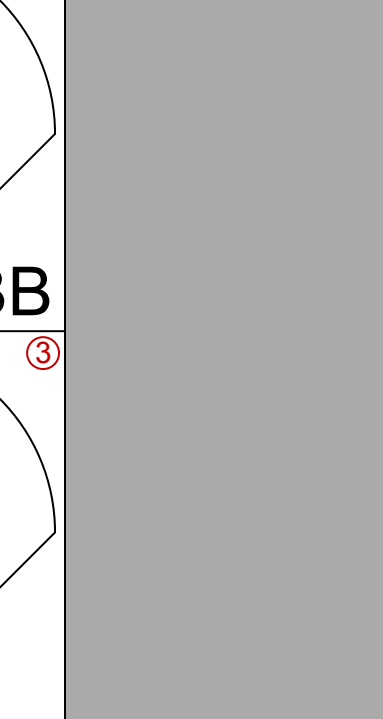
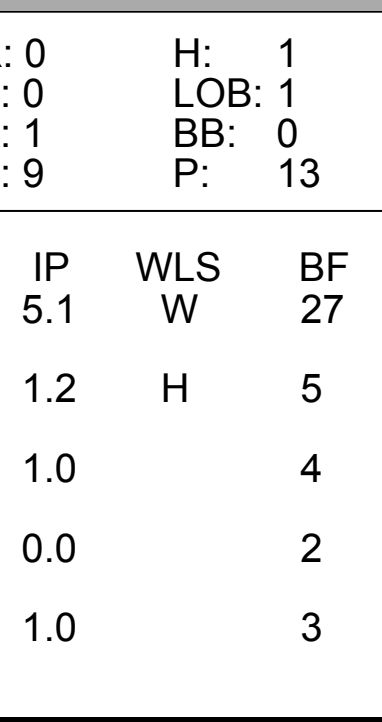
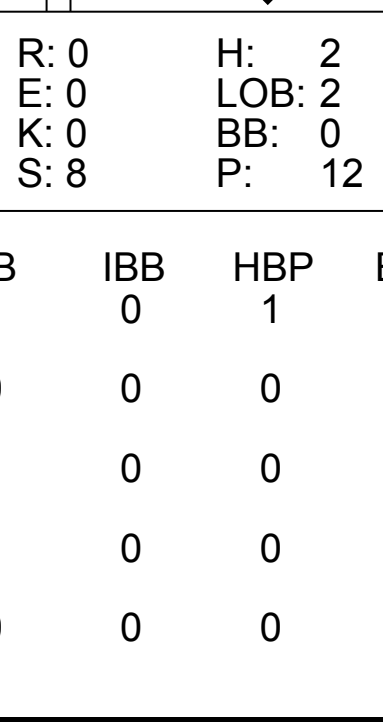
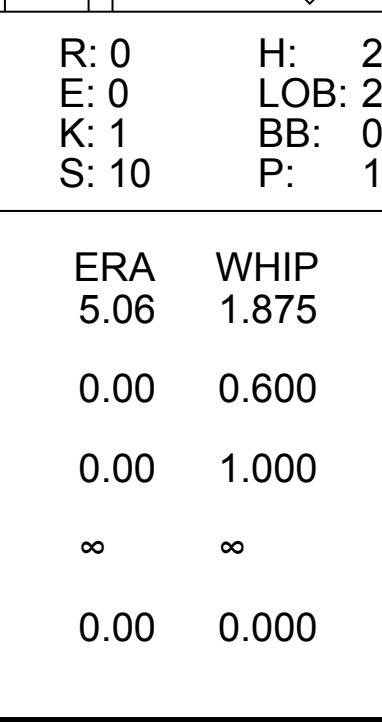
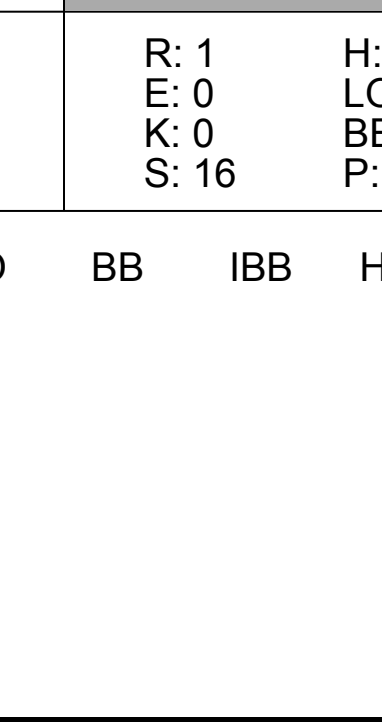
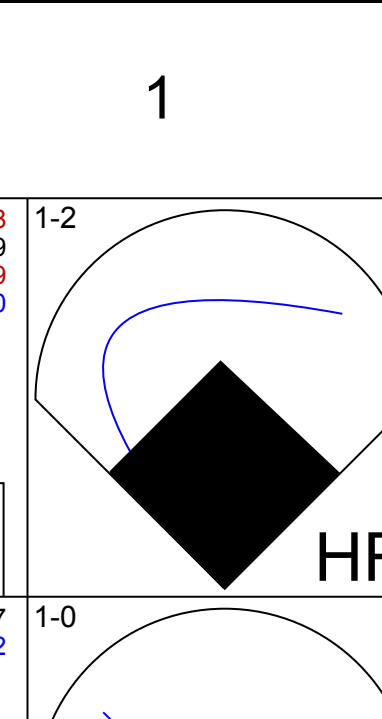

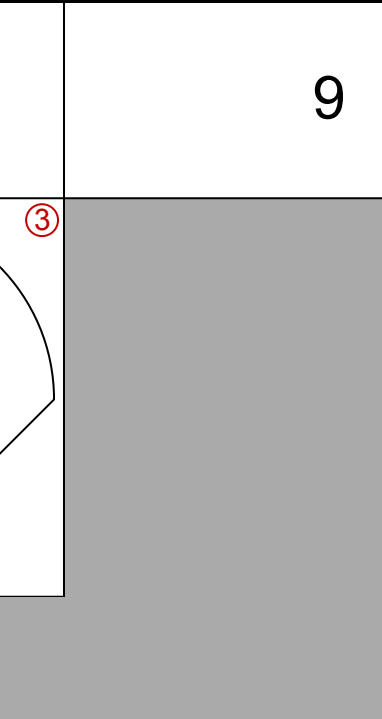
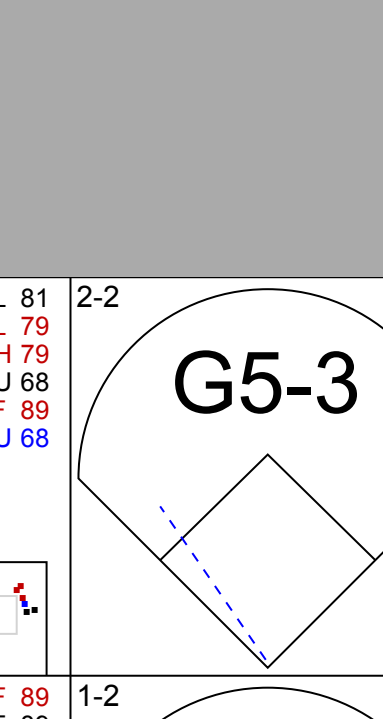
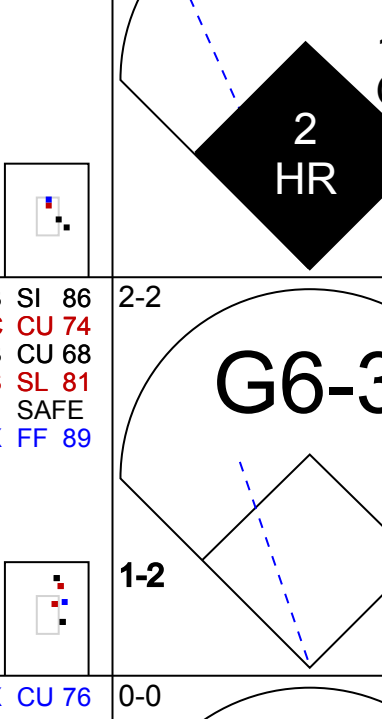

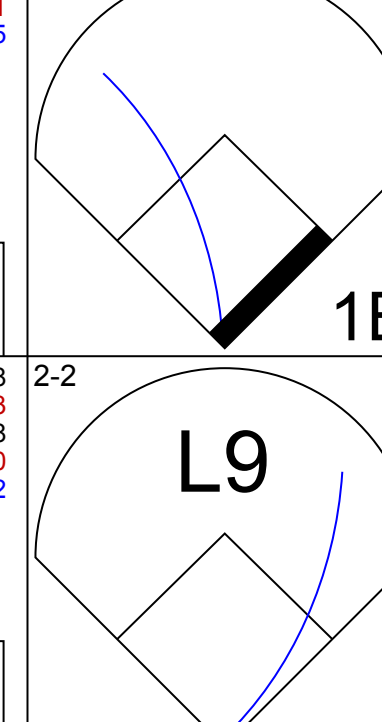
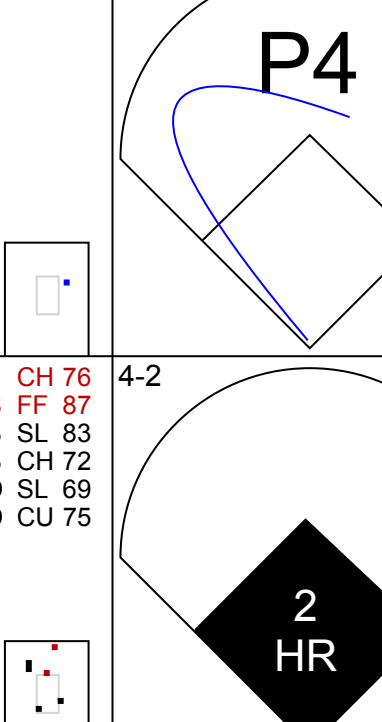

livebaseballscorecards.com

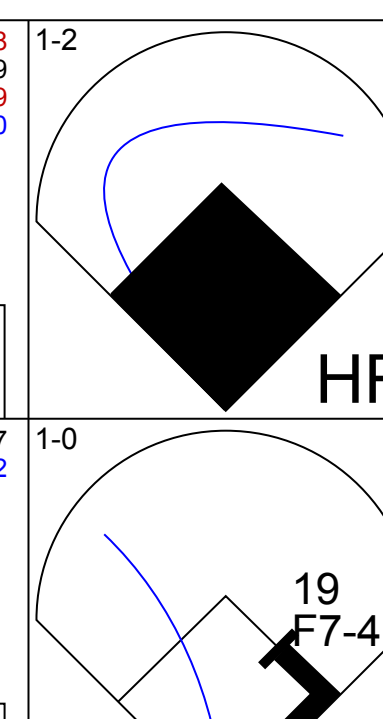
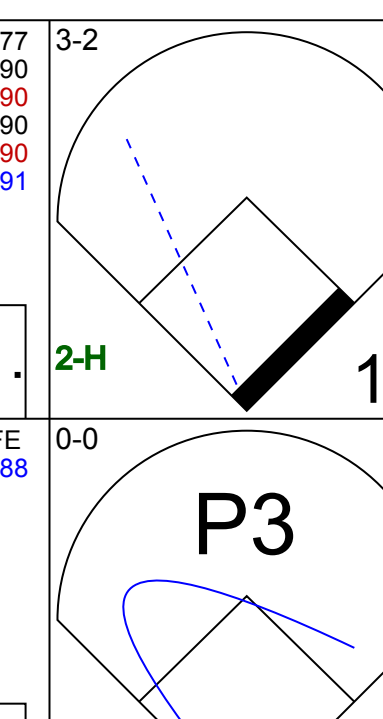
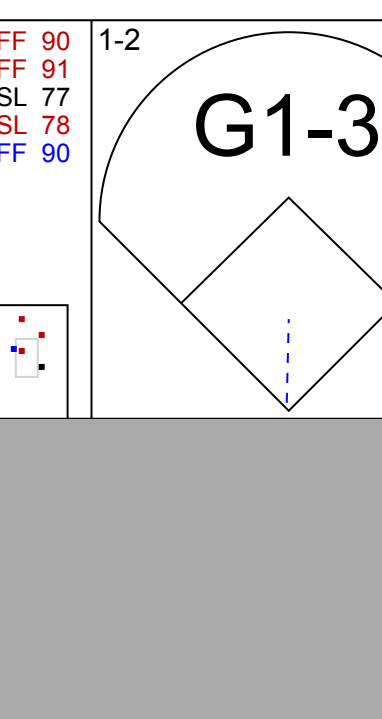
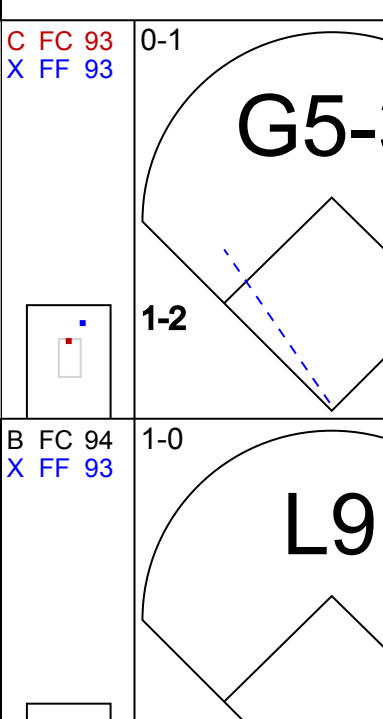

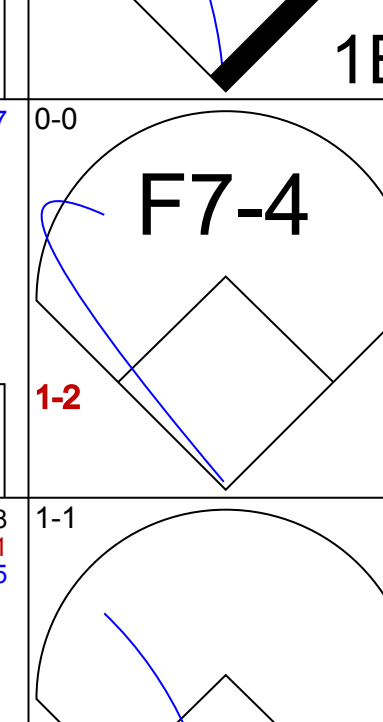



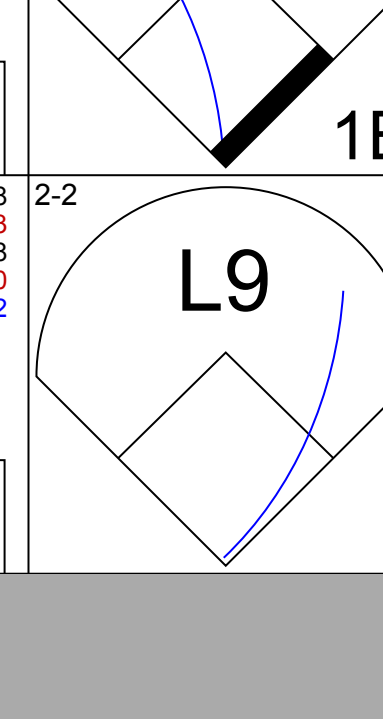




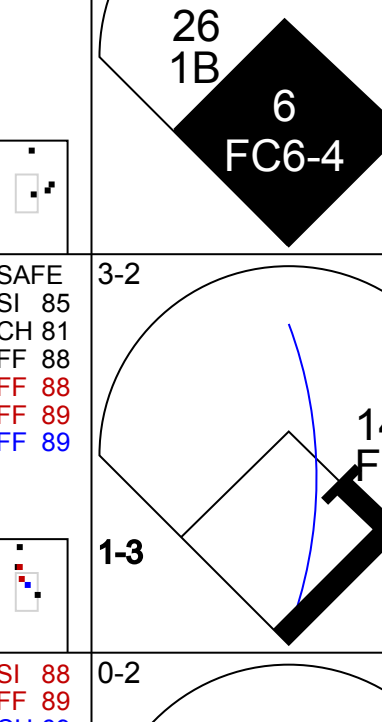



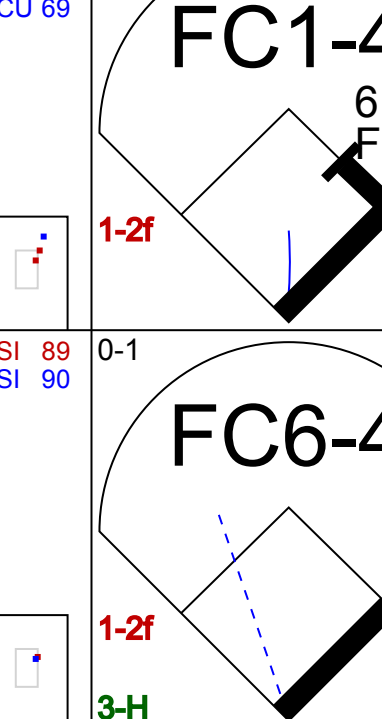
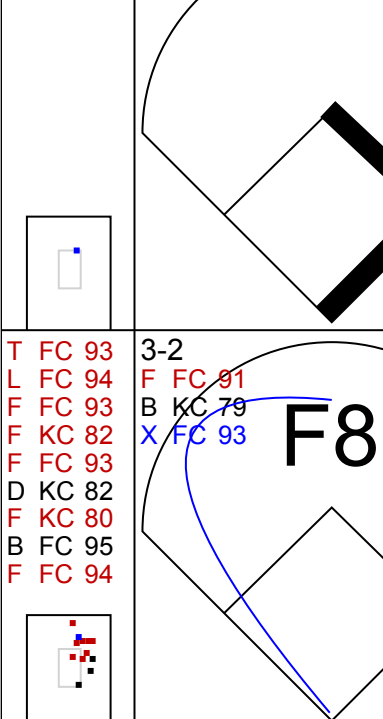
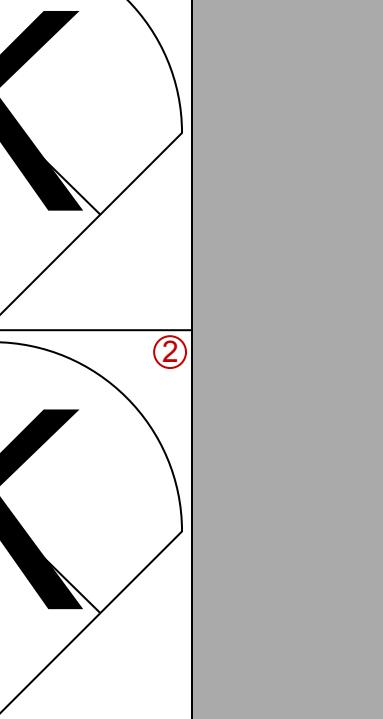
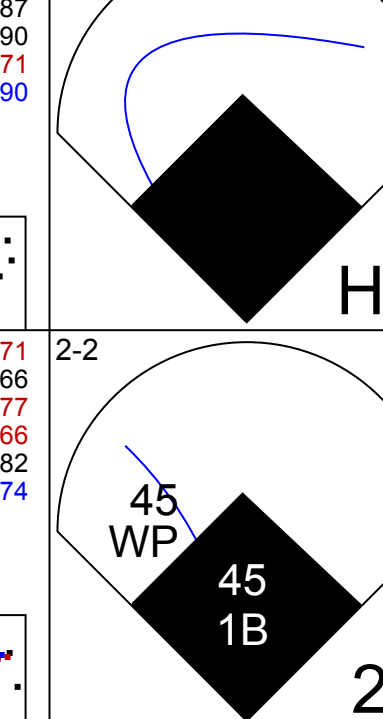
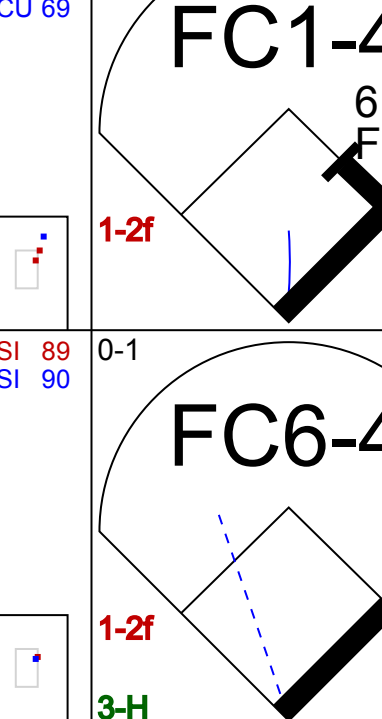
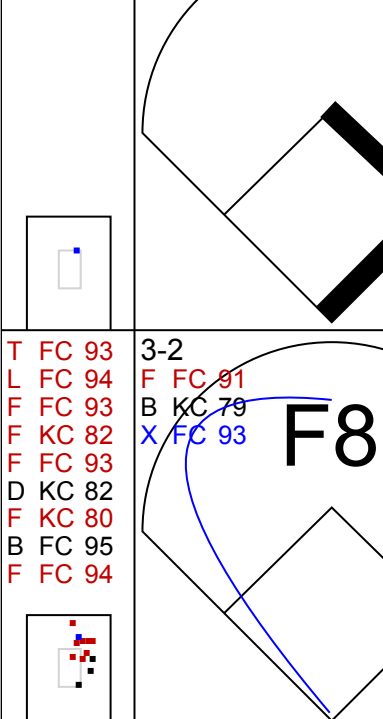
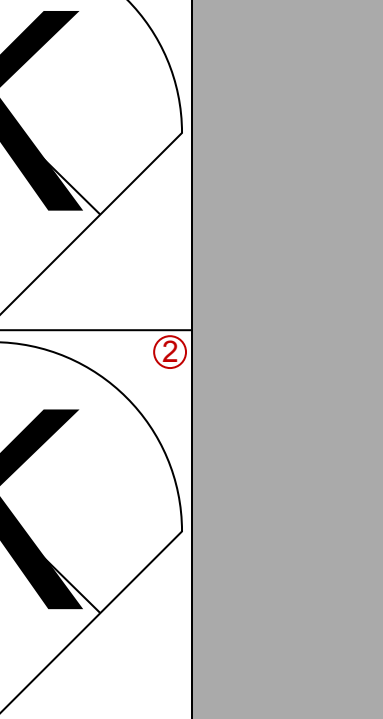
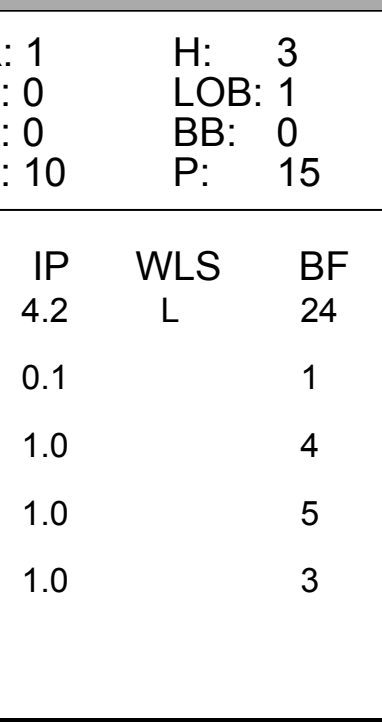
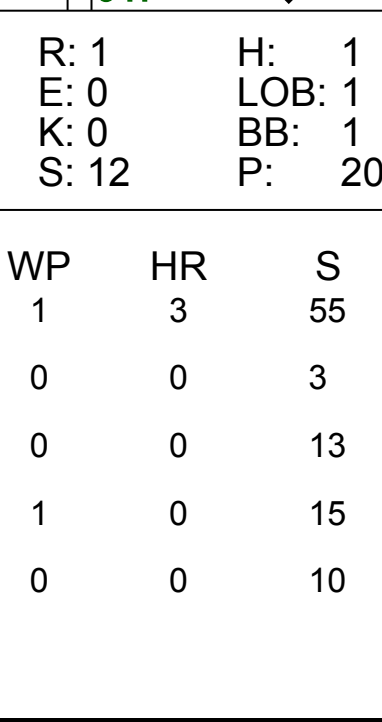
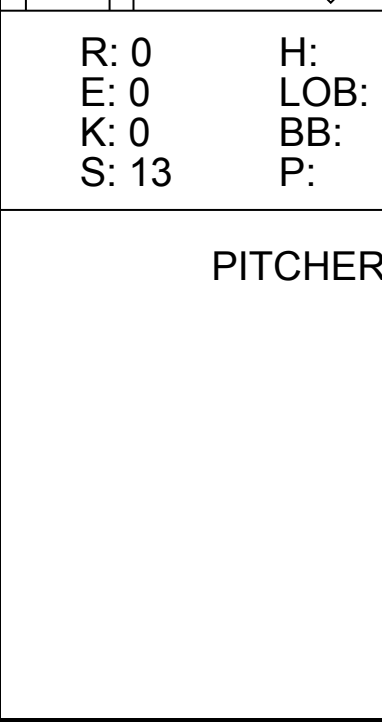
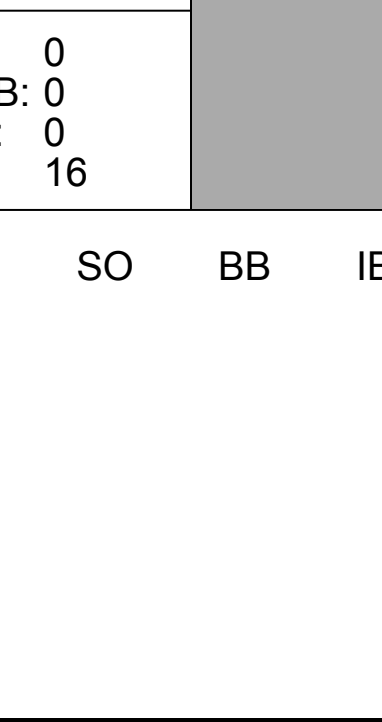
AB 35
 R 4
 H 9
 RBI 4
 BB 4
 SO 8
 LOB 12



WP: 0 PA: 40
 PB: 0
 SB: 1
 CS: 1

Batter	1	2	3	4	5	6	7	8	9	AB R H RBI BB SO LOB	TOP								
2 Derek Jeter, R OBP: 0.337, SLG: 0.368										4 3 2 1 1 1 3	New York Yankees @ Toronto Blue Jays Rogers Centre, Toronto, ON Tue Sep 28 2010, 7:10 PM - 10:04 PM EDT Att. 18,193 - Roof Closed - 68 F								
33 Nick Swisher, S OBP: 0.365, SLG: 0.414										3 0 1 0 0 1 2 1 1 0 1 0 0 2									
27 Greg Golson, R OBP: 0.263, SLG: 0.368										2 0 1 1 2 1 0									
25 Mark Teixeira, S OBP: 0.368, SLG: 0.488										3 0 1 2 1 1 3									
13 Alex Rodriguez, R OBP: 0.343, SLG: 0.511										3 0 0 1 0 0 2									
24 Robinson Cano, L OBP: 0.376, SLG: 0.528										3 0 0 1 0 0 2									
20 Jorge Posada, S OBP: 0.361, SLG: 0.464										4 0 1 0 0 2 2									
17 Lance Berkman, S OBP: 0.355, SLG: 0.502										3 0 0 0 0 0 1 1 0 1 0 0 0 0 0 1 0 0 0 0 0									
38 Marcus Thames, R OBP: 0.327, SLG: 0.383										3 0 0 0 1 1 0									
12 Eduardo Núñez, R OBP: 0.327, SLG: 0.383										4 1 2 0 0 1 1									
14 Curtis Granderson, L OBP: 0.325, SLG: 0.470										1B: 8 SF: 3 2B: 0 SAC: 1 3B: 1 DP: 3 HR: 0 HBP: 0									
11 Brett Gardner, L OBP: 0.383, SLG: 0.381										WP: 2 PA: 40 PB: 0 SB: 0 CS: 0									
Inning Stats	R: 1 E: 0 K: 1 S: 9	H: 2 LOB: 1 BB: 0 P: 14	R: 0 E: 1 K: 2 S: 13	H: 0 LOB: 1 BB: 0 P: 22	R: 1 E: 0 K: 0 S: 7	H: 0 LOB: 0 BB: 1 P: 15	R: 0 E: 0 K: 0 S: 6	H: 1 LOB: 0 BB: 0 P: 9	R: 1 E: 0 K: 0 S: 9	H: 1 LOB: 0 BB: 0 P: 17	R: 0 E: 0 K: 1 S: 7	H: 1 LOB: 0 BB: 0 P: 11	R: 0 E: 0 K: 1 S: 6	H: 0 LOB: 0 BB: 0 P: 7	R: 2 E: 0 K: 1 S: 14	H: 2 LOB: 2 BB: 2 P: 25	R: 1 E: 0 K: 2 S: 22	H: 2 LOB: 3 BB: 2 P: 37	1B: 8 SF: 3 2B: 0 SAC: 1 3B: 1 DP: 3 HR: 0 HBP: 0
PITCHER	IP WLS BF H R ER SO BB IBB HBP BLK WP HR S P ERA WHIP											PITCHER	IP WLS BF H R ER SO BB IBB HBP BLK WP HR S P ERA WHIP						
4 Kyle Drabek, R ERA: 4.78	6.0 L 23 5 3 3 4 1 0 0 0 0 2 0 51 88 4.50 1.000																		
59 Brad Mills, L ERA: 5.64	7.1 1.1 7 2 2 2 1 1 0 0 0 0 0 13 20 13.50 2.250																		
17 Josh Roenicke, R ERA: 5.68	8.1 0.0 1 0 0 0 1 0 0 0 0 0 0 2 6 ∞ ∞																		
25 David Purcey, L ERA: 3.82	8.1 0.2 5 2 1 1 1 1 0 0 0 0 0 14 22 13.50 4.500																		
44 Casey Janssen, R ERA: 3.74	9.1 1.0 4 0 0 0 2 1 0 0 0 0 0 0 13 21 0.00 1.000																		
45 Travis Snider, L OBP: 0.304, SLG: 0.450										4 1 2 1 0 1 0	New York Yankees @ Toronto Blue Jays Rogers Centre, Toronto, ON Tue Sep 28 2010, 7:10 PM - 10:04 PM EDT Att. 18,193 - Roof Closed - 68 F								
5 Yunel Escobar, R OBP: 0.339, SLG: 0.322										3 0 0 0 1 0 0									
19 José Bautista, R OBP: 0.381, SLG: 0.619										3 0 0 0 1 2 2									
10 Vernon Wells, R OBP: 0.331, SLG: 0.518										4 0 1 0 0 0 3									
35 Lyle Overbay, L OBP: 0.331, SLG: 0.437										4 0 0 0 0 3 3									
2 Aaron Hill, R OBP: 0.270, SLG: 0.394										3 0 0 0 0 1 1									
14 John Buck, R OBP: 0.305, SLG: 0.478										3 0 0 0 0 0 0									
12 Edwin Encarnación, R OBP: 0.291, SLG: 0.431										3 0 0 0 0 0 0									
9 J.P. Arencibia, R OBP: 0.176, SLG: 0.364										3 0 0 0 0 1 0									
Inning Stats	R: 0 E: 0 K: 0 S: 5	H: 0 LOB: 1 BB: 1 P: 9	R: 0 E: 0 K: 1 S: 7	H: 0 LOB: 0 BB: 0 P: 14	R: 1 E: 0 K: 1 S: 6	H: 1 LOB: 0 BB: 0 P: 11	R: 0 E: 0 K: 2 S: 9	H: 0 LOB: 0 BB: 0 P: 10	R: 0 E: 0 K: 1 S: 5	H: 0 LOB: 0 BB: 0 P: 9		R: 0 E: 0 K: 1 S: 10	H: 0 LOB: 0 BB: 0 P: 16	R: 0 E: 0 K: 2 S: 8	H: 1 LOB: 1 BB: 0 P: 12	R: 0 E: 0 K: 0 S: 10	H: 0 LOB: 0 BB: 0 P: 15	R: 0 E: 0 K: 0 S: 11	H: 1 LOB: 2 BB: 1 P: 21
PITCHER	IP WLS BF H R ER SO BB IBB HBP BLK WP HR S P ERA WHIP											PITCHER	IP WLS BF H R ER SO BB IBB HBP BLK WP HR S P ERA WHIP						
52 CC Sabathia, L ERA: 3.18	8.1 W 30 3 1 1 1 0 2 0 0 0 0 0 0 67 111 1.08 0.600																		
42 Mariano Rivera, R ERA: 1.53	9.1 0.2 2 0 0 0 0 0 0 0 0 0 0 4 6 0.00 0.000																		
AB R H RBI BB SO LOB	30 1 3 1 2 8 16											AB R H RBI BB SO LOB	30 1 3 1 2 8 16						
WP: 0 PA: 32											WP: 0 PA: 32								


Batter	1	2	3	4	5	6	7	8	9	AB	R	H	RBI	BB	SO	LOB	TOP					
2 Derek Jeter, R OBP: 0.338, SLG: 0.369										4	1	2	0	1	1	1	New York Yankees @ Toronto Blue Jays Rogers Centre, Toronto, ON Wed Sep 29 2010, 7:43 PM - 10:46 PM EDT Att: 33,143 - Partly Cloudy - 63 F					
33 Nick Swisher, S OBP: 0.360, SLG: 0.508										5	0	2	0	0	1	5						
25 Mark Teixeira, S OBP: 0.367, SLG: 0.487										5	0	1	0	0	0	6						
13 Alex Rodriguez, R OBP: 0.342, SLG: 0.514										5	1	1	2	0	0	2						
24 Robinson Cano, L OBP: 0.374, SLG: 0.524										4	1	0	0	0	0	1						
38 Marcus Thames, R OBP: 0.353, SLG: 0.498										4	0	1	0	0	0	1						
26 Austin Kearns, R OBP: 0.354, SLG: 0.398										3	1	0	0	1	0	1						
17 Francisco Cervelli, R OBP: 0.355, SLG: 0.327										3	0	3	1	1	0	0						
27 Greg Golson, R OBP: 0.261, SLG: 0.348										4	0	1	1	0	0	3						
Inning Stats	R: 0 E: 0 K: 1 S: 9	H: 1 LOB: 1 BB: 0 P: 13	R: 0 E: 0 K: 0 S: 11	H: 0 LOB: 0 BB: 0 P: 16	R: 0 E: 0 K: 0 S: 8	H: 2 LOB: 2 BB: 0 P: 12	R: 0 E: 0 K: 0 S: 15	H: 1 LOB: 1 BB: 0 P: 20	R: 0 E: 0 K: 1 S: 10	H: 2 LOB: 2 BB: 0 P: 15	R: 3 E: 0 K: 0 S: 15	H: 4 LOB: 2 BB: 1 P: 25	R: 0 E: 0 K: 0 S: 4	H: 0 LOB: 0 BB: 0 P: 4	R: 0 E: 0 K: 0 S: 9	H: 0 LOB: 1 BB: 1 P: 14	R: 1 E: 0 K: 0 S: 16	H: 1 LOB: 1 BB: 1 P: 25	1B: 9 2B: 1 3B: 0 HR: 1	SF: 0 SAC: 0 DP: 1 HBP: 1	WP: 0 PB: 0 SB: 0 CS: 0	PA: 41
PITCHER	IP WLS BF H R ER SO BB IBB HBP BLK WP HR S P ERA WHIP																					
27 Brett Cecil, L ERA: 4.22	5.1 W 27 9 3 3 2 1 0 1 0 0 0 1 62 13 5.06 1.875																					
54 Jason Frasor, R ERA: 3.57	1.2 H 5 1 0 0 0 0 0 0 0 0 0 0 9 14 0.00 0.600																					
57 Shawn Camp, R ERA: 3.03	1.0 4 0 0 0 0 1 0 0 0 0 0 0 9 14 0.00 1.000																					
43 Jesse Carlson, L ERA: 4.97	0.0 2 1 1 1 0 1 0 0 0 0 0 0 10 15 ∞ ∞																					
63 Kevin Gregg, R ERA: 3.29	1.0 3 0 0 0 0 0 0 0 0 0 0 0 6 10 0.00 0.000																					

Batter	1	2	3	4	5	6	7	8	9	AB	R	H	RBI	BB	SO	LOB	BOTTOM					
45 Travis Snider, L OBP: 0.305, SLG: 0.460										5	1	2	2	0	1	2	New York Yankees @ Toronto Blue Jays Rogers Centre, Toronto, ON Wed Sep 29 2010, 7:43 PM - 10:46 PM EDT Att: 33,143 - Partly Cloudy - 63 F					
5 Yunel Escobar, R OBP: 0.340, SLG: 0.324										4	1	2	0	0	0	2						
19 José Bautista, R OBP: 0.379, SLG: 0.614										4	0	0	0	0	0	2						
10 Vernon Wells, R OBP: 0.332, SLG: 0.518										4	1	2	0	0	0	1						
35 Lyle Overbay, L OBP: 0.330, SLG: 0.435										3	1	0	0	1	1	3						
2 Aaron Hill, R OBP: 0.274, SLG: 0.401										3	2	2	4	1	0	0						
26 Adam Lind, L OBP: 0.287, SLG: 0.420										4	0	1	0	0	1	1						
14 John Buck, R OBP: 0.307, SLG: 0.486										4	1	2	1	0	1	2						
6 John McDonald, R OBP: 0.274, SLG: 0.459										4	1	1	1	0	1	2						
Inning Stats	R: 1 E: 0 K: 0 S: 10	H: 3 LOB: 1 BB: 0 P: 15	R: 2 E: 0 K: 0 S: 16	H: 3 LOB: 1 BB: 0 P: 24	R: 0 E: 0 K: 0 S: 8	H: 1 LOB: 0 BB: 0 P: 11	R: 1 E: 0 K: 0 S: 12	H: 1 LOB: 1 BB: 1 P: 20	R: 3 E: 0 K: 0 S: 12	H: 2 LOB: 0 BB: 1 P: 24	R: 0 E: 0 K: 0 S: 13	H: 1 LOB: 0 BB: 0 P: 17	R: 1 E: 1 K: 2 S: 15	H: 1 LOB: 1 BB: 0 P: 24	R: 0 E: 0 K: 3 S: 10	H: 0 LOB: 0 BB: 0 P: 16	R: 1 E: 0 K: 3 S: 16	H: 0 LOB: 0 BB: 0 P: 25	1B: 8 2B: 2 3B: 0 HR: 3	SF: 0 SAC: 0 DP: 2 HBP: 0	WP: 2 PB: 0 SB: 1 CS: 0	PA: 37
PITCHER	IP WLS BF H R ER SO BB IBB HBP BLK WP HR S P ERA WHIP																					
31 Javier Vazquez, R ERA: 5.32	4.2 L 24 10 7 7 0 2 0 0 0 0 0 0 3 55 89 13.50 2.571																					
61 Royce Ring, L ERA: 4.5	0.1 1 0 0 0 0 0 0 0 0 0 0 0 3 5 0.00 0.000																					
30 David Robertson, R ERA: 3.62	1.0 4 1 0 0 0 0 0 0 0 0 0 0 13 17 0.00 1.000																					
62 Joba Chamberlain, R ERA: 4.39	1.0 5 1 1 1 0 2 0 0 0 0 0 1 0 15 24 0.00 1.000																					
45 Sergio Mitre, R ERA: 3.44	1.0 3 0 0 0 0 3 0 0 0 0 0 0 0 10 16 0.00 0.000																					

AB	37
R	4
H	11
RBI	4
BB	3
SO	2
LOB	20




AB	35
R	8
H	12
RBI	8
BB	2
SO	5
LOB	15



Batter	1	2	3	4	5	6	7	8	9	10	AB	R	H	RBI	BB	SO	LOB	TOP				
2 Derek Jeter, R OBP: 0.340, SLG: 0.369	G4-3		14 3B BB	G5-3		E5		K		E4	5	1	2	0	1	1	2					
14 Curtis Granderson, L OBP: 0.327, SLG: 0.473	K		13 G6-3 3B		25 2B BB	P5				K	4	2	1	1	2	2	3					
25 Mark Teixeira, S OBP: 0.368, SLG: 0.488			G5-3		24 2B	K				K	5	1	2	1	1	2	4					
13 Alex Rodriguez, R OBP: 0.341, SLG: 0.511			G6-3		G6-3					K	5	0	1	1	0	1	4					
24 Robinson Cano, L OBP: 0.376, SLG: 0.533	G3-1		HR		2B					K	5	1	3	2	0	1	2					
33 Nick Swisher, S OBP: 0.359, SLG: 0.507			K		K					G4-3	5	0	1	0	0	2	2					
27 Greg Golson, R OBP: 0.261, SLG: 0.348			2B		K					G4-3	0	0	0	0	0	0	0					
20 Jorge Posada, S OBP: 0.359, SLG: 0.459			K		K					K	4	0	0	0	1	3	3					
11 Brett Gardner, L OBP: 0.383, SLG: 0.379		L9			P4					SH3-4	3	1	0	0	2	1	2					
19 Ramiro Pena, S OBP: 0.263, SLG: 0.252		F8			K					SH3-4	4	0	1	0	0	1	3					
Inning Stats	R: 0 E: 0 K: 1 S: 14	H: 2 LOB: 2 BB: 0 P: 16	R: 0 E: 0 K: 1 S: 12	H: 1 LOB: 1 BB: 0 P: 18	R: 3 E: 0 K: 1 S: 14	H: 2 LOB: 0 BB: 1 P: 23	R: 0 E: 0 K: 2 S: 10	H: 0 LOB: 1 BB: 1 P: 16	R: 2 E: 0 K: 2 S: 14	H: 2 LOB: 1 BB: 1 P: 21	R: 0 E: 1 K: 2 S: 16	H: 2 LOB: 2 BB: 0 P: 26	R: 0 E: 0 K: 1 S: 9	H: 1 LOB: 1 BB: 0 P: 12	R: 0 E: 0 K: 2 S: 9	H: 0 LOB: 0 BB: 0 P: 13	R: 1 E: 1 K: 2 S: 18	H: 1 LOB: 1 BB: 1 P: 24	1B: 5 2B: 4 3B: 1 HR: 1	SF: 0 DP: 0 HBP: 0	WP: 0 PB: 0 SB: 4 CS: 0	PA: 48
PITCHER	IP WLS BF H R ER SO BB IBB HBP BLK WP HR S P ERA WHIP	49 Tim Wakefield, R ERA: 5.34	53 Rich Hill, L ERA: 4.7	64 Michael Bowden, R ERA: 4.15	62 Dustin Richardson, L ERA: 4.15	68 Robert Coello, R ERA: 4.76	PITCHER	IP WLS BF H R ER SO BB IBB HBP BLK WP HR S P ERA WHIP	51 Daniel Bard, R ERA: 1.94	58 Jonathan Papelbon, R ERA: 3.95												

New York Yankees @ Boston Red Sox
Fenway Park, Boston, MA
Sat Oct 02 2010, 4:17 PM - 8:33 PM EDT
Att. 37,467 - Sunny - 66 F

AB 40
R 6
H 11
RBI 5
BB 7
SO 14
LOB 25



Batter	1	2	3	4	5	6	7	8	9	10	AB	R	H	RBI	BB	SO	LOB	BOTTOM						
54 Darnell McDonald, R OBP: 0.336, SLG: 0.429	K									G4-3	5	0	1	0	0	4	5							
55 Ryan Kalish, L OBP: 0.262, SLG: 0.404				12 1B							1	0	0	0	0	0	0							
12 Jed Lowrie, S OBP: 0.372, SLG: 0.491	G5-3										4	0	2	0	1	1	2							
3 Eric Patterson, L OBP: 0.276, SLG: 0.421											1	1	0	0	0	1	0							
41 Victor Martinez, S OBP: 0.351, SLG: 0.493											4	1	1	0	1	2	3							
68 Josh Reddick, L OBP: 0.228, SLG: 0.357											0	0	0	0	0	0	0							
36 Kevin Cash, R OBP: 0.246, SLG: 0.243											0	0	0	0	0	0	0							
34 David Ortiz, L OBP: 0.365, SLG: 0.526											3	1	0	0	2	1	3							
25 Mike Lowell, R OBP: 0.307, SLG: 0.367											2	1	2	2	1	0	0							
78 Lars Anderson, L OBP: 0.324, SLG: 0.226											1	1	0	0	1	1	2							
22 Bill Hall, R OBP: 0.315, SLG: 0.456											4	0	2	0	1	1	1							
60 Daniel Nava, S OBP: 0.341, SLG: 0.355											5	0	1	1	0	3	3							
72 Yamaico Navarro, R OBP: 0.186, SLG: 0.150											5	0	1	0	0	3	5							
32 Felipe Lopez, S OBP: 0.307, SLG: 0.334											4	0	1	0	1	1	1							
Inning Stats	R: 2 E: 0 K: 1 S: 11	H: 2 LOB: 1 BB: 1 P: 23	R: 0 E: 0 K: 3 S: 15	H: 2 LOB: 2 BB: 0 P: 21	R: 1 E: 0 K: 2 S: 11	H: 2 LOB: 2 BB: 1 P: 21	R: 0 E: 0 K: 2 S: 13	H: 2 LOB: 2 BB: 0 P: 20	R: 0 E: 0 K: 3 S: 13	H: 1 LOB: 3 BB: 2 P: 27	R: 0 E: 0 K: 0 S: 4	H: 1 LOB: 1 BB: 0 P: 7	R: 1 E: 0 K: 2 S: 11	H: 1 LOB: 1 BB: 1 P: 18	R: 1 E: 0 K: 2 S: 10	H: 0 LOB: 2 BB: 3 P: 26	R: 0 E: 0 K: 2 S: 9	H: 0 LOB: 0 BB: 0 P: 14	R: 0 E: 0 K: 1 S: 9	H: 0 LOB: 0 BB: 0 P: 15	1B: 9 2B: 2 3B: 0 HR: 0	SF: 0 DP: 0 HBP: 0	WP: 3 PB: 0 SB: 1 CS: 0	PA: 47
PITCHER	IP WLS BF H R ER SO BB IBB HBP BLK WP HR S P ERA WHIP	46 Andy Pettitte, L ERA: 3.28	30 David Robertson, R ERA: 3.54	48 Boone Logan, L ERA: 2.97	62 Joba Chamberlain, R ERA: 4.33	39 Kerry Wood, R ERA: 3.15	PITCHER	IP WLS BF H R ER SO BB IBB HBP BLK WP HR S P ERA WHIP	65 Phil Hughes, R ERA: 4.19	42 Mariano Rivera, R ERA: 1.8														

New York Yankees @ Boston Red Sox
Fenway Park, Boston, MA
Sat Oct 02 2010, 4:17 PM - 8:33 PM EDT
Att. 37,467 - Sunny - 66 F

AB 39
R 5
H 11
RBI 3
BB 8
SO 18
LOB 25



Batter	1	2	3	4	5	6	7	8	9	10	AB	R	H	RBI	BB	SO	LOB	TOP						
11 Brett Gardner, L (1.7) OBP: 0.383, SLG: 0.377											5	1	1	1	1	2	4							
14 Curtis Granderson, L (1.8) OBP: 0.325, SLG: 0.469											4	0	0	1	1	2	3							
25 Mark Teixeira, S (1.10) OBP: 0.366, SLG: 0.484											5	0	0	0	0	3	3							
13 Alex Rodriguez, R (1.5) OBP: 0.341, SLG: 0.508											5	1	1	0	1	0	4							
24 Robinson Cano, L (1.4) OBP: 0.332, SLG: 0.535											3	1	3	0	2	0	0							
17 Lance Berkman, S (1.3) OBP: 0.368, SLG: 0.413																								
38 Marcus Thames, R (8, PH) OBP: 0.352, SLG: 0.495																								
27 Greg Colson, R (8, 9) OBP: 0.261, SLG: 0.348																								
20 Jorge Posada, S (10, PH) OBP: 0.358, SLG: 0.458																								
22 Colin Curtis, L (10, 9) OBP: 0.229, SLG: 0.288																								
26 Austin Kearns, R (1.9) OBP: 0.351, SLG: 0.395																								
53 Juan Miranda, L (8, 3) OBP: 0.296, SLG: 0.422																								
17 Francisco Cervelli, R (1.2) OBP: 0.359, SLG: 0.335											3	1	2	2	1	0	1							
12 Eduardo Núñez, R (1.6) OBP: 0.321, SLG: 0.380											3	1	0	0	1	0	3							
33 Nick Swisher, S (9, PH) OBP: 0.358, SLG: 0.506											1	0	0	0	0	1								
19 Ramiro Peña, S (9, 6) OBP: 0.263, SLG: 0.252											0	0	0	0	0	0								
Inning Stats	R: 1 E: 0 K: 1 S: 16	H: 1 LOB: 0 BB: 1 P: 30	R: 2 E: 1 K: 1 S: 10	H: 0 LOB: 0 BB: 1 P: 19	R: 1 E: 0 K: 1 S: 10	H: 1 LOB: 2 BB: 2 P: 21	R: 0 E: 0 K: 2 S: 8	H: 0 LOB: 1 BB: 1 P: 13	R: 0 E: 0 K: 1 S: 10	H: 0 LOB: 1 BB: 0 P: 16	R: 2 E: 0 K: 1 S: 15	H: 2 LOB: 2 BB: 2 P: 29	R: 0 E: 0 K: 1 S: 9	H: 1 LOB: 2 BB: 1 P: 17	R: 0 E: 0 K: 1 S: 7	H: 1 LOB: 1 BB: 0 P: 11	R: 0 E: 0 K: 1 S: 15	H: 0 LOB: 2 BB: 2 P: 28	1B: 6 2B: 1 3B: 0 HR: 0	SF: 2 SAC: 0 DP: 0 HBP: 2	WP: 2 PB: 0 SB: 4 CS: 0	PA: 51		
PITCHER	IP WLS BF H R ER SO ERA WHIP	18 Daisuke Matsuzaka, R ERA: 4.69	48 Scott Atchison, R ERA: 4.5	37 Hideki Okajima, L ERA: 4.5	59 Robert Manuel, R ERA: 4.26																			

New York Yankees @ Boston Red Sox
 Fenway Park, Boston, MA
 Sat Oct 02 2010, 9:23 PM - 1:22 AM EDT
 Att: 37,589 - Clear - 56 F

livebaseballscores.com

AB 37
 R 6
 H 7
 RBI 5
 BB 10
 SO 10
 LOB 33

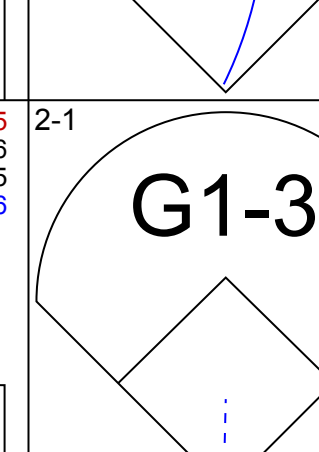
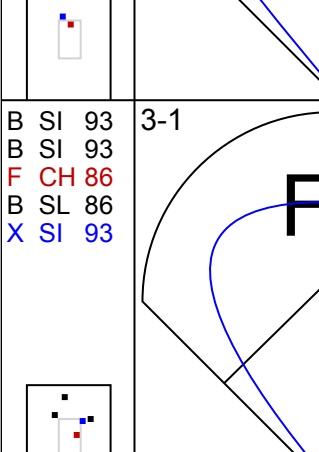

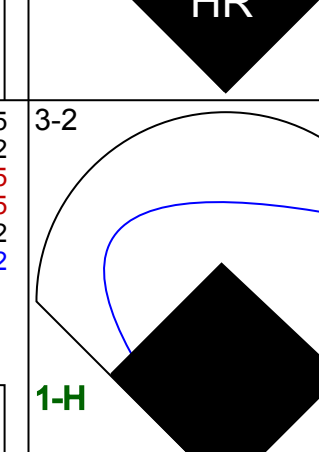
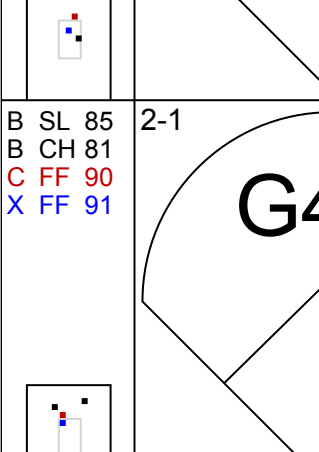

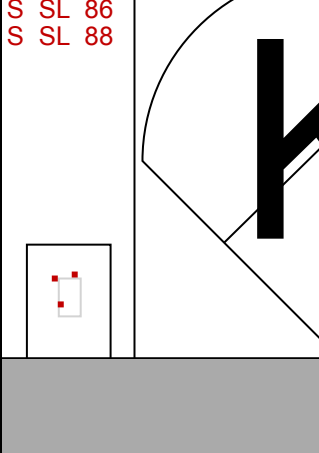
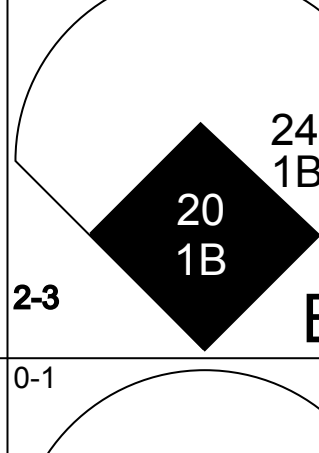
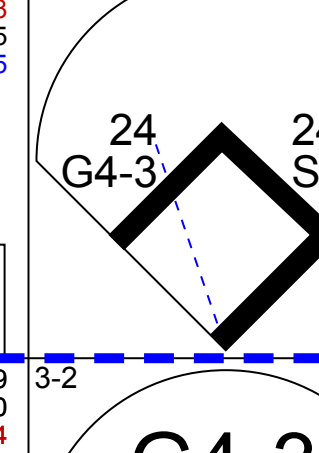



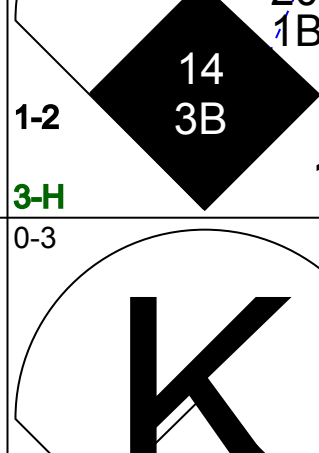
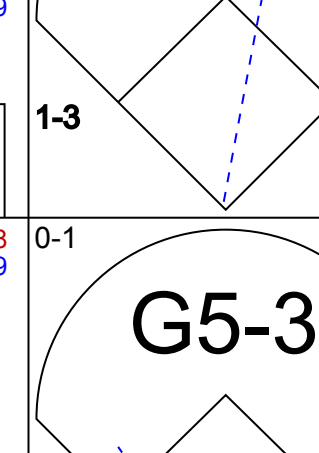

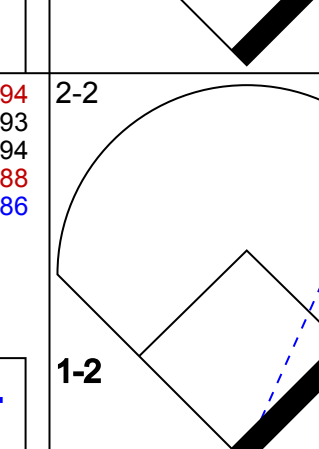

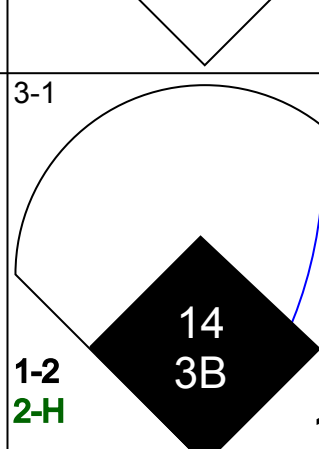

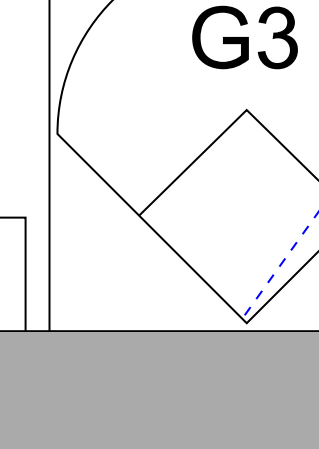

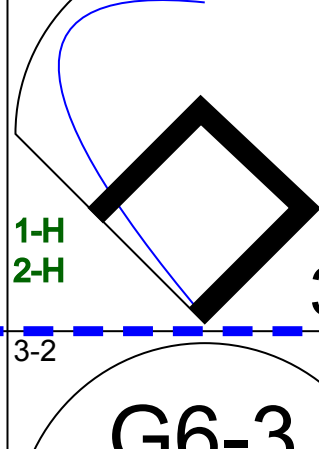

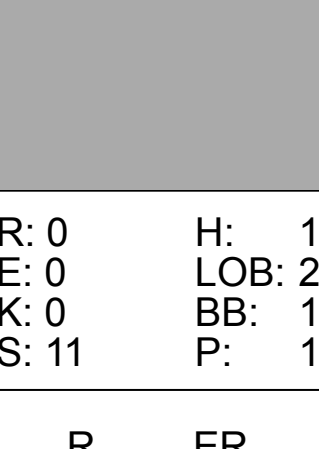

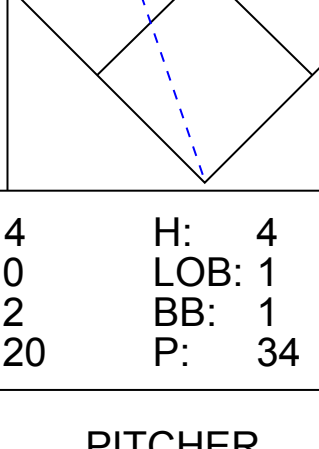
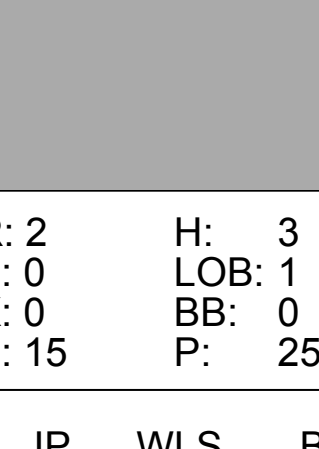


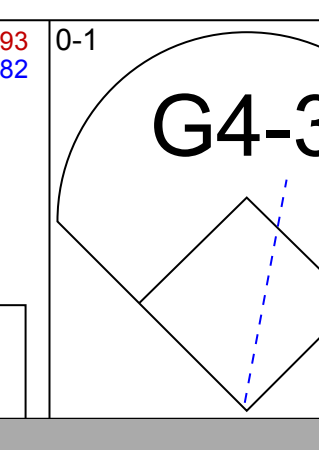
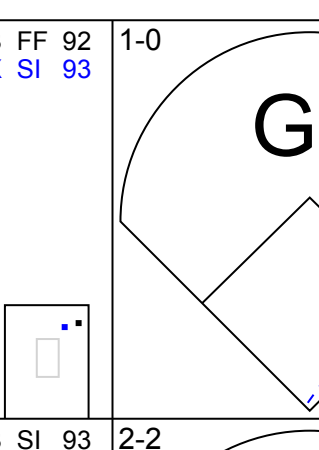
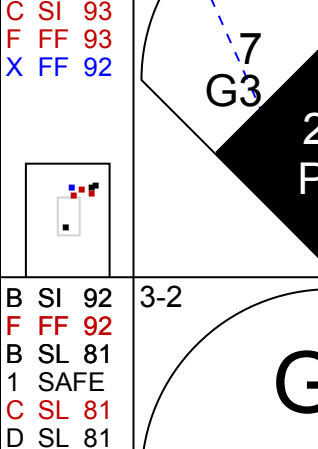
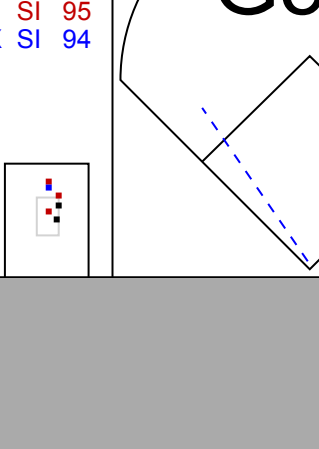
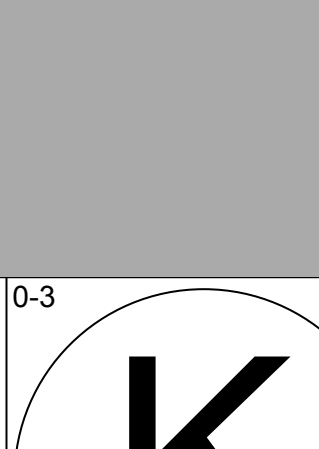

WP: 2 PA: 51

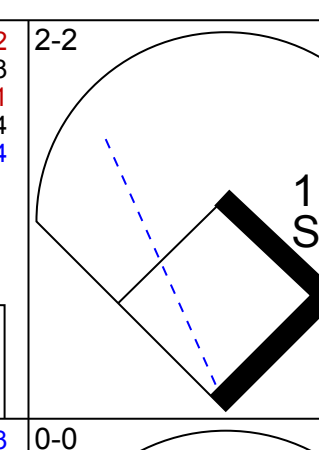
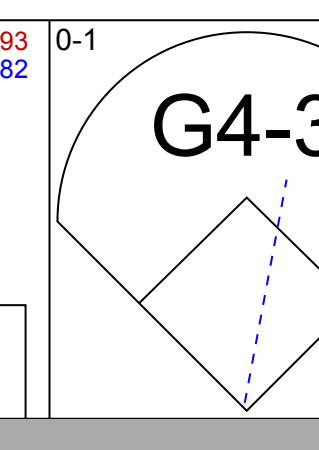
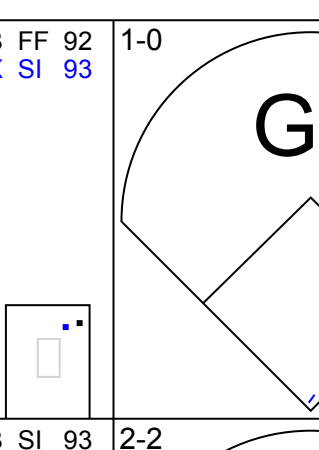
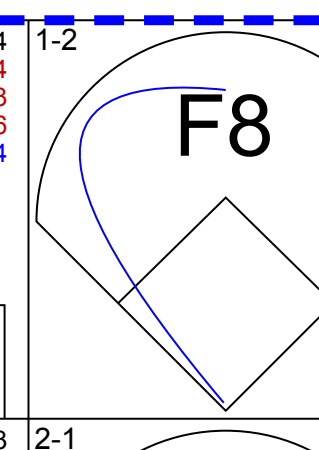
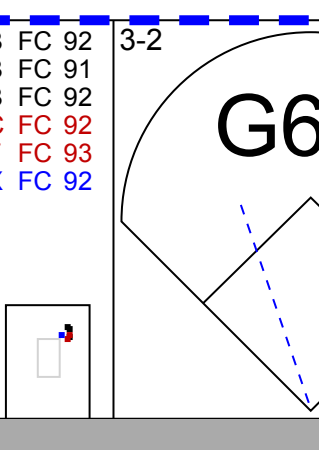
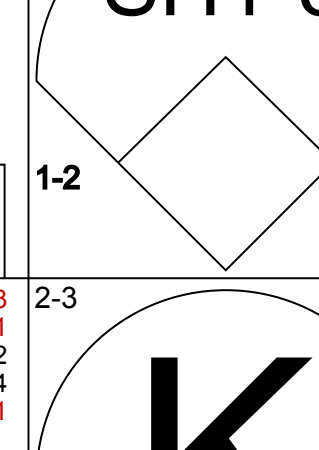
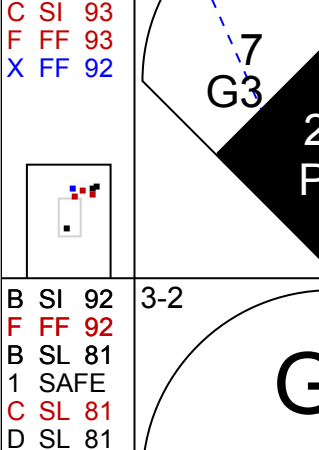
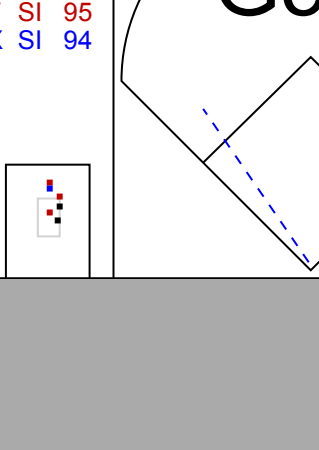
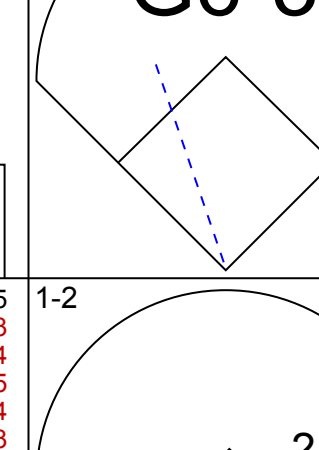
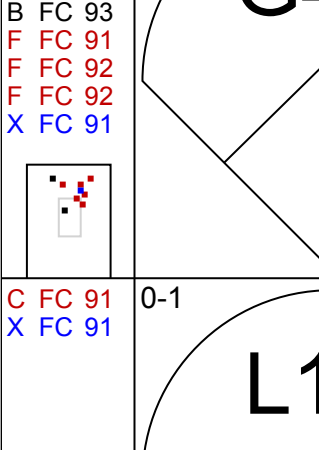
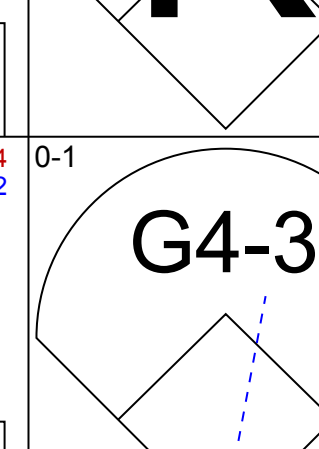
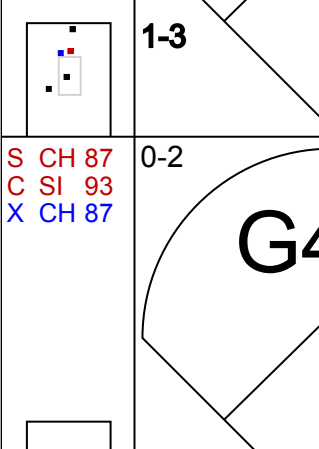
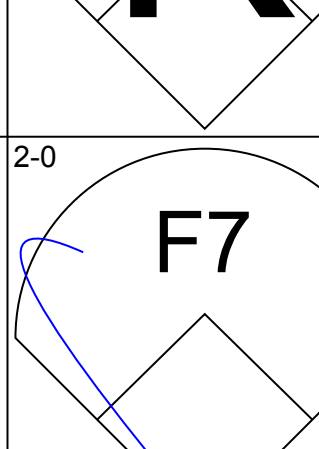
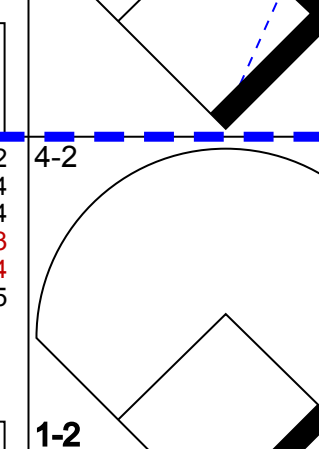
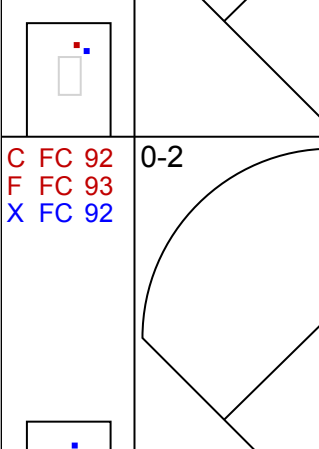

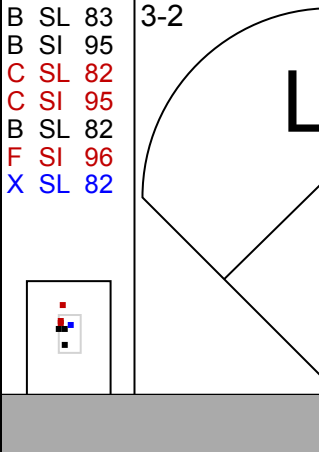
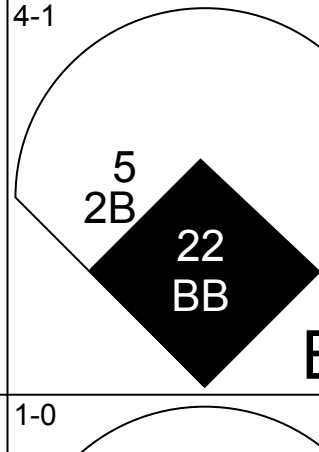
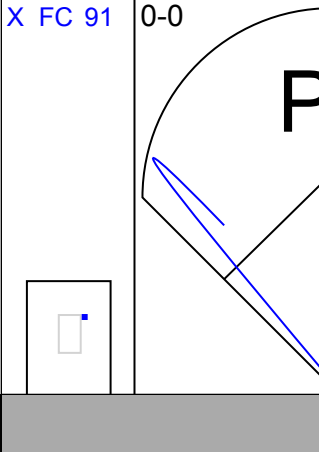
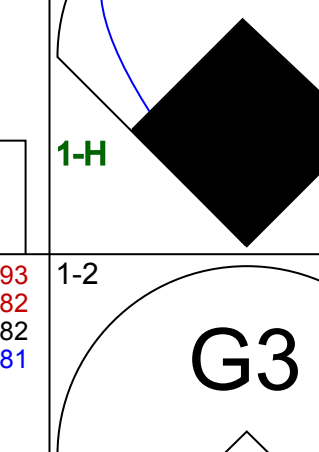

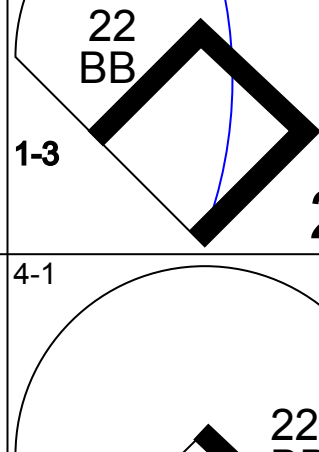


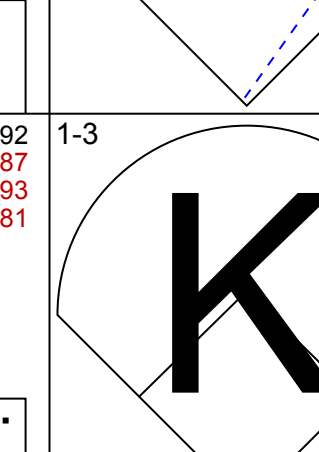
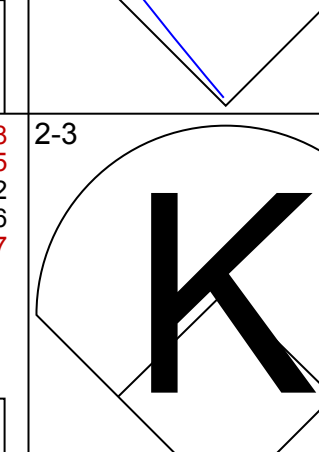
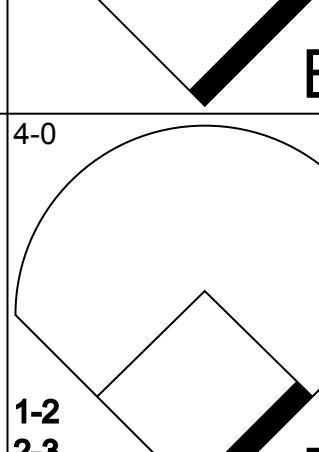
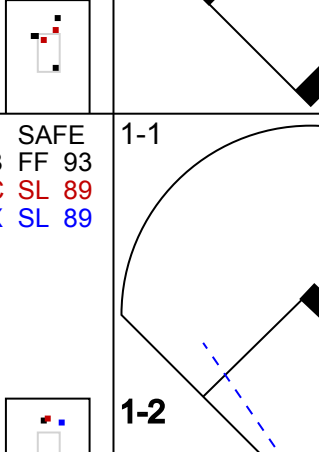
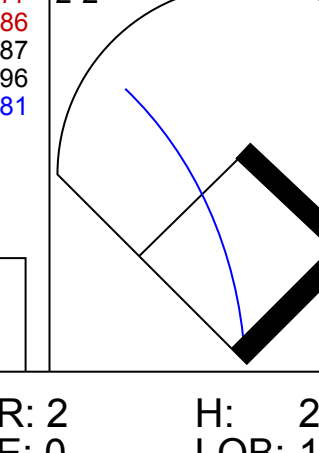

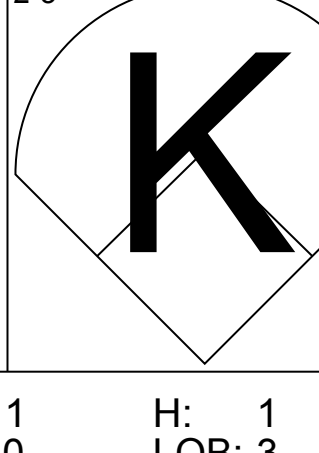
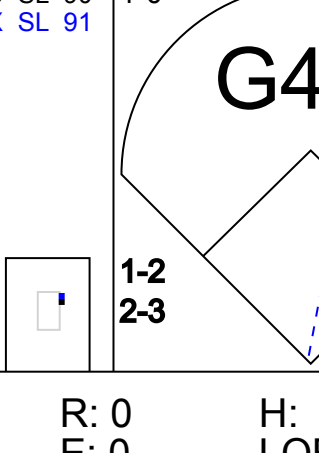

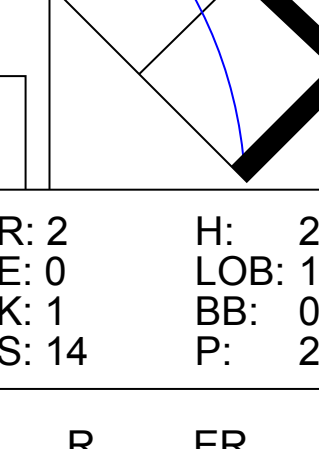
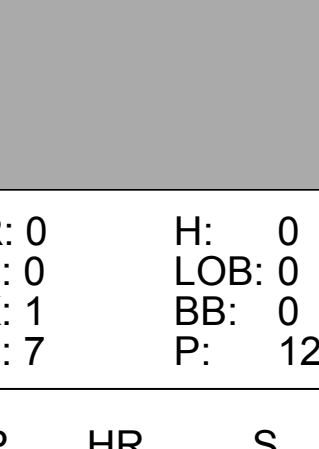
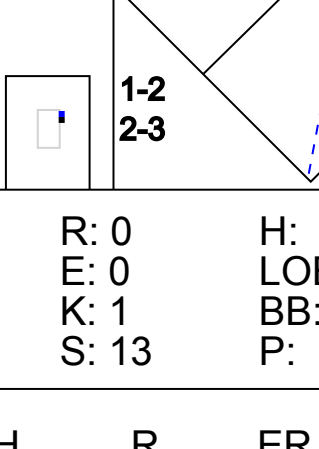




Batter	1	2	3	4	5	6	7	8	9	10	AB	R	H	RBI	BB	SO	LOB	BOTTOM					
3 Eric Patterson, L (1.4) OBP: 0.273, SLG: 0.413											6	0	1	1	0	3	4						
32 Felipe Lopez, S (1.5) OBP: 0.311, SLG: 0.345											5	2	3	1	0	0	3						
7 J.D. Drew, L (1.10) OBP: 0.341, SLG: 0.447											5	0	1	0	0	0	2						
78 Lars Anderson, L (1.3) OBP: 0.350, SLG: 0.242											2	0	1	1	1	0	0						
12 Jed Lowrie, S (8, PH) OBP: 0.373, SLG: 0.488											1	1	0	0	1	0	1						
55 Ryan Kalish, L (1.8) OBP: 0.306, SLG: 0.409											3	2	2	0	2	0	1						
60 Daniel Nava, S (1.7) OBP: 0.353, SLG: 0.367											3	1	2	1	0	0	2						
68 Josh Reddick, L (1.9) OBP: 0.210, SLG: 0.328											5	0	0	0	0	1	9						
72 Yamaico Navarro, R (1.6) OBP: 0.174, SLG: 0.143											2	0	0	1	0	1	1						
34 David Ortiz, L (8, PH) OBP: 0.367, SLG: 0.526											0	0	0	0	1	0	0						
22 Bill Hall, R (8, PR) OBP: 0.316, SLG: 0.460											1	1	1	0	0	0	0						
36 Kevin Cash, R (1.2) OBP: 0.246, SLG: 0.237											3	0	0	1	1	2	2						
Inning Stats	R: 1 E: 0 K: 2 S: 18	H: 2 LOB: 3 BB: 1 P: 32	R: 0 E: 0 K: 1 S: 7	H: 0 LOB: 0 BB: 0 P: 9	R: 1 E: 0 K: 0 S: 13	H: 1 LOB: 0 BB: 1 P: 24	R: 1 E: 1 K: 2 S: 10	H: 1 LOB: 1 BB: 0 P: 14	R: 0 E: 0 K: 0 S: 6	H: 0 LOB: 0 BB: 0 P: 10	R: 2 E: 0 K: 1 S: 20	H: 2 LOB: 3 BB: 3 P: 38	R: 0 E: 0 K: 0 S: 9	H: 1 LOB: 2 BB: 1 P: 17	R: 1 E: 0 K: 0 S: 4	H: 2 LOB: 1 BB: 0 P: 7	1B: 8 2B: 2 3B: 0 HR: 1	SF: 1 SAC: 1 DP: 2 HBP: 2	WP: 1 PB: 0 SB: 1 CS: 0	PA: 46			
PITCHER	IP WLS BF H R ER SO ERA WHIP	34 A.J. Burnett, R ERA: 5.26	45 Sergio Mitre, R ERA: 3.4	61 Royce Ring, L ERA: 11.57	47 Iván Nova, R ERA: 4.5																		

New York Yankees @ Boston Red Sox
 Fenway Park, Boston, MA
 Sat Oct 02 2010, 9:23 PM - 1:22 AM EDT
 Att: 37,589 - Clear - 56 F

livebaseballscores.com

AB 36
 R 7
 H 11
 RBI 6
 BB 6
 SO 7
 LOB 25

Batter	1	2	3	4	5	6	7	8	9	AB	R	H	RBI	BB	SO	LOB	TOP								
2 Derek Jeter, R (1,6) OBP: 0.200, SLG: 0.200										5	0	1	0	0	1	0	New York Yankees @ Minnesota Twins Target Field, Minneapolis, MN Wed Oct 06 2010, 7:39 PM - 11:24 PM CDT Att. 42,032 - Clear - 63 F								
33 Nick Swisher, S (1,9) OBP: 0.200, SLG: 0.200 27 Greg Golson, R (9,9)										5	1	1	0	0	1	2									
25 Mark Teixeira, S (1,3) OBP: 0.400, SLG: 1.200										5	2	2	2	0	0	2									
13 Alex Rodriguez, R (1,5) OBP: 0.500, SLG: 0.333										3	1	1	0	1	1	2									
24 Robinson Cano, L (1,4) OBP: 0.200, SLG: 0.250										4	1	1	1	0	0	1									
38 Marcus Thames, R (1,10)										3	0	0	0	1	1	3									
20 Jorge Posada, S (1,2)										4	1	2	1	0	2	0									
14 Curtis Granderson, L (1,8) OBP: 0.250, SLG: 0.750										4	0	1	2	0	1	2									
11 Brett Gardner, L (1,7)										3	0	0	0	1	1	1									
Inning Stats	R: 0 E: 0 K: 1 S: 8	H: 0 LOB: 0 BB: 0 P: 14	R: 0 E: 0 K: 0 S: 11	H: 1 LOB: 2 BB: 1 P: 19	R: 0 E: 0 K: 1 S: 14	H: 1 LOB: 2 BB: 1 P: 24	R: 0 E: 0 K: 1 S: 6	H: 0 LOB: 0 BB: 0 P: 9	R: 0 E: 0 K: 2 S: 8	H: 0 LOB: 0 BB: 0 P: 13	R: 4 E: 0 K: 2 S: 20	H: 4 LOB: 1 BB: 1 P: 34	R: 2 E: 0 K: 0 S: 15	H: 3 LOB: 1 BB: 0 P: 25	R: 0 E: 0 K: 1 S: 10	H: 0 LOB: 0 BB: 0 P: 17		R: 0 E: 0 K: 0 S: 5	H: 0 LOB: 0 BB: 0 P: 8	1B: 6 2B: 1 3B: 1 HR: 1	SF: 0 SAC: 0 DP: 0 HBP: 0	WP: 1 PB: 0 SB: 1 CS: 0	PA: 39		
PITCHER	IP	WLS	BF	H	R	ER	SO	BB	IBB	HBP	BLK	WP	HR	S	P	ERA	WHIP								
47 Francisco Liriano, L (1,1) ERA: 6.35	5.2		26	6	4	4	7	3	0	0	0	1	0	63	106	6.35	1.588								
50 Jose Mijares, L (6,1)	0.1		1	0	0	0	0	0	0	0	0	0	0	4	7	0.00	0.000								
28 Jesse Crain, R (7,1) ERA: 54.0	0.1	L	4	3	2	2	0	0	0	0	0	0	1	10	17	54.00	9.000								
51 Brian Fuentes, L (7,1) ERA:	1.2		5	0	0	0	1	0	0	0	0	0	0	15	25	0.00	0.000								
60 Jon Rauch, R (9,1) ERA:	1.0		3	0	0	0	0	0	0	0	0	0	0	5	8	0.00	0.000								

Batter	1	2	3	4	5	6	7	8	9	AB	R	H	RBI	BB	SO	LOB	BOTTOM								
2 Denard Span, L (1,8) OBP: 0.200, SLG: 0.200										5	0	1	0	0	0	4	New York Yankees @ Minnesota Twins Target Field, Minneapolis, MN Wed Oct 06 2010, 7:39 PM - 11:24 PM CDT Att. 42,032 - Clear - 63 F								
1 Orlando Hudson, S (1,4) OBP: 0.250, SLG: 0.250										4	1	1	0	0	0	0									
7 Joe Mauer, L (1,2) OBP: 0.200, SLG: 0.200										5	0	1	0	0	2	2									
21 Delmon Young, R (1,7) OBP: 0.400, SLG: 0.250										4	0	1	0	1	0	1									
25 Jim Thome, L (1,10)										3	2	0	0	1	1	3									
5 Michael Cuddyer, R (1,3) OBP: 0.500, SLG: 1.500										4	1	2	2	0	1	0									
16 Jason Kubel, L (1,9)										2	0	0	0	2	0	0									
18 Jason Repko, R (8,PR) (9,9)										0	0	0	0	0	0	0									
22 Danny Valencia, R (1,5) OBP: 0.500, SLG: 0.333 20 Matt Tolbert, S (8,PR) (9,5)										3	0	1	1	1	2	0									
27 J.J. Hardy, R (1,6) OBP: 0.250, SLG: 0.500										4	0	1	0	0	1	5									
Inning Stats	R: 0 E: 0 K: 1 S: 9	H: 1 LOB: 1 BB: 0 P: 13	R: 2 E: 0 K: 1 S: 14	H: 2 LOB: 0 BB: 0 P: 22	R: 1 E: 0 K: 0 S: 14	H: 1 LOB: 0 BB: 0 P: 23	R: 0 E: 0 K: 1 S: 7	H: 0 LOB: 0 BB: 0 P: 12	R: 0 E: 0 K: 0 S: 9	H: 0 LOB: 0 BB: 0 P: 14	R: 1 E: 0 K: 2 S: 10	H: 1 LOB: 3 BB: 3 P: 27	R: 0 E: 0 K: 1 S: 18	H: 1 LOB: 2 BB: 1 P: 27	R: 0 E: 0 K: 1 S: 13	H: 1 LOB: 3 BB: 1 P: 25	R: 0 E: 0 K: 0 S: 13	H: 1 LOB: 1 BB: 0 P: 15	1B: 5 2B: 2 3B: 0 HR: 1	SF: 0 SAC: 1 DP: 0 HBP: 1	WP: 0 PB: 1 SB: 0 CS: 0	PA: 41			
PITCHER	IP	WLS	BF	H	R	ER	SO	BB	IBB	HBP	BLK	WP	HR	S	P	ERA	WHIP								
52 CC Sabathia, L (1,1) ERA: 4.5	6.0		27	5	3	3	5	3	0	0	0	0	0	63	111	4.50	1.333								
48 Boone Logan, L (7,1)	0.2	H	3	1	0	0	0	0	0	0	0	0	0	13	17	0.00	1.500								
30 David Robertson, R (7,1) ERA:	0.1	H	2	0	0	0	1	1	0	0	0	0	0	5	10	0.00	3.000								
39 Kerry Wood, R (8,1) ERA:	0.2	H	4	1	0	0	1	1	0	0	0	0	0	10	19	0.00	3.000								
42 Mariano Rivera, R (8,1) ERA:	1.1	S	5	1	0	0	0	0	0	0	0	0	0	16	21	0.00	0.750								

AB	36
R	6
H	9
RBI	6
BB	3
SO	8
LOB	13



AB	34
R	4
H	8
RBI	3
BB	5
SO	7
LOB	15



Batter	1	2	3	4	5	6	7	8	9	AB	R	H	RBI	BB	SO	LOB	TOP								
2 Derek Jeter, R OBP: 0.200, SLG: 0.200	G5-3		K		F8		SH1-4 1B		G5-3	5	0	1	1	0	1	1									
14 Curtis Granderson, L OBP: 0.500, SLG: 0.875	G6-3			25 1B 13 SF9 2B		13 1B 1B	SH1-4 1B		1B	4	1	3	1	0	0	0									
25 Mark Teixeira, S OBP: 0.400, SLG: 0.778	K			24 1B 1B		F8			F7	4	0	1	0	1	1	2									
13 Alex Rodriguez, R OBP: 0.333, SLG: 0.286	G6-3				SF9				F9	4	0	1	1	0	1	4									
24 Robinson Canó, L OBP: 0.250, SLG: 0.250	L8									4	0	1	0	0	0	5									
33 Nick Swisher, S OBP: 0.222, SLG: 0.333										4	0	1	0	0	0	4									
27 Greg Golson, R (8.9)					G1-6-3 1B					0	0	0	0	0	0	0									
20 Jorge Posada, S OBP: 0.375, SLG: 0.286	G6-3									3	1	0	0	1	0	1									
17 Lance Berkman, S OBP: 0.500, SLG: 1.500					G3-1					4	2	2	2	0	1	0									
11 Brett Gardner, L OBP: 0.375, SLG: 0.286	K					HR				4	1	2	0	0	1	0									
Inning Stats	R: 0 E: 0 K: 1 S: 7	H: 0 LOB: 0 BB: 0 P: 11	R: 0 E: 0 K: 0 S: 8	H: 1 LOB: 1 BB: 0 P: 11	R: 0 E: 0 K: 2 S: 11	H: 0 LOB: 0 BB: 0 P: 15	R: 1 E: 0 K: 0 S: 7	H: 3 LOB: 1 BB: 0 P: 9	R: 1 E: 0 K: 0 S: 8	H: 1 LOB: 0 BB: 0 P: 11	R: 0 E: 0 K: 0 S: 9	H: 2 LOB: 2 BB: 0 P: 18	R: 2 E: 0 K: 1 S: 21	H: 3 LOB: 3 BB: 2 P: 34	R: 0 E: 0 K: 1 S: 8	H: 0 LOB: 0 BB: 0 P: 12	R: 1 E: 0 K: 0 S: 14	H: 2 LOB: 1 BB: 0 P: 21	1B: 8 2B: 3 3B: 0 HR: 1	SF: 1 SAC: 1 DP: 1 HBP: 0	WP: 0 PB: 0 SB: 1 CS: 0	PA: 40			
PITCHER	IP	WLS	BF	H	R	ER	SO	BB	IBB	HBP	BLK	WP	HR	S	P	ERA	WHIP								
48 Carl Pavano, R ERA: 6.0	6.0	L	28	10	4	4	3	1	0	0	0	0	1	60	93	6.00	1.833								
50 Jose Mijares, L ERA:	0.1		2	0	0	0	0	0	1	0	0	0	0	2	6	0.00	0.000								
60 Jon Rauch, R ERA:	0.2		2	0	0	0	1	0	0	0	0	0	0	9	10	0.00	0.000								
54 Matt Guerrier, R ERA:	1.0		3	0	0	0	1	0	0	0	0	0	0	8	12	0.00	0.000								
55 Matt Capps, R ERA: 9.0	1.0		5	2	1	1	0	0	0	0	0	0	0	14	21	9.00	2.000								

New York Yankees @ Minnesota Twins
Target Field, Minneapolis, MN
Thu Oct 07 2010, 5:10 PM - 8:09 PM CDT
Att. 42,035 - Clear - 73 F

AB 36
R 5
H 12
RBI 5
BB 2
SO 5
LOB 17



Batter	1	2	3	4	5	6	7	8	9	AB	R	H	RBI	BB	SO	LOB	BOTTOM								
2 Denard Span, L OBP: 0.222, SLG: 0.222	G1-6-3 1B		F7			F8			G1-3	4	0	1	0	0	0	0									
1 Orlando Hudson, S OBP: 0.250, SLG: 0.625	G1-6-3		F9			HR			K	4	1	1	1	0	1	1									
7 Joe Mauer, L OBP: 0.222, SLG: 0.222	K		G4-3			G4-3				4	0	1	0	0	1	0									
21 Delmon Young, R OBP: 0.444, SLG: 0.625						G5-3			G6-4-3 1B	4	1	2	0	0	0	1									
25 Jim Thome, L OBP: 0.333, SLG: 0.143						F8			F7	4	0	1	0	0	0	1									
5 Michael Cuddyer, R OBP: 0.286, SLG: 0.857						P3				3	0	0	0	0	1	2									
16 Jason Kubel, L (1.9)						K			P5	2	0	0	0	1	1	0									
22 Danny Valencia, R OBP: 0.286, SLG: 0.200						G5-3				2	0	0	1	0	1	0									
27 J.J. Hardy, R OBP: 0.143, SLG: 0.286						F8			K	3	0	0	0	0	1	2									
Inning Stats	R: 0 E: 0 K: 1 S: 12	H: 1 LOB: 0 BB: 0 P: 16	R: 1 E: 0 K: 0 S: 11	H: 2 LOB: 2 BB: 1 P: 20	R: 0 E: 0 K: 0 S: 4	H: 0 LOB: 0 BB: 0 P: 6	R: 0 E: 0 K: 0 S: 7	H: 0 LOB: 0 BB: 0 P: 8	R: 0 E: 0 K: 1 S: 9	H: 0 LOB: 0 BB: 0 P: 12	R: 1 E: 0 K: 0 S: 8	H: 2 LOB: 1 BB: 0 P: 14	R: 0 E: 0 K: 2 S: 7	H: 0 LOB: 0 BB: 0 P: 12	R: 0 E: 0 K: 2 S: 9	H: 0 LOB: 0 BB: 0 P: 10	R: 0 E: 0 K: 0 S: 8	H: 1 LOB: 0 BB: 0 P: 13	1B: 4 2B: 0 3B: 1 HR: 1	SF: 1 SAC: 0 DP: 2 HBP: 0	WP: 0 PB: 0 SB: 0 CS: 0	PA: 32			
PITCHER	IP	WLS	BF	H	R	ER	SO	BB	IBB	HBP	BLK	WP	HR	S	P	ERA	WHIP								
46 Andy Pettitte, L ERA: 2.57	7.0	W	26	5	2	2	4	1	0	0	0	0	0	1	58	2.57	0.857								
39 Kerry Wood, R ERA:	1.0	H	3	0	0	0	2	0	0	0	0	0	0	9	10	0.00	0.000								
42 Mariano Rivera, R ERA:	1.0	S	3	1	0	0	0	0	0	0	0	0	0	8	13	0.00	1.000								

New York Yankees @ Minnesota Twins
Target Field, Minneapolis, MN
Thu Oct 07 2010, 5:10 PM - 8:09 PM CDT
Att. 42,035 - Clear - 73 F

AB 30
R 2
H 6
RBI 2
BB 1
SO 6
LOB 7



Batter	1	2	3	4	5	6	7	8	9	AB	R	H	RBI	BB	SO	LOB	TOP										
2 Denard Span, L OBP: 0.308, SLG: 0.308	L6			G6-4-3 1B		F9		1B		4	0	2	0	0	0	0	Minnesota Twins @ New York Yankees Yankee Stadium, Bronx, NY Sat Oct 09 2010, 8:39 PM - 11:44 PM EDT Att: 50,840 - Clear - 63 F										
1 Orlando Hudson, S OBP: 0.333, SLG: 0.583	K			G6-4-3 1-2		1B		1B		4	0	2	1	0	1	1											
7 Joe Mauer, L OBP: 0.308, SLG: 0.250	G3			F7		1B		BB		3	0	1	0	1	0	0											
16 Jason Kubel, L (1, 9)		F7		F7		K		F5		4	0	0	0	0	1	5											
21 Delmon Young, R OBP: 0.385, SLG: 0.500		K		25 BB 1B		G4-3		F8		4	0	1	0	0	1	3											
25 Jim Thome, L OBP: 0.308, SLG: 0.100		K		BB		G4-3				3	0	0	0	1	2	0											
5 Michael Cuddyer, R OBP: 0.182, SLG: 0.545			K	K		F9		F9		4	0	0	0	0	2	2											
22 Danny Valencia, R OBP: 0.273, SLG: 0.333		G5-3		P3		2B		F7		4	1	1	0	0	0	2											
27 J.J. Hardy, R OBP: 0.100, SLG: 0.200		G6-3		L8		F9				3	0	0	0	0	0	1											
Inning Stats	R: 0 E: 0 K: 1 S: 8	H: 0 LOB: 0 BB: 0 P: 10	R: 0 E: 0 K: 2 S: 9	H: 0 LOB: 0 BB: 0 P: 14	R: 0 E: 0 K: 1 S: 6	H: 0 LOB: 0 BB: 0 P: 7	R: 0 E: 0 K: 0 S: 5	H: 1 LOB: 0 BB: 0 P: 9	R: 0 E: 0 K: 1 S: 19	H: 1 LOB: 2 BB: 1 P: 32	R: 0 E: 0 K: 1 S: 14	H: 2 LOB: 2 BB: 0 P: 18	R: 0 E: 0 K: 0 S: 6	H: 0 LOB: 0 BB: 0 P: 9	R: 1 E: 0 K: 0 S: 16	H: 3 LOB: 3 BB: 1 P: 26	R: 0 E: 0 K: 1 S: 7	H: 0 LOB: 0 BB: 0 P: 12	1B: 6 2B: 1 3B: 0 HR: 0	SF: 0 SAC: 0 DP: 1 HBP: 0	WP: 0 PB: 0 CS: 0	PA: 35					
PITCHER	IP	WLS	BF	H	R	ER	SO	BB	IBB	HBP	BLK	WP	HR	S	P	ERA	WHIP										
65 Phil Hughes, R ERA: 4.5	7.0	W	25	4	0	0	6	1	0	0	0	0	0	67	99	0.00	0.714										
39 Kerry Wood, R ERA: 4.5	0.1		5	3	1	1	0	1	0	0	0	0	0	13	22	27.00	12.000										
48 Boone Logan, L ERA: 4.5	0.1	H	1	0	0	0	0	0	0	0	0	0	0	1	1	0.00	0.000										
30 David Robertson, R ERA: 4.5	0.1	H	1	0	0	0	0	0	0	0	0	0	0	2	3	0.00	0.000										
42 Mariano Rivera, R ERA: 4.5	1.0		3	0	0	0	1	0	0	0	0	0	0	7	12	0.00	0.000										
Batter	1	2	3	4	5	6	7	8	9	AB	R	H	RBI	BB	SO	LOB	BOTTOM										
2 Derek Jeter, R OBP: 0.286, SLG: 0.286	G5-3 1B		G5-3	33 S 1B		K				4	0	2	0	0	1	0	Minnesota Twins @ New York Yankees Yankee Stadium, Bronx, NY Sat Oct 09 2010, 8:39 PM - 11:44 PM EDT Att: 50,840 - Clear - 63 F										
33 Nick Swisher, S OBP: 0.385, SLG: 0.750	F9		25 1B 2B	BB		HR		G3		3	2	2	1	1	0	1											
25 Mark Teixeira, S OBP: 0.357, SLG: 0.615	F9		2H 1B	K		G3				4	0	1	1	0	1	3											
13 Alex Rodriguez, R OBP: 0.308, SLG: 0.273	P4		L5			G5-3		24 G6-4-3 1B		4	0	1	0	0	0	2											
24 Robinson Canó, L OBP: 0.333, SLG: 0.500	20 1B 3B		38 HR 1B			F8		G6-4-3		4	2	2	0	0	0	1											
38 Marcus Thames, R OBP: 0.375, SLG: 0.714	P6		HR			1B				4	1	2	2	0	0	1											
20 Jorge Posada, S OBP: 0.333, SLG: 0.273	G4-6-3 1B		14 G4-6-3 1B			G6-3		K		4	0	1	1	0	2	1											
14 Curtis Granderson, L OBP: 0.500, SLG: 0.727	G4-6-3		11 E 11 S SF7 BB			P4		1B		3	1	1	0	1	0	1											
11 Brett Gardner, L OBP: 0.250, SLG: 0.200	G5-3		SF7			K		G5-3		3	0	0	1	0	1	1											
Inning Stats	R: 0 E: 0 K: 0 S: 11	H: 1 LOB: 1 BB: 0 P: 16	R: 1 E: 0 K: 0 S: 9	H: 2 LOB: 0 BB: 0 P: 12	R: 1 E: 0 K: 0 S: 8	H: 2 LOB: 1 BB: 0 P: 11	R: 3 E: 0 K: 2 S: 26	H: 3 LOB: 2 BB: 2 P: 45	R: 0 E: 0 K: 0 S: 13	H: 0 LOB: 0 BB: 0 P: 15	R: 0 E: 0 K: 2 S: 7	H: 0 LOB: 0 BB: 0 P: 11	R: 1 E: 0 K: 0 S: 8	H: 2 LOB: 0 BB: 0 P: 11	R: 0 E: 0 K: 1 S: 11	H: 1 LOB: 1 BB: 0 P: 16	1B: 8 2B: 1 3B: 1 HR: 2	SF: 1 SAC: 0 DP: 2 HBP: 0	WP: 0 PB: 0 CS: 0	PA: 36							
PITCHER	IP	WLS	BF	H	R	ER	SO	BB	IBB	HBP	BLK	WP	HR	S	P	ERA	WHIP										
52 Brian Duensing, L ERA: 13.5	3.1	L	17	7	5	5	1	1	0	0	0	0	0	15	26	0.00	3.000										
54 Matt Guerrier, R ERA: 3.86	2.1		10	3	1	1	2	0	0	0	0	0	1	26	34	3.86	1.286										
50 Jose Mijares, L ERA: 3.86	0.2		1	0	0	0	0	0	0	0	0	0	0	2	3	0.00	0.000										
51 Brian Fuentes, L ERA: 3.86	1.0		4	1	0	0	1	0	0	0	0	0	0	11	16	0.00	1.000										

Batter	1	2	3	4	5	6	7	8	9	AB	R	H	RBI	BB	SO	LOB	TOP										
2 Derek Jeter, R OBP: 0.316, SLG: 0.421	G5-3		F8		G4-6-3			25 BB 13 1B		5	1	2	1	0	0	3	<p>New York Yankees @ Texas Rangers Rangers Ballpark in Arlington, Arlington, TX</p> <p>Fri Oct 15 2010, 8:08 PM - 11:57 PM EDT Att: 50,930 - Clear - 80 F</p> <p>livebaseballscorecards.com</p>										
33 Nick Swisher, S 27 Greg Golson, R	K		P5		F9			25 BB 13 1B	B2	4	1	0	0	1	1	3											
25 Mark Teixeira, S	G5-3				P6			13 1B	F9	4	1	0	0	1	0	1											
13 Alex Rodriguez, R	K		K		G1-3			24 1B 24 1B	F8	5	1	1	2	0	2	1											
24 Robinson Cano, L	P6							20 F9 38 1B	E8	4	1	3	2	0	0	0											
38 Marcus Thames, R	L7							2 1B	G6-3	4	0	2	1	0	0	0											
20 Jorge Posada, S			G6-3		L7			2 1B	F9	4	0	0	0	0	1	4											
14 Curtis Granderson, L								11 BB	G1-3	3	0	1	0	1	1	2											
11 Brett Gardner, L								11 FC5-4	K	3	1	1	0	1	0	3											
Inning Stats	R: 0 E: 0 K: 1 S: 7	H: 0 LOB: 0 BB: 0 P: 12	R: 0 E: 0 K: 1 S: 6	H: 0 LOB: 0 BB: 0 P: 11	R: 0 E: 0 K: 0 S: 8	H: 1 LOB: 2 BB: 1 P: 13	R: 0 E: 0 K: 1 S: 16	H: 2 LOB: 2 BB: 0 P: 22	R: 0 E: 0 K: 0 S: 10	H: 0 LOB: 0 BB: 0 P: 16	R: 0 E: 0 K: 0 S: 6	H: 0 LOB: 0 BB: 0 P: 9	R: 1 E: 0 K: 1 S: 10	H: 1 LOB: 0 BB: 0 P: 15	R: 5 E: 1 K: 1 S: 25	H: 5 LOB: 2 BB: 2 P: 44		R: 0 E: 0 K: 0 S: 8	H: 1 LOB: 1 BB: 0 P: 14	1B: 7 2B: 2 3B: 0 HR: 1	SF: 0 SAC: 0 DP: 1 HBP: 0	WP: 0 PB: 0 CS: 0	PA: 40				
PITCHER	IP	WLS	BF	H	R	ER	SO	BB	IBB	HBP	BLK	WP	HR	S	P	ERA	WHIP										
36 C.J. Wilson, L	(1, 1)	7.0	28	6	3	3	4	2	0	0	0	0	1	68	104	3.86	1.143										
28 Darren Oliver, L	(8, 1)	0.0	2	0	0	0	0	2	0	0	0	0	0	5	13	∞	∞										
56 Darren O'Day, R	(8, 1)	0.0	L	1	1	1	0	0	0	0	0	0	0	1	1	∞	∞										
59 Clay Rapada, L	(8, 1)	0.0	B	1	1	1	0	0	0	0	0	0	0	1	1	∞	∞										
45 Derek Holland, L	(8, 1)	2.0	8	2	1	1	1	0	0	0	0	0	0	21	37	4.50	1.000										

Batter	1	2	3	4	5	6	7	8	9	AB	R	H	RBI	BB	SO	LOB	BOTTOM										
1 Elvis Andrus, R OBP: 0.357, SLG: 0.370	10 1B 32 HR	G3		10 2B					SH3-4	3	2	1	0	1	1	1	<p>New York Yankees @ Texas Rangers Rangers Ballpark in Arlington, Arlington, TX</p> <p>Fri Oct 15 2010, 8:08 PM - 11:57 PM EDT Att: 50,930 - Clear - 80 F</p> <p>livebaseballscorecards.com</p>										
10 Michael Young, R OBP: 0.200, SLG: 0.360	32 HR			32 WP					K	5	1	2	2	0	3	2											
32 Josh Hamilton, L OBP: 0.240, SLG: 0.273	HR		17 BLK 27 S						G5-3	4	1	1	3	1	2	2											
27 Vladimir Guerrero, R OBP: 0.250, SLG: 0.261	F8		K		G5-3				G6-3	4	0	0	0	0	1	1											
17 Nelson Cruz, R OBP: 0.417, SLG: 0.870	15 BB 8 2-1		G5-3						K	3	0	1	0	1	1	1											
5 Ian Kinsler, R OBP: 0.500, SLG: 0.850	15 BB		G6-3						F8	2	0	0	0	2	0	2											
21 Jeff Francoeur, R OBP: 0.100, SLG: 0.200	F6								G3	2	0	0	0	0	2	2											
7 David Murphy, L OBP: 0.111, SLG: 0.111			P4		F7					2	0	0	0	0	2	2											
15 Matt Treanor, R OBP: 0.714, SLG: 0.333										2	1	1	0	1	0	0											
20 Julio Borbon, L										1	0	0	0	0	1	0											
11 Bengie Molina, R OBP: 0.357, SLG: 0.571					10 1B 2B				K	0	0	0	0	0	0	0											
8 Jorge Cantu, R										3	0	0	0	0	0	1											
18 Mitch Moreland, L OBP: 0.250, SLG: 0.438	2-1		P4		F9				E5	1	0	1	0	0	0	0											
Inning Stats	R: 3 E: 0 K: 0 S: 16	H: 3 LOB: 3 BB: 3 P: 36	R: 0 E: 0 K: 1 S: 9	H: 0 LOB: 0 BB: 0 P: 14	R: 0 E: 0 K: 1 S: 9	H: 0 LOB: 1 BB: 1 P: 17	R: 2 E: 0 K: 1 S: 17	H: 3 LOB: 1 BB: 0 P: 26	R: 0 E: 0 K: 0 S: 11	H: 0 LOB: 0 BB: 1 P: 18	R: 0 E: 1 K: 2 S: 12	H: 0 LOB: 0 BB: 0 P: 15	R: 0 E: 0 K: 2 S: 9	H: 0 LOB: 0 BB: 0 P: 12	R: 0 E: 0 K: 1 S: 11	H: 0 LOB: 0 BB: 1 P: 19	R: 0 E: 0 K: 1 S: 10	H: 1 LOB: 1 BB: 0 P: 14	1B: 5 2B: 1 3B: 0 HR: 1	SF: 0 SAC: 1 DP: 0 HBP: 0	WP: 1 PB: 0 CS: 1	PA: 39					
PITCHER	IP	WLS	BF	H	R	ER	SO	BB	IBB	HBP	BLK	WP	HR	S	P	ERA	WHIP										
52 CC Sabathia, L	(1, 1)	4.0	22	6	5	5	3	4	0	0	1	1	1	51	93	11.25	2.500										
62 Joba Chamberlain, R	(5, 1)	1.0	4	0	0	0	0	1	0	0	0	0	0	11	18	0.00	1.000										
40 Dustin Moseley, R	(6, 1)	2.0	W	7	0	0	0	4	0	0	0	0	0	21	27	0.00	0.000										
39 Kerry Wood, R	(8, 1)	1.0	H	3	0	0	0	1	0	0	0	0	0	11	19	0.00	1.000										
42 Mariano Rivera, R	(9, 1)	1.0	S	4	1	0	0	1	0	0	0	0	0	10	14	0.00	1.000										

Batter	1	2	3	4	5	6	7	8	9	AB R H RBI BB SO LOB	TOP
1 Elvis Andrus, R OBP: 0.368, SLG: 0.389	G1-3		G4-3			G1-3		P6	10 WP 2B	5 0 1 1 0 0 0	<p>Texas Rangers @ New York Yankees Yankee Stadium, Bronx, NY Mon Oct 18 2010, 8:10 PM - 11:27 PM EDT Att: 49,480 - Partly Cloudy - 55 F</p>
10 Michael Young, R OBP: 0.257, SLG: 0.400	32 HR 1B		1B			1B		G3-1	G3	5 1 3 0 0 0 2	
32 Josh Hamilton, L OBP: 0.343, SLG: 0.429	1-H HR		G4-3			F9				5 2 2 2 0 0 4	
27 Vladimir Guerrero, R OBP: 0.143, SLG: 0.250 20 Julio Borbon, L	F9					K				4 0 1 0 0 2 1	
17 Nelson Cruz, R OBP: 0.406, SLG: 0.806	K					K				0 1 0 0 0 0 0	
5 Ian Kinsler, R OBP: 0.418, SLG: 0.741		L7				G1-3				4 1 1 1 0 2 0	
21 Jeff Francoeur, R OBP: 0.242, SLG: 0.214 7 David Murphy, L		G5-3				G5-3				4 0 0 0 0 1 2	
11 Bengie Molina, R OBP: 0.318, SLG: 0.500						F8				3 0 1 0 0 0 0	
18 Mitch Moreland, L OBP: 0.333, SLG: 0.435						L9				0 1 0 0 1 0 0	
						L4				4 1 1 1 0 1 1	

Inning Stats	R: 2 H: 2 E: 0 K: 1 S: 17	H: 2 LOB: 0 BB: 0 P: 25	R: 0 H: 0 E: 0 K: 1 S: 8	H: 0 LOB: 0 BB: 0 P: 12	R: 0 H: 1 E: 0 K: 0 S: 14	H: 1 LOB: 1 BB: 0 P: 24	R: 0 H: 0 E: 0 K: 2 S: 8	H: 0 LOB: 0 BB: 0 P: 13	R: 0 H: 0 E: 0 K: 0 S: 6	H: 0 LOB: 0 BB: 0 P: 11	R: 0 H: 1 E: 0 K: 1 S: 9	H: 1 LOB: 1 BB: 0 P: 15	R: 0 H: 1 E: 0 K: 0 S: 5	H: 1 LOB: 1 BB: 0 P: 10	R: 0 H: 0 E: 0 K: 0 S: 9	H: 0 LOB: 0 BB: 0 P: 15	R: 6 H: 6 E: 0 K: 1 S: 24	H: 6 LOB: 2 BB: 1 P: 37	1B: 8 2B: 2 3B: 0 HR: 1	SF: 0 SAC: 0 DP: 0 HBP: 0	WP: 2 PB: 0 SB: 0 CS: 0	PA: 39
---------------------	---------------------------------------	----------------------------------	--------------------------------------	----------------------------------	---------------------------------------	----------------------------------	--------------------------------------	----------------------------------	--------------------------------------	----------------------------------	--------------------------------------	----------------------------------	--------------------------------------	----------------------------------	--------------------------------------	----------------------------------	---------------------------------------	----------------------------------	----------------------------------	------------------------------------	----------------------------------	--------

PITCHER	IP	WLS	BF	H	R	ER	SO	BB	IBB	HBP	BLK	WP	HR	S	P	ERA	WHIP
46 Andy Pettitte, L ERA: 2.57	7.0	L	26	5	2	2	5	0	0	0	0	0	1	67	110	2.57	0.714
39 Kerry Wood, R ERA: 2.25	1.0		3	0	0	0	0	0	0	0	0	0	0	9	15	0.00	0.000
48 Boone Logan, L ERA: 5.4	0.0		1	1	1	1	0	0	0	0	0	0	0	3	6	∞	∞
30 David Robertson, R ERA: 19.29	0.1		7	5	4	4	1	0	1	0	0	1	0	18	26	108.00	15.000
45 Sergio Mitre, R ERA:	0.2		2	0	1	1	0	0	0	0	0	1	0	3	5	13.50	0.000

Batter	1	2	3	4	5	6	7	8	9	AB R H RBI BB SO LOB	BOTTOM
2 Derek Jeter, R OBP: 0.286, SLG: 0.333	L9					K			K	4 0 0 0 0 3 1	<p>Texas Rangers @ New York Yankees Yankee Stadium, Bronx, NY Mon Oct 18 2010, 8:10 PM - 11:27 PM EDT Att: 49,480 - Partly Cloudy - 55 F</p>
33 Nick Swisher, S OBP: 0.308, SLG: 0.478	G1-3					K			G4-3	4 0 0 0 0 1 1	
25 Mark Teixeira, S OBP: 0.286, SLG: 0.333	K					BB			G6-3	3 0 0 0 1 2 1	
13 Alex Rodriguez, R OBP: 0.231, SLG: 0.208						L7			G4-3	3 0 0 0 0 1 1	
24 Robinson Cano, L OBP: 0.375, SLG: 0.750	L6					G4-3			G3	3 0 0 0 0 0 0	
38 Marcus Thames, R OBP: 0.294, SLG: 0.438						K2-3			K	3 0 0 0 0 3 0	
20 Jorge Posada, S OBP: 0.304, SLG: 0.238						K			K	3 0 1 0 0 2 0	
14 Curtis Granderson, L OBP: 0.458, SLG: 0.474						K			G6-3	3 0 0 0 0 2 1	
11 Brett Gardner, L OBP: 0.286, SLG: 0.222						G3-1			K	3 0 1 0 0 1 0	
						G4-3 33 2 S 1B			K	3 0 1 0 0 1 0	

Inning Stats	R: 0 H: 0 E: 0 K: 1 S: 9	H: 0 LOB: 0 BB: 0 P: 15	R: 0 H: 0 E: 0 K: 2 S: 10	H: 0 LOB: 0 BB: 0 P: 15	R: 0 H: 0 E: 0 K: 2 S: 14	H: 0 LOB: 0 BB: 0 P: 13	R: 0 H: 0 E: 0 K: 2 S: 14	H: 0 LOB: 1 BB: 1 P: 22	R: 0 H: 1 E: 0 K: 1 S: 11	H: 1 LOB: 1 BB: 0 P: 17	R: 0 H: 0 E: 0 K: 1 S: 8	H: 0 LOB: 0 BB: 0 P: 12	R: 0 H: 0 E: 0 K: 2 S: 10	H: 0 LOB: 0 BB: 0 P: 13	R: 0 H: 0 E: 0 K: 2 S: 12	H: 0 LOB: 0 BB: 0 P: 20	1B: 2 2B: 0 3B: 0 HR: 0	SF: 0 SAC: 0 DP: 0 HBP: 0	WP: 0 PB: 0 SB: 1 CS: 0	PA: 30
---------------------	--------------------------------------	----------------------------------	---------------------------------------	----------------------------------	---------------------------------------	----------------------------------	---------------------------------------	----------------------------------	---------------------------------------	----------------------------------	--------------------------------------	----------------------------------	---------------------------------------	----------------------------------	---------------------------------------	----------------------------------	----------------------------------	------------------------------------	----------------------------------	--------

PITCHER	IP	WLS	BF	H	R	ER	SO	BB	IBB	HBP	BLK	WP	HR	S	P	ERA	WHIP
33 Cliff Lee, L ERA: 0.75	8.0	W	27	2	0	0	13	1	0	0	0	0	0	82	122	0.00	0.375
30 Neftali Feliz, R ERA: 2.7	1.0		3	0	0	0	2	0	0	0	0	0	0	12	20	0.00	0.000

Batter	1	2	3	4	5	6	7	8	9	AB	R	H	RBI	BB	SO	LOB	TOP																					
2 Derek Jeter, R OBP: 0.286, SLG: 0.375	G6-3			G1-3		G5-3		K		4	0	0	0	0	1	1																						
14 Curtis Granderson, L OBP: 0.514, SLG: 0.607	CS			G4-6-3		P6		K		2	0	0	0	2	1	0																						
24 Robinson Cano, L OBP: 0.361, SLG: 0.771	P5			G4-6-3				K		4	0	0	0	0	1	2																						
13 Alex Rodriguez, R OBP: 0.316, SLG: 0.281	CS	L6						L7		4	1	1	0	0	1	0																						
17 Lance Berkman, S OBP: 0.368, SLG: 0.688		F8								3	0	1	0	0	0	1																						
33 Nick Swisher, S OBP: 0.283, SLG: 0.441										3	0	0	0	0	1	1																						
20 Jorge Posada, S OBP: 0.313, SLG: 0.333										3	0	1	0	0	1	0																						
38 Marcus Thames, R OBP: 0.240, SLG: 0.304										3	0	0	0	0	2	1																						
11 Brett Gardner, L OBP: 0.258, SLG: 0.185										2	0	0	0	1	1	0																						
Inning Stats	R: 0 H: 0 E: 0 K: 0 S: 7	H: 0 LOB: 0 BB: 1 P: 14	R: 0 H: 0 E: 0 K: 1 S: 8	H: 0 LOB: 0 BB: 0 P: 12	R: 0 H: 0 E: 0 K: 1 S: 6	H: 0 LOB: 0 BB: 0 P: 7	R: 0 H: 0 E: 0 K: 0 S: 7	H: 0 LOB: 0 BB: 1 P: 13	R: 1 H: 2 E: 0 K: 1 S: 14	H: 2 LOB: 1 BB: 0 P: 21	R: 0 H: 0 E: 0 K: 0 S: 9	H: 0 LOB: 0 BB: 0 P: 11	R: 0 H: 1 E: 0 K: 1 S: 6	H: 1 LOB: 0 BB: 0 P: 8	R: 0 H: 0 E: 0 K: 3 S: 12	H: 0 LOB: 1 BB: 1 P: 16	R: 0 H: 0 E: 0 K: 2 S: 8	H: 0 LOB: 0 BB: 0 P: 14	1B: 0 2B: 2 3B: 1 HR: 0	SF: 0 SAC: 0 DP: 1 HBP: 0	WP: 1 PB: 0 CS: 1	PA: 32																
PITCHER	IP	WLS	BF	H	R	ER	SO	BB	IBB	HBP	BLK	WP	HR	S	P	ERA	WHIP	PITCHER				IP	WLS	BF	H	R	ER	SO	BB	IBB	HBP	BLK	WP	HR	S	P	ERA	WHIP
48 Colby Lewis, R ERA: 1.45	8.0	W	28	3	1	1	7	3	0	0	0	1	0	69	102	1.12	0.750																					
30 Neftali Feliz, R ERA: 2.08	1.0		3	0	0	0	2	0	0	0	0	0	0	8	14	0.00	0.000																					

New York Yankees @ Texas Rangers
Rangers Ballpark in Arlington, Arlington, TX
Fri Oct 22 2010, 8:12 PM - 11:09 PM EDT
Att: 51,404 - Cloudy - 77 F

AB 28
R 1
H 3
RBI 0
BB 3
SO 9
LOB 6



Batter	1	2	3	4	5	6	7	8	9	AB	R	H	RBI	BB	SO	LOB	BOTTOM																					
1 Elvis Andrus, R OBP: 0.358, SLG: 0.392	G4-3		G1-3		G4-3	G5-3		G4-3		5	1	1	0	0	0	2																						
10 Michael Young, R OBP: 0.271, SLG: 0.383	K		L9		G1-3					4	1	1	0	0	1	3																						
32 Josh Hamilton, L OBP: 0.396, SLG: 0.579	G4-3									1	1	1	0	3	0	0																						
27 Vladimir Guerrero, R OBP: 0.283, SLG: 0.333	G4-3		P4							4	1	1	3	0	0	5																						
17 Nelson Cruz, R OBP: 0.419, SLG: 0.875	F9									3	1	1	2	1	0	1																						
5 Ian Kinsler, R OBP: 0.409, SLG: 0.658		G5-3								2	0	1	1	1	0	0																						
7 David Murphy, L OBP: 0.333, SLG: 0.400										4	0	0	0	0	1	4																						
11 Bengie Molina, R OBP: 0.355, SLG: 0.567										4	0	0	0	0	1	1																						
18 Mitch Moreland, L OBP: 0.343, SLG: 0.394										3	1	1	0	1	0	0																						
Inning Stats	R: 1 H: 2 E: 0 K: 1 S: 16	H: 2 LOB: 1 BB: 0 P: 23	R: 0 H: 0 E: 0 K: 1 S: 8	H: 0 LOB: 0 BB: 0 P: 11	R: 0 H: 0 E: 0 K: 0 S: 10	H: 0 LOB: 2 BB: 2 P: 20	R: 0 H: 0 E: 0 K: 1 S: 8	H: 0 LOB: 1 BB: 1 P: 13	R: 4 H: 4 E: 0 K: 0 S: 19	H: 4 LOB: 1 BB: 1 P: 31	R: 0 H: 0 E: 0 K: 0 S: 4	H: 0 LOB: 0 BB: 0 P: 8	R: 1 H: 1 E: 0 K: 0 S: 7	H: 1 LOB: 2 BB: 2 P: 18	R: 0 H: 0 E: 0 K: 0 S: 11	H: 0 LOB: 0 BB: 0 P: 14	1B: 2 2B: 4 3B: 0 HR: 1	SF: 1 SAC: 0 DP: 0 HBP: 0	WP: 1 PB: 0 CS: 0	PA: 37																		
PITCHER	IP	WLS	BF	H	R	ER	SO	BB	IBB	HBP	BLK	WP	HR	S	P	ERA	WHIP	PITCHER				IP	WLS	BF	H	R	ER	SO	BB	IBB	HBP	BLK	WP	HR	S	P	ERA	WHIP
65 Phil Hughes, R ERA: 6.32	4.2	L	22	4	4	4	3	2	2	0	0	0	1	49	83	7.71	1.286																					
30 David Robertson, R ERA: 16.2	0.1		3	2	1	1	0	0	0	0	0	0	1	12	15	27.00	6.000																					
39 Kerry Wood, R ERA: 2.25	2.0		9	1	1	1	0	0	2	0	0	0	0	11	26	4.50	0.500																					
42 Mariano Rivera, R ERA:	1.0		3	0	0	0	0	0	0	0	0	0	0	11	14	0.00	0.000																					

New York Yankees @ Texas Rangers
Rangers Ballpark in Arlington, Arlington, TX
Fri Oct 22 2010, 8:12 PM - 11:09 PM EDT
Att: 51,404 - Cloudy - 77 F

AB 30
R 6
H 7
RBI 6
BB 6
SO 3
LOB 16

